

# Houston Astros - 1982

Batter	1	2	3	4	5	6	7	8	9	AB	R	H	RBI	BB	SO	LOB	TOP	
Lonnie Smith, R OBP: 0.667, SLG: 0.500 (1, 8)										4	3	2	0	1	0	2	<b>St. Louis Cardinals @ Houston Astros</b> Astrodome, Houston, TX Tue Apr 06 1982, 7:05 PM EST Att: 33,521 - Unknown	
Tom Herr, S OBP: 0.333, SLG: 0.667 (1, 4)										6	1	2	1	0	2	5		
Keith Hernandez, L OBP: 0.833, SLG: 1.250 (1, 3)										4	3	3	3	2	0	1		
Darrell Porter, L OBP: 0.400, SLG: 1.200 Glenn Brummer, R (6, 2)										5	2	2	3	0	2	3		
George Hendrick, R OBP: 0.500, SLG: 0.400 (1, 9)										5	2	2	1	1	1	3		
Dane Iorg, L OBP: 0.567, SLG: 1.333 David Green, R OBP: 0.500, SLG: 0.500 (4, FR)										3	1	2	2	0	1	2		
Steve Braun, L OBP: 0.400, SLG: 0.250 Mike Ramsey, S (7, 5)										4	0	1	1	1	0	1		
Ozzie Smith, S OBP: 0.400, SLG: 0.400 (1, 6)										5	0	2	2	0	1	3		
Bob Forsch, R OBP: 0.200, SLG: 0.200 Jim Kaat, L (9, 1)										5	1	1	0	0	1	2		
										0	0	0	0	0	0	0	 <b>Cardinals</b>	
<b>Inning Stats</b>	R: 5 E: 0 K: 2 S: 11	H: 4 LOB: 1 BB: 1 P: 16	R: 1 E: 0 K: 2 S: 9	H: 2 LOB: 2 BB: 1 P: 13	R: 0 E: 0 K: 1 S: 7	H: 2 LOB: 1 BB: 0 P: 7	R: 4 E: 0 K: 0 S: 7	H: 5 LOB: 1 BB: 1 P: 11	R: 2 E: 0 K: 2 S: 6	H: 3 LOB: 2 BB: 1 P: 10	R: 2 E: 1 K: 2 S: 9	H: 1 LOB: 1 BB: 1 P: 13	R: 0 E: 0 K: 0 S: 3	H: 0 LOB: 0 BB: 0 P: 3	R: 0 E: 0 K: 1 S: 5	H: 1 LOB: 0 BB: 0 P: 5	1B: 10 2B: 7 3B: 0 HR: 1 SF: 0 SAC: 0 DP: 2 HBP: 1	WP: 0 PA: 50 PB: 0 SB: 3 CS: 0
<b>PITCHER</b>	IP WLS BF H R ER SO BB IBB HBP BLK WP HR S P ERA WHIP	<b>PITCHER</b>																
Nolan Ryan, R ERA: 18.0 (1, 1)	3.0 L 20 8 6 6 5 2 0 1 0 0 0 1 27 36 18.00 3.333																	
Gordie Pladson, R ERA: 108.0 (4, 1)	0.1 7 5 4 4 0 1 0 0 0 0 0 0 6 10 108.00 18.000																	
Michael LaCoss, R ERA: 10.8 (4, 1)	1.2 8 3 2 2 0 1 0 0 0 0 0 0 7 11 10.80 2.400																	
Dave Smith, R ERA: 4.5 (6, 1)	2.0 9 1 2 1 4 1 0 0 0 0 0 0 16 20 4.50 1.000																	
Joe Sambito, L ERA: (8, 1)	2.0 6 1 0 0 1 0 0 0 0 0 0 0 8 8 0.00 0.500																	
<b>Batter</b>	<b>1</b>	<b>2</b>	<b>3</b>	<b>4</b>	<b>5</b>	<b>6</b>	<b>7</b>	<b>8</b>	<b>9</b>	<b>AB</b>	<b>R</b>	<b>H</b>	<b>RBI</b>	<b>BB</b>	<b>SO</b>	<b>LOB</b>	<b>BOTTOM</b>	
Terry Puhl, L (1, 9)										4	0	0	0	0	0	3	<b>St. Louis Cardinals @ Houston Astros</b> Astrodome, Houston, TX Tue Apr 06 1982, 7:05 PM EST Att: 33,521 - Unknown	
Tony Scott, S (1, 8)										4	0	0	0	0	0	3		
Phil Garner, R (1, 4)										4	0	0	0	0	1	0		
Jose Cruz, L OBP: 0.500, SLG: 0.333 (1, 7)										3	1	1	0	1	0	0		
Alan Ashby, S OBP: 1.000, SLG: 2.500 Alan Knicely, R (7, 2)										2	1	2	1	1	0	0		
Ray Knight, R OBP: 0.500, SLG: 0.500 (1, 5)										4	0	2	0	0	0	2		
Art Howe, R OBP: 0.250, SLG: 1.333 (1, 3)										3	1	1	2	0	0	3		
Craig Reynolds, L Kiko Garcia, R (8, 6)										2	0	0	0	1	0	1		
Nolan Ryan, R Danny Heep, L Gordie Pladson, R Michael LaCoss, R Mike Ivie, R Dave Smith, R Denny Walling, L Joe Sambito, L (1, 1)										0	0	0	0	0	0	0		
										1	0	0	0	0	0	0	 <b>HOUSTON ASTROS</b>	
<b>Inning Stats</b>	R: 0 E: 0 K: 0 S: 3	H: 0 LOB: 0 BB: 0 P: 3	R: 1 E: 0 K: 0 S: 5	H: 2 LOB: 1 BB: 0 P: 5	R: 0 E: 0 K: 0 S: 3	H: 1 LOB: 0 BB: 0 P: 3	R: 0 E: 0 K: 1 S: 6	H: 1 LOB: 2 BB: 1 P: 10	R: 0 E: 0 K: 0 S: 3	H: 1 LOB: 1 BB: 1 P: 7	R: 1 E: 0 K: 0 S: 4	H: 1 LOB: 0 BB: 0 P: 4	R: 1 E: 0 K: 0 S: 4	H: 1 LOB: 0 BB: 0 P: 4	R: 0 E: 0 K: 0 S: 3	H: 0 LOB: 1 BB: 1 P: 7	1B: 6 2B: 0 3B: 0 HR: 2 SF: 1 SAC: 0 DP: 3 HBP: 0	WP: 1 PA: 35 PB: 0 SB: 0 CS: 0
<b>PITCHER</b>	IP WLS BF H R ER SO BB IBB HBP BLK WP HR S P ERA WHIP	<b>PITCHER</b>																
Bob Forsch, R ERA: 3.38 (1, 1)	8.0 W 32 7 3 3 1 3 0 0 0 0 0 0 31 43 3.38 1.250																	
Jim Kaat, L ERA: (9, 1)	1.0 3 1 0 0 0 0 0 0 0 0 0 0 3 3 0.00 1.000																	







Batter	1	2	3	4	5	6	7	8	9	AB	R	H	RBI	BB	SO	LOB	TOP				
Lonnie Smith, R OBP: 0.429, SLG: 0.333 (1, 7)	F9		L7			L9			L9	4	0	1	0	0	0	0					
Tom Herr, S OBP: 0.214, SLG: 0.308 (1, 4)	K		CS	L4		5-3			F9	4	0	0	0	0	1	0					
Keith Hernandez, L OBP: 0.429, SLG: 0.500 (1, 3)	P6			CS					4-3	4	0	1	0	0	0	0					
Darrell Porter, L OBP: 0.583, SLG: 1.182 (1, 2)		FC5								2	0	1	0	0	1	1					
David Green, R OBP: 0.250, SLG: 0.375 (1, 8)		E6								3	0	0	0	0	0	2					
Tito Landrum, R (1, 9)		FC5								3	0	0	0	0	0	3					
Mike Ramsey, S OBP: 0.250, SLG: 0.250 (1, 5)		G5-3								3	0	1	0	0	0	2					
Ozzie Smith, S OBP: 0.364, SLG: 0.364 (1, 6)			G3							3	0	0	0	0	0	1					
Joaquin Andujar, S Bruce Sutter, R (8, 1)			K							3	0	0	0	0	3	0					
										0	0	0	0	0	0	0					
<b>Inning Stats</b>	R: 0 E: 0 K: 1 S: 5	H: 0 LOB: 0 BB: 0 P: 5	R: 0 E: 1 K: 0 S: 4	H: 1 LOB: 1 BB: 0 P: 4	R: 0 E: 0 K: 1 S: 5	H: 1 LOB: 0 BB: 0 P: 5	R: 0 E: 0 K: 0 S: 4	H: 1 LOB: 1 BB: 0 P: 4	R: 0 E: 0 K: 1 S: 5	H: 0 LOB: 0 BB: 0 P: 5	R: 0 E: 0 K: 0 S: 3	H: 0 LOB: 1 BB: 0 P: 4	R: 0 E: 0 K: 1 S: 5	H: 0 LOB: 0 BB: 0 P: 5	R: 0 E: 0 K: 0 S: 3	H: 0 LOB: 0 BB: 0 P: 3	1B: 4 2B: 1 3B: 0 HR: 0	SF: 0 SAC: 0 DP: 2 HBP: 1	WP: 0 PB: 0 SB: 0 CS: 2	PA: 31	
<b>PITCHER</b>	IP	WLS	BF	H	R	ER	SO	BB	IBB	HBP	BLK	WP	HR	S	P	ERA	WHIP				
Bob Knepper, L ERA: 3.0 (1, 1)	8.0	W	27	4	0	0	5	0	0	1	0	0	0	36	37	0.00	0.500				
Dave Smith, R ERA: 3.0 (9, 1)	1.0	S	3	0	0	0	0	0	0	0	0	0	0	3	3	0.00	0.000				

St. Louis Cardinals @ Houston Astros  
Astrodome, Houston, TX  
Thu Apr 08 1982, 7:05 PM EST  
Att: 23,868 - Unknown

AB 29  
R 0  
H 4  
RBI 0  
BB 0  
SO 5  
LOB 9



Batter	1	2	3	4	5	6	7	8	9	AB	R	H	RBI	BB	SO	LOB	BOTTOM				
Terry Puhl, L OBP: 0.083, SLG: 0.250 (1, 9)	F9		4-3			L8			3-1	4	0	0	0	0	0	3					
Phil Garner, R OBP: 0.167, SLG: 0.091 (1, 4)	4-3			K		K				4	0	1	0	0	2	1					
Tony Scott, S OBP: 0.273, SLG: 0.300 (1, 8)	K			K					2-3	4	0	0	0	0	2	3					
Jose Cruz, L OBP: 0.364, SLG: 0.125 (1, 7)		4-3								2	0	0	0	1	0	0					
Alan Ashby, S OBP: 0.667, SLG: 1.200 (1, 2)		K		CS						3	0	1	0	0	1	0					
Ray Knight, R OBP: 0.364, SLG: 0.455 (1, 5)										3	0	2	0	0	1	1					
Art Howe, R OBP: 0.273, SLG: 0.667 (1, 3)										3	0	1	0	0	0	2					
Dickie Thon, R OBP: 0.250, SLG: 0.250 (8, PR)										0	1	0	0	0	0	0					
Dave Smith, R (9, 1)										0	0	0	0	0	0	0					
Craig Reynolds, L OBP: 0.400, SLG: 0.250 (1, 6)			4-3							2	0	1	0	0	0	0					
Bob Knepper, L (1, 1)										2	0	0	0	0	1	1					
Denny Walling, L (8, PH) (9, 3)			G3							1	0	0	0	0	0	1					
<b>Inning Stats</b>	R: 0 E: 0 K: 1 S: 5	H: 0 LOB: 0 BB: 0 P: 5	R: 0 E: 1 K: 1 S: 6	H: 1 LOB: 2 BB: 0 P: 6	R: 0 E: 0 K: 0 S: 3	H: 0 LOB: 0 BB: 0 P: 3	R: 0 E: 0 K: 2 S: 6	H: 0 LOB: 1 BB: 1 P: 10	R: 0 E: 0 K: 0 S: 3	H: 1 LOB: 0 BB: 0 P: 3	R: 0 E: 0 K: 2 S: 8	H: 1 LOB: 1 BB: 0 P: 8	R: 0 E: 0 K: 1 S: 6	H: 1 LOB: 1 BB: 0 P: 6	R: 1 E: 1 K: 0 S: 6	H: 2 LOB: 3 BB: 0 P: 6	1B: 4 2B: 2 3B: 0 HR: 0	SF: 0 SAC: 1 DP: 1 HBP: 0	WP: 0 PB: 0 SB: 0 CS: 1	PA: 31	
<b>PITCHER</b>	IP	WLS	BF	H	R	ER	SO	BB	IBB	HBP	BLK	WP	HR	S	P	ERA	WHIP				
Joaquin Andujar, R ERA: 0.00 (1, 1)	7.2	L	29	6	1	0	7	1	0	0	0	0	0	42	46	0.00	0.913				
Bruce Sutter, R ERA: 0.00 (8, 1)	0.1		1	0	0	0	0	0	0	0	0	0	0	1	1	0.00	0.000				

St. Louis Cardinals @ Houston Astros  
Astrodome, Houston, TX  
Thu Apr 08 1982, 7:05 PM EST  
Att: 23,868 - Unknown

AB 28  
R 1  
H 6  
RBI 0  
BB 1  
SO 7  
LOB 12





Batter	1	2	3	4	5	6	7	8	9	AB	R	H	RBI	BB	SO	LOB	TOP			
Terry Puhl, L OBP: 0.188, SLG: 0.375 (1, 9)	0-0 1B		0-3 K			0-0 3-1		0-0 2B		4	0	2	0	0	1	0	<b>Houston Astros @ Atlanta Braves</b> Atlanta-Fulton County Stadium, Atlanta, GA Fri Apr 09 1982, 6:05 PM EST Att: 33,133 - Unknown - 51 F			
Phil Garner, R OBP: 0.188, SLG: 0.071 (1, 4)	4-0 BB		0-3 K			0-0 5-3		0-3 K		3	0	0	0	1	2	1				
Tony Scott, S OBP: 0.200, SLG: 0.214 (1, 8)	0-3 K			0-0 1-3		0-0 F2		0-0 F8		4	0	0	0	0	1	3				
Jose Cruz, L OBP: 0.333, SLG: 0.167 (1, 7)	0-3 K			0-0 3-1			0-0 1B FC1-6	0-0 4-3		4	1	1	0	0	1	3				
Alan Ashby, S OBP: 0.500, SLG: 0.778 (1, 2)	0-0 P6			0-0 F4			0-0 1B FC1-6		0-0 F7	4	0	1	0	0	0	2				
Ray Knight, R OBP: 0.400, SLG: 0.500 (1, 5)		4-0 BB G6-4-3			0-3 K		0-0 1B FC1-6		0-0 2B 1B	3	1	1	1	1	1	1				
Art Howe, R OBP: 0.333, SLG: 0.583 (1, 3)		0-0 BB G6-4-3			4-0 BB		0-0 L9		0-0 1B 2H	3	0	1	1	1	0	2				
Craig Reynolds, L OBP: 0.333, SLG: 0.250 (1, 6)		0-0 3-1			0-3 K		0-0 1B 1-2		0-0 1-3	4	0	1	0	0	1	2				
Don Sutton, R Mike Ivie, R Michael LaCoss, R Danny Heep, L Alan Kniceley, R Frank LaCorte, R Dickie Thorn, R (1, 1) (5, PH) (5, 1) (7, PH) (7, PH) (7, 1) (9, PH)			0-0 F9		0-0 4-3		0-0 F2		0-0 F7	1	0	0	0	0	0	0				
<b>Inning Stats</b>	R: 0 E: 0 K: 2 S: 8	H: 1 LOB: 2 BB: 1 P: 12	R: 0 E: 0 K: 0 S: 2	H: 0 LOB: 0 BB: 1 P: 6	R: 0 E: 0 K: 2 S: 7	H: 0 LOB: 0 BB: 0 P: 7	R: 0 E: 0 K: 0 S: 3	H: 0 LOB: 0 BB: 0 P: 3	R: 0 E: 0 K: 0 S: 3	H: 0 LOB: 1 BB: 1 P: 11	R: 1 E: 0 K: 0 S: 6	H: 3 LOB: 3 BB: 0 P: 6	R: 0 E: 0 K: 1 S: 6	H: 1 LOB: 1 BB: 0 P: 6	R: 1 E: 0 K: 0 S: 5	H: 2 LOB: 1 BB: 0 P: 5		1B: 5 2B: 2 3B: 0 HR: 0	SF: 0 SAC: 0 DP: 1 HBP: 0	WP: 0 PB: 0 SB: 1 CS: 0
<b>PITCHER</b>	IP WLS BF H R ER SO BB IBB HBP BLK WP HR S P ERA WHIP	6.2 W 26 4 1 1 6 3 0 0 0 0 0 35 47 1.35 1.050	2.1 S 10 3 1 1 1 0 0 0 0 0 0 12 12 3.86 1.286																	

AB 33  
R 2  
H 7  
RBI 2  
BB 3  
SO 7  
LOB 18



Batter	1	2	3	4	5	6	7	8	9	AB	R	H	RBI	BB	SO	LOB	BOTTOM			
Brett Butler, L OBP: 0.400, SLG: 0.250 (1, 8)	0-0 4-3	0-3 K		0-3 K			0-0 F7	0-0 F8		5	0	0	0	0	2	1	<b>Houston Astros @ Atlanta Braves</b> Atlanta-Fulton County Stadium, Atlanta, GA Fri Apr 09 1982, 6:05 PM EST Att: 33,133 - Unknown - 51 F			
Glenn Hubbard, R OBP: 0.482, SLG: 0.333 (1, 4)	4-0 1B E	0-0 L8			0-0 1B G6-4-3		4-0 BB BB			2	1	1	0	2	0	0				
Claudell Washington, L OBP: 0.300, SLG: 0.250 (1, 9)	0-0 1B E	0-0 1B FC6-4			0-0 1B G6-4-3		0-0 F7			4	1	2	0	0	0	2				
Bob Horner, R (1, 5)	0-0 1B SF	0-0 1B FC6-4			0-0 1B E4		4-0 BB 1-2			2	1	0	1	1	0	1				
Dale Murphy, R OBP: 0.500, SLG: 1.091 (1, 7)	0-0 HR 2H		0-0 6-3		0-0 1B 1-2		0-0 5-3			4	1	2	2	0	0	2				
Chris Chambliss, L OBP: 0.167, SLG: 0.182 (1, 3)	0-0 F8		0-0 F8		0-0 F7			4-0 1B G6-4-3		3	1	0	0	1	0	2				
Bruce Benedict, R OBP: 0.333, SLG: 0.455 (1, 2)	0-0 2B 1B		0-0 L7			0-0 L7		0-0 1B G6-4-3		4	1	2	0	0	0	0				
Rafael Ramirez, R OBP: 0.500, SLG: 0.636 (1, 6)	0-0 1B 2H		0-0 F8		0-0 F7		0-0 F7		4-0 1B G6-4-3	4	0	1	1	0	0	1				
Tommy Boggs, R Al Hrabosky, R (1, 1) (7, 1)	0-3 K		0-0 F3			0-0 F8		0-0 1B		3	0	0	0	0	1	1				
<b>Inning Stats</b>	R: 5 E: 2 K: 1 S: 10	H: 4 LOB: 1 BB: 1 P: 14	R: 0 E: 0 K: 1 S: 6	H: 1 LOB: 1 BB: 0 P: 6	R: 0 E: 0 K: 0 S: 3	H: 0 LOB: 0 BB: 0 P: 3	R: 0 E: 0 K: 1 S: 5	H: 0 LOB: 0 BB: 0 P: 5	R: 0 E: 0 K: 0 S: 3	H: 2 LOB: 2 BB: 0 P: 5	R: 0 E: 0 K: 0 S: 3	H: 0 LOB: 2 BB: 2 P: 11	R: 0 E: 0 K: 0 S: 4	H: 2 LOB: 1 BB: 1 P: 8	1B: 7 2B: 1 3B: 0 HR: 1	SF: 1 SAC: 0 DP: 2 HBP: 0		WP: 0 PB: 0 SB: 0 CS: 0	PA: 37	
<b>PITCHER</b>	IP WLS BF H R ER SO BB IBB HBP BLK WP HR S P ERA WHIP	4.0 L 19 5 5 3 3 1 0 0 0 0 1 24 28 6.75 1.500	2.0 8 2 0 0 0 0 0 0 0 0 0 0 8 8 0.00 1.000	2.0 2 1 1 0 3 0 0 0 0 0 0 7 19 4.50 2.500																





Batter	1	2	3	4	5	6	7	8	9	AB	R	H	RBI	BB	SO	LOB	TOP			
Terry Puhl, L OBP: 0.238, SLG: 0.524 Joe Sambito, L (8, 1)	0-0 4-3		0-0 HR		0-3 K		0-0 1B 1B	0-0 1-3		5	2	2	2	0	1	2	Houston Astros @ Atlanta Braves Atlanta-Fulton County Stadium, Atlanta, GA Sat Apr 10 1982, 6:05 PM EST Att: 10,885 - Unknown - 56 F			
Phil Garner, R OBP: 0.190, SLG: 0.056 (1, 4)	0-0 F3		0-0 1-3		4-0 2B BB		0-0 F7	0-3 K		4	0	0	0	1	1	3				
Tony Scott, S OBP: 0.250, SLG: 0.316 (1, 8)	0-0 4-3		0-0 5-3		0-0 1-3 2B		0-0 1B 1B		0-0 F7	5	0	2	0	0	0	0				
Jose Cruz, L OBP: 0.350, SLG: 0.235 (1, 7)		0-0 F2		0-0 1B 1B	0-0 F5		0-0 1B 1B		0-0 F7	5	1	2	1	0	0	2				
Alan Ashby, S OBP: 0.467, SLG: 0.786 (1, 2)		0-0 1B 1B		0-0 F7	0-0 5-3		0-0 1-3		0-0 E 3B	5	1	2	0	0	0	5				
Ray Knight, R OBP: 0.450, SLG: 0.526 (1, 5)		0-0 1B 1B		0-0 1B	0-0 1B		0-0 4-3		0-0 E 1B 1B	5	1	3	0	0	0	0				
Art Howe, R OBP: 0.300, SLG: 0.438 (1, 3)		0-0 G4-6-3 1B		0-0 1B BB	4-0 1B BB		0-0 F4		0-0 E1 1B 1B	4	0	0	0	1	0	4				
Craig Reynolds, L OBP: 0.400, SLG: 0.250 Dickie Thorn, R OBP: 0.375, SLG: 0.375 (4, PH) (4, 6)			4-0 HR BB	0-0 1-3 2H 1B	0-0 1B		0-0 F8		0-0 4-3 1B	0	1	0	0	1	0	0				
Vern Ruhle, R Mike Ivie, R Michael LaCoss, R Kiko Garcia, R Frank LaCorte, R Denny Walling, L (1, 1) (4, PH) (4, 1) (7, PH) (7, 1) (8, PH) (8, 9)			0-3 K	0-0 4-3			0-3 K		0-0 4-3	1	0	0	0	0	1	1				
<b>Inning Stats</b>	R: 0 E: 0 K: 0 S: 3	H: 0 LOB: 0 BB: 0 P: 3	R: 0 E: 0 K: 0 S: 4	H: 2 LOB: 1 BB: 0 P: 4	R: 2 E: 0 K: 1 S: 6	H: 1 LOB: 0 BB: 1 P: 10	R: 1 E: 0 K: 0 S: 5	H: 3 LOB: 2 BB: 1 P: 9	R: 0 E: 0 K: 0 S: 3	H: 0 LOB: 0 BB: 0 P: 3	R: 1 E: 0 K: 1 S: 8	H: 3 LOB: 2 BB: 0 P: 8	R: 1 E: 1 K: 0 S: 5	H: 2 LOB: 2 BB: 0 P: 8	R: 1 E: 1 K: 0 S: 5	H: 1 LOB: 1 BB: 0 P: 5		1B: 10 2B: 1 3B: 1 HR: 1	SF: 0 SAC: 0 DP: 1 HBP: 0	WP: 0 PB: 0 SB: 0 CS: 0
<b>PITCHER</b>	IP WLS BF H R ER SO BB IBB HBP BLK WP HR S P ERA WHIP	IP WLS BF H R ER SO BB IBB HBP BLK WP HR S P ERA WHIP	IP WLS BF H R ER SO BB IBB HBP BLK WP HR S P ERA WHIP	IP WLS BF H R ER SO BB IBB HBP BLK WP HR S P ERA WHIP	IP WLS BF H R ER SO BB IBB HBP BLK WP HR S P ERA WHIP	IP WLS BF H R ER SO BB IBB HBP BLK WP HR S P ERA WHIP	IP WLS BF H R ER SO BB IBB HBP BLK WP HR S P ERA WHIP	IP WLS BF H R ER SO BB IBB HBP BLK WP HR S P ERA WHIP	IP WLS BF H R ER SO BB IBB HBP BLK WP HR S P ERA WHIP	IP WLS BF H R ER SO BB IBB HBP BLK WP HR S P ERA WHIP	IP WLS BF H R ER SO BB IBB HBP BLK WP HR S P ERA WHIP	IP WLS BF H R ER SO BB IBB HBP BLK WP HR S P ERA WHIP	IP WLS BF H R ER SO BB IBB HBP BLK WP HR S P ERA WHIP	IP WLS BF H R ER SO BB IBB HBP BLK WP HR S P ERA WHIP	IP WLS BF H R ER SO BB IBB HBP BLK WP HR S P ERA WHIP	IP WLS BF H R ER SO BB IBB HBP BLK WP HR S P ERA WHIP	IP WLS BF H R ER SO BB IBB HBP BLK WP HR S P ERA WHIP			

AB	40
R	6
H	13
RBI	5
BB	3
SO	4
LOB	21

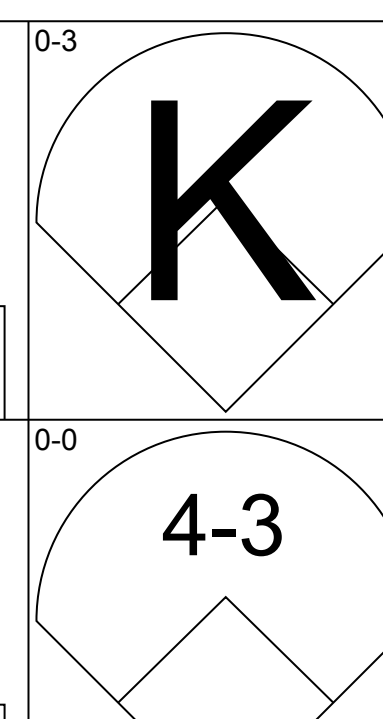
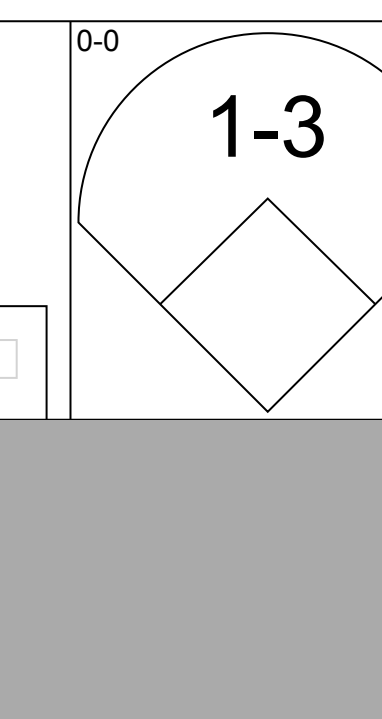
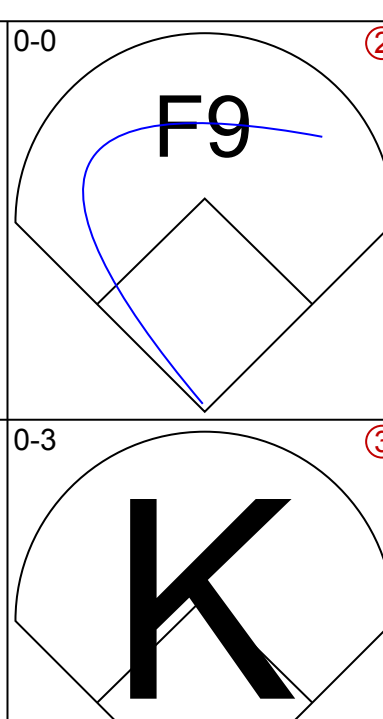
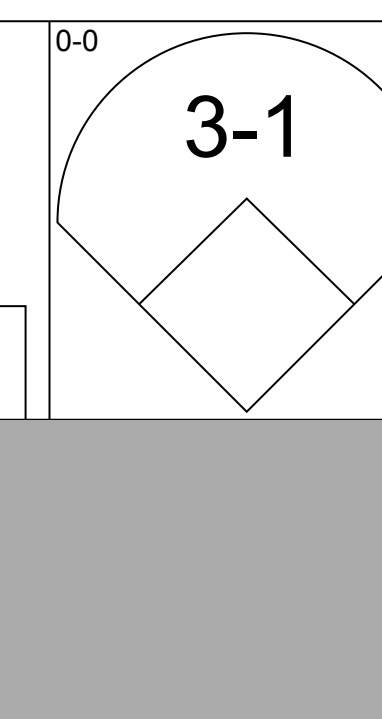
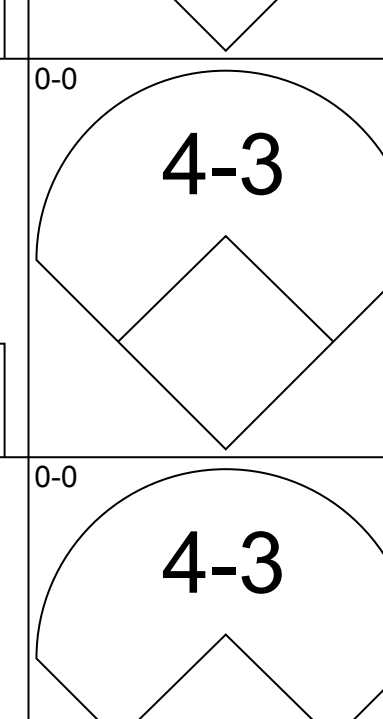
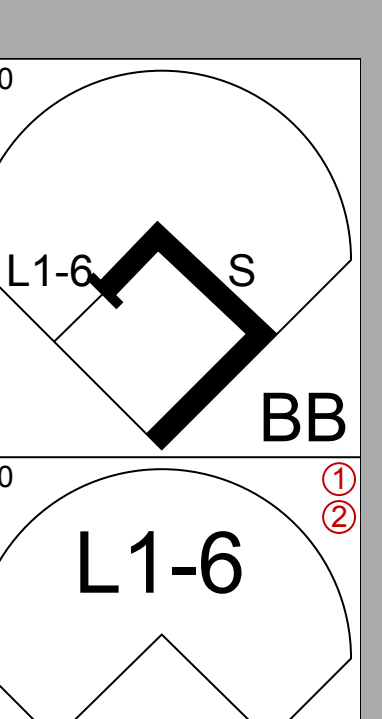

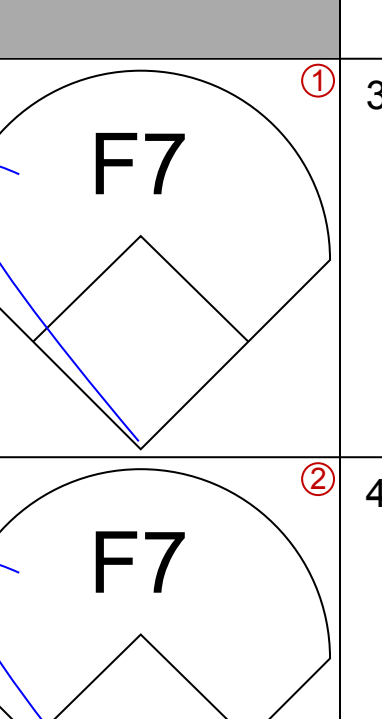
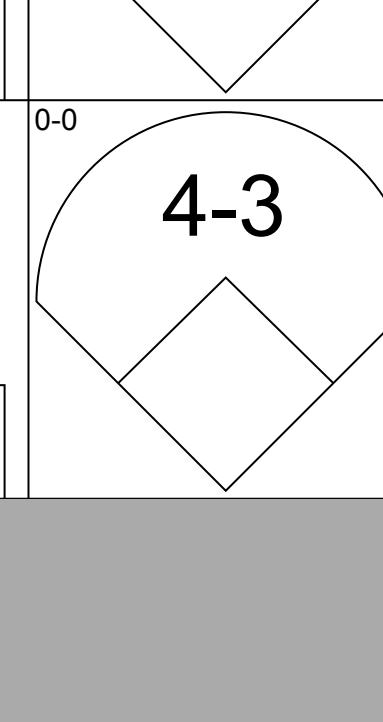
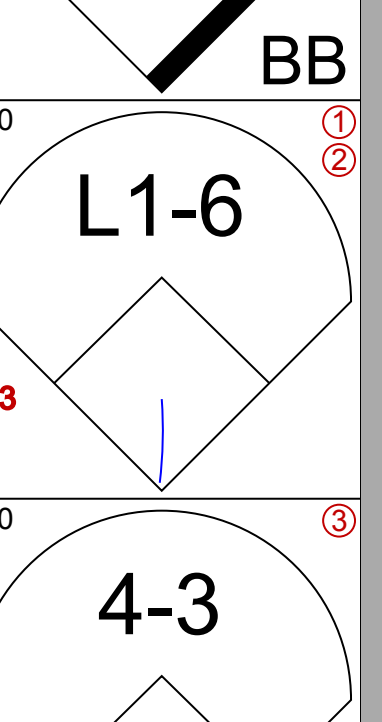
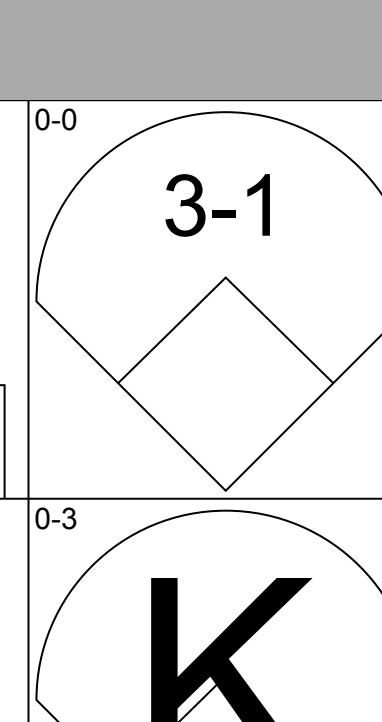
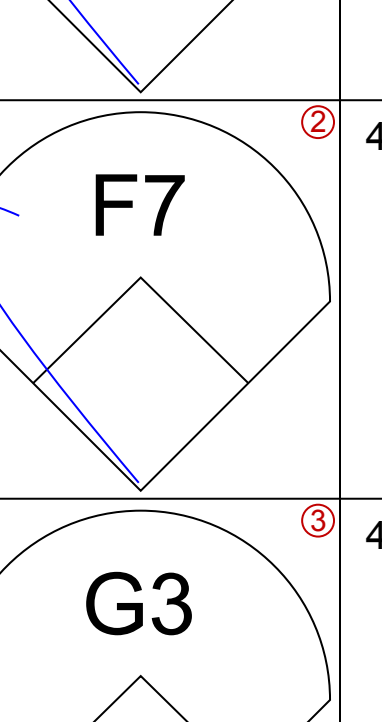
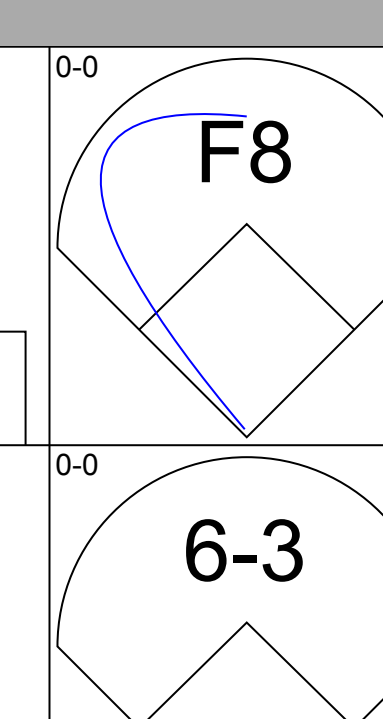
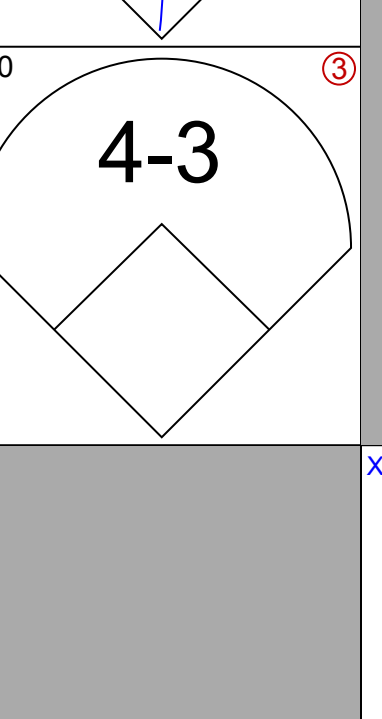
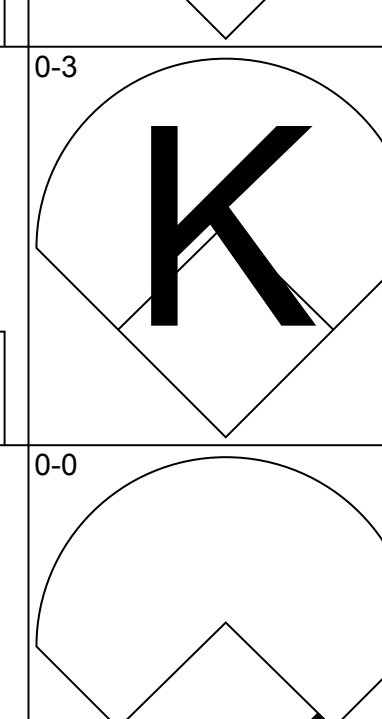
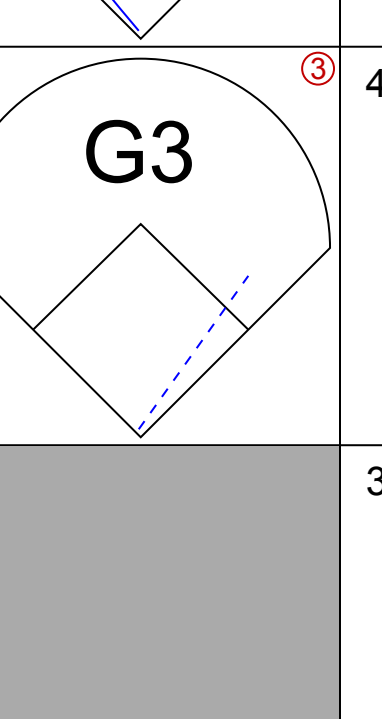
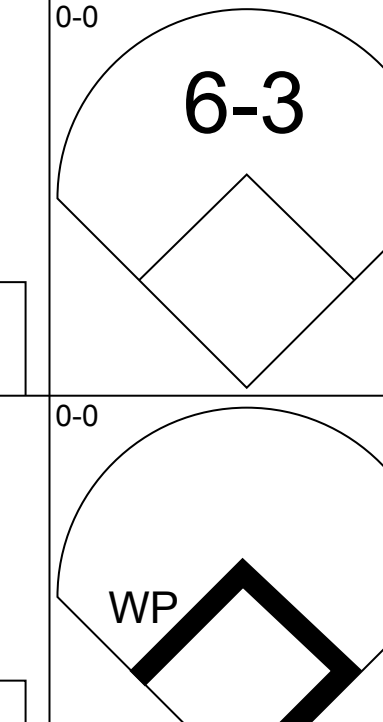
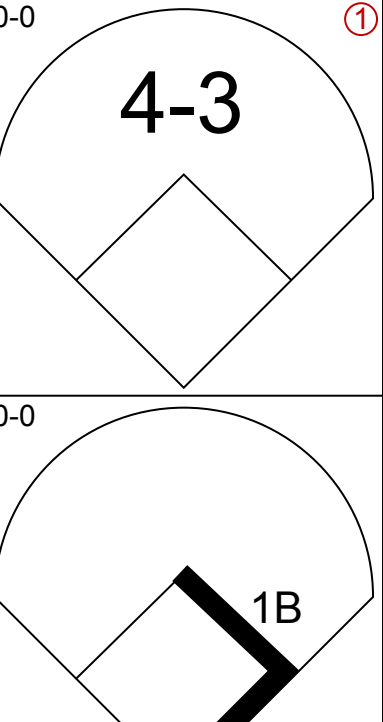
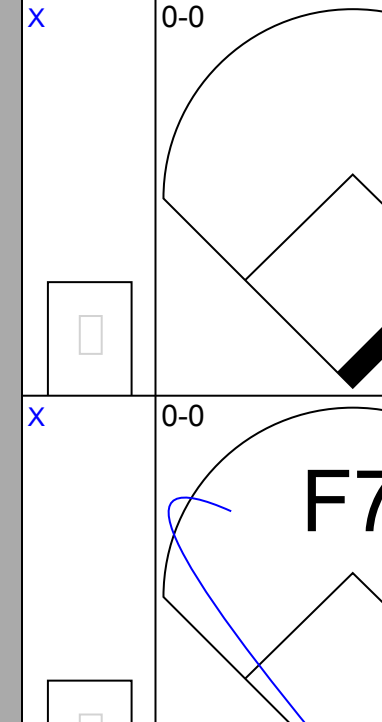
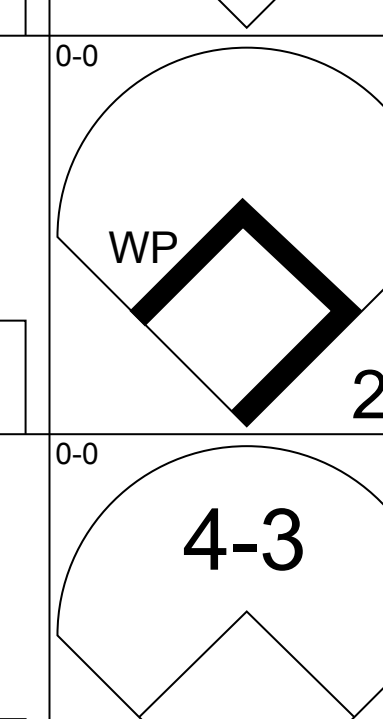
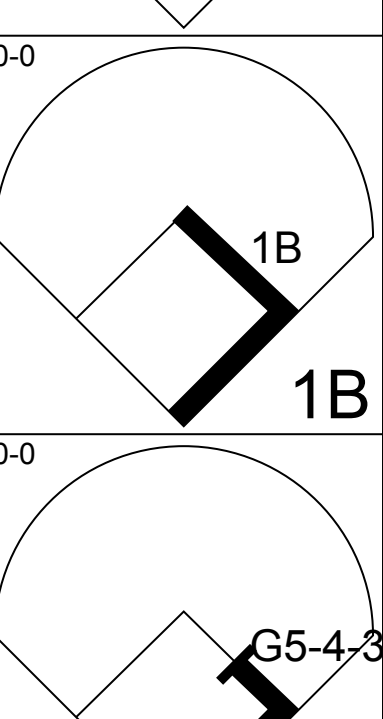
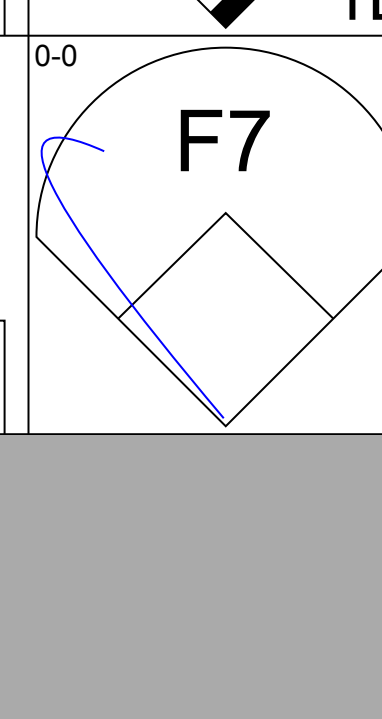
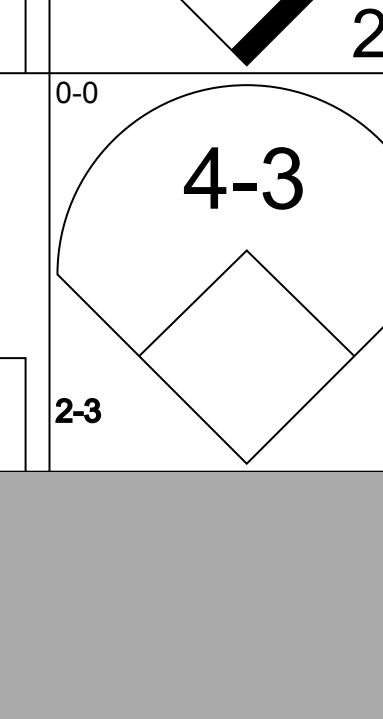
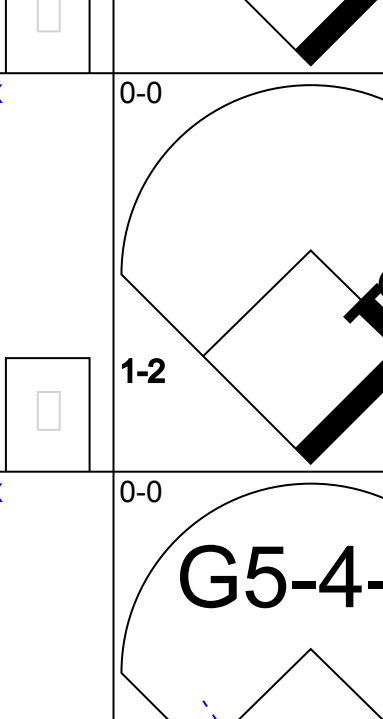
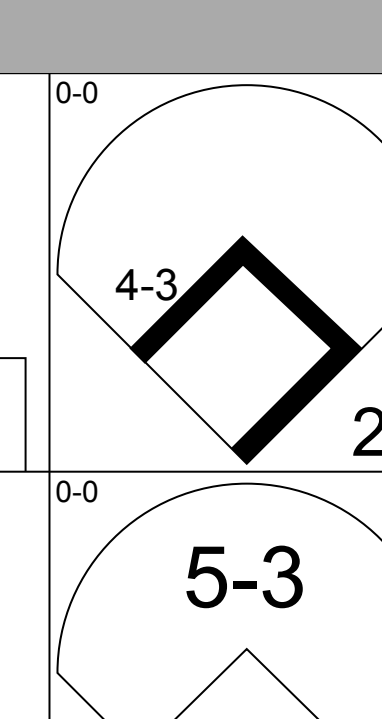
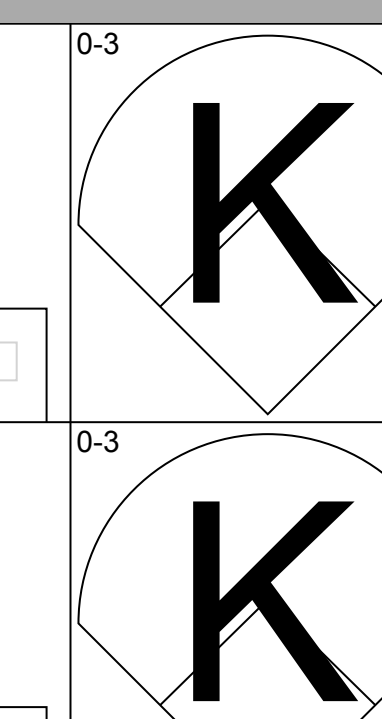
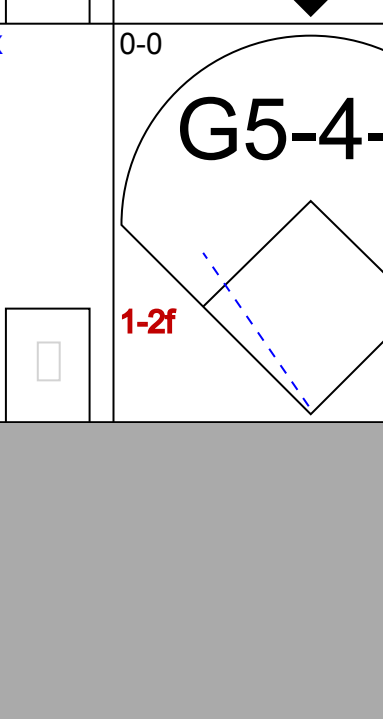
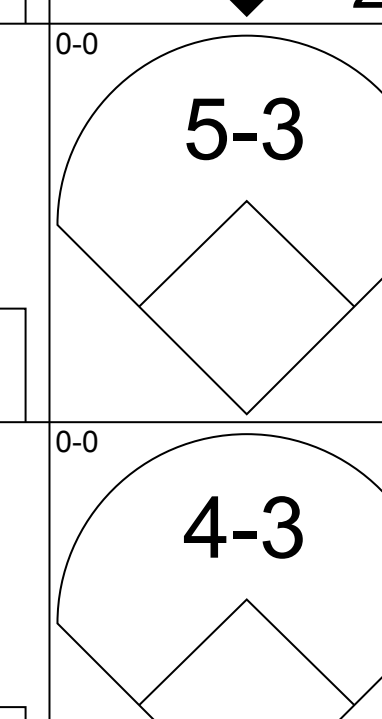
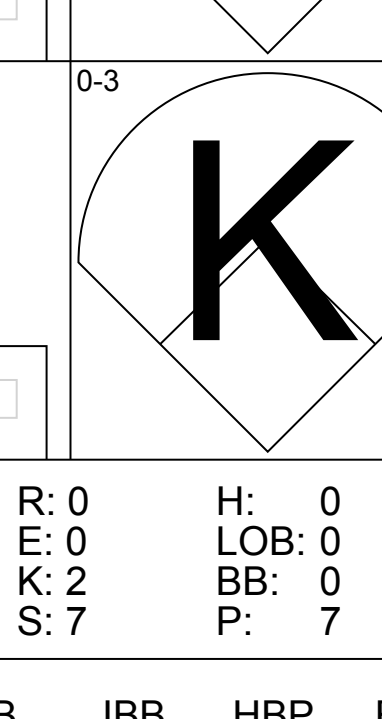
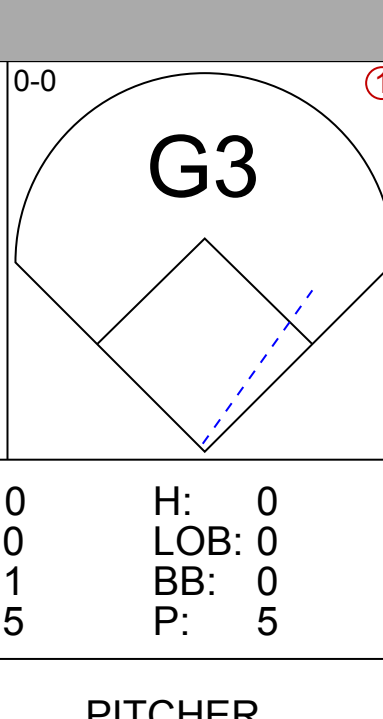
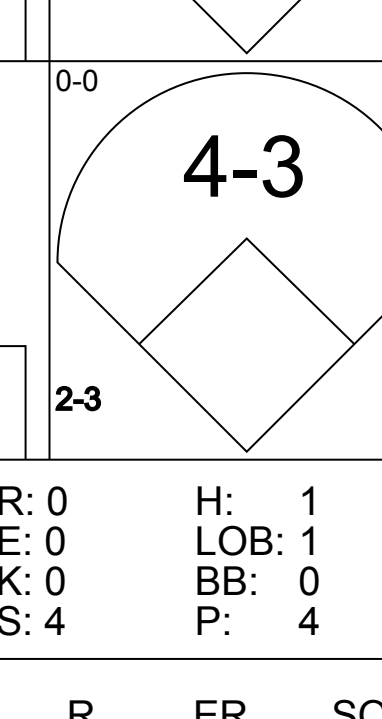


Batter	1	2	3	4	5	6	7	8	9	AB	R	H	RBI	BB	SO	LOB	BOTTOM			
Brett Butler, L OBP: 0.400, SLG: 0.294 (1, 8)	0-0 2B 1B	0-0 S 1B 1B		0-0 FC6-4 2B		0-0 6-3		0-3 K		5	3	2	2	0	1	2	Houston Astros @ Atlanta Braves Atlanta-Fulton County Stadium, Atlanta, GA Sat Apr 10 1982, 6:05 PM EST Att: 10,885 - Unknown - 56 F			
Glenn Hubbard, R OBP: 0.444, SLG: 0.429 (1, 4)	0-0 5-3 1-2	0-0 HBP 1B		0-0 1-3 1B 2B		0-0 5-3		0-0 5-3		5	0	2	2	0	0	2				
Claudell Washington, L OBP: 0.276, SLG: 0.294 (1, 9)	0-0 BLK SF9 2B	0-0 L7		0-0 1-3 2-3		0-0 G3		0-3 K		5	1	1	1	0	1	3				
Bob Horner, R (1, 5)	4-0 BLK BB	1-0 HBP		0-0 6-3			0-0 F8			2	0	0	0	1	0	1				
Dale Murphy, R OBP: 0.438, SLG: 0.929 (1, 7)	0-0 SF9 1-2 2H	0-3 K			0-0 6-3		0-0 1B 1B			3	1	1	1	0	1	2				
Chris Chambliss, L OBP: 0.250, SLG: 0.214 (1, 3)	0-0 F4		0-0 G3		4-0 G5-4-3 BB		0-0 1B 1B			3	0	1	0	1	0	1				
Bruce Benedict, R OBP: 0.375, SLG: 0.467 (1, 2)		0-0 SH2-4 1B 1B		0-0 5-3		0-0 G5-4-3		0-0 1B 1B		4	1	2	1	0	0	1				
Rafael Ramirez, R OBP: 0.500, SLG: 0.733 (1, 6)		0-0 SH2-4 1B 1B		0-0 F2		0-0 PB 3B		0-0 F8		4	2	2	0	0	0	2				
Steve Bedrosian, R Lary McWilliams, L Lary Whisenton, L Gene Garber, R Rick Camp, R (1, 1) (4, 1) (7, PH) (8, 1) (9, 1)		0-0 SH2-4		0-0 FC6-4 1B		4-0 6-3 PB BB		0-0 4-3		0	0	0	0	0	0	0				
<b>Inning Stats</b>	R: 2 E: 0 K: 0 S: 5	H: 2 LOB: 1 BB: 1 P: 9	R: 3 E: 0 K: 1 S: 9	H: 4 LOB: 2 BB: 0 P: 10	R: 0 E: 0 K: 0 S: 3	H: 0 LOB: 0 BB: 0 P: 3	R: 1 E: 0 K: 0 S: 5	H: 2 LOB: 1 BB: 0 P: 5	R: 0 E: 0 K: 0 S: 2	H: 0 LOB: 1 BB: 1 P: 6	R: 1 E: 0 K: 0 S: 4	H: 1 LOB: 1 BB: 0 P: 8	R: 1 E: 0 K: 0 S: 6	H: 3 LOB: 2 BB: 0 P: 6	R: 0 E: 0 K: 2 S: 7	H: 0 LOB: 0 BB: 0 P: 7		1B: 9 2B: 2 3B: 1 HR: 0	SF: 1 SAC: 1 DP: 1 HBP: 1	WP: 0 PB: 1 SB: 1 CS: 0
<b>PITCHER</b>	IP WLS BF H R ER SO BB IBB HBP BLK WP HR S P ERA WHIP	IP WLS BF H R ER SO BB IBB HBP BLK WP HR S P ERA WHIP	IP WLS BF H R ER SO BB IBB HBP BLK WP HR S P ERA WHIP	IP WLS BF H R ER SO BB IBB HBP BLK WP HR S P ERA WHIP	IP WLS BF H R ER SO BB IBB HBP BLK WP HR S P ERA WHIP	IP WLS BF H R ER SO BB IBB HBP BLK WP HR S P ERA WHIP	IP WLS BF H R ER SO BB IBB HBP BLK WP HR S P ERA WHIP	IP WLS BF H R ER SO BB IBB HBP BLK WP HR S P ERA WHIP	IP WLS BF H R ER SO BB IBB HBP BLK WP HR S P ERA WHIP	IP WLS BF H R ER SO BB IBB HBP BLK WP HR S P ERA WHIP	IP WLS BF H R ER SO BB IBB HBP BLK WP HR S P ERA WHIP	IP WLS BF H R ER SO BB IBB HBP BLK WP HR S P ERA WHIP	IP WLS BF H R ER SO BB IBB HBP BLK WP HR S P ERA WHIP	IP WLS BF H R ER SO BB IBB HBP BLK WP HR S P ERA WHIP	IP WLS BF H R ER SO BB IBB HBP BLK WP HR S P ERA WHIP	IP WLS BF H R ER SO BB IBB HBP BLK WP HR S P ERA WHIP	IP WLS BF H R ER SO BB IBB HBP BLK WP HR S P ERA WHIP			

AB	33
R	8
H	12
RBI	7
BB	3
SO	3
LOB	16



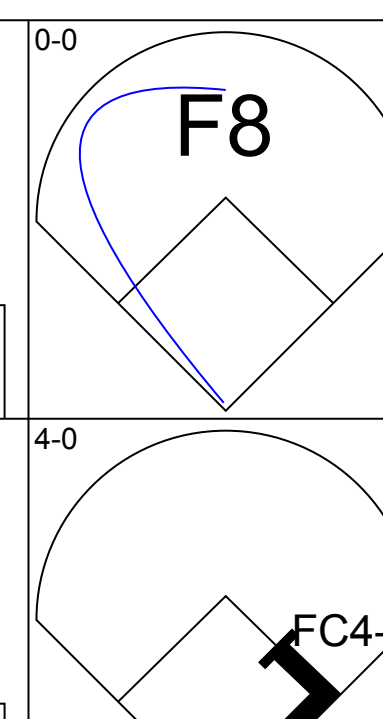

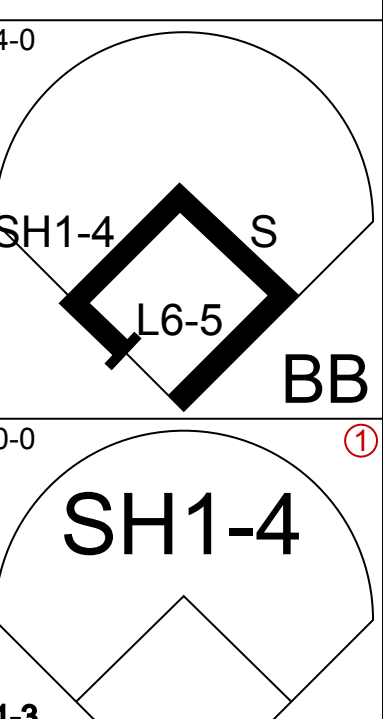
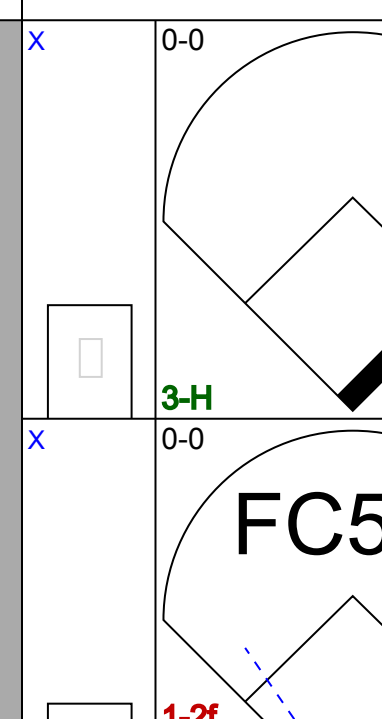
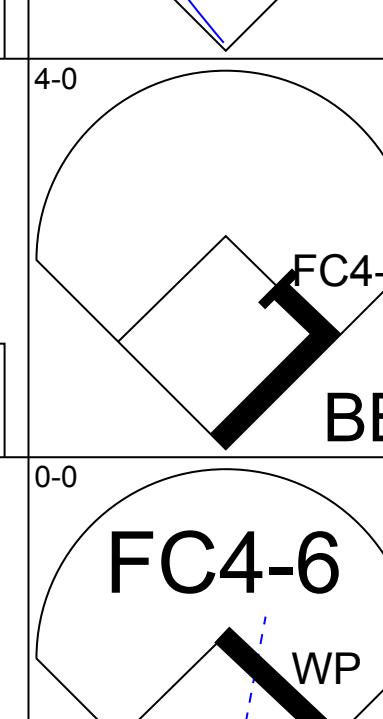
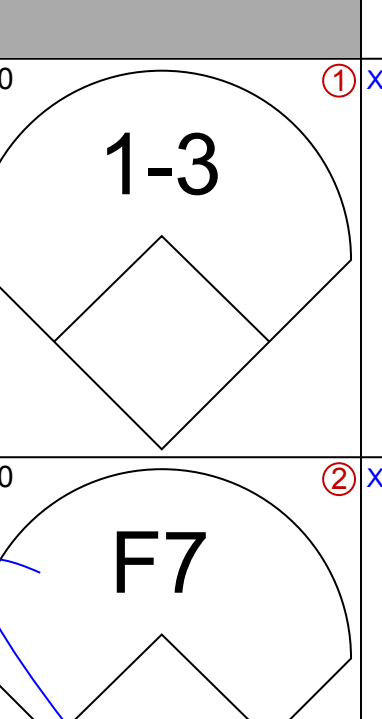
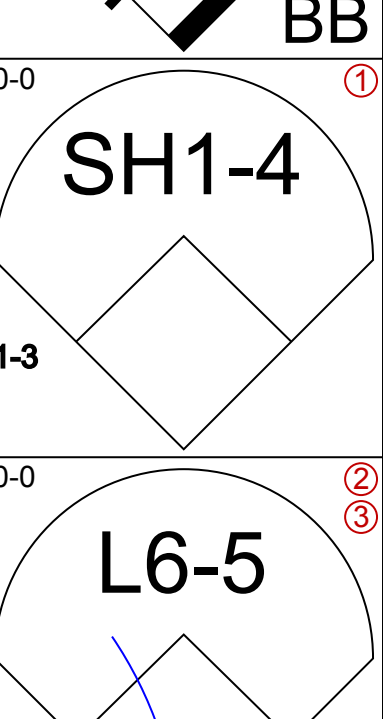
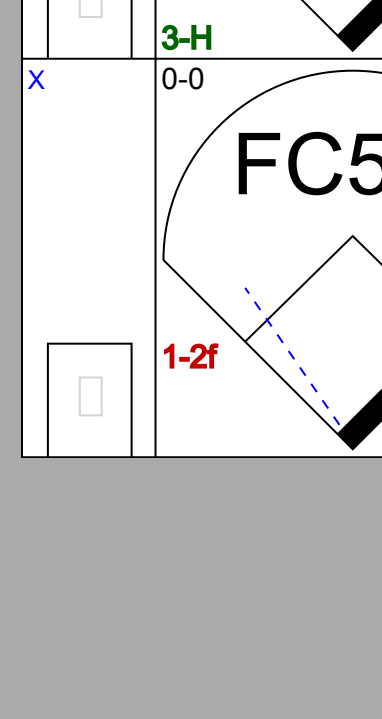
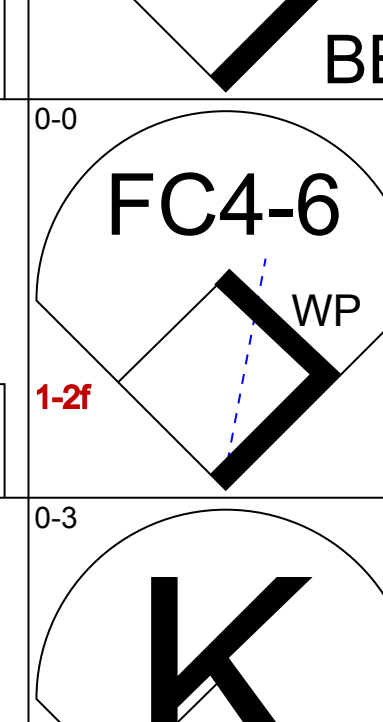
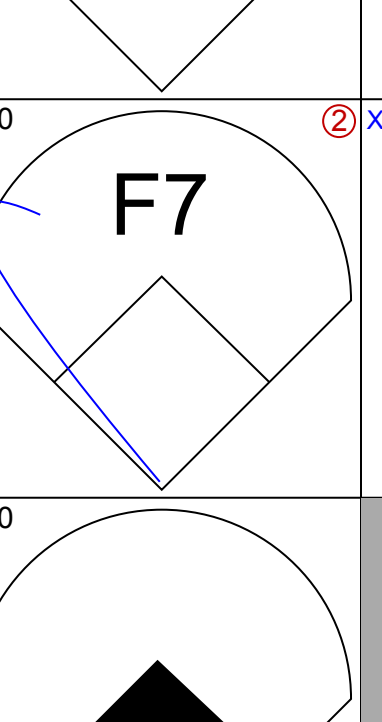
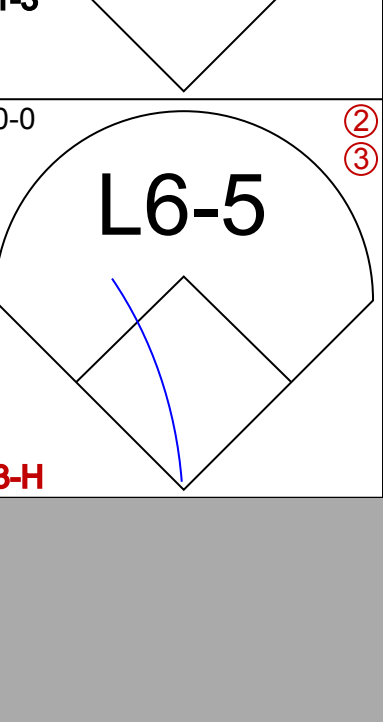
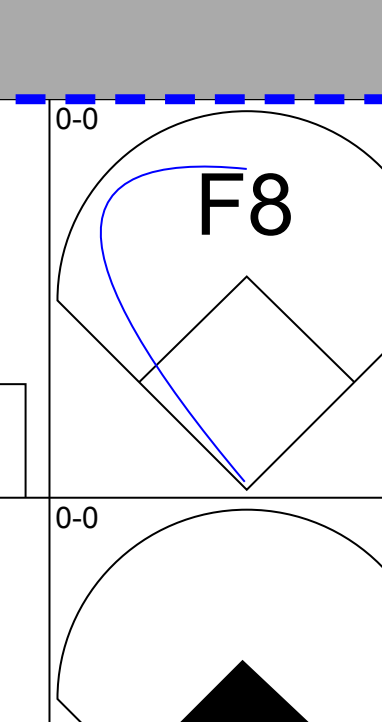
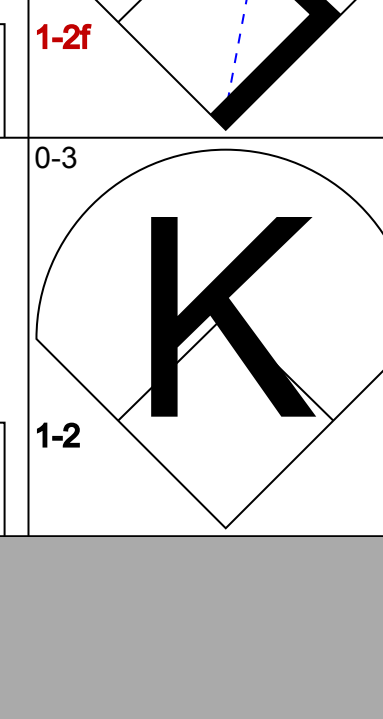
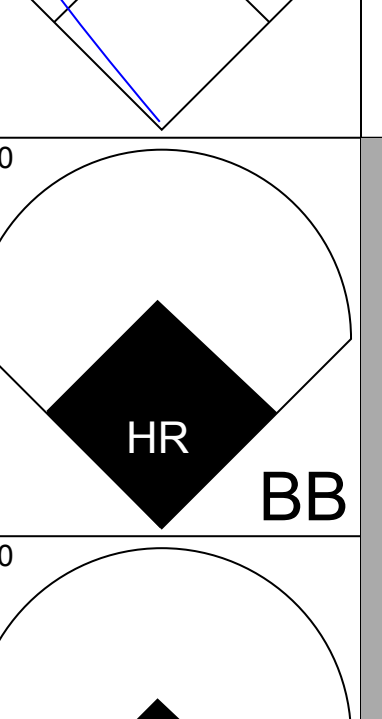
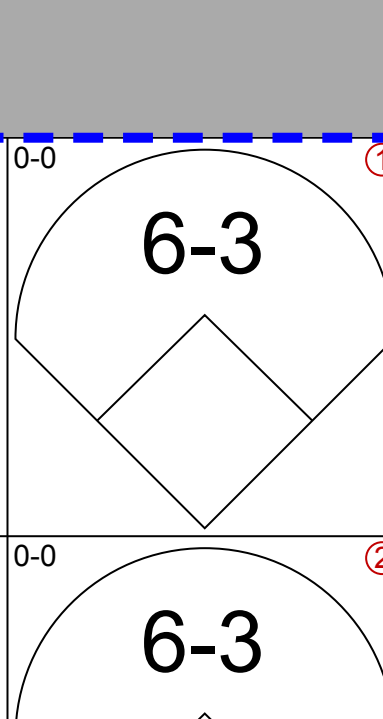
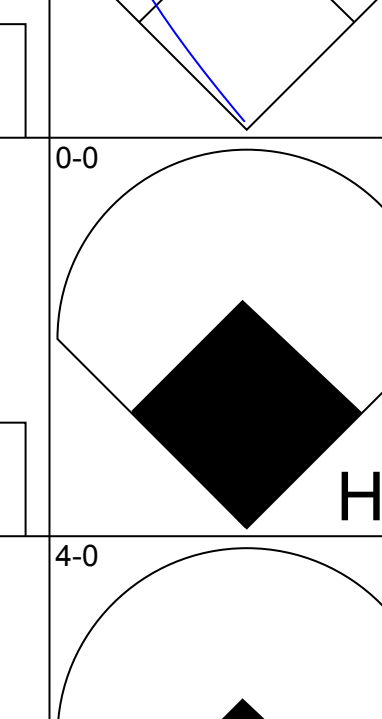
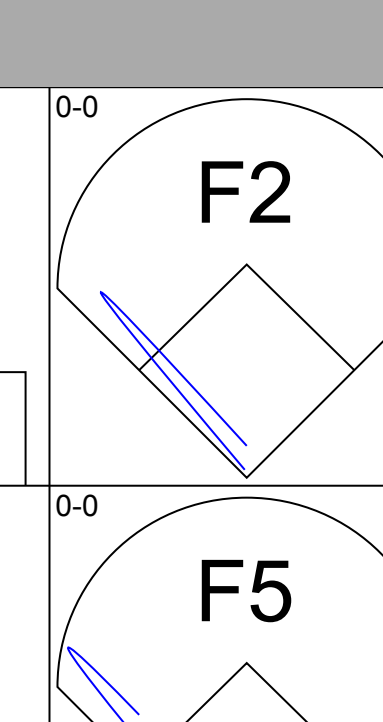
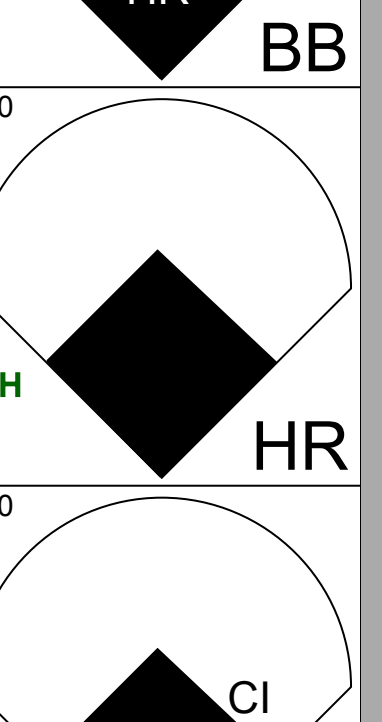
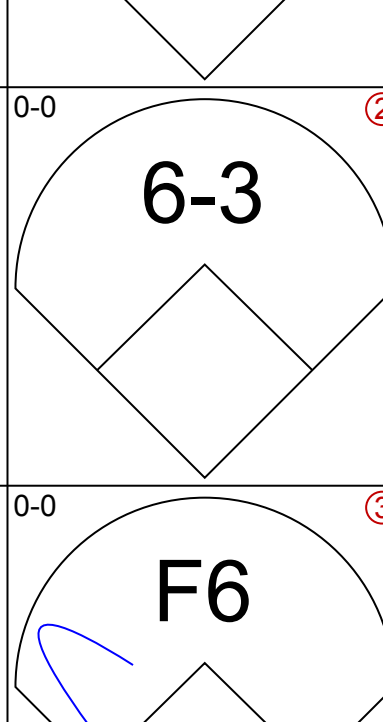
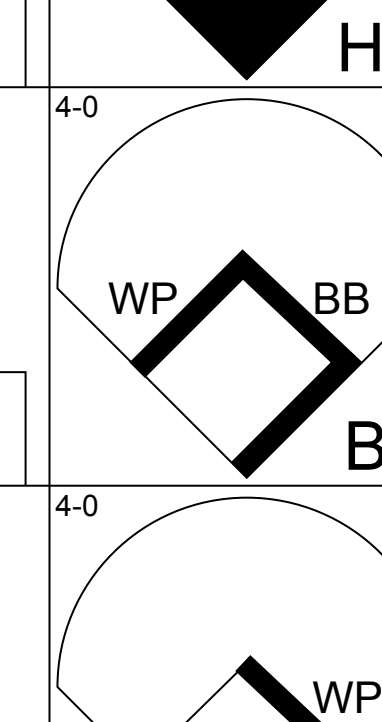
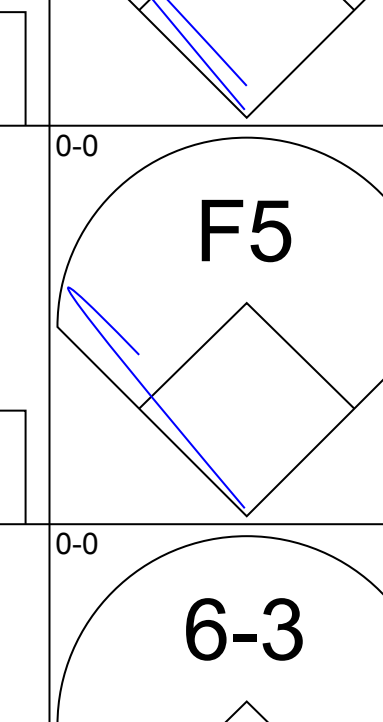
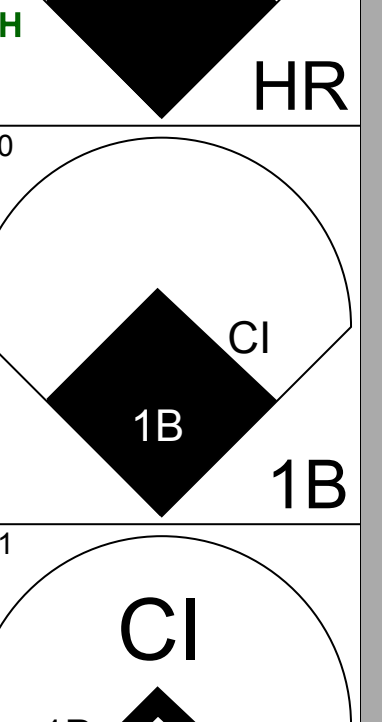
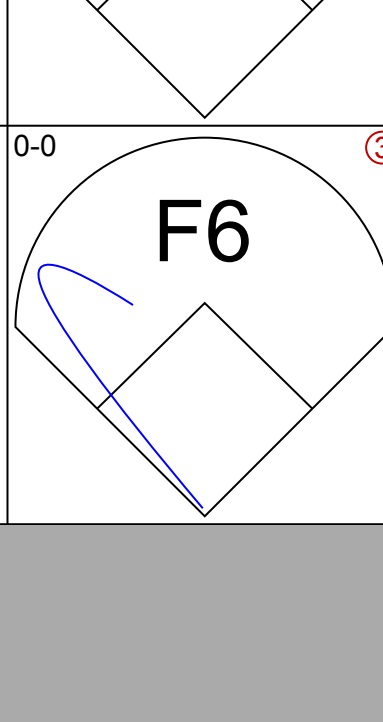
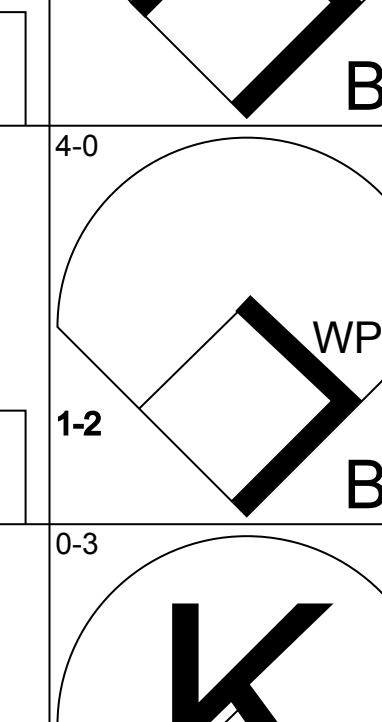
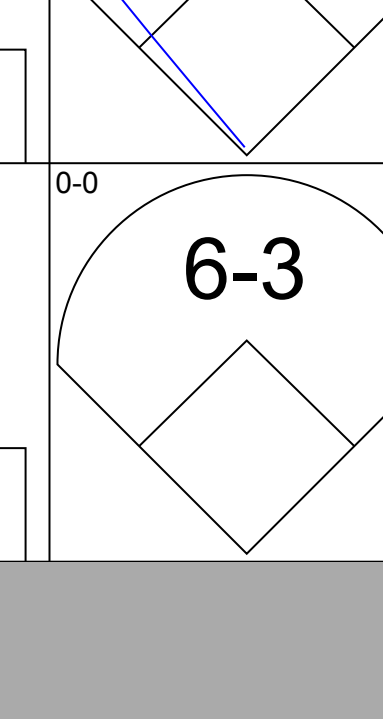
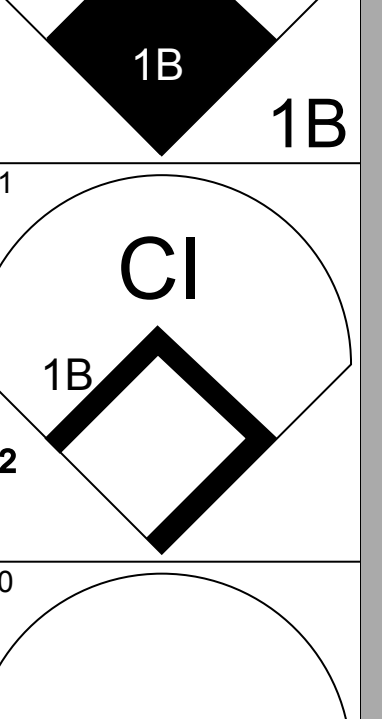
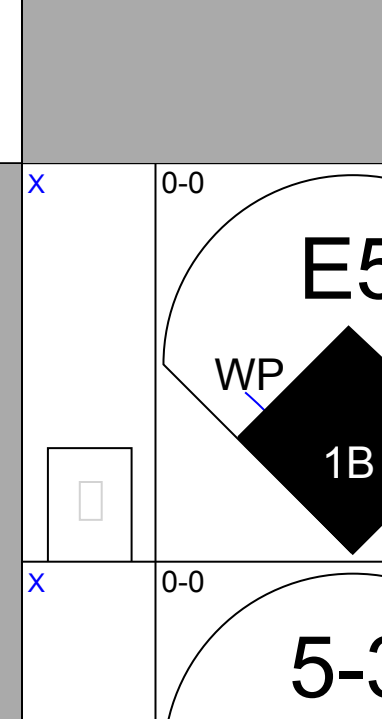
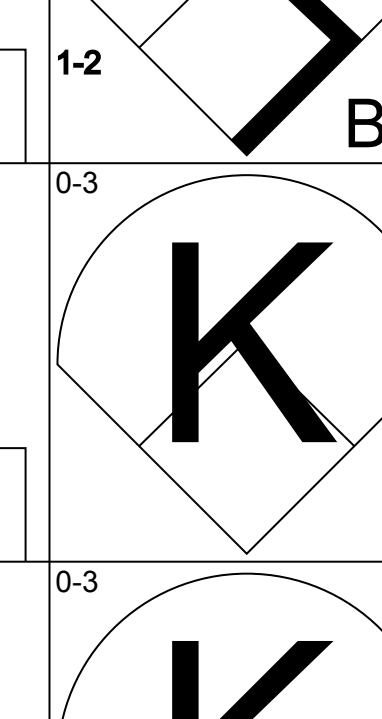
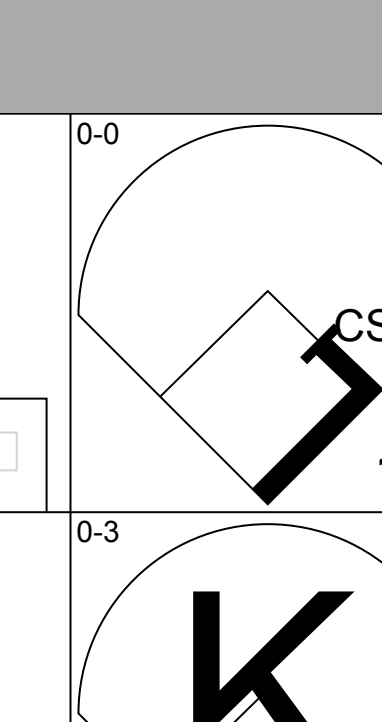
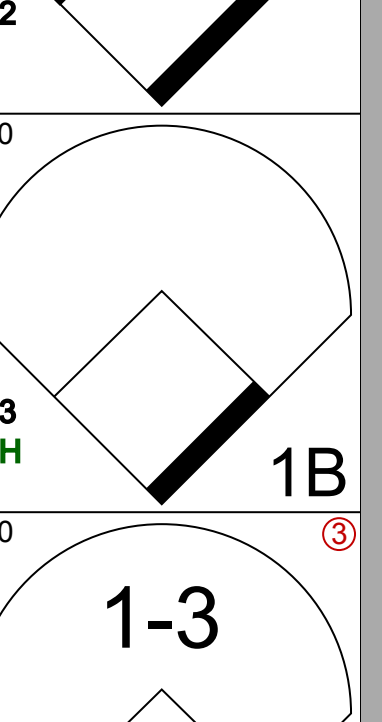
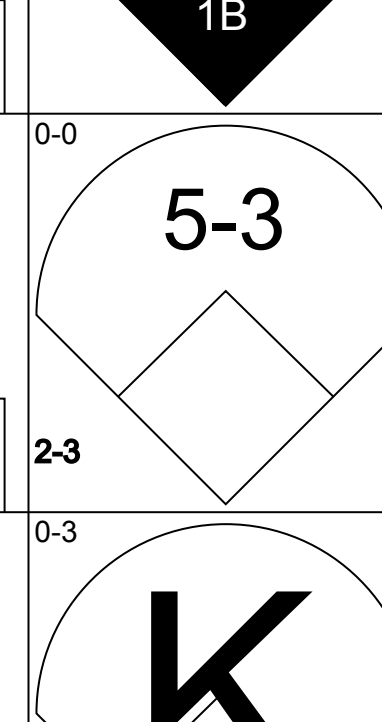
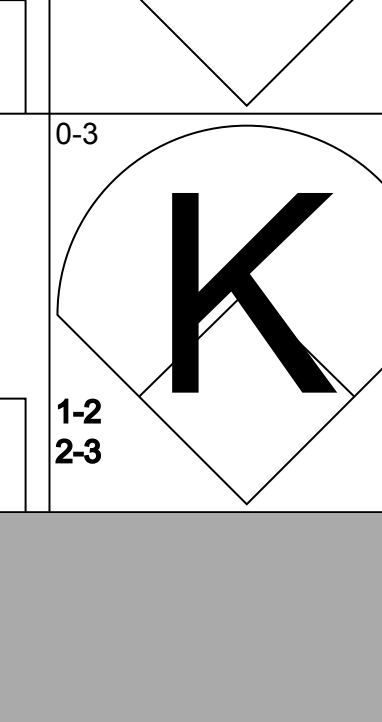
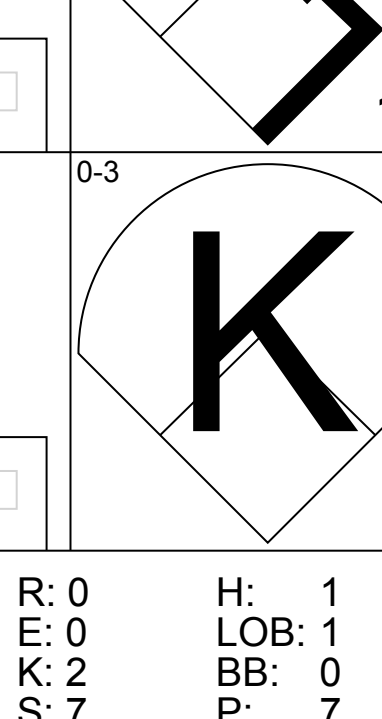
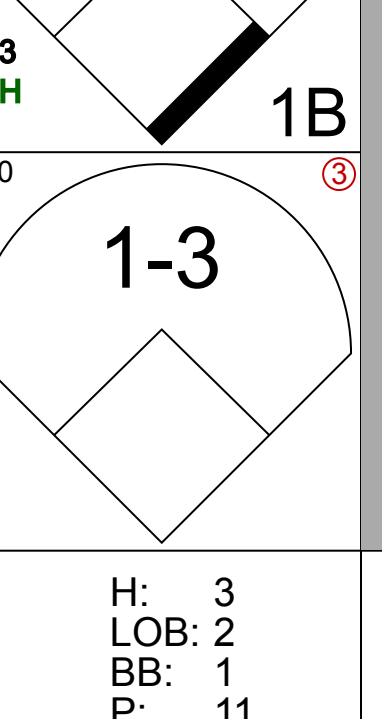
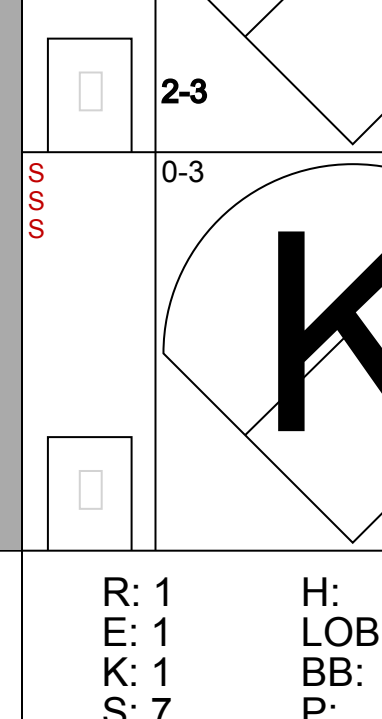


Batter	1	2	3	4	5	6	7	8	9	AB	R	H	RBI	BB	SO	LOB	TOP					
Terry Puhl, L OBP: 0.200, SLG: 0.440 (1, 9)										4	0	0	0	0	1	1						
Phil Garner, R OBP: 0.200, SLG: 0.048 (1, 4)										3	0	0	0	1	1	0						
Tony Scott, S OBP: 0.208, SLG: 0.261 (1, 8)											4	0	0	0	0	1						
Jose Cruz, L OBP: 0.292, SLG: 0.190 (1, 7)											4	0	0	0	1	0						
Alan Ashby, S OBP: 0.444, SLG: 0.706 (1, 2)											3	0	1	0	0	0						
Ray Knight, R OBP: 0.478, SLG: 0.591 (1, 5)											3	0	2	0	0	1						
Art Howe, R OBP: 0.348, SLG: 0.526 (1, 3)										3	0	2	0	0	1							
Dickie Thon, R OBP: 0.273, SLG: 0.273 (1, 6)											3	0	0	0	1	3						
Nolan Ryan, R (1, 1)											1	0	0	0	1	0						
Danny Heep, L OBP: 0.500, SLG: 0.500 (6, PH)										1	0	0	0	0	0	0						
Dave Smith, R (6, 1)										0	0	0	0	0	0	0						
Denny Walling, L (8, PH)										1	0	0	0	0	1							
Frank LaCorte, R (8, 1)										0	0	0	0	0	0	0						
<b>Inning Stats</b>	R: 0 E: 0 K: 1 S: 5	H: 0 LOB: 0 BB: 0 P: 5	R: 0 E: 0 K: 0 S: 4	H: 1 LOB: 1 BB: 0 P: 4	R: 0 E: 0 K: 2 S: 7	H: 0 LOB: 0 BB: 0 P: 7	R: 0 E: 0 K: 0 S: 2	H: 0 LOB: 1 BB: 1 P: 6	R: 0 E: 0 K: 0 S: 4	H: 2 LOB: 1 BB: 0 P: 4	R: 0 E: 0 K: 1 S: 5	H: 0 LOB: 0 BB: 0 P: 5	R: 0 E: 0 K: 1 S: 6	H: 1 LOB: 1 BB: 0 P: 6	R: 0 E: 0 K: 0 S: 4	H: 1 LOB: 1 BB: 0 P: 4	R: 0 E: 0 K: 0 S: 3	H: 0 LOB: 0 BB: 0 P: 3	1B: 3 2B: 3 3B: 0 HR: 0	SF: 0 SAC: 0 DP: 2 HBP: 0	WP: 1 PB: 0 SB: 1 CS: 0	PA: 31
<b>PITCHER</b> Rick Mahler, R ERA:	IP: 9.0 WLS: W BF: 31 H: 5 R: 0 ER: 0 SO: 5 BB: 1 IBB: 0 HBP: 0 BLK: 0 WP: 1 HR: 0 S: 40 P: 44 ERA: 0.00 WHIP: 0.667											<b>PITCHER</b>	IP: WLS: BF: H: R: ER: SO: BB: IBB: HBP: BLK: WP: HR: S: P: ERA: WHIP:									

Houston Astros @ Atlanta Braves  
Atlanta-Fulton County Stadium, Atlanta, GA  
Sun Apr 11 1982, 3:33 AM EST  
Att: 11,322 - Unknown

AB	30
R	0
H	5
RBI	0
BB	1
SO	5
LOB	8



Batter	1	2	3	4	5	6	7	8	9	AB	R	H	RBI	BB	SO	LOB	BOTTOM			
Brett Butler, L OBP: 0.417, SLG: 0.300 (1, 8)										3	0	1	1	1	1	1				
Glenn Hubbard, R OBP: 0.429, SLG: 0.375 (1, 4)										2	0	0	0	1	0	1				
Claudell Washington, L OBP: 0.227, SLG: 0.236 (1, 9)										4	0	0	0	0	0	2				
Bob Horner, R OBP: 0.300, SLG: 0.286 (1, 5)										3	2	1	1	1	1	1				
Dale Murphy, R OBP: 0.450, SLG: 1.000 (1, 7)										3	1	1	2	1	0	0				
Chris Chambliss, L OBP: 0.300, SLG: 0.235 (1, 3)										3	1	1	0	1	0	0				
Bruce Benedict, R OBP: 0.316, SLG: 0.389 (1, 2)										3	1	0	0	0	1	2				
Rafael Ramirez, R OBP: 0.500, SLG: 0.684 (1, 6)										4	0	2	1	0	1	3				
Rick Mahler, R (1, 1)										3	0	0	0	0	2	4				
<b>Inning Stats</b>	R: 0 E: 0 K: 1 S: 5	H: 0 LOB: 1 BB: 1 P: 9	R: 0 E: 0 K: 0 S: 3	H: 0 LOB: 0 BB: 0 P: 3	R: 0 E: 0 K: 2 S: 7	H: 1 LOB: 1 BB: 0 P: 7	R: 3 E: 1 K: 0 S: 7	H: 3 LOB: 2 BB: 1 P: 11	R: 0 E: 0 K: 0 S: 2	H: 0 LOB: 0 BB: 1 P: 6	R: 0 E: 0 K: 0 S: 3	H: 0 LOB: 0 BB: 0 P: 3	R: 1 E: 1 K: 1 S: 7	H: 1 LOB: 1 BB: 0 P: 7	R: 1 E: 0 K: 2 S: 8	H: 1 LOB: 2 BB: 2 P: 16	1B: 4 2B: 2 3B: 0 HR: 2	SF: 0 SAC: 1 DP: 2 HBP: 0	WP: 3 PB: 0 SB: 1 CS: 1	PA: 35
<b>PITCHER</b> Nolan Ryan, R ERA: 9.0	IP: 5.0 WLS: L BF: 21 H: 4 R: 3 ER: 2 SO: 3 BB: 3 IBB: 0 HBP: 0 BLK: 0 WP: 1 HR: 1 S: 24 P: 36 ERA: 3.60 WHIP: 1.400											<b>PITCHER</b>	IP: WLS: BF: H: R: ER: SO: BB: IBB: HBP: BLK: WP: HR: S: P: ERA: WHIP:							
Dave Smith, R ERA: 1.5	2.0 8 1 1 0 1 0 0 0 0 1 0 10 10 0.00 0.500																			
Frank LaCorte, R ERA: 6.75	1.0 6 1 1 1 2 2 0 0 0 1 1 8 16 9.00 3.000																			

Houston Astros @ Atlanta Braves  
Atlanta-Fulton County Stadium, Atlanta, GA  
Sun Apr 11 1982, 3:33 AM EST  
Att: 11,322 - Unknown

AB	28
R	5
H	6
RBI	5
BB	5
SO	6
LOB	14










Batter	1	2	3	4	5	6	7	8	9	AB	R	H	RBI	BB	SO	LOB	TOP							
Steve Sax, R OBP: 0.375, SLG: 0.345	FC5-4 1B	HR 1B	FC5 2-3f			4-3		4-3 SF8 BB	1-2 2-3 1B	5	2	3	0	1	0	3								
Ken Landreaux, L OBP: 0.454, SLG: 0.440	FC5-4 1B	F8				F9		4-3	L9	6	1	1	0	0	0	6								
Dusty Baker Jr., R OBP: 0.444, SLG: 0.609	1B SF9	HR				6-3		SF8		3	2	2	2	1	0	0								
Jorge Orta, L (8, PH)	1B									0	0	0	1	0	0	0								
Mark Belanger, R OBP: 0.375, SLG: 0.500	1B SF9	HR				L5-3 BB				0	0	0	0	0	0	0								
Steve Garvey, R OBP: 0.222, SLG: 0.208	1B 1B	K2-3				L5-3				5	1	2	1	0	2	2								
Ron Cey, R OBP: 0.370, SLG: 0.500	SF9					6-3				2	1	0	1	2	0	1								
Pedro Guerrero, R OBP: 0.444, SLG: 0.348	1B					5-3				3	2	2	0	2	0	0								
Steve Yeager, R OBP: 0.700, SLG: 1.111	1B					SH1-4 BB				2	0	2	1	0	0	0								
Mike Scioscia, L OBP: 0.375, SLG: 0.286	1B					SH1-4				2	0	1	1	0	0	3								
Bill Russell, R OBP: 0.476, SLG: 0.471	F4					6-3				3	0	0	1	1	0	4								
Derrel Thomas, S (9, PH)						6-3				0	0	0	0	1	0	0								
Bob Welch, R (1, 1)						K				3	0	0	0	0	1	4								
Terry Forster, L (6, 1)		F7								1	0	0	0	0	0	1								
Alejandro Pena, R (7, 1)										0	0	0	0	0	0	0								
Jay Johnstone, L (9, PH)										1	0	0	0	0	0	2								
Dave Stewart, R (9, 1)										0	0	0	0	0	0	0								
<b>Inning Stats</b>	R: 3 E: 0 K: 0 S: 8	H: 5 LOB: 2 BB: 0 P: 8	R: 2 E: 0 K: 1 S: 7	H: 2 LOB: 0 BB: 0 P: 7	R: 0 E: 0 K: 0 S: 3	H: 0 LOB: 3 BB: 3 P: 15	R: 0 E: 1 K: 0 S: 3	H: 1 LOB: 1 BB: 1 P: 7	R: 0 E: 0 K: 1 S: 6	H: 1 LOB: 1 BB: 0 P: 6	R: 0 E: 0 K: 0 S: 3	H: 0 LOB: 0 BB: 0 P: 3	R: 2 E: 1 K: 0 S: 4	H: 1 LOB: 1 BB: 2 P: 12	R: 1 E: 0 K: 1 S: 5	H: 0 LOB: 0 BB: 1 P: 9	R: 1 E: 0 K: 0 S: 6	H: 3 LOB: 3 BB: 1 P: 10	1B: 10 2B: 3 3B: 0 HR: 1	SF: 2 SAC: 1 DP: 1 HBP: 0	WP: 0 PB: 0 SB: 2 CS: 0	PA: 47		
<b>PITCHER</b>	IP WLS BF H R ER SO BB IBB HBP BLK WP HR S P ERA WHIP	IP WLS BF H R ER SO BB IBB HBP BLK WP HR S P ERA WHIP	IP WLS BF H R ER SO BB IBB HBP BLK WP HR S P ERA WHIP	IP WLS BF H R ER SO BB IBB HBP BLK WP HR S P ERA WHIP	IP WLS BF H R ER SO BB IBB HBP BLK WP HR S P ERA WHIP	IP WLS BF H R ER SO BB IBB HBP BLK WP HR S P ERA WHIP	IP WLS BF H R ER SO BB IBB HBP BLK WP HR S P ERA WHIP	IP WLS BF H R ER SO BB IBB HBP BLK WP HR S P ERA WHIP	IP WLS BF H R ER SO BB IBB HBP BLK WP HR S P ERA WHIP	IP WLS BF H R ER SO BB IBB HBP BLK WP HR S P ERA WHIP	IP WLS BF H R ER SO BB IBB HBP BLK WP HR S P ERA WHIP	IP WLS BF H R ER SO BB IBB HBP BLK WP HR S P ERA WHIP	IP WLS BF H R ER SO BB IBB HBP BLK WP HR S P ERA WHIP	IP WLS BF H R ER SO BB IBB HBP BLK WP HR S P ERA WHIP	IP WLS BF H R ER SO BB IBB HBP BLK WP HR S P ERA WHIP	IP WLS BF H R ER SO BB IBB HBP BLK WP HR S P ERA WHIP	IP WLS BF H R ER SO BB IBB HBP BLK WP HR S P ERA WHIP	IP WLS BF H R ER SO BB IBB HBP BLK WP HR S P ERA WHIP	IP WLS BF H R ER SO BB IBB HBP BLK WP HR S P ERA WHIP	IP WLS BF H R ER SO BB IBB HBP BLK WP HR S P ERA WHIP	IP WLS BF H R ER SO BB IBB HBP BLK WP HR S P ERA WHIP	IP WLS BF H R ER SO BB IBB HBP BLK WP HR S P ERA WHIP	IP WLS BF H R ER SO BB IBB HBP BLK WP HR S P ERA WHIP	IP WLS BF H R ER SO BB IBB HBP BLK WP HR S P ERA WHIP

Los Angeles Dodgers @ Houston Astros  
Astrodome, Houston, TX  
Tue Apr 13 1982, 7:05 PM EST  
Att: 20,736 - Unknown


AB 36  
R 9  
H 13  
RBI 8  
BB 8  
SO 3  
LOB 26



Batter	1	2	3	4	5	6	7	8	9	AB	R	H	RBI	BB	SO	LOB	BOTTOM								
Phil Garner, R OBP: 0.286, SLG: 0.138	6-3 1B BB		4-3			4-3				2	1	0	0	2	0	2									
Terry Puhl, L OBP: 0.235, SLG: 0.412	6-3 1B		F4			F6		6-3		4	1	1	0	0	0	2									
Tony Scott, S OBP: 0.212, SLG: 0.250	6-3					F3		4-3		4	0	1	0	0	0	4									
Jose Cruz, L OBP: 0.313, SLG: 0.276						F8				3	0	1	2	0	0	3									
Denny Walling, L (8, PH)	G5-4-3 1B					F9		HR BB		0	1	0	0	1	0	0									
Alan Ashby, S OBP: 0.458, SLG: 0.773	G5-4-3					F8				4	1	2	2	0	0	1									
Ray Knight, R OBP: 0.387, SLG: 0.448			K			F7		1-3		4	0	0	0	0	1	1									
Art Howe, R OBP: 0.300, SLG: 0.423			F8			F8		FC5-4 1B		4	1	0	0	0	0	1									
Dickie Thon, R OBP: 0.313, SLG: 0.313			4-3							1	0	0	0	0	0	0									
Frank LaCorte, R (8, 1)										0	0	0	0	0	0	0									
Danny Heep, L OBP: 0.333, SLG: 0.333										1	0	0	0	0	0	0									
Bob Knepper, L (1, 1)										0	0	0	0	0	0	0									
Vern Ruhle, R (3, 1)										1	0	0	0	0	1	0									
Kiko Garcia, R OBP: 0.250, SLG: 0.375										4	0	2	1	0	0	0									
Mike Ivie, R OBP: 0.400, SLG: 0.400										1	0	1	0	0	0	0									
<b>Inning Stats</b>	R: 2 E: 0 K: 0 S: 4	H: 2 LOB: 1 BB: 1 P: 8	R: 0 E: 0 K: 1 S: 5	H: 0 LOB: 0 BB: 0 P: 5	R: 0 E: 0 K: 0 S: 3	H: 0 LOB: 0 BB: 0 P: 3	R: 0 E: 0 K: 0 S: 3	H: 1 LOB: 0 BB: 0 P: 3	R: 0 E: 0 K: 1 S: 5	H: 0 LOB: 0 BB: 0 P: 5	R: 0 E: 0 K: 0 S: 4	H: 1 LOB: 2 BB: 1 P: 8	R: 1 E: 0 K: 0 S: 6	H: 3 LOB: 2 BB: 0 P: 6	R: 2 E: 0 K: 0 S: 4	H: 1 LOB: 0 BB: 1 P: 8	R: 0 E: 0 K: 0 S: 3	H: 0 LOB: 0 BB: 0 P: 3	1B: 6 2B: 1 3B: 0 HR: 1	SF: 0 SAC: 0 DP: 1 HBP: 0	WP: 0 PB: 0 SB: 0 CS: 0	PA: 36			
<b>PITCHER</b>	IP WLS BF H R ER SO BB IBB HBP BLK WP HR S P ERA WHIP	IP WLS BF H R ER SO BB IBB HBP BLK WP HR S P ERA WHIP	IP WLS BF H R ER SO BB IBB HBP BLK WP HR S P ERA WHIP	IP WLS BF H R ER SO BB IBB HBP BLK WP HR S P ERA WHIP	IP WLS BF H R ER SO BB IBB HBP BLK WP HR S P ERA WHIP	IP WLS BF H R ER SO BB IBB HBP BLK WP HR S P ERA WHIP	IP WLS BF H R ER SO BB IBB HBP BLK WP HR S P ERA WHIP	IP WLS BF H R ER SO BB IBB HBP BLK WP HR S P ERA WHIP	IP WLS BF H R ER SO BB IBB HBP BLK WP HR S P ERA WHIP	IP WLS BF H R ER SO BB IBB HBP BLK WP HR S P ERA WHIP	IP WLS BF H R ER SO BB IBB HBP BLK WP HR S P ERA WHIP	IP WLS BF H R ER SO BB IBB HBP BLK WP HR S P ERA WHIP	IP WLS BF H R ER SO BB IBB HBP BLK WP HR S P ERA WHIP	IP WLS BF H R ER SO BB IBB HBP BLK WP HR S P ERA WHIP	IP WLS BF H R ER SO BB IBB HBP BLK WP HR S P ERA WHIP	IP WLS BF H R ER SO BB IBB HBP BLK WP HR S P ERA WHIP	IP WLS BF H R ER SO BB IBB HBP BLK WP HR S P ERA WHIP	IP WLS BF H R ER SO BB IBB HBP BLK WP HR S P ERA WHIP	IP WLS BF H R ER SO BB IBB HBP BLK WP HR S P ERA WHIP	IP WLS BF H R ER SO BB IBB HBP BLK WP HR S P ERA WHIP	IP WLS BF H R ER SO BB IBB HBP BLK WP HR S P ERA WHIP	IP WLS BF H R ER SO BB IBB HBP BLK WP HR S P ERA WHIP	IP WLS BF H R ER SO BB IBB HBP BLK WP HR S P ERA WHIP	IP WLS BF H R ER SO BB IBB HBP BLK WP HR S P ERA WHIP	IP WLS BF H R ER SO BB IBB HBP BLK WP HR S P ERA WHIP

Los Angeles Dodgers @ Houston Astros  
Astrodome, Houston, TX  
Tue Apr 13 1982, 7:05 PM EST  
Att: 20,736 - Unknown

AB 33  
R 5  
H 8  
RBI 5  
BB 3  
SO 2  
LOB 14

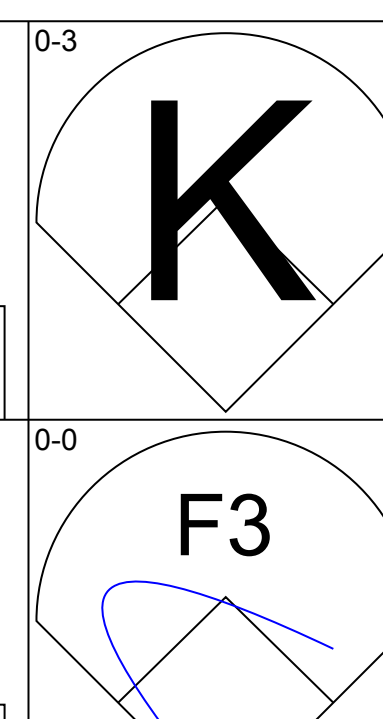
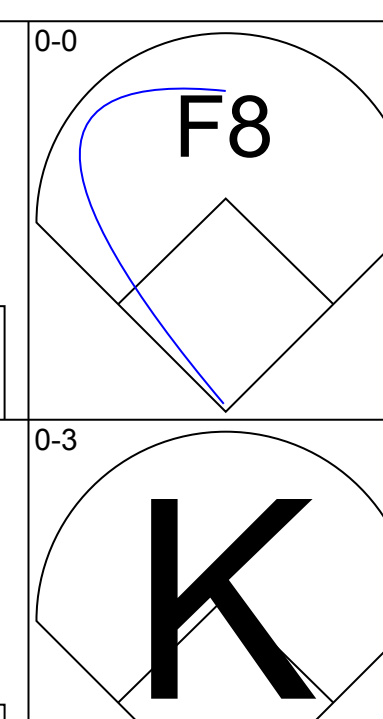
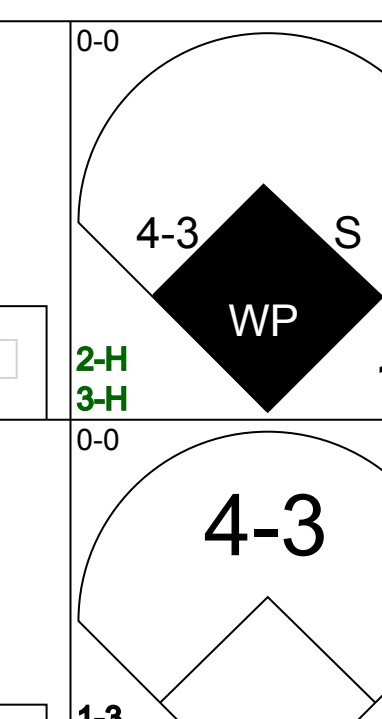
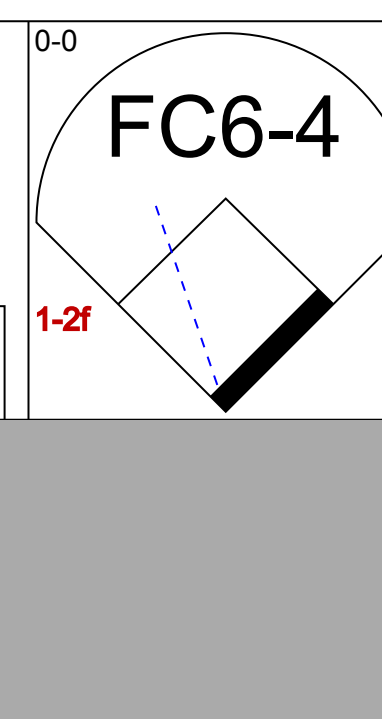
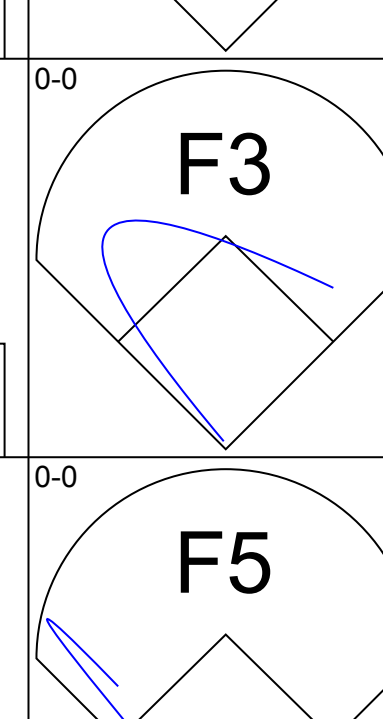
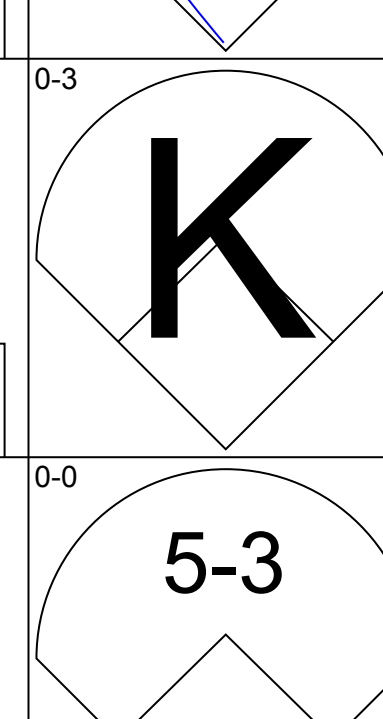
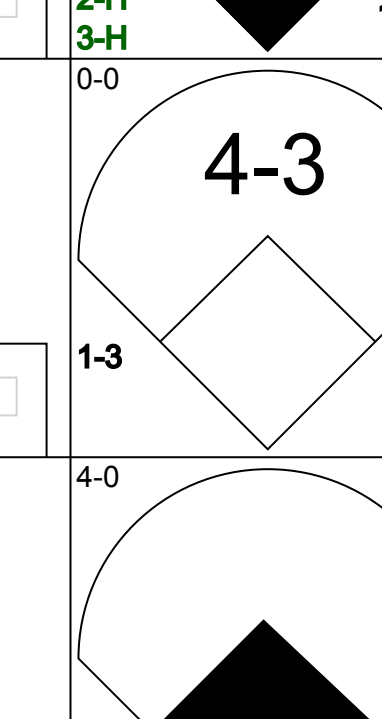
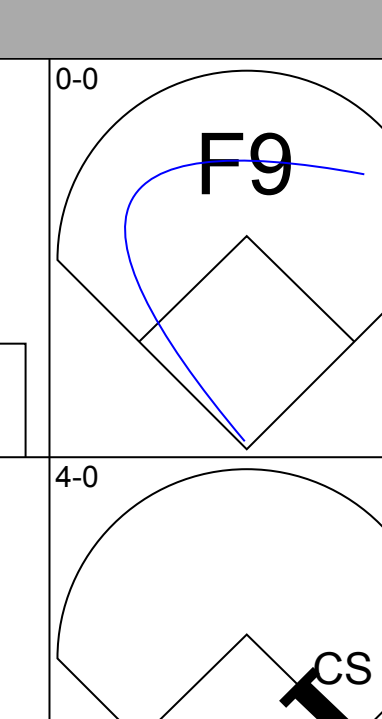
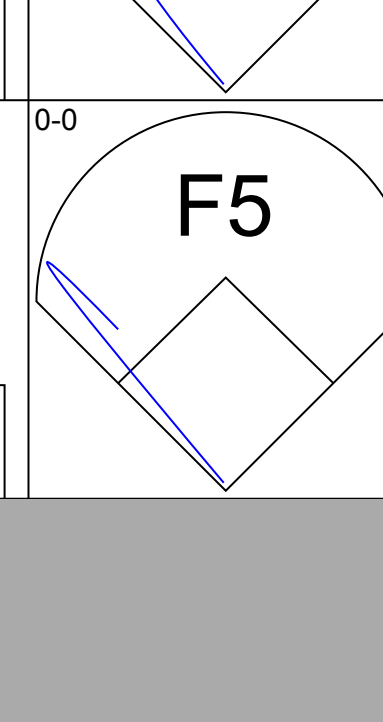
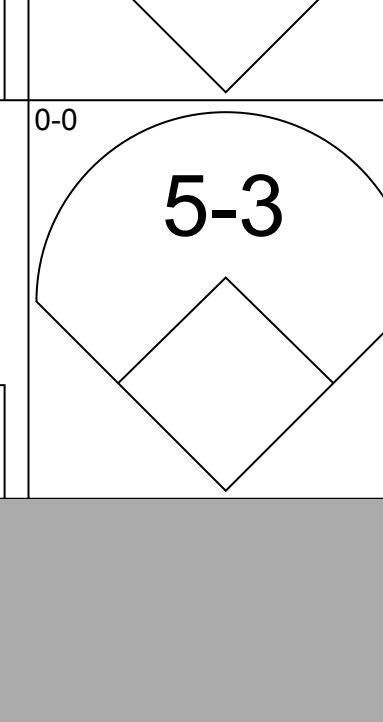
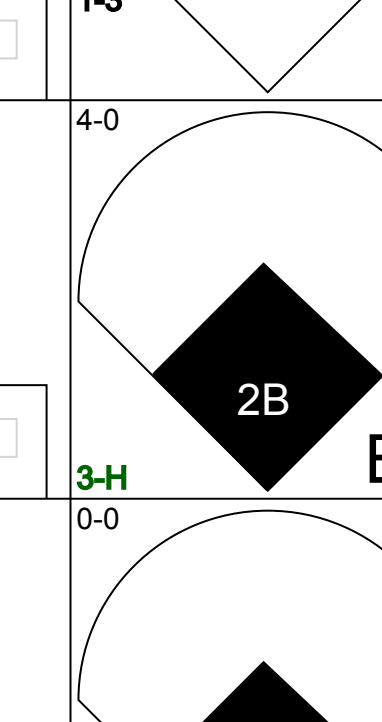
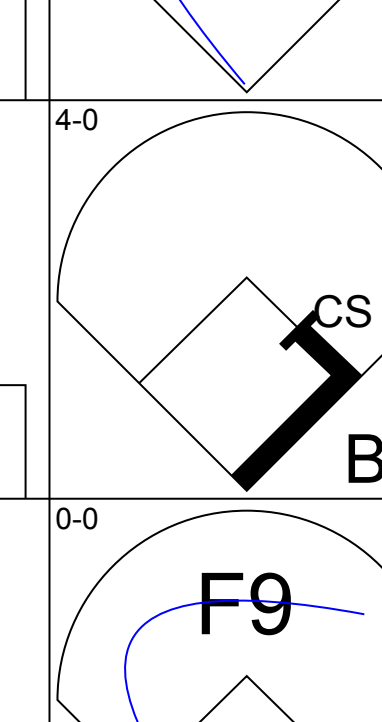
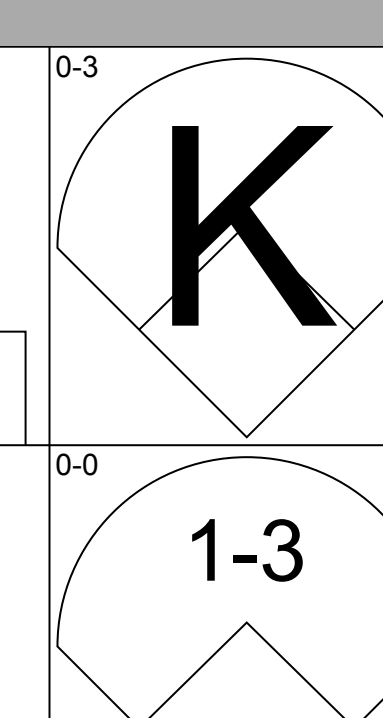
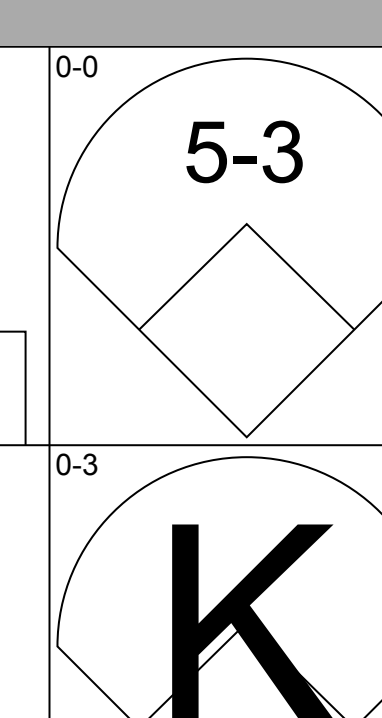
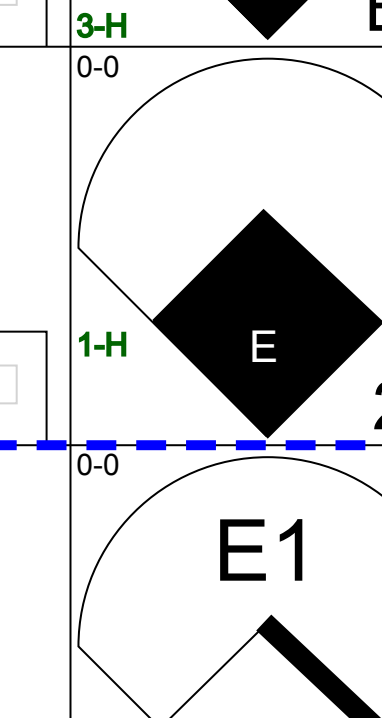
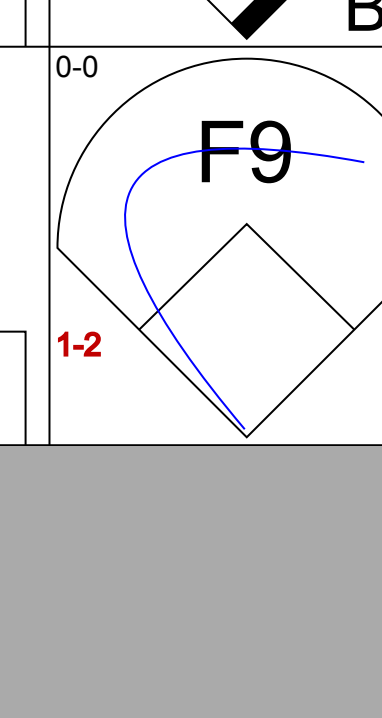
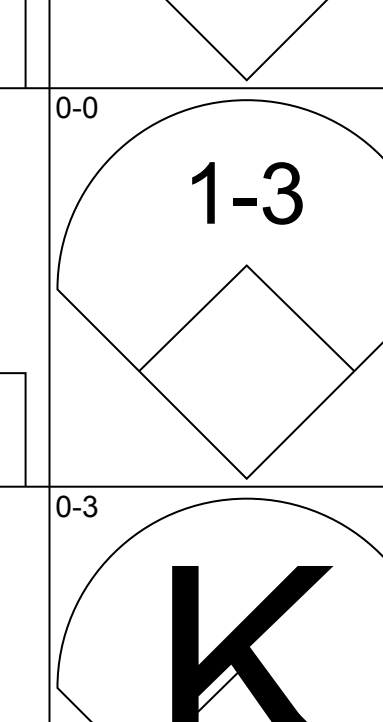
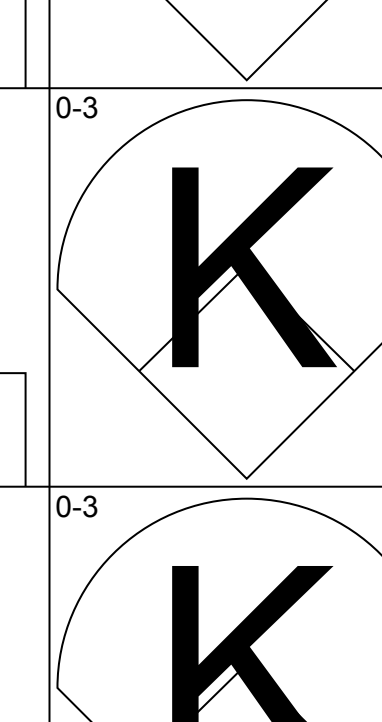
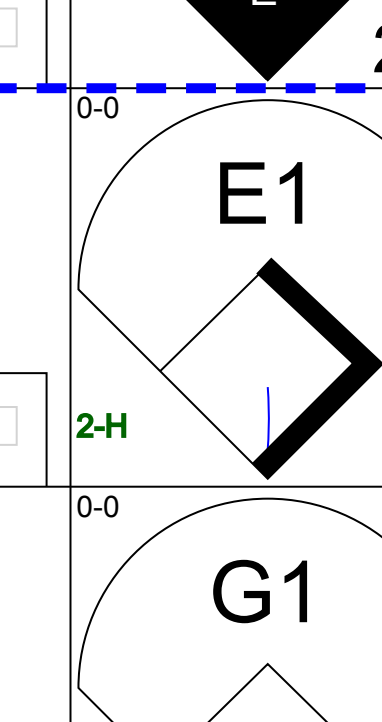
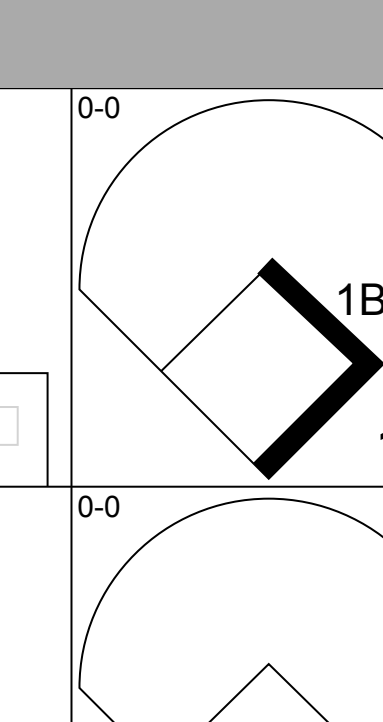
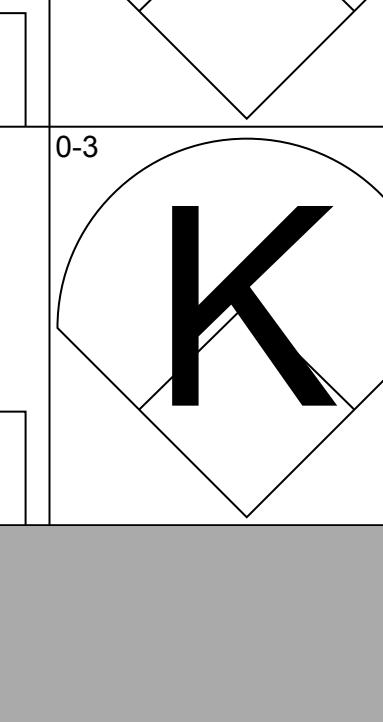
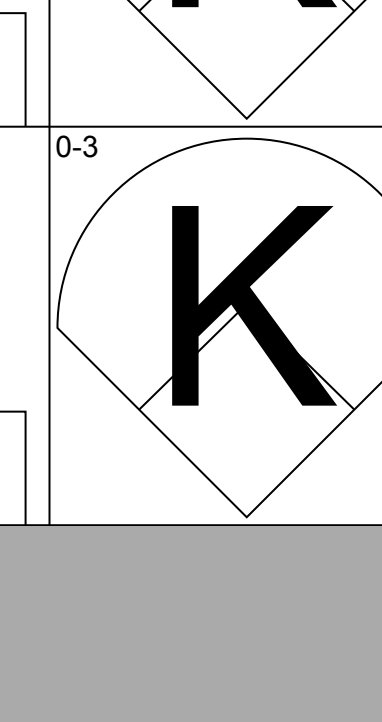
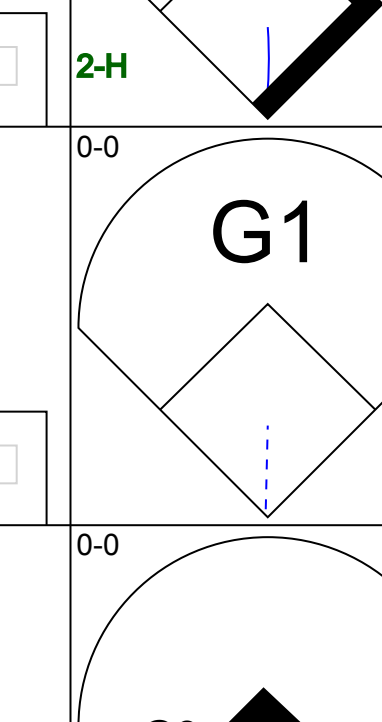
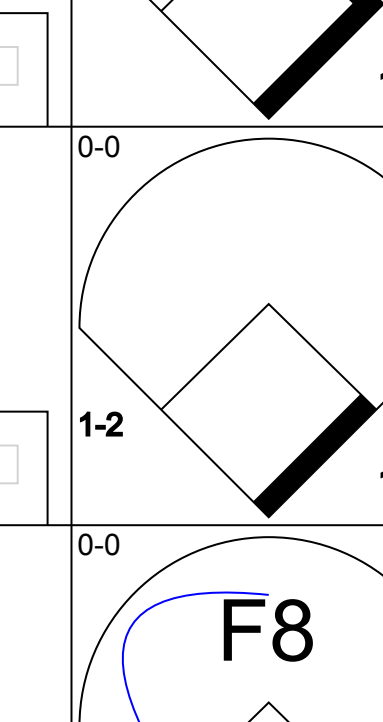
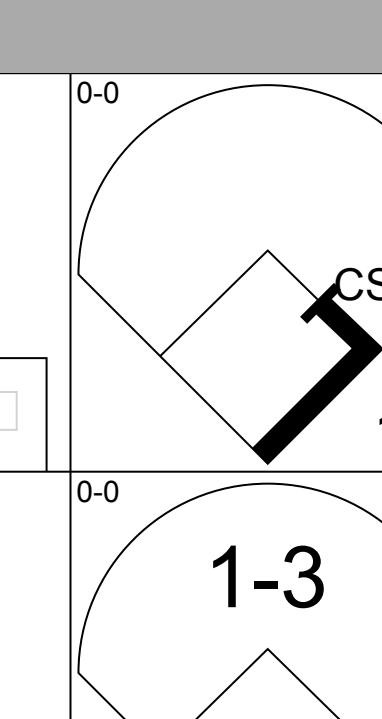
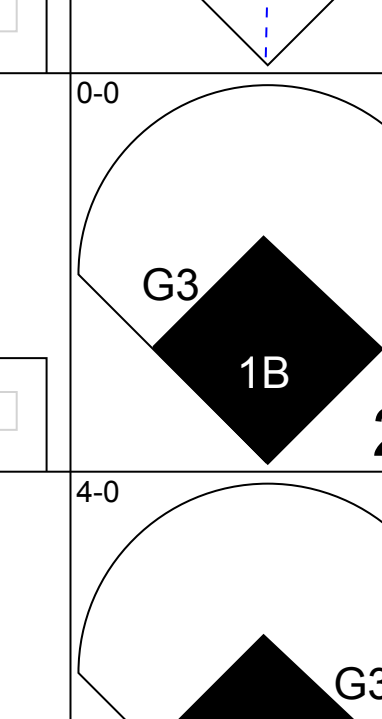
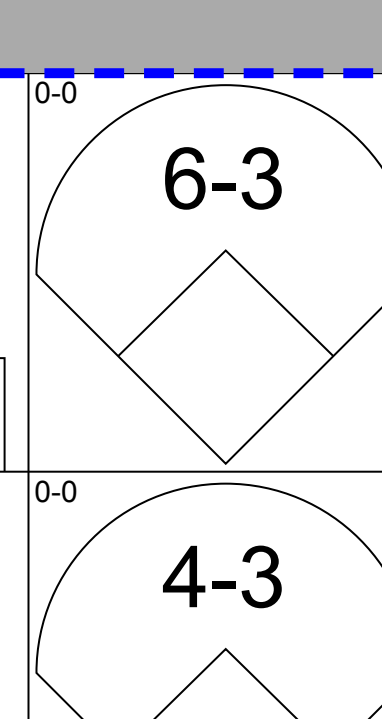
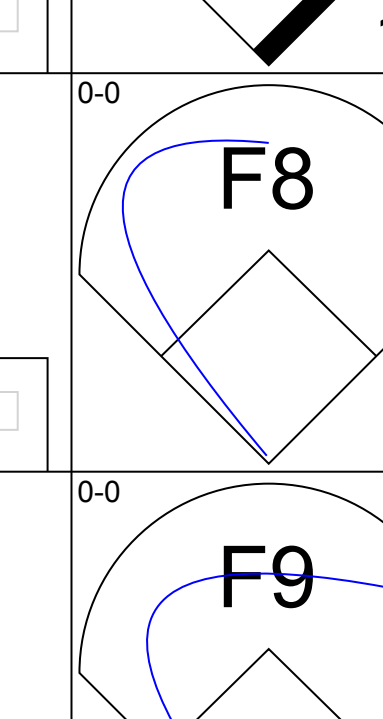
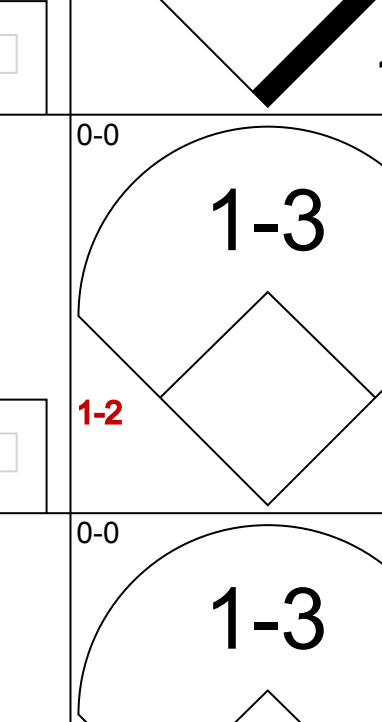
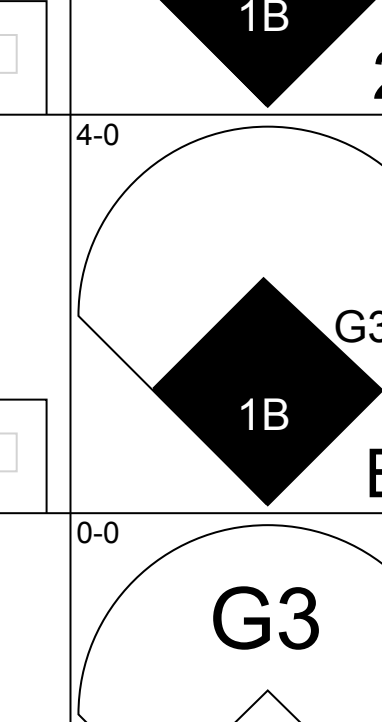
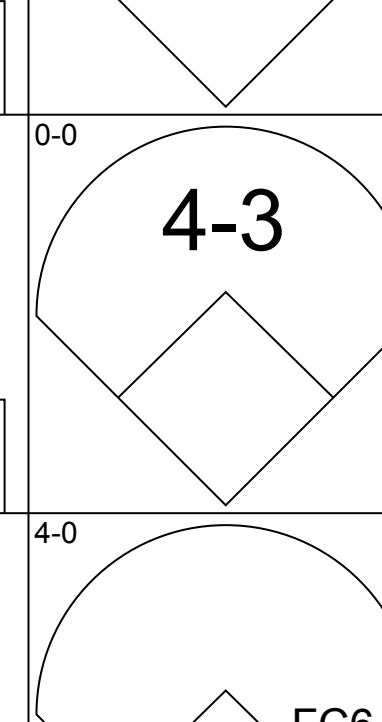
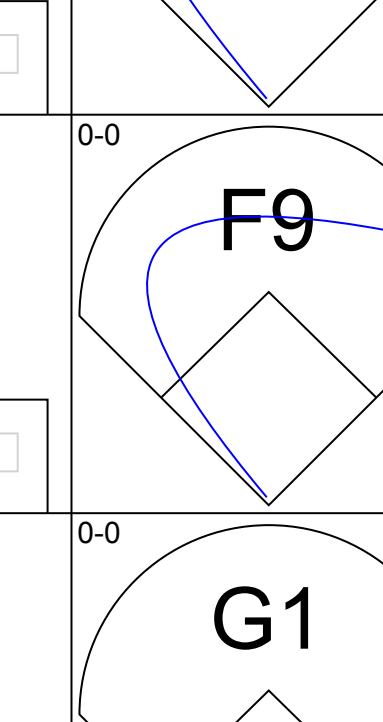
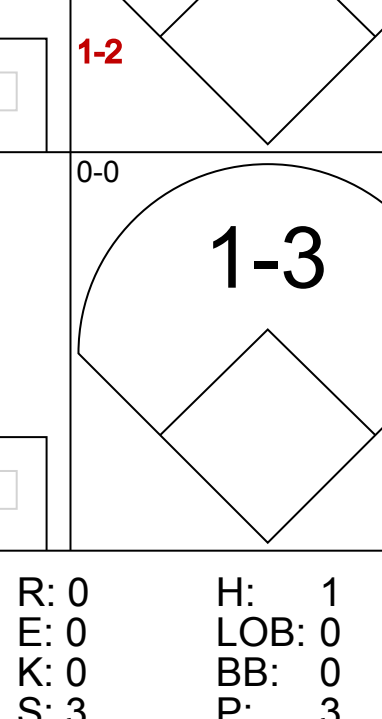
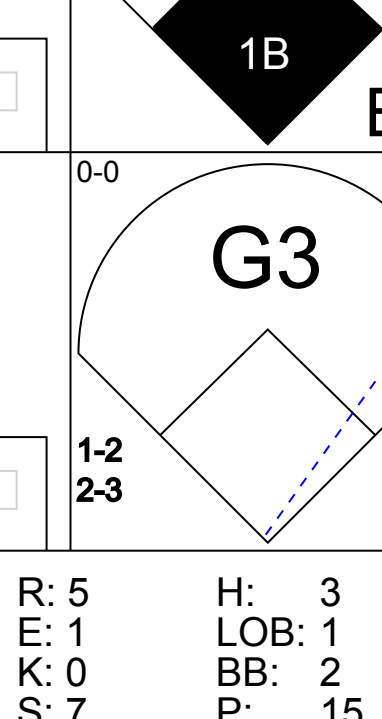
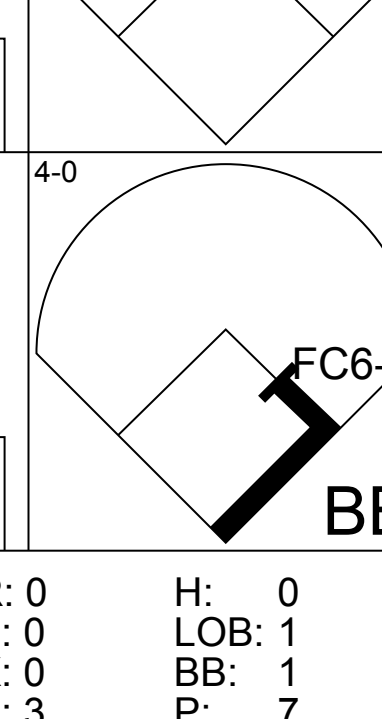
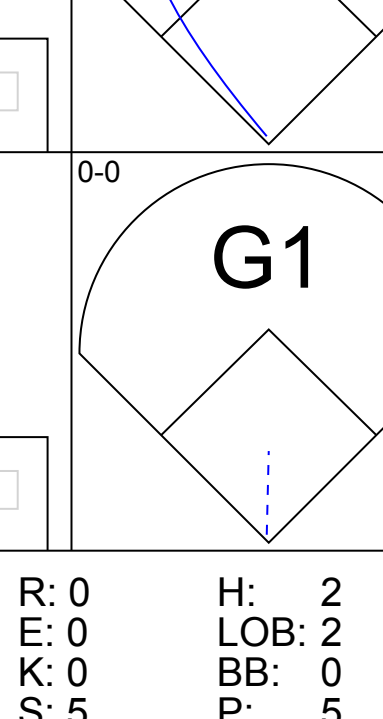


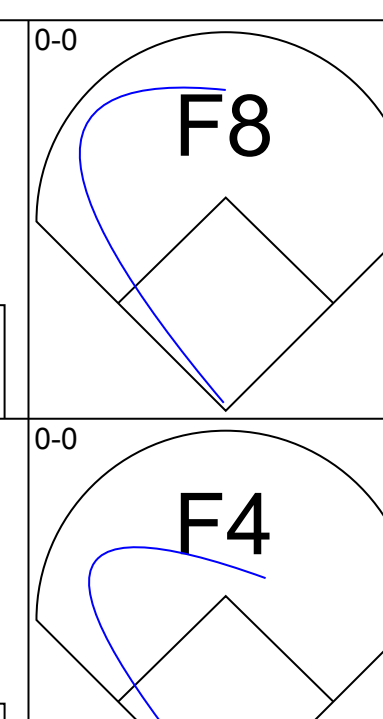
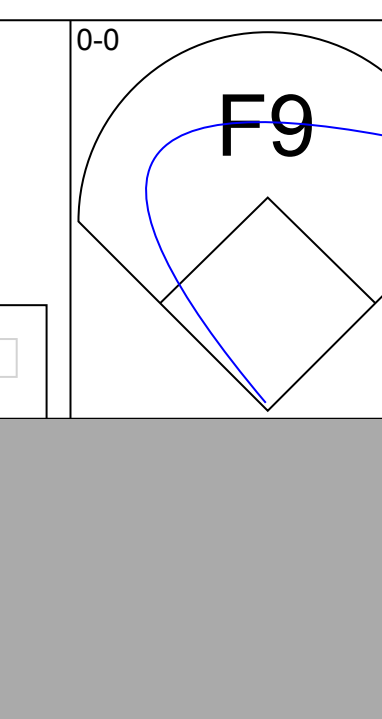
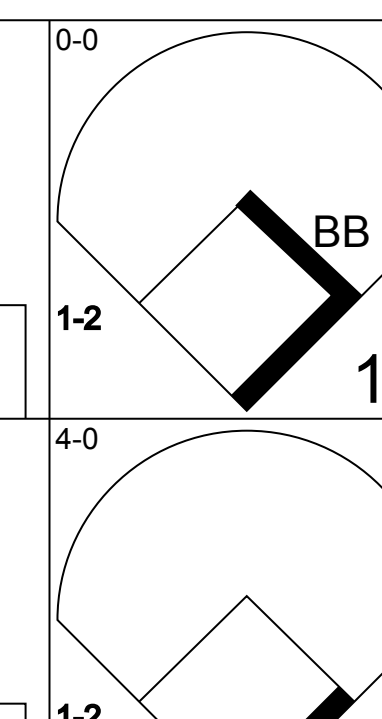
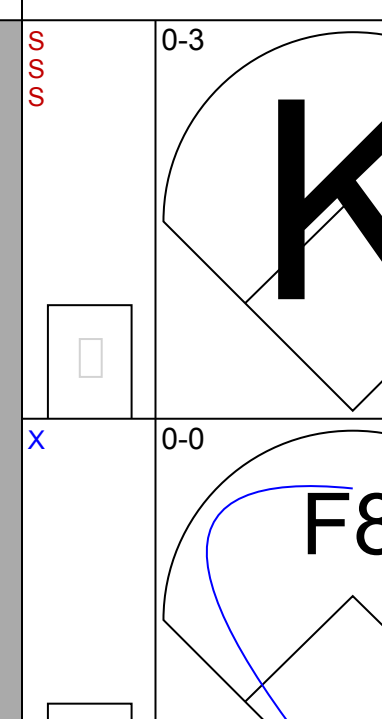
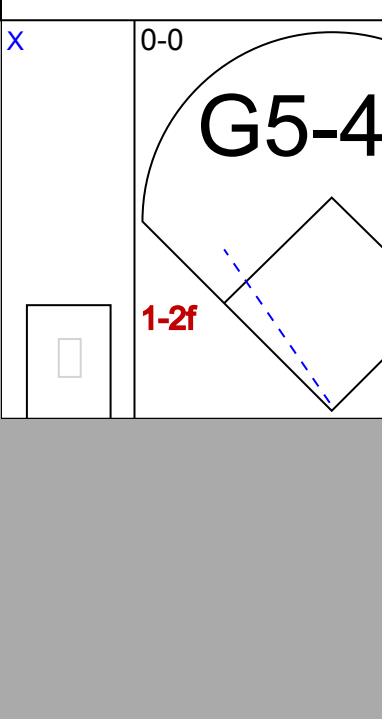
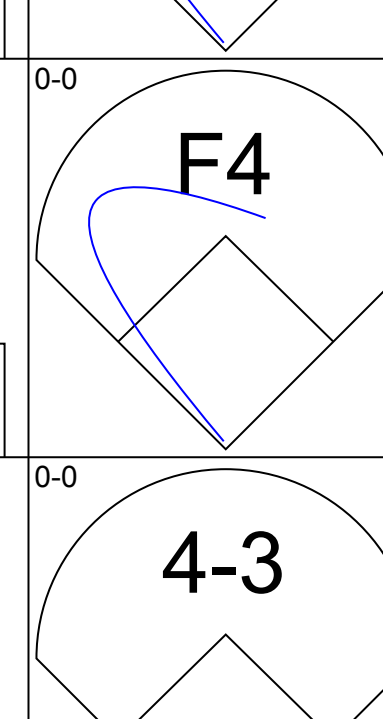
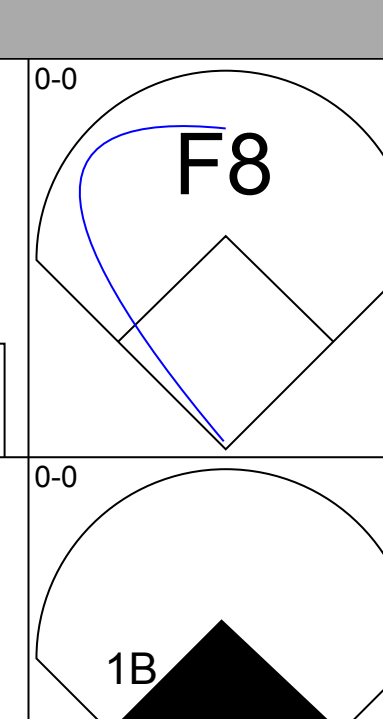
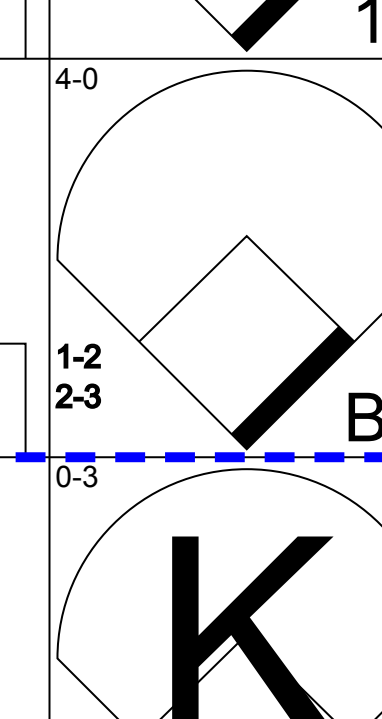
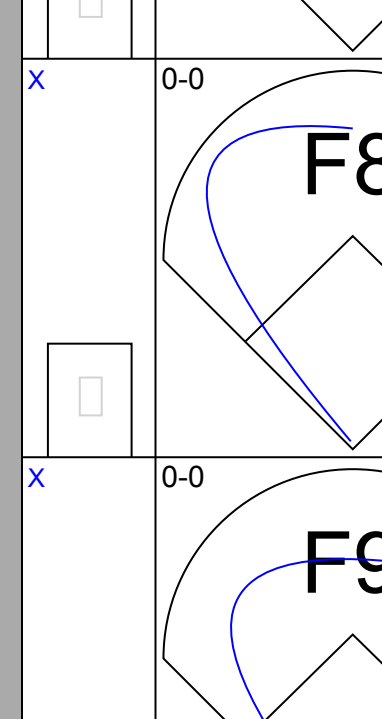
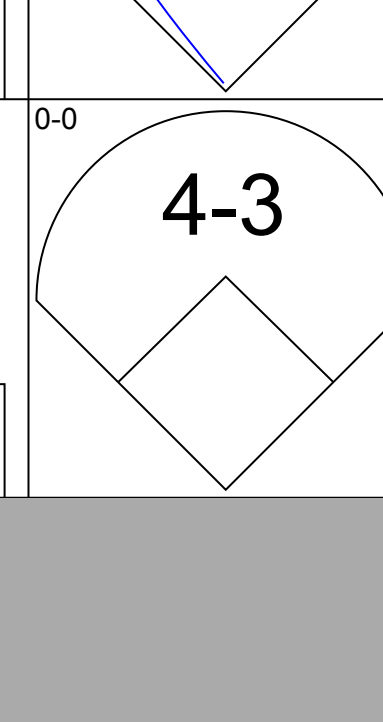
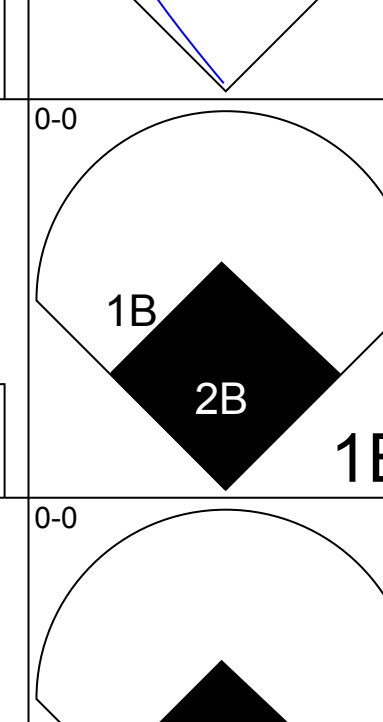
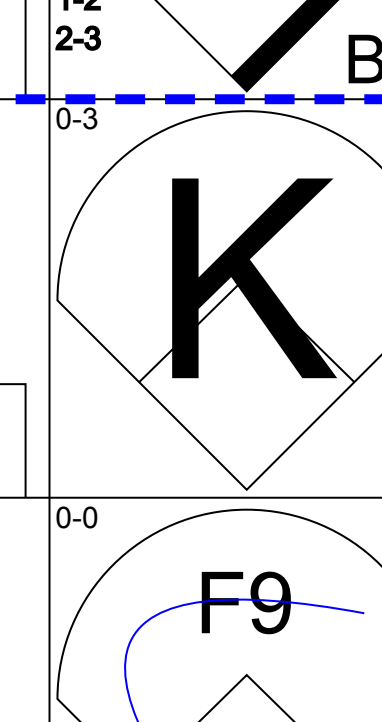
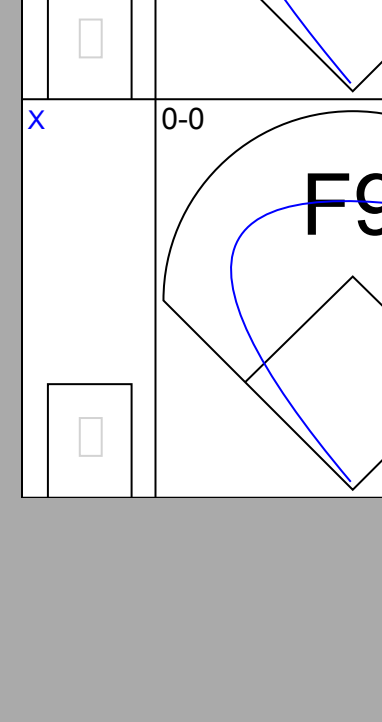
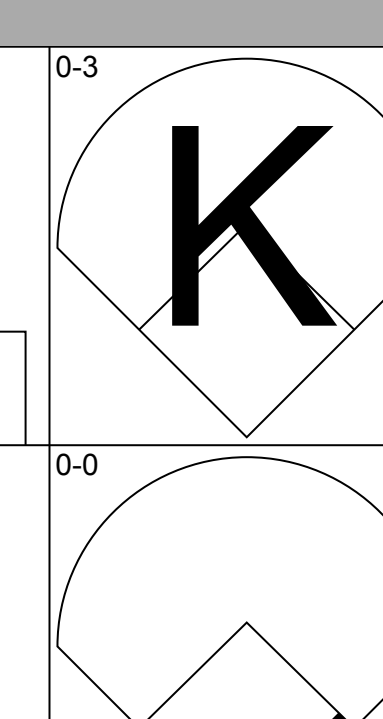
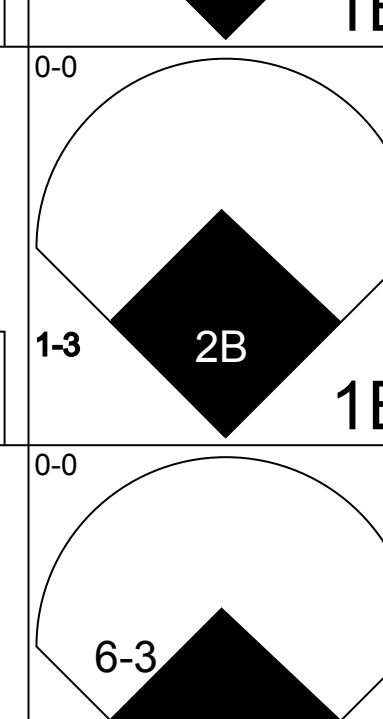
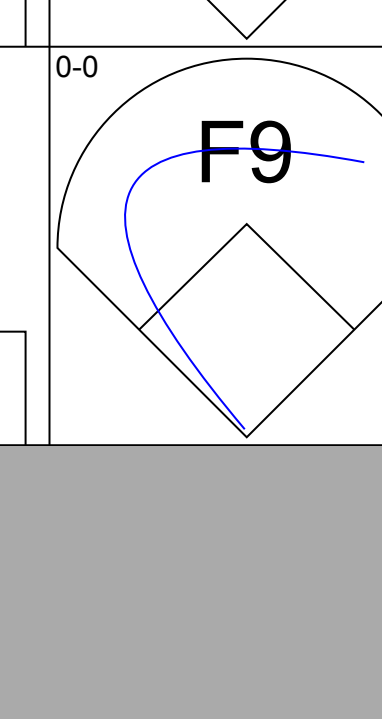
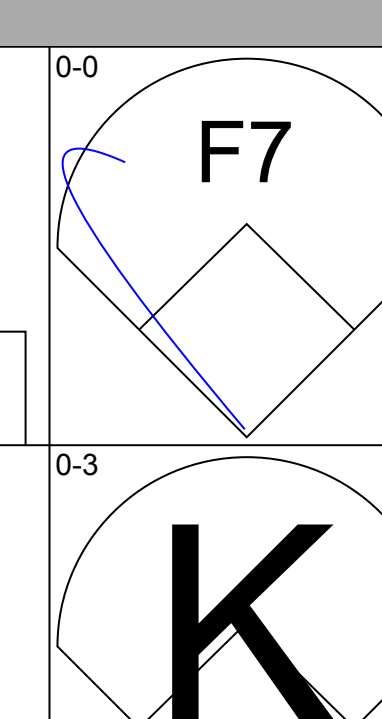
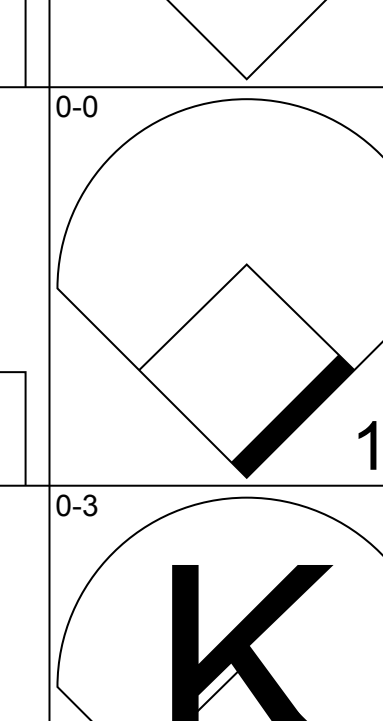
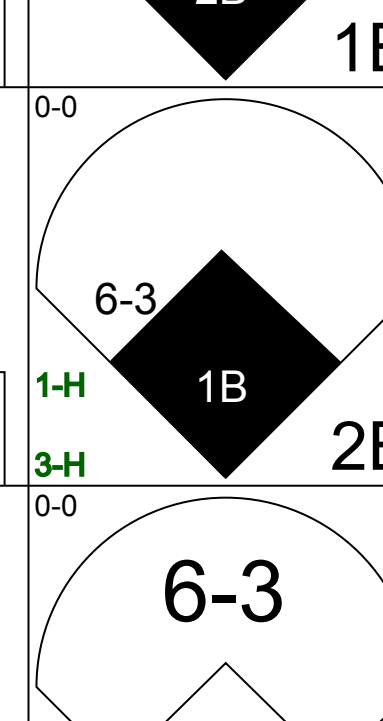
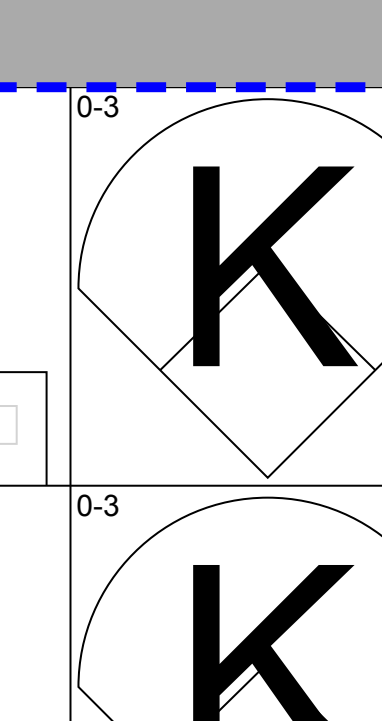
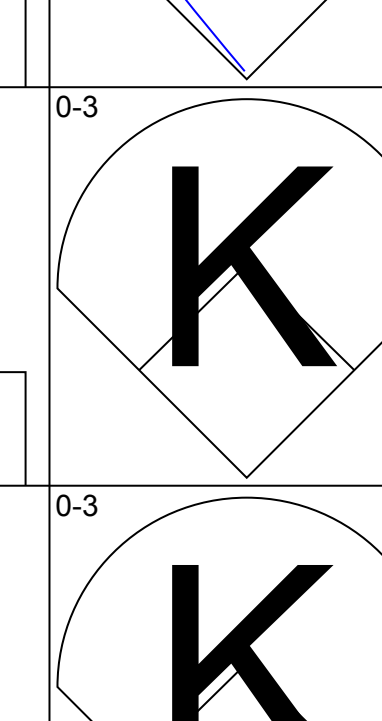
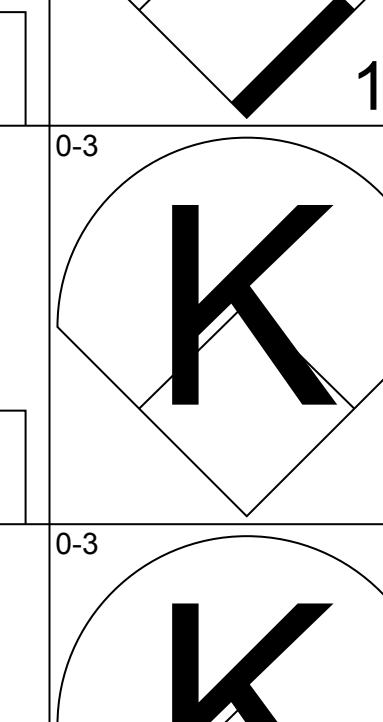
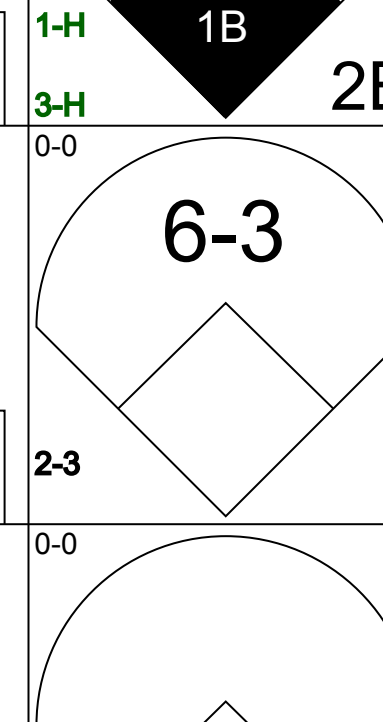
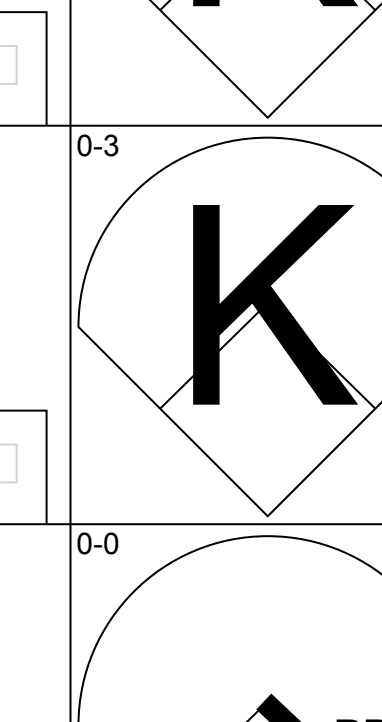
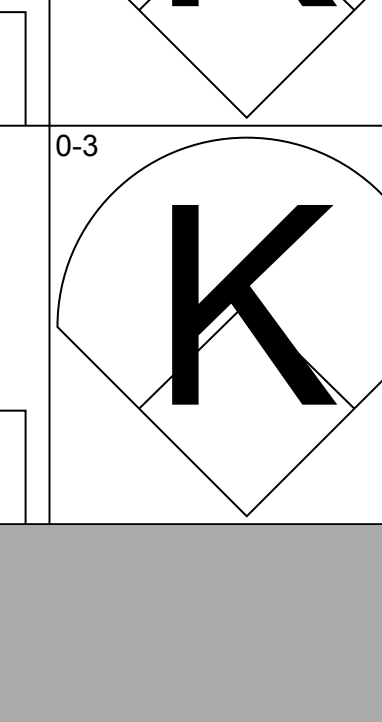
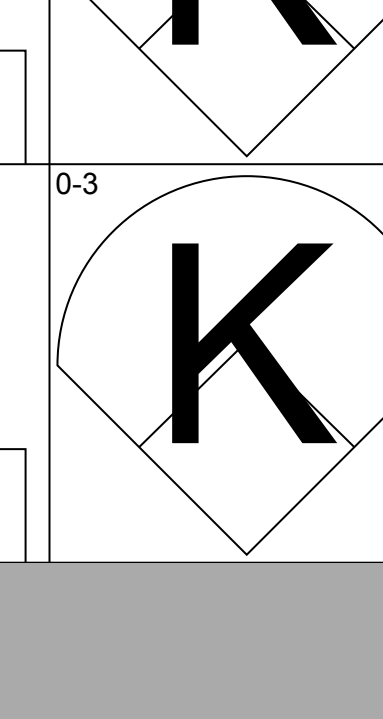
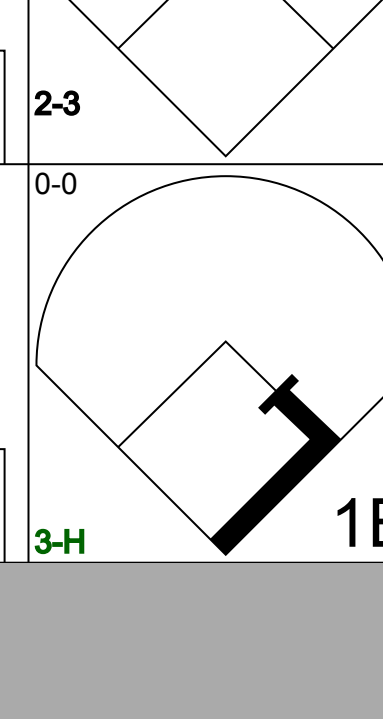
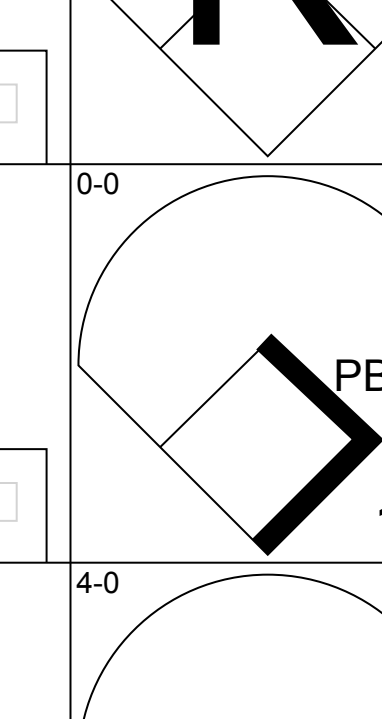
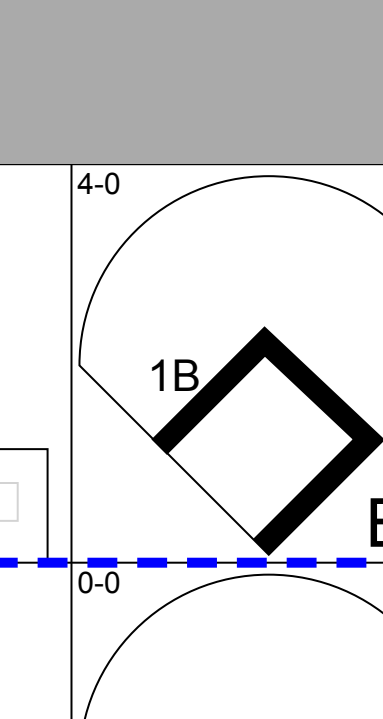
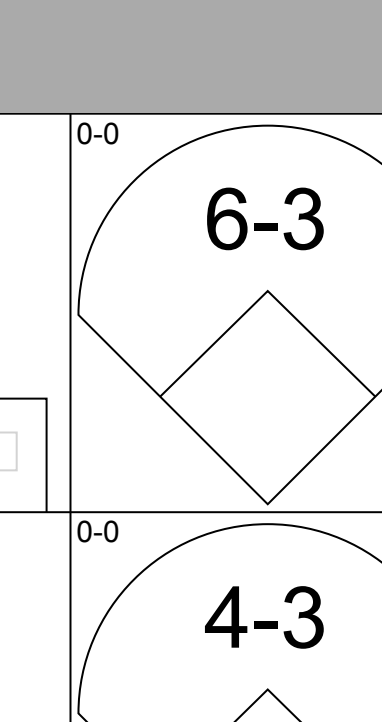
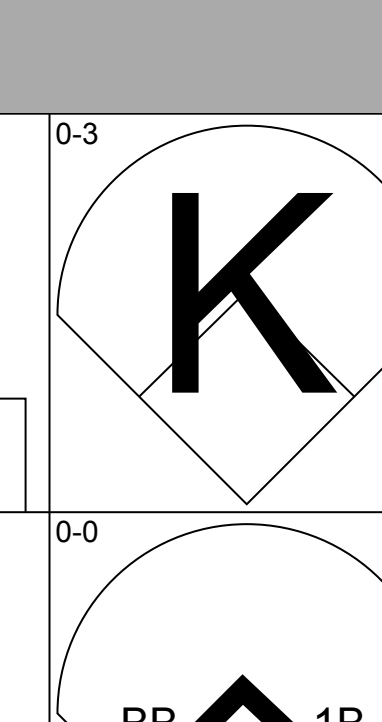
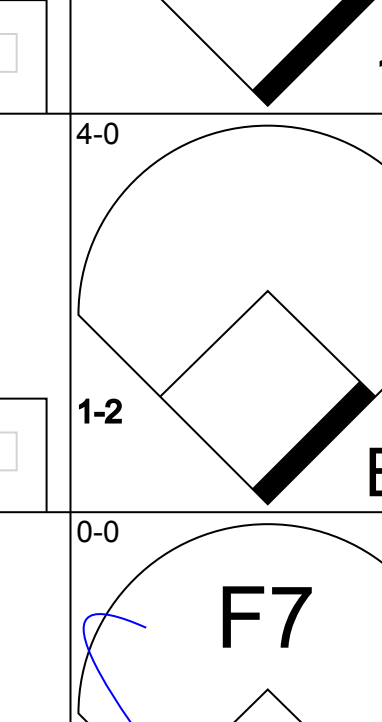
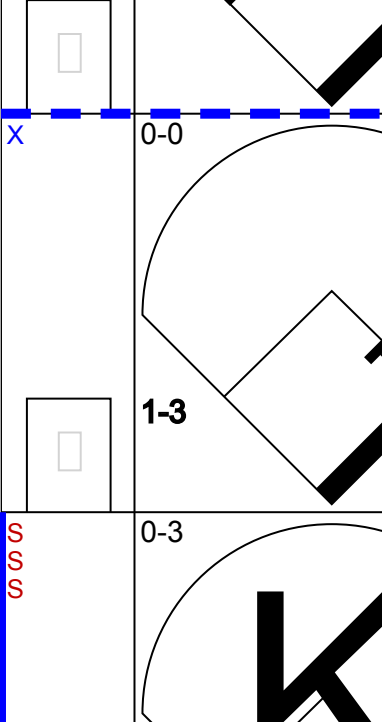
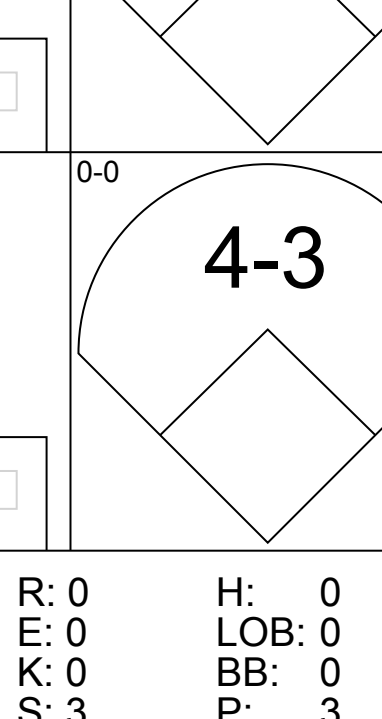
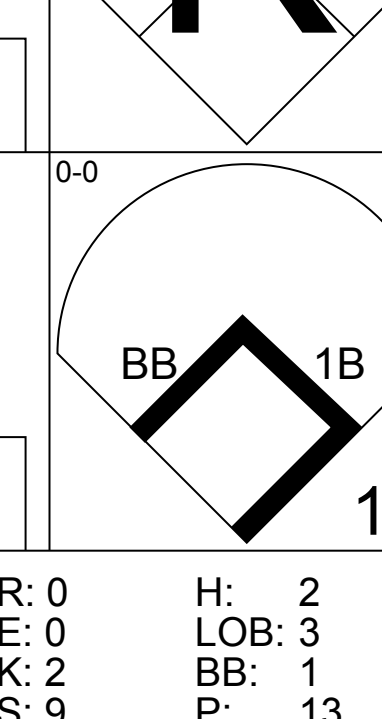
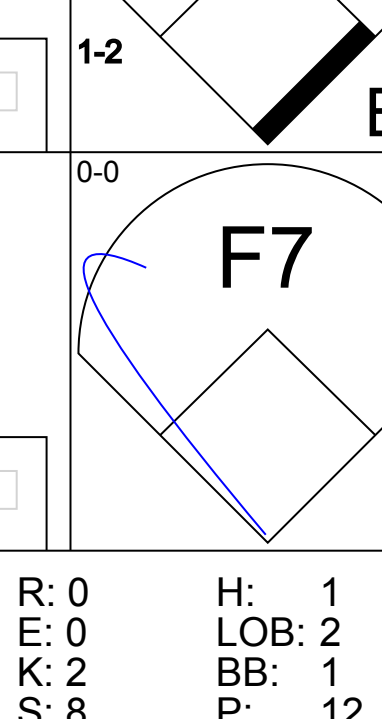
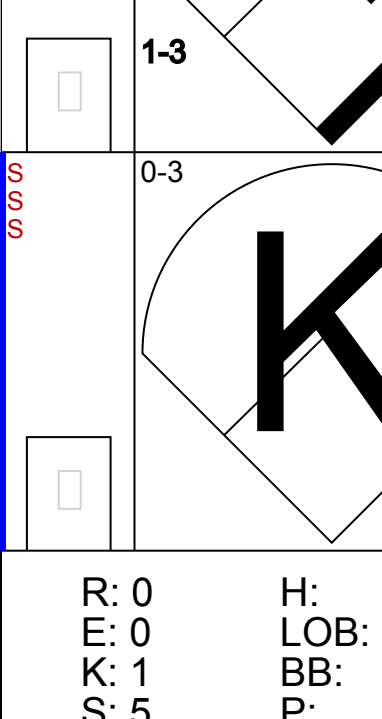


Batter	1	2	3	4	5	6	7	8	9	AB	R	H	RBI	BB	SO	LOB	TOP
Steve Sax, R OBP: 0.361, SLG: 0.333 (1, 4)	4-3		F8			FC5 1B		FC1-6		4	0	1	0	0	0	2	<b>Los Angeles Dodgers @ Houston Astros</b> Astrodome, Houston, TX Wed Apr 14 1982, 7:05 PM EST Att: 25,562 - Unknown <a href="http://livebaseballscorecards.com">livebaseballscorecards.com</a>
Ken Landreaux, L OBP: 0.469, SLG: 0.448 (1, 8)	6-3 1B		F9			FC5 1B		K		4	1	2	0	0	1	2	
Dusty Baker Jr., R OBP: 0.419, SLG: 0.538 (1, 7)	6-3		F8			FC5 1B		IBB		3	0	0	0	1	0	3	
Steve Garvey, R OBP: 0.226, SLG: 0.214 (1, 3)	1B		F8			FC5		1-3		4	0	1	1	0	0	5	
Ron Cey, R OBP: 0.323, SLG: 0.429 (1, 5)	F9		F9			F9		F4		4	0	0	0	0	0	1	
Pedro Guerrero, R OBP: 0.387, SLG: 0.296 (1, 9)		5-3				F7		6-3		4	0	0	0	0	0	0	
Mike Scioscia, L OBP: 0.316, SLG: 0.235 Steve Yeager, R OBP: 0.636, SLG: 1.000 (9, PH)	F9		F2			F2		F7		3	0	0	0	0	1	0	
Bill Russell, R OBP: 0.456, SLG: 0.450 (1, 6)	F9		3-1			3-1		FC1-6 BB 1B		3	0	1	0	0	0	0	
Burt Hooton, R Rick Monday, L Steve Howe, L (8, PH)	4-3		4-3			L5		E FC1-6 BB		2	0	0	0	0	0	0	
<b>Inning Stats</b>	R: 1 E: 0 K: 0 S: 5	H: 2 LOB: 1 BB: 0 P: 5	R: 0 E: 0 K: 0 S: 3	H: 0 LOB: 0 BB: 0 P: 3	R: 0 E: 0 K: 0 S: 3	H: 0 LOB: 0 BB: 0 P: 3	R: 0 E: 0 K: 0 S: 3	H: 2 LOB: 2 BB: 0 P: 5	R: 0 E: 1 K: 1 S: 6	H: 1 LOB: 3 BB: 2 P: 14	R: 0 E: 0 K: 0 S: 3	H: 0 LOB: 0 BB: 0 P: 3	1B: 5 2B: 0 3B: 0 HR: 0	SF: 0 SAC: 0 DP: 0 HBP: 0	WP: 0 PB: 0 SB: 0 CS: 0	PA: 34	
<b>PITCHER</b>	IP WLS BF H R ER SO BB IBB HBP BLK WP HR S P ERA WHIP																
Don Sutton, R ERA: 3.27 Joe Sambito, L ERA:	(1, 1) 7.0 W 27 5 1 1 1 1 1 0 0 0 0 0 0 28 32 1.29 0.857																
(8, 1) 2.0 S 7 0 0 0 0 1 0 1 0 0 0 0 0 8 12 0.00 0.000																	

Batter	1	2	3	4	5	6	7	8	9	AB	R	H	RBI	BB	SO	LOB	BOTTOM
Phil Garner, R OBP: 0.282, SLG: 0.152 (1, 4)	S 1B		F7			4-3		5-3		4	1	1	0	0	0	0	<b>Los Angeles Dodgers @ Houston Astros</b> Astrodome, Houston, TX Wed Apr 14 1982, 7:05 PM EST Att: 25,562 - Unknown <a href="http://livebaseballscorecards.com">livebaseballscorecards.com</a>
Terry Puhl, L OBP: 0.211, SLG: 0.368 (1, 9)	F7		F3			4-3		6-3		4	0	0	0	0	0	1	
Tony Scott, S OBP: 0.189, SLG: 0.222 (1, 8)	F4		5-3			G3		6-3		4	0	0	0	0	0	1	
Jose Cruz, L OBP: 0.343, SLG: 0.313 (1, 7)	1B		CS 1B			1-4				3	0	2	1	0	0	0	
Alan Ashby, S OBP: 0.444, SLG: 0.840 (1, 2)	4-3		K			HR				3	1	1	1	0	1	2	
Ray Knight, R OBP: 0.353, SLG: 0.406 (1, 5)	E6 G6-4-3		F8			1-3				3	0	0	0	0	0	0	
Art Howe, R OBP: 0.303, SLG: 0.414 (1, 3)	G6-4-3		F3			BB 1B				3	0	1	0	0	0	1	
Dickie Thon, R OBP: 0.368, SLG: 0.333 (1, 6)	6-3		1B			BB 1B				2	0	1	0	1	0	0	
Don Sutton, R Joe Sambito, L (8, 1)	K		K			K				3	0	0	0	0	3	3	
<b>Inning Stats</b>	R: 1 E: 0 K: 0 S: 5	H: 2 LOB: 1 BB: 0 P: 5	R: 0 E: 0 K: 1 S: 5	H: 0 LOB: 0 BB: 0 P: 5	R: 0 E: 0 K: 1 S: 5	H: 1 LOB: 0 BB: 0 P: 5	R: 0 E: 0 K: 1 S: 6	H: 1 LOB: 1 BB: 0 P: 6	R: 0 E: 0 K: 0 S: 3	H: 0 LOB: 2 BB: 1 P: 11	R: 0 E: 0 K: 0 S: 3	H: 0 LOB: 0 BB: 0 P: 3	1B: 5 2B: 0 3B: 0 HR: 1	SF: 0 SAC: 0 DP: 1 HBP: 0	WP: 0 PB: 0 SB: 1 CS: 1	PA: 30	
<b>PITCHER</b>	IP WLS BF H R ER SO BB IBB HBP BLK WP HR S P ERA WHIP																
Burt Hooton, R ERA: 4.09 Steve Howe, L ERA:	(1, 1) 7.0 L 27 6 2 2 4 1 0 0 0 0 0 0 0 34 38 2.57 1.000																
(8, 1) 1.0 3 0 0 0 0 0 0 0 0 0 0 0 3 3 0.00 0.000																	



Batter	1	2	3	4	5	6	7	8	9	AB	R	H	RBI	BB	SO	LOB	TOP					
<b>Brett Butler, L</b> (1, 8) OBP: 0.372, SLG: 0.250										4	1	1	2	0	1	1	<b>Atlanta Braves @ Houston Astros</b> Astrodome, Houston, TX Fri Apr 16 1982, 7:05 PM EST Att: 26,513 - Unknown					
<b>Glenn Hubbard, R</b> (1, 4) OBP: 0.398, SLG: 0.323										4	0	0	0	0	1	1						
<b>Dale Murphy, R</b> (1, 9) OBP: 0.421, SLG: 0.724										2	1	0	0	2	0	0						
<b>Bob Horner, R</b> (1, 5) OBP: 0.368, SLG: 0.533										4	1	1	1	0	1	1						
<b>Chris Chambliss, L</b> (1, 3) OBP: 0.351, SLG: 0.438										4	0	1	0	0	1	0						
<b>Rufino Linares, R</b> (1, 7) OBP: 0.538, SLG: 0.615										4	0	1	0	0	2	1						
<b>Bruce Benedict, R</b> (1, 2) OBP: 0.378, SLG: 0.406										4	1	2	0	0	0	2						
<b>Rafael Ramirez, R</b> (1, 6) OBP: 0.432, SLG: 0.647										3	1	0	0	1	0	3						
<b>Rick Mahler, R</b> (1, 1) <b>Larry McWilliams, L</b> (5, 1) <b>Biff Pocoroba, S</b> (6, PH) <b>Steve Bedrosian, R</b> (6, 1) <b>Rick Camp, R</b> (9, 1)										1	0	0	0	0	0	0						
<b>Inning Stats</b>	R: 0 E: 0 K: 1 S: 5	H: 0 LOB: 0 BB: 0 P: 5	R: 0 E: 0 K: 2 S: 7	H: 0 LOB: 0 BB: 0 P: 7	R: 0 E: 0 K: 0 S: 3	H: 1 LOB: 0 BB: 0 P: 3	R: 0 E: 0 K: 1 S: 5	H: 0 LOB: 0 BB: 0 P: 5	R: 0 E: 0 K: 2 S: 7	H: 0 LOB: 0 BB: 0 P: 7	R: 5 E: 1 K: 0 S: 7	H: 3 LOB: 1 BB: 2 P: 15	R: 0 E: 0 K: 0 S: 3	H: 0 LOB: 1 BB: 1 P: 7	R: 0 E: 0 K: 0 S: 2	H: 0 LOB: 0 BB: 1 P: 6		R: 0 E: 0 K: 0 S: 5	H: 2 LOB: 2 BB: 0 P: 5	1B: 4 2B: 2 3B: 0 HR: 0	SF: 0 SAC: 0 DP: 0 HBP: 0	WP: 1 PB: 0 SB: 1 CS: 2
<b>PITCHER</b>	IP WLS BF H R ER SO BB IBB HBP BLK WP HR S P ERA WHIP																					
<b>Nolan Ryan, R</b> (1, 1) ERA: 7.9	5.2 L 22 4 5 4 6 2 0 0 0 1 0 32 40 6.35 1.059																					
<b>Dave Smith, R</b> (6, 1) ERA: 1.59	0.1 2 0 0 0 0 0 0 0 0 0 0 2 2 0.00 0.000																					
<b>Michael LaCoss, R</b> (7, 1) ERA: 3.38	3.0 12 2 0 0 0 2 0 0 0 0 0 10 18 0.00 1.333																					

Batter	1	2	3	4	5	6	7	8	9	AB	R	H	RBI	BB	SO	LOB	BOTTOM					
<b>Phil Garner, R</b> (1, 4) OBP: 0.273, SLG: 0.158										5	0	1	0	0	1	2	<b>Atlanta Braves @ Houston Astros</b> Astrodome, Houston, TX Fri Apr 16 1982, 7:05 PM EST Att: 26,513 - Unknown					
<b>Terry Puhl, L</b> (1, 9) OBP: 0.214, SLG: 0.341										3	0	0	0	1	0	0						
<b>Tony Scott, S</b> (1, 8) OBP: 0.195, SLG: 0.225										4	1	1	0	0	1	3						
<b>Jose Cruz, L</b> (1, 7) OBP: 0.333, SLG: 0.306										4	1	1	0	0	1	3						
<b>Alan Ashby, S</b> (1, 2) OBP: 0.452, SLG: 0.828										4	1	2	2	0	2	0						
<b>Ray Knight, R</b> (1, 5) OBP: 0.316, SLG: 0.361										4	0	0	0	0	3	2						
<b>Art Howe, R</b> (1, 3) OBP: 0.351, SLG: 0.438										3	0	2	1	1	1	1						
<b>Dickie Thon, R</b> (1, 6) OBP: 0.391, SLG: 0.333										3	0	1	0	1	1	0						
<b>Nolan Ryan, R</b> (1, 1) OBP: 0.333, SLG: 0.333 <b>Dave Smith, R</b> (6, 1) <b>Denny Walling, L</b> (6, PH) <b>Michael LaCoss, R</b> (7, 1) <b>Danny Heep, L</b> (9, PH) OBP: 0.250, SLG: 0.250										2	0	1	0	0	0	0						
<b>Inning Stats</b>	R: 0 E: 0 K: 0 S: 3	H: 0 LOB: 0 BB: 0 P: 3	R: 0 E: 0 K: 3 S: 10	H: 1 LOB: 0 BB: 0 P: 10	R: 0 E: 0 K: 0 S: 3	H: 0 LOB: 0 BB: 0 P: 3	R: 3 E: 0 K: 0 S: 6	H: 4 LOB: 1 BB: 0 P: 6	R: 0 E: 0 K: 2 S: 9	H: 2 LOB: 3 BB: 1 P: 13	R: 0 E: 0 K: 2 S: 8	H: 1 LOB: 2 BB: 1 P: 12	R: 0 E: 0 K: 1 S: 5	H: 0 LOB: 0 BB: 0 P: 5	R: 0 E: 0 K: 2 S: 7	H: 0 LOB: 0 BB: 0 P: 7		R: 0 E: 0 K: 1 S: 5	H: 1 LOB: 1 BB: 1 P: 9	1B: 8 2B: 1 3B: 0 HR: 0	SF: 0 SAC: 0 DP: 1 HBP: 0	WP: 0 PB: 1 SB: 0 CS: 0
<b>PITCHER</b>	IP WLS BF H R ER SO BB IBB HBP BLK WP HR S P ERA WHIP																					
<b>Rick Mahler, R</b> (1, 1) ERA: 1.21	4.1 7 3 3 3 4 1 0 0 0 0 0 27 31 6.23 1.846																					
<b>Larry McWilliams, L</b> (5, 1) ERA: 5.4	0.2 W 2 0 0 0 1 0 0 0 0 0 0 4 4 0.00 0.000																					
<b>Steve Bedrosian, R</b> (6, 1) ERA: 4.05	3.0 12 1 0 0 5 2 0 0 0 0 0 20 28 0.00 1.000																					
<b>Rick Camp, R</b> (9, 1) ERA: 1.42	1.0 S 3 1 0 0 1 0 0 0 0 0 0 5 5 0.00 1.000																					





Batter	1	2	3	4	5	6	7	8	9	AB	R	H	RBI	BB	SO	LOB	TOP										
<b>Brett Butler, L</b> (1, 8) OBP: 0.396, SLG: 0.256	G3	BB			F5		BB		BB	3	0	1	0	2	0	0	<b>Atlanta Braves @ Houston Astros</b> Astrodome, Houston, TX Sat Apr 17 1982, 7:05 PM EST Att: 33,688 - Unknown										
<b>Glenn Hubbard, R</b> (1, 4) OBP: 0.349, SLG: 0.306	F BB 2B	BB			K		F3		F9	5	1	1	0	0	1	4											
<b>Dale Murphy, R</b> (1, 9) OBP: 0.405, SLG: 0.656	BB 1-2 2B	BB			K		1-3			3	1	0	0	1	1	1											
<b>Bob Horner, R</b> (1, 5) OBP: 0.405, SLG: 0.563	3-1 1-H 2-H 2B	BB			BB		5-3		CS BB	2	0	1	2	2	0	0											
<b>Chris Chambliss, L</b> (1, 3) OBP: 0.390, SLG: 0.457	3-1	BB			BB		BB		FC5-4 1B	3	0	2	0	1	0	1											
<b>Rufino Linares, R</b> (1, 7) OBP: 0.471, SLG: 0.529	1-3	BB			G6-4-3 BB		1B		FC5-4 1B	4	0	1	0	0	0	4											
<b>Bruce Benedict, R</b> (1, 2) OBP: 0.366, SLG: 0.371					1-3		BB		6-3	3	0	0	0	1	0	1											
<b>Rafael Ramirez, R</b> (1, 6) OBP: 0.415, SLG: 0.605		SH3-4 1B			F3		L5		L5	4	0	1	0	0	0	3											
<b>Bob Walk, R</b> (1, 1) OBP: 0.429, SLG: 0.333		SH3-4			K		CS 1B		4-3	1	0	0	0	0	1	0											
<b>Larry McWilliams, L</b> (5, 1) OBP: 0.697, SLG: 0.500										0	0	0	0	0	0	0											
<b>Preston Hanna, R</b> (5, 1) OBP: 0.667, SLG: 0.667										0	0	0	0	0	0	0											
<b>Larry Whisenton, L</b> (7, PH) OBP: 0.667, SLG: 0.667										1	0	1	0	0	0	0											
<b>Gene Garber, R</b> (7, 1) OBP: 0.667, SLG: 0.667										1	0	0	0	0	0	0											
<b>Inning Stats</b>	R: 2 E: 1 K: 0 S: 5	H: 2 LOB: 1 BB: 1 P: 9	R: 0 E: 0 K: 0 S: 4	H: 1 LOB: 2 BB: 1 P: 8	R: 0 E: 0 K: 1 S: 2	H: 0 LOB: 0 BB: 2 P: 10	R: 0 E: 0 K: 1 S: 5	H: 0 LOB: 0 BB: 0 P: 5	R: 0 E: 0 K: 2 S: 7	H: 2 LOB: 2 BB: 1 P: 8	R: 0 E: 0 K: 0 S: 3	H: 1 LOB: 1 BB: 1 P: 7	R: 0 E: 0 K: 0 S: 3	H: 1 LOB: 1 BB: 1 P: 7	R: 0 E: 0 K: 0 S: 4	H: 1 LOB: 1 BB: 0 P: 4	1B: 7 2B: 2 3B: 0 HR: 0	SF: 0 SAC: 1 DP: 2 HBP: 0	WP: 0 PA: 38 PB: 0 SB: 0 CS: 2								
<b>PITCHER</b>	IP	WLS	BF	H	R	ER	SO	BB	IBB	HBP	BLK	WP	HR	S	P	ERA	WHIP										
<b>Joe Niekro, R</b> (1, 1) ERA: 1.99	6.1	L	28	6	2	2	3	6	0	0	0	0	0	28	52	2.84	1.895										
<b>Dave Smith, R</b> (7, 1) ERA: 1.29	1.2		6	1	0	0	0	1	0	0	0	0	0	5	9	0.00	1.200										
<b>Joe Sambito, L</b> (9, 1) ERA:	1.0		4	1	0	0	0	0	0	0	0	0	0	4	4	0.00	1.000										

Batter	1	2	3	4	5	6	7	8	9	AB	R	H	RBI	BB	SO	LOB	BOTTOM										
<b>Terry Puhl, L</b> (1, 9) OBP: 0.213, SLG: 0.311	4-3		3-1		BB 2B	K			1-3	4	1	0	0	1	1	1	<b>Atlanta Braves @ Houston Astros</b> Astrodome, Houston, TX Sat Apr 17 1982, 7:05 PM EST Att: 33,688 - Unknown										
<b>Phil Garner, R</b> (1, 4) OBP: 0.286, SLG: 0.190	3-1 1B BB		E6 S		BB 1B 1-H 2B	K			K	4	0	1	1	1	2	1											
<b>Jose Cruz, L</b> (1, 7) OBP: 0.349, SLG: 0.308	3-1 1B		G6-3 BB		L3				4-3	3	0	1	0	1	0	1											
<b>Alan Ashby, S</b> (1, 2) OBP: 0.400, SLG: 0.727	3-1		G6-3		K				4-3	4	0	0	0	0	1	5											
<b>Ray Knight, R</b> (1, 5) OBP: 0.357, SLG: 0.351	FC6-4 BB				BB FC1-6 BB	BB			L5	1	0	0	0	3	0	0											
<b>Tony Scott, S</b> (1, 8) OBP: 0.200, SLG: 0.227	FC6-4		FC1-6 1B		BB 1-2 2-3 1B				K	4	0	1	0	0	1	4											
<b>Joe Sambito, L</b> (9, 1) ERA:										0	0	0	0	0	0	0											
<b>Art Howe, R</b> (1, 3) OBP: 0.341, SLG: 0.417			5-3		FC6-4 1B				F7	4	0	1	0	0	0	3											
<b>Dickie Thon, R</b> (1, 6) OBP: 0.370, SLG: 0.292			5-3		K				5-3	3	0	0	0	1	1	2											
<b>Joe Niekro, R</b> (1, 1) ERA: 1.99			5-3		FC6-4				K	3	0	0	0	0	1	3											
<b>Dave Smith, R</b> (7, 1) ERA: 1.29										0	0	0	0	0	0	0											
<b>Denny Walling, L</b> (9, 8) ERA: 4.76									G3	1	0	0	0	0	0	0											
<b>Inning Stats</b>	R: 0 E: 0 K: 0 S: 4	H: 1 LOB: 3 BB: 2 P: 12	R: 0 E: 0 K: 0 S: 3	H: 0 LOB: 0 BB: 0 P: 3	R: 0 E: 1 K: 1 S: 6	H: 0 LOB: 1 BB: 1 P: 7	R: 0 E: 0 K: 1 S: 7	H: 1 LOB: 2 BB: 1 P: 10	R: 1 E: 0 K: 1 S: 9	H: 2 LOB: 3 BB: 2 P: 15	R: 0 E: 0 K: 3 S: 3	H: 0 LOB: 0 BB: 1 P: 13	R: 0 E: 0 K: 1 S: 5	H: 0 LOB: 0 BB: 0 P: 5	R: 0 E: 0 K: 1 S: 5	H: 0 LOB: 0 BB: 0 P: 5	1B: 3 2B: 1 3B: 0 HR: 0	SF: 0 SAC: 0 DP: 1 HBP: 0	WP: 0 PA: 38 PB: 0 SB: 1 CS: 0								
<b>PITCHER</b>	IP	WLS	BF	H	R	ER	SO	BB	IBB	HBP	BLK	WP	HR	S	P	ERA	WHIP										
<b>Bob Walk, R</b> (1, 1) ERA: 0.98	4.0		20	3	1	1	1	5	0	0	0	0	0	17	37	2.25	2.000										
<b>Larry McWilliams, L</b> (5, 1) ERA: 4.76	0.2		4	1	0	0	1	1	0	0	0	0	0	5	9	0.00	3.000										
<b>Preston Hanna, R</b> (5, 1) ERA: 0.75	1.1	W	5	0	0	0	3	1	0	0	0	0	0	10	14	0.00	0.750										
<b>Gene Garber, R</b> (7, 1) ERA:	3.0	S	9	0	0	0	2	0	0	0	0	0	0	13	13	0.00	0.000										





Batter	1	2	3	4	5	6	7	8	9	AB	R	H	RBI	BB	SO	LOB	TOP																									
<b>Brett Butler, L</b> OBP: 0.396, SLG: 0.273 (1, 8)	0-0 SH3-4 1B		0-0 6-3		0-0 4-3		0-0 FC6-4 1B	0-0 4-3		5	0	2	0	0	0	2																										
<b>Glenn Hubbard, R</b> OBP: 0.382, SLG: 0.308 (1, 4)	0-0 SH3-4 1-2		0-0 5-3		0-0	0-0 BB 3B 1B	4-0 FC6-4 BB	0-0 F7		3	1	1	0	1	0	0																										
<b>Rufino Linares, R</b> OBP: 0.409, SLG: 0.500 (1, 7)	0-0 F8		0-3 K2-3		0-3	0-3 K	0-0 FC6-4	0-0		5	0	1	0	0	2	4																										
<b>Bob Horner, R</b> OBP: 0.383, SLG: 0.500 (1, 5)	0-0 5-3			0-3 K		4-0 BB 1-2 3B	0-0 6-3	0-0 6-3		4	1	0	0	1	1	4																										
<b>Dale Murphy, R</b> OBP: 0.404, SLG: 0.667 (1, 9)		4-0 FC1-4 PB BB		0-0 G3		0-0 1-H 2-H 3B	0-0 6-3	0-0 5-3		4	2	1	2	1	0	1																										
<b>Chris Chambliss, L</b> OBP: 0.400, SLG: 0.513 (1, 3)	0-0 4-3 1-3		0-3 K		0-0	0-0 2B	0-0 FC6-4 2B			4	1	2	1	0	1	1																										
<b>Bruce Benedict, R</b> OBP: 0.422, SLG: 0.389 (1, 2)	4-0 FC1-4 BB			0-0	0-0 G6-4-3 1B	0-0 G6-3 BB	4-0 FC6-4 IBB			1	0	1	0	3	0	0																										
<b>Rafael Ramirez, R</b> OBP: 0.378, SLG: 0.548 (1, 6)	0-0 FC1-4 1-2 3-H		0-0 G6-4-3 1-2		0-0 G6-3 1-2	0-0 FC6-4 2B	0-0 FC6-4 2B			4	1	0	1	0	0	6																										
<b>Joe Cowley, R</b> OBP: 0.298, SLG: 0.290 (6, 1) <b>Larry McWilliams, L</b> OBP: 0.467, SLG: 0.500 (7, PH) <b>Larry Whitson, R</b> OBP: 0.350, SLG: 0.500 (7, 1) <b>Al Hrabosky, L</b> OBP: 0.320, SLG: 0.100 (8, PH) <b>Bill Pecorella, S</b> OBP: 0.220, SLG: 0.667 (8, PH) <b>Jerry Royster, R</b> OBP: 0.300, SLG: 0.500 (8, PH) <b>Rick Camp, R</b> OBP: 0.300, SLG: 0.500 (8, 1)	0-3 K				0-0	0-0 3-1	0-0 1-H 3-H 2B			2	0	1	0	0	1	1																										
<b>Inning Stats</b>	R: 0 E: 0 K: 0 S: 4	H: 1 LOB: 1 BB: 0 P: 4	R: 1 E: 0 K: 1 S: 5	H: 0 LOB: 1 BB: 2 P: 13	R: 0 E: 0 K: 1 S: 5	H: 0 LOB: 0 BB: 0 P: 5	R: 0 E: 0 K: 2 S: 7	H: 0 LOB: 0 BB: 0 P: 7	R: 0 E: 0 K: 1 S: 4	H: 2 LOB: 1 BB: 0 P: 4	R: 3 E: 0 K: 1 S: 7	H: 3 LOB: 1 BB: 2 P: 15	R: 0 E: 0 K: 0 S: 4	H: 1 LOB: 2 BB: 1 P: 8	R: 2 E: 0 K: 0 S: 5	H: 2 LOB: 1 BB: 1 P: 9	R: 0 E: 0 K: 0 S: 4	H: 1 LOB: 1 BB: 0 P: 4	1B: 5 2B: 4 3B: 1 HR: 0	SF: 0 SAC: 1 DP: 2 HBP: 0	WP: 0 PB: 1 SB: 1 CS: 0	PA: 41																				
<b>PITCHER</b>	IP	WLS	BF	H	R	ER	SO	BB	IBB	HBP	BLK	WP	HR	S	P	ERA	WHIP	<b>PITCHER</b>								IP	WLS	BF	H	R	ER	SO	BB	IBB	HBP	BLK	WP	HR	S	P	ERA	WHIP
<b>Bob Knepper, L</b> ERA: 4.7 (1, 1)	5.1		24	6	4	3	5	3	0	0	0	0	0	31	43	5.06	1.688																									
<b>Michael LaCoss, R</b> ERA: 3.19 (6, 1)	0.2		2	0	0	0	0	1	0	0	0	0	0	1	5	0.00	1.500																									
<b>Dave Smith, R</b> ERA: 3.0 (7, 1)	2.0	L	11	3	2	2	0	1	1	0	0	0	0	9	17	9.00	2.000																									
<b>Frank LaCorte, R</b> ERA: 5.87 (9, 1)	1.0		4	1	0	0	0	0	0	0	0	0	0	4	4	0.00	1.000																									

Atlanta Braves @ Houston Astros  
Astrodome, Houston, TX  
Sun Apr 18 1982, 7:05 PM EST  
Att: 29,166 - Unknown

AB 34  
R 6  
H 10  
RBI 6  
BB 6  
SO 5  
LOB 19



Batter	1	2	3	4	5	6	7	8	9	AB	R	H	RBI	BB	SO	LOB	BOTTOM																									
<b>Denny Walling, L</b> (1, 8)	4-0 1B			0-0 F2		4-0 BB 1B		0-0 F7		1	1	0	0	2	0	0																										
<b>Mike Ivie, R</b> OBP: 0.500, SLG: 0.400 (6, PH)		4-0 E 1B BB								0	0	0	0	1	0	0																										
<b>Tony Scott, S</b> OBP: 0.196, SLG: 0.222 (7, 8)		1-2 1B BB								1	0	0	0	0	0	1																										
<b>Phil Garner, R</b> OBP: 0.286, SLG: 0.213 (1, 4)	0-0 F8		0-0 F9		0-0 S 1B		0-0 BB 1B	0-0 F9		5	0	2	0	0	0	4																										
<b>Jose Cruz, L</b> OBP: 0.396, SLG: 0.317 (1, 7)	0-0 F6		0-0	4-0	1-2 BB	4-0	1-2 BB		4-0 1B SF8 BB	2	1	1	2	3	0	1																										
<b>Alan Ashby, S</b> OBP: 0.400, SLG: 0.684 (1, 2)	0-0 1-3 1B		0-0 4-3		0-0 F8		0-0 F8		0-0 SF8 SH2-4 1B	5	0	2	0	0	0	6																										
<b>Danny Heep, L</b> OBP: 0.143, SLG: 0.143 (7, PH) <b>Alan Knicely, R</b> (8, 9)	0-0 3-4-3		0-0 F8		0-3 K		0-3 K		0-0 SH2-4	3	0	0	0	0	1	2																										
<b>Ray Knight, R</b> OBP: 0.340, SLG: 0.341 (1, 5)		0-0 3B 1B		0-0 F7		0-0 F2		0-0 5-3	0-0 SF8	4	1	1	1	0	0	0																										
<b>Art Howe, R</b> OBP: 0.326, SLG: 0.390 (1, 3)		0-0 F5		0-0	0-0 F5		0-0 F8		0-0 1-3	5	0	1	0	0	0	2																										
<b>Dickie Thon, R</b> OBP: 0.387, SLG: 0.370 (1, 6)		0-0 1-H E 3B		0-0 F8		4-0 CS SH3-4 BB		0-0 1-3		3	1	1	1	1	0	1																										
<b>Bob Knepper, L</b> (1, 1) <b>Michael LaCoss, R</b> (6, 1) <b>Joe Pittman, R</b> (7, 1) <b>Dave Smith, R</b> (7, 1) <b>Terry Puhl, L</b> OBP: 0.320, SLG: 0.320 (8, PH) <b>Frank LaCorte, R</b> (9, 1)	4-0 E BB 1B BB			0-0 F7		0-0 SH3-4		0-0 1B		1	1	0	0	1	0	0																										
<b>Inning Stats</b>	R: 0 E: 0 K: 0 S: 4	H: 1 LOB: 2 BB: 1 P: 8	R: 4 E: 1 K: 0 S: 6	H: 3 LOB: 1 BB: 2 P: 14	R: 0 E: 0 K: 0 S: 4	H: 1 LOB: 1 BB: 0 P: 4	R: 0 E: 0 K: 0 S: 4	H: 1 LOB: 2 BB: 1 P: 8	R: 0 E: 0 K: 1 S: 5	H: 0 LOB: 0 BB: 0 P: 5	R: 0 E: 0 K: 0 S: 3	H: 1 LOB: 3 BB: 3 P: 15	R: 0 E: 0 K: 1 S: 5	H: 0 LOB: 0 BB: 0 P: 5	R: 0 E: 0 K: 0 S: 4	H: 1 LOB: 1 BB: 0 P: 4	R: 0 E: 0 K: 0 S: 4	H: 1 LOB: 1 BB: 1 P: 8	1B: 8 2B: 0 3B: 1 HR: 0	SF: 1 SAC: 2 DP: 0 HBP: 0	WP: 0 PB: 0 SB: 1 CS: 1	PA: 43																				
<b>PITCHER</b>	IP	WLS	BF	H	R	ER	SO	BB	IBB	HBP	BLK	WP	HR	S	P	ERA	WHIP	<b>PITCHER</b>								IP	WLS	BF	H	R	ER	SO	BB	IBB	HBP	BLK	WP	HR	S	P	ERA	WHIP
<b>Joe Cowley, R</b> ERA: 4.15 (1, 1)	5.1		27	6	4	3	1	5	0	0	0	0	0	24	44	5.06	2.062																									
<b>Larry McWilliams, L</b> ERA: 4.26 (6, 1)	0.2		4	1	0	0	0	2	0	0	0	0	0	2	10	0.00	4.500																									
<b>Al Hrabosky, L</b> ERA: 1.68 (7, 1)	1.0	W	3	0	0	0	1	0	0	0	0	0	0	5	5	0.00	0.000																									
<b>Rick Camp, R</b> ERA: 2.16 (8, 1)	2.0	S	9	2	1	1	0	1	0	0	0	0	0	8	12	4.50	1.500																									

Atlanta Braves @ Houston Astros  
Astrodome, Houston, TX  
Sun Apr 18 1982, 7:05 PM EST  
Att: 29,166 - Unknown

AB 32  
R 5  
H 9  
RBI 4  
BB 8  
SO 2  
LOB 17





Batter	1	2	3	4	5	6	7	8	9	AB	R	H	RBI	BB	SO	LOB	TOP								
Terry Puhl, L OBP: 0.245, SLG: 0.306 (1, 9)	F8		WP BB		G3		F8			3	0	0	0	2	0	0									
Phil Garner, R OBP: 0.288, SLG: 0.212 (1, 4)	F9		K			1B	2-3		F9	5	1	1	0	0	1	4									
Jose Cruz, L OBP: 0.404, SLG: 0.333 (1, 7)	F9		4-3			1B				4	1	2	1	0	0	1									
Alan Ashby, S OBP: 0.409, SLG: 0.659 (1, 2)		4-3 S BB	K			1B				3	2	1	1	1	1	2									
Ray Knight, R OBP: 0.333, SLG: 0.356 (1, 5)	4-3				6-3					4	1	1	1	0	1	2									
Art Howe, R OBP: 0.320, SLG: 0.386 (1, 3)	SF8				6-3					3	0	1	3	0	0	1									
Tony Scott, S OBP: 0.200, SLG: 0.224 (1, 8)					4-3					4	0	1	0	0	0	1									
Dickie Thon, R OBP: 0.371, SLG: 0.355 (1, 6)	F8				K2-3					4	0	1	0	0	1	1									
Don Sutton, R OBP: 0.143, SLG: 0.143 Joe Sambito, L (8, 1)			WP BB 4-3 1B		1-3					3	1	1	0	0	1	0									
<b>Inning Stats</b>	R: 0 E: 0 K: 0 S: 3	H: 0 LOB: 0 BB: 0 P: 3	R: 1 E: 0 K: 0 S: 4	H: 1 LOB: 1 BB: 1 P: 8	R: 1 E: 0 K: 2 S: 8	H: 1 LOB: 1 BB: 1 P: 12	R: 0 E: 0 K: 0 S: 3	H: 0 LOB: 0 BB: 0 P: 3	R: 0 E: 0 K: 1 S: 5	H: 0 LOB: 0 BB: 0 P: 5	R: 4 E: 0 K: 0 S: 7	H: 5 LOB: 0 BB: 0 P: 7	R: 0 E: 0 K: 1 S: 5	H: 0 LOB: 0 BB: 0 P: 5	R: 0 E: 0 K: 1 S: 6	H: 1 LOB: 1 BB: 0 P: 6	R: 0 E: 0 K: 1 S: 6	H: 1 LOB: 2 BB: 1 P: 10	1B: 8 2B: 1 3B: 0 HR: 0	SF: 1 SAC: 0 DP: 1 HBP: 0	WP: 1 PB: 0 SB: 2 CS: 0	PA: 38			
<b>PITCHER</b>	IP	WLS	BF	H	R	ER	SO	BB	IBB	HBP	BLK	WP	HR	S	P	ERA	WHIP								
Burt Hooton, R ERA: 5.06 (1, 1)	5.0		21	4	4	4	3	2	0	0	0	1	0	25	33	7.20	1.200								
Terry Forster, L ERA: 5.63 (6, 1)	0.0	L	2	2	0	0	0	0	0	0	0	0	0	2	2	∞	∞								
Alejandro Pena, R ERA: 1.86 (6, 1)	2.0		6	1	2	2	1	0	0	0	0	0	0	8	8	9.00	0.500								
Ted Power, R ERA: 1.5 (8, 1)	2.0		9	2	0	0	2	1	0	0	0	0	0	12	16	0.00	1.500								

Houston Astros @ Los Angeles Dodgers  
Dodger Stadium, Los Angeles, CA  
Mon Apr 19 1982, 6:05 PM PST  
Att: 39,356 - Unknown

AB	34
R	6
H	9
RBI	6
BB	3
SO	6
LOB	13



Batter	1	2	3	4	5	6	7	8	9	AB	R	H	RBI	BB	SO	LOB	BOTTOM								
Steve Sax, R OBP: 0.379, SLG: 0.340 (1, 4)	FC3-6 1B		1B BB		6-3			6-3		3	1	1	0	1	0	0									
Ken Landreaux, L OBP: 0.423, SLG: 0.468 (1, 8)	FC3-6 E S 1-2 WP		1B 1H		5-3			F9		4	1	1	1	0	0	1									
Steve Garvey, R OBP: 0.212, SLG: 0.245 (1, 3)	6-3		F9		F9			F9		4	0	0	0	0	0	1									
Dusty Baker Jr., R OBP: 0.314, SLG: 0.435 (1, 7)	F7		S 1B					1-3		4	0	1	0	0	1	0									
Ron Cey, R OBP: 0.314, SLG: 0.404 (1, 5)		4-3	K			F2		F8		4	0	0	0	0	1	2									
Pedro Guerrero, R OBP: 0.333, SLG: 0.319 (1, 9)		HR 3B	P4			5-3		E6		4	1	1	0	0	0	2									
Mike Scioscia, L OBP: 0.300, SLG: 0.333 Steve Yeager, R OBP: 0.450, SLG: 0.632 (6, PH)			HR		4-3			F3		3	1	1	2	0	0	0									
Bill Russell, R OBP: 0.378, SLG: 0.323 (1, 6)	3H L7				F7					3	0	0	0	0	0	0									
Burt Hooton, R (1, 1)										2	0	0	0	0	1	0									
Terry Forster, L (6, 1)										0	0	0	0	0	0	0									
Alejandro Pena, R (6, 1)										0	0	0	0	0	0	0									
Jorge Orta, L (7, PH)										1	0	0	0	0	0	0									
Ted Power, R (8, 1)										0	0	0	0	0	0	0									
<b>Inning Stats</b>	R: 1 E: 0 K: 0 S: 4	H: 1 LOB: 0 BB: 0 P: 4	R: 2 E: 0 K: 0 S: 5	H: 2 LOB: 0 BB: 0 P: 5	R: 1 E: 0 K: 1 S: 7	H: 2 LOB: 2 BB: 1 P: 11	R: 0 E: 0 K: 1 S: 5	H: 0 LOB: 0 BB: 0 P: 5	R: 0 E: 0 K: 1 S: 5	H: 0 LOB: 0 BB: 0 P: 5	R: 0 E: 0 K: 0 S: 3	H: 0 LOB: 0 BB: 0 P: 3	R: 0 E: 0 K: 0 S: 3	H: 0 LOB: 0 BB: 0 P: 3	R: 0 E: 1 K: 0 S: 4	H: 0 LOB: 1 BB: 0 P: 4	1B: 3 2B: 0 3B: 1 HR: 1	SF: 0 SAC: 0 DP: 0 HBP: 0	WP: 1 PB: 0 SB: 2 CS: 0	PA: 34					
<b>PITCHER</b>	IP	WLS	BF	H	R	ER	SO	BB	IBB	HBP	BLK	WP	HR	S	P	ERA	WHIP								
Don Sutton, R ERA: 3.5 (1, 1)	7.0		27	5	4	3	3	1	0	0	0	1	1	32	36	3.86	0.857								
Joe Sambito, L ERA: (8, 1)	2.0	S	7	0	0	0	0	0	0	0	0	0	0	7	7	0.00	0.000								

Houston Astros @ Los Angeles Dodgers  
Dodger Stadium, Los Angeles, CA  
Mon Apr 19 1982, 6:05 PM PST  
Att: 39,356 - Unknown

AB	33
R	4
H	5
RBI	3
BB	1
SO	3
LOB	7

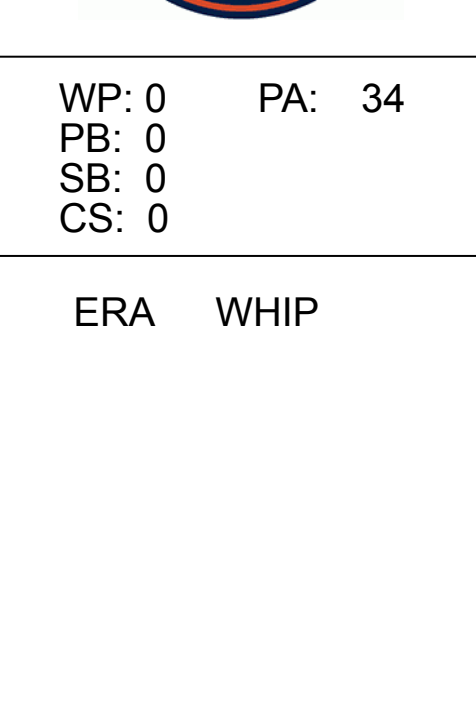




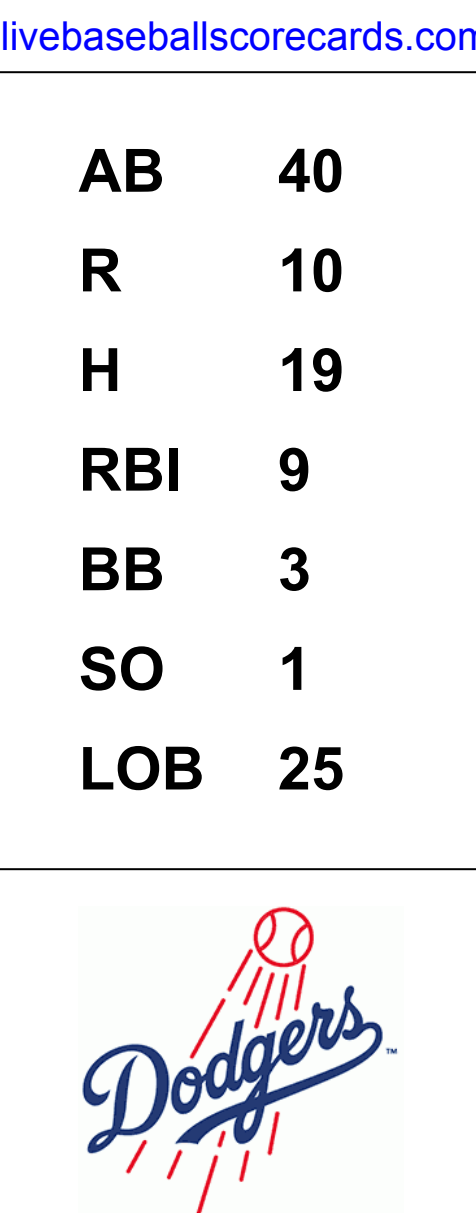
Batter	1	2	3	4	5	6	7	8	9	AB	R	H	RBI	BB	SO	LOB	TOP								
<b>Phil Garner, R</b> OBP: 0.270, SLG: 0.196 (1, 4)	F3		K		G6-4-3			F5		4	0	0	0	0	1	1	<b>Houston Astros @ Los Angeles Dodgers</b> Dodger Stadium, Los Angeles, CA Tue Apr 20 1982, 6:05 PM PST Att: 44,876 - Unknown								
<b>Tony Scott, S</b> OBP: 0.208, SLG: 0.231 (1, 8)	K		K					4-3		3	0	1	0	0	2	0									
<b>Terry Puhl, L</b> OBP: 0.241, SLG: 0.300 (6, PR) (6, 8)	K		K							1	0	0	0	0	0	0									
<b>Jose Cruz, L</b> OBP: 0.375, SLG: 0.306 (1, 7)	L1		F8							4	0	0	0	0	0	1									
<b>Ray Knight, R</b> OBP: 0.345, SLG: 0.429 (1, 5)		HR			F7					4	2	2	1	0	0	1									
<b>Alan Knicely, R</b> OBP: 0.250, SLG: 0.286 (1, 9)	K				FC5-4					3	0	1	1	1	2	0									
<b>Art Howe, R</b> OBP: 0.296, SLG: 0.354 (1, 3)					BB					4	0	0	0	0	1	2									
<b>Kiko Garcia, R</b> OBP: 0.333, SLG: 0.500 (1, 6)					F5					4	0	0	0	0	1	2									
<b>Luis Pujols, R</b> OBP: 0.333, SLG: 0.375 (1, 2)					FC5-4					4	0	2	0	0	0	2									
<b>Luis Pujols, R</b> OBP: 0.333, SLG: 0.375 (1, 2)					1B					3	0	1	0	0	1	1									
<b>Vern Ruhle, R</b> OBP: 0.250, SLG: 0.250 (1, 1)										2	0	1	0	0	0	2									
<b>Frank LaCorte, R</b> (6, 1)										0	0	0	0	0	0	0									
<b>Mike Ivie, R</b> OBP: 0.429, SLG: 0.333 (8, PH)										1	0	0	0	0	0	0									
<b>Gordie Pladson, R</b> (8, 1)										0	0	0	0	0	0	0									
<b>Inning Stats</b>	R: 0 E: 0 K: 1 S: 5	H: 0 LOB: 0 BB: 0 P: 5	R: 1 E: 0 K: 1 S: 8	H: 3 LOB: 2 BB: 0 P: 8	R: 0 E: 0 K: 2 S: 7	H: 0 LOB: 0 BB: 0 P: 7	R: 0 E: 0 K: 0 S: 3	H: 0 LOB: 1 BB: 1 P: 7	R: 0 E: 0 K: 1 S: 5	H: 1 LOB: 0 BB: 0 P: 5	R: 0 E: 0 K: 0 S: 3	H: 1 LOB: 1 BB: 0 P: 3	R: 0 E: 0 K: 1 S: 6	H: 1 LOB: 1 BB: 0 P: 6	R: 0 E: 0 K: 0 S: 3	H: 0 LOB: 0 BB: 0 P: 3	R: 1 E: 1 K: 1 S: 7	H: 2 LOB: 1 BB: 0 P: 7	1B: 5 2B: 3 3B: 0 HR: 1	SF: 0 SAC: 0 DP: 2 HBP: 0	WP: 0 PB: 0 SB: 1 CS: 0	PA: 34			
<b>PITCHER</b> <b>Fernando Valenzuela, L</b> ERA: 1.25 (1, 1)	IP	WLS	BF	H	R	ER	SO	BB	IBB	HBP	BLK	WP	HR	S	P	ERA	WHIP								
	9.0	W	34	8	2	1	7	1	0	0	0	0	1	47	51	1.00	1.000								

Batter	1	2	3	4	5	6	7	8	9	AB	R	H	RBI	BB	SO	LOB	BOTTOM								
<b>Steve Sax, R</b> OBP: 0.371, SLG: 0.333 (1, 4)	4-3		G6-3		SH1-4			F9		4	0	1	1	0	0	1	<b>Houston Astros @ Los Angeles Dodgers</b> Dodger Stadium, Los Angeles, CA Tue Apr 20 1982, 6:05 PM PST Att: 44,876 - Unknown								
<b>Ken Landreaux, L</b> OBP: 0.456, SLG: 0.490 (1, 8)	G3									4	2	3	0	1	0	0									
<b>Dusty Baker Jr., R</b> OBP: 0.327, SLG: 0.440 (1, 7)										4	0	2	2	0	0	2									
<b>Derrel Thomas, S</b> OBP: 0.750, SLG: 0.667 (7, 7)	F8									1	1	1	0	0	0	0									
<b>Rick Monday, L</b> OBP: 0.500, SLG: 0.875 (8, PR) (9, 9)		HR								5	1	2	2	0	0	6									
<b>Ron Roenicke, S</b> (8, PR) (9, 9)										0	1	0	0	0	0	0									
<b>Ron Cey, R</b> OBP: 0.357, SLG: 0.431 (1, 5)										4	1	3	0	1	0	0									
<b>Steve Garvey, R</b> OBP: 0.211, SLG: 0.264 (1, 3)										4	1	1	1	0	1	4									
<b>Mike Scioscia, L</b> OBP: 0.343, SLG: 0.355 (1, 2)										4	1	2	1	1	0	3									
<b>Bill Russell, R</b> OBP: 0.390, SLG: 0.371 (1, 6)										4	1	2	0	0	0	4									
<b>Mark Belanger, R</b> ERA: 5.0 OBP: 0.500, SLG: 0.571 (8, 6)										1	0	1	1	0	0	0									
<b>Fernando Valenzuela, L</b> OBP: 0.111, SLG: 0.111 (1, 1)										5	1	1	1	0	0	5									
<b>Inning Stats</b>	R: 0 E: 0 K: 0 S: 3	H: 0 LOB: 0 BB: 0 P: 3	R: 1 E: 0 K: 1 S: 6	H: 2 LOB: 0 BB: 0 P: 6	R: 0 E: 0 K: 0 S: 3	H: 1 LOB: 0 BB: 0 P: 3	R: 1 E: 0 K: 0 S: 6	H: 3 LOB: 2 BB: 0 P: 6	R: 1 E: 1 K: 0 S: 5	H: 1 LOB: 2 BB: 1 P: 9	R: 3 E: 0 K: 0 S: 8	H: 5 LOB: 3 BB: 1 P: 12	R: 0 E: 0 K: 0 S: 5	H: 2 LOB: 2 BB: 0 P: 5	R: 4 E: 0 K: 0 S: 8	H: 5 LOB: 2 BB: 1 P: 12	1B: 16 2B: 2 3B: 0 HR: 1	SF: 1 SAC: 1 DP: 2 HBP: 0	WP: 0 PB: 0 SB: 1 CS: 0	PA: 45					
<b>PITCHER</b> <b>Vern Ruhle, R</b> ERA: 7.24 (1, 1)	IP	WLS	BF	H	R	ER	SO	BB	IBB	HBP	BLK	WP	HR	S	P	ERA	WHIP								
	5.2	L	27	9	6	5	1	2	0	0	0	0	0	9	9	0.00	3.750								
<b>Frank LaCorte, R</b> ERA: 5.0 (6, 1)	1.1		9	5	0	0	0	0	0	0	0	0	0	9	9	0.00	3.750								
<b>Gordie Pladson, R</b> ERA: 54.0 (8, 1)	1.0		9	5	4	4	0	1	0	0	0	0	0	8	12	36.00	6.000								

AB	33
R	2
H	8
RBI	2
BB	1
SO	7
LOB	10



AB	40
R	10
H	19
RBI	9
BB	3
SO	1
LOB	25





Batter	1	2	3	4	5	6	7	8	9	AB	R	H	RBI	BB	SO	LOB	TOP	
Terry Puhl, L OBP: 0.224, SLG: 0.278 (1, 8)	L4		F5			4-3			4-3	4	0	0	0	0	0	0		
Phil Garner, R OBP: 0.254, SLG: 0.183 (1, 4)	F9			K			6-3		F3	4	0	0	0	0	1	0		
Art Howe, R OBP: 0.298, SLG: 0.373 (1, 3)	WP 2B			5-3			4-3			3	0	1	0	0	0	0		
Ray Knight, R OBP: 0.328, SLG: 0.404 (1, 5)	F9			6-3			6-3			3	0	0	0	0	0	1		
Jose Cruz, L OBP: 0.373, SLG: 0.294 (1, 7)		1-3				6-3		5-3 BB		2	0	0	0	1	0	0		
Alan Knicely, R OBP: 0.182, SLG: 0.200 (1, 9)	F4					6-3		5-3		3	0	0	0	0	0	1		
Alan Ashby, S OBP: 0.383, SLG: 0.614 (1, 2)		5-3				6-3		5-3		3	0	0	0	0	0	1		
Kiko Garcia, R OBP: 0.267, SLG: 0.400 (1, 6)			F9			4-3		5-3		3	0	0	0	0	0	1		
Nolan Ryan, R OBP: 0.200, SLG: 0.200 (1, 1)				4-3						2	0	0	0	0	1	0		
Dave Smith, R (7, 1)						K				0	0	0	0	0	0	0		
Joe Pittman, R (9, PH)									L4	1	0	0	0	0	0	0		
<b>Inning Stats</b>	R: 0 E: 0 K: 0 S: 4	H: 1 LOB: 1 BB: 0 P: 4	R: 0 E: 0 K: 0 S: 3	H: 0 LOB: 0 BB: 0 P: 3	R: 0 E: 0 K: 0 S: 3	H: 0 LOB: 0 BB: 0 P: 3	R: 0 E: 0 K: 1 S: 5	H: 0 LOB: 0 BB: 0 P: 5	R: 0 E: 0 K: 0 S: 3	H: 0 LOB: 0 BB: 0 P: 3	R: 0 E: 0 K: 0 S: 3	H: 0 LOB: 1 BB: 1 P: 7	R: 0 E: 0 K: 0 S: 3	H: 0 LOB: 0 BB: 0 P: 3	1B: 0 2B: 1 3B: 0 HR: 0	SF: 0 SAC: 0 DP: 0 HBP: 0	WP: 1 PB: 0 SB: 0 CS: 0	PA: 29
<b>PITCHER</b> Jerry Reuss, L ERA: 2.6 (1, 1)	IP: 9.0 WLS: W BF: 29 H: 1 R: 0 ER: 0 SO: 2 BB: 1 IBB: 0 HBP: 0 BLK: 0 WP: 1 HR: 0 S: 32 P: 36 ERA: 0.00 WHIP: 0.222															<b>PITCHER</b>		

Houston Astros @ Los Angeles Dodgers  
Dodger Stadium, Los Angeles, CA  
Wed Apr 21 1982, 6:05 PM PST  
Att: 41,595 - Unknown

AB	28
R	0
H	1
RBI	0
BB	1
SO	2
LOB	4



Batter	1	2	3	4	5	6	7	8	9	AB	R	H	RBI	BB	SO	LOB	BOTTOM	
Steve Sax, R OBP: 0.388, SLG: 0.390 (1, 4)	1B	6-3		1-3				1B		5	2	3	1	0	0	2		
Ken Landreaux, L OBP: 0.435, SLG: 0.464 (1, 8)	1B		G3		K		G3	G3		5	1	1	0	0	1	3		
Pedro Guerrero, R OBP: 0.327, SLG: 0.373 (1, 9)	K			HR		5-3		K		4	1	1	1	0	2	3		
Rick Monday, L OBP: 0.500, SLG: 0.750 (1, 7)	WP 1B		F5		F5			BB 1B		4	1	2	2	0	0	0		
Ron Cey, R OBP: 0.350, SLG: 0.407 (1, 5)	5-3			F2		1-3		BB		3	0	0	1	1	0	1		
Steve Garvey, R OBP: 0.213, SLG: 0.263 (1, 3)				L6		K		K		4	0	1	1	0	2	2		
Mike Scioscia, L OBP: 0.333, SLG: 0.324 (1, 2)	G3			F9		BB				3	0	0	0	1	1	1		
Bill Russell, R OBP: 0.400, SLG: 0.368 (1, 6)		F7		BB 1B		F7		BB 1B		3	0	1	0	1	0	1		
Jerry Reuss, L OBP: 0.250, SLG: 0.143 (1, 1)		6-3				BB 1B		BB 1B		3	1	1	0	1	1	1		
<b>Inning Stats</b>	R: 3 E: 0 K: 1 S: 9	H: 4 LOB: 1 BB: 0 P: 9	R: 0 E: 0 K: 0 S: 3	H: 0 LOB: 0 BB: 0 P: 3	R: 1 E: 0 K: 0 S: 4	H: 1 LOB: 0 BB: 0 P: 4	R: 0 E: 0 K: 0 S: 4	H: 1 LOB: 2 BB: 1 P: 8	R: 0 E: 0 K: 1 S: 5	H: 0 LOB: 0 BB: 0 P: 5	R: 2 E: 0 K: 2 S: 10	H: 3 LOB: 2 BB: 1 P: 14	R: 0 E: 0 K: 2 S: 8	H: 1 LOB: 2 BB: 1 P: 12	1B: 8 2B: 0 3B: 1 HR: 1	SF: 0 SAC: 0 DP: 0 HBP: 0	WP: 1 PB: 0 SB: 0 CS: 0	PA: 38
<b>PITCHER</b> Nolan Ryan, R ERA: 7.97 Dave Smith, R ERA: 2.61 (7, 1)	IP: 6.2 WLS: L BF: 32 H: 9 R: 6 ER: 6 SO: 4 BB: 3 IBB: 0 HBP: 0 BLK: 0 WP: 1 HR: 1 S: 37 P: 49 ERA: 8.10 WHIP: 1.800															<b>PITCHER</b>		

Houston Astros @ Los Angeles Dodgers  
Dodger Stadium, Los Angeles, CA  
Wed Apr 21 1982, 6:05 PM PST  
Att: 41,595 - Unknown

AB	34
R	6
H	10
RBI	6
BB	4
SO	7
LOB	14





Batter	1	2	3	4	5	6	7	8	9	AB	R	H	RBI	BB	SO	LOB	TOP					
<b>Eddie Milner, L</b> (1, 8) OBP: 0.429, SLG: 0.333	4-0 BB		0-0 3-1		0-3 K		0-0 1B		0-0 2-3	4	1	1	1	1	1	1	<b>Cincinnati Reds @ Houston Astros</b> Astrodome, Houston, TX Fri Apr 23 1982, 7:05 PM EST Att: 23,452 - Dome					
<b>Dan Driessen, L</b> (1, 3) OBP: 0.324, SLG: 0.255	0-0 F9		0-0 F8		0-0 G3		0-0 1B		0-0 1-3	5	1	1	0	0	0	2						
<b>Dave Concepcion, R</b> (1, 6) OBP: 0.328, SLG: 0.345	0-3 K		0-0 1B		4-0 F9		0-0 1B		0-0 1-3	4	0	2	1	1	1	1						
<b>Johnny Bench, R</b> (1, 5) OBP: 0.315, SLG: 0.250	4-0 BB		0-0 4-3		0-0 4-3		0-0 1B			3	0	1	1	1	0	2						
<b>Larry Bittner, L</b> (1, 7) OBP: 0.450, SLG: 0.588	0-0 F7				0-0 F8		0-0 F9		0-0 K	4	0	0	0	0	1	5						
<b>Ron Oester, S</b> (1, 4) OBP: 0.318, SLG: 0.397		0-0 F5		0-0 4-3		0-0 6-3				4	0	1	0	0	0	1						
<b>Paul Householder, S</b> (1, 9) OBP: 0.309, SLG: 0.386	4-0 1B				0-0 P3		0-0 F9		0-0 G6-4-3	2	0	0	0	1	0	0						
<b>Mike Vail, R</b> (7, 7) OBP: 0.318, SLG: 0.381		0-0 BB					0-0 F9		0-0 G6-4-3	1	0	0	0	0	0	1						
<b>Alex Trevino, R</b> (1, 2) OBP: 0.458, SLG: 0.353		0-0 G5-4-3			0-3 K		0-0 4-3		4-0 BB	3	0	1	0	1	1	0						
<b>Tom Seaver, R</b> (1, 1) OBP: 0.333, SLG: 0.667		0-0 G5-4-3			0-0 1B		0-0 1B		0-0 P6	1	0	0	0	0	0	2						
<b>Joe Edelen, R</b> (3, 1) OBP: 0.209, SLG: 0.590										1	0	1	0	0	0	0						
<b>Rafael Landestoy, S</b> (7, PH) OBP: 0.222, SLG: 0.444										0	0	0	0	0	0	0						
<b>Joe Price, L</b> (7, 1) OBP: 0.222, SLG: 0.444										0	0	0	0	0	0	0						
<b>German Barranca, L</b> (8, PH) OBP: 0.222, SLG: 0.444										0	0	0	0	0	0	0						
<b>Bob Shirley, R</b> (8, 1) OBP: 0.500, SLG: 0.500										0	0	0	0	0	0	0						
<b>Inning Stats</b>	R: 0 E: 0 K: 1 S: 5	H: 0 LOB: 2 BB: 2 P: 13	R: 0 E: 0 K: 0 S: 3	H: 1 LOB: 1 BB: 1 P: 7	R: 0 E: 0 K: 0 S: 4	H: 1 LOB: 1 BB: 0 P: 4	R: 0 E: 0 K: 0 S: 3	H: 0 LOB: 0 BB: 0 P: 3	R: 0 E: 0 K: 2 S: 8	H: 1 LOB: 1 BB: 0 P: 8	R: 0 E: 0 K: 0 S: 3	H: 0 LOB: 1 BB: 1 P: 7	R: 3 E: 0 K: 1 S: 10	H: 5 LOB: 2 BB: 0 P: 10	R: 0 E: 0 K: 0 S: 3	H: 1 LOB: 1 BB: 1 P: 7	R: 0 E: 0 K: 0 S: 3	H: 0 LOB: 0 BB: 0 P: 3	1B: 8 2B: 1 3B: 0 HR: 0	SF: 0 SAC: 0 DP: 2 HBP: 0	WP: 0 PB: 0 SB: 1 CS: 0	PA: 39
<b>PITCHER</b>	IP	WLS	BF	H	R	ER	SO	BB	IBB	HBP	BLK	WP	HR	S	P	ERA	WHIP					
<b>Joe Niekro, R</b> (1, 1) ERA: 2.45	6.2	W	30	7	3	3	3	4	0	0	0	0	0	32	48	4.05	1.650					
<b>Michael LaCoss, R</b> (7, 1) ERA: 2.63	2.1		9	2	0	0	1	1	0	0	0	0	0	10	14	0.00	1.286					

AB	34
R	3
H	9
RBI	3
BB	5
SO	4
LOB	16

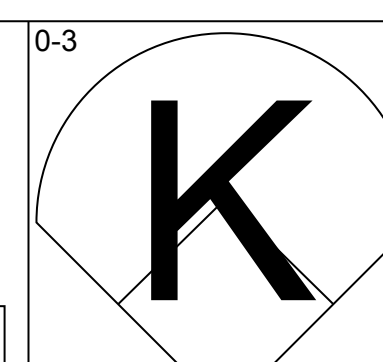
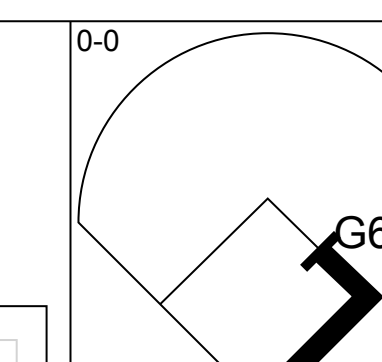
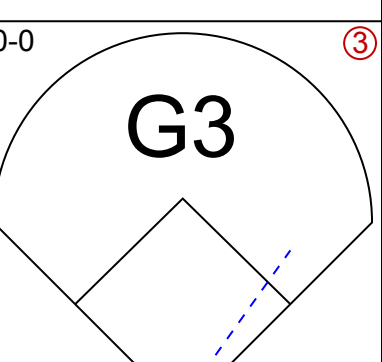
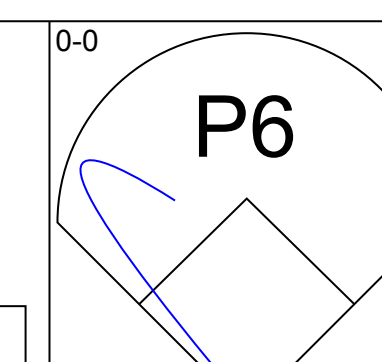
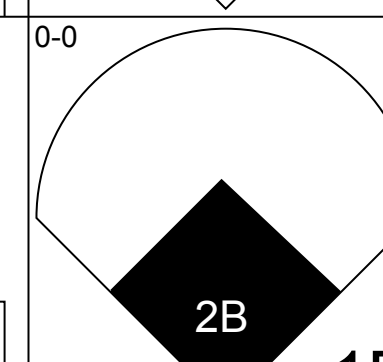
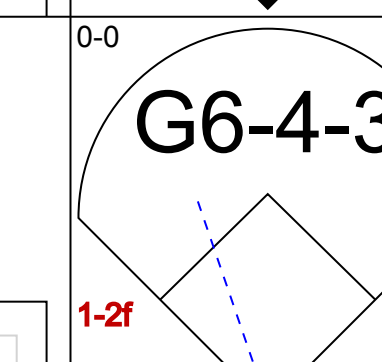
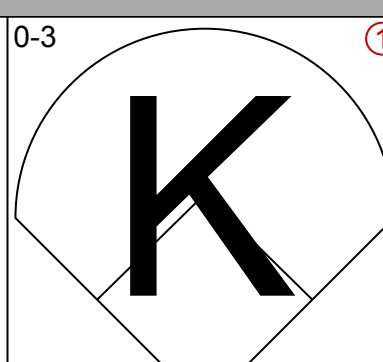
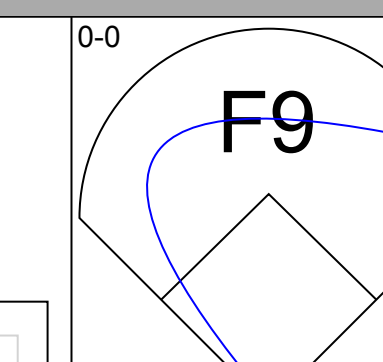
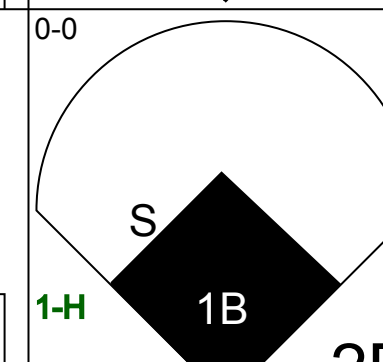
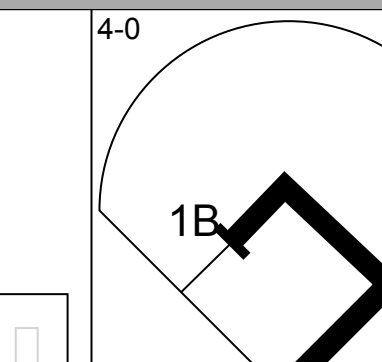
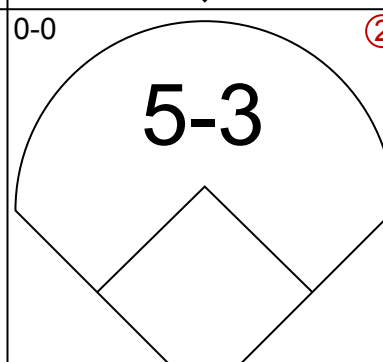
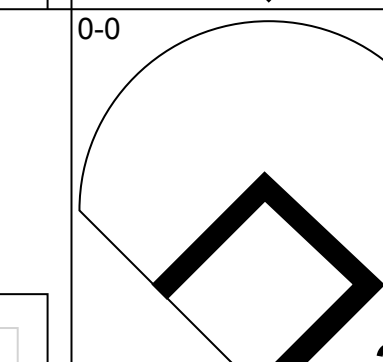
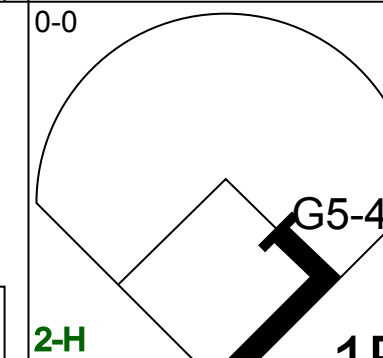
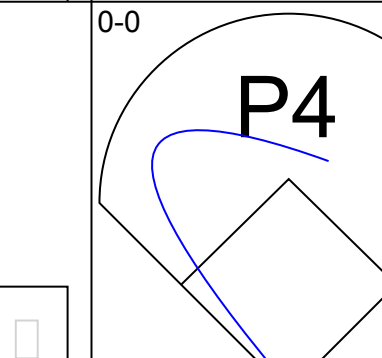
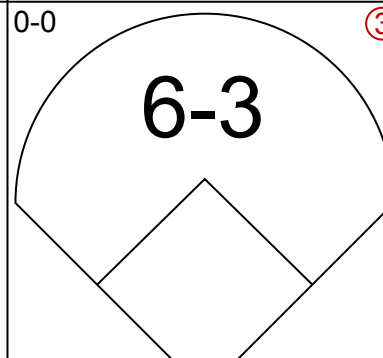
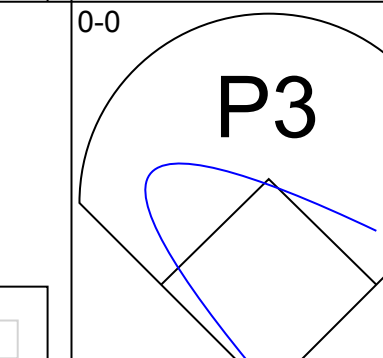
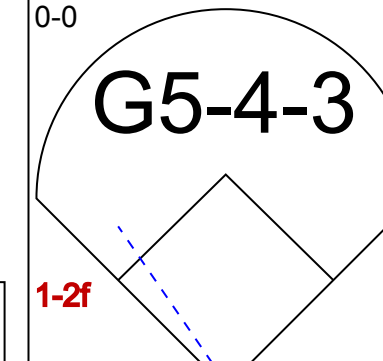
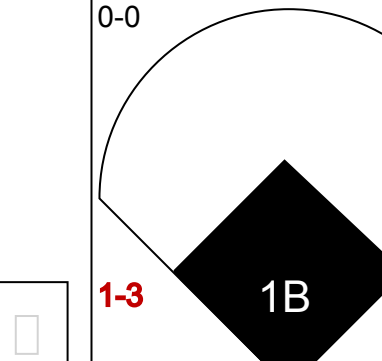
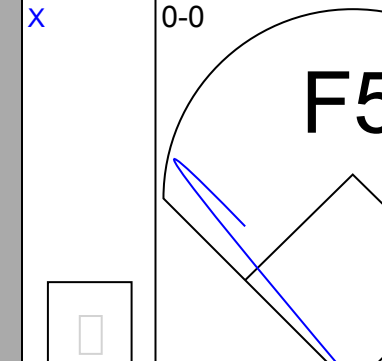
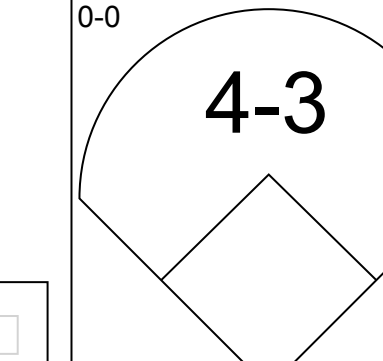
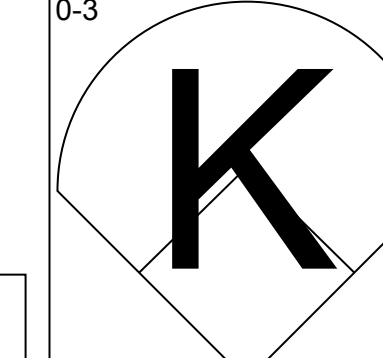
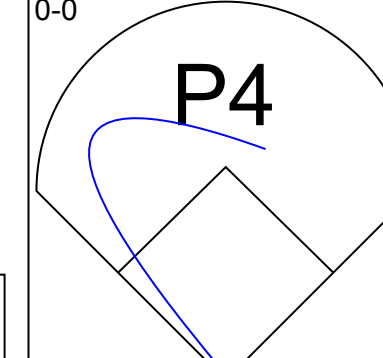
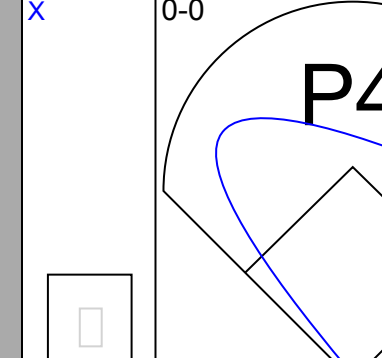
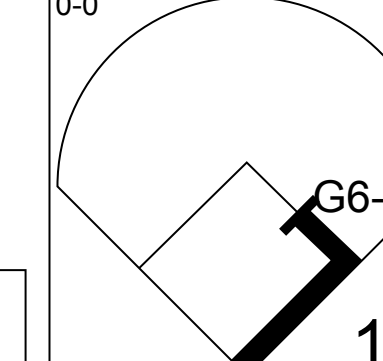
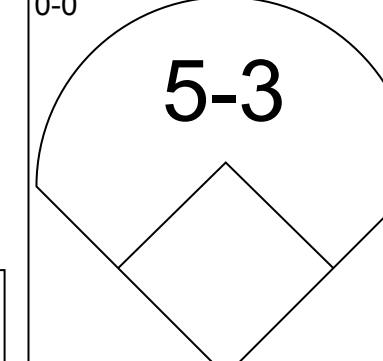
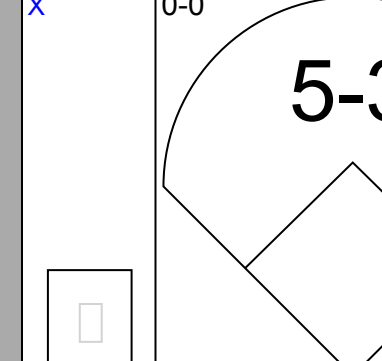
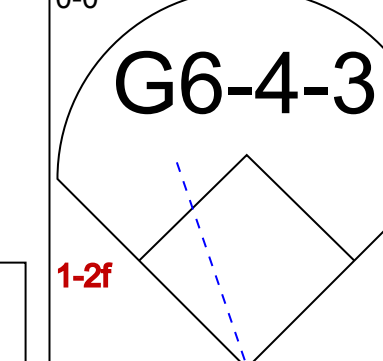
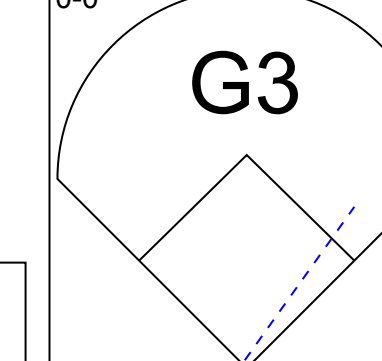
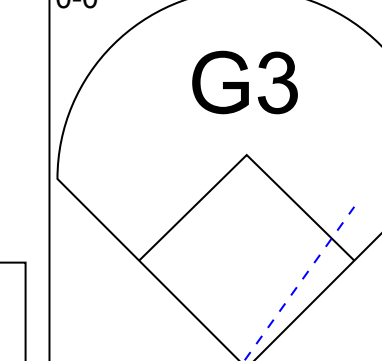
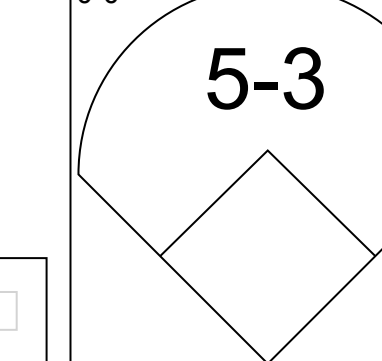
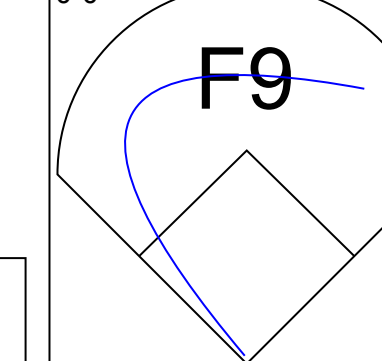
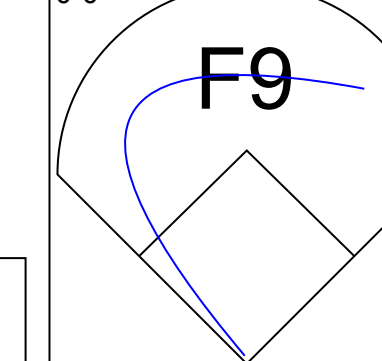


Batter	1	2	3	4	5	6	7	8	9	AB	R	H	RBI	BB	SO	LOB	BOTTOM					
<b>Denny Walling, L</b> (1, 8) OBP: 0.292, SLG: 0.292	0-3 K		4-0 BB		0-3 K		0-0 4-3		0-0 4-3	4	1	0	0	1	2	1	<b>Cincinnati Reds @ Houston Astros</b> Astrodome, Houston, TX Fri Apr 23 1982, 7:05 PM EST Att: 23,452 - Dome					
<b>Terry Puhl, L</b> (1, 9) OBP: 0.242, SLG: 0.281	0-0 G3		4-0 1B		0-0 1B		0-0 F8			3	1	1	0	1	0	1						
<b>Jose Cruz, L</b> (1, 7) OBP: 0.365, SLG: 0.291	0-0 1B		0-3 K		0-0 4-3		0-0 1-3			4	0	1	0	0	1	3						
<b>Alan Ashby, S</b> (1, 2) OBP: 0.373, SLG: 0.574	0-3 K		4-0 1B		0-3 K		0-3 K			3	1	0	0	1	3	1						
<b>Ray Knight, R</b> (1, 5) OBP: 0.355, SLG: 0.446		0-0 F9		0-0 HR		0-0 G6-4-3		0-0 2B		4	1	3	2	0	0	0						
<b>Art Howe, R</b> (1, 3) OBP: 0.328, SLG: 0.444		0-0 FC6-4		0-0 HR		0-0 G6-4-3		4-0 IBB		3	1	2	3	1	0	1						
<b>Phil Garner, R</b> (1, 4) OBP: 0.268, SLG: 0.266		0-0 F8		0-0 HR		0-0 2B		0-0 4-3		4	2	2	1	0	0	3						
<b>Dickie Thon, R</b> (1, 6) OBP: 0.359, SLG: 0.371		0-0 FC6-4		0-0 P6		0-0 2B		0-0 P4		4	0	1	1	0	0	1						
<b>Joe Niekro, R</b> (1, 1) OBP: 0.359, SLG: 0.371					0-0 F7		0-0 F8			3	0	0	0	0	0	1						
<b>Michael LaCoss, R</b> (7, 1) ERA: 7.04					0-0 F8		0-0 B1		0-3 K	1	0	0	0	0	1	0						
<b>Inning Stats</b>	R: 0 E: 0 K: 2 S: 8	H: 1 LOB: 0 BB: 0 P: 8	R: 0 E: 0 K: 0 S: 4	H: 1 LOB: 0 BB: 0 P: 4	R: 6 E: 0 K: 1 S: 8	H: 3 LOB: 0 BB: 3 P: 20	R: 0 E: 0 K: 1 S: 6	H: 1 LOB: 0 BB: 0 P: 6	R: 0 E: 0 K: 1 S: 5	H: 1 LOB: 0 BB: 0 P: 5	R: 1 E: 0 K: 0 S: 5	H: 2 LOB: 1 BB: 0 P: 5	R: 0 E: 0 K: 1 S: 6	H: 1 LOB: 2 BB: 1 P: 10	R: 0 E: 0 K: 1 S: 5	H: 0 LOB: 0 BB: 0 P: 5	R: 0 E: 0 K: 1 S: 5	H: 0 LOB: 0 BB: 0 P: 5	1B: 5 2B: 3 3B: 0 HR: 2	SF: 0 SAC: 0 DP: 1 HBP: 0	WP: 0 PB: 0 SB: 1 CS: 0	PA: 37
<b>PITCHER</b>	IP	WLS	BF	H	R	ER	SO	BB	IBB	HBP	BLK	WP	HR	S	P	ERA	WHIP					
<b>Tom Seaver, R</b> (1, 1) ERA: 10.38	2.2	L	16	5	6	6	3	3	0	0	0	0	0	2	19	31	20.25	3.000				
<b>Joe Edelen, R</b> (3, 1) ERA: 5.63	3.1		13	4	1	1	2	0	0	0	0	0	0	17	17	2.70	1.200					
<b>Joe Price, L</b> (7, 1) ERA: 2.7	1.0		5	1	0	0	1	0	1	0	0	0	0	6	10	0.00	1.000					
<b>Bob Shirley, L</b> (8, 1) ERA: 7.04	1.0		3	0	0	0	1	0	0	0	0	0	0	5	5	0.00	0.000					

AB	33
R	7
H	10
RBI	7
BB	4
SO	7
LOB	12



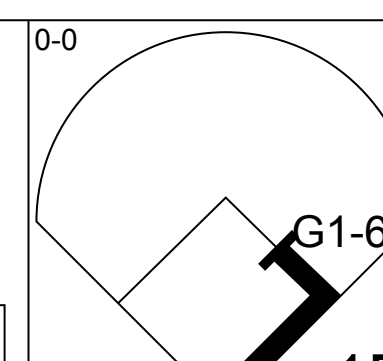
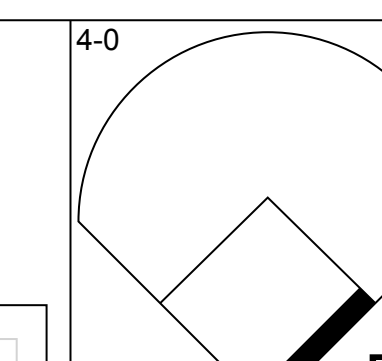
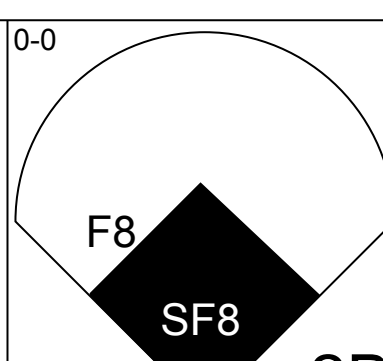
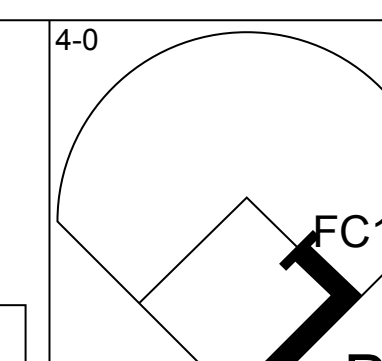
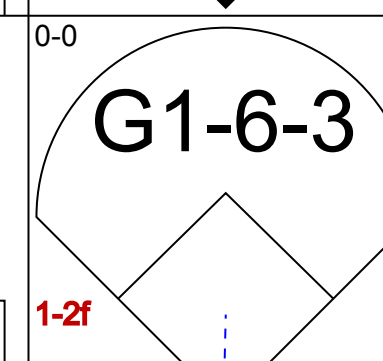
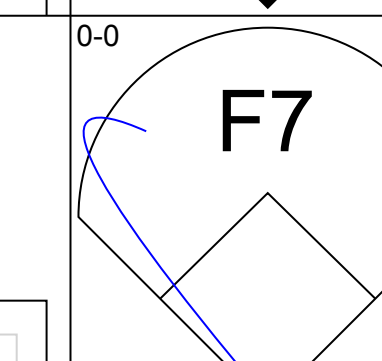
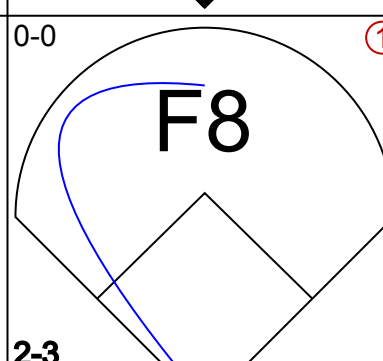
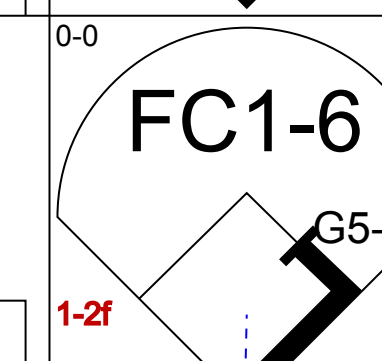
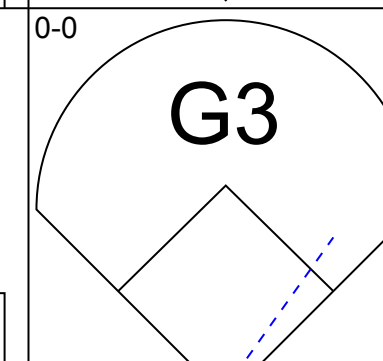
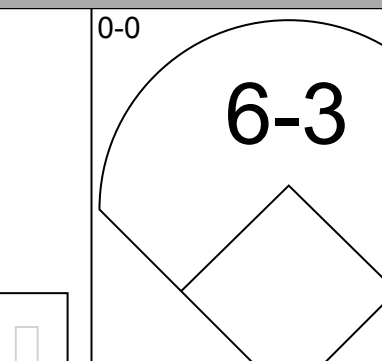
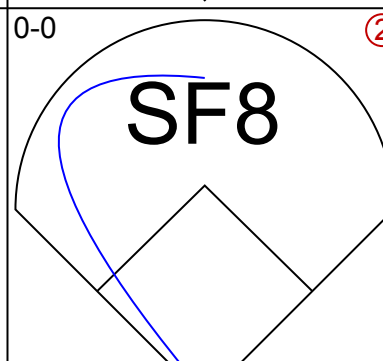
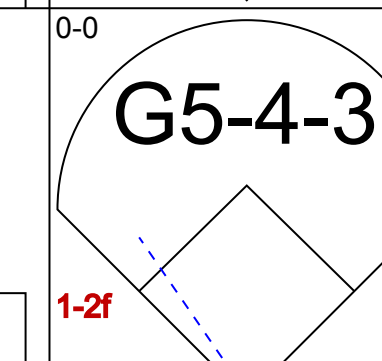
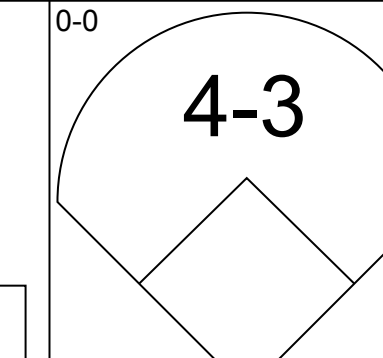
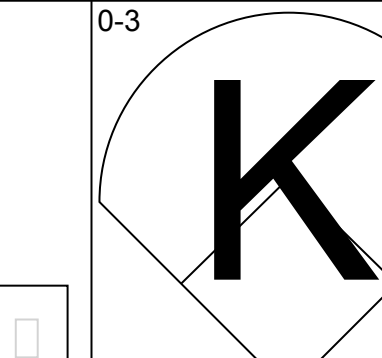
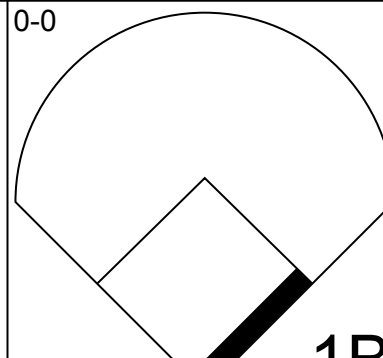

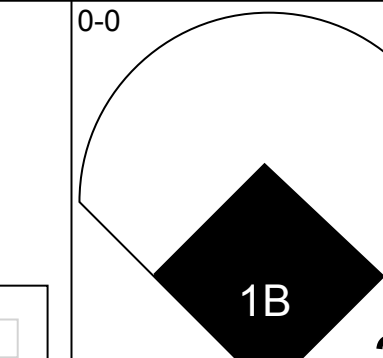
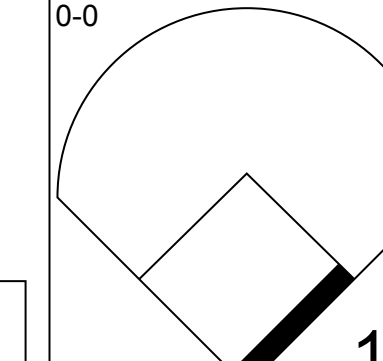
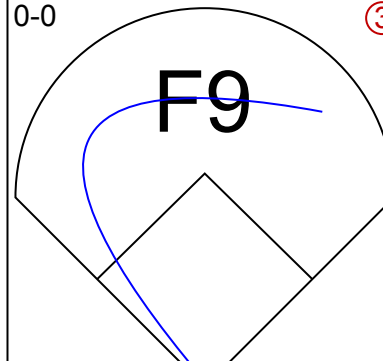
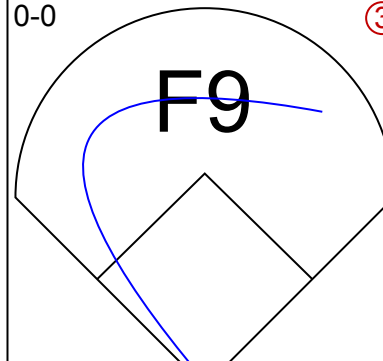
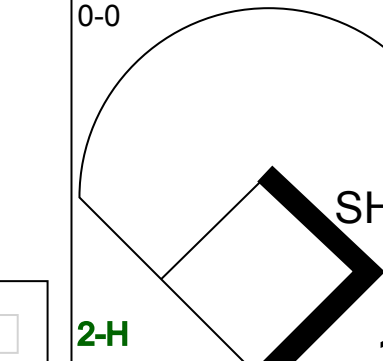
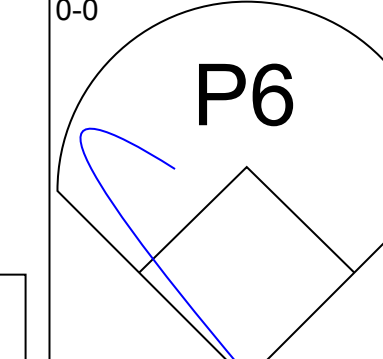
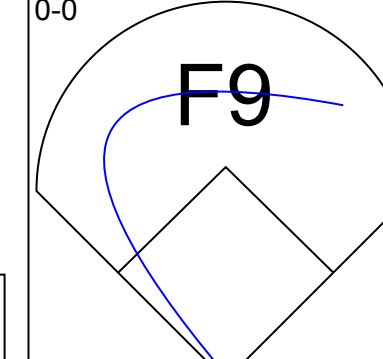
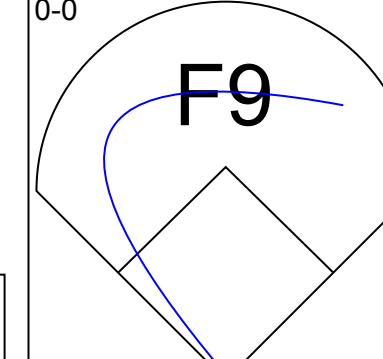
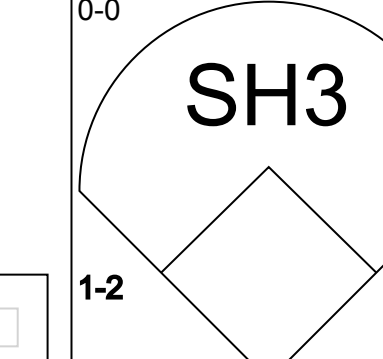
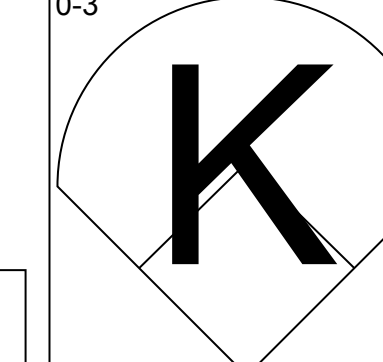
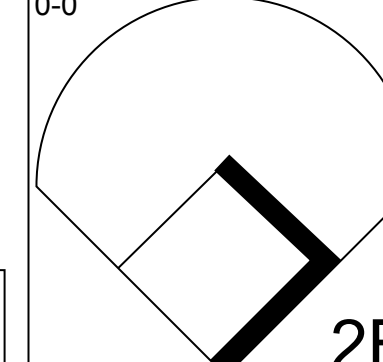
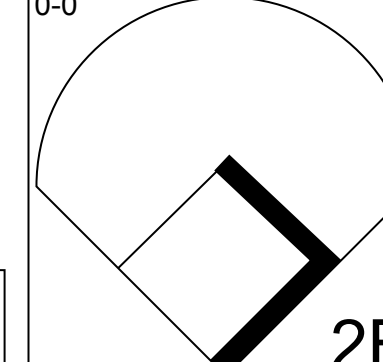
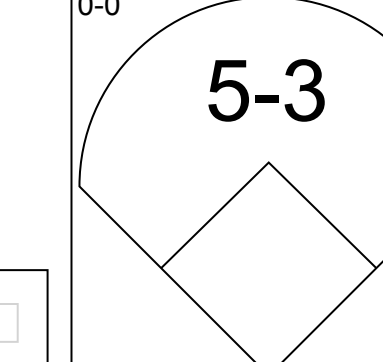
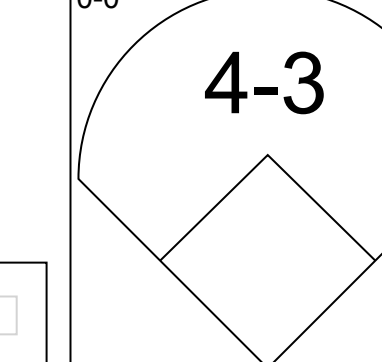
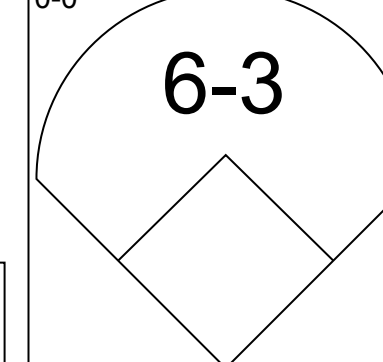
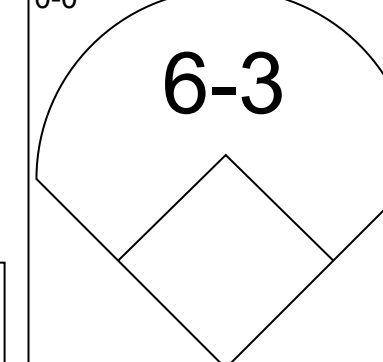
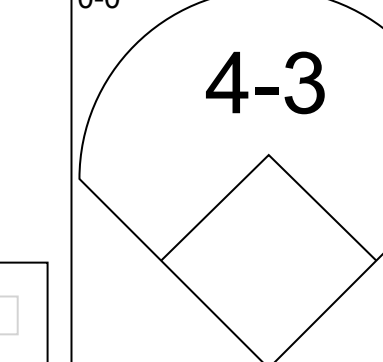
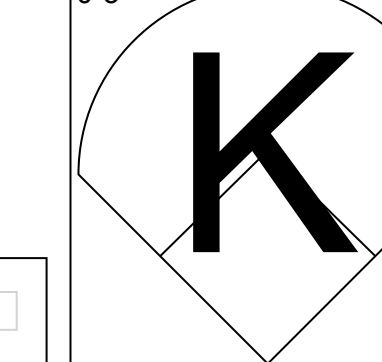
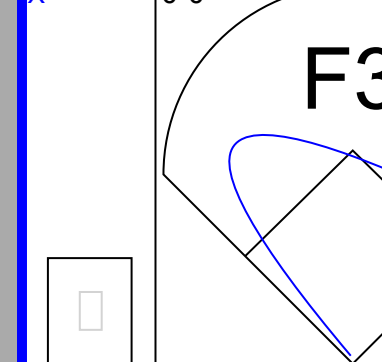


Batter	1	2	3	4	5	6	7	8	9	AB	R	H	RBI	BB	SO	LOB	TOP			
Eddie Milner, L OBP: 0.406, SLG: 0.321 (1, 9)			 1B							4	0	1	0	0	1	0				
Ron Oester, S OBP: 0.314, SLG: 0.388 (1, 4)	 1B		 1-2f							4	1	1	0	0	1	1				
Dave Concepcion, R OBP: 0.354, SLG: 0.414 (1, 6)	 1B 1H			 BB						3	1	2	1	1	0	0				
Johnny Bench, R OBP: 0.310, SLG: 0.250 (1, 5)	 1B 2H									4	0	1	1	0	0	2				
Cesar Cedeno, R OBP: 0.286, SLG: 0.321 (1, 8)	 1-2f			 1-3						4	1	1	0	0	0	2				
Mike Vail, R OBP: 0.320, SLG: 0.375 (1, 7)					 2H					3	0	1	1	0	1	0				
Bob Shirley, R OBP: 0.500, SLG: 0.500 (7, 1)										0	0	0	0	0	0	0				
Wayne Krenchicki, L OBP: 0.462, SLG: 0.538 (9, 5)										0	0	0	0	0	0	0				
Tom Hume, R (9, 1)										0	0	0	0	0	0	0				
Dan Driessen, L OBP: 0.324, SLG: 0.259 (1, 3)			 1B							3	0	1	0	0	0	1				
Alex Trevino, R OBP: 0.407, SLG: 0.300 (1, 2)			 1-2f							3	0	0	0	0	0	1				
Frank Pastore, R OBP: 0.200, SLG: 0.200 (1, 1)										2	0	0	0	0	0	0				
Clint Hurdle, L OBP: 0.269, SLG: 0.217 (7, 7)										1	0	0	0	0	0	0				
<b>Inning Stats</b>	R: 2 E: 0 K: 1 S: 7	H: 3 LOB: 0 BB: 0 P: 7	R: 0 E: 0 K: 1 S: 5	H: 1 LOB: 0 BB: 0 P: 5	R: 0 E: 0 K: 0 S: 3	H: 1 LOB: 0 BB: 0 P: 3	R: 1 E: 0 K: 0 S: 4	H: 2 LOB: 1 BB: 1 P: 8	R: 0 E: 0 K: 0 S: 3	H: 0 LOB: 0 BB: 0 P: 3	R: 0 E: 0 K: 0 S: 5	H: 0 LOB: 0 BB: 0 P: 5	R: 0 E: 0 K: 0 S: 3	H: 0 LOB: 0 BB: 0 P: 3	R: 0 E: 0 K: 0 S: 4	H: 1 LOB: 1 BB: 0 P: 4	1B: 6 2B: 1 3B: 1 HR: 0	SF: 0 SAC: 0 DP: 3 HBP: 0	WP: 0 PB: 0 SB: 1 CS: 0	PA: 32
<b>PITCHER</b>	IP	WLS	BF	H	R	ER	SO	BB	IBB	HBP	BLK	WP	HR	S	P	ERA	WHIP			
Bob Knepper, L ERA: 4.43 (1, 1)	7.0	L	25	7	3	3	3	1	0	0	0	0	0	30	34	3.86	1.143			
Dave Smith, R ERA: 2.19 (8, 1)	2.0		7	1	0	0	0	0	0	0	0	0	0	7	7	0.00	0.500			

Cincinnati Reds @ Houston Astros  
Astrodome, Houston, TX  
Sat Apr 24 1982, 7:05 PM EST  
Att: 32,525 - Dome

AB	31
R	3
H	8
RBI	3
BB	1
SO	3
LOB	7



Batter	1	2	3	4	5	6	7	8	9	AB	R	H	RBI	BB	SO	LOB	BOTTOM					
Denny Walling, L OBP: 0.429, SLG: 0.214 (1, 8)	 1B		 BB			 SF8 2B		 BB		2	1	2	0	2	0	0						
Terry Puhl, L OBP: 0.231, SLG: 0.267 (1, 9)	 1-2f							 G5-4-3		3	0	0	0	0	0	3						
Joe Pittman, R (8, PH)										1	0	0	0	0	0	1						
Joe Pittman, R (9, 9)																						
Ray Knight, R OBP: 0.333, SLG: 0.424 (1, 5)						 3H		 1-2f		3	0	0	1	0	0	1						
Jose Cruz, L OBP: 0.373, SLG: 0.322 (1, 7)								 1B		4	1	2	0	0	1	0						
Alan Ashby, S OBP: 0.382, SLG: 0.569 (1, 2)								 1B 2H		4	0	2	1	0	1	1						
Art Howe, R OBP: 0.313, SLG: 0.421 (1, 3)									 1-2	3	0	0	0	0	0	1						
Phil Garner, R OBP: 0.267, SLG: 0.279 (1, 4)										4	0	1	0	0	1	2						
Dickie Thon, R OBP: 0.349, SLG: 0.359 (1, 6)										4	0	1	0	0	0	2						
Bob Knepper, L (1, 1)										2	0	0	0	0	2	1						
Danny Heep, L OBP: 0.143, SLG: 0.143 (7, PH)										0	0	0	0	0	0	0						
Alan Knicely, R OBP: 0.167, SLG: 0.182 (7, PH)										1	0	0	0	0	0	1						
Dave Smith, R (8, 1)										0	0	0	0	0	0	0						
<b>Inning Stats</b>	R: 0 E: 0 K: 0 S: 3	H: 1 LOB: 0 BB: 0 P: 3	R: 0 E: 0 K: 1 S: 6	H: 1 LOB: 0 BB: 0 P: 6	R: 0 E: 0 K: 1 S: 5	H: 0 LOB: 1 BB: 1 P: 9	R: 0 E: 0 K: 2 S: 7	H: 0 LOB: 0 BB: 0 P: 7	R: 0 E: 0 K: 1 S: 6	H: 1 LOB: 1 BB: 0 P: 6	R: 1 E: 0 K: 0 S: 5	H: 2 LOB: 1 BB: 0 P: 5	R: 0 E: 0 K: 0 S: 4	H: 1 LOB: 1 BB: 0 P: 4	R: 0 E: 0 K: 0 S: 2	H: 0 LOB: 0 BB: 1 P: 6	R: 1 E: 0 K: 0 S: 5	H: 2 LOB: 1 BB: 0 P: 5	1B: 5 2B: 3 3B: 0 HR: 0	SF: 1 SAC: 1 DP: 2 HBP: 0	WP: 0 PB: 0 SB: 0 CS: 0	PA: 35
<b>PITCHER</b>	IP	WLS	BF	H	R	ER	SO	BB	IBB	HBP	BLK	WP	HR	S	P	ERA	WHIP					
Frank Pastore, R ERA: 2.17 (1, 1)	6.2	W	26	6	1	1	5	1	0	0	0	0	0	35	39	1.35	1.050					
Bob Shirley, L ERA: 7.0 (7, 1)	1.1		6	2	1	1	0	1	0	0	0	0	0	5	9	6.75	2.250					
Tom Hume, R ERA: 3.21 (9, 1)	1.0	S	3	0	0	0	0	0	0	0	0	0	0	3	3	0.00	0.000					

Cincinnati Reds @ Houston Astros  
Astrodome, Houston, TX  
Sat Apr 24 1982, 7:05 PM EST  
Att: 32,525 - Dome

AB	31
R	2
H	8
RBI	2
BB	2
SO	5
LOB	13





Batter	1	2	3	4	5	6	7	8	9	10	AB	R	H	RBI	BB	SO	LOB	TOP			
Eddie Milner, L OBP: 0.405, SLG: 0.333 (1, 9)	F8		6-3			K		G4-6-3 1B		1B SF9	5	1	2	0	0	1	0	<b>Cincinnati Reds @ Houston Astros</b> Astrodome, Houston, TX Sun Apr 25 1982, 4:33 AM EDT Att: 20,270 - Dome			
Ron Oester, S OBP: 0.307, SLG: 0.375 (1, 4)	E3 B2-3 1B		F8			4-3		G4-6-3 1-2f		1B	5	0	1	0	0	0	1				
Dave Concepcion, R OBP: 0.371, SLG: 0.452 (1, 6)	B2-3 1B		F9						G1 E 1B	SF9	4	1	3	1	0	0	0				
Johnny Bench, R OBP: 0.290, SLG: 0.232 Paul Householder, S OBP: 0.327, SLG: 0.386 Wayne Krenchicki, L OBP: 0.429, SLG: 0.500 (1, 5) (9, PR) (9, 5)	B2-3		6-3			5-3			E4 G1 1B	F7	4	0	0	0	0	0	4				
Cesar Cedeno, R OBP: 0.253, SLG: 0.333 (1, 8)	F7		5-3					3-1 1B 2B	G1		4	1	1	0	0	0	4				
Larry Blittner, L OBP: 0.435, SLG: 0.550 Mike Vail, R OBP: 0.346, SLG: 0.400 (1, 7) (9, PH) (9, 7)			3-1			3-1			1B		3	0	1	0	0	0	1				
Dan Driessen, L OBP: 0.347, SLG: 0.290 (1, 3)	P4							G6-4-3 1B	G6-4-3 1B	G6-4-3 1B	4	0	3	1	0	0	1				
Alex Trevino, R OBP: 0.355, SLG: 0.250 (1, 2)	K		G4-6-3			G4-6-3		G6-4-3	G6-4-3	G6-4-3	4	0	0	0	0	1	5				
Mario Soto, R OBP: 0.209, SLG: 0.222 Joe Price, R OBP: 0.289, SLG: 0.280 German Barranca, L OBP: 0.280, SLG: 0.280 Jim Kern, R OBP: 0.280, SLG: 0.280 Bob Shirley, R OBP: 0.280, SLG: 0.280 Clim Hurdle, R OBP: 0.280, SLG: 0.280 Tom Hume, R OBP: 0.280, SLG: 0.280 (1, 11) (7, 1) (8, PH) (8, 1) (9, 1) (10, PH) (10, 1)	K		6-3			K		K		3-1	2	0	0	0	0	0	1				
<b>Inning Stats</b>	R: 0 E: 1 K: 0 S: 5	H: 1 LOB: 2 BB: 0 P: 8	R: 0 E: 0 K: 2 S: 8	H: 1 LOB: 1 BB: 0 P: 8	R: 0 E: 0 K: 0 S: 3	H: 0 LOB: 0 BB: 0 P: 3	R: 0 E: 0 K: 0 S: 3	H: 1 LOB: 0 BB: 0 P: 6	R: 1 E: 0 K: 0 S: 4	H: 2 LOB: 0 BB: 0 P: 4	R: 0 E: 0 K: 1 S: 5	H: 1 LOB: 0 BB: 0 P: 5	R: 2 E: 1 K: 0 S: 6	H: 3 LOB: 2 BB: 0 P: 6	R: 1 E: 0 K: 0 S: 5	H: 2 LOB: 1 BB: 0 P: 5	1B: 10 2B: 2 3B: 0 HR: 0		SF: 1 SAC: 0 DP: 4 HBP: 0	WP: 0 PA: 40	
<b>PITCHER</b>	IP WLS BF H R ER SO ERA WHIP	IP WLS BF H R ER SO ERA WHIP	IP WLS BF H R ER SO ERA WHIP	IP WLS BF H R ER SO ERA WHIP	IP WLS BF H R ER SO ERA WHIP	IP WLS BF H R ER SO ERA WHIP	IP WLS BF H R ER SO ERA WHIP	IP WLS BF H R ER SO ERA WHIP	IP WLS BF H R ER SO ERA WHIP	IP WLS BF H R ER SO ERA WHIP	IP WLS BF H R ER SO ERA WHIP	IP WLS BF H R ER SO ERA WHIP	IP WLS BF H R ER SO ERA WHIP	IP WLS BF H R ER SO ERA WHIP	IP WLS BF H R ER SO ERA WHIP	IP WLS BF H R ER SO ERA WHIP	IP WLS BF H R ER SO ERA WHIP	IP WLS BF H R ER SO ERA WHIP			
Don Sutton, R ERA: 2.84 (1, 1)	7.1	0	28	7	1	1	4	0	0	0	0	0	0	0	0	0	0	1.23	0.955		
Joe Sambito, L ERA: 0.82 (8, 1)	1.0	6	3	2	1	0	0	0	0	0	0	0	0	0	0	0	0	9.00	3.000		
Dave Smith, R ERA: 2.08 (9, 1)	0.2	1	0	0	0	0	0	0	0	0	0	0	0	0	0	0	0	0.00	0.000		
Randy Moffitt, R ERA: 9.0 (10, 1)	1.0	L	5	2	1	1	0	0	0	0	0	0	0	0	0	0	0	9.00	2.000		
<b>PITCHER</b>	IP WLS BF H R ER SO ERA WHIP	IP WLS BF H R ER SO ERA WHIP	IP WLS BF H R ER SO ERA WHIP	IP WLS BF H R ER SO ERA WHIP	IP WLS BF H R ER SO ERA WHIP	IP WLS BF H R ER SO ERA WHIP	IP WLS BF H R ER SO ERA WHIP	IP WLS BF H R ER SO ERA WHIP	IP WLS BF H R ER SO ERA WHIP	IP WLS BF H R ER SO ERA WHIP	IP WLS BF H R ER SO ERA WHIP	IP WLS BF H R ER SO ERA WHIP	IP WLS BF H R ER SO ERA WHIP	IP WLS BF H R ER SO ERA WHIP	IP WLS BF H R ER SO ERA WHIP	IP WLS BF H R ER SO ERA WHIP	IP WLS BF H R ER SO ERA WHIP	IP WLS BF H R ER SO ERA WHIP			
Denny Walling, L OBP: 0.385, SLG: 0.167 (1, 8)	P6		2B BB			E4 SF7		P6		FC5	4	2	0	0	1	0	3	<b>Cincinnati Reds @ Houston Astros</b> Astrodome, Houston, TX Sun Apr 25 1982, 4:33 AM EDT Att: 20,270 - Dome			
Terry Puhl, L OBP: 0.257, SLG: 0.349 (1, 9)	HR		1H 2B			SF7		1-2 BB		G3	3	1	2	3	1	0	2				
Ray Knight, R OBP: 0.324, SLG: 0.406 (1, 5)	F8		F8			F9		F9		F9	5	0	1	0	0	0	3				
Jose Cruz, L OBP: 0.347, SLG: 0.297 (1, 7)	G3		4-3			L7		F5		4-3	5	0	0	0	0	0	1				
Alan Ashby, S OBP: 0.350, SLG: 0.516 (1, 2)	K		6-3			G3		K		F7	5	0	0	0	0	2	0				
Art Howe, R OBP: 0.309, SLG: 0.400 (1, 3)	1-3		1B BB			K		K			3	0	0	0	1	2	0				
Phil Garner, R OBP: 0.266, SLG: 0.278 (1, 4)	K		1-3 1B			F8		F7		F7	4	0	1	0	0	1	0				
Dickie Thon, R OBP: 0.319, SLG: 0.326 (1, 6)	6-3		6-3			K		F8		E5 FC5	4	0	0	0	0	1	2				
Don Sutton, R ERA: 4.06 (1, 1)	6.1	3	27	5	3	2	6	2	0	0	0	0	0	0	0	0	0		4.06	1.105	
Joe Price, L ERA: 2.45 (7, 1)	0.2	3	0	0	0	0	0	0	0	0	0	0	0	0	0	0	0		0.00	1.500	
Jim Kern, R ERA: 5.79 (8, 1)	1.1	5	0	0	0	0	2	0	0	0	0	0	0	0	0	0	0	0.00	0.000		
Bob Shirley, L ERA: 6.52 (9, 1)	0.2	W	3	0	0	0	0	0	1	0	0	0	0	0	0	0	0	0.00	0.000		
Tom Hume, R ERA: 3.0 (10, 1)	1.0	S	3	0	0	0	0	0	0	0	0	0	0	0	0	0	0	0.00	0.000		
<b>Inning Stats</b>	R: 1 E: 0 K: 0 S: 4	H: 1 LOB: 0 BB: 0 P: 4	R: 0 E: 0 K: 2 S: 7	H: 0 LOB: 0 BB: 0 P: 7	R: 1 E: 0 K: 1 S: 6	H: 1 LOB: 1 BB: 1 P: 10	R: 0 E: 0 K: 1 S: 6	H: 1 LOB: 2 BB: 1 P: 10	R: 1 E: 2 K: 1 S: 7	H: 1 LOB: 1 BB: 0 P: 7	R: 0 E: 0 K: 0 S: 5	H: 0 LOB: 0 BB: 0 P: 5	R: 0 E: 0 K: 2 S: 7	H: 0 LOB: 0 BB: 0 P: 7	R: 0 E: 1 K: 0 S: 4	H: 0 LOB: 2 BB: 1 P: 8	R: 0 E: 0 K: 0 S: 3	H: 0 LOB: 0 BB: 0 P: 3	1B: 3 2B: 1 3B: 0 HR: 1	SF: 1 SAC: 0 DP: 0 HBP: 0	WP: 0 PA: 41
<b>PITCHER</b>	IP WLS BF H R ER SO ERA WHIP	IP WLS BF H R ER SO ERA WHIP	IP WLS BF H R ER SO ERA WHIP	IP WLS BF H R ER SO ERA WHIP	IP WLS BF H R ER SO ERA WHIP	IP WLS BF H R ER SO ERA WHIP	IP WLS BF H R ER SO ERA WHIP	IP WLS BF H R ER SO ERA WHIP	IP WLS BF H R ER SO ERA WHIP	IP WLS BF H R ER SO ERA WHIP	IP WLS BF H R ER SO ERA WHIP	IP WLS BF H R ER SO ERA WHIP	IP WLS BF H R ER SO ERA WHIP	IP WLS BF H R ER SO ERA WHIP	IP WLS BF H R ER SO ERA WHIP	IP WLS BF H R ER SO ERA WHIP	IP WLS BF H R ER SO ERA WHIP	IP WLS BF H R ER SO ERA WHIP			
Mario Soto, R ERA: 4.06 (1, 1)	6.1	3	27	5	3	2	6	2	0	0	0	0	0	0	0	0	0	4.06	1.105		
Joe Price, L ERA: 2.45 (7, 1)	0.2	3	0	0	0	0	0	0	0	0	0	0	0	0	0	0	0	0.00	1.500		
Jim Kern, R ERA: 5.79 (8, 1)	1.1	5	0	0	0	0	2	0	0	0	0	0	0	0	0	0	0	0.00	0.000		
Bob Shirley, L ERA: 6.52 (9, 1)	0.2	W	3	0	0	0	0	0	1	0	0	0	0	0	0	0	0	0.00	0.000		
Tom Hume, R ERA: 3.0 (10, 1)	1.0	S	3	0	0	0	0	0	0	0	0	0	0	0	0	0	0	0.00	0.000		





Batter	1	2	3	4	5	6	7	8	9	AB	R	H	RBI	BB	SO	LOB	TOP										
Dickie Thon, R OBP: 0.308, SLG: 0.333	P6	5-3		1-H 2B		5-3			F8	5	0	1	1	0	0	1											
Tony Scott, S OBP: 0.241, SLG: 0.263	HR		6-3	E8 1B					1-3 1B	5	2	3	0	0	0	0											
Ray Knight, R OBP: 0.342, SLG: 0.478	HR		E HR	1B		L9			1-3 1-2	5	2	3	3	0	0	2											
Alan Knicely, R OBP: 0.200, SLG: 0.214	K		L4	FC4-6 1B					L6	3	0	1	0	0	0	1											
Terry Puhl, L OBP: 0.294, SLG: 0.354			2-3	1-2 1B						2	0	1	0	0	0	1											
Jose Cruz, L OBP: 0.355, SLG: 0.353	1B		HR	1-2 1B						4	1	2	2	0	0	3											
Art Howe, R OBP: 0.306, SLG: 0.406	F9		3-H HR	2B		G3				4	0	1	0	0	0	1											
Phil Garner, R OBP: 0.265, SLG: 0.267		F8	G3			F8			G4-6-3 BB	3	0	0	0	1	0	1											
Alan Ashby, S OBP: 0.344, SLG: 0.517				P6		F3			K	4	0	1	0	0	1	1											
Nolan Ryan, R OBP: 0.222, SLG: 0.222	F7			2B 1B		P4			G4-6-3	4	1	1	0	0	0	2											
<b>Inning Stats</b>	R: 2 E: 0 K: 1 S: 8	H: 3 LOB: 1 BB: 0 P: 8	R: 0 E: 0 K: 0 S: 4	H: 1 LOB: 1 BB: 0 P: 4	R: 2 E: 1 K: 0 S: 6	H: 3 LOB: 1 BB: 0 P: 6	R: 2 E: 1 K: 0 S: 7	H: 4 LOB: 2 BB: 0 P: 7	R: 0 E: 0 K: 0 S: 3	H: 0 LOB: 0 BB: 0 P: 3	R: 0 E: 0 K: 0 S: 4	H: 1 LOB: 1 BB: 0 P: 4	R: 0 E: 0 K: 0 S: 3	H: 1 LOB: 0 BB: 0 P: 3	R: 0 E: 0 K: 1 S: 4	H: 0 LOB: 0 BB: 0 P: 8	R: 0 E: 0 K: 0 S: 4	H: 1 LOB: 1 BB: 0 P: 4	1B: 8 2B: 4 3B: 0 HR: 2	SF: 0 SAC: 0 DP: 2 HBP: 0	WP: 1 PB: 0 SB: 0 CS: 0	PA: 40					
<b>PITCHER</b>	IP	WLS	BF	H	R	ER	SO	BB	IBB	HBP	BLK	WP	HR	S	P	ERA	WHIP										
John Martin, L ERA: 5.64	(1, 1)	2.2	L	15	7	4	4	1	0	0	0	0	2	17	17	13.50	2.625										
Mark Littell, R ERA: 10.8	(3, 1)	1.0		7	4	2	1	0	0	0	0	1	0	7	7	9.00	4.000										
Jim Kaat, L ERA: 3.52	(4, 1)	3.1		11	2	0	0	0	0	0	0	0	0	11	11	0.00	0.600										
Dave LaPoint, L ERA: 6.43	(8, 1)	2.0		7	1	0	0	1	1	0	0	0	0	8	12	0.00	1.000										

Houston Astros @ St. Louis Cardinals  
 Busch Stadium, St. Louis, MO  
 Mon Apr 26 1982, 7:05 PM CDT  
 Att: 24,295 - Unknown

AB 39  
 R 6  
 H 14  
 RBI 6  
 BB 1  
 SO 2  
 LOB 13



Batter	1	2	3	4	5	6	7	8	9	AB	R	H	RBI	BB	SO	LOB	BOTTOM										
Lonnie Smith, R OBP: 0.425, SLG: 0.514	F8 S BB		E6 3B		F9			F7 S G3 1B		3	2	1	0	1	0	0											
Tom Herr, S OBP: 0.306, SLG: 0.390	F8 1-3		2-H 3B			F8		F7 1-3		4	0	1	1	0	0	2											
Keith Hernandez, L OBP: 0.447, SLG: 0.409	K		6-3			6-3		G3		4	0	0	1	0	1	2											
Darrell Porter, L OBP: 0.315, SLG: 0.469	L3			F2				P3		4	0	1	0	0	0	1											
George Hendrick, R OBP: 0.343, SLG: 0.492		6-3		5-3		5-3		K		4	0	0	0	0	1	1											
Dane Iorg, L OBP: 0.409, SLG: 0.395	F8			BB				F7		3	0	1	0	1	0	0											
Ken Oberkfell, L OBP: 0.333, SLG: 0.200	F7			3-1				P6		4	0	0	0	0	0	2											
Ozzie Smith, S OBP: 0.347, SLG: 0.449			F8		G3			F9		3	0	0	0	0	0	1											
John Martin, S OBP: 0.143, SLG: 0.143	(1, 1)		K		K			K		0	0	0	0	0	0	0											
Mark Littell, L OBP: 0.389, SLG: 0.333	(3, 1)									1	0	0	0	0	1	0											
Jim Kaat, L OBP: 0.389, SLG: 0.333	(4, 1)									1	0	0	0	0	1	0											
Steve Braun, L OBP: 0.389, SLG: 0.333	(7, PH)									1	0	0	0	0	1	1											
Dave LaPoint, L OBP: 0.389, SLG: 0.333	(8, 1)									0	0	0	0	0	0	0											
<b>Inning Stats</b>	R: 0 E: 0 K: 1 S: 5	H: 0 LOB: 0 BB: 0 P: 9	R: 0 E: 0 K: 0 S: 3	H: 0 LOB: 0 BB: 0 P: 3	R: 1 E: 1 K: 1 S: 7	H: 1 LOB: 1 BB: 0 P: 7	R: 0 E: 0 K: 0 S: 3	H: 0 LOB: 1 BB: 1 P: 7	R: 0 E: 0 K: 0 S: 5	H: 0 LOB: 0 BB: 0 P: 5	R: 0 E: 0 K: 0 S: 4	H: 1 LOB: 1 BB: 0 P: 4	R: 0 E: 0 K: 0 S: 6	H: 1 LOB: 1 BB: 0 P: 6	R: 0 E: 0 K: 0 S: 4	H: 1 LOB: 0 BB: 0 P: 4	R: 1 E: 0 K: 1 S: 5	H: 1 LOB: 0 BB: 0 P: 5	1B: 2 2B: 1 3B: 1 HR: 0	SF: 0 SAC: 0 DP: 0 HBP: 0	WP: 0 PB: 0 SB: 2 CS: 0	PA: 34					
<b>PITCHER</b>	IP	WLS	BF	H	R	ER	SO	BB	IBB	HBP	BLK	WP	HR	S	P	ERA	WHIP										
Nolan Ryan, R ERA: 5.83	(1, 1)	9.0	W	34	4	2	1	5	2	0	0	0	0	42	50	1.00	0.667										

Houston Astros @ St. Louis Cardinals  
 Busch Stadium, St. Louis, MO  
 Mon Apr 26 1982, 7:05 PM CDT  
 Att: 24,295 - Unknown

AB 32  
 R 2  
 H 4  
 RBI 2  
 BB 2  
 SO 5  
 LOB 10





Batter	1	2	3	4	5	6	7	8	9	AB	R	H	RBI	BB	SO	LOB	TOP									
Terry Puhl, L OBP: 0.263, SLG: 0.348 (1, 9)	0-0 3-1 1B		0-0 P4			0-0 F8		0-3 K		4	1	1	0	0	1	0										
Tony Scott, S OBP: 0.242, SLG: 0.262 (1, 8)	0-0 3-1		0-0 F8			0-0 FC3-6 1B		0-0 G3		4	0	1	0	0	0	1										
Ray Knight, R OBP: 0.338, SLG: 0.466 (1, 5)	0-0 FC4-6 2H 1B		0-0 F9			0-0 FC3-6 1-2		0-0 P6		4	0	1	1	0	0	1										
Jose Cruz, L OBP: 0.350, SLG: 0.389 (1, 7)	0-0 FC4-6 1-2 BB			0-0 4-3		0-0 4-3			0-0 HR	4	1	1	1	0	0	2										
Alan Ashby, S OBP: 0.353, SLG: 0.524 (1, 2)	4-0 1-2 BB			0-0 3-1			0-0 5-3 2B		0-0 6-3	3	1	1	0	1	0	0										
Art Howe, R OBP: 0.289, SLG: 0.382 (1, 3)	0-3 K			0-0 F9			0-0 5-3		0-0 L7	4	0	0	0	0	1	3										
Phil Garner, R OBP: 0.287, SLG: 0.304 (1, 4)		0-3 K			0-0 CS 1B		0-0 4-3 2B		0-0 1B	4	0	3	1	0	1	0										
Dickie Thon, R OBP: 0.286, SLG: 0.308 (1, 6)		0-3 K			0-0 F9 1-2		0-0 4-3		0-0 F8	4	0	0	0	0	1	3										
Vern Ruhle, R OBP: 0.143, SLG: 0.143 Joe Sambito, L (8, 1)		0-3 K2-3			0-0 L4		0-0 6-3			3	0	0	0	0	1	1										
										0	0	0	0	0	0	0										
<b>Inning Stats</b>	R: 1 E: 0 K: 1 S: 7	H: 2 LOB: 2 BB: 1 P: 11	R: 0 E: 0 K: 3 S: 9	H: 0 LOB: 0 BB: 0 P: 9	R: 0 E: 0 K: 0 S: 3	H: 0 LOB: 0 BB: 0 P: 3	R: 0 E: 0 K: 0 S: 3	H: 1 LOB: 0 BB: 0 P: 3	R: 0 E: 0 K: 0 S: 4	H: 1 LOB: 1 BB: 0 P: 4	R: 1 E: 0 K: 0 S: 5	H: 2 LOB: 2 BB: 0 P: 5	R: 0 E: 0 K: 1 S: 5	H: 0 LOB: 0 BB: 0 P: 5	R: 1 E: 0 K: 0 S: 5	H: 2 LOB: 1 BB: 0 P: 5	1B: 5 2B: 2 3B: 0 HR: 1	SF: 0 SAC: 0 DP: 0 HBP: 0	WP: 0 PA: 35 PB: 0 SB: 0 CS: 1							
<b>PITCHER</b>	IP WLS BF H R ER SO BB IBB HBP BLK WP HR S P ERA WHIP	IP WLS BF H R ER SO BB IBB HBP BLK WP HR S P ERA WHIP																								
Steve Mura, R ERA: 2.52 Joaquin Andujar, R ERA: 2.25	(1, 1) (9, 1)	8.0 L 30 6 2 2 5	5 2 1 1 0	1 1 0	0 0 0 0	0 0 0 0	0 0 0 0	0 1 5 5	2.25 0.875	9.00 2.000																

Houston Astros @ St. Louis Cardinals  
 Busch Stadium, St. Louis, MO  
 Tue Apr 27 1982, 7:05 PM CDT  
 Att: 14,368 - Unknown

AB	34
R	3
H	8
RBI	3
BB	1
SO	5
LOB	11



Batter	1	2	3	4	5	6	7	8	9	AB	R	H	RBI	BB	SO	LOB	BOTTOM							
Lonnie Smith, R OBP: 0.418, SLG: 0.513 (1, 8)	0-0 4-3		0-0 F7			0-0 5-3		0-0 2B		4	0	1	0	0	0	0								
Tom Herr, S OBP: 0.303, SLG: 0.383 (1, 4)	0-0 6-3		0-0 G4-6-3 1B			0-0 4-3		0-0 P4		4	0	1	0	0	0	1								
Keith Hernandez, L OBP: 0.438, SLG: 0.391 (1, 9)	4-0 1B BB		0-0 G4-6-3 1-2			0-0 4-3		0-0 6-3		3	0	0	0	1	0	2								
Darrell Porter, L OBP: 0.312, SLG: 0.456 (1, 2)	0-0 1-3 1B			0-0 G3			0-0 P3		0-3 K	4	0	1	0	0	1	0								
Dane Iorg, L OBP: 0.404, SLG: 0.375 David Green, R OBP: 0.382, SLG: 0.441 (9, PH)	0-0 F9			0-0 4-3			4-0 1B BB		0-3 K	2	0	0	0	1	0	2								
Ken Oberkfell, L OBP: 0.313, SLG: 0.214 (1, 5)		0-0 G3		0-0 F7			0-0 F7		0-0 1B	4	0	1	0	0	0	1								
Steve Braun, L OBP: 0.429, SLG: 0.353 Mike Ramsey, S OBP: 0.357, SLG: 0.385 (9, PH)		4-0 FC3-6 BB			0-0 F7			0-0 K		2	0	1	0	1	0	0								
Ozzie Smith, S OBP: 0.333, SLG: 0.431 (1, 6)		0-0 FC3-6 1-2			0-0 F7			1-2 1B		1	0	0	0	0	1	1								
Steve Mura, R Orlando Sanchez, L OBP: 0.231, SLG: 0.231 (9, 1)		0-3 K			0-0 6-3			0-0 G3		2	0	0	0	0	1	1								
										0	0	0	0	0	0	0								
<b>Inning Stats</b>	R: 0 E: 0 K: 0 S: 4	H: 1 LOB: 2 BB: 1 P: 8	R: 0 E: 0 K: 1 S: 5	H: 0 LOB: 1 BB: 1 P: 9	R: 0 E: 0 K: 0 S: 3	H: 1 LOB: 0 BB: 0 P: 3	R: 0 E: 0 K: 0 S: 3	H: 0 LOB: 0 BB: 0 P: 3	R: 0 E: 0 K: 0 S: 3	H: 0 LOB: 0 BB: 0 P: 3	R: 0 E: 0 K: 0 S: 4	H: 1 LOB: 2 BB: 1 P: 8	R: 0 E: 0 K: 0 S: 4	H: 1 LOB: 1 BB: 0 P: 4	R: 0 E: 0 K: 3 S: 10	H: 1 LOB: 1 BB: 0 P: 10	1B: 4 2B: 1 3B: 0 HR: 0	SF: 0 SAC: 0 DP: 1 HBP: 0	WP: 0 PA: 34 PB: 0 SB: 0 CS: 0					
<b>PITCHER</b>	IP WLS BF H R ER SO BB IBB HBP BLK WP HR S P ERA WHIP	IP WLS BF H R ER SO BB IBB HBP BLK WP HR S P ERA WHIP																						
Vern Ruhle, R Joe Sambito, L ERA: 0.71	(1, 1) (8, 1)	7.1 S 28 4 0 0 3	1 0 0 3	0 0 0 0	0 0 0 0	0 0 0 0	0 0 12 12	0.00 0.600																

Houston Astros @ St. Louis Cardinals  
 Busch Stadium, St. Louis, MO  
 Tue Apr 27 1982, 7:05 PM CDT  
 Att: 14,368 - Unknown

AB	31
R	0
H	5
RBI	0
BB	3
SO	4
LOB	11





Batter	1	2	3	4	5	6	7	8	9	AB	R	H	RBI	BB	SO	LOB	TOP			
Terry Puhl, L OBP: 0.296, SLG: 0.361 (1, 9)										3	2	2	0	2	0	1				
Tony Scott, S OBP: 0.256, SLG: 0.277 (1, 8)										4	0	2	1	0	0	2				
Ray Knight, R OBP: 0.341, SLG: 0.462 (1, 5)										5	0	2	0	0	0	3				
Jose Cruz, L OBP: 0.341, SLG: 0.390 (1, 7)										5	0	1	1	0	1	3				
Alan Ashby, S OBP: 0.356, SLG: 0.500 Joe Pittman, R (9, PR)										3	0	0	0	2	0	1				
Art Howe, R OBP: 0.309, SLG: 0.380 (1, 3)										3	0	1	1	1	0	1				
Phil Garner, R OBP: 0.286, SLG: 0.313 (1, 4)										4	1	1	0	0	0	7				
Dickie Thon, R OBP: 0.288, SLG: 0.296 (8, PH)										2	1	0	0	1	2	1				
Danny Heep, L OBP: 0.222, SLG: 0.125 Kiko Garcia, R OBP: 0.267, SLG: 0.400 (8, 6)										1	0	0	0	0	0	1				
Joe Niekro, R (1, 1)										0	0	0	0	0	0	0				
Dave Smith, R (6, 1)										0	0	0	0	0	0	0				
Frank LaCorte, R (6, 1)										0	0	0	0	0	0	0				
Denny Walling, L OBP: 0.407, SLG: 0.211 (8, PH)										1	0	1	1	0	0	0				
Randy Moffitt, R (8, 1)										0	0	0	0	0	0	0				
<b>Inning Stats</b>	R: 1 E: 0 K: 0 S: 5	H: 3 LOB: 3 BB: 2 P: 13	R: 0 E: 0 K: 1 S: 5	H: 0 LOB: 1 BB: 1 P: 9	R: 0 E: 0 K: 1 S: 3	H: 0 LOB: 0 BB: 0 P: 3	R: 0 E: 0 K: 1 S: 6	H: 1 LOB: 1 BB: 0 P: 6	R: 1 E: 0 K: 0 S: 4	H: 1 LOB: 3 BB: 2 P: 13	R: 0 E: 0 K: 0 S: 3	H: 0 LOB: 0 BB: 0 P: 3	R: 1 E: 0 K: 0 S: 5	H: 2 LOB: 1 BB: 0 P: 5	R: 0 E: 0 K: 1 S: 6	H: 1 LOB: 1 BB: 0 P: 6	1B: 8 2B: 2 3B: 0 HR: 0	SF: 0 SAC: 1 DP: 1 HBP: 1	WP: 0 PA: 42 PB: 0 SB: 1 CS: 0	
<b>PITCHER</b>	IP WLS BF H R ER SO BB IBB HBP BLK WP HR S P ERA WHIP	7.0 W 34 8 4 4 2 5 1 1 0 0 0 31 56 5.14 1.857	2.0 S 8 2 0 0 1 0 0 0 0 0 0 10 10 0.00 1.000																	

Houston Astros @ St. Louis Cardinals  
 Busch Stadium, St. Louis, MO  
 Wed Apr 28 1982, 3:33 AM CDT  
 Att: 15,757 - Unknown

AB	34
R	4
H	10
RBI	4
BB	6
SO	3
LOB	22



Batter	1	2	3	4	5	6	7	8	9	AB	R	H	RBI	BB	SO	LOB	BOTTOM			
Lonnie Smith, R OBP: 0.411, SLG: 0.500 (1, 7)										4	0	1	0	0	0	0				
Tom Herr, S OBP: 0.312, SLG: 0.381 (1, 4)										3	1	1	0	1	1	1				
Keith Hernandez, L OBP: 0.430, SLG: 0.375 (1, 3)										3	1	0	0	1	0	1				
Darrell Porter, L OBP: 0.321, SLG: 0.451 (1, 2)										3	1	1	0	1	0	1				
Dane Iorg, L OBP: 0.420, SLG: 0.366 Tito Landrum, R OBP: 0.111, SLG: 0.111 (8, 9)										1	1	0	1	2	0	1				
Ken Oberkfell, L OBP: 0.350, SLG: 0.294 (1, 5)										3	1	1	1	1	0	2				
David Green, R OBP: 0.368, SLG: 0.421 (1, 8)										4	0	1	2	0	0	3				
Mike Ramsey, S OBP: 0.353, SLG: 0.375 (1, 6)										3	0	1	1	0	0	2				
Bob Forsch, R OBP: 0.375, SLG: 0.500 Bruce Sutter, R (8, 1)										3	0	0	0	0	1	3				
<b>Inning Stats</b>	R: 0 E: 0 K: 1 S: 5	H: 1 LOB: 0 BB: 0 P: 5	R: 0 E: 1 K: 0 S: 4	H: 0 LOB: 2 BB: 1 P: 8	R: 0 E: 0 K: 1 S: 5	H: 0 LOB: 0 BB: 0 P: 5	R: 0 E: 0 K: 0 S: 3	H: 1 LOB: 0 BB: 0 P: 3	R: 1 E: 0 K: 0 S: 4	H: 1 LOB: 0 BB: 0 P: 4	R: 4 E: 0 K: 0 S: 5	H: 3 LOB: 2 BB: 4 P: 21	R: 0 E: 0 K: 0 S: 3	H: 0 LOB: 1 BB: 1 P: 7	R: 0 E: 0 K: 0 S: 3	H: 0 LOB: 0 BB: 0 P: 3	1B: 5 2B: 1 3B: 0 HR: 0	SF: 0 SAC: 0 DP: 2 HBP: 0	WP: 2 PA: 34 PB: 0 SB: 1 CS: 1	
<b>PITCHER</b>	IP WLS BF H R ER SO BB IBB HBP BLK WP HR S P ERA WHIP	5.1 L 3 0 0 0 0 3 0 0 0 0 0 0 23 31 5.06 1.125	0.0 L 3 0 0 0 0 3 0 0 0 0 0 0 0 12 " " " "	1.2 7 2 2 2 0 1 0 0 0 0 1 0 6 10 10.80 1.800	4.2 3 0 0 0 0 0 0 0 0 0 0 0 3 3 0.00 0.000															

Houston Astros @ St. Louis Cardinals  
 Busch Stadium, St. Louis, MO  
 Wed Apr 28 1982, 3:33 AM CDT  
 Att: 15,757 - Unknown

AB	28
R	5
H	6
RBI	5
BB	6
SO	2
LOB	14





Batter	1	2	3	4	5	6	7	8	9	AB	R	H	RBI	BB	SO	LOB	TOP																
Terry Puhl, L OBP: 0.326, SLG: 0.387 (1, 9)										3	2	2	1	2	0	1																	
Tony Scott, S OBP: 0.282, SLG: 0.314 (1, 8)										5	1	3	1	0	0	2																	
Ray Knight, R OBP: 0.333, SLG: 0.446 (1, 5)										5	1	1	0	0	2	6																	
Jose Cruz, L OBP: 0.348, SLG: 0.425 (1, 7)										3	0	2	3	0	0	1																	
Alan Ashby, S OBP: 0.338, SLG: 0.471 (1, 2)										4	0	0	1	0	1	4																	
Art Howe, R OBP: 0.294, SLG: 0.360 (1, 3)										4	0	0	0	0	2	2																	
Phil Garner, R OBP: 0.274, SLG: 0.299 (1, 4)										4	0	0	0	0	1	1																	
Kiko Garcia, R OBP: 0.263, SLG: 0.368 Dave Smith, R (8, 1)										4	1	1	0	0	1	0																	
Bob Knepper, L Danny Heep, L Michael LaCoss, R Joe Pittman, R Randy Moffitt, R Dicke Thorn, R (1, 1) (5, PH) (5, 1) (6, PH) (6, 1) (8, 9)										1	0	0	0	0	0	0																	
<b>Inning Stats</b>	R: 1 E: 0 K: 2 S: 9	H: 2 LOB: 1 BB: 0 P: 9	R: 0 E: 0 K: 0 S: 3	H: 0 LOB: 0 BB: 0 P: 3	R: 0 E: 0 K: 0 S: 2	H: 0 LOB: 0 BB: 1 P: 6	R: 1 E: 0 K: 2 S: 9	H: 2 LOB: 1 BB: 0 P: 9	R: 4 E: 0 K: 0 S: 8	H: 5 LOB: 1 BB: 0 P: 8	R: 0 E: 0 K: 0 S: 4	H: 1 LOB: 1 BB: 0 P: 4	R: 0 E: 0 K: 1 S: 6	H: 1 LOB: 0 BB: 0 P: 6	R: 0 E: 0 K: 2 S: 7	H: 0 LOB: 0 BB: 0 P: 7	R: 0 E: 0 K: 1 S: 5	H: 0 LOB: 1 BB: 1 P: 9	1B: 7 2B: 3 3B: 1 HR: 0	SF: 1 SAC: 0 DP: 1 HBP: 0	WP: 1 PA: 39 PB: 0 SB: 0 CS: 0												
<b>PITCHER</b>	IP WLS BF H R ER SO BB IBB HBP BLK WP HR S P ERA WHIP																																
Don Robinson, R ERA: 3.6 (1, 1)	4.0	20	8	6	6	4	1	0	0	0	0	1	0	27	31	13.50	2.250																
Enrique Romo, R ERA: 6.75 (5, 1)	1.2	7	2	0	0	0	0	0	0	0	0	0	0	7	7	0.00	1.200																
Rod Scurry, L ERA: 0.69 (6, 1)	3.1	12	1	0	0	4	1	0	0	0	0	0	0	19	23	0.00	0.600																

Houston Astros @ Pittsburgh Pirates  
Three Rivers Stadium, Pittsburgh, PA  
Thu Apr 29 1982, 7:05 PM EDT  
Att: 4,716 - Unknown

AB 36  
R 6  
H 11  
RBI 6  
BB 2  
SO 8  
LOB 17

Batter	1	2	3	4	5	6	7	8	9	AB	R	H	RBI	BB	SO	LOB	BOTTOM																
Omar Moreno, L OBP: 0.282, SLG: 0.300 (1, 8)										5	0	1	1	0	2	1																	
Lee Lacy, R OBP: 0.350, SLG: 0.188 (1, 7)										5	2	2	0	0	0	2																	
Dave Parker, L OBP: 0.329, SLG: 0.485 (1, 9)										3	1	1	1	1	1	1																	
Jason Thompson, L OBP: 0.423, SLG: 0.652 (1, 3)										3	1	1	0	1	1	2																	
Bill Madlock, R OBP: 0.400, SLG: 0.471 (1, 5)										4	1	2	2	0	0	1																	
Tony Peña, R OBP: 0.338, SLG: 0.556 (1, 2)										4	2	2	3	0	0	3																	
Johnny Ray, S OBP: 0.397, SLG: 0.455 (1, 4)										4	2	4	0	0	0	0																	
Dale Berra, R OBP: 0.355, SLG: 0.385 (1, 6)										3	0	0	1	0	1	3																	
Don Robinson, R OBP: 0.333, SLG: 0.333 Enrique Romo, R OBP: 1.000, SLG: 2.000 Rod Scurry, L OBP: 0.500, SLG: 0.500 (1, 1) (5, 1) (6, 1)										2	0	0	0	0	0	0																	
<b>Inning Stats</b>	R: 4 E: 0 K: 2 S: 11	H: 4 LOB: 1 BB: 1 P: 15	R: 0 E: 0 K: 1 S: 5	H: 0 LOB: 0 BB: 0 P: 5	R: 0 E: 0 K: 0 S: 3	H: 0 LOB: 0 BB: 0 P: 3	R: 2 E: 1 K: 0 S: 5	H: 2 LOB: 0 BB: 0 P: 5	R: 1 E: 0 K: 1 S: 6	H: 2 LOB: 1 BB: 1 P: 10	R: 0 E: 0 K: 1 S: 6	H: 1 LOB: 1 BB: 0 P: 6	R: 1 E: 0 K: 0 S: 5	H: 2 LOB: 0 BB: 0 P: 5	R: 1 E: 0 K: 0 S: 5	H: 3 LOB: 1 BB: 0 P: 5	1B: 11 2B: 1 3B: 0 HR: 2	SF: 1 SAC: 0 DP: 2 HBP: 0	WP: 1 PA: 38 PB: 0 SB: 4 CS: 0														
<b>PITCHER</b>	IP WLS BF H R ER SO BB IBB HBP BLK WP HR S P ERA WHIP																																
Bob Knepper, L ERA: 5.47 Michael LaCoss, R ERA: 3.07 Randy Moffitt, R ERA: 6.23 Dave Smith, R ERA: 3.29 (1, 1) (5, 1) (6, 1) (8, 1)	4.0	19	6	6	5	3	1	0	0	0	0	0	0	6	10	9.00	3.000																
	1.0	5	2	1	1	1	1	0	0	0	0	0	0	6	10	9.00	3.000																
	2.1	12	5	2	2	1	0	0	0	0	0	0	1	14	14	7.71	2.143																
	0.2	2	1	0	0	0	0	0	0	0	0	0	0	2	2	0.00	1.500																


Houston Astros @ Pittsburgh Pirates  
Three Rivers Stadium, Pittsburgh, PA  
Thu Apr 29 1982, 7:05 PM EDT  
Att: 4,716 - Unknown


AB 35  
R 9  
H 14  
RBI 8  
BB 2  
SO 5  
LOB 14







Batter	1	2	3	4	5	6	7	8	9	AB	R	H	RBI	BB	SO	LOB	TOP										
Terry Puhl, L OBP: 0.326, SLG: 0.422 (1, 9)	L4	FC1-2		F8		F7		HR		5	1	2	1	0	0	3	<b>Houston Astros @ Pittsburgh Pirates</b> Three Rivers Stadium, Pittsburgh, PA Sat May 01 1982, 7:05 PM EDT Att: 19,626 - Unknown										
Tony Scott, S OBP: 0.308, SLG: 0.364 Scott Loucks, R (5, 8)	CS		WP	1B		F7		K2-3		3	1	3	0	0	0	0											
Ray Knight, R OBP: 0.333, SLG: 0.422 (1, 5)	F8		FC3-6	1B				6-3		3	1	1	0	1	0	1											
Jose Cruz, L OBP: 0.347, SLG: 0.455 (1, 7)		HR	FC3-6	1B		P4			F8	4	1	1	1	1	1	4											
Art Howe, R OBP: 0.309, SLG: 0.361 (1, 3)	1B	1B	FC3-6	1B		L6			F8	5	1	2	1	0	0	4											
Phil Garner, R OBP: 0.288, SLG: 0.337 (1, 4)	BB	FC1-2	1B			F7			1-3	5	0	2	1	0	0	1											
Kiko Garcia, R OBP: 0.222, SLG: 0.333 (1, 6)	L6		K			1B				4	1	1	1	0	1	3											
Luis Pujols, R OBP: 0.385, SLG: 0.364 (1, 2)	BB	BB	F8					K		3	0	1	1	1	1	2											
Nolan Ryan, R OBP: 0.231, SLG: 0.167 Dave Smith, R (9, 1)	1-2	BB				F8				3	0	0	0	1	2	1											
	0	0	0	0	0	0	0	0	0	0	0	0	0	0	0	0											
<b>Inning Stats</b>	R: 0 E: 0 K: 0 S: 3	H: 1 LOB: 0 BB: 0 P: 3	R: 1 E: 0 K: 0 S: 5	H: 3 LOB: 3 BB: 2 P: 13	R: 2 E: 0 K: 1 S: 8	H: 3 LOB: 2 BB: 1 P: 12	R: 0 E: 0 K: 2 S: 8	H: 1 LOB: 2 BB: 1 P: 12	R: 2 E: 0 K: 1 S: 7	H: 3 LOB: 0 BB: 0 P: 7	R: 0 E: 0 K: 0 S: 4	H: 1 LOB: 2 BB: 0 P: 5	R: 0 E: 0 K: 1 S: 5	H: 0 LOB: 0 BB: 0 P: 5	R: 1 E: 0 K: 1 S: 6	H: 1 LOB: 0 BB: 0 P: 6	R: 0 E: 0 K: 0 S: 3	H: 0 LOB: 0 BB: 0 P: 3	1B: 8 2B: 2 3B: 1 HR: 2	SF: 0 SAC: 0 DP: 0 HBP: 1	WP: 1 PB: 0 SB: 0 CS: 2	PA: 42					
<b>PITCHER</b>	IP	WLS	BF	H	R	ER	SO	BB	IBB	HBP	BLK	WP	HR	S	P	ERA	WHIP										
John Candelaria, L ERA: 3.0 (1, 1)	2.0		10	4	1	1	0	2	0	0	0	0	1	8	16	4.50	3.000										
Paul Moskau, R ERA: 4.5 (3, 1)	0.1	L	5	3	2	2	0	1	0	0	0	1	0	4	8	54.00	12.000										
Cecilio Guante, R ERA: 4.91 (3, 1)	3.2		17	5	2	2	4	1	0	1	0	0	0	23	28	4.91	1.636										
Enrique Romo, R ERA: 5.84 (7, 1)	3.0		10	1	1	1	2	0	0	0	0	0	1	14	14	3.00	0.333										

Batter	1	2	3	4	5	6	7	8	9	AB	R	H	RBI	BB	SO	LOB	BOTTOM										
Omar Moreno, L OBP: 0.277, SLG: 0.292 (1, 8)	F7	FC4-6		F7						5	1	2	0	0	0	2	<b>Houston Astros @ Pittsburgh Pirates</b> Three Rivers Stadium, Pittsburgh, PA Sat May 01 1982, 7:05 PM EDT Att: 19,626 - Unknown										
Johnny Ray, S OBP: 0.376, SLG: 0.419 (1, 4)	L7	4-3								4	0	0	0	1	0	3											
Dave Parker, L OBP: 0.353, SLG: 0.486 (1, 9)	1B									4	0	3	0	1	1	3											
Jason Thompson, L OBP: 0.414, SLG: 0.653 (1, 3)	1B									5	0	2	2	0	0	4											
Bill Madlock, R OBP: 0.381, SLG: 0.455 (1, 5)	F9									5	0	1	0	0	1	6											
Mike Easter, L OBP: 0.397, SLG: 0.389 (1, 7)	L3									4	0	0	0	0	1	3											
Tony Peña, R OBP: 0.341, SLG: 0.538 (1, 2)	1B	1B								4	1	1	0	0	0	3											
Dale Berra, R OBP: 0.348, SLG: 0.373 (1, 6)	FC4-6	1B								4	0	2	0	0	1	0											
John Candelaria, L OBP: 0.200, SLG: 0.200 Willie Montañez, L OBP: 0.333, SLG: 0.444 Paul Moskau, R OBP: 0.200, SLG: 0.200 Cecilio Guante, R OBP: 0.273, SLG: 0.545 Bill Robinson, R OBP: 0.100, SLG: 0.200 Enrique Romo, R OBP: 0.100, SLG: 0.200 Lee Lacy, R OBP: 0.100, SLG: 0.100 (1, 1) (2, PH) (3, 1) (3, 1) (5, PH) (7, 1) (9, PH)		FC4-6	1B							0	0	0	0	0	0	0											
<b>Inning Stats</b>	R: 0 E: 0 K: 0 S: 5	H: 2 LOB: 2 BB: 0 P: 5	R: 1 E: 0 K: 0 S: 6	H: 3 LOB: 0 BB: 0 P: 6	R: 0 E: 1 K: 0 S: 5	H: 1 LOB: 2 BB: 0 P: 5	R: 0 E: 0 K: 2 S: 7	H: 0 LOB: 0 BB: 0 P: 7	R: 0 E: 0 K: 1 S: 5	H: 0 LOB: 1 BB: 1 P: 9	R: 0 E: 0 K: 0 S: 4	H: 1 LOB: 1 BB: 0 P: 4	R: 0 E: 0 K: 0 S: 4	H: 2 LOB: 1 BB: 0 P: 4	R: 0 E: 0 K: 1 S: 5	H: 1 LOB: 2 BB: 0 P: 5	R: 2 E: 0 K: 1 S: 7	H: 2 LOB: 2 BB: 2 P: 15	1B: 12 2B: 0 3B: 0 HR: 0	SF: 0 SAC: 0 DP: 2 HBP: 0	WP: 0 PB: 0 SB: 3 CS: 0	PA: 41					
<b>PITCHER</b>	IP	WLS	BF	H	R	ER	SO	BB	IBB	HBP	BLK	WP	HR	S	P	ERA	WHIP										
Nolan Ryan, R ERA: 5.26 (1, 1)	8.1		38	11	3	3	4	3	0	0	0	0	0	43	55	3.24	1.680										
Dave Smith, R ERA: 2.93 (9, 1)	0.2	S	3	1	0	0	1	0	0	0	0	0	0	5	5	0.00	1.500										



Batter	1	2	3	4	5	6	7	8	9	AB	R	H	RBI	BB	SO	LOB	TOP					
Denny Walling, L OBP: 0.387, SLG: 0.182 Scott Loucks, R (7, 8)	G3	5-3		1B 2B BB	F7			K		3	1	0	0	1	0	2						
Terry Puhl, L OBP: 0.340, SLG: 0.425	FC3-6 HBP 1B		1B BB	1B 2B 1B				K		4	2	2	0	1	2	0						
Ray Knight, R OBP: 0.346, SLG: 0.426	FC3-6 HBP		1B BB	F9				1B		4	1	2	1	0	0	2						
Jose Cruz, L OBP: 0.350, SLG: 0.462	FC3-6 S 1-2 2-3		F7	1B 2B				F8		5	1	2	2	0	0	4						
Alan Ashby, S OBP: 0.349, SLG: 0.474	1-2 BB		1B 2B	FC6-4 1B				G3		4	1	2	1	1	0	2						
Art Howe, R OBP: 0.313, SLG: 0.364	K		F9 1B	FC6-4 1-2				4-3		5	0	2	2	0	1	4						
Phil Garner, R OBP: 0.284, SLG: 0.330			F2	1-2 1B				K		5	0	1	0	0	1	1						
Kiko Garcia, R OBP: 0.226, SLG: 0.323			4-3	F9				L7		4	0	1	0	0	0	2						
Joe Niekro, R OBP: 0.063, SLG: 0.125 Randy Moffitt, R (7, 1)			2B	K				SH3 1B		2	0	1	0	0	1	2						
				K				SH3		1	0	0	0	0	0	0						
<b>Inning Stats</b>	R: 0 E: 0 K: 1 S: 6	H: 1 LOB: 3 BB: 1 P: 11	R: 0 E: 0 K: 0 S: 4	H: 1 LOB: 1 BB: 0 P: 4	R: 3 E: 0 K: 1 S: 9	H: 4 LOB: 2 BB: 1 P: 13	R: 2 E: 0 K: 0 S: 5	H: 3 LOB: 1 BB: 1 P: 9	R: 0 E: 0 K: 1 S: 6	H: 1 LOB: 1 BB: 0 P: 6	R: 0 E: 0 K: 0 S: 3	H: 0 LOB: 0 BB: 0 P: 3	R: 0 E: 0 K: 2 S: 7	H: 0 LOB: 0 BB: 0 P: 7	R: 1 E: 0 K: 0 S: 5	H: 2 LOB: 1 BB: 0 P: 5	1B: 10 2B: 3 3B: 0 HR: 0	SF: 0 SAC: 1 DP: 0 HBP: 1	WP: 1 PB: 0 SB: 3 CS: 0	PA: 43		
<b>PITCHER</b>	IP WLS BF H R ER SO BB IBB HBP BLK WP HR S P ERA WHIP	IP WLS BF H R ER SO BB IBB HBP BLK WP HR S P ERA WHIP	IP WLS BF H R ER SO BB IBB HBP BLK WP HR S P ERA WHIP	IP WLS BF H R ER SO BB IBB HBP BLK WP HR S P ERA WHIP	IP WLS BF H R ER SO BB IBB HBP BLK WP HR S P ERA WHIP	IP WLS BF H R ER SO BB IBB HBP BLK WP HR S P ERA WHIP	IP WLS BF H R ER SO BB IBB HBP BLK WP HR S P ERA WHIP	IP WLS BF H R ER SO BB IBB HBP BLK WP HR S P ERA WHIP	IP WLS BF H R ER SO BB IBB HBP BLK WP HR S P ERA WHIP	IP WLS BF H R ER SO BB IBB HBP BLK WP HR S P ERA WHIP	IP WLS BF H R ER SO BB IBB HBP BLK WP HR S P ERA WHIP	IP WLS BF H R ER SO BB IBB HBP BLK WP HR S P ERA WHIP	IP WLS BF H R ER SO BB IBB HBP BLK WP HR S P ERA WHIP	IP WLS BF H R ER SO BB IBB HBP BLK WP HR S P ERA WHIP	IP WLS BF H R ER SO BB IBB HBP BLK WP HR S P ERA WHIP	IP WLS BF H R ER SO BB IBB HBP BLK WP HR S P ERA WHIP	IP WLS BF H R ER SO BB IBB HBP BLK WP HR S P ERA WHIP	IP WLS BF H R ER SO BB IBB HBP BLK WP HR S P ERA WHIP	IP WLS BF H R ER SO BB IBB HBP BLK WP HR S P ERA WHIP	IP WLS BF H R ER SO BB IBB HBP BLK WP HR S P ERA WHIP	IP WLS BF H R ER SO BB IBB HBP BLK WP HR S P ERA WHIP	IP WLS BF H R ER SO BB IBB HBP BLK WP HR S P ERA WHIP

Houston Astros @ Pittsburgh Pirates  
Three Rivers Stadium, Pittsburgh, PA  
Sun May 02 1982, 3:33 AM EDT  
Att. 11,116 - Unknown

AB	38
R	6
H	13
RBI	6
BB	3
SO	6
LOB	19



Batter	1	2	3	4	5	6	7	8	9	AB	R	H	RBI	BB	SO	LOB	BOTTOM						
Omar Moreno, L OBP: 0.276, SLG: 0.290	K2-3		K2-3			2-3		FC4-6 1B		4	0	1	0	0	2	0							
Lee Lacy, R OBP: 0.320, SLG: 0.150	1-3			4-3		5-3		FC4-6 S 1-2		4	0	0	0	0	0	1							
Johnny Ray, S OBP: 0.360, SLG: 0.397	6-3			1-3		K		F7		4	0	0	0	0	1	1							
Jason Thompson, L OBP: 0.429, SLG: 0.688			G3 5-3 BB	1B BB				F7		2	1	1	1	2	0	1							
Bill Madlock, R OBP: 0.386, SLG: 0.494			5-3					L7		4	1	2	1	0	0	1							
Mike Easter, L OBP: 0.389, SLG: 0.397			G3					F8		4	0	1	0	0	0	3							
Steve Nicosia, R (1, 2)			K			4-3		L6		4	0	0	0	0	2	2							
Dale Berra, R OBP: 0.338, SLG: 0.361 Willie Montanez, L OBP: 0.167, SLG: 0.400 Jim Smith, R (8, 6)			K			E5		F2		2	0	0	0	0	1	0							
Tom Griffin, R OBP: 0.250, SLG: 0.250 Paul Moskau, R OBP: 0.167, SLG: 0.167 Willie Stargell, L OBP: 0.222, SLG: 0.250 Kent Tekulve, R (8, 1)			K			G5-4-3		K		1	0	0	0	0	1	0							
						G5-4-3		K		1	0	0	0	0	1	1							
						1-2				0	0	0	0	0	0	0							
<b>Inning Stats</b>	R: 0 E: 0 K: 1 S: 5	H: 0 LOB: 0 BB: 0 P: 5	R: 0 E: 0 K: 1 S: 5	H: 0 LOB: 1 BB: 1 P: 9	R: 0 E: 0 K: 3 S: 9	H: 0 LOB: 0 BB: 0 P: 9	R: 0 E: 0 K: 0 S: 4	H: 1 LOB: 2 BB: 1 P: 8	R: 0 E: 1 K: 0 S: 3	H: 0 LOB: 0 BB: 0 P: 3	R: 0 E: 0 K: 1 S: 5	H: 0 LOB: 0 BB: 0 P: 5	R: 2 E: 0 K: 1 S: 8	H: 3 LOB: 1 BB: 0 P: 8	R: 0 E: 0 K: 0 S: 4	H: 1 LOB: 1 BB: 0 P: 4	R: 0 E: 0 K: 1 S: 5	H: 0 LOB: 0 BB: 0 P: 5	1B: 2 2B: 1 3B: 0 HR: 2	SF: 0 SAC: 0 DP: 1 HBP: 0	WP: 0 PB: 0 SB: 1 CS: 0	PA: 34	
<b>PITCHER</b>	IP WLS BF H R ER SO BB IBB HBP BLK WP HR S P ERA WHIP	IP WLS BF H R ER SO BB IBB HBP BLK WP HR S P ERA WHIP	IP WLS BF H R ER SO BB IBB HBP BLK WP HR S P ERA WHIP	IP WLS BF H R ER SO BB IBB HBP BLK WP HR S P ERA WHIP	IP WLS BF H R ER SO BB IBB HBP BLK WP HR S P ERA WHIP	IP WLS BF H R ER SO BB IBB HBP BLK WP HR S P ERA WHIP	IP WLS BF H R ER SO BB IBB HBP BLK WP HR S P ERA WHIP	IP WLS BF H R ER SO BB IBB HBP BLK WP HR S P ERA WHIP	IP WLS BF H R ER SO BB IBB HBP BLK WP HR S P ERA WHIP	IP WLS BF H R ER SO BB IBB HBP BLK WP HR S P ERA WHIP	IP WLS BF H R ER SO BB IBB HBP BLK WP HR S P ERA WHIP	IP WLS BF H R ER SO BB IBB HBP BLK WP HR S P ERA WHIP	IP WLS BF H R ER SO BB IBB HBP BLK WP HR S P ERA WHIP	IP WLS BF H R ER SO BB IBB HBP BLK WP HR S P ERA WHIP	IP WLS BF H R ER SO BB IBB HBP BLK WP HR S P ERA WHIP	IP WLS BF H R ER SO BB IBB HBP BLK WP HR S P ERA WHIP	IP WLS BF H R ER SO BB IBB HBP BLK WP HR S P ERA WHIP	IP WLS BF H R ER SO BB IBB HBP BLK WP HR S P ERA WHIP	IP WLS BF H R ER SO BB IBB HBP BLK WP HR S P ERA WHIP	IP WLS BF H R ER SO BB IBB HBP BLK WP HR S P ERA WHIP	IP WLS BF H R ER SO BB IBB HBP BLK WP HR S P ERA WHIP	IP WLS BF H R ER SO BB IBB HBP BLK WP HR S P ERA WHIP	IP WLS BF H R ER SO BB IBB HBP BLK WP HR S P ERA WHIP

Houston Astros @ Pittsburgh Pirates  
Three Rivers Stadium, Pittsburgh, PA  
Sun May 02 1982, 3:33 AM EDT  
Att. 11,116 - Unknown

AB	32
R	2
H	5
RBI	2
BB	2
SO	8
LOB	12













Batter	1	2	3	4	5	6	7	8	9	AB	R	H	RBI	BB	SO	LOB	TOP
Terry Puhl, L OBP: 0.342, SLG: 0.416 (1, 8)								 1-2 2-H		5	1	1	2	0	0	2	
Danny Heep, L OBP: 0.333, SLG: 0.357 (1, 9)								 1-3 2-H		4	0	1	1	0	0	0	
Ray Knight, R Dickie Thon, R OBP: 0.283, SLG: 0.291 (1, 5) (8, 5)				 G4-6-3			 2B	 1-2 3-H		4	0	2	0	0	0	1	
Jose Cruz, L Randy Moffitt, R OBP: 0.336, SLG: 0.438 (8, 1) (8, 1)			 1-2			 BB				3	0	0	0	1	0	1	
Alan Ashby, S Alan Knicely, R OBP: 0.333, SLG: 0.466 OBP: 0.235, SLG: 0.200 (1, 2) (5, 2)							 2-3		 2B	2	0	0	0	0	1	0	
Art Howe, R OBP: 0.315, SLG: 0.347 (1, 3)							 G4-6-3		 2B G6-4-3	3	1	1	0	1	1	0	
Phil Garner, R OBP: 0.314, SLG: 0.414 (1, 4)			 FC3-6				 1-2		 G6-4-3 1-3 2-H	4	0	2	1	0	0	3	
Craig Reynolds, L OBP: 0.500, SLG: 0.600 (1, 6)			 FC3-6 1-2			 4-1		 1B	 G6-4-3	4	2	3	0	0	0	1	
Nolan Ryan, R Michael Lacoss, R Tony Scott, S Frank LaCorte, R Denny Walling, L Scott Loucks, R OBP: 0.315, SLG: 0.554 OBP: 0.288, SLG: 0.341 OBP: 0.391, SLG: 0.185 (1, 1) (3, 1) (6, PH) (8, 1) (8, PH) (8, 8)								 1-2	 1-2 2-3 3-H	1	0	0	0	0	1	1	
<b>Inning Stats</b>	R: 0 E: 0 K: 0 S: 3	H: 0 LOB: 0 BB: 3	R: 0 E: 0 K: 2 S: 7	H: 0 LOB: 0 BB: 0 P: 7	R: 0 E: 0 K: 1 S: 6	H: 1 LOB: 1 BB: 0 P: 6	R: 0 E: 0 K: 0 S: 3	H: 1 LOB: 0 BB: 0 P: 3	R: 0 E: 0 K: 0 S: 3	H: 1 LOB: 2 BB: 2 P: 11	R: 3 E: 0 K: 0 S: 6	H: 4 LOB: 0 BB: 0 P: 6	R: 2 E: 0 K: 0 S: 5	H: 3 LOB: 1 BB: 1 P: 9	1B: 8 2B: 2 3B: 1 HR: 0	SF: 0 SAC: 0 DP: 4 HBP: 0	WP: 0 PA: 37 PB: 0 SB: 0 CS: 0
<b>PITCHER</b>	IP WLS BF H R ER SO BB IBB HBP BLK WP HR S P ERA WHIP																
Randy Martz, R ERA: 1.98 (1, 1)	7.0 W 25 4 1 1 3 2 0 0 0 0 0 0 29 37 1.29 0.857																
Dan Larson, R ERA: 7.23 (8, 1)	0.0 4 4 3 3 0 0 0 0 0 0 0 0 4 4 ∞ ∞																
Allen Ripley, R ERA: 11.32 (8, 1)	2.0 8 3 2 2 0 1 0 0 0 0 0 0 7 11 9.00 2.000																

Houston Astros @ Chicago Cubs  
Wrigley Field, Chicago, IL  
Fri May 07 1982, 3:33 AM CDT  
Att: 6,404 - Sunny - 56 F

AB	34
R	6
H	11
RBI	4
BB	3
SO	3
LOB	14



Batter	1	2	3	4	5	6	7	8	9	AB	R	H	RBI	BB	SO	LOB	BOTTOM		
Steve Henderson, R Gary Woods, R OBP: 0.338, SLG: 0.391 OBP: 0.370, SLG: 0.449 (1, 7) (7, 7)	 HR		 2-H							3	1	1	1	1	1	1			
Bump Willis, S OBP: 0.355, SLG: 0.404 (1, 4)			 4-3			 HR				5	2	2	0	0	1	2			
Bill Buckner, L Dan Briggs, L OBP: 0.319, SLG: 0.381 OBP: 0.130, SLG: 0.130 (1, 3) (9, 3)	 HR					 HR				5	2	2	0	0	0	1			
Keith Moreland, R OBP: 0.413, SLG: 0.680 (1, 9)	 1-H 3-H		 F9	 F9		 1-H 3-H				5	3	3	7	0	0	0			
Leon Durham, L OBP: 0.389, SLG: 0.470 (1, 8)			 23 1B			 BB				3	1	1	0	1	0	0			
Jody Davis, R OBP: 0.242, SLG: 0.207 (1, 2)			 F9			 BB				3	0	0	0	1	0	2			
Junior Kennedy, R OBP: 0.286, SLG: 0.350 (1, 6)			 23 1B							4	1	1	1	0	1	2			
23 Ryne Sandberg, R OBP: 0.213, SLG: 0.278 (1, 5)			 2B							4	1	1	0	0	2	0			
Randy Martz, L Hector Cruz, R OBP: 0.500, SLG: 0.571 (7, PH) (8, 1)			 1-H 2-H 3-H							3	1	2	3	0	1	0			
Dan Larson, R Allen Ripley, R OBP: 0.222, SLG: 0.222 (8, 1) (8, 1)										0	0	0	0	0	0	0			
<b>Inning Stats</b>	R: 3 E: 0 K: 1 S: 7	H: 2 LOB: 1 BB: 1 P: 11	R: 0 E: 0 K: 3 S: 10	H: 1 LOB: 0 BB: 0 P: 10	R: 6 E: 0 K: 0 S: 10	H: 7 LOB: 1 BB: 0 P: 10	R: 0 E: 0 K: 0 S: 3	H: 0 LOB: 0 BB: 0 P: 3	R: 0 E: 0 K: 0 S: 3	H: 0 LOB: 0 BB: 0 P: 3	R: 3 E: 0 K: 1 S: 8	H: 3 LOB: 2 BB: 2 P: 16	R: 0 E: 0 K: 3 S: 9	H: 0 LOB: 0 BB: 0 P: 9	R: 0 E: 0 K: 0 S: 3	H: 0 LOB: 0 BB: 0 P: 3	1B: 10 2B: 1 3B: 0 HR: 2	SF: 0 SAC: 0 DP: 0 HBP: 0	WP: 0 PA: 40 PB: 0 SB: 2 CS: 0
<b>PITCHER</b>	IP WLS BF H R ER SO BB IBB HBP BLK WP HR S P ERA WHIP																		
Nolan Ryan, R ERA: 6.92 (1, 1)	2.2 L 18 9 9 0 0 0 0 0 0 0 0 0 8 8 0.00 0.429																		
Michael LaCoss, R ERA: 3.39 (3, 1)	2.1 8 1 0 0 0 0 0 0 0 0 0 0 8 8 0.00 0.429																		
Frank LaCorte, R ERA: 6.28 (6, 1)	2.0 11 3 3 3 4 2 0 0 0 0 0 1 17 25 13.50 2.500																		
Randy Moffitt, R ERA: 3.24 (8, 1)	1.0 3 0 0 0 0 0 0 0 0 0 0 0 3 3 0.00 0.000																		

Houston Astros @ Chicago Cubs  
Wrigley Field, Chicago, IL  
Fri May 07 1982, 3:33 AM CDT  
Att: 6,404 - Sunny - 56 F

AB	37
R	12
H	13
RBI	12
BB	3
SO	8
LOB	8





Batter	1	2	3	4	5	6	7	8	9	AB	R	H	RBI	BB	SO	LOB	TOP					
Denny Walling, L OBP: 0.375, SLG: 0.200 Randy Moffitt, R (8, 1)	G3		E8		FC4-6			FC6		3	0	1	0	1	0	1	Houston Astros @ Chicago Cubs Wrigley Field, Chicago, IL Sat May 08 1982, 3:33 AM CDT Att: 22,151 - Sunny - 57 F					
Terry Puhl, L OBP: 0.331, SLG: 0.400 (1, 9)	P6		F7		FC4-6			F8		4	0	0	0	0	0	5						
Ray Knight, R OBP: 0.339, SLG: 0.418 (1, 5)			FC4				6-3	SF9		3	0	1	1	0	0	2						
Jose Cruz, L OBP: 0.325, SLG: 0.422 (1, 7)	P4				F8			FC6		4	0	0	0	0	0	2						
Alan Ashby, S OBP: 0.340, SLG: 0.462 (1, 2)		G5-4-3			F8			F8		3	1	1	0	1	0	0						
Art Howe, R OBP: 0.304, SLG: 0.333 (1, 3)		G5-4-3			F9			4-3		4	0	0	0	0	0	2						
Phil Garner, R OBP: 0.320, SLG: 0.426 (1, 4)		F9					K			4	0	2	1	0	1	0						
Craig Reynolds, L OBP: 0.455, SLG: 0.526 (1, 6)					F8			F8		4	0	1	0	0	0	1						
Joe Niekro, R OBP: 0.059, SLG: 0.118 Tony Scott, S OBP: 0.298, SLG: 0.349 (8, PH) (8, 8)			SH3-4					F8		1	0	0	0	0	1	0						
										1	1	1	0	0	0	0						
<b>Inning Stats</b>	R: 0 E: 0 K: 0 S: 4	H: 1 LOB: 1 BB: 0 P: 4	R: 0 E: 0 K: 0 S: 2	H: 0 LOB: 0 BB: 1 P: 6	R: 0 E: 1 K: 0 S: 5	H: 1 LOB: 2 BB: 0 P: 5	R: 1 E: 0 K: 0 S: 4	H: 2 LOB: 1 BB: 0 P: 4	R: 0 E: 0 K: 1 S: 6	H: 1 LOB: 1 BB: 0 P: 6	R: 0 E: 0 K: 1 S: 5	H: 0 LOB: 0 BB: 0 P: 5	R: 0 E: 0 K: 1 S: 5	H: 0 LOB: 0 BB: 0 P: 5	R: 1 E: 0 K: 0 S: 4	H: 1 LOB: 1 BB: 1 P: 8	R: 0 E: 0 K: 0 S: 4	H: 1 LOB: 1 BB: 0 P: 4	1B: 6 2B: 1 3B: 0 HR: 0	SF: 1 SAC: 1 DP: 1 HBP: 0	WP: 0 PB: 0 SB: 0 CS: 0	PA: 35
<b>PITCHER</b>	IP	WLS	BF	H	R	ER	SO	BB	IBB	HBP	BLK	WP	HR	S	P	ERA	WHIP					
Dickie Noles, R ERA: 3.97 Willie Hernandez, L ERA: 4.11 Bill Campbell, R ERA: 2.87	7.0	W	28	6	2	2	2	2	0	0	0	0	0	30	38	2.57	1.143					
	0.1		1	0	0	0	0	0	0	0	0	0	0	1	1	0.00	0.000					
	1.2	S	6	1	0	0	0	0	0	0	0	0	0	6	6	0.00	0.600					

AB	31
R	2
H	7
RBI	2
BB	2
SO	2
LOB	13



Batter	1	2	3	4	5	6	7	8	9	AB	R	H	RBI	BB	SO	LOB	BOTTOM				
Steve Henderson, R OBP: 0.333, SLG: 0.373 Gary Woods, R OBP: 0.370, SLG: 0.449 (8, 7)	5-3				5-3			K2-3		3	0	0	0	1	1	0	Houston Astros @ Chicago Cubs Wrigley Field, Chicago, IL Sat May 08 1982, 3:33 AM CDT Att: 22,151 - Sunny - 57 F				
Bump Willis, S OBP: 0.359, SLG: 0.407 (1, 4)							P1			4	1	2	1	0	1	0					
Bill Buckner, L OBP: 0.309, SLG: 0.368 (1, 3)							K2-3			4	0	0	0	0	2	3					
Keith Moreland, R OBP: 0.416, SLG: 0.673 Tye Wailer, R OBP: 0.300, SLG: 0.222 Jerry Morales, R OBP: 0.273, SLG: 0.483 (9, 8)							K			4	0	2	1	0	2	0					
										0	0	0	0	0	0	0					
										0	0	0	0	0	0	0					
Leon Durham, L OBP: 0.376, SLG: 0.452 (9, 9)	G1							F8		4	0	0	0	0	0	2					
Jody Davis, R OBP: 0.222, SLG: 0.188 (1, 2)								F8		3	0	0	0	0	1	0					
Junior Kennedy, R OBP: 0.250, SLG: 0.304 (1, 6)								K2-3		3	1	0	0	0	0	1					
										3	1	2	0	0	0	0					
23 Ryne Sandberg, R OBP: 0.227, SLG: 0.290 (1, 5)								F9		3	1	2	0	0	0	0					
										2	0	0	1	0	0	1					
Dickie Noles, R OBP: 0.167, SLG: 0.235 Willie Hernandez, L OBP: 0.300, SLG: 0.222 Bill Campbell, R OBP: 0.273, SLG: 0.483 (8, 1)										0	0	0	0	0	0	0					
										0	0	0	0	0	0	0					
<b>Inning Stats</b>	R: 1 E: 0 K: 1 S: 7	H: 2 LOB: 1 BB: 0 P: 7	R: 2 E: 1 K: 0 S: 6	H: 2 LOB: 2 BB: 1 P: 10	R: 0 E: 1 K: 1 S: 6	H: 0 LOB: 1 BB: 0 P: 6	R: 0 E: 0 K: 0 S: 3	H: 0 LOB: 0 BB: 0 P: 3	R: 0 E: 0 K: 2 S: 7	H: 0 LOB: 0 BB: 0 P: 7	R: 0 E: 0 K: 1 S: 5	H: 0 LOB: 0 BB: 0 P: 5	R: 0 E: 0 K: 1 S: 5	H: 1 LOB: 0 BB: 0 P: 5	R: 0 E: 0 K: 1 S: 6	H: 1 LOB: 1 BB: 0 P: 6	1B: 6 2B: 0 3B: 0 HR: 0	SF: 1 SAC: 0 DP: 1 HBP: 0	WP: 1 PB: 0 SB: 2 CS: 0	PA: 32	
<b>PITCHER</b>	IP	WLS	BF	H	R	ER	SO	BB	IBB	HBP	BLK	WP	HR	S	P	ERA	WHIP				
Joe Niekro, R ERA: 2.84 Randy Moffitt, R ERA: 2.89	7.0	L	28	5	3	1	6	1	0	0	0	0	0	39	43	1.29	0.857				
	1.0		4	1	0	0	1	0	0	0	0	0	0	6	6	0.00	1.000				

AB	30
R	3
H	6
RBI	3
BB	1
SO	7
LOB	7









Batter	1	2	3	4	5	6	7	8	9	AB	R	H	RBI	BB	SO	LOB	TOP					
Omar Moreno, L (1, 8) OBP: 0.313, SLG: 0.315										4	1	2	0	0	2	0	<b>Pittsburgh Pirates @ Houston Astros</b> Astrodome, Houston, TX Mon May 10 1982, 8:05 PM EDT Att. 16,141 - Dome					
Johnny Ray, S (1, 4) OBP: 0.353, SLG: 0.400										4	0	1	1	0	0	1						
Dave Parker, L (1, 9) OBP: 0.346, SLG: 0.478										4	1	1	0	0	1	2						
Willie Stargell, L (1, 3) OBP: 0.133, SLG: 0.143										4	0	0	0	0	1	1						
Bill Madlock, R (1, 5) OBP: 0.356, SLG: 0.417										4	1	1	1	0	0	0						
Mike Easter, L (1, 7) OBP: 0.374, SLG: 0.398										4	0	3	0	0	1	0						
Tony Peña, R (1, 2) OBP: 0.312, SLG: 0.448										4	0	1	1	0	1	2						
Dale Berra, R (1, 6) OBP: 0.298, SLG: 0.311										3	0	0	0	0	0	2						
Rick Rhoden, R (1, 1) OBP: 0.267, SLG: 0.643										0	0	0	0	0	0	0						
Manny Sarmiento, R (2, 1)										2	0	0	0	0	0	0						
Willie Montanez, L (7, PH) OBP: 0.267, SLG: 0.333										1	0	0	0	0	0	0						
Enrique Romo, R (7, 1) OBP: 1.000, SLG: 2.000										0	0	0	0	0	0	0						
<b>Inning Stats</b>	R: 1 E: 0 K: 1 S: 6	H: 2 LOB: 0 BB: 0 P: 6	R: 0 E: 0 K: 2 S: 7	H: 0 LOB: 0 BB: 0 P: 7	R: 0 E: 0 K: 1 S: 5	H: 0 LOB: 0 BB: 0 P: 5	R: 2 E: 0 K: 0 S: 7	H: 4 LOB: 2 BB: 0 P: 7	R: 0 E: 0 K: 1 S: 6	H: 1 LOB: 1 BB: 0 P: 6	R: 0 E: 0 K: 0 S: 4	H: 1 LOB: 0 BB: 0 P: 4	R: 0 E: 0 K: 1 S: 5	H: 0 LOB: 0 BB: 0 P: 5	R: 0 E: 0 K: 0 S: 3	H: 0 LOB: 0 BB: 0 P: 3	R: 0 E: 0 K: 0 S: 3	H: 1 LOB: 0 BB: 0 P: 3	1B: 8 2B: 1 3B: 0 HR: 0	SF: 0 SAC: 0 DP: 2 HBP: 0	WP: 0 PB: 0 SB: 0 CS: 1	PA: 34
<b>PITCHER</b> Don Sutton, R (1, 1) ERA: 2.66	IP: 9.0 WLS: W BF: 34 H: 9 R: 3 ER: 2 SO: 6 BB: 0 IBB: 0 HBP: 0 BLK: 0 WP: 0 HR: 0 S: 46 P: 46 ERA: 2.00 WHIP: 1.000															<b>PITCHER</b>	IP: 9.0 WLS: W BF: 34 H: 9 R: 3 ER: 2 SO: 6 BB: 0 IBB: 0 HBP: 0 BLK: 0 WP: 0 HR: 0 S: 46 P: 46 ERA: 2.00 WHIP: 1.000					

AB	34
R	3
H	9
RBI	3
BB	0
SO	6
LOB	8



Batter	1	2	3	4	5	6	7	8	9	AB	R	H	RBI	BB	SO	LOB	BOTTOM			
Terry Puhl, L (1, 9) OBP: 0.313, SLG: 0.374										5	1	1	0	0	0	1	<b>Pittsburgh Pirates @ Houston Astros</b> Astrodome, Houston, TX Mon May 10 1982, 8:05 PM EDT Att. 16,141 - Dome			
Tony Scott, S (1, 8) OBP: 0.293, SLG: 0.344										3	1	0	0	1	0	1				
Ray Knight, R (1, 5) OBP: 0.341, SLG: 0.441										4	2	2	2	0	1	0				
Jose Cruz, L (1, 7) OBP: 0.344, SLG: 0.452										3	2	1	0	1	0	2				
Alan Ashby, S (1, 2) OBP: 0.361, SLG: 0.480										3	0	2	2	1	0	0				
Art Howe, R (1, 3) OBP: 0.301, SLG: 0.327										4	0	2	2	0	0	3				
Phil Garner, R (1, 4) OBP: 0.308, SLG: 0.407										4	0	0	1	0	0	4				
Craig Reynolds, L (1, 6) OBP: 0.483, SLG: 0.478										3	1	1	0	1	0	0				
Don Sutton, R (1, 1) OBP: 0.211, SLG: 0.167										3	0	0	0	0	1	2				
<b>Inning Stats</b>	R: 2 E: 0 K: 0 S: 6	H: 3 LOB: 2 BB: 1 P: 10	R: 4 E: 0 K: 0 S: 6	H: 3 LOB: 1 BB: 2 P: 14	R: 0 E: 0 K: 0 S: 3	H: 0 LOB: 0 BB: 0 P: 3	R: 0 E: 0 K: 1 S: 5	H: 0 LOB: 0 BB: 0 P: 5	R: 1 E: 0 K: 0 S: 5	H: 2 LOB: 2 BB: 1 P: 9	R: 0 E: 0 K: 0 S: 3	H: 0 LOB: 0 BB: 0 P: 3	R: 0 E: 0 K: 0 S: 4	H: 1 LOB: 1 BB: 0 P: 4	R: 0 E: 0 K: 1 S: 5	H: 0 LOB: 0 BB: 0 P: 5		1B: 6 2B: 1 3B: 2 HR: 0	SF: 0 SAC: 1 DP: 0 HBP: 0	WP: 1 PB: 0 SB: 0 CS: 0
<b>PITCHER</b> Rick Rhoden, R (1, 1) ERA: 7.65	IP: 1.2 WLS: L BF: 14 H: 6 R: 6 ER: 6 SO: 0 BB: 3 IBB: 0 HBP: 0 BLK: 0 WP: 1 HR: 0 S: 11 P: 23 ERA: 32.40 WHIP: 5.400															<b>PITCHER</b>	IP: 1.2 WLS: L BF: 14 H: 6 R: 6 ER: 6 SO: 0 BB: 3 IBB: 0 HBP: 0 BLK: 0 WP: 1 HR: 0 S: 11 P: 23 ERA: 32.40 WHIP: 5.400			
<b>PITCHER</b> Manny Sarmiento, R (2, 1) ERA: 2.16	IP: 4.1 WLS: 1 BF: 16 H: 2 R: 1 ER: 1 SO: 1 BB: 0 IBB: 1 HBP: 0 BLK: 0 WP: 0 HR: 0 S: 17 P: 21 ERA: 2.08 WHIP: 0.462															<b>PITCHER</b>	IP: 4.1 WLS: 1 BF: 16 H: 2 R: 1 ER: 1 SO: 1 BB: 0 IBB: 1 HBP: 0 BLK: 0 WP: 0 HR: 0 S: 17 P: 21 ERA: 2.08 WHIP: 0.462			
<b>PITCHER</b> Enrique Romo, R (7, 1) ERA: 4.5	IP: 2.0 WLS: 1 BF: 7 H: 1 R: 0 ER: 0 SO: 1 BB: 0 IBB: 0 HBP: 0 BLK: 0 WP: 0 HR: 0 S: 9 P: 9 ERA: 0.00 WHIP: 0.500															<b>PITCHER</b>	IP: 2.0 WLS: 1 BF: 7 H: 1 R: 0 ER: 0 SO: 1 BB: 0 IBB: 0 HBP: 0 BLK: 0 WP: 0 HR: 0 S: 9 P: 9 ERA: 0.00 WHIP: 0.500			





Batter	1	2	3	4	5	6	7	8	9	AB	R	H	RBI	BB	SO	LOB	TOP			
Omar Moreno, L (1.8) OBP: 0.319, SLG: 0.320	0-0 S 1B		0-0 L8		0-0 F8 S 1B			0-0 1-3		4	0	2	0	0	0	0	<b>Pittsburgh Pirates @ Houston Astros</b> Astrodome, Houston, TX Tue May 11, 1982, 8:05 PM EDT Att. 17,893 - Dome			
Johnny Ray, S (1.4) OBP: 0.350, SLG: 0.389	4-0 1-2 BB		0-0 F8		0-0 F8			0-0 L6		3	0	0	0	1	0	1				
Dave Parker, L (1.9) OBP: 0.340, SLG: 0.468 Bill Robinson, R (3.9) OBP: 0.273, SLG: 0.545	0-3 K		0-3 K		0-0 P4			0-0 1B		2	0	0	0	0	2	2				
Willie Stargell, L (1.3) OBP: 0.158, SLG: 0.118	0-3 K			4-0 BB 1B G6-4-3 BB				0-0 L8		3	1	0	0	1	2	3				
Bill Madlock, R (1.5) OBP: 0.361, SLG: 0.420	0-0 4-3			0-0 G6-4-3 BB 1-2 1B				0-0 6-3		4	1	2	0	0	0	2				
Mike Easter, L (1.7) OBP: 0.388, SLG: 0.419		0-0 G6-3 1B		4-0 E 1-2 2-3 BB G6-4-3				0-0 K		3	0	2	1	1	1	0				
Dale Berra, R (1.6) OBP: 0.284, SLG: 0.295		0-0 G6-3 1-2		0-0 G6-4-3 1-2 2-3 3-H				0-0 P3		4	0	0	0	0	0	4				
Steve Nicosia, R (1.2) OBP: 0.182, SLG: 0.100		0-0 1B		0-0 L9				0-0 F7		4	0	1	0	0	0	2				
Tom Griffin, R (1.1) OBP: 0.222, SLG: 0.222 Brian Harper, R (5, PH) OBP: 0.125, SLG: 0.125 Paul Moskau, R (5.1) OBP: 0.143, SLG: 0.143 Willie Montanez, L (7, PH) OBP: 0.250, SLG: 0.313 Rod Scurry, L (7.1) OBP: 0.200, SLG: 0.500		0-3 K			0-0 6-3			0-3 K		1	0	0	0	0	1	1				
<b>Inning Stats</b>	R: 0 E: 0 K: 2 S: 8	H: 1 LOB: 2 BB: 1 P: 12	R: 0 E: 0 K: 1 S: 6	H: 2 LOB: 1 BB: 0 P: 6	R: 0 E: 0 K: 1 S: 5	H: 0 LOB: 0 BB: 0 P: 5	R: 1 E: 0 K: 0 S: 3	H: 1 LOB: 1 BB: 0 P: 11	R: 0 E: 0 K: 2 S: 7	H: 0 LOB: 0 BB: 0 P: 7	R: 0 E: 0 K: 1 S: 5	H: 0 LOB: 0 BB: 0 P: 5	R: 0 E: 0 K: 0 S: 4	H: 1 LOB: 1 BB: 0 P: 4	R: 1 E: 0 K: 0 S: 4	H: 2 LOB: 0 BB: 0 P: 4		1B: 7 2B: 2 3B: 0 HR: 0	SF: 0 SAC: 0 DP: 3 HBP: 0	WP: 0 PB: 0 SB: 2 CS: 0
<b>PITCHER</b>	IP WLS BF H R ER SO BB IBB HBP BLK WP HR S P ERA WHIP																			
Nolan Ryan, R (1.1) ERA: 6.35	5.0 W 21 5 1 1 4 3 0 0 0 0 0 26 38 1.80 1.600																			
Vern Riffe, R (6.1) ERA: 5.11	3.0 S 12 3 1 1 3 0 0 0 0 0 0 18 18 3.00 1.000																			
Dave Smith, R (9.1) ERA: 2.79	1.0 S 2 0 0 0 0 0 0 0 0 0 0 2 2 0.00 0.000																			

Batter	1	2	3	4	5	6	7	8	9	AB	R	H	RBI	BB	SO	LOB	BOTTOM			
Terry Puhl, L (1.9) OBP: 0.316, SLG: 0.370	0-0 G3	4-0 E 1-2 BB		0-0 S 1B		0-0 FC4-6 1B BLK		0-3 K		4	0	1	0	1	1	1	<b>Pittsburgh Pirates @ Houston Astros</b> Astrodome, Houston, TX Tue May 11, 1982, 8:05 PM EDT Att. 17,893 - Dome			
Tony Scott, S (1.8) OBP: 0.292, SLG: 0.340 Scott Loucks, R (8.8)	0-3 K2-3	0-0 E1 G4-6-3		0-0 P6		0-0 G6-4-3 1B		0-3 K		4	0	1	0	0	1	2				
Ray Knight, R (1.5) OBP: 0.338, SLG: 0.443	0-0 2B	0-0 G4-6-3 1-2		0-0 F8		0-0 G6-4-3 1-2		0-0 K		4	0	1	0	0	0	6				
Jose Cruz, L (1.7) OBP: 0.348, SLG: 0.444	4-0 BB		0-0 6-3		4-0 IBB			0-0 F8		2	0	0	0	2	0	0				
Alan Ashby, S (1.2) OBP: 0.357, SLG: 0.465	0-0 6-3		4-0 2B BB		0-0 F9			0-0 4-3		3	1	0	0	1	0	4				
Art Howe, R (1.3) OBP: 0.306, SLG: 0.333 Denny Walling, L (2, FR) OBP: 0.395, SLG: 0.273		0-0 HR 1B		0-0 F8		0-0 F8		0-0 1B		1	0	1	0	0	0	0				
Phil Garner, R (1.4) OBP: 0.314, SLG: 0.433		0-0 HR 1-2 2-H		0-0 6-3		0-0 F9		0-0 1B		4	1	2	2	0	0	1				
Craig Reynolds, L (1.6) OBP: 0.455, SLG: 0.423		0-0 4-3		4-0 IBB		0-0 P5		0-0 3-1		3	0	0	0	1	0	3				
Nolan Ryan, R (1.1) OBP: 0.250, SLG: 0.143 Vern Riffe, R (6.1) OBP: 0.222, SLG: 0.222 Dave Smith, R (9.1)		4-0 BB E BB		0-0 1-3		0-0 FC4-6 1B		0-3 K2-3		1	1	0	0	1	0	2				
<b>Inning Stats</b>	R: 0 E: 0 K: 1 S: 6	H: 1 LOB: 2 BB: 1 P: 10	R: 3 E: 1 K: 0 S: 5	H: 2 LOB: 2 BB: 2 P: 13	R: 1 E: 0 K: 0 S: 4	H: 1 LOB: 2 BB: 2 P: 12	R: 0 E: 0 K: 0 S: 4	H: 1 LOB: 2 BB: 1 P: 8	R: 0 E: 0 K: 0 S: 3	H: 0 LOB: 0 BB: 0 P: 3	R: 0 E: 0 K: 0 S: 4	H: 2 LOB: 1 BB: 0 P: 4	R: 0 E: 0 K: 0 S: 5	H: 2 LOB: 2 BB: 0 P: 5	R: 0 E: 0 K: 3 S: 9	H: 0 LOB: 0 BB: 0 P: 9		1B: 6 2B: 2 3B: 0 HR: 1	SF: 0 SAC: 0 DP: 2 HBP: 0	WP: 0 PB: 0 SB: 2 CS: 0
<b>PITCHER</b>	IP WLS BF H R ER SO BB IBB HBP BLK WP HR S P ERA WHIP																			
Tom Griffin, R (1.1) ERA: 8.87	4.0 L 23 5 4 3 1 4 2 0 0 0 0 19 43 6.75 2.250																			
Paul Moskau, R (5.1) ERA: 3.0	2.0 7 2 0 0 0 0 0 0 0 1 0 0 7 7 0.00 1.000																			
Rod Scurry, L (7.1) ERA: 2.78	2.0 8 2 0 0 3 0 0 0 0 0 0 0 14 14 0.00 1.000																			





Batter	1	2	3	4	5	6	7	8	9	AB	R	H	RBI	BB	SO	LOB	TOP																							
Steve Henderson, R (1, 7) OBP: 0.311, SLG: 0.333 Gary Woods, R (6, 7) OBP: 0.360, SLG: 0.437	5-3		1B	F9		L4			P4	4	1	1	0	0	0	2																								
Bump Willis, S (1, 4) Lee Smith, R (7, 1)	K2-3		1B	4-3					K	3	1	1	1	1	1	2																								
Bill Buckner, L (1, 3) Dan Briggs, L (9, 3)	F9		1B	K					P6	4	1	1	0	0	1	3																								
Keith Moreland, R (1, 9) OBP: 0.395, SLG: 0.628		P5				6-3			SF7	3	0	1	2	0	0	1																								
Leon Durham, L (1, 8) Jerry Morales, R (5, PR) OBP: 0.265, SLG: 0.467			1B	K					F9	3	0	2	1	0	1	2																								
Jody Davis, R (1, 2) OBP: 0.235, SLG: 0.404	FC6-5					6-3			F7	4	0	0	0	0	0	2																								
Larry Bowa, S (1, 6) OBP: 0.229, SLG: 0.216	4-3					F7			F9	4	1	1	0	0	0	2																								
23 Ryne Sandberg, R (1, 5) OBP: 0.225, SLG: 0.299									K	4	0	1	0	0	2	0																								
Allen Ripley, R (1, 1) Junior Kennedy, R (7, 4) OBP: 0.267, SLG: 0.286			1B			5-3			G3	3	1	2	1	0	0	0																								
<b>Inning Stats</b>	R: 0 E: 0 K: 1 S: 5	H: 0 LOB: 0 BB: 0 P: 5	R: 0 E: 0 K: 0 S: 4	H: 1 LOB: 1 BB: 0 P: 4	R: 2 E: 0 K: 2 S: 11	H: 4 LOB: 2 BB: 0 P: 11	R: 1 E: 0 K: 0 S: 6	H: 3 LOB: 2 BB: 0 P: 6	R: 1 E: 0 K: 0 S: 5	H: 2 LOB: 1 BB: 0 P: 5	R: 0 E: 0 K: 1 S: 5	H: 0 LOB: 0 BB: 0 P: 5	R: 1 E: 0 K: 0 S: 3	H: 0 LOB: 0 BB: 1 P: 7	R: 0 E: 0 K: 1 S: 5	H: 0 LOB: 0 BB: 0 P: 5	R: 0 E: 0 K: 1 S: 5	H: 0 LOB: 0 BB: 0 P: 5	1B: 9 2B: 1 3B: 0 HR: 0	SF: 1 SAC: 0 DP: 0 HBP: 0	WP: 0 PB: 1 CS: 3	PA: 38																		
<b>PITCHER</b>	IP	WLS	BF	H	R	ER	SO	BB	IBB	HBP	BLK	WP	HR	S	P	ERA	WHIP	<b>PITCHER</b>					IP	WLS	BF	H	R	ER	SO	BB	IBB	HBP	BLK	WP	HR	S	P	ERA	WHIP	
Joe Niekro, R (1, 1) ERA: 3.12	4.1	L	23	10	4	4	3	0	0	0	0	0	0	29	29	8.31	2.308																							
Michael LaCoss, R (5, 1) ERA: 3.1	1.2		5	0	0	0	1	0	0	0	0	0	0	7	7	0.00	0.000																							
Frank LaCorte, R (7, 1) ERA: 5.71	3.0		10	0	1	1	2	1	0	0	0	0	0	13	17	3.00	0.333																							

Chicago Cubs @ Houston Astros  
Astrodome, Houston, TX  
Thu May 13 1982, 8:05 PM EDT  
Att. 13,534 - Dome - 72 F

AB 36  
R 5  
H 10  
RBI 5  
BB 1  
SO 6  
LOB 14



Batter	1	2	3	4	5	6	7	8	9	AB	R	H	RBI	BB	SO	LOB	BOTTOM																								
Terry Puhl, L (1, 9) OBP: 0.314, SLG: 0.366	4-3			F9		G4-6-3			G3	4	0	1	0	0	0	1																									
Tony Scott, S (1, 8) OBP: 0.280, SLG: 0.327	F7			F9		G4-6-3			5-3	4	0	0	0	0	0	2																									
Ray Knight, R (1, 5) OBP: 0.336, SLG: 0.437	K								5-3	4	0	1	0	0	2	1																									
Jose Cruz, L (1, 7) OBP: 0.341, SLG: 0.433		4-3		5-3					F8	3	0	0	0	0	0	1																									
Alan Ashby, S (1, 2) OBP: 0.357, SLG: 0.456		4-3							K	2	0	0	0	1	1	0																									
Denny Walling, L (1, 3) OBP: 0.370, SLG: 0.250		4-3							6-3	3	0	0	0	0	0	1																									
Phil Garner, R (1, 4) OBP: 0.307, SLG: 0.423				5-3					6-3	3	0	0	0	0	0	1																									
Craig Reynolds, L (1, 6) OBP: 0.417, SLG: 0.379				F9					F9	3	0	0	0	0	0	1																									
Joe Niekro, R (1, 1) Michael LaCoss, R (5, 1) Joe Pittman, R (6, PH) Frank LaCorte, R (7, 1) Danny Heep, L (9, PH) OBP: 0.375, SLG: 0.400				F7					P4	1	0	0	0	0	0	0																									
<b>Inning Stats</b>	R: 0 E: 0 K: 1 S: 5	H: 0 LOB: 0 BB: 0 P: 5	R: 0 E: 0 K: 0 S: 3	H: 0 LOB: 0 BB: 0 P: 3	R: 0 E: 0 K: 0 S: 3	H: 0 LOB: 0 BB: 0 P: 3	R: 0 E: 0 K: 0 S: 4	H: 1 LOB: 1 BB: 0 P: 4	R: 0 E: 0 K: 0 S: 3	H: 0 LOB: 0 BB: 1 P: 7	R: 0 E: 0 K: 2 S: 7	H: 0 LOB: 0 BB: 0 P: 7	R: 0 E: 0 K: 0 S: 3	H: 0 LOB: 0 BB: 0 P: 3	R: 0 E: 0 K: 0 S: 4	H: 1 LOB: 1 BB: 0 P: 4	1B: 3 2B: 0 3B: 0 HR: 0	SF: 0 SAC: 0 DP: 1 HBP: 0	WP: 0 PB: 0 SB: 0 CS: 0	PA: 30																					
<b>PITCHER</b>	IP	WLS	BF	H	R	ER	SO	BB	IBB	HBP	BLK	WP	HR	S	P	ERA	WHIP	<b>PITCHER</b>					IP	WLS	BF	H	R	ER	SO	BB	IBB	HBP	BLK	WP	HR	S	P	ERA	WHIP		
Allen Ripley, R (1, 1) ERA: 7.16	6.0	W	20	2	0	0	1	1	0	0	0	0	0	14	14	0.00	0.500																								
Lee Smith, R (7, 1) ERA: 2.75	3.0	S	10	1	0	0	2	0	0	0	0	0	0	14	14	0.00	0.333																								

Chicago Cubs @ Houston Astros  
Astrodome, Houston, TX  
Thu May 13 1982, 8:05 PM EDT  
Att. 13,534 - Dome - 72 F

AB 29  
R 0  
H 3  
RBI 0  
BB 1  
SO 3  
LOB 8





Batter	1	2	3	4	5	6	7	8	9	AB	R	H	RBI	BB	SO	LOB	TOP				
Steve Henderson, R (1.7) OBP: 0.316, SLG: 0.329	4-0 BB G5-4-3		0-0 5-3			0-0 1-3	0-0 F9		0-0 1B	4	0	1	1	1	0	0					
Bump Wills, S (1.4) OBP: 0.381, SLG: 0.400	0-0 G5-4-3		0-0 F9			0-0 2B	0-0 4-3		0-0 2H 1B	4	1	1	0	0	0	1					
Junior Kennedy, R (7.4) OBP: 0.258, SLG: 0.276	1-2									1	0	0	0	0	0	1					
Bill Buckner, L (1.3) OBP: 0.313, SLG: 0.372	0-0 1B									5	1	3	1	0	0	1					
Keith Moreland, R (1.9) OBP: 0.406, SLG: 0.626	4-0 FC6-4 BB									2	1	1	0	2	0	1					
Gary Woods, R (1.8) OBP: 0.354, SLG: 0.440	0-0 FC6-4									4	1	1	1	0	1	3					
Jody Davis, R (1.2) OBP: 0.218, SLG: 0.380		0-0 G3								3	0	0	1	0	1	0					
Larry Bowa, S (1.6) OBP: 0.239, SLG: 0.257		0-0 6-3								4	1	2	1	0	0	0					
23 Ryne Sandberg, R (1.5) OBP: 0.235, SLG: 0.306		0-0 1-3								4	1	2	1	0	0	1					
Dickie Noles, R (1.1) OBP: 0.143, SLG: 0.200										3	0	0	0	0	2	2					
Dick Tidrow, R (6.1)										0	0	0	0	0	0	0					
Willie Hernandez, L (7.1)										0	0	0	0	0	0	0					
<b>Inning Stats</b>	R: 0 E: 0 K: 0 S: 3	H: 1 LOB: 2 BB: 2 P: 11	R: 0 E: 0 K: 0 S: 3	H: 0 LOB: 0 BB: 0 P: 3	R: 0 E: 0 K: 1 S: 5	H: 0 LOB: 0 BB: 0 P: 5	R: 0 E: 0 K: 0 S: 3	H: 1 LOB: 0 BB: 0 P: 3	R: 0 E: 0 K: 2 S: 8	H: 1 LOB: 1 BB: 0 P: 8	R: 5 E: 0 K: 0 S: 8	H: 5 LOB: 1 BB: 1 P: 12	R: 0 E: 0 K: 0 S: 4	H: 1 LOB: 0 BB: 0 P: 4	R: 0 E: 0 K: 1 S: 5	H: 0 LOB: 0 BB: 0 P: 5	R: 1 E: 0 K: 0 S: 5	H: 2 LOB: 1 BB: 0 P: 5	1B: 6 2B: 4 3B: 1 HR: 0	SF: 1 SAC: 1 DP: 1 HBP: 0	WP: 0 PA: 40 PB: 0 SB: 1 CS: 1
<b>PITCHER</b>	IP WLS BF H R ER SO BB IBB HBP BLK WP HR S P ERA WHIP																				
Bob Knepper, L (1.1) ERA: 5.04	5.1 L 23 6 4 4 3 2 1 0 0 0 0 26 38 6.75 1.500																				
Vern Ruhle, R (6.1) ERA: 5.33	0.2 4 2 1 1 0 0 0 0 0 0 0 4 4 13.50 3.000																				
Randy Moffitt, R (7.1) ERA: 4.5	2.0 7 1 0 0 1 0 0 0 0 0 0 9 9 0.00 0.500																				
Dave Smith, R (9.1) ERA: 3.1	1.0 5 2 1 1 0 0 0 0 0 0 0 5 5 9.00 2.000																				

Chicago Cubs @ Houston Astros  
Astrodome, Houston, TX  
Fri May 14 1982, 8:05 PM EDT  
Att: 19,193 - Dome - 72 F

AB	34
R	6
H	11
RBI	6
BB	3
SO	4
LOB	10



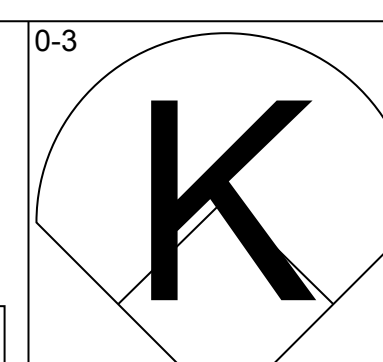
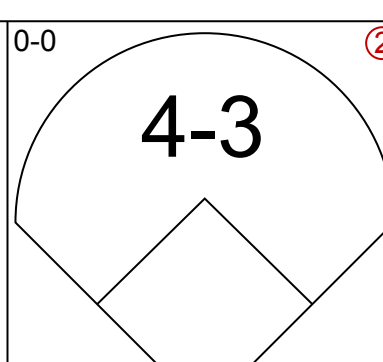
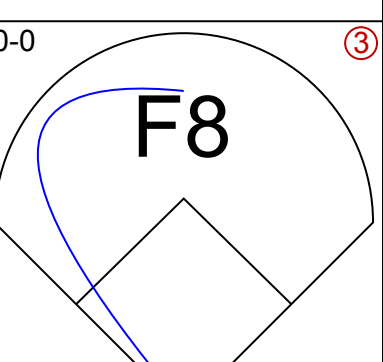
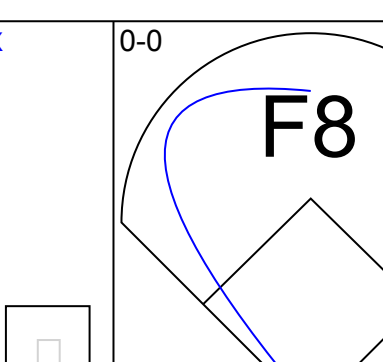
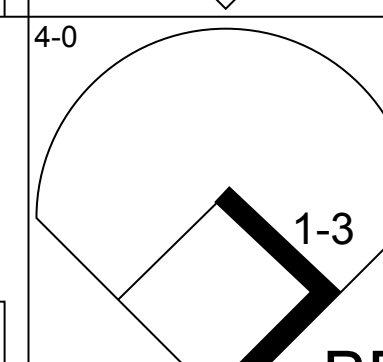
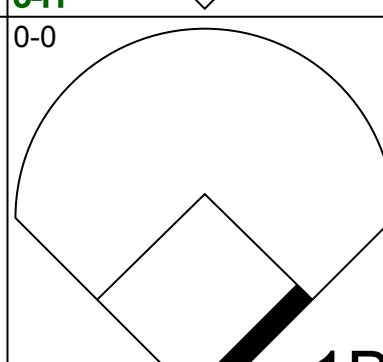
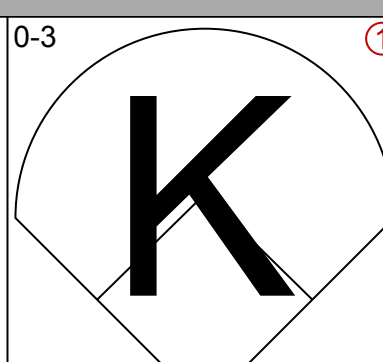
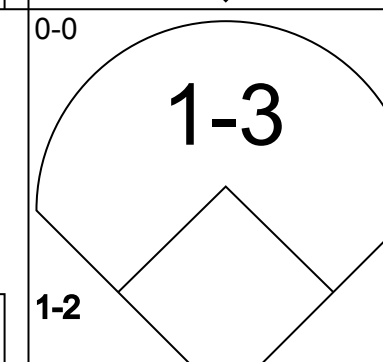
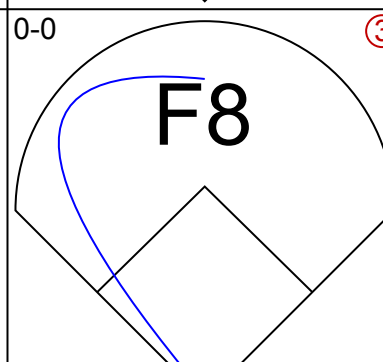
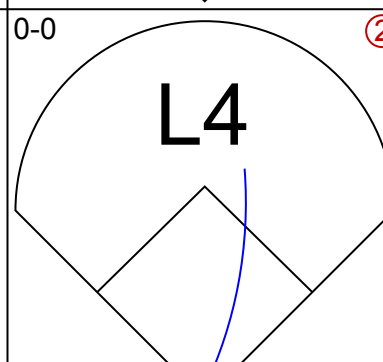
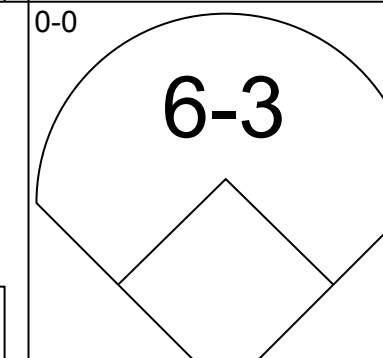
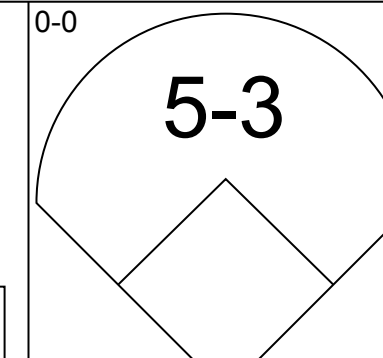
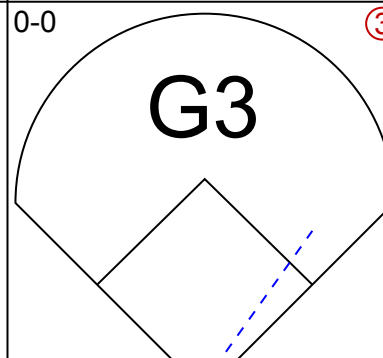
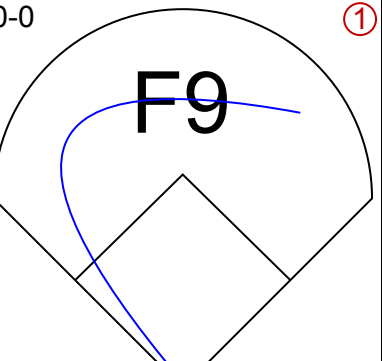
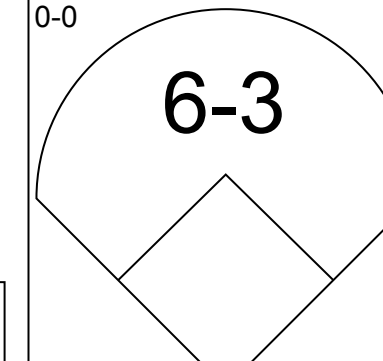
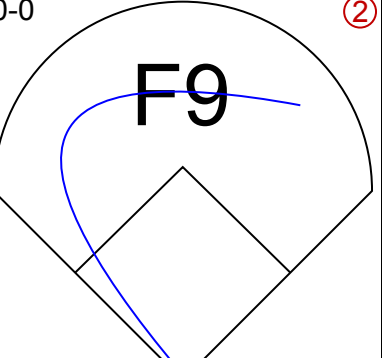
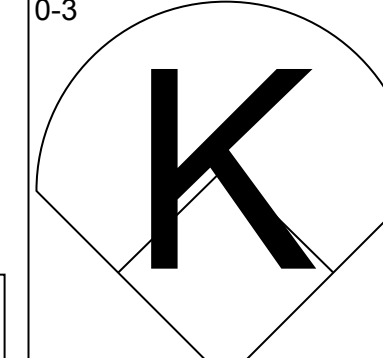
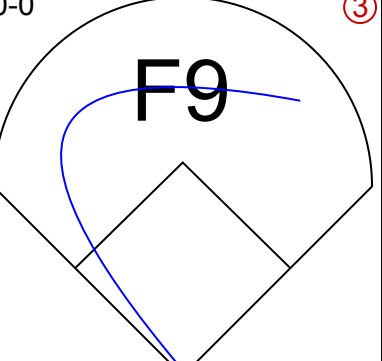
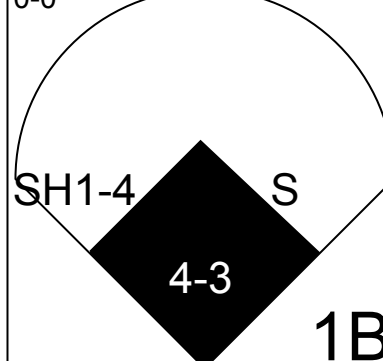
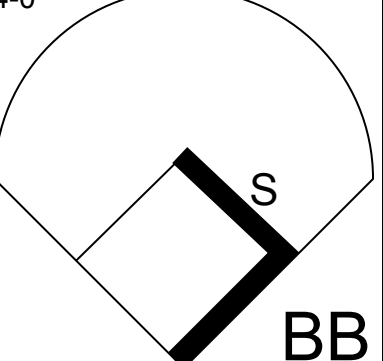
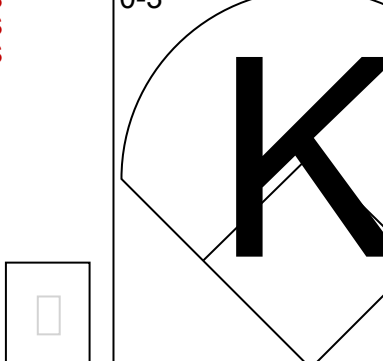
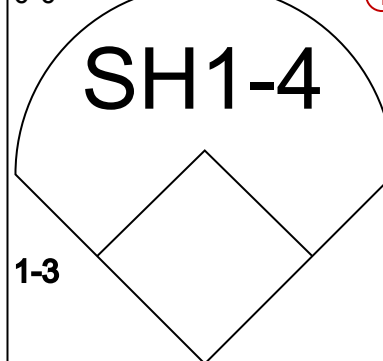
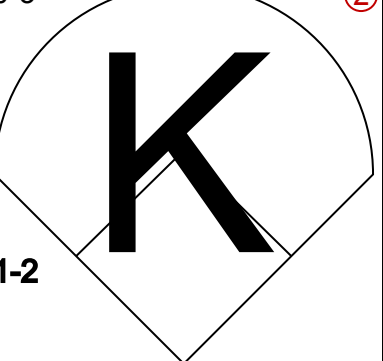
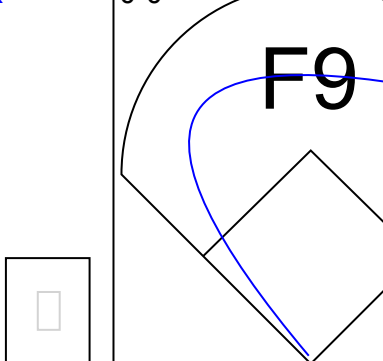
Batter	1	2	3	4	5	6	7	8	9	AB	R	H	RBI	BB	SO	LOB	BOTTOM				
Terry Puhl, L (1.9) OBP: 0.312, SLG: 0.362	0-0 4-3		0-0 P6						4-0 BB	4	1	1	0	0	0	1					
Alan Knicely, R (9. FH) OBP: 0.316, SLG: 0.200										0	0	0	0	1	0	0					
Tony Scott, S (1.8) OBP: 0.295, SLG: 0.359	0-0 F9 S 1B		0-0 F8						0-0 F7	5	1	3	0	0	0	1					
Ray Knight, R (1.5) OBP: 0.333, SLG: 0.431	0-0 F9		0-0 P5							4	0	1	1	0	0	2					
Jose Cruz, L (1.7) OBP: 0.331, SLG: 0.423	0-0 5-3									3	0	0	1	0	1	2					
Alan Ashby, S (1.2) OBP: 0.345, SLG: 0.439		0-0 F7								4	0	0	0	0	1	1					
Denny Walling, L (1.3) OBP: 0.347, SLG: 0.231		0-0 6-3								3	0	0	0	0	0	1					
Randy Moffitt, R (7.1)										0	0	0	0	0	0	0					
Dickie Thon, R (8. FH) OBP: 0.279, SLG: 0.286										1	0	0	0	0	0	0					
Dave Smith, R (9.1)										0	0	0	0	0	0	0					
Phil Garner, R (1.4) OBP: 0.313, SLG: 0.433		0-0 1B 1B								4	0	2	0	0	2	2					
Craig Reynolds, L (1.6) OBP: 0.410, SLG: 0.375		0-0 1B								3	0	1	0	0	0	1					
Kiko Garcia, R (9. FH) OBP: 0.229, SLG: 0.343		0-0 S 1B								1	0	0	0	0	1	0					
Bob Knepper, L (1.1)		0-3 K								1	0	0	0	0	1	2					
Vern Ruhle, R (6.1) OBP: 0.222, SLG: 0.222										0	0	0	0	0	0	0					
Danny Heep, L (7.3) OBP: 0.388, SLG: 0.588		1-2 K								2	1	1	1	0	0	0					
<b>Inning Stats</b>	R: 0 E: 0 K: 0 S: 4	H: 1 LOB: 1 BB: 0 P: 4	R: 0 E: 0 K: 1 S: 7	H: 2 LOB: 2 BB: 0 P: 7	R: 0 E: 0 K: 0 S: 3	H: 0 LOB: 0 BB: 0 P: 3	R: 0 E: 0 K: 0 S: 3	H: 0 LOB: 0 BB: 0 P: 3	R: 0 E: 0 K: 0 S: 4	H: 1 LOB: 1 BB: 0 P: 4	R: 1 E: 1 K: 2 S: 10	H: 2 LOB: 2 BB: 0 P: 10	R: 2 E: 0 K: 1 S: 8	H: 3 LOB: 1 BB: 0 P: 8	R: 0 E: 0 K: 1 S: 5	H: 0 LOB: 0 BB: 0 P: 5	R: 0 E: 0 K: 1 S: 5	H: 0 LOB: 1 BB: 1 P: 9	1B: 5 2B: 3 3B: 0 HR: 1	SF: 1 SAC: 1 DP: 0 HBP: 0	WP: 1 PA: 38 PB: 0 SB: 2 CS: 0
<b>PITCHER</b>	IP WLS BF H R ER SO BB IBB HBP BLK WP HR S P ERA WHIP																				
Dickie Noles, R (1.1) ERA: 3.71	5.2 W 24 6 1 1 2 0 0 0 0 0 1 28 28 1.59 1.059																				
Dick Tidrow, R (6.1) ERA: 4.96	1.0 6 3 2 2 1 0 0 0 0 0 0 1 8 8 18.00 3.000																				
Willie Hernandez, L (7.1) ERA: 3.2	2.1 S 8 0 0 0 3 1 0 0 0 0 0 0 13 17 0.00 0.429																				

Chicago Cubs @ Houston Astros  
Astrodome, Houston, TX  
Fri May 14 1982, 8:05 PM EDT  
Att: 19,193 - Dome - 72 F

AB	35
R	3
H	9
RBI	3
BB	1
SO	6
LOB	13



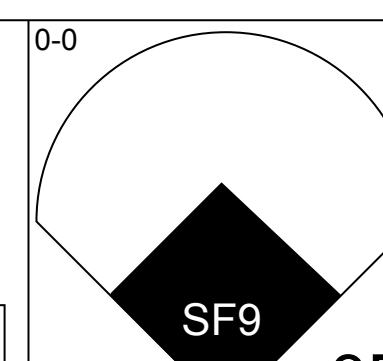
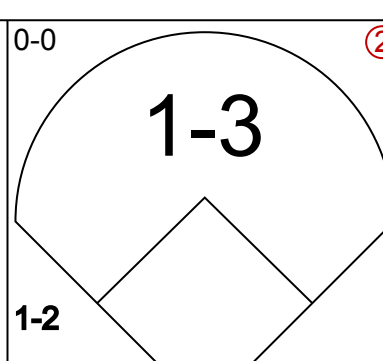
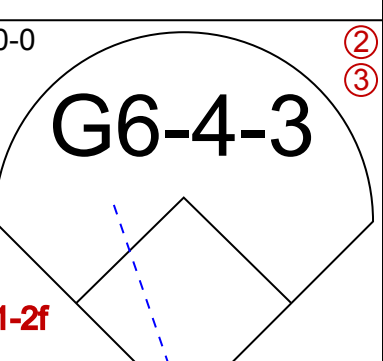
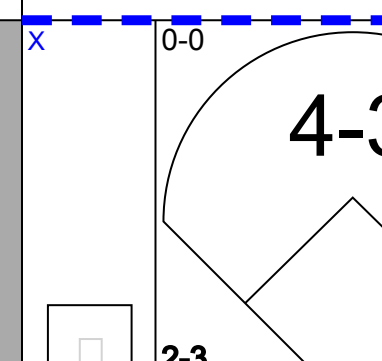
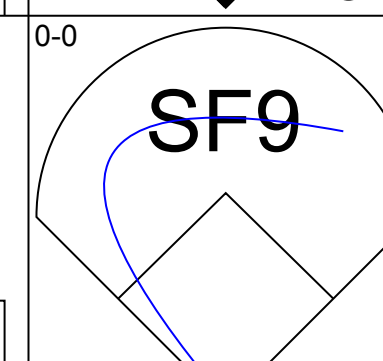
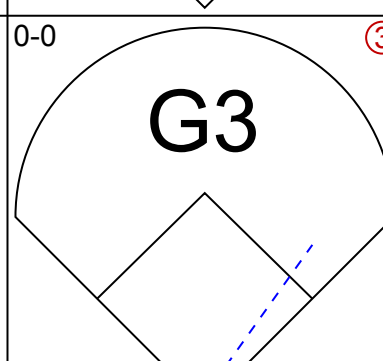
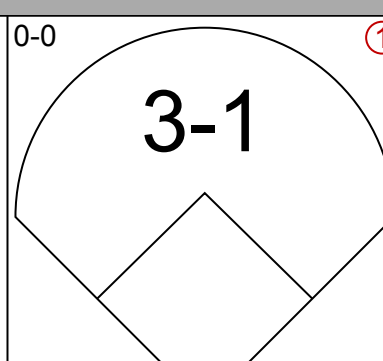
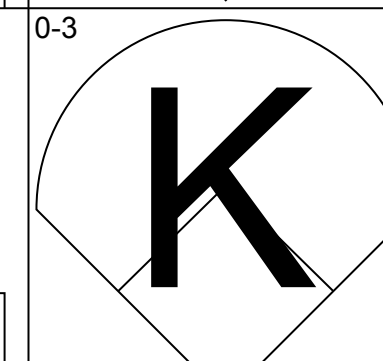
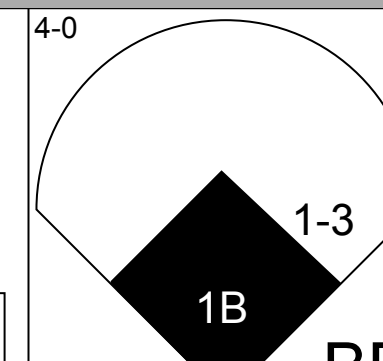
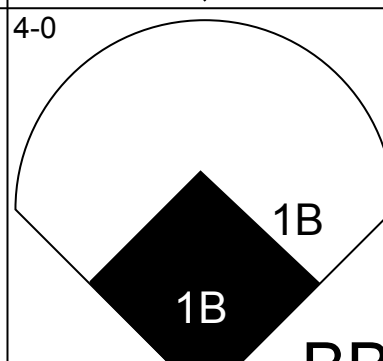
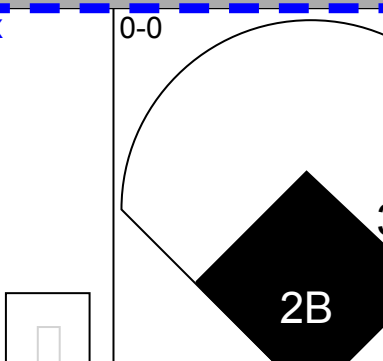
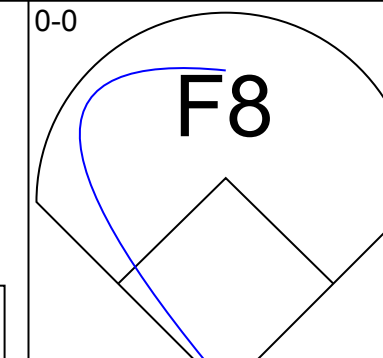
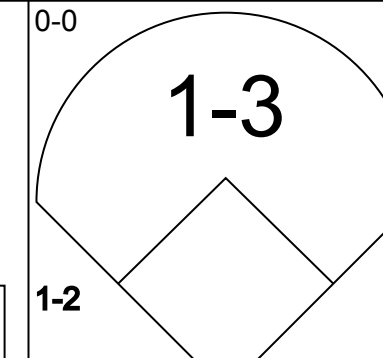
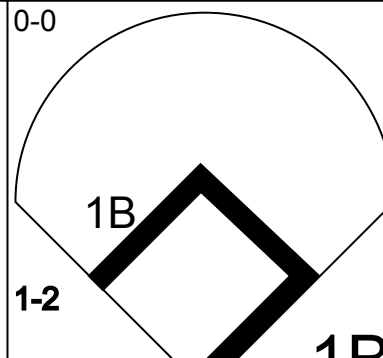
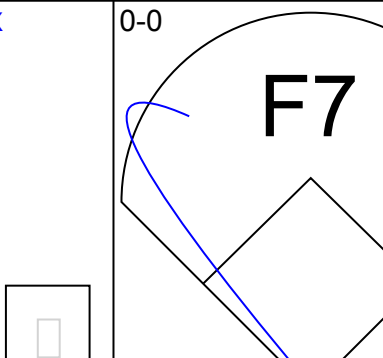
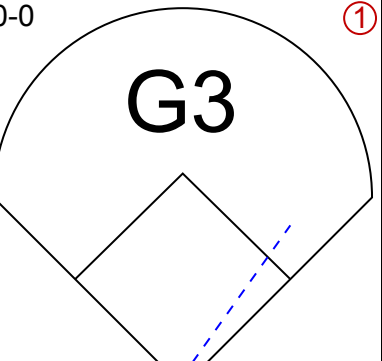
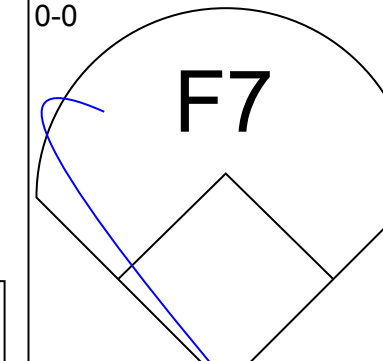
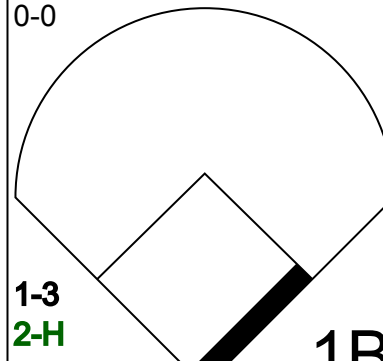
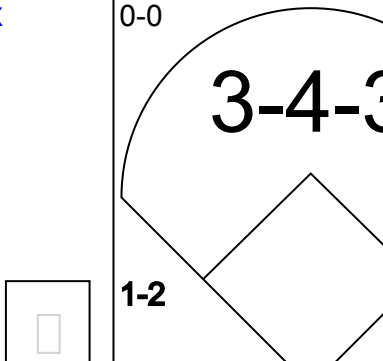
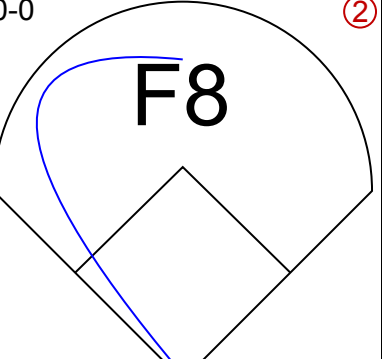
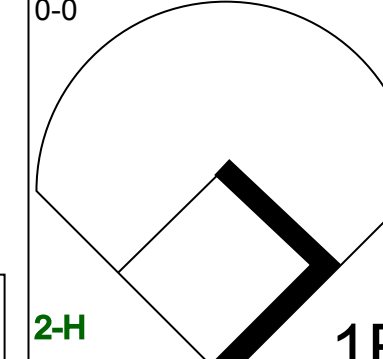
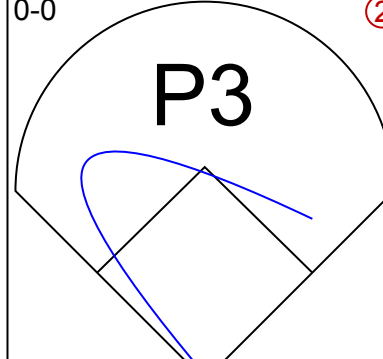
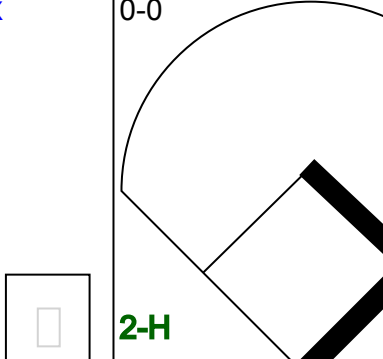
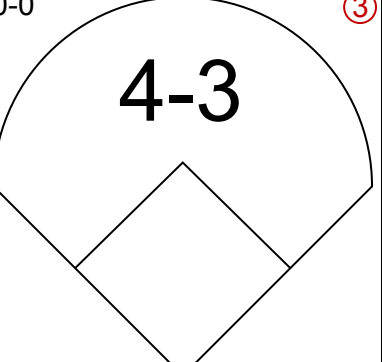
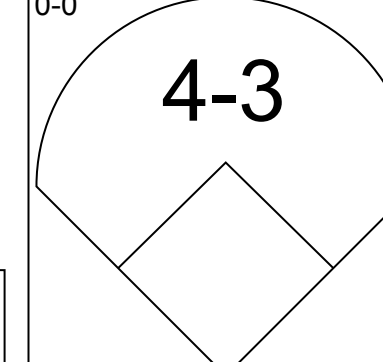
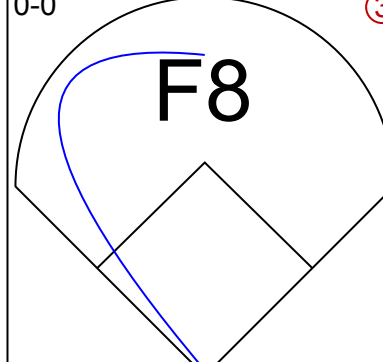
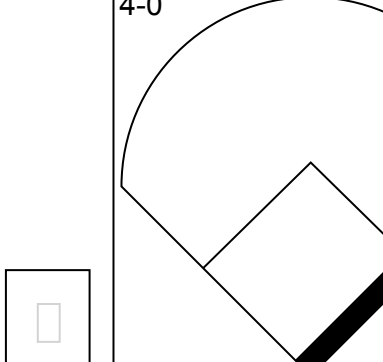
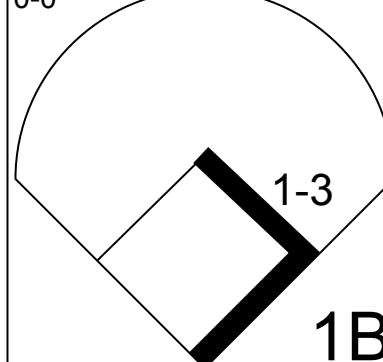
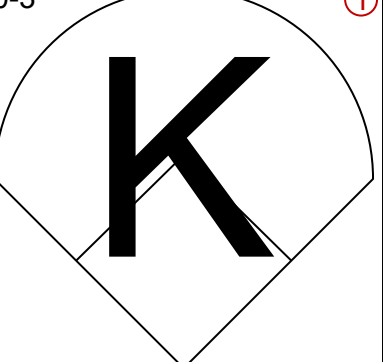
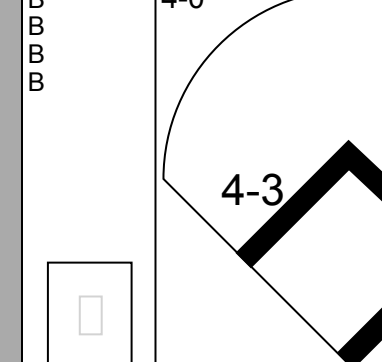
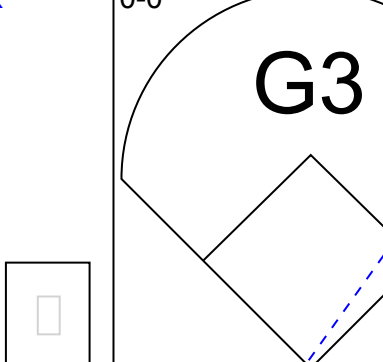
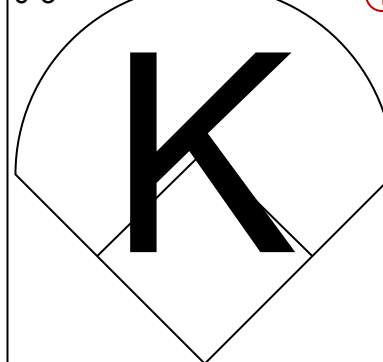
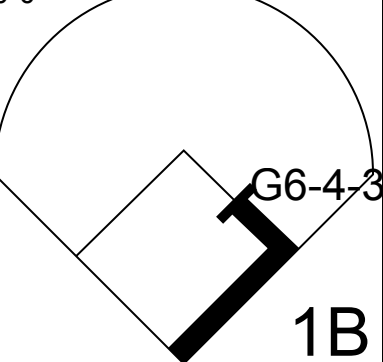



Batter	1	2	3	4	5	6	7	8	9	AB	R	H	RBI	BB	SO	LOB	TOP			
Steve Henderson, R OBP: 0.303, SLG: 0.315 (1, 7)										4	0	0	1	0	1	1				
Bump Willis, S OBP: 0.371, SLG: 0.406 (1, 4)										3	0	2	0	1	1	0				
Bill Buckner, L OBP: 0.304, SLG: 0.362 (1, 3)										4	0	0	0	0	0	3				
Keith Moreland, R OBP: 0.394, SLG: 0.606 (1, 9)										4	0	0	0	0	0	2				
Gary Woods, R OBP: 0.341, SLG: 0.423 Dan Briggs, L OBP: 0.115, SLG: 0.115 (9, PH)										3	0	0	0	0	0	0				
Jody Davis, R OBP: 0.207, SLG: 0.358 (1, 2)										1	0	0	0	0	1	1				
Larry Bowa, S OBP: 0.232, SLG: 0.250 (1, 6)										3	0	0	0	0	0	0				
23 Ryne Sandberg, R OBP: 0.246, SLG: 0.310 (1, 5)										2	1	1	0	1	1	0				
Fergie Jenkins, R Lee Smith, R Willie Hernandez, L Bob Molinaro, L Bill Campbell, R (1, 1), (6, 1), (7, 1), (8, PH), (8, 1)										1	0	0	0	0	1	1				
<b>Inning Stats</b>	R: 0 E: 0 K: 1 S: 5	H: 0 LOB: 1 BB: 1 P: 9	R: 0 E: 0 K: 0 S: 3	H: 0 LOB: 0 BB: 0 P: 3	R: 1 E: 0 K: 0 S: 5	H: 2 LOB: 1 BB: 0 P: 5	R: 0 E: 0 K: 1 S: 5	H: 0 LOB: 0 BB: 0 P: 5	R: 0 E: 0 K: 1 S: 5	H: 0 LOB: 1 BB: 1 P: 9	R: 0 E: 0 K: 0 S: 3	H: 0 LOB: 0 BB: 0 P: 3	R: 0 E: 0 K: 1 S: 5	H: 0 LOB: 0 BB: 0 P: 5	R: 0 E: 0 K: 1 S: 6	H: 1 LOB: 1 BB: 0 P: 6	1B: 3 2B: 0 3B: 0 HR: 0	SF: 0 SAC: 1 DP: 0 HBP: 0	WP: 0 PB: 0 SB: 2 CS: 0	PA: 32
<b>PITCHER</b> Don Sutton, R ERA: 2.4 (1, 1)	IP: 9.0 WLS: W BF: 32 H: 3 R: 1 ER: 1 SO: 6 BB: 2 IBB: 0 HBP: 0 BLK: 1 WP: 0 HR: 0 S: 42 P: 50 ERA: 1.00 WHIP: 0.556																			

Chicago Cubs @ Houston Astros  
Astrodome, Houston, TX  
Sat May 15 1982, 8:05 PM EDT  
Att: 43,543 - Dome - 72 F

AB	29
R	1
H	3
RBI	1
BB	2
SO	6
LOB	8



Batter	1	2	3	4	5	6	7	8	9	AB	R	H	RBI	BB	SO	LOB	BOTTOM			
Denny Walling, L OBP: 0.340, SLG: 0.279 (1, 9)										4	1	1	0	0	0	3				
Tony Scott, S Scott Loucks, R OBP: 0.284, SLG: 0.349 (8, 8)										3	0	0	1	0	1	2				
Ray Knight, R OBP: 0.345, SLG: 0.432 (1, 5)										2	3	1	0	2	1	0				
Jose Cruz, L OBP: 0.329, SLG: 0.417 (1, 7)										4	0	1	0	0	0	2				
Danny Heep, L Terry Puhl, L OBP: 0.364, SLG: 0.524 (9, 9)										4	0	1	1	0	0	2				
Phil Garner, R OBP: 0.318, SLG: 0.442 (1, 4)										4	0	2	2	0	0	2				
Alan Ashby, S OBP: 0.341, SLG: 0.427 (1, 2)										3	0	0	0	1	0	3				
Craig Reynolds, L OBP: 0.419, SLG: 0.371 (1, 6)										3	0	1	0	1	1	2				
Don Sutton, R OBP: 0.238, SLG: 0.200 (1, 1)										2	0	1	0	0	1	1				
<b>Inning Stats</b>	R: 1 E: 0 K: 1 S: 6	H: 1 LOB: 0 BB: 0 P: 6	R: 0 E: 0 K: 0 S: 3	H: 0 LOB: 0 BB: 0 P: 3	R: 0 E: 0 K: 1 S: 6	H: 1 LOB: 1 BB: 0 P: 6	R: 1 E: 0 K: 0 S: 4	H: 1 LOB: 1 BB: 1 P: 8	R: 0 E: 0 K: 1 S: 5	H: 1 LOB: 0 BB: 0 P: 5	R: 1 E: 0 K: 0 S: 5	H: 2 LOB: 2 BB: 1 P: 9	R: 0 E: 0 K: 1 S: 5	H: 0 LOB: 1 BB: 1 P: 9	R: 1 E: 0 K: 0 S: 5	H: 2 LOB: 2 BB: 1 P: 9	1B: 6 2B: 1 3B: 1 HR: 0	SF: 1 SAC: 1 DP: 1 HBP: 0	WP: 0 PB: 0 SB: 0 CS: 0	PA: 35
<b>PITCHER</b> Fergie Jenkins, R Lee Smith, R Willie Hernandez, L Bill Campbell, R ERA: 3.35 ERA: 2.61 ERA: 3.1 ERA: 3.86 (1, 1), (6, 1), (7, 1), (8, 1)	IP: 5.1 WLS: L BF: 23 H: 6 R: 3 ER: 3 SO: 3 BB: 2 IBB: 0 HBP: 0 BLK: 0 WP: 0 HR: 0 S: 27 P: 35 ERA: 5.06 WHIP: 1.500																			

Chicago Cubs @ Houston Astros  
Astrodome, Houston, TX  
Sat May 15 1982, 8:05 PM EDT  
Att: 43,543 - Dome - 72 F

AB	29
R	4
H	8
RBI	4
BB	4
SO	4
LOB	17













Batter	1	2	3	4	5	6	7	8	9	10	11	12	AB	R	H	RBI	BB	SO	LOB	TOP							
Terry Puhl, L OBP: 0.309, SLG: 0.350 (1, 9)	4-3			4-3	4-3			F5			1B		5	0	1	0	0	0	1								
Tony Scott, S OBP: 0.270, SLG: 0.328 Denny Walling, L OBP: 0.316, SLG: 0.255 (1, 8) (12, 3)	K			4-3		K			6-3		L5		5	0	0	0	0	2	1								
Ray Knight, R OBP: 0.358, SLG: 0.466 (1, 5) (10, 3)	G3			1B	1B	5-3			F7				5	0	2	0	0	0	0								
Scott Loucks, R (12, 8) (12, 8)				1B	1B							6-3	1B	2B	0	1	0	0	0	0							
Jose Cruz, L OBP: 0.331, SLG: 0.403 (1, 7)		4-3				G3						F7		5	0	1	0	0	1	1							
Danny Heep, L OBP: 0.242, SLG: 0.344 Joe Pittman, R OBP: 0.167, SLG: 0.333 (1, 3) (10, PH) (10, 5)		6-3			F9			4-3		F9		6-3		3	0	0	0	0	2								
Phil Garner, R OBP: 0.336, SLG: 0.460 (1, 4)		F8						F8		F9		1B		4	1	1	0	1	0	0							
Alan Ashby, S OBP: 0.341, SLG: 0.418 (1, 2)			1-5-3					1B	SF8	1B		1B		5	0	2	1	0	0	0							
Craig Reynolds, L OBP: 0.358, SLG: 0.318 Dickie Thorn, R OBP: 0.270, SLG: 0.276 (1, 8) (11, PH) (11, 8)			G3					SF8		3-1		F3		2	0	0	1	0	0	0							
Joe Niekro, R OBP: 0.046, SLG: 0.095 Alan Knicely, R OBP: 0.286, SLG: 0.176 Dave Smith, R (1, 1) (11, PH) (11, 1)			K					K				F4		3	0	0	0	0	3	1							
														1	0	0	0	0	0	0							
														0	0	0	0	0	0	0							
<b>Inning Stats</b>	R: 0 E: 0 K: 1 S: 5	H: 0 LOB: 0 BB: 0 P: 5	R: 0 E: 0 K: 0 S: 3	H: 0 LOB: 0 BB: 0 P: 3	R: 0 E: 0 K: 1 S: 5	H: 0 LOB: 0 BB: 0 P: 5	R: 0 E: 0 K: 0 S: 5	H: 2 LOB: 2 BB: 0 P: 6	R: 1 E: 0 K: 1 S: 7	H: 2 LOB: 1 BB: 0 P: 7	R: 0 E: 0 K: 1 S: 5	H: 0 LOB: 0 BB: 0 P: 5	R: 0 E: 0 K: 0 S: 3	H: 0 LOB: 0 BB: 0 P: 3	R: 0 E: 0 K: 1 S: 5	H: 0 LOB: 0 BB: 0 P: 5	R: 0 E: 0 K: 0 S: 3	R: 0 E: 0 K: 0 S: 4	H: 1 LOB: 1 BB: 0 P: 4	R: 1 E: 0 K: 1 S: 7	H: 2 LOB: 2 BB: 1 P: 11	1B: 6 2B: 1 3B: 0 HR: 0	SF: 1 SAC: 0 DP: 0 HBP: 0	WP: 0 PB: 0 SB: 0 CS: 0	PA: 44		
<b>PITCHER</b>	IP WLS BF H R ER SO BB IBB HBP BLK WP HR S P ERA WHIP	IP WLS BF H R ER SO BB IBB HBP BLK WP HR S P ERA WHIP	IP WLS BF H R ER SO BB IBB HBP BLK WP HR S P ERA WHIP	IP WLS BF H R ER SO BB IBB HBP BLK WP HR S P ERA WHIP	IP WLS BF H R ER SO BB IBB HBP BLK WP HR S P ERA WHIP	IP WLS BF H R ER SO BB IBB HBP BLK WP HR S P ERA WHIP	IP WLS BF H R ER SO BB IBB HBP BLK WP HR S P ERA WHIP	IP WLS BF H R ER SO BB IBB HBP BLK WP HR S P ERA WHIP	IP WLS BF H R ER SO BB IBB HBP BLK WP HR S P ERA WHIP	IP WLS BF H R ER SO BB IBB HBP BLK WP HR S P ERA WHIP	IP WLS BF H R ER SO BB IBB HBP BLK WP HR S P ERA WHIP	IP WLS BF H R ER SO BB IBB HBP BLK WP HR S P ERA WHIP	IP WLS BF H R ER SO BB IBB HBP BLK WP HR S P ERA WHIP	IP WLS BF H R ER SO BB IBB HBP BLK WP HR S P ERA WHIP	IP WLS BF H R ER SO BB IBB HBP BLK WP HR S P ERA WHIP	IP WLS BF H R ER SO BB IBB HBP BLK WP HR S P ERA WHIP	IP WLS BF H R ER SO BB IBB HBP BLK WP HR S P ERA WHIP	IP WLS BF H R ER SO BB IBB HBP BLK WP HR S P ERA WHIP	IP WLS BF H R ER SO BB IBB HBP BLK WP HR S P ERA WHIP	IP WLS BF H R ER SO BB IBB HBP BLK WP HR S P ERA WHIP	IP WLS BF H R ER SO BB IBB HBP BLK WP HR S P ERA WHIP	IP WLS BF H R ER SO BB IBB HBP BLK WP HR S P ERA WHIP	IP WLS BF H R ER SO BB IBB HBP BLK WP HR S P ERA WHIP	IP WLS BF H R ER SO BB IBB HBP BLK WP HR S P ERA WHIP	IP WLS BF H R ER SO BB IBB HBP BLK WP HR S P ERA WHIP	IP WLS BF H R ER SO BB IBB HBP BLK WP HR S P ERA WHIP	IP WLS BF H R ER SO BB IBB HBP BLK WP HR S P ERA WHIP

Houston Astros @ Philadelphia Phillies  
Veterans Stadium, Philadelphia, PA

Tue May 18 1982, 7:05 PM EDT  
Alt. 23,869 - Unknown

AB 42  
R 2  
H 7  
RBI 2  
BB 1  
SO 7  
LOB 9



Batter	1	2	3	4	5	6	7	8	9	10	11	12	AB	R	H	RBI	BB	SO	LOB	BOTTOM							
Gary Maddox, R OBP: 0.265, SLG: 0.317 (1, 8)	4-3		K		SH1-4			1B		6-3		4-3		5	0	2	0	1	1	1							
Pete Rose, S OBP: 0.323, SLG: 0.340 (1, 3)	4-3		F7		SH1-4		G2		4-3			4-3		5	0	0	0	0	0	3							
Mike Schmidt, R OBP: 0.419, SLG: 0.493 (1, 5)	K			1B	F8		1B	BB		1B		1B		5	1	3	0	1	1	3							
Gary Matthews, R OBP: 0.331, SLG: 0.423 Bob Dernier, R OBP: 0.384, SLG: 0.412 (1, 7) (12, PH)	K			1B	6-3		G3		F9			1B		6	0	2	0	0	1	6							
Bo Diaz, R OBP: 0.345, SLG: 0.550 (1, 2)		F4							F9			F7		6	0	2	1	0	0	2							
George Vukovich, L OBP: 0.319, SLG: 0.369 (1, 9)		K		K		4-3		K		F6		F8		6	0	0	0	0	3	5							
Manny Trillo, R OBP: 0.319, SLG: 0.327 (1, 4)		5-3			F9		6-3		1-3			1B		5	0	1	0	0	0	3							
Ivan De Jesus, R OBP: 0.281, SLG: 0.241 (1, 8)			PB	SH1-4	F8		F8		E1			5-3		5	0	2	0	0	0	3							
Dick Ruthven, R OBP: 0.118, SLG: 0.118 Dick Davis, R OBP: 0.317, SLG: 0.433 Sparky Lytle, L (8, PH) (9, 1)			SH1-4		E3		K		4-3			6-3		2	0	0	0	0	1	0							
Greg Gross, L OBP: 0.367, SLG: 0.269 Ed Farmer, R (11, PH) (12, 1)														1	0	0	0	0	0	0							
														0	0	0	0	0	0	0							
<b>Inning Stats</b>	R: 0 E: 0 K: 2 S: 7	H: 0 LOB: 1 BB: 1 P: 11	R: 0 E: 0 K: 1 S: 5	H: 0 LOB: 0 BB: 0 P: 5	R: 0 E: 0 K: 1 S: 6	H: 1 LOB: 1 BB: 0 P: 6	R: 1 E: 0 K: 1 S: 8	H: 3 LOB: 2 BB: 0 P: 8	R: 0 E: 1 K: 0 S: 6	H: 1 LOB: 2 BB: 0 P: 5	R: 0 E: 0 K: 0 S: 4	H: 1 LOB: 1 BB: 0 P: 4	R: 0 E: 0 K: 0 S: 3	H: 1 LOB: 1 BB: 0 P: 3	R: 0 E: 0 K: 0 S: 3	H: 0 LOB: 0 BB: 0 P: 3	R: 0 E: 0 K: 0 S: 3	H: 0 LOB: 0 BB: 0 P: 3	R: 0 E: 0 K: 0 S: 6	H: 2 LOB: 2 BB: 1 P: 6	1B: 11 2B: 1 3B: 0 HR: 0	SF: 0 SAC: 2 DP: 0 HBP: 0	WP: 0 PB: 1 SB: 2 CS: 0	PA: 51			
<b>PITCHER</b>	IP WLS BF H R ER SO BB IBB HBP BLK WP HR S P ERA WHIP	IP WLS BF H R ER SO BB IBB HBP BLK WP HR S P ERA WHIP	IP WLS BF H R ER SO BB IBB HBP BLK WP HR S P ERA WHIP	IP WLS BF H R ER SO BB IBB HBP BLK WP HR S P ERA WHIP	IP WLS BF H R ER SO BB IBB HBP BLK WP HR S P ERA WHIP	IP WLS BF H R ER SO BB IBB HBP BLK WP HR S P ERA WHIP	IP WLS BF H R ER SO BB IBB HBP BLK WP HR S P ERA WHIP	IP WLS BF H R ER SO BB IBB HBP BLK WP HR S P ERA WHIP	IP WLS BF H R ER SO BB IBB HBP BLK WP HR S P ERA WHIP	IP WLS BF H R ER SO BB IBB HBP BLK WP HR S P ERA WHIP	IP WLS BF H R ER SO BB IBB HBP BLK WP HR S P ERA WHIP	IP WLS BF H R ER SO BB IBB HBP BLK WP HR S P ERA WHIP	IP WLS BF H R ER SO BB IBB HBP BLK WP HR S P ERA WHIP	IP WLS BF H R ER SO BB IBB HBP BLK WP HR S P ERA WHIP	IP WLS BF H R ER SO BB IBB HBP BLK WP HR S P ERA WHIP	IP WLS BF H R ER SO BB IBB HBP BLK WP HR S P ERA WHIP	IP WLS BF H R ER SO BB IBB HBP BLK WP HR S P ERA WHIP	IP WLS BF H R ER SO BB IBB HBP BLK WP HR S P ERA WHIP	IP WLS BF H R ER SO BB IBB HBP BLK WP HR S P ERA WHIP	IP WLS BF H R ER SO BB IBB HBP BLK WP HR S P ERA WHIP	IP WLS BF H R ER SO BB IBB HBP BLK WP HR S P ERA WHIP	IP WLS BF H R ER SO BB IBB HBP BLK WP HR S P ERA WHIP	IP WLS BF H R ER SO BB IBB HBP BLK WP HR S P ERA WHIP	IP WLS BF H R ER SO BB IBB HBP BLK WP HR S P ERA WHIP	IP WLS BF H R ER SO BB IBB HBP BLK WP HR S P ERA WHIP	IP WLS BF H R ER SO BB IBB HBP BLK WP HR S P ERA WHIP	IP WLS BF H R ER SO BB IBB HBP BLK WP HR S P ERA WHIP

Houston Astros @ Philadelphia Phillies  
Veterans Stadium, Philadelphia, PA

Tue May 18 1982, 7:05 PM EDT  
Alt. 23,869 - Unknown

AB 47  
R 1  
H 12  
RBI 1  
BB 2  
SO 7  
LOB 28





Batter	1	2	3	4	5	6	7	8	9	AB	R	H	RBI	BB	SO	LOB	TOP
Dickie Thon, R OBP: 0.279, SLG: 0.302	0-0 S 2B		0-0 6-3		0-0 1B		0-0 6-3		0-0 4-3	5	0	2	0	0	0	0	
Tony Scott, S OBP: 0.270, SLG: 0.325 Scott Loucks, R (8, 8)	0-0 5-3			0-0 3B 1B	0-3 K		0-0 F9		0-0 5-3	4	1	1	0	0	1	2	
Ray Knight, R OBP: 0.362, SLG: 0.480	0-3 K 2-3			0-0 1B 2B 3B		0-0 3B 1B		0-0 5-3		4	2	2	1	0	1	1	
Jose Cruz, L OBP: 0.329, SLG: 0.406	0-3 K			0-0 2B		0-0 F9		0-0 F8		4	0	1	1	0	1	2	
Phil Garner, R OBP: 0.339, SLG: 0.474		0-3 K		0-0 5-3		0-0 1B 3B		0-0 4-3 S 1B 1B		4	2	2	1	0	1	1	
Alan Knicely, R OBP: 0.292, SLG: 0.200 Terry Puhl, L OBP: 0.307, SLG: 0.348	0-0 G6-4-3 1B			0-3 K		0-0 F3		0-0 4-3		3	0	1	0	0	1	2	
Kiko Garcia, R OBP: 0.359 Dave Smith, R (8, 1)	0-0 G6-4-3 1-2			0-0 5-3		0-0 2B 1B		0-0 1B 1B		4	0	2	2	0	0	2	
Luis Pujols, R OBP: 0.412, SLG: 0.467			0-0 6-3		0-0 F8		0-0 1-3 2B		0-0 1-3 1B	4	0	2	0	0	0	0	
Bob Knepper, L Craig Reynolds, L OBP: 0.352, SLG: 0.311			0-3 K		0-3 K		0-3 K		0-0 F5	3	0	0	0	0	3	2	

Houston Astros @ Philadelphia Phillies  
Veterans Stadium, Philadelphia, PA  
Wed May 19 1982, 7:05 PM EDT  
Att: 20,007 - Unknown

AB 38  
R 5  
H 13  
RBI 5  
BB 0  
SO 8  
LOB 13



Inning Stats	R	H	E	LOB	P	R	R	ER	SO	BB	IBB	HBP	BLK	WP	HR	S	P	ERA	WHIP
PITCHER	IP	WLS	BF	H	R	ER	SO	BB	IBB	HBP	BLK	WP	HR	S	P	ERA	WHIP		
Steve Carlton, L ERA: 4.38	7.0	L	30	10	4	4	8	0	0	0	0	0	0	0	46	46	5.14	1.429	
Warren Brusstar, R ERA: 4.15	2.0	S	8	3	1	1	0	0	0	0	0	0	0	0	8	8	4.50	1.500	

Batter	1	2	3	4	5	6	7	8	9	AB	R	H	RBI	BB	SO	LOB	BOTTOM
Bob Dernier, R OBP: 0.388, SLG: 0.404	4-0 G1-4-3 1B 2B BB		0-0 6-3		0-3 K			4-0 5-3 BB		2	1	0	0	2	1	0	
Pete Rose, S OBP: 0.321, SLG: 0.338	0-0 G1-4-3 1-2 1B		0-0 4-3		0-0 5-3			0-0 F7		4	0	1	0	0	0	1	
Mike Schmidt, R OBP: 0.423, SLG: 0.500	0-0 G1-4-3 1-2 2-3		0-0 2B			4-0 G4-6-3 BB		0-0 5-3 1-2		3	0	1	0	1	0	3	
Gary Matthews, R OBP: 0.329, SLG: 0.426	0-0 1B 2B		0-3 K			0-0 G4-6-3 1-2		0-0 F9		4	1	1	1	0	1	3	
Bo Diaz, R OBP: 0.397, SLG: 0.553	0-0 FC6-4 2H 1B			0-0 1B		0-3 K		4-0 G1-6-3 BB		3	0	2	1	1	1	0	
Dick Davis, R OBP: 0.318, SLG: 0.476 George Yekovich, L OBP: 0.315, SLG: 0.364	0-0 FC6-4 1-2			0-0 F8			0-0 HR	0-0 G1-6-3 1-2		3	1	1	1	0	0	2	
Manny Trillo, R OBP: 0.325, SLG: 0.351		0-0 F7		0-0 F8			0-0 CS 2B	0-0 2B		4	0	2	0	0	0	1	
Ivan De Jesus, R OBP: 0.275, SLG: 0.235 Del Unser, L (9, PH)		0-0 4-3		0-0 1-3			0-0 2-3 K	0-0 F7		3	0	0	0	0	0	2	
Steve Carlton, L OBP: 0.167, SLG: 0.292 Ozzie Virgil, R OBP: 0.375, SLG: 0.500 Warren Brusstar, R (8, 1)		0-0 4-3			0-3 K					2	0	0	0	0	1	0	

Houston Astros @ Philadelphia Phillies  
Veterans Stadium, Philadelphia, PA  
Wed May 19 1982, 7:05 PM EDT  
Att: 20,007 - Unknown

AB 31  
R 3  
H 8  
RBI 3  
BB 4  
SO 5  
LOB 14




Inning Stats	R	H	E	LOB	P	R	R	ER	SO	BB	IBB	HBP	BLK	WP	HR	S	P	ERA	WHIP
PITCHER	IP	WLS	BF	H	R	ER	SO	BB	IBB	HBP	BLK	WP	HR	S	P	ERA	WHIP		
Bob Knepper, L ERA: 4.88	7.0	W	27	7	3	3	5	2	0	0	0	0	0	0	1	35	43	3.86	1.286
Dave Smith, R ERA: 2.49	2.0	S	8	1	0	0	0	2	0	0	0	0	0	0	6	14	0.00	1.500	




Batter	1	2	3	4	5	6	7	8	9	AB	R	H	RBI	BB	SO	LOB	TOP					
Mookie Wilson, S (1, 8) OBP: 0.349, SLG: 0.435	0-0 2B		0-0 1B			0-0 5-3		0-0 4-3		4	0	2	1	0	0	0	<b>New York Mets @ Houston Astros</b> Astrodome, Houston, TX Fri May 21 1982, 8:05 PM EDT Att: 22,383 - Dome					
John Stearns, R (1, 2) OBP: 0.397, SLG: 0.445	0-3 K		0-0 F8			0-0 5-3		0-0 5-3		4	0	0	0	0	1	2						
George Foster, R (1, 7) OBP: 0.303, SLG: 0.343	0-0 6-3		0-0 F8			0-0 1B		0-3 K		4	0	1	0	0	1	2						
Dave Kingman, R (1, 3) OBP: 0.302, SLG: 0.552	0-3 K			4-0 G5-4-3 BB		0-3 K			0-0 4-3	3	0	0	0	1	2	2						
Joel Youngblood, R (1, 9) OBP: 0.299, SLG: 0.391		4-0 CS BB		0-0 G5-4-3			0-0 5-3		0-0 P6	3	0	0	0	1	0	1						
Hubie Brooks, R (1, 5) OBP: 0.342, SLG: 0.326	0-3 K		0-0 P2				0-0 1B 1B		0-0 1B	4	0	2	0	0	1	1						
Wally Backman, S (1, 4) OBP: 0.399, SLG: 0.397	0-0 F9				4-0 G4-6-3 BB		0-0 F7		0-0 4-3	3	0	0	0	1	0	2						
Ron Gardenhire, R (1, 6) OBP: 0.306, SLG: 0.282			0-0 1B 1B		0-0 G4-6-3		0-0 E5 1B			3	1	2	0	0	0	1						
Mike Scott, R (1, 1) OBP: 0.136, SLG: 0.143 Ed Lynch, R (6, 1)			0-3 K		0-0 F8		0-3 K			2	0	0	0	0	1	1						
Mike Jorgensen, L (7, PH) OBP: 0.400, SLG: 0.250 Jesse Orosco, R (7, 1)			1-2 K		0-0 F8		0-0 K			0	0	0	0	0	0	0						
<b>Inning Stats</b>	R: 0 E: 0 K: 2 S: 8	H: 1 LOB: 1 P: 8	R: 0 E: 0 K: 1 S: 4	H: 0 LOB: 0 BB: 1 P: 8	R: 1 E: 0 K: 1 S: 7	H: 2 LOB: 1 BB: 0 P: 7	R: 0 E: 0 K: 0 S: 2	H: 0 LOB: 0 BB: 1 P: 6	R: 0 E: 0 K: 1 S: 6	H: 1 LOB: 1 BB: 0 P: 6	R: 0 E: 1 K: 1 S: 7	H: 2 LOB: 2 BB: 0 P: 7	R: 0 E: 0 K: 1 S: 5	H: 0 LOB: 0 BB: 0 P: 5	R: 0 E: 0 K: 0 S: 4	H: 1 LOB: 1 BB: 0 P: 4	1B: 6 2B: 1 3B: 0 HR: 0	SF: 0 SAC: 0 DP: 2 HBP: 0	WP: 0 PB: 0 SB: 1 CS: 1	PA: 34		
<b>PITCHER</b>	IP WLS BF H R ER SO BB IBB HBP BLK WP HR S P ERA WHIP	8.0 W 30 6 1 1 7 3 0 0 0 0 0 0 41 53 1.12 1.125	1.0 L 4 1 0 0 0 0 0 0 0 0 0 0 4 4 0.00 1.000																			

Batter	1	2	3	4	5	6	7	8	9	AB	R	H	RBI	BB	SO	LOB	BOTTOM				
Terry Puhl, L (1, 9) OBP: 0.312, SLG: 0.359	0-0 4-3		0-0 1B 2B				0-0 F7			4	2	2	0	0	0	0	<b>New York Mets @ Houston Astros</b> Astrodome, Houston, TX Fri May 21 1982, 8:05 PM EDT Att: 22,383 - Dome				
Tony Scott, S (1, 8) OBP: 0.271, SLG: 0.325 Scott Loucks, R (8, 8)	0-0 4-3		0-0 G5-4-3 1B		0-0 SH1-3 1B		0-3 K			3	0	1	1	0	1	0					
Ray Knight, R (1, 5) OBP: 0.353, SLG: 0.468	0-0 P4		0-0 G5-4-3 1B		0-0 P4		0-3 K2-3			4	0	0	0	0	1	2					
Jose Cruz, L (1, 7) OBP: 0.333, SLG: 0.415		0-0 F7		0-0 FC4-6 1B 1B		0-0 2B 2B		0-0 G3		4	1	2	1	0	0	0					
Danny Heep, L (1, 3) OBP: 0.297, SLG: 0.382 Frank LaCorte, R (9, 1)		0-0 2B 2B		4-0 FC4-6 BB		0-0 F8		4-0 6-3 BB		2	1	1	0	2	0	1					
Phil Garner, R (1, 4) OBP: 0.343, SLG: 0.494		0-0 1B 2B		0-0 FC4-6 1B		0-0 SF9 3B		0-0 6-3		4	1	2	1	0	0	3					
Alan Ashby, S (1, 2) OBP: 0.336, SLG: 0.416	0-3 K		0-0 FC6-4 1B		0-0 SF9		0-0 5-3			3	0	1	2	0	1	2					
Craig Reynolds, L (1, 6) OBP: 0.351, SLG: 0.313	0-0 1B		0-0 F7		0-0 P4					3	0	1	0	0	0	2					
Don Sutton, R (1, 1) OBP: 0.208, SLG: 0.174 Denny Walling, L (9, 3) OBP: 0.316, SLG: 0.255			0-3 K		0-0 FC6-4		0-0 6-3			3	0	0	0	0	1	2					
<b>Inning Stats</b>	R: 0 E: 0 K: 0 S: 3	H: 0 LOB: 0 P: 3	R: 1 E: 0 K: 1 S: 7	H: 3 LOB: 2 BB: 0 P: 7	R: 1 E: 0 K: 1 S: 6	H: 2 LOB: 0 BB: 0 P: 6	R: 1 E: 0 K: 0 S: 5	H: 2 LOB: 2 BB: 1 P: 9	R: 1 E: 0 K: 0 S: 4	H: 1 LOB: 0 BB: 0 P: 4	R: 0 E: 0 K: 2 S: 7	H: 0 LOB: 0 BB: 0 P: 7	R: 0 E: 0 K: 0 S: 3	H: 0 LOB: 1 BB: 1 P: 7	R: 0 E: 0 K: 0 S: 3	H: 0 LOB: 0 BB: 0 P: 7		1B: 5 2B: 4 3B: 1 HR: 0	SF: 1 SAC: 1 DP: 1 HBP: 0	WP: 0 PB: 0 SB: 1 CS: 0	PA: 34
<b>PITCHER</b>	IP WLS BF H R ER SO BB IBB HBP BLK WP HR S P ERA WHIP	5.0 L 23 9 4 4 2 1 0 0 0 0 0 0 4 30 7.20 2.000	1.0 L 4 1 1 1 0 0 0 0 0 0 0 0 4 4 9.00 1.000	2.0 L 7 0 0 0 2 1 0 0 0 0 0 0 10 14 0.00 0.500																	

**AB 31**  
**R 1**  
**H 7**  
**RBI 1**  
**BB 3**  
**SO 7**  
**LOB 14**



**AB 30**  
**R 5**  
**H 10**  
**RBI 5**  
**BB 2**  
**SO 4**  
**LOB 12**









Batter	1	2	3	4	5	6	7	8	9	AB	R	H	RBI	BB	SO	LOB	TOP										
Mookie Wilson, S OBP: 0.348, SLG: 0.421 (1, 8)	0-0 1-3		0-0 4-3	0-0 1-2 1B			0-0 6-3		4-0 FC6-4 BB	4	0	1	0	1	0	1											
Wally Backman, S OBP: 0.388, SLG: 0.388 Ron Gardenhire, R OBP: 0.296, SLG: 0.272 (1, 4) (8, 6)	0-0 L1		0-0 WP WP 3H 4-0 1B	0-0 1-3 1B			0-0 CS 1B		0-0 FC6-4 1-2	4	1	2	1	0	0	2											
George Foster, R OBP: 0.311, SLG: 0.340 (1, 7)	0-0 6-3		0-0 WP BB 1-3 BB		0-3 K		0-0 5-3 1-2			3	0	0	0	1	1	1											
Dave Kingman, R OBP: 0.310, SLG: 0.539 Mike Jorgensen, L OBP: 0.375, SLG: 0.231 (1, 3) (8, 3)		0-0 F7	4-0 WP BB 1-2 BB		0-0 P3			0-0 F7		3	0	0	0	1	0	0											
Joel Youngblood, R OBP: 0.284, SLG: 0.375 (1, 9)		0-0 F7	1-0 1-2 2-3 3H HBP		0-0 6-3			0-0 6-3		3	0	0	0	0	0	0											
Ron Hodges, L OBP: 0.536, SLG: 0.571 (1, 2)		4-0 BB	0-0 4-3			0-0 F7		0-3 K		3	0	0	0	1	1	3											
Hubie Brooks, R OBP: 0.329, SLG: 0.312 (1, 5)		0-0 F7		0-0 5-3		0-0 F7		0-0 F9		4	0	0	0	0	0	1											
Tom Verzyer, R OBP: 0.424, SLG: 0.452 (1, 6) (8, 4)			0-0 4-3 SH1-4 1B 1B	0-0 F8		0-0 FC5-4 1B		0-0 F3		4	1	2	0	0	0	0											
Randy Jones, R OBP: 0.292, SLG: 0.190 (1, 1)			0-0 SH1-4 1-2 BB	4-0 1B BB		0-0 FC5-4 1-2		0-0 BB 1B		2	0	1	0	1	0	1											
<b>Inning Stats</b>	R: 0 E: 0 K: 0 S: 3	H: 0 LOB: 0 BB: 0 P: 3	R: 0 E: 0 K: 0 S: 3	H: 0 LOB: 1 BB: 1 P: 7	R: 2 E: 0 K: 0 S: 5	H: 2 LOB: 3 BB: 2 P: 14	R: 0 E: 0 K: 0 S: 4	H: 1 LOB: 2 BB: 1 P: 8	R: 0 E: 0 K: 1 S: 5	H: 0 LOB: 0 BB: 0 P: 5	R: 0 E: 0 K: 0 S: 3	H: 1 LOB: 0 BB: 0 P: 3	R: 0 E: 0 K: 1 S: 5	H: 0 LOB: 0 BB: 1 P: 5	R: 0 E: 0 K: 0 S: 4	H: 1 LOB: 2 BB: 1 P: 8	1B: 6 2B: 0 3B: 0 HR: 0	SF: 0 SAC: 1 DP: 0 HBP: 1	WP: 2 PB: 0 SB: 1 CS: 1	PA: 38							
<b>PITCHER</b>	IP	WLS	BF	H	R	ER	SO	BB	IBB	HBP	BLK	WP	HR	S	P	ERA	WHIP										
Joe Niekro, R ERA: 2.74 Frank LaCorte, R ERA: 4.43 (1, 1) (8, 1)	7.0	L	30	5	2	2	1	4	0	1	0	2	0	27	44	2.57	1.286										

New York Mets @ Houston Astros  
Astrodome, Houston, TX  
Sun May 23 1982, 8:05 PM EDT  
Att: 26,624 - Dome

AB 31  
R 2  
H 6  
RBI 1  
BB 5  
SO 2  
LOB 11



Batter	1	2	3	4	5	6	7	8	9	AB	R	H	RBI	BB	SO	LOB	BOTTOM										
Terry Puhl, L OBP: 0.319, SLG: 0.393 (1, 9)	4-0 FC6-4 BB		0-0 E3 1B		0-0 F8		0-0 F9			3	0	0	0	1	0	1											
Tony Scott, S OBP: 0.266, SLG: 0.316 (1, 8)	0-0 FC6-4 1-2		0-0 1-2 1B		0-0 5-3			0-0 5-3		4	0	1	0	0	0	2											
Ray Knight, R OBP: 0.350, SLG: 0.454 (1, 5)	0-0 F9		0-3 K		4-0 FC6-4 1B BB		0-0 F7			3	0	0	0	1	1	3											
Jose Cruz, L OBP: 0.337, SLG: 0.414 (1, 7)	0-0 F9		0-3 K		0-0 FC6-4 1-2 1B		0-0 F7			4	0	1	0	0	1	1											
Phil Garner, R OBP: 0.331, SLG: 0.473 (1, 4)		0-0 5-3		0-0 4-3		0-0 FC6-4 1-2 2-3		0-0 6-3		4	0	0	0	0	0	2											
Danny Heep, L OBP: 0.286, SLG: 0.385 (1, 3)		0-3 K		0-0 2B		0-0 P4		0-3 K		4	0	1	0	0	2	2											
Kiko Garcia, R OBP: 0.244, SLG: 0.318 (1, 6)		0-3 K		0-0 4-3		0-0 5-3		0-0 F7		4	0	0	0	0	1	3											
Luis Pujols, R OBP: 0.400, SLG: 0.444 (1, 2)			0-0 F2		0-0 SH2-4 1B		0-0 5-3			3	0	1	0	0	0	0											
Joe Niekro, R OBP: 0.045, SLG: 0.091 Joe Pittman, R OBP: 0.125, SLG: 0.250 Frank LaCorte, R (7, PH) (8, 1)			0-0 F4		0-0 SH2-4 1-2		0-3 K			1	0	0	0	0	0	0											
<b>Inning Stats</b>	R: 0 E: 0 K: 0 S: 3	H: 0 LOB: 1 BB: 1 P: 7	R: 0 E: 0 K: 2 S: 7	H: 0 LOB: 0 BB: 0 P: 7	R: 0 E: 1 K: 1 S: 7	H: 1 LOB: 2 BB: 0 P: 7	R: 0 E: 0 K: 1 S: 6	H: 1 LOB: 1 BB: 0 P: 6	R: 0 E: 0 K: 0 S: 4	H: 1 LOB: 1 BB: 0 P: 4	R: 0 E: 0 K: 0 S: 4	H: 1 LOB: 2 BB: 1 P: 8	R: 0 E: 0 K: 1 S: 5	H: 0 LOB: 0 BB: 0 P: 5	R: 0 E: 0 K: 0 S: 3	H: 0 LOB: 0 BB: 0 P: 3	R: 0 E: 0 K: 1 S: 5	H: 0 LOB: 0 BB: 0 P: 5	1B: 3 2B: 1 3B: 0 HR: 0	SF: 0 SAC: 1 DP: 0 HBP: 0	WP: 0 PB: 0 SB: 0 CS: 0	PA: 34					
<b>PITCHER</b>	IP	WLS	BF	H	R	ER	SO	BB	IBB	HBP	BLK	WP	HR	S	P	ERA	WHIP										
Randy Jones, L ERA: 2.74 (1, 1)	9.0	W	34	4	0	0	6	2	0	0	0	0	0	44	52	0.00	0.667										

New York Mets @ Houston Astros  
Astrodome, Houston, TX  
Sun May 23 1982, 8:05 PM EDT  
Att: 26,624 - Dome

AB 31  
R 0  
H 4  
RBI 0  
BB 2  
SO 6  
LOB 14





Batter	1	2	3	4	5	6	7	8	9	AB	R	H	RBI	BB	SO	LOB	TOP			
Tim Raines, S (1,4) OBP: 0.381, SLG: 0.395										4	0	1	0	0	0	0	<b>Montreal Expos @ Houston Astros</b> Astrodome, Houston, TX Mon May 24 1982, 8:05 PM EDT Att: 14,823 - Unknown			
Terry Francona, L (1,7) OBP: 0.302, SLG: 0.320										4	1	1	0	0	1	1				
Andre Dawson, R (1,8) OBP: 0.337, SLG: 0.426										3	1	1	0	1	0	0				
Al Oliver, L (1,3) OBP: 0.372, SLG: 0.479										4	0	2	1	0	1	1				
Dan Norman, R (9,7) OBP: 0.429, SLG: 0.526										0	0	0	0	0	0	0				
Gary Carter, R (1,2) OBP: 0.358, SLG: 0.508										4	0	0	0	0	1	3				
Warren Cromartie, L (1,9) OBP: 0.355, SLG: 0.367										3	0	0	0	1	0	2				
Tim Wallach, R (1,5) OBP: 0.322, SLG: 0.391										4	0	0	0	0	1	3				
Chris Speier, R (1,6) OBP: 0.242, SLG: 0.308										3	0	0	0	0	1	1				
Bill Gullickson, R (1,1) Woodie Fryman, R (9,1)										3	0	0	0	0	1	0				
										0	0	0	0	0	0	0				
<b>Inning Stats</b>	R: 0 E: 0 K: 1 S: 5	H: 1 LOB: 0 BB: 0 P: 5	R: 0 E: 0 K: 1 S: 5	H: 0 LOB: 0 BB: 0 P: 5	R: 0 E: 0 K: 0 S: 3	H: 0 LOB: 0 BB: 0 P: 3	R: 0 E: 0 K: 0 S: 3	H: 0 LOB: 1 BB: 1 P: 7	R: 0 E: 0 K: 1 S: 5	H: 0 LOB: 0 BB: 0 P: 9	R: 0 E: 0 K: 2 S: 10	H: 2 LOB: 1 BB: 0 P: 10	R: 0 E: 0 K: 0 S: 3	H: 0 LOB: 0 BB: 0 P: 3	R: 0 E: 0 K: 1 S: 7	H: 2 LOB: 2 BB: 0 P: 7	1B: 4 2B: 1 3B: 0 HR: 0	SF: 0 SAC: 0 DP: 0 HBP: 0	WP: 0 PB: 0 SB: 3 CS: 1	PA: 34
<b>PITCHER</b>	IP WLS BF H R ER SO BB IBB HBP BLK WP HR S P ERA WHIP																			
Bob Knepper, L (1,1) ERA: 4.3	7.0 L 26 3 2 0 5 2 0 0 0 0 0 0 34 42 0.00 0.714																			
Michael LaCoss, R (8,1) ERA: 2.82	2.0 8 2 0 0 1 0 0 0 0 0 0 0 10 10 0.00 1.000																			

AB 32  
R 2  
H 5  
RBI 1  
BB 2  
SO 6  
LOB 11



Batter	1	2	3	4	5	6	7	8	9	AB	R	H	RBI	BB	SO	LOB	BOTTOM					
Terry Puhl, L (1,9) OBP: 0.316, SLG: 0.387										5	0	1	0	0	0	1	<b>Montreal Expos @ Houston Astros</b> Astrodome, Houston, TX Mon May 24 1982, 8:05 PM EDT Att: 14,823 - Unknown					
Tony Scott, S (1,8) OBP: 0.273, SLG: 0.321										4	0	2	0	0	0	0						
Ray Knight, R (1,5) OBP: 0.348, SLG: 0.449										4	0	1	0	0	0	3						
Jose Cruz, L (1,7) OBP: 0.335, SLG: 0.410										4	0	1	0	0	0	3						
Denny Walling, L (1,3) OBP: 0.306, SLG: 0.235										3	0	0	0	1	0	2						
Phil Garner, R (1,4) OBP: 0.335, SLG: 0.471										3	0	1	0	1	1	5						
Alan Ashby, S (1,2) OBP: 0.331, SLG: 0.398										3	0	1	0	1	0	1						
Joe Pittman, R (9, PR) OBP: 0.125, SLG: 0.250										0	0	0	0	0	0	0						
Craig Reynolds, L (1,6) OBP: 0.317, SLG: 0.278										3	0	0	0	0	0	2						
Dickie Thon, R (9, PH) OBP: 0.293, SLG: 0.329										1	0	1	0	0	0	0						
Bob Knepper, L (1,1) Danny Heep, L (7, PH) Michael LaCoss, R (8,1) Scott Loucks, R (9, PH)										2	0	0	0	0	2	2						
										1	0	0	0	0	0	0						
										0	0	0	0	0	0	0						
										1	0	0	0	0	2							
<b>Inning Stats</b>	R: 0 E: 0 K: 0 S: 4	H: 1 LOB: 1 BB: 0 P: 4	R: 0 E: 0 K: 1 S: 7	H: 2 LOB: 2 BB: 0 P: 7	R: 0 E: 0 K: 0 S: 5	H: 2 LOB: 3 BB: 1 P: 9	R: 0 E: 0 K: 1 S: 5	H: 0 LOB: 0 BB: 0 P: 5	R: 0 E: 0 K: 0 S: 3	H: 0 LOB: 0 BB: 0 P: 3	R: 0 E: 0 K: 0 S: 3	H: 0 LOB: 1 BB: 1 P: 7	R: 0 E: 0 K: 0 S: 7	H: 0 LOB: 2 BB: 0 P: 7	R: 0 E: 0 K: 1 S: 3	H: 2 LOB: 2 BB: 0 P: 7	R: 0 E: 0 K: 0 S: 3	H: 1 LOB: 1 BB: 1 P: 7	1B: 8 2B: 1 3B: 0 HR: 0	SF: 0 SAC: 0 DP: 1 HBP: 0	WP: 1 PB: 0 SB: 0 CS: 0	PA: 37
<b>PITCHER</b>	IP WLS BF H R ER SO BB IBB HBP BLK WP HR S P ERA WHIP																					
Bill Gullickson, R (1,1) ERA: 4.58	8.0 W 34 7 0 0 3 3 0 0 0 0 0 0 37 49 0.00 1.250																					
Woodie Fryman, L (9,1) ERA: 1.56	1.0 S 3 1 0 0 0 0 0 0 0 0 0 0 3 3 0.00 1.000																					

AB 34  
R 0  
H 8  
RBI 0  
BB 3  
SO 3  
LOB 21





Batter	1	2	3	4	5	6	7	8	9	AB	R	H	RBI	BB	SO	LOB	TOP										
Tim Raines, S OBP: 0.376, SLG: 0.385 (1, 4)	G3		5-3	F8			4-3		1B 2B IBB	4	1	0	0	1	0	2											
Terry Francona, L OBP: 0.310, SLG: 0.327 (1, 7) (8, 3)	4-3		4-3				G3		2B 1B	5	0	2	0	0	0	0											
Andre Dawson, R OBP: 0.345, SLG: 0.475 (1, 8)	5-3		HR				F9		HR 2B	5	2	3	4	0	0	1											
Al Oliver, L OBP: 0.375, SLG: 0.483 Dan Norman, R OBP: 0.409, SLG: 0.500 (8, PR) (8, 7)		E4 HR						E6 F9	K2-3	3	1	1	0	1	0	0											
Gary Carter, R OBP: 0.359, SLG: 0.525 (1, 2)		HR	K					F8	IBB	4	1	1	2	1	2	3											
Warren Cromartie, L OBP: 0.321, SLG: 0.357 (1, 9)	G3							F9	K	4	0	0	0	1	2	4											
Tim Wallach, R OBP: 0.320, SLG: 0.387 (1, 5)										4	0	1	0	0	0	3											
Chris Speier, R OBP: 0.250, SLG: 0.323 (1, 6)		E4 CS							1B SH3-4 2B 1B	4	1	2	0	0	0	1											
David Palmer, R (1, 1) Brad Gulden, L (7, PH) Bryn Smith, R (7, 1)		K							SH3-4	2	0	0	0	0	1	4											
<b>Inning Stats</b>	R: 0 E: 0 K: 0 S: 3	H: 0 LOB: 0 BB: 0 P: 3	R: 2 E: 2 K: 1 S: 8	H: 2 LOB: 1 BB: 0 P: 8	R: 1 E: 0 K: 1 S: 6	H: 1 LOB: 1 BB: 1 P: 10	R: 0 E: 0 K: 0 S: 4	H: 1 LOB: 2 BB: 1 P: 8	R: 0 E: 0 K: 1 S: 5	H: 0 LOB: 0 BB: 0 P: 5	R: 0 E: 0 K: 0 S: 3	H: 0 LOB: 0 BB: 0 P: 3	R: 1 E: 1 K: 0 S: 5	H: 1 LOB: 2 BB: 2 P: 5	R: 2 E: 0 K: 2 S: 10	H: 3 LOB: 3 BB: 2 P: 18	1B: 4 2B: 3 3B: 0 HR: 3	SF: 0 SAC: 1 DP: 0 HBP: 0	WP: 0 PB: 0 SB: 0 CS: 3	PA: 42							
<b>PITCHER</b>	IP	WLS	BF	H	R	ER	SO	BB	IBB	HBP	BLK	WP	HR	S	P	ERA	WHIP										
Vern Ruhle, R ERA: 3.92 Dave Smith, R ERA: 3.9 George Cappuzzello, L ERA:	7.0	L	29	6	3	2	4	2	0	0	0	0	2	35	43	2.57	1.143										

**Montreal Expos @ Houston Astros**  
Astrodome, Houston, TX  
Tue May 25 1982, 8:05 PM EDT  
Att: 15,770 - Unknown

AB	37
R	6
H	10
RBI	6
BB	4
SO	6
LOB	20



Batter	1	2	3	4	5	6	7	8	9	AB	R	H	RBI	BB	SO	LOB	BOTTOM										
Terry Puhl, L OBP: 0.309, SLG: 0.377 (1, 9)	G3		K				F9		F8	4	0	0	0	0	1	1											
Tony Scott, S OBP: 0.272, SLG: 0.315 (1, 8)	F3								4-3	3	0	0	0	1	1	0											
Ray Knight, R OBP: 0.351, SLG: 0.456 (1, 5)	F8		4-3						1B 2B	4	0	2	0	0	0	1											
Jose Cruz, L OBP: 0.333, SLG: 0.402 (1, 7)		FC6-4 SF7 BB							F9	3	1	0	0	1	2	2											
Danny Heep, L OBP: 0.340, SLG: 0.405 (1, 3)		FC6-4 BB							1B	2	0	2	0	1	0	0											
Phil Garner, R OBP: 0.338, SLG: 0.465 (1, 4)		FC6-4 S							F9	2	0	0	0	2	0	4											
Alan Ashby, S OBP: 0.322, SLG: 0.390 (1, 2)	SF7								G3	3	0	0	1	0	0	5											
Craig Reynolds, L OBP: 0.299, SLG: 0.259 (1, 6)	F5								F9	4	0	0	0	0	0	1											
Vern Ruhle, R OBP: 0.308, SLG: 0.182 Dicke Thorn, R OBP: 0.239, SLG: 0.324 Dave Smith, R (8, 1) George Cappuzzello, R (8, 1) Denny Walling, L OBP: 0.302, SLG: 0.231 (8, PH)									4-3	1	0	0	0	1	0	0											
<b>Inning Stats</b>	R: 0 E: 0 K: 0 S: 3	H: 0 LOB: 0 BB: 0 P: 3	R: 1 E: 0 K: 0 S: 3	H: 0 LOB: 2 BB: 2 P: 11	R: 0 E: 0 K: 1 S: 4	H: 0 LOB: 1 BB: 2 P: 12	R: 0 E: 0 K: 1 S: 5	H: 1 LOB: 1 BB: 1 P: 9	R: 0 E: 0 K: 0 S: 3	H: 0 LOB: 0 BB: 0 P: 3	R: 0 E: 0 K: 2 S: 8	H: 1 LOB: 3 BB: 1 P: 13	R: 0 E: 0 K: 1 S: 5	H: 0 LOB: 0 BB: 0 P: 5	R: 0 E: 0 K: 0 S: 5	H: 2 LOB: 2 BB: 0 P: 5	R: 0 E: 0 K: 0 S: 3	H: 0 LOB: 0 BB: 0 P: 3	1B: 3 2B: 2 3B: 0 HR: 0	SF: 1 SAC: 0 DP: 1 HBP: 1	WP: 0 PB: 0 SB: 1 CS: 1	PA: 37					
<b>PITCHER</b>	IP	WLS	BF	H	R	ER	SO	BB	IBB	HBP	BLK	WP	HR	S	P	ERA	WHIP										
David Palmer, R ERA: 1.5 Bryn Smith, R ERA: 2.93	6.0	W	25	2	1	1	4	6	0	0	0	0	0	13	13	0.00	0.667										

**Montreal Expos @ Houston Astros**  
Astrodome, Houston, TX  
Tue May 25 1982, 8:05 PM EDT  
Att: 15,770 - Unknown

AB	28
R	1
H	4
RBI	1
BB	6
SO	5
LOB	14



















Batter	1	2	3	4	5	6	7	8	9	AB	R	H	RBI	BB	SO	LOB	TOP			
Terry Puhl, L OBP: 0.299, SLG: 0.369 (1, 9)	G3		F8		P6		E8		4-3	5	0	1	2	0	0	1	<b>Houston Astros @ New York Mets</b> Shea Stadium, Flushing, NY Sun May 30 1982, 3:33 AM EDT Att: 19,544 - Unknown 			
Craig Reynolds, L OBP: 0.296, SLG: 0.254 (1, 6)	4-3		F5				3-1		G3	5	0	0	1	0	0	1				
Ray Knight, R OBP: 0.365, SLG: 0.473 Kiko Garcia, R OBP: 0.224, SLG: 0.292 (7, PR) (7, 5)	1B				1B		K			4	0	3	0	0	1	0				
Jose Cruz, L OBP: 0.320, SLG: 0.380 Frank LaCorte, R (7, 1)	1B				4-3		F8		4-3	4	0	1	0	0	0	2				
Danny Heep, L OBP: 0.302, SLG: 0.393 (1, 3)	K				F7				4-3	4	0	0	0	0	1	2				
Phil Garner, R OBP: 0.335, SLG: 0.460 (1, 4)					K		P6			4	1	2	0	0	1	0				
Tony Scott, S OBP: 0.284, SLG: 0.321 (1, 8)					4-3		F8			4	1	1	1	0	1	1				
Alan Ashby, S OBP: 0.321, SLG: 0.392 (1, 2)					F9					4	2	2	0	0	1	1				
Bob Knepper, L Michael LaCoss, R Joe Pittman, R George Cappuzzello, R Dickie Thorn, R Randy Moffitt, R Alan Knicely, R (1, 1) (1, 1) (3, PR) (3, 1) (5, PR) (5, 1) (7, PR) (7, 7)					5-3					0	0	0	0	0	0	0				
<b>Inning Stats</b>	R: 0 E: 0 K: 1 S: 7	H: 2 LOB: 2 BB: 0 P: 7	R: 0 E: 0 K: 1 S: 5	H: 0 LOB: 0 BB: 0 P: 5	R: 0 E: 0 K: 0 S: 3	H: 1 LOB: 0 BB: 0 P: 3	R: 1 E: 0 K: 0 S: 5	H: 2 LOB: 1 BB: 0 P: 5	R: 0 E: 0 K: 0 S: 5	H: 0 LOB: 0 BB: 0 P: 5	R: 4 E: 1 K: 0 S: 8	H: 5 LOB: 2 BB: 1 P: 12	R: 0 E: 0 K: 2 S: 8	H: 1 LOB: 1 BB: 0 P: 8	R: 0 E: 0 K: 0 S: 3	H: 0 LOB: 0 BB: 0 P: 3		1B: 9 2B: 2 3B: 0 HR: 0	SF: 0 SAC: 0 DP: 0 HBP: 0	WP: 0 PA: 38 PB: 0 SB: 1 CS: 0
<b>PITCHER</b>	IP WLS BF H R ER SO BB IBB HBP BLK WP HR S P ERA WHIP	6.1 W 28 9 5 5 3 1 0 0 0 0 0 0 33 37 7.11 1.579	2.2 S 10 2 0 0 2 0 0 0 0 0 0 0 14 14 0.00 0.750																	
Mike Scott, R ERA: 3.95 Neil Allen, R ERA: 2.03																				

Batter	1	2	3	4	5	6	7	8	9	AB	R	H	RBI	BB	SO	LOB	BOTTOM					
Mookie Wilson, S OBP: 0.341, SLG: 0.398 (1, 8)	S WP HR	4-3	K		3-1		G3			5	1	1	0	0	1	1	<b>Houston Astros @ New York Mets</b> Shea Stadium, Flushing, NY Sun May 30 1982, 3:33 AM EDT Att: 19,544 - Unknown 					
John Stearns, R OBP: 0.397, SLG: 0.448 (1, 2)	F8				F9				P6	4	2	2	0	0	0	1						
George Foster, R OBP: 0.340, SLG: 0.387 Joel Youngblood, R OBP: 0.291, SLG: 0.371 (1, 7) (9, 7)							F7		6-3	5	1	2	2	0	1	2						
Dave Kingman, R OBP: 0.292, SLG: 0.491 Mike Jorgensen, L OBP: 0.421, SLG: 0.333 (1, 3) (9, 3)	K				F9		F9		F9	5	1	0	0	0	1	3						
Ellis Valentine, R OBP: 0.256, SLG: 0.298 (1, 9)	K									0	0	0	0	0	0	0						
Hubie Brooks, R OBP: 0.335, SLG: 0.345 (1, 5)	K									3	2	2	2	0	0	1						
Bob Bailor, R OBP: 0.356, SLG: 0.405 (1, 4)	K									4	2	4	1	0	0	0						
Tom Verzyer, R OBP: 0.396, SLG: 0.409 (1, 6)					5-3		5-3			4	0	2	1	0	0	3						
Mike Scott, R OBP: 0.115, SLG: 0.120 Neil Allen, R OBP: 0.400, SLG: 0.250 (1, 1) (7, 1)	F8				5-3				SH1-4	3	0	0	0	0	0	2						
<b>Inning Stats</b>	R: 4 E: 0 K: 1 S: 11	H: 6 LOB: 2 BB: 0 P: 11	R: 3 E: 1 K: 1 S: 8	H: 2 LOB: 1 BB: 0 P: 9	R: 0 E: 0 K: 1 S: 5	H: 0 LOB: 0 BB: 0 P: 5	R: 1 E: 0 K: 0 S: 6	H: 3 LOB: 2 BB: 0 P: 6	R: 0 E: 0 K: 0 S: 3	H: 0 LOB: 0 BB: 0 P: 3	R: 0 E: 0 K: 0 S: 4	H: 1 LOB: 1 BB: 0 P: 4	R: 1 E: 0 K: 0 S: 5	H: 2 LOB: 1 BB: 0 P: 5	R: 0 E: 0 K: 0 S: 3	H: 0 LOB: 0 BB: 0 P: 3		1B: 11 2B: 1 3B: 1 HR: 1	SF: 2 SAC: 1 DP: 0 HBP: 1	WP: 1 PA: 40 PB: 0 SB: 3 CS: 0		
<b>PITCHER</b>	IP WLS BF H R ER SO BB IBB HBP BLK WP HR S P ERA WHIP	0.2 L 8 6 4 4 1 0 0 0 0 0 0 0 9 10 0.00 1.500	1.1 8 2 3 0 1 0 0 0 0 0 0 0 11 11 4.50 1.500	2.0 9 3 1 1 1 0 0 0 0 0 0 0 7 7 0.00 0.500	2.0 7 1 0 0 0 0 0 0 0 0 0 0 8 8 4.50 1.000																	
Bob Knepper, L ERA: 4.85 Michael LaCoss, R ERA: 3.51 George Cappuzzello, L ERA: 5.4 Randy Moffitt, R ERA: 3.6 Frank LaCorte, R ERA: 5.47																						



Batter	1	2	3	4	5	6	7	8	9	AB	R	H	RBI	BB	SO	LOB	TOP			
Terry Puhl, L OBP: 0.298, SLG: 0.367 (1, 9)	0-0 SH5-3 1B		0-0 F9			0-0 F8			0-0 4-3	4	0	1	0	0	0	1				
Craig Reynolds, L OBP: 0.296, SLG: 0.257 (1, 6)	0-0 SH5-3 1-2		0-3 K			0-0 5-3			0-0 FC6-4 1B	3	0	1	0	0	0	1				
Ray Knight, R OBP: 0.359, SLG: 0.466 Dickie Thon, R OBP: 0.295, SLG: 0.329 (1, 5) (7, 4)	0-0 5-3			0-3 K		0-0 5-3			0-0 FC6-4 1B S	3	0	0	0	0	0	1				
Jose Cruz, L OBP: 0.280, SLG: 0.374 Joe Pittman, R OBP: 0.200, SLG: 0.300 (1, 7) (7, 5)	0-0 F7			0-0 F9					0-0 6-3	3	0	0	0	0	0	1				
Danny Heep, L OBP: 0.284, SLG: 0.367 (1, 3)		0-0 6-3		0-0 F8					0-0 F5	4	0	0	0	0	0	2				
Phil Garner, R OBP: 0.330, SLG: 0.453 George Cappuzzello, R (1, 4) (7, 1)	0-0 5-3				0-0 F8				0-0 F7	3	0	0	0	0	0	0				
Tony Scott, S OBP: 0.316, SLG: 0.316 Scott Loucks, R (1, 8) (7, 8)	0-0 1-3				0-0 E5				0-0 P4	2	0	0	0	0	0	0				
Alan Ashby, S OBP: 0.321, SLG: 0.397 (1, 2)			0-0 K 2B		0-0 F8				0-0 F2	3	0	1	0	0	0	1				
Don Sutton, R OBP: 0.192, SLG: 0.160 Michael LaCoss, R (1, 1) (2, 1)			0-3 K		0-3 K				0-3 K	0	0	0	0	0	0	0				
Alan Knicely, R OBP: 0.296, SLG: 0.182 Randy Moffitt, R (5, PH) (5, 1)										1	0	0	0	0	1	1				
Denny Walling, L OBP: 0.288, SLG: 0.218 (7, 7)										1	0	0	0	0	0	0				
Denny Walling, L OBP: 0.288, SLG: 0.218 (7, 7)										1	0	0	0	0	1	0				
<b>Inning Stats</b>	R: 0 E: 0 K: 0 S: 4	H: 1 LOB: 1 BB: 0 P: 4	R: 0 E: 0 K: 0 S: 3	H: 0 LOB: 0 BB: 0 P: 3	R: 0 E: 0 K: 2 S: 8	H: 1 LOB: 1 BB: 0 P: 8	R: 0 E: 0 K: 1 S: 5	H: 0 LOB: 0 BB: 0 P: 5	R: 0 E: 1 K: 1 S: 6	H: 0 LOB: 1 BB: 0 P: 6	R: 0 E: 0 K: 0 S: 3	H: 0 LOB: 0 BB: 0 P: 3	R: 0 E: 0 K: 0 S: 5	H: 0 LOB: 0 BB: 0 P: 5	R: 0 E: 0 K: 0 S: 5	H: 2 LOB: 2 BB: 0 P: 5	1B: 3 2B: 1 3B: 0 HR: 0	SF: 0 SAC: 1 DP: 0 HBP: 0	WP: 0 PB: 0 SB: 1 CS: 0	PA: 32
<b>PITCHER</b> Charlie Lea, R ERA: 1.98 (1, 1)	IP: 9.0 WLS: W BF: 32 H: 4 R: 0 ER: 0 SO: 5 BB: 0 IBB: 0 HBP: 0 BLK: 0 WP: 0 HR: 0 S: 42 P: 42 ERA: 0.00 WHIP: 0.444																			

Houston Astros @ Montreal Expos  
Olympic Stadium, Montreal, QB  
Mon May 31 1982, 7:05 PM EDT  
Att: 22,365 - Unknown

AB	31
R	0
H	4
RBI	0
BB	0
SO	5
LOB	10



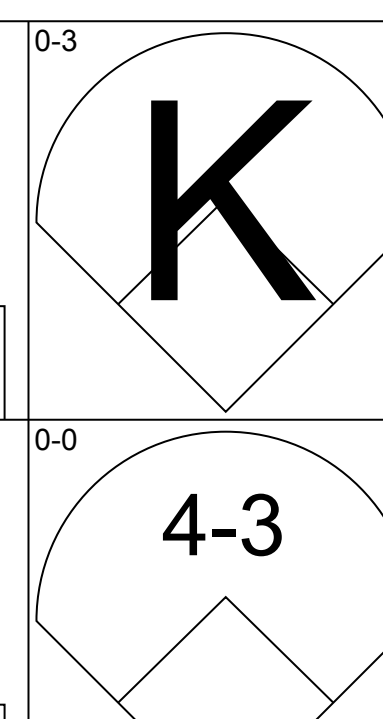
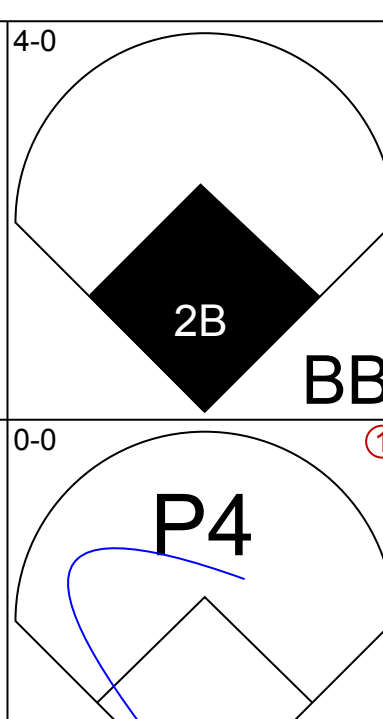
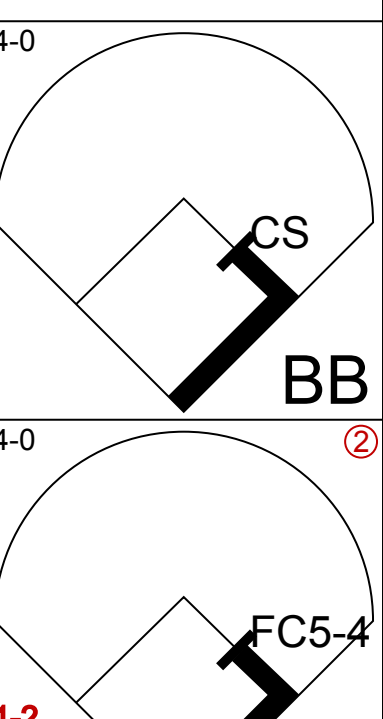
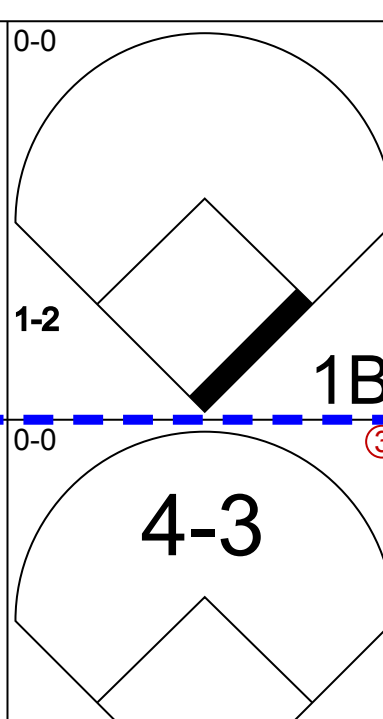
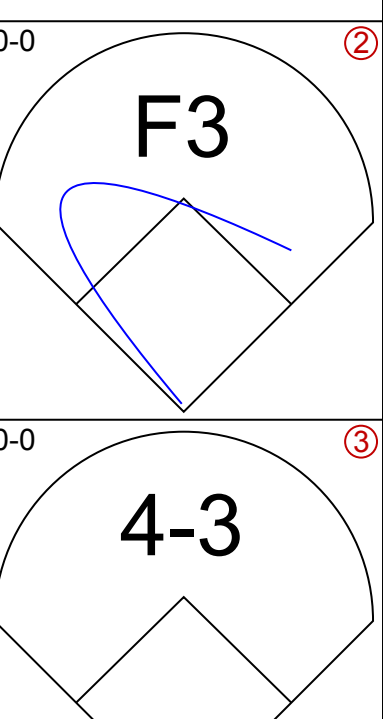
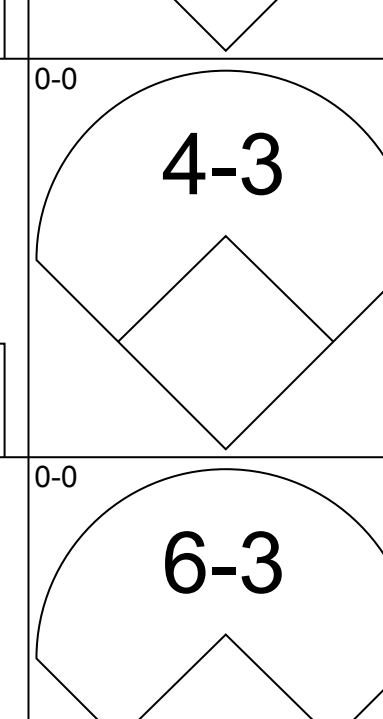
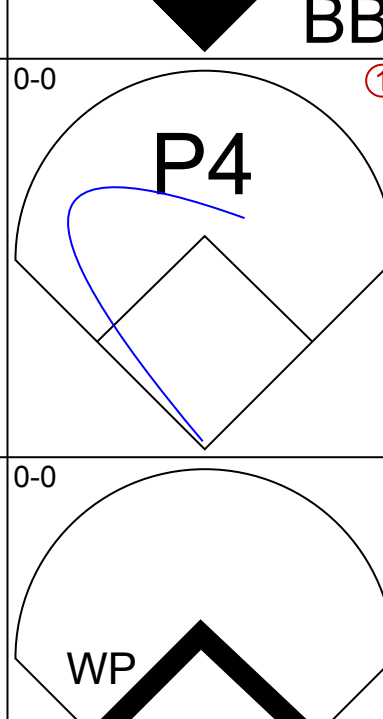
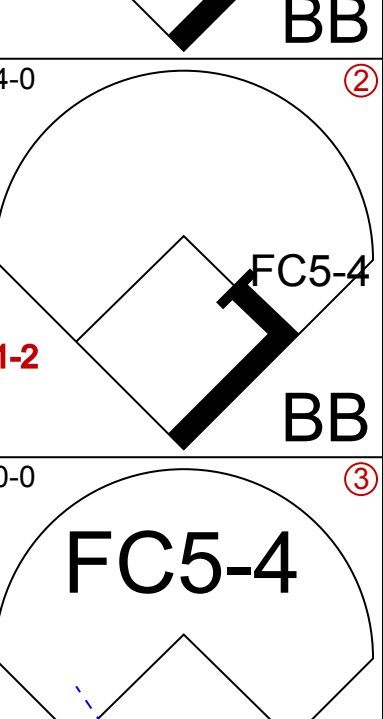

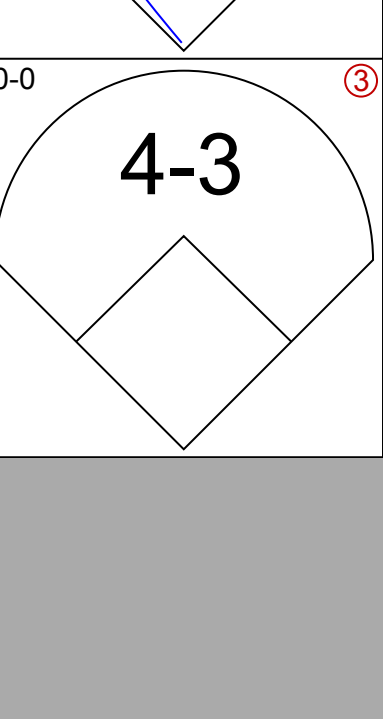
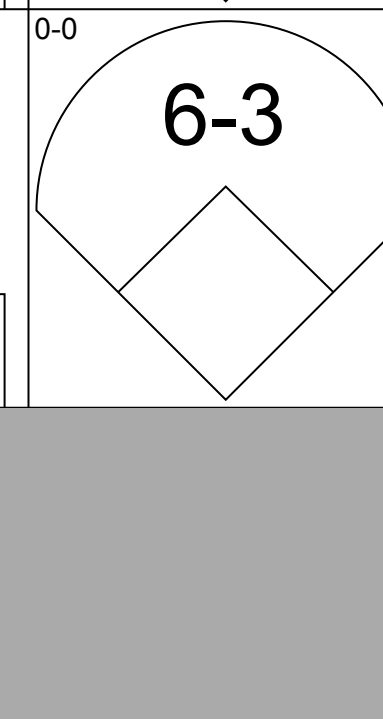
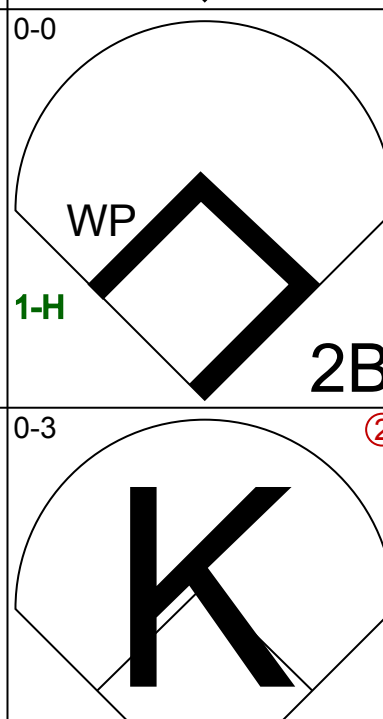
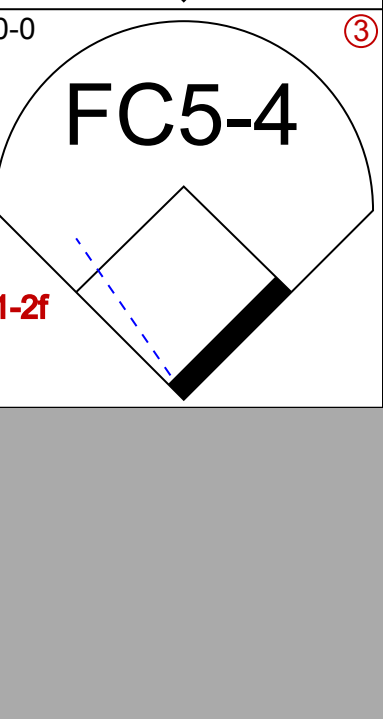
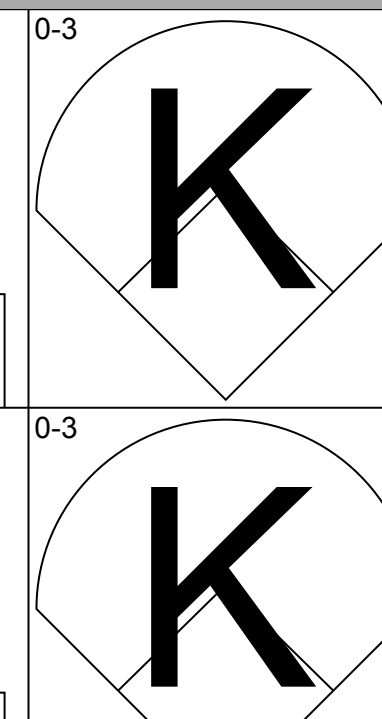
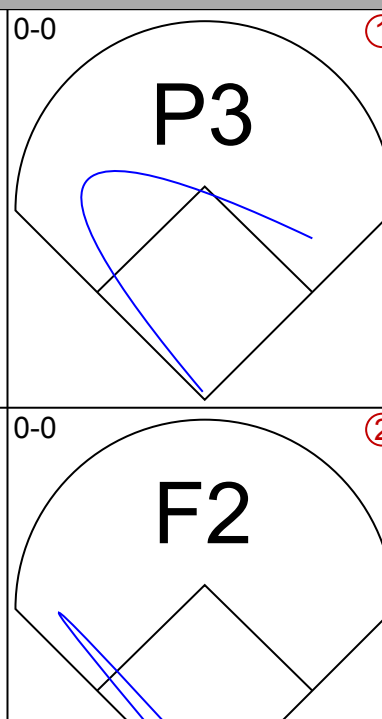
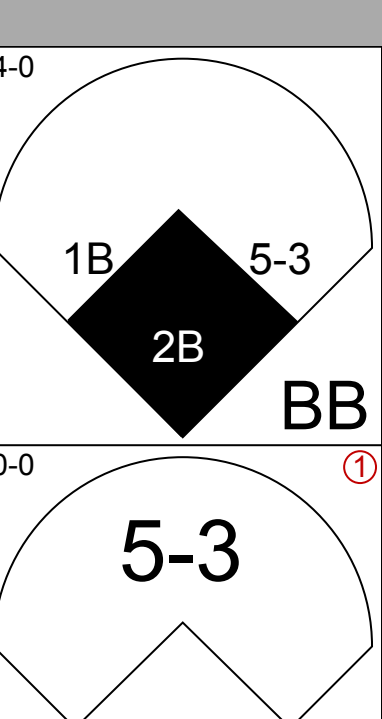
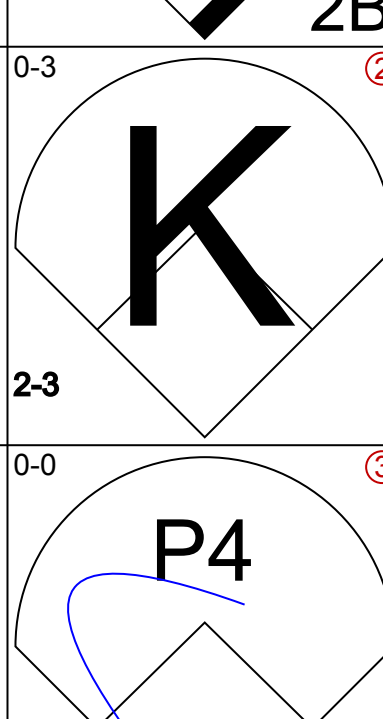
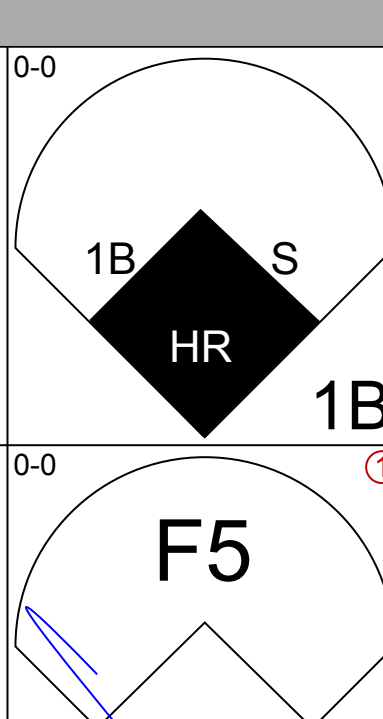
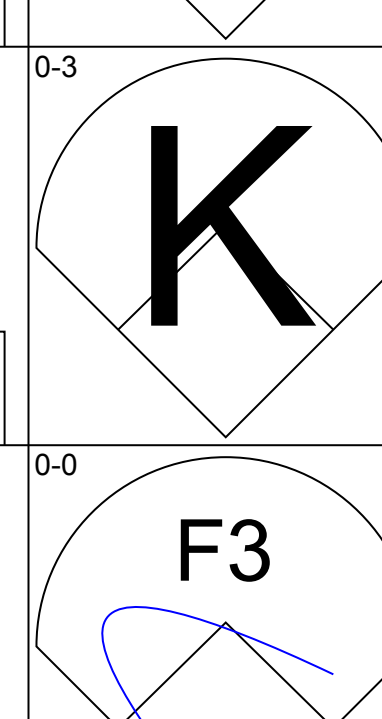
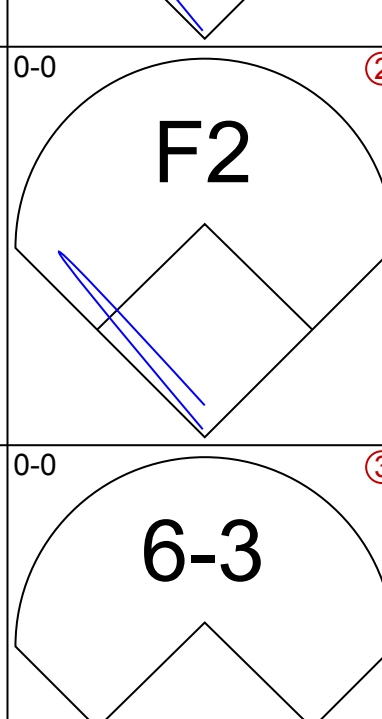
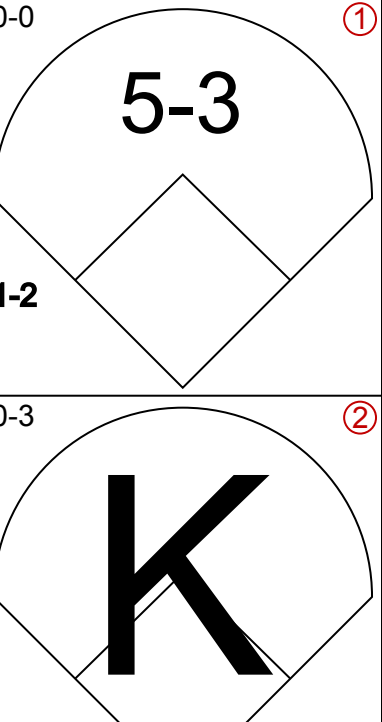
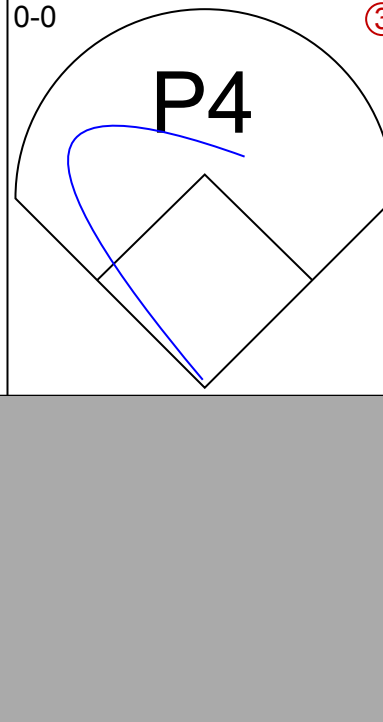
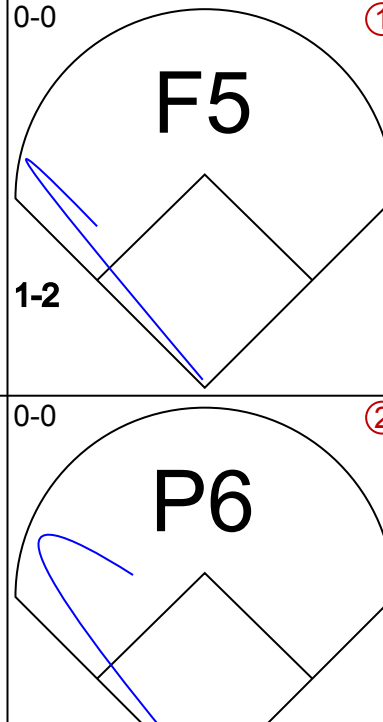
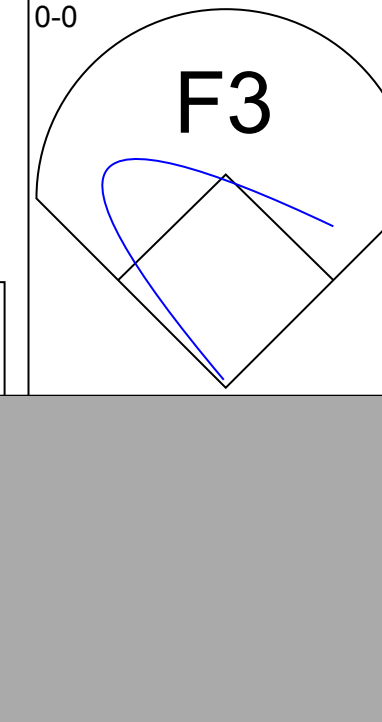
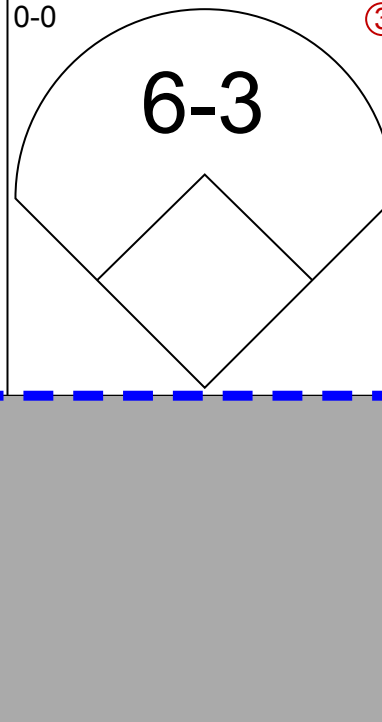
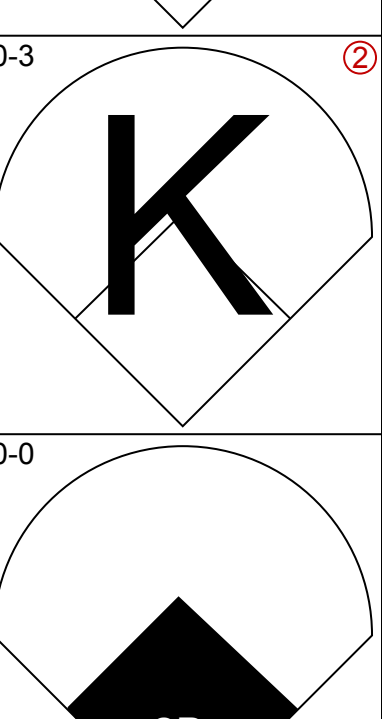
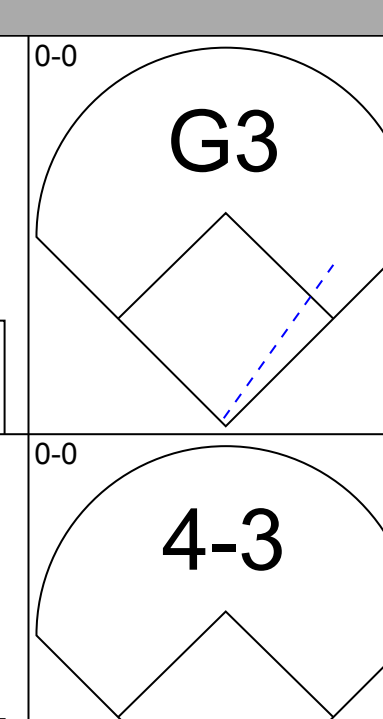
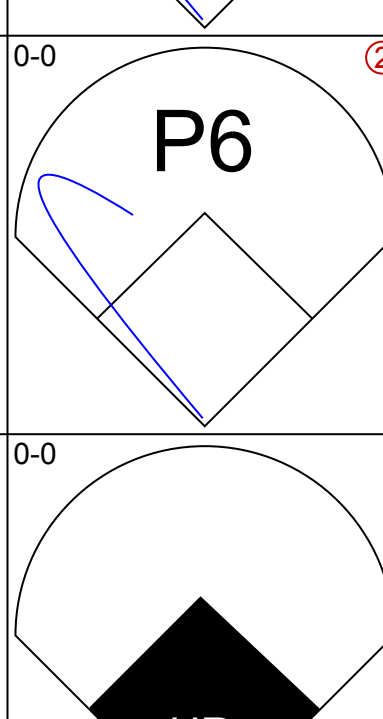
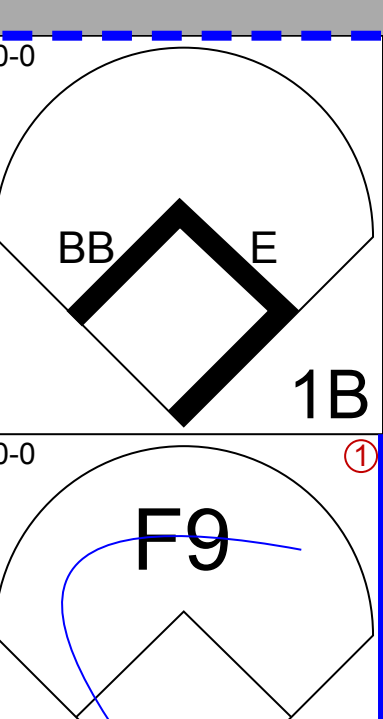
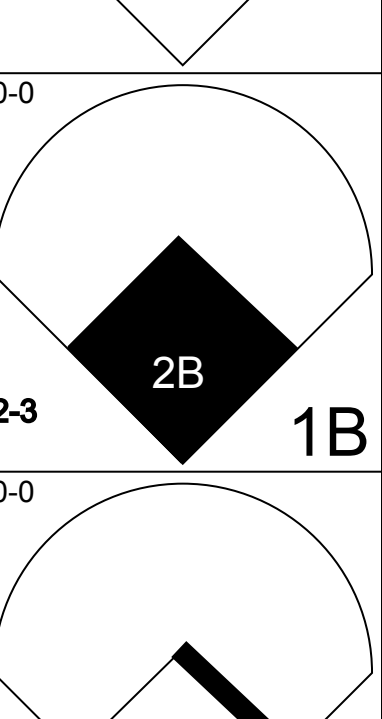
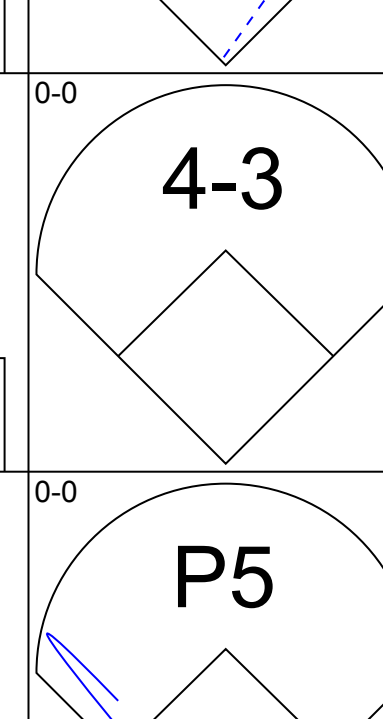
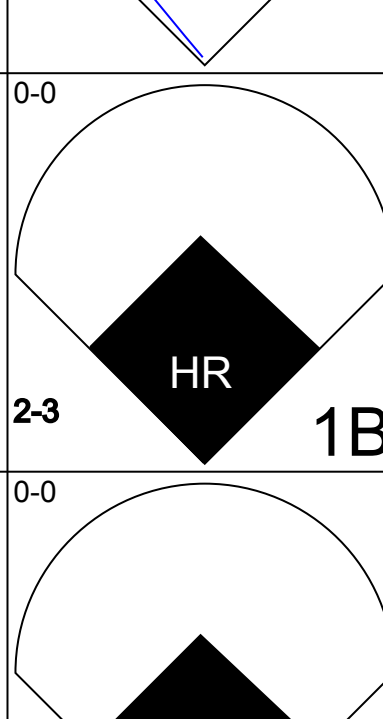
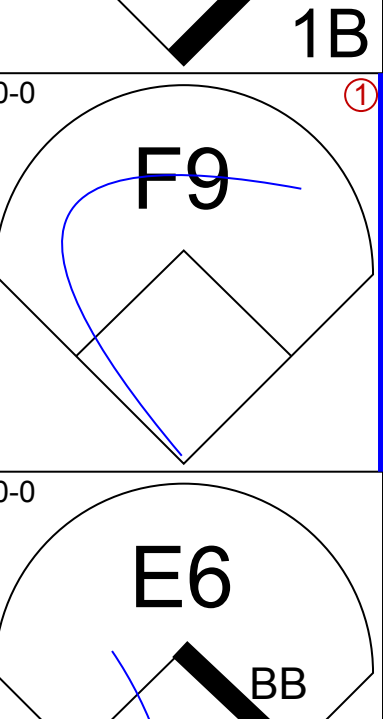
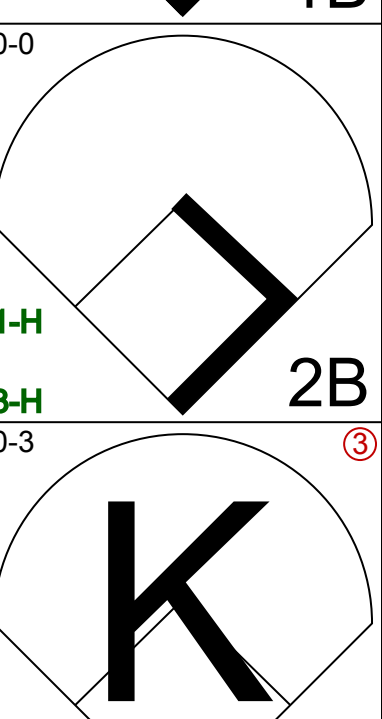
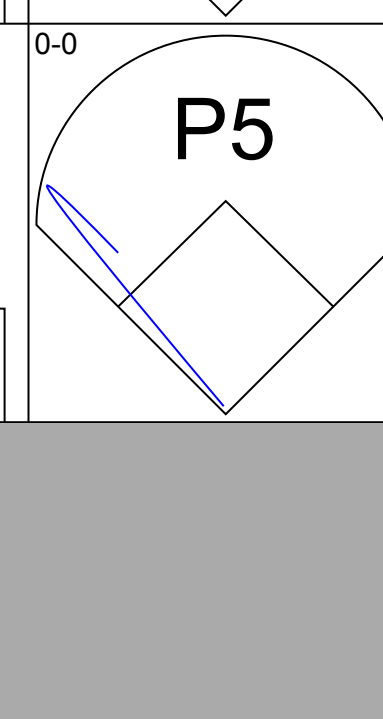
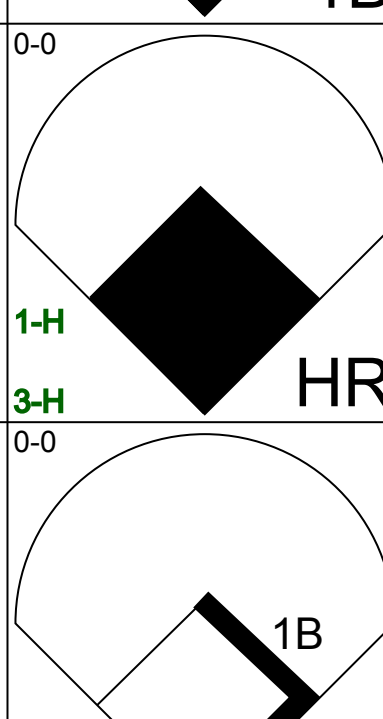
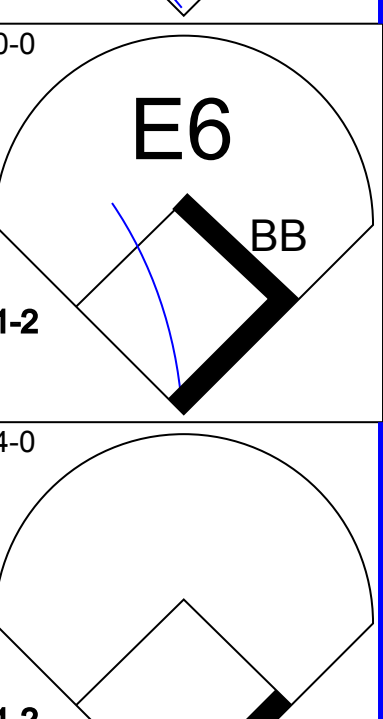
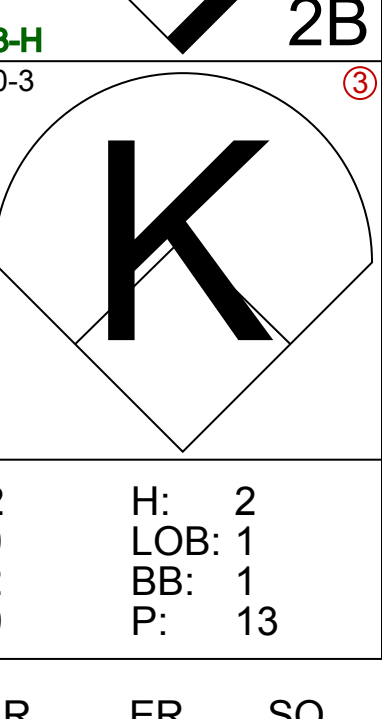
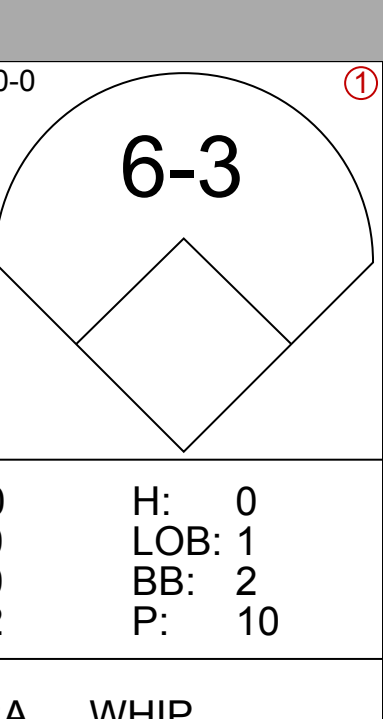
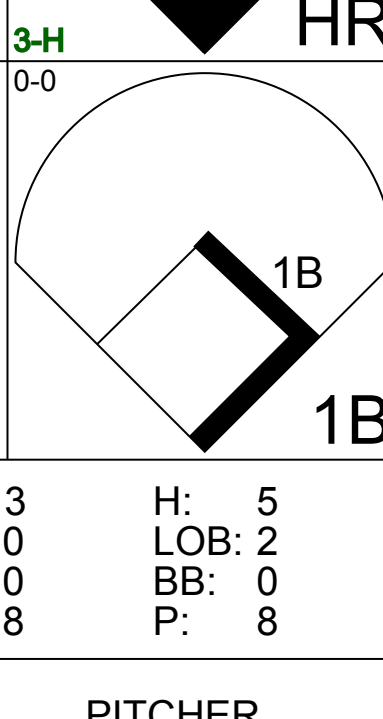
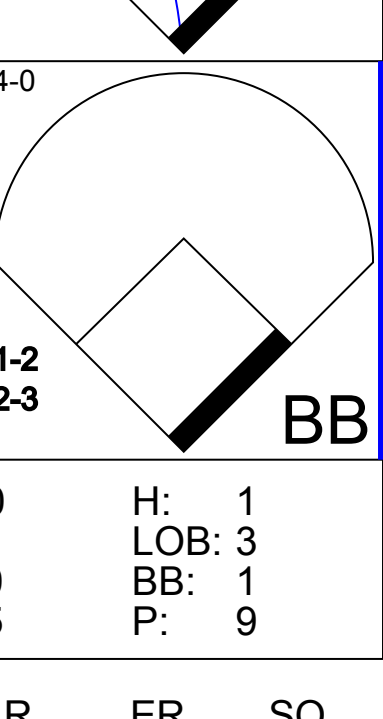
Batter	1	2	3	4	5	6	7	8	9	AB	R	H	RBI	BB	SO	LOB	BOTTOM			
Tim Raines, S OBP: 0.352, SLG: 0.352 (1, 4)	4-0 S HR BB	4-0 S 1B BB		0-0 1B		0-0 F8		0-0 6-3		3	2	1	0	2	0	0				
Terry Francona, L OBP: 0.363, SLG: 0.360 (1, 7) (7, 3)	0-0 F9 1-2	0-0 FC6-4 1B 1-H		0-0 F5		0-0 2B 1B		0-0 F7		5	1	2	1	0	0	2				
Andre Dawson, R OBP: 0.475, SLG: 0.475 Dan Norman, R OBP: 0.409, SLG: 0.500 (1, 8) (9, 7)	0-0 2-H HR	0-0 FC6-4 G4-6-3 1-2		0-0 5-3		0-0 P5 1B		0-0 6-3		5	1	1	2	0	0	2				
Al Oliver, L OBP: 0.378, SLG: 0.497 Jerry White, S OBP: 0.275, SLG: 0.351 (1, 3) (6, PR) (7, 7) (9, 8)	0-0 L9	0-0 G4-6-3 1-2		0-3 K		0-0 K 1-H		0-0 2B		4	0	1	1	0	1	1				
Gary Carter, R OBP: 0.370, SLG: 0.543 (1, 2)	4-0 E BB		0-3 K		0-0 2B 1B		0-0 5-3			3	2	1	0	1	1	1				
Warren Cromartie, L OBP: 0.368, SLG: 0.335 (1, 9)	0-0 E7 1-H 1B		0-0 F8		0-0 HR 2B		0-0 3-1			4	2	2	1	0	0	0				
Tim Wallach, R OBP: 0.353, SLG: 0.484 (1, 5)	0-0 3-H HR		0-0 4-3		0-0 HR 2B		0-0 1B 1B			4	2	3	4	0	0	0				
Chris Speier, R OBP: 0.268, SLG: 0.340 Frank Taveras, R OBP: 0.154, SLG: 0.057 (1, 6) (8, 6)	0-0 1B			0-0 P5		0-0 1B 2B		0-0 G1-6-3 1B		4	0	3	0	0	0	0				
Charlie Lea, R OBP: 0.286, SLG: 0.250 (1, 1)	0-3 K		0-0 5-3		0-0 2-H 1B		0-0 G1-6-3			4	0	1	0	0	1	3				
<b>Inning Stats</b>	R: 5 E: 1 K: 1 S: 9	H: 4 LOB: 1 BB: 2 P: 17	R: 1 E: 0 K: 0 S: 3	H: 1 LOB: 0 BB: 1 P: 7	R: 0 E: 0 K: 1 S: 5	H: 0 LOB: 0 BB: 0 P: 5	R: 0 E: 0 K: 0 S: 4	H: 1 LOB: 1 BB: 0 P: 4	R: 3 E: 0 K: 1 S: 9	H: 5 LOB: 2 BB: 0 P: 9	R: 1 E: 0 K: 0 S: 5	H: 2 LOB: 1 BB: 0 P: 5	R: 0 E: 0 K: 0 S: 4	H: 2 LOB: 1 BB: 0 P: 4	R: 0 E: 0 K: 0 S: 3	H: 0 LOB: 0 BB: 0 P: 3	1B: 9 2B: 3 3B: 0 HR: 3	SF: 0 SAC: 0 DP: 2 HBP: 0	WP: 0 PB: 0 SB: 2 CS: 0	PA: 39
<b>PITCHER</b> Don Sutton, R ERA: 2.66 Michael LaCoss, R ERA: 3.14 Randy Moffitt, R ERA: 5.29 George Cappuzzello, L ERA: 3.38 (1, 1) (2, 1) (5, 1) (7, 1)	IP: 1.0 WLS: L BF: 11 H: 5 R: 6 ER: 6 SO: 6 BB: 3 IBB: 0 HBP: 0 BLK: 0 WP: 0 HR: 2 S: 10 P: 22 ERA: 54.00 WHIP: 8.000																			

Houston Astros @ Montreal Expos  
Olympic Stadium, Montreal, QB  
Mon May 31 1982, 7:05 PM EDT  
Att: 22,365 - Unknown

AB	36
R	10
H	15
RBI	9
BB	3
SO	3
LOB	9



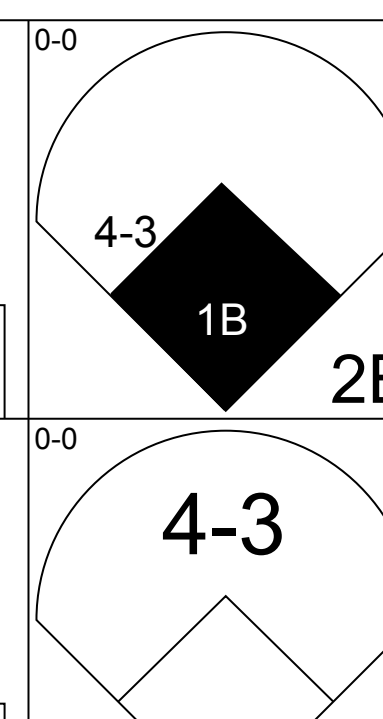
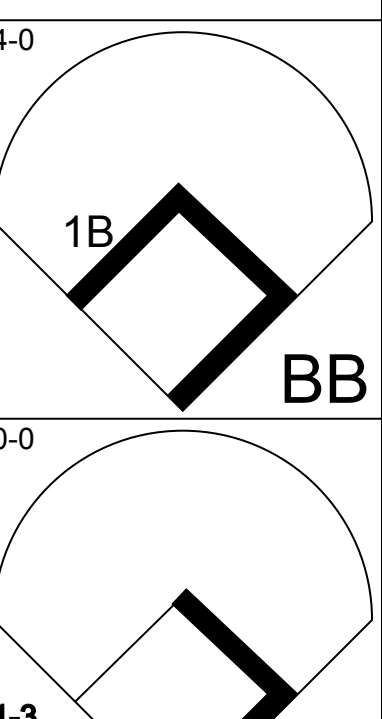
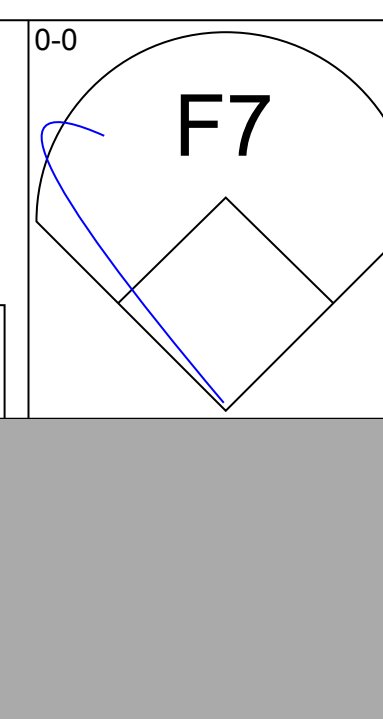
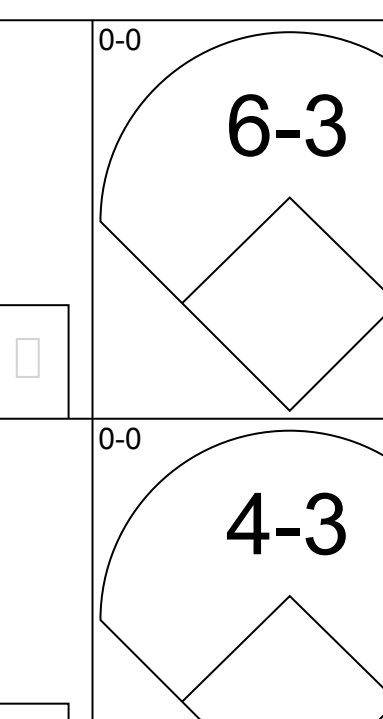
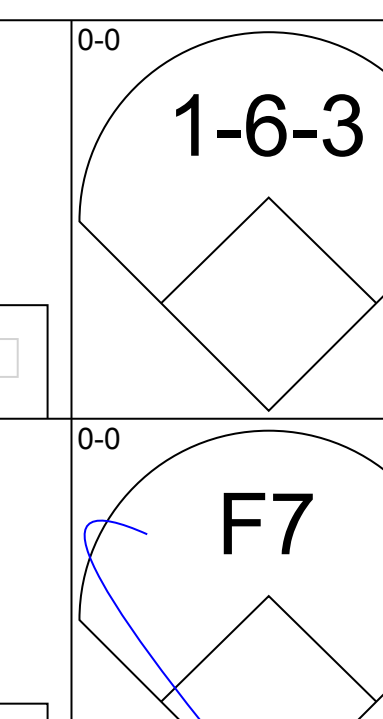
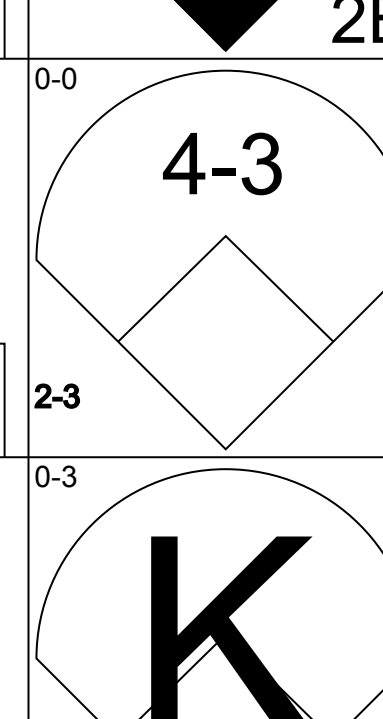
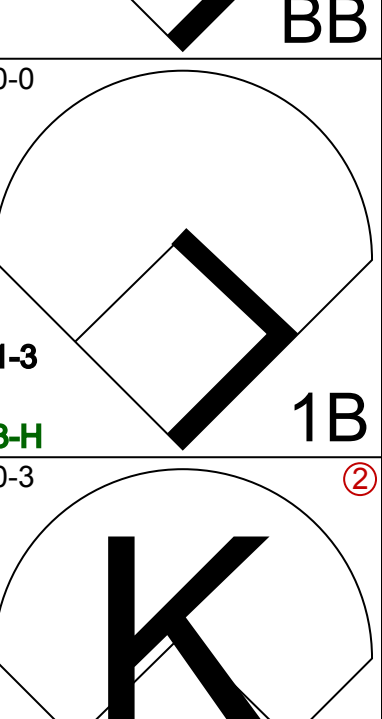
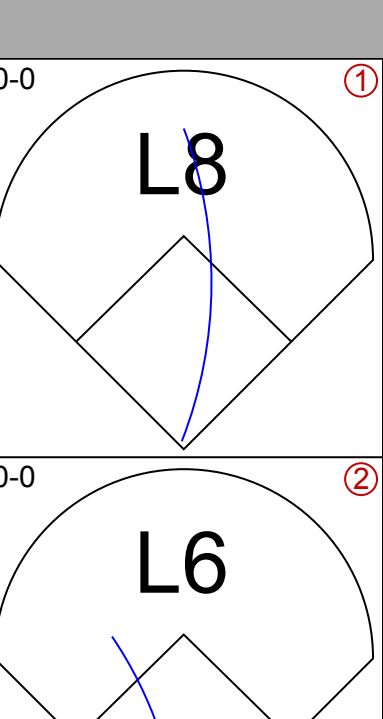
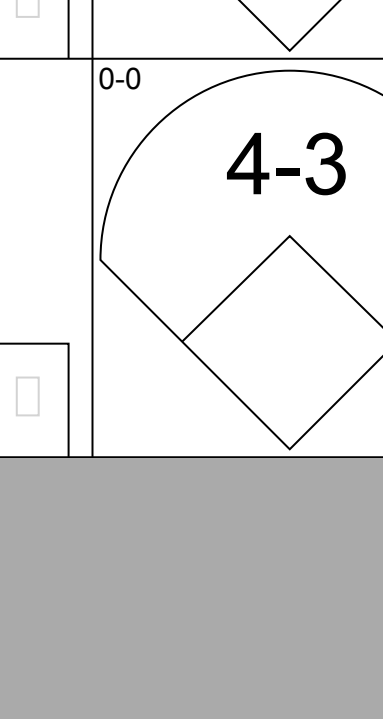
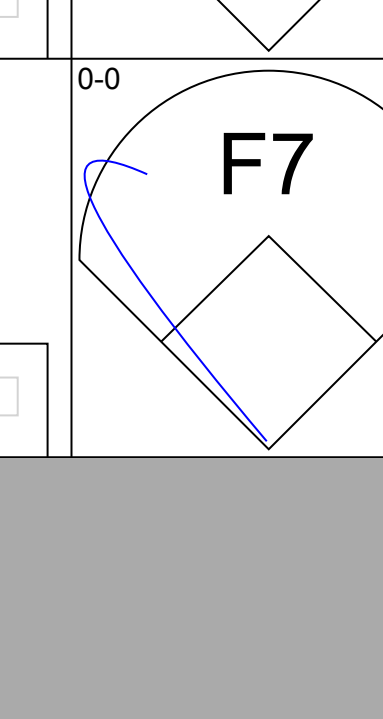
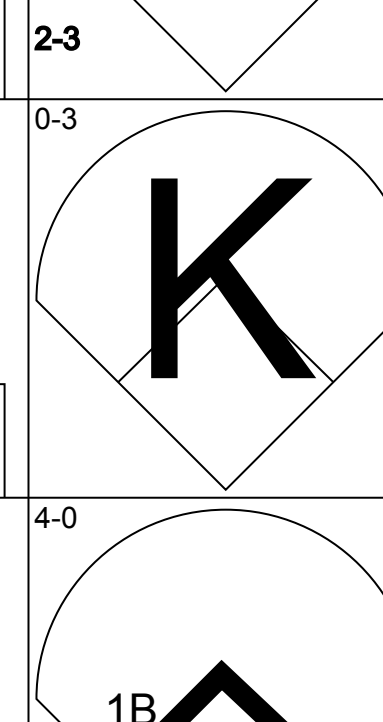
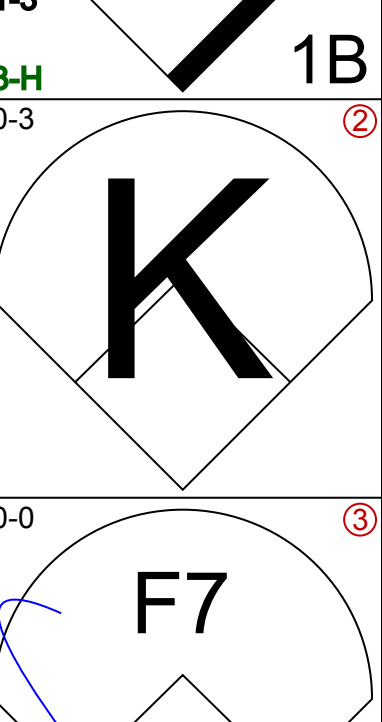
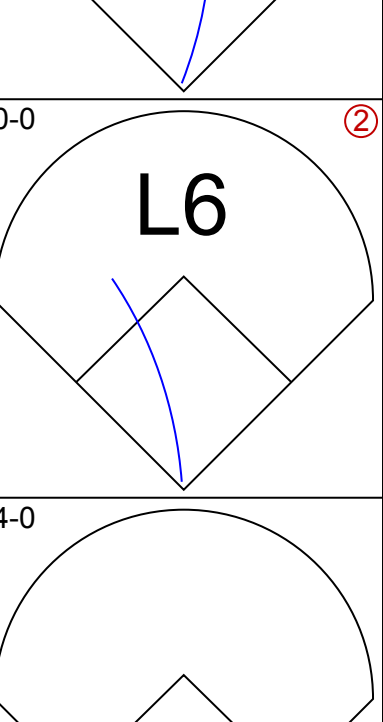
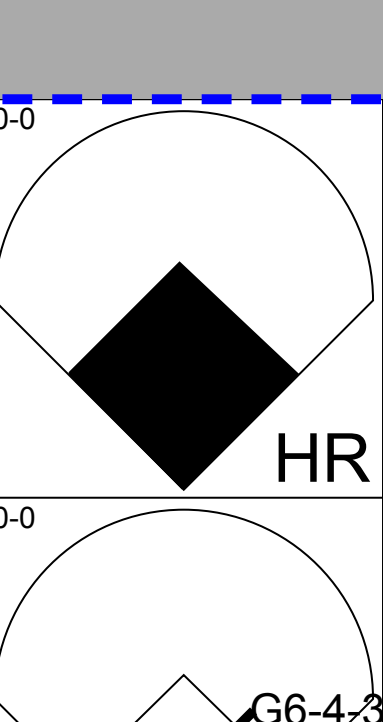
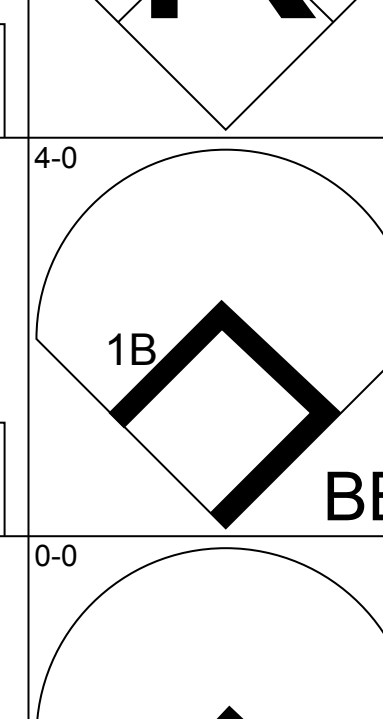
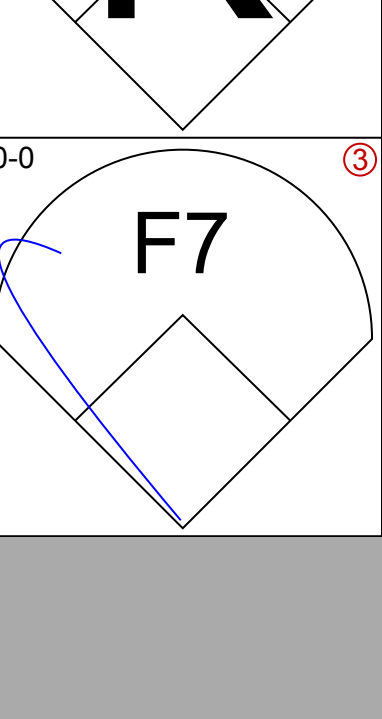
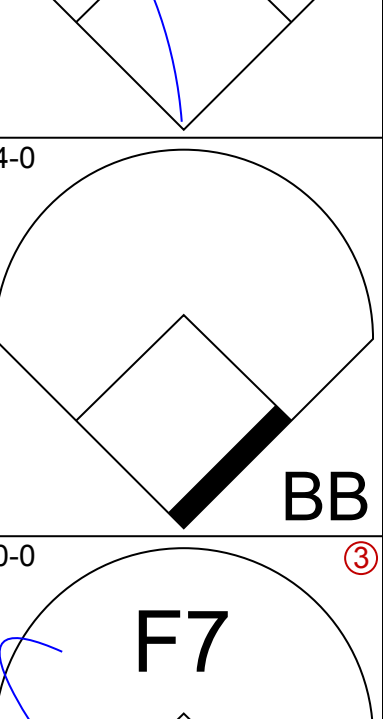

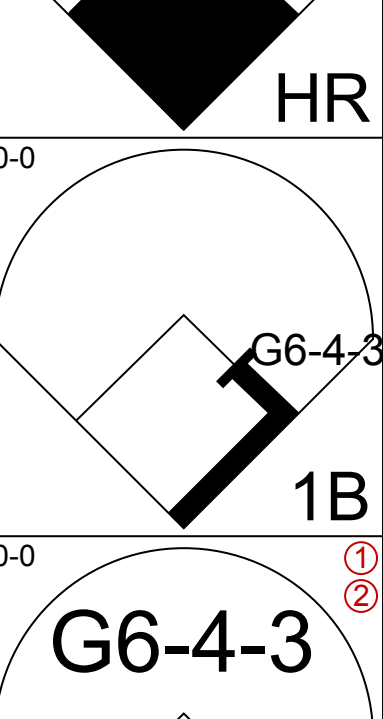
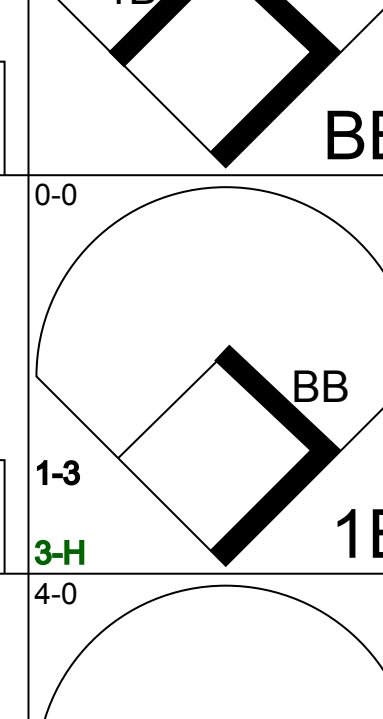
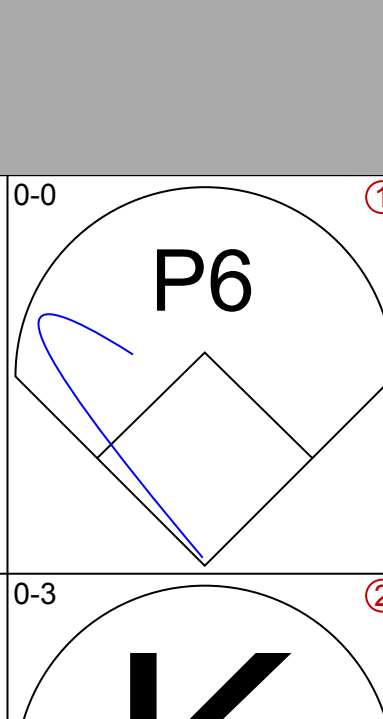
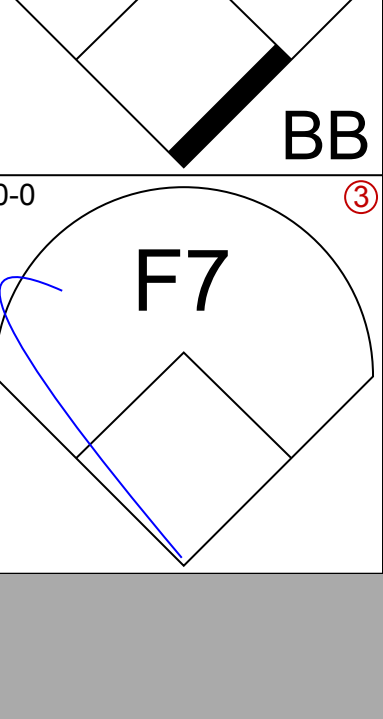
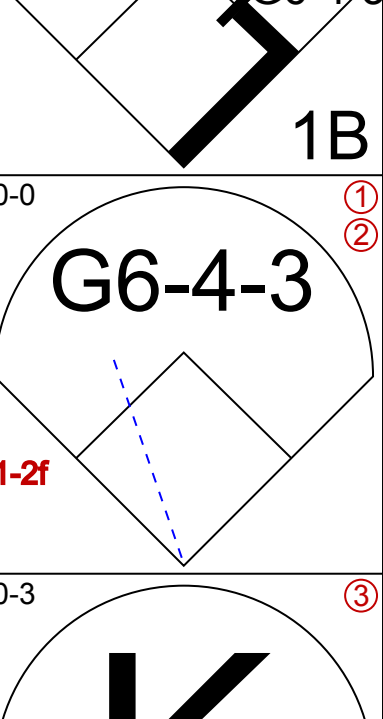
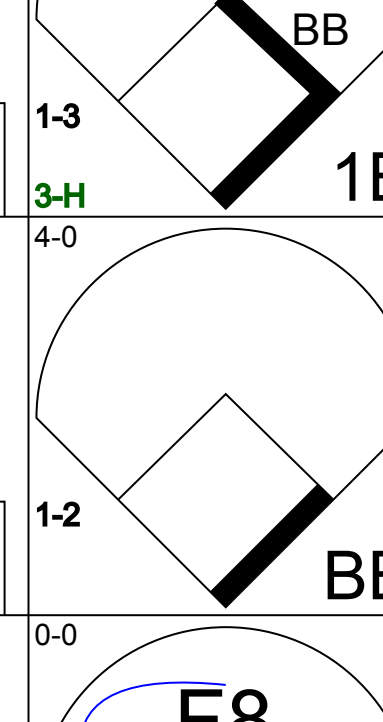
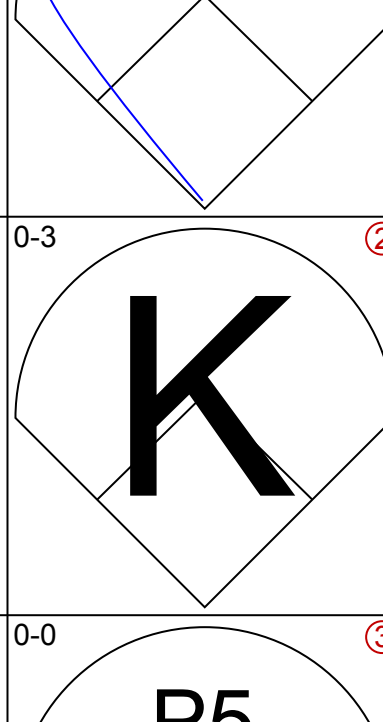
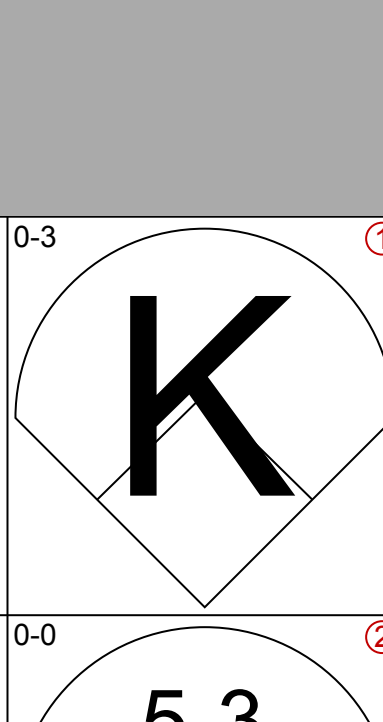
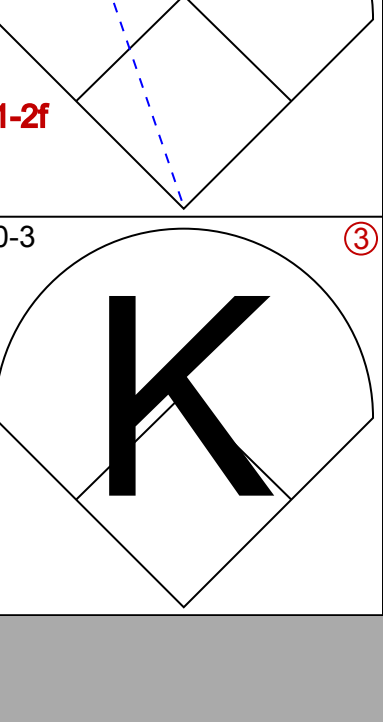
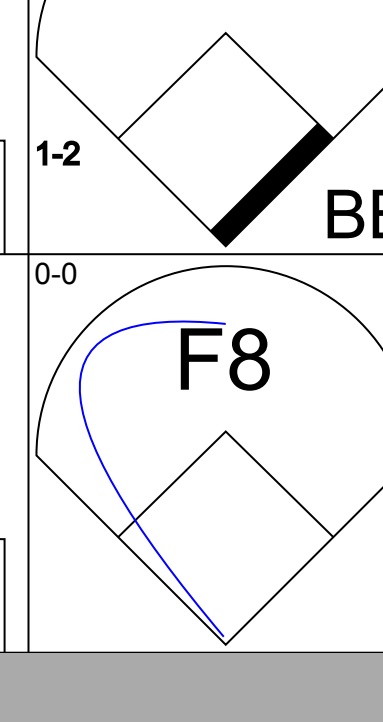
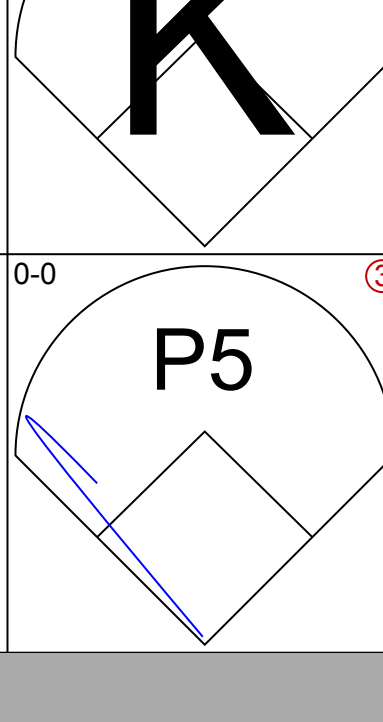
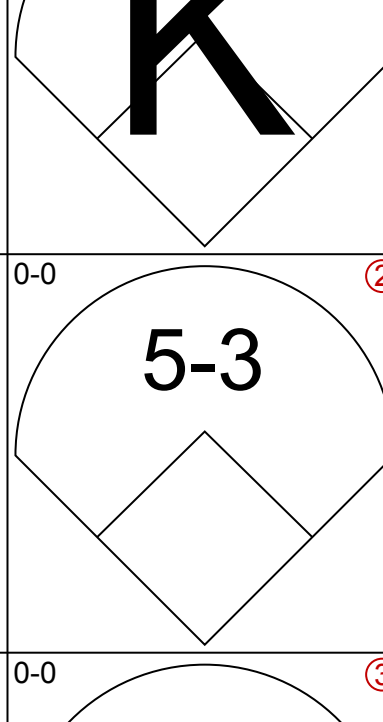
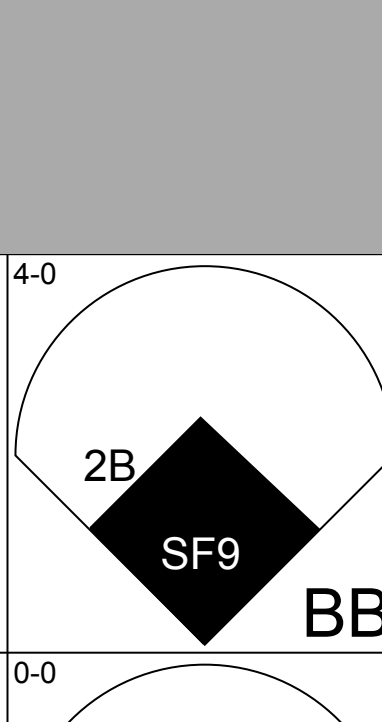
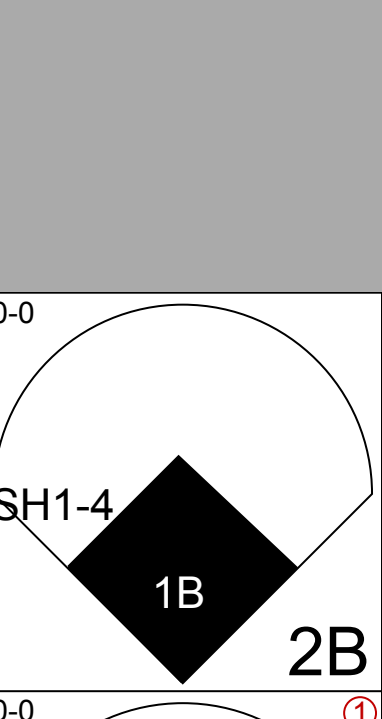
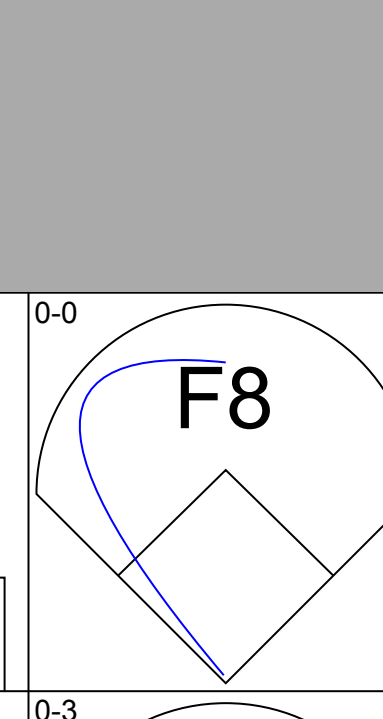
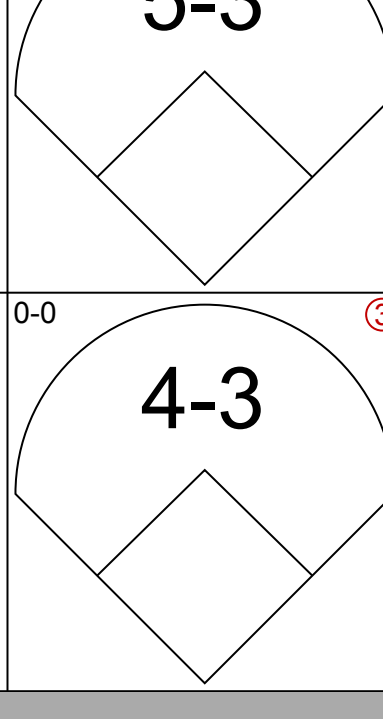
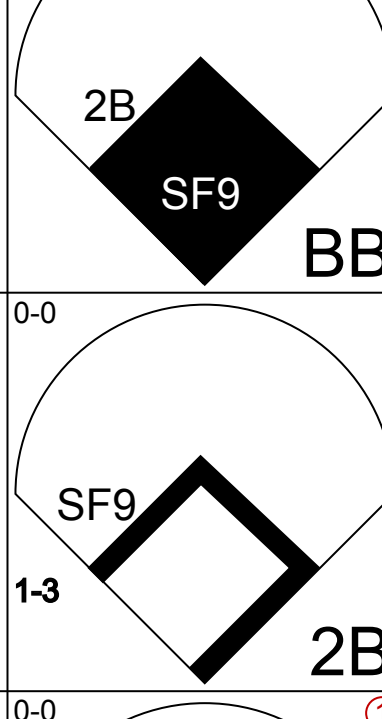
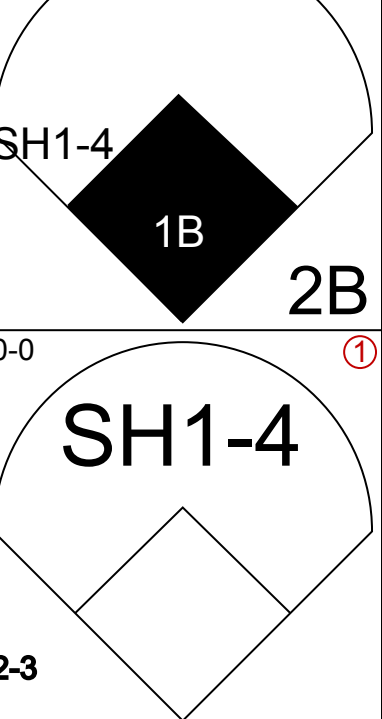
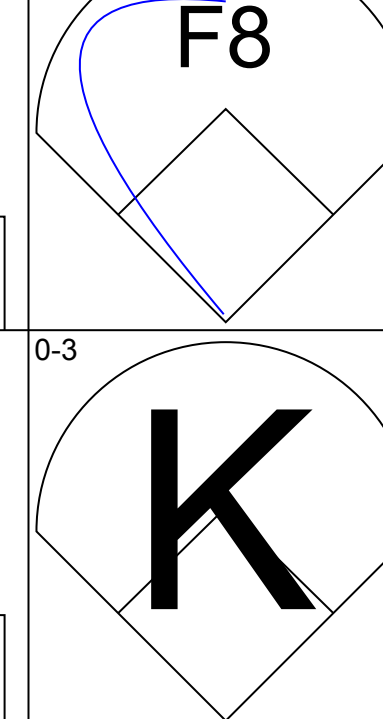
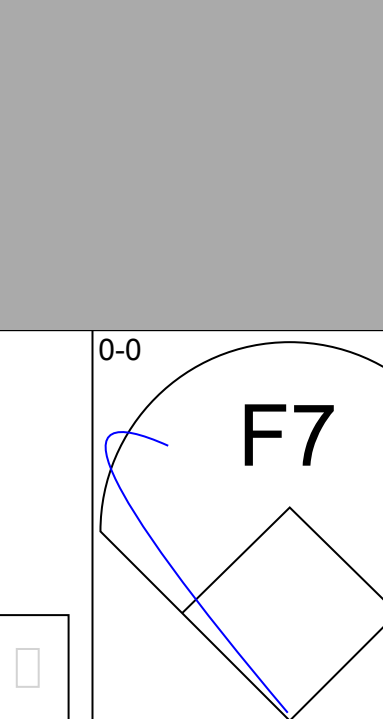
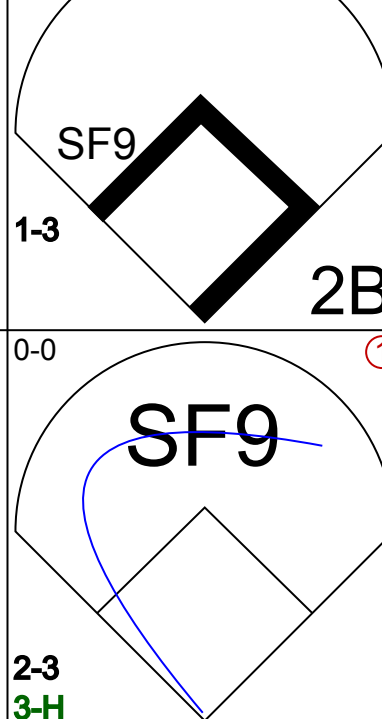


Batter	1	2	3	4	5	6	7	8	9	AB	R	H	RBI	BB	SO	LOB	TOP					
Terry Puhl, L OBP: 0.305, SLG: 0.366 (1, 9)										3	1	1	0	2	1	3						
Craig Reynolds, L OBP: 0.292, SLG: 0.244 (1, 6)										4	0	0	0	1	0	6						
Ray Knight, R OBP: 0.355, SLG: 0.464 (1, 5)										5	0	1	1	0	1	1						
Jose Cruz, L OBP: 0.317, SLG: 0.371 (1, 7)										4	2	1	0	1	2	1						
Phil Garner, R OBP: 0.322, SLG: 0.442 (1, 4)										5	0	0	0	0	0	3						
Denny Walling, L OBP: 0.286, SLG: 0.220 (1, 3)										4	0	1	0	0	1	2						
Tony Scott, S OBP: 0.286, SLG: 0.321 Scott Loucks, R (8, 8)										4	2	2	0	0	0	1	AB 36					
Alan Ashby, S OBP: 0.325, SLG: 0.427 (1, 2)										4	1	2	5	0	0	1	R 6					
Nolan Ryan, R OBP: 0.192, SLG: 0.125 Danny Heep, L OBP: 0.294, SLG: 0.367 Dave Smith, R (8, 1)										3	0	1	0	0	1	1	H 9					
<b>Inning Stats</b>	R: 0 E: 0 K: 1 S: 5	H: 0 LOB: 0 BB: 0 P: 5	R: 2 E: 0 K: 2 S: 9	H: 2 LOB: 1 BB: 1 P: 13	R: 1 E: 0 K: 1 S: 6	H: 1 LOB: 1 BB: 1 P: 10	R: 0 E: 0 K: 0 S: 3	H: 0 LOB: 0 BB: 0 P: 3	R: 0 E: 0 K: 0 S: 2	H: 0 LOB: 1 BB: 2 P: 10	R: 3 E: 0 K: 0 S: 8	H: 5 LOB: 2 BB: 0 P: 8	R: 0 E: 0 K: 2 S: 7	H: 0 LOB: 0 BB: 0 P: 7	R: 0 E: 1 K: 0 S: 5	H: 1 LOB: 3 BB: 1 P: 9	R: 0 E: 0 K: 0 S: 3	H: 0 LOB: 0 BB: 0 P: 3	1B: 6 2B: 2 3B: 0 HR: 1	SF: 0 SAC: 0 DP: 0 HBP: 0	WP: 1 PB: 0 SB: 1 CS: 1	PA: 41
<b>PITCHER</b>	IP	WLS	BF	H	R	ER	SO	BB	IBB	HBP	BLK	WP	HR	S	P	ERA	WHIP					
Scott Sanderson, R ERA: 2.86 (1, 1)	5.2	L	28	8	6	6	4	4	0	0	0	1	1	32	48	9.53	2.118					
Bryn Smith, R ERA: 2.7 (8, 1)	1.1		4	0	0	0	2	0	0	0	0	0	0	8	8	0.00	0.000					
Ray Burris, R ERA: 5.21 (8, 1)	2.0		9	1	0	0	0	1	0	0	0	0	0	8	12	0.00	1.000					

Houston Astros @ Montreal Expos  
Olympic Stadium, Montreal, QB  
Wed Jun 02 1982, 7:05 PM EDT  
Att: 18,694 - Unknown

AB	36
R	6
H	9
RBI	6
BB	5
SO	6
LOB	19



Batter	1	2	3	4	5	6	7	8	9	AB	R	H	RBI	BB	SO	LOB	BOTTOM				
Tim Raines, S OBP: 0.353, SLG: 0.356 (1, 4)										4	1	1	0	1	0	1					
Terry Francona, L OBP: 0.353, SLG: 0.350 (1, 7)										5	0	1	1	0	0	2					
Andre Dawson, R OBP: 0.335, SLG: 0.486 (1, 8)										4	1	1	1	0	2	3					
Al Oliver, L OBP: 0.386, SLG: 0.497 (1, 3)										2	0	1	0	2	0	2					
Gary Carter, R OBP: 0.367, SLG: 0.535 (1, 2)										4	0	1	1	0	0	2					
Warren Cromartie, L OBP: 0.307, SLG: 0.329 (1, 9)										3	0	0	0	1	3	0					
Tim Wallach, R OBP: 0.351, SLG: 0.474 (1, 5)										3	1	0	0	1	0	3	AB 31				
Chris Speier, R OBP: 0.274, SLG: 0.359 (1, 6)										4	1	2	0	0	0	0	R 4				
Scott Sanderson, R OBP: 0.158, SLG: 0.111 Bryn Smith, R (6, 1)										1	0	0	0	0	1	0	H 7				
Brad Mills, L OBP: 0.286, SLG: 0.333 Ray Burris, R OBP: 0.357, SLG: 0.385 John Milner, L OBP: 0.333, SLG: 0.077 (9, PH)										1	0	0	0	0	0	0	RBI 4				
<b>Inning Stats</b>	R: 1 E: 0 K: 1 S: 7	H: 2 LOB: 3 BB: 2 P: 15	R: 1 E: 0 K: 1 S: 7	H: 2 LOB: 2 BB: 1 P: 11	R: 0 E: 0 K: 1 S: 5	H: 0 LOB: 0 BB: 0 P: 5	R: 0 E: 0 K: 1 S: 5	H: 0 LOB: 0 BB: 0 P: 5	R: 0 E: 0 K: 1 S: 5	H: 0 LOB: 1 BB: 1 P: 7	R: 0 E: 0 K: 1 S: 3	H: 0 LOB: 0 BB: 0 P: 3	R: 0 E: 0 K: 1 S: 6	H: 2 LOB: 0 BB: 0 P: 6	R: 1 E: 0 K: 0 S: 4	H: 1 LOB: 1 BB: 1 P: 8	1B: 3 2B: 3 3B: 0 HR: 1	SF: 1 SAC: 1 DP: 1 HBP: 0	WP: 0 PB: 0 SB: 0 CS: 0	PA: 38	
<b>PITCHER</b>	IP	WLS	BF	H	R	ER	SO	BB	IBB	HBP	BLK	WP	HR	S	P	ERA	WHIP				
Nolan Ryan, R ERA: 4.74 (1, 1)	7.0	W	29	4	2	2	5	4	0	0	0	0	0	35	51	2.57	1.143				
Dave Smith, R ERA: 4.06 (8, 1)	2.0		9	3	2	2	1	1	0	0	0	0	1	10	14	9.00	2.000				

Houston Astros @ Montreal Expos  
Olympic Stadium, Montreal, QB  
Wed Jun 02 1982, 7:05 PM EDT  
Att: 18,694 - Unknown

AB	31
R	4
H	7
RBI	4
BB	5
SO	6
LOB	13









Batter	1	2	3	4	5	6	7	8	9	AB	R	H	RBI	BB	SO	LOB	TOP										
Bob Dernier, R (1, 9) OBP: 0.384, SLG: 0.383	1-3		1-3 1B		5-3		BB BB S 1B	FC6-4 1-2		5	1	2	0	0	0	1	Philadelphia Phillies @ Houston Astros Astrodome, Houston, TX Sat Jun 05 1982, 8:05 PM EDT Att: 35,315 - Unknown										
Pete Rose, S (1, 3) OBP: 0.327, SLG: 0.342	1B 2B		1-3 1-2		6-3		BB BB 1-2 BB	L7		4	0	1	0	1	0	2											
Gary Matthews, R (1, 7) Greg Gross, L (8, 7) OBP: 0.330, SLG: 0.382 OBP: 0.389, SLG: 0.290	6-3		6-3		6-3		BB 1-2 2-3 BB		6-3	3	0	0	0	1	0	2											
Mike Schmidt, R (1, 5) OBP: 0.437, SLG: 0.475	2H 1B			4-3 E 2B		FC3-2 3B	1-2 2-3 3-H 0-3 BB		6-3	4	1	3	1	1	0	0											
Bo Diaz, R (1, 2) OBP: 0.345, SLG: 0.503		4-3		4-3		FC3-2 2B	K		6-3	5	1	0	0	0	1	5											
Gary Maddox, R (1, 8) OBP: 0.304, SLG: 0.445	5-3			E6		3-H 2B		SH3-4 1B		4	1	2	2	0	0	0											
Manny Trillo, R (1, 4) OBP: 0.296, SLG: 0.300				F3		L6		SH3-4 1B		3	0	1	0	0	0	2											
Ivan De Jesus, R (1, 6) OBP: 0.279, SLG: 0.239				F8		P3		L7 1B		4	1	1	1	0	0	2											
Larry Christenson, R (1, 1) Dick Davis, R (7, PH) Sparky Lyle, L (7, 1) OBP: 0.080, SLG: 0.120 OBP: 0.304, SLG: 0.455 OBP: 0.500, SLG: 0.500			5-3		K		4-3	1-H FC6-4 1B		2	0	0	0	0	1	0											
<b>Inning Stats</b>	R: 0 E: 0 K: 0 S: 4	H: 2 LOB: 2 BB: 0 P: 4	R: 0 E: 0 K: 0 S: 4	H: 1 LOB: 1 BB: 0 P: 4	R: 0 E: 0 K: 0 S: 4	H: 1 LOB: 1 BB: 0 P: 4	R: 1 E: 1 K: 0 S: 5	H: 1 LOB: 1 BB: 0 P: 5	R: 0 E: 0 K: 1 S: 5	H: 0 LOB: 0 BB: 0 P: 5	R: 1 E: 0 K: 0 S: 5	H: 2 LOB: 1 BB: 0 P: 5	R: 1 E: 0 K: 1 S: 6	H: 1 LOB: 3 BB: 3 P: 18	R: 2 E: 0 K: 0 S: 6	H: 3 LOB: 1 BB: 0 P: 6		R: 0 E: 0 K: 0 S: 3	H: 0 LOB: 0 BB: 0 P: 3	1B: 7 2B: 3 3B: 1 HR: 0	SF: 0 SAC: 1 DP: 0 HBP: 0	WP: 0 PB: 0 SB: 2 CS: 0	PA: 41				
<b>PITCHER</b>	IP	WLS	BF	H	R	ER	SO	BB	IBB	HBP	BLK	WP	HR	S	P	ERA	WHIP										
Bob Knepper, L (1, 1) ERA: 4.77	6.2		29	8	3	3	1	1	0	0	0	0	0	30	34	4.05	1.350										
Frank LaCorte, R (7, 1) ERA: 5.29	0.0		2	0	0	0	0	2	0	0	0	0	0	0	8	∞	∞										
Dave Smith, R (7, 1) ERA: 4.55	0.2	L	5	3	2	2	1	0	0	0	0	0	0	7	7	27.00	4.500										
Randy Moffitt, R (8, 1) ERA: 4.82	1.2		5	0	0	0	0	0	0	0	0	0	0	5	5	0.00	0.000										

Batter	1	2	3	4	5	6	7	8	9	AB	R	H	RBI	BB	SO	LOB	BOTTOM										
Denny Walling, L (1, 3) OBP: 0.284, SLG: 0.238	F7		4-3		2B		F5			4	0	1	1	0	0	1	Philadelphia Phillies @ Houston Astros Astrodome, Houston, TX Sat Jun 05 1982, 8:05 PM EDT Att: 35,315 - Unknown										
Terry Puhl, L (1, 9) OBP: 0.308, SLG: 0.367	BLK 1B		S 1B		F9		G3			4	0	2	1	0	0	1											
Ray Knight, R (1, 5) OBP: 0.352, SLG: 0.461	F8 1-2		3-H 0-3 K		4-3		G3			4	0	0	0	0	1	3											
Jose Cruz, L (1, 7) OBP: 0.315, SLG: 0.381	K			F8		F9		1B		4	0	1	0	0	1	1											
Phil Garner, R (1, 4) OBP: 0.315, SLG: 0.426		5-3		5-3		6-3		1-3		4	0	0	0	0	0	1											
Alan Ashby, S (1, 2) Dickie Thon, R (8, PH) OBP: 0.331, SLG: 0.284 OBP: 0.301, SLG: 0.316		3-1		CS-6-4 1B		HR		L1		3	1	2	1	0	0	0											
Tony Scott, S (1, 8) OBP: 0.290, SLG: 0.325	F9			FC5-6-4 1-2		L6		2B		4	0	1	0	0	0	1											
Craig Reynolds, L (1, 6) Alan Knicely, R (8, PH) OBP: 0.304, SLG: 0.284 OBP: 0.287, SLG: 0.160			1B 3B		2B 1B		4-3		F8	3	2	2	0	0	0	0											
Bob Knepper, L (1, 1) Frank LaCorte, R (7, 1) Dave Smith, R (7, 1) Randy Moffitt, R (8, 1) Luis Pujols, R (8, PH) OBP: 0.333, SLG: 0.357				K		F5		F9		2	0	0	0	0	1	2											
<b>Inning Stats</b>	R: 0 E: 0 K: 1 S: 6	H: 1 LOB: 1 BB: 0 P: 6	R: 0 E: 0 K: 0 S: 3	H: 0 LOB: 0 BB: 0 P: 3	R: 1 E: 0 K: 2 S: 9	H: 2 LOB: 1 BB: 0 P: 9	R: 0 E: 0 K: 0 S: 4	H: 1 LOB: 1 BB: 0 P: 4	R: 1 E: 0 K: 0 S: 5	H: 2 LOB: 1 BB: 0 P: 5	R: 1 E: 0 K: 0 S: 4	H: 1 LOB: 0 BB: 0 P: 4	R: 0 E: 0 K: 1 S: 5	H: 0 LOB: 0 BB: 0 P: 5	R: 0 E: 0 K: 0 S: 4	H: 1 LOB: 1 BB: 0 P: 4		R: 0 E: 0 K: 0 S: 4	H: 1 LOB: 1 BB: 0 P: 4	1B: 5 2B: 2 3B: 1 HR: 1	SF: 0 SAC: 0 DP: 0 HBP: 0	WP: 0 PB: 0 SB: 1 CS: 0	PA: 36				
<b>PITCHER</b>	IP	WLS	BF	H	R	ER	SO	BB	IBB	HBP	BLK	WP	HR	S	P	ERA	WHIP										
Larry Christenson, R (1, 1) ERA: 3.79	6.0		25	7	3	3	3	0	0	0	0	0	0	31	31	4.50	1.167										
Sparky Lyle, L (7, 1) ERA: 2.05	3.0	W	11	2	0	0	1	0	0	0	0	0	0	13	13	0.00	0.667										













Batter	1	2	3	4	5	6	7	8	9	AB	R	H	RBI	BB	SO	LOB	TOP									
Denny Walling, L OBP: 0.265, SLG: 0.236	1-6-3		1B SF9 2B		F7		F8		K	5	1	2	0	1	1		<b>Houston Astros @ San Francisco Giants</b> Candlestick Park, San Francisco, CA Wed Jun 09 1982, 6:33 AM EDT Att: 7,217 - Unknown <a href="http://livebaseballscorecards.com">livebaseballscorecards.com</a>									
Terry Puhl, L OBP: 0.313, SLG: 0.367	2-3		SF9 2-3 1B		F5		F9			4	0	1	0	0	0	1										
Ray Knight, R OBP: 0.345, SLG: 0.454	F9		SF9 2-3 3-H						K	3	0	1	2	0	1	0										
Jose Cruz, L OBP: 0.323, SLG: 0.377		K	F1						K	3	0	0	0	1	2	1										
Phil Garner, R OBP: 0.306, SLG: 0.415	4-3				F3		F4		4-3	4	0	0	0	0	0	2										
Alan Ashby, S OBP: 0.328, SLG: 0.444																										
Luis Pujols, R OBP: 0.353, SLG: 0.355	G3								K	3	0	0	0	1	1	0										
Tony Scott, S Scott Loucks, R			1B 2B		F8		K			4	2	2	0	0	1	1										
Craig Reynolds, L OBP: 0.303, SLG: 0.318			SH1-4 2B		F8		G3			4	2	2	2	0	0	1										
Joe Niekro, R OBP: 0.097, SLG: 0.161			SH1-4						F8	3	1	1	0	0	1	0										
<b>Inning Stats</b>	R: 0 E: 0 K: 0 S: 3	H: 0 LOB: 0 BB: 0 P: 3	R: 0 E: 0 K: 1 S: 5	H: 0 LOB: 0 BB: 0 P: 5	R: 3 E: 0 K: 0 S: 7	H: 4 LOB: 1 BB: 0 P: 7	R: 0 E: 0 K: 0 S: 3	H: 0 LOB: 1 BB: 1 P: 7	R: 1 E: 0 K: 0 S: 5	H: 2 LOB: 2 BB: 1 P: 9	R: 0 E: 0 K: 1 S: 5	H: 0 LOB: 0 BB: 0 P: 5	R: 0 E: 0 K: 2 S: 7	H: 0 LOB: 0 BB: 0 P: 5	R: 0 E: 0 K: 2 S: 9	H: 0 LOB: 0 BB: 0 P: 9	R: 2 E: 0 K: 2 S: 9	H: 2 LOB: 2 BB: 0 P: 9	1B: 4 2B: 3 3B: 0 HR: 1	SF: 1 SAC: 1 DP: 0 HBP: 0	WP: 0 PB: 0 SB: 0 CS: 0	PA: 37				
<b>PITCHER</b>	IP	WLS	BF	H	R	ER	SO	BB	IBB	HBP	BLK	WP	HR	S	P	ERA	WHIP									
Bill Laskey, R ERA: 2.49	(1, 1)	4.2	L	21	6	4	4	1	1	0	0	0	0	0	22	26	7.71	1.500								
Al Holland, L ERA: 3.4	(5, 1)	3.1		11	0	0	0	4	1	0	0	0	0	18	22	0.00	0.300									
Fred Breining, R ERA: 3.3	(9, 1)	1.0		5	2	2	2	2	0	0	0	0	1	9	9	18.00	2.000									

Batter	1	2	3	4	5	6	7	8	9	AB	R	H	RBI	BB	SO	LOB	BOTTOM								
Joe Morgan, L OBP: 0.378, SLG: 0.364	L5-3 BB		2H 2B			4-3		4-3		3	0	1	1	1	0	0	<b>Houston Astros @ San Francisco Giants</b> Candlestick Park, San Francisco, CA Wed Jun 09 1982, 6:33 AM EDT Att: 7,217 - Unknown <a href="http://livebaseballscorecards.com">livebaseballscorecards.com</a>								
Jim Welford, R OBP: 0.360, SLG: 0.435	L5-3 1-2		F8						6-3	3	0	0	0	1	0	2									
Chili Davis, S OBP: 0.324, SLG: 0.396	3-1				6-3		F8		5-3	4	0	0	0	0	0	1									
Reggie Smith, S OBP: 0.321, SLG: 0.403		G3							F8	3	0	1	0	0	1	1									
Dave Bergman, L OBP: 0.323, SLG: 0.302					5-3 1B		K			1	0	0	0	0	0	0									
Jack Clark, R OBP: 0.332, SLG: 0.425		F5			5-3		L6			3	0	0	0	0	0	1									
Tom O'Malley, L OBP: 0.317, SLG: 0.347		4-3			6-3		4-3			3	0	0	0	0	0	1									
Bob Brenly, R OBP: 0.333, SLG: 0.463			F7				F8			3	0	0	0	0	0	0									
Johnnie LeMaster, R OBP: 0.275, SLG: 0.285			SH1-4 2B				F9		5-3	3	1	1	0	0	0	0									
Bill Laskey, R OBP: 0.087, SLG: 0.087	(1, 1)									0	0	0	0	0	0	0									
Al Holland, R OBP: 0.067, SLG: 0.067	(5, 1)		SH1-4				K		G3	1	0	0	0	0	1	0									
Darrell Evans, L OBP: 0.349, SLG: 0.385	(6, PH)									1	0	0	0	0	0	0									
Fred Breining, R OBP: 0.400, SLG: 0.400	(9, 1)		1-2							0	0	0	0	0	0	0									
<b>Inning Stats</b>	R: 0 E: 0 K: 0 S: 2	H: 0 LOB: 0 BB: 1 P: 6	R: 0 E: 0 K: 0 S: 3	H: 0 LOB: 0 BB: 0 P: 3	R: 1 E: 0 K: 0 S: 5	H: 2 LOB: 1 BB: 0 P: 5	R: 0 E: 0 K: 0 S: 4	H: 1 LOB: 1 BB: 0 P: 4	R: 0 E: 0 K: 1 S: 5	H: 0 LOB: 0 BB: 0 P: 5	R: 0 E: 0 K: 1 S: 5	H: 0 LOB: 1 BB: 1 P: 9	R: 0 E: 0 K: 0 S: 3	H: 0 LOB: 0 BB: 0 P: 3	R: 0 E: 0 K: 0 S: 3	H: 0 LOB: 0 BB: 0 P: 3	R: 0 E: 0 K: 0 S: 3	H: 0 LOB: 0 BB: 0 P: 3	1B: 2 2B: 2 3B: 0 HR: 0	SF: 0 SAC: 1 DP: 1 HBP: 0	WP: 0 PB: 0 SB: 0 CS: 0	PA: 31			
<b>PITCHER</b>	IP	WLS	BF	H	R	ER	SO	BB	IBB	HBP	BLK	WP	HR	S	P	ERA	WHIP								
Joe Niekro, R ERA: 2.53	(1, 1)	9.0	W	31	3	1	1	2	2	0	0	0	0	33	41	1.00	0.556								



Batter	1	2	3	4	5	6	7	8	9	AB	R	H	RBI	BB	SO	LOB	TOP			
Dickie Thon, R OBP: 0.283, SLG: 0.294	5-3			6-3		5-3			5-3	4	0	0	0	0	0	0				
Tony Scott, S OBP: 0.293, SLG: 0.322	6-3			F7			6-3			3	0	0	0	0	0	0				
Ray Knight, R OBP: 0.345, SLG: 0.452	6-3			FC6-4 1B			4-3			3	0	1	0	0	0	0				
Phil Garner, R OBP: 0.302, SLG: 0.409			F7	FC6-4 1-2			6-3			3	0	0	0	0	0	1				
Alan Knicely, R OBP: 0.289, SLG: 0.242	L7			FC4-6 1B				F9		3	0	1	0	0	0	0				
Terry Puhl, L OBP: 0.309, SLG: 0.362	K			FC4-6 G1-6-3 1-2				F9		3	0	0	0	0	1	1				
Danny Heep, L OBP: 0.301, SLG: 0.359			F7		G1-6-3 1-2			4-3		3	0	0	0	0	0	1				
Luis Pujols, R OBP: 0.324, SLG: 0.324			1-3			K			6-3	3	0	0	0	0	1	0				
Bob Knepper, L Michael LaCoss, R Scott Loucks, R	F7			F7		F8			F8	2	0	0	0	0	0	0				
<b>Inning Stats</b>	R: 0 E: 0 K: 0 S: 3	H: 0 LOB: 0 BB: 0 P: 3	R: 0 E: 0 K: 1 S: 5	H: 0 LOB: 0 BB: 0 P: 5	R: 0 E: 0 K: 0 S: 3	H: 0 LOB: 1 BB: 0 P: 3	R: 0 E: 0 K: 0 S: 4	H: 1 LOB: 1 BB: 0 P: 4	R: 0 E: 0 K: 1 S: 5	H: 0 LOB: 0 BB: 0 P: 5	R: 0 E: 0 K: 0 S: 3	H: 0 LOB: 0 BB: 0 P: 3	R: 0 E: 0 K: 0 S: 3	H: 0 LOB: 0 BB: 0 P: 3	R: 0 E: 0 K: 0 S: 3	H: 0 LOB: 0 BB: 0 P: 3	1B: 2 2B: 0 3B: 0 HR: 0	SF: 0 SAC: 0 DP: 1 HBP: 0	WP: 0 PB: 0 SB: 0 CS: 0	PA: 28
<b>PITCHER</b> John Curtis, L ERA: 3.11	IP: 9.0 WLS: W BF: 28 H: 2 R: 0 ER: 0 SO: 2 BB: 0 IBB: 0 HBP: 0 BLK: 0 WP: 0 HR: 0 S: 32 P: 32 ERA: 0.00 WHIP: 0.222															<b>PITCHER</b>				

Houston Astros @ San Diego Padres  
Jack Murphy Stadium, San Diego, CA  
Thu Jun 10 1982, 6:33 AM EDT  
Att: 21,728 - Unknown

AB	28
R	0
H	2
RBI	0
BB	0
SO	2
LOB	3



Batter	1	2	3	4	5	6	7	8	9	AB	R	H	RBI	BB	SO	LOB	BOTTOM			
Alan Wiggins, S OBP: 0.369, SLG: 0.350	6-3					FC6-4 1-2				4	0	1	1	0	0	3				
Joe Pittman, R OBP: 0.143, SLG: 0.214	1-3						1-3			4	0	0	0	0	0	1				
Garry Templeton, S OBP: 0.297, SLG: 0.380	F2						4-3			3	2	1	0	1	0	0				
Ruppert Jones, L OBP: 0.444, SLG: 0.532										4	1	1	0	0	2	1				
Sixto Lezcano, R OBP: 0.355, SLG: 0.461	5-3									4	1	2	2	0	0	2				
Terry Kennedy, L OBP: 0.284, SLG: 0.435	L4									4	0	1	2	0	0	1				
Kurt Bevacqua, R OBP: 0.333, SLG: 0.241										4	0	1	0	0	0	1				
Luis Salazar, R OBP: 0.249, SLG: 0.294										2	1	1	0	2	0	0				
John Curtis, L OBP: 0.250, SLG: 0.350										3	0	1	0	0	2	2				
<b>Inning Stats</b>	R: 0 E: 0 K: 0 S: 3	H: 0 LOB: 0 BB: 0 P: 3	R: 0 E: 0 K: 1 S: 5	H: 0 LOB: 0 BB: 0 P: 5	R: 1 E: 0 K: 0 S: 5	H: 2 LOB: 1 BB: 0 P: 5	R: 2 E: 1 K: 1 S: 8	H: 3 LOB: 2 BB: 1 P: 12	R: 0 E: 0 K: 0 S: 3	H: 0 LOB: 0 BB: 0 P: 3	R: 1 E: 0 K: 0 S: 6	H: 3 LOB: 3 BB: 1 P: 10	R: 1 E: 0 K: 1 S: 6	H: 1 LOB: 1 BB: 1 P: 10	R: 0 E: 0 K: 1 S: 5	H: 0 LOB: 0 BB: 0 P: 5	1B: 6 2B: 2 3B: 0 HR: 1	SF: 0 SAC: 1 DP: 0 HBP: 0	WP: 1 PB: 0 SB: 2 CS: 0	PA: 36
<b>PITCHER</b> Bob Knepper, L ERA: 4.9 Michael LaCoss, R ERA: 3.19	IP: 5.2 WLS: L BF: 27 H: 8 R: 4 ER: 4 SO: 2 BB: 0 IBB: 2 HBP: 0 BLK: 0 WP: 1 HR: 1 S: 29 P: 37 ERA: 6.35 WHIP: 1.412															<b>PITCHER</b>				

Houston Astros @ San Diego Padres  
Jack Murphy Stadium, San Diego, CA  
Thu Jun 10 1982, 6:33 AM EDT  
Att: 21,728 - Unknown

AB	32
R	5
H	9
RBI	5
BB	3
SO	4
LOB	11









Batter	1	2	3	4	5	6	7	8	9	AB	R	H	RBI	BB	SO	LOB	TOP			
Dickie Thon, R OBP: 0.260, SLG: 0.269 (1, 5)	F7			F8		1-3		4-3		4	0	0	0	0	0	0	Houston Astros @ San Diego Padres Jack Murphy Stadium, San Diego, CA Sat Jun 12, 1982, 10:05 PM EDT Att: 29,557 - Unknown			
Tony Scott, S OBP: 0.281, SLG: 0.309 (1, 8)	5-3			6-3		5-3		F7		4	0	0	0	0	0	0				
Ray Knight, R OBP: 0.346, SLG: 0.449 (1, 3)	F9			BB 1B		1B			F8	4	0	2	0	0	0	0				
Jose Cruz, L OBP: 0.326, SLG: 0.377 (1, 7)		L4		BB 1B		3-4-1			1B	3	0	1	0	1	0	1				
Phil Garner, R OBP: 0.296, SLG: 0.399 (1, 4)	F9			BB		1-4-3		1-3	P6	4	0	0	0	0	0	3				
Alan Knicely, R OBP: 0.283, SLG: 0.225 (1, 9)	6-3					5-3		F9	2-3	4	0	0	0	0	0	1				
Luis Pujols, R OBP: 0.341, SLG: 0.325 (1, 2)			K		F8					3	0	1	0	0	1	0				
Craig Reynolds, L OBP: 0.304, SLG: 0.311 (1, 6)			G3		FC6-4 BB			K		2	0	0	0	1	1	1				
Vern Ruhle, R OBP: 0.267, SLG: 0.154 Scott Loucks, R OBP: 0.155, SLG: 0.056 George Cappuzzello, R (8, 1)			K		FC6-4			K		2	0	0	0	0	1	1				
					1-2					1	0	0	0	0	1	0				
										0	0	0	0	0	0	0				
<b>Inning Stats</b>	R: 0 E: 0 K: 0 S: 3	H: 0 LOB: 0 BB: 0 P: 3	R: 0 E: 0 K: 0 S: 3	H: 0 LOB: 0 BB: 0 P: 3	R: 0 E: 0 K: 2 S: 7	H: 0 LOB: 0 BB: 0 P: 7	R: 0 E: 0 K: 0 S: 4	H: 1 LOB: 2 BB: 1 P: 8	R: 0 E: 0 K: 0 S: 3	H: 0 LOB: 1 BB: 1 P: 7	R: 0 E: 0 K: 1 S: 6	H: 1 LOB: 1 BB: 0 P: 6	R: 0 E: 0 K: 1 S: 5	H: 0 LOB: 0 BB: 0 P: 5	R: 0 E: 0 K: 0 S: 4	H: 1 LOB: 1 BB: 0 P: 4	1B: 4 2B: 0 3B: 0 HR: 0	SF: 0 SAC: 0 DP: 0 HBP: 0	WP: 0 PB: 0 SB: 0 CS: 0	PA: 33
<b>PITCHER</b> Chris Welsh, L ERA: 3.64 (1, 1)	IP: 9.0 WLS: W BF: 33 H: 4 R: 0 ER: 0 SO: 4 BB: 2 IBB: 0 HBP: 0 BLK: 0 WP: 0 HR: 0 S: 39 P: 47 ERA: 0.00 WHIP: 0.667															<b>PITCHER</b>				

Batter	1	2	3	4	5	6	7	8	9	AB	R	H	RBI	BB	SO	LOB	BOTTOM			
Alan Wiggins, S OBP: 0.348, SLG: 0.328 (1, 7)	1-3		4-3		K			K		4	0	0	0	0	2	1	Houston Astros @ San Diego Padres Jack Murphy Stadium, San Diego, CA Sat Jun 12, 1982, 10:05 PM EDT Att: 29,557 - Unknown			
Gene Richards, L OBP: 0.316, SLG: 0.315 (1, 3)	G1			F8 S 1B BB	F8			1B		3	1	1	0	1	0	0				
Garry Templeton, S OBP: 0.287, SLG: 0.366 (1, 6)	F8			F8		4-3		F9		4	0	0	0	0	0	2				
Ruppert Jones, L OBP: 0.433, SLG: 0.515 (1, 8)		G3		CS 1B		F7		L5		4	0	1	1	0	0	1				
Sixto Lezcano, R OBP: 0.359, SLG: 0.454 (1, 9)		6-3		3-H E5 E		F3				3	1	0	0	0	0	1				
Terry Kennedy, L OBP: 0.290, SLG: 0.453 (1, 2)		L9		2-H E9 3B				P6		3	1	1	1	0	0	0				
Luis Salazar, R OBP: 0.287, SLG: 0.344 (1, 5)			F3	HR				E5 1B		3	1	2	1	0	0	0				
Tim Flannery, L OBP: 0.326, SLG: 0.350 (1, 4)			6-3		3-1			F7		3	0	0	0	0	0	1				
Chris Welsh, L OBP: 0.333, SLG: 0.412 (1, 1)					4-3			K		3	0	1	0	0	1	1				
<b>Inning Stats</b>	R: 0 E: 0 K: 0 S: 3	H: 0 LOB: 0 BB: 0 P: 3	R: 0 E: 0 K: 0 S: 3	H: 0 LOB: 0 BB: 0 P: 3	R: 0 E: 0 K: 0 S: 4	H: 1 LOB: 0 BB: 0 P: 4	R: 4 E: 2 K: 0 S: 6	H: 3 LOB: 0 BB: 1 P: 10	R: 0 E: 0 K: 1 S: 5	H: 0 LOB: 0 BB: 0 P: 5	R: 0 E: 0 K: 1 S: 6	H: 1 LOB: 1 BB: 0 P: 6	R: 0 E: 0 K: 1 S: 6	H: 1 LOB: 1 BB: 0 P: 6	R: 0 E: 0 K: 1 S: 6	H: 1 LOB: 1 BB: 0 P: 6	1B: 3 2B: 1 3B: 1 HR: 1	SF: 0 SAC: 0 DP: 0 HBP: 0	WP: 0 PB: 0 SB: 1 CS: 1	PA: 31
<b>PITCHER</b> Vern Ruhle, R ERA: 3.29 George Cappuzzello, L ERA: 2.84 (1, 1) (8, 1)	IP: 7.0 WLS: L BF: 27 H: 5 R: 4 ER: 1 SO: 2 BB: 1 IBB: 0 HBP: 0 BLK: 0 WP: 0 HR: 1 S: 30 P: 34 ERA: 1.29 WHIP: 0.857															<b>PITCHER</b>				



Batter	1	2	3	4	5	6	7	8	9	AB	R	H	RBI	BB	SO	LOB	TOP					
Terry Puhl, L OBP: 0.307, SLG: 0.355 (1, 9)										4	0	0	0	1	0	1						
Phil Garner, R OBP: 0.298, SLG: 0.408 (1, 4)										5	2	2	0	0	0	3						
Ray Knight, R OBP: 0.347, SLG: 0.459 (1, 5)										4	1	1	2	1	0	0						
Jose Cruz, L OBP: 0.325, SLG: 0.374 (1, 7)										4	0	1	0	0	0	1						
Harry Spilman, L (1, 3)										4	0	0	0	0	0	4						
Denny Walling, L OBP: 0.265, SLG: 0.236 (7, 3)										0	0	0	0	0	0	0						
Alan Ashby, S OBP: 0.318, SLG: 0.430 (1, 2)										4	0	0	0	0	0	4						
Tony Scott, S OBP: 0.281, SLG: 0.308 (1, 8)										4	1	1	0	0	0	0						
Craig Reynolds, L OBP: 0.311, SLG: 0.319 (8, PR)										4	0	2	0	0	0	1						
Dickie Thon, R OBP: 0.260, SLG: 0.269 (8, 6)										0	0	0	0	0	0	0						
Nolan Ryan, R OBP: 0.233, SLG: 0.179 (1, 1)										2	0	1	1	0	1	0						
Danny Boone, L OBP: 0.200, SLG: 0.400 (8, PH)										0	0	0	0	0	0	0						
Danny Heep, L OBP: 0.301, SLG: 0.359 (8, PH)										0	0	0	0	0	0	0						
Alan Knicely, R OBP: 0.277, SLG: 0.220 (8, PH)										1	0	0	0	0	0	1						
Frank LaCorte, R (8, 1)										0	0	0	0	0	0	0						
<b>Inning Stats</b>	R: 2 E: 1 K: 0 S: 6	H: 2 LOB: 1 BB: 0 P: 6	R: 0 E: 0 K: 1 S: 5	H: 0 LOB: 0 BB: 0 P: 5	R: 1 E: 1 K: 0 S: 5	H: 1 LOB: 2 BB: 1 P: 9	R: 0 E: 0 K: 0 S: 4	H: 1 LOB: 2 BB: 1 P: 8	R: 0 E: 0 K: 0 S: 4	H: 1 LOB: 1 BB: 0 P: 4	R: 1 E: 0 K: 0 S: 5	H: 2 LOB: 1 BB: 0 P: 5	R: 0 E: 0 K: 0 S: 3	H: 0 LOB: 0 BB: 0 P: 3	R: 0 E: 0 K: 0 S: 4	H: 1 LOB: 1 BB: 0 P: 4	R: 0 E: 0 K: 0 S: 3	H: 0 LOB: 0 BB: 0 P: 3	1B: 6 2B: 0 3B: 1 HR: 1	SF: 0 SAC: 1 DP: 0 HBP: 0	WP: 1 PB: 0 SB: 3 CS: 0	PA: 39
<b>PITCHER</b>	IP WLS BF H R ER SO BB IBB HBP BLK WP HR S P ERA WHIP																					
John Montefusco, R ERA: 3.78 (1, 1)	7.2 W 35 8 4 4 1 2 0 0 0 1 1 35 43 4.70 1.304																					
Gary Lucas, L ERA: 4.45 (8, 1)	1.1 S 4 0 0 0 0 0 0 0 0 0 0 0 4 4 0.00 0.000																					

Houston Astros @ San Diego Padres  
Jack Murphy Stadium, San Diego, CA  
Sun Jun 13 1982, 6:33 AM EDT  
Att: 19,488 - Unknown

AB 36  
R 4  
H 8  
RBI 3  
BB 2  
SO 1  
LOB 15



Batter	1	2	3	4	5	6	7	8	9	AB	R	H	RBI	BB	SO	LOB	BOTTOM			
Alan Wiggins, S OBP: 0.352, SLG: 0.328 (1, 7)										3	2	1	1	1	1	0				
Gene Richards, L OBP: 0.339, SLG: 0.318 (1, 3)										2	1	1	1	2	0	0				
Broderick Perkins, L OBP: 0.397, SLG: 0.342 (8, 3)										0	0	0	0	0	0	0				
Garry Templeton, S OBP: 0.282, SLG: 0.359 (1, 6)										4	0	0	0	0	2	3				
Ruppert Jones, L OBP: 0.434, SLG: 0.530 (1, 8)										4	1	2	2	0	1	1				
Sixto Lezcano, R OBP: 0.361, SLG: 0.452 (1, 9)										3	0	1	0	1	1	0				
Terry Kennedy, L OBP: 0.284, SLG: 0.444 (1, 2)										4	0	0	0	0	1	4				
Luis Salazar, R OBP: 0.283, SLG: 0.339 (1, 5)										3	0	0	0	0	1	0				
Tim Flannery, L OBP: 0.326, SLG: 0.349 (1, 4)										3	1	1	0	0	1	0				
John Montefusco, R OBP: 0.154, SLG: 0.083 (1, 1)										2	0	0	0	0	1	0				
Gary Lucas, L (8, 1)										0	0	0	0	0	0	0				
<b>Inning Stats</b>	R: 1 E: 0 K: 2 S: 8	H: 1 LOB: 2 BB: 2 P: 16	R: 0 E: 0 K: 2 S: 7	H: 0 LOB: 0 BB: 0 P: 7	R: 1 E: 0 K: 3 S: 11	H: 2 LOB: 1 BB: 1 P: 15	R: 0 E: 0 K: 1 S: 5	H: 0 LOB: 0 BB: 0 P: 5	R: 0 E: 0 K: 0 S: 3	H: 0 LOB: 0 BB: 0 P: 3	R: 1 E: 0 K: 1 S: 6	H: 1 LOB: 0 BB: 0 P: 6	R: 2 E: 0 K: 0 S: 4	H: 2 LOB: 0 BB: 1 P: 8	R: 0 E: 0 K: 0 S: 3	H: 0 LOB: 0 BB: 0 P: 3	1B: 5 2B: 1 3B: 0 HR: 1	SF: 0 SAC: 1 DP: 1 HBP: 0	WP: 1 PB: 0 SB: 4 CS: 0	PA: 33
<b>PITCHER</b>	IP WLS BF H R ER SO BB IBB HBP BLK WP HR S P ERA WHIP																			
Nolan Ryan, R ERA: 4.76 (7, 1)	0.2 L 1 0 0 0 0 0 0 0 0 0 0 0 1 1 0.00 0.000																			
Danny Boone, L ERA: 5.98 (8, 1)	1.0 3 0 0 0 0 0 0 0 0 0 0 0 3 3 0.00 0.000																			

Houston Astros @ San Diego Padres  
Jack Murphy Stadium, San Diego, CA  
Sun Jun 13 1982, 6:33 AM EDT  
Att: 19,488 - Unknown

AB 28  
R 5  
H 6  
RBI 4  
BB 4  
SO 9  
LOB 8





Batter	1	2	3	4	5	6	7	8	9	AB	R	H	RBI	BB	SO	LOB	TOP		
<b>Brett Butler, L</b> OBP: 0.315, SLG: 0.239 (1, 8)										4	0	1	0	0	2	3			
<b>Rafael Ramirez, R</b> OBP: 0.297, SLG: 0.353 (1, 6)										4	0	0	0	0	0	3			
<b>Chris Chambliss, L</b> OBP: 0.341, SLG: 0.453 (1, 3)										4	0	1	0	0	0	2			
<b>Dale Murphy, R</b> OBP: 0.394, SLG: 0.606 (1, 7)										4	0	0	0	0	2	1			
<b>Bob Horner, R</b> OBP: 0.413, SLG: 0.570 (1, 5)										3	0	1	0	1	1	0			
<b>Claudell Washington, L</b> OBP: 0.338, SLG: 0.392 (1, 9)										4	0	1	0	0	1	1			
<b>Bruce Benedict, R</b> OBP: 0.317, SLG: 0.300 (1, 2)										4	0	0	0	0	0	4			
<b>Randy Johnson, R</b> OBP: 0.313, SLG: 0.214 (1, 4)										3	0	1	0	0	0	0			
<b>Rick Mahler, R</b> OBP: 0.161, SLG: 0.133 (1, 1)										2	0	1	0	0	0	0			
<b>Preston Hanna, R</b> OBP: 0.260, SLG: 0.750 (6, 1)										0	0	0	0	0	0	0			
<b>Ken Smith, L</b> OBP: 0.536, SLG: 0.429 (8, PH)										0	0	0	0	1	0	0			
<b>Larry McWilliams, L</b> OBP: 0.286, SLG: 0.167 (8, 1)										0	0	0	0	0	0	0			
<b>Inning Stats</b>	R: 0 E: 0 K: 0 S: 3	H: 1 LOB: 0 BB: 0 P: 3	R: 0 E: 0 K: 1 S: 5	H: 0 LOB: 0 BB: 0 P: 5	R: 0 E: 0 K: 1 S: 6	H: 1 LOB: 1 BB: 0 P: 6	R: 0 E: 0 K: 0 S: 3	H: 0 LOB: 0 BB: 0 P: 3	R: 0 E: 0 K: 2 S: 7	H: 0 LOB: 0 BB: 0 P: 7	R: 0 E: 0 K: 1 S: 7	H: 2 LOB: 3 BB: 1 P: 11	R: 0 E: 0 K: 1 S: 6	H: 1 LOB: 2 BB: 1 P: 10	R: 0 E: 0 K: 0 S: 4	H: 1 LOB: 1 BB: 0 P: 4	1B: 6 2B: 0 3B: 0 HR: 0	SF: 0 SAC: 0 DP: 1 HBP: 0	WP: 0 PA: 34 PB: 0 SB: 0 CS: 0
<b>PITCHER</b> <b>Joe Niekro, R</b> ERA: 2.3 (1, 1)	IP: 9.0 WLS: W BF: 34 H: 6 R: 0 ER: 0 SO: 6 BB: 2 IBB: 0 HBP: 0 BLK: 0 WP: 0 HR: 0 S: 44 P: 52 ERA: 0.00 WHIP: 0.889															<b>PITCHER</b>			

Atlanta Braves @ Houston Astros  
Astrodome, Houston, TX  
Mon Jun 14 1982, 8:05 PM EDT  
Att: 17,353 - Unknown

AB 32  
R 0  
H 6  
RBI 0  
BB 2  
SO 6  
LOB 14



Batter	1	2	3	4	5	6	7	8	9	AB	R	H	RBI	BB	SO	LOB	BOTTOM		
<b>Denny Walling, L</b> OBP: 0.261, SLG: 0.276 (1, 3)										4	1	1	3	0	0	1			
<b>Terry Puhl, L</b> OBP: 0.304, SLG: 0.351 (1, 9)										5	0	1	1	0	0	0			
<b>Ray Knight, R</b> OBP: 0.348, SLG: 0.458 (1, 5)										5	2	2	0	0	0	0			
<b>Jose Cruz, L</b> OBP: 0.332, SLG: 0.376 (1, 7)										2	1	1	0	2	0	0			
<b>Phil Garner, R</b> OBP: 0.306, SLG: 0.414 (1, 4)										4	1	3	2	0	1	0			
<b>Alan Ashby, S</b> OBP: 0.317, SLG: 0.426 (1, 2)										4	0	1	1	0	1	3			
<b>Tony Scott, S</b> OBP: 0.260, SLG: 0.327 (1, 1)										4	2	3	1	0	1	0			
<b>Scott Loucks, R</b> OBP: 0.105, SLG: 0.056 (9, 8)										0	0	0	0	0	0	0			
<b>Dickie Thon, R</b> OBP: 0.279, SLG: 0.289 (1, 6)										4	2	3	1	0	1	2			
<b>Joe Niekro, R</b> OBP: 0.091, SLG: 0.152 (1, 1)										2	0	0	0	0	2	3			
<b>Inning Stats</b>	R: 0 E: 0 K: 0 S: 3	H: 0 LOB: 0 BB: 0 P: 3	R: 0 E: 0 K: 1 S: 5	H: 0 LOB: 0 BB: 0 P: 5	R: 2 E: 0 K: 0 S: 5	H: 3 LOB: 0 BB: 0 P: 5	R: 0 E: 0 K: 0 S: 3	H: 1 LOB: 1 BB: 1 P: 7	R: 0 E: 0 K: 2 S: 8	H: 1 LOB: 1 BB: 0 P: 8	R: 3 E: 0 K: 2 S: 12	H: 5 LOB: 2 BB: 0 P: 12	R: 1 E: 0 K: 1 S: 7	H: 2 LOB: 2 BB: 1 P: 11	R: 3 E: 0 K: 0 S: 6	H: 3 LOB: 0 BB: 0 P: 6	1B: 13 2B: 0 3B: 1 HR: 1	SF: 1 SAC: 2 DP: 0 HBP: 0	WP: 0 PA: 40 PB: 0 SB: 2 CS: 2
<b>PITCHER</b> <b>Rick Mahler, R</b> ERA: 4.12 (1, 1)	IP: 5.1 WLS: L BF: 24 H: 9 R: 5 ER: 5 SO: 3 BB: 1 IBB: 0 HBP: 0 BLK: 0 WP: 0 HR: 0 S: 29 P: 33 ERA: 8.44 WHIP: 1.875															<b>PITCHER</b>			
<b>Preston Hanna, R</b> ERA: 4.61 (6, 1)	IP: 1.2 WLS: 9 BF: 3 H: 3 R: 1 ER: 1 SO: 3 BB: 1 IBB: 0 HBP: 0 BLK: 0 WP: 0 HR: 14 S: 18 P: 18 ERA: 5.40 WHIP: 2.400															<b>PITCHER</b>			
<b>Larry McWilliams, L</b> ERA: 7.02 (8, 1)	IP: 1.0 WLS: 6 BF: 3 H: 3 R: 3 ER: 3 SO: 0 BB: 0 IBB: 0 HBP: 0 BLK: 0 WP: 0 HR: 6 S: 6 P: 6 ERA: 27.00 WHIP: 3.000															<b>PITCHER</b>			

Atlanta Braves @ Houston Astros  
Astrodome, Houston, TX  
Mon Jun 14 1982, 8:05 PM EDT  
Att: 17,353 - Unknown

AB 34  
R 9  
H 15  
RBI 9  
BB 2  
SO 6  
LOB 9





Batter	1	2	3	4	5	6	7	8	9	AB	R	H	RBI	BB	SO	LOB	TOP			
Claudell Washington, L OBP: 0.343, SLG: 0.394 (1, 9)										4	2	2	0	1	1	2	<b>Atlanta Braves @ Houston Astros</b> Astrodome, Houston, TX Tue Jun 15 1982, 8:05 PM EDT Att: 17,837 - Unknown			
Rafael Ramirez, R OBP: 0.299, SLG: 0.354 (1, 6)										5	0	2	0	0	1	5				
Dale Murphy, R OBP: 0.398, SLG: 0.611 (1, 8)										5	2	3	1	0	1	4				
Bob Horner, R OBP: 0.417, SLG: 0.574 (1, 5)										4	1	2	3	1	0	3				
Bob Watson, R OBP: 0.263, SLG: 0.385 Chris Chambliss, L OBP: 0.344, SLG: 0.455 (1, 3) (8, 3)										3	0	0	0	1	1	5				
Rufino Linares, R OBP: 0.325, SLG: 0.348 (1, 7)										4	1	1	1	1	1	3				
Bruce Benedict, R OBP: 0.324, SLG: 0.305 (1, 2)										4	0	2	0	1	1	2				
Randy Johnson, R OBP: 0.238, SLG: 0.167 (1, 4)										4	0	0	1	0	0	4				
Bob Walk, R OBP: 0.310, SLG: 0.167 (1, 1)										4	0	1	1	0	1	2				
<b>Inning Stats</b>	R: 0 E: 0 K: 2 S: 9	H: 2 LOB: 2 BB: 0 P: 9	R: 0 E: 0 K: 2 S: 8	H: 1 LOB: 1 BB: 0 P: 8	R: 2 E: 0 K: 0 S: 6	H: 3 LOB: 1 BB: 0 P: 6	R: 0 E: 0 K: 0 S: 3	H: 0 LOB: 0 BB: 0 P: 3	R: 1 E: 1 K: 1 S: 6	H: 1 LOB: 1 BB: 1 P: 10	R: 0 E: 0 K: 0 S: 3	H: 1 LOB: 1 BB: 1 P: 7	R: 0 E: 0 K: 0 S: 3	H: 0 LOB: 2 BB: 2 P: 11	R: 3 E: 0 K: 1 S: 9	H: 4 LOB: 1 BB: 0 P: 9		1B: 11 2B: 3 3B: 0 HR: 0	SF: 1 SAC: 1 DP: 2 HBP: 0	WP: 0 PB: 0 SB: 3 CS: 0
<b>PITCHER</b>	IP WLS BF H R ER SO BB IBB HBP BLK WP HR S P ERA WHIP																			
Bob Knepper, L ERA: 4.86 Michael LaCoss, R ERA: 3.13 Dave Smith, R ERA: 4.78 George Cappuzzello, L ERA: 2.25 Frank LaCorte, R ERA: 5.46 (1, 1) (5, 1) (6, 1) (6, 1) (8, 1)	4.1 L 22 7 0 3 2 5 1 0 0 0 0 0 0 31 35 4.15 1.846																			

Batter	1	2	3	4	5	6	7	8	9	AB	R	H	RBI	BB	SO	LOB	BOTTOM					
Denny Walling, L OBP: 0.261, SLG: 0.275 (1, 3)										4	0	1	0	0	0	0	<b>Atlanta Braves @ Houston Astros</b> Astrodome, Houston, TX Tue Jun 15 1982, 8:05 PM EDT Att: 17,837 - Unknown					
Terry Puhl, L OBP: 0.303, SLG: 0.346 (1, 9)										3	0	0	0	1	0	1						
Ray Knight, R OBP: 0.350, SLG: 0.456 (1, 5)										3	0	1	0	0	0	1						
Jose Cruz, L OBP: 0.327, SLG: 0.369 (1, 7)										4	0	0	0	0	2	4						
Phil Garner, R OBP: 0.305, SLG: 0.411 (1, 4)										4	0	1	0	0	1	0						
Alan Ashby, S OBP: 0.316, SLG: 0.422 (1, 2)										4	0	1	0	0	1	3						
Tony Scott, S OBP: 0.289, SLG: 0.322 (1, 8)										3	0	0	0	0	0	0						
Dickie Thon, R OBP: 0.271, SLG: 0.280 (1, 6)										3	0	0	0	0	0	2						
Bob Knepper, L Michael LaCoss, R Harry Spilman, L Dave Smith, R George Cappuzzello, R Craig Reynolds, L Frank LaCorte, R (1, 1) (5, 1) (5, PH) (6, 1) (6, 1) (7, PH) (8, 1)										1	0	0	0	0	1	0						
<b>Inning Stats</b>	R: 0 E: 0 K: 0 S: 3	H: 0 LOB: 0 BB: 0 P: 3	R: 0 E: 0 K: 2 S: 7	H: 0 LOB: 0 BB: 0 P: 7	R: 0 E: 0 K: 1 S: 5	H: 0 LOB: 0 BB: 0 P: 5	R: 0 E: 0 K: 0 S: 4	H: 1 LOB: 1 BB: 0 P: 4	R: 0 E: 0 K: 0 S: 4	H: 1 LOB: 2 BB: 0 P: 5	R: 0 E: 0 K: 1 S: 6	H: 1 LOB: 3 BB: 1 P: 11	R: 0 E: 0 K: 0 S: 3	H: 0 LOB: 0 BB: 0 P: 3	R: 0 E: 0 K: 1 S: 6	H: 1 LOB: 1 BB: 0 P: 6		R: 0 E: 0 K: 0 S: 3	H: 0 LOB: 0 BB: 0 P: 3	1B: 4 2B: 0 3B: 0 HR: 0	SF: 0 SAC: 0 DP: 0 HBP: 2	WP: 0 PB: 0 SB: 1 CS: 0
<b>PITCHER</b>	IP WLS BF H R ER SO BB IBB HBP BLK WP HR S P ERA WHIP																					
Bob Walk, R ERA: 3.09 (1, 1)	9.0 W 34 4 0 0 5 1 0 2 0 0 0 0 41 47 0.00 0.556																					









Batter	1	2	3	4	5	6	7	8	9	AB	R	H	RBI	BB	SO	LOB	TOP		
Alan Wiggins, S OBP: 0.342, SLG: 0.315 (1, 7)	G3			4-3		4-3		4-3	F9	5	0	0	0	0	0	2			
Gene Richards, L OBP: 0.331, SLG: 0.328 (1, 3)	1-3			1B		G3				4	1	2	0	0	0	0			
Garry Templeton, S OBP: 0.291, SLG: 0.369 (1, 6)	K			1B				2B		3	1	2	1	1	1	0			
Ruppert Jones, L OBP: 0.422, SLG: 0.509 (1, 8)		K		1B				3B		4	0	1	1	0	3	3			
Sixto Lezcano, R OBP: 0.366, SLG: 0.441 (1, 9)	F3			1B						3	0	1	0	1	1	1			
Terry Kennedy, L OBP: 0.270, SLG: 0.422 (1, 2)	3-1			1B						4	0	0	0	0	2	5			
Luis Salazar, R OBP: 0.254, SLG: 0.323 (1, 5)			P4			F7		6-3		4	0	1	0	0	0	0			
Tim Flannery, L OBP: 0.323, SLG: 0.344 (1, 4)			K			6-3				4	0	1	0	0	2	0			
Chris Welsh, L Eric Show, R Broderick Perkins, L Floyd Chiffer, R Gary Lucas, L Joe Lefebvre, L (1, 1) (5, 1) (7, PH) (7, 1) (8, 1) (8, PH)			K			K		F8		2	0	0	0	0	0	2			
<b>Inning Stats</b>	R: 0 E: 0 K: 1 S: 5	H: 0 LOB: 0 BB: 0 P: 5	R: 0 E: 0 K: 1 S: 5	H: 0 LOB: 0 BB: 0 P: 5	R: 0 E: 0 K: 2 S: 7	H: 3 LOB: 3 BB: 0 P: 10	R: 0 E: 0 K: 1 S: 5	H: 0 LOB: 0 BB: 2 P: 5	R: 1 E: 0 K: 1 S: 6	H: 1 LOB: 2 BB: 2 P: 14	R: 0 E: 0 K: 1 S: 5	H: 0 LOB: 0 BB: 0 P: 5	R: 1 E: 0 K: 2 S: 9	H: 2 LOB: 1 BB: 0 P: 9	R: 0 E: 0 K: 0 S: 5	H: 2 LOB: 2 BB: 0 P: 5	1B: 5 2B: 2 3B: 1 HR: 0	SF: 0 SAC: 0 DP: 0 HBP: 0	WP: 0 PA: 37 PB: 0 SB: 0 CS: 0
<b>PITCHER</b> Nolan Ryan, R ERA: 4.5 (1, 1)	IP: 9.0 WLS: W BF: 37 H: 8 R: 2 ER: 2 SO: 11 BB: 2 IBB: 0 HBP: 0 BLK: 0 WP: 0 HR: 0 S: 57 P: 65 ERA: 2.00 WHIP: 1.111															<b>PITCHER</b> IP: 9.0 WLS: W BF: 37 H: 8 R: 2 ER: 2 SO: 11 BB: 2 IBB: 0 HBP: 0 BLK: 0 WP: 0 HR: 0 S: 57 P: 65 ERA: 2.00 WHIP: 1.111			

San Diego Padres @ Houston Astros  
Astrodome, Houston, TX  
Fri Jun 18 1982, 8:05 PM EDT  
Att: 16,488 - Unknown

AB	35
R	2
H	8
RBI	2
BB	2
SO	11
LOB	13



Batter	1	2	3	4	5	6	7	8	9	AB	R	H	RBI	BB	SO	LOB	BOTTOM		
Dickie Thon, R OBP: 0.287, SLG: 0.299 (1, 6)	6-3	F7			F7	6-3				4	1	1	0	0	0	0			
Tony Scott, S OBP: 0.288, SLG: 0.329 (1, 8)	6-3	5-3			BB	1B		1-3		4	1	1	0	0	0	1			
Ray Knight, R OBP: 0.353, SLG: 0.453 (1, 3)	1B			6-3	1B	BB		F9		3	2	1	0	1	0	0			
Jose Cruz, L OBP: 0.331, SLG: 0.371 (1, 7)	F7			G3	1B	E		2B		3	1	1	0	1	0	2			
Alan Knicely, R OBP: 0.294, SLG: 0.244 Kiko Garcia, R OBP: 0.233, SLG: 0.339 (1, 5) (6, 5)	BB	1B		5-3	E	1B		5-3		3	1	2	3	0	0	0			
Phil Garner, R OBP: 0.306, SLG: 0.408 (1, 4)	1B			6-3	1B	1B		6-3		4	1	2	1	0	0	2			
Terry Puhl, L OBP: 0.313, SLG: 0.376 (1, 9)	FC6-4			F7	1B	1B		K		3	0	1	2	1	1	1			
Luis Pujols, R OBP: 0.313, SLG: 0.295 (1, 2)	FC6-4			G6-3	4-3			6-3		4	0	0	0	0	5				
Nolan Ryan, R OBP: 0.206, SLG: 0.156 (1, 1)		K		4-3		K		K		4	0	0	0	0	3	0			
<b>Inning Stats</b>	R: 2 E: 0 K: 0 S: 6	H: 3 LOB: 3 BB: 2 P: 14	R: 0 E: 0 K: 1 S: 5	H: 0 LOB: 0 BB: 0 P: 5	R: 0 E: 0 K: 0 S: 3	H: 1 LOB: 0 BB: 0 P: 3	R: 0 E: 0 K: 0 S: 3	H: 1 LOB: 0 BB: 0 P: 3	R: 5 E: 1 K: 0 S: 8	H: 4 LOB: 1 BB: 1 P: 12	R: 0 E: 0 K: 1 S: 5	H: 0 LOB: 0 BB: 0 P: 5	R: 0 E: 0 K: 2 S: 7	H: 1 LOB: 1 BB: 0 P: 4	R: 0 E: 0 K: 2 S: 7	H: 0 LOB: 0 BB: 0 P: 7	1B: 7 2B: 2 3B: 0 HR: 0	SF: 0 SAC: 0 DP: 1 HBP: 0	WP: 0 PA: 36 PB: 0 SB: 0 CS: 0
<b>PITCHER</b> Chris Welsh, L Eric Show, R Floyd Chiffer, R Gary Lucas, L (1, 1) (5, 1) (7, 1) (8, 1)	IP: 4.2 WLS: L BF: 23 H: 7 R: 6 ER: 4 SO: 1 BB: 3 IBB: 0 HBP: 0 BLK: 0 WP: 0 HR: 0 S: 22 P: 34 ERA: 7.71 WHIP: 2.143															<b>PITCHER</b> IP: 4.2 WLS: L BF: 23 H: 7 R: 6 ER: 4 SO: 1 BB: 3 IBB: 0 HBP: 0 BLK: 0 WP: 0 HR: 0 S: 22 P: 34 ERA: 7.71 WHIP: 2.143			

San Diego Padres @ Houston Astros  
Astrodome, Houston, TX  
Fri Jun 18 1982, 8:05 PM EDT  
Att: 16,488 - Unknown

AB	33
R	7
H	9
RBI	6
BB	3
SO	4
LOB	12






Batter	1	2	3	4	5	6	7	8	9	AB	R	H	RBI	BB	SO	LOB	TOP										
Alan Wiggins, S OBP: 0.337, SLG: 0.325	0-3 K		0-0 6-3			0-0 6-3	0-0 FC4-2 3B	0-0 P6		5	0	1	2	0	1	2											
Gene Richards, L OBP: 0.322, SLG: 0.319 Gary Lucas, L (7.1)	0-0 4-3			0-0 3-1		0-0 F8	0-0 FC4-2 1B		0-0 P3	4	0	0	0	0	0	1											
Garry Templeton, S OBP: 0.293, SLG: 0.369	0-3 K			0-0 F7		0-0 G3	0-0 BB 1B		0-0 3B 1B	5	1	2	0	0	1	0											
Sixto Lezcano, R OBP: 0.375, SLG: 0.458		0-0 6-3		4-0 BB			0-0 2B		0-0 1B 3B	3	2	2	1	2	0	0											
Terry Kennedy, L OBP: 0.273, SLG: 0.421		0-0 6-3		0-3 K			0-0 1B		0-0 FC6-4 1B	5	1	2	1	0	1	4											
Luis Salazar, R OBP: 0.257, SLG: 0.335		0-0 3B			0-0 F8		0-0 E5 1B	0-0 6-3	0-3 K	5	1	2	1	0	1	1											
Joe Lefebvre, L OBP: 0.242, SLG: 0.224		0-0 4-3			0-0 G3		0-3 K2-3 1B	0-0 F7	0-0 FC6-4	5	0	0	0	0	1	4											
Tim Flannery, L OBP: 0.350, SLG: 0.366			0-0 B1-6-4 1B		0-0 1B		4-0 1B 3B IBB	0-0 1B		3	1	3	0	1	0	0											
John Montefusco, R OBP: 0.143, SLG: 0.077 Broderick Perkins, L OBP: 0.362, SLG: 0.348			0-0 B1-6-4		0-3 K		0-0 1-2 2-H 3-H 3B 1B	0-0 1-3 1B		2	0	0	0	0	1	2											
<b>Inning Stats</b>	R: 0 E: 0 K: 2 S: 7	H: 0 LOB: 0 BB: 0 P: 7	R: 0 E: 0 K: 0 S: 4	H: 1 LOB: 1 BB: 0 P: 4	R: 0 E: 0 K: 0 S: 3	H: 1 LOB: 0 BB: 0 P: 3	R: 0 E: 0 K: 1 S: 5	H: 0 LOB: 1 BB: 1 P: 9	R: 0 E: 0 K: 1 S: 6	H: 1 LOB: 1 BB: 0 P: 6	R: 0 E: 0 K: 0 S: 3	H: 0 LOB: 0 BB: 0 P: 3	R: 5 E: 1 K: 1 S: 11	H: 6 LOB: 3 BB: 2 P: 19	R: 0 E: 0 K: 0 S: 5	H: 2 LOB: 2 BB: 0 P: 5	R: 2 E: 0 K: 1 S: 8	H: 3 LOB: 1 BB: 0 P: 8	1B: 10 2B: 1 3B: 3 HR: 0	SF: 0 SAC: 0 DP: 1 HBP: 0	WP: 0 PA: 43 PB: 0 SB: 0 CS: 0						
<b>PITCHER</b>	IP	WLS	BF	H	R	ER	SO	BB	IBB	HBP	BLK	WP	HR	S	P	ERA	WHIP										
Joe Niekro, R ERA: 2.58	6.1	L	28	8	5	5	5	1	1	0	0	0	0	36	44	7.11	1.421										
Danny Boone, L ERA: 5.75	0.2		4	1	0	0	0	1	0	0	0	0	0	3	7	0.00	3.000										
Dave Smith, R ERA: 5.13	1.1		9	5	2	2	0	0	0	0	0	0	0	9	9	13.50	3.750										
Michael LaCoss, R ERA: 3.06	0.2		2	0	0	0	1	0	0	0	0	0	0	4	4	0.00	0.000										

San Diego Padres @ Houston Astros  
Astrodome, Houston, TX  
Sat Jun 19 1982, 8:05 PM EDT  
Att: 27,441 - Unknown


AB 40  
R 7  
H 14  
RBI 7  
BB 3  
SO 6  
LOB 14



Batter	1	2	3	4	5	6	7	8	9	AB	R	H	RBI	BB	SO	LOB	BOTTOM										
Dickie Thon, R OBP: 0.303, SLG: 0.318	1-0 S HBP		0-0 F9 SF9 2B		0-0 S 1B			0-3 K		3	1	2	0	0	1	0											
Terry Puhl, L OBP: 0.308, SLG: 0.369	0-0 F9 1-2		0-0 F9 2-3		0-0 F8		0-0 F8		0-0 F8	4	0	0	0	0	0	3											
Ray Knight, R OBP: 0.348, SLG: 0.448	0-0 F7		0-0 SF9 3-H		0-0 F8 1-2			0-0 6-3		3	0	0	1	0	0	2											
Jose Cruz, L OBP: 0.333, SLG: 0.373	0-0 4-3		0-0 1B		0-3 K		0-0 K		0-0 G5-4-3 1B	4	0	2	0	0	1	1											
Phil Garner, R OBP: 0.305, SLG: 0.403		0-0 F7	0-0 F9		4-0 CS BB		0-0 F7		0-0 F7	3	0	0	0	1	0	2											
Alan Ashby, S OBP: 0.308, SLG: 0.409		0-0 4-3		0-0 4-3		0-0 G3 1-2		0-0 G3		4	0	0	0	0	0	2											
Tony Scott, S OBP: 0.288, SLG: 0.329		0-0 1B 1B		0-0 F8		0-0 6-3		0-0 6-3		3	0	1	0	0	0	0											
Art Howe, R OBP: 0.307, SLG: 0.333		0-0 1B		0-0 P6		0-0 P6		0-0 P6		3	0	1	0	0	0	0											
Joe Niekro, R OBP: 0.086, SLG: 0.143 Danny Boone, L OBP: 0.200, SLG: 0.400 Kiko Garcia, R OBP: 0.230, SLG: 0.333 Dave Smith, R Michael LaCoss, R		0-0 F8		0-0 6-3		0-0 6-3		0-3 K		2	0	0	0	0	0	2											
<b>Inning Stats</b>	R: 0 E: 0 K: 0 S: 3	H: 0 LOB: 1 BB: 0 P: 4	R: 0 E: 0 K: 0 S: 5	H: 2 LOB: 2 BB: 0 P: 5	R: 1 E: 0 K: 0 S: 5	H: 2 LOB: 1 BB: 0 P: 5	R: 0 E: 0 K: 0 S: 3	H: 0 LOB: 0 BB: 0 P: 3	R: 0 E: 0 K: 0 S: 4	H: 1 LOB: 1 BB: 0 P: 4	R: 0 E: 0 K: 1 S: 4	H: 0 LOB: 0 BB: 1 P: 8	R: 0 E: 0 K: 1 S: 5	H: 0 LOB: 0 BB: 0 P: 5	R: 0 E: 0 K: 1 S: 5	H: 0 LOB: 0 BB: 0 P: 5	R: 0 E: 0 K: 0 S: 3	H: 1 LOB: 0 BB: 0 P: 3	1B: 5 2B: 1 3B: 0 HR: 0	SF: 1 SAC: 0 DP: 1 HBP: 1	WP: 0 PA: 33 PB: 0 SB: 2 CS: 1						
<b>PITCHER</b>	IP	WLS	BF	H	R	ER	SO	BB	IBB	HBP	BLK	WP	HR	S	P	ERA	WHIP										
John Montefusco, R ERA: 3.61	6.0	W	24	5	1	1	1	1	0	1	0	0	0	24	29	1.50	1.000										
Gary Lucas, L ERA: 3.93	3.0	S	9	1	0	0	2	0	0	0	0	0	0	13	13	0.00	0.333										

San Diego Padres @ Houston Astros  
Astrodome, Houston, TX  
Sat Jun 19 1982, 8:05 PM EDT  
Att: 27,441 - Unknown

AB 30  
R 1  
H 6  
RBI 1  
BB 1  
SO 3  
LOB 12

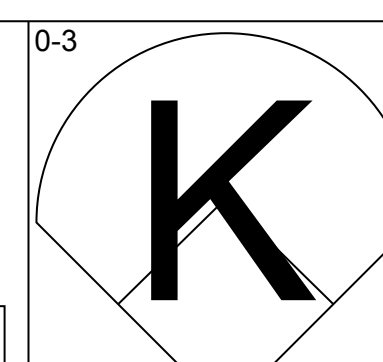
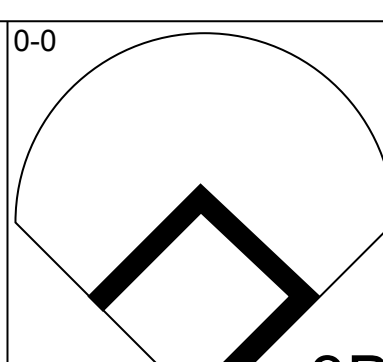
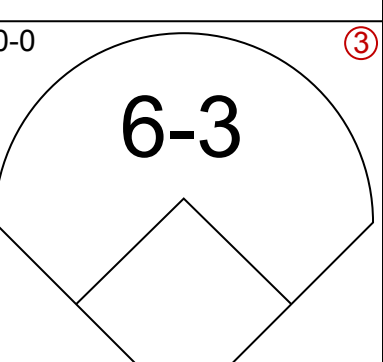
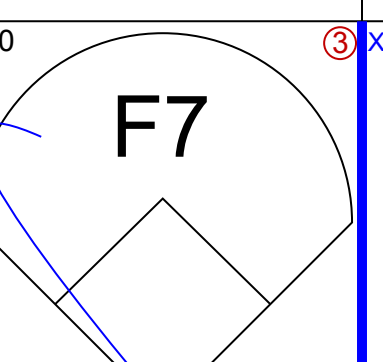
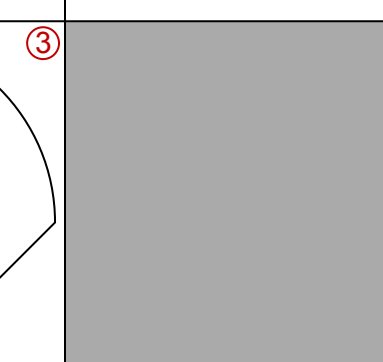
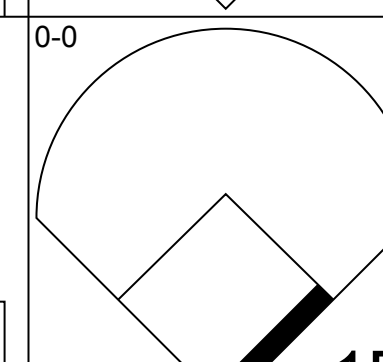
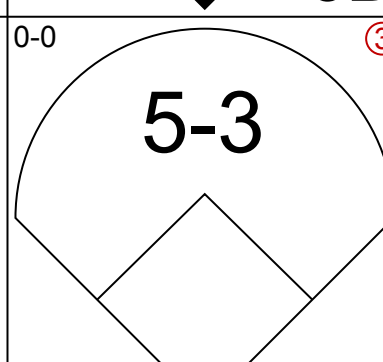
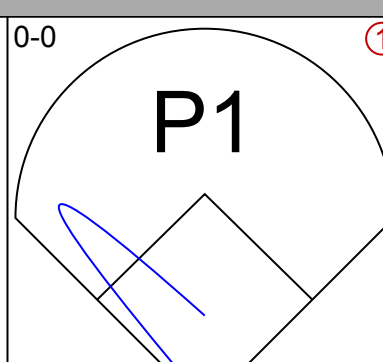
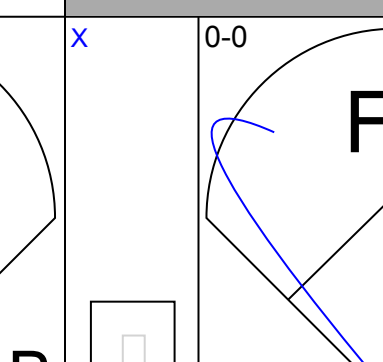
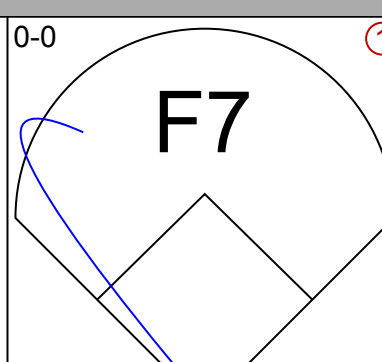
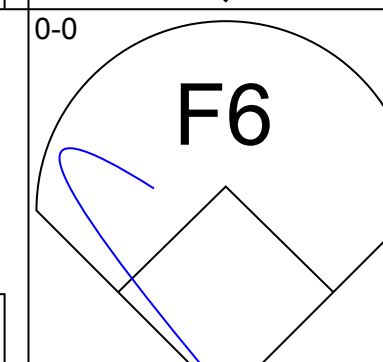
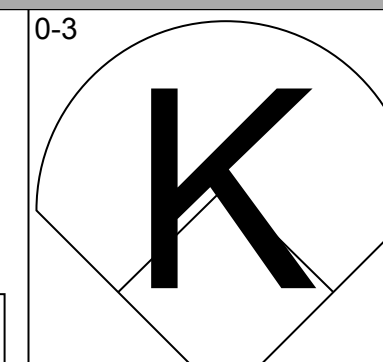
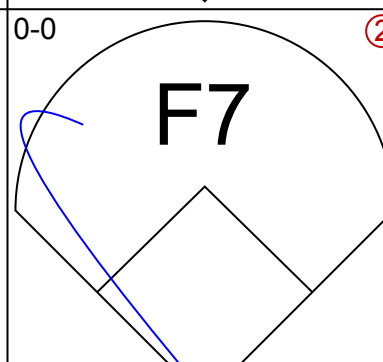
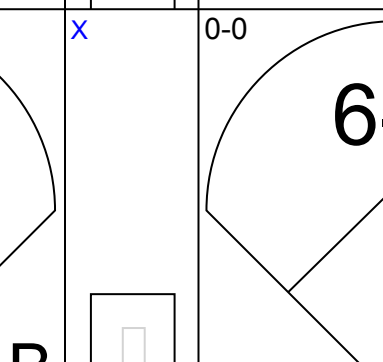
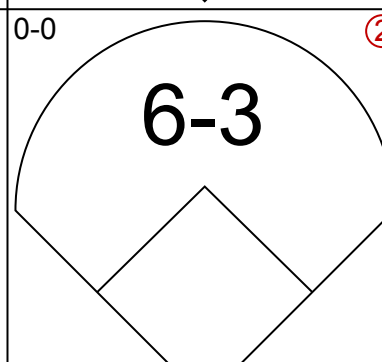
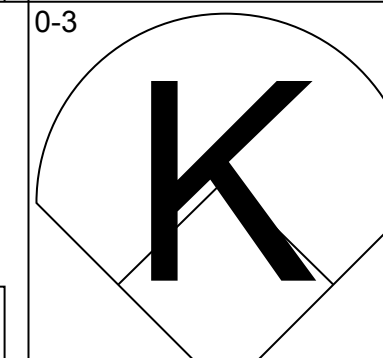
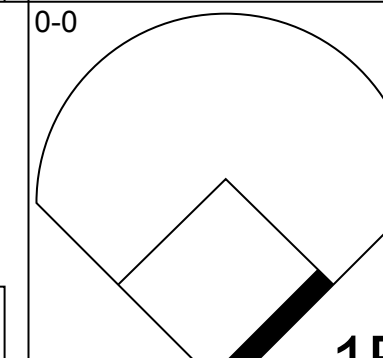
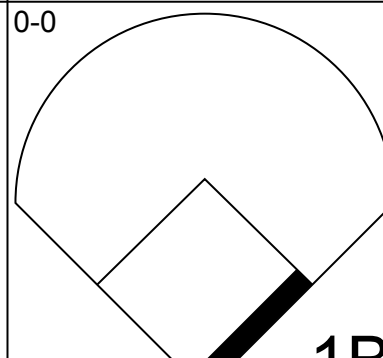
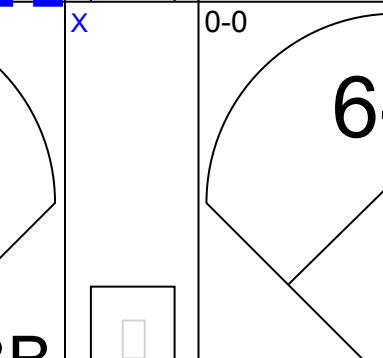
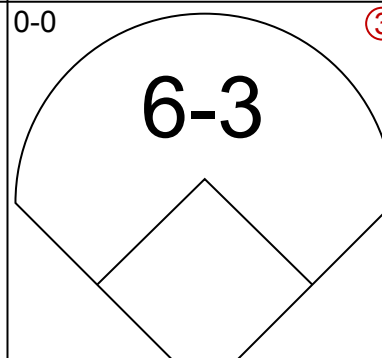
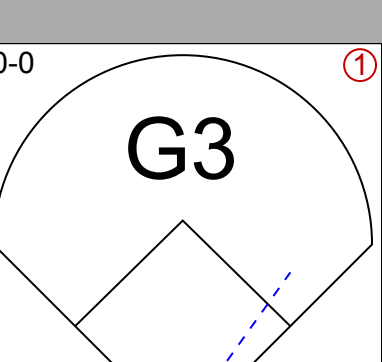
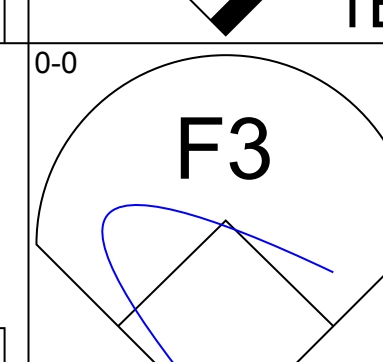
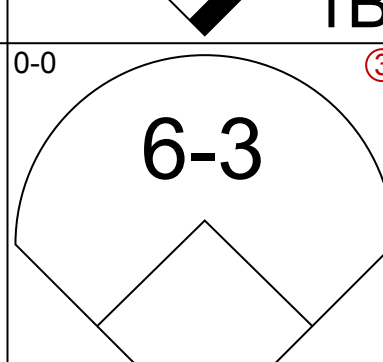
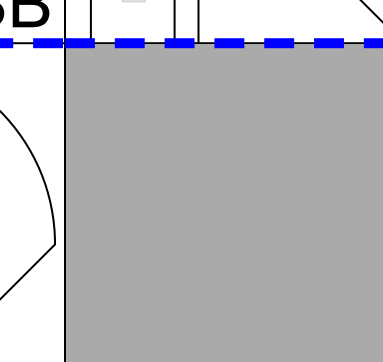
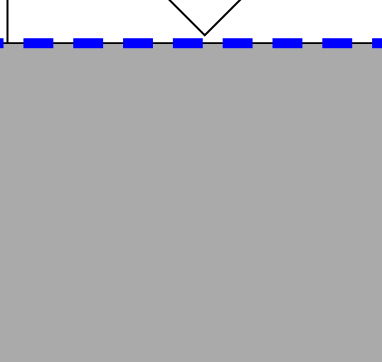

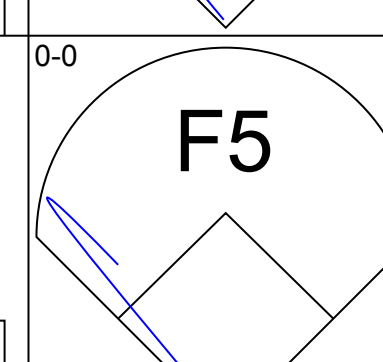
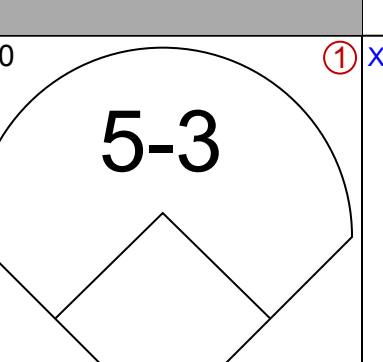
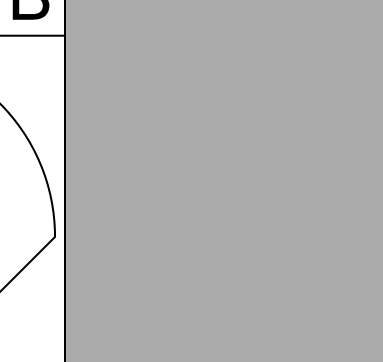

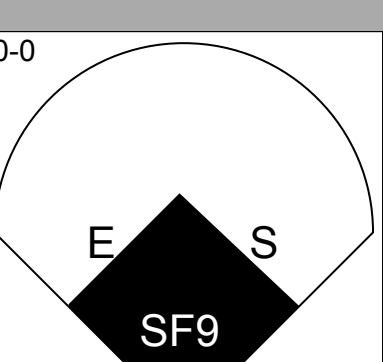
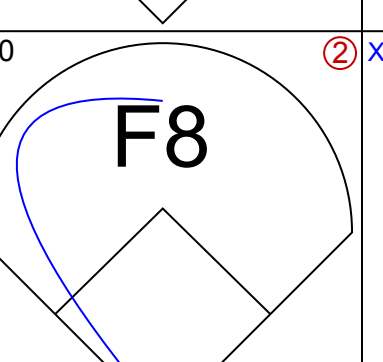
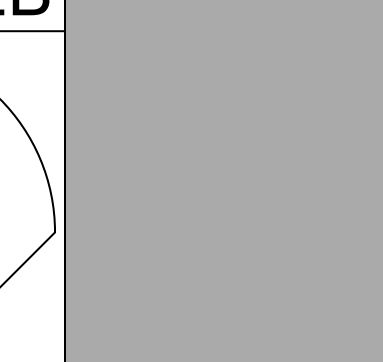
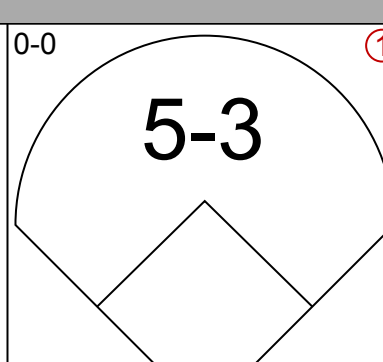
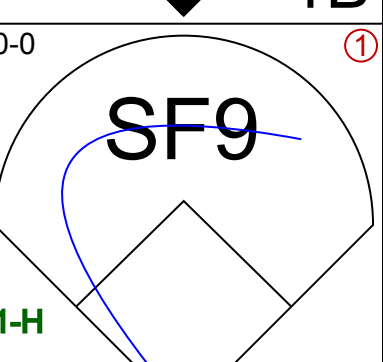
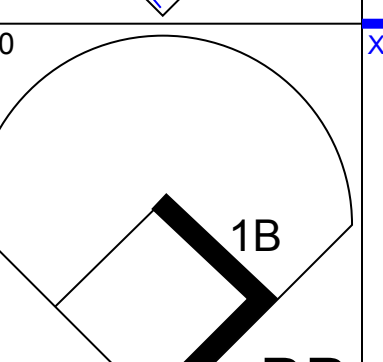
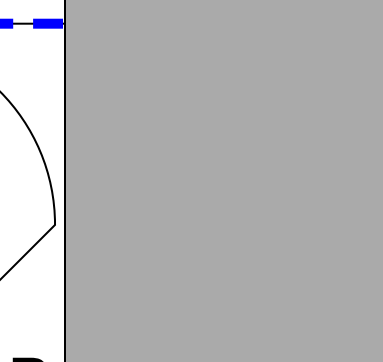

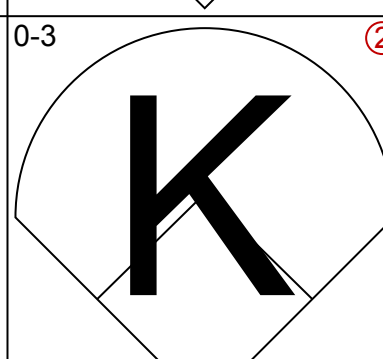
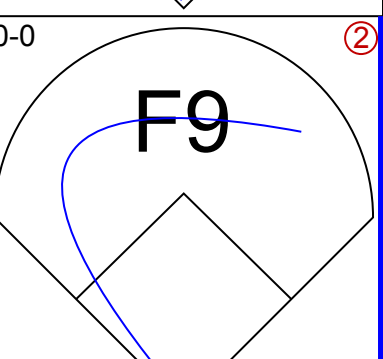
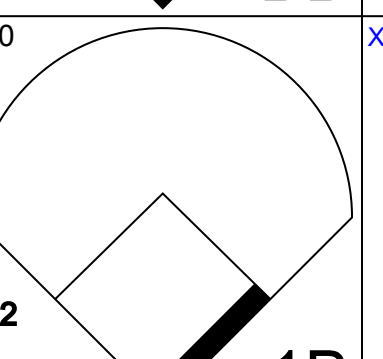
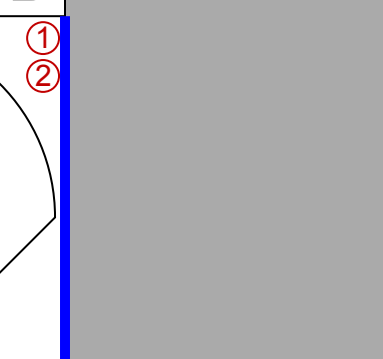




Batter	1	2	3	4	5	6	7	8	9	AB	R	H	RBI	BB	SO	LOB	TOP										
Alan Wiggins, S OBP: 0.327, SLG: 0.314 (1, 8)										5	0	0	0	0	0	3	<b>San Diego Padres @ Houston Astros</b> Astrodome, Houston, TX Sun Jun 20 1982, 8:05 PM EDT Att: 15,021 - Unknown <a href="http://livebaseballscorecards.com">livebaseballscorecards.com</a>										
Gene Richards, L OBP: 0.325, SLG: 0.317 (1, 7)										4	0	1	0	1	1	0											
Garry Templeton, S OBP: 0.295, SLG: 0.378 (1, 6)										5	1	2	0	0	1	2											
Sixto Lezcano, R OBP: 0.375, SLG: 0.466 (1, 9)									5	2	2	1	0	3	5												
Luis Salazar, R OBP: 0.257, SLG: 0.333 (1, 5)									4	0	1	0	0	0	2												
Kurt Bevacqua, R OBP: 0.354, SLG: 0.308 Broderick Perkins, L OBP: 0.359, SLG: 0.345 (1, 3) (8, PH) (8, 3)									3	1	1	1	0	0	2												
Joe Pittman, R OBP: 0.269, SLG: 0.346 Tim Flannery, L OBP: 0.352, SLG: 0.362 (6, PH) (6, 4)									0	0	0	0	0	0	0												
Steve Swisher, R OBP: 0.273, SLG: 0.300 Terry Kennedy, L OBP: 0.275, SLG: 0.422 (1, 2) (6, PH) (6, 2)									1	0	0	0	1	0	0												
Juan Eichelberger, R OBP: 0.143, SLG: 0.176 Eric Show, R OBP: 0.289, SLG: 0.366 Dave Dravecky, R OBP: 0.239, SLG: 0.220 (1, 1) (8, 1) (8, 1) (9, PH)									3	0	2	0	0	0	2												
<b>Inning Stats</b>	R: 0 E: 0 K: 1 S: 5	H: 0 LOB: 0 BB: 0 P: 5	R: 0 E: 0 K: 1 S: 5	H: 1 LOB: 0 BB: 0 P: 5	R: 0 E: 0 K: 0 S: 4	H: 1 LOB: 1 BB: 0 P: 4	R: 3 E: 0 K: 0 S: 7	H: 4 LOB: 2 BB: 1 P: 11	R: 0 E: 0 K: 1 S: 5	H: 0 LOB: 0 BB: 0 P: 5	R: 1 E: 0 K: 0 S: 4	H: 1 LOB: 1 BB: 1 P: 8	R: 0 E: 0 K: 1 S: 6	H: 1 LOB: 2 BB: 1 P: 10	R: 0 E: 0 K: 0 S: 3	H: 0 LOB: 0 BB: 0 P: 3		R: 0 E: 0 K: 1 S: 8	H: 3 LOB: 3 BB: 0 P: 8	1B: 8 2B: 2 3B: 1 HR: 0	SF: 0 SAC: 0 DP: 1 HBP: 0	WP: 1 PB: 0 SB: 1 CS: 0	PA: 40				
<b>PITCHER</b>	IP	WLS	BF	H	R	ER	SO	BB	IBB	HBP	BLK	WP	HR	S	P	ERA	WHIP										
Bob Knepper, L ERA: 4.97 Frank LaCorte, R ERA: 5.4 George Cappuzzello, L ERA: 2.61 Michael LaCoss, R ERA: 2.86	(1, 1) (4, 1) (6, 1) (7, 1)	3.2 2.0 1.0 2.1	17 8 5 10	6 1 1 3	3 1 0 0	3 1 0 0	2 1 0 2	1 1 0 0	0 0 0 0	0 0 0 0	0 0 0 0	0 0 0 0	0 0 1 0	0 9 4 14	20 13 8 14	7.36 4.50 0.00 0.00	1.909 1.000 2.000 1.286										

Batter	1	2	3	4	5	6	7	8	9	AB	R	H	RBI	BB	SO	LOB	BOTTOM										
Dickie Thon, R OBP: 0.315, SLG: 0.360 (1, 6)										4	2	3	3	0	0	0	<b>San Diego Padres @ Houston Astros</b> Astrodome, Houston, TX Sun Jun 20 1982, 8:05 PM EDT Att: 15,021 - Unknown <a href="http://livebaseballscorecards.com">livebaseballscorecards.com</a>										
Terry Puhl, L OBP: 0.310, SLG: 0.372 (1, 9)									4	1	2	1	0	1	2												
Ray Knight, R OBP: 0.345, SLG: 0.443 (1, 3)									3	0	0	2	1	0	5												
Jose Cruz, L OBP: 0.331, SLG: 0.366 (1, 7)									4	0	0	1	1	0	2												
Phil Garner, R OBP: 0.304, SLG: 0.398 (1, 4)									3	0	0	0	1	0	2												
Alan Ashby, S OBP: 0.312, SLG: 0.408 (1, 2)									3	1	1	0	1	0	1												
Tony Scott, S OBP: 0.289, SLG: 0.329 Michael LaCoss, R OBP: 0.250, SLG: 0.250 (1, 8) (7, 1)									3	1	1	0	0	0	1												
Art Howe, R OBP: 0.305, SLG: 0.325 (1, 5)									3	0	0	0	1	1	3												
Bob Knepper, L Frank LaCorte, R George Cappuzzello, R Denny Walling, L OBP: 0.273, SLG: 0.287 (1, 1) (4, 1) (6, 1) (7, 8)									1	0	0	0	0	0	3												
<b>Inning Stats</b>	R: 2 E: 0 K: 0 S: 5	H: 2 LOB: 0 BB: 0 P: 5	R: 1 E: 0 K: 0 S: 6	H: 3 LOB: 3 BB: 1 P: 10	R: 0 E: 0 K: 0 S: 3	H: 0 LOB: 0 BB: 0 P: 3	R: 0 E: 0 K: 0 S: 3	H: 0 LOB: 0 BB: 0 P: 3	R: 1 E: 0 K: 0 S: 4	H: 2 LOB: 2 BB: 1 P: 9	R: 0 E: 0 K: 0 S: 3	H: 0 LOB: 1 BB: 1 P: 7	R: 1 E: 0 K: 0 S: 5	H: 2 LOB: 2 BB: 1 P: 9	R: 3 E: 0 K: 2 S: 10	H: 3 LOB: 2 BB: 2 P: 18		R: 0 E: 0 K: 0 S: 0	H: 0 LOB: 0 BB: 0 P: 0	1B: 8 2B: 1 3B: 1 HR: 0	SF: 3 SAC: 0 DP: 0 HBP: 0	WP: 1 PB: 0 SB: 4 CS: 0	PA: 40				
<b>PITCHER</b>	IP	WLS	BF	H	R	ER	SO	BB	IBB	HBP	BLK	WP	HR	S	P	ERA	WHIP										
Juan Eichelberger, R ERA: 4.05 Eric Show, R ERA: 1.73 Dave Dravecky, L ERA: 6.75	(1, 1) (8, 1) (8, 1)	7.0 0.1 0.2	34 3 3	8 2 0	7 1 0	6 1 0	0 1 1	3 0 0	0 0 1	0 0 0	0 0 0	0 0 0	0 0 4	5 5 8	30 5 8	7.71 27.00 0.00	1.571 6.000 0.000										

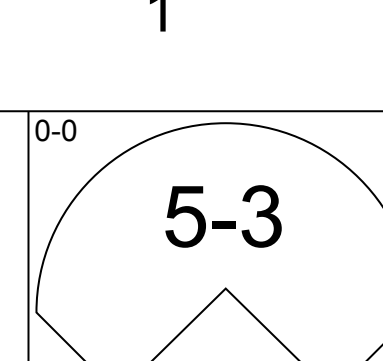
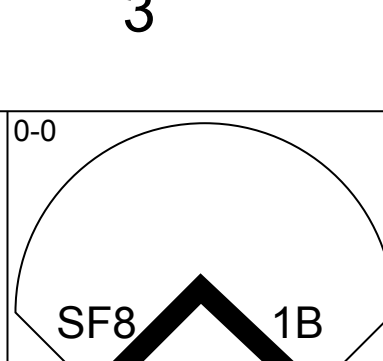
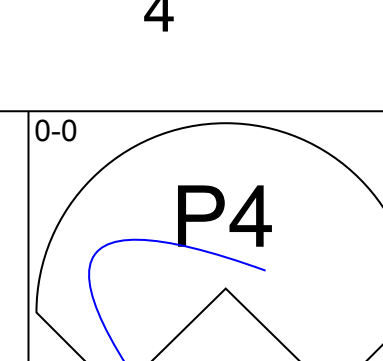
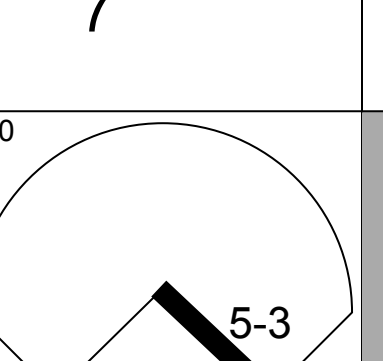
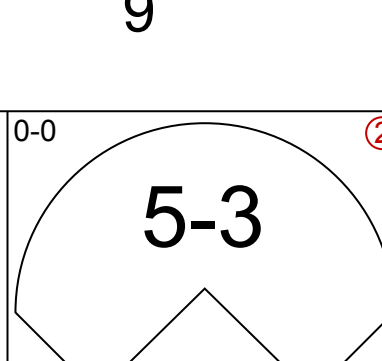
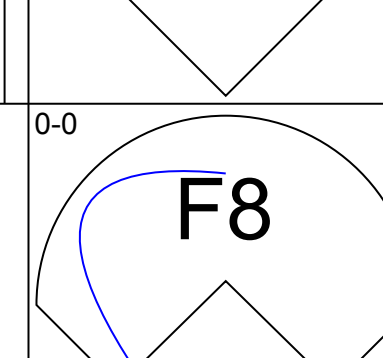
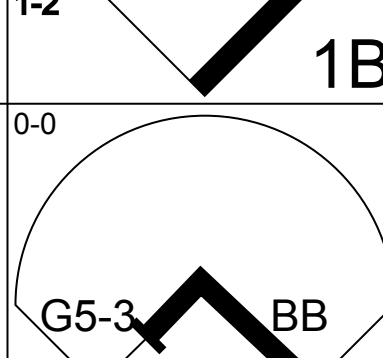
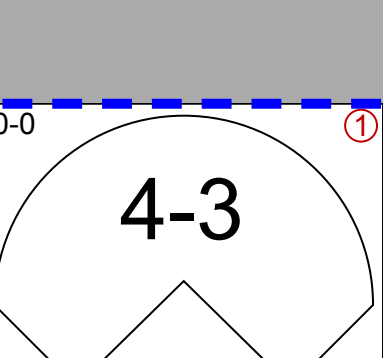
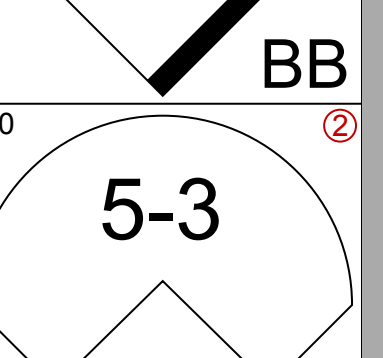
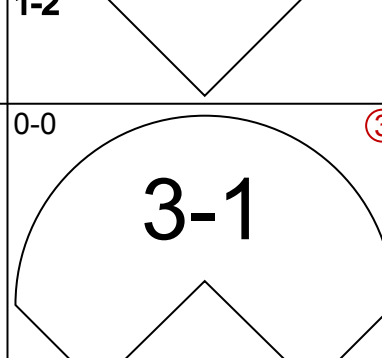
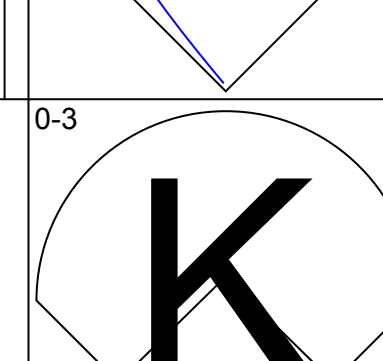
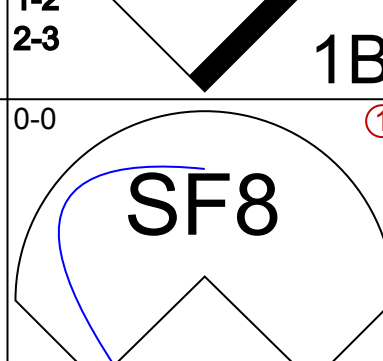
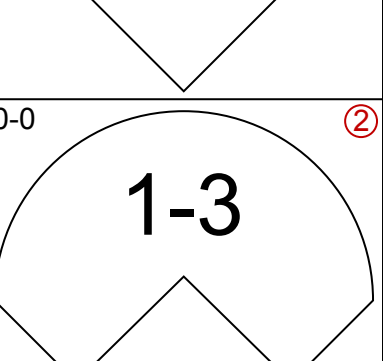
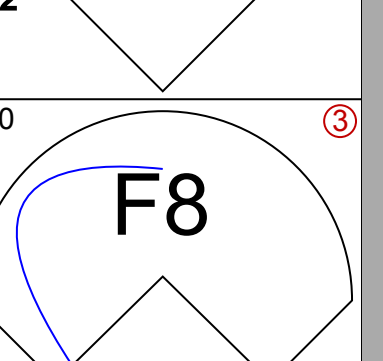
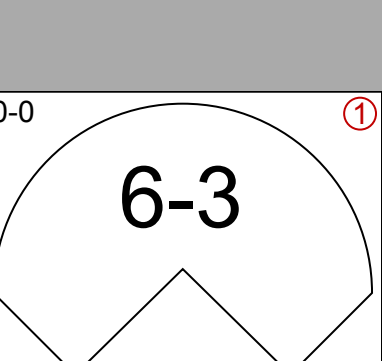
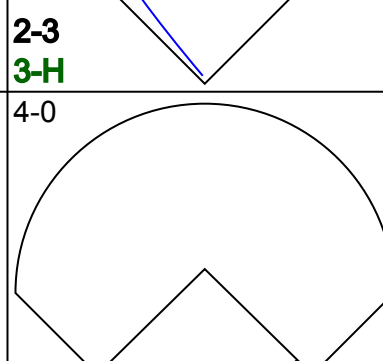
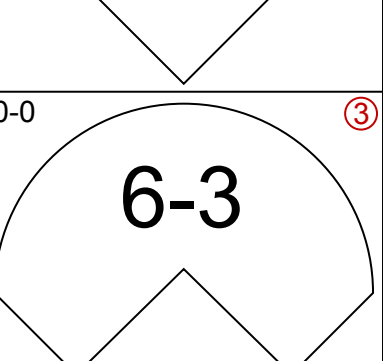
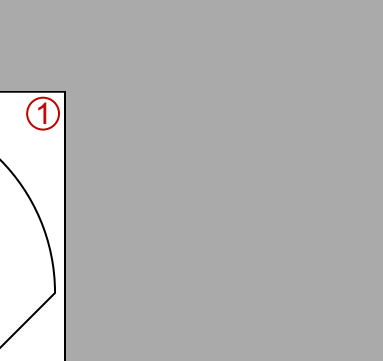
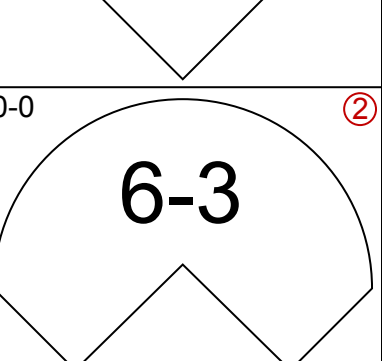
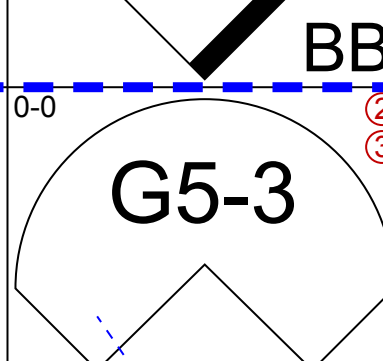
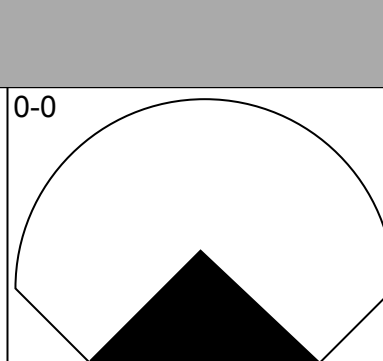
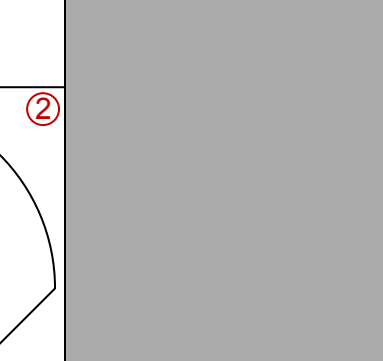

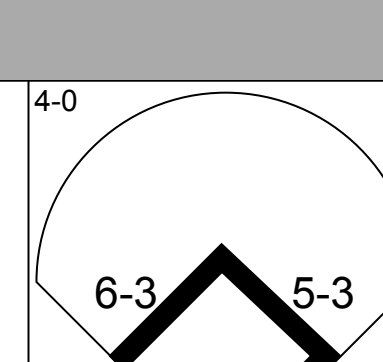

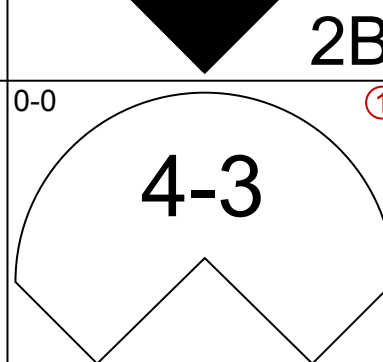
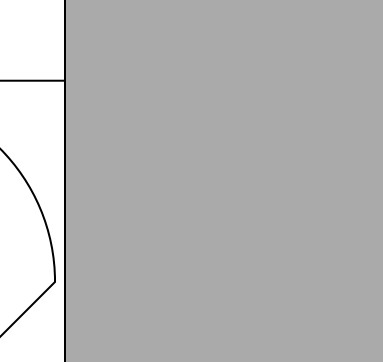
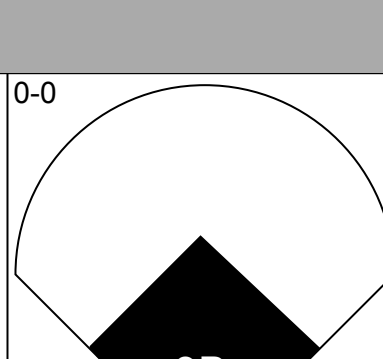
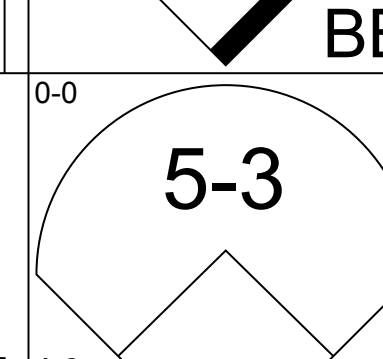
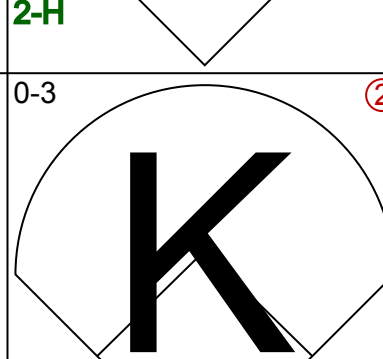
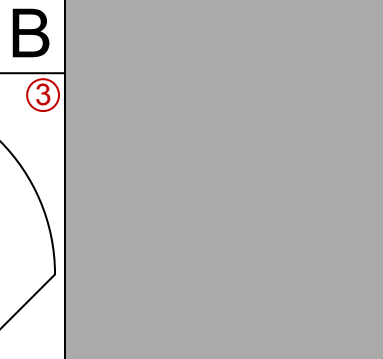
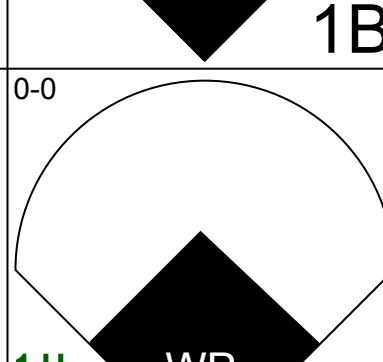
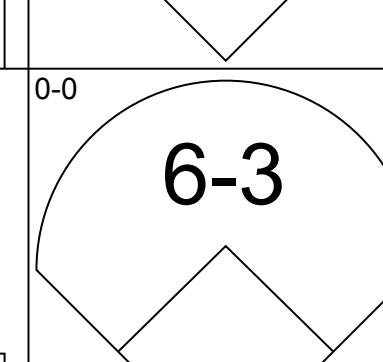
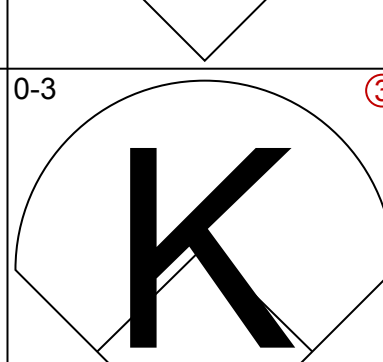
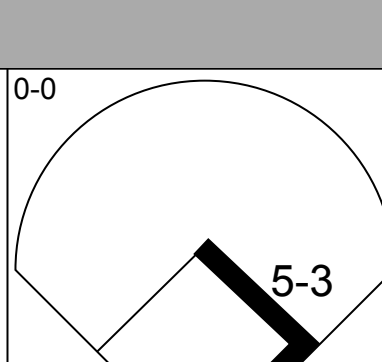
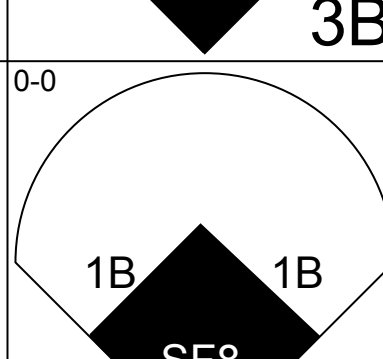
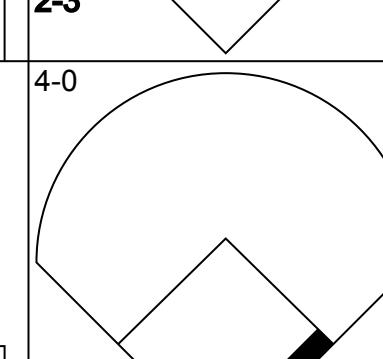
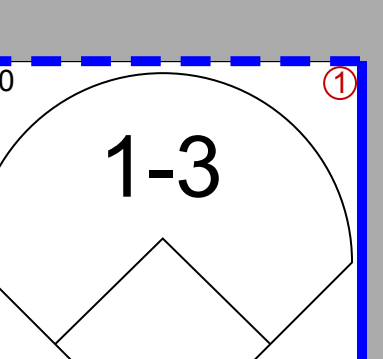
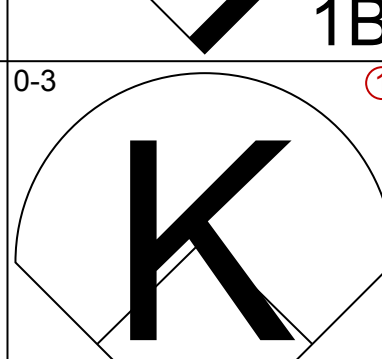


Batter	1	2	3	4	5	6	7	8	9	AB	R	H	RBI	BB	SO	LOB	TOP							
Gene Richards, L OBP: 0.323, SLG: 0.329 Eric Show, R (7, 1)										4	0	1	0	0	1	2								
Tim Flannery, L OBP: 0.355, SLG: 0.364 (1, 4)										5	1	2	0	0	0	1								
Garry Templeton, S OBP: 0.293, SLG: 0.375 (1, 6)										5	1	1	0	0	1	1								
Ruppert Jones, L OBP: 0.426, SLG: 0.509 (1, 8)										4	1	2	0	1	1	1								
Sixto Lezcano, R OBP: 0.374, SLG: 0.462 (1, 9)										4	1	1	1	0	0	2								
Terry Kennedy, L OBP: 0.274, SLG: 0.423 (1, 2)										4	1	1	2	0	0	1								
Luis Salazar, R OBP: 0.298, SLG: 0.333 (1, 5)										3	2	1	0	0	1	0								
Broderick Perkins, L OBP: 0.363, SLG: 0.347 (1, 3)										2	0	1	2	1	0	0								
John Curtis, L OBP: 0.217, SLG: 0.304 Floyd Chiffer, R (1, 1)										1	0	0	0	0	0	0								
Joe Lefebvre, L OBP: 0.250, SLG: 0.217 Luis DeLeon, R OBP: 0.250, SLG: 0.250 Kurt Bevacqua, R OBP: 0.260, SLG: 0.317 Dave Edwards, R OBP: 0.271, SLG: 0.281 (1, 1)										0	0	0	0	0	0	0								
<b>Inning Stats</b>	R: 0 E: 0 K: 2 S: 8	H: 1 LOB: 1 BB: 0 P: 8	R: 0 E: 0 K: 1 S: 5	H: 0 LOB: 0 BB: 0 P: 5	R: 0 E: 0 K: 1 S: 6	H: 1 LOB: 1 BB: 0 P: 6	R: 0 E: 0 K: 1 S: 6	H: 1 LOB: 1 BB: 0 P: 6	R: 1 E: 0 K: 0 S: 4	H: 1 LOB: 0 BB: 0 P: 4	R: 0 E: 0 K: 0 S: 4	H: 1 LOB: 1 BB: 0 P: 4	R: 0 E: 0 K: 0 S: 4	H: 1 LOB: 2 BB: 1 P: 8	R: 6 E: 1 K: 0 S: 8	H: 5 LOB: 0 BB: 1 P: 12	R: 0 E: 0 K: 0 S: 3	H: 0 LOB: 0 BB: 0 P: 3	1B: 9 2B: 2 3B: 1 HR: 0	SF: 1 SAC: 1 DP: 1 HBP: 0	WP: 1 PB: 1 SB: 1 CS: 0	PA: 40		
<b>PITCHER</b>	IP WLS BF H R ER SO BB IBB HBP BLK WP HR S P ERA WHIP	IP WLS BF H R ER SO BB IBB HBP BLK WP HR S P ERA WHIP	IP WLS BF H R ER SO BB IBB HBP BLK WP HR S P ERA WHIP	IP WLS BF H R ER SO BB IBB HBP BLK WP HR S P ERA WHIP	IP WLS BF H R ER SO BB IBB HBP BLK WP HR S P ERA WHIP	IP WLS BF H R ER SO BB IBB HBP BLK WP HR S P ERA WHIP	IP WLS BF H R ER SO BB IBB HBP BLK WP HR S P ERA WHIP	IP WLS BF H R ER SO BB IBB HBP BLK WP HR S P ERA WHIP	IP WLS BF H R ER SO BB IBB HBP BLK WP HR S P ERA WHIP	IP WLS BF H R ER SO BB IBB HBP BLK WP HR S P ERA WHIP	IP WLS BF H R ER SO BB IBB HBP BLK WP HR S P ERA WHIP	IP WLS BF H R ER SO BB IBB HBP BLK WP HR S P ERA WHIP	IP WLS BF H R ER SO BB IBB HBP BLK WP HR S P ERA WHIP	IP WLS BF H R ER SO BB IBB HBP BLK WP HR S P ERA WHIP	IP WLS BF H R ER SO BB IBB HBP BLK WP HR S P ERA WHIP	IP WLS BF H R ER SO BB IBB HBP BLK WP HR S P ERA WHIP	IP WLS BF H R ER SO BB IBB HBP BLK WP HR S P ERA WHIP	IP WLS BF H R ER SO BB IBB HBP BLK WP HR S P ERA WHIP	IP WLS BF H R ER SO BB IBB HBP BLK WP HR S P ERA WHIP	IP WLS BF H R ER SO BB IBB HBP BLK WP HR S P ERA WHIP	IP WLS BF H R ER SO BB IBB HBP BLK WP HR S P ERA WHIP	IP WLS BF H R ER SO BB IBB HBP BLK WP HR S P ERA WHIP	IP WLS BF H R ER SO BB IBB HBP BLK WP HR S P ERA WHIP	IP WLS BF H R ER SO BB IBB HBP BLK WP HR S P ERA WHIP

San Diego Padres @ Houston Astros  
Astrodome, Houston, TX  
Mon Jun 21 1982, 8:05 PM EDT  
Att: 13,427 - Unknown

AB 36  
R 7  
H 11  
RBI 5  
BB 2  
SO 5  
LOB 9



Batter	1	2	3	4	5	6	7	8	9	AB	R	H	RBI	BB	SO	LOB	BOTTOM						
Dickie Thon, R OBP: 0.318, SLG: 0.356 (1, 6)										4	0	1	0	1	0	3							
Tony Scott, S OBP: 0.287, SLG: 0.326 (1, 8)										5	0	1	0	0	0	2							
Ray Knight, R OBP: 0.341, SLG: 0.438 (1, 3)										3	0	0	1	0	1	1							
Alan Knicely, R OBP: 0.296, SLG: 0.234 Terry Puhl, L OBP: 0.306, SLG: 0.370 (1, 9)										2	0	0	0	1	0	0							
Phil Garner, R OBP: 0.303, SLG: 0.400 (1, 4)										4	1	1	0	0	0	3							
Jose Cruz, L OBP: 0.333, SLG: 0.366 (1, 7)										3	0	1	0	1	0	0							
Art Howe, R OBP: 0.304, SLG: 0.322 (1, 5)										4	1	1	0	0	1	2							
Luis Pujols, R OBP: 0.314, SLG: 0.340 Alan Ashby, S OBP: 0.315, SLG: 0.411 (1, 2)										3	1	1	1	0	1	1							
Don Sutton, R OBP: 0.283, SLG: 0.222 George Cappuzzello, R OBP: 0.250, SLG: 0.250 Michael LaCoss, R OBP: 0.200, SLG: 0.400 Danny Boone, L OBP: 0.200, SLG: 0.354 (1, 1)										2	1	1	0	1	0	0							
<b>Inning Stats</b>	R: 0 E: 0 K: 1 S: 5	H: 0 LOB: 0 BB: 0 P: 5	R: 0 E: 0 K: 0 S: 3	H: 0 LOB: 0 BB: 0 P: 3	R: 3 E: 0 K: 0 S: 7	H: 5 LOB: 2 BB: 1 P: 11	R: 0 E: 0 K: 0 S: 3	H: 0 LOB: 2 BB: 2 P: 11	R: 0 E: 1 K: 2 S: 8	H: 1 LOB: 0 BB: 0 P: 8	R: 0 E: 0 K: 0 S: 3	H: 0 LOB: 1 BB: 1 P: 7	R: 0 E: 0 K: 1 S: 6	H: 1 LOB: 1 BB: 0 P: 6	R: 0 E: 0 K: 1 S: 6	H: 1 LOB: 1 BB: 0 P: 6	1B: 6 2B: 1 3B: 1 HR: 0	SF: 1 SAC: 0 DP: 1 HBP: 0	WP: 1 PB: 0 SB: 0 CS: 0	PA: 38			
<b>PITCHER</b>	IP WLS BF H R ER SO BB IBB HBP BLK WP HR S P ERA WHIP	IP WLS BF H R ER SO BB IBB HBP BLK WP HR S P ERA WHIP	IP WLS BF H R ER SO BB IBB HBP BLK WP HR S P ERA WHIP	IP WLS BF H R ER SO BB IBB HBP BLK WP HR S P ERA WHIP	IP WLS BF H R ER SO BB IBB HBP BLK WP HR S P ERA WHIP	IP WLS BF H R ER SO BB IBB HBP BLK WP HR S P ERA WHIP	IP WLS BF H R ER SO BB IBB HBP BLK WP HR S P ERA WHIP	IP WLS BF H R ER SO BB IBB HBP BLK WP HR S P ERA WHIP	IP WLS BF H R ER SO BB IBB HBP BLK WP HR S P ERA WHIP	IP WLS BF H R ER SO BB IBB HBP BLK WP HR S P ERA WHIP	IP WLS BF H R ER SO BB IBB HBP BLK WP HR S P ERA WHIP	IP WLS BF H R ER SO BB IBB HBP BLK WP HR S P ERA WHIP	IP WLS BF H R ER SO BB IBB HBP BLK WP HR S P ERA WHIP	IP WLS BF H R ER SO BB IBB HBP BLK WP HR S P ERA WHIP	IP WLS BF H R ER SO BB IBB HBP BLK WP HR S P ERA WHIP	IP WLS BF H R ER SO BB IBB HBP BLK WP HR S P ERA WHIP	IP WLS BF H R ER SO BB IBB HBP BLK WP HR S P ERA WHIP	IP WLS BF H R ER SO BB IBB HBP BLK WP HR S P ERA WHIP	IP WLS BF H R ER SO BB IBB HBP BLK WP HR S P ERA WHIP	IP WLS BF H R ER SO BB IBB HBP BLK WP HR S P ERA WHIP	IP WLS BF H R ER SO BB IBB HBP BLK WP HR S P ERA WHIP	IP WLS BF H R ER SO BB IBB HBP BLK WP HR S P ERA WHIP	IP WLS BF H R ER SO BB IBB HBP BLK WP HR S P ERA WHIP

San Diego Padres @ Houston Astros  
Astrodome, Houston, TX  
Mon Jun 21 1982, 8:05 PM EDT  
Att: 13,427 - Unknown

AB 33  
R 4  
H 8  
RBI 2  
BB 4  
SO 5  
LOB 13





Batter	1	2	3	4	5	6	7	8	9	AB	R	H	RBI	BB	SO	LOB	TOP
Jim Wohlford, R (1, 7) OBP: 0.354, SLG: 0.399	5-3		5-3			L4			G6-4-3	4	0	0	0	0	0	1	
Joe Morgan, L (1, 4) OBP: 0.394, SLG: 0.387	1B									3	0	1	0	0	1	0	
Chili Davis, S (1, 8) OBP: 0.330, SLG: 0.414	1B									3	0	1	0	0	0	0	
Jack Clark, R (1, 9) OBP: 0.336, SLG: 0.433	1-2									3	0	0	0	0	1	2	
Milt May, L (1, 2) OBP: 0.341, SLG: 0.429		6-3								3	0	0	0	0	0	0	
Darrell Evans, L (1, 3) OBP: 0.357, SLG: 0.409		1B								3	0	0	0	0	1	0	
Tom O'Malley, L (1, 5) OBP: 0.306, SLG: 0.303										3	0	0	0	0	0	0	
Johnnie LeMaster, R (1, 6) OBP: 0.252, SLG: 0.257										2	0	0	0	0	0	0	
Duane Kuiper, L (9, PH) OBP: 0.379, SLG: 0.363										1	0	0	0	0	0	0	
Rich Gale, R (1, 1) OBP: 0.259, SLG: 0.333										2	0	0	0	0	2	0	
Dave Bergman, L (9, PH) OBP: 0.351, SLG: 0.349										1	0	1	0	0	0	0	
<b>Inning Stats</b>	R: 0 E: 0 K: 1 S: 6	H: 2 LOB: 1 BB: 0 P: 6	R: 0 E: 0 K: 1 S: 5	H: 0 LOB: 0 BB: 0 P: 5	R: 0 E: 0 K: 1 S: 5	H: 0 LOB: 0 BB: 0 P: 5	R: 0 E: 0 K: 0 S: 3	H: 0 LOB: 0 BB: 0 P: 3	R: 0 E: 0 K: 0 S: 3	H: 0 LOB: 0 BB: 0 P: 3	R: 0 E: 0 K: 0 S: 3	H: 0 LOB: 0 BB: 0 P: 3	R: 0 E: 0 K: 0 S: 3	H: 1 LOB: 0 BB: 0 P: 3	1B: 3 2B: 0 3B: 0 HR: 0	SF: 0 SAC: 0 DP: 1 HBP: 0	WP: 0 PA: 28 PB: 0 SB: 0 CS: 0
<b>PITCHER</b> Vern Ruhle, R (1, 1) ERA: 2.9	IP: 9.0 WLS: W BF: 28 H: 3 R: 0 ER: 0 SO: 5 BB: 0 IBB: 0 HBP: 0 BLK: 0 WP: 0 HR: 0 S: 38 P: 38 ERA: 0.00 WHIP: 0.333																

San Francisco Giants @ Houston Astros  
Astrodome, Houston, TX  
Tue Jun 22 1982, 8:05 PM EDT  
Att: 12,966 - Unknown

AB	28
R	0
H	3
RBI	0
BB	0
SO	5
LOB	3



Batter	1	2	3	4	5	6	7	8	9	AB	R	H	RBI	BB	SO	LOB	BOTTOM		
Dickie Thon, R (1, 6) OBP: 0.316, SLG: 0.347	F9		5-3			F4				3	0	0	0	1	1	0			
Terry Puhl, L (1, 9) OBP: 0.307, SLG: 0.368	1B		F6			4-3				4	0	1	0	0	0	0			
Ray Knight, R (1, 3) OBP: 0.343, SLG: 0.436	F9		1B							3	1	1	0	1	0	2			
Jose Cruz, L (1, 7) OBP: 0.336, SLG: 0.368	6-3									4	0	2	0	0	0	2			
Alan Ashby, S (1, 2) OBP: 0.314, SLG: 0.404			F7							3	0	0	0	1	0	3			
Phil Garner, R (1, 4) OBP: 0.304, SLG: 0.407			FC3-6			6-3				3	1	1	0	0	0	1			
Tony Scott, S (1, 8) OBP: 0.288, SLG: 0.326			FC3-6			G3				3	0	1	1	0	0	1			
Art Howe, R (1, 5) OBP: 0.304, SLG: 0.317										2	0	0	0	1	0	1			
Vern Ruhle, R (1, 1) OBP: 0.211, SLG: 0.118			1B							3	0	0	0	0	3	2			
<b>Inning Stats</b>	R: 0 E: 0 K: 0 S: 3	H: 1 LOB: 1 BB: 1 P: 7	R: 0 E: 0 K: 1 S: 5	H: 0 LOB: 2 BB: 2 P: 13	R: 0 E: 0 K: 0 S: 4	H: 1 LOB: 2 BB: 1 P: 8	R: 0 E: 0 K: 0 S: 3	H: 0 LOB: 0 BB: 0 P: 3	R: 0 E: 0 K: 1 S: 5	H: 0 LOB: 0 BB: 0 P: 5	R: 2 E: 0 K: 0 S: 6	H: 4 LOB: 1 BB: 0 P: 6	R: 0 E: 0 K: 2 S: 7	H: 0 LOB: 0 BB: 0 P: 7	R: 0 E: 0 K: 0 S: 3	H: 0 LOB: 0 BB: 0 P: 3	1B: 5 2B: 0 3B: 1 HR: 0	SF: 0 SAC: 0 DP: 1 HBP: 0	WP: 0 PA: 32 PB: 0 SB: 1 CS: 1
<b>PITCHER</b> Rich Gale, R (1, 1) ERA: 4.88	IP: 8.0 WLS: L BF: 32 H: 6 R: 2 ER: 2 SO: 4 BB: 3 IBB: 1 HBP: 0 BLK: 0 WP: 0 HR: 0 S: 36 P: 52 ERA: 2.25 WHIP: 1.125																		

San Francisco Giants @ Houston Astros  
Astrodome, Houston, TX  
Tue Jun 22 1982, 8:05 PM EDT  
Att: 12,966 - Unknown

AB	28
R	2
H	6
RBI	1
BB	4
SO	4
LOB	12





Batter	1	2	3	4	5	6	7	8	9	AB	R	H	RBI	BB	SO	LOB	TOP					
Duane Kuiper, L (1.4) OBP: 0.367, SLG: 0.349 Fred Breining, R (6.1) OBP: 0.375, SLG: 0.286 Max Venable, L (8. PH) OBP: 0.292, SLG: 0.261 Greg Minton, S (8.1) OBP: 0.167, SLG: 0.333	0-0 4-3		0-0 4-3		0-0 FC1-4 BB 1B	0-3 K		0-0 FC6-4 1B		4	1	0	0	0	1	2						
Joe Morgan, L (1.5) OBP: 0.395, SLG: 0.381	0-0 F7		0-0 F5		4-0 1B BB		4-0 G3 S SF7 BB	0-3 K		3	2	0	0	2	1	2						
Chili Davis, S (1.8) OBP: 0.328, SLG: 0.407	0-3 K			4-0 WP 3B BB	0-3 K		0-0 G3	0-0 FC6-4 1-2		4	1	0	0	1	2	5						
Jack Clark, R (1.9) OBP: 0.341, SLG: 0.442		4-0 HR BB		0-0 1B 3B	4-0 1B 2-3 BB		0-0 SF7		0-0 F4	2	2	1	2	2	0	0						
Milt May, L (1.2) OBP: 0.349, SLG: 0.435	0-0 F6		0-0 FC5-4 1B	0-0 1-3 2-3 1B	0-0 1-3 2-3 1B		0-3 K		0-0 4-3 1B	5	0	3	3	0	1	1						
Darrell Evans, L (1.3) OBP: 0.358, SLG: 0.429	0-0 HR		0-0 F8	0-0 F8			0-0 6-3 1B		0-0 4-3	5	2	2	2	0	0	4						
Dave Bergman, L (1.7) OBP: 0.352, SLG: 0.338 Jim Wohlford, R (5.7) OBP: 0.353, SLG: 0.394	0-0 F6		0-0 K		4-0 CS BB		0-0 6-3		0-0 F6	2	0	0	0	0	1	1	AB 36 R 9 H 11 RBI 9 BB 6 SO 6 LOB 19					
Johnnie LeMaster, R (1.6) OBP: 0.252, SLG: 0.257	0-0 F8		0-0 FC5-4 1-2		0-0 F4 1-2		0-0 2B 1B			4	1	1	1	0	0	2						
Renie Martin, R (1.1) OBP: 0.278, SLG: 0.389 Al Holland, R (6.1) OBP: 0.056, SLG: 0.056 Gary Lavelle, S (6.1) OBP: 0.200, SLG: 0.400 Tom O'Malley, L (6.5) OBP: 0.311, SLG: 0.318	0-0 4-3		0-0 4-3		0-0 FC1-4 1B		0-0 1B 3B		0-0 1B 2B	3	0	2	0	0	0	0						
<b>Inning Stats</b>	R: 0 E: 0 K: 1 S: 5	H: 0 LOB: 0 BB: 0 P: 5	R: 2 E: 0 K: 0 S: 4	H: 1 LOB: 0 BB: 1 P: 8	R: 0 E: 0 K: 0 S: 3	H: 0 LOB: 1 BB: 0 P: 3	R: 2 E: 0 K: 1 S: 7	H: 2 LOB: 1 BB: 1 P: 11	R: 2 E: 0 K: 1 S: 7	H: 2 LOB: 2 BB: 2 P: 15	R: 0 E: 0 K: 1 S: 5	H: 1 LOB: 0 BB: 1 P: 9	R: 1 E: 0 K: 1 S: 5	H: 0 LOB: 0 BB: 1 P: 9	R: 2 E: 0 K: 1 S: 9	H: 4 LOB: 2 BB: 0 P: 9	R: 0 E: 0 K: 0 S: 4	H: 1 LOB: 1 BB: 0 P: 4	1B: 6 2B: 2 3B: 2 HR: 1	SF: 1 SAC: 0 DP: 0 HBP: 0	WP: 1 PB: 0 SB: 1 CS: 1	PA: 43
<b>PITCHER</b>	IP WLS BF H R ER SO BB IBB HBP BLK WP HR S P ERA WHIP																					
Nolan Ryan, R (1.1) ERA: 4.83	4.2 23 5 6 6 3 4 0 0 0 0 1 1 25 41 11.57 1.929																					
George Cappuzzello, L (5.1) ERA: 3.38	0.1 1 0 0 0 0 0 0 0 0 0 0 0 1 1 0.00 0.000																					
Bob Knepper, L (6.1) ERA: 4.91	1.0 4 1 0 0 0 1 0 0 0 0 0 0 5 9 0.00 2.000																					
Frank LaCorte, R (7.1) ERA: 6.0	1.1 L 8 3 3 3 1 1 0 0 0 0 0 0 9 13 20.25 3.000																					
Bert Roberge, R (8.1) ERA:	1.2 7 2 0 0 1 0 0 0 0 0 0 0 9 9 0.00 1.200																					

San Francisco Giants @ Houston Astros  
Astrodome, Houston, TX  
Wed Jun 23 1982, 8:05 PM EDT  
Att: 14,295 - Unknown

AB	36
R	9
H	11
RBI	9
BB	6
SO	6
LOB	19



Batter	1	2	3	4	5	6	7	8	9	AB	R	H	RBI	BB	SO	LOB	BOTTOM			
Dickie Thon, R (1.6) OBP: 0.319, SLG: 0.349	0-0 F8		0-0 CS 1B		0-0 FC6-4 WP 1B 1-2	0-0 BLK 1B	0-0 L6			5	2	2	1	0	0	1				
Terry Puhl, L (1.9) OBP: 0.313, SLG: 0.370	0-0 F2		4-0 E BB 1-2		0-0 1B WP 1-2	0-3 K	0-0 CS 1B			4	0	2	0	1	1	1				
Ray Knight, R (1.3) OBP: 0.340, SLG: 0.432	0-0 5-3		0-0 F7		0-0 F7 1-2 2-3	0-0 2B 1B 2-H	0-0 CS 1-2	0-0 6-3		5	1	1	1	0	0	3				
Jose Cruz, L (1.7) OBP: 0.344, SLG: 0.381		0-0 2B 2B	0-0 E5 1-3		0-0 S 1B	0-0 2B 1B 1-2	0-0 1B	0-0 1B		5	2	4	1	0	0	1				
Alan Ashby, S (1.2) OBP: 0.321, SLG: 0.417	0-0 2B		0-0 4-3		0-0 BB 1-2	0-0 2B 2B 1-H 2-H	0-0 F9			4	1	2	3	1	0	3				
Phil Garner, R (1.4) OBP: 0.302, SLG: 0.407	0-0 5-3		0-0 1-3		0-0 F6	0-0 2B	0-0 F7			5	0	1	1	0	0	5				
Tony Scott, S (1.8) OBP: 0.286, SLG: 0.320	0-0 L6		0-3 K		0-3 K	0-0 L4 1B		0-0 1-3		4	0	0	0	1	1	1	AB 40 R 8 H 15 RBI 8 BB 5 SO 4 LOB 20			
Art Howe, R (1.5) OBP: 0.315, SLG: 0.317 Craig Reynolds, L (9. PR) OBP: 0.309, SLG: 0.316	4-0 IBB		0-3 K		0-0 FC6-4 1B	0-0 1B 2B	0-0 5-3		0-0 G6-4-3 1B	1	0	0	0	0	1	2				
Nolan Ryan, R (1.1) OBP: 0.200, SLG: 0.152 George Cappuzzello, L (5.1) OBP: 0.322, SLG: 0.143 Harry Spillman, L (5. PH) OBP: 0.143 Bob Knepper, L (6.1) OBP: 0.379 Danny Heep, L (6. PH) OBP: 0.379 Frank LaCorte, R (7.1) OBP: 0.379 Bert Roberge, R (8.1) OBP: 0.379 Denny Walling, L (9. PH) OBP: 0.254	0-3 K		0-0 FC6-4 1B		0-0 1B 2B		0-0 5-3		0-0 G6-4-3 1B 1-2	1	0	0	0	0	1	2				
<b>Inning Stats</b>	R: 0 E: 0 K: 0 S: 3	H: 0 LOB: 0 BB: 0 P: 3	R: 1 E: 0 K: 1 S: 7	H: 2 LOB: 1 BB: 1 P: 11	R: 0 E: 0 K: 2 S: 7	H: 0 LOB: 0 BB: 0 P: 7	R: 1 E: 0 K: 0 S: 6	H: 3 LOB: 3 BB: 1 P: 10	R: 6 E: 0 K: 1 S: 11	H: 6 LOB: 2 BB: 2 P: 19	R: 0 E: 0 K: 0 S: 3	H: 1 LOB: 0 BB: 0 P: 3	R: 0 E: 0 K: 0 S: 4	H: 1 LOB: 1 BB: 0 P: 4	R: 0 E: 0 K: 0 S: 3	H: 1 LOB: 1 BB: 0 P: 3	1B: 10 2B: 5 3B: 0 HR: 0	SF: 0 SAC: 0 DP: 1 HBP: 0	WP: 1 PB: 0 SB: 1 CS: 2	PA: 46
<b>PITCHER</b>	IP WLS BF H R ER SO BB IBB HBP BLK WP HR S P ERA WHIP																			
Renie Martin, R (1.1) ERA: 5.25	5.1 26 6 3 3 3 3 0 0 0 0 0 0 2 2 5.06 1.688																			
Al Holland, L (6.1) ERA: 4.32	0.0 2 2 1 1 0 0 0 0 0 0 0 0 2 2																			
Gary Lavelle, L (6.1) ERA: 2.93	0.1 4 3 3 3 1 0 0 0 0 1 0 0 6 6 81.00 9.000																			
Fred Breining, R (6.1) ERA: 3.4	1.1 W 6 2 1 1 0 0 1 0 0 0 0 0 5 9 6.75 1.500																			
Greg Minton, R (8.1) ERA: 2.55	2.0 S 7 2 0 0 0 0 0 0 0 0 0 0 7 7 0.00 1.000																			

San Francisco Giants @ Houston Astros  
Astrodome, Houston, TX  
Wed Jun 23 1982, 8:05 PM EDT  
Att: 14,295 - Unknown

AB	40
R	8
H	15
RBI	8
BB	5
SO	4
LOB	20





Batter	1	2	3	4	5	6	7	8	9	10	AB	R	H	RBI	BB	SO	LOB								
Max Venable, L OBP: 0.276, SLG: 0.321 (1, 7)	G3		F8		G3	G3			F9		5	1	1	0	0	0	2								
Joe Morgan, L OBP: 0.396, SLG: 0.380 Duane Kuiper, L OBP: 0.364, SLG: 0.346 (1, 4) (7, 4)	FC4-6 1B		E4 1B		G3 WP PB BB			F7	F9		3	2	1	0	1	0	0								
Chili Davis, S OBP: 0.322, SLG: 0.400 (1, 8)	FC4-6 1B		K 1B		G3			F9			5	0	0	1	0	1	3								
Jack Clark, R OBP: 0.350, SLG: 0.464 (1, 9)	1B				WP S 1B			K			5	1	4	2	0	1	0								
Milt May, L OBP: 0.339, SLG: 0.422 (1, 2)	G3		F5		K2-3			F9			5	0	0	0	0	1	5								
Darrell Evans, L OBP: 0.355, SLG: 0.420 (1, 3)		G3			G3			F7			4	0	0	0	1	0	1								
Tom O'Malley, L OBP: 0.317, SLG: 0.319 (1, 5)		G6-4-3 BB			K 1B			K			3	0	1	0	1	2	1								
Johnnie LeMaster, R OBP: 0.252, SLG: 0.257 (1, 6)		G6-4-3			K			5-3 1B			4	0	1	0	0	1	3								
Alee Hammaker, S OBP: 0.048, SLG: 0.048 (1, 1)					5-3			K			4	0	0	0	0	2	3								
<b>Inning Stats</b>	R: 0 E: 0 K: 0 S: 5	H: 2 LOB: 2 BB: 0 P: 5	R: 0 E: 0 K: 0 S: 2	H: 0 LOB: 0 BB: 1 P: 6	R: 1 E: 1 K: 1 S: 8	H: 1 LOB: 2 BB: 1 P: 8	R: 0 E: 0 K: 3 S: 9	H: 0 LOB: 1 BB: 1 P: 13	R: 2 E: 0 K: 1 S: 7	H: 2 LOB: 1 BB: 1 P: 11	R: 0 E: 0 K: 1 S: 6	H: 1 LOB: 1 BB: 0 P: 6	R: 0 E: 0 K: 1 S: 5	H: 0 LOB: 0 BB: 0 P: 5	R: 0 E: 0 K: 1 S: 5	H: 0 LOB: 0 BB: 0 P: 5	R: 0 E: 0 K: 0 S: 4	H: 1 LOB: 1 BB: 0 P: 4	R: 1 E: 0 K: 0 S: 4	H: 1 LOB: 0 BB: 0 P: 4	1B: 6 2B: 0 3B: 1 HR: 1	SF: 0 SAC: 0 DP: 1 HBP: 0	WP: 2 PB: 4 SB: 1 CS: 0	PA: 42	
<b>PITCHER</b> Joe Niekro, R ERA: 2.59 (1, 1)	IP 10.0	WLS L	BF 42	H 8	R 4	ER 3	SO 8	BB 3	IBB 0	HBP 0	BLK 0	WP 2	HR 1	S 55	P 67	ERA 2.70	WHIP 1.100								

**TOP**

**San Francisco Giants @ Houston Astros**  
Astrodome, Houston, TX  
Thu Jun 24 1982, 8:05 PM EDT  
Att: 13,782 - Unknown

AB	39
R	4
H	8
RBI	3
BB	3
SO	8
LOB	19

**GIANTS**

Batter	1	2	3	4	5	6	7	8	9	10	AB	R	H	RBI	BB	SO	LOB								
Dickie Thon, R OBP: 0.315, SLG: 0.359 (1, 6)	6-3		L8					F3		6-3	5	0	1	1	0	0	0								
Tony Scott, S OBP: 0.285, SLG: 0.319 (1, 8)	K		L5					S 1B			4	1	1	0	0	1	1								
Ray Knight, R OBP: 0.336, SLG: 0.425 (1, 3)	6-3				1-3			F7			4	0	0	0	0	0	1								
Alan Knicely, R OBP: 0.251, SLG: 0.220 Terry Puhl, L OBP: 0.316, SLG: 0.373 (1, 9) (7, 9)		K			E6 FC6-4			F8			3	0	0	0	0	1	0								
Jose Cruz, L OBP: 0.343, SLG: 0.377 (1, 7)		K 1B BB			FC6-4 CS			G3			3	0	0	0	1	0	1								
Phil Garner, R OBP: 0.301, SLG: 0.404 (1, 4)		K			CS			S 1B			4	1	1	0	0	1	1								
Art Howe, R OBP: 0.313, SLG: 0.315 (1, 5)								F9			4	0	1	0	0	0	1								
Luis Pujols, R OBP: 0.309, SLG: 0.353 (1, 2)								F8			4	0	1	0	0	0	1								
Joe Niekro, R OBP: 0.105, SLG: 0.158 Kiko Garcia, R OBP: 0.226, SLG: 0.328 (1, 1) (10, PH)								F8			4	0	1	0	0	0	3								
<b>Inning Stats</b>	R: 0 E: 0 K: 1 S: 5	H: 0 LOB: 0 BB: 0 P: 5	R: 0 E: 0 K: 2 S: 8	H: 1 LOB: 2 BB: 1 P: 12	R: 0 E: 0 K: 1 S: 5	H: 0 LOB: 0 BB: 0 P: 5	R: 0 E: 1 K: 0 S: 3	H: 0 LOB: 0 BB: 0 P: 3	R: 2 E: 0 K: 0 S: 6	H: 3 LOB: 1 BB: 0 P: 6	R: 0 E: 0 K: 1 S: 3	H: 0 LOB: 0 BB: 0 P: 3	R: 0 E: 0 K: 0 S: 4	H: 1 LOB: 1 BB: 0 P: 6	R: 1 E: 0 K: 0 S: 4	H: 2 LOB: 1 BB: 0 P: 4	R: 0 E: 0 K: 0 S: 3	H: 0 LOB: 0 BB: 0 P: 3	R: 0 E: 0 K: 0 S: 3	H: 0 LOB: 0 BB: 0 P: 3	1B: 5 2B: 1 3B: 1 HR: 0	SF: 0 SAC: 0 DP: 0 HBP: 0	WP: 0 PB: 0 SB: 2 CS: 1	PA: 38	
<b>PITCHER</b> Alee Hammaker, L ERA: 5.2 (1, 1)	IP 10.0	WLS W	BF 37	H 7	R 3	ER 3	SO 5	BB 1	IBB 0	HBP 0	BLK 0	WP 0	HR 0	S 46	P 50	ERA 2.70	WHIP 0.800								

**BOTTOM**

**San Francisco Giants @ Houston Astros**  
Astrodome, Houston, TX  
Thu Jun 24 1982, 8:05 PM EDT  
Att: 13,782 - Unknown

AB	36
R	3
H	7
RBI	3
BB	1
SO	5
LOB	9

**HOUSTON ASTROS**







Batter	1	2	3	4	5	6	7	8	9	AB	R	H	RBI	BB	SO	LOB	TOP			
Steve Sax, R OBP: 0.361, SLG: 0.352 (1, 4)										3	0	1	0	1	2	0	<b>Los Angeles Dodgers @ Houston Astros</b> Astrodome, Houston, TX Sat Jun 26 1982, 4:33 AM EDT Att: 25,197 - Unknown			
Ken Landreaux, L OBP: 0.373, SLG: 0.402 (1, 8)										5	0	2	1	0	2	2				
Dusty Baker Jr., R OBP: 0.358, SLG: 0.480 (1, 7)										5	0	0	0	0	0	6				
Rick Monday, L OBP: 0.412, SLG: 0.441 Ron Roenicke, S OBP: 0.347, SLG: 0.359 (7, PR) (7, 9)										4	0	1	0	0	2	2				
Steve Garvey, R OBP: 0.275, SLG: 0.418 (1, 3)										4	2	2	0	0	0	0				
Ron Cey, R OBP: 0.337, SLG: 0.415 (1, 5)										3	1	3	1	2	0	0				
Mike Scioscia, L OBP: 0.307, SLG: 0.285 (1, 2)										4	0	1	1	0	2	3				
Bill Russell, R OBP: 0.357, SLG: 0.322 (1, 6)										2	0	0	0	3	0	3				
Dave Stewart, R OBP: 0.143, SLG: 0.143 Steve Howe, L (6, 1)										3	0	0	1	0	2	6				
										1	0	0	0	0	3					
<b>Inning Stats</b>	R: 0 E: 0 K: 2 S: 8	H: 1 LOB: 1 BB: 0 P: 8	R: 0 E: 0 K: 2 S: 8	H: 1 LOB: 2 BB: 1 P: 12	R: 0 E: 0 K: 1 S: 5	H: 0 LOB: 0 BB: 0 P: 5	R: 1 E: 0 K: 1 S: 7	H: 2 LOB: 2 BB: 1 P: 11	R: 0 E: 0 K: 2 S: 6	H: 3 LOB: 3 BB: 2 P: 14	R: 1 E: 0 K: 0 S: 5	H: 2 LOB: 3 BB: 1 P: 9	R: 0 E: 0 K: 2 S: 7	H: 0 LOB: 1 BB: 0 P: 8	R: 0 E: 0 K: 1 S: 5	H: 0 LOB: 1 BB: 1 P: 9	1B: 8 2B: 2 3B: 0 HR: 0	SF: 0 SAC: 2 DP: 0 HBP: 1	WP: 0 PB: 1 SB: 5 CS: 0	PA: 44
<b>PITCHER</b>	IP WLS BF H R ER SO BB IBB HBP BLK WP HR S P ERA WHIP																			
Don Sutton, R ERA: 3.32 Frank LaCorte, R ERA: 5.88 George Cappuzzello, L ERA: 2.84	(1, 1) (7, 1) (8, 1)	6.1 0.2 2.0	L 2 8	34 0 0	10 0 0	4 0 0	4 0 0	8 0 3	4 0 1	1 0 0	0 0 1	0 0 0	0 0 0	0 2 12	45 2 17	65 2 17	5.68 0.00 0.00	2.211 0.000 0.500		

AB	35
R	4
H	10
RBI	4
BB	6
SO	11
LOB	26



Batter	1	2	3	4	5	6	7	8	9	AB	R	H	RBI	BB	SO	LOB	BOTTOM					
Dickie Thon, R OBP: 0.309, SLG: 0.345 (1, 6)										4	0	0	0	0	0	0	<b>Los Angeles Dodgers @ Houston Astros</b> Astrodome, Houston, TX Sat Jun 26 1982, 4:33 AM EDT Att: 25,197 - Unknown					
Terry Puhl, L OBP: 0.320, SLG: 0.379 (1, 9)										3	1	0	0	1	1	0						
Ray Knight, R OBP: 0.342, SLG: 0.423 (1, 3)										4	0	1	0	0	0	1						
Jose Cruz, L OBP: 0.346, SLG: 0.384 (1, 7)										4	0	1	1	0	0	1						
Alan Ashby, S OBP: 0.321, SLG: 0.410 (1, 2)										4	0	0	0	0	0	1						
Phil Garner, R OBP: 0.309, SLG: 0.414 (1, 4)										4	0	2	0	0	0	0						
Tony Scott, S OBP: 0.284, SLG: 0.317 (1, 8)										3	0	1	0	0	0	2						
Art Howe, R OBP: 0.318, SLG: 0.306 (1, 5)										2	0	0	0	1	1	2						
Don Sutton, R OBP: 0.250, SLG: 0.211 Frank LaCorte, R Alan Knicely, R OBP: 0.276, SLG: 0.216 George Cappuzzello, R (8, 1)	(1, 1) (7, 1) (7, PH) (8, 1)	5.2 3.1	W S	22 11	4 1	1 0	1 0	3 1	3 0	1 0	0 0	0 0	1 0	0 0	0 0	0 0						
<b>Inning Stats</b>	R: 0 E: 0 K: 0 S: 4	H: 1 LOB: 1 BB: 0 P: 4	R: 0 E: 0 K: 1 S: 6	H: 1 LOB: 1 BB: 1 P: 10	R: 0 E: 0 K: 1 S: 5	H: 0 LOB: 0 BB: 0 P: 5	R: 0 E: 0 K: 0 S: 3	H: 0 LOB: 0 BB: 0 P: 3	R: 0 E: 0 K: 1 S: 5	H: 1 LOB: 0 BB: 0 P: 5	R: 1 E: 0 K: 0 S: 4	H: 1 LOB: 1 BB: 1 P: 8	R: 0 E: 0 K: 1 S: 6	H: 1 LOB: 1 BB: 0 P: 6	R: 0 E: 0 K: 0 S: 3	H: 0 LOB: 0 BB: 0 P: 3		R: 0 E: 0 K: 0 S: 3	H: 0 LOB: 0 BB: 0 P: 3	1B: 5 2B: 0 3B: 0 HR: 0	SF: 0 SAC: 0 DP: 0 HBP: 0	WP: 1 PB: 0 SB: 1 CS: 1
<b>PITCHER</b>	IP WLS BF H R ER SO BB IBB HBP BLK WP HR S P ERA WHIP																					
Dave Stewart, R Steve Howe, L	(1, 1) (6, 1)	5.2 3.1	W S	22 11	4 1	1 0	1 0	3 1	3 0	1 0	0 0	0 0	1 13	34 13	0.00 1.59	0.300 0.882						





Batter	1	2	3	4	5	6	7	8	9	AB	R	H	RBI	BB	SO	LOB	TOP					
Steve Sax, R OBP: 0.364, SLG: 0.370 (1, 4)	4-3		6-3		1B 3B		CS 1B		3B	5	1	3	3	0	0	1	<b>Los Angeles Dodgers @ Houston Astros</b> Astrodome, Houston, TX Sun Jun 27 1982, 4:33 AM EDT Att: 28,292 - Unknown					
Ken Landreaux, L OBP: 0.378, SLG: 0.421 (1, 8)	2B		3B		CS 1B 1B		CS	3-1	F9	5	1	3	2	0	0	2						
Dusty Baker Jr., R OBP: 0.357, SLG: 0.477 (1, 7)	5-3		6-3		1B			6-3		4	0	1	1	0	0	2						
Steve Garvey, R OBP: 0.272, SLG: 0.413 (1, 3)	P4			4-3	F8			5-3		4	0	0	0	0	0	2						
Ron Cey, R OBP: 0.339, SLG: 0.426 (1, 5)		P3		F9-3 BB			F8		HR	3	1	1	1	1	0	0						
Jorge Orta, L OBP: 0.311, SLG: 0.388 Ron Roenicke, S OBP: 0.360, SLG: 0.359 (6, 9)		G4-6-3 1B		F9-3			G3		SH5-4 3B BB	3	0	1	0	0	0	1						
Mike Scioscia, L OBP: 0.302, SLG: 0.280 Mark Belanger, R OBP: 0.308, SLG: 0.292 Steve Yeager, R OBP: 0.311, SLG: 0.321 (9, PR)		G4-6-3 1B			3-1		F8		SH 3B SH5-4	3	0	0	0	0	0	1						
Bill Russell, R OBP: 0.361, SLG: 0.327 (1, 6)			6-3 SH1-4 3B 1B		SH3 3B 1B		F7		SH5-4	3	2	2	0	0	0	0						
Vicente Romo, R OBP: 1.000, SLG: 1.000 Terry Forster, L OBP: 0.325, SLG: 0.391 Mike Marshall, R OBP: 0.346, SLG: 0.434 Tom Niedenfuer, R OBP: 0.280, SLG: 0.311 Rick Monday, L OBP: 0.428, SLG: 0.438 Steve Howe, L OBP: 0.275, SLG: 0.281 (9, 1)			SH1-4		SH3		K		K	0	0	0	0	0	0	0						
<b>Inning Stats</b>	R: 0 E: 0 K: 0 S: 4	H: 1 LOB: 1 BB: 0 P: 4	R: 0 E: 0 K: 0 S: 3	H: 1 LOB: 0 BB: 0 P: 3	R: 1 E: 0 K: 0 S: 5	H: 2 LOB: 1 BB: 0 P: 5	R: 0 E: 0 K: 0 S: 2	H: 0 LOB: 0 BB: 1 P: 6	R: 3 E: 0 K: 0 S: 7	H: 4 LOB: 1 BB: 0 P: 7	R: 0 E: 0 K: 0 S: 3	H: 0 LOB: 0 BB: 0 P: 3	R: 0 E: 0 K: 1 S: 5	H: 1 LOB: 0 BB: 0 P: 5	R: 0 E: 0 K: 0 S: 3	H: 0 LOB: 0 BB: 0 P: 3		R: 3 E: 0 K: 1 S: 8	H: 2 LOB: 2 BB: 1 P: 12	1B: 6 2B: 2 3B: 3 HR: 1	SF: 0 SAC: 4 DP: 2 HBP: 0	WP: 0 PB: 0 SB: 0 CS: 2
<b>PITCHER</b>	IP WLS BF H R ER SO BB IBB HBP BLK WP HR S P ERA WHIP																					
Vern Ruhle, R ERA: 2.96 Bob Knepper, L ERA: 5.24 Frank LaCorte, R ERA: 5.71 (1, 1)	8.0 L 31 9 4 3 1 1 0 0 0 0 0 0 32 36 3.38 1.250																					

Batter	1	2	3	4	5	6	7	8	9	AB	R	H	RBI	BB	SO	LOB	BOTTOM					
Dickie Thon, R OBP: 0.306, SLG: 0.340 (1, 6)	K		F7		2B 1B		4-3	K		5	1	1	1	0	2	2	<b>Los Angeles Dodgers @ Houston Astros</b> Astrodome, Houston, TX Sun Jun 27 1982, 4:33 AM EDT Att: 28,292 - Unknown					
Terry Puhl, L OBP: 0.325, SLG: 0.391 (1, 9)	2B		4-3		2B 2B		1B		6-3	5	1	3	1	0	0	0						
Ray Knight, R OBP: 0.346, SLG: 0.434 (1, 3)	6-3		4-3		2B		1B		2B	5	0	3	1	0	0	1						
Jose Cruz, L OBP: 0.344, SLG: 0.378 (1, 7)	BB			6-3	G1		K		P5	4	0	0	0	1	1	4						
Alan Ashby, S OBP: 0.319, SLG: 0.402 (1, 2)	K			K	FC6-4 HBP		K		6-3	4	0	0	0	0	3	5						
Phil Garner, R OBP: 0.311, SLG: 0.417 (1, 4)		FC4-6 BB			FC6-4		K			3	0	1	0	1	1	2						
Tony Scott, S OBP: 0.280, SLG: 0.311 (1, 8)		FC4-6		L3			5-3		6-3	4	0	0	0	0	0	2						
Art Howe, R OBP: 0.323, SLG: 0.307 Craig Reynolds, L OBP: 0.309, SLG: 0.316 Bob Knepper, L OBP: 0.280, SLG: 0.311 Frank LaCorte, R OBP: 0.275, SLG: 0.281 (9, 1)		F7			SH1-4 1B BB		F9		PB BB 1B	3	1	1	0	1	0	1						
Vern Ruhle, R OBP: 0.190, SLG: 0.105 Denny Walling, L OBP: 0.275, SLG: 0.281 (8, PH)		K			SH1-4		K		PB BB	2	0	0	0	0	2	1						
<b>Inning Stats</b>	R: 0 E: 0 K: 2 S: 8	H: 1 LOB: 2 BB: 1 P: 12	R: 0 E: 0 K: 1 S: 5	H: 0 LOB: 1 BB: 1 P: 9	R: 0 E: 0 K: 0 S: 3	H: 0 LOB: 0 BB: 0 P: 3	R: 0 E: 0 K: 1 S: 6	H: 1 LOB: 1 BB: 0 P: 6	R: 3 E: 0 K: 0 S: 6	H: 3 LOB: 2 BB: 1 P: 11	R: 0 E: 0 K: 1 S: 5	H: 0 LOB: 0 BB: 0 P: 5	R: 0 E: 0 K: 2 S: 9	H: 2 LOB: 2 BB: 0 P: 9	R: 0 E: 0 K: 2 S: 8	H: 1 LOB: 3 BB: 1 P: 12		R: 0 E: 0 K: 0 S: 4	H: 1 LOB: 1 BB: 0 P: 4	1B: 4 2B: 5 3B: 0 HR: 0	SF: 0 SAC: 1 DP: 0 HBP: 1	WP: 0 PB: 1 SB: 1 CS: 0
<b>PITCHER</b>	IP WLS BF H R ER SO BB IBB HBP BLK WP HR S P ERA WHIP																					
Vicente Romo, R ERA: 2.6 Terry Forster, L ERA: 3.69 Tom Niedenfuer, R ERA: 4.82 Steve Howe, L ERA: 1.51 (1, 1)	4.1 W 7 1 0 0 1 0 0 1 0 0 0 8 9 0.00 0.600																					









Batter	1	2	3	4	5	6	7	8	9	10	11	AB	R	H	RBI	BB	SO	LOB	TOP			
Dickie Thon, R OBP: 0.317, SLG: 0.362 (1, 6)	0-0 HR		4-0 SF8 BB		0-0 6-3		0-0 F7		0-0 G3	0-3 K		4	2	1	1	1	1	1				
Terry Puhl, L OBP: 0.331, SLG: 0.386 (1, 9)	4-0 S 1B BB		0-0 4-3			0-0 1B 1B		0-0 G3		0-3 K		4	2	1	0	1	1	2				
Ray Knight, R OBP: 0.354, SLG: 0.437 (1, 3)	0-0 CS 1B		0-0 SF8			0-0 1B SF8 1B		0-0 F8		0-0 P4		4	1	2	2	0	0	0				
Jose Cruz, L OBP: 0.336, SLG: 0.369 (1, 7)	0-0 F9		0-0 K			0-0 F7		0-0 F5		0-0 P4		5	0	0	0	0	1	3				
Alan Ashby, S OBP: 0.315, SLG: 0.394 (1, 2)	0-3 K			0-0 6-3		0-0 FC4-6 1B		0-0 F7		0-0 3-1		5	0	1	1	0	1	1				
Phil Garner, R OBP: 0.306, SLG: 0.406 (1, 4)		0-0 F9		0-0 6-3		0-0 SF8		0-0 F8				3	0	0	1	0	0	0				
Tony Scott, S OBP: 0.275, SLG: 0.310 (1, 8)		0-0 F7		0-0 F8		0-0 FC4-6		0-0 F9				4	0	0	0	0	0	1				
Art Howe, R OBP: 0.313, SLG: 0.297 (1, 5)		0-0 FC6 1B			0-0 G3		0-0 F8		0-0 L1			4	0	1	0	0	0	0				
Joe Niekro, R OBP: 0.300, SLG: 0.190 (7, PH)		0-0 FC6			0-0 5-3		0-3 K		0-0 BB			2	0	0	0	0	0	1				
Danny Hayes, L OBP: 0.251, SLG: 0.273 (7, PH)												1	0	0	0	0	1	0				
Sam Rice, R OBP: 0.285, SLG: 0.310 (7, PH)												0	0	0	0	0	0	0				
George Capuzzello, R OBP: 0.285, SLG: 0.310 (7, PH)												0	0	0	0	0	0	0				
Randy Moffitt, R OBP: 0.285, SLG: 0.310 (7, PH)												0	0	0	0	0	0	0				
Denny Walling, L OBP: 0.285, SLG: 0.310 (10, PH)												0	0	0	0	1	0	0				
Michael LaCoss, R OBP: 0.285, SLG: 0.310 (10, PH)												0	0	0	0	0	0	0				
<b>Inning Stats</b>	R: 2 E: 0 K: 1 S: 6	H: 2 LOB: 1 BB: 1 P: 10	R: 0 E: 0 K: 0 S: 4	H: 1 LOB: 1 BB: 0 P: 4	R: 1 E: 0 K: 1 S: 5	H: 0 LOB: 0 BB: 1 P: 9	R: 0 E: 0 K: 0 S: 3	H: 0 LOB: 0 BB: 0 P: 3	R: 0 E: 0 K: 0 S: 3	H: 3 LOB: 1 BB: 0 P: 6	R: 0 E: 0 K: 1 S: 5	H: 0 LOB: 0 BB: 0 P: 5	R: 0 E: 0 K: 0 S: 3	H: 0 LOB: 0 BB: 0 P: 3	R: 0 E: 0 K: 2 S: 7	H: 0 LOB: 1 BB: 1 P: 11	R: 0 E: 0 K: 0 S: 3	H: 0 LOB: 0 BB: 0 P: 3	1B: 5 2B: 1 3B: 0 HR: 1	SF: 2 SAC: 0 DP: 1 HBP: 0	WP: 0 PB: 0 SB: 3 CS: 1	PA: 41
<b>PITCHER</b>	IP 7.0	WLS 2.0	BF 28	H 6	R 5	ER 5	SO 3	BB 2	IBB 0	HBP 0	BLK 0	WP 0	HR 1	S 32	P 40	ERA 6.43	WHIP 1.143					
Bob Walk, R ERA: 3.83 (1, 1)																						
Al Hrabosky, L ERA: 2.53 (8, 1)																						
Steve Bedrosian, R ERA: 1.88 (10, 1)		2.0 W	7	0	0	0	2	1	0	0	0	0	0	10	14	0.00	0.500					

**Houston Astros @ Atlanta Braves**  
Atlanta-Fulton County Stadium, Atlanta, GA  
Tue Jun 29 1982, 7:05 PM EDT  
Att: 10,483 - Unknown

livebaseballscores.com

AB 36  
R 5  
H 6  
RBI 5  
BB 3  
SO 5  
LOB 9



Batter	1	2	3	4	5	6	7	8	9	10	11	AB	R	H	RBI	BB	SO	LOB	BOTTOM			
Brett Butler, L OBP: 0.310, SLG: 0.238 (1, 8)	0-0 6-3		0-0 F9			0-3 K2-3	0-0 FC1-2 1B		0-0 F7		0-0 1B	6	0	1	0	0	1	3				
Glenn Hubbard, R OBP: 0.346, SLG: 0.362 (1, 4)	0-0 G5 1B		0-0 F9			0-0 F9	0-0 1B 1B		0-0 BB		0-0 1B	5	1	3	3	1	0	0				
Claudell Washington, L OBP: 0.355, SLG: 0.418 (1, 9)	0-0 G5 1B		0-0 6-3			0-0 1B 1B	0-0 1B		0-0 F9			5	1	3	1	0	0	1				
Dale Murphy, R OBP: 0.379, SLG: 0.557 (1, 7)	0-0 G5			0-0 P3		0-0 1B WP 1B	0-0 2-3		0-3 K			5	1	1	0	0	1	3				
Bob Horner, R OBP: 0.366, SLG: 0.500 (1, 5)	0-3 K			0-0 F8		0-0 WP 1B		0-3 K		4-0 S BB		4	0	1	1	1	2	2				
Jerry Royster, R OBP: 0.250, SLG: 0.214 (10, PR) (11, 5)												0	0	0	0	0	0	0				
Chris Chambliss, L OBP: 0.332, SLG: 0.435 (1, 3)		4-0 F9-6 PB BB			0-0 F7		0-0 4-3		0-0 6-3		4-0 CS-4-4-4 IBB	3	0	0	0	2	0	1				
Bruce Benedict, R OBP: 0.323, SLG: 0.313 (1, 2)		1-0 FC5-4 HBP			0-0 F7		0-0 BB FC1-2 1B		4-0 BB		0-0 FC5-4-5-4-6-2	3	0	1	0	1	0	2				
Rafael Ramirez, R OBP: 0.287, SLG: 0.336 (1, 6)		0-0 F9-6			0-0 6-3		0-0 FC1-2 1B 1B		0-0 6-3		0-0 P4	5	1	1	0	0	0	3				
Bob Walk, R OBP: 0.300, SLG: 0.190 (7, PH)					0-0 FC5-4		4-0 FC1-2 1B BB		0-0 G3		0-0 1B	2	0	0	0	0	0	1				
Larry Williams, L OBP: 0.300, SLG: 0.408 (7, PH)												1	0	0	0	1	0	0				
Al Hrabosky, L ERA: 4.26 (8, 1)												0	0	0	0	0	0	0				
Ken Griffey, L OBP: 0.285, SLG: 0.310 (8, PH)												0	0	0	0	0	0	0				
Steve Bedrosian, R OBP: 0.285, SLG: 0.310 (10, 1)												1	1	1	0	0	0	0				
Rufino Linares, R OBP: 0.251, SLG: 0.273 (10, PH)												1	1	1	0	0	0	0				
<b>Inning Stats</b>	R: 0 E: 0 K: 1 S: 7	H: 2 LOB: 2 BB: 7 P: 7	R: 0 E: 0 K: 0 S: 2	H: 0 LOB: 1 BB: 1 P: 7	R: 0 E: 0 K: 0 S: 3	H: 0 LOB: 0 BB: 0 P: 3	R: 0 E: 0 K: 0 S: 3	H: 3 LOB: 1 BB: 0 P: 8	R: 3 E: 0 K: 0 S: 6	H: 4 LOB: 1 BB: 1 P: 10	R: 0 E: 0 K: 1 S: 5	H: 0 LOB: 1 BB: 1 P: 9	R: 0 E: 0 K: 0 S: 4	H: 0 LOB: 1 BB: 1 P: 7	R: 0 E: 0 K: 1 S: 4	H: 0 LOB: 2 BB: 2 P: 12	R: 1 E: 0 K: 0 S: 4	H: 3 LOB: 2 BB: 0 P: 4	1B: 12 2B: 2 3B: 0 HR: 0	SF: 0 SAC: 0 DP: 2 HBP: 1	WP: 1 PB: 1 SB: 1 CS: 0	PA: 47
<b>PITCHER</b>	IP 6.0	WLS 0.2	BF 24	H 5	R 3	ER 2	SO 2	BB 1	IBB 0	HBP 0	BLK 0	WP 1	HR 0	S 26	P 31	ERA 3.00	WHIP 1.000					
Joe Niekro, R ERA: 2.91 (1, 1)																						
Bert Roberge, R ERA: 4.26 (7, 1)																						
George Capuzzello, L ERA: 2.84 (7, 1)																						
Randy Moffitt, R ERA: 4.29 (7, 1)																						
Michael LaCoss, R ERA: 3.93 (10, 1)		1.1 L	8	3	1	1	1	1	1	0	0	0	0	8	16	6.75	3.000					

**Houston Astros @ Atlanta Braves**  
Atlanta-Fulton County Stadium, Atlanta, GA  
Tue Jun 29 1982, 7:05 PM EDT  
Att: 10,483 - Unknown

livebaseballscores.com

AB 40  
R 6  
H 12  
RBI 5  
BB 6  
SO 4  
LOB 16





Batter	1	2	3	4	5	6	7	8	9	AB	R	H	RBI	BB	SO	LOB	TOP								
Dickie Thon, R OBP: 0.310, SLG: 0.353 (1, 6)	0-0 4-3		0-3 K		0-0 L6			0-3 K		4	0	0	0	0	2	0									
Terry Puhl, L OBP: 0.326, SLG: 0.380 (1, 9)	0-3 K		0-3 K2-3			0-0 6-3			0-0 P4	4	0	0	0	0	2	0									
Ray Knight, R OBP: 0.359, SLG: 0.441 (1, 3)	0-0 5-3			4-0 2B BB		4-0 G3-6 BB			0-0 2B	2	2	1	0	2	0	0									
Jose Cruz, L OBP: 0.338, SLG: 0.379 (1, 7)		0-0 3-1		0-0 PB 2B		0-0 G3-6 1-2			0-0 2B	4	1	2	2	0	0	1									
Phil Garner, R OBP: 0.309, SLG: 0.410 (1, 4)		0-0 1-3 1B		0-3 K 2B					0-0 F8	4	0	2	0	0	1	2									
Art Howe, R OBP: 0.306, SLG: 0.289 (1, 5)		0-0 1-3 1-2		0-0 5-3					0-0 F2	4	0	0	0	0	0	3									
Tony Scott, S OBP: 0.272, SLG: 0.306 (1, 8)		0-0 4-3		0-0 6-3					0-0 G6-4-3 1-2	3	0	0	0	0	0	2									
Luis Pujols, R OBP: 0.310, SLG: 0.407 (1, 2)			0-0 HR		0-3 K				0-0 F7	3	1	1	1	0	1	0									
Bob Knepper, L Randy Moffitt, R (1, 1) (9, 1)			0-3 K		0-0 F9				0-3 K	3	0	0	0	0	2	0									
<b>Inning Stats</b>	R: 0 E: 0 K: 1 S: 5	H: 0 LOB: 0 BB: 0 P: 5	R: 0 E: 0 K: 0 S: 4	H: 1 LOB: 1 BB: 0 P: 4	R: 1 E: 0 K: 3 S: 10	H: 1 LOB: 0 BB: 0 P: 10	R: 2 E: 0 K: 1 S: 6	H: 1 LOB: 0 BB: 1 P: 10	R: 0 E: 0 K: 1 S: 5	H: 0 LOB: 0 BB: 0 P: 5	R: 0 E: 0 K: 0 S: 2	H: 0 LOB: 0 BB: 1 P: 6	R: 0 E: 0 K: 0 S: 3	H: 1 LOB: 0 BB: 0 P: 3	R: 0 E: 0 K: 2 S: 7	H: 0 LOB: 0 BB: 0 P: 7	R: 1 E: 0 K: 0 S: 5	H: 2 LOB: 1 BB: 0 P: 5	1B: 2 2B: 3 3B: 0 HR: 1	SF: 0 SAC: 0 DP: 2 HBP: 0	WP: 0 PB: 1 SB: 0 CS: 0	PA: 33			
<b>PITCHER</b>	IP	WLS	BF	H	R	ER	SO	BB	IBB	HBP	BLK	WP	HR	S	P	ERA	WHIP								
Phil Niekro, R ERA: 3.0 Carlos Diaz, L ERA: 9.0	(1, 1)	8.0	28	4	3	2	8	2	0	0	0	0	1	42	50	2.25	0.750								
	(9, 1)	1.0	5	2	1	1	0	0	0	0	0	0	0	5	5	9.00	2.000								

Houston Astros @ Atlanta Braves  
Atlanta-Fulton County Stadium, Atlanta, GA  
Wed Jun 30 1982, 7:05 PM EDT  
Att: 10,308 - Unknown

AB	31
R	4
H	6
RBI	3
BB	2
SO	8
LOB	8



Batter	1	2	3	4	5	6	7	8	9	AB	R	H	RBI	BB	SO	LOB	BOTTOM								
Claudell Washington, L OBP: 0.353, SLG: 0.416 (1, 9)	0-3 K		0-0 FC5-4 1B			0-0 6-3		0-0 4-3		4	0	1	0	0	1	0									
Glenn Hubbard, R OBP: 0.344, SLG: 0.360 (1, 4)	0-0 F7		0-0 FC5-4 1-2			0-0 1B		0-0 6-3		4	0	1	0	0	0	1									
Dale Murphy, R OBP: 0.380, SLG: 0.567 (1, 8)	0-0 F7			0-0 5-3		0-0 1B			0-0 HR	4	1	2	1	0	0	0									
Bob Horner, R OBP: 0.391, SLG: 0.527 (1, 5)		4-0 CS BB		0-0 HR		0-0 F8			0-0 HR	3	2	2	2	1	0	2									
Rufino Linares, R OBP: 0.363, SLG: 0.443 (1, 7)		4-0 1B BB		0-0 5-3		0-0 4-3			0-0 FC5-6 1B	3	0	1	0	1	0	2									
Chris Chambliss, L OBP: 0.335, SLG: 0.436 Brett Butler, L OBP: 0.310, SLG: 0.238 (1, 3) (9, FR)		0-0 1-3 1B		0-0 6-3				0-0 F7		4	0	2	0	0	0	0									
Bruce Benedict, R OBP: 0.287, SLG: 0.307 Jerry Royster, R OBP: 0.250, SLG: 0.214 (1, 2) (9, FR)		0-0 L1-3			0-0 5-3			0-0 F7		4	0	0	0	0	0	4									
Rafael Ramirez, R OBP: 0.287, SLG: 0.336 Larry Whisenton, L OBP: 0.373, SLG: 0.408 (1, 6) (9, PH)			0-0 P4		0-0 G6-4-3 1B			0-0 4-3		3	0	1	0	0	0	0									
Phil Niekro, R OBP: 0.243, SLG: 0.297 Randy Johnson, R OBP: 0.372, SLG: 0.371 Carlos Diaz, R Biff Pocoroba, S OBP: 0.419, SLG: 0.508 (1, 1) (8, PH) (9, 1) (9, PH)		0-0 L1-3		0-0 L3		0-0 G6-4-3 1-2		0-0 F8		2	0	0	0	0	0	0									
<b>Inning Stats</b>	R: 0 E: 0 K: 1 S: 5	H: 0 LOB: 0 BB: 0 P: 5	R: 0 E: 0 K: 0 S: 2	H: 1 LOB: 1 BB: 2 P: 10	R: 0 E: 0 K: 0 S: 4	H: 1 LOB: 0 BB: 0 P: 4	R: 1 E: 0 K: 0 S: 4	H: 1 LOB: 0 BB: 0 P: 4	R: 0 E: 0 K: 0 S: 3	H: 1 LOB: 0 BB: 0 P: 3	R: 0 E: 0 K: 0 S: 5	H: 2 LOB: 2 BB: 0 P: 5	R: 0 E: 0 K: 0 S: 3	H: 0 LOB: 0 BB: 0 P: 3	R: 0 E: 0 K: 0 S: 3	H: 0 LOB: 0 BB: 0 P: 3	R: 4 E: 0 K: 0 S: 6	H: 5 LOB: 2 BB: 1 P: 10	1B: 8 2B: 1 3B: 0 HR: 3	SF: 0 SAC: 0 DP: 2 HBP: 0	WP: 0 PB: 0 SB: 0 CS: 1	PA: 36			
<b>PITCHER</b>	IP	WLS	BF	H	R	ER	SO	BB	IBB	HBP	BLK	WP	HR	S	P	ERA	WHIP								
Bob Knepper, L ERA: 5.28 Randy Moffitt, R ERA: 4.22	(1, 1)	8.0	33	10	5	5	1	2	0	0	0	0	3	33	41	5.62	1.500								
	(9, 1)	0.1	3	1	0	0	0	1	0	0	0	0	0	2	6	0.00	6.000								

Houston Astros @ Atlanta Braves  
Atlanta-Fulton County Stadium, Atlanta, GA  
Wed Jun 30 1982, 7:05 PM EDT  
Att: 10,308 - Unknown

AB	33
R	5
H	11
RBI	5
BB	3
SO	1
LOB	10





Batter	1	2	3	4	5	6	7	8	9	AB	R	H	RBI	BB	SO	LOB	TOP			
Dickie Thon, R OBP: 0.391, SLG: 0.342 (1, 6)	F7	G1			5-3			5-3	FC6-4	5	0	0	0	0	0	2				
Terry Puhl, L OBP: 0.329, SLG: 0.377 (1, 9)	1B HBP	G3			F8			CS BB		2	1	0	0	1	0	0				
Ray Knight, R OBP: 0.361, SLG: 0.440 (1, 3)	BB 1B				F9			F9		3	0	1	0	1	0	1				
Jose Cruz, L OBP: 0.337, SLG: 0.377 (1, 7)	BB 1B				F7			K	F8	4	0	1	1	0	1	1				
Phil Garner, R OBP: 0.308, SLG: 0.407 (1, 4)	F7				5-3			K	1B 1B	4	1	1	0	0	1	3				
Art Howe, R OBP: 0.310, SLG: 0.289 (1, 5)	BB				5-3			4-3	1B S 1B	3	1	1	1	1	0	1				
Tony Scott, S OBP: 0.271, SLG: 0.305 (1, 8)	P6				L6			F7	1B 1B	4	0	1	0	0	0	3				
Luis Pujols, R OBP: 0.323, SLG: 0.466 (1, 2)					F7			4-3	FC6-4 1B	4	1	2	2	0	0	0				
Don Sutton, R OBP: 0.227, SLG: 0.190 Frank LaCorte, R (9, 1)		4-3			6-3			K	K	4	0	0	0	0	2	2				
										0	0	0	0	0	0	0				
<b>Inning Stats</b>	R: 1 E: 0 K: 0 S: 5	H: 2 LOB: 3 BB: 1 P: 10	R: 1 E: 0 K: 0 S: 4	H: 1 LOB: 0 BB: 0 P: 4	R: 0 E: 0 K: 0 S: 3	H: 0 LOB: 0 BB: 0 P: 3	R: 0 E: 0 K: 0 S: 3	H: 0 LOB: 0 BB: 0 P: 3	R: 0 E: 0 K: 2 S: 7	H: 0 LOB: 1 BB: 1 P: 11	R: 0 E: 0 K: 1 S: 5	H: 0 LOB: 0 BB: 0 P: 5	R: 0 E: 1 K: 1 S: 2	H: 0 LOB: 1 BB: 1 P: 6	R: 2 E: 0 K: 1 S: 9	H: 4 LOB: 2 BB: 0 P: 9	1B: 6 2B: 0 3B: 0 HR: 1	SF: 0 SAC: 0 DP: 0 HBP: 1	WP: 0 PB: 0 SB: 1 CS: 1	PA: 37
<b>PITCHER</b>	IP	WLS	BF	H	R	ER	SO	BB	IBB	HBP	BLK	WP	HR	S	P	ERA	WHIP			
Vicente Romo, R ERA: 2.82 (1, 1)	5.0	L	20	3	2	2	0	1	0	1	0	0	1	18	23	3.60	0.800			
Terry Forster, L ERA: 3.89 (6, 1)	2.0		7	0	0	0	3	1	0	0	0	0	0	12	16	0.00	0.500			
Alejandro Pena, R ERA: 4.28 (8, 1)	1.1		8	4	2	2	0	1	0	0	0	0	0	7	11	13.50	3.750			
Steve Shirley, L ERA: 4.26 (9, 1)	0.2		2	0	0	0	1	0	0	0	0	0	0	4	4	0.00	0.000			

Houston Astros @ Los Angeles Dodgers  
Dodger Stadium, Los Angeles, CA  
Fri Jul 02, 1982, 7:05 PM PDT  
Att: 43,364 - Unknown

AB	33
R	4
H	7
RBI	4
BB	3
SO	4
LOB	13



Batter	1	2	3	4	5	6	7	8	9	AB	R	H	RBI	BB	SO	LOB	BOTTOM					
Steve Sax, R OBP: 0.352, SLG: 0.354 (1, 4)	5-3		L5		2-3			1-3		4	0	0	0	0	0	1						
Ken Landreaux, L OBP: 0.377, SLG: 0.413 (1, 8)	BB		K					4-3	4-3	3	0	0	0	1	1	0						
Dusty Baker Jr., R OBP: 0.357, SLG: 0.493 (1, 7)	G6-4-3 1B							F7	BB 1B	4	1	3	0	0	0	0						
Pedro Guerrero, R OBP: 0.344, SLG: 0.502 (1, 9)	G6-4-3				F9			5-3	BB 1B	3	0	0	0	1	0	3						
Ron Cey, R OBP: 0.335, SLG: 0.422 (1, 5)			F7		K			6-3	1B	4	0	1	1	0	1	1						
Steve Garvey, R OBP: 0.275, SLG: 0.414 Alejandro Pena, R (8, 1)					F7			5-3	F7	3	0	1	0	0	0	1						
Steve Shirley, L OBP: 1.000, SLG: 1.000 (9, 1)										0	0	0	0	0	0	0						
Rick Monday, L OBP: 0.413, SLG: 0.495 (9, PH)										1	0	0	0	0	0	2						
Mike Scioscia, L OBP: 0.298, SLG: 0.283 Ron Roenicke, S OBP: 0.339, SLG: 0.318 (9, PH)			K					F6	K	3	0	0	0	0	2	1						
Bill Russell, R OBP: 0.358, SLG: 0.320 (1, 6)										1	0	0	0	0	1	2						
Bill Russell, R OBP: 0.358, SLG: 0.320 (1, 6)			F5					F2		3	0	1	0	0	0	1						
Vicente Romo, R OBP: 0.500, SLG: 0.500 Jorge Orta, L OBP: 0.303, SLG: 0.377 (5, PH) Terry Forster, L (6, 1) Mike Marshall, R OBP: 0.357, SLG: 0.643 (8, 3)					F7			K		1	0	0	0	0	0	0						
										1	0	0	0	0	0	1						
										0	0	0	0	0	0	0						
										1	0	0	0	0	1	0						
<b>Inning Stats</b>	R: 0 E: 0 K: 0 S: 3	H: 1 LOB: 1 BB: 1 P: 7	R: 0 E: 0 K: 1 S: 6	H: 1 LOB: 0 BB: 0 P: 6	R: 0 E: 0 K: 1 S: 5	H: 0 LOB: 0 BB: 0 P: 5	R: 0 E: 0 K: 1 S: 6	H: 1 LOB: 1 BB: 0 P: 6	R: 0 E: 0 K: 1 S: 6	H: 1 LOB: 1 BB: 0 P: 6	R: 0 E: 0 K: 0 S: 3	H: 0 LOB: 0 BB: 0 P: 3	R: 0 E: 0 K: 0 S: 3	H: 0 LOB: 0 BB: 0 P: 3	R: 0 E: 0 K: 1 S: 5	H: 0 LOB: 0 BB: 0 P: 5	R: 1 E: 0 K: 1 S: 7	H: 2 LOB: 2 BB: 1 P: 11	1B: 6 2B: 0 3B: 0 HR: 0	SF: 0 SAC: 0 DP: 1 HBP: 0	WP: 0 PB: 0 SB: 0 CS: 0	PA: 34
<b>PITCHER</b>	IP	WLS	BF	H	R	ER	SO	BB	IBB	HBP	BLK	WP	HR	S	P	ERA	WHIP					
Don Sutton, R ERA: 3.16 (1, 1)	8.1	W	32	6	1	1	5	2	0	0	0	0	0	40	48	1.08	0.960					
Frank LaCorte, R ERA: 5.6 (9, 1)	0.2	S	2	0	0	0	1	0	0	0	0	0	0	4	4	0.00	0.000					

Houston Astros @ Los Angeles Dodgers  
Dodger Stadium, Los Angeles, CA  
Fri Jul 02, 1982, 7:05 PM PDT  
Att: 43,364 - Unknown

AB	32
R	1
H	6
RBI	1
BB	2
SO	6
LOB	13





Batter	1	2	3	4	5	6	7	8	9	AB	R	H	RBI	BB	SO	LOB	TOP			
Dickie Thon, R OBP: 0.300, SLG: 0.339 (1, 6)	0-0 5-3		0-0 F8		0-0 1B 1-2 3-H 1B		0-0 F8			4	1	1	1	0	0	0	<b>Houston Astros @ Los Angeles Dodgers</b> Dodger Stadium, Los Angeles, CA Sat Jul 03 1982, 7:05 PM PDT Att: 51,238 - Unknown			
Tony Scott, S OBP: 0.271, SLG: 0.304 (1, 8)	0-0 5-3			0-0 F9	0-0 1B		0-0 6-3			4	1	1	1	0	0	0				
Ray Knight, R OBP: 0.363, SLG: 0.439 (1, 3)	0-0 F7			4-0 1B BB	0-0 1B			0-0 F7		3	0	1	2	1	0	0				
Jose Cruz, L OBP: 0.335, SLG: 0.375 (1, 7)		0-0 F7		0-0 1B	0-0 F2			0-0 4-3		4	0	1	0	0	0	1				
Phil Garner, R OBP: 0.307, SLG: 0.409 Frank LaCorte, R (8, 1)		0-0 4-3 2B		0-0 F8	0-0 6-3			0-0 6-3		4	0	1	0	0	0	3				
Art Howe, R OBP: 0.303, SLG: 0.282 (1, 5)		0-0 4-3 2-3		0-0 4-3		0-3 K			0-0 F9	4	0	0	0	0	1	3				
Alan Knicely, R OBP: 0.274, SLG: 0.218 (1, 9)			0-3 K		0-0 1B 1B	0-3 K			0-0 F9	4	1	1	0	0	2	1				
Luis Pujols, R OBP: 0.318, SLG: 0.452 Denny Walling, L OBP: 0.282, SLG: 0.281 (9, FR)			0-0 F7		0-3 K	0-0 G3			0-0 1B	4	0	1	0	0	1	1				
Vern Ruhle, R OBP: 0.182, SLG: 0.100 Harry Spillane, L OBP: 0.227, SLG: 0.222 George Cappuzzello, R OBP: 0.163, SLG: 0.368 Bert Roberge, R OBP: 0.222, SLG: 0.323 (1, 1)			0-3 K		0-0 1B 1-3 1B		0-0 4-3		0-0 F7	1	0	0	0	0	1	0				
<b>Inning Stats</b>	R: 0 E: 0 K: 0 S: 3	H: 0 LOB: 0 BB: 0 P: 3	R: 0 E: 0 K: 1 S: 6	H: 1 LOB: 1 BB: 0 P: 6	R: 0 E: 0 K: 1 S: 5	H: 0 LOB: 0 BB: 0 P: 5	R: 0 E: 0 K: 0 S: 4	H: 1 LOB: 2 BB: 1 P: 8	R: 4 E: 0 K: 1 S: 10	H: 5 LOB: 1 BB: 0 P: 10	R: 0 E: 0 K: 2 S: 7	H: 0 LOB: 0 BB: 0 P: 7	R: 0 E: 0 K: 0 S: 3	H: 0 LOB: 0 BB: 0 P: 3	R: 0 E: 0 K: 0 S: 4	H: 1 LOB: 1 BB: 0 P: 4		1B: 7 2B: 1 3B: 0 HR: 0	SF: 0 SAC: 0 DP: 0 HBP: 0	WP: 0 PB: 0 SB: 0 CS: 0
<b>PITCHER</b> Fernando Valenzuela, L ERA: 2.99 (1, 1)	IP: 9.0 WLS: W BF: 36 H: 8 R: 4 ER: 4 SO: 5 BB: 1 IBB: 0 HBP: 0 BLK: 0 WP: 0 HR: 0 S: 45 P: 49 ERA: 4.00 WHIP: 1.000																			

Batter	1	2	3	4	5	6	7	8	9	AB	R	H	RBI	BB	SO	LOB	BOTTOM			
Steve Sax, R OBP: 0.351, SLG: 0.353 (1, 4)	0-0 6-3		0-0 G6-4-3 1B		0-0 F9		0-0 6-3			4	0	1	0	0	0	0	<b>Houston Astros @ Los Angeles Dodgers</b> Dodger Stadium, Los Angeles, CA Sat Jul 03 1982, 7:05 PM PDT Att: 51,238 - Unknown			
Ron Roenicke, S OBP: 0.333, SLG: 0.298 (1, 8)	0-0 1-3		0-0 G6-4-3 1-2 2-3		4-0 FC6 HBP BB		0-3 K			3	0	0	0	1	1	2				
Dusty Baker Jr., R OBP: 0.359, SLG: 0.493 (1, 7)	0-0 6-3		0-0 HR 3-H 1B		0-0 F8			0-0 SH3-4 1B		4	2	2	1	0	0	1				
Rick Monday, L OBP: 0.426, SLG: 0.545 Ken Landreaux, L OBP: 0.377, SLG: 0.413 (9, 8)		0-0 1B 2B	0-0 1-H HR		1-0 HBP			0-0 SH3-4		2	2	2	2	0	0	0				
Ron Cey, R OBP: 0.338, SLG: 0.421 (1, 5)		0-0 G6-3 2-H 1B	0-0 F9		0-0 FC6			4-0 4-3 1B IBB		3	0	1	1	1	0	2				
Steve Garvey, R OBP: 0.275, SLG: 0.412 Mike Marshall, R OBP: 0.357, SLG: 0.643 (8, FR)		0-0 G6-3 1-2		0-0 F8		0-0 5-6-3		0-0 4-3 1B		4	0	1	1	0	0	1				
Mike Scioscia, L OBP: 0.301, SLG: 0.284 (1, 2)		4-0 FC6-4 BB		0-0 1B		0-0 1-3		0-0 4-3		3	0	1	0	1	0	2				
Bill Russell, R OBP: 0.356, SLG: 0.315 (1, 6)		0-0 FC6-4 1-2		0-0 F7		0-0 5-3		4-0 IBB		3	0	0	0	1	0	2				
Fernando Valenzuela, L OBP: 0.145, SLG: 0.115 (1, 1)			0-0 G6-4-3 1B 1B		0-0 4-3			0-0 G3	0-0 4-3	4	1	1	0	0	0	4				
<b>Inning Stats</b>	R: 0 E: 0 K: 0 S: 3	H: 0 LOB: 0 BB: 0 P: 3	R: 1 E: 0 K: 0 S: 4	H: 2 LOB: 1 BB: 1 P: 8	R: 3 E: 0 K: 0 S: 6	H: 4 LOB: 0 BB: 0 P: 6	R: 0 E: 0 K: 0 S: 4	H: 1 LOB: 1 BB: 0 P: 4	R: 0 E: 0 K: 0 S: 3	H: 0 LOB: 2 BB: 1 P: 8	R: 0 E: 0 K: 0 S: 3	H: 0 LOB: 0 BB: 0 P: 3	R: 0 E: 0 K: 1 S: 5	H: 0 LOB: 0 BB: 0 P: 5	R: 1 E: 0 K: 0 S: 5	H: 2 LOB: 2 BB: 2 P: 13		1B: 7 2B: 1 3B: 0 HR: 1	SF: 0 SAC: 1 DP: 2 HBP: 1	WP: 0 PB: 0 SB: 0 CS: 0
<b>PITCHER</b> Vern Ruhle, R ERA: 3.28 George Cappuzzello, L ERA: 2.45 Bert Roberge, R ERA: 4.7 Frank LaCorte, R ERA: 5.5 (1, 1)	IP: 4.0 WLS: L BF: 18 H: 7 R: 4 ER: 4 SO: 4 BB: 1 IBB: 0 HBP: 0 BLK: 0 WP: 0 HR: 1 S: 17 P: 21 ERA: 9.00 WHIP: 2.000																			



Batter	1	2	3	4	5	6	7	8	9	AB	R	H	RBI	BB	SO	LOB	TOP								
Dickie Thon, R OBP: 0.297, SLG: 0.335 (1, 6)	1-3		FC4-6 1B		E5		K		F9								5 0 1 0 0 1 0								
Tony Scott, S OBP: 0.270, SLG: 0.302 (1, 8)	G3		F7		F7		F3										5 0 1 0 0 0 3								
Ray Knight, R OBP: 0.360, SLG: 0.435 (1, 3)	K		K				F8		SH5-3 1B								5 1 1 0 0 3 3								
Jose Cruz, L OBP: 0.335, SLG: 0.375 (1, 7)		4-3	FC4-6						SH5-3 1B								3 1 1 0 0 0 2								
Phil Garner, R OBP: 0.307, SLG: 0.407 (1, 4)		BLK 1B			5-3		F7		E6								4 1 1 0 0 0 1								
Art Howe, R OBP: 0.308, SLG: 0.288 (1, 5)					K				6-3								4 0 2 1 0 1 1								
Alan Knicely, R OBP: 0.266, SLG: 0.224 (8, PR)																	3 0 1 1 1 1 1								
Denny Walling, L OBP: 0.282, SLG: 0.281 (8, 9)					4-3												0 0 0 0 0 0 0								
Luis Pujols, R OBP: 0.300, SLG: 0.424 (1, 2)																	4 0 0 0 0 1 5								
Nolan Ryan, R OBP: 0.190, SLG: 0.128 (1, 1)																	3 0 0 0 1 2 0								
<b>Inning Stats</b>	R: 0 E: 0 K: 1 S: 5	H: 0 LOB: 0 BB: 0 P: 5	R: 1 E: 0 K: 1 S: 7	H: 2 LOB: 1 BB: 0 P: 7	R: 0 E: 0 K: 1 S: 6	H: 1 LOB: 2 BB: 1 P: 10	R: 0 E: 0 K: 1 S: 5	H: 0 LOB: 0 BB: 0 P: 5	R: 0 E: 1 K: 1 S: 6	H: 0 LOB: 1 BB: 0 P: 6	R: 0 E: 0 K: 1 S: 8	H: 3 LOB: 2 BB: 0 P: 8	R: 0 E: 0 K: 1 S: 5	H: 0 LOB: 0 BB: 0 P: 5	R: 1 E: 1 K: 0 S: 5	H: 1 LOB: 2 BB: 1 P: 9	R: 0 E: 0 K: 2 S: 8	H: 1 LOB: 1 BB: 0 P: 8	1B: 8 2B: 0 3B: 0 HR: 0	SF: 0 SAC: 1 DP: 0 HBP: 0	WP: 0 PB: 0 SB: 2 CS: 0	PA: 39			
<b>PITCHER</b>	IP	WLS	BF	H	R	ER	SO	BB	IBB	HBP	BLK	WP	HR	S	P	ERA	WHIP								
Jerry Reuss, L ERA: 3.23 (1, 1)	8.0	L	35	7	3	2	7	1	1	0	1	0	0	47	55	2.25	1.000								
Tom Niedenfuer, R ERA: 4.71 (9, 1)	1.0		4	1	0	0	2	0	0	0	0	0	0	8	8	0.00	1.000								

Houston Astros @ Los Angeles Dodgers  
Dodger Stadium, Los Angeles, CA  
Sun Jul 04 1982, 3:33 AM PDT  
Att: 41,450 - Unknown

AB	36
R	3
H	8
RBI	2
BB	2
SO	9
LOB	16



Batter	1	2	3	4	5	6	7	8	9	AB	R	H	RBI	BB	SO	LOB	BOTTOM								
Steve Sax, R OBP: 0.347, SLG: 0.348 (1, 4)	K		K		5-3			G6-4-3									4 0 0 0 0 2 2								
Ron Roenicke, S OBP: 0.328, SLG: 0.294 (1, 8)	K				K												4 0 1 0 0 3 0								
Dusty Baker Jr., R OBP: 0.357, SLG: 0.489 (1, 7)					BLK 1B		P4		G5-4-3 1B								4 0 1 0 0 0 1								
Ron Cey, R OBP: 0.336, SLG: 0.419 (1, 5)					K												4 0 1 0 0 2 0								
Jorge Orta, L OBP: 0.291, SLG: 0.361 (1, 9)					K												3 0 0 0 0 2 2								
Steve Garvey, R OBP: 0.276, SLG: 0.416 (1, 3)																	2 0 1 0 0 1 2								
Mike Marshall, R OBP: 0.357, SLG: 0.643 (7, PR)					K												0 0 0 0 0 0 0								
Mike Scioscia, L OBP: 0.297, SLG: 0.280 (1, 2)																	3 0 0 0 0 0 2								
Mark Belanger, R OBP: 0.355, SLG: 0.296 (1, 6)																	1 0 0 0 2 0 0								
Jerry Reuss, L OBP: 0.262, SLG: 0.250 (1, 1)																	1 0 0 0 0 0 1								
Ken Landreaux, L OBP: 0.376, SLG: 0.411 (8, PH)					B1-6-4												1 0 0 0 0 0 1								
Tom Niedenfuer, R (9, 1)																	0 0 0 0 0 0 0								
<b>Inning Stats</b>	R: 0 E: 0 K: 2 S: 7	H: 0 LOB: 0 BB: 0 P: 7	R: 0 E: 0 K: 2 S: 8	H: 1 LOB: 0 BB: 0 P: 8	R: 0 E: 0 K: 1 S: 4	H: 0 LOB: 1 BB: 1 P: 8	R: 0 E: 0 K: 3 S: 11	H: 2 LOB: 0 BB: 0 P: 11	R: 0 E: 1 K: 0 S: 4	H: 0 LOB: 1 BB: 0 P: 4	R: 0 E: 0 K: 2 S: 7	H: 0 LOB: 0 BB: 0 P: 7	R: 0 E: 0 K: 0 S: 2	H: 0 LOB: 1 BB: 0 P: 3	R: 0 E: 0 K: 0 S: 2	H: 0 LOB: 0 BB: 1 P: 6	R: 0 E: 0 K: 0 S: 3	H: 1 LOB: 0 BB: 0 P: 3	1B: 3 2B: 1 3B: 0 HR: 0	SF: 0 SAC: 1 DP: 4 HBP: 1	WP: 0 PB: 0 SB: 0 CS: 0	PA: 31			
<b>PITCHER</b>	IP	WLS	BF	H	R	ER	SO	BB	IBB	HBP	BLK	WP	HR	S	P	ERA	WHIP								
Nolan Ryan, R ERA: 4.28 (1, 1)	9.0	W	31	4	0	0	10	2	0	1	1	0	0	48	57	0.00	0.667								

Houston Astros @ Los Angeles Dodgers  
Dodger Stadium, Los Angeles, CA  
Sun Jul 04 1982, 3:33 AM PDT  
Att: 41,450 - Unknown

AB	27
R	0
H	4
RBI	0
BB	2
SO	10
LOB	11





Batter	1	2	3	4	5	6	7	8	9	AB	R	H	RBI	BB	SO	LOB	TOP										
Dickie Thon, R OBP: 0.289, SLG: 0.326 (1, 6)										5	0	0	0	0	1	0											
Tony Scott, S OBP: 0.269, SLG: 0.300 (1, 8)	 									5	1	1	0	0	0	0											
Ray Knight, R OBP: 0.367, SLG: 0.439 (1, 3)			 				  		    	4	2	3	0	1	0	1											
Jose Cruz, L OBP: 0.340, SLG: 0.390 (1, 7)	 		 				  			4	2	2	3	1	1	2											
Phil Garner, R OBP: 0.309, SLG: 0.416 (1, 4)							  			3	1	1	3	1	0	0											
Art Howe, R OBP: 0.306, SLG: 0.282 (1, 5)				 						3	0	0	0	1	0	2											
Alan Knicely, R OBP: 0.230, SLG: 0.230 (6, PR)						 				3	0	1	0	0	1	1											
Terry Puhl, L OBP: 0.328, SLG: 0.375 (6, 9)										1	0	0	0	0	0	0											
Luis Pujols, R OBP: 0.297, SLG: 0.429 (1, 2)					 					4	0	1	0	0	0	1											
Joe Niekro, R OBP: 0.091, SLG: 0.136 (1, 1)										4	0	0	0	0	2	4											
<b>Inning Stats</b>	R: 1 E: 0 K: 0 S: 5	H: 2 LOB: 2 BB: 1 P: 9	R: 0 E: 0 K: 1 S: 5	H: 0 LOB: 0 BB: 0 P: 5	R: 2 E: 0 K: 0 S: 5	H: 2 LOB: 1 BB: 1 P: 7	R: 0 E: 0 K: 0 S: 3	H: 0 LOB: 3 BB: 0 P: 7	R: 3 E: 0 K: 1 S: 7	H: 2 LOB: 0 BB: 1 P: 11	R: 0 E: 0 K: 1 S: 5	H: 0 LOB: 1 BB: 1 P: 9	R: 0 E: 0 K: 1 S: 5	H: 0 LOB: 1 BB: 1 P: 9	1B: 5 2B: 2 3B: 0 HR: 2	SF: 0 SAC: 0 DP: 0 HBP: 0	WP: 0 PB: 0 SB: 0 CS: 0	PA: 40									
<b>PITCHER</b>	IP	WLS	BF	H	R	ER	SO	BB	IBB	HBP	BLK	WP	HR	S	P	ERA	WHIP										
Ross Baumgarten, L ERA: 7.2 (1, 1)	5.0	L	22	5	3	3	1	2	0	0	0	0	1	22	30	5.40	1.400										
Enrique Romo, R ERA: 4.37 (6, 1)	2.0		11	4	3	3	2	0	1	0	1	0	1	14	18	13.50	2.000										
Randy Niemann, L ERA: 6.2 (8, 1)	2.0		7	0	0	0	2	1	0	0	0	0	0	10	14	0.00	0.500										

Houston Astros @ Pittsburgh Pirates  
Three Rivers Stadium, Pittsburgh, PA  
Mon Jul 05 1982, 3:33 AM EDT  
Att: 10,437 - Unknown

AB 36  
R 6  
H 9  
RBI 6  
BB 4  
SO 5  
LOB 11



Batter	1	2	3	4	5	6	7	8	9	AB	R	H	RBI	BB	SO	LOB	BOTTOM										
Omar Moreno, L OBP: 0.291, SLG: 0.318 (1, 8)			 		 		 			4	1	3	1	0	0	1											
Johnny Ray, S OBP: 0.337, SLG: 0.435 (1, 4)					 					4	1	1	1	0	0	2											
Bill Madlock, R OBP: 0.366, SLG: 0.434 (1, 5)								  		4	1	1	0	0	0	0											
Jason Thompson, L OBP: 0.414, SLG: 0.550 (1, 3)								 		4	0	1	0	0	3	0											
Dave Parker, L OBP: 0.330, SLG: 0.409 (1, 9)				 						2	0	0	1	1	0	0											
Mike Easler, L OBP: 0.364, SLG: 0.424 (1, 7)						    				4	1	1	0	0	0	2											
Tony Peña, R OBP: 0.361, SLG: 0.490 (1, 2)										4	0	0	0	0	1	2											
Dale Berra, R OBP: 0.308, SLG: 0.385 (1, 6)							 			4	0	2	1	0	2	0											
Ross Baumgarten, L OBP: 0.297, SLG: 0.320 (5, PR)										1	0	0	0	0	0	1											
Dick Davis, R OBP: 0.208, SLG: 0.405 (5, PR)										1	0	0	0	0	0	0											
Enrique Romo, R OBP: 0.302, SLG: 0.483 (7, PR)										1	0	0	0	0	0	1											
Lee Lacy, R OBP: 0.276, SLG: 0.399 (8, PR)										0	0	0	0	0	0	0											
Randy Niemann, L OBP: 0.091, SLG: 0.136 (8, PR)										1	0	0	0	0	0	0											
<b>Inning Stats</b>	R: 2 E: 0 K: 1 S: 7	H: 2 LOB: 0 BB: 0 P: 7	R: 0 E: 0 K: 0 S: 4	H: 1 LOB: 1 BB: 0 P: 4	R: 0 E: 0 K: 1 S: 3	H: 0 LOB: 1 BB: 1 P: 9	R: 0 E: 0 K: 1 S: 5	H: 0 LOB: 0 BB: 0 P: 5	R: 1 E: 0 K: 0 S: 5	H: 2 LOB: 1 BB: 0 P: 5	R: 1 E: 0 K: 0 S: 5	H: 2 LOB: 1 BB: 0 P: 5	R: 0 E: 0 K: 2 S: 7	H: 0 LOB: 0 BB: 0 P: 7	1B: 6 2B: 1 3B: 0 HR: 2	SF: 1 SAC: 0 DP: 0 HBP: 0	WP: 0 PB: 2 SB: 2 CS: 1	PA: 36									
<b>PITCHER</b>	IP	WLS	BF	H	R	ER	SO	BB	IBB	HBP	BLK	WP	HR	S	P	ERA	WHIP										
Joe Niekro, R ERA: 2.71 (1, 1)	9.0	W	36	9	4	4	6	1	0	0	0	0	2	47	51	4.00	1.111										

Houston Astros @ Pittsburgh Pirates  
Three Rivers Stadium, Pittsburgh, PA  
Mon Jul 05 1982, 3:33 AM EDT  
Att: 10,437 - Unknown

AB 34  
R 4  
H 9  
RBI 4  
BB 1  
SO 6  
LOB 9






Batter	1	2	3	4	5	6	7	8	9	AB	R	H	RBI	BB	SO	LOB	TOP			
Dickie Thon, R OBP: 0.289, SLG: 0.324 (1, 6)										4	0	1	0	0	1	1				
Tony Scott, S OBP: 0.266, SLG: 0.300 (1, 8)										4	0	1	0	0	0	1				
Ray Knight, R OBP: 0.368, SLG: 0.438 (1, 3)										3	0	1	0	0	0	1				
Jose Cruz, L OBP: 0.338, SLG: 0.388 (1, 7)										4	0	1	0	0	1	2				
Phil Garner, R OBP: 0.306, SLG: 0.412 (1, 4)										3	0	0	0	0	0	4				
Art Howe, R OBP: 0.302, SLG: 0.277 (1, 5)										3	0	0	0	0	0	1				
Terry Puhl, L OBP: 0.328, SLG: 0.375 (1, 9)										3	0	1	0	0	0	0				
Luis Pujols, R OBP: 0.286, SLG: 0.411 (1, 2)										3	0	0	0	0	0	1				
Bob Knepper, L (8, PH)										2	0	0	0	0	1	0				
Alan Knicely, R OBP: 0.266, SLG: 0.226 Frank LaCorte, R (8, 1)										1	0	0	0	0	1	1				
										0	0	0	0	0	0	0				
<b>Inning Stats</b>	R: 0 E: 0 K: 1 S: 7	H: 2 LOB: 2 BB: 0 P: 7	R: 0 E: 0 K: 0 S: 3	H: 0 LOB: 0 BB: 0 P: 3	R: 0 E: 0 K: 1 S: 5	H: 0 LOB: 0 BB: 0 P: 5	R: 0 E: 0 K: 0 S: 3	H: 1 LOB: 1 BB: 0 P: 4	R: 0 E: 0 K: 0 S: 3	H: 0 LOB: 0 BB: 0 P: 3	R: 0 E: 0 K: 1 S: 5	H: 0 LOB: 0 BB: 0 P: 5	R: 0 E: 0 K: 1 S: 6	H: 1 LOB: 1 BB: 0 P: 6	R: 0 E: 0 K: 0 S: 3	H: 0 LOB: 0 BB: 0 P: 3	1B: 5 2B: 0 3B: 0 HR: 0	SF: 0 SAC: 0 DP: 1 HBP: 1	WP: 0 PB: 0 SB: 0 CS: 1	PA: 31
<b>PITCHER</b> Larry McWilliams, L ERA: 4.78 (1, 1)	IP: 9.0 WLS: W BF: 31 H: 5 R: 0 ER: 0 SO: 4 BB: 0 IBB: 0 HBP: 1 BLK: 0 WP: 0 HR: 0 S: 38 P: 39 ERA: 0.00 WHIP: 0.556																			

Houston Astros @ Pittsburgh Pirates  
Three Rivers Stadium, Pittsburgh, PA  
Tue Jul 06 1982, 7:05 PM EDT  
Att: 8,850 - Unknown


AB	30
R	0
H	5
RBI	0
BB	0
SO	4
LOB	12



Batter	1	2	3	4	5	6	7	8	9	AB	R	H	RBI	BB	SO	LOB	BOTTOM			
Omar Moreno, L OBP: 0.291, SLG: 0.318 (1, 8)										3	0	1	0	0	0	0				
Lee Lacy, R OBP: 0.377, SLG: 0.395 (1, 7)										3	0	1	0	0	0	1				
Bill Madlock, R OBP: 0.363, SLG: 0.429 (8, 5)										3	0	0	0	0	1	2				
Jim Morrison, R OBP: 0.286, SLG: 0.453 Jason Thompson, L OBP: 0.414, SLG: 0.550 (8, 3)										3	1	1	1	0	0	1				
Dave Parker, L OBP: 0.324, SLG: 0.401 (1, 9)										3	0	0	0	0	1	1				
Tony Peña, R OBP: 0.357, SLG: 0.484 (1, 2)										3	0	0	0	0	0	0				
Johnny Ray, S OBP: 0.334, SLG: 0.431 (1, 4)										3	0	0	0	0	0	0				
Dale Berra, R OBP: 0.305, SLG: 0.381 (1, 6)										3	0	0	0	0	0	0				
Larry McWilliams, L OBP: 0.167, SLG: 0.091 (1, 1)										3	0	0	0	0	0	0				
<b>Inning Stats</b>	R: 0 E: 0 K: 0 S: 3	H: 0 LOB: 0 BB: 0 P: 3	R: 1 E: 0 K: 0 S: 4	H: 1 LOB: 0 BB: 0 P: 4	R: 0 E: 0 K: 0 S: 3	H: 0 LOB: 0 BB: 0 P: 3	R: 0 E: 0 K: 0 S: 4	H: 1 LOB: 1 BB: 0 P: 4	R: 0 E: 0 K: 1 S: 6	H: 0 LOB: 0 BB: 0 P: 6	R: 0 E: 0 K: 1 S: 5	H: 0 LOB: 0 BB: 0 P: 5	R: 0 E: 0 K: 0 S: 3	H: 0 LOB: 0 BB: 0 P: 3	R: 0 E: 0 K: 0 S: 3	H: 0 LOB: 0 BB: 0 P: 3	1B: 2 2B: 0 3B: 0 HR: 1	SF: 0 SAC: 0 DP: 0 HBP: 0	WP: 0 PB: 0 SB: 1 CS: 0	PA: 27
<b>PITCHER</b> Bob Knepper, L ERA: 4.99 Frank LaCorte, R ERA: 5.35 (8, 1)	IP: 7.0 WLS: L BF: 24 H: 3 R: 1 ER: 1 SO: 2 BB: 3 IBB: 1 HBP: 1 BLK: 2 WP: 0 HR: 1 S: 28 P: 28 ERA: 1.29 WHIP: 0.429																			

Houston Astros @ Pittsburgh Pirates  
Three Rivers Stadium, Pittsburgh, PA  
Tue Jul 06 1982, 7:05 PM EDT  
Att: 8,850 - Unknown

AB	27
R	1
H	3
RBI	1
BB	0
SO	2
LOB	5





Batter	1	2	3	4	5	6	7	8	9	AB	R	H	RBI	BB	SO	LOB	TOP			
23 Ryne Sandberg, R OBP: 0.286, SLG: 0.330	5-3		L7			F8		F8		4	0	0	0	0	0	0				
Junior Kennedy, R OBP: 0.259, SLG: 0.276	1B BB			2B		L4		F8		3	0	1	0	1	0	0				
Bill Buckner, L OBP: 0.328, SLG: 0.378	1-4-3 1B			F7		1-3		FC6-4 BB		3	0	1	0	1	0	1				
Leon Durham, L OBP: 0.376, SLG: 0.495	L4-3			6-3		2B 1B		FC6-4		4	1	1	0	0	0	4				
Jay Johnstone, L OBP: 0.364, SLG: 0.470		K		4-3		1-H 2B		K		4	0	1	1	0	2	2				
Gary Woods, R OBP: 0.333, SLG: 0.383	F7				F9			K		3	0	0	0	0	1	1				
Jody Davis, R OBP: 0.286, SLG: 0.379	P5			6-3		F9		F9		3	0	0	0	0	0	1				
Larry Bowa, S OBP: 0.290, SLG: 0.305			3-1		P4			F7		3	0	0	0	0	0	0				
Allen Ripley, R OBP: 0.250, SLG: 0.250				P6		5-3		K		2	0	0	0	0	0	0				
Mike Proly, R OBP: 0.250, SLG: 0.500										0	0	0	0	0	0	0				
Bump Willis, S OBP: 0.325, SLG: 0.358										1	0	0	0	0	1	0				
Bill Campbell, R OBP: 0.325, SLG: 0.358										0	0	0	0	0	0	0				
<b>Inning Stats</b>	R: 0 E: 0 K: 0 S: 3	H: 1 LOB: 1 BB: 1 P: 7	R: 0 E: 0 K: 1 S: 5	H: 0 LOB: 0 BB: 0 P: 5	R: 0 E: 0 K: 0 S: 3	H: 0 LOB: 0 BB: 0 P: 3	R: 0 E: 0 K: 0 S: 4	H: 1 LOB: 1 BB: 0 P: 4	R: 0 E: 0 K: 0 S: 3	H: 0 LOB: 0 BB: 0 P: 3	R: 1 E: 0 K: 1 S: 7	H: 2 LOB: 1 BB: 0 P: 7	R: 0 E: 0 K: 1 S: 5	H: 0 LOB: 1 BB: 1 P: 5	R: 0 E: 0 K: 1 S: 5	H: 0 LOB: 1 BB: 1 P: 9	1B: 2 2B: 3 3B: 0 HR: 0	SF: 0 SAC: 0 DP: 1 HBP: 0	WP: 0 PB: 0 SB: 0 CS: 0	PA: 32
<b>PITCHER</b> Don Sutton, R ERA: 3.01	IP: 9.0 WLS: W BF: 32 H: 4 R: 1 ER: 1 SO: 4 BB: 2 IBB: 0 HBP: 0 BLK: 0 WP: 0 HR: 0 S: 38 P: 46 ERA: 1.00 WHIP: 0.667																			

Chicago Cubs @ Houston Astros  
Astrodome, Houston, TX  
Wed Jul 07 1982, 8:05 PM EDT  
Att: 17,105 - Dome - 68 F

AB	30
R	1
H	4
RBI	1
BB	2
SO	4
LOB	9



Batter	1	2	3	4	5	6	7	8	9	AB	R	H	RBI	BB	SO	LOB	BOTTOM			
Dickie Thon, R OBP: 0.293, SLG: 0.330	F8		4-3			F7 WP 2B		1B 1B BB		3	2	1	0	1	0	0				
Terry Puhl, L OBP: 0.330, SLG: 0.377	L3			F9 BLK HR 1B		F7		S 1B		4	2	2	0	0	0	1				
Ray Knight, R OBP: 0.370, SLG: 0.440	K			F9		2-3 2B		1B BB		3	0	1	0	1	1	1				
Jose Cruz, L OBP: 0.340, SLG: 0.390		4-3 5-3 1B		K		3-H 3-1		1-2 2-H 3-H 1B		4	0	2	2	0	1	1				
Phil Garner, R OBP: 0.306, SLG: 0.419	5-3			HR		5-3		F8		4	1	1	2	0	0	3				
Tony Scott, S OBP: 0.296, SLG: 0.296	4-3			4-3		F7				3	0	0	0	0	0	1				
Art Howe, R OBP: 0.297, SLG: 0.272	F8				K			6-3		3	0	0	0	0	1	1				
Luis Pujols, R OBP: 0.275, SLG: 0.395			P6		F7			P4		3	0	0	0	0	0	0				
Don Sutton, R OBP: 0.213, SLG: 0.178			4-3		6-3			4-3		3	0	0	0	0	0	0				
<b>Inning Stats</b>	R: 0 E: 0 K: 1 S: 5	H: 0 LOB: 0 BB: 0 P: 5	R: 0 E: 0 K: 0 S: 4	H: 1 LOB: 1 BB: 0 P: 4	R: 0 E: 0 K: 0 S: 3	H: 0 LOB: 0 BB: 0 P: 3	R: 2 E: 0 K: 1 S: 7	H: 2 LOB: 0 BB: 0 P: 7	R: 0 E: 0 K: 0 S: 5	H: 0 LOB: 0 BB: 0 P: 5	R: 1 E: 0 K: 0 S: 4	H: 2 LOB: 0 BB: 0 P: 4	R: 0 E: 0 K: 0 S: 3	H: 0 LOB: 0 BB: 0 P: 3	R: 2 E: 0 K: 0 S: 5	H: 2 LOB: 2 BB: 2 P: 13	1B: 4 2B: 2 3B: 0 HR: 1	SF: 0 SAC: 0 DP: 0 HBP: 0	WP: 1 PB: 0 SB: 1 CS: 0	PA: 32
<b>PITCHER</b> Allen Ripley, R ERA: 4.47 Mike Proly, R ERA: 1.66 Bill Campbell, R ERA: 5.13	IP: 6.0 WLS: L BF: 22 H: 5 R: 3 ER: 3 SO: 3 BB: 0 IBB: 0 HBP: 0 BLK: 1 WP: 1 HR: 1 S: 28 P: 28 ERA: 4.50 WHIP: 0.833																			

Chicago Cubs @ Houston Astros  
Astrodome, Houston, TX  
Wed Jul 07 1982, 8:05 PM EDT  
Att: 17,105 - Dome - 68 F

AB	30
R	5
H	7
RBI	4
BB	2
SO	3
LOB	8





Batter	1	2	3	4	5	6	7	8	9	AB	R	H	RBI	BB	SO	LOB	TOP								
23 Ryne Sandberg, R OBP: 0.285, SLG: 0.328	6-3	F7			5-3 1B		4-3		6-3	5	1	1	0	0	0	1									
Junior Kennedy, R OBP: 0.274, SLG: 0.291	1B	K			5-3 1-2			1B E	1B	5	2	3	0	0	1	2									
Bill Buckner, L OBP: 0.329, SLG: 0.378	6-3 1-2			4-3				F7	F8	5	0	2	1	0	0	2									
Leon Durham, L OBP: 0.373, SLG: 0.490	6-3 1-2 2H			F9				E4 1B E	F7	5	1	1	1	0	1	3									
Keith Moreland, R OBP: 0.328, SLG: 0.410	6-3									4	0	1	0	0	0	2									
Gary Woods, R OBP: 0.333, SLG: 0.383	1-2 2-3			L7				1-2 2-3 E	1B	0	1	0	0	0	0	0									
Jay Johnstone, L OBP: 0.360, SLG: 0.456					F2				P6	3	0	0	0	1	1	3									
Jody Davis, R OBP: 0.285, SLG: 0.381	IBB				K				E7	4	0	1	3	0	2	3									
Larry Bowa, S OBP: 0.293, SLG: 0.305				4-3				G3		3	0	1	0	1	0	0									
Tom Filer, R OBP: 0.291, SLG: 0.182										1	0	0	0	0	1	0									
Bob Molinaro, L OBP: 0.278, SLG: 0.250		SH2-4								1	0	0	0	0	0	0									
Dick Tidrow, R OBP: 0.295, SLG: 0.432		SH2-4								0	0	0	0	0	0	0									
Jerry Morales, R OBP: 0.285, SLG: 0.308										1	0	0	0	0	1	2									
Lee Smith, R OBP: 0.142, SLG: 0.208										0	0	0	0	0	0	0									
Willie Hernandez, L OBP: 0.285, SLG: 0.381										0	0	0	0	0	0	0									
<b>Inning Stats</b>	R: 1 E: 0 K: 1 S: 8	H: 3 LOB: 3 BB: 1 P: 12	R: 0 E: 0 K: 1 S: 6	H: 1 LOB: 1 BB: 0 P: 6	R: 0 E: 0 K: 0 S: 3	H: 0 LOB: 0 BB: 0 P: 3	R: 0 E: 0 K: 1 S: 5	H: 0 LOB: 0 BB: 0 P: 5	R: 1 E: 0 K: 2 S: 9	H: 2 LOB: 1 BB: 0 P: 9	R: 0 E: 0 K: 0 S: 5	H: 0 LOB: 0 BB: 0 P: 5	R: 0 E: 0 K: 0 S: 3	H: 0 LOB: 0 BB: 0 P: 3	R: 3 E: 2 K: 1 S: 9	H: 3 LOB: 2 BB: 1 P: 13	R: 0 E: 0 K: 0 S: 4	H: 1 LOB: 1 BB: 0 P: 4	1B: 9 2B: 1 3B: 0 HR: 0	SF: 0 SAC: 1 DP: 0 HBP: 0	WP: 0 PB: 0 SB: 0 CS: 0	PA: 40			
<b>PITCHER</b>	IP WLS BF H R ER SO BB IBB HBP BLK WP HR S P ERA WHIP																								
Vern Ruhle, R ERA: 3.21	(1, 1)	7.1	L	32	8	5	2	6	0	1	0	0	0	0	0	43	47	2.46	1.091						
Frank LaCorte, R ERA: 5.12	(8, 1)	1.2		8	2	0	0	1	0	1	0	0	0	0	0	9	13	0.00	1.200						

Chicago Cubs @ Houston Astros  
Astrodome, Houston, TX  
Thu Jul 08 1982, 8:05 PM EDT  
Att: 11,023 - Dome

AB	37
R	5
H	10
RBI	5
BB	2
SO	7
LOB	18



Batter	1	2	3	4	5	6	7	8	9	AB	R	H	RBI	BB	SO	LOB	BOTTOM								
Dickie Thon, R OBP: 0.297, SLG: 0.330	G1-6-3 BB				5-3			F9		3	0	1	0	1	0	0									
Terry Puhl, L OBP: 0.325, SLG: 0.373	G1-6-3 1-2	3-1			3-1				BB	3	0	0	0	1	0	4									
Ray Knight, R OBP: 0.366, SLG: 0.435	F8				F7			F8		4	0	0	0	0	1	1									
Jose Cruz, L OBP: 0.336, SLG: 0.385		F7			G3			P4		4	0	0	0	0	1	1									
Phil Garner, R OBP: 0.308, SLG: 0.429		F9			6-3				BB	4	1	2	1	0	0	0									
Tony Scott, S OBP: 0.285, SLG: 0.296		1B 2B			6-3			4-3		4	1	1	0	0	0	1									
Art Howe, R OBP: 0.277, SLG: 0.273										3	1	1	0	0	0	0									
Denny Walling, L OBP: 0.288, SLG: 0.281		2B			L6			6-3		0	0	0	0	1	0	0									
Luis Pujols, R OBP: 0.277, SLG: 0.405		1B 2B								3	0	1	2	0	1	0									
Alan Ashby, S OBP: 0.315, SLG: 0.394										0	0	0	0	0	0	0									
Alan Knicely, R OBP: 0.282, SLG: 0.222		1B								1	0	0	0	0	0	2									
Vern Ruhle, R OBP: 0.200, SLG: 0.091										2	0	0	0	1	2	0									
Frank LaCorte, R ERA: 5.12										0	0	0	0	0	0	0									
<b>Inning Stats</b>	R: 0 E: 0 K: 0 S: 2	H: 0 LOB: 0 BB: 1 P: 6	R: 2 E: 0 K: 0 S: 7	H: 4 LOB: 3 BB: 1 P: 11	R: 0 E: 0 K: 0 S: 3	H: 0 LOB: 0 BB: 0 P: 3	R: 0 E: 0 K: 1 S: 5	H: 0 LOB: 0 BB: 0 P: 5	R: 0 E: 0 K: 1 S: 5	H: 0 LOB: 0 BB: 0 P: 5	R: 1 E: 0 K: 2 S: 8	H: 1 LOB: 0 BB: 0 P: 8	R: 0 E: 0 K: 1 S: 5	H: 0 LOB: 0 BB: 0 P: 5	R: 0 E: 0 K: 0 S: 3	H: 0 LOB: 1 BB: 1 P: 7	R: 0 E: 0 K: 0 S: 3	H: 1 LOB: 1 BB: 1 P: 7	1B: 4 2B: 1 3B: 0 HR: 1	SF: 0 SAC: 0 DP: 2 HBP: 0	WP: 0 PB: 0 SB: 0 CS: 0	PA: 35			
<b>PITCHER</b>	IP WLS BF H R ER SO BB IBB HBP BLK WP HR S P ERA WHIP																								
Tom Filer, R ERA: 5.11	(1, 1)	6.0		24	5	3	3	4	2	0	0	0	0	0	0	0	38	4.50	1.167						
Dick Tidrow, R ERA: 3.98	(7, 1)	1.0	W	3	0	0	0	1	0	0	0	0	0	0	0	5	5	0.00	0.000						
Lee Smith, R ERA: 3.66	(8, 1)	1.1		7	1	0	0	0	2	0	0	0	0	0	0	5	13	0.00	2.250						
Willie Hernandez, L ERA: 3.78	(9, 1)	0.2	S	1	0	0	0	0	0	0	0	0	0	0	0	1	1	0.00	0.000						

Chicago Cubs @ Houston Astros  
Astrodome, Houston, TX  
Thu Jul 08 1982, 8:05 PM EDT  
Att: 11,023 - Dome

AB	31
R	3
H	6
RBI	3
BB	4
SO	5
LOB	9





Batter	1	2	3	4	5	6	7	8	9	AB	R	H	RBI	BB	SO	LOB	TOP					
Lonnie Smith, R OBP: 0.390, SLG: 0.437 (1, 7)										3	0	1	0	0	1	0						
Tom Herr, S OBP: 0.325, SLG: 0.313 (1, 4)										4	1	1	0	0	1	2						
Willie McGee, S OBP: 0.358, SLG: 0.436 (1, 8)										4	1	1	1	0	2	0						
Keith Hernandez, L OBP: 0.384, SLG: 0.385 (1, 3)										4	0	1	1	0	1	0						
George Hendrick, R OBP: 0.312, SLG: 0.463 (1, 9)										3	1	2	1	1	0	1						
Darrell Porter, L OBP: 0.315, SLG: 0.370 (1, 2)										3	0	1	0	1	0	2						
Ken Oberkfell, L OBP: 0.331, SLG: 0.354 (1, 5)										3	0	0	0	1	1	3						
Ozzie Smith, S OBP: 0.352, SLG: 0.356 (1, 6)										4	0	0	0	0	1	2						
Dave LaPoint, L OBP: 0.111, SLG: 0.111 Jeff Lahti, R Jim Kaat, L (8, 1) (9, 1)										3	0	0	0	0	2	0						
										1	0	0	0	0	1	0						
										0	0	0	0	0	0	0						
<b>Inning Stats</b>	R: 0 E: 0 K: 2 S: 7	H: 0 LOB: 0 BB: 0 P: 7	R: 1 E: 0 K: 1 S: 5	H: 1 LOB: 1 BB: 1 P: 9	R: 0 E: 0 K: 0 S: 3	H: 0 LOB: 1 BB: 0 P: 4	R: 0 E: 0 K: 2 S: 8	H: 1 LOB: 2 BB: 1 P: 12	R: 0 E: 0 K: 1 S: 5	H: 0 LOB: 0 BB: 0 P: 5	R: 2 E: 0 K: 0 S: 6	H: 3 LOB: 0 BB: 1 P: 10	R: 0 E: 0 K: 1 S: 5	H: 1 LOB: 0 BB: 0 P: 5	R: 0 E: 0 K: 1 S: 6	H: 1 LOB: 1 BB: 0 P: 6	R: 0 E: 0 K: 2 S: 7	H: 0 LOB: 0 BB: 0 P: 7	1B: 5 2B: 2 3B: 1 HR: 1	SF: 0 SAC: 0 DP: 2 HBP: 1	WP: 1 PB: 0 SB: 0 CS: 1	PA: 36
<b>PITCHER</b> Nolan Ryan, R ERA: 4.19 (1, 1)	IP: 9.0 WLS: L BF: 36 H: 7 R: 3 ER: 3 SO: 10 BB: 2 IBB: 1 HBP: 1 BLK: 0 WP: 1 HR: 1 S: 52 P: 65 ERA: 3.00 WHIP: 1.000															<b>PITCHER</b>	IP: 9.0 WLS: L BF: 36 H: 7 R: 3 ER: 3 SO: 10 BB: 2 IBB: 1 HBP: 1 BLK: 0 WP: 1 HR: 1 S: 52 P: 65 ERA: 3.00 WHIP: 1.000					

St. Louis Cardinals @ Houston Astros  
Astrodome, Houston, TX  
Fri Jul 09 1982, 8:05 PM EDT  
Att: 21,178 - Unknown

AB	32
R	3
H	7
RBI	3
BB	3
SO	10
LOB	10



Batter	1	2	3	4	5	6	7	8	9	AB	R	H	RBI	BB	SO	LOB	BOTTOM			
Dickie Thon, R OBP: 0.296, SLG: 0.324 (1, 6)										3	0	0	0	1	0	0				
Tony Scott, S OBP: 0.268, SLG: 0.299 (1, 8)										4	0	2	0	0	0	1				
Ray Knight, R OBP: 0.364, SLG: 0.432 (1, 3)										4	1	1	0	0	0	2				
Jose Cruz, L OBP: 0.335, SLG: 0.383 (1, 7)										4	0	1	0	0	1	2				
Phil Garner, R OBP: 0.307, SLG: 0.427 (1, 4)										2	1	0	1	1	0	0				
Art Howe, R OBP: 0.302, SLG: 0.278 (1, 5)										4	0	2	1	0	0	1				
Terry Puhl, L OBP: 0.325, SLG: 0.367 (1, 9)										4	0	0	0	0	0	2				
Luis Pujols, R OBP: 0.267, SLG: 0.390 Danny Heep, L OBP: 0.313, SLG: 0.362 (9, PH)										3	0	0	0	0	1	0				
Nolan Ryan, R OBP: 0.178, SLG: 0.119 (1, 1)										3	0	0	0	0	1	0				
										1	0	0	0	0	1	1				
<b>Inning Stats</b>	R: 0 E: 0 K: 0 S: 4	H: 1 LOB: 1 BB: 0 P: 4	R: 0 E: 0 K: 0 S: 3	H: 1 LOB: 0 BB: 0 P: 3	R: 0 E: 0 K: 0 S: 3	H: 0 LOB: 1 BB: 1 P: 7	R: 1 E: 0 K: 1 S: 6	H: 1 LOB: 1 BB: 1 P: 10	R: 0 E: 0 K: 0 S: 5	H: 2 LOB: 1 BB: 0 P: 5	R: 0 E: 0 K: 2 S: 7	H: 0 LOB: 0 BB: 0 P: 7	R: 0 E: 0 K: 0 S: 4	H: 1 LOB: 1 BB: 0 P: 4	R: 0 E: 1 K: 1 S: 6	H: 0 LOB: 1 BB: 0 P: 6	1B: 6 2B: 0 3B: 0 HR: 0	SF: 1 SAC: 0 DP: 1 HBP: 0	WP: 0 PB: 0 SB: 1 CS: 0	PA: 35
<b>PITCHER</b> Dave LaPoint, L ERA: 3.66 Jeff Lahti, R ERA: 1.59 Jim Kaat, L ERA: 3.72 (1, 1) (8, 1) (9, 1)	IP: 7.1 WLS: W BF: 29 H: 6 R: 2 ER: 2 SO: 3 BB: 2 IBB: 0 HBP: 0 BLK: 0 WP: 0 HR: 0 S: 33 P: 41 ERA: 2.46 WHIP: 1.091															<b>PITCHER</b>	IP: 7.1 WLS: W BF: 29 H: 6 R: 2 ER: 2 SO: 3 BB: 2 IBB: 0 HBP: 0 BLK: 0 WP: 0 HR: 0 S: 33 P: 41 ERA: 2.46 WHIP: 1.091			

St. Louis Cardinals @ Houston Astros  
Astrodome, Houston, TX  
Fri Jul 09 1982, 8:05 PM EDT  
Att: 21,178 - Unknown

AB	32
R	2
H	6
RBI	2
BB	2
SO	4
LOB	9

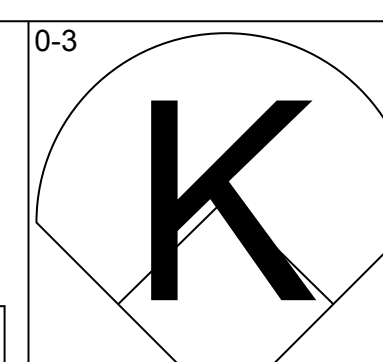
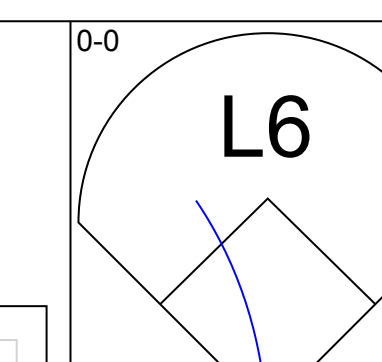
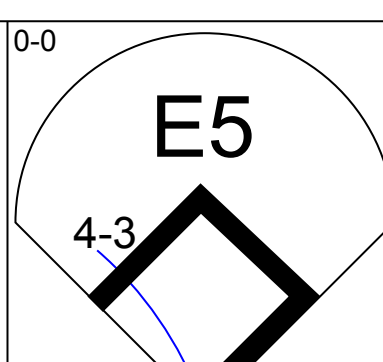
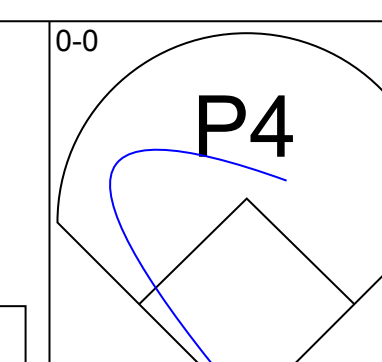
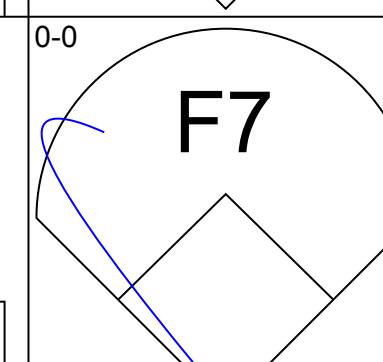
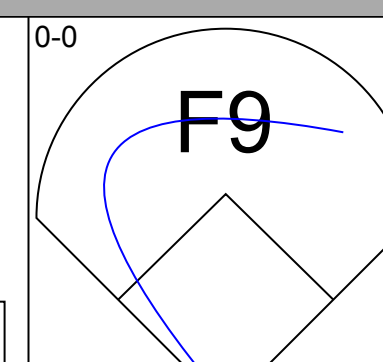
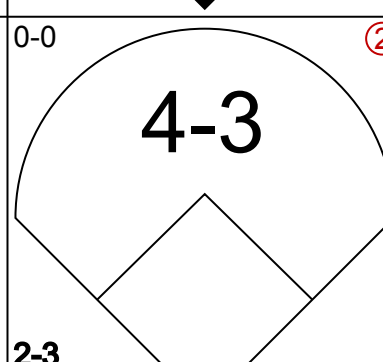
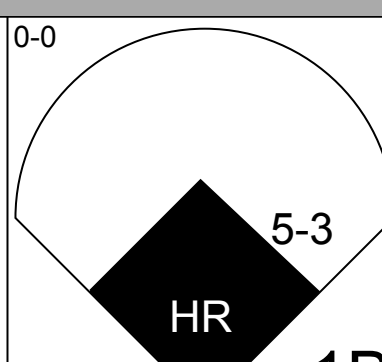
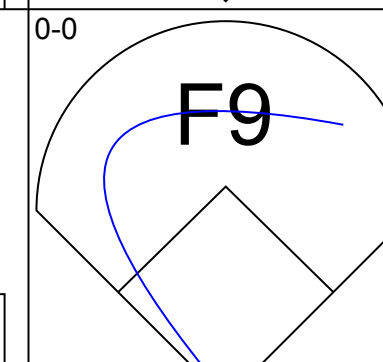
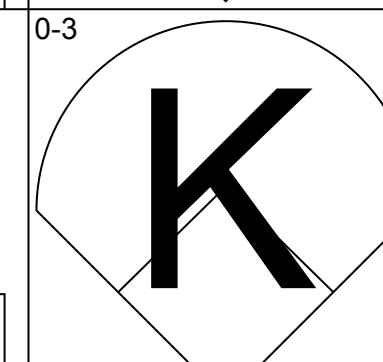
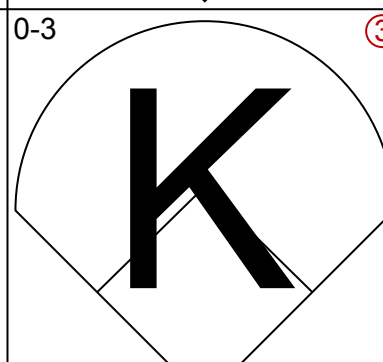
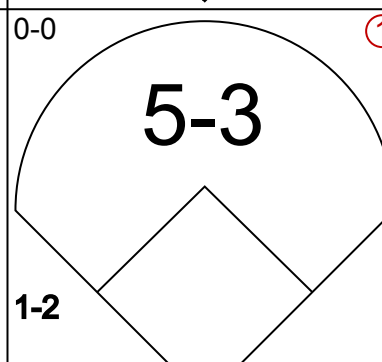
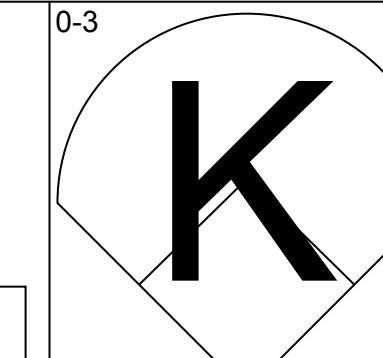
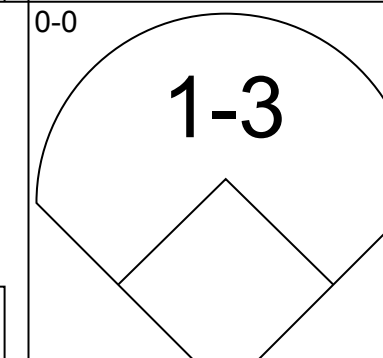
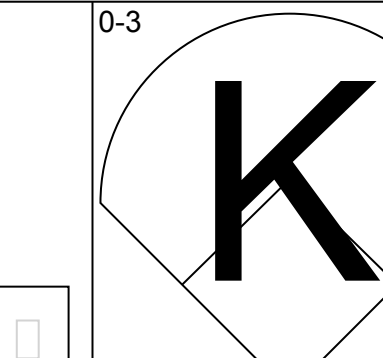
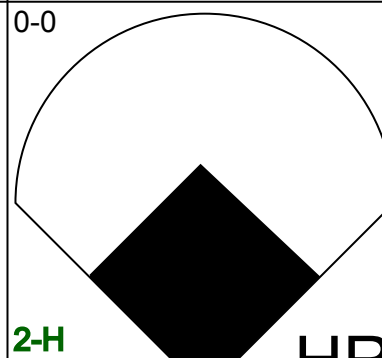
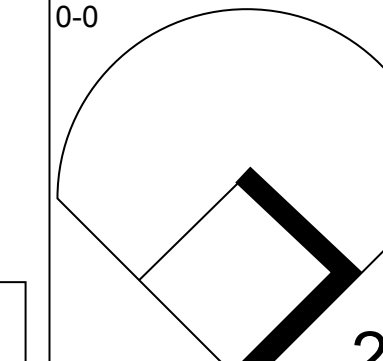
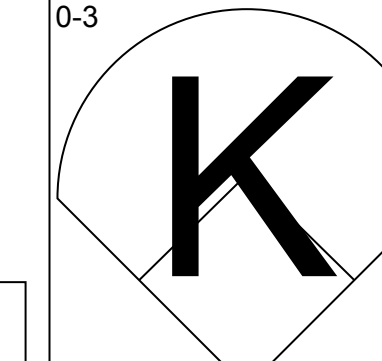
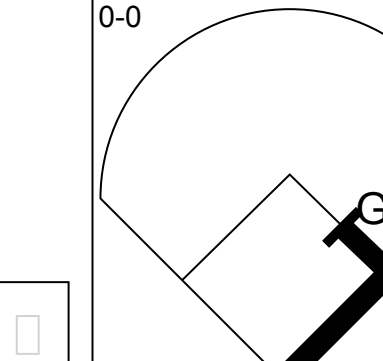
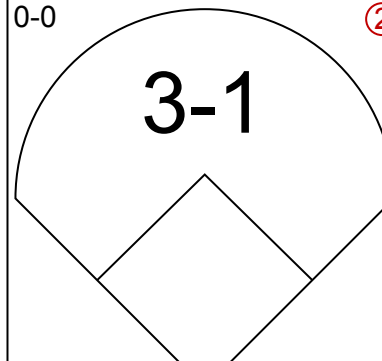
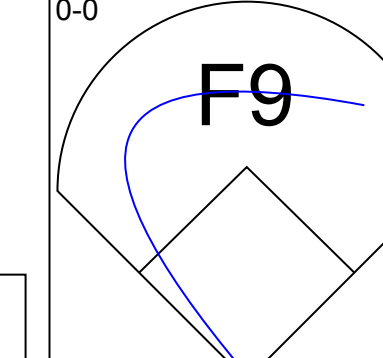
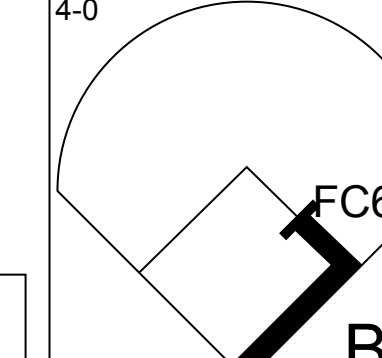
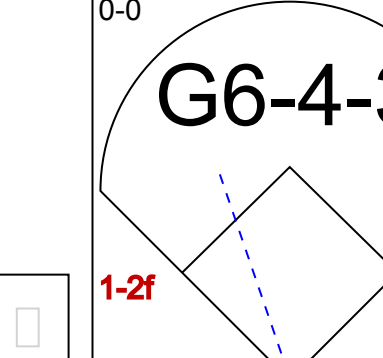
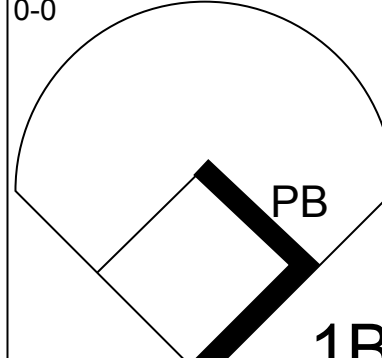
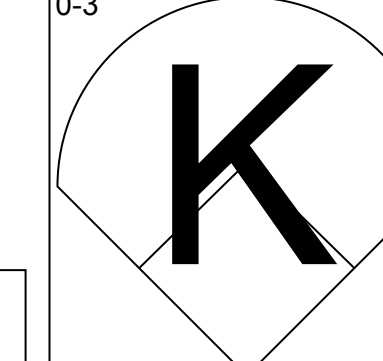
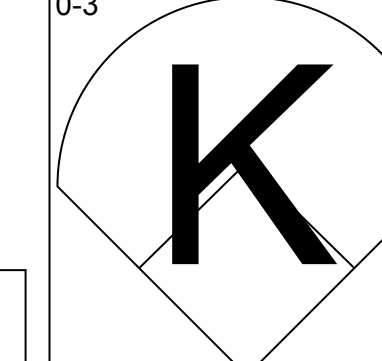
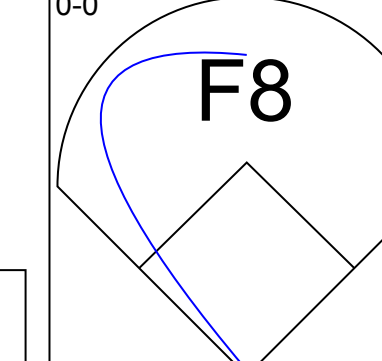
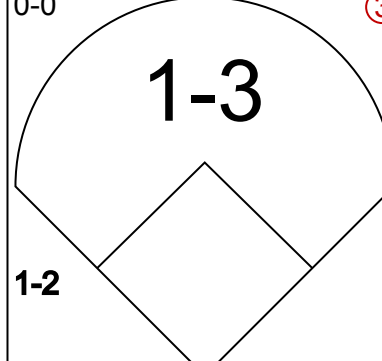
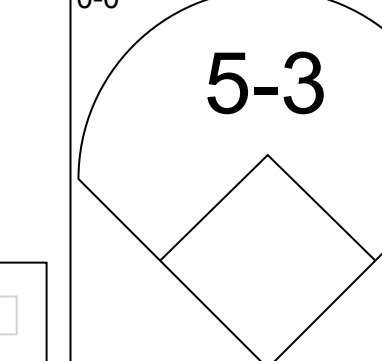
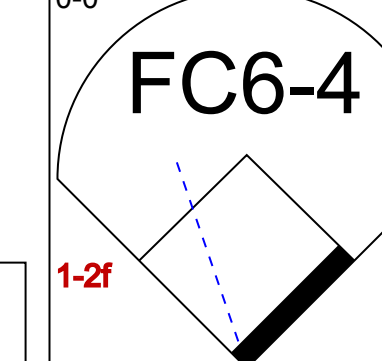
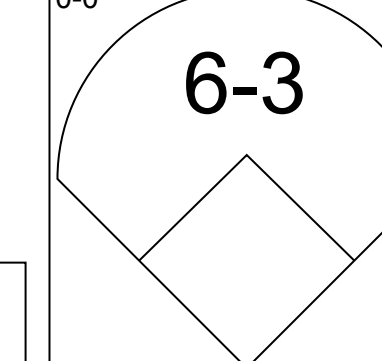
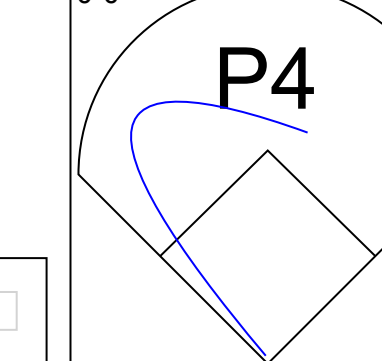
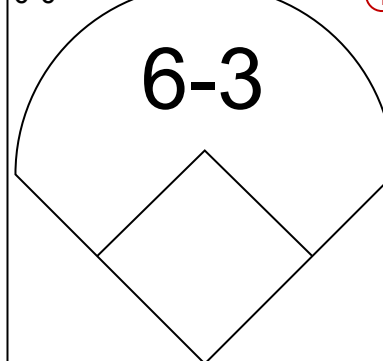
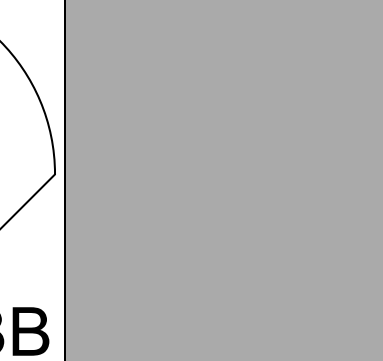




Batter	1	2	3	4	5	6	7	8	9	AB	R	H	RBI	BB	SO	LOB	TOP					
<b>Lonnie Smith, R</b> OBP: 0.391, SLG: 0.447 (1, 7)	0-0 HR		0-0 1B		0-3 K			0-0 5-3		4	1	2	1	0	1	1	<b>St. Louis Cardinals @ Houston Astros</b> Astrodome, Houston, TX Sat Jul 10 1982, 8:05 PM EDT Att: 31,000 - Unknown					
<b>Tom Herr, S</b> OBP: 0.323, SLG: 0.312 (1, 4)	0-0 1B		6-3			0-0 F8		0-0 F7		4	0	1	0	0	0	1						
<b>Willie McGee, S</b> OBP: 0.350, SLG: 0.426 (1, 8)	0-0 G6-4-3		F7			0-0 E4			0-0 G3	4	0	0	0	0	0	1						
<b>Keith Hernandez, L</b> OBP: 0.380, SLG: 0.380 (1, 3)	0-0 4-1			0-0 3-1		0-0 G4-6-3			0-0 4-3	4	0	0	0	0	0	1						
<b>Dane Iorg, L</b> OBP: 0.363, SLG: 0.349 (1, 9)		0-0 F7		0-0 3-1			0-0 6-3		0-0 1B	4	0	1	0	0	0	0						
<b>Tito Landrum, R</b> OBP: 0.338, SLG: 0.407 (9, PR)										0	0	0	0	0	0	0						
<b>Darrell Porter, L</b> OBP: 0.316, SLG: 0.374 (1, 2)		4-0 2B		0-3 K			0-0 4-3		0-0 L4	3	0	1	0	1	1	1						
<b>Ken Oberkfell, L</b> OBP: 0.331, SLG: 0.358 (1, 5)		0-0 FC6-2		0-3 K		0-0 4-3				3	1	1	0	0	1	1						
<b>Ozzie Smith, S</b> OBP: 0.349, SLG: 0.352 (1, 6)		0-0 FC6-2		0-0 1-3		0-0 1-3		0-0 6-3		3	0	0	0	0	0	3						
<b>Bob Forsch, R</b> OBP: 0.277, SLG: 0.348 (1, 1)		0-0 F5		0-0 1B			0-0 B3			3	0	1	0	0	0	1						
<b>Inning Stats</b>	R: 1 E: 0 K: 0 S: 4	H: 2 LOB: 0 BB: 0 P: 4	R: 1 E: 0 K: 0 S: 4	H: 1 LOB: 1 BB: 1 P: 8	R: 0 E: 0 K: 1 S: 3	H: 1 LOB: 0 BB: 0 P: 3	R: 0 E: 0 K: 2 S: 5	H: 0 LOB: 0 BB: 0 P: 5	R: 0 E: 0 K: 2 S: 8	H: 1 LOB: 1 BB: 0 P: 8	R: 0 E: 1 K: 0 S: 3	H: 0 LOB: 0 BB: 0 P: 3	R: 0 E: 0 K: 0 S: 4	H: 1 LOB: 1 BB: 0 P: 4	R: 0 E: 0 K: 0 S: 3	H: 0 LOB: 0 BB: 0 P: 3	R: 0 E: 0 K: 0 S: 4	H: 1 LOB: 1 BB: 0 P: 4	1B: 4 2B: 2 3B: 0 HR: 1	SF: 0 SAC: 0 DP: 2 HBP: 0	WP: 1 PB: 0 SB: 0 CS: 1	PA: 33
<b>PITCHER</b> <b>Joe Niekro, R</b> ERA: 2.66 (1, 1)	IP: 9.0 WLS: W BF: 33	H: 7 R: 2 ER: 2 SO: 3	BB: 1 IBB: 0 HBP: 0 BLK: 0	WP: 1 HR: 1 S: 38 P: 42	ERA: 2.00 WHIP: 0.889																	

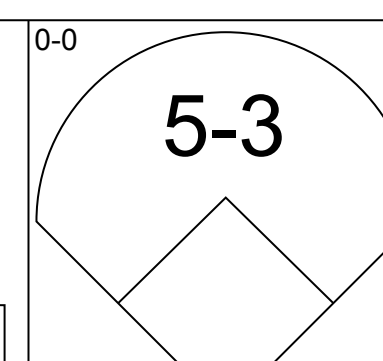
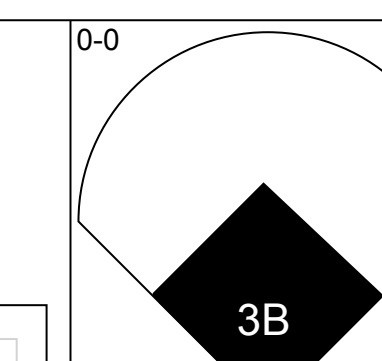
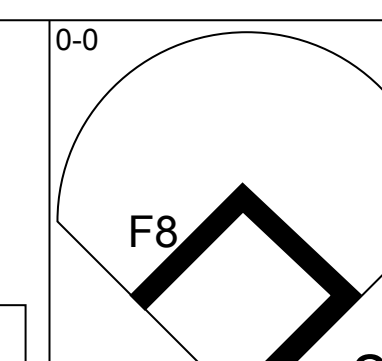
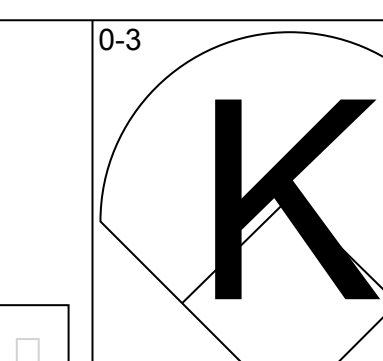
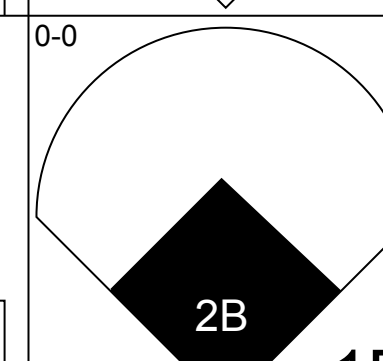
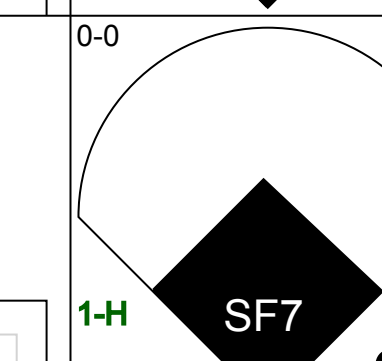
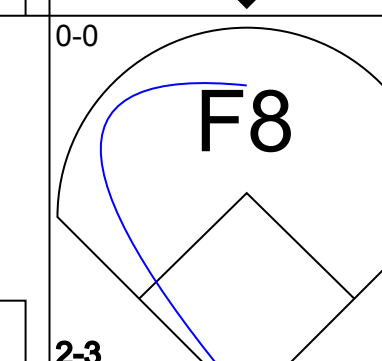
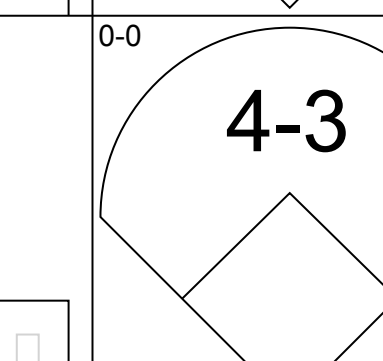
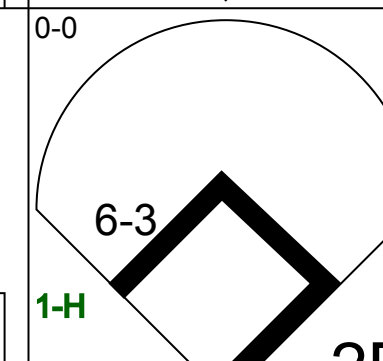
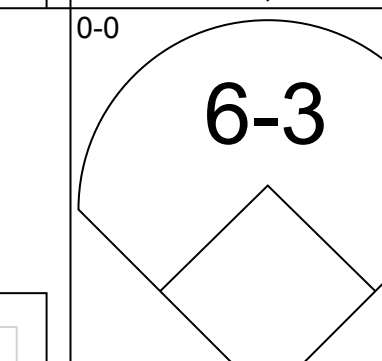
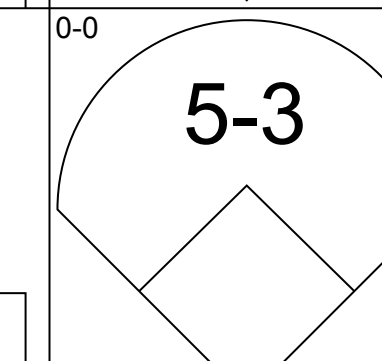
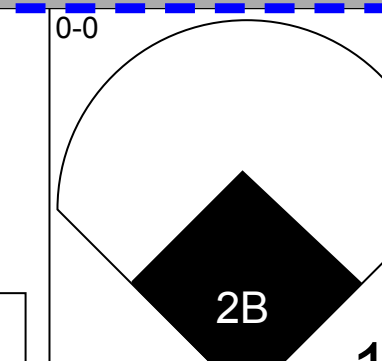
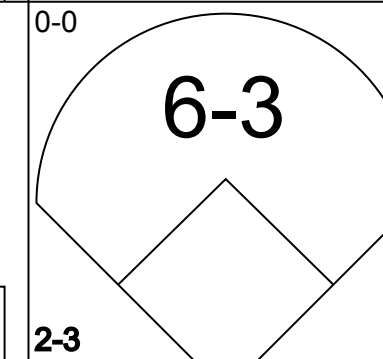
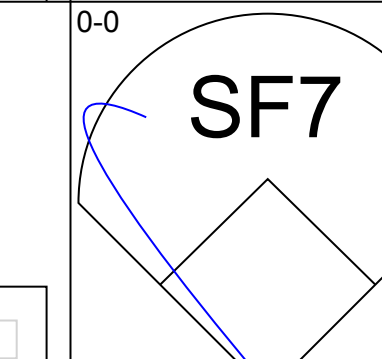
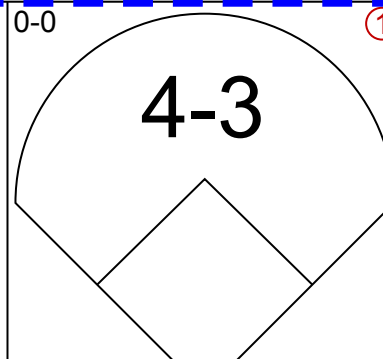
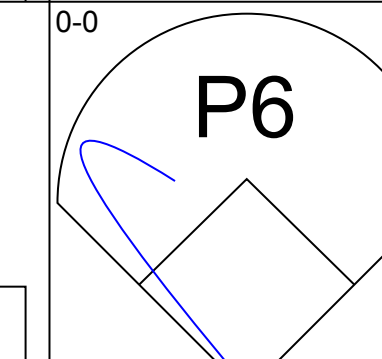
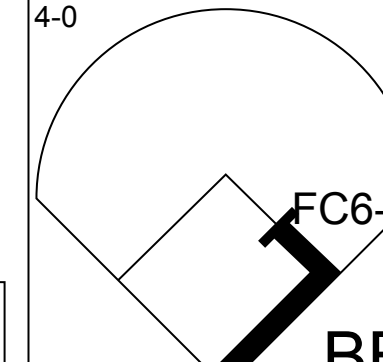
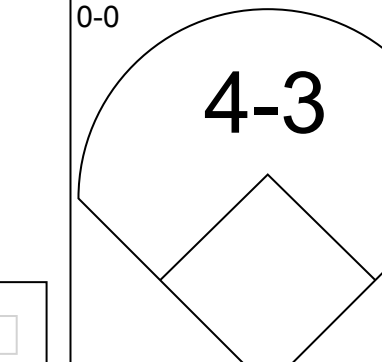
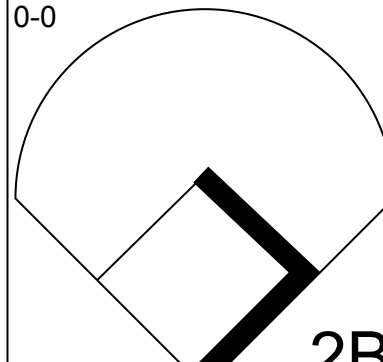
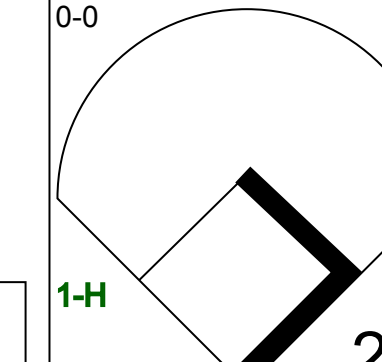
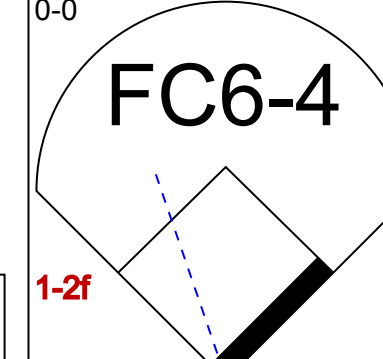
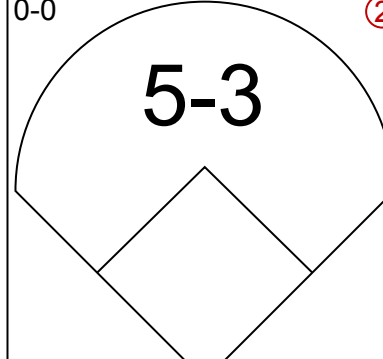
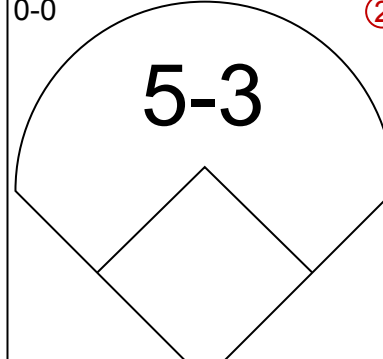
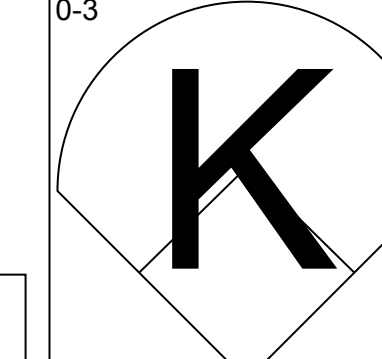
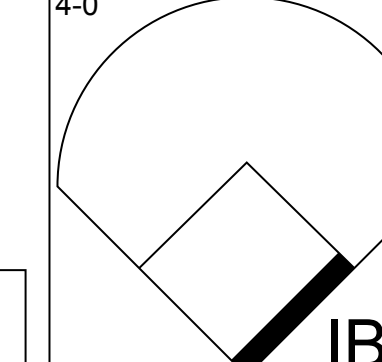
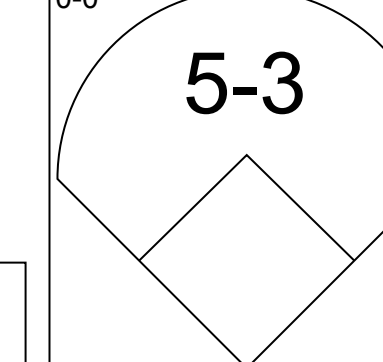
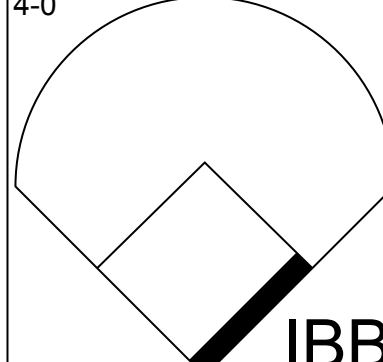
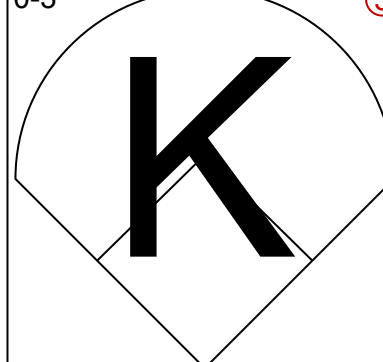
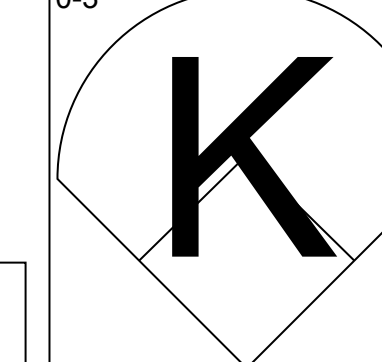
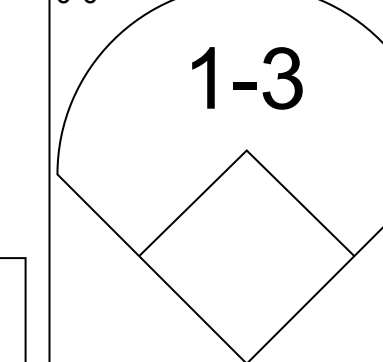
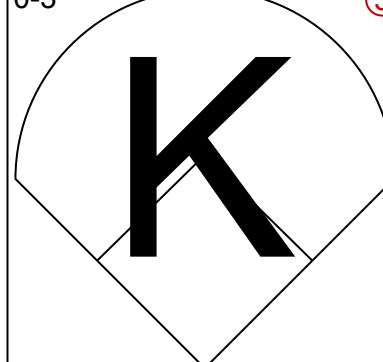
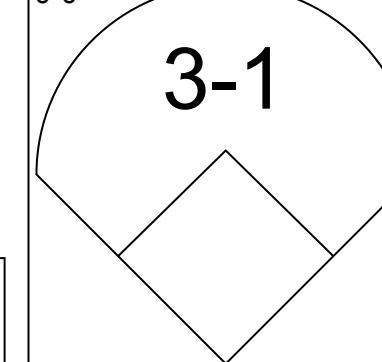
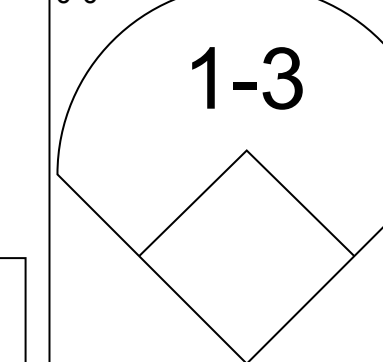
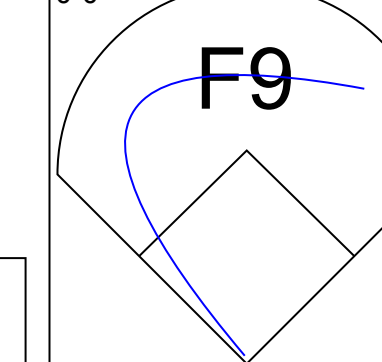
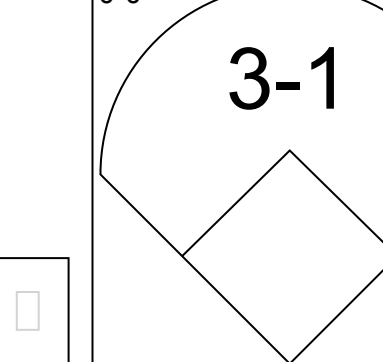
Batter	1	2	3	4	5	6	7	8	9	AB	R	H	RBI	BB	SO	LOB	BOTTOM			
<b>Dickie Thon, R</b> OBP: 0.300, SLG: 0.333 (1, 6)	0-0 1B		0-0 F7		0-0 F9			0-0 F7		4	0	2	0	0	0	0	<b>St. Louis Cardinals @ Houston Astros</b> Astrodome, Houston, TX Sat Jul 10 1982, 8:05 PM EDT Att: 31,000 - Unknown			
<b>Terry Puhl, L</b> OBP: 0.324, SLG: 0.363 (1, 8)	4-0 1B		0-0 L7		0-0 F9			0-0 6-3		3	1	0	0	1	0	1				
<b>Ray Knight, R</b> OBP: 0.363, SLG: 0.430 (1, 3)	0-0 E6		0-0 5-3			0-0 P4			0-0 HR	4	1	1	0	0	0	1				
<b>Denny Walling, L</b> OBP: 0.288, SLG: 0.281 (9, PR)	1-2 1B									0	1	0	0	0	0	0				
<b>Jose Cruz, L</b> OBP: 0.337, SLG: 0.394 (1, 7)	0-0 L7		0-0 1B		0-0 4-3				0-0 HR	4	1	2	2	0	0	2				
<b>Danny Heep, L</b> OBP: 0.313, SLG: 0.361 (1, 9)	0-0 1B		0-0 4-3			0-0 F8				3	0	1	1	0	0	1				
<b>Phil Garner, R</b> OBP: 0.310, SLG: 0.429 (1, 4)	0-0 1B			0-0 CS			0-0 6-3			3	0	2	1	0	0	0				
<b>Art Howe, R</b> OBP: 0.297, SLG: 0.274 (1, 5)	0-0 F9		0-0 5-3		0-0 5-3		0-0 5-3			3	0	0	0	0	0	3				
<b>Luis Pujols, R</b> OBP: 0.258, SLG: 0.376 (1, 2)		0-0 5-3		0-0 F8			0-0 1-6-3			3	0	0	0	0	0	0				
<b>Joe Niekro, R</b> OBP: 0.085, SLG: 0.128 (1, 1)		0-3 K			0-0 F7			0-0 6-3		3	0	0	0	0	1	0				
<b>Inning Stats</b>	R: 2 E: 1 K: 0 S: 6	H: 3 LOB: 2 BB: 1 P: 10	R: 0 E: 0 K: 1 S: 5	H: 0 LOB: 0 BB: 0 P: 5	R: 0 E: 0 K: 0 S: 4	H: 1 LOB: 1 BB: 0 P: 4	R: 0 E: 0 K: 0 S: 3	H: 1 LOB: 0 BB: 0 P: 3	R: 0 E: 0 K: 0 S: 3	H: 0 LOB: 0 BB: 0 P: 3	R: 0 E: 0 K: 0 S: 3	H: 0 LOB: 0 BB: 0 P: 3	R: 0 E: 0 K: 0 S: 3	H: 0 LOB: 0 BB: 0 P: 3	R: 2 E: 0 K: 0 S: 2	H: 2 LOB: 1 BB: 0 P: 2	1B: 6 2B: 1 3B: 0 HR: 1	SF: 0 SAC: 0 DP: 0 HBP: 0	WP: 0 PB: 0 SB: 0 CS: 2	PA: 31
<b>PITCHER</b> <b>Bob Forsch, R</b> ERA: 4.14 (1, 1)	IP: 8.0 WLS: L BF: 31	H: 8 R: 4 ER: 2 SO: 1	BB: 1 IBB: 0 HBP: 0 BLK: 0	WP: 0 HR: 1 S: 32 P: 36	ERA: 2.25 WHIP: 1.125															



Batter	1	2	3	4	5	6	7	8	9	AB	R	H	RBI	BB	SO	LOB	TOP					
Lonnie Smith, R OBP: 0.387, SLG: 0.441 Doug Bair, R (1, 7)										4	0	0	0	0	1	1	<b>St. Louis Cardinals @ Houston Astros</b> Astrodome, Houston, TX Sun Jul 11 1982, 4:33 AM EDT Att: 20,736 - Unknown					
Tom Herr, S OBP: 0.322, SLG: 0.311 (1, 4)										4	1	1	0	0	0	1						
Willie McGee, S OBP: 0.343, SLG: 0.416 (1, 8)										4	0	0	0	0	2	2						
George Hendrick, R OBP: 0.311, SLG: 0.471 (1, 9)										4	1	1	2	0	2	0						
Keith Hernandez, L OBP: 0.381, SLG: 0.384 (1, 3)										4	0	2	0	0	1	0						
Gene Tenace, R OBP: 0.515, SLG: 0.706 (1, 2)										3	0	1	0	1	0	2						
Mike Ramsey, S OBP: 0.343, SLG: 0.350 (1, 5)										4	0	0	0	0	2	3						
Ozzie Smith, S OBP: 0.346, SLG: 0.349 (1, 6)										3	0	0	0	0	0	1						
Joaquin Andujar, S OBP: 0.234, SLG: 0.259 Julio Gonzales, R OBP: 0.270, SLG: 0.323 Jim Kaat, L (5, PH) Jeff Lahti, R (6, 1) Steve Mura, R OBP: 0.125, SLG: 0.069 Tilo Landrum, R OBP: 0.340, SLG: 0.407 (8, 7)										1	0	0	0	0	0	0						
<b>Inning Stats</b>	R: 0 E: 0 K: 1 S: 5	H: 0 LOB: 0 BB: 0 P: 5	R: 0 E: 0 K: 2 S: 8	H: 1 LOB: 1 BB: 0 P: 8	R: 0 E: 0 K: 0 S: 3	H: 0 LOB: 0 BB: 0 P: 3	R: 0 E: 0 K: 1 S: 5	H: 0 LOB: 0 BB: 0 P: 5	R: 0 E: 0 K: 2 S: 7	H: 0 LOB: 1 BB: 1 P: 11	R: 0 E: 1 K: 1 S: 6	H: 0 LOB: 1 BB: 0 P: 6	R: 0 E: 0 K: 1 S: 5	H: 1 LOB: 0 BB: 0 P: 5	R: 0 E: 0 K: 0 S: 3	H: 0 LOB: 1 BB: 1 P: 7	R: 2 E: 0 K: 0 S: 6	H: 3 LOB: 1 BB: 0 P: 6	1B: 3 2B: 1 3B: 0 HR: 1	SF: 0 SAC: 0 DP: 1 HBP: 0	WP: 0 PB: 1 SB: 0 CS: 0	PA: 34
<b>PITCHER</b> Bob Knepper, L ERA: 4.73 (1, 1)	IP: 9.0 WLS: W BF: 34 H: 5 R: 2 ER: 2 SO: 8 BB: 2 IBB: 0 HBP: 0 BLK: 0 WP: 0 HR: 1 S: 48 P: 56 ERA: 2.00 WHIP: 0.778															<b>PITCHER</b>						

AB	32
R	2
H	5
RBI	2
BB	2
SO	8
LOB	10



Batter	1	2	3	4	5	6	7	8	9	AB	R	H	RBI	BB	SO	LOB	BOTTOM			
Dickie Thon, R OBP: 0.304, SLG: 0.342 (1, 6)										4	1	2	0	0	1	0	<b>St. Louis Cardinals @ Houston Astros</b> Astrodome, Houston, TX Sun Jul 11 1982, 4:33 AM EDT Att: 20,736 - Unknown			
Terry Puhl, L OBP: 0.326, SLG: 0.372 (1, 8) (9, 9)										4	2	2	1	0	0	1				
Ray Knight, R OBP: 0.365, SLG: 0.434 (1, 3)										4	1	2	1	0	0	2				
Jose Cruz, L OBP: 0.333, SLG: 0.390 (1, 7)										3	0	0	1	0	0	2				
Danny Heep, L OBP: 0.333, SLG: 0.400 (8, PR) Tony Scott, S OBP: 0.268, SLG: 0.299 (9, 8)										3	0	2	1	1	0	0				
Phil Garner, R OBP: 0.307, SLG: 0.424 (1, 4)										4	0	0	0	0	1	4				
Art Howe, R OBP: 0.306, SLG: 0.276 (1, 5)										2	0	1	0	2	0	0				
Luis Pujols, R OBP: 0.247, SLG: 0.360 (1, 2)										4	0	0	0	0	2	4				
Bob Knepper, L (1, 1)										3	0	0	0	0	0	0				
<b>Inning Stats</b>	R: 1 E: 0 K: 0 S: 5	H: 2 LOB: 2 BB: 1 P: 9	R: 0 E: 0 K: 0 S: 3	H: 1 LOB: 0 BB: 0 P: 3	R: 2 E: 0 K: 0 S: 5	H: 2 LOB: 0 BB: 0 P: 5	R: 0 E: 0 K: 0 S: 3	H: 0 LOB: 0 BB: 0 P: 3	R: 0 E: 0 K: 1 S: 4	H: 1 LOB: 1 BB: 0 P: 4	R: 0 E: 0 K: 1 S: 6	H: 1 LOB: 2 BB: 1 P: 10	R: 0 E: 0 K: 1 S: 5	H: 0 LOB: 0 BB: 0 P: 5	R: 1 E: 0 K: 2 S: 9	H: 2 LOB: 2 BB: 1 P: 13	1B: 4 2B: 4 3B: 1 HR: 0	SF: 1 SAC: 0 DP: 0 HBP: 0	WP: 0 PB: 0 SB: 0 CS: 0	PA: 35
<b>PITCHER</b> Joaquin Andujar, R ERA: 2.4 Jim Kaat, L ERA: 3.66 Jeff Lahti, R ERA: 1.5 Steve Mura, R ERA: 4.11 Doug Bair, R ERA: 2.49 (6, 1) (7, 1) (8, 1)	IP: 5.0 WLS: L BF: 21 H: 6 R: 3 ER: 3 SO: 3 BB: 1 IBB: 0 HBP: 0 BLK: 0 WP: 0 HR: 0 S: 20 P: 24 ERA: 5.40 WHIP: 1.400															<b>PITCHER</b>				

AB	31
R	4
H	9
RBI	4
BB	3
SO	4
LOB	13





Batter	1	2	3	4	5	6	7	8	9	AB	R	H	RBI	BB	SO	LOB	TOP
<b>Omar Moreno, L</b> (1, 8) OBP: 0.285, SLG: 0.325	0-3 K		0-0 4-3		0-3 K			0-0 6-3		4	0	0	0	0	2	0	
<b>Johnny Ray, S</b> (1, 4) OBP: 0.340, SLG: 0.426	0-0 1B E		0-0 4-3		0-3 K			0-0 F7		4	1	1	0	0	1	0	
<b>Bill Madlock, R</b> (1, 5) OBP: 0.368, SLG: 0.454	0-0 1B E		0-0 L5		0-0 F2			4-0 HR		3	2	1	0	1	0	0	
<b>Jason Thompson, L</b> (1, 3) OBP: 0.410, SLG: 0.531	0-0 1B			0-0 4-3		0-3 K		0-0 E4		4	1	1	0	0	1	1	
<b>Dave Parker, L</b> (1, 9) OBP: 0.341, SLG: 0.457	0-0 E2			0-0 F8				0-0 HR		4	1	3	4	0	0	0	
<b>Mike Easter, L</b> (1, 7) OBP: 0.360, SLG: 0.432	0-0 G4-6-3			0-0 E7				0-0 E1		4	0	1	0	0	0	3	
<b>Tony Peña, R</b> (1, 2) OBP: 0.338, SLG: 0.457			0-0 P6		0-0 F9			0-3 K		4	0	0	0	0	1	2	
<b>Dale Berra, R</b> (1, 6) OBP: 0.307, SLG: 0.390			0-0 P4		0-3 K			0-0 5-3		3	0	0	0	1	1	0	
<b>John Candelaria, L</b> (1, 1) OBP: 0.206, SLG: 0.212			0-0 4-3		0-0 F7			0-0 L7		2	0	0	0	0	0	0	
<b>Rod Scurry, L</b> (7, 1) OBP: 0.154, SLG: 0.154								0-3 K		2	0	0	0	0	1	2	
<b>Inning Stats</b>	R: 2 E: 1 K: 1 S: 8	H: 4 LOB: 1 BB: 0 P: 8	R: 0 E: 0 K: 0 S: 3	H: 0 LOB: 0 BB: 0 P: 3	R: 0 E: 1 K: 0 S: 4	H: 1 LOB: 1 BB: 0 P: 4	R: 0 E: 0 K: 2 S: 7	H: 0 LOB: 0 BB: 0 P: 7	R: 0 E: 0 K: 0 S: 3	H: 1 LOB: 0 BB: 0 P: 3	R: 0 E: 0 K: 0 S: 3	H: 0 LOB: 0 BB: 0 P: 3	R: 3 E: 2 K: 2 S: 10	H: 1 LOB: 2 BB: 2 P: 18	1B: 5 2B: 1 3B: 0 HR: 1	SF: 0 SAC: 0 DP: 2 HBP: 0	WP: 0 PA: 36 PB: 0 SB: 1 CS: 0
<b>PITCHER</b>	IP WLS BF H R ER SO BB IBB HBP BLK WP HR S P ERA WHIP																
<b>Don Sutton, R</b> (1, 1) ERA: 2.9	8.0 L 28 6 2 1 5 0 0 0 0 0 0 0 38 38 1.12 0.750																
<b>Frank LaCorte, R</b> (9, 1) ERA: 5.45	1.0 8 1 3 2 2 1 1 0 0 0 1 10 18 18.00 2.000																

Pittsburgh Pirates @ Houston Astros  
Astrodome, Houston, TX  
Thu Jul 15 1982, 8:05 PM EDT  
Att: 17,662 - Dome

AB	34
R	5
H	7
RBI	4
BB	2
SO	7
LOB	8



Batter	1	2	3	4	5	6	7	8	9	AB	R	H	RBI	BB	SO	LOB	BOTTOM
<b>Dickie Thon, R</b> (1, 6) OBP: 0.307, SLG: 0.342	0-0 F8		0-0 F8			0-0 1B		4-0 BB		3	0	1	0	1	0	0	
<b>Tony Scott, S</b> (1, 8) OBP: 0.265, SLG: 0.295	0-0 F8		0-0 P4			0-3 K		0-0 L7		4	0	0	0	0	1	2	
<b>Ray Knight, R</b> (1, 3) OBP: 0.363, SLG: 0.430	4-0 BB			0-0 F9		0-3 K		0-0 5-3		3	0	0	0	1	1	2	
<b>Jose Cruz, L</b> (1, 7) OBP: 0.332, SLG: 0.392	0-0 1-3			0-0 L7				0-0 L1		4	1	1	0	0	0	1	
<b>Phil Garner, R</b> (1, 4) OBP: 0.303, SLG: 0.419			0-0 G3		0-3 K			0-0 L9		4	0	0	0	0	1	1	
<b>Art Howe, R</b> (1, 5) OBP: 0.306, SLG: 0.277			0-0 P4			0-0 6-3		4-0 BB		3	0	1	1	0	0	0	
<b>Craig Reynolds, L</b> (7, FR) OBP: 0.315, SLG: 0.316						0-0 6-3		0-0 BB		0	0	0	0	1	0	0	
<b>Terry Puhl, L</b> (1, 9) OBP: 0.328, SLG: 0.374					0-3 K			0-3 K		4	0	2	0	0	2	1	
<b>Luis Pujols, R</b> (1, 2) OBP: 0.240, SLG: 0.348			0-3 K			0-0 L6		0-0 1-3		3	0	0	0	0	1	3	
<b>Don Sutton, R</b> (1, 1) OBP: 0.204, SLG: 0.170			0-3 K			0-0 P4		0-0 F8		2	0	0	0	0	1	0	
<b>Kiko Garcia, R</b> (8, PH) OBP: 0.219, SLG: 0.317										1	0	0	0	0	0	0	
<b>Frank LaCorte, R</b> (9, 1) ERA: 2.15										0	0	0	0	0	0	0	
<b>Inning Stats</b>	R: 0 E: 0 K: 0 S: 3	H: 0 LOB: 1 BB: 1 P: 7	R: 0 E: 0 K: 1 S: 6	H: 1 LOB: 0 BB: 0 P: 6	R: 0 E: 0 K: 1 S: 5	H: 0 LOB: 0 BB: 0 P: 5	R: 0 E: 0 K: 2 S: 8	H: 1 LOB: 1 BB: 0 P: 8	R: 1 E: 0 K: 0 S: 5	H: 3 LOB: 2 BB: 0 P: 5	R: 0 E: 0 K: 0 S: 3	H: 0 LOB: 1 BB: 1 P: 7	R: 0 E: 0 K: 1 S: 5	H: 0 LOB: 1 BB: 1 P: 9	1B: 4 2B: 1 3B: 0 HR: 0	SF: 0 SAC: 0 DP: 0 HBP: 0	WP: 0 PA: 34 PB: 0 SB: 0 CS: 2
<b>PITCHER</b>	IP WLS BF H R ER SO BB IBB HBP BLK WP HR S P ERA WHIP																
<b>John Candelaria, L</b> (1, 1) ERA: 3.05	6.1 W 25 5 1 1 6 1 0 0 0 0 0 36 40 1.42 0.947																
<b>Rod Scurry, L</b> (7, 1) ERA: 2.15	2.2 S 9 0 0 0 1 2 0 0 0 0 0 9 17 0.00 0.750																

Pittsburgh Pirates @ Houston Astros  
Astrodome, Houston, TX  
Thu Jul 15 1982, 8:05 PM EDT  
Att: 17,662 - Dome

AB	31
R	1
H	5
RBI	1
BB	3
SO	7
LOB	10





Batter	1	2	3	4	5	6	7	8	9	AB	R	H	RBI	BB	SO	LOB	TOP					
Omar Moreno, L OBP: 0.285, SLG: 0.322 (1, 8)	L7		K			G4-6-3 BB		L7		3	0	0	0	1	1	1	<b>Pittsburgh Pirates @ Houston Astros</b> Astrodome, Houston, TX Fri Jul 16 1982, 8:05 PM EDT Att: 19,037 - Dome					
Johnny Ray, S OBP: 0.336, SLG: 0.424 (1, 4)	BB 1B		F7			F7		F8		4	1	1	0	0	0	2						
Bill Madlock, R OBP: 0.370, SLG: 0.456 (1, 5)	1B BB		6-3			G4-6-3 1-2		E7 3-1 2B		3	1	1	0	1	0	1						
Jason Thompson, L OBP: 0.408, SLG: 0.528 (1, 3)	K					F7		3-1		4	0	1	1	0	1	2						
Dave Parker, L OBP: 0.340, SLG: 0.452 (1, 9)	1B 2-H					K		K		4	0	1	1	0	2	1						
Mike Easter, L OBP: 0.354, SLG: 0.425 (1, 7)	K					K		K		4	0	0	0	0	4	3						
Tony Peña, R OBP: 0.334, SLG: 0.452 (1, 2)			G3			4-3		K		3	0	0	0	0	1	1						
Dale Berra, R OBP: 0.311, SLG: 0.393 (1, 6)						6-3				3	0	2	0	0	0	0						
Larry McWilliams, L OBP: 0.188, SLG: 0.133 Enrique Romo, R OBP: 0.500, SLG: 0.833 Willie Stargell, L OBP: 0.360, SLG: 0.450 Kent Tekulve, R (8, 1)	K					K		L7		2	0	0	0	0	2	1	<b>P</b>					
										0	0	0	0	0	0	0						
<b>Inning Stats</b>	R: 1 E: 0 K: 2 S: 9	H: 2 LOB: 2 BB: 1 P: 13	R: 0 E: 0 K: 1 S: 5	H: 1 LOB: 0 BB: 0 P: 5	R: 0 E: 0 K: 1 S: 5	H: 0 LOB: 0 BB: 0 P: 5	R: 0 E: 0 K: 2 S: 7	H: 0 LOB: 0 BB: 0 P: 7	R: 0 E: 0 K: 1 S: 5	H: 0 LOB: 0 BB: 0 P: 5	R: 0 E: 0 K: 0 S: 2	H: 0 LOB: 0 BB: 1 P: 6	R: 0 E: 0 K: 2 S: 8	H: 1 LOB: 1 BB: 0 P: 8	R: 0 E: 0 K: 0 S: 4	H: 1 LOB: 1 BB: 0 P: 4	R: 1 E: 1 K: 2 S: 8	H: 1 LOB: 0 BB: 0 P: 8	1B: 5 2B: 1 3B: 0 HR: 0	SF: 0 SAC: 0 DP: 1 HBP: 0	WP: 0 PB: 0 SB: 0 CS: 1	PA: 33
<b>PITCHER</b> Nolan Ryan, R ERA: 3.98 (1, 1)	IP: 9.0 WLS: W BF: 33 H: 6 R: 2 ER: 1 SO: 11 BB: 2 IBB: 0 HBP: 0 BLK: 0 WP: 0 HR: 0 S: 53 P: 61 ERA: 1.00 WHIP: 0.889															<b>PITCHER</b>						

Batter	1	2	3	4	5	6	7	8	9	AB	R	H	RBI	BB	SO	LOB	BOTTOM					
Dickie Thon, R OBP: 0.308, SLG: 0.351 (1, 6)	SF7 3B		L9					SH2-4 1-2		3	1	1	0	0	0	1	<b>Pittsburgh Pirates @ Houston Astros</b> Astrodome, Houston, TX Fri Jul 16 1982, 8:05 PM EDT Att: 19,037 - Dome					
Tony Scott, S OBP: 0.268, SLG: 0.302 (1, 8)	SF7 3-H		K			FC5-4 1-3 1B		2B 2-H		3	0	2	2	0	1	0						
Ray Knight, R OBP: 0.359, SLG: 0.425 (1, 3)	K		4-3			FC5-4 1-2 3-H		F7		4	0	0	1	0	1	2						
Jose Cruz, L OBP: 0.334, SLG: 0.389 (1, 7)	FC6-4 BB					K CS		K		2	0	0	0	2	2	1						
Phil Garner, R OBP: 0.300, SLG: 0.414 (1, 4)	FC6-4 1-2					F7 1-2		F7		4	0	0	0	0	0	4						
Art Howe, R OBP: 0.310, SLG: 0.278 (1, 5)			4-3			1B 1B		5-3 BB		3	0	1	0	1	0	0						
Terry Puhl, L OBP: 0.330, SLG: 0.386 (1, 9)			HR			1B 1-3 1B		4-3 P6		4	1	2	1	0	0	1						
Luis Pujols, R OBP: 0.230, SLG: 0.333 (1, 2)			K			P3		F8		4	0	0	0	0	2	3						
Nolan Ryan, R OBP: 0.208, SLG: 0.136 (1, 1)			K			1B FC5-4 1B		SH2-4 2B BB		2	2	1	0	1	1	0	<b>Houston Astros</b>					
										1B: 4 2B: 1 3B: 1 HR: 1	SF: 1 SAC: 1 DP: 0 HBP: 0	WP: 0 PB: 2 SB: 0 CS: 1	PA: 35									
<b>Inning Stats</b>	R: 1 E: 0 K: 1 S: 6	H: 1 LOB: 1 BB: 1 P: 10	R: 1 E: 0 K: 2 S: 8	H: 1 LOB: 0 BB: 0 P: 8	R: 0 E: 0 K: 1 S: 5	H: 0 LOB: 0 BB: 0 P: 5	R: 0 E: 0 K: 1 S: 7	H: 2 LOB: 2 BB: 0 P: 7	R: 1 E: 0 K: 1 S: 7	H: 2 LOB: 1 BB: 0 P: 7	R: 0 E: 0 K: 1 S: 5	H: 0 LOB: 1 BB: 1 P: 9	R: 1 E: 0 K: 0 S: 4	H: 1 LOB: 2 BB: 2 P: 12	R: 0 E: 0 K: 0 S: 3	H: 0 LOB: 0 BB: 0 P: 3	R: 0 E: 0 K: 0 S: 3	H: 0 LOB: 0 BB: 0 P: 3	1B: 4 2B: 1 3B: 1 HR: 1	SF: 1 SAC: 1 DP: 0 HBP: 0	WP: 0 PB: 2 SB: 0 CS: 1	PA: 35
<b>PITCHER</b> Larry McWilliams, L ERA: 4.38 Enrique Romo, R ERA: 4.17 Kent Tekulve, R ERA: 2.56	IP: 6.1 WLS: L BF: 28 H: 6 R: 4 ER: 3 SO: 7 BB: 3 IBB: 0 HBP: 0 BLK: 0 WP: 0 HR: 1 S: 39 P: 51 ERA: 4.26 WHIP: 1.421															<b>PITCHER</b>						



Batter	1	2	3	4	5	6	7	8	9	10	AB	R	H	RBI	BB	SO	LOB	TOP				
Omar Moreno, L (1.8) OBP: 0.291, SLG: 0.325	4-0 1B BB		G3		4-0 2B BB		SH1-4 1B		1B 1B		3	1	2	0	2	0	0	<b>Pittsburgh Pirates @ Houston Astros</b> Astrodome, Houston, TX Sat Jul 17 1982, 8:05 PM EDT Att: 28,672 - Dome				
Johnny Ray, S (1.4) OBP: 0.340, SLG: 0.427	0-0 P1		6-3		0-0 2B		SH1-4		1B		4	0	2	1	0	0	1					
Bill Madlock, R (1.5) OBP: 0.367, SLG: 0.452	0-0 1B				0-0 1-3		F6		L7		5	0	1	1	0	0	4					
Jason Thompson, L (1.3) OBP: 0.405, SLG: 0.522	0-3 K				0-0 WP 1B		F8		4-1		5	0	1	0	0	2	2					
Dave Parker, L (1.9) OBP: 0.341, SLG: 0.453	0-0 3-1				4-0 1B BB		4-3		F7		4	1	1	0	1	0	1					
Mike Easter, L (1.7) OBP: 0.349, SLG: 0.418		0-0 1-3			0-0 F7		0-3 K		0-0 F8		4	0	0	0	0	2	3					
Lee Lacy, R (8. PR) OBP: 0.369, SLG: 0.385							0-0 K		0-0 F8		1	0	0	0	0	0	0					
Dale Berra, R (1.6) OBP: 0.310, SLG: 0.391		0-0 5-3			0-0 L7		0-3 1B K				4	0	1	1	0	1	3					
Steve Nicosia, R (1.2) OBP: 0.379, SLG: 0.383		0-0 F2			0-0 BB 2B 1B		0-0 1B		0-0 6-3		4	1	2	0	0	0	0					
Rick Rhoden, R (1.1) OBP: 0.313, SLG: 0.609					0-0 L5		0-0 F7		0-3 K		3	0	0	0	0	0	3					
Rod Scurry, L (8.1) OBP: 0.154, SLG: 0.154			6-3								0	0	0	0	0	0	0					
Willie Stargell, L (9. PH) OBP: 0.333, SLG: 0.439											1	0	0	0	0	1	0					
Kent Tekulve, R (9.1) OBP: 0.333, SLG: 0.439											0	0	0	0	0	0	0					
<b>Inning Stats</b>	R: 1 E: 0 K: 1 S: 6	H: 1 LOB: 1 BB: 1 P: 10	R: 0 E: 0 K: 0 S: 3	H: 0 LOB: 0 BB: 0 P: 3	R: 0 E: 0 K: 0 S: 3	H: 0 LOB: 0 BB: 0 P: 3	R: 0 E: 0 K: 0 S: 4	H: 1 LOB: 2 BB: 1 P: 8	R: 1 E: 0 K: 0 S: 4	H: 2 LOB: 1 BB: 0 P: 8	R: 0 E: 0 K: 2 S: 7	H: 1 LOB: 1 BB: 0 P: 4	R: 0 E: 0 K: 2 S: 7	H: 0 LOB: 1 BB: 0 P: 7	R: 0 E: 0 K: 1 S: 7	H: 2 LOB: 2 BB: 0 P: 7	R: 0 E: 0 K: 1 S: 5	H: 0 LOB: 0 BB: 0 P: 5	1B: 8 2B: 2 3B: 0 HR: 0	SF: 0 SAC: 1 DP: 0 HBP: 0	WP: 2 PB: 0 SB: 2 CS: 1	PA: 42
<b>PITCHER</b> Joe Niekro, R (1.1) ERA: 2.66	IP 10.0	WLS W	BF 42	H 10	R 3	ER 3	SO 6	BB 3	IBB 0	HBP 0	BLK 0	WP 2	HR 0	S 51	P 63	ERA 2.70	WHIP 1.300					

Batter	1	2	3	4	5	6	7	8	9	10	AB	R	H	RBI	BB	SO	LOB	BOTTOM				
Dickie Thon, R (1.6) OBP: 0.307, SLG: 0.364	0-3 K		0-0 HR		0-3 K		0-0 F7				4	1	1	1	0	2	1	<b>Pittsburgh Pirates @ Houston Astros</b> Astrodome, Houston, TX Sat Jul 17 1982, 8:05 PM EDT Att: 28,672 - Dome				
Terry Puhl, L (1.8) OBP: 0.329, SLG: 0.388	0-0 2B		0-0 L8		0-0 4-3		0-0 4-3		0-0 4-3		4	0	1	0	0	0	0					
Ray Knight, R (1.3) OBP: 0.361, SLG: 0.426	0-3 K		0-0 WP E 1B		0-0 F8		0-0 CS 1B				4	1	2	0	0	1	1					
Jose Cruz, L (1.7) OBP: 0.333, SLG: 0.386	4-0 BB		0-0 E6		0-0 F7		0-0 K		0-3 K		3	0	0	0	1	1	1					
Danny Heep, L (1.9) OBP: 0.322, SLG: 0.385	0-3 K		0-0 F7				0-0 4-3		0-0 CS		3	0	0	0	0	1	3					
Tony Scott, S (8. PH) OBP: 0.267, SLG: 0.301			0-0 F7				0-0 4-3		0-0 4-3		1	0	0	0	0	0	0					
Phil Garner, R (1.4) OBP: 0.299, SLG: 0.418		0-0 F3			0-0 1B 3B		0-0 1-3		0-3 K		4	1	1	0	0	1	0					
Art Howe, R (1.5) OBP: 0.309, SLG: 0.277		0-3 K			0-0 SH3-4 1B		0-0 1-3		0-0 F7		4	0	1	1	0	1	0					
Luis Pujols, R (1.2) OBP: 0.225, SLG: 0.327		0-0 5-3			0-0 SH3-4		0-3 K		0-0 4-3		2	0	0	0	0	1	0					
Denny Walling, L (10. PH) OBP: 0.286, SLG: 0.278					0-0 SH3-4		0-3 K				1	0	0	0	0	0	0					
Joe Niekro, R (1.1) OBP: 0.080, SLG: 0.120			0-3 K		0-3 K		0-3 K				3	0	0	0	0	3	1					
Harry Spilman, L (10. PH) OBP: 0.300, SLG: 0.600											1	1	1	1	0	0	0					
<b>Inning Stats</b>	R: 0 E: 0 K: 3 S: 10	H: 1 LOB: 2 BB: 1 P: 14	R: 0 E: 0 K: 1 S: 5	H: 0 LOB: 0 BB: 0 P: 5	R: 2 E: 1 K: 1 S: 8	H: 2 LOB: 1 BB: 0 P: 8	R: 1 E: 0 K: 2 S: 9	H: 2 LOB: 1 BB: 0 P: 9	R: 0 E: 0 K: 0 S: 3	H: 0 LOB: 0 BB: 0 P: 3	R: 0 E: 0 K: 2 S: 7	H: 0 LOB: 0 BB: 0 P: 7	R: 0 E: 0 K: 1 S: 5	H: 1 LOB: 0 BB: 0 P: 5	R: 0 E: 0 K: 1 S: 5	H: 0 LOB: 0 BB: 0 P: 5	R: 1 E: 0 K: 0 S: 2	H: 1 LOB: 0 BB: 0 P: 2	1B: 3 2B: 1 3B: 1 HR: 2	SF: 0 SAC: 1 DP: 0 HBP: 0	WP: 1 PB: 0 SB: 0 CS: 1	PA: 37
<b>PITCHER</b> Rick Rhoden, R (1.1) ERA: 5.59	IP 7.1	WLS 30	BF 30	H 6	R 3	ER 2	SO 9	BB 1	IBB 0	HBP 0	BLK 0	WP 1	HR 1	S 47	P 51	ERA 2.46	WHIP 0.955					
Rod Scurry, L (8.1) ERA: 2.12	0.2	1	0	0	0	1	0	0	0	0	0	0	0	3	3	0.00	0.000					
Kent Tekulve, R (9.1) ERA: 2.65	1.1	L	5	1	1	1	1	0	0	0	0	0	0	1	7	6.75	0.750					





Batter	1	2	3	4	5	6	7	8	9	AB	R	H	RBI	BB	SO	LOB	TOP	
Omar Moreno, L (1, 8) OBP: 0.294, SLG: 0.325										3	1	1	0	1	1	0		
Lee Lacy, R (1, 7) OBP: 0.366, SLG: 0.379										3	1	0	0	1	1	1		
Bill Madlock, R (1, 5) OBP: 0.366, SLG: 0.453										4	0	1	1	0	0	0		
Jason Thompson, L (1, 3) OBP: 0.404, SLG: 0.521										3	0	1	1	0	0	0		
Dave Parker, L (1, 9) OBP: 0.339, SLG: 0.449										4	0	1	0	0	1	2		
Tony Peña, R (1, 2) OBP: 0.337, SLG: 0.451										3	0	1	0	1	0	2		
Johnny Ray, S (1, 4) OBP: 0.337, SLG: 0.423										4	0	0	0	0	0	3		
Dale Berra, R (1, 6) OBP: 0.307, SLG: 0.387										3	0	0	0	0	0	0		
Don Robinson, R (1, 1) OBP: 0.333, SLG: 0.438 (7, PH)										2	0	0	0	0	0	0		
Jim Morrison, R (7, PH) OBP: 0.290, SLG: 0.443										1	0	0	0	0	0	0		
Enrique Romo, R (7, 1) OBP: 0.500, SLG: 0.833										0	0	0	0	0	0	0		
Kent Tekulve, R (7, 1)										0	0	0	0	0	0	0		
<b>Inning Stats</b>	R: 2 E: 0 K: 1 S: 6	H: 1 LOB: 1 BB: 2 P: 14	R: 0 E: 0 K: 0 S: 3	H: 0 LOB: 0 BB: 0 P: 3	R: 0 E: 0 K: 1 S: 5	H: 0 LOB: 0 BB: 0 P: 5	R: 0 E: 0 K: 0 S: 4	H: 1 LOB: 1 BB: 0 P: 4	R: 0 E: 1 K: 0 S: 4	H: 1 LOB: 1 BB: 0 P: 4	R: 0 E: 0 K: 0 S: 3	H: 0 LOB: 0 BB: 0 P: 3	R: 0 E: 0 K: 1 S: 5	H: 1 LOB: 0 BB: 1 P: 7	1B: 4 2B: 2 3B: 0 HR: 0	SF: 1 SAC: 0 DP: 1 HBP: 0	WP: 1 PB: 0 SB: 1 CS: 0	PA: 34
<b>PITCHER</b> Bob Knepper, L (1, 1) ERA: 4.51	IP: 9.0 WLS: W BF: 34 H: 5 R: 2 ER: 2 SO: 3 BB: 3 IBB: 0 HBP: 0 BLK: 0 WP: 1 HR: 0 S: 37 P: 49 ERA: 2.00 WHIP: 0.889															<b>PITCHER</b>		

Pittsburgh Pirates @ Houston Astros  
Astrodome, Houston, TX  
Sun Jul 18 1982, 4:33 AM EDT  
Att: 19,218 - Dome

AB	30
R	2
H	5
RBI	2
BB	3
SO	3
LOB	8



Batter	1	2	3	4	5	6	7	8	9	AB	R	H	RBI	BB	SO	LOB	BOTTOM			
Dickie Thon, R (1, 6) OBP: 0.314, SLG: 0.381										4	2	3	0	0	0	0				
Terry Puhl, L (1, 8) OBP: 0.328, SLG: 0.393 (8, 9)										4	1	1	1	0	0	1				
Ray Knight, R (1, 3) OBP: 0.368, SLG: 0.437										3	1	3	1	1	0	0				
Jose Cruz, L (1, 7) OBP: 0.338, SLG: 0.384										1	0	0	0	3	0	1				
Danny Heep, L (1, 9) OBP: 0.330, SLG: 0.383 (7, PR)										3	0	1	1	1	2	4				
Tony Scott, S (7, PR) OBP: 0.267, SLG: 0.301 (8, 8)										0	0	0	0	0	0	0				
Phil Garner, R (1, 4) OBP: 0.299, SLG: 0.416										4	0	1	1	0	2	6				
Art Howe, R (1, 5) OBP: 0.308, SLG: 0.273										3	0	0	0	1	1	0				
Luis Pujols, R (1, 2) OBP: 0.217, SLG: 0.314										4	0	0	0	0	1	3				
Bob Knepper, L (1, 1)										4	0	0	0	0	2	0				
<b>Inning Stats</b>	R: 1 E: 0 K: 2 S: 9	H: 2 LOB: 2 BB: 1 P: 13	R: 0 E: 0 K: 3 S: 9	H: 0 LOB: 0 BB: 0 P: 9	R: 1 E: 0 K: 0 S: 4	H: 2 LOB: 0 BB: 0 P: 4	R: 0 E: 0 K: 0 S: 3	H: 1 LOB: 0 BB: 0 P: 3	R: 0 E: 0 K: 0 S: 3	H: 1 LOB: 0 BB: 0 P: 3	R: 1 E: 0 K: 1 S: 7	H: 2 LOB: 3 BB: 2 P: 15	R: 1 E: 0 K: 1 S: 6	H: 1 LOB: 3 BB: 3 P: 18	R: 0 E: 0 K: 1 S: 5	H: 0 LOB: 0 BB: 0 P: 5	1B: 5 2B: 2 3B: 2 HR: 0	SF: 0 SAC: 0 DP: 1 HBP: 0	WP: 0 PB: 0 SB: 1 CS: 1	PA: 37
<b>PITCHER</b> Don Robinson, R (1, 1) ERA: 3.91	IP: 6.0 WLS: L BF: 26 H: 8 R: 3 ER: 3 SO: 6 BB: 2 IBB: 1 HBP: 0 BLK: 0 WP: 0 HR: 0 S: 35 P: 47 ERA: 4.50 WHIP: 1.667															<b>PITCHER</b>				
Enrique Romo, R (7, 1) ERA: 4.29	0.2	6	1	1	1	0	3	0	0	0	0	0	3	15	13.50	6.000				
Kent Tekulve, R (7, 1) ERA: 2.61	1.1	4	0	0	0	2	0	0	0	0	0	0	8	8	0.00	0.000				

Pittsburgh Pirates @ Houston Astros  
Astrodome, Houston, TX  
Sun Jul 18 1982, 4:33 AM EDT  
Att: 19,218 - Dome

AB	30
R	4
H	9
RBI	4
BB	6
SO	8
LOB	15

















Batter	1	2	3	4	5	6	7	8	9	AB	R	H	RBI	BB	SO	LOB	TOP			
Dickie Thon, R OBP: 0.308, SLG: 0.379 (1, 6)	0-0 6-3		0-0 4-3		0-0 5-3		0-3 K		0-0 FC6 5-3 1B	5	1	0	0	0	1	1	<b>Houston Astros @ St. Louis Cardinals</b> Busch Stadium, St. Louis, MO Fri Jul 23, 1982, 7:05 PM CDT Att: 30,832 - Unknown <a href="http://livebaseballscorecards.com">livebaseballscorecards.com</a>			
Terry Puhl, L OBP: 0.332, SLG: 0.390 (1, 8)	0-3 K		0-0 1B		0-0 1B 1B		0-0 FC6-4 1B		4-0 5-3 1B BB	4	0	3	0	1	1	0				
Ray Knight, R OBP: 0.366, SLG: 0.431 (1, 3)	4-0 PB BB		0-0 F7		0-0 F3		0-0 FC6-4		0-0 5-3	4	0	0	0	1	0	5				
Jose Cruz, L OBP: 0.343, SLG: 0.387 (1, 7)	0-0 5-3			0-0 1B 2B		4-0 1B BB		0-0 BB 1B	0-0 1B	4	1	3	1	1	0	1				
Danny Heep, L OBP: 0.333, SLG: 0.402 (1, 9)		0-0 E 1B		0-0 1B 1B		0-0 1B		0-0 L3	0-0 F9	5	0	3	0	0	0	3				
Phil Garner, R OBP: 0.296, SLG: 0.417 (1, 4)		0-0 6-3		0-0 SF9		0-3 K		0-3 K		3	0	0	1	0	2	2				
Art Howe, R OBP: 0.324, SLG: 0.303 (1, 5)		0-0 1-3		0-0 1B		0-3 K		4-0 FC6-4 BB		3	0	1	0	1	1	1				
Luis Pujols, R OBP: 0.376, SLG: 0.289 Harry Spillman, L OBP: 0.312, SLG: 0.462 Randy Moffitt, R OBP: 0.312, SLG: 0.333 Craig Reynolds, R OBP: 0.312, SLG: 0.333 Dave Smith, R OBP: 0.312, SLG: 0.333 Denny Walling, L OBP: 0.283, SLG: 0.283 Frank LaCorte, R OBP: 0.283, SLG: 0.283 (1, 2)		0-0 F9		0-0 F7		0-0 3-1		0-0 FC6-4		1	0	0	0	0	0	0				
Joe Niekro, R OBP: 0.078, SLG: 0.118 George Cappuzzello, R OBP: 0.270, SLG: 0.212 Alan Knicely, R OBP: 0.270, SLG: 0.212 (1, 1)			0-0 L6		0-0 G3		0-0 5-3		0-3 K FC6	1	0	0	0	0	0	0				
<b>Inning Stats</b>	R: 0 E: 0 K: 1 S: 5	H: 0 LOB: 1 BB: 1 P: 9	R: 0 E: 1 K: 0 S: 4	H: 1 LOB: 1 BB: 0 P: 4	R: 0 E: 0 K: 0 S: 4	H: 1 LOB: 1 BB: 0 P: 4	R: 1 E: 0 K: 0 S: 6	H: 3 LOB: 2 BB: 1 P: 6	R: 0 E: 0 K: 2 S: 7	H: 0 LOB: 0 BB: 0 P: 7	R: 0 E: 0 K: 1 S: 6	H: 1 LOB: 1 BB: 0 P: 6	R: 0 E: 0 K: 1 S: 6	H: 1 LOB: 2 BB: 1 P: 10	R: 1 E: 1 K: 1 S: 7	H: 1 LOB: 2 BB: 1 P: 11		1B: 9 2B: 1 3B: 0 HR: 0	SF: 1 SAC: 0 DP: 0 HBP: 0	WP: 0 PB: 1 SB: 1 CS: 0
<b>PITCHER</b> Joaquin Andujar, R ERA: 2.44 (1, 1)	IP: 9.0 WLS: W BF: 41 H: 10 R: 2 ER: 1 SO: 6 BB: 4 IBB: 0 HBP: 0 BLK: 0 WP: 0 HR: 0 S: 49 P: 65 ERA: 1.00 WHIP: 1.556															<b>PITCHER</b>				

Batter	1	2	3	4	5	6	7	8	9	AB	R	H	RBI	BB	SO	LOB	BOTTOM		
Tom Herr, S OBP: 0.315, SLG: 0.303 (1, 4)	0-0 3B 1B		0-0 F9			0-3 K		0-0 6-3		5	2	2	0	0	1	1	<b>Houston Astros @ St. Louis Cardinals</b> Busch Stadium, St. Louis, MO Fri Jul 23, 1982, 7:05 PM CDT Att: 30,832 - Unknown <a href="http://livebaseballscorecards.com">livebaseballscorecards.com</a>		
Lonnie Smith, R OBP: 0.385, SLG: 0.439 (1, 7)	0-0 1B 3B		0-0 5-3		0-0 F9		0-0 5-3		0-0 F7	5	1	1	1	0	0	1			
Keith Hernandez, L OBP: 0.373, SLG: 0.384 (1, 3)	0-0 G3		0-0 4-3		0-0 4-3		0-0 S 1B			4	0	1	1	0	0	1			
Darrell Porter, L OBP: 0.339, SLG: 0.389 (1, 2)	4-0 BB FC6-4 BB		4-0 BB		1-0 HBP		4-0 1-2 BB			0	1	0	0	3	0	0			
Ken Oberkfell, L OBP: 0.330, SLG: 0.350 (1, 5)	0-0 FC6-4 WP 1B		0-0 4-3		0-0 F5		0-0 F9			4	1	1	1	0	0	4			
Dane Iorg, L OBP: 0.365, SLG: 0.349 Tito Landrum, R OBP: 0.358, SLG: 0.407 (1, 9)	4-0 FC6-4 BB		0-0 4-3 1B 2B		0-0 G3		0-0 4-3			3	1	1	0	1	0	0			
Willie McGee, S OBP: 0.329, SLG: 0.405 (1, 8)	0-0 FC6-4 WP S		0-0 4-3		0-0 3-1		0-0 4-3			4	0	0	1	0	0	3			
Ozzie Smith, S OBP: 0.356, SLG: 0.346 (1, 6)	4-0 WP BB		0-0 S 1B		4-0 BB		0-0 4-3			2	0	1	1	2	0	0			
Joaquin Andujar, S OBP: 0.183, SLG: 0.233 (1, 1)	0-3 K		0-0 L8		0-3 K		0-3 K			4	0	0	0	0	3	4			
<b>Inning Stats</b>	R: 4 E: 0 K: 1 S: 8	H: 3 LOB: 2 BB: 3 P: 20	R: 1 E: 0 K: 0 S: 4	H: 1 LOB: 1 BB: 1 P: 8	R: 1 E: 0 K: 0 S: 5	H: 2 LOB: 1 BB: 0 P: 5	R: 0 E: 0 K: 0 S: 3	H: 0 LOB: 1 BB: 0 P: 4	R: 0 E: 0 K: 1 S: 5	H: 0 LOB: 1 BB: 1 P: 9	R: 0 E: 0 K: 1 S: 6	H: 1 LOB: 2 BB: 1 P: 10	R: 0 E: 0 K: 0 S: 3	R: 0 E: 0 K: 1 S: 5	H: 0 LOB: 0 BB: 0 P: 5	1B: 4 2B: 2 3B: 1 HR: 0		SF: 0 SAC: 0 DP: 0 HBP: 1	WP: 1 PB: 0 SB: 3 CS: 0
<b>PITCHER</b> Joe Niekro, R ERA: 2.97 George Cappuzzello, L ERA: 2.35 Randy Moffitt, R ERA: 3.8 Dave Smith, R ERA: 5.3 Frank LaCorte, R ERA: 5.32 (1, 1)	IP: 2.1 WLS: L BF: 17 H: 6 R: 6 ER: 6 SO: 1 BB: 4 IBB: 0 HBP: 0 BLK: 0 WP: 0 HR: 0 S: 15 P: 31 ERA: 23.14 WHIP: 4.286															<b>PITCHER</b>			



Batter	1	2	3	4	5	6	7	8	9	AB	R	H	RBI	BB	SO	LOB	TOP								
Dickie Thon, R OBP: 0.311, SLG: 0.385 (1, 6)	0-0 CS 1B		0-0 6-3		0-0 1B 2B		0-0 F6			4	1	2	0	0	0	2									
Terry Puhl, L OBP: 0.334, SLG: 0.398 (1, 8)	0-0 1-2 3B		0-0 4-3		0-0 2H 1B			0-0 4-3		4	0	2	1	0	0	1									
Ray Knight, R OBP: 0.365, SLG: 0.429 (1, 3)	0-3 K			0-0 F8	0-0 L8			0-0 G6-4-3 1B		4	0	1	0	0	0	1									
Jose Cruz, L OBP: 0.342, SLG: 0.385 (1, 7)	0-0 F7			0-0 6-3		0-0 G6-4-3 1B		0-0 G6-4-3 1-2		4	0	1	0	0	0	2									
Danny Heep, L OBP: 0.330, SLG: 0.396 (1, 9)		0-0 F7		0-0 1B 1B		0-0 F7		0-0 4-3		4	0	1	0	0	0	1									
Phil Garner, R OBP: 0.298, SLG: 0.418 (1, 4)		0-0 F9		0-0 1-2 1B		0-0 G6-4-3 1-2		0-0 BB 1B		4	0	2	0	0	0	1									
Art Howe, R OBP: 0.322, SLG: 0.299 (1, 5)		0-0 6-3		0-0 P4			0-0 F7	0-0 BB 1-2		3	0	0	0	0	1	0									
Luis Pujols, R OBP: 0.394, SLG: 0.287 (5, PH) Tony Scott, S OBP: 0.316, SLG: 0.302 Michael LaCoss, R OBP: 0.296, SLG: 0.286 (7, PH) Denny Walling, L OBP: 0.290 (7, 1) Randy Moffitt, R OBP: 0.314, SLG: 0.429 (9, PH)			0-0 4-3		0-3 K		0-0 E4 6-3 1B	0-3 K		1	0	0	0	0	0	0									
Bob Knepper, L OBP: 0.057, SLG: 0.059 (5, PH) Alan Knicely, R OBP: 0.260, SLG: 0.203 (5, 2)			0-0 2B		0-0 F8		0-0 6-3 2-3	0-3 K		1	0	1	0	0	0	0									
<b>Inning Stats</b>	R: 0 E: 0 K: 1 S: 6	H: 2 LOB: 1 BB: 0 P: 6	R: 0 E: 0 K: 0 S: 3	H: 0 LOB: 0 BB: 0 P: 3	R: 0 E: 0 K: 0 S: 4	H: 1 LOB: 1 BB: 0 P: 4	R: 0 E: 0 K: 0 S: 5	H: 2 LOB: 2 BB: 0 P: 5	R: 1 E: 0 K: 1 S: 7	H: 2 LOB: 1 BB: 0 P: 7	R: 0 E: 0 K: 0 S: 3	H: 1 LOB: 0 BB: 0 P: 3	R: 0 E: 1 K: 0 S: 4	H: 1 LOB: 1 BB: 0 P: 4	R: 0 E: 0 K: 0 S: 3	H: 1 LOB: 0 BB: 0 P: 3	R: 0 E: 0 K: 2 S: 8	H: 1 LOB: 2 BB: 1 P: 12	1B: 8 2B: 2 3B: 1 HR: 0	SF: 0 SAC: 0 DP: 2 HBP: 0	WP: 0 PB: 0 SB: 0 CS: 1	PA: 36			
<b>PITCHER</b>	IP WLS BF H R ER SO BB IBB HBP BLK WP HR S P ERA WHIP	7.1 W 30 10 1 1 2 0 0 0 0 0 0 34 34 1.23 1.364	8.1 L 3 1 0 0 0 0 0 0 0 0 0 3 3 0.00 1.000	9.1 R 3 0 0 0 2 1 0 0 0 0 0 6 10 0.00 1.500																					

Houston Astros @ St. Louis Cardinals  
 Busch Stadium, St. Louis, MO  
 Sat Jul 24 1982, 3:33 AM CDT  
 Att: 22,462 - Unknown

AB	35
R	1
H	11
RBI	1
BB	1
SO	4
LOB	16



Batter	1	2	3	4	5	6	7	8	9	AB	R	H	RBI	BB	SO	LOB	BOTTOM							
Tom Herr, S OBP: 0.314, SLG: 0.301 (1, 4)	0-0 P3		0-0 SF8		0-0 BB G4-6-3		0-0 4-3			2	0	0	1	1	0	0								
Lonnie Smith, R OBP: 0.385, SLG: 0.434 (1, 7) Jim Kaat, L (8, 1) Bruce Sutter, R (9, 1)	0-0 F8		0-0 3H F8		0-0 G4-6-3 1-2		0-0 F8			4	0	0	0	0	0	0								
Keith Hernandez, L OBP: 0.376, SLG: 0.382 (1, 3)	4-0 BB			0-0 F9	4-0 FC4-6 BB		1-0 HBP			1	0	0	0	2	0	0								
George Hendrick, R OBP: 0.311, SLG: 0.458 (1, 9)	0-0 F3			0-0 1B 2B 1B	0-0 FC4-6 1-2		0-0 F8			4	1	1	0	0	0	3								
Gene Tenace, R OBP: 0.544, SLG: 0.684 (1, 2)		4-0 G6-4-3 BB		0-0 2B E 1B		4-0 SH1-3 BB		1-0 FC5-4 HBP		1	1	1	0	2	0	0								
Tito Landrum, R OBP: 0.397, SLG: 0.419 (1, 8) (8, 7)	0-3 K			0-0 E 2B		0-0 SH1-3 1-2		0-3 K		3	1	1	1	0	2	3								
Mike Ramsey, S OBP: 0.348, SLG: 0.355 (1, 5) Ken Oberkfell, L OBP: 0.329, SLG: 0.348 (8, 5)	0-0 G6-4-3 1-2			0-0 E5 SF8 1B		0-0 6-3		0-0 FC5-4 1-2		3	1	1	2	0	0	2								
Ozzie Smith, S OBP: 0.355, SLG: 0.347 (1, 6)			0-0 SH5-3 SF8 1B		0-0 SF8		0-3 K			2	1	1	1	0	1	1								
Bob Forsch, R OBP: 0.255, SLG: 0.320 (1, 1) Willie McGee, S OBP: 0.329, SLG: 0.405 (8, 8)			0-0 SH5-3 1-3		0-0 6-3		0-3 K			2	0	0	0	0	1	0								
<b>Inning Stats</b>	R: 0 E: 0 K: 0 S: 3	H: 0 LOB: 1 BB: 1 P: 7	R: 0 E: 0 K: 1 S: 4	H: 0 LOB: 0 BB: 1 P: 8	R: 1 E: 0 K: 0 S: 4	H: 1 LOB: 0 BB: 0 P: 4	R: 4 E: 1 K: 0 S: 7	H: 4 LOB: 0 BB: 0 P: 7	R: 0 E: 0 K: 0 S: 2	H: 0 LOB: 1 BB: 2 P: 10	R: 0 E: 0 K: 1 S: 5	H: 0 LOB: 0 BB: 1 P: 9	R: 0 E: 0 K: 1 S: 5	H: 0 LOB: 0 BB: 0 P: 5	R: 0 E: 0 K: 1 S: 5	H: 0 LOB: 2 BB: 0 P: 7	1B: 4 2B: 1 3B: 0 HR: 0	SF: 2 SAC: 2 DP: 2 HBP: 2	WP: 0 PB: 0 SB: 2 CS: 0	PA: 34				
<b>PITCHER</b>	IP WLS BF H R ER SO BB IBB HBP BLK WP HR S P ERA WHIP	4.0 L 18 5 5 4 1 3 0 0 0 0 0 7 19 0.00 1.750	5.1 R 8 0 0 0 1 3 0 0 0 0 0 7 19 0.00 1.500	7.1 L 8 0 0 0 2 0 0 2 0 0 0 10 12 0.00 0.000																				

Houston Astros @ St. Louis Cardinals  
 Busch Stadium, St. Louis, MO  
 Sat Jul 24 1982, 3:33 AM CDT  
 Att: 22,462 - Unknown


AB	23
R	5
H	5
RBI	5
BB	5
SO	4
LOB	12









Batter	1	2	3	4	5	6	7	8	9	AB	R	H	RBI	BB	SO	LOB	TOP			
Tom Lawless, R OBP: 0.277, SLG: 0.214 (1,4)	L3		5-3				F9			4	0	1	0	0	0	0	<b>Cincinnati Reds @ Houston Astros</b> Astrodome, Houston, TX Tue Jul 27 1982, 8:05 PM EDT Att: 19,009 - Unknown			
Eddie Milner, L OBP: 0.340, SLG: 0.398 (1,7)	E 2B 1B		F8					K		3	1	1	0	1	1	0				
Cesar Cedeno, R OBP: 0.356, SLG: 0.440 (1,8)	1-H 2B		6-3					K		4	0	1	1	0	2	2				
Dan Driessen, L OBP: 0.393, SLG: 0.453 (1,3)	BB							4-3		3	0	0	0	1	1	2				
Paul Householder, S OBP: 0.286, SLG: 0.378 (1,9)	K							4-3		4	1	1	0	0	2	2				
Wayne Krenchicki, L OBP: 0.313, SLG: 0.379 (1,5)	P6							F7		4	0	0	0	0	0	3				
Ron Oester, S OBP: 0.298, SLG: 0.327 (1,6)								4-3		4	0	1	1	0	2	0				
Alex Trevino, R OBP: 0.315, SLG: 0.295 (1,2)	6-3							K		3	0	0	0	0	2	1				
Charlie Leibrandt, R OBP: 0.143, SLG: 0.100 Jim Kern, R (8,1)	K							K		3	0	0	0	0	3	0				
										0	0	0	0	0	0	0				
<b>Inning Stats</b>	R: 1 E: 1 K: 1 S: 7	H: 2 LOB: 2 BB: 1 P: 11	R: 0 E: 0 K: 2 S: 7	H: 0 LOB: 0 BB: 0 P: 7	R: 0 E: 0 K: 0 S: 3	H: 0 LOB: 0 BB: 0 P: 3	R: 1 E: 0 K: 1 S: 7	H: 2 LOB: 1 BB: 0 P: 7	R: 0 E: 0 K: 3 S: 10	H: 1 LOB: 2 BB: 1 P: 14	R: 0 E: 0 K: 2 S: 7	H: 0 LOB: 0 BB: 0 P: 7	R: 0 E: 0 K: 2 S: 7	H: 0 LOB: 0 BB: 0 P: 7	R: 0 E: 0 K: 0 S: 3	H: 0 LOB: 0 BB: 0 P: 3	1B: 3 2B: 2 3B: 0 HR: 0	SF: 0 SAC: 0 DP: 0 HBP: 0	WP: 0 PB: 0 SB: 3 CS: 0	PA: 34
<b>PITCHER</b> Nolan Ryan, R ERA: 3.67 (1,1)	IP: 9.0 WLS: W BF: 34 H: 5 R: 2 ER: 1 SO: 13 BB: 2 IBB: 0 HBP: 0 BLK: 0 WP: 0 HR: 0 S: 58 P: 66 ERA: 1.00 WHIP: 0.778															<b>PITCHER</b>				

Batter	1	2	3	4	5	6	7	8	9	AB	R	H	RBI	BB	SO	LOB	BOTTOM
Dickie Thon, R OBP: 0.308, SLG: 0.379 (1,6)	S 2B 1B	5-3		F7			F9			4	1	1	0	0	0	2	<b>Cincinnati Reds @ Houston Astros</b> Astrodome, Houston, TX Tue Jul 27 1982, 8:05 PM EDT Att: 19,009 - Unknown
Tony Scott, S OBP: 0.275, SLG: 0.311 (1,8)	S 1-H 2B			E S 2B 1B			F9			4	1	2	1	0	0	0	
Ray Knight, R OBP: 0.370, SLG: 0.437 (1,3)	S BB			4-3 1-H 2B			F7			3	1	2	1	1	0	0	
Jose Cruz, L OBP: 0.343, SLG: 0.388 (1,7)	F8			4-3			F7			4	0	1	0	0	0	4	
Phil Garner, R OBP: 0.297, SLG: 0.414 (1,4)	K			P4			F7			4	0	0	0	0	1	5	
Art Howe, R OBP: 0.324, SLG: 0.303 (1,5)	6-3			6-3			4-3			3	0	0	0	1	0	3	
Terry Puhl, L OBP: 0.332, SLG: 0.394 (1,9)				F8			P6			4	0	2	1	0	0	0	
Luis Pujols, R OBP: 0.208, SLG: 0.283 (1,2)	SH1 1B			SH1 1B			F9			3	0	1	0	0	1	2	
Nolan Ryan, R OBP: 0.212, SLG: 0.146 (1,1)	K			SH1 1B			F7			2	0	0	0	0	1	1	
										1B: 7 2B: 2 3B: 0 HR: 0	SF: 0 SAC: 2 DP: 0 HBP: 0	WP: 0 PB: 0 SB: 4 CS: 0	PA: 35				
<b>Inning Stats</b>	R: 1 E: 0 K: 1 S: 7	H: 2 LOB: 2 BB: 1 P: 11	R: 0 E: 0 K: 1 S: 6	H: 1 LOB: 1 BB: 0 P: 6	R: 1 E: 0 K: 0 S: 5	H: 2 LOB: 1 BB: 0 P: 5	R: 0 E: 0 K: 0 S: 4	H: 1 LOB: 1 BB: 0 P: 4	R: 0 E: 0 K: 0 S: 4	H: 1 LOB: 1 BB: 0 P: 4	R: 0 E: 0 K: 0 S: 3	H: 0 LOB: 0 BB: 0 P: 3	R: 0 E: 0 K: 1 S: 7	H: 0 LOB: 2 BB: 1 P: 11	R: 0 E: 0 K: 0 S: 3	H: 2 LOB: 2 BB: 0 P: 11	
<b>PITCHER</b> Charlie Leibrandt, L ERA: 4.63 Jim Kern, R ERA: 2.76 (1,1)	IP: 7.1 WLS: L BF: 31 H: 8 R: 3 ER: 3 SO: 2 BB: 1 IBB: 0 HBP: 0 BLK: 0 WP: 0 HR: 0 S: 34 P: 38 ERA: 3.68 WHIP: 1.227															<b>PITCHER</b>	



Batter	1	2	3	4	5	6	7	8	9	AB	R	H	RBI	BB	SO	LOB	TOP					
Tom Lawless, R (1.4) OBP: 0.275, SLG: 0.217	5-3		4-3				G4-6-3			4	0	1	0	0	0	1						
Eddie Milner, L (1.7) OBP: 0.341, SLG: 0.398	1B		F8				G3			3	1	1	0	1	0	1						
Cesar Cedeno, R (1.8) OBP: 0.354, SLG: 0.437	1B		F9				6-3			4	0	1	0	0	1	2						
Dan Driessen, L (1.3) OBP: 0.394, SLG: 0.452	P6									3	0	1	0	1	0	3						
Johnny Bench, R (1.5) OBP: 0.304, SLG: 0.370	1B									4	0	2	1	0	0	2						
Paul Householder, S (1.9) OBP: 0.281, SLG: 0.371	4-3									4	0	0	0	0	0	5						
Ron Oester, S (1.6) OBP: 0.295, SLG: 0.324			F7				G3			4	0	0	0	0	0	2						
Alex Trevino, R (1.2) OBP: 0.315, SLG: 0.304			4-3							3	1	1	0	0	0	0						
Wayne Krenchicki, L (9. PH) OBP: 0.309, SLG: 0.375										1	0	0	0	0	0	0						
Mario Soto, R (1.1) OBP: 0.232, SLG: 0.245										2	0	0	0	0	1	0						
Duane Walker, L (7. PH) OBP: 0.330, SLG: 0.385			5-3							0	0	0	0	1	0	0						
Joe Price, R (7.1) OBP: 0.333, SLG: 0.333										0	0	0	0	0	0	0						
<b>Inning Stats</b>	R: 1 E: 0 K: 0 S: 6	H: 3 LOB: 2 BB: 0 P: 6	R: 0 E: 0 K: 0 S: 3	H: 0 LOB: 0 BB: 0 P: 3	R: 0 E: 0 K: 0 S: 3	H: 0 LOB: 0 BB: 0 P: 3	R: 0 E: 0 K: 0 S: 4	H: 1 LOB: 1 BB: 0 P: 4	R: 1 E: 0 K: 1 S: 7	H: 2 LOB: 1 BB: 0 P: 7	R: 0 E: 0 K: 0 S: 3	H: 1 LOB: 1 BB: 1 P: 7	R: 0 E: 0 K: 0 S: 2	H: 0 LOB: 0 BB: 1 P: 6	R: 0 E: 0 K: 1 S: 5	H: 0 LOB: 1 BB: 1 P: 9	R: 0 E: 0 K: 0 S: 3	H: 0 LOB: 0 BB: 0 P: 3	1B: 6 2B: 1 3B: 1 HR: 0	SF: 0 SAC: 0 DP: 2 HBP: 0	WP: 0 PB: 1 SB: 1 CS: 0	PA: 35
<b>PITCHER</b> Joe Niekro, R (1.1) ERA: 2.92	IP: 9.0 WLS: W BF: 35 H: 7 R: 2 ER: 2 SO: 2 BB: 3 IBB: 0 HBP: 0 BLK: 0 WP: 0 HR: 0 S: 36 P: 48 ERA: 2.00 WHIP: 1.111															<b>PITCHER</b>	IP: 9.0 WLS: W BF: 35 H: 7 R: 2 ER: 2 SO: 2 BB: 3 IBB: 0 HBP: 0 BLK: 0 WP: 0 HR: 0 S: 36 P: 48 ERA: 2.00 WHIP: 1.111					

Cincinnati Reds @ Houston Astros  
Astrodome, Houston, TX  
Wed Jul 28 1982, 8:05 PM EDT  
Att: 16,271 - Unknown

AB 32  
R 2  
H 7  
RBI 1  
BB 3  
SO 2  
LOB 16



Batter	1	2	3	4	5	6	7	8	9	AB	R	H	RBI	BB	SO	LOB	BOTTOM			
Dickie Thon, R (1.6) OBP: 0.311, SLG: 0.389	F9		F3				P3			4	1	2	0	0	0	0				
Terry Puhl, L (1.8) OBP: 0.332, SLG: 0.391	F9						K			3	0	0	0	1	1	2				
Ray Knight, R (1.3) OBP: 0.371, SLG: 0.435	K		P4							2	1	0	0	2	1	2				
Jose Cruz, L (1.7) OBP: 0.347, SLG: 0.395	6-3									4	2	3	1	0	0	1				
Danny Heep, L (1.9) OBP: 0.336, SLG: 0.410										3	0	2	1	0	0	2				
Tony Scott, S (7. PH) OBP: 0.274, SLG: 0.310										1	0	0	0	0	1	2				
Phil Garner, R (1.4) OBP: 0.294, SLG: 0.410	K									4	0	0	0	0	2	4				
Art Howe, R (1.5) OBP: 0.323, SLG: 0.306	K									4	0	1	2	0	3	2				
Luis Pujols, R (1.2) OBP: 0.202, SLG: 0.274	K									4	0	0	0	0	3	3				
Joe Niekro, R (1.1) OBP: 0.074, SLG: 0.111			P4				F7			3	0	0	0	0	0	0				
<b>Inning Stats</b>	R: 0 E: 0 K: 1 S: 6	H: 1 LOB: 1 BB: 0 P: 6	R: 0 E: 0 K: 3 S: 10	H: 1 LOB: 1 BB: 0 P: 10	R: 0 E: 0 K: 0 S: 3	H: 0 LOB: 1 BB: 1 P: 7	R: 1 E: 0 K: 3 S: 11	H: 2 LOB: 1 BB: 0 P: 11	R: 0 E: 0 K: 1 S: 5	H: 0 LOB: 0 BB: 0 P: 5	R: 2 E: 0 K: 1 S: 7	H: 2 LOB: 1 BB: 1 P: 11	R: 1 E: 0 K: 1 S: 7	H: 2 LOB: 2 BB: 1 P: 11	R: 0 E: 0 K: 1 S: 5	H: 0 LOB: 0 BB: 0 P: 5	1B: 3 2B: 5 3B: 0 HR: 0	SF: 0 SAC: 0 DP: 0 HBP: 0	WP: 0 PB: 0 SB: 1 CS: 0	PA: 35
<b>PITCHER</b> Mario Soto, R (1.1) ERA: 2.58	IP: 6.0 WLS: L BF: 26 H: 6 R: 3 ER: 3 SO: 9 BB: 2 IBB: 0 HBP: 0 BLK: 0 WP: 0 HR: 0 S: 42 P: 50 ERA: 4.50 WHIP: 1.333															<b>PITCHER</b> Joe Price, L (7.1) ERA: 2.93	IP: 2.0 WLS: 9 BF: 2 H: 1 R: 1 ER: 1 SO: 2 BB: 0 IBB: 0 HBP: 0 BLK: 0 WP: 0 HR: 0 S: 12 P: 16 ERA: 4.50 WHIP: 1.000			

Cincinnati Reds @ Houston Astros  
Astrodome, Houston, TX  
Wed Jul 28 1982, 8:05 PM EDT  
Att: 16,271 - Unknown

AB 32  
R 4  
H 8  
RBI 4  
BB 3  
SO 11  
LOB 18





Batter	1	2	3	4	5	6	7	8	9	AB	R	H	RBI	BB	SO	LOB	TOP																	
Tom Lawless, R (1,4) OBP: 0.309, SLG: 0.280	E3 1B	0-0 1B															4 1 3 1 0 0 0																	
Eddie Milner, L (1,7) OBP: 0.338, SLG: 0.393	B1	2-H 3-H 1-2	K														4 0 0 0 0 2 3																	
Dave Concepcion, R (1,6) OBP: 0.339, SLG: 0.369	P4																4 0 1 0 0 0 2																	
Cesar Cedeno, R (1,8) OBP: 0.356, SLG: 0.436	1-H 1B																3 0 1 1 1 0 0																	
Johnny Bench, R (1,5) OBP: 0.307, SLG: 0.367	P3																2 0 0 0 2 0 3																	
Dan Driessen, L (1,3) OBP: 0.393, SLG: 0.448																	3 1 0 0 1 1 3																	
Paul Householder, S (1,9) OBP: 0.281, SLG: 0.370																	3 1 1 0 0 0 1																	
Dave Vangorder, R (1,2) OBP: 0.236, SLG: 0.264																	3 0 1 1 0 0 1																	
Duane Walker, L (9, PH) OBP: 0.327, SLG: 0.380																	1 0 0 0 0 0 0																	
Frank Pastore, R (1,1) OBP: 0.176, SLG: 0.182																	2 0 0 0 0 2 2																	
Rafael Landestoy, S (7, PH) OBP: 0.254, SLG: 0.255																	1 0 0 0 0 0 0																	
Greg Harris, S (7, 1) OBP: 0.182, SLG: 0.182																	0 0 0 0 0 0 0																	
Jim Kern, R (8, 1)																	0 0 0 0 0 0 0																	
Larry Blittner, L (9, PH) OBP: 0.350, SLG: 0.405																	1 0 0 0 0 0 0																	
<b>Inning Stats</b>	R: 1 E: 1 K: 0 S: 5	H: 1 LOB: 1 BB: 0 P: 5	R: 2 E: 1 K: 2 S: 9	H: 2 LOB: 1 BB: 1 P: 13	R: 0 E: 0 K: 0 S: 2	H: 0 LOB: 0 BB: 1 P: 6	R: 0 E: 0 K: 1 S: 5	H: 1 LOB: 0 BB: 0 P: 5	R: 0 E: 0 K: 2 S: 8	H: 0 LOB: 1 BB: 1 P: 8	R: 0 E: 0 K: 0 S: 3	H: 0 LOB: 1 BB: 1 P: 7	R: 0 E: 0 K: 0 S: 3	H: 1 LOB: 0 BB: 0 P: 3	R: 0 E: 0 K: 0 S: 4	H: 1 LOB: 2 BB: 1 P: 8	R: 0 E: 0 K: 0 S: 3	H: 0 LOB: 0 BB: 0 P: 3	1B: 6 2B: 1 3B: 0 HR: 0	SF: 0 SAC: 0 DP: 1 HBP: 0	WP: 0 PB: 1 CS: 2	PA: 38												
<b>PITCHER</b>	IP WLS BF H R ER SO BB IBB HBP BLK WP HR S P ERA WHIP																																	
Bob Knepper, L (1, 1) ERA: 4.48	7.0	28	6	3	1	5	3	0	0	0	0	0	0	0	35	47	1.29	1.286																
Dave Smith, R (8, 1)	0.1	3	1	0	0	0	1	0	0	0	0	0	0	2	6	0.00	6.000																	
Randy Moffitt, R (8, 1) ERA: 3.42	0.2	W	2	0	0	0	0	0	0	0	0	0	0	2	2	0.00	0.000																	
Frank LaCorte, R (9, 1) ERA: 5.2	1.0	S	3	0	0	0	0	0	0	0	0	0	0	3	3	0.00	0.000																	

Cincinnati Reds @ Houston Astros  
Astrodome, Houston, TX  
Thu Jul 29 1982, 8:05 PM EDT  
Att: 17,261 - Unknown

AB 31  
R 3  
H 7  
RBI 3  
BB 4  
SO 5  
LOB 15



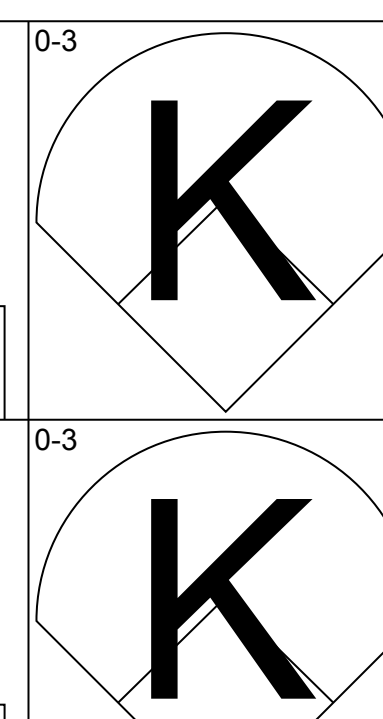
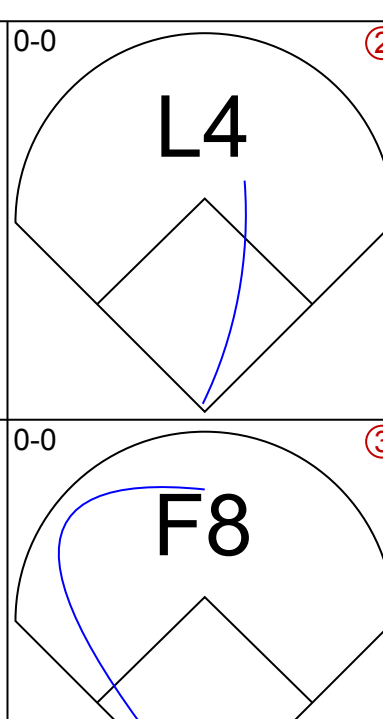
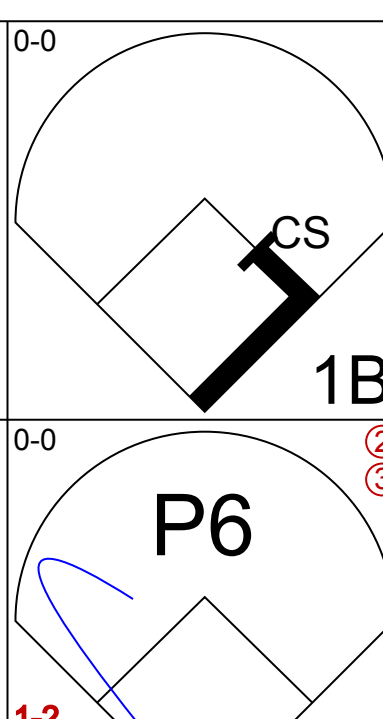
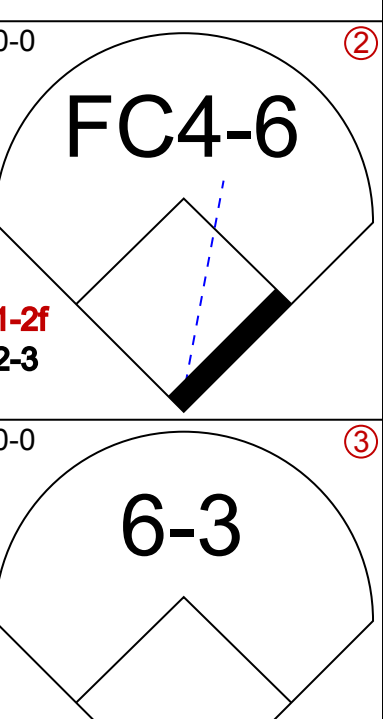
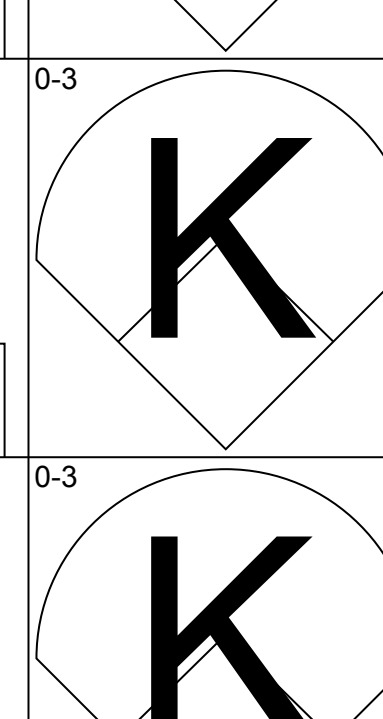
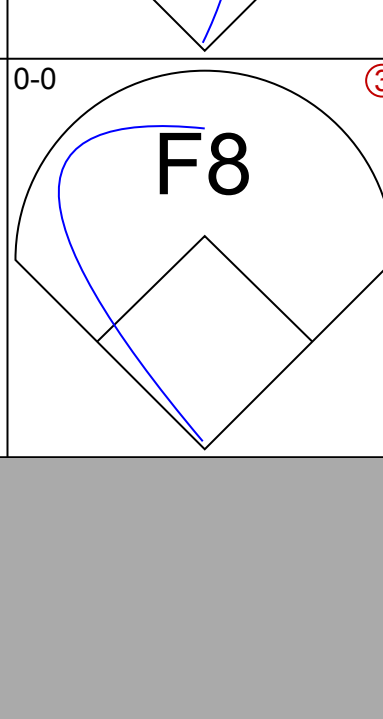
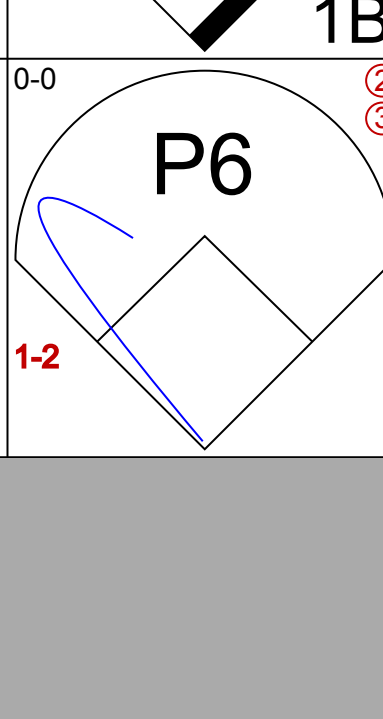
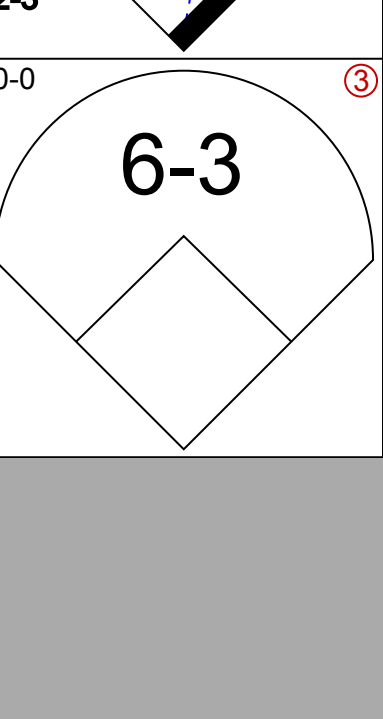
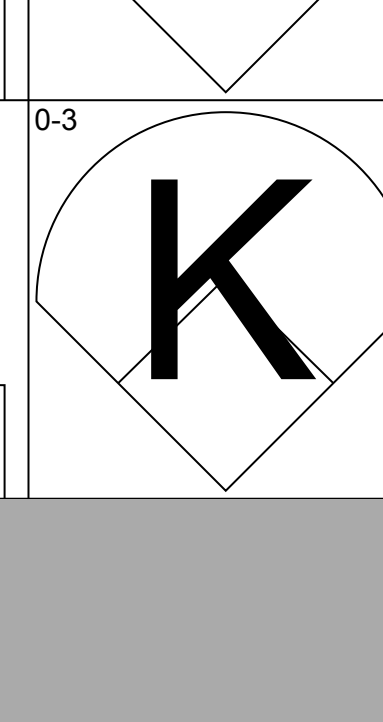
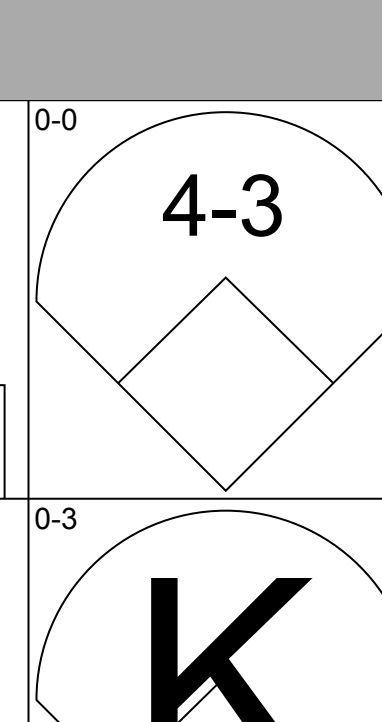
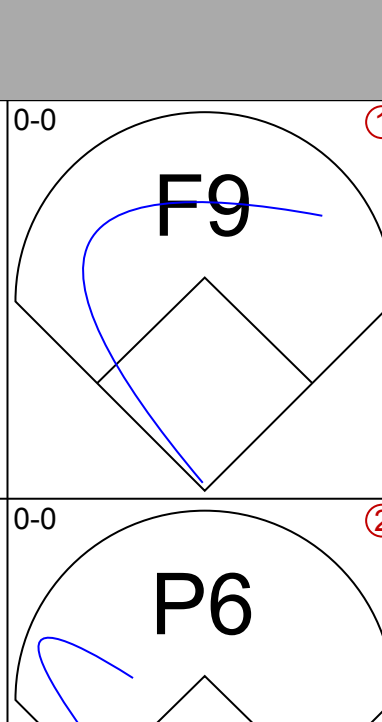
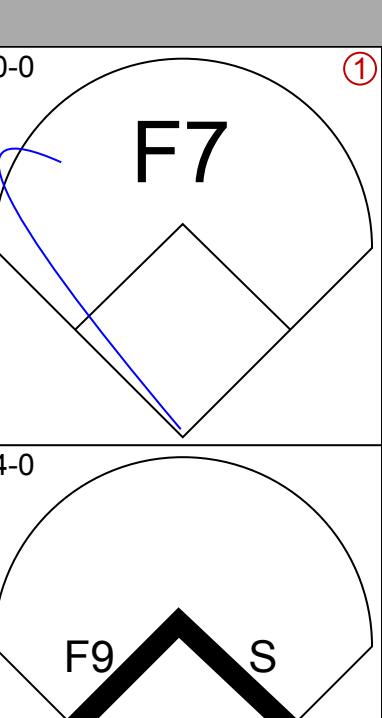
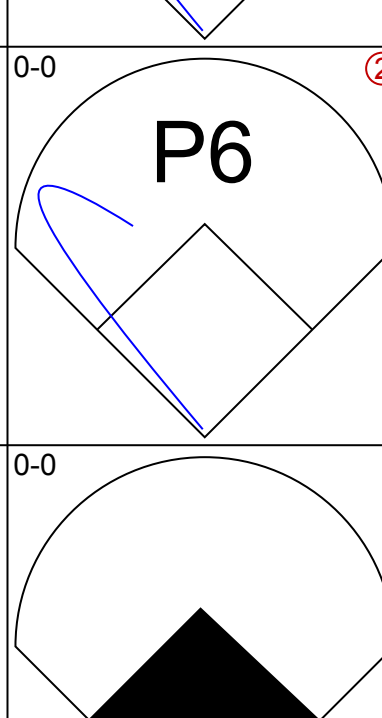
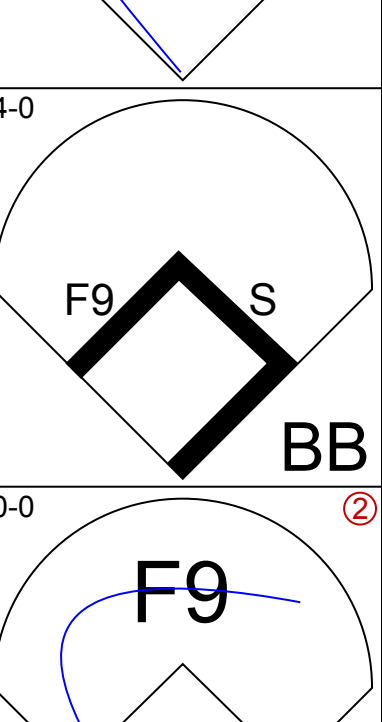
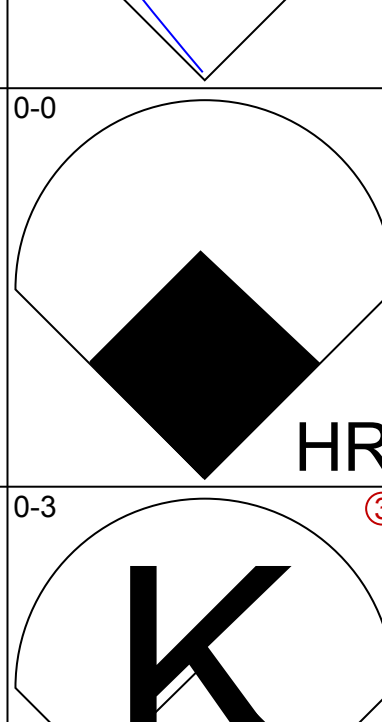
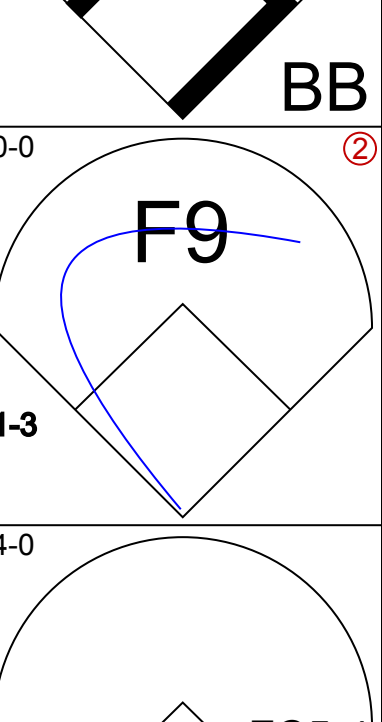
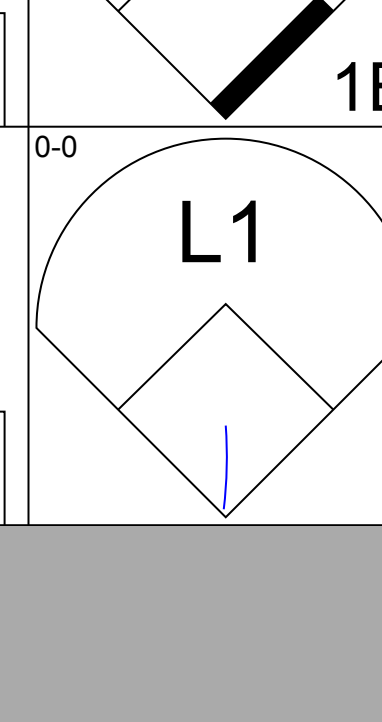
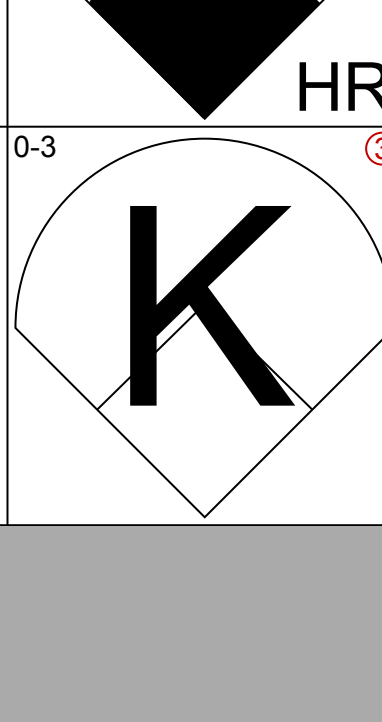
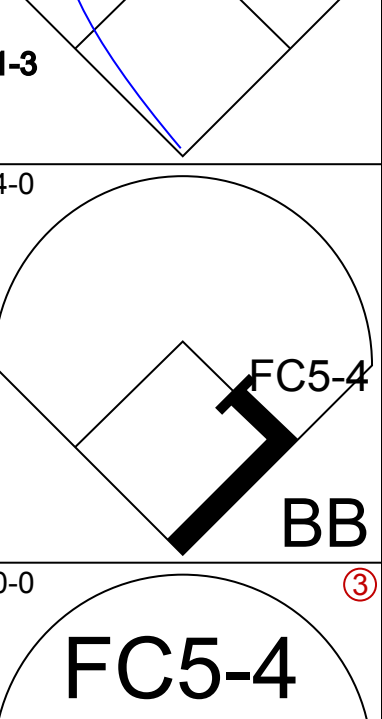
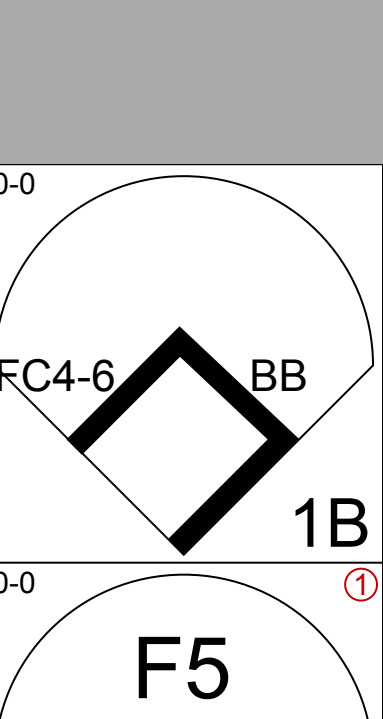
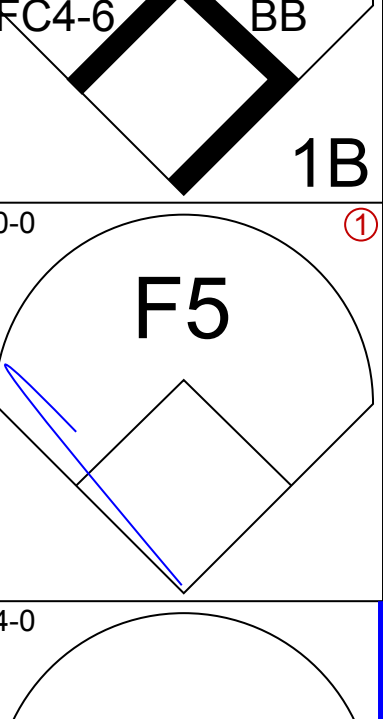
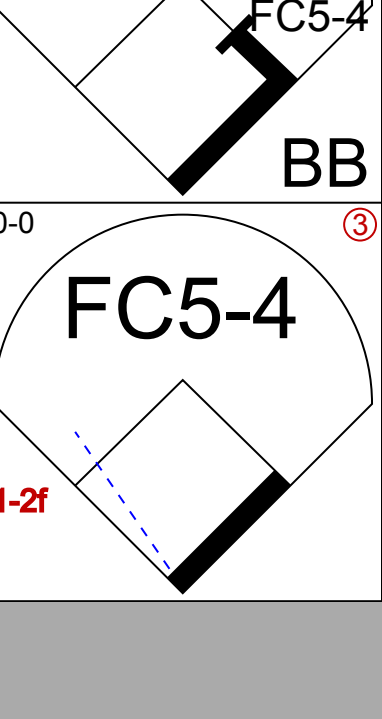
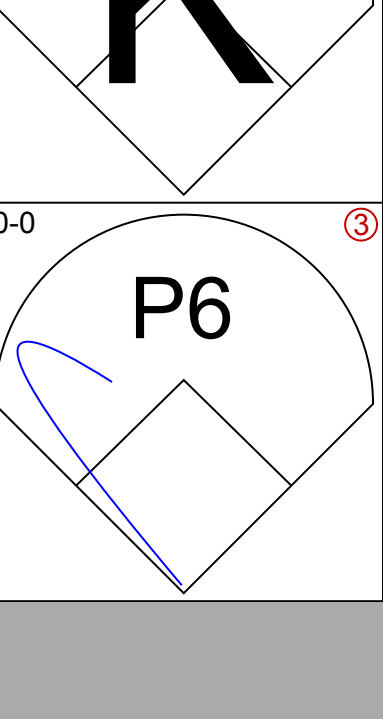
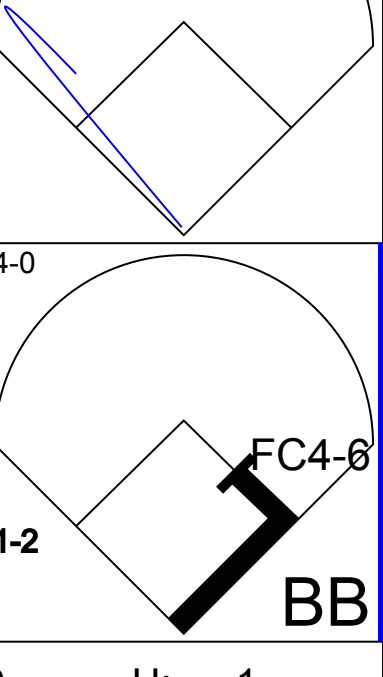
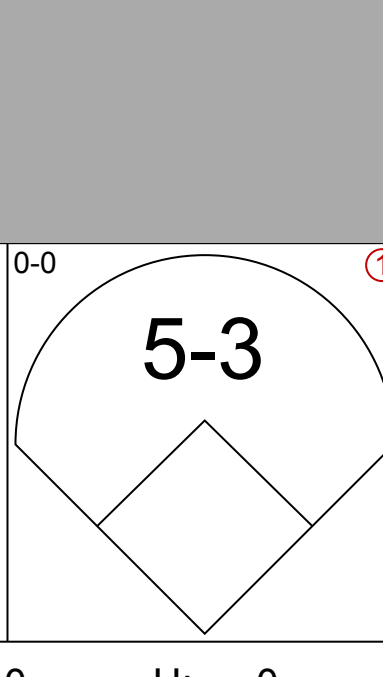
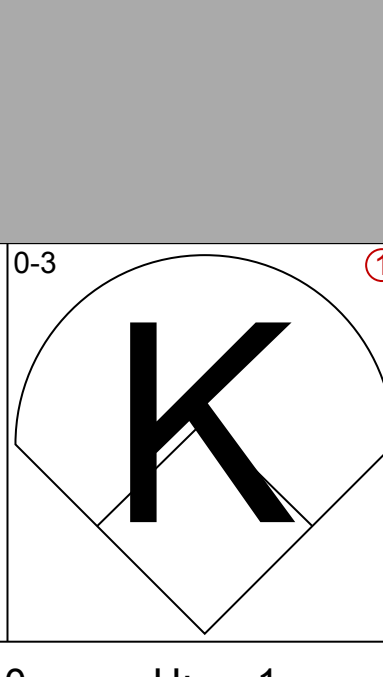
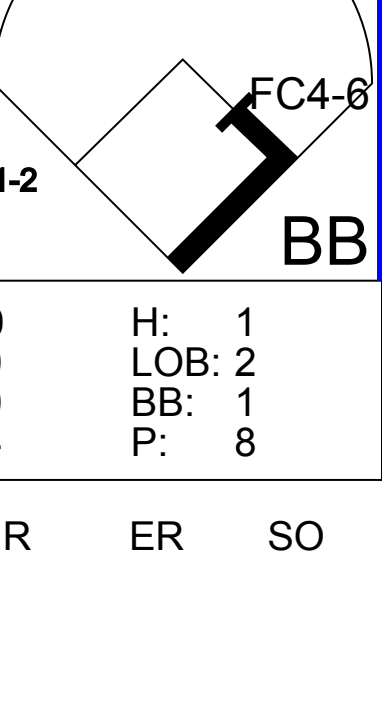
Batter	1	2	3	4	5	6	7	8	9	AB	R	H	RBI	BB	SO	LOB	BOTTOM																	
Dickie Thon, R (1,6) OBP: 0.312, SLG: 0.387	G4-6-3 BB																4 0 1 0 1 0 3																	
Terry Puhl, L (1,8) OBP: 0.331, SLG: 0.392	G4-6-3 1-2																4 0 1 0 0 0 2																	
Ray Knight, R (1,3) OBP: 0.368, SLG: 0.430	K																4 0 0 0 0 1 2																	
Jose Cruz, L (1,7) OBP: 0.346, SLG: 0.393																	4 1 1 0 0 0 3																	
Danny Heep, L (1,9) OBP: 0.341, SLG: 0.407																	3 0 1 0 1 0 0																	
Luis Pujols, R (9, 2) OBP: 0.202, SLG: 0.274																	0 0 0 0 0 0 0																	
Phil Garner, R (1,4) OBP: 0.296, SLG: 0.418																	4 2 2 2 0 0 1																	
Art Howe, R (1,5) OBP: 0.318, SLG: 0.301																	4 0 0 0 0 1 3																	
Alan Knicely, R (1,2) OBP: 0.296, SLG: 0.278																	3 1 3 2 1 0 0																	
Tony Scott, S (8, PR) OBP: 0.274, SLG: 0.310																	0 0 0 0 0 0 0																	
Bob Knepper, L (1, 1) OBP: 0.054, SLG: 0.056																	2 0 0 0 0 0 1																	
Dave Smith, R (8, 1)																	0 0 0 0 0 0 0																	
Randy Moffitt, R (8, 1)																	0 0 0 0 0 0 0																	
Harry Spilman, L (8, PH) OBP: 0.250, SLG: 0.438																	1 0 1 0 0 0 0																	
Frank LaCorte, R (9, 1)																	0 0 0 0 0 0 0																	
<b>Inning Stats</b>	R: 0 E: 0 K: 1 S: 4	H: 0 LOB: 0 BB: 1 P: 8	R: 0 E: 0 K: 0 S: 3	H: 0 LOB: 0 BB: 0 P: 3	R: 0 E: 0 K: 0 S: 4	H: 1 LOB: 1 BB: 0 P: 4	R: 1 E: 0 K: 0 S: 6	H: 3 LOB: 2 BB: 0 P: 6	R: 1 E: 1 K: 0 S: 6	H: 2 LOB: 2 BB: 0 P: 6	R: 1 E: 0 K: 0 S: 4	H: 1 LOB: 1 BB: 1 P: 8	R: 0 E: 1 K: 0 S: 4	H: 1 LOB: 1 BB: 0 P: 4	R: 1 E: 0 K: 1 S: 7	H: 2 LOB: 2 BB: 1 P: 11	R: 1 E: 0 K: 1 S: 7	H: 2 LOB: 2 BB: 1 P: 11	1B: 7 2B: 1 3B: 0 HR: 2	SF: 0 SAC: 1 DP: 1 HBP: 0	WP: 0 PB: 0 SB: 1 CS: 0	PA: 37												
<b>PITCHER</b>	IP WLS BF H R ER SO BB IBB HBP BLK WP HR S P ERA WHIP																																	
Frank Pastore, R (1, 1) ERA: 3.94	6.0	27	7	3	3	1	2	0	0	0	0	0	0	1	10	14	5.40	2.400																
Greg Harris, R (7, 1) ERA: 4.53	1.2	L	9	3	1	1	1	0	0	0	0	0	0	1	10	14	5.40	2.400																
Jim Kern, R (8, 1) ERA: 2.74	0.1	1	0	0	0	0	0	0	0	0	0	0	0	1	1	0.00	0.000																	

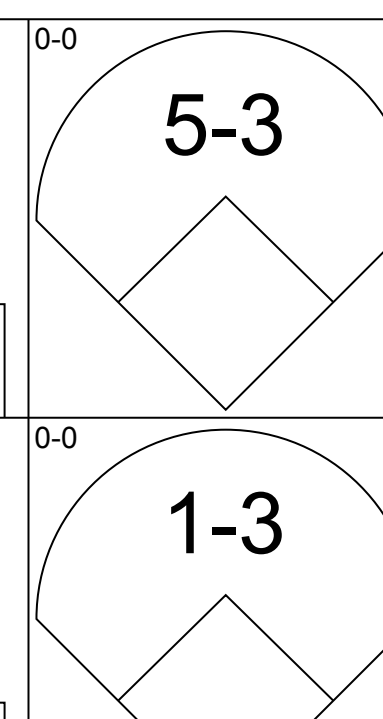
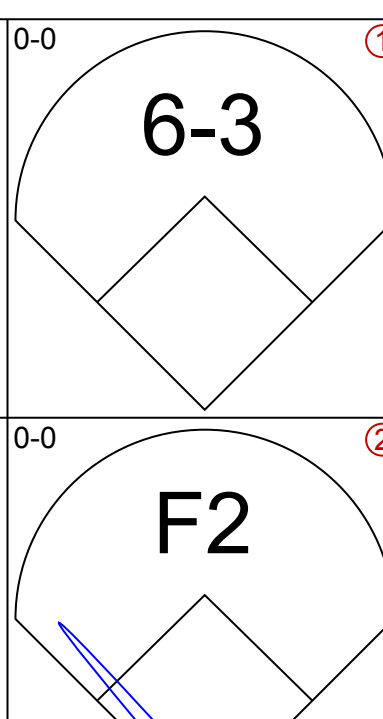
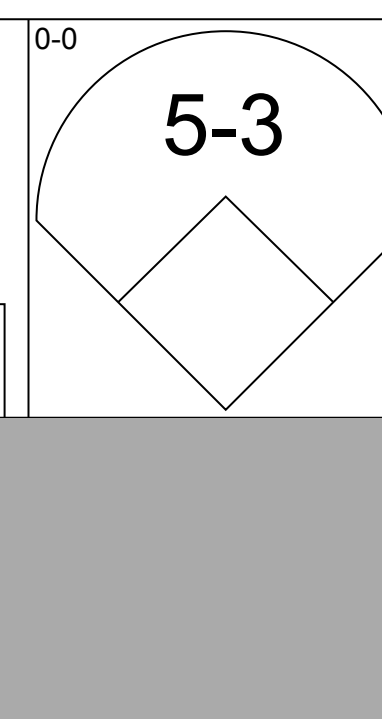
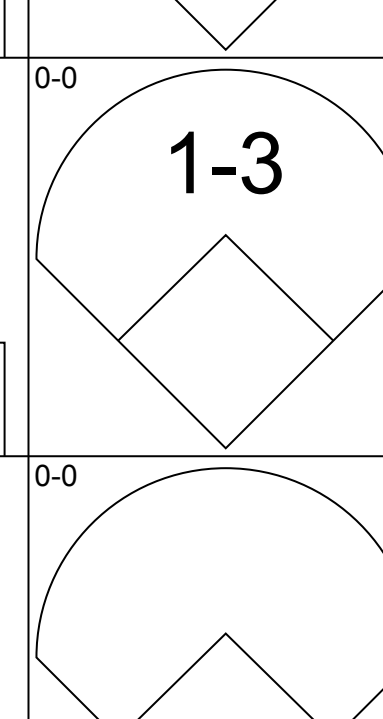
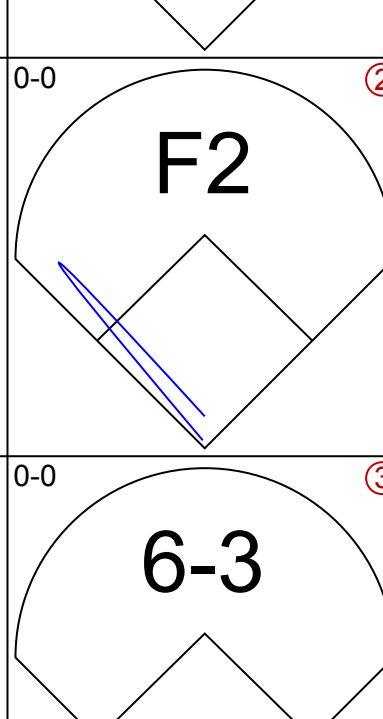
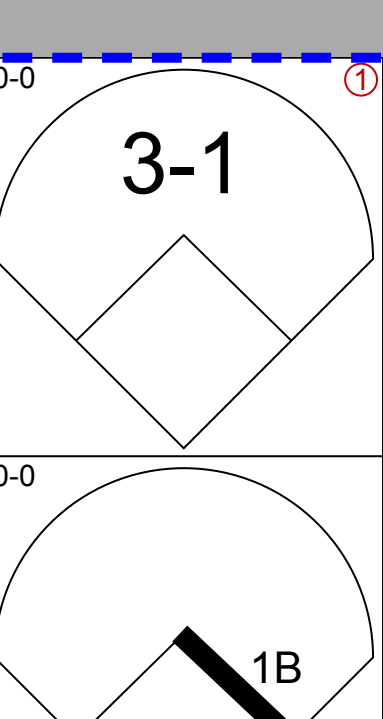
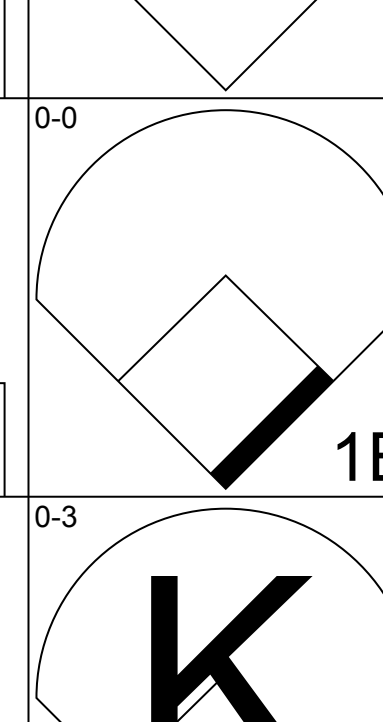
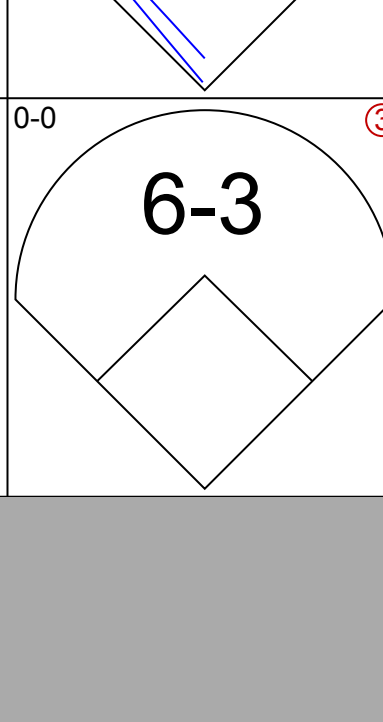
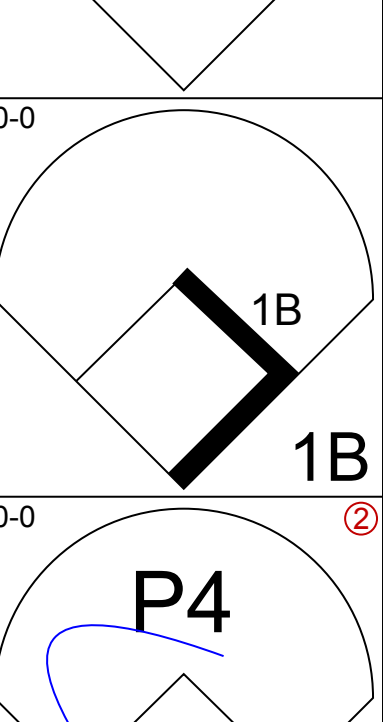
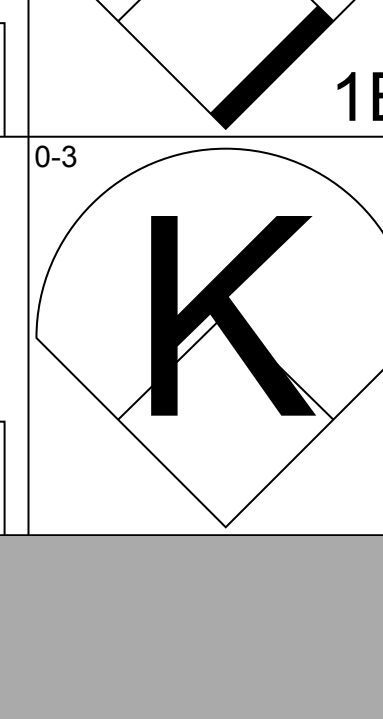
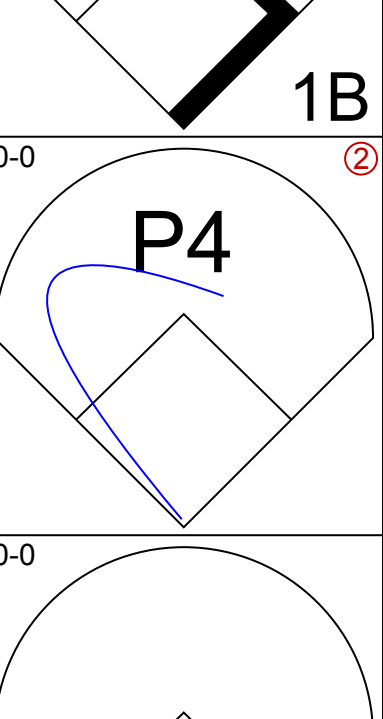
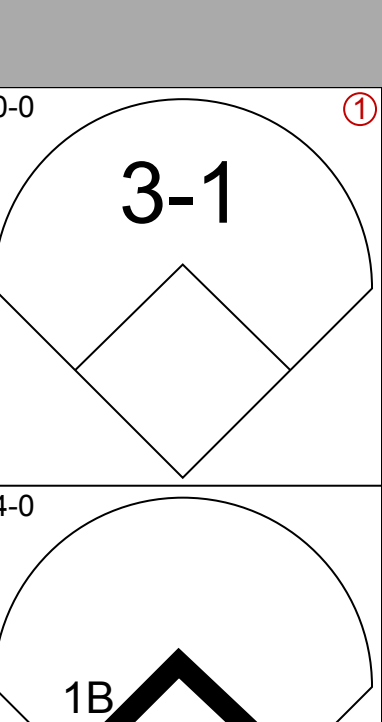
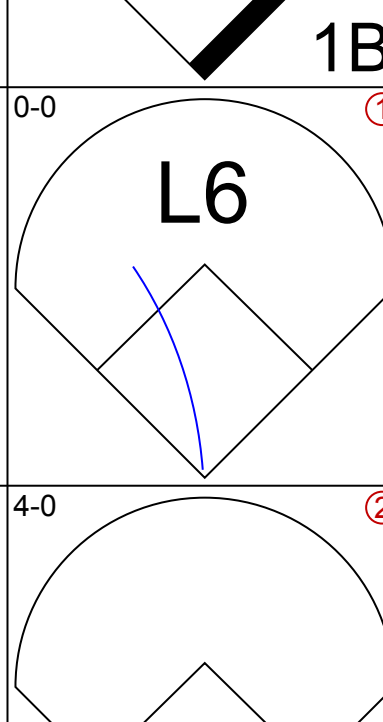
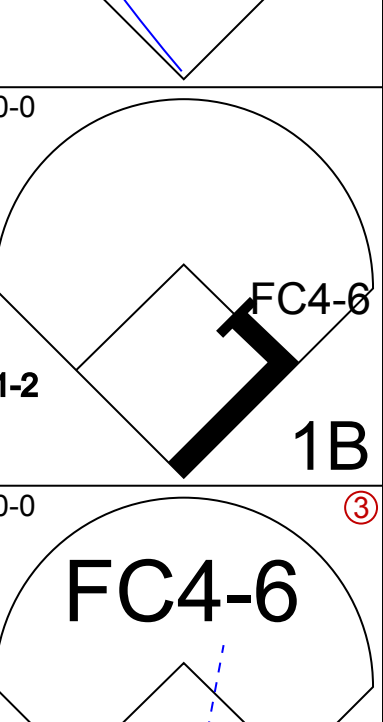
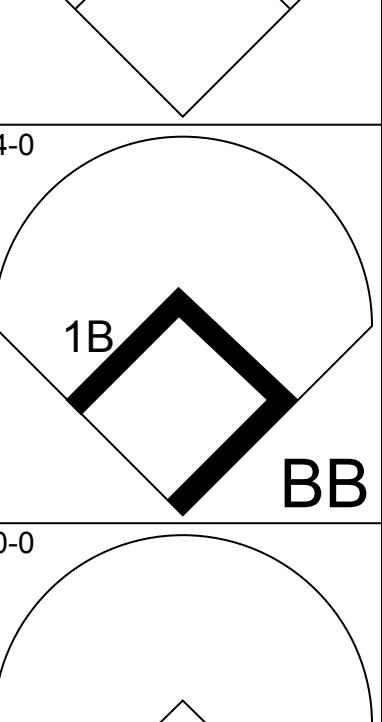
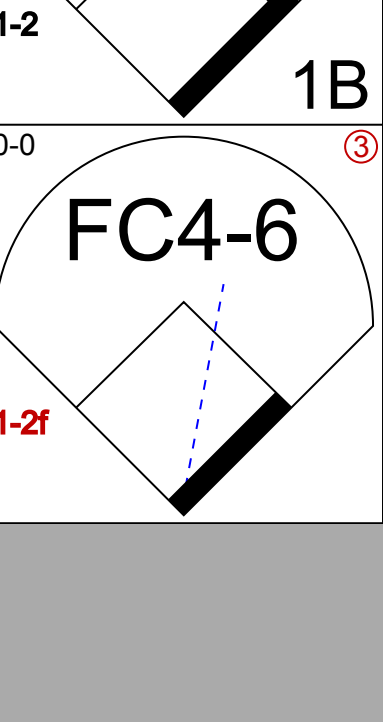

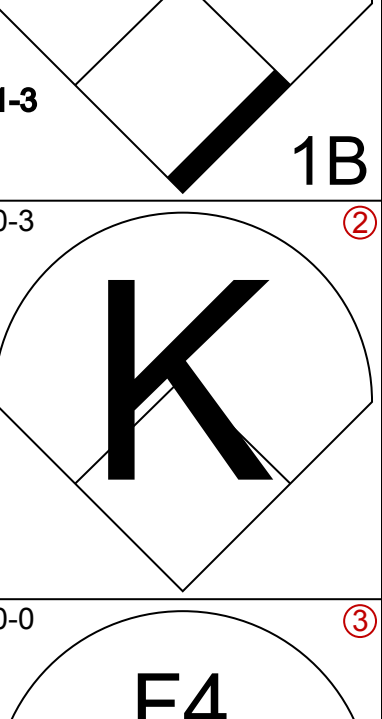
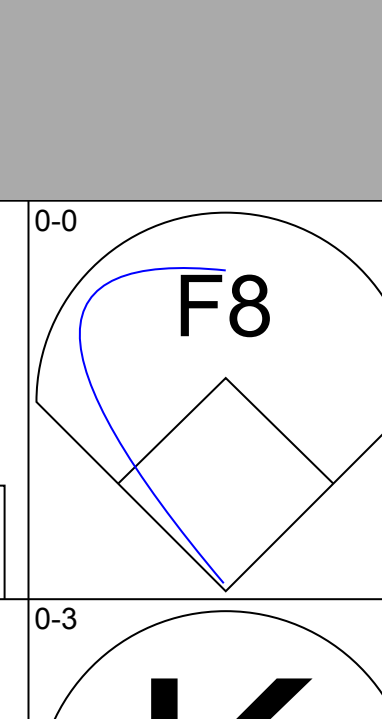
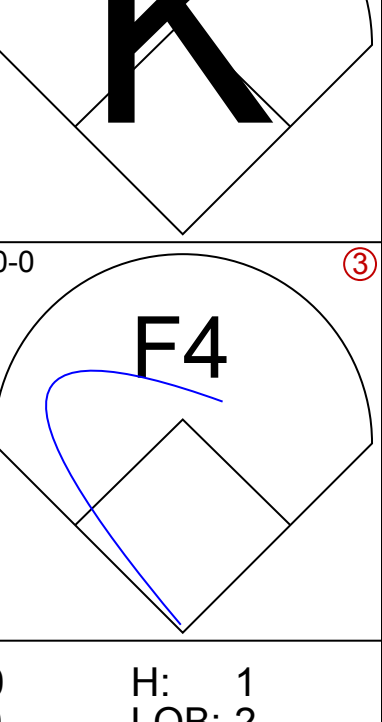
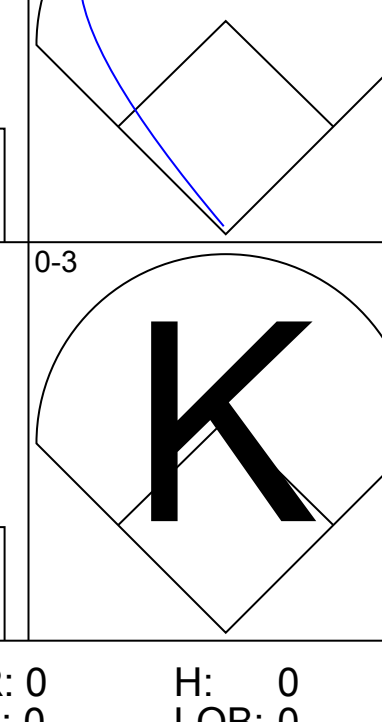
Cincinnati Reds @ Houston Astros  
Astrodome, Houston, TX  
Thu Jul 29 1982, 8:05 PM EDT  
Att: 17,261 - Unknown

AB 33  
R 4  
H 10  
RBI 4  
BB 3  
SO 2  
LOB 15





Batter	1	2	3	4	5	6	7	8	9	AB	R	H	RBI	BB	SO	LOB	TOP			
Joe Morgan, L OBP: 0.401, SLG: 0.439 (1,4)										4	0	1	0	0	1	2	<b>San Francisco Giants @ Houston Astros</b> Astrodome, Houston, TX Fri Jul 30 1982, 8:05 PM EDT Att: 17,407 - Unknown			
Milt May, L OBP: 0.323, SLG: 0.398 (1,2)										4	0	0	0	0	1	3				
Chili Davis, S OBP: 0.322, SLG: 0.399 (1,8)											4	0	0	0	2	0				
Jack Clark, R OBP: 0.352, SLG: 0.454 (1,9)											4	0	0	0	2	0				
Reggie Smith, S OBP: 0.347, SLG: 0.409 (1,3)											3	1	2	1	1	1		0		
Jeffrey Leonard, R OBP: 0.250, SLG: 0.319 (1,7)											4	0	0	0	1	2				
Tom O'Malley, L OBP: 0.333, SLG: 0.340 (1,5)											2	0	1	0	1	1		0		
Guy Sularz, R OBP: 0.274, SLG: 0.259 (8, PH)											2	0	0	0	0	2				
Darrell Evans, L OBP: 0.355, SLG: 0.429 (8, 6)											1	0	0	0	0	1				
Rich Gale, R OBP: 0.195, SLG: 0.237 (1, 1)											2	0	0	0	1	0				
Duane Kuiper, L OBP: 0.350, SLG: 0.357 (8, PH)											0	0	0	0	1	0				
Jim Barr, R OBP: 0.214, SLG: 0.286 (8, 1)											0	0	0	0	0	0				
<b>Inning Stats</b>	R: 0 E: 0 K: 3 S: 9	H: 0 LOB: 0 BB: 0 P: 9	R: 0 E: 0 K: 0 S: 3	H: 0 LOB: 2 BB: 2 P: 11	R: 0 E: 0 K: 0 S: 3	H: 0 LOB: 0 BB: 0 P: 3	R: 0 E: 0 K: 3 S: 9	H: 0 LOB: 0 BB: 0 P: 9	R: 0 E: 0 K: 1 S: 5	H: 1 LOB: 0 BB: 0 P: 5	R: 0 E: 0 K: 1 S: 6	H: 1 LOB: 1 BB: 0 P: 6	R: 0 E: 0 K: 0 S: 4	H: 1 LOB: 2 BB: 1 P: 8	R: 1 E: 0 K: 1 S: 6	H: 1 LOB: 0 BB: 0 P: 6	1B: 3 2B: 0 3B: 0 HR: 1	SF: 0 SAC: 0 DP: 0 HBP: 0	WP: 0 PB: 0 SB: 1 CS: 1	PA: 33
<b>PITCHER</b> Don Sutton, R ERA: 3.02 (1, 1)	IP: 9.0 WLS: W BF: 33 H: 4 R: 1 ER: 1 SO: 10 BB: 3 IBB: 0 HBP: 0 BLK: 0 WP: 0 HR: 1 S: 50 P: 62 ERA: 1.00 WHIP: 0.778															<b>PITCHER</b>				

Batter	1	2	3	4	5	6	7	8	9	AB	R	H	RBI	BB	SO	LOB	BOTTOM			
Dickie Thon, R OBP: 0.311, SLG: 0.385 (1, 6)										4	0	1	0	0	0	0	<b>San Francisco Giants @ Houston Astros</b> Astrodome, Houston, TX Fri Jul 30 1982, 8:05 PM EDT Att: 17,407 - Unknown			
Terry Puhl, L OBP: 0.327, SLG: 0.387 (1, 8)										4	0	0	0	0	1	0				
Ray Knight, R OBP: 0.369, SLG: 0.431 (1, 3)										4	0	2	0	0	0	1				
Jose Cruz, L OBP: 0.347, SLG: 0.394 (1, 7)										4	1	2	0	0	1	2				
Danny Heep, L OBP: 0.341, SLG: 0.400 (1, 9)										2	1	0	0	1	0	1				
Tony Scott, S OBP: 0.276, SLG: 0.312 (7, 8)										1	0	1	0	0	0	0				
Phil Garner, R OBP: 0.301, SLG: 0.427 (1, 4)										2	1	1	3	2	0	2				
Art Howe, R OBP: 0.318, SLG: 0.301 (1, 5)										3	0	1	0	0	1	1				
Alan Knicely, R OBP: 0.286, SLG: 0.267 (1, 2)										3	0	0	0	0	1	2				
Don Sutton, R OBP: 0.190, SLG: 0.161 (1, 1)										3	0	0	0	0	1	2				
<b>Inning Stats</b>	R: 0 E: 0 K: 1 S: 6	H: 1 LOB: 1 BB: 0 P: 6	R: 0 E: 0 K: 1 S: 6	H: 1 LOB: 2 BB: 1 P: 10	R: 0 E: 0 K: 0 S: 3	H: 0 LOB: 0 BB: 0 P: 3	R: 3 E: 0 K: 1 S: 7	H: 2 LOB: 0 BB: 1 P: 11	R: 0 E: 0 K: 0 S: 3	H: 1 LOB: 0 BB: 0 P: 3	R: 0 E: 0 K: 0 S: 3	H: 0 LOB: 0 BB: 0 P: 5	R: 0 E: 0 K: 1 S: 5	H: 2 LOB: 2 BB: 0 P: 5	R: 0 E: 0 K: 0 S: 5	H: 0 LOB: 0 BB: 0 P: 5	1B: 7 2B: 0 3B: 0 HR: 1	SF: 0 SAC: 0 DP: 1 HBP: 0	WP: 0 PB: 0 SB: 0 CS: 1	PA: 33
<b>PITCHER</b> Rich Gale, R ERA: 3.86 (1, 1)	IP: 7.0 WLS: L BF: 28 H: 6 R: 3 ER: 3 SO: 3 BB: 3 IBB: 0 HBP: 0 BLK: 0 WP: 0 HR: 1 S: 33 P: 45 ERA: 3.86 WHIP: 1.286															<b>PITCHER</b>				
Jim Barr, R ERA: 3.0 (8, 1)	IP: 1.0 WLS: L BF: 5 H: 2 R: 0 ER: 0 SO: 0 BB: 0 IBB: 0 HBP: 0 BLK: 0 WP: 0 HR: 0 S: 5 P: 5 ERA: 0.00 WHIP: 2.000															<b>PITCHER</b>				

AB	30
R	1
H	4
RBI	1
BB	3
SO	10
LOB	10



AB	30
R	3
H	8
RBI	3
BB	3
SO	4
LOB	12





Batter	1	2	3	4	5	6	7	8	9	AB	R	H	RBI	BB	SO	LOB	TOP										
Joe Morgan, L OBP: 0.399, SLG: 0.436 (1, 4)										4	0	1	1	0	0	0	<b>San Francisco Giants @ Houston Astros</b> Astrodome, Houston, TX Sat Jul 31 1982, 8:05 PM EDT Unknown										
Milt May, L OBP: 0.322, SLG: 0.395 (1, 2)										4	0	1	1	0	0	0											
Chili Davis, S OBP: 0.319, SLG: 0.395 (1, 8)										4	0	0	0	0	1	3											
Jack Clark, R OBP: 0.351, SLG: 0.460 (1, 9)										4	1	1	1	0	1	2											
Reggie Smith, S OBP: 0.348, SLG: 0.410 Guy Sularz, R OBP: 0.266, SLG: 0.250 (3, 6)										2	1	1	0	0	0	0											
Darrell Evans, L OBP: 0.380, SLG: 0.430 (3, 3)										2	1	1	0	2	1	0											
Jeffrey Leonard, R OBP: 0.250, SLG: 0.326 (1, 7)										4	1	1	2	0	1	2											
Tom O'Malley, L OBP: 0.332, SLG: 0.338 (1, 5)										4	1	1	0	0	1	1											
Bill Laskey, R OBP: 0.119, SLG: 0.075 Duane Kuiper, L OBP: 0.365, SLG: 0.355 Al Holland, R OBP: 0.043, SLG: 0.043 Greg Minton, S OBP: 0.182, SLG: 0.273 (7, PH)										2	0	0	0	0	1	2											
<b>Inning Stats</b>	R: 0 E: 0 K: 0 S: 3	H: 0 LOB: 0 BB: 0 P: 3	R: 5 E: 0 K: 1 S: 12	H: 7 LOB: 2 BB: 0 P: 12	R: 0 E: 0 K: 1 S: 2	H: 0 LOB: 0 BB: 1 P: 6	R: 0 E: 0 K: 1 S: 5	H: 0 LOB: 0 BB: 0 P: 5	R: 0 E: 1 K: 0 S: 3	H: 0 LOB: 0 BB: 0 P: 3	R: 0 E: 0 K: 2 S: 7	H: 0 LOB: 0 BB: 0 P: 7	R: 0 E: 0 K: 0 S: 3	H: 0 LOB: 0 BB: 0 P: 3	R: 0 E: 0 K: 2 S: 7	H: 0 LOB: 0 BB: 0 P: 7		R: 0 E: 0 K: 1 S: 5	H: 0 LOB: 1 BB: 1 P: 9	1B: 5 2B: 1 3B: 0 HR: 1	SF: 0 SAC: 0 DP: 2 HBP: 0	WP: 0 PB: 0 CS: 0	PA: 35				
<b>PITCHER</b>	IP	WLS	BF	H	R	ER	SO	BB	IBB	HBP	BLK	WP	HR	S	P	ERA	WHIP										
Vern Ruhle, R ERA: 3.92 George Coppuzzello, L ERA: 1.96 Dave Smith, R ERA: 4.83 Randy Moffitt, R ERA: 3.18 (1, 1)	1.0	L	8	5	5	5	0	0	0	0	0	0	1	8	8	45.00	5.000										
(2, 1)	3.0		11	2	0	0	2	1	0	0	0	0	0	14	18	0.00	1.000										
(5, 1)	3.0		9	0	0	0	2	0	0	0	0	0	0	13	13	0.00	0.000										
(8, 1)	2.0		7	0	0	0	3	1	0	0	0	0	0	12	16	0.00	0.500										

Batter	1	2	3	4	5	6	7	8	9	AB	R	H	RBI	BB	SO	LOB	BOTTOM										
Dickie Thon, R OBP: 0.309, SLG: 0.385 (1, 6)										5	1	1	1	0	0	1	<b>San Francisco Giants @ Houston Astros</b> Astrodome, Houston, TX Sat Jul 31 1982, 8:05 PM EDT Unknown										
Terry Puhl, L OBP: 0.326, SLG: 0.389 Randy Moffitt, R (8, 1)										4	0	1	0	0	1	2											
Harry Spilman, L OBP: 0.294, SLG: 0.471 (9, PH)										1	0	1	1	0	0	0											
Ray Knight, R OBP: 0.369, SLG: 0.429 (1, 3)										4	1	1	1	1	0	2											
Jose Cruz, L OBP: 0.349, SLG: 0.397 (1, 7)										3	0	1	1	1	0	2											
Danny Heep, L OBP: 0.331, SLG: 0.386 (1, 9)										4	0	0	0	0	0	2											
Phil Garner, R OBP: 0.300, SLG: 0.427 (1, 4)										4	0	1	0	0	0	1											
Art Howe, R OBP: 0.321, SLG: 0.305 (1, 5)										4	1	2	0	0	0	1											
Alan Knicely, R OBP: 0.295, SLG: 0.278 Craig Reynolds, L OBP: 0.312, SLG: 0.313 (1, 2)										4	0	2	0	0	2	1											
Vern Ruhle, R OBP: 0.235, SLG: 0.150 George Coppuzzello, R OBP: 0.295, SLG: 0.294 Denny Walling, L OBP: 0.294, SLG: 0.294 Dave Smith, R OBP: 0.175, SLG: 0.310 (4, PH)										0	0	0	0	0	0	0											
<b>Inning Stats</b>	R: 0 E: 0 K: 0 S: 4	H: 1 LOB: 1 BB: 0 P: 4	R: 0 E: 0 K: 0 S: 5	H: 2 LOB: 2 BB: 0 P: 5	R: 1 E: 0 K: 1 S: 6	H: 1 LOB: 1 BB: 1 P: 10	R: 0 E: 0 K: 1 S: 6	H: 1 LOB: 0 BB: 0 P: 6	R: 1 E: 0 K: 0 S: 4	H: 2 LOB: 0 BB: 0 P: 4	R: 0 E: 0 K: 0 S: 3	H: 0 LOB: 0 BB: 0 P: 3	R: 0 E: 1 K: 2 S: 8	H: 0 LOB: 1 BB: 0 P: 8	R: 0 E: 0 K: 0 S: 3	H: 0 LOB: 1 BB: 1 P: 7	R: 2 E: 0 K: 0 S: 6	H: 3 LOB: 1 BB: 0 P: 6	1B: 6 2B: 4 3B: 0 HR: 0	SF: 0 SAC: 0 DP: 1 HBP: 0	WP: 0 PB: 0 CS: 0	PA: 39					
<b>PITCHER</b>	IP	WLS	BF	H	R	ER	SO	BB	IBB	HBP	BLK	WP	HR	S	P	ERA	WHIP										
Bill Laskey, R ERA: 2.7 Al Holland, L ERA: 3.67 Greg Minton, R ERA: 2.02 (1, 1)	6.0	W	25	7	2	2	2	1	0	0	0	0	0	28	32	3.00	1.333										
(7, 1)	2.0		10	2	2	2	2	1	0	0	0	0	0	13	17	9.00	1.500										
(9, 1)	1.0	S	4	1	0	0	0	0	0	0	0	0	0	4	4	0.00	1.000										



Batter	1	2	3	4	5	6	7	8	9	AB	R	H	RBI	BB	SO	LOB	TOP					
Max Venable, L (1, 8) OBP: 0.222, SLG: 0.271										5	0	2	0	0	2	1	<b>San Francisco Giants @ Houston Astros</b> Astrodome, Houston, TX Sat Jul 31 1982, 8:05 PM EDT Att: 28,190 - Unknown					
Duane Kuiper, L (1, 4) OBP: 0.388, SLG: 0.354 Jim Barr, R (7, 1) OBP: 0.214, SLG: 0.286										3	0	1	0	1	0	3						
Dave Bergman, L (1, 3) OBP: 0.333, SLG: 0.321										4	0	0	0	0	0	3						
Jack Clark, R (1, 9) OBP: 0.350, SLG: 0.458										4	0	1	0	0	2	1						
Darrell Evans, L (1, 6) OBP: 0.365, SLG: 0.432										3	0	2	0	1	0	0						
Champ Summers, L (1, 7) OBP: 0.325, SLG: 0.370										3	0	0	0	1	0	3						
Tom O'Malley, L (1, 5) OBP: 0.331, SLG: 0.336										4	0	1	0	0	2	5						
Bob Brenly, R (1, 2) OBP: 0.348, SLG: 0.361 Milt May, L (9, PH) OBP: 0.321, SLG: 0.394										2	0	0	0	1	0	1						
Atlee Hammaker, S (1, 1) OBP: 0.053, SLG: 0.053 Joe Morgan, L (7, PH) OBP: 0.400, SLG: 0.444 (7, 4)										1	0	0	0	0	1	0						
										2	0	1	0	0	0	0						
<b>Inning Stats</b>	R: 0 E: 1 K: 1 S: 5	H: 1 LOB: 1 BB: 1 P: 9	R: 0 E: 1 K: 0 S: 4	H: 1 LOB: 1 BB: 0 P: 4	R: 0 E: 0 K: 1 S: 6	H: 1 LOB: 1 BB: 0 P: 6	R: 0 E: 0 K: 1 S: 5	H: 0 LOB: 1 BB: 1 P: 9	R: 0 E: 0 K: 0 S: 3	H: 1 LOB: 1 BB: 1 P: 7	R: 0 E: 0 K: 2 S: 8	H: 1 LOB: 2 BB: 1 P: 12	R: 0 E: 0 K: 1 S: 6	H: 1 LOB: 1 BB: 0 P: 6	R: 0 E: 0 K: 0 S: 5	H: 2 LOB: 2 BB: 0 P: 5	R: 0 E: 0 K: 1 S: 5	H: 0 LOB: 0 BB: 0 P: 5	1B: 7 2B: 1 3B: 1 HR: 0	SF: 0 SAC: 1 DP: 2 HBP: 0	WP: 0 PB: 0 SB: 0 CS: 0	PA: 37
<b>PITCHER</b>	IP WLS BF H R ER SO BB IBB HBP BLK WP HR S P ERA WHIP																					
Michael LaCoss, R (1, 1) ERA: 3.06	5.2 W 24 5 0 0 4 4 0 0 0 0 0 0 28 44 0.00 1.588																					
Frank LaCorte, R (6, 1) ERA: 4.84	3.1 S 13 3 0 0 3 0 0 0 0 0 0 0 19 19 0.00 0.900																					

AB	32
R	0
H	8
RBI	0
BB	4
SO	7
LOB	17



Batter	1	2	3	4	5	6	7	8	9	AB	R	H	RBI	BB	SO	LOB	BOTTOM			
Dickie Thon, R (1, 6) OBP: 0.309, SLG: 0.387										4	1	1	0	0	0	1	<b>San Francisco Giants @ Houston Astros</b> Astrodome, Houston, TX Sat Jul 31 1982, 8:05 PM EDT Att: 28,190 - Unknown			
Tony Scott, S (1, 8) OBP: 0.274, SLG: 0.309										4	1	1	1	0	0	0				
Ray Knight, R (1, 3) OBP: 0.366, SLG: 0.424										4	0	0	0	0	0	1				
Jose Cruz, L (1, 7) OBP: 0.350, SLG: 0.398										4	0	2	1	0	1	0				
Phil Garner, R (1, 4) OBP: 0.300, SLG: 0.424										3	1	0	0	1	1	3				
Art Howe, R (1, 5) OBP: 0.318, SLG: 0.302										2	0	0	0	0	0	2				
Terry Puhl, L (1, 9) OBP: 0.326, SLG: 0.386										2	1	0	0	1	0	0				
Alan Knicely, R (1, 2) OBP: 0.297, SLG: 0.317										3	1	1	3	0	0	0				
Michael LaCoss, R (1, 1) OBP: 0.250, SLG: 0.250 Frank LaCorte, R (6, 1) ERA: 3.28										1	0	0	0	0	0	0				
										1	0	0	0	0	1	0				
<b>Inning Stats</b>	R: 1 E: 0 K: 1 S: 6	H: 1 LOB: 0 BB: 0 P: 6	R: 0 E: 0 K: 0 S: 3	H: 0 LOB: 0 BB: 0 P: 3	R: 0 E: 0 K: 0 S: 3	H: 0 LOB: 0 BB: 0 P: 3	R: 1 E: 1 K: 1 S: 7	H: 2 LOB: 1 BB: 0 P: 7	R: 0 E: 1 K: 0 S: 4	H: 0 LOB: 1 BB: 0 P: 4	R: 0 E: 0 K: 0 S: 3	H: 0 LOB: 0 BB: 0 P: 3	R: 3 E: 0 K: 1 S: 6	H: 1 LOB: 0 BB: 2 P: 14	R: 0 E: 0 K: 0 S: 4	H: 1 LOB: 1 BB: 0 P: 4	1B: 3 2B: 1 3B: 0 HR: 1	SF: 0 SAC: 2 DP: 1 HBP: 0	WP: 1 PB: 0 SB: 1 CS: 0	PA: 32
<b>PITCHER</b>	IP WLS BF H R ER SO BB IBB HBP BLK WP HR S P ERA WHIP																			
Atlee Hammaker, L (1, 1) ERA: 3.83	6.0 L 22 3 2 1 2 1 1 0 0 0 0 1 10 18 13.50 1.500																			
Jim Barr, R (7, 1) ERA: 3.28	2.0 10 2 3 3 1 1 1 0 0 0 0 1 10 18 13.50 1.500																			

AB	28
R	5
H	5
RBI	5
BB	2
SO	3
LOB	7









Batter	1	2	3	4	5	6	7	8	9	AB	R	H	RBI	BB	SO	LOB	TOP								
Gene Richards, L (1,7) OBP: 0.341, SLG: 0.357	4-3		1-3			L5		F7		4	0	0	0	0	0	1									
Tony Gwynn, L (1,8) OBP: 0.377, SLG: 0.406	K					P4		F7		4	1	1	1	0	1	0									
Garry Templeton, S (1,6) OBP: 0.282, SLG: 0.379	F7					6-3		F8		4	0	0	0	0	1	0									
Sixto Lezcano, R (1,9) OBP: 0.392, SLG: 0.503						6-3				3	1	1	0	1	0	0									
Terry Kennedy, L (1,2) OBP: 0.309, SLG: 0.472						4-3				3	1	1	0	0	1	1									
Broderick Perkins, L (1,3) OBP: 0.339, SLG: 0.342						F2				3	0	1	0	0	0	0									
Tim Flannery, L (1,4) OBP: 0.326, SLG: 0.321						F7				3	0	1	1	0	0	0									
Joe Lefebvre, L (1,5) OBP: 0.237, SLG: 0.218										3	1	1	0	0	1	0									
Andy Hawkins, R (1,1) Gary Lucas, L (8,1)										2	0	0	0	0	1	0									
<b>Inning Stats</b>	R: 0 E: 0 K: 1 S: 5	H: 0 LOB: 0 BB: 0 P: 5	R: 1 E: 0 K: 0 S: 4	H: 3 LOB: 1 BB: 0 P: 4	R: 0 E: 0 K: 1 S: 5	H: 0 LOB: 0 BB: 0 P: 5	R: 0 E: 0 K: 0 S: 3	H: 0 LOB: 0 BB: 0 P: 3	R: 0 E: 0 K: 0 S: 3	H: 0 LOB: 0 BB: 0 P: 3	R: 2 E: 1 K: 0 S: 5	H: 2 LOB: 0 BB: 0 P: 5	R: 1 E: 0 K: 0 S: 3	H: 0 LOB: 0 BB: 1 P: 7	R: 0 E: 0 K: 1 S: 5	H: 0 LOB: 0 BB: 0 P: 5	R: 0 E: 1 K: 2 S: 8	H: 1 LOB: 1 BB: 0 P: 8	1B: 5 2B: 0 3B: 1 HR: 0	SF: 0 SAC: 2 DP: 0 HBP: 0	WP: 3 PB: 0 SB: 0 CS: 0	PA: 32			
<b>PITCHER</b>	IP	WLS	BF	H	R	ER	SO	BB	IBB	HBP	BLK	WP	HR	S	P	ERA	WHIP								
Joe Niekro, R (1,1) ERA: 2.99	8.0	W	29	5	4	4	3	1	0	0	0	2	0	33	37	4.50	0.750								
Dave Smith, R (9,1) ERA: 4.71	1.0	S	4	1	0	0	2	0	0	0	0	0	0	8	8	0.00	1.000								

San Diego Padres @ Houston Astros  
Astrodome, Houston, TX  
Mon Aug 02 1982, 8:05 PM EDT  
Att: 13,302 - Unknown

AB	29
R	4
H	6
RBI	2
BB	1
SO	5
LOB	2



Batter	1	2	3	4	5	6	7	8	9	AB	R	H	RBI	BB	SO	LOB	BOTTOM								
Dickie Thon, R (1,6) OBP: 0.313, SLG: 0.394	6-3					5-3				3	1	1	1	1	0	0									
Denny Walling, L (1,8) OBP: 0.298, SLG: 0.286										2	0	0	0	1	1	2									
Tony Scott, S (8,PH) OBP: 0.277, SLG: 0.311	K									1	1	1	1	0	0	0									
Ray Knight, R (1,3) OBP: 0.365, SLG: 0.421	K									4	1	1	0	0	1	3									
Jose Cruz, L (1,7) OBP: 0.348, SLG: 0.397										4	1	1	2	0	0	1									
Danny Heep, L (1,9) OBP: 0.319, SLG: 0.372										3	0	1	1	0	0	0									
Dave Smith, R (9,1) ERA: 4.71	F7									0	0	0	0	0	0	0									
Phil Garner, R (1,4) OBP: 0.301, SLG: 0.426										4	0	1	0	0	0	1									
Alan Knicely, R (1,2) OBP: 0.309, SLG: 0.314										3	1	0	0	0	0	0									
Art Howe, R (1,5) OBP: 0.315, SLG: 0.299										3	1	1	0	0	0	1									
Joe Niekro, R (1,1) ERA: 2.99										2	0	1	1	0	0	0									
Harry Spillman, L (8,PH) OBP: 0.263, SLG: 0.421										1	0	0	0	0	0	1									
Terry Puhl, L (9,9) OBP: 0.322, SLG: 0.381										0	0	0	0	0	0	0									
<b>Inning Stats</b>	R: 0 E: 0 K: 2 S: 7	H: 0 LOB: 0 BB: 0 P: 7	R: 0 E: 0 K: 0 S: 3	H: 0 LOB: 0 BB: 0 P: 3	R: 1 E: 1 K: 0 S: 5	H: 1 LOB: 2 BB: 1 P: 9	R: 0 E: 0 K: 0 S: 3	H: 1 LOB: 0 BB: 0 P: 3	R: 0 E: 0 K: 0 S: 3	H: 0 LOB: 0 BB: 0 P: 3	R: 0 E: 0 K: 0 S: 3	H: 0 LOB: 1 BB: 1 P: 7	R: 0 E: 0 K: 0 S: 3	H: 0 LOB: 0 BB: 0 P: 3	R: 5 E: 0 K: 0 S: 8	H: 6 LOB: 0 BB: 0 P: 8	1B: 6 2B: 1 3B: 1 HR: 0	SF: 1 SAC: 0 DP: 0 HBP: 0	WP: 0 PB: 0 SB: 0 CS: 2	PA: 34					
<b>PITCHER</b>	IP	WLS	BF	H	R	ER	SO	BB	IBB	HBP	BLK	WP	HR	S	P	ERA	WHIP								
Andy Hawkins, R (1,1) ERA: 5.79	7.1	L	5	4	3	3	0	0	0	0	0	0	0	5	5	40.50	6.000								
Gary Lucas, L (8,1) ERA: 3.7	0.2	L	5	4	3	3	0	0	0	0	0	0	0	5	5	40.50	6.000								

San Diego Padres @ Houston Astros  
Astrodome, Houston, TX  
Mon Aug 02 1982, 8:05 PM EDT  
Att: 13,302 - Unknown

AB	30
R	6
H	8
RBI	6
BB	2
SO	2
LOB	9









Batter	1	2	3	4	5	6	7	8	9	AB	R	H	RBI	BB	SO	LOB	TOP
Dickie Thon, R OBP: 0.313, SLG: 0.391	F2		F8		F9			1B S 2B 1B	F8	5	1	1	0	0	0	3	
Terry Puhl, L OBP: 0.327, SLG: 0.388	6-3			F5		E7		2B G3 1B		4	1	2	0	0	0	0	
Ray Knight, R OBP: 0.367, SLG: 0.425	F8					6-3		G3 1B		4	0	2	1	0	0	1	
Jose Cruz, L OBP: 0.344, SLG: 0.389				F5		F3		G3		4	0	1	1	0	0	3	
Danny Heep, L OBP: 0.315, SLG: 0.367	F7			F5		F7		K		4	0	0	0	0	1	4	
Phil Garner, R OBP: 0.308, SLG: 0.428						1B G3 1B		5-3		4	0	3	0	0	0	1	
Alan Knicely, R OBP: 0.302, SLG: 0.298				F9		G3		F8		4	0	0	0	0	0	3	
Art Howe, R OBP: 0.322, SLG: 0.316			4-3			K SH3 1B		K		4	0	2	0	0	1	1	
Vern Ruhle, R OBP: 0.222, SLG: 0.125										1	0	0	0	0	1	0	
Hary Spilman, L OBP: 0.238, SLG: 0.381			K			SH3		F8		1	0	0	0	0	0	1	
George Cappuzzello, R OBP: 0.238, SLG: 0.381										0	0	0	0	0	0	0	
Randy Moffitt, R OBP: 0.238, SLG: 0.381										0	0	0	0	0	0	0	
Denny Walling, L OBP: 0.293, SLG: 0.280										1	0	0	0	0	0	1	
<b>Inning Stats</b>	R: 0 E: 0 K: 0 S: 3	H: 0 LOB: 0 BB: 0 P: 3	R: 0 E: 0 K: 0 S: 4	H: 2 LOB: 1 BB: 0 P: 4	R: 0 E: 0 K: 1 S: 5	H: 0 LOB: 0 BB: 0 P: 5	R: 0 E: 0 K: 0 S: 4	H: 1 LOB: 1 BB: 0 P: 4	R: 0 E: 1 K: 1 S: 6	H: 1 LOB: 1 BB: 0 P: 6	R: 2 E: 0 K: 1 S: 8	H: 3 LOB: 1 BB: 0 P: 8	R: 0 E: 0 K: 0 S: 4	H: 1 LOB: 1 BB: 0 P: 4	1B: 9 2B: 2 3B: 0 HR: 0	SF: 0 SAC: 1 DP: 0 HBP: 0	WP: 0 PA: 37 PB: 0 SB: 1 CS: 0
<b>PITCHER</b>	IP WLS BF H R ER SO BB IBB HBP BLK WP HR S P ERA WHIP																
Bill Laskey, R ERA: 2.56	(1, 1) 7.0 W 27 7 0 0 2 0 0 0 0 0 0 0 31 31 0.00 1.000																
Al Holland, L ERA: 3.79	(8, 1) 0.0 3 3 2 2 0 0 0 0 0 0 0 0 3 3 ∞ ∞																
Greg Minton, R ERA: 1.96	(8, 1) 2.0 S 7 1 0 0 1 0 0 0 0 0 0 0 9 9 0.00 0.500																

Houston Astros @ San Francisco Giants  
Candlestick Park, San Francisco, CA  
Thu Aug 05 1982, 10:05 PM EDT  
Att: 5,357 - Unknown

AB	36
R	2
H	11
RBI	2
BB	0
SO	3
LOB	18



Batter	1	2	3	4	5	6	7	8	9	AB	R	H	RBI	BB	SO	LOB	BOTTOM		
Chili Davis, S OBP: 0.323, SLG: 0.394	F7									4	1	3	1	0	0	0			
Joe Morgan, L OBP: 0.413, SLG: 0.438	4-3		SF7							1	1	0	1	1	0	0			
Jack Clark, R OBP: 0.345, SLG: 0.457			CS		F7					4	0	2	1	0	0	3			
Darrell Evans, L OBP: 0.364, SLG: 0.428	F9				P4					2	1	0	0	2	0	1			
Jeffrey Leonard, R OBP: 0.273, SLG: 0.348			3-1		F3					4	0	0	1	0	0	3			
Milt May, L OBP: 0.313, SLG: 0.377										4	0	0	0	0	0	3			
Tom O'Malley, L OBP: 0.337, SLG: 0.360										4	1	2	1	0	0	0			
Johnnie LeMaster, R OBP: 0.265, SLG: 0.273										4	1	1	0	0	1	2			
Bill Laskey, R OBP: 0.136, SLG: 0.095										2	0	1	0	0	0	0			
Al Holland, R OBP: 0.042, SLG: 0.042										0	0	0	0	0	0	0			
Greg Minton, S OBP: 0.154, SLG: 0.250										1	0	0	0	0	1	0			
<b>Inning Stats</b>	R: 0 E: 0 K: 0 S: 4	H: 1 LOB: 1 BB: 0 P: 4	R: 0 E: 0 K: 0 S: 3	H: 0 LOB: 0 BB: 0 P: 3	R: 1 E: 0 K: 0 S: 4	H: 2 LOB: 0 BB: 0 P: 4	R: 0 E: 0 K: 0 S: 3	H: 0 LOB: 0 BB: 0 P: 3	R: 1 E: 0 K: 0 S: 6	H: 3 LOB: 3 BB: 1 P: 10	R: 1 E: 0 K: 0 S: 4	H: 1 LOB: 1 BB: 1 P: 8	R: 2 E: 0 K: 0 S: 5	H: 2 LOB: 2 BB: 1 P: 10	R: 0 E: 0 K: 2 S: 7	H: 0 LOB: 0 BB: 0 P: 7	1B: 7 2B: 2 3B: 0 HR: 0	SF: 1 SAC: 1 DP: 0 HBP: 1	WP: 0 PA: 37 PB: 0 SB: 0 CS: 1
<b>PITCHER</b>	IP WLS BF H R ER SO BB IBB HBP BLK WP HR S P ERA WHIP																		
Vern Ruhle, R ERA: 3.95	(1, 1) 6.0 L 26 7 3 3 3 0 2 0 0 0 0 0 0 24 32 4.50 1.500																		
George Cappuzzello, L ERA: 2.79	(7, 1) 0.1 4 2 2 2 0 0 0 0 1 0 0 0 0 3 4 54.00 6.000																		
Randy Moffitt, R ERA: 2.76	(7, 1) 1.2 6 0 0 0 0 2 0 0 1 0 0 0 0 9 13 0.00 0.000																		

Houston Astros @ San Francisco Giants  
Candlestick Park, San Francisco, CA  
Thu Aug 05 1982, 10:05 PM EDT  
Att: 5,357 - Unknown

AB	30
R	5
H	9
RBI	5
BB	3
SO	2
LOB	12









Batter	1	2	3	4	5	6	7	8	9	AB	R	H	RBI	BB	SO	LOB	TOP							
Dickie Thon, R OBP: 0.320, SLG: 0.392 (1, 6)	0-0 6-3		4-0 S BB			4-0 2B 1B		0-0 F9	0-0 P4	3	0	1	0	1	0	1								
Terry Puhl, L OBP: 0.325, SLG: 0.387 (1, 8)	0-0 P3		0-0 S			0-0 F8		0-0 4-3 1B		5	0	1	0	0	0	2								
Ray Knight, R OBP: 0.365, SLG: 0.418 (1, 3)	0-0 F9			0-0 5-3		0-0 1-H 2B		0-0 4-3		4	0	0	0	0	0	2								
Jose Cruz, L OBP: 0.351, SLG: 0.402 (1, 7)		0-0 G3		0-0 F3		0-0 6-3		0-0 F3		3	1	2	0	1	0	0								
Phil Garner, R OBP: 0.308, SLG: 0.439 (1, 4)	0-0 6-3		4-0 BB			0-0 5-3 1B		0-0 HR 1B		4	1	1	2	0	1	2								
Art Howe, R OBP: 0.325, SLG: 0.324 (1, 5)	0-0 1B		0-3 K			0-0 5-3 1-2		0-0 1-H HR		4	0	1	0	0	2	1								
Denny Walling, L OBP: 0.298, SLG: 0.272 (1, 9)	0-0 4-3			0-0 5-3		0-3 K		0-3 K		2	0	0	0	2	0	1								
Luis Pujols, R OBP: 0.210, SLG: 0.295 (1, 2)			0-0 F9		0-0 1-3	4-0 FC5-4 IBB		4-0 BB		4	0	0	0	0	1	3								
Joe Niekro, R OBP: 0.101, SLG: 0.138 (7, 1)			0-0 6-3		0-0 6-3	0-0 FC5-4 1-2		0-3 K		2	0	1	0	0	0	0								
Frank LaCorte, R OBP: 0.227, SLG: 0.364 (8, Ph)										0	0	0	0	0	0	0								
Harry Spillman, L OBP: 0.227, SLG: 0.364 (8, Ph)										0	0	0	0	0	0	0								
Bert Roberge, R OBP: 0.227, SLG: 0.364 (8, Ph)										0	0	0	0	0	0	0								
Randy Moffitt, R OBP: 0.227, SLG: 0.364 (8, Ph)										0	0	0	0	0	0	0								
Alan Knicely, R OBP: 0.227, SLG: 0.364 (8, Ph)										1	0	0	0	0	0	1								
<b>Inning Stats</b>	R: 0 E: 0 K: 0 S: 3	H: 0 LOB: 0 BB: 0 P: 3	R: 0 E: 0 K: 0 S: 4	H: 1 LOB: 1 BB: 0 P: 4	R: 0 E: 0 K: 0 S: 2	H: 0 LOB: 1 BB: 1 P: 6	R: 0 E: 0 K: 1 S: 5	H: 0 LOB: 1 BB: 1 P: 9	R: 0 E: 0 K: 0 S: 3	H: 0 LOB: 0 BB: 0 P: 3	R: 0 E: 0 K: 0 S: 4	H: 2 LOB: 1 BB: 0 P: 4	R: 0 E: 0 K: 1 S: 6	H: 1 LOB: 2 BB: 1 P: 10	R: 0 E: 0 K: 0 S: 4	H: 1 LOB: 1 BB: 0 P: 4	R: 2 E: 0 K: 2 S: 9	H: 2 LOB: 1 BB: 1 P: 13	1B: 5 2B: 1 3B: 0 HR: 1	SF: 0 SAC: 0 DP: 0 HBP: 0	WP: 0 PB: 0 SB: 1 CS: 0	PA: 37		
<b>PITCHER</b>	IP WLS BF H R ER SO BB IBB HBP BLK WP HR S P ERA WHIP	8.1 W 35 7 2 2 3 3 1 0 0 0 0 1 36 52 2.16 1.200	0.2 L 2 0 0 0 1 0 0 0 0 0 0 4 4 0.00 0.000																					

Houston Astros @ San Francisco Giants  
Candlestick Park, San Francisco, CA  
Sat Aug 07 1982, 6:33 AM EDT  
Att: 11,780 - Unknown

AB	33
R	2
H	7
RBI	2
BB	4
SO	4
LOB	13



Batter	1	2	3	4	5	6	7	8	9	AB	R	H	RBI	BB	SO	LOB	BOTTOM	
Chili Davis, S OBP: 0.323, SLG: 0.399 (1, 8)	0-3 K		0-0 5-3		0-0 S 1B		0-0 PB WP PB 1B	0-3 K		5	1	2	0	0	2	3		
Joe Morgan, L OBP: 0.412, SLG: 0.438 (1, 4)	4-0 1B BB		0-0 F7		0-0 P4		0-0 F5	0-0 1B 2B		4	1	1	3	1	0	2		
Jack Clark, R OBP: 0.353, SLG: 0.474 (1, 9)	0-0 F7		4-0 1B BB		0-0 F7		4-0 1B BB	0-0 1B PB		3	2	1	0	2	0	2		
Reggie Smith, S OBP: 0.372, SLG: 0.472 (1, 3)	0-0 1B		0-0 1B		0-0 G3		0-0 1B	0-0 G3 PB 1B		4	0	3	1	0	0	1		
Dave Bergman, L OBP: 0.340, SLG: 0.329 (8, 3)	1-2 1B		1-3 1B				1-3 3-H 1B	1-3 3-H 1B		1	0	1	1	0	0	0		
Jeffrey Leonard, R OBP: 0.285, SLG: 0.358 (1, 7)	0-3 K		0-0 4-3			0-0 CS 1B	0-0 F8	4-0 1-2 2-3 3-H BB		4	0	1	0	1	1	5		
Tom O'Malley, L OBP: 0.340, SLG: 0.359 (1, 5)		0-0 6-3 1B		0-0 E1 FC5-4		0-0 F9		0-0 1B G3		5	1	2	0	0	0	3		
Bob Brenly, R OBP: 0.350, SLG: 0.356 (1, 2)		0-0 6-3		0-0 P6		0-0 5-3		0-0 1B 1B		4	1	1	0	0	0	3		
Johnnie L McMaster, R OBP: 0.267, SLG: 0.275 (1, 6)		0-0 F7		0-0 F7			0-0 P6	0-0 1B K		5	1	1	0	0	1	5		
Renie Martin, R OBP: 0.278, SLG: 0.361 (1, 1)		0-0 5-3		0-0 FC5-4			0-0 WP PB 1B	0-0 1-2 2B 1B		4	2	2	1	0	0	2		
Al Holland, R OBP: 0.042, SLG: 0.042 (9, 1)					1-2 1B					0	0	0	0	0	0	0		
<b>Inning Stats</b>	R: 0 E: 0 K: 2 S: 8	H: 1 LOB: 2 BB: 1 P: 12	R: 0 E: 0 K: 0 S: 4	H: 1 LOB: 0 BB: 0 P: 4	R: 0 E: 0 K: 0 S: 4	H: 1 LOB: 1 BB: 0 P: 4	R: 0 E: 0 K: 0 S: 3	H: 1 LOB: 0 BB: 0 P: 3	R: 3 E: 0 K: 0 S: 6	H: 3 LOB: 1 BB: 1 P: 10	R: 6 E: 0 K: 2 S: 14	H: 7 LOB: 3 BB: 1 P: 19	1B: 14 2B: 1 3B: 0 HR: 0	SF: 0 SAC: 0 DP: 0 HBP: 1	WP: 1 PB: 3 SB: 1 CS: 1	PA: 44		
<b>PITCHER</b>	IP WLS BF H R ER SO BB IBB HBP BLK WP HR S P ERA WHIP	6.2 L 31 8 3 2 2 3 0 0 0 0 0 1 32 44 2.70 1.650	0.1 L 1 0 0 0 0 0 0 0 0 0 0 1 1 0.00 0.000	0.1 L 6 5 5 5 1 0 0 0 0 0 0 8 8 135.00 15.000	0.1 L 6 2 1 1 1 1 0 1 0 0 0 6 11 13.50 4.500													

Houston Astros @ San Francisco Giants  
Candlestick Park, San Francisco, CA  
Sat Aug 07 1982, 6:33 AM EDT  
Att: 11,780 - Unknown

AB	39
R	9
H	15
RBI	6
BB	4
SO	4
LOB	26





Batter	1	2	3	4	5	6	7	8	9	AB	R	H	RBI	BB	SO	LOB	TOP			
Dickie Thon, R OBP: 0.318, SLG: 0.389 (1, 6)	F9		S BB 1B		5-3		L5		F8	5	0	1	0	0	0	1				
Terry Puhl, L OBP: 0.329, SLG: 0.389 (1, 9)	BB 1B		BB 1-2 BB			F S SF8 1B	2-3			3	1	2	0	1	0	0				
Ray Knight, R OBP: 0.364, SLG: 0.415 (1, 3)	K		K			SF8 1-2 1B BB	K			3	1	0	0	1	3	3				
Jose Cruz, L OBP: 0.350, SLG: 0.398 (1, 7)	1-2 BB		L7			E6 1B 1-2 2-3		4-3		3	0	0	0	1	0	4				
Phil Garner, R OBP: 0.305, SLG: 0.436 (1, 4)	F8			6-3		SF8		1-4-3		3	0	0	1	0	0	2				
Alan Ashby, S OBP: 0.320, SLG: 0.388 (1, 2)		4-3		4-3		1-3 1-3 3-H 1B		K		4	0	1	1	0	1	0				
Tony Scott, S OBP: 0.273, SLG: 0.309 (1, 8)		6-3		6-3		K		4-3		4	0	0	0	0	1	2				
Art Howe, R OBP: 0.324, SLG: 0.321 (1, 5)		4-3			1-3	1-2 IBB		P3		3	0	0	0	1	0	0				
Bob Knepper, L OBP: 0.068, SLG: 0.048 Frank LaCorte, R (9, 1)			K		K	K		BB		3	0	0	0	1	3	3				
										0	0	0	0	0	0	0				
<b>Inning Stats</b>	R: 0 E: 0 K: 1 S: 6	H: 1 LOB: 2 BB: 1 P: 10	R: 0 E: 0 K: 0 S: 3	H: 0 LOB: 0 BB: 0 P: 3	R: 0 E: 0 K: 2 S: 8	H: 1 LOB: 2 BB: 1 P: 12	R: 0 E: 0 K: 0 S: 3	H: 0 LOB: 0 BB: 0 P: 3	R: 0 E: 0 K: 1 S: 5	H: 0 LOB: 0 BB: 0 P: 5	R: 0 E: 0 K: 2 S: 10	H: 2 LOB: 3 BB: 2 P: 18	R: 0 E: 0 K: 1 S: 5	H: 0 LOB: 0 BB: 0 P: 5	R: 0 E: 0 K: 1 S: 5	H: 0 LOB: 1 BB: 1 P: 7	1B: 4 2B: 0 3B: 0 HR: 0	SF: 1 SAC: 0 DP: 0 HBP: 0	WP: 0 PB: 0 SB: 3 CS: 0	PA: 37
<b>PITCHER</b>	IP WLS BF H R ER SO BB IBB HBP BLK WP HR S P ERA WHIP																			
Rich Gale, R ERA: 3.8 (1, 1)	5.1	24	4	2	1	4	3	0	0	0	0	0	0	29	41	1.69	1.312			
Gary Lavelle, L ERA: 2.9 (6, 1)	0.2	3	0	0	0	2	0	1	0	0	0	0	0	6	10	0.00	0.000			
Fred Breining, R ERA: 3.97 (7, 1)	3.0	W 10	0	0	0	2	1	0	0	0	0	0	0	13	17	0.00	0.333			

Houston Astros @ San Francisco Giants  
Candlestick Park, San Francisco, CA  
Sun Aug 08 1982, 6:33 AM EDT  
Unknown

AB	31
R	2
H	4
RBI	2
BB	5
SO	8
LOB	15



Batter	1	2	3	4	5	6	7	8	9	AB	R	H	RBI	BB	SO	LOB	BOTTOM					
Chili Davis, S OBP: 0.324, SLG: 0.399 (1, 8)	K2-3		P4		G5-3 S 1B		F9		1B 1-2 1B	5	1	2	0	0	1	1						
Joe Morgan, L OBP: 0.412, SLG: 0.438 (1, 4)	1B		F8		F5 1-2		F8		1-3 2-H 1B	5	0	2	1	0	0	2						
Jack Clark, R OBP: 0.356, SLG: 0.473 (1, 9)	K			1B BB	BB		F3		1-2 3-H 1B	3	1	1	1	2	1	1						
Reggie Smith, S OBP: 0.375, SLG: 0.473 (1, 3)	F8			S 1B 1-2 1B	G5-3 2-3				1B 1B 1B	4	0	2	0	0	0	3						
Jeffrey Leonard, R OBP: 0.284, SLG: 0.354 (1, 7)		K		P1			K		G5-3 1B 1-2 1B	4	0	1	0	0	2	2						
Bob Brenly, R OBP: 0.355, SLG: 0.362 (1, 2)		F3		1-2 2-H 1B	BB 1B		5-3		1-2 2-3 1B	4	0	2	1	0	0	0						
Tom O'Malley, L OBP: 0.338, SLG: 0.357 (1, 5)		K		K	2-3		1B 1B		F3	4	0	1	0	0	2	5						
Johnnie LeMaster, R OBP: 0.269, SLG: 0.275 (1, 6)			1-3		1-2 BB		1B 1B		G5-3 2-3	3	0	1	0	1	0	3						
Rich Gale, R OBP: 0.222, SLG: 0.244 Gary Lavelle, S OBP: 0.205, SLG: 0.300 Jim Wolford, R OBP: 0.224, SLG: 0.350 Fred Breining, R OBP: 0.307, SLG: 0.273 Duane Kuiper, L OBP: 0.307, SLG: 0.348 Max Venable, L OBP: 0.216, SLG: 0.254 (1, 1) (6, 1) (6, PH) (7, 1) (6, PH) (6, PH)									1B 1B BB	2	0	1	0	0	1	3						
<b>Inning Stats</b>	R: 0 E: 0 K: 2 S: 8	H: 1 LOB: 1 BB: 0 P: 8	R: 0 E: 0 K: 2 S: 7	H: 0 LOB: 0 BB: 0 P: 7	R: 0 E: 0 K: 0 S: 4	H: 1 LOB: 1 BB: 0 P: 4	R: 1 E: 0 K: 2 S: 9	H: 2 LOB: 3 BB: 2 P: 17	R: 0 E: 0 K: 0 S: 3	H: 1 LOB: 1 BB: 1 P: 7	R: 0 E: 0 K: 2 S: 9	H: 2 LOB: 2 BB: 0 P: 9	R: 0 E: 0 K: 0 S: 3	H: 0 LOB: 0 BB: 0 P: 3	R: 0 E: 0 K: 0 S: 5	H: 3 LOB: 2 BB: 0 P: 5	R: 2 E: 0 K: 0 S: 3	H: 3 LOB: 2 BB: 1 P: 7	1B: 13 2B: 0 3B: 0 HR: 0	SF: 0 SAC: 0 DP: 2 HBP: 0	WP: 0 PB: 0 SB: 2 CS: 0	PA: 39
<b>PITCHER</b>	IP WLS BF H R ER SO BB IBB HBP BLK WP HR S P ERA WHIP																					
Bob Knepper, L ERA: 4.57 (1, 1)	8.0	L 38	12	3	3	8	4	0	0	0	0	0	0	50	66	3.38	2.000					
Frank LaCorte, R ERA: 5.12 (9, 1)	0.0	1	1	0	0	0	0	0	0	0	0	0	0	1	1	∞	∞					

Houston Astros @ San Francisco Giants  
Candlestick Park, San Francisco, CA  
Sun Aug 08 1982, 6:33 AM EDT  
Unknown

AB	35
R	3
H	13
RBI	3
BB	4
SO	8
LOB	22





Batter	1	2	3	4	5	6	7	8	9	AB	R	H	RBI	BB	SO	LOB	TOP								
Dickie Thon, R OBP: 0.316, SLG: 0.392	P6		P6		1B		K		E6	5	1	2	0	1	3		Houston Astros @ San Francisco Giants Candlestick Park, San Francisco, CA Sun Aug 08 1982, 6:38 AM EDT Att: 22,937 - Unknown								
Terry Puhl, L OBP: 0.326, SLG: 0.386	P6			1-3	1B			4-3	K	5	0	1	1	0	1	2									
Ray Knight, R OBP: 0.365, SLG: 0.416	F9			4-3	1B			1B		4	0	2	0	0	0	0									
Jose Cruz, L OBP: 0.351, SLG: 0.400		6-3		1B			K	1B		4	0	2	0	0	1	0									
Danny Heep, L OBP: 0.307, SLG: 0.356	G3			F8			6-3	K		4	0	0	0	0	1	3									
Phil Garner, R OBP: 0.305, SLG: 0.434	6-3				FC3-6 1B		F8	F8		4	1	1	0	0	0	2									
Alan Knicely, R OBP: 0.293, SLG: 0.282			6-3		F7		1-3		F9	4	0	0	0	0	0	1									
Tony Scott, S OBP: 0.279, SLG: 0.315				SH3-4 1B	FC3-6 1B		L5		E G3 1B	4	0	3	0	0	0	0									
Michael LaCoss, R OBP: 0.266, SLG: 0.250				SH3-4	FC3-6 3B				G3	0	0	0	0	0	0	0									
Harry Schiraldi, L OBP: 0.217, SLG: 0.348					1-2 2-3 3B				1-2	1	0	0	0	0	0	2									
Bert Roberge, R OBP: 0.217, SLG: 0.348										0	0	0	0	0	0	0									
Kiko Garcia, R OBP: 0.229, SLG: 0.338										0	0	0	0	0	0	0									
Frank LaCorte, R OBP: 0.229, SLG: 0.338										0	0	0	0	0	0	0									
Dave Smith, R OBP: 0.229, SLG: 0.338										0	0	0	0	0	0	0									
Denny Walling, L OBP: 0.266, SLG: 0.250										1	0	0	0	0	0	1									
<b>Inning Stats</b>	R: 0 E: 0 K: 0 S: 3	H: 0 LOB: 0 BB: 0 P: 3	R: 0 E: 0 K: 0 S: 3	H: 0 LOB: 0 BB: 0 P: 3	R: 0 E: 0 K: 0 S: 4	H: 1 LOB: 1 BB: 0 P: 4	R: 0 E: 0 K: 0 S: 4	H: 1 LOB: 1 BB: 0 P: 4	R: 3 E: 0 K: 1 S: 5	H: 5 LOB: 2 BB: 0 P: 7	R: 0 E: 0 K: 1 S: 5	H: 0 LOB: 0 BB: 0 P: 5	R: 0 E: 0 K: 1 S: 6	H: 1 LOB: 0 BB: 0 P: 6	R: 0 E: 0 K: 1 S: 7	H: 2 LOB: 2 BB: 0 P: 7	R: 0 E: 1 K: 1 S: 7	H: 1 LOB: 2 BB: 0 P: 7	1B: 9 2B: 1 3B: 1 HR: 0	SF: 0 SAC: 1 DP: 0 HBP: 0	WP: 0 PB: 0 SB: 0 CS: 0	PA: 38			
<b>PITCHER</b>	IP	WLS	BF	H	R	ER	SO	BB	IBB	HBP	BLK	WP	HR	S	P	ERA	WHIP								
Alan Fowlkes, R ERA: 5.56	(1, 1)	4.2	19	5	3	3	0	0	0	0	0	0	0	19	19	5.79	1.071								
Gary Lavelle, L ERA: 2.79	(5, 1)	3.0	W	13	5	0	0	3	0	0	0	0	0	19	19	0.00	1.667								
Greg Minton, R ERA: 1.93	(8, 1)	1.1		6	1	0	0	1	0	0	0	0	0	8	8	0.00	0.750								

Batter	1	2	3	4	5	6	7	8	9	AB	R	H	RBI	BB	SO	LOB	BOTTOM								
Chili Davis, S OBP: 0.324, SLG: 0.401	SH3 FC 2B		1B E 1B		4-3		F8	F8		5	2	2	0	0	0	4	Houston Astros @ San Francisco Giants Candlestick Park, San Francisco, CA Sun Aug 08 1982, 6:38 AM EDT Att: 22,937 - Unknown								
Duane Kuiper, L OBP: 0.390, SLG: 0.347	SH3		E G1-2-3 1B		F7		4-3 2B BB	F7		3	1	1	1	1	0	2									
Jack Clark, R OBP: 0.353, SLG: 0.468	FC CS		E4		K		4-3			4	0	0	3	0	1	3									
Reggie Smith, S OBP: 0.376, SLG: 0.476	F8						K	1B 2B		3	1	1	2	1	1	1									
Dave Bergman, L OBP: 0.340, SLG: 0.329	F8									0	0	0	0	0	0	0									
Darrell Evans, L OBP: 0.367, SLG: 0.429	CS	4-3	G1-2-3				BB	FC4-6 1B		3	0	1	1	1	0	3									
Milt May, L OBP: 0.310, SLG: 0.372		F9		G4-6-3 PB 1B			F7	FC4-6		4	1	1	0	0	0	2									
Max Venable, L OBP: 0.231, SLG: 0.267		1-3					K		SH1-3 1B BB	3	0	1	0	1	1	1									
Tom O'Malley, L OBP: 0.341, SLG: 0.360			4-3	G4-6-3					F8 E 4-3 1B	4	1	2	0	0	0	2									
Alan Fowlkes, R OBP: 0.174, SLG: 0.136									SH1-3 1B	2	1	0	0	0	1	0									
Gary Lavelle, S OBP: 0.182, SLG: 0.273			K 1B		6-3				SH1-3	1	1	0	0	0	0	1									
Greg Minton, S OBP: 0.154, SLG: 0.250									4-3 BB 2B	0	0	0	0	0	0	0									
<b>Inning Stats</b>	R: 1 E: 0 K: 0 S: 4	H: 1 LOB: 0 BB: 0 P: 4	R: 0 E: 0 K: 0 S: 3	H: 0 LOB: 0 BB: 0 P: 3	R: 2 E: 1 K: 1 S: 8	H: 2 LOB: 2 BB: 1 P: 12	R: 1 E: 0 K: 0 S: 4	H: 2 LOB: 0 BB: 0 P: 4	R: 0 E: 0 K: 1 S: 5	H: 0 LOB: 0 BB: 0 P: 5	R: 0 E: 0 K: 2 S: 7	H: 0 LOB: 1 BB: 1 P: 11	R: 4 E: 1 K: 0 S: 7	H: 3 LOB: 1 BB: 1 P: 11	R: 0 E: 0 K: 0 S: 4	H: 1 LOB: 2 BB: 1 P: 8	1B: 7 2B: 2 3B: 0 HR: 0	SF: 0 SAC: 2 DP: 2 HBP: 0	WP: 1 PB: 1 SB: 0 CS: 1	PA: 39					
<b>PITCHER</b>	IP	WLS	BF	H	R	ER	SO	BB	IBB	HBP	BLK	WP	HR	S	P	ERA	WHIP								
Michael LaCoss, R ERA: 3.26	(1, 1)	4.0	L	18	5	4	3	1	0	0	0	0	0	19	23	6.75	1.250								
Bert Roberge, R ERA: 8.1	(5, 1)	2.0		7	0	0	0	3	1	0	0	0	0	12	16	0.00	0.500								
Frank LaCorte, R ERA: 5.05	(7, 1)	0.2		6	2	4	0	0	1	0	0	0	0	5	9	0.00	4.500								
Dave Smith, R ERA: 4.8	(7, 1)	1.1		7	2	0	0	0	1	0	0	0	0	6	10	0.00	2.250								



Batter	1	2	3	4	5	6	7	8	9	AB	R	H	RBI	BB	SO	LOB	TOP			
Dickie Thon, R OBP: 0.317, SLG: 0.399 (1, 6)										5	2	2	0	0	0	1	<b>Houston Astros @ San Diego Padres</b> Jack Murphy Stadium, San Diego, CA Mon Aug 09 1982, 10:05 PM EDT Att: 9,288 - Unknown			
Terry Puhl, L OBP: 0.329, SLG: 0.388 (1, 9)										4	0	1	1	1	0	1				
Ray Knight, R OBP: 0.369, SLG: 0.419 (1, 3)										4	0	3	1	0	0	1				
Jose Cruz, L OBP: 0.348, SLG: 0.396 (1, 7)										4	0	0	0	0	1	6				
Phil Garner, R OBP: 0.304, SLG: 0.432 (1, 4)										4	0	1	0	0	0	3				
Alan Ashby, S OBP: 0.323, SLG: 0.417 (1, 2)										4	2	2	2	0	1	1				
Art Howe, R OBP: 0.320, SLG: 0.316 (1, 5)										4	0	0	0	0	1	1				
Tony Scott, S OBP: 0.276, SLG: 0.311 (1, 8)										4	0	0	0	0	2	1				
Don Sutton, R OBP: 0.194, SLG: 0.167 Bert Roberge, R (8, 1)										3	0	1	0	0	0	0				
Harry Spilman, L OBP: 0.208, SLG: 0.333 Dave Smith, R (9, PH)										0	0	0	0	0	0	0				
<b>Inning Stats</b>	R: 1 E: 0 K: 1 S: 7	H: 2 LOB: 1 BB: 0 P: 7	R: 0 E: 0 K: 1 S: 5	H: 0 LOB: 0 BB: 0 P: 5	R: 0 E: 0 K: 0 S: 5	H: 2 LOB: 2 BB: 0 P: 5	R: 1 E: 0 K: 1 S: 6	H: 1 LOB: 0 BB: 0 P: 6	R: 1 E: 0 K: 1 S: 5	H: 2 LOB: 2 BB: 1 P: 9	R: 1 E: 0 K: 0 S: 6	H: 1 LOB: 1 BB: 0 P: 4	R: 0 E: 0 K: 1 S: 6	H: 1 LOB: 1 BB: 0 P: 6	R: 0 E: 0 K: 0 S: 3	H: 0 LOB: 0 BB: 0 P: 3	1B: 6 2B: 1 3B: 1 HR: 2	SF: 0 SAC: 0 DP: 0 HBP: 0	WP: 0 PB: 0 SB: 1 CS: 0	PA: 38
<b>PITCHER</b>	IP WLS BF H R ER SO BB IBB HBP BLK WP HR S P ERA WHIP	7.0 L 31 9 4 4 4 1 0 0 0 0 2 38 42 5.14 1.429	2.0 7 1 0 0 1 0 0 0 0 0 0 0 9 9 0.00 0.500	<b>PITCHER</b>																

AB	37
R	4
H	10
RBI	4
BB	1
SO	5
LOB	15



Batter	1	2	3	4	5	6	7	8	9	AB	R	H	RBI	BB	SO	LOB	BOTTOM					
Gene Richards, L OBP: 0.338, SLG: 0.362 (1, 7)										5	1	2	0	0	0	0	<b>Houston Astros @ San Diego Padres</b> Jack Murphy Stadium, San Diego, CA Mon Aug 09 1982, 10:05 PM EDT Att: 9,288 - Unknown					
Tony Gwynn, L OBP: 0.354, SLG: 0.348 (1, 8)										4	0	1	1	0	0	1						
Garry Templeton, S OBP: 0.275, SLG: 0.367 (1, 6)										4	0	0	0	0	0	2						
Sixto Lezcano, R OBP: 0.403, SLG: 0.496 (1, 9)										1	0	0	0	3	0	0						
Terry Kennedy, L OBP: 0.309, SLG: 0.465 (1, 2)										4	0	0	0	0	0	6						
Broderick Perkins, L OBP: 0.337, SLG: 0.344 (1, 3)										4	1	1	0	0	0	0						
Luis Salazar, R OBP: 0.290, SLG: 0.374 (1, 5)										4	1	2	0	0	0	0						
Tim Flannery, L OBP: 0.317, SLG: 0.307 (1, 4)										4	0	1	0	0	0	2						
John Montefusco, R OBP: 0.143, SLG: 0.109 Joe Lefebvre, L OBP: 0.250, SLG: 0.285 Juan Eichelberger, R OBP: 0.143, SLG: 0.195 Kurt Bevacqua, R OBP: 0.341, SLG: 0.297 (1, 1)										2	0	0	0	0	1	0						
<b>Inning Stats</b>	R: 0 E: 1 K: 0 S: 4	H: 0 LOB: 2 BB: 1 P: 8	R: 0 E: 0 K: 0 S: 3	H: 0 LOB: 0 BB: 0 P: 3	R: 1 E: 0 K: 0 S: 5	H: 2 LOB: 2 BB: 1 P: 9	R: 0 E: 0 K: 0 S: 3	H: 1 LOB: 0 BB: 0 P: 3	R: 0 E: 0 K: 1 S: 5	H: 0 LOB: 0 BB: 0 P: 5	R: 0 E: 0 K: 0 S: 3	H: 0 LOB: 0 BB: 0 P: 3	R: 0 E: 0 K: 0 S: 4	H: 1 LOB: 1 BB: 0 P: 4	R: 0 E: 0 K: 0 S: 4	H: 1 LOB: 2 BB: 1 P: 8		R: 2 E: 1 K: 0 S: 5	H: 2 LOB: 0 BB: 0 P: 5	1B: 3 2B: 3 3B: 1 HR: 0	SF: 1 SAC: 0 DP: 0 HBP: 0	WP: 0 PB: 0 SB: 0 CS: 1
<b>PITCHER</b>	IP WLS BF H R ER SO BB IBB HBP BLK WP HR S P ERA WHIP	7.2 W 31 5 1 1 1 3 0 0 0 0 0 30 42 1.17 1.043	0.1 1 0 0 0 0 0 0 0 0 0 0 0 1 1 0.00 0.000	1.0 S 5 2 2 1 0 0 0 0 0 0 0 5 5 9.00 2.000	<b>PITCHER</b>																	

AB	33
R	3
H	7
RBI	2
BB	3
SO	1
LOB	12









Batter	1	2	3	4	5	6	7	8	9	AB	R	H	RBI	BB	SO	LOB	TOP							
Dickie Thon, R OBP: 0.318, SLG: 0.401 (1, 6)										5	1	1	0	0	0	3								
Terry Puhl, L OBP: 0.332, SLG: 0.388 (1, 9)										4	1	3	0	0	0	1								
Ray Knight, R OBP: 0.369, SLG: 0.420 (1, 3)										3	0	1	1	0	1	3								
Phil Garner, R OBP: 0.303, SLG: 0.436 (1, 4)										4	0	1	1	0	2	1								
Jose Cruz, L OBP: 0.342, SLG: 0.388 (1, 7)										4	0	0	0	0	1	3								
Alan Ashby, S OBP: 0.332, SLG: 0.435 (1, 2)										3	1	1	0	1	1	0								
Art Howe, R OBP: 0.315, SLG: 0.310 (1, 5)										4	0	1	0	0	2	1								
Tony Scott, S OBP: 0.272, SLG: 0.305 (1, 8)										4	0	0	0	0	0	2								
Nolan Ryan, R OBP: 0.210, SLG: 0.140 (1, 1)										3	0	1	1	1	1	0								
<b>Inning Stats</b>	R: 1 E: 0 K: 1 S: 6	H: 1 LOB: 0 BB: 0 P: 6	R: 0 E: 0 K: 2 S: 6	H: 3 LOB: 2 BB: 0 P: 6	R: 0 E: 0 K: 1 S: 8	H: 1 LOB: 1 BB: 0 P: 8	R: 0 E: 0 K: 1 S: 5	H: 0 LOB: 0 BB: 0 P: 5	R: 1 E: 0 K: 1 S: 8	H: 3 LOB: 2 BB: 0 P: 8	R: 0 E: 0 K: 1 S: 5	H: 0 LOB: 0 BB: 0 P: 5	R: 0 E: 0 K: 0 S: 3	H: 1 LOB: 1 BB: 1 P: 7	R: 0 E: 0 K: 1 S: 5	H: 0 LOB: 1 BB: 1 P: 9	R: 0 E: 0 K: 1 S: 5	H: 0 LOB: 0 BB: 0 P: 5	1B: 8 2B: 1 3B: 0 HR: 0	SF: 1 SAC: 0 DP: 1 HBP: 0	WP: 0 PB: 0 SB: 0 CS: 0	PA: 37		
<b>PITCHER</b>	IP	WLS	BF	H	R	ER	SO	BB	IBB	HBP	BLK	WP	HR	S	P	ERA	WHIP							
Eric Show, R ERA: 2.36 (1, 1)	6.0	L	26	8	3	3	6	0	0	0	0	0	0	38	38	4.50	1.333							
Juan Eichelberger, R ERA: 4.12 (7, 1)	2.0		8	1	0	0	1	2	0	0	0	0	0	8	16	0.00	1.500							
Chris Welsh, L ERA: 4.7 (9, 1)	1.0		3	0	0	0	1	0	0	0	0	0	0	5	5	0.00	0.000							

Houston Astros @ San Diego Padres  
Jack Murphy Stadium, San Diego, CA  
Wed Aug 11 1982, 10:05 PM EDT  
Att: 10,130 - Unknown

AB 34  
R 3  
H 9  
RBI 3  
BB 2  
SO 8  
LOB 14



Batter	1	2	3	4	5	6	7	8	9	AB	R	H	RBI	BB	SO	LOB	BOTTOM							
Gene Richards, L OBP: 0.333, SLG: 0.354 (1, 7)										3	0	0	0	1	0	0								
Tony Gwynn, L OBP: 0.336, SLG: 0.330 (1, 8)										4	0	0	0	0	1	1								
Luis Salazar, R OBP: 0.289, SLG: 0.370 (1, 6)										3	0	0	0	0	1	0								
Sixto Lezcano, R OBP: 0.398, SLG: 0.486 (1, 9)										3	0	0	0	1	0	0								
Terry Kennedy, L OBP: 0.313, SLG: 0.473 (1, 2)										4	0	1	0	0	2	3								
Broderick Perkins, L OBP: 0.339, SLG: 0.344 (1, 3)										2	0	0	0	1	1	1								
Joe Lefebvre, L OBP: 0.252, SLG: 0.256 (1, 5)										3	0	0	0	0	0	2								
Joe Pittman, R OBP: 0.286, SLG: 0.279 (1, 4)										3	0	0	0	0	1	1								
Eric Show, R OBP: 0.158, SLG: 0.158 (1, 1)										1	0	0	0	0	0	0								
Tim Flannery, L OBP: 0.312, SLG: 0.302 (6, PH)										1	0	0	0	0	0	0								
Juan Eichelberger, R OBP: 0.143, SLG: 0.155 (7, 1)										0	0	0	0	0	0	0								
Kurt Bevacqua, R OBP: 0.337, SLG: 0.293 (8, PH)										1	0	0	0	0	0	1								
Chris Welsh, L OBP: 0.333, SLG: 0.333 (9, 1)										0	0	0	0	0	0	0								
<b>Inning Stats</b>	R: 0 E: 0 K: 0 S: 3	H: 0 LOB: 0 BB: 0 P: 3	R: 0 E: 0 K: 0 S: 3	H: 0 LOB: 0 BB: 0 P: 3	R: 0 E: 0 K: 0 S: 3	H: 0 LOB: 0 BB: 0 P: 3	R: 0 E: 0 K: 1 S: 6	H: 1 LOB: 1 BB: 0 P: 6	R: 0 E: 0 K: 1 S: 5	H: 0 LOB: 0 BB: 0 P: 5	R: 0 E: 1 K: 3 S: 10	H: 0 LOB: 1 BB: 0 P: 10	R: 0 E: 0 K: 0 S: 3	H: 0 LOB: 2 BB: 1 P: 7	R: 0 E: 0 K: 1 S: 4	H: 0 LOB: 2 BB: 2 P: 13	R: 0 E: 0 K: 1 S: 4	H: 0 LOB: 0 BB: 0 P: 13	1B: 1 2B: 1 3B: 0 HR: 0	SF: 0 SAC: 0 DP: 1 HBP: 1	WP: 1 PB: 0 SB: 0 CS: 0	PA: 32		
<b>PITCHER</b>	IP	WLS	BF	H	R	ER	SO	BB	IBB	HBP	BLK	WP	HR	S	P	ERA	WHIP							
Nolan Ryan, R ERA: 3.47 (1, 1)	9.0	W	32	1	0	0	6	3	0	1	0	1	0	40	53	0.00	0.444							

Houston Astros @ San Diego Padres  
Jack Murphy Stadium, San Diego, CA  
Wed Aug 11 1982, 10:05 PM EDT  
Att: 10,130 - Unknown

AB 28  
R 0  
H 1  
RBI 0  
BB 3  
SO 6  
LOB 9





Batter	1	2	3	4	5	6	7	8	9	AB	R	H	RBI	BB	SO	LOB	TOP				
Dickie Thon, R OBP: 0.320, SLG: 0.403 (1, 6)										4	0	2	0	0	0	1					
Terry Puhl, L OBP: 0.325, SLG: 0.384 (1, 9)										4	0	0	0	0	0	2					
Ray Knight, R OBP: 0.366, SLG: 0.416 (1, 3)										4	0	0	0	0	0	1					
Phil Garner, R OBP: 0.301, SLG: 0.432 (1, 4)										4	0	0	0	0	3	1					
Jose Cruz, L OBP: 0.340, SLG: 0.385 (1, 7)										3	0	0	0	0	0	0					
Art Howe, R OBP: 0.312, SLG: 0.307 (1, 5)										3	0	0	0	0	0	0					
Tony Scott, S OBP: 0.273, SLG: 0.305 (1, 8)										3	0	1	0	0	2	0					
Luis Pujols, R OBP: 0.214, SLG: 0.299 (8, PH)										2	0	1	0	0	0	0					
Danny Heep, L OBP: 0.305, SLG: 0.353 (8, PH)										1	0	0	0	0	1	0					
Bert Roberge, R (8, 1)										0	0	0	0	0	0	0					
Joe Niekro, R OBP: 0.100, SLG: 0.133 (8, PH)										2	0	0	0	0	2	2					
Alan Ashby, S OBP: 0.335, SLG: 0.437 (8, 2)										1	0	1	0	0	0	0					
<b>Inning Stats</b>	R: 0 E: 0 K: 0 S: 4	H: 1 LOB: 1 BB: 0 P: 4	R: 0 E: 0 K: 1 S: 5	H: 0 LOB: 0 BB: 0 P: 5	R: 0 E: 0 K: 1 S: 5	H: 0 LOB: 0 BB: 0 P: 5	R: 0 E: 0 K: 1 S: 5	H: 0 LOB: 0 BB: 0 P: 5	R: 0 E: 0 K: 1 S: 7	H: 2 LOB: 2 BB: 0 P: 7	R: 0 E: 0 K: 0 S: 3	H: 1 LOB: 0 BB: 0 P: 3	R: 0 E: 0 K: 1 S: 5	H: 0 LOB: 0 BB: 0 P: 5	R: 0 E: 0 K: 2 S: 8	H: 1 LOB: 1 BB: 0 P: 8	R: 0 E: 0 K: 1 S: 5	H: 0 LOB: 0 BB: 0 P: 5	1B: 5 2B: 0 3B: 0 HR: 0	SF: 0 SAC: 0 DP: 1 HBP: 0	WP: 0 PA: 31 PB: 0 SB: 0 CS: 0
<b>PITCHER</b> Frank Pastore, R ERA: 3.6 (1, 1)	IP: 9.0 WLS: W BF: 31 H: 5 R: 0 ER: 0 SO: 8 BB: 0 IBB: 0 HBP: 0 BLK: 0 WP: 0 HR: 0 S: 47 P: 47 ERA: 0.00 WHIP: 0.556																				

Houston Astros @ Cincinnati Reds  
Riverfront Stadium, Cincinnati, OH  
Fri Aug 13 1982, 7:05 PM EDT  
Att: 16,053 - Unknown

AB	31
R	0
H	5
RBI	0
BB	0
SO	8
LOB	7



Batter	1	2	3	4	5	6	7	8	9	AB	R	H	RBI	BB	SO	LOB	BOTTOM		
Tom Lawless, R OBP: 0.260, SLG: 0.265 (1, 4)										4	0	0	0	0	0	1			
Duane Walker, L OBP: 0.311, SLG: 0.339 (1, 7)										4	1	1	0	0	0	0			
Cesar Cedeno, R OBP: 0.346, SLG: 0.419 (1, 8)										4	0	1	0	0	0	0			
Dan Driessen, L OBP: 0.387, SLG: 0.428 (1, 3)										3	0	0	0	1	1	0			
Johnny Bench, R OBP: 0.313, SLG: 0.373 Wayne Krenchicki, L OBP: 0.327, SLG: 0.374 (7, 5)										2	1	1	1	0	0	0			
Paul Householder, S OBP: 0.260, SLG: 0.338 (1, 9)										2	0	0	0	0	0	2			
Ron Oester, S OBP: 0.291, SLG: 0.317 (1, 6)										3	1	1	1	0	0	0			
Alex Trevino, R OBP: 0.314, SLG: 0.303 (1, 2)										3	0	2	1	0	0	0			
Frank Pastore, R OBP: 0.175, SLG: 0.179 (1, 1)										2	0	0	0	0	0	1			
<b>Inning Stats</b>	R: 0 E: 0 K: 0 S: 3	H: 0 LOB: 0 BB: 0 P: 3	R: 2 E: 0 K: 1 S: 8	H: 3 LOB: 1 BB: 0 P: 8	R: 0 E: 0 K: 0 S: 3	H: 0 LOB: 0 BB: 0 P: 3	R: 0 E: 0 K: 0 S: 3	H: 0 LOB: 0 BB: 0 P: 3	R: 1 E: 0 K: 0 S: 5	H: 2 LOB: 2 BB: 1 P: 9	R: 0 E: 0 K: 0 S: 4	H: 1 LOB: 1 BB: 0 P: 4	R: 0 E: 0 K: 0 S: 3	H: 0 LOB: 0 BB: 0 P: 3	R: 0 E: 0 K: 0 S: 3	H: 0 LOB: 0 BB: 0 P: 3	1B: 5 2B: 1 3B: 0 HR: 0	SF: 1 SAC: 2 DP: 0 HBP: 0	WP: 0 PA: 31 PB: 0 SB: 2 CS: 0
<b>PITCHER</b> Joe Niekro, R ERA: 3.02 Bert Roberge, R ERA: 7.15 (8, 1)	IP: 7.0 WLS: L BF: 28 H: 6 R: 3 ER: 3 SO: 1 BB: 1 IBB: 0 HBP: 0 BLK: 0 WP: 0 HR: 0 S: 29 P: 33 ERA: 3.86 WHIP: 1.000																		

Houston Astros @ Cincinnati Reds  
Riverfront Stadium, Cincinnati, OH  
Fri Aug 13 1982, 7:05 PM EDT  
Att: 16,053 - Unknown

AB	27
R	3
H	6
RBI	3
BB	1
SO	1
LOB	4





Batter	1	2	3	4	5	6	7	8	9	AB	R	H	RBI	BB	SO	LOB	TOP			
Dickie Thon, R OBP: 0.315, SLG: 0.396 (1, 6)	6-3	P4			K		5-3		1-4-3	5	0	0	0	0	1	6				
Terry Puhl, L OBP: 0.329, SLG: 0.390 (1, 9)	6-3	G3					K2-3			5	0	2	1	0	1	4				
Ray Knight, R OBP: 0.364, SLG: 0.413 (1, 3)	FC6-4 1B				F7			6-3	F8	5	0	1	0	0	0	3				
Phil Garner, R OBP: 0.298, SLG: 0.428 (1, 4)	FC6-4 1-2				K			E5 1B		4	0	0	0	0	1	3				
Jose Cruz, L OBP: 0.339, SLG: 0.382 (1, 7)		F8			1-3		P6			3	0	0	0	1	0	0				
Alan Ashby, S OBP: 0.333, SLG: 0.434 (1, 2)		E 1B			K		4-3		K	4	1	1	0	0	2	2				
Art Howe, R OBP: 0.311, SLG: 0.306 (1, 5)		E2 BB 1B			F2		6-3			4	0	1	0	0	0	1				
Tony Scott, S OBP: 0.275, SLG: 0.307 (1, 8)					4-3				E5 BB SH3-4 3B	4	1	2	1	0	0	0				
Bob Knepper, L OBP: 0.109, SLG: 0.048 Randy Moffitt, R (7, 1)							SH3-4		SH3-4	0	0	0	0	0	2	0				
										0	0	0	0	0	0	0				
<b>Inning Stats</b>	R: 0 E: 0 K: 0 S: 4	H: 1 LOB: 1 BB: 0 P: 4	R: 1 E: 1 K: 0 S: 6	H: 2 LOB: 3 BB: 1 P: 10	R: 0 E: 0 K: 0 S: 3	H: 0 LOB: 0 BB: 0 P: 3	R: 0 E: 0 K: 1 S: 5	H: 0 LOB: 0 BB: 0 P: 5	R: 0 E: 0 K: 2 S: 8	H: 1 LOB: 2 BB: 1 P: 12	R: 0 E: 0 K: 1 S: 6	H: 1 LOB: 1 BB: 0 P: 6	R: 0 E: 1 K: 1 S: 6	H: 1 LOB: 2 BB: 1 P: 10	R: 1 E: 1 K: 0 S: 5	H: 1 LOB: 1 BB: 0 P: 5	1B: 6 2B: 0 3B: 1 HR: 0	SF: 0 SAC: 2 DP: 0 HBP: 0	WP: 1 PB: 0 SB: 2 CS: 0	PA: 39
<b>PITCHER</b>	IP WLS BF H R ER SO BB IBB HBP BLK WP HR S P ERA WHIP	7.0 L 29 5 1 0 4 2 0 0 0 1 0 35 43 0.00 1.000	2.0 S 10 2 1 0 1 1 0 0 0 0 0 11 15 0.00 1.500																	

Houston Astros @ Cincinnati Reds  
Riverfront Stadium, Cincinnati, OH  
Sat Aug 14 1982, 7:05 PM EDT  
Att: 18,105 - Unknown

AB 34  
R 2  
H 7  
RBI 2  
BB 3  
SO 5  
LOB 19



Batter	1	2	3	4	5	6	7	8	9	AB	R	H	RBI	BB	SO	LOB	BOTTOM			
Tom Lawless, R OBP: 0.259, SLG: 0.265 Wayne Krenchicki, L OBP: 0.333, SLG: 0.390 (9, PH)	4-3		6-3		BB 1B		FC2-6 S			4	0	1	0	0	0	1				
Paul Householder, S OBP: 0.263, SLG: 0.340 (1, 9)		1B	F7		BB 1B		F9		F7	5	0	2	0	0	0	2				
Dave Concepcion, R OBP: 0.345, SLG: 0.371 (1, 6)			1B		BB		FC5-4 BB			1	0	1	0	3	0	0				
Johnny Bench, R OBP: 0.312, SLG: 0.371 (1, 5)	P4		1B		F3		1-3			4	0	1	0	0	0	7				
Cesar Cedeno, R OBP: 0.342, SLG: 0.414 (1, 8)	1-3		F8		FC5-4 1-2				F8	4	0	0	0	0	0	7				
Mike Veit, R OBP: 0.280, SLG: 0.407 (1, 7)		E7 1B			F8		F9		6-3	4	0	1	0	0	0	0				
Dan Driessen, L OBP: 0.383, SLG: 0.423 (1, 3)		F3			F7		4-3		F8	4	0	0	0	0	0	1				
Alex Trevino, R OBP: 0.311, SLG: 0.300 Duane Walker, L OBP: 0.309, SLG: 0.336 (9, PH)		K			6-3		6-3		G3	3	0	0	0	0	1	1				
Bruce Berenyi, R OBP: 0.256, SLG: 0.304 Rafael Landestoy, S OBP: 0.250, SLG: 0.263 Jim Kern, R (8, 1) Larry Blittner, L OBP: 0.348, SLG: 0.403 (9, PH)			K		K		FC2-6 1B		G3	2	0	0	0	0	2	1				
										1	0	1	0	0	0	0				
										0	0	0	0	0	0	0				
										1	0	0	0	0	0	0				
<b>Inning Stats</b>	R: 0 E: 0 K: 0 S: 5	H: 2 LOB: 2 BB: 0 P: 5	R: 0 E: 1 K: 2 S: 8	H: 1 LOB: 1 BB: 0 P: 8	R: 0 E: 0 K: 0 S: 3	H: 0 LOB: 0 BB: 0 P: 3	R: 0 E: 0 K: 1 S: 7	H: 2 LOB: 3 BB: 1 P: 11	R: 0 E: 0 K: 0 S: 3	H: 0 LOB: 0 BB: 0 P: 3	R: 0 E: 0 K: 0 S: 4	H: 1 LOB: 2 BB: 1 P: 8	R: 0 E: 0 K: 0 S: 3	H: 0 LOB: 0 BB: 0 P: 3	R: 0 E: 0 K: 0 S: 4	H: 1 LOB: 1 BB: 0 P: 4	1B: 7 2B: 1 3B: 0 HR: 0	SF: 0 SAC: 0 DP: 0 HBP: 0	WP: 0 PB: 0 SB: 1 CS: 0	PA: 38
<b>PITCHER</b>	IP WLS BF H R ER SO BB IBB HBP BLK WP HR S P ERA WHIP	6.2 W 30 7 0 0 3 3 0 0 0 0 0 33 45 0.00 1.500	2.1 S 8 1 0 0 0 0 0 0 0 0 0 8 8 0.00 0.429																	

Houston Astros @ Cincinnati Reds  
Riverfront Stadium, Cincinnati, OH  
Sat Aug 14 1982, 7:05 PM EDT  
Att: 18,105 - Unknown

AB 35  
R 0  
H 8  
RBI 0  
BB 3  
SO 3  
LOB 20





Batter	1	2	3	4	5	6	7	8	9	AB	R	H	RBI	BB	SO	LOB	TOP								
Dickie Thon, R OBP: 0.322, SLG: 0.412										5	3	4	0	0	0	0									
Terry Puhl, L OBP: 0.330, SLG: 0.392										5	1	2	2	0	0	2									
Ray Knight, R OBP: 0.366, SLG: 0.414										4	1	2	1	1	0	1									
Phil Garner, R OBP: 0.299, SLG: 0.428										5	1	2	1	0	0	2									
Jose Cruz, L OBP: 0.342, SLG: 0.386										4	1	2	0	1	1	1									
Alan Ashby, S OBP: 0.335, SLG: 0.433										5	0	2	0	0	0	5									
Michael LaCoss, R OBP: 0.250, SLG: 0.250										0	0	0	0	0	0	0									
Bert Roberge, R										0	0	0	0	0	0	0									
Art Howe, R OBP: 0.313, SLG: 0.306										3	0	1	0	1	0	4									
Tony Scott, S OBP: 0.272, SLG: 0.304										4	0	0	1	0	0	4									
Don Sutton, R OBP: 0.182, SLG: 0.156										4	0	0	0	0	2	2									
Luis Pujols, R OBP: 0.214, SLG: 0.299										0	0	0	0	0	0	0									
<b>Inning Stats</b>	R: 2 E: 0 K: 0 S: 5	H: 3 LOB: 2 BB: 2 P: 13	R: 0 E: 0 K: 0 S: 4	H: 1 LOB: 1 BB: 0 P: 4	R: 3 E: 1 K: 0 S: 6	H: 3 LOB: 1 BB: 1 P: 10	R: 1 E: 0 K: 1 S: 7	H: 2 LOB: 1 BB: 0 P: 7	R: 0 E: 0 K: 0 S: 6	H: 1 LOB: 1 BB: 0 P: 6	R: 1 E: 0 K: 0 S: 4	H: 2 LOB: 0 BB: 0 P: 4	R: 0 E: 0 K: 0 S: 4	H: 2 LOB: 1 BB: 0 P: 4	R: 0 E: 0 K: 1 S: 5	H: 0 LOB: 0 BB: 0 P: 5	R: 0 E: 0 K: 0 S: 4	H: 1 LOB: 1 BB: 0 P: 4	1B: 10 2B: 5 3B: 0 HR: 0	SF: 0 SAC: 0 DP: 3 HBP: 0	WP: 0 PB: 0 SB: 1 CS: 0	PA: 42			
<b>PITCHER</b>	IP	WLS	BF	H	R	ER	SO	BB	IBB	HBP	BLK	WP	HR	S	P	ERA	WHIP								
Tom Seaver, R ERA: 5.5	(1, 1)	0.0	L	3	2	2	0	1	0	0	0	0	0	2	6	∞	∞								
Charlie Leibrandt, L ERA: 4.95	(1, 1)	7.0		32	12	5	4	2	2	0	0	0	0	34	42	5.14	2.000								
Greg Harris, R ERA: 4.42	(8, 1)	2.0		7	1	0	0	1	0	0	0	0	0	9	9	0.00	0.500								

Houston Astros @ Cincinnati Reds  
Riverfront Stadium, Cincinnati, OH  
Sun Aug 15 1982, 3:33 AM EDT  
Att: 18,944 - Unknown

AB	39
R	7
H	15
RBI	5
BB	3
SO	3
LOB	21



Batter	1	2	3	4	5	6	7	8	9	AB	R	H	RBI	BB	SO	LOB	BOTTOM								
Tom Lawless, R OBP: 0.250, SLG: 0.255										4	0	0	0	0	2	1									
Duane Walker, L OBP: 0.307, SLG: 0.341										4	1	1	0	0	3	0									
Dave Concepcion, R OBP: 0.344, SLG: 0.370										4	0	1	0	0	0	1									
Dan Driessen, L OBP: 0.382, SLG: 0.420										3	1	0	0	1	1	1									
Cesar Cedeno, R OBP: 0.346, SLG: 0.421										4	1	3	1	0	0	0									
Paul Householder, S OBP: 0.283, SLG: 0.338										4	0	1	1	0	1	3									
Wayne Krenchicki, L OBP: 0.333, SLG: 0.366										3	0	1	0	0	1	1									
Greg Harris, S OBP: 0.167, SLG: 0.167	(8, 1)									0	0	0	0	0	0	0									
Mike Vail, R OBP: 0.285, SLG: 0.407	(9, PH)									0	0	0	0	1	0	0									
Dave Vangorder, R OBP: 0.283, SLG: 0.217	(1, 2)									2	0	0	0	0	0	2									
Larry Blittner, L OBP: 0.346, SLG: 0.400	(8, PH)									1	0	0	0	0	0	0									
Alex Trevino, R OBP: 0.313, SLG: 0.300	(9, 2)									0	0	0	1	1	0	0									
Tom Seaver, R OBP: 0.222, SLG: 0.235	(1, 1)									0	0	0	0	0	0	0									
Charlie Leibrandt, R OBP: 0.153, SLG: 0.087	(1, 1)									2	0	0	0	0	1	1									
Rafael Landestoy, S OBP: 0.279, SLG: 0.260	(8, 5)									1	0	0	0	0	1	0									
Johnny Bench, R OBP: 0.311, SLG: 0.370	(9, PH)									1	0	0	0	0	1	3									
<b>Inning Stats</b>	R: 0 E: 0 K: 2 S: 7	H: 0 LOB: 0 BB: 0 P: 7	R: 1 E: 0 K: 2 S: 9	H: 2 LOB: 1 BB: 0 P: 9	R: 0 E: 0 K: 3 S: 9	H: 0 LOB: 0 BB: 0 P: 9	R: 0 E: 0 K: 1 S: 6	H: 1 LOB: 1 BB: 0 P: 6	R: 0 E: 0 K: 0 S: 4	H: 1 LOB: 1 BB: 0 P: 4	R: 0 E: 0 K: 1 S: 5	H: 0 LOB: 0 BB: 0 P: 5	R: 0 E: 0 K: 0 S: 3	H: 0 LOB: 0 BB: 0 P: 3	R: 0 E: 0 K: 1 S: 5	H: 0 LOB: 0 BB: 0 P: 5	R: 2 E: 1 K: 1 S: 7	H: 2 LOB: 3 BB: 3 P: 19	1B: 5 2B: 2 3B: 0 HR: 0	SF: 0 SAC: 0 DP: 1 HBP: 0	WP: 0 PB: 0 SB: 1 CS: 0	PA: 36			
<b>PITCHER</b>	IP	WLS	BF	H	R	ER	SO	BB	IBB	HBP	BLK	WP	HR	S	P	ERA	WHIP								
Don Sutton, R ERA: 2.95	(1, 1)	8.0	W	28	5	1	1	10	0	0	0	0	0	48	48	1.12	0.625								
Michael LaCoss, R ERA: 3.52	(9, 1)	0.2		7	2	2	0	3	0	0	0	0	0	4	16	27.00	7.500								
Bert Roberge, R ERA: 6.94	(9, 1)	0.1	S	1	0	0	0	1	0	0	0	0	0	3	3	0.00	0.000								

Houston Astros @ Cincinnati Reds  
Riverfront Stadium, Cincinnati, OH  
Sun Aug 15 1982, 3:33 AM EDT  
Att: 18,944 - Unknown

AB	33
R	3
H	7
RBI	3
BB	3
SO	11
LOB	13





Batter	1	2	3	4	5	6	7	8	9	10	11	AB	R	H	RBI	BB	SO	LOB
<b>Dickie Thon, R</b> <small>OBP: 0.320, SLG: 0.408</small> 												5	0	1	0	0	0	1
<b>Terry Puhl, L</b> <small>OBP: 0.331, SLG: 0.393</small> 												5	0	2	1	0	2	1
<b>Ray Knight, R</b> <small>OBP: 0.363, SLG: 0.409</small> 												5	0	0	0	0	0	2
<b>Phil Garner, R</b> <small>OBP: 0.299, SLG: 0.426</small> 												4	0	1	0	0	2	0
<b>Jose Cruz, L</b> <small>OBP: 0.342, SLG: 0.384</small> <b>Frank LaCorte, R</b> <small>OBP: 0.303, SLG: 0.351</small> 												2	0	0	0	0	0	0
<b>Danny Heep, L</b> <small>OBP: 0.303, SLG: 0.351</small> 												0	0	0	0	0	0	0
<b>Art Howe, R</b> <small>OBP: 0.310, SLG: 0.302</small> <b>Dave Smith, R</b> 												4	0	0	0	0	1	2
												0	0	0	0	0	0	0
<b>Tony Scott, S</b> <small>OBP: 0.275, SLG: 0.314</small> 												4	1	2	1	0	0	2
<b>Luis Pujols, R</b> <small>OBP: 0.298, SLG: 0.290</small> 												4	0	0	0	0	0	3
<b>Nolan Ryan, R</b> <small>OBP: 0.241, SLG: 0.136</small> <b>Denny Walling, L</b> <small>OBP: 0.298, SLG: 0.274</small> 												2	0	0	0	0	0	
												2	1	1	0	0	0	0

**Houston Astros @ Cincinnati Reds**  
Riverfront Stadium, Cincinnati, OH  
Mon Aug 16 1982, 7:05 PM EDT  
Att: 11,368 - Unknown

AB 38  
R 2  
H 7  
RBI 2  
BB 0  
SO 5  
LOB 11

Inning Stats	R	H	E	K	S	P	H	LOB	P	R	H	E	K	S	P	H	LOB	P	R	H	E	K	S	P	1B	2B	3B	HR	SF	SAC	DP	HBP	WP	PA
	0	1	0	1	3	3	0	0	5	0	0	0	0	0	0	0	0	0	0	0	0	0	0	0	6	0	0	0	0	0	0	0	0	39

PITCHER	IP	WLS	BF	H	R	ER	SO	BB	IBB	HBP	BLK	WP	HR	S	P	ERA	WHIP
<b>Bob Shirley, L</b> <small>ERA: 3.66</small>	7.1		27	6	2	2	2	0	0	0	1	0	0	13	13	0.00	0.375
<b>Brad Lesley, R</b> <small>ERA: 1.26</small>	2.2	9	1	0	0	2	0	0	0	0	0	0	0	5	5	0.00	0.000
<b>Jim Kern, R</b> <small>ERA: 2.63</small>	1.0	W	3	0	0	0	1	0	0	0	0	0	0	5	5	0.00	0.000

Batter	1	2	3	4	5	6	7	8	9	10	11	AB	R	H	RBI	BB	SO	LOB
<b>Tom Lawless, R</b> <small>OBP: 0.241, SLG: 0.245</small> <b>Johnny Bench, R</b> <small>OBP: 0.313, SLG: 0.370</small> 												4	0	0	0	3	1	0
<b>Duane Walker, L</b> <small>OBP: 0.310, SLG: 0.389</small> 												5	2	2	2	0	1	1
<b>Dave Concepcion, R</b> <small>OBP: 0.347, SLG: 0.377</small> 												5	0	3	0	0	0	0
<b>Dan Driessen, L</b> <small>OBP: 0.380, SLG: 0.416</small> 												4	0	0	0	1	2	4
<b>Cesar Cedeno, R</b> <small>OBP: 0.352, SLG: 0.422</small> 												2	1	1	0	3	0	1
<b>Paul Houserholder, S</b> <small>OBP: 0.262, SLG: 0.335</small> 												3	0	0	0	1	1	5
<b>Wayne Krenchicki, L</b> <small>OBP: 0.336, SLG: 0.383</small> 												4	0	1	0	1	0	1
<b>Alex Trevino, R</b> <small>OBP: 0.311, SLG: 0.296</small> 												4	0	0	0	1	0	1
<b>Bob Shirley, R</b> <small>OBP: 0.080, SLG: 0.080</small> <b>Brad Lesley, R</b> <small>OBP: 0.344, SLG: 0.397</small> <b>Jim Kern, R</b> <small>OBP: 0.289, SLG: 0.411</small> 												3	0	0	0	0	2	1
												0	0	0	0	0	0	0
												1	0	0	0	0	1	0
												1	0	1	1	0	0	0

**Houston Astros @ Cincinnati Reds**  
Riverfront Stadium, Cincinnati, OH  
Mon Aug 16 1982, 7:05 PM EDT  
Att: 11,368 - Unknown

AB 36  
R 3  
H 8  
RBI 3  
BB 8  
SO 10  
LOB 15

Inning Stats	R	H	E	K	S	P	H	LOB	P	R	H	E	K	S	P	H	LOB	P	R	H	E	K	S	P	1B	2B	3B	HR	SF	SAC	DP	HBP	WP	PA
	1	2	0	2	13	13	0	0	5	0	0	0	0	0	0	0	0	0	0	0	0	0	0	0	4	0	0	0	0	0	0	0	0	45

PITCHER	IP	WLS	BF	H	R	ER	SO	BB	IBB	HBP	BLK	WP	HR	S	P	ERA	WHIP
<b>Nolan Ryan, R</b> <small>ERA: 3.45</small>	6.0		25	5	2	2	7	3	0	0	0	0	0	11	11	0.00	0.500
<b>Frank LaCorte, R</b> <small>ERA: 4.86</small>	2.0	7	1	0	0	2	0	0	0	0	0	0	0	10	10	3.86	2.143
<b>Dave Smith, R</b> <small>ERA: 4.84</small>	2.1	L	13	2	1	1	1	3	2	0	1	1	0	10	30		



Batter	1	2	3	4	5	6	7	8	9	AB	R	H	RBI	BB	SO	LOB	TOP			
<b>Pete Rose, S</b> OBP: 0.347, SLG: 0.364 (1, 3)										4	0	0	0	0	0	0	<b>Philadelphia Phillies @ Houston Astros</b> Astrodome, Houston, TX Tue Aug 17 1982, 8:05 PM EDT Att: 19,725 - Dome			
<b>Manny Trillo, R</b> OBP: 0.320, SLG: 0.321 (1, 4)										4	0	1	0	0	1	0				
<b>Gary Matthews, R</b> OBP: 0.339, SLG: 0.442 (1, 7)										4	0	0	0	0	1	1				
<b>Mike Schmidt, R</b> OBP: 0.413, SLG: 0.575 (1, 5)										4	0	1	0	0	0	1				
<b>Bo Diaz, R</b> OBP: 0.339, SLG: 0.478 (1, 2)										4	0	1	0	0	0	2				
<b>Gary Maddox, R</b> OBP: 0.302, SLG: 0.438 (1, 8)										3	0	2	0	0	0	0				
<b>George Vukovich, L</b> OBP: 0.335, SLG: 0.394 (1, 9)										3	0	0	0	0	1	3				
<b>Ivan De Jesus, R</b> OBP: 0.303, SLG: 0.296 (1, 6)										3	0	0	0	0	1	0				
<b>Larry Christenson, R</b> OBP: 0.107, SLG: 0.182 (8, PH)										2	0	0	0	0	0	0				
<b>Greg Gross, L</b> OBP: 0.360, SLG: 0.306 (8, 1)										1	0	0	0	0	0	0				
<b>Tug McGraw, R</b> (8, 1)										0	0	0	0	0	0	0				
<b>Ed Farmer, R</b> (8, 1)										0	0	0	0	0	0	0				
<b>Inning Stats</b>	R: 0 E: 0 K: 0 S: 3	H: 0 LOB: 0 BB: 0 P: 3	R: 0 E: 0 K: 0 S: 4	H: 1 LOB: 1 BB: 0 P: 4	R: 0 E: 0 K: 0 S: 3	H: 0 LOB: 0 BB: 0 P: 3	R: 0 E: 0 K: 1 S: 6	H: 1 LOB: 1 BB: 0 P: 6	R: 0 E: 0 K: 1 S: 5	H: 0 LOB: 0 BB: 0 P: 5	R: 0 E: 0 K: 2 S: 9	H: 2 LOB: 2 BB: 0 P: 9	R: 0 E: 0 K: 0 S: 3	H: 0 LOB: 0 BB: 0 P: 3	R: 0 E: 0 K: 0 S: 4	H: 1 LOB: 1 BB: 0 P: 4	1B: 5 2B: 0 3B: 0 HR: 0	SF: 0 SAC: 0 DP: 0 HBP: 0	WP: 0 PB: 0 SB: 1 CS: 0	PA: 32
<b>PITCHER</b> <b>Vern Ruhle, R</b> ERA: 3.41 (1, 1)	IP: 9.0 WLS: W BF: 32 H: 5 R: 0 ER: 0 SO: 4 BB: 0 IBB: 0 HBP: 0 BLK: 0 WP: 0 HR: 0 S: 40 P: 40 ERA: 0.00 WHIP: 0.556															<b>PITCHER</b> IP: WLS: BF: H: R: ER: SO: BB: IBB: HBP: BLK: WP: HR: S: P: ERA: WHIP				

AB	32
R	0
H	5
RBI	0
BB	0
SO	4
LOB	7

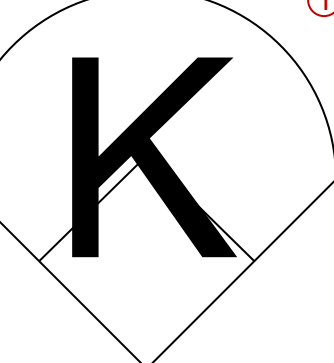
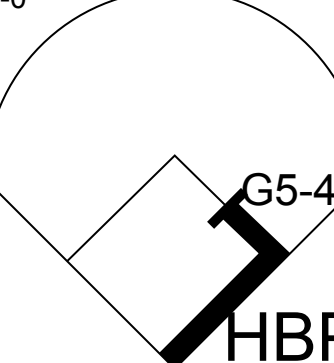
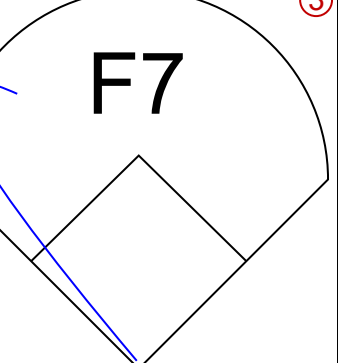
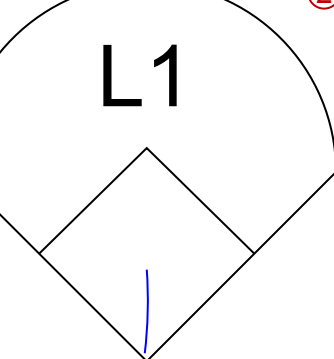
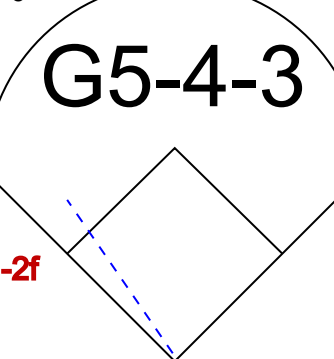
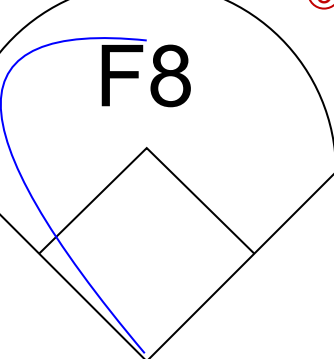
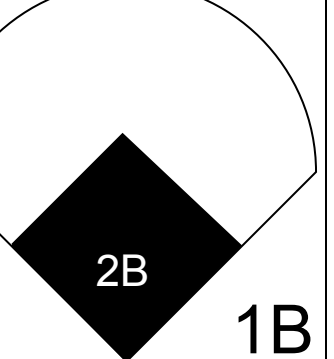
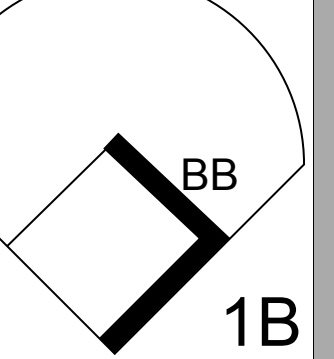
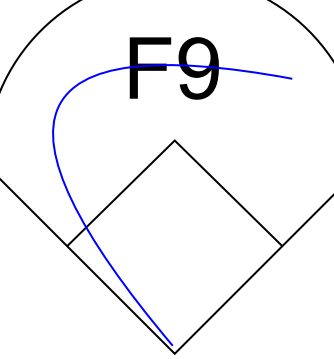
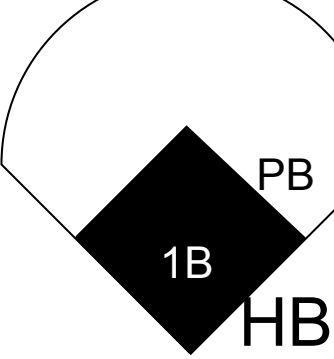
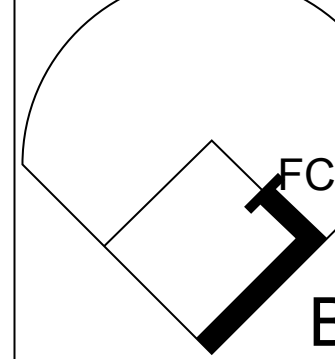
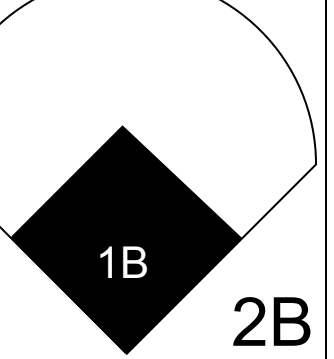
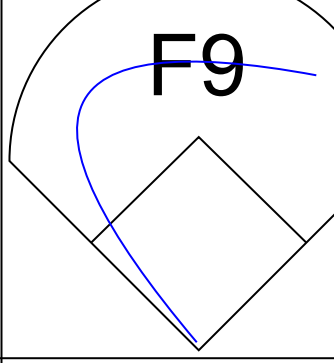
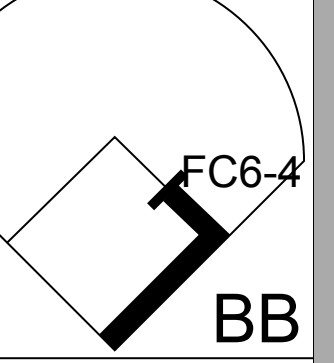
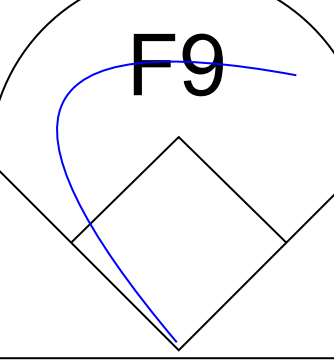
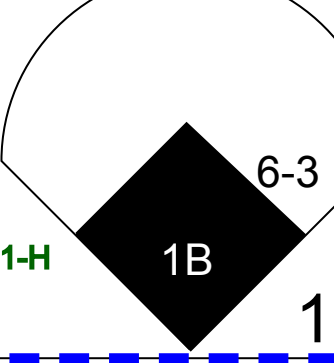
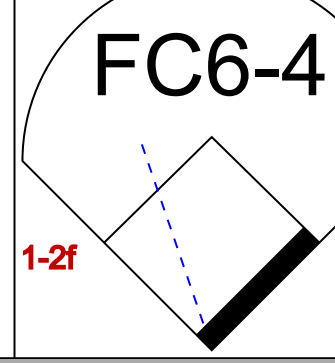
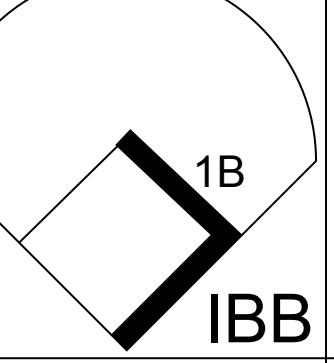
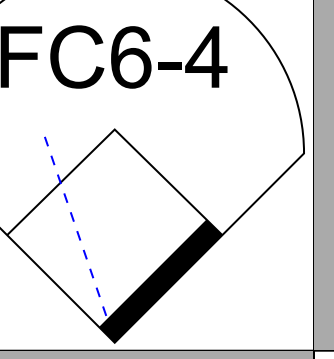
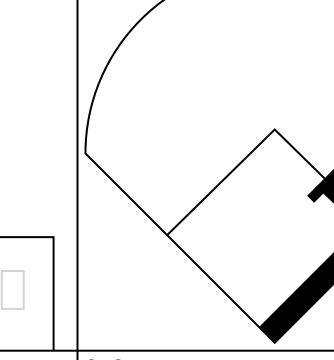
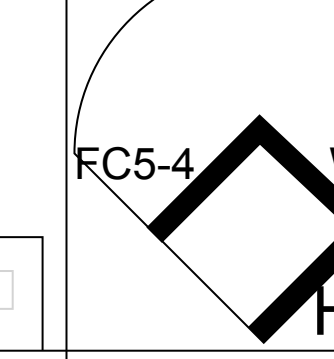
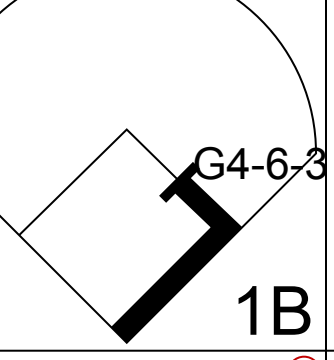
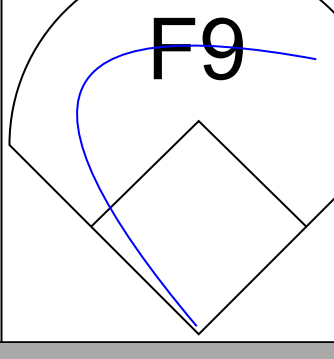
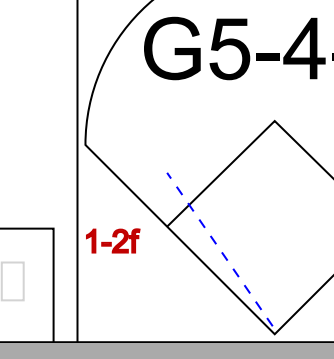
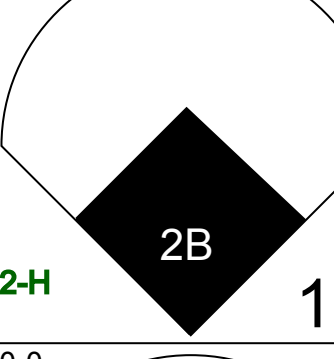
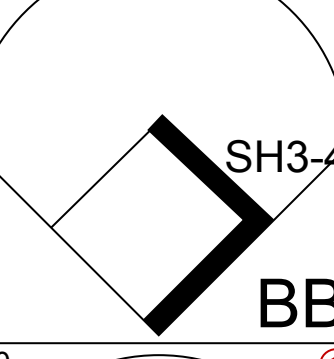
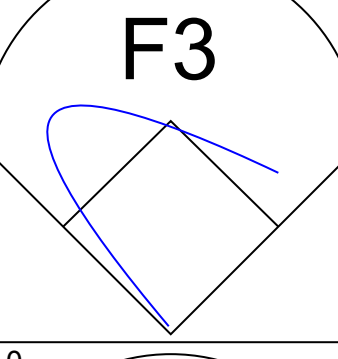
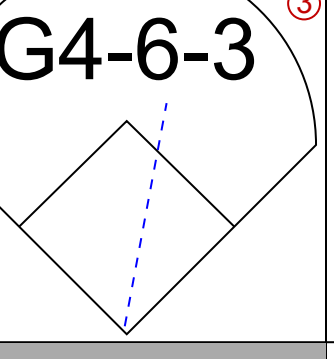
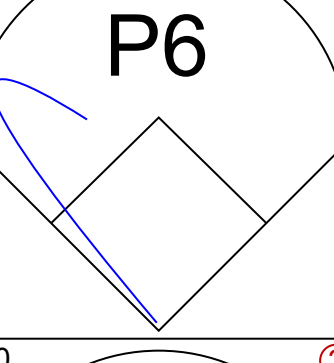
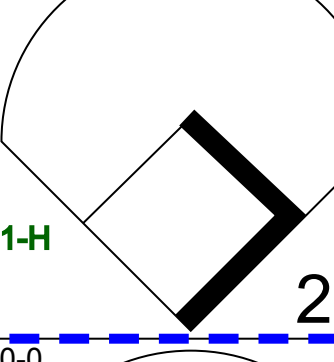
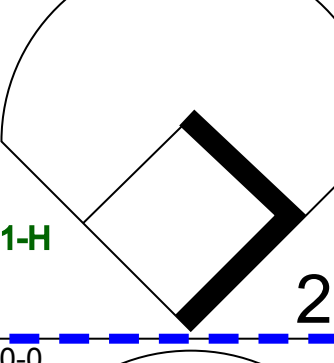



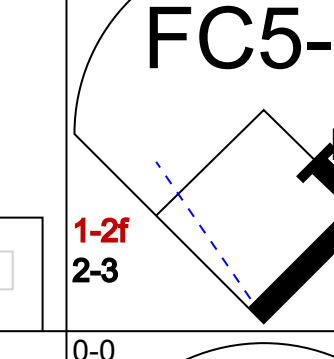
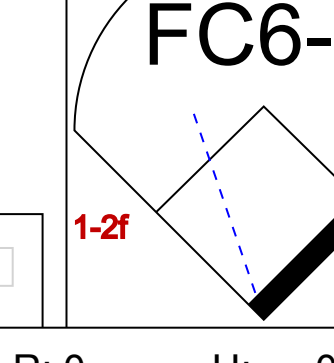


Batter	1	2	3	4	5	6	7	8	9	AB	R	H	RBI	BB	SO	LOB	BOTTOM			
<b>Dickie Thon, R</b> OBP: 0.325, SLG: 0.412 (1, 6)										4	1	3	0	0	0	0	<b>Philadelphia Phillies @ Houston Astros</b> Astrodome, Houston, TX Tue Aug 17 1982, 8:05 PM EDT Att: 19,725 - Dome			
<b>Terry Puhl, L</b> OBP: 0.331, SLG: 0.392 (1, 9)										3	0	1	0	0	0	1				
<b>Ray Knight, R</b> OBP: 0.364, SLG: 0.408 (1, 3)										1	0	0	1	2	0	0				
<b>Phil Garner, R</b> OBP: 0.299, SLG: 0.425 (1, 4)										4	0	1	0	0	0	4				
<b>Jose Cruz, L</b> OBP: 0.344, SLG: 0.386 (1, 7)										3	1	2	0	0	0	0				
<b>Alan Knicely, R</b> OBP: 0.286, SLG: 0.274 (1, 2)										3	0	0	0	0	1	2				
<b>Art Howe, R</b> OBP: 0.310, SLG: 0.302 (1, 5)										3	0	1	0	0	0	1				
<b>Tony Scott, S</b> OBP: 0.275, SLG: 0.314 (1, 8)										3	0	1	1	0	0	1				
<b>Vern Ruhle, R</b> OBP: 0.182, SLG: 0.100 (1, 1)										3	0	0	0	0	1	1				
<b>Inning Stats</b>	R: 0 E: 0 K: 0 S: 3	H: 1 LOB: 1 BB: 1 P: 7	R: 1 E: 0 K: 2 S: 9	H: 2 LOB: 1 BB: 0 P: 9	R: 1 E: 0 K: 0 S: 4	H: 3 LOB: 0 BB: 0 P: 4	R: 0 E: 0 K: 0 S: 4	H: 1 LOB: 1 BB: 0 P: 4	R: 0 E: 0 K: 0 S: 3	H: 0 LOB: 0 BB: 0 P: 3	R: 0 E: 0 K: 0 S: 4	H: 0 LOB: 0 BB: 0 P: 4	R: 0 E: 0 K: 0 S: 3	H: 0 LOB: 0 BB: 0 P: 3	R: 0 E: 0 K: 0 S: 3	H: 1 LOB: 1 BB: 1 P: 7		1B: 9 2B: 0 3B: 0 HR: 0	SF: 1 SAC: 1 DP: 2 HBP: 0	WP: 0 PB: 0 SB: 2 CS: 1
<b>PITCHER</b> <b>Larry Christenson, R</b> ERA: 3.41 (1, 1)	IP: 7.0 WLS: L BF: 27 H: 8 R: 2 ER: 2 SO: 2 BB: 1 IBB: 0 HBP: 0 BLK: 0 WP: 0 HR: 0 S: 30 P: 34 ERA: 2.57 WHIP: 1.286															<b>PITCHER</b> IP: WLS: BF: H: R: ER: SO: BB: IBB: HBP: BLK: WP: HR: S: P: ERA: WHIP				
<b>Tug McGraw, L</b> ERA: 4.58 (8, 1)	0.1	3	1	0	0	0	0	1	0	0	0	2	6	0.00	3.000					
<b>Ed Farmer, R</b> ERA: 6.57 (8, 1)	0.2	1	0	0	0	0	0	0	0	0	1	1	0.00	0.000						

AB	27
R	2
H	9
RBI	2
BB	2
SO	2
LOB	10



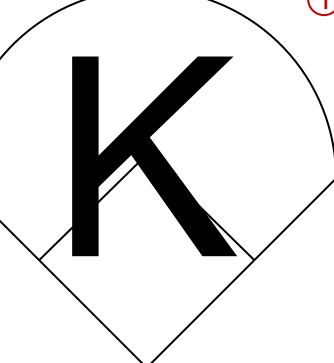
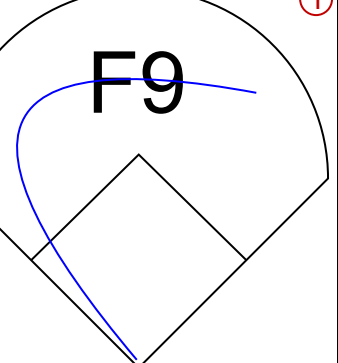
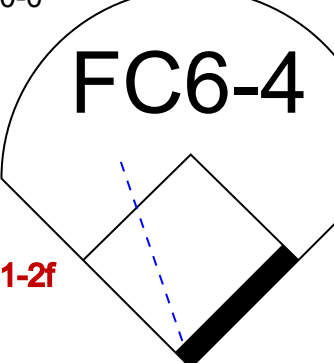
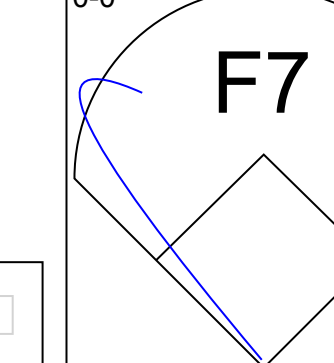

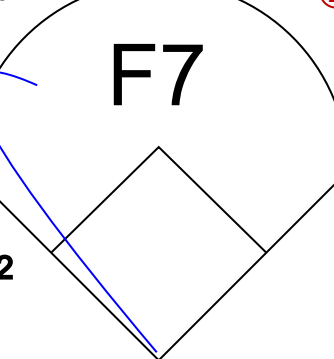
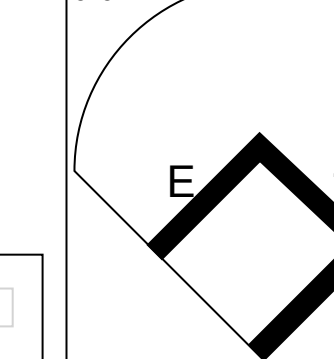
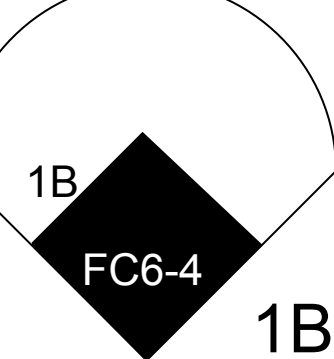
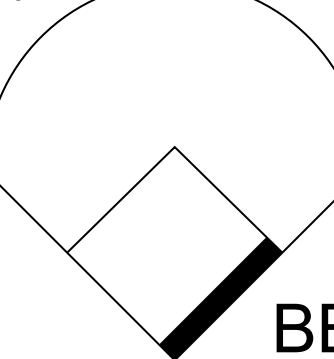
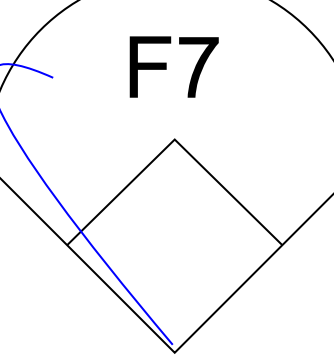
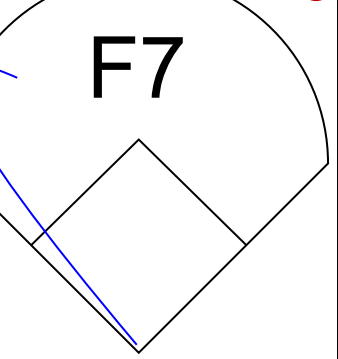
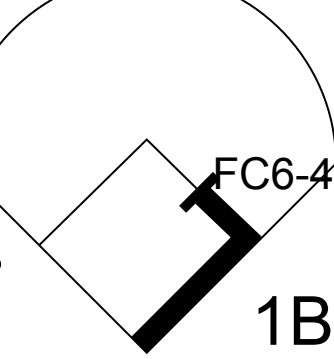
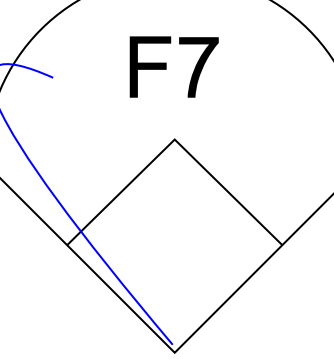
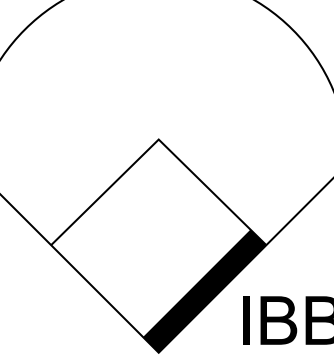
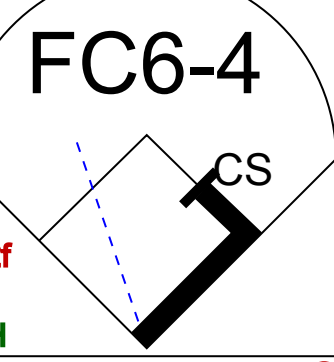
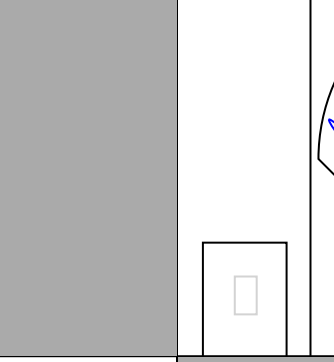
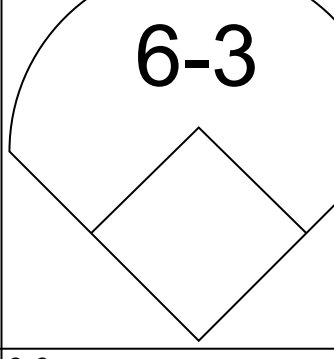
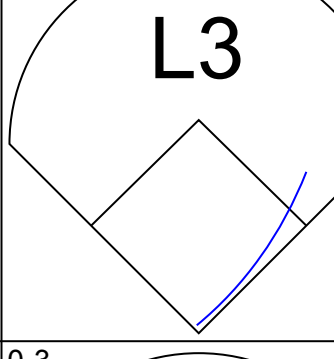


Batter	1	2	3	4	5	6	7	8	9	10	11	12	13	14	15	AB	R	H	RBI	BB	SO	LOB	TOP
<b>Pete Rose, S</b> OBP: 0.344, SLG: 0.359 (1, 3)				4-3						3-1			4-3		6-3	6	0	0	0	0	1	1	
<b>Manny Trillo, R</b> OBP: 0.318, SLG: 0.318 (1, 4)				1-3					5-3				4-3			7	1	1	0	0	0	1	
<b>Gary Matthews, R</b> OBP: 0.343, SLG: 0.444 (1, 7)	4-3										5-3					5	2	2	1	1	0	0	
<b>Mike Schmidt, R</b> OBP: 0.413, SLG: 0.570 (1, 5)											L9					5	1	1	1	2	0	1	
<b>Bo Diaz, R</b> OBP: 0.341, SLG: 0.475 (1, 2)	1-3								6-3		K					6	0	2	1	0	1	3	
<b>Gary Maddox, R</b> OBP: 0.302, SLG: 0.431 (1, 8)					6-3											6	1	1	1	1	0	4	
<b>George Vukovich, L</b> OBP: 0.375, SLG: 0.506 (1, 9)									1-3							4	0	1	1	0	0	0	
<b>Ivan De Jesus, R</b> OBP: 0.304, SLG: 0.297 (1, 6)																2	0	1	0	0	0	0	
<b>Greg Gross, L</b> OBP: 0.266, SLG: 0.313 (8, PH)																1	0	1	0	0	0	0	
<b>Luis Aguayo, R</b> OBP: 0.250, SLG: 0.415 (8, 6)																3	0	0	0	0	0	4	
<b>Mike Krukow, R</b> OBP: 0.179, SLG: 0.196 (1, 1)																2	0	0	0	0	0	1	
<b>Willie Montanez, L</b> OBP: 0.333, SLG: 0.303 (8, PH)	4-3															1	0	0	0	0	0	1	
<b>Ron Reed, R</b> OBP: 0.273, SLG: 0.333 (8, 1)																0	0	0	0	0	0	0	
<b>Bob Dernier, R</b> OBP: 0.319, SLG: 0.325 (9, 9)																3	0	0	0	0	0	3	
<b>Tug McCraw, R</b> (14, 1)																0	0	0	0	0	0	0	
<b>Inning Stats</b>	R: 0 E: 0 K: 5 S: 5	H: 0 LOB: 0 BB: 0 P: 5	R: 0 E: 0 K: 3 S: 3	H: 0 LOB: 0 BB: 0 P: 3	R: 0 E: 0 K: 3 S: 3	H: 0 LOB: 0 BB: 0 P: 3	R: 0 E: 0 K: 0 S: 4	H: 1 LOB: 2 BB: 1 P: 8	R: 0 E: 0 K: 0 S: 4	H: 1 LOB: 1 BB: 0 P: 4	R: 0 E: 0 K: 0 S: 3	H: 0 LOB: 0 BB: 0 P: 3	R: 0 E: 0 K: 1 S: 5	H: 0 LOB: 1 BB: 1 P: 7	R: 0 E: 0 K: 0 S: 3	H: 0 LOB: 2 BB: 1 P: 8	R: 2 E: 0 K: 0 S: 5	H: 3 LOB: 1 BB: 1 P: 9	1B: 8 2B: 2 3B: 0 HR: 0	SF: 0 SAC: 1 DP: 3 HBP: 3	WP: 1 PB: 1 SB: 3 CS: 0	PA: 60	
<b>PITCHER</b>	IP: 8.1 ERA: 2.88	WLS: 3 BF: 21	H: 5 R: 2 ER: 1 SO: 1	R: 2 LOB: 0 BB: 0 P: 3	R: 0 E: 0 K: 0 S: 3	H: 0 LOB: 0 BB: 0 P: 3	R: 0 E: 0 K: 0 S: 4	H: 1 LOB: 2 BB: 1 P: 8	R: 0 E: 0 K: 0 S: 4	H: 1 LOB: 1 BB: 0 P: 4	R: 0 E: 0 K: 0 S: 3	H: 0 LOB: 0 BB: 0 P: 3	R: 0 E: 0 K: 1 S: 5	H: 0 LOB: 1 BB: 1 P: 7	R: 0 E: 0 K: 0 S: 3	H: 0 LOB: 2 BB: 1 P: 8	R: 2 E: 0 K: 0 S: 5	H: 3 LOB: 1 BB: 1 P: 9	1B: 8 2B: 2 3B: 0 HR: 0	SF: 0 SAC: 1 DP: 3 HBP: 3	WP: 1 PB: 1 SB: 3 CS: 0	PA: 60	
<b>Joe Nickro, R</b> ERA: 2.88	IP: 8.1 WLS: 3 BF: 21	H: 5 R: 2 ER: 1 SO: 1	R: 2 LOB: 0 BB: 0 P: 3	R: 0 E: 0 K: 0 S: 3	H: 0 LOB: 0 BB: 0 P: 3	R: 0 E: 0 K: 0 S: 4	H: 1 LOB: 2 BB: 1 P: 8	R: 0 E: 0 K: 0 S: 4	H: 1 LOB: 1 BB: 0 P: 4	R: 0 E: 0 K: 0 S: 3	H: 0 LOB: 0 BB: 0 P: 3	R: 0 E: 0 K: 1 S: 5	H: 0 LOB: 1 BB: 1 P: 7	R: 0 E: 0 K: 0 S: 3	H: 0 LOB: 2 BB: 1 P: 8	R: 2 E: 0 K: 0 S: 5	H: 3 LOB: 1 BB: 1 P: 9	1B: 8 2B: 2 3B: 0 HR: 0	SF: 0 SAC: 1 DP: 3 HBP: 3	WP: 1 PB: 1 SB: 3 CS: 0	PA: 60		
<b>Randy Moffitt, R</b> ERA: 3.19	IP: 0.1 WLS: 0 BF: 1	H: 0 R: 0 ER: 0 SO: 0	R: 0 LOB: 0 BB: 0 P: 0	R: 0 E: 0 K: 0 S: 0	H: 0 LOB: 0 BB: 0 P: 0	R: 0 E: 0 K: 0 S: 0	H: 0 LOB: 0 BB: 0 P: 0	R: 0 E: 0 K: 0 S: 0	H: 0 LOB: 0 BB: 0 P: 0	R: 0 E: 0 K: 0 S: 0	H: 0 LOB: 0 BB: 0 P: 0	R: 0 E: 0 K: 0 S: 0	H: 0 LOB: 0 BB: 0 P: 0	R: 0 E: 0 K: 0 S: 0	H: 0 LOB: 0 BB: 0 P: 0	R: 0 E: 0 K: 0 S: 0	H: 0 LOB: 0 BB: 0 P: 0	1B: 0 2B: 0 3B: 0 HR: 0	SF: 0 SAC: 0 DP: 0 HBP: 0	WP: 0 PB: 0 SB: 0 CS: 0	PA: 0		
<b>Dave Smith, R</b> ERA: 4.81	IP: 0.1 WLS: 0 BF: 1	H: 0 R: 0 ER: 0 SO: 0	R: 0 LOB: 0 BB: 0 P: 0	R: 0 E: 0 K: 0 S: 0	H: 0 LOB: 0 BB: 0 P: 0	R: 0 E: 0 K: 0 S: 0	H: 0 LOB: 0 BB: 0 P: 0	R: 0 E: 0 K: 0 S: 0	H: 0 LOB: 0 BB: 0 P: 0	R: 0 E: 0 K: 0 S: 0	H: 0 LOB: 0 BB: 0 P: 0	R: 0 E: 0 K: 0 S: 0	H: 0 LOB: 0 BB: 0 P: 0	R: 0 E: 0 K: 0 S: 0	H: 0 LOB: 0 BB: 0 P: 0	R: 0 E: 0 K: 0 S: 0	H: 0 LOB: 0 BB: 0 P: 0	1B: 0 2B: 0 3B: 0 HR: 0	SF: 0 SAC: 0 DP: 0 HBP: 0	WP: 0 PB: 0 SB: 0 CS: 0	PA: 0		
<b>Bert Roberge, R</b> ERA: 5.52	IP: 3.0 WLS: 10 BF: 10	H: 0 R: 0 ER: 0 SO: 1	R: 0 LOB: 0 BB: 0 P: 1	R: 0 E: 0 K: 1 S: 1	H: 0 LOB: 0 BB: 0 P: 0	R: 0 E: 0 K: 0 S: 0	H: 0 LOB: 0 BB: 0 P: 0	R: 0 E: 0 K: 0 S: 0	H: 0 LOB: 0 BB: 0 P: 0	R: 0 E: 0 K: 0 S: 0	H: 0 LOB: 0 BB: 0 P: 0	R: 0 E: 0 K: 0 S: 0	H: 0 LOB: 0 BB: 0 P: 0	R: 0 E: 0 K: 0 S: 0	H: 0 LOB: 0 BB: 0 P: 0	R: 0 E: 0 K: 0 S: 0	H: 0 LOB: 0 BB: 0 P: 0	1B: 0 2B: 0 3B: 0 HR: 0	SF: 0 SAC: 0 DP: 0 HBP: 0	WP: 0 PB: 0 SB: 0 CS: 0	PA: 0		
<b>Michael LaCoss, R</b> ERA: 3.64	IP: 3.0 WLS: L BF: 15	H: 3 R: 2 ER: 2 SO: 0	R: 2 LOB: 2 BB: 1 P: 0	R: 1 E: 2 K: 2 S: 1	H: 0 LOB: 0 BB: 0 P: 0	R: 1 E: 2 K: 2 S: 1	H: 0 LOB: 0 BB: 0 P: 0	R: 1 E: 2 K: 2 S: 1	H: 0 LOB: 0 BB: 0 P: 0	R: 1 E: 2 K: 2 S: 1	H: 0 LOB: 0 BB: 0 P: 0	R: 1 E: 2 K: 2 S: 1	H: 0 LOB: 0 BB: 0 P: 0	R: 1 E: 2 K: 2 S: 1	H: 0 LOB: 0 BB: 0 P: 0	R: 1 E: 2 K: 2 S: 1	H: 0 LOB: 0 BB: 0 P: 0	1B: 0 2B: 0 3B: 0 HR: 0	SF: 0 SAC: 0 DP: 0 HBP: 0	WP: 0 PB: 0 SB: 0 CS: 0	PA: 0		

Philadelphia Phillies @ Houston Astros  
Astrodome, Houston, TX  
Wed Aug 18 1982, 6:05 PM EDT  
Att. 18,449 - Dome

AB 51  
R 5  
H 10  
RBI 5  
BB 5  
SO 2  
LOB 19



Batter	1	2	3	4	5	6	7	8	9	10	11	12	13	14	15	AB	R	H	RBI	BB	SO	LOB	BOTTOM
<b>Dickie Thorn, R</b> OBP: 0.322, SLG: 0.407 (1, 8)			5-3			5-3										7	0	1	0	0	1	3	
<b>Terry Puhl, L</b> OBP: 0.331, SLG: 0.390 (1, 9)								6-3		F5						5	1	1	0	1	0	1	
<b>Michael LaCoss, R</b> OBP: 0.333, SLG: 0.333 (13, 1)																1	0	1	0	0	0	0	
<b>Ray Knight, R</b> OBP: 0.305, SLG: 0.407 (1, 3)				6-3						F2						6	0	2	0	1	0	1	
<b>Phil Garner, R</b> OBP: 0.266, SLG: 0.420 (1, 4)				5-3							L7					7	0	1	0	1	6		
<b>Jose Cruz, L</b> OBP: 0.342, SLG: 0.383 (1, 7)																6	2	1	0	0	1	3	
<b>Art Howe, R</b> OBP: 0.312, SLG: 0.308 (1, 5)																							
<b>Craig Reynolds, L</b> OBP: 0.310, SLG: 0.311 (10, 5)		L3																					
<b>Tony Scott, S</b> OBP: 0.275, SLG: 0.315 (1, 8)																6	0	1	0	1	3	5	
<b>Luis Pujols, R</b> OBP: 0.211, SLG: 0.286 (1, 2)																2	0	0	0	1	0	1	
<b>Denny Walling, L</b> OBP: 0.304, SLG: 0.274 (9, PH)																0	0	0	1	1	0	0	
<b>Alan Knicely, R</b> OBP: 0.275, SLG: 0.266 (10, 2)																3	0	0	0	0	3		
<b>Joe Nickro, R</b> ERA: 2.77	IP: 7.0 WLS: 7 BF: 27	H: 7 R: 2 ER: 2 SO: 4	R: 0 LOB: 0 BB: 0 P: 5	R: 0 E: 0 K: 1 S: 5	H: 0 LOB: 0 BB: 0 P: 5	R: 0 E: 0 K: 0 S: 3	H: 0 LOB: 0 BB: 0 P: 3	R: 0 E: 0 K: 0 S: 3	H: 2 LOB: 1 BB: 0 P: 7	R: 1 E: 1 K: 1 S: 8	H: 2 LOB: 3 BB: 1 P: 12	R: 0 E: 0 K: 0 S: 3	H: 0 LOB: 0 BB: 0 P: 3	R: 0 E: 0 K: 1 S: 8	H: 1 LOB: 1 BB: 1 P: 8	R: 0 E: 1 K: 1 S: 8	H: 2 LOB: 3 BB: 0 P: 8	1B: 0 2B: 3 3B: 0 HR: 0	SF: 0 SAC: 1 DP: 1 HBP: 0	WP: 0 PB: 0 SB: 3 CS: 1	PA: 63		
<b>Mike Krukow, R</b> ERA: 2.77	IP: 7.0 WLS: 7 BF: 27	H: 7 R: 2 ER: 2 SO: 4	R: 0 LOB: 0 BB: 0 P: 5	R: 0 E: 0 K: 1 S: 5	H: 0 LOB: 0 BB: 0 P: 5	R: 0 E: 0 K: 0 S: 3	H: 0 LOB: 0 BB: 0 P: 3	R: 0 E: 0 K: 0 S: 3	H: 2 LOB: 1 BB: 0 P: 7	R: 1 E: 1 K: 1 S: 8	H: 2 LOB: 3 BB: 1 P: 12	R: 0 E: 0 K: 0 S: 3	H: 0 LOB: 0 BB: 0 P: 3	R: 0 E: 0 K: 1 S: 8	H: 1 LOB: 1 BB: 1 P: 8	R: 0 E: 1 K: 1 S: 8	H: 2 LOB: 3 BB: 0 P: 8	1B: 0 2B: 3 3B: 0 HR: 0	SF: 0 SAC: 1 DP: 1 HBP: 0	WP: 0 PB: 0 SB: 3 CS: 1	PA: 63		
<b>Ron Reed, R</b> ERA: 3.0																							







Batter	1	2	3	4	5	6	7	8	9	10	AB	R	H	RBI	BB	SO	LOB	TOP								
Tim Raines, S OBP: 0.365, SLG: 0.364 (1, 7)	4-3						F8											4 0 2 0 1 0 0								
Joel Youngblood, R OBP: 0.306, SLG: 0.337 (1, 9)	F7						F7											4 0 0 0 1 0 4								
Andre Dawson, R OBP: 0.335, SLG: 0.494 (1, 8)	E5						P4											5 0 0 0 0 2 3								
Al Oliver, L OBP: 0.402, SLG: 0.540 (1, 3)																		5 1 2 1 0 0 0								
Gary Carter, R OBP: 0.391, SLG: 0.550 (1, 2)																		5 0 2 0 0 1 1								
Tim Wallach, R OBP: 0.319, SLG: 0.467 (1, 5)																		5 1 1 0 0 0 2								
Chris Speier, R OBP: 0.329, SLG: 0.356 (1, 6)																		3 1 1 0 1 0 0								
Doug Flynn, R OBP: 0.242, SLG: 0.278 (1, 4)																		3 0 3 2 0 0 0								
Steve Rogers, R OBP: 0.243, SLG: 0.175 Wanda Cromitie, L OBP: 0.332, SLG: 0.378 Roy Johnson, L OBP: 0.300, SLG: 0.389 Jeff Reardon, R OBP: 0.111, SLG: 0.222 (1, 1)																		3 0 0 0 0 1 3								
<b>Inning Stats</b>	R: 0 E: 1 K: 0 S: 3	H: 0 LOB: 1 BB: 0 P: 3	R: 0 E: 0 K: 1 S: 5	H: 0 LOB: 0 BB: 0 P: 5	R: 0 E: 0 K: 0 S: 5	H: 2 LOB: 2 BB: 0 P: 9	R: 3 E: 0 K: 1 S: 9	H: 4 LOB: 1 BB: 0 P: 9	R: 0 E: 0 K: 0 S: 3	H: 1 LOB: 0 BB: 0 P: 3	R: 0 E: 0 K: 0 S: 3	H: 2 LOB: 2 BB: 0 P: 5	R: 0 E: 0 K: 1 S: 6	H: 1 LOB: 1 BB: 0 P: 6	R: 0 E: 0 K: 1 S: 5	H: 1 LOB: 3 BB: 3 P: 17	R: 0 E: 0 K: 0 S: 3	H: 1 LOB: 0 BB: 0 P: 3	1B: 9 2B: 2 3B: 0 HR: 1	SF: 0 SAC: 1 DP: 2 HBP: 0	WP: 0 PB: 0 SB: 0 CS: 0	PA: 42				
<b>PITCHER</b>	IP 7.0	WLS 29	H 9	R 3	ER 3	SO 2	BB 0	IBB 0	HBP 0	BLK 0	WP 0	HR 1	S 33	P 33	ERA 3.86	WHIP 1.286										
Don Sutton, R ERA: 2.98 (1, 1)	2.0	10	2	0	0	2	2	1	0	0	0	0	11	23	0.00	2.000										
Michael LaCoss, R ERA: 3.53 (8, 1)	1.0	W	3	1	0	0	0	0	0	0	0	0	3	3	0.00	1.000										
Bert Roberge, R ERA: 4.56 (10, 1)																										

Montreal Expos @ Houston Astros  
Astrodome, Houston, TX  
Fri Aug 20 1982, 8:05 PM EDT  
Att. 18,552 - Unknown

AB	38
R	3
H	12
RBI	3
BB	3
SO	4
LOB	13



Batter	1	2	3	4	5	6	7	8	9	10	AB	R	H	RBI	BB	SO	LOB	BOTTOM								
Dickie Thon, R OBP: 0.327, SLG: 0.414 (1, 6)	5-3																	4 2 2 0 0 0 0								
Denny Walling, L OBP: 0.319, SLG: 0.281 (1, 9)	1-3																	4 1 2 0 1 0 1								
Ray Knight, R OBP: 0.366, SLG: 0.413 (1, 3)	L6																	5 0 1 1 0 0 3								
Phil Garner, R OBP: 0.298, SLG: 0.428 (1, 4)																		5 0 1 0 0 1 5								
Jose Cruz, L OBP: 0.339, SLG: 0.376 (1, 7)																		5 0 1 0 0 1 1								
Art Howe, R OBP: 0.316, SLG: 0.303 (1, 5)																		2 1 0 0 2 0 1								
Tony Scott, S OBP: 0.277, SLG: 0.312 (1, 8)																		3 0 1 0 2 1 1								
Luis Pujols, R OBP: 0.208, SLG: 0.282 Craig Reynolds, L OBP: 0.314, SLG: 0.314 Alan Knicely, R OBP: 0.271, SLG: 0.259 (1, 2)																		2 0 0 0 0 0 2								
Don Sutton, R OBP: 0.176, SLG: 0.152 Danny Heep, L OBP: 0.304, SLG: 0.345 Michael LaCoss, R OBP: 0.333, SLG: 0.333 Terry Puhl, L OBP: 0.332, SLG: 0.390 Bert Roberge, R (1, 1)																		2 0 0 0 0 1 0								
<b>Inning Stats</b>	R: 0 E: 0 K: 0 S: 3	H: 0 LOB: 0 BB: 0 P: 3	R: 0 E: 0 K: 0 S: 4	H: 1 LOB: 2 BB: 1 P: 8	R: 0 E: 0 K: 1 S: 6	H: 1 LOB: 1 BB: 0 P: 6	R: 0 E: 0 K: 2 S: 7	H: 0 LOB: 1 BB: 1 P: 11	R: 2 E: 1 K: 0 S: 6	H: 2 LOB: 1 BB: 0 P: 6	R: 0 E: 0 K: 0 S: 3	H: 0 LOB: 0 BB: 0 P: 3	R: 1 E: 1 K: 0 S: 6	H: 2 LOB: 2 BB: 0 P: 6	R: 0 E: 0 K: 0 S: 3	H: 1 LOB: 1 BB: 1 P: 7	R: 0 E: 0 K: 1 S: 6	H: 1 LOB: 2 BB: 1 P: 10	R: 1 E: 0 K: 0 S: 3	H: 2 LOB: 2 BB: 1 P: 7	1B: 8 2B: 2 3B: 0 HR: 0	SF: 0 SAC: 2 DP: 1 HBP: 0	WP: 0 PB: 0 SB: 1 CS: 0	PA: 44		
<b>PITCHER</b>	IP 8.0	WLS 35	H 7	R 3	ER 0	SO 3	BB 2	IBB 1	HBP 0	BLK 0	WP 0	HR 0	S 38	P 50	ERA 0.00	WHIP 1.125										
Steve Rogers, R ERA: 2.38 (1, 1)	1.1	L	9	3	1	1	1	1	0	0	0	0	9	17	6.75	3.000										
Jeff Reardon, R ERA: 2.51 (9, 1)																										

Montreal Expos @ Houston Astros  
Astrodome, Houston, TX  
Fri Aug 20 1982, 8:05 PM EDT  
Att. 18,552 - Unknown

AB	37
R	4
H	10
RBI	2
BB	5
SO	4
LOB	16





Batter	1	2	3	4	5	6	7	8	9	AB	R	H	RBI	BB	SO	LOB	TOP					
Tim Raines, S (1, 7) OBP: 0.364, SLG: 0.362	4-0 CS BB			0-0 6-3		0-0 3-1		0-0 FC6-4		3	0	0	0	1	0	1						
Joel Youngblood, R (1, 9) OBP: 0.395, SLG: 0.333	0-3 K			0-3 K		0-0 6-3			1-0 FC4-6 BB HBP	3	1	0	0	0	2	1						
Andre Dawson, R (1, 8) OBP: 0.334, SLG: 0.491	0-3 K			0-0 6-3		0-0 5-3			4-0 FC4-6 BB	3	0	0	0	1	1	0						
Al Oliver, L (1, 3) OBP: 0.398, SLG: 0.535				0-0 F7		0-3 K		0-0 F7	0-0 FC4-6 1B FC6-4	4	1	0	0	0	1	2						
Gary Carter, R (1, 2) OBP: 0.390, SLG: 0.547				0-0 F7		0-0 F2		0-0 F7	0-0 FC6-4 1B	4	0	1	1	0	0	0						
Tim Lincecum, R (1, 5) OBP: 0.319, SLG: 0.464				0-0 6-3		4-0 1B BB		0-0 F7	0-0 FC6-4	3	1	0	1	1	0	1						
Chris Speier, R (1, 6) OBP: 0.330, SLG: 0.358				0-0 4-3		0-0 1B 1B		0-0 F6-4-3 1B	0-0 6-3	4	0	2	0	0	0	1						
Doug Flynn, R (1, 4) OBP: 0.243, SLG: 0.279				0-0 F6-3		0-0 1B 2H		0-0 F6-4-3		3	0	1	1	0	0	1						
Ray Burris, R (1, 1) OBP: 0.276, SLG: 0.231				0-0 G3		0-3 K		0-0 FC6-4 1B		1	0	0	0	0	0	0						
Warren Cromartie, L (5, PH) OBP: 0.331, SLG: 0.377										1	0	0	0	0	1	2						
Bryn Smith, R (5, 1) OBP: 0.323, SLG: 0.368										0	0	0	0	0	0	0						
Brad Mills, L (8, PH) OBP: 0.323, SLG: 0.368										1	0	1	0	0	0	0						
Randy Lerch, L (8, 1) OBP: 0.323, SLG: 0.368										0	0	0	0	0	0	0						
<b>Inning Stats</b>	R: 0 E: 0 K: 2 S: 6	H: 0 LOB: 0 BB: 1 P: 10	R: 0 E: 0 K: 0 S: 3	H: 0 LOB: 0 BB: 0 P: 3	R: 0 E: 0 K: 0 S: 3	H: 0 LOB: 0 BB: 0 P: 3	R: 0 E: 0 K: 1 S: 5	H: 0 LOB: 0 BB: 0 P: 5	R: 1 E: 0 K: 2 S: 9	H: 2 LOB: 2 BB: 1 P: 13	R: 0 E: 0 K: 0 S: 3	H: 0 LOB: 0 BB: 0 P: 3	R: 0 E: 0 K: 0 S: 3	H: 0 LOB: 0 BB: 0 P: 3	R: 0 E: 0 K: 0 S: 4	H: 2 LOB: 1 BB: 0 P: 4	R: 2 E: 0 K: 0 S: 4	H: 1 LOB: 1 BB: 1 P: 9	1B: 5 2B: 0 3B: 0 HR: 0	SF: 0 SAC: 0 DP: 1 HBP: 1	WP: 0 PB: 0 SB: 0 CS: 1	PA: 34
<b>PITCHER</b> Nolan Ryan, R (1, 1) ERA: 3.43	IP: 9.0 WLS: W BF: 34 H: 5 R: 3 ER: 3 SO: 5 BB: 3 IBB: 0 HBP: 1 BLK: 0 WP: 0 HR: 0 S: 40 P: 53 ERA: 3.00 WHIP: 0.889															<b>PITCHER</b>						

Montreal Expos @ Houston Astros  
Astrodome, Houston, TX  
Sat Aug 21 1982, 4:33 AM EDT  
Att: 17,329 - Unknown

AB	30
R	3
H	5
RBI	3
BB	3
SO	5
LOB	9



Batter	1	2	3	4	5	6	7	8	9	AB	R	H	RBI	BB	SO	LOB	BOTTOM			
Dickie Thon, R (1, 6) OBP: 0.326, SLG: 0.415	0-0 3-1 SF7 2B			0-0 5-3		0-0 FC6-4		0-0 P6		4	1	1	0	0	0	2				
Denny Walling, L (1, 9) OBP: 0.317, SLG: 0.274	0-0 3-1			0-3 K		0-3 K		4-0 FC4-6 BB		3	0	0	0	1	2	3				
Ray Knight, R (1, 3) OBP: 0.363, SLG: 0.410	0-0 SF7			0-0 F8		0-0 F4-3		0-0 FC4-6		3	0	0	1	0	0	3				
Phil Garner, R (1, 4) OBP: 0.304, SLG: 0.435	0-0 CS 1B			0-0 1B FC6-4		0-0 1B HR		0-0 SH1-3 SF7 2B		4	3	4	0	0	0	0				
Jose Cruz, L (1, 7) OBP: 0.343, SLG: 0.388	0-0 CS			0-0 CS 1B		0-0 FC6-4 1B		0-0 SH1-3		3	1	3	2	0	0	0				
Art Howe, R (1, 5) OBP: 0.312, SLG: 0.300				0-0 F9		0-0 FC6-4		0-0 K		3	0	0	2	0	1	2				
Tony Scott, S (1, 8) OBP: 0.277, SLG: 0.310				4-0 FC6-4 BB		0-3 K		0-0 F8		3	0	0	0	1	2	1				
Luis Pujols, R (1, 2) OBP: 0.211, SLG: 0.283				0-0 FC6-4		0-0 FC6-4 1B		0-0 5-3		3	0	1	0	0	0	1				
Nolan Ryan, R (1, 1) OBP: 0.209, SLG: 0.145				0-3 K		0-0 FC6-4 1B		0-3 K		3	0	1	0	0	2	0				
<b>Inning Stats</b>	R: 1 E: 0 K: 0 S: 4	H: 2 LOB: 0 BB: 0 P: 4	R: 0 E: 0 K: 0 S: 3	H: 1 LOB: 1 BB: 1 P: 7	R: 0 E: 0 K: 2 S: 7	H: 0 LOB: 0 BB: 0 P: 7	R: 1 E: 0 K: 1 S: 7	H: 2 LOB: 1 BB: 0 P: 7	R: 0 E: 0 K: 1 S: 7	H: 2 LOB: 2 BB: 0 P: 7	R: 2 E: 0 K: 2 S: 9	H: 2 LOB: 0 BB: 0 P: 9	R: 0 E: 0 K: 1 S: 5	H: 0 LOB: 1 BB: 1 P: 9	R: 1 E: 0 K: 0 S: 4	H: 1 LOB: 0 BB: 0 P: 4	1B: 7 2B: 2 3B: 0 HR: 1	SF: 2 SAC: 1 DP: 0 HBP: 0	WP: 0 PB: 0 SB: 1 CS: 2	PA: 35
<b>PITCHER</b> Ray Burris, R (1, 1) ERA: 4.55	IP: 4.0 WLS: L BF: 16 H: 5 R: 2 ER: 2 SO: 3 BB: 1 IBB: 0 HBP: 0 BLK: 0 WP: 0 HR: 0 S: 21 P: 25 ERA: 4.50 WHIP: 1.500															<b>PITCHER</b>				
Bryn Smith, R (5, 1) ERA: 3.91	3.0 14 4 2 2 4 1 0 0 0 0 1 21 25 6.00 1.667																			
Randy Lerch, L (8, 1) ERA: 5.01	1.0 4 1 1 1 0 0 0 0 0 0 0 4 4 9.00 1.000																			

Montreal Expos @ Houston Astros  
Astrodome, Houston, TX  
Sat Aug 21 1982, 4:33 AM EDT  
Att: 17,329 - Unknown

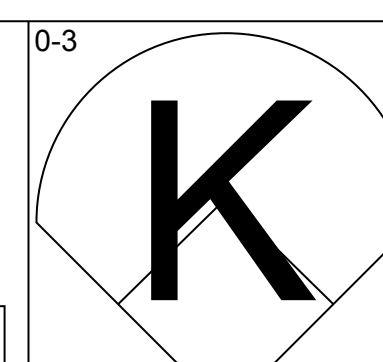
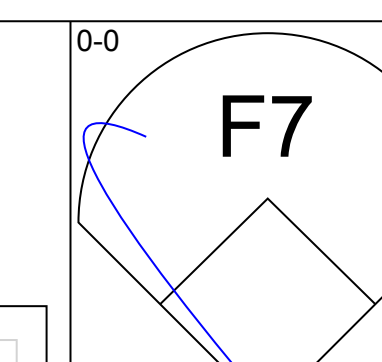
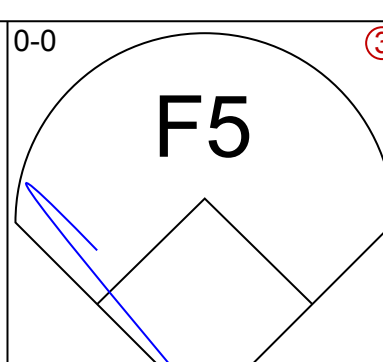
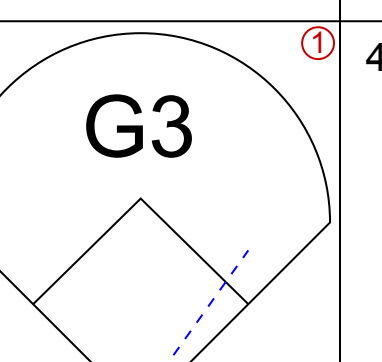
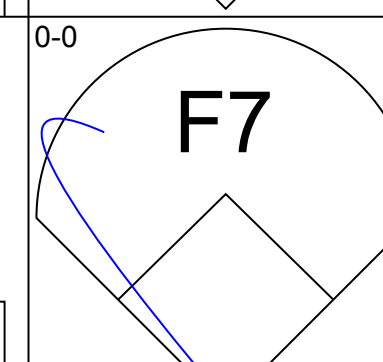
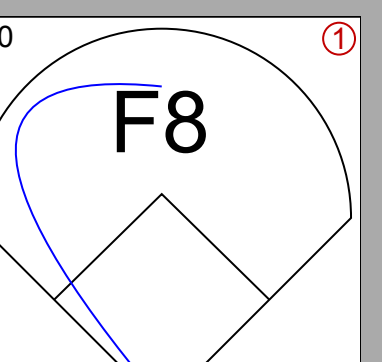


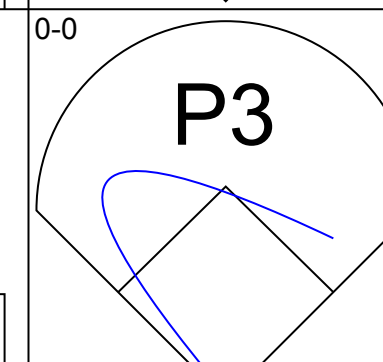
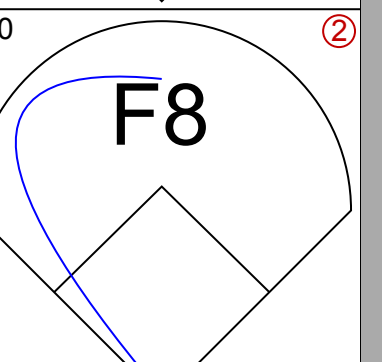
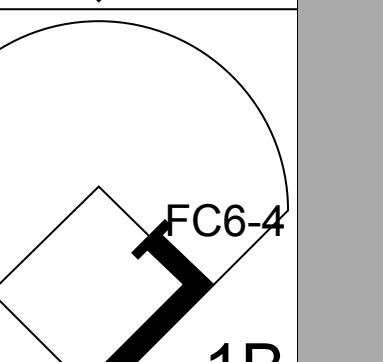
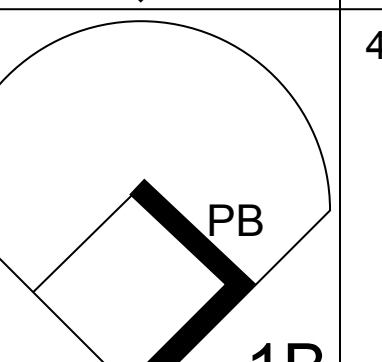
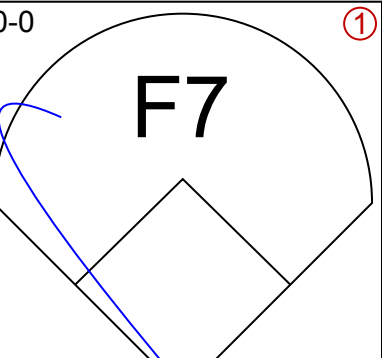
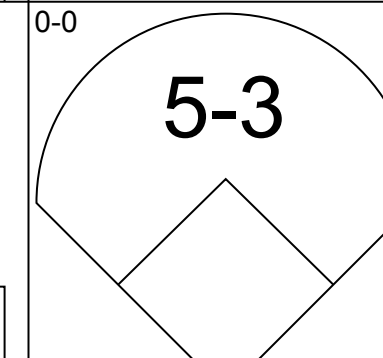

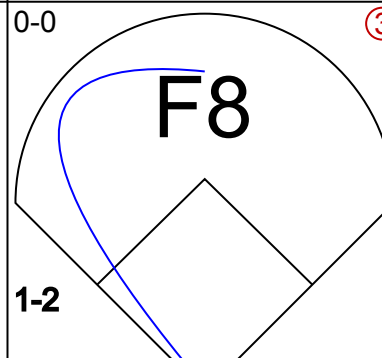
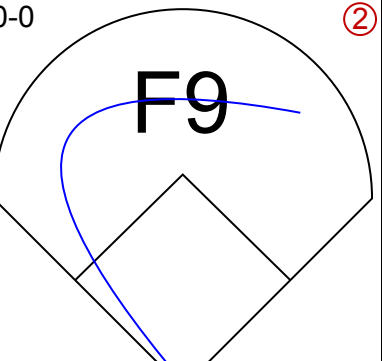
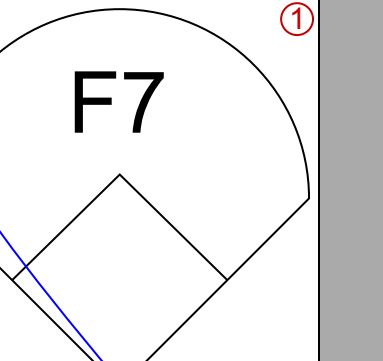
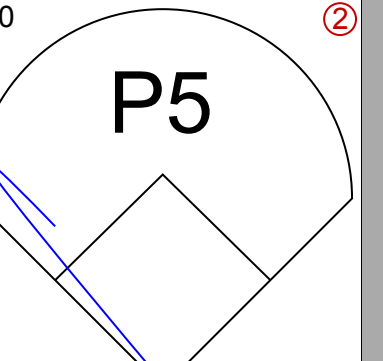
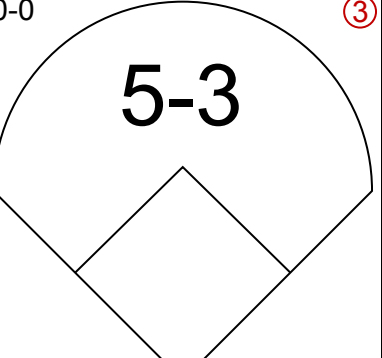
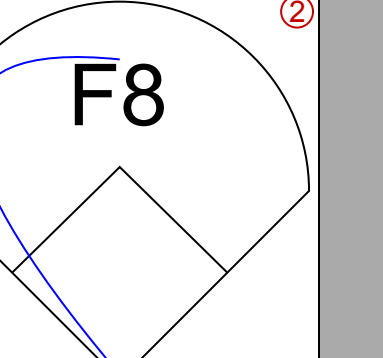
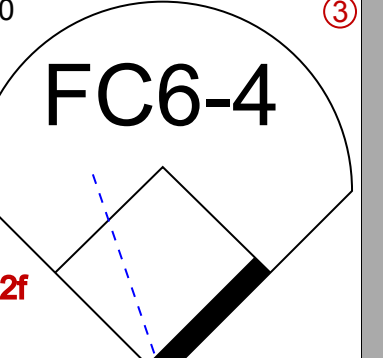
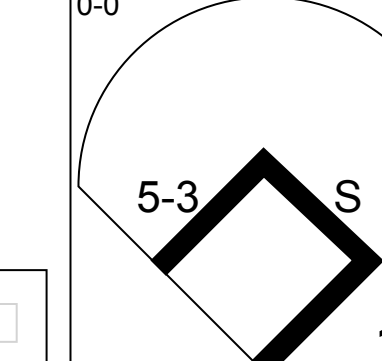
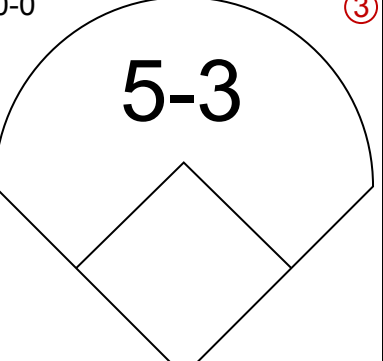
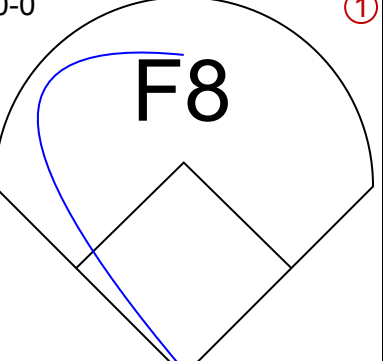
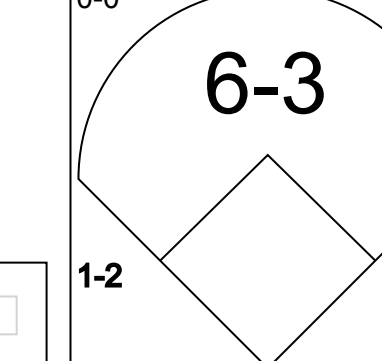
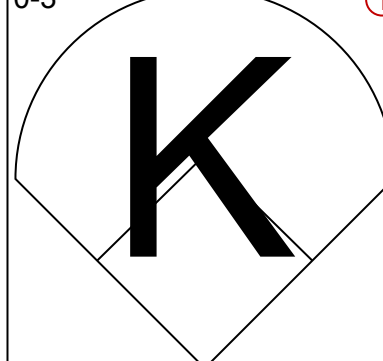
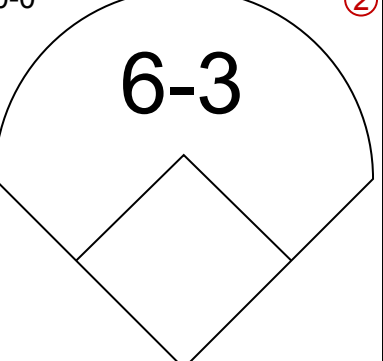
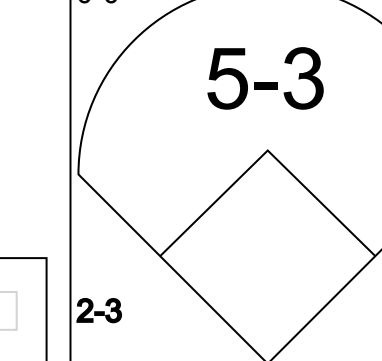
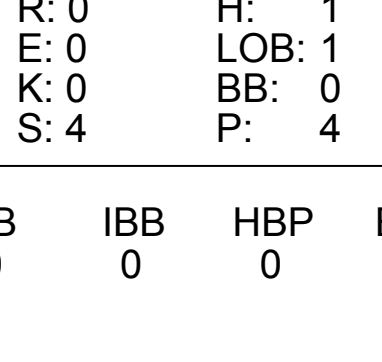
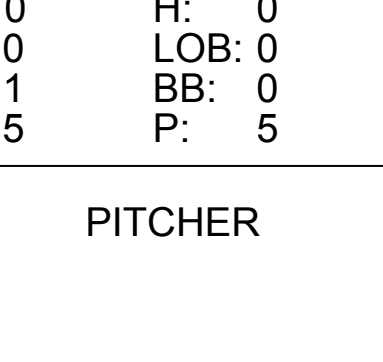
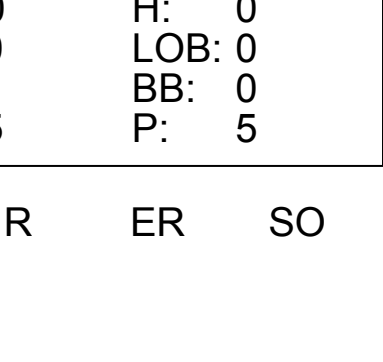

AB	29
R	5
H	10
RBI	5
BB	2
SO	7
LOB	12







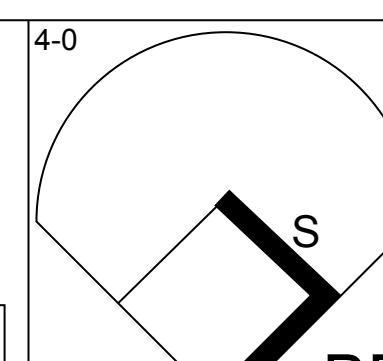
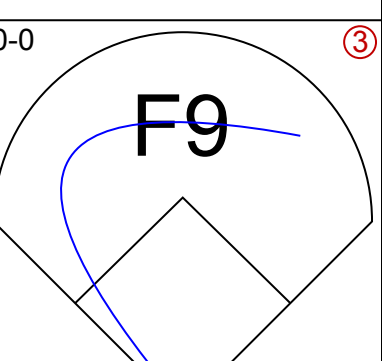
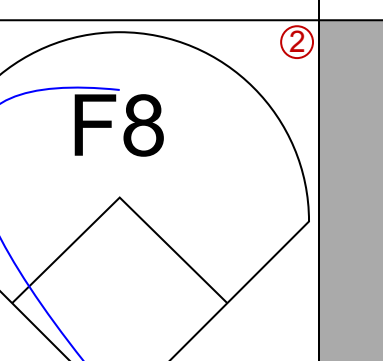
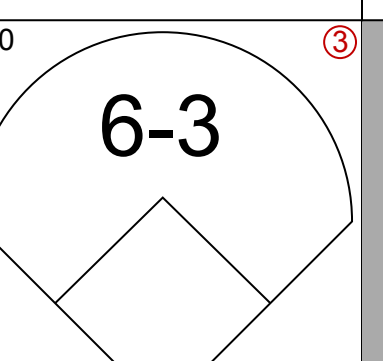
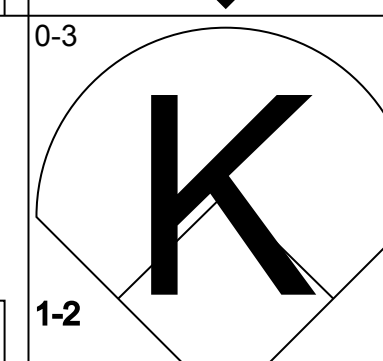
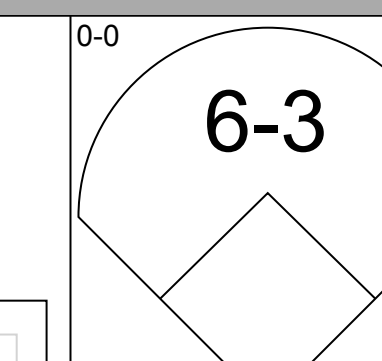
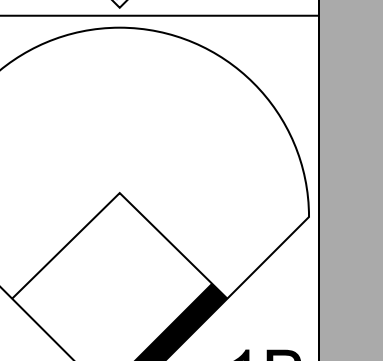
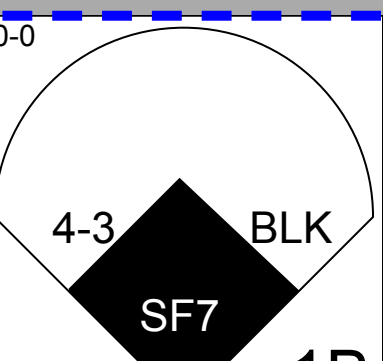
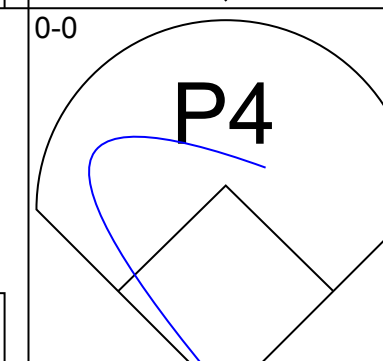
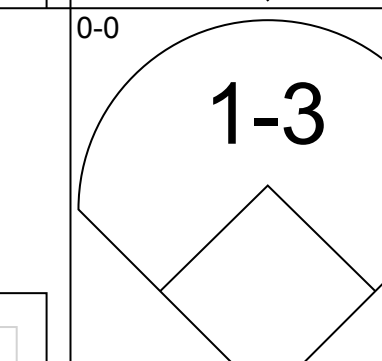
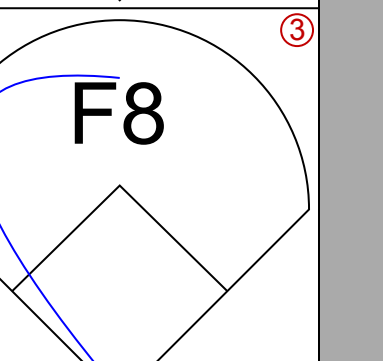
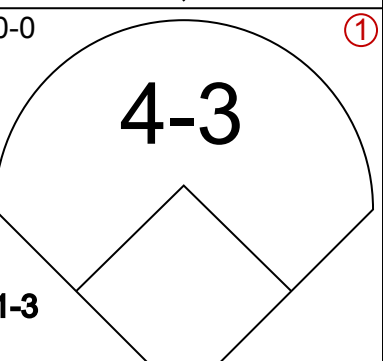
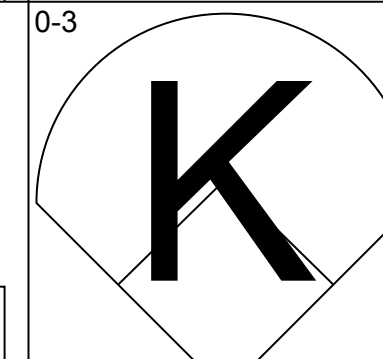
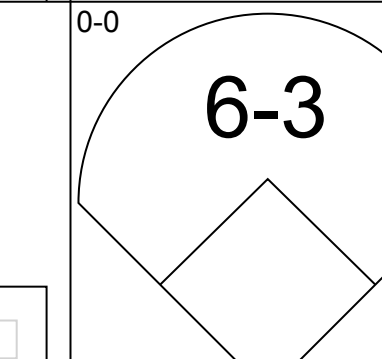
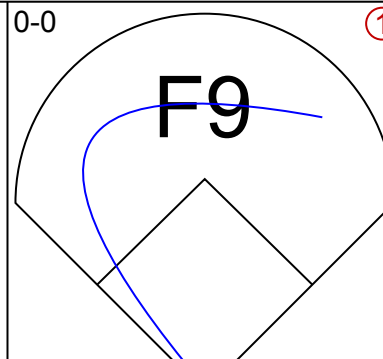
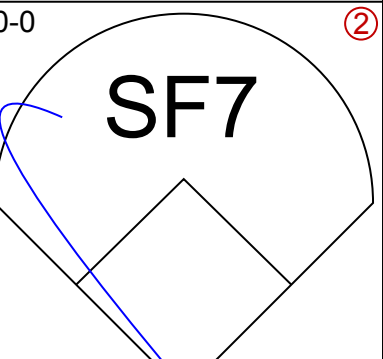
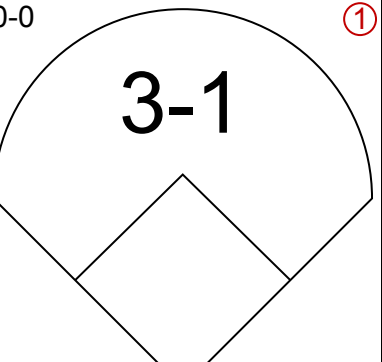
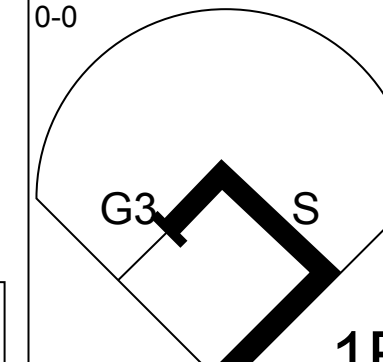
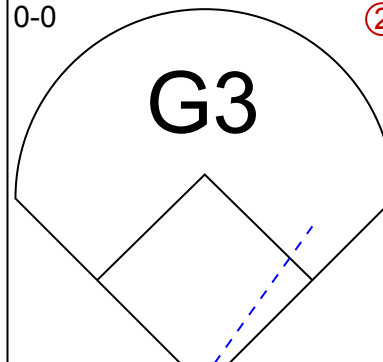
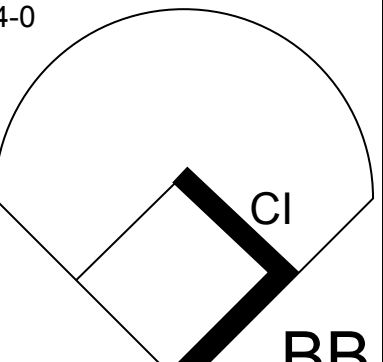
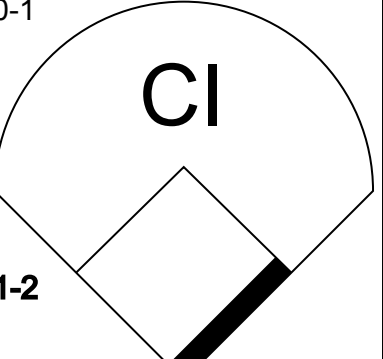
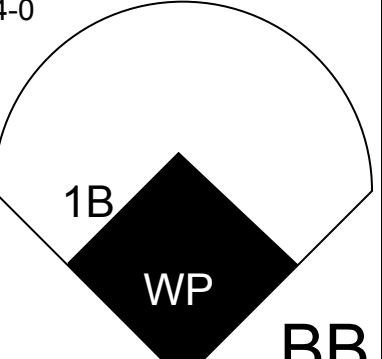
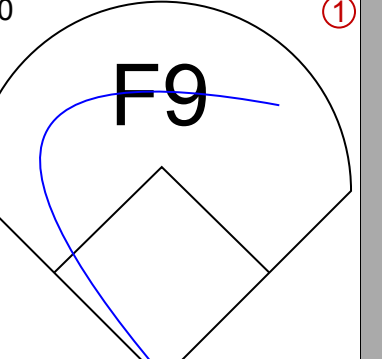
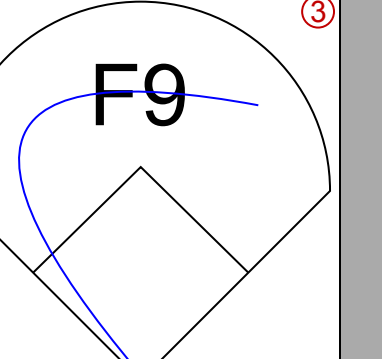
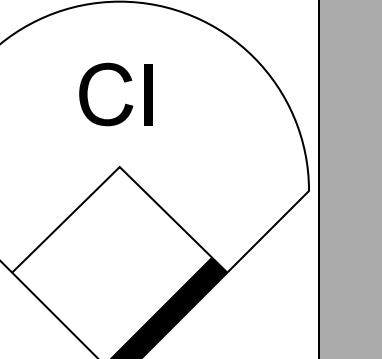

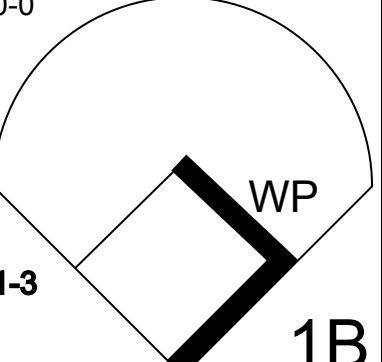
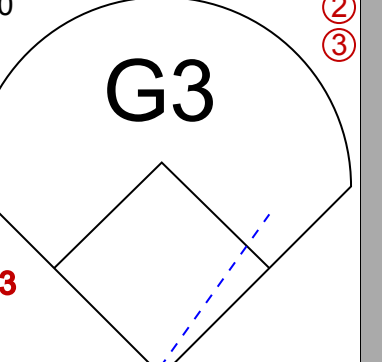



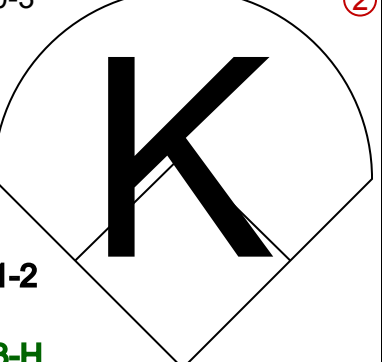
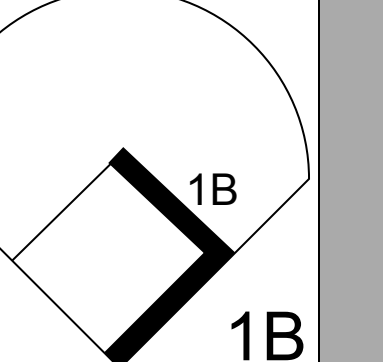
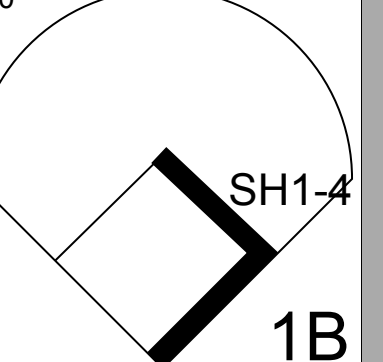
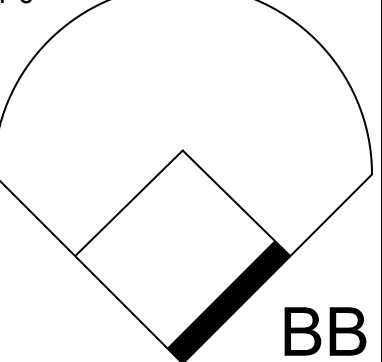
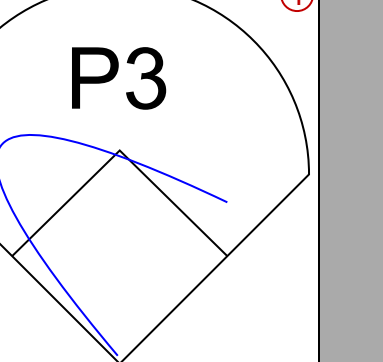
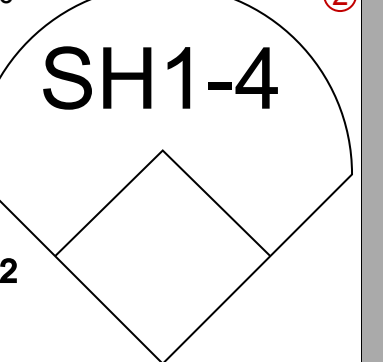


Batter	1	2	3	4	5	6	7	8	9	AB	R	H	RBI	BB	SO	LOB	TOP			
Mookie Wilson, S (1, 8) OBP: 0.315, SLG: 0.368										4	0	0	0	0	1	1				
Bob Bailor, R (1, 6) OBP: 0.306, SLG: 0.318										4	0	1	0	0	0	0				
Ellis Valentine, R (1, 9) OBP: 0.300, SLG: 0.414										4	0	2	0	0	0	0				
Dave Kingman, R (1, 3) OBP: 0.283, SLG: 0.443										4	0	0	0	0	1	3				
George Foster, R (1, 7) OBP: 0.320, SLG: 0.376										3	0	0	0	0	0	2				
Hubie Brooks, R (1, 5) OBP: 0.317, SLG: 0.333										3	0	0	0	0	0	2				
Brian Giles, R (1, 4) OBP: 0.286, SLG: 0.438										3	0	1	0	0	0	0				
Bruce Bochy, R (1, 2) OBP: 0.250, SLG: 0.250										2	0	0	0	0	1	1				
Ron Hodges, L (8, PH) OBP: 0.356, SLG: 0.362										1	0	0	0	0	0	0				
Pat Zachry, R (1, 1) OBP: 0.061, SLG: 0.031										2	0	0	0	0	0	1				
Rusty Staub, L (8, PH) OBP: 0.298, SLG: 0.338										1	0	0	0	0	1	0				
Charlie Puleo, R (8, 1) OBP: 0.152, SLG: 0.114										0	0	0	0	0	0	0				
<b>Inning Stats</b>	R: 0 E: 0 K: 1 S: 5	H: 0 LOB: 0 BB: 0 P: 5	R: 0 E: 0 K: 0 S: 3	H: 0 LOB: 0 BB: 0 P: 3	R: 0 E: 0 K: 0 S: 4	H: 1 LOB: 1 BB: 0 P: 4	R: 0 E: 0 K: 0 S: 3	H: 0 LOB: 0 BB: 0 P: 3	R: 0 E: 0 K: 1 S: 5	H: 0 LOB: 0 BB: 0 P: 5	R: 0 E: 0 K: 1 S: 7	H: 2 LOB: 2 BB: 0 P: 7	R: 0 E: 0 K: 1 S: 5	H: 0 LOB: 0 BB: 0 P: 5	R: 0 E: 0 K: 0 S: 4	H: 1 LOB: 1 BB: 0 P: 4	1B: 4 2B: 0 3B: 0 HR: 0	SF: 0 SAC: 0 DP: 0 HBP: 0	WP: 0 PB: 1 SB: 1 CS: 0	PA: 31
<b>PITCHER</b> Joe Niekro, R (1, 1) ERA: 2.85	IP: 9.0 WLS: W BF: 31	H: 4 R: 0 ER: 0 SO: 4	BB: 0 IBB: 0 HBP: 0 BLK: 0	WP: 0 HR: 0 S: 39 P: 39	ERA: 0.00 WHIP: 0.444															

New York Mets @ Houston Astros  
Astrodome, Houston, TX  
Mon Aug 23 1982, 8:05 PM EDT  
Att: 10,683 - Dome

AB 31  
R 0  
H 4  
RBI 0  
BB 0  
SO 4  
LOB 10




Batter	1	2	3	4	5	6	7	8	9	AB	R	H	RBI	BB	SO	LOB	BOTTOM			
Dickie Thon, R (1, 6) OBP: 0.322, SLG: 0.407										3	0	0	0	1	0	4				
Terry Puhl, L (1, 9) OBP: 0.331, SLG: 0.388										4	1	2	0	0	1	1				
Ray Knight, R (1, 3) OBP: 0.362, SLG: 0.411										4	0	0	0	0	0	4				
Phil Garner, R (1, 4) OBP: 0.301, SLG: 0.431										3	0	0	1	0	1	1				
Jose Cruz, L (1, 7) OBP: 0.345, SLG: 0.386										3	0	1	0	1	0	0				
Art Howe, R (1, 5) OBP: 0.312, SLG: 0.299										2	1	0	0	1	0	1				
Tony Scott, S (1, 8) OBP: 0.277, SLG: 0.307										4	0	1	0	0	0	3				
Luis Pujols, R (1, 2) OBP: 0.219, SLG: 0.291										3	0	2	0	0	1	1				
Joe Niekro, R (1, 1) OBP: 0.108, SLG: 0.125										1	0	0	0	1	0	1				
<b>Inning Stats</b>	R: 0 E: 0 K: 2 S: 7	H: 0 LOB: 1 BB: 1 P: 11	R: 1 E: 0 K: 1 S: 6	H: 1 LOB: 2 BB: 2 P: 14	R: 0 E: 0 K: 0 S: 3	H: 0 LOB: 0 BB: 0 P: 3	R: 0 E: 0 K: 0 S: 3	H: 1 LOB: 0 BB: 0 P: 3	R: 0 E: 0 K: 0 S: 5	H: 2 LOB: 2 BB: 0 P: 5	R: 0 E: 0 K: 0 S: 3	H: 0 LOB: 0 BB: 0 P: 3	R: 0 E: 0 K: 0 S: 4	H: 1 LOB: 1 BB: 0 P: 4	R: 1 E: 1 K: 0 S: 5	H: 1 LOB: 2 BB: 1 P: 9	1B: 6 2B: 0 3B: 0 HR: 0	SF: 1 SAC: 1 DP: 0 HBP: 0	WP: 1 PB: 0 SB: 2 CS: 0	PA: 34
<b>PITCHER</b> Pat Zachry, R (1, 1) ERA: 3.96	IP: 7.0 WLS: L BF: 28	H: 5 R: 1 ER: 1 SO: 3	BB: 3 IBB: 0 HBP: 0 BLK: 0	WP: 1 HR: 0 S: 31 P: 43	ERA: 1.29 WHIP: 1.143															
<b>PITCHER</b> Charlie Puleo, R (8, 1) ERA: 4.61	IP: 1.0 WLS: L BF: 6	H: 1 R: 1 ER: 1 SO: 0	BB: 1 IBB: 0 HBP: 0 BLK: 1	WP: 0 HR: 0 S: 5 P: 9	ERA: 9.00 WHIP: 2.000															


New York Mets @ Houston Astros  
Astrodome, Houston, TX  
Mon Aug 23 1982, 8:05 PM EDT  
Att: 10,683 - Dome

AB 27  
R 2  
H 6  
RBI 1  
BB 4  
SO 3  
LOB 16





Batter	1	2	3	4	5	6	7	8	9	AB	R	H	RBI	BB	SO	LOB	TOP			
Mookie Wilson, S (1, 8) OBP: 0.315, SLG: 0.369	0-0 G6-3 1B		0-0 6-3	0-0 1-2 2-H 1B		0-3 K		0-0 4-3	0-0 4-3	5	0	2	1	0	1	1	<p><b>New York Mets @ Houston Astros</b> Astrodome, Houston, TX Tue Aug 24 1982, 8:05 PM EDT Att: 21,108 - Dome</p> <p>livebaseballscores.com</p> <p>AB 38 R 4 H 15 RBI 4 BB 2 SO 5 LOB 16</p> 			
Bob Bailor, R (1, 4) OBP: 0.310, SLG: 0.323	0-0 G6-3 1-2		0-0 1B 1B	0-0 F7			0-0 4-3 1B	0-0 FC5 1B	0-0 1B	5	1	3	0	0	0	3				
Ellis Valentine, R (1, 9) OBP: 0.301, SLG: 0.414	0-0 1-3		0-0 1B 1-3 1B		0-0 6-3		0-0 4-3	0-0 1-2 1B	0-0 1B	5	0	2	0	0	0	1				
Dave Kingman, R (1, 3) OBP: 0.282, SLG: 0.440		0-3 K	0-0 G6-4-3 1B		0-3 K		0-0 FC6-2-5 WP 2-3	0-0 F8	0-0 F8	5	0	1	1	0	2	3				
George Foster, R (1, 7) OBP: 0.318, SLG: 0.373		0-3 K	0-0 G6-4-3 1-2		4-0 BB		0-0 6-3	0-0 FC5 2-3	0-0 FC5	4	0	0	0	1	1	5				
Hubie Brooks, R (1, 5) OBP: 0.319, SLG: 0.338		0-0 1B		0-0 6-3		0-0 4-3		0-0 SH2-4 1B		4	1	2	0	0	0	1				
Brian Giles, R (8, 4) OBP: 0.286, SLG: 0.438		2B		0-0 6-3		0-0 4-3				0	0	0	0	0	0	0				
Ron Gardenhire, R (1, 6) OBP: 0.272, SLG: 0.293		2B 2H		0-0 5-3		0-0 6-3		0-0 SH2-4	0-0 1-2	3	1	1	1	0	0	0				
Bruce Bochy, R (1, 2) OBP: 0.429, SLG: 0.571		1B		0-0 F9		0-0 F9		0-0 1B	0-0 2H	3	1	2	1	0	0	0				
Ron Hodges, L (8, PH) OBP: 0.370, SLG: 0.366		2B		0-0 BB 1B		0-0 F9		0-0 1B	0-0 2H	1	0	1	0	0	0	0				
Craig Swan, R (1, 1) OBP: 0.278, SLG: 0.313		2B		0-0 BB 1B		0-0 1B		0-0 F8	0-0 F8	2	0	1	0	1	1	1				
Rusty Staub, L (8, PH) OBP: 0.297, SLG: 0.335		2B		0-0 BB		0-0 1B				1	0	0	0	0	0	1				
Mike Scott, R (8, 1) OBP: 0.188, SLG: 0.239		2-3		0-0 BB		0-0 1B				0	0	0	0	0	0	0				
<b>Inning Stats</b>	R: 0 E: 0 K: 0 S: 3	H: 1 LOB: 0 BB: 0 P: 3	R: 2 E: 0 K: 3 S: 12	H: 3 LOB: 1 BB: 0 P: 12	R: 1 E: 0 K: 0 S: 5	H: 3 LOB: 1 BB: 0 P: 5	R: 1 E: 0 K: 0 S: 5	H: 2 LOB: 2 BB: 1 P: 9	R: 0 E: 0 K: 1 S: 6	H: 1 LOB: 1 BB: 0 P: 6	R: 0 E: 0 K: 0 S: 4	H: 1 LOB: 1 BB: 0 P: 4	R: 0 E: 0 K: 0 S: 4	H: 2 LOB: 1 BB: 0 P: 4	R: 0 E: 0 K: 0 S: 5	H: 2 LOB: 2 BB: 0 P: 5		1B: 13 2B: 2 3B: 0 HR: 0	SF: 0 SAC: 1 DP: 2 HBP: 0	WP: 2 PA: 41 PB: 0 SB: 0 CS: 0
<b>PITCHER</b>	IP WLS BF H R ER SO BB IBB HBP BLK WP HR S P ERA WHIP	IP WLS BF H R ER SO BB IBB HBP BLK WP HR S P ERA WHIP	IP WLS BF H R ER SO BB IBB HBP BLK WP HR S P ERA WHIP	IP WLS BF H R ER SO BB IBB HBP BLK WP HR S P ERA WHIP	IP WLS BF H R ER SO BB IBB HBP BLK WP HR S P ERA WHIP	IP WLS BF H R ER SO BB IBB HBP BLK WP HR S P ERA WHIP	IP WLS BF H R ER SO BB IBB HBP BLK WP HR S P ERA WHIP	IP WLS BF H R ER SO BB IBB HBP BLK WP HR S P ERA WHIP	IP WLS BF H R ER SO BB IBB HBP BLK WP HR S P ERA WHIP	IP WLS BF H R ER SO BB IBB HBP BLK WP HR S P ERA WHIP	IP WLS BF H R ER SO BB IBB HBP BLK WP HR S P ERA WHIP	IP WLS BF H R ER SO BB IBB HBP BLK WP HR S P ERA WHIP	IP WLS BF H R ER SO BB IBB HBP BLK WP HR S P ERA WHIP	IP WLS BF H R ER SO BB IBB HBP BLK WP HR S P ERA WHIP	IP WLS BF H R ER SO BB IBB HBP BLK WP HR S P ERA WHIP	IP WLS BF H R ER SO BB IBB HBP BLK WP HR S P ERA WHIP		IP WLS BF H R ER SO BB IBB HBP BLK WP HR S P ERA WHIP		
Bob Knepper, L (1, 1) ERA: 4.7	3.2	19	9	4	4	3	1	0	0	0	0	1	0	16	28	0.00	0.900			
Michael LaCoss, R (4, 1) ERA: 3.25	3.1	13	2	0	0	2	1	0	0	0	0	1	0	16	20	0.00	0.900			
Randy Moffitt, R (8, 1) ERA: 3.2	0.2	3	2	0	0	0	0	0	0	0	0	0	0	3	3	0.00	3.000			
Dave Smith, R (8, 1) ERA: 4.42	1.1	W 6	2	0	0	0	0	0	0	0	0	0	0	6	6	0.00	1.500			

Batter	1	2	3	4	5	6	7	8	9	AB	R	H	RBI	BB	SO	LOB	BOTTOM			
Dickie Thon, R (1, 6) OBP: 0.324, SLG: 0.406	0-3 K		4-0 BB 3B BB		0-0 P2			0-0 SH1-4 2B 1B		3	2	1	0	1	1	0	<p><b>New York Mets @ Houston Astros</b> Astrodome, Houston, TX Tue Aug 24 1982, 8:05 PM EDT Att: 21,108 - Dome</p> <p>livebaseballscores.com</p> <p>AB 29 R 5 H 6 RBI 5 BB 3 SO 9 LOB 9</p> 			
Terry Puhl, L (1, 9) OBP: 0.331, SLG: 0.387	0-3 K		4-0 BB 3B BB		0-0 E3			0-0 SH1-4	0-0 1-2	2	1	0	0	1	1	0				
Ray Knight, R (1, 3) OBP: 0.363, SLG: 0.418	0-0 2B		0-0 BB 4-3 3B		0-0 6-3			0-3 K	0-0 2H	4	1	2	3	0	1	2				
Phil Garner, R (1, 4) OBP: 0.301, SLG: 0.431	0-3 K		0-0 BB 4-3		0-0 F9			0-0 E 2B	0-0 2H	4	0	1	2	0	1	1				
Jose Cruz, L (1, 7) OBP: 0.346, SLG: 0.386		0-0 CS 1B	0-3 K		0-0 F9			0-0 E IBB	4-0 E IBB	3	0	1	0	1	2	0				
Alan Ashby, S (1, 2) OBP: 0.330, SLG: 0.426		0-0 3-1 1-2		0-0 4-3		0-0 L3		0-0 E6	0-0 1-2 2-3	4	0	0	0	0	0	3				
Art Howe, R (1, 5) OBP: 0.309, SLG: 0.295		0-0 4-3		0-3 K		0-0 K		0-0 1-3		4	0	0	0	0	2	3				
Tony Scott, S (1, 8) OBP: 0.278, SLG: 0.308			0-0 S SH1-4 3B 1B		0-0 4-3			0-0 P4		3	1	1	0	0	0	0				
Bob Knepper, L (1, 1) OBP: 0.128, SLG: 0.070			0-0 SH1-4		0-0 F7			0-3 K		0	0	0	0	0	0	0				
Michael LaCoss, R (4, 1) OBP: 0.273, SLG: 0.273			0-0 SH1-4		0-0 F7			0-3 K		1	0	0	0	0	0	0				
Denny Walling, L (7, PH) OBP: 0.312, SLG: 0.269			0-0 SH1-4		0-0 F7			0-3 K		1	0	0	0	0	1	0				
Randy Moffitt, R (8, 1) OBP: 0.312, SLG: 0.269			0-0 SH1-4		0-0 F7			0-3 K		0	0	0	0	0	0	0				
Dave Smith, R (8, 1) ERA: 4.42			0-0 SH1-4		0-0 F7			0-3 K		0	0	0	0	0	0	0				
<b>Inning Stats</b>	R: 0 E: 0 K: 3 S: 10	H: 1 LOB: 1 BB: 0 P: 10	R: 0 E: 0 K: 0 S: 3	H: 1 LOB: 0 BB: 0 P: 3	R: 4 E: 0 K: 1 S: 7	H: 2 LOB: 0 BB: 2 P: 15	R: 0 E: 0 K: 1 S: 5	H: 0 LOB: 0 BB: 0 P: 5	R: 0 E: 0 K: 1 S: 5	H: 0 LOB: 0 BB: 0 P: 5	R: 0 E: 0 K: 2 S: 7	H: 0 LOB: 0 BB: 0 P: 7	R: 0 E: 0 K: 1 S: 8	H: 2 LOB: 3 BB: 1 P: 12	R: 1 E: 1 K: 1 S: 8	H: 2 LOB: 3 BB: 1 P: 12		1B: 3 2B: 2 3B: 1 HR: 0	SF: 0 SAC: 2 DP: 0 HBP: 0	WP: 0 PA: 34 PB: 0 SB: 1 CS: 1
<b>PITCHER</b>	IP WLS BF H R ER SO BB IBB HBP BLK WP HR S P ERA WHIP	IP WLS BF H R ER SO BB IBB HBP BLK WP HR S P ERA WHIP	IP WLS BF H R ER SO BB IBB HBP BLK WP HR S P ERA WHIP	IP WLS BF H R ER SO BB IBB HBP BLK WP HR S P ERA WHIP	IP WLS BF H R ER SO BB IBB HBP BLK WP HR S P ERA WHIP	IP WLS BF H R ER SO BB IBB HBP BLK WP HR S P ERA WHIP	IP WLS BF H R ER SO BB IBB HBP BLK WP HR S P ERA WHIP	IP WLS BF H R ER SO BB IBB HBP BLK WP HR S P ERA WHIP	IP WLS BF H R ER SO BB IBB HBP BLK WP HR S P ERA WHIP	IP WLS BF H R ER SO BB IBB HBP BLK WP HR S P ERA WHIP	IP WLS BF H R ER SO BB IBB HBP BLK WP HR S P ERA WHIP	IP WLS BF H R ER SO BB IBB HBP BLK WP HR S P ERA WHIP	IP WLS BF H R ER SO BB IBB HBP BLK WP HR S P ERA WHIP	IP WLS BF H R ER SO BB IBB HBP BLK WP HR S P ERA WHIP	IP WLS BF H R ER SO BB IBB HBP BLK WP HR S P ERA WHIP	IP WLS BF H R ER SO BB IBB HBP BLK WP HR S P ERA WHIP		IP WLS BF H R ER SO BB IBB HBP BLK WP HR S P ERA WHIP		
Craig Swan, R (1, 1) ERA: 3.56	7.0	27	4	4	4	8	2	0	0	0	0	0	0	41	49	5.14	0.857			
Mike Scott, R (8, 1) ERA: 4.99	1.0	L 7	2	1	1	1	0	1	0	0	0	0	0	8	12	9.00	2.000			



Batter	1	2	3	4	5	6	7	8	9	AB	R	H	RBI	BB	SO	LOB	TOP								
Mookie Wilson, S OBP: 0.312, SLG: 0.365	F3		F9			F7		E3	F8	5	0	0	0	0	0	1									
Bob Bailor, R OBP: 0.312, SLG: 0.322	F3			S		6-3			5-3	4	0	1	0	1	0	1									
Ellis Valentine, R OBP: 0.296, SLG: 0.406	6-3			F8		P4		F9	1-3	5	0	0	0	0	0	4									
Dave Kingman, R OBP: 0.279, SLG: 0.436		K		K				F8		4	0	0	0	0	2	3									
Rusty Staub, L OBP: 0.306, SLG: 0.352				4-3						4	1	3	0	0	0	1									
Hubie Brooks, R OBP: 0.321, SLG: 0.343		K				F7				4	1	2	1	0	1	1									
Ron Hodges, L OBP: 0.367, SLG: 0.370				5-3		4-1		1B		4	1	1	1	0	0	3									
Brian Giles, R OBP: 0.308, SLG: 0.429			F9					K		3	1	1	0	1	1	2									
Ed Lynch, R Jesse Orosco, R Mike Howard, S Randy Jones, L George Foster, R Ron Gardenhire, R			K			1-3			4-3	2	0	0	0	0	1	1									
<b>Inning Stats</b>	R: 0 E: 0 K: 0 S: 3	H: 0 LOB: 0 BB: 0 P: 3	R: 0 E: 0 K: 2 S: 8	H: 1 LOB: 1 BB: 0 P: 8	R: 0 E: 0 K: 1 S: 5	H: 0 LOB: 0 BB: 1 P: 5	R: 0 E: 0 K: 1 S: 5	H: 0 LOB: 1 BB: 1 P: 9	R: 0 E: 0 K: 0 S: 4	H: 1 LOB: 1 BB: 0 P: 4	R: 0 E: 0 K: 0 S: 3	H: 0 LOB: 0 BB: 0 P: 3	R: 0 E: 0 K: 1 S: 7	H: 2 LOB: 2 BB: 0 P: 7	R: 0 E: 1 K: 0 S: 5	H: 1 LOB: 2 BB: 1 P: 5	R: 4 E: 0 K: 0 S: 7	H: 4 LOB: 1 BB: 1 P: 11	1B: 5 2B: 4 3B: 0 HR: 0	SF: 0 SAC: 0 DP: 0 HBP: 0	WP: 0 PB: 0 SB: 1 CS: 0	PA: 39			
<b>PITCHER</b>	IP	WLS	BF	H	R	ER	SO	BB	IBB	HBP	BLK	WP	HR	S	P	ERA	WHIP								
Don Sutton, R ERA: 3.0	8.0	W	34	8	3	3	5	1	0	0	0	0	0	43	47	3.38	1.125								
Dave Smith, R ERA: 4.58	0.0		2	1	1	1	0	1	0	0	0	0	0	1	5	∞	∞								
Bert Roberge, R ERA: 4.12	1.0	S	3	0	0	0	0	0	0	0	0	0	0	3	3	0.00	0.000								

New York Mets @ Houston Astros  
Astrodome, Houston, TX  
Wed Aug 25 1982, 4:33 AM EDT  
Att: 9,651 - Dome

AB 37  
R 4  
H 9  
RBI 4  
BB 2  
SO 5  
LOB 17



Batter	1	2	3	4	5	6	7	8	9	AB	R	H	RBI	BB	SO	LOB	BOTTOM								
Dickie Thon, R OBP: 0.321, SLG: 0.402	5-3	K			1-3	P4				4	0	0	0	0	1	3									
Terry Puhl, L OBP: 0.335, SLG: 0.389	5-3		WP		CS			K		3	1	2	0	1	1	0									
Ray Knight, R OBP: 0.362, SLG: 0.417	5-3		SF8		F8			F9		4	1	1	0	0	0	2									
Phil Garner, R OBP: 0.302, SLG: 0.432			SF8			FC3-6		F8		2	1	1	1	1	0	0									
Jose Cruz, L OBP: 0.347, SLG: 0.386	F7		G4-6-3		G4-6-3	FC3-6		P6		3	0	1	1	1	0	2									
Alan Ashby, S OBP: 0.328, SLG: 0.427		FC1-5	G4-6-3		G4-6-3	IHR		G3		4	1	1	0	0	0	3									
Art Howe, R OBP: 0.314, SLG: 0.310		FC1-5-6			G4-6-3	IHR				4	1	3	3	0	0	1									
Denny Walling, L OBP: 0.310, SLG: 0.268		F7			G4-6-3			F7		4	0	1	0	0	0	3									
Don Sutton, R OBP: 0.186, SLG: 0.162						SH1-4				2	0	1	0	0	1	0									
Dave Smith, R										0	0	0	0	0	0	0									
Bert Roberge, R										0	0	0	0	0	0	0									
<b>Inning Stats</b>	R: 0 E: 0 K: 0 S: 3	H: 0 LOB: 2 BB: 2 P: 11	R: 0 E: 0 K: 1 S: 7	H: 2 LOB: 2 BB: 0 P: 7	R: 2 E: 0 K: 0 S: 5	H: 3 LOB: 0 BB: 0 P: 5	R: 0 E: 0 K: 1 S: 5	H: 1 LOB: 0 BB: 0 P: 5	R: 0 E: 0 K: 0 S: 3	H: 1 LOB: 0 BB: 0 P: 3	R: 3 E: 0 K: 0 S: 6	H: 3 LOB: 1 BB: 1 P: 10	R: 0 E: 0 K: 1 S: 5	H: 0 LOB: 0 BB: 0 P: 5	R: 0 E: 0 K: 0 S: 4	H: 1 LOB: 1 BB: 0 P: 4	R: 0 E: 0 K: 0 S: 4	H: 1 LOB: 1 BB: 0 P: 4	1B: 9 2B: 1 3B: 0 HR: 1	SF: 1 SAC: 1 DP: 2 HBP: 0	WP: 1 PB: 0 SB: 0 CS: 1	PA: 35			
<b>PITCHER</b>	IP	WLS	BF	H	R	ER	SO	BB	IBB	HBP	BLK	WP	HR	S	P	ERA	WHIP								
Ed Lynch, R ERA: 3.49	5.1	L	26	10	5	5	2	3	0	0	0	0	0	27	39	8.44	2.438								
Jesse Orosco, L ERA: 3.05	1.2		5	0	0	0	1	0	0	0	0	0	0	7	7	0.00	0.000								
Randy Jones, L ERA: 4.53	1.0		4	1	0	0	0	0	0	0	0	0	0	4	4	0.00	1.000								

New York Mets @ Houston Astros  
Astrodome, Houston, TX  
Wed Aug 25 1982, 4:33 AM EDT  
Att: 9,651 - Dome

AB 30  
R 5  
H 11  
RBI 5  
BB 3  
SO 3  
LOB 14





Batter	1	2	3	4	5	6	7	8	9	AB	R	H	RBI	BB	SO	LOB	TOP					
Dickie Thon, R OBP: 0.320, SLG: 0.398	4-0 S 1B BB		0-0 F7				0-0 E5			0-0 6-3							3 1 0 0 1 0 1					
Terry Puhl, L OBP: 0.334, SLG: 0.388	0-3 K		0-3 K				0-0 G3			0-0 6-3							1 0 0 0 0 1 1 3 0 0 0 0 1 1					
Tony Scott, S OBP: 0.276, SLG: 0.305	1-3 K																4 0 2 1 0 0 0					
Ray Knight, R OBP: 0.363, SLG: 0.418	0-0 1B		0-0 5-3				0-0 F4-6-3 1B			0-0 F9							4 0 2 0 0 1 2					
Phil Garner, R OBP: 0.304, SLG: 0.432	0-3 K						0-0 F4-6-3 1-2 1B			0-0 1B							4 0 0 0 0 0 3					
Jose Cruz, L OBP: 0.345, SLG: 0.382	0-0 F9						0-0 L9			0-0 F7							4 0 1 0 0 1 1					
Alan Ashby, S OBP: 0.327, SLG: 0.425							0-0 G3			0-0 F8							4 1 1 0 0 0 2					
Art Howe, R OBP: 0.313, SLG: 0.313							0-0 5-3			0-0 6-3							4 0 2 1 0 0 1 0 0 0 0 0 0 0					
Danny Heep, L OBP: 0.307, SLG: 0.361							0-0 3-1			0-0 2B							3 0 0 0 0 1 2 0 0 0 0 0 0 0 1 0 0 0 0 0 1					
Craig Reynolds, L OBP: 0.311, SLG: 0.311							0-0 5-3			0-0 F3							0 0 0 0 0 0 1					
Nolan Ryan, R OBP: 0.200, SLG: 0.138							0-0 5-3			0-0 F3							0 0 0 0 0 0 0					
Bert Roberge, R OBP: 0.231, SLG: 0.320										0-0 F8							1 0 0 0 0 0 1					
<b>Inning Stats</b>	R: 1 E: 0 K: 2 S: 8	H: 1 LOB: 1 BB: 1 P: 12	R: 0 E: 0 K: 1 S: 6	H: 1 LOB: 1 BB: 0 P: 6	R: 0 E: 0 K: 1 S: 5	H: 0 LOB: 0 BB: 0 P: 5	R: 0 E: 0 K: 0 S: 4	H: 1 LOB: 1 BB: 0 P: 4	R: 0 E: 0 K: 0 S: 4	H: 0 LOB: 1 BB: 0 P: 4	R: 0 E: 0 K: 0 S: 3	H: 1 LOB: 0 BB: 0 P: 3	R: 1 E: 0 K: 0 S: 5	H: 2 LOB: 1 BB: 0 P: 5	R: 0 E: 0 K: 0 S: 4	H: 1 LOB: 1 BB: 0 P: 4	R: 0 E: 0 K: 1 S: 6	H: 1 LOB: 1 BB: 0 P: 6	1B: 5 2B: 3 3B: 0 HR: 0	SF: 0 SAC: 0 DP: 1 HBP: 0	WP: 0 PB: 0 SB: 3 CS: 0	PA: 36
<b>PITCHER</b>	IP WLS BF H R ER SO BB IBB HBP BLK WP HR S P ERA WHIP																					
Bill Gullickson, R ERA: 3.84	(1, 1) 6.1 26 6 2 2 4 1 0 0 0 0 0 33 37 2.84 1.105																					
Bryn Smith, R ERA: 3.71	(7, 1) 0.2 2 0 0 0 0 0 0 0 0 0 0 2 2 0.00 0.000																					
Jeff Reardon, R ERA: 2.44	(8, 1) 2.0 W 8 2 0 0 1 0 0 0 0 0 0 0 10 10 0.00 1.000																					

Houston Astros @ Montreal Expos  
Olympic Stadium, Montreal, QB  
Thu Aug 26 1982, 7:05 PM EDT  
Unknown

livebaseballscores.com

AB 35  
R 2  
H 8  
RBI 2  
BB 1  
SO 5  
LOB 15



Batter	1	2	3	4	5	6	7	8	9	AB	R	H	RBI	BB	SO	LOB	BOTTOM					
Tim Raines, S OBP: 0.361, SLG: 0.361	0-0 E8		0-3 K				0-0 F7			0-0 5-3							5 0 0 0 0 1 3					
Warren Cromaris, L OBP: 0.333, SLG: 0.364	4-0 BB BB		0-3 K				1-0 1B HBP			0-0 6-3							3 1 1 0 1 1 1					
Andre Dawson, R OBP: 0.337, SLG: 0.486	0-3 K		4-0 BB				0-3 K			0-0 FC6 1B							4 0 2 1 1 2 3					
Al Oliver, L OBP: 0.400, SLG: 0.529	0-3 K		0-0 F7				0-0 BB 1B			0-0 FC6 2B							4 1 1 0 1 1 4					
Gary Carter, R OBP: 0.390, SLG: 0.546	4-0 1-2 BB		0-0 F5				4-0 BB 1-2 BB			0-0 FC6 2B							3 0 1 1 2 0 3					
Tim Wallach, R OBP: 0.313, SLG: 0.450	0-0 L5						0-0 F8			0-0 F9							4 0 0 0 0 0 7					
Chris Speier, R OBP: 0.332, SLG: 0.358			4-0 F1-3 BB				0-0 FC4 1B			0-0 SH3 1B							2 0 2 0 2 0 0					
Doug Flynn, R OBP: 0.243, SLG: 0.277			0-0 F1-3				0-0 F9			0-3 K							3 0 0 0 0 1 3 1 0 0 0 0 0 2 0 0 0 0 0 0 0					
Brad Mills, L OBP: 0.313, SLG: 0.356			1-2 BB							0-0 F8							2 0 0 0 0 1 2 0 0 0 0 0 0 0 1 1 1 0 0 0 0					
Jeff Reardon, R OBP: 0.111, SLG: 0.222																	0 0 0 0 0 0 0					
Bill Gullickson, R OBP: 0.129, SLG: 0.148			0-3 K				0-0 FC4			0-0 SH3							2 0 0 0 0 1 2 0 0 0 0 0 0 0 1 1 1 0 0 0 0					
Bryn Smith, R OBP: 0.318, SLG: 0.300							1-2 BB			1-2 1B							1 1 1 0 0 0 0					
<b>Inning Stats</b>	R: 0 E: 1 K: 2 S: 8	H: 0 LOB: 3 BB: 2 P: 16	R: 0 E: 0 K: 2 S: 7	H: 0 LOB: 1 BB: 1 P: 11	R: 0 E: 0 K: 1 S: 5	H: 0 LOB: 1 BB: 1 P: 9	R: 0 E: 0 K: 0 S: 4	H: 1 LOB: 1 BB: 0 P: 4	R: 0 E: 0 K: 0 S: 4	H: 1 LOB: 1 BB: 0 P: 4	R: 0 E: 0 K: 1 S: 6	H: 1 LOB: 3 BB: 1 P: 11	R: 2 E: 1 K: 0 S: 6	H: 3 LOB: 2 BB: 1 P: 10	R: 1 E: 0 K: 0 S: 5	H: 2 LOB: 2 BB: 1 P: 9	R: 0 E: 0 K: 1 S: 6	H: 1 LOB: 1 BB: 0 P: 6	1B: 7 2B: 1 3B: 0 HR: 0	SF: 0 SAC: 1 DP: 0 HBP: 1	WP: 0 PB: 0 SB: 1 CS: 0	PA: 41
<b>PITCHER</b>	IP WLS BF H R ER SO BB IBB HBP BLK WP HR S P ERA WHIP																					
Nolan Ryan, R ERA: 3.36	(1, 1) 6.1 32 6 2 1 7 5 0 0 0 0 0 40 61 1.42 1.737																					
Bert Roberge, R ERA: 4.22	(7, 1) 1.2 L 9 2 1 1 0 0 2 0 0 0 0 0 7 15 5.40 1.200																					

Houston Astros @ Montreal Expos  
Olympic Stadium, Montreal, QB  
Thu Aug 26 1982, 7:05 PM EDT  
Unknown

livebaseballscores.com

AB 32  
R 3  
H 8  
RBI 2  
BB 7  
SO 7  
LOB 28





Batter	1	2	3	4	5	6	7	8	9	AB	R	H	RBI	BB	SO	LOB	TOP											
Dickie Thon, R OBP: 0.316, SLG: 0.393 (1, 6)	F9		F4		F8		2-3		K	5	0	0	0	0	1	6												
Tony Scott, S OBP: 0.273, SLG: 0.302 (1, 8)	6-3			L3	G3				K	4	0	0	0	0	1	1												
Ray Knight, R OBP: 0.362, SLG: 0.418 (1, 3)	F9			F4-3		6-3			1B 2B	4	0	1	0	0	0	0												
Phil Garner, R OBP: 0.305, SLG: 0.432 (1, 4)		F7		1B HR		K			2B 1B	3	1	1	0	1	1	0												
Jose Cruz, L OBP: 0.344, SLG: 0.381 (1, 7)	F4-3			1-2 HR	1B	F2			K	4	1	1	0	0	1	1												
Danny Heep, L OBP: 0.305, SLG: 0.378 (1, 9)	F9			1-2 HR			F8		E3 1B	4	1	1	3	0	0	0												
Art Howe, R OBP: 0.315, SLG: 0.318 (1, 5)					5-3		F8		1-2 1B	4	0	2	0	0	0	0												
Alan Knicely, R OBP: 0.267, SLG: 0.254 Craig Reynolds, L OBP: 0.311, SLG: 0.311 (7, PR) Alan Ashby, S OBP: 0.326, SLG: 0.423 (7, 2)			K			F7			F4	3	0	1	0	0	1	1												
Vern Ruhle, R OBP: 0.222, SLG: 0.125 Frank LaCorte, R (8, 1) Tim Tolman, R (9, PH)			K						F7	2	0	1	0	1	1	1												
<b>Inning Stats</b>	R: 0 E: 0 K: 0 S: 3	H: 0 LOB: 0 BB: 0 P: 3	R: 0 E: 0 K: 0 S: 3	H: 0 LOB: 0 BB: 0 P: 3	R: 0 E: 0 K: 2 S: 8	H: 1 LOB: 1 BB: 0 P: 8	R: 3 E: 0 K: 0 S: 5	H: 2 LOB: 0 BB: 1 P: 9	R: 0 E: 0 K: 0 S: 3	H: 0 LOB: 0 BB: 0 P: 5	R: 0 E: 0 K: 0 S: 5	H: 2 LOB: 2 BB: 0 P: 5	R: 0 E: 0 K: 2 S: 8	H: 2 LOB: 1 BB: 0 P: 8	R: 0 E: 1 K: 1 S: 7	H: 1 LOB: 2 BB: 0 P: 7	1B: 5 2B: 2 3B: 0 HR: 1	SF: 0 SAC: 0 DP: 0 HBP: 0	WP: 0 PB: 0 SB: 0 CS: 0	PA: 37								
<b>PITCHER</b>	IP	WLS	BF	H	R	ER	SO	BB	IBB	HBP	BLK	WP	HR	S	P	ERA	WHIP											
Ray Burris, R ERA: 4.59 Bryn Smith, R ERA: 3.59 Jeff Reardon, R ERA: 2.41 Woodie Fryman, L ERA: 4.2	5.0		20	3	3	3	2	2	0	0	0	0	0	1	22	30	5.40	1.000										

Houston Astros @ Montreal Expos  
Olympic Stadium, Montreal, QB  
Thu Aug 26 1982, 7:05 PM EDT  
Att: 40,128 - Unknown

AB 35  
R 3  
H 8  
RBI 3  
BB 2  
SO 6  
LOB 14



Batter	1	2	3	4	5	6	7	8	9	AB	R	H	RBI	BB	SO	LOB	BOTTOM										
Tim Raines, S OBP: 0.360, SLG: 0.360 (1, 7)	4-3 2B 1B		6-3		G3				E3	4	1	1	0	0	0	1											
Warren Cromartie, L OBP: 0.330, SLG: 0.360 (1, 9)	4-3 1-2		1-3		4-3				G3-2-5-1-6 3-H	4	0	0	0	0	0	3											
Andre Dawson, R OBP: 0.337, SLG: 0.484 (1, 8)	F7		F7			4-3 HR			F2	4	1	1	0	0	0	1											
Al Oliver, L OBP: 0.400, SLG: 0.531 (1, 3)		2H		L6		4-3			HR	4	1	2	1	0	0	1											
Gary Carter, R OBP: 0.391, SLG: 0.560 (1, 2)	F2			6-3		HR			HR	4	2	2	4	0	0	1											
Tim Wallach, R OBP: 0.310, SLG: 0.446 (1, 5)			F9		E1 1B	5-3			K	4	0	0	0	0	1	0											
Chris Speier, R OBP: 0.331, SLG: 0.357 (1, 6)			F9		1-2 1B	5-3			P3	4	0	1	0	0	0	0											
Doug Flynn, R OBP: 0.246, SLG: 0.280 (1, 4)				F7					E8 1B	3	0	2	0	0	0	2											
Ray Burris, R ERA: 4.59 Roy Johnson, L ERA: 2.77, SLG: 0.350 Bryn Smith, R ERA: 3.59 Brad Mills, L OBP: 0.285, SLG: 0.350 Jeff Reardon, R ERA: 2.41 Woodie Fryman, R ERA: 4.55	1.1				1-3				P4	1	0	0	0	0	0	1											
<b>Inning Stats</b>	R: 1 E: 0 K: 0 S: 5	H: 2 LOB: 1 BB: 0 P: 5	R: 0 E: 0 K: 0 S: 4	H: 1 LOB: 0 BB: 0 P: 4	R: 0 E: 0 K: 0 S: 3	H: 0 LOB: 0 BB: 0 P: 3	R: 0 E: 1 K: 0 S: 5	H: 1 LOB: 2 BB: 0 P: 5	R: 0 E: 0 K: 0 S: 3	H: 0 LOB: 0 BB: 0 P: 3	R: 2 E: 0 K: 0 S: 5	H: 2 LOB: 0 BB: 0 P: 5	R: 0 E: 2 K: 0 S: 4	H: 1 LOB: 1 BB: 0 P: 4	R: 2 E: 0 K: 1 S: 7	H: 2 LOB: 2 BB: 0 P: 7	1B: 6 2B: 2 3B: 0 HR: 2	SF: 0 SAC: 0 DP: 1 HBP: 0	WP: 0 PB: 0 SB: 0 CS: 0	PA: 34							
<b>PITCHER</b>	IP	WLS	BF	H	R	ER	SO	BB	IBB	HBP	BLK	WP	HR	S	P	ERA	WHIP										
Vern Ruhle, R ERA: 3.68 Frank LaCorte, R ERA: 4.55	7.1	L	32	9	5	5	0	0	0	0	0	0	0	4	4	0.00	0.000										

Houston Astros @ Montreal Expos  
Olympic Stadium, Montreal, QB  
Thu Aug 26 1982, 7:05 PM EDT  
Att: 40,128 - Unknown

AB 34  
R 5  
H 9  
RBI 5  
BB 0  
SO 1  
LOB 11





Batter	1	2	3	4	5	6	7	8	9	AB	R	H	RBI	BB	SO	LOB	TOP					
Dickie Thon, R OBP: 0.316, SLG: 0.392 (1, 6)										4	1	1	0	0	0	1	<b>Houston Astros @ Montreal Expos</b> Olympic Stadium, Montreal, QB Sat Aug 28 1982, 3:33 AM EDT Att: 38,165 - Unknown					
Tony Scott, S OBP: 0.270, SLG: 0.299 (1, 8)										4	0	0	0	0	2	1						
Ray Knight, R OBP: 0.363, SLG: 0.418 (1, 3)										3	0	1	0	1	0	1						
Phil Garner, R OBP: 0.305, SLG: 0.430 (1, 4)										4	0	1	1	0	0	2						
Jose Cruz, L OBP: 0.343, SLG: 0.380 (1, 7)										4	0	1	0	0	1	3						
Danny Heep, L OBP: 0.310, SLG: 0.382 (1, 9)										4	0	2	0	0	2	1						
Art Howe, R OBP: 0.314, SLG: 0.317 (1, 5)										4	1	1	0	0	1	3						
Luis Pujols, R OBP: 0.226, SLG: 0.305 (1, 2)										3	0	1	1	1	1	2						
Joe Niekro, R OBP: 0.101, SLG: 0.118 (1, 1)										4	0	0	0	0	0	3						
<b>Inning Stats</b>	R: 0 E: 0 K: 1 S: 5	H: 0 LOB: 0 BB: 0 P: 5	R: 0 E: 0 K: 2 S: 8	H: 1 LOB: 1 BB: 0 P: 8	R: 0 E: 0 K: 0 S: 2	H: 0 LOB: 0 BB: 1 P: 6	R: 0 E: 1 K: 0 S: 4	H: 0 LOB: 1 BB: 0 P: 4	R: 1 E: 0 K: 1 S: 7	H: 2 LOB: 1 BB: 0 P: 7	R: 0 E: 0 K: 1 S: 3	H: 1 LOB: 1 BB: 0 P: 3	R: 0 E: 0 K: 1 S: 6	H: 1 LOB: 1 BB: 0 P: 6	R: 1 E: 0 K: 1 S: 7	H: 2 LOB: 2 BB: 1 P: 11	R: 0 E: 0 K: 1 S: 6	H: 1 LOB: 1 BB: 0 P: 6	1B: 7 2B: 0 3B: 1 HR: 0	SF: 0 SAC: 0 DP: 0 HBP: 0	WP: 1 PB: 0 SB: 1 CS: 2	PA: 36
<b>PITCHER</b>	IP	WLS	BF	H	R	ER	SO	BB	IBB	HBP	BLK	WP	HR	S	P	ERA	WHIP					
Charlie Lea, R ERA: 3.17 (1, 1)	7.2	L	31	7	2	2	6	1	1	0	0	1	0	41	49	2.35	1.043					
Woodie Fryman, L ERA: 4.15 (8, 1)	0.1		1	0	0	0	0	0	0	0	0	0	0	1	1	0.00	0.000					
Jeff Reardon, R ERA: 2.38 (9, 1)	1.0		4	1	0	0	1	0	0	0	0	0	0	6	6	0.00	1.000					

Batter	1	2	3	4	5	6	7	8	9	AB	R	H	RBI	BB	SO	LOB	BOTTOM					
Tim Raines, S OBP: 0.359, SLG: 0.361 (1, 7)										4	0	1	0	0	0	1	<b>Houston Astros @ Montreal Expos</b> Olympic Stadium, Montreal, QB Sat Aug 28 1982, 3:33 AM EDT Att: 38,165 - Unknown					
Warren Cromartie, L OBP: 0.333, SLG: 0.363 (1, 9)										3	0	2	0	1	0	1						
Joel Youngblood, R OBP: 0.300, SLG: 0.327 (9, PR)										0	0	0	0	0	0	0						
Andre Dawson, R OBP: 0.336, SLG: 0.482 (1, 8)										4	0	1	0	0	1	3						
Al Oliver, L OBP: 0.397, SLG: 0.527 (1, 3)										4	0	0	0	0	2	2						
Gary Carter, R OBP: 0.391, SLG: 0.557 (1, 2)										2	0	0	0	1	1	1						
Tim Lincecum, R OBP: 0.310, SLG: 0.445 (1, 5)										3	0	1	0	0	0	1						
Chris Speier, R OBP: 0.329, SLG: 0.355 (1, 6)										3	0	0	0	0	0	2						
Doug Flynn, R OBP: 0.245, SLG: 0.279 (1, 4)										1	0	0	0	0	0	0						
Bryan Little, S OBP: 0.333, SLG: 0.318 (6, PH)										2	0	1	0	0	0	1						
Charlie Lea, R OBP: 0.179, SLG: 0.151 (1, 1)										2	0	0	0	0	0	0						
Woodie Fryman, R OBP: 0.167, SLG: 0.167 (8, 1)										0	0	0	0	0	0	0						
Jerry White, S OBP: 0.305, SLG: 0.404 (6, PH)										1	0	0	0	0	0	1						
Jeff Reardon, R OBP: 0.111, SLG: 0.222 (9, 1)										0	0	0	0	0	0	0						
<b>Inning Stats</b>	R: 0 E: 0 K: 0 S: 2	H: 0 LOB: 0 BB: 1 P: 6	R: 0 E: 0 K: 1 S: 5	H: 0 LOB: 1 BB: 1 P: 9	R: 0 E: 0 K: 0 S: 3	H: 0 LOB: 0 BB: 0 P: 3	R: 0 E: 0 K: 1 S: 6	H: 2 LOB: 1 BB: 0 P: 6	R: 0 E: 0 K: 0 S: 3	H: 1 LOB: 0 BB: 0 P: 3	R: 0 E: 0 K: 1 S: 6	H: 1 LOB: 1 BB: 0 P: 6	R: 0 E: 0 K: 1 S: 5	H: 0 LOB: 0 BB: 0 P: 5	R: 0 E: 0 K: 0 S: 4	H: 1 LOB: 1 BB: 0 P: 4	R: 0 E: 0 K: 0 S: 3	H: 1 LOB: 1 BB: 0 P: 3	1B: 5 2B: 1 3B: 0 HR: 0	SF: 0 SAC: 0 DP: 3 HBP: 0	WP: 1 PB: 1 SB: 0 CS: 0	PA: 31
<b>PITCHER</b>	IP	WLS	BF	H	R	ER	SO	BB	IBB	HBP	BLK	WP	HR	S	P	ERA	WHIP					
Joe Niekro, R ERA: 2.73 (1, 1)	9.0	W	31	6	0	0	4	2	0	0	0	1	0	37	45	0.00	0.889					



Batter	1	2	3	4	5	6	7	8	9	AB	R	H	RBI	BB	SO	LOB	TOP			
Dickie Thon, R OBP: 0.314, SLG: 0.389	0-0 5-3		0-0 1B		0-0 P4		0-3 K		0-3 K	5	1	1	0	0	2	1				
Tony Scott, S OBP: 0.286, SLG: 0.296	0-3 K		0-3 K		0-0 P6		0-0 1-3			4	0	0	0	0	2	1				
Ray Knight, R OBP: 0.364, SLG: 0.421	0-0 6-3		0-0 1B		0-0 1B		0-0 4-3			4	1	2	0	0	0	0				
Phil Garner, R OBP: 0.308, SLG: 0.433		0-0 1B	0-0 E8		0-0 1B			0-3 K		4	1	3	1	0	1	0				
Jose Cruz, L OBP: 0.345, SLG: 0.380		0-0 1B	0-0 6-3		0-0 1B			0-0 5-3		3	0	1	0	1	0	1				
Alan Ashby, S OBP: 0.325, SLG: 0.420		0-0 1B		0-3 K	0-0 F9			0-0 4-3		4	0	1	1	0	1	3				
Danny Heep, L OBP: 0.314, SLG: 0.385		0-0 F8		0-0 1B		0-0 4-3			0-0 1B	4	0	2	0	0	0	1				
Art Howe, R OBP: 0.314, SLG: 0.319		0-0 5-3		0-0 2B		0-0 5-3			0-0 F9	4	0	1	0	0	0	2				
Bob Knepper, L OBP: 0.120, SLG: 0.065			0-3 K		0-0 P5				0-3 K	3	0	0	0	0	2	1				
Harry Spilman, L OBP: 0.222, SLG: 0.308				0-0 P5		0-3 K			0-3 K	1	0	0	0	0	1	1				
<b>Inning Stats</b>	R: 0 E: 0 K: 1 S: 5	H: 0 LOB: 0 BB: 0 P: 5	R: 1 E: 0 K: 0 S: 5	H: 3 LOB: 1 BB: 0 P: 5	R: 2 E: 1 K: 2 S: 10	H: 3 LOB: 1 BB: 0 P: 10	R: 0 E: 0 K: 1 S: 6	H: 2 LOB: 1 BB: 0 P: 6	R: 0 E: 0 K: 1 S: 5	H: 0 LOB: 0 BB: 0 P: 5	R: 0 E: 0 K: 1 S: 5	H: 0 LOB: 0 BB: 0 P: 5	R: 0 E: 0 K: 1 S: 5	H: 0 LOB: 0 BB: 0 P: 5	R: 0 E: 0 K: 2 S: 8	H: 1 LOB: 1 BB: 0 P: 8	1B: 9 2B: 2 3B: 0 HR: 0	SF: 0 SAC: 0 DP: 0 HBP: 0	WP: 0 PB: 0 SB: 0 CS: 1	PA: 37
<b>PITCHER</b>	IP WLS BF H R ER SO BB IBB HBP BLK WP HR S P ERA WHIP	IP WLS BF H R ER SO BB IBB HBP BLK WP HR S P ERA WHIP																		
Scott Sanderson, R ERA: 3.44	(1, 1)	6.0	W	27	10	3	2	5	0	0	0	0	0	0	0	0	36	40	3.00	1.667
Bryn Smith, R ERA: 3.39	(7, 1)	3.0	S	10	1	0	0	4	0	0	0	0	0	0	0	18	18	0.00	0.333	

Houston Astros @ Montreal Expos  
Olympic Stadium, Montreal, QB  
Sun Aug 29 1982, 3:33 AM EDT  
Att: 38,336 - Unknown

AB	36
R	3
H	11
RBI	2
BB	1
SO	9
LOB	11



Batter	1	2	3	4	5	6	7	8	9	AB	R	H	RBI	BB	SO	LOB	BOTTOM			
Tim Raines, S OBP: 0.361, SLG: 0.365	0-0 WP	0-0 SH5-4		0-0 S		0-0 F8				3	1	2	0	0	0	0				
Joel Youngblood, R OBP: 0.296, SLG: 0.324	0-0 1-3	0-0 SF9		0-0 P4			0-3 K			3	0	0	1	0	1	2				
Andre Dawson, R OBP: 0.337, SLG: 0.488	0-0 6-3	0-0 HR		0-0 S			0-3 K			3	1	1	3	1	1	0				
Al Oliver, L OBP: 0.400, SLG: 0.531	0-0 WP	0-0 1B		0-3 K			0-0 FC5-4			4	0	3	0	0	1	2				
Gary Carter, R OBP: 0.390, SLG: 0.553	0-0 WP	0-0 F7			0-0 6-3			0-0 FC5-4		3	0	0	0	1	0	2				
Tim Lincecum, R OBP: 0.312, SLG: 0.451	0-0 1B		0-0 F7		0-0 5-3			0-0 HR		3	1	1	1	1	0	0				
Chris Speier, R OBP: 0.326, SLG: 0.351	0-0 F8		0-0 5-3		0-3 K			0-0 P4		4	0	0	0	0	1	3				
Bryan Little, S OBP: 0.321, SLG: 0.280		0-0 SH5-4	0-0 F3			0-3 K		0-0 5-3		3	1	0	0	1	1	0				
Scott Sanderson, R OBP: 0.170, SLG: 0.178		0-0 SH		0-3 K				0-3 K2-3		1	1	0	0	0	1	0				
Dan Norman, R OBP: 0.304, SLG: 0.371		0-0 SH								1	0	0	0	0	0	0				
Bryn Smith, R ERA: 3.39	(7, 1)	3.0	S	10	1	0	0	4	0	0	0	0	0	0	18	18	0.00	0.333		
<b>Inning Stats</b>	R: 1 E: 0 K: 0 S: 5	H: 2 LOB: 3 BB: 2 P: 13	R: 3 E: 0 K: 0 S: 6	H: 2 LOB: 1 BB: 1 P: 10	R: 0 E: 0 K: 0 S: 3	H: 0 LOB: 0 BB: 0 P: 3	R: 0 E: 0 K: 2 S: 8	H: 1 LOB: 2 BB: 1 P: 12	R: 0 E: 0 K: 1 S: 5	H: 0 LOB: 0 BB: 0 P: 5	R: 0 E: 0 K: 1 S: 5	H: 0 LOB: 0 BB: 0 P: 5	R: 0 E: 0 K: 2 S: 8	H: 1 LOB: 1 BB: 0 P: 8	R: 1 E: 0 K: 1 S: 6	H: 1 LOB: 0 BB: 0 P: 6	1B: 3 2B: 2 3B: 0 HR: 2	SF: 1 SAC: 2 DP: 0 HBP: 0	WP: 2 PB: 0 SB: 3 CS: 0	PA: 36
<b>PITCHER</b>	IP WLS BF H R ER SO BB IBB HBP BLK WP HR S P ERA WHIP	IP WLS BF H R ER SO BB IBB HBP BLK WP HR S P ERA WHIP																		
Bob Knepper, L ERA: 4.74	(1, 1)	8.0	L	36	7	5	5	7	4	0	0	0	0	0	2	2	46	62	5.62	1.375

Houston Astros @ Montreal Expos  
Olympic Stadium, Montreal, QB  
Sun Aug 29 1982, 3:33 AM EDT  
Att: 38,336 - Unknown

AB	29
R	5
H	7
RBI	5
BB	4
SO	7
LOB	9





Batter	1	2	3	4	5	6	7	8	9	AB	R	H	RBI	BB	SO	LOB	TOP
Dickie Thon, R OBP: 0.316, SLG: 0.398 (1, 6)	0-0 5-3 1B		0-0 1B			0-0 HR		0-0 F8		4	1	2	1	0	0	2	
Tony Scott, S OBP: 0.286, SLG: 0.296 (1, 8)	0-0 4-3		0-0 G3			0-0 4-3		0-0 1B 1B		4	1	1	1	0	0	1	
Ray Knight, R OBP: 0.365, SLG: 0.420 (1, 3)	4-0 BB			0-0 F8		0-0 F8		0-0 1B		3	0	1	2	1	0	0	
Phil Garner, R OBP: 0.306, SLG: 0.429 (1, 4)	0-0 F9			0-0 F8			0-0 3-1	0-0 5-3 1B		4	0	0	0	0	0	2	
Jose Cruz, L OBP: 0.344, SLG: 0.377 (1, 7)		0-0 6-3		0-0 G1			4-0 F8-4 BB		0-0 F9	3	0	0	0	1	0	0	
Alan Ashby, S OBP: 0.321, SLG: 0.414 (1, 2)	0-0 F9				0-0 P4		0-0 F8-4 1-2		0-0 F9	4	0	0	0	0	0	1	
Danny Heep, L OBP: 0.307, SLG: 0.375 (1, 9)					0-0 L4			0-0 4-3	0-0 F7	4	0	0	0	0	0	0	
Denny Walling, L OBP: 0.310, SLG: 0.268 (9, 9)										0	0	0	0	0	0	0	
Art Howe, R OBP: 0.314, SLG: 0.319 (1, 5)			0-0 5-3							3	0	1	0	0	0	0	
Craig Reynolds, L OBP: 0.311, SLG: 0.311 (8, PR) (8, 5)					0-0 P4			0-0 1B 1B		0	1	0	0	0	0	0	
Michael LaCoss, R OBP: 0.250, SLG: 0.250 (1, 1)								0-0 1B 1B		1	0	0	0	0	0	0	
Terry Puhl, L OBP: 0.333, SLG: 0.387 (6, PH)			0-0 L6					0-0 1B 1B		1	0	0	0	0	1	0	
Frank LaCorte, R (6, 1)										0	0	0	0	0	0	0	
Harry Spilman, L OBP: 0.250, SLG: 0.333 (8, PH)								0-0 1B 1B		1	1	1	0	0	0	0	
Dave Smith, R (8, 1)										0	0	0	0	0	0	0	
<b>Inning Stats</b>	R: 0 E: 0 K: 0 S: 3	H: 0 LOB: 1 BB: 1 P: 7	R: 0 E: 0 K: 0 S: 3	H: 0 LOB: 0 BB: 0 P: 3	R: 0 E: 0 K: 0 S: 4	H: 1 LOB: 1 BB: 0 P: 4	R: 0 E: 0 K: 0 S: 3	H: 0 LOB: 0 BB: 0 P: 3	R: 0 E: 0 K: 0 S: 3	H: 0 LOB: 0 BB: 1 P: 6	R: 3 E: 0 K: 0 S: 7	H: 4 LOB: 1 BB: 0 P: 7	R: 0 E: 0 K: 0 S: 3	H: 0 LOB: 0 BB: 0 P: 3	1B: 5 2B: 1 3B: 0 HR: 1	SF: 0 SAC: 0 DP: 1 HBP: 0	WP: 0 PA: 34 PB: 0 SB: 0 CS: 0
<b>PITCHER</b> Craig Swan, R ERA: 3.59 (1, 1)	IP: 9.0 WLS: L BF: 34 H: 6 R: 4 ER: 4 SO: 1 BB: 2 IBB: 0 HBP: 0 BLK: 0 WP: 0 HR: 1 S: 34 P: 42 ERA: 4.00 WHIP: 0.889																

Houston Astros @ New York Mets  
Shea Stadium, Flushing, NY  
Mon Aug 30 1982, 7:05 PM EDT  
Att: 8,497 - Unknown

AB 32  
R 4  
H 6  
RBI 4  
BB 2  
SO 1  
LOB 6



Batter	1	2	3	4	5	6	7	8	9	AB	R	H	RBI	BB	SO	LOB	BOTTOM		
Mookie Wilson, S OBP: 0.316, SLG: 0.365 (1, 8)	0-0 E3 FC 1B		0-0 F8		0-0 E6 FC4-6		0-0 S 1B		0-3 K	5	1	2	0	0	1	1			
Bob Bailor, R OBP: 0.305, SLG: 0.315 (1, 6) (9, 4)	0-0 4-3		4-0 BLK 5-3 1B BB		0-0 FC4-6 S		0-0 F7 1-2		0-0 P6	4	1	0	0	1	0	4			
Ellis Valentine, R OBP: 0.292, SLG: 0.403 (1, 9)	0-0 FC F8 1B		0-0 5-3		0-0 1-3		0-0 F8			4	0	0	1	0	0	4			
Dave Kingman, R OBP: 0.284, SLG: 0.443 (1, 3)	0-0 1-2 1B		0-0 2H 1B		0-0 5-3			0-3 K		4	0	2	1	0	1	2			
Rusty Staub, L OBP: 0.311, SLG: 0.351 (1, 7)	0-0 F8 2-3		0-0 F9			0-0 F7		0-0 F8		4	0	0	0	0	0	3			
Hubie Brooks, R OBP: 0.323, SLG: 0.344 (1, 5)	0-0 F8			0-0 F8		0-0 F8		0-0 1B 1B		4	0	1	0	0	0	2			
Ron Hodges, L OBP: 0.374, SLG: 0.370 (1, 2)		0-3 K		0-0 F7		4-0 BB		0-0 1B 1B		3	0	1	0	1	1	0			
Brian Giles, R OBP: 0.340, SLG: 0.404 (1, 4)		0-0 6-3		0-0 F8		0-0 G3		0-0 F8		3	0	0	0	0	0	1			
George Foster, R OBP: 0.319, SLG: 0.374 (8, PH)										1	0	0	0	0	0	2			
Ron Gardenhire, R OBP: 0.272, SLG: 0.293 (9, 6)										0	0	0	0	0	0	0			
Craig Swan, R OBP: 0.282, SLG: 0.294 (1, 1)		0-0 F9			4-0 FC4-6 E BB				0-0 F7	2	0	0	0	1	0	0			
Mike Jorgensen, L OBP: 0.361, SLG: 0.337 (9, PH)										1	0	0	0	0	0	0			
<b>Inning Stats</b>	R: 1 E: 1 K: 0 S: 6	H: 2 LOB: 2 BB: 0 P: 6	R: 0 E: 0 K: 1 S: 5	H: 0 LOB: 0 BB: 0 P: 5	R: 1 E: 0 K: 0 S: 4	H: 1 LOB: 1 BB: 1 P: 8	R: 0 E: 0 K: 0 S: 3	H: 0 LOB: 0 BB: 0 P: 3	R: 0 E: 0 K: 0 S: 4	H: 0 LOB: 1 BB: 1 P: 7	R: 0 E: 0 K: 0 S: 4	H: 1 LOB: 1 BB: 0 P: 4	R: 0 E: 0 K: 1 S: 7	H: 2 LOB: 2 BB: 0 P: 7	R: 0 E: 0 K: 1 S: 5	H: 0 LOB: 0 BB: 0 P: 5	1B: 6 2B: 0 3B: 0 HR: 0	SF: 0 SAC: 0 DP: 0 HBP: 0	WP: 0 PA: 38 PB: 0 SB: 2 CS: 0
<b>PITCHER</b> Michael LaCoss, R ERA: 3.27 (1, 1)	IP: 5.0 WLS: W BF: 22 H: 3 R: 2 ER: 2 SO: 2 BB: 2 IBB: 0 HBP: 0 BLK: 0 WP: 0 HR: 0 S: 22 P: 30 ERA: 3.60 WHIP: 1.000																		
Frank LaCorte, R ERA: 4.4 (6, 1)	IP: 2.0 WLS: W BF: 8 H: 1 R: 0 ER: 0 SO: 0 BB: 1 IBB: 0 HBP: 0 BLK: 0 WP: 0 HR: 0 S: 7 P: 11 ERA: 0.00 WHIP: 1.000																		
Dave Smith, R ERA: 4.42 (8, 1)	IP: 2.0 WLS: S BF: 8 H: 2 R: 0 ER: 0 SO: 2 BB: 0 IBB: 0 HBP: 0 BLK: 0 WP: 0 HR: 0 S: 12 P: 12 ERA: 0.00 WHIP: 1.000																		

Houston Astros @ New York Mets  
Shea Stadium, Flushing, NY  
Mon Aug 30 1982, 7:05 PM EDT  
Att: 8,497 - Unknown

AB 35  
R 2  
H 6  
RBI 2  
BB 3  
SO 3  
LOB 19





Batter	1	2	3	4	5	6	7	8	9	AB R H RBI BB SO LOB	TOP									
Dickie Thon, R OBP: 0.317, SLG: 0.401	0-0 BLK 4-3 2B		0-3 K			0-0 5-3	0-0 1-3		0-0 1B 2-3 1B	5 1 2 0 0 1 3	Houston Astros @ New York Mets Shea Stadium, Flushing, NY Tue Aug 31 1982, 7:05 PM EDT Att: 9,577 - Unknown  livebaseballscores.com									
Tony Scott, S OBP: 0.287, SLG: 0.295	0-0 4-3 2H			0-0 4-3		0-0 4-3		0-0 5-3	0-0 1B 1-3 3H 0-0	5 0 1 2 0 0 0										
Ray Knight, R OBP: 0.362, SLG: 0.416	0-0 5-3			0-0 F7			0-0 4-3	0-0 5-3	0-0 F9	5 0 0 0 0 0 2										
Phil Garner, R OBP: 0.309, SLG: 0.431	0-0 F8			4-0 BB			0-0 1B 1B	0-0 BB 1B		3 1 2 0 1 0 0										
Jose Cruz, L OBP: 0.345, SLG: 0.377		0-0 1-3		0-0 L3			0-0 1B 1B	4-0 1B BB		3 1 1 0 1 0 1										
Alan Ashby, S OBP: 0.320, SLG: 0.411		0-0 3-1			0-0 F9		0-0 2B 1B	0-0 BB 4-3		4 0 1 1 0 0 2										
Danny Heep, L OBP: 0.313, SLG: 0.387		0-0 G3			0-0 G6-4-3 1B		0-0 2B 1-3 2H		0-3 K	3 0 2 1 0 0 0										
Denny Walling, L OBP: 0.308, SLG: 0.266									0-3 K	1 0 0 0 0 1 0										
Art Howe, R OBP: 0.316, SLG: 0.320			0-0 5-3		0-0 G6-4-3 1-2		4-0 IBB		0-0 1B SH3-4 1B	3 1 1 0 1 0 1										
Nolan Ryan, R OBP: 0.192, SLG: 0.132			0-0 6-3			0-0 F8	0-3 K		0-0 SH3-4 1-2	3 0 0 0 0 1 3										
<b>Inning Stats</b>	R: 1 E: 0 K: 0 S: 4	H: 1 LOB: 0 BB: 0 P: 4	R: 0 E: 0 K: 0 S: 3	H: 0 LOB: 0 BB: 0 P: 3	R: 0 E: 0 K: 1 S: 5	H: 0 LOB: 0 BB: 1 P: 5	R: 0 E: 0 K: 0 S: 3	H: 1 LOB: 0 BB: 0 P: 7	R: 0 E: 0 K: 0 S: 3	H: 0 LOB: 0 BB: 0 P: 3	R: 2 E: 0 K: 1 S: 9	H: 4 LOB: 3 BB: 1 P: 13	R: 0 E: 0 K: 0 S: 4	H: 1 LOB: 2 BB: 1 P: 8	R: 1 E: 0 K: 1 S: 8	H: 3 LOB: 2 BB: 0 P: 8	1B: 8 2B: 2 3B: 0 HR: 0	SF: 0 SAC: 1 DP: 1 HBP: 0	WP: 0 PB: 0 SB: 0 CS: 0	PA: 39
<b>PITCHER</b>	IP WLS BF H R ER SO BB IBB HBP BLK WP HR S P ERA WHIP											IP WLS BF H R ER SO BB IBB HBP BLK WP HR S P ERA WHIP								
Ed Lynch, R ERA: 3.48	(1, 1) 8.0 L 33 7 3 3 2 2 1 0 0 0 0 0 34 46 3.38 1.125																			
Charlie Puleo, R ERA: 4.65	(9, 1) 1.0 6 3 1 1 1 0 0 0 0 0 0 8 8 9.00 3.000																			

Batter	1	2	3	4	5	6	7	8	9	AB R H RBI BB SO LOB	BOTTOM									
Mookie Wilson, S OBP: 0.313, SLG: 0.362	0-3 K		0-3 K			0-0 6-3		0-3 K		4 0 0 0 0 3 2	Houston Astros @ New York Mets Shea Stadium, Flushing, NY Tue Aug 31 1982, 7:05 PM EDT Att: 9,577 - Unknown  livebaseballscores.com									
Bob Bailor, R OBP: 0.304, SLG: 0.314	0-0 F9			0-0 5-3		0-0 F9		0-0 FC5-4 1B		4 0 1 0 0 0 0										
Rusty Staub, L OBP: 0.315, SLG: 0.347	4-0 BB			4-0 BB		0-0 F7		0-0 F7		2 0 0 0 2 0 1										
Dave Kingman, R OBP: 0.283, SLG: 0.440	0-3 K			0-0 F7		4-0 G5-4-3 BB		0-0 F8		3 0 0 0 1 1 3										
George Foster, R OBP: 0.316, SLG: 0.371		0-0 6-3		0-0 F8		0-0 G5-4-3 1-2		0-0 FC5-4 1-2		4 0 0 0 0 0 3										
Hubie Brooks, R OBP: 0.320, SLG: 0.341		0-0 6-3			0-0 F9		0-0 E2 1B			3 0 0 0 0 0 0										
Ron Hodges, L OBP: 0.374, SLG: 0.369		0-0 F7			0-3 K		0-0 1B			3 0 1 0 0 1 0										
Brian Giles, R OBP: 0.321, SLG: 0.380			0-3 K		0-0 F8		0-0 F7			3 0 0 0 0 1 2										
Ed Lynch, R			0-3 K			0-3 K		0-3 K		2 0 0 0 0 2 0										
Mike Jorgensen, L OBP: 0.358, SLG: 0.333										1 0 0 0 0 1 2										
Charlie Puleo, R OBP: 0.152, SLG: 0.114										0 0 0 0 0 0 0										
<b>Inning Stats</b>	R: 0 E: 0 K: 2 S: 7	H: 0 LOB: 1 BB: 1 P: 11	R: 0 E: 0 K: 0 S: 3	H: 0 LOB: 0 BB: 0 P: 3	R: 0 E: 0 K: 3 S: 9	H: 0 LOB: 0 BB: 0 P: 9	R: 0 E: 0 K: 0 S: 3	H: 0 LOB: 1 BB: 1 P: 7	R: 0 E: 0 K: 1 S: 5	H: 0 LOB: 0 BB: 0 P: 5	R: 0 E: 0 K: 1 S: 2	H: 0 LOB: 0 BB: 0 P: 6	R: 0 E: 1 K: 2 S: 9	H: 1 LOB: 2 BB: 0 P: 9	R: 0 E: 0 K: 0 S: 4	H: 1 LOB: 1 BB: 0 P: 4	1B: 2 2B: 0 3B: 0 HR: 0	SF: 0 SAC: 0 DP: 1 HBP: 0	WP: 0 PB: 0 SB: 0 CS: 0	PA: 32
<b>PITCHER</b>	IP WLS BF H R ER SO BB IBB HBP BLK WP HR S P ERA WHIP											IP WLS BF H R ER SO BB IBB HBP BLK WP HR S P ERA WHIP								
Nolan Ryan, R ERA: 3.22	(1, 1) 9.0 W 32 2 0 0 9 3 0 0 0 0 0 0 47 59 0.00 0.556																			



Batter	1	2	3	4	5	6	7	8	9	AB	R	H	RBI	BB	SO	LOB	TOP			
Dickie Thon, R OBP: 0.316, SLG: 0.399	F8			6-3	P5			FC5-4 1B		4	0	1	0	0	0	3				
Tony Scott, S OBP: 0.287, SLG: 0.294	6-3						F8	FC5-4 G4-6-3		4	0	1	0	0	0	2				
Ray Knight, R OBP: 0.359, SLG: 0.413	K			P5			4-3	G4-6-3		4	0	0	0	0	1	3				
Phil Garner, R OBP: 0.309, SLG: 0.431		K		F9					K	4	0	1	0	0	2	1				
Jose Cruz, L OBP: 0.346, SLG: 0.377		F7-6-3 BB			FC5-4 1B		F7		F7	3	0	1	0	1	0	1				
Alan Ashby, S OBP: 0.318, SLG: 0.420		F7-6-3			FC5-4 FC6-4		5-3		HR	4	1	1	1	0	0	2				
Danny Heep, L OBP: 0.312, SLG: 0.395			4-3		FC6-4 BB WP		FC8-2 3B		K	4	0	1	0	0	1	1				
Art Howe, R OBP: 0.316, SLG: 0.318			K		BB		FC8-2			2	0	0	0	1	1					
Vern Ruhle, R OBP: 0.216, SLG: 0.121				P5				FC5-4 1B		1	0	0	0	0	0	0				
Alan Karpis, R OBP: 0.277, SLG: 0.254										0	0	0	0	0	0	0				
Terry Lundy, L OBP: 0.333, SLG: 0.387										0	0	0	0	0	0	0				
Frank LaCorte, R OBP: 0.333, SLG: 0.387										0	0	0	0	0	0	0				
Tim Tolman, R OBP: 0.333, SLG: 0.387										0	0	0	0	0	0	0				
Tim Tolman, R OBP: 0.333, SLG: 0.387										0	0	0	0	0	0	0				
Bert Roberge, R OBP: 0.333, SLG: 0.387										0	0	0	0	0	0	0				
<b>Inning Stats</b>	R: 0 E: 0 K: 1 S: 5	H: 0 LOB: 0 BB: 0 P: 5	R: 0 E: 0 K: 1 S: 4	H: 0 LOB: 0 BB: 1 P: 8	R: 0 E: 0 K: 1 S: 5	H: 0 LOB: 0 BB: 0 P: 5	R: 0 E: 0 K: 0 S: 4	H: 1 LOB: 1 BB: 0 P: 4	R: 0 E: 0 K: 0 S: 4	H: 1 LOB: 1 BB: 0 P: 4	R: 0 E: 0 K: 0 S: 3	H: 1 LOB: 0 BB: 0 P: 3	R: 0 E: 0 K: 0 S: 3	H: 1 LOB: 1 BB: 1 P: 7	R: 1 E: 0 K: 2 S: 8	H: 1 LOB: 0 BB: 0 P: 8	1B: 3 2B: 3 3B: 1 HR: 1	SF: 0 SAC: 0 DP: 3 HBP: 0	WP: 1 PB: 0 SB: 0 CS: 0	PA: 34
<b>PITCHER</b> Pete Falcone, L ERA: 4.01	IP: 9.0 WLS: W BF: 34 H: 6 R: 1 ER: 1 SO: 5 BB: 4 IBB: 0 HBP: 0 BLK: 0 WP: 1 HR: 1 S: 40 P: 56 ERA: 1.00 WHIP: 1.111																			

Houston Astros @ New York Mets  
Shea Stadium, Flushing, NY  
Wed Sep 01 1982, 7:05 PM EDT  
Att: 4,488 - Unknown

AB 30  
R 1  
H 6  
RBI 1  
BB 4  
SO 5  
LOB 14



Batter	1	2	3	4	5	6	7	8	9	AB	R	H	RBI	BB	SO	LOB	BOTTOM			
Mookie Wilson, S OBP: 0.315, SLG: 0.363	BB 1B	G3-6			5-3 S PB 1B		F8			4	2	2	0	0	0	1				
Bob Bailor, R OBP: 0.304, SLG: 0.312	1B SF7 BB		6-3		5-3		F8			3	1	0	0	1	0	1				
Rusty Staub, L OBP: 0.325, SLG: 0.354	1B							G3		2	1	2	1	1	0	0				
Mike Howard, S OBP: 0.238, SLG: 0.167	1B		HR		BB					1	0	0	0	0	0	0				
Dave Kingman, R OBP: 0.281, SLG: 0.436	K		K		K			F9		4	0	0	0	0	3	4				
Mike Jorgensen, L OBP: 0.336, SLG: 0.333	K		K		K					0	0	0	0	0	0	0				
George Foster, R OBP: 0.318, SLG: 0.379	SF7				K			1B		3	1	2	3	0	1	1				
Ron Hodges, L OBP: 0.376, SLG: 0.373	1B		F8				F8	1B		4	0	2	0	0	0	0				
Hubie Brooks, R OBP: 0.319, SLG: 0.340	1B			4-3			P4	1-3		4	0	1	0	0	0	2				
Ron Gardenhire, R OBP: 0.273, SLG: 0.293		F3			G4-6-3 1B		6-3			3	0	1	0	0	0	0				
Pete Falcone, L OBP: 0.133, SLG: 0.156			G3-6 1B		G4-6-3			K		3	0	1	0	0	1	1				
<b>Inning Stats</b>	R: 2 E: 0 K: 1 S: 8	H: 4 LOB: 3 BB: 1 P: 12	R: 0 E: 0 K: 0 S: 3	H: 1 LOB: 0 BB: 0 P: 3	R: 2 E: 0 K: 1 S: 7	H: 2 LOB: 0 BB: 0 P: 7	R: 0 E: 0 K: 0 S: 3	H: 1 LOB: 0 BB: 0 P: 3	R: 1 E: 0 K: 2 S: 8	H: 1 LOB: 1 BB: 1 P: 12	R: 0 E: 0 K: 0 S: 3	H: 0 LOB: 0 BB: 0 P: 3	R: 0 E: 0 K: 1 S: 5	H: 0 LOB: 0 BB: 0 P: 5	R: 0 E: 0 K: 0 S: 5	H: 2 LOB: 2 BB: 0 P: 5	1B: 10 2B: 0 3B: 0 HR: 1	SF: 1 SAC: 0 DP: 2 HBP: 0	WP: 0 PB: 1 SB: 1 CS: 0	PA: 34
<b>PITCHER</b> Vern Ruhle, R ERA: 3.85	IP: 4.0 WLS: L BF: 18 H: 8 R: 4 ER: 4 SO: 2 BB: 1 IBB: 0 HBP: 0 BLK: 0 WP: 0 HR: 1 S: 21 P: 25 ERA: 9.00 WHIP: 2.250																			
Frank LaCorte, R ERA: 4.19	IP: 3.0 WLS: 11 BF: 1 H: 1 R: 1 ER: 0 SO: 3 BB: 1 IBB: 0 HBP: 0 BLK: 0 WP: 0 HR: 16 S: 20 P: 20 ERA: 0.00 WHIP: 0.667																			
Bert Roberge, R ERA: 4.03	IP: 1.0 WLS: 5 BF: 2 H: 0 R: 0 ER: 0 SO: 0 BB: 0 IBB: 0 HBP: 0 BLK: 0 WP: 0 HR: 5 S: 5 P: 5 ERA: 0.00 WHIP: 2.000																			

Houston Astros @ New York Mets  
Shea Stadium, Flushing, NY  
Wed Sep 01 1982, 7:05 PM EDT  
Att: 4,488 - Unknown

AB 31  
R 5  
H 11  
RBI 4  
BB 2  
SO 5  
LOB 10





Batter	1	2	3	4	5	6	7	8	9	AB	R	H	RBI	BB	SO	LOB	TOP			
Dickie Thon, R OBP: 0.313, SLG: 0.395	F8		K			F9			6-3	4	0	0	0	0	1	0				
Tony Scott, S OBP: 0.264, SLG: 0.291	K				F7	K			K	4	0	0	0	0	3	0				
Ray Knight, R OBP: 0.357, SLG: 0.410	6-3			K			F4			3	0	0	0	0	1	0				
Phil Garner, R OBP: 0.307, SLG: 0.429		K			5-3			K		3	0	0	0	0	2	0				
Jose Cruz, L OBP: 0.344, SLG: 0.374		K				G3			3-1	3	0	0	0	0	1	0				
Danny Heep, L OBP: 0.312, SLG: 0.394						F8		K		3	0	1	0	0	1	0				
Art Howe, R OBP: 0.316, SLG: 0.327									5-3	3	1	1	1	0	0	1				
Luis Pujols, R OBP: 0.222, SLG: 0.299			K							3	0	0	0	0	2	0				
Joe Niekro, R OBP: 0.097, SLG: 0.113			K						5-3	3	0	0	0	0	1	0				
<b>Inning Stats</b>	R: 0 E: 0 K: 1 S: 5	H: 0 LOB: 0 BB: 0 P: 5	R: 0 E: 0 K: 2 S: 8	H: 1 LOB: 1 BB: 0 P: 8	R: 0 E: 0 K: 3 S: 9	H: 0 LOB: 0 BB: 0 P: 9	R: 0 E: 0 K: 1 S: 5	H: 0 LOB: 0 BB: 0 P: 5	R: 1 E: 0 K: 0 S: 4	H: 1 LOB: 0 BB: 0 P: 4	R: 0 E: 0 K: 1 S: 5	H: 0 LOB: 0 BB: 0 P: 5	R: 0 E: 0 K: 2 S: 7	H: 0 LOB: 0 BB: 0 P: 7	R: 0 E: 0 K: 1 S: 5	H: 0 LOB: 0 BB: 0 P: 5	1B: 1 2B: 0 3B: 0 HR: 1	SF: 0 SAC: 0 DP: 0 HBP: 0	WP: 0 PB: 0 SB: 0 CS: 0	PA: 29
<b>PITCHER</b> Steve Carlton, L ERA: 3.37	IP: 9.0 WLS: W BF: 29 H: 2 R: 1 ER: 1 SO: 12 BB: 0 IBB: 0 HBP: 0 BLK: 0 WP: 0 HR: 1 S: 53 P: 53 ERA: 1.00 WHIP: 0.222																			

Houston Astros @ Philadelphia Phillies  
Veterans Stadium, Philadelphia, PA  
Fri Sep 03 1982, 7:05 PM EDT  
Att: 28,320 - Unknown

AB	29
R	1
H	2
RBI	1
BB	0
SO	12
LOB	1



Batter	1	2	3	4	5	6	7	8	9	AB	R	H	RBI	BB	SO	LOB	BOTTOM			
Pete Rose, S OBP: 0.344, SLG: 0.347	5-3		4-3			6-3			6-3	4	0	0	0	0	0	1				
Manny Trillo, R OBP: 0.325, SLG: 0.322	5-3			S	K2-3				F4	3	1	1	0	1	0	0				
Gary Matthews, R OBP: 0.354, SLG: 0.455	K								K	4	0	1	1	0	3	1				
Mike Schmidt, R OBP: 0.419, SLG: 0.575		F4			K2-3				F9	4	1	1	1	0	1	2				
Bo Diaz, R OBP: 0.335, SLG: 0.452		6-3			1-4-3					3	0	1	0	0	0	1				
Gary Maddox, R OBP: 0.308, SLG: 0.446		F3								3	0	0	0	0	0	1				
George Vukovich, L OBP: 0.333, SLG: 0.401			4-3						F7	3	0	0	0	0	0	1				
Ivan De Jesus, R OBP: 0.315, SLG: 0.317			F7			4-3				3	0	0	0	0	0	0				
Steve Carlton, L OBP: 0.205, SLG: 0.277						F6				3	0	1	0	0	0	0				
<b>Inning Stats</b>	R: 0 E: 0 K: 1 S: 5	H: 0 LOB: 0 BB: 0 P: 5	R: 0 E: 0 K: 0 S: 3	H: 0 LOB: 0 BB: 0 P: 3	R: 0 E: 0 K: 0 S: 4	H: 1 LOB: 1 BB: 0 P: 4	R: 0 E: 0 K: 2 S: 8	H: 1 LOB: 1 BB: 0 P: 8	R: 0 E: 0 K: 0 S: 3	H: 1 LOB: 0 BB: 0 P: 3	R: 0 E: 0 K: 0 S: 3	H: 0 LOB: 0 BB: 0 P: 3	R: 0 E: 0 K: 1 S: 5	H: 1 LOB: 0 BB: 0 P: 5	R: 1 E: 0 K: 1 S: 5	H: 1 LOB: 0 BB: 0 P: 5	1B: 3 2B: 1 3B: 0 HR: 1	SF: 0 SAC: 0 DP: 0 HBP: 0	WP: 0 PB: 0 SB: 1 CS: 1	PA: 32
<b>PITCHER</b> Joe Niekro, R ERA: 2.7	IP: 8.2 WLS: L BF: 31 H: 5 R: 2 ER: 2 SO: 4 BB: 1 IBB: 0 HBP: 0 BLK: 0 WP: 0 HR: 1 S: 38 P: 42 ERA: 2.08 WHIP: 0.692																			

Houston Astros @ Philadelphia Phillies  
Veterans Stadium, Philadelphia, PA  
Fri Sep 03 1982, 7:05 PM EDT  
Att: 28,320 - Unknown

AB	30
R	2
H	5
RBI	2
BB	1
SO	4
LOB	7





Batter	1	2	3	4	5	6	7	8	9	AB	R	H	RBI	BB	SO	LOB	TOP					
Dickie Thon, R OBP: 0.310, SLG: 0.390	6-3		K		F4	FC6-4			F8	5	0	0	0	0	1	1						
Tony Scott, S OBP: 0.264, SLG: 0.290	6-3			HR	F7				4-3	5	1	1	1	0	0	0						
Ray Knight, R OBP: 0.360, SLG: 0.417				HR	FC5	BB			F8	3	1	2	2	1	0	0						
Phil Garner, R OBP: 0.307, SLG: 0.426	F8				F7	FC5	BB		5-3	3	0	0	0	1	0	1						
Jose Cruz, L OBP: 0.344, SLG: 0.373		3-1		G1	1B	FC5			F8	4	0	1	0	0	0	2						
Alan Ashby, S OBP: 0.321, SLG: 0.421	4-3			G1	1B	F4			E6	4	0	2	0	0	0	3						
Danny Heep, L OBP: 0.306, SLG: 0.385	K			G1		1-3			K	4	0	0	0	0	2	3						
Art Howe, R OBP: 0.315, SLG: 0.324			6-3			K			F4	3	0	0	0	1	1	1						
Bob Knepper, L OBP: 0.132, SLG: 0.082			3-1		4-3				F8	3	0	1	0	0	0	3						
Michael LaCoss, R OBP: 0.250, SLG: 0.250						FC6-4				0	0	0	0	0	0	0						
Denny Walling, L OBP: 0.306, SLG: 0.264						1B				1	0	0	0	0	0	0						
<b>Inning Stats</b>	R: 0 E: 0 K: 0 S: 4	H: 1 LOB: 1 BB: 0 P: 4	R: 0 E: 0 K: 1 S: 5	H: 0 LOB: 0 BB: 0 P: 5	R: 0 E: 0 K: 1 S: 5	H: 0 LOB: 0 BB: 0 P: 5	R: 2 E: 0 K: 0 S: 7	H: 4 LOB: 3 BB: 1 P: 11	R: 0 E: 0 K: 0 S: 4	H: 0 LOB: 0 BB: 2 P: 12	R: 0 E: 0 K: 1 S: 6	H: 1 LOB: 1 BB: 0 P: 6	R: 0 E: 0 K: 0 S: 3	H: 0 LOB: 0 BB: 0 P: 3	R: 0 E: 1 K: 1 S: 6	H: 1 LOB: 1 BB: 0 P: 6	R: 0 E: 0 K: 0 S: 3	H: 0 LOB: 0 BB: 0 P: 3	1B: 6 2B: 0 3B: 0 HR: 1	SF: 0 SAC: 0 DP: 0 HBP: 0	WP: 0 PB: 0 SB: 0 CS: 0	PA: 38
<b>PITCHER</b>	IP	WLS	BF	H	R	ER	SO	BB	IBB	HBP	BLK	WP	HR	S	P	ERA	WHIP					
Dick Ruthven, R ERA: 3.33	4.2		23	5	2	2	2	2	1	0	0	0	1	24	36	3.86	1.500					
Sid Monge, L ERA: 4.06	3.0	W	11	2	0	0	2	0	0	0	0	0	0	15	15	0.00	0.667					
Ron Reed, R ERA: 2.83	1.1	S	4	0	0	0	0	0	0	0	0	0	0	4	4	0.00	0.000					

Houston Astros @ Philadelphia Phillies  
Veterans Stadium, Philadelphia, PA

AB 35  
R 2  
H 7  
RBI 2  
BB 3  
SO 4  
LOB 14



Sat Sep 04 1982, 3:33 AM EDT  
Att: 35,747 - Unknown

Batter	1	2	3	4	5	6	7	8	9	AB	R	H	RBI	BB	SO	LOB	BOTTOM					
Pete Rose, S OBP: 0.342, SLG: 0.345	5-3	6-3			6-3		4-3			4	0	0	0	0	0	0						
Manny Trillo, R OBP: 0.328, SLG: 0.325	E		G4-6-3			CS			K	3	1	2	0	1	1	0						
Gary Matthews, R OBP: 0.355, SLG: 0.455	E1		G4-6-3			BB			1B	4	2	2	0	0	0	2						
Greg Gross, L OBP: 0.374, SLG: 0.324	2B		1-2			FC6-4			1B	0	0	0	0	0	0	0						
Mike Schmidt, R OBP: 0.420, SLG: 0.573	2B		F8			FC6-4	BB		K	3	1	1	0	1	1	1						
Bo Diaz, R OBP: 0.338, SLG: 0.456	WP			K		FC6-4			FC5-4	3	0	2	3	1	1	0						
Garry Maddox, R OBP: 0.304, SLG: 0.440	K			1-3		FC6-4	BB		FC5-4	4	0	0	1	0	1	5						
Bill Robinson, R OBP: 0.293, SLG: 0.444						1-2				2	0	0	0	0	0	1						
Bob Dernier, R OBP: 0.318, SLG: 0.323	5-3				F3		F4			1	0	0	0	0	0	2						
Ivan De Jesus, R OBP: 0.313, SLG: 0.315		4-3			6-3		F7			3	0	0	0	0	0	0						
Dick Ruthven, R OBP: 0.097, SLG: 0.148									4-3	1	0	0	0	0	1	0						
Sid Monge, S OBP: 0.222, SLG: 0.125										2	0	0	0	0	1	0						
Ron Reed, R OBP: 0.385, SLG: 0.400										0	0	0	0	0	0	0						
<b>Inning Stats</b>	R: 3 E: 1 K: 1 S: 8	H: 2 LOB: 1 BB: 1 P: 12	R: 0 E: 0 K: 1 S: 5	H: 0 LOB: 0 BB: 0 P: 5	R: 0 E: 0 K: 1 S: 5	H: 0 LOB: 0 BB: 1 P: 6	R: 0 E: 0 K: 1 S: 5	H: 0 LOB: 0 BB: 0 P: 5	R: 0 E: 0 K: 0 S: 3	H: 3 LOB: 2 BB: 1 P: 9	R: 0 E: 0 K: 2 S: 9	H: 0 LOB: 0 BB: 0 P: 3	R: 0 E: 0 K: 2 S: 9	H: 2 LOB: 2 BB: 0 P: 9	R: 0 E: 0 K: 0 S: 0	H: 0 LOB: 0 BB: 0 P: 0	1B: 6 2B: 1 3B: 0 HR: 0	SF: 0 SAC: 0 DP: 1 HBP: 0	WP: 1 PB: 0 SB: 0 CS: 1	PA: 33		
<b>PITCHER</b>	IP	WLS	BF	H	R	ER	SO	BB	IBB	HBP	BLK	WP	HR	S	P	ERA	WHIP					
Bob Knepper, L ERA: 4.75	5.1	L	23	5	4	3	4	3	0	0	0	0	0	28	40	5.06	1.500					
Michael LaCoss, R ERA: 3.16	2.2		10	2	0	0	2	0	0	0	0	0	0	14	14	0.00	0.750					

Houston Astros @ Philadelphia Phillies  
Veterans Stadium, Philadelphia, PA

AB 30  
R 4  
H 7  
RBI 4  
BB 3  
SO 6  
LOB 11



Sat Sep 04 1982, 3:33 AM EDT  
Att: 35,747 - Unknown



Batter	1	2	3	4	5	6	7	8	9	AB	R	H	RBI	BB	SO	LOB	TOP										
Dickie Thon, R OBP: 0.313, SLG: 0.391	4-0 HBP BB	0-0 F8		0-0 S 1B		0-0 1-2 2-3 3-H 1B		0-0 F3		4	0	2	1	1	0	3											
Tony Scott, S OBP: 0.281, SLG: 0.288	0-3 K		0-0 1-3	0-0 3-1		0-0 SF7		0-0 4-3		3	0	0	1	0	1	2											
Scott Loucks, R OBP: 0.105, SLG: 0.056										0	0	0	0	0	0	0											
Terry Puhl, L OBP: 0.333, SLG: 0.386										1	0	0	0	0	0	0											
Ray Knight, R OBP: 0.359, SLG: 0.414	0-0 F7		4-0 1B 2B BB		0-0 F7	0-0 F7		0-0 6-3		4	1	0	0	1	0	3											
Phil Garner, R OBP: 0.309, SLG: 0.427	1-0 HBP		0-0 2B 1B		0-0 CS 1B		0-0 4-3		0-0 F8	4	0	2	0	0	0	0											
Jose Cruz, L OBP: 0.343, SLG: 0.374	0-0 4-3		0-0 1-3 2-H 2B		0-3 K		0-0 G3			4	0	1	1	0	1	3											
Alan Ashby, S OBP: 0.327, SLG: 0.425		4-0 1B BB	4-0 G6-4-3 BB		0-0 1B 2B		0-0 5-3			2	1	1	0	2	0	0											
Danny Heep, L OBP: 0.311, SLG: 0.383		4-0 1B BB	0-0 G6-4-3		4-0 1B 1B IBB		4-0 BB			1	1	0	0	2	0	3											
Denny Walling, L OBP: 0.311, SLG: 0.264		1-2 BB	1-2 BB							0	0	0	0	1	0	0											
Art Howe, R OBP: 0.315, SLG: 0.323		0-0 F3		0-0 F7		0-0 1B 1B		0-3 K		4	0	1	0	0	1	3											
Nolan Ryan, R OBP: 0.197, SLG: 0.141		0-0 2		0-3 K		0-3 K		0-0 F6		3	0	1	0	0	2	3											
Harry Spilman, L OBP: 0.241, SLG: 0.321		1-2 2-H 1B								1	0	0	0	0	0	1											
Dave Smith, R OBP: 0.333, SLG: 0.386										0	0	0	0	0	0	0											
<b>Inning Stats</b>	R: 0 E: 0 K: 1 S: 5	H: 0 LOB: 2 BB: 1 P: 10	R: 0 E: 0 K: 0 S: 3	H: 1 LOB: 2 BB: 2 P: 11	R: 1 E: 0 K: 0 S: 4	H: 2 LOB: 2 BB: 2 P: 12	R: 0 E: 0 K: 1 S: 6	H: 1 LOB: 1 BB: 0 P: 6	R: 0 E: 0 K: 1 S: 5	H: 1 LOB: 0 BB: 0 P: 5	R: 2 E: 0 K: 1 S: 8	H: 3 LOB: 2 BB: 1 P: 12	R: 0 E: 0 K: 0 S: 3	H: 0 LOB: 0 BB: 0 P: 3	R: 0 E: 0 K: 1 S: 5	H: 0 LOB: 1 BB: 1 P: 9	R: 0 E: 0 K: 0 S: 3	H: 0 LOB: 0 BB: 0 P: 3	1B: 6 2B: 2 3B: 0 HR: 0	SF: 1 SAC: 0 DP: 1 HBP: 1	WP: 0 PA: 40 PB: 0 SB: 1 CS: 1						
<b>PITCHER</b>	IP	WLS	BF	H	R	ER	SO	BB	IBB	HBP	BLK	WP	HR	S	P	ERA	WHIP										
Marty Bystrom, R ERA: 4.81	(1, 1)	2.1	15	3	1	1	1	5	0	1	0	0	0	11	32	3.86	3.429										
Stan Bahnsen, R ERA: 3.29	(3, 1)	2.2	8	2	0	0	2	0	0	0	0	0	0	12	12	0.00	0.750										
Porfi Altamirano, R ERA: 4.82	(6, 1)	1.0	W	7	3	2	2	1	0	1	0	0	0	8	12	18.00	3.000										
Sid Monge, L ERA: 4.0	(7, 1)	1.0		3	0	0	0	0	0	0	0	0	0	3	3	0.00	0.000										
Ron Reed, R ERA: 2.75	(8, 1)	2.0	S	7	0	0	0	1	1	0	0	0	0	8	12	0.00	0.500										

Houston Astros @ Philadelphia Phillies  
Veterans Stadium, Philadelphia, PA  
Sun Sep 05 1982, 3:33 AM EDT  
Att: 33,983 - Unknown

AB 31  
R 3  
H 8  
RBI 3  
BB 7  
SO 5  
LOB 21



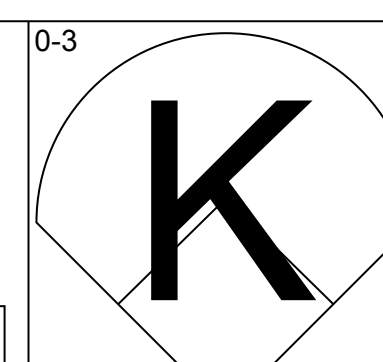
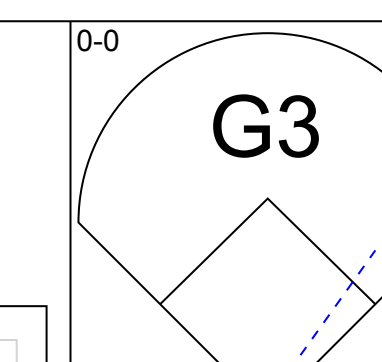
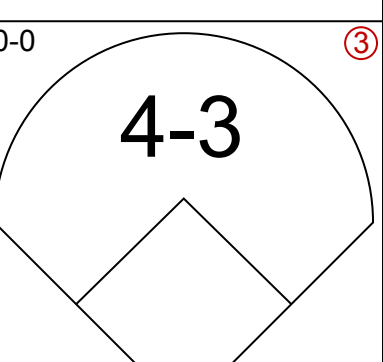
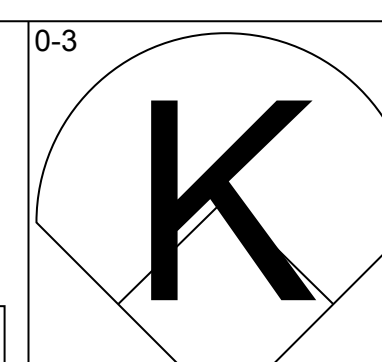
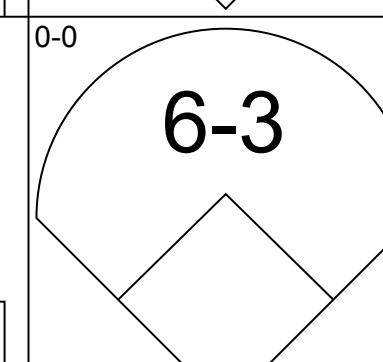
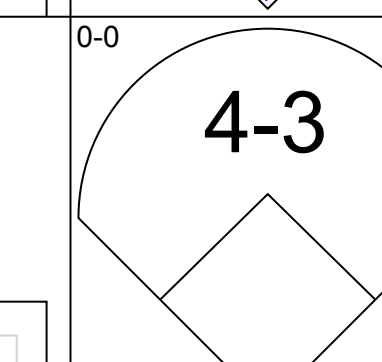
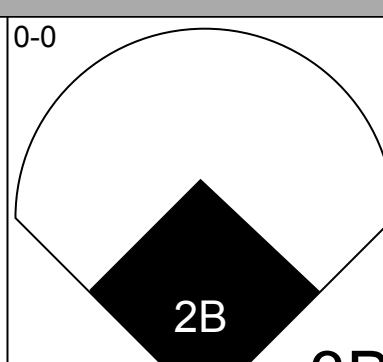
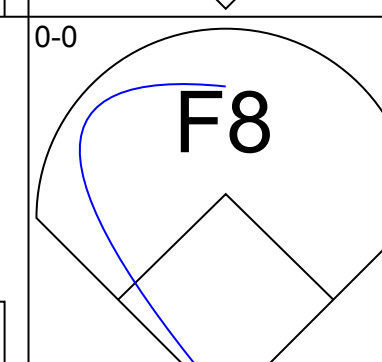
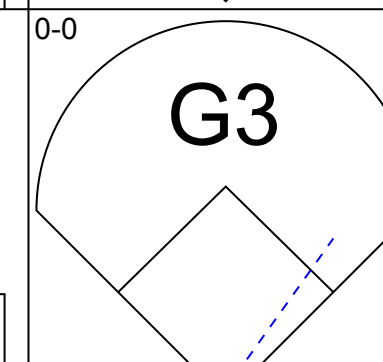
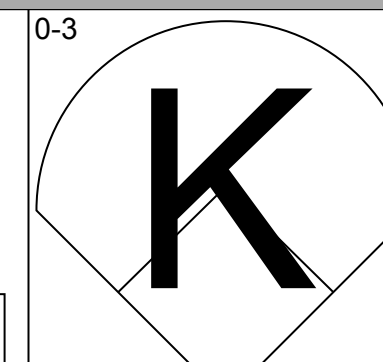
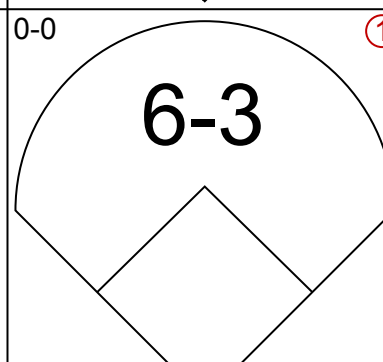
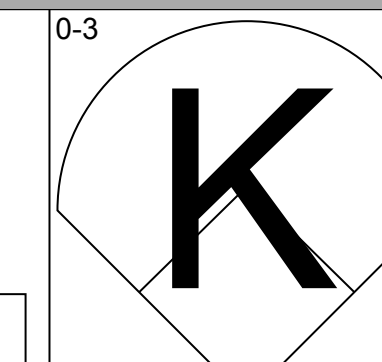
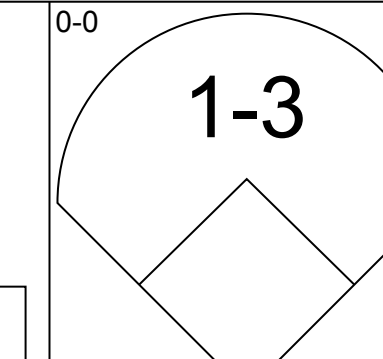
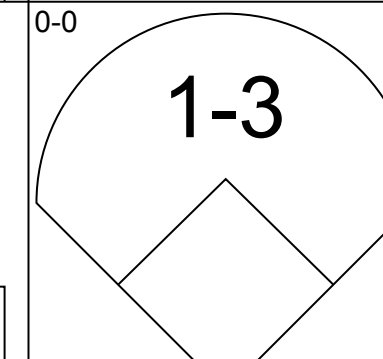
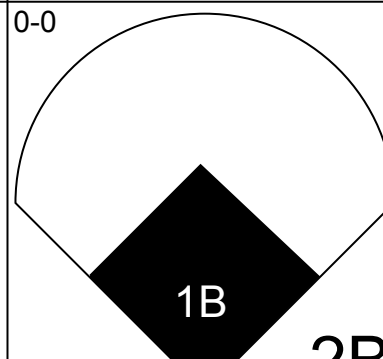
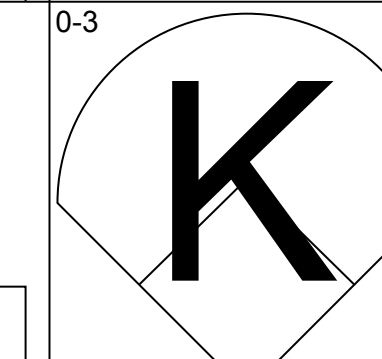
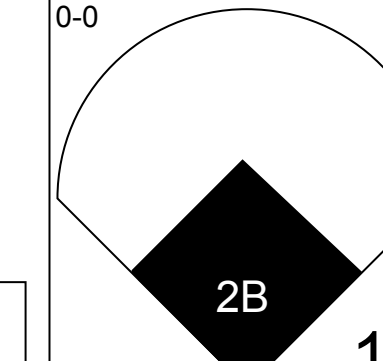
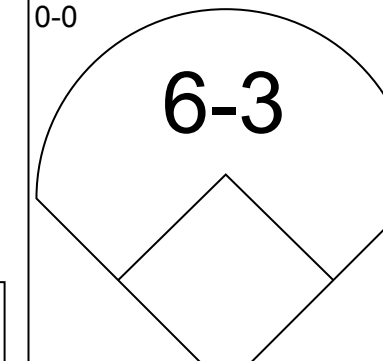
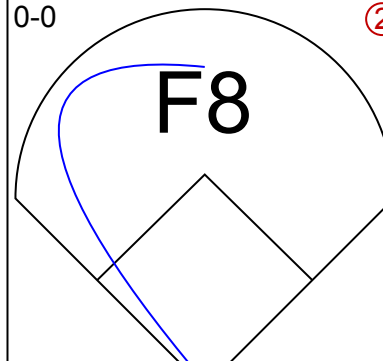
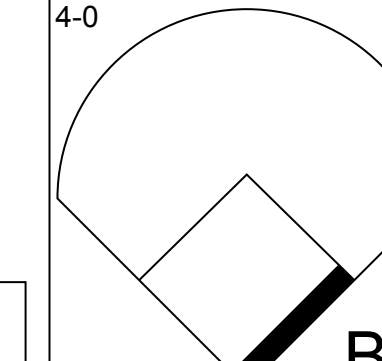
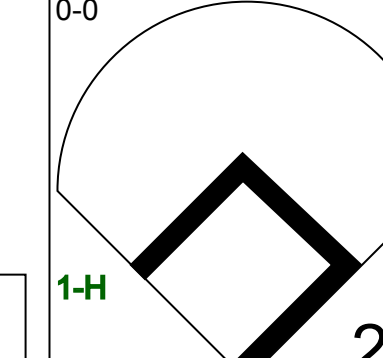
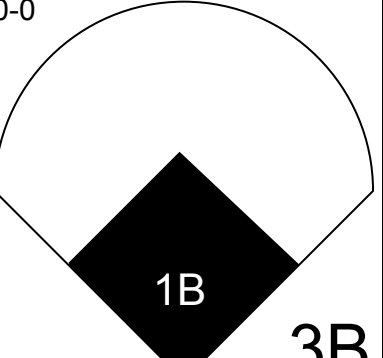
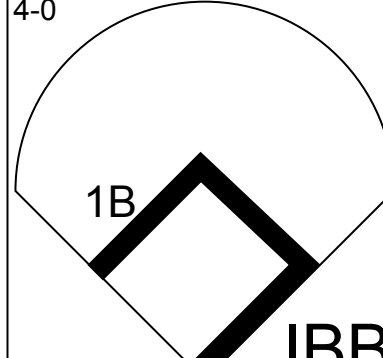
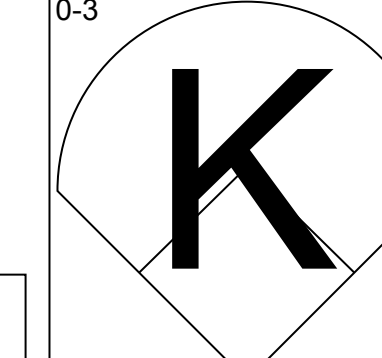
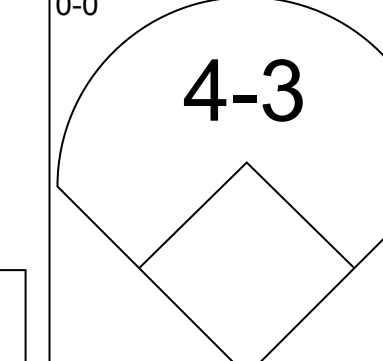
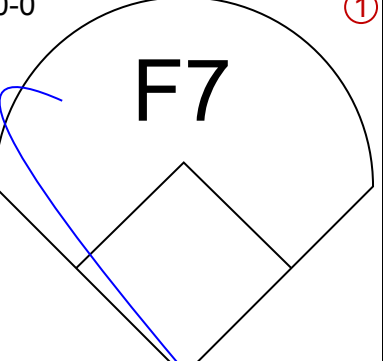
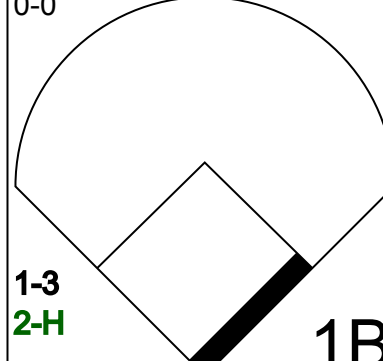
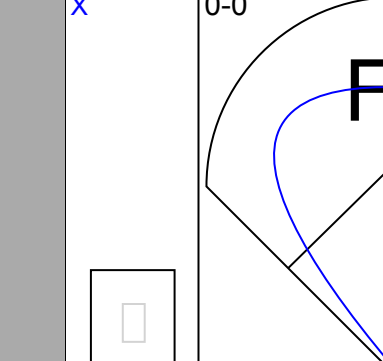
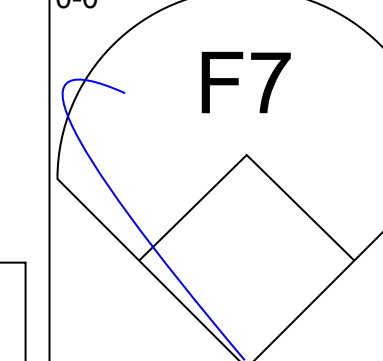
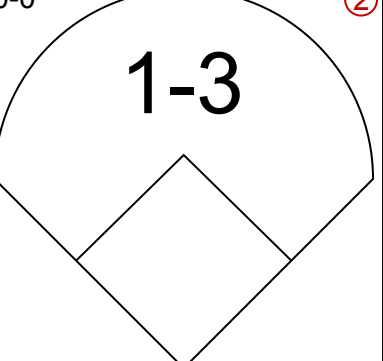
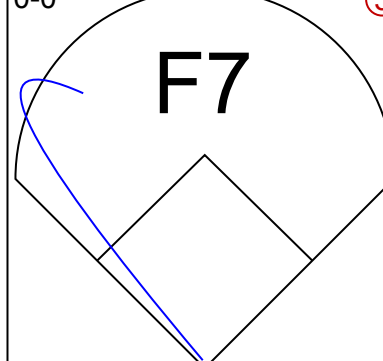
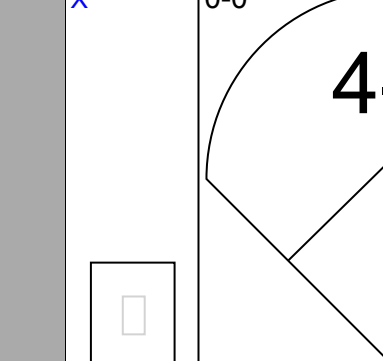
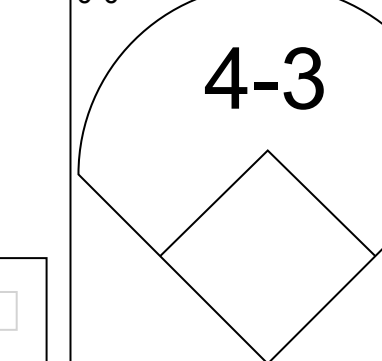
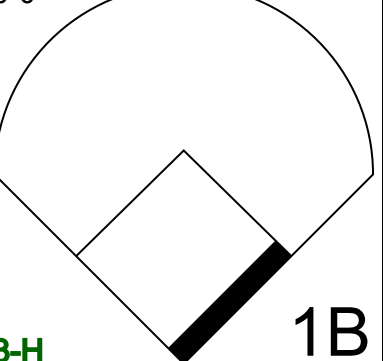
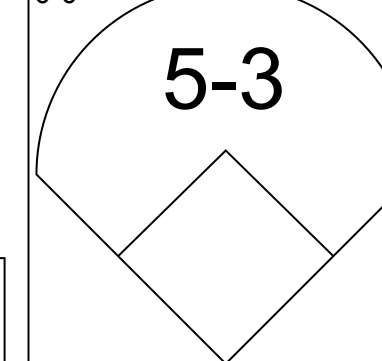
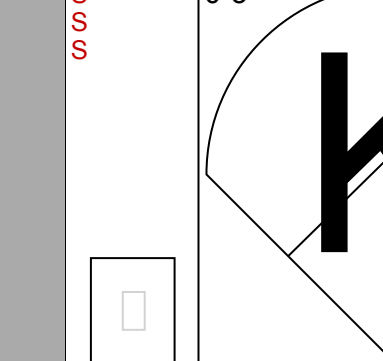
Batter	1	2	3	4	5	6	7	8	9	AB	R	H	RBI	BB	SO	LOB	BOTTOM										
Pete Rose, S OBP: 0.341, SLG: 0.344	0-0 F7		0-3 K			0-3 K	0-0 1B			4	0	1	0	0	2	0											
Manny Trillo, R OBP: 0.325, SLG: 0.322	0-0 5-3		0-0 4-3			0-3 K	0-0 F4			4	0	0	0	0	1	2											
Gary Matthews, R OBP: 0.356, SLG: 0.454	4-0 BB 1B BB		0-0 5-3			4-0 HR BB		0-0 4-3		2	2	0	0	2	0	0											
Bob Demier, R OBP: 0.318, SLG: 0.323										0	0	0	0	0	0	0											
Mike Schmidt, R OBP: 0.422, SLG: 0.581	4-0 1B BB			0-3 K		0-0 1-H HR		0-0 1B 1B		3	1	2	2	1	1	0											
George Vukovich, L OBP: 0.336, SLG: 0.414	0-0 FC6-4 1B			0-0 F9		0-0 HR		0-0 F8		4	1	2	2	0	0	1											
Gary Maddox, R OBP: 0.304, SLG: 0.437	0-0 FC6-4			0-0 F8		0-0 6-3		0-0 1B		4	0	1	0	0	0	2											
Ozzie Virgil, R OBP: 0.279, SLG: 0.333		0-3 K			0-3 K		4-0 1B S BB	0-3 K		2	0	0	0	0	2	0											
Sid Monge, S OBP: 0.222, SLG: 0.125										0	0	0	0	0	0	0											
Bob Molinaro, L OBP: 0.270, SLG: 0.254										0	0	0	0	1	0	0											
Ron Reed, R OBP: 0.357, SLG: 0.364										1	0	0	0	0	1	2											
Ivan De Jesus, R OBP: 0.311, SLG: 0.313		0-0 6-3			0-3 K		0-0 F3			3	0	0	0	0	1	1											
Marty Bystrom, R OBP: 0.130, SLG: 0.136	(1, 1)									1	0	0	0	0	0	0											
Stan Bahnsen, R ERA: 3.28	(3, 1)									0	0	0	0	0	0	0											
Len Matuszek, L OBP: 0.147, SLG: 0.129	(5, PH)									1	0	0	0	0	1	0											
Porfi Altamirano, R OBP: 0.250, SLG: 0.250	(6, 1)									0	0	0	0	0	0	0											
Bo Diaz, R OBP: 0.337, SLG: 0.455	(7, 2)									1	0	0	0	0	0	1											
<b>Inning Stats</b>	R: 1 E: 0 K: 0 S: 4	H: 1 LOB: 2 BB: 2 P: 12	R: 0 E: 0 K: 1 S: 5	H: 0 LOB: 0 BB: 0 P: 5	R: 0 E: 0 K: 1 S: 5	H: 0 LOB: 0 BB: 0 P: 5	R: 0 E: 0 K: 1 S: 5	H: 0 LOB: 0 BB: 0 P: 5	R: 0 E: 0 K: 3 S: 9	H: 0 LOB: 0 BB: 0 P: 9	R: 3 E: 0 K: 2 S: 9	H: 2 LOB: 1 BB: 1 P: 13	R: 0 E: 0 K: 0 S: 4	H: 1 LOB: 2 BB: 1 P: 8	R: 0 E: 0 K: 1 S: 7	H: 2 LOB: 2 BB: 0 P: 7	1B: 4 2B: 0 3B: 0 HR: 2	SF: 0 SAC: 0 DP: 0 HBP: 0	WP: 0 PA: 34 PB: 0 SB: 1 CS: 0								
<b>PITCHER</b>	IP	WLS	BF	H	R	ER	SO	BB	IBB	HBP	BLK	WP	HR	S	P	ERA	WHIP										
Nolan Ryan, R ERA: 3.28	(1, 1)	7.0	L	29	4	4	4	8	4	0	0	0	0	41	57	5.14	1.143										
Dave Smith, R ERA: 4.34	(8, 1)	1.0		5	2	0	0	1	0	0	0	0	0	7	7	0.00	2.000										

Houston Astros @ Philadelphia Phillies  
Veterans Stadium, Philadelphia, PA  
Sun Sep 05 1982, 3:33 AM EDT  
Att: 33,983 - Unknown

AB 30  
R 4  
H 6  
RBI 4  
BB 4  
SO 9  
LOB 9

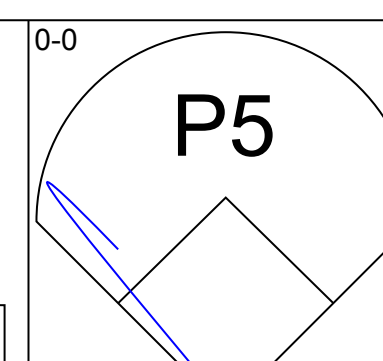
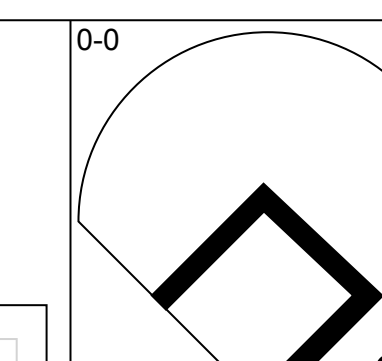
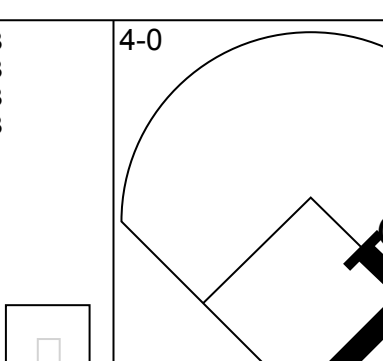
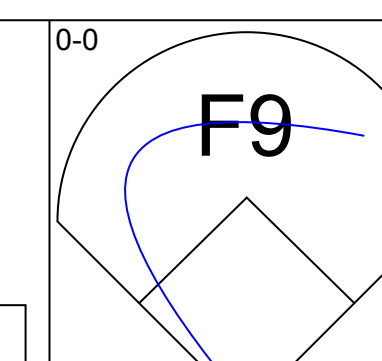
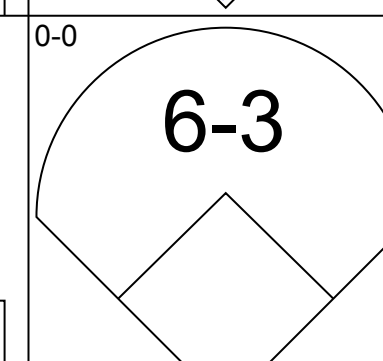
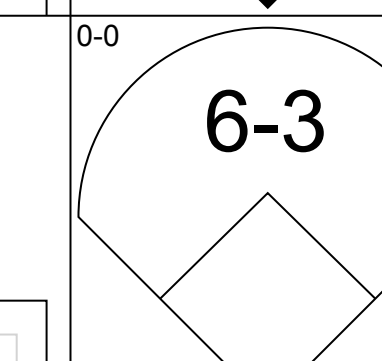
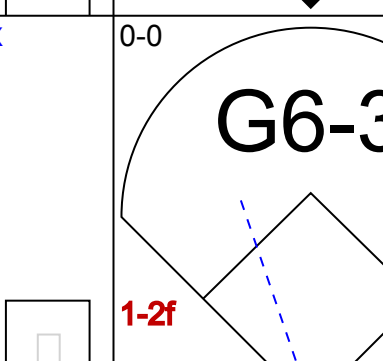
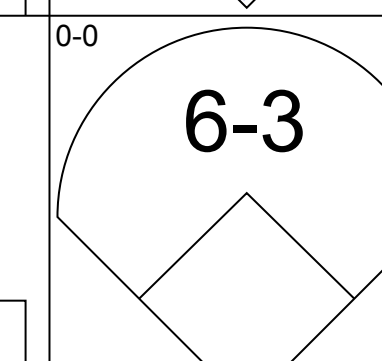
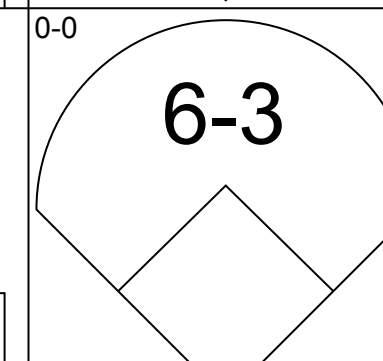
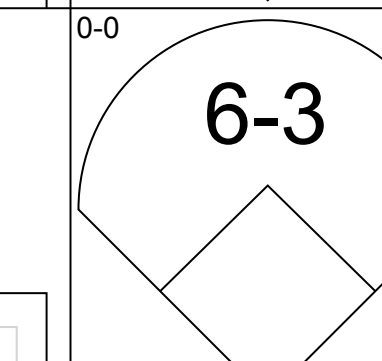
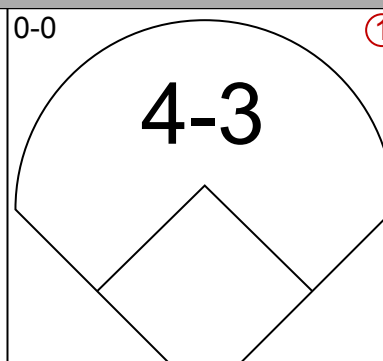
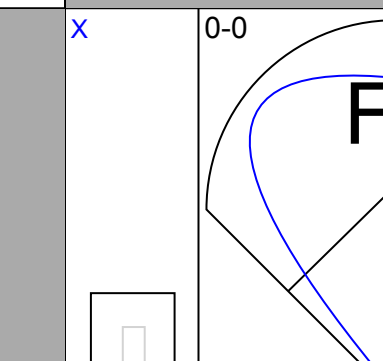
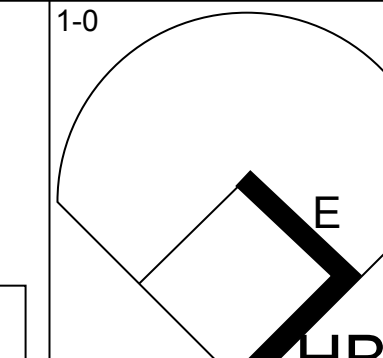
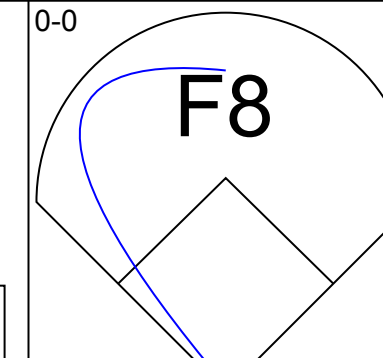
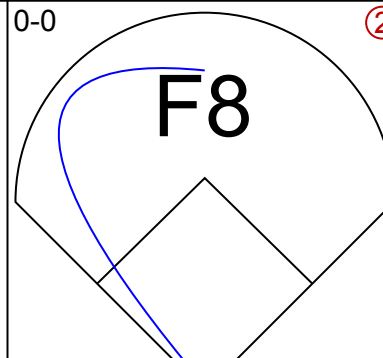
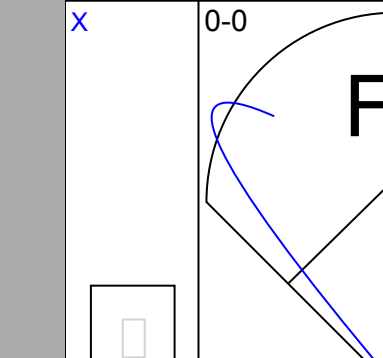
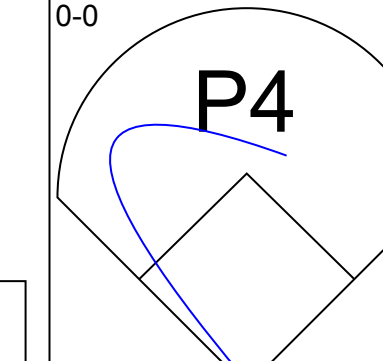
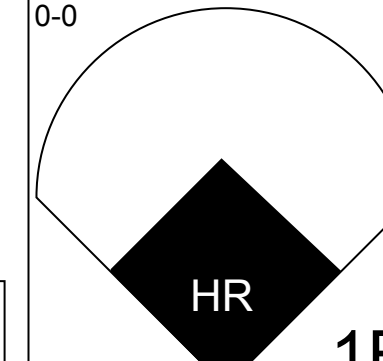
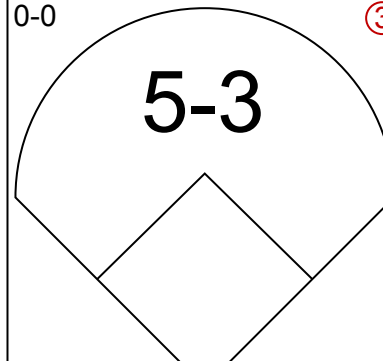
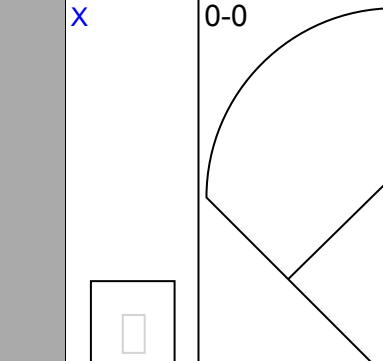
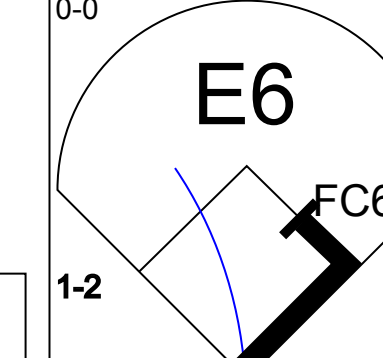
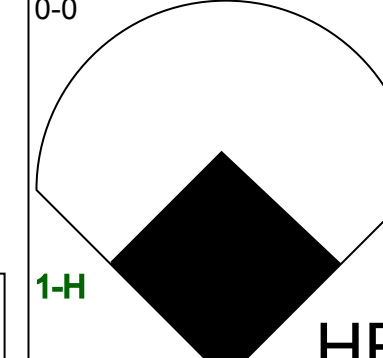
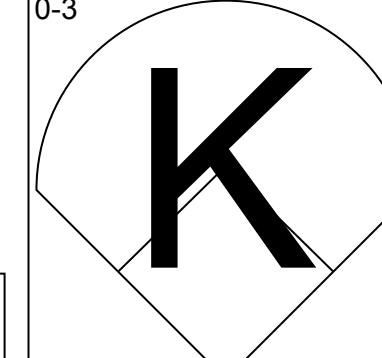
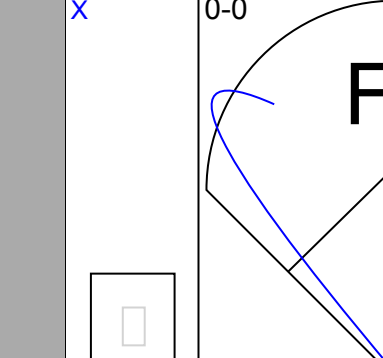
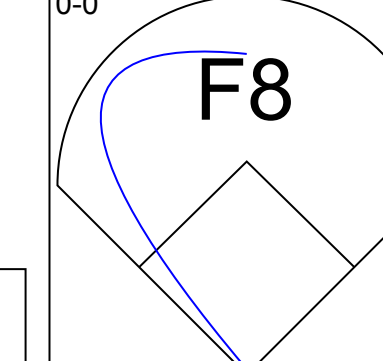
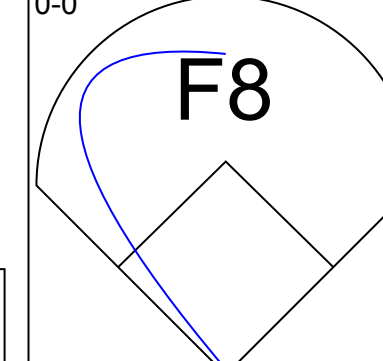
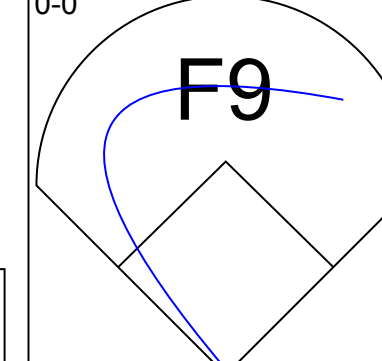
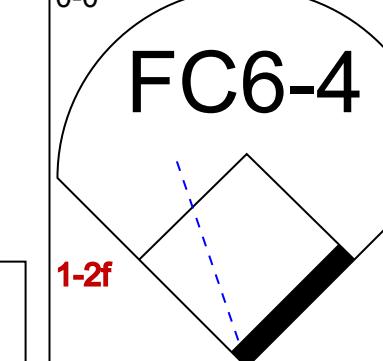
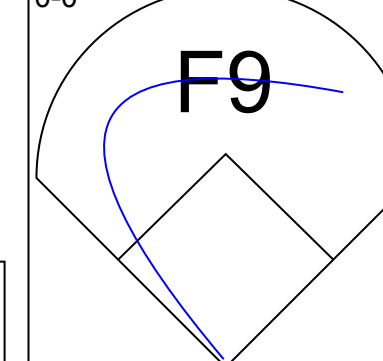
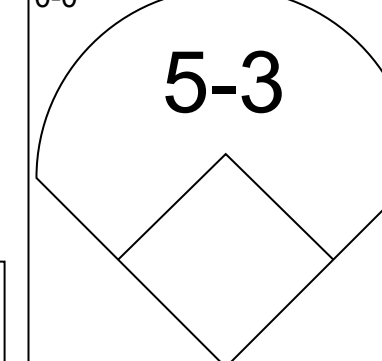
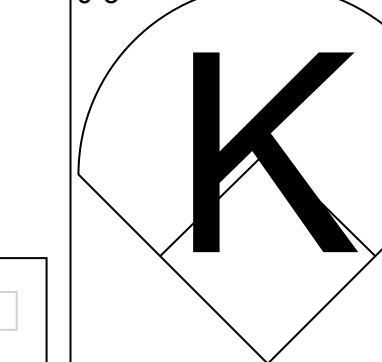
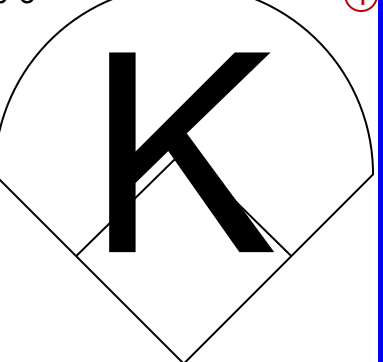
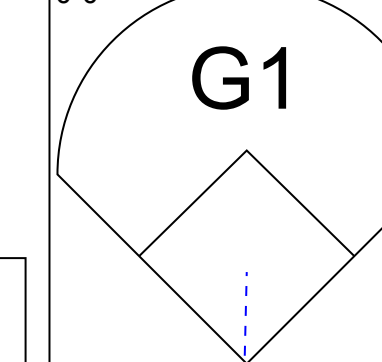




Batter	1	2	3	4	5	6	7	8	9	AB	R	H	RBI	BB	SO	LOB	TOP			
Gene Richards, L (1,7) OBP: 0.334, SLG: 0.347 Dave Edwards, R (8,7) OBP: 0.216, SLG: 0.300										4	0	0	0	0	2	1	<b>San Diego Padres @ Houston Astros</b> Astrodome, Houston, TX Mon Sep 06 1982, 8:05 PM EDT Att: 9,244 - Unknown			
Garry Templeton, S (1,6) OBP: 0.281, SLG: 0.357										4	1	1	0	0	0	0				
Ruppert Jones, L (1,8) OBP: 0.390, SLG: 0.439										4	0	0	0	0	2	1				
Terry Kennedy, L (1,2)										4	1	1	1	0	1	0				
Joe Lefebvre, L (1,5) OBP: 0.275, SLG: 0.304										3	1	1	0	1	0	1				
Broderick Perkins, L (1,3) OBP: 0.350, SLG: 0.370										3	1	2	1	1	1	1				
Rick Lancelotti, L (1,9) OBP: 0.250, SLG: 0.289										4	0	1	1	0	0	2				
Tim Flannery, L (1,4) OBP: 0.317, SLG: 0.314										4	0	0	0	0	0	4				
Chris Welsh, L (1,1) OBP: 0.318, SLG: 0.341										4	0	1	1	0	1	0				
<b>Inning Stats</b>	R: 0 E: 0 K: 1 S: 5	H: 0 LOB: 0 BB: 0 P: 5	R: 1 E: 0 K: 0 S: 5	H: 2 LOB: 1 BB: 0 P: 5	R: 0 E: 0 K: 0 S: 3	H: 0 LOB: 0 BB: 0 P: 3	R: 0 E: 0 K: 1 S: 5	H: 2 LOB: 1 BB: 0 P: 5	R: 2 E: 0 K: 0 S: 6	H: 3 LOB: 2 BB: 1 P: 10	R: 0 E: 0 K: 1 S: 5	H: 0 LOB: 0 BB: 0 P: 5	R: 0 E: 0 K: 3 S: 9	H: 0 LOB: 1 BB: 1 P: 13	R: 0 E: 0 K: 1 S: 5	H: 0 LOB: 0 BB: 0 P: 5	1B: 3 2B: 2 3B: 2 HR: 0	SF: 0 SAC: 0 DP: 0 HBP: 0	WP: 0 PB: 0 SB: 0 CS: 0	PA: 36
<b>PITCHER</b>	IP WLS BF H R ER SO BB IBB HBP BLK WP HR S P ERA WHIP																			
Vern Ruhle, R (1,1) ERA: 3.96	5.2 L 25 7 4 4 2 0 0 1 0 0 0 0 0 28 32 6.35 1.235																			
Frank LaCorte, R (6,1) ERA: 4.04	2.1 8 0 0 0 4 1 0 0 0 0 0 0 0 15 19 0.00 0.429																			
Danny Boone, L (9,1) ERA: 5.01	1.0 3 0 0 0 1 0 0 0 0 0 0 0 0 5 5 0.00 0.000																			

AB	34
R	4
H	7
RBI	4
BB	2
SO	7
LOB	10



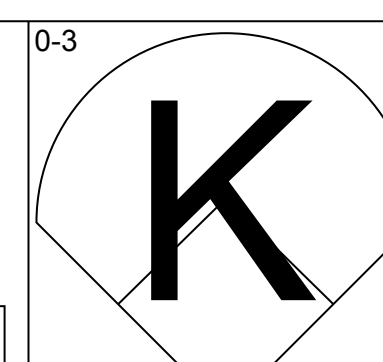
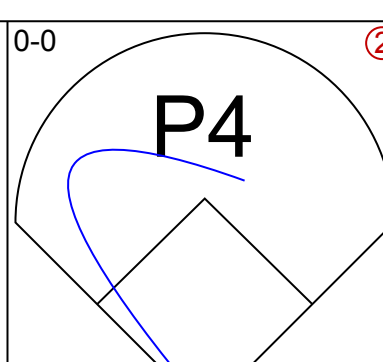
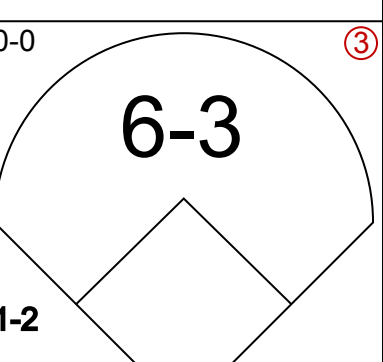
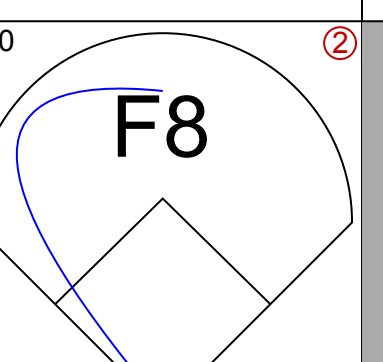
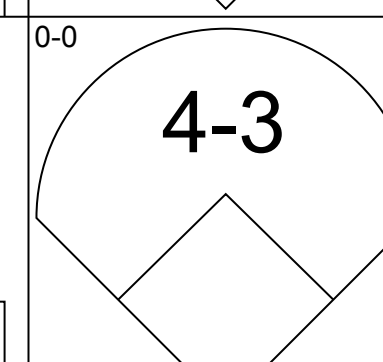
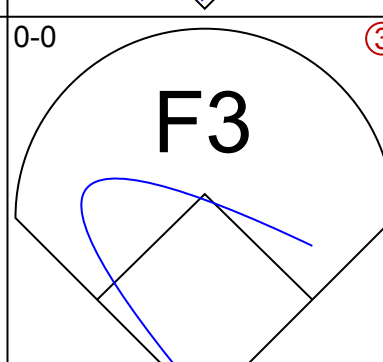
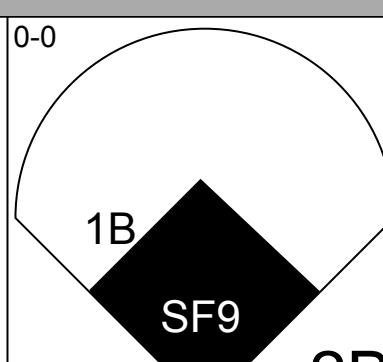
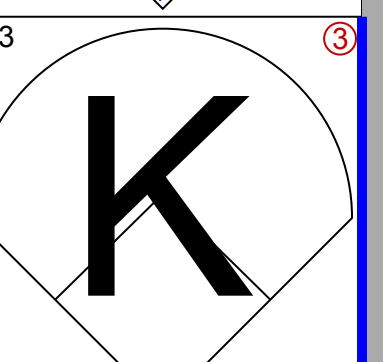
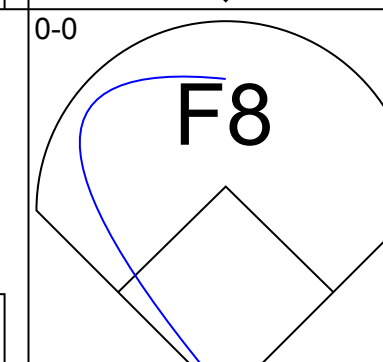
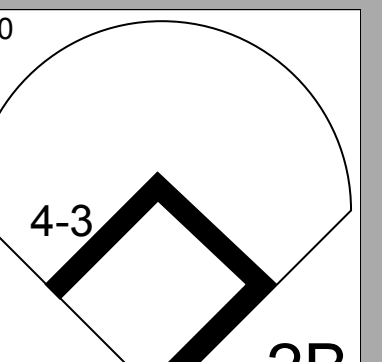
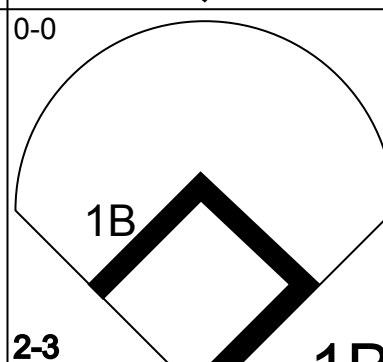
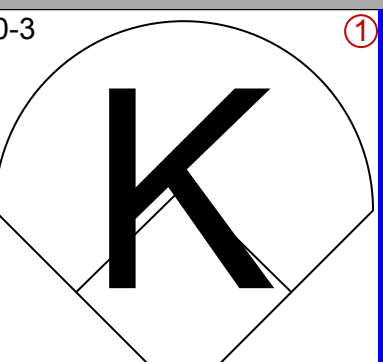
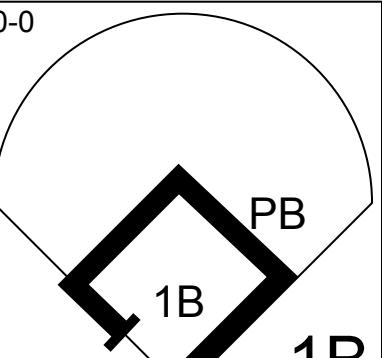
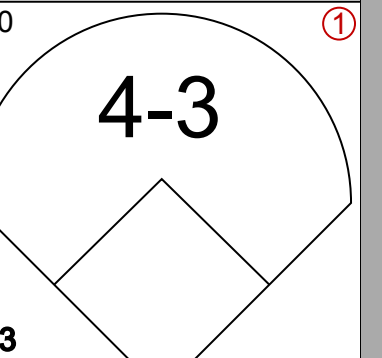
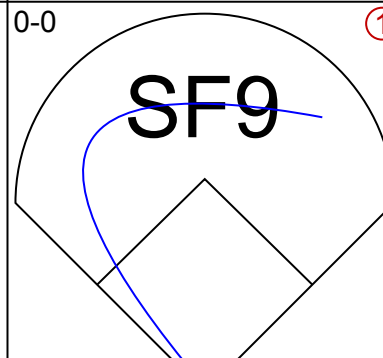
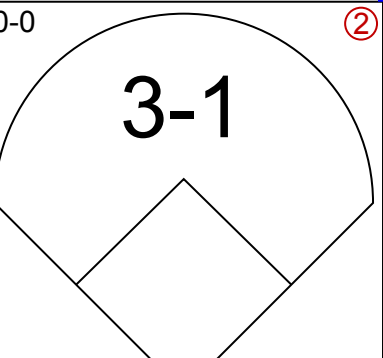
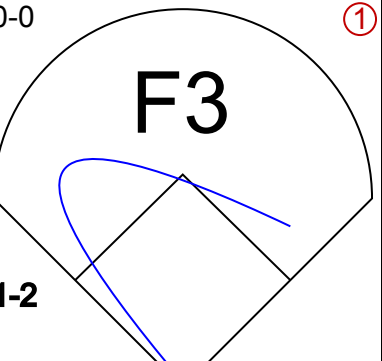
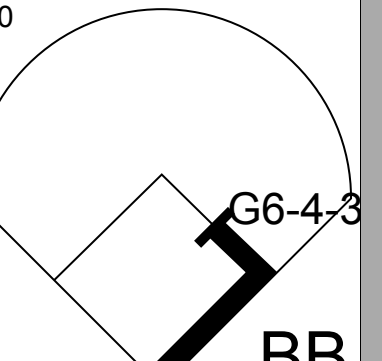
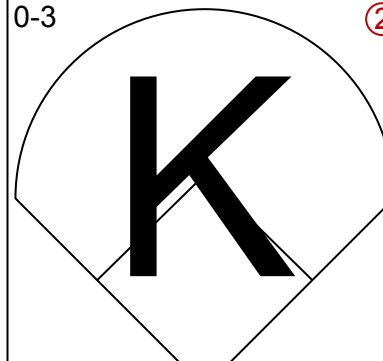
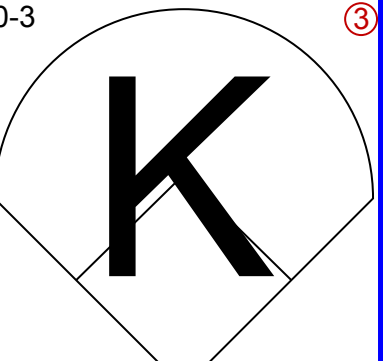
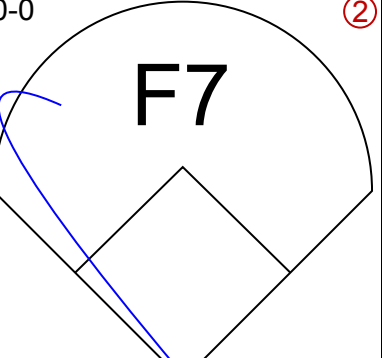
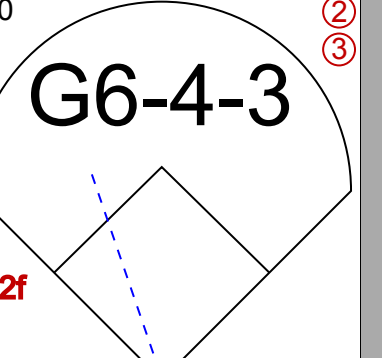
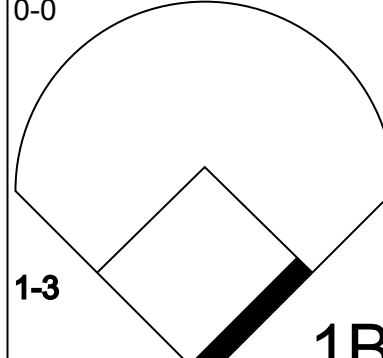
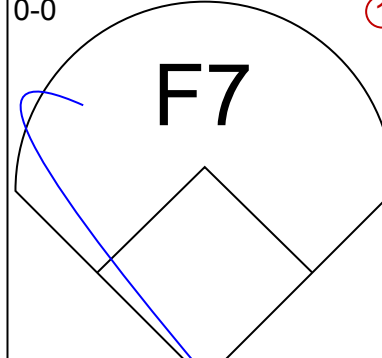
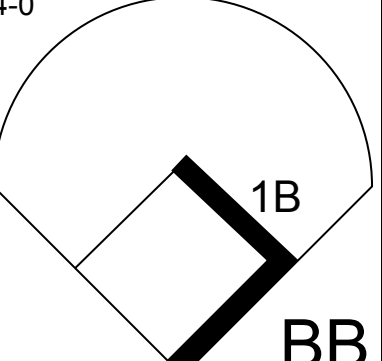
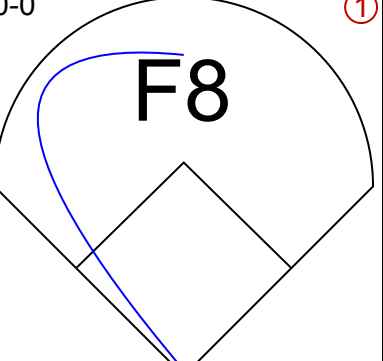
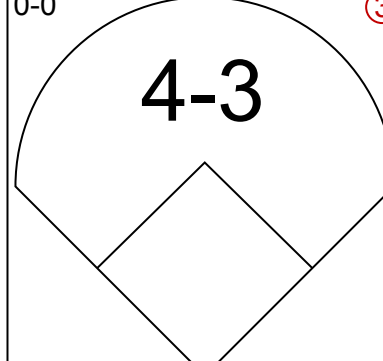
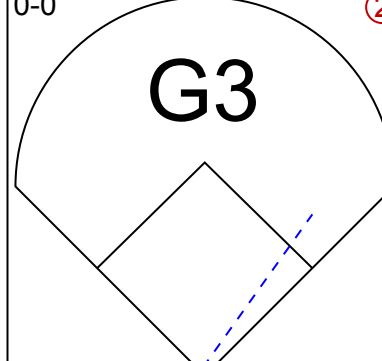
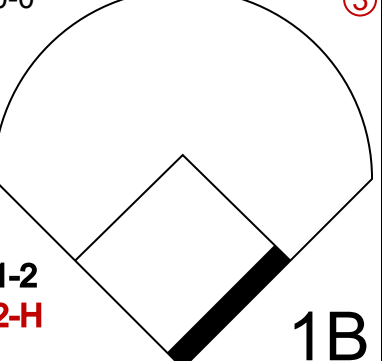
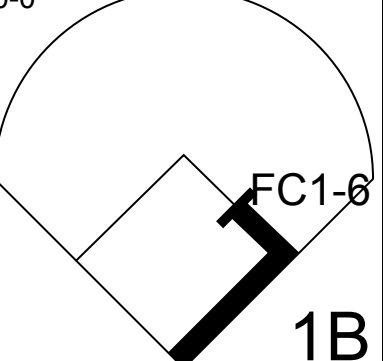
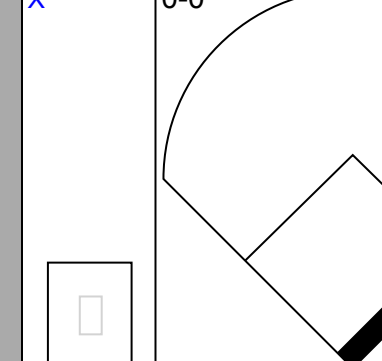
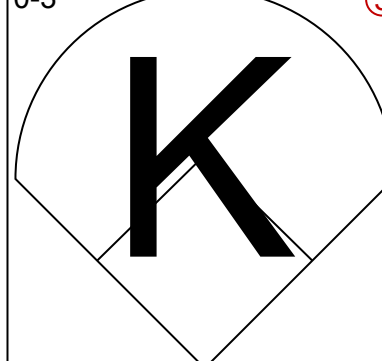
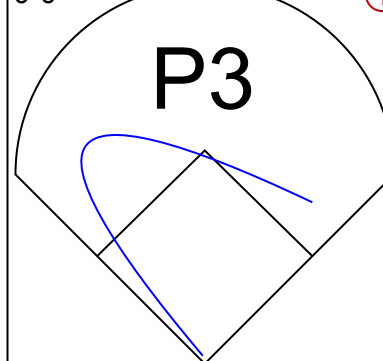
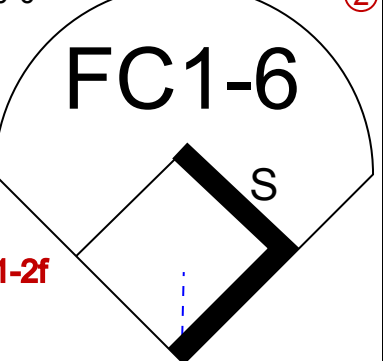
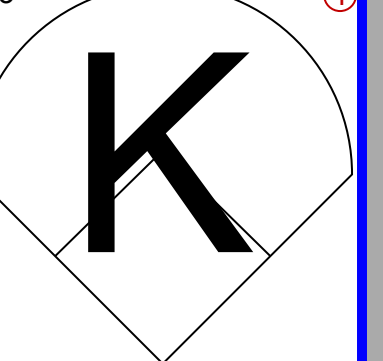
Batter	1	2	3	4	5	6	7	8	9	AB	R	H	RBI	BB	SO	LOB	BOTTOM					
Terry Puhl, L (1,9) OBP: 0.334, SLG: 0.390										3	0	1	0	1	0	0	<b>San Diego Padres @ Houston Astros</b> Astrodome, Houston, TX Mon Sep 06 1982, 8:05 PM EDT Att: 9,244 - Unknown					
Dickie Thon, R (1,6) OBP: 0.310, SLG: 0.388										4	0	0	0	0	2							
Ray Knight, R (1,3) OBP: 0.356, SLG: 0.411										4	0	0	0	0	1							
Phil Garner, R (1,5) OBP: 0.309, SLG: 0.425										3	0	0	0	0	0							
Jose Cruz, L (1,7) OBP: 0.344, SLG: 0.376										4	1	2	0	0	1							
Alan Ashby, S (1,2) OBP: 0.326, SLG: 0.434										4	1	1	2	0	1	2						
Kevin Bass, S (1,8)										3	0	0	0	0	2							
Bill Doran, S (1,4)										3	0	0	0	0	2							
Vern Ruhle, R (1,1) OBP: 0.205, SLG: 0.114 Frank LaCorte, R (6,1) Tim Tolman, R (8,PH) Danny Boone, L (9,1) OBP: 0.200, SLG: 0.400										2	0	0	0	0	2	0						
<b>Inning Stats</b>	R: 0 E: 0 K: 0 S: 3	H: 0 LOB: 0 BB: 0 P: 3	R: 0 E: 1 K: 0 S: 4	H: 0 LOB: 2 BB: 0 P: 5	R: 0 E: 0 K: 1 S: 6	H: 1 LOB: 1 BB: 0 P: 6	R: 2 E: 0 K: 0 S: 5	H: 2 LOB: 0 BB: 0 P: 5	R: 0 E: 0 K: 1 S: 4	H: 0 LOB: 0 BB: 1 P: 8	R: 0 E: 0 K: 0 S: 3	H: 0 LOB: 0 BB: 0 P: 3	R: 0 E: 0 K: 1 S: 5	H: 0 LOB: 0 BB: 0 P: 5	R: 0 E: 0 K: 0 S: 3	H: 0 LOB: 1 BB: 0 P: 3	R: 0 E: 0 K: 0 S: 4	H: 1 LOB: 1 BB: 0 P: 4	1B: 2 2B: 0 3B: 1 HR: 1	SF: 0 SAC: 0 DP: 1 HBP: 1	WP: 0 PB: 0 SB: 0 CS: 0	PA: 33
<b>PITCHER</b>	IP WLS BF H R ER SO BB IBB HBP BLK WP HR S P ERA WHIP																					
Chris Welsh, L (1,1) ERA: 4.21	9.0 W 33 4 2 2 3 1 0 0 0 0 1 37 42 2.00 0.556																					







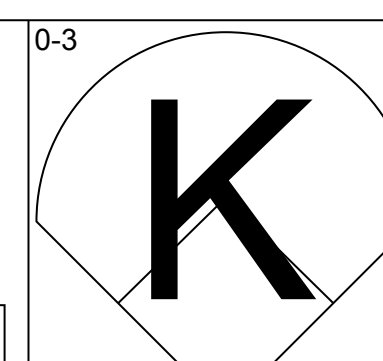
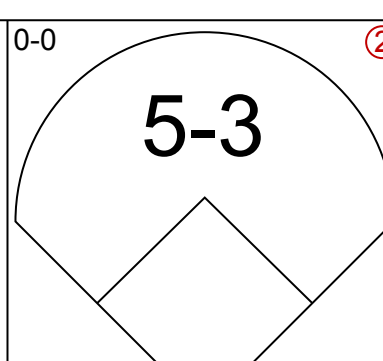
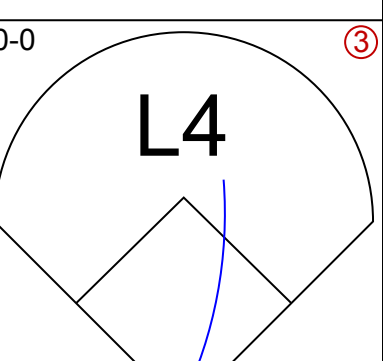
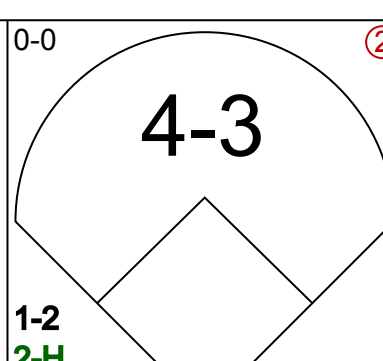
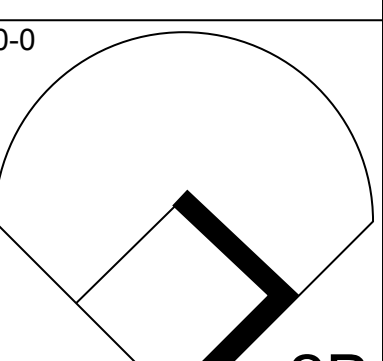
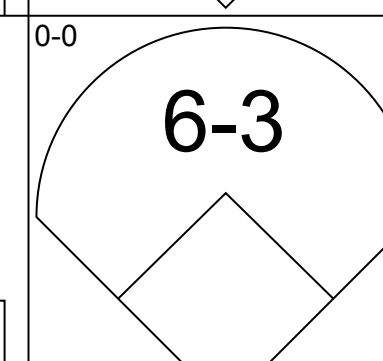
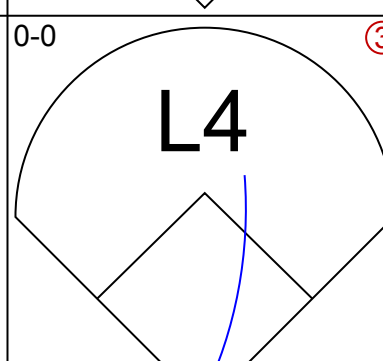
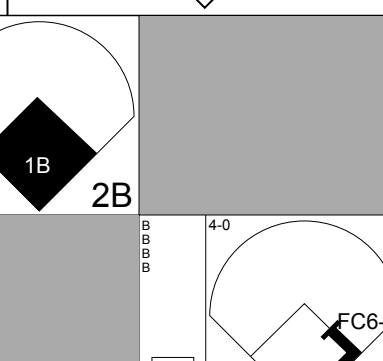
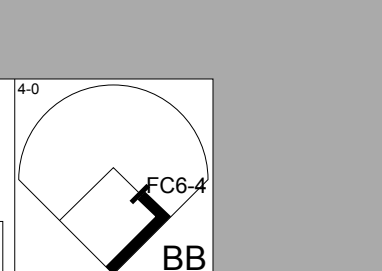
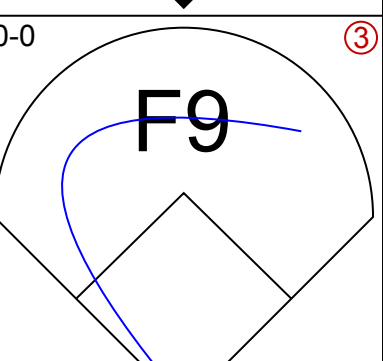
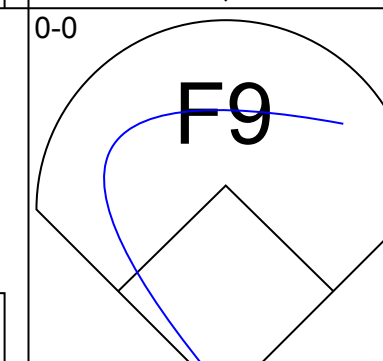
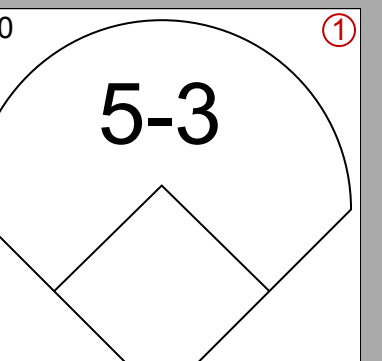
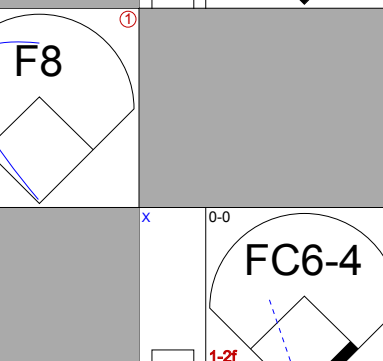
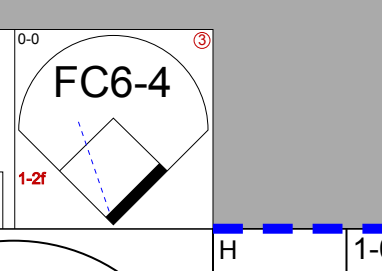
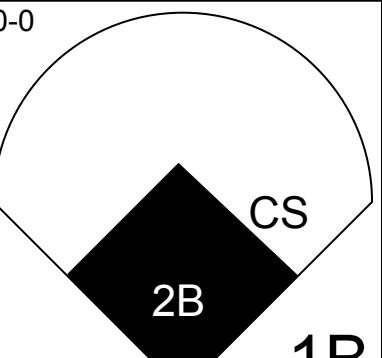
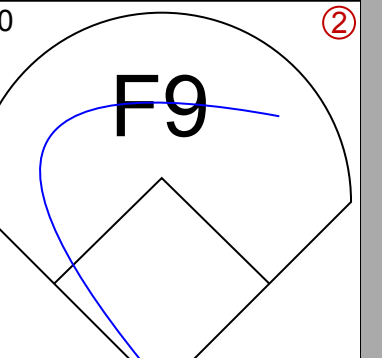
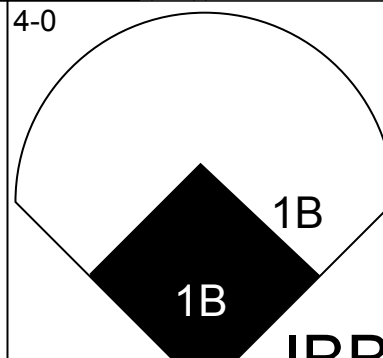
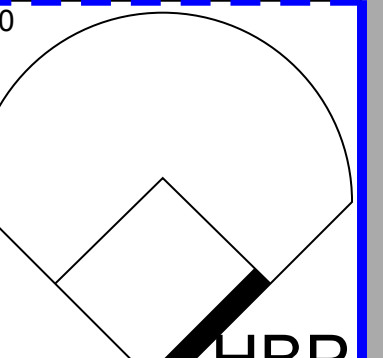
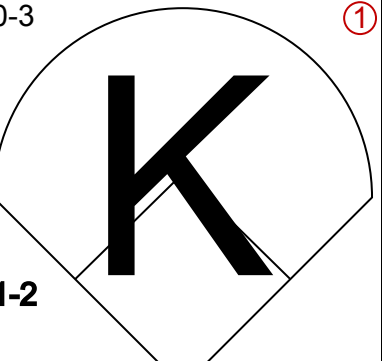
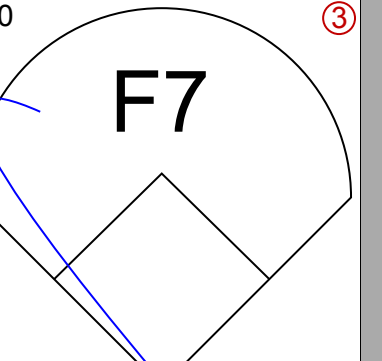
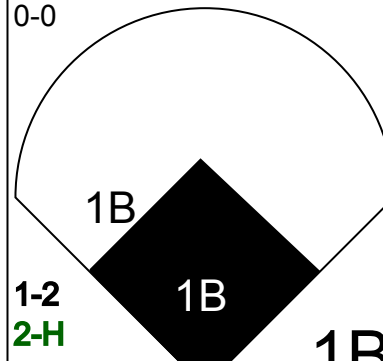
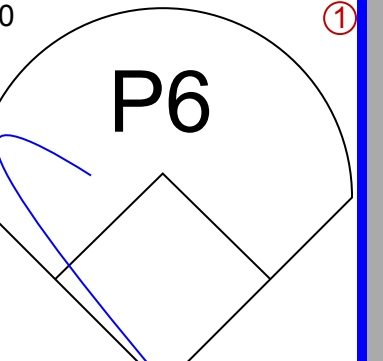
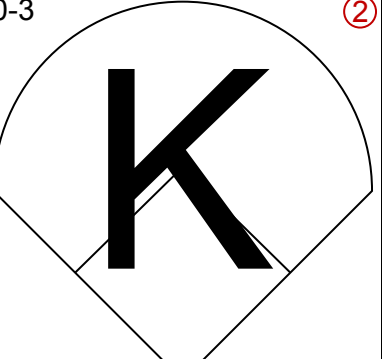
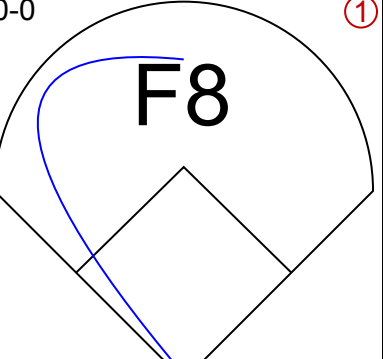
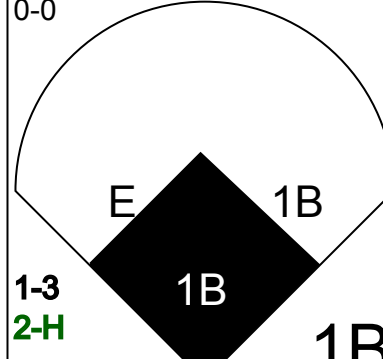

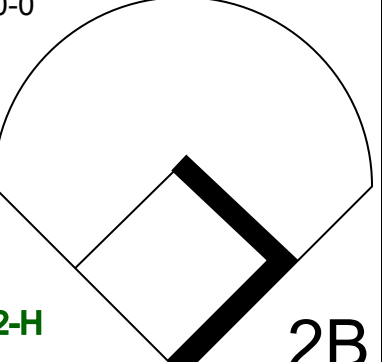
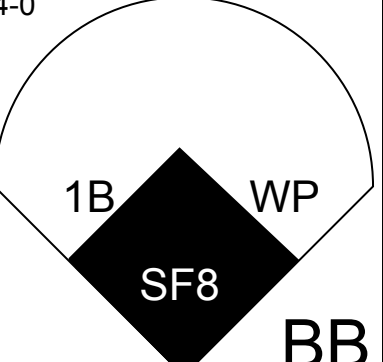
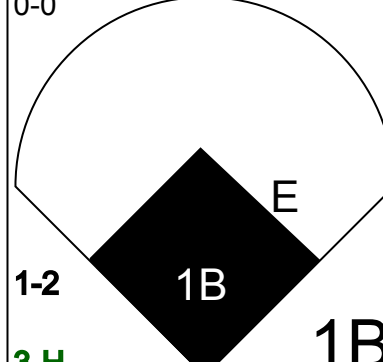
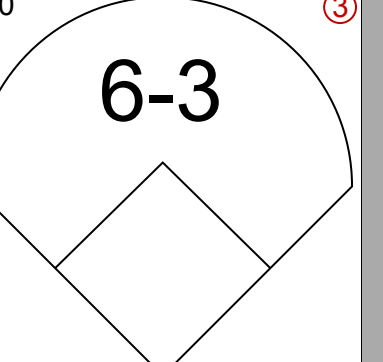
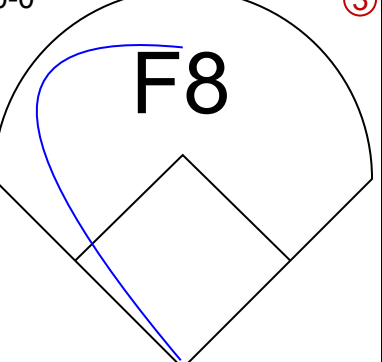
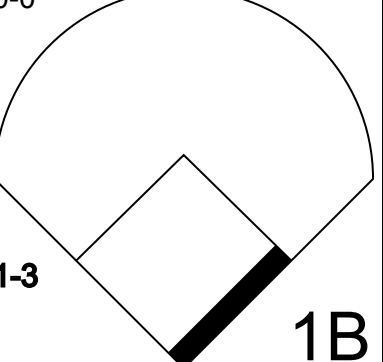
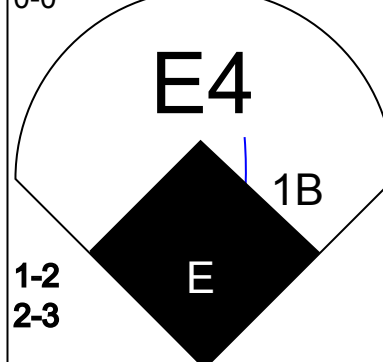
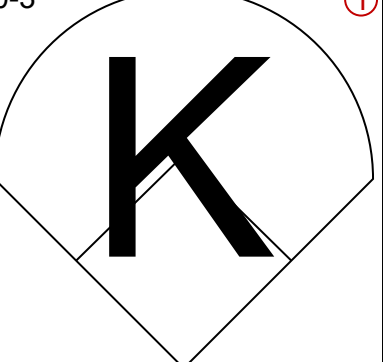
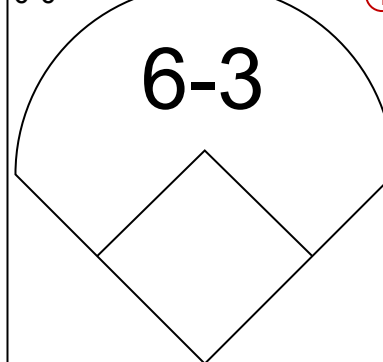
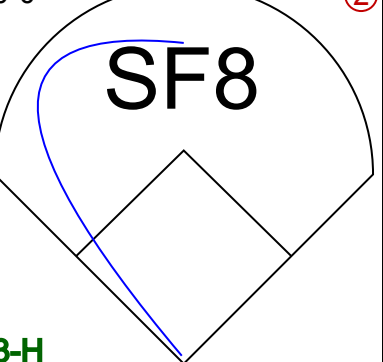
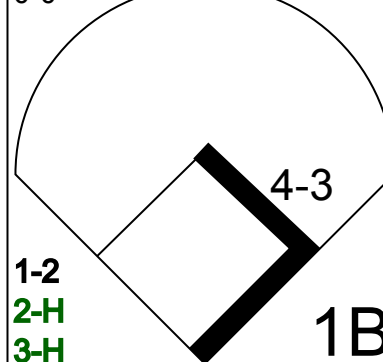
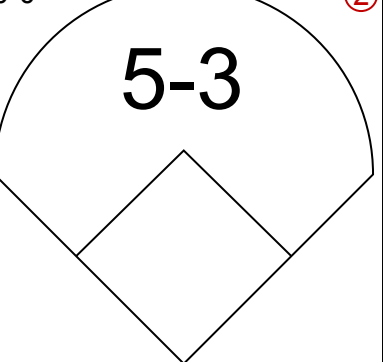


Batter	1	2	3	4	5	6	7	8	9	AB	R	H	RBI	BB	SO	LOB	TOP					
Chili Davis, S OBP: 0.313, SLG: 0.407 (1, 8)										4	0	0	0	0	1	2						
Joe Morgan, L OBP: 0.366, SLG: 0.439 Andy McGaffigan, R (7, 1)										4	1	1	0	0	1	1						
Jack Clark, R OBP: 0.347, SLG: 0.472 Tom O'Malley, L OBP: 0.333, SLG: 0.348 (1, 9)										4	0	2	0	0	1	0						
Reggie Smith, S OBP: 0.364, SLG: 0.479 Dave Bergman, L OBP: 0.339, SLG: 0.337 (6, 3)										2	0	1	1	0	0	1						
Darrell Evans, L OBP: 0.347, SLG: 0.413 Ron Pruitt, R (8, 9)										3	0	0	0	1	2	2						
Jeffrey Leonard, R OBP: 0.293, SLG: 0.400 (1, 7)										4	0	1	0	0	0	3						
Milt May, L OBP: 0.314, SLG: 0.378 (1, 2)										3	0	0	0	1	0	2						
Johnnie LeMaster, R OBP: 0.272, SLG: 0.279 (1, 6)										4	0	3	0	0	1	0						
Atlee Hammaker, S OBP: 0.059, SLG: 0.059 Alan Fowlkes, R OBP: 0.148, SLG: 0.115 Max Venable, L OBP: 0.255, SLG: 0.277 Brad Wellman, R (7, 4)										2	0	0	0	0	0	1						
<b>Inning Stats</b>	R: 0 E: 0 K: 1 S: 5	H: 0 LOB: 0 BB: 0 P: 5	R: 0 E: 0 K: 0 S: 4	H: 2 LOB: 2 BB: 1 P: 8	R: 0 E: 0 K: 0 S: 3	H: 0 LOB: 0 BB: 0 P: 3	R: 0 E: 0 K: 0 S: 3	H: 1 LOB: 1 BB: 1 P: 7	R: 0 E: 0 K: 0 S: 4	H: 1 LOB: 1 BB: 0 P: 4	R: 1 E: 0 K: 1 S: 8	H: 3 LOB: 2 BB: 0 P: 8	R: 0 E: 0 K: 2 S: 7	H: 1 LOB: 1 BB: 0 P: 8	R: 0 E: 0 K: 1 S: 5	H: 0 LOB: 0 BB: 0 P: 7	R: 0 E: 0 K: 1 S: 5	H: 0 LOB: 0 BB: 0 P: 5	1B: 6 2B: 2 3B: 0 HR: 0	SF: 1 SAC: 0 DP: 1 HBP: 0	WP: 0 PB: 1 SB: 1 CS: 0	PA: 35
<b>PITCHER</b> Joe Niekro, R ERA: 2.63 (1, 1)	IP: 9.0 WLS: W BF: 35 H: 8 R: 1 ER: 1 SO: 7 BB: 2 IBB: 0 HBP: 0 BLK: 0 WP: 0 HR: 0 S: 47 P: 55 ERA: 1.00 WHIP: 1.111															<b>PITCHER</b>	IP: 9.0 WLS: W BF: 35 H: 8 R: 1 ER: 1 SO: 7 BB: 2 IBB: 0 HBP: 0 BLK: 0 WP: 0 HR: 0 S: 47 P: 55 ERA: 1.00 WHIP: 1.111					

San Francisco Giants @ Houston Astros  
Astrodome, Houston, TX  
Wed Sep 08 1982, 8:05 PM EDT  
Att: 9,880 - Unknown

AB 32  
R 1  
H 8  
RBI 1  
BB 2  
SO 7  
LOB 13



Batter	1	2	3	4	5	6	7	8	9	AB	R	H	RBI	BB	SO	LOB	BOTTOM			
Terry Puhl, L OBP: 0.332, SLG: 0.394 (1, 9)										5	0	1	0	0	1	2				
Dickie Thon, R OBP: 0.313, SLG: 0.392 (1, 6)										4	1	1	0	1	0	1				
Ray Knight, R OBP: 0.353, SLG: 0.409 Harry Spilman, L OBP: 0.241, SLG: 0.321 (1, 3)										4	0	0	0	0	0	3				
Phil Garner, R OBP: 0.310, SLG: 0.422 Craig Reynolds, L OBP: 0.311, SLG: 0.311 (7, PR)										2	2	1	0	1	0	0				
Jose Cruz, L OBP: 0.343, SLG: 0.374 Scott Loucks, R OBP: 0.105, SLG: 0.056 (8, 8)										4	1	1	1	0	1	2				
Kevin Bass, S OBP: 0.300, SLG: 0.053 (8, 7)										4	1	1	1	0	2	2				
Bill Doran, S OBP: 0.500, SLG: 0.500 (1, 4)										3	2	2	2	1	0	1				
Luis Pujols, R OBP: 0.223, SLG: 0.297 (1, 2)										4	1	1	0	0	1	3				
Joe Niekro, R OBP: 0.105, SLG: 0.122 (1, 1)										3	0	1	3	0	0	0				
<b>Inning Stats</b>	R: 0 E: 0 K: 1 S: 5	H: 0 LOB: 0 BB: 0 P: 5	R: 1 E: 0 K: 2 S: 9	H: 2 LOB: 1 BB: 0 P: 9	R: 0 E: 0 K: 0 S: 3	H: 0 LOB: 0 BB: 0 P: 3	R: 0 E: 0 K: 0 S: 3	H: 0 LOB: 0 BB: 0 P: 3	R: 1 E: 0 K: 0 S: 4	H: 1 LOB: 1 BB: 1 P: 8	R: 6 E: 2 K: 0 S: 9	H: 5 LOB: 2 BB: 2 P: 17	R: 0 E: 0 K: 1 S: 5	H: 0 LOB: 1 BB: 0 P: 6	R: 0 E: 0 K: 1 S: 6	H: 1 LOB: 1 BB: 0 P: 6	1B: 6 2B: 3 3B: 0 HR: 0	SF: 1 SAC: 0 DP: 0 HBP: 1	WP: 1 PB: 0 SB: 0 CS: 1	PA: 38
<b>PITCHER</b> Atlee Hammaker, L ERA: 4.37 Alan Fowlkes, R ERA: 5.19 Andy McGaffigan, R ERA: (1, 1)	IP: 5.1 WLS: L BF: 25 H: 7 R: 7 ER: 5 SO: 3 BB: 1 IBB: 0 HBP: 0 BLK: 0 WP: 0 HR: 0 S: 29 P: 37 ERA: 8.44 WHIP: 1.500															<b>PITCHER</b>	IP: 5.1 WLS: L BF: 25 H: 7 R: 7 ER: 5 SO: 3 BB: 1 IBB: 0 HBP: 0 BLK: 0 WP: 0 HR: 0 S: 29 P: 37 ERA: 8.44 WHIP: 1.500			

San Francisco Giants @ Houston Astros  
Astrodome, Houston, TX  
Wed Sep 08 1982, 8:05 PM EDT  
Att: 9,880 - Unknown

AB 33  
R 8  
H 9  
RBI 7  
BB 3  
SO 5  
LOB 14





Batter	1	2	3	4	5	6	7	8	9	AB	R	H	RBI	BB	SO	LOB	TOP								
<b>Max Venable, L</b> OBP: 0.252, SLG: 0.267 (1, 7)	3-1		K		FC3-6 FC6-4			SH3 BB	FC6-2-5 1B 3-H	4	0	0	0	1	1	4	<b>San Francisco Giants @ Houston Astros</b> Astrodome, Houston, TX Thu Sep 09 1982, 4:33 AM EDT Att: 3,770 - Unknown								
<b>Duane Kuiper, L</b> OBP: 0.388, SLG: 0.352 (1, 4)	4-3			F8	FC6-4			SH3		4	0	1	1	0	0	2									
<b>Chili Davis, S</b> OBP: 0.310, SLG: 0.404 (1, 8)	K			6-3		G3		K	K	5	0	0	0	0	3	3									
<b>Jack Clark, R</b> OBP: 0.367, SLG: 0.473 (1, 9)		K						6-3		3	0	1	0	1	1	1									
<b>Darrell Evans, L</b> OBP: 0.349, SLG: 0.413 (1, 5)					2B					3	1	1	0	1	0	2									
<b>Dave Bergman, L</b> OBP: 0.362, SLG: 0.392 (1, 3)										4	3	4	1	0	0	0									
<b>Milt May, L</b> OBP: 0.316, SLG: 0.379 (1, 2)										4	0	2	0	0	0	1									
<b>Johnnie LeMaster, R</b> OBP: 0.270, SLG: 0.276 (9, PH)										3	0	0	0	0	1	2									
<b>Joe Morgan, L</b> OBP: 0.407, SLG: 0.441 (9, 6)										1	1	1	1	0	0	0									
<b>Joe Pettini, R</b> OBP: 0.250, SLG: 0.182 (9, 6)										0	0	0	0	0	0	0									
<b>Renie Martin, R</b> OBP: 0.286, SLG: 0.357 (6, 1)										2	0	1	1	0	0	0									
<b>Al Holland, R</b> OBP: 0.071, SLG: 0.071 (7, 1)										1	0	0	0	0	1	0									
<b>Greg Minton, S</b> OBP: 0.188, SLG: 0.267 (7, 1)										1	0	0	0	0	1	2									
<b>Inning Stats</b>	R: 0 E: 0 K: 1 S: 5	H: 0 LOB: 0 BB: 0 P: 5	R: 0 E: 0 K: 1 S: 5	H: 1 LOB: 1 BB: 1 P: 9	R: 0 E: 0 K: 1 S: 5	H: 0 LOB: 0 BB: 0 P: 5	R: 0 E: 0 K: 0 S: 4	H: 1 LOB: 1 BB: 0 P: 4	R: 1 E: 0 K: 1 S: 8	H: 3 LOB: 2 BB: 0 P: 8	R: 0 E: 0 K: 0 S: 2	H: 0 LOB: 0 BB: 1 P: 6	R: 1 E: 0 K: 1 S: 6	H: 1 LOB: 2 BB: 0 P: 6	R: 0 E: 0 K: 1 S: 5	H: 0 LOB: 1 BB: 1 P: 9	R: 3 E: 0 K: 2 S: 12	H: 5 LOB: 2 BB: 0 P: 12	1B: 9 2B: 1 3B: 0 HR: 1	SF: 0 SAC: 1 DP: 1 HBP: 0	WP: 0 PB: 0 SB: 1 CS: 0	PA: 39			
<b>PITCHER</b>	IP	WLS	BF	H	R	ER	SO	BB	IBB	HBP	BLK	WP	HR	S	P	ERA	WHIP								
<b>Michael LaCoss, R</b> ERA: 3.12	7.0	L	27	6	2	2	5	2	0	0	0	0	1	35	43	2.57	1.143								
<b>Frank LaCorte, R</b> ERA: 4.39	1.0		7	3	3	3	1	1	0	0	0	0	0	8	12	27.00	4.000								
<b>Bert Roberge, R</b> ERA: 3.86	1.0		5	2	0	0	2	0	0	0	1	0	0	9	9	0.00	2.000								

AB	35
R	5
H	11
RBI	4
BB	3
SO	8
LOB	17



Batter	1	2	3	4	5	6	7	8	9	AB	R	H	RBI	BB	SO	LOB	BOTTOM								
<b>Terry Puhl, L</b> OBP: 0.333, SLG: 0.395 (1, 9)	4-3				1-3					4	0	2	0	0	0	1	<b>San Francisco Giants @ Houston Astros</b> Astrodome, Houston, TX Thu Sep 09 1982, 4:33 AM EDT Att: 3,770 - Unknown								
<b>Dickie Thorn, R</b> OBP: 0.315, SLG: 0.393 (1, 6)										4	0	2	1	0	1	2									
<b>Ray Knight, R</b> OBP: 0.352, SLG: 0.409 (1, 5)										4	0	1	0	0	0	3									
<b>Harry Spilman, L</b> OBP: 0.273, SLG: 0.323 (1, 3)										3	0	1	0	1	0	0									
<b>Jose Cruz, L</b> OBP: 0.342, SLG: 0.371 (1, 7)										3	0	0	0	1	1	3									
<b>Alan Ashby, S</b> OBP: 0.324, SLG: 0.427 (1, 2)										4	0	0	0	0	0	4									
<b>Kevin Bass, S</b> OBP: 0.083, SLG: 0.043 (1, 8)										4	0	0	0	0	1	1									
<b>Bill Doran, S</b> OBP: 0.429, SLG: 0.417 (1, 4)										4	0	1	0	0	2	0									
<b>Michael LaCoss, R</b> ERA: 3.26										1	0	1	0	0	0	0									
<b>Alan Kistner, R</b> ERA: 2.77										0	0	0	0	0	0	0									
<b>Scott Lockens, R</b> ERA: 3.09										0	0	0	0	0	0	0									
<b>Frank LaCorte, R</b> ERA: 4.39										0	0	0	0	0	0	0									
<b>Bert Roberge, R</b> ERA: 3.86										0	0	0	0	0	0	0									
<b>Denny Walling, L</b> ERA: 3.00										1	0	0	0	0	0	0									
<b>Inning Stats</b>	R: 0 E: 0 K: 0 S: 3	H: 1 LOB: 0 BB: 0 P: 3	R: 0 E: 0 K: 0 S: 4	H: 1 LOB: 0 BB: 0 P: 4	R: 0 E: 0 K: 1 S: 6	H: 2 LOB: 2 BB: 0 P: 6	R: 0 E: 0 K: 0 S: 3	H: 0 LOB: 1 BB: 1 P: 7	R: 0 E: 0 K: 1 S: 6	H: 1 LOB: 1 BB: 0 P: 6	R: 0 E: 0 K: 1 S: 6	H: 1 LOB: 2 BB: 1 P: 10	R: 1 E: 0 K: 0 S: 5	H: 2 LOB: 2 BB: 1 P: 9	R: 0 E: 0 K: 1 S: 5	H: 0 LOB: 0 BB: 0 P: 5	R: 0 E: 0 K: 1 S: 5	H: 0 LOB: 0 BB: 0 P: 5	1B: 6 2B: 3 3B: 0 HR: 0	SF: 0 SAC: 1 DP: 1 HBP: 0	WP: 0 PB: 0 SB: 0 CS: 0	PA: 36			
<b>PITCHER</b>	IP	WLS	BF	H	R	ER	SO	BB	IBB	HBP	BLK	WP	HR	S	P	ERA	WHIP								
<b>Renie Martin, R</b> ERA: 4.66	5.1	W	22	6	0	0	3	2	0	0	0	0	0	26	34	0.00	1.500								
<b>Al Holland, L</b> ERA: 3.59	1.1		6	1	1	1	0	1	0	0	0	0	0	5	9	6.75	1.500								
<b>Greg Minton, R</b> ERA: 1.69	2.1	S	8	1	0	0	2	0	0	0	0	0	0	12	12	0.00	0.429								









Batter	1	2	3	4	5	6	7	8	9	AB	R	H	RBI	BB	SO	LOB	TOP																
Steve Sax, R OBP: 0.332, SLG: 0.355 (1, 4)										5	1	1	0	0	0	1	<b>Los Angeles Dodgers @ Houston Astros</b> Astrodome, Houston, TX Sat Sep 11 1982, 4:33 AM EDT Att: 17,981 - Unknown																
Ken Landreaux, L OBP: 0.353, SLG: 0.411 (1, 8)										4	0	2	1	0	0	1																	
Dusty Baker Jr., R OBP: 0.364, SLG: 0.476 (1, 7)										3	1	2	2	0	0	1																	
Pedro Guerrero, R OBP: 0.384, SLG: 0.546 (1, 5)										3	0	0	0	0	0	1																	
Steve Garvey, R OBP: 0.293, SLG: 0.419 (1, 3)										4	0	0	0	0	0	4																	
Rick Monday, L OBP: 0.387, SLG: 0.520 Ron Roenicke, S OBP: 0.371, SLG: 0.347 (8, PH) (8, 9)										3	0	1	0	0	0	1																	
Bill Russell, R OBP: 0.352, SLG: 0.334 Greg Brock, L OBP: 0.125, SLG: 0.125 Mark Belanger, R OBP: 0.288, SLG: 0.234 (8, PH) (8, 6)										2	1	1	0	0	0	0																	
Steve Yeager, R OBP: 0.290, SLG: 0.317 (1, 2)										4	1	2	1	0	1	2																	
Jerry Reuss, L OBP: 0.254, SLG: 0.261 Steve Howe, L (8, 1)										3	1	1	1	0	0	3																	
<b>Inning Stats</b>	R: 2 E: 1 K: 0 S: 5	H: 2 LOB: 0 BB: 0 P: 5	R: 0 E: 0 K: 1 S: 6	H: 2 LOB: 1 BB: 0 P: 6	R: 0 E: 0 K: 1 S: 3	H: 1 LOB: 0 BB: 0 P: 3	R: 0 E: 0 K: 1 S: 5	H: 0 LOB: 0 BB: 0 P: 5	R: 3 E: 0 K: 0 S: 6	H: 3 LOB: 1 BB: 0 P: 7	R: 0 E: 0 K: 0 S: 3	H: 0 LOB: 0 BB: 0 P: 3	R: 0 E: 1 K: 0 S: 3	H: 1 LOB: 3 BB: 0 P: 6	R: 0 E: 0 K: 1 S: 5	H: 0 LOB: 0 BB: 0 P: 5		1B: 6 2B: 2 3B: 1 HR: 1	SF: 0 SAC: 1 DP: 3 HBP: 2	WP: 0 PA: 37 PB: 0 SB: 2 CS: 0													
<b>PITCHER</b>	IP WLS BF H R ER SO BB IBB HBP BLK WP HR S P ERA WHIP	<b>Vern Ruhle, R</b> (1, 1) 4.1 L 19 7 5 5 2 0 0 0 1 0 0 1 22 23 10.38 1.615 <b>Bob Knepper, L</b> (5, 1) 2.2 9 2 0 0 0 0 0 0 0 0 0 9 9 0.00 0.750 <b>Randy Moffitt, R</b> (8, 1) 0.1 4 1 0 0 0 0 0 0 1 0 0 0 3 4 0.00 3.000 <b>Danny Boone, L</b> (8, 1) 0.1 1 0 0 0 0 0 0 0 0 0 0 1 1 0.00 0.000 <b>Bert Roberge, R</b> (8, 1) 0.1 1 0 0 0 0 0 0 0 0 0 0 1 1 0.00 0.000															<b>PITCHER</b>	IP WLS BF H R ER SO BB IBB HBP BLK WP HR S P ERA WHIP	<b>Dave Smith, R</b> (9, 1) 1.0 3 0 0 0 1 0 0 0 0 0 0 0 5 5 0.00 0.000														

Batter	1	2	3	4	5	6	7	8	9	AB	R	H	RBI	BB	SO	LOB	BOTTOM																
Terry Puhl, L OBP: 0.333, SLG: 0.392 (1, 9)										5	1	1	1	0	1	1	<b>Los Angeles Dodgers @ Houston Astros</b> Astrodome, Houston, TX Sat Sep 11 1982, 4:33 AM EDT Att: 17,981 - Unknown																
Dickie Thon, R OBP: 0.317, SLG: 0.396 (1, 6)										3	0	0	0	2	1	0																	
Ray Knight, R OBP: 0.350, SLG: 0.406 (1, 3)										5	0	1	1	0	1	2																	
Phil Garner, R OBP: 0.307, SLG: 0.418 (1, 5)										4	0	0	0	0	1	2																	
Jose Cruz, L OBP: 0.343, SLG: 0.371 (1, 7)										3	0	1	0	1	0	0																	
Alan Ashby, S OBP: 0.318, SLG: 0.422 Kevin Bass, S OBP: 0.083, SLG: 0.043 Luis Pujols, R OBP: 0.223, SLG: 0.297 (1, 2) (8, FR) (9, 2)										4	1	1	0	0	0	2																	
Tony Scott, S OBP: 0.260, SLG: 0.287 (1, 8)										4	1	1	0	0	0	3																	
Bill Doran, S OBP: 0.409, SLG: 0.400 (1, 4)										4	0	2	1	0	0	1																	
Vern Ruhle, R OBP: 0.195, SLG: 0.106 Bob Knepper, L OBP: 0.132, SLG: 0.082 Tim Lincecum, R (7, PH) Randy Moffitt, R (8, 1) Danny Boone, L OBP: 0.107, SLG: 0.333 Bert Roberge, R (8, 1) Art Howe, R OBP: 0.316, SLG: 0.322 Dave Smith, R (8, 1)										2	0	0	0	0	2	4																	
<b>Inning Stats</b>	R: 0 E: 0 K: 0 S: 3	H: 0 LOB: 0 BB: 0 P: 3	R: 0 E: 0 K: 0 S: 3	H: 0 LOB: 0 BB: 0 P: 3	R: 1 E: 1 K: 1 S: 7	H: 2 LOB: 2 BB: 1 P: 11	R: 1 E: 1 K: 1 S: 8	H: 2 LOB: 2 BB: 0 P: 8	R: 0 E: 0 K: 3 S: 9	H: 0 LOB: 0 BB: 0 P: 9	R: 0 E: 0 K: 1 S: 6	H: 1 LOB: 1 BB: 0 P: 6	R: 1 E: 0 K: 0 S: 4	H: 1 LOB: 2 BB: 2 P: 12	R: 0 E: 0 K: 0 S: 4	H: 1 LOB: 2 BB: 1 P: 8		R: 0 E: 0 K: 0 S: 3	H: 0 LOB: 0 BB: 0 P: 3	1B: 6 2B: 1 3B: 0 HR: 0	SF: 0 SAC: 0 DP: 0 HBP: 0	WP: 0 PA: 39 PB: 0 SB: 1 CS: 0											
<b>PITCHER</b>	IP WLS BF H R ER SO BB IBB HBP BLK WP HR S P ERA WHIP	<b>Jerry Reuss, L</b> (1, 1) 7.2 W 35 7 3 2 6 4 0 0 0 0 0 0 4 3 59 2.35 1.435 <b>Steve Howe, L</b> (8, 1) 1.1 S 4 0 0 0 0 0 0 0 0 0 0 0 4 4 0.00 0.000															<b>PITCHER</b>	IP WLS BF H R ER SO BB IBB HBP BLK WP HR S P ERA WHIP															

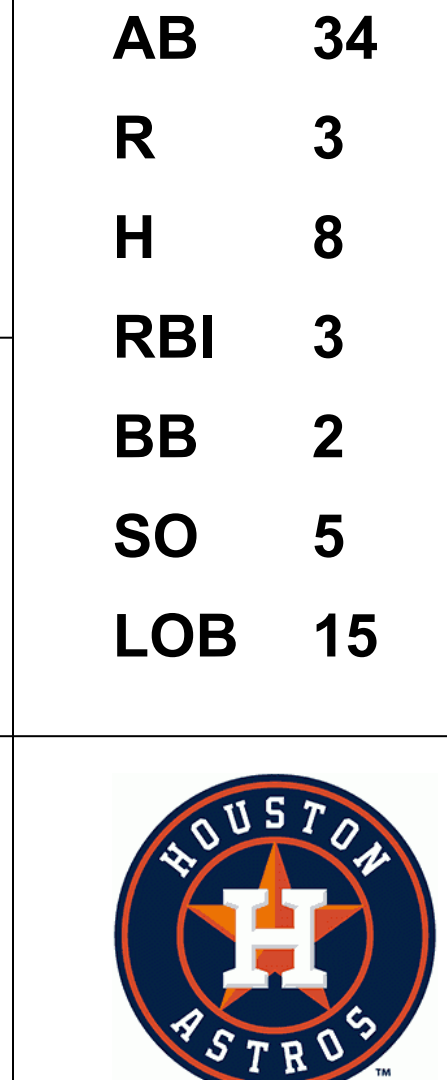


Batter	1	2	3	4	5	6	7	8	9	AB	R	H	RBI	BB	SO	LOB	TOP					
Steve Sax, R OBP: 0.330, SLG: 0.352										5	0	0	0	0	1	3	<b>Los Angeles Dodgers @ Houston Astros</b> Astrodome, Houston, TX Sun Sep 12 1982, 4:33 AM EDT Att: 15,014 - Unknown					
Bill Russell, R OBP: 0.354, SLG: 0.336										4	1	2	1	1	0	0						
Dusty Baker Jr., R OBP: 0.366, SLG: 0.477										5	2	3	0	0	0	1						
Pedro Guerrero, R OBP: 0.386, SLG: 0.545										4	1	2	0	1	0	3						
Steve Garvey, R OBP: 0.295, SLG: 0.420										4	1	2	3	0	0	1						
Mike Marshall, R OBP: 0.323, SLG: 0.410										3	0	0	1	0	1	2						
Derrel Thomas, S OBP: 0.371, SLG: 0.340										0	0	0	0	0	0	0						
Ron Roenicke, S OBP: 0.361, SLG: 0.336										4	0	0	0	0	1	3						
Steve Yeager, R OBP: 0.294, SLG: 0.317										3	1	1	0	1	0	0						
Ricky Wright, L OBP: 0.325, SLG: 0.250										1	0	0	0	0	1	1						
Ron Cey, R OBP: 0.326, SLG: 0.428										0	0	0	0	0	0	0						
Jose Morales, R OBP: 0.313, SLG: 0.357										1	0	1	2	0	0	0						
Alex Taveras, R OBP: 0.305, SLG: 0.219										0	0	0	0	0	0	0						
Dave Stewart, R OBP: 0.302, SLG: 0.219										1	0	0	0	0	0	0						
Terry Forster, L OBP: 0.222, SLG: 0.333										0	0	0	0	0	0	0						
Greg Brock, L OBP: 0.222, SLG: 0.333										1	1	1	0	0	0	0						
Steve Howe, L OBP: 0.222, SLG: 0.333										0	0	0	0	0	0	0						
<b>Inning Stats</b>	R: 0 E: 0 K: 1 S: 5	H: 1 LOB: 1 BB: 1 P: 9	R: 0 E: 0 K: 0 S: 3	H: 0 LOB: 0 BB: 0 P: 3	R: 0 E: 0 K: 1 S: 5	H: 1 LOB: 0 BB: 0 P: 5	R: 5 E: 0 K: 0 S: 7	H: 4 LOB: 1 BB: 2 P: 15	R: 1 E: 0 K: 1 S: 8	H: 3 LOB: 2 BB: 0 P: 8	R: 0 E: 0 K: 0 S: 3	H: 0 LOB: 0 BB: 0 P: 3	R: 0 E: 0 K: 0 S: 4	H: 1 LOB: 1 BB: 0 P: 4	R: 0 E: 0 K: 1 S: 5	H: 0 LOB: 0 BB: 0 P: 5	R: 1 E: 0 K: 0 S: 5	H: 2 LOB: 1 BB: 0 P: 5	1B: 10 2B: 3 3B: 0 HR: 0	SF: 1 SAC: 0 DP: 2 HBP: 0	WP: 0 PB: 0 SB: 2 CS: 0	PA: 40
<b>PITCHER</b>	IP WLS BF H R ER SO BB IBB HBP BLK WP HR S P ERA WHIP																					
Frank DiPino, L ERA: 7.0	(1, 1) 4.0 L 19 6 5 5 2 2 1 0 0 0 0 0 20 32 11.25 2.000																					
Frank LaCorte, R ERA: 4.33	(5, 1) 3.0 13 4 1 1 1 0 0 0 0 0 0 0 15 15 3.00 1.333																					
Mark Ross, R ERA: 4.5	(8, 1) 2.0 8 2 1 1 1 0 0 0 0 0 0 0 10 10 4.50 1.000																					

AB	36
R	7
H	12
RBI	7
BB	3
SO	4
LOB	14



Batter	1	2	3	4	5	6	7	8	9	AB	R	H	RBI	BB	SO	LOB	BOTTOM					
Terry Puhl, L OBP: 0.331, SLG: 0.390										5	1	1	0	0	0	3	<b>Los Angeles Dodgers @ Houston Astros</b> Astrodome, Houston, TX Sun Sep 12 1982, 4:33 AM EDT Att: 15,014 - Unknown					
Dickey Thon, R OBP: 0.320, SLG: 0.395										3	1	1	0	2	0	1						
Ray Knight, R OBP: 0.350, SLG: 0.406										3	0	1	1	0	0	1						
Jose Cruz, L OBP: 0.341, SLG: 0.368										4	0	0	0	0	2	4						
Alan Ashby, S OBP: 0.318, SLG: 0.419										4	0	1	1	0	1	1						
Bill Doran, S OBP: 0.385, SLG: 0.417										4	0	1	0	0	0	1						
Art Howe, R OBP: 0.315, SLG: 0.324										4	1	1	0	0	0	1						
Scott Loucks, R OBP: 0.174, SLG: 0.136										4	0	2	1	0	1	1						
Frank DiPino, L OBP: 0.325, SLG: 0.250										0	0	0	0	0	0	0						
Larry Ray, L OBP: 0.326, SLG: 0.219										1	0	0	0	0	0	0						
Frank LaCorte, R OBP: 0.305, SLG: 0.219										0	0	0	0	0	0	0						
Denny Walling, L OBP: 0.302, SLG: 0.219										0	0	0	0	0	0	0						
Mark Ross, R OBP: 0.222, SLG: 0.333										0	0	0	0	0	0	0						
Tim Tolman, R OBP: 0.222, SLG: 0.333										1	0	0	0	0	0	1						
<b>Inning Stats</b>	R: 2 E: 0 K: 1 S: 8	H: 3 LOB: 1 BB: 0 P: 8	R: 0 E: 1 K: 0 S: 4	H: 0 LOB: 1 BB: 0 P: 4	R: 0 E: 0 K: 1 S: 5	H: 0 LOB: 1 BB: 1 P: 9	R: 1 E: 0 K: 1 S: 7	H: 2 LOB: 1 BB: 0 P: 7	R: 0 E: 0 K: 0 S: 3	H: 0 LOB: 0 BB: 0 P: 3	R: 0 E: 0 K: 1 S: 6	H: 1 LOB: 1 BB: 0 P: 6	R: 0 E: 0 K: 1 S: 6	H: 1 LOB: 2 BB: 1 P: 10	R: 0 E: 0 K: 0 S: 3	H: 0 LOB: 0 BB: 0 P: 3	R: 0 E: 0 K: 0 S: 4	H: 1 LOB: 1 BB: 0 P: 4	1B: 6 2B: 2 3B: 0 HR: 0	SF: 1 SAC: 1 DP: 0 HBP: 0	WP: 0 PB: 0 SB: 3 CS: 0	PA: 38
<b>PITCHER</b>	IP WLS BF H R ER SO BB IBB HBP BLK WP HR S P ERA WHIP																					
Ricky Wright, L ERA: 3.23	(1, 1) 3.0 14 3 2 2 2 1 0 0 0 0 0 0 17 21 6.00 1.333																					
Dave Stewart, R ERA: 3.95	(4, 1) 3.2 W 16 4 1 1 2 1 0 0 0 0 0 0 19 23 2.46 1.364																					
Terry Forster, L ERA: 3.08	(7, 1) 1.1 4 0 0 0 1 0 0 0 0 0 0 0 6 6 0.00 0.000																					
Steve Howe, L ERA: 2.14	(9, 1) 1.0 4 1 0 0 0 0 0 0 0 0 0 0 4 4 0.00 1.000																					









Batter	1	2	3	4	5	6	7	8	9	AB	R	H	RBI	BB	SO	LOB	TOP								
Terry Puhl, L OBP: 0.333, SLG: 0.388 (1, 8)	0-0 1B		0-0 4-3		0-0 E6			0-0 G3	4-0 1B	4	0	1	0	1	0	1									
Dickie Thon, R OBP: 0.322, SLG: 0.396 (1, 6)	0-0 F4			0-0 F7	0-0 1-3			0-0 3-1 1B	0-0 1B	5	0	2	0	0	0	3									
Ray Knight, R OBP: 0.349, SLG: 0.404 (1, 5)	0-0 G3-6-1 1B			0-0 5-3			0-0 6-3	0-0 3-1 1B	0-0 1-3	5	0	2	0	0	0	3									
Harry Spilman, L OBP: 0.295, SLG: 0.341 (1, 3)	0-0 G3-6-1			0-0 3-1			0-0 F8	0-0 3-1		4	0	0	0	0	0	4									
Jose Cruz, L OBP: 0.338, SLG: 0.371 (1, 7)		0-0 5-3			0-0 F7		0-0 HR	0-0 F7		4	1	1	1	0	0	2									
Alan Ashby, S OBP: 0.317, SLG: 0.415 (1, 2)	0-3 K			0-0 4-3		0-0 F7			4-0 1B SF9 BB	3	1	0	0	1	1	0									
Danny Heep, L OBP: 0.311, SLG: 0.380 Scott Loucks, R OBP: 0.208, SLG: 0.174 (1, 9) (7, 8)	0-0 F9				0-0 1B E			0-0 F7	0-0 1B SH1-4 1B	3	1	1	0	0	0	0									
Bill Doran, S OBP: 0.353, SLG: 0.387 (1, 4)			0-0 G3		0-0 BB E 1B			0-0 F8	0-0 SF9	3	1	1	1	0	0	0									
Michael LaCoss, R OBP: 0.313, SLG: 0.333 Frank LaCorte, R (8, 1)			0-0 L3		4-0 BB E		0-3 K		0-0 SH1-4	2	0	0	0	1	1	0									
<b>Inning Stats</b>	R: 0 E: 0 K: 0 S: 4	H: 2 LOB: 1 BB: 0 P: 4	R: 0 E: 0 K: 1 S: 5	H: 0 LOB: 0 BB: 0 P: 5	R: 0 E: 0 K: 0 S: 3	H: 0 LOB: 0 BB: 0 P: 3	R: 0 E: 0 K: 0 S: 3	H: 0 LOB: 0 BB: 0 P: 3	R: 2 E: 1 K: 0 S: 6	H: 2 LOB: 2 BB: 1 P: 10	R: 1 E: 0 K: 0 S: 4	H: 1 LOB: 0 BB: 0 P: 4	R: 0 E: 0 K: 1 S: 5	H: 0 LOB: 0 BB: 0 P: 5	R: 0 E: 0 K: 0 S: 5	H: 2 LOB: 2 BB: 0 P: 5	R: 1 E: 0 K: 0 S: 5	H: 2 LOB: 3 BB: 2 P: 13	1B: 8 2B: 0 3B: 0 HR: 1	SF: 1 SAC: 1 DP: 1 HBP: 0	WP: 0 PB: 0 SB: 0 CS: 0	PA: 39			
<b>PITCHER</b>	IP	WLS	BF	H	R	ER	SO	BB	IBB	HBP	BLK	WP	HR	S	P	ERA	WHIP								
Rick Mahler, R ERA: 4.19 Donnie Moore, R ERA: 5.23 Tom Hausman, R ERA: 4.42	(1, 1) (7, 1) (9, 1)	6.0 2.0 1.0	L 8 7	24 2 2	5 0 2	3 0 1	1 1 0	1 0 1	0 0 1	0 0 0	0 0 0	0 0 0	1 0 5	25 10 13	29 10 13	1.50 0.00 9.00	1.000 1.000 3.000								

**Houston Astros @ Atlanta Braves**  
Atlanta-Fulton County Stadium, Atlanta, GA  
Tue Sep 14 1982, 7:05 PM EDT  
Att: 9,331 - Unknown

AB 34  
R 4  
H 9  
RBI 2  
BB 3  
SO 2  
LOB 13



Batter	1	2	3	4	5	6	7	8	9	AB	R	H	RBI	BB	SO	LOB	BOTTOM								
Claudell Washington, L OBP: 0.333, SLG: 0.419 (1, 9)	0-0 6-3		0-0 L4 1B			0-0 1-3		0-3 K		4	0	1	0	0	1	0									
Rafael Ramirez, R OBP: 0.309, SLG: 0.356 (1, 6)	0-0 6-3		0-0 L4			0-0 4-3			0-0 F9	4	0	0	0	0	0	2									
Dale Murphy, R OBP: 0.371, SLG: 0.526 (1, 8)	4-0 BB			0-0 6-3			0-0 L9		0-0 6-3	3	0	0	0	1	0	0									
Chris Chambliss, L OBP: 0.340, SLG: 0.436 (1, 3)	0-0 4-3			0-0 F7		4-0 FC6-4 BB			0-0 4-3	3	0	0	0	1	0	1									
Bob Horner, R OBP: 0.350, SLG: 0.495 (1, 5)		0-0 1-3		0-0 P6		0-0 E8 FC6-4				3	0	0	0	0	0	1									
Jerry Royster, R OBP: 0.363, SLG: 0.381 (1, 7) (8, 4)		0-0 F9			0-0 F8		0-0 FC6-4			3	0	0	0	0	0	2									
Glenn Hubbard, R OBP: 0.324, SLG: 0.364 Biff Pocoroba, S OBP: 0.354, SLG: 0.393 Terry Harper, R OBP: 0.350, SLG: 0.311 (1, 4) (7, PH) (8, 7)		0-0 3-1			0-0 4-3		0-3 K			2	0	0	0	0	0	0									
Bruce Benedict, R OBP: 0.305, SLG: 0.295 (1, 2)			0-3 K		0-3 K			0-0 P6		3	0	0	0	0	2	0									
Rick Mahler, R OBP: 0.230, SLG: 0.228 Brett Butler, L OBP: 0.294, SLG: 0.228 Donnie Moore, L (6, PH) (7, 1) Ken Smith, L OBP: 0.381, SLG: 0.306 Tom Hausman, R (9, 1)				0-0 1B		0-0 6-3		0-3 K		1	0	1	0	0	0	0									
<b>Inning Stats</b>	R: 0 E: 0 K: 0 S: 3	H: 0 LOB: 1 BB: 1 P: 7	R: 0 E: 0 K: 0 S: 3	H: 0 LOB: 0 BB: 0 P: 3	R: 0 E: 0 K: 1 S: 6	H: 2 LOB: 1 BB: 0 P: 6	R: 0 E: 0 K: 0 S: 3	H: 0 LOB: 0 BB: 0 P: 3	R: 0 E: 1 K: 2 S: 7	H: 0 LOB: 2 BB: 0 P: 7	R: 0 E: 0 K: 0 S: 3	H: 0 LOB: 0 BB: 0 P: 3	R: 0 E: 0 K: 0 S: 3	H: 0 LOB: 0 BB: 0 P: 3	R: 0 E: 0 K: 0 S: 3	H: 0 LOB: 0 BB: 0 P: 3	1B: 2 2B: 1 3B: 0 HR: 0	SF: 0 SAC: 0 DP: 1 HBP: 0	WP: 0 PB: 0 SB: 0 CS: 0	PA: 31					
<b>PITCHER</b>	IP	WLS	BF	H	R	ER	SO	BB	IBB	HBP	BLK	WP	HR	S	P	ERA	WHIP								
Michael LaCoss, R ERA: 2.88 Frank LaCorte, R ERA: 4.2	(1, 1) (8, 1)	7.0 2.0	W S	25 6	2 0	0 0	0 2	2 0	0 0	0 0	0 0	0 0	0 0	10 10	10 10	0.00 0.000	0.571 0.000								

**Houston Astros @ Atlanta Braves**  
Atlanta-Fulton County Stadium, Atlanta, GA  
Tue Sep 14 1982, 7:05 PM EDT  
Att: 9,331 - Unknown

AB 29  
R 0  
H 2  
RBI 0  
BB 2  
SO 5  
LOB 8





Batter	1	2	3	4	5	6	7	8	9	AB	R	H	RBI	BB	SO	LOB	TOP								
Terry Puhl, L OBP: 0.333, SLG: 0.385 (1, 8)										3	1	0	0	2	2	1									
Dickie Thorn, R OBP: 0.323, SLG: 0.399 (1, 6)										4	1	2	3	0	0	2									
Ray Knight, R OBP: 0.348, SLG: 0.403 (1, 5)										4	0	1	1	0	0	1									
Harry Spilman, L OBP: 0.313, SLG: 0.341 (1, 3)										3	0	1	0	1	1	0									
Jose Cruz, L OBP: 0.337, SLG: 0.370 (1, 7)										4	0	1	0	0	0	3									
Alan Ashby, S OBP: 0.316, SLG: 0.413 (1, 2)										4	0	1	0	0	1	1									
Danny Heep, L OBP: 0.183, SLG: 0.130 Scott Loucks, R OBP: 0.200, SLG: 0.167 (8, 8)										3	1	1	0	0	0	1									
Bill Doran, S OBP: 0.342, SLG: 0.400 (1, 4)										4	1	1	1	0	1	1									
Nolan Ryan, R OBP: 0.183, SLG: 0.130 Tim Tolman, R OBP: 0.500, SLG: 0.250 Dave Smith, R (9, 1)										3	1	0	0	0	2	2									
<b>Inning Stats</b>	R: 1 E: 1 K: 1 S: 6	H: 2 LOB: 1 BB: 1 P: 10	R: 0 E: 0 K: 1 S: 5	H: 0 LOB: 0 BB: 0 P: 5	R: 0 E: 0 K: 1 S: 5	H: 0 LOB: 0 BB: 0 P: 5	R: 0 E: 0 K: 0 S: 3	H: 1 LOB: 0 BB: 0 P: 3	R: 1 E: 0 K: 2 S: 9	H: 2 LOB: 2 BB: 1 P: 13	R: 0 E: 0 K: 0 S: 3	H: 0 LOB: 0 BB: 0 P: 3	R: 3 E: 1 K: 0 S: 6	H: 2 LOB: 1 BB: 1 P: 10	R: 0 E: 0 K: 1 S: 5	H: 1 LOB: 0 BB: 0 P: 5	R: 0 E: 0 K: 1 S: 6	H: 1 LOB: 1 BB: 0 P: 6	1B: 6 2B: 3 3B: 0 HR: 0	SF: 0 SAC: 0 DP: 3 HBP: 0	WP: 0 PB: 0 SB: 0 CS: 0	PA: 37			
<b>PITCHER</b>	IP	WLS	BF	H	R	ER	SO	BB	IBB	HBP	BLK	WP	HR	S	P	ERA	WHIP								
Tommy Boggs, R ERA: 2.43 Donnie Moore, R ERA: 5.14 Ken Dayley, L ERA: 4.67	6.2	L	28	6	5	1	5	3	0	0	0	0	0	35	47	1.35	1.350								

**Houston Astros @ Atlanta Braves**  
Atlanta-Fulton County Stadium, Atlanta, GA  
Wed Sep 15 1982, 7:05 PM EDT  
Att: 11,422 - Unknown

AB 34  
R 5  
H 9  
RBI 5  
BB 3  
SO 7  
LOB 12

Batter	1	2	3	4	5	6	7	8	9	AB	R	H	RBI	BB	SO	LOB	BOTTOM								
Claudell Washington, L OBP: 0.333, SLG: 0.419 (1, 9)										5	0	2	1	0	1	1									
Glenn Hubbard, R OBP: 0.322, SLG: 0.361 (1, 4)										4	0	0	0	0	1	2									
Dale Murphy, R OBP: 0.372, SLG: 0.527 (1, 8)										3	2	1	0	1	0	1									
Bob Horner, R OBP: 0.351, SLG: 0.503 (1, 5)										4	1	2	2	0	0	1									
Chris Chambliss, L OBP: 0.340, SLG: 0.434 (1, 3)										2	0	0	1	1	0	0									
Rufino Linares, R OBP: 0.327, SLG: 0.379 Terry Harper, R OBP: 0.343, SLG: 0.304 (5, 7)										1	0	0	0	0	0	0									
Jerry Royster, R OBP: 0.356, SLG: 0.373 (1, 6)										2	0	0	0	0	1	1									
Jerry Royster, R OBP: 0.356, SLG: 0.373 (1, 6)										4	0	0	0	0	0	3									
Bruce Benedict, R OBP: 0.307, SLG: 0.298 (1, 2)										4	1	2	0	0	0	0									
Tommy Boggs, R OBP: 0.300, SLG: 0.300 Donnie Moore, L (7, 1)										1	0	0	0	0	0	1									
Bob Porter, L OBP: 0.148, SLG: 0.115 Ken Dayley, L OBP: 0.318, SLG: 0.250 Larry Whisenton, L OBP: 0.348, SLG: 0.410 (9, PH)										1	0	0	0	0	1	0									
<b>Inning Stats</b>	R: 0 E: 0 K: 0 S: 3	H: 0 LOB: 0 BB: 1 P: 7	R: 0 E: 0 K: 0 S: 3	H: 0 LOB: 0 BB: 0 P: 3	R: 0 E: 0 K: 1 S: 5	H: 1 LOB: 0 BB: 0 P: 5	R: 1 E: 0 K: 1 S: 7	H: 2 LOB: 2 BB: 0 P: 8	R: 1 E: 0 K: 0 S: 5	H: 2 LOB: 1 BB: 0 P: 5	R: 0 E: 0 K: 1 S: 5	H: 0 LOB: 1 BB: 1 P: 9	R: 0 E: 0 K: 1 S: 6	H: 1 LOB: 1 BB: 0 P: 6	R: 2 E: 1 K: 0 S: 5	H: 1 LOB: 0 BB: 0 P: 5	R: 0 E: 0 K: 0 S: 3	H: 0 LOB: 0 BB: 0 P: 3	1B: 4 2B: 2 3B: 0 HR: 1	SF: 1 SAC: 1 DP: 0 HBP: 1	WP: 1 PB: 0 SB: 1 CS: 1	PA: 37			
<b>PITCHER</b>	IP	WLS	BF	H	R	ER	SO	BB	IBB	HBP	BLK	WP	HR	S	P	ERA	WHIP								
Nolan Ryan, R ERA: 3.23 Dave Smith, R ERA: 4.19	8.0	W	34	7	4	3	4	2	0	1	0	0	0	39	48	3.38	1.125								

**Houston Astros @ Atlanta Braves**  
Atlanta-Fulton County Stadium, Atlanta, GA  
Wed Sep 15 1982, 7:05 PM EDT  
Att: 11,422 - Unknown

AB 32  
R 4  
H 7  
RBI 4  
BB 2  
SO 4  
LOB 10







Batter	1	2	3	4	5	6	7	8	9	AB R H RBI BB SO LOB	TOP											
Terry Puhl, L OBP: 0.328, SLG: 0.379 (1, 8)	3-1		6-3			SH5-3		4-3		3 0 0 0 0 0 0	<b>Houston Astros @ Los Angeles Dodgers</b> Dodger Stadium, Los Angeles, CA Sat Sep 18 1982, 7:05 PM PDT Att: 48,567 - Unknown											
Dickie Thon, R OBP: 0.323, SLG: 0.396 (1, 6)	F8			6-3		E5		5-3 E 1B	4 0 1 0 0 0 1													
Ray Knight, R OBP: 0.347, SLG: 0.407 (1, 3)	HR			L4		4-3		1-3	4 1 1 1 0 0 3													
Phil Garner, R OBP: 0.306, SLG: 0.414 (1, 5)	K			P4		P6		5-3	4 0 0 0 0 1 3													
Jose Cruz, L OBP: 0.339, SLG: 0.372 (1, 7)		F7			K		4-3	4-0 DI IBB	3 0 0 0 1 1 0													
Danny Heep, L OBP: 0.307, SLG: 0.379 Scott Loucks, R OBP: 0.192, SLG: 0.160 (7, 8)		G3			5-3		L7	1-2 F7	3 0 0 0 0 0 0 1 0 0 0 0 0 2													
Bill Doran, S OBP: 0.333, SLG: 0.381 (1, 4)		L5			G3		6-3		3 0 0 0 0 0 0													
Luis Pujols, R OBP: 0.231, SLG: 0.317 (1, 2)			P3			HR		K	3 1 1 1 0 1 0													
Joe Niekro, R OBP: 0.108, SLG: 0.123 (1, 1)			K			4-3 SH5-3 1B		5-3	3 0 1 0 0 1 0													
<b>Inning Stats</b>	R: 1 E: 0 K: 1 S: 6	H: 1 LOB: 0 BB: 0 P: 6	R: 0 E: 0 K: 0 S: 3	H: 0 LOB: 0 BB: 0 P: 3	R: 0 E: 0 K: 1 S: 5	H: 0 LOB: 0 BB: 0 P: 5	R: 0 E: 0 K: 0 S: 3	H: 0 LOB: 0 BB: 0 P: 3	R: 1 E: 1 K: 0 S: 6	H: 2 LOB: 2 BB: 0 P: 6		R: 0 E: 0 K: 0 S: 3	H: 0 LOB: 0 BB: 0 P: 3	R: 0 E: 0 K: 1 S: 5	H: 0 LOB: 0 BB: 0 P: 5	R: 0 E: 0 K: 0 S: 4	H: 0 LOB: 0 BB: 0 P: 8	R: 0 E: 1 K: 0 S: 4	H: 1 LOB: 2 BB: 1 P: 8	1B: 2 2B: 0 3B: 0 HR: 2	SF: 0 SAC: 1 DP: 0 HBP: 0	WP: 0 PB: 0 SB: 0 CS: 0
<b>PITCHER</b> Bob Welch, R ERA: 3.45 (1, 1)	IP: 9.0 WLS: L BF: 33	H: 4 R: 2 ER: 2 SO: 4	BB: 0 IBB: 1 HBP: 0 BLK: 0	WP: 0 HR: 2 S: 40 P: 44	ERA: 2.00 WHIP: 0.444																	

Batter	1	2	3	4	5	6	7	8	9	AB R H RBI BB SO LOB	BOTTOM									
Derrel Thomas, S OBP: 0.337, SLG: 0.303 (1, 4)	1-3			4-3 1B		F9		4-3		4 0 1 0 0 0 0	<b>Houston Astros @ Los Angeles Dodgers</b> Dodger Stadium, Los Angeles, CA Sat Sep 18 1982, 7:05 PM PDT Att: 48,567 - Unknown									
Ken Landreaux, L OBP: 0.350, SLG: 0.412 (1, 8)	6-3			4-3		G3		P6	4 0 0 0 0 0 1											
Dusty Baker Jr., R OBP: 0.364, SLG: 0.469 Rick Monday, L OBP: 0.385, SLG: 0.511 (5, 7)	5-3			K		K		K	2 0 0 0 0 1 1 1 0 0 0 0 1 0											
Pedro Guerrero, R OBP: 0.382, SLG: 0.548 (1, 9)		6-3		5-3		F3			3 0 0 0 0 0 1											
Steve Garvey, R OBP: 0.296, SLG: 0.422 (1, 3)		L6			6-3			6-3	3 0 0 0 0 0 0											
Ron Cey, R OBP: 0.325, SLG: 0.429 Mark Bradley, R (8, PR) Alex Taveras, R (9, 5)		5-3			K			1B	3 0 1 0 0 1 0 0 0 0 0 0 0 0 0 0 0 0 0 0 0											
Bill Russell, R OBP: 0.352, SLG: 0.333 Jorge Orta, L OBP: 0.298, SLG: 0.324 Mark Belanger, R OBP: 0.288, SLG: 0.234 (9, 6)			F8		F7		F9		2 0 0 0 0 0 0 1 0 0 0 0 0 1 0 0 0 0 0 0 0											
Steve Yeager, R OBP: 0.282, SLG: 0.302 Greg Brock, L OBP: 0.167, SLG: 0.250 Mike Scioscia, L OBP: 0.304, SLG: 0.293 (9, 2)			F9			6-3		F2	2 0 0 0 0 0 0 1 0 0 0 0 0 1 0 0 0 0 0 0 0											
Bob Welch, R OBP: 0.181, SLG: 0.167 Ron Roenicke, S OBP: 0.358, SLG: 0.341 (9, PH)			6-3			6-3		4-3	2 0 0 0 0 0 0 1 0 0 0 0 0 0											
<b>Inning Stats</b>	R: 0 E: 0 K: 0 S: 3	H: 0 LOB: 0 BB: 0 P: 3	R: 0 E: 0 K: 0 S: 3	H: 0 LOB: 0 BB: 0 P: 3	R: 0 E: 0 K: 1 S: 6	H: 1 LOB: 1 BB: 0 P: 6	R: 0 E: 0 K: 0 S: 5	H: 0 LOB: 0 BB: 0 P: 5	R: 0 E: 0 K: 1 S: 5	H: 0 LOB: 0 BB: 0 P: 5		R: 0 E: 0 K: 0 S: 4	H: 1 LOB: 1 BB: 0 P: 4	R: 0 E: 0 K: 0 S: 3	H: 0 LOB: 0 BB: 0 P: 3	R: 0 E: 0 K: 0 S: 3	H: 0 LOB: 0 BB: 0 P: 3	1B: 2 2B: 0 3B: 0 HR: 0	SF: 0 SAC: 0 DP: 0 HBP: 0	WP: 0 PB: 0 SB: 0 CS: 0
<b>PITCHER</b> Joe Niekro, R ERA: 2.51 (1, 1)	IP: 9.0 WLS: W BF: 29	H: 2 R: 0 ER: 0 SO: 3	BB: 0 IBB: 0 HBP: 0 BLK: 0	WP: 0 HR: 0 S: 35 P: 35	ERA: 0.00 WHIP: 0.222															







Batter	1	2	3	4	5	6	7	8	9	AB	R	H	RBI	BB	SO	LOB	TOP		
Jerry Royster, R (1, 5) OBP: 0.343, SLG: 0.368	E6 1B WP						F9			3	1	0	0	1	0	0			
Rafael Ramirez, R (1, 6) OBP: 0.311, SLG: 0.363	WP G3 1-3	1-3 BB					F9			4	1	2	1	0	0	2			
Claudell Washington, L (1, 9) OBP: 0.329, SLG: 0.410	G3 1-2						F9			4	0	0	0	0	1	2			
Dale Murphy, R (1, 8) OBP: 0.375, SLG: 0.519	K2-3 2-3 3-H						F8			3	1	1	0	1	1	1			
Chris Chambliss, L (1, 3) OBP: 0.339, SLG: 0.431	4-0 IBB						F7			3	0	1	1	1	0	1			
Terry Harper, R (1, 7) OBP: 0.325, SLG: 0.288	G3						F9			4	0	0	0	0	0	4			
Glenn Hubbard, R (1, 4) OBP: 0.320, SLG: 0.358							F9			4	0	1	0	0	1	0			
Matt Sinatro, R (1, 2) OBP: 0.200, SLG: 0.239							F3			3	0	0	0	0	0	0			
Tommy Boggs, R (1, 1) OBP: 0.231, SLG: 0.231							F8			3	0	0	0	0	0	1			
Steve Bedrosian, R (6, 1) OBP: 0.080, SLG: 0.042	FC3-6									0	0	0	0	0	0	0			
Larry Whisenton, L (9, PH) OBP: 0.343, SLG: 0.404	WP BLK 1-2									1	0	0	0	0	0	1			
Gene Garber, R (9, 1) OBP: 0.143, SLG: 0.143										0	0	0	0	0	0	0			
<b>Inning Stats</b>	R: 1 E: 1 K: 1 S: 7	H: 1 LOB: 2 BB: 1 P: 11	R: 0 E: 1 K: 0 S: 4	H: 0 LOB: 2 BB: 1 P: 8	R: 0 E: 0 K: 1 S: 6	H: 1 LOB: 1 BB: 0 P: 6	R: 0 E: 0 K: 1 S: 5	H: 0 LOB: 0 BB: 0 P: 5	R: 2 E: 0 K: 0 S: 5	H: 2 LOB: 1 BB: 1 P: 9	R: 0 E: 0 K: 0 S: 3	H: 0 LOB: 0 BB: 0 P: 3	R: 0 E: 0 K: 0 S: 3	H: 0 LOB: 0 BB: 0 P: 3	R: 0 E: 0 K: 0 S: 3	H: 1 LOB: 1 BB: 0 P: 3	1B: 3 2B: 2 3B: 0 HR: 1	SF: 0 SAC: 1 DP: 1 HBP: 0	WP: 2 PA: 36 PB: 0 SB: 1 CS: 0
<b>PITCHER</b>	IP WLS BF H R ER SO BB IBB HBP BLK WP HR S P ERA WHIP																		
Nolan Ryan, R (1, 1) ERA: 3.23	6.0	27	4	3	2	3	2	1	0	0	1	2	1	30	42	3.00	1.000		
Dave Smith, R (7, 1) ERA: 3.99	3.0	W 9	1	0	0	0	0	0	0	0	0	0	0	9	9	0.00	0.333		

Atlanta Braves @ Houston Astros  
Astrodome, Houston, TX  
Mon Sep 20 1982, 8:05 PM EDT  
Att: 12,634 - Unknown

AB 32  
R 3  
H 5  
RBI 2  
BB 3  
SO 3  
LOB 12



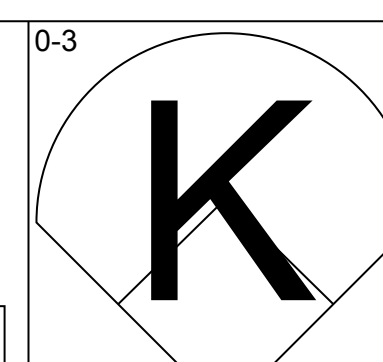
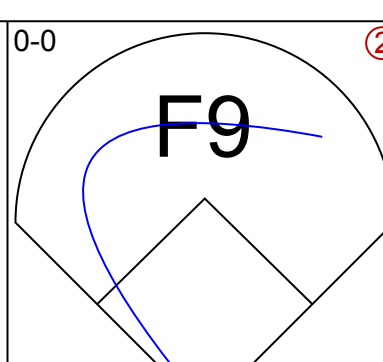
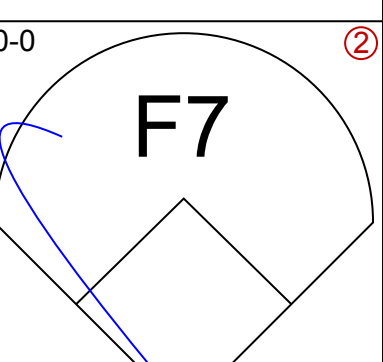
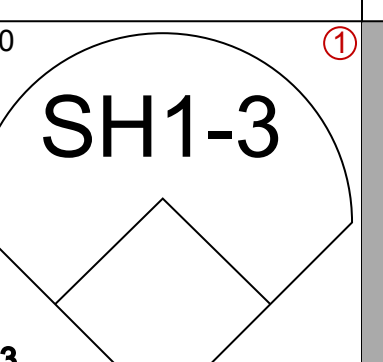
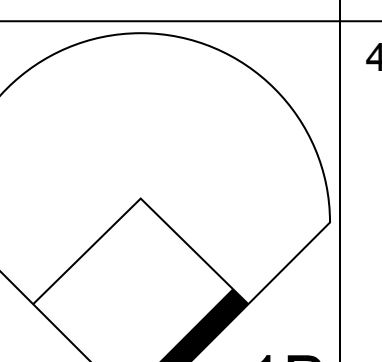
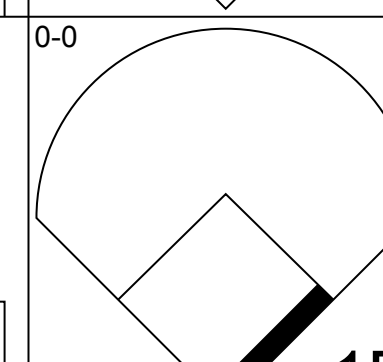
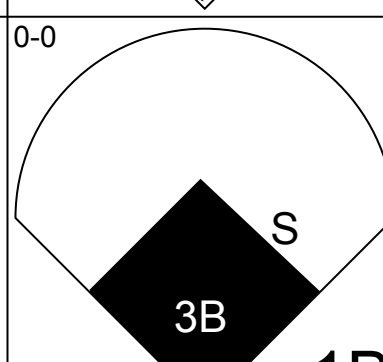
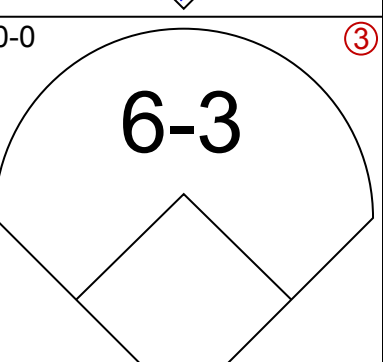
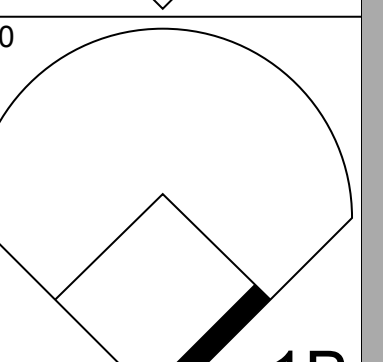
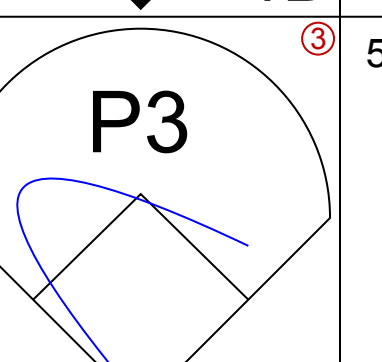
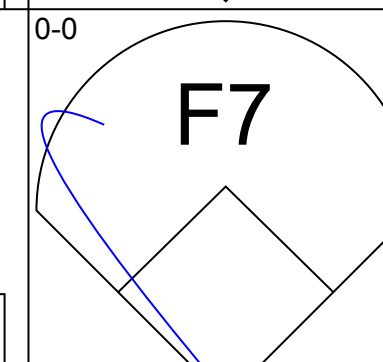
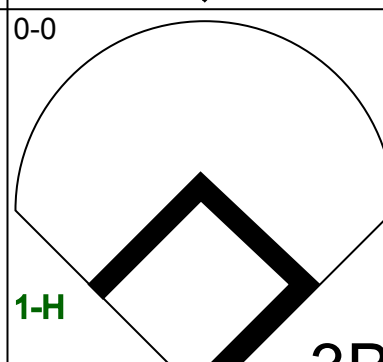

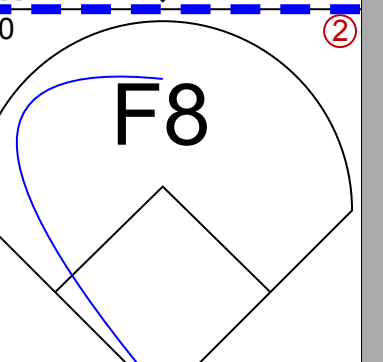
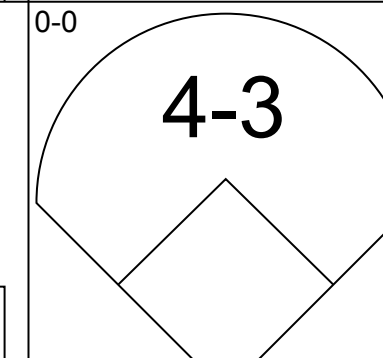
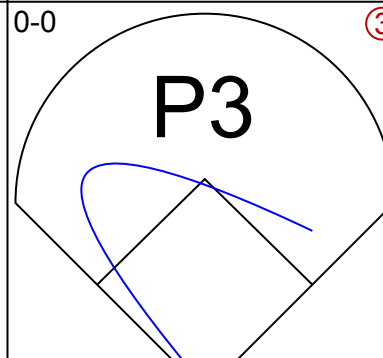

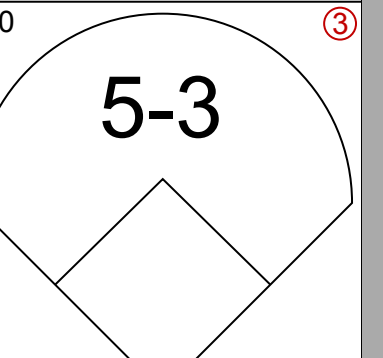
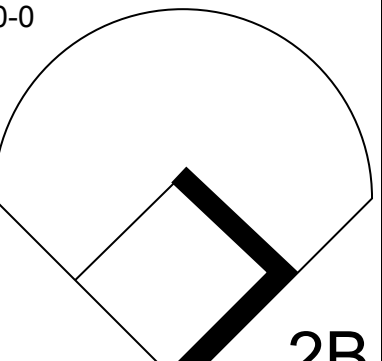
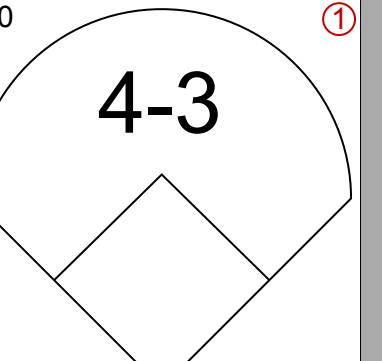
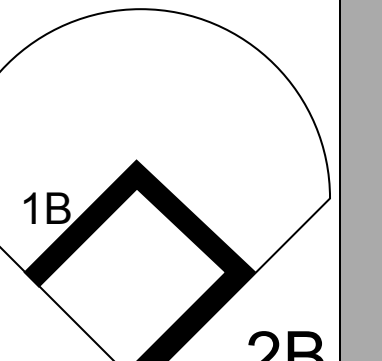
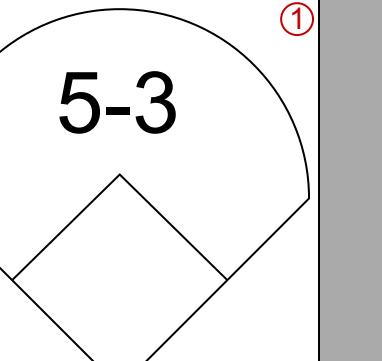

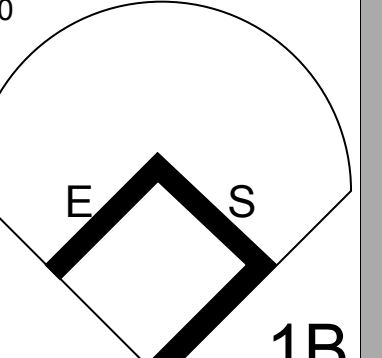
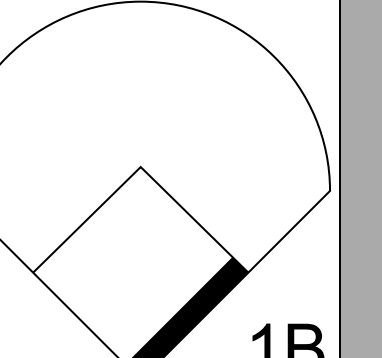
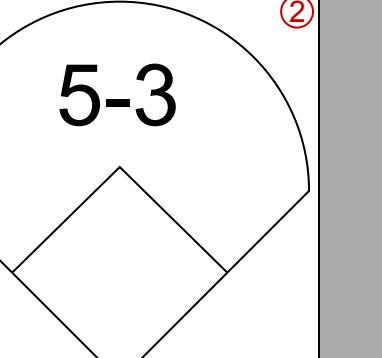

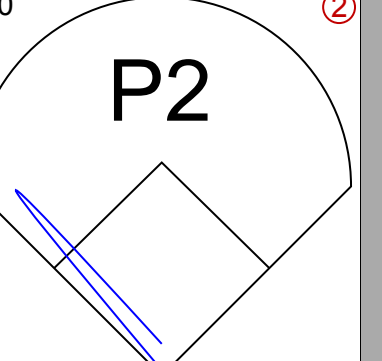
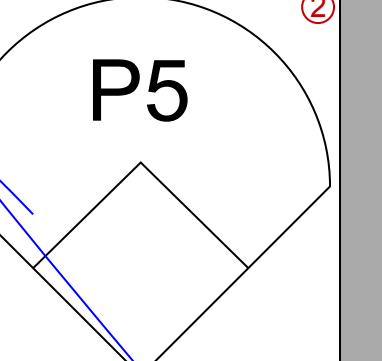


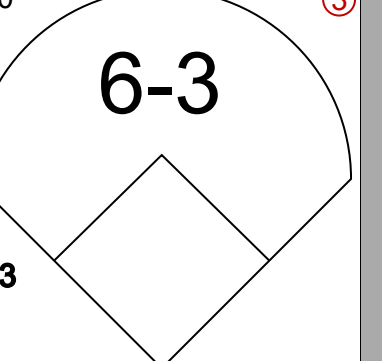
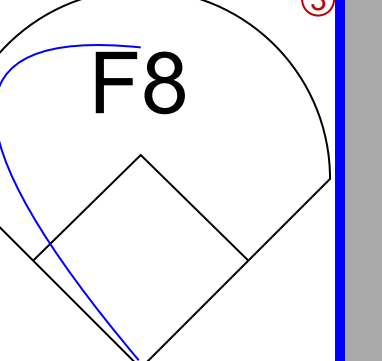
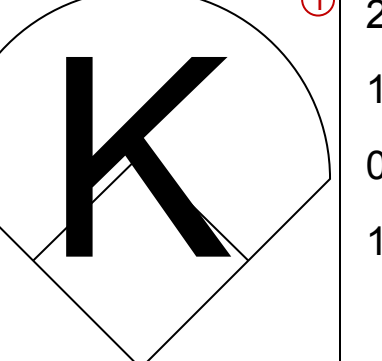

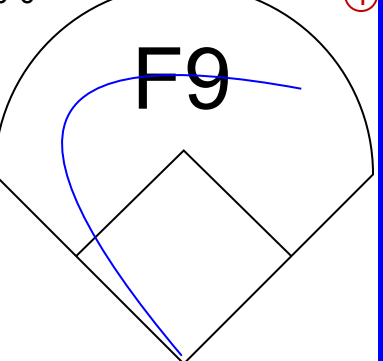
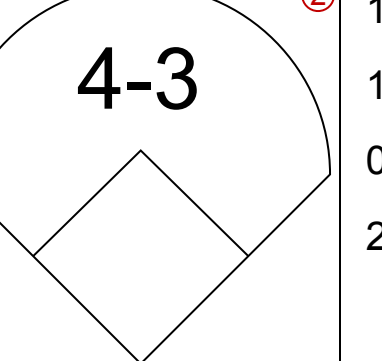
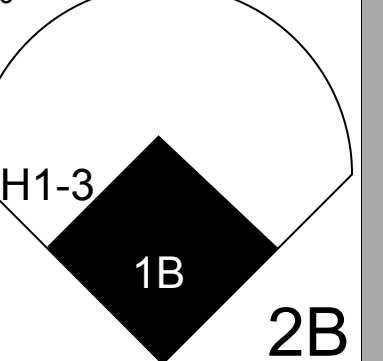
Batter	1	2	3	4	5	6	7	8	9	AB	R	H	RBI	BB	SO	LOB	BOTTOM				
Terry Puhl, L (1, 8) OBP: 0.328, SLG: 0.378	1-3						P4			5	1	2	0	0	0	0					
Dickie Thon, R (1, 6) OBP: 0.325, SLG: 0.397	K						K			4	1	2	1	1	2	0					
Ray Knight, R (1, 3) OBP: 0.348, SLG: 0.413										4	1	3	0	0	0	2					
Phil Garner, R (1, 5) OBP: 0.308, SLG: 0.417	K									4	1	2	1	0	1	2					
Jose Cruz, L (1, 7) OBP: 0.341, SLG: 0.374										4	0	1	0	0	0	3					
Alan Ashby, S (1, 2) OBP: 0.312, SLG: 0.406										2	0	1	1	0	0	1					
Danny Heep, L (1, 9) OBP: 0.307, SLG: 0.375										2	0	0	0	1	0	2					
Scott Loucks, R (6, PR) OBP: 0.192, SLG: 0.160	G6-4-3									0	0	0	0	0	0	0					
Tony Scott, S (8, PH) OBP: 0.261, SLG: 0.287										1	0	0	0	0	0	1					
Bill Doran, S (1, 4) OBP: 0.296, SLG: 0.333										4	0	1	0	0	0	1					
Nolan Ryan, R (1, 1) OBP: 0.179, SLG: 0.127										2	0	0	0	0	1	0					
Denny Walling, L (6, PH) OBP: 0.305, SLG: 0.258										1	0	0	0	0	0	3					
Dave Smith, R (7, 1) ERA: 2.23										0	0	0	0	0	0	0					
Harry Spilman, L (9, PH) OBP: 0.306, SLG: 0.333										1	0	0	0	0	1	0					
<b>Inning Stats</b>	R: 0 E: 0 K: 2 S: 8	H: 1 LOB: 1 BB: 0 P: 8	R: 0 E: 0 K: 0 S: 3	H: 1 LOB: 0 BB: 0 P: 3	R: 0 E: 0 K: 0 S: 5	H: 2 LOB: 2 BB: 0 P: 5	R: 0 E: 0 K: 0 S: 4	H: 1 LOB: 1 BB: 0 P: 4	R: 0 E: 0 K: 1 S: 5	H: 0 LOB: 0 BB: 0 P: 5	R: 3 E: 1 K: 0 S: 6	H: 3 LOB: 3 BB: 2 P: 14	R: 0 E: 0 K: 1 S: 6	H: 1 LOB: 1 BB: 0 P: 6	R: 0 E: 0 K: 0 S: 4	H: 1 LOB: 1 BB: 0 P: 4	R: 1 E: 0 K: 1 S: 5	H: 2 LOB: 1 BB: 0 P: 5	1B: 9 2B: 2 3B: 1 HR: 0	SF: 1 SAC: 1 DP: 1 HBP: 0	WP: 1 PA: 38 PB: 0 SB: 3 CS: 0
<b>PITCHER</b>	IP WLS BF H R ER SO BB IBB HBP BLK WP HR S P ERA WHIP																				
Tommy Boggs, R (1, 1) ERA: 2.58	5.0	22	7	3	2	3	1	0	0	0	0	0	0	27	31	3.60	1.600				
Steve Bedrosian, R (6, 1) ERA: 2.23	3.0	13	3	0	0	1	1	0	0	0	0	0	0	14	18	0.00	1.333				
Gene Garber, R (9, 1) ERA: 2.39	0.1	L 3	2	1	1	1	0	0	0	0	0	0	0	5	5	27.00	6.000				

Atlanta Braves @ Houston Astros  
Astrodome, Houston, TX  
Mon Sep 20 1982, 8:05 PM EDT  
Att: 12,634 - Unknown

AB 34  
R 4  
H 12  
RBI 3  
BB 2  
SO 5  
LOB 15

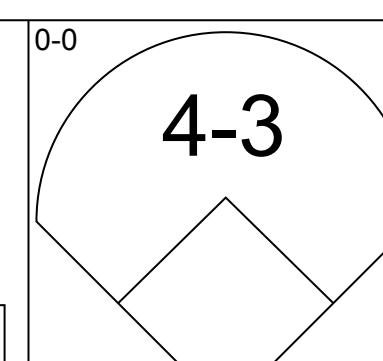
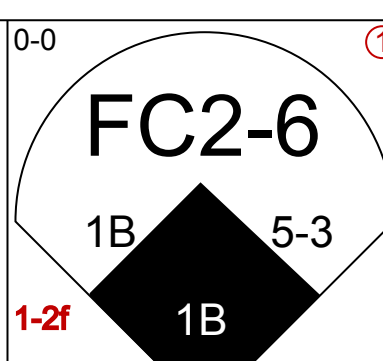
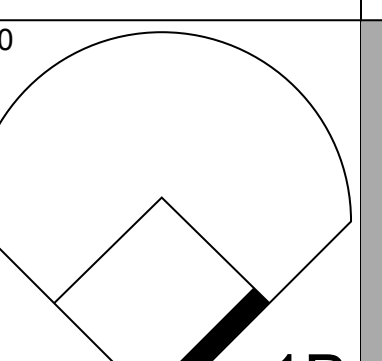
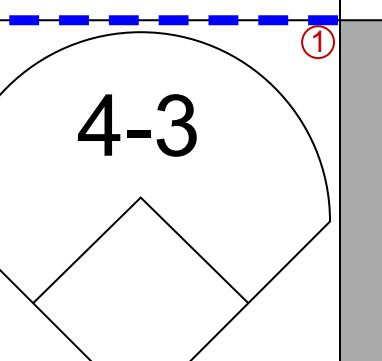
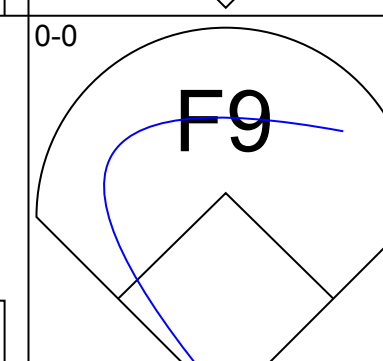
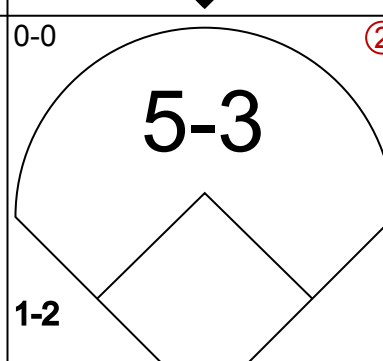
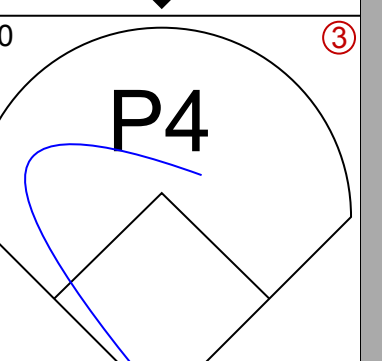
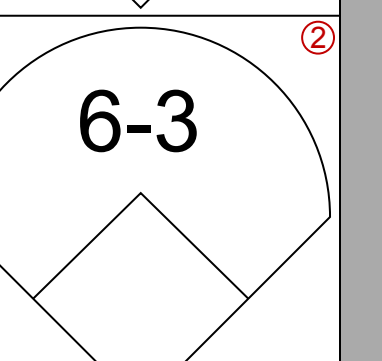
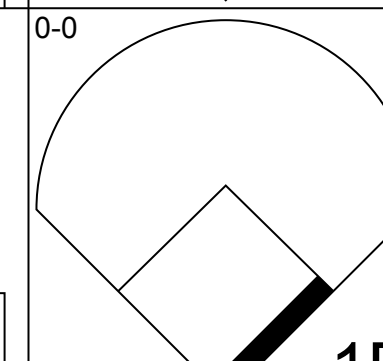
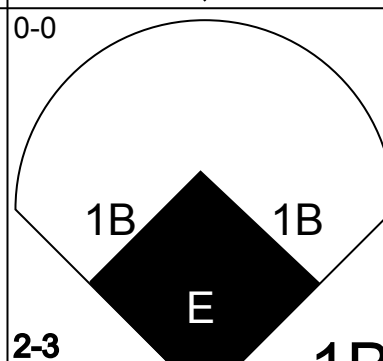

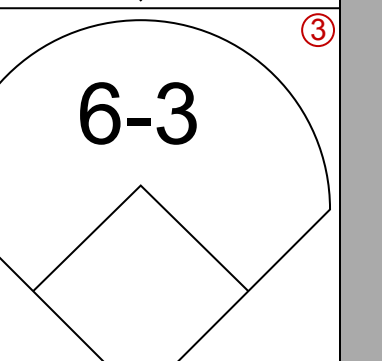

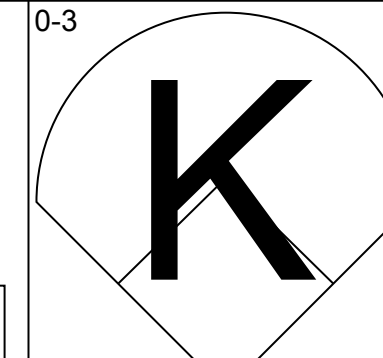
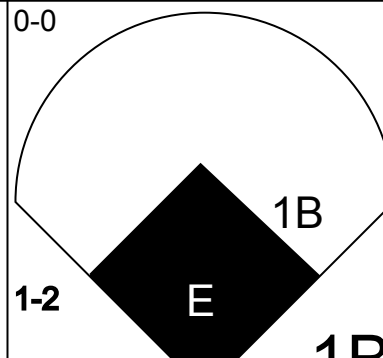


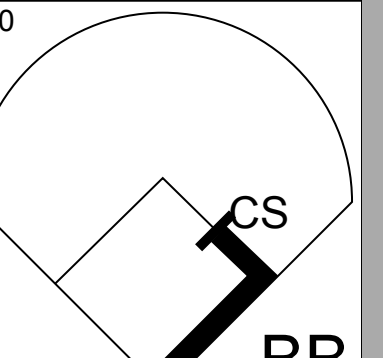
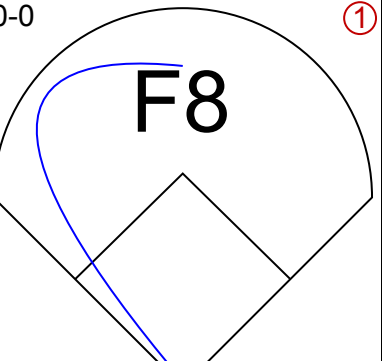
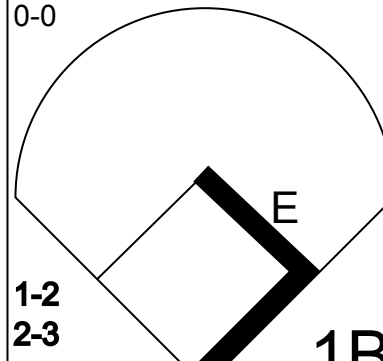
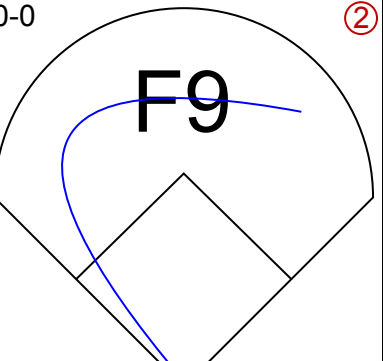
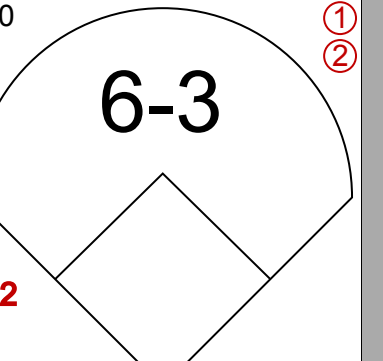
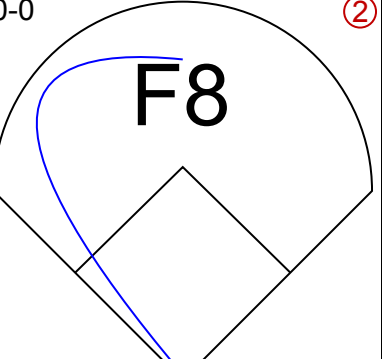
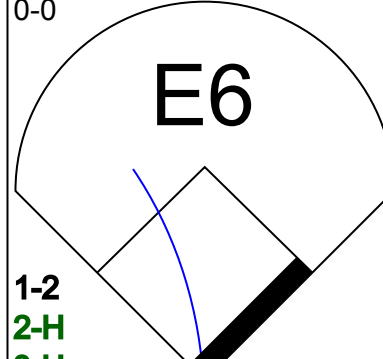
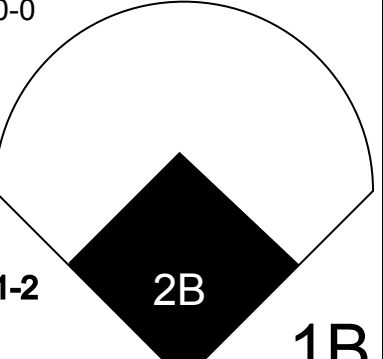
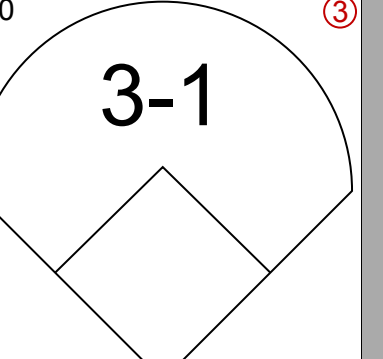
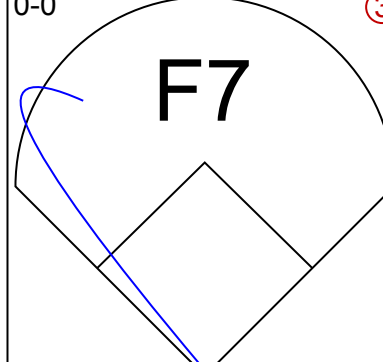

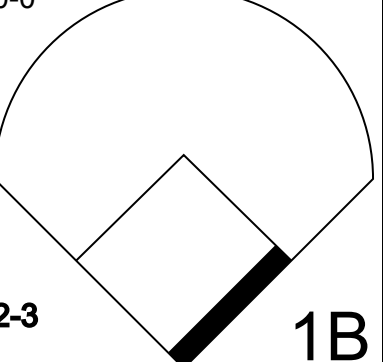

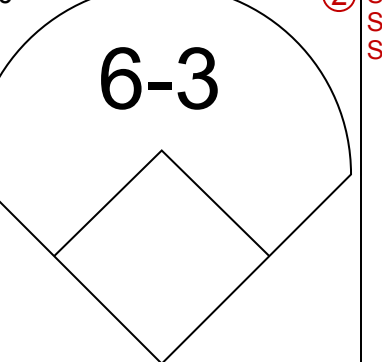

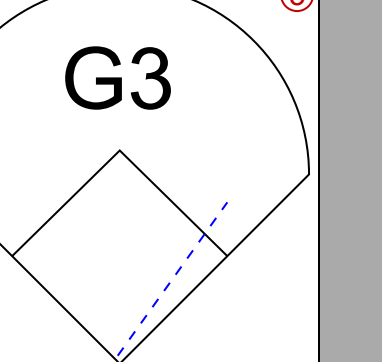
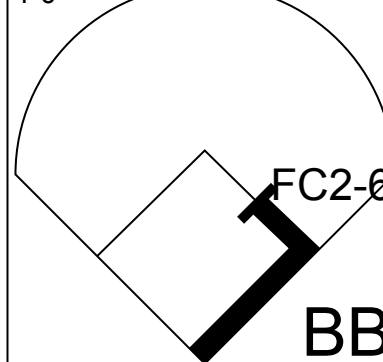
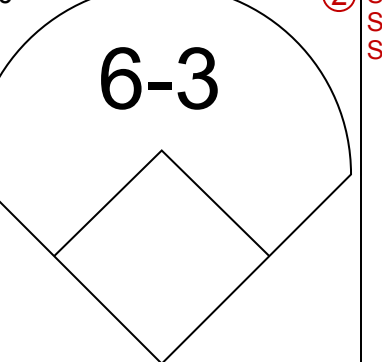
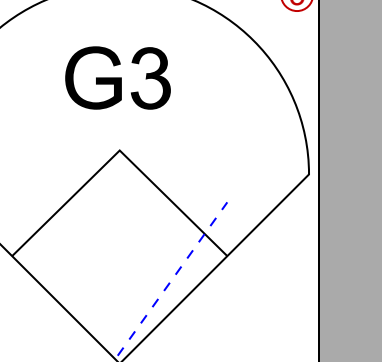


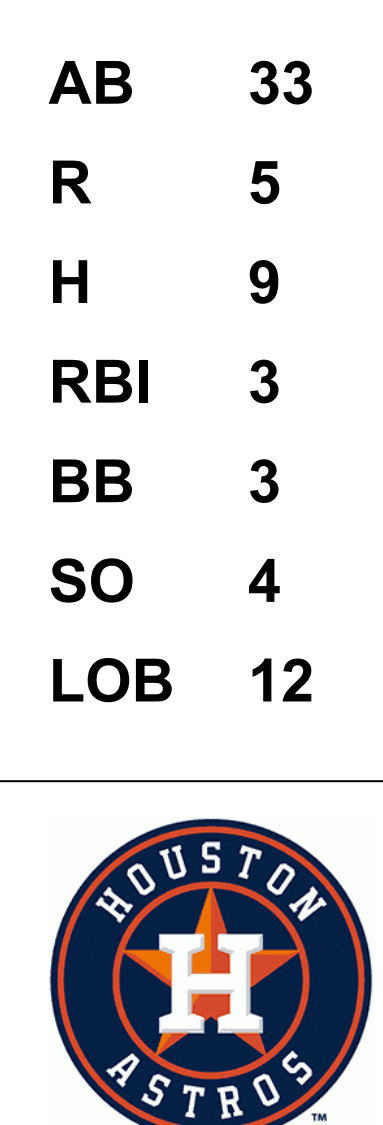


Batter	1	2	3	4	5	6	7	8	9	AB	R	H	RBI	BB	SO	LOB	TOP					
Jerry Royster, R (1,5) OBP: 0.342, SLG: 0.366										4	0	1	0	0	1	0	<b>Atlanta Braves @ Houston Astros</b> Astrodome, Houston, TX Tue Sep 21 1982, 8:05 PM EDT Att: 15,374 - Unknown					
Rafael Ramirez, R (1,6) OBP: 0.313, SLG: 0.365										5	1	3	1	0	0	1						
Claudell Washington, L (1,9) OBP: 0.329, SLG: 0.415										4	1	2	1	0	0	2						
Dale Murphy, R (1,8) OBP: 0.372, SLG: 0.515										4	0	0	0	0	1	4						
Chris Chambliss, L (1,3)										4	0	2	1	0	0	0						
Terry Harper, R (1,7) OBP: 0.531, SLG: 0.296										4	0	2	0	0	1	1						
Glenn Hubbard, R (1,4) OBP: 0.318, SLG: 0.356										4	0	0	0	0	1	4						
Matt Sinatra, R (1,2) OBP: 0.194, SLG: 0.232																						
Biff Pocoroba, S (6,PH) OBP: 0.351, SLG: 0.350										2	0	0	0	0	0	2						
Donnie Moore, L (6,1) OBP: 0.321, SLG: 0.445										1	0	0	0	0	0	2						
Bob Watson, R (9,PH) OBP: 0.321, SLG: 0.445										1	0	0	0	0	1	0						
Rick Camp, R (1,1) OBP: 0.053, SLG: 0.054										1	0	0	0	0	1	0						
Brett Butler, L (5,PH) OBP: 0.292, SLG: 0.226										1	0	0	0	0	0	0						
Bob Walk, R (5,1) OBP: 0.281, SLG: 0.196										0	0	0	0	0	0	0						
Larry Owen, R (6,2) OBP: 0.500, SLG: 1.000										2	1	1	0	0	0	0						
<b>Inning Stats</b>	R: 0 E: 0 K: 1 S: 6	H: 1 LOB: 1 BB: 0 P: 6	R: 0 E: 0 K: 2 S: 8	H: 1 LOB: 1 BB: 0 P: 8	R: 1 E: 0 K: 1 S: 7	H: 2 LOB: 1 BB: 0 P: 7	R: 0 E: 0 K: 0 S: 4	H: 1 LOB: 1 BB: 0 P: 4	R: 0 E: 0 K: 0 S: 3	H: 0 LOB: 0 BB: 0 P: 3	R: 1 E: 0 K: 1 S: 8	H: 3 LOB: 2 BB: 0 P: 8	R: 1 E: 0 K: 0 S: 5	H: 2 LOB: 1 BB: 0 P: 5	R: 0 E: 0 K: 0 S: 3	H: 0 LOB: 0 BB: 0 P: 3	R: 0 E: 0 K: 1 S: 6	H: 1 LOB: 1 BB: 0 P: 6	1B: 7 2B: 3 3B: 1 HR: 0	SF: 0 SAC: 1 DP: 0 HBP: 0	WP: 0 PB: 0 SB: 3 CS: 0	PA: 38
<b>PITCHER</b>	IP WLS BF H R ER SO BB IBB HBP BLK WP HR S P ERA WHIP																					
Vern Ruhle, R (1,1) ERA: 4.15	6.1 W 29 10 3 3 5 0 0 0 0 0 0 0 39 39 4.26 1.579																					
Bob Knepper, L (7,1) ERA: 4.6	2.2 S 9 1 0 0 1 0 0 0 0 0 0 0 11 11 0.00 0.375																					

AB	37
R	3
H	11
RBI	3
BB	0
SO	6
LOB	16



Batter	1	2	3	4	5	6	7	8	9	AB	R	H	RBI	BB	SO	LOB	BOTTOM			
Terry Puhl, L (1,8) OBP: 0.328, SLG: 0.377										4	1	1	0	0	0	1	<b>Atlanta Braves @ Houston Astros</b> Astrodome, Houston, TX Tue Sep 21 1982, 8:05 PM EDT Att: 15,374 - Unknown			
Dickie Thon, R (1,6) OBP: 0.322, SLG: 0.394										4	0	0	0	0	2					
Ray Knight, R (1,3) OBP: 0.349, SLG: 0.413										4	1	2	0	0	0					
Phil Garner, R (1,5) OBP: 0.311, SLG: 0.419										3	2	2	1	1	1					
Jose Cruz, L (1,7) OBP: 0.340, SLG: 0.373										4	0	1	0	0	2					
Alan Ashby, S (1,2) OBP: 0.311, SLG: 0.404										4	1	1	0	0	1					
Danny Heep, L (1,9) OBP: 0.312, SLG: 0.381										2	0	1	2	1	0	2				
Scott Loucks, R (8,8) OBP: 0.185, SLG: 0.154										1	0	0	0	0	1	0				
Bill Doran, S (1,4) OBP: 0.293, SLG: 0.327										4	0	1	0	0	1	1				
Vern Ruhle, R (1,1) OBP: 0.205, SLG: 0.103										2	0	0	0	1	1	2				
Bob Knepper, L (7,1) OBP: 0.130, SLG: 0.080										1	0	0	0	0	0	0				
<b>Inning Stats</b>	R: 0 E: 0 K: 1 S: 6	H: 1 LOB: 1 BB: 0 P: 6	R: 0 E: 0 K: 1 S: 5	H: 0 LOB: 1 BB: 1 P: 9	R: 3 E: 1 K: 0 S: 7	H: 3 LOB: 2 BB: 1 P: 11	R: 0 E: 0 K: 0 S: 4	H: 1 LOB: 1 BB: 0 P: 4	R: 2 E: 0 K: 1 S: 9	H: 4 LOB: 2 BB: 0 P: 9	R: 0 E: 0 K: 0 S: 3	H: 0 LOB: 0 BB: 0 P: 3	R: 0 E: 0 K: 0 S: 2	H: 0 LOB: 0 BB: 1 P: 6	R: 0 E: 0 K: 1 S: 5	H: 0 LOB: 0 BB: 0 P: 5	1B: 8 2B: 1 3B: 0 HR: 0	SF: 0 SAC: 0 DP: 0 HBP: 0	WP: 0 PB: 0 SB: 0 CS: 1	PA: 36
<b>PITCHER</b>	IP WLS BF H R ER SO BB IBB HBP BLK WP HR S P ERA WHIP																			
Rick Camp, R (1,1) ERA: 3.42	4.0 L 20 5 3 1 2 0 0 0 0 0 0 0 22 30 2.25 1.750																			
Bob Walk, R (5,1) ERA: 4.93	1.0 7 4 2 2 1 0 0 0 0 0 0 0 9 9 18.00 4.000																			
Donnie Moore, R (6,1) ERA: 4.5	3.0 9 0 0 0 0 1 1 0 0 0 0 0 0 10 14 0.00 0.333																			





Batter	1	2	3	4	5	6	7	8	9	AB	R	H	RBI	BB	SO	LOB	TOP										
Rafael Ramirez, R OBP: 0.313, SLG: 0.364 (1, 6)	2-3		K					5-3	K	5	0	1	1	0	2	3											
Glenn Hubbard, R OBP: 0.315, SLG: 0.353 (1, 4)	F8		E6					6-3		4	0	0	0	0	0	1											
Dale Murphy, R OBP: 0.372, SLG: 0.512 (1, 8) (6, 7)	4-3		F9						BB	3	0	0	0	1	0	1											
Bob Watson, R OBP: 0.321, SLG: 0.438 Brett Butler, L OBP: 0.291, SLG: 0.225 (6, 8)		G4-6-3 1B BB		5-3				6-3		2	1	0	0	1	0	0											
Terry Harper, R OBP: 0.344, SLG: 0.313 (1, 9)			F9						BB BB	4	0	3	0	0	0	0											
Chris Chambliss, L OBP: 0.338, SLG: 0.433 Albert Hall, S (9, PR)		G4-6-3 1B						FC4-6 1B		3	0	0	0	1	1	3											
Jerry Royster, R OBP: 0.340, SLG: 0.364 (1, 5)					4-3				BB	4	0	1	1	0	0	2											
Bruce Benedict, R OBP: 0.310, SLG: 0.301 Matt Sinton, R OBP: 0.194, SLG: 0.232 Claudell Washington, L OBP: 0.329, SLG: 0.414 (1, 2) (7, 2) (9, PH)								5-3	K	3	1	1	0	0	0	1											
Phil Niekro, R OBP: 0.198, SLG: 0.250 Ken Smith, L OBP: 0.364, SLG: 0.289 Gene Garber, R OBP: 0.143, SLG: 0.143 Biff Pocoroba, S OBP: 0.356, SLG: 0.390 Paul Runge, R (9, PR)			F9					SH3-4 1B		1	0	0	0	0	0	0											
<b>Inning Stats</b>	R: 0 E: 0 K: 0 S: 3	H: 0 LOB: 0 BB: 0 P: 3	R: 1 E: 0 K: 0 S: 4	H: 2 LOB: 1 BB: 1 P: 8	R: 0 E: 1 K: 1 S: 6	H: 0 LOB: 1 BB: 0 P: 6	R: 0 E: 0 K: 1 S: 5	H: 0 LOB: 0 BB: 0 P: 5	R: 1 E: 0 K: 0 S: 5	H: 2 LOB: 1 BB: 0 P: 5	R: 0 E: 0 K: 0 S: 4	H: 1 LOB: 0 BB: 0 P: 4	R: 0 E: 0 K: 0 S: 3	H: 0 LOB: 0 BB: 0 P: 3	R: 0 E: 0 K: 0 S: 3	H: 0 LOB: 1 BB: 2 P: 7	R: 0 E: 0 K: 2 S: 8	H: 1 LOB: 3 BB: 2 P: 16	1B: 6 2B: 0 3B: 0 HR: 0	SF: 0 SAC: 1 DP: 1 HBP: 0	WP: 0 PB: 0 SB: 0 CS: 0	PA: 37					
<b>PITCHER</b>	IP	WLS	BF	H	R	ER	SO	BB	IBB	HBP	BLK	WP	HR	S	P	ERA	WHIP										
Frank DiPino, L ERA: 6.87 Mark Ross, R ERA: 1.8 Dave Smith, R ERA: 3.92 Frank LaCorte, R ERA: 4.3	5.0		20	4	2	2	2	1	0	0	0	0	0	23	27	3.60	1.000										

Atlanta Braves @ Houston Astros  
Astrodome, Houston, TX  
Wed Sep 22 1982, 8:05 PM EDT  
Att: 16,821 - Unknown

AB 32  
R 2  
H 6  
RBI 2  
BB 4  
SO 4  
LOB 14



Batter	1	2	3	4	5	6	7	8	9	AB	R	H	RBI	BB	SO	LOB	BOTTOM										
Terry Puhl, L OBP: 0.329, SLG: 0.377 (1, 8) (9, 9)					P4			F7		3	0	1	0	1	0	2											
Dickie Thon, R OBP: 0.325, SLG: 0.396 Craig Reynolds, L OBP: 0.311, SLG: 0.330 (1, 6) (4, PR) (5, 6)			PO					1B		2	0	2	0	0	0	0											
Ray Knight, R OBP: 0.348, SLG: 0.411 (1, 3)								3B		2	1	1	0	0	0	0											
Phil Garner, R OBP: 0.311, SLG: 0.417 (1, 5)								1B		3	0	0	0	1	0	3											
Jose Cruz, L OBP: 0.338, SLG: 0.370 (1, 7)								1B		3	0	0	0	1	0	3											
Alan Ashby, S OBP: 0.311, SLG: 0.402 (1, 2)								1B		4	0	1	1	0	2	2											
Danny Heep, L OBP: 0.312, SLG: 0.381 Scott Loucks, R OBP: 0.185, SLG: 0.154 (1, 9) (9, 8)								1B		4	1	1	0	0	0	3											
Bill Doran, S OBP: 0.295, SLG: 0.328 (1, 4)								1B		4	1	1	0	0	0	3											
Frank DiPino, L Harry Spilman, L Kevin Bass, S Mark Ross, R Denny Walling, L Dave Smith, R Frank LaCorte, R (1, 1) (5, PR) (5, PR) (8, 1) (7, PH) (8, 1) (9, 1)								1B		3	0	1	0	0	0	1											
<b>Inning Stats</b>	R: 0 E: 0 K: 1 S: 6	H: 2 LOB: 1 BB: 0 P: 6	R: 0 E: 0 K: 0 S: 3	H: 0 LOB: 0 BB: 0 P: 3	R: 0 E: 0 K: 0 S: 2	H: 0 LOB: 0 BB: 1 P: 6	R: 0 E: 0 K: 0 S: 3	H: 1 LOB: 1 BB: 0 P: 3	R: 1 E: 1 K: 0 S: 6	H: 2 LOB: 2 BB: 0 P: 6	R: 0 E: 0 K: 1 S: 5	H: 0 LOB: 0 BB: 0 P: 5	R: 1 E: 1 K: 0 S: 5	H: 1 LOB: 1 BB: 0 P: 5	R: 1 E: 0 K: 0 S: 5	H: 2 LOB: 2 BB: 1 P: 9	R: 1 E: 0 K: 0 S: 5	H: 2 LOB: 2 BB: 1 P: 9	1B: 7 2B: 0 3B: 1 HR: 0	SF: 0 SAC: 0 DP: 2 HBP: 0	WP: 0 PB: 0 SB: 1 CS: 0	PA: 34					
<b>PITCHER</b>	IP	WLS	BF	H	R	ER	SO	BB	IBB	HBP	BLK	WP	HR	S	P	ERA	WHIP										
Phil Niekro, R ERA: 3.91 Gene Garber, R ERA: 2.43	6.0		22	5	1	0	2	1	0	0	0	0	0	25	29	0.00	1.000										

Atlanta Braves @ Houston Astros  
Astrodome, Houston, TX  
Wed Sep 22 1982, 8:05 PM EDT  
Att: 16,821 - Unknown

AB 31  
R 3  
H 8  
RBI 2  
BB 2  
SO 2  
LOB 17





Batter	1	2	3	4	5	6	7	8	9	AB	R	H	RBI	BB	SO	LOB	TOP					
Kevin Bass, S OBP: 0.074, SLG: 0.038 Jose Cruz, L OBP: 0.338, SLG: 0.369 (7, PH)	P3		K		P6		G3			3	0	0	0	0	1	0						
Bill Doran, S OBP: 0.308, SLG: 0.339	4-3		K			1B		1B		4	0	2	0	0	1	0						
Denny Walling, L OBP: 0.301, SLG: 0.256	1B			1-3		K		G3-6-3		4	0	1	0	0	1	2						
Phil Garner, R OBP: 0.312, SLG: 0.422	FC6-4			2B		K		2B		4	0	2	0	0	1	2						
Harry Spilman, L OBP: 0.296, SLG: 0.340		FC6-5		F8		F9		K		4	0	1	0	0	1	3						
Terry Puhl, L OBP: 0.330, SLG: 0.377	FC6-5			BB				F9		3	0	1	0	1	0	1						
Craig Reynolds, L OBP: 0.317, SLG: 0.336				F8				1B		4	0	2	0	0	0	3						
Luis Pujols, R OBP: 0.232, SLG: 0.315 Danny Heep, L OBP: 0.311, SLG: 0.379 (9, PH)	G4-6-3					K		G4-6-3		3	0	1	0	0	1	2						
Joe Niekro, R OBP: 0.105, SLG: 0.119			P4		F9		FC1-5			3	0	0	0	0	0	2						
<b>Inning Stats</b>	R: 0 E: 0 K: 0 S: 4	H: 1 LOB: 1 BB: 0 P: 4	R: 0 E: 0 K: 0 S: 4	H: 2 LOB: 1 BB: 0 P: 4	R: 0 E: 0 K: 2 S: 7	H: 0 LOB: 0 BB: 0 P: 7	R: 0 E: 0 K: 0 S: 4	H: 1 LOB: 2 BB: 1 P: 8	R: 0 E: 0 K: 1 S: 5	H: 0 LOB: 0 BB: 0 P: 5	R: 0 E: 0 K: 2 S: 8	H: 1 LOB: 1 BB: 0 P: 8	R: 0 E: 0 K: 0 S: 5	H: 2 LOB: 2 BB: 0 P: 5	R: 0 E: 0 K: 1 S: 6	H: 2 LOB: 1 BB: 0 P: 6	R: 0 E: 0 K: 0 S: 3	H: 1 LOB: 0 BB: 0 P: 3	1B: 7 2B: 3 3B: 0 HR: 0	SF: 0 SAC: 0 DP: 3 HBP: 0	WP: 0 PB: 0 SB: 1 CS: 0	PA: 35
<b>PITCHER</b> Bruce Berenyi, R ERA: 3.43	IP: 9.0 WLS: W BF: 35 H: 10 R: 0 ER: 0 SO: 6 BB: 1 IBB: 0 HBP: 0 BLK: 0 WP: 0 HR: 0 S: 46 P: 50 ERA: 0.00 WHIP: 1.222															<b>PITCHER</b>	IP: 9.0 WLS: W BF: 35 H: 10 R: 0 ER: 0 SO: 6 BB: 1 IBB: 0 HBP: 0 BLK: 0 WP: 0 HR: 0 S: 46 P: 50 ERA: 0.00 WHIP: 1.222					

Houston Astros @ Cincinnati Reds  
Riverfront Stadium, Cincinnati, OH  
Fri Sep 24 1982, 7:05 PM EDT  
Att: 6,666 - Unknown

AB	34
R	0
H	10
RBI	0
BB	1
SO	6
LOB	18



Batter	1	2	3	4	5	6	7	8	9	AB	R	H	RBI	BB	SO	LOB	BOTTOM			
Duane Walker, L OBP: 0.297, SLG: 0.318	CS		G3		L3		1B			3	0	1	0	1	0	1				
Paul Householder, S OBP: 0.267, SLG: 0.336	F7			1B		1B		6-3		3	1	1	0	1	0	2				
Dave Concepcion, R OBP: 0.340, SLG: 0.374	3-1			WP		P4		4-3		4	1	1	0	0	0	2				
Dan Driessen, L OBP: 0.368, SLG: 0.420		F9		F5		F8		5-3		4	0	1	0	0	0	1				
Cesar Cedeno, R OBP: 0.349, SLG: 0.417				F5				5-3		4	0	2	0	0	0	2				
Johnny Bench, R OBP: 0.520, SLG: 0.401 Wayne Krenchicki, L OBP: 0.313, SLG: 0.345								6-3		4	0	2	1	0	0	2				
Ron Oester, S OBP: 0.301, SLG: 0.356										3	0	0	0	0	0	3				
Dave Vangorder, R OBP: 0.275, SLG: 0.244										3	0	0	0	0	0	0				
Bruce Berenyi, R OBP: 0.233, SLG: 0.305										3	0	1	0	0	0	0				
<b>Inning Stats</b>	R: 0 E: 0 K: 0 S: 2	H: 0 LOB: 0 BB: 1 P: 6	R: 0 E: 0 K: 0 S: 4	H: 2 LOB: 1 BB: 0 P: 4	R: 0 E: 0 K: 0 S: 3	H: 0 LOB: 0 BB: 0 P: 3	R: 2 E: 0 K: 0 S: 6	H: 3 LOB: 1 BB: 0 P: 6	R: 0 E: 0 K: 0 S: 4	H: 1 LOB: 2 BB: 1 P: 8	R: 0 E: 0 K: 0 S: 4	H: 1 LOB: 1 BB: 0 P: 4	R: 0 E: 0 K: 0 S: 4	H: 1 LOB: 1 BB: 0 P: 4	R: 0 E: 0 K: 0 S: 4	H: 1 LOB: 1 BB: 0 P: 4	1B: 7 2B: 2 3B: 0 HR: 0	SF: 0 SAC: 0 DP: 0 HBP: 0	WP: 1 PB: 0 SB: 2 CS: 1	PA: 33
<b>PITCHER</b> Joe Niekro, R ERA: 2.51	IP: 8.0 WLS: L BF: 33 H: 9 R: 2 ER: 2 SO: 0 BB: 2 IBB: 0 HBP: 0 BLK: 0 WP: 1 HR: 0 S: 31 P: 39 ERA: 2.25 WHIP: 1.375															<b>PITCHER</b>	IP: 8.0 WLS: L BF: 33 H: 9 R: 2 ER: 2 SO: 0 BB: 2 IBB: 0 HBP: 0 BLK: 0 WP: 1 HR: 0 S: 31 P: 39 ERA: 2.25 WHIP: 1.375			

Houston Astros @ Cincinnati Reds  
Riverfront Stadium, Cincinnati, OH  
Fri Sep 24 1982, 7:05 PM EDT  
Att: 6,666 - Unknown

AB	31
R	2
H	9
RBI	1
BB	2
SO	0
LOB	13





Batter	1	2	3	4	5	6	7	8	9	AB	R	H	RBI	BB	SO	LOB	TOP			
Scott Loucks, R (1, 8) OBP: 0.219, SLG: 0.226										5	1	2	0	0	0	1				
Bill Doran, S (1, 4) OBP: 0.290, SLG: 0.318										4	0	0	0	0	0	3				
Tim Tolman, R (1, 3) OBP: 0.417, SLG: 0.500										4	2	2	1	0	0	0				
Phil Garner, R (1, 5) OBP: 0.313, SLG: 0.426										4	0	2	2	0	1	0				
Alan Knicely, R (1, 2) OBP: 0.270, SLG: 0.246										4	0	0	0	0	0	2				
Tony Scott, S (1, 9) OBP: 0.263, SLG: 0.291										4	0	2	0	0	0	1				
Kevin Bass, S (1, 7) OBP: 0.065, SLG: 0.033										4	0	0	0	0	3	2	AB 37			
Kiko Garcia, R (1, 6) OBP: 0.222, SLG: 0.324										4	0	1	0	0	1	1	R 3			
Michael LaCoss, R (1, 1) Frank LaCorte, R (7, 1)										3	0	1	0	0	0	2	H 10			
										1	0	0	0	0	1	1	RBI 3			
<b>Inning Stats</b>	R: 2 E: 0 K: 0 S: 6	H: 3 LOB: 1 BB: 0 P: 6	R: 0 E: 0 K: 2 S: 9	H: 2 LOB: 2 BB: 0 P: 9	R: 0 E: 0 K: 1 S: 5	H: 0 LOB: 0 BB: 0 P: 5	R: 0 E: 1 K: 0 S: 4	H: 1 LOB: 1 BB: 0 P: 4	R: 1 E: 0 K: 0 S: 5	H: 2 LOB: 1 BB: 0 P: 5	R: 0 E: 0 K: 0 S: 3	H: 0 LOB: 0 BB: 0 P: 3	R: 0 E: 0 K: 0 S: 3	H: 0 LOB: 0 BB: 0 P: 3	R: 0 E: 0 K: 2 S: 8	H: 1 LOB: 1 BB: 0 P: 8	1B: 4 2B: 6 3B: 0 HR: 0	SF: 0 SAC: 0 DP: 1 HBP: 0	WP: 0 PB: 0 SB: 2 CS: 0	PA: 37
<b>PITCHER</b>	IP WLS BF H R ER SO BB IBB HBP BLK WP HR S P ERA WHIP	7.0 L 30 9 3 3 4 0 0 0 0 0 0 38 38 3.86 1.286	2.0 7 1 0 0 2 0 0 0 0 0 0 11 11 0.00 0.500																	

Houston Astros @ Cincinnati Reds  
Riverfront Stadium, Cincinnati, OH  
Sat Sep 25 1982, 3:33 AM EDT  
Att: 8,004 - Unknown

AB	37
R	3
H	10
RBI	3
BB	0
SO	6
LOB	13



Batter	1	2	3	4	5	6	7	8	9	AB	R	H	RBI	BB	SO	LOB	BOTTOM			
Tom Lawless, R (1, 4) Brad Lesley, R (8, 1)										3	0	0	0	1	1	3				
Larry Bittner, L (9, PH) OBP: 0.372, SLG: 0.418										0	0	0	0	0	0	0				
Duane Walker, L (1, 7) OBP: 0.303, SLG: 0.323										3	0	1	0	2	1	3				
Dave Concepcion, R (1, 6) OBP: 0.341, SLG: 0.373										2	1	0	0	2	0	2				
Dan Driessen, L (1, 3) OBP: 0.367, SLG: 0.417										3	0	0	0	1	1	4				
Cesar Cedeno, R (1, 8) OBP: 0.349, SLG: 0.418										4	0	1	1	0	1	4				
Johnny Bench, R (1, 5) OBP: 0.319, SLG: 0.399										4	0	1	0	0	0	4				
Paul Householder, S (1, 9) OBP: 0.265, SLG: 0.332										4	0	0	0	0	1	2	AB 29			
Dave Vangorder, R (1, 2) Wayne Krenchicki, L (9, PH) OBP: 0.311, SLG: 0.343										2	0	0	0	1	1	0	R 1			
Bill Scherrer, L (1, 1) Ron Oester, S (7, PH) OBP: 0.302, SLG: 0.355										1	0	1	0	1	0	0	H 4			
										1	0	0	0	1	0	0	RBI 1			
<b>Inning Stats</b>	R: 0 E: 0 K: 1 S: 4	H: 0 LOB: 2 BB: 4 P: 20	R: 0 E: 0 K: 2 S: 7	H: 0 LOB: 2 BB: 2 P: 15	R: 1 E: 0 K: 0 S: 4	H: 1 LOB: 1 BB: 1 P: 8	R: 0 E: 0 K: 0 S: 3	H: 1 LOB: 0 BB: 0 P: 3	R: 0 E: 0 K: 1 S: 5	H: 1 LOB: 1 BB: 0 P: 5	R: 0 E: 1 K: 1 S: 6	H: 0 LOB: 2 BB: 1 P: 10	R: 0 E: 0 K: 1 S: 5	H: 0 LOB: 0 BB: 0 P: 5	R: 0 E: 0 K: 0 S: 3	H: 0 LOB: 1 BB: 1 P: 7	1B: 2 2B: 2 3B: 0 HR: 0	SF: 0 SAC: 0 DP: 2 HBP: 0	WP: 1 PB: 0 SB: 2 CS: 1	PA: 38
<b>PITCHER</b>	IP WLS BF H R ER SO BB IBB HBP BLK WP HR S P ERA WHIP	6.2 W 29 4 1 1 4 8 0 0 0 0 0 29 61 1.35 1.800	2.1 S 9 0 0 0 2 1 0 0 0 0 0 0 12 16 0.00 0.429																	

Houston Astros @ Cincinnati Reds  
Riverfront Stadium, Cincinnati, OH  
Sat Sep 25 1982, 3:33 AM EDT  
Att: 8,004 - Unknown

AB	29
R	1
H	4
RBI	1
BB	9
SO	6
LOB	23





Batter	1	2	3	4	5	6	7	8	9	AB	R	H	RBI	BB	SO	LOB	TOP								
Scott Loucks, R (1, 8) OBP: 0.243, SLG: 0.278	K		2B		E5 FC1-5 1B		F9		K	5	0	2	2	0	2	0	<b>Houston Astros @ Cincinnati Reds</b> Riverfront Stadium, Cincinnati, OH Sun Sep 26 1982, 3:33 AM EDT Att: 25,125 - Unknown								
Bill Doran, S (1, 4) OBP: 0.301, SLG: 0.329	F9		1B		FC1-5 BB 2B		1B			4	1	2	0	0	0	1									
Tim Tolman, R (1, 7) OBP: 0.438, SLG: 0.417	5-3		BB		BB 1-2 2B BB		FC6-4 1-2			2	1	0	0	2	0	1									
Phil Garner, R (1, 5) OBP: 0.311, SLG: 0.423		K	K		K		K			4	0	0	0	0	4	5									
Art Howe, R (1, 3) OBP: 0.317, SLG: 0.329	F7				F8 1B		2B		F6	4	0	2	2	0	0	0									
Alan Ashby, S (1, 2) OBP: 0.307, SLG: 0.398	6-3				F8 1-2		4-3		4-3	4	0	0	0	0	0	2									
Tony Scott, S (1, 9) OBP: 0.283, SLG: 0.293			SH1-4 2B		K		6-3		4-3	4	1	1	0	0	1	1									
Kiko Garcia, R (1, 6) OBP: 0.237, SLG: 0.315			SH1-4 2B BB		IBB		F8		P4	2	1	0	0	2	0	0									
Nolan Ryan, R (1, 1) OBP: 0.174, SLG: 0.123			SH1-4		K		K		F5	2	0	0	0	0	2	2									
Larry Ray, L (9, PH) OBP: 0.250, SLG: 0.250			1-2 2-3							1	0	0	0	0	0	0									
Bert Roberge, R (9, 1)										0	0	0	0	0	0	0									
<b>Inning Stats</b>	R: 0 E: 0 K: 1 S: 5	H: 0 LOB: 0 BB: 0 P: 5	R: 0 E: 0 K: 1 S: 5	H: 0 LOB: 0 BB: 0 P: 5	R: 2 E: 0 K: 1 S: 7	H: 3 LOB: 2 BB: 2 P: 15	R: 0 E: 0 K: 2 S: 8	H: 1 LOB: 2 BB: 1 P: 12	R: 2 E: 1 K: 1 S: 7	H: 2 LOB: 1 BB: 1 P: 11	R: 0 E: 0 K: 1 S: 5	H: 0 LOB: 0 BB: 0 P: 5	R: 0 E: 0 K: 1 S: 6	H: 1 LOB: 1 BB: 0 P: 6	R: 0 E: 0 K: 0 S: 3	H: 0 LOB: 0 BB: 0 P: 3	R: 0 E: 0 K: 1 S: 5	H: 0 LOB: 0 BB: 0 P: 5	1B: 4 2B: 3 3B: 0 HR: 0	SF: 0 SAC: 1 DP: 0 HBP: 0	WP: 0 PB: 0 SB: 1 CS: 0	PA: 37			
<b>PITCHER</b>	IP WLS BF H R ER SO BB IBB HBP BLK WP HR S P ERA WHIP	7.0 L 31 7 4 4 8 3 1 0 0 0 0 0 43 59 5.14 1.429	2.0 L 6 0 0 0 1 0 0 0 0 0 0 0 8 8 0.00 0.000																						

AB	32
R	4
H	7
RBI	4
BB	4
SO	9
LOB	12



Batter	1	2	3	4	5	6	7	8	9	AB	R	H	RBI	BB	SO	LOB	BOTTOM								
Duane Walker, L (1, 7) OBP: 0.297, SLG: 0.316	K	K		K			G3		G3	5	0	0	0	0	3	5	<b>Houston Astros @ Cincinnati Reds</b> Riverfront Stadium, Cincinnati, OH Sun Sep 26 1982, 3:33 AM EDT Att: 25,125 - Unknown								
Paul Householder, S (1, 9) OBP: 0.264, SLG: 0.331	FC5-4 1B		5-3		K		1-3		K	5	0	1	0	0	2	2									
Dave Concepcion, R (1, 6) OBP: 0.339, SLG: 0.370	FC5-4 1-2		5-3		E4 1-3				K	4	0	0	0	0	1	1									
Dan Driessen, L (1, 3) OBP: 0.366, SLG: 0.416	K		1B		1-3				5-3	4	0	1	0	0	1	2									
Cesar Cedeno, R (1, 8) OBP: 0.350, SLG: 0.419		K	1-2 1B		F7				BB 1B	4	0	2	0	0	1	1									
Wayne Krenchicki, L (1, 5) OBP: 0.315, SLG: 0.343	E6 BB 1B		P6		F7				BB 1-2 BB	3	0	1	0	1	0	2									
Ron Oester, S (1, 4) OBP: 0.301, SLG: 0.353		BB BB			F8		3-1		K	3	0	0	0	1	1	2									
Alex Trevino, R (1, 2) OBP: 0.314, SLG: 0.296		BB BB BB					G3		6-3	2	0	0	0	2	0	0									
Bob Shirley, R (1, 1) OBP: 0.154, SLG: 0.132					K					2	0	0	0	0	2	4									
Rafael Landestoy, S (7, PH) OBP: 0.237, SLG: 0.257							K		G3	1	0	0	0	0	1	0									
Greg Harris, S (8, 1) OBP: 0.217, SLG: 0.167										0	0	0	0	0	0	0									
Larry Blittner, L (9, PH) OBP: 0.375, SLG: 0.421										1	0	1	0	0	0	0									
Tom Lawless, R (9, PR) OBP: 0.247, SLG: 0.245										0	0	0	0	0	0	0									
<b>Inning Stats</b>	R: 0 E: 0 K: 2 S: 8	H: 1 LOB: 1 BB: 0 P: 8	R: 0 E: 1 K: 3 S: 10	H: 1 LOB: 3 BB: 2 P: 18	R: 0 E: 0 K: 0 S: 5	H: 2 LOB: 0 BB: 0 P: 5	R: 0 E: 0 K: 2 S: 7	H: 0 LOB: 1 BB: 1 P: 11	R: 0 E: 0 K: 1 S: 6	H: 0 LOB: 1 BB: 0 P: 6	R: 0 E: 0 K: 0 S: 3	H: 0 LOB: 0 BB: 0 P: 3	R: 0 E: 0 K: 1 S: 5	H: 0 LOB: 0 BB: 0 P: 5	R: 0 E: 0 K: 2 S: 8	H: 1 LOB: 2 BB: 1 P: 12	R: 0 E: 0 K: 1 S: 6	H: 1 LOB: 2 BB: 0 P: 6	1B: 6 2B: 0 3B: 0 HR: 0	SF: 0 SAC: 0 DP: 0 HBP: 0	WP: 0 PB: 0 SB: 0 CS: 0	PA: 38			
<b>PITCHER</b>	IP WLS BF H R ER SO BB IBB HBP BLK WP HR S P ERA WHIP	8.0 W 34 5 0 0 11 4 0 0 0 0 0 6 68 0.00 1.125	1.0 L 4 1 0 0 1 0 0 0 0 0 0 6 6 0.00 1.000																						

























Batter	1	2	3	4	5	6	7	8	9	AB	R	H	RBI	BB	SO	LOB	TOP					
Gary Redus, R OBP: 0.271, SLG: 0.354 (1, 7)										4	2	2	0	0	1	0	<b>Cincinnati Reds @ Houston Astros</b> Astrodome, Houston, TX Sat Oct 02 1982, 8:05 PM EDT Att: 13,811 - Unknown					
Paul Householder, S OBP: 0.266, SLG: 0.329 (1, 9)										4	0	1	0	0	0	1						
Dave Concepcion, R OBP: 0.339, SLG: 0.373 (1, 6)										3	0	1	1	1	0	1						
Johnny Bench, R OBP: 0.320, SLG: 0.396 (1, 5)										3	0	1	0	1	0	1						
Cesar Cedeno, R OBP: 0.346, SLG: 0.413 (1, 8)										4	0	0	0	0	0	3						
Larry Bittner, L OBP: 0.371, SLG: 0.415 (1, 3)										3	0	0	0	0	1	1						
Ron Oester, S OBP: 0.303, SLG: 0.359 (1, 4)										3	0	0	0	0	1	0						
Dave Vangorder, R OBP: 0.268, SLG: 0.224 (1, 2)										3	0	0	0	0	1	0						
Mario Soto, R OBP: 0.213, SLG: 0.214 Duane Walker, L (8, PH) Brad Lesley, R (8, 1)										2	0	0	0	0	2	0						
										1	0	0	0	0	1	0						
										0	0	0	0	0	0	0						
<b>Inning Stats</b>	R: 1 E: 0 K: 0 S: 4	H: 2 LOB: 1 BB: 1 P: 8	R: 0 E: 0 K: 3 S: 9	H: 0 LOB: 0 BB: 0 P: 9	R: 0 E: 0 K: 2 S: 7	H: 0 LOB: 0 BB: 0 P: 7	R: 0 E: 0 K: 0 S: 3	H: 1 LOB: 1 BB: 1 P: 7	R: 0 E: 0 K: 1 S: 5	H: 0 LOB: 0 BB: 0 P: 5	R: 0 E: 0 K: 0 S: 3	H: 0 LOB: 0 BB: 0 P: 3	R: 0 E: 0 K: 1 S: 5	H: 0 LOB: 0 BB: 0 P: 5	R: 0 E: 0 K: 0 S: 3	H: 0 LOB: 0 BB: 0 P: 3	1B: 5 2B: 0 3B: 0 HR: 0	SF: 0 SAC: 0 DP: 1 HBP: 0	WP: 0 PB: 0 SB: 1 CS: 1	PA: 32		
<b>PITCHER</b>	IP WLS BF H R ER SO BB IBB HBP BLK WP HR S P ERA WHIP	6.0 W 23 5 2 2 6 2 0 0 0 0 0 0 33 41 3.00 1.167	3.0 S 9 0 0 0 1 0 0 0 0 0 0 0 11 11 0.00 0.000																			

AB	30
R	2
H	5
RBI	1
BB	2
SO	7
LOB	7



Batter	1	2	3	4	5	6	7	8	9	AB	R	H	RBI	BB	SO	LOB	BOTTOM				
Dickie Thon, R OBP: 0.324, SLG: 0.397 (1, 6)										4	0	0	0	0	0	1	<b>Cincinnati Reds @ Houston Astros</b> Astrodome, Houston, TX Sat Oct 02 1982, 8:05 PM EDT Att: 13,811 - Unknown				
Bill Doran, S OBP: 0.296, SLG: 0.301 (1, 4)										4	1	2	0	0	0	0					
Ray Knight, R OBP: 0.344, SLG: 0.402 (7, 3)										3	1	0	0	0	0	1					
Harry Spilman, L OBP: 0.333, SLG: 0.459 Kevin Bass, S (6, PR) Phil Garner, R (7, 5)										3	0	1	2	0	1	1					
Tim Tolman, R OBP: 0.308, SLG: 0.409 Jose Cruz, L (6, PH)										2	0	0	0	0	1	0					
Larry Ray, L OBP: 0.143, SLG: 0.167 Vern Ruhle, R (7, 1)										2	0	0	1	0	2	0					
										0	0	0	0	0	0	0					
Scott Loucks, R OBP: 0.271, SLG: 0.267 (1, 8)										2	0	0	0	1	2	2					
Alan Knicely, R OBP: 0.270, SLG: 0.248 (1, 2)										3	0	0	0	0	2	1					
Frank DiPino, L Terry Puhl, L (6, PH)										1	0	0	0	0	1	0					
										2	1	1	0	0	0	0					
<b>Inning Stats</b>	R: 0 E: 0 K: 0 S: 3	H: 0 LOB: 0 BB: 0 P: 3	R: 0 E: 0 K: 2 S: 7	H: 0 LOB: 0 BB: 0 P: 7	R: 0 E: 0 K: 3 S: 9	H: 0 LOB: 0 BB: 0 P: 9	R: 0 E: 0 K: 1 S: 6	H: 1 LOB: 1 BB: 0 P: 6	R: 0 E: 0 K: 2 S: 7	H: 0 LOB: 1 BB: 1 P: 11	R: 4 E: 0 K: 1 S: 9	H: 4 LOB: 2 BB: 0 P: 10	R: 0 E: 0 K: 0 S: 3	H: 0 LOB: 0 BB: 0 P: 3	R: 0 E: 0 K: 0 S: 2	H: 0 LOB: 0 BB: 1 P: 6	1B: 3 2B: 2 3B: 0 HR: 0	SF: 1 SAC: 0 DP: 0 HBP: 1	WP: 0 PB: 0 SB: 1 CS: 1	PA: 32	
<b>PITCHER</b>	IP WLS BF H R ER SO BB IBB HBP BLK WP HR S P ERA WHIP	7.0 L 28 5 4 4 9 1 0 1 0 0 0 2 6 5.14 0.857	1.0 3 0 0 0 0 1 0 0 0 0 0 0 2 6 0.00 1.000																		

AB	27
R	4
H	5
RBI	4
BB	2
SO	9
LOB	6





Batter	1	2	3	4	5	6	7	8	9	AB	R	H	RBI	BB	SO	LOB	TOP
Gary Redus, R OBP: 0.258, SLG: 0.337 (1, 7)										4	0	0	0	0	1	0	
Duane Walker, L OBP: 0.298, SLG: 0.322 (1, 9)										3	0	2	0	1	1	0	
Dave Concepcion, R OBP: 0.337, SLG: 0.371 (1, 6)										4	0	0	0	0	1	3	
Dan Driessen, L OBP: 0.368, SLG: 0.421 (1, 3)										2	0	0	0	2	1	2	
Paul Householder, S OBP: 0.285, SLG: 0.326 (1, 8)										4	0	0	0	0	0	4	
Ron Oester, S OBP: 0.303, SLG: 0.359 (1, 4)										3	0	1	0	0	0	1	
Rafael Landestoy, S OBP: 0.250, SLG: 0.243 (1, 5)										3	0	0	0	0	0	1	
Dave Vangorder, R OBP: 0.263, SLG: 0.219 (1, 2)										3	0	0	0	0	0	0	
Frank Pastore, R OBP: 0.186, SLG: 0.259 (1, 1)										2	0	0	0	0	0	0	
Larry Blittner, L OBP: 0.369, SLG: 0.413 (8, PH)										1	0	0	0	0	0	0	
Greg Harris, S OBP: 0.211, SLG: 0.167 (8, 1)										0	0	0	0	0	0	0	
<b>Inning Stats</b>	R: 0 E: 0 K: 2 S: 7	H: 0 LOB: 1 BB: 1 P: 11	R: 0 E: 0 K: 0 S: 3	H: 1 LOB: 0 BB: 0 P: 3	R: 0 E: 0 K: 0 S: 3	H: 0 LOB: 0 BB: 0 P: 3	R: 0 E: 0 K: 1 S: 5	H: 0 LOB: 0 BB: 0 P: 5	R: 0 E: 0 K: 0 S: 3	H: 0 LOB: 1 BB: 1 P: 7	R: 0 E: 0 K: 1 S: 6	H: 0 LOB: 0 BB: 0 P: 3	R: 0 E: 0 K: 1 S: 6	H: 1 LOB: 2 BB: 1 P: 10	1B: 3 2B: 0 3B: 0 HR: 0	SF: 0 SAC: 0 DP: 0 HBP: 0	WP: 0 PA: 32 PB: 0 SB: 0 CS: 1
<b>PITCHER</b> Joe Niekro, R ERA: 2.47 (1, 1)	IP: 9.0 WLS: W BF: 32 H: 3 R: 0 ER: 0 SO: 4 BB: 3 IBB: 0 HBP: 0 BLK: 0 WP: 0 HR: 0 S: 37 P: 49 ERA: 0.00 WHIP: 0.667																

Cincinnati Reds @ Houston Astros  
Astrodome, Houston, TX  
Sun Oct 03 1982, 4:33 AM EDT  
Att: 14,672 - Unknown

AB	29
R	0
H	3
RBI	0
BB	3
SO	4
LOB	11



Batter	1	2	3	4	5	6	7	8	9	AB	R	H	RBI	BB	SO	LOB	BOTTOM		
Dickie Thon, R OBP: 0.327, SLG: 0.397 (1, 6)										2	2	1	0	2	0	0			
Bill Doran, S OBP: 0.304, SLG: 0.309 (1, 4)										4	0	2	0	0	0	1			
Denny Walling, L OBP: 0.312, SLG: 0.267 (1, 9)										4	0	0	0	0	1	5			
Phil Garner, R OBP: 0.320, SLG: 0.423 (1, 5)										2	0	1	1	2	0	0			
Tim Tolman, R OBP: 0.300, SLG: 0.385 (1, 7)										4	0	1	1	0	0	5			
Art Howe, R OBP: 0.315, SLG: 0.326 (1, 3)										4	1	1	0	0	0	4			
Scott Loucks, R OBP: 0.269, SLG: 0.265 (1, 8)										4	0	1	0	0	1	0			
Luis Pujols, R OBP: 0.242, SLG: 0.324 (1, 2)										3	0	2	1	1	1	0			
Joe Niekro, R OBP: 0.099, SLG: 0.112 (1, 1)										3	0	0	0	0	2	4			
<b>Inning Stats</b>	R: 1 E: 0 K: 0 S: 5	H: 2 LOB: 2 BB: 1 P: 9	R: 0 E: 0 K: 1 S: 4	H: 0 LOB: 0 BB: 1 P: 8	R: 1 E: 0 K: 1 S: 6	H: 1 LOB: 2 BB: 2 P: 14	R: 0 E: 0 K: 1 S: 5	H: 1 LOB: 0 BB: 0 P: 5	R: 0 E: 0 K: 0 S: 3	H: 0 LOB: 0 BB: 0 P: 3	R: 1 E: 0 K: 1 S: 8	H: 3 LOB: 2 BB: 0 P: 8	R: 0 E: 0 K: 0 S: 4	H: 2 LOB: 2 BB: 1 P: 8	R: 0 E: 0 K: 1 S: 5	H: 0 LOB: 0 BB: 0 P: 5	1B: 9 2B: 0 3B: 0 HR: 0	SF: 0 SAC: 0 DP: 2 HBP: 0	WP: 0 PA: 35 PB: 0 SB: 1 CS: 1
<b>PITCHER</b> Frank Pastore, R ERA: 3.97 Greg Harris, R ERA: 4.83 (8, 1)	IP: 7.0 WLS: L BF: 32 H: 9 R: 3 ER: 3 SO: 4 BB: 3 IBB: 2 HBP: 0 BLK: 0 WP: 0 HR: 0 S: 35 P: 55 ERA: 3.86 WHIP: 1.714																		

Cincinnati Reds @ Houston Astros  
Astrodome, Houston, TX  
Sun Oct 03 1982, 4:33 AM EDT  
Att: 14,672 - Unknown

AB	30
R	3
H	9
RBI	3
BB	5
SO	5
LOB	19

