

**Houston Astros - 1983**




Batter	1	2	3	4	5	6	7	8	9	AB	R	H	RBI	BB	SO	LOB
Omar Moreno, L OBP: 0.600, SLG: 1.000 Kevin Bass, S (1, 8)	0-0 CS 1B	0-0 L4	0-0 S 1B 1-3 2-H 3-H			0-3 K		0-0 E 3B		5	1	3	2	0	1	1
Bill Doran, S (1, 4)	0-3 K		2B BB K			4-0 CS BB		0-3 K		3	1	0	0	2	3	4
Dickie Thon, R OBP: 0.400, SLG: 0.500 (1, 6)	4-0 1B BB 1-2		0-0 2B 3-1 2B	0-0 F8		0-0 6-3		0-0 E6		4	2	1	0	1	0	1
Phil Garner, R OBP: 0.600, SLG: 0.750 Mike Madden, L (1, 5)	0-0 1B 1-2		0-0 3-1 1B 2B 2-3 3-H	0-0 1-3		0-0 FC3-6 1B BB		0-0 F9		4	1	2	1	1	0	1
Jose Cruz, L OBP: 0.400, SLG: 0.250 (1, 7)	0-0 FC6-4 1B 1-2 2-H		0-0 3-1 2-3 3-H	4-0 BB		0-0 F7		0-0 6-3		4	0	1	2	1	0	2
Ray Knight, R OBP: 0.200, SLG: 0.200 (1, 3)	0-0 FC6-4 1-2f		0-0 5-3	0-0 6-3		0-0 FC3-6 1B		0-0 1-3		5	0	1	0	0	0	4
Terry Puhl, L OBP: 0.400, SLG: 0.250 (1, 9)		0-3 K	4-0 BB 1B BB		0-0 L9		0-0 FC3-6 1-2f 2-3		0-0 1B	4	1	1	0	1	1	2
Luis Pujols, R OBP: 0.250, SLG: 0.250 Harry Spilman, L (1, 2)		0-0 E5	0-0 BB 1B 1-2 3-H		0-3 K		0-3 K		0-0 F7	4	1	1	1	0	2	2
Joe Niekro, R Tony Scott, S Frank LaCorte, R Frank DiPino, L Julio Solano, R Denny Walling, L (1, 1)		0-0 F8	4-0 1B BB 1-2 2-3		0-0 3-1				0-0 4-3	1	0	0	0	0	0	1

Inning Stats	R: 1	H: 3	E: 0	K: 1	S: 7	LOB: 2	BB: 1	P: 11	R: 0	H: 0	E: 1	K: 1	S: 6	LOB: 1	BB: 0	P: 6	R: 5	H: 4	E: 0	K: 1	S: 9	LOB: 2	BB: 3	P: 21	R: 0	H: 0	E: 0	K: 0	S: 3	LOB: 0	BB: 0	P: 5	R: 0	H: 0	E: 0	K: 1	S: 4	LOB: 0	BB: 1	P: 8	R: 0	H: 1	E: 0	K: 1	S: 6	LOB: 2	BB: 1	P: 10	R: 1	H: 1	E: 1	K: 1	S: 7	LOB: 1	BB: 0	P: 7	R: 0	H: 1	E: 0	K: 0	S: 4	LOB: 1	BB: 0	P: 4	1B: 7	2B: 2	3B: 1	SF: 0	SAC: 0	DP: 0	HBP: 0	WP: 0	PB: 0	SB: 1	CS: 2	PA: 44
PITCHER	IP	WLS	BF	H	R	ER	SO	BB	IBB	HBP	BLK	WP	HR	S	P	ERA	WHIP																																																											
Fernando Valenzuela, L ERA: 20.25 (1, 1)	2.2		19	7	6	6	2	4	0	0	0	0	0	19	35	20.25	4.125																																																											
Alejandro Pena, R ERA: (3, 1)	2.1	W	8	0	0	0	2	1	0	0	0	0	0	11	15	0.00	0.429																																																											
Dave Stewart, R ERA: (6, 1)	4.0	S	17	3	1	0	3	2	0	0	0	0	0	21	29	0.00	1.250																																																											

**Los Angeles Dodgers @ Houston Astros**  
Astrodome, Houston, TX

Tue Apr 05 1983, 7:05 PM EST  
Att. 27,343 - Unknown

AB	37
R	7
H	10
RBI	6
BB	7
SO	7
LOB	19



Batter	1	2	3	4	5	6	7	8	9	AB R H RBI BB SO LOB	TOP
--------	---	---	---	---	---	---	---	---	---	----------------------	-----

<b>Steve Sax, R</b> <small>OBP: 0.500, SLG: 0.167</small> (1, 4)	0-0  1B		0-3  K		0-0  F9		4-0  G3 BB	4-0  1B BB		3 1 1 0 2 1 0			
<b>Ken Landreaux, L</b> <small>OBP: 0.455, SLG: 0.556</small> (1, 8)	4-0  F8 1B BB		0-0  4-3		0-0  4-1		0-0  G3	0-0  S 1B		4 0 1 2 1 0 1			
<b>Dusty Baker Jr., R</b> <small>OBP: 0.600, SLG: 0.571</small> (1, 7)	0-0  S 1B		0-0  F9		4-0  S BB		0-0  F8	4-0  1-2 BB		3 0 1 1 2 0 1			
<b>Pedro Guerrero, R</b> <small>OBP: 0.500, SLG: 1.000</small> (1, 5)	0-0  F8 2-3				4-0  S 2B BB		0-3  K	4-0  IBB	0-0  F8		3 1 0 0 2 1 6		
<b>Greg Brock, L</b> <small>OBP: 0.300, SLG: 0.444</small> (1, 3)	0-0  L6				4-0  2B BB		0-0  5-3 1B		0-3  K		4 0 1 0 1 1 4		
<b>Mike Marshall, R</b> <small>OBP: 0.250, SLG: 0.375</small> (1, 9)	0-0  6-3				0-0  2B				0-0  BB S 1B		4 0 2 1 0 0 3		
<b>Derrel Thomas, S</b> (8, PR)		0-0  1-2		0-0  1-3 2-H 2B		0-0  F4				0-0  6-3		1 1 0 0 0 0 0	
<b>Bill Russell, R</b> <small>OBP: 0.400, SLG: 0.250</small> (1, 6)		0-0  5-3			0-0  4-3		0-0  5-3		0-0  F9	0-0  F7		5 0 0 0 0 0 4	
<b>Steve Yeager, R</b> <small>OBP: 0.444, SLG: 0.286</small> (1, 2)		0-0  5-3			0-0  F7		4-0  IBB		0-3  K		3 0 0 0 1 1 3		
<b>Jerry Reuss, L</b> (1, 1)			0-3  K		0-0  5-3		0-3  K	4-0  1-2 1B IBB		3 0 0 0 0 2 4			
<b>Rick Monday, L</b> (8, PH)										0 1 0 0 1 0 0			
<b>Steve Howe, L</b> (8, 1)										0 0 0 0 0 0 0			

Inning Stats	R: 1	H: 2	E: 0	K: 0	S: 5	P: 9	R: 0	H: 0	E: 0	K: 1	S: 5	P: 5	R: 0	H: 0	E: 0	K: 1	S: 5	P: 5	R: 1	H: 1	E: 0	K: 0	S: 4	P: 12	R: 0	H: 0	E: 0	K: 1	S: 5	P: 9	R: 0	H: 1	E: 0	K: 1	S: 6	P: 10	R: 0	H: 0	E: 0	K: 0	S: 3	P: 11	R: 2	H: 2	E: 0	K: 1	S: 7	P: 19	R: 0	H: 0	E: 0	K: 1	S: 5	P: 5	1B: 5	2B: 1	3B: 0	HR: 0	SF: 0	SAC: 0	DP: 0	HBP: 0	WP: 0	PA: 43
--------------	------	------	------	------	------	------	------	------	------	------	------	------	------	------	------	------	------	------	------	------	------	------	------	-------	------	------	------	------	------	------	------	------	------	------	------	-------	------	------	------	------	------	-------	------	------	------	------	------	-------	------	------	------	------	------	------	-------	-------	-------	-------	-------	--------	-------	--------	-------	--------

PITCHER	IP	WLS	BF	H	R	ER	SO	BB	IBB	HBP	BLK	WP	HR	S	P	ERA	WHIP	PITCHER	IP	WLS	BF	H	R	ER	SO	BB	IBB	HBP	BLK	WP	HR	S	P	ERA	WHIP																
<b>Michael LaCoss, R</b> <small>ERA: 2.57</small> (1, 1)	7.0		32	4	2	2	4	5	2	0	0	0	0	33	61	2.57	1.286	<b>Dave Smith, R</b> <small>ERA: 27.0</small> (8, 1)	0.2	L	7	2	2	2	1	2	1	0	0	6	18	27.00	6.000	<b>Frank DiPino, L</b> <small>ERA: 9.0</small> (8, 1)	1.1		4	0	0	0	1	0	0	0	0	0	0	6	6	0.00	0.000

**Los Angeles Dodgers @ Houston Astros**  
 Astrodome, Houston, TX  
 Wed Apr 06 1983, 7:05 PM EST  
 Att. 9,931 - Unknown

livebaseballscorecards.com

AB	33
R	4
H	6
RBI	4
BB	10
SO	6
LOB	26




Batter	1	2	3	4	5	6	7	8	9	AB	R	H	RBI	BB	SO	LOB
Omar Moreno, L (1, 8) Dave Smith, R (8, 1) Frank DiPino, L (8, 1)	0-0 6-3	0-0 FC6-3			0-0 6-3		0-0 4-3			4	0	0	0	0	0	3
Bill Doran, S (1, 4)	0-0 4-3		0-0 5-3		0-0 1B			0-0 4-3		4	0	1	0	0	0	0
Dickie Thon, R (1, 6)	0-0 1B		0-0 5-3		0-0 F9			0-0 1B		4	0	2	0	0	0	1
Phil Garner, R (1, 5)	0-0 6-3		0-0 1B		0-0 6-3			0-0 F8		4	1	1	0	0	0	2
Jose Cruz, L (1, 7)		0-0 1B	0-0 1B		0-0 F6			0-0 G1		4	1	2	1	0	0	1
Ray Knight, R (1, 3)		0-0 FC1-5	0-0 6-3		0-0 F9			0-0 6-3		4	0	1	1	0	0	1
Terry Puhl, L (1, 9)		0-0 F9		0-0 G1			0-0 F8		0-3 K	4	0	0	0	0	1	1
Luis Pujols, R (1, 2) Tony Scott, S (7, PH)		4-0 FC6-3	0-0 4-3		0-0 6-3			0-0 1B		1	0	0	0	1	0	0
Michael LaCoss, R (1, 1) Alan Ashby, S (7, PH)		0-0 FC1-5	0-0 1-3		0-0 1B			0-0 F3		2	0	0	0	0	0	2

Inning Stats	R: 0	H: 1	E: 0	LOB: 1	K: 0	BB: 0	S: 4	P: 4	R: 1	H: 2	E: 0	LOB: 1	K: 0	BB: 0	S: 5	P: 9	R: 1	H: 2	E: 0	LOB: 0	K: 0	BB: 0	S: 3	P: 3	R: 0	H: 1	E: 0	LOB: 0	K: 0	BB: 0	S: 3	P: 3	R: 0	H: 0	E: 0	LOB: 0	K: 0	BB: 0	S: 3	P: 3	R: 0	H: 1	E: 0	LOB: 1	K: 0	BB: 0	S: 4	P: 4	R: 0	H: 1	E: 0	LOB: 1	K: 1	BB: 0	S: 6	P: 6	1B: 8	SF: 0	2B: 1	SAC: 0	3B: 0	DP: 0	HR: 0	HBP: 0	WP: 0	PA: 36
PITCHER	IP	WLS	BF	H	R	ER	SO	BB	IBB	HBP	BLK	WP	HR	S	P	ERA	WHIP																			PITCHER	IP	WLS	BF	H	R	ER	SO	BB	IBB	HBP	BLK	WP	HR	S	P	ERA	WHIP													
Jerry Reuss, L (1, 1) Steve Howe, L (8, 1)	7.0	W	28	7	2	2	0	1	0	0	0	0	0	27	31	2.57	1.143																																																	

**Los Angeles Dodgers @ Houston Astros**  
Astrodome, Houston, TX  
Wed Apr 06 1983, 7:05 PM EST  
Att. 9,931 - Unknown

AB	35
R	2
H	9
RBI	2
BB	1
SO	1
LOB	12



Batter	1	2	3	4	5	6	7	8	9	AB R H RBI BB SO LOB	TOP
--------	---	---	---	---	---	---	---	---	---	----------------------	-----

Lee Lacy, R OBP: 0.300, SLG: 0.600 (1, 7)	0-0 S 1B	0-0 1-3			0-0 F7		0-0 F7		0-0 FC1-6 S 1B	5 2 1 0 0 0 1	
--	----------------	------------	--	--	-----------	--	-----------	--	-------------------------	---------------	--

Lee Mazzilli, S OBP: 0.500, SLG: 0.750 (1, 8)	0-0 F4		0-0 F6		0-0 F8		0-0 E6 FC5-4		0-0 1B	5 0 1 1 0 0 1	
--	-----------	--	-----------	--	-----------	--	--------------------	--	-----------	---------------	--

Bill Madlock, R OBP: 0.500, SLG: 0.375 (1, 5)	4-0 1B 1B BB		0-0 1-3		0-0 1B		0-0 FC5-4		0-0 1B 1B	4 0 2 0 1 0 1	
--	-----------------------	--	------------	--	-----------	--	--------------	--	-----------------	---------------	--

Jason Thompson, L OBP: 0.400, SLG: 0.778 (1, 3)	0-3 K		0-3 K		0-0 F6			0-0 F7	0-0 1B	5 0 1 0 0 2 3	
--	----------	--	----------	--	-----------	--	--	-----------	-----------	---------------	--

Dave Parker, L OBP: 0.300, SLG: 0.222 (1, 9)	0-0 1B 1-2 3-H 1B			4-0 S 1B BB		0-3 K		0-3 K	0-0 4-3	4 0 1 1 1 2 2	
---	-------------------------------	--	--	----------------------	--	----------	--	----------	------------	---------------	--

Tony Peña, R OBP: 0.667, SLG: 0.714 (1, 2)	0-0 FC6-4 1B		0-0 CI 1B		0-0 6-3			0-0 FC5-4 1B		4 0 3 0 0 0 0	
---	--------------------	--	-----------------	--	------------	--	--	--------------------	--	---------------	--

Johnny Ray, S OBP: 0.250, SLG: 0.143 (1, 4)	0-0 FC6-4		0-0 F9		0-0 FC6-4 1B			0-0 FC5-4		3 0 1 0 0 0 4	
--	--------------	--	-----------	--	--------------------	--	--	--------------	--	---------------	--

Dale Berra, R OBP: 0.375, SLG: 1.143 (1, 6)		0-3 K		0-1 CI 1-2		0-0 FC6-4			0-0 HR	3 1 1 1 0 1 1	
--	--	----------	--	------------------	--	--------------	--	--	-----------	---------------	--

Rick Rhoden, R (1, 1)			0-0 6-3		0-0 F9			0-0 P5		3 0 0 0 0 0 2	
-----------------------	--	--	------------	--	-----------	--	--	-----------	--	---------------	--

Steve Nicosia, R OBP: 1.000, SLG: 1.000 (8, 2)									0-0 FC1-6 1B	1 0 1 0 0 0 0	
---	--	--	--	--	--	--	--	--	--------------------	---------------	--

<b>Inning Stats</b>	R: 1 E: 0 K: 1 S: 8	H: 3 LOB: 3 BB: 1 P: 12	R: 0 E: 0 K: 1 S: 5	H: 0 LOB: 0 BB: 0 P: 5	R: 0 E: 0 K: 1 S: 5	H: 0 LOB: 0 BB: 0 P: 5	R: 0 E: 1 K: 0 S: 4	H: 1 LOB: 2 BB: 1 P: 8	R: 0 E: 0 K: 0 S: 4	H: 1 LOB: 1 BB: 0 P: 4	R: 0 E: 0 K: 1 S: 6	H: 1 LOB: 1 BB: 0 P: 6	R: 0 E: 1 K: 0 S: 4	H: 0 LOB: 1 BB: 0 P: 4	R: 0 E: 0 K: 1 S: 6	H: 1 LOB: 1 BB: 0 P: 6	R: 2 E: 0 K: 0 S: 7	H: 5 LOB: 2 BB: 0 P: 7	1B: 11 2B: 0 3B: 0 HR: 1	SF: 0 SAC: 0 DP: 0 HBP: 0	WP: 0 PB: 0 SB: 4 CS: 0	PA: 41
---------------------	------------------------------	----------------------------------	------------------------------	---------------------------------	------------------------------	---------------------------------	------------------------------	---------------------------------	------------------------------	---------------------------------	------------------------------	---------------------------------	------------------------------	---------------------------------	------------------------------	---------------------------------	------------------------------	---------------------------------	-----------------------------------	------------------------------------	----------------------------------	--------

<b>PITCHER</b>	IP	WLS	BF	H	R	ER	SO	BB	IBB	HBP	BLK	WP	HR	S	P	ERA	WHIP										
----------------	----	-----	----	---	---	----	----	----	-----	-----	-----	----	----	---	---	-----	------	--	--	--	--	--	--	--	--	--	--

Bob Knepper, L ERA: 3.12 (1, 1)	8.2	L	40	12	3	3	5	2	0	0	0	0	1	48	56	3.12	1.615										
Mike Madden, L ERA: (9, 1)	0.1		1	0	0	0	0	0	0	0	0	0	0	1	1	0.00	0.000										

**Pittsburgh Pirates @ Houston Astros**  
Astrodome, Houston, TX  
Thu Apr 07 1983, 7:05 PM EST  
Att. 7,741 - Unknown

livebaseballscorecards.com

<b>AB</b>	<b>38</b>
<b>R</b>	<b>3</b>
<b>H</b>	<b>12</b>
<b>RBI</b>	<b>3</b>
<b>BB</b>	<b>2</b>
<b>SO</b>	<b>5</b>
<b>LOB</b>	<b>16</b>



Batter	1	2	3	4	5	6	7	8	9	AB R H RBI BB SO LOB
Omar Moreno, L (1, 8) OBP: 0.357, SLG: 0.500	0-0 1B		0-0 1B	0-0 F6			0-0 FC3-6		0-3 K	5 1 2 0 0 1 2
Bill Doran, S (1, 4) OBP: 0.286, SLG: 0.091	0-3 K		0-0 F9		0-0 6-3		0-0 4-3		4-0 BB	4 0 0 0 1 1 4
Dickie Thon, R (1, 6) OBP: 0.500, SLG: 0.500	0-3 K		4-0 1B FC5-2 BB		0-0 CS 1B			0-0 1B FC1-5 1B	0-3 K	4 0 2 0 1 2 3
Phil Garner, R (1, 5) OBP: 0.385, SLG: 0.417	0-0 G2		0-0 FC5-2 BB 1B		0-0 5-3			0-0 F9		4 0 1 2 0 0 3
Jose Cruz, L (1, 7) OBP: 0.462, SLG: 0.455		0-3 K	4-0 FC5-2 BB		0-0 G3			0-0 FC1-5 1B		3 0 1 0 1 1 0
Ray Knight, R (1, 3) OBP: 0.231, SLG: 0.167		4-0 BB	0-0 FC5-2		0-0 4-3			0-0 FC1-5		3 0 0 0 1 0 5
Terry Puhl, L (1, 9) OBP: 0.154, SLG: 0.083		0-0 F7	0-0 F9		0-0 L6			0-3 K		4 0 0 0 0 1 6
Mike Madden, L (9, 1)										0 0 0 0 0 0 0
Alan Ashby, S (1, 2) OBP: 0.500, SLG: 0.667		0-0 5-3			0-0 L9-3 1B			0-0 4-3		4 0 2 0 0 0 1
Kevin Bass, S (9, PR)									0-0 2B	0 0 0 0 0 0 0
Bob Knepper, L (1, 1) OBP: 0.667, SLG: 0.667			0-0 F9 1B 1B		0-0 L9-3			0-0 FC3-6 1B		3 1 2 0 0 0 1
Tony Scott, S (9, 9) OBP: 0.500, SLG: 0.333									0-3 K	1 0 0 0 0 1 1

BOTTOM

Pittsburgh Pirates @ Houston Astros  
Astrodome, Houston, TX  
Thu Apr 07 1983, 7:05 PM EST  
Att. 7,741 - Unknown

livebaseballscores.com

AB	35
R	2
H	10
RBI	2
BB	4
SO	7
LOB	26



Inning Stats	R: 0	H: 1	E: 0	K: 2	S: 8	R: 0	H: 0	E: 0	K: 1	S: 5	R: 2	H: 3	E: 0	K: 0	S: 6	R: 0	H: 1	E: 0	K: 0	S: 3	R: 0	H: 1	E: 0	K: 0	S: 3	R: 0	H: 0	E: 0	K: 0	S: 3	R: 0	H: 1	E: 0	K: 0	S: 4	R: 0	H: 2	E: 0	K: 1	S: 7	R: 0	H: 1	E: 0	K: 3	S: 10	1B: 9	2B: 2	3B: 0	HR: 0	SF: 0	SAC: 0	DP: 1	HBP: 0	WP: 0	PB: 0	SB: 1	CS: 1	PA: 39
--------------	------	------	------	------	------	------	------	------	------	------	------	------	------	------	------	------	------	------	------	------	------	------	------	------	------	------	------	------	------	------	------	------	------	------	------	------	------	------	------	------	------	------	------	------	-------	-------	-------	-------	-------	-------	--------	-------	--------	-------	-------	-------	-------	--------

PITCHER	IP	WLS	BF	H	R	ER	SO	BB	IBB	HBP	BLK	WP	HR	S	P	ERA	WHIP
Rick Rhoden, R (1, 1) ERA: 2.45	7.1		32	9	2	2	3	3	0	0	0	0	0	35	47	2.46	1.636
Kent Tekulve, R (8, 1) ERA:	0.1		1	0	0	0	0	0	0	0	0	0	0	1	1	0.00	0.000
Rod Scurry, L (8, 1) ERA:	1.1	W	6	1	0	0	4	1	0	0	0	0	0	13	17	0.00	1.500

Batter	1	2	3	4	5	6	7	8	9	AB R H RBI BB SO LOB	TOP																								
Lee Lacy, R (1, 7) OBP: 0.400, SLG: 0.800	0-0 F8		0-0 5-3		0-0 4-3 SF8 2B		0-0 4-3 S 1B		0-0 HR 3B	5 2 3 0 0 0 0	<b>Pittsburgh Pirates @ Houston Astros</b> Astrodome, Houston, TX Fri Apr 08 1983, 7:05 PM EST Att. 10,862 - Unknown <a href="http://livebaseballscorecards.com">livebaseballscorecards.com</a>																								
Lee Mazzilli, S (1, 8) OBP: 0.467, SLG: 0.833	0-3 K		4-0 CS BB		0-0 4-3		0-0 4-3		0-0 HR	4 1 1 2 1 1 2																									
Bill Madlock, R (1, 5) OBP: 0.333, SLG: 0.250	0-0 E6 1B		0-0 5-3		0-0 SF8		0-0 6-3		0-0 5-3	4 0 0 1 0 0 2																									
Jason Thompson, L (1, 3) OBP: 0.400, SLG: 0.615	0-0 1-3 1B			0-3 K	4-0 BB			0-3 K	0-0 3-1	4 0 1 0 1 2 0																									
Dave Parker, L (1, 9) OBP: 0.357, SLG: 0.308 Brian Harper, R (8, PR)	0-0 1-3			0-0 2B 6-3 1B	0-0 G3			0-0 2B 1B		4 1 2 0 0 0 3 0 1 0 0 0 0 0																									
Johnny Ray, S (1, 4) OBP: 0.333, SLG: 0.364		0-0 G6-3 1B		0-0 1-3 2B	0-3 K		0-0 F4			4 0 2 0 0 1 1																									
Tony Peña, R (1, 2) OBP: 0.538, SLG: 0.636		0-0 G6-3		0-0 6-3	0-0 L5		0-0 1-H 2B			4 0 1 2 0 0 2																									
Dale Berra, R (1, 6) OBP: 0.417, SLG: 1.000		0-0 2B		4-0 IBB	0-0 F3		0-3 K			3 0 1 0 1 1 2																									
Lee Tunnell, R (1, 1) Kent Tekulve, R (5, 1) Mike Easler, L (7, PH) Manny Sarmiento, R (7, 1) Rod Scurry, L (8, 1) Gene Tenace, R (9, PH) Jim Bibby, R (9, 1)		0-0 6-3		0-0 6-3			0-0 F8		0-0 F8	2 0 0 0 0 0 3 0 0 0 0 0 0 0 1 0 1 0 0 0 0 0 0 0 0 0 0 0 0 0																									
<b>Inning Stats</b>	R: 0 E: 1 K: 1 S: 7	H: 1 LOB: 2 BB: 0 P: 7	R: 0 E: 0 K: 0 S: 4	H: 2 LOB: 1 BB: 0 P: 4	R: 0 E: 0 K: 0 S: 2	H: 0 LOB: 0 BB: 1 P: 6	R: 1 E: 0 K: 1 S: 7	H: 2 LOB: 2 BB: 1 P: 11	R: 1 E: 0 K: 0 S: 4	H: 1 LOB: 1 BB: 1 P: 8	R: 0 E: 0 K: 1 S: 5	H: 0 LOB: 0 BB: 0 P: 5	R: 0 E: 0 K: 0 S: 4	H: 1 LOB: 1 BB: 0 P: 4	R: 1 E: 0 K: 2 S: 9	H: 2 LOB: 2 BB: 0 P: 9	R: 2 E: 0 K: 0 S: 5	H: 2 LOB: 0 BB: 0 P: 5	1B: 5 2B: 4 3B: 1 HR: 1	SF: 1 SAC: 0 DP: 1 HBP: 0	WP: 0 PB: 0 SB: 1 CS: 1	PA: 40													
<b>PITCHER</b>	IP WLS BF H R ER SO BB IBB HBP BLK WP HR S P ERA WHIP																																		
Vern Ruhle, R (1, 1) ERA: 3.6	5.0		23	6	2	2	2	2	2	2	0	0	24	36	3.60	1.600																			
Julio Solano, R (6, 1) ERA: 2.25	2.0		7	1	0	0	1	0	0	0	0	0	9	9	0.00	0.500																			
Frank DiPino, L (8, 1) ERA: 10.8	1.1	L	7	3	2	2	2	0	0	0	0	0	11	11	13.50	2.250																			
Dave Smith, R (9, 1) ERA: 20.25	0.2		3	1	1	1	0	0	0	0	0	0	1	3	13.50	1.500																			





Batter	1	2	3	4	5	6	7	8	9	AB R H RBI BB SO LOB
Omar Moreno, L OBP: 0.474, SLG: 0.579 (1, 8)	0-0 G5-4-3 1B		0-0 1B 2B 1B		0-0 1-2 BB 1B		0-0 1B		0-0 4-3	5 1 4 0 0 0 0
Bill Doran, S OBP: 0.333, SLG: 0.143 (1, 4)	0-0 F7		0-0 2B 1-3 2-H 1B		4-0 1-2 2-3 BB		0-0 F7			3 0 1 1 1 0 2
Dickie Thon, R OBP: 0.444, SLG: 0.500 (1, 6)	0-0 G5-4-3 1-2f		0-0 1-3 3-H 2B		0-0 1-2f G1-4-3		0-3 K			4 0 1 1 0 1 5
Phil Garner, R OBP: 0.353, SLG: 0.375 (1, 5)		0-3 K	0-0 F8		0-0 FC5-6 BB 1B		0-0 F7			4 0 1 0 0 1 2
Jose Cruz, L OBP: 0.471, SLG: 0.429 (1, 7)		0-0 5-3		0-0 G3		4-0 1-2 BB FC5-6		0-0 3B 1B		3 1 1 0 1 0 0
Ray Knight, R OBP: 0.176, SLG: 0.125 (1, 3)		0-0 5-3		0-0 5-3		0-0 1-2 2-3f FC5-6		0-3 K		4 0 0 0 0 1 3
Terry Puhl, L OBP: 0.235, SLG: 0.313 (1, 9)			0-3 K	0-0 CS 1B		0-0 F7		0-0 1-H 3B		4 0 2 1 0 1 2
Dave Smith, R (9, 1)										0 0 0 0 0 0 0
Alan Ashby, S OBP: 0.400, SLG: 0.444 (1, 2)			4-0 1B BB	0-0 CS	0-0 4-3	0-0 F7			0-0 F6	3 1 0 0 1 0 2
Vern Ruhle, R (1, 1)			0-3 K		0-0 BB 1B		0-3 K		0-0 F6	1 0 0 0 0 0 1 1
Kevin Bass, S (5, PH)										1 0 1 0 0 0 0 0
Julio Solano, R (6, 1)										0 0 0 0 0 0 0 0
Denny Walling, L (7, PH)										1 0 0 0 0 0 1 0
Frank DiPino, L (8, 1)										0 0 0 0 0 0 0 0
Tony Scott, S (9, 9)										1 0 0 0 0 0 0 0

**BOTTOM**

**Pittsburgh Pirates @ Houston Astros**  
Astrodome, Houston, TX  
Fri Apr 08 1983, 7:05 PM EST  
Att. 10,862 - Unknown

livebaseballscorecards.com

<b>AB</b>	<b>34</b>
<b>R</b>	<b>3</b>
<b>H</b>	<b>11</b>
<b>RBI</b>	<b>3</b>
<b>BB</b>	<b>3</b>
<b>SO</b>	<b>6</b>
<b>LOB</b>	<b>17</b>



Inning Stats	R: 0	H: 1	E: 0	K: 0	S: 3	LOB: 0	BB: 0	P: 3	R: 0	H: 0	E: 0	K: 1	S: 5	LOB: 0	BB: 0	P: 5	R: 2	H: 3	E: 0	K: 2	S: 10	LOB: 2	BB: 1	P: 14	R: 0	H: 1	E: 0	K: 0	S: 3	LOB: 0	BB: 0	P: 3	R: 0	H: 2	E: 0	K: 0	S: 4	LOB: 2	BB: 1	P: 8	R: 0	H: 1	E: 0	K: 2	S: 8	LOB: 1	BB: 0	P: 8	R: 1	H: 2	E: 0	K: 1	S: 6	LOB: 1	BB: 0	P: 6	R: 0	H: 0	E: 0	K: 0	S: 3	LOB: 0	BB: 0	P: 3	1B: 9	SF: 0	2B: 1	SAC: 0	3B: 1	DP: 2	HR: 0	HBP: 0	WP: 0	PA: 38
--------------	------	------	------	------	------	--------	-------	------	------	------	------	------	------	--------	-------	------	------	------	------	------	-------	--------	-------	-------	------	------	------	------	------	--------	-------	------	------	------	------	------	------	--------	-------	------	------	------	------	------	------	--------	-------	------	------	------	------	------	------	--------	-------	------	------	------	------	------	------	--------	-------	------	-------	-------	-------	--------	-------	-------	-------	--------	-------	--------

PITCHER	IP	WLS	BF	H	R	ER	SO	BB	IBB	HBP	BLK	WP	HR	S	P	ERA	WHIP
Lee Tunnell, R (1, 1) ERA: 4.15	4.1		20	7	2	2	3	2	0	0	0	0	0	24	32	4.15	2.077
Kent Tekulve, R (5, 1) ERA:	1.2		6	1	0	0	0	1	0	0	0	0	0	5	9	0.00	1.200
Manny Sarmiento, R (7, 1) ERA: 6.75	1.1		6	2	1	1	2	0	0	0	0	0	0	10	10	6.75	1.500
Rod Scurry, L (8, 1) ERA:	0.2	W	2	1	0	0	1	0	0	0	0	0	0	4	4	0.00	1.500
Jim Bibby, R (9, 1) ERA:	1.0	S	3	0	0	0	0	0	0	0	0	0	0	3	3	0.00	0.000

Batter	1	2	3	4	5	6	7	8	9	AB R H RBI BB SO LOB	TOP
Lee Lacy, R (1, 9) OBP: 0.368, SLG: 0.667	4-0 E S PB BB		0-3 K		0-0 4-3		0-0 FC6-4 1-2f			3 1 0 0 1 1 2	<b>Pittsburgh Pirates @ Houston Astros</b> Astrodome, Houston, TX Sat Apr 09 1983, 7:05 PM EST Att. 13,856 - Unknown <a href="http://livebaseballscorecards.com">livebaseballscorecards.com</a>
Lee Mazzilli, S (1, 8) OBP: 0.474, SLG: 0.714	0-0 F7		4-0 BB		4-0 BB		0-0 G3			2 0 0 0 2 0 2	
Bill Madlock, R (1, 5) OBP: 0.263, SLG: 0.188	0-3 K		0-0 L6		0-0 F8			0-0 5-3		4 0 0 0 0 1 4	
Jason Thompson, L (1, 3) OBP: 0.421, SLG: 0.563	4-0 PB BB			0-0 FC3-6 1B		0-0 F9		0-3 K		3 0 1 0 1 1 0	
Mike Easler, L (1, 7) OBP: 0.400, SLG: 0.600	0-3 K			0-0 FC3-6 FC4-6 1-2f		0-0 2-3 2B		0-0 1B		4 0 2 0 0 1 2	
Johnny Ray, S (1, 4) OBP: 0.250, SLG: 0.267		0-0 4-3		0-0 FC4-6 1-2f		0-0 2-3		0-0 F8		4 0 0 0 0 0 3	
Tony Peña, R (1, 2) OBP: 0.412, SLG: 0.467		0-0 1-3		0-0 6-3		0-3 K			0-0 5-3	4 0 0 0 0 1 2	
Dale Berra, R (1, 6) OBP: 0.313, SLG: 0.714		0-0 G3			0-0 E6 4-3 SH3-4		0-0 F6		0-0 F8	4 0 0 0 0 0 0	
Larry McWilliams, L (1, 1) OBP: 0.313, SLG: 0.714			0-3 K		0-0 SH3-4		4-0 FC6-4 BB		0-0 F2	2 0 0 0 1 1 0	
<b>Inning Stats</b>	R: 1 H: 0 E: 0 LOB: 1 K: 2 BB: 2 S: 7 P: 15	R: 0 H: 0 E: 0 LOB: 0 K: 0 BB: 0 S: 3 P: 3	R: 0 H: 0 E: 0 LOB: 1 K: 2 BB: 1 S: 7 P: 11	R: 0 H: 1 E: 1 LOB: 1 K: 0 BB: 0 S: 4 P: 4	R: 0 H: 0 E: 1 LOB: 2 K: 0 BB: 1 S: 4 P: 8	R: 0 H: 1 E: 0 LOB: 1 K: 1 BB: 0 S: 6 P: 6	R: 0 H: 0 E: 1 LOB: 1 K: 0 BB: 1 S: 3 P: 7	R: 0 H: 1 E: 0 LOB: 1 K: 1 BB: 0 S: 6 P: 6	R: 0 H: 0 E: 0 LOB: 0 K: 0 BB: 0 S: 3 P: 3	1B: 2 SF: 0 2B: 1 SAC: 1 3B: 0 DP: 0 HR: 0 HBP: 0	WP: 0 PA: 36 PB: 1 SB: 1 CS: 0
<b>PITCHER</b> Joe Niekro, R (1, 1) ERA: 3.75	IP WLS BF H R ER SO BB IBB HBP BLK WP HR S P ERA WHIP										

Batter	1	2	3	4	5	6	7	8	9	AB	R	H	RBI	BB	SO	LOB
Omar Moreno, L OBP: 0.391, SLG: 0.478 (1, 8)	0-3 K ①		0-0 6-3 ③			0-0 6-3 ③			0-3 K ③	4	0	0	0	0	2	0
Bill Doran, S OBP: 0.286, SLG: 0.118 (1, 4)	0-0 F6 ②			0-0 6-3 ①			0-0 G3 ①			3	0	0	0	0	0	0
Dickie Thon, R OBP: 0.429, SLG: 0.474 (1, 6)	0-0 F6 ③			0-0 CS 1B			0-0 F8 ②			3	0	1	0	0	0	0
Phil Garner, R OBP: 0.300, SLG: 0.316 (1, 5)		0-0 6-3 ①		0-3 K ② ③			0-0 1-3 ③			3	0	0	0	0	1	1
Jose Cruz, L OBP: 0.400, SLG: 0.353 (1, 7)		0-3 K ②			0-0 L4 ①			0-0 F7 ①		3	0	0	0	0	1	0
Ray Knight, R OBP: 0.200, SLG: 0.158 (1, 3)		0-0 1B			0-0 G3 ②			0-0 4-3 ②		3	0	1	0	0	0	0
Terry Puhl, L OBP: 0.211, SLG: 0.278 (1, 9)		0-0 F6 ③			0-3 K ③			0-0 F6 ③		2	0	0	0	0	1	1
Kevin Bass, S OBP: 0.500, SLG: 0.500 (8, PH) (9, 9)										1	0	0	0	0	0	0
Luis Pujols, R OBP: 0.250, SLG: 0.143 (1, 2)			0-0 F4 ①			0-3 K ①			0-0 F2 ①	2	0	0	0	0	1	0
Tony Scott, S OBP: 0.333, SLG: 0.200 (9, PH)										1	0	0	0	0	0	0
Joe Niekro, R Tim Tolman, R (9, PH)			0-3 K ②			0-0 F9 ②			0-0 F9 ②	2	0	0	0	0	1	0
										1	0	0	0	0	0	0

Inning Stats	R: 0	H: 0	R: 0	H: 1	R: 0	H: 0	R: 0	H: 1	R: 0	H: 0	R: 0	H: 0	R: 0	H: 0	R: 0	H: 0	R: 0	H: 0	R: 0	H: 0	1B: 2	SF: 0	WP: 0	PA: 28
E: 0	LOB: 0	E: 0	LOB: 1	E: 0	LOB: 0	E: 0	LOB: 1	E: 0	LOB: 0	E: 0	LOB: 0	E: 0	LOB: 0	E: 0	LOB: 0	E: 0	LOB: 0	E: 0	LOB: 0	E: 0	LOB: 0	2B: 1	SAC: 0	PB: 0
K: 1	BB: 0	K: 1	BB: 0	K: 1	BB: 0	K: 1	BB: 0	K: 1	BB: 0	K: 0	BB: 0	K: 0	BB: 0	K: 0	BB: 0	K: 1	BB: 0	K: 1	BB: 0	K: 1	BB: 0	3B: 0	DP: 1	SB: 0
S: 5	P: 5	S: 6	P: 6	S: 5	P: 5	S: 5	P: 5	S: 5	P: 5	S: 3	P: 3	S: 3	P: 3	S: 5	P: 5	S: 5	P: 5	S: 5	P: 5	S: 5	P: 5	HR: 0	HBP: 0	CS: 1

PITCHER	IP	WLS	BF	H	R	ER	SO	BB	IBB	HBP	BLK	WP	HR	S	P	ERA	WHIP
Larry McWilliams, L ERA: (1, 1)	9.0	W	28	2	0	0	7	0	0	0	0	0	0	42	42	0.00	0.222

**BOTTOM**

**Pittsburgh Pirates @ Houston Astros**  
Astrodome, Houston, TX

Sat Apr 09 1983, 7:05 PM EST  
Att. 13,856 - Unknown

AB	28
R	0
H	2
RBI	0
BB	0
SO	7
LOB	2



WP	PA	ERA	WHIP
0	28	0.00	0.222

Batter	1	2	3	4	5	6	7	8	9	AB R H RBI BB SO LOB	TOP					
Lee Lacy, R (1, 9) OBP: 0.333, SLG: 0.565	0-0 E S 1B		0-3 K	0-3 K		0-0 6-3			0-0 4-3	5 1 1 0 0 2 2						
Lee Mazzilli, S (1, 8) OBP: 0.500, SLG: 0.625	0-0 E9 1B 1-3 G4-6-3		0-0 F7		4-0 1B BB		4-0 FC3-6 BB		4-0 E S SF9 BB	2 3 0 0 3 0 1						
Richie Hebner, L (1, 5) OBP: 0.600, SLG: 0.667	0-0 G4-6-3 1B			4-0 CS BB	0-0 E1 1B 1B		0-0 FC3-6 HR		0-0 SF9	3 1 2 2 1 0 1						
Jason Thompson, L (1, 3) OBP: 0.458, SLG: 0.750	0-0 G4-6-3			0-0 G3 2B	0-3 K		0-0 HR		4-0 BB	4 2 2 2 1 1 2						
Mike Easler, L (1, 7) OBP: 0.300, SLG: 0.400	0-0 4-3			0-0 G3	0-0 G4-6-3 1B		0-0 F9		0-0 F8	5 0 1 0 0 0 2						
Johnny Ray, S (1, 4) OBP: 0.250, SLG: 0.316		0-0 1-3		0-0 2B	0-0 G4-6-3		0-0 F7			4 1 1 1 0 0 2						
Tony Peña, R (1, 2) OBP: 0.429, SLG: 0.412		0-0 4-3		4-0 2B BB		4-0 S SH3-4 BB		0-0 F9		2 1 0 0 2 0 0						
Dale Berra, R (1, 6) OBP: 0.316, SLG: 0.706		0-0 F8		0-0 1B 2B		0-0 SH3-4		0-0 1-3		3 1 1 2 0 0 0						
John Candelaria, L (1, 1) Manny Sarmiento, R (3, 1) Gene Tenace, R (4, PH) Jim Winn, R (4, 1) Steve Nicosia, R (6, PH) Jim Bobby, R (6, 1) Kent Tekulve, R (8, 1) Rod Scurry, L (8, 1)			0-3 K	0-0 1B		0-3 K		0-0 F7		1 0 0 0 0 0 1 0 0 0 0 0 0 0 0 0 1 0 0 1 1 0 0 0 0 0 0 0 0 0 0 0 1 0 0 0 0 0 1 1 1 0						
<b>Inning Stats</b>	R: 2 H: 2 E: 1 LOB: 0 K: 0 BB: 0 S: 5 P: 5	R: 0 H: 0 E: 0 LOB: 0 K: 0 BB: 0 S: 3 P: 3	R: 0 H: 0 E: 0 LOB: 0 K: 2 BB: 0 S: 7 P: 7	R: 4 H: 4 E: 0 LOB: 1 K: 1 BB: 2 S: 8 P: 16	R: 1 H: 2 E: 1 LOB: 1 K: 1 BB: 1 S: 6 P: 10	R: 0 H: 0 E: 0 LOB: 1 K: 1 BB: 1 S: 5 P: 9	R: 2 H: 1 E: 0 LOB: 0 K: 0 BB: 1 S: 4 P: 8	R: 0 H: 0 E: 0 LOB: 0 K: 0 BB: 0 S: 3 P: 3	R: 1 H: 0 E: 0 LOB: 1 K: 0 BB: 2 S: 3 P: 11	1B: 5 SF: 1 2B: 3 SAC: 1 3B: 0 DP: 2 HR: 1 HBP: 0	WP: 0 PA: 41 PB: 0 SB: 3 CS: 1					
<b>PITCHER</b>	IP WLS BF H R ER SO BB IBB HBP BLK WP HR S P ERA WHIP															
Michael LaCoss, R (1, 1) ERA: 5.91	3.2	18	6	6	5	2	2	0	0	0	0	0	20	28	12.27	2.182
Mike Madden, L (4, 1) ERA: 3.0	1.2	8	2	1	1	2	2	0	0	0	0	0	10	18	5.40	2.400
Frank LaCorte, R (6, 1) ERA: 18.0	0.2	2	0	0	0	1	0	0	0	0	0	0	4	4	0.00	0.000
Julio Solano, R (7, 1) ERA: 4.5	2.0	L 8	1	2	2	0	1	0	0	0	0	1	7	11	9.00	1.000
Dave Smith, R (9, 1) ERA: 11.57	1.0	5	0	1	0	0	2	0	0	0	0	0	3	11	0.00	2.000

**Pittsburgh Pirates @ Houston Astros**  
Astrodome, Houston, TX  
Sun Apr 10 1983, 4:33 AM EST  
Att. 7,668 - Unknown

[livebaseballscorecards.com](http://livebaseballscorecards.com)

<b>AB</b>	<b>32</b>
<b>R</b>	<b>10</b>
<b>H</b>	<b>9</b>
<b>RBI</b>	<b>8</b>
<b>BB</b>	<b>7</b>
<b>SO</b>	<b>5</b>
<b>LOB</b>	<b>11</b>



Batter	1	2	3	4	5	6	7	8	9	AB R H RBI BB SO LOB
Tony Scott, S OBP: 0.364, SLG: 0.600 (1, 8)	0-0 HR		0-0 HR 1B	0-0 F9			0-0 F9		0-3 K	5 2 2 1 0 1 0
Bill Doran, S OBP: 0.269, SLG: 0.273 (1, 4)	0-0 L4		0-0 HR 1-H	0-3 K			0-0 F8		0-0 5-3	5 1 1 2 0 1 0
Dickie Thon, R OBP: 0.385, SLG: 0.417 (1, 6)	0-0 L5		0-0 F7	0-0 F5			0-0 FC5-4 1B		0-0 4-3	5 0 1 0 0 0 0
Phil Garner, R OBP: 0.292, SLG: 0.304 (1, 5)	0-0 5-3		0-0 2B 1B				0-0 FC5-4 1-2f			4 1 1 0 0 0 1
Jose Cruz, L OBP: 0.458, SLG: 0.476 (1, 7)		0-0 1B 1B	0-0 1B 2B					0-0 FC6-4 1B		4 1 3 1 0 0 0
Ray Knight, R OBP: 0.208, SLG: 0.174 (1, 3)		0-0 F4	0-0 HR 1B					0-0 FC6-4 1-2f 3B		4 2 1 1 0 0 2
Kevin Bass, S OBP: 0.500, SLG: 0.833 (1, 9)		0-0 FC6-4 1B	0-0 F7				0-0 4-3	0-0 FC6-4 1-H 3B		4 0 2 1 0 0 1
Alan Ashby, S OBP: 0.357, SLG: 0.615 (1, 2)		0-0 F6	0-0 HR				0-0 F7	0-0 F7		4 1 1 2 0 0 3
Michael LaCoss, R (1, 1) Mike Madden, L (4, 1) Frank LaCorte, R (6, 1) Denny Walling, L (6, PH) Julio Solano, R (7, 1) Tim Tolman, R (8, PH) Dave Smith, R (9, 1)		0-0 FC6-4 1-2f	0-0 1-3				0-0 F8	0-0 6-3		2 0 0 0 0 0 2 0 0 0 0 0 0 0 0 0 0 0 0 0 0 1 0 0 0 0 0 0 0 0 0 0 0 0 0 1 0 0 0 0 0 1 0 0 0 0 0 0 0

Inning Stats	R: 1	H: 1	E: 0	LOB: 0	K: 0	BB: 0	S: 4	P: 4	R: 0	H: 2	E: 0	LOB: 2	K: 0	BB: 0	S: 5	P: 5	R: 6	H: 6	E: 0	LOB: 0	K: 0	BB: 0	S: 9	P: 9	R: 0	H: 0	E: 0	LOB: 0	K: 0	BB: 0	S: 3	P: 3	R: 0	H: 0	E: 0	LOB: 0	K: 0	BB: 0	S: 3	P: 3	R: 0	H: 1	E: 0	LOB: 1	K: 0	BB: 0	S: 4	P: 4	R: 1	H: 2	E: 0	LOB: 1	K: 0	BB: 0	S: 5	P: 5	R: 0	H: 0	E: 0	LOB: 0	K: 1	BB: 0	S: 5	P: 5	1B: 7	SF: 0	2B: 1	SAC: 0	3B: 1	DP: 0	HR: 3	HBP: 0	WP: 0	PA: 39
--------------	------	------	------	--------	------	-------	------	------	------	------	------	--------	------	-------	------	------	------	------	------	--------	------	-------	------	------	------	------	------	--------	------	-------	------	------	------	------	------	--------	------	-------	------	------	------	------	------	--------	------	-------	------	------	------	------	------	--------	------	-------	------	------	------	------	------	--------	------	-------	------	------	-------	-------	-------	--------	-------	-------	-------	--------	-------	--------

PITCHER	IP	WLS	BF	H	R	ER	SO	BB	IBB	HBP	BLK	WP	HR	S	P	ERA	WHIP
John Candelaria, L (1, 1) ERA: 5.56	2.1		15	8	6	6	0	0	0	0	0	0	2	15	15	23.14	3.429
Manny Sarmiento, R (3, 1) ERA: 9.0	0.2		3	1	1	1	0	0	0	0	0	0	1	3	3	13.50	1.500
Jim Winn, R (4, 1) ERA:	2.0		6	0	0	0	1	0	0	0	0	0	0	8	8	0.00	0.000
Jim Bibby, R (6, 1) ERA: 3.0	2.0	W	8	2	1	1	0	0	0	0	0	0	0	8	8	4.50	1.000
Kent Tekulve, R (8, 1) ERA:	0.1		2	1	0	0	0	0	0	0	0	0	0	2	2	0.00	3.000


**BOTTOM**

**Pittsburgh Pirates @ Houston Astros**  
Astrodome, Houston, TX

Sun Apr 10 1983, 4:33 AM EST  
Att. 7,668 - Unknown

livebaseballscorecards.com

AB	39
R	8
H	12
RBI	8
BB	0
SO	2
LOB	10



Batter	1	2	3	4	5	6	7	8	9	10	11	AB	R	H	RBI	BB	SO	LOB	TOP							
<b>Tony Scott, S</b> (1, 8) OBP: 0.400, SLG: 0.538 <b>Omar Moreno, L</b> (8, 8) OBP: 0.440, SLG: 0.542	①			BB	③			1B	2B		1-2 2-3	3	2	1	0	1	1	1								
<b>Bill Doran, S</b> (1, 4) OBP: 0.281, SLG: 0.231	②			BB		①		1B	③		③	4	1	0	0	2	0	4								
<b>Dickie Thon, R</b> (1, 6) OBP: 0.387, SLG: 0.414	③			FC6-4		②		1B		SH1-4		5	0	2	0	0	0	2								
<b>Phil Garner, R</b> (1, 5) OBP: 0.250, SLG: 0.269 <b>Denny Walling, L</b> (10, 5)		①		①		③		①		①		3	0	0	1	0	2	3								
<b>Jose Cruz, L</b> (1, 7) OBP: 0.414, SLG: 0.423		②		②		SH1-4		②		②		5	0	1	1	0	1	4								
<b>Ray Knight, R</b> (1, 3) OBP: 0.250, SLG: 0.192		③		③		①		③		SH1-4		3	0	1	0	1	0	1								
<b>Kevin Bass, S</b> (1, 9) OBP: 0.400, SLG: 0.556			①		①	IBB		③		①		3	0	0	0	1	1	3								
<b>Alan Ashby, S</b> (1, 2) OBP: 0.368, SLG: 0.529			②		①	②		①		IBB		4	0	1	0	1	0	2								
<b>Bob Knepper, L</b> (1, 1) OBP: 0.333, SLG: 0.333 <b>Frank LaCorte, R</b> (9, 1)			③		②	③		②		②		3	0	0	0	0	2	2								
<b>Tim Tolman, R</b> (11, PH)					②							0	0	0	0	0	0	0								
<b>Julio Solano, R</b> (11, 1)												0	0	0	0	0	0	0								
<b>Dave Smith, R</b> (11, 1)												0	0	0	0	0	0	0								
<b>Inning Stats</b>	R: 0 E: 0 K: 0 S: 3	H: 0 LOB: 0 BB: 0 P: 3	R: 0 E: 0 K: 2 S: 7	H: 0 LOB: 0 BB: 0 P: 7	R: 0 E: 0 K: 2 S: 7	H: 0 LOB: 0 BB: 0 P: 7	R: 2 E: 2 K: 1 S: 6	H: 0 LOB: 1 BB: 2 P: 14	R: 0 E: 0 K: 1 S: 6	H: 1 LOB: 1 BB: 0 P: 6	R: 0 E: 0 K: 0 S: 3	H: 0 LOB: 0 BB: 0 P: 3	R: 0 E: 0 K: 1 S: 6	H: 1 LOB: 2 BB: 1 P: 10	R: 1 E: 1 K: 0 S: 5	H: 2 LOB: 3 BB: 2 P: 13	R: 0 E: 0 K: 0 S: 4	H: 1 LOB: 1 BB: 0 P: 4	R: 0 E: 0 K: 0 S: 3	H: 1 LOB: 0 BB: 0 P: 3	R: 0 E: 0 K: 0 S: 4	H: 1 LOB: 3 BB: 2 P: 12	1B: 6 2B: 1 3B: 0 HR: 0	SF: 1 SAC: 4 DP: 0 HBP: 0	WP: 0 PB: 0 SB: 1 CS: 0	PA: 47
<b>PITCHER</b>	IP	WLS	BF	H	R	ER	SO	BB	IBB	HBP	BLK	WP	HR	S	P	ERA	WHIP									
<b>Jerry Reuss, L</b> (1, 1) ERA: 1.69	9.0		38	5	3	1	7	3	2	0	0	0	0	47	67	1.00	0.889									
<b>Steve Howe, L</b> (10, 1) ERA:	2.0	W	9	2	0	0	0	1	1	0	0	0	0	7	15	0.00	1.500									

Houston Astros @ Los Angeles Dodgers  
 Dodger Stadium, Los Angeles, CA  
 Mon Apr 11 1983, 6:05 PM PST  
 Att. 30,882 - Unknown

AB	35
R	3
H	7
RBI	2
BB	7
SO	7
LOB	24



Batter	1	2	3	4	5	6	7	8	9	10	11	AB	R	H	RBI	BB	SO	LOB
Steve Sax, R OBP: 0.429, SLG: 0.318 (1, 4)	4-3		1-3		1-3		L4				F9	6	0	1	1	0	0	5
Bill Russell, R OBP: 0.357, SLG: 0.308 (1, 6)	F9		6-3			L6		4-3				6	0	2	1	0	0	0
Dusty Baker Jr., R OBP: 0.481, SLG: 0.571 (1, 7)	5-3			5-3		HR			F8			3	1	0	0	2	0	3
Pedro Guerrero, R OBP: 0.407, SLG: 0.720 (1, 5)		K				FC6-4		F9				5	1	2	2	0	2	1
Greg Brock, L OBP: 0.259, SLG: 0.462 (1, 3)		HBP				F8		G1				5	0	1	0	0	2	2
Candy Maldonado, R OBP: 0.250, SLG: 0.250 (1, 9)						FC6-4						3	0	1	0	0	1	1
Jose Morales, R (9, PH)												1	0	0	0	0	0	0
Ken Landreaux, L OBP: 0.261, SLG: 0.429 (10, 8)												1	0	0	0	0	1	0
Derrel Thomas, S OBP: 0.500, SLG: 0.333 (1, 8)												3	2	1	0	1	0	0
Steve Yeager, R OBP: 0.350, SLG: 0.188 (1, 2)												4	0	1	0	1	1	4
Jerry Reuss, L (1, 1)												1	0	0	0	1	1	0
Mike Marshall, R OBP: 0.353, SLG: 0.333 (9, PH)												1	0	1	0	0	0	0
Ron Roenicke, S OBP: 0.375, SLG: 0.429 (9, PR)												0	0	0	0	0	0	0
Steve Howe, L (10, 1)												0	0	0	0	0	0	0
Rick Monday, L (11, PH)												0	0	0	0	1	0	0

Inning Stats	R: 0	H: 0	R: 0	H: 2	R: 0	H: 0	R: 0	H: 1	R: 0	H: 1	R: 2	H: 1	R: 0	H: 0	R: 1	H: 4	R: 0	H: 0	R: 1	H: 1	1B: 9	SF: 0	WP: 1	PA: 47
E: 0	LOB: 0	E: 0	LOB: 2	E: 0	LOB: 0	E: 0	LOB: 1	E: 0	LOB: 1	E: 0	LOB: 0	E: 0	LOB: 1	E: 0	LOB: 3	E: 0	LOB: 0	E: 0	LOB: 3	E: 0	LOB: 3	2B: 0	SAC: 1	PB: 0
K: 0	BB: 0	K: 1	BB: 0	K: 1	BB: 0	K: 0	BB: 1	K: 0	BB: 0	K: 1	BB: 1	K: 0	BB: 1	K: 1	BB: 0	K: 3	BB: 0	K: 0	BB: 3	K: 0	BB: 3	3B: 0	DP: 1	SB: 0
S: 3	P: 3	S: 6	P: 7	S: 5	P: 5	S: 4	P: 4	S: 4	P: 4	S: 6	P: 10	S: 3	P: 7	S: 5	P: 9	S: 9	P: 9	S: 2	P: 14	S: 2	P: 14	HR: 1	HBP: 1	CS: 0

PITCHER	IP	WLS	BF	H	R	ER	SO	BB	IBB	HBP	BLK	WP	HR	S	P	ERA	WHIP
Bob Knepper, L ERA: 3.12 (1, 1)	8.2		37	8	3	3	5	3	0	1	0	0	1	43	56	3.12	1.269
Frank LaCorte, R ERA: 12.46 (9, 1)	1.1		5	1	0	0	3	0	0	0	0	0	0	11	11	0.00	0.750
Julio Solano, R ERA: 6.0 (11, 1)	0.0	L	3	0	1	1	0	2	1	0	0	1	0	0	12	∞	∞
Dave Smith, R ERA: 10.13 (11, 1)	0.1		2	1	0	0	0	0	0	0	0	0	0	2	2	0.00	3.000

PITCHER	IP	WLS	BF	H	R	ER	SO	BB	IBB	HBP	BLK	WP	HR	S	P	ERA	WHIP

BOTTOM

Houston Astros @ Los Angeles Dodgers  
 Dodger Stadium, Los Angeles, CA  
 Mon Apr 11 1983, 6:05 PM PST  
 Att. 30,882 - Unknown

livebaseballscores.com

AB	39
R	4
H	10
RBI	4
BB	6
SO	8
LOB	16



Batter	1	2	3	4	5	6	7	8	9	AB R H RBI BB SO LOB	TOP											
Omar Moreno, L (1, 8) OBP: 0.483, SLG: 0.571	0-0 FC4-6 1B		0-0 S 1B		0-0 F7		0-0 PB 1B			4 0 3 0 0 0 0												
Denny Walling, L (1, 5) Phil Garner, R (7, PH) OBP: 0.276, SLG: 0.269	0-0 FC4-6 1B		4-0 BB		0-0 6-3		4-0 BB			2 0 0 0 1 0 1 0 0 0 0 1 0 0												
Dickie Thon, R (1, 6) OBP: 0.343, SLG: 0.364	0-0 F8		0-0 F6		0-3 K		0-0 L6			4 0 0 0 0 1 6												
Harry Spilman, L (1, 3) Ray Knight, R (8, PH) OBP: 0.250, SLG: 0.250 OBP: 0.241, SLG: 0.185	0-0 1B		0-0 L3		0-0 5-3		0-0 4-3			3 0 1 0 0 0 2 1 0 0 0 0 0 0												
Jose Cruz, L (1, 7) OBP: 0.394, SLG: 0.433	0-3 K		0-0 F8		0-0 1-3		0-0 L3-6 2B			4 0 1 0 0 1 2												
Terry Puhl, L (1, 9) OBP: 0.174, SLG: 0.227		0-3 K	0-0 F2		0-0 4-3		0-0 L3-6			4 0 0 0 0 1 1												
Bill Doran, S (1, 4) OBP: 0.306, SLG: 0.241		0-0 4-3	0-0 S 1B		4-0 PB 1B BB		0-0 6-3			3 1 1 0 1 0 0												
John Mizerock, L (1, 2) OBP: 0.250, SLG: 0.250		0-0 F6	0-0 1B		0-3 K		0-3 K			4 0 1 1 0 2 1												
Vern Ruhle, R (1, 1) Kevin Bass, S (7, PH) Mike Madden, L (7, 1) Tim Tolman, R (9, PH) OBP: 0.364, SLG: 0.500		0-3 K	0-0 1-3		0-0 F8		0-0 5-3			2 0 0 0 0 1 1 1 0 0 0 0 0 1 0 0 0 0 0 0 0 1 0 0 0 0 0 0												
<b>Inning Stats</b>	R: 0 E: 0 K: 1 S: 7	H: 2 LOB: 2 BB: 0 P: 7	R: 0 E: 0 K: 1 S: 5	H: 0 LOB: 0 BB: 0 P: 5	R: 0 E: 0 K: 1 S: 6	H: 1 LOB: 2 BB: 1 P: 10	R: 1 E: 0 K: 0 S: 5	H: 2 LOB: 1 BB: 0 P: 5	R: 0 E: 0 K: 1 S: 5	H: 0 LOB: 0 BB: 0 P: 5	R: 0 E: 0 K: 1 S: 3	H: 0 LOB: 0 BB: 0 P: 3	R: 0 E: 0 K: 1 S: 6	H: 1 LOB: 3 BB: 2 P: 14	R: 0 E: 0 K: 0 S: 3	H: 1 LOB: 0 BB: 0 P: 3	R: 0 E: 0 K: 1 S: 5	H: 0 LOB: 0 BB: 0 P: 5	1B: 6 2B: 2 3B: 0 HR: 0	SF: 0 SAC: 0 DP: 1 HBP: 0	WP: 0 PB: 1 SB: 2 CS: 0	PA: 36
<b>PITCHER</b>	IP WLS BF H R ER SO BB IBB HBP BLK WP HR S P ERA WHIP																					
Alejandro Pena, R (1, 1) ERA: 1.64	6.2 W 28 6 1 1 5 2 0 0 0 0 0 0 36 44 1.35 1.200																					
Steve Howe, L (7, 1) ERA:	2.1 S 8 1 0 0 1 1 0 0 0 0 0 0 9 13 0.00 0.857																					

Houston Astros @ Los Angeles Dodgers  
Dodger Stadium, Los Angeles, CA  
Tue Apr 12 1983, 6:05 PM PST  
Att. 32,841 - Unknown

livebaseballscorecards.com

AB	33
R	1
H	7
RBI	1
BB	3
SO	6
LOB	15





Batter	1	2	3	4	5	6	7	8	9	AB	R	H	RBI	BB	SO	LOB
Steve Sax, R (1, 4) OBP: 0.375, SLG: 0.269	0-0 5-3		0-0 F8		0-0 4-3		0-0 4-3			4	0	0	0	0	0	1
Ken Landreaux, L (1, 8) OBP: 0.296, SLG: 0.391	0-0 4-3		0-0 F6		4-0 BB BB		4-0 FC5-4 BB			2	0	0	0	2	0	0
Dusty Baker Jr., R (1, 7) OBP: 0.452, SLG: 0.500	0-0 5-3			0-0 F8	4-0 BB BB		0-0 FC5-4			3	0	0	0	1	0	1
Pedro Guerrero, R (1, 5) OBP: 0.452, SLG: 0.828		0-0 HR		0-0 E7 1B	0-0 F4			0-0 2-3 1B		4	1	3	1	0	0	3
Greg Brock, L (1, 3) OBP: 0.256, SLG: 0.533		0-0 F7		0-0 G3		0-0 HR		0-0 2-3		4	1	1	1	0	0	2
Bill Russell, R (1, 6) OBP: 0.313, SLG: 0.267		0-0 6-3		0-0 5-3		0-0 F6		0-0 F8		4	0	0	0	0	0	1
Derrel Thomas, S (1, 9) OBP: 0.455, SLG: 0.333		0-0 1B			0-0 F7	0-0 6-3				3	0	1	0	0	0	0
Steve Yeager, R (1, 2) OBP: 0.348, SLG: 0.368		0-0 F8			0-0 HR	0-3 K				3	1	1	1	0	1	1
Alejandro Pena, R (1, 1) OBP: 0.500, SLG: 0.500			0-3 K				0-0 BB 4-3 1B			2	0	1	0	0	1	0
Steve Howe, L (7, 1)								0-3 K		1	0	0	0	0	1	0

Inning Stats	R: 0	H: 0	E: 0	K: 0	S: 3	R: 1	H: 2	E: 0	K: 0	S: 5	R: 0	H: 0	E: 0	K: 1	S: 5	R: 0	H: 1	E: 1	K: 0	S: 4	R: 1	H: 2	E: 0	K: 0	S: 5	R: 1	H: 1	E: 0	K: 1	S: 6	R: 0	H: 0	E: 0	K: 1	S: 5	R: 0	H: 1	E: 0	K: 0	S: 3	1B: 4	SF: 0	2B: 1	SAC: 0	3B: 0	DP: 1	HR: 3	HBP: 0	WP: 0	PA: 33
--------------	------	------	------	------	------	------	------	------	------	------	------	------	------	------	------	------	------	------	------	------	------	------	------	------	------	------	------	------	------	------	------	------	------	------	------	------	------	------	------	------	-------	-------	-------	--------	-------	-------	-------	--------	-------	--------

PITCHER	IP	WLS	BF	H	R	ER	SO	BB	IBB	HBP	BLK	WP	HR	S	P	ERA	WHIP
Vern Ruhle, R (1, 1) ERA: 4.09	6.0	L	26	6	3	3	2	2	0	0	0	0	3	28	36	4.50	1.333
Mike Madden, L (7, 1) ERA: 1.8	2.0		7	1	0	0	1	1	0	0	0	0	0	8	12	0.00	1.000

BOTTOM

Houston Astros @ Los Angeles Dodgers  
 Dodger Stadium, Los Angeles, CA  
 Tue Apr 12 1983, 6:05 PM PST  
 Att. 32,841 - Unknown

livebaseballscores.com

AB	30
R	3
H	7
RBI	3
BB	3
SO	3
LOB	9



Batter	1	2	3	4	5	6	7	8	9	10	11	12	13	14	AB R H RBI BB SO LOB	TOP									
Omar Moreno, L OBP: 0.417, SLG: 0.486 (1, 8)	0-0 G3		0-3 K		0-0 F8		0-0 4-3		0-0 F7			0-0 4-3		0-0 SH1-4 1B	7 0 1 0 0 1 0	<b>Houston Astros @ Los Angeles Dodgers</b> <b>Dodger Stadium, Los Angeles, CA</b> Wed Apr 13 1983, 6:05 PM PST Att. 34,759 - Unknown <a href="http://livebaseballscorecards.com">livebaseballscorecards.com</a>									
Bill Doran, S OBP: 0.333, SLG: 0.265 (1, 4)	0-0 F8		0-0 G3		4-0 BB			0-0 1B SH3-4 BB 1B	0-0 F8			0-0 S 1B		0-0 SH1-4 1-2	5 1 2 0 1 0 0										
Dickie Thorn, R OBP: 0.317, SLG: 0.333 (1, 6)	0-0 S 1B			0-0 5-3	0-0 F8			0-0 SH3-4 1-2		0-0 4-3		0-0 F6		0-3 K	6 0 1 0 0 1 3										
Phil Garner, R OBP: 0.361, SLG: 0.333 (1, 5)	4-0 BB			0-0 E S 1B 1B		0-0 4-3 SF7 2B		0-0 F9		4-0 G6-4-3 BB		4-0 1-2 BB		0-0 F9	4 2 2 0 3 0 2										
Jose Cruz, L OBP: 0.385, SLG: 0.382 (1, 7)	0-0 F7			4-0 BB 1B BB	4-0 BB 1B BB	0-0 4-3		4-0 BB 1B IBB		0-0 G6-4-3 1-2		0-0 F8			4 0 0 0 2 0 6										
Ray Knight, R OBP: 0.294, SLG: 0.258 (1, 3)		0-0 F9		0-0 BB 1-2 1B		0-0 SF7		0-0 BB 1-2 2-3 1B			0-0 FC1-6 1B		0-0 6-3 SH3-4 1B		4 0 3 2 0 0 0 1 0 1 0 0 0 0										
Kevin Bass, S OBP: 0.417, SLG: 0.545 (11, PR) (11, 9)				3-H 4-0 BB		3-H 0-0 F7		4-0 1-2 2-3 3-H BB		4-0 1-2 2-3 3-H BB		0-0 FC1-6 1-2		0-0 SH3-4 1-2	3 0 0 1 2 1 1 0 0 0 0 0 0 0										
Terry Puhl, L OBP: 0.214, SLG: 0.200 (1, 9)		0-3 K		4-0 G4-6-3 BB		0-0 F7		4-0 1-2 2-3 3-H BB			0-0 F8		0-0 6-3		6 0 0 0 0 0 8										
Frank LaCorte, R (11, 1)				1-2 2-3 BB																					
John Mizerock, L OBP: 0.100, SLG: 0.100 (1, 2)		0-0 F8		0-0 G4-6-3 1-2		0-0 F4		0-0 F7			0-0 F8		0-0 6-3		4 0 0 0 0 1 0 2 0 0 0 0 0 2										
Joe Niekro, R (1, 1)			0-0 F7		0-3 K		0-0 5-3		0-0 6-3		0-0 F8		0-0 F9												
Denny Walling, L (11, PH) (11, 3)																									
<b>Inning Stats</b>	R: 0 E: 0 K: 0 S: 4	H: 1 LOB: 2 BB: 1 P: 8	R: 0 E: 0 K: 1 S: 5	H: 0 LOB: 0 BB: 0 P: 5	R: 0 E: 0 K: 1 S: 5	H: 0 LOB: 1 BB: 1 P: 9	R: 1 E: 0 K: 0 S: 4	H: 1 LOB: 0 BB: 0 P: 4	R: 0 E: 0 K: 0 S: 3	H: 0 LOB: 0 BB: 0 P: 3	R: 1 E: 0 K: 0 S: 5	H: 2 LOB: 3 BB: 2 P: 13	R: 0 E: 0 K: 0 S: 2	H: 0 LOB: 0 BB: 1 P: 6	R: 0 E: 0 K: 0 S: 4		H: 1 LOB: 1 BB: 0 P: 4	R: 0 E: 0 K: 1 S: 6	H: 1 LOB: 1 BB: 0 P: 6	R: 0 E: 0 K: 1 S: 6	H: 1 LOB: 0 BB: 0 P: 6	1B: 9 2B: 1 3B: 0 HR: 0	SF: 1 SAC: 3 DP: 2 HBP: 0	WP: 0 PB: 0 SB: 3 CS: 0	PA: 58
<b>PITCHER</b>	IP WLS BF H R ER SO BB IBB HBP BLK WP HR S P ERA WHIP																								
Burt Hooton, R ERA: 5.73 (1, 1)	6.0 25 4 2 2 3 4 0 0 0 0 0 0 27 43 3.00 1.333																								
Tom Niedenfuer, R ERA: 4.91 (7, 1)	1.2 6 1 1 1 0 0 0 0 0 0 0 0 6 6 5.40 0.600																								
Joe Beckwith, R ERA: (8, 1)	1.1 7 1 0 0 0 1 1 0 0 0 0 0 5 13 0.00 1.500																								
Dave Stewart, R ERA: 2.7 (10, 1)	2.2 11 2 0 0 0 2 0 0 0 0 0 0 9 17 0.00 1.500																								
Steve Howe, L ERA: (12, 1)	0.1 1 0 0 0 0 0 0 0 0 0 0 0 1 1 0.00 0.000																								
<b>PITCHER</b>	IP WLS BF H R ER SO BB IBB HBP BLK WP HR S P ERA WHIP																								
Pat Zachry, R ERA: (13, 1)	2.0 8 2 0 0 1 0 0 0 0 0 0 0 10 10 0.00 1.000																								

AB	46
R	3
H	10
RBI	3
BB	8
SO	4
LOB	22



Batter	1	2	3	4	5	6	7	8	9	10	11	12	13	14	AB	R	H	RBI	BB	SO	LOB	BOTTOM			
<b>Steve Sax, R</b> (1, 4) OBP: 0.368, SLG: 0.258	F9		F9			6-3		2-H 1B		1-2 2-3 BB		FC6-4			5	0	1	1	1	0	2				
<b>Ken Landreaux, L</b> (1, 8) OBP: 0.273, SLG: 0.345	F5			4-3			F4	4-3		F6			K2-3-2 1B		6	0	1	0	0	0	4				
<b>Dusty Baker Jr., R</b> (1, 7) OBP: 0.378, SLG: 0.400	6-3			F2			F3			F4			K2-3-2 1-1		6	0	0	0	0	1	4				
<b>Pedro Guerrero, R</b> (1, 5) OBP: 0.432, SLG: 0.765		F9		5-3			HR 2B			5-3 BB			L6		5	1	1	0	1	1	0				
<b>Greg Brock, L</b> (1, 3) OBP: 0.243, SLG: 0.556		G3			4-3		HR			K				6-3	6	1	1	2	0	2	1				
<b>Rick Monday, L</b> (1, 9) <b>Joe Beckwith, L</b> (8, 1) <b>Mike Marshall, R</b> (9, PH) <b>Dave Stewart, R</b> (10, 1) <b>Steve Howe, L</b> (12, 1) <b>Pat Zachry, R</b> (13, 1) <b>Jose Morales, R</b> (14, PH)		4-3			4-3		G3			F7				6-3	3	0	0	0	0	0	0				
<b>Derrel Thomas, S</b> (1, 6) OBP: 0.529, SLG: 0.500			SH2-4 1B			F7				4-0 PB 1B BB		4-3		HR 2B	5	2	3	0	1	0	0				
<b>Steve Yeager, R</b> (1, 2) OBP: 0.357, SLG: 0.478			F2			5-3				F4		SH1-4		FC6-4 BB	4	1	1	2	1	0	2				
<b>Burt Hooton, R</b> (1, 1) <b>Ron Roenicke, S</b> (6, PH) <b>Tom Niedenfuer, R</b> (7, 1) <b>Bill Russell, R</b> (8, 6)			SH2-4			3-1				4-3				F7	0	0	0	0	0	0	0				
<b>Inning Stats</b>	R: 0 E: 0 K: 0 S: 3	H: 0 LOB: 0 BB: 0 P: 3	R: 0 E: 0 K: 0 S: 3	H: 0 LOB: 0 BB: 0 P: 3	R: 0 E: 0 K: 0 S: 3	H: 0 LOB: 0 BB: 0 P: 3	R: 0 E: 0 K: 0 S: 3	H: 0 LOB: 0 BB: 0 P: 3	R: 0 E: 0 K: 0 S: 3	H: 0 LOB: 0 BB: 0 P: 3	R: 0 E: 0 K: 1 S: 5	H: 0 LOB: 1 BB: 1 P: 9	R: 0 E: 0 K: 2 S: 7	H: 0 LOB: 0 BB: 0 P: 7	R: 0 E: 0 K: 1 S: 5	H: 1 LOB: 0 BB: 0 P: 5	R: 2 E: 0 K: 0 S: 4	H: 2 LOB: 0 BB: 0 P: 4	R: 2 E: 0 K: 0 S: 4	H: 2 LOB: 0 BB: 0 P: 4	R: 2 E: 0 K: 0 S: 4	H: 2 LOB: 0 BB: 0 P: 4	1B: 4 2B: 3 3B: 0 HR: 2	SF: 0 SAC: 2 DP: 1 HBP: 0	WP: 0 PA: 53 PB: 1 SB: 2 CS: 0
<b>PITCHER</b>	IP WLS BF H R ER SO BB IBB HBP BLK WP HR S P ERA WHIP																								
<b>Joe Niekro, R</b> (1, 1) ERA: 3.27	10.0	39	5	3	3	1	3	1	0	0	0	0	0	0	19	23	4.91	1.091							
<b>Frank LaCorte, R</b> (11, 1) ERA: 9.0	3.2	14	3	2	2	3	1	0	0	0	0	0	0	0	1	19	4.91	1.091							

**Houston Astros @ Los Angeles Dodgers**  
Dodger Stadium, Los Angeles, CA

Wed Apr 13 1983, 6:05 PM PST  
Att. 34,759 - Unknown

[livebaseballscorecards.com](http://livebaseballscorecards.com)

AB	46
R	5
H	8
RBI	5
BB	5
SO	4
LOB	16



Batter	1	2	3	4	5	6	7	8	9	10	AB R H RBI BB SO LOB	TOP
Tim Raines, S OBP: 0.333, SLG: 0.333 (1, 7) B B B	4-0 4-3 S 1B BB		x 0-0 5-3		x 0-0 1-3	x 0-0 1-3 1B 2-3 1B		x 0-0 6-3			4 1 1 0 1 0 0	<b>Montreal Expos @ Houston Astros</b> Astrodome, Houston, TX Fri Apr 15 1983, 7:05 PM EST Att. 10,237 - Unknown
Bryan Little, S OBP: 0.344, SLG: 0.250 (1, 6) (6, 4) x	0-0 4-3 1-3		x 0-0 1-3		x 0-0 HR 1B	x 0-0 1-3 1B 1-2 3-H 1B		B B B B 4-0 CS BB		4 1 2 1 1 0 1		
Andre Dawson, R OBP: 0.457, SLG: 0.848 (1, 8) x	0-0 4-3 3-H 1B		x 0-0 6-3		x 0-0 HR 1B 1-H	x 0-0 1-3 1-2 2-3		x 0-0 L6 1-2		5 1 2 3 0 0 3		
Al Oliver, L OBP: 0.314, SLG: 0.531 (1, 3) x	0-0 4-3 1-2		x 0-0 2B 1B		x 0-0 F7 1B 1B	x 0-0 6-3		x 0-0 F7		5 1 1 0 0 0 4		
Gary Carter, R OBP: 0.171, SLG: 0.161 (1, 2) x	0-0 F8		x 0-0 E 2B 1-H		x 0-0 1B 1B		x 0-0 F8		x 0-0 F4	5 1 2 1 0 0 1		
Brad Mills, L OBP: 0.400, SLG: 0.400 (1, 5) x		x 0-0 F7		x 0-0 1-3 1-3		x 0-0 FC4 1B G3-6-1 1B		x 0-0 L6		5 0 2 0 0 0 1		
Warren Cromartie, L OBP: 0.345, SLG: 0.308 Ray Burris, R (10, 1)		0-3 K		x 0-0 E4 2-H		x 0-0 FC4 1-2f		x 0-0 G3-6-1 1-2f		4 0 0 0 0 1 3 0 0 0 0 0 0 0		
Doug Flynn, R OBP: 0.300, SLG: 0.345 Chris Speier, R OBP: 0.500, SLG: 0.600 (6, PR) (6, 6)		x 0-0 F8 1B		x 0-0 F8 1B SH3-4 1B 1B		x 0-0 SH3-4 1B 1B		x 0-0 G5-6-3 HBP		3 0 2 0 0 0 1 0 1 0 0 0 0 0		
Steve Rogers, R Bryn Smith, R Randy Lerch, L Jeff Reardon, R Terry Francona, L OBP: 0.200, SLG: 0.200 Jerry White, S (10, PH)		x 0-0 G1		x 0-3 K		x 0-0 SH3-4 1-2		x 0-0 G5-6-3 1-2f		2 0 0 0 0 1 2 0 1 0 0 0 0 0 1 1 0 0 0 0 0 0		
<b>Inning Stats</b>	R: 1 H: 1 E: 0 LOB: 1 K: 0 BB: 1 S: 4 P: 8	R: 0 H: 1 E: 0 LOB: 1 K: 1 BB: 0 S: 6 P: 6	R: 0 H: 0 E: 0 LOB: 0 K: 0 BB: 0 S: 3 P: 3	R: 2 H: 2 E: 1 LOB: 1 K: 1 BB: 0 S: 8 P: 8	R: 2 H: 4 E: 0 LOB: 2 K: 0 BB: 0 S: 7 P: 7	R: 1 H: 3 E: 0 LOB: 3 K: 0 BB: 0 S: 6 P: 6	R: 0 H: 1 E: 0 LOB: 0 K: 0 BB: 0 S: 3 P: 3	R: 0 H: 0 E: 0 LOB: 0 K: 0 BB: 0 S: 2 P: 3	R: 0 H: 0 E: 0 LOB: 0 K: 0 BB: 1 S: 2 P: 6	R: 0 H: 0 E: 0 LOB: 0 K: 0 BB: 0 S: 3 P: 3	1B: 10 SF: 0 2B: 1 SAC: 1 3B: 0 DP: 2 HR: 1 HBP: 1	
<b>PITCHER</b>	IP WLS BF H R ER SO BB IBB HBP BLK WP HR S P ERA WHIP											
Michael LaCoss, R ERA: 6.75 (1, 1)	5.1											
Mike Madden, L ERA: 1.35 (6, 1)	1.2											
Bill Dawley, R ERA: (8, 1)	3.0											

livebaseballscores.com

AB 39  
R 6  
H 12  
RBI 5  
BB 2  
SO 2  
LOB 17



BOTTOM

Montreal Expos @ Houston Astros  
Astrodome, Houston, TX  
Fri Apr 15 1983, 7:05 PM EST  
Att: 10,237 - Unknown

livebaseballscorecards.com

AB	37
R	7
H	10
RBI	7
BB	7
SO	4
LOB	11



WP	0	PA	44
PB	0		
SB	2		
CS	3		

AB R H RBI BB SO LOB

4 1 0 0 1 1 0  
2 1 1 0 1 0 0  
1 1 0 0 1 0 0

5 1 3 4 0 1 0

5 1 2 1 0 0 1

3 0 2 0 2 0 1

4 0 0 0 0 1 3  
1 0 0 0 0 0 3  
0 0 0 0 0 0 0  
0 0 0 0 1 0 0

2 0 0 0 0 0 1  
0 0 0 0 0 0 0  
3 0 1 1 0 0 0

3 1 0 0 1 0 1

1 0 0 0 0 0 0  
3 1 1 1 0 1 1

1B: 8 SF: 0  
2B: 0 SAC: 0  
3B: 0 DP: 0  
HR: 2 HBP: 0

Batter	1	2	3	4	5	6	7	8	9	10
Omar Moreno, L (1, 8) OBP: 0.390, SLG: 0.436	0-3 K		0-0 F8			0-0 5-3	4-0 1B BB		0-0 F7	
Bill Doran, S (1, 4) OBP: 0.356, SLG: 0.278	4-0 CS BB		0-0 6-3			0-0 HR 1B	4-0 1B BB		0-0 F4	
Harry Spilman, L (7, PH) OBP: 0.333, SLG: 0.200							1-2 2-3			
Dickie Thon, R (1, 6) OBP: 0.348, SLG: 0.432	0-0 S 1B			0-3 K		0-0 HR	0-0 1B 1B		0-0 5-3	
Phil Garner, R (1, 5) OBP: 0.366, SLG: 0.343	0-0 F4-3			0-0 E6 CS		0-0 5-3	0-0 1B			0-0 6-4-3 1B
Jose Cruz, L (1, 7) OBP: 0.432, SLG: 0.405		0-0 S 1B		4-0 CS BB		0-0 1B	4-0 BB BB			0-0 6-4-3
Ray Knight, R (1, 3) OBP: 0.270, SLG: 0.235		0-0 6-3		0-0 F	0-3 K	0-0 4-3	0-0 F2		4-0 1B IBB	
Denny Walling, L (7, PH)										
Bill Dawley, R (8, 1)										
Alan Ashby, S (10, PH) OBP: 0.400, SLG: 0.529		1-2		1-2						
Terry Puhl, L (1, 9) OBP: 0.200, SLG: 0.185		0-0 F4			0-0 F9		0-0 F7	0-0 F2		0-0 1B
Mike Madden, L (6, 1)										1-2 2-H
Craig Reynolds, L (7, PH) OBP: 0.333, SLG: 0.333										
John Mizerock, L (1, 2) OBP: 0.143, SLG: 0.077		0-0 3-1			0-0 F7		4-0 BB BB 1B BB	0-0 F9		
Michael LaCoss, R (1, 1)										
Kevin Bass, S (6, 9) OBP: 0.400, SLG: 0.714			0-0 F9			0-0 HR	0-0 F7	0-3 K		

Inning Stats	R: 0	H: 1	E: 0	K: 1	S: 5	P: 9	R: 0	H: 1	E: 0	K: 0	S: 4	P: 4	R: 0	H: 0	E: 0	K: 0	S: 3	R: 0	H: 0	E: 0	K: 1	S: 5	P: 5	R: 3	H: 4	E: 0	K: 0	S: 7	R: 3	H: 2	E: 0	K: 0	S: 5	R: 0	H: 0	E: 0	K: 1	S: 5	R: 0	H: 0	E: 0	K: 0	S: 3	R: 1	H: 2	E: 0	K: 0	S: 3	R: 1	H: 2	E: 0	K: 0	S: 3	P: 7	1B: 8	SF: 0	2B: 0	3B: 0	HR: 2	SAC: 0	DP: 0	HBP: 0	WP: 0	PA: 44
--------------	------	------	------	------	------	------	------	------	------	------	------	------	------	------	------	------	------	------	------	------	------	------	------	------	------	------	------	------	------	------	------	------	------	------	------	------	------	------	------	------	------	------	------	------	------	------	------	------	------	------	------	------	------	------	-------	-------	-------	-------	-------	--------	-------	--------	-------	--------

PITCHER	IP	WLS	BF	H	R	ER	SO	BB	IBB	HBP	BLK	WP	HR	S	P	ERA	WHIP
Steve Rogers, R (1, 1) ERA: 3.63	6.2		30	6	6	6	3	5	0	0	0	0	2	30	50	8.10	1.650
Bryn Smith, R (7, 1) ERA:	0.0		2	2	0	0	0	0	0	0	0	0	0	2	2	∞	∞
Randy Lerch, L (7, 1) ERA:	0.0		1	0	0	0	0	1	0	0	0	0	0	0	4	∞	∞
Jeff Reardon, R (7, 1) ERA:	2.1		7	0	0	0	1	0	0	0	0	0	0	9	9	0.00	0.000
Ray Burris, R (10, 1) ERA: 2.7	0.1	L	4	2	1	1	0	0	1	0	0	0	0	3	7	27.00	6.000

Batter	1	2	3	4	5	6	7	8	9	AB R H RBI BB SO LOB	TOP									
Tim Raines, S OBP: 0.300, SLG: 0.297 (1, 7) X	0-0 6-3		0-0 5-3			0-0 5-3		0-0 F8		4 0 0 0 0 0 0										
Jim Wohlford, R OBP: 0.500, SLG: 1.000 (1, 9) X	0-0 G6-4-3 1B		0-0 6-3			0-0 F5		0-3 K		4 0 1 0 0 1 0										
Andre Dawson, R OBP: 0.487, SLG: 0.917 (1, 8) X	0-0 G6-4-3 1-2f		4-0 CS BB			0-0 E5 1B		0-0 HR		3 1 2 1 1 0 1										
Al Oliver, L OBP: 0.308, SLG: 0.500 (1, 3)		0-0 G3	0-0 CS	0-0		0-3 K		0-0 6-3		4 0 1 0 0 1 1										
Terry Francona, L OBP: 0.200, SLG: 0.200 (9, 3)			1-2							0 0 0 0 0 0 0										
Gary Carter, R OBP: 0.205, SLG: 0.176 (1, 2) X		0-0 1B 1B		0-0 G6-4-3 1-2f		0-3 K		4-0 BB		3 1 1 0 1 1 1										
Tim Wallach, R OBP: 0.219, SLG: 0.323 (1, 5) X		0-0 F8		0-0 F7		0-0 6-3		0-0 F9		4 0 0 0 0 0 2										
Chris Speier, R OBP: 0.444, SLG: 0.500 (1, 6) X		0-0 1B 1-2			0-0 5-3		0-0 F8			3 0 1 0 0 0 0										
Doug Flynn, R OBP: 0.303, SLG: 0.344 (1, 4) X		0-0 1-2 2-H 1B			0-0 F3		0-0 F9			3 0 1 1 0 0 0										
Charlie Lea, R (1, 1) X		0-0 5-3			0-3 K		0-3 K			3 0 0 0 0 2 2										
<b>Inning Stats</b>	R: 0 E: 0 K: 0 S: 3	H: 1 LOB: 0 BB: 0 P: 3	R: 1 E: 0 K: 0 S: 6	H: 3 LOB: 2 BB: 0 P: 6	R: 0 E: 0 K: 0 S: 2	H: 0 LOB: 0 BB: 1 P: 6	R: 0 E: 0 K: 1 S: 5	H: 0 LOB: 0 BB: 0 P: 5	R: 0 E: 1 K: 1 S: 6	H: 1 LOB: 1 BB: 0 P: 6	R: 0 E: 0 K: 1 S: 5	H: 0 LOB: 0 BB: 0 P: 5	R: 0 E: 0 K: 1 S: 5	H: 0 LOB: 0 BB: 0 P: 5	R: 1 E: 0 K: 1 S: 6	H: 1 LOB: 1 BB: 1 P: 10	1B: 6 2B: 0 3B: 0 HR: 1	SF: 0 SAC: 0 DP: 2 HBP: 0	WP: 0 PB: 0 SB: 0 CS: 1	PA: 34
<b>PITCHER</b>	IP WLS BF H R ER SO BB IBB HBP BLK WP HR S P ERA WHIP																			
Bob Knepper, L ERA: 2.49 (1, 1)	8.0 L 28 6 1 1 4 1 0 0 0 0 0 0 35 39 1.12 0.875																			
Frank LaCorte, R ERA: 9.0 (9, 1)	1.0 5 1 1 1 1 1 0 0 0 0 0 1 6 10 9.00 2.000																			

**Montreal Expos @ Houston Astros**  
Astrodome, Houston, TX  
Sat Apr 16 1983, 4:33 AM EST  
Att. 12,182 - Unknown

[livebaseballscorecards.com](http://livebaseballscorecards.com)

**AB 31**  
**R 2**  
**H 7**  
**RBI 2**  
**BB 2**  
**SO 5**  
**LOB 7**




Batter	1	2	3	4	5	6	7	8	9	AB R H RBI BB SO LOB
--------	---	---	---	---	---	---	---	---	---	----------------------

Omar Moreno, L OBP: 0.356, SLG: 0.395 (1, 8)	0-0 F4-3		0-3 K			0-0 G3			0-0 F7	4 0 0 0 0 1 1
Bill Doran, S OBP: 0.327, SLG: 0.250 (1, 4)	0-3 K			0-0 F5		0-3 K			0-0 6-3	4 0 0 0 0 2 0
Dickie Thon, R OBP: 0.320, SLG: 0.396 (1, 6)	0-0 F6			0-3 K			0-0 G3		0-3 K	4 0 0 0 0 2 0
Phil Garner, R OBP: 0.341, SLG: 0.316 (1, 5)		0-0 F8		0-0 F4			0-0 6-3			3 0 0 0 0 0 0
Jose Cruz, L OBP: 0.404, SLG: 0.375 (1, 7)		0-0 6-3			0-3 K		0-0 F4-3			3 0 0 0 0 1 0
Harry Spilman, L OBP: 0.333, SLG: 0.143 (1, 3)		0-0 F9			4-0 BB			0-0 F6		2 0 0 0 1 0 0
Kevin Bass, S OBP: 0.389, SLG: 0.625 (1, 9)			0-0 1-3		4-0 BB	4-0 F4-6-3		0-0 F4-3		2 0 0 0 1 0 0
John Mizerock, L OBP: 0.125, SLG: 0.067 (1, 2)			0-0 F4-3		0-0 F4-6-3			0-0 1B		2 0 0 0 0 0 2
Terry Puhl, L OBP: 0.226, SLG: 0.214 (8, PH)					1-2 BB					1 0 1 0 0 0 0
Luis Pujols, R OBP: 0.250, SLG: 0.143 (9, 2)					1-2					0 0 0 0 0 0 0
Bob Knepper, L OBP: 0.375, SLG: 0.286 (1, 1)			4-0 BB				0-0 F4-3		0-0 F7	1 0 0 0 1 0 0
Denny Walling, L (8, PH)										1 0 0 0 0 0 1
Frank LaCorte, R (9, 1)										0 0 0 0 0 0 0

**BOTTOM**

**Montreal Expos @ Houston Astros**  
Astrodome, Houston, TX  
Sat Apr 16 1983, 4:33 AM EST  
Att. 12,182 - Unknown

AB	27
R	0
H	1
RBI	0
BB	3
SO	6
LOB	4



Inning Stats	R: 0	H: 0	E: 0	K: 1	S: 5	R: 0	H: 0	E: 0	K: 0	S: 3	R: 0	H: 0	E: 0	K: 1	S: 5	R: 0	H: 0	E: 0	K: 1	S: 5	R: 0	H: 0	E: 0	K: 0	S: 3	R: 0	H: 1	E: 0	K: 0	S: 4	R: 0	H: 0	E: 0	K: 1	S: 5	R: 0	H: 0	E: 0	K: 1	S: 5	R: 0	H: 0	E: 0	K: 0	S: 3	R: 0	H: 0	E: 0	K: 1	S: 5	1B: 1	2B: 0	3B: 0	HR: 0	SF: 0	SAC: 0	DP: 1	HBP: 0	WP: 0	PB: 0	SB: 0	CS: 0	PA: 30
<b>PITCHER</b>	IP	WLS	BF	H	R	ER	SO	BB	IBB	HBP	BLK	WP	HR	S	P	ERA	WHIP	<b>PITCHER</b>																		IP	WLS	BF	H	R	ER	SO	BB	IBB	HBP	BLK	WP	HR	S	P	ERA	WHIP											
Charlie Lea, R ERA: 0.57 (1, 1)	9.0	W	30	1	0	0	6	3	0	0	0	0	0	39	51	0.00	0.444																			9.0	W	30	1	0	0	6	3	0	0	0	0	0	0	0	0	0	0.00	0.444									

Batter	1	2	3	4	5	6	7	8	9	AB R H RBI BB SO LOB	TOP											
Tim Raines, S (1, 7) OBP: 0.267, SLG: 0.262	0-3 K		0-0 E5		0-0 F7		0-0 4-3		0-0 F7	5 0 0 0 0 1 2	<b>Montreal Expos @ Houston Astros</b> Astrodome, Houston, TX Sun Apr 17 1983, 4:33 AM EST Att. 9,334 - Unknown											
Bryan Little, S (1, 6) OBP: 0.333, SLG: 0.226	0-0 4-3		4-0 BB		0-0 F8		0-3 K			3 0 0 0 1 1 0												
Andre Dawson, R (1, 8) OBP: 0.442, SLG: 0.825	0-3 K		0-0 F8		0-3 K			0-0 F7		4 0 0 0 0 2 1												
Al Oliver, L (1, 3) OBP: 0.349, SLG: 0.526		4-0 BB 1B		0-0 BB FC3-2 2B		4-0 BB HR		0-0 6-3		2 2 1 0 2 0 0												
Gary Carter, R (1, 2) OBP: 0.233, SLG: 0.270		4-0 CS 1B BB		0-3 K		0-0 HR		0-0 6-3		3 1 1 2 1 1 1												
Tim Wallach, R (1, 5) OBP: 0.250, SLG: 0.343		0-0 PB CS 1B		0-0 E6 FC3-2 BB		0-0 F8		0-0 1B 1B		4 0 2 1 0 0 1												
Warren Cromartie, L (1, 9) OBP: 0.333, SLG: 0.276		0-3 K		4-0 FC3-2 BB		0-3 K		0-3 K		3 0 0 0 1 3 3												
Doug Flynn, R (1, 4) OBP: 0.297, SLG: 0.333		0-0 F8		0-0 FC3-2		0-0 F6-3		0-0 1B		4 0 1 0 0 0 4												
Bill Gullickson, R (1, 1) Terry Francona, L (4, PH) Ray Burris, R (4, 1) Randy Lerch, L (5, 1) Brad Mills, L (7, PH) Bryn Smith, R (7, 1) Jery White, S (9, PH)			0-0 F4		0-3 K		0-0 F7		0-0 F2	1 0 0 0 0 0 0 1 0 0 0 0 1 3 0 0 0 0 0 0 0 0 0 0 0 0 0 0 1 0 0 0 0 0 0 0 0 0 0 0 0 0 1 0 0 0 0 0 2												
<b>Inning Stats</b>	R: 0 E: 0 K: 2 S: 7	H: 0 LOB: 0 BB: 0 P: 7	R: 1 E: 0 K: 1 S: 5	H: 1 LOB: 1 BB: 2 P: 13	R: 0 E: 1 K: 0 S: 3	H: 0 LOB: 1 BB: 1 P: 7	R: 0 E: 1 K: 2 S: 9	H: 1 LOB: 3 BB: 1 P: 13	R: 0 E: 0 K: 1 S: 5	H: 0 LOB: 0 BB: 0 P: 5	R: 2 E: 0 K: 1 S: 6	H: 1 LOB: 0 BB: 1 P: 10	R: 0 E: 0 K: 1 S: 5	H: 0 LOB: 0 BB: 0 P: 5	R: 0 E: 0 K: 0 S: 3	H: 0 LOB: 0 BB: 0 P: 3	R: 0 E: 0 K: 1 S: 7	H: 2 LOB: 2 BB: 0 P: 7	1B: 3 2B: 2 3B: 0 HR: 1	SF: 0 SAC: 0 DP: 1 HBP: 0	WP: 0 PB: 1 SB: 0 CS: 3	PA: 37
<b>PITCHER</b>	IP WLS BF H R ER SO BB IBB HBP BLK WP HR S P ERA WHIP																					
Nolan Ryan, R (1, 1) ERA: 4.5	6.0 W 26 3 3 3 7 5 0 0 0 0 1 35 55 4.50 1.333																					
Vern Ruhle, R (7, 1) ERA: 3.21	3.0 S 11 2 0 0 2 0 0 0 0 0 0 15 15 0.00 0.667																					

livebaseballscorecards.com

AB	32
R	3
H	5
RBI	3
BB	5
SO	9
LOB	17







Batter	1	2	3	4	5	6	7	8	9	AB R H RBI BB SO LOB	TOP											
<b>Cesar Cedeno, R</b> (1, 9) OBP: 0.447, SLG: 0.529	0-0 E PB 2B	0-0 F7		0-0 F6		0-0 6-3			4-0 CS BB	4 1 1 0 1 0 3												
<b>Eddie Milner, L</b> (1, 8) OBP: 0.250, SLG: 0.212	0-0 E1 4-3 PB 2B		0-0 F7		0-0 F7		0-0 G3		0-0 CS	4 1 0 0 0 0 1												
<b>Dave Concepcion, R</b> (1, 6) OBP: 0.327, SLG: 0.256	0-0 4-3		0-0 PB 1B		0-3 K		0-0 1-3			4 0 1 0 0 1 1												
<b>Johnny Bench, R</b> (1, 5) OBP: 0.367, SLG: 0.457 <b>Wayne Krenchicki, L</b> (7, 5) OBP: 0.286, SLG: 0.333	0-0 HR 2B		4-0 BB 1-2 BB		4-0 CS BB		0-0 4-3			2 1 1 1 2 0 0 0 0 0 0 0 0 0												
<b>Dan Driessen, L</b> (1, 3) OBP: 0.440, SLG: 0.512	0-0 2-H HR		0-3 K		0-0 CS	0-0 1B PB 1B		0-0 F6		4 2 2 2 0 1 2												
<b>Ron Oester, S</b> (1, 4) OBP: 0.429, SLG: 0.622	0-0 G3		0-0 F8			0-0 PB 1B 1B		0-0 F6		4 0 1 0 0 0 2												
<b>Jeff Jones, R</b> (1, 7) OBP: 0.408, SLG: 0.342 <b>Tom Hume, R</b> (8, 1)	0-0 F8		0-3 K		0-0 PB 1B		0-0 6-3			4 0 1 0 0 1 0 0 0 0 0 0 0 0												
<b>Alex Trevino, R</b> (1, 2) OBP: 0.273, SLG: 0.211		0-0 1-3		4-0 BB		0-3 K		0-0 6-3		3 0 0 0 1 1 2												
<b>Bruce Berenyi, R</b> (1, 1) OBP: 0.143, SLG: 0.143 <b>Duane Walker, L</b> (8, 7)		0-3 K		0-3 K		0-3 K		0-0 4-3		3 0 0 0 0 3 3 1 0 0 0 0 0 0												
<b>Inning Stats</b>	R: 4 E: 1 K: 0 S: 7	H: 3 LOB: 0 BB: 0 P: 7	R: 0 E: 0 K: 1 S: 5	H: 0 LOB: 0 BB: 0 P: 5	R: 0 E: 0 K: 1 S: 6	H: 1 LOB: 2 BB: 1 P: 10	R: 0 E: 0 K: 2 S: 7	H: 0 LOB: 1 BB: 1 P: 11	R: 0 E: 0 K: 1 S: 4	H: 0 LOB: 0 BB: 1 P: 8	R: 1 E: 0 K: 2 S: 10	H: 3 LOB: 2 BB: 0 P: 10	R: 0 E: 0 K: 0 S: 3	H: 0 LOB: 0 BB: 0 P: 3	R: 0 E: 0 K: 0 S: 3	H: 0 LOB: 0 BB: 0 P: 3	R: 0 E: 0 K: 0 S: 2	H: 0 LOB: 0 BB: 1 P: 6	1B: 4 2B: 2 3B: 0 HR: 1	SF: 0 SAC: 0 DP: 0 HBP: 0	WP: 0 PB: 3 SB: 0 CS: 2	PA: 39
<b>PITCHER</b>	IP WLS BF H R ER SO BB IBB HBP BLK WP HR S P ERA WHIP												<b>PITCHER</b>	IP WLS BF H R ER SO BB IBB HBP BLK WP HR S P ERA WHIP								
<b>Joe Niekro, R</b> (1, 1) ERA: 3.3	8.0 34 7 5 3 7 3 0 0 0 0 1 45 57 3.38 1.250																					
<b>Bill Dawley, R</b> (9, 1) ERA:	1.0 3 0 0 0 0 1 0 0 0 0 0 2 6 0.00 1.000																					

Cincinnati Reds @ Houston Astros  
Astrodome, Houston, TX  
Tue Apr 19 1983, 7:05 PM EST  
Att. 8,027 - Unknown

livebaseballscorecards.com

AB	33
R	5
H	7
RBI	3
BB	4
SO	7
LOB	14



Batter	1	2	3	4	5	6	7	8	9	AB R H RBI BB SO LOB
Omar Moreno, L (1, 8) OBP: 0.340, SLG: 0.400	0-0 5-3		0-3 K		0-0 4-3			0-0 1B 2B		4 1 1 0 0 1 0
Bill Doran, S (1, 4) OBP: 0.333, SLG: 0.298	0-0 1B 1B		0-3 K			0-3 K		0-3 K		4 1 1 0 0 3 1
Dickie Thon, R (1, 6) OBP: 0.345, SLG: 0.491	0-0 1B 1-2 1B			0-0 HR		0-0 2B		0-0 2-H 1B FC6-4		4 1 4 2 0 0 0
Phil Garner, R (1, 5) OBP: 0.385, SLG: 0.341	0-0 1-3 2-H 1B			0-0 S 1B		4-0 G4-6-3 BB		0-0 FC6-4 1-2f		3 0 2 1 1 0 1
Jose Cruz, L (1, 7) OBP: 0.382, SLG: 0.375	0-0 1-3			0-0 F8		0-0 G4-6-3 1-2f			0-0 FC4-6 HR 2B	4 1 1 0 0 0 4
Ray Knight, R (1, 3) OBP: 0.289, SLG: 0.333		0-0 F7		0-0 F7			0-0 G6-4-3 1B		0-0 5-3	4 0 1 0 0 0 2
Terry Puhl, L (1, 9) OBP: 0.231, SLG: 0.229		0-0 1-3		0-0 3-1 1-2			0-0 F9		4-0 FC4-6 BB	3 0 0 0 1 0 2
John Mizerock, L (1, 2) OBP: 0.143, SLG: 0.200					0-0 1-3		0-0 G6-4-3 1-2f		0-0 FC4-6 HR	2 0 0 0 0 0 0
Alan Ashby, S (7, PH) OBP: 0.364, SLG: 0.474									1-H 2-3	2 0 0 0 0 0 3
Kevin Bass, S (9, PR) OBP: 0.389, SLG: 0.625										0 1 0 0 0 0 0
Joe Niekro, R (1, 1)			0-3 K					0-3 K		2 0 0 0 0 2 0
Denny Walling, L (8, PH)									1-H 3-H	1 0 0 0 0 1 0
Bill Dawley, R (9, 1)										0 0 0 0 0 0 0
Harry Spilman, L (9, PH) OBP: 0.400, SLG: 0.625										1 1 1 3 0 0 0

**BOTTOM**

**Cincinnati Reds @ Houston Astros**  
Astrodome, Houston, TX  
Tue Apr 19 1983, 7:05 PM EST  
Att. 8,027 - Unknown

[livebaseballscorecards.com](http://livebaseballscorecards.com)

<b>AB</b>	<b>34</b>
<b>R</b>	<b>6</b>
<b>H</b>	<b>11</b>
<b>RBI</b>	<b>6</b>
<b>BB</b>	<b>2</b>
<b>SO</b>	<b>7</b>
<b>LOB</b>	<b>13</b>



Inning Stats	R: 1	H: 3	E: 0	K: 0	S: 5	H: 3	LOB: 1	BB: 0	P: 5	R: 0	H: 0	E: 0	K: 0	S: 3	H: 0	LOB: 0	BB: 0	P: 3	R: 0	H: 0	E: 0	K: 3	S: 9	H: 0	LOB: 0	BB: 0	P: 9	R: 1	H: 2	E: 0	K: 0	S: 5	H: 1	LOB: 1	BB: 1	P: 9	R: 0	H: 1	E: 0	K: 0	S: 3	H: 1	LOB: 0	BB: 0	P: 3	R: 1	H: 2	E: 0	K: 2	S: 9	H: 2	LOB: 1	BB: 0	P: 9	R: 3	H: 2	E: 0	K: 0	S: 4	H: 2	LOB: 1	BB: 1	P: 8	1B: 6	SF: 0	2B: 3	SAC: 0	3B: 0	DP: 2	HR: 2	HBP: 0	WP: 0	PA: 36
--------------	------	------	------	------	------	------	--------	-------	------	------	------	------	------	------	------	--------	-------	------	------	------	------	------	------	------	--------	-------	------	------	------	------	------	------	------	--------	-------	------	------	------	------	------	------	------	--------	-------	------	------	------	------	------	------	------	--------	-------	------	------	------	------	------	------	------	--------	-------	------	-------	-------	-------	--------	-------	-------	-------	--------	-------	--------

PITCHER	IP	WLS	BF	H	R	ER	SO	BB	IBB	HBP	BLK	WP	HR	S	P	ERA	WHIP
Bruce Berenyi, R (1, 1) ERA: 2.45	7.2		30	9	3	3	7	1	0	0	0	0	1	43	47	3.52	1.304
Tom Hume, R (8, 1) ERA: 9.0	1.0	L	6	2	3	3	0	1	0	0	0	0	1	5	9	27.00	3.000

WP	HR	S	P	ERA	WHIP
0	1	5	9	27.00	3.000

Batter	1	2	3	4	5	6	7	8	9	AB R H RBI BB SO LOB	TOP									
<b>Cesar Cedeno, R</b> (1, 9) OBP: 0.465, SLG: 0.541	1-0 CS HBP		0-0 6-3		0-0 1B BB 2B 1-3 2-H 3-H	4-0 BB		0-0 5-3		3 1 1 2 1 0 1										
<b>Eddie Milner, L</b> (1, 8) OBP: 0.262, SLG: 0.228	0-0 E S 1-2 1B			0-0 F8	0-0 BB S 1B 2-3 3-H	0-0 4-3		0-0 F8		5 0 2 1 0 0 2										
<b>Dave Concepcion, R</b> (1, 6) OBP: 0.296, SLG: 0.229	0-3 K 1-3			0-3 K	0-0 6-3 1-2	0-0 4-3		0-0 F8		5 0 0 0 0 2 5										
<b>Johnny Bench, R</b> (1, 5) OBP: 0.358, SLG: 0.429 <b>Wayne Krenchicki, L</b> (7, 5) OBP: 0.250, SLG: 0.286	0-0 4-3			0-0 1-6-3	4-0 BB IBB		0-0 6-3		0-0 F9	3 0 0 0 1 0 1 1 0 0 0 0 0 0										
<b>Dan Driessen, L</b> (1, 3) OBP: 0.444, SLG: 0.489		0-0 G3			0-0 BB BB		0-0 F8			2 1 0 1 2 0 0										
<b>Ron Oester, S</b> (1, 4) OBP: 0.415, SLG: 0.583		0-0 F8			0-0 CI BB		0-0 6-3			3 1 0 0 1 1 3										
<b>Duane Walker, L</b> (1, 7) OBP: 0.167, SLG: 0.333 <b>Jeff Jones, R</b> (5, PH) OBP: 0.392, SLG: 0.325		0-3 K			0-0 CI 2B F7			0-0 2-3		2 1 1 1 0 1 0 2 0 0 0 0 0 3										
<b>Dann Bilardello, R</b> (1, 2) OBP: 0.364, SLG: 0.545			0-0 G3		0-3 K CI 2B	0-0 4-3 2B		0-0 FC2-6 1B		4 1 2 0 0 1 2										
<b>Rich Gale, R</b> (1, 1) <b>Bill Scherrer, L</b> (6, 1) <b>Ben Hayes, R</b> (6, 1) <b>Ted Power, R</b> (7, 1)			0-3 K		0-1 CI 2B 1B 1-2 2-3 3-H	0-3 K		0-0 FC2-6 1-2f		2 1 0 1 0 2 1 0 0 0 0 0 0 0 0 0 0 0 0 0 0 1 0 0 0 0 0 1										
<b>Inning Stats</b>	R: 0 E: 0 K: 1 S: 5	H: 1 LOB: 1 BB: 0 P: 6	R: 0 E: 0 K: 1 S: 5	H: 0 LOB: 0 BB: 0 P: 5	R: 0 E: 0 K: 1 S: 5	H: 0 LOB: 0 BB: 0 P: 5	R: 6 E: 1 K: 2 S: 12	H: 3 LOB: 3 BB: 4 P: 28	R: 0 E: 0 K: 1 S: 6	H: 1 LOB: 2 BB: 1 P: 10	R: 0 E: 0 K: 0 S: 3	H: 0 LOB: 0 BB: 0 P: 3	R: 0 E: 0 K: 0 S: 4	H: 1 LOB: 1 BB: 0 P: 4	R: 0 E: 0 K: 0 S: 3	H: 0 LOB: 0 BB: 0 P: 3	1B: 3 2B: 3 3B: 0 HR: 0	SF: 0 SAC: 0 DP: 0 HBP: 1	WP: 1 PB: 0 SB: 2 CS: 1	PA: 40
<b>PITCHER</b>	IP WLS BF H R ER SO BB IBB HBP BLK WP HR S P ERA WHIP																			
<b>Michael LaCoss, R</b> (1, 1) ERA: 7.65	4.0 L 19 3 6 5 5 2 0 1 0 1 0 26 35 11.25 1.250																			
<b>Vern Ruhle, R</b> (5, 1) ERA: 3.14	0.1 2 1 0 0 0 0 0 0 0 0 0 2 2 0.00 3.000																			
<b>Frank DiPino, L</b> (5, 1) ERA: 7.2	1.2 9 1 0 0 2 2 1 0 0 0 0 10 22 0.00 1.800																			
<b>Mike Madden, L</b> (7, 1) ERA: 1.04	2.0 7 1 0 0 0 0 0 0 0 0 0 7 7 0.00 0.500																			
<b>Frank LaCorte, R</b> (9, 1) ERA: 8.1	1.0 3 0 0 0 0 0 0 0 0 0 0 3 3 0.00 0.000																			

**Cincinnati Reds @ Houston Astros**  
Astrodome, Houston, TX  
Wed Apr 20 1983, 7:05 PM EST  
Att. 8,476 - Unknown

[livebaseballscorecards.com](http://livebaseballscorecards.com)

<b>AB</b>	<b>33</b>
<b>R</b>	<b>6</b>
<b>H</b>	<b>6</b>
<b>RBI</b>	<b>6</b>
<b>BB</b>	<b>5</b>
<b>SO</b>	<b>7</b>
<b>LOB</b>	<b>19</b>



Batter	1	2	3	4	5	6	7	8	9	AB	R	H	RBI	BB	SO	LOB
Omar Moreno, L (1, 8) OBP: 0.310, SLG: 0.364	0-3 K	0-0 F7		0-0 FC6-4		0-3 K	0-3 K			5	0	0	0	0	3	9
Denny Walling, L (1, 9) OBP: 0.133, SLG: 0.071 Mike Madden, L (7, 1)	0-0 G3		0-0 F7		0-0 4-3	0-0		0-0 4-3		4	0	1	0	0	0	0
Craig Reynolds, L (8, PH) OBP: 0.250, SLG: 0.250						1-2 2-3				0	0	0	0	0	0	0
Dickie Thon, R (1, 6) OBP: 0.349, SLG: 0.492	0-0 F9		0-0 F8		0-0 4-3	0-0 F8		0-0		4	0	1	0	1	0	3
Phil Garner, R (1, 5) OBP: 0.368, SLG: 0.327		0-0 F8	0-3 K		0-0 4-3		0-0	0-0 F7		5	1	1	0	0	1	2
Jose Cruz, L (1, 7) OBP: 0.417, SLG: 0.392 Frank LaCorte, R (9, 1)		4-0		4-0			0-0	0-0 F7		3	2	2	0	2	0	1
Ray Knight, R (1, 3) OBP: 0.300, SLG: 0.362		0-0		0-0		0-0	0-0	0-0		0	0	0	0	0	0	0
Alan Ashby, S (1, 2) OBP: 0.444, SLG: 0.625		0-0		0-0		0-0	0-0	0-0		5	1	2	3	0	0	3
Bill Doran, S (1, 4) OBP: 0.355, SLG: 0.300		0-0		4-0		4-0	0-3	0-0		3	0	1	0	2	1	2
Michael LaCoss, R (1, 1) Vern Ruhle, R (5, 1) Frank DiPino, L (5, 1) Terry Puhl, L (6, PH) Kevin Bass, S (6, PH)		0-0		0-0		0-0	0-3	0-0		2	0	0	0	0	0	5

**Cincinnati Reds @ Houston Astros**  
Astrodome, Houston, TX  
Wed Apr 20 1983, 7:05 PM EST  
Att. 8,476 - Unknown

AB	39
R	4
H	12
RBI	4
BB	5
SO	6
LOB	29



Inning Stats	R: 0	H: 0	E: 0	K: 1	S: 5	LOB: 0	BB: 0	P: 5	R: 2	H: 3	E: 0	K: 0	S: 6	LOB: 2	BB: 1	P: 10	R: 0	H: 0	E: 0	K: 1	S: 5	LOB: 0	BB: 0	P: 5	R: 0	H: 1	E: 0	K: 0	S: 4	LOB: 3	BB: 2	P: 12	R: 0	H: 2	E: 0	K: 0	S: 5	LOB: 2	BB: 0	P: 5	R: 0	H: 2	E: 0	K: 2	S: 9	LOB: 3	BB: 1	P: 13	R: 2	H: 4	E: 0	K: 2	S: 11	LOB: 2	BB: 0	P: 11	R: 0	H: 0	E: 0	K: 0	S: 3	LOB: 1	BB: 1	P: 7	R: 0	H: 0	E: 0	K: 0	S: 3	LOB: 0	BB: 0	P: 3	1B: 8	SF: 0	2B: 4	SAC: 0	3B: 0	DP: 0	HR: 0	HBP: 0	WP: 0	PA: 44	PB: 0	SB: 1	CS: 0	ERA	WHIP
<b>PITCHER</b>	IP	WLS	BF	H	R	ER	SO	BB	IBB	HBP	BLK	WP	HR	S	P	ERA	WHIP																																																																						
Rich Gale, R (1, 1) ERA: 3.0	5.0		26	7	2	2	2	3	1	0	0	0	0	26	42	3.60	2.000																																																																						
Bill Scherrer, L (6, 1) ERA:	0.2		3	1	0	0	2	0	0	0	0	0	0	7	7	0.00	1.500																																																																						
Ben Hayes, R (6, 1) ERA: 6.75	0.1		5	4	2	2	0	0	0	0	0	0	0	5	5	54.00	12.000																																																																						
Ted Power, R (7, 1) ERA: 2.25	3.0	S	10	0	0	0	2	1	0	0	0	0	0	13	17	0.00	0.333																																																																						

Batter	1	2	3	4	5	6	7	8	9	10	AB	R	H	RBI	BB	SO	LOB	TOP						
Cesar Cedeno, R OBP: 0.458, SLG: 0.525 (1, 9) BB BB	4-0 SH2-3 BB		x 0-0 F7		x 0-0 SF7		x 0-0 S 1B			0-3 K	3	0	1	1	1	1	1							
Eddie Milner, L OBP: 0.277, SLG: 0.220 (1, 8) X	0-0 SH2-3 1-2		x 0-0 G1-6-3		0-3 K		4-0 BB BB			4-0 1B WP BB	2	0	0	0	2	1	2							
Dave Concepcion, R OBP: 0.322, SLG: 0.250 (1, 6) X	0-0 1-3			4-0 CS BB		0-0 1B SF8 1B		0-0 4-3		0-0 1-3 WP 1B	4	2	2	0	1	0	3							
Johnny Bench, R Wayne Krenchicki, L OBP: 0.250, SLG: 0.286 (1, 5) (10, PR) (10, 5) S S	0-3 K			0-0 1-2 5-3		0-0 1-3 FC6-4 1B		0-0 5-3		0-0 1-3 1B	5	0	2	1	0	1	2							
Jeff Jones, R OBP: 0.375, SLG: 0.302 (1, 7) H		1-0 G6-4-3 HBP		0-0 E6		0-0 3-H SF8		0-0 F8		0-0 3-H F5	3	0	0	1	0	0	1							
Dan Driessen, L OBP: 0.414, SLG: 0.449 (1, 3) X	0-0 G6-4-3 1-2f		x 0-0 F7		0-0 F8		0-0 4-3			0-0 4-3	4	0	0	0	0	0	3							
Ron Oester, S OBP: 0.404, SLG: 0.558 (1, 4) X	0-0 1B		x 0-0 F9		0-0 1-2f FC6-4		0-0 4-3			0-0 4-3	4	0	1	0	0	0	1							
Dann Bilardello, R OBP: 0.333, SLG: 0.467 (1, 2) X	0-0 1-3		x 0-0 1B BLK SF7 1B		0-0 F7		0-0 F7			0-0 F7	4	1	1	0	0	0	1							
Joe Price, R Duane Walker, L Tom Hume, R OBP: 0.250, SLG: 0.250 OBP: 0.143, SLG: 0.286 (9, PH) (9, 1) X			x 0-0 G1-6-3 1B		0-0 1-3 SF7 1B		0-0 6-3		0-3 K		3	0	2	0	0	0	0							
											1	0	0	0	0	1	0							
											0	0	0	0	0	0	0							
<b>Inning Stats</b>	R: 0 E: 0 K: 1 S: 5	H: 0 LOB: 1 BB: 1 P: 9	R: 0 E: 0 K: 0 S: 3	H: 1 LOB: 1 BB: 0 P: 4	R: 0 E: 0 K: 0 S: 3	H: 1 LOB: 0 BB: 0 P: 3	R: 0 E: 1 K: 0 S: 3	H: 0 LOB: 1 BB: 1 P: 7	R: 1 E: 0 K: 1 S: 7	H: 2 LOB: 1 BB: 0 P: 7	R: 0 E: 0 K: 0 S: 5	H: 0 LOB: 0 BB: 0 P: 5	R: 0 E: 0 K: 0 S: 3	H: 0 LOB: 0 BB: 0 P: 3	R: 0 E: 0 K: 1 S: 5	H: 0 LOB: 0 BB: 0 P: 5	R: 1 E: 0 K: 1 S: 6	H: 2 LOB: 1 BB: 1 P: 10	1B: 9 2B: 0 3B: 0 HR: 0	SF: 2 SAC: 1 DP: 2 HBP: 1	WP: 1 PB: 0 SB: 1 CS: 1	PA: 41		
<b>PITCHER</b>	IP WLS BF H R ER SO BB IBB HBP BLK WP HR S P ERA WHIP																							
Bob Knepper, L ERA: 2.51 (1, 1)	7.0																							
Bill Dawley, R ERA: (8, 1)	2.0	6	0	0	0	1	0	0	0	0	0	0	8	8	0.00	0.000								
Frank LaCorte, R ERA: 8.18 (10, 1)	1.0	W 5	2	1	1	1	1	0	0	0	1	0	6	10	9.00	3.000								

Cincinnati Reds @ Houston Astros  
Astrodome, Houston, TX  
Thu Apr 21 1983, 7:05 PM EST  
Att: 7,862 - Unknown

livebaseballscorecards.com

AB 33  
R 3  
H 9  
RBI 3  
BB 4  
SO 4  
LOB 14



Batter	1	2	3	4	5	6	7	8	9	10	AB R H RBI BB SO LOB
Omar Moreno, L (1, 8) OBP: 0.317, SLG: 0.367	0-0 1B		0-0 F8			0-3 K	0-3 K			0-0 1B 2B	5 1 2 0 0 2 0
Kevin Bass, S (1, 9) OBP: 0.360, SLG: 0.522	0-0 F7		0-0 F7			0-0 1B 1B		0-0 F3		0-0 1-3 2B 1B	5 2 2 0 0 0 1
Dickie Thon, R (1, 6) OBP: 0.353, SLG: 0.476	0-0 F9			0-0 F7		0-0 1B 1-2 1B		0-0 5-3		4-0 2B IBB	4 0 1 0 1 0 1
Phil Garner, R (1, 5) OBP: 0.387, SLG: 0.426	0-0 F9			0-0 HR		0-0 1-3 1B		0-0 5-3		0-0 1-3 2-H 3-H 2B	5 1 3 4 0 0 1
Jose Cruz, L (1, 7) OBP: 0.391, SLG: 0.364		0-0 F7		0-0 4-3		0-0 1-3			0-0 F2		4 0 0 0 0 0 2
Ray Knight, R (1, 3) OBP: 0.315, SLG: 0.347		0-0 F9		0-0 6-3		4-0 IBB			1-0 1B HBP		2 0 0 0 1 0 0
Craig Reynolds, L (9, PR) OBP: 0.250, SLG: 0.250											0 0 0 0 0 0 0
Alan Ashby, S (1, 2) OBP: 0.452, SLG: 0.607		0-0 FC6-4 1B				0-0 F3	0-0 F2		0-0 1-2 1B		4 0 2 0 0 0 3
Bill Doran, S (1, 4) OBP: 0.338, SLG: 0.283		0-0 FC6-4				0-3 K		0-0 F8	0-0 F6		3 0 0 0 0 1 1
Harry Spilman, L (9, PH) OBP: 0.364, SLG: 0.556		1-2f									1 0 0 0 0 0 2
Bob Knepper, L (1, 1) OBP: 0.300, SLG: 0.222			0-3 K			0-3 K		0-3 K	0-0 4-3		2 0 0 0 0 2 0
Tim Tolman, R (7, PH)											1 0 0 0 0 1 0
Bill Dawley, R (8, 1)											0 0 0 0 0 0 0
Denny Walling, L (9, PH) OBP: 0.125, SLG: 0.067											1 0 0 0 0 0 2
Frank LaCorte, R (10, 1)											0 0 0 0 0 0 0

Inning Stats	R: 0	H: 1	E: 0	K: 0	S: 4	P: 4	R: 0	H: 1	E: 0	K: 0	S: 4	P: 4	R: 0	H: 0	E: 0	K: 1	S: 5	R: 1	H: 1	E: 0	K: 0	S: 4	P: 4	R: 0	H: 0	E: 0	K: 2	S: 7	P: 7	R: 1	H: 3	E: 0	K: 1	S: 8	P: 12	R: 0	H: 0	E: 0	K: 2	S: 7	P: 7	R: 0	H: 1	E: 0	K: 0	S: 4	P: 5	R: 2	H: 3	E: 0	K: 0	S: 3	P: 7	1B: 8	SF: 0	2B: 1	3B: 0	HR: 1	WP: 0	PA: 40
--------------	------	------	------	------	------	------	------	------	------	------	------	------	------	------	------	------	------	------	------	------	------	------	------	------	------	------	------	------	------	------	------	------	------	------	-------	------	------	------	------	------	------	------	------	------	------	------	------	------	------	------	------	------	------	-------	-------	-------	-------	-------	-------	--------

PITCHER	IP	WLS	BF	H	R	ER	SO	BB	IBB	HBP	BLK	WP	HR	S	P	ERA	WHIP
Joe Price, L (1, 1) ERA: 2.16	8.0		31	6	2	2	6	0	1	0	0	0	1	42	46	2.25	0.750
Tom Hume, R (9, 1) ERA: 10.13	1.0	L	9	4	2	2	0	0	1	1	0	0	0	7	12	18.00	4.000

BOTTOM

Cincinnati Reds @ Houston Astros  
Astrodome, Houston, TX  
Thu Apr 21 1983, 7:05 PM EST  
Att. 7,862 - Unknown

livebaseballscorecards.com

AB	37
R	4
H	10
RBI	4
BB	2
SO	6
LOB	13



WP: 0	PA: 40
PB: 0	
SB: 0	
CS: 0	

Batter	1	2	3	4	5	6	7	8	9	AB	R	H	RBI	BB	SO	LOB	TOP										
Pete Rose, S (1, 9) OBP: 0.283, SLG: 0.340 Tug McGraw, R (6, 1) Bill Robinson, R (8, PH) Ron Reed, R (8, 1)	0-0 G4-6-3 1B BB		0-0 2-3		4-0 BB	0-0 FC6-4 1-2f		0-3 K		3	1	1	0	1	0	2											
Gary Matthews, R (1, 7) OBP: 0.385, SLG: 0.545 Bob Dernier, R (8, 9)	4-0 G4-6-3 1-2 BB		0-0 L9		0-0 L6		0-3 K		0-0 1B 2B 1B	3	0	0	0	1	1	1											
Joe Morgan, L (1, 4) OBP: 0.389, SLG: 0.275	0-0 G4-6-3 1-2f 2-3		0-0 P6		0-3 K		0-0 4-3		0-0 2B 1-3 5-3 1B	5	1	1	0	0	1	3											
Mike Schmidt, R (1, 5) OBP: 0.469, SLG: 0.647	4-0 1B BB			4-0 L9 S E BB		4-0 BB 1B 1B BB		4-0 1B BB	0-0 5-3 1-3 2B	1	2	1	1	4	0	0											
Tony Perez, R (1, 3) OBP: 0.422, SLG: 0.429 Len Matuszek, L (9, 3)	0-0 1-3 3-H 1B		0-0 L9		0-0 L9	0-0 1B BB SF8 1B		0-0 1-2 FC6-4 1B	0-0 5-3	5	1	3	1	0	0	3											
Bo Diaz, R (1, 2) OBP: 0.367, SLG: 0.395	0-0 6-3		0-0 5-3		0-0 5-3	0-3 K 1-2f FC6-4		0-0 FC6-4 1-2f	4-0 5-3 IBB	4	0	0	0	1	1	7											
Garry Maddox, R (1, 8) OBP: 0.333, SLG: 0.200		0-0 6-3		0-0 E8 3-H 1B		4-0 1-2 2-3 1B BB		0-3 K	0-0 5-3 1-2 2-3 3-H	4	0	1	2	1	1	2											
Ivan De Jesus, R (1, 6) OBP: 0.243, SLG: 0.206 Greg Gross, L (6, PH) (6, 9) (8, 7)		0-0 F8		0-0 5-3		0-0 1-2 2-3 3-H 1B		0-0 L5	0-3 K	2	0	0	0	0	0	1											
Dick Ruthven, R (1, 1) OBP: 0.333, SLG: 0.667 Sid Monge, S (4, 1) Bob Molinaro, L (6, PH) Larry Milbourne, S (6, 6) OBP: 0.333, SLG: 0.556		0-3 K		0-0 5-3		0-0 5-3 3-H		0-0 SF8	0-0 3B	1	0	0	0	0	1	0											
Inning Stats	R: 1 E: 0 K: 0 S: 4	H: 2 LOB: 2 BB: 2 P: 12	R: 0 E: 0 K: 1 S: 5	H: 0 LOB: 0 BB: 0 P: 5	R: 0 E: 0 K: 0 S: 3	H: 0 LOB: 0 BB: 0 P: 3	R: 1 E: 1 K: 0 S: 4	H: 1 LOB: 1 BB: 1 P: 8	R: 0 E: 0 K: 1 S: 5	H: 0 LOB: 1 BB: 1 P: 9	R: 2 E: 0 K: 1 S: 7	H: 2 LOB: 2 BB: 2 P: 15	R: 0 E: 0 K: 1 S: 6	H: 1 LOB: 2 BB: 1 P: 10	R: 0 E: 0 K: 2 S: 8	H: 1 LOB: 1 BB: 0 P: 8	R: 2 E: 0 K: 1 S: 8	H: 3 LOB: 2 BB: 1 P: 12	1B: 8 2B: 1 3B: 1 HR: 0	SF: 1 SAC: 0 DP: 1 HBP: 0	WP: 0 PB: 0 SB: 1 CS: 0	PA: 44					
PITCHER	IP	WLS	BF	H	R	ER	SO	BB	IBB	HBP	BLK	WP	HR	S	P	ERA	WHIP										
Nolan Ryan, R (1, 1) ERA: 5.25	6.0	L	28	5	4	4	3	6	0	0	0	0	0	28	52	6.00	1.833										
Vern Ruhle, R (7, 1) ERA: 2.93	1.0		5	1	0	0	1	1	0	0	0	0	0	6	10	0.00	2.000										
Dave Smith, R (8, 1) ERA: 12.27	1.0		7	4	2	2	2	0	0	0	0	0	0	11	11	18.00	4.000										
Frank DiPino, L (9, 1) ERA: 6.0	1.0		4	0	0	0	1	0	1	0	0	0	0	5	9	0.00	0.000										

Philadelphia Phillies @ Houston Astros  
Astrodome, Houston, TX  
Fri Apr 22 1983, 7:05 PM EST  
Att. 32,130 - Dome

AB	35
R	6
H	10
RBI	6
BB	8
SO	7
LOB	22





Batter	1	2	3	4	5	6	7	8	9	AB R H RBI BB SO LOB	
Omar Moreno, L (1, 8) OBP: 0.294, SLG: 0.338	0-0 G3		0-0 F9		0-0 F2		0-0 F8		0-3 K	5 0 0 0 0 1 2	
Kevin Bass, S (1, 9) OBP: 0.379, SLG: 0.519	0-0 E3			0-0 1B SF7	0-0 1B		0-3 K			4 1 2 0 0 1 0	
Dickie Thon, R (1, 6) OBP: 0.347, SLG: 0.463	0-0 L3			0-0 1B E	0-0 1B F8			0-0 F8		4 1 1 0 0 0 2	
Phil Garner, R (1, 5) OBP: 0.379, SLG: 0.421		0-3 K		0-0 1B SF7	0-0 1B			0-0 6-3		3 0 1 1 0 1 0	
Jose Cruz, L (1, 7) OBP: 0.397, SLG: 0.373		0-0 5-3		0-0 1B BB	0-0 1B F7			0-0 1B		4 1 2 1 0 0 2	
Ray Knight, R (1, 3) OBP: 0.310, SLG: 0.340		0-0 F9		0-0 1B BB		0-0 6-3		0-0 4-3		4 0 1 0 0 0 1	
Alan Ashby, S (1, 2) OBP: 0.457, SLG: 0.613			0-0 F8	0-0 1B BB		0-3 K		0-0 4-1	2B	3 0 1 0 1 1 0	
Craig Reynolds, L (1, 4) OBP: 0.200, SLG: 0.200			0-0 6-3	0-0 1B		0-0 F8		0-0 F9		1 0 0 0 0 0 0	
Bill Doran, S (4, PH) OBP: 0.338, SLG: 0.286				0-0 1B						3 0 1 1 0 0 1	
Nolan Ryan, R (1, 1) OBP: 0.250, SLG: 0.250			0-0 1B	0-3 K			0-0 F7		0-0 4-1	2-3	2 0 1 0 0 1 2
Vern Riffe, R (7, 1)											0 0 0 0 0 0 0
Tony Scott, S (7, PH) OBP: 0.375, SLG: 0.500											1 0 0 0 0 0 0
Dave Smith, R (8, 1)											0 0 0 0 0 0 0
Frank DiPino, L (9, 1)											0 0 0 0 0 0 0
Harry Spilman, L (9, 3) OBP: 0.333, SLG: 0.500											1 0 0 0 0 0 1

**BOTTOM**

**Philadelphia Phillies @ Houston Astros**  
Astrodome, Houston, TX  
Fri Apr 22 1983, 7:05 PM EST  
Att. 32,130 - Dome

livebaseballscorecards.com

AB	35
R	3
H	10
RBI	3
BB	1
SO	5
LOB	11



Inning Stats	R: 0	H: 0	R: 0	H: 0	R: 0	H: 1	R: 3	H: 5	R: 0	H: 2	R: 0	H: 0	R: 0	H: 1	R: 0	H: 0	R: 0	H: 1	R: 0	H: 1	1B: 9	SF: 1	WP: 0	PA: 37
E: 1	LOB: 0	E: 0	LOB: 0	E: 0	LOB: 1	E: 0	LOB: 2	E: 0	LOB: 0	E: 0	LOB: 0	E: 0	LOB: 0	E: 0	LOB: 1	E: 0	LOB: 1	E: 0	LOB: 1	E: 0	LOB: 1	2B: 2 <td>SAC: 0 <td>PB: 0 </td></td>	SAC: 0 <td>PB: 0 </td>	PB: 0
K: 0	BB: 0	K: 1	BB: 0	K: 0	BB: 0	K: 1	BB: 1	K: 0	BB: 0	K: 1	BB: 0	K: 0	BB: 0	K: 1	BB: 0	K: 1	BB: 0	K: 1	BB: 0	K: 1	BB: 0	3B: 0 <td>DP: 1 <td>SB: 3 </td></td>	DP: 1 <td>SB: 3 </td>	SB: 3
S: 3	P: 3	S: 5	P: 5	S: 4	P: 4	S: 9	P: 13	S: 5	P: 5	S: 5	P: 5	S: 5	P: 5	S: 6	P: 6	S: 6	P: 6	S: 6	P: 6	S: 6	P: 6	HR: 0 <td>HBP: 0 <td>CS: 0 </td></td>	HBP: 0 <td>CS: 0 </td>	CS: 0

PITCHER	IP	WLS	BF	H	R	ER	SO	BB	IBB	HBP	BLK	WP	HR	S	P	ERA	WHIP
Dick Ruthven, R (1, 1) ERA: 7.5	3.1		16	5	3	3	1	1	0	0	0	0	0	17	21	8.10	1.800
Sid Monge, L (4, 1) ERA: 5.06	1.2	W	7	3	0	0	1	0	0	0	0	0	0	9	9	0.00	1.800
Tug McGraw, L (6, 1) ERA:	2.0		6	0	0	0	2	0	0	0	0	0	0	10	10	0.00	0.000
Ron Reed, R (8, 1) ERA: 1.04	2.0	S	8	2	0	0	1	0	0	0	0	0	0	10	10	0.00	1.000

Batter	1	2	3	4	5	6	7	8	9	AB R H RBI BB SO LOB	TOP		
Greg Gross, L OBP: 0.433, SLG: 0.500 (1, 9) (8, 7)	0-0 F9 1B 2B 1B		0-0 F7	0-0 3B 1-H 2-H 3-H		0-0 4-3			0-0 F7	5 1 2 3 0 0 0			
Gary Matthews, R OBP: 0.393, SLG: 0.532 Pete Rose, S OBP: 0.296, SLG: 0.354 (1, 7) (8, 3)	0-0 2B 1B		0-3 K	4-0 BB BB		0-0 P6			0-0 CS 1B	3 1 1 0 1 1 0 1 0 1 0 0 0 0			
Joe Morgan, L OBP: 0.373, SLG: 0.250 (1, 4)	0-0 F9 2-3		0-0 4-3	4-0 BB BB 1-2 BB		0-0 F9			0-0 6-3 1-2	4 0 0 0 1 0 3			
Mike Schmidt, R OBP: 0.453, SLG: 0.632 (1, 5)	0-0 L6			1B 2B K					0-3 K	4 1 1 0 0 2 5			
Tony Perez, R OBP: 0.429, SLG: 0.457 Bob Demier, R OBP: 0.250, SLG: 0.143 (1, 3) (8, 9)	0-0 2B			1B 1B 3B 1B		0-0 P4			0-3 K	4 1 2 2 0 1 0 0 0 0 0 0 0 0			
Bo Diaz, R OBP: 0.358, SLG: 0.383 (1, 2)	0-0 F9			1B 3B 1B		0-0 1-3			0-0 4-3	4 1 1 1 0 0 1			
Garry Maddox, R OBP: 0.313, SLG: 0.214 (1, 8)		0-0 F9		0-0 P3 1B 1B		0-0 S			0-0 F9	4 1 1 0 0 0 2			
Ivan De Jesus, R OBP: 0.244, SLG: 0.211 (1, 6)		0-0 P4		0-0 F9 1B		0-0 1B			0-0 5-3	4 0 1 1 0 0 2			
John Denny, R OBP: 0.200, SLG: 0.111 (1, 1)		0-0 5-3		0-0 3B 1B		0-0 6-3			0-0 6-3	4 1 1 0 0 0 1			
<b>Inning Stats</b>	R: 2 E: 0 K: 0 S: 6 H: 3 LOB: 1 BB: 0 P: 6	R: 0 E: 0 K: 0 S: 3 H: 0 LOB: 0 BB: 0 P: 3	R: 0 E: 0 K: 1 S: 5 H: 0 LOB: 0 BB: 0 P: 5	R: 4 E: 0 K: 1 S: 10 H: 5 LOB: 3 BB: 2 P: 18	R: 1 E: 0 K: 0 S: 5 H: 2 LOB: 1 BB: 0 P: 5	R: 0 E: 0 K: 0 S: 3 H: 0 LOB: 0 BB: 0 P: 3	R: 0 E: 0 K: 2 S: 7 H: 0 LOB: 0 BB: 0 P: 7	R: 0 E: 0 K: 0 S: 3 H: 0 LOB: 0 BB: 0 P: 3	R: 0 E: 0 K: 0 S: 3 H: 1 LOB: 0 BB: 0 P: 3	1B: 8 2B: 2 3B: 1 HR: 0 SF: 0 SAC: 0 DP: 0 HBP: 0	WP: 0 PB: 0 SB: 1 CS: 1 PA: 39		
<b>PITCHER</b>	IP WLS BF H R ER SO BB IBB HBP BLK WP HR S P ERA WHIP											<b>PITCHER</b>	IP WLS BF H R ER SO BB IBB HBP BLK WP HR S P ERA WHIP
Joe Niekro, R ERA: 4.54 (1, 1)	3.2 L 21 8 6 6 1 2 0 0 0 0 0 21 29 14.73 2.727												
Bill Dawley, R ERA: 1.23 (4, 1)	1.1 6 2 1 1 1 0 0 0 0 0 0 0 8 8 6.75 1.500												
Vern Ruhle, R ERA: 2.45 (6, 1)	3.0 9 0 0 0 2 0 0 0 0 0 0 0 13 13 0.00 0.000												
Dave Smith, R ERA: 9.64 (9, 1)	1.0 3 1 0 0 0 0 0 0 0 0 0 0 3 3 0.00 1.000												

Philadelphia Phillies @ Houston Astros  
Astrodome, Houston, TX  
Sat Apr 23 1983, 7:05 PM EST  
Att. 22,790 - Dome

livebaseballscorecards.com

AB 37  
R 7  
H 11  
RBI 7  
BB 2  
SO 4  
LOB 14



**BOTTOM**

**Philadelphia Phillies @ Houston Astros**  
Astrodome, Houston, TX

livebaseballscorecards.com

<b>AB</b>	<b>30</b>
<b>R</b>	<b>3</b>
<b>H</b>	<b>6</b>
<b>RBI</b>	<b>3</b>
<b>BB</b>	<b>0</b>
<b>SO</b>	<b>0</b>
<b>LOB</b>	<b>6</b>



WP: 0	PA: 31
PB: 0	
SB: 0	
CS: 1	

AB	R	H	RBI	BB	SO	LOB
4	0	1	0	0	0	0
4	0	0	0	0	0	1
4	0	1	0	0	0	0
4	1	1	0	0	0	1
3	1	1	0	0	0	1
3	1	2	2	0	0	1
2	0	0	1	0	0	2
3	0	0	0	0	0	0
1	0	0	0	0	0	0
0	0	0	0	0	0	0
1	0	0	0	0	0	0
0	0	0	0	0	0	0
1	0	0	0	0	0	0
0	0	0	0	0	0	0

Batter	1	2	3	4	5	6	7	8	9
<b>Omar Moreno, L</b> OBP: 0.292, SLG: 0.333 (1, 8) X	0-0 CS 1B		0-0 1-3 ①		0-0 4-3 ③			0-0 G3 ③	
<b>Kevin Bass, S</b> OBP: 0.333, SLG: 0.452 (1, 9) X	0-0 1-3 ① ② 1-2		0-0 L7 ②			0-0 6-3 ①		0-0 L3 ①	
<b>Dickie Thon, R</b> OBP: 0.342, SLG: 0.451 (1, 6) X	0-0 6-3 ③		0-0 1B			0-0 4-3 ②		0-0 5-3 ②	
<b>Phil Garner, R</b> OBP: 0.371, SLG: 0.410 (1, 5) X		0-0 E 3B 1B	0-0 5-3 ③			0-0 4-3 ③		0-0 6-3 ③	
<b>Jose Cruz, L</b> OBP: 0.394, SLG: 0.371 (1, 7) X		0-0 E6 1-2 3B		0-0 F7 ①			0-0 FC6-4 1B		
<b>Ray Knight, R</b> OBP: 0.328, SLG: 0.393 (1, 3) X		0-0 SF7 1-H 2-H 3B		0-0 G4-3 1B			0-0 FC6-4 1-2f G1-6-3		
<b>Alan Ashby, S</b> OBP: 0.421, SLG: 0.576 (1, 2) X		0-0 SF7 3-H		0-0 G4-3 1-2f			0-0 G1-6-3 1-2f		
<b>Craig Reynolds, L</b> OBP: 0.125, SLG: 0.125 (1, 4) X		0-0 P6 ②			0-0 G3 ①			0-0 6-3 ①	
<b>Joe Niekro, R</b> (1, 1) <b>Bill Dawley, R</b> (4, 1) <b>Terry Puhl, L</b> (5, PH) OBP: 0.225, SLG: 0.222 <b>Vern Ruhie, R</b> (6, 1) <b>Bill Doran, S</b> (8, PH) OBP: 0.233, SLG: 0.281 <b>Dave Smith, R</b> (9, 1) X		0-0 F8 ③			0-0 F7 ②			0-0 6-3 ②	

Inning	1	2	3	4	5	6	7	8	9
<b>R</b>	0	3	0	0	0	0	0	0	0
<b>H</b>	1	2	1	1	0	0	1	0	0
<b>E</b>	0	1	0	0	0	0	0	0	0
<b>K</b>	0	0	0	0	0	0	0	0	0
<b>S</b>	3	6	4	3	3	3	3	3	3
<b>LOB</b>	0	0	0	0	0	0	0	0	0
<b>BB</b>	0	0	0	0	0	0	0	0	0

PITCHER	IP	WLS	BF	H	R	ER	SO	BB	IBB	HBP	BLK	WP	HR	S	P	ERA	WHIP
<b>John Denny, R</b> ERA: 2.9 (1, 1)	9.0	W	31	6	3	2	0	0	0	0	0	0	0	31	31	2.00	0.667

Batter	1	2	3	4	5	6	7	8	9	10	11	AB R H RBI BB SO LOB	TOP												
Pete Rose, S Von Hayes, L Sid Monge, S Bob Molinaro, L Ron Reed, R Tug McGraw, R	0-0 4-3		0-0 1B			0-0 5-3		0-0 FC5-6 1B	0-0 F9			4 0 1 0 0 0 1 0 0 0 0 0 0 0 0 0 0 0 0 0 0 1 0 0 0 0 0 2 0 0 0 0 0 0 0 0 0 0 0 0 0 0	<b>Philadelphia Phillies @ Houston Astros</b> Astrodome, Houston, TX Sun Apr 24 1983, 4:33 AM EDT Att: 9,344 - Dome												
Gary Matthews, R	0-0 P4		0-0 1-3			0-0 E5 1B		0-0 1-2 1B		0-0 6-3		5 0 1 0 0 0 1													
Mike Schmidt, R	0-0 HR					0-0 1B BB		0-0 1-2 1B G6-3		0-0 5-3		4 1 2 1 1 0 2													
Tony Perez, R	0-0 6-3					0-0 1B G4-6-3		0-0 1-2 1B G6-3		0-3 K		5 0 1 0 0 1 4													
Bo Diaz, R Bob Demier, R		0-0 4-3				0-0 P4		0-0 5-3		0-0 5-3 FC6-4 1B		4 0 1 0 0 0 2 1 0 0 0 0 0 0													
Garry Maddox, R		0-0 G3				0-0 G4-6-3		0-0 1B		0-0 4-3 FC6-4 1B		5 1 1 0 0 0 3													
Larry Milbourne, S Joe Morgan, L		0-0 6-3				0-0 4-3		0-0 P6		0-0 1B 1-2 1B		3 0 0 0 0 0 1 2 0 1 0 0 0 0													
Ivan De Jesus, R Bill Robinson, R			0-0 4-3			0-0 4-3		0-0 5-3		0-0 1B 1-3 2-H		3 0 0 0 0 0 1 1 0 1 1 0 0 0													
Steve Carlton, L Greg Gross, L Ozzie Virgil, R			0-0 4-3			0-0 3-1		0-0 BB FC5-6		0-0 F3		2 0 0 0 0 0 0 0 0 0 0 1 0 0 1 0 0 0 0 0 2													
<b>Inning Stats</b>	R: 1 E: 0 K: 4	H: 1 LOB: 0 BB: 0 P: 4	R: 0 E: 0 K: 3	H: 0 LOB: 0 BB: 0 P: 3	R: 0 E: 0 K: 4	H: 1 LOB: 1 BB: 0 P: 4	R: 0 E: 0 K: 3	H: 1 LOB: 1 BB: 1 P: 7	R: 0 E: 0 K: 3	H: 0 LOB: 0 BB: 0 P: 3	R: 0 E: 1 K: 4	H: 1 LOB: 1 BB: 0 P: 4		R: 0 E: 0 K: 4	H: 1 LOB: 2 BB: 1 P: 8	R: 1 E: 0 K: 6	H: 3 LOB: 2 BB: 0 P: 6	R: 0 E: 0 K: 5	H: 0 LOB: 0 BB: 0 P: 5	R: 0 E: 0 K: 3	H: 0 LOB: 0 BB: 0 P: 3	1B: 8 2B: 0 3B: 0 HR: 1	SF: 0 SAC: 0 DP: 2 HBP: 0	WP: 0 PB: 0 SB: 0 CS: 0	PA: 43
<b>PITCHER</b>	IP WLS BF H R ER SO BB IBB HBP BLK WP HR S P ERA WHIP														IP WLS BF H R ER SO BB IBB HBP BLK WP HR S P ERA WHIP										
Michael LaCoss, R	(1, 1) 8.1 0 33 7 2 2 0 2 0 0 0 0 0 1 31 39 2.16 1.080																								
Frank DiPino, L	(9, 1) 0.0 0 2 2 0 0 0 0 0 0 0 0 0 0 2 2 ∞ ∞																								
Frank LaCorte, R	(9, 1) 1.2 0 5 0 0 0 1 0 0 0 0 0 0 0 7 7 0.00 0.000																								
Mike Madden, L	(11, 1) 1.0 W 3 0 0 0 0 0 0 0 0 0 0 0 0 3 3 0.00 0.000																								

livebaseballscores.com

AB	41
R	2
H	9
RBI	2
BB	2
SO	1
LOB	19



BOTTOM

Philadelphia Phillies @ Houston Astros  
Astrodome, Houston, TX  
Sun Apr 24 1983, 4:33 AM EDT  
Att: 9,344 - Dome

livebaseballscorecards.com

AB	35
R	3
H	8
RBI	3
BB	5
SO	5
LOB	8



WP:	0	PA:	41
PB:	0		
SB:	2		
CS:	2		

AB	R	H	RBI	BB	SO	LOB
----	---	---	-----	----	----	-----

5	1	1	0	0	1	1
4	0	0	0	0	1	1
1	0	0	0	0	0	1
4	1	1	0	1	1	0
3	0	1	0	2	0	0
3	1	3	1	2	0	0
3	0	1	2	0	0	2
4	0	0	0	0	0	2
4	0	0	0	0	1	1
3	0	1	0	0	1	0
0	0	0	0	0	0	0
0	0	0	0	0	0	0
1	0	0	0	0	0	0
0	0	0	0	0	0	0

0-0	F8	1B
0-0	F9	1B
4-0	1B	IBB
4-0	1B	IBB
0-0	1B	IBB
1-2	2-3	3-H
1-2	2-3	3-H
0-0	F7	1B
0-0	1-3	1B
0-0	4-3	1B
0-0	F8	1B
0-0	4-3	1B

0-0	FC4-6	1B
0-0	F8	1B
0-3	K	1B
4-0	CS	BB
4-0	S	BB
0-0	1-3	1B
0-0	4-3	1B
0-0	F8	1B
0-0	4-3	1B

0-0	4-3	1B
0-0	6-3	1B
0-0	1B	SF7-5-6
0-0	1B	SF7-5-6
4-0	1B	BB
1-2	BB	1B
0-0	SF7-5-6	1B
0-0	5-3	1B
0-0	5-3	1B
0-0	5-3	1B
0-0	5-3	1B
0-0	FC4-6	1B

0-0	4-3	1B
0-0	6-3	1B
0-0	6-3	1B
0-0	6-3	1B
0-0	6-3	1B
0-0	6-3	1B
0-0	6-3	1B
0-0	6-3	1B
0-0	6-3	1B
0-0	6-3	1B
0-0	6-3	1B
0-0	6-3	1B

0-0	4-3	1B
0-0	6-3	1B
0-0	6-3	1B
0-0	6-3	1B
0-0	6-3	1B
0-0	6-3	1B
0-0	6-3	1B
0-0	6-3	1B
0-0	6-3	1B
0-0	6-3	1B
0-0	6-3	1B
0-0	6-3	1B

0-0	4-3	1B
0-0	6-3	1B
0-0	6-3	1B
0-0	6-3	1B
0-0	6-3	1B
0-0	6-3	1B
0-0	6-3	1B
0-0	6-3	1B
0-0	6-3	1B
0-0	6-3	1B
0-0	6-3	1B
0-0	6-3	1B

0-0	4-3	1B
0-0	6-3	1B
0-0	6-3	1B
0-0	6-3	1B
0-0	6-3	1B
0-0	6-3	1B
0-0	6-3	1B
0-0	6-3	1B
0-0	6-3	1B
0-0	6-3	1B
0-0	6-3	1B
0-0	6-3	1B

0-0	4-3	1B
0-0	6-3	1B
0-0	6-3	1B
0-0	6-3	1B
0-0	6-3	1B
0-0	6-3	1B
0-0	6-3	1B
0-0	6-3	1B
0-0	6-3	1B
0-0	6-3	1B
0-0	6-3	1B
0-0	6-3	1B

0-0	4-3	1B
0-0	6-3	1B
0-0	6-3	1B
0-0	6-3	1B
0-0	6-3	1B
0-0	6-3	1B
0-0	6-3	1B
0-0	6-3	1B
0-0	6-3	1B
0-0	6-3	1B
0-0	6-3	1B
0-0	6-3	1B

0-0	4-3	1B
0-0	6-3	1B
0-0	6-3	1B
0-0	6-3	1B
0-0	6-3	1B
0-0	6-3	1B
0-0	6-3	1B
0-0	6-3	1B
0-0	6-3	1B
0-0	6-3	1B
0-0	6-3	1B
0-0	6-3	1B

0-0	4-3	1B
0-0	6-3	1B
0-0	6-3	1B
0-0	6-3	1B
0-0	6-3	1B
0-0	6-3	1B
0-0	6-3	1B
0-0	6-3	1B
0-0	6-3	1B
0-0	6-3	1B
0-0	6-3	1B
0-0	6-3	1B

0-0	4-3	1B
0-0	6-3	1B
0-0	6-3	1B
0-0	6-3	1B
0-0	6-3	1B
0-0	6-3	1B
0-0	6-3	1B
0-0	6-3	1B
0-0	6-3	1B
0-0	6-3	1B
0-0	6-3	1B
0-0	6-3	1B

Inning Stats		R: 0	H: 0	R: 0	H: 1	R: 0	H: 0	R: 1	H: 2	R: 0	H: 0	R: 1	H: 2	R: 0	H: 1	R: 0	H: 0	R: 0	H: 0	R: 1	H: 2	R: 0	H: 0	R: 0	H: 0	R: 1	H: 2	R: 0	H: 0	R: 0	H: 0	R: 1	H: 2
		E: 0	LOB: 0	E: 0	LOB: 0	E: 0	LOB: 0	E: 0	LOB: 1	E: 0	LOB: 0	E: 0	LOB: 1	E: 0	LOB: 0	E: 0	LOB: 0	E: 0	LOB: 0	E: 0	LOB: 3	E: 0	LOB: 0	E: 0	LOB: 0	E: 0	LOB: 3	E: 0	LOB: 0	E: 0	LOB: 0	E: 0	LOB: 0
		K: 1	BB: 0	K: 0	BB: 0	K: 1	BB: 0	K: 1	BB: 0	K: 0	BB: 0	K: 0	BB: 1	K: 0	BB: 0	K: 1	BB: 2	K: 0	BB: 0	K: 0	BB: 2	K: 0	BB: 0	K: 0	BB: 0	K: 0	BB: 2	K: 0	BB: 0	K: 0	BB: 0	K: 0	BB: 0
		S: 5	P: 5	S: 3	P: 3	S: 5	P: 5	S: 5	P: 5	S: 3	P: 3	S: 4	P: 8	S: 4	P: 4	S: 4	P: 12	S: 3	P: 3	S: 3	P: 11	S: 3	P: 11	S: 3	P: 11	S: 3	P: 11	S: 3	P: 11	S: 3	P: 11	S: 3	P: 11

PITCHER		IP	WLS	BF	H	R	ER	SO	BB	IBB	HBP	BLK	WP	HR	S	P	ERA	WHIP																		
Steve Carlton, L		(1, 1)	7.0	25	5	2	2	4	1	0	0	0	0	0	32	36	2.57	0.857																		
Sid Monge, L		(8, 1)	1.0	4	1	0	0	0	0	0	0	0	0	0	4	4	0.00	1.000																		
Ron Reed, R		(9, 1)	2.1	L	11	1	1	1	2	2	0	0	0	0	9	25	3.86	1.286																		
Tug McGraw, L		(11, 1)	0.0		1	1	0	0	0	0	0	0	0	0	1	1	∞	∞																		

Batter	1	2	3	4	5	6	7	8	9	AB R H RBI BB SO LOB	TOP
<b>Omar Moreno, L</b> (1, 8) OBP: 0.284, SLG: 0.346	0-0 SF8 3B		0-0 3-1			0-0 F5		0-0 F7		4 1 1 0 0 0 0	
<b>Terry Puhl, L</b> (1, 9) OBP: 0.222, SLG: 0.220	0-3 K			0-0 F8		0-0 F6		0-0 F6		4 0 1 0 0 1 1	
<b>Dickie Thon, R</b> (1, 6) OBP: 0.341, SLG: 0.429	0-0 SF8			0-0 F7		4-0 1B			0-0 F8	2 0 0 1 1 0 0	
<b>Phil Garner, R</b> (1, 5) OBP: 0.367, SLG: 0.382	0-0 F8			0-0 F4		0-0 F9			0-0 F8	4 0 0 0 0 0 2	
<b>Jose Cruz, L</b> (1, 7) OBP: 0.425, SLG: 0.435		0-0 F8			0-0 F3		0-0 F4		0-0 HR	4 1 1 1 0 0 0	
<b>Ray Knight, R</b> (1, 3) OBP: 0.348, SLG: 0.426		0-0 F4-6 2B			4-0 BB		1-0 HBP		0-0 F5	2 0 1 0 1 0 0	
<b>Alan Ashby, S</b> (1, 2) OBP: 0.356, SLG: 0.475		0-0 F4-6 2-3			0-0 F5		0-0 F5			3 0 0 0 0 0 3	
<b>Bill Doran, S</b> (1, 4) OBP: 0.303, SLG: 0.250			0-0 F8		0-0 F4-3		0-0 F6			3 0 0 0 0 0 2	
<b>Bob Knepper, L</b> (1, 1) OBP: 0.231, SLG: 0.167			0-3 K			0-0 5-3		0-3 K		3 0 0 0 0 2 0	
<b>Inning Stats</b>	R: 1 E: 0 K: 1 S: 6 H: 1 LOB: 0 BB: 0 P: 6	R: 0 E: 0 K: 0 S: 3 H: 1 LOB: 0 BB: 0 P: 3	R: 0 E: 0 K: 1 S: 5 H: 0 LOB: 0 BB: 0 P: 5	R: 0 E: 0 K: 0 S: 3 H: 0 LOB: 0 BB: 0 P: 3	R: 0 E: 0 K: 0 S: 3 H: 0 LOB: 1 BB: 1 P: 7	R: 0 E: 0 K: 0 S: 4 H: 1 LOB: 2 BB: 1 P: 8	R: 0 E: 0 K: 0 S: 3 H: 0 LOB: 1 BB: 0 P: 4	R: 0 E: 0 K: 1 S: 5 H: 0 LOB: 0 BB: 0 P: 5	R: 1 E: 0 K: 0 S: 4 H: 1 LOB: 0 BB: 0 P: 4	1B: 1 2B: 2 3B: 1 HR: 1 SF: 1 SAC: 0 DP: 1 HBP: 1	WP: 0 PB: 0 SB: 1 CS: 0 PA: 33
<b>PITCHER</b> <b>Bill Gullickson, R</b> (1, 1) ERA: 4.85	IP WLS BF H R ER SO BB IBB HBP BLK WP HR S P ERA WHIP										
	9.0 L 33 4 2 2 3 2 0 1 0 0 0 1 36 45 2.00 0.667										

**Houston Astros @ Montreal Expos**  
**Olympic Stadium, Montreal, QB**  
 Tue Apr 26 1983, 3:33 AM EDT  
 Att. 8,737 - Unknown

[livebaseballscorecards.com](http://livebaseballscorecards.com)

**AB 29**  
**R 2**  
**H 4**  
**RBI 2**  
**BB 2**  
**SO 3**  
**LOB 8**



Batter	1	2	3	4	5	6	7	8	9	AB R H RBI BB SO LOB
Tim Raines, S (1, 7) OBP: 0.281, SLG: 0.246	0-0 F4	0-0 FC6-4			4-0 6-3 S BB		4-0 SH1-4 BB		0-0 L3	3 0 0 0 2 0 3
Jim Wohlford, R (1, 9) OBP: 0.400, SLG: 0.700	0-0 5-3		0-0 FC6-4 1B		0-0 5-3		0-0 SH1-4		0-0 6-3	4 0 1 0 0 0 1
Andre Dawson, R (1, 8) OBP: 0.373, SLG: 0.745	0-0		0-0 F7		0-0 6-3		0-0 F8			4 0 1 0 0 0 3
Al Oliver, L (1, 3) OBP: 0.339, SLG: 0.481	0-0 G3		0-0 FC6-4 1B		0-0 6-3		0-0 F8			4 0 1 0 0 0 3
Gary Carter, R (1, 2) OBP: 0.281, SLG: 0.469		4-0	0-0 FC6-4			4-0		0-0 F5		1 0 0 0 1 0 2
Tim Blackwell, S (5, 2)										0 0 0 0 1 0 0
Jerry White, S (8, PH)										1 0 0 0 0 0 0
Bobby Ramos, R (9, 2)										0 0 0 0 0 0 0
Tim Wallach, R (1, 5) OBP: 0.250, SLG: 0.271		4-0	0-0 F8			0-3		4-0		2 0 0 0 2 1 3
Bryan Little, S (8, PR) OBP: 0.388, SLG: 0.357										0 0 0 0 0 0 0
Chris Speier, R (1, 6) OBP: 0.429, SLG: 0.417		0-0			4-0	0-0		0-0		3 0 1 0 1 0 3
Doug Flynn, R (1, 4) OBP: 0.288, SLG: 0.333		0-0			0-0	0-0		0-0		4 0 0 0 0 0 7
Bill Gullickson, R (1, 1)		0-3			0-3	0-0		0-0		3 0 0 0 0 2 5
Warren Cromartie, L (9, PH) OBP: 0.314, SLG: 0.258									0-0	1 0 0 0 0 0 0


Inning Stats	R: 0	H: 1	E: 0	K: 0	S: 4	LOB: 1	BB: 0	P: 4	R: 0	H: 0	E: 1	K: 1	S: 6	LOB: 3	BB: 2	P: 14	R: 0	H: 2	E: 0	K: 0	S: 5	LOB: 2	BB: 0	P: 5	R: 0	H: 0	E: 0	K: 1	S: 4	LOB: 0	BB: 1	P: 8	R: 0	H: 0	E: 0	K: 0	S: 3	LOB: 1	BB: 1	P: 7	R: 0	H: 1	E: 0	K: 1	S: 6	LOB: 2	BB: 1	P: 10	R: 0	H: 0	E: 0	K: 0	S: 3	LOB: 1	BB: 1	P: 7	R: 0	H: 0	E: 0	K: 0	S: 3	LOB: 1	BB: 1	P: 7	R: 0	H: 0	E: 0	K: 0	S: 3	LOB: 1	BB: 1	P: 7	R: 0	H: 0	E: 0	K: 0	S: 3	LOB: 0	BB: 0	P: 3	1B: 3	2B: 1	3B: 0	HR: 0	SF: 0	SAC: 1	DP: 1	HBP: 0	WP: 0	PA: 38	ERA	WHIP
PITCHER Bob Knepper, L (1, 1) ERA: 1.96	IP	WLS	BF	H	R	ER	SO	BB	IBB	HBP	BLK	WP	HR	S	P	ERA	WHIP	IP	WLS	BF	H	R	ER	SO	BB	IBB	HBP	BLK	WP	HR	S	P	ERA	WHIP																																																										

**BOTTOM**

**Houston Astros @ Montreal Expos**  
Olympic Stadium, Montreal, QB

Tue Apr 26 1983, 3:33 AM EDT  
Att. 8,737 - Unknown

AB	30
R	0
H	4
RBI	0
BB	7
SO	3
LOB	30



Batter	1	2	3	4	5	6	7	8	9	AB R H RBI BB SO LOB	TOP		
Omar Moreno, L (1, 8) OBP: 0.291, SLG: 0.373	0-0 SF7 3B		0-0 G3 1B	0-0 1-3			0-0 F9		0-0 F8	5 2 2 0 0 0 1			
Terry Puhl, L (1, 9) OBP: 0.220, SLG: 0.217	0-0 F5		0-0 G3 1-3	0-3 K 2-3			0-0 6-3 1B		0-3 K	5 0 1 0 0 2 3			
Dickie Thon, R (1, 6) OBP: 0.337, SLG: 0.425	0-0 SF7		0-0 S 1B				0-0 F8		0-0 6-3 1-2	3 1 1 2 0 0 1			
Phil Garner, R (1, 5) OBP: 0.386, SLG: 0.437	0-0 3-H HR		0-0 3-H 1B				0-0 F9		4-0 1B IBB	3 1 2 2 1 0 0			
Jose Cruz, L (1, 7) OBP: 0.417, SLG: 0.425	0-3 K		0-0 1-2 1B				0-3 K		0-0 F8	4 0 1 0 0 2 2			
Ray Knight, R (1, 3) OBP: 0.356, SLG: 0.446		0-0 F4-3 2B	0-0 1-2 1B				0-0 F7		0-0 F8	4 0 2 0 0 0 0			
Denny Walling, L (9, 3) OBP: 0.125, SLG: 0.067										0 0 0 0 0 0 0			
Alan Ashby, S (1, 2) OBP: 0.347, SLG: 0.477		0-0 F4-3 2-3	0-0 F4-3				0-0 2B		0-0 F4-3	4 0 1 0 0 0 3			
Bill Doran, S (1, 4) OBP: 0.300, SLG: 0.250		0-3 K		0-0 E 1-3 1B			0-3 K		0-0 6-3	4 0 1 0 0 2 2			
Nolan Ryan, R (1, 1) OBP: 0.143, SLG: 0.143		0-0 3-1		0-3 K			0-0 5-3		0-3 K	3 0 0 0 0 1 3			
Tony Scott, S (9, PH) OBP: 0.353, SLG: 0.467										1 0 0 0 0 1 0			
Frank LaCorte, R (9, 1)										0 0 0 0 0 0 0			
<b>Inning Stats</b>	R: 2 E: 0 K: 1 S: 7 H: 2 LOB: 0 BB: 0 P: 7	R: 0 E: 0 K: 1 S: 6 H: 1 LOB: 1 BB: 0 P: 6	R: 2 E: 0 K: 0 S: 7 H: 5 LOB: 2 BB: 0 P: 7	R: 0 E: 1 K: 2 S: 8 H: 1 LOB: 1 BB: 0 P: 8	R: 0 E: 0 K: 1 S: 5 H: 0 LOB: 0 BB: 0 P: 5	R: 0 E: 0 K: 1 S: 6 H: 1 LOB: 1 BB: 0 P: 6	R: 0 E: 0 K: 0 S: 4 H: 1 LOB: 2 BB: 1 P: 8	R: 0 E: 0 K: 0 S: 3 H: 0 LOB: 0 BB: 0 P: 3	R: 0 E: 0 K: 2 S: 7 H: 0 LOB: 0 BB: 0 P: 7	1B: 7 2B: 2 3B: 1 HR: 1 SF: 1 SAC: 0 DP: 0 HBP: 0	WP: 0 PB: 0 SB: 2 CS: 0 PA: 38		
<b>PITCHER</b>	IP WLS BF H R ER SO BB IBB HBP BLK WP HR S P ERA WHIP											<b>PITCHER</b>	IP WLS BF H R ER SO BB IBB HBP BLK WP HR S P ERA WHIP
Scott Sanderson, R (1, 1) ERA: 4.44	5.0 L 23 9 4 4 5 0 0 0 0 0 0 1 33 33 7.20 1.800												
Randy Lerch, L (6, 1) ERA:	3.0 12 2 0 0 1 0 1 0 0 0 0 0 13 17 0.00 0.667												
Dan Schatzeder, L (9, 1) ERA: 3.0	1.0 3 0 0 0 2 0 0 0 0 0 0 0 7 7 0.00 0.000												

Houston Astros @ Montreal Expos  
Olympic Stadium, Montreal, QB  
Wed Apr 27 1983, 3:33 AM EDT  
Att. 19,309 - Unknown

livebaseballscorecards.com

AB	36
R	4
H	11
RBI	4
BB	1
SO	8
LOB	15





Batter	1	2	3	4	5	6	7	8	9	AB	R	H	RBI	BB	SO	LOB
<b>Tim Raines, S</b> OBP: 0.279, SLG: 0.246 (1, 7) X	0-0 SF8 1B		0-0 F7			0-0 4-3		0-0 F7		4	1	1	0	0	0	1
<b>Bryan Little, S</b> OBP: 0.377, SLG: 0.333 (1, 6) BB (9, 4)	4-0 G4-6-3 1-3 BB			0-0 1-3		0-3 K			0-0 F7	3	0	0	0	1	1	0
<b>Andre Dawson, R</b> OBP: 0.365, SLG: 0.724 (1, 8) X	0-0 SF8			0-0 G4-6-3 1B		0-0 F7			0-0 F8	3	0	1	1	0	0	0
<b>Al Oliver, L</b> OBP: 0.317, SLG: 0.448 (1, 3) X	0-0 G4-6-3 1-2f			0-0 G4-6-3 1-2f				0-0 F8	0-0 4-3	4	0	0	0	0	0	2
<b>Tim Wallach, R</b> OBP: 0.236, SLG: 0.255 (1, 5) S		0-3 K			0-0 6-3			0-0 F6		3	0	0	0	0	1	0
<b>Terry Francona, L</b> OBP: 0.190, SLG: 0.238 (1, 9) X		0-0 4-3			0-0 1B FC6-4 1B			0-0 1-3		3	1	1	0	0	0	0
<b>Tim Blackwell, S</b> OBP: 0.500, SLG: 0.333 (1, 2) S		0-3 K			0-0 1B FC6-4 1B			0-3 K		3	0	1	0	0	2	0
<b>Doug Flynn, R</b> OBP: 0.278, SLG: 0.321 (1, 4) <b>Brad Mills, L</b> OBP: 0.286, SLG: 0.286 (8, PH) <b>Chris Speier, R</b> OBP: 0.429, SLG: 0.417 (9, 6)			0-0 F4		0-0 FC6-4 1-2f 3-H			0-3 K		2	0	0	1	0	0	1
<b>Scott Sanderson, R</b> OBP: 0.222, SLG: 0.333 (1, 1) <b>Jerry White, S</b> (5, PH) <b>Randy Lerch, L</b> (6, 1) <b>Warren Cromartie, L</b> OBP: 0.333, SLG: 0.281 (8, PH) <b>Dan Schatzeder, L</b> (9, 1)			0-0 F7		0-0 4-3			0-0 1B		1	0	0	0	0	0	0

Inning Stats		R: 1	H: 1	R: 0	H: 0	R: 0	H: 0	R: 0	H: 1	R: 0	H: 0	R: 0	H: 0	R: 0	H: 1	R: 0	H: 0	R: 0	H: 0	1B: 5	SF: 1	WP: 0	PA: 31
		E: 0	LOB: 0	E: 0	LOB: 0	E: 0	LOB: 0	E: 0	LOB: 0	E: 0	LOB: 0	E: 0	LOB: 0	E: 0	LOB: 1	E: 0	LOB: 0	E: 0	LOB: 0	2B: 0	SAC: 0	PB: 0	
		K: 0	BB: 1	K: 2	BB: 0	K: 0	BB: 0	K: 0	BB: 0	K: 1	BB: 0	K: 0	BB: 0	K: 2	BB: 0	K: 0	BB: 0	K: 0	BB: 0	3B: 0	DP: 2	SB: 1	
		S: 3	P: 7	S: 7	P: 7	S: 3	P: 3	S: 5	P: 5	S: 5	P: 5	S: 3	P: 3	S: 8	P: 8	S: 3	P: 3	S: 3	P: 3	HR: 0	HBP: 0	CS: 0	
<b>PITCHER</b> <b>Nolan Ryan, R</b> ERA: 3.6 (1, 1) <b>Frank LaCorte, R</b> ERA: 6.59 (9, 1)	IP	WLS	BF	H	R	ER	SO	BB	IBB	HBP	BLK	WP	HR	S	P	ERA	WHIP						
	8.0	W	28	5	2	1	5	1	0	0	0	0	0	37	41	1.12	0.750						
	1.0	S	3	0	0	0	0	0	0	0	0	0	0	3	3	0.00	0.000						

**BOTTOM**

**Houston Astros @ Montreal Expos**  
Olympic Stadium, Montreal, QB  
Wed Apr 27 1983, 3:33 AM EDT  
Att. 19,309 - Unknown

[livebaseballscorecards.com](http://livebaseballscorecards.com)

<b>AB</b>	<b>29</b>
<b>R</b>	<b>2</b>
<b>H</b>	<b>5</b>
<b>RBI</b>	<b>2</b>
<b>BB</b>	<b>1</b>
<b>SO</b>	<b>5</b>
<b>LOB</b>	<b>5</b>



Batter	1	2	3	4	5	6	7	8	9	10	AB R H RBI BB SO LOB	TOP										
Omar Moreno, L (1, 8) OBP: 0.286, SLG: 0.364	0-0 K 1B		0-3 K			0-0 4-3	0-0 F7			0-3 K	5 0 1 0 0 2 4	Houston Astros @ Philadelphia Phillies Veterans Stadium, Philadelphia, PA Fri Apr 29 1983, 7:05 PM EDT Att. 30,067 - Unknown										
Tony Scott, S (1, 9) OBP: 0.364, SLG: 0.450	0-3 K 1-2			0-0 S 1B		0-0 F7		0-0 5-3		0-0 BB 1B 1B	5 1 2 0 0 1 1											
Dickie Thon, R (1, 6) OBP: 0.340, SLG: 0.417	0-0 CS 1B			0-0 F8		0-0 F9		0-0 5-3		4-0 1B SF7 BB	4 1 1 0 1 0 1											
Phil Garner, R (1, 5) OBP: 0.386, SLG: 0.427	0-0 CS 1-2	4-0 CS BB		0-0 F8			0-3 K	0-0 F7		0-0 1-3 2-H 3-H 1B	4 0 1 2 1 1 1											
Jose Cruz, L (1, 7) OBP: 0.416, SLG: 0.429		0-3 K 1-2		0-3 K 1-2			0-0 FC4 1B		0-0 CS 1B	0-0 SF7	4 1 2 1 0 2 2											
Ray Knight, R (1, 3) OBP: 0.333, SLG: 0.414 Bill Dawley, R (10, 1)		0-0 5-3			0-3 K		0-0 E4 FC4 1-2		0-0 6-3 1-2	0-3 K 3-H	5 0 0 0 0 2 3 0 0 0 0 0 0 0											
Alan Ashby, S (1, 2) OBP: 0.358, SLG: 0.563			0-3 K		0-0 2B		0-0 FC4 BB 1-2 2-3 1B		0-0 HR		4 2 2 1 0 1 2											
Bill Doran, S (1, 4) OBP: 0.310, SLG: 0.254			0-0 SH3-4 1B		0-0 F7		4-0 1B BB		0-0 F8		3 0 1 0 1 0 1											
Joe Niekro, R (1, 1) OBP: 0.083, SLG: 0.083 Frank LaCorte, R (7, 1)			0-0 SH3-4		0-0 6-3		0-0 1B			0-0 BB 1B 1B	2 0 1 2 0 0 1 0 0 0 0 0 0 0 1 1 1 0 0 0 0 0 0 0 0 0 0 0											
Kevin Bass, S (10, PH) OBP: 0.316, SLG: 0.417 Denny Walling, L (10, 3) OBP: 0.125, SLG: 0.067			1-2				1-2 2-H 3-H 1B															
<b>Inning Stats</b>	R: 0 E: 0 K: 1 S: 5	H: 2 LOB: 0 BB: 0 P: 5	R: 0 E: 0 K: 1 S: 4	H: 0 LOB: 0 BB: 1 P: 8	R: 0 E: 0 K: 2 S: 8	H: 1 LOB: 1 BB: 0 P: 8	R: 0 E: 0 K: 1 S: 6	H: 1 LOB: 1 BB: 0 P: 6	R: 0 E: 0 K: 0 S: 3	H: 0 LOB: 0 BB: 0 P: 3	R: 2 E: 1 K: 1 S: 8	H: 2 LOB: 2 BB: 1 P: 12	R: 0 E: 0 K: 0 S: 3	H: 0 LOB: 0 BB: 0 P: 3	R: 1 E: 0 K: 0 S: 4	H: 2 LOB: 0 BB: 0 P: 4	R: 3 E: 0 K: 2 S: 10	H: 3 LOB: 1 BB: 1 P: 14	1B: 10 2B: 1 3B: 0 HR: 1	SF: 1 SAC: 1 DP: 0 HBP: 0	WP: 0 PB: 0 SB: 1 CS: 3	PA: 43
<b>PITCHER</b>	IP WLS BF H R ER SO BB IBB HBP BLK WP HR S P ERA WHIP	IP WLS BF H R ER SO BB IBB HBP BLK WP HR S P ERA WHIP																				
Steve Carlton, L (1, 1) ERA: 2.05 Ron Reed, R (10, 1) ERA: 3.29	9.1 L 4 1 1 1 1 1 0 0 0 0 0 5 9 2.89 1.393	0.2 L 4 1 1 1 1 1 0 0 0 0 0 5 9 13.50 3.000																				

livebaseballscorecards.com

AB 37  
R 6  
H 12  
RBI 6  
BB 3  
SO 9  
LOB 16



BOTTOM

Houston Astros @ Philadelphia Phillies  
Veterans Stadium, Philadelphia, PA

Fri Apr 29 1983, 7:05 PM EDT  
Att: 30,067 - Unknown

livebaseballscorecards.com

AB	36
R	3
H	6
RBI	1
BB	9
SO	10
LOB	26



WP:	0	PA:	47
PB:	1		
SB:	1		
CS:	0		

AB R H RBI BB SO LOB

6 0 2 0 0 1 0

3 1 0 0 2 1 2

4 0 1 0 0 1 3

3 0 0 0 1 0 1

4 0 2 1 1 1 1

4 0 1 0 1 2 7

3 0 0 0 1 1 3

4 0 0 0 0 2 5

0 0 0 0 0 0 0

1 0 0 0 0 0 0

1B:	6	SF:	0
2B:	1	SAC:	2
3B:	0	DP:	1
HR:	0	HBP:	0

Batter	1	2	3	4	5	6	7	8	9	10
<b>Pete Rose, S</b> OBP: 0.270, SLG: 0.309 (1, 9) (8, 3)	0-0 6-3		0-0 4-3		0-0 G6-4-3 1B		0-3 K	0-0 1B		0-0 L8
<b>Gary Matthews, R</b> OBP: 0.395, SLG: 0.460 (1, 7)	0-3 K		4-0 FC5 BB		0-0 G6-4-3 1-2f		4-0 1B PB E BB	0-0 P4		0-0 6-3
<b>Greg Gross, L</b> OBP: 0.424, SLG: 0.462 (9, 7)										
<b>Mike Schmidt, R</b> OBP: 0.458, SLG: 0.654 (1, 5)	4-0 BLK BB		4-0 1-2 BB		0-0 P4		0-0 1-2 E E		4-0 SH1-4 SH BB	
<b>Tony Perez, R</b> OBP: 0.409, SLG: 0.435 (1, 3)	0-3 K		0-0 FC5				0-0 P3		0-0 SH	
<b>Bob Dernier, R</b> OBP: 0.182, SLG: 0.100 (7, PR) (8, 9)	1-2		2-3f				4-3 1-H 2-H 1B 1B		1-2 SH1-4	
<b>Bo Diaz, R</b> OBP: 0.348, SLG: 0.345 (1, 2)		0-0 F8		0-0 E6 1B		4-0 FC5-4 BB	0-0 4-3		0-0 SH1-4	
<b>Garry Maddox, R</b> OBP: 0.371, SLG: 0.313 (1, 8)		0-3 K2-3		0-0 1-3 1B		0-0 FC5-4 BB 1B	0-0 3-H 1B		4-0 IBB	
<b>Larry Milbourne, S</b> OBP: 0.316, SLG: 0.353 (1, 4) (10, 6)		4-0 S BB		0-3 K		0-0 1-2 1B	0-0 4-3		0-3 K	
<b>Ivan De Jesus, R</b> OBP: 0.278, SLG: 0.229 (1, 6)		0-0 5-3		0-3 K		4-0 1-2 2-3 BB		0-0 G3	0-3 K	
<b>Joe Morgan, L</b> OBP: 0.375, SLG: 0.255 (9, PH) (10, 4)										
<b>Steve Carlton, L</b> OBP: 0.222, SLG: 0.235 (1, 1)			0-0 P5		0-3 K		0-0 6-3		0-3 K	
<b>Ron Reed, R</b> (10, 1)										0-0 F7
<b>Bob Molinaro, L</b> OBP: 0.100, SLG: 0.444 (10, PH)										

Inning Stats	R: 0	H: 0	E: 0	K: 2	S: 7	P: 11	BB: 1	IBB: 0	HBP: 0	BLK: 1	WP: 0	HR: 0	S: 38	P: 66	ERA: 0.00	WHIP: 1.737
	0	0	0	1	11	11	1	0	0	1	0	0	17	25	0.00	1.125
	0	0	0	2	11	11	1	0	0	0	0	0	3	3	0.00	0.000

PITCHER	IP	WLS	BF	H	R	ER	SO	BB	IBB	HBP	BLK	WP	HR	S	P	ERA	WHIP
<b>Joe Niekro, R</b> ERA: 3.83 (1, 1)	6.1		31	4	3	0	7	7	0	0	1	0	0	38	66	0.00	1.737
<b>Frank LaCorte, R</b> ERA: 5.51 (7, 1)	2.2	W	13	2	0	0	3	1	1	0	0	0	0	17	25	0.00	1.125
<b>Bill Dawley, R</b> ERA: 1.08 (10, 1)	1.0	S	3	0	0	0	0	0	0	0	0	0	0	3	3	0.00	0.000

Batter	1	2	3	4	5	6	7	8	9	AB R H RBI BB SO LOB	TOP													
Omar Moreno, L (1, 8) OBP: 0.274, SLG: 0.348	0-0 4-3		0-0 4-3			0-0 1-3			0-0 4-3	4 0 0 0 0 0 0														
Tony Scott, S (1, 9) OBP: 0.360, SLG: 0.435	0-0 FC5-4 1B			0-0 G3			0-0 G3			3 0 1 0 0 0 0														
Dickie Thon, R (1, 6) OBP: 0.340, SLG: 0.414	0-0 FC5-4 1-2f			0-0 CS 1B			0-0 F8			3 0 1 0 0 0 1														
Phil Garner, R (1, 5) OBP: 0.374, SLG: 0.410	0-0 6-3			0-0 4-3 1-2			0-0 4-3			3 0 0 0 0 0 2														
Jose Cruz, L (1, 7) OBP: 0.413, SLG: 0.418		BB BB	4-0 G6-4-3 BB		0-3 K			0-0 2-3		2 0 0 0 1 1 0														
Ray Knight, R (1, 3) OBP: 0.321, SLG: 0.397			0-0 G6-4-3 1-2f		0-0 4-3			0-0 6-3		3 0 0 0 0 0 1														
Alan Ashby, S (1, 2) OBP: 0.339, SLG: 0.529			0-0 6-3		0-3 K			0-3 K		3 0 0 0 0 2 0														
Bill Doran, S (1, 4) OBP: 0.302, SLG: 0.247										2 0 0 0 0 0 0														
Denny Walling, L (9, PH) OBP: 0.118, SLG: 0.063										1 0 0 0 0 1 0														
Michael LaCoss, R (1, 1) OBP: 0.083, SLG: 0.083										2 0 0 0 0 1 0														
Vern Ruhle, R (7, 1)										0 0 0 0 0 0 0														
Dave Smith, R (8, 1)										0 0 0 0 0 0 0														
Craig Reynolds, L (9, PH) OBP: 0.111, SLG: 0.111										1 0 0 0 0 0 0														
<b>Inning Stats</b>	R: 0 E: 0 K: 0 S: 4	H: 1 LOB: 1 BB: 0 P: 4	R: 0 E: 0 K: 0 S: 2	H: 0 LOB: 0 BB: 1 P: 6	R: 0 E: 0 K: 1 S: 5	H: 0 LOB: 0 BB: 0 P: 5	R: 0 E: 0 K: 0 S: 3	H: 1 LOB: 0 BB: 0 P: 3	R: 0 E: 0 K: 2 S: 7	H: 0 LOB: 0 BB: 0 P: 7	R: 0 E: 0 K: 0 S: 3	H: 0 LOB: 0 BB: 0 P: 3	R: 0 E: 0 K: 0 S: 3	H: 0 LOB: 0 BB: 0 P: 3	R: 0 E: 0 K: 1 S: 5	H: 0 LOB: 0 BB: 0 P: 5	R: 0 E: 0 K: 1 S: 5	H: 0 LOB: 0 BB: 0 P: 5	1B: 2 2B: 0 3B: 0 HR: 0	SF: 0 SAC: 0 DP: 1 HBP: 0	WP: 0 PB: 0 SB: 0 CS: 1	PA: 28		
<b>PITCHER</b> John Denny, R (1, 1) ERA: 2.25	IP 9.0	WLS W	BF 28	H 2	R 0	ER 0	SO 5	BB 1	IBB 0	HBP 0	BLK 0	WP 0	HR 0	S 37	P 41	ERA 0.00	WHIP 0.333						<b>PITCHER</b>	IP WLS BF H R ER SO BB IBB HBP BLK WP HR S P ERA WHIP

Houston Astros @ Philadelphia Phillies  
Veterans Stadium, Philadelphia, PA

livebaseballscorecards.com

AB 27  
R 0  
H 2  
RBI 0  
BB 1  
SO 5  
LOB 4



Sat Apr 30 1983, 3:33 AM EDT  
Att. 24,845 - Unknown

Batter	1	2	3	4	5	6	7	8	9
<b>Pete Rose, S</b> (1, 9) OBP: 0.295, SLG: 0.352	0-0 FC4-6 1B		0-0 4-3			0-0 SF7 2-H	4-0 BB		
<b>Bill Robinson, R</b> (9, 3) OBP: 0.500, SLG: 0.333									
<b>Gary Matthews, R</b> (1, 7) OBP: 0.375, SLG: 0.439	0-3 K			0-0 F8		0-0 SF7 3-H	0-0 F9		
<b>Greg Gross, L</b> (9, 7) OBP: 0.424, SLG: 0.462									
<b>Joe Morgan, L</b> (1, 4) OBP: 0.368, SLG: 0.254	0-0 FC4-6 1-2f			0-0 F8		0-0 4-3		0-0 E 1B	
<b>Larry Milbourne, S</b> (9, 4) OBP: 0.316, SLG: 0.353									
<b>Mike Schmidt, R</b> (1, 5) OBP: 0.461, SLG: 0.643	0-0 FC6-4 1-2f			0-0 F8			0-0 E 1B	0-0 E 1B	
<b>Tony Perez, R</b> (1, 3) OBP: 0.406, SLG: 0.431		0-0 6-3			0-0 F9		0-0 E 1B	0-0 F9	
<b>Bob Dernier, R</b> (7, PR) OBP: 0.167, SLG: 0.091									
<b>Bo Diaz, R</b> (1, 2) OBP: 0.329, SLG: 0.323		0-0 5-3			0-0 P4		0-0 E4 2B	0-0 E5 2B	
<b>Garry Maddox, R</b> (1, 8) OBP: 0.410, SLG: 0.417					0-0 5-3		0-0 E8 1-H	0-0 FC5-2 1-3 2-3	
<b>Ivan De Jesus, R</b> (1, 6) OBP: 0.276, SLG: 0.220		0-0 CS 1-2	0-0 4-3			4-0 S 3B	0-0 SF8 3-H	0-0 FC5-2 2-3 3-H	
<b>John Denny, R</b> (1, 1) OBP: 0.143, SLG: 0.077			0-0 4-3			0-3 K 1-2	0-0 5-3	0-0 L6	

Inning Stats	R: 0	H: 1	E: 0	K: 1	S: 6	LOB: 1	BB: 0	P: 6
	R: 0	H: 1	E: 0	K: 0	S: 3 <td>LOB: 0</td> <td>BB: 0</td> <td>P: 3 </td>	LOB: 0	BB: 0	P: 3
	R: 0	H: 0	E: 0	K: 0	S: 3 <td>LOB: 0</td> <td>BB: 0</td> <td>P: 3 </td>	LOB: 0	BB: 0	P: 3
	R: 0	H: 0	E: 0	K: 0	S: 3 <td>LOB: 0</td> <td>BB: 0</td> <td>P: 3 </td>	LOB: 0	BB: 0	P: 3
	R: 2	H: 1	E: 0	K: 1	S: 6 <td>LOB: 0</td> <td>BB: 1</td> <td>P: 10 </td>	LOB: 0	BB: 1	P: 10
	R: 4	H: 3	E: 2	K: 0	S: 7 <td>LOB: 1</td> <td>BB: 1</td> <td>P: 11 </td>	LOB: 1	BB: 1	P: 11
	R: 2	H: 3	E: 1	K: 0	S: 7 <td>LOB: 2</td> <td>BB: 0</td> <td>P: 7 </td>	LOB: 2	BB: 0	P: 7

PITCHER	IP	WLS	BF	H	R	ER	SO	BB	IBB	HBP	BLK	WP	HR	S	P	ERA	WHIP
<b>Michael LaCoss, R</b> (1, 1) ERA: 6.03	6.0	L	25	6	6	4	2	1	0	0	0	0	0	28	32	6.00	1.167
<b>Vern Ruhle, R</b> (7, 1) ERA: 3.2	1.1		9	3	2	2	0	1	0	0	0	0	0	8	12	13.50	3.000
<b>Dave Smith, R</b> (8, 1) ERA: 8.44	0.2		2	0	0	0	0	0	0	0	0	0	0	2	2	0.00	0.000

**BOTTOM**

**Houston Astros @ Philadelphia Phillies**  
Veterans Stadium, Philadelphia, PA

Sat Apr 30 1983, 3:33 AM EDT  
Att. 24,845 - Unknown

AB	32
R	8
H	9
RBI	6
BB	2
SO	2
LOB	15

livebaseballscorecards.com

1B: 6	SF: 2	WP: 0	PA: 37
2B: 2	SAC: 0	PB: 0	
3B: 1	DP: 0	SB: 1	
HR: 0	HBP: 0	CS: 1	



Batter	1	2	3	4	5	6	7	8	9	AB R H RBI BB SO LOB	TOP
<b>Omar Moreno, L</b> (1, 8) <small>OBP: 0.283, SLG: 0.354</small> <b>Frank DiPino, L</b> (7, 1) <b>Tim Tolman, R</b> (9, PH) <small>OBP: 0.167, SLG: 0.667</small>	0-0  <b>1B</b>		0-0 <b>4-3</b>		0-0  <b>1B</b>		0-0 <b>L8</b>		0-0  <b>HR</b>	4 0 2 1 0 0 2 0 0 0 0 0 0 0 1 1 1 2 0 0 0	
<b>Tony Scott, S</b> (1, 9) <small>OBP: 0.333, SLG: 0.370</small> (7, 8)	0-0 <b>L4</b>		0-0 <b>F7</b>		0-0 <b>G3</b>			4-0  <b>1B BB</b>	0-0 <b>6-3</b>	4 0 0 0 1 0 2	
<b>Dickie Thon, R</b> (1, 6) <small>OBP: 0.347, SLG: 0.411</small>	4-0  <b>BB BB</b>		0-0 <b>F8</b>			0-0 <b>F8</b>		0-0  <b>1-3 1B</b>		3 0 1 0 1 0 0	
<b>Phil Garner, R</b> (1, 5) <small>OBP: 0.358, SLG: 0.390</small>	0-0 <b>F9</b>			0-3 <b>K</b>		0-0 <b>F3</b>		0-3 <b>K</b>		4 0 0 0 0 2 4	
<b>Jose Cruz, L</b> (1, 7) <small>OBP: 0.406, SLG: 0.402</small>	4-0  <b>1-2 2-3 BB</b>		0-0 <b>4-3</b>			0-3 <b>K</b>		0-0 <b>1-3</b>		3 0 0 0 1 1 2	
<b>Ray Knight, R</b> (1, 3) <small>OBP: 0.313, SLG: 0.387</small> <b>Vern Ruhle, R</b> (4, 1) <b>Craig Reynolds, L</b> (7, PH) <small>OBP: 0.091, SLG: 0.091</small> (7, 4)	0-3 <b>K</b>		0-0 <b>P4</b>			0-3 <b>K</b>		0-3 <b>K</b>		2 0 0 0 0 1 3 0 0 0 0 0 0 0 2 0 0 0 0 2 2	
<b>Alan Ashby, S</b> (1, 2) <small>OBP: 0.333, SLG: 0.500</small>		0-3 <b>K</b>			0-0 <b>F7</b>		4-0  <b>BB BB</b>		0-0 <b>F8</b>	3 0 0 0 1 1 0	
<b>Bill Doran, S</b> (1, 4) <small>OBP: 0.315, SLG: 0.267</small> <b>Terry Puhl, L</b> (7, 9) <small>OBP: 0.216, SLG: 0.213</small>		0-0 <b>1-6-3</b>			0-0  <b>1B 2B</b>		4-0  <b>1-2 BB</b>		0-3 <b>K</b>	2 1 1 0 1 0 0 1 0 0 0 0 1 0	
<b>Bob Knepper, L</b> (1, 1) <small>OBP: 0.214, SLG: 0.154</small> <b>Harry Spilman, L</b> (4, 3) <small>OBP: 0.313, SLG: 0.500</small>		0-3 <b>K</b>			0-0 <b>F8</b>		0-3 <b>K</b>		0-0  <b>HR 2B</b>	1 0 0 0 0 1 0 3 1 1 0 0 1 3	
<b>Inning Stats</b>	R: 0 H: 1 E: 0 LOB: 3 K: 1 BB: 2 S: 6 P: 14	R: 0 H: 0 E: 0 LOB: 0 K: 2 BB: 0 S: 7 P: 7	R: 0 H: 0 E: 0 LOB: 0 K: 0 BB: 0 S: 3 P: 3	R: 0 H: 0 E: 0 LOB: 0 K: 1 BB: 0 S: 5 P: 5	R: 1 H: 2 E: 0 LOB: 1 K: 0 BB: 0 S: 5 P: 5	R: 0 H: 0 E: 0 LOB: 0 K: 1 BB: 0 S: 5 P: 5	R: 0 H: 0 E: 0 LOB: 2 K: 2 BB: 2 S: 7 P: 15	R: 0 H: 1 E: 0 LOB: 2 K: 2 BB: 1 S: 8 P: 12	R: 2 H: 2 E: 0 LOB: 0 K: 1 BB: 0 S: 7 P: 7	1B: 3 SF: 0 2B: 2 SAC: 0 3B: 0 DP: 0 HR: 1 HBP: 0	WP: 0 PA: 38 PB: 0 SB: 1 CS: 0
<b>PITCHER</b> <b>Larry Christenson, R</b> (1, 1) <small>ERA: 3.93</small> <b>Al Holland, L</b> (8, 1) <small>ERA:</small> <b>Sid Monge, L</b> (9, 1) <small>ERA: 5.4</small>	IP WLS BF H R ER SO BB IBB HBP BLK WP HR S P ERA WHIP 7.0 W 28 3 1 1 7 4 0 0 0 0 0 0 38 54 1.29 1.000 1.0 5 1 0 0 2 1 0 0 0 0 0 0 8 12 0.00 2.000 1.0 5 2 2 2 1 0 0 0 0 0 0 1 7 7 18.00 2.000										

**Houston Astros @ Philadelphia Phillies**  
**Veterans Stadium, Philadelphia, PA**  
 Sun May 01 1983, 3:33 AM EDT  
 Att. 27,968 - Unknown

<b>AB</b>	<b>33</b>
<b>R</b>	<b>3</b>
<b>H</b>	<b>6</b>
<b>RBI</b>	<b>3</b>
<b>BB</b>	<b>5</b>
<b>SO</b>	<b>10</b>
<b>LOB</b>	<b>18</b>



WP: 0	PA: 38
PB: 0	
SB: 1	
CS: 0	

ERA	WHIP
1.29	1.000
0.00	2.000
18.00	2.000

Batter	1	2	3	4	5	6	7	8	9	AB	R	H	RBI	BB	SO	LOB
Pete Rose, S (1, 9) OBP: 0.305, SLG: 0.360 Bob Dernier, R (5, PR) OBP: 0.154, SLG: 0.083 (6, 9)	0-0 1-3		0-0 F9	0-0 1B 1B	0-0 1B		0-3 K			4	1	2	0	0	0	0
Gary Matthews, R (1, 7) OBP: 0.365, SLG: 0.423 Al Holland, R (8, 1) Greg Gross, L (9, 7) OBP: 0.424, SLG: 0.462	0-3 K		0-0 E6 2B BB	0-0 1B 1B	0-3 K		0-3 K			5	2	1	0	0	3	1
Joe Morgan, L (1, 4) OBP: 0.388, SLG: 0.262 Larry Milbourne, S (7, 4) OBP: 0.300, SLG: 0.333	4-0 E S 1B BB		4-0 2B SF7 BB	0-0 1B 1B		0-0 4-3		0-0 F9		2	3	1	1	2	0	0
Mike Schmidt, R (1, 5) OBP: 0.469, SLG: 0.672	0-0 E5 1B		0-0 2B 2B	0-0 2B 1B		0-0 HR 2B		0-0 F7		5	2	3	2	0	0	1
Tony Perez, R (1, 3) OBP: 0.419, SLG: 0.507 Sid Monge, S (9, 1)	0-0 1-2 3-H 1B		0-0 SF7	0-0 2B		0-0 HR		0-0 5-3		4	1	3	5	0	0	0
Garry Maddox, R (1, 8) OBP: 0.395, SLG: 0.425	0-3 K		0-0 1B 2B	0-0 1-3 2-H 2B		0-0 5-3				4	1	1	1	0	1	4
Ozzie Virgil, R (1, 2) OBP: 0.333, SLG: 0.778		0-0 6-3	0-0 1B	0-0 6-3		0-0 HR				4	1	2	2	0	0	2
Ivan De Jesus, R (1, 6) OBP: 0.258, SLG: 0.204		0-0 5-3	0-0 F8		0-0 F9		0-0 F9			4	0	0	0	0	0	1
Larry Christenson, R (1, 1) Bill Robinson, R (7, PH) OBP: 0.400, SLG: 0.250 (8, 7) (9, 3)		0-0 6-3		0-0 5-3		0-3 K		0-3 K		3	0	0	0	0	1	0

Inning Stats	R: 1	H: 1	E: 1	K: 2	S: 9	LOB: 2	BB: 1	P: 13	R: 0	H: 0	E: 0	K: 0	S: 3	LOB: 0	BB: 0	P: 3	R: 4	H: 3	E: 1	K: 0	S: 7	LOB: 1	BB: 1	P: 11	R: 3	H: 5	E: 0	K: 0	S: 8	LOB: 2	BB: 0	P: 8	R: 0	H: 1	E: 0	K: 2	S: 8	LOB: 0	BB: 0	P: 8	R: 3	H: 3	E: 0	K: 0	S: 6	LOB: 0	BB: 0	P: 6	R: 0	H: 0	E: 0	K: 3	S: 9	LOB: 0	BB: 0	P: 9	R: 0	H: 0	E: 0	K: 0	S: 3	LOB: 0	BB: 0	P: 3
--------------	------	------	------	------	------	--------	-------	-------	------	------	------	------	------	--------	-------	------	------	------	------	------	------	--------	-------	-------	------	------	------	------	------	--------	-------	------	------	------	------	------	------	--------	-------	------	------	------	------	------	------	--------	-------	------	------	------	------	------	------	--------	-------	------	------	------	------	------	------	--------	-------	------

PITCHER	IP	WLS	BF	H	R	ER	SO	BB	IBB	HBP	BLK	WP	HR	S	P	ERA	WHIP
Bob Knepper, L (1, 1) ERA: 2.42	3.1	L	22	8	8	3	2	2	0	0	0	0	0	24	32	8.10	3.000
Vern Ruhle, R (4, 1) ERA: 4.03	2.2		13	5	3	3	2	0	0	0	0	0	2	17	17	10.12	1.875
Frank DiPino, L (7, 1) ERA: 4.5	2.0		6	0	0	0	3	0	0	0	0	0	0	12	12	0.00	0.000

**BOTTOM**

**Houston Astros @ Philadelphia Phillies**  
Veterans Stadium, Philadelphia, PA  
Sun May 01 1983, 3:33 AM EDT  
Att. 27,968 - Unknown

AB	38
R	11
H	13
RBI	11
BB	2
SO	7
LOB	9



WP	PA	ERA	WHIP
0	41		

Batter	1	2	3	4	5	6	7	8	9	AB R H RBI BB SO LOB	TOP
Omar Moreno, L (1, 8) OBP: 0.288, SLG: 0.343	4-0 CS BB		0-0 L6		4-0 3-1 BB		0-3 K		0-0 6-3	3 0 0 0 2 1 1	
Tony Scott, S (1, 9) OBP: 0.324, SLG: 0.355	0-0 4-3 1-2			0-0 1B FC1-6 1B	0-0 3-1		0-0 L8			4 1 1 0 0 0 3	
Dickie Thon, R (1, 6) OBP: 0.343, SLG: 0.404	0-0 F7			0-0 F8	0-0 5-3			0-0 1B SF8 1B		4 1 1 0 0 0 3	
Phil Garner, R (1, 5) OBP: 0.354, SLG: 0.384		0-3 K		0-0 1-3 FC1-6 1B		0-0 F9		0-0 1-2 F9		4 0 1 0 0 1 1	
Jose Cruz, L (1, 7) OBP: 0.400, SLG: 0.395		0-0 F8		0-0 1-2f 3-H FC1-6 1B		0-0 4-3		0-0 2-3 1B		4 0 1 1 0 0 1	
Ray Knight, R (1, 3) OBP: 0.322, SLG: 0.436		0-0 5-3		0-0 1-2 1B		0-0 HR		0-0 3-H SF8		3 1 2 2 0 0 0	
Alan Ashby, S (1, 2) OBP: 0.328, SLG: 0.474			0-0 6-3	0-0 F6		4-0 BB FC6-4 BB		0-0 L4		3 0 0 0 1 0 3	
Bill Doran, S (1, 4) OBP: 0.312, SLG: 0.266			0-3 K		0-0 3-1 SH1-4 1B	0-0 FC6-4		0-0 F8		4 0 1 0 0 1 1	
Nolan Ryan, R (1, 1) OBP: 0.222, SLG: 0.125			4-0 BB		0-0 SH1-4		0-3 K		0-0 5-3	1 0 0 0 1 1 0	
Frank LaCorte, R (8, 1)										1 0 0 0 0 0 0	
<b>Inning Stats</b>	R: 0 E: 0 K: 0 S: 2 H: 0 LOB: 0 BB: 1 P: 6	R: 0 E: 0 K: 1 S: 5 H: 0 LOB: 0 BB: 0 P: 5	R: 0 E: 0 K: 1 S: 5 H: 0 LOB: 1 BB: 1 P: 9	R: 1 E: 0 K: 0 S: 6 H: 3 LOB: 2 BB: 0 P: 6	R: 0 E: 0 K: 0 S: 4 H: 1 LOB: 2 BB: 1 P: 8	R: 1 E: 0 K: 0 S: 4 H: 1 LOB: 1 BB: 1 P: 8	R: 0 E: 0 K: 2 S: 7 H: 0 LOB: 0 BB: 0 P: 7	R: 1 E: 0 K: 0 S: 5 H: 2 LOB: 1 BB: 0 P: 5	R: 0 E: 0 K: 0 S: 3 H: 0 LOB: 0 BB: 0 P: 3	1B: 6 2B: 0 3B: 0 HR: 1 SF: 1 SAC: 1 DP: 0 HBP: 0	WP: 0 PB: 0 SB: 1 CS: 1 PA: 37
<b>PITCHER</b> Mike Torrez, R (1, 1) ERA: 5.16	IP 9.0 WLS L BF 37 H 7 R 3 ER 3 SO 4 BB 4 IBB 0 HBP 0 BLK 0 WP 0 HR 1 S 41 P 57 ERA 3.00 WHIP 1.222										

Houston Astros @ New York Mets  
Shea Stadium, Flushing, NY  
Mon May 02 1983, 7:05 PM EDT  
Att. 5,218 - Unknown

livebaseballscorecards.com

AB	31
R	3
H	7
RBI	3
BB	4
SO	4
LOB	13





Batter	1	2	3	4	5	6	7	8	9	AB R H RBI BB SO LOB
Mookie Wilson, S OBP: 0.341, SLG: 0.451 (1, 8)	0-0 1B 1B 2B		0-0 6-3		4-0 1B 1-2 BB		0-0 CS 1B		0-0 L5-3 1-2	4 1 2 0 1 0 1
Hubie Brooks, R OBP: 0.257, SLG: 0.309 (1, 5)	0-3 K		0-0 6-3		0-3 K		0-3 K 1-2			4 0 0 0 0 3 4
Rusty Staub, L OBP: 0.412, SLG: 0.286 (1, 3)	0-0 1B 1B		4-0 1B BB		0-0 1B 1-3 2-H		0-0 SH1-4 1B			3 0 3 1 1 0 0 0 0 0 0 0 0 0
Ron Gardenhire, R OBP: 0.120, SLG: 0.083 (8, PR) (9, 6)	2-3 1B		0-0 BB		0-3 K		0-0 SH1-4 1B			4 0 2 1 0 1 3
George Foster, R OBP: 0.342, SLG: 0.397 (1, 7)	0-0 1-2 3-H 1B		0-0 F3		0-3 K		0-0 1-2 1B			4 0 2 1 0 1 3
Danny Heep, L OBP: 0.413, SLG: 0.519 (1, 9)	0-3 K		0-0 G6-4-3 1B		0-0 F7		0-0 SH1-4 1-2 2-3			3 0 1 0 0 1 2
Wally Backman, S OBP: 0.095, SLG: 0.095 (1, 4)	0-3 K		0-0 G6-4-3 1-2f		0-3 K		0-3 K			4 0 0 0 0 3 6
Brian Giles, R OBP: 0.323, SLG: 0.281 (1, 6)		0-3 K		0-0 F3		4-0 S BB		0-0 F8		2 0 0 0 1 1 0 1 0 0 0 0 0 3
Mike Jorgensen, L OBP: 0.500, SLG: 0.500 (8, PH) (9, 3)										
Ronn Reynolds, R (1, 2)		0-0 5-3		0-0 F8		0-3 K 1-2		0-0 FC5-6 1B		3 0 0 0 0 1 1 1 0 1 0 0 0 0
Ron Hodges, L OBP: 0.291, SLG: 0.170 (9, PH)										
Mike Torrez, R OBP: 0.200, SLG: 0.200 (1, 1)		0-3 K		0-0 BB 1B			0-3 K		0-0 FC5-6 1-2f L5-3	3 1 1 0 0 2 0 1 0 0 0 0 0 1
José Oquendo, S (9, PH)										

Inning Stats	R: 1	H: 3	E: 0	K: 3	S: 12	H: 3	LOB: 2	BB: 0	P: 12	R: 0	H: 0	E: 0	K: 2	S: 7	H: 0	LOB: 0	BB: 0	P: 7	R: 0	H: 0	E: 0	K: 0	S: 3	H: 0	LOB: 1	BB: 1	P: 7	R: 0	H: 1	E: 0	K: 0	S: 3	H: 1	LOB: 0	BB: 0	P: 3	R: 1	H: 2	E: 0	K: 2	S: 9	H: 2	LOB: 2	BB: 1	P: 13	R: 0	H: 0	E: 0	K: 2	S: 7	H: 0	LOB: 1	BB: 1	P: 11	R: 0	H: 1	E: 0	K: 2	S: 7	H: 1	LOB: 0	BB: 0	P: 7	R: 0	H: 2	E: 0	K: 1	S: 7	H: 2	LOB: 3	BB: 0	P: 7	R: 0	H: 1	E: 0	K: 0	S: 3	H: 1	LOB: 0	BB: 3	P: 3	1B: 9	2B: 2	3B: 0	HR: 0	SF: 0	SAC: 1	DP: 2	HBP: 0	WP: 0	PB: 0	SB: 1	CS: 1	PA: 37
--------------	------	------	------	------	-------	------	--------	-------	-------	------	------	------	------	------	------	--------	-------	------	------	------	------	------	------	------	--------	-------	------	------	------	------	------	------	------	--------	-------	------	------	------	------	------	------	------	--------	-------	-------	------	------	------	------	------	------	--------	-------	-------	------	------	------	------	------	------	--------	-------	------	------	------	------	------	------	------	--------	-------	------	------	------	------	------	------	------	--------	-------	------	-------	-------	-------	-------	-------	--------	-------	--------	-------	-------	-------	-------	--------

PITCHER	IP	WLS	BF	H	R	ER	SO	BB	IBB	HBP	BLK	WP	HR	S	P	ERA	WHIP
Nolan Ryan, R ERA: 3.25 (1, 1)	7.2	W	33	9	2	2	12	3	0	0	0	0	0	54	66	2.35	1.565
Frank LaCorte, R ERA: 5.09 (8, 1)	1.1	S	4	1	0	0	0	0	0	0	0	0	0	4	4	0.00	0.750

**BOTTOM**

**Houston Astros @ New York Mets**  
**Shea Stadium, Flushing, NY**  
 Mon May 02 1983, 7:05 PM EDT  
 Att. 5,218 - Unknown

livebaseballscorecards.com

<b>AB</b>	<b>33</b>
<b>R</b>	<b>2</b>
<b>H</b>	<b>10</b>
<b>RBI</b>	<b>2</b>
<b>BB</b>	<b>3</b>
<b>SO</b>	<b>12</b>
<b>LOB</b>	<b>21</b>



Batter	1	2	3	4	5	6	7	8	9	AB R H RBI BB SO LOB	TOP									
<b>Omar Moreno, L</b> (1, 8) OBP: 0.284, SLG: 0.337	0-3 K	0-0 S 1B		0-0 2-3			0-0 4-3		0-0 6-3	5 1 1 2 0 1 0										
<b>Tony Scott, S</b> (1, 9) OBP: 0.333, SLG: 0.361	0-0 F2	0-0 WP 1B			0-3 K		0-0 1B		0-0 1-3	5 0 2 1 0 1 0										
<b>Dickie Thon, R</b> (1, 6) OBP: 0.330, SLG: 0.388	0-0 F8	0-3 K			0-0 6-3		0-0 L5			4 0 0 0 0 1 2										
<b>Phil Garner, R</b> (1, 5) OBP: 0.359, SLG: 0.422		0-0 E5 2B SF8		0-0 HR		0-0 F4		0-0 1B SF7 1B		4 3 2 1 0 0 0										
<b>Jose Cruz, L</b> (1, 7) OBP: 0.404, SLG: 0.411		0-0 SF8 1B 2B		0-0 F2		0-0 L6		0-0 1B 1B		4 1 2 0 0 0 0										
<b>Ray Knight, R</b> (1, 3) OBP: 0.319, SLG: 0.438		0-0 SF8		0-3 K		0-0 FC4-6 1B		0-0 SF7		2 0 1 2 0 1 0										
<b>Alan Ashby, S</b> (1, 2) OBP: 0.338, SLG: 0.475		0-0 SH1-4 E 1B 1B		0-0 F8		0-0 FC4-6 FC6-4 1-2f		0-0 FC6-4 1B		4 1 2 1 0 0 1										
<b>Bill Doran, S</b> (1, 4) OBP: 0.299, SLG: 0.253		0-0 E4 SH1-4 1B		0-0 F3		0-0 FC6-4 1-2f		0-0 FC6-4 1-2f		4 1 0 0 0 0 3										
<b>Joe Niekro, R</b> (1, 1) OBP: 0.071, SLG: 0.071		0-0 SH1-4		0-3 K			0-0 F3		0-0 5-3	2 0 0 0 0 1 0										
<b>Frank DiPino, L</b> (7, 1)										0 0 0 0 0 0 0										
<b>Bill Dawley, R</b> (7, 1)										1 0 0 0 0 0 0										
<b>Inning Stats</b>	R: 0 E: 0 K: 1 S: 5	H: 0 LOB: 0 BB: 0 P: 5	R: 5 E: 2 K: 1 S: 11	H: 4 LOB: 1 BB: 0 P: 11	R: 1 E: 0 K: 1 S: 6	H: 1 LOB: 0 BB: 0 P: 6	R: 0 E: 0 K: 1 S: 5	H: 0 LOB: 0 BB: 0 P: 5	R: 0 E: 0 K: 0 S: 4	H: 1 LOB: 1 BB: 0 P: 4	R: 0 E: 0 K: 0 S: 4	H: 1 LOB: 1 BB: 0 P: 4	R: 1 E: 0 K: 0 S: 5	H: 3 LOB: 1 BB: 0 P: 5	R: 0 E: 0 K: 0 S: 3	H: 0 LOB: 0 BB: 0 P: 3	1B: 8 2B: 1 3B: 0 HR: 1	SF: 2 SAC: 1 DP: 0 HBP: 0	WP: 1 PB: 0 SB: 1 CS: 0	PA: 38
<b>PITCHER</b>	IP WLS BF H R ER SO BB IBB HBP BLK WP HR S P ERA WHIP																			
<b>Craig Swan, R</b> (1, 1) ERA: 6.33	1.2 L 11 4 5 1 1 0 0 0 0 0 0 0 13 13 5.40 2.400																			
<b>Scott Holman, R</b> (2, 1) ERA: 3.6	4.1 15 2 1 1 4 0 0 0 0 1 1 23 23 2.08 0.462																			
<b>Carlos Diaz, L</b> (7, 1) ERA: 1.69	2.0 9 4 1 1 0 0 0 0 0 0 0 9 9 4.50 2.000																			
<b>Doug Sisk, R</b> (9, 1) ERA: 3.52	1.0 3 0 0 0 0 0 0 0 0 0 0 3 3 0.00 0.000																			

Houston Astros @ New York Mets  
Shea Stadium, Flushing, NY  
Tue May 03 1983, 7:05 PM EDT  
Att. 4,990 - Unknown

livebaseballscorecards.com

AB	35
R	7
H	10
RBI	7
BB	0
SO	5
LOB	6



BOTTOM

Houston Astros @ New York Mets  
Shea Stadium, Flushing, NY  
Tue May 03 1983, 7:05 PM EDT  
Att. 4,990 - Unknown

livebaseballscorecards.com

AB	37
R	4
H	10
RBI	4
BB	3
SO	8
LOB	20



AB	R	H	RBI	BB	SO	LOB
4	2	3	0	1	0	1
5	0	0	0	0	0	4
5	0	1	1	0	2	2
4	0	1	1	1	2	1
3	1	2	0	0	0	2
1	0	0	0	0	1	2
0	0	0	0	0	0	0
4	1	1	1	0	1	1
4	0	1	0	0	2	2
3	0	0	0	0	0	3
0	0	0	0	0	1	0
0	0	0	0	0	0	0
0	0	0	0	0	0	0
1	0	0	0	0	0	1
0	0	0	0	0	0	0
1B:	7	SF:	0			
2B:	3	SAC:	0			
3B:	0	DP:	0			
HR:	0	HBP:	0			
WP:	1	PA:	40			
PB:	1					
SB:	1					
CS:	0					

Batter	1	2	3	4	5	6	7	8	9
Mookie Wilson, S OBP: 0.367, SLG: 0.465 (1, 8)	0-0 4-3 S 4-3 1B	0-0 4-3			0-0 1B 2B 1B		0-0 WP 1B		4-0 BB BB BB BB
Danny Heep, L OBP: 0.382, SLG: 0.475 (1, 9)	0-0 4-3 1-3		0-0 4-3		0-0 F5		0-0 F8 1-2		0-0 F8
Rusty Staub, L OBP: 0.364, SLG: 0.263 (1, 3)	0-0 4-3 3-H		0-3 K		0-0 2B 1-3 1B		0-3 K		0-0 F8
George Foster, R OBP: 0.346, SLG: 0.403 (1, 7)	0-3 K		0-0 G3		0-0 1-3 3-H 2B		4-0 BB		0-3 K
Ron Hodges, L OBP: 0.310, SLG: 0.220 (1, 2)		0-0 2B 2B		0-0 PB 1B		0-0 F7		0-3 K	
Dave Kingman, R OBP: 0.233, SLG: 0.400 (7, PH)									
Ronn Reynolds, R (8, 2)									
Hubie Brooks, R OBP: 0.257, SLG: 0.319 (1, 5)		0-0 F8 2-H 1B 2B		0-0 L4 1-2		0-0 F7		0-3 K	
Brian Giles, R OBP: 0.319, SLG: 0.279 (1, 4)		0-0 F8 2-3		0-3 K		0-0 FC4 1B		0-3 K	
José Oquendo, S (1, 6)		0-0 F5		0-0 4-3		0-0 F9		4-0 BB BB BB	
Mark Bradley, R (8, PH)									
Ron Gardenhire, R OBP: 0.120, SLG: 0.083 (9, 6)									
Craig Swan, R OBP: 0.143, SLG: 0.143 (1, 1)		0-0 3-H 1B			0-0 F8		0-0 FC4 1-2f		0-0 F8
Scott Holman, R OBP: 0.500, SLG: 0.500 (2, 1)									
Wally Backman, S OBP: 0.091, SLG: 0.091 (6, PH)									
Carlos Diaz, R (7, 1)									
Mike Jorgensen, L OBP: 0.429, SLG: 0.400 (8, PH)									
Doug Sisk, R (9, 1)									

Inning Stats	R: 1	H: 1	E: 0	K: 1	S: 6	H: 1	LOB: 0	BB: 0	P: 6	R: 2	H: 3	E: 0	K: 0	S: 6	R: 0	H: 0	E: 0	K: 1	S: 5	R: 0	H: 1	E: 0	K: 1	S: 6	R: 0	H: 3	E: 0	K: 0	S: 6	R: 0	H: 1	E: 0	K: 2	S: 4	R: 0	H: 1	E: 0	K: 2	S: 8	R: 0	H: 0	E: 0	K: 2	S: 7	R: 0	H: 0	E: 0	K: 1	S: 5
--------------	------	------	------	------	------	------	--------	-------	------	------	------	------	------	------	------	------	------	------	------	------	------	------	------	------	------	------	------	------	------	------	------	------	------	------	------	------	------	------	------	------	------	------	------	------	------	------	------	------	------

PITCHER	IP	WLS	BF	H	R	ER	SO	BB	IBB	HBP	BLK	WP	HR	S	P	ERA	WHIP
Joe Niekro, R ERA: 4.11 (1, 1)	6.0	W	28	10	4	4	3	0	0	0	0	0	0	34	34	6.00	1.667
Frank DiPino, L ERA: 4.15 (7, 1)	0.2		3	0	0	0	1	1	0	0	0	1	0	4	8	0.00	1.500
Bill Dawley, R ERA: 0.84 (7, 1)	2.1	S	9	0	0	0	4	2	0	0	0	0	0	15	23	0.00	0.857

Batter	1	2	3	4	5	6	7	8	9	AB R H RBI BB SO LOB	TOP											
<b>Omar Moreno, L</b> (1, 8) OBP: 0.272, SLG: 0.321	0-0 1-4-3	0-0 F7		0-3 K			0-0 4-3		0-3 K	5 0 0 0 0 2 3												
<b>Tony Scott, S</b> (1, 9) OBP: 0.349, SLG: 0.475	0-0 HR	0-0 1B 2B		0-3 K			0-0 4-3			4 1 2 3 0 1 0												
<b>Dickie Thon, R</b> (1, 6) OBP: 0.345, SLG: 0.412	0-0 F9 1B	0-0 G6-4-3 1B		0-3 K			0-0 2B			4 0 3 1 0 1 0												
<b>Phil Garner, R</b> (1, 5) OBP: 0.355, SLG: 0.409	4-0 1-2 BB	0-0 G6-4-3		0-0 6-3			0-3 K			3 0 0 0 1 1 2												
<b>Jose Cruz, L</b> (1, 7) OBP: 0.398, SLG: 0.404	0-0 F9		0-0 6-3			0-0 F6		0-0 PB 1B		4 0 1 0 0 0 2												
<b>Ray Knight, R</b> (1, 3) OBP: 0.316, SLG: 0.429	0-3 K		0-0 F3			0-0 G3 1B		0-3 K		4 0 1 0 0 2 3												
<b>Alan Ashby, S</b> (1, 2) OBP: 0.347, SLG: 0.469		0-0 BB 2B 1B	4-0 BB BB	0-0 BB		0-0 F8		0-0 5-3		3 1 1 0 1 0 2												
<b>Bill Doran, S</b> (1, 4) OBP: 0.297, SLG: 0.244		4-0 BB 2B BB	0-0 F7			0-0 G3		0-0 6-3		3 1 0 0 1 0 2												
<b>Michael LaCoss, R</b> (1, 1) OBP: 0.125, SLG: 0.067		4-0 2B 1B BB		0-0 F8		0-3 K		0-0 5-3		3 1 0 0 1 1 1												
<b>Inning Stats</b>	R: 1 E: 1 K: 1 S: 7	H: 2 LOB: 2 BB: 1 P: 11	R: 3 E: 0 K: 0 S: 5	H: 3 LOB: 1 BB: 2 P: 13	R: 0 E: 0 K: 0 S: 3	H: 0 LOB: 1 BB: 1 P: 7	R: 0 E: 0 K: 2 S: 7	H: 0 LOB: 0 BB: 0 P: 7	R: 0 E: 0 K: 1 S: 5	H: 0 LOB: 0 BB: 0 P: 5	R: 0 E: 0 K: 1 S: 6	H: 1 LOB: 1 BB: 0 P: 6	R: 0 E: 0 K: 0 S: 3	H: 1 LOB: 1 BB: 0 P: 3	R: 0 E: 0 K: 2 S: 8	H: 1 LOB: 1 BB: 0 P: 8	R: 0 E: 0 K: 1 S: 5	H: 0 LOB: 0 BB: 0 P: 5	1B: 5 2B: 2 3B: 0 HR: 1	SF: 0 SAC: 0 DP: 1 HBP: 0	WP: 0 PB: 1 SB: 1 CS: 0	PA: 37
<b>PITCHER</b>	IP WLS BF H R ER SO BB IBB HBP BLK WP HR S P ERA WHIP																					
<b>Rick Ownbey, R</b> (1, 1) ERA: 5.4	1.1 L 11 4 4 4 1 3 0 0 0 0 0 1 10 22 27.00 5.250																					
<b>Ed Lynch, R</b> (2, 1) ERA: 3.6	5.2 19 3 0 0 4 1 0 0 0 0 0 0 26 30 0.00 0.706																					
<b>Jesse Orosco, L</b> (8, 1) ERA: 0.73	2.0 7 1 0 0 3 0 0 0 0 0 0 0 13 13 0.00 0.500																					

**Houston Astros @ New York Mets**  
**Shea Stadium, Flushing, NY**  
 Wed May 04 1983, 7:05 PM EDT  
 Att. 5,511 - Unknown

[livebaseballscorecards.com](http://livebaseballscorecards.com)

<b>AB</b>	<b>33</b>
<b>R</b>	<b>4</b>
<b>H</b>	<b>8</b>
<b>RBI</b>	<b>4</b>
<b>BB</b>	<b>4</b>
<b>SO</b>	<b>8</b>
<b>LOB</b>	<b>15</b>



BOTTOM

Houston Astros @ New York Mets  
Shea Stadium, Flushing, NY  
Wed May 04 1983, 7:05 PM EDT  
Att. 5,511 - Unknown

livebaseballscorecards.com

AB 32  
R 3  
H 6  
RBI 3  
BB 1  
SO 3  
LOB 11



WP: 0 PA: 35  
PB: 0  
SB: 0  
CS: 0

AB R H RBI BB SO LOB

4	0	1	0	0	1	1
4	0	0	0	0	0	1
4	1	1	0	0	0	1
4	1	1	0	0	1	1
0	1	0	0	0	0	0
4	0	3	2	0	0	0
4	0	0	0	0	0	4
3	0	0	0	0	0	1
0	0	0	1	0	0	0
1	0	0	0	1	0	1
2	0	0	0	0	1	1
0	0	0	0	0	0	0
1	0	0	0	0	0	0
0	0	0	0	0	0	0

Batter	1	2	3	4	5	6	7	8	9
Mookie Wilson, S OBP: 0.362, SLG: 0.467 (1, 8)	0-0 6-3 1-2	0-3 K 3			0-0 6-3 2B			0-0 4-3 1	
Danny Heep, L OBP: 0.361, SLG: 0.444 (1, 9)	0-0 L4 2		0-0 6-3 1		0-0 6-3 2-3 2			0-0 F8 2	
Dave Kingman, R OBP: 0.234, SLG: 0.392 (1, 3)	0-0 E 2B 1B		0-0 F8 2		0-0 L4 3			0-0 F8 3	
George Foster, R OBP: 0.341, SLG: 0.394 Ron Gardenhire, R OBP: 0.120, SLG: 0.083 (1, 7) (9, PR)	0-0 E5 2B 1-2		0-0 5-3 3		0-3 K 1			0-0 FC5-4 1B SF7 1B	
Ron Hodges, L OBP: 0.339, SLG: 0.278 (1, 2)	0-0 1-H 2-H 2B			0-0 1B 1		0-0 F6 2			0-0 FC5-4 1-2 1B
Hubie Brooks, R OBP: 0.244, SLG: 0.303 (1, 5)	0-0 4-3 3			0-0 F8 1		0-0 6-3 3			0-0 FC5-4 FC4 1-2f 2-3
Brian Giles, R OBP: 0.306, SLG: 0.266 Rusty Staub, L OBP: 0.348, SLG: 0.263 (1, 4) (9, PH)		0-0 F7 1		0-0 F6 2		0-0 5-3 1			0-0 SF7 2 3-H
José Oquendo, S Wally Backman, S OBP: 0.083, SLG: 0.083 (1, 6) (7, PH) (8, 6)		4-0 SH3-4 BB		0-0 1-3 3		0-3 K 2			0-0 FC4 1-2f 3
Rick Ownbey, R Ed Lynch, R Mike Jorgensen, L Jesse Orosco, R (1, 1) (2, 1) (7, PH) (8, 1)		0-0 SH3-4 1-2			0-0 3-1 1		0-0 F6 3		

Inning Stats	R: 2 H: 2 E: 1 K: 0 S: 6	H: 2 LOB: 1 BB: 0 P: 6	R: 0 H: 0 E: 0 K: 1 S: 5	H: 0 LOB: 1 BB: 1 P: 9	R: 0 H: 0 E: 0 K: 0 S: 3	H: 0 LOB: 0 BB: 0 P: 3	R: 0 H: 1 E: 0 K: 0 S: 4	H: 1 LOB: 1 BB: 0 P: 4	R: 0 H: 1 E: 0 K: 0 S: 4	H: 1 LOB: 1 BB: 0 P: 4	R: 0 H: 0 E: 0 K: 1 S: 5	H: 0 LOB: 0 BB: 0 P: 5	R: 0 H: 0 E: 0 K: 1 S: 5	H: 0 LOB: 0 BB: 0 P: 5	R: 0 H: 0 E: 0 K: 0 S: 3	R: 1 H: 2 E: 0 K: 0 S: 5	H: 2 LOB: 1 BB: 0 P: 5	1B: 4 2B: 2 3B: 0 HR: 0	SF: 1 SAC: 1 DP: 0 HBP: 0
--------------	--------------------------	------------------------	--------------------------	------------------------	--------------------------	------------------------	--------------------------	------------------------	--------------------------	------------------------	--------------------------	------------------------	--------------------------	------------------------	--------------------------	--------------------------	------------------------	-------------------------	---------------------------

PITCHER	Michael LaCoss, R ERA: 4.98 (1, 1)	IP 9.0 WLS W BF 35 H 6 R 3 ER 1 SO 3 BB 1 IBB 0 HBP 0 BLK 0 WP 0 HR 0 S 40 P 44 ERA 1.00 WHIP 0.778
---------	--	---

Batter	1	2	3	4	5	6	7	8	9	AB R H RBI BB SO LOB	TOP											
<b>Omar Moreno, L</b> (1, 8) OBP: 0.269, SLG: 0.310	4-0 SF8 BB		0-0 F8		0-0 F8			0-0 E3 1B	0-0 4-3	4 2 0 0 1 0 2	<b>Houston Astros @ Atlanta Braves</b> Atlanta-Fulton County Stadium, Atlanta, GA Thu May 05 1983, 7:05 PM EDT Att. 14,817 - Unknown											
<b>Tony Scott, S</b> (1, 9) OBP: 0.319, SLG: 0.432	0-0 4-3		0-0 E4 CS		0-0 2-3			0-3 K		4 0 0 0 0 1 3												
<b>Dickie Thon, R</b> (1, 6) OBP: 0.342, SLG: 0.410	0-0 SF8		0-0 6-3					0-0 FC6-4 1B		3 0 1 1 0 0 1												
<b>Phil Garner, R</b> (1, 5) OBP: 0.351, SLG: 0.402	0-3 K							0-0 FC6-4 1B		4 0 1 1 0 1 0												
<b>Jose Cruz, L</b> (1, 7) OBP: 0.402, SLG: 0.418		0-0 2B SF7 1B		0-0 6-3 2B				0-0 FC6-4 1B		4 1 2 0 0 0 2												
<b>Ray Knight, R</b> (1, 3) OBP: 0.323, SLG: 0.443		0-0 4-3 2B		0-0 6-3				0-0 F3		4 0 2 0 0 0 3												
<b>Alan Ashby, S</b> (1, 2) OBP: 0.329, SLG: 0.448		0-0 SF7		0-0 F7						3 0 0 1 0 0 2												
<b>Bill Doran, S</b> (1, 4) OBP: 0.314, SLG: 0.258		0-0 4-3								3 0 2 0 1 0 1												
<b>Bob Knepper, L</b> (1, 1) OBP: 0.188, SLG: 0.133		0-0 F7								2 0 0 0 0 1 2												
<b>Vern Ruhle, R</b> (6, 1)										0 0 0 0 0 0 0												
<b>Denny Walling, L</b> (7, PH) OBP: 0.111, SLG: 0.059										1 0 0 0 0 0 1												
<b>Mike Madden, L</b> (7, 1)										0 0 0 0 0 0 0												
<b>Terry Puhl, L</b> (9, PH) OBP: 0.212, SLG: 0.208										1 0 0 0 0 0 1												
<b>Inning Stats</b>	R: 1 E: 0 K: 1 S: 5	H: 0 LOB: 0 BB: 1 P: 9	R: 1 E: 0 K: 0 S: 5	H: 2 LOB: 1 BB: 0 P: 5	R: 0 E: 1 K: 0 S: 3	H: 0 LOB: 0 BB: 0 P: 3	R: 0 E: 1 K: 0 S: 4	H: 1 LOB: 1 BB: 0 P: 4	R: 0 E: 0 K: 1 S: 6	H: 1 LOB: 1 BB: 0 P: 6	R: 0 E: 0 K: 0 S: 3	H: 0 LOB: 0 BB: 0 P: 3	R: 0 E: 0 K: 0 S: 4	H: 2 LOB: 1 BB: 0 P: 4	R: 1 E: 1 K: 1 S: 8	H: 2 LOB: 2 BB: 0 P: 8	R: 0 E: 0 K: 0 S: 3	H: 0 LOB: 1 BB: 1 P: 7	1B: 6 2B: 2 3B: 0 HR: 0	SF: 2 SAC: 0 DP: 1 HBP: 0	WP: 0 PB: 0 SB: 2 CS: 1	PA: 37
<b>PITCHER</b>	IP WLS BF H R ER SO BB IBB HBP BLK WP HR S P ERA WHIP																					
<b>Craig McMurtry, R</b> (1, 1) ERA: 2.81	6.0 W 23 4 2 2 2 1 0 0 0 0 0 0 26 30 3.00 0.833																					
<b>Gene Garber, R</b> (7, 1) ERA: 1.23	1.1 8 4 1 0 1 0 0 0 0 0 0 0 10 10 0.00 3.000																					
<b>Terry Forster, L</b> (8, 1) ERA:	0.1 1 0 0 0 0 0 0 0 0 0 0 0 1 1 0.00 0.000																					
<b>Steve Bedrosian, R</b> (8, 1) ERA: 3.0	1.1 S 5 0 0 0 0 1 0 0 0 0 0 0 4 8 0.00 0.750																					

AB	33
R	3
H	8
RBI	3
BB	2
SO	3
LOB	18



WP: 0	PA: 37
PB: 0	
SB: 2	
CS: 1	

livebaseballscorecards.com

Batter	1	2	3	4	5	6	7	8	9
Claudell Washington, L (1, 9) OBP: 0.311, SLG: 0.405	0-3 K		0-0 8-3 1B		0-3 K		0-0 6-3		
Rafael Ramirez, R (1, 6) OBP: 0.280, SLG: 0.303	0-0 E3 HR		0-0 8-3 1-2f		0-0 F8		0-0 1-3		
Dale Murphy, R (1, 8) OBP: 0.474, SLG: 0.696	0-0 HR			0-0 2B 1B		0-0 FC5-6 E 1B	0-3 K		
Bob Horner, R (1, 5) OBP: 0.344, SLG: 0.494	0-0 1B			0-0 2B		4-0 FC5-6 BB	0-0 HR 1B		
Jerry Royster, R (8, PR) OBP: 0.143, SLG: 0.143									
Terry Harper, R (1, 7) OBP: 0.458, SLG: 0.526	0-0 G6-4-3 1-2f			0-0 6-3		0-0 FC5-6 BB 1-2f 2-3	0-0 5-3		
Bob Watson, R (1, 3) OBP: 0.400, SLG: 0.467		0-0 G6-4-3 1B		0-3 K		0-0 E4 BB	0-0 6-3		
Ken Smith, L (9, 3) OBP: 0.250, SLG: 1.000						1-2 3-H			
Glenn Hubbard, R (1, 4) OBP: 0.422, SLG: 0.532		0-0 G6-4-3 1-2f		0-0 P6		4-0 BB 1-2 2-3	0-0 HR		
Bruce Benedict, R (1, 2) OBP: 0.424, SLG: 0.449		0-0 5-3			0-0 SH3 1B	0-0 F9	4-0 FC6-4 BB		
Craig McMurtry, R (1, 1) OBP: 0.100, SLG: 0.100			0-3 K		0-0 SH3	0-0 4-3	0-0 FC6-4		
Chris Chambliss, L (6, PH) OBP: 0.338, SLG: 0.527					1-2		1-2f		
Gene Garber, R (7, 1)									
Terry Forster, L (8, 1) OBP: 1.000, SLG: 1.500									
Steve Bedrosian, R (8, 1)									

Inning Stats	R: 2 E: 1 K: 1 S: 7	H: 2 LOB: 0 BB: 0 P: 7	R: 0 E: 0 K: 0 S: 3	H: 1 LOB: 0 BB: 0 P: 3	R: 0 E: 0 K: 1 S: 5	H: 1 LOB: 0 BB: 0 P: 5	R: 1 E: 0 K: 1 S: 7	H: 2 LOB: 1 BB: 0 P: 7	R: 0 E: 0 K: 1 S: 6	H: 1 LOB: 1 BB: 0 P: 6	R: 1 E: 1 K: 0 S: 5	H: 1 LOB: 3 BB: 2 P: 13	R: 0 E: 0 K: 1 S: 5	H: 0 LOB: 0 BB: 0 P: 5	R: 2 E: 0 K: 0 S: 5	H: 2 LOB: 1 BB: 1 P: 9
--------------	------------------------------	---------------------------------	------------------------------	---------------------------------	------------------------------	---------------------------------	------------------------------	---------------------------------	------------------------------	---------------------------------	------------------------------	----------------------------------	------------------------------	---------------------------------	------------------------------	---------------------------------

PITCHER	IP	WLS	BF	H	R	ER	SO	BB	IBB	HBP	BLK	WP	HR	S	P	ERA	WHIP
Bob Knepper, L (1, 1) ERA: 2.7	5.1	L	25	8	4	3	4	2	0	0	0	0	1	31	39	5.06	1.875
Vern Ruhle, R (6, 1) ERA: 3.91	0.2		2	0	0	0	0	0	0	0	0	0	0	2	2	0.00	0.000
Mike Madden, L (7, 1) ERA: 2.31	2.0		9	2	2	2	1	1	0	0	0	0	1	10	14	9.00	1.500

**BOTTOM**

**Houston Astros @ Atlanta Braves**  
Atlanta-Fulton County Stadium, Atlanta, GA

Thu May 05 1983, 7:05 PM EDT  
Att. 14,817 - Unknown

AB	R	H	RBI	BB	SO	LOB
4	0	1	0	0	2	1
4	1	0	0	0	0	2
4	3	3	2	0	1	0
3	0	3	1	1	0	0
0	1	0	0	0	0	0
4	0	0	0	0	0	5
4	0	1	1	0	1	4
0	0	0	0	0	0	0
3	1	1	2	1	0	2
3	0	1	0	1	0	3
1	0	0	0	0	1	0
1	0	0	0	0	0	3
0	0	0	0	0	0	0
0	0	0	0	0	0	0
1	0	0	0	0	0	1

AB	32
R	6
H	10
RBI	6
BB	3
SO	5
LOB	21

WP: 0 PA: 36  
PB: 0  
SB: 3  
CS: 0



PITCHER	IP	WLS	BF	H	R	ER	SO	BB	IBB	HBP	BLK	WP	HR	S	P	ERA	WHIP
---------	----	-----	----	---	---	----	----	----	-----	-----	-----	----	----	---	---	-----	------

Batter	1	2	3	4	5	6	7	8	9	AB R H RBI BB SO LOB	TOP											
Omar Moreno, L (1, 8) OBP: 0.290, SLG: 0.347	0-0 S 1B		0-0 1B	0-0 1B	0-0 2-H 3-H 1B	0-0 2-H 3B		0-0 F7		5 0 4 3 0 0 0												
Tony Scott, S (1, 9) OBP: 0.288, SLG: 0.388	0-0 F8 1-2		0-0 F3	0-3 K		0-0 G3			0-0 2-3	5 0 0 0 0 1 4												
Dickie Thon, R (1, 6) OBP: 0.352, SLG: 0.418	0-3 K		0-0 1B		0-0 5-3		0-0 E S 1B		0-0 S 2B 1B	5 2 3 0 0 1 1												
Phil Garner, R (1, 5) OBP: 0.353, SLG: 0.396	4-0 BB		0-0 F7		0-3 K2-3		0-0 G4-3 1-H BB 1B		0-0 5-3 1-2	4 0 1 1 1 1 3												
Jose Cruz, L (1, 7) OBP: 0.402, SLG: 0.422	0-3 K		0-0 P2		0-0 G3		4-0 G4-3 1-2 BB		0-0 2B	4 0 1 1 1 1 4												
Ray Knight, R (1, 3) OBP: 0.330, SLG: 0.440		4-0 BB BB BB			0-0 1B FC3-2 1B		0-0 5-3	0-0 G4-3 1-2 2-3	0-0 S 4-3	3 0 1 0 1 0 2												
Denny Walling, L (7, 3) OBP: 0.105, SLG: 0.056										1 0 0 0 0 0 1												
Alan Ashby, S (1, 2) OBP: 0.338, SLG: 0.465		0-0 1B 2B		0-0 SH5-4 1-3 1B 1B		0-0 F8		0-0 4-3		4 1 2 0 0 0 1	AB 37 R 6 H 14 RBI 6 BB 4 SO 4 LOB 19											
Bill Doran, S (1, 4) OBP: 0.321, SLG: 0.261		0-0 1B		0-0 FC3-2 SH5-4 1B		4-0 2B BB		0-0 2-3		3 2 1 0 1 0 2												
Mike Scott, R (1, 1) OBP: 0.500, SLG: 1.000		0-0 5-3		0-0 SH5-4		0-0 3B 2B		0-0 F9		1 0 0 0 0 0 1												
Frank DiPino, L (5, 1)										2 1 1 1 0 0 0												
<b>Inning Stats</b>	R: 0 E: 0 K: 2 S: 8	H: 1 LOB: 2 BB: 1 P: 12	R: 0 E: 0 K: 0 S: 3	H: 2 LOB: 1 BB: 1 P: 7	R: 0 E: 0 K: 0 S: 5	H: 2 LOB: 2 BB: 0 P: 5	R: 2 E: 0 K: 1 S: 8	H: 3 LOB: 1 BB: 0 P: 8	R: 0 E: 0 K: 1 S: 5	H: 0 LOB: 0 BB: 0 P: 5	R: 2 E: 0 K: 0 S: 5	H: 2 LOB: 1 BB: 1 P: 9	R: 1 E: 0 K: 0 S: 4	H: 2 LOB: 1 BB: 1 P: 8	R: 0 E: 0 K: 0 S: 3	H: 0 LOB: 0 BB: 0 P: 3	R: 1 E: 0 K: 0 S: 5	H: 2 LOB: 1 BB: 0 P: 5	1B: 10 2B: 3 3B: 1 HR: 0	SF: 0 SAC: 1 DP: 1 HBP: 0	WP: 0 PB: 0 SB: 3 CS: 0	PA: 42
<b>PITCHER</b>	IP WLS BF H R ER SO BB IBB HBP BLK WP HR S P ERA WHIP																					
Phil Niekro, R (1, 1) ERA: 5.9	6.0 L 29 10 4 4 4 3 0 0 0 0 0 0 34 46 6.00 2.167																					
Rick Mahler, R (7, 1) ERA: 6.75	1.0 5 2 1 1 0 1 0 0 0 0 0 0 4 8 9.00 3.000																					
Gene Garber, R (8, 1) ERA: 1.93	2.0 8 2 1 1 0 0 0 0 0 0 0 0 8 8 4.50 1.000																					

Houston Astros @ Atlanta Braves  
Atlanta-Fulton County Stadium, Atlanta, GA

Fri May 06 1983, 7:05 PM EDT  
Att: 29,956 - Unknown

livebaseballscorecards.com





Batter	1	2	3	4	5	6	7	8	9	AB	R	H	RBI	BB	SO	LOB
<b>Brett Butler, L</b> (1, 8) OBP: 0.308, SLG: 0.289	0-0 P1		4-0 BB		4-0 4-3			0-0 1-3		3	0	0	0	1	0	0
<b>Rafael Ramirez, R</b> (1, 6) OBP: 0.279, SLG: 0.294	0-0 6-3		4-0 BB		0-0 6-3			0-0 4-3		3	0	0	0	1	0	0
<b>Claudell Washington, L</b> (1, 9) OBP: 0.298, SLG: 0.386	0-0 1-4-3		0-0 F7		0-3 K			0-0 1-3		4	0	0	0	0	1	3
<b>Dale Murphy, R</b> (1, 7) OBP: 0.465, SLG: 0.675		0-0 G4-6-3 1B		0-0 6-3		0-3 K		0-3 K		4	0	1	0	0	2	0
<b>Bob Horner, R</b> (1, 5) OBP: 0.330, SLG: 0.471		0-0 G4-6-3 1-2f		0-0 5-3		0-0 F6		0-3 K		4	0	0	0	0	1	1
<b>Chris Chambliss, L</b> (1, 3) OBP: 0.333, SLG: 0.506		0-0 1-3		4-0 BB		0-3 K		0-0 1-4-3		3	0	0	0	1	1	0
<b>Glenn Hubbard, R</b> (1, 4) OBP: 0.430, SLG: 0.532			0-0 BB 5-3 1B		4-0 BB			0-0 5-3		2	0	1	0	1	0	0
<b>Bruce Benedict, R</b> (1, 2) OBP: 0.420, SLG: 0.437			0-0 5-3		4-0 BB			0-0 F8		2	0	0	0	1	0	1
<b>Phil Niekro, R</b> (1, 1) OBP: 0.071, SLG: 0.077			0-0 5-3		0-0 4-3			0-0 1-3		2	0	0	0	0	0	4
<b>Rick Mahler, R</b> (7, 1)										0	0	0	0	0	0	0
<b>Randy Johnson, R</b> (7, PH) OBP: 0.800, SLG: 1.250										1	0	0	0	0	0	0
<b>Gene Garber, R</b> (8, 1)										0	0	0	0	0	0	0

Inning Stats	R: 0	H: 0	E: 0	K: 0	S: 3	P: 3	R: 0	H: 1	E: 0	K: 0	S: 3	P: 3	R: 0	H: 1	E: 0	K: 0	S: 4	R: 0	H: 0	E: 0	K: 0	S: 3	P: 5	R: 0	H: 0	E: 0	K: 2	S: 7	P: 7	R: 0	H: 0	E: 0	K: 0	S: 3	R: 0	H: 0	E: 0	K: 2	S: 7	R: 0	H: 0	E: 0	K: 0	S: 3	R: 0	H: 0	E: 0	K: 2	S: 7	P: 7				
<b>1B: 2</b>																																																						
<b>SF: 0</b>																																																						
<b>SAC: 0</b>																																																						
<b>DP: 1</b>																																																						
<b>HBP: 0</b>																																																						

**BOTTOM**

**Houston Astros @ Atlanta Braves**  
Atlanta-Fulton County Stadium, Atlanta, GA

Fri May 06 1983, 7:05 PM EDT  
Att. 29,956 - Unknown

livebaseballscores.com

<b>AB</b>	<b>28</b>
<b>R</b>	<b>0</b>
<b>H</b>	<b>2</b>
<b>RBI</b>	<b>0</b>
<b>BB</b>	<b>5</b>
<b>SO</b>	<b>5</b>
<b>LOB</b>	<b>9</b>

**Braves**

<b>WP: 0</b>	<b>PA: 33</b>
<b>PB: 0</b>	
<b>SB: 0</b>	
<b>CS: 0</b>	

PITCHER	IP	WLS	BF	H	R	ER	SO	BB	IBB	HBP	BLK	WP	HR	S	P	ERA	WHIP
<b>Mike Scott, R</b> (1, 1) ERA: 2.63	4.0		18	2	0	0	0	5	0	0	0	0	0	13	33	0.00	1.750
<b>Frank DiPino, L</b> (5, 1)	5.0	W	15	0	0	0	5	0	0	0	0	0	0	25	25	0.00	0.000

Batter	1	2	3	4	5	6	7	8	9	AB R H RBI BB SO LOB	TOP
Omar Moreno, L (1, 8) OBP: 0.289, SLG: 0.352 Kevin Bass, S (8, 8) OBP: 0.308, SLG: 0.405	0-3 K		0-0 3-1 2B	0-0 1-3			0-0 F8		0-0 F8	4 0 1 0 0 1 3 1 0 0 0 0 0 1	
Tony Scott, S (1, 9) OBP: 0.268, SLG: 0.358 Denny Walling, L (7, 9) OBP: 0.105, SLG: 0.056	0-0 G3		0-0 3-1 2-3			0-0 F5		0-0 E1		4 0 0 0 0 0 1 0 0 0 0 0 0 0	
Dickie Thon, R (1, 6) OBP: 0.341, SLG: 0.404	0-0 P4		0-0 6-3			0-0 F8		0-0 F4		4 0 0 0 0 0 2	
Phil Garner, R (1, 5) OBP: 0.350, SLG: 0.385 Craig Reynolds, L (8, 5) OBP: 0.091, SLG: 0.091		0-0 5-3		4-0 1B 1B BB		0-0 6-3		0-0 F6		3 1 0 0 1 0 0 0 0 0 0 0 0 0	
Jose Cruz, L (1, 7) OBP: 0.405, SLG: 0.425		0-0 FC4-6 1B		0-3 K		0-0 3-1		0-0 G5-4-3 1B		4 0 2 0 0 1 1	
Ray Knight, R (1, 3) OBP: 0.346, SLG: 0.453		0-0 FC4-6 1B		0-0 BB 1B		0-0 G3 1B		0-0 G5-4-3 1-2f		4 0 3 0 0 0 1	
Alan Ashby, S (1, 2) OBP: 0.321, SLG: 0.440		0-0 FC4-6		0-3 K		0-0 G3		0-0 6-3		4 0 0 0 0 1 5	
Bill Doran, S (1, 4) OBP: 0.327, SLG: 0.263		0-0 4-3		0-0 BB 1B		0-0 3-1		4-0 BB		3 0 1 1 1 0 3	
Joe Niekro, R (1, 1) OBP: 0.067, SLG: 0.067 Mike Madden, L (3, 1) Harry Spilman, L (4, PH) OBP: 0.353, SLG: 0.500 Dave Smith, R (4, 1) Tim Tolman, R (9, PH) OBP: 0.143, SLG: 0.571			0-0 F4	4-0 BB BB BB		0-3 K		0-0 F6		1 0 0 0 0 0 0 0 0 0 0 0 0 0 0 0 0 0 1 0 0 1 0 0 0 0 1 0 1 0 0 0 0 0 1	
<b>Inning Stats</b>	R: 0 H: 0 E: 0 LOB: 0 K: 1 BB: 0 S: 5 P: 5	R: 0 H: 2 E: 0 LOB: 2 K: 0 BB: 0 S: 5 P: 5	R: 0 H: 1 E: 0 LOB: 1 K: 0 BB: 0 S: 4 P: 4	R: 1 H: 2 E: 0 LOB: 3 K: 2 BB: 2 S: 9 P: 17	R: 0 H: 0 E: 0 LOB: 0 K: 0 BB: 0 S: 3 P: 3	R: 0 H: 1 E: 0 LOB: 1 K: 0 BB: 0 S: 4 P: 4	R: 0 H: 0 E: 1 LOB: 1 K: 1 BB: 0 S: 6 P: 6	R: 0 H: 1 E: 0 LOB: 0 K: 0 BB: 0 S: 3 P: 3	R: 0 H: 0 E: 0 LOB: 1 K: 0 BB: 1 S: 3 P: 7	1B: 6 SF: 0 2B: 1 SAC: 0 3B: 0 DP: 1 HR: 0 HBP: 0	WP: 0 PA: 37 PB: 0 SB: 0 CS: 0
<b>PITCHER</b> Pascual Perez, R (1, 1) ERA: 1.66 Terry Forster, L (8, 1) ERA:	IP WLS BF H R ER SO BB IBB HBP BLK WP HR S P ERA WHIP	7.0 W 30 6 1 1 4 2 0 0 0 0 0 0 36 44 1.29 1.143	2.0 7 1 0 0 0 1 0 0 0 0 0 0 6 10 0.00 1.000		<b>PITCHER</b> IP WLS BF H R ER SO BB IBB HBP BLK WP HR S P ERA WHIP						

Houston Astros @ Atlanta Braves  
Atlanta-Fulton County Stadium, Atlanta, GA

Sat May 07 1983, 3:33 AM EDT  
Att: 33,612 - Unknown

livebaseballscorecards.com

AB 34  
R 1  
H 7  
RBI 1  
BB 3  
SO 4  
LOB 18



Batter	1	2	3	4	5	6	7	8	9	AB	R	H	RBI	BB	SO	LOB
<b>Brett Butler, L</b> (1, 8) OBP: 0.313, SLG: 0.295	0-3 K		0-0 1B S PB 1B	0-0 F6	0-0 E 1B 1-2 2-H		0-0 F7			5	1	2	1	0	1	0
<b>Rafael Ramirez, R</b> (1, 6) OBP: 0.284, SLG: 0.318 <b>Terry Forster, L</b> (8, 1) OBP: 1.000, SLG: 1.500	0-0 S 1B		0-0 F9	0-0 E 3B	0-0 P4		0-0 F9			5	1	2	0	0	0	3
<b>Claudell Washington, L</b> (1, 9) OBP: 0.303, SLG: 0.387	0-3 K		0-0 CS S 1B 1-2	0-0 FC4 CS	0-0 E7 1B 1-3 2-H		0-0 F9			5	0	2	0	0	1	1
<b>Dale Murphy, R</b> (1, 7) OBP: 0.476, SLG: 0.667 <b>Terry Harper, R</b> (5, PR) OBP: 0.480, SLG: 0.526 (6, 7)	0-3 K2-3		4-0 CS 1B BB 1-2 3-H	4-0 BB 1-2	4-0 BB		4-0 FC6-4 E BB			1	1	0	0	3	1	1
<b>Bob Horner, R</b> (1, 5) OBP: 0.333, SLG: 0.495		0-0 HR	4-0 1B BB 1-2 2-3	0-0 F7	0-0 P4		0-0 E8 FC6-4 1-2			4	2	1	1	1	0	5
<b>Chris Chambliss, L</b> (1, 3) OBP: 0.341, SLG: 0.500 <b>Ken Smith, L</b> (6, 3) OBP: 0.200, SLG: 0.800	0-0 6-3		0-0 WP 1B 1B 1-3 2-H				0-3 K			3	2	1	1	1	0	3
<b>Jerry Royster, R</b> (1, 4) OBP: 0.250, SLG: 0.182 (8, 6)	0-0 F7		4-0 1B BB 1-2			0-0 1B E 1B 1-2	0-0 F7			4	1	1	0	1	0	2
<b>Bruce Benedict, R</b> (1, 2) OBP: 0.446, SLG: 0.459 <b>Larry Owen, R</b> (8, 2)	4-0 BB		0-0 1B 1B 1-2 2-H 3-H			0-0 E 1B 1B 1-3 2-H	0-0 G3-6-3 1B			3	1	3	3	1	0	0
<b>Pascual Perez, R</b> (1, 1) <b>Randy Johnson, R</b> (8, 4) OBP: 0.800, SLG: 1.250	0-0 1-3		0-0 G3			0-0 E4 1B E 1B 1-2 3-H	0-0 G3-6-3			4	1	0	1	0	0	5

Inning Stats	R: 0	H: 1	E: 0	LOB: 1	K: 3	BB: 0	S: 10	R: 1	H: 1	E: 0	LOB: 1	K: 0	BB: 1	S: 4	R: 4	H: 4	E: 0	LOB: 2	K: 0	BB: 3	S: 6	R: 1	H: 1	E: 1	LOB: 1	K: 0	BB: 1	S: 4	R: 4	H: 4	E: 2	LOB: 3	K: 0	BB: 2	S: 8	R: 0	H: 1	E: 0	LOB: 0	K: 0	BB: 0	S: 3	R: 0	H: 0	E: 0	LOB: 0	K: 0	BB: 0	S: 3	R: 0	H: 0	E: 1	LOB: 2	K: 1	BB: 1	S: 6	P: 10
--------------	------	------	------	--------	------	-------	-------	------	------	------	--------	------	-------	------	------	------	------	--------	------	-------	------	------	------	------	--------	------	-------	------	------	------	------	--------	------	-------	------	------	------	------	--------	------	-------	------	------	------	------	--------	------	-------	------	------	------	------	--------	------	-------	------	-------

PITCHER	IP	WLS	BF	H	R	ER	SO	BB	IBB	HBP	BLK	WP	HR	S	P	ERA	WHIP
<b>Joe Niekro, R</b> (1, 1) ERA: 4.81	2.2	L	17	6	5	5	3	4	0	0	0	1	1	19	35	16.88	3.750
<b>Mike Madden, L</b> (3, 1) ERA: 2.25	0.1		1	0	0	0	0	0	0	0	0	0	0	1	1	0.00	0.000
<b>Dave Smith, R</b> (4, 1) ERA: 6.97	5.0		26	6	5	3	1	4	0	0	0	0	0	24	40	5.40	2.000

**BOTTOM**

**Houston Astros @ Atlanta Braves**  
Atlanta-Fulton County Stadium, Atlanta, GA

Sat May 07 1983, 3:33 AM EDT  
Att. 33,612 - Unknown

AB	36
R	10
H	12
RBI	7
BB	8
SO	4
LOB	24

WP: 1 PA: 44  
PB: 1  
SB: 3  
CS: 3

1B: 10 SF: 0  
2B: 0 SAC: 0  
3B: 1 DP: 1  
HR: 1 HBP: 0

livebaseballscorecards.com



Batter	1	2	3	4	5	6	7	8	9	AB R H RBI BB SO LOB	TOP							
<b>Omar Moreno, L</b> (1, 8) OBP: 0.280, SLG: 0.341	0-3 <b>K</b>		0-0 <b>G4-6-3</b>		0-0 <b>F7</b>			0-3 <b>K</b>		4 0 0 0 0 2 2								
<b>Tony Scott, S</b> (1, 9) OBP: 0.283, SLG: 0.368	0-0 <b>F7</b>		0-0 <b>1B</b>			0-0 <b>F9</b>			0-0 <b>1B</b>	4 1 2 1 0 0 0								
<b>Dickie Thon, R</b> (1, 6) OBP: 0.338, SLG: 0.398	0-0 <b>5-3</b>		0-0 <b>F7</b>			0-0 <b>5-3</b>			0-0 <b>3-1</b>	4 0 1 0 0 0 1								
<b>Phil Garner, R</b> (1, 5) OBP: 0.347, SLG: 0.380		0-0 <b>5-3</b>			0-0 <b>F8</b>				0-0 <b>3-1</b>	4 0 1 1 0 0 0								
<b>Jose Cruz, L</b> (1, 7) OBP: 0.400, SLG: 0.418		0-0 <b>4-3</b>			0-0 <b>F8</b>			0-3 <b>K</b>	0-0 <b>3-1</b>	4 0 1 0 0 1 2								
<b>Ray Knight, R</b> (1, 3) OBP: 0.351, SLG: 0.480		0-0 <b>4-3</b>			0-0 <b>HR</b>			0-0 <b>F3</b>	4-0 <b>IBB</b>	3 1 1 1 1 0 1								
<b>Alan Ashby, S</b> (1, 2) OBP: 0.310, SLG: 0.423		0-0 <b>1-3</b>			0-0 <b>F7</b>			0-0 <b>4-3</b>	0-0 <b>G6-4-3</b>	3 0 0 0 0 0 1								
<b>Bill Dawley, R</b> (7, 1)										0 0 0 0 0 0 0								
<b>Denny Walling, L</b> (9, PH) OBP: 0.105, SLG: 0.056										0 0 0 0 0 0 0								
<b>Tim Tolman, R</b> (9, PH) OBP: 0.125, SLG: 0.500										1 0 0 0 0 0 3								
<b>Bill Doran, S</b> (1, 4) OBP: 0.328, SLG: 0.258			4-0 <b>G4-6-3</b>		0-0 <b>F8</b>			0-0 <b>5-3</b>		2 1 0 0 1 0 0								
<b>Michael LaCoss, R</b> (1, 1) OBP: 0.118, SLG: 0.063			0-0 <b>SH</b>		0-3 <b>K</b>			0-3 <b>K</b>		1 0 0 0 0 1 0								
<b>Luis Pujols, R</b> (7, 2) OBP: 0.222, SLG: 0.125			1-2 <b>G4-6-3</b>							1 0 0 0 0 1 0								
<b>Inning Stats</b>	R: 0 E: 0 K: 1 S: 5	H: 0 LOB: 0 BB: 0 P: 5	R: 0 E: 0 K: 0 S: 4	H: 1 LOB: 1 BB: 0 P: 4	R: 1 E: 0 K: 0 S: 4	H: 1 LOB: 0 BB: 0 P: 4	R: 0 E: 0 K: 1 S: 5	H: 0 LOB: 0 BB: 0 P: 5	R: 0 E: 0 K: 1 S: 5	H: 0 LOB: 0 BB: 0 P: 5	R: 0 E: 0 K: 2 S: 7	H: 0 LOB: 0 BB: 0 P: 7	R: 1 E: 0 K: 0 S: 5	H: 3 LOB: 2 BB: 1 P: 9	1B: 5 2B: 0 3B: 0 HR: 1	SF: 0 SAC: 1 DP: 2 HBP: 0	WP: 0 PB: 0 SB: 0 CS: 0	PA: 34
<b>PITCHER</b>	IP WLS BF H R ER SO BB IBB HBP BLK WP HR S P ERA WHIP																	
<b>Rick Behenna, R</b> (1, 1) ERA: 1.66	6.0 W 22 3 2 2 2 1 0 0 0 0 0 1 25 29 3.00 0.667																	
<b>Steve Bedrosian, R</b> (7, 1) ERA: 3.18	2.0 8 2 1 1 3 0 0 0 0 0 0 0 14 14 4.50 1.000																	
<b>Gene Garber, R</b> (9, 1) ERA: 1.86	0.1 3 1 0 0 0 0 0 1 0 0 0 0 2 6 0.00 3.000																	
<b>Terry Forster, L</b> (9, 1) ERA:	0.2 S 1 0 0 0 0 0 0 0 0 0 0 0 1 1 0.00 0.000																	

Houston Astros @ Atlanta Braves  
Atlanta-Fulton County Stadium, Atlanta, GA

Sun May 08 1983, 3:33 AM EDT  
Att: 20,799 - Unknown

livebaseballscorecards.com

AB	31
R	3
H	6
RBI	3
BB	2
SO	5
LOB	10



Batter	1	2	3	4	5	6	7	8	9	AB	R	H	RBI	BB	SO	LOB
Brett Butler, L OBP: 0.310, SLG: 0.293 (1, 8)	0-0 4-3		0-0 4-3		0-0 1-3	0-0 1B				4	0	1	0	0	0	1
Rafael Ramirez, R OBP: 0.292, SLG: 0.324 (1, 6)	0-0 5-3			0-0 1B	0-0 F9	0-0 1B				4	1	2	1	0	0	0
Claudell Washington, L OBP: 0.311, SLG: 0.379 (1, 9)	0-3 K			4-0 1B	4-0 1B					2	2	0	0	2	1	0
Dale Murphy, R OBP: 0.477, SLG: 0.659 (1, 7)		0-0 F9		0-0 SF8	0-0 1B			0-0 6-3		4	0	2	1	0	0	0
Bob Horner, R OBP: 0.339, SLG: 0.495 (1, 5)		0-0 5-3		0-0 F4				0-0 1B		4	0	2	1	0	0	2
Chris Chambliss, L OBP: 0.337, SLG: 0.482 (1, 3)		0-0 F7		4-0 1B	0-0 F8			0-0 4-3		3	0	0	0	1	0	3
Glenn Hubbard, R OBP: 0.423, SLG: 0.524 (1, 4)			0-0 FC6-4	0-0 SF8		0-0 F2		0-0 F3		3	0	1	1	0	0	0
Bruce Benedict, R OBP: 0.448, SLG: 0.455 (1, 2)			0-0 FC6-4	4-0 1B		0-0 1B		0-3 K		3	1	1	0	1	1	1
Rick Behenna, R OBP: 0.286, SLG: 0.286 (1, 1)			0-0 P3	0-0 5-3		0-3 K		0-3 K		2	0	0	0	0	0	4
Ken Smith, L OBP: 0.167, SLG: 0.667 (6, PH)										1	0	0	0	0	1	1
Steve Bedrosian, R (7, 1)										1	0	0	0	0	1	0
Gene Garber, R (9, 1)										0	0	0	0	0	0	0
Terry Forster, L OBP: 1.000, SLG: 1.500 (9, 1)										0	0	0	0	0	0	0

Inning Stats	R: 0	H: 0	E: 0	K: 1	S: 5	LOB: 0	BB: 0	P: 5	R: 0	H: 0	E: 0	K: 0	S: 3	LOB: 0	BB: 0	P: 3	R: 0	H: 1	E: 1	K: 0	S: 4	LOB: 1	BB: 0	P: 4	R: 2	H: 2	E: 0	K: 0	S: 5	LOB: 3	BB: 3	P: 17	R: 1	H: 2	E: 0	K: 0	S: 5	LOB: 2	BB: 1	P: 9	R: 1	H: 3	E: 0	K: 1	S: 7	LOB: 2	BB: 0	P: 7	R: 0	H: 1	E: 0	K: 0	S: 4	LOB: 1	BB: 0	P: 4	R: 0	H: 0	E: 0	K: 2	S: 7	LOB: 0	BB: 0	P: 7
PITCHER	IP	WLS	BF	H	R	ER	SO	BB	IBB	HBP	BLK	WP	HR	S	P	ERA	WHIP																																															
Michael LaCoss, R ERA: 5.11 (1, 1)	6.0	L	29	8	4	4	2	2	2	0	0	0	0	29	45	6.00	1.667																																															
Bill Dawley, R ERA: 0.71 (7, 1)	2.0		7	1	0	0	2	0	0	0	0	0	0	11	11	0.00	0.500																																															

**BOTTOM**

## Houston Astros @ Atlanta Braves


Atlanta-Fulton County Stadium, Atlanta, GA

Sun May 08 1983, 3:33 AM EDT  
Att. 20,799 - Unknown

AB	31
R	4
H	9
RBI	4
BB	4
SO	4
LOB	12

[livebaseballscorecards.com](http://livebaseballscorecards.com)

WP: 0	PA: 36
PB: 0	SB: 0
CS: 0	

Batter	1	2	3	4	5	6	7	8	9	AB R H RBI BB SO LOB	TOP																																																																									
<b>Mookie Wilson, S</b> (1, 8) OBP: 0.330, SLG: 0.418	0-0 HBP SF9 1B	0-0 1-3 1B		0-3 K			0-3 K		0-0 F9	5 1 1 0 0 2 2																																																																										
<b>Hubie Brooks, R</b> (1, 5) OBP: 0.275, SLG: 0.352	0-0 SF9 HBP 1B	0-0 E6 1B		0-0 F8			0-0 F7			4 1 2 0 0 0 0																																																																										
<b>Darryl Strawberry, L</b> (1, 9) OBP: 0.263, SLG: 0.188	0-3 K	0-0 F7			0-0 G3 SF7 2B		0-3 K			4 1 1 0 0 2 3																																																																										
<b>George Foster, R</b> (1, 7) OBP: 0.366, SLG: 0.483	1-0 1B 1-2 2-3 HBP		0-0 6-3		0-0 G3		0-0 6-3			3 0 0 0 0 0 1																																																																										
<b>Danny Heep, L</b> (1, 3) OBP: 0.378, SLG: 0.514	0-0 SF9		0-0 S 1B		0-0 SF7		0-0 F7			2 0 1 2 0 0 0																																																																										
<b>Brian Giles, R</b> (1, 4) OBP: 0.303, SLG: 0.263	0-0 1-2 3-H 1B		0-0 S 1B		0-0 4-3		0-0 L5			4 0 2 1 0 0 0																																																																										
<b>Ronn Reynolds, R</b> (1, 2) OBP: 0.105, SLG: 0.059 <b>Ron Hodges, L</b> (9, PH) OBP: 0.333, SLG: 0.254	0-0 F8		0-3 K		0-3 K				0-3 K	3 0 0 0 0 2 4 1 0 0 0 0 1 0	<b>AB</b> 34 <b>R</b> 4 <b>H</b> 9 <b>RBI</b> 3 <b>BB</b> 0 <b>SO</b> 9 <b>LOB</b> 13																																																																									
<b>José Oquendo, S</b> (1, 6) OBP: 0.267, SLG: 0.083 <b>Mike Jorgensen, L</b> (9, PH) OBP: 0.462, SLG: 0.700		0-0 G3	0-0 4-3		0-0 1-3				0-0 1B	3 0 0 0 0 0 2 1 0 1 0 0 0 0																																																																										
<b>Rick Ownbey, R</b> (1, 1) OBP: 0.125, SLG: 0.125 <b>Carlos Diaz, R</b> (5, 1) <b>Mike Torrez, R</b> (6, 1) OBP: 0.182, SLG: 0.182 <b>Rusty Staub, L</b> (9, PH) OBP: 0.370, SLG: 0.273		0-0 E 1B		0-0 1-3		0-3 K			0-3 K	2 1 1 0 0 0 0 1 0 0 0 0 1 0 0 0 0 0 0 0 0 1 0 0 0 0 1 1																																																																										
<b>Inning Stats</b>	R: 2 E: 0 K: 1 S: 8 H: 3 LOB: 2 BB: 0 P: 9	R: 1 E: 1 K: 0 S: 5 H: 2 LOB: 1 BB: 0 P: 5	R: 0 E: 0 K: 1 S: 7 H: 2 LOB: 2 BB: 0 P: 7	R: 0 E: 0 K: 1 S: 5 H: 0 LOB: 0 BB: 0 P: 5	R: 1 E: 0 K: 0 S: 4 H: 1 LOB: 0 BB: 0 P: 4	R: 0 E: 0 K: 2 S: 7 H: 0 LOB: 0 BB: 0 P: 7	R: 0 E: 0 K: 2 S: 7 H: 0 LOB: 0 BB: 0 P: 7	R: 0 E: 0 K: 0 S: 3 H: 0 LOB: 0 BB: 0 P: 3	R: 0 E: 0 K: 2 S: 8 H: 1 LOB: 1 BB: 0 P: 8	1B: 8 2B: 1 3B: 0 HR: 0 SF: 2 SAC: 0 DP: 0 HBP: 1	WP: 0 PB: 0 SB: 2 CS: 0 PA: 37																																																																									
<b>PITCHER</b>	<table border="1"> <thead> <tr> <th>PITCHER</th> <th>IP</th> <th>WLS</th> <th>BF</th> <th>H</th> <th>R</th> <th>ER</th> <th>SO</th> <th>BB</th> <th>IBB</th> <th>HBP</th> <th>BLK</th> <th>WP</th> <th>HR</th> <th>S</th> <th>P</th> <th>ERA</th> <th>WHIP</th> </tr> </thead> <tbody> <tr> <td><b>Vern Ruhle, R</b> (1, 1) ERA: 4.15</td> <td>3.0</td> <td></td> <td>17</td> <td>7</td> <td>3</td> <td>2</td> <td>2</td> <td>0</td> <td>0</td> <td>1</td> <td>0</td> <td>0</td> <td>0</td> <td>20</td> <td>21</td> <td>6.00</td> <td>2.333</td> </tr> <tr> <td><b>Mike Madden, L</b> (4, 1) ERA: 2.57</td> <td>2.0</td> <td>W</td> <td>7</td> <td>1</td> <td>1</td> <td>1</td> <td>1</td> <td>0</td> <td>0</td> <td>0</td> <td>0</td> <td>0</td> <td>0</td> <td>9</td> <td>9</td> <td>4.50</td> <td>0.500</td> </tr> <tr> <td><b>Frank LaCorte, R</b> (6, 1) ERA: 4.15</td> <td>4.0</td> <td>S</td> <td>13</td> <td>1</td> <td>0</td> <td>0</td> <td>6</td> <td>0</td> <td>0</td> <td>0</td> <td>0</td> <td>0</td> <td>0</td> <td>25</td> <td>25</td> <td>0.00</td> <td>0.250</td> </tr> </tbody> </table>											PITCHER	IP	WLS	BF	H	R	ER	SO	BB	IBB	HBP	BLK	WP	HR	S	P	ERA	WHIP	<b>Vern Ruhle, R</b> (1, 1) ERA: 4.15	3.0		17	7	3	2	2	0	0	1	0	0	0	20	21	6.00	2.333	<b>Mike Madden, L</b> (4, 1) ERA: 2.57	2.0	W	7	1	1	1	1	0	0	0	0	0	0	9	9	4.50	0.500	<b>Frank LaCorte, R</b> (6, 1) ERA: 4.15	4.0	S	13	1	0	0	6	0	0	0	0	0	0	25	25	0.00	0.250	
PITCHER	IP	WLS	BF	H	R	ER	SO	BB	IBB	HBP	BLK	WP	HR	S	P	ERA	WHIP																																																																			
<b>Vern Ruhle, R</b> (1, 1) ERA: 4.15	3.0		17	7	3	2	2	0	0	1	0	0	0	20	21	6.00	2.333																																																																			
<b>Mike Madden, L</b> (4, 1) ERA: 2.57	2.0	W	7	1	1	1	1	0	0	0	0	0	0	9	9	4.50	0.500																																																																			
<b>Frank LaCorte, R</b> (6, 1) ERA: 4.15	4.0	S	13	1	0	0	6	0	0	0	0	0	0	25	25	0.00	0.250																																																																			

**New York Mets @ Houston Astros**  
Astrodome, Houston, TX  
Mon May 09 1983, 8:05 PM EDT  
Att. 7,436 - Unknown

Batter	1	2	3	4	5	6	7	8	9
Omar Moreno, L OBP: 0.287, SLG: 0.346 (1, 8)	0-3 K		0-0 1-3		0-0 2B 1B	0-0 CS 1B			
Tony Scott, S OBP: 0.290, SLG: 0.373 Mike Madden, L (4, 1)	0-0		0-0 6-3		0-0 4-3	0-0 4-3			
Denny Walling, L OBP: 0.100, SLG: 0.053 Frank LaCorte, R (6, 1)	FC5-4 1B				1-2	1-2			
Dickie Thon, R OBP: 0.336, SLG: 0.388 (1, 6)	0-0 FC5-4 1-2f			0-0 F8	4-0 2B BB		0-0 6-3		
Phil Garner, R OBP: 0.344, SLG: 0.384 (1, 5)	0-0 F7			0-0 F8	0-0 1B 2B		0-0 F9		
Jose Cruz, L OBP: 0.411, SLG: 0.442 (1, 7)		4-0 1B 7-2 BB		0-0	0-0 2B 1B		0-0 E6 CS		
Ray Knight, R OBP: 0.348, SLG: 0.471 (1, 3)		0-0 1-3 1B	0-0 K	0-3 K	0-3 K		0-0 CS	0-0 4-3	
Alan Ashby, S OBP: 0.319, SLG: 0.463 (1, 2)		0-0 7-2			0-0 HR	0-0 1B 1B		0-0 F4	
Bill Doran, S OBP: 0.333, SLG: 0.267 (1, 4)		0-0 F9			0-0 F9	0-0 1B 1B		0-0 CS 1B	
Vern Ruhle, R (1, 1)			0-3 K		0-0 E5 1B 1B	0-3 K		0-0 CS	
Terry Puhl, L OBP: 0.218, SLG: 0.216 (3, PH) (4, 9)								1-2	

AB	R	H	RBI	BB	SO	LOB
4	1	2	2	0	1	0
2	0	1	0	0	0	0
0	0	0	0	0	0	0
1	0	0	0	0	0	1
1	0	0	0	0	0	2
3	1	0	0	1	0	1
4	1	1	2	0	0	1
3	0	2	1	1	0	0
4	0	1	0	0	2	2
4	2	2	1	0	0	2
4	0	2	0	0	0	1
0	0	0	0	0	0	0
3	1	1	0	0	2	2

WP	HR	S	P	ERA	WHIP
0	1	26	34	9.64	1.929
0	0	10	10	13.50	6.000
0	0	7	7	0.00	0.375

1B	2B	3B	HR	SF	SAC	DP	HBP
9	2	1	1	0	0	1	0
0	0	0	0	0	0	0	0
0	0	0	0	0	0	0	0

WP	PA
0	37


**New York Mets @ Houston Astros**  
Astrodome, Houston, TX  
Mon May 09 1983, 8:05 PM EDT  
Att. 7,436 - Unknown

livebaseballscorecards.com

AB	33
R	6
H	12
RBI	6
BB	2
SO	5
LOB	12



PITCHER	IP	WLS	BF	H	R	ER	SO	BB	IBB	HBP	BLK	WP	HR	S	P	ERA	WHIP
Rick Ownbey, R ERA: 6.2 (1, 1)	4.2	L	22	7	5	5	3	2	0	0	1	0	1	26	34	9.64	1.929
Carlos Diaz, L ERA: 2.4 (5, 1)	0.2		6	4	1	1	2	0	0	0	0	0	0	10	10	13.50	6.000
Mike Torrez, R ERA: 5.4 (6, 1)	2.2		7	1	0	0	0	0	0	0	0	0	0	7	7	0.00	0.375

Batter	1	2	3	4	5	6	7	8	9	10	11	AB R H RBI BB SO LOB	TOP																						
Mookie Wilson, S OBP: 0.325, SLG: 0.409 (1, 8)	0-3 K	0-0 1-3			0-0 F8		0-0 FC1-5-2-6 1B		0-0 E S 1B			5 1 1 0 0 1 3	<p><b>New York Mets @ Houston Astros</b> Astrodome, Houston, TX Tue May 10 1983, 8:05 PM EDT Att: 8,941 - Unknown</p> <p>livebaseballscorecards.com</p> <p><b>AB 38</b> <b>R 4</b> <b>H 10</b> <b>RBI 4</b> <b>BB 4</b> <b>SO 5</b> <b>LOB 14</b></p> 																						
Hubie Brooks, R OBP: 0.302, SLG: 0.370 (1, 5)	0-0 FC6-4 1B		0-0 5-3		0-0 2-H 1B		0-0 3-H BB 1B		4-0 1-3 BB			4 0 3 2 1 0 0																							
Dave Kingman, R OBP: 0.233, SLG: 0.407 (1, 3)	0-0 FC6-4 1-2f		0-3 K		0-3 K		4-0 1-2 FC6-4 BB		0-0 F5			4 0 0 0 1 2 4																							
George Foster, R OBP: 0.349, SLG: 0.457 (1, 7)	0-0 L5		0-0 4-3			0-0 1-3	0-0 FC6-4 1-2f		0-0 F3			5 0 0 0 0 0 3																							
Mark Bradley, R OBP: 0.333, SLG: 0.308 (1, 9)		0-0 1B 1B		0-0 8-3 1B		0-0 S 7-2 2B		0-0 6-3		0-3 K		5 1 3 0 0 1 0																							
Brian Giles, R OBP: 0.309, SLG: 0.262 (1, 4) (9, 6)		0-0 1B SF7 1B		0-0 8-3 1-2f		4-0 2-3 BB		0-0 6-3		0-3 K		4 1 1 0 1 1 1																							
Ronn Reynolds, R OBP: 0.125, SLG: 0.091 (1, 2)		0-0 1-3 3-H 1B		0-0 5-3		0-0 7-2 3-Hf		0-0 5-3				5 0 1 1 0 0 2																							
José Oquendo, S OBP: 0.333, SLG: 0.154 Danny Heep, L OBP: 0.373, SLG: 0.507 Wally Backman, S OBP: 0.156, SLG: 0.129 (1, 6) (9, PH) (9, 4)		0-0 SF7		0-0 SH2-4 1B 1B		4-0 SH2-4 FC1-5-2-6 BB		0-0 F7		0-0 4-3		1 1 1 1 1 0 0 1 0 0 0 0 0 0 1 0 0 0 0 0 0																							
Ed Lynch, R OBP: 0.286, SLG: 0.286 Carlos Diaz, R Doug Sisk, R Rusty Staub, L Neil Allen, R (1, 1) (8, 1) (8, 1) (9, PH) (9, 1)		0-0 F8		0-0 SH2-4		0-0 SH2-4		0-0 6-3		0-0 F9		1 0 0 0 0 0 1 0 0 0 0 0 0 0 0 0 0 0 0 0 0 1 0 0 0 0 0 0 1 0 0 0 0 0 0																							
<b>Inning Stats</b>	R: 0 E: 0 K: 1 S: 6	H: 1 LOB: 1 BB: 0 P: 6	R: 2 E: 0 K: 0 S: 6	H: 3 LOB: 1 BB: 0 P: 6	R: 0 E: 0 K: 1 S: 5	H: 0 LOB: 0 BB: 0 P: 5	R: 0 E: 0 K: 0 S: 3	H: 1 LOB: 0 BB: 0 P: 3	R: 1 E: 0 K: 1 S: 7	H: 2 LOB: 1 BB: 0 P: 7	R: 0 E: 0 K: 0 S: 3	H: 0 LOB: 0 BB: 0 P: 3		R: 0 E: 0 K: 2 S: 7	H: 0 LOB: 0 BB: 0 P: 7	R: 0 E: 0 K: 0 S: 3	H: 0 LOB: 0 BB: 0 P: 3	1B: 9 2B: 3 3B: 0 HR: 0	SF: 1 SAC: 2 DP: 2 HBP: 0	WP: 0 PB: 0 SB: 3 CS: 0	PA: 45														
<b>PITCHER</b>	IP WLS BF H R ER SO BB IBB HBP BLK WP HR S P ERA WHIP																			<b>PITCHER</b>	IP WLS BF H R ER SO BB IBB HBP BLK WP HR S P ERA WHIP														
Bob Knepper, L ERA: 2.95 (1, 1)	8.0	34	9	4	4	3	3	0	0	0	0	0	0	37	49	4.50	1.500																		
Dave Smith, R ERA: 6.55 (9, 1)	0.2	4	1	0	0	0	1	0	0	0	0	0	0	3	7	0.00	3.000																		
Bill Dawley, R ERA: 0.64 (9, 1)	1.1	4	0	0	0	2	0	0	0	0	0	0	0	8	8	0.00	0.000																		
Frank DiPino, L ERA: 2.45 (11, 1)	1.0	W 3	0	0	0	0	0	0	0	0	0	0	0	3	3	0.00	0.000																		



BOTTOM

New York Mets @ Houston Astros  
Astrodome, Houston, TX  
Tue May 10 1983, 8:05 PM EDT  
Att: 8,941 - Unknown

livebaseballscores.com

AB	41
R	5
H	13
RBI	5
BB	4
SO	1
LOB	15



WP:	0	PA:	47
PB:	0		
SB:	0		
CS:	0		

AB	R	H	RBI	BB	SO	LOB
5	1	1	1	1	0	2
4	0	0	0	0	0	2
0	0	0	0	0	0	0
0	0	0	0	0	0	0
2	0	2	1	0	0	0
4	1	2	1	0	0	0
5	0	2	2	0	0	2
4	0	1	0	1	0	2
5	0	1	0	0	1	4
0	0	0	0	0	0	0
3	0	0	0	1	0	1
0	0	0	0	0	0	0
0	1	0	0	0	0	0
4	1	2	0	1	0	0
2	0	0	0	0	0	0
2	1	1	0	0	0	2

Batter	1	2	3	4	5	6	7	8	9	10	11
Omar Moreno, L (1, 8) OBP: 0.289, SLG: 0.341	F9		4-3			4-3		1B 3B 1B	4-3		1B IBB
Tony Scott, S (1, 9) OBP: 0.273, SLG: 0.349	F8			1-5-3		1-3		F7		SH2-4 1B	1B IBB
Dave Smith, R (9, 1)											
Bill Dawley, R (9, 1)											
Denny Walling, L (10, PH) OBP: 0.182, SLG: 0.143											1-2 2-3 3-H 1B
Dickie Thon, R (1, 6) OBP: 0.341, SLG: 0.392	6-3						F9	1B 3B 1B	SH2-4		
Phil Garner, R (1, 5) OBP: 0.346, SLG: 0.402		F9		F8			1B 1B			6-3	
Jose Cruz, L (1, 7) OBP: 0.410, SLG: 0.436		6-3		5-3			1B 3B				
Ray Knight, R (1, 3) OBP: 0.342, SLG: 0.458							G6-4-3 1B				
Frank DiPino, L (11, 1) OBP: 0.500, SLG: 1.000					K		G6-4-3 1B		F9	4-3	
Alan Ashby, S (1, 2) OBP: 0.316, SLG: 0.447											
Terry Puhl, L (9, PR) OBP: 0.218, SLG: 0.216		G3					F5		F7		SH3-4 1B BB
Luis Pujols, R (10, 2) OBP: 0.300, SLG: 0.222											
Craig Reynolds, L (11, PR) OBP: 0.091, SLG: 0.091											
Bill Doran, S (1, 4) OBP: 0.344, SLG: 0.276											SH3-4 1B BB
Bob Knepper, L (1, 1) OBP: 0.167, SLG: 0.118											
Kevin Bass, S (8, PH) OBP: 0.317, SLG: 0.410							F6				SH3-4

R: 0	H: 0	R: 0	H: 1	R: 0	H: 0	R: 0	H: 1	R: 0	H: 0	R: 0	H: 2	R: 4	H: 5	R: 0	H: 1	R: 0	H: 1	R: 1	H: 2
E: 0	LOB: 0	E: 0	LOB: 1	E: 0	LOB: 0	E: 0	LOB: 1	E: 0	LOB: 0	E: 0	LOB: 1	E: 0	LOB: 1	E: 0	LOB: 2	E: 0	LOB: 2	E: 0	LOB: 3
K: 0	BB: 0	K: 0	BB: 0	K: 0	BB: 0	K: 0	BB: 0	K: 0	BB: 0	K: 0	BB: 0	K: 0	BB: 0	K: 0	BB: 1	K: 0	BB: 1	K: 0	BB: 2
S: 3	P: 3	S: 4	P: 4	S: 3	P: 3	S: 4	P: 4	S: 5	P: 5	S: 3	P: 3	S: 4	P: 4	S: 8	P: 8	S: 4	P: 8	S: 3	P: 11

PITCHER	IP	WLS	BF	H	R	ER	SO	BB	IBB	HBP	BLK	WP	HR	S	P	ERA	WHIP
Ed Lynch, R (1, 1) ERA: 3.63	7.1		28	7	3	3	1	0	0	0	0	0	0	30	30	3.68	0.955
Carlos Diaz, L (8, 1) ERA: 2.35	0.1		1	0	0	0	0	0	0	0	0	0	0	1	1	0.00	0.000
Doug Sisk, R (8, 1) ERA: 3.86	0.1		3	2	1	1	0	0	0	0	0	0	0	3	3	27.00	6.000
Neil Allen, R (9, 1) ERA: 5.68	2.1	L	15	4	1	1	0	2	2	0	0	0	0	11	27	3.86	2.571

1B: 12	SF: 0	WP: 0	PA: 47
2B: 0	SAC: 2	PB: 0	
3B: 1	DP: 1	SB: 0	
HR: 0	HBP: 0	CS: 0	

**New York Mets @ Houston Astros**  
**Astrodome, Houston, TX**  
 Wed May 11 1983, 8:05 PM EDT  
 Att. 8,757 - Unknown

[livebaseballscorecards.com](http://livebaseballscorecards.com)

<b>AB</b>	<b>32</b>
<b>R</b>	<b>3</b>
<b>H</b>	<b>5</b>
<b>RBI</b>	<b>2</b>
<b>BB</b>	<b>0</b>
<b>SO</b>	<b>5</b>
<b>LOB</b>	<b>5</b>



Batter	1	2	3	4	5	6	7	8	9	AB	R	H	RBI	BB	SO	LOB
Mookie Wilson, S OBP: 0.323, SLG: 0.403 (1, 8)	0-0 6-3 1B		0-0 F8			0-0 4-3		0-0 3-1		4	0	1	0	0	0	0
Hubie Brooks, R OBP: 0.290, SLG: 0.354 (1, 5)	0-0 6-3 1-2		0-0 F9			0-0 5-3		0-0 F9		4	0	0	0	0	0	1
Darryl Strawberry, L OBP: 0.217, SLG: 0.150 (1, 9)	0-3 K			0-0 F8			0-0 L3		0-0 4-3	4	0	0	0	0	1	1
George Foster, R OBP: 0.345, SLG: 0.448 (1, 7)	0-0 5-3			0-0 F3			0-0 HR 1B		0-3 K	4	1	1	0	0	1	1
Mark Bradley, R OBP: 0.333, SLG: 0.308 (9, 7)										0	0	0	0	0	0	0
Dave Kingman, R OBP: 0.234, SLG: 0.433 (1, 3)		0-0 F7		0-0 6-3			0-0 HR 1B		0-0 L5	4	1	1	2	0	0	0
Mike Jorgensen, L OBP: 0.462, SLG: 0.700 (9, 3)										0	0	0	0	0	0	0
Ron Hodges, L OBP: 0.333, SLG: 0.258 (1, 2)		0-0 F8			0-3 K		0-0 1B			3	0	1	0	0	1	0
Brian Giles, R OBP: 0.309, SLG: 0.276 (1, 4)		0-0 S BLK 2B		0-0 6-3		0-0 F7		0-0 F7		3	1	1	0	0	0	1
José Oquendo, S OBP: 0.286, SLG: 0.125 (1, 6)		0-0 F8 2-H		0-3 K		0-0 F8		0-0 F8		3	0	0	0	0	1	1
Tom Seaver, R OBP: 0.200, SLG: 0.429 (1, 1)			0-0 F9			0-0 G3		0-3 K		3	0	0	0	0	1	0

Inning Stats	R: 0	H: 1	E: 0	K: 1	S: 6	P: 6	R: 1	H: 1	E: 0	K: 0	S: 4	P: 4	R: 0	H: 0	E: 0	K: 0	S: 3	P: 3	R: 0	H: 0	E: 0	K: 0	S: 3	P: 3	R: 0	H: 0	E: 0	K: 2	S: 7	P: 7	R: 0	H: 0	E: 0	K: 0	S: 3	P: 3	R: 2	H: 3	E: 0	K: 0	S: 6	P: 6	R: 0	H: 0	E: 0	K: 1	S: 5	P: 5	R: 0	H: 0	E: 0	K: 1	S: 5	P: 5	1B: 3	SF: 0	2B: 1	SAC: 0	3B: 0	DP: 0	HR: 1	HBP: 0	WP: 0	PA: 32	PB: 0	SB: 1	CS: 0
--------------	------	------	------	------	------	------	------	------	------	------	------	------	------	------	------	------	------	------	------	------	------	------	------	------	------	------	------	------	------	------	------	------	------	------	------	------	------	------	------	------	------	------	------	------	------	------	------	------	------	------	------	------	------	------	-------	-------	-------	--------	-------	-------	-------	--------	-------	--------	-------	-------	-------

PITCHER	IP	WLS	BF	H	R	ER	SO	BB	IBB	HBP	BLK	WP	HR	S	P	ERA	WHIP
Mike Scott, R ERA: 2.25 (1, 1)	8.0	L	29	5	3	3	4	0	0	0	1	0	1	37	37	3.38	0.625
Dave Smith, R ERA: 6.0 (9, 1)	1.0		3	0	0	0	1	0	0	0	0	0	0	5	5	0.00	0.000

PITCHER	IP	WLS	BF	H	R	ER	SO	BB	IBB	HBP	BLK	WP	HR	S	P	ERA	WHIP
---------	----	-----	----	---	---	----	----	----	-----	-----	-----	----	----	---	---	-----	------

Batter	1	2	3	4	5	6	7	8	9	AB R H RBI BB SO LOB
<b>Omar Moreno, L</b> OBP: 0.301, SLG: 0.370 (1, 8) BBB	4-0 G5-4-3 1B BB		X 0-0 3B		0-3 K			X 0-0 2B		3 0 2 0 1 1 1
<b>Tony Scott, S</b> OBP: 0.271, SLG: 0.343 <b>Dave Smith, R</b> (9, 1)	0-0 G5-4-3 1-2 1B		X 0-0 4-3			X 0-0 F8		X 0-0 4-3		4 0 1 0 0 0 1 0 0 0 0 0 0 0
<b>Dickie Thon, R</b> OBP: 0.338, SLG: 0.383 (1, 6) X	0-0 G5-4-3 1-2f 2-3			BBB 4-0 S BB		X 0-0 6-3		X 0-0 6-3		3 0 0 0 1 0 2
<b>Phil Garner, R</b> OBP: 0.336, SLG: 0.388 (1, 5) X	0-0 1-3		X 0-0 F9		0-3 K		X 0-0 F8		X 0-0 F8	4 0 0 0 0 1 2
<b>Jose Cruz, L</b> OBP: 0.399, SLG: 0.421 (1, 7) X		0-0 F8		0-3 K		X 0-0 6-3		X 0-0 6-3		4 0 0 0 0 1 1
<b>Ray Knight, R</b> OBP: 0.333, SLG: 0.445 (1, 3) X		0-0 4-3		0-3 K		X 0-0 6-3				3 0 0 0 0 1 1
<b>Alan Ashby, S</b> OBP: 0.316, SLG: 0.443 (1, 2) X		0-0 1B			X 0-0 1-3		X 0-0 6-3			3 0 1 0 0 0 0
<b>Bill Doran, S</b> OBP: 0.344, SLG: 0.287 (1, 4) S		0-3 K			X 0-0 2B		X 0-0 4-3			3 0 1 0 0 1 1
<b>Mike Scott, R</b> (1, 1) X			X 0-0 5-3		0-3 K		X 0-0 1-3			2 0 0 0 0 1 1
<b>Denny Walling, L</b> OBP: 0.174, SLG: 0.136 (8, PH) (9, 9)										1 0 0 0 0 0 0

Inning Stats	R: 0	H: 1	E: 0	LOB: 1	K: 0	BB: 1	S: 3	P: 7	R: 0	H: 1	E: 0	LOB: 1	K: 1	BB: 0	S: 6	P: 6	R: 0	H: 1	E: 0	LOB: 0	K: 0	BB: 0	S: 3	P: 3	R: 0	H: 0	E: 0	LOB: 1	K: 2	BB: 1	S: 7	P: 11	R: 0	H: 1	E: 0	LOB: 1	K: 2	BB: 0	S: 8	P: 8	R: 0	H: 0	E: 0	LOB: 0	K: 1	BB: 0	S: 5	P: 5	R: 0	H: 0	E: 0	LOB: 0	K: 0	BB: 0	S: 3	P: 3	R: 0	H: 1	E: 0	LOB: 1	K: 0	BB: 0	S: 4	P: 4	R: 0	H: 0	E: 0	LOB: 0	K: 0	BB: 0	S: 3	P: 3	R: 0	H: 0	E: 0	LOB: 0	K: 0	BB: 0	S: 3	P: 3
<b>PITCHER</b> <b>Tom Seaver, R</b> ERA: 2.12 (1, 1)	IP	WLS	BF	H	R	ER	SO	BB	IBB	HBP	BLK	WP	HR	S	P	ERA	WHIP																																																															
	9.0	W	32	5	0	0	6	2	0	0	0	0	0	42	50	0.00	0.778																																																															


**BOTTOM**

**New York Mets @ Houston Astros**  
Astrodome, Houston, TX

Wed May 11 1983, 8:05 PM EDT  
Att. 8,757 - Unknown

livebaseballscorecards.com

<b>AB</b>	<b>30</b>
<b>R</b>	<b>0</b>
<b>H</b>	<b>5</b>
<b>RBI</b>	<b>0</b>
<b>BB</b>	<b>2</b>
<b>SO</b>	<b>6</b>
<b>LOB</b>	<b>10</b>



WP: 0	PA: 32
PB: 0	
SB: 1	
CS: 0	



Batter	1	2	3	4	5	6	7	8	9	10	AB	R	H	RBI	BB	SO	LOB
Omar Moreno, L (1, 8) OBP: 0.302, SLG: 0.369	FC1-6 1B		F3		4-3		K	4-3			3	0	1	0	0	0	0
Kevin Bass, S (7, PH) OBP: 0.310, SLG: 0.400											1	0	0	0	0	1	2
Frank LaCorte, R (8, 1)											1	0	0	0	0	0	2
Frank DiPino, L (9, 1) OBP: 0.500, SLG: 1.000											0	0	0	0	0	0	0
Tony Scott, S (1, 9) OBP: 0.267, SLG: 0.333	FC1-6 HBP		3-1		F8		2B 1-2 2-H 1B	5-3			5	0	1	1	0	0	1
Dickie Thon, R (1, 6) OBP: 0.340, SLG: 0.391	F8				6-3		1-3 2-H 2B	F8			5	1	2	1	0	0	1
Phil Garner, R (1, 5) OBP: 0.345, SLG: 0.387	1-2 HBP				1B 1B		5-3	F9			3	0	1	0	1	0	0
Jose Cruz, L (1, 7) OBP: 0.399, SLG: 0.421	3-1				G3 1-3 3-H 1B		6-3	F2			5	1	2	1	0	0	5
Ray Knight, R (1, 3) OBP: 0.323, SLG: 0.430			K		G3		F9	6-3			4	0	0	0	0	1	2
Denny Walling, L (9, 3) OBP: 0.174, SLG: 0.136					1-2						0	0	0	0	0	0	0
Bill Doran, S (1, 4) OBP: 0.361, SLG: 0.291					G6-4-3 1B		4-0 BB 1B BB	E6			2	1	1	0	3	0	0
Luis Pujols, R (1, 2) OBP: 0.286, SLG: 0.231					G6-4-3 1-2f		4-0 BB 1B BB	SH2-4			4	0	1	1	0	0	5
Joe Niekro, R (1, 1) OBP: 0.059, SLG: 0.059					1-3		4-0 BB 2B BB	5-3			2	0	0	0	0	0	3
Tim Tolman, R (7, PH) OBP: 0.222, SLG: 0.500					F2						0	1	0	0	1	0	0
Terry Puhl, L (8, 9) OBP: 0.232, SLG: 0.216											0	0	0	0	1	0	0

Inning Stats	R: 0	H: 1	R: 0	H: 1	R: 0	H: 0	R: 1	H: 3	R: 0	H: 0	R: 0	H: 0	R: 2	H: 2	R: 0	H: 0	R: 0	H: 2	R: 1	H: 2	1B: 8	SF: 0	WP: 0	PA: 44
E: 0	LOB: 2	E: 0	LOB: 0	E: 0	LOB: 0	E: 0	LOB: 3	E: 0	LOB: 0	E: 0	LOB: 0	E: 0	LOB: 3	E: 1	LOB: 2	E: 0	LOB: 2	E: 0	LOB: 2	E: 0	LOB: 2	2B: 1	SAC: 2	FB: 0
K: 0	BB: 0	K: 1	BB: 0	K: 0	BB: 0	K: 0	BB: 1	K: 0	BB: 0	K: 0	BB: 0	K: 0	BB: 3	K: 0	BB: 1	K: 0	BB: 0	K: 0	BB: 1	K: 0	BB: 0	3B: 0	DP: 1	SB: 0
S: 4	P: 5	S: 5	P: 5	S: 3	P: 3	S: 6	P: 10	S: 3	P: 3	S: 7	P: 19	S: 4	P: 8	S: 3	P: 3	S: 3	P: 7	S: 3	P: 7	S: 3	P: 7	HR: 0	HBP: 1	CS: 0

PITCHER	IP	WLS	BF	H	R	ER	SO	BB	IBB	HBP	BLK	WP	HR	S	P	ERA	WHIP
Pascual Perez, R (1, 1) ERA: 1.64	6.0		24	5	1	1	1	0	1	1	0	0	0	24	29	1.50	0.833
Terry Forster, L (7, 1) ERA: 1.64	2.0		13	2	2	2	1	2	2	0	0	0	0	11	27	9.00	2.000
Pete Falcone, L (9, 1) ERA: 2.3	1.1	L	7	2	1	1	0	1	0	0	0	0	0	6	10	6.75	2.250

PITCHER	IP	WLS	BF	H	R	ER	SO	BB	IBB	HBP	BLK	WP	HR	S	P	ERA	WHIP

**Atlanta Braves @ Houston Astros**  
Astrodome, Houston, TX  
Thu May 12 1983, 8:05 PM EDT  
Att. 9,842 - Dome

livebaseballscorecards.com

AB	35
R	4
H	9
RBI	4
BB	6
SO	2
LOB	21



Batter	1	2	3	4	5	6	7	8	9	AB R H RBI BB SO LOB	TOP	
Claudell Washington, L OBP: 0.309, SLG: 0.386 (1, 9) X	0-0 F7 ①			0-3 K ①		0-0 6-3 ②		0-0 1B		4 0 1 0 0 1 0	<b>Atlanta Braves @ Houston Astros</b> Astrodome, Houston, TX Fri May 13 1983, 8:05 PM EDT Att. 17,757 - Dome	
Rafael Ramirez, R OBP: 0.289, SLG: 0.300 (1, 6) X	0-0 4-3 ②			0-3 K ②		0-0 1-3 ③		0-0 G3 ③		4 0 0 0 0 1 1		
Dale Murphy, R OBP: 0.435, SLG: 0.627 (1, 8) X	0-0 5-3 ③			0-0 HR ③			0-0 F4 ①		0-0 F8 S 1B 4-3 1B	4 2 2 1 0 0 0		
Chris Chambliss, L OBP: 0.319, SLG: 0.475 (1, 3) X		0-0 F8 ①		0-0 4-3 ③			0-0 F8 1B 1B		0-0 F8 ① 1-3	4 0 1 0 0 0 1		
Terry Harper, R OBP: 0.435, SLG: 0.421 (1, 7) H		1-0 CS HBP			0-0 G6-4-3 1B 1B		0-0 1-2 1B		0-0 4-3 ② 3-H	3 0 2 1 0 0 0		
Glenn Hubbard, R OBP: 0.405, SLG: 0.505 (1, 4) X		0-0 F9 ② ③ 1-2			0-0 G6-4-3 1B 1-2		0-0 F8 ② 2-3		0-0 6-3 ③	4 0 1 0 0 0 3		
Jerry Royster, R OBP: 0.190, SLG: 0.150 (1, 5) X			0-0 F7 ①		0-0 G6-4-3 ① ② 1-2f 2-3		0-0 F8 ③			3 0 0 0 0 0 4		
Bruce Benedict, R OBP: 0.407, SLG: 0.409 (1, 2) X			0-0 1-3 ②		0-0 5-3 ③			0-0 6-3 ①		3 0 0 0 0 0 1		
Rick Behenna, R OBP: 0.250, SLG: 0.250 (3, 1) X Rick Mahler, R OBP: 0.143, SLG: 0.571 (6, PH) Ken Smith, L OBP: 1.000, SLG: 1.500 (6, 1) Terry Forster, L OBP: 0.301, SLG: 0.284 (8, PH) Steve Bedrosian, R OBP: 0.284, SLG: 0.284 (8, 1)			0-0 4-3 ③			0-0 5-3 ①		0-0 4-3 ②		1 0 0 0 0 0 0 0 0 0 0 0 0 0 1 0 0 0 0 0 0 0 0 0 0 0 0 0 1 0 0 0 0 0 0 0 0 0 0 0 0 0		
<b>Inning Stats</b>	R: 0 H: 0 E: 0 LOB: 0 K: 0 BB: 0 S: 3 P: 3	R: 0 H: 0 E: 0 LOB: 0 K: 0 BB: 0 S: 2 P: 3	R: 0 H: 0 E: 0 LOB: 0 K: 0 BB: 0 S: 3 P: 3	R: 1 H: 1 E: 0 LOB: 0 K: 2 BB: 0 S: 8 P: 8	R: 0 H: 2 E: 0 LOB: 1 K: 0 BB: 0 S: 4 P: 4	R: 0 H: 0 E: 0 LOB: 0 K: 0 BB: 0 S: 3 P: 3	R: 0 H: 2 E: 0 LOB: 2 K: 0 BB: 0 S: 5 P: 5	R: 0 H: 1 E: 0 LOB: 1 K: 0 BB: 0 S: 4 P: 4	R: 1 H: 1 E: 0 LOB: 0 K: 0 BB: 0 S: 4 P: 4	1B: 6 SF: 0 2B: 0 SAC: 0 3B: 0 DP: 1 HR: 1 HBP: 1	WP: 0 PA: 33 PB: 0 SB: 1 CS: 1	
<b>PITCHER</b> Michael LaCoss, R ERA: 4.63 (1, 1)	IP WLS BF H R ER SO BB IBB HBP BLK WP HR S P ERA WHIP											

livebaseballscorecards.com

AB	32
R	2
H	7
RBI	2
BB	0
SO	2
LOB	10



Batter	1	2	3	4	5	6	7	8	9	AB R H RBI BB SO LOB
Omar Moreno, L (1, 8) OBP: 0.301, SLG: 0.366	0-0 4-3	0-0 F8		0-0 F9 E 1B			0-0 4-3			4 0 1 0 0 0 0
Terry Puhl, L (1, 9) OBP: 0.250, SLG: 0.236	0-0 2B 1B	0-0 2B 1B		0-0 F9 1-3			0-0 4-3			4 2 2 0 0 0 1
Dickie Thon, R (1, 6) OBP: 0.344, SLG: 0.409	0-0 BLK 1B 2B	0-0 1-H 2B		0-0 6-3			0-0 6-3			4 1 2 2 0 0 1
Phil Garner, R (1, 5) OBP: 0.349, SLG: 0.386	4-0 1B 1B 2-3 BB	0-3 K			0-0 5-3			0-0 4-3 S 1B		3 1 1 0 1 1 1
Jose Cruz, L (1, 7) OBP: 0.401, SLG: 0.423	0-0 1B 1-2 3-H 1-3 2B 1B			0-0 G3 S 1B		0-0 F7		0-0 4-3 1-3		4 1 2 1 0 0 1
Harry Spilman, L (1, 3) OBP: 0.333, SLG: 0.444	0-0 1-3 2B 1B			0-0 G3 1-3		0-0 F8		0-0 L3		4 0 1 1 0 0 2
Alan Ashby, S (1, 2) OBP: 0.304, SLG: 0.424	0-0 1-3 1-2 3-H 1B			0-0 4-3			0-0 5-3		0-0 F9	4 0 0 1 0 0 3
Bill Doran, S (1, 4) OBP: 0.353, SLG: 0.283	0-0 L4			0-3 K			0-0 F7			3 0 0 0 0 1 2
Michael LaCoss, R (1, 1) OBP: 0.100, SLG: 0.053		0-0 F7		0-0 F8			0-3 K			3 0 0 0 0 1 0

Inning Stats	R: 4	H: 4	E: 0	K: 0	S: 7	LOB: 1	BB: 1	P: 11	R: 1	H: 2	E: 0	K: 1	S: 7	LOB: 1	BB: 0	P: 7	R: 0	H: 1	E: 0	K: 1	S: 6	LOB: 1	BB: 0	P: 6	R: 0	H: 0	E: 0	K: 0	S: 3	LOB: 0	BB: 0	P: 3	R: 0	H: 0	E: 0	K: 1	S: 5	LOB: 0	BB: 0	P: 5	R: 0	H: 0	E: 0	K: 0	S: 3	LOB: 0	BB: 0	P: 3	R: 0	H: 1	E: 0	K: 0	S: 4	LOB: 1	BB: 0	P: 4
--------------	------	------	------	------	------	--------	-------	-------	------	------	------	------	------	--------	-------	------	------	------	------	------	------	--------	-------	------	------	------	------	------	------	--------	-------	------	------	------	------	------	------	--------	-------	------	------	------	------	------	------	--------	-------	------	------	------	------	------	------	--------	-------	------

PITCHER	IP	WLS	BF	H	R	ER	SO	BB	IBB	HBP	BLK	WP	HR	S	P	ERA	WHIP
Rick Behenna, R (1, 1) ERA: 3.42	2.0	L	14	7	5	5	1	1	0	0	2	0	0	15	19	22.50	4.000
Rick Mahler, R (3, 1) ERA: 5.54	3.0		10	1	0	0	1	0	0	0	0	0	0	12	12	0.00	0.333
Terry Forster, L (6, 1) ERA: 1.38	2.0		6	0	0	0	1	0	0	0	0	0	0	8	8	0.00	0.000
Steve Bedrosian, R (8, 1) ERA: 3.68	1.0		4	1	0	0	0	0	0	0	0	0	0	4	4	0.00	1.000

**BOTTOM**

**Atlanta Braves @ Houston Astros**  
Astrodome, Houston, TX

Fri May 13 1983, 8:05 PM EDT  
Att. 17,757 - Dome

livebaseballscorecards.com

<b>AB</b>	<b>33</b>
<b>R</b>	<b>5</b>
<b>H</b>	<b>9</b>
<b>RBI</b>	<b>5</b>
<b>BB</b>	<b>1</b>
<b>SO</b>	<b>3</b>
<b>LOB</b>	<b>11</b>



WP	HR	S	P	ERA	WHIP
0	0	0	0	0.00	0.000
0	0	0	0	0.00	1.000

Batter	1	2	3	4	5	6	7	8	9	10	AB R H RBI BB SO LOB	TOP										
<b>Brett Butler, L</b> OBP: 0.287, SLG: 0.270 (1, 8) X	0-0 F8	0-0 3-1		0-0 4-3			0-0 F6		0-3 K		5 0 0 0 0 1 1	<b>Atlanta Braves @ Houston Astros</b> Astrodome, Houston, TX Sat May 14 1983, 8:05 PM EDT Att. 38,102 - Dome										
<b>Rafael Ramirez, R</b> OBP: 0.293, SLG: 0.299 (1, 6) B B B B	4-0 1B BB	0-0 FC6-5 1B			0-0 F8		0-0 F7		0-3 K	4 1 1 0 1 1 0												
<b>Terry Harper, R</b> OBP: 0.412, SLG: 0.395 (1, 7) X	0-0 1B 1B 1B	0-0 FC6-5			0-3 K		0-0 6-3		0-0 6-3	5 1 1 0 0 1 1												
<b>Dale Murphy, R</b> OBP: 0.434, SLG: 0.643 (1, 9) X	0-0 1B 1B	0-0 F2			0-0 6-3		0-0 F7		0-0 HR	5 2 2 2 0 0 1												
<b>Chris Chambliss, L</b> OBP: 0.314, SLG: 0.457 (1, 3) X	0-0 F7		0-0 F9			4-0 E CS 4-3 BB		0-0 F7	0-3 K	4 0 0 0 1 1 2												
<b>Glenn Hubbard, R</b> OBP: 0.400, SLG: 0.495 (1, 4) X	0-0 1B 1B		0-0 F9			0-0 4-3		0-0 F9		4 0 1 0 0 0 1												
<b>Jerry Royster, R</b> OBP: 0.240, SLG: 0.174 (1, 5) X	0-0 1B		4-0 CS BB			0-0 E5 CS		0-0 1-3		3 0 1 2 1 0 1												
<b>Bruce Benedict, R</b> OBP: 0.410, SLG: 0.400 (1, 2) X	4-0 IBB		0-0 CS	0-0 5-3		4-0 1-2 IBB		0-0 6-3		2 0 0 0 2 0 0												
<b>Rick Camp, R</b> OBP: 0.095, SLG: 0.105 (1, 1) S S S S	0-3 K			0-0 5-3		0-0 4-3		4-0 BB		3 0 0 0 0 1 5												
<b>Pete Falcone, L</b> (7, 1)										0 0 0 0 0 0 0												
<b>Gene Garber, R</b> (7, 1)										0 0 0 0 0 0 0												
<b>Ken Smith, L</b> OBP: 0.250, SLG: 0.571 (9, PH)										0 0 0 0 1 0 0												
<b>Terry Forster, L</b> OBP: 1.000, SLG: 1.500 (9, 1)										0 0 0 0 0 0 0												
<b>Inning Stats</b>	R: 3 E: 0 K: 1 S: 9	H: 4 LOB: 3 BB: 2 P: 17	R: 0 E: 0 K: 0 S: 4	H: 1 LOB: 1 BB: 0 P: 4	R: 0 E: 0 K: 0 S: 2	H: 0 LOB: 0 BB: 1 P: 6	R: 0 E: 0 K: 0 S: 3	H: 0 LOB: 0 BB: 0 P: 3	R: 0 E: 0 K: 1 S: 5	H: 0 LOB: 0 BB: 0 P: 5	R: 0 E: 1 K: 0 S: 3	H: 0 LOB: 2 BB: 2 P: 11	R: 0 E: 0 K: 0 S: 3	H: 0 LOB: 0 BB: 0 P: 3	R: 0 E: 0 K: 0 S: 5	H: 0 LOB: 1 BB: 1 P: 9	R: 1 E: 0 K: 2 S: 8	H: 1 LOB: 0 BB: 0 P: 8	1B: 5 2B: 0 3B: 0 HR: 1	SF: 0 SAC: 0 DP: 0 HBP: 0	WP: 0 PB: 0 SB: 1 CS: 3	PA: 42
<b>PITCHER</b>	IP WLS BF H R ER SO BB IBB HBP BLK WP HR S P ERA WHIP																					
<b>Vern Ruhle, R</b> ERA: 4.09 (1, 1)	7.0	30	5	3	3	2	3	2	0	0	0	0	29	49	3.86	1.143						
<b>Frank LaCorte, R</b> ERA: 3.96 (8, 1)	2.0	7	0	0	0	1	1	0	0	0	0	0	8	12	0.00	0.500						
<b>Bill Dawley, R</b> ERA: 1.2 (10, 1)	1.0	L 4	1	1	1	2	0	0	0	0	0	0	8	8	9.00	1.000						

livebaseballscorecards.com

AB	35
R	4
H	6
RBI	4
BB	6
SO	5
LOB	12





BOTTOM

Atlanta Braves @ Houston Astros  
Astrodome, Houston, TX  
Sat May 14 1983, 8:05 PM EDT  
Att. 38,102 - Dome

livebaseballscorecards.com

AB 38  
R 3  
H 9  
RBI 3  
BB 4  
SO 4  
LOB 23



WP: 0 PA: 43  
PB: 0  
SB: 3  
CS: 1

AB R H RBI BB SO LOB

5 1 2 1 0 0 2  
3 0 2 0 0 0 0  
0 0 0 0 1 0 0  
0 0 0 0 0 0 0  
1 0 0 0 0 0 1  
0 0 0 0 0 0 0

5 0 1 1 0 0 5  
4 0 0 0 1 0 2

5 1 1 0 0 1 4

5 0 1 0 0 1 4

3 1 1 1 1 1 1  
0 0 0 0 0 0 0  
0 0 0 0 0 0 0

4 0 1 0 0 0 2

1 0 0 0 1 1 0  
2 0 0 0 0 0 2

1B: 7 SF: 0  
2B: 3 SAC: 0  
3B: 0 DP: 1  
HR: 0 HBP: 0

ERA 2.70 WHIP 1.350  
ERA 2.84 WHIP 1.500  
ERA 0.00 WHIP 0.500

Batter	1	2	3	4	5	6	7	8	9	10
Omar Moreno, L (1, 8) OBP: 0.304, SLG: 0.367	0-0 FC6-4 1B	0-0 4-3			0-0 3-1		0-0 BB 1B		0-0 FC2-6 FC3-6	
Terry Puhl, L (1, 9) OBP: 0.270, SLG: 0.259	0-0		0-0		0-0 F8		4-0 3-H BB 1B		0-0 FC3-6	
Tim Tolman, R (7, PH) OBP: 0.300, SLG: 0.500	FC6-4						FC6-4		FC3-6	
Frank LaCorte, R (8, 1)	1B						1B		CS	
Tony Scott, S (9, PH) OBP: 0.263, SLG: 0.329	1-3						1-2 2-3 BB		1-2f	
Bill Dawley, R (10, 1)	1B									
Dickie Thon, R (1, 6) OBP: 0.340, SLG: 0.401	0-0 FC6-4 FC1-6 1-2f 3-H		0-0 F9			0-0 5-3	0-0 FC6-4 1-2f		0-0 CS	0-0 6-3 1B
Phil Garner, R (1, 5) OBP: 0.344, SLG: 0.374	4-0 FC1-6 1-2 BB		0-0 F8			0-0 4-3		0-0 1-3		0-0 6-3
Jose Cruz, L (1, 7) OBP: 0.395, SLG: 0.415	0-0 FC1-6 1-2f 2-3		0-0 5-3			0-0 F2		0-0 S 2B 1B		0-3 K
Harry Spilman, L (1, 3) OBP: 0.308, SLG: 0.435	0-0 G3			0-0 L8-4 2B			0-0 6-3	0-0 F9 1-2		0-3 K
Alan Ashby, S (1, 2) OBP: 0.311, SLG: 0.432		0-0 G3		0-3 K			4-0 FC4-6 1B BB	0-0 2B		
Craig Reynolds, L (8, PR) OBP: 0.091, SLG: 0.091								2-H 2B		
Luis Pujols, R (9, 2) OBP: 0.266, SLG: 0.231										
Bill Doran, S (1, 4) OBP: 0.350, SLG: 0.282		0-0 G3		0-0 L8-4 2-3			0-0 FC4-6 1-2 1B	0-0 F6		
Vern Ruhle, R (1, 1)							0-0 FC4-6 BB 1B		0-0 E6 FC2-6	
Denny Walling, L (7, PH) OBP: 0.160, SLG: 0.125		4-0 BB			0-3 K					

Inning Stats	R: 1	H: 2	E: 0	K: 0	S: 5	R: 0	H: 0	E: 0	K: 0	S: 3	R: 0	H: 1	E: 0	K: 0	S: 4	R: 0	H: 1	E: 0	K: 1	S: 5	R: 0	H: 0	E: 0	K: 0	S: 3	R: 1	H: 2	E: 0	K: 0	S: 5	R: 1	H: 2	E: 0	K: 0	S: 5	R: 0	H: 0	E: 1	K: 0	S: 3	R: 0	H: 1	E: 0	K: 2	S: 8
--------------	------	------	------	------	------	------	------	------	------	------	------	------	------	------	------	------	------	------	------	------	------	------	------	------	------	------	------	------	------	------	------	------	------	------	------	------	------	------	------	------	------	------	------	------	------

PITCHER	IP	WLS	BF	H	R	ER	SO	BB	IBB	HBP	BLK	WP	HR	S	P	ERA	WHIP
Rick Camp, R (1, 1) ERA: 3.09	6.2		28	6	2	2	2	3	0	0	0	0	0	29	41	2.70	1.350
Pete Falcone, L (7, 1) ERA: 2.3	0.0		1	0	0	0	0	1	0	0	0	0	0	0	4	∞	∞
Gene Garber, R (7, 1) ERA: 2.84	1.1		6	2	1	1	0	0	0	0	0	0	0	6	6	6.75	1.500
Terry Forster, L (9, 1) ERA: 1.2	2.0	W	7	1	0	0	2	0	0	0	0	0	0	11	11	0.00	0.500

Batter	1	2	3	4	5	6	7	8	9	AB R H RBI BB SO LOB	TOP									
<b>Brett Butler, L</b> (1, 8) OBP: 0.298, SLG: 0.269	0-0 F8 S 1B	4-0 E 2B BB	0-3 K		4-0 1B 5-3 BB		0-0 G3		0-3 K	4 2 1 0 2 2 2										
<b>Rafael Ramirez, R</b> (1, 6) OBP: 0.297, SLG: 0.302	0-0 F3	0-0 E5 2B 1B	0-0 2B 1B		0-0 5-3 1B		0-3 K			5 1 2 0 0 1 3										
<b>Terry Harper, R</b> (1, 7) OBP: 0.411, SLG: 0.438	0-0 F8 1-3	0-0 1B 1B 2B	0-0 2B		0-0 5-3 1-2 3-H		0-0 6-3			5 1 2 4 0 0 2										
<b>Dale Murphy, R</b> (1, 9) OBP: 0.433, SLG: 0.627	0-0 F8	4-0 1B 1B IBB	4-0 IBB		0-0 F6		0-0 F7			3 1 0 0 2 0 2										
<b>Bob Watson, R</b> (1, 3) OBP: 0.500, SLG: 0.591										5 1 3 1 0 0 3										
<b>Ken Smith, L</b> (9, 3) OBP: 0.250, SLG: 0.571										0 0 0 0 0 0 0										
<b>Glenn Hubbard, R</b> (1, 4) OBP: 0.395, SLG: 0.486										4 0 1 2 0 0 2										
<b>Randy Johnson, R</b> (7, 4) OBP: 0.714, SLG: 1.000										1 0 0 0 0 1 0										
<b>Jerry Royster, R</b> (1, 5) OBP: 0.267, SLG: 0.214										5 1 2 0 0 1 2										
<b>Bruce Benedict, R</b> (1, 2) OBP: 0.418, SLG: 0.410										5 2 3 1 0 0 2										
<b>Craig McMurtry, R</b> (1, 1) OBP: 0.063, SLG: 0.063										4 0 0 0 0 2 5										
<b>Rick Mahler, R</b> (8, 1)										1 0 0 0 0 0 1										
<b>Inning Stats</b>	R: 0 E: 0 K: 0 S: 4	H: 1 LOB: 1 BB: 0 P: 4	R: 7 E: 1 K: 1 S: 12	H: 6 LOB: 2 BB: 2 P: 20	R: 1 E: 0 K: 2 S: 10	H: 3 LOB: 3 BB: 1 P: 14	R: 0 E: 0 K: 1 S: 5	H: 0 LOB: 0 BB: 0 P: 5	R: 1 E: 0 K: 0 S: 4	H: 1 LOB: 1 BB: 1 P: 8	R: 0 E: 0 K: 0 S: 5	H: 2 LOB: 2 BB: 0 P: 5	R: 0 E: 0 K: 1 S: 5	H: 0 LOB: 0 BB: 0 P: 5	R: 0 E: 0 K: 1 S: 6	H: 1 LOB: 1 BB: 0 P: 6	1B: 11 2B: 3 3B: 0 HR: 0	SF: 0 SAC: 0 DP: 0 HBP: 0	WP: 0 PB: 0 SB: 1 CS: 0	PA: 46
<b>PITCHER</b>	IP WLS BF H R ER SO BB IBB HBP BLK WP HR S P ERA WHIP																			
<b>Bob Knepper, L</b> (1, 1) ERA: 3.02	1.2 L 15 7 7 1 1 1 1 0 0 0 0 15 23 5.40 4.800																			
<b>Mike Madden, L</b> (2, 1) ERA: 3.12	3.1 16 4 2 2 3 1 1 0 0 0 0 20 28 5.40 1.500																			
<b>Dave Smith, R</b> (6, 1) ERA: 4.8	3.0 11 2 0 0 2 0 0 0 0 0 0 15 15 0.00 0.667																			
<b>Frank DiPino, L</b> (9, 1) ERA: 2.08	1.0 4 1 0 0 1 0 0 0 0 0 0 6 6 0.00 1.000																			

Atlanta Braves @ Houston Astros  
Astrodome, Houston, TX  
Sun May 15 1983, 4:33 AM EDT  
Att. 14,857 - Dome

livebaseballscorecards.com

AB	42
R	9
H	14
RBI	8
BB	4
SO	7
LOB	24



Batter	1	2	3	4	5	6	7	8	9	AB	R	H	RBI	BB	SO	LOB				
Omar Moreno, L (1, 8) OBP: 0.307, SLG: 0.364	0-0 F7		0-0 L4		4-0 1B 1B BB		0-0 F8		0-0 1B	4	1	1	0	1	0	0				
Terry Puhl, L (1, 9) OBP: 0.288, SLG: 0.279 Kevin Bass, S (6, 9) OBP: 0.295, SLG: 0.381	0-3 K			0-0 BB 1-3 1B	0-0 1B 1B		0-0 L3		0-3 K	3	0	2	0	0	1	0				
Dickie Thon, R (1, 6) OBP: 0.342, SLG: 0.401	0-0 S 1B			0-0 F7	0-0 1-2 1B 3-H			0-0 5-3	0-0 F8	5	0	2	1	0	0	2				
Phil Garner, R (1, 5) OBP: 0.338, SLG: 0.366 Dave Smith, R (6, 1) Craig Reynolds, L (8, PH) OBP: 0.154, SLG: 0.154	0-0 1-3			0-0 1-3	0-0 L3			0-0 1B 2B 1B	0-0 G3	3	0	0	0	0	0	4				
Jose Cruz, L (1, 7) OBP: 0.397, SLG: 0.413		0-0 6-3		4-0 BB BB		0-0 F9		0-0 1-2 2B 1B		3	1	1	0	1	0	0				
Harry Spilman, L (1, 3) OBP: 0.333, SLG: 0.462		0-0 F6		4-0 1-2 2-3 BB		0-0 F5		0-0 1-H 2-H 1B 2B		3	1	1	2	1	0	0				
Alan Ashby, S (1, 2) OBP: 0.309, SLG: 0.434		0-3 K		0-0 F6		0-0 2B		0-0 2-3 F8		4	0	1	0	0	1	4				
Bill Doran, S (1, 4) OBP: 0.347, SLG: 0.281 Frank DiPino, L (9, 1) OBP: 0.500, SLG: 1.000			0-0 4-3		0-0 L5	0-0 F7		0-0 3-H 1B		4	0	1	1	0	0	1				
Bob Knepper, L (1, 1) OBP: 0.167, SLG: 0.118 Mike Madden, L (2, 1) Denny Walling, L (5, PH) OBP: 0.143, SLG: 0.111			0-3 K		0-0 F7		0-0 6-3	0-0 4-3		0	0	0	0	0	0	0				
<b>Inning Stats</b>	R: 0 E: 0 K: 1 S: 6	H: 1 LOB: 1 BB: 0 P: 6	R: 0 E: 0 K: 1 S: 5	H: 0 LOB: 0 BB: 0 P: 5	R: 0 E: 0 K: 1 S: 5	H: 1 LOB: 3 BB: 2 P: 12	R: 1 E: 0 K: 0 S: 5	H: 2 LOB: 2 BB: 1 P: 9	R: 0 E: 0 K: 0 S: 4	H: 1 LOB: 1 BB: 0 P: 4	R: 0 E: 0 K: 0 S: 3	H: 0 LOB: 0 BB: 0 P: 3	R: 3 E: 0 K: 0 S: 7	H: 4 LOB: 1 BB: 0 P: 7	R: 0 E: 0 K: 1 S: 6	H: 1 LOB: 1 BB: 0 P: 6	1B: 8 2B: 2 3B: 0 HR: 0	SF: 0 SAC: 0 DP: 0 HBP: 0	WP: 0 PB: 0 SB: 2 CS: 0	PA: 40
<b>PITCHER</b> Craig McMurtry, R (1, 1) ERA: 3.06 Rick Mahler, R (8, 1) ERA: 5.02	IP: 7.2 WLS: W BF: 34	H: 8 R: 4 ER: 4 SO: 3	BB: 3 IBB: 0 HBP: 0 BLK: 0	WP: 0 HR: 0 S: 37 P: 49	ERA: 4.70 WHIP: 1.435	IP: 1.1 WLS: W BF: 6	H: 2 R: 0 ER: 0 SO: 1	BB: 0 IBB: 0 HBP: 0 BLK: 0	WP: 0 HR: 0 S: 8 P: 8	ERA: 0.00 WHIP: 1.500										

**BOTTOM**

**Atlanta Braves @ Houston Astros**  
Astrodome, Houston, TX  
Sun May 15 1983, 4:33 AM EDT  
Att. 14,857 - Dome

livebaseballscorecards.com

<b>AB</b>	<b>37</b>
<b>R</b>	<b>4</b>
<b>H</b>	<b>10</b>
<b>RBI</b>	<b>4</b>
<b>BB</b>	<b>3</b>
<b>SO</b>	<b>4</b>
<b>LOB</b>	<b>14</b>



Batter	1	2	3	4	5	6	7	8	9	AB R H RBI BB SO LOB	TOP		
Omar Moreno, L (1, 8) OBP: 0.301, SLG: 0.357 Dave Smith, R (5, 1) Denny Walling, L (8, PH) OBP: 0.138, SLG: 0.107 Frank LaCorte, R (8, 1)	0-0 F8		0-0 F7		0-0 L3			0-0 F5		3 0 0 0 0 0 2 0 0 0 0 0 0 0 1 0 0 0 0 0 0 0 0 0 0 0 0 0	<b>Houston Astros @ St. Louis Cardinals</b> Busch Stadium, St. Louis, MO Tue May 17 1983, 7:05 PM CDT Att: 40,740 - Unknown		
Terry Puhl, L (1, 9) OBP: 0.286, SLG: 0.277	0-0 PB S 1B		0-0 F5			0-0 4-3		0-0 G3		4 0 1 0 0 0 1			
Dickie Thon, R (1, 6) OBP: 0.345, SLG: 0.424	0-3 K 1-3			0-0 HR		0-0 6-3			0-0 2B 1B	4 2 2 1 0 1 1			
Phil Garner, R (1, 5) OBP: 0.329, SLG: 0.355	0-0 6-3			0-0 F3		0-0 6-3			0-0 F8	4 0 0 0 0 0 2			
Jose Cruz, L (1, 7) OBP: 0.400, SLG: 0.418		4-0 BB BB BB BB		0-0 6-3			0-0 F9		0-0 2B 2B 1-H	3 1 1 1 1 0 0			
Harry Spilman, L (1, 3) OBP: 0.324, SLG: 0.433		0-0 G6-4-3 1-2f		0-0 F9			0-0 FC4-6 1B		0-0 F8	4 0 1 0 0 0 2			
Alan Ashby, S (1, 2) OBP: 0.307, SLG: 0.437		0-0 G3			0-0 L3		0-0 FC4-6 1-2f		0-0 2B 2B 2-H	4 1 1 1 0 0 1			
Bill Doran, S (1, 4) OBP: 0.345, SLG: 0.288			0-0 F8		0-0 F6		0-0 1-3		0-0 2B 2B 2-H	4 0 1 1 0 0 1			
Joe Niekro, R (1, 1) OBP: 0.111, SLG: 0.111 Vern Ruhle, R (3, 1) Kevin Bass, S (5, PH) OBP: 0.298, SLG: 0.378 (5, 8)			0-0 1B		0-0 1B			0-0 F8	0-0 F9	1 0 1 0 0 0 0 0 0 0 0 0 0 0 3 0 1 0 0 0 1			
<b>Inning Stats</b>	R: 0 H: 1 E: 0 LOB: 1 K: 1 BB: 0 S: 6 P: 6	R: 0 H: 0 E: 0 LOB: 0 K: 0 BB: 1 S: 2 P: 6	R: 0 H: 1 E: 0 LOB: 1 K: 0 BB: 0 S: 4 P: 4	R: 1 H: 1 E: 0 LOB: 0 K: 0 BB: 0 S: 4 P: 4	R: 0 H: 1 E: 0 LOB: 1 K: 0 BB: 0 S: 4 P: 4	R: 0 H: 0 E: 0 LOB: 0 K: 0 BB: 0 S: 3 P: 3	R: 0 H: 1 E: 0 LOB: 1 K: 0 BB: 0 S: 4 P: 4	R: 0 H: 0 E: 0 LOB: 0 K: 0 BB: 0 S: 3 P: 3	R: 3 H: 4 E: 0 LOB: 1 K: 0 BB: 0 S: 7 P: 7	1B: 5 SF: 0 2B: 3 SAC: 0 3B: 0 DP: 1 HR: 1 HBP: 0		WP: 0 PA: 36 PB: 1 SB: 1 CS: 0	
<b>PITCHER</b>	IP WLS BF H R ER SO BB IBB HBP BLK WP HR S P ERA WHIP											<b>PITCHER</b>	IP WLS BF H R ER SO BB IBB HBP BLK WP HR S P ERA WHIP
Bob Forsch, R (1, 1) ERA: 3.51 Dave Vonohlen, L (9, 1) ERA:	8.2 W 35 9 4 4 1 1 0 0 0 0 0 1 36 40 4.15 1.154												

AB	35
R	4
H	9
RBI	4
BB	1
SO	1
LOB	11





Batter	1	2	3	4	5	6	7	8	9	AB R H RBI BB SO LOB	TOP																						
<b>Omar Moreno, L</b> (1, 8) OBP: 0.298, SLG: 0.352	0-0 F9	0-0 F8			0-0 F7		0-0 4-3		0-0 3-1	5 0 1 0 0 0 3																							
<b>Terry Puhl, L</b> (1, 9) OBP: 0.293, SLG: 0.329	0-0 HR		0-0 1B 6-3		0-0 6-3		0-0 6-3		0-0 3-1	5 2 2 2 0 0 3																							
<b>Dickie Thon, R</b> (1, 6) OBP: 0.341, SLG: 0.417	0-0 6-3		0-0 CS 1B		0-3 K			0-0 F7	0-0 5-3	5 0 1 0 0 1 2																							
<b>Phil Garner, R</b> (1, 5) OBP: 0.340, SLG: 0.387	0-0 CS 1B		0-0 6-3		0-0 1B E			0-0 HR		4 1 3 2 0 0 1																							
<b>Jose Cruz, L</b> (1, 7) OBP: 0.396, SLG: 0.410	0-0 CS	0-0 6-3	4-0 BB BB BB		0-0 F2			0-0 3-1		3 0 0 0 1 0 1																							
<b>Harry Spilman, L</b> (1, 3) OBP: 0.316, SLG: 0.412		0-0 1B 4-3	0-0 F9		0-0 F9			0-0 F5		4 1 1 0 0 0 2																							
<b>Alan Ashby, S</b> (1, 2) OBP: 0.299, SLG: 0.425		0-0 4-3		0-0 4-3		0-0 4-3		0-0 4-3		3 0 0 0 0 0 2																							
<b>Bill Doran, S</b> (1, 4) OBP: 0.355, SLG: 0.297		4-0 BB 1B		0-3 K		0-0 SH1 1B		0-0 1B 3-1		3 1 2 0 1 1 0																							
<b>Mike Scott, R</b> (7, 1) OBP: 0.290, SLG: 0.200 <b>Frank DiPino, L</b> (7, 1) OBP: 0.500, SLG: 1.000 <b>Bill Dawley, R</b> (7, 1) <b>Mike Madden, L</b> (7, 1) <b>Luis Pujols, R</b> (7, 2) OBP: 0.288, SLG: 0.231 <b>Denry Wailing, L</b> (8, PH) OBP: 0.133, SLG: 0.103 <b>Tony Scott, S</b> (9, PH) OBP: 0.273, SLG: 0.338		0-0 1B	0-0 F8		0-0 F8		0-0 SH1	0-0 1B	0-0 1B	2 0 1 1 0 1 0 0 0 0 0 0 1 0 1 0 0 0 0																							
<b>Inning Stats</b>	R: 1 E: 0 K: 0 S: 4	H: 2 LOB: 0 BB: 0 P: 4	R: 1 E: 0 K: 0 S: 5	H: 2 LOB: 2 BB: 1 P: 9	R: 1 E: 0 K: 0 S: 4	H: 2 LOB: 1 BB: 1 P: 8	R: 0 E: 0 K: 1 S: 5	H: 0 LOB: 0 BB: 0 P: 5	R: 0 E: 0 K: 1 S: 5	H: 0 LOB: 0 BB: 0 P: 5	R: 0 E: 1 K: 0 S: 4	H: 1 LOB: 1 BB: 0 P: 4	R: 0 E: 0 K: 0 S: 4	H: 1 LOB: 1 BB: 0 P: 4	R: 1 E: 0 K: 0 S: 4	H: 1 LOB: 0 BB: 0 P: 4	R: 1 E: 0 K: 0 S: 6	H: 3 LOB: 2 BB: 0 P: 6	1B: 10 2B: 0 3B: 0 HR: 2	SF: 0 SAC: 1 DP: 0 HBP: 0	WP: 0 PB: 0 SB: 0 CS: 2	PA: 40											
<b>PITCHER</b> <b>Joaquin Andujar, R</b> (1, 1) ERA: 3.49 <b>Bruce Sutter, R</b> (8, 1) ERA: 3.32	IP 7.0	WLS W	BF 29	H 8	R 3	ER 3	SO 2	BB 2	IBB 0	HBP 0	BLK 0	WP 0	HR 1	S 31	P 39	ERA 3.86	WHIP 1.429																
											<b>PITCHER</b>	IP	WLS	BF	H	R	ER	SO	BB	IBB	HBP	BLK	WP	HR	S	P	ERA	WHIP					

**Houston Astros @ St. Louis Cardinals**  
**Busch Stadium, St. Louis, MO**  
 Wed May 18 1983, 3:33 AM CDT  
 Att: 22,680 - Unknown

[livebaseballscorecards.com](http://livebaseballscorecards.com)

AB	36
R	5
H	12
RBI	5
BB	2
SO	2
LOB	14



Batter	1	2	3	4	5	6	7	8	9	AB	R	H	RBI	BB	SO	LOB
Lonnie Smith, R OBP: 0.366, SLG: 0.450 Steve Braun, L OBP: 0.500, SLG: 0.167 David Green, R OBP: 0.304, SLG: 0.370 (1, 7) (7, 7) (7, PH) (8, 7)	0-0 G3		1-0 1B E HBP		0-0 6-3		0-0 BB 1B F8			2	1	0	0	0	0	0
Willie McGee, S OBP: 0.378, SLG: 0.441 (1, 8)	0-0 BLK 1B		0-0 S 1-3 1B		0-0 1-3		0-0 BB 1-3 2-H 1B 2B	0-0 F8		5	1	3	1	0	0	0
Keith Hernandez, L OBP: 0.385, SLG: 0.504 (1, 3)	0-0 F9		4-0 1-3 3-H BB		0-0 2-6 1B		4-0 BB 1B IBB	0-0 PB 1B		3	1	2	0	2	0	1
Darrell Porter, L OBP: 0.360, SLG: 0.510 Glenn Brummer, R OBP: 0.400, SLG: 0.533 (1, 2) (9, 2)	0-0 4-3		0-0 G3		0-0 2-6 1-2	0-0 1-3	0-3 K	0-3 K		5	0	0	0	0	2	7
George Hendrick, R OBP: 0.386, SLG: 0.583 (1, 9)		0-0 6-3		0-3 K		0-0 6-3	4-0 1-2 2-3 3-H HR BB	0-0 4-3		4	1	0	1	1	1	1
Ken Oberkfell, L OBP: 0.386, SLG: 0.358 (1, 5)		0-0 G3		0-0 WP 2B		0-0 L7	0-0 1-2 2-H 3-H HR 1B			4	1	2	2	0	0	0
Tom Herr, S OBP: 0.360, SLG: 0.444 (1, 4)		0-0 F8		0-0 F7			FC3-6 1B HR			4	1	2	3	0	0	1
Mike Ramsey, S OBP: 0.350, SLG: 0.371 (1, 6)			0-0 5-3	4-0 BB			FC3-6 1B BB			2	1	1	0	2	0	0
Joaquin Andujar, S OBP: 0.211, SLG: 0.211 Ozzie Smith, S OBP: 0.286, SLG: 0.293 Bruce Sutter, R (7, PH) (8, 1)			0-3 K	0-3 K			FC3-6 1B 2B 1B			2	0	0	0	0	2	2
										2	1	1	0	0	0	2
										0	0	0	0	0	0	0


Inning Stats	R: 0	H: 1	E: 0	K: 0	S: 4	H: 1	LOB: 1	BB: 0	P: 4	R: 0	H: 0	E: 0	K: 0	S: 3	R: 1	H: 1	E: 0	K: 1	S: 6	R: 0	H: 1	E: 0	K: 2	S: 8	R: 0	H: 1	E: 0	K: 0	S: 3	R: 0	H: 0	E: 0	K: 0	S: 3	R: 8	H: 7	E: 0	K: 1	S: 12	R: 0	H: 1	E: 0	K: 1	S: 6	1B: 9	2B: 2	3B: 0	HR: 1	SF: 0	SAC: 0	DP: 0	HBP: 1	WP: 1	PA: 41
--------------	------	------	------	------	------	------	--------	-------	------	------	------	------	------	------	------	------	------	------	------	------	------	------	------	------	------	------	------	------	------	------	------	------	------	------	------	------	------	------	-------	------	------	------	------	------	-------	-------	-------	-------	-------	--------	-------	--------	-------	--------

PITCHER	IP	WLS	BF	H	R	ER	SO	BB	IBB	HBP	BLK	WP	HR	S	P	ERA	WHIP
Mike Scott, R ERA: 2.5 (1, 1)	6.0		27	6	3	2	3	2	0	1	1	1	0	29	38	3.00	1.333
Frank DiPino, L ERA: 3.5 (7, 1)	0.2	L	5	2	0	0	1	0	1	0	0	0	0	6	10	0.00	3.000
Bill Dawley, R ERA: 3.0 (7, 1)	0.0		5	3	6	6	0	2	0	0	0	0	1	3	11	∞	∞
Mike Madden, L ERA: 2.89 (7, 1)	1.1		5	1	0	0	1	0	0	0	0	0	0	7	7	0.00	0.750

**BOTTOM**

**Houston Astros @ St. Louis Cardinals**  
Busch Stadium, St. Louis, MO  
Wed May 18 1983, 3:33 AM CDT  
Att. 22,680 - Unknown

<b>AB</b>	<b>35</b>
<b>R</b>	<b>9</b>
<b>H</b>	<b>12</b>
<b>RBI</b>	<b>8</b>
<b>BB</b>	<b>5</b>
<b>SO</b>	<b>5</b>
<b>LOB</b>	<b>16</b>



Batter	1	2	3	4	5	6	7	8	9	AB R H RBI BB SO LOB	TOP										
<b>Omar Moreno, L</b> (1, 8) OBP: 0.293, SLG: 0.345 <b>Kevin Bass, S</b> (7, PH) OBP: 0.286, SLG: 0.362 <b>Denny Walling, L</b> (9, PR) OBP: 0.133, SLG: 0.103	0-3 K		0-0 5-3		0-3 K		0-0 F9		0-0 FC6 FC6-4	3 0 0 0 0 2 0 2 0 0 0 0 0 4 0 0 0 0 0 0 0											
<b>Tony Scott, S</b> (1, 9) OBP: 0.256, SLG: 0.321 (7, 8)	0-0 F9		0-0 6-3		0-0 1-3		0-0 1-3		0-0 SF7	4 0 0 1 0 0 2											
<b>Dickie Thon, R</b> (1, 6) OBP: 0.343, SLG: 0.431	4-0 BB		0-3 K				0-0 F9		0-0 FC6-4 HR	4 1 1 1 1 1 1											
<b>Phil Garner, R</b> (1, 5) OBP: 0.337, SLG: 0.384	0-3 K			0-0 6-3		0-3 K		0-0 BB 1B		4 0 1 0 0 2 1											
<b>Jose Cruz, L</b> (1, 7) OBP: 0.393, SLG: 0.401		0-0 F7		0-0 5-3		0-0 F7		4-0 BB G4-6-3		3 0 0 0 1 0 0											
<b>Ray Knight, R</b> (1, 3) OBP: 0.328, SLG: 0.441		0-0 BB 1B		0-0 2B		0-0 F9		0-0 F9		4 0 2 0 0 0 2											
<b>Alan Ashby, S</b> (1, 2) OBP: 0.298, SLG: 0.427 <b>Frank LaCorte, R</b> (8, 1)		0-0 F9		0-0 E6		0-0 2B		0-0 G4-6-3 BB		4 1 1 0 0 0 4 0 0 0 0 0 0 0											
<b>Bill Doran, S</b> (1, 4) OBP: 0.357, SLG: 0.295 <b>Vern Ruhie, R</b> (4, 1) <b>Tim Tolman, R</b> (7, PH) OBP: 0.364, SLG: 0.667 <b>Dave Smith, R</b> (7, 1) <b>Luis Pujols, R</b> (8, 2) OBP: 0.286, SLG: 0.231 <b>Terry Puhl, L</b> (9, PH) OBP: 0.303, SLG: 0.338		4-0 BB		0-3 K		0-0 2B		0-0 FC6 E SF7 1B		1 0 0 0 0 1 1 2 0 0 0 0 0 0 0 0 1 0 1 1 0 1 1 1 0 0 0 0 0											
<b>Bob Knepper, L</b> (1, 1) OBP: 0.158, SLG: 0.111 <b>Craig Reynolds, L</b> (4, 4) OBP: 0.125, SLG: 0.125		0-3 K			0-0 L5		0-0 E6		0-0 E3 FC6	1 0 0 0 0 1 2 3 0 0 0 0 0 2											
<b>Inning Stats</b>	R: 0 E: 0 K: 2 S: 7	H: 0 LOB: 1 BB: 1 P: 11	R: 0 E: 0 K: 1 S: 6	H: 1 LOB: 2 BB: 1 P: 10	R: 0 E: 0 K: 1 S: 5	H: 0 LOB: 0 BB: 0 P: 5	R: 0 E: 1 K: 1 S: 7	H: 1 LOB: 2 BB: 0 P: 7	R: 0 E: 0 K: 1 S: 5	H: 0 LOB: 0 BB: 0 P: 5	R: 1 E: 1 K: 0 S: 6	H: 2 LOB: 2 BB: 0 P: 6	R: 1 E: 0 K: 0 S: 4	H: 2 LOB: 1 BB: 1 P: 8	R: 1 E: 1 K: 0 S: 5	H: 1 LOB: 1 BB: 0 P: 5	1B: 3 2B: 3 3B: 0 HR: 1	SF: 1 SAC: 0 DP: 1 HBP: 0	WP: 0 PB: 0 SB: 0 CS: 0	PA: 39	
<b>PITCHER</b> <b>Larry McWilliams, L</b> (1, 1) ERA: 2.54 <b>Kent Tekulve, R</b> (8, 1) ERA: 0.48	IP WLS BF H R ER SO BB IBB HBP BLK WP HR S P ERA WHIP	7.0 W 30 5 2 2 7 2 0 0 0 0 1 42 50 2.57 1.000	2.0 S 9 2 1 0 0 1 0 0 0 0 0 0 8 12 0.00 1.500																		

Houston Astros @ Pittsburgh Pirates  
 Three Rivers Stadium, Pittsburgh, PA  
 Fri May 20 1983, 7:05 PM EDT  
 Att. 13,643 - Unknown

livebaseballscorecards.com

AB	35
R	3
H	7
RBI	3
BB	3
SO	7
LOB	20





Batter	1	2	3	4	5	6	7	8	9	AB	R	H	RBI	BB	SO	LOB
--------	---	---	---	---	---	---	---	---	---	----	---	---	-----	----	----	-----

Lee Lacy, R OBP: 0.324, SLG: 0.390 (1, 9) X (8, 7)	0-0 G4-3 1B		0-0 6-3	4-0 1-2 2-3 BB		0-0 6-3				3	0	1	0	1	0	0
Lee Mazzilli, S OBP: 0.411, SLG: 0.441 (1, 8) X	0-0 G4-3 1-2f		0-0 1B 1B	4-0 1-2 2-3 BB		0-3 K				3	1	1	1	1	1	1
Jim Morrison, R OBP: 0.200, SLG: 0.111 Johnny Ray, S OBP: 0.315, SLG: 0.445 (1, 4) X (8, 4) X	0-0 5-3		0-0 1B 1B	0-0 F7			0-0 F6			4	0	1	0	0	0	3
Bill Madlock, R OBP: 0.347, SLG: 0.348 (1, 5)		0-0 FC5-6 1B	0-0 FC6 1-2 2-H 1B		4-0 HBP BB		0-0 E S 1B			3	0	3	1	1	0	0
Tony Peña, R OBP: 0.265, SLG: 0.306 (1, 2) X		0-0 FC5-6 CS 1-2f	0-0 FC6 1-2f		0-0 F5		0-0 F7 1-3			4	0	0	0	0	0	5
Brian Harper, R OBP: 0.143, SLG: 0.450 Jason Thompson, L (7, PH) OBP: 0.373, SLG: 0.407 (1, 7) X (8, 3) X		0-3 K 1-2		0-0 FC6-4 1B		0-0 F6		0-0 F6		3	0	1	0	0	1	2
Gene Tenace, R OBP: 0.263, SLG: 0.067 Dave Parker, L OBP: 0.250, SLG: 0.326 (1, 3) X (8, 9) X			4-0 HR BB	0-0 FC6-4 BB WP BB 1-2f	1-0 HBP			0-3 K		1	2	0	0	1	0	1
Dale Berra, R OBP: 0.293, SLG: 0.368 (1, 6) X			0-0 HR	4-0 BB BB 1-2 BB	0-3 K		0-0 F6			3	1	1	2	1	1	2
Larry McWilliams, L OBP: 0.158, SLG: 0.111 Kent Tekulve, R (1, 1) X (8, 1) X			0-3 K	0-0 F2		0-0 6-3		0-3 K		3	0	0	0	0	1	2

Inning Stats	R: 0	H: 1	E: 0	LOB: 0	K: 0	P: 3	R: 0	H: 1	E: 0	LOB: 1	K: 1	P: 5	R: 3	H: 4	E: 0	LOB: 2	K: 1	P: 9	R: 1	H: 1	E: 0	LOB: 3	K: 0	P: 4	R: 0	H: 0	E: 0	LOB: 2	K: 1	P: 10	R: 0	H: 0	E: 0	LOB: 0	K: 1	P: 5	R: 0	H: 1	E: 0	LOB: 1	K: 0	P: 4	R: 0	H: 0	E: 0	LOB: 0	K: 2	P: 7
--------------	------	------	------	--------	------	------	------	------	------	--------	------	------	------	------	------	--------	------	------	------	------	------	--------	------	------	------	------	------	--------	------	-------	------	------	------	--------	------	------	------	------	------	--------	------	------	------	------	------	--------	------	------


PITCHER	IP	WLS	BF	H	R	ER	SO	BB	IBB	HBP	BLK	WP	HR	S	P	ERA	WHIP
Bob Knepper, L ERA: 3.41 (1, 1)	3.2		20	7	4	4	2	4	0	0	0	1	0	11	16	9.82	3.000
Vern Ruhle, R ERA: 3.68 (4, 1)	2.1		9	0	0	0	2	1	0	1	0	0	0	11	16	0.00	0.429
Dave Smith, R ERA: 4.74 (7, 1)	1.0		4	1	0	0	0	0	0	0	0	0	0	4	4	0.00	1.000
Frank LaCorte, R ERA: 3.67 (8, 1)	1.0		3	0	0	0	2	0	0	0	0	0	0	7	7	0.00	0.000

BOTTOM																				
AB	R	H	RBI	BB	SO	LOB										WP:	PA:			
3	0	1	0	1	0	0										1	36			
3	1	1	1	1	1	1										PB: 0				
4	0	1	0	0	0	3										SB: 1				
0	0	0	0	0	0	0										CS: 1				
3	0	3	1	1	0	0														
4	0	0	0	0	0	5														
3	0	1	0	0	1	2														
1	0	0	0	0	0	1														
1	2	0	0	1	0	1														
1	0	0	0	0	1	0														
3	1	1	2	1	1	2														
3	0	0	0	0	1	2														
1	0	0	0	0	1	0														
1B:	7	SF:	0	WP:	1	PA:														
2B:	1	SAC:	0	PB:	0															
3B:	0	DP:	2	SB:	1															
HR:	1	HBP:	1	CS:	1															

Houston Astros @ Pittsburgh Pirates  
Three Rivers Stadium, Pittsburgh, PA  
Fri May 20 1983, 7:05 PM EDT  
Att. 13,643 - Unknown

livebaseballscorecards.com

**AB 30**  
**R 4**  
**H 8**  
**RBI 4**  
**BB 5**  
**SO 6**  
**LOB 17**



Batter	1	2	3	4	5	6	7	8	9	AB R H RBI BB SO LOB	TOP											
<b>Omar Moreno, L</b> (1, 8) OBP: 0.296, SLG: 0.353	0-0 3-1	0-0 WP 1B		0-0 F7			0-0 PB SF9 2B		0-0 F7	5 2 2 0 0 0 0												
<b>Tony Scott, S</b> (1, 9) OBP: 0.253, SLG: 0.321	0-0 3B 1B	0-0 SF9		0-3 K			0-0 SF9 2-H		0-3 K	3 1 1 2 0 2 0												
<b>Dickie Thon, R</b> (1, 6) OBP: 0.346, SLG: 0.445	0-0 1-H HR 3B	0-0 PO 1B				0-0 E5 6-3		0-0 F7		4 1 2 2 0 0 0												
<b>Phil Garner, R</b> (1, 5) OBP: 0.335, SLG: 0.400	0-0 3-H HR	0-0 PO 1-2	0-0 F8			0-0 6-3 1-2		0-0 F9		4 1 1 2 0 0 1												
<b>Jose Cruz, L</b> (1, 7) OBP: 0.395, SLG: 0.407	0-3 K		4-0 S BB			0-0 1B 2B		0-3 K		3 0 1 0 1 2 0												
<b>Ray Knight, R</b> (1, 3) OBP: 0.333, SLG: 0.438	0-0 E7		0-0 5-3 1-2			0-0 2-H 1B		4-0 BB BB		3 0 1 0 1 0 1												
<b>Bill Doran, S</b> (1, 4) OBP: 0.361, SLG: 0.290	0-0 6-3		4-0 BB			0-3 K2-3		4-0 G6-4-3 BB		2 0 0 0 2 1 1												
<b>Luis Pujols, R</b> (1, 2) OBP: 0.278, SLG: 0.235		0-0 WP SF9 SH3-4 1B	0-0 F9			0-0 6-3		0-0 G6-4-3 1-2f		4 1 1 0 0 0 4												
<b>Michael LaCoss, R</b> (1, 1) OBP: 0.091, SLG: 0.048		0-0 SH3-4		0-0 5-3			0-0 F8		0-3 K	2 0 0 0 0 0 0												
<b>Frank DiPino, L</b> (8, 1) OBP: 0.333, SLG: 0.667		1-2								1 0 0 0 0 1 0												
<b>Inning Stats</b>	R: 3 E: 1 K: 1 S: 9	H: 3 LOB: 1 BB: 0 P: 9	R: 2 E: 0 K: 0 S: 5	H: 3 LOB: 0 BB: 0 P: 5	R: 0 E: 0 K: 0 S: 3	H: 0 LOB: 2 BB: 2 P: 11	R: 0 E: 0 K: 1 S: 5	H: 0 LOB: 0 BB: 0 P: 5	R: 0 E: 1 K: 0 S: 4	H: 2 LOB: 2 BB: 0 P: 4	R: 0 E: 0 K: 1 S: 5	H: 0 LOB: 0 BB: 0 P: 5	R: 1 E: 0 K: 0 S: 4	H: 1 LOB: 0 BB: 0 P: 4	R: 0 E: 0 K: 1 S: 4	H: 0 LOB: 1 BB: 2 P: 12	R: 0 E: 0 K: 2 S: 7	H: 0 LOB: 0 BB: 0 P: 7	1B: 5 2B: 2 3B: 1 HR: 1	SF: 2 SAC: 1 DP: 1 HBP: 0	WP: 1 PB: 1 SB: 1 CS: 0	PA: 39
<b>PITCHER</b>	IP WLS BF H R ER SO BB IBB HBP BLK WP HR S P ERA WHIP																					
<b>Randy Niemann, L</b> (1, 1) ERA: 15.95	1.2 L 12 6 5 5 1 0 0 0 0 1 1 14 14 27.00 3.600																					
<b>Lee Tunnell, R</b> (2, 1) ERA: 4.55	5.1 19 3 1 0 2 2 0 0 0 0 0 0 21 29 0.00 0.938																					
<b>Jim Bibby, R</b> (8, 1) ERA: 12.75	2.0 7 0 0 0 3 2 0 0 0 0 0 0 11 19 0.00 1.000																					

Houston Astros @ Pittsburgh Pirates  
 Three Rivers Stadium, Pittsburgh, PA  
 Sat May 21 1983, 7:05 PM EDT  
 Att. 8,804 - Unknown

livebaseballscorecards.com

AB	31
R	6
H	9
RBI	6
BB	4
SO	6
LOB	7



Batter	1	2	3	4	5	6	7	8	9	AB	R	H	RBI	BB	SO	LOB				
Lee Mazzilli, S OBP: 0.414, SLG: 0.434 (1, 8)	4-0 BB G4-6-3 BB		4-0 BB G5-4-3 BB		0-0 1-2f G3-6-3			0-0 F9		2	0	0	0	2	0	2				
Johnny Ray, S OBP: 0.313, SLG: 0.439 (1, 4)	0-0 1-2f G4-6-3		0-0 1-2f G5-4-3			0-0 1B G4-6-3		0-0 1-2 4-3		4	0	1	0	0	0	3				
Bill Madlock, R OBP: 0.353, SLG: 0.354 (1, 5)	0-0 2B E5 1B		0-0 5-3			0-0 1-2f G4-6-3		0-0 2-H HR 1B		4	2	2	1	0	0	1				
Jason Thompson, L OBP: 0.384, SLG: 0.453 (1, 3)	0-0 2-H 2B			0-0 F9		0-0 1B		0-0 1-H HR		4	1	3	3	0	0	0				
Dave Parker, L OBP: 0.240, SLG: 0.313 (1, 9)	0-0 F8			0-0 3-1		0-0 G3		0-3 K		4	0	0	0	0	1	2				
Mike Easler, L OBP: 0.388, SLG: 0.453 (1, 7)		0-0 FC5-4 1B		0-0 FC6-4 1B			0-0 F8		0-0 F7	3	0	2	0	0	0	0				
Gene Tenace, R OBP: 0.250, SLG: 0.063 (9, PH)										1	0	0	0	0	0	0				
Tony Peña, R OBP: 0.256, SLG: 0.296 (1, 2)		0-0 F8		0-0 FC6-4 1-2f			0-3 K		0-0 F3	4	0	0	0	0	1	2				
Dale Berra, R OBP: 0.286, SLG: 0.358 (1, 6)		0-0 FC5-4			0-3 K		0-0 5-3		0-3 K	3	0	0	0	0	1	1				
Jim Bibby, R OBP: 0.321, SLG: 0.387 (8, 1)		1-2f								0	0	0	0	0	0	0				
Lee Lacy, R OBP: 0.321, SLG: 0.387 (9, PH)										1	0	0	0	0	1	0				
Randy Niemann, L OBP: 0.111, SLG: 0.111 (2, 1)		0-3 K			0-0 G3-6-3 1B			0-0 4-3 1B		0	0	0	0	0	0	0				
Lee Tunnell, R OBP: 0.273, SLG: 0.200 (8, 6)										2	0	1	0	0	1	1				
Jim Morrison, R OBP: 0.273, SLG: 0.200 (8, 6)										1	1	1	0	0	0	0				
<b>Inning Stats</b>	R: 1 E: 1 K: 0 S: 4	H: 2 LOB: 1 BB: 1 P: 8	R: 0 E: 0 K: 1 S: 6	H: 1 LOB: 1 BB: 0 P: 6	R: 0 E: 0 K: 0 S: 2	H: 0 LOB: 0 BB: 1 P: 6	R: 0 E: 0 K: 0 S: 4	H: 1 LOB: 1 BB: 0 P: 4	R: 0 E: 0 K: 1 S: 5	H: 2 LOB: 1 BB: 0 P: 4	R: 0 E: 0 K: 1 S: 5	H: 0 LOB: 0 BB: 0 P: 5	R: 3 E: 0 K: 1 S: 8	H: 3 LOB: 0 BB: 0 P: 8	R: 0 E: 0 K: 1 S: 5	H: 0 LOB: 0 BB: 0 P: 5	1B: 8 2B: 1 3B: 0 HR: 1	SF: 0 SAC: 0 DP: 4 HBP: 0	WP: 0 PB: 0 SB: 0 CS: 0	PA: 35
<b>PITCHER</b>	IP WLS BF H R ER SO BB IBB HBP BLK WP HR S P ERA WHIP	IP WLS BF H R ER SO BB IBB HBP BLK WP HR S P ERA WHIP	IP WLS BF H R ER SO BB IBB HBP BLK WP HR S P ERA WHIP	IP WLS BF H R ER SO BB IBB HBP BLK WP HR S P ERA WHIP	IP WLS BF H R ER SO BB IBB HBP BLK WP HR S P ERA WHIP	IP WLS BF H R ER SO BB IBB HBP BLK WP HR S P ERA WHIP	IP WLS BF H R ER SO BB IBB HBP BLK WP HR S P ERA WHIP	IP WLS BF H R ER SO BB IBB HBP BLK WP HR S P ERA WHIP	IP WLS BF H R ER SO BB IBB HBP BLK WP HR S P ERA WHIP	IP WLS BF H R ER SO BB IBB HBP BLK WP HR S P ERA WHIP	IP WLS BF H R ER SO BB IBB HBP BLK WP HR S P ERA WHIP	IP WLS BF H R ER SO BB IBB HBP BLK WP HR S P ERA WHIP	IP WLS BF H R ER SO BB IBB HBP BLK WP HR S P ERA WHIP	IP WLS BF H R ER SO BB IBB HBP BLK WP HR S P ERA WHIP	IP WLS BF H R ER SO BB IBB HBP BLK WP HR S P ERA WHIP	IP WLS BF H R ER SO BB IBB HBP BLK WP HR S P ERA WHIP	IP WLS BF H R ER SO BB IBB HBP BLK WP HR S P ERA WHIP	IP WLS BF H R ER SO BB IBB HBP BLK WP HR S P ERA WHIP	IP WLS BF H R ER SO BB IBB HBP BLK WP HR S P ERA WHIP	IP WLS BF H R ER SO BB IBB HBP BLK WP HR S P ERA WHIP
Michael LaCoss, R ERA: 4.64 (1, 1)	7.2 W 31	10 4	4 4	3 3	2 2	0 0	0 0	0 0	0 0	0 0	0 0	0 0	0 0	0 0	0 0	0 0	4.70 1.565			
Frank DiPino, L ERA: 3.26 (8, 1)	1.1 S 4	0 0	0 0	2 2	0 0	0 0	0 0	0 0	0 0	0 0	0 0	0 0	0 0	0 0	0 0	0 0	0.00 0.000			

**BOTTOM**

**Houston Astros @ Pittsburgh Pirates**  
Three Rivers Stadium, Pittsburgh, PA

Sat May 21 1983, 7:05 PM EDT  
Att. 8,804 - Unknown

AB	33
R	4
H	10
RBI	4
BB	2
SO	5
LOB	12



WP: 0	PA: 35
PB: 0	
SB: 0	
CS: 0	

Batter	1	2	3	4	5	6	7	8	9	AB R H RBI BB SO LOB	TOP											
23 Ryne Sandberg, R (1, 4) OBP: 0.255, SLG: 0.267	0-0 4-3		0-0 9-3			0-0 F4		0-3 K		4 0 0 0 0 1 1												
Larry Bowa, S (1, 6) OBP: 0.304, SLG: 0.377	0-0 F5			0-0 F9		0-0 G3		4-0 FC6-4 BB		3 0 0 0 1 0 0												
Bill Buckner, L (1, 3) OBP: 0.247, SLG: 0.295	0-0 4-3			0-0 1B		0-0 G3		0-0 FC6-4		4 0 1 0 0 0 1												
Leon Durham, L (1, 8) OBP: 0.403, SLG: 0.547		0-0 4-3		0-0 F5		0-0 HR		1-0 CS HBP		3 1 1 1 0 0 1												
Keith Moreland, R (1, 9) OBP: 0.341, SLG: 0.487		4-0 BB		0-3 K		0-0 F7		0-0 F4		3 0 0 0 1 1 2												
Ron Cey, R (1, 5) OBP: 0.313, SLG: 0.388		0-0 F8			0-3 K		0-0 E5		0-0 F9	4 0 0 0 0 1 2												
Jay Johnstone, L (1, 7) OBP: 0.286, SLG: 0.385 Gary Woods, R (9, PH) OBP: 0.316, SLG: 0.415		0-0 F8			0-0 WP 1B		0-0 G6-4-3		0-0 CS	3 0 1 0 0 0 2 0 0 0 0 0 0 0												
Jody Davis, R (1, 2) OBP: 0.311, SLG: 0.427			0-0 F8		0-3 K		0-0 HR			3 1 1 1 0 1 1												
Steve Trout, L (1, 1) OBP: 0.059, SLG: 0.059 Mike Proly, R (6, 1) Scot Thompson, L (8, PH) OBP: 0.237, SLG: 0.268 Bill Campbell, R (8, 1)			0-3 K		0-0 F8			0-0 2-3		2 0 0 0 0 1 1 0 0 0 0 0 0 0 1 0 0 0 0 0 0 0 0 0 0 0 0 0												
<b>Inning Stats</b>	R: 0 E: 0 K: 0 S: 3	H: 0 LOB: 0 BB: 0 P: 3	R: 0 E: 0 K: 0 S: 3	H: 0 LOB: 1 BB: 1 P: 7	R: 0 E: 0 K: 1 S: 5	H: 0 LOB: 0 BB: 0 P: 5	R: 0 E: 0 K: 1 S: 6	H: 1 LOB: 1 BB: 0 P: 6	R: 0 E: 0 K: 2 S: 8	H: 1 LOB: 1 BB: 0 P: 8	R: 0 E: 0 K: 0 S: 3	H: 0 LOB: 0 BB: 0 P: 3	R: 1 E: 1 K: 0 S: 4	H: 1 LOB: 0 BB: 0 P: 4	R: 1 E: 0 K: 1 S: 6	H: 1 LOB: 1 BB: 1 P: 10	R: 0 E: 0 K: 0 S: 2	H: 0 LOB: 0 BB: 0 P: 3	1B: 2 2B: 1 3B: 0 HR: 2	SF: 0 SAC: 0 DP: 2 HBP: 1	WP: 1 PB: 1 SB: 0 CS: 1	PA: 34
<b>PITCHER</b>	IP WLS BF H R ER SO BB IBB HBP BLK WP HR S P ERA WHIP																					
Joe Niekro, R (1, 1) ERA: 4.41	7.0 W 25 3 1 1 4 1 0 0 0 1 1 32 36 1.29 0.571																					
Frank LaCorte, R (8, 1) ERA: 3.9	0.2 4 1 1 1 1 1 0 0 0 0 1 5 9 13.50 3.000																					
Frank DiPino, L (8, 1) ERA: 3.05	1.1 S 4 0 0 0 0 0 0 0 1 0 0 0 3 4 0.00 0.000																					

Chicago Cubs @ Houston Astros  
Astrodome, Houston, TX  
Mon May 23 1983, 8:05 PM EDT  
Att. 8,816 - Dome

livebaseballscorecards.com

AB	30
R	2
H	4
RBI	2
BB	2
SO	5
LOB	11



Batter	1	2	3	4	5	6	7	8	9
Omar Moreno, L OBP: 0.301, SLG: 0.362 (1, 8)	0-0 G5-4-3 1B BLK 1B		0-0 2B			0-3 K	0-0 1-3 1-2		
Tony Scott, S OBP: 0.253, SLG: 0.318 (1, 9) Frank LaCorte, R (8, 1) Frank DiPino, L OBP: 0.333, SLG: 0.667 (8, 1)	0-0 G5-4-3 1-2 1B		0-0 F8			0-0 5-3	0-0 4-3		
Dickie Thon, R OBP: 0.344, SLG: 0.452 (1, 6)	0-0 G5-4-3 1-2f 2-3			0-0 F6		0-0 2B 3B		0-0 6-3	
Phil Garner, R OBP: 0.339, SLG: 0.395 (1, 5)	0-0 6-3 3-H			0-0 F9		4-0 2B IBB		4-0 S BB	
Jose Cruz, L OBP: 0.392, SLG: 0.399 (1, 7)		0-0 1-3		0-0 6-3		4-0 2B 1-2 BB		0-3 K	
Ray Knight, R OBP: 0.338, SLG: 0.444 (1, 3)		0-0 F8			0-0 1-3	0-0 2B		4-0 1-2 BB	
Bill Doran, S OBP: 0.358, SLG: 0.289 (1, 4)		0-0 5-3			0-0 1B 1B	0-0 4-3		0-0 G3	
Luis Pujols, R OBP: 0.286, SLG: 0.250 (1, 2)			0-0 F9		0-0 G5-4-3 1-3 1B		0-0 6-3		
Joe Niekro, R OBP: 0.100, SLG: 0.100 (1, 1) Terry Puhl, L OBP: 0.299, SLG: 0.333 (7, PH) (8, 9)			0-3 K		0-0 G5-4-3 1-2f		0-0 E7 1-3		

AB	R	H	RBI	BB	SO	LOB
4	1	2	0	0	1	1
4	0	1	0	0	0	2
0	0	0	0	0	0	0
0	0	0	0	0	0	0
4	1	1	0	0	0	2
2	1	0	0	2	0	0
3	0	0	0	1	1	1
3	0	1	2	1	0	0
4	0	1	0	0	0	4
3	0	1	0	0	0	0
2	0	0	0	0	1	2
1	0	0	0	0	0	0

**BOTTOM**

**Chicago Cubs @ Houston Astros**  
Astrodome, Houston, TX  
Mon May 23 1983, 8:05 PM EDT  
Att: 8,816 - Dome

livebaseballscorecards.com

<b>AB</b>	<b>30</b>
<b>R</b>	<b>3</b>
<b>H</b>	<b>7</b>
<b>RBI</b>	<b>2</b>
<b>BB</b>	<b>4</b>
<b>SO</b>	<b>3</b>
<b>LOB</b>	<b>12</b>



1B: 4	SF: 0	WP: 0	PA: 34
2B: 2	SAC: 0	PB: 0	
3B: 1	DP: 2	SB: 1	
HR: 0	HBP: 0	CS: 0	

Inning Stats		R: 1	H: 2	R: 0	H: 0	R: 0	H: 1	R: 0	H: 0	R: 0	H: 2	R: 2	H: 2	R: 0	H: 0	R: 0	H: 0	R: 0	H: 0
		E: 0	LOB: 0	E: 0	LOB: 0	E: 0	LOB: 1	E: 0	LOB: 0	E: 0	LOB: 1	E: 0	LOB: 2	E: 1	LOB: 1	E: 0	LOB: 2	E: 0	LOB: 2
		K: 0	BB: 0	K: 0	BB: 0	K: 1	BB: 0	K: 0	BB: 0	K: 0	BB: 0	K: 1	BB: 2	K: 0	BB: 0	K: 1	BB: 2	K: 0	BB: 2
		S: 4	P: 4	S: 3	P: 3	S: 6	P: 6	S: 3	P: 3	S: 4	P: 4	S: 7	P: 15	S: 4	P: 4	S: 5	P: 13	S: 5	P: 13
<b>PITCHER</b>	<b>IP</b>	<b>WLS</b>	<b>BF</b>	<b>H</b>	<b>R</b>	<b>ER</b>	<b>SO</b>	<b>BB</b>	<b>IBB</b>	<b>HBP</b>	<b>BLK</b>	<b>WP</b>	<b>HR</b>	<b>S</b>	<b>P</b>	<b>ERA</b>	<b>WHIP</b>		
Steve Trout, L ERA: 4.33 (1, 1)	5.2	L	24	7	3	3	2	1	1	0	1	0	0	26	34	4.76	1.412		
Mike Proly, R ERA: 1.8 (6, 1)	1.1		5	0	0	0	0	0	0	0	0	0	0	5	5	0.00	0.000		
Bill Campbell, R ERA: 3.82 (8, 1)	1.0		5	0	0	0	1	2	0	0	0	0	0	5	13	0.00	2.000		

Batter	1	2	3	4	5	6	7	8	9	AB R H RBI BB SO LOB	TOP											
Gary Woods, R (1, 7) OBP: 0.306, SLG: 0.414	0-3 K		0-3 K		0-0 L5		0-3 K		0-0 E 2B	5 1 1 0 0 3 1												
Larry Bowa, S (1, 6) OBP: 0.308, SLG: 0.393	0-0 E6 L6-3		0-0 F7		0-0 3B		0-0 G3 S 1B		0-0 E6 2-H	5 0 2 1 0 0 0												
Bill Buckner, L (1, 3) OBP: 0.239, SLG: 0.286	0-0 L6-3 1-2			0-0 F7	0-0 1-3		0-0 G3		0-0 F8	5 0 0 0 0 0 4												
Leon Durham, L (1, 8) OBP: 0.418, SLG: 0.560		0-3 K		0-0 S 2B		0-0 G6-4-3 1B	4-0 S IBB		4-0 IBB	3 0 2 0 2 1 0												
Ron Cey, R (1, 5) OBP: 0.315, SLG: 0.412		0-0 HR		0-3 K		0-0 G6-4-3 1-2f	0-3 K		0-0 F9	2 1 1 1 0 1 1												
Junior Kennedy, R (5, 5) OBP: 0.167, SLG: 0.125										2 0 0 0 0 1 3												
Jay Johnstone, L (9, PH) OBP: 0.276, SLG: 0.370										1 0 0 0 0 0 2												
Tom Verzyer, R (9, 5) OBP: 0.300, SLG: 0.300										0 0 0 0 0 0 0												
Keith Moreland, R (1, 9) OBP: 0.346, SLG: 0.484		0-0 23 FC6-4 1B		0-0 G2		4-0 1B 1B BB		0-3 K		3 1 1 0 1 1 1												
Jody Davis, R (1, 2) OBP: 0.310, SLG: 0.421		0-0 F2			0-0 F7	0-0 1B		0-3 K		4 0 1 0 0 1 1												
23 Ryne Sandberg, R (1, 4) OBP: 0.262, SLG: 0.269		0-0 FC6-4 1-2f			0-0 E6 1B	4-0 IBB		0-0 6-3		3 1 1 0 1 0 1												
Dick Ruthven, R (1, 1) OBP: 0.167, SLG: 0.250			0-3 K		0-0 3B 1B		0-0 5-3		0-3 K	3 1 1 1 0 1 2												
Lee Smith, R (7, 1)										1 0 0 0 0 1 0												
Bill Campbell, R (9, 1)										0 0 0 0 0 0 0												
<b>Inning Stats</b>	R: 0 E: 1 K: 1 S: 5	H: 0 LOB: 0 BB: 0 P: 5	R: 1 E: 0 K: 1 S: 7	H: 2 LOB: 1 BB: 0 P: 7	R: 0 E: 0 K: 2 S: 7	H: 0 LOB: 0 BB: 0 P: 7	R: 0 E: 0 K: 1 S: 6	H: 1 LOB: 1 BB: 0 P: 6	R: 2 E: 1 K: 0 S: 6	H: 3 LOB: 1 BB: 0 P: 6	R: 1 E: 0 K: 0 S: 4	H: 2 LOB: 2 BB: 2 P: 12	R: 0 E: 0 K: 2 S: 8	H: 1 LOB: 2 BB: 1 P: 12	R: 0 E: 0 K: 2 S: 7	H: 0 LOB: 0 BB: 0 P: 7	R: 1 E: 1 K: 1 S: 7	H: 1 LOB: 2 BB: 1 P: 11	1B: 6 2B: 3 3B: 1 HR: 1	SF: 0 SAC: 0 DP: 2 HBP: 0	WP: 0 PB: 0 SB: 3 CS: 0	PA: 41
<b>PITCHER</b>	IP WLS BF H R ER SO BB IBB HBP BLK WP HR S P ERA WHIP																					
Mike Scott, R (1, 1) ERA: 3.42	5.2 L 25 8 4 4 5 1 0 0 0 0 1 34 38 6.35 1.588																					
Dave Smith, R (6, 1) ERA: 4.43	1.1 7 1 0 0 2 0 2 0 0 0 0 9 17 0.00 0.750																					
Bill Dawley, R (8, 1) ERA: 2.65	2.0 9 1 1 0 3 0 1 0 0 0 0 14 18 0.00 0.500																					

Chicago Cubs @ Houston Astros  
Astrodome, Houston, TX  
Tue May 24 1983, 8:05 PM EDT  
Att. 8,859 - Dome - 72 F

livebaseballscorecards.com

AB	37
R	5
H	10
RBI	3
BB	4
SO	10
LOB	16



**BOTTOM**

**Chicago Cubs @ Houston Astros**  
 Astrodome, Houston, TX  
 Tue May 24 1983, 8:05 PM EDT  
 Att. 8,859 - Dome - 72 F

[livebaseballscorecards.com](http://livebaseballscorecards.com)

<b>AB</b>	<b>34</b>
<b>R</b>	<b>4</b>
<b>H</b>	<b>8</b>
<b>RBI</b>	<b>4</b>
<b>BB</b>	<b>2</b>
<b>SO</b>	<b>2</b>
<b>LOB</b>	<b>14</b>



<b>WP:</b>	1	<b>PA:</b>	37
<b>PB:</b>	0		
<b>SB:</b>	2		
<b>CS:</b>	0		

AB R H RBI BB SO LOB

4	0	0	0	0	0	2
0	0	0	0	0	0	0
1	0	0	0	0	0	1
4	0	0	0	0	0	1
4	0	1	0	0	0	0
3	0	0	0	0	0	1
4	1	2	0	0	0	1
2	1	1	0	1	0	1
0	0	0	0	0	0	0
0	0	0	0	1	0	0
4	2	1	1	0	0	5
2	0	0	0	0	1	0
2	0	2	3	0	0	0
2	0	1	0	0	1	0
0	0	0	0	0	0	0
2	0	0	0	0	0	2

Batter	1	2	3	4	5	6	7	8	9
Omar Moreno, L (1, 8) OBP: 0.294, SLG: 0.354 Bill Dawley, R (8, 1) Tony Scott, S (9, PH) OBP: 0.250, SLG: 0.314	0-0 F8		0-0 FC3-6		0-0 4-3		0-0 4-3		0-0 F7
Terry Puhl, L (1, 9) OBP: 0.284, SLG: 0.316	0-0 F6		0-0 4-3			0-0 F6		0-0 F6	
Dickie Thon, R (1, 6) OBP: 0.342, SLG: 0.448	0-0 5-3			0-0 F8 S 1B		0-0 F9		0-0 F9	
Phil Garner, R (1, 5) OBP: 0.337, SLG: 0.387		1-0 6-3 4-3 HBP		0-0 F8 1-3		0-0 6-3		0-0 6-3	
Jose Cruz, L (1, 7) OBP: 0.394, SLG: 0.401		0-0 4-3 1-2		0-0 S 1B		0-0 1-3		0-0 FC4-6 BB 2B 1B	
Ray Knight, R (1, 3) OBP: 0.345, SLG: 0.444 Alan Ashby, S (8, 2) OBP: 0.298, SLG: 0.427 Denny Walling, L (9, PH) OBP: 0.161, SLG: 0.103		0-0 6-3 2-3		4-0 BB BB BB 1-2 BB		0-0 3B 1B		4-0 BB BB BB 1-2 FC4-6 BB	
Bill Doran, S (1, 4) OBP: 0.355, SLG: 0.302		0-0 F7		0-0 3-1		0-0 1B 3B		0-0 FC4-6 1-2 2-3 2B	
Luis Pujols, R (1, 2) OBP: 0.261, SLG: 0.227 Kevin Bass, S (7, PH) OBP: 0.314, SLG: 0.408			0-3 K		0-0 3-1		0-0 WP 1B		0-0 F8 1-H 3-H 2B
Mike Scott, R (1, 1) OBP: 0.286, SLG: 0.286 Dave Smith, R (6, 1) Harry Spilman, L (7, PH) OBP: 0.300, SLG: 0.389			0-0 FC3-6 1B		0-3 K		0-0 F8		0-0 F8 2-3

Inning Stats	R: 0	H: 0	E: 0	K: 0	S: 3	R: 0	H: 0	E: 0	K: 0	S: 3	R: 0	H: 2	E: 0	K: 0	S: 4	R: 0	H: 0	E: 0	K: 1	S: 5	R: 0	H: 0	E: 0	K: 0	S: 3	R: 2	H: 3	E: 0	K: 0	S: 6	R: 0	H: 0	E: 0	K: 0	S: 3	R: 2	H: 2	E: 0	K: 0	S: 5	1B: 6	2B: 1	3B: 1	HR: 0	SF: 0	SAC: 0	DP: 0	HBP: 1	WP: 1	PA: 37
--------------	------	------	------	------	------	------	------	------	------	------	------	------	------	------	------	------	------	------	------	------	------	------	------	------	------	------	------	------	------	------	------	------	------	------	------	------	------	------	------	------	-------	-------	-------	-------	-------	--------	-------	--------	-------	--------

PITCHER	IP	WLS	BF	H	R	ER	SO	BB	IBB	HBP	BLK	WP	HR	S	P	ERA	WHIP
Dick Ruthven, R (1, 1) ERA: 5.18	6.1	W	26	6	2	2	2	1	0	0	0	0	0	28	33	2.84	1.105
Lee Smith, R (7, 1) ERA: 1.27	2.0		9	2	2	2	0	1	0	0	0	1	0	8	12	9.00	1.500
Bill Campbell, R (9, 1) ERA: 3.75	0.2	S	2	0	0	0	0	0	0	0	0	0	0	2	2	0.00	0.000







Batter	1	2	3	4	5	6	7	8	9	AB R H RBI BB SO LOB	TOP									
Tom Herr, S (1, 4) OBP: 0.375, SLG: 0.382 David Green, R (9, 7) OBP: 0.302, SLG: 0.346	4-0 FC3-6 1B 2B BB	0-0 F9		0-3 K			0-0 SH G3		0-3 K	3 1 0 0 1 2 1 0 0 0 0 0 0 0										
Ken Oberkfell, L (1, 5) OBP: 0.406, SLG: 0.398	0-0 FC3-6 1B	0-0 1B			0-0 F8		0-0 G3		0-0 1-3 2B	5 0 3 1 0 0 2										
Lonnie Smith, R (1, 7) OBP: 0.373, SLG: 0.464 Mike Ramsey, S (9, 4) OBP: 0.329, SLG: 0.347	0-0 FC3-6 2B	0-0 1B			0-0 5-3		4-0 BB		0-0 1-3	4 1 1 0 1 0 3 0 0 0 0 0 0 0										
Keith Hernandez, L (1, 3) OBP: 0.359, SLG: 0.464	4-0 2B IBB	0-0 6-3			0-0 G3		0-3 K		0-0 4-3	4 1 0 0 1 1 6										
George Hendrick, R (1, 9) OBP: 0.362, SLG: 0.520	0-0 2B		0-0 F9			0-0 2-3		0-0 F7		4 1 1 3 0 0 0										
Willie McGee, S (1, 8) OBP: 0.370, SLG: 0.419	0-0 4-3 2B		0-3 K			0-0 4-3		0-0 1B		4 0 2 1 0 1 0										
Darrell Porter, L (1, 2) OBP: 0.356, SLG: 0.478 Bruce Sutter, R (8, 1)	0-0 4-3		0-0 F8			0-0 4-3		0-3 K		4 0 0 0 0 1 2 0 0 0 0 0 0 0										
Ozzie Smith, S (1, 6) OBP: 0.278, SLG: 0.276	0-0 F8			0-0 F4			0-3 K		0-0 3-1	4 0 0 0 0 1 2										
Bob Forsch, R (1, 1) OBP: 0.238, SLG: 0.350 Dave Vonohlen, L (3, 1) Glenn Brummer, R (8, 2) OBP: 0.444, SLG: 0.529		0-0 F9		0-0 1-3			4-0 G3 SH BB		0-0 2B 1B	1 0 0 0 0 0 0 1 0 0 0 1 0 0 1 1 1 0 0 0 0										
<b>Inning Stats</b>	R: 4 E: 0 K: 0 S: 6	H: 3 LOB: 1 BB: 2 P: 14	R: 0 E: 0 K: 0 S: 5	H: 2 LOB: 2 BB: 0 P: 5	R: 0 E: 0 K: 1 S: 5	H: 0 LOB: 0 BB: 0 P: 5	R: 0 E: 0 K: 1 S: 5	H: 0 LOB: 0 BB: 0 P: 5	R: 0 E: 0 K: 0 S: 3	H: 0 LOB: 0 BB: 0 P: 3	R: 0 E: 1 K: 2 S: 8	H: 0 LOB: 3 BB: 2 P: 16	R: 0 E: 0 K: 1 S: 6	H: 1 LOB: 1 BB: 0 P: 6	R: 1 E: 0 K: 1 S: 7	H: 2 LOB: 1 BB: 0 P: 7	1B: 5 2B: 3 3B: 0 HR: 0	SF: 0 SAC: 1 DP: 0 HBP: 0	WP: 0 PB: 0 SB: 3 CS: 0	PA: 40
<b>PITCHER</b> Michael LaCoss, R (1, 1) ERA: 4.75 Dave Smith, R (7, 1) ERA: 4.24	IP: 6.0 WLS: L BF: 25 H: 5 R: 4 ER: 4 SO: 2 BB: 1 IBB: 1 HBP: 0 BLK: 0 WP: 0 HR: 0 S: 27 P: 35 ERA: 6.00 WHIP: 1.000	IP: 3.0 WLS: BF: 15 H: 3 R: 1 ER: 1 SO: 4 BB: 2 IBB: 0 HBP: 0 BLK: 0 WP: 0 HR: 0 S: 21 P: 29 ERA: 3.00 WHIP: 1.667																		

St. Louis Cardinals @ Houston Astros  
Astrodome, Houston, TX  
Thu May 26 1983, 8:05 PM EDT  
Att. 10,884 - Dome

livebaseballscorecards.com

AB 35  
R 5  
H 8  
RBI 5  
BB 4  
SO 6  
LOB 16



BOTTOM

St. Louis Cardinals @ Houston Astros  
Astrodome, Houston, TX  
Thu May 26 1983, 8:05 PM EDT  
Att. 10,884 - Dome

livebaseballscorecards.com

AB	34
R	3
H	9
RBI	3
BB	4
SO	3
LOB	17



WP:	0	PA:	38
PB:	1		
SB:	1		
CS:	1		

AB R H RBI BB SO LOB

5	0	2	0	0	0	1
4	1	1	0	1	0	1
4	1	2	0	0	0	0
4	0	0	0	0	0	4
2	0	0	0	2	1	0
4	1	3	2	0	0	3
0	0	0	0	0	0	0
4	0	0	0	0	1	4
2	0	0	0	1	0	3
1	0	0	0	0	0	0
2	0	0	0	0	1	1
1	0	1	1	0	0	0
0	0	0	0	0	0	0
1	0	0	0	0	0	0

Batter	1	2	3	4	5	6	7	8	9
Omar Moreno, L (1, 8) OBP: 0.297, SLG: 0.355	0-0 CS 1B	0-0 F8		0-0 3-1			0-0 G3		0-0 S 1B
Terry Puhl, L (1, 9) OBP: 0.287, SLG: 0.309	4-0 2B FC3-2 BB		0-0 BB 1B 2B 1B	0-0 F8			0-0 F8		0-0 G3
Dickie Thon, R (1, 6) OBP: 0.344, SLG: 0.450	0-0 FC3-2 1-3 2B		0-0 BB 2B 1B				0-0 6-3		
Phil Garner, R (1, 5) OBP: 0.335, SLG: 0.379	0-0 FC3-2 BB		0-0 F8				0-0 4-3		0-0 4-3
Jose Cruz, L (1, 7) OBP: 0.396, SLG: 0.395	4-0 1-2 BB		4-0 2B 1-2 2-3 BB				0-3 K		0-0 4-3
Ray Knight, R (1, 3) OBP: 0.356, SLG: 0.474	0-0 F7		0-0 2B				0-0 PB 1B 1B		0-0 2B
Denny Walling, L (8, PR) OBP: 0.156, SLG: 0.100			1-3 2-H 3-H				0-3 K		0-0 G3
Bill Doran, S (1, 4) OBP: 0.353, SLG: 0.297			0-0 F7	0-0 1-3			1-2 K		0-0 G3
Luis Pujols, R (1, 2) OBP: 0.276, SLG: 0.222			4-0 BB	0-0 F9			0-0 F3		0-0 G3
Kevin Bass, S (9, PH) OBP: 0.291, SLG: 0.377									
Michael LaCoss, R (1, 1) OBP: 0.083, SLG: 0.043			0-0 F7				0-0 K		0-0 G3
Tony Scott, S (6, PH) OBP: 0.247, SLG: 0.308									
Dave Smith, R (7, 1)									
Craig Reynolds, L (9, PH) OBP: 0.118, SLG: 0.118							2-H 1B		

Inning Stats	R: 0	H: 2	E: 0	K: 0	S: 4	LOB: 3	BB: 2	P: 12	R: 0	H: 0	E: 0	K: 0	S: 3	LOB: 1	BB: 1	P: 7	R: 2	H: 3	E: 0	K: 0	S: 6	LOB: 2	BB: 1	P: 10	R: 0	H: 0	E: 0	K: 1	S: 5	LOB: 0	BB: 0	P: 5	R: 0	H: 0	E: 0	K: 1	S: 5	LOB: 0	BB: 0	P: 5	R: 1	H: 2	E: 0	K: 1	S: 6	LOB: 1	BB: 0	P: 6	R: 0	H: 0	E: 0	K: 0	S: 3	LOB: 0	BB: 0	P: 3	R: 0	H: 1	E: 0	K: 0	S: 4	LOB: 1	BB: 0	P: 4	R: 0	H: 1	E: 0	K: 0	S: 4	LOB: 1	BB: 0	P: 4	R: 0	H: 1	E: 0	K: 0	S: 4	LOB: 1	BB: 0	P: 4
--------------	------	------	------	------	------	--------	-------	-------	------	------	------	------	------	--------	-------	------	------	------	------	------	------	--------	-------	-------	------	------	------	------	------	--------	-------	------	------	------	------	------	------	--------	-------	------	------	------	------	------	------	--------	-------	------	------	------	------	------	------	--------	-------	------	------	------	------	------	------	--------	-------	------	------	------	------	------	------	--------	-------	------	------	------	------	------	------	--------	-------	------

PITCHER	IP	WLS	BF	H	R	ER	SO	BB	IBB	HBP	BLK	WP	HR	S	P	ERA	WHIP
Bob Forsch, R (1, 1) ERA: 4.13	2.1		15	5	2	2	0	4	0	0	0	0	0	11	27	7.71	3.857
Dave Vonohlen, L (3, 1) ERA:	5.1	W	18	3	1	0	3	0	0	0	0	0	0	24	24	0.00	0.562
Bruce Sutter, R (8, 1) ERA: 3.29	1.1	S	5	1	0	0	0	0	0	0	0	0	0	5	5	0.00	0.750

1B:	6	SF:	0
2B:	3	SAC:	0
3B:	0	DP:	0
HR:	0	HBP:	0

WP:	0	PA:	38
PB:	1		
SB:	1		
CS:	1		

Batter	1	2	3	4	5	6	7	8	9	10	11	12	13	14	15	16	17	18	AB	R	H	RBI	BB	SO	LOB	TOP							
<b>Tom Herr, S</b> <small>OBP: 0.349, SLG: 0.351 (1, 4)</small>																				6	0	0	0	0	1	2							
<b>Jamie Quirk, L</b> <small>OBP: 0.227, SLG: 0.286 (12, 2)</small>																				8	0	2	0	0	1	1							
<b>Ken Oberkfell, L</b> <small>OBP: 0.359, SLG: 0.390 (1, 5)</small>																				8	1	2	0	0	0	1							
<b>Lonnie Smith, R</b> <small>OBP: 0.368, SLG: 0.459 (1, 7)</small>																				8	1	2	1	0	1	2							
<b>Keith Hernandez, L</b> <small>OBP: 0.354, SLG: 0.465 (1, 3)</small>																				3	1	1	0	4	1	0							
<b>George Hendrick, R</b> <small>OBP: 0.376, SLG: 0.523 (1, 9)</small>																				8	0	2	1	0	2	7							
<b>Willie McGee, S</b> <small>OBP: 0.361, SLG: 0.406 (1, 8)</small>																				5	0	1	1	0	2	4							
<b>Darrell Porter, L</b> <small>OBP: 0.340, SLG: 0.467 (1, 1)</small>																				1	0	0	0	0	0	0							
<b>Bruce Sutter, R</b> <small>OBP: 0.276, SLG: 0.342 (14, PH)</small>																				0	0	0	0	0	0	0							
<b>David Green, R</b> <small>OBP: 0.299, SLG: 0.342 (14, PH)</small>																				0	0	0	0	0	0	0							
<b>Doug Ball, R</b> <small>OBP: 0.276, SLG: 0.342 (14, PH)</small>																				0	0	0	0	0	0	0							
<b>Jim Kaat, L</b> <small>OBP: 0.361, SLG: 0.448 (16, PH)</small>																				1	0	0	0	0	0	2							
<b>Rafael Santana, R</b> <small>OBP: 0.322, SLG: 0.338 (16, 1)</small>																				1	0	0	0	0	1	1							
<b>Jeff Lahti, R</b> <small>OBP: 0.322, SLG: 0.338 (16, 1)</small>																				7	0	2	0	0	2	0							
<b>Ozzie Smith, S</b> <small>OBP: 0.279, SLG: 0.276 (1, 6)</small>																				3	0	0	0	0	2	3							
<b>Joaquin Andujar, S</b> <small>OBP: 0.167, SLG: 0.167 (1, 1)</small>																				0	0	0	0	0	0	0							
<b>Glenn Brummer, R</b> <small>OBP: 0.444, SLG: 0.529 (11, 2)</small>																				1	0	0	0	0	0	0							
<b>Dane Iorg, L</b> <small>OBP: 0.361, SLG: 0.448 (12, PH)</small>																				2	0	0	0	0	0	0							
<b>Mike Ramsey, S</b> <small>OBP: 0.322, SLG: 0.338 (12, 4)</small>																				2	0	0	0	0	0	0							
<b>Inning Stats</b>	R: 0 E: 0 K: 0 S: 3	H: 0 LOB: 0 BB: 0 P: 3	R: 1 E: 0 K: 0 S: 5	H: 2 LOB: 2 BB: 1 P: 9	R: 0 E: 0 K: 0 S: 3	H: 1 LOB: 1 BB: 0 P: 3	R: 0 E: 0 K: 2 S: 7	H: 1 LOB: 1 BB: 0 P: 7	R: 0 E: 0 K: 2 S: 4	H: 1 LOB: 2 BB: 1 P: 8	R: 0 E: 0 K: 1 S: 4	H: 0 LOB: 1 BB: 0 P: 4	R: 0 E: 0 K: 2 S: 9	H: 2 LOB: 3 BB: 1 P: 13	R: 0 E: 0 K: 1 S: 6	H: 1 LOB: 1 BB: 0 P: 6	R: 0 E: 0 K: 2 S: 7	H: 0 LOB: 0 BB: 0 P: 7	R: 0 E: 0 K: 1 S: 5	H: 0 LOB: 0 BB: 0 P: 5	R: 0 E: 0 K: 0 S: 3	H: 0 LOB: 0 BB: 0 P: 3	R: 0 E: 0 K: 3 S: 9	H: 0 LOB: 0 BB: 0 P: 9	R: 0 E: 0 K: 2 S: 7	H: 0 LOB: 0 BB: 0 P: 7	R: 0 E: 1 K: 0 S: 5	H: 1 LOB: 2 BB: 0 P: 5	R: 2 E: 0 K: 1 S: 7	H: 3 LOB: 1 BB: 1 P: 11	1B: 8 2B: 4 3B: 0 HR: 0	SF: 0 SAC: 1 DP: 1 HBP: 0	WP: 1 PA: 70 PB: 1 SB: 1 CS: 0
<b>PITCHER</b>	IP	WLS	BF	H	R	ER	SO	BB	IBB	HBP	BLK	WP	HR	S	P	ERA	WHIP																
<b>Vern Ruhle, R</b> <small>ERA: 3.33 (1, 1)</small>	7.0		28	5	1	1	2	2	0	0	0	0	0	30	38	1.29	1.000																
<b>Frank DiPino, L</b> <small>ERA: 2.74 (8, 1)</small>	2.0		10	3	0	0	3	0	1	0	0	0	0	15	19	0.00	1.500																
<b>Bill Dawley, R</b> <small>ERA: 2.18 (10, 1)</small>	3.0		9	0	0	0	3	0	0	0	0	0	0	15	15	0.00	0.000																
<b>Bob Knepper, L</b> <small>ERA: 3.38 (13, 1)</small>	6.0	L	23	4	2	2	7	0	1	0	0	0	0	36	40	3.00	0.667																

St. Louis Cardinals @ Houston Astros  
Astrodome, Houston, TX  
Fri May 27 1983, 8:05 PM EDT  
Att. 12,651 - Dome

AB	64
R	3
H	12
RBI	3
BB	4
SO	15
LOB	23



Batter	1	2	3	4	5	6	7	8	9	10	11	12	13	14	15	16	17	18	AB	R	H	RBI	BB	SO	LOB
Omar Moreno, L (1, 8) OBP: 0.285, SLG: 0.340	K		F7		1-3			1-3		K			F5		F3			G3	8	0	0	0	0	2	3
Terry Puhl, L (1, 9) OBP: 0.295, SLG: 0.326			F7					F7			1-3				F9			F7	8	0	3	0	0	0	1
Dickie Thon, R (1, 6) OBP: 0.330, SLG: 0.431	FC1-5-6 BLK 2-3			F2				F8			F7				F8			F4	8	0	0	0	0	1	3
Phil Garner, R (1, 5) OBP: 0.333, SLG: 0.371	K2-3			F7				6-3			2-3							F3	6	0	1	0	1	1	1
Jose Cruz, L (1, 7) OBP: 0.387, SLG: 0.381				F8				4-3			F8				F8			F7	6	0	0	0	1	0	2
Ray Knight, R (1, 3) OBP: 0.353, SLG: 0.467				F8				F4			F7				F5				4	0	1	0	0	0	1
Bill Dawley, R (10, 1) Kevin Bass, S (12, PH) Bob Knepper, L (13, 1) OBP: 0.286, SLG: 0.370 OBP: 0.190, SLG: 0.200								1B							1-2			SH1-3	0	0	0	0	0	0	0
Bill Doran, S (1, 4) OBP: 0.346, SLG: 0.291				1-3				K										SH1-3	6	0	1	0	0	2	2
Luis Pujols, R (1, 2) OBP: 0.303, SLG: 0.290																			4	1	2	0	0	1	3
Craig Reynolds, L (10, PR) OBP: 0.118, SLG: 0.118				6-3														6-3	0	0	0	0	0	0	0
Alan Ashby, S (11, 2) OBP: 0.298, SLG: 0.434																			3	0	1	0	0	0	1
Vern Ruhle, R (1, 1) OBP: 0.250, SLG: 0.143																			2	0	1	1	0	1	0
Denny Walling, L (7, PH) OBP: 0.152, SLG: 0.097																			1	0	0	0	0	0	2
Frank DiPino, L (8, 1) OBP: 0.333, SLG: 0.667																			0	0	0	0	0	0	0
Harry Spilman, L (10, 3) OBP: 0.273, SLG: 0.350																			4	0	0	0	0	0	3

Inning Stats	R	E	K	S	H	LOB	BB	P	H	LOB	BB	P	R	E	K	S	H	LOB	BB	P	R	E	K	S	H	LOB	BB	P		
1	0	2	8	3	1	1	8		0	1	8		0	0	5	3	0	1	7		0	0	5		0	0	0		0	0
2	0	0	3	7	0	1	7		0	1	7		0	0	7	3	0	0	7		0	0	3		0	0	0		0	0
3	0	0	5	5	0	0	5		0	0	5		0	0	5	5	0	0	5		0	0	5		0	0	0		0	0
4	0	0	3	3	0	0	3		0	0	3		0	0	3	3	0	0	3		0	0	3		0	0	0		0	0
5	0	0	7	7	0	0	7		0	0	7		0	0	7	7	0	0	7		0	0	7		0	0	0		0	0
6	0	0	3	3	0	0	3		0	0	3		0	0	3	3	0	0	3		0	0	3		0	0	0		0	0
7	0	0	7	7	0	0	7		0	0	7		0	0	7	7	0	0	7		0	0	7		0	0	0		0	0
8	0	0	3	3	0	0	3		0	0	3		0	0	3	3	0	0	3		0	0	3		0	0	0		0	0
9	0	0	3	3	0	0	3		0	0	3		0	0	3	3	0	0	3		0	0	3		0	0	0		0	0
10	0	0	6	6	0	0	6		0	0	6		0	0	6	6	0	0	6		0	0	6		0	0	0		0	0
11	0	0	5	5	0	0	5		0	0	5		0	0	5	5	0	0	5		0	0	5		0	0	0		0	0
12	0	0	5	5	0	0	5		0	0	5		0	0	5	5	0	0	5		0	0	5		0	0	0		0	0
13	0	0	4	4	0	0	4		0	0	4		0	0	4	4	0	0	4		0	0	4		0	0	0		0	0
14	0	0	4	4	0	0	4		0	0	4		0	0	4	4	0	0	4		0	0	4		0	0	0		0	0
15	0	0	3	3	0	0	3		0	0	3		0	0	3	3	0	0	3		0	0	3		0	0	0		0	0
16	0	0	3	3	0	0	3		0	0	3		0	0	3	3	0	0	3		0	0	3		0	0	0		0	0
17	0	0	4	4	0	0	4		0	0	4		0	0	4	4	0	0	4		0	0	4		0	0	0		0	0
18	0	0	3	3	0	0	3		0	0	3		0	0	3	3	0	0	3		0	0	3		0	0	0		0	0

PITCHER	IP	WLS	BF	H	R	ER	SO	BB	IBB	HBP	BLK	WP	HR	S	P	ERA	WHIP
Joaquin Andujar, R (1, 1) ERA: 3.07	10.0		37	7	1	1	6	1	0	0	1	0	0	48	52	0.90	0.800
Bruce Sutter, R (11, 1) ERA: 2.97	3.0		11	1	0	0	2	1	0	0	0	0	0	14	18	0.00	0.667
Doug Bair, R (14, 1) ERA: 2.41	0.0		1	1	0	0	0	0	0	0	0	0	0	1	1	∞	∞
Jim Kaat, L (14, 1) ERA: 3.72	2.0		7	1	0	0	0	0	0	0	0	0	0	7	7	0.00	0.500
Jeff Lanti, R (16, 1) ERA: 3.93	3.0	W	10	1	0	0	0	0	0	0	0	0	0	10	10	0.00	0.333

PITCHER	IP	WLS	BF	H	R	ER	SO	BB	IBB	HBP	BLK	WP	HR	S	P	ERA	WHIP
Joaquin Andujar, R (1, 1) ERA: 3.07	10.0		37	7	1	1	6	1	0	0	1	0	0	48	52	0.90	0.800
Bruce Sutter, R (11, 1) ERA: 2.97	3.0		11	1	0	0	2	1	0	0	0	0	0	14	18	0.00	0.667
Doug Bair, R (14, 1) ERA: 2.41	0.0		1	1	0	0	0	0	0	0	0	0	0	1	1	∞	∞
Jim Kaat, L (14, 1) ERA: 3.72	2.0		7	1	0	0	0	0	0	0	0	0	0	7	7	0.00	0.500
Jeff Lanti, R (16, 1) ERA: 3.93	3.0	W	10	1	0	0	0	0	0	0	0	0	0	10	10	0.00	0.333

**St. Louis Cardinals @ Houston Astros**  
Astrodome, Houston, TX  
Fri May 27 1983, 8:05 PM EDT  
Att: 12,651 - Dome

AB	63
R	1
H	11
RBI	1
BB	2
SO	8
LOB	23

WP: 0 PA: 66  
PB: 1 SB: 1 CS: 1



Batter	1	2	3	4	5	6	7	8	9	AB R H RBI BB SO LOB	TOP
Tom Herr, S (1, 4) OBP: 0.344, SLG: 0.346 Rafael Santana, R (8, 4) OBP: 0.500, SLG: 0.400	0-0 BB 1B G6-4-3 1B	0-0 4-3		0-0 G3			0-0 6-3		0-0 4-3	4 1 1 0 0 0 2 1 0 0 0 0 0 0	
Ken Oberkfell, L (1, 5) OBP: 0.401, SLG: 0.400 Jamie Quirk, L (7, 5) OBP: 0.217, SLG: 0.273	0-0 G6-4-3 BB 1-2 1B		0-0 6-3 1-3 2B		0-0 3-1		0-3 K		0-0 6-3	4 1 2 0 0 1 1 1 0 0 0 0 0 0	
Lonnie Smith, R (1, 7) OBP: 0.376, SLG: 0.460	4-0 G6-4-3 1-2 2-3 BB		1-0 1-3 6-3 HBP		0-0 1B CS 1B		0-0 F8			2 0 1 0 1 0 1	
Dane Iorg, L (1, 3) OBP: 0.375, SLG: 0.455	0-0 G6-4-3 1-2f 2-3 3-H		0-0 6-3		0-0 1-3 1B			0-0 1B 1B		4 0 2 0 0 0 4	
Darrell Porter, L (1, 2) OBP: 0.354, SLG: 0.459	4-0 BB		4-0 1-3 IBB		0-3 K 3-H			0-3 K		2 0 0 0 2 2 3	
Steve Braun, L (1, 9) OBP: 0.400, SLG: 0.182	0-3 K		0-0 1-3		0-0 4-3			0-0 F9		4 0 0 1 0 1 5	
Willie McGee, S (1, 8) OBP: 0.357, SLG: 0.400		0-3 K	0-0 4-3		0-0 4-3			0-0 1-2 1B		4 0 1 0 0 1 2	
Ozzie Smith, S (1, 6) OBP: 0.280, SLG: 0.277 Jim Kaat, L (6, 1) Keith Hernandez, L (8, PH) OBP: 0.352, SLG: 0.463 Doug Bair, R (8, 1)		0-0 SH2-4 1B		0-0 1-3		0-0 F8		0-0 F9		3 0 1 0 0 0 0 0 0 0 0 0 0 0 1 0 0 0 0 0 2 0 0 0 0 0 0 0	
John Martin, S (1, 1) OBP: 0.167, SLG: 0.167 Jeff Lahti, R (5, 1) Mike Ramsey, S (6, 6) OBP: 0.326, SLG: 0.354		0-0 SH2-4		0-0 F7			0-0 6-3 2B		0-0 F9	1 0 0 0 0 0 0 0 0 0 0 0 0 0 2 0 1 0 0 0 0	
Inning Stats	R: 1 H: 2 E: 0 LOB: 2 K: 1 BB: 2 S: 6 P: 14	R: 0 H: 1 E: 0 LOB: 1 K: 1 BB: 0 S: 6 P: 6	R: 1 H: 1 E: 0 LOB: 2 K: 0 BB: 1 S: 4 P: 9	R: 0 H: 0 E: 0 LOB: 0 K: 0 BB: 0 S: 3 P: 3	R: 0 H: 2 E: 0 LOB: 1 K: 1 BB: 0 S: 6 P: 6	R: 0 H: 0 E: 0 LOB: 0 K: 0 BB: 0 S: 3 P: 3	R: 0 H: 1 E: 0 LOB: 1 K: 1 BB: 0 S: 6 P: 6	R: 0 H: 2 E: 0 LOB: 2 K: 1 BB: 0 S: 7 P: 7	R: 0 H: 0 E: 0 LOB: 0 K: 0 BB: 0 S: 3 P: 3	1B: 7 SF: 0 2B: 2 SAC: 1 3B: 0 DP: 1 HR: 0 HBP: 1	WP: 0 PA: 38 PB: 0 SB: 0 CS: 1
PITCHER Joe Niekro, R (1, 1) ERA: 4.12	IP WLS BF H R ER SO BB IBB HBP BLK WP HR S P ERA WHIP										

St. Louis Cardinals @ Houston Astros  
Astrodome, Houston, TX  
Sat May 28 1983, 8:05 PM EDT  
Att. 24,412 - Dome

livebaseballscorecards.com

AB 33  
R 2  
H 9  
RBI 1  
BB 3  
SO 5  
LOB 20



BOTTOM

St. Louis Cardinals @ Houston Astros  
Astrodome, Houston, TX  
Sat May 28 1983, 8:05 PM EDT  
Att. 24,412 - Dome

livebaseballscorecards.com

AB 35  
R 9  
H 13  
RBI 9  
BB 5  
SO 4  
LOB 16



WP: 0 PA: 42  
PB: 0  
SB: 1  
CS: 0

AB R H RBI BB SO LOB

5 1 2 0 0 1 2

5 2 2 0 0 0 1

5 2 3 2 0 0 0

4 2 1 0 1 2 3  
0 0 0 0 0 0 0

3 2 2 3 2 0 2

2 0 1 1 0 0 1  
1 0 1 2 1 0 0  
1 0 0 0 0 0 2

3 0 0 0 1 0 3

3 0 1 1 0 0 0

3 0 0 0 0 1 2

1B: 9 SF: 1  
2B: 1 SAC: 1  
3B: 2 DP: 1  
HR: 1 HBP: 0

Batter	1	2	3	4	5	6	7	8	9							
Tony Scott, S OBP: 0.255, SLG: 0.313 (1, 8)	0-0 5-3	0-0 1-3			0-0 1B 1B	0-0 G6-4-3 1B	0-3 K									
Kevin Bass, S OBP: 0.295, SLG: 0.407 (1, 9)	0-0 4-3 3B		0-0 F8		0-0 1B 2B 1B	0-0 G6-4-3 1-2f		0-0 3-1								
Dickie Thon, R OBP: 0.337, SLG: 0.446 (1, 6)	0-0 4-3		0-0 1B 3B		0-0 1-3 2B 1B	0-0 6-3		0-0 F8 BB 1B								
Phil Garner, R OBP: 0.335, SLG: 0.368 Craig Reynolds, L OBP: 0.118, SLG: 0.118 (1, 5) (8, PR) (9, 5)	0-0 E1 1B		0-3 K		0-3 1-2 K		0-0 HR 1B	4-0 BB BB 1-2 BB								
Ray Knight, R OBP: 0.367, SLG: 0.493 (1, 3)	4-0 1B BB		0-0 FC6-4 1B		4-0 2B SF9 IBB		0-0 1-H HR	0-0 F8 2-3								
Tim Tolman, R OBP: 0.385, SLG: 0.636 Jose Cruz, L OBP: 0.393, SLG: 0.391 (5, PH) (6, 7) Denny Walling, L OBP: 0.147, SLG: 0.094 (8, 7)	0-0 1-2 2-H 1B		0-0 FC6-4		0-0 SF9 2B		4-0 BB BB FC1-6 BB	0-0 F8								
Bill Doran, S OBP: 0.344, SLG: 0.286 (1, 4)	0-0 F3			0-0 F8	4-0 IBB		0-0 SH2-3 1-2f 1B									
Luis Pujols, R OBP: 0.297, SLG: 0.294 (1, 2)		0-0 F8		0-0 F7	0-0 SF9		0-0 SH2-3 1-2 1B									
Joe Niekro, R OBP: 0.087, SLG: 0.087 (1, 1)		0-0 F8		0-3 K	0-0 F9		0-0 SH2-3 1-2 2-3									
Inning Stats	R: 2 E: 1 K: 0 S: 6	H: 2 LOB: 2 BB: 1 P: 10	R: 0 E: 0 K: 0 S: 3	H: 0 LOB: 0 BB: 0 P: 3	R: 1 E: 0 K: 1 S: 7	H: 2 LOB: 1 BB: 0 P: 7	R: 0 E: 0 K: 1 S: 5	H: 0 LOB: 0 BB: 0 P: 5	R: 4 E: 0 K: 1 S: 9	H: 4 LOB: 2 BB: 2 P: 17	R: 0 E: 0 K: 0 S: 3	H: 1 LOB: 0 BB: 0 P: 3	R: 2 E: 0 K: 1 S: 8	H: 3 LOB: 2 BB: 1 P: 12	R: 0 E: 0 K: 0 S: 4	H: 1 LOB: 2 BB: 1 P: 8

PITCHER	IP	WLS	BF	H	R	ER	SO	BB	IBB	HBP	BLK	WP	HR	S	P	ERA	WHIP
John Martin, L ERA: 4.81 (1, 1)	4.0	L	21	7	6	5	2	1	0	0	0	0	0	24	28	11.25	2.000
Jeff Lahti, R ERA: 4.19 (5, 1)	1.0		6	1	1	1	1	0	2	0	0	0	0	6	14	9.00	1.000
Jim Kaat, L ERA: 4.63 (6, 1)	2.0		10	4	2	2	1	1	0	0	0	0	1	11	15	9.00	2.500
Doug Bair, R ERA: 2.29 (8, 1)	1.0		5	1	0	0	0	1	0	0	0	0	0	4	8	0.00	2.000

PITCHER	IP	WLS	BF	H	R	ER	SO	BB	IBB	HBP	BLK	WP	HR	S	P	ERA	WHIP
John Martin, L ERA: 4.81 (1, 1)	4.0	L	21	7	6	5	2	1	0	0	0	0	0	24	28	11.25	2.000
Jeff Lahti, R ERA: 4.19 (5, 1)	1.0		6	1	1	1	1	0	2	0	0	0	0	6	14	9.00	1.000
Jim Kaat, L ERA: 4.63 (6, 1)	2.0		10	4	2	2	1	1	0	0	0	0	1	11	15	9.00	2.500
Doug Bair, R ERA: 2.29 (8, 1)	1.0		5	1	0	0	0	1	0	0	0	0	0	4	8	0.00	2.000

Batter	1	2	3	4	5	6	7	8	9	AB R H RBI BB SO LOB	TOP
Tom Herr, S (1, 4) OBP: 0.347, SLG: 0.341 Mike Ramsey, S (9, PR) OBP: 0.326, SLG: 0.354 (9, 4)	0-3 K			0-0 6-3	0-0 4-3		0-0 1B		4-0 BB BB	4 0 1 0 1 1 0 0 0 0 0 0 0 0	
Ken Oberkfell, L (1, 5) OBP: 0.401, SLG: 0.396	0-0 6-3			0-0 1-3		0-0 FC6 1B	0-0 F6	1-2 BB	4-0 1-2 BB	4 0 1 0 1 0 2	
Lonnie Smith, R (1, 7) OBP: 0.368, SLG: 0.448 David Green, R (8, 7) OBP: 0.295, SLG: 0.338	0-3 K			0-0 4-3		0-0 FC6 E 1B 1-2f	0-0 F8		0-3 K	4 1 0 0 0 1 3 1 0 0 0 0 1 2	
Keith Hernandez, L (1, 3) OBP: 0.354, SLG: 0.457			0-0 1-3		0-0 1B 1B	0-0 F6 1-3		4-0 BB 1B	0-0 F9	4 2 1 0 1 0 3	
George Hendrick, R (1, 9) OBP: 0.379, SLG: 0.515			0-0 5-3		0-0 1B HR 1B	1-0 1B HBP		0-0 F8	0-0 F2	4 1 1 0 0 0 3	
Willie McGee, S (1, 8) OBP: 0.371, SLG: 0.407			0-0 F7		0-0 HR 1B	0-0 1B	0-0 1B	4-0 1B FC4-6 BB		3 2 2 2 1 0 0	
Jamie Quirk, L (1, 2) OBP: 0.296, SLG: 0.440			4-0 BB B5-6-4		0-0 HR 1B	0-0 6-3		0-0 FC4-6 1B		3 1 2 4 1 0 2	
Ozzie Smith, S (1, 6) OBP: 0.273, SLG: 0.270			0-3 K		0-0 G3		0-0 F6	0-0 FC4-6 S		4 0 0 1 0 1 2	
Dave LaPoint, L (1, 1) OBP: 0.167, SLG: 0.130 Dane Iorg, L (8, PH) OBP: 0.366, SLG: 0.441 Bruce Sutter, R (8, 1)			0-0 B5-6-4		0-0 6-3		0-0 1B 1B	0-0 F6		3 0 1 0 0 0 1 1 0 0 0 0 0 1 0 0 0 0 0 0 0	

St. Louis Cardinals @ Houston Astros  
Astrodome, Houston, TX  
Sun May 29 1983, 4:33 AM EDT  
Att. 19,600 - Dome

AB	35
R	7
H	9
RBI	7
BB	5
SO	4
LOB	19



Inning Stats	R: 0	H: 0	E: 0	LOB: 0	K: 2	BB: 0	S: 7	P: 7	R: 0	H: 0	E: 0	LOB: 0	K: 0	BB: 0	S: 3	P: 3	R: 0	H: 0	E: 0	LOB: 0	K: 1	BB: 1	S: 4	P: 8	R: 0	H: 0	E: 0	LOB: 0	K: 0	BB: 0	S: 3	P: 3	R: 4	H: 4	E: 0	LOB: 0	K: 0	BB: 0	S: 7	P: 7	R: 1	H: 2	E: 1	LOB: 2	K: 0	BB: 0	S: 5	P: 6	R: 0	H: 2	E: 0	LOB: 2	K: 0	BB: 0	S: 5	P: 5	R: 2	H: 1	E: 0	LOB: 1	K: 0	BB: 2	S: 4	P: 12	R: 0	H: 0	E: 0	LOB: 2	K: 1	BB: 2	S: 5	P: 13	1B: 8	SF: 0	2B: 0	SAC: 0	3B: 0	DP: 1	HR: 1	HBP: 1	WP: 0	PA: 41
--------------	------	------	------	--------	------	-------	------	------	------	------	------	--------	------	-------	------	------	------	------	------	--------	------	-------	------	------	------	------	------	--------	------	-------	------	------	------	------	------	--------	------	-------	------	------	------	------	------	--------	------	-------	------	------	------	------	------	--------	------	-------	------	------	------	------	------	--------	------	-------	------	-------	------	------	------	--------	------	-------	------	-------	-------	-------	-------	--------	-------	-------	-------	--------	-------	--------

PITCHER	IP	WLS	BF	H	R	ER	SO	BB	IBB	HBP	BLK	WP	HR	S	P	ERA	WHIP	PITCHER	IP	WLS	BF	H	R	ER	SO	BB	IBB	HBP	BLK	WP	HR	S	P	ERA	WHIP
Mike Scott, R (1, 1) ERA: 4.11	7.0	L	30	8	5	5	3	1	0	1	0	0	1	34	39	6.43	1.286	Frank LaCorte, R (8, 1) ERA: 3.98	2.0		11	1	2	2	1	4	0	0	0	0	0	9	25	9.00	2.500



BOTTOM

St. Louis Cardinals @ Houston Astros  
Astrodome, Houston, TX  
Sun May 29 1983, 4:33 AM EDT  
Att. 19,600 - Dome

livebaseballscorecards.com

AB	30
R	3
H	6
RBI	3
BB	3
SO	6
LOB	6



WP:	1	PA:	35
PB:	0		
SB:	0		
CS:	2		

AB R H RBI BB SO LOB

4	0	0	0	0	0	3
3	1	1	0	1	0	0
4	1	1	0	0	2	0
4	1	1	3	0	2	0
3	0	0	0	1	0	0
2	0	0	0	1	0	1
1	0	0	0	0	0	0
3	0	0	0	0	0	2
1	0	0	0	0	0	0
3	0	2	0	0	1	0
1	0	0	0	0	1	0
1	0	1	0	0	0	0
0	0	0	0	0	0	0
0	0	0	0	0	0	0

Batter	1	2	3	4	5	6	7	8	9
Tony Scott, S OBP: 0.245, SLG: 0.300 (1, 8)	0-0 F8 ①		0-0 5-3 ③		0-0 6-3 ②		0-0 F7 ③		
Kevin Bass, S OBP: 0.308, SLG: 0.403 (1, 9)	0-0 F8 ②			0-0 HR 1B 1B	4-0 CS BB			0-0 F8 ①	
Dickie Thon, R OBP: 0.335, SLG: 0.442 (1, 6)	0-3 K ③			0-0 HR 1-2 1B	0-0 CS 1-2	0-3 K2-3 ①		0-0 F3 ②	
Phil Garner, R OBP: 0.333, SLG: 0.383 (1, 5)		0-3 K2-3 ①		0-0 HR 1-1 2-H		0-0 6-3 ②		0-3 K2-3 ③	
Ray Knight, R OBP: 0.364, SLG: 0.483 (1, 3)		4-0 FC4-6 BB		0-0 1-6-3 ①		0-0 L5 ③		0-0 G1 ①	
Tim Tolman, R OBP: 0.375, SLG: 0.538 Terry Puhl, L OBP: 0.292, SLG: 0.322 (1, 7) (9, PH)		0-0 F8 ②		4-0 CS BB		0-0 F7 ①		0-0 F9 ②	
Bill Doran, S OBP: 0.339, SLG: 0.280 Craig Reynolds, L OBP: 0.111, SLG: 0.111 (1, 4) (9, PH)		0-0 FC4-6 1-2f		0-0 6-3 1-2 ② ③		0-0 6-3 ②		0-0 6-3 ③	
Luis Pujols, R OBP: 0.325, SLG: 0.324 (1, 2)			0-3 K ①		0-0 WP SH3-4 1B		0-0 1B 1B		
Mike Scott, R OBP: 0.250, SLG: 0.250 Alan Ashby, S OBP: 0.304, SLG: 0.439 Denny Walling, L OBP: 0.147, SLG: 0.094 Frank LaCorte, R (1, 1) (7, PH) (7, PR) (8, 1)			0-3 K ②		0-0 SH3-4 1-2 ①		0-0 1B 1-2 1B		

Inning Stats	R: 0	H: 0	E: 0	K: 1	S: 5	LOB: 0	BB: 0	P: 5	R: 0	H: 0	E: 0	K: 1	S: 5	LOB: 0	BB: 0	P: 5	R: 3	H: 3	E: 0	K: 0	S: 5	LOB: 0	BB: 1	P: 9	R: 0	H: 1	E: 0	K: 0	S: 3	LOB: 1	BB: 1	P: 7	R: 0	H: 0	E: 0	K: 1	S: 5	LOB: 0	BB: 0	P: 5	R: 0	H: 2	E: 0	K: 0	S: 5	LOB: 2	BB: 0	P: 5	R: 0	H: 0	E: 0	K: 1	S: 5	LOB: 0	BB: 0	P: 5	R: 0	H: 0	E: 0	K: 0	S: 3	LOB: 0	BB: 0	P: 3	1B: 5	2B: 0	3B: 0	HR: 1	SF: 0	SAC: 1	DP: 0	HBP: 0	WP: 1	PB: 0	SB: 0	CS: 2	PA: 35
--------------	------	------	------	------	------	--------	-------	------	------	------	------	------	------	--------	-------	------	------	------	------	------	------	--------	-------	------	------	------	------	------	------	--------	-------	------	------	------	------	------	------	--------	-------	------	------	------	------	------	------	--------	-------	------	------	------	------	------	------	--------	-------	------	------	------	------	------	------	--------	-------	------	-------	-------	-------	-------	-------	--------	-------	--------	-------	-------	-------	-------	--------

PITCHER	IP	WLS	BF	H	R	ER	SO	BB	IBB	HBP	BLK	WP	HR	S	P	ERA	WHIP
Dave LaPoint, L ERA: 2.27 (1, 1)	7.0	W	28	6	3	3	5	3	0	0	0	1	1	35	47	3.86	1.286
Bruce Sutter, R ERA: 2.78 (8, 1)	2.0		6	0	0	0	1	0	0	0	0	0	0	8	8	0.00	0.000

PITCHER	IP	WLS	BF	H	R	ER	SO	BB	IBB	HBP	BLK	WP	HR	S	P	ERA	WHIP
---------	----	-----	----	---	---	----	----	----	-----	-----	-----	----	----	---	---	-----	------

Batter	1	2	3	4	5	6	7	8	9	AB R H RBI BB SO LOB	TOP																
Omar Moreno, L (1, 8) OBP: 0.293, SLG: 0.345	0-0 P6		0-0 2B		4-0 1B 1B BB	0-0 F7		4-0 3B IBB		3 2 1 0 2 0 0																	
Terry Puhl, L (1, 9) OBP: 0.307, SLG: 0.351	4-0 1B BB		0-0 F8		0-0 F8 1B 1B	0-0 4-3		0-0 3B		4 2 2 2 1 0 1																	
Dickie Thon, R (1, 6) OBP: 0.332, SLG: 0.436	0-0 5-3		0-0 F7		0-0 1B 1B	0-3 K		0-3 K		5 1 1 1 0 2 3																	
Phil Garner, R (1, 5) OBP: 0.330, SLG: 0.378	0-0 2-H 1B			0-0 F3	0-0 F8		0-0 F9		0-0 F5	5 0 1 1 0 0 2																	
Jose Cruz, L (1, 7) OBP: 0.388, SLG: 0.402	0-0 G3			0-0 HR	0-0 F8		0-0 F7		0-0 3-1	5 1 1 1 0 0 3																	
Ray Knight, R (1, 3) OBP: 0.371, SLG: 0.493		0-0 G4-6-3 1B		0-0 1B 2B	0-0 1B 1B	1-2 3-H	0-0 1-3		0-0 F7	5 2 3 1 0 0 0																	
Alan Ashby, S (1, 2) OBP: 0.310, SLG: 0.441		0-0 G4-6-3		0-3 K	0-0 1B 1B	1-2 2-H		0-0 3B 1B		4 1 2 1 0 1 2																	
Craig Reynolds, L (1, 4) OBP: 0.182, SLG: 0.182		0-0 F4		0-0 1B	0-0 FC3-6 1B	1-3 2-H		0-3 K		4 0 2 2 0 1 1																	
Michael LaCoss, R (1, 1) OBP: 0.077, SLG: 0.040			0-3 K	0-3 K	0-0 FC3-6	1-2		0-3 K		2 0 0 0 0 2 1																	
Denny Walling, L (5, PH) OBP: 0.143, SLG: 0.091										1 0 0 0 0 0 2																	
Bill Dawley, R (5, 1)										0 0 0 0 0 0 0																	
Harry Spilman, L (8, PH) OBP: 0.267, SLG: 0.341										1 0 0 0 0 1 1																	
Frank DiPino, L (8, 1) OBP: 0.333, SLG: 0.667										0 0 0 0 0 0 0																	
<b>Inning Stats</b>	R: 1 E: 0 K: 0 S: 4	H: 1 LOB: 1 BB: 1 P: 8	R: 0 E: 0 K: 0 S: 3	H: 1 LOB: 0 BB: 0 P: 3	R: 0 E: 0 K: 1 S: 6	H: 1 LOB: 1 BB: 0 P: 6	R: 2 E: 0 K: 2 S: 10	H: 3 LOB: 1 BB: 0 P: 10	R: 4 E: 0 K: 0 S: 8	H: 5 LOB: 2 BB: 1 P: 12	R: 0 E: 0 K: 1 S: 5	H: 0 LOB: 0 BB: 0 P: 5	R: 0 E: 0 K: 0 S: 3	H: 0 LOB: 0 BB: 0 P: 3	R: 2 E: 0 K: 3 S: 11	H: 2 LOB: 1 BB: 1 P: 15	R: 0 E: 0 K: 0 S: 3	H: 0 LOB: 0 BB: 0 P: 3	1B: 9 2B: 2 3B: 1 HR: 1	SF: 0 SAC: 0 DP: 1 HBP: 0	WP: 0 PB: 0 SB: 1 CS: 0	PA: 42					
<b>PITCHER</b>	IP WLS BF H R ER SO BB IBB HBP BLK WP HR S P ERA WHIP																										
Fergie Jenkins, R (1, 1) ERA: 4.63	4.2		25	10	7	7	3	2	0	0	0	0	1	29	37	13.50	2.571										
Warren Brusstar, R (5, 1) ERA: 4.21	0.1		2	1	0	0	0	0	0	0	0	0	0	2	2	0.00	3.000										
Craig Lefferts, L (6, 1) ERA: 1.82	2.0		6	0	0	0	1	0	0	0	0	0	0	8	8	0.00	0.000										
Bill Campbell, R (8, 1) ERA: 3.56	2.0	L	9	2	2	2	3	0	1	0	1	0	0	14	18	9.00	1.000										

Houston Astros @ Chicago Cubs  
Wrigley Field, Chicago, IL  
Mon May 30 1983, 3:33 AM CDT  
Att: 26,487 - Unknown

livebaseballscorecards.com

AB	39
R	9
H	13
RBI	9
BB	3
SO	7
LOB	16



Batter	1	2	3	4	5	6	7	8	9	AB	R	H	RBI	BB	SO	LOB	BOTTOM							
23 Ryne Sandberg, R (1, 4) OBP: 0.286, SLG: 0.295	0-0 SH1-3 S 1B	0-0 CS 1B		0-0 SH1-3 HR 2B		0-0 1-3 SUS	0-3 K			5	2	3	0	0	1	3	<b>Houston Astros @ Chicago Cubs</b> Wrigley Field, Chicago, IL Mon May 30 1983, 3:33 AM CDT Att. 26,487 - Unknown  <a href="http://livebaseballscorecards.com">livebaseballscorecards.com</a>							
Larry Bowa, S (1, 6) OBP: 0.297, SLG: 0.361	0-0 SH1-3 1-3	0-0 4-3 1-2		0-0 SH1-3 2-3		0-0 F7		0-0 F7		3	0	0	0	0	0	1								
Bill Buckner, L (1, 3) OBP: 0.283, SLG: 0.409	0-0 E4 1B	0-0 HR		0-0 F7 HR		0-0 HR		0-0 4-3		5	3	2	3	0	0	1								
Leon Durham, L (1, 8) OBP: 0.441, SLG: 0.592	0-0 1B 1-3	0-0 F9		0-0 HR 3-H		0-0 F6		0-0 F8		5	2	2	2	0	0	0								
Ron Cey, R (1, 5) OBP: 0.319, SLG: 0.407	0-0 4-3 1-3		0-0 4-3 1B	0-0 1B 3-H			0-0 SH1-4 2B		0-0 F9	5	0	3	1	0	0	0								
Keith Moreland, R (1, 9) OBP: 0.335, SLG: 0.447	0-0 4-3 1-2		0-0 BLK BB	0-0 F9 BB			0-0 SH1-4 2-3		0-0 FC5-4 1B	3	0	2	1	1	0	1								
Jay Johnstone, L (1, 7) OBP: 0.333, SLG: 0.405	0-0 4-3 1-2		0-0 FC5 BLK	0-0 BB BB		0-0 G6-4-3 BB		0-0 BB BB		1	0	0	0	3	0	2								
Bill Campbell, R (8, 1)										0	0	0	0	0	0	0								
Wayne Nordhagen, R (9, PH) OBP: 0.162, SLG: 0.257	0-0 4-3 1-2		0-0 BB BB	0-0 BB BB		0-0 BB BB		0-0 BB BB		1	0	0	0	0	0	1								
Jody Davis, R (1, 2) OBP: 0.282, SLG: 0.412	0-0 IBB		0-0 K	0-0 K		0-0 F3		0-3 K		2	0	0	0	1	1	3								
Jerry Morales, R (7, PH) OBP: 0.167, SLG: 0.195			0-0 K	0-0 K		0-0 F3		0-0 K		2	0	0	0	0	1	3								
Fergie Jenkins, R (1, 1) OBP: 0.188, SLG: 0.263	0-0 4-3		0-0 FC5	0-0 FC5		0-0 G6-4-3		0-0 BB		2	0	0	0	0	0	5								
Warren Brusstar, R (5, 1)										0	0	0	0	0	0	0								
Scott Thompson, L (5, PH) OBP: 0.242, SLG: 0.271										0	0	0	0	0	0	1								
Craig Leferts, L (6, 1)										0	0	0	0	0	0	0								
Gary Woods, R (7, PH) OBP: 0.118, SLG: 0.400										0	0	0	0	1	0	0								
Steve Lake, R (8, 2) OBP: 0.467, SLG: 0.867										0	0	0	0	0	0	0								
<b>Inning Stats</b>	R: 3 E: 1 K: 0 S: 8	H: 4 LOB: 3 BB: 1 P: 12	R: 1 E: 0 K: 0 S: 4	H: 2 LOB: 0 BB: 0 P: 4	R: 0 E: 0 K: 1 S: 5	H: 0 LOB: 2 BB: 2 P: 13	R: 2 E: 0 K: 0 S: 6	H: 3 LOB: 1 BB: 0 P: 6	R: 0 E: 0 K: 0 S: 2	H: 0 LOB: 0 BB: 1 P: 6	R: 1 E: 0 K: 0 S: 4	H: 1 LOB: 0 BB: 0 P: 4	R: 0 E: 0 K: 2 S: 8	H: 1 LOB: 3 BB: 2 P: 16	R: 0 E: 0 K: 0 S: 3	H: 0 LOB: 0 BB: 0 P: 3	R: 0 E: 0 K: 1 S: 6	H: 1 LOB: 1 BB: 0 P: 6	1B: 7 2B: 2 3B: 0 HR: 3	SF: 0 SAC: 3 DP: 1 HBP: 0	WP: 0 PB: 0 SB: 1 CS: 1	PA: 44		
<b>PITCHER</b>	IP WLS BF H R ER SO	IP WLS BF H R ER SO	IP WLS BF H R ER SO	IP WLS BF H R ER SO	IP WLS BF H R ER SO	IP WLS BF H R ER SO	IP WLS BF H R ER SO	IP WLS BF H R ER SO	IP WLS BF H R ER SO	IP WLS BF H R ER SO	IP WLS BF H R ER SO	IP WLS BF H R ER SO	IP WLS BF H R ER SO	IP WLS BF H R ER SO	IP WLS BF H R ER SO	IP WLS BF H R ER SO	IP WLS BF H R ER SO	IP WLS BF H R ER SO	IP WLS BF H R ER SO	IP WLS BF H R ER SO	IP WLS BF H R ER SO	IP WLS BF H R ER SO	IP WLS BF H R ER SO	
Michael LaCoss, R (1, 1) ERA: 5.09	4.0																							
Bill Dawley, R (5, 1) ERA: 2.28	3.0	W	13	2	1	1	2	3	0	0	0	0	0	0	0	0	0	0	0	0	0	0	0	0
Frank DiPino, L (8, 1) ERA: 2.52	2.0	S	7	1	0	0	1	0	0	0	0	0	0	0	0	0	0	0	0	0	0	0	0	0

Houston Astros @ Chicago Cubs  
Wrigley Field, Chicago, IL  
Mon May 30 1983, 3:33 AM CDT  
Att. 26,487 - Unknown

AB 35  
R 7  
H 12  
RBI 7  
BB 6  
SO 4  
LOB 21



Houston Astros @ Chicago Cubs  
 Wrigley Field, Chicago, IL  
 Tue May 31 1983, 3:33 AM CDT  
 Att. 9,595 - Unknown

livebaseballscorecards.com

AB	43
R	12
H	19
RBI	12
BB	4
SO	4
LOB	19



WP:	0	PA:	49
PB:	0		
SB:	3		
CS:	2		

AB	R	H	RBI	BB	SO	LOB
4	0	2	0	0	1	1
1	1	1	0	0	0	0
2	1	1	0	2	0	2
2	1	1	0	0	0	1
5	2	1	2	1	0	3
5	2	3	4	0	0	2
5	1	2	1	0	1	2
5	1	4	2	0	0	2
5	1	2	2	0	0	3
3	0	1	0	0	0	2
2	0	0	0	0	1	0
2	1	0	0	1	1	1
0	0	0	0	0	0	0
1	1	1	1	0	0	0
1	0	0	0	0	0	0

Batter	1	2	3	4	5	6	7	8	9
Omar Moreno, L (1, 8) OBP: 0.300, SLG: 0.348 Denny Walling, L (7, PR) OBP: 0.167, SLG: 0.118 (7, 9)	0-0 E6 G6-4-3 S	0-0 1B		0-3 K	0-0 CS 1B		1-0 BB 1B 2B HBP		0-0 CS 1B
Terry Puhl, L (1, 9) OBP: 0.324, SLG: 0.365 Tony Scott, S (7, PH) OBP: 0.250, SLG: 0.304 (7, 8)	4-0 BB BB BB G6-4-3 1-2 BB	0-0 G3		0-0 1B 2B	0-0 CS 1-2	4-0 L7-6 S BB	0-0 BB 2B 1B		0-0 F8 1-2
Dickie Thon, R (1, 6) OBP: 0.332, SLG: 0.430	0-0 G6-4-3 1-2f 2-3		0-0 F6	0-0 F8 S 1B 1B		0-0 L7-6 1-3	4-0 1-2 2-3 2B BB		0-0 6-3
Phil Garner, R (1, 5) OBP: 0.336, SLG: 0.405	0-0 F8		0-0 HR	0-0 F8 1-3		0-0 1B 1B	0-0 1-H 2-H 3-H 2B		
Jose Cruz, L (1, 7) OBP: 0.388, SLG: 0.402		0-3 K	0-0 F7	0-0 2B 1B		0-0 1B 1B	0-0 F7		
Ray Knight, R (1, 3) OBP: 0.384, SLG: 0.510		0-0 HR 1B	0-0 1B 1B	0-0 1B 2B		0-0 FC5-4 1B	0-0 F3		
Alan Ashby, S (1, 2) OBP: 0.313, SLG: 0.463		0-0 1-H HR	0-0 1B	0-0 F7		0-0 FC5-4 1-2f		0-0 F8	
Craig Reynolds, L (1, 4) OBP: 0.200, SLG: 0.240 Bill Doran, S (7, PH) OBP: 0.335, SLG: 0.277 (7, 4)		0-0 1B 2B	0-0 G3		0-0 G3		0-0 F7	0-3 K	
Vern Ruhle, R (1, 1) OBP: 0.273, SLG: 0.111 Frank LaCorte, R (6, 1) Tim Tolman, R (7, PH) OBP: 0.412, SLG: 0.786 Dave Smith, R (7, 1)		0-0 F9		4-0 2B 1B BB	0-3 K		0-0 HR	0-0 6-3	

Inning	R	H	E	K	S	WLS	BF	H	R	ER	SO	BB	IBB	HBP	BLK	WP	HR	S	P	ERA	WHIP
1	0	0	0	0	3		20	8	5	5	2	2	0	0	0	0	2	22	30	13.50	3.000
2	2	4	0	1	6		13	7	3	3	1	1	0	0	0	0	0	14	18	11.57	3.429
3	1	3	0	1	6		4	1	2	2	0	0	0	1	0	0	1	3	4	27.00	1.500
4	0	0	0	0	6		8	2	2	2	1	1	0	0	0	0	0	9	13	10.80	1.800
5	0	0	0	0	6		3	1	0	0	0	0	0	0	0	0	0	3	3	0.00	1.000
6	1	3	0	1	9																
7	0	1	0	0	5																
8	0	0	0	0	5																
9	0	1	0	0	3																

PITCHER	IP	WLS	BF	H	R	ER	SO	BB	IBB	HBP	BLK	WP	HR	S	P	ERA	WHIP
Paul Moskau, R (1, 1) ERA: 6.75	3.1		20	8	5	5	2	2	0	0	0	0	2	22	30	13.50	3.000
Mike Proly, R (4, 1) ERA: 3.0	2.1		13	7	3	3	1	1	0	0	0	0	0	14	18	11.57	3.429
Craig Lefferts, L (6, 1) ERA: 2.49	0.2	L	4	1	2	2	0	0	0	1	0	0	1	3	4	27.00	1.500
Lee Smith, R (7, 1) ERA: 1.85	1.2		8	2	2	2	1	1	0	0	0	0	0	9	13	10.80	1.800
Bill Campbell, R (9, 1) ERA: 3.48	1.0		3	1	0	0	0	0	0	0	0	0	0	3	3	0.00	1.000

Batter	1	2	3	4	5	6	7	8	9	AB	R	H	RBI	BB	SO	LOB
Mel Hall, L OBP: 0.524, SLG: 0.529 (1, 7) (4, 8)	0-0 F8		0-0 23 2B 1B		4-0 23 G6-4-3 BB	4-0 23 HR BB		4-0 23 FC5-4 BB		2	2	1	0	3	0	0
23 Ryne Sandberg, R OBP: 0.289, SLG: 0.323 (1, 4)	0-0 F3		0-0 1-6-3 1-H 3-H FC 2B		0-0 G6-4-3 1-2f	0-0 HR		0-0 FC5-4 1-2f		5	2	2	6	0	0	2
Bill Buckner, L OBP: 0.261, SLG: 0.403 (1, 3)	0-0 F8		0-0 1-6-3 2-3		0-0 1B 1B	0-0 6-3		0-0 F3		5	0	1	0	0	0	2
Leon Durham, L OBP: 0.448, SLG: 0.595 Jay Johnstone, L OBP: 0.347, SLG: 0.419 (3, PR) (4, 7) Craig Lefferts, L (6, 1) Lee Smith, R (7, 1) Scott Thompson, L OBP: 0.238, SLG: 0.267 Bill Campbell, R (8, PH) (9, 1)		0-0 E S 6-3 1B	4-0 CS FC BB		0-0 1-3 1B	0-3 K		0-0 F9		1	1	1	0	1	0	0
Ron Cey, R OBP: 0.310, SLG: 0.394 (1, 5)		0-3 K 1-3	0-0 FC CS BB		0-0 F8			0-0 F2		5	0	0	1	0	2	4
Keith Moreland, R OBP: 0.337, SLG: 0.452 (1, 9)		0-0 6-3 3-H	0-3 K 1-2 2-3			0-0 1B 2B		0-0 1B FC4-6 1B		5	2	2	1	0	1	2
Steve Lake, R OBP: 0.500, SLG: 0.800 (1, 2)		0-0 1B			0-0 F8			0-0 BB 23 HR 1B		5	1	3	0	0	0	0
Larry Bowa, S OBP: 0.296, SLG: 0.358 (1, 6)		0-0 F6			0-0 4-3			0-0 23 HR BB 1B		4	1	1	2	0	0	2
Paul Moskau, R OBP: 0.182, SLG: 0.273 Mike Prolly, R (4, 1) Gary Woods, R OBP: 0.309, SLG: 0.387 (6, 7)			0-0 1B 23 2B 1B		0-3 K			0-0 F9		1	1	1	0	0	0	0
								0-0 FC5-4		1	0	0	0	0	1	0
										2	0	0	0	0	0	3

Inning Stats	R: 0	H: 0	E: 0	K: 0	S: 3	R: 1	H: 2	E: 0	K: 1	S: 7	R: 3	H: 3	E: 0	K: 1	S: 8	R: 0	H: 0	E: 0	K: 1	S: 5	R: 0	H: 2	E: 0	K: 0	S: 4	R: 5	H: 4	E: 0	K: 1	S: 9	R: 1	H: 2	E: 0	K: 0	S: 5	R: 0	H: 0	E: 0	K: 1	S: 5	R: 0	H: 0	E: 0	K: 1	S: 5	R: 0	H: 0	E: 0	K: 1	S: 5	1B: 10	SF: 0	2B: 2	SAC: 0	3B: 0	DP: 1	HR: 1	HBP: 0	WP: 0	PA: 43
--------------	------	------	------	------	------	------	------	------	------	------	------	------	------	------	------	------	------	------	------	------	------	------	------	------	------	------	------	------	------	------	------	------	------	------	------	------	------	------	------	------	------	------	------	------	------	------	------	------	------	------	--------	-------	-------	--------	-------	-------	-------	--------	-------	--------

PITCHER	IP	WLS	BF	H	R	ER	SO	BB	IBB	HBP	BLK	WP	HR	S	P	ERA	WHIP
Vern Ruhle, R ERA: 4.07 (1, 1)	5.0		26	10	7	6	3	2	0	0	0	0	0	30	38	10.80	2.400
Frank LaCorte, R ERA: 4.41 (6, 1)	1.0	W	5	1	2	2	1	1	0	0	0	0	1	6	10	18.00	2.000
Dave Smith, R ERA: 4.1 (7, 1)	3.0	S	12	2	1	1	1	1	0	0	0	0	0	13	17	3.00	1.000

BOTTOM

Houston Astros @ Chicago Cubs  
Wrigley Field, Chicago, IL  
Tue May 31 1983, 3:33 AM CDT  
Att. 9,595 - Unknown

livebaseballscorecards.com

AB	39
R	10
H	13
RBI	10
BB	4
SO	5
LOB	16



Batter	1	2	3	4	5	6	7	8	9	AB R H RBI BB SO LOB	TOP											
<b>Omar Moreno, L</b> (1, 8) OBP: 0.294, SLG: 0.342	0-3 <b>K</b>		0-0 3-1			0-0 2-3			0-0 F8	4 0 0 0 0 1 1	<b>Houston Astros @ Chicago Cubs</b> <b>Wrigley Field, Chicago, IL</b> Wed Jun 01 1983, 3:33 AM CDT Att. 8,320 - Unknown											
<b>Terry Puhl, L</b> (1, 9) OBP: 0.321, SLG: 0.360	0-0 F4		0-0 4-3			0-0 6-3			0-0 FC6-4	4 1 1 0 0 0 1												
<b>Dickie Thon, R</b> (1, 6) OBP: 0.335, SLG: 0.431	0-0 F9								0-0 FC6-4	4 0 2 0 0 0 0												
<b>Phil Garner, R</b> (1, 5) OBP: 0.340, SLG: 0.404		4-0 1B SF7 BB							0-0 FC6-4	3 1 1 0 1 1 1												
<b>Jose Cruz, L</b> (1, 7) OBP: 0.386, SLG: 0.399		0-0 CS 1B							0-0 FC6-4	4 0 1 1 0 0 3												
<b>Ray Knight, R</b> (1, 3) OBP: 0.375, SLG: 0.500		0-0 SF7							0-0 K	3 0 0 1 0 1 2												
<b>Alan Ashby, S</b> (1, 2) OBP: 0.307, SLG: 0.452		0-0 G3								3 0 0 0 0 0 0												
<b>Craig Reynolds, L</b> (1, 4) OBP: 0.214, SLG: 0.222			0-0 E6 SH3-4							2 0 0 0 1 1 0												
<b>Bob Knepper, L</b> (1, 1) OBP: 0.182, SLG: 0.190			0-0 SH3-4							1 0 0 0 0 0 0												
<b>Harry Spilman, L</b> (8, PH) OBP: 0.261, SLG: 0.333										1 0 0 0 0 0 1												
<b>Frank DiPino, L</b> (8, 1) OBP: 0.333, SLG: 0.667										0 0 0 0 0 0 0												
<b>Inning Stats</b>	R: 0 E: 0 K: 1 S: 5	H: 0 LOB: 0 BB: 0 P: 5	R: 1 E: 0 K: 0 S: 3	H: 1 LOB: 0 BB: 1 P: 7	R: 0 E: 1 K: 0 S: 4	H: 0 LOB: 1 BB: 0 P: 4	R: 0 E: 0 K: 1 S: 5	H: 1 LOB: 0 BB: 0 P: 5	R: 0 E: 0 K: 1 S: 5	H: 0 LOB: 0 BB: 0 P: 5	R: 0 E: 0 K: 0 S: 3	H: 0 LOB: 0 BB: 0 P: 3	R: 0 E: 0 K: 0 S: 3	H: 0 LOB: 0 BB: 0 P: 3	R: 0 E: 0 K: 0 S: 3	H: 0 LOB: 1 BB: 1 P: 7	R: 1 E: 0 K: 1 S: 8	H: 3 LOB: 2 BB: 0 P: 8	1B: 5 2B: 0 3B: 0 HR: 0	SF: 1 SAC: 1 DP: 0 HBP: 0	WP: 0 PB: 0 SB: 0 CS: 2	PA: 33
<b>PITCHER</b> <b>Chuck Rainey, R</b> (1, 1) ERA: 4.0	IP: 8.1 WLS: W BF: 30 H: 4 R: 2 ER: 2 SO: 3 BB: 2 IBB: 0 HBP: 0 BLK: 0 WP: 0 HR: 0 S: 34 P: 42 ERA: 2.16 WHIP: 0.720																					
<b>Lee Smith, R</b> (9, 1) ERA: 1.8	IP: 0.2 WLS: S BF: 3 H: 1 R: 0 ER: 0 SO: 1 BB: 0 IBB: 0 HBP: 0 BLK: 0 WP: 0 HR: 0 S: 5 P: 5 ERA: 0.00 WHIP: 1.500																					

livebaseballscorecards.com

<b>AB</b>	<b>29</b>
<b>R</b>	<b>2</b>
<b>H</b>	<b>5</b>
<b>RBI</b>	<b>2</b>
<b>BB</b>	<b>2</b>
<b>SO</b>	<b>4</b>
<b>LOB</b>	<b>9</b>



Batter	1	2	3	4	5	6	7	8	9
Gary Woods, R OBP: 0.306, SLG: 0.379 (1, 7)	0-0 E5		0-0 1B 23 HBP	0-3 K			0-0 F8		
23 Ryne Sandberg, R OBP: 0.288, SLG: 0.317 (1, 4)	0-3 K		1-0 1B HBP		0-0 F7			0-3 K	
Bill Buckner, L OBP: 0.276, SLG: 0.397 (1, 3)	0-0 F9		0-0 SF7		0-0 4-3			0-0 3-1	
Ron Cey, R OBP: 0.303, SLG: 0.384 (1, 5)	0-0 F7		0-0 F8		0-0 F5			0-0 F4	
Keith Moreland, R OBP: 0.343, SLG: 0.477 (1, 9)		0-0 HR	0-0 1B 1-2 2-H		0-0 4-3				
Jerry Morales, R OBP: 0.156, SLG: 0.182 (1, 8)		0-0 6-3	0-0 4-3		0-0 P5				
Steve Lake, R OBP: 0.435, SLG: 0.696 (1, 2)		0-3 K		0-3 K2-3		0-0 F9			
Tom Veryzer, R OBP: 0.261, SLG: 0.304 (1, 6)		0-0 L5		0-0 2B		0-0 F7			
Chuck Rainey, R OBP: 0.200, SLG: 0.111 (1, 1)			4-0 23 HBP 1B SF7 BB	0-0 L6		0-3 K			
Lee Smith, R (9, 1)									

AB	R	H	RBI	BB	SO	LOB
4	1	1	0	0	1	1
3	0	0	0	0	2	1
3	0	0	1	0	0	1
4	0	0	0	0	0	3
3	1	2	2	0	0	0
3	0	0	0	0	0	2
3	0	0	0	0	2	0
3	0	1	0	0	0	0
2	1	0	0	1	1	1
0	0	0	0	0	0	0

**BOTTOM**

**Houston Astros @ Chicago Cubs**  
Wrigley Field, Chicago, IL  
Wed Jun 01 1983, 3:33 AM CDT  
Att. 8,320 - Unknown

livebaseballscorecards.com

AB	28
R	3
H	4
RBI	3
BB	1
SO	6
LOB	9



WP: 0	PA: 31
PB: 0	
SB: 0	
CS: 0	

Inning Stats		R: 0	H: 0	E: 1	LOB: 1	K: 1	BB: 0	S: 6	P: 6
R: 1	H: 1	E: 0	LOB: 0	K: 1	BB: 0	S: 6	P: 6		
R: 2	H: 2	E: 0	LOB: 2	K: 0	BB: 1	S: 5	P: 10		
R: 0	H: 1	E: 0	LOB: 1	K: 2	BB: 0	S: 8	P: 8		
R: 0	H: 0	E: 0	LOB: 0	K: 0	BB: 0	S: 3	P: 3		
R: 0	H: 0	E: 0	LOB: 0	K: 1	BB: 0	S: 5	P: 5		
R: 0	H: 0	E: 0	LOB: 0	K: 1	BB: 0	S: 5	P: 5		

PITCHER		IP	WLS	BF	H	R	ER	SO	BB	IBB	HBP	BLK	WP	HR	S	P	ERA	WHIP
Bob Knepper, L	(1, 1)	7.0	L	28	4	3	3	5	1	0	1	0	0	1	36	41	3.86	0.714
Frank DiPino, L	(8, 1)	1.0		3	0	0	0	1	0	0	0	0	0	0	5	5	0.00	0.000

Batter	1	2	3	4	5	6	7	8	9	AB R H RBI BB SO LOB	TOP											
<b>Omar Moreno, L</b> (1, 8) OBP: 0.298, SLG: 0.341	4-0 BB S E BB		0-3 K		0-0 2-H 1B			0-0 P1		3 0 1 1 1 1 0												
<b>Kevin Bass, S</b> (1, 9) OBP: 0.304, SLG: 0.394	0-0 5-3		0-0 CS 1B		0-0 F7			0-0 F8		4 0 1 0 0 0 2												
<b>Dickie Thon, R</b> (1, 6) OBP: 0.338, SLG: 0.442	0-3 K		0-0 P6					0-0 2B		4 0 2 0 0 1 2												
<b>Phil Garner, R</b> (1, 5) OBP: 0.342, SLG: 0.400	4-0 BB			0-0 P4				0-0 F6		2 0 0 0 2 0 1												
<b>Jose Cruz, L</b> (1, 7) OBP: 0.379, SLG: 0.390	0-0 F8			0-3 K				0-0 3-1		4 0 0 0 0 1 5												
<b>Ray Knight, R</b> (1, 3) OBP: 0.367, SLG: 0.488				0-3 K				0-0 F7		4 0 0 0 0 1 1												
<b>Bill Doran, S</b> (1, 4) OBP: 0.333, SLG: 0.272					4-0 SH2-4 1B BB			0-0 F9		3 1 0 0 1 0 0												
<b>Luis Pujols, R</b> (1, 2) OBP: 0.302, SLG: 0.300					0-0 F7			0-0 F3		3 0 0 0 0 0 1												
<b>Tim Tolman, R</b> (9, PH) OBP: 0.389, SLG: 0.733								0-3 K		1 0 0 0 0 1 0												
<b>Joe Niekro, R</b> (1, 1) OBP: 0.083, SLG: 0.083					0-0 SH2-4			0-3 K		1 0 0 0 0 0 1												
<b>Tony Scott, S</b> (7, PH) OBP: 0.248, SLG: 0.301					1-2					1 0 0 0 0 1 0												
<b>Frank LaCorte, R</b> (7, 1)										0 0 0 0 0 0 0												
<b>Inning Stats</b>	R: 0 E: 1 K: 1 S: 5	H: 0 LOB: 2 BB: 2 P: 13	R: 0 E: 1 K: 0 S: 4	H: 0 LOB: 1 BB: 0 P: 4	R: 0 E: 0 K: 1 S: 5	H: 1 LOB: 0 BB: 0 P: 5	R: 0 E: 0 K: 2 S: 7	H: 0 LOB: 0 BB: 0 P: 7	R: 1 E: 0 K: 0 S: 4	H: 1 LOB: 1 BB: 1 P: 8	R: 0 E: 0 K: 0 S: 4	H: 1 LOB: 1 BB: 0 P: 4	R: 0 E: 0 K: 1 S: 5	H: 0 LOB: 0 BB: 0 P: 5	R: 0 E: 0 K: 0 S: 4	H: 1 LOB: 2 BB: 1 P: 8	R: 0 E: 0 K: 1 S: 5	H: 0 LOB: 0 BB: 0 P: 5	1B: 2 2B: 2 3B: 0 HR: 0	SF: 0 SAC: 1 DP: 0 HBP: 0	WP: 0 PB: 0 SB: 1 CS: 1	PA: 35
<b>PITCHER</b> <b>Joe Price, L</b> (1, 1) ERA: 2.27	IP: 9.0 WLS: W BF: 35 H: 4 R: 1 ER: 1 SO: 6 BB: 4 IBB: 0 HBP: 0 BLK: 0 WP: 0 HR: 0 S: 43 P: 59 ERA: 1.00 WHIP: 0.889											<b>PITCHER</b> IP: WLS: BF: H: R: ER: SO: BB: IBB: HBP: BLK: WP: HR: S: P: ERA: WHIP:										

**Houston Astros @ Cincinnati Reds**  
**Riverfront Stadium, Cincinnati, OH**  
 Fri Jun 03 1983, 7:05 PM EDT  
 Att. 8,470 - Unknown

[livebaseballscorecards.com](http://livebaseballscorecards.com)

<b>AB</b>	30
<b>R</b>	1
<b>H</b>	4
<b>RBI</b>	1
<b>BB</b>	4
<b>SO</b>	6
<b>LOB</b>	13





Batter	1	2	3	4	5	6	7	8	9
<b>Gary Redus, R</b> (1, 7) OBP: 0.351, SLG: 0.489	0-3 K		0-3 K		0-0 SH1-3 SF7 2B		0-0 F7		
<b>Eddie Milner, L</b> (1, 8) OBP: 0.360, SLG: 0.359	0-0 2B		0-0 G3		0-0 SH1-3 2-3			0-0 E4	
<b>Cesar Cedeno, R</b> (1, 9) OBP: 0.353, SLG: 0.396 <b>Paul Householder, S</b> (9, 9) OBP: 0.340, SLG: 0.407	0-0 F7		0-0 3-1		0-0 SF7 3-H			0-0 F6	
<b>Johnny Bench, R</b> (1, 5) OBP: 0.328, SLG: 0.439 <b>Wayne Krenchicki, L</b> (9, 5) OBP: 0.306, SLG: 0.326	0-0 6-3			0-0 F7	0-0 6-3			0-0 6-3	
<b>Dan Driessen, L</b> (1, 3) OBP: 0.363, SLG: 0.353		0-0 4-3		0-0 4-3		0-0 1-3			
<b>Ron Oester, S</b> (1, 4) OBP: 0.353, SLG: 0.478		0-0 2B 2B		4-0 1B 2B BB		0-0 F6			
<b>Dave Concepcion, R</b> (1, 6) OBP: 0.320, SLG: 0.307		0-3 K		0-0 2B 1B		0-0 6-3			
<b>Dann Bilardello, R</b> (1, 2) OBP: 0.264, SLG: 0.365		0-0 2B 2-H		0-0 2B 1-3 2-H		0-0 CS 1B			
<b>Joe Price, R</b> (1, 1) OBP: 0.150, SLG: 0.105		0-0 G3		0-0 2-3		0-3 K 1-2			

AB	R	H	RBI	BB	SO	LOB
4	1	1	0	0	2	0
3	0	1	0	0	0	0
3	0	0	1	0	0	1
0	0	0	0	0	0	0
4	0	0	0	0	0	1
0	0	0	0	0	0	0
3	0	0	0	0	0	0
2	2	1	0	1	0	0
3	0	1	0	0	1	1
3	0	3	2	0	0	0
3	0	0	0	0	1	4

Inning Stats		R: 0	H: 1	E: 0	LOB: 1	K: 1	BB: 0	S: 6	P: 6
Inning Stats		R: 1	H: 2	E: 0	LOB: 1	K: 1	BB: 0	S: 7	P: 7
Inning Stats		R: 0	H: 0	E: 0	LOB: 0	K: 1	BB: 0	S: 5	P: 5
Inning Stats		R: 1	H: 2	E: 0	LOB: 2	K: 0	BB: 1	S: 5	P: 9
Inning Stats		R: 1	H: 1	E: 0	LOB: 0	K: 0	BB: 0	S: 4	P: 4
Inning Stats		R: 0	H: 0	E: 0	LOB: 0	K: 0	BB: 0	S: 3	P: 3
Inning Stats		R: 0	H: 1	E: 0	LOB: 0	K: 1	BB: 0	S: 5	P: 5
Inning Stats		R: 0	H: 0	E: 1	LOB: 0	K: 0	BB: 0	S: 3	P: 3

PITCHER	IP	WLS	BF	H	R	ER	SO	BB	IBB	HBP	BLK	WP	HR	S	P	ERA	WHIP
<b>Joe Niekro, R</b> (1, 1) ERA: 4.15	6.0	L	25	6	3	3	3	1	0	0	0	0	0	30	34	4.50	1.167
<b>Frank LaCorte, R</b> (7, 1) ERA: 4.15	2.0		6	1	0	0	1	0	0	0	0	0	0	8	8	0.00	0.500

PITCHER	IP	WLS	BF	H	R	ER	SO	BB	IBB	HBP	BLK	WP	HR	S	P	ERA	WHIP

**BOTTOM**

**Houston Astros @ Cincinnati Reds**  
 Riverfront Stadium, Cincinnati, OH  
 Fri Jun 03 1983, 7:05 PM EDT  
 Att. 8,470 - Unknown

[livebaseballscorecards.com](http://livebaseballscorecards.com)

<b>AB</b>	<b>28</b>
<b>R</b>	<b>3</b>
<b>H</b>	<b>7</b>
<b>RBI</b>	<b>3</b>
<b>BB</b>	<b>1</b>
<b>SO</b>	<b>4</b>
<b>LOB</b>	<b>7</b>



WP: 0	PA: 31
PB: 0	SB: 0
CS: 1	

Batter	1	2	3	4	5	6	7	8	9	AB R H RBI BB SO LOB	TOP			
Omar Moreno, L (1, 8) OBP: 0.299, SLG: 0.348	0-0 E6 S	0-3 K2-3			0-0 6-3	0-0 4-3		4-0 BB G4-6-3	0-0 1-H 1B 3B	5 1 1 1 1 1 2				
Terry Puhl, L (1, 9) OBP: 0.322, SLG: 0.352	4-0 FC6-4 1-2 BB		0-3 K		0-0 6-3		0-0 6-3	0-0 1-2f G4-6-3	0-0 3-H 1B	5 0 1 1 1 1 2				
Dickie Thon, R (1, 6) OBP: 0.333, SLG: 0.434	0-0 F6		0-0 4-3		0-0 2B 1B		0-0 F8		F6 F8	6 1 1 0 0 0 3				
Phil Gamier, R (1, 5) OBP: 0.348, SLG: 0.423	0-3 K		0-0 F8		1-H 1B 2B		4-0 S BB		HR	4 2 2 2 1 1 2				
Jose Cruz, L (1, 7) OBP: 0.384, SLG: 0.396	0-0 FC6-4 1-2f			0-0 HR 1B	0-0 PB S 1B 2-H		0-0 F7 1-2		1B 3B 1B	5 3 3 1 0 0 3				
Ray Knight, R (1, 3) OBP: 0.378, SLG: 0.497		0-0 SH3-4 BB 1B		0-0 F8	1-H 1B			0-0 HR 1B	1-2 3B 1B	5 2 4 1 0 0 1				
Alan Ashby, S (1, 2) OBP: 0.317, SLG: 0.519		0-3 K		0-0 1-H HR		0-0 F8		0-0 1-H HR	1-H 2-H 1B 3B	5 3 3 6 0 1 2				
Bill Doran, S (1, 4) OBP: 0.340, SLG: 0.277		4-0 SH3-4 1-2 BB		0-0 F7		0-0 4-3		0-0 SH1-4 1B	3-H 3B 1B	4 1 2 1 1 0 0				
Mike Scott, R (1, 1) OBP: 0.182, SLG: 0.182		0-0 SH3-4 1-2 2-3		0-0 F9		0-3 K		0-0 SH1-4 1-2	0-3 K	3 0 0 0 0 2 1				
<b>Inning Stats</b>	R: 0 E: 1 K: 1 S: 6 H: 0 LOB: 2 BB: 1 P: 10	R: 0 E: 0 K: 2 S: 8 H: 1 LOB: 2 BB: 1 P: 12	R: 0 E: 0 K: 1 S: 5 H: 0 LOB: 0 BB: 0 P: 5	R: 2 E: 0 K: 0 S: 5 H: 2 LOB: 0 BB: 0 P: 5	R: 3 E: 0 K: 0 S: 7 H: 4 LOB: 1 BB: 0 P: 7	R: 0 E: 0 K: 1 S: 5 H: 0 LOB: 0 BB: 0 P: 5	R: 0 E: 0 K: 0 S: 3 H: 0 LOB: 1 BB: 1 P: 7	R: 2 E: 0 K: 0 S: 5 H: 3 LOB: 1 BB: 1 P: 9	R: 6 E: 0 K: 1 S: 12 H: 7 LOB: 1 BB: 0 P: 12	1B: 11 2B: 1 3B: 2 HR: 3 SF: 0 SAC: 2 DP: 1 HBP: 0	WP: 0 PB: 1 SB: 3 CS: 0 PA: 48			
<b>PITCHER</b>	IP WLS BF H R ER SO BB IBB HBP BLK WP HR S P ERA WHIP												<b>PITCHER</b>	IP WLS BF H R ER SO BB IBB HBP BLK WP HR S P ERA WHIP
Bruce Berenyi, R (1, 1) ERA: 3.34	4.2 L 24 7 5 5 4 2 0 0 0 0 0 1 30 38 9.64 1.929													
Frank Pastore, R (5, 1) ERA: 6.3	1.1 4 0 0 0 1 0 0 0 0 0 0 0 6 6 0.00 0.000													
Ben Hayes, R (7, 1) ERA: 11.5	2.1 14 6 5 5 0 2 0 0 0 0 2 2 12 20 19.29 3.429													
Ted Power, R (9, 1) ERA: 5.1	0.2 6 4 3 3 1 0 0 0 0 0 0 0 8 8 40.50 6.000													

Houston Astros @ Cincinnati Reds  
Riverfront Stadium, Cincinnati, OH  
Sat Jun 04 1983, 7:05 PM EDT  
Att. 13,045 - Unknown

livebaseballscorecards.com

AB	42
R	13
H	17
RBI	13
BB	4
SO	6
LOB	16





Batter	1	2	3	4	5	6	7	8	9	AB R H RBI BB SO LOB	TOP																
<b>Omar Moreno, L</b> (1, 8) OBP: 0.297, SLG: 0.344	0-0 F9		0-3 K		0-0 FC1-6-4		0-0 4-3		0-0 1B	5 1 1 1 0 1 2																	
<b>Terry Puhl, L</b> (1, 9) OBP: 0.322, SLG: 0.352 <b>Tim Tolman, R</b> (7, PH) OBP: 0.368, SLG: 0.733 <b>Bill Dawley, R</b> (7, 1) OBP: 0.500, SLG: 0.500	0-0 S 1B		0-0 F9			0-0 F7	0-0 SF9		0-0 1B	3 0 1 0 0 0 0 0 0 0 1 0 0 0 1 0 1 0 0 0 0																	
<b>Dickie Thon, R</b> (1, 6) OBP: 0.339, SLG: 0.440	4-0 1-2 BB		0-0 5-3			0-3 K	0-0 2B		0-0 1B	4 0 2 2 1 1 0																	
<b>Phil Gamier, R</b> (1, 5) OBP: 0.349, SLG: 0.416	0-0 F2			0-0 F3		4-0 BB	4-0 IBB		0-0 L4-6	3 0 0 0 2 0 4																	
<b>Jose Cruz, L</b> (1, 7) OBP: 0.375, SLG: 0.386	0-3 K			0-0 3-1		0-0 L3	0-0 G3		0-0 FC4-6	5 0 0 0 0 1 6																	
<b>Ray Knight, R</b> (1, 3) OBP: 0.374, SLG: 0.491 <b>Denny Walling, L</b> (5, 3) OBP: 0.184, SLG: 0.114		0-0 3-1		0-0 6-3			4-0 BB	0-3 K		2 0 0 0 0 0 0 1 1 0 0 1 1 0																	
<b>Alan Ashby, S</b> (1, 2) OBP: 0.322, SLG: 0.511		4-0 4-6-3 BB			0-0 F6		4-0 2B	0-0 1-3		2 1 0 0 2 0 0																	
<b>Bill Doran, S</b> (1, 4) OBP: 0.343, SLG: 0.274		0-0 4-6-3			4-0 BB		4-0 2B	0-0 5-3		2 1 0 0 2 0 1																	
<b>Michael LaCoss, R</b> (1, 1) OBP: 0.074, SLG: 0.038 <b>Tony Scott, S</b> (5, PH) OBP: 0.245, SLG: 0.298 <b>Vern Ruhle, R</b> (5, 1) OBP: 0.273, SLG: 0.111 <b>Kevin Bass, S</b> (7, PH) OBP: 0.324, SLG: 0.426		0-0 5-3			0-3 K		0-0 SF9		0-0 1B	1 0 0 0 0 0 1 1 0 0 0 0 1 1 0 0 0 0 0 0 0 2 2 2 2 0 0 0																	
<b>Inning Stats</b>	R: 0 E: 0 K: 1 S: 6	H: 1 LOB: 2 BB: 1 P: 10	R: 0 E: 0 K: 0 S: 3	H: 0 LOB: 1 BB: 1 P: 7	R: 0 E: 0 K: 1 S: 5	H: 0 LOB: 0 BB: 0 P: 5	R: 0 E: 0 K: 0 S: 3	H: 0 LOB: 0 BB: 0 P: 3	R: 0 E: 0 K: 1 S: 5	H: 0 LOB: 1 BB: 1 P: 9	R: 4 E: 0 K: 0 S: 5	H: 2 LOB: 2 BB: 4 P: 21	R: 0 E: 0 K: 1 S: 5	H: 0 LOB: 0 BB: 0 P: 5	R: 2 E: 0 K: 0 S: 6	H: 4 LOB: 1 BB: 0 P: 6	1B: 5 2B: 3 3B: 0 HR: 0	SF: 1 SAC: 0 DP: 1 HBP: 0	WP: 0 PB: 0 SB: 1 CS: 0	PA: 41							
<b>PITCHER</b>	IP	WLS	BF	H	R	ER	SO	BB	IBB	HBP	BLK	WP	HR	S	P	ERA	WHIP										
<b>Charlie Puleo, R</b> (1, 1) ERA: 5.76	6.0		26	1	3	3	4	7	0	0	0	0	0	27	55	4.50	1.333										
<b>Bill Scherrer, L</b> (7, 1) ERA: 3.19	2.0	L	12	5	3	3	1	0	1	0	0	0	0	13	17	13.50	2.500										
<b>Frank Pastore, R</b> (9, 1) ERA: 6.18	1.0		3	1	0	0	0	0	0	0	0	0	0	3	3	0.00	1.000										

Houston Astros @ Cincinnati Reds  
Riverfront Stadium, Cincinnati, OH

Sun Jun 05 1983, 3:33 AM EDT  
Att. 18,221 - Unknown

livebaseballscorecards.com

AB	32
R	6
H	7
RBI	6
BB	8
SO	5
LOB	15



Batter	1	2	3	4	5	6	7	8	9	AB R H RBI BB SO LOB
Duane Walker, L (1, 7) OBP: 0.345, SLG: 0.451	0-0 1B WP 1B		0-0 L9	0-3 K			0-0 F9			4 0 1 0 0 1 1
Paul Householder, S (1, 8) OBP: 0.327, SLG: 0.389	0-0 F9 1-2		0-0 5-3			0-0 1-3	0-3 K			4 0 0 0 0 1 1
Dave Concepcion, R (1, 6) OBP: 0.319, SLG: 0.306	0-3 K		0-3 K			0-0 1B	0-0 4-3			4 0 1 0 0 2 1
Dan Driessen, L (1, 3) OBP: 0.365, SLG: 0.379	0-0 FC5-4 2-3 1B			0-0 HR		0-0 F8		0-0 4-3		4 1 2 1 0 0 1
Cesar Cedeno, R (1, 9) OBP: 0.333, SLG: 0.370	0-0 FC5-4 1-2f			0-0 F9		0-0 6-3		0-0 4-3		4 0 0 0 0 0 3
Wayne Krenchicki, L (1, 5) OBP: 0.340, SLG: 0.347		4-0 BB BB BB	4-0 G4-6-3 BB	0-0 3B 1B		0-0 1B FC3-5-2 1B		0-0 L4		3 1 2 0 1 0 0
Alan Knicely, R (1, 2) OBP: 0.261, SLG: 0.227		0-0 G4-6-3	0-0 G4-6-3	0-0 F8		0-0 FC3-5-2 1-3 CS 1B		0-3 K	3 0 1 0 0 0 2	
Ron Oester, S (9, PH) OBP: 0.346, SLG: 0.468		0-0 1-2f	0-0 1-2f	0-0 F8		0-0 FC3-5-2 1-3 CS 1B		0-0 K	1 0 0 0 0 1 0	
Tom Foley, L (1, 4) OBP: 0.429, SLG: 0.478		0-0 1B	0-0 1B	0-0 1B 3B		0-0 FC3-5-2 FC5 CS 1-3 3-H		0-0 F9	4 1 2 1 0 0 2	
Charlie Puleo, R (1, 1) OBP: 0.091, SLG: 0.091		0-0 4-3	0-0 4-3	0-0 1B 3B		0-0 FC5		0-3 K	3 0 1 1 0 0 3	
Bill Scherrer, L (7, 1) OBP: 0.500, SLG: 0.333									0 0 0 0 0 0 0	
Frank Pastore, R (9, 1) OBP: 0.278, SLG: 0.235									0 0 0 0 0 0 0	
Eddie Milner, L (9, PH) OBP: 0.352, SLG: 0.349									1 0 0 0 0 1 0	

Inning Stats	R: 0 E: 0 K: 1 S: 7	H: 2 LOB: 2 BB: 0 P: 7	R: 0 E: 0 K: 0 S: 3	H: 1 LOB: 1 BB: 1 P: 7	R: 0 E: 0 K: 1 S: 5	H: 0 LOB: 0 BB: 0 P: 5	R: 3 E: 0 K: 1 S: 9	H: 4 LOB: 1 BB: 0 P: 9	R: 0 E: 0 K: 0 S: 4	H: 1 LOB: 1 BB: 0 P: 4	R: 0 E: 0 K: 1 S: 5	H: 0 LOB: 0 BB: 0 P: 5	R: 0 E: 0 K: 0 S: 3	H: 0 LOB: 0 BB: 0 P: 3	R: 0 E: 0 K: 2 S: 7	H: 0 LOB: 0 BB: 0 P: 7	1B: 8 2B: 0 3B: 1 HR: 1	SF: 0 SAC: 0 DP: 1 HBP: 0
--------------	------------------------------	---------------------------------	------------------------------	---------------------------------	------------------------------	---------------------------------	------------------------------	---------------------------------	------------------------------	---------------------------------	------------------------------	---------------------------------	------------------------------	---------------------------------	------------------------------	---------------------------------	----------------------------------	------------------------------------


PITCHER	IP	WLS	BF	H	R	ER	SO	BB	IBB	HBP	BLK	WP	HR	S	P	ERA	WHIP
Michael LaCoss, R (1, 1) ERA: 5.18	4.0		19	7	3	3	3	1	0	0	0	1	1	24	28	6.75	2.000
Vern Ruhle, R (5, 1) ERA: 3.91	2.0	W	8	3	0	0	0	0	0	0	0	0	0	8	8	0.00	1.500
Bill Dawley, R (7, 1) ERA: 2.03	3.0	S	9	0	0	0	3	0	0	0	0	0	0	15	15	0.00	0.000

**BOTTOM**

**Houston Astros @ Cincinnati Reds**  
Riverfront Stadium, Cincinnati, OH

Sun Jun 05 1983, 3:33 AM EDT  
Att. 18,221 - Unknown

AB	35
R	3
H	10
RBI	3
BB	1
SO	6
LOB	14



WP	PA	ERA	WHIP
1	36		
0			
0			
2			

Batter	1	2	3	4	5	6	7	8	9	AB R H RBI BB SO LOB	TOP	
<b>Johnnie LeMaster, R</b> (1, 6) <small>OBP: 0.379, SLG: 0.383</small>	0-0 	4-0 			4-0 	0-3 			0-3 	3 0 0 1 2 2 1		
<b>Darrell Evans, L</b> (1, 3) <small>OBP: 0.426, SLG: 0.613</small>	0-0 	0-0 			4-0 		0-0 		0-3 	4 1 0 0 1 1 3		
<b>Chili Davis, S</b> (1, 8) <small>OBP: 0.332, SLG: 0.437</small>	4-0 		0-3 		0-0 		0-0 			3 0 0 0 1 1 2		
<b>Jack Clark, R</b> (1, 9) <small>OBP: 0.347, SLG: 0.465</small>	0-0 		0-0 		0-0 		0-0 			4 0 1 1 0 0 1		
<b>Jeffrey Leonard, R</b> (1, 7) <small>OBP: 0.300, SLG: 0.377</small>		4-0 	0-3 		4-0 			4-0 		1 0 0 0 3 1 0		
<b>Tom O'Malley, L</b> (1, 5) <small>OBP: 0.356, SLG: 0.342</small>		0-0 		0-0 	0-0 			0-0 		4 1 0 0 0 0 5		
<b>Brad Wellman, R</b> (1, 4) <small>OBP: 0.375, SLG: 0.393</small>		0-0 		0-0 		4-0 		4-0 		2 0 0 0 2 0 1		
<b>Milt May, L</b> (1, 2) <small>OBP: 0.317, SLG: 0.341</small>		4-0 		0-0 		0-0 		0-0 		3 0 1 0 1 0 2		
<b>Atlee Hammaker, S</b> (1, 1) <small>OBP: 0.156, SLG: 0.129</small> <b>Joel Youngblood, R</b> (9, PH) <small>OBP: 0.278, SLG: 0.387</small>		0-0 	0-3 		0-3 			0-3 		3 0 1 0 0 2 2 1 0 0 0 0 1 0		
<b>Inning Stats</b>	R: 0 H: 0 E: 0 LOB: 1 K: 0 BB: 1 S: 3 P: 7	R: 1 H: 1 E: 0 LOB: 3 K: 0 BB: 3 S: 4 P: 16	R: 0 H: 0 E: 0 LOB: 0 K: 2 BB: 0 S: 7 P: 7	R: 0 H: 1 E: 0 LOB: 1 K: 1 BB: 0 S: 6 P: 6	R: 1 H: 1 E: 0 LOB: 2 K: 0 BB: 3 S: 3 P: 15	R: 0 H: 0 E: 0 LOB: 1 K: 2 BB: 1 S: 7 P: 11	R: 0 H: 0 E: 0 LOB: 0 K: 0 BB: 0 S: 3 P: 3	R: 0 H: 0 E: 0 LOB: 1 K: 0 BB: 2 S: 2 P: 10	R: 0 H: 0 E: 0 LOB: 0 K: 3 BB: 0 S: 9 P: 9	1B: 2 SF: 0 2B: 1 SAC: 0 3B: 0 DP: 2 HR: 0 HBP: 0	WP: 0 PA: 38 PB: 0 SB: 1 CS: 0	
<b>PITCHER</b> <b>Nolan Ryan, R</b> (1, 1) <small>ERA: 3.31</small> <b>Frank LaCorte, R</b> (6, 1) <small>ERA: 3.86</small> <b>Frank DiPino, L</b> (8, 1) <small>ERA: 2.3</small>	IP WLS BF H R ER SO BB IBB HBP BLK WP HR S P ERA WHIP											<b>PITCHER</b> IP WLS BF H R ER SO BB IBB HBP BLK WP HR S P ERA WHIP

San Francisco Giants @ Houston Astros  
 Astrodome, Houston, TX  
 Tue Jun 07 1983, 8:05 PM EDT  
 Att. 16,464 - Dome

livebaseballscorecards.com

AB	28
R	2
H	3
RBI	2
BB	10
SO	8
LOB	17



Batter	1	2	3	4	5	6	7	8	9
Omar Moreno, L OBP: 0.293, SLG: 0.339 Frank LaCorte, R (6, 1) Frank DiPino, L OBP: 0.333, SLG: 0.667 (8, 1)	0-3 K		0-0 F8		0-3 K		0-0 SF7		
Kevin Bass, S OBP: 0.307, SLG: 0.403 Terry Puhl, L OBP: 0.322, SLG: 0.352 (8, 9)	0-0 F4			0-0 F9	0-3 K		0-3 K		
Dickie Thon, R OBP: 0.346, SLG: 0.452 (1, 6)	4-0 BB			0-0 E 2B 1B		0-0 5-3		0-0 3B	
Phil Garner, R OBP: 0.343, SLG: 0.408 (1, 5)	0-0 6-3			0-0 E3 2B 1B		0-0 F8		0-0 F7	
Jose Cruz, L OBP: 0.377, SLG: 0.390 (1, 7)		0-3 K		0-0 1B 2B		4-0 BB		0-0 4-3	
Ray Knight, R OBP: 0.366, SLG: 0.480 Denny Walling, L OBP: 0.184, SLG: 0.114 (9, 3)		0-3 K		0-0 5-3		0-0 F9		0-0 5-3	
Bill Doran, S OBP: 0.343, SLG: 0.275 (1, 4)		0-0 5-3		0-0 2-3 3-H 1B			0-0 6-3		
Luis Pujols, R OBP: 0.304, SLG: 0.302 (1, 2)			0-0 4-3	0-0 F7			0-0 2B 1B		
Nolan Ryan, R OBP: 0.200, SLG: 0.111 Tony Scott, S OBP: 0.250, SLG: 0.311 (5, PH) (6, 8)			0-3 K		0-0 F7		0-0 SF7 2B		

AB	R	H	RBI	BB	SO	LOB
3	0	0	0	0	2	0
0	0	0	1	0	0	0
0	0	0	0	0	0	0
4	0	0	0	0	2	0
0	0	0	0	0	0	0
3	1	2	0	1	0	0
4	1	0	0	0	0	3
3	0	1	1	1	1	1
4	0	0	0	0	1	4
0	0	0	0	0	0	0
3	0	1	1	0	0	0
3	1	1	0	0	0	2
1	0	0	0	0	1	0
2	1	1	1	0	0	0

**BOTTOM**

**San Francisco Giants @ Houston Astros**  
Astrodome, Houston, TX  
Tue Jun 07 1983, 8:05 PM EDT  
Att. 16,464 - Dome

[livebaseballscorecards.com](http://livebaseballscorecards.com)

<b>AB</b>	<b>30</b>
<b>R</b>	<b>4</b>
<b>H</b>	<b>6</b>
<b>RBI</b>	<b>4</b>
<b>BB</b>	<b>2</b>
<b>SO</b>	<b>7</b>
<b>LOB</b>	<b>10</b>



1B: 3	SF: 1
2B: 2	SAC: 0
3B: 1	DP: 0
HR: 0	HBP: 0

WP: 0	PA: 33
PB: 0	
SB: 0	
CS: 0	

Inning Stats	R	H	E	K	S	P	IP	WLS	BF	H	R	ER	SO	BB	IBB	HBP	BLK	WP	HR	S	P	ERA	WHIP
	0	0	0	1	9		8.0	L	33	6	4	3	7	2	0	0	0	0	0	45	53	3.38	1.000

Batter	1	2	3	4	5	6	7	8	9	10	11	AB R H RBI BB SO LOB	TOP
<b>Johnnie LeMaster, R</b> (1, 6) <small>OBP: 0.386, SLG: 0.591</small> <b>Joe Pettini, R</b> (9, 6) <small>OBP: 0.083, SLG: 0.130</small> <b>Champ Summers, L</b> (10, PH) <small>OBP: 0.438, SLG: 0.250</small> <b>Gary Lavelle, S</b> (10, 1)												4 0 3 0 0 0 0 0 0 0 0 0 0 0 1 0 0 0 0 1 2 0 0 0 0 0 0 0	
<b>Darrell Evans, L</b> (1, 3) <small>OBP: 0.416, SLG: 0.597</small> (10, 6)												5 0 0 0 0 0 5	
<b>Chili Davis, S</b> (1, 8) <small>OBP: 0.324, SLG: 0.426</small>												5 0 0 0 0 1 0	
<b>Jack Clark, R</b> (1, 9) <small>OBP: 0.353, SLG: 0.469</small>												5 0 3 0 0 1 0	
<b>Jeffrey Leonard, R</b> (1, 7) <small>OBP: 0.292, SLG: 0.366</small>												5 0 0 0 0 3 3	
<b>Tom O'Malley, L</b> (1, 5) <small>OBP: 0.360, SLG: 0.353</small>												4 0 2 0 0 0 1	
<b>Brad Wellman, R</b> (1, 4) <small>OBP: 0.333, SLG: 0.344</small>												4 0 0 0 0 0 4	
<b>Milt May, L</b> (1, 2) <small>OBP: 0.324, SLG: 0.347</small> <b>Bob Brenly, R</b> (10, PR) <small>OBP: 0.296, SLG: 0.303</small> (10, 2)												4 0 2 0 0 0 0 0 0 0 0 0 0 0	
<b>Andy McGaffigan, R</b> (1, 1) <small>OBP: 0.091, SLG: 0.095</small> <b>Dave Bergman, L</b> (10, PH) <small>OBP: 0.308, SLG: 0.256</small> (10, 3)												3 0 0 0 0 3 1 0 0 0 0 1 0 0	
<b>Inning Stats</b>	R: 0 H: 1 E: 0 LOB: 0 K: 0 BB: 0 S: 3 P: 3	R: 0 H: 1 E: 0 LOB: 1 K: 1 BB: 0 S: 6 P: 6	R: 0 H: 1 E: 0 LOB: 1 K: 1 BB: 0 S: 6 P: 6	R: 0 H: 2 E: 0 LOB: 2 K: 1 BB: 0 S: 7 P: 7	R: 0 H: 0 E: 0 LOB: 0 K: 1 BB: 0 S: 5 P: 5	R: 0 H: 1 E: 0 LOB: 1 K: 1 BB: 0 S: 6 P: 6	R: 0 H: 2 E: 0 LOB: 1 K: 1 BB: 0 S: 6 P: 6	R: 0 H: 1 E: 0 LOB: 0 K: 0 BB: 0 S: 3 P: 3	R: 0 H: 0 E: 0 LOB: 0 K: 0 BB: 0 S: 3 P: 3	R: 0 H: 1 E: 0 LOB: 2 K: 2 BB: 1 S: 6 P: 10	R: 0 H: 0 E: 0 LOB: 0 K: 2 BB: 0 S: 7 P: 7	1B: 9 SF: 0 2B: 3 SAC: 0 3B: 0 DP: 2 HR: 0 HBP: 0	WP: 1 PA: 41 PB: 0 SB: 0 CS: 1
<b>PITCHER</b>	IP WLS BF H R ER SO BB IBB HBP BLK WP HR S P ERA WHIP												
<b>Joe Niekro, R</b> (1, 1) <small>ERA: 3.69</small> <b>Bill Dawley, R</b> (11, 1) <small>ERA: 1.95</small>	10.0 38 10 0 0 7 1 0 0 0 1 0 51 55 0.00 1.100												

**San Francisco Giants @ Houston Astros**  
 Astrodome, Houston, TX  
 Wed Jun 08 1983, 8:05 PM EDT  
 Att. 10,004 - Dome

[livebaseballscorecards.com](http://livebaseballscorecards.com)

<b>AB</b>	40
<b>R</b>	0
<b>H</b>	10
<b>RBI</b>	0
<b>BB</b>	1
<b>SO</b>	9
<b>LOB</b>	16





Batter	1	2	3	4	5	6	7	8	9	10	11	AB R H RBI BB SO LOB	BOTTOM			
Omar Moreno, L (1, 8) OBP: 0.291, SLG: 0.336	0-0 4-3 ①		0-3 K ③			0-0 3-1 ③			0-0 5-3 ①		0-0 SH2-3 1B	5 1 1 0 0 1 0	<b>San Francisco Giants @ Houston Astros</b> Astrodome, Houston, TX Wed Jun 08 1983; 8:05 PM EDT Att. 10,004 - Dome			
Terry Puhl, L (1, 9) OBP: 0.320, SLG: 0.357	0-0 6-3 ②			0-0 4-3 ①			0-0 G3 CS 2B		0-0 G3 ②		0-0 SH2-3 ②	4 0 1 0 0 0 0				
Dickie Thon, R (1, 6) OBP: 0.343, SLG: 0.444	0-3 K ③			0-0 6-3 ②			0-0 G3 ①		0-0 F9 ③		4-0 1B IBB	4 0 0 0 1 1 1				
Phil Garner, R (1, 5) OBP: 0.349, SLG: 0.410		0-0 S 1B		0-0 F4 ③			4-0 2B BB		0-0 F8 ①		0-0 1B	4 0 2 1 1 0 0				
Jose Cruz, L (1, 7) OBP: 0.379, SLG: 0.397		0-0 F3 ①			0-0 L6-3 1B		0-0 1-3 2B		0-0 G3 ②			4 0 2 0 0 0 1				
Ray Knight, R (1, 3) OBP: 0.364, SLG: 0.480		0-3 K ②			0-0 L6-3 ①		0-3 K ③		0-0 2B			4 0 1 0 0 2 4				
Denny Walling, L (11, 3) OBP: 0.184, SLG: 0.114		1-2 K			1-2							0 0 0 0 0 0 0				
Alan Ashby, S (1, 2) OBP: 0.320, SLG: 0.500		0-0 4-3 ③			0-0 F6 ③				0-0 F9 ①			3 0 0 0 1 0 1				
Bill Doran, S (1, 4) OBP: 0.338, SLG: 0.270			0-0 4-3 ①			0-0 4-3 ①			0-0 E6 CS			3 0 0 0 0 0 0				
Kevin Bass, S (10, PH) OBP: 0.303, SLG: 0.397												1 0 0 0 0 1 2				
Bill Dawley, R (11, 1) OBP: 0.500, SLG: 0.500												0 0 0 0 0 0 0				
Joe Niekro, R (1, 1) OBP: 0.074, SLG: 0.074			0-0 6-3 ②			0-3 K ②		0-3 K ②				3 0 0 0 0 2 1				
Craig Reynolds, L (11, 4) OBP: 0.207, SLG: 0.214								1-2 K ③			0-0 1-3 ①	1 0 0 0 0 0 0				
<b>Inning Stats</b>	R: 0 H: 0 E: 0 K: 1 S: 5	R: 0 H: 1 E: 0 K: 1 S: 6	R: 0 H: 0 E: 0 K: 1 S: 5	R: 0 H: 0 E: 0 K: 0 S: 3	R: 0 H: 1 E: 0 K: 0 S: 3	R: 0 H: 0 E: 0 K: 1 S: 5	R: 0 H: 2 E: 0 K: 1 S: 6	R: 0 H: 0 E: 1 K: 1 S: 5	R: 0 H: 0 E: 0 K: 0 S: 3	R: 0 H: 1 E: 0 K: 1 S: 6	R: 1 H: 2 E: 0 K: 0 S: 4	1B: 4 2B: 4 3B: 0 HR: 0	SF: 0 SAC: 1 DP: 1 HBP: 0	WP: 0 PA: 40		
<b>PITCHER</b>	IP WLS BF H R ER SO BB IBB HBP BLK WP HR S P ERA WHIP															
Andy McGaffigan, R (1, 1) ERA: 4.03	9.0	30	4	0	0	6	1	0	0	0	0	0	41	45	0.00	0.556
Gary Lavelle, L (10, 1) ERA: 1.7	1.2	L 10	3	1	1	1	0	2	0	0	0	0	10	18	5.40	1.800

livebaseballscores.com



Batter	1	2	3	4	5	6	7	8	9	AB R H RBI BB SO LOB	TOP
Johnnie LeMaster, R (1, 6) OBP: 0.388, SLG: 0.390	0-3 K		0-0 6-3			4-0 BB		0-0 1B		3 0 1 0 1 1 0	
Darrell Evans, L (1, 3) OBP: 0.413, SLG: 0.587	0-3 K			4-0 BB		0-0 F8		0-0 3-1		3 0 0 0 1 1 2	
Chili Davis, S (1, 8) OBP: 0.319, SLG: 0.417	0-3 K			0-0 F9		0-3 K		0-0 F7		4 0 0 0 0 2 2	
Jack Clark, R (1, 9) OBP: 0.351, SLG: 0.462		4-0 FC5-4 BB		0-0 F5		0-0 4-3		0-3 K		3 0 0 0 1 1 2	
Jeffrey Leonard, R (1, 7) OBP: 0.290, SLG: 0.364 Joel Youngblood, R (2, PR) OBP: 0.280, SLG: 0.377 (2, 7)		0-0 FC5-4 1-2f		0-0 1-3			0-0 5-3	4-0 BB		1 0 0 0 0 0 1 2 0 0 0 1 0 1	
Tom O'Malley, L (1, 5) OBP: 0.357, SLG: 0.350		0-3 K			0-0 G6-4-3 1B		0-0 1-3	0-3 K		4 0 1 0 0 2 2	
Brad Wellman, R (1, 4) OBP: 0.308, SLG: 0.314		0-3 K			0-0 G6-4-3 1-2f		0-0 F9			3 0 0 0 0 1 2	
Bob Brenly, R (1, 2) OBP: 0.297, SLG: 0.297			0-3 K		4-0 BB			0-0 F4		2 0 0 0 1 1 0	
Mike Krukow, R (1, 1) OBP: 0.375, SLG: 0.467 Wallace Johnson, S (8, PH) OBP: 0.286, SLG: 0.167 Greg Minton, S (8, 1)			0-0 F8		0-3 K			0-0 F9		2 0 0 0 0 1 1 1 0 0 0 0 0 0 0 0 0 0 0 0 0	
<b>Inning Stats</b>	R: 0 H: 0 E: 0 LOB: 0 K: 3 BB: 0 S: 9 P: 9	R: 0 H: 0 E: 0 LOB: 1 K: 2 BB: 1 S: 7 P: 11	R: 0 H: 0 E: 0 LOB: 0 K: 1 BB: 0 S: 5 P: 5	R: 0 H: 0 E: 0 LOB: 1 K: 0 BB: 1 S: 3 P: 7	R: 0 H: 1 E: 0 LOB: 1 K: 1 BB: 1 S: 5 P: 9	R: 0 H: 0 E: 0 LOB: 1 K: 1 BB: 1 S: 5 P: 9	R: 0 H: 0 E: 0 LOB: 0 K: 0 BB: 0 S: 3 P: 3	R: 0 H: 1 E: 0 LOB: 1 K: 0 BB: 0 S: 4 P: 4	R: 0 H: 0 E: 0 LOB: 1 K: 2 BB: 1 S: 7 P: 11	1B: 2 SF: 0 2B: 0 SAC: 0 3B: 0 DP: 1 HR: 0 HBP: 0	WP: 0 PA: 33 PB: 0 SB: 1 CS: 0
<b>PITCHER</b> Bob Knepper, L (1, 1) ERA: 3.06	IP WLS BF H R ER SO BB IBB HBP BLK WP HR S P ERA WHIP										
	9.0 W 33 2 0 0 10 5 0 0 0 0 0 0 48 68 0.00 0.778										

San Francisco Giants @ Houston Astros  
Astrodome, Houston, TX  
Thu Jun 09 1983, 8:05 PM EDT  
Att. 10,701 - Dome

livebaseballscorecards.com

AB 28  
R 0  
H 2  
RBI 0  
BB 5  
SO 10  
LOB 13



Batter	1	2	3	4	5	6	7	8	9	AB	R	H	RBI	BB	SO	LOB
Omar Moreno, L OBP: 0.295, SLG: 0.339 (1, 8)	0-0 CS 1B	0-0 6-3			0-0 CS 1B		0-0 5-3			4	0	2	0	0	0	1
Terry Puhl, L OBP: 0.317, SLG: 0.348 (1, 9)	4-0 E S FC1-5 BB 1-2	0-0 G3			0-3 K 1-2			0-0 5-3		3	0	0	0	1	1	3
Dickie Thon, R OBP: 0.337, SLG: 0.436 (1, 6)	0-0 FC1-5 S 2B 1-H		0-0 4-3		0-3 K			0-0 F6		4	1	0	0	0	1	2
Phil Garner, R OBP: 0.351, SLG: 0.413 (1, 5)	0-0 3B 2B 1-H		0-0 F9			4-0 FC4-6 BB		0-0 5-3		3	1	1	1	1	0	0
Jose Cruz, L OBP: 0.379, SLG: 0.406 (1, 7)	0-0 3B 2-H		0-0 F8			0-0 FC4-6 1-2f				3	0	1	1	0	0	1
Ray Knight, R OBP: 0.364, SLG: 0.475 Denny Walling, L OBP: 0.184, SLG: 0.114 (1, 3) (7, 3)	0-3 K			1-0 G4-6-3 HBP		0-3 K				2	0	0	0	0	2	2
Alan Ashby, S OBP: 0.314, SLG: 0.489 (1, 2)		0-3 K		0-0 G4-6-3 1-2f		0-3 K				3	0	0	0	0	2	2
Bill Doran, S OBP: 0.338, SLG: 0.277 (1, 4)		0-0 3B 2B		0-0 6-3				0-0 4-3		3	1	1	0	0	0	0
Bob Knepper, L OBP: 0.240, SLG: 0.333 (1, 1)		0-0 3B			0-0 1B 1B		0-3 K			3	0	2	1	0	1	0

Inning Stats	R: 2	H: 3	E: 0	K: 1	S: 7	H: 3	LOB: 1	BB: 1	P: 11	R: 1	H: 2	E: 0	K: 1	S: 7	H: 0	LOB: 1	BB: 0	P: 7	R: 0	H: 0	E: 0	K: 0	S: 3	H: 0	LOB: 0	BB: 0	P: 3	R: 0	H: 2	E: 0	K: 2	S: 8	H: 0	LOB: 1	BB: 0	P: 8	R: 0	H: 0	E: 0	K: 1	S: 5	H: 0	LOB: 0	BB: 0	P: 5	R: 0	H: 0	E: 0	K: 0	S: 3	H: 0	LOB: 0	BB: 0	P: 3
1B: 3	SF: 0	2B: 2	SAC: 0	3B: 2	DP: 1	HR: 0	HBP: 1	WP: 0	PA: 31																																													

PITCHER	IP	WLS	BF	H	R	ER	SO	BB	IBB	HBP	BLK	WP	HR	S	P	ERA	WHIP
Mike Krukow, R ERA: 3.45 (1, 1)	7.0	L	28	7	3	3	7	2	0	1	0	0	0	39	48	3.86	1.286
Greg Minton, R ERA: 5.59 (8, 1)	1.0		3	0	0	0	0	0	0	0	0	0	0	3	3	0.00	0.000


**BOTTOM**

**San Francisco Giants @ Houston Astros**  
Astrodome, Houston, TX

Thu Jun 09 1983, 8:05 PM EDT  
Att. 10,701 - Dome

livebaseballscorecards.com

<b>AB</b>	<b>28</b>
<b>R</b>	<b>3</b>
<b>H</b>	<b>7</b>
<b>RBI</b>	<b>3</b>
<b>BB</b>	<b>2</b>
<b>SO</b>	<b>7</b>
<b>LOB</b>	<b>11</b>



**San Diego Padres @ Houston Astros**  
Astrodome, Houston, TX

Fri Jun 10 1983, 8:05 PM EDT  
Att. 13,385 - Dome

[livebaseballscorecards.com](http://livebaseballscorecards.com)

<b>AB</b>	<b>29</b>
<b>R</b>	<b>1</b>
<b>H</b>	<b>5</b>
<b>RBI</b>	<b>1</b>
<b>BB</b>	<b>2</b>
<b>SO</b>	<b>5</b>
<b>LOB</b>	<b>10</b>



Batter	1	2	3	4	5	6	7	8	9	AB	R	H	RBI	BB	SO	LOB
Gene Richards, L (1, 7) OBP: 0.352, SLG: 0.438	0-0 6-3		0-0 1-3			4-0 6-3 BB		0-0 1-2 1B		3	1	1	0	1	0	1
Juan Bonilla, R (1, 4) OBP: 0.320, SLG: 0.345	0-0 F9			0-0 FC6-4 1B		0-0 6-3 1-H		0-0 G3		4	0	1	1	0	0	2
Sixto Lezcano, R (1, 9) OBP: 0.335, SLG: 0.354	0-3 K			0-0 FC6-4 1B 1-2f		0-3 K			0-3 K	4	0	0	0	0	3	1
Steve Garvey, R (1, 3) OBP: 0.364, SLG: 0.505		0-0 4-3		0-0 G4-6-3 1B 1-2		0-0 F8			0-3 K	4	0	1	0	0	1	0
Terry Kennedy, L (1, 2) OBP: 0.366, SLG: 0.448		0-0 4-3		0-0 G4-6-3 1-2f		0-0 F8			0-0 F7	4	0	0	0	0	0	2
Kevin McReynolds, R (1, 8) OBP: 0.242, SLG: 0.379		0-0 F7			0-0 6-3		0-3 K			3	0	0	0	0	1	0
Luis Salazar, R (1, 5) OBP: 0.368, SLG: 0.403			4-0 SH1-4 BB		0-0 CS 1B			0-0 1B 1B		2	0	2	0	1	0	0
Mario Ramirez, R (1, 6) OBP: 0.385, SLG: 0.313			0-0 F6		0-0 5-3 1-2			0-0 F6		2	0	0	0	0	0	2
Tim Flannery, L (8, PH) OBP: 0.327, SLG: 0.441										1	0	0	0	0	0	1
Ed Whitson, R (1, 1) OBP: 0.143, SLG: 0.143			0-0 SH1-4			0-0 G3			0-0 F5	1	0	0	0	0	0	0
Gary Lucas, L (6, 1)										0	0	0	0	0	0	0
Jerry Turner, L (8, PH) OBP: 0.182, SLG: 0.143										1	0	0	0	0	0	1
Luis DeLeon, R (8, 1) OBP: 0.200, SLG: 0.200										0	0	0	0	0	0	0

Inning Stats	R: 0	H: 0	E: 0	LOB: 0	K: 1	BB: 0	S: 5	P: 5	R: 0	H: 0	E: 0	LOB: 0	K: 0	BB: 0	S: 3	P: 3	R: 0	H: 0	E: 0	LOB: 1	K: 0	BB: 1	S: 3	P: 7	R: 0	H: 2	E: 0	LOB: 1	K: 0	BB: 0	S: 4	P: 4	R: 0	H: 1	E: 0	LOB: 0	K: 0	BB: 0	S: 3	P: 3	R: 1	H: 0	E: 0	LOB: 0	K: 1	BB: 1	S: 5	P: 9	R: 0	H: 0	E: 0	LOB: 0	K: 1	BB: 0	S: 5	P: 5	R: 0	H: 2	E: 0	LOB: 2	K: 0	BB: 0	S: 5	P: 5	R: 0	H: 0	E: 0	LOB: 0	K: 2	BB: 0	S: 7	P: 7	1B: 5	SF: 0	2B: 0	SAC: 1	3B: 0	DP: 1	HR: 0	HBP: 0	WP: 0	PA: 32
--------------	------	------	------	--------	------	-------	------	------	------	------	------	--------	------	-------	------	------	------	------	------	--------	------	-------	------	------	------	------	------	--------	------	-------	------	------	------	------	------	--------	------	-------	------	------	------	------	------	--------	------	-------	------	------	------	------	------	--------	------	-------	------	------	------	------	------	--------	------	-------	------	------	------	------	------	--------	------	-------	------	------	-------	-------	-------	--------	-------	-------	-------	--------	-------	--------

PITCHER	IP	WLS	BF	H	R	ER	SO	BB	IBB	HBP	BLK	WP	HR	S	P	ERA	WHIP
Michael LaCoss, R (1, 1) ERA: 4.85	5.1	W	19	3	1	0	1	2	0	0	0	0	0	19	27	0.00	0.938
Frank LaCorte, R (6, 1) ERA: 3.69	1.2		5	0	0	0	2	0	0	0	0	0	0	9	9	0.00	0.000
Bill Dawley, R (8, 1) ERA: 1.82	2.0	S	8	2	0	0	2	0	0	0	0	0	0	12	12	0.00	1.000

Batter	1	2	3	4	5	6	7	8	9
<b>Omar Moreno, L</b> OBP: 0.294, SLG: 0.342 (1, 8) X	0-0 4-3 2B		0-3 K		0-0 F8		0-0 3-1		
<b>Terry Puhl, L</b> OBP: 0.315, SLG: 0.339 (1, 9) X	0-0 4-3 2-3		0-3 K		0-0 F8		4-0 FC5-4 BB		
<b>Dickie Thon, R</b> OBP: 0.340, SLG: 0.438 (1, 6) X	0-0 4-3			0-0 FC6-4 1B		0-0 2B 1B	0-0 FC5-4 1-2f		
<b>Phil Garner, R</b> OBP: 0.350, SLG: 0.415 (1, 5) X	0-0 F9			0-0 FC6-4 2B		0-0 2B		0-3 K	
<b>Jose Cruz, L</b> OBP: 0.377, SLG: 0.408 (1, 7) X		0-0 F7		0-0 2B		0-3 K		0-0 F9	
<b>Ray Knight, R</b> OBP: 0.361, SLG: 0.467 (1, 3)		0-0 4-3		0-3 K		4-0		0-0 5-3	
<b>Denny Walling, L</b> OBP: 0.184, SLG: 0.114 (9, 3)						IBB			
<b>Alan Ashby, S</b> OBP: 0.308, SLG: 0.479 (1, 2) X		0-0 4-3		0-0 2-3		0-3 K			
<b>Bill Doran, S</b> OBP: 0.343, SLG: 0.279 (1, 4) X			0-0 S 1B		4-0 PB BB	0-0 F2			
<b>Michael LaCoss, R</b> OBP: 0.069, SLG: 0.036 (1, 1)			0-3 K		0-0 F2		0-0 2B		
<b>Frank LaCorte, R</b> OBP: 0.167, SLG: 0.400 (6, 1)									
<b>Bill Dawley, R</b> OBP: 0.500, SLG: 0.500 (8, 1)									

AB	R	H	RBI	BB	SO	LOB
4	1	1	0	0	1	2
3	0	0	0	1	1	3
4	0	2	1	0	0	1
4	1	1	0	0	1	1
4	0	1	1	0	1	2
3	0	0	0	1	1	1
0	0	0	0	0	0	0
3	0	0	0	0	1	4
2	0	1	0	1	0	3
2	0	0	0	0	1	2
1	0	1	0	0	0	0
0	0	0	0	0	0	0

BOTTOM

San Diego Padres @ Houston Astros  
Astrodome, Houston, TX  
Fri Jun 10 1983, 8:05 PM EDT  
Att. 13,385 - Dome

livebaseballscores.com

AB	30
R	2
H	7
RBI	2
BB	3
SO	7
LOB	19



1B:	3	SF:	0
2B:	4	SAC:	0
3B:	0	DP:	0
HR:	0	HBP:	0

WP:	0	PA:	33
PB:	1		
SB:	1		
CS:	0		

Inning	R	H	E	K	S	R	H	E	K	S	R	H	E	K	S	R	H	E	K	S
1	1	1	0	4	3	0	0	0	3	3	0	0	0	1	7	0	0	0	5	3
2	0	0	0	0	3	0	0	0	0	3	0	0	0	0	7	0	0	0	5	3
3	0	1	0	3	10	0	1	0	1	7	0	0	0	1	7	0	0	0	7	3
4	1	2	0	1	7	0	2	0	2	7	0	2	0	2	7	0	3	1	13	9
5	0	0	0	3	3	0	0	0	3	7	0	0	0	1	7	0	0	0	7	3
6	0	2	0	2	9	0	3	0	2	9	0	3	0	2	9	0	3	1	13	9
7	0	0	0	3	3	0	1	0	3	7	0	0	0	1	7	0	0	0	7	3
8	0	0	0	0	5	0	0	0	5	3	0	0	0	1	7	0	0	0	7	3
9	0	0	0	0	0	0	0	0	0	0	0	0	0	0	0	0	0	0	0	0

PITCHER	IP	WLS	BF	H	R	ER	SO	BB	IBB	HBP	BLK	WP	HR	S	P	ERA	WHIP
<b>Ed Whitson, R</b> ERA: 5.19 (1, 1)	5.0	L	22	6	2	2	4	1	0	0	0	0	0	29	33	3.60	1.400
<b>Gary Lucas, L</b> ERA: 2.73 (6, 1)	2.0		8	1	0	0	2	1	1	0	0	0	0	10	18	0.00	1.000
<b>Luis DeLeon, R</b> ERA: 2.61 (8, 1)	1.0		3	0	0	0	1	0	0	0	0	0	0	5	5	0.00	0.000

Batter	1	2	3	4	5	6	7	8	9	AB R H RBI BB SO LOB	TOP											
Gene Richards, L (1, 7) OBP: 0.353, SLG: 0.434 Alan Wiggins, S (7, 7) OBP: 0.353, SLG: 0.317	4-0 S 1B BB	0-0 FC4-6 BLK 1-2f		0-0 G3		0-0 G3 1B 1B	0-0 F9		0-0 6-3	4 2 1 0 1 0 3 1 0 0 0 0 0 0												
Tim Flannery, L (1, 4) OBP: 0.321, SLG: 0.423	0-3 K 1-2	0-0 F9		1-0 L4-3 HBP		0-0 G3 1-2 2-3		0-0 F7		4 0 0 0 0 1 4												
Steve Garvey, R (1, 3) OBP: 0.369, SLG: 0.502	0-0 BB 1B 2-H 1B		1-0 1B SF9 HBP	0-0 L4-3 1-2		4-0 1B 1B IBB		0-0 E6 1B 1B		3 3 1 1 1 0 1												
Terry Kennedy, L (1, 2) OBP: 0.371, SLG: 0.451	0-0 F8		0-0 1B SF9 CS 1B		0-0 F6	0-0 1B 1-2 2-H 3-H 1B		0-0 1B 1-2 1B		5 0 3 2 0 0 1												
Kevin McReynolds, R (1, 8) OBP: 0.289, SLG: 0.424	0-0 BB 1-2 1B		0-0 SF9 1-2 3-H 1B		0-0 1B	0-0 1-3 2-H 1B		0-3 K 2		4 0 3 2 0 1 2												
Sixto Lezcano, R (1, 9) OBP: 0.342, SLG: 0.354	4-0 1-2 2-3 BB		4-0 1B 3B BB		0-0 F8		0-0 F7	0-0 FC6-4 1-3 2-H 1B		3 1 1 1 2 0 1												
Luis Salazar, R (1, 5) OBP: 0.362, SLG: 0.396	0-3 K		0-0 3B 1-2 2-3 1B		0-0 6-3		0-3 K	0-0 FC6-4 1-2f		5 1 1 0 0 2 6												
Mario Ramirez, R (1, 6) OBP: 0.386, SLG: 0.362		0-0 1-3	0-0 1-3 1-2 2-3 3B		0-0 5-3		0-0 2B		0-0 5-3	5 0 2 2 0 0 0												
Tim Lollar, L (1, 1) OBP: 0.316, SLG: 0.200 John Montefusco, R (4, 1) OBP: 0.333, SLG: 0.143 Sid Monge, S (8, 1)		0-0 FC4-6 1B	0-3 K			0-0 G3 1B 1B		4-0 BB	0-0 F8	2 0 1 0 0 1 1 1 1 1 0 1 0 0 1 0 0 0 0 0 0												
Inning Stats	R: 1 E: 0 K: 2 S: 9	H: 2 LOB: 3 BB: 2 P: 17	R: 0 E: 0 K: 0 S: 4	H: 1 LOB: 1 BB: 0 P: 4	R: 3 E: 0 K: 1 S: 7	H: 3 LOB: 1 BB: 1 P: 12	R: 0 E: 0 K: 0 S: 2	H: 0 LOB: 0 BB: 0 P: 3	R: 0 E: 0 K: 0 S: 4	H: 1 LOB: 1 BB: 0 P: 4	R: 3 E: 0 K: 0 S: 6	H: 4 LOB: 2 BB: 1 P: 10	R: 0 E: 0 K: 1 S: 6	H: 1 LOB: 2 BB: 1 P: 10	R: 1 E: 1 K: 1 S: 8	H: 2 LOB: 2 BB: 0 P: 8	R: 0 E: 0 K: 0 S: 3	H: 0 LOB: 0 BB: 0 P: 3	1B: 12 2B: 2 3B: 1 HR: 0	SF: 1 SAC: 0 DP: 1 HBP: 2	WP: 0 PA: 46 PB: 0 SB: 1 CS: 1	
PITCHER	IP WLS BF H R ER SO BB IBB HBP BLK WP HR S P ERA WHIP																					
Mike Scott, R (1, 1) ERA: 3.64	2.1		4 4 4 2 3 0 1 1 0 0 0 0 15 28 15.43 3.000																			
Vern Ruhle, R (3, 1) ERA: 4.31	3.2	L	17 7 3 3 1 0 1 1 0 0 0 17 22 7.36 1.909																			
Dave Smith, R (7, 1) ERA: 3.68	3.0		14 3 1 0 2 1 0 0 0 0 0 17 21 0.00 1.333																			

San Diego Padres @ Houston Astros  
Astrodome, Houston, TX  
Sat Jun 11 1983, 8:05 PM EDT  
Att. 25,173 - Dome

livebaseballscorecards.com

AB 38  
R 8  
H 14  
RBI 8  
BB 5  
SO 5  
LOB 19



BOTTOM

San Diego Padres @ Houston Astros  
Astrodome, Houston, TX  
Sat Jun 11 1983, 8:05 PM EDT  
Att. 25,173 - Dome

livebaseballscorecards.com

AB	36
R	4
H	9
RBI	4
BB	3
SO	5
LOB	15



WP:	0	PA:	40
PB:	0	SB:	0
CS:	0		

AB R H RBI BB SO LOB

5	1	2	0	0	1	0
4	1	2	1	0	0	0
0	0	0	0	0	0	0
1	0	0	0	0	0	1

4	1	1	0	1	0	2
---	---	---	---	---	---	---

4	1	1	1	0	1	2
---	---	---	---	---	---	---

3	0	0	0	1	1	2
---	---	---	---	---	---	---

3	0	1	1	1	0	3
---	---	---	---	---	---	---

4	0	1	1	0	0	1
---	---	---	---	---	---	---

4	0	1	0	0	0	3
---	---	---	---	---	---	---

1	0	0	0	0	0	0
1	0	0	0	0	1	0
1	0	0	0	0	0	0
1	0	0	0	0	1	1

1B:	8	SF:	0
2B:	1	SAC:	0
3B:	0	DP:	0
HR:	0	HBP:	1

Batter	1	2	3	4	5	6	7	8	9
Omar Moreno, L (1, 8) OBP: 0.296, SLG: 0.343	0-0 F7		0-0 F9	0-0 2B 1B		0-3 K			0-0 1B
Kevin Bass, S (1, 9) OBP: 0.313, SLG: 0.416 Dave Smith, R (7, 1)	0-0 F8		0-0 BB 1B	0-0 1B 2B		0-0 G3			0-0 F8
Tim Tolman, R (9, PH) OBP: 0.350, SLG: 0.688			4-0 BB 1B	0-0 1B 2B					0-0 F7
Dickie Thon, R (1, 6) OBP: 0.341, SLG: 0.434	0-0 BB HBP 1B		1-2 BB 1B	0-0 F7					0-0 F7
Phil Garner, R (1, 5) OBP: 0.351, SLG: 0.412	1-0 BB HBP		0-0 BB 1B	0-3 K					0-0 5-3
Jose Cruz, L (1, 7) OBP: 0.374, SLG: 0.402	4-0 1-2 2-3 BB		0-3 K						0-0 G3
Ray Knight, R (1, 3) OBP: 0.364, SLG: 0.464	0-0 F4		0-0 BB 1B						0-0 5-3
Alan Ashby, S (1, 2) OBP: 0.306, SLG: 0.473			0-0 F9	1-3 3-H 1B		0-0 F7			0-0 5-3
Bill Doran, S (1, 4) OBP: 0.341, SLG: 0.279			0-0 4-3	0-0 5-3		0-0 G3			0-0 1B
Mike Scott, R (1, 1) OBP: 0.187, SLG: 0.167 Vern Riffe, R (3, 1) OBP: 0.250, SLG: 0.100 Terry Puhl, L (6, PH) OBP: 0.313, SLG: 0.336 Tony Scott, S (8, PH) OBP: 0.246, SLG: 0.308			0-0 5-3			0-3 K			0-3 K

Inning Stats	R: 0	H: 1	E: 0	LOB: 3	K: 0	BB: 1	S: 4	R: 0	H: 0	E: 0	LOB: 0	K: 0	BB: 0	S: 3	R: 3	H: 4	E: 0	LOB: 2	K: 1	BB: 1	S: 9	R: 1	H: 2	E: 0	LOB: 1	K: 2	BB: 0	S: 9	R: 0	H: 0	E: 0	LOB: 1	K: 0	BB: 1	S: 3	R: 0	H: 0	E: 0	LOB: 0	K: 1	BB: 0	S: 5	R: 0	H: 0	E: 0	LOB: 0	K: 0	BB: 0	S: 3	R: 0	H: 1	E: 0	LOB: 1	K: 1	BB: 0	S: 6	R: 0	H: 1	E: 0	LOB: 1	K: 0	BB: 0	S: 4	R: 0	H: 1	E: 0	LOB: 1	K: 0	BB: 0	S: 4
--------------	------	------	------	--------	------	-------	------	------	------	------	--------	------	-------	------	------	------	------	--------	------	-------	------	------	------	------	--------	------	-------	------	------	------	------	--------	------	-------	------	------	------	------	--------	------	-------	------	------	------	------	--------	------	-------	------	------	------	------	--------	------	-------	------	------	------	------	--------	------	-------	------	------	------	------	--------	------	-------	------

PITCHER	IP	WLS	BF	H	R	ER	SO	BB	IBB	HBP	BLK	WP	HR	S	P	ERA	WHIP
Tim Lollar, L (1, 1) ERA: 6.9	3.1		20	7	4	4	2	2	0	1	0	0	0	21	30	10.80	2.700
John Montefusco, R (4, 1) ERA: 5.65	3.2	W	12	0	0	0	2	1	0	0	0	0	0	15	19	0.00	0.273
Sid Monge, L (8, 1) ERA: 3.57	2.0		8	2	0	0	1	0	0	0	0	0	0	10	10	0.00	1.000

WP: 0 PA: 40

PITCHER	IP	WLS	BF	H	R	ER	SO	BB	IBB	HBP	BLK	WP	HR	S	P	ERA	WHIP
---------	----	-----	----	---	---	----	----	----	-----	-----	-----	----	----	---	---	-----	------

Batter	1	2	3	4	5	6	7	8	9	AB R H RBI BB SO LOB	TOP												
Gene Richards, L (1, 7) OBP: 0.351, SLG: 0.429	0-0 4-3		0-0 4-3		0-0 F7			0-0 FC6-4 1B		4 0 1 0 0 0 1	<b>San Diego Padres @ Houston Astros</b> Astrodome, Houston, TX Sun Jun 12 1983, 8:05 PM EDT Att. 14,950 - Dome												
Tim Flannery, L (1, 4) OBP: 0.321, SLG: 0.420 Ruppert Jones, L (8, PH) OBP: 0.263, SLG: 0.298 Juan Bonilla, R (8, 4) OBP: 0.320, SLG: 0.345	0-0 4-3			0-0 4-3		0-0 1B		0-0 F8		3 0 1 0 0 0 0 1 0 0 0 0 0 1 0 0 0 0 0 0 0													
Steve Garvey, R (1, 3) OBP: 0.363, SLG: 0.493	0-3 K			0-0 1-4-3		0-3 K		0-0 FC6-4 1-2f		4 0 0 0 0 2 2													
Terry Kennedy, L (1, 2) OBP: 0.373, SLG: 0.452		0-0 1B		0-0 1B		0-0 F8		0-3 K		4 0 2 0 0 1 1													
Kevin McReynolds, R (1, 8) OBP: 0.286, SLG: 0.405		0-3 K		0-0 1-2 1B		0-3 K		0-0 4-3		4 0 1 0 0 2 2													
Sixto Lezcano, R (1, 9) OBP: 0.335, SLG: 0.345		0-0 F6		0-0 F7		0-0 5-3		0-0 F8		4 0 0 0 0 0 3													
Luis Salazar, R (1, 5) OBP: 0.354, SLG: 0.387		0-3 K			0-0 F8		0-3 K			3 0 0 0 0 2 1													
Mario Ramirez, R (1, 6) OBP: 0.372, SLG: 0.347			0-0 1-3		0-0 E5		0-3 K			3 0 0 0 0 1 0													
Eric Show, R (1, 1) OBP: 0.267, SLG: 0.276 Jerry Turner, L (8, PH) OBP: 0.174, SLG: 0.136 Gary Lucas, L (8, 1)		0-3 K		0-3 K			0-3 K			2 0 0 0 0 2 1 1 0 0 0 0 1 0 0 0 0 0 0 0 0													
<b>Inning Stats</b>	R: 0 E: 0 K: 1 S: 5	H: 0 LOB: 0 BB: 0 P: 5	R: 0 E: 0 K: 2 S: 8	H: 1 LOB: 1 BB: 0 P: 8	R: 0 E: 0 K: 1 S: 5	H: 0 LOB: 0 BB: 0 P: 5	R: 0 E: 1 K: 1 S: 6	H: 0 LOB: 1 BB: 0 P: 6	R: 0 E: 0 K: 2 S: 8	H: 1 LOB: 1 BB: 0 P: 8		R: 0 E: 0 K: 2 S: 7	H: 0 LOB: 0 BB: 0 P: 7	R: 0 E: 0 K: 1 S: 6	H: 1 LOB: 1 BB: 0 P: 6	R: 0 E: 0 K: 1 S: 5	H: 0 LOB: 0 BB: 0 P: 5	1B: 5 2B: 0 3B: 0 HR: 0	SF: 0 SAC: 0 DP: 0 HBP: 0	WP: 0 PB: 0 SB: 0 CS: 0	PA: 33		
<b>PITCHER</b> Nolan Ryan, R (1, 1) ERA: 2.59	IP 9.0	WLS W	BF 33	H 5	R 0	ER 0	SO 11	BB 0	IBB 0	HBP 0	BLK 0	WP 0	HR 0	S 55	P 55	ERA 0.00	WHIP 0.556					ERA 0.00	WHIP 0.556

AB	33
R	0
H	5
RBI	0
BB	0
SO	11
LOB	12



livebaseballscorecards.com



Batter	1	2	3	4	5	6	7	8	9	AB R H RBI BB SO LOB										
<b>Omar Moreno, L</b> (1, 8) OBP: 0.295, SLG: 0.342	 0-0	 0-0		 0-0		 0-3				4 0 1 0 0 1 2										
<b>Terry Puhl, L</b> (1, 9) OBP: 0.319, SLG: 0.341	 0-0	 0-0			 0-0		 0-0			4 0 2 0 0 0 1										
<b>Dickie Thon, R</b> (1, 6) OBP: 0.343, SLG: 0.440	 0-0		 0-0		 0-0		 0-3			4 1 2 0 0 1 3										
<b>Phil Garner, R</b> (1, 5) OBP: 0.349, SLG: 0.409	 0-3		 0-0		 0-0		 0-0			4 0 1 0 0 1 4										
<b>Jose Cruz, L</b> (1, 7) OBP: 0.381, SLG: 0.407	 4-0		 0-0		 4-0		 0-0			2 0 1 1 2 0 1										
<b>Ray Knight, R</b> (1, 3) OBP: 0.362, SLG: 0.460 <b>Denny Walling, L</b> (8, PR) OBP: 0.184, SLG: 0.114	 0-0		 0-3		 0-0		 0-0			4 0 1 0 0 1 6 0 0 0 0 0 0 0										
<b>Alan Ashby, S</b> (1, 2) OBP: 0.305, SLG: 0.473		 0-0	 0-0		 0-0		 0-0			4 1 1 0 0 0 2										
<b>Bill Doran, S</b> (1, 4) OBP: 0.339, SLG: 0.278		 0-0		 0-0		 0-0		 0-0		4 0 1 1 0 0 2										
<b>Nolan Ryan, R</b> (1, 1) OBP: 0.154, SLG: 0.083		 0-0		 0-0		 0-0		 0-3		3 0 0 0 0 1 3										
<b>Inning Stats</b>	R: 0 E: 0 K: 1 S: 7	H: 2 LOB: 3 BB: 1 P: 11	R: 1 E: 0 K: 0 S: 5	H: 2 LOB: 1 BB: 0 P: 5	R: 1 E: 0 K: 1 S: 7	H: 2 LOB: 1 BB: 0 P: 7	R: 0 E: 0 K: 0 S: 3	H: 0 LOB: 0 BB: 0 P: 3	R: 0 E: 0 K: 0 S: 4	H: 1 LOB: 2 BB: 1 P: 8	R: 0 E: 1 K: 1 S: 6	H: 0 LOB: 1 BB: 0 P: 6	R: 0 E: 0 K: 1 S: 6	H: 2 LOB: 1 BB: 0 P: 6	R: 0 E: 0 K: 1 S: 6	H: 1 LOB: 2 BB: 0 P: 6	1B: 7 2B: 3 3B: 0 HR: 0	SF: 0 SAC: 1 DP: 0 HBP: 0	WP: 0 PB: 0 SB: 1 CS: 1	PA: 36

**San Diego Padres @ Houston Astros**  
Astrodome, Houston, TX

Sun Jun 12 1983, 8:05 PM EDT  
Att. 14,950 - Dome

<b>AB</b>	<b>33</b>
<b>R</b>	<b>2</b>
<b>H</b>	<b>10</b>
<b>RBI</b>	<b>2</b>
<b>BB</b>	<b>2</b>
<b>SO</b>	<b>5</b>
<b>LOB</b>	<b>24</b>



<b>PITCHER</b> <b>Eric Show, R</b> (1, 1) ERA: 2.7	IP: 7.0 WLS: 1 L: 1	WLS: 0 BF: 32	H: 9 R: 2 ER: 2 SO: 4	BB: 1 IBB: 1 HBP: 0 BLK: 0	WP: 0 HR: 0 S: 38 P: 46	ERA: 2.57 WHIP: 1.429
<b>Gary Lucas, L</b> (8, 1) ERA: 2.64	IP: 1.0	WLS: 0 BF: 4	H: 1 R: 0 ER: 0 SO: 1	BB: 0 IBB: 0 HBP: 0 BLK: 0	WP: 0 HR: 0 S: 6 P: 6	ERA: 0.00 WHIP: 1.000

<b>PITCHER</b>	IP: 7.0	WLS: 1	BF: 32	H: 9	R: 2	ER: 2	SO: 4	BB: 1	IBB: 1	HBP: 0	BLK: 0	WP: 0	HR: 0	S: 38	P: 46	ERA: 2.57	WHIP: 1.429
	1.0	0	4	1	0	0	1	0	0	0	0	0	0	6	6	0.00	1.000

Batter	1	2	3	4	5	6	7	8	9	AB R H RBI BB SO LOB	TOP		
Gene Richards, L (1, 7) OBP: 0.346, SLG: 0.422 Kurt Bevacqua, R (8, PH) OBP: 0.500, SLG: 0.432 Sid Monge, S (8, 1)	0-0 4-3		0-0 F9			0-0 F4		0-0 F9		3 0 0 0 0 0 0 1 0 0 0 0 0 2 0 0 0 0 0 0 0	<b>San Diego Padres @ Houston Astros</b> Astrodome, Houston, TX Mon Jun 13 1983, 8:05 PM EDT Att. 11,897 - Dome <a href="http://livebaseballscorecards.com">livebaseballscorecards.com</a>		
Juan Bonilla, R (1, 4) OBP: 0.315, SLG: 0.339	0-0 6-3		0-0 F7			0-0 3-1		0-0 3-1		4 0 0 0 0 0 2			
Steve Garvey, R (1, 3) OBP: 0.357, SLG: 0.485	0-0 6-3		0-0 F7			0-0 F8		0-0 F4		4 0 0 0 0 0 0			
Terry Kennedy, L (1, 2) OBP: 0.367, SLG: 0.444		0-0 F8		0-0 F7		0-0 F8		0-3 K		4 0 0 0 0 1 0			
Kevin McReynolds, R (1, 8) OBP: 0.261, SLG: 0.366 (8, 7)		0-0 F8		0-0 F8		0-0 G2		0-3 K		4 0 0 0 0 1 0			
Sixto Lezcano, R (1, 9) OBP: 0.330, SLG: 0.339		0-0 E3 2B		0-0 2-3		0-0 4-3				3 0 0 0 0 0 0			
Luis Salazar, R (1, 5) OBP: 0.354, SLG: 0.393 (8, 6)		0-0 1-3 2B		0-0 F8		0-3 K2-3				3 0 1 0 0 1 0			
Mario Ramirez, R (1, 6) OBP: 0.375, SLG: 0.342 Tim Flannery, L (8, PH) OBP: 0.327, SLG: 0.426 (8, 5)		4-0 BB BB		0-3 K		0-0 1B 1B		0-0 1B 1B		1 0 0 0 1 1 0 1 0 1 0 0 0 0			
Dave Dravecky, R (1, 1) OBP: 0.122, SLG: 0.100 Ruppert Jones, L (8, PH) OBP: 0.269, SLG: 0.303 (8, 8)		0-0 2-3		0-0 1-3		0-0 1-2 1B				2 0 0 0 0 0 3 1 0 1 0 0 0 0			
<b>Inning Stats</b>	R: 0 H: 0 E: 0 LOB: 0 K: 0 BB: 0 S: 3 P: 3	R: 0 H: 1 E: 1 LOB: 3 K: 0 BB: 1 S: 5 P: 9	R: 0 H: 0 E: 0 LOB: 0 K: 0 BB: 0 S: 3 P: 3	R: 0 H: 0 E: 0 LOB: 0 K: 0 BB: 0 S: 3 P: 3	R: 0 H: 0 E: 0 LOB: 0 K: 1 BB: 0 S: 5 P: 5	R: 0 H: 0 E: 0 LOB: 0 K: 0 BB: 0 S: 3 P: 3	R: 0 H: 0 E: 0 LOB: 0 K: 0 BB: 0 S: 3 P: 3	R: 0 H: 2 E: 0 LOB: 2 K: 1 BB: 0 S: 7 P: 7	R: 0 H: 0 E: 0 LOB: 0 K: 2 BB: 0 S: 7 P: 7	1B: 2 SF: 0 2B: 1 SAC: 0 3B: 0 DP: 0 HR: 0 HBP: 0	WP: 0 PA: 32 PB: 0 SB: 0 CS: 0		
<b>PITCHER</b>	IP WLS BF H R ER SO BB IBB HBP BLK WP HR S P ERA WHIP											<b>PITCHER</b>	IP WLS BF H R ER SO BB IBB HBP BLK WP HR S P ERA WHIP
Joe Niekro, R (1, 1) ERA: 3.41	7.1 W 27 3 0 0 2 1 0 0 0 0 0 0 30 34 0.00 0.545												
Frank DiPino, L (8, 1) ERA: 2.17	1.2 S 5 0 0 0 2 0 0 0 0 0 0 0 9 9 0.00 0.000												

Batter	1	2	3	4	5	6	7	8	9
Omar Moreno, L OBP: 0.293, SLG: 0.347 (1, 8) x	0-0 1B 3B		0-3 K		0-3 K		0-0 F9	0-0 F8	
Kevin Bass, S OBP: 0.310, SLG: 0.420 Terry Puhl, L OBP: 0.319, SLG: 0.341 (1, 9) x (8, 9)	0-0 F9		0-3 K		0-0 2B		0-0 F8		
Dickie Thon, R OBP: 0.349, SLG: 0.442 (1, 6) x	0-0 6-3 1B			0-0 F8	4-0 IBB		0-0 1B 1B		
Phil Garner, R OBP: 0.347, SLG: 0.406 (1, 5) x	0-0 6-3 1-2 1B			0-0 5-3	0-0 F4		0-0 1-2 1B		
Jose Cruz, L OBP: 0.382, SLG: 0.411 (1, 7) x	0-0 F7			4-0 S 2B BB		0-0 F9 2B	0-0 F8		
Ray Knight, R OBP: 0.362, SLG: 0.463 Denny Walling, L OBP: 0.205, SLG: 0.139 (1, 3) (7, 3)		0-3 K		0-0 1-H 2B		0-0 F9 2-3	0-0 FC1-5 1B 1B		
Bill Doran, S OBP: 0.338, SLG: 0.274 (1, 4) x		0-0 5-3		4-0 FC6-4 BB		0-0 F6	0-0 F2		
Luis Pujols, R OBP: 0.320, SLG: 0.304 (1, 2) x		0-0 F8		0-0 FC6-4 1-2f		4-0 IBB	0-0 FC1-5 1B		
Joe Niekro, R OBP: 0.067, SLG: 0.067 Frank DiPino, L OBP: 0.250, SLG: 0.500 (1, 1) (8, 1)			0-0 F9		0-0 F8	0-0 F9	0-0 FC1-5		

Inning Stats	R: 1 E: 0 K: 0 S: 5	H: 2 LOB: 1 BB: 0 P: 5	R: 0 E: 0 K: 1 S: 5	H: 0 LOB: 0 BB: 0 P: 5	R: 0 E: 0 K: 2 S: 7	H: 0 LOB: 0 BB: 0 P: 7	R: 1 E: 0 K: 0 S: 4	H: 1 LOB: 2 BB: 2 P: 12	R: 0 E: 0 K: 1 S: 6	H: 1 LOB: 2 BB: 1 P: 10	R: 0 E: 0 K: 0 S: 4	H: 1 LOB: 2 BB: 1 P: 8	R: 0 E: 0 K: 0 S: 5	H: 2 LOB: 2 BB: 0 P: 5	R: 0 E: 0 K: 0 S: 5	H: 2 LOB: 2 BB: 0 P: 5
--------------	------------------------------	---------------------------------	------------------------------	---------------------------------	------------------------------	---------------------------------	------------------------------	----------------------------------	------------------------------	----------------------------------	------------------------------	---------------------------------	------------------------------	---------------------------------	------------------------------	---------------------------------

PITCHER	IP	WLS	BF	H	R	ER	SO	BB	IBB	HBP	BLK	WP	HR	S	P	ERA	WHIP
Dave Dravecky, L ERA: 2.91 (1, 1)	7.0	L	32	7	2	2	4	2	2	0	0	0	0	36	52	2.57	1.286
Sid Monge, L ERA: 3.42 (8, 1)	1.0		5	2	0	0	0	0	0	0	0	0	0	5	5	0.00	2.000

AB	R	H	RBI	BB	SO	LOB
5	1	1	0	0	2	2
4	0	1	0	0	1	1
0	0	0	0	0	0	0
3	0	2	1	1	0	0
4	0	1	0	0	0	3
3	1	1	0	1	0	3
3	0	1	1	0	1	1
1	0	1	0	0	0	0
3	0	0	0	1	0	2
3	0	1	0	1	0	2
3	0	0	0	0	0	2
1	0	0	0	0	0	2

WP	PA	ERA	WHIP
0	37		

**San Diego Padres @ Houston Astros**  
Astrodome, Houston, TX  
Mon Jun 13 1983, 8:05 PM EDT  
Att. 11,897 - Dome

AB	33
R	2
H	9
RBI	2
BB	4
SO	4
LOB	18



1B	2B	3B	HR	SF	SAC	DP	HBP
5	3	1	0	0	0	0	0

Batter	1	2	3	4	5	6	7	8	9	10	11	12	AB R H RBI BB SO LOB	TOP											
Omar Moreno, L (1, 8) OBP: 0.292, SLG: 0.344	0-0 5-3			0-0 1-3		0-3 K		0-3 K		0-0 FC6-4 1B			5 0 1 0 0 2 2	<p>Houston Astros @ San Francisco Giants Candlestick Park, San Francisco, CA</p> <p>Tue Jun 14 1983, 10:05 PM EDT Att: 8,361 - Unknown</p> <p>livebaseballscorecards.com</p>											
Terry Puhl, L (1, 9) OBP: 0.333, SLG: 0.352	0-0			4-0 FC5-4		0-0		0-0 F7		0-0 F8			2 0 2 0 1 0 0												
Tim Tolman, R (8, PH) OBP: 0.333, SLG: 0.647	L6-3 1B			FC5-4 BB									1 0 0 0 0 0 2												
Bill Dawley, R (8, 1) OBP: 0.500, SLG: 0.500													0 0 0 0 0 0 0												
Denny Walling, L (11, PH) OBP: 0.200, SLG: 0.135													1 0 0 0 0 0 1												
Dave Smith, R (11, 1) OBP: 0.200, SLG: 0.135													0 0 0 0 0 0 0												
Dickie Thon, R (1, 6) OBP: 0.343, SLG: 0.434	0-0 L6-3 1-2			0-0 FC5-4 CS 1-2f		0-0 F7			0-0 F9		0-0 FC6-4 1-2f		5 0 0 0 0 0 4												
Phil Garner, R (1, 5) OBP: 0.345, SLG: 0.406		0-3 K		0-0 CS 1-2	0-3 K		0-3 K		0-0 6-3			0-0 G3 4-3 2B	5 1 1 0 0 3 0												
Jose Cruz, L (1, 7) OBP: 0.383, SLG: 0.411		0-0 CS 1B			0-0 CS 1B		0-0 F5		0-3 K			0-0 G3 2-3	5 0 2 0 0 1 1												
Ray Knight, R (1, 3) OBP: 0.358, SLG: 0.454	0-0 F9 1-2				0-0 4-1 1-2		0-0 F8			0-3 K		4-0 1B 4-3 IBB	4 0 0 0 1 1 2												
Alan Ashby, S (1, 2) OBP: 0.305, SLG: 0.467			0-0 4-3			0-3 K		4-0 WP BB		0-0 4-3		0-0 4-3	2 0 0 0 1 1 0												
Craig Reynolds, L (8, PR) OBP: 0.207, SLG: 0.214												1-2 3-H	0 0 0 0 0 0 0												
Luis Pujols, R (8, 2) OBP: 0.308, SLG: 0.292												0-0 4-3 1B	2 0 0 1 0 0 1												
Bill Doran, S (1, 4) OBP: 0.343, SLG: 0.294		0-3 K			0-0 K		0-0 HR		4-0 1-2 BB		0-0 4-3	0-0 4-3 1B	4 1 2 1 1 1 0												
Bob Knepper, L (1, 1) OBP: 0.259, SLG: 0.462			0-3 K			0-0 HR		0-3 K			0-3 K	0-0 G3	2 1 1 1 0 1 0												
Tony Scott, S (8, PH) OBP: 0.241, SLG: 0.300													3 0 0 0 0 2 4												
<b>Inning Stats</b>	R: 0 E: 0 K: 3	H: 1 LOB: 0 BB: 0 P: 3	R: 0 E: 0 K: 1 S: 5	H: 1 LOB: 0 BB: 0 P: 5	R: 0 E: 0 K: 2 S: 7	H: 0 LOB: 0 BB: 0 P: 7	R: 0 E: 0 K: 1 S: 5	H: 1 LOB: 0 BB: 0 P: 5	R: 2 E: 0 K: 2 S: 10	H: 3 LOB: 1 BB: 0 P: 10	R: 0 E: 0 K: 1 S: 5	H: 0 LOB: 0 BB: 0 P: 5	R: 0 E: 0 K: 1 S: 5	H: 0 LOB: 0 BB: 0 P: 5	R: 0 E: 0 K: 1 S: 5	H: 1 LOB: 1 BB: 0 P: 6	R: 1 E: 0 K: 0 S: 5	H: 2 LOB: 2 BB: 1 P: 9	1B: 6 2B: 2 3B: 0 HR: 2	SF: 0 SAC: 0 DP: 1 HBP: 0	WP: 1 PB: 0 SB: 0 CS: 3	PA: 46			
<b>PITCHER</b>	IP WLS BF H R ER SO BB IBB HBP BLK WP HR S P ERA WHIP																								
Mike Krukow, R (1, 1) ERA: 3.33	7.0																								
Gary Lavelle, L (8, 1) ERA: 1.55	2.0																								
Greg Minton, R (10, 1) ERA: 4.89	3.0	L	13	3	1	1	2	0	1	0	0	0	0	0	0	0	0	0	0	0	0	0	0	0	0



Batter	1	2	3	4	5	6	7	8	9	10	11	12	AB	R	H	RBI	BB	SO	LOB
Johnnie LeMaster, R OBP: 0.379, SLG: 0.383 (1, 6)	0-0 E1 2B		0-0 FC6-4 1B E 1-2f		0-0 2-H 1B		0-0 5-3			0-0 F7		0-0 5-3	6	1	2	0	0	0	3
Joel Youngblood, R OBP: 0.290, SLG: 0.452 (1, 7)	0-3 K		0-0 E8 1-H 1B			0-0 HR	4-0 BB			0-0 G3			4	1	2	1	1	1	1
Darrell Evans, L OBP: 0.403, SLG: 0.590 (1, 3)	0-0 E1 2-H		0-0 F7			0-0 3-1	0-3 K			0-0 6-3			5	0	0	0	0	1	4
Jack Clark, R OBP: 0.343, SLG: 0.437 (1, 9)	0-0 F8			0-0 F9		0-0 2B 1B		0-0 6-3			0-0 6-3		5	0	1	0	0	0	1
Chili Davis, S OBP: 0.311, SLG: 0.396 (1, 8)		0-0 6-3		0-0 6-3		0-0 F8		0-0 F7		0-3 K			5	0	0	0	0	1	1
Tom O'Malley, L OBP: 0.366, SLG: 0.378 (1, 5)		0-0 G4-3 1B		0-0 P4		0-0 1-3 2B		0-3 K		0-3 K			5	0	2	0	0	2	0
Bob Brenly, R OBP: 0.288, SLG: 0.280 (1, 2)		0-0 G4-3			0-0 6-3		0-0 F7			0-0 G3			3	0	0	0	0	0	3
Max Venable, L OBP: 0.253, SLG: 0.374 (9, PH)													1	0	0	0	0	0	0
Greg Minton, S OBP: 0.333, SLG: 0.333 (10, 1)													0	0	0	0	0	0	0
Dave Bergman, L OBP: 0.309, SLG: 0.261 (12, PH)													1	0	0	0	0	0	0
Brad Wellman, R OBP: 0.345, SLG: 0.347 (1, 4)			0-0 F4			0-0 B2-3 1B	4-0 FC5-6 BB			0-0 F9			3	0	1	0	1	0	0
Champ Summers, L OBP: 0.389, SLG: 0.214 (12, PH)													1	0	0	0	0	0	0
Mike Krukow, R OBP: 0.368, SLG: 0.412 (1, 1)			4-0 FC6-4 BB			0-0 B2-3	0-0 FC5-6 5-3			0-0 F8		4-0 BB	2	0	0	0	1	0	2
Gary Lavelle, S OBP: 0.311, SLG: 0.333 (8, 1)													0	0	0	0	0	0	0
Milt May, L OBP: 0.311, SLG: 0.333 (9, PH)													1	0	0	0	1	0	0
Milt May, L OBP: 0.311, SLG: 0.333 (10, 2)													1	0	0	0	1	0	0

Inning Stats	R: 0	H: 1	R: 0	H: 1	R: 1	H: 1	R: 0	H: 0	R: 0	H: 2	R: 1	H: 3	R: 0	H: 0	R: 0	H: 0	R: 0	H: 0	R: 0	H: 0	R: 0	H: 0	R: 0	H: 0	R: 0	H: 0	R: 0	H: 0	R: 0	H: 0	R: 0	H: 0	R: 0	H: 0	R: 0	H: 0		
	E: 1	LOB: 1	E: 0	LOB: 0	E: 1	LOB: 1	E: 0	LOB: 0	E: 0	LOB: 2	E: 0	LOB: 2	E: 0	LOB: 0	E: 0	LOB: 0	E: 0	LOB: 0	E: 0	LOB: 0	E: 0	LOB: 0	E: 0	LOB: 0	E: 0	LOB: 0	E: 0	LOB: 0	E: 0	LOB: 0	E: 0	LOB: 0	E: 0	LOB: 0	E: 0	LOB: 0	E: 0	LOB: 0
	K: 1	BB: 0	K: 0	BB: 0	K: 0	BB: 1	K: 0	BB: 0	K: 0	BB: 0	K: 0	BB: 0	K: 1	BB: 2	K: 0	BB: 0	K: 0	BB: 0	K: 0	BB: 0	K: 0	BB: 0	K: 0	BB: 0	K: 0	BB: 0	K: 0	BB: 0	K: 0	BB: 0	K: 0	BB: 0	K: 0	BB: 0	K: 0	BB: 0	K: 0	BB: 0
	S: 6	P: 6	S: 3	P: 3	S: 4	P: 8	S: 3	P: 3	S: 4	P: 4	S: 6	P: 6	S: 5	P: 13	S: 5	P: 5	S: 3	P: 3	S: 3	P: 3	S: 7	P: 7	S: 3	P: 3	S: 3	P: 7	S: 3	P: 7	S: 3	P: 7	S: 3	P: 7	S: 3	P: 7	S: 3	P: 7	S: 3	P: 7

PITCHER	IP	WLS	BF	H	R	ER	SO	BB	IBB	HBP	BLK	WP	HR	S	P	ERA	WHIP
Bob Knepper, L ERA: 2.92 (1, 1)	7.0		30	8	2	1	2	3	0	0	0	0	1	31	43	1.29	1.571
Bill Dawley, R ERA: 1.65 (8, 1)	3.0		9	0	0	0	1	0	0	0	0	0	0	11	11	0.00	0.000
Dave Smith, R ERA: 3.45 (11, 1)	2.0	W	7	0	0	0	2	1	0	0	0	0	0	10	14	0.00	0.500

PITCHER	IP	WLS	BF	H	R	ER	SO	BB	IBB	HBP	BLK	WP	HR	S	P	ERA	WHIP

**BOTTOM**

**Houston Astros @ San Francisco Giants**  
Candlestick Park, San Francisco, CA

Tue Jun 14 1983, 10:05 PM EDT  
Att. 8,361 - Unknown

<b>AB</b>	<b>42</b>
<b>R</b>	<b>2</b>
<b>H</b>	<b>8</b>
<b>RBI</b>	<b>1</b>
<b>BB</b>	<b>4</b>
<b>SO</b>	<b>5</b>
<b>LOB</b>	<b>15</b>

WP: 0 PA: 46  
PB: 0  
SB: 0  
CS: 0

livebaseballscorecards.com

Batter	1	2	3	4	5	6	7	8	9	AB R H RBI BB SO LOB	TOP																						
<b>Omar Moreno, L</b> (1, 8) OBP: 0.287, SLG: 0.339	0-0 F9			0-0 F7		0-3 K			0-0 F9	4 0 0 0 0 1 1																							
<b>Terry Puhl, L</b> (1, 9) OBP: 0.331, SLG: 0.349	0-3 K			0-0 F7			0-0 F7		0-0 1B	4 0 1 0 0 1 0																							
<b>Dickie Thon, R</b> (1, 6) OBP: 0.339, SLG: 0.429	0-0 F8			0-0 6-3			0-0 F3		0-0 F7	3 0 0 0 0 0 0																							
<b>Craig Reynolds, L</b> (7, 6) OBP: 0.200, SLG: 0.207										1 0 0 0 0 0 1																							
<b>Phil Garner, R</b> (1, 5) OBP: 0.340, SLG: 0.399			0-0 F7		0-0 F9		0-0 F2		0-0 F8	4 0 0 0 0 0 1																							
<b>Jose Cruz, L</b> (1, 7) OBP: 0.382, SLG: 0.410			0-3 K		0-0 3-1			0-0 FC4-6 1B SF8 1B		3 1 1 0 0 1 0																							
<b>Ray Knight, R</b> (1, 3) OBP: 0.357, SLG: 0.452			0-0 6-3		0-0 F7			0-0 FC4-6 1B 1-2		3 0 1 0 0 0 0																							
<b>Alan Ashby, S</b> (1, 2) OBP: 0.300, SLG: 0.458			0-3 K		0-3 K			0-0 FC4-6 1-2 2-3		3 0 0 0 0 2 2																							
<b>Bill Doran, S</b> (1, 4) OBP: 0.343, SLG: 0.296			0-0 F8		0-0 1B			0-0 SF8 3-H		2 0 1 1 0 0 0																							
<b>Michael LaCoss, R</b> (1, 1) OBP: 0.067, SLG: 0.034			0-3 K		0-0 F4			0-0 F8		1 0 0 0 0 1 0																							
<b>Denny Walling, L</b> (6, PH) OBP: 0.195, SLG: 0.132										1 0 0 0 0 0 1																							
<b>Vern Ruhle, R</b> (6, 1) OBP: 0.250, SLG: 0.100										0 0 0 0 0 0 0																							
<b>Harry Spilman, L</b> (8, PH) OBP: 0.255, SLG: 0.326										1 0 0 0 0 0 1																							
<b>Frank LaCorte, R</b> (8, 1) OBP: 0.167, SLG: 0.400										0 0 0 0 0 0 0																							
<b>Inning Stats</b>	R: 0 E: 0 K: 1 S: 5	H: 0 LOB: 0 BB: 0 P: 5	R: 0 E: 0 K: 1 S: 5	H: 0 LOB: 0 BB: 0 P: 5	R: 0 E: 0 K: 2 S: 7	H: 0 LOB: 0 BB: 0 P: 7	R: 0 E: 0 K: 0 S: 3	H: 0 LOB: 0 BB: 0 P: 3	R: 0 E: 0 K: 0 S: 3	H: 0 LOB: 0 BB: 0 P: 3	R: 0 E: 0 K: 2 S: 8	H: 1 LOB: 1 BB: 0 P: 8	R: 0 E: 0 K: 0 S: 3	H: 0 LOB: 0 BB: 0 P: 3	R: 1 E: 0 K: 0 S: 5	H: 2 LOB: 1 BB: 0 P: 5	R: 0 E: 0 K: 0 S: 4	H: 1 LOB: 1 BB: 0 P: 4	1B: 4 2B: 0 3B: 0 HR: 0	SF: 1 SAC: 0 DP: 0 HBP: 0	WP: 0 PB: 0 SB: 0 CS: 0	PA: 31											
<b>PITCHER</b> <b>Fred Breining, R</b> (1, 1) ERA: 3.75	IP 9.0	WLS W	BF 31	H 4	R 1	ER 1	SO 6	BB 0	IBB 0	HBP 0	BLK 0	WP 0	HR 0	S 43	P 43	ERA 1.00	WHIP 0.444																
											<b>PITCHER</b>	IP	WLS	BF	H	R	ER	SO	BB	IBB	HBP	BLK	WP	HR	S	P	ERA	WHIP					

Houston Astros @ San Francisco Giants  
Candlestick Park, San Francisco, CA

Wed Jun 15 1983, 6:33 AM EDT  
Att: 10,555 - Unknown

AB	30
R	1
H	4
RBI	1
BB	0
SO	6
LOB	7



Batter	1	2	3	4	5	6	7	8	9	AB	R	H	RBI	BB	SO	LOB
Johnnie LeMaster, R OBP: 0.377, SLG: 0.380 (1, 6)	0-3 K		0-0 1B HR	0-0 FC5-4			0-0 F9			4	1	1	0	0	1	1
Tom O'Malley, L OBP: 0.368, SLG: 0.380 (1, 5)	0-0 F8		0-0 1B HR			0-0 G3	0-0 HR 1B			4	2	2	0	0	0	0
Darrell Evans, L OBP: 0.409, SLG: 0.634 (1, 3)	0-0 HR		0-0 HR			0-0 L3	0-0 HR			4	3	3	6	0	0	0
Jack Clark, R OBP: 0.341, SLG: 0.434 (1, 9)	0-0 BB 1B		0-3 K			0-3 K	0-0 F9			4	0	1	0	0	2	0
Dave Bergman, L OBP: 0.305, SLG: 0.245 (1, 7)	4-0 BB		0-3 K			0-0 F8	0-0 G3			3	0	0	0	1	1	0
Max Venable, L OBP: 0.252, SLG: 0.400 (1, 8)	0-0 F7		0-0 4-3			0-0 HR		0-3 K		4	1	1	1	0	1	2
Milt May, L OBP: 0.333, SLG: 0.351 (1, 2)		4-0 BB		0-0 G4-6-3 1B		0-0 G4-6-3 1B		0-0 WP 1B		3	0	3	0	1	0	0
Brad Wellman, R OBP: 0.322, SLG: 0.321 (1, 4)		0-0 G4-6-3		0-0 G6-4-3		0-0 F7		0-3 K		4	0	0	0	0	1	4
Fred Breining, R OBP: 0.194, SLG: 0.172 (1, 1)		0-0 G3		0-0 FC5-4 1B		0-3 K		0-3 K		4	0	1	0	0	2	2

Inning Stats	R: 1	H: 2	E: 0	K: 1	S: 7	H: 2	LOB: 2	BB: 1	P: 11	R: 0	H: 0	E: 0	K: 0	S: 2	R: 3	H: 3	E: 0	K: 2	S: 10	R: 0	H: 2	E: 0	K: 0	S: 4	R: 0	H: 0	E: 0	K: 1	S: 5	R: 1	H: 2	E: 0	K: 1	S: 7	R: 2	H: 2	E: 0	K: 0	S: 5	R: 0	H: 1	E: 0	K: 3	S: 10	R: 0	H: 1	E: 0	K: 3	S: 10
	1	2	0	1	7	2	2	1	11	0	0	0	0	2	0	3	0	0	2	10	0	2	0	0	4	0	0	0	2	0	1	2	0	1	7	0	2	5	0	1	10	0	1	10	0	1	10		

PITCHER	IP	WLS	BF	H	R	ER	SO	BB	IBB	HBP	BLK	WP	HR	S	P	ERA	WHIP
Michael LaCoss, R ERA: 4.98 (1, 1)	5.0	L	22	7	4	4	4	2	0	0	0	0	2	28	36	7.20	1.800
Vern Ruhle, R ERA: 4.63 (6, 1)	2.0		10	4	3	3	1	0	0	0	0	0	2	12	12	13.50	2.000
Frank LaCorte, R ERA: 3.6 (8, 1)	1.0		4	1	0	0	3	0	0	0	0	1	0	10	10	0.00	1.000

**BOTTOM**

**Houston Astros @ San Francisco Giants**  
Candlestick Park, San Francisco, CA

Wed Jun 15 1983, 6:33 AM EDT  
Att. 10,555 - Unknown

AB	34
R	7
H	12
RBI	7
BB	2
SO	8
LOB	9

livebaseballscorecards.com



WP: 1	PA: 36
PB: 0	SB: 0
CS: 0	

Batter	1	2	3	4	5	6	7	8	9	AB R H RBI BB SO LOB	TOP											
Omar Moreno, L (1, 8) OBP: 0.293, SLG: 0.344	0-0 E S 3B 1B	0-0 CS 1B			0-0 F5			0-3 K	0-0 1B	5 1 3 1 0 1 0												
Terry Puhl, L (1, 9) OBP: 0.333, SLG: 0.366	0-0 1-H SF7 3B	0-0 CS 1B	0-0 L6		0-0 F8			0-0 S 1B	0-3 K	5 2 2 1 0 1 2												
Ray Knight, R (1, 3) Denny Walling, L (8, PR) OBP: 0.360, SLG: 0.452 OBP: 0.195, SLG: 0.132	0-0 SF7		0-0 CS 1B		0-0 5-3			4-0 S 1B BB	1-2 3B BB	2 0 1 1 1 0 0 0 1 0 0 0 0 0												
Phil Garner, R (1, 5) OBP: 0.342, SLG: 0.398	4-0 S BB		0-0 6-3					0-0 K	1-2 2-H 3B 1B	3 1 1 1 1 1 1												
Jose Cruz, L (1, 7) OBP: 0.384, SLG: 0.433	0-3 K			0-0 HR				0-0 P6	0-0 1-H 2-H 3B	4 1 2 3 0 1 1												
Alan Ashby, S (1, 2) OBP: 0.293, SLG: 0.447	0-0 F7		0-0 4-3		0-0 F8			0-0 F8	0-3 K	4 0 0 0 0 1 2												
Bill Doran, S (1, 4) OBP: 0.338, SLG: 0.290		0-0 4-3		0-0 F7				0-0 4-3	0-0 6-3	4 0 0 0 0 0 0												
Craig Reynolds, L (1, 6) OBP: 0.206, SLG: 0.212		0-0 E8 1B		0-0 1B				0-0 4-3	0-0 4-3	4 1 1 0 0 0 0												
Mike Scott, R (1, 1) Frank DiPino, L (7, 1) OBP: 0.133, SLG: 0.133 OBP: 0.400, SLG: 0.500		0-3 K		0-3 K				0-3 K	4-0 BB BB	3 0 0 0 0 3 2 0 0 0 0 1 0 0												
<b>Inning Stats</b>	R: 2 E: 0 K: 1 S: 7	H: 2 LOB: 1 BB: 1 P: 11	R: 1 E: 1 K: 1 S: 6	H: 1 LOB: 0 BB: 0 P: 6	R: 0 E: 0 K: 0 S: 3	H: 1 LOB: 0 BB: 0 P: 3	R: 1 E: 0 K: 1 S: 7	H: 2 LOB: 1 BB: 0 P: 7	R: 0 E: 0 K: 0 S: 3	H: 0 LOB: 0 BB: 0 P: 3	R: 0 E: 0 K: 1 S: 5	H: 0 LOB: 0 BB: 0 P: 5	R: 0 E: 0 K: 1 S: 5	H: 0 LOB: 0 BB: 0 P: 5	R: 3 E: 0 K: 2 S: 9	H: 3 LOB: 1 BB: 1 P: 13	R: 0 E: 0 K: 1 S: 6	H: 1 LOB: 2 BB: 1 P: 10	1B: 7 2B: 0 3B: 2 HR: 1	SF: 1 SAC: 0 DP: 0 HBP: 0	WP: 0 PB: 0 SB: 3 CS: 2	PA: 39
<b>PITCHER</b>	IP WLS BF H R ER SO BB IBB HBP BLK WP HR S P ERA WHIP																					
Bill Laskey, R (1, 1) ERA: 4.57	7.0 L 27 6 4 3 5 1 0 0 0 0 1 36 40 3.86 1.000																					
Gary Lavelle, L (8, 1) ERA: 2.16	1.0 6 3 3 3 2 1 0 0 0 0 0 9 13 27.00 4.000																					
Jim Barr, R (9, 1) ERA: 4.78	1.0 5 1 0 0 1 1 0 0 0 0 0 6 10 0.00 2.000																					

Houston Astros @ San Francisco Giants  
 Candlestick Park, San Francisco, CA  
 Thu Jun 16 1983, 10:05 PM EDT  
 Att. 7,879 - Unknown

livebaseballscorecards.com

AB	34
R	7
H	10
RBI	7
BB	3
SO	8
LOB	8






Batter	1	2	3	4	5	6	7	8	9	AB R H RBI BB SO LOB												
Johnnie LeMaster, R (1, 6) OBP: 0.377, SLG: 0.381	0-0 4-3 ①		0-0 E4 WP S 3-H		0-3 K ②		0-0 BB 1B 1-2		0-0 1B	5 0 2 1 0 1 0												
Tom O'Malley, L (1, 5) OBP: 0.369, SLG: 0.381	0-0 1B		0-0 F8 1-3		0-0 F4		0-0 BB 1B 1-2 2-H		0-0 F9 ①	5 0 2 1 0 0 2												
Darrell Evans, L (1, 3) OBP: 0.401, SLG: 0.620	0-0 F8 ②		0-0 F7 ③		0-0 F8 ①		0-0 F5 ②		0-0 F7 ②	5 0 0 0 0 0 5												
Jack Clark, R (1, 9) OBP: 0.342, SLG: 0.430	0-0 F7 ③		0-0 1B 1B		0-0 4-3 ②		4-0 FC6-4 BB 1-2 2-3		0-0 G3 ③	4 0 1 0 1 0 2												
Chili Davis, S (1, 8) OBP: 0.310, SLG: 0.391		0-3 K ①		0-3 K ①		4-0 E BB		0-0 FC6-4 ③ 1-2f		3 0 0 0 1 2 4												
Gary Lavelle, S (8, 1)										0 0 0 0 0 0 0												
Jim Barr, R (9, 1) OBP: 0.143, SLG: 0.286										0 0 0 0 0 0 0												
Max Venable, L (1, 7) OBP: 0.252, SLG: 0.394		0-0 4-3 ②		0-0 F9 ②		0-0 E3 1-3		0-0 1B		4 0 1 0 0 0 2												
Milt May, L (1, 2) OBP: 0.333, SLG: 0.351		0-3 K ③		0-0 FC4-6 1B 1-3		0-0 1-3 ③		0-0 F3 ①		3 0 1 0 0 1 2												
Bob Brenly, R (8, PH) OBP: 0.286, SLG: 0.278										1 0 0 0 0 0 1												
Brad Wellman, R (1, 4) OBP: 0.333, SLG: 0.321			4-0 SH1-4 S E BB 1-2f		0-0 FC4-6 ③		0-0 1B 1B S		0-3 K ②	3 2 1 0 1 1 3												
Bill Laskey, R (1, 1) OBP: 0.273, SLG: 0.077					0-3 K ①				0-0 F9 ①	1 0 0 0 0 1 0												
Dave Bergman, L (7, PH) OBP: 0.300, SLG: 0.240									0-0 F9 ③	1 0 0 0 0 0 1												
Joel Youngblood, R (8, PH) OBP: 0.287, SLG: 0.447										1 0 0 0 0 0 1												
Inning Stats	R: 0 E: 0 K: 0 S: 4	H: 1 LOB: 1 BB: 0 P: 4	R: 0 E: 0 K: 2 S: 7	H: 0 LOB: 0 BB: 0 P: 7	R: 1 E: 1 K: 0 S: 4	H: 0 LOB: 1 BB: 1 P: 8	R: 0 E: 0 K: 1 S: 7	H: 2 LOB: 2 BB: 0 P: 7	R: 0 E: 0 K: 2 S: 7	H: 0 LOB: 0 BB: 0 P: 7	R: 0 E: 1 K: 0 S: 4	H: 0 LOB: 2 BB: 1 P: 8	R: 1 E: 0 K: 0 S: 6	H: 3 LOB: 3 BB: 1 P: 10	R: 0 E: 0 K: 1 S: 6	H: 1 LOB: 1 BB: 0 P: 6	R: 0 E: 0 K: 0 S: 4	H: 1 LOB: 1 BB: 0 P: 4	1B: 8 2B: 0 3B: 0 HR: 0	SF: 0 SAC: 1 DP: 0 HBP: 0	WP: 1 PB: 0 SB: 2 CS: 0	PA: 40

Houston Astros @ San Francisco Giants  
Candlestick Park, San Francisco, CA  
Thu Jun 16 1983, 10:05 PM EDT  
Att. 7,879 - Unknown

AB	36
R	2
H	8
RBI	2
BB	3
SO	6
LOB	23



PITCHER	IP	WLS	BF	H	R	ER	SO	BB	IBB	HBP	BLK	WP	HR	S	P	ERA	WHIP
Mike Scott, R (1, 1) ERA: 3.54	6.1	W	28	5	2	2	5	2	0	0	0	1	0	36	44	2.84	1.105
Frank DiPino, L (7, 1) ERA: 1.99	2.2	S	12	3	0	0	1	1	0	0	0	0	0	13	17	0.00	1.500

Batter	1	2	3	4	5	6	7	8	9	AB R H RBI BB SO LOB	TOP											
Omar Moreno, L (1, 8) OBP: 0.291, SLG: 0.341	0-0 1B	0-0 3-1			0-0 4-3		0-3 K		0-3 K	5 0 1 0 0 2 1												
Terry Puhl, L (1, 9) OBP: 0.329, SLG: 0.360	0-0 1B		0-0 F6		0-0 F6		0-0 F8		0-0 G3	5 0 1 0 0 0 0												
Dickie Thon, R (1, 6) OBP: 0.344, SLG: 0.455	0-0 F8		0-0 HR		0-0 HR		0-0 HBP 1B		0-3 K	5 2 3 2 0 1 1												
Phil Garner, R (1, 5) OBP: 0.344, SLG: 0.395	4-0 1-2 BB		0-0 F8		0-0 4-3		1-0 1-2 HBP			2 0 0 0 1 0 0												
Jose Cruz, L (1, 7) OBP: 0.382, SLG: 0.430	0-0 1-3		0-0 CS 1B			0-0 F5	0-3 K			4 0 1 0 0 1 4												
Ray Knight, R (1, 3) OBP: 0.382, SLG: 0.455		0-0 2B	0-0 CS	4-0 BB		0-0 F8		0-0 4-3		3 1 1 0 1 0 0												
Denny Walling, L (8, 3) OBP: 0.195, SLG: 0.132			1-2		G3-6 BB					0 0 0 0 0 0 0												
Alan Ashby, S (1, 2) OBP: 0.298, SLG: 0.451		0-0 2B		0-0 G3-6		4-0 2B BB		0-0 4-3		3 1 1 1 1 0 1												
Bill Doran, S (1, 4) OBP: 0.344, SLG: 0.310		0-0 F9		4-0 BB		0-0 1-H 2B		0-0 3B		3 0 2 1 1 0 1												
Nolan Ryan, R (1, 1) OBP: 0.118, SLG: 0.063		0-3 K		0-0 L6		0-0 G3		0-3 K		4 0 0 0 0 2 4												
Bill Dawley, R (8, 1) OBP: 0.500, SLG: 0.500										0 0 0 0 0 0 0												
<b>Inning Stats</b>	R: 0 E: 0 K: 0 S: 4	H: 2 LOB: 2 BB: 1 P: 8	R: 1 E: 0 K: 1 S: 7	H: 2 LOB: 1 BB: 0 P: 7	R: 1 E: 0 K: 0 S: 4	H: 2 LOB: 0 BB: 0 P: 4	R: 0 E: 0 K: 0 S: 2	H: 0 LOB: 1 BB: 2 P: 10	R: 1 E: 0 K: 0 S: 4	H: 1 LOB: 0 BB: 0 P: 4	R: 1 E: 0 K: 0 S: 4	H: 1 LOB: 1 BB: 1 P: 8	R: 0 E: 0 K: 2 S: 8	H: 1 LOB: 2 BB: 0 P: 9	R: 0 E: 0 K: 1 S: 6	H: 1 LOB: 1 BB: 0 P: 6	R: 0 E: 0 K: 2 S: 7	H: 0 LOB: 0 BB: 0 P: 7	1B: 4 2B: 3 3B: 1 HR: 2	SF: 0 SAC: 0 DP: 1 HBP: 1	WP: 0 PB: 0 SB: 0 CS: 1	PA: 40
<b>PITCHER</b>	IP WLS BF H R ER SO BB IBB HBP BLK WP HR S P ERA WHIP																					
Eric Show, R (1, 1) ERA: 2.85	5.0 L 22 7 3 3 1 3 0 0 0 0 0 2 21 33 5.40 2.000																					
Elias Sosa, R (6, 1) ERA: 6.45	3.0 14 3 1 1 3 1 0 1 0 0 0 0 18 23 3.00 1.333																					
Luis DeLeon, R (9, 1) ERA: 2.54	1.0 3 0 0 0 2 0 0 0 0 0 0 0 7 7 0.00 0.000																					

Houston Astros @ San Diego Padres  
Jack Murphy Stadium, San Diego, CA

Fri Jun 17 1983, 10:05 PM EDT  
Att: 20,768 - Unknown

livebaseballscorecards.com

AB	34
R	4
H	10
RBI	4
BB	4
SO	6
LOB	12



Batter	1	2	3	4	5	6	7	8	9	AB	R	H	RBI	BB	SO	LOB
--------	---	---	---	---	---	---	---	---	---	----	---	---	-----	----	----	-----

<b>Alan Wiggins, S</b> (1, 7) <small>OBP: 0.349, SLG: 0.309</small>										4	0	1	1	0	0	0
<b>Juan Bonilla, R</b> (1, 4) <small>OBP: 0.314, SLG: 0.332</small>										4	0	0	0	0	0	1
<b>Steve Garvey, R</b> (1, 3) <small>OBP: 0.351, SLG: 0.479</small>										4	0	1	0	0	1	0
<b>Terry Kennedy, L</b> (1, 2) <small>OBP: 0.364, SLG: 0.448</small>										4	0	1	0	0	1	1
<b>Kevin McReynolds, R</b> (1, 9) <small>OBP: 0.258, SLG: 0.345</small>										4	0	0	0	0	3	2
<b>Ruppert Jones, L</b> (1, 8) <small>OBP: 0.264, SLG: 0.289</small>										3	0	0	0	1	1	1
<b>Luis Salazar, R</b> (1, 6) <small>OBP: 0.335, SLG: 0.370</small>										3	0	1	0	0	0	1
<b>Tim Flannery, L</b> (1, 5) <small>OBP: 0.339, SLG: 0.407</small>										2	0	0	0	1	0	1
<b>Eric Show, R</b> (1, 1) <small>OBP: 0.258, SLG: 0.267</small>										1	0	0	0	0	1	0
<b>Jerry Turner, L</b> (5, PH) <small>OBP: 0.167, SLG: 0.130</small>										1	0	0	0	0	0	1
<b>Elias Sosa, R</b> (6, 1)										0	0	0	0	0	0	0
<b>Gene Richards, L</b> (8, PH) <small>OBP: 0.344, SLG: 0.420</small>										1	1	0	0	0	0	1
<b>Luis DeLeon, R</b> (9, 1) <small>OBP: 0.200, SLG: 0.200</small>										0	0	0	0	0	0	0

Inning Stats	R: 0	H: 0	E: 0	K: 0	S: 3	R: 0	H: 0	E: 0	K: 1	S: 5	R: 0	H: 0	E: 0	K: 1	S: 5	R: 0	H: 1	E: 0	K: 2	S: 8	R: 0	H: 1	E: 0	K: 0	S: 4	R: 0	H: 0	E: 0	K: 2	S: 7	R: 1	H: 1	E: 0	K: 0	S: 4	R: 0	H: 1	E: 0	K: 1	S: 6	1B: 3	SF: 0	2B: 1	SAC: 0	3B: 0	DP: 0	HR: 0	HBP: 0	WP: 1	PA: 33
--------------	------	------	------	------	------	------	------	------	------	------	------	------	------	------	------	------	------	------	------	------	------	------	------	------	------	------	------	------	------	------	------	------	------	------	------	------	------	------	------	------	-------	-------	-------	--------	-------	-------	-------	--------	-------	--------

PITCHER	IP	WLS	BF	H	R	ER	SO	BB	IBB	HBP	BLK	WP	HR	S	P	ERA	WHIP
<b>Nolan Ryan, R</b> (1, 1) <small>ERA: 2.37</small>	7.2	W	28	3	1	1	6	2	0	0	0	1	0	38	46	1.17	0.652
<b>Bill Dawley, R</b> (8, 1) <small>ERA: 1.59</small>	1.1	S	5	1	0	0	1	0	0	0	0	0	0	7	7	0.00	0.750

BOTTOM

Houston Astros @ San Diego Padres  
 Jack Murphy Stadium, San Diego, CA  
 Fri Jun 17 1983, 10:05 PM EDT  
 Att. 20,768 - Unknown

livebaseballscores.com

<b>AB</b>	<b>31</b>
<b>R</b>	<b>1</b>
<b>H</b>	<b>4</b>
<b>RBI</b>	<b>1</b>
<b>BB</b>	<b>2</b>
<b>SO</b>	<b>7</b>
<b>LOB</b>	<b>9</b>



Batter	1	2	3	4	5	6	7	8	9	10	11	AB R H RBI BB SO LOB	TOP													
<b>Omar Moreno, L</b> (1, 8) OBP: 0.286, SLG: 0.335	0-3 K		x 0-0 6-3			x 0-0 4-3		x 0-0 1-3			x 0-0 4-3	5 0 0 0 0 1 0	<b>Houston Astros @ San Diego Padres</b> Jack Murphy Stadium, San Diego, CA Sat Jun 18 1983, 10:05 PM EDT Att. 26,640 - Unknown													
<b>Kevin Bass, S</b> (1, 9) OBP: 0.292, SLG: 0.395	0-0 F4			x 0-0 F9		x 0-0 5-3		x 0-0 F8			x 0-0 6-3	5 0 0 0 0 0 0														
<b>Dickie Thon, R</b> (1, 6) OBP: 0.341, SLG: 0.450	0-0 6-3			x 0-0 1B		x 0-0 F7		x 0-0 4-3			x 0-0 5-3	5 0 1 0 0 0 0														
<b>Phil Garner, R</b> (1, 5) OBP: 0.246, SLG: 0.401		x 0-0 SH1-3		x 0-0 1B		x 0-0 F8		x 0-0 F8				4 0 2 0 0 0 0														
<b>Jose Cruz, L</b> (1, 7) OBP: 0.381, SLG: 0.433		x 0-0 SH1-3		x 0-3 K		x 0-0 F8				x 0-0 6-3		3 1 1 0 0 1 2														
<b>Ray Knight, R</b> (1, 3) OBP: 0.361, SLG: 0.451		x 0-3 K		x 0-0 5-3		x 0-0 1B				x 0-0 F4		4 0 1 0 0 1 4														
<b>Bill Doran, S</b> (1, 4) OBP: 0.339, SLG: 0.304		x 0-0 6-3			x 0-0 F2		x 0-0 F8			x 0-0 6-3		4 0 0 0 0 0 3														
<b>Luis Pujols, R</b> (1, 2) OBP: 0.304, SLG: 0.288			x 0-0 F3		x 0-0 5-3			x 0-0 4-3		x 0-0 1B		4 0 1 1 0 0 0														
<b>Joe Niekro, R</b> (1, 1) OBP: 0.059, SLG: 0.059			x 0-0 F7					x 0-0 F6		x 0-0 5-3		4 0 0 0 0 1 1														
<b>Frank LaCorte, R</b> (11, 1) OBP: 0.167, SLG: 0.400												0 0 0 0 0 0 0														
<b>Frank DiPino, L</b> (11, 1) OBP: 0.400, SLG: 0.500												0 0 0 0 0 0 0														
<b>Inning Stats</b>	R: 0 E: 0 K: 1 S: 5	H: 0 LOB: 0 BB: 0 P: 5	R: 0 E: 0 K: 1 S: 6	H: 1 LOB: 1 BB: 0 P: 6	R: 0 E: 0 K: 0 S: 3	H: 0 LOB: 0 BB: 0 P: 3	R: 0 E: 0 K: 1 S: 7	H: 2 LOB: 2 BB: 0 P: 7	R: 0 E: 0 K: 1 S: 5	H: 0 LOB: 0 BB: 0 P: 5	R: 0 E: 0 K: 0 S: 3	H: 0 LOB: 0 BB: 0 P: 3	R: 0 E: 0 K: 0 S: 4	H: 1 LOB: 1 BB: 0 P: 4	R: 0 E: 0 K: 0 S: 3	H: 0 LOB: 0 BB: 0 P: 3	R: 0 E: 0 K: 0 S: 3	H: 0 LOB: 0 BB: 0 P: 3	R: 1 E: 0 K: 0 S: 5	H: 2 LOB: 1 BB: 0 P: 5	R: 0 E: 0 K: 0 S: 3	H: 0 LOB: 0 BB: 0 P: 3	1B: 4 2B: 2 3B: 0 HR: 0	SF: 0 SAC: 1 DP: 0 HBP: 0	WP: 0 PB: 0 SB: 0 CS: 0	PA: 39
<b>PITCHER</b> <b>Dave Dravecky, L</b> (1, 1) ERA: 2.72	IP 11.0 WLS W BF 39 H 6 R 1 ER 1 SO 4 BB 0 IBB 0 HBP 0 BLK 0 WP 0 HR 0 S 47 P 47 ERA 0.82 WHIP 0.545																									

AB	38
R	1
H	6
RBI	1
BB	0
SO	4
LOB	10



livebaseballscores.com

Batter	1	2	3	4	5	6	7	8	9	10	11	AB R H RBI BB SO LOB
Luis Salazar, R (1, 5) OBP: 0.327, SLG: 0.361	0-0 5-3 ①		0-0 4-3 ③			0-0 F8 ③			0-0 4-3 ①		0-0 SH5-4 ①	4 0 0 0 0 0 1
Alan Wiggins, S (1, 7) OBP: 0.345, SLG: 0.306	0-0 G4-6-3 1B			0-0 1-3 ①			0-0 F9 ①		0-3 K ②		0-0 4-3 ②	5 0 1 0 0 1 1
Steve Garvey, R (1, 3) OBP: 0.355, SLG: 0.480	0-0 G4-6-3 1-2f ② ③			0-0 6-3 ②			0-0 BB 1B		0-0 1B		4-0 1B IBB	4 0 2 0 1 0 1
Terry Kennedy, L (1, 2) OBP: 0.360, SLG: 0.443		0-0 4-3 ①		0-0 P6 ③			0-0 F8 ②		0-3 K ③		0-0 1B 3-H	5 0 1 1 0 1 2
Ruppert Jones, L (1, 8) OBP: 0.270, SLG: 0.312		0-0 F7 ②			0-3 K ①		4-0 BB 1-2 BB			0-0 HR		3 1 1 1 1 1 0
Garry Templeton, S (1, 6) OBP: 0.267, SLG: 0.295		0-0 F8 ③			0-0 4-3 ②		0-0 F7 ③			0-0 F5 ①		4 0 0 0 0 0 2
Kevin McReynolds, R (1, 9) OBP: 0.258, SLG: 0.339			0-0 6-3 ①			0-0 F9 ③				0-0 F9 ②		4 0 1 0 0 0 0
Juan Bonilla, R (1, 4) OBP: 0.310, SLG: 0.327			0-0 F2 ②			0-0 6-3 ①			0-0 G6-4-3 1B ① ②		0-0 4-3 ③	4 0 0 0 0 0 1
Dave Dravecky, R (1, 1) OBP: 0.136, SLG: 0.140			0-0 2B			0-0 6-3 ②			0-0 F7 ③			3 0 1 0 0 0 0
Tim Flannery, L (11, PH) OBP: 0.344, SLG: 0.413											0-0 4-3 SH5-4 1B 1B	1 1 1 0 0 0 0

Inning Stats	R: 0	H: 1	R: 0	H: 0	R: 0	H: 1	R: 0	H: 0	R: 0	H: 0	R: 0	H: 1	R: 0	H: 1	R: 0	H: 1	R: 1	H: 2	1B: 6	SF: 0	WP: 0	PA: 40	
E: 0	LOB: 0	E: 0	LOB: 0	E: 0	LOB: 1	E: 0	LOB: 0	E: 0	LOB: 0	E: 0	LOB: 0	E: 0	LOB: 2	E: 0	LOB: 1	E: 0	LOB: 0	E: 0	LOB: 2	2B: 1	SAC: 1	PB: 0	
K: 0	BB: 0	K: 0	BB: 0	K: 0	BB: 0	K: 0	BB: 0	K: 1	BB: 0	K: 0	BB: 0	K: 0	BB: 1	K: 0	BB: 0	K: 2	BB: 0	K: 0	BB: 1	3B: 0	DP: 2	SB: 0	
S: 3	P: 3	S: 3	P: 3	S: 4	P: 4	S: 3	P: 3	S: 5	P: 5	S: 3	P: 3	S: 3	P: 8	S: 3	P: 3	S: 8	P: 8	S: 4	P: 4	HR: 1	HBP: 0	CS: 0	

PITCHER	IP	WLS	BF	H	R	ER	SO	BB	IBB	HBP	BLK	WP	HR	S	P	ERA	WHIP
Joe Niekro, R (1, 1) ERA: 3.18	10.0		35	6	1	1	3	1	0	0	0	0	1	40	44	0.90	0.700
Frank LaCorte, R (11, 1) ERA: 3.76	0.2	L	3	1	1	1	0	0	0	0	0	0	0	3	3	13.50	1.500
Frank DiPino, L (11, 1) ERA: 1.99	0.0		2	1	0	0	0	0	1	0	0	0	0	1	5	∞	∞

BOTTOM

Houston Astros @ San Diego Padres  
 Jack Murphy Stadium, San Diego, CA  
 Sat Jun 18 1983, 10:05 PM EDT  
 Att. 26,640 - Unknown

livebaseballscorecards.com

AB	37
R	2
H	8
RBI	2
BB	2
SO	3
LOB	8



Batter	1	2	3	4	5	6	7	8	9	AB R H RBI BB SO LOB	TOP																
Omar Moreno, L (1, 8) OBP: 0.285, SLG: 0.330	0-0 3-1		0-0 E5 FC5 BB	0-0 E3 2B		4-0 S BB			0-3 K	4 1 0 0 1 1 0																	
Terry Puhl, L (1, 9) OBP: 0.333, SLG: 0.366 Kevin Bass, S (9, PH) OBP: 0.289, SLG: 0.391	0-0 F9		4-0 FC5 1-2 BB	0-0 2B		0-0 F9 1-2			0-0 F9	3 0 1 1 1 0 1 1 0 0 0 0 0 0																	
Dickie Thon, R (1, 6) OBP: 0.339, SLG: 0.445	0-0 E6 CS		0-0 FC5 1-2 2-3f	0-0 L4			0-0 6-3		0-0 1B	5 0 1 0 0 0 3																	
Harry Spilman, L (1, 3) OBP: 0.260, SLG: 0.326 Tim Tolman, R (7, PH) OBP: 0.304, SLG: 0.579	0-0 CS 1-2	0-0 1B 1B	0-0 F8		0-0 F6		0-0 F9		0-0 5-3	3 0 1 0 0 0 2 2 0 0 0 0 0 1																	
Jose Cruz, L (1, 7) OBP: 0.387, SLG: 0.433		0-0 F2		4-0 BB 1B SF7 BB	4-0 S BB		0-0 1B			2 1 1 0 2 0 1																	
Alan Ashby, S (1, 2) OBP: 0.297, SLG: 0.446		0-0 F7		0-0 BB 1-2 E 1B	0-0 F6 1-2		0-3 K			4 1 1 0 0 1 3																	
Denny Walling, L (1, 5) OBP: 0.205, SLG: 0.146 Dave Smith, R (5, 1) Tony Scott, S (8, PH) OBP: 0.239, SLG: 0.297 Frank LaCorte, R (8, 1) OBP: 0.167, SLG: 0.400		0-0 1B		0-0 F7 1-2	0-3 K		0-0 6-3		0-0 6-3	3 0 1 0 0 1 3 0 0 0 0 0 0 0 1 0 0 0 0 0 0 0 0 0 0 0 0 0	AB 34 R 4 H 6 RBI 2 BB 5 SO 4 LOB 16																
Bill Doran, S (1, 4) OBP: 0.337, SLG: 0.300		0-0 F9		4-0 E 1-2 2-3 BB		0-0 6-3		0-0 F8		3 1 0 0 1 0 2																	
Bob Knepper, L (1, 1) OBP: 0.241, SLG: 0.444 Craig Reynolds, L (5, 5) OBP: 0.194, SLG: 0.200			0-3 K	0-0 SF7 3-H		0-0 F9		0-0 4-3		1 0 0 1 0 1 0 2 0 0 0 0 0 0																	
<b>Inning Stats</b>	R: 0 E: 1 K: 0 S: 3	H: 0 LOB: 0 BB: 0 P: 3	R: 0 E: 0 K: 0 S: 5	H: 2 LOB: 2 BB: 0 P: 5	R: 0 E: 1 K: 1 S: 6	H: 0 LOB: 2 BB: 1 P: 10	R: 4 E: 1 K: 0 S: 6	H: 2 LOB: 1 BB: 2 P: 14	R: 0 E: 0 K: 1 S: 5	H: 0 LOB: 1 BB: 1 P: 9	R: 0 E: 0 K: 0 S: 3	H: 0 LOB: 1 BB: 1 P: 7	R: 0 E: 0 K: 1 S: 6	H: 1 LOB: 1 BB: 0 P: 6	R: 0 E: 0 K: 0 S: 3	H: 0 LOB: 0 BB: 0 P: 3	R: 0 E: 0 K: 1 S: 6	H: 1 LOB: 1 BB: 0 P: 6	1B: 5 2B: 1 3B: 0 HR: 0	SF: 1 SAC: 0 DP: 0 HBP: 0	WP: 0 PB: 0 SB: 2 CS: 1	PA: 41					
<b>PITCHER</b>	IP WLS BF H R ER SO BB IBB HBP BLK WP HR S P ERA WHIP																										
Andy Hawkins, R (1, 1) ERA: 2.81	3.2		20	4	4	1	1	3	0	0	0	0	0	19	31	2.46	1.909										
Elias Sosa, R (4, 1) ERA: 5.92	2.0	W	8	0	0	0	1	2	0	0	0	0	0	8	16	0.00	1.000										
Sid Monge, L (6, 1) ERA: 3.0	3.1	S	12	2	0	0	2	0	0	0	0	0	0	16	16	0.00	0.600										

Houston Astros @ San Diego Padres  
Jack Murphy Stadium, San Diego, CA

Sun Jun 19 1983, 6:33 AM EDT  
Att. 16,464 - Unknown

livebaseballscorecards.com



Batter	1	2	3	4	5	6	7	8	9	AB	R	H	RBI	BB	SO	LOB
--------	---	---	---	---	---	---	---	---	---	----	---	---	-----	----	----	-----

Luis Salazar, R OBP: 0.335, SLG: 0.368 (1, 5)	0-0 SH1-4 E 6-3 1B		0-0 G3 1		0-0 E 1B 1B	0-0 1-2 1B		0-0 4-3 3		5	2	3	0	0	0	0
Alan Wiggins, S OBP: 0.350, SLG: 0.308 (1, 7)	0-0 SH1-4 1-2		4-0 BB		0-0 E 1B 1B	0-0 2-3 1B		0-0 L5-4 2-3		2	1	1	0	1	0	2
Steve Garvey, R OBP: 0.354, SLG: 0.476 (1, 3)	0-0 6-3 2-H		0-0 F9 2		0-0 E5 1B 2B	1-2 2-3 1B		0-0 2B 1B		4	2	1	1	0	0	3
Sixto Lezcano, R OBP: 0.332, SLG: 0.337 (1, 9)	1-0 HBP		0-0 F8 3		0-0 2B 1B	1-2 2-H 3-H 1B		0-3 K 1		3	1	1	2	0	1	2
Kevin McReynolds, R OBP: 0.257, SLG: 0.333 (1, 8)	0-0 1-2 1B			0-0 F9 1	0-0 F3 2			0-0 F9 2		4	0	1	0	0	0	3
Garry Templeton, S OBP: 0.282, SLG: 0.336 (1, 6)	0-0 F8 3			0-0 F9 2B	0-0 2B 1-H 2-H 2B			0-0 1-H 2B		4	0	3	3	0	0	2
Juan Bonilla, R OBP: 0.305, SLG: 0.321 (1, 4)		0-0 6-3 1		0-0 F9 2-3 2	0-0 5-3 3			0-0 6-3 3		4	0	0	0	0	0	3
Doug Gwosdz, R OBP: 0.188, SLG: 0.071 (1, 2)		0-0 F7 2		0-0 F8 3		0-3 K 1		0-0 F3 1		4	0	0	0	0	1	1
Andy Hawkins, R OBP: 0.120, SLG: 0.043 Elias Sosa, R Sid Monge, S OBP: 0.250, SLG: 0.250 (4, 1) (6, 1)		0-0 4-3 3			0-0 F3 1			0-0 L5-4 1B 1B		1	0	0	0	0	0	0
										1	0	0	0	0	0	0
										1	0	0	0	0	0	0
										2	0	1	0	0	0	0

Inning Stats	R: 1	H: 2	E: 1	K: 0	S: 5	LOB: 2	BB: 0	P: 6
	R: 0	H: 0	E: 0	K: 0	S: 3	LOB: 0	BB: 0	P: 3
	R: 0	H: 0	E: 0	K: 0	S: 3	LOB: 1	BB: 1	P: 7
	R: 0	H: 1	E: 0	K: 0	S: 4	LOB: 1	BB: 0	P: 4
	R: 4	H: 4	E: 1	K: 0	S: 8	LOB: 1	BB: 0	P: 8
	R: 0	H: 2	E: 0	K: 1	S: 6	LOB: 1	BB: 0	P: 6
	R: 1	H: 2	E: 0	K: 1	S: 7	LOB: 1	BB: 0	P: 7
	R: 0	H: 0	E: 0	K: 0	S: 3	LOB: 0	BB: 0	P: 3

PITCHER	IP	WLS	BF	H	R	ER	SO	BB	IBB	HBP	BLK	WP	HR	S	P	ERA	WHIP
Bob Knepper, L ERA: 2.97	(1, 1)	4.2	24	7	5	2	0	1	0	0	0	0	0	22	27	3.86	1.714
Dave Smith, R ERA: 3.48	(5, 1)	2.1	10	4	1	1	2	0	0	0	0	0	0	14	14	3.86	1.714
Frank LaCorte, R ERA: 3.67	(8, 1)	1.0	3	0	0	0	0	0	0	0	0	0	0	3	3	0.00	0.000

BOTTOM

Houston Astros @ San Diego Padres  
Jack Murphy Stadium, San Diego, CA  
Sun Jun 19 1983, 6:33 AM EDT  
Att. 16,464 - Unknown

AB	34
R	6
H	11
RBI	6
BB	1
SO	2
LOB	16



WP	PA	ERA	WHIP
0	37	0	0
0	0	0	0
0	0	0	0

Batter	1	2	3	4	5	6	7	8	9	AB R H RBI BB SO LOB	TOP		
<b>Brett Butler, L</b> (1, 7) OBP: 0.325, SLG: 0.330	0-0 6-3		0-0 L4		4-0 FC4-6 HR BB	0-0 L3			0-0 F7	4 1 0 0 1 0 1			
<b>Jerry Royster, R</b> (1, 5) OBP: 0.319, SLG: 0.265	0-0 6-3		0-0 F2		4-0 FC4-6 BB		0-3 K		0-3 K	4 0 0 0 1 2 0			
<b>Claudell Washington, L</b> (1, 9) OBP: 0.318, SLG: 0.414	0-0 6-3			0-0 E 1B 1B	0-0 FC4-6 HR		0-3 K		0-3 K	5 2 1 0 0 2 2			
<b>Dale Murphy, R</b> (1, 8) OBP: 0.405, SLG: 0.611		4-0 S 2B BB		0-0 E7 1B	0-3 K		0-0 1B			3 2 2 0 1 1 2			
<b>Chris Chambliss, L</b> (1, 3) OBP: 0.341, SLG: 0.425		0-0 SH1-3 1-H 2B		0-0 2B 1B	4-0 HR IBB		0-0 4-3			3 1 2 3 1 0 1			
<b>Glenn Hubbard, R</b> (1, 4) OBP: 0.352, SLG: 0.410		0-0 SH1-3 2-3		0-0 1-3 2B	0-0 1-H 2-H 3-H HR		0-0 4-3			3 1 2 4 0 0 0			
<b>Bruce Benedict, R</b> (1, 2) OBP: 0.377, SLG: 0.352		0-0 1-3		0-0 L4	0-0 F9		0-0 1B			4 0 1 0 0 0 3			
<b>Rafael Ramirez, R</b> (1, 6) OBP: 0.316, SLG: 0.326		0-0 F8		4-0 G6-3 IBB	0-0 F9		0-3 K			3 0 0 0 1 1 2			
<b>Pete Falcone, L</b> (1, 1) OBP: 0.143, SLG: 0.143			0-0 5-3	0-0 G6-3	0-0 L3 1B		0-3 K			4 0 1 0 0 1 4			
<b>Inning Stats</b>	R: 0 E: 0 K: 0 S: 3 H: 0 LOB: 0 BB: 0 P: 3	R: 1 E: 0 K: 0 S: 4 H: 1 LOB: 1 BB: 1 P: 8	R: 0 E: 0 K: 0 S: 3 H: 0 LOB: 0 BB: 0 P: 3	R: 2 E: 1 K: 0 S: 6 H: 4 LOB: 2 BB: 1 P: 10	R: 4 E: 0 K: 1 S: 6 H: 1 LOB: 0 BB: 3 P: 18	R: 0 E: 0 K: 0 S: 3 H: 1 LOB: 0 BB: 0 P: 3	R: 0 E: 0 K: 2 S: 8 H: 1 LOB: 1 BB: 0 P: 8	R: 0 E: 0 K: 2 S: 8 H: 1 LOB: 1 BB: 0 P: 8	R: 0 E: 0 K: 2 S: 7 H: 0 LOB: 0 BB: 0 P: 7	1B: 6 2B: 3 3B: 0 HR: 1 SF: 0 SAC: 1 DP: 2 HBP: 0	WP: 0 PB: 0 SB: 2 CS: 0 PA: 39		
<b>PITCHER</b>	IP WLS BF H R ER SO BB IBB HBP BLK WP HR S P ERA WHIP											<b>PITCHER</b>	IP WLS BF H R ER SO BB IBB HBP BLK WP HR S P ERA WHIP
<b>Vern Ruhle, R</b> (1, 1) ERA: 5.07	4.0 L 20 5 5 5 0 3 1 0 0 0 0 0 16 32 11.25 2.000												
<b>Frank LaCorte, R</b> (5, 1) ERA: 3.83	3.0 12 3 2 2 3 0 1 0 0 0 0 1 17 21 6.00 1.000												
<b>Bill Dawley, R</b> (8, 1) ERA: 1.5	2.0 7 1 0 0 4 0 0 0 0 0 0 0 15 15 0.00 0.500												

**Atlanta Braves @ Houston Astros**  
Astrodome, Houston, TX  
Mon Jun 20 1983, 8:05 PM EDT  
Att. 16,242 - Dome

[livebaseballscorecards.com](http://livebaseballscorecards.com)

**AB 33**  
**R 7**  
**H 9**  
**RBI 7**  
**BB 5**  
**SO 7**  
**LOB 15**





Batter	1	2	3	4	5	6	7	8	9	AB	R	H	RBI	BB	SO	LOB
Omar Moreno, L OBP: 0.288, SLG: 0.327 (1, 8)	4-0 6-3 S 1B BB		4-0 5-3 S BB		0-0 F9			0-0 G4-6-3 1-2f		2	1	0	0	2	0	1
Kevin Bass, S OBP: 0.277, SLG: 0.374 (1, 9)	0-3 K 1-2		0-0 5-3 1-3			0-0 F8		0-0 5-3		4	0	0	0	0	1	2
Dickie Thon, R OBP: 0.334, SLG: 0.439 (1, 6)	0-0 6-3 2-3		0-0 F8			0-0 5-3			0-0 F9	4	0	0	0	0	0	2
Phil Garner, R OBP: 0.345, SLG: 0.398 (1, 5)	0-0 FC6-4 1B 3-H			0-0 F4		0-0 F8			0-3 K	4	0	1	1	0	1	0
Jose Cruz, L OBP: 0.385, SLG: 0.430 (1, 7)	0-0 FC6-4 1-2f			0-3 K					0-0 1-3	4	0	1	0	0	1	1
Ray Knight, R OBP: 0.360, SLG: 0.450 (1, 3)		0-0 F9		0-0 1B				0-0 F9		3	0	1	0	0	0	1
Bill Doran, S OBP: 0.335, SLG: 0.297 (1, 4)		0-0 F9		0-3 K				0-0 F5		2	0	0	0	0	1	1
Bill Dawley, R OBP: 0.500, SLG: 0.500 (8, 1)								0-0 5-3		0	0	0	0	0	0	0
Luis Pujols, R OBP: 0.288, SLG: 0.273 (1, 2)		0-0 6-3			0-0 F5				0-0 4-3	3	0	0	0	0	0	1
Vern Ruhle, R OBP: 0.231, SLG: 0.091 (1, 1)			0-3 K						0-0 G4-6-3 1B	1	0	0	0	0	1	0
Frank LaCorte, R OBP: 0.167, SLG: 0.400 (5, 1)										0	0	0	0	0	0	0
Craig Reynolds, L OBP: 0.211, SLG: 0.216 (5, 4)										2	0	1	0	0	0	0
Tim Tolman, R OBP: 0.292, SLG: 0.550 (7, PH)										1	0	0	0	0	0	1

**BOTTOM**

**Atlanta Braves @ Houston Astros**  
Astrodome, Houston, TX  
Mon Jun 20 1983, 8:05 PM EDT  
Att. 16,242 - Dome

[livebaseballscorecards.com](http://livebaseballscorecards.com)

<b>AB</b>	<b>30</b>
<b>R</b>	<b>1</b>
<b>H</b>	<b>4</b>
<b>RBI</b>	<b>1</b>
<b>BB</b>	<b>2</b>
<b>SO</b>	<b>5</b>
<b>LOB</b>	<b>10</b>



<b>Inning Stats</b>	R: 1 E: 0 K: 1 S: 6	H: 1 LOB: 1 BB: 1 P: 10	R: 0 E: 0 K: 0 S: 3	H: 0 LOB: 0 BB: 0 P: 3	R: 0 E: 0 K: 1 S: 5	H: 0 LOB: 1 BB: 1 P: 9	R: 0 E: 0 K: 2 S: 8	H: 1 LOB: 1 BB: 0 P: 8	R: 0 E: 0 K: 0 S: 3	H: 0 LOB: 0 BB: 0 P: 3	R: 0 E: 0 K: 0 S: 3	H: 1 LOB: 1 BB: 0 P: 4	R: 0 E: 0 K: 0 S: 3	H: 1 LOB: 0 BB: 0 P: 3	R: 0 E: 0 K: 1 S: 5	H: 0 LOB: 0 BB: 0 P: 5	1B: 4 2B: 0 3B: 0 HR: 0	SF: 0 SAC: 0 DP: 1 HBP: 0	WP: 0 PB: 0 SB: 2 CS: 0	PA: 32
---------------------	------------------------------	----------------------------------	------------------------------	---------------------------------	------------------------------	---------------------------------	------------------------------	---------------------------------	------------------------------	---------------------------------	------------------------------	---------------------------------	------------------------------	---------------------------------	------------------------------	---------------------------------	----------------------------------	------------------------------------	----------------------------------	--------

<b>PITCHER</b> Pete Falcone, L ERA: 2.48 (1, 1)	IP 9.0	WLS W	BF 32	H 4	R 1	ER 1	SO 5	BB 2	IBB 0	HBP 0	BLK 0	WP 0	HR 0	S 40	P 48	ERA 1.00	WHIP 0.667	<b>PITCHER</b>	IP 9.0	WLS W	BF 32	H 4	R 1	ER 1	SO 5	BB 2	IBB 0	HBP 0	BLK 0	WP 0	HR 0	S 40	P 48	ERA 1.00	WHIP 0.667
--	-----------	----------	----------	--------	--------	---------	---------	---------	----------	----------	----------	---------	---------	---------	---------	-------------	---------------	----------------	-----------	----------	----------	--------	--------	---------	---------	---------	----------	----------	----------	---------	---------	---------	---------	-------------	---------------

Batter	1	2	3	4	5	6	7	8	9	AB R H RBI BB SO LOB	TOP							
<b>Brett Butler, L</b> (1, 7) OBP: 0.319, SLG: 0.323	0-0 G3			0-0 1-3			0-0 4-3		0-0 F8	4 0 0 0 0 0 0	<b>Atlanta Braves @ Houston Astros</b> Astrodome, Houston, TX Tue Jun 21 1983, 8:05 PM EDT Att. 16,251 - Dome							
<b>Rafael Ramirez, R</b> (1, 6) OBP: 0.311, SLG: 0.321	0-0 F6			0-0 F8			0-0 5-3		0-0 6-3	4 0 0 0 0 0 0								
<b>Claudell Washington, L</b> (1, 9) OBP: 0.318, SLG: 0.413	0-0 1-3			0-3 K			0-0 1B			3 0 1 0 0 1 0								
<b>Dale Murphy, R</b> (1, 8) OBP: 0.408, SLG: 0.611		0-0 G4-6-3 1B			0-0 F7 1B		0-0 F9			3 0 2 0 0 0 1								
<b>Chris Chambliss, L</b> (1, 3) OBP: 0.336, SLG: 0.419		0-0 G4-6-3 1-2f			0-0 F7 1-2		0-0 F8			3 0 0 0 0 0 2								
<b>Glenn Hubbard, R</b> (1, 4) OBP: 0.352, SLG: 0.409		0-0 5-3			0-0 F8		0-0 1B			3 0 1 0 0 0 0								
<b>Bruce Benedict, R</b> (1, 2) OBP: 0.381, SLG: 0.357			0-0 G5-4-3 1B			0-0 G5-4-3 1B		0-0 F7		3 0 2 0 0 0 1								
<b>Jerry Royster, R</b> (1, 5) OBP: 0.309, SLG: 0.256			0-0 G5-4-3 1-2f			0-0 G5-4-3 1-2f		0-0 F8		3 0 0 0 0 0 3								
<b>Phil Niekro, R</b> (1, 1) OBP: 0.240, SLG: 0.217			0-0 2-3			0-0 5-3		0-0 F7		1 0 0 0 0 0 0								
<b>Donnie Moore, L</b> (5, 1) OBP: 0.333, SLG: 0.333										0 0 0 0 0 0 0								
<b>Terry Harper, R</b> (6, PH) OBP: 0.379, SLG: 0.426										1 0 0 0 0 0 0								
<b>Terry Forster, L</b> (6, 1) OBP: 1.000, SLG: 1.333										0 0 0 0 0 0 0								
<b>Mike Jorgensen, L</b> (9, PH) OBP: 0.321, SLG: 0.480										1 0 0 0 0 0 0								
<b>Inning Stats</b>	R: 0 E: 0 K: 0 S: 3	H: 0 LOB: 0 BB: 0 P: 3	R: 0 E: 0 K: 0 S: 3	H: 1 LOB: 0 BB: 0 P: 3	R: 0 E: 0 K: 1 S: 5	H: 0 LOB: 0 BB: 0 P: 5	R: 0 E: 0 K: 0 S: 3	H: 1 LOB: 0 BB: 0 P: 3	R: 0 E: 0 K: 0 S: 4	H: 1 LOB: 1 BB: 0 P: 4	R: 0 E: 0 K: 0 S: 4	H: 1 LOB: 1 BB: 0 P: 4	R: 0 E: 0 K: 0 S: 3	H: 0 LOB: 0 BB: 0 P: 3	1B: 6 2B: 0 3B: 0 HR: 0	SF: 0 SAC: 0 DP: 3 HBP: 0	WP: 0 PB: 0 SB: 0 CS: 0	PA: 29
<b>PITCHER</b> <b>Mike Scott, R</b> (1, 1) ERA: 2.98	IP: 9.0 WLS: W BF: 29 H: 6 R: 0 ER: 0 SO: 1 BB: 0 IBB: 0 HBP: 0 BLK: 0 WP: 0 HR: 0 S: 31 P: 31 ERA: 0.00 WHIP: 0.667											<b>PITCHER</b>	IP: 9.0 WLS: W BF: 29 H: 6 R: 0 ER: 0 SO: 1 BB: 0 IBB: 0 HBP: 0 BLK: 0 WP: 0 HR: 0 S: 31 P: 31 ERA: 0.00 WHIP: 0.667					

<b>AB</b>	29
<b>R</b>	0
<b>H</b>	6
<b>RBI</b>	0
<b>BB</b>	0
<b>SO</b>	1
<b>LOB</b>	7



livebaseballscorecards.com

Batter	1	2	3	4	5	6	7	8	9
<b>Omar Moreno, L</b> (1, 8) OBP: 0.286, SLG: 0.323	0-3 K		0-0 F7	0-0 F9		0-3 K		4-0 IBB	
<b>Terry Puhl, L</b> (1, 9) OBP: 0.342, SLG: 0.374	0-3 K		0-0 BB 1B		0-0 L4-3 1B	0-0 6-3		0-0 1B	
<b>Dickie Thon, R</b> (1, 6) OBP: 0.333, SLG: 0.436	0-0 F6		0-0 BB 1B		0-0 L4-3		0-0 6-3		
<b>Phil Garner, R</b> (1, 5) OBP: 0.351, SLG: 0.411		0-0 HR	4-0 1-2 2-3 BB		4-0 S 2B BB		0-3 K		
<b>Jose Cruz, L</b> (1, 7) OBP: 0.387, SLG: 0.435		0-0 F5	0-0 6-3		0-0 S 1B 2B		0-0 CS 1B		
<b>Ray Knight, R</b> (1, 3) OBP: 0.371, SLG: 0.469 <b>Denny Walling, L</b> (8, PR) OBP: 0.205, SLG: 0.146 (9, 3)		0-0 2B		0-0 FC5-4 2B		0-0 BB 1B		0-0 CS 1B	
<b>Alan Ashby, S</b> (1, 2) OBP: 0.301, SLG: 0.444	0-3 K		0-0 F5		4-0 1-2 BB			0-0 2B 1B	
<b>Bill Doran, S</b> (1, 4) OBP: 0.336, SLG: 0.296 <b>Craig Reynolds, L</b> (5, PH) OBP: 0.225, SLG: 0.256 (6, 4)		0-0 4-3		4-0 FC5-4 BB		0-0 F7		0-0 1B 2B	
<b>Mike Scott, R</b> (1, 1) OBP: 0.105, SLG: 0.105			0-0 5-3	0-0 FC5-4		0-0 F3		0-3 K	


Inning Stats	R: 0	H: 0	E: 0	K: 2	S: 7	L: 0	LOB: 0	BB: 0	P: 7	R: 1	H: 2	E: 0	K: 1	S: 7	L: 0	LOB: 1	BB: 0	P: 7	R: 0	H: 2	E: 0	K: 0	S: 5	L: 0	LOB: 3	BB: 1	P: 9	R: 0	H: 1	E: 0	K: 0	S: 4	L: 0	LOB: 2	BB: 1	P: 8	R: 2	H: 3	E: 0	K: 0	S: 5	L: 0	LOB: 2	BB: 2	P: 13	R: 0	H: 0	E: 0	K: 1	S: 5	L: 0	LOB: 0	BB: 0	P: 5	R: 0	H: 1	E: 0	K: 1	S: 5	L: 0	LOB: 0	BB: 0	P: 5	R: 2	H: 4	E: 0	K: 1	S: 7	L: 0	LOB: 2	BB: 1	P: 11
1B: 8	SF: 0	2B: 5	SAC: 0	3B: 0	DP: 1	HR: 1	HBP: 0																																																																	

**BOTTOM**

**Atlanta Braves @ Houston Astros**  
Astrodome, Houston, TX

Tue Jun 21 1983, 8:05 PM EDT  
Att. 16,251 - Dome

AB	33
R	5
H	13
RBI	5
BB	5
SO	6
LOB	16



PITCHER	IP	WLS	BF	H	R	ER	SO	BB	IBB	HBP	BLK	WP	HR	S	P	ERA	WHIP
<b>Phil Niekro, R</b> (1, 1) ERA: 5.04	4.2	L	25	8	3	3	3	4	0	0	0	0	1	27	43	5.79	2.571
<b>Donnie Moore, R</b> (5, 1) ERA: 3.52	0.1		1	0	0	0	0	0	0	0	0	0	0	1	1	0.00	0.000
<b>Terry Forster, L</b> (6, 1) ERA: 2.0	3.0		12	5	2	2	3	0	1	0	0	0	0	17	21	6.00	1.667

Batter	1	2	3	4	5	6	7	8	9	AB R H RBI BB SO LOB	TOP																		
<b>Brett Butler, L</b> (1, 7) OBP: 0.317, SLG: 0.317	0-0 F8		0-3 K			4-0 1-3 S E BB		0-0 1-3	0-0 F7	4 1 0 0 1 1 3																			
<b>Rafael Ramirez, R</b> (1, 6) OBP: 0.310, SLG: 0.320	0-0 1-3		0-0 FC6-4			0-0 1-3		0-0 S 1B		4 0 1 0 0 0 2																			
<b>Claudell Washington, L</b> (1, 9) OBP: 0.321, SLG: 0.412	0-0 6-3					4-0 S BB		0-3 K		3 0 1 0 1 1 1																			
<b>Dale Murphy, R</b> (1, 8) OBP: 0.409, SLG: 0.614		0-0 PB 1B				0-0 G6-4-3 1B		0-0 F4	0-0 1-3 1B 2B	4 1 2 0 0 0 2																			
<b>Chris Chambliss, L</b> (1, 3) OBP: 0.330, SLG: 0.411		0-3 K				0-0 F9			0-0 1-3	4 0 0 0 0 2 2																			
<b>Glenn Hubbard, R</b> (1, 4) OBP: 0.354, SLG: 0.412		0-0 F8				0-3 K			4-0 BB 1B BB	3 1 1 0 1 1 1																			
<b>Bruce Benedict, R</b> (1, 2) OBP: 0.374, SLG: 0.350		0-0 F9				0-0 F3			0-0 F3	4 0 0 0 0 0 4																			
<b>Jerry Royster, R</b> (1, 5) OBP: 0.300, SLG: 0.247			0-0 5-3			0-3 K			4-0 1B 1-2 BB	3 0 0 0 0 2 1																			
<b>Mike Jorgensen, L</b> (9, PH) OBP: 0.345, SLG: 0.480										0 0 0 0 1 0 0																			
<b>Gene Garber, R</b> (9, 1)										0 0 0 0 0 0 0																			
<b>Pascual Perez, R</b> (1, 1) OBP: 0.171, SLG: 0.171			0-0 FC6-4 1B						0-0 F7	2 0 1 0 0 0 0																			
<b>Biff Pocorella, S</b> (8, PH) OBP: 0.265, SLG: 0.290										1 0 0 0 0 0 0																			
<b>Steve Bedrosian, R</b> (8, 1)										0 0 0 0 0 0 0																			
<b>Bob Watson, R</b> (9, PH) OBP: 0.444, SLG: 0.544										1 0 1 2 0 0 0																			
<b>Randy Johnson, R</b> (9, PR) OBP: 0.429, SLG: 0.412										0 0 0 0 0 0 0																			
<b>Inning Stats</b>	R: 0 E: 0 K: 0 S: 3	H: 0 LOB: 0 BB: 0 P: 3	R: 0 E: 0 K: 1 S: 6	H: 1 LOB: 1 BB: 0 P: 6	R: 0 E: 0 K: 1 S: 6	H: 1 LOB: 1 BB: 0 P: 6	R: 0 E: 0 K: 0 S: 7	H: 0 LOB: 0 BB: 0 P: 7	R: 1 E: 0 K: 0 S: 3	H: 0 LOB: 1 BB: 2 P: 11	R: 0 E: 0 K: 2 S: 8	H: 1 LOB: 1 BB: 0 P: 8	R: 0 E: 0 K: 1 S: 6	H: 1 LOB: 1 BB: 0 P: 6	R: 2 E: 0 K: 0 S: 5	H: 2 LOB: 2 BB: 2 P: 13	1B: 5 2B: 2 3B: 0 HR: 0	SF: 0 SAC: 0 DP: 1 HBP: 0	WP: 0 PB: 1 SB: 4 CS: 0	PA: 37									
<b>PITCHER</b>	IP WLS BF H R ER SO BB IBB HBP BLK WP HR S P ERA WHIP																												
<b>Nolan Ryan, R</b> (1, 1) ERA: 2.04	8.0		30	5	1	0	7	2	0	0	0	0	0	0	42	50	0.00	0.875											
<b>Frank DiPino, L</b> (9, 1) ERA: 2.25	0.1		2	1	1	1	0	0	0	0	0	0	0	2	2	27.00	3.000												
<b>Bill Dawley, R</b> (9, 1) ERA: 1.72	0.2	W	5	1	1	1	0	2	0	0	0	0	0	3	11	13.50	4.500												

Atlanta Braves @ Houston Astros  
Astrodome, Houston, TX  
Wed Jun 22 1983, 8:05 PM EDT  
Att. 25,322 - Dome

livebaseballscorecards.com

AB 33  
R 3  
H 7  
RBI 2  
BB 4  
SO 7  
LOB 16



Batter	1	2	3	4	5	6	7	8	9	AB R H RBI BB SO LOB
Omar Moreno, L (1, 8) OBP: 0.286, SLG: 0.322 Harry Spilman, L (9, PH) OBP: 0.275, SLG: 0.326	0-0 FC1-5 BB 1B	0-3 K			0-3 K		0-0 4-3		4-0 E 1B 1-2 1B BB	4 0 1 0 0 2 1 0 1 0 0 1 0 0
Terry Puhl, L (1, 9) OBP: 0.343, SLG: 0.375	0-0 F8		0-3 K		0-0 1B E 1B		0-0 G3		0-0 E7 1B 1B 1-3 2-H	5 1 2 1 0 1 1
Dickie Thon, R (1, 6) OBP: 0.338, SLG: 0.435	4-0 FC1-5 BB 1-2		0-3 K		0-0 E9 1-H 1B		0-0 6-3		4-0 1B IBB	3 0 1 0 2 1 0
Phil Garner, R (1, 5) OBP: 0.348, SLG: 0.407	0-0 FC1-5 1-2 2-3f		0-0 F9		0-0 4-3		0-0 4-3	0-0 4-3	0-0 1-2 2-3 3-H 1B	5 0 1 1 0 0 3
Jose Cruz, L (1, 7) OBP: 0.385, SLG: 0.430	0-0 5-3			0-0 6-3		0-3 K		4-0 S BB		3 0 0 0 1 1 2
Ray Knight, R (1, 3) OBP: 0.373, SLG: 0.475 Frank DiPino, L (9, 1) OBP: 0.400, SLG: 0.500 Bill Dawley, R (9, 1) OBP: 0.500, SLG: 0.500		0-0 6-3		0-0 1B		0-0 1B 2B		0-0 F8 1-2		4 0 2 0 0 0 1 0 0 0 0 0 0 0 0 0 0 0 0 0 0
Craig Reynolds, L (1, 4) OBP: 0.250, SLG: 0.279		0-0 2B 1B		0-0 F8		0-0 2-3 1B		0-0 F7		4 1 2 0 0 0 2
Luis Pujols, R (1, 2) OBP: 0.290, SLG: 0.293 Tony Scott, S (9, PH) OBP: 0.237, SLG: 0.295		0-0 1-H 2B		0-0 4-3		0-0 F6		0-3 K		3 0 1 1 0 0 3 1 0 0 0 0 1 0
Nolan Ryan, R (1, 1) OBP: 0.100, SLG: 0.053 Denny Walling, L (9, 3) OBP: 0.222, SLG: 0.167		0-0 F7			0-3 K		0-0 F9		0-0 BB 1B 1B	3 0 0 0 0 1 3 1 1 1 0 0 0 0

Inning Stats	R: 0 E: 0 K: 0 S: 4	H: 1 LOB: 2 BB: 1 P: 8	R: 1 E: 0 K: 1 S: 7	H: 2 LOB: 1 BB: 0 P: 7	R: 0 E: 0 K: 2 S: 7	H: 0 LOB: 0 BB: 0 P: 7	R: 0 E: 0 K: 0 S: 4	H: 1 LOB: 1 BB: 0 P: 4	R: 1 E: 1 K: 2 S: 9	H: 2 LOB: 1 BB: 0 P: 9	R: 0 E: 0 K: 1 S: 7	H: 2 LOB: 2 BB: 0 P: 7	R: 0 E: 0 K: 0 S: 3	H: 0 LOB: 0 BB: 0 P: 3	R: 0 E: 0 K: 0 S: 3	H: 0 LOB: 1 BB: 1 P: 7	R: 2 E: 1 K: 1 S: 6	H: 3 LOB: 3 BB: 2 P: 14	1B: 9 2B: 2 3B: 0 HR: 0	SF: 0 SAC: 0 DP: 0 HBP: 0
--------------	------------------------------	---------------------------------	------------------------------	---------------------------------	------------------------------	---------------------------------	------------------------------	---------------------------------	------------------------------	---------------------------------	------------------------------	---------------------------------	------------------------------	---------------------------------	------------------------------	---------------------------------	------------------------------	----------------------------------	----------------------------------	------------------------------------

PITCHER	IP	WLS	BF	H	R	ER	SO	BB	IBB	HBP	BLK	WP	HR	S	P	ERA	WHIP
Pascual Perez, R (1, 1) ERA: 2.6	7.0		30	8	2	1	6	1	0	0	0	0	0	41	45	1.29	1.286
Steve Bedrosian, R (8, 1) ERA: 2.92	1.0		4	0	0	0	0	1	0	0	0	0	0	3	7	0.00	1.000
Gene Garber, R (9, 1) ERA: 5.13	0.1	L	6	3	2	2	1	1	1	0	0	0	0	6	14	54.00	12.000

**BOTTOM**

**Atlanta Braves @ Houston Astros**  
Astrodome, Houston, TX

Wed Jun 22 1983, 8:05 PM EDT  
Att. 25,322 - Dome

<b>AB</b>	<b>36</b>
<b>R</b>	<b>4</b>
<b>H</b>	<b>11</b>
<b>RBI</b>	<b>3</b>
<b>BB</b>	<b>4</b>
<b>SO</b>	<b>7</b>
<b>LOB</b>	<b>16</b>



WP	PA	ERA	WHIP
0	40		

Batter	1	2	3	4	5	6	7	8	9	AB R H RBI BB SO LOB	TOP									
Omar Moreno, L (1, 8) OBP: 0.285, SLG: 0.328 Frank LaCorte, R (7, 1) OBP: 0.167, SLG: 0.400 Vern Ruhle, R (7, 1) OBP: 0.231, SLG: 0.091 Mike Madden, L (8, 1)	0-0 SF9 3B		0-0 1-3		0-0 F7		0-3 K			4 1 1 0 0 1 3 0	<b>Houston Astros @ Los Angeles Dodgers</b> <b>Dodger Stadium, Los Angeles, CA</b> Fri Jun 24 1983, 7:05 PM PDT Att: 40,316 - Unknown									
Terry Puhl, L (1, 9) OBP: 0.341, SLG: 0.374	0-0 SF9 3-H		0-0 F9 2-3		0-0 FC5-4 1B		0-0 F8		3 0 1 1 0 0 1											
Dickie Thon, R (1, 6) OBP: 0.337, SLG: 0.443	0-0 6-3		0-3 K		0-0 FC5-4 1B 1-2f		0-0 HR		4 1 1 1 0 1 2											
Phil Garner, R (1, 5) OBP: 0.347, SLG: 0.405	0-0 6-3			0-0 F2		0-0 1B		0-3 K	4 0 1 0 0 1 0											
Jose Cruz, L (1, 7) OBP: 0.383, SLG: 0.425		4-0 BB BB BB	4-3 4-3 BB	0-0 F5		0-0 F8		0-3 K	3 0 0 0 1 1 2											
Ray Knight, R (1, 3) OBP: 0.371, SLG: 0.468		0-0 4-3 1-2		0-0 F9		0-0 F7		4-0 BB BB BB BB	3 0 0 0 1 0 3											
Bill Doran, S (1, 4) OBP: 0.335, SLG: 0.300		0-0 4-3 2-3			0-3 K		0-0 2B	0-0 F8	4 0 1 0 0 1 2											
Luis Pujols, R (1, 2) OBP: 0.288, SLG: 0.290		0-0 F4			0-0 5-3 1B		0-0 F8	0-0 G4-6-3 1-2f	4 0 1 0 0 0 3											
Joe Niekro, R (1, 1) OBP: 0.083, SLG: 0.111 Kevin Bass, S (7, PH) OBP: 0.274, SLG: 0.370 (7, 8)			0-0 F9 2B		0-0 5-3 1-2		0-0 F8		2 0 1 0 0 0 1 1 0 0 0 0 0 1											
<b>Inning Stats</b>	R: 1 E: 0 K: 0 S: 4	H: 1 LOB: 0 BB: 0 P: 4	R: 0 E: 0 K: 0 S: 3	H: 0 LOB: 1 BB: 1 P: 7	R: 0 E: 0 K: 1 S: 6	H: 1 LOB: 1 BB: 0 P: 6	R: 0 E: 0 K: 1 S: 6	H: 1 LOB: 1 BB: 0 P: 6	R: 0 E: 0 K: 1 S: 5	H: 2 LOB: 2 BB: 0 P: 5	R: 0 E: 0 K: 1 S: 6	H: 1 LOB: 1 BB: 0 P: 6	R: 1 E: 0 K: 2 S: 8	H: 1 LOB: 0 BB: 0 P: 8	R: 0 E: 0 K: 0 S: 2	H: 0 LOB: 0 BB: 1 P: 6	1B: 3 2B: 2 3B: 1 HR: 1	SF: 1 SAC: 0 DP: 1 HBP: 0	WP: 0 PB: 0 SB: 0 CS: 0	PA: 35
<b>PITCHER</b>	IP WLS BF H R ER SO BB IBB HBP BLK WP HR S P ERA WHIP																			
Burt Hooton, R (1, 1) ERA: 2.98	7.0 W 28 6 1 1 3 1 0 0 0 0 0 0 33 37 1.29 1.000																			
Tom Niedenfuer, R (8, 1) ERA: 1.78	1.0 4 1 1 1 2 0 0 0 0 0 0 1 8 8 9.00 1.000																			
Ricky Wright, L (9, 1) ERA: 2.25	1.0 3 0 0 0 0 1 0 0 0 0 0 0 2 6 0.00 1.000																			

livebaseballscorecards.com

<b>AB</b>	32
<b>R</b>	2
<b>H</b>	7
<b>RBI</b>	2
<b>BB</b>	2
<b>SO</b>	5
<b>LOB</b>	18



Batter	1	2	3	4	5	6	7	8	9
Steve Sax, R (1, 4) OBP: 0.347, SLG: 0.381 Ricky Wright, L (9, 1)	0-3 K		0-0 PB S 1B		0-3 K		0-0 HR	0-0 4-3	
Ken Landreaux, L (1, 8) OBP: 0.320, SLG: 0.424 Derrel Thomas, S (7, PR) OBP: 0.390, SLG: 0.394	0-0 PB 2B		0-0 4-3 S 1B 1-H		0-3 K		3-0 HR S HBP		
Dusty Baker Jr., R (1, 7) OBP: 0.312, SLG: 0.381	0-0 6-3		4-0 4-3 BB 1-2		0-0 HR 1B		0-0 HR 1-H		
Pedro Guerrero, R (1, 5) OBP: 0.377, SLG: 0.510	0-0 6-3 2-3		0-3 K		0-0 HR 1-H		0-0 F4		
Greg Brock, L (1, 3) OBP: 0.347, SLG: 0.417		0-3 K	0-0 4-3 1-2 2-3		0-0 F8		0-0 3-1		
Ron Roenicke, S (1, 9) OBP: 0.274, SLG: 0.312		4-0 FC5-4 BB	0-3 K		0-3 K		0-0 G1		
Steve Yeager, R (1, 2) OBP: 0.288, SLG: 0.466		0-0 FC5-4 S 1-2f		0-0 F8		0-0 HR		0-0 G4-6-3 1B	
Bill Russell, R (1, 6) OBP: 0.350, SLG: 0.329		4-0 1-2 BB		0-0 4-3		0-0 5-3		0-0 G4-6-3 1-2f	
Burt Hooton, R (1, 1) OBP: 0.182, SLG: 0.161 Tom Niedenfuer, R (8, 1) Mike Marshall, R (8, PH) OBP: 0.311, SLG: 0.397 Rafael Landestoy, S (9, 4) OBP: 0.286, SLG: 0.273		0-3 K2-3		0-0 F8		0-0 6-3		4-0 BB	

AB	R	H	RBI	BB	SO	LOB
5	2	2	1	0	2	1
0	0	0	0	0	0	0
3	0	2	1	0	1	0
0	1	0	0	0	0	0
3	2	2	2	1	0	1
4	1	1	2	0	1	4
4	0	0	0	0	1	3
3	0	0	0	1	2	3
4	1	2	1	0	0	1
3	0	0	0	1	0	1
3	0	0	0	0	1	2
0	0	0	0	0	0	0
0	0	0	0	1	0	0
0	0	0	0	0	0	0

**BOTTOM**

**Houston Astros @ Los Angeles Dodgers**  
**Dodger Stadium, Los Angeles, CA**  
 Fri Jun 24 1983, 7:05 PM PDT  
 Att. 40,316 - Unknown

livebaseballscorecards.com

<b>AB</b>	<b>32</b>
<b>R</b>	<b>7</b>
<b>H</b>	<b>9</b>
<b>RBI</b>	<b>7</b>
<b>BB</b>	<b>4</b>
<b>SO</b>	<b>8</b>
<b>LOB</b>	<b>16</b>



1B: 4	SF: 0	WP: 0	PA: 37
2B: 1	SAC: 0	PB: 2	
3B: 0	DP: 1	SB: 4	
HR: 4	HBP: 1	CS: 0	

Inning Stats															Inning Stats														
R	H	E	K	S	IP	WLS	BF	H	R	ER	SO	BB	IBB	HBP	BLK	WP	HR	S	P	ERA	WHIP								
0	1	0	1	6	6.0	L	27	6	4	4	8	3	0	0	0	0	2	40	52	6.00	1.500								
0	0	0	0	0	0.0		2	1	2	2	0	0	0	1	0	0	1	1	4	∞	∞								
0	0	0	0	0	1.0		4	1	1	1	0	0	0	0	0	0	1	4	4	9.00	1.000								
0	0	0	0	0	1.0		4	1	0	0	0	1	0	0	0	0	0	3	7	0.00	2.000								

PITCHER														
IP	WLS	BF	H	R	ER	SO	BB	IBB	HBP	BLK	WP	HR	S	P
6.0	L	27	6	4	4	8	3	0	0	0	0	2	40	52
0.0		2	1	2	2	0	0	0	1	0	0	1	1	4
1.0		4	1	1	1	0	0	0	0	0	0	1	4	4
1.0		4	1	0	0	0	1	0	0	0	0	0	3	7

PITCHER														
IP	WLS	BF	H	R	ER	SO	BB	IBB	HBP	BLK	WP	HR	S	P
6.0		27	6	4	4	8	3	0	0	0	0	2	40	52
0.0		2	1	2	2	0	0	0	1	0	0	1	1	4
1.0		4	1	1	1	0	0	0	0	0	0	1	4	4
1.0		4	1	0	0	0	1	0	0	0	0	0	3	7

Batter	1	2	3	4	5	6	7	8	9	10	11	AB R H RBI BB SO LOB	TOP					
Omar Moreno, L (1, 8) Bill Dawley, R (7, 1) OBP: 0.282, SLG: 0.323 OBP: 0.333, SLG: 0.333	F5		L5			1-3	K			K		4 0 0 0 0 1 3 1 0 0 0 0 1 0	<b>Houston Astros @ Los Angeles Dodgers</b> Dodger Stadium, Los Angeles, CA Sat Jun 25 1983, 7:05 PM PDT Att. 44,294 - Unknown					
Kevin Bass, S (1, 9) OBP: 0.270, SLG: 0.361	6-3		4-3			K		L4		1B 1B		5 0 1 0 0 1 0						
Dickie Thon, R (1, 6) OBP: 0.338, SLG: 0.442	K					K		6-3		1B 1-2 1B		5 0 2 0 0 2 0						
Phil Garner, R (1, 5) OBP: 0.348, SLG: 0.405										F9		5 0 2 0 0 1 3						
Jose Cruz, L (1, 7) OBP: 0.380, SLG: 0.421												5 1 1 0 0 1 1						
Ray Knight, R (1, 3) OBP: 0.372, SLG: 0.467												5 0 2 0 0 0 2						
Bill Doran, S (1, 4) OBP: 0.340, SLG: 0.306												5 0 3 1 0 0 0						
Luis Pujols, R (1, 2) Harry Spilman, L (2, PH) OBP: 0.288, SLG: 0.290 OBP: 0.255, SLG: 0.300												0 0 0 0 0 0 0 4 0 0 0 0 3 5						
Bob Knepper, L (1, 1) Tony Scott, S (7, PH) OBP: 0.226, SLG: 0.414 OBP: 0.233, SLG: 0.289												2 0 0 0 0 2 0 2 0 0 0 0 0 2						
<b>Inning Stats</b>	R: 0 H: 0 E: 0 K: 1 S: 5	R: 0 H: 2 E: 0 K: 2 S: 9	R: 0 H: 0 E: 0 K: 1 S: 5	R: 0 H: 2 E: 0 K: 0 S: 4	R: 0 H: 0 E: 0 K: 2 S: 7	R: 0 H: 0 E: 0 K: 2 S: 7	R: 1 H: 3 E: 1 K: 2 S: 11	R: 0 H: 1 E: 0 K: 0 S: 3	R: 0 H: 1 E: 0 K: 0 S: 4	R: 0 H: 2 E: 0 K: 1 S: 7	R: 0 H: 0 E: 0 K: 1 S: 5	1B: 11 SF: 0 2B: 0 SAC: 0 3B: 0 DP: 1 HR: 0 HBP: 0		WP: 0 PA: 44 PB: 1 SB: 0 CS: 1				
<b>PITCHER</b>	IP WLS BF H R ER SO BB IBB HBP BLK WP HR S P ERA WHIP																	
Jerry Reuss, L (1, 1) ERA: 2.51	10.0	W 3	0	0	0	1	0	0	0	0	0	0	0	0	62	62	0.90	1.100
Tom Niedenfuer, R (11, 1) ERA: 1.73	1.0	W	0	0	0	1	0	0	0	0	0	0	0	5	5	0.00	0.000	

livebaseballscorecards.com

AB	43
R	1
H	11
RBI	1
BB	0
SO	12
LOB	16





Batter	1	2	3	4	5	6	7	8	9	10	11	AB R H RBI BB SO LOB
Steve Sax, R OBP: 0.344, SLG: 0.389 (1, 4)	HR	FC6-4			5-3		6-3			4-3		5 1 1 1 0 0 3
Bill Russell, R OBP: 0.341, SLG: 0.319 (1, 6)	F8		G3		F8			6-3		6-3		5 0 0 0 0 0 0
Dave Anderson, R OBP: 0.191, SLG: 0.227 (11, 6)												0 0 0 0 0 0 0
Dusty Baker Jr., R OBP: 0.307, SLG: 0.374 (1, 7)	F9		F7		F8			5-3			5-3	5 0 0 0 0 0 0
Pedro Guerrero, R OBP: 0.384, SLG: 0.520 (1, 5)	2B		1B		1B			K			2B 1B	5 1 4 0 0 1 0
Mike Marshall, R OBP: 0.308, SLG: 0.397 (1, 3)	5-3		FC6-4		K				6-3		1B 2B	5 0 1 0 0 1 3
Steve Yeager, R OBP: 0.291, SLG: 0.462 (1, 2)		5-3			F9		5-3		1B		1B IBB	4 0 1 0 1 0 1
Ron Roenicke, S OBP: 0.270, SLG: 0.307 (1, 9)		1-3			K		F4		F7		1B	5 0 1 1 0 1 1
Derrel Thomas, S OBP: 0.395, SLG: 0.400 (1, 8)		1B			1-3		SH1-4 1B		K			4 0 2 0 0 1 1
Jerry Reuss, L OBP: 0.250, SLG: 0.237 (1, 1)							SH1-4			G3		2 0 1 0 0 1 0
Rick Monday, L OBP: 0.320, SLG: 0.371 (10, PH)					K							1 0 0 0 0 0 0
Tom Niedenfuer, R OBP: 0.176 (11, 1)												0 0 0 0 0 0 0

Inning Stats	R: 1	H: 2	E: 0	LOB: 1	K: 0	BB: 0	S: 5	P: 5	R: 0	H: 2	E: 0	LOB: 2	K: 0	BB: 0	S: 5	P: 5	R: 0	H: 1	E: 0	LOB: 1	K: 0	BB: 0	S: 4	P: 4	R: 0	H: 0	E: 0	LOB: 0	K: 1	BB: 0	S: 5	P: 5	R: 0	H: 0	E: 0	LOB: 0	K: 1	BB: 0	S: 5	P: 5	R: 0	H: 1	E: 0	LOB: 1	K: 0	BB: 0	S: 4	P: 4	R: 0	H: 0	E: 0	LOB: 0	K: 1	BB: 0	S: 5	P: 5	R: 0	H: 1	E: 0	LOB: 1	K: 1	BB: 0	S: 6	P: 6	R: 0	H: 0	E: 0	LOB: 0	K: 1	BB: 0	S: 5	P: 5	R: 0	H: 1	E: 0	LOB: 1	K: 1	BB: 0	S: 6	P: 6	R: 0	H: 0	E: 0	LOB: 0	K: 0	BB: 3	S: 3	P: 3	R: 1	H: 3	E: 0	LOB: 3	K: 0	BB: 1	S: 4	P: 8
1B: 8	SF: 0	2B: 2	SAC: 1	3B: 0	DP: 0	HR: 1	HBP: 0	WP: 0	PA: 43																																																																																							

PITCHER	IP	WLS	BF	H	R	ER	SO	BB	IBB	HBP	BLK	WP	HR	S	P	ERA	WHIP
Bob Knepper, L ERA: 2.88 (1, 1)	6.0		24	6	1	1	3	0	0	0	0	0	1	30	30	1.50	1.000
Bill Dawley, R ERA: 1.76 (7, 1)	4.1	L	19	5	1	1	2	0	1	0	0	0	0	22	26	2.08	1.154

PITCHER	IP	WLS	BF	H	R	ER	SO	BB	IBB	HBP	BLK	WP	HR	S	P	ERA	WHIP

BOTTOM

Houston Astros @ Los Angeles Dodgers  
 Dodger Stadium, Los Angeles, CA  
 Sat Jun 25 1983, 7:05 PM PDT  
 Att. 44,294 - Unknown

livebaseballscores.com

AB	41
R	2
H	11
RBI	2
BB	1
SO	5
LOB	9



Batter	1	2	3	4	5	6	7	8	9	AB R H RBI BB SO LOB	TOP											
Omar Moreno, L (1, 8) OBP: 0.280, SLG: 0.321	0-0 S 1B	0-0 F7		0-0 F9		0-0 G3	0-0 F2			5 1 1 0 0 0 4												
Terry Puhl, L (1, 9) OBP: 0.335, SLG: 0.367 Tony Scott, S (4, 9) OBP: 0.238, SLG: 0.287	0-0 F8	0-0 F8		0-3 K		4-0 HR BB		0-0 F9		3 0 0 0 0 1 1 1 1 0 0 1 0 0												
Dickie Thon, R (1, 6) OBP: 0.342, SLG: 0.453	4-0 S 1B BB		0-0 S 1B	0-0 F7		0-0 1-H 3-H HR		0-0 6-3		4 3 2 3 1 0 0												
Phil Garner, R (1, 5) OBP: 0.342, SLG: 0.397	0-3 K		0-0 P4		0-0 5-3	0-0 1-3		0-3 K2-3		5 0 0 0 0 2 3												
Jose Cruz, L (1, 7) OBP: 0.380, SLG: 0.418	4-0 1B 1B IBB		0-0 1B 6-3 1B		0-0 F4		0-0 5-3		0-0 F8	4 2 1 1 1 0 0												
Ray Knight, R (1, 3) OBP: 0.381, SLG: 0.474 Denny Walling, L (7, PR) OBP: 0.217, SLG: 0.163	0-0 1B 1B		0-0 6-3 BB 1B		4-0 BB		0-0 1B S E 1B		0-0 F7	3 0 3 2 1 0 0 1 1 0 0 0 0 0												
Bill Doran, S (1, 4) OBP: 0.345, SLG: 0.310	0-0 1-2 3-H 1B		4-0 1-2 6-3 BB		0-0 P6		0-0 E 1-3 1B		0-0 F5	4 0 2 1 1 0 1												
John Mizerock, L (1, 2) OBP: 0.160, SLG: 0.250	0-0 6-3		0-0 6-3			0-0 SH1-4 HR 2B	0-0 E4 SH2-3			4 1 1 2 0 0 5												
Mike Scott, R (1, 1) OBP: 0.095, SLG: 0.095 Dave Smith, R (6, 1)		0-0 5-3	0-0 F9			0-0 SH1-4	0-0 SH2-3			2 0 0 0 0 0 2 0 0 0 0 0 0 0												
<b>Inning Stats</b>	R: 3 E: 0 K: 1 S: 8	H: 3 LOB: 2 BB: 2 P: 16	R: 0 E: 0 K: 0 S: 3	H: 0 LOB: 0 BB: 0 P: 3	R: 2 E: 0 K: 0 S: 6	H: 3 LOB: 2 BB: 1 P: 10	R: 0 E: 0 K: 1 S: 5	H: 0 LOB: 0 BB: 0 P: 5	R: 0 E: 0 K: 0 S: 3	H: 0 LOB: 1 BB: 1 P: 7	R: 3 E: 0 K: 0 S: 5	H: 2 LOB: 0 BB: 1 P: 9	R: 1 E: 1 K: 0 S: 6	H: 2 LOB: 3 BB: 0 P: 6	R: 0 E: 0 K: 1 S: 5	H: 0 LOB: 0 BB: 0 P: 5	R: 0 E: 0 K: 0 S: 3	H: 0 LOB: 0 BB: 0 P: 3	1B: 8 2B: 1 3B: 0 HR: 1	SF: 0 SAC: 2 DP: 0 HBP: 0	WP: 0 PB: 0 SB: 5 CS: 0	PA: 43
<b>PITCHER</b>	IP WLS BF H R ER SO BB IBB HBP BLK WP HR S P ERA WHIP																					
Alejandro Pena, R (1, 1) ERA: 2.56	2.1 L 14 5 5 5 1 1 1 0 0 0 0 0 14 22 19.29 2.571																					
Pat Zachry, R (3, 1) ERA: 1.96	1.2 7 1 0 0 1 1 0 0 0 0 0 0 8 12 0.00 1.200																					
Joe Beckwith, R (5, 1) ERA: 3.24	2.0 10 2 3 3 0 2 0 0 0 0 0 1 8 16 13.50 2.000																					
Ricky Wright, L (7, 1) ERA: 3.0	2.0 9 2 1 1 1 0 0 0 0 0 0 0 11 11 4.50 1.000																					
Tom Niedenfuer, R (9, 1) ERA: 1.69	1.0 3 0 0 0 0 0 0 0 0 0 0 0 3 3 0.00 0.000																					

Houston Astros @ Los Angeles Dodgers  
Dodger Stadium, Los Angeles, CA  
Sun Jun 26 1983, 3:33 AM PDT  
Att: 48,401 - Unknown

livebaseballscorecards.com

AB	36
R	9
H	10
RBI	9
BB	5
SO	3
LOB	16





Batter	1	2	3	4	5	6	7	8	9	AB R H RBI BB SO LOB	TOP																		
Omar Moreno, L (1, 8) OBP: 0.281, SLG: 0.321 Kevin Bass, S (7, PH) OBP: 0.275, SLG: 0.364	0-0 4-3		0-0 PO 1B		0-0 F8		0-0 6-3		0-0 PB 1B	3 0 1 0 0 0 2 2 0 1 1 0 0 1 0 0 0 0 0 0 0 0 0 0 0 0 0 0																			
Frank DiPino, L (9, 1) OBP: 0.400, SLG: 0.500 Bill Dawley, R (9, 1) OBP: 0.333, SLG: 0.333	0-0 3-1		0-0 PO 1-2	4-0 BB BB		0-3 K		0-0 HR 1B	0-0 F5 1-2	4 1 1 0 1 1 1																			
Terry Puhl, L (1, 9) OBP: 0.337, SLG: 0.364	0-0 3-1		0-0 PO	0-0 BB		0-0 K		0-0 HR 1B	0-0 F5	5 2 2 3 0 1 2																			
Dickie Thon, R (1, 6) OBP: 0.343, SLG: 0.472	0-3 K			0-0 F8		0-0 HR		0-0 HR 1B	0-0 6-3	4 0 0 0 0 0 1																			
Phil Garner, R (1, 5) OBP: 0.338, SLG: 0.391		0-0 1-3		0-0 L4		0-0 L6		0-0 4-3		3 0 2 0 1 0 1																			
Jose Cruz, L (1, 7) OBP: 0.385, SLG: 0.421		0-0 F8 1B		0-0 F7		4-0 FC6-4 BB		0-0 1B 1B		4 0 2 0 0 0 2 0 0 0 0 0 0 0																			
Ray Knight, R (1, 3) OBP: 0.383, SLG: 0.474 Tony Scott, S (9, 8) OBP: 0.238, SLG: 0.287		0-0 F8 1-2			0-0 BB 1B	0-0 FC6-4		0-0 G4-6-3 1B		4 0 0 0 0 0 4																			
Bill Doran, S (1, 4) OBP: 0.339, SLG: 0.304		0-0 F8			0-0 F7		0-0 L7	0-0 G4-6-3		3 0 1 0 1 1 0																			
John Mizerock, L (1, 2) OBP: 0.207, SLG: 0.296			0-0 3-1		4-0 BB 1-2		0-0 2B		0-3 K	3 0 0 0 0 1 3 1 1 1 0 0 0 0																			
Nolan Ryan, R (1, 1) OBP: 0.087, SLG: 0.045 Denny Walling, L (9, PH) OBP: 0.234, SLG: 0.227			0-0 6-3		0-3 K		0-0 F8		0-0 1B 3B																				
<b>Inning Stats</b>	R: 0 E: 0 K: 1 S: 5	H: 0 LOB: 0 BB: 0 P: 5	R: 0 E: 0 K: 0 S: 4	H: 1 LOB: 1 BB: 0 P: 4	R: 0 E: 0 K: 0 S: 3	H: 1 LOB: 0 BB: 0 P: 3	R: 0 E: 0 K: 0 S: 3	H: 0 LOB: 1 BB: 1 P: 7	R: 0 E: 0 K: 1 S: 6	H: 1 LOB: 2 BB: 1 P: 10	R: 1 E: 0 K: 1 S: 6	H: 1 LOB: 1 BB: 1 P: 10	R: 0 E: 0 K: 0 S: 4	H: 1 LOB: 1 BB: 0 P: 4	R: 2 E: 0 K: 0 S: 6	H: 4 LOB: 1 BB: 0 P: 6	R: 1 E: 0 K: 1 S: 7	H: 2 LOB: 1 BB: 0 P: 7	1B: 7 2B: 1 3B: 1 HR: 2	SF: 0 SAC: 0 DP: 1 HBP: 0	WP: 0 PB: 1 SB: 0 CS: 0	PA: 40							
<b>PITCHER</b>	IP WLS BF H R ER SO BB IBB HBP BLK WP HR S P ERA WHIP																												
Craig McMurtry, R (1, 1) ERA: 2.97	6.2		27	5	1	1	3	3	0	0	0	0	0	1	30	42	1.35	1.200											
Terry Forster, L (7, 1) ERA: 2.45	0.2	L	5	3	2	2	0	0	0	0	0	0	1	5	5	27.00	4.500												
Steve Bedrosian, R (8, 1) ERA: 2.98	1.2		7	3	1	1	1	0	0	0	0	0	0	9	9	5.40	1.800												

Houston Astros @ Atlanta Braves  
Atlanta-Fulton County Stadium, Atlanta, GA

Tue Jun 28 1983, 7:05 PM EDT  
Att. 20,960 - Unknown

AB	36
R	4
H	11
RBI	4
BB	3
SO	4
LOB	17



WP: 0	PA: 40
-------	--------

Batter	1	2	3	4	5	6	7	8	9	AB	R	H	RBI	BB	SO	LOB
<b>Brett Butler, L</b> (1, 7) OBP: 0.318, SLG: 0.368	0-0 F8			0-0 HR		0-0 F7		0-0 F7		4	1	1	1	0	0	0
<b>Rafael Ramirez, R</b> (1, 6) OBP: 0.332, SLG: 0.341	4-0 G3-6-3 BB			0-0 F9		0-3 K			0-0 1B	3	1	1	0	1	1	0
<b>Claudel Washington, L</b> (1, 9) OBP: 0.322, SLG: 0.419 <b>Terry Harper, R</b> (9, PH) OBP: 0.378, SLG: 0.437	0-0 G3-6-3 1-2f			0-0 4-3		0-0 F7			0-3 K	3	0	0	0	0	0	1
<b>Dale Murphy, R</b> (1, 8) OBP: 0.404, SLG: 0.592		0-0 5-3		0-0 F9			0-0 6-3		0-0 F8	4	0	0	0	0	0	1
<b>Bob Horner, R</b> (1, 5) OBP: 0.388, SLG: 0.541 <b>Randy Johnson, R</b> (9, PR) OBP: 0.383, SLG: 0.417		0-0 F9			0-0 5-3		0-0 F7		0-0 BB 1B	4	0	1	1	0	0	0
<b>Chris Chambliss, L</b> (1, 3) OBP: 0.349, SLG: 0.423		0-0 P6			0-0 HR		4-0 BB		4-0 BB	2	1	1	1	2	0	0
<b>Glenn Hubbard, R</b> (1, 4) OBP: 0.355, SLG: 0.427 <b>Steve Bedrosian, R</b> (8, 1) <b>Bob Watson, R</b> (9, PH) OBP: 0.426, SLG: 0.517			0-0 F8		0-3 K		0-3 K		0-3 K	3	0	0	0	0	2	1
<b>Bruce Benedict, R</b> (1, 2) OBP: 0.358, SLG: 0.330		0-0 5-3			4-0 BB			0-0 6-3		2	0	0	0	1	0	0
<b>Craig McMurtry, R</b> (1, 1) OBP: 0.139, SLG: 0.088 <b>Terry Forster, L</b> (7, 1) OBP: 1.000, SLG: 1.333 <b>Jerry Royster, R</b> (8, 4) OBP: 0.325, SLG: 0.282			0-3 K		0-3 K			0-0 F9		2	0	0	0	0	2	1

Inning Stats	R: 0	H: 0	E: 0	K: 0	S: 2	LOB: 0	BB: 1	P: 6	R: 0	H: 0	E: 0	K: 0	S: 3	LOB: 0	BB: 0	P: 3	R: 0	H: 0	E: 0	K: 1	S: 5	LOB: 0	BB: 0	P: 5	R: 1	H: 1	E: 0	K: 0	S: 4	LOB: 0	BB: 0	P: 4	R: 1	H: 1	E: 0	K: 2	S: 8	LOB: 1	BB: 1	P: 12	R: 0	H: 0	E: 0	K: 1	S: 5	LOB: 0	BB: 0	P: 5	R: 0	H: 0	E: 0	K: 1	S: 5	LOB: 1	BB: 1	P: 9	R: 0	H: 0	E: 0	K: 0	S: 3	LOB: 0	BB: 0	P: 3	R: 1	H: 2	E: 0	K: 2	S: 9	LOB: 2	BB: 1	P: 13	1B: 2	2B: 0	3B: 0	HR: 2	SF: 0	SAC: 0	DP: 1	HBP: 0	WP: 0	PB: 0	SB: 1	CS: 0	PA: 34
--------------	------	------	------	------	------	--------	-------	------	------	------	------	------	------	--------	-------	------	------	------	------	------	------	--------	-------	------	------	------	------	------	------	--------	-------	------	------	------	------	------	------	--------	-------	-------	------	------	------	------	------	--------	-------	------	------	------	------	------	------	--------	-------	------	------	------	------	------	------	--------	-------	------	------	------	------	------	------	--------	-------	-------	-------	-------	-------	-------	-------	--------	-------	--------	-------	-------	-------	-------	--------

PITCHER	IP	WLS	BF	H	R	ER	SO	BB	IBB	HBP	BLK	WP	HR	S	P	ERA	WHIP
<b>Nolan Ryan, R</b> (1, 1) ERA: 2.07	8.0	W	28	2	2	2	5	3	0	0	0	0	2	35	47	2.25	0.625
<b>Frank DiPino, L</b> (9, 1) ERA: 2.48	0.2		5	2	1	1	1	1	0	0	0	0	0	6	10	13.50	4.500
<b>Bill Dawley, R</b> (9, 1) ERA: 1.74	0.1	S	1	0	0	0	1	0	0	0	0	0	0	3	3	0.00	0.000

**BOTTOM**

**Houston Astros @ Atlanta Braves**  
Atlanta-Fulton County Stadium, Atlanta, GA

Tue Jun 28 1983, 7:05 PM EDT  
Att. 20,960 - Unknown

livebaseballscorecards.com

<b>AB</b>	<b>30</b>
<b>R</b>	<b>3</b>
<b>H</b>	<b>4</b>
<b>RBI</b>	<b>3</b>
<b>BB</b>	<b>4</b>
<b>SO</b>	<b>7</b>
<b>LOB</b>	<b>7</b>



Batter	1	2	3	4	5	6	7	8	9	AB R H RBI BB SO LOB	TOP											
Tony Scott, S (1, 8) OBP: 0.238, SLG: 0.286	0-0 CS 1B		0-3 K			0-0 P4		0-0 FC4-6		4 0 1 1 0 1 2												
Kevin Bass, S (1, 9) OBP: 0.264, SLG: 0.350	0-0 F8			0-0 F8			0-0 5-3	0-3 K		4 0 0 0 0 1 3												
Dickie Thon, R (1, 6) OBP: 0.341, SLG: 0.467	0-3 K			0-0 5-3			4-0 1B BB	0-0 F9		3 0 0 0 1 1 3												
Phil Garner, R (1, 5) OBP: 0.340, SLG: 0.393		0-0 F7		0-0 6-3			0-0 1-2 1B	0-0 G6-3 1B		4 0 2 0 0 0 0												
Jose Cruz, L (1, 7) OBP: 0.380, SLG: 0.415		0-3 K			0-0 P4		0-0 P4	0-0 P5		4 0 0 0 0 1 3												
Ray Knight, R (1, 3) OBP: 0.381, SLG: 0.470		0-0 1B			0-0 F9		0-0 F8	0-0 G6-3		4 0 1 0 0 0 3												
Bill Doran, S (1, 4) OBP: 0.339, SLG: 0.305		0-0 5-3			0-0 L7			0-0 1B BB FC4-6 1B		3 1 1 0 0 0 1												
John Mizerock, L (1, 2) OBP: 0.250, SLG: 0.310			0-0 1B			0-3 K		4-0 FC4-6 1B BB		2 0 1 0 1 1 0												
Joe Niekro, R (1, 1) OBP: 0.081, SLG: 0.108			0-0 6-3			0-0 G3		0-0 FC4-6 1B		1 0 0 0 0 0 0												
Vern Riffe, R (4, 1) OBP: 0.251, SLG: 0.091								1-2 2-3 1B		0 0 0 0 0 0 0												
Terry Puhl, L (6, PH) OBP: 0.536, SLG: 0.362										1 0 0 0 0 0 0												
Mike Madden, L (6, 1)										0 0 0 0 0 0 0												
Denny Walling, L (8, PH) OBP: 0.250, SLG: 0.244										1 0 1 0 0 0 0												
Dave Smith, R (8, 1)										0 0 0 0 0 0 0												
<b>Inning Stats</b>	R: 0 E: 0 K: 1 S: 5	H: 1 LOB: 0 BB: 0 P: 5	R: 0 E: 0 K: 1 S: 6	H: 1 LOB: 1 BB: 0 P: 6	R: 0 E: 0 K: 1 S: 5	H: 1 LOB: 0 BB: 0 P: 5	R: 0 E: 0 K: 0 S: 3	H: 0 LOB: 0 BB: 0 P: 3	R: 0 E: 0 K: 0 S: 3	H: 0 LOB: 0 BB: 0 P: 3	R: 0 E: 0 K: 1 S: 5	H: 0 LOB: 0 BB: 0 P: 5	R: 0 E: 0 K: 0 S: 4	H: 1 LOB: 2 BB: 1 P: 8	R: 1 E: 0 K: 1 S: 7	H: 2 LOB: 2 BB: 1 P: 11	R: 0 E: 0 K: 0 S: 3	H: 1 LOB: 0 BB: 0 P: 3	1B: 7 2B: 0 3B: 0 HR: 0	SF: 0 SAC: 0 DP: 1 HBP: 0	WP: 0 PB: 0 SB: 0 CS: 1	PA: 33
<b>PITCHER</b>	IP WLS BF H R ER SO BB IBB HBP BLK WP HR S P ERA WHIP																					
Ken Dayley, L (1, 1) ERA: 3.38	7.0 W 27 6 1 1 4 2 0 0 0 0 0 0 33 41 1.29 1.143																					
Donnie Moore, R (8, 1) ERA: 3.24	2.0 6 1 0 0 1 0 0 0 0 0 0 0 8 8 0.00 0.500																					

Houston Astros @ Atlanta Braves  
Atlanta-Fulton County Stadium, Atlanta, GA

Wed Jun 29 1983, 3:33 AM EDT  
Att: 16,776 - Unknown

livebaseballscorecards.com

AB	31
R	1
H	7
RBI	1
BB	2
SO	5
LOB	15



Batter	1	2	3	4	5	6	7	8	9	AB	R	H	RBI	BB	SO	LOB
<b>Brett Butler, L</b> (1, 7) OBP: 0.324, SLG: 0.382	0-0 E S 1B	0-0 4-3		0-0 1B 1-2 SF8	0-0 3B		0-0 4-3			5	2	3	0	0	0	0
<b>Rafael Ramirez, R</b> (1, 6) OBP: 0.340, SLG: 0.347	0-0 E 1B	0-0 1B		0-0 BB BB 1B	0-0 4-3			4-0 1B SF8		4	3	3	2	1	0	1
<b>Claudell Washington, L</b> (1, 9) OBP: 0.324, SLG: 0.419	0-0 E9 1B	0-0 1-3		0-3 K	0-0 3-1			0-0 1B 2B		5	2	2	0	0	1	4
<b>Dale Murphy, R</b> (1, 8) OBP: 0.406, SLG: 0.595	0-0 2B		0-0 F9	4-0 1B BB		0-3 K		0-0 SF8		2	2	1	2	1	0	0
<b>Terry Harper, R</b> (6, 8) OBP: 0.372, SLG: 0.433	0-0 2B			1-2 1B BB						1	0	0	1	0	1	0
<b>Bob Horner, R</b> (1, 5) OBP: 0.386, SLG: 0.536	0-0 6-3		4-0 BB	0-0 SF8		0-0 P4		0-0 2B SF8		2	0	0	1	1	0	1
<b>Randy Johnson, R</b> (7, 5) OBP: 0.414, SLG: 0.440										1	1	1	0	0	0	0
<b>Chris Chambliss, L</b> (1, 3) OBP: 0.358, SLG: 0.438	0-0 2B		0-0 P6	4-0 1B BB		0-0 FC6-4 1B		0-0 1B 2B		4	0	3	2	1	0	1
<b>Glenn Hubbard, R</b> (1, 4) OBP: 0.356, SLG: 0.426	0-0 6-3		4-0 BB	0-0 1B		0-0 FC6-4		0-0 SF8		3	0	1	3	1	0	2
<b>Bruce Benedict, R</b> (1, 2) OBP: 0.352, SLG: 0.324	0-0 F8		0-0 3-1	0-0 F9				0-0 4-3		4	0	0	0	0	0	5
<b>Mike Jorgensen, L</b> (8, PH) OBP: 0.333, SLG: 0.462										1	0	0	0	0	0	1
<b>Larry Owen, R</b> (9, 2) OBP: 0.091, SLG: 0.091										0	0	0	0	0	0	0
<b>Ken Dayley, L</b> (1, 1) OBP: 0.182, SLG: 0.100		0-0 4-3		0-0 1B	0-0 6-3			0-0 F5		4	1	1	0	0	0	0
<b>Donnie Moore, L</b> (8, 1) OBP: 0.333, SLG: 0.333										0	0	0	0	0	0	0

Inning Stats	R: 4	H: 5	E: 1	LOB: 1	K: 0	BB: 0	S: 8	P: 8	R: 0	H: 1	E: 0	LOB: 1	K: 0	BB: 0	S: 4	P: 4	R: 0	H: 0	E: 0	LOB: 2	K: 0	BB: 2	S: 3	P: 11	R: 4	H: 4	E: 0	LOB: 2	K: 1	BB: 2	S: 9	P: 17	R: 0	H: 1	E: 0	LOB: 1	K: 0	BB: 0	S: 4	P: 4	R: 0	H: 1	E: 0	LOB: 1	K: 1	BB: 0	S: 6	P: 6	R: 0	H: 0	E: 0	LOB: 0	K: 0	BB: 0	S: 3	P: 3	R: 3	H: 3	E: 0	LOB: 1	K: 0	BB: 1	S: 6	P: 10
--------------	------	------	------	--------	------	-------	------	------	------	------	------	--------	------	-------	------	------	------	------	------	--------	------	-------	------	-------	------	------	------	--------	------	-------	------	-------	------	------	------	--------	------	-------	------	------	------	------	------	--------	------	-------	------	------	------	------	------	--------	------	-------	------	------	------	------	------	--------	------	-------	------	-------

PITCHER	IP	WLS	BF	H	R	ER	SO	BB	IBB	HBP	BLK	WP	HR	S	P	ERA	WHIP
<b>Joe Niekro, R</b> (1, 1) ERA: 3.84	3.2	L	24	9	8	8	1	4	0	0	0	0	0	22	38	19.64	3.545
<b>Vern Ruhle, R</b> (4, 1) ERA: 5.03	1.1		6	2	0	0	0	0	0	0	0	0	0	6	6	0.00	1.500
<b>Mike Madden, L</b> (6, 1) ERA: 1.95	2.0		7	1	0	0	1	0	0	0	0	0	0	9	9	0.00	0.500
<b>Dave Smith, R</b> (8, 1) ERA: 3.99	1.0		7	3	3	3	0	1	0	0	0	0	0	6	10	27.00	4.000

**BOTTOM**

**Houston Astros @ Atlanta Braves**  
Atlanta-Fulton County Stadium, Atlanta, GA

Wed Jun 29 1983, 3:33 AM EDT  
Att. 16,776 - Unknown

<b>AB</b>	<b>36</b>
<b>R</b>	<b>11</b>
<b>H</b>	<b>15</b>
<b>RBI</b>	<b>11</b>
<b>BB</b>	<b>5</b>
<b>SO</b>	<b>2</b>
<b>LOB</b>	<b>15</b>

livebaseballscorecards.com

<b>1B:</b>	11	<b>SF:</b>	3	<b>WP:</b>	0	<b>PA:</b>	44
<b>2B:</b>	3	<b>SAC:</b>	0	<b>PB:</b>	0	<b>SB:</b>	1
<b>3B:</b>	1	<b>DP:</b>	0	<b>CS:</b>	0		
<b>HR:</b>	0	<b>HBP:</b>	0				



Houston Astros @ Atlanta Braves  
Atlanta-Fulton County Stadium, Atlanta, GA

Thu Jun 30 1983, 7:05 PM EDT  
Att. 20,117 - Unknown

livebaseballscorecards.com

AB	31
R	4
H	10
RBI	3
BB	4
SO	3
LOB	9



AB R H RBI BB SO LOB

4	0	1	0	0	0	1	
1	0	0	0	0	0	1	
4	1	2	0	0	0	1	
1	0	1	1	2	0	0	
3	0	0	0	1	1	3	
4	0	0	0	0	1	0	
4	2	3	1	0	0	0	
2	1	1	1	1	0	1	
0	0	0	0	0	0	0	
3	0	0	0	0	1	2	
1	0	0	0	0	0	0	
3	0	1	0	0	0	0	
0	0	0	0	0	0	0	
1	0	1	0	0	0	0	
1B: 6	SF: 1	2B: 2	SAC: 1	3B: 0	DP: 2	HR: 2	HBP: 0

Batter	1	2	3	4	5	6	7	8	9
Omar Moreno, L (1, 8) OBP: 0.280, SLG: 0.320 Harry Spilman, L (9, PH) OBP: 0.250, SLG: 0.294	0-0 CS 1B		0-0 F2	0-0 FC6			0-0 6-3		0-0 G4-6-3
Tony Scott, S (1, 9) OBP: 0.246, SLG: 0.301	0-0 6-3 1-2		0-0 BB 1B			0-0 WP SF8 2B	0-0 F9		
Dickie Thon, R (1, 6) OBP: 0.346, SLG: 0.469	4-0 CS WP BB		4-0 BB 1-2			0-0 SF8 2-H	0-0 1B		
Phil Garner, R (1, 5) OBP: 0.339, SLG: 0.388	4-0 1-2 BB		0-0 P5			0-0 F9	0-3 K		
Jose Cruz, L (1, 7) OBP: 0.375, SLG: 0.409	0-0 CS 2-3	0-0 F8		0-0 4-3		0-0 F9		0-3 K	
Ray Knight, R (1, 3) OBP: 0.387, SLG: 0.492		0-0 F9		0-0 HR		0-0 SH G6-3 2B		0-0 CS 1B	
Bill Doran, S (1, 4) OBP: 0.343, SLG: 0.319 Bill Dawley, R (8, 1) OBP: 0.333, SLG: 0.333		4-0 BB		0-0 HR		0-0 SH G6-3 2-3		0-0 4-3 1-2	
Luis Pujols, R (1, 2) OBP: 0.275, SLG: 0.277 Terry Puhl, L (9, PH) OBP: 0.333, SLG: 0.360		0-3 K		0-0 F9		0-0 G6-3 1-2f 3-H		0-0 4-3	
Bob Knepper, L (1, 1) OBP: 0.235, SLG: 0.406 Frank DiPino, L (6, 1) OBP: 0.400, SLG: 0.500 Craig Reynolds, L (8, 4) OBP: 0.267, SLG: 0.295			0-0 F9	0-0 FC6 1B		0-0 G3		0-0 G4-6-3 1B	

Inning Stats	R: 0	H: 1	R: 0	H: 0	R: 0	H: 1	R: 2	H: 3	R: 1	H: 1	R: 1	H: 1	R: 0	H: 1	R: 0	H: 1	R: 0	H: 1
	E: 0	LOB: 1	E: 0	LOB: 1	E: 0	LOB: 2	E: 0	LOB: 1	E: 0	LOB: 0	E: 1	LOB: 0	E: 0	LOB: 1	E: 0	LOB: 0	E: 0	LOB: 0
	K: 0	BB: 2	K: 1	BB: 1	K: 0	BB: 1	K: 0	BB: 0	K: 0	BB: 0	K: 0	BB: 0	K: 1	BB: 0	K: 1	BB: 0	K: 0	BB: 0
	S: 2	P: 10	S: 5	P: 9	S: 4	P: 8	S: 6	P: 6	S: 4	P: 4	S: 4	P: 4	S: 6	P: 6	S: 5	P: 5	S: 3	P: 3

PITCHER	IP	WLS	BF	H	R	ER	SO	BB	IBB	HBP	BLK	WP	HR	S	P	ERA	WHIP
Pete Falcone, L (1, 1) ERA: 2.63	5.0		23	6	3	3	1	4	0	0	0	2	2	21	37	5.40	2.000
Rick Camp, R (6, 1) ERA: 4.18	2.0		8	2	1	1	1	0	0	0	0	0	0	10	10	4.50	1.000
Steve Bedrosian, R (8, 1) ERA: 2.87	2.0	W	6	2	0	0	1	0	0	0	0	0	0	8	8	0.00	1.000

WP: 2 PA: 38  
PB: 0  
SB: 0  
CS: 3



Batter	1	2	3	4	5	6	7	8	9
<b>Brett Butler, L</b> (1, 7) OBP: 0.323, SLG: 0.379	0-0 G1-6-3 1B		0-3 K		0-3 K			0-0 1-3	
<b>Jerry Royster, R</b> (1, 6) OBP: 0.331, SLG: 0.318	0-0 G1-6-3 1-2f		0-0 S 1B			0-0 5-3		0-0 HR	
<b>Dale Murphy, R</b> (1, 8) OBP: 0.407, SLG: 0.594	0-0 6-3		0-0 5-3 1-2			0-0 S 2B 1B		0-0 1B 3B 1B	
<b>Bob Horner, R</b> (1, 5) OBP: 0.384, SLG: 0.531		0-0 5-3		0-0 L7		0-0 F7 1-2		0-0 3B 1B	
<b>Randy Johnson, R</b> (8, PR) OBP: 0.414, SLG: 0.440 (9, 5)									
<b>Bob Watson, R</b> (1, 3) OBP: 0.451, SLG: 0.548		0-0		4-0 BB BB BB BB		0-0		0-0 1B	
<b>Chris Chambliss, L</b> (8, PH) OBP: 0.360, SLG: 0.449 (9, 3)		G6-4-3 1B		BB BB BB BB		0-0 2B		0-0 1H FC6-2 3B 3H	
<b>Terry Harper, R</b> (1, 9) OBP: 0.362, SLG: 0.419		0-0 G6-4-3 1-2f		0-0 F9		0-0 F8		0-0 FC6-2 1B	
<b>Glenn Hubbard, R</b> (1, 4) OBP: 0.358, SLG: 0.431			0-0 1B 2B		0-0 1-3		0-0 F9	0-0 1-2 1B	
<b>Bruce Benedict, R</b> (1, 2) OBP: 0.350, SLG: 0.323			0-0 SH5-4 1B		0-0 F9		0-0 F7	0-0 L5	
<b>Pete Falcone, L</b> (1, 1) OBP: 0.167, SLG: 0.176			0-0 SH5-4		0-0 F9		0-3 K		
<b>Larry Owen, R</b> (5, PH) OBP: 0.083, SLG: 0.083									
<b>Rick Camp, R</b> (6, 1) OBP: 0.065, SLG: 0.069									
<b>Claudell Washington, L</b> (7, PH) OBP: 0.322, SLG: 0.417									
<b>Steve Bedrosian, R</b> (8, 1)									

Inning Stats	R: 0 E: 0 K: 0 S: 3	H: 1 LOB: 0 BB: 0 P: 3	R: 0 E: 0 K: 0 S: 3	H: 1 LOB: 0 BB: 0 P: 3	R: 2 E: 0 K: 1 S: 8	H: 3 LOB: 1 BB: 0 P: 8	R: 0 E: 0 K: 0 S: 3	H: 0 LOB: 1 BB: 1 P: 7	R: 0 E: 0 K: 1 S: 5	H: 0 LOB: 0 BB: 0 P: 5	R: 1 E: 0 K: 0 S: 5	H: 2 LOB: 1 BB: 0 P: 5	R: 0 E: 0 K: 1 S: 5	H: 0 LOB: 0 BB: 0 P: 5	R: 3 E: 0 K: 0 S: 8	H: 5 LOB: 2 BB: 0 P: 8
	1B: 8 2B: 2 3B: 1 HR: 1	SF: 0 SAC: 1 DP: 2 HBP: 0	WP: 0 PA: 35													

PITCHER	IP	WLS	BF	H	R	ER	SO	BB	IBB	HBP	BLK	WP	HR	S	P	ERA	WHIP
<b>Bob Knepper, L</b> (1, 1) ERA: 2.98	5.2		23	7	3	3	2	1	0	0	0	0	0	26	30	4.76	1.412
<b>Frank DiPino, L</b> (6, 1) ERA: 2.88	1.2	L	7	2	2	2	1	0	0	0	0	0	1	9	9	10.80	1.200
<b>Bill Dawley, R</b> (8, 1) ERA: 1.93	0.2		5	3	1	1	0	0	0	0	0	0	0	5	5	13.50	4.500


**BOTTOM**


**Houston Astros @ Atlanta Braves**  
Atlanta-Fulton County Stadium, Atlanta, GA

Thu Jun 30 1983, 7:05 PM EDT  
Att. 20,117 - Unknown

livebaseballscores.com

<b>AB</b>	<b>33</b>
<b>R</b>	<b>6</b>
<b>H</b>	<b>12</b>
<b>RBI</b>	<b>6</b>
<b>BB</b>	<b>1</b>
<b>SO</b>	<b>3</b>
<b>LOB</b>	<b>12</b>



Batter	1	2	3	4	5	6	7	8	9	10	AB R H RBI BB SO LOB	TOP													
Steve Sax, R (1, 4) OBP: 0.343, SLG: 0.383 Rafael Landestoy, S (10, 4) OBP: 0.263, SLG: 0.250	0-0 5-3	0-0 1-3			0-0 F8 1B		0-0 F8		0-0 F8	H 1-0 2B HBP	4 1 1 0 0 0 3 0 0 0 0 0 0 0														
Derrel Thomas, S (1, 8) OBP: 0.413, SLG: 0.456	0-0 2B 1B		0-0 SF8 3B		0-0 F8			0-0 4-3	B B B B 4-0 2B BB	4 3 2 0 1 0 0															
Dusty Baker Jr., R (1, 7) OBP: 0.311, SLG: 0.375 Steve Howe, L (10, 1)	0-0 F8 1-2		0-0 SF8			4-0 G6-4-3 BB		0-0 FC4-6 1B	X 0-0 2B 1-H 2-H 3-H	3 0 2 4 1 0 1 0 0 0 0 0 0 0															
Pedro Guerrero, R (1, 5) OBP: 0.384, SLG: 0.540	0-0 1B 2B		0-0 F7		0-0 F7	0-0 G6-4-3 1-2f		0-0 F7	X 0-0 2B	5 0 1 1 0 0 4															
Greg Brock, L (1, 3) OBP: 0.340, SLG: 0.406	0-0 2-3 1B		0-0 6-3		0-0 F7	0-0 F7		0-0 FC4-6	X 0-0 2B	5 0 1 0 0 0 3															
Mike Marshall, R (1, 9) OBP: 0.309, SLG: 0.420 Ron Roenicke, S (9, 9)	0-3 K				0-0 F7		0-0 1B 1B		X 0-0 2B 4-3	4 0 1 0 0 1 2 0 0 0 0 1 0 0															
Steve Yeager, R (1, 2) OBP: 0.293, SLG: 0.455		0-0 1B		0-0 5-3		0-0 F7		0-0 F7	S 0-3 K	5 0 1 0 0 1 3		AB 38 R 5 H 11 RBI 5 BB 3 SO 2 LOB 19													
Bill Russell, R (1, 6) OBP: 0.327, SLG: 0.298		0-0 P3		0-0 4-3		0-0 F7		0-0 F7	X 0-0 2B F7	4 0 0 0 0 0 2															
Alejandro Pena, R (1, 1) OBP: 0.100, SLG: 0.100 Rick Monday, L (10, PH) OBP: 0.337, SLG: 0.400 Ken Landreaux, L (10, PR) OBP: 0.320, SLG: 0.424		0-0 L1			0-0 3-1		0-0 1B		X 0-0 2B WP HBP 2B 1B	3 0 1 0 0 0 1 1 0 1 0 0 0 0 0 1 0 0 0 0 0															
<b>Inning Stats</b>	R: 1 E: 0 K: 1 S: 8	H: 3 LOB: 2 BB: 0 P: 8	R: 0 E: 0 K: 0 S: 4	H: 1 LOB: 1 BB: 0 P: 4	R: 1 E: 0 K: 0 S: 4	H: 1 LOB: 0 BB: 0 P: 4	R: 0 E: 0 K: 0 S: 3	H: 0 LOB: 0 BB: 0 P: 3	R: 0 E: 0 K: 0 S: 2	H: 0 LOB: 0 BB: 1 P: 6	R: 0 E: 0 K: 0 S: 5	H: 2 LOB: 2 BB: 0 P: 5	R: 0 E: 0 K: 0 S: 4	H: 1 LOB: 1 BB: 0 P: 4	R: 0 E: 0 K: 1 S: 5	H: 0 LOB: 0 BB: 0 P: 5	R: 3 E: 0 K: 0 S: 5	H: 2 LOB: 2 BB: 2 P: 14	1B: 8 2B: 2 3B: 1 HR: 0	SF: 1 SAC: 0 DP: 1 HBP: 1	WP: 1 PB: 0 SB: 1 CS: 0	PA: 43			
<b>PITCHER</b>	IP WLS BF H R ER SO BB IBB HBP BLK WP HR S P ERA WHIP																								
Mike Scott, R (1, 1) ERA: 3.1	7.0																								
Dave Smith, R (8, 1) ERA: 3.79	2.0																								
Frank LaCorte, R (10, 1) ERA: 4.84	0.0	L																							
Bill Dawley, R (10, 1) ERA: 1.88	1.0																								

**Los Angeles Dodgers @ Houston Astros**  
Astrodome, Houston, TX  
Fri Jul 01 1983, 8:05 PM EDT  
Att. 20,925 - Dome

[livebaseballscorecards.com](http://livebaseballscorecards.com)

Batter	1	2	3	4	5	6	7	8	9	10	AB	R	H	RBI	BB	SO	LOB
Omar Moreno, L (1, 8) OBP: 0.283, SLG: 0.326	0-0 6-3		0-0 2-H 1B			0-0 4-3			0-0 1B 2B		4	1	2	1	0	0	0
Tony Scott, S (1, 9) OBP: 0.239, SLG: 0.291	0-0 G3		0-0 F8			0-0 6-3			0-3 K		4	0	0	0	0	1	2
Dickie Thon, R (1, 6) OBP: 0.348, SLG: 0.469	0-3 K			0-0 G4-6-3 1B			0-0 6-3		0-0 S 2-H 1B		4	0	2	1	0	1	0
Phil Garner, R (1, 5) OBP: 0.334, SLG: 0.383		0-3 K		0-0 G4-6-3 1-2f			0-3 K		0-0 S 1-2 P4		4	0	0	0	0	2	2
Jose Cruz, L (1, 7) OBP: 0.373, SLG: 0.406		0-0 5-3		0-3 K			0-3 K			0-0 G5-4-3 1B	4	0	1	0	0	2	0
Ray Knight, R (1, 3) OBP: 0.381, SLG: 0.484		0-3 K			0-0 5-3			0-0 F2		0-0 G5-4-3 1-2f	4	0	0	0	0	1	1
Bill Doran, S (1, 4) OBP: 0.345, SLG: 0.326			0-0 1B 2B		0-3 K			0-0 F7		0-0 1B	4	1	2	0	0	1	0
John Mizerock, L (1, 2) OBP: 0.235, SLG: 0.290			0-3 K		0-0 4-3			0-0 4-3		0-0 F9	2	0	0	0	0	1	1
Denny Walling, L (8, PH) OBP: 0.245, SLG: 0.239											1	0	0	0	0	0	0
Luis Pujols, R (9, 2) OBP: 0.271, SLG: 0.273											1	0	0	0	0	0	1
Mike Scott, R (1, 1) OBP: 0.087, SLG: 0.087			0-0 L3			0-0 6-3			0-0 6-3		2	0	0	0	0	0	1
Dave Smith, R (8, 1)											0	0	0	0	0	0	0
Terry Puhl, L (9, PH) OBP: 0.331, SLG: 0.358											1	0	0	0	0	0	0
Frank LaCorte, R (10, 1) OBP: 0.167, SLG: 0.400											0	0	0	0	0	0	0
Bill Dawley, R (10, 1) OBP: 0.333, SLG: 0.333											0	0	0	0	0	0	0

Inning Stats	R: 0	H: 0	E: 0	K: 1	S: 5	R: 0	H: 0	E: 0	K: 2	S: 7	R: 1	H: 2	E: 0	K: 1	S: 7	R: 0	H: 1	E: 0	K: 1	S: 5	R: 0	H: 0	E: 0	K: 0	S: 3	R: 0	H: 0	E: 0	K: 2	S: 7	R: 0	H: 0	E: 0	K: 0	S: 3	R: 1	H: 2	E: 0	K: 1	S: 7	R: 0	H: 2	E: 0	K: 0	S: 4	1B: 5	SF: 0	2B: 2	3B: 0	HR: 0	WP: 0	PA: 35
	LOB: 0	BB: 0	P: 5	LOB: 0	BB: 0	LOB: 1	BB: 0	LOB: 0	BB: 0	P: 7	LOB: 0	BB: 0	LOB: 0	BB: 0	P: 7	LOB: 0	BB: 0	LOB: 0	BB: 0	P: 5	LOB: 0	BB: 0	LOB: 0	BB: 0	P: 3	LOB: 0	BB: 0	LOB: 0	BB: 0	P: 7	LOB: 1	BB: 0	LOB: 1	BB: 0	P: 4	LOB: 0	BB: 0	LOB: 0	BB: 0	P: 4	LOB: 0	SAC: 0	DP: 2	HBP: 0	CS: 0							

PITCHER	IP	WLS	BF	H	R	ER	SO	BB	IBB	HBP	BLK	WP	HR	S	P	ERA	WHIP
Alejandro Pena, R (1, 1) ERA: 2.49	9.0	W	31	5	2	2	9	0	0	0	0	0	0	49	49	2.00	0.556
Steve Howe, L (10, 1) ERA: 0.69	1.0	S	4	2	0	0	0	0	0	0	0	0	0	4	4	0.00	2.000

**Los Angeles Dodgers @ Houston Astros**  
Astrodome, Houston, TX  
Fri Jul 01 1983, 8:05 PM EDT  
Att: 20,925 - Dome

livebaseballscorecards.com

AB	35
R	2
H	7
RBI	2
BB	0
SO	9
LOB	8



Batter	1	2	3	4	5	6	7	8	9	AB R H RBI BB SO LOB	TOP									
Steve Sax, R (1, 4) OBP: 0.342, SLG: 0.388	0-0 6-3		0-0 4-3			0-0 1-3			0-0 SF8 3B	4 1 1 0 0 0 0										
Derrel Thomas, S (1, 8) OBP: 0.398, SLG: 0.436	0-0 F8			0-0 4-3		0-3 K		0-3 K	0-3 K	4 0 0 0 0 2 1										
Dusty Baker Jr., R (1, 7) OBP: 0.314, SLG: 0.375	0-0 5-3			0-0 G6-4-3 1B		4-0 1B BB		0-0 SF8	0-0 SF8	2 0 1 1 1 0 0										
Pedro Guerrero, R (1, 5) OBP: 0.385, SLG: 0.538		0-3 K		0-0 G6-4-3 1-2f		0-0 1-2 1B		0-0 1-2 1B	4-0 3-H S BB	3 0 1 0 1 1 1										
Greg Brock, L (1, 3) OBP: 0.343, SLG: 0.412		0-0 2B			0-0 G4-6-3 1B		0-3 K		0-0 4-3	4 0 2 0 0 1 3										
Mike Marshall, R (1, 9) OBP: 0.304, SLG: 0.412		0-0 5-3			0-0 G4-6-3 1-2f		0-3 K			3 0 0 0 0 1 4										
Steve Yeager, R (1, 2) OBP: 0.289, SLG: 0.449		0-0 1-6-3			0-0 6-3			0-0 F8		3 0 0 0 0 0 1										
Bill Russell, R (1, 6) OBP: 0.322, SLG: 0.293			0-0 F8			0-0 P4		0-0 4-3		3 0 0 0 0 0 0										
Joe Beckwith, L (1, 1) Rafael Landestoy, S (6, PH) Pat Zachry, R (6, 1) Ron Roenicke, S (8, PH) Dave Stewart, R (8, 1) OBP: 0.256, SLG: 0.243 OBP: 0.283, SLG: 0.296 OBP: 0.167, SLG: 0.167			0-3 K			0-3 K		0-3 K		1 0 0 0 0 1 0 1 0 0 0 0 1 0 0 0 0 0 0 0 0 1 0 0 0 0 1 0 0 0 0 0 0 0 0										
<b>Inning Stats</b>	R: 0 E: 0 K: 0 S: 3	H: 0 LOB: 0 BB: 0 P: 3	R: 0 E: 0 K: 1 S: 6	H: 1 LOB: 1 BB: 0 P: 6	R: 0 E: 0 K: 1 S: 5	H: 0 LOB: 0 BB: 0 P: 5	R: 0 E: 0 K: 0 S: 3	H: 1 LOB: 0 BB: 0 P: 3	R: 0 E: 0 K: 1 S: 5	H: 0 LOB: 0 BB: 0 P: 5	R: 0 E: 0 K: 3 S: 10	H: 1 LOB: 2 BB: 1 P: 14	R: 0 E: 0 K: 1 S: 5	H: 0 LOB: 0 BB: 0 P: 5	R: 1 E: 0 K: 1 S: 6	H: 1 LOB: 1 BB: 1 P: 10	1B: 3 2B: 1 3B: 1 HR: 0	SF: 1 SAC: 0 DP: 2 HBP: 0	WP: 0 PB: 0 SB: 1 CS: 0	PA: 32
<b>PITCHER</b> Nolan Ryan, R (1, 1) ERA: 1.94	IP: 9.0 WLS: W BF: 32 H: 5 R: 1 ER: 1 SO: 8 BB: 2 IBB: 0 HBP: 0 BLK: 0 WP: 0 HR: 0 S: 46 P: 54 ERA: 1.00 WHIP: 0.778											<b>PITCHER</b>	IP: 9.0 WLS: W BF: 32 H: 5 R: 1 ER: 1 SO: 8 BB: 2 IBB: 0 HBP: 0 BLK: 0 WP: 0 HR: 0 S: 46 P: 54 ERA: 1.00 WHIP: 0.778							

**Los Angeles Dodgers @ Houston Astros**  
 Astrodome, Houston, TX  
 Sat Jul 02 1983, 8:05 PM EDT  
 Att. 38,985 - Dome

[livebaseballscorecards.com](http://livebaseballscorecards.com)

**AB** 29  
**R** 1  
**H** 5  
**RBI** 1  
**BB** 2  
**SO** 8  
**LOB** 10



Batter	1	2	3	4	5	6	7	8	9	AB	R	H	RBI	BB	SO	LOB
Omar Moreno, L (1, 8) OBP: 0.280, SLG: 0.322	0-0 6-3			0-0 F8	0-0 3-1		0-0 P4			4	0	0	0	0	0	0
Terry Puhl, L (1, 9) OBP: 0.330, SLG: 0.361	0-0 F8			0-0 F8	0-0 6-3		0-0 2B			4	0	1	0	0	0	0
Dickie Thon, R (1, 6) OBP: 0.350, SLG: 0.470	0-0 5-3			0-0 1B HR 1B		0-0 CS 1B	0-0 F8			4	1	2	0	0	0	1
Phil Garner, R (1, 5) OBP: 0.336, SLG: 0.382		0-3 K		0-0 1-3 HR 1B		4-0 2B BB	0-0 F8			3	1	1	0	1	1	0
Jose Cruz, L (1, 7) OBP: 0.375, SLG: 0.422		0-0 6-3		0-0 1-H 3-H HR		0-0 1-3 2B	0-0 F8			4	1	2	3	0	0	0
Ray Knight, R (1, 3) OBP: 0.386, SLG: 0.496		0-0 1B		0-0 2B		0-0 6-3	0-0 2B			4	0	3	0	0	0	2
Denny Walling, L (8, PR) OBP: 0.245, SLG: 0.239 (9, 3)										0	0	0	0	0	0	0
Bill Doran, S (1, 4) OBP: 0.351, SLG: 0.325			0-0 F9	4-0 IBB		4-0 IBB	4-0 IBB			1	0	0	0	3	0	0
Luis Pujols, R (1, 2) OBP: 0.257, SLG: 0.257			0-0 6-3	0-3 K		0-3 K	0-0 F9			4	0	0	0	0	2	7
Nolan Ryan, R (1, 1) OBP: 0.077, SLG: 0.040			0-3 K		0-0 6-3		0-0 F8			3	0	0	0	0	1	0

BOTTOM

Los Angeles Dodgers @ Houston Astros  
Astrodome, Houston, TX  
Sat Jul 02 1983, 8:05 PM EDT  
Att. 38,985 - Dome

livebaseballscorecards.com


AB	31
R	3
H	9
RBI	3
BB	4
SO	4
LOB	10



Inning	R	H	E	K	S	P	BB	IBB	HBP	BLK	WP	HR	S	P	ERA	WHIP
1	0	0	0	0	3	0	0	0	0	0	0	0	0	0	0	0
2	0	1	0	1	5	0	0	0	0	0	0	0	0	0	0	0
3	0	0	0	1	5	0	0	0	0	0	0	0	0	0	0	0
4	3	4	0	1	9	0	0	0	0	0	0	1	25	29	5.40	1.000
5	0	0	0	0	3	0	0	0	0	0	0	0	0	0	0.00	2.000
6	0	2	0	1	6	0	0	0	0	0	0	0	2	14	0.00	1.000
7	0	1	0	0	4	0	0	0	0	0	0	0	1	4	0.00	1.000
8	0	1	0	0	4	0	0	0	0	0	0	0	1	8	0.00	1.000
9	0	0	0	0	0	0	0	0	0	0	0	0	0	0	0.00	1.000

PITCHER	IP	WLS	BF	H	R	ER	SO	BB	IBB	HBP	BLK	WP	HR	S	P	ERA	WHIP
Joe Beckwith, R (1, 1) ERA: 3.46	5.0	L	20	5	3	3	3	0	0	0	0	0	1	25	29	5.40	1.000
Pat Zachry, R (6, 1) ERA: 2.45	2.0		10	3	0	0	1	1	1	0	0	0	0	10	18	0.00	2.000
Dave Stewart, R (8, 1) ERA: 2.1	1.0		5	1	0	0	0	0	1	0	0	0	0	4	8	0.00	1.000

WP	PA	CS	SF	SAC	DP	HBP	1B	2B	3B	HR
0	35	0	0	0	0	0	4	4	0	1

Batter	1	2	3	4	5	6	7	8	9	AB R H RBI BB SO LOB	TOP									
Steve Sax, R (1, 4) OBP: 0.344, SLG: 0.386	0-0 5-3			4-0 BB S BB		0-0 6-3		4-0 BB		2 0 0 0 2 0 0										
Derrel Thomas, S (1, 6) OBP: 0.384, SLG: 0.418 (6, 8)	0-0 F8			0-0 F7 1-2		0-0 4-3		0-3 K		4 0 0 0 0 1 2										
Dusty Baker Jr., R (1, 7) OBP: 0.311, SLG: 0.371 Dave Anderson, R (6, 6) OBP: 0.182, SLG: 0.212	0-0 6-3			0-0 F5		0-3 K		0-3 K		3 0 0 0 0 1 1 1 0 0 0 0 1 1										
Pedro Guerrero, R (1, 5) OBP: 0.385, SLG: 0.535 Gilberto Reyes, R (7, 2) OBP: 0.111, SLG: 0.222		0-0 G4-6-3 1B		0-0 6-3			0-0 F8		0-0 F9	3 0 1 0 0 0 1 1 0 0 0 0 0 0										
Greg Brock, L (1, 3) OBP: 0.338, SLG: 0.405		0-0 G4-6-3 1-2f			0-3 K		0-0 F9		0-0 4-3	4 0 0 0 0 1 1										
Mike Marshall, R (1, 9) OBP: 0.308, SLG: 0.408		0-0 6-3			4-0 BB 1B BB		4-0 FC6-4 BB		0-3 K	2 0 0 0 2 1 0										
Steve Yeager, R (1, 2) OBP: 0.280, SLG: 0.447 Rafael Landestoy, S (7, 5) OBP: 0.250, SLG: 0.237			0-0 6-3		0-0 L6 BB 1B		0-0 FC6-4 1-2f		0-0 4-3	3 0 1 0 0 0 1 1 0 0 0 0 0 1	AB 29 R 1 H 3 RBI 1 BB 5 SO 5 LOB 11									
Ron Roenicke, S (1, 8) OBP: 0.284, SLG: 0.291 (6, 7)			0-0 G3		4-0 BB 1-2 2-3			0-0 4-3		2 0 0 0 1 0 0										
Bob Welch, R (1, 1) OBP: 0.143, SLG: 0.257 Rick Monday, L (5, PH) OBP: 0.333, SLG: 0.394 Burt Hooton, R (5, 1) OBP: 0.250, SLG: 0.212 Pat Zachry, R (6, 1) Jose Morales, R (8, PH) OBP: 0.435, SLG: 0.783 Tom Niedertuer, R (8, 1)			0-0 F8		0-0 L6 2-3			0-0 HR		1 0 0 0 0 0 0 1 0 0 0 0 0 3 0 0 0 0 0 0 0 0 0 0 0 0 0 0 1 1 1 1 0 0 0 0 0 0 0 0 0 0										
Inning Stats	R: 0 E: 0 K: 0 S: 3	H: 0 LOB: 0 BB: 0 P: 3	R: 0 E: 0 K: 0 S: 3	H: 1 LOB: 0 BB: 0 P: 3	R: 0 E: 0 K: 0 S: 3	H: 0 LOB: 1 BB: 1 P: 7	R: 0 E: 0 K: 1 S: 5	H: 1 LOB: 2 BB: 2 P: 13	R: 0 E: 0 K: 1 S: 5	H: 0 LOB: 0 BB: 0 P: 5	R: 0 E: 0 K: 0 S: 3	H: 0 LOB: 1 BB: 1 P: 7	R: 1 E: 0 K: 2 S: 8	H: 1 LOB: 1 BB: 1 P: 12	R: 0 E: 0 K: 1 S: 6	H: 0 LOB: 1 BB: 0 P: 6	1B: 2 2B: 1 3B: 0 HR: 1	SF: 0 SAC: 0 DP: 2 HBP: 0	WP: 1 PB: 0 SB: 1 CS: 0	PA: 34
PITCHER Joe Niekro, R (1, 1) ERA: 3.63	IP 9.0 WLS W BF 34 H 3 R 1 ER 1 SO 5 BB 5 IBB 0 HBP 0 BLK 0 WP 1 HR 1 S 39 P 59 ERA 1.00 WHIP 0.889											PITCHER	IP WLS BF H R ER SO BB IBB HBP BLK WP HR S P ERA WHIP							

Los Angeles Dodgers @ Houston Astros  
Astrodome, Houston, TX  
Sun Jul 03 1983, 8:05 PM EDT  
Att: 39,269 - Unknown

livebaseballscorecards.com



**Los Angeles Dodgers @ Houston Astros**  
 Astrodome, Houston, TX  
 Mon Jul 04 1983, 8:05 PM EDT  
 Att. 29,462 - Dome

AB	32
R	4
H	6
RBI	4
BB	3
SO	7
LOB	10



Batter	1	2	3	4	5	6	7	8	9	AB R H RBI BB SO LOB
Steve Sax, R (1, 4) OBP: 0.343, SLG: 0.384	0-0 6-3		0-0 L4			0-3 K	0-0 E S 1B			4 0 1 2 0 1 1
Bill Russell, R (1, 6) OBP: 0.325, SLG: 0.297	0-0 1-3			0-0 1B		0-0 HR 1B	0-0 F8			4 1 2 0 0 0 1
Steve Yeager, R (1, 2) OBP: 0.289, SLG: 0.457	0-3 K			0-0 P3		0-0 HR		0-0 6-3		4 1 1 2 0 1 1
Pedro Guerrero, R (1, 5) OBP: 0.380, SLG: 0.528		0-3 K		0-0 F9		0-0 P3		0-0 F8		4 0 0 0 0 1 1
Mike Marshall, R (1, 9) OBP: 0.303, SLG: 0.401		0-3 K		0-3 K		0-0 5-3		0-0 F8		3 0 0 0 0 2 1
Ken Landreaux, L (6, 7) OBP: 0.319, SLG: 0.422										1 0 0 0 0 0 0
Greg Brock, L (1, 3) OBP: 0.333, SLG: 0.398		0-0 F8			0-3 K		0-0 4-3		0-0 3-1	4 0 0 0 0 1 0
Ron Roenicke, S (1, 7) OBP: 0.290, SLG: 0.298			0-0 F9		0-0 F8		0-0 BLK BB 1B		0-0 1B	4 1 2 0 0 0 0
Derrel Thomas, S (1, 8) OBP: 0.397, SLG: 0.414			4-0 SH1-4 BB		4-0 BB		4-0 BLK 1B BB		0-0 F8	1 1 0 0 3 0 1
Fernando Valenzuela, L (1, 1) OBP: 0.255, SLG: 0.380			0-0 SH1-4		0-0 4-3		0-3 K		0-0 F8	1 0 0 0 0 0 1
Dave Stewart, R (6, 1) OBP: 0.167, SLG: 0.167										0 0 0 0 0 0 0
Jose Morales, R (7, PH) OBP: 0.436, SLG: 0.783										0 0 0 0 0 0 0
Rick Monday, L (7, PH) OBP: 0.330, SLG: 0.389										1 0 0 0 0 0 1 2
Steve Howe, L (7, 1)										0 0 0 0 0 0 0
Dusty Baker Jr., R (8, PH) OBP: 0.310, SLG: 0.370			1-2							1 0 0 0 0 0 1

Inning Stats	R: 0	H: 0	R: 0	H: 0	R: 0	H: 0	R: 0	H: 0	R: 2	H: 2	R: 2	H: 2	R: 0	H: 0	R: 0	H: 1	1B: 5	SF: 0	WP: 0	PA: 36
	E: 0	LOB: 0	E: 0	LOB: 0	E: 0	LOB: 1	E: 0	LOB: 1	E: 0	LOB: 0	E: 0	LOB: 1	E: 0	LOB: 0	E: 0	LOB: 1	2B: 0	SAC: 1	PB: 0	
	K: 1	BB: 0	K: 2	BB: 0	K: 0	BB: 1	K: 1	BB: 0	K: 1	BB: 0	K: 1	BB: 1	K: 0	BB: 0	K: 0	BB: 0	3B: 0	DP: 0	SB: 1	
	S: 5	P: 5	S: 7	P: 7	S: 3	P: 7	S: 6	P: 6	S: 7	P: 7	S: 7	P: 11	S: 3	P: 3	S: 4	P: 4	HR: 1	HBP: 0	CS: 0	

PITCHER	IP	WLS	BF	H	R	ER	SO	BB	IBB	HBP	BLK	WP	HR	S	P	ERA	WHIP
Bob Knepper, L (1, 1) ERA: 3.13	6.1		26	4	4	4	6	3	0	0	0	0	1	35	47	5.68	1.105
Dave Smith, R (7, 1) ERA: 3.64	1.2	W	6	1	0	0	1	0	0	0	1	0	0	8	8	0.00	0.600
Frank DiPino, L (9, 1) ERA: 2.8	1.0	S	4	1	0	0	0	0	0	0	0	0	0	4	4	0.00	1.000

WP: 0	PA: 36
PB: 0	
SB: 1	
CS: 0	



Batter 1 2 3 4 5 6 7 8 9 AB R H RBI BB SO LOB BOTTOM

Baseball scorecard grid with 9 columns for innings and rows for individual batters. Batter information includes name, handedness, and stats. Inning content includes counts (e.g., 4-3), pitch types (e.g., F8, CS, SH, P6, K), and plate appearances (e.g., 1B, 2B, HR, WP). Some cells are shaded gray.

Inning Stats table with columns for R, E, K, S, H, LOB, BB, P, and PITCHER. Rows include pitcher names and their statistics.

Summary statistics table with columns for AB, R, H, RBI, BB, SO, LOB. Rows show totals for each batter and an overall team total.

Los Angeles Dodgers @ Houston Astros  
Astrodome, Houston, TX  
Mon Jul 04 1983, 8:05 PM EDT  
Att. 29,462 - Dome

Team statistics summary: AB 30, R 5, H 7, RBI 4, BB 4, SO 8, LOB 16. Includes the Houston Astros logo.

Batter	1	2	3	4	5	6	7	8	9	AB R H RBI BB SO LOB	TOP	
Omar Moreno, L (1, 8) OBP: 0.286, SLG: 0.326	0-0 F8	0-0 1B			0-0 4-3			0-0 E S 3B 1B	0-0 F8	5 1 2 0 0 0 0		
Terry Puhl, L (1, 9) OBP: 0.343, SLG: 0.400	0-0 2B	0-0 F6			0-3 K			0-0 1-H 3B		4 1 2 1 0 1 1		
Dickie Thon, R (1, 6) OBP: 0.354, SLG: 0.468	0-0 1B 2B	0-0 5-3			0-3 K			4-0 S BB		3 1 1 1 1 1 1		
Phil Garner, R (1, 5) OBP: 0.336, SLG: 0.387	0-0 1B 1B		0-0 F4			0-0 G3-1 1B		0-0 5-3		4 0 2 1 0 0 2		
Jose Cruz, L (1, 7) OBP: 0.380, SLG: 0.442	0-0 E S 3B 1B		0-0 G3			0-3 K		4-0 FC6 IBB		3 1 1 0 1 1 1		
Ray Knight, R (1, 3) OBP: 0.377, SLG: 0.488	0-0 1-H HR 3B		0-0 6-3			0-0 G3-1		0-3 K		4 1 1 1 0 1 4		
Bill Doran, S (1, 4) OBP: 0.354, SLG: 0.349	0-0 3-H HR			0-0 F8			0-0 F7	0-0 FC6		4 1 1 2 0 0 3		
Luis Pujols, R (1, 2) OBP: 0.235, SLG: 0.238	0-0 F7			0-0 F4			0-0 F7		0-0 F9	4 0 0 0 0 0 0		
Nolan Ryan, R (1, 1) OBP: 0.069, SLG: 0.036 Harry Spilman, L (9, PH) OBP: 0.246, SLG: 0.288 Bill Dawley, R (9, 1) OBP: 0.333, SLG: 0.333		0-0 F7		0-0 F9			0-3 K		0-0 F9	3 0 0 0 0 1 0 1 0 0 0 0 0 0 0 0 0 0 0 0 0		
<b>Inning Stats</b>	R: 5 H: 6 E: 0 LOB: 0 K: 0 BB: 0 S: 8 P: 8	R: 0 H: 1 E: 0 LOB: 1 K: 0 BB: 0 S: 4 P: 4	R: 0 H: 0 E: 0 LOB: 0 K: 0 BB: 0 S: 3 P: 3	R: 0 H: 0 E: 0 LOB: 0 K: 0 BB: 0 S: 3 P: 3	R: 0 H: 0 E: 0 LOB: 0 K: 2 BB: 0 S: 7 P: 7	R: 0 H: 1 E: 0 LOB: 0 K: 1 BB: 0 S: 5 P: 5	R: 0 H: 0 E: 0 LOB: 0 K: 1 BB: 0 S: 5 P: 5	R: 1 H: 2 E: 0 LOB: 3 K: 1 BB: 2 S: 7 P: 15	R: 0 H: 0 E: 0 LOB: 0 K: 0 BB: 0 S: 3 P: 3	1B: 5 SF: 0 2B: 2 SAC: 0 3B: 2 DP: 1 HR: 1 HBP: 0	WP: 0 PA: 37 PB: 0 SB: 3 CS: 0	
<b>PITCHER</b>	IP WLS BF H R ER SO BB IBB HBP BLK WP HR S P ERA WHIP											
Mike Torrez, R (1, 1) ERA: 4.3	0.2 L 7 6 5 5 0 0 0 0 0 0 0 1 7 7 67.50 9.000											
Scott Holman, R (1, 1) ERA: 4.01	1.1 5 1 0 0 0 0 0 0 0 0 0 0 5 5 0.00 0.750											
Tom Gorman, L (3, 1) ERA: 5.4	5.0 15 1 0 0 4 0 0 0 0 0 0 0 23 23 0.00 0.200											
Walt Terrell, R (8, 1) ERA: 5.19	2.0 10 2 1 1 1 1 1 1 0 0 0 0 10 18 4.50 1.500											

Houston Astros @ New York Mets  
Shea Stadium, Flushing, NY  
Fri Jul 08 1983, 7:05 PM EDT  
Att. 12,722 - Unknown

livebaseballscorecards.com

AB 35  
R 6  
H 10  
RBI 6  
BB 2  
SO 5  
LOB 12



**BOTTOM**

**Houston Astros @ New York Mets**  
 Shea Stadium, Flushing, NY  
 Fri Jul 08 1983, 7:05 PM EDT  
 Att. 12,722 - Unknown

[livebaseballscorecards.com](http://livebaseballscorecards.com)

<b>AB</b>	<b>32</b>
<b>R</b>	<b>3</b>
<b>H</b>	<b>5</b>
<b>RBI</b>	<b>3</b>
<b>BB</b>	<b>5</b>
<b>SO</b>	<b>14</b>
<b>LOB</b>	<b>15</b>



AB R H RBI BB SO LOB

4	0	1	0	1	2	0
4	1	1	0	0	2	3
3	1	0	0	1	2	1
4	0	2	1	0	0	1
3	0	0	1	1	2	2
3	0	0	0	1	2	2
4	1	1	1	0	2	2
4	0	0	0	0	0	2
0	0	0	0	0	0	0
0	0	0	0	0	0	0
1	0	0	0	0	0	2
1	0	0	0	0	1	0
0	0	0	0	1	0	0
0	0	0	0	0	0	0
1	0	0	0	0	1	0

1B:	2	SF:	0
2B:	2	SAC:	0
3B:	0	DP:	0
HR:	1	HBP:	0

WP:	0	PA:	37
PB:	0		
SB:	1		
CS:	0		

Batter	1	2	3	4	5	6	7	8	9
Mookie Wilson, S OBP: 0.281, SLG: 0.333 (1, 8)	0-0 1B S		0-0 2-3 K		0-3 K		4-0 1-2 BB		0-3 K
Hubie Brooks, R OBP: 0.308, SLG: 0.375 (1, 5)	0-3 1-2 K		0-0 2B 1B		0-0 L4		0-3 K		
Keith Hernandez, L OBP: 0.370, SLG: 0.438 (1, 3)	0-3 K		4-0 1-2 2B 3-1 BB		0-0 3-1		0-3 K		
George Foster, R OBP: 0.302, SLG: 0.439 (1, 7)	0-0 F4		0-0 1-3 2-H 2B		0-0 6-3		0-0 2B		
Darryl Strawberry, L OBP: 0.271, SLG: 0.392 (1, 9)		4-0 BB BB	0-0 2-3 3-H 3-1		0-3 K		0-3 K		
Ron Hodges, L OBP: 0.363, SLG: 0.229 (1, 2)		4-0 1-2 BB	0-0 F7		0-3 K		0-3 K		
Brian Giles, R OBP: 0.317, SLG: 0.300 (1, 4)		0-3 K		0-0 1-3		0-3 K		0-0 HR	
José Oquendo, S OBP: 0.299, SLG: 0.278 (1, 6)		0-0 F4	0-0 F8		0-0 F8		0-0 F4		0-0 5-3
Mike Torrez, R OBP: 0.084, SLG: 0.085 Scott Holman, R OBP: 0.222, SLG: 0.222 Rusty Staub, L OBP: 0.430, SLG: 0.441 Tom Gorman, L OBP: 0.500, SLG: 0.500 Danny Heep, L OBP: 0.462, SLG: 0.415 Walt Terrell, L OBP: 0.270, SLG: 0.427		0-0 L9	0-3 K		0-3 K		4-0 BB BB		0-3 K

Inning Stats	R: 0	H: 1	E: 0	K: 2	S: 8	H: 0	LOB: 1	BB: 0	P: 8	R: 0	H: 0	E: 0	K: 1	S: 5	H: 0	LOB: 2	BB: 2	P: 13	R: 2	H: 2	E: 0	K: 0	S: 5	H: 0	LOB: 0	BB: 0	P: 5	R: 0	H: 0	E: 0	K: 2	S: 7	H: 0	LOB: 0	BB: 0	P: 7	R: 0	H: 0	E: 0	K: 2	S: 7	H: 0	LOB: 2	BB: 2	P: 15	R: 0	H: 1	E: 0	K: 3	S: 10	H: 1	LOB: 1	BB: 0	P: 10	R: 1	H: 1	E: 0	K: 2	S: 8	H: 1	LOB: 0	BB: 0	P: 8	1B: 2	SF: 0	2B: 2	SAC: 0	3B: 0	DP: 0	HR: 1	HBP: 0	WP: 0	PA: 37
--------------	------	------	------	------	------	------	--------	-------	------	------	------	------	------	------	------	--------	-------	-------	------	------	------	------	------	------	--------	-------	------	------	------	------	------	------	------	--------	-------	------	------	------	------	------	------	------	--------	-------	-------	------	------	------	------	-------	------	--------	-------	-------	------	------	------	------	------	------	--------	-------	------	-------	-------	-------	--------	-------	-------	-------	--------	-------	--------

PITCHER	IP	WLS	BF	H	R	ER	SO	BB	IBB	HBP	BLK	WP	HR	S	P	ERA	WHIP
Nolan Ryan, R ERA: 1.97 (1, 1)	8.0	W	33	4	2	2	12	5	0	0	0	0	0	52	72	2.25	1.125
Bill Dawley, R ERA: 2.05 (9, 1)	1.0		4	1	1	1	2	0	0	0	0	0	1	8	8	9.00	1.000

Houston Astros @ New York Mets  
Shea Stadium, Flushing, NY

Sat Jul 09 1983, 7:05 PM EDT  
Att. 49,596 - Unknown

livebaseballscorecards.com



AB	32
R	7
H	9
RBI	7
BB	6
SO	4
LOB	12

AB R H RBI BB SO LOB

5	0	1	1	0	2	0
4	1	1	1	1	0	2
4	2	3	2	0	0	0
5	0	0	0	0	1	3
3	3	2	0	2	0	0
4	0	2	1	0	0	2
1	1	0	0	3	0	1
3	0	0	2	0	1	3
3	0	0	0	0	0	1
0	0	0	0	0	0	0

WP:	1	PA:	42
PB:	0		
SB:	2		
CS:	1		

Batter	1	2	3	4	5	6	7	8	9
Omar Moreno, L (1, 8) OBP: 0.284, SLG: 0.324	0-0 4-3	0-0 F7		0-0 1B		0-3 K		0-3 K	
Terry Puhl, L (1, 9) OBP: 0.345, SLG: 0.413	0-0 HR		0-0 F5	0-0 F2		4-0 1B BB		0-0 6-3	
Dickie Thon, R (1, 6) OBP: 0.360, SLG: 0.489	0-0 HR		1-0 CS HBP		0-0 HR	0-0 1-2 1B		0-0 4-3	
Phil Garner, R (1, 5) OBP: 0.331, SLG: 0.381	0-0 L8		0-3 K		0-0 F8	0-0 1-2f FC5-4		0-0 F9	
Jose Cruz, L (1, 7) OBP: 0.386, SLG: 0.447	4-0 1B S BB			0-0 SH1-3 E 2B	0-0 F7		4-0 WP S SH3-4 BB	0-0 G4-6-3 1B	
Ray Knight, R (1, 3) OBP: 0.379, SLG: 0.489	0-0 1B			0-0 SH1-3	0-0 BB 1B		0-0 6-3	0-0 G4-6-3	
Bill Doran, S (1, 4) OBP: 0.359, SLG: 0.348	0-0 F7			4-0 SH1-4 E 1B IBB	4-0 1-2 BB		4-0 SH3-4 IBB		
Luis Pujols, R (1, 2) OBP: 0.227, SLG: 0.229		0-0 F2		0-0 E6 1B SH1-4	0-3 K		0-0 SH3-4		
Joe Niekro, R (1, 1) OBP: 0.091, SLG: 0.114		0-0 F8		0-0 SH1-4		0-0 1-3	0-0 F8		
Frank DiPino, L (7, 1) OBP: 0.400, SLG: 0.500				1-2 2-3					

Inning Stats	R	H	E	K	S	R	H	E	K	S	R	H	E	K	S	R	H	E	K	S	R	H	E	K	S	R	H	E	K	S	R	H	E	K	S		
	3	3	0	0	6	0	0	0	0	3	1	1	0	0	7	0	0	0	0	6	0	0	0	0	5	0	0	0	0	0	0	0	0	0	0	0	0

PITCHER	IP	WLS	BF	H	R	ER	SO	BB	IBB	HBP	BLK	WP	HR	S	P	ERA	WHIP
Tom Seaver, R (1, 1) ERA: 3.61	5.0	L	26	7	6	5	2	2	1	1	0	0	3	26	39	9.00	1.800
Carlos Diaz, L (6, 1) ERA: 2.85	2.0		10	1	1	1	1	2	1	0	0	1	0	9	21	4.50	1.500
Jesse Orosco, L (8, 1) ERA: 1.29	1.0		3	0	0	0	1	0	0	0	0	0	0	5	5	0.00	0.000
Doug Sisk, R (9, 1) ERA: 2.72	1.0		3	1	0	0	0	0	0	0	0	0	0	3	3	0.00	1.000

**BOTTOM**

**Houston Astros @ New York Mets**  
 Shea Stadium, Flushing, NY  
 Sat Jul 09 1983, 7:05 PM EDT  
 Att. 49,596 - Unknown

[livebaseballscorecards.com](http://livebaseballscorecards.com)

<b>AB</b>	<b>31</b>
<b>R</b>	<b>3</b>
<b>H</b>	<b>6</b>
<b>RBI</b>	<b>3</b>
<b>BB</b>	<b>4</b>
<b>SO</b>	<b>5</b>
<b>LOB</b>	<b>16</b>



WP: 0	PA: 35
PB: 2	
SB: 0	
CS: 0	

AB R H RBI BB SO LOB

4	1	1	0	0	1	4
3	0	0	0	1	1	3
4	1	1	2	0	0	1
3	0	0	0	1	0	0
0	0	0	0	0	0	0
4	0	1	0	0	0	1
4	1	1	0	0	1	2
3	0	0	0	1	1	1
4	0	2	1	0	1	1
1	0	0	0	0	0	1
0	0	0	0	1	0	0
0	0	0	0	0	0	0
1	0	0	0	0	0	2
0	0	0	0	0	0	0
0	0	0	0	0	0	0

1B: 4	SF: 0
2B: 1	SAC: 0
3B: 0	DP: 3
HR: 1	HBP: 0

Batter	1	2	3	4	5	6	7	8	9
Mookie Wilson, S (1, 8) OBP: 0.280, SLG: 0.332	0-3 K2-3 ①			0-0 HR 1B	0-0 FC4-6 ②		0-0 G6-4-3 ②③		
Hubie Brooks, R (1, 5) OBP: 0.307, SLG: 0.371	0-3 K2-3 ②			0-0 F4 ①	0-0 6-3 ③			4-0 G4-6-3 BB	
Keith Hernandez, L (1, 3) OBP: 0.368, SLG: 0.445	0-0 6-3 ③			0-0 HR 1-H		0-0 F7 ①		0-0 G4-6-3 ①②	
George Foster, R (1, 7) OBP: 0.302, SLG: 0.434		0-0 5-3 ①		4-0 BB		0-0 F7 ②		0-0 L7 ③	
Doug Sisk, R (9, 1) OBP: 0.333, SLG: 0.333									
Darryl Strawberry, L (1, 9) OBP: 0.271, SLG: 0.394		0-0 F2 ②		0-0 F8 ②		0-0 1-3 ③			0-0 G3 2B
Brian Giles, R (1, 4) OBP: 0.316, SLG: 0.300		0-3 K ③		0-0 F5 ③			0-0 BB 1B		0-0 G3 2-3
José Oquendo, S (1, 6) OBP: 0.298, SLG: 0.273			0-0 6-3 ①		0-0 6-3 ①		4-0 BB 1B		0-3 K ②
Junior Ortiz, R (1, 2) OBP: 0.200, SLG: 0.163			0-3 K G6-4-3		0-0 FC4-6 PB 1B		0-0 BB 1B		0-0 F8 ③
Tom Seaver, R (1, 1) OBP: 0.237, SLG: 0.314			0-0 G6-4-3 ②③		4-0 BB 1B		0-0 F7 ①		
Danny Heep, L (5, PH) OBP: 0.366, SLG: 0.415									
Carlos Diaz, R (6, 1) OBP: 0.425, SLG: 0.435									
Rusty Staub, L (7, PH) OBP: 0.296, SLG: 0.296									
Jesse Orosco, R (8, 1) OBP: 0.342, SLG: 0.406									
Mark Bradley, R (9, 7) OBP: 0.342, SLG: 0.406									

<b>Inning Stats</b>	R: 0 H: 0 E: 0 K: 2 S: 7	H: 0 LOB: 0 BB: 0 P: 7	R: 0 H: 0 E: 0 K: 1 S: 5	H: 0 LOB: 0 BB: 0 P: 5	R: 0 H: 0 E: 0 K: 1 S: 5	H: 0 LOB: 0 BB: 0 P: 5	R: 2 H: 2 E: 0 K: 0 S: 5	H: 2 LOB: 1 BB: 1 P: 9	R: 0 H: 1 E: 0 K: 0 S: 4	H: 2 LOB: 2 BB: 1 P: 8	R: 0 H: 0 E: 0 K: 0 S: 3	H: 0 LOB: 0 BB: 0 P: 3	R: 1 H: 2 E: 0 K: 0 S: 4	H: 2 LOB: 1 BB: 1 P: 8	R: 0 H: 0 E: 0 K: 0 S: 2	H: 0 LOB: 0 BB: 1 P: 6	R: 0 H: 1 E: 0 K: 1 S: 6	H: 1 LOB: 1 BB: 0 P: 6	1B: 4 2B: 1 3B: 0 HR: 1	SF: 0 SAC: 0 DP: 3 HBP: 0	WP: 0 PA: 35
---------------------	--------------------------	------------------------	--------------------------	------------------------	--------------------------	------------------------	--------------------------	------------------------	--------------------------	------------------------	--------------------------	------------------------	--------------------------	------------------------	--------------------------	------------------------	--------------------------	------------------------	-------------------------	---------------------------	--------------

PITCHER	IP	WLS	BF	H	R	ER	SO	BB	IBB	HBP	BLK	WP	HR	S	P	ERA	WHIP
Joe Niekro, R (1, 1) ERA: 3.67	6.0	W	26	5	3	3	4	3	0	0	0	0	1	31	43	4.50	1.333
Frank DiPino, L (7, 1) ERA: 2.58	3.0	S	9	1	0	0	1	1	0	0	0	0	0	10	14	0.00	0.667



BOTTOM

Houston Astros @ New York Mets

Shea Stadium, Flushing, NY

Sun Jul 10 1983, 3:33 AM EDT

Att. 15,467 - Unknown

livebaseballscorecards.com

AB 32
R 7
H 9
RBI 6
BB 4
SO 8
LOB 16



WP: 0 PA: 37
PB: 0
SB: 0
CS: 1

AB R H RBI BB SO LOB
3 0 1 0 0 0 1
0 0 0 0 0 0 0
0 0 0 0 1 0 0
1 0 0 0 0 1 1

4 0 0 0 0 1 6

3 0 0 1 1 0 0

4 1 2 0 0 0 3

3 2 2 1 0 1 0

3 2 1 2 1 2 0

4 2 1 0 0 2 3

4 0 1 2 0 1 1

2 0 0 0 0 0 1
0 0 0 0 0 0 0
0 0 0 0 1 0 0
1 0 1 0 0 0 0

1B: 7 SF: 1
2B: 0 SAC: 0
3B: 1 DP: 0
HR: 1 HBP: 0

WP: 0 PA: 37
PB: 0
SB: 0
CS: 1

Table with columns for Batter, Inning (1-9), and statistics. Each batter's entry includes name, position, stats, and a diamond diagram showing the play.

Inning Stats table with columns for R, H, E, K, S, BB, LOB, P, and SO for each inning.

Pitcher stats table with columns for Name, IP, WLS, BF, H, R, ER, SO, BB, IBB, HBP, BLK, WP, HR, S, P, ERA, WHIP.

Batter	1	2	3	4	5	6	7	8	9	AB R H RBI BB SO LOB	TOP
Tim Raines, S (1, 7) OBP: 0.391, SLG: 0.425 Terry Crowley, L (4, PH) OBP: 0.526, SLG: 0.308 Randy Lerch, L (4, 1) OBP: 0.290, SLG: 0.333 Bryn Smith, R (5, 1) OBP: 0.250, SLG: 0.250 Woodie Fryman, R (5, 1) OBP: 0.336, SLG: 0.572 Bryan Little, S (7, 4) OBP: 0.336, SLG: 0.320	0-0 		4-0 	0-0 	0-0 			0-0 		1 1 1 0 1 0 0 1 1 1 0 0 0 0 1 0 0 0 0 0 1 0 0 0 0 0 0 0 0 0 0 0 0 0 0 1 0 0 0 0 0 0	
Chris Speier, R (1, 6) OBP: 0.360, SLG: 0.339	4-0 		0-3 	0-0 		0-0 		0-0 		4 2 1 1 1 1 1	
Andre Dawson, R (1, 8) OBP: 0.336, SLG: 0.572	0-3 		0-0 	0-0 		0-0 			0-3 	5 0 3 1 0 2 1	
Al Oliver, L (1, 3) OBP: 0.374, SLG: 0.458	0-0 		4-0 	0-0 		0-0 			0-3 	4 0 2 2 1 1 1	
Gary Carter, R (1, 2) OBP: 0.332, SLG: 0.435	0-0 		0-0 	4-0 		0-0 			0-3 	4 0 1 1 1 1 3	
Warren Cromartie, L (1, 9) OBP: 0.356, SLG: 0.385	0-3 		0-0 	0-3 					0-0 	4 0 0 0 0 2 7	
Tim Wallach, R (1, 5) OBP: 0.345, SLG: 0.445		0-0 		0-0 	0-0 			0-0 		4 0 1 0 0 0 0	
Doug Flynn, R (1, 4) OBP: 0.242, SLG: 0.276 Bob James, R (7, 1)		0-0 		0-3 	0-0 			0-0 		3 0 0 0 0 1 0 0 0 0 0 0 0 0	<b>AB 36</b> <b>R 5</b> <b>H 11</b> <b>RBI 5</b> <b>BB 4</b> <b>SO 8</b> <b>LOB 15</b>
Chris Welsh, L (1, 1) OBP: 0.278, SLG: 0.235 Terry Francona, L (4, PH) OBP: 0.233, SLG: 0.265		0-0 		0-0 	0-0 			0-0 		1 0 0 0 0 0 0 3 1 1 0 0 0 1	
<b>Inning Stats</b>	R: 1 H: 3 E: 0 LOB: 2 K: 2 BB: 1 S: 9 P: 13	R: 0 H: 0 E: 0 LOB: 0 K: 0 BB: 0 S: 3 P: 3	R: 1 H: 1 E: 1 LOB: 2 K: 1 BB: 2 S: 6 P: 14	R: 3 H: 5 E: 0 LOB: 3 K: 2 BB: 1 S: 12 P: 16	R: 0 H: 1 E: 0 LOB: 1 K: 0 BB: 0 S: 4 P: 4	R: 0 H: 1 E: 0 LOB: 1 K: 0 BB: 0 S: 4 P: 4	R: 0 H: 0 E: 0 LOB: 0 K: 0 BB: 0 S: 3 P: 3	R: 0 H: 0 E: 0 LOB: 0 K: 3 BB: 0 S: 9 P: 9	1B: 11 SF: 0 2B: 0 SAC: 1 3B: 0 DP: 0 HR: 0 HBP: 0	WP: 1 PA: 41 PB: 0 SB: 2 CS: 0	
<b>PITCHER</b> Mike Scott, R (1, 1) ERA: 3.56 Vern Ruhle, R (4, 1) ERA: 4.92 Dave Smith, R (6, 1) ERA: 3.33	IP WLS BF H R ER SO BB IBB HBP BLK WP HR S P ERA WHIP										

**Montreal Expos @ Houston Astros**  
 Astrodome, Houston, TX  
 Tue Jul 12 1983, 8:05 PM EDT  
 Att. 17,027 - Dome

[livebaseballscorecards.com](http://livebaseballscorecards.com)




Batter	1	2	3	4	5	6	7	8	9
Omar Moreno, L (1, 8) Tim Tolman, R (5, PH) Dave Smith, R (6, 1)	F9		G3	K	K			K	
Terry Puhl, L (1, 9)	1B		F8		1B 1B 2B	1-3		FC1-5-6	
Dickie Thon, R (1, 6)	F8		HBP BB		WP 1B 1B	F8		F3	
Phil Garner, R (1, 5)	F9		HBP		1B WP 1B	6-3			
Jose Cruz, L (1, 7)		E 5-3 1B	E3 2B		SH5-4 1B 1B	1-3	1-3		
Ray Knight, R (1, 3)		5-3			1B SH5-4 1B	4-3			
Bill Doran, S (1, 4)		6-3	F4-3		SH5-4		PB 1B		
George Bjorkman, R (1, 2)		E5		5-3			K		
Mike Scott, R (1, 1) Vern Ruhle, R (4, 1) Tony Scott, S (5, PH)	F6			K	K			FC1-5-6 1B	

AB	R	H	RBI	BB	SO	LOB
3	0	0	0	0	1	0
1	0	0	0	0	1	2
1	0	0	0	0	1	1
5	1	2	0	0	0	1
4	2	1	0	1	0	2
3	2	1	1	0	0	1
4	2	2	1	0	0	0
4	0	2	2	0	0	1
3	0	1	0	0	0	2
4	0	1	1	0	1	2
1	0	0	0	0	0	2
1	0	0	0	0	1	0
2	0	1	0	0	1	2

**Montreal Expos @ Houston Astros**  
Astrodome, Houston, TX  
Tue Jul 12 1983, 8:05 PM EDT  
Att. 17,027 - Dome

AB	36
R	7
H	11
RBI	5
BB	1
SO	6
LOB	16



Inning	R	H	E	K	S	P	IP	WLS	BF	H	R	ER	SO	BB	IBB	HBP	BLK	WP	HR	S	P	ERA	WHIP
1	0	1	0	4	13	3	3.0		16	3	3	0.00	1.333							14	19	0.00	1.333
2	1	2	0	2	7	4	1.0	L	7	4	4	36.00	4.000							11	11	36.00	4.000
3	0	0	0	0	6	0	0.2		4	2	0	0.00	3.000							6	6	0.00	3.000
4	0	0	0	0	6	0	1.1		4	0	0	0.00	0.000							6	6	0.00	0.000
5	0	0	0	0	12	2	2.0		8	2	0	0.00	1.000							12	12	0.00	1.000

WP	PA	ERA	WHIP
1	39		
1			
2			

Batter	1	2	3	4	5	6	7	8	9	AB R H RBI BB SO LOB	TOP											
Bryan Little, S (1, 4) OBP: 0.335, SLG: 0.318	0-0 FC6-4 1B		0-0 G3-6 1-2f			0-3 K		0-0 F8		4 0 1 0 0 1 2												
Terry Francona, L (1, 7) OBP: 0.225, SLG: 0.256	0-0 FC6-4 1-2f		0-3 K			0-0 1-3		0-0 F8		4 0 0 0 0 1 2												
Andre Dawson, R (1, 8) OBP: 0.335, SLG: 0.577	0-0 G6-4-3 1-2f				0-3 K	0-0 HR		0-0 FC5-4 1-2f		4 1 1 1 0 1 2												
Al Oliver, L (1, 3) OBP: 0.369, SLG: 0.452					0-0 F8	0-0 F8			0-0 6-3	4 0 0 0 0 1 0												
Gary Carter, R (1, 2) OBP: 0.331, SLG: 0.436					0-0 F8				0-0 1B 1B 2B	4 1 1 0 0 0 0												
Warren Cromartie, L (1, 9) OBP: 0.358, SLG: 0.382						4-3			0-0 6-3	2 0 0 0 2 0 1												
Tim Wallach, R (1, 5) OBP: 0.346, SLG: 0.455						0-0 HR			0-0 1B 1B	4 1 2 1 0 0 2												
Chris Speier, R (1, 6) OBP: 0.363, SLG: 0.354					0-0 K 1B 3B	0-3 K			0-0 1B 1-2 3-H	4 1 2 1 0 1 1												
Charlie Lea, R (1, 1) OBP: 0.125, SLG: 0.103					0-0 K 1B	0-0 1-3			0-3 K	1 0 1 1 0 0 0												
Bryn Smith, R (3, 1) OBP: 0.200, SLG: 0.200										1 0 0 0 0 0 0												
Terry Crowley, L (8, PH) OBP: 0.550, SLG: 0.308										0 0 0 0 1 0 0												
Dan Schatzeder, L (8, 1) OBP: 0.167, SLG: 0.167										0 0 0 0 0 0 0												
Jim Wohlford, R (9, PH) OBP: 0.298, SLG: 0.386										1 0 0 0 0 1 2												
<b>Inning Stats</b>	R: 0 E: 0 K: 0 S: 3	H: 1 LOB: 0 BB: 0 P: 3	R: 0 E: 0 K: 1 S: 5	H: 0 LOB: 1 BB: 1 P: 9	R: 1 E: 0 K: 1 S: 6	H: 2 LOB: 0 BB: 0 P: 6	R: 0 E: 0 K: 1 S: 5	H: 0 LOB: 0 BB: 0 P: 5	R: 1 E: 0 K: 1 S: 6	H: 1 LOB: 0 BB: 0 P: 6	R: 1 E: 0 K: 1 S: 6	H: 1 LOB: 0 BB: 0 P: 6	R: 0 E: 0 K: 0 S: 3	H: 0 LOB: 1 BB: 1 P: 7	R: 0 E: 0 K: 0 S: 3	H: 0 LOB: 1 BB: 1 P: 7	R: 1 E: 0 K: 1 S: 8	H: 3 LOB: 2 BB: 0 P: 8	1B: 4 2B: 1 3B: 1 HR: 2	SF: 0 SAC: 0 DP: 2 HBP: 0	WP: 0 PB: 0 SB: 0 CS: 0	PA: 36
<b>PITCHER</b>	IP WLS BF H R ER SO BB IBB HBP BLK WP HR S P ERA WHIP																					
Nolan Ryan, R (1, 1) ERA: 2.09	8.0 W 30 5 3 3 5 3 0 0 0 0 0 2 37 49 3.38 1.000																					
Bill Dawley, R (9, 1) ERA: 2.54	1.0 6 3 1 1 1 0 0 0 0 0 0 0 8 8 9.00 3.000																					

**Montreal Expos @ Houston Astros**  
 Astrodome, Houston, TX  
 Wed Jul 13 1983, 8:05 PM EDT  
 Att. 28,905 - Dome

[livebaseballscorecards.com](http://livebaseballscorecards.com)

AB	33
R	4
H	8
RBI	4
BB	3
SO	6
LOB	12



Batter	1	2	3	4	5	6	7	8	9	AB	R	H	RBI	BB	SO	LOB
Omar Moreno, L (1, 8) OBP: 0.283, SLG: 0.319	0-0 CS 1B		4-0 BB FC4-6 1B BB	0-0 L3		0-0 4-3		0-0 G3		4	1	1	0	1	0	0
Terry Puhl, L (1, 9) OBP: 0.353, SLG: 0.422	0-0 4-3 BLK 1-2 1B		0-0 FC4-6 BB 1-2 3B 1B	0-0 3-1		0-0 1-3		0-0 F9		5	1	2	0	0	0	0
Dickie Thon, R (1, 6) OBP: 0.359, SLG: 0.482	0-0 4-3 1-3		4-0 FC4-6 BB 1-2 2-3	0-0 F3		0-3 K		0-0 6-3		4	0	0	0	1	1	1
Phil Garner, R (1, 5) OBP: 0.331, SLG: 0.376	0-0 F5		0-0 FC4-6 3B 1-2f 2-3 3-H		0-0 E3 BLK 1B		0-3 K			4	2	0	1	0	1	3
Jose Cruz, L (1, 7) OBP: 0.391, SLG: 0.464		0-3 K	0-0 1B 3B 1-H 3-H		0-0 F9		0-0 3-1			4	1	1	2	0	1	1
Ray Knight, R (1, 3) OBP: 0.390, SLG: 0.502		4-0 FC4 BB	0-0 1B SH1-3 1B 3-H		4-0 1B BB 1-2		0-0 1B HR 2B			2	1	2	1	2	0	0
Denny Walling, L (7, PR) OBP: 0.245, SLG: 0.239 (8, 3)		0-0 FC4 S 1-2f	0-0 SH1-3 1B 1-3		0-3 K		0-0 HR 1B 2-3			4	1	2	0	0	1	3
Bill Doran, S (1, 4) OBP: 0.359, SLG: 0.348		4-0 SH1-3 1B 1-2 IBB	0-0 SH1-3 1B 1-3 3-H		0-0 1B		0-0 HR			2	1	2	5	1	0	0
George Bjorkman, R (1, 2) OBP: 0.455, SLG: 0.700		0-0 4-3	0-3 K		0-3 K		0-0 5-3			4	0	0	0	0	2	6
Nolan Ryan, R (1, 1) OBP: 0.061, SLG: 0.031										0	0	0	0	0	0	0
Bill Dawley, R (9, 1) OBP: 0.333, SLG: 0.333										0	0	0	0	0	0	0


Inning Stats	R: 0	H: 2	E: 0	K: 0	S: 4	R: 0	H: 0	E: 0	K: 1	S: 5	R: 5	H: 4	E: 0	K: 1	S: 9	R: 0	H: 0	E: 0	K: 0	S: 3	R: 1	H: 1	E: 1	K: 2	S: 9	R: 0	H: 0	E: 0	K: 1	S: 5	R: 3	H: 3	E: 0	K: 1	S: 8	R: 0	H: 0	E: 0	K: 0	S: 3					
	0	2	0	0	4	0	0	0	1	5	0	4	0	0	9	0	0	0	0	3	1	1	1	2	9	0	0	0	0	0	3	3	0	3	0	0	0	0	0	0	0	0	0		
	0	1	0	0	4	0	2	0	2	13	0	1	0	2	17	0	0	0	0	2	1	2	1	13	0	0	0	0	0	0	0	0	0	0	0	0	0	0	0	0	0	0	0	0	0

**BOTTOM**

**Montreal Expos @ Houston Astros**  
Astrodome, Houston, TX

Wed Jul 13 1983, 8:05 PM EDT  
Att. 28,905 - Dome

AB	33
R	9
H	10
RBI	9
BB	5
SO	6
LOB	14



1B: 7	SF: 0	WP: 0	PA: 39
2B: 1	SAC: 1	PB: 0	
3B: 1	DP: 0	SB: 1	
HR: 1	HBP: 0	CS: 1	

PITCHER	IP	WLS	BF	H	R	ER	SO	BB	IBB	HBP	BLK	WP	HR	S	P	ERA	WHIP
Charlie Lea, R (1, 1) ERA: 3.38	2.1	L	16	6	5	5	1	3	1	0	1	0	0	14	30	19.29	3.857
Bryn Smith, R (3, 1) ERA: 2.67	4.2		20	4	4	3	5	1	0	0	1	0	1	29	33	5.79	1.071
Dan Schatzeder, L (8, 1) ERA: 2.2	1.0		3	0	0	0	0	0	0	0	0	0	0	3	3	0.00	0.000

Batter	1	2	3	4	5	6	7	8	9	AB R H RBI BB SO LOB	TOP									
Warren Cromartie, L (1, 9) OBP: 0.353, SLG: 0.376	0-0 F9			0-0 4-3		0-0 F7			0-0 F7	4 0 0 0 0 0 0										
Chris Speier, R (1, 6) OBP: 0.361, SLG: 0.352	0-0 6-3			0-0 1B		0-0 F7			0-0 F7	4 0 1 0 0 0 0										
Andre Dawson, R (1, 8) OBP: 0.332, SLG: 0.572	0-0 6-3			0-0 F7			0-0 F6			3 0 0 0 0 0 1										
Al Oliver, L (1, 3) OBP: 0.366, SLG: 0.448		0-0 4-3		0-0 6-3			0-0 4-3			3 0 0 0 0 0 1										
Gary Carter, R (1, 2) OBP: 0.331, SLG: 0.435		0-0 F9			0-0 G5-4-3 1B		0-3 K			3 0 1 0 0 1 0										
Tim Wallach, R (1, 5) OBP: 0.346, SLG: 0.454		0-3 K			0-0 G5-4-3 1B			0-0 6-3		3 0 1 0 0 1 0										
Terry Francona, L (1, 7) OBP: 0.220, SLG: 0.250			0-3 K2-3		0-0 G5-4-3			0-0 6-3		3 0 0 0 0 1 2										
Doug Flynn, R (1, 4) OBP: 0.238, SLG: 0.273			0-0 F6		0-0 F6-3			0-0 F6-3		3 0 0 0 0 0 1										
Steve Rogers, R (1, 1) OBP: 0.167, SLG: 0.149			0-0 6-3			0-0 1-3			0-0 F9	2 0 0 0 0 0 0										
Terry Crowley, L (9, PH) OBP: 0.524, SLG: 0.286										1 0 0 0 0 0 0										
<b>Inning Stats</b>	R: 0 E: 0 K: 0 S: 3	H: 0 LOB: 0 BB: 0 P: 3	R: 0 E: 0 K: 1 S: 5	H: 0 LOB: 0 BB: 0 P: 5	R: 0 E: 0 K: 1 S: 5	H: 0 LOB: 0 BB: 0 P: 5	R: 0 E: 0 K: 0 S: 4	H: 1 LOB: 1 BB: 0 P: 4	R: 0 E: 0 K: 0 S: 4	H: 2 LOB: 1 BB: 0 P: 4	R: 0 E: 0 K: 1 S: 5	H: 0 LOB: 0 BB: 0 P: 3	R: 0 E: 0 K: 0 S: 3	H: 0 LOB: 0 BB: 0 P: 3	R: 0 E: 0 K: 0 S: 3	H: 0 LOB: 0 BB: 0 P: 3	1B: 3 2B: 0 3B: 0 HR: 0	SF: 0 SAC: 0 DP: 1 HBP: 0	WP: 0 PB: 0 SB: 0 CS: 0	PA: 29
<b>PITCHER</b> Joe Niekro, R (1, 1) ERA: 3.44	IP: 9.0 WLS: W BF: 29 H: 3 R: 0 ER: 0 SO: 3 BB: 0 IBB: 0 HBP: 0 BLK: 0 WP: 0 HR: 0 S: 35 P: 35 ERA: 0.00 WHIP: 0.333																			

**Montreal Expos @ Houston Astros**  
 Astrodome, Houston, TX  
 Thu Jul 14 1983, 8:05 PM EDT  
 Att. 20,568 - Dome

[livebaseballscorecards.com](http://livebaseballscorecards.com)

**AB** 29  
**R** 0  
**H** 3  
**RBI** 0  
**BB** 0  
**SO** 3  
**LOB** 5



Batter	1	2	3	4	5	6	7	8	9
<b>Omar Moreno, L</b> OBP: 0.282, SLG: 0.324 (1, 8) SS	0-3 K			x 0-0 2B 3B	x 0-0 G3		x 0-0 F8		
<b>Terry Puhl, L</b> OBP: 0.356, SLG: 0.433 (1, 9) X	0-0 G3			x 0-0 1B FC6-4 2B		x 0-0 1B FC 2B		x 0-0 F6	
<b>Dickie Thon, R</b> OBP: 0.361, SLG: 0.483 (1, 6) X	0-0 6-3			x 0-0 FC6-4 1B		x 0-0 F9 FC 1B		x 0-0 5-3	
<b>Phil Garner, R</b> OBP: 0.327, SLG: 0.371 (1, 5)		x 0-0 F4-3		x 0-0 FC6-4 FC6-4 1-2f		x 0-0 FC 1-2		x 0-0 F9	
<b>Jose Cruz, L</b> OBP: 0.388, SLG: 0.460 (1, 7)		x 0-0 F7		x 0-0 F5 3-H		SS 0-3 K			
<b>Ray Knight, R</b> OBP: 0.386, SLG: 0.496 (1, 3)		x 0-0 5-3		x 0-0 FC6-4 1-2f		x 0-0 F9 2-3			
<b>Bill Doran, S</b> OBP: 0.359, SLG: 0.346 (1, 4)			SS 4-0 F4-6-3 BB		x 0-0 3-1		x 0-3 K		
<b>Craig Reynolds, L</b> OBP: 0.267, SLG: 0.295 (8, 4)									
<b>George Bjorkman, R</b> OBP: 0.429, SLG: 0.615 (1, 2)			x 0-0 F4-6-3 1-2		x 0-0 SH3-4 1B		x 0-0 F8		
<b>Joe Niekro, R</b> OBP: 0.087, SLG: 0.109 (1, 1)			x 0-0 F9		x 0-0 SH3-4 1-2		x 0-0 5-3		

AB	R	H	RBI	BB	SO	LOB
4	1	1	0	0	1	1
4	2	2	1	0	0	0
4	0	2	0	0	0	0
4	0	0	2	0	0	2
3	0	0	0	0	1	3
3	0	0	0	0	0	3
2	0	0	0	1	1	2
0	0	0	0	0	0	0
3	0	1	0	0	0	1
2	0	0	0	0	0	0

**BOTTOM**

**Montreal Expos @ Houston Astros**  
Astrodome, Houston, TX  
Thu Jul 14 1983, 8:05 PM EDT  
Att. 20,568 - Dome

[livebaseballscorecards.com](http://livebaseballscorecards.com)

<b>AB</b>	<b>29</b>
<b>R</b>	<b>3</b>
<b>H</b>	<b>6</b>
<b>RBI</b>	<b>3</b>
<b>BB</b>	<b>1</b>
<b>SO</b>	<b>3</b>
<b>LOB</b>	<b>12</b>



1B: 3	SF: 0	WP: 0	PA: 31
2B: 2	SAC: 1	PB: 0	
3B: 1	DP: 1	SB: 0	
HR: 0	HBP: 0	CS: 0	

Inning	R	H	E	K	S	R	H	E	K	S	R	H	E	K	S	R	H	E	K	S
1	0	0	0	1	5	0	0	0	0	3	0	0	0	0	3	0	0	0	0	3
2	0	0	0	0	3	0	0	0	0	3	0	0	0	0	3	0	0	0	0	3
3	0	0	0	0	6	0	0	0	1	2	0	0	0	0	6	0	0	0	0	6
4	2	3	0	0	6	0	0	0	0	6	0	0	0	0	6	0	0	0	0	6
5	0	1	0	0	4	0	1	0	0	4	0	1	0	0	4	0	1	0	0	4
6	1	2	0	2	10	0	2	0	2	10	0	2	0	2	10	0	2	0	2	10
7	0	0	0	0	3	0	0	0	0	3	0	0	0	0	3	0	0	0	0	3
8	0	0	0	0	3	0	0	0	0	3	0	0	0	0	3	0	0	0	0	3
9	0	0	0	0	0	0	0	0	0	0	0	0	0	0	0	0	0	0	0	0

PITCHER	IP	WLS	BF	H	R	ER	SO	BB	IBB	HBP	BLK	WP	HR	S	P	ERA	WHIP
<b>Steve Rogers, R</b> ERA: 2.96 (1, 1)	8.0	L	31	6	3	3	3	1	0	0	0	0	0	36	40	3.38	0.875

Batter	1	2	3	4	5	6	7	8	9	AB R H RBI BB SO LOB	TOP											
José Oquendo, S (1, 6) OBP: 0.291, SLG: 0.268	0-0 CS 1B		0-3 K			0-0 G6-4-3 1B		0-0 6-3		4 0 2 0 0 1 1												
Mookie Wilson, S (1, 8) OBP: 0.281, SLG: 0.328	0-3 K 1-2		0-0 6-3			0-0 F9		0-0 5-3		4 0 0 0 0 1 2												
Keith Hernandez, L (1, 3) OBP: 0.363, SLG: 0.440	4-0 BB			0-0 L7		0-0 G6-4-3 1-2f		0-0 F9		3 0 0 0 1 0 1												
George Foster, R (1, 7) OBP: 0.299, SLG: 0.440	0-3 K			0-0 6-3		0-0 F7		0-0 6-3		4 0 0 0 0 1 1												
Dave Kingman, R (1, 9) OBP: 0.272, SLG: 0.423		0-3 K		0-0 F8		0-0 F3				3 0 0 0 0 1 0												
Hubie Brooks, R (1, 5) OBP: 0.305, SLG: 0.367		0-0 FC6-4 1B		0-0 F8		0-0 6-3				3 0 1 0 0 0 0												
Brian Giles, R (1, 4) OBP: 0.318, SLG: 0.297		0-3 K		0-0 FC6-4 1B		0-0 FC6-4 1B		0-0 4-3 1B		3 0 2 0 0 1 1												
Junior Ortiz, R (1, 2) OBP: 0.190, SLG: 0.161		0-0 FC6-4 1-2f		0-0 FC6-4 1-2f		0-0 K		0-3 K		2 0 0 0 0 0 2												
Mark Bradley, R (8, PH) OBP: 0.329, SLG: 0.388										1 0 0 0 0 1 1												
Ron Hodges, L (8, 2) OBP: 0.361, SLG: 0.227										0 0 0 0 0 0 0												
Ed Lynch, R (1, 1) OBP: 0.161, SLG: 0.133		0-3 K		0-3 K				0-0 4-3		2 0 0 0 0 2 1												
Carlos Diaz, R (5, 1)										0 0 0 0 0 0 0												
Rusty Staub, L (8, PH) OBP: 0.424, SLG: 0.466										1 0 0 0 0 0 1												
Tom Gorman, L (8, 1) OBP: 0.500, SLG: 0.500								1-2		0 0 0 0 0 0 0												
<b>Inning Stats</b>	R: 0 E: 0 K: 2 S: 7	H: 1 LOB: 1 BB: 1 P: 11	R: 0 E: 0 K: 2 S: 8	H: 1 LOB: 1 BB: 0 P: 8	R: 0 E: 0 K: 2 S: 7	H: 0 LOB: 0 BB: 0 P: 7	R: 0 E: 0 K: 0 S: 3	H: 0 LOB: 0 BB: 0 P: 3	R: 0 E: 0 K: 1 S: 6	H: 1 LOB: 1 BB: 0 P: 6	R: 0 E: 0 K: 0 S: 3	H: 1 LOB: 0 BB: 0 P: 3	R: 0 E: 0 K: 0 S: 3	H: 0 LOB: 0 BB: 0 P: 3	R: 0 E: 0 K: 1 S: 6	H: 1 LOB: 1 BB: 0 P: 6	R: 0 E: 0 K: 0 S: 3	H: 0 LOB: 0 BB: 0 P: 3	1B: 5 2B: 0 3B: 0 HR: 0	SF: 0 SAC: 0 DP: 1 HBP: 0	WP: 0 PB: 0 SB: 0 CS: 1	PA: 31
<b>PITCHER</b> Bob Knepper, L (1, 1) ERA: 3.11	IP: 9.0 WLS: W BF: 31 H: 5 R: 0 ER: 0 SO: 8 BB: 1 IBB: 0 HBP: 0 BLK: 0 WP: 0 HR: 0 S: 46 P: 50 ERA: 0.00 WHIP: 0.667																				<b>PITCHER</b> IP: WLS: BF: H: R: ER: SO: BB: IBB: HBP: BLK: WP: HR: S: P: ERA: WHIP:	

**New York Mets @ Houston Astros**  
 Astrodome, Houston, TX  
 Fri Jul 15 1983, 8:05 PM EDT  
 Att. 19,661 - Dome

[livebaseballscorecards.com](http://livebaseballscorecards.com)

<b>AB</b>	<b>30</b>
<b>R</b>	<b>0</b>
<b>H</b>	<b>5</b>
<b>RBI</b>	<b>0</b>
<b>BB</b>	<b>1</b>
<b>SO</b>	<b>8</b>
<b>LOB</b>	<b>11</b>



Batter	1	2	3	4	5	6	7	8	9	AB	R	H	RBI	BB	SO	LOB
Omar Moreno, L OBP: 0.286, SLG: 0.337 (1, 8) X	0-0 G3 1B	0-0 1B 3B		4-0 1B BB		0-0 3-1 1B		0-0 SF9 3B		4	2	2	2	1	0	0
Terry Puhl, L OBP: 0.357, SLG: 0.435 (1, 9) X	0-0 F7	0-0 FC6-4 1B		0-0 WP 1B		0-3 K		0-0 SF9		4	0	2	2	0	1	0
Dickie Thon, R OBP: 0.361, SLG: 0.480 (1, 6) X	0-0 FC6-4 1B	0-0 FC6-4 1-2f		4-0 FC4-6 1B		0-0 F6		0-0 5-3		4	0	1	0	1	0	1
Phil Garner, R OBP: 0.325, SLG: 0.368 (1, 5) X	0-0 FC6-4 1-2f		0-0 S 1B	0-0 F4			0-0 1-3	0-0 5-3		5	0	1	0	0	0	4
Jose Cruz, L OBP: 0.384, SLG: 0.454 (1, 7)		0-0 6-3	0-0 L9	0-0 FC4-6 1-2f			0-0 6-3			4	0	0	0	0	0	4
Ray Knight, R OBP: 0.391, SLG: 0.507 (1, 3)		0-0 FC1-6 1B	0-0 L8		0-0 CS HBP 1B		0-0 1B 3B			4	2	3	0	0	0	1
Bill Doran, S OBP: 0.364, SLG: 0.349 (1, 4)		0-0 FC1-6 1B	4-0 IBB		0-0 F7		0-0 S 1B			3	0	2	1	1	0	1
George Bjorkman, R OBP: 0.444, SLG: 0.533 (1, 2)		0-0 FC1-6 1B	0-0 F6		H 1-0		3-H 4-0 1B			2	1	0	0	1	0	4
Bob Knepper, L OBP: 0.227, SLG: 0.357 (1, 1)		0-0 1-2f 2-3 3B		0-0 5-3		0-0 HBP		0-0 F8		4	1	1	1	0	0	4

Inning Stats	R: 0	H: 1	E: 0	K: 0	S: 4	L: 1	LOB: 1	BB: 0	P: 4	R: 4	H: 5	E: 0	K: 0	S: 8	L: 1	LOB: 1	BB: 0	P: 8	R: 0	H: 1	E: 0	K: 0	S: 4	R: 0	H: 1	E: 0	K: 0	S: 3	R: 0	H: 0	E: 0	K: 1	S: 5	R: 1	H: 2	E: 0	K: 0	S: 5	R: 1	H: 1	E: 0	K: 0	S: 4	R: 1	H: 1	E: 0	K: 0	S: 4
--------------	------	------	------	------	------	------	--------	-------	------	------	------	------	------	------	------	--------	-------	------	------	------	------	------	------	------	------	------	------	------	------	------	------	------	------	------	------	------	------	------	------	------	------	------	------	------	------	------	------	------

PITCHER	IP	WLS	BF	H	R	ER	SO	BB	IBB	HBP	BLK	WP	HR	S	P	ERA	WHIP
Ed Lynch, R ERA: 3.86 (1, 1)	4.1	L	26	9	4	4	0	1	1	0	0	1	0	22	35	8.31	2.308
Carlos Diaz, L ERA: 2.82 (5, 1)	2.2		10	2	1	1	1	0	1	0	0	0	0	11	15	3.38	0.750
Tom Gorman, L ERA: 5.28 (8, 1)	1.0		4	1	1	1	0	0	0	0	0	0	0	4	4	9.00	1.000


**BOTTOM**

**New York Mets @ Houston Astros**  
Astrodome, Houston, TX

Fri Jul 15 1983, 8:05 PM EDT  
Att. 19,661 - Dome

livebaseballscorecards.com

<b>AB</b>	<b>34</b>
<b>R</b>	<b>6</b>
<b>H</b>	<b>12</b>
<b>RBI</b>	<b>6</b>
<b>BB</b>	<b>4</b>
<b>SO</b>	<b>1</b>
<b>LOB</b>	<b>19</b>



1B: 9	SF: 1	WP: 1	PA: 40
2B: 0	SAC: 0	PB: 0	
3B: 3	DP: 0	SB: 2	
HR: 0	HBP: 1	CS: 1	

Batter	1	2	3	4	5	6	7	8	9	AB R H RBI BB SO LOB	TOP											
José Oquendo, S (1, 6) OBP: 0.286, SLG: 0.263	0-0 F8		0-3 K			0-0 F9		0-0 4-3		4 0 0 0 0 1 0												
Mookie Wilson, S (1, 8) OBP: 0.278, SLG: 0.324	0-0 6-3		0-0 4-3			0-0 F7			0-3 K	4 0 0 0 0 1 0												
Keith Hernandez, L (1, 3) OBP: 0.362, SLG: 0.438	0-0 4-3			0-0 4-3		0-0 4-3			0-0 G5-3 1B	4 0 1 0 0 0 0												
George Foster, R (1, 7) OBP: 0.301, SLG: 0.441		0-0 BB 1B G6-4-3 1B		0-0 4-3		0-0 4-3		0-0 4-3	0-0 1-2 1B	4 1 2 0 0 0 0												
Hubie Brooks, R (1, 5) OBP: 0.308, SLG: 0.368		0-0 G6-4-3 BB 1-2 1B		0-0 6-3		0-0 1B		0-0 G5-3	0-0 2-3f	4 0 2 0 0 0 2												
Darryl Strawberry, L (1, 9) OBP: 0.288, SLG: 0.402		4-0 BB 1-2 2-3 BB G6-4-3		0-0 L6		0-0 F8				2 0 0 0 1 0 1												
Brian Giles, R (1, 4) OBP: 0.316, SLG: 0.295		0-0 G6-4-3		0-0 F8		0-0 G3				2 0 0 0 0 0 2												
Rusty Staub, L (7, PH) OBP: 0.419, SLG: 0.459		1-2 2-3 3-H		0-0 F8						1 0 0 0 0 0 1												
Tucker Ashford, R (7, 4) OBP: 0.208, SLG: 0.190		0-0 F8		0-0 2B						0 0 0 0 0 0 0												
Ron Hodges, L (1, 2) OBP: 0.361, SLG: 0.236		0-0 F8		0-0 K		0-0 F8		0-0 6-3		3 0 1 0 0 0 1												
Mike Torrez, R (1, 1) OBP: 0.086, SLG: 0.059			0-3 K		0-0 F8			0-3 K		2 0 0 0 0 1 1												
Danny Heep, L (8, PH) OBP: 0.365, SLG: 0.436										1 0 0 0 0 1 0												
Doug Sisk, R (8, 1) OBP: 0.500, SLG: 0.500										0 0 0 0 0 0 0												
<b>Inning Stats</b>	R: 0 E: 0 K: 0 S: 3	H: 0 LOB: 0 BB: 0 P: 3	R: 1 E: 0 K: 0 S: 4	H: 2 LOB: 1 BB: 1 P: 8	R: 0 E: 0 K: 2 S: 7	H: 0 LOB: 0 BB: 0 P: 7	R: 0 E: 0 K: 0 S: 3	H: 0 LOB: 0 BB: 0 P: 3	R: 0 E: 0 K: 0 S: 4	H: 1 LOB: 1 BB: 0 P: 4	R: 0 E: 0 K: 0 S: 3	H: 0 LOB: 0 BB: 0 P: 3	R: 0 E: 0 K: 0 S: 4	H: 1 LOB: 1 BB: 0 P: 4	R: 0 E: 0 K: 1 S: 5	H: 0 LOB: 0 BB: 0 P: 5	R: 0 E: 0 K: 1 S: 6	H: 2 LOB: 1 BB: 0 P: 6	1B: 5 2B: 1 3B: 0 HR: 0	SF: 0 SAC: 0 DP: 2 HBP: 0	WP: 0 PB: 0 SB: 0 CS: 0	PA: 32
<b>PITCHER</b>	IP WLS BF H R ER SO BB IBB HBP BLK WP HR S P ERA WHIP																					
Mike Scott, R (1, 1) ERA: 3.31	8.1 W 31 6 1 1 4 1 0 0 0 0 0 0 38 42 1.08 0.840																					
Frank DiPino, L (9, 1) ERA: 2.5	0.2 S 1 0 0 0 0 0 0 0 0 0 0 0 1 1 0.00 0.000																					

**New York Mets @ Houston Astros**  
Astrodome, Houston, TX  
Sat Jul 16 1983, 8:05 PM EDT  
Att. 34,557 - Dome

[livebaseballscorecards.com](http://livebaseballscorecards.com)

**AB 31**  
**R 1**  
**H 6**  
**RBI 0**  
**BB 1**  
**SO 4**  
**LOB 8**





Batter	1	2	3	4	5	6	7	8	9	AB	R	H	RBI	BB	SO	LOB
--------	---	---	---	---	---	---	---	---	---	----	---	---	-----	----	----	-----

<b>Omar Moreno, L</b> <small>OBP: 0.291, SLG: 0.341</small> <small>(1, 8)</small>	 <small>4-0</small>		 <small>0-0</small>			 <small>4-0</small>	 <small>0-3</small>			2	2	1	0	2	1	0
<b>Terry Puhl, L</b> <small>OBP: 0.357, SLG: 0.433</small> <small>(1, 9)</small>	 <small>0-0</small>		 <small>0-0</small>			 <small>0-0</small>	 <small>0-0</small>			3	1	1	0	0	0	2
<b>Dickie Thon, R</b> <small>OBP: 0.362, SLG: 0.482</small> <small>(1, 6)</small>	 <small>0-0</small>		 <small>0-0</small>			 <small>0-0</small>	 <small>4-0</small>			3	0	1	3	1	0	1
<b>Phil Garner, R</b> <small>OBP: 0.324, SLG: 0.367</small> <small>(1, 5)</small>	 <small>0-0</small>			 <small>0-3</small>		 <small>0-0</small>	 <small>0-0</small>			4	0	1	0	0	1	3
<b>Jose Cruz, L</b> <small>OBP: 0.385, SLG: 0.453</small> <small>(1, 7)</small>	 <small>0-0</small>			 <small>0-0</small>		 <small>4-0</small>	 <small>0-0</small>			3	0	1	0	1	0	1
<b>Ray Knight, R</b> <small>OBP: 0.386, SLG: 0.500</small> <small>(1, 3)</small>		 <small>0-0</small>		 <small>0-0</small>		 <small>0-3</small>	 <small>0-0</small>			4	0	0	0	0	1	3
<b>Bill Doran, S</b> <small>OBP: 0.362, SLG: 0.346</small> <small>(1, 4)</small>		 <small>0-3</small>				 <small>0-0</small>	 <small>4-0</small>	 <small>0-0</small>		3	0	0	0	1	1	1
<b>George Bjorkman, R</b> <small>OBP: 0.381, SLG: 0.444</small> <small>(1, 2)</small>		 <small>0-0</small>				 <small>0-0</small>	 <small>0-3</small>			3	0	0	0	0	1	3
<b>Mike Scott, R</b> <small>OBP: 0.074, SLG: 0.074</small> <b>Frank DiPino, L</b> <small>OBP: 0.400, SLG: 0.500</small>			 <small>0-3</small>			 <small>0-3</small>	 <small>0-0</small>			3	0	0	0	0	2	0
										0	0	0	0	0	0	0

**BOTTOM**

**New York Mets @ Houston Astros**  
 Astrodome, Houston, TX  
 Sat Jul 16 1983, 8:05 PM EDT  
 Att. 34,557 - Dome

[livebaseballscorecards.com](http://livebaseballscorecards.com)

<b>AB</b>	<b>28</b>
<b>R</b>	<b>3</b>
<b>H</b>	<b>5</b>
<b>RBI</b>	<b>3</b>
<b>BB</b>	<b>5</b>
<b>SO</b>	<b>7</b>
<b>LOB</b>	<b>14</b>



<b>Inning Stats</b>	R: 1 H: 1 E: 0 K: 4 S: 4 LOB: 1 BB: 1 P: 8	R: 0 H: 0 E: 0 K: 1 S: 5 LOB: 0 BB: 0 P: 5	R: 0 H: 1 E: 0 K: 1 S: 6 LOB: 1 BB: 0 P: 6	R: 0 H: 0 E: 0 K: 1 S: 5 LOB: 0 BB: 0 P: 5	R: 0 H: 0 E: 0 K: 1 S: 5 LOB: 0 BB: 0 P: 5	R: 2 H: 1 E: 1 K: 2 S: 9 LOB: 3 BB: 3 P: 21	R: 0 H: 1 E: 0 K: 1 S: 6 LOB: 2 BB: 1 P: 10	R: 0 H: 1 E: 0 K: 0 S: 3 LOB: 0 BB: 0 P: 3	1B: 3 SF: 0 2B: 2 SAC: 1 3B: 0 DP: 1 HR: 0 HBP: 0	WP: 0 PA: 34 PB: 0 SB: 4 CS: 0
---------------------	---	---	---	---	---	--	--	---	--	--------------------------------------

PITCHER	IP	WLS	BF	H	R	ER	SO	BB	IBB	HBP	BLK	WP	HR	S	P	ERA	WHIP
<b>Mike Torrez, R</b> <small>ERA: 4.29</small> <b>Doug Sisk, R</b> <small>ERA: 2.54</small>	(1, 1) 7.0 L		31	4	3	2	7	2	3	0	0	0	0	40	60	2.57	0.857
	(8, 1)		3	1	0	0	0	0	0	0	0	0	0	3	3	0.00	1.000

**New York Mets @ Houston Astros**  
 Astrodome, Houston, TX  
 Sun Jul 17 1983, 8:05 PM EDT  
 Att. 31,049 - Dome

[livebaseballscorecards.com](http://livebaseballscorecards.com)

<b>AB</b>	<b>29</b>
<b>R</b>	<b>3</b>
<b>H</b>	<b>5</b>
<b>RBI</b>	<b>3</b>
<b>BB</b>	<b>6</b>
<b>SO</b>	<b>6</b>
<b>LOB</b>	<b>16</b>



AB	R	H	RBI	BB	SO	LOB
4	0	1	0	0	0	1
1	0	0	0	0	1	1
2	1	1	0	0	1	0
1	0	0	0	0	0	0
3	0	0	0	1	1	3
3	1	0	0	1	0	4
4	1	1	2	0	1	0
1	0	0	1	2	0	0
3	0	1	0	1	0	1
4	0	1	0	0	1	3
2	0	0	0	1	1	2
1	0	0	0	0	0	1

Batter	1	2	3	4	5	6	7	8	9													
<b>Danny Heep, L</b> (1, 8) OBP: 0.363, SLG: 0.438 <b>Jesse Orosco, R</b> (7, 1) OBP: 0.222, SLG: 0.222	0-0 F7		0-0 G6-4-3		0-0 4-3 2B		0-0 L4		0-3 K													
<b>Hubie Brooks, R</b> (1, 5) OBP: 0.311, SLG: 0.369 <b>Bob Bailor, R</b> (5, PR) OBP: 0.280, SLG: 0.297	0-3 K			0-0 S 3B 1B	1-0 4-3 HBP		0-0 6-3															
<b>Keith Hernandez, L</b> (1, 3) OBP: 0.361, SLG: 0.434	4-0 FC5-4 BB		0-3 K	1-2	0-0 4-3		0-0 F7															
<b>George Foster, R</b> (1, 7) OBP: 0.300, SLG: 0.437	0-0 FC5-4		4-0 3B BB		0-0 6-3		0-0 5-3															
<b>Darryl Strawberry, L</b> (1, 9) OBP: 0.285, SLG: 0.409		0-3 K		0-0 SH2-4 3B		0-0 6-3		0-0 F7														
<b>Ron Hodges, L</b> (1, 2) OBP: 0.365, SLG: 0.234		0-0 L5		0-0 SH2-4		4-0 1B BB		4-0 BB														
<b>Tucker Ashford, R</b> (1, 4) OBP: 0.250, SLG: 0.208		0-0 G3		4-0 BB		0-0 WP 1B		0-0 F7														
<b>José Oquendo, S</b> (1, 6) OBP: 0.285, SLG: 0.263			0-0 6-3	0-0 5-3		0-3 K		0-0 FC4 1B														
<b>Walt Terrell, L</b> (1, 1) <b>Mookie Wilson, S</b> (7, 8) OBP: 0.277, SLG: 0.323			4-0 G6-4-3 BB		0-3 K	0-0 6-3		0-0 FC4														
<b>Inning Stats</b>	R: 0 E: 0 K: 1 S: 5	H: 0 LOB: 1 BB: 1 P: 9	R: 0 E: 0 K: 1 S: 5	H: 0 LOB: 0 BB: 0 P: 5	R: 0 E: 0 K: 0 S: 2	H: 0 LOB: 0 BB: 1 P: 6	R: 3 E: 0 K: 1 S: 7	H: 2 LOB: 1 BB: 2 P: 15	R: 0 E: 0 K: 1 S: 6	H: 1 LOB: 3 BB: 0 P: 7	R: 0 E: 0 K: 1 S: 6	H: 1 LOB: 2 BB: 1 P: 10	R: 0 E: 0 K: 0 S: 3	H: 0 LOB: 0 BB: 0 P: 3	R: 0 E: 0 K: 0 S: 3	H: 0 LOB: 1 BB: 1 P: 7	R: 0 E: 0 K: 1 S: 5	H: 1 LOB: 0 BB: 0 P: 5	1B: 3 2B: 1 3B: 1 HR: 0	SF: 0 SAC: 1 DP: 1 HBP: 1	WP: 1 PB: 0 SB: 1 CS: 1	PA: 37
<b>PITCHER</b>	IP	WLS	BF	H	R	ER	SO	BB	IBB	HBP	BLK	WP	HR	S	P	ERA	WHIP					
<b>Nolan Ryan, R</b> (1, 1) ERA: 2.24	6.0	L	27	4	3	3	5	5	0	1	0	1	0	31	52	4.50	1.500					
<b>Michael LaCoss, R</b> (7, 1) ERA: 4.93	1.0		3	0	0	0	0	0	0	0	0	0	0	3	3	0.00	0.000					
<b>Bill Dawley, R</b> (8, 1) ERA: 2.44	2.0		7	1	0	0	1	1	0	0	0	0	0	8	12	0.00	1.000					

Batter	1	2	3	4	5	6	7	8	9	AB	R	H	RBI	BB	SO	LOB
Omar Moreno, L (1, 8) OBP: 0.291, SLG: 0.340	0-0 FC4-6 1B		0-3 K		0-0 G3			0-3 K		4	0	1	0	0	2	0
Terry Puhl, L (1, 9) OBP: 0.350, SLG: 0.425	0-0 FC4-6 FC1-6 1B 1-2f		0-0 3-1			0-0 4-3		0-0 F8		4	0	0	0	0	0	1
Dickie Thon, R (1, 6) OBP: 0.364, SLG: 0.482	0-0 FC1-6 1B 1-2			0-0 F8		0-0 F6		0-0 1B		4	0	2	0	0	0	0
Phil Garner, R (1, 5) OBP: 0.324, SLG: 0.369	0-0 FC1-6 1-2f 2-3			0-0 6-3		0-0 3B 2B		0-3 K		4	1	1	0	0	1	3
Jose Cruz, L (1, 7) OBP: 0.389, SLG: 0.459	0-0 3-1			4-0 S BB		0-0 3B		4-0 FC6-4 BB		2	0	1	1	2	0	2
Ray Knight, R (1, 3) OBP: 0.384, SLG: 0.495		0-0 F9		4-0 BB		0-0 L7		0-0 FC6-4 G6-4-3		3	0	0	0	1	0	2
Craig Reynolds, L (9, PR) OBP: 0.267, SLG: 0.295				1-2 BB				1-2f		0	0	0	0	0	0	0
Bill Doran, S (1, 4) OBP: 0.358, SLG: 0.341		0-0 3-1		0-0 G3			0-0 F5	0-0 G6-4-3		4	0	0	0	0	0	3
George Bjorkman, R (1, 2) OBP: 0.333, SLG: 0.381					0-0 3-1		0-3 K			3	0	0	0	0	1	0
Nolan Ryan, R (1, 1) OBP: 0.057, SLG: 0.029			0-0 L4		0-0 F6		0-3 K			2	0	0	0	0	0	0
Michael LaCoss, R (7, 1) OBP: 0.067, SLG: 0.034										0	0	0	0	0	0	0
Tony Scott, S (7, PH) OBP: 0.241, SLG: 0.292										1	0	0	0	0	1	0
Bill Dawley, R (8, 1) OBP: 0.333, SLG: 0.333										0	0	0	0	0	0	0

Inning Stats	R: 0	H: 2	E: 0	LOB: 2	K: 0	BB: 0	S: 5	P: 5	R: 0	H: 0	E: 0	LOB: 0	K: 0	BB: 0	S: 3	P: 3	R: 0	H: 0	E: 0	LOB: 2	K: 0	BB: 2	S: 3	P: 11	R: 0	H: 0	E: 0	LOB: 0	K: 0	BB: 0	S: 3	P: 3	R: 1	H: 2	E: 0	LOB: 1	K: 0	BB: 0	S: 5	P: 5	R: 0	H: 0	E: 0	LOB: 0	K: 2	BB: 0	S: 7	P: 7	R: 0	H: 1	E: 0	LOB: 1	K: 2	BB: 0	S: 8	P: 8	R: 0	H: 0	E: 0	LOB: 1	K: 0	BB: 1	S: 2	P: 6	1B: 3	SF: 0	2B: 1	SAC: 0	3B: 1	DP: 1	HR: 0	HBP: 0	WP: 0	PA: 34
--------------	------	------	------	--------	------	-------	------	------	------	------	------	--------	------	-------	------	------	------	------	------	--------	------	-------	------	-------	------	------	------	--------	------	-------	------	------	------	------	------	--------	------	-------	------	------	------	------	------	--------	------	-------	------	------	------	------	------	--------	------	-------	------	------	------	------	------	--------	------	-------	------	------	-------	-------	-------	--------	-------	-------	-------	--------	-------	--------


PITCHER	IP	WLS	BF	H	R	ER	SO	BB	IBB	HBP	BLK	WP	HR	S	P	ERA	WHIP
Walt Terrell, R (1, 1) ERA: 4.26	6.0	W	24	4	1	1	1	2	0	0	0	0	0	24	32	1.50	1.000
Jesse Orosco, L (7, 1) ERA: 1.1	3.0	S	10	1	0	0	4	1	0	0	0	0	0	17	21	0.00	0.667

**BOTTOM**

**New York Mets @ Houston Astros**  
Astrodome, Houston, TX

Sun Jul 17 1983, 8:05 PM EDT  
Att. 31,049 - Dome

AB	31
R	1
H	5
RBI	1
BB	3
SO	5
LOB	11



PITCHER	IP	WLS	BF	H	R	ER	SO	BB	IBB	HBP	BLK	WP	HR	S	P	ERA	WHIP
---------	----	-----	----	---	---	----	----	----	-----	-----	-----	----	----	---	---	-----	------

Batter	1	2	3	4	5	6	7	8	9	AB R H RBI BB SO LOB
Tony Scott, S OBP: 0.245, SLG: 0.294 (1, 8) X	0-0 F8		0-3 K	0-3 K		0-0 4-3		0-0 WP SH1-3 1B	0-0 1B	6 1 2 0 0 2 2
Terry Puhl, L OBP: 0.356, SLG: 0.427 (1, 9) B B B	4-0 G5-4-3 BB		0-0 3-4-3	0-0 1B 1B		0-0 1B 1B		0-0 SH1-3	0-3 K	4 0 2 2 1 1 1
Dickie Thon, R OBP: 0.368, SLG: 0.483 (1, 6) X	0-0 G5-4-3 1-2f		0-0 2B 1B	0-0 1B 1B		0-0 FC4-6 1B		4-0 1B WP 1B IBB	0-3 K	5 2 3 0 1 1 2
Phil Garner, R OBP: 0.325, SLG: 0.372 (1, 5)		0-0 1B 1B	0-0 1B 2B	0-3 K		0-3 K		0-0 F2		5 2 2 0 0 2 6
Jose Cruz, L OBP: 0.392, SLG: 0.460 (1, 7)		0-0 FC5 1B 1-2	0-0 1B 2-H 3-H		0-0 4-3	0-0 FC4-6 1-2f		4-0 1B 1B IBB		4 1 2 2 1 0 2
Ray Knight, R OBP: 0.388, SLG: 0.500 (1, 3)			0-0 F9		0-0 2B		0-0 F9	0-0 1B 1B		5 0 3 2 0 0 1
Denny Walling, L OBP: 0.245, SLG: 0.239 (8, 3) (8, 3)		1-2 2-H						1-2 2-3 3-H		0 0 0 0 0 0 0
Bill Doran, S OBP: 0.361, SLG: 0.343 (1, 4)		0-3 K		4-0 2B 1B BB	0-3 K		0-0 1B	0-0 1B 1-2 2-H 3-H		4 1 2 2 1 2 3
George Bjorkman, R OBP: 0.345, SLG: 0.400 (1, 2)		0-3 K		0-0 1B 2B	4-0 IBB		0-3 K	0-3 K		4 1 1 0 1 3 5
Joe Niekro, R OBP: 0.078, SLG: 0.098 (1, 1)		0-0 FC5 2-3f		0-3 K	0-0 F8		0-0 6-3		0-0 P4	5 0 0 0 0 1 7

Inning Stats	R: 0 E: 0 K: 0 S: 2	H: 0 LOB: 0 BB: 1 P: 6	R: 1 E: 0 K: 2 S: 10	H: 3 LOB: 2 BB: 0 P: 10	R: 2 E: 0 K: 1 S: 8	H: 3 LOB: 1 BB: 0 P: 8	R: 2 E: 0 K: 3 S: 12	H: 3 LOB: 2 BB: 1 P: 16	R: 0 E: 0 K: 1 S: 6	H: 1 LOB: 2 BB: 1 P: 10	R: 0 E: 0 K: 1 S: 7	H: 2 LOB: 2 BB: 0 P: 7	R: 0 E: 0 K: 1 S: 6	H: 1 LOB: 1 BB: 0 P: 6	R: 3 E: 0 K: 1 S: 8	H: 3 LOB: 2 BB: 2 P: 16	R: 0 E: 0 K: 2 S: 8	H: 1 LOB: 1 BB: 0 P: 8	1B: 14 2B: 3 3B: 0 HR: 0	SF: 0 SAC: 1 DP: 1 HBP: 0	WP: 1 PB: 0 SB: 0 CS: 0	PA: 48
--------------	------------------------------	---------------------------------	-------------------------------	----------------------------------	------------------------------	---------------------------------	-------------------------------	----------------------------------	------------------------------	----------------------------------	------------------------------	---------------------------------	------------------------------	---------------------------------	------------------------------	----------------------------------	------------------------------	---------------------------------	-----------------------------------	------------------------------------	----------------------------------	--------

PITCHER	IP	WLS	BF	H	R	ER	SO	BB	IBB	HBP	BLK	WP	HR	S	P	ERA	WHIP
Steve Carlton, L ERA: 3.27 (1, 1)	3.2	L	21	9	5	5	5	2	0	0	0	0	0	29	37	12.27	3.000
Tug McGraw, L ERA: 2.22 (4, 1)	1.1		6	1	0	0	2	0	1	0	0	0	0	9	13	0.00	0.750
Porfi Altamirano, R ERA: 2.88 (6, 1)	2.0		9	3	0	0	2	0	0	0	0	0	0	13	13	0.00	1.500
Ron Reed, R ERA: 3.33 (8, 1)	0.2		5	1	3	3	0	0	2	0	0	1	0	3	11	40.50	1.500
Al Holland, L ERA: 2.45 (8, 1)	1.1		7	3	0	0	3	0	0	0	0	0	0	13	13	0.00	2.250

**TOP**

**Houston Astros @ Philadelphia Phillies**  
Veterans Stadium, Philadelphia, PA

Mon Jul 18 1983, 7:05 PM EDT  
Att. 23,024 - Unknown

AB	42
R	8
H	17
RBI	8
BB	5
SO	12
LOB	29



Batter	1	2	3	4	5	6	7	8	9	AB	R	H	RBI	BB	SO	LOB
Bob Demier, R OBP: 0.319, SLG: 0.346 Ron Reed, R Al Holland, R Tony Perez, R OBP: 0.322, SLG: 0.404	0-0 G3		0-0 6-3		0-0 1B		0-0 1B		0-0 5-3	4	0	2	0	0	0	0
Pete Rose, S OBP: 0.325, SLG: 0.312	0-3 K2-3		0-0 G3		4-0 BB		0-0 F7		0-0 1-3	4	0	0	0	1	1	2
Joe Morgan, L OBP: 0.357, SLG: 0.322	4-0 BB			0-0 F9		0-0 G6-3		4-0 BB		2	0	0	0	2	0	2
Mike Schmidt, R OBP: 0.385, SLG: 0.483	4-0 BB			4-0 WP		0-0 2B		0-0 G6-4-3		2	1	1	0	2	0	1
Von Hayes, L	0-3 K			0-0 WP		0-0 F8		0-0 WP		4	0	2	0	0	1	3
Gary Matthews, R OBP: 0.347, SLG: 0.377			0-0 F9		0-0 6-3		0-0 F8		0-0 F9	4	0	0	1	0	0	3
Bo Diaz, R OBP: 0.306, SLG: 0.390			0-0 6-3		4-0 BB		0-0 F7		0-0 2B	3	1	1	0	1	0	1
Ivan De Jesus, R OBP: 0.312, SLG: 0.305			0-0 6-3		0-0 F8		0-0 4-3		0-0 F8	4	0	0	0	0	0	3
Steve Carlton, L Tug McGraw, R Greg Gross, L Porfi Altamirano, R Joe Lefebvre, L			0-0 4-3		0-0 G3		0-0 F9		0-0 5-3	1	0	0	0	0	0	0


Inning Stats	R: 0	H: 0	E: 0	LOB: 2	K: 2	S: 7	P: 15	R: 0	H: 0	E: 0	LOB: 0	K: 0	S: 3	P: 3	R: 0	H: 0	E: 0	LOB: 0	K: 0	S: 3	P: 3	R: 1	H: 1	E: 0	LOB: 2	K: 0	S: 4	P: 12	R: 0	H: 1	E: 0	LOB: 1	K: 0	S: 3	P: 7	R: 0	H: 1	E: 0	LOB: 1	K: 0	S: 4	P: 4	R: 0	H: 1	E: 0	LOB: 1	K: 0	S: 4	P: 4	R: 0	H: 1	E: 0	LOB: 1	K: 0	S: 3	P: 7	R: 1	H: 2	E: 0	LOB: 1	K: 0	S: 5	P: 5	1B: 5	2B: 2	3B: 0	HR: 0	SF: 0	SAC: 0	DP: 2	HBP: 0	WP: 2	PA: 38
PITCHER Joe Niekro, R ERA: 3.35	IP	WLS	BF	H	R	ER	SO	BB	IBB	HBP	BLK	WP	HR	S	P	ERA	WHIP	IP	WLS	BF	H	R	ER	SO	BB	IBB	HBP	BLK	WP	HR	S	P	ERA	WHIP																																							

**BOTTOM**

**Houston Astros @ Philadelphia Phillies**  
Veterans Stadium, Philadelphia, PA

Mon Jul 18 1983, 7:05 PM EDT  
Att. 23,024 - Unknown

AB 32  
R 2  
H 7  
RBI 2  
BB 6  
SO 2  
LOB 16



WP	PA
2	38

Batter	1	2	3	4	5	6	7	8	9	AB R H RBI BB SO LOB	TOP		
<b>Omar Moreno, L</b> (1, 8) OBP: 0.292, SLG: 0.338	4-0 E BB	0-0 F8	0-0 F8			0-0 FC3-6 1B		0-0 4-3	0-0 G3	5 1 1 0 1 0 5			
<b>Terry Puhl, L</b> (1, 9) OBP: 0.366, SLG: 0.448	1-0 E 1B HBP	0-0 2B			0-0 SF8 3B	0-0 FC3-6 1B		4-0 BB		3 3 3 0 0 0 0 0 0 0 0 1 0 0			
<b>Tony Scott, S</b> (7, 9) OBP: 0.250, SLG: 0.294													
<b>Dickie Thon, R</b> (1, 6) OBP: 0.366, SLG: 0.482	0-0 FC6 CS 1B 1-2 3-H	0-0 2B			0-0 P5	0-0 FC3-6 1-2f 2-3		0-0 L6		5 0 1 2 0 0 6			
<b>Phil Garner, R</b> (1, 5) OBP: 0.326, SLG: 0.382	0-0 BB CS 1B 1-2 2-H	0-0 6-3			0-0 SF8 3-H	0-0 G3			0-0 HR	4 1 2 3 0 0 3			
<b>Jose Cruz, L</b> (1, 7) OBP: 0.397, SLG: 0.462	4-0 BB 1-2 2-3		0-3 K		0-0 1B		0-0 CS 1B	4-0 BB 2B		3 1 2 0 2 1 0			
<b>Ray Knight, R</b> (1, 3) OBP: 0.391, SLG: 0.498	4-0 BB 1-2 2-3		0-0 1B 1B			0-0 P6	4-0 G5-4-3 BB 1-2	0-3 K		3 1 1 0 2 1 1			
<b>Bill Doran, S</b> (1, 4) OBP: 0.362, SLG: 0.342	0-3 K		0-0 FC1-5 1B 1-2			0-0 F8	0-0 G5-4-3 1-2f	4-0 BB 2B		4 0 1 0 1 1 4			
<b>George Bjorkman, R</b> (1, 2) OBP: 0.382, SLG: 0.448	0-0 F3		0-0 FC1-5 1B 1-2 2-H			0-3 K		4-0 4-3 SH1-4 BB	0-0 BB 2B	4 0 2 2 1 1 3			
<b>Bob Knepper, L</b> (1, 1) OBP: 0.213, SLG: 0.333		0-3 K	0-0 FC1-5			0-3 K		0-0 SH1-4	0-3 K	3 0 0 0 0 2 2 1 0 0 0 0 1 2 0 0 0 0 0 0 0			
<b>Michael LaCoss, R</b> (6, 1) OBP: 0.065, SLG: 0.033													
<b>Frank DiPino, L</b> (9, 1) OBP: 0.400, SLG: 0.500													
<b>Inning Stats</b>	R: 2 E: 2 K: 1 S: 6 H: 1 LOB: 3 BB: 3 P: 19	R: 1 E: 0 K: 1 S: 7 H: 2 LOB: 1 BB: 0 P: 7	R: 1 E: 0 K: 1 S: 8 H: 3 LOB: 2 BB: 0 P: 8	R: 1 E: 0 K: 0 S: 4 H: 2 LOB: 1 BB: 0 P: 4	R: 0 E: 0 K: 1 S: 5 H: 0 LOB: 0 BB: 0 P: 5	R: 0 E: 0 K: 1 S: 7 H: 2 LOB: 2 BB: 0 P: 7	R: 0 E: 0 K: 0 S: 2 H: 1 LOB: 0 BB: 1 P: 6	R: 0 E: 0 K: 0 S: 3 H: 0 LOB: 2 BB: 2 P: 11	R: 2 E: 0 K: 2 S: 9 H: 2 LOB: 2 BB: 2 P: 17	1B: 8 2B: 3 3B: 1 HR: 1 SF: 1 SAC: 1 DP: 1 HBP: 1	WP: 0 PB: 0 SB: 0 CS: 3 PA: 46		
<b>PITCHER</b>	IP WLS BF H R ER SO BB IBB HBP BLK WP HR S P ERA WHIP											<b>PITCHER</b>	IP WLS BF H R ER SO BB IBB HBP BLK WP HR S P ERA WHIP
<b>Marty Bystrom, R</b> (1, 1) ERA: 4.11	5.0 L 26 8 5 4 4 3 0 1 0 0 0 30 43 7.20 2.200												
<b>Willie Hernandez, L</b> (6, 1) ERA: 2.37	2.0 8 3 0 0 1 1 0 0 0 0 0 9 13 0.00 2.000												
<b>Porfi Altamirano, R</b> (8, 1) ERA: 3.22	2.0 12 2 2 2 2 4 0 0 0 0 0 1 12 28 9.00 3.000												

Houston Astros @ Philadelphia Phillies  
Veterans Stadium, Philadelphia, PA  
Tue Jul 19 1983, 7:05 PM EDT  
Att. 23,851 - Unknown

livebaseballscorecards.com

AB	35
R	7
H	13
RBI	7
BB	8
SO	7
LOB	26



Batter	1	2	3	4	5	6	7	8	9	AB	R	H	RBI	BB	SO	LOB
Bob Dernier, R (1, 9) Porfi Altamirano, R (8, 1)	0-0 F9		0-3 K		0-0 FC5-4 1B		0-0 2-3			4	1	0	1	0	1	2
Pete Rose, S (1, 3)	0-0 6-3			0-0 4-3	0-0 FC3-4 1B		0-0 F8			4	0	1	1	0	0	1
Gary Matthews, R (1, 7)	4-0 FC6-4 BB			0-0 1B	0-0 FC3-4 1-2f			0-0 F7		3	0	1	0	1	0	1
Mike Schmidt, R (1, 5)	0-0 FC6-4 1-2f		0-3 K		0-0 E8 G6-4-3			4-0 BB G6-4-3		3	0	0	0	1	1	2
Ozzie Virgil, R (1, 2)		0-0 6-3		0-0 6-3		4-0 BB G6-4-3		0-0 G6-4-3 1-2f		3	0	0	0	1	0	2
Garry Maddox, R (1, 8)		0-0 6-3			0-0 E FC5-4 1B	0-0 G6-4-3 1-2f 2-3		0-0 WP 1B		4	1	2	0	0	0	2
Kiko Garcia, R (1, 4) Joe Lefebvre, L (9, PH)		0-0 F2			0-3 K	0-0 4-3			4-0 BB G5-4-3	3	0	0	0	0	1	2
Ivan De Jesus, R (1, 6) Von Hayes, L (9, PH)			0-0 F8		0-0 E E 1B		0-0 F8		0-3 K	3	1	1	0	0	0	0
Marty Bystrom, R (1, 1) Tony Perez, R (5, PH) Willie Hernandez, L (6, 1) Greg Gross, L (7, PH)			0-3 K		0-0 E9 FC5-4 1-2 2-3		4-0 BB 2-3		0-0 G5-4-3 1-2f	1	0	0	0	0	1	0

Inning Stats	R: 0	H: 0	E: 0	K: 0	S: 3	LOB: 1	BB: 1	P: 7	R: 0	H: 0	E: 0	K: 0	S: 3	LOB: 0	BB: 0	P: 3	R: 0	H: 0	E: 0	K: 2	S: 7	LOB: 0	BB: 0	P: 7	R: 0	H: 1	E: 0	K: 1	S: 6	LOB: 1	BB: 0	P: 6	R: 3	H: 3	E: 2	K: 1	S: 9	LOB: 1	BB: 0	P: 9	R: 0	H: 0	E: 1	K: 0	S: 3	LOB: 1	BB: 1	P: 7	R: 0	H: 0	E: 0	K: 0	S: 3	LOB: 1	BB: 1	P: 7	R: 0	H: 0	E: 0	K: 0	S: 2	LOB: 0	BB: 1	P: 6	R: 0	H: 1	E: 0	K: 1	S: 5	LOB: 1	BB: 1	P: 9	1B: 5	2B: 0	3B: 0	SF: 0	SAC: 0	DP: 3	HBP: 0	WP: 1	PB: 0	SB: 1	CS: 0	PA: 36
PITCHER	IP	WLS	BF	H	R	ER	SO	BB	IBB	HBP	BLK	WP	HR	S	P	ERA	WHIP																																																																			
Bob Knepper, L (1, 1) ERA: 2.99	5.0	W	23	4	3	0	4	2	0	0	0	0	0	29	37	0.00	1.200																																																																			
Michael LaCoss, R (6, 1) ERA: 4.77	3.0		11	1	0	0	0	3	0	0	0	1	0	8	20	0.00	1.333																																																																			
Frank DiPino, L (9, 1) ERA: 2.43	1.0	S	2	0	0	0	1	0	0	0	0	0	0	4	4	0.00	0.000																																																																			

**BOTTOM**

**Houston Astros @ Philadelphia Phillies**  
Veterans Stadium, Philadelphia, PA

Tue Jul 19 1983, 7:05 PM EDT  
Att. 23,851 - Unknown

AB	31
R	3
H	5
RBI	2
BB	5
SO	5
LOB	18

[livebaseballscorecards.com](http://livebaseballscorecards.com)

Batter	1	2	3	4	5	6	7	8	9	AB R H RBI BB SO LOB	TOP											
<b>Omar Moreno, L</b> (1, 8) OBP: 0.289, SLG: 0.334	0-3 K			0-0 F7			0-0 4-3		0-0 F5	4 0 0 0 0 1 1												
<b>Denny Walling, L</b> (1, 9) OBP: 0.245, SLG: 0.300	0-0 F2			0-0 L7			0-0 4-3		0-0 HR	4 1 1 2 0 0 0												
<b>Dickie Thon, R</b> (1, 6) OBP: 0.368, SLG: 0.489	0-0 F8			0-0 6-3			4-0 BB		0-0 HR	3 1 1 1 1 0 0												
<b>Phil Garner, R</b> (1, 5) OBP: 0.326, SLG: 0.380		0-0 L9			4-0 BB		0-0 1-3		0-3 K	2 0 0 0 1 0 1												
<b>Vern Ruhle, R</b> (7, 1) OBP: 0.214, SLG: 0.083										0 0 0 0 0 0 0												
<b>Kevin Bass, S</b> (9, PH) OBP: 0.262, SLG: 0.346										1 0 0 0 0 1 0												
<b>Jose Cruz, L</b> (1, 7) OBP: 0.394, SLG: 0.458		0-0 4-3			0-3 K			0-0 F8		3 0 0 0 0 1 1												
<b>Ray Knight, R</b> (1, 3) OBP: 0.387, SLG: 0.493		0-0 F8			0-0 G6-4-3			0-3 K		3 0 0 0 0 1 1												
<b>Luis Pujols, R</b> (8, 2) OBP: 0.227, SLG: 0.229					1-2f					0 0 0 0 0 0 0												
<b>Bill Doran, S</b> (1, 4) OBP: 0.359, SLG: 0.338			0-3 K			0-0 4-3		0-0 F7		3 0 0 0 0 1 0												
<b>George Bjorkman, R</b> (1, 2) OBP: 0.361, SLG: 0.419			0-3 K				0-3 K		0-3 K	2 0 0 0 0 2 0												
<b>Harry Spilman, L</b> (8, 3) OBP: 0.237, SLG: 0.278										1 0 0 0 0 1 0												
<b>Mike Scott, R</b> (1, 1) OBP: 0.071, SLG: 0.071			0-3 K				0-0 G3		0-0 HR	1 0 0 0 0 1 0												
<b>Terry Puhl, L</b> (6, PH) OBP: 0.365, SLG: 0.446										1 0 0 0 0 0 0												
<b>Frank LaCorte, R</b> (6, 1) OBP: 0.167, SLG: 0.400										0 0 0 0 0 0 0												
<b>Craig Reynolds, L</b> (7, 5) OBP: 0.283, SLG: 0.311										1 1 1 0 0 0 0												
<b>Inning Stats</b>	R: 0 E: 0 K: 1 S: 5	H: 0 LOB: 0 BB: 0 P: 5	R: 0 E: 0 K: 0 S: 3	H: 0 LOB: 0 BB: 0 P: 3	R: 0 E: 0 K: 3 S: 9	H: 0 LOB: 0 BB: 0 P: 9	R: 0 E: 0 K: 0 S: 3	H: 0 LOB: 0 BB: 0 P: 3	R: 0 E: 0 K: 1 S: 4	H: 0 LOB: 0 BB: 1 P: 8	R: 0 E: 0 K: 1 S: 5	H: 0 LOB: 0 BB: 0 P: 5	R: 0 E: 0 K: 0 S: 3	H: 0 LOB: 1 BB: 1 P: 7	R: 0 E: 0 K: 1 S: 5	H: 0 LOB: 0 BB: 0 P: 5	R: 3 E: 0 K: 2 S: 10	H: 3 LOB: 0 BB: 0 P: 10	1B: 1 2B: 0 3B: 0 HR: 2	SF: 0 SAC: 0 DP: 1 HBP: 0	WP: 0 PB: 0 SB: 1 CS: 0	PA: 31
<b>PITCHER</b> <b>Charles Hudson, R</b> (1, 1) ERA: 3.62	IP: 9.0 WLS: W BF: 31 H: 3 R: 3 ER: 3 SO: 9 BB: 2 IBB: 0 HBP: 0 BLK: 0 WP: 0 HR: 2 S: 47 P: 55 ERA: 3.00 WHIP: 0.556																					

Houston Astros @ Philadelphia Phillies  
Veterans Stadium, Philadelphia, PA  
Wed Jul 20 1983, 7:05 PM EDT  
Att: 21,052 - Unknown

livebaseballscorecards.com

AB 29  
R 3  
H 3  
RBI 3  
BB 2  
SO 9  
LOB 4





BOTTOM

Houston Astros @ Philadelphia Phillies  
Veterans Stadium, Philadelphia, PA  
Wed Jul 20 1983, 7:05 PM EDT  
Att. 21,052 - Unknown

livebaseballscorecards.com

AB 35  
R 10  
H 12  
RBI 9  
BB 4  
SO 3  
LOB 23



WP: 1 PA: 43  
PB: 0  
SB: 1  
CS: 0

AB R H RBI BB SO LOB

3 0 0 1 1 0 2

5 2 4 0 0 0 0

5 0 0 0 0 3 5

5 2 3 0 0 0 3

2 1 0 0 2 0 1

1 1 0 0 0 0 2

3 2 2 5 1 0 0

5 0 1 2 0 0 4

4 1 1 0 0 0 4

2 1 1 1 0 0 2

1B: 11 SF: 1  
2B: 0 SAC: 1  
3B: 0 DP: 0  
HR: 1 HBP: 2

Batter	1	2	3	4	5	6	7	8	9
Bob Demier, R OBP: 0.307, SLG: 0.329 (1, 8)	0-0 G3 1B	4-0 WP 1B 1-2 BB		0-0 5-3 1B		0-0 SF8 2-H	0-0 FC6-4 1-2f		
Pete Rose, S OBP: 0.331, SLG: 0.319 (1, 3)	0-0 BB 1B HR 1B	0-0 WP 1-2 2-3 1B		0-0 1B		0-0 G3		0-0 FC6-4 3-1 1B 1B	
Von Hayes, L OBP: 0.335, SLG: 0.385 (1, 9)	0-3 K 1-2 2-3 3-H	0-3 K 1-2 2-3 3-H		0-0 F8			0-3 K 1-2	0-0 3-1 1-2	
Mike Schmidt, R OBP: 0.386, SLG: 0.480 (1, 5)	0-0 BB 1-2 HR 1B	0-0 F2		0-0 F2			0-0 BB 1B 1B	0-0 FC6-4 1B	
Joe Morgan, L OBP: 0.359, SLG: 0.319 (1, 4)	4-0 HR 1-2 2-3 BB		4-0 5-3 HBP BB		0-0 F7		0-0 E9 1-2 BB 1B	0-0 FC6-4 1B 1-2f 2-3	
Kiko Garcia, R OBP: 0.369, SLG: 0.468 (7, PR) (8, 4)									
Joe Lefebvre, L OBP: 0.413, SLG: 0.613 (1, 7)	0-0 HR 1-H 2-H 3-H		1-0 5-3 1-2 HBP		0-0 4-3		4-0 1B 1-2 2-3 BB	0-0 FC4 1-3 3-H 1B	
Bo Diaz, R OBP: 0.304, SLG: 0.386 (1, 2)	0-0 F7		0-0 F7		0-0 4-3		0-0 1B 1-3 2-H 3-H 1B	0-0 FC4 1-2f	
Ivan De Jesus, R OBP: 0.311, SLG: 0.305 (1, 6)		0-0 F8		0-0 5-3 1-2 2-3		0-0 S SH3-4 SF8 1B	0-0 F9		
Charles Hudson, S OBP: 0.240, SLG: 0.136 (1, 1)		1-0 1B BB WP HBP		0-0 6-3		0-0 SH3-4	0-0 FC6-4 1-2 1B		

Inning Stats	R: 4 E: 0 K: 1 S: 8	H: 3 LOB: 0 BB: 1 P: 12	R: 1 E: 0 K: 1 S: 6	H: 1 LOB: 2 BB: 1 P: 11	R: 0 E: 0 K: 0 S: 3	H: 0 LOB: 2 BB: 1 P: 8	R: 0 E: 0 K: 0 S: 4	H: 1 LOB: 1 BB: 0 P: 4	R: 0 E: 0 K: 0 S: 3	H: 0 LOB: 0 BB: 0 P: 3	R: 1 E: 0 K: 0 S: 4	H: 1 LOB: 0 BB: 0 P: 4	R: 3 E: 1 K: 1 S: 9	H: 3 LOB: 2 BB: 1 P: 13	R: 1 E: 0 K: 0 S: 6	H: 3 LOB: 2 BB: 0 P: 6
--------------	------------------------------	----------------------------------	------------------------------	----------------------------------	------------------------------	---------------------------------	------------------------------	---------------------------------	------------------------------	---------------------------------	------------------------------	---------------------------------	------------------------------	----------------------------------	------------------------------	---------------------------------

PITCHER	IP	WLS	BF	H	R	ER	SO	BB	IBB	HBP	BLK	WP	HR	S	P	ERA	WHIP
Mike Scott, R ERA: 3.63 (1, 1)	5.0	L	25	5	5	5	2	3	0	2	0	1	1	24	38	9.00	1.600
Frank LaCorte, R ERA: 5.05 (6, 1)	1.2		11	4	4	2	1	1	0	0	0	0	0	12	16	10.80	3.000
Vern Ruhle, R ERA: 4.96 (7, 1)	1.1		7	3	1	1	0	0	0	0	0	0	0	7	7	6.75	2.250

WP: 1 PA: 43

PB: 0  
SB: 1  
CS: 0

Batter 1 2 3 4 5 6 7 8 9 AB R H RBI BB SO LOB TOP

Omar Moreno, L (1, 8) G3 0-0 1 CS 1B 0-0 K 0-3 1-3 0-0 4 0 1 0 0 1 0

Terry Puhl, L (1, 9) P6 0-0 2 F3 0-0 1 HR 0-0 L3 0-0 1 4 1 1 1 0 0 1

Dickie Thon, R (1, 6) 0-0 1B 0-0 2 F6 0-0 2 F9 0-0 F8 0-0 2 4 0 1 0 0 0 1

Phil Garner, R (1, 5) F4 0-0 3 CS 0-0 3 2B SF9 1B 0-0 3 F8 0-3 3 K 0-3 3 4 1 1 0 0 1 1

Jose Cruz, L (1, 7) F5 0-0 1 SF9 HR 2B 0-0 1 F4 0-0 1 F9 0-0 1 4 1 1 0 0 0 0

Ray Knight, R (1, 3) BB 1B 0-0 1 SF9 0-0 1 F6 0-0 2 F4-3 HBP 2 0 1 1 0 0 0 0

Bill Doran, S (1, 4) BB BB 4-0 BB BB F6 0-0 2 1-3 0-0 3 F4-3 0-0 3 2 0 0 0 1 0 1

George Bjorkman, R (1, 2) K 0-3 2 K 0-0 2 HR 0-0 3 F4-3 0-0 1 3 1 1 2 0 1 2

Nolan Ryan, R (1, 1) K 0-3 3 K 0-3 3 F2 0-0 2 2 0 0 0 0 2 2

Inning Stats table with columns for R, H, E, K, S, P, LOB, BB, IBB, HBP, BLK, WP, HR, S, P, ERA, WHIP for both teams.

PITCHER table with columns for IP, WLS, BF, H, R, ER, SO, BB, IBB, HBP, BLK, WP, HR, S, P, ERA, WHIP for Bill Gullickson, R.

Houston Astros @ Montreal Expos Olympic Stadium, Montreal, QB Thu Jul 21 1983, 7:05 PM EDT Att. 22,055 - Unknown

Summary statistics table: AB 31, R 4, H 7, RBI 4, BB 1, SO 5, LOB 9



BOTTOM

Houston Astros @ Montreal Expos  
Olympic Stadium, Montreal, QB  
Thu Jul 21 1983, 7:05 PM EDT  
Att. 22,055 - Unknown

livebaseballscorecards.com

AB	37
R	9
H	12
RBI	7
BB	2
SO	4
LOB	15



WP:	0	PA:	39
PB:	0	SB:	0
CS:	0		

AB R H RBI BB SO LOB

4 1 0 0 1 2 1

5 1 3 0 0 0 0

5 1 2 2 0 0 1

3 2 1 2 1 0 2

4 1 2 1 0 0 3

4 1 2 2 0 0 1

4 0 0 0 0 0 3

4 0 1 0 0 2 3

4 2 1 0 0 0 1

1B:	10	SF:	0
2B:	2	SAC:	0
3B:	0	DP:	1
HR:	0	HBP:	0

Batter	1	2	3	4	5	6	7	8	9
Tim Raines, S OBP: 0.374, SLG: 0.412 (1, 7)	0-0 F7 ①		0-0 6-3 ②		0-3 K ②	4-0 1B 1B BB ②		0-3 K ②	
Bryan Little, S OBP: 0.341, SLG: 0.323 (1, 6)	0-0 4-3 ②		0-0 F9 ③		0-0 1B 1B ②	0-0 1B 1B ②		0-0 FC6-4 1B ②	
Andre Dawson, R OBP: 0.331, SLG: 0.564 (1, 8)	0-0 6-3 ③			0-0 5-3 ①	0-0 1B 2B 1B ②	0-0 G6-4-3 1B ②		0-0 FC6-4 1-2f ③	
Al Oliver, L OBP: 0.366, SLG: 0.439 (1, 3)		4-0 1B BB ①		0-0 E6 2B 6-3 ①	0-0 2B 1B 1B ②	0-0 F7 ①			
Gary Carter, R OBP: 0.330, SLG: 0.424 (1, 2)		0-0 F8 ①		0-0 2B ①	0-0 E 2B ②	0-0 G6-4-3 ②			
Warren Cromartie, L OBP: 0.359, SLG: 0.382 (1, 9)		0-0 1B ②		0-0 6-3 ②	0-0 E7 E 1B ②		0-0 F8 ①		
Tim Wallach, R OBP: 0.338, SLG: 0.445 (1, 5)		0-0 L4 ②		0-0 L4 ③	0-0 E5 ②		0-0 F9 ②		
Doug Flynn, R OBP: 0.253, SLG: 0.289 (1, 4)		0-3 K ③				0-3 FC3-6 1B ③		0-3 K ③	
Bill Gullickson, R OBP: 0.087, SLG: 0.068 (1, 1)			0-0 4-3 ①		0-0 FC3-6 1B 1B 1B ①	0-0 1B BB 1B ①		0-0 L5 ①	

Inning Stats	R: 0	H: 0	E: 0	K: 0	S: 3	R: 0	H: 1	E: 0	K: 1	S: 6	R: 0	H: 0	E: 0	K: 0	S: 3	R: 1	H: 1	E: 1	K: 0	S: 5	R: 6	H: 6	E: 2	K: 1	S: 12	R: 2	H: 3	E: 0	K: 1	S: 5	R: 0	H: 0	E: 0	K: 1	S: 5	R: 0	H: 1	E: 0	K: 1	S: 6
--------------	------	------	------	------	------	------	------	------	------	------	------	------	------	------	------	------	------	------	------	------	------	------	------	------	-------	------	------	------	------	------	------	------	------	------	------	------	------	------	------	------

PITCHER	IP	WLS	BF	H	R	ER	SO	BB	IBB	HBP	BLK	WP	HR	S	P	ERA	WHIP
Nolan Ryan, R ERA: 2.49 (1, 1)	5.0	L	26	8	7	4	2	1	0	0	0	0	0	29	33	7.20	1.800
Bill Dawley, R ERA: 2.7 (6, 1)	2.0		9	3	2	2	1	1	0	0	0	0	0	10	14	9.00	2.000
Vern Ruhle, R ERA: 4.88 (8, 1)	1.0		4	1	0	0	1	0	0	0	0	0	0	6	6	0.00	1.000

Batter	1	2	3	4	5	6	7	8	9	AB R H RBI BB SO LOB	TOP																									
<b>Omar Moreno, L</b> (1, 8) OBP: 0.289, SLG: 0.333	0-0 F6		0-0 E 1B	0-3 K2-3		0-0 F7		0-3 K	0-0 FC6-4 1B	6 1 2 2 0 2 0																										
<b>Terry Puhl, L</b> (1, 9) OBP: 0.358, SLG: 0.453	0-0 L9		0-0 E4 E 2B	0-0 3-1		0-0 F9		0-0 L8	0-0 FC6-4 S 1-2f	6 1 1 2 0 0 1																										
<b>Dickie Thon, R</b> (1, 6) OBP: 0.364, SLG: 0.480	0-0 P3		4-0 FC6-4 E BB			0-0 F9		0-3 K	0-0 F5 1-2	5 0 0 0 1 1 1																										
<b>Phil Garner, R</b> (1, 5) OBP: 0.326, SLG: 0.382		0-0 1B 2B	0-0 E6 FC6-4 1-2 3-H			0-0 F9		0-0 F3	0-0 1B 1B	5 2 2 1 0 0 1																										
<b>Jose Cruz, L</b> (1, 7) OBP: 0.398, SLG: 0.463		0-0 1B	0-0 FC6-4 BB 1-2f 2-3			0-0 E6 BB 1B		0-0 1B 1B	0-0 1B 1B 1-2	5 2 4 1 0 0 2																										
<b>Ray Knight, R</b> (1, 3) OBP: 0.390, SLG: 0.492		0-0 F8	0-0 F9			4-0 BB 1B		0-0 BB 1B	0-0 F2	3 1 1 0 1 0 3																										
<b>Luis Pujols, R</b> (7, 2) OBP: 0.227, SLG: 0.229									0 0 0 0 0 0 0																											
<b>Tim Tolman, R</b> (9, PH) OBP: 0.269, SLG: 0.500									1 0 0 0 0 0 2																											
<b>Harry Spilman, L</b> (9, 2) OBP: 0.237, SLG: 0.278									0 0 0 0 0 0 0																											
<b>Bill Doran, S</b> (1, 4) OBP: 0.365, SLG: 0.337		0-0 F2	4-0 FC5-4 BB 1-2			4-0 BB 1-2 2-3		4-0 1B BB 1-2 2-3	0-0 1B 1B 1-2 2-H	2 1 1 1 3 0 1																										
<b>George Bjorkman, R</b> (1, 2) OBP: 0.333, SLG: 0.459		0-0 6-3	0-0 FC5-4 1-2f			0-3 K		0-0 BB 1B 1-3 2-H 3-H	0-0 1B 1B 1-2 2-3	3 0 0 0 0 1 7																										
<b>Denny Walling, L</b> (7, PH) OBP: 0.268, SLG: 0.321									2 1 2 2 0 0 0																											
<b>Joe Niekro, R</b> (1, 1) OBP: 0.091, SLG: 0.093			1-0 E 1B HBP			0-3 K		0-3 K	0-0 1B 1B 1-3 2-H 3-H	3 1 0 0 0 2 2																										
<b>Frank DiPino, L</b> (8, 1) OBP: 0.400, SLG: 0.500									0 0 0 0 0 0 0																											
<b>Dave Smith, R</b> (8, 1)									0 0 0 0 0 0 0																											
<b>Tony Scott, S</b> (9, PH) OBP: 0.255, SLG: 0.299									1 1 1 2 0 0 0																											
<b>Bill Dawley, R</b> (9, 1) OBP: 0.333, SLG: 0.333									0 0 0 0 0 0 0																											
<b>Inning Stats</b>	R: 0 E: 0 K: 0 S: 3	H: 0 LOB: 0 BB: 0 P: 3	R: 1 E: 0 K: 0 S: 5	H: 2 LOB: 1 BB: 5 P: 5	R: 3 E: 2 K: 0 S: 6	H: 2 LOB: 3 BB: 2 P: 15	R: 0 E: 0 K: 2 S: 7	H: 0 LOB: 0 BB: 0 P: 7	R: 0 E: 1 K: 1 S: 6	H: 1 LOB: 3 BB: 2 P: 14	R: 0 E: 0 K: 0 S: 3	H: 0 LOB: 0 BB: 0 P: 3	R: 2 E: 0 K: 1 S: 8	H: 3 LOB: 2 BB: 1 P: 12	R: 0 E: 0 K: 2 S: 7	H: 0 LOB: 0 BB: 0 P: 7	R: 5 E: 0 K: 0 S: 9	H: 6 LOB: 1 BB: 0 P: 9	1B: 12 2B: 2 3B: 0 HR: 0	SF: 0 SAC: 0 DP: 0 HBP: 1	WP: 0 PB: 0 SB: 1 CS: 0	PA: 48														
<b>PITCHER</b>	IP WLS BF H R ER SO BB IBB HBP BLK WP HR S P ERA WHIP																																			
<b>Greg Bargar, R</b> (1, 1) ERA: 3.72	2.2		16	4	4	4	0	2	0	1	0	0	0	13	22	13.50	2.250																			
<b>Bryn Smith, R</b> (3, 1) ERA: 2.71	2.1		10	1	0	0	3	1	1	0	0	0	0	14	22	0.00	0.857																			
<b>Randy Lerch, L</b> (6, 1) ERA: 6.75	1.2		8	2	2	2	0	1	0	0	0	0	0	7	11	10.80	1.800																			
<b>Bob James, R</b> (7, 1) ERA: 7.71	1.1		5	1	0	0	3	0	0	0	0	0	0	11	11	0.00	0.750																			
<b>Woodie Fryman, L</b> (9, 1) ERA: 20.25	0.1	L	5	4	4	4	0	0	0	0	0	0	0	5	5	108.00	12.000																			
<b>PITCHER</b>	IP WLS BF H R ER SO BB IBB HBP BLK WP HR S P ERA WHIP																																			
<b>Jeff Reardon, R</b> (9, 1) ERA: 2.82	0.2		4	2	1	1	0	0	0	0	0	0	0	4	4	13.50	3.000																			

Houston Astros @ Montreal Expos  
Olympic Stadium, Montreal, QB  
Fri Jul 22 1983, 7:05 PM EDT  
Att. 34,425 - Unknown

AB	42
R	11
H	14
RBI	11
BB	5
SO	6
LOB	20



WP: 0	PA: 48
PB: 0	
SB: 1	
CS: 0	

BOTTOM

Houston Astros @ Montreal Expos  
Olympic Stadium, Montreal, QB

Fri Jul 22 1983, 7:05 PM EDT  
Att. 34,425 - Unknown

livebaseballscorecards.com

AB	38
R	8
H	12
RBI	8
BB	2
SO	3
LOB	14



WP:	0	PA:	41
PB:	1		
SB:	1		
CS:	0		

AB R H RBI BB SO LOB

5	1	2	2	0	0	1
5	0	0	0	0	1	2
4	2	2	0	1	1	0
5	1	2	1	0	0	1
4	1	1	0	1	0	2
4	1	2	2	0	0	1
3	0	0	0	0	0	3
0	0	0	0	0	0	0
1	0	0	0	0	0	0
0	0	0	0	0	0	0
3	0	1	0	0	0	2
1	1	1	2	0	0	0
0	0	0	0	0	0	0
0	0	0	0	0	0	0
1	0	0	0	0	0	0
2	1	1	1	0	0	0
1B:	8	SF:	0			
2B:	3	2B:	3	SAC:	1	
3B:	0	3B:	0	DP:	0	
HR:	1	HR:	1	HBP:	0	

Batter	1	2	3	4	5	6	7	8	9													
Tim Raines, S OBP: 0.374, SLG: 0.424 (1, 7) (9, 4)	0-0 F7		0-0 F7		0-0 HR		0-0 3-1	0-0 2B														
Warren Cromartie, L OBP: 0.353, SLG: 0.375 (1, 9)	0-0 F8		0-0 F8		0-0 4-3			0-0 K														
Andre Dawson, R OBP: 0.334, SLG: 0.564 (1, 8)	0-0 5-3			0-0 1B	0-0 1B			0-0 1B	0-3 K													
Al Oliver, L OBP: 0.366, SLG: 0.438 (1, 3)		0-0 1-3		0-0 1B	0-0 6-3			0-0 1B	0-0 5-3													
Gary Carter, R OBP: 0.331, SLG: 0.422 (1, 2)		4-0 FC5-4		0-0 F8		0-0 L6		0-0 2B	0-0 F9													
Tim Wallach, R OBP: 0.339, SLG: 0.449 (1, 5)		0-0 FC5-4		0-0 1B		0-0 5-3		0-0 2B														
Chris Speier, R OBP: 0.346, SLG: 0.340 (7, 1)		0-0 FC6-4		0-0 F8		0-0 5-3		0-3 K														
Mike Vail, R OBP: 0.290, SLG: 0.359 (8, PH)		0-0 FC6-4		0-0 F8		0-0 5-3		0-0 K														
Woodie Fryman, R (9, 1)																						
Jeff Reardon, R OBP: 0.143, SLG: 0.143 (9, 1)																						
Doug Flynn, R OBP: 0.254, SLG: 0.289 (1, 4)			0-0 SH5-4		0-0 F5-3		0-0 F4-3	0-0 1B														
Jim Wohlford, R OBP: 0.319, SLG: 0.412 (8, PH) (9, 7)								0-0 2B														
Greg Bargar, R (1, 1)			0-0 SH5-4		0-0 F7		0-0 F7	0-0 2B														
Bryn Smith, R OBP: 0.200, SLG: 0.200 (3, 1)																						
Terry Francona, L OBP: 0.213, SLG: 0.244 (5, PH)																						
Randy Lerch, L OBP: 0.300, SLG: 0.333 (6, 1)																						
Bryan Little, S OBP: 0.342, SLG: 0.325 (7, 6)																						
Inning Stats	R: 0 E: 0 K: 0 S: 3	H: 0 LOB: 0 BB: 0 P: 3	R: 0 E: 0 K: 0 S: 3	H: 0 LOB: 1 BB: 1 P: 7	R: 0 E: 0 K: 0 S: 4	H: 1 LOB: 1 BB: 0 P: 4	R: 1 E: 0 K: 0 S: 6	H: 3 LOB: 2 BB: 0 P: 6	R: 1 E: 0 K: 0 S: 5	H: 2 LOB: 1 BB: 0 P: 5	R: 0 E: 0 K: 0 S: 3	H: 0 LOB: 0 BB: 0 P: 3	R: 0 E: 0 K: 0 S: 3	H: 0 LOB: 0 BB: 0 P: 3	R: 6 E: 0 K: 2 S: 13	H: 6 LOB: 1 BB: 1 P: 17	R: 0 E: 0 K: 1 S: 5	H: 0 LOB: 0 BB: 0 P: 5	1B: 8 2B: 3 3B: 0 HR: 1	SF: 0 SAC: 1 DP: 0 HBP: 0	WP: 0 PB: 1 SB: 1 CS: 0	PA: 41
PITCHER	IP	WLS	BF	H	R	ER	SO	BB	IBB	HBP	BLK	WP	HR	S	P	ERA	WHIP					
Joe Niekro, R ERA: 3.42 (1, 1)	7.1		31	7	4	4	1	2	0	0	0	0	1	31	39	4.91	1.227					
Frank DiPino, L ERA: 3.29 (8, 1)	0.1		5	4	3	3	1	0	0	0	0	0	0	7	7	81.00	12.000					
Dave Smith, R ERA: 3.3 (8, 1)	0.1	W	2	1	1	1	0	0	0	0	0	0	0	2	2	27.00	3.000					
Bill Dawley, R ERA: 2.65 (9, 1)	1.0	S	3	0	0	0	1	0	0	0	0	0	0	5	5	0.00	0.000					

Batter	1	2	3	4	5	6	7	8	9	AB R H RBI BB SO LOB	TOP	
Tony Scott, S (1, 8) OBP: 0.255, SLG: 0.293 Harry Spilman, L (9, PH) OBP: 0.233, SLG: 0.273	0-0 F4		0-0 5-3		0-0 F7			4-0 2B BB	0-0 F5	3 1 0 0 1 0 1 1 0 0 0 0 0 3		
Terry Puhl, L (1, 9) OBP: 0.360, SLG: 0.453	0-0 S 1B		0-0 1B			0-0 F8		0-0 F4		4 0 2 0 0 0 1		
Dickie Thon, R (1, 6) OBP: 0.363, SLG: 0.480	0-0 F4 1-2		0-0 F7			0-0 F7		0-0 1-H 2B		4 0 1 1 0 0 2		
Phil Garner, R (1, 5) OBP: 0.323, SLG: 0.377	0-0 F8				0-0 F9		0-0 F5	0-0 F9		4 0 0 0 0 0 2		
Jose Cruz, L (1, 7) OBP: 0.396, SLG: 0.461		0-3 K			0-0 L7			0-0 5-3 1B	0-0 6-3	4 0 1 0 0 1 0		
Ray Knight, R (1, 3) OBP: 0.388, SLG: 0.489		0-0 FC4-6 1B			0-0 F7			0-0 5-3 1-2	0-0 F8	4 0 1 0 0 0 1		
Bill Doran, S (1, 4) OBP: 0.366, SLG: 0.339		0-0 F9				0-0 1B		0-0 F8	0-0 BB BB 1B	4 0 2 0 0 0 2		
George Bjorkman, R (1, 2) OBP: 0.326, SLG: 0.425		0-0 FC4-6 1-2			0-3 K			0-0 F8	4-0 BB BB 1-2 BB	3 0 0 0 1 1 3		
Bob Knepper, L (1, 1) OBP: 0.208, SLG: 0.326 Kevin Bass, S (5, PH) OBP: 0.258, SLG: 0.343 Vern Ruhle, R (5, 1) OBP: 0.214, SLG: 0.083 Tim Tolman, R (8, PH) OBP: 0.259, SLG: 0.478 Dave Smith, R (8, 1) Denny Walling, L (9, PH) OBP: 0.281, SLG: 0.321			0-0 3-1			0-0 F8		0-0 F8	4-0 BB BB 1-2 2-3 BB	1 0 0 0 0 0 0 1 0 0 0 0 0 1 0 0 0 0 0 0 0 1 0 0 0 0 0 0 0 0 0 0 0 0 0 0 0 0 0 1 0 0		
<b>Inning Stats</b>	R: 0 H: 1 E: 0 LOB: 1 K: 0 BB: 0 S: 4 P: 4	R: 0 H: 1 E: 0 LOB: 1 K: 1 BB: 0 S: 6 P: 6	R: 0 H: 1 E: 0 LOB: 1 K: 0 BB: 0 S: 4 P: 4	R: 0 H: 0 E: 0 LOB: 0 K: 0 BB: 0 S: 3 P: 3	R: 0 H: 1 E: 0 LOB: 1 K: 1 BB: 0 S: 6 P: 6	R: 0 H: 0 E: 0 LOB: 0 K: 0 BB: 0 S: 3 P: 3	R: 0 H: 1 E: 0 LOB: 1 K: 0 BB: 0 S: 4 P: 4	R: 1 H: 1 E: 0 LOB: 1 K: 0 BB: 1 S: 4 P: 8	R: 0 H: 1 E: 0 LOB: 3 K: 0 BB: 2 S: 4 P: 12	1B: 6 SF: 0 2B: 1 SAC: 0 3B: 0 DP: 0 HR: 0 HBP: 0	WP: 0 PA: 37 PB: 0 SB: 1 CS: 0	
<b>PITCHER</b> Dan Schatzeder, L (1, 1) ERA: 2.14 Jeff Reardon, R (9, 1) ERA: 2.81	IP WLS BF H R ER SO BB IBB HBP BLK WP HR S P ERA WHIP											
	8.2 W 36 7 1 1 2 3 0 0 0 0 0 0 37 49 1.04 1.154											
	0.1 S 1 0 0 0 0 0 0 0 0 0 0 0 0 1 1 0.00 0.000											

Houston Astros @ Montreal Expos  
Olympic Stadium, Montreal, QB  
Sat Jul 23 1983, 7:05 PM EDT  
Att: 28,992 - Unknown

livebaseballscorecards.com

AB	34
R	1
H	7
RBI	1
BB	3
SO	2
LOB	16



BOTTOM

Houston Astros @ Montreal Expos  
Olympic Stadium, Montreal, QB  
Sat Jul 23 1983, 7:05 PM EDT  
Att. 28,992 - Unknown

livebaseballscorecards.com

AB 34  
R 4  
H 10  
RBI 4  
BB 2  
SO 1  
LOB 17



WP: 0 PA: 36  
PB: 0  
SB: 1  
CS: 0

AB R H RBI BB SO LOB

4 0 2 0 0 0 0

4 0 0 0 0 0 3

2 0 0 0 2 0 0

4 0 0 0 0 0 6

4 1 2 0 0 0 0

4 1 3 0 0 0 1

4 1 0 0 0 1 5

4 1 2 2 0 0 1

4 0 1 2 0 0 1  
0 0 0 0 0 0 0


1B: 9 SF: 0  
2B: 1 SAC: 0  
3B: 0 DP: 1  
HR: 0 HBP: 0

Batter	1	2	3	4	5	6	7	8	9
Tim Raines, S OBP: 0.375, SLG: 0.425 (1, 7)	0-0 P5		0-0 S 1B	0-0 BB 1B		0-0 F8			
Jim Wohlford, R OBP: 0.301, SLG: 0.389 (1, 9)	0-0 F8		0-0 F7	0-0 F5			0-0 5-3		
Andre Dawson, R OBP: 0.336, SLG: 0.561 (1, 8)	0-0 E5		4-0 IBB	4-0 BB			0-0 6-3		
Al Oliver, L OBP: 0.363, SLG: 0.433 (1, 3)	0-0 4-3		0-0 F6	0-0 4-3			0-0 4-3		
Gary Carter, R OBP: 0.333, SLG: 0.423 (1, 2)		0-0 FC6-4 1B		0-0 1B 2B 1B	0-0 5-3			0-0 L6	
Tim Wallach, R OBP: 0.344, SLG: 0.452 (1, 5)		0-0 F6		0-0 2B 1B 1B	0-0 G6-4-3 1B			0-0 FC6 1B	
Chris Speier, R OBP: 0.340, SLG: 0.333 (1, 6)		0-3 K		0-0 F8	0-0 G6-4-3			0-0 FC6 1B	
Doug Flynn, R OBP: 0.257, SLG: 0.296 (1, 4)		0-0 FC6-4		0-0 1B 2B		0-0 F5		0-0 1B	
Dan Schatzeder, L OBP: 0.200, SLG: 0.200 (1, 1)			0-0 1-3 2-H	0-0 BB 1B 1B		0-0 F8		0-0 G3	
Jeff Reardon, R OBP: 0.143, SLG: 0.143 (9, 1)				2-H 3-H					

Inning Stats	R: 0	H: 0	E: 1	K: 0	S: 4	L: 0	LOB: 1	BB: 0	P: 4	R: 0	H: 1	E: 0	K: 1	S: 6	L: 0	LOB: 1	BB: 0	P: 6	R: 0	H: 1	E: 0	K: 0	S: 4	L: 0	LOB: 2	BB: 1	P: 8	R: 3	H: 5	E: 0	K: 0	S: 8	L: 0	LOB: 3	BB: 1	P: 12	R: 0	H: 1	E: 0	K: 0	S: 3	L: 0	LOB: 0	BB: 0	P: 3	R: 0	H: 0	E: 0	K: 0	S: 3	L: 0	LOB: 0	BB: 0	P: 3	R: 1	H: 2	E: 1	K: 0	S: 5	L: 0	LOB: 1	BB: 0	P: 5
--------------	------	------	------	------	------	------	--------	-------	------	------	------	------	------	------	------	--------	-------	------	------	------	------	------	------	------	--------	-------	------	------	------	------	------	------	------	--------	-------	-------	------	------	------	------	------	------	--------	-------	------	------	------	------	------	------	------	--------	-------	------	------	------	------	------	------	------	--------	-------	------

PITCHER	IP	WLS	BF	H	R	ER	SO	BB	IBB	HBP	BLK	WP	HR	S	P	ERA	WHIP
Bob Knepper, L ERA: 3.1 (1, 1)	4.0		22	7	3	3	1	1	1	0	0	0	0	22	30	6.75	2.000
Vern Ruhle, R ERA: 4.67 (5, 1)	3.0		9	1	0	0	0	0	0	0	0	0	0	9	9	0.00	0.333
Dave Smith, R ERA: 3.23 (8, 1)	1.0		5	2	1	0	0	0	0	0	0	0	0	5	5	0.00	2.000

PITCHER	IP	WLS	BF	H	R	ER	SO	BB	IBB	HBP	BLK	WP	HR	S	P	ERA	WHIP
---------	----	-----	----	---	---	----	----	----	-----	-----	-----	----	----	---	---	-----	------

Batter	1	2	3	4	5	6	7	8	9	AB R H RBI BB SO LOB	TOP	
Denny Walling, L (1, 9) OBP: 0.262, SLG: 0.298	0-0 P6		0-0 F9			0-0 5-3		0-0 F5		4 0 0 0 0 0 2		
Terry Puhl, L (1, 8) OBP: 0.359, SLG: 0.454	0-0 F7		0-0 F9			0-0 F9			0-0 2B	4 1 1 0 0 0 1		
Dickie Thon, R (1, 6) OBP: 0.362, SLG: 0.481	0-0 6-3			0-0 6-3		0-0 F6			0-0 1B SF5 2B	4 1 1 1 0 0 0		
Phil Garner, R (1, 5) OBP: 0.319, SLG: 0.373		0-0 F8		0-0 6-3			0-0 F8		0-0 F9	4 0 0 0 0 0 1		
Jose Cruz, L (1, 7) OBP: 0.395, SLG: 0.458		0-0 F4		0-0 F4			0-0 F8		0-0 1B S	4 1 1 0 0 0 0		
Harry Spilman, L (1, 3) OBP: 0.234, SLG: 0.276		0-0 1B			0-0 F6		0-0 3-1		0-0 SF5	3 0 1 1 0 0 0		
Alan Ashby, S (1, 2) OBP: 0.300, SLG: 0.439		0-3 K			0-0 F4-3			0-0 F1-4-3	0-0 1B 1B	4 0 1 1 0 1 1	AB 34 R 3 H 8 RBI 3 BB 1 SO 1 LOB 8	
Craig Reynolds, L (1, 4) OBP: 0.294, SLG: 0.340			0-0 F4-3			0-0 2B		0-0 F4	0-0 1B	4 0 2 0 0 0 0		
Michael LaCoss, R (1, 1) OBP: 0.091, SLG: 0.063 Frank LaCorte, R (7, 1) OBP: 0.167, SLG: 0.400 Frank DiPino, L (7, 1) OBP: 0.450, SLG: 0.500 Kevin Bass, S (8, PH) OBP: 0.284, SLG: 0.343 Bill Dawley, R (8, 1) OBP: 0.333, SLG: 0.333 Tony Scott, S (9, PH) OBP: 0.253, SLG: 0.291			0-0 1B		0-0 5-3			4-0 BB	0-0 F7	2 0 1 0 0 0 1 0 0 0 0 0 0 0 0 0 0 0 0 0 0 0 0 0 0 0 1 0 0 0 0 0 0 0 0 0 0 1 0 0 0 0 0 0 2		
<b>Inning Stats</b>	R: 0 H: 0 E: 0 LOB: 0 K: 0 BB: 0 S: 3 P: 3	R: 0 H: 1 E: 0 LOB: 1 K: 1 BB: 0 S: 6 P: 6	R: 0 H: 1 E: 0 LOB: 1 K: 0 BB: 0 S: 4 P: 4	R: 0 H: 0 E: 0 LOB: 0 K: 0 BB: 0 S: 3 P: 3	R: 0 H: 1 E: 0 LOB: 1 K: 0 BB: 0 S: 4 P: 4	R: 0 H: 0 E: 0 LOB: 0 K: 0 BB: 0 S: 3 P: 3	R: 0 H: 0 E: 0 LOB: 0 K: 0 BB: 0 S: 3 P: 3	R: 0 H: 0 E: 0 LOB: 1 K: 0 BB: 1 S: 3 P: 7	R: 3 H: 5 E: 0 LOB: 2 K: 0 BB: 0 S: 8 P: 8	1B: 5 SF: 1 2B: 3 SAC: 0 3B: 0 DP: 0 HR: 0 HBP: 0	WP: 0 PA: 36 PB: 0 SB: 1 CS: 0	
<b>PITCHER</b> Steve Rogers, R (1, 1) ERA: 3.0	IP WLS BF H R ER SO BB IBB HBP BLK WP HR S P ERA WHIP	9.0 W 36 8 3 3 1 1 0 0 0 0 0 0 37 41 3.00 1.000										

Houston Astros @ Montreal Expos  
Olympic Stadium, Montreal, QB  
Sun Jul 24 1983, 3:33 AM EDT  
Att: 35,184 - Unknown

livebaseballscorecards.com



**BOTTOM**

**Houston Astros @ Montreal Expos**  
 Olympic Stadium, Montreal, QB  
 Sun Jul 24 1983, 3:33 AM EDT  
 Att. 35,184 - Unknown

[livebaseballscorecards.com](http://livebaseballscorecards.com)

<b>AB</b>	<b>31</b>
<b>R</b>	<b>7</b>
<b>H</b>	<b>8</b>
<b>RBI</b>	<b>6</b>
<b>BB</b>	<b>5</b>
<b>SO</b>	<b>4</b>
<b>LOB</b>	<b>14</b>



WP: 1	PA: 37
PB: 0	
SB: 1	
CS: 0	

AB	R	H	RBI	BB	SO	LOB
4	2	1	0	1	0	0
3	2	2	0	1	0	0
3	0	0	0	1	0	2
3	1	2	2	1	0	2
0	0	0	0	0	0	0
3	1	1	1	1	0	3
3	1	1	1	0	0	4
4	0	1	1	0	1	1
4	0	0	1	0	0	1
4	0	0	0	0	3	1

Batter	1	2	3	4	5	6	7	8	9									
Tim Raines, S OBP: 0.376, SLG: 0.423 (1, 7)	0-0 3-1 ①		0-0 1B E 1B		0-0 F8 ①		4-0 BB S FC5-4 BB	0-0 F7 ③										
Bryan Little, S OBP: 0.348, SLG: 0.333 (1, 6)	0-0 F8 ②		0-0 FC5-4 1-H 1B		0-0 F8 2B 2B		4-0 FC5-4 BB 1-2 1B BB											
Andre Dawson, R OBP: 0.335, SLG: 0.556 (1, 8)	0-0 F9 ③		0-0 F8 ①		0-0 F8 ②		4-0 FC5-4 BB 1-2 2-3											
Al Oliver, L OBP: 0.367, SLG: 0.438 Terry Francona, L OBP: 0.213, SLG: 0.244 (1, 3) (8, 3)		0-0 FC5-4 1B	4-0 FC5-4 BB		0-0 2B		0-0 FC5-4 1B SF8 1-2f 2-3 3-H											
Gary Carter, R OBP: 0.335, SLG: 0.422 (1, 2)		0-0 FC5-4 WP 1B 1-2f	0-0 FC5-4 1-2f 2-3		4-0 BB		0-0 1-3 3-H 1B											
Warren Cromartie, L OBP: 0.352, SLG: 0.375 (1, 9)		0-0 1B WP FC5-4 1B 1-2	0-0 4-3 ③		0-0 4-3 ③		0-0 SF8 ②											
Tim Wallach, R OBP: 0.343, SLG: 0.450 (1, 5)		0-0 FC5-4 1-3 2-H 1B		0-0 F8 ①		0-0 P5	0-3 K ③											
Doug Flynn, R OBP: 0.254, SLG: 0.292 (1, 4)		0-0 FC5-4 1-2f 3-H		0-0 F9 ②		0-0 F5-3 ②		0-0 F8 ①										
Steve Rogers, R OBP: 0.148, SLG: 0.132 (1, 1)		0-3 K ③		0-3 K ③		0-3 K ③		0-0 4-3 ②										
<b>Inning Stats</b>	R: 0 E: 0 K: 0 S: 3	H: 0 LOB: 0 BB: 0 P: 3	R: 2 E: 1 K: 1 S: 8	H: 3 LOB: 1 BB: 0 P: 8	R: 1 E: 1 K: 0 S: 5	H: 2 LOB: 2 BB: 1 P: 9	R: 0 E: 0 K: 1 S: 5	H: 0 LOB: 0 BB: 0 P: 5	R: 0 E: 0 K: 1 S: 5	H: 0 LOB: 0 BB: 0 P: 5	R: 3 E: 0 K: 1 S: 6	H: 1 LOB: 1 BB: 3 P: 18	R: 0 E: 0 K: 0 S: 3	H: 0 LOB: 0 BB: 0 P: 3	1B: 6 2B: 2 3B: 0 HR: 0	SF: 1 SAC: 0 DP: 0 HBP: 0	WP: 1 PB: 0 SB: 1 CS: 0	PA: 37

PITCHER	IP	WLS	BF	H	R	ER	SO	BB	IBB	HBP	BLK	WP	HR	S	P	ERA	WHIP
Michael LaCoss, R ERA: 4.75 (1, 1)	6.0	L	27	7	4	3	3	2	0	0	0	1	0	31	39	4.50	1.500
Frank LaCorte, R ERA: 5.63 (7, 1)	0.0		3	0	3	3	0	3	0	0	0	0	0	0	12	∞	∞
Frank DiPino, L ERA: 3.21 (7, 1)	1.0		4	1	0	0	1	0	0	0	0	0	0	6	6	0.00	1.000
Bill Dawley, R ERA: 2.6 (8, 1)	1.0		3	0	0	0	0	0	0	0	0	0	0	3	3	0.00	0.000

Batter	1	2	3	4	5	6	7	8	9	AB R H RBI BB SO LOB	TOP													
Bob Dernier, R (1, 8) OBP: 0.328, SLG: 0.331	0-0 6-3			x 0-0 L9		x 0-0 S 1B		x 0-0 E6 BB		4 0 1 0 0 0 0	<b>Philadelphia Phillies @ Houston Astros</b> Astrodome, Houston, TX Tue Jul 26 1983, 8:05 PM EDT Att. 25,954 - Dome													
Pete Rose, S (1, 3) OBP: 0.330, SLG: 0.314	0-0 4-3		x 0-0 L8		x 0-0 6-3		x 4-0 BB BB BB		3 0 0 0 1 0 1															
Joe Morgan, L (1, 4) OBP: 0.353, SLG: 0.322	0-0 4-3		x 0-0 HR		x 4-0 BB BB BB		x 0-0 F8		3 1 1 1 1 0 2															
Mike Schmidt, R (1, 5) OBP: 0.393, SLG: 0.513		0-3 K		x 0-0 5-3		x 0-0 L7		x 4-0 BB BB BB	3 0 0 0 1 1 2															
Joe Lefebvre, L (1, 7) OBP: 0.400, SLG: 0.576		0-3 K			x 0-0 G3-6 1B		x 0-0 F9	x 0-0 G4-6-3 1-2f	4 0 1 0 0 1 1															
Von Hayes, L (1, 9) OBP: 0.327, SLG: 0.386		0-0 L8		x 0-0 G3-6 1-2f		x 0-3 K		x 0-0 G3	4 0 0 0 0 1 1															
Bo Diaz, R (1, 2) OBP: 0.298, SLG: 0.372			x 0-0 L6		x 4-0 BB BB BB		x 0-0 5-3		2 0 0 0 1 0 0															
Ivan De Jesus, R (1, 6) OBP: 0.316, SLG: 0.298			x 0-0 4-3		x 0-0 6-3		x 0-0 6-3		3 0 0 0 0 0 1															
Charles Hudson, S (1, 1) OBP: 0.214, SLG: 0.120 Al Holland, R (8, 1)			x 0-3 K		x 0-3 K		x 0-3 K		3 0 0 0 0 3 0 0 0 0 0 0 0 0															
<b>Inning Stats</b>	R: 0 E: 0 K: 0 S: 3	H: 0 LOB: 0 BB: 0 P: 3	R: 0 E: 0 K: 2 S: 7	H: 0 LOB: 0 BB: 0 P: 7	R: 0 E: 0 K: 1 S: 5	H: 0 LOB: 0 BB: 0 P: 5	R: 1 E: 0 K: 0 S: 4	H: 1 LOB: 0 BB: 0 P: 4	R: 0 E: 0 K: 1 S: 3	H: 1 LOB: 1 BB: 1 P: 7	R: 0 E: 0 K: 1 S: 6	H: 1 LOB: 2 BB: 1 P: 10	R: 0 E: 0 K: 1 S: 5	H: 0 LOB: 0 BB: 0 P: 5	R: 0 E: 1 K: 1 S: 6	H: 0 LOB: 2 BB: 1 P: 10	R: 0 E: 0 K: 0 S: 2	H: 0 LOB: 0 BB: 1 P: 6	R: 0 E: 0 K: 0 S: 2	H: 0 LOB: 0 BB: 1 P: 6	1B: 2 2B: 0 3B: 0 HR: 1	SF: 0 SAC: 0 DP: 2 HBP: 0	WP: 0 PB: 0 SB: 1 CS: 0	PA: 33
<b>PITCHER</b>	IP WLS BF H R ER SO BB IBB HBP BLK WP HR S P ERA WHIP												<b>PITCHER</b>	IP WLS BF H R ER SO BB IBB HBP BLK WP HR S P ERA WHIP										
Nolan Ryan, R (1, 1) ERA: 2.39	8.0 L 30 3 1 1 6 3 0 0 0 0 0 1 39 51 1.12 0.750																							
Bill Dawley, R (9, 1) ERA: 2.55	1.0 3 0 0 0 0 1 0 0 0 0 0 0 2 6 0.00 1.000																							

AB	29
R	1
H	3
RBI	1
BB	4
SO	6
LOB	8



Batter	1	2	3	4	5	6	7	8	9	AB	R	H	RBI	BB	SO	LOB
Denny Walling, L OBP: 0.262, SLG: 0.295 Bill Dawley, R OBP: 0.333, SLG: 0.333	0-0 6-3	0-0 F8			0-0 4-3			0-0 1B		4	0	1	0	0	0	2
Terry Puhl, L OBP: 0.365, SLG: 0.459	0-0 FC5-4 1B		0-0 4-3			0-0 CS 1B		0-0 S 1B		4	0	3	0	0	0	0
Dickie Thon, R OBP: 0.360, SLG: 0.477	0-0 FC5-4 WP S 1-2f		0-0 F8			0-0 5-3		4-0 BB		3	0	0	0	1	0	2
Phil Garner, R OBP: 0.321, SLG: 0.373	4-0 1-3 BB		0-0 L8			0-0 FC5-4 1B		0-0 F8		3	0	1	0	1	0	2
Jose Cruz, L OBP: 0.391, SLG: 0.453	0-3 K			0-0 5-3		0-0 FC5-4 1-2f			0-0 6-3	4	0	0	0	0	1	3
Ray Knight, R OBP: 0.384, SLG: 0.482		0-0 F8		0-0 5-3			0-0 6-3		0-0 F8	4	0	0	0	0	0	0
Alan Ashby, S OBP: 0.299, SLG: 0.435		0-0 FC1-5 BB 1B		0-0 4-3			0-0 G3		0-0 F8	4	0	1	0	0	0	0
Bill Doran, S OBP: 0.366, SLG: 0.337		4-0 FC1-5 1-2 BB			0-3 K		0-0 6-3			2	0	0	0	1	1	0
Nolan Ryan, R OBP: 0.051, SLG: 0.026 Tony Scott, S OBP: 0.252, SLG: 0.289		0-0 FC1-5 1-2 2-3f			0-0 L1			0-3 K		2	0	0	0	0	0	2
										1	0	0	0	0	1	0

Inning Stats	R: 0	H: 1	R: 0	H: 1	R: 0	H: 0	R: 0	H: 0	R: 0	H: 2	R: 0	H: 0	R: 0	H: 2	R: 0	H: 0	R: 0	H: 0	R: 0	H: 0	1B: 6	SF: 0	WP: 1	PA: 34
	E: 0	LOB: 2	E: 0	LOB: 2	E: 0	LOB: 0	E: 0	LOB: 0	E: 0	LOB: 1	E: 0	LOB: 0	E: 0	LOB: 2	E: 0	LOB: 0	E: 0	LOB: 0	E: 0	LOB: 0	2B: 0	SAC: 0	PB: 0	
	K: 1	BB: 1	K: 0	BB: 1	K: 0	BB: 0	K: 0	BB: 0	K: 0	BB: 0	K: 0	BB: 0	K: 1	BB: 1	K: 0	BB: 0	K: 0	BB: 0	K: 0	BB: 0	3B: 0	DP: 0	SB: 2	
	S: 6	P: 10	S: 4	P: 8	S: 3	P: 3	S: 3	P: 3	S: 4	P: 4	S: 3	P: 3	S: 6	P: 10	S: 3	P: 3	S: 3	P: 3	S: 3	P: 3	HR: 0	HBP: 0	CS: 1	

PITCHER	IP	WLS	BF	H	R	ER	SO	BB	IBB	HBP	BLK	WP	HR	S	P	ERA	WHIP
Charles Hudson, R ERA: 3.28	(1, 1)	7.2	W	30	6	0	3	3	0	0	0	1	0	33	45	0.00	1.174
Al Holland, L ERA: 2.45	(8, 1)	1.1	S	4	0	0	0	0	0	0	0	0	0	4	4	0.00	0.000


**BOTTOM**

**Philadelphia Phillies @ Houston Astros**  
Astrodome, Houston, TX

Tue Jul 26 1983, 8:05 PM EDT  
Att. 25,954 - Dome

livebaseballscorecards.com

AB	31
R	0
H	6
RBI	0
BB	3
SO	3
LOB	11



Batter	1	2	3	4	5	6	7	8	9	AB R H RBI BB SO LOB	TOP											
Bob Dernier, R (1, 8) OBP: 0.318, SLG: 0.321	0-0 G3	0-0 FC6-4			0-3 K		0-0 6-3		0-0 FC6-4	5 0 0 0 0 1 3	<b>Philadelphia Phillies @ Houston Astros</b> Astrodome, Houston, TX Wed Jul 27 1983, 8:05 PM EDT Att. 18,781 - Dome											
Pete Rose, S (1, 3) OBP: 0.331, SLG: 0.313	0-0 3-1		0-0 4-3		0-0 FC5 BB 1B		4-0 IBB		0-3 K	4 0 1 0 1 1 1												
Joe Morgan, L (1, 4) OBP: 0.352, SLG: 0.317	0-0 L3		0-3 K		4-0 1-2 BB		0-0 F8			3 0 0 0 1 1 2												
Mike Schmidt, R (1, 5) OBP: 0.396, SLG: 0.513		4-0 3B BB	0-0 1B		0-0 FC5 2-3f			4-0 PB BB		2 1 1 0 2 0 2												
Joe Lefebvre, L (1, 7) OBP: 0.394, SLG: 0.583		0-0 1B 3B	0-0 F8			0-0 6-3		0-0 P4 1-2		4 1 1 1 0 0 2												
Von Hayes, L (1, 9) OBP: 0.326, SLG: 0.384		0-0 1B 3B		0-0 1-3		0-0 6-3		0-0 F8		4 1 1 1 0 0 1												
Willie Hernandez, L (8, 1) OBP: 0.556, SLG: 0.556										0 0 0 0 0 0 0												
Bo Diaz, R (1, 2) OBP: 0.300, SLG: 0.374		0-0 FC6-4 1B		0-0 F9		0-0 CS 1B		0-0 F7		4 0 2 1 0 0 1												
Ivan De Jesus, R (1, 6) OBP: 0.315, SLG: 0.297		0-3 K		0-3 K		0-0 CS 1-2	0-0 SH3 1B		0-0 5-3	4 0 1 0 0 2 1												
John Denny, R (1, 1) OBP: 0.157, SLG: 0.140		0-3 K			0-0 5-3		0-0 SH3 1-2		0-0 FC6-4 1B	2 0 0 0 0 1 1												
Greg Gross, L (8, 9) OBP: 0.418, SLG: 0.371										1 0 1 0 0 0 0												
<b>Inning Stats</b>	R: 0 E: 0 K: 0 S: 3	H: 0 LOB: 0 BB: 0 P: 3	R: 3 E: 0 K: 2 S: 10	H: 3 LOB: 1 BB: 1 P: 14	R: 0 E: 0 K: 1 S: 6	H: 1 LOB: 1 BB: 0 P: 6	R: 0 E: 0 K: 1 S: 5	H: 0 LOB: 0 BB: 0 P: 5	R: 0 E: 0 K: 1 S: 6	H: 1 LOB: 2 BB: 1 P: 10	R: 0 E: 0 K: 0 S: 3	H: 1 LOB: 0 BB: 0 P: 3	R: 0 E: 0 K: 0 S: 4	H: 1 LOB: 2 BB: 1 P: 8	R: 0 E: 0 K: 0 S: 3	H: 0 LOB: 1 BB: 1 P: 7	R: 0 E: 0 K: 1 S: 6	H: 1 LOB: 1 BB: 0 P: 6	1B: 7 2B: 0 3B: 1 HR: 0	SF: 0 SAC: 1 DP: 0 HBP: 0	WP: 0 PB: 1 SB: 1 CS: 1	PA: 39
<b>PITCHER</b>	IP WLS BF H R ER SO BB IBB HBP BLK WP HR S P ERA WHIP																					
Joe Niekro, R (1, 1) ERA: 3.42	8.0 L 34 7 3 3 5 3 1 0 0 0 0 40 56 3.38 1.250																					
Dave Smith, R (9, 1) ERA: 3.17	1.0 4 1 0 0 1 0 0 0 0 0 0 6 6 0.00 1.000																					

livebaseballscorecards.com

AB	33
R	3
H	8
RBI	3
BB	4
SO	6
LOB	14



Batter	1	2	3	4	5	6	7	8	9	AB	R	H	RBI	BB	SO	LOB
Omar Moreno, L (1, 8) OBP: 0.287, SLG: 0.331 Kevin Bass, S (8, PH) OBP: 0.264, SLG: 0.340 (9, 8)	0-0 4-3		0-0 FC4-6 BB			0-0 G3		0-3 K		3	0	0	0	0	0	2
Terry Puhl, L (1, 9) OBP: 0.363, SLG: 0.453	0-0 6-3		4-0 1-2 BB			0-0 4-3		0-0 4-3		3	0	0	0	1	0	0
Dickie Thon, R (1, 6) OBP: 0.357, SLG: 0.472	0-0 5-3		0-0 5-3			0-3 K			0-0 6-3	4	0	0	0	0	1	3
Phil Garner, R (1, 5) OBP: 0.323, SLG: 0.380		0-3 K		0-0 G6-4-3 1B			0-0 1B 3B		0-0 6-3	4	1	2	0	0	1	0
Jose Cruz, L (1, 7) OBP: 0.390, SLG: 0.451		0-0 1-3		0-0 F2			0-0 G6-4-3 1B		0-0 4-3	4	0	1	1	0	0	1
Ray Knight, R (1, 3) OBP: 0.381, SLG: 0.478		0-0 6-3		0-0 G6-4-3 1-2f			0-0 G6-4-3 1-2f			3	0	0	0	0	0	2
Alan Ashby, S (1, 2) OBP: 0.294, SLG: 0.428			0-0 4-3		0-0 4-3		0-0 E6			3	0	0	0	0	0	0
Bill Doran, S (1, 4) OBP: 0.363, SLG: 0.333			0-0 E4 FC4-6 1B		0-3 K		0-0 3-1			3	0	0	0	0	1	1
Joe Niekro, R (1, 1) OBP: 0.105, SLG: 0.107 Tony Scott, S (8, PH) OBP: 0.250, SLG: 0.287 Dave Smith, R (9, 1)			0-0 FC4-6 1B		0-0 5-3			0-3 K		2	0	1	0	0	0	0


Inning Stats	R: 0	H: 0	E: 0	K: 0	S: 3	R: 0	H: 0	E: 0	K: 1	S: 5	R: 0	H: 1	E: 0	K: 0	S: 3	R: 0	H: 0	E: 0	K: 1	S: 5	R: 0	H: 0	E: 0	K: 1	S: 5	R: 1	H: 2	E: 1	K: 0	S: 5	R: 0	H: 0	E: 0	K: 2	S: 7	R: 0	H: 0	E: 0	K: 0	S: 3	R: 0	H: 0	E: 0	K: 0	S: 3
	0	0	0	0	3	0	0	0	1	5	0	1	0	0	3	0	0	0	1	5	0	0	0	0	0	0	1	2	1	0	5	0	0	0	7	0	0	0	3	0	0	0	0	3	

**BOTTOM**

**Philadelphia Phillies @ Houston Astros**  
Astrodome, Houston, TX

Wed Jul 27 1983, 8:05 PM EDT  
Att. 18,781 - Dome

AB	31
R	1
H	4
RBI	1
BB	1
SO	5
LOB	9



WP: 0	PA: 32
PB: 0	SB: 0
CS: 0	

Batter	1	2	3	4	5	6	7	8	9	AB R H RBI BB SO LOB	TOP																
Bob Dernier, R OBP: 0.310, SLG: 0.311 (1, 9) X	0-0 4-3		0-0 5-3		0-0 F7		0-0 FC5-4		0-0 F9	5 0 0 0 0 0 3																	
Pete Rose, S OBP: 0.335, SLG: 0.316 (1, 3) X	0-0 G3-6-3 1B		0-0 2-H 3-H 1B		0-0 6-3		0-0 6-3	4-0 3B BB		3 1 2 2 1 0 0																	
Joe Morgan, L OBP: 0.354, SLG: 0.326 (1, 4) X	0-0 G3-6-3 1-2f		0-3 K		4-0 1B S BB		0-0 1B S BB	0-0 1-H HR 3B		3 2 1 1 1 1 2																	
Mike Schmidt, R OBP: 0.395, SLG: 0.519 (1, 5) X		0-0 F9		0-0 F8		0-3 K 1-2		0-0 HR		4 1 1 2 0 1 1																	
Gary Matthews, R OBP: 0.349, SLG: 0.375 (1, 7)		0-0 4-3		0-0 F9		0-0 S 1B		0-0 6-3		4 0 1 1 0 0 0																	
Greg Gross, L OBP: 0.418, SLG: 0.371 (8, 7)						2-H 1B		0-0 6-3		0 0 0 0 0 0 0																	
Garry Maddox, R OBP: 0.303, SLG: 0.374 (1, 8) X		0-0 F8		0-0 S 1B		0-0 F8 1-2		0-0 F9		4 0 1 0 0 0 1																	
Bo Diaz, R OBP: 0.303, SLG: 0.374 (1, 2) X			0-0 WP 1B 1B		0-0 6-3 1-2		4-0 FC1-6 BB	0-0 F9		3 1 1 0 1 0 1																	
Ivan De Jesus, R OBP: 0.314, SLG: 0.297 (1, 6) X			0-0 WP 1B 1B		0-0 5-3		0-0 L5		0-0 6-3	4 1 1 0 0 0 1																	
Steve Carlton, L OBP: 0.200, SLG: 0.250 (1, 1)			0-3 K		0-3 K		0-0 FC1-6 FC5-4 1-2f		0-3 K	3 0 0 0 0 2 3																	
Willie Hernandez, L OBP: 0.556, SLG: 0.556 (7, 1)										0 0 0 0 0 0 0																	
Ron Reed, R (7, 1)										0 0 0 0 0 0 0																	
Al Holland, R (8, 1)			1-2 2-3 K							1 0 0 0 0 1 0																	
<b>Inning Stats</b>	R: 0 E: 0 K: 0 S: 3	H: 1 LOB: 0 BB: 0 P: 3	R: 0 E: 0 K: 0 S: 3	H: 0 LOB: 0 BB: 0 P: 3	R: 2 E: 0 K: 2 S: 10	H: 3 LOB: 1 BB: 0 P: 10	R: 0 E: 0 K: 0 S: 4	H: 1 LOB: 1 BB: 0 P: 4	R: 0 E: 0 K: 1 S: 5	H: 0 LOB: 0 BB: 0 P: 5	R: 1 E: 0 K: 1 S: 6	H: 1 LOB: 1 BB: 1 P: 10	R: 0 E: 0 K: 0 S: 3	H: 0 LOB: 1 BB: 1 P: 7	R: 3 E: 0 K: 0 S: 5	H: 2 LOB: 0 BB: 1 P: 9	R: 0 E: 0 K: 1 S: 5	H: 0 LOB: 0 BB: 0 P: 5	1B: 6 2B: 0 3B: 1 HR: 1	SF: 0 SAC: 0 DP: 1 HBP: 0	WP: 1 PB: 0 SB: 3 CS: 0	PA: 37					
<b>PITCHER</b>	IP WLS BF H R ER SO BB IBB HBP BLK WP HR S P ERA WHIP																										
Bob Knepper, L (1, 1) ERA: 3.14	7.0		28	6	3	3	4	2	0	0	0	1	0	34	42	3.86	1.143										
Michael LaCoss, R (8, 1) ERA: 5.02	0.0	L	3	2	3	3	0	1	0	0	0	0	1	2	6	∞	∞										
Bill Dawley, R (8, 1) ERA: 2.5	1.0		3	0	0	0	0	0	0	0	0	0	0	3	3	0.00	0.000										
Frank DiPino, L (9, 1) ERA: 3.14	1.0		3	0	0	0	1	0	0	0	0	0	0	5	5	0.00	0.000										

Philadelphia Phillies @ Houston Astros  
Astrodome, Houston, TX  
Thu Jul 28 1983, 8:05 PM EDT  
Att. 19,948 - Dome

livebaseballscorecards.com

AB	34
R	6
H	8
RBI	6
BB	3
SO	5
LOB	12



BOTTOM

Philadelphia Phillies @ Houston Astros  
Astrodome, Houston, TX  
Thu Jul 28 1983, 8:05 PM EDT  
Att. 19,948 - Dome

livebaseballscorecards.com

AB	37
R	5
H	9
RBI	4
BB	4
SO	10
LOB	27



WP:	1	PA:	42
PB:	0	SB:	0
CS:	0		

AB R H RBI BB SO LOB

5 0 2 0 0 2 3

5 1 0 1 0 2 6

5 0 1 0 0 1 5

5 1 1 1 0 0 1

5 0 2 1 0 1 2

5 0 1 0 0 1 3

5 0 1 0 0 1 3

2 2 0 0 2 0 3

1B:	5	SF:	0
2B:	3	SAC:	1
3B:	1	DP:	0
HR:	0	HBP:	0

1B:	5	SF:	0
2B:	3	SAC:	1
3B:	1	DP:	0
HR:	0	HBP:	0

WP:	1	PA:	42
PB:	0	SB:	0
CS:	0		

Batter	1	2	3	4	5	6	7	8	9
Tony Scott, S OBP: 0.255, SLG: 0.291 (1, 8)	0-3 K		0-0 K		0-3 K		0-0 FC6-4 1B	0-0 5-3	
Terry Puhl, L OBP: 0.356, SLG: 0.444 (1, 9)	0-0 4-3		0-3 K		0-3 K		0-0 FC6-4 2B	0-0 4-3	
Dickie Thon, R OBP: 0.355, SLG: 0.471 (1, 6)	0-0 1-3		0-3 K		0-0 5-3		0-0 F9		0-0 2B
Phil Garner, R OBP: 0.321, SLG: 0.380 (1, 5)		0-0 F9		0-0 F9		0-0 E5 1B	0-0 1B 2B	0-0 F8	
Jose Cruz, L OBP: 0.390, SLG: 0.450 (1, 7)		0-0 1B		0-3 K		0-0 P4	0-0 1B	0-0 F7	
Ray Knight, R OBP: 0.378, SLG: 0.473 (1, 3)		0-0 F8		0-3 K		0-0 1B	0-0 6-3	0-0 F2	
Bill Doran, S OBP: 0.365, SLG: 0.331 (1, 4)		0-0 F8			4-0 SH BB	0-0 F8		4-0 3B BB	
George Bjorkman, R OBP: 0.347, SLG: 0.415 (1, 2)			4-0 1B WP BB		4-0 SH BB	0-3 K		0-0 3B	
Denny Walling, L OBP: 0.273, SLG: 0.339 (8, PH)					1-2 SH BB			1-H 3B	
Alan Ashby, S OBP: 0.294, SLG: 0.428 (9, 2)									
Bob Knepper, L OBP: 0.204, SLG: 0.319 (7, PH)			0-3 K		0-0 SH		0-0 1B FC6-4 2B	0-3 K	
Kevin Bass, S OBP: 0.270, SLG: 0.355 (8, 1)					1-3 2-H				
Michael LaCoss, R OBP: 0.091, SLG: 0.063 (8, 1)									
Bill Dawley, R OBP: 0.233, SLG: 0.333 (8, PH)									
Tim Tolman, R OBP: 0.250, SLG: 0.458 (9, 1)									
Frank DiPino, L OBP: 0.400, SLG: 0.500 (9, 1)									

Inning Stats	R: 0	H: 0	R: 0	H: 1	R: 0	H: 1	R: 0	H: 0	R: 1	H: 0	R: 0	H: 1	R: 3	H: 4	R: 1	H: 1	R: 0	H: 1
	E: 0	LOB: 0	E: 0	LOB: 1	E: 0	LOB: 2	E: 0	LOB: 0	E: 1	LOB: 2	E: 0	LOB: 2	E: 0	LOB: 1	E: 0	LOB: 1	E: 0	LOB: 1
	K: 1	BB: 0	K: 0	BB: 0	K: 3	BB: 1	K: 2	BB: 0	K: 1	BB: 0	K: 0	BB: 0	K: 0	BB: 0	K: 1	BB: 1	K: 0	BB: 0
	S: 5	P: 5	S: 4	P: 4	S: 10	P: 14	S: 7	P: 7	S: 8	P: 16	S: 7	P: 7	S: 7	P: 7	S: 6	P: 10	S: 4	P: 4

PITCHER	IP	WLS	BF	H	R	ER	SO	BB	IBB	HBP	BLK	WP	HR	S	P	ERA	WHIP
Steve Carlton, L ERA: 3.34 (1, 1)	6.2		31	6	4	3	9	3	0	0	0	1	0	46	58	4.05	1.350
Willie Hernandez, L ERA: 2.28 (7, 1)	0.0		1	1	0	0	0	0	0	0	0	0	0	1	1	∞	∞
Ron Reed, R ERA: 3.42 (7, 1)	0.1	W	2	0	1	1	0	1	0	0	0	0	0	1	5	27.00	3.000
Al Holland, L ERA: 2.36 (8, 1)	2.0	S	8	2	0	0	1	0	0	0	0	0	0	10	10	0.00	1.000

Batter	1	2	3	4	5	6	7	8	9	AB R H RBI BB SO LOB	TOP												
Eddie Milner, L (1, 8) OBP: 0.354, SLG: 0.381	0-0 F7		0-0 FC5-6 G3-6-1 1-2 2-3f			0-0 4-3		0-3 K		4 0 0 0 0 1 3	<b>Cincinnati Reds @ Houston Astros</b> Astrodome, Houston, TX Fri Jul 29 1983, 8:05 PM EDT Att. 18,063 - Dome												
Dave Concepcion, R (1, 6) OBP: 0.303, SLG: 0.284	0-0 4-3		0-0 G3-6-1 1-2f			0-0 FC5 1B 1B		0-0 F7		4 0 1 0 0 0 3													
Gary Redus, R (1, 7) OBP: 0.358, SLG: 0.458 Tom Hume, R (8, 1)	0-0 1B			4-0 CS BB		0-0 1-2 1B		0-0 F8		3 0 2 0 1 0 1 0 0 0 0 0 0 0													
Cesar Cedeno, R (1, 9) OBP: 0.294, SLG: 0.352	0-0 5-3			0-0 L4 1-2		0-0 FC5 2-3f			4-0 G3 BB	3 0 0 0 1 0 4													
Dan Driessen, L (1, 3) OBP: 0.404, SLG: 0.453		0-0 E6 G5-4-3		0-0 G3		0-0 1B G4-6-3 2B		0-0 G3 1-2f		4 1 1 0 0 0 1													
Nick Esasky, R (1, 5) OBP: 0.333, SLG: 0.527		0-3 K			0-0 F7		0-0 G4-6-3 1B		0-0 5-3	4 0 1 0 0 1 1													
Ron Oester, S (1, 4) OBP: 0.310, SLG: 0.382		0-0 G5-4-3 1-2f			0-0 F8		0-0 G4-6-3 1-2f			3 0 0 0 0 0 2													
Dann Bilardello, R (1, 2) OBP: 0.266, SLG: 0.347			0-0 FC5-6 SH 1B		0-0 6-3		0-0 F3			3 0 1 0 0 0 0													
Joe Price, R (1, 1) OBP: 0.167, SLG: 0.103 Ben Hayes, R (5, 1) Alan Knicely, R (6, PH) Ted Power, R (6, 1) Paul Householder, S (8, PH) OBP: 0.327, SLG: 0.374 (8, 7)			0-0 SH FC5-6 1-2			0-3 K		4-0 BB		0 0 0 0 0 0 0 0 0 0 0 0 0 0 1 0 0 0 0 1 0 0 0 0 0 0 0 0 0 0 0 0 1 0 0													
<b>Inning Stats</b>	R: 0 E: 0 K: 0 S: 4	H: 1 LOB: 1 BB: 0 P: 4	R: 0 E: 1 K: 1 S: 5	H: 0 LOB: 0 BB: 0 P: 5	R: 0 E: 0 K: 0 S: 4	H: 1 LOB: 1 BB: 0 P: 4	R: 0 E: 0 K: 0 S: 2	H: 0 LOB: 0 BB: 1 P: 6	R: 0 E: 0 K: 0 S: 3	H: 0 LOB: 0 BB: 0 P: 3	R: 0 E: 0 K: 1 S: 7	H: 2 LOB: 2 BB: 0 P: 7	R: 1 E: 0 K: 0 S: 4	H: 2 LOB: 0 BB: 0 P: 4	R: 0 E: 0 K: 1 S: 5	H: 0 LOB: 1 BB: 1 P: 9	R: 0 E: 0 K: 0 S: 2	H: 0 LOB: 0 BB: 1 P: 6	1B: 5 2B: 1 3B: 0 HR: 0	SF: 0 SAC: 1 DP: 4 HBP: 0	WP: 0 PB: 0 SB: 0 CS: 1	PA: 33	
<b>PITCHER</b> Mike Madden, L (1, 1) ERA: 1.82 Dave Smith, R (8, 1) ERA: 3.04	IP: 7.0 WLS: W BF: 26 H: 6 R: 1 ER: 1 SO: 2 BB: 1	IP: 2.0 WLS: S BF: 7 H: 0 R: 0 ER: 0 SO: 1 BB: 2	IP: 0.0 WLS: S BF: 5 H: 0 R: 0 ER: 0 SO: 0 BB: 0	IP: 0.0 WLS: S BF: 4 H: 1 R: 0 ER: 0 SO: 0 BB: 0	IP: 0.0 WLS: S BF: 4 H: 1 R: 0 ER: 0 SO: 0 BB: 0	IP: 0.0 WLS: S BF: 2 H: 0 R: 0 ER: 0 SO: 0 BB: 0	IP: 0.0 WLS: S BF: 6 H: 0 R: 0 ER: 0 SO: 0 BB: 1	IP: 0.0 WLS: S BF: 3 H: 0 R: 0 ER: 0 SO: 0 BB: 0	IP: 0.0 WLS: S BF: 7 H: 2 R: 0 ER: 0 SO: 0 BB: 0	IP: 0.0 WLS: S BF: 4 H: 2 R: 0 ER: 0 SO: 0 BB: 0	IP: 0.0 WLS: S BF: 9 H: 0 R: 0 ER: 0 SO: 0 BB: 1	IP: 0.0 WLS: S BF: 6 H: 0 R: 0 ER: 0 SO: 0 BB: 1	IP: 0.0 WLS: S BF: 2 H: 0 R: 0 ER: 0 SO: 0 BB: 0	IP: 0.0 WLS: S BF: 4 H: 0 R: 0 ER: 0 SO: 0 BB: 0	IP: 0.0 WLS: S BF: 9 H: 0 R: 0 ER: 0 SO: 0 BB: 1	IP: 0.0 WLS: S BF: 6 H: 0 R: 0 ER: 0 SO: 0 BB: 0	ERA: 1.29 WHIP: 1.000	ERA: 0.00 WHIP: 1.000					

livebaseballscorecards.com

AB	29
R	1
H	6
RBI	0
BB	3
SO	3
LOB	15





Batter	1	2	3	4	5	6	7	8	9	AB	R	H	RBI	BB	SO	LOB
Kevin Bass, S OBP: 0.270, SLG: 0.351 Omar Moreno, L OBP: 0.287, SLG: 0.331	0-0 F6	0-0 5-3		0-0 2-H 1B		0-0 F9				4	0	1	1	0	0	1
Terry Puhl, L OBP: 0.355, SLG: 0.439	4-0 1B 1B BB		0-0 5-3	0-0 L1		0-0 F7				3	1	0	0	1	0	1
Dickie Thon, R OBP: 0.357, SLG: 0.470	0-0 1-3 1B		4-0 BB		0-0 5-3		0-0 F8			3	0	1	0	1	0	0
Phil Garner, R OBP: 0.323, SLG: 0.380	0-0 3-H 1B		0-0 F7		0-0 F8		4-0 CS BB			3	0	1	1	1	0	1
Jose Cruz, L OBP: 0.391, SLG: 0.449	4-0 1-2 BB		0-0 F2		0-0 1B 1B		0-0 4-3			3	1	1	0	1	0	2
Ray Knight, R OBP: 0.382, SLG: 0.484	0-0 F9			0-0 HR	0-0 1B 1B		4-0 G4-6-3 BB			3	1	2	1	1	0	2
Bill Doran, S OBP: 0.366, SLG: 0.333		0-0 6-3		0-0 CS 1B	0-0 1-2 1B		0-0 G4-6-3 1-2f			4	0	2	1	0	0	1
George Bjorkman, R OBP: 0.377, SLG: 0.419		4-0 SH1-4 BB		4-0 SH5-4 1B BB	0-3 K		0-0 1B			2	1	1	0	2	1	2
Mike Madden, L Dave Smith, R		0-0 SH1-4		0-0 SH5-4		0-3 K		0-0 4-3		1	0	0	0	0	1	0
		1-2		1-2						1	0	0	0	0	0	1

Inning Stats	R: 1	H: 2	E: 0	K: 0	S: 4	LOB: 2	BB: 2	P: 12	R: 0	H: 0	E: 0	K: 0	S: 3	LOB: 1	BB: 1	P: 7	R: 0	H: 0	E: 0	K: 0	S: 3	LOB: 1	BB: 1	P: 7	R: 2	H: 3	E: 0	K: 0	S: 5	LOB: 1	BB: 1	P: 9	R: 1	H: 3	E: 0	K: 1	S: 8	LOB: 2	BB: 0	P: 8	R: 0	H: 0	E: 0	K: 1	S: 5	LOB: 0	BB: 0	P: 5	R: 0	H: 0	E: 0	K: 0	S: 2	LOB: 0	BB: 1	P: 6	R: 0	H: 1	E: 0	K: 0	S: 3	LOB: 1	BB: 1	P: 7
1B: 8	SF: 0	2B: 0	SAC: 2	3B: 0	DP: 1	HR: 1	HBP: 0	WP: 0	PA: 36																																																							
PITCHER	IP	WLS	BF	H	R	ER	SO	BB	IBB	HBP	BLK	WP	HR	S	P	ERA	WHIP																																															
Joe Price, L ERA: 2.75	(1, 1)	4.2	25	8	4	4	0	5	0	0	0	0	1	20	40	7.71	2.786																																															
Ben Hayes, R ERA: 5.76	(5, 1)	0.1	1	0	0	0	1	0	0	0	0	0	0	3	3	0.00	0.000																																															
Ted Power, R ERA: 4.33	(6, 1)	2.0	6	0	0	0	1	1	0	0	0	0	0	7	11	0.00	0.500																																															
Tom Hume, R ERA: 6.49	(8, 1)	1.0	4	1	0	0	0	1	0	0	0	0	0	3	7	0.00	2.000																																															

**BOTTOM**

**Cincinnati Reds @ Houston Astros**  
Astrodome, Houston, TX

Fri Jul 29 1983, 8:05 PM EDT  
Att. 18,063 - Dome

livebaseballscorecards.com

<b>AB</b>	<b>27</b>
<b>R</b>	<b>4</b>
<b>H</b>	<b>9</b>
<b>RBI</b>	<b>4</b>
<b>BB</b>	<b>7</b>
<b>SO</b>	<b>2</b>
<b>LOB</b>	<b>11</b>



Batter	1	2	3	4	5	6	7	8	9	AB R H RBI BB SO LOB	TOP
<b>Eddie Milner, L</b> (1, 8) OBP: 0.359, SLG: 0.384	0-0 2B 1B	4-0 1B BB		4-0 1B BB		0-0 FC6-4 1B			0-3 K	3 1 2 1 2 1 0	
<b>Dave Concepcion, R</b> (1, 6) OBP: 0.307, SLG: 0.291	0-0 F9 1-H 2B	0-0 1B		0-0 1B		0-0 FC6-4 1-2f			0-0 G3	5 0 3 2 0 0 1	
<b>Gary Redus, R</b> (1, 7) OBP: 0.359, SLG: 0.458	4-0 S BB		0-0 2B	0-0 F9					0-0 F9	4 0 1 0 1 1 2	
<b>Dan Driessen, L</b> (1, 3) OBP: 0.398, SLG: 0.444	0-0 F7		0-3 K		0-3 K				0-0 E6	4 0 0 0 0 2 3	
<b>Duane Walker, L</b> (1, 9) OBP: 0.322, SLG: 0.392	0-0 F9 2-3		0-0 F5		0-3 K				0-0 F8	4 0 0 0 0 1 4	
<b>Nick Esasky, R</b> (1, 5) OBP: 0.324, SLG: 0.511	0-0 6-3 1-2		0-0 F8		0-3 K				0-3 K	4 0 0 0 0 2 4	
<b>Ron Oester, S</b> (1, 4) OBP: 0.310, SLG: 0.380		0-0 4-3		0-3 K		0-0 SH3-4 1B			0-0 F9	4 1 1 0 0 1 0	
<b>Alex Trevino, R</b> (1, 2) OBP: 0.261, SLG: 0.258		0-0 PB 1B		0-0 BB 1B		0-0 F9			0-0 6-3	4 1 2 0 0 0 1	
<b>Mario Soto, R</b> (1, 1) OBP: 0.155, SLG: 0.193		0-0 5-3		0-0 E3 1B		0-0 SH3-4			0-0 F8	3 0 0 0 0 0 2	
<b>Inning Stats</b>	R: 1 E: 0 K: 0 S: 5 H: 2 LOB: 2 BB: 1 P: 9	R: 0 E: 0 K: 0 S: 4 H: 2 LOB: 2 BB: 1 P: 8	R: 0 E: 0 K: 1 S: 6 H: 1 LOB: 1 BB: 0 P: 6	R: 1 E: 1 K: 1 S: 7 H: 2 LOB: 2 BB: 1 P: 11	R: 0 E: 0 K: 3 S: 9 H: 0 LOB: 0 BB: 0 P: 9	R: 1 E: 0 K: 0 S: 5 H: 2 LOB: 1 BB: 0 P: 5	R: 0 E: 1 K: 2 S: 8 H: 0 LOB: 1 BB: 0 P: 8	R: 0 E: 0 K: 0 S: 3 H: 0 LOB: 0 BB: 0 P: 3	R: 0 E: 0 K: 1 S: 5 H: 0 LOB: 0 BB: 0 P: 5	1B: 7 2B: 2 3B: 0 HR: 0 SF: 0 SAC: 1 DP: 0 HBP: 0	WP: 0 PB: 1 SB: 1 CS: 0 PA: 39
<b>PITCHER</b>	IP WLS BF H R ER SO BB IBB HBP BLK WP HR S P ERA WHIP										
<b>Nolan Ryan, R</b> (1, 1) ERA: 2.42	6.0 L 29 9 3 2 5 3 0 0 0 0 0 0 36 48 3.00 2.000										
<b>Bill Dawley, R</b> (7, 1) ERA: 2.37	3.0 10 0 0 0 3 0 0 0 0 0 0 0 16 16 0.00 0.000										

Cincinnati Reds @ Houston Astros  
Astrodome, Houston, TX  
Sat Jul 30 1983, 8:05 PM EDT  
Att. 26,442 - Dome

livebaseballscorecards.com

AB 35  
R 3  
H 9  
RBI 3  
BB 3  
SO 8  
LOB 17



Batter	1	2	3	4	5	6	7	8	9	AB R H RBI BB SO LOB
Omar Moreno, L (1, 8) OBP: 0.286, SLG: 0.332	0-0 4-3		0-0 4-3	0-0 G3		0-0 FC5-4			0-0 2B	5 0 1 0 0 0 4
Terry Puhl, L (1, 9) OBP: 0.356, SLG: 0.440	0-0 F4		0-0 2B		0-3 K		0-3 K		4-0 G6-4-3 IBB	4 0 1 0 1 2 0
Dickie Thon, R (1, 6) OBP: 0.355, SLG: 0.474	0-0 HR		0-3 K		0-3 K		0-0 F3		0-0 G6-4-3	5 1 1 1 0 2 4
Phil Garner, R (1, 5) OBP: 0.322, SLG: 0.377	0-3 K		4-0 BB		0-0 F9		0-0 F8			3 0 0 0 1 1 0
Jose Cruz, L (1, 7) OBP: 0.392, SLG: 0.448		4-0 BB	0-0 4-3			0-0 E8 1B		0-0 F9		3 1 1 0 1 0 2
Ray Knight, R (1, 3) OBP: 0.381, SLG: 0.480		4-0 BB		0-0 F7		0-0 6-3		0-0 4-3		3 0 0 0 1 0 1
Alan Ashby, S (1, 2) OBP: 0.294, SLG: 0.424		0-3 K		0-0 F8		0-0 BB 1B		0-0 1-3		4 0 1 1 0 1 2
Bill Doran, S (1, 4) OBP: 0.365, SLG: 0.332		0-0 F4		0-0 1B		0-0 F9			0-0 4-3	4 0 1 0 0 0 3
Nolan Ryan, R (1, 1) OBP: 0.073, SLG: 0.050		0-3 K		0-0 1B		4-0 BB			0-0 2B	2 0 1 0 0 1 2
Kevin Bass, S (6, PH) OBP: 0.276, SLG: 0.351						1-3 BB				0 0 0 0 1 0 0
Bill Dawley, R (7, 1) OBP: 0.333, SLG: 0.333										0 0 0 0 0 0 0
Denny Walling, L (9, PH) OBP: 0.284, SLG: 0.349										1 0 1 0 0 0 0

<b>Inning Stats</b>	R: 1 E: 0 K: 1 S: 6	H: 1 LOB: 0 BB: 0 P: 6	R: 0 E: 0 K: 2 S: 7	H: 0 LOB: 2 BB: 2 P: 15	R: 0 E: 0 K: 1 S: 6	H: 1 LOB: 2 BB: 1 P: 10	R: 0 E: 0 K: 0 S: 5	H: 2 LOB: 2 BB: 0 P: 5	R: 0 E: 0 K: 2 S: 7	H: 0 LOB: 0 BB: 0 P: 7	R: 1 E: 1 K: 0 S: 5	H: 2 LOB: 2 BB: 1 P: 9	R: 0 E: 0 K: 1 S: 5	H: 0 LOB: 0 BB: 0 P: 5	R: 0 E: 0 K: 0 S: 3	H: 0 LOB: 0 BB: 0 P: 3	R: 0 E: 0 K: 0 S: 4	H: 2 LOB: 2 BB: 1 P: 8	1B: 5 2B: 2 3B: 0 HR: 1	SF: 0 SAC: 0 DP: 1 HBP: 0	WP: 0 PB: 0 SB: 1 CS: 0	PA: 39
<b>PITCHER</b> Mario Soto, R (1, 1) ERA: 2.37	IP: 9.0 WLS: W BF: 39 H: 8 R: 2 ER: 1 SO: 7 BB: 4 IBB: 1 HBP: 0 BLK: 0 WP: 0 HR: 1 S: 48 P: 68 ERA: 1.00 WHIP: 1.333																					


**BOTTOM**

**Cincinnati Reds @ Houston Astros**  
Astrodome, Houston, TX

Sat Jul 30 1983, 8:05 PM EDT  
Att. 26,442 - Dome

livebaseballscorecards.com

<b>AB</b>	<b>34</b>
<b>R</b>	<b>2</b>
<b>H</b>	<b>8</b>
<b>RBI</b>	<b>2</b>
<b>BB</b>	<b>5</b>
<b>SO</b>	<b>7</b>
<b>LOB</b>	<b>18</b>



Cincinnati Reds @ Houston Astros  
 Astrodome, Houston, TX  
 Sun Jul 31 1983, 4:33 AM EDT  
 Att. 38,465 - Dome

AB	32
R	2
H	7
RBI	2
BB	1
SO	9
LOB	9



Batter	1	2	3	4	5	6	7	8	9	AB	R	H	RBI	BB	SO	LOB
Eddie Milner, L (1, 8) OBP: 0.358, SLG: 0.382	0-3 K			0-0 G3		0-3 K2-3		0-0 4-3 1B		4	0	1	0	0	2	1
Dave Concepcion, R (1, 6) OBP: 0.304, SLG: 0.288	0-0 F8			0-0 6-3			0-0 6-3	0-0 4-3		4	0	0	0	0	0	2
Gary Redus, R (1, 7) OBP: 0.358, SLG: 0.453	0-3 K			0-0 4-3			1-0 1B HBP	0-3 K		3	1	0	0	0	2	2
Dan Driessen, L (1, 3) OBP: 0.395, SLG: 0.455		0-0 F8			0-0 4-3		0-3 K2-3		0-0 HR	4	1	1	1	0	1	1
Cesar Cedeno, R (1, 9) OBP: 0.295, SLG: 0.349		0-0 F5			0-3 K		4-0 1B BB		0-0 G3	2	0	0	0	1	1	0
Bill Scherrer, L (7, 1) OBP: 0.222, SLG: 0.125										0	0	0	0	0	0	0
Ben Hayes, R (7, 1)										0	0	0	0	0	0	0
Ted Power, R (7, 1)										0	0	0	0	0	0	0
Paul Householder, S (9, PH) OBP: 0.326, SLG: 0.373										1	0	0	0	0	0	0
Nick Esasky, R (1, 5) OBP: 0.329, SLG: 0.511		0-0 5-3			0-0 1B		0-0 1B		0-0 6-3	4	0	2	1	0	0	0
Ron Oester, S (1, 4) OBP: 0.307, SLG: 0.376			0-0 F8		0-0 2-5	0-3 K	0-0 4-3		0-0 F7	4	0	0	0	0	1	2
Dann Bilardello, R (1, 2) OBP: 0.273, SLG: 0.352			0-0 F8					0-0 1B		3	0	2	0	0	0	0
Johnny Bench, R (8, 2) OBP: 0.306, SLG: 0.407										0	0	0	0	0	0	0
Bruce Berenyi, R (1, 1) OBP: 0.171, SLG: 0.200			0-3 K			0-3 K		0-0 1B		2	0	0	0	0	2	1
Duane Walker, L (7, 9) OBP: 0.327, SLG: 0.397									0-0 1B	1	0	1	0	0	0	0

Inning Stats	R: 0	H: 0	R: 0	H: 0	R: 0	H: 0	R: 0	H: 1	R: 0	H: 1	R: 1	H: 3	R: 1	H: 1	1B: 6	SF: 0	WP: 0	PA: 34
	E: 0	LOB: 0	E: 0	LOB: 0	E: 0	LOB: 0	E: 0	LOB: 1	E: 0	LOB: 1	E: 0	LOB: 2	E: 0	LOB: 0	2B: 0	SAC: 0	PB: 0	
	K: 2	BB: 0	K: 0	BB: 0	K: 1	BB: 0	K: 1	BB: 0	K: 3	BB: 0	K: 1	BB: 0	K: 0	BB: 0	3B: 0	DP: 0	SB: 3	
	S: 7	P: 7	S: 3	P: 3	S: 5	P: 5	S: 3	P: 3	S: 5	P: 5	S: 6	P: 11	S: 7	P: 7	HR: 1	HBP: 1	CS: 0	

PITCHER	IP	WLS	BF	H	R	ER	SO	BB	IBB	HBP	BLK	WP	HR	S	P	ERA	WHIP
Joe Niekro, R (1, 1) ERA: 3.35	9.0	W	35	7	2	2	9	1	0	1	0	0	1	50	55	2.00	0.889

PITCHER	IP	WLS	BF	H	R	ER	SO	BB	IBB	HBP	BLK	WP	HR	S	P	ERA	WHIP

livebaseballscorecards.com

Batter	1	2	3	4	5	6	7	8	9
<b>Omar Moreno, L</b> (1, 8) OBP: 0.285, SLG: 0.332	0-0 4-3		0-0 G3		0-3 K		0-0 E 1B 2B	0-0 5-3	
<b>Terry Puhl, L</b> (1, 9) OBP: 0.356, SLG: 0.439	0-0 G1-6-3 1B		0-3 K			0-0 3B 1B	0-0 E6 HBP 1B 2-3	0-0 F6	
<b>Dickie Thon, R</b> (1, 6) OBP: 0.356, SLG: 0.478	0-0 G1-6-3 1-2f		0-0 G2			0-0 1-H 3B	1-0 1B 3B HBP		
<b>Phil Garner, R</b> (1, 5) OBP: 0.324, SLG: 0.376 <b>Craig Reynolds, L</b> (9, 5) OBP: 0.294, SLG: 0.340		4-0 WP BB		0-3 K		0-0 6-3	0-0 1-2 2-H 3-H 3B 1B		
<b>Jose Cruz, L</b> (1, 7) OBP: 0.393, SLG: 0.454		0-0 F8 1-2		0-0 S 1B		0-0 4-3	0-0 1-H 2-H 1B 3B		
<b>Ray Knight, R</b> (1, 3) OBP: 0.379, SLG: 0.477 <b>Denny Walling, L</b> (7, PR) OBP: 0.284, SLG: 0.349		0-3 K2-3		0-3 K 1-2		0-0 4-3	0-0 3-H 2B 1B		
<b>Alan Ashby, S</b> (1, 2) OBP: 0.298, SLG: 0.428		4-0 BB 2-H BB		0-3 K			1-3 1B 2B		
<b>Bill Doran, S</b> (1, 4) OBP: 0.369, SLG: 0.333		4-0 1-2 BB		0-3 K		0-3 K	4-0 SH1-4 BB 2B		
<b>Joe Niekro, R</b> (1, 1) OBP: 0.100, SLG: 0.102		0-0 G3		0-0 6-3			0-0 SH1-4 2B 1B	0-0 F7	

BOTTOM										
AB	R	H	RBI	BB	SO	LOB				
5	1	1	1	0	1	0				
5	2	2	0	0	1	1				
3	1	1	1	0	0	1				
3	2	1	2	1	1	1				
0	0	0	0	0	0	0				
4	1	2	2	0	0	2				
4	0	1	1	0	2	3				
0	1	0	0	0	0	0				
3	0	1	1	1	1	1				
2	1	1	0	2	1	0				
3	0	0	0	0	0	2				
1B:	6	SF:	0	WP:	2	PA:	38			
2B:	2	SAC:	1	PB:	0					
3B:	2	DP:	1	SB:	2					
HR:	0	HBP:	1	CS:	0					

**Cincinnati Reds @ Houston Astros**  
Astrodome, Houston, TX  
Sun Jul 31 1983, 4:33 AM EDT  
Att. 38,465 - Dome

livebaseballscorecards.com

<b>AB</b>	<b>32</b>
<b>R</b>	<b>9</b>
<b>H</b>	<b>10</b>
<b>RBI</b>	<b>8</b>
<b>BB</b>	<b>4</b>
<b>SO</b>	<b>7</b>
<b>LOB</b>	<b>11</b>



Inning Stats																	
R: 0		H: 1		E: 0		LOB: 0		K: 0		BB: 0		S: 3		P: 3			
R: 1		H: 0		E: 0		LOB: 2		K: 1		BB: 3		S: 5		P: 17			
R: 0		H: 0		E: 0		LOB: 0		K: 1		BB: 0		S: 5		P: 5			
R: 0		H: 1		E: 0		LOB: 1		K: 3		BB: 0		S: 10		P: 10			
R: 0		H: 0		E: 0		LOB: 0		K: 2		BB: 0		S: 7		P: 7			
R: 1		H: 2		E: 0		LOB: 1		K: 0		BB: 0		S: 5		P: 5			
R: 7		H: 6		E: 1		LOB: 2		K: 0		BB: 1		S: 9		P: 14			
R: 0		H: 0		E: 0		LOB: 0		K: 0		BB: 0		S: 3		P: 3			
PITCHER																	
IP	WLS	BF	H	R	ER	SO	BB	IBB	HBP	BLK	WP	HR	S	P	ERA	WHIP	
<b>Bruce Berenyi, R</b> (1, 1) ERA: 4.02	6.0	L	24	4	2	2	7	3	0	0	0	0	35	47	3.00	1.167	
<b>Bill Scherrer, L</b> (7, 1) ERA: 3.18	0.2		5	1	3	3	0	1	0	0	0	0	4	8	40.50	3.000	
<b>Ben Hayes, R</b> (7, 1) ERA: 6.55	0.0		4	3	3	1	0	0	0	1	0	0	3	4	∞	∞	
<b>Ted Power, R</b> (7, 1) ERA: 4.26	1.1		5	2	1	1	0	0	0	0	0	0	5	5	6.75	1.500	

Batter	1	2	3	4	5	6	7	8	9	10	AB R H RBI BB SO LOB	TOP													
<b>Omar Moreno, L</b> (1, 8) X OBP: 0.283, SLG: 0.330 <b>Tim Tolman, R</b> (7, PH) OBP: 0.276, SLG: 0.458 <b>Frank DiPino, L</b> (7, 1) OBP: 0.400, SLG: 0.500 <b>Craig Reynolds, L</b> (9, 4) OBP: 0.308, SLG: 0.353	0-0 4-3		0-0 F4		0-0 F9		4-0 BB		0-0 CS 1B	3 0 0 0 0 0 0 0 0 0 0 1 0 0 0 0 0 0 0 0 0 1 0 1 0 0 0 0															
<b>Terry Puhl, L</b> (1, 9) X OBP: 0.361, SLG: 0.454 (7, 8)	0-0 HR		0-0 CS 1B		0-0 1B SF8 1B		0-0 4-3		0-3 K	5 2 3 1 0 1 3															
<b>Dickie Thon, R</b> (1, 6) B B B OBP: 0.357, SLG: 0.477	4-0 BB		0-0 CS 1-2	0-0 F8		0-0 SF8 S 1B 1-3		0-0 F7		3 0 1 0 1 0 0															
<b>Phil Garner, R</b> (1, 5) S S OBP: 0.323, SLG: 0.374	0-3 K		0-0 4-3		0-0 SF8 1-3 3-H		4-0 CS BB			2 0 0 1 1 1 1															
<b>Jose Cruz, L</b> (1, 7) X OBP: 0.392, SLG: 0.452	0-0 5-3		0-0 HR 1B		0-0 F9		0-0 F8			4 1 1 0 0 0 3															
<b>Ray Knight, R</b> (1, 3) OBP: 0.378, SLG: 0.483		0-0 F8		0-0 HR 1-H		0-0 F7		0-0 CS 1-2	0-0 5-3	4 1 1 2 0 0 1															
<b>Alan Ashby, S</b> (1, 2) OBP: 0.297, SLG: 0.421		0-0 G3		0-3 K		4-0 4-3 BB		0-3 K		3 0 0 0 1 2 0															
<b>Bill Doran, S</b> (1, 4) OBP: 0.365, SLG: 0.329 <b>Bill Dawley, R</b> (9, 1) OBP: 0.333, SLG: 0.333		0-0 F7		0-0 5-3		0-0 4-3		0-0 F8		4 0 0 0 0 0 1 0 0 0 0 0 0 0															
<b>Bob Knepper, L</b> (1, 1) OBP: 0.196, SLG: 0.306 <b>Kevin Bass, S</b> (7, PH) OBP: 0.271, SLG: 0.345 (7, 9)		0-0 F8		0-0 4-3		0-3 K		0-0 F9		2 0 0 0 0 0 0 2 0 0 0 0 1 1															
<b>Inning Stats</b>	R: 1 E: 0 K: 1 S: 6	H: 1 LOB: 1 BB: 1 P: 10	R: 0 E: 0 K: 0 S: 3	H: 0 LOB: 0 BB: 0 P: 3	R: 0 E: 0 K: 0 S: 3	H: 1 LOB: 0 BB: 0 P: 3	R: 2 E: 0 K: 1 S: 7	H: 2 LOB: 0 BB: 0 P: 7	R: 0 E: 0 K: 0 S: 3	H: 0 LOB: 0 BB: 0 P: 3	R: 1 E: 0 K: 0 S: 5	H: 2 LOB: 1 BB: 0 P: 5	R: 0 E: 0 K: 1 S: 5	H: 0 LOB: 2 BB: 2 P: 13	R: 0 E: 0 K: 0 S: 2	H: 0 LOB: 0 BB: 1 P: 6	R: 0 E: 0 K: 1 S: 5	H: 0 LOB: 0 BB: 0 P: 5	R: 0 E: 0 K: 1 S: 5	H: 1 LOB: 0 BB: 0 P: 5	1B: 5 2B: 0 3B: 0 HR: 2	SF: 1 SAC: 0 DP: 0 HBP: 0	WP: 0 PB: 0 SB: 1 CS: 3	PA: 40	
<b>PITCHER</b> <b>Eric Show, R</b> (1, 1) ERA: 3.67 <b>Sid Monge, L</b> (7, 1) ERA: 2.96 <b>Luis DeLeon, R</b> (9, 1) ERA: 1.98	IP 6.0	WLS 25	BF 25	H 6	R 4	ER 4	SO 2	BB 2	IBB 0	HBP 0	BLK 0	WP 0	HR 2	S 27	P 35	ERA 6.00	WHIP 1.333								
																						<b>PITCHER</b> IP 2.0 WLS 7 BF 6 H 1 R 0 ER 0 SO 2 BB 0 IBB 0 HBP 0 BLK 0 WP 0 HR 0 S 7 P 10 ERA 0.00 WHIP 0.500			

**Houston Astros @ San Diego Padres**  
 Jack Murphy Stadium, San Diego, CA  
 Mon Aug 01 1983, 10:05 PM EDT  
 Att: 9,055 - Unknown

AB	33
R	4
H	7
RBI	4
BB	4
SO	5
LOB	10





Batter	1	2	3	4	5	6	7	8	9	10	11	12	AB R H RBI BB SO LOB	TOP												
Omar Moreno, L (1, 8) OBP: 0.282, SLG: 0.329 Tim Tolman, R (10, PH) OBP: 0.267, SLG: 0.440 Vern Ruhle, R (10, 1) OBP: 0.200, SLG: 0.077	0-0 4-3 S SF8 1B		0-0 L6		0-0 4-3			0-0 6-3		0-0 F9		0-0 F8	4 1 1 0 0 0 1 1 0 0 0 0 0 0 1 0 0 0 0 0 1													
Terry Puhl, L (1, 9) OBP: 0.358, SLG: 0.449	0-0 4-3 1-3			0-0 FC6-5 S 1B				0-0 F8		0-0 5-3		0-0 L1	5 0 1 0 0 0 1													
Dickie Thon, R (1, 6) OBP: 0.358, SLG: 0.476	0-0 SF8 3-H			0-0 FC6-5 1B 1-3 4-3 1B				0-0 F8 1B		0-0 F8		4-0 FC5-4 BB	3 1 1 1 1 0 1													
Phil Garner, R (1, 5) OBP: 0.322, SLG: 0.372	0-0 5-3			0-0 4-3 1B 1-3				0-0 F8 1-2		0-0 F2		0-0 FC5-4 1-2f	5 0 1 0 0 0 2													
Jose Cruz, L (1, 7) OBP: 0.389, SLG: 0.447		0-0 F7		0-0 4-3 1-2 3-H				0-0 F4		4-0 1B BB		0-3 K	4 0 0 1 1 1 3													
Ray Knight, R (1, 3) OBP: 0.381, SLG: 0.485 Denny Walling, L (12, PR) OBP: 0.284, SLG: 0.349		0-0 1B		0-0 F5			0-3 K		0-0 1B			0-0 SH1 HR 1B	5 0 3 0 0 1 1 0 1 0 0 0 0 0													
Alan Ashby, S (1, 2) OBP: 0.291, SLG: 0.412		0-0 3-1			0-0 F7		0-0 F8		0-0 G3			0-0 SH1 1-2	4 0 0 0 0 0 2													
Bill Doran, S (1, 4) OBP: 0.366, SLG: 0.338			0-0 F8		4-0 SH1-4 BB		0-0 F8			0-0 6-3		0-0 HR 2-H	4 1 1 2 2 1 0 0													
Mike Madden, L (1, 1) Dave Smith, R (9, 1) Frank DiPino, L (9, 1) OBP: 0.400, SLG: 0.500 Tony Scott, S (10, PH) OBP: 0.252, SLG: 0.287			0-3 K		0-0 SH1-4 1-2		0-3 K			0-3 K		0-0 6-3	2 0 0 0 0 0 2 0 0 0 0 0 0 0 0 0 0 0 0 0 0 0 0 0 2 0 0 0 0 0 1 1													
<b>Inning Stats</b>	R: 1 E: 0 K: 0 S: 4	H: 1 LOB: 0 BB: 0 P: 4	R: 0 E: 0 K: 0 S: 3	H: 1 LOB: 0 BB: 0 P: 3	R: 0 E: 0 K: 1 S: 5	H: 0 LOB: 0 BB: 0 P: 5	R: 1 E: 0 K: 0 S: 5	H: 2 LOB: 1 BB: 0 P: 5	R: 0 E: 0 K: 0 S: 3	H: 0 LOB: 1 BB: 1 P: 7	R: 0 E: 0 K: 1 S: 5	H: 0 LOB: 0 BB: 0 P: 5	R: 0 E: 0 K: 1 S: 5	H: 0 LOB: 0 BB: 0 P: 5	R: 0 E: 0 K: 1 S: 5	H: 0 LOB: 1 BB: 1 P: 9	R: 2 E: 0 K: 0 S: 5	H: 2 LOB: 1 BB: 0 P: 5	1B: 7 2B: 0 3B: 0 HR: 1	SF: 1 SAC: 2 DP: 0 HBP: 0	WP: 0 PA: 46 PB: 0 SB: 3 CS: 0					
<b>PITCHER</b>	IP WLS BF H R ER SO BB IBB HBP BLK WP HR S P ERA WHIP																									
Ed Whitson, R (1, 1) ERA: 4.48	8.0	29	5	2	2	3	1	0	0	0	0	0	0	0	0	0	0	0	0	0	0	0	0	0	2.25	0.750
John Montefusco, R (9, 1) ERA: 3.67	1.0	5	1	0	0	0	1	0	0	0	0	0	0	0	0	0	0	0	0	0	0	0	0	0	0.00	2.000
Gary Lucas, L (10, 1) ERA: 3.18	2.0	7	0	0	0	2	1	0	0	0	0	0	0	0	0	0	0	0	0	0	0	0	0	0	0.00	0.500
Sid Monge, L (12, 1) ERA: 3.28	1.0	L 5	2	2	2	0	0	0	0	0	0	0	0	1	5	5	18.00	2.000								

Houston Astros @ San Diego Padres  
 Jack Murphy Stadium, San Diego, CA  
 Tue Aug 02 1983, 10:05 PM EDT  
 Att. 10,444 - Unknown

livebaseballscorecards.com

AB	40
R	4
H	8
RBI	4
BB	3
SO	5
LOB	13





Batter	1	2	3	4	5	6	7	8	9	10	11	12	AB	R	H	RBI	BB	SO	LOB
<b>Bobby Brown, S</b> OBP: 0.471, SLG: 0.786 (1, 7) X	0-0 4-3 BB		4-0 BB		0-0 6-3			0-0 6-3		0-0 1-3		0-0 F8	5	0	0	0	1	0	0
<b>Juan Bonilla, R</b> OBP: 0.308, SLG: 0.301 (1, 4) X	0-0 4-3		4-0 BB			0-0 G3		0-0 4-3		0-0 E5		0-0 F9	5	0	0	0	1	0	0
<b>Kurt Bevacqua, R</b> OBP: 0.390, SLG: 0.409 (1, 3) (10, 5) X	0-0 F8		0-0 5-3			0-0 4-3			0-0 FC3-6 1B	0-0 F9			5	0	1	0	0	0	3
<b>Sixto Lezcano, R</b> OBP: 0.332, SLG: 0.341 <b>Ruppert Jones, L</b> OBP: 0.297, SLG: 0.356 (1, 9) (9, PH) (10, 3) (11, 8) X		0-0 6-3		0-3 K		0-0 G3			0-0 FC3-6 F8 1B 1-2f 1B		0-0 SH1-4 1B		3	0	0	0	0	1	0
<b>Terry Kennedy, L</b> OBP: 0.357, SLG: 0.446 <b>Luis DeLeon, R</b> OBP: 0.111, SLG: 0.111 <b>Alan Wiggins, S</b> OBP: 0.353, SLG: 0.321 (1, 2) (9, PR) (10, 8) (11, 3) X		4-0 BB		0-0 F5		0-3 K			0-0 1B 1-2 WP 1B		0-0 SH1-4 1-2		3	0	1	0	1	1	0
<b>Luis Salazar, R</b> OBP: 0.292, SLG: 0.359 (1, 5) (10, 6) X		0-3 K		0-0 2B		0-0 6-3			0-0 F8 2-3		0-0 6-3 2-3		5	0	1	0	0	1	4
<b>Tony Gwynn, L</b> OBP: 0.314, SLG: 0.316 (1, 8) (10, 9) X		0-3 K		0-3 K		0-0 FC6-4 1B			0-0 WP 1-3 3-H 1B		4-0 IBB		4	0	2	1	1	2	2
<b>Mario Ramirez, R</b> OBP: 0.348, SLG: 0.319 <b>Tim Flannery, L</b> OBP: 0.317, SLG: 0.386 <b>Bruce Sodchy, R</b> OBP: 0.297, SLG: 0.333 <b>Gary Lucas, L</b> <b>Tim Lollar, L</b> OBP: 0.286, SLG: 0.250 <b>Sid Monge, S</b> OBP: 0.200, SLG: 0.200 (1, 6) (9, PH) (9, PH) (10, 1) (11, PH) (12, 1) X		0-0 6-3		0-0 5-3		0-0 FC6-4 1-2f			0-0 K 1-2 3-H		0-0 F6		3	0	0	0	0	0	1
<b>Ed Whitson, R</b> OBP: 0.154, SLG: 0.120 <b>Garry Templeton, S</b> OBP: 0.287, SLG: 0.336 <b>John Montefusco, R</b> OBP: 0.250, SLG: 0.100 <b>Doug Gwosdz, R</b> OBP: 0.200, SLG: 0.115 (1, 1) (8, PH) (9, 1) (10, 2) X		0-0 4-3		0-0 4-3		0-3 K			0-0 6-3		0-0 F8		2	0	0	0	0	0	0

Inning Stats	R: 0	H: 0	E: 0	K: 3	LOB: 0	P: 3	R: 0	H: 0	E: 0	K: 2	LOB: 1	P: 7	R: 0	H: 0	E: 0	K: 3	LOB: 2	P: 11	R: 0	H: 1	E: 0	K: 2	LOB: 1	P: 8	R: 0	H: 0	E: 0	K: 3	LOB: 0	P: 3	R: 0	H: 1	E: 0	K: 1	LOB: 1	P: 6	R: 0	H: 0	E: 0	K: 5	LOB: 0	P: 5	R: 2	H: 3	E: 0	K: 1	LOB: 2	P: 8	R: 0	H: 0	E: 1	K: 0	LOB: 1	P: 4	R: 0	H: 1	E: 0	K: 0	LOB: 2	P: 8	R: 0	H: 0	E: 0	K: 0	LOB: 0	P: 3	1B: 5	2B: 1	3B: 0	HR: 0	SF: 0	SAC: 1	DP: 0	HBP: 0	WP: 1	PA: 47
--------------	------	------	------	------	--------	------	------	------	------	------	--------	------	------	------	------	------	--------	-------	------	------	------	------	--------	------	------	------	------	------	--------	------	------	------	------	------	--------	------	------	------	------	------	--------	------	------	------	------	------	--------	------	------	------	------	------	--------	------	------	------	------	------	--------	------	------	------	------	------	--------	------	-------	-------	-------	-------	-------	--------	-------	--------	-------	--------

PITCHER	IP	WLS	BF	H	R	ER	SO	BB	IBB	HBP	BLK	WP	HR	S	P	ERA	WHIP
<b>Mike Madden, L</b> ERA: 1.69 (1, 1)	8.0		30	3	1	1	6	3	0	0	0	0	0	39	51	1.12	0.750
<b>Dave Smith, R</b> ERA: 3.18 (9, 1)	0.2		4	2	0	0	0	0	0	0	0	0	0	4	4	0.00	3.000
<b>Frank DiPino, L</b> ERA: 2.96 (9, 1)	0.1		1	0	1	1	1	0	0	0	0	1	0	3	3	27.00	0.000
<b>Vern Ruhle, R</b> ERA: 4.48 (10, 1)	3.0	W	12	1	0	0	0	0	1	0	0	0	0	11	15	0.00	0.333


**BOTTOM**

**Houston Astros @ San Diego Padres**  
Jack Murphy Stadium, San Diego, CA

Tue Aug 02 1983, 10:05 PM EDT  
Att: 10,444 - Unknown

[livebaseballscorecards.com](http://livebaseballscorecards.com)

AB	42
R	2
H	6
RBI	1
BB	4
SO	7
LOB	14



Batter	1	2	3	4	5	6	7	8	9	AB R H RBI BB SO LOB	TOP											
Bill Doran, S OBP: 0.368, SLG: 0.341 (1, 4) X	0-0 CS 1B	0-0 L6			0-0 SH3 1-2		0-0 CS 1B			3 0 2 0 0 0 3	<b>Houston Astros @ San Diego Padres</b> <b>Jack Murphy Stadium, San Diego, CA</b> Wed Aug 03 1983, 10:05 PM EDT Att: 13,286 - Unknown <a href="http://livebaseballscorecards.com">livebaseballscorecards.com</a>											
Terry Puhl, L OBP: 0.360, SLG: 0.453 (1, 8) X (9, 9)	0-0 1-2 3B 1B	0-0 F8			0-0 F5		0-0 CS 1-2	0-0 4-3 2B		4 1 2 0 0 0 4												
Dickie Thon, R OBP: 0.357, SLG: 0.479 (1, 6) X	0-0 1-H 3B		0-0 P4		0-0 4-3			0-0 P4		4 0 1 1 0 0 2												
Phil Garner, R OBP: 0.319, SLG: 0.368 (1, 5) S S	0-3 K		0-0 F7		0-0 F4			0-0 4-3 2-3		4 0 0 0 0 1 2												
Jose Cruz, L OBP: 0.388, SLG: 0.444 (1, 7) X	0-0 F7		0-3 K		0-3 K			4-0 FC5-4 IBB		3 0 0 0 1 2 1												
Ray Knight, R OBP: 0.380, SLG: 0.485 (1, 3)		0-0 1B 2B		0-0 L6		0-0 E3		0-0 FC5-4 1-2f		4 0 1 0 0 0 2												
Kevin Bass, S OBP: 0.270, SLG: 0.342 Tony Scott, S OBP: 0.252, SLG: 0.287 (1, 9) X (9, 8)		0-0 2-3 BB 1B		0-0 L5		0-3 K		0-0 F9		4 0 1 0 0 1 1 0 0 0 0 0 0 0												
George Bjorkman, R OBP: 0.368, SLG: 0.391 (1, 2) X		4-0 BB 1-2 BB		0-0 F7		0-0 F8		0-0 P4		3 0 0 0 1 0 0												
Nolan Ryan, R OBP: 0.089, SLG: 0.047 (1, 1) X		0-3 K		4-0 SH3 BB		0-0 6-3		0-3 K		3 0 0 0 1 2 3												
<b>Inning Stats</b>	R: 1 E: 0 K: 1 S: 7	H: 3 LOB: 1 BB: 0 P: 7	R: 0 E: 0 K: 1 S: 7	H: 2 LOB: 3 BB: 1 P: 11	R: 0 E: 0 K: 1 S: 5	H: 0 LOB: 0 BB: 0 P: 5	R: 0 E: 0 K: 0 S: 3	H: 0 LOB: 0 BB: 0 P: 3	R: 0 E: 0 K: 0 S: 3	H: 0 LOB: 1 BB: 1 P: 7	R: 0 E: 1 K: 2 S: 8	H: 0 LOB: 1 BB: 0 P: 8	R: 0 E: 0 K: 0 S: 3	H: 1 LOB: 0 BB: 0 P: 3	R: 0 E: 0 K: 0 S: 4	H: 1 LOB: 2 BB: 1 P: 8	R: 0 E: 0 K: 1 S: 5	H: 0 LOB: 0 BB: 0 P: 5	1B: 4 2B: 2 3B: 1 HR: 0	SF: 0 SAC: 1 DP: 0 HBP: 0	WP: 0 PB: 0 SB: 0 CS: 2	PA: 37
<b>PITCHER</b>	IP WLS BF H R ER SO BB IBB HBP BLK WP HR S P ERA WHIP																					
Tim Lollar, L ERA: 4.3 (1, 1)	7.0 L 28 6 1 1 5 2 0 0 0 0 0 0 36 44 1.29 1.143																					
Luis DeLeon, R ERA: 1.92 (8, 1)	2.0 8 1 0 0 1 0 1 0 0 0 0 0 9 13 0.00 0.500																					



Batter	1	2	3	4	5	6	7	8	9	AB	R	H	RBI	BB	SO	LOB
<b>Bobby Brown, S</b> OBP: 0.429, SLG: 0.647 (1, 7) X	0-0 P4		0-3 K			0-3 K			4-0 CS BB	3	0	0	0	1	2	1
<b>Alan Wiggins, S</b> OBP: 0.358, SLG: 0.320 (1, 8) BBBB	4-0 F5 BB			4-0 4-3 BB		0-3 K			4-0 S BB 1-2	1	0	0	0	3	1	0
<b>Garry Templeton, S</b> OBP: 0.283, SLG: 0.331 (1, 6) X	0-0 F5 1-2			0-0 4-3 1-2			0-0 F8		0-0 F8 1-2	4	0	0	0	0	0	3
<b>Terry Kennedy, L</b> OBP: 0.357, SLG: 0.444 (1, 2) BBBB		4-0 G6-4-3 BB		0-3 K		0-3 K			0-3 K	2	0	0	0	1	2	1
<b>Ruppert Jones, L</b> OBP: 0.297, SLG: 0.352 (1, 3)		0-3 K		0-0 P4			4-0 CS BB			2	0	0	0	1	1	2
<b>Luis DeLeon, R</b> OBP: 0.111, SLG: 0.111 (8, 1)										0	0	0	0	0	0	0
<b>Tony Gwynn, L</b> OBP: 0.306, SLG: 0.307 (1, 9) X		0-0 G6-4-3 1-2f		0-0 F8		0-0 CS		0-0 G3		3	0	0	0	0	0	1
<b>Luis Salazar, R</b> OBP: 0.289, SLG: 0.356 (1, 5) X			0-0 F8		0-0 F7		0-3 K			3	0	0	0	0	1	0
<b>Tim Flannery, L</b> OBP: 0.311, SLG: 0.366 (1, 4) X			0-0 WP 1B		0-0 F5		0-3 K			3	0	1	0	0	1	0
<b>Tim Lollar, L</b> OBP: 0.273, SLG: 0.237 (1, 1) SSS			0-3 K			0-0 G3			0-3 K	2	0	0	0	0	1	1
<b>Kurt Bevacqua, R</b> OBP: 0.386, SLG: 0.404 (8, 3) SSS										1	0	0	0	0	1	0

BOTTOM																
<b>Houston Astros @ San Diego Padres</b> Jack Murphy Stadium, San Diego, CA Wed Aug 03 1983, 10:05 PM EDT Att. 13,286 - Unknown																
										<b>AB 24</b> <b>R 0</b> <b>H 1</b> <b>RBI 0</b> <b>BB 6</b> <b>SO 10</b> <b>LOB 9</b>						
										<b>WP: 1</b> <b>PB: 0</b> <b>SB: 1</b> <b>CS: 2</b>						
																

Inning Stats	R: 0	H: 0	E: 0	K: 0	S: 2	R: 0	H: 0	E: 0	K: 1	S: 4	R: 0	H: 1	E: 0	K: 2	S: 8	R: 0	H: 0	E: 0	K: 1	S: 5	R: 0	H: 0	E: 0	K: 0	S: 3	R: 0	H: 0	E: 0	K: 2	S: 7	R: 0	H: 0	E: 0	K: 1	S: 4	R: 0	H: 0	E: 0	K: 2	S: 7	R: 0	H: 0	E: 0	K: 1	S: 7	R: 0	H: 0	E: 0	K: 1	S: 4	R: 0	H: 0	E: 0	K: 1	S: 4
<b>PITCHER</b> <b>Nolan Ryan, R</b> ERA: 2.24 (1, 1)	IP: 9.0	WLS: W	BF: 30	H: 1	R: 0	ER: 0	SO: 10	BB: 6	IBB: 0	HBP: 0	BLK: 0	WP: 1	HR: 0	S: 44	P: 68	ERA: 0.00	WHIP: 0.778																																						
																	<b>PITCHER</b>	IP: 0.0	WLS: 0	BF: 0	H: 0	R: 0	ER: 0	SO: 0	BB: 0	IBB: 0	HBP: 0	BLK: 0	WP: 0	HR: 0	S: 0	P: 0	ERA: 0.00	WHIP: 0.000																					

Batter	1	2	3	4	5	6	7	8	9	AB R H RBI BB SO LOB	TOP	
Bill Doran, S OBP: 0.367, SLG: 0.339 (1, 4) X	0-0 CS 1B		0-0 FC6-4 G4-6-3 1-2f			0-0 F7		0-0 5-3		4 0 1 0 0 0 2		
Terry Puhl, L OBP: 0.358, SLG: 0.448 (1, 8) B B B	4-0 CS BB		0-0 G4-6-3 1-2f			0-0 F9		0-0 F9		3 0 0 0 1 0 1		
Dickie Thon, R OBP: 0.358, SLG: 0.486 (1, 6) X	0-0 1B 1B			0-0 F8		0-0 F6		0-0 HR		4 1 2 1 0 0 0		
Phil Garner, R OBP: 0.321, SLG: 0.377 (1, 5) X	0-0 1-2 1B			0-0 HR		0-0 5-3		0-0 F8		4 1 2 1 0 0 0		
Jose Cruz, L OBP: 0.384, SLG: 0.439 (1, 7) X	0-0 F7			0-0 1-4-3		0-0 F8		0-0 4-3		4 0 0 0 0 0 2		
Ray Knight, R OBP: 0.377, SLG: 0.481 (1, 3) X		0-0 F8		0-3 K		0-3 K				3 0 0 0 0 2 0		
Kevin Bass, S OBP: 0.284, SLG: 0.333 (1, 9)		0-3 K			0-0 6-3			0-0 F7		3 0 0 0 0 1 0		
George Bjorkman, R OBP: 0.367, SLG: 0.375 (1, 2)		0-3 K			0-3 K			4-0 FC5-4 BB		2 0 0 0 1 2 0		
Joe Niekro, R OBP: 0.113, SLG: 0.115 (1, 1)			0-0 FC6-4 1B			0-0 F9		0-0 FC5-4 1-2f		2 0 1 0 0 0 0		
Tim Tolman, R OBP: 0.258, SLG: 0.423 (8, PH)										1 0 0 0 0 0 1		
Michael LaCoss, R OBP: 0.091, SLG: 0.063 (8, 1)										0 0 0 0 0 0 0		
<b>Inning Stats</b>	R: 0 H: 3 E: 0 LOB: 2 K: 0 BB: 1 S: 4 P: 8	R: 0 H: 0 E: 0 LOB: 0 K: 2 BB: 0 S: 7 P: 7	R: 0 H: 1 E: 0 LOB: 0 K: 0 BB: 0 S: 3 P: 3	R: 1 H: 1 E: 0 LOB: 0 K: 1 BB: 0 S: 6 P: 6	R: 0 H: 0 E: 0 LOB: 0 K: 1 BB: 0 S: 5 P: 5	R: 0 H: 0 E: 0 LOB: 0 K: 1 BB: 0 S: 3 P: 3	R: 0 H: 0 E: 0 LOB: 0 K: 1 BB: 0 S: 5 P: 5	R: 0 H: 0 E: 0 LOB: 1 K: 0 BB: 1 S: 3 P: 7	R: 1 H: 1 E: 0 LOB: 0 K: 0 BB: 0 S: 4 P: 4	1B: 4 SF: 0 2B: 0 SAC: 0 3B: 0 DP: 1 HR: 2 HBP: 0	WP: 0 PA: 32 PB: 0 SB: 0 CS: 2	
<b>PITCHER</b>	IP WLS BF H R ER SO BB IBB HBP BLK WP HR S P ERA WHIP											
Dave Dravecky, L ERA: 3.56 (1, 1)	7.1 W 26 5 1 1 5 2 0 0 0 0 0 1 34 42 1.23 0.955											
Gary Lucas, L ERA: 3.24 (8, 1)	1.2 S 6 1 1 1 0 0 0 0 0 0 0 1 6 6 5.40 0.600											

Houston Astros @ San Diego Padres  
Jack Murphy Stadium, San Diego, CA

Thu Aug 04 1983, 6:33 AM EDT  
Att: 10,516 - Unknown

livebaseballscorecards.com

AB	30
R	2
H	6
RBI	2
BB	2
SO	5
LOB	6



Batter	1	2	3	4	5	6	7	8	9	AB	R	H	RBI	BB	SO	LOB
<b>Bobby Brown, S</b> (1, 7) OBP: 0.400, SLG: 0.550	0-3 K		0-0 1-3		4-0 BB BB	0-0 F8				3	0	0	0	1	1	2
<b>Alan Wiggins, S</b> (1, 8) OBP: 0.357, SLG: 0.317	0-0 1-3			0-0 L5	4-0 BB 1-2 2-3		0-0 F7			3	0	0	0	1	0	0
<b>Garry Templeton, S</b> (1, 6) OBP: 0.278, SLG: 0.326	0-0 F8			0-0 6-3	0-0 G3		0-0 F7			4	0	0	0	0	0	3
<b>Terry Kennedy, L</b> (1, 2) OBP: 0.356, SLG: 0.441		0-0 6-3		0-0 1B		0-0 6-3	0-0 F9			4	0	1	0	0	0	0
<b>Ruppert Jones, L</b> (1, 3) OBP: 0.301, SLG: 0.355		0-0 G4-6-3 1B		0-0 F7		0-0 1B HR 1B		0-0 1-3		4	1	2	0	0	0	1
<b>Tony Gwynn, L</b> (1, 9) OBP: 0.313, SLG: 0.314		0-0 G4-6-3 1-2f			0-0 1B WP 1B	0-0 1-3 HR 1B		0-0 1-3		4	2	2	0	0	0	1
<b>Luis Salazar, R</b> (1, 5) OBP: 0.294, SLG: 0.370			0-0 G3 S 1B		0-0 F8	0-0 1-H 3-H HR		0-0 1B		4	1	3	3	0	0	1
<b>Tim Flannery, L</b> (1, 4) OBP: 0.316, SLG: 0.365			0-0 G3		0-0 BB WP 1B	4-0 SH2-4 BB		0-0 F5		3	0	1	0	1	0	2
<b>Dave Dravecky, R</b> (1, 1) OBP: 0.158, SLG: 0.148 <b>Gary Lucas, L</b> (8, 1)			0-0 6-3		0-3 K 1-2 3-H	0-0 SH2-4				2	0	0	0	0	1	2
										0	0	0	0	0	0	0

Inning Stats	R: 0	H: 0	E: 0	K: 1	S: 5	LOB: 0	BB: 0	P: 5	R: 0	H: 1	E: 0	K: 0	S: 3	LOB: 0	BB: 0	P: 3	R: 0	H: 1	E: 0	K: 0	S: 4	LOB: 1	BB: 0	P: 4	R: 0	H: 1	E: 0	K: 0	S: 4	LOB: 3	BB: 0	P: 4	R: 3	H: 3	E: 0	K: 0	S: 6	LOB: 1	BB: 10	R: 0	H: 0	E: 0	K: 0	S: 3	LOB: 0	BB: 0	P: 3	R: 0	H: 1	E: 0	K: 0	S: 4	LOB: 1	BB: 0	P: 4
<b>Joe Niekro, R</b> (1, 1) ERA: 3.42	IP	WLS	BF	H	R	ER	SO	BB	IBB	HBP	BLK	WP	HR	S	P	ERA	WHIP																																						
<b>Michael LaCoss, R</b> (8, 1) ERA: 4.97	1.0	4	1	0	0	0	0	0	0	0	0	0	0	4	4	0.00	1.000																																						

**BOTTOM**

**Houston Astros @ San Diego Padres**  
**Jack Murphy Stadium, San Diego, CA**


Thu Aug 04 1983, 6:33 AM EDT  
 Att. 10,516 - Unknown

<b>AB</b>	<b>31</b>
<b>R</b>	<b>4</b>
<b>H</b>	<b>9</b>
<b>RBI</b>	<b>3</b>
<b>BB</b>	<b>3</b>
<b>SO</b>	<b>2</b>
<b>LOB</b>	<b>12</b>

[livebaseballscorecards.com](http://livebaseballscorecards.com)

**AB 31**  
**R 4**  
**H 9**  
**RBI 3**  
**BB 3**  
**SO 2**  
**LOB 12**

**WP: 1**   **PA: 35**  
**PB: 0**  
**SB: 1**  
**CS: 0**



Batter 1 2 3 4 5 6 7 8 9 AB R H RBI BB SO LOB TOP

<b>Bill Doran, S</b> (1, 4) OBP: 0.368, SLG: 0.341	0-0 F9		0-0 BB 1B		0-0 FC6-4 1B		0-0 F9 1-2		4 0 2 0 0 0 1											
<b>Terry Puhl, L</b> (1, 8) OBP: 0.357, SLG: 0.444	4-0 FC6-4 BB		0-0 F7		0-0 F8		0-0 3-1		3 0 0 0 1 0 3											
<b>Michael LaCoss, R</b> (7, 1) OBP: 0.091, SLG: 0.063									0 0 0 0 0 0 0											
<b>Dickie Thon, R</b> (1, 6) OBP: 0.355, SLG: 0.481	0-0 FC6-4 1-2f		0-0 F8		0-0 FC6-4 1-2f		0-0 5-3		4 0 0 0 0 0 3											
<b>Phil Garner, R</b> (1, 5) OBP: 0.320, SLG: 0.374	0-0 6-3		4-0 BB		0-0 6-3		0-0 F9		3 0 0 0 1 0 2											
<b>Jose Cruz, L</b> (1, 7) OBP: 0.382, SLG: 0.436		0-0 P3		0-0 F5		0-0 5-3		0-0 L3	3 0 0 0 0 0 2											
<b>Tim Tolman, R</b> (8, PH) OBP: 0.250, SLG: 0.407									1 0 0 0 0 0 0											
<b>Ray Knight, R</b> (1, 3) OBP: 0.373, SLG: 0.476		0-0 F9		0-0 4-3		0-0 5-3		0-3 K	4 0 0 0 0 1 0											
<b>Denny Walling, L</b> (1, 9) OBP: 0.296, SLG: 0.348		0-0 1B 1B		0-0 E4		0-0 G3		0-3 BB BB	3 1 1 0 1 0 0											
<b>Alan Ashby, S</b> (1, 2) OBP: 0.295, SLG: 0.419		0-0 1B		0-0 F8		0-0 F9		0-0 9-6 1-H	4 0 2 1 0 0 1											
<b>Bob Knepper, L</b> (1, 1) OBP: 0.192, SLG: 0.300		0-0 4-3		0-0 F8		0-0 BB BB		0-0 9-6	1 0 0 0 0 0 2											
<b>Kevin Bass, S</b> (4, PH) OBP: 0.262, SLG: 0.331									1 0 0 0 0 0 1											
<b>Vern Ruhle, R</b> (4, 1) OBP: 0.200, SLG: 0.077									0 0 0 0 0 0 0											
<b>Omar Moreno, L</b> (7, PH) OBP: 0.283, SLG: 0.328								2-3f	1 0 0 0 1 0 1											
<b>Inning Stats</b>	R: 0 E: 0 K: 0 S: 3	H: 0 LOB: 1 BB: 1 P: 7	R: 0 E: 0 K: 0 S: 5	H: 2 LOB: 2 BB: 0 P: 5	R: 0 E: 0 K: 0 S: 4	H: 1 LOB: 2 BB: 1 P: 8	R: 0 E: 1 K: 0 S: 4	H: 0 LOB: 1 BB: 0 P: 4	R: 0 E: 0 K: 0 S: 3	H: 0 LOB: 0 BB: 0 P: 3	R: 0 E: 0 K: 0 S: 3	H: 0 LOB: 1 BB: 1 P: 7	R: 0 E: 0 K: 0 S: 3	H: 0 LOB: 0 BB: 0 P: 3	R: 1 E: 0 K: 1 S: 5	H: 1 LOB: 0 BB: 1 P: 9	1B: 4 2B: 2 3B: 0 HR: 0	SF: 0 SAC: 0 DP: 1 HBP: 0	WP: 0 PB: 0 SB: 1 CS: 0	PA: 36

Batter	1	2	3	4	5	6	7	8	9	AB	R	H	RBI	BB	SO	LOB
<b>Bill Laskey, R</b> (1, 1) ERA: 3.85	6.1	W	27	4	0	0	0	0	0	3	0	0	0	0	0	0
<b>Gary Lavelle, L</b> (7, 1) ERA: 2.49	1.2		5	0	0	0	0	0	0	0	0	0	0	0	0	0
<b>Greg Minton, R</b> (9, 1) ERA: 3.75	1.0		4	1	1	1	1	1	0	0	0	0	0	0	0	0

Houston Astros @ San Francisco Giants  
 Candlestick Park, San Francisco, CA  
 Fri Aug 05 1983, 10:05 PM EDT  
 Att. 6,212 - Unknown

AB	32
R	1
H	5
RBI	1
BB	4
SO	1
LOB	16



Batter	1	2	3	4	5	6	7	8	9
Johnnie LeMaster, R OBP: 0.338, SLG: 0.344 (1, 6)	0-0 L5	0-0 HR		0-0 HR		0-0 L7		0-0 SF9	
Darrell Evans, L OBP: 0.379, SLG: 0.516 (1, 3)	0-0 WP 1B 2B 1B	0-0 F5		4-0 BB			0-0 F3	0-0 G3	
Chili Davis, S OBP: 0.330, SLG: 0.398 (1, 8)	0-0 WP 1B 2B		0-0 SF7 3B	0-0 1-3			0-0 BB 1B		
Jack Clark, R OBP: 0.347, SLG: 0.431 (1, 9)	0-0 G3 2B		0-0 4-3		0-0 1-3		0-0 F7		
Jeffrey Leonard, R OBP: 0.321, SLG: 0.449 (1, 7)	0-0 G3		0-0 SF7		0-0 F8		4-0 FC6-4 BB		
Joel Youngblood, R OBP: 0.345, SLG: 0.484 (1, 5)	0-0 6-3		0-0 BB		0-0 3B		0-0 FC6-4		
John Rabb, R OBP: 0.288, SLG: 0.375 (1, 2)		0-0 4-3	0-3 K		0-0 6-3			0-0 F2	
Brad Wellman, R OBP: 0.296, SLG: 0.257 (1, 4)		0-0 5-3		0-0 6-3		0-0 F2		4-0 1B SF9 BB	
Bill Laskey, R OBP: 0.235, SLG: 0.093 (1, 1)		4-0		0-0 5-3		0-3 K		0-0 SF9 S 1B	
Gary Lavelle, S (7, 1)									
Max Venable, L OBP: 0.288, SLG: 0.409 (8, PH)		HR							
Greg Minton, S OBP: 0.571, SLG: 0.500 (9, 1)		BB							

Inning Stats	R: 2	H: 3	E: 0	K: 0	S: 6	LOB: 1	BB: 0	P: 6	R: 2	H: 1	E: 0	K: 0	S: 4	LOB: 0	BB: 1	P: 8	R: 1	H: 1	E: 0	K: 1	S: 6	LOB: 1	BB: 1	P: 10	R: 0	H: 1	E: 0	K: 0	S: 4	LOB: 1	BB: 0	P: 4	R: 0	H: 0	E: 0	K: 1	S: 5	LOB: 0	BB: 0	P: 5	R: 0	H: 1	E: 0	K: 0	S: 4	LOB: 2	BB: 1	P: 8	R: 1	H: 1	E: 0	K: 0	S: 4	LOB: 1	BB: 1	P: 8
--------------	------	------	------	------	------	--------	-------	------	------	------	------	------	------	--------	-------	------	------	------	------	------	------	--------	-------	-------	------	------	------	------	------	--------	-------	------	------	------	------	------	------	--------	-------	------	------	------	------	------	------	--------	-------	------	------	------	------	------	------	--------	-------	------

PITCHER	IP	WLS	BF	H	R	ER	SO	BB	IBB	HBP	BLK	WP	HR	S	P	ERA	WHIP
Bob Knepper, L ERA: 3.48 (1, 1)	3.0	L	16	5	5	5	1	2	0	0	0	1	1	16	24	15.00	2.333
Vern Ruhle, R ERA: 4.42 (4, 1)	3.0		12	2	1	1	1	1	0	0	0	0	1	13	17	3.00	1.000
Michael LaCoss, R ERA: 4.96 (7, 1)	2.0		10	2	1	1	0	2	0	0	0	0	0	8	16	4.50	2.000

AB R H RBI BB SO LOB

4	2	2	4	0	0	0
4	1	1	0	1	0	1
4	2	3	0	0	0	1
4	0	1	2	0	0	2
2	0	0	1	1	0	1
3	0	1	0	1	0	3
4	0	0	0	0	1	2
3	1	0	0	1	0	0
2	1	0	0	1	1	0
0	0	0	0	0	0	0
1	0	1	0	0	0	0
0	0	0	0	0	0	0


AB	31
R	7
H	9
RBI	7
BB	5
SO	2
LOB	10



WP	HR	S	P	ERA	WHIP
1	0	0	38		

**Houston Astros @ San Francisco Giants**  
 Candlestick Park, San Francisco, CA  
 Fri Aug 05 1983, 10:05 PM EDT  
 Att. 6,212 - Unknown

livebaseballscores.com

Batter	1	2	3	4	5	6	7	8	9	AB R H RBI BB SO LOB	TOP											
Omar Moreno, L (1, 8) OBP: 0.285, SLG: 0.329	0-0 5-3		0-0 1B		0-0 F7	0-0 1B		0-0 F9		5 0 2 1 0 0 1	<b>Houston Astros @ San Francisco Giants</b> Candlestick Park, San Francisco, CA Sat Aug 06 1983, 6:33 AM EDT Att. 9,859 - Unknown  livebaseballscorecards.com  <b>AB 40</b> <b>R 4</b> <b>H 12</b> <b>RBI 4</b> <b>BB 4</b> <b>SO 5</b> <b>LOB 22</b> 											
Terry Puhl, L (1, 9) OBP: 0.351, SLG: 0.436	0-3 K		0-0 F8		0-0 F8	0-0 F9		0-0 L8		5 0 0 0 0 1 5												
Dickie Thon, R (1, 6) OBP: 0.354, SLG: 0.478	0-0 F7			0-0 G1	0-0 1B		0-3 K	0-0 FC5-4		5 0 1 0 0 1 1												
Phil Garner, R (1, 5) OBP: 0.323, SLG: 0.376		0-0 F8		0-0 G1 BLK 1B	4-0 1B		0-0 1B S 1B	0-0 F9		4 1 2 0 1 0 0												
Jose Cruz, L (1, 7) OBP: 0.380, SLG: 0.438		0-0 F8		0-0 G1	0-0 4-3		0-3 K	0-0 1B 3B		5 1 1 0 0 1 4												
Ray Knight, R (1, 3) OBP: 0.376, SLG: 0.476		0-0 P3		0-0 2B 1B		0-0 FC4-6 1B	4-0 1B IBB	0-3 K		4 1 2 1 1 1 1												
Alan Ashby, S (1, 2) OBP: 0.302, SLG: 0.429			0-0 6-3	0-0 2B		0-0 FC4-6 FC1-6 BB 1B	0-0 1B 1B	0-0 1B		5 1 3 2 0 0 1												
Bill Doran, S (1, 4) OBP: 0.371, SLG: 0.341			0-0 FC1-6 1B	4-0 IBB		4-0 FC1-6 1B BB	0-0 F8	0-0 4-3		3 0 1 0 2 0 4												
Mike Madden, L (1, 1) Denny Walling, L (6, PH) Bill Dawley, R (6, 1) OBP: 0.292, SLG: 0.343 OBP: 0.250, SLG: 0.250			0-0 FC1-6 1B	0-0 L6		0-0 FC1-6 1B		0-3 K FC5-4		2 0 0 0 0 0 3 1 0 0 0 0 0 2 1 0 0 0 0 1 0												
<b>Inning Stats</b>	R: 0 E: 0 K: 1 S: 5	H: 0 LOB: 0 BB: 0 P: 5	R: 0 E: 0 K: 0 S: 3	H: 0 LOB: 0 BB: 0 P: 3	R: 0 E: 0 K: 0 S: 5	H: 2 LOB: 2 BB: 0 P: 5	R: 2 E: 0 K: 0 S: 6	H: 3 LOB: 2 BB: 1 P: 10	R: 0 E: 0 K: 0 S: 4	H: 1 LOB: 2 BB: 1 P: 8	R: 1 E: 0 K: 0 S: 5	H: 2 LOB: 2 BB: 1 P: 9	R: 0 E: 0 K: 2 S: 9	H: 2 LOB: 3 BB: 1 P: 13	R: 0 E: 0 K: 1 S: 6	H: 0 LOB: 1 BB: 0 P: 6	R: 1 E: 0 K: 1 S: 7	H: 2 LOB: 1 BB: 0 P: 7	1B: 10 2B: 1 3B: 1 HR: 0	SF: 0 SAC: 0 DP: 0 HBP: 0	WP: 1 PB: 0 SB: 2 CS: 0	PA: 44
<b>PITCHER</b>	IP WLS BF H R ER SO BB IBB HBP BLK WP HR S P ERA WHIP																					
Renie Martin, R (1, 1) ERA: 3.76	5.1 L 26 7 3 3 1 2 1 0 1 0 0 25 37 5.06 1.688																					
Gary Lavelle, L (6, 1) ERA: 2.43	1.2 9 3 0 0 2 0 1 0 0 0 0 12 16 0.00 1.800																					
Greg Minton, R (8, 1) ERA: 3.77	2.0 9 2 1 1 2 0 0 0 0 1 0 13 13 4.50 1.000																					



Batter	1	2	3	4	5	6	7	8	9	AB	R	H	RBI	BB	SO	LOB
Johnnie LeMaster, R (1, 6) OBP: 0.337, SLG: 0.345	0-0 P4		0-0 F8 1B 2B		0-0 F8		0-0 F5			4	1	1	0	0	0	0
Darrell Evans, L (1, 3) OBP: 0.376, SLG: 0.511	0-0 6-3		0-0 F8 2-3		0-0 F8			0-0 F3		4	0	0	0	0	0	1
Chili Davis, S (1, 8) OBP: 0.329, SLG: 0.396	0-0 4-3		0-0 G4-3 1B 3-H		0-3 K			0-0 F4		4	0	1	1	0	1	0
Jack Clark, R (1, 9) OBP: 0.347, SLG: 0.427		4-0 G5-4-3 BB	0-0 G4-3 1-2f		0-0 L5			0-3 K		3	0	0	0	1	1	1
Jeffrey Leonard, R (1, 7) OBP: 0.323, SLG: 0.457		0-0 G5-4-3 1-2f		4-0 SH3-4 BB BB		0-0 HR		0-0 F7		3	1	1	1	1	0	1
Joel Youngblood, R (1, 5) OBP: 0.347, SLG: 0.480		1-0 BB S HBP		4-0 SH3-4 BB BB		0-3 K		0-0 F9		2	0	0	0	1	1	0
John Rabb, R (1, 2) OBP: 0.295, SLG: 0.368		4-0 BB BB		0-0 SH3-4 BB BB		0-3 K		0-0 4-1		1	0	0	0	1	1	0
Milt May, L (9, PH) OBP: 0.314, SLG: 0.382		1-2 BB BB		1-2 2-3						1	0	0	0	0	0	0
Brad Wellman, R (1, 4) OBP: 0.299, SLG: 0.255		4-0 BB BB		0-3 K				0-3 K		1	0	0	0	1	1	2
Max Venable, L (7, PH) OBP: 0.287, SLG: 0.407		1-2 2-3 BB								1	0	0	0	0	1	0
Greg Minton, S (8, 1) OBP: 0.571, SLG: 0.500		0-0 F3		0-0 5-3						0	0	0	0	0	0	0
Renie Martin, R (1, 1) OBP: 0.400, SLG: 0.700										2	0	0	0	0	0	5
Gary Lavelle, S (6, 1)										0	0	0	0	0	0	0
Duane Kuiper, L (7, PH) OBP: 0.364, SLG: 0.289										1	0	0	0	0	0	0

**BOTTOM**

**Houston Astros @ San Francisco Giants**  
Candlestick Park, San Francisco, CA

livebaseballscores.com

<b>AB</b>	<b>27</b>
<b>R</b>	<b>2</b>
<b>H</b>	<b>3</b>
<b>RBI</b>	<b>2</b>
<b>BB</b>	<b>5</b>
<b>SO</b>	<b>6</b>
<b>LOB</b>	<b>10</b>



WP: 0	PA: 34
PB: 0	
SB: 1	
CS: 0	

Inning Stats	R	H	E	K	S	H	LOB	BB	P	R	H	E	K	S	IP	WLS	BF	H	R	ER	SO	BB	IBB	HBP	BLK	WP	HR	S	P	ERA	WHIP
	0	0	0	0	3	0	0	0	3	0	0	0	0	0	5.0	W	21	2	1	1	2	5	0	1	0	0	0	19	40	1.80	1.400
	0	0	0	0	15	0	0	0	4	0	0	0	0	0	4.0	S	13	1	1	1	4	0	0	0	0	0	21	21	2.25	0.250	

Sat Aug 06 1983, 6:33 AM EDT  
Att. 9,859 - Unknown

Batter	1	2	3	4	5	6	7	8	9	AB	R	H	RBI	BB	SO	LOB	TOP							
Omar Moreno, L (1, 8) x OBP: 0.282, SLG: 0.326	0-0 P6 ①		0-0 G3 ②			0-3 K ①		0-0 L5 ①		4	0	0	0	0	0	1	0							
Terry Puhl, L (1, 9) x OBP: 0.350, SLG: 0.433	0-0 F8 ②		0-0 1B ③			0-0 L3 ②		0-0 F4 ②		4	0	1	0	0	0	0	0							
Dickie Thon, R (1, 6) x OBP: 0.353, SLG: 0.476	0-0 F5 ③		0-0 F9 ③			0-0 1B ③		0-0 6-3 ③		4	0	1	0	0	0	0	1							
Phil Garner, R (1, 5) x OBP: 0.320, SLG: 0.372		0-0 F9 ①		0-0 L5 ①		0-0 F9 ③		0-0 E5 ① E 1B SF9		4	1	0	0	0	0	0	1							
Jose Cruz, L (1, 7) x OBP: 0.383, SLG: 0.448		0-0 1B ③		0-3 K ②		0-0 HR ①		0-0 E1 ① SF9 CS 1B		4	1	3	1	0	1	0	0							
Ray Knight, R (1, 3) x OBP: 0.372, SLG: 0.472		0-0 F9 ② 1-2		0-3 K ③		0-0 F7 ①		0-0 SF9 ① 2-3 3-H		3	0	0	1	0	1	1	1							
Alan Ashby, S (1, 2) x OBP: 0.301, SLG: 0.422		4-0 BB ③		0-0 F6 ①		0-3 K ②		0-3 K ② ③ 3-H		3	0	0	0	1	2	1	1							
Bill Doran, S (1, 4) x OBP: 0.371, SLG: 0.339		0-0 F7 ③		0-0 F3 ②		4-0 BB ③		4-0 K ③		2	0	0	0	1	0	2	2							
Nolan Ryan, R (1, 1) x OBP: 0.083, SLG: 0.043		0-0 6-3 ①		0-3 K ③		0-0 F8 ③		0-0 F8 ③		3	0	0	0	0	0	1	1							
Inning Stats	R: 0 E: 0 K: 0 S: 3	H: 0 LOB: 0 BB: 0 P: 3	R: 0 E: 0 K: 0 S: 4	H: 1 LOB: 2 BB: 1 P: 8	R: 0 E: 0 K: 0 S: 4	H: 1 LOB: 1 BB: 0 P: 4	R: 0 E: 0 K: 2 S: 7	H: 0 LOB: 0 BB: 0 P: 7	R: 0 E: 0 K: 1 S: 5	H: 0 LOB: 0 BB: 0 P: 5	R: 0 E: 0 K: 1 S: 6	H: 1 LOB: 1 BB: 0 P: 6	R: 1 E: 0 K: 1 S: 6	H: 1 LOB: 1 BB: 1 P: 10	R: 0 E: 0 K: 0 S: 3	H: 0 LOB: 0 BB: 0 P: 3	R: 1 E: 2 K: 1 S: 6	H: 1 LOB: 0 BB: 0 P: 6	1B: 4 2B: 0 3B: 0 HR: 1	SF: 1 SAC: 0 DP: 0 HBP: 0	WP: 0 PB: 0 SB: 1 CS: 1	PA: 34		
PITCHER (1, 1) Mike Krukow, R ERA: 3.37	IP 8.0 WLS 30 BF 4 H 1 R 1 ER 1 SO 5 BB 2 IBB 0 HBP 0 BLK 0 WP 0 HR 1 S 38 P 46 ERA 1.12 WHIP 0.750	(9, 1) Greg Minton, R ERA: 3.72	IP 1.0 WLS L 4 BF 1 H 1 R 1 ER 0 SO 1 BB 0 IBB 0 HBP 0 BLK 0 WP 0 HR 0 S 6 P 6 ERA 0.00 WHIP 1.000																					

Houston Astros @ San Francisco Giants  
Candlestick Park, San Francisco, CA  
Sun Aug 07 1983, 6:33 AM EDT  
Att. 21,599 - Unknown

livebaseballscorecards.com

AB	31
R	2
H	5
RBI	2
BB	2
SO	6
LOB	7



Batter	1	2	3	4	5	6	7	8	9	AB	R	H	RBI	BB	SO	LOB
--------	---	---	---	---	---	---	---	---	---	----	---	---	-----	----	----	-----

<b>Johnnie LeMaster, R</b> <small>(1, 6)</small> <small>OBP: 0.336, SLG: 0.343</small>	0-0 <b>6-3</b> 		4-0 <b>BB</b> 			0-0 <b>1-3</b> 		0-0 <b>F7</b> 		3	0	0	0	1	0	0
<b>Darrell Evans, L</b> <small>(1, 3)</small> <small>OBP: 0.375, SLG: 0.508</small>	0-3 <b>K</b> 		0-0 <b>E3</b> <small>1-3 2-H</small> <b>1B</b> 			0-0 <b>F5</b> 			0-0 <b>G3</b> 	4	0	1	1	0	1	0
<b>Jack Clark, R</b> <small>(1, 9)</small> <small>OBP: 0.346, SLG: 0.424</small>	0-0 <b>F3</b> 		0-0 <b>4-3</b> 			4-0 <b>BB</b> 			0-0 <b>6-3</b> 	3	0	0	0	1	0	2
<b>Jeffrey Leonard, R</b> <small>(1, 7)</small> <small>OBP: 0.319, SLG: 0.451</small>		0-3 <b>K</b> 		0-0 <b>6-3</b> 		0-0 <b>F8</b> 			0-3 <b>K</b> 	4	0	0	0	0	2	1
<b>Chili Davis, S</b> <small>(1, 8)</small> <small>OBP: 0.327, SLG: 0.392</small>		0-3 <b>K</b> 		0-0 <b>F7</b> 				0-3 <b>K</b> 		3	0	0	0	0	2	0
<b>Joel Youngblood, R</b> <small>(1, 5)</small> <small>OBP: 0.343, SLG: 0.473</small>		0-0 <b>F3</b> 		0-0 <b>F9</b> 				0-0 <b>F9</b> 		3	0	0	0	0	0	0
<b>Milt May, L</b> <small>(1, 2)</small> <small>OBP: 0.314, SLG: 0.381</small>			0-3 <b>K</b> 		0-0 <b>G4-6-3</b> <b>1B</b> 			0-3 <b>K</b> 		3	0	1	0	0	2	0
<b>Duane Kuiper, L</b> <small>(1, 4)</small> <small>OBP: 0.363, SLG: 0.290</small>			0-0 <b>SH1-4</b> <b>E</b> <b>1B</b> 		0-0 <b>G4-6-3</b> <small>1-2f</small> 			0-0 <b>F8</b> 		3	1	1	0	0	0	1
<b>Mike Krukow, R</b> <small>(1, 1)</small> <small>OBP: 0.217, SLG: 0.214</small> <b>Dave Bergman, L</b> <small>(8, PH)</small> <small>OBP: 0.341, SLG: 0.280</small> <b>Greg Minton, S</b> <small>(9, 1)</small> <small>OBP: 0.571, SLG: 0.500</small>			0-0 <b>SH1-4</b> 		0-3 <b>K</b> 			0-0 <b>F8</b> 		1	0	0	0	0	1	0
										1	0	0	0	0	0	0
										0	0	0	0	0	0	0

Inning Stats	R: 0	H: 0	E: 0	LOB: 0	K: 1	S: 5	P: 5	R: 0	H: 0	E: 0	LOB: 0	K: 2	S: 7	P: 7	R: 1	H: 2	E: 1	LOB: 2	K: 1	S: 7	P: 11	R: 0	H: 0	E: 0	LOB: 0	K: 0	S: 3	P: 3	R: 0	H: 1	E: 0	LOB: 0	K: 1	S: 5	P: 5	R: 0	H: 0	E: 0	LOB: 1	K: 2	S: 7	P: 7	R: 0	H: 0	E: 0	LOB: 0	K: 0	S: 3	P: 3	R: 0	H: 0	E: 0	LOB: 0	K: 0	S: 3	P: 3	R: 0	H: 0	E: 0	LOB: 0	K: 1	S: 5	P: 5
--------------	------	------	------	--------	------	------	------	------	------	------	--------	------	------	------	------	------	------	--------	------	------	-------	------	------	------	--------	------	------	------	------	------	------	--------	------	------	------	------	------	------	--------	------	------	------	------	------	------	--------	------	------	------	------	------	------	--------	------	------	------	------	------	------	--------	------	------	------

PITCHER	IP	WLS	BF	H	R	ER	SO	BB	IBB	HBP	BLK	WP	HR	S	P	ERA	WHIP
<b>Nolan Ryan, R</b> <small>(1, 1)</small> <small>ERA: 2.16</small>	9.0	W	31	3	1	1	8	2	0	0	0	0	0	45	53	1.00	0.556

**BOTTOM**

**Houston Astros @ San Francisco Giants**  
 Candlestick Park, San Francisco, CA  
 Sun Aug 07 1983, 6:33 AM EDT  
 Att. 21,599 - Unknown

AB	28
R	1
H	3
RBI	1
BB	2
SO	8
LOB	4



WP	PA	ERA	WHIP
0	31		

Batter	1	2	3	4	5	6	7	8	9	AB R H RBI BB SO LOB	TOP											
<b>Bobby Brown, S</b> (1, 7) OBP: 0.404, SLG: 0.600	0-0 1-3		0-0 E4			0-0 PB 3B		0-3 K		4 1 1 0 0 1 1												
<b>Alan Wiggins, S</b> (1, 3) OBP: 0.359, SLG: 0.316	0-0 G3 S WP 1B		0-0 CS	0-0 F5		4-0 S 1B BB		0-0 4-3		3 2 1 0 1 0 1												
<b>Tony Gwynn, L</b> (1, 9) OBP: 0.323, SLG: 0.344	0-0 G3			0-0 L3		0-0 S 1B			0-0 4-3	4 0 1 1 0 0 1												
<b>Terry Kennedy, L</b> (1, 2) OBP: 0.354, SLG: 0.432	0-0 F9			0-0 4-3		0-0 F8			4-0 BB	3 0 0 0 1 0 1												
<b>Ruppert Jones, L</b> (1, 8) OBP: 0.302, SLG: 0.384		0-3 K			0-3 K		0-3 K		0-0 F8	4 0 0 0 0 3 1												
<b>Luis Salazar, R</b> (1, 5) OBP: 0.291, SLG: 0.372		0-0 6-3			0-3 K		0-0 F9		0-0 5-3	4 0 0 0 0 1 1												
<b>Garry Templeton, S</b> (1, 6) OBP: 0.272, SLG: 0.315		0-0 1-3			0-0 G3		0-3 K			3 0 0 0 0 1 0												
<b>Tim Flannery, L</b> (1, 4) OBP: 0.313, SLG: 0.360			0-0 F4			0-0 F9			0-0 FC5-6 1B	3 0 1 0 0 0 0												
<b>Tim Lollar, L</b> (1, 1) OBP: 0.261, SLG: 0.225			0-0 1-5-3			0-0 F7			0-0 FC5-6	2 0 0 0 0 0 0												
<b>Sid Monge, S</b> (7, 1) OBP: 0.167, SLG: 0.167									1-2	1 0 0 0 0 0 1												
<b>Inning Stats</b>	R: 1 E: 0 K: 0 S: 4	H: 1 LOB: 0 BB: 0 P: 4	R: 0 E: 0 K: 1 S: 5	H: 0 LOB: 0 BB: 0 P: 5	R: 0 E: 1 K: 0 S: 3	H: 0 LOB: 0 BB: 0 P: 3	R: 0 E: 0 K: 0 S: 3	H: 0 LOB: 0 BB: 0 P: 3	R: 0 E: 0 K: 2 S: 7	H: 0 LOB: 0 BB: 0 P: 7	R: 2 E: 0 K: 0 S: 5	H: 2 LOB: 1 BB: 1 P: 9	R: 0 E: 0 K: 2 S: 7	H: 0 LOB: 0 BB: 0 P: 7	R: 0 E: 0 K: 1 S: 6	H: 1 LOB: 1 BB: 0 P: 6	R: 0 E: 0 K: 0 S: 3	H: 0 LOB: 1 BB: 1 P: 7	1B: 3 2B: 0 3B: 1 HR: 0	SF: 0 SAC: 0 DP: 0 HBP: 0	WP: 1 PB: 1 SB: 3 CS: 1	PA: 34
<b>PITCHER</b>	IP WLS BF H R ER SO BB IBB HBP BLK WP HR S P ERA WHIP																					
<b>Joe Niekro, R</b> (1, 1) ERA: 3.46	5.2 L 21 3 3 3 3 1 0 0 0 1 0 26 30 4.76 0.706																					
<b>Frank DiPino, L</b> (6, 1) ERA: 2.87	1.1 4 0 0 0 2 0 0 0 0 0 0 8 8 0.00 0.000																					
<b>Dave Smith, R</b> (8, 1) ERA: 3.06	2.0 8 1 0 0 1 1 0 0 0 0 0 9 13 0.00 1.000																					

**San Diego Padres @ Houston Astros**  
 Astrodome, Houston, TX  
 Tue Aug 09 1983, 8:05 PM EDT  
 Att. 17,390 - Dome

[livebaseballscorecards.com](http://livebaseballscorecards.com)

**AB** 31  
**R** 3  
**H** 4  
**RBI** 1  
**BB** 2  
**SO** 6  
**LOB** 7



Batter	1	2	3	4	5	6	7	8	9	AB	R	H	RBI	BB	SO	LOB
Bill Doran, S OBP: 0.367, SLG: 0.335 (1, 4)	0-0 F2	0-0 4-3			0-0 P6		0-0 F9			4	0	0	0	0	0	2
Terry Puhl, L OBP: 0.346, SLG: 0.428 (1, 8)	0-0 4-3		0-0 F9		0-3 K			0-0 F2		4	0	0	0	0	1	0
Dickie Thon, R OBP: 0.356, SLG: 0.478 (1, 6)	0-0 1B		0-0 4-3			0-0 G3 1B		0-0 1B		4	0	3	0	0	0	0
Phil Garner, R OBP: 0.320, SLG: 0.371 (1, 5)	0-0 F7		0-0 1B			0-3 K 1-2		0-0 F9		4	0	1	0	0	1	3
Jose Cruz, L OBP: 0.382, SLG: 0.446 (1, 7)		0-0 HR 1B	0-3 K			0-0 G3 2-3		0-3 K		4	1	1	0	0	2	3
Ray Knight, R OBP: 0.368, SLG: 0.467 (1, 3)		0-0 F8 1-2		0-0 4-3		0-0 F9			0-0 F7	4	0	0	0	0	0	2
Kevin Bass, S OBP: 0.262, SLG: 0.352 (1, 9)		0-0 HR 2-H		0-0 F9			0-0 F8		0-0 F6	4	1	1	2	0	0	0
George Bjorkman, R OBP: 0.365, SLG: 0.360 (1, 2)		4-0 SH1-4 BB		0-3 K			0-3 K		0-0 F5	2	0	0	0	1	2	0
Tim Tolman, R OBP: 0.242, SLG: 0.393 (9, PH)										1	0	0	0	0	0	0
Joe Niekro, R OBP: 0.111, SLG: 0.113 (1, 1)		0-0 SH1-4			0-3 K					0	0	0	0	0	0	0
Frank DiPino, L OBP: 0.400, SLG: 0.500 (6, 1)										0	0	0	0	0	0	0
Tony Scott, S OBP: 0.256, SLG: 0.287 (7, PH)										0	0	0	0	1	0	0
Dave Smith, R (8, 1)		1-2								0	0	0	0	0	0	0

BOTTOM

San Diego Padres @ Houston Astros  
Astrodome, Houston, TX  
Tue Aug 09 1983, 8:05 PM EDT  
Att. 17,390 - Dome

livebaseballscorecards.com

AB	32
R	2
H	6
RBI	2
BB	2
SO	7
LOB	10



Inning Stats	R: 0	H: 1	E: 0	K: 0	S: 4	LOB: 1	BB: 0	P: 4	R: 2	H: 2	E: 0	K: 0	S: 5	LOB: 1	BB: 1	P: 9	R: 0	H: 1	E: 0	K: 1	S: 6	LOB: 1	BB: 0	P: 6	R: 0	H: 0	E: 0	K: 1	S: 5	LOB: 0	BB: 0	P: 5	R: 0	H: 0	E: 0	K: 2	S: 7	LOB: 0	BB: 0	P: 7	R: 0	H: 1	E: 0	K: 1	S: 6	LOB: 1	BB: 0	P: 6	R: 0	H: 0	E: 0	K: 1	S: 5	LOB: 1	BB: 1	P: 9	R: 0	H: 1	E: 0	K: 1	S: 6	LOB: 1	BB: 0	P: 6	R: 0	H: 0	E: 0	K: 0	S: 3	LOB: 0	BB: 0	P: 3	1B: 5	SF: 0	2B: 0	SAC: 1	3B: 0	DP: 0	HR: 1	HBP: 0	WP: 0	PA: 35	PB: 0	SB: 2	CS: 0
PITCHER	IP	WLS	BF	H	R	ER	SO	BB	IBB	HBP	BLK	WP	HR	S	P	ERA	WHIP																																																																				
Tim Lollar, L ERA: 4.21 (1, 1)	6.2	W	27	5	2	2	6	2	0	0	0	0	0	37	45	2.70	1.050																																																																				
Sid Monge, L ERA: 3.12 (7, 1)	2.1	S	8	1	0	0	1	0	0	0	0	0	0	10	10	0.00	0.429																																																																				

Batter	1	2	3	4	5	6	7	8	9	10	11	12	13	14	AB	R	H	RBI	BB	SO	LOB	TOP								
<b>Bobby Brown, S</b> OBP: 0.396, SLG: 0.556 (1, 7)	F7			BB BB BB 4-0		6-3		G3		1B			F3		5	0	1	0	1	0	2									
<b>Alan Wiggins, S</b> OBP: 0.356, SLG: 0.313 (1, 3) (8, 8)	6-3			1-3		F8		1B		4-3			6-3		6	0	1	2	0	0	2									
<b>Tony Gwynn, L</b> OBP: 0.334, SLG: 0.333 (8, 11) <b>Gary Lucas, L</b> OBP: 0.324, SLG: 0.389 (11, PH) <b>Gene Richards, L</b> OBP: 0.167, SLG: 0.167 (11, 11) <b>Sid Morge, S</b> OBP: 0.200, SLG: 0.383 (13, PH) <b>Ruppert Jones, L</b> OBP: 0.111, SLG: 0.111 (13, 11)	5-3			F9		5-3		F7				4-3	4-3		4	0	0	0	0	0	2									
<b>Sixto Lezcano, R</b> OBP: 0.330, SLG: 0.338 (1, 9)		F8		5-3				E6		1B			L6		6	0	2	0	0	0	1									
<b>Terry Kennedy, L</b> OBP: 0.350, SLG: 0.426 (1, 2)		F8			F9			G6-3		SH1-4			F6		5	0	0	0	0	0	2									
<b>Luis Salazar, R</b> OBP: 0.286, SLG: 0.366 (1, 5)		5-3			5-3			F8		4-3			F9		6	0	0	0	0	0	2									
<b>Garry Templeton, S</b> OBP: 0.274, SLG: 0.317 (1, 6)			2-3					FC1-6		K			5-3		5	1	2	0	0	1	1									
<b>Juan Bonilla, R</b> OBP: 0.319, SLG: 0.320 (1, 4) <b>Tim Flannery, L</b> OBP: 0.314, SLG: 0.362 (10, PH) (10, 4)			F7					FC1-6		F8			L3		3	1	1	1	0	0	1									
<b>Dave Dravecky, R</b> OBP: 0.155, SLG: 0.145 (1, 1) <b>Bruce Bochy, R</b> OBP: 0.238, SLG: 0.316 (5, PH) <b>Elias Sosa, R</b> (5, 1) <b>Kurt Bevacqua, R</b> OBP: 0.373, SLG: 0.385 (8, PH) (8, 3)			K					1B		F9			L3		2	0	1	0	0	0	0									
<b>Inning Stats</b>	R: 0 E: 0 K: 3 S: 3	H: 0 LOB: 0 BB: 3 P: 3	R: 0 E: 0 K: 3 S: 3	H: 0 LOB: 0 BB: 0 P: 3	R: 0 E: 0 K: 1 S: 5	H: 0 LOB: 0 BB: 5 P: 5	R: 0 E: 0 K: 1 S: 3	H: 0 LOB: 1 BB: 1 P: 7	R: 1 E: 0 K: 0 S: 5	H: 2 LOB: 1 BB: 0 P: 5	R: 0 E: 0 K: 3 S: 3	H: 1 LOB: 0 BB: 0 P: 3	R: 0 E: 0 K: 0 S: 6	H: 3 LOB: 1 BB: 6 P: 6	R: 0 E: 1 K: 1 S: 6	H: 0 LOB: 1 BB: 0 P: 6	R: 0 E: 0 K: 0 S: 4	H: 1 LOB: 1 BB: 0 P: 4	R: 0 E: 0 K: 0 S: 3	H: 1 LOB: 0 BB: 3 P: 3	R: 0 E: 0 K: 0 S: 3	H: 0 LOB: 0 BB: 0 P: 3	R: 0 E: 0 K: 0 S: 3	H: 0 LOB: 0 BB: 0 P: 3	R: 0 E: 0 K: 0 S: 3	H: 0 LOB: 0 BB: 0 P: 3	1B: 8 2B: 2 3B: 0 HR: 0	SF: 0 SAC: 1 DP: 2 HBP: 0	WP: 0 PB: 0 SB: 1 CS: 0	PA: 51
<b>PITCHER</b>	IP	WLS	BF	H	R	ER	SO	BB	IBB	HBP	BLK	WP	HR	S	P	ERA	WHIP													
<b>Bob Knepper, L</b> ERA: 3.49 (1, 1)	7.1		27	5	3	3	1	1	0	0	0	0	0	28	32	3.68	0.818													
<b>Frank DiPino, L</b> ERA: 2.77 (8, 1)	1.2		7	1	0	0	1	0	0	0	0	0	0	9	9	0.00	0.600													
<b>Bill Dawley, R</b> ERA: 2.58 (10, 1)	4.0		14	3	0	0	0	0	0	0	0	0	0	14	14	0.00	0.750													
<b>Vern Ruhle, R</b> ERA: 4.36 (14, 1)	1.0	W	3	0	0	0	0	0	0	0	0	0	0	3	3	0.00	0.000													

**San Diego Padres @ Houston Astros**  
Astrodome, Houston, TX  
Wed Aug 10 1983, 8:05 PM EDT  
Att. 12,605 - Dome

livebaseballscorecards.com

AB	49
R	3
H	9
RBI	3
BB	1
SO	2
LOB	15



Batter	1	2	3	4	5	6	7	8	9	10	11	12	13	14	AB R H RBI BB SO LOB	BOTTOM
Tony Scott, S (1, 8) OBP: 0.269, SLG: 0.295	0-0 CS 1B		0-0 F7		0-0 FC5 S 1B		4-0 S BB		0-3 K			0-0 E8 SH5-4 FC4-2 1B		0-0 3-1	6 0 3 0 1 1 2	<b>San Diego Padres @ Houston Astros</b> Astrodome, Houston, TX Wed Aug 10 1983, 8:05 PM EDT Att. 12,605 - Dome
Bill Doran, S (1, 4) OBP: 0.367, SLG: 0.333	0-0 F9		0-0 FC5-4 1B		4-0 BB FC5 1-2 BB		0-0 F9		0-0 FC5			0-0 SH5-4		0-0 4-3	5 0 1 0 1 0 4	
Dickie Thon, R (1, 6) OBP: 0.357, SLG: 0.483	0-0 1B 2B 1B		0-0 FC5-4 S 1-2		0-0 FC5 BB 1-2 2-3f		0-0 F7					4-0 L6		0-0 HR	6 2 2 1 1 0 4	
Phil Garner, R (1, 5) OBP: 0.322, SLG: 0.370	0-0 2B 1B		0-0 F8		4-0 G6-4-3 BB 1-2 2-3				0-0 5-3			4-0 6-3			4 1 1 0 2 0 1	
Jose Cruz, L (1, 7) OBP: 0.381, SLG: 0.447	0-0 1H 2B 3H			0-0 1B 1B 1-3	0-0 G6-4-3 1-2				0-0 F5			0-0 L5			6 1 2 2 0 0 6	
Ray Knight, R (1, 3) OBP: 0.365, SLG: 0.462	0-0 5-3			0-0 F7					0-3 K			0-0 F8			4 0 0 0 0 1 2	
Denny Walling, L (9, 3) OBP: 0.284, SLG: 0.333												0-0 F7			2 0 0 0 0 0 3	
Kevin Bass, S (1, 9) OBP: 0.256, SLG: 0.344		0-0 F8		0-0 1-3					0-0 F4			4-0 BB			3 0 0 0 0 0 1	
Terry Puhl, L (7, 9) OBP: 0.346, SLG: 0.425				0-0 1-2											2 0 0 0 1 1 0	
Vern Ruhle, R (14, 1) OBP: 0.200, SLG: 0.077															0 0 0 0 0 0 0	
Alan Ashby, S (1, 2) OBP: 0.304, SLG: 0.421		0-0 6-3		0-0 1B					4-0 FC5 1B BB			0-3 K			3 0 1 1 1 0 0	
Craig Reynolds, L (9, PR) OBP: 0.308, SLG: 0.353				0-0 2-H 1B											0 0 0 0 0 0 0	
George Bjorkman, R (10, 2) OBP: 0.354, SLG: 0.346				0-0 1B					0-0 FC5 1B BB						2 0 0 0 0 2 1	
Bob Knepper, L (11, 11) OBP: 0.250, SLG: 0.302			0-0 F9		0-0 1-3 1B				0-3 K			0-0 4-3			3 0 1 0 0 1 0	
Frank DiPino, L (8, 11) OBP: 0.460, SLG: 0.500															0 0 0 0 0 0 0	
Tim Lincecum, R (9, PH) OBP: 0.286, SLG: 0.414															1 0 1 0 0 0 0	
Bill Dawley, R (10, 11) OBP: 0.200, SLG: 0.200															1 0 0 0 0 0 1	
Harry Sainman, L (13, PH) OBP: 0.221, SLG: 0.271															1 0 0 0 0 1 0	
<b>Inning Stats</b>	R: 2 H: 4 E: 0 LOB: 1 K: 0 BB: 0 S: 6 P: 6	R: 0 H: 0 E: 0 LOB: 0 K: 0 BB: 0 S: 3 P: 3	R: 0 H: 1 E: 0 LOB: 1 K: 0 BB: 0 S: 4 P: 4	R: 1 H: 3 E: 0 LOB: 2 K: 0 BB: 0 S: 5 P: 5	R: 0 H: 1 E: 0 LOB: 2 K: 0 BB: 2 S: 3 P: 11	R: 0 H: 0 E: 0 LOB: 0 K: 0 BB: 0 S: 3 P: 3	R: 0 H: 0 E: 0 LOB: 0 K: 1 BB: 1 S: 5 P: 9	R: 0 H: 0 E: 0 LOB: 0 K: 1 BB: 1 S: 5 P: 5	R: 0 H: 1 E: 0 LOB: 2 K: 1 BB: 1 S: 6 P: 10	R: 0 H: 0 E: 0 LOB: 0 K: 0 BB: 0 S: 3 P: 3	R: 0 H: 0 E: 0 LOB: 1 K: 1 BB: 1 S: 5 P: 9	R: 0 H: 1 E: 1 LOB: 3 K: 0 BB: 2 S: 4 P: 12	R: 0 H: 0 E: 0 LOB: 0 K: 3 BB: 0 S: 9 P: 9	R: 1 H: 1 E: 0 LOB: 0 K: 0 BB: 0 S: 3 P: 3	1B: 10 2B: 1 3B: 0 HR: 1 SF: 0 SAC: 1 DP: 1 HBP: 0	WP: 0 PA: 57 PB: 0 SB: 3 CS: 1
<b>PITCHER</b>	IP WLS BF H R ER SO BB IBB HBP BLK WP HR S P ERA WHIP															
Dave Dravecky, L (1, 1) ERA: 3.64	4.0 0 18 8 3 3 0 0 0 0 0 0 0 18 6.75 2.000															
Elias Sosa, R (5, 1) ERA: 4.55	3.0 0 12 1 0 0 1 3 0 0 0 0 0 11 23 0.00 1.333															
Gary Lucas, L (8, 1) ERA: 3.03	3.0 0 11 1 0 0 2 1 0 0 0 0 0 14 18 0.00 0.667															
Sid Monge, L (11, 1) ERA: 3.0	2.0 0 10 1 0 0 1 1 2 0 0 0 0 9 21 0.00 1.000															
Luis DeLeon, R (13, 1) ERA: 2.21	1.2 L 6 1 1 1 3 0 0 0 0 0 0 1 12 12 5.40 0.600															

livebaseballscorecards.com

AB	49
R	4
H	12
RBI	4
BB	7
SO	7
LOB	25



Batter	1	2	3	4	5	6	7	8	9	AB R H RBI BB SO LOB	TOP												
<b>Bobby Brown, S</b> OBP: 0.397, SLG: 0.531 (1, 7) (7, 8)	0-0 F8		4-0 FC3-6 1B BB	0-3 K			0-0 S 1B		0-0 4-3	4 1 1 0 1 1 2													
<b>Alan Wiggins, S</b> OBP: 0.352, SLG: 0.309 <b>Ed Whitson, R</b> OBP: 0.179, SLG: 0.148 <b>Gary Lucas, L</b> (8, 1)	0-0 5-3		0-0 F8 1-2		0-0 5-3		0-0 F7 1-2			4 0 0 0 0 0 2 0 0 0 0 0 0 0 0 0 0 0 0 0 0													
<b>Garry Templeton, S</b> OBP: 0.281, SLG: 0.321 (1, 6)	0-0 1B 1B		4-0 FC3-6 BB		0-0 4-3			0-0 S 1B		3 0 2 0 1 0 0													
<b>Terry Kennedy, L</b> OBP: 0.349, SLG: 0.425 (1, 2)	0-0 1-3 1B		0-0 FC3-6 1B 1-2f 2-3		0-0 G3			0-0 F9 1-2		4 0 1 0 0 0 3													
<b>Tony Gwynn, L</b> OBP: 0.312, SLG: 0.331 (1, 9)	0-0 4-3		0-0 1-2 3-H 1B		0-0 4-3			0-0 F6		4 0 1 1 0 0 3													
<b>Ruppert Jones, L</b> OBP: 0.300, SLG: 0.378 (1, 8) (7, 3)		4-0 L9-3 BB	0-0 F8		0-0 4-3			0-0 F3		3 0 0 0 1 0 3													
<b>Tim Flannery, L</b> OBP: 0.308, SLG: 0.354 (1, 5)		0-0 L9-3 1-2		0-0 G3		0-3 K		0-0 F7		4 0 0 0 0 1 1													
<b>Juan Bonilla, R</b> OBP: 0.323, SLG: 0.322 (1, 4)		0-0 1B		4-0 FC3-6 BB			0-0 6-3		0-0 1B	3 0 2 0 1 0 0													
<b>Mark Thurmond, L</b> OBP: 0.111, SLG: 0.167 <b>Gene Richards, L</b> OBP: 0.321, SLG: 0.385 (7, PH) (7, 7)		0-0 2-3		0-0 FC3-6 1-2f			0-0 F9		0-0 F7	2 0 0 0 0 0 2 2 0 0 0 0 0 1													
<b>Inning Stats</b>	R: 0 E: 0 K: 0 S: 5	H: 2 LOB: 2 BB: 0 P: 5	R: 0 E: 0 K: 0 S: 3	H: 1 LOB: 1 BB: 1 P: 7	R: 1 E: 0 K: 0 S: 4	H: 1 LOB: 2 BB: 2 P: 12	R: 0 E: 0 K: 1 S: 5	H: 0 LOB: 1 BB: 1 P: 9	R: 0 E: 0 K: 0 S: 3	H: 0 LOB: 0 BB: 0 P: 3	R: 0 E: 0 K: 1 S: 5	H: 0 LOB: 0 BB: 0 P: 5	R: 0 E: 0 K: 0 S: 4	H: 1 LOB: 1 BB: 0 P: 4	R: 0 E: 0 K: 0 S: 4	H: 1 LOB: 1 BB: 0 P: 4	R: 0 E: 0 K: 0 S: 4	H: 1 LOB: 1 BB: 0 P: 4	1B: 7 2B: 1 3B: 0 HR: 0	SF: 0 SAC: 0 DP: 1 HBP: 0	WP: 0 PB: 0 SB: 3 CS: 0	PA: 37	
<b>PITCHER</b> <b>Mike Scott, R</b> ERA: 3.46 <b>Dave Smith, R</b> ERA: 2.95	IP WLS BF H R ER SO BB IBB HBP BLK WP HR S P ERA WHIP	(1, 1) 7.0 W 29 5 1 1 2 4 0 0 0 0 0 0 29 45 1.29 1.286	(8, 1) 2.0 S 8 2 0 0 0 0 0 0 0 0 0 0 8 8 0.00 1.000																				

**San Diego Padres @ Houston Astros**  
Astrodome, Houston, TX  
Thu Aug 11 1983, 8:05 PM EDT  
Att. 15,120 - Dome

[livebaseballscorecards.com](http://livebaseballscorecards.com)

<b>AB</b>	<b>33</b>
<b>R</b>	<b>1</b>
<b>H</b>	<b>7</b>
<b>RBI</b>	<b>1</b>
<b>BB</b>	<b>4</b>
<b>SO</b>	<b>2</b>
<b>LOB</b>	<b>17</b>





Batter	1	2	3	4	5	6	7	8	9	AB	R	H	RBI	BB	SO	LOB
Kevin Bass, S (1, 9) OBP: 0.250, SLG: 0.336 Terry Puhl, L (8, 9) OBP: 0.345, SLG: 0.423	0-0 F8			0-0 F9	0-0 F8			0-0 F7		3	0	0	0	0	0	0
Bill Doran, S (1, 4) OBP: 0.368, SLG: 0.333	0-0 4-3			4-0 1B E BB		0-0 5-3		0-0 1B 3B 1B		3	2	1	0	1	0	0
Dickie Thon, R (1, 6) OBP: 0.358, SLG: 0.483 Craig Reynolds, L (5, 6) OBP: 0.315, SLG: 0.358	0-0 4-3			0-0 FC5-4 1-2 1B		0-0 3-1		0-0 1-2 3B 1B		2	0	1	0	0	0	0
Phil Garner, R (1, 5) OBP: 0.323, SLG: 0.369		4-0 FC5-4 BB		0-0 FC5-4 1-2 1B		0-0 F3		0-0 1-2 2-3 3B 1B		3	2	1	0	1	0	1
Jose Cruz, L (1, 7) OBP: 0.382, SLG: 0.453		0-0 FC5-4 1-2f CS		0-0 1B 2-H 1B			0-0 F6	1-2 2-3 3B		4	0	2	4	0	0	1
Ray Knight, R (1, 3) OBP: 0.363, SLG: 0.459		0-0 F9 1-2		0-0 1-2 1B			0-0 6-3	0-0 F3		4	0	1	0	0	0	2
Jerry Mumphrey, S (1, 8) OBP: 0.326, SLG: 0.413			0-0 L3	0-0 6-3			0-0 2B	0-0 F9		4	0	1	0	0	0	3
Alan Ashby, S (1, 2) OBP: 0.305, SLG: 0.417			0-0 F4		0-3 K		4-0 IBB			2	0	0	0	1	1	0
Mike Scott, R (1, 1) OBP: 0.067, SLG: 0.067 Denny Walling, L (7, PH) OBP: 0.280, SLG: 0.329 Dave Smith, R (8, 1)			0-3 K		0-0 6-3		0-0 F7			2	0	0	0	0	1	0
										1	0	0	0	0	0	2
										0	0	0	0	0	0	0

Inning Stats	R: 0	H: 0	E: 0	K: 0	S: 3	LOB: 0	BB: 0	P: 3	R: 0	H: 0	E: 0	K: 0	S: 2	LOB: 0	BB: 1	P: 6	R: 0	H: 0	E: 0	K: 1	S: 5	LOB: 0	BB: 0	P: 5	R: 2	H: 3	E: 1	K: 0	S: 6	LOB: 2	BB: 1	P: 10	R: 0	H: 0	E: 0	K: 1	S: 5	LOB: 0	BB: 0	P: 5	R: 0	H: 0	E: 0	K: 0	S: 3	LOB: 0	BB: 0	P: 3	R: 0	H: 1	E: 0	K: 0	S: 4	LOB: 2	BB: 1	P: 8	R: 3	H: 4	E: 0	K: 0	S: 7	LOB: 1	BB: 0	P: 7	1B: 6	SF: 0	2B: 1	SAC: 0	3B: 1	DP: 0	HR: 0	HBP: 0
--------------	------	------	------	------	------	--------	-------	------	------	------	------	------	------	--------	-------	------	------	------	------	------	------	--------	-------	------	------	------	------	------	------	--------	-------	-------	------	------	------	------	------	--------	-------	------	------	------	------	------	------	--------	-------	------	------	------	------	------	------	--------	-------	------	------	------	------	------	------	--------	-------	------	-------	-------	-------	--------	-------	-------	-------	--------

PITCHER	IP	WLS	BF	H	R	ER	SO	BB	IBB	HBP	BLK	WP	HR	S	P	ERA	WHIP
Mark Thurmond, L (1, 1) ERA: 2.15	6.0	L	22	3	2	2	2	2	2	0	0	0	0	24	32	3.00	0.833
Ed Whitson, R (7, PH) ERA: 4.92	1.1		9	4	3	3	0	0	1	0	0	0	0	8	12	20.25	3.000
Gary Lucas, L (8, 1) ERA: 3.0	0.2		3	1	0	0	0	0	0	0	0	0	0	3	3	0.00	1.500

**BOTTOM**

**San Diego Padres @ Houston Astros**  
Astrodome, Houston, TX

Thu Aug 11 1983, 8:05 PM EDT  
Att. 15,120 - Dome

AB	31
R	5
H	8
RBI	4
BB	3
SO	2
LOB	9



WP	PA	ERA	WHIP
0	34		

Batter	1	2	3	4	5	6	7	8	9	AB R H RBI BB SO LOB	TOP			
Chili Davis, S (1, 8) OBP: 0.324, SLG: 0.384	0-0 F8		4-0 G6-4-3 BB			0-3 K2-3		0-0 1B FC4-6 1B		3 1 1 0 1 1 0				
Tom O'Malley, L (1, 5) OBP: 0.337, SLG: 0.338	0-0 6-3		0-0 G6-4-3			0-0 F7		0-0 FC4-6 1B		4 0 1 1 0 0 1				
Jack Clark, R (1, 9) OBP: 0.347, SLG: 0.423 Max Venable, L (7, 9) OBP: 0.288, SLG: 0.404	4-0 BB			0-0 5-3		0-3 K		0-0 FC4-6 G1-6-3		2 0 0 0 1 1 0 1 0 0 1 0 0 1				
Darrell Evans, L (1, 6) OBP: 0.376, SLG: 0.516 Gary Lavelle, S (8, 1)	0-0 4-3			0-0 4-3			0-0 F7	0-0 G1-6-3		4 0 0 0 0 0 2 0 0 0 0 0 0 0				
Jeffrey Leonard, R (1, 7) OBP: 0.315, SLG: 0.442			0-0 F8		0-0 5-3		0-3 K		0-0 F8	4 0 0 0 0 1 0				
Dave Bergman, L (1, 3) OBP: 0.344, SLG: 0.288			0-3 K		0-0 F7		0-0 1B 1B		0-0 E4 G4-6-3	4 0 1 0 0 1 0				
Milt May, L (1, 2) OBP: 0.322, SLG: 0.380 Bob Brenly, R (9, PH) OBP: 0.298, SLG: 0.367			4-0 BB		4-0 HBP BB		0-0 1-2 1B		0-0 G4-6-3	1 0 1 0 2 0 0 1 0 0 0 0 0 1				
Duane Kuiper, L (1, 4) OBP: 0.364, SLG: 0.285 Joe Pettini, R (7, 4) OBP: 0.233, SLG: 0.200			0-0 F8		1-0 G6-4-3 HBP		0-0 F7			2 0 0 0 0 0 3 0 0 0 0 0 0 0				
Renie Martin, R (1, 1) OBP: 0.381, SLG: 0.667 Mark Calvert, R (4, 1) Joel Youngblood, R (5, PH) OBP: 0.285, SLG: 0.431 Andy McCaffigan, R (5, 1) OBP: 0.071, SLG: 0.074 John Rabb, R (8, PH) OBP: 0.314, SLG: 0.385 Brad Wellman, R (8, 4) OBP: 0.304, SLG: 0.252			0-3 K		0-0 G6-4-3		0-0 G6-4-3	4-0 1B 1B BB		1 0 0 0 0 1 0 0 0 0 0 0 0 0 1 0 0 0 0 0 2 0 0 0 0 0 0 0 0 1 0 0 1 0 0 0 0 0 0 0 0 0				
<b>Inning Stats</b>	R: 0 H: 0 E: 0 LOB: 1 K: 0 BB: 1 S: 3 P: 7	R: 0 H: 0 E: 0 LOB: 1 K: 1 BB: 1 S: 5 P: 9	R: 0 H: 0 E: 0 LOB: 0 K: 1 BB: 1 S: 4 P: 8	R: 0 H: 0 E: 0 LOB: 0 K: 0 BB: 0 S: 3 P: 3	R: 0 H: 0 E: 0 LOB: 1 K: 0 BB: 1 S: 2 P: 7	R: 0 H: 0 E: 0 LOB: 0 K: 2 BB: 0 S: 7 P: 7	R: 0 H: 2 E: 0 LOB: 2 K: 1 BB: 0 S: 7 P: 7	R: 2 H: 2 E: 0 LOB: 0 K: 0 BB: 1 S: 4 P: 8	R: 0 H: 0 E: 1 LOB: 0 K: 0 BB: 0 S: 3 P: 3	1B: 4 SF: 0 2B: 0 SAC: 0 3B: 0 DP: 4 HR: 0 HBP: 1	WP: 0 PA: 34 PB: 0 SB: 0 CS: 0			
<b>PITCHER</b>	IP WLS BF H R ER SO BB IBB HBP BLK WP HR S P ERA WHIP												<b>PITCHER</b>	IP WLS BF H R ER SO BB IBB HBP BLK WP HR S P ERA WHIP
Nolan Ryan, R (1, 1) ERA: 2.18	7.0 W 29 4 2 2 5 5 0 1 0 0 0 0 33 54 2.57 1.286													
Frank DiPino, L (8, 1) ERA: 2.66	2.0 S 5 0 0 0 0 0 0 0 0 0 0 0 5 5 0.00 0.000													

**San Francisco Giants @ Houston Astros**  
Astrodome, Houston, TX  
Fri Aug 12 1983, 8:05 PM EDT  
Att: 27,814 - Unknown

AB	28
R	2
H	4
RBI	2
BB	5
SO	5
LOB	10



Batter	1	2	3	4	5	6	7	8	9	AB	R	H	RBI	BB	SO	LOB
Bill Doran, S OBP: 0.364, SLG: 0.330 (1, 4)	F7		F8	G3			4-3			4	0	0	0	0	0	1
Terry Puhl, L OBP: 0.343, SLG: 0.421 (1, 9)	K		1B		K		F7			4	1	1	0	0	2	0
Jerry Mumphrey, S OBP: 0.325, SLG: 0.411 (1, 8)	F8		1B		4-3		4-3			4	0	1	1	0	0	0
Phil Garner, R OBP: 0.325, SLG: 0.373 (1, 5)		6-3	F7		1B			K		4	1	2	0	0	1	0
Jose Cruz, L OBP: 0.388, SLG: 0.455 (1, 7)		6-3		2B				G1-4-3		2	2	2	0	2	0	0
Ray Knight, R OBP: 0.362, SLG: 0.460 (1, 3)	6-3		FC6-4				6-3			4	1	1	1	0	0	3
Craig Reynolds, L OBP: 0.333, SLG: 0.364 (1, 6)		1B	4-3					G1-4-3		2	0	1	0	1	0	1
John Mizerock, L OBP: 0.297, SLG: 0.333 (1, 2)		1B	1B		FC6-4			6-3		2	0	2	2	0	0	0
Nolan Ryan, R OBP: 0.098, SLG: 0.061 (1, 1)		1B	FC6-4							3	0	1	1	0	0	3
Frank DiPino, L OBP: 0.400, SLG: 0.500 (8, 1)		1B								0	0	0	0	0	0	0

Inning Stats	R: 0	H: 0	E: 0	K: 1	S: 5	LOB: 0	BB: 0	P: 5	R: 2	H: 3	E: 0	K: 0	S: 4	LOB: 2	BB: 2	P: 12	R: 1	H: 2	E: 0	K: 0	S: 4	LOB: 0	BB: 0	P: 4	R: 2	H: 2	E: 1	K: 0	S: 5	LOB: 1	BB: 0	P: 6	R: 0	H: 2	E: 0	K: 1	S: 6	LOB: 2	BB: 0	P: 6	R: 0	H: 2	E: 0	K: 0	S: 4	LOB: 1	BB: 0	P: 4	R: 0	H: 0	E: 0	K: 0	S: 3	LOB: 0	BB: 0	P: 3	R: 0	H: 0	E: 0	K: 1	S: 4	LOB: 0	BB: 1	P: 8
--------------	------	------	------	------	------	--------	-------	------	------	------	------	------	------	--------	-------	-------	------	------	------	------	------	--------	-------	------	------	------	------	------	------	--------	-------	------	------	------	------	------	------	--------	-------	------	------	------	------	------	------	--------	-------	------	------	------	------	------	------	--------	-------	------	------	------	------	------	------	--------	-------	------

PITCHER	IP	WLS	BF	H	R	ER	SO	BB	IBB	HBP	BLK	WP	HR	S	P	ERA	WHIP
Renie Martin, R ERA: 4.26 (1, 1)	3.0	L	15	7	5	5	1	1	1	0	0	0	0	15	23	15.00	2.667
Mark Calvert, R ERA: 4.42 (4, 1)	1.0		4	0	0	0	0	0	1	0	0	0	0	3	4	0.00	0.000
Andy McGaffigan, R ERA: 4.62 (5, 1)	3.0		11	4	0	0	1	0	0	0	0	0	0	13	13	0.00	1.333
Gary Lavelle, L ERA: 2.35 (8, 1)	1.0		3	0	0	0	1	1	0	0	0	0	0	4	8	0.00	1.000

**BOTTOM**

**San Francisco Giants @ Houston Astros**  
Astrodome, Houston, TX

Fri Aug 12 1983, 8:05 PM EDT  
Att. 27,814 - Unknown

AB	29
R	5
H	11
RBI	5
BB	3
SO	3
LOB	8



WP	HR	S	P	ERA	WHIP
0	0	0	0	0	0

Batter	1	2	3	4	5	6	7	8	9	AB R H RBI BB SO LOB	TOP											
Johnnie LeMaster, R (1, 6) OBP: 0.328, SLG: 0.333	0-3 K		0-3 K2-3		0-3 K			0-3 K		4 0 0 0 0 4 3												
Max Venable, L (1, 8) OBP: 0.287, SLG: 0.406	0-0 F3			0-0 F5		0-0 F6		0-0 2B		4 0 1 0 0 0 0												
Jack Clark, R (1, 9) OBP: 0.344, SLG: 0.419	0-0 F4			0-0 F7		0-0 5-3			0-0 F2	4 0 0 0 0 0 0												
Darrell Evans, L (1, 3) OBP: 0.377, SLG: 0.519		0-0 F9		0-0 2B		0-0 1B			0-0 4-3	4 0 2 0 0 0 0												
Jeffrey Leonard, R (1, 7) OBP: 0.312, SLG: 0.437		0-0 4-3		0-0 F9		0-0 CS	0-3 K		0-0 F9	4 0 0 0 0 1 1												
Tom O'Malley, L (1, 5) OBP: 0.334, SLG: 0.334		0-0 5-3			0-0 F9		0-0 F7			3 0 0 0 0 0 0												
Milt May, L (1, 2) OBP: 0.327, SLG: 0.381			4-0 S BB		0-0 F9		0-0 1B			2 0 1 0 1 0 0												
Duane Kuiper, L (1, 4) OBP: 0.363, SLG: 0.299			0-0 F2		0-0 1B 3B		0-0 4-3			3 1 1 0 0 0 2												
Mike Krukow, R (1, 1) OBP: 0.229, SLG: 0.227			0-0 F7		0-0 S 1B			4-0 S BB		2 0 1 1 0 0 1												
Jim Barr, R (5, 1) OBP: 0.091, SLG: 0.182										0 0 0 0 0 0 0												
Dave Bergman, L (8, PH) OBP: 0.351, SLG: 0.288										0 0 0 0 1 0 0												
Greg Minton, S (8, 1) OBP: 0.571, SLG: 0.500										0 0 0 0 0 0 0												
<b>Inning Stats</b>	R: 0 E: 0 K: 1 S: 5	H: 0 LOB: 0 BB: 0 P: 5	R: 0 E: 0 K: 0 S: 3	H: 0 LOB: 0 BB: 0 P: 3	R: 0 E: 0 K: 1 S: 5	H: 0 LOB: 1 BB: 1 P: 9	R: 0 E: 0 K: 0 S: 4	H: 1 LOB: 1 BB: 0 P: 4	R: 1 E: 0 K: 1 S: 7	H: 2 LOB: 1 BB: 0 P: 7	R: 0 E: 0 K: 0 S: 3	H: 1 LOB: 0 BB: 0 P: 3	R: 0 E: 0 K: 1 S: 6	H: 1 LOB: 1 BB: 0 P: 6	R: 0 E: 0 K: 1 S: 4	H: 1 LOB: 2 BB: 1 P: 8	R: 0 E: 0 K: 0 S: 3	H: 0 LOB: 0 BB: 0 P: 3	1B: 3 2B: 2 3B: 1 HR: 0	SF: 0 SAC: 0 DP: 0 HBP: 0	WP: 0 PB: 0 SB: 2 CS: 1	PA: 33
<b>PITCHER</b>	IP WLS BF H R ER SO BB IBB HBP BLK WP HR S P ERA WHIP																					
Joe Niekro, R (1, 1) ERA: 3.38	7.0 W 27 5 1 1 4 2 0 0 0 0 0 0 33 41 1.29 1.000																					
Bill Dawley, R (8, 1) ERA: 2.5	2.0 S 5 1 0 0 1 0 0 0 0 0 0 0 7 7 0.00 0.500																					

**San Francisco Giants @ Houston Astros**  
 Astrodome, Houston, TX  
 Sat Aug 13 1983, 4:33 AM EDT  
 Att. 15,547 - Dome

[livebaseballscorecards.com](http://livebaseballscorecards.com)

**AB** 30  
**R** 1  
**H** 6  
**RBI** 1  
**BB** 2  
**SO** 5  
**LOB** 7



Batter	1	2	3	4	5	6	7	8	9	AB	R	H	RBI	BB	SO	LOB
Bill Doran, S OBP: 0.363, SLG: 0.327 (1, 4)	4-0 4-3 1B 5-3 BB		0-0 L4	0-3 K		0-0 4-3				3	1	0	0	1	1	1
Terry Puhl, L OBP: 0.348, SLG: 0.429 (1, 9)	0-0 4-3 1B 1-2		0-0 FC5-4 1B S	0-0 4-3		0-0 2B				4	1	3	0	0	0	1
Jerry Mumphrey, S OBP: 0.327, SLG: 0.408 (1, 8)	0-0 4-3 1-2 2-3		4-0 FC5-4 BB		4-0 3B BB	0-0 F6				2	1	0	0	2	0	3
Phil Garner, R OBP: 0.324, SLG: 0.372 (1, 5)	0-0 5-3		0-0 FC5-4 BB 1B 1-2 2-3		0-0 3B 1B	0-0 F8				4	1	1	1	0	0	3
Jose Cruz, L OBP: 0.386, SLG: 0.453 (1, 7)	0-3 K		0-0 BB 1B 1-2 3-H		0-0 F8	0-0 6-3				4	0	1	1	0	1	3
Ray Knight, R OBP: 0.366, SLG: 0.469 (1, 3)		0-0 F9 2B	4-0 1-2 2-3 BB		0-0 3B 1-H 2-H	0-0 L4				3	0	2	2	1	0	0
Denny Walling, L OBP: 0.280, SLG: 0.329 (8, 3)										0	0	0	0	0	0	0
Craig Reynolds, L OBP: 0.311, SLG: 0.339 (1, 6)		0-3 K	0-0 3-1		0-0 G3	0-0 F8				4	0	0	0	0	1	5
John Mizerock, L OBP: 0.293, SLG: 0.324 (1, 2)		0-0 F9		0-0 SH3-4 1B	0-3 K	0-0 1-3				4	0	1	0	0	1	2
Joe Niekro, R OBP: 0.108, SLG: 0.109 (1, 1)		0-0 F8		0-0 SH3-4		0-0 5-3				2	0	0	0	0	1	1
Bill Dawley, R OBP: 0.167, SLG: 0.167 (8, 1)				1-2						1	0	0	0	0	0	0

Inning Stats	R: 1	H: 1	E: 0	K: 1	S: 6	R: 0	H: 1	E: 0	K: 1	S: 6	R: 1	H: 2	E: 0	K: 0	S: 5	R: 0	H: 1	E: 0	K: 1	S: 6	R: 2	H: 2	E: 0	K: 1	S: 7	R: 0	H: 1	E: 0	K: 1	S: 6	R: 0	H: 0	E: 0	K: 0	S: 3	R: 0	H: 0	E: 0	K: 0	S: 3
	LOB: 1	BB: 1	P: 10			LOB: 1	BB: 0	P: 6			LOB: 1	BB: 1	P: 11			LOB: 0	BB: 0	P: 3			LOB: 0	BB: 0	P: 3			LOB: 0	BB: 0	P: 3			LOB: 0	BB: 0	P: 3			LOB: 0	BB: 0	P: 3		

PITCHER	IP	WLS	BF	H	R	ER	SO	BB	IBB	HBP	BLK	WP	HR	S	P	ERA	WHIP
Mike Krukow, R ERA: 3.53 (1, 1)	4.1	L	24	7	4	4	3	4	0	0	0	0	0	26	42	8.31	2.538
Jim Barr, R ERA: 4.86 (5, 1)	2.2		9	1	0	0	2	0	0	0	0	0	0	13	13	0.00	0.375
Greg Minton, R ERA: 3.69 (8, 1)	1.0		3	0	0	0	0	0	0	0	0	0	0	3	3	0.00	0.000

**BOTTOM**

**San Francisco Giants @ Houston Astros**  
Astrodome, Houston, TX

Sat Aug 13 1983, 4:33 AM EDT  
Att. 15,547 - Dome

AB	31
R	4
H	8
RBI	4
BB	4
SO	5
LOB	19



WP	PA	ERA	WHIP
0	36		

Batter	1	2	3	4	5	6	7	8	9	AB R H RBI BB SO LOB	TOP	
<b>Johnnie LeMaster, R</b> (1, 6) <small>OBP: 0.329, SLG: 0.333</small>	0-0 		0-3 		0-0 		0-0 		4-0 	4 0 1 0 1 1 2	<b>San Francisco Giants @ Houston Astros</b> Astrodome, Houston, TX Sun Aug 14 1983, 8:05 PM EDT Att. 16,923 - Dome	
<b>Joel Youngblood, R</b> (1, 5) <small>OBP: 0.347, SLG: 0.485</small>	0-0 		0-0 		0-3 			0-0 	0-0 	4 0 2 1 0 1 1		
<b>Jack Clark, R</b> (1, 9) <small>OBP: 0.345, SLG: 0.420</small>	0-0 		0-0 			0-0 		0-0 		4 2 2 0 0 0 3		
<b>Jeffrey Leonard, R</b> (1, 7) <small>OBP: 0.316, SLG: 0.454</small>	0-0 			0-0 		0-0 		0-0 		4 2 3 2 0 0 1		
<b>Chili Davis, S</b> (1, 8) <small>OBP: 0.320, SLG: 0.381</small>		0-0 		0-0 		0-0 		0-0 		3 0 0 1 0 0 0		
<b>Bob Brenly, R</b> (1, 3) <small>OBP: 0.297, SLG: 0.365</small>		0-0 		0-3 		0-0 		0-0 		4 0 1 0 0 1 0		
<b>John Rabb, R</b> (1, 2) <small>OBP: 0.311, SLG: 0.368</small>		0-0 		0-0 		0-0 		4-0 		3 0 0 0 1 0 2		
<b>Brad Wellman, R</b> (1, 4) <small>OBP: 0.308, SLG: 0.253</small>			4-0 		0-0 		0-0 	0-0 		3 1 1 0 1 0 1		
<b>Mark Davis, L</b> (1, 1) <small>OBP: 0.235, SLG: 0.133</small> <b>Gary Lavelle, S</b> (7, 1)			0-0 		0-0 		0-0 	0-0 		1 0 0 0 0 0 0 1 0 0 0 0 0 1		
<b>Inning Stats</b>	R: 0 H: 1 E: 0 LOB: 1 K: 0 BB: 0 S: 4 P: 4	R: 0 H: 0 E: 0 LOB: 0 K: 0 BB: 0 S: 3 P: 3	R: 1 H: 1 E: 0 LOB: 1 K: 1 BB: 1 S: 6 P: 10	R: 1 H: 1 E: 0 LOB: 0 K: 1 BB: 0 S: 6 P: 6	R: 0 H: 2 E: 0 LOB: 1 K: 1 BB: 0 S: 6 P: 6	R: 1 H: 3 E: 0 LOB: 1 K: 0 BB: 0 S: 5 P: 5	R: 0 H: 0 E: 0 LOB: 0 K: 0 BB: 0 S: 3 P: 3	R: 2 H: 2 E: 1 LOB: 0 K: 0 BB: 0 S: 5 P: 5	R: 0 H: 0 E: 0 LOB: 1 K: 0 BB: 2 S: 2 P: 10	1B: 7 SF: 1 2B: 2 SAC: 2 3B: 1 DP: 1 HR: 1 HBP: 0	WP: 0 PA: 38 PB: 0 SB: 0 CS: 2	
<b>PITCHER</b> <b>Mike Madden, L</b> (1, 1) <small>ERA: 2.01</small> <b>Michael LaCoss, R</b> (7, 1) <small>ERA: 4.91</small>	IP WLS BF H R ER SO BB IBB HBP BLK WP HR S P ERA WHIP 6.0 L 25 8 3 3 3 1 0 0 1 0 1 30 34 4.50 1.500											IP WLS BF H R ER SO BB IBB HBP BLK WP HR S P ERA WHIP 3.0 12 2 2 1 0 2 0 0 0 0 0 0 10 18 3.00 1.333

livebaseballscorecards.com

AB	31
R	5
H	10
RBI	4
BB	3
SO	3
LOB	11



Batter	1	2	3	4	5	6	7	8	9	AB R H RBI BB SO LOB
Bill Doran, S (1, 4) OBP: 0.364, SLG: 0.327	0-0 F8 S 4-3 1B		0-0 F7		4-0 K2-6 BB		0-0 4-3			3 1 1 0 1 0 2
Jerry Mumphrey, S (1, 8) OBP: 0.323, SLG: 0.402	0-0 F8 1-3		0-0 6-3		0-3 K2-6 1-2f		0-0 F8			4 0 0 0 0 1 4
Dickie Thon, R (1, 6) OBP: 0.357, SLG: 0.481	0-0 4-3 3-H		0-3 K		0-0 FC4-6 1B		0-0 6-3			4 0 1 1 0 1 0
Phil Garner, R (1, 5) OBP: 0.322, SLG: 0.368	0-0 5-3		0-0 F7		0-0 FC4-6 1-2f		0-3 K			4 0 0 0 0 1 2
Jose Cruz, L (1, 7) OBP: 0.387, SLG: 0.454		0-0 F8 BLK 1B		0-0 WP SF8 1B		0-0 4-3		0-3 K		4 1 2 0 0 1 0
Ray Knight, R (1, 3) OBP: 0.365, SLG: 0.466		4-0 1-2 BB		0-0 5-3 1-2		0-0 F4		0-3 K		3 0 0 0 1 1 1
Tony Scott, S (1, 9) OBP: 0.271, SLG: 0.291		0-0 F7		4-0 WP BB		0-0 F8		0-3 K		2 0 0 0 1 0 2
Michael LaCoss, R (7, 1) OBP: 0.091, SLG: 0.063										0 0 0 0 0 0 0
Tim Tolman, R (9, PH) OBP: 0.257, SLG: 0.400										1 0 0 0 0 1 0
Alan Ashby, S (1, 2) OBP: 0.305, SLG: 0.415		0-0 F8 2-3		0-0 SF8 1-2 2-H		4-0 SH3-4 BB		0-0 E3		1 0 0 1 1 0 2
Craig Reynolds, L (7, PR) OBP: 0.311, SLG: 0.339										0 0 0 0 0 0 0
John Mizerock, L (8, 2) OBP: 0.286, SLG: 0.316										1 0 0 0 0 0 0
Mike Madden, L (1, 1) OBP: 0.248, SLG: 0.333		0-0 1-3		0-3 K		0-0 SH3-4 1-2		0-0 5-3		2 0 0 0 0 1 3
Kevin Bass, S (7, 9) OBP: 0.248, SLG: 0.333										1 0 0 0 0 0 1

**BOTTOM**

**San Francisco Giants @ Houston Astros**  
Astrodome, Houston, TX  
Sun Aug 14 1983, 8:05 PM EDT  
Att. 16,923 - Dome


[livebaseballscorecards.com](http://livebaseballscorecards.com)

<b>AB</b>	<b>30</b>
<b>R</b>	<b>2</b>
<b>H</b>	<b>4</b>
<b>RBI</b>	<b>2</b>
<b>BB</b>	<b>4</b>
<b>SO</b>	<b>7</b>
<b>LOB</b>	<b>17</b>



Inning Stats	R: 1	H: 1	R: 0	H: 1	R: 0	H: 0	R: 1	H: 1	R: 0	H: 1	R: 0	H: 0	R: 0	H: 0	R: 0	H: 0	R: 0	H: 0	R: 0	H: 0	1B: 4	SF: 1	WP: 2	PA: 36
	E: 0	LOB: 0	E: 0	LOB: 2	E: 0	LOB: 1	E: 0	LOB: 1	E: 0	LOB: 0	E: 0	LOB: 2	E: 0	LOB: 0	E: 0	LOB: 0	E: 1	LOB: 1	E: 0	LOB: 1	2B: 1	SAC: 1	PB: 0	
	K: 0	BB: 0	K: 0	BB: 1	K: 1	BB: 0	K: 1	BB: 1	K: 1	BB: 0	K: 0	BB: 1	K: 2	BB: 0	K: 0	BB: 0	K: 2	BB: 0	K: 0	BB: 0	3B: 0	DP: 1	SB: 1	
	S: 4	P: 4	S: 4	P: 8	S: 6	P: 6	S: 6	P: 10	S: 5	P: 9	S: 3	P: 3	S: 3	P: 7	S: 7	P: 7	S: 8	P: 8	S: 8	P: 8	HR: 0	HBP: 0	CS: 0	

PITCHER	IP	WLS	BF	H	R	ER	SO	BB	IBB	HBP	BLK	WP	HR	S	P	ERA	WHIP
Mark Davis, L (1, 1) ERA: 4.69	6.0	W	26	4	2	2	3	4	0	0	1	2	0	28	44	3.00	1.333
Gary Lavelle, L (7, 1) ERA: 2.25	3.0	S	10	0	0	0	4	0	0	0	0	0	0	18	18	0.00	0.000

Batter	1	2	3	4	5	6	7	8	9	AB R H RBI BB SO LOB	TOP											
Bill Doran, S (1, 4) OBP: 0.366, SLG: 0.326	4-0 2B BB	0-0 2B 1B		0-3 K		4-0 CS BB		0-3 K	0-0 4-3	4 2 1 1 2 2 1												
Terry Puhl, L (1, 9) OBP: 0.349, SLG: 0.438	0-0 F8	0-0 2B		0-0 3B		0-3 K		0-0 F8		5 0 2 2 0 1 2												
Dickie Thon, R (1, 6) OBP: 0.357, SLG: 0.481	0-0 S 2B	0-0 F8		0-0 6-3			0-0 6-3	4-0 1B HR BB		4 1 1 1 1 0 2												
Phil Garner, R (1, 5) OBP: 0.322, SLG: 0.369	0-3 K		0-3 K	0-0 2-3			0-0 HR 1B	0-0 HR 1B		5 2 2 0 0 2 2 0 0 0 0 0 0 0												
Craig Reynolds, L (8, 5) OBP: 0.311, SLG: 0.339	2-3 K		0-3 K	0-0 2-3			0-0 HR 1B	0-0 HR 1B														
Jose Cruz, L (1, 7) OBP: 0.390, SLG: 0.469	0-0 F7		0-0 F8		0-0 CS 1B		0-0 HR	0-0 HR		5 2 3 5 0 0 1												
Ray Knight, R (1, 3) OBP: 0.365, SLG: 0.467		0-0 F8	0-0 BB 2B		0-0 L9		0-0 FC4-6 1B	0-0 F8		5 0 2 0 0 0 1 0 0 0 0 0 0 0												
Denny Walling, L (8, 3) OBP: 0.280, SLG: 0.329			BB 2B		1-2 L9		1-2 FC4-6 1B	0-0 F8														
Jerry Mumphrey, S (1, 8) OBP: 0.327, SLG: 0.404		0-0 1B 1B	4-0 BB IBB		0-0 1B		0-0 FC4-6 BB		0-0 F7	4 1 2 0 1 0 1	AB 39 R 9 H 14 RBI 9 BB 7 SO 7 LOB 17											
John Mizerock, L (1, 2) OBP: 0.298, SLG: 0.293		0-0 F9	4-0 BB		0-0 F7		4-0 BB		0-0 F7	3 0 0 0 2 0 2												
Bob Knepper, L (1, 1) OBP: 0.217, SLG: 0.298		0-0 1B 2B 1B	0-3 K		0-0 F7		0-0 K	0-0 F3	4-0 BB	4 1 1 0 1 2 5												
Inning Stats	R: 1 E: 0 K: 1 S: 6	H: 1 LOB: 1 BB: 1 P: 10	R: 3 E: 0 K: 0 S: 7	H: 4 LOB: 1 BB: 0 P: 7	R: 0 E: 0 K: 2 S: 8	H: 1 LOB: 3 BB: 2 P: 16	R: 0 E: 0 K: 1 S: 6	H: 1 LOB: 1 BB: 0 P: 6	R: 0 E: 0 K: 0 S: 4	H: 2 LOB: 1 BB: 0 P: 4	R: 0 E: 0 K: 2 S: 6	H: 0 LOB: 0 BB: 1 P: 10	R: 2 E: 0 K: 0 S: 6	H: 3 LOB: 2 BB: 1 P: 10	R: 3 E: 0 K: 1 S: 7	H: 2 LOB: 0 BB: 1 P: 11	R: 0 E: 0 K: 0 S: 3	H: 0 LOB: 1 BB: 1 P: 7	1B: 8 2B: 3 3B: 1 HR: 2	SF: 0 SAC: 0 DP: 0 HBP: 0	WP: 0 PB: 0 SB: 1 CS: 2	PA: 46
PITCHER	IP WLS BF H R ER SO BB IBB HBP BLK WP HR S P ERA WHIP																					
Bruce Berenyi, R (1, 1) ERA: 4.14	2.0 L 12 5 4 4 1 1 0 0 0 0 0 0 13 17 18.00 3.000																					
Rich Gale, R (3, 1) ERA: 5.33	2.0 10 2 0 0 3 1 1 0 0 0 0 0 14 22 0.00 1.500																					
Ted Power, R (5, 1) ERA: 4.48	3.0 14 5 2 2 2 2 0 0 0 0 0 1 16 24 6.00 2.333																					
Ben Hayes, R (8, 1) ERA: 6.42	1.0 6 2 3 3 1 1 0 0 0 0 0 1 7 11 27.00 3.000																					
Bill Scherrer, L (9, 1) ERA: 3.23	1.0 4 0 0 0 0 1 0 0 0 0 0 0 3 7 0.00 1.000																					

Houston Astros @ Cincinnati Reds  
Riverfront Stadium, Cincinnati, OH  
Mon Aug 15 1983, 7:05 PM EDT  
Att: 11,385 - Unknown

livebaseballscorecards.com



Batter	1	2	3	4	5	6	7	8	9	AB	R	H	RBI	BB	SO	LOB
Eddie Milner, L OBP: 0.358, SLG: 0.393 Ben Hayes, R (8, 1) Bill Scherrer, L OBP: 0.200, SLG: 0.111 (9, 1)	0-3 K		0-3 K		0-0 F8		0-0 F8			4	0	0	0	0	2	2
Gary Redus, R OBP: 0.349, SLG: 0.431 (1, 7)	0-0 FC1-6 1B		0-0 5-3		0-0 F8			0-0 G6-4-3 1B		4	0	2	0	0	0	1
Dave Concepcion, R OBP: 0.318, SLG: 0.304 (1, 6)	0-0 FC1-6 1-2f		0-0 6-3			0-0 4-3		0-0 G6-4-3 1-2f		4	0	0	0	0	0	2
Cesar Cedeno, R OBP: 0.307, SLG: 0.353 (1, 9)	0-3 K			0-0 G1-4-3 1B		0-0 1B		0-3 K		4	0	2	0	0	2	1
Dan Driessen, L OBP: 0.404, SLG: 0.465 (1, 3)		0-3 K		0-0 G1-4-3 1B		0-3 K			0-0 5-3 3B	4	1	2	0	0	2	1
Nick Esasky, R OBP: 0.322, SLG: 0.456 (1, 5)			0-0 1B		0-0 G1-4-3 1-2f 2-3		0-0 F8		0-0 5-3	4	0	1	1	0	0	3
Ron Oester, S OBP: 0.310, SLG: 0.398 Rich Gale, R OBP: 0.222, SLG: 0.188 Alan Knicely, R OBP: 0.319, SLG: 0.290 Ted Power, R Paul Householder, S OBP: 0.331, SLG: 0.379 (1, 4) (3, 1) (4, PH) (5, 1) (7, PH) (8, 8)		0-3 K		0-3 K			0-0 1-3 1B		0-0 3-H 0-0	1	0	0	0	0	1	1
Dann Bilardello, R OBP: 0.270, SLG: 0.343 (1, 2)			0-0 1B			0-0 F8		0-0 1-3		4	0	1	0	0	0	2
Bruce Berenyi, R OBP: 0.200, SLG: 0.250 Kelly Paris, R OBP: 0.298, SLG: 0.286 (1, 1) (2, PH) (3, 4)		0-3 K			0-0 2B		0-0 5-3		0-0 F4	0	0	0	0	0	0	0
										4	0	1	0	0	1	4

Inning Stats	R: 0	H: 1	E: 0	K: 2	S: 8	LOB: 1	BB: 0	P: 8	R: 0	H: 2	E: 0	K: 3	S: 11	LOB: 2	BB: 0	P: 11	R: 0	H: 0	E: 0	K: 1	S: 5	LOB: 0	BB: 0	P: 5	R: 0	H: 2	E: 0	K: 1	S: 6	LOB: 1	BB: 0	P: 6	R: 0	H: 1	E: 0	K: 0	S: 4	LOB: 1	BB: 0	P: 4	R: 0	H: 1	E: 0	K: 1	S: 6	LOB: 1	BB: 0	P: 6	R: 0	H: 1	E: 0	K: 0	S: 4	LOB: 1	BB: 0	P: 4	R: 0	H: 1	E: 0	K: 1	S: 5	LOB: 0	BB: 0	P: 5	R: 1	H: 2	E: 0	K: 0	S: 5	LOB: 1	BB: 0	P: 5	1B: 8	SF: 0	2B: 2	SAC: 0	3B: 1	DP: 2	HR: 0	HBP: 0	WP: 0	PA: 36
PITCHER Bob Knepper, L ERA: 3.36 (1, 1)	IP	WLS	BF	H	R	ER	SO	BB	IBB	HBP	BLK	WP	HR	S	P	ERA	WHIP	IP	WLS	BF	H	R	ER	SO	BB	IBB	HBP	BLK	WP	HR	S	P	ERA	WHIP	IP	WLS	BF	H	R	ER	SO	BB	IBB	HBP	BLK	WP	HR	S	P	ERA	WHIP																															

**BOTTOM**

**Houston Astros @ Cincinnati Reds**  
Riverfront Stadium, Cincinnati, OH

Mon Aug 15 1983, 7:05 PM EDT  
Att. 11,385 - Unknown

livebaseballscorecards.com

AB	36
R	1
H	11
RBI	1
BB	0
SO	9
LOB	18



Batter	1	2	3	4	5	6	7	8	9	AB R H RBI BB SO LOB	TOP											
Bill Doran, S (1, 4) OBP: 0.367, SLG: 0.330	0-0 F8		0-0 1B	0-0 2B		0-0 F7			0-0 6-3	5 1 2 1 0 0 1												
Terry Puhl, L (1, 9) OBP: 0.350, SLG: 0.437	0-0 F8		0-0 1B			0-0 CS 1B		0-0 F7	0-0 4-3	5 0 2 2 0 0 0												
Dickie Thon, R (1, 6) OBP: 0.358, SLG: 0.481	0-0 1B		0-3 K			0-0 F7		0-0 F8	0-0 1B	5 0 2 0 0 1 2												
Phil Garner, R (1, 5) OBP: 0.320, SLG: 0.365 Craig Reynolds, L (8, 5) OBP: 0.306, SLG: 0.333	0-3 K		0-0 F7			0-0 F3		0-0 F8	0-0 4-3	4 0 0 0 0 1 3 1 0 0 0 0 0 1												
Jose Cruz, L (1, 7) OBP: 0.391, SLG: 0.476 Tony Scott, S (7, 7) OBP: 0.275, SLG: 0.302		0-0 L4-6 2B	0-0 F8			0-0 2B		0-0 SF8 2B		3 1 2 0 0 0 1 1 1 1 0 0 0 0												
Ray Knight, R (1, 3) OBP: 0.387, SLG: 0.475 Denny Walling, L (8, PR) OBP: 0.280, SLG: 0.329	0-0 5-3			0-0 HR		0-0 F2		0-0 FC5-4 1B		4 1 2 1 0 0 2 0 0 0 0 0 0 0												
Jerry Mumphrey, S (1, 8) OBP: 0.329, SLG: 0.401	0-0 L4-6			4-0 S 1B BB		4-0 2B IBB		0-0 FC5-4		2 2 0 0 2 0 3												
John Mizerock, L (1, 2) OBP: 0.314, SLG: 0.409			0-0 HR	0-0 F9		0-0 2B		0-0 SF8		3 1 2 4 0 0 1												
Mike Scott, R (1, 1) OBP: 0.088, SLG: 0.088 Dave Smith, R (8, 1) Bill Dawley, R (8, 1) OBP: 0.167, SLG: 0.167			0-0 2B 1B	0-0 6-3		0-3 K		0-3 K		4 1 1 0 0 2 3 0 0 0 0 0 0 0 0 0 0 0 0 0 0												
<b>Inning Stats</b>	R: 0 E: 0 K: 1 S: 6	H: 1 LOB: 1 BB: 0 P: 6	R: 0 E: 0 K: 0 S: 3	H: 1 LOB: 0 BB: 0 P: 3	R: 3 E: 0 K: 1 S: 9	H: 4 LOB: 1 BB: 0 P: 9	R: 2 E: 0 K: 0 S: 4	H: 2 LOB: 1 BB: 1 P: 8	R: 0 E: 0 K: 0 S: 3	H: 1 LOB: 0 BB: 0 P: 3	R: 2 E: 0 K: 1 S: 7	H: 2 LOB: 1 BB: 1 P: 11	R: 0 E: 0 K: 0 S: 3	H: 0 LOB: 0 BB: 0 P: 3	R: 1 E: 0 K: 1 S: 7	H: 2 LOB: 1 BB: 0 P: 7	R: 0 E: 0 K: 0 S: 4	H: 1 LOB: 1 BB: 0 P: 4	1B: 7 2B: 6 3B: 0 HR: 2	SF: 1 SAC: 0 DP: 1 HBP: 0	WP: 0 PB: 0 SB: 1 CS: 1	PA: 40
<b>PITCHER</b>	IP WLS BF H R ER SO BB IBB HBP BLK WP HR S P ERA WHIP																					
Charlie Puleo, R (1, 1) ERA: 4.77	4.0 L 20 9 5 5 2 1 0 0 0 0 0 2 23 27 11.25 2.500																					
Ben Hayes, R (5, 1) ERA: 6.31	1.0 2 0 0 0 0 0 0 0 0 0 0 0 2 2 0.00 0.000																					
Rich Gale, R (6, 1) ERA: 5.42	2.0 9 2 2 2 1 0 1 0 0 0 0 0 10 14 9.00 1.000																					
Bill Scherrer, L (8, 1) ERA: 3.27	2.0 9 3 1 1 1 0 0 0 0 0 0 0 0 11 11 4.50 1.500																					

Houston Astros @ Cincinnati Reds  
Riverfront Stadium, Cincinnati, OH  
Tue Aug 16 1983, 7:05 PM EDT  
Att: 13,844 - Unknown

livebaseballscorecards.com

AB	37
R	8
H	14
RBI	8
BB	2
SO	4
LOB	17



Batter	1	2	3	4	5	6	7	8	9	AB	R	H	RBI	BB	SO	LOB
Eddie Milner, L OBP: 0.360, SLG: 0.400 (1, 8)	0-0 S 2B 1B		0-0 1-3			0-0 G6-4-3 1B		0-0 1B 3B	0-0 G4-3-6-1 1-2f	5	2	3	0	0	0	1
Gary Redus, R OBP: 0.351, SLG: 0.435 (1, 7)	0-0 F7 SF7 2B		0-0 5-3			0-0 G6-4-3 1-2f		0-0 BB 1B 1B		4	2	2	2	0	0	1
Paul Householder, S OBP: 0.330, SLG: 0.381 (1, 9)	0-0 F7 2-3				0-0 2B	0-0 F2		0-0 F9		4	0	1	0	0	0	2
Dan Driessen, L OBP: 0.402, SLG: 0.462 (1, 3)	0-0 SF7 3-H			0-3 K		0-0 F8		4-0 1B BB		2	0	0	1	1	1	1
Nick Esasky, R OBP: 0.321, SLG: 0.452 (1, 5)	0-0 6-3			0-3 K		0-0 1B 1B		0-3 K		4	0	1	0	0	2	3
Ron Oester, S OBP: 0.310, SLG: 0.397 (1, 4)		0-0 L4		0-3 K		0-0 F7		0-0 1B		4	0	1	1	0	1	2
Tom Foley, L OBP: 0.275, SLG: 0.286 (1, 6)		0-0 F8			0-0 F9		0-0 1B	0-3 K		3	0	1	0	0	0	0
Johnny Bench, R OBP: 0.300, SLG: 0.411 (8, PH)										1	0	0	0	0	1	2
Dave Concepcion, R OBP: 0.318, SLG: 0.304 (9, 6)										0	0	0	0	0	0	0
Dann Bilardello, R OBP: 0.267, SLG: 0.339 (1, 2)		0-0 6-3			0-0 F9		0-3 K		0-0 F7	2	0	0	0	0	0	0
Duane Walker, L OBP: 0.327, SLG: 0.391 (7, PH)										1	0	0	0	0	1	2
Bill Scherrer, L OBP: 0.200, SLG: 0.111 (8, 1)										0	0	0	0	0	0	0
Cesar Cedeno, R OBP: 0.306, SLG: 0.352 (9, PH)										1	0	0	0	0	0	0
Charlie Puleo, R OBP: 0.179, SLG: 0.086 (1, 1)			0-0 6-3		0-3 K			0-0 HR	0-0 1B	1	0	0	0	0	0	0
Ben Hayes, R (5, 1)										0	0	0	0	0	0	0
Kelly Paris, R OBP: 0.295, SLG: 0.282 (5, PH)										1	0	0	0	0	1	0
Rich Gale, R OBP: 0.222, SLG: 0.188 (6, 1)										0	0	0	0	0	0	0
Alan Knicely, R OBP: 0.330, SLG: 0.333 (8, 2)										2	1	2	1	0	0	0

Inning Stats	R: 2	H: 2	E: 0	LOB: 0	K: 0	P: 5	R: 0	H: 0	E: 0	LOB: 0	K: 0	P: 5	R: 0	H: 1	E: 0	LOB: 1	K: 3	P: 10	R: 0	H: 0	E: 0	LOB: 0	K: 1	P: 5	R: 0	H: 1	E: 0	LOB: 0	K: 0	P: 3	R: 0	H: 2	E: 0	LOB: 2	K: 1	P: 7	R: 3	H: 4	E: 0	LOB: 2	K: 2	P: 15	R: 0	H: 1	E: 0	LOB: 0	K: 0	P: 3	1B: 7	SF: 1	2B: 2	SAC: 0	3B: 1	DP: 2	HR: 1	HBP: 0	WP: 0	PA: 37
--------------	------	------	------	--------	------	------	------	------	------	--------	------	------	------	------	------	--------	------	-------	------	------	------	--------	------	------	------	------	------	--------	------	------	------	------	------	--------	------	------	------	------	------	--------	------	-------	------	------	------	--------	------	------	-------	-------	-------	--------	-------	-------	-------	--------	-------	--------

PITCHER	IP	WLS	BF	H	R	ER	SO	BB	IBB	HBP	BLK	WP	HR	S	P	ERA	WHIP
Mike Scott, R ERA: 3.67 (1, 1)	7.0	W	29	9	5	5	5	0	0	0	0	0	1	39	39	6.43	1.286
Dave Smith, R ERA: 2.91 (8, 1)	0.2		4	1	0	0	1	1	0	0	0	0	0	5	9	0.00	3.000
Bill Dawley, R ERA: 2.45 (8, 1)	1.1	S	4	1	0	0	1	0	0	0	0	0	0	6	6	0.00	0.750

BOTTOM

Houston Astros @ Cincinnati Reds  
Riverfront Stadium, Cincinnati, OH  
Tue Aug 16 1983, 7:05 PM EDT  
Att. 13,844 - Unknown

livebaseballscores.com

AB	35
R	5
H	11
RBI	5
BB	1
SO	7
LOB	14



Batter	1	2	3	4	5	6	7	8	9	AB R H RBI BB SO LOB	TOP	
Bill Doran, S OBP: 0.373, SLG: 0.336 (1, 4)	0-0 BB BB G5-3 1B	0-0 1B 1B 1-2 2-H 1B		0-0 PB 4-3 SF4 1B		4-0 1B BB	0-0 BB 1B		0-0 L1	5 2 4 1 1 0 1		
Terry Puhl, L OBP: 0.355, SLG: 0.438 (1, 9)	4-0 G5-3 BB 1-2 BB	0-0 1B 1-2 2-3 1B		0-0 4-3		0-0 BB 1B	4-0 1-3 1B 1-2 2-3 BB		0-0 G3	4 0 2 1 2 0 3		
Dickie Thon, R OBP: 0.358, SLG: 0.480 (1, 6)	4-0 G5-3 BB 1-2 2-3	0-0 1B 1-2 2-3 3-H 1B		0-0 SF4		0-0 F9	0-0 F8			3 0 1 2 1 0 5		
Phil Garner, R OBP: 0.319, SLG: 0.362 (1, 5)	0-0 G5-3 1-2 2-3f 3-H	0-0 F9		0-0 6-3		4-0 BB 1-2		0-0 F7		4 0 0 0 1 0 5		
Jose Cruz, L OBP: 0.389, SLG: 0.479 (1, 7)	0-0 3-1		0-0 F2		0-0 HR	0-0 F4		0-3 K		5 1 1 1 0 1 4		
Ray Knight, R OBP: 0.367, SLG: 0.474 (1, 3)		0-0 FC1-5 1B 1B	0-0 L3		0-0 F7	0-0 F9		0-0 1B		5 0 2 0 0 0 3		
Jerry Mumfrey, S OBP: 0.333, SLG: 0.404 (1, 8)		0-0 FC1-5 1B 1-2 1B	0-3 K		0-0 1B		0-0 L4-3 1B	0-0 F7		5 1 3 0 0 1 1		
John Mizerock, L OBP: 0.321, SLG: 0.383 (1, 2)		0-3 K		4-0 1B SH 4-3 BB	0-0 F5		0-0 L4-3	4-0 SH1-4 BB		3 1 0 0 2 1 4		
Nolan Ryan, R OBP: 0.094, SLG: 0.059 (1, 1)		0-0 FC1-5 1B 1B 1-2 2-3f 1B		0-0 SH 4-3 1B 1-2 PB	0-0 F4		0-0 BB 1B 1B	0-0 SH1-4		2 2 0 0 0 0 3		
Vern Ruhle, R OBP: 0.250, SLG: 0.143 (5, 1)										1 0 1 0 0 0 0		
<b>Inning Stats</b>	R: 1 H: 1 E: 0 LOB: 1 K: 0 BB: 2 S: 3 P: 11	R: 2 H: 5 E: 0 LOB: 3 K: 1 BB: 0 S: 10 P: 10	R: 0 H: 0 E: 0 LOB: 0 K: 1 BB: 0 S: 5 P: 5	R: 3 H: 1 E: 0 LOB: 0 K: 0 BB: 1 S: 5 P: 9	R: 1 H: 2 E: 0 LOB: 1 K: 0 BB: 0 S: 5 P: 5	R: 0 H: 1 E: 0 LOB: 3 K: 0 BB: 2 S: 4 P: 12	R: 0 H: 3 E: 0 LOB: 3 K: 0 BB: 1 S: 5 P: 9	R: 0 H: 1 E: 0 LOB: 1 K: 1 BB: 0 S: 6 P: 6	R: 0 H: 0 E: 0 LOB: 1 K: 0 BB: 1 S: 3 P: 7	1B: 13 SF: 1 2B: 1 SAC: 2 3B: 0 DP: 2 HR: 1 HBP: 0	WP: 0 PA: 47 PB: 1 SB: 0 CS: 0	
<b>PITCHER</b>	IP WLS BF H R ER SO BB IBB HBP BLK WP HR S P ERA WHIP											
Frank Pastore, R (1, 1) ERA: 5.51	4.1 L 25 9 7 6 2 3 0 0 0 0 0 1 26 38 12.46 2.769											
Ben Hayes, R (5, 1) ERA: 6.23	0.2 2 0 0 0 0 0 0 0 0 0 0 0 2 2 0.00 0.000											
Ted Power, R (6, 1) ERA: 4.33	3.0 16 5 0 0 1 3 0 0 0 0 0 0 15 27 0.00 2.667											
Bill Scherrer, L (9, 1) ERA: 3.22	1.0 4 0 0 0 0 1 0 0 0 0 0 0 3 7 0.00 1.000											

Houston Astros @ Cincinnati Reds  
Riverfront Stadium, Cincinnati, OH  
Wed Aug 17 1983, 7:05 PM EDT  
Att: 11,982 - Unknown

livebaseballscorecards.com

AB	37
R	7
H	14
RBI	5
BB	7
SO	3
LOB	29



**BOTTOM**

**Houston Astros @ Cincinnati Reds**  
 Riverfront Stadium, Cincinnati, OH  
 Wed Aug 17 1983, 7:05 PM EDT  
 Att. 11,982 - Unknown

[livebaseballscorecards.com](http://livebaseballscorecards.com)

<b>AB</b>	<b>31</b>
<b>R</b>	<b>6</b>
<b>H</b>	<b>4</b>
<b>RBI</b>	<b>6</b>
<b>BB</b>	<b>6</b>
<b>SO</b>	<b>5</b>
<b>LOB</b>	<b>10</b>



WP: 0	PA: 37
PB: 1	
SB: 0	
CS: 0	

AB R H RBI BB SO LOB

4	0	0	0	0	0	1
1	0	0	0	0	0	0
3	1	0	0	1	1	0
3	1	1	0	1	1	0
3	0	0	1	1	1	1
2	0	0	1	1	0	2
0	0	0	0	0	0	0
1	1	1	1	0	0	0
0	0	0	0	0	0	0
3	1	0	0	1	1	4
4	1	2	3	0	0	0
4	0	0	0	0	0	2
0	0	0	0	0	0	0
0	1	0	0	1	0	0
2	0	0	0	0	0	0

Batter	1	2	3	4	5	6	7	8	9
Eddie Milner, L (1, 8) OBP: 0.357, SLG: 0.397	F5		5-3		F8		3-1		G1
Johnny Bench, R (9, PH) OBP: 0.299, SLG: 0.410									
Gary Redus, R (1, 7) OBP: 0.349, SLG: 0.431	1-3		5-3		G3		K		
Dave Concepcion, R (1, 6) OBP: 0.320, SLG: 0.304	K				G3		L4		
Dan Driessen, L (1, 3) OBP: 0.401, SLG: 0.457		4-3		G3	G3		K		
Duane Walker, L (1, 9) OBP: 0.327, SLG: 0.386		G3		G3	G3				
Ted Power, R (6, 1)									
Cesar Cedeno, R (8, PH) OBP: 0.308, SLG: 0.364									
Bill Scherrer, L (9, 1) OBP: 0.200, SLG: 0.111								HR	
Nick Esasky, R (1, 5) OBP: 0.320, SLG: 0.446		HR		K	5-3		F8		
Ron Oester, S (1, 4) OBP: 0.312, SLG: 0.405		HR				6-3		G3	
Alan Knicely, R (1, 2) OBP: 0.317, SLG: 0.318					F9		F7		F8
Frank Pastore, R (1, 1) OBP: 0.182, SLG: 0.238									
Ben Hayes, R (5, 1)									
Tom Foley, L (5, PH) OBP: 0.286, SLG: 0.286									
Paul Householder, S (6, 9) OBP: 0.327, SLG: 0.378			K				G3		P4

Inning Stats	R: 0 H: 0 E: 0 K: 5	H: 0 LOB: 0 BB: 0 P: 5	R: 2 H: 1 E: 0 K: 0 S: 4	H: 1 LOB: 0 BB: 1 P: 8	R: 0 H: 0 E: 0 K: 5	H: 0 LOB: 0 BB: 0 P: 5	R: 1 H: 2 E: 0 K: 1 S: 7	H: 2 LOB: 2 BB: 1 P: 11	R: 2 H: 0 E: 0 K: 3	H: 0 LOB: 2 BB: 4 P: 19	R: 0 H: 0 E: 0 K: 5	H: 0 LOB: 0 BB: 0 P: 5	R: 1 H: 1 E: 0 K: 6	H: 1 LOB: 0 BB: 0 P: 6	R: 0 H: 0 E: 0 K: 3	H: 0 LOB: 0 BB: 0 P: 3
--------------	---------------------	------------------------	--------------------------	------------------------	---------------------	------------------------	--------------------------	-------------------------	---------------------	-------------------------	---------------------	------------------------	---------------------	------------------------	---------------------	------------------------

PITCHER	IP	WLS	BF	H	R	ER	SO	BB	IBB	HBP	BLK	WP	HR	S	P	ERA	WHIP
Nolan Ryan, R (1, 1) ERA: 2.36	4.1		22	3	5	4	3	6	0	0	0	0	1	22	46	8.31	2.077
Vern Ruhle, R (5, 1) ERA: 4.22	4.2	W	15	1	1	1	2	0	0	0	0	0	1	19	19	1.93	0.214

WP: 0	PA: 37
PB: 1	
SB: 0	
CS: 0	

Batter	1	2	3	4	5	6	7	8	9	10	AB R H RBI BB SO LOB	TOP													
Bill Doran, S (1, 4) OBP: 0.373, SLG: 0.335	0-0 4-3	0-0 4-3			4-0 BB		0-0 2B 1B 1B	0-3 K			4 1 1 0 1 1 1														
Terry Puhl, L (1, 9) OBP: 0.359, SLG: 0.446	0-0 1B 1B 2B		0-0 S 1B		0-0 4-3		0-0 1-3 1B 2B		0-0 4-3		5 2 3 0 0 0 1														
Dickie Thon, R (1, 6) OBP: 0.355, SLG: 0.474	0-0 F8		0-0 F7		0-0 L4		0-0 F2		0-0 6-3		5 0 0 0 0 0 5														
Phil Garner, R (1, 5) Denny Waling, L (7, PH) OBP: 0.319, SLG: 0.360 OBP: 0.286, SLG: 0.324	4-0 1B 1B BB		0-0 F9		0-0 L4		0-0 6-3	4-0 1B BB	0-0 1-3		2 1 0 0 1 0 1 1 0 0 0 1 0 0														
Jose Cruz, L (1, 7) OBP: 0.391, SLG: 0.481	0-0 1B 1-2 2-3 1B		0-0 6-3				0-0 6-3 1B	0-0 1-3 2-H 3-H 1B		0-0 F7	5 0 3 2 0 0 1														
Ray Knight, R (1, 3) Frank DiPino, L (7, 1) Tim Tolman, R (10, PH) Bill Dawley, R (10, 1) OBP: 0.366, SLG: 0.472 OBP: 0.400, SLG: 0.500 OBP: 0.250, SLG: 0.387 OBP: 0.167, SLG: 0.167	0-0 FC6 1B			0-0 L5		0-0 6-3	0-0 1-2 1B	0-0 1-3		0-3 K	4 0 1 2 0 0 3 0 0 0 0 0 0 0 1 0 0 0 0 1 0 0 0 0 0 0 0 0														
Jerry Mumphrey, S (1, 8) OBP: 0.331, SLG: 0.399	0-0 FC6			0-3 K		4-0 BB		0-0 E9		0-0 6-3	4 0 0 0 1 1 2														
John Mizerock, L (1, 2) OBP: 0.300, SLG: 0.353		0-3 K		0-0 F8		0-0 F2		0-0 P5			4 0 0 0 0 1 3														
Joe Niekro, R (1, 1) Kevin Bass, S (7, PH) Craig Reynolds, L (7, 5) OBP: 0.104, SLG: 0.106 OBP: 0.246, SLG: 0.331 OBP: 0.302, SLG: 0.328		0-0 P4			0-0 F3		0-0 5-3	0-0 5-3			2 0 0 0 0 0 0 1 0 0 0 0 0 0 1 0 0 0 0 0 1														
<b>Inning Stats</b>	R: 2 E: 0 K: 0 S: 6	H: 3 LOB: 2 BB: 1 P: 10	R: 0 E: 0 K: 1 S: 5	H: 0 LOB: 0 BB: 0 P: 5	R: 0 E: 0 K: 0 S: 4	H: 1 LOB: 1 BB: 0 P: 4	R: 0 E: 0 K: 1 S: 5	H: 0 LOB: 0 BB: 0 P: 5	R: 0 E: 0 K: 0 S: 3	H: 1 LOB: 2 BB: 1 P: 8	R: 2 E: 0 K: 0 S: 6	H: 3 LOB: 2 BB: 1 P: 10	R: 0 E: 1 K: 1 S: 6	H: 0 LOB: 1 BB: 1 P: 6	R: 0 E: 0 K: 0 S: 3	H: 0 LOB: 0 BB: 0 P: 3	R: 0 E: 0 K: 1 S: 5	H: 0 LOB: 0 BB: 0 P: 5	1B: 6 2B: 2 3B: 0 HR: 0	SF: 0 SAC: 0 DP: 0 HBP: 0	WP: 0 PB: 0 SB: 1 CS: 0	PA: 43			
<b>PITCHER</b>	IP WLS BF H R ER SO BB IBB HBP BLK WP HR S P ERA WHIP																								
Joaquin Andujar, R (1, 1) ERA: 4.13	6.1	29	7	4	4	2	3	0	0	0	0	0	0	0	0	0	0	0	0	0	0	0	0	5.68	1.579
Neil Allen, R (7, 1) ERA: 3.9	0.2	4	1	0	0	0	1	0	0	0	0	0	0	0	0	0	0	0	0	0	0	0	0	0.00	3.000
Dave Rucker, L (8, 1) ERA: 6.53	3.0	10	0	0	0	2	0	0	0	0	0	0	0	0	0	0	0	0	0	0	0	0	0	0.00	0.000

Houston Astros @ St. Louis Cardinals  
 Busch Stadium, St. Louis, MO  
 Thu Aug 18 1983, 7:05 PM CDT  
 Att. 27,053 - Unknown

AB	39
R	4
H	8
RBI	4
BB	4
SO	4
LOB	18



livebaseballscorecards.com

**BOTTOM**

**Houston Astros @ St. Louis Cardinals**  
 Busch Stadium, St. Louis, MO  
 Thu Aug 18 1983, 7:05 PM CDT  
 Att: 27,053 - Unknown

[livebaseballscorecards.com](http://livebaseballscorecards.com)

<b>AB</b>	<b>35</b>
<b>R</b>	<b>5</b>
<b>H</b>	<b>10</b>
<b>RBI</b>	<b>5</b>
<b>BB</b>	<b>2</b>
<b>SO</b>	<b>5</b>
<b>LOB</b>	<b>12</b>



WP: 0	PA: 39
PB: 0	
SB: 1	
CS: 0	

Batter	1	2	3	4	5	6	7	8	9	10	AB	R	H	RBI	BB	SO	LOB
Lonnie Smith, R (1, 7) OBP: 0.385, SLG: 0.450	0-0 1B 3B	0-0 6-3			0-0 1B 2B		0-0 F9		0-0 F8		5	1	2	0	0	0	1
Ken Oberkfell, L (1, 4) OBP: 0.373, SLG: 0.368	0-0 F2		0-0 4-3		4-0 1B BB		0-0 4-3		0-0 F7	3	0	0	0	0	1	0	1
Dave Rucker, L (8, 1)										0	0	0	0	0	0	0	0
Steve Braun, L (10, PH) OBP: 0.451, SLG: 0.455										1	0	0	0	0	0	0	0
Andy Van Slyke, L (1, 5) OBP: 0.380, SLG: 0.497	0-0 1B SF8 1B		4-0 E S 1B BB		0-0 F8			0-0 1B 3B		0-0 HR	4	4	3	2	1	0	2
Dane Iorg, L (1, 3) OBP: 0.337, SLG: 0.392	0-0 1-3 1B		0-0 1-3		0-0 1-2 2-H 1B			0-0 L4			3	0	2	0	0	0	1
George Hendrick, R (8, PH) OBP: 0.380, SLG: 0.497											1	0	0	0	0	0	1
Darrell Porter, L (1, 2) OBP: 0.339, SLG: 0.416	0-0 SF8		0-0		0-3 K			0-3 K			2	0	1	2	0	1	2
Floyd Rayford, R (8, PH) OBP: 0.262, SLG: 0.385											1	0	0	0	0	1	1
Glenn Brummer, R (9, 2) OBP: 0.284, SLG: 0.317											0	0	0	0	0	0	0
Willie McGee, S (1, 8) OBP: 0.319, SLG: 0.378	0-0 L3		0-3 K					0-0 L6		0-0 1B	4	0	1	1	0	1	2
David Green, R (1, 9) OBP: 0.332, SLG: 0.410		0-0 6-3		0-3 K			0-0 6-3		0-3 K		4	0	0	0	0	2	1
Ozzie Smith, S (1, 6) OBP: 0.304, SLG: 0.321		0-0 SH1-4 1B		0-0 1-3			0-0 6-3		0-0 4-3		4	0	1	0	0	0	0
Joaquin Andujar, S (1, 1) OBP: 0.105, SLG: 0.123		0-0 SH1-4		0-0 5-3				0-0 F8		0-0 6-3	1	0	0	0	0	0	0
Neil Allen, R (7, 1) OBP: 0.114, SLG: 0.171											0	0	0	0	0	0	0
Bill Lyons, R (7, PH) OBP: 0.182, SLG: 0.182		1-2									2	0	0	0	0	0	0

Inning Stats	R: 2	H: 3	E: 0	K: 0	S: 6	H: 1	LOB: 1	BB: 0	P: 6	R: 0	H: 1	E: 0	K: 0	S: 4	R: 1	H: 1	E: 0	K: 1	S: 6	R: 0	H: 0	E: 0	K: 1	S: 5	R: 0	H: 2	E: 0	K: 1	S: 6	R: 0	H: 0	E: 0	K: 0	S: 3	R: 0	H: 0	E: 0	K: 0	S: 3	R: 1	H: 2	E: 0	K: 2	S: 9	R: 0	H: 0	E: 0	K: 0	S: 3	R: 1	H: 1	E: 0	K: 0	S: 2	R: 0	H: 0	E: 0	K: 0	S: 3	R: 1	H: 1	E: 0	K: 0	S: 2	1B: 6	SF: 1	2B: 1	SAC: 1	3B: 2	DP: 0	HR: 1	HBP: 0	WP: 0	PA: 39
--------------	------	------	------	------	------	------	--------	-------	------	------	------	------	------	------	------	------	------	------	------	------	------	------	------	------	------	------	------	------	------	------	------	------	------	------	------	------	------	------	------	------	------	------	------	------	------	------	------	------	------	------	------	------	------	------	------	------	------	------	------	------	------	------	------	------	-------	-------	-------	--------	-------	-------	-------	--------	-------	--------

PITCHER	IP	WLS	BF	H	R	ER	SO	BB	IBB	HBP	BLK	WP	HR	S	P	ERA	WHIP
Joe Niekro, R (1, 1) ERA: 3.41	6.0		26	7	3	3	3	2	0	0	0	0	0	30	38	4.50	1.500
Frank DiPino, L (7, 1) ERA: 2.68	3.0		11	2	1	1	2	0	0	0	0	0	0	15	15	3.00	0.667
Bill Dawley, R (10, 1) ERA: 2.57	0.1	L	2	1	1	1	0	0	0	0	0	0	1	2	2	27.00	3.000

PITCHER	IP	WLS	BF	H	R	ER	SO	BB	IBB	HBP	BLK	WP	HR	S	P	ERA	WHIP
Joe Niekro, R (1, 1) ERA: 3.41	6.0		26	7	3	3	3	2	0	0	0	0	0	30	38	4.50	1.500
Frank DiPino, L (7, 1) ERA: 2.68	3.0		11	2	1	1	2	0	0	0	0	0	0	15	15	3.00	0.667
Bill Dawley, R (10, 1) ERA: 2.57	0.1	L	2	1	1	1	0	0	0	0	0	0	1	2	2	27.00	3.000

Batter	1	2	3	4	5	6	7	8	9	AB	R	H	RBI	BB	SO	LOB	TOP									
Tony Scott, S OBP: 0.274, SLG: 0.301 (1, 9)	0-3 K		0-0 FC6-4			0-0 1B		0-0 6-3		4	0	1	0	0	1	2	Houston Astros @ St. Louis Cardinals Busch Stadium, St. Louis, MO Fri Aug 19 1983, 7:05 PM CDT Att. 28,200 - Unknown  livebaseballscorecards.com									
Bill Doran, S OBP: 0.370, SLG: 0.332 (1, 4)	0-0 F3			0-0 F8		0-0 F7		0-3 K	4	0	0	0	0	1	1											
Dickie Thon, R OBP: 0.354, SLG: 0.473 (1, 6)	0-0 6-3			0-0 1B		0-0 F8		0-0 F8	4	0	1	0	0	0	1											
Phil Garner, R OBP: 0.318, SLG: 0.358 (1, 5)		0-0 F9		0-0 F7		0-0 L5		4-0 BB	3	0	0	0	1	0	1											
Jose Cruz, L OBP: 0.390, SLG: 0.477 (1, 7)		0-0 F7		0-3 K		0-0 F4		4-0 BB	3	0	0	0	1	1	1											
Ray Knight, R OBP: 0.363, SLG: 0.468 (1, 3)		0-0 F8			0-0 F7		0-0 6-3	0-3 K	4	0	0	0	0	1	2											
Jerry Mumphrey, S OBP: 0.331, SLG: 0.398 (1, 8)			0-0 6-3		0-0 F9			SH3 1B	3	0	1	0	0	0	0											
John Mizerock, L OBP: 0.290, SLG: 0.340 (1, 2)			0-0 3-1		0-0 F9			SH3 1-2	2	0	0	0	0	0	0											
Mike Madden, L Michael LaCoss, R OBP: 0.091, SLG: 0.063 (1, 1) (8, 1)			4-0 FC6-4 BB			0-0 L5		0-0 F5	2	0	0	0	1	0	1											
Inning Stats	R: 0 E: 0 K: 1 S: 5	H: 0 LOB: 0 BB: 0 P: 5	R: 0 E: 0 K: 0 S: 3	H: 0 LOB: 0 BB: 0 P: 3	R: 0 E: 0 K: 0 S: 3	H: 0 LOB: 1 BB: 1 P: 7	R: 0 E: 0 K: 1 S: 6	H: 1 LOB: 1 BB: 0 P: 6	R: 0 E: 0 K: 0 S: 3	H: 0 LOB: 0 BB: 0 P: 3	R: 0 E: 0 K: 0 S: 4	H: 1 LOB: 1 BB: 0 P: 4	R: 0 E: 0 K: 0 S: 3	H: 0 LOB: 0 BB: 0 P: 3	R: 0 E: 0 K: 0 S: 4	H: 1 LOB: 1 BB: 0 P: 4	R: 0 E: 0 K: 2 S: 7	H: 0 LOB: 2 BB: 2 P: 15	1B: 3 2B: 0 3B: 0 HR: 0	SF: 0 SAC: 1 DP: 0 HBP: 0	WP: 0 PB: 0 SB: 0 CS: 0	PA: 33				
PITCHER	IP	WLS	BF	H	R	ER	SO	BB	IBB	HBP	BLK	WP	HR	S	P	ERA	WHIP									
Dave LaPoint, L ERA: 3.51 (1, 1)	8.2	W	32	3	0	0	3	3	0	0	0	0	0	35	47	0.00	0.692									
Bruce Sutter, R ERA: 4.16 (9, 1)	0.1	S	1	0	0	0	1	0	0	0	0	0	0	3	3	0.00	0.000									

Houston Astros @ St. Louis Cardinals  
 Busch Stadium, St. Louis, MO  
 Fri Aug 19 1983, 7:05 PM CDT  
 Att. 28,200 - Unknown

AB	29
R	0
H	3
RBI	0
BB	3
SO	4
LOB	9





Batter	1	2	3	4	5	6	7	8	9
Lonnie Smith, R OBP: 0.389, SLG: 0.456 (1, 7)	0-0 6-3		0-0 BLK 1B			0-0 G6-3 1B		0-0 SH1-3 1-3 2-H 2B	
Ozzie Smith, S OBP: 0.304, SLG: 0.319 (1, 6)	0-0 6-3		0-0 F3 1-2			0-0 G6-3 1-2f		4-0 SH1-3 IBB	
Andy Van Slyke, L OBP: 0.374, SLG: 0.489 (1, 5)	0-3 K		0-0 1-3			0-0 L4		0-0 SH1-3 1-2 2-3 3-H 4-0	
George Hendrick, R OBP: 0.381, SLG: 0.496 (1, 3)		0-0 5-3 1B		0-0 F7			0-0 F6		0-0 IBB
David Green, R OBP: 0.328, SLG: 0.404 (1, 9)		0-3 K		0-0 6-3			0-0 6-3	0-3 K	
Willie McGee, S OBP: 0.317, SLG: 0.375 (1, 8)		0-0 5-3 1-2		0-0 G3			0-0 6-3		
Darrell Porter, L OBP: 0.344, SLG: 0.420 (1, 2)		4-0 BB				0-0 G5-4-3 1B		0-0 1B 2B 1B	
Mike Ramsey, S OBP: 0.306, SLG: 0.328 (1, 4)		0-0 5-3		0-0 G5-4-3				0-0 2B SH1-3 1B	
Floyd Rayford, R OBP: 0.271, SLG: 0.392 (8, PH)									
Ken Oberkfell, L OBP: 0.373, SLG: 0.368 (8, PR)									
Dave LaPoint, L OBP: 0.214, SLG: 0.137 (1, 1)			0-0 1-3						
Bruce Sutter, R (9, 1)					0-3 K				

AB	R	H	RBI	BB	SO	LOB
4	0	3	1	0	0	0
3	0	0	0	1	0	2
3	0	0	1	0	1	1
3	0	1	0	1	0	0
4	0	0	0	0	2	4
3	0	0	0	0	0	1
2	1	2	0	1	0	0
2	0	0	0	0	0	3
1	0	1	0	0	0	0
0	1	0	0	0	0	0
3	0	0	0	0	2	2
0	0	0	0	0	0	0
1B: 6	SF: 0					
2B: 1	SAC: 1					
3B: 0	DP: 2					
HR: 0	HBP: 0					

**BOTTOM**

**Houston Astros @ St. Louis Cardinals**  
 Busch Stadium, St. Louis, MO  
 Fri Aug 19 1983, 7:05 PM CDT  
 Att. 28,200 - Unknown

[livebaseballscorecards.com](http://livebaseballscorecards.com)

<b>AB</b>	<b>28</b>
<b>R</b>	<b>2</b>
<b>H</b>	<b>7</b>
<b>RBI</b>	<b>2</b>
<b>BB</b>	<b>3</b>
<b>SO</b>	<b>5</b>
<b>LOB</b>	<b>13</b>



Inning Stats		R: 0	H: 0	E: 0	K: 1	S: 5	R: 0	H: 1	E: 0	K: 1	S: 6	R: 0	H: 1	E: 0	K: 0	S: 4	R: 0	H: 0	E: 0	K: 0	S: 3	R: 0	H: 1	E: 0	K: 1	S: 5	R: 0	H: 1	E: 0	K: 0	S: 3	R: 0	H: 0	E: 0	K: 0	S: 3	R: 2	H: 3	E: 0	K: 2	S: 10																										
<b>IP</b>	7.2	<b>WLS</b>	L	<b>BF</b>	30	<b>H</b>	7	<b>R</b>	2	<b>ER</b>	2	<b>SO</b>	4	<b>BB</b>	1	<b>IBB</b>	1	<b>HBP</b>	0	<b>BLK</b>	1	<b>WP</b>	0	<b>HR</b>	0	<b>S</b>	36	<b>P</b>	44	<b>ERA</b>	2.35	<b>WHIP</b>	1.043	<b>IP</b>	0.1	<b>WLS</b>		<b>BF</b>	2	<b>H</b>	0	<b>R</b>	0	<b>ER</b>	0	<b>SO</b>	1	<b>BB</b>	0	<b>IBB</b>	0	<b>HBP</b>	0	<b>BLK</b>	0	<b>WP</b>	0	<b>HR</b>	0	<b>S</b>	0	<b>P</b>	7	<b>ERA</b>	4.89	<b>WHIP</b>	0.000

WP	PA	ERA	WHIP
0	32	0	0
0	0	0	0
0	0	0	0

Batter	1	2	3	4	5	6	7	8	9	AB R H RBI BB SO LOB	TOP									
Bill Doran, S (1, 4) OBP: 0.371, SLG: 0.333	0-0 F7		0-0 E 1B		0-0 FC5-4 1B			0-0 L3		4 0 2 0 0 0 0										
Terry Puhl, L (1, 9) OBP: 0.355, SLG: 0.441	0-0 F7		0-0 F2		0-0 F8			0-0 3-1		4 0 0 0 0 0 3										
Dickie Thon, R (1, 6) OBP: 0.353, SLG: 0.475	0-0 3B		0-0 5-3		0-0 FC5-4			0-0 5-3		4 0 1 0 0 0 3										
Phil Garner, R (1, 5) OBP: 0.316, SLG: 0.355	0-0 F9			0-0 6-3		0-0 4-3		0-0 1-3		4 0 0 0 0 0 1										
Jose Cruz, L (1, 7) OBP: 0.389, SLG: 0.474		0-0 L3		4-0 S BB		0-0 6-3		0-0 F9		3 0 0 0 1 0 0										
Ray Knight, R (1, 3) OBP: 0.364, SLG: 0.469		0-0 2B		0-0 F6		0-0 5-3		4-0 BB		3 0 1 0 1 0 1										
Jerry Mumphrey, S (1, 8) OBP: 0.327, SLG: 0.393		0-0 F3		0-0 F8			0-0 G3	0-0 F8		4 0 0 0 0 0 3										
John Mizerock, L (1, 2) OBP: 0.292, SLG: 0.339		0-0 4-3			0-0 1B 1B		0-0 F9			3 0 1 0 0 0 1										
Bob Knepper, L (1, 1) OBP: 0.210, SLG: 0.288			0-0 F8		0-0 F8		0-0 F8			2 0 0 0 0 0 1										
Michael LaCoss, R (6, 1) OBP: 0.091, SLG: 0.063										0 0 0 0 0 0 0										
Kevin Bass, S (7, PH) OBP: 0.245, SLG: 0.328										1 0 0 0 0 0 0										
Dave Smith, R (7, 1)										0 0 0 0 0 0 0										
<b>Inning Stats</b>	R: 0 E: 0 K: 0 S: 4	H: 1 LOB: 1 BB: 0 P: 4	R: 0 E: 0 K: 0 S: 4	H: 1 LOB: 1 BB: 0 P: 4	R: 0 E: 1 K: 0 S: 4	H: 0 LOB: 1 BB: 1 P: 7	R: 0 E: 0 K: 0 S: 5	H: 2 LOB: 2 BB: 0 P: 5	R: 0 E: 0 K: 0 S: 3	H: 0 LOB: 0 BB: 0 P: 3	R: 0 E: 0 K: 0 S: 3	H: 0 LOB: 0 BB: 0 P: 3	R: 0 E: 0 K: 0 S: 3	H: 0 LOB: 0 BB: 0 P: 3	R: 0 E: 0 K: 0 S: 3	H: 0 LOB: 1 BB: 1 P: 7	1B: 3 2B: 1 3B: 1 HR: 0	SF: 0 SAC: 0 DP: 0 HBP: 0	WP: 0 PB: 0 SB: 1 CS: 0	PA: 34
<b>PITCHER</b> John Stuper, R (1, 1) ERA: 3.72	IP: 9.0 WLS: W BF: 34 H: 5 R: 0 ER: 0 SO: 0 BB: 2 IBB: 0 HBP: 0 BLK: 0 WP: 0 HR: 0 S: 32 P: 40 ERA: 0.00 WHIP: 0.778																			

Houston Astros @ St. Louis Cardinals  
 Busch Stadium, St. Louis, MO  
 Sat Aug 20 1983, 7:05 PM CDT  
 Att: 41,539 - Unknown

livebaseballscorecards.com

AB	32
R	0
H	5
RBI	0
BB	2
SO	0
LOB	13



Batter	1	2	3	4	5	6	7	8	9	AB	R	H	RBI	BB	SO	LOB
Lonnie Smith, R (1, 7) OBP: 0.387, SLG: 0.452 Ken Oberkfell, L (7, 5) OBP: 0.373, SLG: 0.368	0-0 F8		0-0 F4	4-0 BB		0-0 FC6-4				3	0	0	1	1	0	2
Ozzie Smith, S (1, 6) OBP: 0.305, SLG: 0.321	0-3 K		0-0 S	0-0 5-3				4-0 SH3-4		3	1	1	0	1	1	3
David Green, R (1, 9) OBP: 0.328, SLG: 0.413	0-0 HR		0-3 K		0-3 K		0-0 SH3-4			3	1	1	1	0	2	0
George Hendrick, R (1, 3) OBP: 0.382, SLG: 0.495	4-0 FC6-4		0-0 F8		0-0 G6-4-3		0-0 F3			3	0	1	0	1	0	1
Floyd Rayford, R (1, 5) OBP: 0.261, SLG: 0.378 Andy Van Slyke, L (7, 7) OBP: 0.373, SLG: 0.487	0-0 FC6-4			0-0 F8	0-0 G6-4-3		0-0 G3			3	0	0	0	0	0	2
Willie McGee, S (1, 8) OBP: 0.315, SLG: 0.372		0-3 K		0-0 E5		0-3 K		0-0 F6		4	1	0	0	0	2	0
Bill Lyons, R (1, 4) OBP: 0.231, SLG: 0.308		0-0 F8		0-0 BB		0-0 F9		0-0 3B		4	0	2	0	0	0	0
Glenn Brummer, R (1, 2) OBP: 0.310, SLG: 0.313		4-0 BB		4-0 BB		4-0 BB		0-3 K		1	0	0	0	3	1	1
John Stuper, R (1, 1) OBP: 0.167, SLG: 0.125		0-3 K		0-3 K		4-0 FC6-4		0-0 6-3		3	0	0	0	1	2	5


Inning Stats	R: 1	H: 1	E: 0	K: 1	S: 6	R: 0	H: 0	E: 0	K: 2	S: 7	R: 1	H: 1	E: 0	K: 1	S: 6	R: 1	H: 1	E: 1	K: 1	S: 7	R: 0	H: 1	E: 0	K: 1	S: 5	R: 0	H: 0	E: 0	K: 0	S: 3	R: 0	H: 1	E: 0	K: 1	S: 6
	0	1	0	1	10	0	0	0	2	11	0	1	0	0	6	0	1	0	1	6	0	0	0	0	0	0	0	0	0	0	1	0	0	0	6

PITCHER	IP	WLS	BF	H	R	ER	SO	BB	IBB	HBP	BLK	WP	HR	S	P	ERA	WHIP
Bob Knepper, L (1, 1) ERA: 3.35	5.2	L	27	4	3	2	7	6	0	0	0	0	1	35	59	3.18	1.765
Michael LaCoss, R (6, 1) ERA: 4.88	0.1		1	0	0	0	0	0	0	0	0	0	0	1	1	0.00	0.000
Dave Smith, R (7, 1) ERA: 2.81	2.0		8	1	0	0	1	1	0	0	0	0	0	9	13	0.00	1.000

**BOTTOM**

**Houston Astros @ St. Louis Cardinals**  
 Busch Stadium, St. Louis, MO  
 Sat Aug 20 1983, 7:05 PM CDT  
 Att. 41,539 - Unknown

AB	28
R	3
H	5
RBI	2
BB	7
SO	8
LOB	15



WP	HR	S	P	ERA	WHIP
0	0	1	0	0	0

Batter	1	2	3	4	5	6	7	8	9	AB R H RBI BB SO LOB	TOP										
Bill Doran, S (1, 4) OBP: 0.374, SLG: 0.337	0-0 FC3-6 1B		0-0 F8		0-0 1B		0-0 1-3		0-0 1B	5 0 3 0 0 0 2											
Terry Puhl, L (1, 9) OBP: 0.352, SLG: 0.438	0-0 FC3-6 1-2f		0-0 F2		0-0 6-3			0-0 F6	0-0 1-2 1B	5 0 1 0 0 0 2											
Dickie Thon, R (1, 6) OBP: 0.350, SLG: 0.470	0-3 K		0-3 K					0-0 F8	0-0 4-3	5 0 0 0 0 2 3											
Jose Cruz, L (1, 7) OBP: 0.388, SLG: 0.479	0-0 1-3			0-0 3-1		0-0 3-1		0-0 HR		4 1 1 1 0 0 1											
Ray Knight, R (1, 3) OBP: 0.365, SLG: 0.472		0-0 SF8 1B		0-0 F4		0-0 F3		0-0 WP 2B		4 1 2 0 0 0 0											
Denny Walling, L (1, 5) OBP: 0.309, SLG: 0.338		0-0 E3 1-3		0-0 1B			0-0 E1 1B	4-0 2-3 BB		3 0 2 0 1 0 1											
Jerry Mumphrey, S (1, 8) OBP: 0.327, SLG: 0.392		0-0 SF8 3-H		0-3 K			0-0 1B	0-0 F5		3 0 1 1 0 1 3											
John Mizerock, L (1, 2) OBP: 0.279, SLG: 0.322		0-0 F9		0-3 K			0-0 F9		0-0 4-3	3 0 0 0 0 1 3											
Craig Reynolds, L (9, PH) OBP: 0.297, SLG: 0.323										1 0 0 0 0 0 0											
Nolan Ryan, R (1, 1) OBP: 0.091, SLG: 0.057		0-3 K					0-0 F9		0-0 F7	2 0 0 0 0 1 1											
Harry Spilman, L (7, PH) OBP: 0.227, SLG: 0.267										1 0 0 0 0 0 2											
Vern Ruhle, R (7, 1) OBP: 0.250, SLG: 0.143										0 0 0 0 0 0 0											
Kevin Bass, S (9, PH) OBP: 0.243, SLG: 0.326										1 0 0 0 0 0 0											
<b>Inning Stats</b>	R: 0 E: 0 K: 1 S: 6	H: 1 LOB: 1 BB: 0 P: 6	R: 1 E: 1 K: 1 S: 7	H: 1 LOB: 1 BB: 0 P: 7	R: 0 E: 0 K: 1 S: 5	H: 0 LOB: 0 BB: 0 P: 5	R: 0 E: 0 K: 1 S: 6	H: 1 LOB: 1 BB: 0 P: 6	R: 0 E: 0 K: 0 S: 3	H: 0 LOB: 0 BB: 0 P: 3	R: 0 E: 1 K: 0 S: 5	H: 2 LOB: 2 BB: 0 P: 5	R: 1 E: 0 K: 0 S: 5	H: 2 LOB: 2 BB: 1 P: 9	R: 0 E: 0 K: 0 S: 5	H: 2 LOB: 2 BB: 0 P: 5	1B: 8 2B: 1 3B: 0 HR: 1	SF: 1 SAC: 0 DP: 0 HBP: 0	WP: 1 PB: 0 SB: 0 CS: 0	PA: 39	
<b>PITCHER</b>	IP WLS BF H R ER SO BB IBB HBP BLK WP HR S P ERA WHIP																				
Danny Cox, R (1, 1) ERA: 2.57	7.2 W 32 8 2 1 5 0 0 0 0 0 1 42 42 1.17 1.043																				
Neil Allen, R (8, 1) ERA: 3.87	1.0 6 2 0 0 0 1 0 0 0 1 0 5 9 0.00 3.000																				
Bruce Sutter, R (9, 1) ERA: 4.14	0.1 S 1 0 0 0 0 0 0 0 0 0 0 1 1 0.00 0.000																				

Houston Astros @ St. Louis Cardinals  
 Busch Stadium, St. Louis, MO  
 Sun Aug 21 1983, 3:33 AM CDT  
 Att: 31,962 - Unknown

livebaseballscorecards.com

AB	37
R	2
H	10
RBI	2
BB	1
SO	5
LOB	18



Batter	1	2	3	4	5	6	7	8	9
Lonnie Smith, R OBP: 0.391, SLG: 0.457 (1, 7)	0-0 1B 2B	0-0 5-3			4-0 6-3 1B BB	0-0 1B 1-2 3-H			
Willie McGee, S OBP: 0.316, SLG: 0.373 (1, 8)	0-0 1B 2-H	0-0 5-3			0-0 6-3 1-3	0-0 1B 1-3 2-H			
Andy Van Slyke, L OBP: 0.368, SLG: 0.479 (1, 5)	0-1 CI 1B 1-2		0-0 P4		0-3 K		0-0 P4		
George Hendrick, R OBP: 0.387, SLG: 0.500 (1, 3)	0-0 BB 1B 1-3 2-H		0-0 G6-4-3 1B		0-0 1B 3-H		0-0 1B 1B		
Dane Iorg, L OBP: 0.333, SLG: 0.386 David Green, R OBP: 0.328, SLG: 0.413 (7, PR) (8, 9)	0-3 K		0-0 G6-4-3 1-2f		0-0 F7		0-0 G6-4-3 1B 1-2		
Darrell Porter, L OBP: 0.344, SLG: 0.421 (1, 2)	0-3 K			0-0 4-3 CS 2B		0-3 K	0-0 G6-4-3 1-2f		
Ken Oberkfell, L OBP: 0.372, SLG: 0.365 (1, 4)	4-0 FC6-4 BB			0-0 4-3		0-0 F9		0-0 F7	
Mike Ramsey, S OBP: 0.311, SLG: 0.328 (1, 6)	0-0 FC6-4 1-2f			4-0 BB 3-H		0-0 1B 1B		0-0 1-3	
Danny Cox, R OBP: 0.111, SLG: 0.111 Neil Allen, R OBP: 0.111, SLG: 0.167 Bruce Sutter, R (9, 1)		0-3 K		0-0 6-3		0-0 1B 1B 1-3		0-3 K	

Inning Stats	R: 2	H: 3	E: 1	K: 2	S: 11	LOB: 3	BB: 1	P: 15	R: 0	H: 0	E: 0	K: 1	S: 5	LOB: 0	BB: 0	P: 5	R: 0	H: 1	E: 0	K: 0	S: 3	LOB: 0	BB: 0	P: 3	R: 0	H: 1	E: 0	K: 1	S: 3	LOB: 1	BB: 1	P: 7	R: 1	H: 1	E: 0	K: 1	S: 6	LOB: 1	BB: 1	P: 10	R: 2	H: 4	E: 0	K: 1	S: 8	LOB: 2	BB: 0	P: 8	R: 0	H: 2	E: 0	K: 0	S: 4	LOB: 2	BB: 0	P: 4	R: 0	H: 0	E: 0	K: 1	S: 5	LOB: 0	BB: 0	P: 5
--------------	------	------	------	------	-------	--------	-------	-------	------	------	------	------	------	--------	-------	------	------	------	------	------	------	--------	-------	------	------	------	------	------	------	--------	-------	------	------	------	------	------	------	--------	-------	-------	------	------	------	------	------	--------	-------	------	------	------	------	------	------	--------	-------	------	------	------	------	------	------	--------	-------	------


PITCHER	IP	WLS	BF	H	R	ER	SO	BB	IBB	HBP	BLK	WP	HR	S	P	ERA	WHIP
Nolan Ryan, R ERA: 2.51 (1, 1)	6.0	L	29	10	5	4	5	3	0	0	0	0	0	36	48	6.00	2.167
Vern Ruhle, R ERA: 4.12 (7, 1)	2.0		7	2	0	0	1	0	0	0	0	0	0	9	9	0.00	1.000

AB	R	H	RBI	BB	SO	LOB	
3	2	2	1	1	0	0	
4	1	2	2	0	0	1	
3	0	0	0	0	1	1	
4	0	4	2	0	0	0	
4	0	1	0	0	1	4	
0	0	0	0	0	0	0	
4	0	1	0	0	2	4	
3	0	0	0	1	0	1	
3	1	1	0	1	0	3	
3	1	1	0	0	1	1	
1	0	0	0	0	1	0	
0	0	0	0	0	0	0	
1B: 10	SF: 0	2B: 2	SAC: 0	3B: 0	DP: 2	HR: 0	HBP: 0

**BOTTOM**

**Houston Astros @ St. Louis Cardinals**  
 Busch Stadium, St. Louis, MO  
 Sun Aug 21 1983, 3:33 AM CDT  
 Att. 31,962 - Unknown

AB	32
R	5
H	12
RBI	5
BB	3
SO	6
LOB	15



WP	PA	ERA	WHIP
0	36	0	0
0	1	0	0
0	1	0	0

Batter	1	2	3	4	5	6	7	8	9	AB R H RBI BB SO LOB	TOP						
Tony Scott, S (1, 7) Terry Puhl, L (9, PH) OBP: 0.274, SLG: 0.295 OBP: 0.354, SLG: 0.442 (9, 9)	0-0 F9	0-3 K			4-0 FC4-6 BB		0-0 F9		0-0 1B 2B	3 0 0 0 1 1 3 1 1 1 0 0 0 0							
Bill Doran, S (1, 4) OBP: 0.372, SLG: 0.338	0-0 2B	0-0 F9			0-0 F8		0-0 F8		0-0 F5	5 0 1 0 0 0 5							
Dickie Thon, R (1, 6) OBP: 0.348, SLG: 0.467	0-0 F8		0-3 K		0-0 FC4-6 1-2f			0-0 F9	0-0 1B 2-3	5 1 1 0 0 0 1 2							
Phil Garner, R (1, 5) Jose Cruz, L (9, PH) OBP: 0.317, SLG: 0.353 OBP: 0.387, SLG: 0.478 (9, 7)	4-0 BB		0-0 F8		0-0 F4			4-0 BB	0-3 K 1-2	2 0 0 0 2 0 1 1 0 0 0 0 1 2							
Ray Knight, R (1, 3) Craig Reynolds, L (9, 5) OBP: 0.365, SLG: 0.471 OBP: 0.297, SLG: 0.323	0-0 L9		0-0 5-3			0-0 FC3-6 1B		0-0 F9	0-0 1B 2-H 3-H	5 0 2 2 0 0 3 0 0 0 0 0 0 0							
Kevin Bass, S (1, 9) Frank DiPino, L (9, 1) OBP: 0.241, SLG: 0.329 OBP: 0.400, SLG: 0.500		0-0 1B 2B		0-0 L7		0-0 FC3-6 F2 1-2f		0-0 F3	0-3 K 3	5 1 1 0 0 1 3 0 0 0 0 0 0 0							
Jerry Mumphrey, S (1, 8) OBP: 0.329, SLG: 0.394		0-0 6-3		0-0 1B		0-0 F2 1-2			0-0 1B HR	4 1 2 0 0 0 2							
Alan Ashby, S (1, 2) OBP: 0.308, SLG: 0.417		0-0 1B 2-3		0-0 F8			0-0 6-3		0-0 1B 1-2 HR	4 1 2 0 0 0 1							
Mike Scott, R (1, 1) Michael LaCoss, R (6, 1) Tim Tolman, R (7, PH) Vern Ruhle, R (7, 1) Denny Walling, L (9, PH) OBP: 0.111, SLG: 0.111 OBP: 0.091, SLG: 0.063 OBP: 0.270, SLG: 0.387 OBP: 0.250, SLG: 0.143 OBP: 0.317, SLG: 0.387 (9, 3)		0-0 1B 1-2 3-H		0-0 4-3			4-0 BB		0-0 HR 1-H 2-H	2 0 1 1 0 0 1 0 0 0 0 0 0 0 0 0 0 0 1 0 0 0 0 0 0 0 0 0 1 1 1 3 0 0 0							
<b>Inning Stats</b>	R: 0 H: 1 E: 0 LOB: 2 K: 0 BB: 1 S: 4 P: 8	R: 1 H: 3 E: 0 LOB: 2 K: 1 BB: 0 S: 8 P: 8	R: 0 H: 0 E: 0 LOB: 0 K: 1 BB: 0 S: 5 P: 5	R: 0 H: 1 E: 0 LOB: 1 K: 0 BB: 0 S: 4 P: 4	R: 0 H: 0 E: 0 LOB: 1 K: 0 BB: 1 S: 3 P: 7	R: 0 H: 1 E: 0 LOB: 0 K: 0 BB: 0 S: 3 P: 3	R: 0 H: 0 E: 0 LOB: 1 K: 0 BB: 1 S: 3 P: 7	R: 0 H: 0 E: 0 LOB: 1 K: 2 BB: 0 S: 13 P: 13	1B: 8 SF: 0 2B: 3 SAC: 0 3B: 0 DP: 0 HR: 1 HBP: 0	WP: 0 PA: 42 PB: 0 SB: 1 CS: 0							
<b>PITCHER</b>	IP WLS BF H R ER SO BB IBB HBP BLK WP HR S P ERA WHIP																
John Candelaria, L (1, 1) ERA: 3.63	8.0		36	9	4	4	2	4	0	0	0	0	1	36	52	4.50	1.625
Cecilio Guante, R (9, 1) ERA: 3.03	0.1		2	1	0	0	0	0	0	0	0	0	0	2	2	0.00	3.000
Kent Tekulve, R (9, 1) ERA: 1.85	0.0	L	1	1	0	0	0	0	0	0	0	0	1	1	∞	∞	
Rod Scurry, L (9, 1) ERA: 5.13	0.2		3	1	2	2	2	0	0	0	0	0	0	7	7	27.00	1.500

Houston Astros @ Pittsburgh Pirates  
 Three Rivers Stadium, Pittsburgh, PA  
 Tue Aug 23 1983, 7:05 PM EDT  
 Unknown

livebaseballscorecards.com

AB	38
R	6
H	12
RBI	6
BB	4
SO	4
LOB	23



Batter	1	2	3	4	5	6	7	8	9	AB	R	H	RBI	BB	SO	LOB
Marvell Wynne, L (1, 8) Lee Lacy, R (9, PH) OBP: 0.337, SLG: 0.392 OBP: 0.335, SLG: 0.412	0-0 4-3		0-0 3-1 1B		0-0 F8		0-0 4-3		0-0 BB	4	0	1	0	0	0	1
Johnny Ray, S (1, 4) Jim Morrison, R (9, PH) OBP: 0.318, SLG: 0.397 OBP: 0.374, SLG: 0.559	0-0 4-3		0-0 3-1 1-2		0-0 F8		0-0 1-3 1B		0-0 F9	4	0	1	0	0	0	2
Bill Madlock, R (1, 5) OBP: 0.385, SLG: 0.455	0-0 5-3		0-0 F7			0-0 BB 3B	0-0 1-3		0-3 K	5	1	1	0	0	1	2
Jason Thompson, L (1, 3) OBP: 0.388, SLG: 0.434		0-0 1B 2B 1B		0-0 F7		4-0 BB 3B	4-0 FC4-6 BB		0-0 4-3	3	2	1	0	2	0	1
Dave Parker, L (1, 9) OBP: 0.299, SLG: 0.400		0-0 1-2 2B 1B		0-0 6-3		0-0 1B 3B	0-0 FC4-6			4	2	2	2	0	0	2
Doug Frobel, L (1, 7) OBP: 0.353, SLG: 0.677		0-3 K		0-0 3B		0-0 1B		0-0 4-3		4	0	2	1	0	1	2
Tony Peña, R (1, 2) OBP: 0.329, SLG: 0.418		0-0 1-1 2-1 2B		0-3 K		0-0 F8		0-0 F8		4	0	1	2	0	1	2
Dale Berra, R (1, 6) OBP: 0.313, SLG: 0.347		0-0 F4			0-0 1B	0-0 E8 G4-3		4-0 BB		3	0	1	0	1	0	2
John Candelaria, L (1, 1) Cecilio Guante, R (9, 1) Kent Tekulve, R (9, 1) Rod Scurry, L (9, 1)		0-0 3-1		0-3 K	0-0 G4-3		0-3 K		0-3 K	4	0	0	0	0	2	5

Inning Stats	R: 0	H: 0	E: 0	K: 0	S: 3	LOB: 0	BB: 0	P: 3	R: 2	H: 3	E: 0	K: 1	S: 8	LOB: 1	BB: 0	P: 8	R: 0	H: 1	E: 0	K: 0	S: 3	LOB: 0	BB: 0	P: 3	R: 0	H: 1	E: 0	K: 1	S: 6	LOB: 1	BB: 0	P: 6	R: 3	H: 3	E: 1	K: 0	S: 6	LOB: 1	BB: 1	P: 10	R: 0	H: 1	E: 0	K: 0	S: 4	LOB: 2	BB: 1	P: 8	R: 0	H: 0	E: 0	K: 1	S: 5	LOB: 1	BB: 1	P: 9	R: 0	H: 0	E: 0	K: 1	S: 5	LOB: 1	BB: 1	P: 9	1B: 7	SF: 0	2B: 1	SAC: 0	3B: 2	DP: 1	HR: 0	HBP: 0	WP: 0	PA: 40	PB: 0	SB: 0	CS: 0
--------------	------	------	------	------	------	--------	-------	------	------	------	------	------	------	--------	-------	------	------	------	------	------	------	--------	-------	------	------	------	------	------	------	--------	-------	------	------	------	------	------	------	--------	-------	-------	------	------	------	------	------	--------	-------	------	------	------	------	------	------	--------	-------	------	------	------	------	------	------	--------	-------	------	-------	-------	-------	--------	-------	-------	-------	--------	-------	--------	-------	-------	-------

PITCHER	IP	WLS	BF	H	R	ER	SO	BB	IBB	HBP	BLK	WP	HR	S	P	ERA	WHIP
Mike Scott, R (1, 1) ERA: 3.92	5.0		23	8	5	5	3	1	0	0	0	0	0	28	32	9.00	1.800
Michael LaCoss, R (6, 1) ERA: 4.83	1.0		4	1	0	0	0	0	0	0	0	0	0	4	4	0.00	1.000
Vern Ruhle, R (7, 1) ERA: 4.02	2.0	W	9	1	0	0	1	2	0	0	0	0	0	9	17	0.00	1.500
Frank DiPino, L (9, 1) ERA: 2.63	1.0	S	4	0	0	0	1	1	0	0	0	0	0	5	9	0.00	1.000

**BOTTOM**

**Houston Astros @ Pittsburgh Pirates**  
 Three Rivers Stadium, Pittsburgh, PA  
 Tue Aug 23 1983, 7:05 PM EDT  
 Unknown

livebaseballscorecards.com

<b>AB</b>	<b>36</b>
<b>R</b>	<b>5</b>
<b>H</b>	<b>10</b>
<b>RBI</b>	<b>5</b>
<b>BB</b>	<b>4</b>
<b>SO</b>	<b>5</b>
<b>LOB</b>	<b>20</b>



Batter	1	2	3	4	5	6	7	8	9	AB R H RBI BB SO LOB	TOP											
Bill Doran, S (1, 4) OBP: 0.373, SLG: 0.338	0-0 CS 1B		4-0 BB 2B		0-3 K			0-0 F7		3 1 1 0 1 1 1												
Terry Puhl, L (1, 9) OBP: 0.356, SLG: 0.444	4-0 G6-4-3 1-2 BB		0-0 1-H 1B 2B			0-0 4-3		0-0 L6		3 1 1 1 1 0 1												
Dickie Thon, R (1, 6) OBP: 0.349, SLG: 0.467	0-0 G6-4-3 1-2f		0-0 PO 1B			0-0 F8			0-0 S CS 1B 1B	4 0 2 1 0 0 1												
Jose Cruz, L (1, 7) OBP: 0.388, SLG: 0.478		0-0 1B 5-3 1B	0-0 PO 1-2	0-3 K		0-0 F8			0-0 S 1B	4 0 2 0 0 1 0												
Ray Knight, R (1, 3) OBP: 0.362, SLG: 0.466		0-0 5-3 1-2		0-3 K			0-0 6-3		0-3 K 1-2 2-3	4 0 0 0 0 2 3												
Phil Garner, R (1, 5) OBP: 0.320, SLG: 0.355		0-0 G4-6-3 2-3 1B		0-0 1B			0-0 1-3		4-0 BB	3 0 2 0 1 0 0												
Jerry Mumphy, S (1, 8) OBP: 0.326, SLG: 0.390		0-0 G4-6-3 1-2f		0-3 K			0-3 K		0-3 K 3-H	3 0 0 0 0 2 3												
John Mizerock, L (1, 2) OBP: 0.282, SLG: 0.311			0-0 G3		0-0 G3			4-0 SH1-3 BB		2 0 0 0 1 0 0												
Joe Niekro, R (1, 1) OBP: 0.101, SLG: 0.103			0-0 F8		0-3 K			0-0 SH1-3 1-2		2 0 0 0 0 1 0												
Bill Dawley, R (7, 1) OBP: 0.143, SLG: 0.143										1 0 0 0 0 1 2												
Tony Scott, S (7, 8) OBP: 0.274, SLG: 0.295										0 0 0 0 0 0 0												
<b>Inning Stats</b>	R: 0 E: 0 K: 0 S: 2	H: 1 LOB: 0 BB: 1 P: 6	R: 0 E: 0 K: 0 S: 4	H: 2 LOB: 1 BB: 0 P: 4	R: 2 E: 0 K: 0 S: 4	H: 2 LOB: 0 BB: 1 P: 8	R: 0 E: 0 K: 3 S: 10	H: 1 LOB: 1 BB: 0 P: 10	R: 0 E: 0 K: 2 S: 7	H: 0 LOB: 0 BB: 0 P: 7	R: 0 E: 0 K: 1 S: 5	H: 0 LOB: 0 BB: 0 P: 5	R: 0 E: 0 K: 0 S: 3	H: 0 LOB: 1 BB: 1 P: 7	R: 0 E: 0 K: 2 S: 8	H: 2 LOB: 2 BB: 1 P: 12	1B: 7 2B: 1 3B: 0 HR: 0	SF: 0 SAC: 1 DP: 2 HBP: 0	WP: 0 PB: 0 SB: 2 CS: 2	PA: 35		
<b>PITCHER</b>	IP WLS BF H R ER SO BB IBB HBP BLK WP HR S P ERA WHIP	IP WLS BF H R ER SO BB IBB HBP BLK WP HR S P ERA WHIP	IP WLS BF H R ER SO BB IBB HBP BLK WP HR S P ERA WHIP	IP WLS BF H R ER SO BB IBB HBP BLK WP HR S P ERA WHIP	IP WLS BF H R ER SO BB IBB HBP BLK WP HR S P ERA WHIP	IP WLS BF H R ER SO BB IBB HBP BLK WP HR S P ERA WHIP	IP WLS BF H R ER SO BB IBB HBP BLK WP HR S P ERA WHIP	IP WLS BF H R ER SO BB IBB HBP BLK WP HR S P ERA WHIP	IP WLS BF H R ER SO BB IBB HBP BLK WP HR S P ERA WHIP	IP WLS BF H R ER SO BB IBB HBP BLK WP HR S P ERA WHIP	IP WLS BF H R ER SO BB IBB HBP BLK WP HR S P ERA WHIP	IP WLS BF H R ER SO BB IBB HBP BLK WP HR S P ERA WHIP	IP WLS BF H R ER SO BB IBB HBP BLK WP HR S P ERA WHIP	IP WLS BF H R ER SO BB IBB HBP BLK WP HR S P ERA WHIP	IP WLS BF H R ER SO BB IBB HBP BLK WP HR S P ERA WHIP	IP WLS BF H R ER SO BB IBB HBP BLK WP HR S P ERA WHIP	IP WLS BF H R ER SO BB IBB HBP BLK WP HR S P ERA WHIP	IP WLS BF H R ER SO BB IBB HBP BLK WP HR S P ERA WHIP	IP WLS BF H R ER SO BB IBB HBP BLK WP HR S P ERA WHIP	IP WLS BF H R ER SO BB IBB HBP BLK WP HR S P ERA WHIP	IP WLS BF H R ER SO BB IBB HBP BLK WP HR S P ERA WHIP	
Lee Tunnell, R (1, 1) ERA: 4.41	7.0	L	25	6	2	2	6	2	0	0	0	0	0	0	35	43	2.57	1.143				
Cecilio Guante, R (8, 1) ERA: 2.94	2.0		9	2	0	0	2	2	0	0	0	0	0	11	19	0.00	2.000					

Houston Astros @ Pittsburgh Pirates  
Three Rivers Stadium, Pittsburgh, PA

Tue Aug 23 1983, 7:05 PM EDT  
Att: 17,484 - Unknown

livebaseballscorecards.com

AB	29
R	2
H	8
RBI	2
BB	4
SO	8
LOB	11





Batter	1	2	3	4	5	6	7	8	9	AB	R	H	RBI	BB	SO	LOB
--------	---	---	---	---	---	---	---	---	---	----	---	---	-----	----	----	-----

<b>Lee Lacy, R</b> (1, 7) <small>OBP: 0.335, SLG: 0.411</small> <b>Richie Hebner, L</b> (7, PH) <small>OBP: 0.317, SLG: 0.333</small> <b>Cecilio Guante, R</b> (8, 1) <small>OBP: 0.167, SLG: 0.118</small>	0-0 5-3 		0-3 K 		0-0 F8 BB 1B 		0-0 4-3 		0-0 F7 	3 0 1 0 0 1 0						
<b>Johnny Ray, S</b> (1, 4) <small>OBP: 0.322, SLG: 0.399</small>	0-0 BB 1B 		0-0 E 1B 1B 		4-0 G4-6-3 BB 1-2 		0-0 F7 		0-0 F8 	3 1 2 0 1 0 1						
<b>Bill Madlock, R</b> (1, 5) <small>OBP: 0.386, SLG: 0.454</small>	4-0 1B 1-2 BB 		0-0 E7 G4-6-3 1B 1-3 		0-0 F8 2-3 		0-0 4-3 		0-0 4-3 	3 0 1 0 1 0 2						
<b>Jason Thompson, L</b> (1, 3) <small>OBP: 0.385, SLG: 0.430</small>	0-0 F7 		0-0 G4-6-3 1-2f 		0-0 G4-6-3 1-2f 		0-0 4-3 		0-0 4-3 	4 0 0 0 0 0 6						
<b>Dave Parker, L</b> (1, 9) <small>OBP: 0.298, SLG: 0.398</small>	0-0 PB 1-3 2-H 1B 		0-0 F6 		0-3 K 		0-3 K 		0-3 K 	4 0 1 1 0 2 0						
<b>Dale Berra, R</b> (1, 6) <small>OBP: 0.312, SLG: 0.345</small>	0-3 K 1-2 		4-0 E 1B BB 		0-3 K 		0-0 F7 		0-0 F7 	3 0 0 0 1 2 2						
<b>Milt May, L</b> (1, 2) <small>OBP: 0.322, SLG: 0.374</small> <b>Doug Frobel, L</b> (9, PR) <small>OBP: 0.353, SLG: 0.677</small>		0-0 4-3 		0-0 E4 1B 1-2 		0-0 F2 		0-0 F2 		0-0 FC4-6 1B 	4 0 1 0 0 0 1 0 0 0 0 0 0					
<b>Marvell Wynne, L</b> (1, 8) <small>OBP: 0.336, SLG: 0.387</small>		0-0 F8 		0-0 F7 		4-0 SH3 BB 		0-0 L9 		0-0 L9 	3 0 0 0 1 0 3					
<b>Lee Tunnell, R</b> (1, 1) <small>OBP: 0.154, SLG: 0.132</small> <b>Lee Mazzilli, S</b> (7, PH) <small>OBP: 0.378, SLG: 0.358</small> (8, 7)		0-3 K 		0-0 1B 1-2 2-H 		0-0 SH3 		0-0 SH3 		0-0 FC4-6 1-2f 	2 0 1 0 0 1 0 1 0 0 0 0 1					

Inning Stats	R: 1	H: 2	E: 0	K: 1	S: 7	H: 2	LOB: 2	BB: 1	P: 11	R: 0	H: 0	E: 0	K: 1	S: 5	R: 0	H: 2	E: 1	K: 1	S: 6	R: 0	H: 1	E: 1	K: 0	S: 4	R: 0	H: 1	E: 0	K: 2	S: 7	R: 0	H: 0	E: 0	K: 0	S: 3	R: 0	H: 0	E: 0	K: 0	S: 3	R: 0	H: 0	E: 0	K: 1	S: 5	R: 0	H: 1	E: 0	K: 0	S: 4	R: 0	H: 1	E: 0	K: 0	S: 4	R: 0	H: 1	E: 0	K: 0	S: 4	R: 0	H: 0	E: 0	K: 0	S: 5	R: 0	H: 1	E: 0	K: 0	S: 4	1B: 7	2B: 0	3B: 0	HR: 0	SF: 0	SAC: 1	DP: 2	HBP: 0	WP: 0	PB: 1	SB: 0	CS: 0	PA: 36
--------------	------	------	------	------	------	------	--------	-------	-------	------	------	------	------	------	------	------	------	------	------	------	------	------	------	------	------	------	------	------	------	------	------	------	------	------	------	------	------	------	------	------	------	------	------	------	------	------	------	------	------	------	------	------	------	------	------	------	------	------	------	------	------	------	------	------	------	------	------	------	------	-------	-------	-------	-------	-------	--------	-------	--------	-------	-------	-------	-------	--------

PITCHER	IP	WLS	BF	H	R	ER	SO	BB	IBB	HBP	BLK	WP	HR	S	P	ERA	WHIP
<b>Joe Niekro, R</b> (1, 1) <small>ERA: 3.36</small>	6.0	W	26	6	1	1	5	4	0	0	0	0	0	32	48	1.50	1.667
<b>Bill Dawley, R</b> (7, 1) <small>ERA: 2.47</small>	3.0	S	10	1	0	0	1	0	0	0	0	0	0	12	12	0.00	0.333

**BOTTOM**

**Houston Astros @ Pittsburgh Pirates**  
 Three Rivers Stadium, Pittsburgh, PA  
 Tue Aug 23 1983, 7:05 PM EDT  
 Att. 17,484 - Unknown

[livebaseballscorecards.com](http://livebaseballscorecards.com)

<b>AB</b>	<b>31</b>
<b>R</b>	<b>1</b>
<b>H</b>	<b>7</b>
<b>RBI</b>	<b>1</b>
<b>BB</b>	<b>4</b>
<b>SO</b>	<b>6</b>
<b>LOB</b>	<b>17</b>



Batter	1	2	3	4	5	6	7	8	9	AB R H RBI BB SO LOB	TOP											
Bill Doran, S (1, 4) OBP: 0.370, SLG: 0.342	0-3 K		0-0 HR		0-0 FC4		0-0 L6		0-0 F7	6 1 1 1 0 1 6												
Terry Puhl, L (1, 9) OBP: 0.358, SLG: 0.443	0-0 4-3		0-0 L6	0-0 G3		4-0 BB		0-0 SF8 1B	0-0 1B	5 1 2 0 1 0 0												
Dickie Thon, R (1, 6) OBP: 0.351, SLG: 0.474	0-0 HR		0-0 1B E	0-0 6-3		0-0 F8		0-0 S 1B	0-0 F9	6 2 3 1 0 0 3												
Jose Cruz, L (1, 7) OBP: 0.386, SLG: 0.475	0-0 4-3		0-0 1B E 2B	0-0 6-3		0-3 K		0-3 K	1-2 2-3	5 1 1 0 0 2 3												
Ray Knight, R (1, 3) OBP: 0.361, SLG: 0.463		0-0 4-3	0-0 4-3		4-0 2B	0-3 K		0-0 SF8		3 1 0 1 1 1 2												
Phil Garner, R (1, 5) OBP: 0.324, SLG: 0.363		0-0 F9	0-0 2B 1B		0-0 2B		0-0 1B 2B	0-3 K		4 2 3 1 0 0 0												
Craig Reynolds, L (7, 5) OBP: 0.292, SLG: 0.317			2-3 1B		1-H 2B		0-0 2B	0-3 K		1 0 0 0 0 1 1												
Jerry Mumphrey, S (1, 8) OBP: 0.332, SLG: 0.401		0-0 2B	0-0 1B 2B		4-0 FC4		0-0 1B		0-0 F8	4 1 3 2 1 0 0												
John Mizerock, L (1, 2) OBP: 0.303, SLG: 0.328		4-0 BB	4-0 1B IBB		0-0 F2		0-0 F6		0-0 1B 2B	3 1 1 0 2 0 3												
Mike Madden, L (1, 1) OBP: 0.125, SLG: 0.067		0-3 K	0-0 1B		0-3 K		0-3 K		0-0 1B	4 0 1 2 0 3 5												
Michael LaCoss, R (7, 1) OBP: 0.118, SLG: 0.091			1-3 2-H 3-H						2-H 1B	1 0 1 1 0 0 0												
<b>Inning Stats</b>	R: 1 E: 0 K: 1 S: 6	H: 1 LOB: 0 BB: 0 P: 6	R: 0 E: 0 K: 1 S: 6	H: 1 LOB: 2 BB: 1 P: 10	R: 5 E: 1 K: 0 S: 9	H: 6 LOB: 2 BB: 1 P: 13	R: 0 E: 0 K: 0 S: 3	H: 0 LOB: 0 BB: 0 P: 3	R: 1 E: 0 K: 1 S: 6	H: 1 LOB: 2 BB: 2 P: 14	R: 0 E: 0 K: 2 S: 7	H: 0 LOB: 1 BB: 1 P: 11	R: 1 E: 0 K: 1 S: 7	H: 2 LOB: 1 BB: 0 P: 7	R: 1 E: 0 K: 2 S: 9	H: 2 LOB: 1 BB: 0 P: 9	R: 1 E: 0 K: 0 S: 6	H: 3 LOB: 2 BB: 0 P: 6	1B: 9 2B: 5 3B: 0 HR: 2	SF: 1 SAC: 0 DP: 0 HBP: 0	WP: 0 PB: 0 SB: 2 CS: 0	PA: 48
<b>PITCHER</b>	IP WLS BF H R ER SO BB IBB HBP BLK WP HR S P ERA WHIP																					
Rick Rhoden, R (1, 1) ERA: 3.36	2.2 L 18 8 6 2 2 1 1 0 0 0 0 2 20 28 6.75 3.375																					
Jim Bibby, R (3, 1) ERA: 6.9	3.1 14 1 1 1 3 3 0 0 0 0 0 0 17 29 2.70 1.200																					
Dave Tomlin, L (7, 1) ERA: 6.75	1.0 5 2 1 1 1 0 0 0 0 0 0 0 7 7 9.00 2.000																					
Manny Sarmiento, R (8, 1) ERA: 3.32	2.0 11 5 2 2 2 0 0 0 0 0 0 0 15 15 9.00 2.500																					

Houston Astros @ Pittsburgh Pirates  
 Three Rivers Stadium, Pittsburgh, PA  
 Wed Aug 24 1983, 7:05 PM EDT  
 Att: 14,279 - Unknown

livebaseballscorecards.com

AB	42
R	10
H	16
RBI	9
BB	5
SO	8
LOB	23



Batter	1	2	3	4	5	6	7	8	9	AB	R	H	RBI	BB	SO	LOB
Lee Lacy, R OBP: 0.337, SLG: 0.410 (1, 8)	4-0 BB G4-6-3 BB			x 0-0 6-3		x 0-0 FC5-4 1-2f		x 0-0 G4-6-3 1B		3	0	1	0	1	0	1
Lee Mazzilli, S OBP: 0.376, SLG: 0.353 (1, 3)	0-0 G4-6-3 1-2f			BBB 4-0 E 1B 6-3 BB		SSS 0-3 K		x 0-0 G4-6-3 1-2f		3	1	0	0	1	1	3
Bill Madlock, R OBP: 0.385, SLG: 0.452 (1, 5)	0-0 6-3			x 0-0 E7 1-3 1B		x 0-0 1-3		x 0-0 6-3		4	0	1	0	0	0	1
Jim Morrison, R OBP: 0.369, SLG: 0.543 (1, 4)		x 0-0 6-3		x 0-0 6-3		BBB 4-0 HR BB		x 0-0 6-3		3	1	0	1	1	0	1
Dave Parker, L OBP: 0.298, SLG: 0.404 (1, 9)		SS 0-3 K		x 0-0 3-H F4		x 0-0 1-H HR		x 0-0 L9		4	1	1	2	0	1	1
Tony Peña, R OBP: 0.329, SLG: 0.416 (1, 2)		x 0-0 6-3		x 0-0 5-3		x 0-0 1B G6-4-3 1B		x 0-0 6-3		4	1	1	0	0	0	0
Brian Harper, R OBP: 0.220, SLG: 0.458 (1, 7)			x 0-0 F9		x 0-0 4-3		x 0-0 1-3 G6-4-3 1B			3	0	1	0	0	0	0
Dale Berra, R OBP: 0.310, SLG: 0.342 (1, 6)			x 0-0 F9		x 0-0 F8		x 0-0 1-2f 3-H G6-4-3			3	0	0	0	0	0	1
Rick Rhoden, R OBP: 0.138, SLG: 0.152 Jim Bibby, S OBP: 0.111, SLG: 0.111 Doug Frobel, L OBP: 0.371, SLG: 0.677 Dave Tomlin, L OBP: 0.314, SLG: 0.330 Richie Hebner, L OBP: 0.314, SLG: 0.330 Manny Sarmiento, R (1, 1) (3, 1) (6, PH) (7, 1) (7, PH) (8, 1)			x 0-0 6-3		BBB 4-0 FC5-4 BB		x 0-0 F9			0	0	0	0	0	0	0

BOTTOM

Houston Astros @ Pittsburgh Pirates  
Three Rivers Stadium, Pittsburgh, PA  
Wed Aug 24 1983, 7:05 PM EDT  
Att. 14,279 - Unknown

AB	29
R	4
H	5
RBI	3
BB	4
SO	2
LOB	8



Inning Stats	R	H	E	K	S	IP	WLS	BF	H	R	ER	SO	BB	IBB	HBP	BLK	WP	HR	S	P	ERA	WHIP
	0	0	0	0	2	6.0	W	23	2	3	3	2	4	0	0	0	0	1	23	39	4.50	1.000
	0	0	0	0	5	3.0	S	10	3	1	1	0	0	0	0	0	0	0	10	10	3.00	1.000

1B:	4	SF:	0
2B:	0	SAC:	0
3B:	0	DP:	3
HR:	1	HBP:	0
WP:	0	PA:	33
PB:	0	ERA:	
SB:	0	WHIP:	
CS:	0		

Batter	1	2	3	4	5	6	7	8	9	AB R H RBI BB SO LOB	TOP															
Bill Doran, S (1, 4) OBP: 0.373, SLG: 0.342	0-0 F8		0-3 K			4-0 WP 1B SF7 BB		0-0 1B 1B	4-0 BB	3 2 1 0 2 1 1																
Terry Puhl, L (1, 9) OBP: 0.357, SLG: 0.441 Tim Tolman, R (9, PH) OBP: 0.263, SLG: 0.375	0-0 4-3			0-0 6-3		0-0 4-3 WP 1-2 1B		0-0 F5	0-0 4-3	4 0 1 0 0 0 1 1 0 0 0 0 0 1																
Dickie Thon, R (1, 6) OBP: 0.348, SLG: 0.471	0-3 K			0-3 K		0-0 SF7		0-0 L6		3 0 0 1 0 2 1																
Jose Cruz, L (1, 7) OBP: 0.387, SLG: 0.474		0-0 6-3		4-0 BLK BB		0-0 4-3		0-0 1B 1B		3 0 1 0 1 0 1																
Ray Knight, R (1, 3) OBP: 0.360, SLG: 0.461		0-3 K		0-0 L9		0-0 6-3		0-0 FC5-4 1B		4 0 1 1 0 1 2																
Phil Garner, R (1, 5) OBP: 0.323, SLG: 0.362		0-3 K			0-0 4-3 1B		0-3 K	0-0 FC5-4 1B		4 0 1 0 0 2 2																
Jerry Mumphrey, S (1, 8) OBP: 0.334, SLG: 0.402			0-0 1B		0-3 K		0-0 1B		0-0 5-3	4 0 2 0 0 1 1																
Alan Ashby, S (1, 2) OBP: 0.307, SLG: 0.427			0-3 K		0-0 4-3		0-0 F8		0-0 HR	4 1 1 1 0 1 3																
Bob Knepper, L (1, 1) OBP: 0.203, SLG: 0.279 Kevin Bass, S (7, PH) OBP: 0.240, SLG: 0.326 Dave Smith, R (7, 1) Denny Walling, L (9, PH) OBP: 0.313, SLG: 0.382			0-3 K		0-3 K		0-0 L8		0-3 K	2 0 0 0 0 2 2 1 0 0 0 0 0 1 0 0 0 0 0 0 0 1 0 0 0 0 1 0																
<b>Inning Stats</b>	R: 0 E: 0 K: 1 S: 5	H: 0 LOB: 0 BB: 0 P: 5	R: 0 E: 0 K: 2 S: 7	H: 0 LOB: 0 BB: 0 P: 7	R: 0 E: 0 K: 3 S: 10	H: 1 LOB: 1 BB: 0 P: 10	R: 0 E: 0 K: 1 S: 5	H: 0 LOB: 1 BB: 1 P: 9	R: 0 E: 0 K: 2 S: 8	H: 1 LOB: 1 BB: 0 P: 8	R: 1 E: 0 K: 0 S: 4	H: 1 LOB: 1 BB: 1 P: 8	R: 0 E: 0 K: 1 S: 6	H: 1 LOB: 1 BB: 0 P: 6	R: 1 E: 0 K: 0 S: 6	H: 3 LOB: 2 BB: 0 P: 6	R: 1 E: 0 K: 1 S: 6	H: 1 LOB: 1 BB: 1 P: 10	1B: 7 2B: 0 3B: 0 HR: 1	SF: 1 SAC: 0 DP: 0 HBP: 0	WP: 1 PB: 0 SB: 0 CS: 0	PA: 38				
<b>PITCHER</b> Jose DeLeon, R (1, 1) ERA: 2.08 Rod Scurry, L (9, 1) ERA: 5.1	IP 8.2	WLS W	BF 37	H 8	R 3	ER 3	SO 11	BB 3	IBB 0	HBP 0	BLK 1	WP 1	HR 1	S 56	P 68	ERA 3.12	WHIP 1.269									
<b>PITCHER</b>	IP	WLS	BF	H	R	ER	SO	BB	IBB	HBP	BLK	WP	HR	S	P	ERA	WHIP									

Houston Astros @ Pittsburgh Pirates  
 Three Rivers Stadium, Pittsburgh, PA  
 Thu Aug 25 1983, 7:05 PM EDT  
 Att: 11,019 - Unknown

livebaseballscorecards.com

AB	34
R	3
H	8
RBI	3
BB	3
SO	11
LOB	16



Batter	1	2	3	4	5	6	7	8	9	AB	R	H	RBI	BB	SO	LOB
Lee Lacy, R OBP: 0.343, SLG: 0.410 (1, 8) BBB (7, 7)	4-0 S 2B BB	0-0 1B 1-3 1B			0-0 5-3 ①		4-0 BB BB			2	1	1	0	2	0	0
Jim Morrison, R OBP: 0.374, SLG: 0.550 (1, 4) X	0-0 6-3 1-H 2B	0-0 1-3 3-H 1B			0-0 F9 ②		0-0 L6-4 ② ③ 2-3			4	0	2	2	0	0	2
Bill Madlock, R OBP: 0.364, SLG: 0.449 (1, 5) X	0-0 6-3 2-3	0-3 K ③			0-0 6-3 ③			4-0 E SF8 BB		3	1	0	0	1	1	3
Jason Thompson, L OBP: 0.382, SLG: 0.427 (1, 3) X	0-0 G3 ②		0-3 K ①			0-0 L6 ①		0-0 SF8 1-H ①		3	0	0	1	0	1	1
Dave Parker, L OBP: 0.298, SLG: 0.406 Doug Frobel, L OBP: 0.361, SLG: 0.656 (1, 9) S (8, 9)	0-3 K ③		0-3 K ②			0-0 1B 2B		0-0 F5 ②		3	1	1	0	0	2	1
Tony Peña, R OBP: 0.330, SLG: 0.424 (1, 2) X		0-0 HR ①			0-0 F9 ③		0-0 L6-3 2-H 1B		0-0 L5 ③		4	1	2	2	0	0
Brian Harper, R OBP: 0.214, SLG: 0.445 Marvell Wynne, L OBP: 0.336, SLG: 0.387 (1, 7) (7, 8)		0-0 F8 ①			0-0 6-3 ①		0-0 L6-3 ② ③ 1-2			3	0	0	0	0	0	1
Dale Berra, R OBP: 0.310, SLG: 0.340 (1, 6) X		0-0 F7 ②			0-0 F9 ②		4-0 L6-4 SH1-4 BB			2	0	0	0	1	0	0
Jose DeLeon, R Rod Scurry, L (1, 1) (9, 1)		4-0 1B 1B BB			0-3 K ③		0-0 SH1-4 ① 1-2			1	1	0	0	1	1	0

Inning Stats	R: 1	H: 1	E: 0	K: 1	S: 6	H: 1	LOB: 1	BB: 1	P: 10	R: 2	H: 3	E: 0	K: 1	S: 8	H: 0	LOB: 2	BB: 1	P: 12	R: 0	H: 0	E: 0	K: 2	S: 7	H: 0	LOB: 0	BB: 0	P: 7	R: 0	H: 0	E: 0	K: 1	S: 5	H: 0	LOB: 0	BB: 0	P: 5	R: 0	H: 0	E: 0	K: 0	S: 3	H: 2	LOB: 0	BB: 0	P: 4	R: 0	H: 0	E: 0	K: 0	S: 2	H: 0	LOB: 1	BB: 2	P: 10	R: 1	H: 0	E: 1	K: 0	S: 3	H: 0	LOB: 0	BB: 1	P: 7
--------------	------	------	------	------	------	------	--------	-------	-------	------	------	------	------	------	------	--------	-------	-------	------	------	------	------	------	------	--------	-------	------	------	------	------	------	------	------	--------	-------	------	------	------	------	------	------	------	--------	-------	------	------	------	------	------	------	------	--------	-------	-------	------	------	------	------	------	------	--------	-------	------

PITCHER	IP	WLS	BF	H	R	ER	SO	BB	IBB	HBP	BLK	WP	HR	S	P	ERA	WHIP
Bob Knepper, L ERA: 3.44 (1, 1)	6.0	L	25	6	4	4	5	2	0	0	0	0	1	33	41	6.00	1.333
Dave Smith, R ERA: 2.72 (7, 1)	2.0		8	0	1	0	0	3	0	0	0	0	0	5	17	0.00	1.500

**BOTTOM**

**Houston Astros @ Pittsburgh Pirates**  
Three Rivers Stadium, Pittsburgh, PA

Thu Aug 25 1983, 7:05 PM EDT  
Att. 11,019 - Unknown

AB	26
R	5
H	6
RBI	5
BB	5
SO	5
LOB	8



WP	PA	ERA	WHIP
0	33		

Batter	1	2	3	4	5	6	7	8	9	AB R H RBI BB SO LOB	TOP										
<b>Gary Woods, R</b> (1, 7) <small>OBP: 0.285, SLG: 0.309</small> <b>Ron Cey, R</b> (8, PH) <small>OBP: 0.347, SLG: 0.448</small> <b>Lee Smith, R</b> (8, 1) <small>OBP: 0.286, SLG: 0.167</small>	0-0 5-3		0-0 F8			0-0 4-3		0-0 FC5-4 1-2f		3 0 0 0 0 0 1 1 0 0 0 0 0 1 0 0 0 0 0 0 0											
<b>23 Ryne Sandberg, R</b> (1, 4) <small>OBP: 0.315, SLG: 0.369</small>	0-0 6-3		0-0 4-3			0-0 F7			0-0 4-3	4 0 0 0 0 0 1											
<b>Mel Hall, L</b> (1, 8) <small>OBP: 0.347, SLG: 0.444</small>	0-3 K			0-0 4-3		0-0 4-3			0-3 K	4 0 0 0 0 2 0											
<b>Keith Moreland, R</b> (1, 9) <small>OBP: 0.359, SLG: 0.441</small>		0-0 F9		0-0 4-3			0-0 1-3		0-0 4-3	4 0 0 0 0 0 0											
<b>Leon Durham, L</b> (1, 3) <small>OBP: 0.384, SLG: 0.483</small>		4-0 BB		0-0 3-1			0-0 G3			2 0 0 0 1 0 0											
<b>Jody Davis, R</b> (1, 2) <small>OBP: 0.311, SLG: 0.481</small>		0-3 K			0-0 F9		0-0 F8			3 0 0 0 0 1 1											
<b>Tom Verzyer, R</b> (1, 5) <small>OBP: 0.226, SLG: 0.259</small>		0-0 5-3 1-2			0-0 F4			0-0 G3		3 0 0 0 0 0 1											
<b>Larry Bowa, S</b> (1, 6) <small>OBP: 0.302, SLG: 0.328</small>			0-0 SH5-3 1B		0-0 1B			0-0 F7		3 0 2 0 0 0 0											
<b>Steve Trout, L</b> (1, 1) <small>OBP: 0.228, SLG: 0.200</small> <b>Thad Bosley, L</b> (8, PH) <small>OBP: 0.516, SLG: 0.750</small> (8, 7)			0-0 SH5-3 1-2		0-0 4-3			4-0 FC5-4 BB		1 0 0 0 0 0 1 0 0 0 0 1 0 0											
<b>Inning Stats</b>	R: 0 E: 0 K: 1 S: 5	H: 0 LOB: 0 BB: 0 P: 5	R: 0 E: 0 K: 1 S: 5	H: 0 LOB: 1 BB: 1 P: 9	R: 0 E: 0 K: 0 S: 4	H: 1 LOB: 1 BB: 0 P: 4	R: 0 E: 0 K: 0 S: 3	H: 0 LOB: 0 BB: 0 P: 3	R: 0 E: 0 K: 0 S: 4	H: 1 LOB: 1 BB: 0 P: 4	R: 0 E: 0 K: 0 S: 3	H: 0 LOB: 0 BB: 0 P: 3	R: 0 E: 0 K: 0 S: 3	H: 0 LOB: 0 BB: 0 P: 3	R: 0 E: 0 K: 1 S: 5	H: 0 LOB: 0 BB: 0 P: 5	1B: 2 2B: 0 3B: 0 HR: 0	SF: 0 SAC: 1 DP: 0 HBP: 0	WP: 0 PB: 0 SB: 1 CS: 0	PA: 31	
<b>PITCHER</b>	IP WLS BF H R ER SO BB IBB HBP BLK WP HR S P ERA WHIP																				
<b>Nolan Ryan, R</b> (1, 1) <small>ERA: 2.47</small> <b>Vern Ruhle, R</b> (3, 1) <small>ERA: 3.8</small> <b>Bill Dawley, R</b> (8, 1) <small>ERA: 2.42</small>	2.2 W S	10 17 4	1 1 0	0 0 0	0 0 0	2 0 1	1 0 0	0 0 0	0 0 0	0 0 0	0 0 0	0 0 6	13 16 6	17 20 6	0.00 0.00 0.00	0.750 0.400 0.000					
<b>PITCHER</b>	IP WLS BF H R ER SO BB IBB HBP BLK WP HR S P ERA WHIP																				

Chicago Cubs @ Houston Astros  
Astrodome, Houston, TX  
Fri Aug 26 1983, 8:05 PM EDT  
Att. 16,735 - Dome

livebaseballscorecards.com

AB	28
R	0
H	2
RBI	0
BB	2
SO	3
LOB	6



Batter	1	2	3	4	5	6	7	8	9	AB	R	H	RBI	BB	SO	LOB
--------	---	---	---	---	---	---	---	---	---	----	---	---	-----	----	----	-----

<b>Bill Doran, S</b> <small>OBP: 0.370, SLG: 0.340</small> (1, 4)	0-0 <b>6-3</b> 		0-0 <b>5-3</b> 			0-0 <b>G6-4-3</b> 				3	0	0	0	0	0	2
<b>Terry Puhl, L</b> <small>OBP: 0.357, SLG: 0.440</small> (1, 9)	0-0 			0-0 <b>4-3</b> 			0-0 <b>F4</b> 			3	0	1	0	0	0	0
<b>Dickie Thon, R</b> <small>OBP: 0.348, SLG: 0.470</small> (1, 6)	0-3 <b>K</b> 			0-3 <b>K</b> 			0-0 			3	1	1	0	0	2	1
<b>Phil Garner, R</b> <small>OBP: 0.321, SLG: 0.360</small> (1, 5)		0-0 <b>F8</b> 		0-3 <b>K</b> 			0-0 <b>5-3</b> 			3	0	0	0	0	1	1
<b>Jose Cruz, L</b> <small>OBP: 0.387, SLG: 0.473</small> (1, 7)		0-0 <b>F8</b> 			0-0 <b>F7</b> 			0-0 		3	0	1	1	0	0	0
<b>Ray Knight, R</b> <small>OBP: 0.357, SLG: 0.458</small> (1, 3)		0-3 <b>K</b> 			0-0 <b>F9</b> 			0-0 <b>F5</b> 		3	0	0	0	0	1	0
<b>Jerry Mumphrey, S</b> <small>OBP: 0.332, SLG: 0.398</small> (1, 8)			0-3 <b>K</b> 		0-0 <b>6-3</b> 			0-0 <b>F8</b> 		3	0	0	0	0	1	0
<b>Alan Ashby, S</b> <small>OBP: 0.312, SLG: 0.428</small> (1, 2)			0-0 		0-0 <b>5-3</b> 			4-0 		2	0	1	0	1	0	0
<b>Nolan Ryan, R</b> <small>OBP: 0.091, SLG: 0.057</small> (1, 1)			0-0 <b>SH5-4</b> 		4-0 			0-0 <b>FC6</b> 		0	0	0	0	0	0	0
<b>Vern Ruhle, R</b> <small>OBP: 0.294, SLG: 0.143</small> (3, 1)			0-0 <b>SH5-4</b> 		0-0 			0-0 <b>FC6</b> 		0	0	0	0	1	0	0
<b>Bill Dawley, R</b> <small>OBP: 0.125, SLG: 0.125</small> (8, 1)			1-2 		0-0 			1-2f 		1	0	0	0	0	0	1

Inning Stats	R: 0	H: 1	E: 0	LOB: 0	K: 1	S: 5	P: 5	R: 0	H: 0	E: 0	LOB: 0	K: 1	S: 5	P: 5	R: 0	H: 1	E: 0	LOB: 1	K: 1	S: 6	P: 6	R: 0	H: 0	E: 0	LOB: 0	K: 2	S: 7	P: 7	R: 0	H: 0	E: 0	LOB: 0	K: 0	S: 3	P: 3	R: 1	H: 2	E: 0	LOB: 1	K: 0	S: 4	P: 4	R: 0	H: 0	E: 0	LOB: 1	K: 0	S: 3	P: 7
--------------	------	------	------	--------	------	------	------	------	------	------	--------	------	------	------	------	------	------	--------	------	------	------	------	------	------	--------	------	------	------	------	------	------	--------	------	------	------	------	------	------	--------	------	------	------	------	------	------	--------	------	------	------

PITCHER	IP	WLS	BF	H	R	ER	SO	BB	IBB	HBP	BLK	WP	HR	S	P	ERA	WHIP
Steve Trout, L <small>ERA: 4.36</small>	(1, 1)	7.0	L	23	4	1	1	5	1	0	0	0	0	32	36	1.29	0.714
Lee Smith, R <small>ERA: 1.55</small>	(8, 1)	1.0		4	0	0	0	1	0	0	0	0	0	3	7	0.00	1.000

**BOTTOM**

**Chicago Cubs @ Houston Astros**  
 Astrodome, Houston, TX  
 Fri Aug 26 1983, 8:05 PM EDT  
 Att. 16,735 - Dome

[livebaseballscorecards.com](http://livebaseballscorecards.com)

<b>AB</b>	<b>24</b>
<b>R</b>	<b>1</b>
<b>H</b>	<b>4</b>
<b>RBI</b>	<b>1</b>
<b>BB</b>	<b>2</b>
<b>SO</b>	<b>5</b>
<b>LOB</b>	<b>5</b>



1B: 4	SF: 0	WP: 0	PA: 27
2B: 0	SAC: 1	PB: 0	
3B: 0	DP: 1	SB: 0	
HR: 0	HBP: 0	CS: 1	

PITCHER	IP	WLS	BF	H	R	ER	SO	BB	IBB	HBP	BLK	WP	HR	S	P	ERA	WHIP
---------	----	-----	----	---	---	----	----	----	-----	-----	-----	----	----	---	---	-----	------

Batter	1	2	3	4	5	6	7	8	9	AB R H RBI BB SO LOB	TOP	
<b>Thad Bosley, L</b> (1, 7) OBP: 0.500, SLG: 0.690 <b>Gary Woods, R</b> (8, PR) OBP: 0.283, SLG: 0.307 (8, 7)	0-0  1B	0-0 G3		0-3 K		0-3 K		0-0  1B	0-0 FC5-4 1-2f	5 1 2 0 0 2 3 1 0 0 0 0 0 1		
<b>Larry Bowa, S</b> (1, 6) OBP: 0.308, SLG: 0.338	0-0  1B		0-0  2B	0-3 K			0-0  1B	0-0  2B		5 4 4 0 0 1 1		
<b>23 Ryne Sandberg, R</b> (1, 4) OBP: 0.315, SLG: 0.368	0-0 SH2-3 1-3 3-H		0-3 K		0-0 5-3		0-0 6-3 1-3	0-0  1B		4 0 1 0 0 1 2		
<b>Leon Durham, L</b> (1, 9) OBP: 0.387, SLG: 0.481	4-0  BB		0-3 K		0-0 G3		0-0  1B	4-0  IBB		3 1 1 1 2 1 1		
<b>Ron Cey, R</b> (1, 5) OBP: 0.348, SLG: 0.448 <b>Tom Verzyer, R</b> (7, PR) OBP: 0.224, SLG: 0.256 (7, 5)	0-0 F3		0-0  1B		0-0 F4		4-0  BB	0-0 FC5-4 1-2f		3 1 1 1 1 0 1 1 0 0 0 0 0 2		
<b>Mel Hall, L</b> (1, 8) OBP: 0.351, SLG: 0.455	0-0 4-3		0-0  3B			0-0 6-3	4-0  BB		0-0  2B	4 1 2 1 1 0 1		
<b>Jody Davis, R</b> (1, 2) OBP: 0.307, SLG: 0.474		0-0  F8	0-3 K		0-0 5-3	0-0  FC5-4		0-0 4-3		5 0 0 0 0 1 4		
<b>Carmelo Martinez, R</b> (1, 3) OBP: 0.333, SLG: 0.900		0-0  1B		0-0 5-3		0-0  HR	0-0 4-3		0-0  SF7	4 1 2 2 0 0 2		
<b>Dick Ruthven, R</b> (1, 1) OBP: 0.235, SLG: 0.260 <b>Craig Lefferts, L</b> (7, 1) OBP: 0.158, SLG: 0.111 <b>Bill Campbell, R</b> (7, 1) OBP: 0.111, SLG: 0.111		0-0  FC6-4		0-0  1B		0-0  1B		0-0  F8	0-0  1B	3 0 2 0 0 0 1 0 0 0 0 0 0 0 2 0 1 0 0 0 0		
<b>Inning Stats</b>	R: 2 H: 2 E: 0 LOB: 1 K: 0 BB: 1 S: 5 P: 9	R: 0 H: 1 E: 0 LOB: 1 K: 0 BB: 0 S: 4 P: 4	R: 2 H: 3 E: 0 LOB: 1 K: 3 BB: 0 S: 12 P: 12	R: 0 H: 1 E: 0 LOB: 1 K: 2 BB: 0 S: 8 P: 8	R: 0 H: 0 E: 0 LOB: 0 K: 0 BB: 0 S: 3 P: 3	R: 1 H: 2 E: 0 LOB: 1 K: 1 BB: 0 S: 7 P: 7	R: 2 H: 2 E: 0 LOB: 2 K: 0 BB: 2 S: 5 P: 13	R: 1 H: 3 E: 0 LOB: 2 K: 0 BB: 1 S: 5 P: 9	R: 1 H: 2 E: 0 LOB: 1 K: 0 BB: 0 S: 5 P: 5	1B: 11 SF: 1 2B: 3 SAC: 1 3B: 1 DP: 0 HR: 1 HBP: 0	WP: 4 PA: 46 PB: 1 SB: 2 CS: 1	
<b>PITCHER</b> <b>Joe Niekro, R</b> (1, 1) ERA: 3.51 <b>Dave Smith, R</b> (7, 1) ERA: 2.79 <b>Michael LaCoss, R</b> (9, 1) ERA: 4.82	IP WLS BF H R ER SO BB IBB HBP BLK WP HR S P ERA WHIP 6.1 L 32 11 7 6 6 2 0 0 0 3 1 42 50 8.53 2.053 1.2 9 3 1 1 0 1 1 0 0 1 0 7 15 5.40 2.400 1.0 5 2 1 1 0 0 0 0 0 0 0 5 5 9.00 2.000				<b>PITCHER</b> IP WLS BF H R ER SO BB IBB HBP BLK WP HR S P ERA WHIP							

Chicago Cubs @ Houston Astros  
 Astrodome, Houston, TX  
 Sat Aug 27 1983, 8:05 PM EDT  
 Att. 31,665 - Dome

livebaseballscorecards.com

AB 40  
 R 9  
 H 16  
 RBI 5  
 BB 4  
 SO 6  
 LOB 19





BOTTOM

Chicago Cubs @ Houston Astros  
Astrodome, Houston, TX

Sat Aug 27 1983, 8:05 PM EDT  
Att. 31,665 - Dome

livebaseballscores.com

AB	37
R	5
H	11
RBI	5
BB	2
SO	5
LOB	18



WP	0	PA	39
PB	0		
SB	0		
CS	0		

AB R H RBI BB SO LOB

5	0	3	0	0	0	0
3	0	0	0	0	0	1
2	0	0	0	0	2	2
4	1	1	0	1	0	2
4	0	2	1	0	0	2
3	1	0	0	1	0	2
3	0	1	0	0	0	2
0	0	0	0	0	0	0
1	1	0	0	0	0	1
0	0	0	0	0	0	0
4	1	3	1	0	0	0
2	0	0	1	0	1	2
2	0	0	0	0	1	2
2	0	0	0	0	0	2
2	1	1	2	0	1	0

Batter	1	2	3	4	5	6	7	8	9
Bill Doran, S (1, 4) OBP: 0.373, SLG: 0.353	0-0 6-3		0-0 3B		0-0 G1		0-0 2B		0-0 2B
Terry Puhl, L (1, 9) OBP: 0.354, SLG: 0.437 Kevin Bass, S (7, PH) OBP: 0.236, SLG: 0.322	0-0 F9		0-0 G3			0-0 G3	0-3 K		0-3 K
Dickie Thon, R (1, 6) OBP: 0.349, SLG: 0.470	0-0 5-3		4-0 G6-3 BB			0-0 2B	0-0 4-3		0-0 F9
Jose Cruz, L (1, 7) OBP: 0.388, SLG: 0.475		0-0 FC5-4 1B	0-0 G6-3			0-0 2B		0-0 6-3	
Ray Knight, R (1, 3) OBP: 0.356, SLG: 0.455		0-0 FC5-4 1B G3		0-0 5-3		0-0 E3		4-0 FC1-6 BB	
Phil Garner, R (1, 5) OBP: 0.321, SLG: 0.360 Dave Smith, R (7, 1) Harry Spilman, L (8, PH) OBP: 0.224, SLG: 0.262 Michael LaCoss, R (9, 1) OBP: 0.118, SLG: 0.091		0-0 G3 1B		0-0 F6		0-0 L7-6-3		0-0 FC1-6 2B	
Jerry Mumphrey, S (1, 8) OBP: 0.336, SLG: 0.405		0-0 G3 1B		0-0 G3			0-0 HR 1B	0-0 2B	
John Mizerock, L (1, 2) OBP: 0.295, SLG: 0.318 Alan Ashby, S (7, PH) OBP: 0.309, SLG: 0.424		0-0 G3			0-3 K		0-0 F3	0-3 K	
Joe Niekro, R (1, 1) OBP: 0.099, SLG: 0.100 Denny Walling, L (7, 5) OBP: 0.318, SLG: 0.423		0-0 G3			0-0 5-3		0-0 HR	0-3 K	

Inning Stats	R: 0	H: 0	E: 0	K: 0	S: 3	R: 1	H: 3	E: 0	K: 0	S: 6	R: 0	H: 1	E: 0	K: 0	S: 3	R: 0	H: 0	E: 0	K: 1	S: 5	R: 1	H: 2	E: 1	K: 0	S: 5	R: 2	H: 3	E: 0	K: 1	S: 8	R: 1	H: 1	E: 0	K: 1	S: 6	R: 0	H: 1	E: 0	K: 2	S: 8	1B: 4	2B: 6	3B: 1	SF: 0	SAC: 0	DP: 2	HBP: 0	WP: 0	PB: 0	SB: 0	CS: 0	PA: 39
--------------	------	------	------	------	------	------	------	------	------	------	------	------	------	------	------	------	------	------	------	------	------	------	------	------	------	------	------	------	------	------	------	------	------	------	------	------	------	------	------	------	-------	-------	-------	-------	--------	-------	--------	-------	-------	-------	-------	--------

PITCHER	IP	WLS	BF	H	R	ER	SO	BB	IBB	HBP	BLK	WP	HR	S	P	ERA	WHIP
Dick Ruthven, R (1, 1) ERA: 4.52	6.0	W	24	6	2	2	1	1	0	0	0	0	0	25	29	3.00	1.167
Craig Lefferts, L (7, 1) ERA: 3.16	0.2		5	3	2	2	1	0	0	0	0	0	1	7	7	27.00	4.500
Bill Campbell, R (7, 1) ERA: 3.82	2.1	S	10	2	1	1	3	1	0	0	0	0	0	15	19	3.86	1.286

Batter	1	2	3	4	5	6	7	8	9	AB R H RBI BB SO LOB	TOP
23 Ryne Sandberg, R (1, 4) OBP: 0.314, SLG: 0.369	0-0 3-1 2B	0-0 F8			0-0 4-3		0-3 K			4 1 1 0 0 1 2	
Larry Bowa, S (1, 6) OBP: 0.308, SLG: 0.337	0-0 3-1 2-3		0-0 G3 S 1B		0-0 F7			0-0 F8		4 0 1 0 0 0 1	
Leon Durham, L (1, 7) OBP: 0.386, SLG: 0.484	0-3 K		0-3 K		0-3 K			0-0 1B 3B		4 1 1 0 0 3 2	
Ron Cey, R (1, 5) OBP: 0.349, SLG: 0.450	0-0		0-0 G3		0-0 5-3			0-0 E 1B		4 0 2 2 0 0 1	
Tom Verzyer, R (8, 5) OBP: 0.224, SLG: 0.256	0-0 2B		0-0 2-3					0-0 3-H 1B		0 0 0 0 0 0 0	
Keith Moreland, R (1, 9) OBP: 0.358, SLG: 0.438	0-0 F8		0-0 G3		4-0 BB			0-0 E3 G6-4-3 1-3		3 0 0 0 1 0 3	
Mel Hall, L (1, 8) OBP: 0.347, SLG: 0.449		0-0 3-1		0-0 F9		0-0 F7		0-0 G6-4-3 1-2f		4 0 0 0 0 0 3	
Jody Davis, R (1, 2) OBP: 0.307, SLG: 0.471		4-0 1B BB		0-0 F9		0-0 L1		0-3 K		3 0 0 0 1 1 1	
Carmelo Martinez, R (1, 3) OBP: 0.375, SLG: 0.786		0-0 1-2 1B		0-0 1B		0-0 F8		0-0 F8		4 0 2 0 0 0 0	
Dickie Noles, R (1, 1) OBP: 0.258, SLG: 0.290		0-3 K		0-0 F9		0-0 1-3		0-0 F2		1 0 0 0 0 0 1 2	
Jay Johnstone, L (4, PH) OBP: 0.358, SLG: 0.441										1 0 0 0 0 0 0 1	
Rich Bardi, R (4, 1)										0 0 0 0 0 0 0 0	
Steve Lake, R (7, PH) OBP: 0.290, SLG: 0.385										1 0 0 0 0 0 0 0	
Warren Brusstar, R (7, 1)										0 0 0 0 0 0 0 0	
Gary Woods, R (8, PH) OBP: 0.282, SLG: 0.305										1 0 0 0 0 0 0 0	
<b>Inning Stats</b>	R: 1 H: 2 E: 0 LOB: 1 K: 1 BB: 0 S: 7 P: 7	R: 0 H: 1 E: 0 LOB: 2 K: 1 BB: 1 S: 6 P: 10	R: 0 H: 1 E: 0 LOB: 1 K: 1 BB: 0 S: 6 P: 6	R: 0 H: 1 E: 0 LOB: 1 K: 0 BB: 0 S: 4 P: 4	R: 0 H: 0 E: 0 LOB: 0 K: 1 BB: 0 S: 5 P: 5	R: 0 H: 0 E: 0 LOB: 1 K: 0 BB: 1 S: 3 P: 7	R: 0 H: 0 E: 0 LOB: 0 K: 1 BB: 0 S: 5 P: 5	R: 1 H: 2 E: 1 LOB: 1 K: 0 BB: 0 S: 5 P: 5	R: 0 H: 0 E: 0 LOB: 0 K: 1 BB: 0 S: 5 P: 5	1B: 4 SF: 0 2B: 2 SAC: 0 3B: 1 DP: 1 HR: 0 HBP: 0	WP: 0 PA: 36 PB: 0 SB: 1 CS: 0
<b>PITCHER</b>	IP WLS BF H R ER SO BB IBB HBP BLK WP HR S P ERA WHIP										
Mike Scott, R (1, 1) ERA: 3.82	7.1 W 32 7 2 2 5 2 0 0 0 0 0 0 40 48 2.46 1.227										
Frank DiPino, L (8, 1) ERA: 2.56	1.2 S 4 0 0 0 1 0 0 0 0 0 0 0 6 6 0.00 0.000										

Chicago Cubs @ Houston Astros  
Astrodome, Houston, TX  
Sun Aug 28 1983, 8:05 PM EDT  
Att. 12,776 - Dome

livebaseballscorecards.com

AB 34  
R 2  
H 7  
RBI 2  
BB 2  
SO 6  
LOB 16



Batter	1	2	3	4	5	6	7	8	9
Bill Doran, S OBP: 0.372, SLG: 0.352 (1, 4)	0-0 3B 1B		0-0 4-3	0-0 F8			0-0 5-3		
Terry Puhl, L OBP: 0.361, SLG: 0.447 (1, 9)	0-0 1-H 1B 3B		0-0 3B 1B		0-0 S 1B		4-0 S BB		
Dickie Thon, R OBP: 0.350, SLG: 0.475 (1, 6)	0-0 E 1B		0-0 1-H 6-3 3B		0-0 F7		0-0 4-3		
Jose Cruz, L OBP: 0.387, SLG: 0.474 (1, 7)	0-3 K 1-2		0-0 6-3		0-0 F8		0-0 G4-6-3 1B		
Ray Knight, R OBP: 0.356, SLG: 0.453 (1, 3)	0-3 K		0-0 3-H 1B		0-0 F3		0-0 G4-6-3 1-2f		
Phil Garner, R OBP: 0.319, SLG: 0.357 (1, 5)	0-0 G3		0-3 K		0-0 F8		0-0 4-3		
Jerry Mumphrey, S OBP: 0.333, SLG: 0.402 (1, 8)		0-0 F8		0-0 F7		0-0 F7			
Alan Ashby, S OBP: 0.306, SLG: 0.419 (1, 2)		0-3 K		0-0 F7		0-0 4-3			
Mike Scott, R OBP: 0.128, SLG: 0.128 (1, 1)		0-0 F8		0-0 1B			0-0 6-3		
Frank DiPino, L OBP: 0.400, SLG: 0.500 (8, 1)									

Inning Stats	R: 2	H: 3	E: 1	K: 2	S: 10	L: 15	R: 0	H: 0	E: 0	K: 1	S: 5	R: 0	H: 3	E: 0	K: 1	S: 8	R: 0	H: 1	E: 0	K: 0	S: 4	R: 0	H: 1	E: 0	K: 0	S: 3	R: 0	H: 0	E: 0	K: 0	S: 3	R: 0	H: 1	E: 0	K: 0	S: 3	

PITCHER	IP	WLS	BF	H	R	ER	SO	BB	IBB	HBP	BLK	WP	HR	S	P	ERA	WHIP
Dickie Notes, R ERA: 4.58 (1, 1)	3.0	L	15	6	4	4	4	0	0	0	0	0	0	23	23	12.00	2.000
Rich Bordi, R ERA: 2.51 (4, 1)	3.0		11	2	0	0	0	0	0	0	0	0	0	11	11	0.00	0.667
Warren Brusstar, R ERA: 2.06 (7, 1)	2.0		7	1	0	0	0	1	0	0	0	0	0	6	10	0.00	1.000

**BOTTOM**


**Chicago Cubs @ Houston Astros**  
Astrodome, Houston, TX

Sun Aug 28 1983, 8:05 PM EDT  
Att. 12,776 - Dome

AB	R	H	RBI	BB	SO	LOB
4	1	1	0	0	0	1
3	2	3	1	1	0	0
4	1	2	2	0	0	2
4	0	1	1	0	1	2
4	0	1	0	0	1	3
4	0	0	0	0	1	2
3	0	0	0	0	0	0
3	0	0	0	0	1	0
3	0	1	0	0	0	0
0	0	0	0	0	0	0

livebaseballscorecards.com

AB	32
R	4
H	9
RBI	4
BB	1
SO	4
LOB	10



WP	HR	S	P	ERA	WHIP
0	0	0	0	0	0
0	0	0	0	0	0
0	0	0	0	0	0
0	0	0	0	0	0

Batter	1	2	3	4	5	6	7	8	9	AB R H RBI BB SO LOB	TOP		
<b>Lonnie Smith, R</b> (1, 7) X OBP: 0.377, SLG: 0.437 <b>Andy Van Slyke, L</b> (8, 7) OBP: 0.358, SLG: 0.456	0-0 		0-0 6-3 			0-0 FC6 SH3-4 1B 		0-0 F7 S 1B 	0-3 K 	4 3 2 0 0 0 1 1 0 0 0 0 1 2			
<b>Ozzie Smith, S</b> (1, 6) B B B OBP: 0.316, SLG: 0.332	4-0 		0-0 F6 			0-0 SH3-4 		0-0 F8 		2 1 0 0 1 0 1			
<b>Willie McGee, S</b> (1, 8) X OBP: 0.324, SLG: 0.386	0-0 L4-6 1-H 2-H 2B 			4-0 G6-4-3 BB 		0-0 CS 1B 		0-0 F7 		3 0 2 4 1 0 1			
<b>George Hendrick, R</b> (1, 3) S S S OBP: 0.379, SLG: 0.500	0-3 K 			0-0 F8 		4-0 CS IBB 		0-0 		3 0 1 1 1 1 2			
<b>David Green, R</b> (1, 9) X OBP: 0.320, SLG: 0.418	0-0 L4-6 2-3 			0-0 G6-4-3 1-2f 		0-3 K2-3 		0-0 F7 		4 0 0 0 0 1 5			
<b>Floyd Rayford, R</b> (1, 5) <b>Mike Ramsey, S</b> (7, PR) (7, 4) OBP: 0.274, SLG: 0.360 OBP: 0.314, SLG: 0.331		0-0 4-3 			4-0 G4-6-3 BB 		4-0 WP BB 		0-3 K 	1 0 0 0 2 0 0 1 1 0 0 0 1 0			
<b>Bill Lyons, R</b> (1, 4) <b>Ken Oberkfell, L</b> (7, PH) (7, 5) OBP: 0.235, SLG: 0.273 OBP: 0.371, SLG: 0.372		0-0 			0-0 G4-6-3 1-2f 		0-0 1-3 1-2 2-H 		0-0 F8 	2 0 1 0 0 0 1 2 0 0 0 0 0 0			
<b>Glenn Brummer, R</b> (1, 2) OBP: 0.338, SLG: 0.356		0-0 G1-6-3 1-2f 			0-0 G3 		0-0 		0-0 	4 0 2 0 0 0 1			
<b>John Stuper, R</b> (1, 1) OBP: 0.188, SLG: 0.114			0-0 4-3 			4-0 SH3-4 E 1B BB 		0-3 K 1-2 	4-0 	2 1 0 0 2 1 2			
<b>Inning Stats</b>	R: 2 H: 2 E: 0 LOB: 0 K: 1 BB: 1 S: 6 P: 10	R: 0 H: 1 E: 0 LOB: 0 K: 0 BB: 0 S: 3 P: 3	R: 0 H: 0 E: 0 LOB: 0 K: 0 BB: 0 S: 3 P: 3	R: 0 H: 0 E: 0 LOB: 0 K: 0 BB: 1 S: 2 P: 6	R: 0 H: 0 E: 0 LOB: 0 K: 0 BB: 1 S: 2 P: 6	R: 2 H: 1 E: 1 LOB: 1 K: 1 BB: 2 S: 6 P: 14	R: 1 H: 1 E: 0 LOB: 1 K: 1 BB: 1 S: 5 P: 9	R: 1 H: 2 E: 0 LOB: 1 K: 0 BB: 0 S: 5 P: 5	R: 0 H: 1 E: 0 LOB: 2 K: 2 BB: 1 S: 8 P: 12	1B: 6 SF: 0 2B: 3 SAC: 1 3B: 0 DP: 4 HR: 0 HBP: 0	WP: 3 PA: 37 PB: 0 SB: 2 CS: 3		
<b>PITCHER</b>	IP WLS BF H R ER SO BB IBB HBP BLK WP HR S P ERA WHIP											<b>PITCHER</b>	IP WLS BF H R ER SO BB IBB HBP BLK WP HR S P ERA WHIP
<b>Mike Madden, L</b> (1, 1) ERA: 2.48	5.1 L 21 4 4 3 1 4 0 0 0 1 0 19 35 5.06 1.500												
<b>Michael LaCoss, R</b> (6, 1) ERA: 4.83	1.2 6 1 1 1 2 1 1 0 0 1 0 8 16 5.40 1.200												
<b>Dave Smith, R</b> (8, 1) ERA: 2.84	2.0 10 3 1 1 2 1 0 0 0 0 0 13 17 4.50 2.000												

**St. Louis Cardinals @ Houston Astros**  
 Astrodome, Houston, TX  
 Mon Aug 29 1983, 8:05 PM EDT  
 Att. 9,848 - Dome

[livebaseballscorecards.com](http://livebaseballscorecards.com)

<b>AB</b>	29
<b>R</b>	6
<b>H</b>	8
<b>RBI</b>	5
<b>BB</b>	7
<b>SO</b>	5
<b>LOB</b>	16



Batter	1	2	3	4	5	6	7	8	9	AB R H RBI BB SO LOB
<b>Bill Doran, S</b> (1, 4) <small>OBP: 0.375, SLG: 0.354</small> <b>Dave Smith, R</b> (8, 1) <b>Kevin Bass, S</b> (9, PH) <small>OBP: 0.242, SLG: 0.326</small>	0-0 FC6-4 1B		4-0 BB		0-0 6-3		0-0 1B 1B		0-0 1B	3 0 2 0 1 0 0 0 0 0 0 0 0 0 1 0 1 0 0 0 0
<b>Terry Puhl, L</b> (1, 9) <small>OBP: 0.361, SLG: 0.446</small>	0-0 FC6-4 1-2f		0-0 F7			0-0 1B SF8 1B	0-0 1-3 1B		0-0 G3	5 1 2 0 0 0 3
<b>Dickie Thon, R</b> (1, 6) <small>OBP: 0.347, SLG: 0.471</small>	0-0 F8		0-0 F9			0-0 F8	0-0 5-3			4 0 0 0 0 0 5
<b>Jose Cruz, L</b> (1, 7) <small>OBP: 0.388, SLG: 0.474</small>	0-0 4-3			0-0 E7 4-3 1B		0-0 1B 1-3 1B		0-0 6-3		4 0 2 0 0 0 1
<b>Ray Knight, R</b> (1, 3) <small>OBP: 0.353, SLG: 0.450</small>		0-0 6-3		0-0 4-3 1B		0-0 SF8		0-0 F8		3 0 0 1 0 0 1
<b>Denny Walling, L</b> (1, 5) <small>OBP: 0.326, SLG: 0.427</small>		0-0 4-3		0-0 F5 2-3		0-0 3-H 1-3 1B		0-0 1B		4 0 2 0 0 0 1
<b>Jerry Mumphrey, S</b> (1, 8) <small>OBP: 0.332, SLG: 0.400</small>		0-0 1B		0-0 G3		0-3 K		0-3 K		4 0 1 0 0 2 4
<b>John Mizerock, L</b> (1, 2) <small>OBP: 0.288, SLG: 0.309</small> <b>Craig Reynolds, L</b> (7, PH) <small>OBP: 0.284, SLG: 0.308</small> (8, 4)		0-0 F7			0-0 F7		0-3 K		0-0 G3	2 0 0 0 0 0 1 2 0 0 0 0 1 0
<b>Mike Madden, L</b> (1, 1) <small>OBP: 0.111, SLG: 0.059</small> <b>Michael LaCoss, R</b> (6, 1) <small>OBP: 0.118, SLG: 0.091</small> <b>Alan Ashby, S</b> (7, PH) <small>OBP: 0.303, SLG: 0.415</small> (8, 2)			0-0 F7		0-0 5-3		0-0 F8		0-0 6-3	2 0 0 0 0 0 0 0 0 0 0 0 0 0 2 0 0 0 0 0 0

<b>Inning Stats</b>	R: 0 H: 1 E: 0 K: 0 S: 4	H: 1 LOB: 1 BB: 0 P: 4	R: 0 H: 1 E: 0 K: 0 S: 4	H: 1 LOB: 1 BB: 0 P: 4	R: 0 H: 0 E: 0 K: 0 S: 3	H: 0 LOB: 1 BB: 1 P: 7	R: 0 H: 1 E: 1 K: 0 S: 4	H: 1 LOB: 1 BB: 0 P: 4	R: 0 H: 0 E: 0 K: 0 S: 3	H: 0 LOB: 0 BB: 0 P: 3	R: 1 H: 3 E: 0 K: 1 S: 8	H: 3 LOB: 2 BB: 0 P: 8	R: 0 H: 2 E: 0 K: 1 S: 7	H: 2 LOB: 2 BB: 0 P: 7	R: 0 H: 1 E: 0 K: 1 S: 6	H: 1 LOB: 1 BB: 0 P: 6	R: 0 H: 1 E: 0 K: 0 S: 4	H: 1 LOB: 1 BB: 0 P: 4	1B: 10 SF: 1 2B: 0 SAC: 0 3B: 0 DP: 0 HR: 0 HBP: 0	
<b>PITCHER</b> John Stuper, R (1, 1) ERA: 3.43	IP 9.0 WLS W BF 38 H 10 R 1 ER 1 SO 3	BB 1 IBB 0 HBP 0 BLK 0	WP 0 HR 0 S 43 P 47	ERA 1.00 WHIP 1.222																
															<b>PITCHER</b>	IP 9.0 WLS W BF 38 H 10 R 1 ER 1 SO 3	BB 1 IBB 0 HBP 0 BLK 0	WP 0 HR 0 S 43 P 47	ERA 1.00 WHIP 1.222	WP: 0 PA: 38


**BOTTOM**

**St. Louis Cardinals @ Houston Astros**  
 Astrodome, Houston, TX

Mon Aug 29 1983, 8:05 PM EDT  
 Att: 9,848 - Dome

livebaseballscorecards.com

<b>AB</b>	<b>36</b>
<b>R</b>	<b>1</b>
<b>H</b>	<b>10</b>
<b>RBI</b>	<b>1</b>
<b>BB</b>	<b>1</b>
<b>SO</b>	<b>3</b>
<b>LOB</b>	<b>16</b>



Batter	1	2	3	4	5	6	7	8	9	AB R H RBI BB SO LOB	TOP									
<b>Lonnie Smith, R</b> (1, 7) <small>OBP: 0.374, SLG: 0.432</small> <b>Bill Lyons, R</b> (8, 4) <small>OBP: 0.235, SLG: 0.273</small>	0-0 6-3			0-3 K		0-0 F9		0-0 E5		4 0 0 0 0 1 0 0 0 0 0 0 0 0										
<b>Ozzie Smith, S</b> (1, 6) <small>OBP: 0.314, SLG: 0.329</small>	0-3 K			0-0 F9		0-0 F4		0-0 G1		4 0 0 0 0 1 1										
<b>Willie McGee, S</b> (1, 8) <small>OBP: 0.321, SLG: 0.383</small>	0-0 1-3			0-0 6-3		0-0 4-3			0-0 F8	4 0 0 0 0 0 0										
<b>George Hendrick, R</b> (1, 3) <small>OBP: 0.378, SLG: 0.505</small>		0-0 F9			0-0 F8		0-0 6-3		0-0 HR	4 1 1 1 0 0 0										
<b>Dane Iorg, L</b> (1, 9) <small>OBP: 0.339, SLG: 0.379</small>		0-0 4-3			0-0 BB BB 1B		0-0 G3		0-0 FC4-6 1B 1B	4 0 2 0 0 0 0										
<b>Andy Van Slyke, L</b> (1, 5) <small>OBP: 0.361, SLG: 0.454</small> <b>David Green, R</b> (9, PH) <small>OBP: 0.321, SLG: 0.420</small>		0-0 4-3			4-0 BB BB 1-2 BB BB		4-0 BB		0-0 FC4-6 1-2 BB 1B	1 0 0 0 2 0 0 1 0 1 0 0 0 0										
<b>Ken Oberkfell, L</b> (1, 4) <small>OBP: 0.369, SLG: 0.369</small> <b>Jeff Lahti, R</b> (7, 1) <b>Floyd Rayford, R</b> (9, PH) <small>OBP: 0.271, SLG: 0.356</small>			0-0 1-3		0-3 K		0-0 G3		0-0 FC4-6 1-2 2-3	3 0 0 0 0 1 3 0 0 0 0 0 0 0 1 0 0 0 0 0 2										
<b>Glenn Brummer, R</b> (1, 2) <small>OBP: 0.341, SLG: 0.351</small> <b>Steve Braun, L</b> (8, PH) <small>OBP: 0.456, SLG: 0.451</small> (8, 7)			0-0 6-3		4-0 BB BB 1-2 2-3 BB			0-0 4-3	0-0 F7	1 0 0 0 1 0 0 2 0 0 0 0 0 2										
<b>Danny Cox, R</b> (1, 1) <small>OBP: 0.077, SLG: 0.077</small> <b>Dave Rucker, L</b> (7, 1) <b>Mike Ramsey, S</b> (7, 4) <small>OBP: 0.314, SLG: 0.331</small> <b>Darrell Porter, L</b> (8, PH) <small>OBP: 0.337, SLG: 0.403</small> (8, 2)			0-0 5-3		0-0 5-3			0-0 4-3		2 0 0 0 0 0 3 0 0 0 0 0 0 0 0 0 0 0 0 0 0 1 0 0 0 0 0 0										
<b>Inning Stats</b>	R: 0 E: 0 K: 1 S: 5	H: 0 LOB: 0 BB: 0 P: 5	R: 0 E: 0 K: 0 S: 3	H: 0 LOB: 0 BB: 0 P: 3	R: 0 E: 0 K: 0 S: 3	H: 0 LOB: 0 BB: 0 P: 3	R: 0 E: 0 K: 1 S: 6	H: 1 LOB: 3 BB: 2 P: 14	R: 0 E: 0 K: 0 S: 3	H: 0 LOB: 0 BB: 0 P: 3	R: 0 E: 0 K: 0 S: 3	H: 0 LOB: 1 BB: 1 P: 7	R: 0 E: 1 K: 0 S: 4	H: 0 LOB: 1 BB: 0 P: 4	R: 1 E: 0 K: 0 S: 6	H: 3 LOB: 2 BB: 0 P: 6	1B: 3 2B: 0 3B: 0 HR: 1	SF: 0 SAC: 0 DP: 0 HBP: 0	WP: 0 PB: 0 SB: 0 CS: 0	PA: 35
<b>PITCHER</b>	IP WLS BF H R ER SO BB IBB HBP BLK WP HR S P ERA WHIP																			
<b>Vern Ruhle, R</b> (1, 1) <small>ERA: 3.57</small> <b>Frank DiPino, L</b> (9, 1) <small>ERA: 2.56</small> <b>Bill Dawley, R</b> (9, 1) <small>ERA: 2.4</small>	8.1 W 32 3 1 1 3 3 0 0 0 0 0 1 35 47 1.08 0.720																			
	0.0 1 1 0 0 0 0 0 0 0 0 0 0 1 1 ∞ ∞																			
	0.2 S 2 0 0 0 0 0 0 0 0 0 0 0 2 2 0.00 0.000																			

St. Louis Cardinals @ Houston Astros  
Astrodome, Houston, TX  
Tue Aug 30 1983, 8:05 PM EDT  
Att. 11,041 - Dome

livebaseballscorecards.com

AB	32
R	1
H	4
RBI	1
BB	3
SO	3
LOB	11



BOTTOM

St. Louis Cardinals @ Houston Astros  
Astrodome, Houston, TX  
Tue Aug 30 1983, 8:05 PM EDT  
Att. 11,041 - Dome

AB 32  
R 3  
H 10  
RBI 2  
BB 1  
SO 3  
LOB 15



WP: 0 PA: 34  
PB: 0  
SB: 0  
CS: 1

AB	R	H	RBI	BB	SO	LOB	
3	1	1	0	1	0	0	
4	0	2	1	0	0	2	
4	0	1	0	0	1	3	
4	0	1	0	0	0	2	
4	0	2	0	0	0	1	
4	0	1	0	0	0	2	
0	0	0	0	0	0	0	
4	1	2	0	0	0	2	
3	1	0	0	0	0	3	
2	0	0	1	0	2	0	
0	0	0	0	0	0	0	
0	0	0	0	0	0	0	
0	0	0	0	0	0	0	
1B: 8	SF: 0	2B: 2	SAC: 1	3B: 0	DP: 2	HR: 0	HBP: 0

Batter	1	2	3	4	5	6	7	8	9
Bill Doran, S OBP: 0.376, SLG: 0.354 (1, 4)	0-0 1B G4-6-3 1B		0-0 F2		0-0 3-1		4-0 FC4-6 BB		
Terry Puhl, L OBP: 0.363, SLG: 0.450 (1, 9)	0-0 1B G4-6-3 1B		0-0 1B 2B		0-0 4-3		0-0 FC4-6 BB		
Dickie Thon, R OBP: 0.347, SLG: 0.469 (1, 6)	0-0 G4-6-3 1-2f 3-H		0-0 1B 2-3			0-3 K	0-0 5-3		
Jose Cruz, L OBP: 0.387, SLG: 0.472 (1, 7)	0-0 F7		0-0 4-3			0-0 CS 1B		0-0 6-3	
Ray Knight, R OBP: 0.354, SLG: 0.450 (1, 3)		0-0 FC3-6 1B		0-0 G6-3 1B		0-0 F9		0-0 6-3	
Denny Walling, L OBP: 0.323, SLG: 0.419 Craig Reynolds, L OBP: 0.284, SLG: 0.308 (1, 5) (9, 5)		0-0 FC3-6 1-2f		0-0 G6-3 1-2f			0-0 4-3	0-0 1B	
Jerry Mumphrey, S OBP: 0.334, SLG: 0.404 (1, 8)		0-0 F7		0-0 2B			0-0 E SH 1B	0-0 5-3	
John Mizerock, L OBP: 0.277, SLG: 0.296 (1, 2)		0-0 1-3		0-0 F9			0-0 E3 BB SH FC4-6		
Vern Ruhle, R OBP: 0.263, SLG: 0.125 Frank DiPino, L OBP: 0.400, SLG: 0.500 Bill Dawley, R OBP: 0.125, SLG: 0.125 Tony Scott, S OBP: 0.274, SLG: 0.295 (1, 1) (9, 1) (9, 1) (9, 8)			0-3 K		0-3 K		0-0 SH FC4-6 BB		

Inning	1	2	3	4	5	6	7	8	9							
R: 1	R: 0	R: 0	R: 0	R: 0	R: 0	R: 0	R: 2	R: 0								
E: 0	E: 0	E: 0	E: 0	E: 0	E: 0	E: 0	E: 1	E: 0								
K: 0	K: 0	K: 0	K: 0	K: 0	K: 1	K: 1	K: 0	K: 0								
S: 4	S: 4	S: 4	S: 7	S: 4	S: 5	S: 5	S: 6	S: 4								
H: 2	H: 1	H: 2	H: 2	H: 2	H: 0	H: 1	H: 1	H: 1								
LOB: 0	LOB: 1	LOB: 2	LOB: 2	LOB: 1	LOB: 0	LOB: 0	LOB: 2	LOB: 1								
BB: 0	BB: 0	BB: 0	BB: 0	BB: 0	BB: 0	BB: 0	BB: 1	BB: 0								
P: 4	P: 4	P: 7	P: 7	P: 4	P: 5	P: 5	P: 10	P: 4								
IP	WLS	BF	H	R	ER	SO	BB	IBB	HBP	BLK	WP	HR	S	P	ERA	WHIP
Danny Cox, R ERA: 3.18 (1, 1)	6.1	28	9	3	1	3	1	0	0	0	0	0	33	37	1.42	1.579
Dave Rucker, L ERA: 5.55 (7, 1)	0.1	1	0	0	0	0	0	0	0	0	0	0	1	1	0.00	0.000
Jeff Lahti, R ERA: 2.81 (7, 1)	1.1	5	1	0	0	0	0	0	0	0	0	0	5	5	0.00	0.750

Batter	1	2	3	4	5	6	7	8	9	AB R H RBI BB SO LOB	TOP										
Lee Lacy, R (1, 7) OBP: 0.347, SLG: 0.410	0-0 F8			0-3 K2-3		0-0 4-3		0-3 K		4 0 0 0 0 2 1											
Marvell Wynne, L (1, 8) OBP: 0.329, SLG: 0.382	0-0 G3			4-0 CS BB		0-0 1B		0-3 K2-3		3 0 1 0 1 1 1											
Bill Madlock, R (1, 5) OBP: 0.380, SLG: 0.447	0-0 F7			4-0 1-2 BB		0-0 6-3			0-0 F8	3 0 0 0 1 0 1											
Jason Thompson, L (1, 3) OBP: 0.374, SLG: 0.416		0-0 6-3		0-0 G3			0-0 G3		0-0 4-3	4 0 0 0 0 0 1											
Dave Parker, L (1, 9) OBP: 0.302, SLG: 0.413		0-0 4-3			0-0 F8		0-3 K		0-0 1B	4 0 1 0 0 1 0											
Johnny Ray, S (1, 4) OBP: 0.321, SLG: 0.396		0-0 F8			0-3 K2-3		0-0 3-1		0-0 F3	4 0 0 0 0 1 1											
Tony Peña, R (1, 2) OBP: 0.330, SLG: 0.423			0-0 F4		0-0 1B			0-0 F7		3 0 1 0 0 0 0											
Dale Berra, R (1, 6) OBP: 0.311, SLG: 0.343			0-0 F7		0-3 K			0-0 1B PB 1B		3 1 1 0 0 1 1											
Larry McWilliams, L (1, 1) OBP: 0.134, SLG: 0.136			0-0 G3		0-3 K2-3			0-0 PB 1-2 1B		2 0 0 0 0 1 0											
Lee Mazzilli, S (8, PH) OBP: 0.375, SLG: 0.353										1 0 1 0 0 0 0											
Rod Scurry, L (8, 1)										0 0 0 0 0 0 0											
Kent Tekulve, R (8, 1)										0 0 0 0 0 0 0											
<b>Inning Stats</b>	R: 0 E: 0 K: 0 S: 3	H: 0 LOB: 0 BB: 0 P: 3	R: 0 E: 0 K: 0 S: 3	H: 0 LOB: 0 BB: 0 P: 3	R: 0 E: 0 K: 1 S: 4	H: 0 LOB: 1 BB: 2 P: 12	R: 0 E: 0 K: 2 S: 8	H: 1 LOB: 1 BB: 0 P: 8	R: 0 E: 0 K: 1 S: 6	H: 1 LOB: 1 BB: 0 P: 6	R: 0 E: 0 K: 1 S: 5	H: 0 LOB: 0 BB: 0 P: 5	R: 1 E: 0 K: 2 S: 9	H: 2 LOB: 1 BB: 0 P: 9	R: 0 E: 0 K: 0 S: 4	H: 1 LOB: 1 BB: 0 P: 4	1B: 5 2B: 0 3B: 0 HR: 0	SF: 0 SAC: 0 DP: 0 HBP: 0	WP: 0 PB: 2 SB: 0 CS: 1	PA: 33	
<b>PITCHER</b> Joe Niekro, R (1, 1) ERA: 3.37	IP 9.0	WLS W	BF 33	H 5	R 1	ER 0	SO 7	BB 2	IBB 0	HBP 0	BLK 0	WP 0	HR 0	S 45	P 53	ERA 0.00	WHIP 0.778				
<b>PITCHER</b>	IP	WLS	BF	H	R	ER	SO	BB	IBB	HBP	BLK	WP	HR	S	P	ERA	WHIP				

**Pittsburgh Pirates @ Houston Astros**  
Astrodome, Houston, TX  
Wed Aug 31 1983, 8:05 PM EDT  
Att. 12,347 - Unknown

livebaseballscorecards.com

AB	31
R	1
H	5
RBI	0
BB	2
SO	7
LOB	6





Batter	1	2	3	4	5	6	7	8	9	AB R H RBI BB SO LOB
Bill Doran, S (1, 4) OBP: 0.377, SLG: 0.355	0-3 K		0-0 1B		0-0 F3			0-0 1B		4 1 2 0 0 1 0
Terry Puhl, L (1, 9) OBP: 0.364, SLG: 0.450	0-0 F9		0-0 1B			0-0 F4		0-0 1B		4 1 2 0 0 0 0
Dickie Thon, R (1, 6) OBP: 0.348, SLG: 0.468	0-0 6-3		4-0 1B			0-3 K		0-0 1B		3 1 1 1 1 1 0
Phil Garner, R (1, 5) OBP: 0.320, SLG: 0.360		0-0 WP	0-3 K			0-3 K		0-0 E9		4 1 2 2 0 2 3
Jose Cruz, L (1, 7) OBP: 0.386, SLG: 0.470		0-3 K		0-0 G1-6-3			0-0 6-3	0-3 K		4 0 1 0 0 2 1
Ray Knight, R (1, 3) OBP: 0.352, SLG: 0.447		0-0 4-3		0-0 G1-6-3		0-0 5-3				3 0 0 0 0 0 1
Jerry Mumphy, S (1, 8) OBP: 0.333, SLG: 0.403		0-0 4-3		0-0 5-3			0-0 F8			1 0 0 0 0 0 0
Tony Scott, S (4, 8) OBP: 0.271, SLG: 0.292										2 0 0 0 0 0 0
Alan Ashby, S (1, 2) OBP: 0.302, SLG: 0.413			0-3 K		0-0 4-3			0-3 K		1 0 0 0 0 1 0
Kevin Bass, S (5, PH) OBP: 0.240, SLG: 0.324										1 0 0 0 0 0 0
John Mizerock, L (6, 2) OBP: 0.274, SLG: 0.292										1 0 0 0 0 1 0
Joe Niekro, R (1, 1) OBP: 0.095, SLG: 0.096			0-0 6-3		0-3 K			0-3 K		3 0 0 0 0 2 0

Inning Stats		R: 0	H: 0	R: 1	H: 1	R: 0	H: 2	R: 0	H: 1	R: 0	H: 0	R: 0	H: 0	R: 0	H: 0	R: 3	H: 4
E: 0	LOB: 0	E: 0	LOB: 0	E: 0	LOB: 0	E: 0	LOB: 0	E: 0	LOB: 0	E: 0	LOB: 0	E: 0	LOB: 0	E: 0	LOB: 0	E: 1	LOB: 1
K: 1	BB: 0	K: 1	BB: 0	K: 2	BB: 1	K: 0	BB: 0	K: 1	BB: 0	K: 0	BB: 0	K: 0	BB: 0	K: 0	BB: 0	K: 3	BB: 0
S: 5	P: 5	S: 6	P: 6	S: 9	P: 13	S: 3	P: 3	S: 5	P: 5	S: 7	P: 7	S: 3	P: 3	S: 3	P: 3	S: 13	P: 13

**BOTTOM**


**Pittsburgh Pirates @ Houston Astros**  
Astrodome, Houston, TX  
Wed Aug 31 1983, 8:05 PM EDT  
Att. 12,347 - Unknown

livebaseballscorecards.com

AB	31
R	4
H	8
RBI	3
BB	1
SO	10
LOB	5

1B: 7    SF: 0  
 2B: 1    SAC: 0  
 3B: 0    DP: 1  
 HR: 0    HBP: 0

WP: 1    PA: 32  
 PB: 0  
 SB: 1  
 CS: 0



PITCHER		IP	WLS	BF	H	R	ER	SO	BB	IBB	HBP	BLK	WP	HR	S	P	ERA	WHIP
Larry McWilliams, L (1, 1)	ERA: 3.01	7.0		25	4	1	1	7	1	0	0	0	1	0	38	42	1.29	0.714
Rod Scurry, L (8, 1)	ERA: 5.4	0.2	L	4	2	2	2	2	0	0	0	0	0	0	8	8	27.00	3.000
Kent Tekulve, R (8, 1)	ERA: 2.01	0.1		3	2	1	1	1	0	0	0	0	0	0	5	5	27.00	6.000

Batter	1	2	3	4	5	6	7	8	9	AB R H RBI BB SO LOB	TOP	
<b>Marvell Wynne, L</b> (1, 8) <small>OBP: 0.325, SLG: 0.378</small> <b>Lee Lacy, R</b> (8, PH) <small>OBP: 0.345, SLG: 0.408</small> (8, 8)	0-3 K		0-0 6-3		0-0 P5			0-0 4-3		3 0 0 0 0 1 1 1 0 0 0 0 0 0	<b>Pittsburgh Pirates @ Houston Astros</b> Astrodome, Houston, TX Thu Sep 01 1983, 4:33 AM EDT Att. 7,645 - Unknown	
<b>Lee Mazzilli, S</b> (1, 3) <small>OBP: 0.370, SLG: 0.346</small>	0-0 1-3		0-3 K		0-3 K			0-3 K		4 0 0 0 0 3 1		
<b>Bill Madlock, R</b> (1, 5) <small>OBP: 0.381, SLG: 0.446</small>	4-0 BB			0-0 5-3		0-0 BB 1B		0-0 F9		3 0 1 0 1 0 0		
<b>Dave Parker, L</b> (1, 9) <small>OBP: 0.304, SLG: 0.412</small>	0-0 6-3			0-0 BLK S 1B		4-0 1-2 BB		0-0 4-3		3 0 1 0 1 0 1		
<b>Johnny Ray, S</b> (1, 4) <small>OBP: 0.320, SLG: 0.393</small>		0-0 F9		4-0 1-2 BLK BB		0-0 F7		0-3 K		3 0 0 0 1 1 2		
<b>Doug Frobel, L</b> (1, 7) <b>Brian Harper, R</b> (9, PH) <small>OBP: 0.217, SLG: 0.436</small>		0-3 K		0-3 K 1-2 2-3		0-0 G4-6-3 1-2f		0-0 F8		3 0 0 0 0 2 4 1 0 0 0 0 0 0		
<b>Milt May, L</b> (1, 2) <small>OBP: 0.322, SLG: 0.370</small>		0-0 P6		4-0 IBB		0-0 F6				2 0 0 0 1 0 0		
<b>Rafael Belliard, R</b> (1, 6) <b>Richie Hebner, L</b> (4, PH) <b>Dale Berra, R</b> (4, 6) <small>OBP: 0.310, SLG: 0.342</small>			0-3 K	0-3 K		0-3 K		0-3 K		1 0 0 0 0 1 0 1 0 0 0 0 1 3 1 0 0 0 0 1 0		
<b>Lee Tunnell, R</b> (1, 1) <small>OBP: 0.159, SLG: 0.186</small> <b>Joe Orsulak, L</b> (7, PH) <b>Cecilio Guante, R</b> (7, 1) <small>OBP: 0.158, SLG: 0.111</small> <b>Rod Scurry, L</b> (7, 1) <b>Kent Tekulve, R</b> (7, 1)			0-0 3B		0-3 K		0-3 K			2 0 1 0 0 1 0 1 0 0 0 0 1 0		
<b>Inning Stats</b>	R: 0 H: 0 E: 0 LOB: 1 K: 1 BB: 1 S: 5 P: 9	R: 0 H: 0 E: 0 LOB: 0 K: 1 BB: 0 S: 5 P: 5	R: 0 H: 1 E: 0 LOB: 1 K: 2 BB: 0 S: 8 P: 8	R: 0 H: 1 E: 0 LOB: 3 K: 2 BB: 2 S: 8 P: 16	R: 0 H: 0 E: 0 LOB: 0 K: 2 BB: 0 S: 7 P: 7	R: 0 H: 1 E: 0 LOB: 1 K: 0 BB: 1 S: 3 P: 7	R: 0 H: 0 E: 0 LOB: 0 K: 2 BB: 0 S: 7 P: 7	R: 0 H: 0 E: 0 LOB: 0 K: 1 BB: 0 S: 5 P: 5	R: 0 H: 0 E: 0 LOB: 0 K: 1 BB: 0 S: 5 P: 5	1B: 2 SF: 0 2B: 0 SAC: 0 3B: 1 DP: 1 HR: 0 HBP: 0		WP: 0 PA: 33 PB: 0 SB: 1 CS: 0
<b>PITCHER</b> <b>Nolan Ryan, R</b> (1, 1) <small>ERA: 2.36</small> <b>Frank DiPino, L</b> (8, 1) <small>ERA: 2.47</small>	IP WLS BF H R ER SO BB IBB HBP BLK WP HR S P ERA WHIP 7.0 W 27 3 0 0 10 3 1 0 1 0 0 43 59 0.00 0.857											<b>PITCHER</b> IP WLS BF H R ER SO BB IBB HBP BLK WP HR S P ERA WHIP

livebaseballscorecards.com

AB	29
R	0
H	3
RBI	0
BB	4
SO	12
LOB	12



Batter	1	2	3	4	5	6	7	8	9
<b>Bill Doran, S</b> (1, 4) <small>OBP: 0.378, SLG: 0.355</small>	4-0 		0-0 			0-0 	0-0 		
<b>Terry Puhl, L</b> (1, 8) <small>OBP: 0.363, SLG: 0.448</small>	0-0 		0-0 			0-0 		0-3 	
<b>Dickie Thon, R</b> (1, 6) <small>OBP: 0.347, SLG: 0.471</small>	0-0 			0-0 		0-0 		0-0 	
<b>Jose Cruz, L</b> (1, 7) <small>OBP: 0.385, SLG: 0.469</small> <b>Tony Scott, S</b> (8, 8) <small>OBP: 0.269, SLG: 0.290</small>	0-3 			0-0 			0-0 	0-3 	
<b>Ray Knight, R</b> (1, 3) <small>OBP: 0.354, SLG: 0.447</small>		0-0 		0-0 			4-0 		
<b>Denny Walling, L</b> (1, 9) <small>OBP: 0.323, SLG: 0.409</small>		0-0 			0-0 		4-0 		
<b>Phil Garner, R</b> (1, 5) <small>OBP: 0.320, SLG: 0.360</small>		0-0 			0-0 		0-0 		
<b>John Mizerock, L</b> (1, 2) <small>OBP: 0.267, SLG: 0.284</small> <b>Jerry Mumphrey, S</b> (7, PH) <small>OBP: 0.332, SLG: 0.402</small> <b>George Bjorkman, R</b> (8, 2) <small>OBP: 0.354, SLG: 0.346</small>			0-0 		0-0 		0-0 		
<b>Nolan Ryan, R</b> (1, 1) <small>OBP: 0.088, SLG: 0.055</small> <b>Kevin Bass, S</b> (7, PH) <small>OBP: 0.245, SLG: 0.342</small> <b>Frank DiPino, L</b> (8, 1) <small>OBP: 0.400, SLG: 0.500</small>			0-3 		0-3 		0-0 		

Inning Stats	R: 0	H: 1	E: 0	LOB: 1	K: 1	BB: 1	S: 5	R: 0	H: 1	E: 0	LOB: 0	K: 0	BB: 0	S: 3	R: 0	H: 1	E: 0	LOB: 1	K: 1	BB: 0	S: 6	R: 0	H: 0	E: 1	LOB: 0	K: 0	BB: 0	S: 3	R: 0	H: 1	E: 0	LOB: 1	K: 1	BB: 0	S: 6	R: 0	H: 0	E: 0	LOB: 0	K: 0	BB: 0	S: 3	R: 3	H: 2	E: 0	LOB: 1	K: 0	BB: 2	S: 5	R: 0	H: 1	E: 0	LOB: 0	K: 2	BB: 0	S: 7
--------------	------	------	------	--------	------	-------	------	------	------	------	--------	------	-------	------	------	------	------	--------	------	-------	------	------	------	------	--------	------	-------	------	------	------	------	--------	------	-------	------	------	------	------	--------	------	-------	------	------	------	------	--------	------	-------	------	------	------	------	--------	------	-------	------

PITCHER		IP	WLS	BF	H	R	ER	SO	BB	IBB	HBP	BLK	WP	HR	S	P	ERA	WHIP
<b>Lee Tunnell, R</b> (1, 1) <small>ERA: 3.92</small>		6.0		21	4	0	0	3	1	0	0	0	0	0	26	30	0.00	0.833
<b>Cecilio Guante, R</b> (7, 1) <small>ERA: 3.14</small>		0.0	L	2	1	2	2	0	1	0	0	0	0	0	1	5	∞	∞
<b>Rod Scurry, L</b> (7, 1) <small>ERA: 5.55</small>		0.0		1	0	0	0	0	1	0	0	0	0	0	4	∞	∞	
<b>Kent Tekulve, R</b> (7, 1) <small>ERA: 1.96</small>		2.0		7	2	1	1	2	0	0	0	0	0	0	11	11	4.50	1.000


**BOTTOM**

**Pittsburgh Pirates @ Houston Astros**  
 Astrodome, Houston, TX

Thu Sep 01 1983, 4:33 AM EDT  
 Att. 7,645 - Unknown

AB	R	H	RBI	BB	SO	LOB
3	0	1	0	1	0	1
4	0	1	0	0	1	1
4	0	1	0	0	0	2
3	0	1	0	0	1	1
1	0	0	0	0	1	1
2	0	1	0	1	0	1
2	1	0	0	1	0	1
3	1	1	0	0	0	3
2	0	0	0	0	0	1
1	1	0	0	0	0	3
0	0	0	0	0	0	0
2	0	0	0	0	2	1
1	0	1	3	0	0	0
0	0	0	0	0	0	0

AB	28
R	3
H	7
RBI	3
BB	3
SO	5
LOB	16



1B:	5	SF:	0	WP:	0	PA:	31
2B:	0	SAC:	0	PB:	0		
3B:	2	DP:	2	SB:	1		
HR:	0	HBP:	0	CS:	1		

livebaseballscorecards.com



BOTTOM

Houston Astros @ Chicago Cubs  
Wrigley Field, Chicago, IL  
Fri Sep 02 1983, 3:33 AM CDT  
Att. 11,575 - Unknown

livebaseballscorecards.com

AB	36
R	5
H	11
RBI	5
BB	5
SO	3
LOB	17



WP	1	PA	41
PB	0		
SB	0		
CS	1		

AB	3	R	1	H	1	RBI	1	BB	1	SO	1
	1	0	1	2	0	0	0				

5	0	2	1	0	0	4					
---	---	---	---	---	---	---	--	--	--	--	--

4	0	0	0	1	1	2					
---	---	---	---	---	---	---	--	--	--	--	--

5	0	1	0	0	1	3					
---	---	---	---	---	---	---	--	--	--	--	--

4	0	1	0	0	1	3					
0	0	0	0	0	0	0					
1	0	0	0	0	0	0					

3	1	1	0	1	0	0					
---	---	---	---	---	---	---	--	--	--	--	--

4	1	2	0	0	0	2					
---	---	---	---	---	---	---	--	--	--	--	--

1	0	0	1	0	0	1					
2	0	1	0	0	0	0					
0	1	0	0	1	0	0					

1	1	0	0	1	0	1					
0	0	0	0	0	0	0					
1	0	0	0	0	0	0					
0	0	0	0	0	0	0					
0	0	0	0	0	0	0					
1	0	1	0	0	0	0					

1B	7	SF	0
2B	2	SAC	0
3B	2	DP	1
HR	0	HBP	0

IP	2.0	WLS		BF	13	H	5	R	3	ER	3	SO	0	BB	3	IBB	0	HBP	0	BLK	0	WP	0	HR	0	S	10	P	22	ERA	13.50	WHIP	4.000
IP	4.1			17	3	0	0	2	1	0	0	0	0	0	0	0	0	0	0	0	0	0	0	0	0	20	24	0.00	0.923				
IP	1.0	W	5	1	2	2	0	1	0	0	0	1	0	4	8	18.00	2.000																
IP	1.2	S	6	2	0	0	1	0	0	0	0	0	0	8	8	0.00	1.200																

Batter	1	2	3	4	5	6	7	8	9
Dan Rohn, L OBP: 0.500, SLG: 1.000 Gary Woods, R OBP: 0.286, SLG: 0.310 (1, 4) (8, PH) (9, 4)	4-0 1B BB	0-0 3B		0-0 F8		0-0 1-3		0-0 1B G6-4-3	
Bill Buckner, L OBP: 0.313, SLG: 0.446 (1, 7)	0-0 F4	0-0 3B		0-0 F7			0-0 1B WP	0-0 G6-4-3	
Mel Hall, L OBP: 0.349, SLG: 0.492 (1, 8)	0-0 F8	4-0 BB			0-0 1-3		0-3 K		0-0 1-3
Ron Cey, R OBP: 0.349, SLG: 0.453 (1, 5)	0-0 1B	0-0 F9			0-0 5-3		0-0 F9		0-3 K
Keith Moreland, R OBP: 0.370, SLG: 0.453 Lee Smith, R OBP: 0.222, SLG: 0.125 Thad Bosley, L OBP: 0.474, SLG: 0.645 (1, 9) (8, 1) (9, PH)	0-0 F9		0-3 K		0-0 1B BB		0-0 L4		0-0 4-3
Carmelo Martinez, R OBP: 0.405, SLG: 0.735 (1, 3)		0-0 1B FC5-6	0-0 L6		4-0 1B FC6-4 BB			0-0 F7	
Jody Davis, R OBP: 0.306, SLG: 0.467 (1, 2)		0-0 1B FC5-6	0-0 F7		0-0 FC6-4			0-0 1B 2B	
Larry Bowa, S OBP: 0.303, SLG: 0.330 Tom Veryzer, R OBP: 0.227, SLG: 0.271 Leon Durham, L OBP: 0.384, SLG: 0.471 (1, 6) (3, 6) (8, PH) (9, 9)		0-0 FC5-6		0-0 FC5-6			0-0 4-3	4-0 1B BB	
Dickie Noles, R OBP: 0.273, SLG: 0.281 Mike Proyer, R OBP: 0.167, SLG: 0.091 Steve Laker, R OBP: 0.291, SLG: 0.373 Bill Campbell, R OBP: 0.160, SLG: 0.100 Jay Johnstone, L OBP: 0.260, SLG: 0.450 23 Ryne Sandberg, R OBP: 0.318, SLG: 0.369 (1, 1) (5, 1) (6, PH) (7, 1) (8, 9) (8, PH) (9, 6)		4-0 3B BB		0-0 FC5-6		0-0 6-3		0-0 1B	

Inning Stats	R: 0	H: 1	E: 0	LOB: 2	K: 0	BB: 1	S: 4	P: 8	R: 3	H: 4	E: 0	LOB: 2	K: 0	BB: 2	S: 6	P: 14	R: 0	H: 0	E: 0	LOB: 0	K: 1	BB: 0	S: 5	P: 5	R: 0	H: 1	E: 0	LOB: 1	K: 0	BB: 0	S: 4	P: 8	R: 0	H: 0	E: 0	LOB: 0	K: 1	BB: 0	S: 3	P: 3	R: 0	H: 1	E: 0	LOB: 1	K: 1	BB: 0	S: 6	P: 6	R: 2	H: 3	E: 0	LOB: 1	K: 0	BB: 1	S: 5	P: 9	R: 0	H: 0	E: 0	LOB: 0	K: 1	BB: 0	S: 5	P: 5	1B: 7	2B: 2	3B: 2	HR: 0	SF: 0	SAC: 0	DP: 1	HBP: 0	WP: 1	PA: 41
--------------	------	------	------	--------	------	-------	------	------	------	------	------	--------	------	-------	------	-------	------	------	------	--------	------	-------	------	------	------	------	------	--------	------	-------	------	------	------	------	------	--------	------	-------	------	------	------	------	------	--------	------	-------	------	------	------	------	------	--------	------	-------	------	------	------	------	------	--------	------	-------	------	------	-------	-------	-------	-------	-------	--------	-------	--------	-------	--------

PITCHER	IP	WLS	BF	H	R	ER	SO	BB	IBB	HBP	BLK	WP	HR	S	P	ERA	WHIP
Mike Scott, R ERA: 3.99 (1, 1)	2.0		13	5	3	3	0	3	0	0	0	0	0	10	22	13.50	4.000
Bob Knepper, L ERA: 3.36 (3, 1)	4.1		17	3	0	0	2	1	0	0	0	0	0	20	24	0.00	0.923
Bill Dawley, R ERA: 2.61 (7, 1)	1.0	W	5	1	2	2	0	1	0	0	0	1	0	4	8	18.00	2.000
Frank DiPino, L ERA: 2.4 (8, 1)	1.2	S	6	2	0	0	1	0	0	0	0	0	0	8	8	0.00	1.200

Houston Astros @ Chicago Cubs  
 Wrigley Field, Chicago, IL  
 Sat Sep 03 1983, 3:33 AM CDT  
 Att: 20,107 - Unknown

livebaseballscorecards.com

AB	37
R	3
H	10
RBI	3
BB	1
SO	5
LOB	17



AB	R	H	RBI	BB	SO	LOB
5	2	3	1	0	0	0
5	1	3	0	0	0	1
2	0	1	0	0	0	1
0	0	0	0	0	0	0
1	0	0	0	0	0	2
1	0	0	0	0	0	0
4	0	1	2	0	0	3
4	0	1	0	0	2	3
0	0	0	0	0	0	0
4	0	0	0	0	0	2
3	0	0	0	1	0	1
0	0	0	0	0	0	0
1	0	0	0	0	0	0
3	0	1	0	0	1	3
0	0	0	0	0	0	0
1	0	0	0	0	1	0
1	0	0	0	0	1	0
2	0	0	0	0	0	1

Batter	1	2	3	4	5	6	7	8	9	AB	R	H	RBI	BB	SO	LOB						
Bill Doran, S (1, 4) OBP: 0.382, SLG: 0.367	0-0 HR		0-0 4-3		0-0 1B		0-0 1B 1B		0-0 F7	5	2	3	1	0	0	0						
Terry Puhl, L (1, 9) OBP: 0.364, SLG: 0.458	0-0 SH5-3 1B		0-0 1B 2B		0-0 F8		0-0 1B 1B		0-0 G3	5	1	3	0	0	0	1						
Dickie Thon, R (1, 6) OBP: 0.345, SLG: 0.466	0-0 SH5-3		0-0 FC4-6 1B		0-0 F7		0-0 F3		0-0 F9	2	0	1	0	0	0	1						
Jeff Heathcock, R (5, 1)	1-2		2-3 1B							0	0	0	0	0	0	0						
Kevin Bass, S (7, PH) OBP: 0.243, SLG: 0.340										1	0	0	0	0	0	2						
Denny Walling, L (7, 3) OBP: 0.316, SLG: 0.400										1	0	0	0	0	0	0						
Jose Cruz, L (1, 7) OBP: 0.387, SLG: 0.472	0-0 F7		0-0 FC4-6 1-2f							4	0	1	2	0	0	3						
Ray Knight, R (1, 3) OBP: 0.354, SLG: 0.445	0-3 K				0-0 1B		0-3 K		0-0 F8	4	0	1	0	0	2	3						
Frank LaCorte, R (7, 1) OBP: 0.167, SLG: 0.400										0	0	0	0	0	0	0						
Phil Garner, R (1, 5) OBP: 0.316, SLG: 0.355		0-0 F8		0-0 F8		0-0 1-3		0-0 F2		4	0	0	0	0	0	2						
Jerry Mumphrey, S (1, 8) OBP: 0.331, SLG: 0.399		0-0 4-3		0-0 L4		4-0 BB		0-0 4-3		3	0	0	0	1	0	1						
Tony Scott, S (8, 8) OBP: 0.273, SLG: 0.300										0	0	0	0	0	0	0						
John Mizerock, L (1, 2) OBP: 0.264, SLG: 0.269		0-0 F9		0-0 4-3		0-3 K		0-0 1B		1	0	0	0	0	0	0						
Harry Spilman, L (4, PH) OBP: 0.229, SLG: 0.266										3	0	1	0	0	1	3						
Mike Madden, L (1, 1) OBP: 0.111, SLG: 0.059			0-3 K		0-3 K		0-0 4-3		0-0 L4	0	0	0	0	0	0	0						
Michael LaCoss, R (1, 1) OBP: 0.114, SLG: 0.088										1	0	0	0	0	1	0						
Scott Loucks, R (5, PH)										1	0	0	0	0	1	0						
Craig Reynolds, L (5, 6) OBP: 0.275, SLG: 0.299										2	0	0	0	0	0	1						
Inning Stats	R: 1 E: 0 K: 1 S: 7	H: 2 LOB: 1 BB: 0 P: 7	R: 0 E: 0 K: 0 S: 3	H: 0 LOB: 0 BB: 0 P: 3	R: 0 E: 0 K: 1 S: 7	H: 2 LOB: 2 BB: 0 P: 7	R: 0 E: 0 K: 0 S: 4	H: 1 LOB: 1 BB: 0 P: 4	R: 0 E: 0 K: 1 S: 6	H: 1 LOB: 1 BB: 0 P: 6	R: 0 E: 1 K: 2 S: 8	H: 0 LOB: 2 BB: 1 P: 12	R: 2 E: 0 K: 0 S: 6	H: 3 LOB: 1 BB: 0 P: 6	R: 0 E: 0 K: 0 S: 4	H: 1 LOB: 1 BB: 0 P: 4	R: 0 E: 0 K: 0 S: 3	H: 0 LOB: 0 BB: 0 P: 3	1B: 8 2B: 1 3B: 0 HR: 1	SF: 0 SAC: 1 DP: 0 HBP: 0	WP: 0 PB: 0 SB: 0 CS: 0	PA: 39
PITCHER	IP	WLS	BF	H	R	ER	SO	BB	IBB	HBP	BLK	WP	HR	S	P	ERA	WHIP					
Fergie Jenkins, R (1, 1) ERA: 4.14	5.0	W	21	6	1	1	3	0	0	0	0	0	1	27	27	1.80	1.200					
Rich Bordi, R (6, 1) ERA: 3.2	4.0	S	18	4	2	2	2	1	0	0	0	0	0	21	25	4.50	1.250					

Batter	1	2	3	4	5	6	7	8	9
23 Ryne Sandberg, R OBP: 0.317, SLG: 0.369 (1, 4)			0-0 6-3		0-0 4-3			0-3 K	
Bill Buckner, L OBP: 0.314, SLG: 0.445 Gary Woods, R OBP: 0.286, SLG: 0.310 (1, 7) (9, 7)				0-0 F8		0-0 G3		0-0 F5	
Carmelo Martinez, R OBP: 0.357, SLG: 0.641 (1, 3)				0-0 5-3		0-0 F5		0-0 F6	
Ron Cey, R OBP: 0.348, SLG: 0.451 (1, 5)		0-0 6-3		0-0 F8		0-0 L7			
Keith Moreland, R OBP: 0.372, SLG: 0.453 Leon Durham, L OBP: 0.383, SLG: 0.470 (1, 9) (6, 9)		0-0 4-0	0-0 1B		0-3 K		0-0 F9		
Jody Davis, R OBP: 0.313, SLG: 0.477 (1, 2)		0-0 1-2 2-H	0-0 1B		0-0 2B		0-0 1B		
Mel Hall, L OBP: 0.351, SLG: 0.494 (1, 8)		0-0 4-0	0-3 K		0-0 2B		0-0 F7		
Larry Bowa, S OBP: 0.301, SLG: 0.328 Tom Veryzer, R OBP: 0.236, SLG: 0.279 (1, 6) (6, 6)		0-0 1-2 2-3 3-H	0-0 4-3		0-0 F7		0-0 1B		
Fergie Jenkins, R OBP: 0.245, SLG: 0.308 Dan Rohn, L OBP: 0.600, SLG: 1.500 Rich Bardi, R (1, 1) (5, PH) (6, 1)		0-0 2-H 3-H	0-0 F4		0-0 3B		0-0 1-3		

Inning Stats	R: 7 E: 3 K: 0 S: 10	H: 6 LOB: 2 BB: 2 P: 18	R: 0 E: 0 K: 1 S: 5	H: 1 LOB: 2 BB: 1 P: 9	R: 0 E: 0 K: 0 S: 3	H: 0 LOB: 0 BB: 0 P: 3	R: 0 E: 0 K: 0 S: 3	H: 0 LOB: 0 BB: 0 P: 3	R: 2 E: 0 K: 1 S: 8	H: 3 LOB: 1 BB: 0 P: 8	R: 0 E: 0 K: 0 S: 3	H: 0 LOB: 0 BB: 0 P: 3	R: 0 E: 0 K: 0 S: 5	H: 2 LOB: 2 BB: 0 P: 5	R: 0 E: 0 K: 1 S: 5	H: 0 LOB: 0 BB: 0 P: 5
--------------	-------------------------------	----------------------------------	------------------------------	---------------------------------	------------------------------	---------------------------------	------------------------------	---------------------------------	------------------------------	---------------------------------	------------------------------	---------------------------------	------------------------------	---------------------------------	------------------------------	---------------------------------

PITCHER	IP	WLS	BF	H	R	ER	SO	BB	IBB	HBP	BLK	WP	HR	S	P	ERA	WHIP
Mike Madden, L ERA: 2.96 (1, 1)	0.1	L	5	3	4	4	0	1	1	0	0	0	0	4	8	108.00	12.000
Michael LaCoss, R ERA: 4.83 (1, 1)	3.2		17	4	3	2	1	1	1	0	0	0	0	17	25	4.91	1.364
Jeff Heathcock, R ERA: 9.0 (5, 1)	2.0		9	3	2	2	1	0	0	0	0	0	0	11	11	9.00	1.500
Frank LaCorte, R ERA: 5.4 (7, 1)	2.0		8	2	0	0	1	0	0	0	0	0	0	10	10	0.00	1.000

**BOTTOM**

**Houston Astros @ Chicago Cubs**  
Wrigley Field, Chicago, IL  
Sat Sep 03 1983, 3:33 AM CDT  
Att. 20,107 - Unknown

AB	R	H	RBI	BB	SO	LOB
5	1	1	0	0	1	1
5	1	2	1	0	0	0
0	0	0	0	0	0	0
5	0	0	0	0	0	3
3	1	0	0	1	0	0
2	1	1	1	1	1	0
1	0	0	0	0	0	0
4	2	4	1	0	0	0
3	2	1	1	1	1	3
2	0	0	1	0	0	1
1	0	1	0	0	0	0
2	1	1	1	0	0	0
1	0	1	1	0	0	0
1	0	0	0	0	0	2

1B:	6	SF:	1
2B:	5	SAC:	0
3B:	2	DP:	1
HR:	0	HBP:	0

WP:	0	PA:	39
PB:	0		
SB:	0		
CS:	1		

livebaseballscorecards.com

Batter	1	2	3	4	5	6	7	8	9	AB	R	H	RBI	BB	SO	LOB	TOP										
<b>Bill Doran, S</b> (1, 4) OBP: 0.386, SLG: 0.378	0-0 S 1B	4-0 BB 1-2 2-3 BB		0-0 BB 2-H SF8 1B	0-0 1-H 3-H HR		0-3 K			4	2	3	4	1	1	0											
<b>Terry Puhl, L</b> (1, 8) OBP: 0.362, SLG: 0.455	0-3 K	0-0 6-3		0-0 SF8 1-2 1B	0-0 F7			0-0 3-1		5	0	1	0	0	1	4											
<b>Dickie Thon, R</b> (1, 6) OBP: 0.343, SLG: 0.463	0-0 5-3		0-3 K	4-0 1-2 2-3 BB		0-0 5-3		0-0 4-3		4	0	0	0	1	1	1											
<b>Jose Cruz, L</b> (1, 7) OBP: 0.387, SLG: 0.478	0-0 G3		0-3 K	0-0 SF8 2-3 3-H		0-0 HR		0-0 FC1-4 1B		4	1	2	2	0	1	1											
<b>Ray Knight, R</b> (1, 3) OBP: 0.356, SLG: 0.447		0-0 1B SF8 1B	4-0 1B BB	0-0 6-3		0-0 2B		0-0 FC1-4		4	1	2	0	1	0	3											
<b>Tony Scott, S</b> (8, 8) OBP: 0.273, SLG: 0.300										0	0	0	0	0	0	0											
<b>Denny Walling, L</b> (1, 9) OBP: 0.340, SLG: 0.415		0-0 SF8 1-2 FC1-2 1B	0-0 1-2 1B		0-0 CS 1B	4-0 G6-4-3 BB		0-3 K		4	0	3	0	1	1	0											
<b>Phil Garner, R</b> (1, 5) OBP: 0.315, SLG: 0.353		0-0 BB 1-2 2-3 FC1-2 1B	0-0 4-3		0-0 F9	0-0 G6-4-3		0-3 K		5	0	1	0	0	1	5											
<b>Alan Ashby, S</b> (1, 2) OBP: 0.308, SLG: 0.414		0-0 SF8 2-3 3-H		4-0 SH1-4 1B BB	0-0 1B HR 1B		0-3 K		4-0 BB	2	2	1	1	2	1	0											
<b>Vern Ruhle, R</b> (1, 1) OBP: 0.250, SLG: 0.118		0-0 FC1-2 BB		0-0 SH1-4	0-0 HR 1B		0-3 K		0-0 F8	1	0	0	0	0	0	2											
<b>Kevin Bass, S</b> (5, PH) OBP: 0.248, SLG: 0.345										1	1	1	0	0	0	0											
<b>Dave Smith, R</b> (5, 1)										1	0	0	0	0	1	0											
<b>Bill Dawley, R</b> (8, 1)										0	0	0	0	0	0	0											
<b>Harry Spilman, L</b> (9, PH) OBP: 0.225, SLG: 0.262										1	0	0	0	0	0	1											
<b>Inning Stats</b>	R: 0 E: 0 K: 1 S: 6	H: 1 LOB: 1 BB: 0 P: 6	R: 1 E: 0 K: 0 S: 6	H: 3 LOB: 3 BB: 1 P: 10	R: 0 E: 0 K: 2 S: 8	H: 1 LOB: 2 BB: 1 P: 12	R: 2 E: 0 K: 0 S: 5	H: 2 LOB: 2 BB: 2 P: 13	R: 3 E: 0 K: 0 S: 6	H: 4 LOB: 0 BB: 0 P: 6	R: 1 E: 0 K: 0 S: 4	H: 2 LOB: 1 BB: 1 P: 8	R: 0 E: 0 K: 3 S: 9	H: 0 LOB: 0 BB: 0 P: 9	R: 0 E: 0 K: 0 S: 4	H: 1 LOB: 1 BB: 0 P: 4	R: 0 E: 0 K: 2 S: 7	H: 0 LOB: 1 BB: 1 P: 11	1B: 11 2B: 1 3B: 0 HR: 2	SF: 2 SAC: 1 DP: 1 HBP: 0	WP: 0 PB: 0 SB: 1 CS: 1	PA: 45					
<b>PITCHER</b>	IP	WLS	BF	H	R	ER	SO	BB	IBB	HBP	BLK	WP	HR	S	P	ERA	WHIP										
<b>Chuck Rainey, R</b> (1, 1) ERA: 4.16	4.2		27	10	5	5	3	4	0	0	0	0	0	29	45	9.64	3.000										
<b>Mike Proly, R</b> (5, 1) ERA: 3.65	0.1		2	1	1	1	0	0	0	0	0	0	1	2	2	27.00	3.000										
<b>Craig Lefferts, L</b> (6, 1) ERA: 3.22	0.1		4	2	1	1	0	1	0	0	0	0	1	3	7	27.00	9.000										
<b>Warren Brusstar, R</b> (6, 1) ERA: 2.06	2.2	W	8	1	0	0	3	0	0	0	0	0	0	14	14	0.00	0.375										
<b>Lee Smith, R</b> (9, 1) ERA: 1.5	1.0	S	4	0	0	0	2	1	0	0	0	0	0	7	11	0.00	1.000										

Houston Astros @ Chicago Cubs  
Wrigley Field, Chicago, IL  
Sun Sep 04 1983, 3:33 AM CDT  
Att: 17,750 - Unknown

livebaseballscorecards.com

AB 36  
R 7  
H 14  
RBI 7  
BB 6  
SO 8  
LOB 17





Batter	1	2	3	4	5	6	7	8	9	AB	R	H	RBI	BB	SO	LOB
23 Ryne Sandberg, R (1, 4) OBP: 0.318, SLG: 0.369	0-0 F8 1B	4-0 WP BB		0-0 CS 2-H 1B			0-0 P1 1B	0-0 4-3 1B		4	0	1	1	1	0	0
Bill Buckner, L (1, 7) OBP: 0.314, SLG: 0.448 Gary Woods, R (9, 7) OBP: 0.286, SLG: 0.310	0-0 6-3 1B	0-0 SF8 3-H 1B		0-0 CS 1-2 1B	0-0 1B 3B		0-0 L3 1B			3	1	1	1	0	0	0
Mel Hall, L (1, 8) OBP: 0.353, SLG: 0.494	0-0 2B 1B	0-0 G3 1-2 1B			0-0 G5-4-3 3-H 1B		0-0 4-3 1B			4	1	2	1	0	0	1
Ron Cey, R (1, 5) OBP: 0.347, SLG: 0.451	0-0 2B 1-H 2B		0-3 K SS		0-0 G5-4-3 1-2f			0-3 K SS		4	1	1	1	0	2	1
Keith Moreland, R (1, 9) OBP: 0.375, SLG: 0.457	0-0 FC5 2-H 2B		0-0 6-3		0-0 1B			4-0 1B BB		3	1	2	1	1	0	0
Leon Durham, L (1, 3) OBP: 0.382, SLG: 0.467 Warren Brusstar, R (6, 1) Dan Rohn, L (8, PH) OBP: 0.667, SLG: 1.400 Tom Verzyer, R (9, 6) OBP: 0.236, SLG: 0.279	4-0 IBB		0-0 4-3		0-0 G3 1B			0-0 1B 1-2 HR 1B		2	0	0	0	1	0	1
Steve Lake, R (1, 2) OBP: 0.284, SLG: 0.365 Jody Davis, R (6, PH) OBP: 0.311, SLG: 0.475	0-0 FC5 2-3f			0-0 4-3			0-0 5-3	0-3 K SS		2	0	0	0	0	0	2
Larry Bowa, S (1, 6) OBP: 0.303, SLG: 0.333 Jay Johnstone, L (8, PH) OBP: 0.364, SLG: 0.454 Lee Smith, R (9, 1) OBP: 0.222, SLG: 0.125		0-0 SH1-4 SF8 2B		0-0 23 1B SH5-4 1B			0-0 F6 1B	0-0 HR 1-3 2-H 1B		3	2	2	0	0	0	0
Chuck Rainey, R (1, 1) OBP: 0.273, SLG: 0.184 Mike Proly, R (5, 1) OBP: 0.167, SLG: 0.091 Craig Lefferts, L (6, 1) OBP: 0.158, SLG: 0.111 Carmelo Martinez, R (6, 3) OBP: 0.364, SLG: 0.707		0-0 SH1-4 2-3		0-0 SH5-4 1-2			0-3 K SS	0-0 HR 1-H 3-H		0	0	0	0	0	0	0

BOTTOM

Houston Astros @ Chicago Cubs

Wrigley Field, Chicago, IL

Sun Sep 04 1983, 3:33 AM CDT

Att. 17,750 - Unknown

livebaseballscores.com

AB	31
R	9
H	12
RBI	9
BB	3
SO	4
LOB	7



Inning Stats	R: 2	H: 3	E: 0	K: 0	S: 6	H: 3	LOB: 2	BB: 1	P: 10	R: 1	H: 1	E: 0	K: 0	S: 4	R: 0	H: 0	E: 0	K: 1	S: 5	R: 1	H: 2	E: 0	K: 0	S: 4	R: 1	H: 3	E: 0	K: 0	S: 5	R: 0	H: 0	E: 0	K: 0	S: 3	R: 4	H: 3	E: 0	K: 2	S: 10	H: 3	LOB: 0	BB: 1	P: 14	1B: 7	SF: 1	2B: 3	SAC: 2	3B: 1	DP: 1	HR: 1	HBP: 0	WP: 1	PA: 38
--------------	------	------	------	------	------	------	--------	-------	-------	------	------	------	------	------	------	------	------	------	------	------	------	------	------	------	------	------	------	------	------	------	------	------	------	------	------	------	------	------	-------	------	--------	-------	-------	-------	-------	-------	--------	-------	-------	-------	--------	-------	--------

PITCHER	IP	WLS	BF	H	R	ER	SO	BB	IBB	HBP	BLK	WP	HR	S	P	ERA	WHIP
Vern Ruhle, R (1, 1) ERA: 3.78	4.0		19	6	4	4	1	1	1	0	0	1	0	19	27	9.00	1.750
Dave Smith, R (5, 1) ERA: 3.11	3.1		14	4	3	3	2	1	0	0	0	0	0	17	21	8.10	1.500
Bill Dawley, R (8, 1) ERA: 2.82	0.2	L	4	2	2	2	1	0	0	0	0	0	1	6	6	27.00	3.000

Batter	1	2	3	4	5	6	7	8	9	AB R H RBI BB SO LOB	TOP											
Bill Doran, S (1, 4) OBP: 0.382, SLG: 0.373	0-0 4-3		0-0 F8		0-0 F8			0-0 F8	0-3 K	5 0 0 0 0 1 3												
Terry Puhl, L (1, 9) OBP: 0.358, SLG: 0.450	0-0 F7			0-0 E6 2B	0-0 F9			0-0 F7		4 1 0 0 0 0 1												
Dickie Thon, R (1, 6) OBP: 0.343, SLG: 0.463	0-3 K			0-0 6-3 1-H 2B			0-0 6-3		0-0 P3	4 0 1 1 0 1 0												
Jose Cruz, L (1, 7) OBP: 0.386, SLG: 0.476		0-3 K		0-0 6-3		0-0 P4			0-0 HR 1B	4 1 1 0 0 1 1												
Ray Knight, R (1, 3) OBP: 0.355, SLG: 0.452		0-0 4-3		0-3 K		0-0 F9			0-0 HR	4 1 1 2 0 1 1												
Denny Walling, L (1, 5) OBP: 0.346, SLG: 0.412		0-0 5-3		4-0 BB		0-0 F5			0-0 2B 1B	3 1 1 0 1 0 0												
Jerry Mumphrey, S (1, 8) OBP: 0.332, SLG: 0.402			4-0 FC6-5 S BB	0-3 K		0-3 K			0-0 1B SF8 2B	3 1 1 1 1 2 2												
Alan Ashby, S (1, 2) OBP: 0.311, SLG: 0.415			0-0 FC6-5 SH1-4		0-0 F8 SH3-4 1B		0-0 P6		0-0 E 1B	4 0 2 0 0 0 1												
Joe Niekro, R (1, 1) OBP: 0.095, SLG: 0.096			0-0 SH1-4		0-0 SH3-4			0-0 4-3	0-0 SF8	0 0 0 0 0 0 0												
Michael LaCoss, R (7, 1) OBP: 0.114, SLG: 0.088										0 0 0 0 0 0 0												
Kevin Bass, S (8, PH) OBP: 0.247, SLG: 0.342										1 0 0 0 0 0 0												
Frank LaCorte, R (8, 1) OBP: 0.167, SLG: 0.400										0 0 0 0 0 0 0												
Harry Spilman, L (9, PH) OBP: 0.222, SLG: 0.262										0 0 0 1 0 0 0												
<b>Inning Stats</b>	R: 0 E: 0 K: 1 S: 5	H: 0 LOB: 0 BB: 0 P: 5	R: 0 E: 0 K: 1 S: 5	H: 0 LOB: 0 BB: 0 P: 5	R: 0 E: 0 K: 0 S: 3	H: 0 LOB: 1 BB: 1 P: 7	R: 1 E: 1 K: 2 S: 9	H: 1 LOB: 2 BB: 1 P: 13	R: 0 E: 0 K: 0 S: 4	H: 1 LOB: 1 BB: 0 P: 4	R: 0 E: 0 K: 0 S: 3	H: 0 LOB: 0 BB: 0 P: 3	R: 0 E: 0 K: 1 S: 5	H: 0 LOB: 0 BB: 0 P: 5	R: 0 E: 0 K: 0 S: 3	H: 0 LOB: 0 BB: 0 P: 3	R: 4 E: 1 K: 1 S: 10	H: 5 LOB: 1 BB: 0 P: 10	1B: 4 2B: 2 3B: 0 HR: 1	SF: 1 SAC: 2 DP: 0 HBP: 0	WP: 0 PB: 0 SB: 1 CS: 0	PA: 37
<b>PITCHER</b>	IP WLS BF H R ER SO BB IBB HBP BLK WP HR S P ERA WHIP																					
Len Barker, R (1, 1) ERA: 5.02	7.0 W 26 2 1 0 5 2 0 0 0 0 0 0 0 34 42 0.00 0.571																					
Steve Bedrosian, R (8, 1) ERA: 3.72	1.1 8 4 4 4 0 0 0 0 0 0 0 1 8 8 27.00 3.000																					
Donnie Moore, R (9, 1) ERA: 3.77	0.2 S 3 1 0 0 1 0 0 0 0 0 0 0 5 5 0.00 1.500																					

Houston Astros @ Atlanta Braves  
Atlanta-Fulton County Stadium, Atlanta, GA

Mon Sep 05 1983, 3:33 AM EDT  
Att: 19,166 - Unknown

livebaseballscorecards.com

AB	32
R	5
H	7
RBI	5
BB	2
SO	6
LOB	9





Batter	1	2	3	4	5	6	7	8	9	AB R H RBI BB SO LOB	TOP																									
Jerry Mumphy, S (1, 8) OBP: 0.334, SLG: 0.401	0-0 1B 1B	0-0 4-3			0-0 G3		4-0 BB			3 1 1 0 1 0 0																										
Terry Puhl, L (1, 9) OBP: 0.360, SLG: 0.449	0-0 1B 1B	0-0 F5			4-0 HR BB		0-0 6-3			3 2 1 0 1 0 1																										
Dickie Thon, R (1, 6) OBP: 0.342, SLG: 0.467	0-0 F6		0-0 F7		0-0 HR			0-0 1-3		4 1 1 2 0 0 2																										
Jose Cruz, L (1, 7) OBP: 0.385, SLG: 0.474	0-0 1B HR 1B		0-0 F5		0-0 6-3			0-0 3-1		4 1 1 1 0 0 0																										
Ray Knight, R (1, 3) OBP: 0.355, SLG: 0.450	0-0 HR 1B		0-0 6-3			0-0 F9		0-0 6-3		4 1 1 1 0 0 0																										
Phil Garner, R (1, 5) OBP: 0.317, SLG: 0.359	0-0 HR			4-0 BB		0-3 K		0-0 F4		3 1 1 3 1 1 0																										
Alan Ashby, S (1, 2) OBP: 0.307, SLG: 0.410	0-0 4-3			0-0 G3-6-3 BB		0-0 G3		0-0 F5		3 0 0 0 0 0 1																										
George Bjorkman, R (6, 2) OBP: 0.354, SLG: 0.346				1-2f						0 0 0 0 0 0 0	AB 32																									
Tony Scott, S (9, PH) OBP: 0.272, SLG: 0.298										1 0 0 0 0 0 0	R 7																									
Craig Reynolds, L (1, 4) OBP: 0.264, SLG: 0.286	0-0 G3				0-0 F9		0-0 4-3		0-0 F9	3 0 0 0 0 0 0	H 6																									
Kevin Bass, S (9, PH) OBP: 0.245, SLG: 0.340										1 0 0 0 0 0 0	RBI 7																									
Nolan Ryan, R (1, 1) OBP: 0.083, SLG: 0.052		0-0 4-3			0-3 K		0-0 5-3			3 0 0 0 0 1 0	BB 3																									
Frank DiPino, L (7, 1) OBP: 0.400, SLG: 0.500										0 0 0 0 0 0 0	SO 2																									
											LOB 4																									
<b>Inning Stats</b>	R: 5 E: 0 K: 0 S: 8	H: 5 LOB: 0 BB: 0 P: 8	R: 0 E: 0 K: 0 S: 3	H: 0 LOB: 0 BB: 0 P: 3	R: 0 E: 0 K: 0 S: 3	H: 0 LOB: 0 BB: 1 P: 6	R: 2 E: 0 K: 1 S: 6	H: 1 LOB: 0 BB: 1 P: 10	R: 0 E: 0 K: 1 S: 5	H: 0 LOB: 0 BB: 0 P: 5	R: 0 E: 0 K: 0 S: 3	H: 0 LOB: 1 BB: 1 P: 7	R: 0 E: 0 K: 0 S: 3	H: 0 LOB: 0 BB: 0 P: 3	R: 0 E: 0 K: 0 S: 3	H: 0 LOB: 0 BB: 0 P: 3	1B: 4 2B: 0 3B: 0 HR: 2	SF: 0 SAC: 0 DP: 1 HBP: 0	WP: 0 PB: 0 SB: 1 CS: 0	PA: 35																
<b>PITCHER</b>	IP WLS BF H R ER SO BB IBB HBP BLK WP HR S P ERA WHIP																																			
Eric Show, R (1, 1) ERA: 4.07	5.0		22	6	7	7	1	2	0	0	0	0	2	22	30	12.60	1.600																			
Elias Sosa, R (6, 1) ERA: 4.38	1.0		3	0	0	0	1	0	0	0	0	0	0	5	5	0.00	0.000																			
Sid Monge, L (7, 1) ERA: 3.96	3.0	W	10	0	0	0	0	1	0	0	0	0	0	9	13	0.00	0.333																			

Houston Astros @ San Diego Padres  
 Jack Murphy Stadium, San Diego, CA  
 Wed Sep 07 1983, 10:05 PM EDT  
 Att. 8,274 - Unknown

livebaseballscorecards.com



Batter	1	2	3	4	5	6	7	8	9	AB	R	H	RBI	BB	SO	LOB				
<b>Bobby Brown, S</b> OBP: 0.344, SLG: 0.435 (1, 7) (7, 8)	0-0 3-1			0-0 2B		0-0 1B 1B	0-0 4-3 SF7 1B			4	2	3	1	0	0	0				
<b>Alan Wiggins, S</b> OBP: 0.365, SLG: 0.336 (1, 3)	0-3 K			0-0 6-3		4-0 1B 1B BB	0-0 4-3			3	1	0	1	1	1	2				
<b>Tony Gwynn, L</b> OBP: 0.337, SLG: 0.361 (1, 9)	0-0 F8			0-0 1-3		0-0 1B WP 1B	0-0 SF7			3	1	1	2	0	0	1				
<b>Terry Kennedy, L</b> OBP: 0.351, SLG: 0.447 (1, 2)		0-3 K		0-3 K		0-0 P6	0-0 HR			4	1	1	1	0	2	3				
<b>Garry Templeton, S</b> OBP: 0.297, SLG: 0.338 (1, 6)		0-0 6-3			0-3 K	0-0 WP 1B	0-3 K			4	0	1	1	0	2	0				
<b>Ruppert Jones, L</b> OBP: 0.309, SLG: 0.380 <b>Sid Monge, S</b> OBP: 0.100, SLG: 0.100 (1, 8) (7, 1)		0-3 K			0-0 L9	4-0 BB	0-3 K			2	0	0	0	1	1	0				
<b>Luis Salazar, R</b> OBP: 0.286, SLG: 0.393 (1, 5)			0-0 5-3		0-0 HR	0-0 L6	0-3 K			4	1	1	1	0	1	2				
<b>Juan Bonilla, R</b> OBP: 0.311, SLG: 0.306 (1, 4)			0-0 F9		0-0 1-3		4-0 2B 1B BB	0-0 5-3		3	1	0	0	1	0	0				
<b>Eric Show, R</b> OBP: 0.210, SLG: 0.200 <b>Elias Sosa, R</b> OBP: 0.143, SLG: 0.143 <b>Gene Richards, L</b> OBP: 0.327, SLG: 0.389 (1, 1) (6, 1) (6, PH) (7, 7)			0-3 K			0-0 G3	0-0 1B 4-3 2B			1	0	0	0	0	1	0				
<b>Inning Stats</b>	R: 0 E: 0 K: 1 S: 5	H: 0 LOB: 0 BB: 0 P: 5	R: 0 E: 0 K: 2 S: 7	H: 0 LOB: 0 BB: 0 P: 7	R: 0 E: 0 K: 1 S: 5	H: 0 LOB: 0 BB: 0 P: 5	R: 0 E: 0 K: 1 S: 6	H: 1 LOB: 1 BB: 0 P: 6	R: 1 E: 0 K: 1 S: 6	H: 1 LOB: 0 BB: 0 P: 6	R: 3 E: 0 K: 0 S: 6	H: 3 LOB: 2 BB: 2 P: 14	R: 4 E: 0 K: 1 S: 8	H: 3 LOB: 0 BB: 1 P: 12	R: 0 E: 0 K: 2 S: 7	H: 0 LOB: 0 BB: 0 P: 7	1B: 4 2B: 2 3B: 0 HR: 2	SF: 1 SAC: 0 DP: 0 HBP: 0	WP: 1 PB: 0 SB: 1 CS: 0	PA: 35

BOTTOM

Houston Astros @ San Diego Padres  
Jack Murphy Stadium, San Diego, CA  
Wed Sep 07 1983, 10:05 PM EDT  
Att. 8,274 - Unknown

AB	31
R	8
H	8
RBI	7
BB	3
SO	9
LOB	8



PITCHER	IP	WLS	BF	H	R	ER	SO	BB	IBB	HBP	BLK	WP	HR	S	P	ERA	WHIP
<b>Nolan Ryan, R</b> ERA: 2.6 (1, 1)	6.0		27	6	6	6	6	3	0	0	0	1	1	36	48	9.00	1.500
<b>Frank DiPino, L</b> ERA: 2.61 (7, 1)	2.0	L	8	2	2	2	3	0	0	0	0	0	1	14	14	9.00	1.000

livebaseballscores.com

Batter	1	2	3	4	5	6	7	8	9	10	AB	R	H	RBI	BB	SO	LOB	TOP							
<b>Bill Doran, S</b> (1, 4) <small>OBP: 0.383, SLG: 0.373</small> <b>Craig Reynolds, L</b> (3, 4) <small>OBP: 0.250, SLG: 0.270</small>	4-0 	0-0 <b>F9</b> 		0-0 <b>4-3</b> 		0-0 <b>4-3</b> 			0-0 <b>F7</b> 	0-0 <b>F8</b> 	1	0	0	0	1	0	3								
<b>Terry Puhl, L</b> (1, 8) <small>OBP: 0.358, SLG: 0.446</small>	0-0 <b>SH2-3</b> 	0-0 <b>G1-2-3</b> 			0-3 <b>K</b> 		0-0 <b>4-3</b> 		0-0 	0-0 <b>4-3</b> 	5	0	1	0	0	1	4								
<b>Dickie Thon, R</b> (1, 6) <small>OBP: 0.346, SLG: 0.467</small>	0-0 			4-0 		4-0 		0-0 <b>5-3</b> 	4-0 		2	0	1	0	3	0	0								
<b>Phil Garner, R</b> (1, 5) <small>OBP: 0.316, SLG: 0.356</small>	0-3 <b>K</b> 			0-3 <b>K</b> 		4-0 		0-0 <b>6-3</b> 	0-3 <b>K</b> 		4	0	0	0	1	3	5								
<b>Jose Cruz, L</b> (1, 7) <small>OBP: 0.385, SLG: 0.473</small>	0-3 <b>K</b> 			0-0 		0-3 <b>K</b> 			4-0 		4	0	1	0	1	2	3								
<b>Ray Knight, R</b> (1, 3) <small>OBP: 0.355, SLG: 0.452</small>		0-0 		0-0 <b>5-3</b> 		0-0 <b>5-3</b> 		0-0 	0-0 <b>FC6-4</b> 		5	1	2	0	0	4									
<b>Kevin Bass, S</b> (1, 9) <small>OBP: 0.244, SLG: 0.335</small>		0-0 		0-0 <b>6-3</b> 		0-0 <b>5-3</b> 		0-0 <b>F8</b> 		0-0 <b>F7</b> 	5	0	1	0	0	0	1								
<b>George Bjorkman, R</b> (1, 2) <small>OBP: 0.386, SLG: 0.352</small>		4-0 		0-0 <b>F5</b> 		4-0 		4-0 		0-0 	2	2	1	0	3	0	0								
<b>Mike Scott, R</b> (1, 1) <small>OBP: 0.190, SLG: 0.220</small> <b>Tim Tolman, R</b> (8, PH) <small>OBP: 0.256, SLG: 0.364</small> <b>Mike Madden, L</b> (8, 1) <small>OBP: 0.111, SLG: 0.059</small> <b>Denny Walling, L</b> (10, PH) <small>OBP: 0.352, SLG: 0.429</small> <b>Vern Ruhle, R</b> (10, 1) <small>OBP: 0.250, SLG: 0.118</small>		4-0 		0-0 		0-0 		0-0 <b>F7</b> 		0-0 	2	0	2	2	1	0	0								
<b>Inning Stats</b>	R: 0 E: 0 K: 2 S: 8	H: 1 LOB: 2 BB: 1 P: 12	R: 1 E: 0 K: 0 S: 4	H: 2 LOB: 2 BB: 2 P: 12	R: 0 E: 0 K: 1 S: 5	H: 1 LOB: 1 BB: 1 P: 9	R: 0 E: 0 K: 0 S: 4	H: 1 LOB: 1 BB: 0 P: 4	R: 0 E: 0 K: 2 S: 6	H: 0 LOB: 1 BB: 2 P: 14	R: 1 E: 0 K: 0 S: 4	H: 1 LOB: 1 BB: 1 P: 8	R: 0 E: 0 K: 0 S: 3	H: 0 LOB: 0 BB: 0 P: 3	R: 0 E: 0 K: 0 S: 4	H: 1 LOB: 2 BB: 1 P: 8	R: 0 E: 0 K: 1 S: 6	H: 1 LOB: 3 BB: 2 P: 14	R: 1 E: 0 K: 0 S: 5	H: 2 LOB: 1 BB: 0 P: 5	1B: 6 2B: 4 3B: 0 HR: 0	SF: 0 SAC: 1 DP: 1 HBP: 0	WP: 2 PB: 1 SB: 3 CS: 2	PA: 47	
<b>PITCHER</b>	IP WLS BF H R ER SO BB IBB HBP BLK WP HR S P ERA WHIP																								
<b>Tim Lollar, L</b> (1, 1) <small>ERA: 4.35</small> <b>Gary Lucas, L</b> (6, 1) <small>ERA: 2.99</small> <b>Luis DeLeon, R</b> (9, 1) <small>ERA: 2.77</small>	5.2 2.1 2.0	27 9 11	6 1 3	2 0 1	2 0 1	5 0 1	7 1 1	0 0 1	0 0 0	0 0 0	0 0 0	0 0 0	0 0 0	0 0 0	30 8 11	58 12 19	3.18 0.00 4.50	2.294 0.429 2.000							

Houston Astros @ San Diego Padres  
 Jack Murphy Stadium, San Diego, CA  
 Thu Sep 08 1983, 6:33 AM EDT  
 Att: 7,858 - Unknown

livebaseballscorecards.com

<b>AB</b>	36
<b>R</b>	3
<b>H</b>	10
<b>RBI</b>	3
<b>BB</b>	10
<b>SO</b>	6
<b>LOB</b>	25



Batter	1	2	3	4	5	6	7	8	9	10	AB	R	H	RBI	BB	SO	LOB
Bobby Brown, S OBP: 0.337, SLG: 0.427 Gary Lucas, L Bruce Bochy, R OBP: 0.257, SLG: 0.364 Luis DeLeon, R OBP: 0.167, SLG: 0.167	0-3 K		x 0-0 3-1		x 0-0 F6			x 0-0 3B			3	0	0	0	0	1	1
Alan Wiggins, S OBP: 0.362, SLG: 0.333	x 0-0 6-3			x 0-0 F5		x 0-0 4-3		x 0-0 F7			4	0	0	0	0	0	1
Tony Gwynn, L OBP: 0.336, SLG: 0.359	x 0-0 4-3			x 0-0 S 1B		x 0-0 F8			x 0-0 4-3		4	0	1	0	0	0	0
Terry Kennedy, L OBP: 0.348, SLG: 0.443		x 0-3 K		x 0-3 K 1-2		x 0-0 F8			x 0-0 F8		4	0	0	0	0	2	1
Garry Templeton, S OBP: 0.294, SLG: 0.334	x 0-0 4-3			x 0-3 K			x 0-0 F9		x 0-0 4-3		4	0	0	0	0	1	1
Ruppert Jones, L OBP: 0.305, SLG: 0.375		x 0-0 4-3			x 0-0 G3		x 0-0 3-1			x 0-0 1-3	4	0	0	0	0	0	0
Luis Salazar, R OBP: 0.286, SLG: 0.391			x 0-0 F8		x 0-0 F6		x 0-0 L6			x 0-0 PB 1B	4	0	1	0	0	0	0
Juan Bonilla, R OBP: 0.313, SLG: 0.314			x 0-0 HR		x 0-0 1B 1B			x 0-0 1-3		x 0-0 F9 1-2	4	2	2	1	0	0	1
Tim Lollar, L OBP: 0.271, SLG: 0.340 Kurt Bevacqua, R OBP: 0.339, SLG: 0.349			x 0-0 G3		x 0-0 1B 1-H			x 0-0 F9		x 0-3 K	2	0	1	1	0	0	0
											2	0	0	0	0	1	1

Inning Stats	R: 0	H: 0	R: 0	H: 0	R: 0	H: 1	R: 1	H: 2	R: 0	H: 0	R: 0	H: 0	R: 0	H: 1	R: 0	H: 0	R: 0	H: 1	R: 0	H: 1	1B: 4	SF: 0	WP: 0	PA: 36
	E: 0	LOB: 0	E: 0	LOB: 0	E: 0	LOB: 1	E: 0	LOB: 1	E: 0	LOB: 0	E: 0	LOB: 0	E: 0	LOB: 1	E: 0	LOB: 0	E: 0	LOB: 1	E: 0	LOB: 1	2B: 0	SAC: 0	PB: 1	
	K: 1	BB: 0	K: 1	BB: 0	K: 2	BB: 0	K: 0	BB: 0	K: 0	BB: 0	K: 0	BB: 0	K: 0	BB: 0	K: 1	BB: 0	K: 0	BB: 0	K: 1	BB: 0	3B: 1	DP: 0	SB: 1	
	S: 5	P: 5	S: 5	P: 5	S: 8	P: 8	S: 5	P: 5	S: 3	P: 3	S: 3	P: 3	S: 4	P: 4	S: 6	P: 6	S: 3	P: 3	S: 6	P: 6	HR: 1	HBP: 0	CS: 0	

PITCHER	IP	WLS	BF	H	R	ER	SO	BB	IBB	HBP	BLK	WP	HR	S	P	ERA	WHIP
Mike Scott, R ERA: 3.91	(1.1)	7.0	25	4	2	2	4	0	0	0	0	0	1	33	33	2.57	0.571
Mike Madden, L ERA: 2.88	(8.1)	2.0	7	1	0	0	0	0	0	0	0	0	0	7	7	0.00	0.500
Vern Ruhle, R ERA: 3.75	(10.1)	1.0	4	1	0	0	1	0	0	0	0	0	0	6	6	0.00	1.000

PITCHER	IP	WLS	BF	H	R	ER	SO	BB	IBB	HBP	BLK	WP	HR	S	P	ERA	WHIP

**Houston Astros @ San Diego Padres**  
**Jack Murphy Stadium, San Diego, CA**  
 Thu Sep 08 1983, 6:33 AM EDT  
 Att. 7,858 - Unknown

<b>AB</b>	<b>36</b>
<b>R</b>	<b>2</b>
<b>H</b>	<b>6</b>
<b>RBI</b>	<b>2</b>
<b>BB</b>	<b>0</b>
<b>SO</b>	<b>5</b>
<b>LOB</b>	<b>6</b>



Batter	1	2	3	4	5	6	7	8	9	AB R H RBI BB SO LOB	TOP									
Tony Scott, S OBP: 0.263, SLG: 0.290 (1, 8)	0-3 K	0-0 6-3		0-0 SF9		0-0 6-3		0-0 4-3	0-0 4-3	5 0 0 1 0 1 2										
Bill Doran, S OBP: 0.381, SLG: 0.375 (1, 4)	0-0 SF9 3B		0-0 5-3	0-0 F4		0-0 L6		0-0 E3 1B		5 1 1 0 0 0 2										
Dickie Thon, R OBP: 0.348, SLG: 0.466 (1, 6)	4-0 WP BB BB		0-0 S 1B		0-0 F8		4-0 1B BB	0-0 F9		3 1 1 0 2 0 1										
Jose Cruz, L OBP: 0.385, SLG: 0.473 (1, 7)	0-0 SF9		0-3 K 1-2		0-0 6-3 HR 1B		0-3 K 1-3	0-0 BB 1B		4 1 2 1 0 2 2										
Ray Knight, R OBP: 0.357, SLG: 0.451 (1, 3)	4-0 WP 1-2 BB		0-0 F8		0-0 6-3 1-2		0-0 FC1-6 1-3 1B 1B	4-0 BB 1-2 BB		3 1 1 0 2 0 2										
Phil Garner, R OBP: 0.318, SLG: 0.363 (1, 5)	4-0 1-2 2-3 IBB		0-0 F8		0-0 HR 2-H		0-0 FC1-6 1-2 3-H 1B	0-0 F9		4 1 2 3 1 0 3										
Kevin Bass, S OBP: 0.255, SLG: 0.344 (1, 9)	0-0 F8		0-0 2B 1B		0-0 1B 1B		0-0 FC1-6 1-2 2-3 1B		0-0 G3 BLK 1B	5 1 3 0 0 0 5	AB 38 R 7 H 14 RBI 7 BB 5 SO 5 LOB 21									
George Bjorkman, R OBP: 0.400, SLG: 0.390 (1, 2)		0-3 K		0-0 1B 1-H SF9 2B		0-0 6-3 SH1-4 1B		0-0 1-2 3-H 1B	0-3 K	5 1 3 2 0 2 1										
Joe Niekro, R OBP: 0.104, SLG: 0.105 (1, 1)		0-0 F8		0-0 1B		0-0 SH1-4		0-0 F9	0-0 G3	3 0 1 0 0 0 2										
Frank DiPino, L OBP: 0.333, SLG: 0.400 (8, 1)				2-3 1B		1-2 1B		2-3		1 0 0 0 0 0 1										
Inning Stats	R: 1 E: 0 K: 1 S: 6	H: 1 LOB: 3 BB: 3 P: 18	R: 0 E: 0 K: 1 S: 5	H: 0 LOB: 0 BB: 0 P: 5	R: 0 E: 0 K: 1 S: 6	H: 1 LOB: 1 BB: 0 P: 6	R: 2 E: 0 K: 0 S: 5	H: 3 LOB: 1 BB: 0 P: 5	R: 0 E: 0 K: 0 S: 4	H: 1 LOB: 1 BB: 0 P: 4	R: 2 E: 0 K: 1 S: 8	H: 3 LOB: 2 BB: 1 P: 12	R: 0 E: 1 K: 0 S: 5	H: 1 LOB: 3 BB: 1 P: 9	R: 0 E: 0 K: 1 S: 6	H: 1 LOB: 1 BB: 0 P: 6	1B: 11 2B: 1 3B: 1 HR: 1	SF: 2 SAC: 1 DP: 0 HBP: 0	WP: 1 PB: 0 SB: 1 CS: 0	PA: 46
PITCHER	IP WLS BF H R ER SO BB IBB HBP BLK WP HR S P ERA WHIP																			
Mark Davis, L ERA: 4.52 (1, 1)	5.0 L 25 8 5 5 3 2 1 0 0 1 1 28 40 9.00 2.000																			
Mark Calvert, R ERA: 5.19 (6, 1)	3.0 17 5 2 2 1 2 0 0 0 0 0 17 25 6.00 2.333																			
Andy McGaffigan, R ERA: 4.6 (9, 1)	1.0 4 1 0 0 1 0 0 0 0 1 0 6 6 0.00 1.000																			

Houston Astros @ San Francisco Giants  
Candlestick Park, San Francisco, CA

Fri Sep 09 1983, 10:05 PM EDT  
Att. 4,195 - Unknown

livebaseballscorecards.com





Batter	1	2	3	4	5	6	7	8	9	AB	R	H	RBI	BB	SO	LOB	BOTTOM							
<b>Johnnie LeMaster, R</b> (1, 6) <small>OBP: 0.323, SLG: 0.315</small> <b>Joel Youngblood, R</b> (9, PH) <small>OBP: 0.344, SLG: 0.472</small>	0-3 K		0-0 F8			0-0 F6		0-0 FC5-4 WP BB SF8	0-0 F5	4	1	0	0	0	1	1								
<b>Tom O'Malley, L</b> (1, 5) <small>OBP: 0.333, SLG: 0.329</small>	4-0 BB			0-0 G3		0-0 F9		4-0 WP BB		2	0	0	0	2	0	0								
<b>Jack Clark, R</b> (1, 9) <small>OBP: 0.356, SLG: 0.435</small>	0-3 K			0-0 F7		0-0 6-3		0-0 SF8		3	0	0	1	0	1	1								
<b>Jeffrey Leonard, R</b> (1, 7) <small>OBP: 0.329, SLG: 0.476</small>	0-0 F7			0-3 K			0-0 2B SF8 1B	4-0 BB		3	1	1	0	1	1	1								
<b>Chris Smith, S</b> (1, 3) <small>OBP: 0.409, SLG: 0.421</small>		0-0 L6 1B			4-0 HR BB		0-0 1-3 2B	0-0 F9		3	1	2	0	1	0	2								
<b>Dan Gladden, R</b> (1, 8) <small>OBP: 0.333, SLG: 0.636</small>		0-0 F9			0-0 1-H HR		0-0 SF8		0-0 5-3	3	1	1	3	0	0	1								
<b>Steve Nicosia, R</b> (1, 2) <small>OBP: 0.256, SLG: 0.284</small>		0-0 L6			0-0 F6		0-3 K		0-0 E 1-4-3 1B	4	0	1	0	0	1	2								
<b>Brad Wellman, R</b> (1, 4) <small>OBP: 0.299, SLG: 0.253</small>			0-0 1-3		0-0 F7		0-0 5-3		0-0 1-4-3	4	0	0	0	0	0	2								
<b>Mark Davis, L</b> (1, 1) <small>OBP: 0.250, SLG: 0.190</small> <b>Duane Kuiper, L</b> (5, PH) <small>OBP: 0.350, SLG: 0.292</small> <b>Mark Calvert, R</b> (6, 1) <small>OBP: 0.387, SLG: 0.455</small> <b>Dave Bergman, L</b> (8, PH) <small>OBP: 0.387, SLG: 0.455</small> <b>Andy McGaffigan, R</b> (9, 1) <small>OBP: 0.197, SLG: 0.133</small> <b>John Rabb, R</b> (9, PH) <small>OBP: 0.282, SLG: 0.337</small>			0-0 G3		0-0 G3			0-0 FC5-4 1B	0-0 E5	1	0	0	0	0	0	0								
<b>Inning Stats</b>	R: 0 E: 0 K: 2 S: 7	H: 0 LOB: 1 BB: 1 P: 11	R: 0 E: 0 K: 0 S: 3	H: 1 LOB: 1 BB: 0 P: 3	R: 0 E: 0 K: 0 S: 3	H: 0 LOB: 0 BB: 0 P: 3	R: 0 E: 0 K: 1 S: 5	H: 0 LOB: 0 BB: 0 P: 5	R: 2 E: 0 K: 0 S: 4	H: 1 LOB: 0 BB: 1 P: 8	R: 0 E: 0 K: 0 S: 3	H: 0 LOB: 0 BB: 0 P: 3	R: 1 E: 0 K: 1 S: 7	H: 2 LOB: 1 BB: 0 P: 7	R: 1 E: 0 K: 0 S: 4	H: 1 LOB: 2 BB: 2 P: 12	R: 0 E: 1 K: 0 S: 5	H: 1 LOB: 2 BB: 0 P: 5	1B: 4 2B: 1 3B: 0 HR: 1	SF: 2 SAC: 0 DP: 0 HBP: 0	WP: 1 PB: 0 SB: 0 CS: 0	PA: 37		
<b>PITCHER</b> <b>Joe Niekro, R</b> (1, 1) <small>ERA: 3.52</small> <b>Frank DiPino, L</b> (8, 1) <small>ERA: 2.56</small>	IP: 7.2 WLS: W BF: 31 H: 5 R: 4 ER: 4 SO: 4 BB: 4 IBB: 0 HBP: 0 BLK: 0 WP: 1 HR: 1 S: 35 P: 51 ERA: 4.70 WHIP: 1.174																							

Houston Astros @ San Francisco Giants  
 Candlestick Park, San Francisco, CA  
 Fri Sep 09 1983, 10:05 PM EDT  
 Att. 4,195 - Unknown

livebaseballscorecards.com

AB	31
R	4
H	6
RBI	4
BB	4
SO	4
LOB	13



Batter	1	2	3	4	5	6	7	8	9	AB R H RBI BB SO LOB	TOP											
Bill Doran, S (1, 4) OBP: 0.381, SLG: 0.375	0-3 K	0-0 1B		0-3 K		0-0 1B		0-0 F7		5 0 2 0 0 2 2												
Terry Puhl, L (1, 9) OBP: 0.354, SLG: 0.441	0-0 6-3	0-0 F6		0-0 4-3		0-0 4-3			0-0 G3	5 0 0 0 0 0 4												
Dickie Thon, R (1, 6) OBP: 0.347, SLG: 0.469	0-0 F3		0-0 HR		0-0 F6	0-0 F9			0-0 L5	5 1 1 1 0 0 1												
Jose Cruz, L (1, 7) OBP: 0.386, SLG: 0.472		0-0 F8	0-0 SH5-3 1B		0-0 S 1B		0-0 5-3		0-3 K	5 1 2 0 0 1 0												
Ray Knight, R (1, 3) OBP: 0.359, SLG: 0.451		4-0 2B 1B BB	0-0 SH5-3	0-0 1-2	0-0 1B 1-2 1B		0-0 F8			2 1 1 1 1 0 0												
Phil Garner, R (1, 5) OBP: 0.318, SLG: 0.364		0-0 1B 2B	0-0 F3	0-0 2	0-0 F7		0-0 5-3			4 1 1 0 0 0 2												
Jerry Mumphy, S (1, 8) OBP: 0.336, SLG: 0.402		0-0 E SF7 1B 2-H 3-H	0-0 4-3	0-0 3	0-0 1B 1-3		0-0 4-3			4 1 2 2 0 0 1												
John Mizerock, L (1, 2) OBP: 0.263, SLG: 0.268		0-0 E3 1B 1-3		0-3 K SH1-4	0-0 3-1		0-0 4-3	0-0 SH2-4 1B		4 0 1 0 0 1 3												
Bob Knepper, L (1, 1) OBP: 0.209, SLG: 0.302		0-0 SF7		0-0 SH1-4		0-0 G3		0-0 SH2-4		0 0 0 1 0 0 0												
Jeff Heathcock, R (2, 1)				1-2 SH1-4				1-2 SH2-4		1 0 0 0 0 0 0												
<b>Inning Stats</b>	R: 0 E: 0 K: 1 S: 5	H: 0 LOB: 0 BB: 0 P: 5	R: 3 E: 1 K: 0 S: 7	H: 3 LOB: 2 BB: 1 P: 11	R: 1 E: 0 K: 0 S: 5	H: 2 LOB: 1 BB: 0 P: 5	R: 0 E: 0 K: 2 S: 8	H: 0 LOB: 1 BB: 0 P: 8	R: 1 E: 0 K: 0 S: 6	H: 3 LOB: 2 BB: 0 P: 6	R: 0 E: 0 K: 0 S: 4	H: 1 LOB: 1 BB: 0 P: 4	R: 0 E: 0 K: 0 S: 3	H: 0 LOB: 0 BB: 0 P: 3	R: 0 E: 0 K: 0 S: 4	H: 1 LOB: 1 BB: 0 P: 4	R: 0 E: 0 K: 1 S: 5	H: 0 LOB: 0 BB: 0 P: 5	1B: 8 2B: 1 3B: 0 HR: 1	SF: 1 SAC: 3 DP: 0 HBP: 0	WP: 1 PB: 0 SB: 1 CS: 0	PA: 40
<b>PITCHER</b>	IP WLS BF H R ER SO BB IBB HBP BLK WP HR S P ERA WHIP																					
Fred Breining, R (1, 1) ERA: 4.02	4.2 L 25 8 5 4 3 1 0 0 0 1 1 30 34 7.71 1.929																					
Renie Martin, R (5, 1) ERA: 4.53	2.1 8 1 0 0 0 0 0 0 0 0 0 8 8 0.00 0.429																					
Jim Barr, R (8, 1) ERA: 4.31	2.0 7 1 0 0 0 1 0 0 0 0 0 9 9 0.00 0.500																					

Houston Astros @ San Francisco Giants  
Candlestick Park, San Francisco, CA

Sat Sep 10 1983, 6:33 AM EDT  
Att. 6,030 - Unknown

livebaseballscorecards.com

AB	35
R	5
H	10
RBI	5
BB	1
SO	4
LOB	13



Batter	1	2	3	4	5	6	7	8	9	AB	R	H	RBI	BB	SO	LOB							
Johnnie LeMaster, R (1, 6) OBP: 0.321, SLG: 0.313	0-0 <b>6-3</b>	0-0 <b>F2</b>				0-0 <b>F3</b>			0-0 <b>F8</b>								3 0 0 0 0 0 3						
Duane Kuiper, L (8, PH) OBP: 0.350, SLG: 0.291																	1 0 0 0 0 0 0						
Joe Pettini, R (9, 6) OBP: 0.232, SLG: 0.194																	0 0 0 0 0 0 0						
Dan Gladden, R (1, 8) OBP: 0.313, SLG: 0.500	0-3 <b>K</b>				0-0 <b>L4</b>	0-0 <b>5-3</b>			4-0 <b>S</b> <b>E</b> <b>BB</b>								3 1 0 0 1 1 1						
Chili Davis, S (1, 9) OBP: 0.310, SLG: 0.353	0-0 <b>F3</b>				0-0 <b>G3</b>			0-0 <b>F8</b> <b>1-H</b>										4 0 0 0 0 0 0					
Jeffrey Leonard, R (1, 7) OBP: 0.328, SLG: 0.473			4-0 <b>S</b> <b>1B</b> <b>2B</b> <b>BB</b>	0-3 <b>K</b>			0-0 <b>F9</b>	0-3 <b>K</b>										3 1 0 0 1 2 0					
Joel Youngblood, R (1, 4) OBP: 0.346, SLG: 0.472			0-0 <b>2B</b> <b>1B</b>	0-0 <b>1-3</b>			0-0 <b>1B</b>			0-3 <b>K</b>								4 1 2 0 0 1 0					
Chris Smith, S (1, 3) OBP: 0.385, SLG: 0.435			0-0 <b>FC6-5</b> <b>2-H</b> <b>3-H</b> <b>2B</b>	0-0 <b>4-3</b>			0-0 <b>L4</b>			0-0 <b>F6</b>								4 0 1 2 0 0 1					
Tom O'Malley, L (1, 5) OBP: 0.330, SLG: 0.325			0-0 <b>5-3</b>	0-0 <b>1-3</b>			0-0 <b>F7</b>			0-0 <b>G3</b>								4 0 0 0 0 0 1					
Steve Nicosia, R (1, 2) OBP: 0.247, SLG: 0.273			0-0 <b>FC6-5</b> <b>1B</b> <b>2-3</b>	0-0 <b>F6</b>			0-0 <b>5-3</b>			0-0 <b>G3</b>								3 0 0 0 0 0 1					
Fred Breining, R (1, 1) OBP: 0.182, SLG: 0.159			0-0 <b>1B</b>	0-0 <b>E6</b>			0-0 <b>P4</b>											1 0 1 0 0 0 0					
Renie Martin, R (5, 1) OBP: 0.333, SLG: 0.583																		1 0 0 0 0 0 0					
Dave Bergman, L (7, PH) OBP: 0.385, SLG: 0.451																		1 0 0 0 0 0 0					
Jim Barr, R (8, 1) OBP: 0.071, SLG: 0.143			1-2 <b>1B</b>															0 0 0 0 0 0 0					
<b>Inning Stats</b>	R: 0 E: 0 K: 1 S: 5	H: 0 LOB: 0 BB: 0 P: 5	R: 2 E: 0 K: 0 S: 6	H: 3 LOB: 2 BB: 1 P: 10	R: 0 E: 0 K: 1 S: 5	H: 0 LOB: 0 BB: 0 P: 5	R: 0 E: 0 K: 0 S: 3	H: 0 LOB: 0 BB: 0 P: 3	R: 0 E: 1 K: 0 S: 4	H: 0 LOB: 1 BB: 0 P: 4	R: 0 E: 0 K: 0 S: 3	H: 0 LOB: 0 BB: 0 P: 3	R: 1 E: 0 K: 1 S: 5	H: 0 LOB: 0 BB: 1 P: 9	R: 0 E: 0 K: 1 S: 5	H: 0 LOB: 0 BB: 0 P: 5	1B: 3 2B: 1 3B: 0 HR: 0	SF: 0 SAC: 0 DP: 0 HBP: 0	WP: 0 PB: 0 SB: 2 CS: 0	PA: 34			
<b>PITCHER</b>	IP	WLS	BF	H	R	ER	SO	BB	IBB	HBP	BLK	WP	HR	S	P	ERA	WHIP						
Bob Knepper, L (1, 1) ERA: 3.42	1.2		9	3	2	2	1	1	0	0	0	0	0	10	14	10.80	2.400						
Jeff Heathcock, R (2, 1) ERA: 1.93	7.1	W	25	1	1	0	3	1	0	0	0	0	0	30	34	0.00	0.273						

**BOTTOM**

**Houston Astros @ San Francisco Giants**  
Candlestick Park, San Francisco, CA

Sat Sep 10 1983, 6:33 AM EDT  
Atf. 6,030 - Unknown

AB	32
R	3
H	4
RBI	2
BB	2
SO	4
LOB	7

livebaseballscorecards.com




Batter	1	2	3	4	5	6	7	8	9	AB R H RBI BB SO LOB	TOP
--------	---	---	---	---	---	---	---	---	---	----------------------	-----

<b>Bill Doran, S</b> (1, 4) <sup>x</sup> <small>OBP: 0.380, SLG: 0.374</small>	0-0 <b>F9</b> 		0-0 <b>FC5-4</b> <b>1B</b> 		0-0 <b>L8</b> 			0-0 <b>5-3</b> 		4 0 1 0 0 0 0	<h2>Houston Astros @ San Francisco Giants</h2> <p>Candlestick Park, San Francisco, CA</p> <p>Sun Sep 11 1983, 6:33 AM EDT Att. 9,265 - Unknown</p>															
<b>Jerry Mumphrey, S</b> (1, 8) <sup>x</sup> <small>OBP: 0.337, SLG: 0.406</small>	0-0 <b>2B</b> <b>1B</b> 		0-0 <b>FC5-4</b> <b>1B</b> 		0-3 <b>K</b> 			0-0 <b>1B</b> <b>2B</b> 		4 1 2 0 0 1 1		<p><a href="http://livebaseballscorecards.com">livebaseballscorecards.com</a></p> <table border="1"> <tr><td><b>AB</b></td><td><b>34</b></td></tr> <tr><td><b>R</b></td><td><b>2</b></td></tr> <tr><td><b>H</b></td><td><b>8</b></td></tr> <tr><td><b>RBI</b></td><td><b>2</b></td></tr> <tr><td><b>BB</b></td><td><b>1</b></td></tr> <tr><td><b>SO</b></td><td><b>14</b></td></tr> <tr><td><b>LOB</b></td><td><b>12</b></td></tr> </table>	<b>AB</b>	<b>34</b>	<b>R</b>	<b>2</b>	<b>H</b>	<b>8</b>	<b>RBI</b>	<b>2</b>	<b>BB</b>	<b>1</b>	<b>SO</b>	<b>14</b>	<b>LOB</b>	<b>12</b>
<b>AB</b>	<b>34</b>																									
<b>R</b>	<b>2</b>																									
<b>H</b>	<b>8</b>																									
<b>RBI</b>	<b>2</b>																									
<b>BB</b>	<b>1</b>																									
<b>SO</b>	<b>14</b>																									
<b>LOB</b>	<b>12</b>																									
<b>Dickie Thon, R</b> (1, 6) <sup>x</sup> <small>OBP: 0.350, SLG: 0.472</small>	0-0 <b>1-3</b> <b>2B</b> 		0-0 <b>1-2</b> <b>1B</b> 		0-3 <b>K2-3</b> 			4-0 <b>1B</b> <b>1B</b> <b>IBB</b> 		3 1 2 0 1 1 0																
<b>Jose Cruz, L</b> (1, 7) <sup>s s s</sup> <small>OBP: 0.385, SLG: 0.470</small>	0-3 <b>K</b> 		0-0 <b>G3</b> 		0-0 <b>F9</b> 			0-0 <b>1-H</b> <b>2-H</b> <b>1B</b> 		4 0 1 2 0 1 4																
<b>Ray Knight, R</b> (1, 3) <sup>s s s</sup> <small>OBP: 0.358, SLG: 0.450</small>	0-3 <b>K</b> 			0-0 <b>1B</b> 		0-3 <b>K</b> 		0-0 <b>5-3</b> 		4 0 1 0 0 2 3																
<b>Phil Garner, R</b> (1, 5) <sup>s s s</sup> <small>OBP: 0.317, SLG: 0.363</small>		0-3 <b>K</b> 		0-0 <b>F8</b> 		0-3 <b>K</b> 		0-0 <b>G4-6-3</b> <b>1B</b> 		4 0 1 0 0 2 1																
<b>Kevin Bass, S</b> (1, 9) <sup>s s s</sup> <small>OBP: 0.250, SLG: 0.337</small> <b>Terry Puhl, L</b> (8, 9) <sup>s s s</sup> <small>OBP: 0.353, SLG: 0.440</small>		0-3 <b>K</b> 		0-3 <b>K</b> 		0-0 <b>F4</b> 		0-0 <b>G4-6-3</b> <b>1-2f</b> 		3 0 0 0 0 2 1 1 0 0 0 0 0 1																
<b>George Bjorkman, R</b> (1, 2) <sup>s s s</sup> <small>OBP: 0.380, SLG: 0.365</small>		0-3 <b>K</b> 		0-0 <b>F6</b> 		0-3 <b>K</b> 		0-0 <b>F5</b> 		4 0 0 0 0 2 1																
<b>Nolan Ryan, R</b> (1, 1) <sup>s s s</sup> <small>OBP: 0.079, SLG: 0.049</small>			0-3 <b>K</b> 		0-3 <b>K</b> 			0-3 <b>K</b> 		3 0 0 0 0 3 0																

<b>Inning Stats</b>	R: 0 H: 2 E: 0 LOB: 2 K: 2 BB: 0 S: 9 P: 9	R: 0 H: 0 E: 0 LOB: 0 K: 3 BB: 0 S: 9 P: 9	R: 0 H: 2 E: 0 LOB: 2 K: 1 BB: 0 S: 7 P: 7	R: 0 H: 1 E: 0 LOB: 1 K: 1 BB: 0 S: 6 P: 6	R: 0 H: 0 E: 0 LOB: 0 K: 2 BB: 0 S: 7 P: 7	R: 0 H: 0 E: 0 LOB: 0 K: 2 BB: 0 S: 7 P: 7	R: 0 H: 0 E: 0 LOB: 0 K: 2 BB: 0 S: 7 P: 7	R: 2 H: 2 E: 0 LOB: 1 K: 1 BB: 1 S: 3 P: 11	R: 0 H: 1 E: 0 LOB: 0 K: 0 BB: 0 S: 3 P: 3	1B: 6 SF: 0 2B: 2 SAC: 0 3B: 0 DP: 1 HR: 0 HBP: 0	WP: 0 PA: 35 PB: 0 SB: 0 CS: 0
---------------------	---	---	---	---	---	---	---	--	---	--	---

<b>PITCHER</b> <b>Atlee Hammaker, L</b> (1, 1) ERA: 2.25 <b>Greg Minton, R</b> (8, 1) ERA: 3.5	IP WLS BF H R ER SO BB IBB HBP BLK WP HR S P ERA WHIP	7.2 31 7 2 2 14 0 1 0 0 0 0 0 58 62 2.35 0.913 1.1 W 4 1 0 0 0 0 0 0 0 0 0 0 0 4 4 0.00 0.750
--	---	--



Batter	1	2	3	4	5	6	7	8	9	AB	R	H	RBI	BB	SO	LOB
Dan Gladden, R OBP: 0.300, SLG: 0.412 (1, 8)	0-3 K ①		0-3 K ③		4-0 BB			0-0 F2 ②		3	0	0	0	1	2	0
Max Venable, L OBP: 0.294, SLG: 0.379 (1, 7)	0-0 1B			0-0 1B	0-3 K ③			0-3 K ③		4	0	2	0	0	2	3
Chili Davis, S OBP: 0.307, SLG: 0.349 (1, 9)	0-0 F7 ②			0-3 K ①		0-3 K ①			0-0 4-3 ①	4	0	0	0	0	2	2
Darrell Evans, L OBP: 0.387, SLG: 0.537 (1, 5)	0-0 G3 ③			0-0 F6 ②		0-3 K ②			4-0 1B 1B BB	3	1	0	0	1	1	2
Chris Smith, S OBP: 0.367, SLG: 0.407 (1, 3)		0-0 G3 ①		0-3 K ③		0-3 K ③			0-0 1B 1B S	4	0	1	0	0	2	1
Joe Pettini, R OBP: 0.232, SLG: 0.194 (9, PR)									1-3 1B 1B	0	1	0	0	0	0	0
Steve Nicosia, R OBP: 0.253, SLG: 0.278 (1, 2)		0-0 6-3 ②			0-0 SH3-4 1B 1B			0-0 F9 ①	4-0 1B 1B BB	2	0	1	0	0	0	0
Bob Brenly, R OBP: 0.313, SLG: 0.376 (5, PR) (6, 2)									1-2 1B BB	1	1	0	0	1	0	0
Duane Kuiper, L OBP: 0.351, SLG: 0.286 (1, 4)		0-0 6-3 ③			0-0 F6 ①			0-0 F8 ②		3	0	0	0	0	0	1
Greg Minton, S OBP: 0.545, SLG: 0.600 (8, 1)									1-3 2-H 3-H 1B	0	0	0	0	0	0	0
Dave Bergman, L OBP: 0.389, SLG: 0.455 (9, PH)									0-0 1B	1	0	1	2	0	0	0
Guy Sularz, R OBP: 0.250, SLG: 0.250 (1, 6)			0-3 K ①		0-0 SH3-4 1B			0-0 6-3 ③		3	0	1	0	0	1	0
Tom O'Malley, L OBP: 0.332, SLG: 0.327 (9, PH)					1-2 1B				1-2 3-H 1B	1	0	1	1	0	0	0
Atlee Hammaker, S OBP: 0.172, SLG: 0.102 (1, 1)			0-3 K2-3 ②		0-0 SH3-4 ②			0-0 F9 ①		1	0	0	0	0	1	0
Joel Youngblood, R OBP: 0.345, SLG: 0.471 (8, 4)					1-2 2-3					1	0	0	0	0	0	0

Inning Stats	R: 0	H: 1	E: 0	K: 1	S: 6	LOB: 1	BB: 0	P: 6	R: 0	H: 0	E: 0	K: 0	S: 3	LOB: 0	BB: 0	P: 3	R: 0	H: 0	E: 0	K: 3	S: 9	LOB: 0	BB: 0	P: 9	R: 0	H: 2	E: 0	K: 1	S: 7	LOB: 3	BB: 1	P: 11	R: 0	H: 0	E: 0	K: 3	S: 9	LOB: 0	BB: 0	P: 9	R: 0	H: 0	E: 0	K: 0	S: 3	LOB: 0	BB: 0	P: 3	R: 0	H: 0	E: 0	K: 1	S: 5	LOB: 0	BB: 0	P: 5	R: 3	H: 3	E: 0	K: 0	S: 4	LOB: 2	BB: 2	P: 12	1B: 7	2B: 0	3B: 0	HR: 0	SF: 0	SAC: 1	DP: 0	HBP: 0	WP: 0	PB: 0	SB: 2	CS: 0	PA: 35
--------------	------	------	------	------	------	--------	-------	------	------	------	------	------	------	--------	-------	------	------	------	------	------	------	--------	-------	------	------	------	------	------	------	--------	-------	-------	------	------	------	------	------	--------	-------	------	------	------	------	------	------	--------	-------	------	------	------	------	------	------	--------	-------	------	------	------	------	------	------	--------	-------	-------	-------	-------	-------	-------	-------	--------	-------	--------	-------	-------	-------	-------	--------

PITCHER	IP	WLS	BF	H	R	ER	SO	BB	IBB	HBP	BLK	WP	HR	S	P	ERA	WHIP	PITCHER	IP	WLS	BF	H	R	ER	SO	BB	IBB	HBP	BLK	WP	HR	S	P	ERA	WHIP																			
Nolan Ryan, R ERA: 2.63 (1, 1)	8.1	L	35	7	3	3	11	3	0	0	0	0	0	54	66	3.24	1.200																																					

BOTTOM

Houston Astros @ San Francisco Giants  
Candlestick Park, San Francisco, CA  
Sun Sep 11 1983, 6:33 AM EDT  
Att. 9,265 - Unknown

livebaseballscores.com

AB	31
R	3
H	7
RBI	3
BB	3
SO	11
LOB	9



Batter	1	2	3	4	5	6	7	8	9	AB R H RBI BB SO LOB	TOP
Steve Sax, R (1, 4) OBP: 0.339, SLG: 0.348	0-0 P6		0-0 1B 2B	0-0 1B			0-0 1-3			4 1 2 2 0 0 0	<b>Los Angeles Dodgers @ Houston Astros</b> Astrodome, Houston, TX Tue Sep 13 1983, 8:05 PM EDT Att. 19,697 - Dome
Bill Russell, R (1, 6) OBP: 0.317, SLG: 0.305	0-3 K		0-0 E 1B	0-0 P5			0-0 6-3			4 1 1 1 0 1 2	
Dusty Baker Jr., R (1, 7) OBP: 0.344, SLG: 0.390 R.J. Reynolds, S (5, 7) OBP: 0.259, SLG: 0.385	0-3 K		0-0 E5				0-3 K			3 0 0 0 0 1 0 1 0 0 0 0 1 0	
Pedro Guerrero, R (1, 5) OBP: 0.365, SLG: 0.521		4-0 3-1 S BB	0-0 F9				0-0 F8			3 0 0 0 1 0 1	
Ken Landreaux, L (1, 8) OBP: 0.333, SLG: 0.469 Derrel Thomas, S (8, PR) OBP: 0.338, SLG: 0.335		0-0 3-1		0-0 5-3			0-3 K			4 0 1 0 0 1 1 0 0 0 0 0 0 0	
Mike Marshall, R (1, 9) OBP: 0.350, SLG: 0.441		0-0 F8		0-0 E 1B FC3-2 1B			0-0 S 1B			4 1 2 0 0 0 2	
Greg Brock, L (1, 3) OBP: 0.336, SLG: 0.407		0-3 K		0-0 FC3-2 E 1B			0-0 1B 1B			4 1 2 1 0 1 1	
Jack Fimple, R (1, 2) OBP: 0.292, SLG: 0.354			0-0 F7	0-0 E4 FC3-2 1B			0-0 B1-6-4 1B			4 1 1 0 0 1 2	
Jerry Reuss, L (1, 1) OBP: 0.262, SLG: 0.254			0-3 K	0-0 FC3-2 1B			0-0 B1-6-4			4 0 0 0 0 1 4	
<b>Inning Stats</b>	R: 0 H: 0 E: 0 LOB: 0 K: 2 BB: 0 S: 7 P: 7	R: 0 H: 0 E: 0 LOB: 1 K: 1 BB: 1 S: 5 P: 9	R: 2 H: 2 E: 1 LOB: 1 K: 1 BB: 0 S: 8 P: 8	R: 2 H: 3 E: 1 LOB: 2 K: 0 BB: 0 S: 7 P: 7	R: 0 H: 0 E: 0 LOB: 0 K: 1 BB: 0 S: 5 P: 5	R: 1 H: 3 E: 0 LOB: 0 K: 0 BB: 0 S: 4 P: 4	R: 0 H: 0 E: 0 LOB: 0 K: 1 BB: 0 S: 5 P: 5	R: 0 H: 1 E: 0 LOB: 1 K: 0 BB: 0 S: 3 P: 3	R: 0 H: 0 E: 0 LOB: 0 K: 1 BB: 0 S: 5 P: 5	1B: 8 SF: 0 2B: 1 SAC: 0 3B: 0 DP: 2 HR: 0 HBP: 0	WP: 0 PA: 36 PB: 0 SB: 2 CS: 0
<b>PITCHER</b>	IP WLS BF H R ER SO BB IBB HBP BLK WP HR S P ERA WHIP										
Mike Scott, R (1, 1) ERA: 3.83	5.0 L 23 5 4 1 5 1 0 0 0 0 0 0 32 36 1.80 1.200										
Michael LaCoss, R (6, 1) ERA: 4.82	3.0 10 4 1 1 1 0 0 0 0 0 0 0 12 12 3.00 1.333										
Frank LaCorte, R (9, 1) ERA: 5.36	1.0 3 0 0 0 1 0 0 0 0 0 0 0 5 5 0.00 0.000										

livebaseballscorecards.com

AB	35
R	5
H	9
RBI	4
BB	1
SO	7
LOB	13



Batter	1	2	3	4	5	6	7	8	9	AB	R	H	RBI	BB	SO	LOB
<b>Bill Doran, S</b> OBP: 0.379, SLG: 0.373 (1, 4) SS	0-3 K		0-3 K			0-0 5-3		0-0 1B		4	0	1	0	0	2	0
<b>Terry Puhl, L</b> OBP: 0.352, SLG: 0.438 (1, 9) X	0-0 P6			0-0 F8		0-0 G6-4-3 1B		0-0 F6		4	0	1	0	0	0	1
<b>Dickie Thon, R</b> OBP: 0.347, SLG: 0.469 (1, 6) SS	0-3 K			0-0 4-3		0-0 G6-4-3 1-2f		0-3 K		4	0	0	0	0	2	2
<b>Jose Cruz, L</b> OBP: 0.384, SLG: 0.468 (1, 7) H		1-0 CS HBP		0-0 5-3			0-3 K		0-0 E1 1B	3	1	0	0	0	1	0
<b>Ray Knight, R</b> OBP: 0.363, SLG: 0.455 (1, 3) BB		4-0 1-2 BB			0-0 PB 2B		0-0 BB 1B		0-0 1-2 1B	3	0	3	0	1	0	0
<b>Phil Garner, R</b> OBP: 0.315, SLG: 0.360 (1, 5) X		0-0 F9			0-3 K		0-0 F4		0-0 F8	4	0	0	0	0	1	5
<b>Jerry Mumphrey, S</b> OBP: 0.341, SLG: 0.407 (1, 8) X		0-0 1-3			4-0 2-3 BB		4-0 1-2 BB		0-0 1-2 2-H 1B	2	0	1	1	2	0	1
<b>George Bjorkman, R</b> OBP: 0.370, SLG: 0.354 (1, 2) <b>Kevin Bass, S</b> OBP: 0.249, SLG: 0.335 (7, PH) <b>Luis Pujols, R</b> OBP: 0.225, SLG: 0.226 (8, 2) SS			0-3 K		0-3 K		0-0 F8		0-0 F9	2	0	0	0	0	2	2
<b>Mike Scott, R</b> OBP: 0.186, SLG: 0.214 (1, 1) <b>Tim Lincecum, R</b> OBP: 0.250, SLG: 0.353 (5, PH) <b>Michael Lacey, R</b> OBP: 0.114, SLG: 0.088 (6, 1) <b>Tony Scott, S</b> OBP: 0.262, SLG: 0.288 (8, PH) <b>Frank LaCorte, R</b> OBP: 0.167, SLG: 0.400 (9, 1) <b>Denny Walling, L</b> OBP: 0.349, SLG: 0.424 (9, PH) X			0-0 6-3		0-0 F7			0-0 5-3	0-3 K	1	0	0	0	0	0	0

BOTTOM																	
<b>Los Angeles Dodgers @ Houston Astros</b> Astrodome, Houston, TX Tue Sep 13 1983, 8:05 PM EDT Att. 19,697 - Dome																	
<table border="0"> <tr> <td><b>AB</b></td> <td><b>32</b></td> </tr> <tr> <td><b>R</b></td> <td><b>1</b></td> </tr> <tr> <td><b>H</b></td> <td><b>6</b></td> </tr> <tr> <td><b>RBI</b></td> <td><b>1</b></td> </tr> <tr> <td><b>BB</b></td> <td><b>3</b></td> </tr> <tr> <td><b>SO</b></td> <td><b>9</b></td> </tr> <tr> <td><b>LOB</b></td> <td><b>19</b></td> </tr> </table>	<b>AB</b>	<b>32</b>	<b>R</b>	<b>1</b>	<b>H</b>	<b>6</b>	<b>RBI</b>	<b>1</b>	<b>BB</b>	<b>3</b>	<b>SO</b>	<b>9</b>	<b>LOB</b>	<b>19</b>			
<b>AB</b>	<b>32</b>																
<b>R</b>	<b>1</b>																
<b>H</b>	<b>6</b>																
<b>RBI</b>	<b>1</b>																
<b>BB</b>	<b>3</b>																
<b>SO</b>	<b>9</b>																
<b>LOB</b>	<b>19</b>																
<table border="0"> <tr> <td><b>1B:</b></td> <td>5</td> <td><b>SF:</b></td> <td>0</td> </tr> <tr> <td><b>2B:</b></td> <td>1</td> <td><b>SAC:</b></td> <td>0</td> </tr> <tr> <td><b>3B:</b></td> <td>0</td> <td><b>DP:</b></td> <td>1</td> </tr> <tr> <td><b>HR:</b></td> <td>0</td> <td><b>HBP:</b></td> <td>1</td> </tr> </table>	<b>1B:</b>	5	<b>SF:</b>	0	<b>2B:</b>	1	<b>SAC:</b>	0	<b>3B:</b>	0	<b>DP:</b>	1	<b>HR:</b>	0	<b>HBP:</b>	1	
<b>1B:</b>	5	<b>SF:</b>	0														
<b>2B:</b>	1	<b>SAC:</b>	0														
<b>3B:</b>	0	<b>DP:</b>	1														
<b>HR:</b>	0	<b>HBP:</b>	1														
<table border="0"> <tr> <td><b>WP:</b></td> <td>0</td> <td><b>PA:</b></td> <td>36</td> </tr> <tr> <td><b>PB:</b></td> <td>1</td> <td></td> <td></td> </tr> <tr> <td><b>SB:</b></td> <td>0</td> <td></td> <td></td> </tr> <tr> <td><b>CS:</b></td> <td>1</td> <td></td> <td></td> </tr> </table>	<b>WP:</b>	0	<b>PA:</b>	36	<b>PB:</b>	1			<b>SB:</b>	0			<b>CS:</b>	1			
<b>WP:</b>	0	<b>PA:</b>	36														
<b>PB:</b>	1																
<b>SB:</b>	0																
<b>CS:</b>	1																

Inning Stats	R: 0	H: 0	R: 0	H: 0	R: 0	H: 0	R: 0	H: 1	R: 0	H: 1	R: 0	H: 1	R: 0	H: 1	R: 1	H: 2	1B: 5	SF: 0	WP: 0	PA: 36	
	E: 0	LOB: 0	E: 0	LOB: 1	E: 0	LOB: 0	E: 0	LOB: 2	E: 0	LOB: 0	E: 0	LOB: 2	E: 0	LOB: 1	E: 1	LOB: 2	2B: 1	SAC: 0	PB: 1		
	K: 2	BB: 0	K: 0	BB: 1	K: 0	BB: 0	K: 2	BB: 1	K: 0	BB: 0	K: 1	BB: 1	K: 1	BB: 0	K: 1	BB: 0	3B: 0	DP: 1	SB: 0		
	S: 7	P: 7	S: 2	P: 7	S: 7	P: 3	S: 8	P: 12	S: 3	P: 3	S: 6	P: 10	S: 6	P: 6	S: 8	P: 8	HR: 0	HBP: 1	CS: 1		
<b>PITCHER</b> <b>Jerry Reuss, L</b> ERA: 2.87 (1, 1)	<b>IP</b> 9.0	<b>WLS</b> W	<b>BF</b> 36	<b>H</b> 6	<b>R</b> 1	<b>ER</b> 0	<b>SO</b> 9	<b>BB</b> 3	<b>IBB</b> 0	<b>HBP</b> 1	<b>BLK</b> 0	<b>WP</b> 0	<b>HR</b> 0	<b>S</b> 50	<b>P</b> 63	<b>ERA</b> 0.00	<b>WHIP</b> 1.000				
<b>PITCHER</b>	<b>IP</b>	<b>WLS</b>	<b>BF</b>	<b>H</b>	<b>R</b>	<b>ER</b>	<b>SO</b>	<b>BB</b>	<b>IBB</b>	<b>HBP</b>	<b>BLK</b>	<b>WP</b>	<b>HR</b>	<b>S</b>	<b>P</b>	<b>ERA</b>	<b>WHIP</b>				



Batter	1	2	3	4	5	6	7	8	9	AB R H RBI BB SO LOB	TOP											
Steve Sax, R (1, 4) OBP: 0.340, SLG: 0.349	0-0 S 1B 1B		0-0 F8 HBP 1B 1B		0-3 K		0-0 FC5-4 S 1-2f			4 2 2 0 0 1 1	<b>Los Angeles Dodgers @ Houston Astros</b> Astrodome, Houston, TX Wed Sep 14 1983, 8:05 PM EDT Att. 19,713 - Dome <a href="http://livebaseballscorecards.com">livebaseballscorecards.com</a>											
Bill Russell, R (1, 6) OBP: 0.317, SLG: 0.303	0-3 K 1-2		1-0 PB 1B 1-2 HBP		0-0 5-3		0-0 6-3 1-2			3 0 0 0 0 1 2												
Mike Marshall, R (1, 9) OBP: 0.350, SLG: 0.438	0-0 L6		0-0 F8 2-3		4-0 BB		0-0 F8			3 0 0 0 1 0 3												
Pedro Guerrero, R (1, 5) OBP: 0.365, SLG: 0.521	0-0 1B 2-H		0-0 PB 1B 1-2 3-H		0-0 F3		0-3 K			4 0 2 2 0 1 1												
Ken Landreaux, L (1, 8) OBP: 0.332, SLG: 0.469	0-0 F9		0-0 P6 1-2 2-3		0-0 3-1		0-0 2B			4 0 1 0 0 0 3												
R.J. Reynolds, S (1, 7) OBP: 0.258, SLG: 0.367		0-0 S 1B 4-3	0-0 F8		0-0 F7		0-0 G3			4 0 1 0 0 0 3												
Greg Brock, L (1, 3) OBP: 0.333, SLG: 0.403		0-3 K 1-2		0-0 F8		0-3 K2-3		0-0 P6		4 0 0 0 0 2 1												
Jack Fimple, R (1, 2) OBP: 0.301, SLG: 0.362		0-0 4-3		0-0 B3-6-4 1B		0-0 FC6-4 1B		0-3 K		3 0 2 0 0 0 1												
Rick Monday, L (9, PH) OBP: 0.366, SLG: 0.419		2-3		0-0 B3-6-4 1B		0-0 FC6-4 1B		0-0 L9		1 0 0 0 0 1 0												
Bob Welch, R (1, 1) OBP: 0.130, SLG: 0.164		0-0 6-3		0-0 B3-6-4 1-2f		0-0 FC6-4 FC5-4 1-2f		0-0 L9		3 0 0 0 0 0 3												
Jose Morales, R (9, PH) OBP: 0.302, SLG: 0.500										1 0 0 0 0 0 0												
<b>Inning Stats</b>	R: 1 E: 0 K: 1 S: 7	H: 2 LOB: 1 BB: 0 P: 7	R: 0 E: 0 K: 1 S: 6	H: 1 LOB: 1 BB: 0 P: 6	R: 1 E: 0 K: 0 S: 5	H: 2 LOB: 2 BB: 0 P: 6	R: 0 E: 0 K: 0 S: 3	H: 1 LOB: 0 BB: 0 P: 3	R: 0 E: 0 K: 1 S: 5	H: 0 LOB: 1 BB: 1 P: 9	R: 0 E: 0 K: 1 S: 5	H: 0 LOB: 0 BB: 0 P: 5	R: 0 E: 0 K: 0 S: 4	H: 1 LOB: 1 BB: 0 P: 4	R: 0 E: 0 K: 1 S: 6	H: 1 LOB: 1 BB: 0 P: 6	R: 0 E: 0 K: 1 S: 5	H: 0 LOB: 0 BB: 0 P: 5	1B: 7 2B: 1 3B: 0 HR: 0	SF: 0 SAC: 0 DP: 1 HBP: 1	WP: 0 PB: 1 SB: 3 CS: 0	PA: 36
<b>PITCHER</b> Joe Niekro, R (1, 1) ERA: 3.46	IP: 9.0 WLS: W BF: 36 H: 8 R: 2 ER: 2 SO: 6 BB: 1 IBB: 0 HBP: 1 BLK: 0 WP: 0 HR: 0 S: 46 P: 51 ERA: 2.00 WHIP: 1.000																					



Batter	1	2	3	4	5	6	7	8	9
Bill Doran, S OBP: 0.377, SLG: 0.370 (1, 4) X	0-0 6-3			0-3 K		0-0 4-3		0-3 K	
Terry Puhl, L OBP: 0.353, SLG: 0.439 (1, 9) X	0-0 CS 1B			0-0 E 2B 1B		0-0 P4		0-0 F8	
Dickie Thon, R OBP: 0.347, SLG: 0.469 (1, 6) X	0-0 F9 1-2			0-0 1-H 2B		0-0 F3		0-0 5-3	
Jose Cruz, L OBP: 0.383, SLG: 0.466 (1, 7) X		0-0 4-3		0-3 K			4-0 HR BB		
Ray Knight, R OBP: 0.363, SLG: 0.455 (1, 3) X		0-0 F7			0-0 1B SF8 1B		0-3 K		
Phil Garner, R OBP: 0.317, SLG: 0.368 (1, 5) X		0-0 F8			0-0 SF8 1B CS 1B		0-0 1-H HR		
Jerry Mumphrey, S OBP: 0.341, SLG: 0.406 (1, 8) X			0-3 K		0-0 CS 1B		0-3 K		
Luis Pujols, R OBP: 0.222, SLG: 0.224 (1, 2) X			0-0 F9		0-0 SF8		4-0 BB		
Denny Walling, L OBP: 0.345, SLG: 0.424 (5, PH) X				0-3 K		0-3 K			
John Mizerock, L OBP: 0.271, SLG: 0.268 (6, 2) X					0-3 K		0-0 F7		
Joe Niekro, R OBP: 0.100, SLG: 0.101 (1, 1) X									

AB	R	H	RBI	BB	SO	LOB
4	0	0	0	0	2	0
4	1	2	0	0	0	0
4	0	1	1	0	0	1
2	1	0	0	1	1	0
3	1	1	0	0	1	1
3	1	2	2	0	0	0
3	0	1	0	0	2	0
1	0	0	0	0	0	0
0	0	0	1	0	0	0
0	0	0	0	1	0	0
3	0	0	0	0	2	3

BOTTOM

Los Angeles Dodgers @ Houston Astros  
Astrodome, Houston, TX  
Wed Sep 14 1983, 8:05 PM EDT  
Att. 19,713 - Dome

AB	27
R	4
H	7
RBI	4
BB	2
SO	8
LOB	5



Inning Stats	R	H	E	K	S	P	IP	WLS	BF	H	R	ER	SO	BB	IBB	HBP	BLK	WP	HR	S	P	ERA	WHIP
Bob Welch, R ERA: 2.64 (1, 1)	0	1	0	0	3	7	8.0	L	30	7	4	4	8	2	0	0	0	0	1	44	52	4.50	1.125

WP	PA	ERA	WHIP
0	30		

Batter	1	2	3	4	5	6	7	8	9	AB R H RBI BB SO LOB	TOP											
Steve Sax, R (1, 4) OBP: 0.340, SLG: 0.348	0-0 4-3		0-0 P4	0-0 PB 1B		0-3 K		4-0 BB		4 1 1 0 1 1 0												
Bill Russell, R (1, 6) OBP: 0.315, SLG: 0.301 Dave Anderson, R (8, 6) OBP: 0.218, SLG: 0.242	0-3 K		0-0 F7	0-0 CS 1B		0-0 P6		0-0 4-3		5 0 1 2 0 1 1 0 0 0 0 0 0 0												
Mike Marshall, R (1, 9) OBP: 0.352, SLG: 0.441	4-0 BB		0-0 1B S WP 1B	0-0 CS 1-2	0-0 HBP SF7 2B	0-0 F8		0-3 K		4 2 2 0 1 1 0												
Pedro Guerrero, R (1, 5) OBP: 0.366, SLG: 0.520 German Rivera, R (7, 5) OBP: 0.429, SLG: 0.571	0-0 P4		0-0 WP BB 1B		1-0 BB HBP WP HBP		0-0 5-3	0-0 6-3		3 1 1 0 0 0 1 1 0 0 0 0 0 0												
Ken Landreaux, L (1, 8) OBP: 0.336, SLG: 0.469 Steve Yeager, R (5, 2) OBP: 0.257, SLG: 0.394		4-0 F8 E BB	1-2 WP BB		1-0 WP BB 1B HBP		0-0 6-3	0-0 6-3		0 1 0 0 2 0 0 2 0 0 0 0 0 0												
R.J. Reynolds, S (1, 7) OBP: 0.257, SLG: 0.364		0-3 K	0-3 K		0-0 SF7		0-0 1B			3 0 1 1 0 2 3												
Greg Brock, L (1, 3) OBP: 0.337, SLG: 0.402		4-0 1-2 BB		4-0 FC1-6 BB	4-0 1-2 2-3 BB		0-3 K			1 0 0 0 3 1 1												
Jack Fimple, R (1, 2) OBP: 0.296, SLG: 0.356 Rick Monday, L (5, PH) OBP: 0.370, SLG: 0.423 Rafael Landestoy, S (5, PR) OBP: 0.230, SLG: 0.293 Derrel Thomas, S (5, 8) OBP: 0.337, SLG: 0.333		0-0 F8		0-0 FC1-6 PB 1B	0-0 1-3 2-H 3-H 1B		0-3 K			2 1 0 0 0 0 3 1 0 1 1 0 0 0 0 0 0 0 0 0 0 1 0 0 0 0 1 0												
Alejandro Pena, R (1, 1) OBP: 0.107, SLG: 0.161		0-3 K		0-3 K	0-0 G6-3		0-0 F9			4 0 0 0 0 2 5												
<b>Inning Stats</b>	R: 0 E: 0 K: 1 S: 5	H: 0 LOB: 1 BB: 1 P: 9	R: 0 E: 1 K: 2 S: 7	H: 0 LOB: 2 BB: 2 P: 15	R: 1 E: 0 K: 1 S: 7	H: 2 LOB: 2 BB: 1 P: 11	R: 2 E: 0 K: 1 S: 6	H: 2 LOB: 0 BB: 1 P: 10	R: 3 E: 0 K: 1 S: 4	H: 2 LOB: 2 BB: 1 P: 10	R: 0 E: 0 K: 1 S: 5	H: 0 LOB: 0 BB: 0 P: 5	R: 0 E: 0 K: 1 S: 6	H: 1 LOB: 1 BB: 0 P: 6	R: 0 E: 0 K: 1 S: 5	H: 0 LOB: 1 BB: 1 P: 9	R: 0 E: 0 K: 1 S: 5	H: 0 LOB: 0 BB: 0 P: 5	1B: 6 2B: 1 3B: 0 HR: 0	SF: 1 SAC: 0 DP: 1 HBP: 2	WP: 2 PB: 1 SB: 1 CS: 1	PA: 42
<b>PITCHER</b>	IP WLS BF H R ER SO BB IBB HBP BLK WP HR S P ERA WHIP																					
Nolan Ryan, R (1, 1) ERA: 2.82	4.1 L 25 5 6 5 5 6 0 2 0 1 0 27 53 10.38 2.538																					
Michael LaCoss, R (5, 1) ERA: 4.8	0.2 2 1 0 0 0 0 0 0 0 0 1 0 2 2 0.00 1.500																					
Bob Knepper, L (6, 1) ERA: 3.39	2.0 7 1 0 0 2 0 0 0 0 0 0 0 11 11 0.00 0.500																					
Dave Smith, R (8, 1) ERA: 3.06	1.0 4 0 0 0 1 1 0 0 0 0 0 0 5 9 0.00 1.000																					
Frank LaCorte, R (9, 1) ERA: 5.26	1.0 3 0 0 0 1 0 0 0 0 0 0 0 5 5 0.00 0.000																					

**Los Angeles Dodgers @ Houston Astros**  
 Astrodome, Houston, TX  
 Thu Sep 15 1983, 8:05 PM EDT  
 Att. 20,697 - Dome

[livebaseballscorecards.com](http://livebaseballscorecards.com)

<b>AB</b>	31
<b>R</b>	6
<b>H</b>	7
<b>RBI</b>	4
<b>BB</b>	7
<b>SO</b>	9
<b>LOB</b>	14





Batter	1	2	3	4	5	6	7	8	9	AB R H RBI BB SO LOB	TOP	
Bill Doran, S (1, 4) OBP: 0.373, SLG: 0.370	0-0 2B 3B		0-0 F8		0-0 F8		0-0 6-3			4 1 1 0 0 0 1		
Terry Puhl, L (1, 9) OBP: 0.352, SLG: 0.436	0-0 2B 2B		0-0 6-3		4-0 1-2 BB			0-0 F7		3 1 1 1 1 0 0		
Dickie Thon, R (1, 6) OBP: 0.344, SLG: 0.464	0-3 K		0-3 K		0-0 F8			0-0 6-3		4 0 0 0 0 2 3		
Jose Cruz, L (1, 7) OBP: 0.388, SLG: 0.471	0-0 2B 2B			0-0 4-3 SF8 1B		0-0 1-3 1B		0-0 1B		4 1 4 1 0 0 0		
Ray Knight, R (1, 3) OBP: 0.359, SLG: 0.448	0-3 K			0-0 4-3 1-3		0-0 F7		0-0 6-3		4 0 0 0 0 1 4		
Phil Garner, R (1, 5) OBP: 0.314, SLG: 0.365	0-0 F6			0-0 SF8		0-0 1-3 1-2			0-0 4-3	3 0 0 1 0 0 2		
Jerry Mumphrey, S (1, 8) OBP: 0.344, SLG: 0.410		0-0 F7		0-3 K		0-0 F9			0-0 F7	2 0 0 0 0 0 1 0		
Vern Rühle, R (4, 1) OBP: 0.250, SLG: 0.118										0 0 0 0 0 0 0 0		
Kevin Bass, S (6, PH) OBP: 0.248, SLG: 0.331										1 0 0 0 0 0 0 1		
Michael LaCoss, R (6, 1) OBP: 0.114, SLG: 0.088										0 0 0 0 0 0 0 0		
Bill Dawley, R (8, 1) OBP: 0.222, SLG: 0.222										0 0 0 0 0 0 0 0		
Denny Walling, L (9, PH) OBP: 0.342, SLG: 0.420										1 0 0 0 0 0 0 0		
John Mizerock, L (1, 2) OBP: 0.263, SLG: 0.259		0-0 F7			4-0 BB BB		0-3 K		0-0 F7	1 0 0 0 0 0 0 0		
Craig Reynolds, L (5, PH) OBP: 0.269, SLG: 0.280										0 0 0 0 0 1 0 0		
Luis Pujols, R (5, 2) OBP: 0.222, SLG: 0.224										0 0 0 0 0 0 0 0		
Harry Spilman, L (7, PH) OBP: 0.213, SLG: 0.250										2 0 0 0 0 0 1 0		
Jeff Heathcock, R (1, 1) OBP: 0.259, SLG: 0.285					0-3 K		0-0 F8			1 0 0 0 0 0 0 0		
Tony Scott, S (4, 8)										2 0 0 0 0 0 1 1		
<b>Inning Stats</b>	R: 2 H: 3 E: 0 LOB: 1 K: 2 BB: 0 S: 10 P: 10	R: 0 H: 0 E: 0 LOB: 0 K: 0 BB: 0 S: 3 P: 3	R: 0 H: 0 E: 0 LOB: 0 K: 1 BB: 0 S: 5 P: 5	R: 1 H: 1 E: 0 LOB: 0 K: 1 BB: 0 S: 6 P: 6	R: 0 H: 0 E: 0 LOB: 2 K: 1 BB: 2 S: 5 P: 13	R: 0 H: 1 E: 0 LOB: 1 K: 0 BB: 0 S: 4 P: 4	R: 0 H: 0 E: 0 LOB: 0 K: 1 BB: 0 S: 5 P: 5	R: 0 H: 1 E: 0 LOB: 1 K: 0 BB: 0 S: 4 P: 4	R: 0 H: 1 E: 0 LOB: 1 K: 0 BB: 0 S: 4 P: 4	R: 0 H: 0 E: 0 LOB: 0 K: 0 BB: 0 S: 3 P: 3	1B: 3 SF: 1 2B: 2 SAC: 0 3B: 1 DP: 0 HR: 0 HBP: 0	WP: 0 PA: 35 PB: 0 SB: 1 CS: 0
<b>PITCHER</b>	IP WLS BF H R ER SO BB IBB HBP BLK WP HR S P ERA WHIP											
Bruce Berenyi, R (1, 1) ERA: 3.77	8.0 W 32 6 3 3 6 2 0 0 0 0 0 0 42 50 3.38 1.000											
Tom Hume, R (9, 1) ERA: 5.34	1.0 3 0 0 0 0 0 0 0 0 0 0 0 3 3 0.00 0.000											

Houston Astros @ Cincinnati Reds  
Riverfront Stadium, Cincinnati, OH  
Fri Sep 16 1983, 7:05 PM EDT  
Att. 9,146 - Unknown

livebaseballscorecards.com

AB	32
R	3
H	6
RBI	3
BB	2
SO	6
LOB	12



Batter	1	2	3	4	5	6	7	8	9	AB	R	H	RBI	BB	SO	LOB	BOTTOM
--------	---	---	---	---	---	---	---	---	---	----	---	---	-----	----	----	-----	--------

<b>Eddie Milner, L</b> OBP: 0.356, SLG: 0.388 (1, 8)	0-0 F6		0-0 FC	0-0 2B		0-0 L6		0-3 K		5	1	2	2	0	1	2	<b>Houston Astros @ Cincinnati Reds</b> Riverfront Stadium, Cincinnati, OH Fri Sep 16 1983, 7:05 PM EDT Att. 9,146 - Unknown  <a href="http://livebaseballscorecards.com">livebaseballscorecards.com</a>
<b>Gary Redus, R</b> OBP: 0.353, SLG: 0.446 (1, 7)	0-0 F9		0-0 FC	0-0 HR			0-0 WP	4-0 BB		4	2	2	2	1	0	1	
<b>Dave Concepcion, R</b> OBP: 0.302, SLG: 0.277 (1, 6)	0-0 5-3		0-0 F9	0-0 F9			0-0 WP	0-0 F8		5	0	0	0	0	0	5	
<b>Dan Driessen, L</b> OBP: 0.396, SLG: 0.422 (1, 3)		0-0 6-3	0-0 F7		0-0 F7		0-0 G3			4	0	0	0	0	0	3	
<b>Nick Esasky, R</b> OBP: 0.325, SLG: 0.458 (1, 5)		0-0 L3		0-0 HR		0-3 K	0-3 K			4	1	1	1	0	2	1	
<b>Paul Householder, S</b> OBP: 0.329, SLG: 0.393 (1, 9)		0-0 F9		4-0 S BB		0-0 F9	4-0 BB			2	1	0	0	2	0	0	
<b>Ron Oester, S</b> OBP: 0.311, SLG: 0.381 (7, PH)			0-0 1B		0-0 F7		0-3 K2-3	0-3 K2-3		3	1	1	0	0	1	1	
<b>Tom Foley, L</b> OBP: 0.262, SLG: 0.260 (8, 4)			0-0 2B		1-2 F7					1	0	0	0	0	1	2	
<b>Dann Bilardello, R</b> OBP: 0.263, SLG: 0.362 (1, 2)			0-0 F8		0-0 L3		0-0 F7			4	0	1	0	0	0	1	
<b>Bruce Berenyi, R</b> OBP: 0.220, SLG: 0.280 (8, PH)			0-0 2B		0-0 FC		0-0 HR			3	2	3	1	0	0	0	
<b>Duane Walker, L</b> OBP: 0.295, SLG: 0.338 (9, 1)			0-0 1B		0-0 HR		0-0 2B		0-0 F8	1	0	0	0	0	0	1	
			0-0 0		0-0 0		0-0 0		0-0 0	0	0	0	0	0	0	0	

<b>Inning Stats</b>		R: 0 E: 0 K: 3 S: 3	H: 0 LOB: 0 BB: 0 P: 3	R: 0 E: 0 K: 3 S: 3	H: 0 LOB: 0 BB: 0 P: 3	R: 2 E: 0 K: 0 S: 7	H: 3 LOB: 2 BB: 0 P: 7	R: 5 E: 1 K: 0 S: 7	H: 4 LOB: 0 BB: 1 P: 11	R: 0 E: 0 K: 1 S: 5	H: 0 LOB: 0 BB: 0 P: 5	R: 0 E: 0 K: 1 S: 6	H: 1 LOB: 1 BB: 0 P: 6	R: 1 E: 1 K: 2 S: 9	H: 1 LOB: 2 BB: 1 P: 13	R: 0 E: 0 K: 1 S: 6	H: 1 LOB: 2 BB: 1 P: 10	1B: 4 2B: 3 3B: 0 HR: 3	SF: 0 SAC: 0 DP: 0 HBP: 0	WP: 1 PB: 0 SB: 1 CS: 0	PA: 39 ERA WHIP
<b>PITCHER</b>	IP	WLS	BF	H	R	ER	SO	BB	IBB	HBP	BLK	WP	HR	S	P	ERA	WHIP				
<b>Jeff Heathcock, R</b> ERA: 4.85	(1, 1)	3.2	18	5	5	5	0	1	0	0	0	0	1	17	21	12.27	1.636				
<b>Vern Ruhle, R</b> ERA: 3.87	(4, 1)	1.1	6	2	2	2	1	0	0	0	0	0	2	8	8	13.50	1.500				
<b>Michael LaCoss, R</b> ERA: 4.79	(6, 1)	2.0	10	2	1	1	3	1	0	0	0	1	0	15	19	4.50	1.500				
<b>Bill Dawley, R</b> ERA: 2.78	(8, 1)	1.0	5	1	0	0	1	1	0	0	0	0	0	6	10	0.00	2.000				



Batter	1	2	3	4	5	6	7	8	9	AB R H RBI BB SO LOB	TOP		
Bill Doran, S (1, 4) OBP: 0.370, SLG: 0.367	2-1 4-3	2-2 F7			1-1 4-3		1-3 K			4 0 0 0 0 1 2			
Terry Puhl, L (1, 9) OBP: 0.348, SLG: 0.432	1-0 4-3					0-0 L6		2-2 6-3		4 0 0 0 0 1 0			
Jerry Mumphrey, S (1, 8) OBP: 0.343, SLG: 0.411	0-1 F7					1-2 HR 2B		3-2 P6		4 1 1 0 0 0 0			
Jose Cruz, L (1, 7) OBP: 0.389, SLG: 0.477 Tony Scott, S (9, 7) OBP: 0.259, SLG: 0.285		1-2 S 2B 1B			1-3 K	3-1 HR 2-H		0-3 K		4 2 2 2 0 2 0 0 0 0 0 0 0 0			
Ray Knight, R (1, 3) OBP: 0.361, SLG: 0.451 Denny Walling, L (2, 3) OBP: 0.351, SLG: 0.431		3-1 SAFE 1-H 1B 2B			1-0 4-3	1-1 4-3 2B		4-1 K BB		1 1 1 1 0 0 0 2 0 1 0 1 0 0			
Phil Garner, R (1, 5) OBP: 0.314, SLG: 0.364		1-2 SH3-4 2-H 1B			1-0 F8	1-2 4-3 2-3		1-3 SAFE K 1-2		4 0 1 1 0 1 2			
Alan Ashby, S (1, 2) OBP: 0.306, SLG: 0.405		4-0 SH3-4 1-2 BB			1-1 F9	0-0 F8		1-1 6-3		3 0 0 0 1 0 1			
Craig Reynolds, L (1, 6) OBP: 0.259, SLG: 0.269		0-1 F6			1-1 F9		3-3 K			3 0 0 0 0 1 2			
Mike Madden, L (1, 1) OBP: 0.105, SLG: 0.056 Vern Ruhle, R (6, 1) OBP: 0.238, SLG: 0.111 Frank DiPino, L (9, 1) OBP: 0.333, SLG: 0.400		0-1 SH3-4 1-2 2-3			0-3 K		2-3 K			1 0 0 0 0 1 0 1 0 0 0 0 1 0 0 0 0 0 0 0 0			
<b>Inning Stats</b>	R: 0 E: 0 K: 0 S: 5 H: 0 LOB: 0 BB: 0 P: 8	R: 2 E: 0 K: 0 S: 15 H: 3 LOB: 2 BB: 1 P: 26	R: 0 E: 0 K: 2 S: 10 H: 0 LOB: 0 BB: 0 P: 13	R: 0 E: 0 K: 0 S: 4 H: 0 LOB: 0 BB: 0 P: 7	R: 0 E: 0 K: 1 S: 7 H: 0 LOB: 0 BB: 0 P: 9	R: 2 E: 0 K: 0 S: 13 H: 3 LOB: 1 BB: 0 P: 19	R: 0 E: 0 K: 3 S: 9 H: 0 LOB: 0 BB: 0 P: 15	R: 0 E: 0 K: 1 S: 9 H: 0 LOB: 0 BB: 0 P: 14	R: 0 E: 0 K: 1 S: 6 H: 0 LOB: 0 BB: 1 P: 12	1B: 2 SF: 0 2B: 3 SAC: 1 3B: 0 DP: 0 HR: 1 HBP: 0	WP: 0 PA: 34 PB: 0 SB: 1 CS: 0		
<b>PITCHER</b>	IP WLS BF H R ER SO BB IBB HBP BLK WP HR S P ERA WHIP											<b>PITCHER</b>	IP WLS BF H R ER SO BB IBB HBP BLK WP HR S P ERA WHIP
Jeff Russell, R (1, 1) ERA: 2.5	6.0 L 25 6 4 4 3 1 0 0 0 0 0 1 54 82 6.00 1.167												
Bill Scherrer, L (7, 1) ERA: 3.05	2.0 6 0 0 0 4 0 0 0 0 0 0 0 18 29 0.00 0.000												
Tom Hume, R (9, 1) ERA: 5.25	1.0 3 0 0 0 1 1 0 0 0 0 0 0 6 12 0.00 1.000												

Houston Astros @ Cincinnati Reds  
Riverfront Stadium, Cincinnati, OH  
Sat Sep 17 1983, 7:05 PM EDT  
Att: 53,790 - Unknown

livebaseballscorecards.com

AB 31  
R 4  
H 6  
RBI 4  
BB 2  
SO 8  
LOB 7



BOTTOM

Houston Astros @ Cincinnati Reds  
Riverfront Stadium, Cincinnati, OH

Sat Sep 17 1983, 7:05 PM EDT  
Att. 53,790 - Unknown

livebaseballscorecards.com

AB	34
R	3
H	9
RBI	3
BB	5
SO	7
LOB	15



WP	0	PA	40
PB	0		
SB	0		
CS	0		

AB R H RBI BB SO LOB

4 0 0 0 1 2 2

4 1 1 1 0 1 0

5 0 1 0 0 1 3

3 1 2 2 1 0 0

4 0 2 0 0 0 3

4 0 0 0 0 2 2

3 0 1 0 1 0 1

3 1 1 0 1 0 1

2 0 1 0 0 0 3  
0 0 0 0 1 0 0  
0 0 0 0 0 0 0  
1 0 0 0 0 0 0  
0 0 0 0 0 0 0

1B: 7 SF: 1  
2B: 1 SAC: 0  
3B: 0 DP: 1  
HR: 1 HBP: 0

Batter	1	2	3	4	5	6	7	8	9
<b>Gary Redus, R</b> (1, 7) OBP: 0.351, SLG: 0.442	0-1 F8	1-3 K		2-0 L4		4-2 BB		2-3 K	
<b>Paul Householder, S</b> (1, 8) OBP: 0.327, SLG: 0.392	1-0 P4		0-2 HR 1B	0-1 P6		3-2 SF8		3-3 K	
<b>Dave Concepcion, R</b> (1, 6) OBP: 0.301, SLG: 0.276	3-1 BB 1B		2-3 K	1-1 5-3		0-2 F8		0-0 F8	
<b>Johnny Bench, R</b> (1, 2) OBP: 0.307, SLG: 0.433 <b>Dann Bilardello, R</b> (8, 2) OBP: 0.263, SLG: 0.362 <b>Eddie Milner, L</b> (9, PH) OBP: 0.356, SLG: 0.388 <b>Alan Knicely, R</b> (9, PH) OBP: 0.330, SLG: 0.320	4-2 BB		0-1 HR		1-2 G5-4-3 1B		0-1 F9	1-3 K	
<b>Nick Esasky, R</b> (1, 5) OBP: 0.327, SLG: 0.459	2-2 L7		0-0 2B 1B		3-2 G5-4-3 1B		1-0 FC6-4 1B		
<b>Dan Driessen, L</b> (1, 3) OBP: 0.392, SLG: 0.417		1-3 K	2-3 K		2-2 1-3		0-2 F7		
<b>Cesar Cedeno, R</b> (1, 9) OBP: 0.299, SLG: 0.353		4-0 1B BB	0-0 1-3 2B			0-2 F7	0-0 FC6-4		
<b>Ron Oester, S</b> (1, 4) OBP: 0.312, SLG: 0.381		0-2 F9	4-0 IBB			0-1 BB BB SF8 1B		0-1 F7	
<b>Jeff Russell, R</b> (1, 1) OBP: 0.235, SLG: 0.438 <b>Skeeter Barnes, R</b> (6, PH) OBP: 0.364, SLG: 0.125 <b>Bill Scherrer, L</b> (7, 1) OBP: 0.167, SLG: 0.091 <b>Duane Walker, L</b> (8, PH) OBP: 0.294, SLG: 0.337 <b>Tom Hume, R</b> (9, 1)		2-1 1B	0-0 L9			4-2 BB BB 1B		0-1 4-3	

Inning Stats	R: 0	H: 1	E: 0	K: 10	S: 10	LOB: 2	BB: 1	P: 20
	R: 0	H: 1	E: 0	K: 2	S: 11	LOB: 2	BB: 1	P: 19
	R: 2	H: 4	E: 0	K: 2	S: 18	LOB: 3	BB: 1	P: 26
	R: 0	H: 0	E: 0	K: 5	S: 5	LOB: 0	BB: 0	P: 8
	R: 0	H: 1	E: 0	K: 9	S: 9	LOB: 0	BB: 0	P: 15
	R: 1	H: 1	E: 0	K: 17	S: 17	LOB: 2	BB: 2	P: 28
	R: 0	H: 1	E: 0	K: 7	S: 7	LOB: 1	BB: 0	P: 8
	R: 0	H: 0	E: 0	K: 10	S: 10	LOB: 0	BB: 0	P: 14

PITCHER	IP	WLS	BF	H	R	ER	SO	BB	IBB	HBP	BLK	WP	HR	S	P	ERA	WHIP
<b>Mike Madden, L</b> (1, 1) ERA: 3.02	5.1	W	27	8	3	3	4	3	1	0	0	0	1	60	99	5.06	2.062
<b>Vern Ruhle, R</b> (6, 1) ERA: 3.75	3.1		12	1	0	0	2	1	0	0	0	0	0	31	44	0.00	0.600
<b>Frank DiPino, L</b> (9, 1) ERA: 2.54	0.1	S	1	0	0	0	1	0	0	0	0	0	0	3	4	0.00	0.000

Batter	1	2	3	4	5	6	7	8	9	AB R H RBI BB SO LOB	TOP											
Bill Doran, S (1, 4) OBP: 0.369, SLG: 0.365	0-0 3-1		0-0 1B 1B	0-3 K		0-3 K		0-0 4-3		5 1 1 0 0 2 1												
Terry Puhl, L (1, 9) OBP: 0.351, SLG: 0.440	0-0 P6		0-0 FC3-6 1-3 1B 1B		0-0 HR	4-0 3B BB		0-0 L6		4 2 2 1 1 0 0												
Jerry Mumphrey, S (1, 8) OBP: 0.348, SLG: 0.420	4-0 BB BB		0-0 FC3-6 1-2 1B		0-0 6-3	0-0 3B		0-0 1B		4 0 3 2 1 0 0												
Jose Cruz, L (1, 7) OBP: 0.391, SLG: 0.475	4-0 1-2 BB		0-0 FC3-6 1-2 BB		4-0 E 1-3 BB	4-0 BB		0-0 F6		2 0 0 0 3 0 3												
Denny Walling, L (1, 3) OBP: 0.336, SLG: 0.411	0-0 G3		0-3 K		0-0 1-3 BB	0-0 F8		0-0 F8		5 0 0 0 0 1 8												
Phil Garner, R (1, 5) OBP: 0.313, SLG: 0.361		0-0 F7	0-3 K		4-0 E BB		0-0 1-3	0-0 4-3		4 0 0 0 1 1 3												
Alan Ashby, S (1, 2) OBP: 0.305, SLG: 0.415		0-0 HR		0-0 F8	0-0 E4 1-2 2-3		0-0 G3			4 1 1 1 0 0 2												
Craig Reynolds, L (1, 6) OBP: 0.259, SLG: 0.259		0-3 K		4-0 SH1-4 BB	0-3 K		0-0 F8			3 0 0 0 1 2 3												
Mike Scott, R (1, 1) OBP: 0.174, SLG: 0.200		0-0 F7		0-0 SH1-4		0-3 K		0-3 K		3 0 0 0 0 2 0												
Frank DiPino, L (8, 1) OBP: 0.333, SLG: 0.400				1-2						0 0 0 0 0 0 0												
Inning Stats	R: 0 E: 0 K: 0 S: 3	H: 0 LOB: 2 BB: 2 P: 11	R: 1 E: 0 K: 1 S: 6	H: 1 LOB: 0 BB: 0 P: 6	R: 1 E: 0 K: 2 S: 10	H: 3 LOB: 2 BB: 0 P: 10	R: 0 E: 0 K: 1 S: 5	H: 0 LOB: 1 BB: 1 P: 9	R: 1 E: 1 K: 1 S: 7	H: 1 LOB: 3 BB: 2 P: 15	R: 1 E: 0 K: 2 S: 8	H: 1 LOB: 2 BB: 2 P: 16	R: 0 E: 0 K: 0 S: 3	H: 0 LOB: 0 BB: 0 P: 3	R: 0 E: 0 K: 1 S: 5	H: 0 LOB: 0 BB: 0 P: 5	R: 0 E: 0 K: 0 S: 4	H: 1 LOB: 1 BB: 0 P: 4	1B: 4 2B: 0 3B: 1 HR: 2	SF: 0 SAC: 1 DP: 0 HBP: 0	WP: 0 PB: 0 SB: 0 CS: 0	PA: 42
PITCHER	IP WLS BF H R ER SO BB IBB HBP BLK WP HR S P ERA WHIP																					
Mario Soto, R (1, 1) ERA: 2.64	7.0 L 35 6 4 4 7 7 0 0 0 0 0 2 42 70 5.14 1.857																					
Bill Scherrer, L (8, 1) ERA: 2.98	2.0 7 1 0 0 1 0 0 0 0 0 0 0 9 9 0.00 0.500																					

Houston Astros @ Cincinnati Reds  
Riverfront Stadium, Cincinnati, OH  
Sun Sep 18 1983, 3:33 AM EDT  
Att: 14,109 - Unknown

livebaseballscorecards.com

AB	34
R	4
H	7
RBI	4
BB	7
SO	8
LOB	20





Batter	1	2	3	4	5	6	7	8	9	AB R H RBI BB SO LOB
Eddie Milner, L (1, 8) OBP: 0.353, SLG: 0.385	0-0 F4		0-0 F8		0-0 F7			0-0 F7		4 0 0 0 0 0 0
Gary Redus, R (1, 7) OBP: 0.352, SLG: 0.445	0-0 4-3		0-0 1B 3B		0-0 F7			4-0 1B BB		3 1 1 0 1 0 0
Dave Concepcion, R (1, 6) OBP: 0.302, SLG: 0.278	0-0 BB 1B		0-0 F4		0-3 K			0-0 G4-6-3 1B		4 0 2 0 0 1 1
Dan Driessen, L (1, 3) OBP: 0.393, SLG: 0.416	4-0 1-2 BB		0-0 1B		0-0 L4			0-0 G4-6-3		3 0 1 1 1 0 2
Nick Esasky, R (1, 5) OBP: 0.326, SLG: 0.456	0-0 F9		0-3 K		0-0 F3			0-0 FC6-4 1B		4 0 1 0 0 1 3
Paul Householder, S (1, 9) OBP: 0.323, SLG: 0.387		0-0 4-3		0-0 G3		0-3 K		0-3 K		4 0 0 0 0 2 1
Ron Oester, S (1, 4) OBP: 0.312, SLG: 0.380		0-3 K		0-0 BLK 1B		0-3 K		0-0 F8		4 0 1 0 0 2 1
Alex Trevino, R (1, 2) OBP: 0.290, SLG: 0.298		4-0 BB		0-0 L8		0-0 F8		0-0 FC6-4		1 0 0 0 1 0 1
Dallas Williams, L (7, PH) OBP: 0.118, SLG: 0.063				1-2 BB				1-2f		1 0 0 0 0 0 0
Dann Bilardello, R (8, 2) OBP: 0.262, SLG: 0.361										1 0 0 0 0 0 1
Mario Soto, R (1, 1) OBP: 0.141, SLG: 0.167		0-3 K		0-3 K		0-3 K				2 0 0 0 0 2 2
Duane Walker, L (7, PH) OBP: 0.293, SLG: 0.335										1 0 0 0 0 1 0
Bill Scherrer, L (8, 1) OBP: 0.167, SLG: 0.091										0 0 0 0 0 0 0

Inning Stats	R: 0 E: 0 K: 0 S: 4	H: 1 LOB: 2 BB: 1 P: 8	R: 0 E: 0 K: 2 S: 7	H: 0 LOB: 1 BB: 1 P: 11	R: 1 E: 0 K: 1 S: 7	H: 2 LOB: 1 BB: 0 P: 7	R: 0 E: 0 K: 1 S: 6	H: 1 LOB: 1 BB: 0 P: 6	R: 0 E: 0 K: 1 S: 5	H: 0 LOB: 0 BB: 0 P: 5	R: 0 E: 0 K: 1 S: 5	H: 0 LOB: 0 BB: 0 P: 5	R: 0 E: 0 K: 2 S: 7	H: 0 LOB: 0 BB: 0 P: 7	R: 0 E: 0 K: 0 S: 3	H: 1 LOB: 1 BB: 1 P: 7	R: 0 E: 0 K: 1 S: 6	H: 1 LOB: 1 BB: 0 P: 6	1B: 5 2B: 0 3B: 1 HR: 0	SF: 0 SAC: 0 DP: 1 HBP: 0	WP: 0 PB: 0 SB: 0 CS: 0	PA: 35	
PITCHER	IP	WLS	BF	H	R	ER	SO	BB	IBB	HBP	BLK	WP	HR	S	P	ERA	WHIP						
Mike Scott, R (1, 1) ERA: 3.68	7.1	W	30	5	1	1	8	3	0	0	1	0	0	43	55	1.23	1.091						
Frank DiPino, L (8, 1) ERA: 2.48	1.2	S	5	1	0	0	1	0	0	0	0	0	0	7	7	0.00	0.600						


**BOTTOM**

**Houston Astros @ Cincinnati Reds**  
Riverfront Stadium, Cincinnati, OH

Sun Sep 18 1983, 3:33 AM EDT  
Att. 14,109 - Unknown

[livebaseballscorecards.com](http://livebaseballscorecards.com)

<b>AB</b>	<b>32</b>
<b>R</b>	<b>1</b>
<b>H</b>	<b>6</b>
<b>RBI</b>	<b>1</b>
<b>BB</b>	<b>3</b>
<b>SO</b>	<b>9</b>
<b>LOB</b>	<b>12</b>



Batter	1	2	3	4	5	6	7	8	9	AB R H RBI BB SO LOB	TOP											
<b>Bill Doran, S</b> (1, 4) <small>OBP: 0.366, SLG: 0.362</small> <b>Frank LaCorte, R</b> (8, 1) <small>OBP: 0.167, SLG: 0.400</small>	0-0 5-3		0-0 6-3		0-0 F8			0-0 L3		4 0 0 0 0 0 0 0 0 0 0 0 0 0												
<b>Terry Puhl, L</b> (1, 9) <small>OBP: 0.350, SLG: 0.445</small>	0-0 HR		0-0 4-3		0-0 F7			0-0 F8	4 1 1 1 0 0 0													
<b>Dickie Thon, R</b> (1, 6) <small>OBP: 0.343, SLG: 0.468</small>	0-0 HR		0-3 K		0-0 4-3			0-0 P4	4 1 1 1 0 1 0													
<b>Jose Cruz, L</b> (1, 7) <small>OBP: 0.392, SLG: 0.475</small>	0-0 P5			0-0 BLK 1B	0-0 6-3			0-0 1B	4 0 2 0 0 0 0													
<b>Ray Knight, R</b> (1, 3) <small>OBP: 0.358, SLG: 0.448</small>	0-3 K			0-0 P4	0-0 1-3			0-0 F7	4 0 0 0 0 1 2													
<b>Phil Garner, R</b> (1, 5) <small>OBP: 0.313, SLG: 0.361</small>		0-0 CS 1B		0-0 6-3	0-0 F9				3 0 1 0 0 0 1													
<b>Jerry Mumphrey, S</b> (1, 8) <small>OBP: 0.346, SLG: 0.416</small>		0-3 K		0-0 4-3	0-3 K				3 0 0 0 0 2 2													
<b>Alan Ashby, S</b> (1, 2) <small>OBP: 0.306, SLG: 0.414</small>		0-0 1B		0-3 K	0-0 6-3				3 0 1 0 0 1 0													
<b>Joe Niekro, R</b> (1, 1) <small>OBP: 0.098, SLG: 0.099</small> <b>Michael LaCoss, R</b> (6, 1) <small>OBP: 0.114, SLG: 0.088</small> <b>Dave Smith, R</b> (7, 1) <b>Kevin Bass, S</b> (8, PH) <small>OBP: 0.244, SLG: 0.329</small> <b>Craig Reynolds, L</b> (8, 4) <small>OBP: 0.259, SLG: 0.259</small>		0-0 F8		0-0 5-3	0-3 K			0-3 K	2 0 0 0 0 0 1 0 0 0 0 0 0 0 0 0 0 0 0 0 0 1 0 0 0 0 1 0 0 0 0 0 0 0 0													
<b>Inning Stats</b>	R: 2 E: 0 K: 1 S: 7	H: 2 LOB: 0 BB: 0 P: 7	R: 0 E: 0 K: 1 S: 6	H: 2 LOB: 1 BB: 0 P: 6	R: 0 E: 0 K: 1 S: 5	H: 0 LOB: 0 BB: 0 P: 5	R: 0 E: 0 K: 0 S: 4	H: 1 LOB: 1 BB: 0 P: 4	R: 0 E: 0 K: 1 S: 5	H: 0 LOB: 0 BB: 0 P: 5	R: 0 E: 0 K: 1 S: 5	H: 0 LOB: 0 BB: 0 P: 5	R: 0 E: 0 K: 0 S: 5	H: 0 LOB: 0 BB: 0 P: 5	R: 0 E: 0 K: 0 S: 4	H: 1 LOB: 1 BB: 0 P: 4	1B: 4 2B: 1 3B: 0 HR: 2	SF: 0 SAC: 0 DP: 1 HBP: 0	WP: 0 PB: 0 SB: 0 CS: 1	PA: 32		
<b>PITCHER</b>	IP WLS BF H R ER SO BB IBB HBP BLK WP HR S P ERA WHIP																					
<b>Bob Welch, R</b> (1, 1) <small>ERA: 2.65</small> <b>Steve Howe, L</b> (7, 1) <small>ERA: 1.44</small> <b>Tom Niedenfuer, R</b> (9, 1) <small>ERA: 1.67</small>	6.0 W 22 5 2 2 4 0 0 0 1 0 2 30 30 3.00 0.833	2.0 6 0 0 0 2 0 0 0 0 0 0 10 10 0.00 0.000	1.0 4 1 0 0 0 0 0 0 0 0 0 4 4 0.00 1.000																			

**Houston Astros @ Los Angeles Dodgers**  
**Dodger Stadium, Los Angeles, CA**  
 Mon Sep 19 1983, 7:05 PM PDT  
 Att: 44,748 - Unknown

[livebaseballscorecards.com](http://livebaseballscorecards.com)

**AB 32**  
**R 2**  
**H 6**  
**RBI 2**  
**BB 0**  
**SO 6**  
**LOB 6**



Batter	1	2	3	4	5	6	7	8	9
Steve Sax, R OBP: 0.340, SLG: 0.350 (1, 4)	0-0 4-3 1B	0-3 K			0-0 L1	0-0 E6 1B	0-0 1-2 1B		
Bill Russell, R OBP: 0.308, SLG: 0.294 Dave Anderson, R OBP: 0.221, SLG: 0.237 (1, 6) (8, 6)	0-0 S 1B		0-0 F7		0-0 F9	0-0 E6 1B	0-0 F8		
Dusty Baker Jr., R OBP: 0.342, SLG: 0.388 Steve Howe, L OBP: 0.222, SLG: 0.125 Sid Bream, L OBP: 0.143, SLG: 0.143 Tom Niedenfuer, R (1, 7) (7, 1) (8, PH) (9, 1)	0-3 K		0-0 4-3			0-0 K		0-0 F8	
Pedro Guerrero, R OBP: 0.368, SLG: 0.519 (1, 5)	4-0 1B BB		0-3 K			0-0 HR		4-0 BB	
Ken Landreaux, L OBP: 0.336, SLG: 0.466 Cecil Espy, S OBP: 0.250, SLG: 0.250 (1, 8) (8, 8)	0-0 1-2 2-H 1B		0-3 K		0-0 WP BB 1B	0-0 E 1B	0-0 F8		
Mike Marshall, R OBP: 0.348, SLG: 0.432 (1, 3)	0-3 K		0-0 FC1-6 PB 1B		4-0 BB WP 4-3 BB	0-0 F9	0-0 F7		
R.J. Reynolds, S OBP: 0.289, SLG: 0.429 (1, 9)		0-0 S 1B		0-0 FC1-6 S		4-0 4-3 E IBB	0-0 F9		
Steve Yeager, R OBP: 0.254, SLG: 0.388 Rick Monday, L OBP: 0.373, SLG: 0.433 Rafael Landestoy, S OBP: 0.222, SLG: 0.283 Derrel Thomas, S OBP: 0.341, SLG: 0.355 (1, 2) (6, PH) (6, PR) (7, 7)	0-3 K		0-0 F5		4-0 E 4-3 BB	0-0 E9 1B			
Bob Welch, R OBP: 0.127, SLG: 0.159 Greg Brock, L OBP: 0.335, SLG: 0.398 Jack Fimple, R OBP: 0.292, SLG: 0.350 (1, 1) (6, PH) (7, 2)	0-3 K				0-0 F4	0-0 4-3	0-0 1-2 2-3 3-H 1B		

Inning Stats	R: 1	H: 2	E: 0	K: 2	S: 9	H: 2	LOB: 2	BB: 1	P: 13	R: 0	H: 1	E: 0	K: 3	S: 10	R: 0	H: 0	E: 0	K: 1	S: 5	R: 0	H: 1	E: 0	K: 1	S: 6	R: 0	H: 0	E: 0	K: 0	S: 3	R: 6	H: 4	E: 2	K: 1	S: 10	R: 2	H: 4	E: 1	K: 0	S: 7	R: 0	H: 0	E: 0	K: 0	S: 3			

PITCHER	IP	WLS	BF	H	R	ER	SO	BB	IBB	HBP	BLK	WP	HR	S	P	ERA	WHIP
Joe Niekro, R ERA: 3.57 (1, 1)	5.1	L	26	6	6	5	8	3	1	0	0	1	1	38	54	8.44	1.688
Michael LaCoss, R ERA: 4.76 (6, 1)	0.2		5	2	1	0	0	0	0	0	0	0	0	5	5	0.00	3.000
Dave Smith, R ERA: 3.28 (7, 1)	1.0		7	4	2	2	0	0	0	0	0	0	0	7	7	18.00	4.000
Frank LaCorte, R ERA: 5.16 (8, 1)	1.0		4	0	0	0	0	1	0	0	0	0	0	3	7	0.00	1.000

**BOTTOM**

**Houston Astros @ Los Angeles Dodgers**  
Dodger Stadium, Los Angeles, CA

Mon Sep 19 1983, 7:05 PM PDT  
Att. 44,748 - Unknown

AB	R	H	RBI	BB	SO	LOB
5	1	2	1	0	1	1
5	1	1	0	0	0	4
0	0	0	0	0	0	0
4	0	1	1	0	2	1
0	0	0	0	0	0	0
1	0	0	0	0	0	0
0	0	0	0	0	0	0
3	1	1	1	2	1	2
4	2	3	1	0	1	0
1	0	0	0	0	0	1
4	1	1	0	1	1	4
3	1	1	0	1	0	2
2	0	0	0	0	1	2
0	0	0	1	1	0	0
0	1	0	0	0	0	0
1	1	1	0	0	0	0
2	0	0	0	0	1	1
1	0	0	1	0	0	2
1	0	1	2	0	0	0

AB	37
R	9
H	12
RBI	8
BB	5
SO	8
LOB	20

WP: 1	PA: 42
PB: 1	
SB: 4	
CS: 0	

PITCHER	IP	WLS	BF	H	R	ER	SO	BB	IBB	HBP	BLK	WP	HR	S	P	ERA	WHIP
Joe Niekro, R ERA: 3.57 (1, 1)	5.1	L	26	6	6	5	8	3	1	0	0	1	1	38	54	8.44	1.688
Michael LaCoss, R ERA: 4.76 (6, 1)	0.2		5	2	1	0	0	0	0	0	0	0	0	5	5	0.00	3.000
Dave Smith, R ERA: 3.28 (7, 1)	1.0		7	4	2	2	0	0	0	0	0	0	0	7	7	18.00	4.000
Frank LaCorte, R ERA: 5.16 (8, 1)	1.0		4	0	0	0	0	1	0	0	0	0	0	3	7	0.00	1.000

Batter	1	2	3	4	5	6	7	8	9	AB R H RBI BB SO LOB	TOP																
Bill Doran, S (1, 4) OBP: 0.368, SLG: 0.363	0-0 6-3 1B 2B 1B	0-0 BB HR 1B	4-0 1B 2B BB	0-0 F7	[REDACTED]			0-3 K	0-0 5-3 2-3	5 3 2 1 1 1 2	<p><b>Houston Astros @ Los Angeles Dodgers</b>  <b>Dodger Stadium, Los Angeles, CA</b>          Tue Sep 20 1983, 7:05 PM PDT          Att: 40,843 - Unknown</p>																
Terry Puhl, L (1, 9) OBP: 0.355, SLG: 0.446 Jeff Heathcock, R (7, 1)	0-0 6-3 2B 1B	4-0 BB HR BB	0-0 2B E 1B	0-0 L4				0-0 BB HBP	0-3 K	0-3 K		3 3 2 0 1 0 0 1 0 0 0 0 1 0															
Dickie Thon, R (1, 6) OBP: 0.343, SLG: 0.467 Bert Pena, R (9, 6)	0-0 6-3 1-2 2-3	4-0 HR BB	0-0 E 2B	0-3 K				0-3 K	0-3 K	5 2 1 1 1 2 3 0 0 0 0 0 0 0																	
Jose Cruz, L (1, 7) OBP: 0.394, SLG: 0.482 Tony Scott, S (5, 7)	4-0 2B IBB	0-0 HR	0-0 E9 1B	0-0 3-1				4-0 BB	4-0 BB	3 2 2 6 1 0 0 0 0 0 0 1 0 0																	
Denny Walling, L (1, 3) OBP: 0.347, SLG: 0.438	0-0 WP SF9 2B	0-0 1B	0-3 K	0-0 2B 2B				0-3 K	0-3 K	5 2 3 3 0 2 3																	
Phil Garner, R (1, 5) OBP: 0.311, SLG: 0.360 Craig Reynolds, L (4, 5)	0-0 SF9 2-H	0-0 F7	0-0 5-3	0-0 1-3				0-0 3-1	0-0 3-1	2 0 0 1 0 0 1 2 0 0 0 0 0 1																	
Jerry Mumphrey, S (1, 8) OBP: 0.344, SLG: 0.416 Scott Loucks, R (8, 8)	0-3 K	0-0 G3	0-0 4-3 1B 2B	0-3 K				0-3 K	0-3 6-3	5 1 1 0 0 2 2 0 0 0 0 0 0 0																	
Alan Ashby, S (1, 2) OBP: 0.307, SLG: 0.417	[REDACTED]		0-0 SH1-4 1B 1B	0-0 6-3				0-0 4-3	0-0 PB 2B	0-0 F8		5 1 2 1 0 0 1															
Nolan Ryan, R (1, 1) OBP: 0.090, SLG: 0.062 Kevin Bass, S (7, 9)	[REDACTED]		0-0 SH1-4	0-3 K				0-0 1B	0-3 K	0-0 WP PB 2B		3 0 1 1 0 2 1 1 1 1 0 0 0 0															
<b>Inning Stats</b>	R: 4 E: 0 K: 1 S: 8	H: 3 LOB: 0 BB: 1 P: 12	R: 5 E: 0 K: 0 S: 7	H: 4 LOB: 1 BB: 2 P: 15	R: 3 E: 1 K: 2 S: 10	H: 3 LOB: 1 BB: 1 P: 14	R: 1 E: 0 K: 0 S: 5	H: 2 LOB: 1 BB: 0 P: 5	R: 0 E: 0 K: 1 S: 5	H: 0 LOB: 0 BB: 0 P: 5	R: 1 E: 0 K: 2 S: 9	H: 2 LOB: 1 BB: 0 P: 9	R: 0 E: 0 K: 3 S: 9	H: 0 LOB: 2 BB: 1 P: 14	R: 0 E: 0 K: 0 S: 3	H: 0 LOB: 0 BB: 0 P: 3	R: 1 E: 0 K: 1 S: 6	H: 1 LOB: 0 BB: 0 P: 6	1B: 8 2B: 6 3B: 0 HR: 1	SF: 1 SAC: 1 DP: 0 HBP: 1	WP: 2 PB: 2 SB: 0 CS: 0	PA: 48					
<b>PITCHER</b>	IP WLS BF H R ER SO BB IBB HBP BLK WP HR S P ERA WHIP	IP WLS BF H R ER SO BB IBB HBP BLK WP HR S P ERA WHIP	IP WLS BF H R ER SO BB IBB HBP BLK WP HR S P ERA WHIP	IP WLS BF H R ER SO BB IBB HBP BLK WP HR S P ERA WHIP	IP WLS BF H R ER SO BB IBB HBP BLK WP HR S P ERA WHIP	IP WLS BF H R ER SO BB IBB HBP BLK WP HR S P ERA WHIP	IP WLS BF H R ER SO BB IBB HBP BLK WP HR S P ERA WHIP	IP WLS BF H R ER SO BB IBB HBP BLK WP HR S P ERA WHIP	IP WLS BF H R ER SO BB IBB HBP BLK WP HR S P ERA WHIP	IP WLS BF H R ER SO BB IBB HBP BLK WP HR S P ERA WHIP	IP WLS BF H R ER SO BB IBB HBP BLK WP HR S P ERA WHIP	IP WLS BF H R ER SO BB IBB HBP BLK WP HR S P ERA WHIP	IP WLS BF H R ER SO BB IBB HBP BLK WP HR S P ERA WHIP	IP WLS BF H R ER SO BB IBB HBP BLK WP HR S P ERA WHIP	IP WLS BF H R ER SO BB IBB HBP BLK WP HR S P ERA WHIP	IP WLS BF H R ER SO BB IBB HBP BLK WP HR S P ERA WHIP	IP WLS BF H R ER SO BB IBB HBP BLK WP HR S P ERA WHIP	IP WLS BF H R ER SO BB IBB HBP BLK WP HR S P ERA WHIP	IP WLS BF H R ER SO BB IBB HBP BLK WP HR S P ERA WHIP	IP WLS BF H R ER SO BB IBB HBP BLK WP HR S P ERA WHIP	IP WLS BF H R ER SO BB IBB HBP BLK WP HR S P ERA WHIP	IP WLS BF H R ER SO BB IBB HBP BLK WP HR S P ERA WHIP	IP WLS BF H R ER SO BB IBB HBP BLK WP HR S P ERA WHIP	IP WLS BF H R ER SO BB IBB HBP BLK WP HR S P ERA WHIP	IP WLS BF H R ER SO BB IBB HBP BLK WP HR S P ERA WHIP	IP WLS BF H R ER SO BB IBB HBP BLK WP HR S P ERA WHIP	IP WLS BF H R ER SO BB IBB HBP BLK WP HR S P ERA WHIP

livebaseballscorecards.com

AB	40
R	15
H	15
RBI	14
BB	5
SO	10
LOB	14



BOTTOM

Houston Astros @ Los Angeles Dodgers  
Dodger Stadium, Los Angeles, CA  
Tue Sep 20 1983, 7:05 PM PDT  
Att. 40,843 - Unknown

livebaseballscores.com

AB	32
R	2
H	6
RBI	2
BB	3
SO	10
LOB	13



WP:	0	PA:	35
PB:	0		
SB:	0		
CS:	0		

AB	4	R	0	H	0	RBI	0	BB	0	SO	1	LOB	1
	0	0	0	0	0	0	0	0	0	0	0	0	0

2	0	0	0	0	0	0	0	0	0	0	0	0	0
0	0	0	0	0	0	0	0	0	0	0	0	0	0
1	0	1	1	1	0	0	0	0	0	0	0	0	0
0	0	0	0	0	0	0	0	0	0	0	0	0	0
1	0	0	0	0	0	0	0	0	0	0	0	0	0
0	0	0	0	0	0	0	0	0	0	0	0	0	0

4	0	0	0	0	0	1	2						
0	0	0	0	0	0	0	0						

2	1	2	1	1	0	0	0						
1	0	1	0	0	0	0	0						

3	0	1	0	0	1	1	1						
1	0	0	0	0	1	1	1						

4	0	0	0	0	0	2	3						
---	---	---	---	---	---	---	---	--	--	--	--	--	--

3	0	0	0	1	1	3							
---	---	---	---	---	---	---	--	--	--	--	--	--	--

3	0	1	0	0	2	1							
0	0	0	0	0	0	0							
1	0	0	0	0	0	0							

0	0	0	0	0	0	0	0						
0	0	0	0	0	0	0	0						
0	0	0	0	0	0	0	0						
0	0	0	0	0	0	0	0						
1	0	0	0	0	1	0							
1	1	0	0	1	0	1							

1B:	4	SF:	0
2B:	2	SAC:	0
3B:	0	DP:	2
HR:	1	HBP:	0

WP	HR	S	P	ERA	WHIP
0	0	0	0	0.00	0.667

IP	WLS	BF	H	R	ER	SO	BB	IBB	HBP	BLK	WP	HR	S	P	ERA	WHIP
6.0	W	25	4	2	2	7	3	0	0	0	0	0	1	36	3.00	1.167
3.0	S	10	2	0	0	3	0	0	0	0	0	0	16	16	0.00	0.667

Batter	1	2	3	4	5	6	7	8	9
Steve Sax, R (1, 4) OBP: 0.338, SLG: 0.347 Alex Taveras, R (8, 4)	0-0 5-3		0-3 K		0-0 6-3		0-0 6-3		
Bill Russell, R (1, 8) OBP: 0.396, SLG: 0.292 Larry White, R (4, 1) Sid Bream, L (5, PH) OBP: 0.250, SLG: 0.250 Sid Fernandez, L (6, 1) Greg Brock, L (8, PH) OBP: 0.335, SLG: 0.397 Orel Hershiser, R (9, 1)	0-0 E6 G5-4-3		0-0 G3		0-0 FC6-4 1B		0-0 F7		
Dusty Baker Jr., R (1, 7) OBP: 0.340, SLG: 0.384 Candy Maldonado, R (9, 7) OBP: 0.230, SLG: 0.281	0-0 G5-4-3 1-2f			0-0 F3	0-0 FC6-4 1-2f		0-3 K		
Pedro Guerrero, R (1, 5) OBP: 0.371, SLG: 0.528 German Rivera, R (7, 5) OBP: 0.500, SLG: 0.545		0-0 HR		4-0 1B BB		0-0 2B		0-0 1B	
Ken Landreaux, L (1, 8) OBP: 0.336, SLG: 0.465 Cecil Espy, S (8, 8) OBP: 0.200, SLG: 0.200		0-0 4-3		0-0 1-2 1B		0-3 K		0-3 K	
Mike Marshall, R (1, 3) OBP: 0.345, SLG: 0.428		0-0 P4		0-0 F8		0-3 K		0-3 K	
R.J. Reynolds, S (1, 9) OBP: 0.286, SLG: 0.400		4-0 BB		0-3 K		0-0 P6		0-0 4-3	
Steve Yeager, R (1, 2) OBP: 0.254, SLG: 0.387 Gilberto Reyes, R (8, 2) OBP: 0.172, SLG: 0.241 Jose Morales, R (9, PH) OBP: 0.289, SLG: 0.477		0-3 K		0-3 K		0-0 L1-3 1B		0-0 F5	
Alejandro Pena, R (1, 1) OBP: 0.107, SLG: 0.161 Burt Hooton, R (2, 1) OBP: 0.216, SLG: 0.208 Pat Zachry, R (2, 1) OBP: 0.500, SLG: 0.500 Rich Rodas, L (3, 1) Rafael Landestoy, S (3, PH) OBP: 0.219, SLG: 0.279 Dave Anderson, R (4, 8) OBP: 0.226, SLG: 0.235			0-3 K		4-0 1B BB		0-0 L1-3		

Inning Stats	R: 0	H: 0	E: 1	K: 0	S: 3	R: 1	H: 1	E: 0	K: 1	S: 6	R: 0	H: 0	E: 0	K: 2	S: 7	R: 0	H: 1	E: 0	K: 1	S: 6	R: 1	H: 1	E: 0	K: 1	S: 6	R: 0	H: 1	E: 0	K: 2	S: 8	R: 0	H: 1	E: 0	K: 0	S: 3	R: 0	H: 1	E: 0	K: 2	S: 8	R: 0	H: 0	E: 0	K: 1	S: 5	1B: 4	2B: 2	3B: 0	HR: 1	SF: 0	SAC: 0	DP: 2	HBP: 0	WP: 0	PA: 35
--------------	------	------	------	------	------	------	------	------	------	------	------	------	------	------	------	------	------	------	------	------	------	------	------	------	------	------	------	------	------	------	------	------	------	------	------	------	------	------	------	------	------	------	------	------	------	-------	-------	-------	-------	-------	--------	-------	--------	-------	--------

PITCHER	IP	WLS	BF	H	R	ER	SO	BB	IBB	HBP	BLK	WP	HR	S	P	ERA	WHIP
Nolan Ryan, R (1, 1) ERA: 2.82	6.0	W	25	4	2	2	7	3	0	0	0	0	0	1	36	3.00	1.167
Jeff Heathcock, R (7, 1) ERA: 3.94	3.0	S	10	2	0	0	3	0	0	0	0	0	0	16	16	0.00	0.667

PITCHER	IP	WLS	BF	H	R	ER	SO	BB	IBB	HBP	BLK	WP	HR	S	P	ERA	WHIP
Nolan Ryan, R (1, 1) ERA: 2.82	6.0	W	25	4	2	2	7	3	0	0	0	0	0	1	36	3.00	1.167
Jeff Heathcock, R (7, 1) ERA: 3.94	3.0	S	10	2	0	0	3	0	0	0	0	0	0	16	16	0.00	0.667

Batter	1	2	3	4	5	6	7	8	9	AB R H RBI BB SO LOB	TOP											
Bill Doran, S OBP: 0.367, SLG: 0.362 (1, 4) X	0-0 1-3 ①		0-0 6-3 ③			0-0 1B S 1B		0-0 F8 ①		4 1 1 0 0 0 0	<b>Houston Astros @ Los Angeles Dodgers</b> <b>Dodger Stadium, Los Angeles, CA</b> Wed Sep 21 1983, 7:05 PM PDT Att: 45,242 - Unknown <a href="http://livebaseballscorecards.com">livebaseballscorecards.com</a>											
Terry Puhl, L OBP: 0.352, SLG: 0.442 (1, 9) X	0-0 1-6-3 ②			0-0 1-3 ①		0-0 L7 ②		0-0 G3 ②		4 0 0 0 0 0 1												
Dickie Thon, R OBP: 0.343, SLG: 0.466 (1, 6) S S S	0-3 K ③			0-0 6-3 ②		0-0 1B 1-H 1B		0-3 K ③		4 0 1 1 0 2 0												
Jose Cruz, L OBP: 0.393, SLG: 0.480 (1, 7) X		0-0 4-3 ①		0-0 3-1 ③		0-0 F7 ③			0-0 BB 1B	4 0 1 0 0 0 1												
Ray Knight, R OBP: 0.357, SLG: 0.446 (1, 3) X		0-0 WP SH1-3 1B			0-0 6-3 ①		0-0 F9 ①		0-0 F8 ①	4 0 1 0 0 0 1												
Phil Garner, R OBP: 0.313, SLG: 0.360 (1, 5) X		0-0 SH1-3 ②		B B B B	4-0 1B BB		0-0 6-3 S 1B		0-3 K ②	2 0 1 0 1 1 1												
Jerry Mumphrey, S OBP: 0.348, SLG: 0.416 (1, 8) S S S		0-3 K ③			0-0 1B G6-4-3 1B		4-0 6-3 IBB		4-0 1-2 BB	2 0 1 0 2 1 1												
Alan Ashby, S OBP: 0.303, SLG: 0.411 (1, 2) S S S			0-3 K ①		0-0 G6-4-3 ② ③		0-0 6-3 ②		0-0 F8 ③	4 0 0 0 0 1 6												
Mike Madden, L OBP: 0.095, SLG: 0.050 (1, 1) S S S			0-3 K ②			0-3 K ① X		0-0 6-3 ③		2 0 0 0 0 2 0												
Tim Tolman, R OBP: 0.244, SLG: 0.343 (7, PH)										1 0 0 0 0 0 2												
Vern Ruhle, R OBP: 0.238, SLG: 0.111 (7, 1)										0 0 0 0 0 0 0												
<b>Inning Stats</b>	R: 0 E: 0 K: 1 S: 5	H: 0 LOB: 0 BB: 0 P: 5	R: 0 E: 0 K: 1 S: 6	H: 1 LOB: 1 BB: 0 P: 6	R: 0 E: 0 K: 2 S: 7	H: 0 LOB: 0 BB: 0 P: 7	R: 0 E: 0 K: 0 S: 3	H: 0 LOB: 0 BB: 0 P: 3	R: 0 E: 0 K: 0 S: 3	H: 1 LOB: 1 BB: 1 P: 7	R: 1 E: 0 K: 1 S: 7	H: 2 LOB: 1 BB: 0 P: 7	R: 0 E: 0 K: 0 S: 4	H: 1 LOB: 2 BB: 1 P: 8	R: 0 E: 0 K: 1 S: 5	H: 0 LOB: 0 BB: 0 P: 5	R: 0 E: 0 K: 1 S: 6	H: 1 LOB: 2 BB: 1 P: 10	1B: 6 2B: 0 3B: 0 HR: 0	SF: 0 SAC: 1 DP: 1 HBP: 0	WP: 1 PB: 0 SB: 2 CS: 0	PA: 35
<b>PITCHER</b> Fernando Valenzuela, L ERA: 3.73 (1, 1)	IP: 9.0 WLS: W BF: 35 H: 6 R: 1 ER: 1 SO: 7 BB: 2 IBB: 1 HBP: 0 BLK: 0 WP: 1 HR: 0 S: 46 P: 58 ERA: 1.00 WHIP: 0.889																					



Batter	1	2	3	4	5	6	7	8	9
Steve Sax, R OBP: 0.341, SLG: 0.350 (1, 4)	0-0 F9		0-0 1B		0-0 E S E 1B		0-0 S 2B 1B		
Bill Russell, R OBP: 0.306, SLG: 0.294 (1, 6)	0-0 1-3		0-0 6-3		0-0 E S 1-H S 1B		0-0 1-H S 2B		
Dusty Baker Jr., R OBP: 0.337, SLG: 0.381 (1, 7)	0-0 L8			0-0 F9	0-0 F9 1-2		0-0 F9		
Pedro Guerrero, R OBP: 0.372, SLG: 0.527 (1, 5)		0-3 K		4-0 1B BB		0-0 G3-6-3 S 1B		0-3 K	
Mike Marshall, R OBP: 0.348, SLG: 0.432 (1, 3)		0-0 4-3 2B		0-0 1-2 1B		4-0 1-2 G3-6-3 BB		0-0 6-3	
Ken Landreaux, L OBP: 0.333, SLG: 0.461 Derrel Thomas, S OBP: 0.341, SLG: 0.355 (1, 8) (9, 8)		0-0 4-3 2-3		0-0 P4		0-0 G3-6-3 1-2f 2-3		0-0 G3	
R.J. Reynolds, S OBP: 0.269, SLG: 0.375 (1, 9)		0-3 K		0-0 6-3		0-0 6-3			
Jack Fimple, R OBP: 0.286, SLG: 0.341 (1, 2)			0-0 F9		0-0 F8		0-0 6-3		
Fernando Valenzuela, L OBP: 0.205, SLG: 0.267 (1, 1)			0-0 P4		0-0 F8		0-3 K		

Inning Stats	R: 0	H: 0	E: 0	K: 0	S: 3	LOB: 0	BB: 0	P: 3
	R: 0	H: 1	E: 0	K: 2	S: 8 <td>LOB: 1</td> <td>BB: 0</td> <td>P: 8 </td>	LOB: 1	BB: 0	P: 8
	R: 0	H: 1	E: 0	K: 0	S: 4 <td>LOB: 1</td> <td>BB: 0</td> <td>P: 4 </td>	LOB: 1	BB: 0	P: 4
	R: 0	H: 1	E: 0	K: 0	S: 4 <td>LOB: 2</td> <td>BB: 1</td> <td>P: 8 </td>	LOB: 2	BB: 1	P: 8
	R: 1	H: 1	E: 1	K: 0	S: 5 <td>LOB: 1</td> <td>BB: 0</td> <td>P: 5 </td>	LOB: 1	BB: 0	P: 5
	R: 0	H: 1	E: 0	K: 0	S: 3 <td>LOB: 1</td> <td>BB: 1</td> <td>P: 7 </td>	LOB: 1	BB: 1	P: 7
	R: 1	H: 2	E: 0	K: 1	S: 7 <td>LOB: 1</td> <td>BB: 0</td> <td>P: 7 </td>	LOB: 1	BB: 0	P: 7
	R: 0	H: 0	E: 0	K: 1	S: 5 <td>LOB: 0</td> <td>BB: 0</td> <td>P: 5 </td>	LOB: 0	BB: 0	P: 5

PITCHER	IP	WLS	BF	H	R	ER	SO	BB	IBB	HBP	BLK	WP	HR	S	P	ERA	WHIP
Mike Madden, L ERA: 2.81 (1, 1)	6.0		25	5	1	0	2	2	0	0	0	0	0	27	35	0.00	1.167
Vern Ruhle, R ERA: 3.76 (7, 1)	2.0	L	8	2	1	1	2	0	0	0	0	0	0	12	12	4.50	1.000

**BOTTOM**

**Houston Astros @ Los Angeles Dodgers**  
Dodger Stadium, Los Angeles, CA

Wed Sep 21 1983, 7:05 PM PDT  
Att. 45,242 - Unknown

AB	R	H	RBI	BB	SO	LOB
4	2	3	0	0	0	0
4	0	1	1	0	0	1
4	0	0	0	0	0	2
3	0	1	0	1	2	0
3	0	2	0	1	0	0
4	0	0	0	0	0	5
0	0	0	0	0	0	0
3	0	0	0	0	1	4
3	0	0	0	0	0	0
3	0	0	0	0	1	0

AB	31
R	2
H	7
RBI	1
BB	2
SO	4
LOB	12

livebaseballscorecards.com



WP	PA
33	

WP	PA	ERA	WHIP
3	4	CS: 0	

Batter	1	2	3	4	5	6	7	8	9	AB R H RBI BB SO LOB	TOP									
Dan Gladden, R (1, 8) OBP: 0.277, SLG: 0.268	0-0 F8	0-0 CS 2-H 3-H 1B		0-0 F5		0-0 G6-4-3 1-2f			0-0 SH3-4 1-2	4 0 1 2 0 0 4	<b>San Francisco Giants @ Houston Astros</b> Astrodome, Houston, TX Fri Sep 23 1983, 8:05 PM EDT Att. 10,570 - Dome									
Tom O'Malley, L (1, 5) OBP: 0.344, SLG: 0.336	0-0 SH1-3 1B	0-0 CS 1-2	0-0 G3	0-0 6-3			0-0 G5-4-3 1B	0-3 K	5 0 2 0 0 1 4											
Joel Youngblood, R (1, 4) OBP: 0.357, SLG: 0.485 Brad Wellman, R (9, 4) OBP: 0.299, SLG: 0.249	0-0 SH1-3 1-2		0-0 F8		0-0 F8		0-0 G5-4-3 1B	0-0	4 0 2 1 0 0 0 0 0 0 0 0 0 0											
Jeffrey Leonard, R (1, 7) OBP: 0.325, SLG: 0.474	0-0 1B		0-0 1B		0-0 F7		0-0 G5-4-3 1-2f 2-3	0-3 K	5 0 2 0 0 1 3											
Chili Davis, S (1, 9) OBP: 0.306, SLG: 0.349	0-0 F9		0-0 F4		0-0 BB 1B		0-0 F7		4 0 1 0 0 0 4											
Chris Smith, S (1, 3) OBP: 0.347, SLG: 0.349 Dave Bergman, L (9, 3) OBP: 0.393, SLG: 0.481		0-0 WP 1B 2B		0-0 FC5-4 BB 1B	4-0 1-2 BB		0-0 F5		3 1 2 0 1 0 0 0 0 0 0 0 0 0											
Bob Brenly, R (1, 2) OBP: 0.303, SLG: 0.352		0-3 K 2-3		4-0 FC5-4 BB	0-0 4-3		0-0 1-3		3 0 0 0 1 1 3											
Joe Pettini, R (1, 6) OBP: 0.241, SLG: 0.186		4-0 S 1B BB		0-0 FC5-4 1-2f 2-3 S		0-0 5-3	0-0 F4		3 1 0 0 1 0 2											
Fred Breining, R (1, 1) OBP: 0.219, SLG: 0.164 Greg Minton, S (9, 1) OBP: 0.545, SLG: 0.600		0-3 K 1-2		4-0 BB	4-0 BB	4-0 G6-4-3 BB		0-0 SH3-4 1B	2 1 1 0 2 1 2 0 0 0 0 0 0 0											
<b>Inning Stats</b>	R: 0 E: 0 K: 0 S: 5	H: 2 LOB: 2 BB: 0 P: 5	R: 2 E: 0 K: 2 S: 8	H: 2 LOB: 0 BB: 1 P: 12	R: 0 E: 0 K: 0 S: 4	H: 1 LOB: 1 BB: 0 P: 4	R: 0 E: 0 K: 0 S: 4	H: 1 LOB: 3 BB: 2 P: 12	R: 0 E: 0 K: 0 S: 2	H: 0 LOB: 0 BB: 1 P: 6	R: 0 E: 0 K: 0 S: 4	H: 2 LOB: 1 BB: 0 P: 4	R: 0 E: 0 K: 0 S: 3	H: 0 LOB: 0 BB: 0 P: 3	R: 1 E: 0 K: 2 S: 9	H: 2 LOB: 1 BB: 0 P: 9	1B: 10 2B: 1 3B: 0 HR: 0	SF: 0 SAC: 2 DP: 2 HBP: 0	WP: 1 PB: 0 SB: 2 CS: 1	PA: 41
<b>PITCHER</b>	IP WLS BF H R ER SO BB IBB HBP BLK WP HR S P ERA WHIP																			
Joe Niekro, R (1, 1) ERA: 3.57	5.0 L 25 7 2 2 2 4 0 0 0 1 0 25 41 3.60 2.200																			
Michael LaCoss, R (6, 1) ERA: 4.69	2.0 7 2 0 0 0 1 0 0 0 0 0 6 10 0.00 1.500																			
Bill Dawley, R (8, 1) ERA: 2.82	2.0 8 2 1 1 2 0 0 0 0 0 0 12 12 4.50 1.000																			

livebaseballscorecards.com

<b>AB</b>	33
<b>R</b>	3
<b>H</b>	11
<b>RBI</b>	3
<b>BB</b>	5
<b>SO</b>	4
<b>LOB</b>	22





BOTTOM

San Francisco Giants @ Houston Astros  
Astrodome, Houston, TX  
Fri Sep 23 1983, 8:05 PM EDT  
Att. 10,570 - Dome

livebaseballscorecards.com

AB 33  
R 2  
H 6  
RBI 2  
BB 4  
SO 4  
LOB 20



WP: 0 PA: 37  
PB: 0  
SB: 2  
CS: 0

AB R H RBI BB SO LOB

5	0	0	0	0	2	4
4	0	0	0	0	0	1
3	0	1	0	1	0	1
3	0	0	0	1	0	2
4	0	1	0	0	1	2
0	1	0	0	0	0	0
4	1	1	1	0	0	1
2	0	2	1	2	0	0
4	0	0	0	0	1	6
1	0	1	0	0	0	0
1	0	0	0	0	0	1
0	0	0	0	0	0	0
1	0	0	0	0	0	1
0	0	0	0	0	0	0
1	0	0	0	0	0	1

1B: 3 SF: 0  
2B: 3 SAC: 0  
3B: 0 DP: 0  
HR: 0 HBP: 0

Batter	1	2	3	4	5	6	7	8	9
Bill Doran, S (1, 4) OBP: 0.364, SLG: 0.358	0-3 K		0-3 K		0-0 F8			0-0 G3	0-0 4-3
Terry Puhl, L (1, 9) OBP: 0.349, SLG: 0.438	0-0 F6		0-0 F7			0-0 F8		0-0 F9	
Dickie Thon, R (1, 6) OBP: 0.344, SLG: 0.465	0-0 F8		0-0 F9			0-0 1B		4-0 BB	
Jose Cruz, L (1, 7) OBP: 0.392, SLG: 0.478		4-0 BB		0-0 F7		0-0 F9		0-0 F9	
Ray Knight, R (1, 3) OBP: 0.357, SLG: 0.446		0-3 K		0-0 F4		0-0 F9			0-0 2B
Craig Reynolds, L (9, PR) OBP: 0.253, SLG: 0.253									0-0 2B
Phil Garner, R (1, 5) OBP: 0.313, SLG: 0.361		0-0 F7		0-0 5-3			0-0 G3		0-0 1B
Jerry Mumphrey, S (1, 8) OBP: 0.354, SLG: 0.419		4-0 BB			0-0 1B		4-0 BB		0-0 1B
Alan Ashby, S (1, 2) OBP: 0.299, SLG: 0.405		0-0 1-3			0-0 F8		0-3 K		0-0 6-3
Joe Niekro, R (1, 1) OBP: 0.108, SLG: 0.122			0-0 2B			0-0 F8		0-0 4-3	0-0 4-3
Kevin Bass, S (5, PH) OBP: 0.247, SLG: 0.337									0-0 2-3
Michael LaCoss, R (6, 1) OBP: 0.114, SLG: 0.088									
Denny Walling, L (7, PH) OBP: 0.349, SLG: 0.434									
Bill Dawley, R (8, 1) OBP: 0.222, SLG: 0.222									
Harry Spilman, L (9, PH) OBP: 0.211, SLG: 0.246									

Inning Stats	R: 0	H: 0	E: 0	K: 1	S: 5	R: 0	H: 0	E: 0	K: 1	S: 5	R: 0	H: 1	E: 0	K: 1	S: 6	R: 0	H: 0	E: 0	K: 0	S: 3	R: 0	H: 1	E: 0	K: 0	S: 4	R: 0	H: 0	E: 0	K: 1	S: 5	R: 0	H: 0	E: 0	K: 0	S: 3	R: 2	H: 3	E: 0	K: 0	S: 6	R: 0	H: 0	E: 0	K: 0	S: 6
	LOB: 0	BB: 0	LOB: 2	BB: 2	P: 5	LOB: 0	BB: 0	LOB: 0	BB: 0	P: 3	LOB: 1	BB: 1	LOB: 1	BB: 0	P: 4	LOB: 0	BB: 1	LOB: 1	BB: 1	P: 9	LOB: 0	BB: 0	LOB: 1	BB: 1	P: 7	LOB: 2	BB: 0	P: 6	1B: 3	SF: 0	2B: 3	SAC: 0	3B: 0	DP: 0	HR: 0	HBP: 0									

PITCHER	IP	WLS	BF	H	R	ER	SO	BB	IBB	HBP	BLK	WP	HR	S	P	ERA	WHIP
Fred Breining, R (1, 1) ERA: 3.82	8.0	W	33	5	2	2	4	4	0	0	0	0	0	37	53	2.25	1.125
Greg Minton, R (9, 1) ERA: 3.67	1.0	S	4	1	0	0	0	0	0	0	0	0	0	4	4	0.00	1.000

Batter	1	2	3	4	5	6	7	8	9	AB R H RBI BB SO LOB	TOP											
Dan Gladden, R OBP: 0.269, SLG: 0.261 (1, 8)	0-0 F4		0-0 1B 1B		0-0 F8		0-3 K	0-0 F9		5 0 1 0 0 1 7	<b>San Francisco Giants @ Houston Astros</b> Astrodome, Houston, TX Sat Sep 24 1983, 8:05 PM EDT Att. 12,619 - Dome											
Chris Smith, S OBP: 0.370, SLG: 0.426 (1, 3)	0-0 4-3		0-0 1B		0-0 SF8		0-0 1B		0-0 4-3 3B	4 1 3 2 0 0 0												
Joel Youngblood, R OBP: 0.352, SLG: 0.480 (1, 4)	0-0 F8		0-0 F7		0-0 F8		0-0 SF8		0-0 F4	4 0 0 1 0 0 4												
Darrell Evans, L OBP: 0.384, SLG: 0.526 (1, 5)		0-0 G6-4-3 1B		0-0 HR		0-0 F9	0-0 F9		0-0 4-3	5 1 2 2 0 0 1												
Jeffrey Leonard, R OBP: 0.324, SLG: 0.470 (1, 7)		0-0 G6-4-3		0-0 F9		0-0 F9		4-0 2B BB	0-0 F9	4 0 0 0 1 0 1												
Chili Davis, S OBP: 0.309, SLG: 0.352 (1, 9)		4-0 E BB		0-0 L4		4-0 FC6-4 BB		0-0 2B		2 0 1 0 2 0 0												
Bob Brenly, R OBP: 0.299, SLG: 0.347 (1, 2)		0-0 F6		0-0 5-3		0-0 FC6-4		0-0 5-3		4 0 0 0 0 0 4												
Joe Pettini, R OBP: 0.235, SLG: 0.181 (7, PH)			0-3 K		0-0 E6 F8 BB SF8		4-0 BB 1B BB			2 1 0 0 0 1 0												
Duane Kuiper, L OBP: 0.353, SLG: 0.284 (7, PR)							4-0 BB 1B BB SF8			0 0 0 0 1 0 0												
Guy Sularz, R OBP: 0.200, SLG: 0.111 (7, 6)								0-3 K		0 1 0 0 1 0 0												
Mike Krukow, R OBP: 0.281, SLG: 0.350 (2, 1)			0-0 1B 1B		4-0 BB 1B BB					0 0 0 0 0 0 0												
Renie Martin, R OBP: 0.350, SLG: 0.600 (5, PH)										1 0 1 0 0 0 0												
Tom O'Malley, L OBP: 0.349, SLG: 0.336 (5, 1)										0 0 0 0 1 0 0												
Andy McCaffigan, R OBP: 0.097, SLG: 0.133 (7, PH)										0 0 0 0 0 0 0												
Dave Bergman, L OBP: 0.387, SLG: 0.481 (7, 1)										0 1 0 0 1 0 0												
Randy Lerch, L OBP: 0.300, SLG: 0.333 (8, PH)										0 0 0 0 0 0 0												
John Kadd, R OBP: 0.279, SLG: 0.333 (8, PH)										1 0 0 0 0 1 3												
Jim Barr, R OBP: 0.071, SLG: 0.143 (8, 1)										0 0 0 0 0 0 0												
<b>Inning Stats</b>	R: 0 E: 0 K: 0 S: 3	H: 0 LOB: 0 BB: 0 P: 3	R: 0 E: 1 K: 0 S: 3	H: 1 LOB: 1 BB: 1 P: 7	R: 0 E: 0 K: 1 S: 7	H: 3 LOB: 2 BB: 0 P: 7	R: 1 E: 0 K: 0 S: 4	H: 1 LOB: 0 BB: 0 P: 4	R: 1 E: 1 K: 0 S: 4	H: 0 LOB: 1 BB: 1 P: 8	R: 0 E: 0 K: 0 S: 3	H: 0 LOB: 1 BB: 1 P: 7	R: 2 E: 0 K: 1 S: 6	H: 1 LOB: 1 BB: 2 P: 14	R: 0 E: 0 K: 1 S: 6	H: 1 LOB: 3 BB: 2 P: 14	R: 1 E: 0 K: 0 S: 4	H: 1 LOB: 0 BB: 0 P: 4	1B: 5 2B: 1 3B: 1 HR: 1	SF: 2 SAC: 0 DP: 1 HBP: 0	WP: 0 PB: 0 SB: 0 CS: 0	PA: 41
<b>PITCHER</b>	IP WLS BF H R ER SO BB IBB HBP BLK WP HR S P ERA WHIP																					
Mike Scott, R ERA: 3.72 (1, 1)	6.0 W 27 5 4 3 1 5 0 0 0 0 0 1 24 44 4.50 1.667																					
Vern Ruhle, R ERA: 3.74 (7, 1)	0.2 3 1 0 0 1 0 0 0 0 0 0 0 5 5 0.00 1.500																					
Frank DiPino, L ERA: 2.53 (7, 1)	2.1 S 11 2 1 1 1 2 0 0 0 0 0 0 11 19 3.86 1.714																					

livebaseballscorecards.com

AB	32
R	5
H	8
RBI	5
BB	7
SO	3
LOB	20





Batter	1	2	3	4	5	6	7	8	9	AB R H RBI BB SO LOB	TOP			
Chili Davis, S OBP: 0.308, SLG: 0.350 (1, 9) X	0-0 G3	0-0 4-3 1B		0-3 K		0-0 F7			0-0 F7	5 0 1 1 0 1 1				
Chris Smith, S OBP: 0.390, SLG: 0.420 Brad Wellman, R OBP: 0.299, SLG: 0.249 (9, PR) (9, 4) B B B B	4-0 5-3 1B BB	0-0 4-3		0-3 K		0-0 1B			4-0 BB 1B BB	3 1 1 1 2 1 1 0 0 0 0 0 0 0				
Joel Youngblood, R OBP: 0.353, SLG: 0.477 (1, 4) (9, 7) X	0-0 5-3	0-3 K			4-0 F9 BB BB	0-0 6-3			0-0 BB 1B	4 0 1 0 1 1 3				
Dave Bergman, L OBP: 0.397, SLG: 0.474 (1, 7) (9, 3) X	0-0 2-H BB 1B		0-0 4-3		4-0 1-2 S BB		0-0 6-3		0-0 F2	4 0 1 1 1 0 2				
Max Venable, L OBP: 0.312, SLG: 0.392 (1, 8) B B B B	4-0 1-2 BB		4-0 2B BB		0-0 F9		0-0 F9		4-0 1-2 2-3 BB	2 0 0 0 3 0 2				
Tom O'Malley, L OBP: 0.344, SLG: 0.337 (1, 5) S S S	0-3 K		0-0 1-3 2B		0-3 K		0-3 K		0-0 F8	5 0 1 0 0 3 7				
Bob Brenly, R OBP: 0.304, SLG: 0.348 (1, 2) X		0-0 SH1-4 BB 1B	4-0 L3 IBB		4-0 BB			0-3 K		2 1 1 0 2 1 0				
Guy Sularz, R OBP: 0.214, SLG: 0.083 (1, 6) B B B B		4-0 1B SH1-4 4-3 BB	0-0 L3		0-0 F8			0-0 5-3		3 1 0 0 1 0 6				
Scott Garrelts, R OBP: 0.250, SLG: 0.250 (1, 1) X		0-0 SH1-4		0-0 F9		0-0 1B		0-0 F3		3 0 1 0 0 0 0				
<b>Inning Stats</b>	R: 1 E: 0 K: 1 S: 6 H: 1 LOB: 2 BB: 2 P: 14	R: 2 E: 0 K: 1 S: 7 H: 2 LOB: 1 BB: 1 P: 11	R: 0 E: 0 K: 0 S: 3 H: 1 LOB: 2 BB: 2 P: 11	R: 0 E: 0 K: 2 S: 7 H: 0 LOB: 0 BB: 0 P: 7	R: 0 E: 0 K: 1 S: 5 H: 0 LOB: 3 BB: 3 P: 17	R: 0 E: 0 K: 0 S: 4 H: 2 LOB: 1 BB: 0 P: 4	R: 0 E: 0 K: 1 S: 5 H: 0 LOB: 0 BB: 0 P: 5	R: 0 E: 0 K: 1 S: 5 H: 0 LOB: 0 BB: 0 P: 5	R: 0 E: 0 K: 0 S: 4 H: 1 LOB: 3 BB: 2 P: 12	1B: 6 2B: 2 3B: 0 HR: 0 SF: 0 SAC: 1 DP: 1 HBP: 0	WP: 0 PB: 0 SB: 1 CS: 0 PA: 42			
<b>PITCHER</b>	IP WLS BF H R ER SO BB IBB HBP BLK WP HR S P ERA WHIP												<b>PITCHER</b>	IP WLS BF H R ER SO BB IBB HBP BLK WP HR S P ERA WHIP
Nolan Ryan, R ERA: 2.9 (1, 1)	4.0 L 22 4 3 3 4 6 1 0 0 0 0 0 23 51 6.75 2.500													
Bob Knepper, L ERA: 3.37 (5, 1)	1.0 4 0 0 0 1 1 0 0 0 0 0 0 5 9 0.00 1.000													
Michael LaCoss, R ERA: 4.62 (6, 1)	2.0 7 2 0 0 1 0 0 0 0 0 0 0 9 9 0.00 1.000													
Dave Smith, R ERA: 3.18 (8, 1)	2.0 9 1 0 0 1 2 0 0 0 0 0 0 9 17 0.00 1.500													

San Francisco Giants @ Houston Astros  
Astrodome, Houston, TX  
Sun Sep 25 1983, 8:05 PM EDT  
Att. 6,130 - Dome

AB	31
R	3
H	7
RBI	3
BB	10
SO	7
LOB	22



livebaseballscorecards.com



Batter	1	2	3	4	5	6	7	8	9	AB R H RBI BB SO LOB	TOP													
<b>Bobby Brown, S</b> (1, 7) OBP: 0.345, SLG: 0.400	0-0 3-1		0-0 F7		0-0 6-3		0-0 4-3		0-0 F9	5 0 0 0 0 0 0														
<b>Alan Wiggins, S</b> (1, 3) OBP: 0.359, SLG: 0.326	0-0 FC4-6 1B		0-0 L6		0-0 6-3		0-0 F7			4 0 1 0 0 0 0														
<b>Tony Gwynn, L</b> (1, 9) OBP: 0.363, SLG: 0.381	0-0 FC4-6 1B 1-2f		0-3 K		0-0 1B		0-0 F7			4 0 1 0 0 1 1														
<b>Terry Kennedy, L</b> (1, 2) OBP: 0.344, SLG: 0.436	0-0 1-3 1B			0-0 E 1B SF7 1B		0-0 G3		0-0 G3		4 1 2 0 0 0 1														
<b>Kevin McReynolds, R</b> (1, 8) OBP: 0.256, SLG: 0.330	0-0 F4			0-0 F7		0-0 SH5-4 4-3 1B 1B		0-0 G3		4 1 1 0 0 0 3														
<b>Garry Templeton, S</b> (1, 6) OBP: 0.294, SLG: 0.334		0-0 1-3		0-0 E 1B		0-0 4-3 SH5-4 1B		0-0 FC6 1B		4 1 3 0 0 0 0														
<b>George Hinshaw, R</b> (1, 5) <b>Ruppert Jones, L</b> (8, PH) <b>Edwin Rodriguez, R</b> (8, 5) OBP: 0.306, SLG: 0.400 OBP: 0.375, SLG: 0.429		0-0 5-3		0-0 E3 E		0-0 SH5-4 1-2 2-3		0-0 FC6 1-2f		2 0 0 0 0 0 2 1 0 0 0 0 0 1 0 0 0 0 0 0 0														
<b>Juan Bonilla, R</b> (1, 4) OBP: 0.306, SLG: 0.303		4-0 FC5-4 BB		0-0 SF7 1-2 2-H 3-H		0-0 4-3 2-3 3-H		0-0 L6		2 0 0 2 1 0 1														
<b>Eric Show, R</b> <b>Mario Ramirez, S</b> <b>Steve Fireovid, S</b> <b>Joe Langford, R</b> <b>Greg Booker, R</b> <b>Kurt Bevacqua, R</b> <b>Marty Decker, R</b> <b>Gary Lucas, L</b> <b>Tim Flannery, L</b>		0-0 FC5-4 1-2f		0-3 K		0-0 F8		0-0 6-3		0 0 0 0 0 0 0 1 0 0 0 0 0 0 1 0 0 0 0 0 0 0 0 1 0 0 0 0 0 0 1 0 0 0 0 0 0 0 0 1 0 0 0 0 0 0 0 0 0 0 0 0 0 0 0 1 0 0 0 0 0 0 0														
<b>Inning Stats</b>	R: 0 E: 0 K: 0 S: 5	H: 2 LOB: 2 BB: 0 P: 5	R: 0 E: 0 K: 0 S: 3	H: 0 LOB: 1 BB: 1 P: 7	R: 0 E: 0 K: 1 S: 5	H: 0 LOB: 0 BB: 0 P: 5	R: 2 E: 2 K: 1 S: 8	H: 2 LOB: 1 BB: 0 P: 8	R: 0 E: 0 K: 0 S: 4	H: 1 LOB: 1 BB: 0 P: 4	R: 1 E: 0 K: 0 S: 5	H: 2 LOB: 1 BB: 0 P: 5	R: 0 E: 0 K: 0 S: 3	H: 0 LOB: 0 BB: 0 P: 3	R: 0 E: 0 K: 0 S: 4	H: 1 LOB: 1 BB: 0 P: 4	R: 0 E: 0 K: 0 S: 3	H: 0 LOB: 0 BB: 0 P: 3	1B: 8 2B: 0 3B: 0 HR: 0	SF: 1 SAC: 1 DP: 0 HBP: 0	WP: 0 PB: 0 SB: 0 CS: 0	PA: 37		
<b>PITCHER</b> <b>Mike Madden, L</b> (1, 1) ERA: 2.73 <b>Vern Ruhle, R</b> (7, 1) ERA: 3.64	IP 6.0	WLS W	BF 27	H 7	R 3	ER 1	SO 2	BB 1	IBB 0	HBP 0	BLK 0	WP 0	HR 0	S 30	P 34	ERA 1.50	WHIP 1.333							
										<b>PITCHER</b>					IP WLS BF H R ER SO BB IBB HBP BLK WP HR S P ERA WHIP									

**San Diego Padres @ Houston Astros**  
Astrodome, Houston, TX  
Mon Sep 26 1983, 8:05 PM EDT  
Att. 5,828 - Dome

[livebaseballscorecards.com](http://livebaseballscorecards.com)

<b>AB</b>	34
<b>R</b>	3
<b>H</b>	8
<b>RBI</b>	2
<b>BB</b>	1
<b>SO</b>	2
<b>LOB</b>	12



BOTTOM

San Diego Padres @ Houston Astros  
Astrodome, Houston, TX  
Mon Sep 26 1983, 8:05 PM EDT  
Att: 5,828 - Dome

livebaseballscorecards.com

AB 33  
R 5  
H 10  
RBI 5  
BB 3  
SO 3  
LOB 17



WP: 0 PA: 37  
PB: 0  
SB: 1  
CS: 0

AB	R	H	RBI	BB	SO	LOB	
5	1	2	0	0	1	4	
3	1	1	0	1	0	1	
4	1	1	1	0	0	2	
4	1	2	1	0	0	0	
4	1	2	2	0	0	1	
4	0	1	1	0	1	2	
0	0	0	0	0	0	0	
4	0	1	0	0	0	3	
2	0	0	0	2	1	1	
1	0	0	0	0	0	0	
1	0	0	0	0	0	1	
1	0	0	0	0	0	2	
1B: 8	SF: 0	2B: 1	SAC: 1	3B: 1	DP: 0	HR: 0	HBP: 0

Batter	1	2	3	4	5	6	7	8	9					
Bill Doran, S OBP: 0.367, SLG: 0.362 (1, 4)	0-0 BB 1B	0-0 G3		0-0 1B 1B		0-3 K		0-0 F9						
Terry Puhl, L OBP: 0.348, SLG: 0.432 (1, 9)	4-0 1B 1B BB	0-0 4-3		0-0 1B 1B			0-0 F6							
Dickie Thon, R OBP: 0.343, SLG: 0.463 (1, 6)	0-0 1B 1-2 2-H 1B		0-0 6-3	0-0 L5			0-0 F8							
Jose Cruz, L OBP: 0.390, SLG: 0.474 (1, 7)	0-0 1-3 2-H 1B		0-0 E4 2B 1B		0-0 6-3		0-0 1-3							
Denny Walling, L OBP: 0.348, SLG: 0.444 (1, 3)	0-0 6-3 1-2 3-H		0-0 2B		0-0 F7			0-0 1B 3B						
Phil Garner, R OBP: 0.313, SLG: 0.360 (1, 5) Craig Reynolds, L OBP: 0.247, SLG: 0.247 (9, 5)	0-0 F7		0-0 F6		0-3 K			0-0 FC3-5 S 1B						
Jerry Mumphrey, S OBP: 0.357, SLG: 0.416 (1, 8)	0-0 F7		0-0 4-3			0-0 E 1B		0-0 F7						
Alan Ashby, S OBP: 0.300, SLG: 0.395 (1, 2)		4-0 SH1-4 BB		0-0 L5		0-3 K 1-3		4-0 FC3-5 BB						
Mike Madden, L OBP: 0.091, SLG: 0.048 (1, 1) Kevin Bass, S OBP: 0.250, SLG: 0.339 (6, PH) Vern Ruhle, R OBP: 0.227, SLG: 0.105 (7, 1)		0-0 SH1-4		0-0 6-3		0-0 L6		0-0 FC3-5 1-2 2-3f						
Inning Stats	R: 3 E: 0 K: 0 S: 6	H: 3 LOB: 1 BB: 1 P: 10	R: 0 E: 0 K: 0 S: 3	H: 0 LOB: 1 BB: 1 P: 7	R: 1 E: 1 K: 0 S: 5	H: 2 LOB: 1 BB: 0 P: 5	R: 0 E: 0 K: 0 S: 5	H: 0 LOB: 0 BB: 0 P: 5	R: 0 E: 1 K: 2 S: 8	H: 1 LOB: 1 BB: 0 P: 8	R: 0 E: 0 K: 0 S: 3	H: 0 LOB: 0 BB: 0 P: 3	R: 1 E: 0 K: 0 S: 5	H: 2 LOB: 2 BB: 1 P: 9

PITCHER	IP	WLS	BF	H	R	ER	SO	BB	IBB	HBP	BLK	WP	HR	S	P	ERA	WHIP
Eric Show, R ERA: 4.25 (1, 1)	1.0	L	7	3	3	3	0	1	0	0	0	0	0	6	10	27.00	4.000
Steve Fireovid, R ERA: 1.8 (2, 1)	2.0		9	2	1	0	0	1	0	0	0	0	0	8	12	0.00	1.500
Greg Booker, R ERA: 6.35 (4, 1)	2.0		8	2	0	0	1	0	0	0	0	0	0	10	10	0.00	1.000
Marty Decker, R ERA: 1.93 (6, 1)	2.2		12	3	1	1	2	1	0	0	0	0	0	15	19	3.38	1.500
Gary Lucas, L ERA: 2.97 (8, 1)	0.1		1	0	0	0	0	0	0	0	0	0	0	1	1	0.00	0.000

PITCHER	IP	WLS	BF	H	R	ER	SO	BB	IBB	HBP	BLK	WP	HR	S	P	ERA	WHIP
Eric Show, R ERA: 4.25 (1, 1)	1.0	L	7	3	3	3	0	1	0	0	0	0	0	6	10	27.00	4.000
Steve Fireovid, R ERA: 1.8 (2, 1)	2.0		9	2	1	0	0	1	0	0	0	0	0	8	12	0.00	1.500
Greg Booker, R ERA: 6.35 (4, 1)	2.0		8	2	0	0	1	0	0	0	0	0	0	10	10	0.00	1.000
Marty Decker, R ERA: 1.93 (6, 1)	2.2		12	3	1	1	2	1	0	0	0	0	0	15	19	3.38	1.500
Gary Lucas, L ERA: 2.97 (8, 1)	0.1		1	0	0	0	0	0	0	0	0	0	0	1	1	0.00	0.000

Batter	1	2	3	4	5	6	7	8	9	AB R H RBI BB SO LOB	TOP														
Alan Wiggins, S OBP: 0.361, SLG: 0.328 (1, 3) X	0-0 3-1 S 4-3 1B	H 1-0 2-3 HBP		X 0-0 E4 SF9 PB 1-2 2-H			X 0-0 F7		X 0-0 G4-6-3 1B	4 1 2 0 0 0 1															
Juan Bonilla, R OBP: 0.305, SLG: 0.303 (1, 4) X	0-0 3-1 1-3	0-0 F4		X 0-0 SF9 1-3 2-H			X 0-0 FC6-4 1B		X 0-0 G4-6-3 1-2f	4 0 1 1 0 0 5															
Tony Gwynn, L OBP: 0.358, SLG: 0.375 (1, 7) X	0-0 4-3 3-H		X 0-0 4-3	X 0-0 4-3			X 0-0 FC6-4 1-2f			4 0 0 1 0 0 2															
Garry Templeton, S OBP: 0.291, SLG: 0.331 (1, 6) X	0-0 4-3		X 0-0 F9		X 0-0 5-3		X 0-0 5-3			4 0 0 0 0 0 1															
Kevin McReynolds, R OBP: 0.248, SLG: 0.319 (1, 8) X		X 0-0 F9	X 0-0 F7		X 0-0 F4		X 0-0 6-3			4 0 0 0 0 0 0															
Gerry Davis, R OBP: 0.200, SLG: 0.400 (1, 9) X		X 0-0 F9 E 2B		S S S 0-3 K	S S S 0-3 K		X 0-0 F4			4 1 1 0 0 2 0															
George Hinshaw, R OBP: 0.250, SLG: 0.250 (1, 5) X		X 0-0 F9 2-3		X 0-0 BB 1B 1B		S S 0-3 K	X 0-0 1B			4 1 2 0 0 1 1															
Doug Gwosdz, R OBP: 0.220, SLG: 0.192 (1, 2) X		BB 4-0 HBP E BB		BB 4-0 1B E BB		S S S 0-3 K	X 0-0 F7			2 1 0 0 2 1 1															
Tim Lollar, L OBP: 0.292, SLG: 0.345 (1, 1) X		X 0-0 E4		X 0-0 PB E SF9 1B		X 0-0 F7		X 0-0 F9		2 1 1 1 0 0 1															
Greg Booker, R (4, 1)										0 0 0 0 0 0 0															
Bruce Bochy, R OBP: 0.225, SLG: 0.316 (6, PH)										1 0 0 0 0 0 0															
Sid Monge, S OBP: 0.091, SLG: 0.091 (6, 1)										0 0 0 0 0 0 0															
Kurt Bevacqua, R OBP: 0.331, SLG: 0.340 (9, PH)										1 0 0 0 0 0 0															
<b>Inning Stats</b>	R: 1 E: 0 K: 0 S: 4	H: 1 LOB: 0 BB: 0 P: 4	R: 1 E: 1 K: 0 S: 5	H: 1 LOB: 3 BB: 1 P: 10	R: 0 E: 0 K: 0 S: 3	H: 0 LOB: 0 BB: 0 P: 3	R: 3 E: 1 K: 1 S: 8	H: 2 LOB: 1 BB: 1 P: 12	R: 0 E: 0 K: 1 S: 5	H: 0 LOB: 0 BB: 0 P: 5	R: 0 E: 0 K: 2 S: 7	H: 0 LOB: 0 BB: 0 P: 7	R: 0 E: 0 K: 0 S: 4	H: 1 LOB: 1 BB: 0 P: 4	R: 0 E: 0 K: 0 S: 4	H: 1 LOB: 1 BB: 0 P: 4	R: 0 E: 0 K: 0 S: 3	H: 1 LOB: 0 BB: 0 P: 3	1B: 6 2B: 1 3B: 0 HR: 0	SF: 1 SAC: 0 DP: 1 HBP: 1	WP: 0 PB: 1 SB: 1 CS: 0	PA: 38			
<b>PITCHER</b>	IP WLS BF H R ER SO BB IBB HBP BLK WP HR S P ERA WHIP																								
Jeff Heathcock, R ERA: 4.05 (1, 1)	4.0		21	4	5	2	1	2	0	1	0	0	0	20	29	4.50	1.500								
Bob Knepper, L ERA: 3.28 (5, 1)	5.0	W	17	3	0	0	3	0	0	0	0	0	0	23	23	0.00	0.600								

San Diego Padres @ Houston Astros  
Astrodome, Houston, TX  
Tue Sep 27 1983, 8:05 PM EDT  
Att. 6,239 - Unknown

livebaseballscorecards.com

AB	34
R	5
H	7
RBI	3
BB	2
SO	4
LOB	12





Batter	1	2	3	4	5	6	7	8	9	AB	R	H	RBI	BB	SO	LOB
Bill Doran, S OBP: 0.369, SLG: 0.363 (1, 4)	0-0 E 2B 1B	0-0 1B		0-0 SH3 1-2		4-0 1B BB	0-0 FC5 1-2 2-3f			3	1	2	0	1	0	2
Kevin Bass, S OBP: 0.254, SLG: 0.337 (1, 9)	0-0 E6 2B 1B	0-0 F9		4-0 2B HR BB		0-0 SH1-3 1B		0-0 6-3		4	2	1	0	1	0	2
Dickie Thon, R OBP: 0.345, SLG: 0.465 (1, 6)	0-0 F4		4-0 1B 2B BB	0-0 HR 2B		0-0 F9		0-0 1B 1B		4	2	2	0	1	0	4
Phil Garner, R OBP: 0.313, SLG: 0.361 (1, 5)	0-0 1B WP 2B		0-0 F9	0-0 5-3		0-0 SH1-3		0-0 F7		3	1	1	1	0	0	3
Bob Knepper, L OBP: 0.206, SLG: 0.297 (5, 1)	1-3 3-H		0-0 F9	0-0 5-3		1-2		0-0 F7		1	0	0	0	0	0	1
Jerry Mumphrey, S OBP: 0.362, SLG: 0.428 (1, 8)	0-0 S 1B		0-0 2B 1B	0-0 HR		0-0 5-3		0-0 1B		5	1	4	4	0	0	2
Tony Scott, S OBP: 0.261, SLG: 0.288 (1, 7)	0-0 L6 1-2		0-3 K	0-0 F7			0-0 FC5 2B	0-3 K		5	0	1	0	0	2	6
Tim Tolman, R OBP: 0.244, SLG: 0.359 (1, 3)	0-3 K2-3		0-0 K 1-3 2-H		0-0 F4		0-0 F8			4	0	1	1	0	1	2
George Bjorkman, R OBP: 0.365, SLG: 0.338 (1, 2)		0-3 K	0-0 F7		0-0 F8		4-0 FC5 BB			3	0	0	0	1	1	2
Jeff Heathcock, R (1, 1)		0-3 K		4-0 PB SH3 WP BB		0-0 6-3		0-0 F5		1	0	0	0	0	1	0
Craig Reynolds, L (4, PH) (5, 5)										2	1	0	0	1	0	2

Inning Stats	R: 3	H: 3	LOB: 1	K: 1	S: 9	R: 0	H: 1	LOB: 1	K: 2	S: 8	R: 1	H: 2	LOB: 2	K: 1	S: 7	R: 4	H: 2	LOB: 0	K: 0	S: 5	R: 0	H: 0	LOB: 0	K: 0	S: 3	R: 0	H: 1	LOB: 2	K: 0	S: 4	R: 0	H: 1	LOB: 2	K: 0	S: 4	R: 0	H: 2	LOB: 2	K: 1	S: 7		
	E: 1	BB: 0	P: 9	E: 0	BB: 0	K: 2	P: 8	E: 0	BB: 1	P: 8	E: 0	BB: 1	P: 11	E: 0	BB: 1	P: 13	E: 0	BB: 2	P: 13	E: 0	BB: 0	P: 3	E: 0	BB: 0	P: 3	E: 0	BB: 1	P: 8	E: 0	BB: 1	P: 7	E: 0	BB: 0	P: 7	1B: 7	SF: 0	2B: 4	SAC: 2	3B: 0	DP: 0	HR: 1	HBP: 0

PITCHER	IP	WLS	BF	H	R	ER	SO	BB	IBB	HBP	BLK	WP	HR	S	P	ERA	WHIP
Tim Lollar, L (1, 1) ERA: 4.61	3.1	L	20	6	6	4	4	3	0	0	0	2	0	25	37	10.80	2.700
Greg Booker, R (4, 1) ERA: 7.36	1.2		7	2	2	2	0	0	0	0	0	0	1	7	7	10.80	1.200
Sid Monge, L (6, 1) ERA: 3.78	3.0		15	4	0	0	1	2	0	0	0	0	0	15	23	0.00	2.000

**BOTTOM**

**San Diego Padres @ Houston Astros**  
Astrodome, Houston, TX

Tue Sep 27 1983, 8:05 PM EDT  
Att. 6,239 - Unknown

livebaseballscorecards.com

AB	35
R	8
H	12
RBI	6
BB	5
SO	5
LOB	26



WP: 2	PA: 42
PB: 1	
SB: 1	
CS: 0	

Batter	1	2	3	4	5	6	7	8	9	AB R H RBI BB SO LOB	TOP		
<b>Brett Butler, L</b> (1, 7) OBP: 0.345, SLG: 0.397	0-3 K		0-0 4-3		0-0 CS 1B		0-0 5-3		0-0 SF8	4 0 1 1 0 1 0	<b>Atlanta Braves @ Houston Astros</b> Astrodome, Houston, TX Wed Sep 28 1983, 8:05 PM EDT Dome		
<b>Glenn Hubbard, R</b> (1, 4) OBP: 0.335, SLG: 0.405	0-0 5-3		0-0 F7		0-0 SF8		0-0 WP 1B	0-0 3-H F9	4 0 1 1 0 0 1				
<b>Claudell Washington, L</b> (1, 9) OBP: 0.321, SLG: 0.405	0-0 S 1B		0-0 2B		0-0 1B 1B		0-0 L6	0-3 K	5 0 3 0 0 1 2				
<b>Dale Murphy, R</b> (1, 8) OBP: 0.400, SLG: 0.546	0-0 5-3		0-0 F8		0-0 1B		0-0 F9		4 0 1 0 0 0 2				
<b>Chris Chambliss, L</b> (1, 3) OBP: 0.369, SLG: 0.487		0-3 K		0-0 F7	0-3 K		0-3 K		4 0 0 0 0 3 2				
<b>Rafael Ramirez, R</b> (1, 6) OBP: 0.343, SLG: 0.375		0-0 S 1B		0-0 CS 1B		0-0 4-3		0-0 1B	4 1 3 0 0 0 0				
<b>Biff Pocoroba, S</b> (1, 2) OBP: 0.331, SLG: 0.373		0-0 P4		0-0 1B		0-0 E6		0-0 3-1	4 0 1 0 0 0 2				
<b>Jerry Royster, R</b> (1, 5) OBP: 0.305, SLG: 0.328		0-0 1B		0-0 G3		0-0 G6-3		4-0 1B SF8 BB	3 1 1 1 1 0 2				
<b>Pascual Perez, R</b> (1, 1) OBP: 0.192, SLG: 0.160		0-0 G3		0-0 1B SF8 1B		0-3 K		0-0 1B	4 1 2 0 0 1 1				
<b>Inning Stats</b>	R: 0 E: 0 K: 1 S: 6 H: 1 LOB: 1 BB: 0 P: 6	R: 1 E: 0 K: 1 S: 7 H: 2 LOB: 1 BB: 0 P: 7	R: 0 E: 0 K: 0 S: 4 H: 1 LOB: 1 BB: 0 P: 4	R: 0 E: 0 K: 0 S: 4 H: 2 LOB: 1 BB: 0 P: 4	R: 1 E: 0 K: 1 S: 8 H: 4 LOB: 2 BB: 0 P: 8	R: 0 E: 1 K: 0 S: 3 H: 0 LOB: 0 BB: 0 P: 3	R: 0 E: 0 K: 1 S: 6 H: 1 LOB: 1 BB: 0 P: 6	R: 0 E: 0 K: 1 S: 6 H: 1 LOB: 1 BB: 0 P: 6	R: 1 E: 0 K: 1 S: 6 H: 1 LOB: 1 BB: 1 P: 10	1B: 12 2B: 1 3B: 0 HR: 0 SF: 2 SAC: 0 DP: 1 HBP: 0		WP: 1 PB: 0 SB: 2 CS: 2 PA: 39	
<b>PITCHER</b>	IP WLS BF H R ER SO BB IBB HBP BLK WP HR S P ERA WHIP											<b>PITCHER</b>	IP WLS BF H R ER SO BB IBB HBP BLK WP HR S P ERA WHIP
<b>Mike Scott, R</b> (1, 1) ERA: 3.72	4.2 L 22 10 2 2 2 0 0 0 0 0 0 0 26 26 3.86 2.143												
<b>Michael LaCoss, R</b> (5, 1) ERA: 4.53	2.1 8 1 0 0 2 0 0 0 0 1 0 12 12 0.00 0.429												
<b>Frank DiPino, L</b> (8, 1) ERA: 2.58	2.0 9 2 1 1 2 1 0 0 0 0 0 0 12 16 4.50 1.500												

livebaseballscorecards.com

<b>AB</b>	36
<b>R</b>	3
<b>H</b>	13
<b>RBI</b>	3
<b>BB</b>	1
<b>SO</b>	6
<b>LOB</b>	12





Batter	1	2	3	4	5	6	7	8	9	AB R H RBI BB SO LOB	TOP																				
<b>Brett Butler, L</b> (1, 7) OBP: 0.342, SLG: 0.394	0-0 6-3		0-0 FC4-6		0-0 G6-4-3			0-0 F8		4 0 0 0 0 0 2	<b>Atlanta Braves @ Houston Astros</b> Astrodome, Houston, TX Wed Sep 28 1983, 8:05 PM EDT Att. 15,356 - Dome																				
<b>Glenn Hubbard, R</b> (1, 4) OBP: 0.337, SLG: 0.407	0-0 2B 5-3 1B		4-0 1-3 BB		0-0 5-3			0-0 1B		3 1 2 0 1 0 0																					
<b>Claudell Washington, L</b> (1, 9) OBP: 0.320, SLG: 0.406	0-0 1-3 2B		0-0 L4		0-3 K			0-0 F8		4 0 1 0 0 1 3																					
<b>Dale Murphy, R</b> (1, 8) OBP: 0.398, SLG: 0.542	0-0 5-3		0-0 F7		0-3 K			0-3 K		4 0 0 1 0 2 3																					
<b>Chris Chambliss, L</b> (1, 3) OBP: 0.368, SLG: 0.485	0-0 F8		0-0 F8		0-0 F8			0-0 1B		4 0 1 0 0 0 1																					
<b>Rafael Ramirez, R</b> (1, 6) OBP: 0.340, SLG: 0.373		0-0 F6		0-0 F7		0-0 L5		0-0 F8		4 0 0 0 0 0 1																					
<b>Bruce Benedict, R</b> (1, 2) OBP: 0.388, SLG: 0.345		0-0 6-3		4-0 FC6-4 BB		0-0 6-3		0-0 F9		3 0 0 0 1 0 1																					
<b>Randy Johnson, R</b> (1, 5) OBP: 0.353, SLG: 0.300		0-0 4-3		0-0 FC6-4		0-0 F8				3 0 0 0 0 0 1																					
<b>Ken Dayley, L</b> (1, 1) OBP: 0.294, SLG: 0.200			4-0 FC4-6 BB		0-0 G6-4-3 1B			0-0 F7		2 0 1 0 1 0 0																					
<b>Terry Forster, L</b> (8, 1) OBP: 0.500, SLG: 0.625										0 0 0 0 0 0 0																					
<b>Donnie Moore, L</b> (8, 1) OBP: 0.500, SLG: 0.500										0 0 0 0 0 0 0																					
<b>Inning Stats</b>	R: 1 E: 0 K: 0 S: 5	H: 2 LOB: 1 BB: 0 P: 5	R: 0 E: 0 K: 0 S: 3	H: 0 LOB: 0 BB: 0 P: 3	R: 0 E: 0 K: 0 S: 3	H: 0 LOB: 2 BB: 2 P: 11	R: 0 E: 0 K: 0 S: 3	H: 0 LOB: 1 BB: 1 P: 7	R: 0 E: 0 K: 2 S: 7	H: 1 LOB: 0 BB: 0 P: 7	R: 0 E: 0 K: 0 S: 3	H: 0 LOB: 0 BB: 0 P: 3	R: 0 E: 0 K: 0 S: 4	H: 1 LOB: 1 BB: 0 P: 4	R: 0 E: 0 K: 1 S: 6	H: 1 LOB: 1 BB: 0 P: 6	1B: 4 2B: 1 3B: 0 HR: 0	SF: 0 SAC: 0 DP: 1 HBP: 0	WP: 0 PB: 0 SB: 2 CS: 0	PA: 34											
<b>PITCHER</b> <b>Joe Niekro, R</b> (1, 1) ERA: 3.48	IP 9.0	WLS W	BF 34	H 5	R 1	ER 1	SO 3	BB 3	IBB 0	HBP 0	BLK 0	WP 0	HR 0	S 37	P 49	ERA 1.00	WHIP 0.889														
											<b>PITCHER</b>	IP	WLS	BF	H	R	ER	SO	BB	IBB	HBP	BLK	WP	HR	S	P	ERA	WHIP			

livebaseballscorecards.com

<b>AB</b>	<b>31</b>
<b>R</b>	<b>1</b>
<b>H</b>	<b>5</b>
<b>RBI</b>	<b>1</b>
<b>BB</b>	<b>3</b>
<b>SO</b>	<b>3</b>
<b>LOB</b>	<b>12</b>



Batter	1	2	3	4	5	6	7	8	9
Bill Doran, S (1, 4) OBP: 0.370, SLG: 0.362	0-0 F7			0-0 F7		0-0 SH2-4 1B		0-0 5-3	
Kevin Bass, S (1, 9) OBP: 0.259, SLG: 0.341	0-3 K			0-0 4-3 1B		0-0 SH2-4 1-2		0-0 1B WP 1B	
Dickie Thon, R (1, 6) OBP: 0.342, SLG: 0.460	0-0 F8			0-0 4-3 1-2		0-3 K		0-0 1-3 WP 3B 1B	
Jose Cruz, L (1, 7) OBP: 0.388, SLG: 0.470		0-0 4-3		0-0 1B 1B		0-0 4-3		0-3 1-2 K	
Ray Knight, R (8, PH) OBP: 0.355, SLG: 0.445				2-H				3-H	
Scott Loucks, R (9, 8)									
Jerry Mumphrey, S (1, 8) OBP: 0.362, SLG: 0.427		0-0 F3		2-H				2B 3B	
Tony Scott, S (5, 8) OBP: 0.264, SLG: 0.301									
Phil Garner, R (1, 5) OBP: 0.316, SLG: 0.363		0-3 K				0-0 F7		4-0 CS BB 2B IBB	
Tim Tolman, R (1, 3) OBP: 0.260, SLG: 0.409						0-0 F8		0-0 1-2 2B 1-H 2B	
Luis Pujols, R (1, 2) OBP: 0.234, SLG: 0.218						4-0 FC6-4 BB		4-0 3-H F3	
Joe Niekro, R (1, 1) OBP: 0.105, SLG: 0.118						0-0 FC6-4 1-2		0-3 K	

AB	R	H	RBI	BB	SO	LOB
4	0	1	0	0	0	0
3	2	2	0	0	1	0
4	1	1	0	0	1	2
3	0	1	1	0	0	1
1	0	0	0	0	1	1
0	0	0	0	0	0	0
2	0	1	0	0	0	0
2	1	1	1	0	1	0
2	1	0	0	2	1	0
4	0	2	2	0	0	0
2	0	0	0	2	0	1
3	0	0	0	0	1	3

**BOTTOM**

**Atlanta Braves @ Houston Astros**  
Astrodome, Houston, TX

Wed Sep 28 1983, 8:05 PM EDT  
Att. 15,356 - Dome

livebaseballscorecards.com

AB	30
R	5
H	9
RBI	4
BB	4
SO	6
LOB	8



Inning Stats	R: 0	H: 0	E: 0	K: 1	S: 5	LOB: 0	BB: 0	P: 5
	R: 0	H: 0	E: 0	K: 1	S: 5	LOB: 0	BB: 0	P: 5
	R: 0	H: 0	E: 0	K: 0	S: 3	LOB: 0	BB: 0	P: 3
	R: 1	H: 3	E: 0	K: 0	S: 5	LOB: 2	BB: 0	P: 5
	R: 0	H: 0	E: 0	K: 0	S: 3	LOB: 1	BB: 1	P: 7
	R: 0	H: 1	E: 0	K: 1	S: 6	LOB: 1	BB: 0	P: 6
	R: 0	H: 1	E: 0	K: 2	S: 7	LOB: 2	BB: 2	P: 15
	R: 4	H: 4	E: 0	K: 1	S: 9	LOB: 1	BB: 1	P: 13

PITCHER	IP	WLS	BF	H	R	ER	SO	BB	IBB	HBP	BLK	WP	HR	S	P	ERA	WHIP
Ken Dayley, L (1, 1) ERA: 4.42	7.1	L	30	7	3	3	5	2	1	0	0	0	0	37	49	3.68	1.227
Terry Forster, L (8, 1) ERA: 2.18	0.1		4	2	2	2	1	0	1	0	0	1	0	5	9	54.00	6.000
Donnie Moore, R (8, 1) ERA: 3.78	0.1		1	0	0	0	0	0	0	0	0	0	0	1	1	0.00	0.000

WP: 1	PA: 35
PB: 0	
SB: 0	
CS: 1	
1B: 6	SF: 0
2B: 2	SAC: 1
3B: 1	DP: 0
HR: 0	HBP: 0

Batter	1	2	3	4	5	6	7	8	9	AB R H RBI BB SO LOB	TOP									
<b>Brett Butler, L</b> (1, 7) <sup>x</sup> OBP: 0.341, SLG: 0.392 <b>Bob Watson, R</b> (8, PH) OBP: 0.376, SLG: 0.490 <b>Matt Sinatro, R</b> (8, PR) (8, 2)	0-0 <sup>1</sup> 5-3			0-0 <sup>1</sup> F6		0-3 <sup>3</sup> K		0-0 <sup>1</sup> 1-H 2B		3 0 0 0 0 1 0 1 0 1 1 0 0 0 0 0 0 0 0 0 0	<b>Atlanta Braves @ Houston Astros</b> Astrodome, Houston, TX Thu Sep 29 1983, 8:05 PM EDT Att. 12,899 - Dome									
<b>Glenn Hubbard, R</b> (1, 4) <sup>s s s</sup> OBP: 0.337, SLG: 0.405	0-3 <sup>2</sup> K			0-0 <sup>2</sup> 1-3			0-0 <sup>x</sup> 2B 1B	0-0 <sup>x</sup> F7		4 1 1 0 0 1 2										
<b>Claudell Washington, L</b> (1, 9) <sup>x</sup> OBP: 0.320, SLG: 0.407	0-0 <sup>3</sup> 3-1			0-0 <sup>x</sup> 4-3			0-0 <sup>x</sup> 1-H SF8 2B	0-3 <sup>s s s</sup> K		4 1 1 1 0 1 2										
<b>Dale Murphy, R</b> (1, 8) OBP: 0.397, SLG: 0.541		0-0 <sup>x</sup> 5-3 <sup>1</sup>			0-0 <sup>x</sup> CS 1B 1B		0-0 <sup>x</sup> SF8 <sup>1</sup>		0-3 <sup>s s s</sup> K <sup>1</sup>	3 0 1 1 0 1 0										
<b>Chris Chambliss, L</b> (1, 3) OBP: 0.367, SLG: 0.483		0-0 <sup>x</sup> F9 <sup>2</sup>			0-3 <sup>s s s</sup> K <sup>1</sup>		0-0 <sup>x</sup> F7 <sup>2</sup>		0-0 <sup>x</sup> 4-3 1B 1B	4 1 1 0 0 1 1										
<b>Rafael Ramirez, R</b> (1, 6) OBP: 0.340, SLG: 0.372		0-3 <sup>s s s</sup> K <sup>3</sup>			0-0 <sup>x</sup> 1-2 1B		0-0 <sup>x</sup> 4-3 <sup>3</sup>		0-0 <sup>x</sup> 4-3 <sup>2</sup>	4 0 1 0 0 1 1										
<b>Biff Pocoroba, S</b> (1, 2) OBP: 0.331, SLG: 0.367 <b>Albert Hall, S</b> (8, PR) (8, 7)			0-0 <sup>x</sup> G3 <sup>1</sup>		0-0 <sup>x</sup> F7 <sup>2</sup> 2-3 <sup>3</sup>			4-0 <sup>B B B B</sup> 4-3 S E BB	4-0 <sup>B B B B</sup> 1B BB	2 0 0 0 1 0 2 0 1 0 0 1 0 0										
<b>Randy Johnson, R</b> (1, 5) OBP: 0.351, SLG: 0.299			0-0 <sup>x</sup> 6-3 <sup>2</sup>			0-0 <sup>x</sup> L4 <sup>1</sup>		0-0 <sup>x</sup> 4-3 <sup>1</sup>	0-0 <sup>x</sup> 1-3 1-3 2-H 1B	4 0 1 1 0 0 1										
<b>Craig McMurtry, R</b> (1, 1) OBP: 0.123, SLG: 0.086 <b>Gerald Perry, L</b> (8, PH) OBP: 0.444, SLG: 0.548 <b>Pete Falcone, L</b> (8, 1) OBP: 0.111, SLG: 0.115 <b>Mike Jorgensen, L</b> (8, PH) OBP: 0.349, SLG: 0.394 <b>Jerry Royster, R</b> (8, PR) OBP: 0.306, SLG: 0.328 <b>Gene Gardner, R</b> (8, 1) <b>Terry Forster, L</b> (9, 1) OBP: 0.500, SLG: 0.625			0-3 <sup>s s s</sup> K <sup>3</sup>			0-0 <sup>x</sup> 4-3 <sup>2</sup>		0-0 <sup>x</sup> 3-H 2B 1B		1 0 0 0 0 0 1 0 1 0 0 0 0 0 0 0 0 0 0 0 0 0 0 0 1 0 1 0 0 0 0 0 0 1 0										
<b>Inning Stats</b>	R: 0 E: 0 K: 1 S: 5	H: 0 LOB: 0 BB: 0 P: 5	R: 0 E: 0 K: 1 S: 5	H: 0 LOB: 0 BB: 0 P: 5	R: 0 E: 0 K: 1 S: 5	H: 0 LOB: 0 BB: 0 P: 5	R: 0 E: 0 K: 0 S: 3	H: 0 LOB: 0 BB: 0 P: 3	R: 0 E: 0 K: 1 S: 6	H: 2 LOB: 1 BB: 0 P: 6	R: 2 E: 0 K: 0 S: 5	H: 2 LOB: 0 BB: 0 P: 5	R: 2 E: 1 K: 1 S: 7	H: 2 LOB: 2 BB: 1 P: 11	R: 1 E: 0 K: 1 S: 6	H: 2 LOB: 2 BB: 1 P: 10	1B: 6 2B: 2 3B: 0 HR: 0	SF: 1 SAC: 0 DP: 0 HBP: 0	WP: 0 PB: 0 SB: 1 CS: 1	PA: 35
<b>PITCHER</b>	IP WLS BF H R ER SO BB IBB HBP BLK WP HR S P ERA WHIP																			
<b>Nolan Ryan, R</b> (1, 1) ERA: 2.98 <b>Frank DiPino, L</b> (8, 1) ERA: 2.56 <b>Vern Ruhle, R</b> (9, 1) ERA: 3.69	7.1 3 27 5 4 4 5 1 0 0 0 0 0 0 36 40 4.91 0.818																			

<b>AB</b>	32
<b>R</b>	5
<b>H</b>	8
<b>RBI</b>	4
<b>BB</b>	2
<b>SO</b>	7
<b>LOB</b>	9



livebaseballscorecards.com

Batter	1	2	3	4	5	6	7	8	9	AB R H RBI BB SO LOB
Bill Doran, S OBP: 0.371, SLG: 0.364 (1, 4)	0-0 FC5-4 1B	0-0 E 1-2 2-H 1B		0-0 F9			0-0 5-3		0-0 L6 SH1-4 1B	5 0 3 1 0 0 0
Terry Puhl, L OBP: 0.343, SLG: 0.425 (1, 8)	0-3 K	0-0 E6 1-3 2-H			0-0 F8		0-0 4-3		0-0 SH1-4 1-2	4 0 0 0 0 1 2
Dickie Thon, R OBP: 0.341, SLG: 0.457 (1, 6)	0-0 FC5-4 1B 1-2f	0-0 6-3			0-3 K			0-3 K	4-0 BB	4 1 0 0 1 2 3
Jose Cruz, L OBP: 0.388, SLG: 0.469 (1, 7)	0-0 E4 1-H 1B		0-0 F7		0-0 E S 1B			0-0 1-3	0-0 L6 2-3	5 0 2 0 0 0 2
Phil Garner, R OBP: 0.317, SLG: 0.362 (1, 5)	0-3 K		4-0 4-3 BB		0-0 F3 1-3			4-0 1B BB		2 1 0 0 2 1 2
Kevin Bass, S OBP: 0.259, SLG: 0.339 (1, 9)		0-0 4-3	0-0 4-3	0-0 4-3 1-2		0-0 5-3		0-0 BB 1B 1B		4 0 1 0 0 0 1
Harry Spilman, L OBP: 0.207, SLG: 0.240 (1, 3)		0-0 F6	0-0 4-3			0-0 F4		0-0 1-2 2-H 1B		4 0 1 1 0 0 1
Alan Ashby, S OBP: 0.303, SLG: 0.389 (1, 2)		4-0 1B BB		0-0 4-3		0-0 5-3		4-0 1-2 2-3 BB		2 1 0 0 2 0 0
Nolan Ryan, R OBP: 0.099, SLG: 0.072 (1, 1)		0-0 1B		0-0 6-3			0-0 6-3	0-0 1-3		3 1 1 0 0 0 0
Frank DiPino, L OBP: 0.286, SLG: 0.333 (8, 1)		0-0 1B								0 0 0 0 0 0 0
Ray Knight, R OBP: 0.355, SLG: 0.444 (8, PH)		1-2 E 1B								1 0 0 0 0 0 3
Vern Ruhle, R OBP: 0.227, SLG: 0.105 (9, 1)										0 0 0 0 0 0 0

Inning Stats	R: 1	H: 2	E: 1	LOB: 1	K: 2	BB: 0	S: 9	R: 2	H: 2	E: 1	LOB: 2	K: 0	BB: 1	S: 6	R: 0	H: 0	E: 0	LOB: 1	K: 0	BB: 1	S: 3	R: 0	H: 0	E: 0	LOB: 0	K: 0	BB: 0	S: 3	R: 0	H: 1	E: 0	LOB: 1	K: 1	BB: 0	S: 6	R: 0	H: 0	E: 0	LOB: 0	K: 0	BB: 0	S: 3	R: 0	H: 0	E: 0	LOB: 0	K: 0	BB: 0	S: 3	R: 1	H: 2	E: 0	LOB: 3	K: 1	BB: 2	S: 7	R: 0	H: 1	E: 0	LOB: 1	K: 0	BB: 1	S: 3	R: 0	H: 1	E: 0	LOB: 1	K: 0	BB: 1	S: 7	1B: 8	SF: 0	2B: 1	SAC: 1	3B: 0	DP: 1	HR: 0	HBP: 0	WP: 0	PA: 40
--------------	------	------	------	--------	------	-------	------	------	------	------	--------	------	-------	------	------	------	------	--------	------	-------	------	------	------	------	--------	------	-------	------	------	------	------	--------	------	-------	------	------	------	------	--------	------	-------	------	------	------	------	--------	------	-------	------	------	------	------	--------	------	-------	------	------	------	------	--------	------	-------	------	------	------	------	--------	------	-------	------	-------	-------	-------	--------	-------	-------	-------	--------	-------	--------

PITCHER	IP	WLS	BF	H	R	ER	SO	BB	IBB	HBP	BLK	WP	HR	S	P	ERA	WHIP
Craig McMurtry, R ERA: 3.08 (1, 1)	5.0		23	5	3	1	3	2	0	0	0	0	0	27	35	1.80	1.400
Pete Falcone, L ERA: 3.6 (6, 1)	2.0		6	0	0	0	0	0	0	0	0	0	0	6	6	0.00	0.000
Gene Garber, R ERA: 4.6 (8, 1)	1.0	W	8	3	1	1	1	2	0	0	0	0	0	8	16	9.00	5.000
Terry Forster, L ERA: 2.16 (9, 1)	1.0	S	3	0	0	0	0	1	0	0	0	0	0	2	6	0.00	1.000

**BOTTOM**

**Atlanta Braves @ Houston Astros**  
Astrodome, Houston, TX

Thu Sep 29 1983, 8:05 PM EDT  
Att. 12,899 - Dome

livebaseballscorecards.com

<b>AB</b>	<b>34</b>
<b>R</b>	<b>4</b>
<b>H</b>	<b>8</b>
<b>RBI</b>	<b>2</b>
<b>BB</b>	<b>5</b>
<b>SO</b>	<b>4</b>
<b>LOB</b>	<b>14</b>



Batter	1	2	3	4	5	6	7	8	9	AB R H RBI BB SO LOB	TOP									
Dallas Williams, L (1, 7) OBP: 0.065, SLG: 0.033	0-0 4-3		0-0 F5			0-0 G3		0-3 K		4 0 0 0 0 1 0	<b>Cincinnati Reds @ Houston Astros</b> Astrodome, Houston, TX Fri Sep 30 1983, 8:05 PM EDT Att. 9,744 - Dome									
Kelly Paris, R (1, 4) OBP: 0.328, SLG: 0.288	0-0 6-3		0-0 5-3			0-0 1B		0-0 1B		4 0 2 0 0 0 0										
Skeeter Barnes, R (1, 3) OBP: 0.353, SLG: 0.269	4-0 1B BB				0-0 1-3		0-0 6-3	0-3 K		3 1 0 0 1 1 2										
Duane Walker, L (1, 9) OBP: 0.294, SLG: 0.330	0-0 1B				0-0 G3		0-3 K	0-0 F9		4 0 1 1 0 1 2										
Paul Householder, S (1, 8) OBP: 0.333, SLG: 0.384		0-0 4-3 5-3 1B			0-0 1-3		4-0 1B BB		0-0 G3	3 1 1 0 1 0 0										
Steve Christmas, L (1, 2) OBP: 0.125, SLG: 0.071		0-0 4-3			0-0 E4		0-0 F6		0-3 K	4 0 0 0 0 1 2										
Alex Trevino, R (1, 5) OBP: 0.285, SLG: 0.298 Dan Driessen, L (9, PH) OBP: 0.390, SLG: 0.420		0-0 5-3			0-0 G6-4-3		0-3 K		0-3 K	3 0 0 1 0 1 2 1 0 0 0 0 1 0										
Tom Foley, L (1, 6) OBP: 0.288, SLG: 0.261		0-0 6-3			4-0 BB		4-0 BB			1 0 0 0 2 0 0										
Charlie Puleo, R (1, 1) OBP: 0.167, SLG: 0.100 Eddie Milner, L (7, PH) OBP: 0.350, SLG: 0.384 Ted Power, R (7, 1)			0-0 4-3		0-0 4-3		0-0 F8			2 0 0 0 0 0 1 1 0 0 0 0 0 2 0 0 0 0 0 0 0										
<b>Inning Stats</b>	R: 1 E: 0 K: 0 S: 3	H: 1 LOB: 1 BB: 1 P: 7	R: 1 E: 0 K: 0 S: 4	H: 1 LOB: 0 BB: 0 P: 4	R: 0 E: 0 K: 0 S: 3	H: 0 LOB: 0 BB: 0 P: 3	R: 0 E: 0 K: 0 S: 3	H: 0 LOB: 0 BB: 0 P: 3	R: 0 E: 1 K: 1 S: 6	H: 1 LOB: 1 BB: 0 P: 6		R: 0 E: 0 K: 1 S: 5	H: 0 LOB: 2 BB: 2 P: 13	R: 0 E: 0 K: 2 S: 8	H: 1 LOB: 1 BB: 0 P: 8	R: 0 E: 0 K: 2 S: 7	H: 0 LOB: 0 BB: 0 P: 7	1B: 4 2B: 0 3B: 0 HR: 0	SF: 0 SAC: 0 DP: 1 HBP: 0	WP: 0 PB: 0 SB: 4 CS: 0
<b>PITCHER</b>	IP WLS BF H R ER SO BB IBB HBP BLK WP HR S P ERA WHIP																			
Michael LaCoss, R (1, 1) ERA: 4.43	7.0 W 27 3 2 2 2 4 0 0 0 0 0 0 27 43 2.57 1.000																			
Dave Smith, R (8, 1) ERA: 3.1	2.0 S 7 1 0 0 4 0 0 0 0 0 0 0 15 15 0.00 0.500																			

livebaseballscorecards.com

AB	30
R	2
H	4
RBI	2
BB	4
SO	6
LOB	11





Batter	1	2	3	4	5	6	7	8	9
Scott Loucks, R OBP: 0.333, SLG: 0.200 (1, 8)	0-0 3-1 4-3 1B		4-0 CS BB		0-0 F9		0-0 6-3		
Craig Reynolds, L OBP: 0.250, SLG: 0.275 (1, 4)	0-0 4-3 1-2		0-0 4-3 1-2			0-0 HR		0-0 F8	
Denny Walling, L OBP: 0.352, SLG: 0.441 (1, 5)	0-0 3-1 2-3			0-0 6-3 S SF9 1B		4-0 G3 BB		0-3 K	
Jose Cruz, L OBP: 0.388, SLG: 0.469 (1, 7)	0-0 1B			0-0 6-3 1-3		0-0 G3 1-2		0-0 1B 1B	
Kevin Bass, S OBP: 0.259, SLG: 0.339 (1, 9)	0-0 F8			0-0 SF9 3-H		0-0 F9		0-0 1B 1-2	
Tim Tolman, R OBP: 0.241, SLG: 0.375 (1, 3)		0-0 5-3		0-0 5-3		0-0 F4		0-0 F6	
Harry Spilman, L OBP: 0.212, SLG: 0.244 George Bjorkman, R OBP: 0.365, SLG: 0.338 (7, PR) (8, 2)		0-0 F7			0-0 G3		0-0 2B 1B		
Bert Pena, R (1, 6)		0-0 F8			4-0 SH3-4 BB		0-3 K		
Michael LaCoss, R OBP: 0.111, SLG: 0.086 Terry Puhl, L OBP: 0.344, SLG: 0.429 Dave Smith, R (8, 1)			0-0 5-3		0-0 SH3-4 1-2		0-0 2B 1-H		

AB	R	H	RBI	BB	SO	LOB
3	1	1	0	1	0	3
4	1	1	1	0	0	2
3	1	1	0	1	1	1
4	0	2	1	0	0	2
3	0	1	1	0	0	2
4	0	0	0	0	0	3
3	0	1	0	0	0	0
0	0	0	0	0	0	0
2	0	0	0	1	1	1
1	0	0	0	0	0	0
1	0	1	0	0	0	0
0	0	0	0	0	0	0

**BOTTOM**

**Cincinnati Reds @ Houston Astros**  
Astrodome, Houston, TX

Fri Sep 30 1983, 8:05 PM EDT  
Att: 9,744 - Dome

livebaseballscorecards.com

AB	28
R	3
H	8
RBI	3
BB	3
SO	2
LOB	14



Inning	1	2	3	4	5	6	7	8	9
R: 1	R: 0	R: 0	R: 1	R: 0	R: 1	R: 0	R: 0	R: 0	R: 0
E: 0	E: 0	E: 0	E: 0	E: 0	E: 0	E: 0	E: 0	E: 0	E: 0
K: 0	K: 0	K: 0	K: 0	K: 0	K: 0	K: 0	K: 1	K: 1	K: 1
S: 5	S: 3	S: 3	S: 2	S: 4	S: 3	S: 4	S: 6	S: 7	S: 7
H: 2	H: 0	H: 0	H: 1	H: 0	H: 1	H: 0	H: 2	H: 2	H: 2
LOB: 1	LOB: 0	LOB: 0	LOB: 0	LOB: 0	LOB: 1	LOB: 1	LOB: 2	LOB: 2	LOB: 2
BB: 0	BB: 0	BB: 0	BB: 1	BB: 0	BB: 1	BB: 1	BB: 0	BB: 0	BB: 0
P: 5	P: 3	P: 3	P: 6	P: 4	P: 7	P: 8	P: 6	P: 7	P: 7

1B	2B	3B	HR	SF	SAC	DP	HBP
6	1	0	1	1	0	0	0

WP	HR	S	P	ERA	WHIP
0	1	21	33	4.50	1.167

PITCHER	IP	WLS	BF	H	R	ER	SO	BB	IBB	HBP	BLK	WP	HR	S	P	ERA	WHIP
Charlie Puleo, R ERA: 4.89 (1, 1)	6.0	L	24	4	3	3	0	3	0	0	0	0	0	21	33	4.50	1.167
Ted Power, R ERA: 4.54 (7, 1)	2.0		9	4	0	0	2	0	0	0	0	0	0	13	13	0.00	2.000

WP	PA
0	33

Batter	1	2	3	4	5	6	7	8	9	AB R H RBI BB SO LOB	TOP	
Kelly Paris, R OBP: 0.331, SLG: 0.293 (1, 4) X	0-0 WP SH5-3 2-1 1B		0-0 F9	0-0 F7		0-0 1B S 1B		0-0 G6-4-3 1-2f		5 0 2 0 0 0 1		
Dallas Williams, L OBP: 0.143, SLG: 0.063 (1, 7) X	0-0 SH5-3 1-2		4-0 1B 2B BB	0-0 E5 F8 1B		0-0 5-3 1-2		4-0 E 1B BB		2 2 1 0 2 0 1		
Skeeter Barnes, R OBP: 0.385, SLG: 0.300 (1, 3) X	0-0 F8 2-3		0-0 2B SF7 1B	0-0 F8 2-3		4-0 1B BB		0-0 CS 1B 1-H		4 1 2 1 1 0 2		
Paul Householder, S OBP: 0.336, SLG: 0.388 (1, 8) X	0-0 2-1 3-H	0-0 6-3	0-0 1B 2B	0-0 F8		0-0 1B 2-3		0-0 CS 1-2	4-0 L5-3 BB	4 1 2 1 1 0 1		
Duane Walker, L OBP: 0.296, SLG: 0.326 (1, 9) X		0-0 F8	4-0 1B 1B BB		4-0 S BB	0-0 F7		0-0 F4		3 1 0 0 2 0 4		
Dann Bilardello, R OBP: 0.274, SLG: 0.391 (1, 2) X		4-0 BB BLK BB BB	0-0 SF7 3-H		0-0 F7 1-2		0-3 K	0-0 L5-3 1-2		3 1 0 1 1 1 2		
Alex Trevino, R OBP: 0.290, SLG: 0.299 (1, 5) X		4-0 BLK BB BB	0-0 1B 1-2 2-H 1B		0-0 F7		0-3 K			3 0 1 1 1 1 1		
Tom Foley, L OBP: 0.296, SLG: 0.263 (1, 6) X		4-0 BLK BB	0-0 1-2 2-3 1B		0-0 F8		0-3 K			3 0 1 1 1 1 1		
Frank Pastore, R OBP: 0.213, SLG: 0.271 (1, 1) X		0-3 K 1-2 2-3 3-H	0-0 F8		0-3 K		0-0 G6-4-3 1B			4 0 1 0 0 2 4		
<b>Inning Stats</b>	R: 0 E: 0 K: 0 S: 3 H: 1 LOB: 1 BB: 0 P: 3	R: 1 E: 0 K: 1 S: 5 H: 0 LOB: 2 BB: 3 P: 17	R: 4 E: 0 K: 0 S: 7 H: 4 LOB: 2 BB: 2 P: 15	R: 0 E: 1 K: 0 S: 4 H: 1 LOB: 1 BB: 0 P: 4	R: 0 E: 0 K: 0 S: 3 H: 0 LOB: 1 BB: 1 P: 7	R: 0 E: 0 K: 1 S: 7 H: 2 LOB: 3 BB: 1 P: 11	R: 0 E: 0 K: 3 S: 9 H: 0 LOB: 0 BB: 0 P: 9	R: 1 E: 1 K: 0 S: 3 H: 2 LOB: 0 BB: 1 P: 7	R: 0 E: 0 K: 0 S: 2 H: 0 LOB: 0 BB: 1 P: 6	1B: 9 2B: 2 3B: 0 HR: 0 SF: 1 SAC: 1 DP: 2 HBP: 0	WP: 1 PB: 0 SB: 2 CS: 1 PA: 43	
<b>PITCHER</b>	IP WLS BF H R ER SO BB IBB HBP BLK WP HR S P ERA WHIP											
Mike Madden, L ERA: 3.14 (1, 1)	2.1 L 15 3 5 5 1 5 0 0 0 1 0 0 11 31 19.29 3.429											
Bob Knepper, L ERA: 3.19 (3, 1)	5.2 25 7 1 0 4 3 0 0 0 0 0 0 30 42 0.00 1.765											
Frank LaCorte, R ERA: 5.06 (9, 1)	1.0 3 0 0 0 0 0 1 0 0 0 0 0 0 2 6 0.00 1.000											

Cincinnati Reds @ Houston Astros  
Astrodome, Houston, TX  
Sat Oct 01 1983, 4:33 AM EDT  
Att. 7,657 - Dome

livebaseballscorecards.com

AB	31
R	6
H	10
RBI	5
BB	9
SO	5
LOB	17



Batter	1	2	3	4	5	6	7	8	9	AB	R	H	RBI	BB	SO	LOB	BOTTOM																																							
<b>Scott Loucks, R</b> OBP: 0.364, SLG: 0.300 (1, 8)	0-0 	0-0 				0-0 	0-3 			0-0 			5	1	2	0	0	1	3																																					
<b>Craig Reynolds, L</b> OBP: 0.248, SLG: 0.263 (1, 4)	0-0 	0-0 				4-0 	0-0 			0-0 			4	1	0	0	1	0	3																																					
<b>Denny Walling, L</b> OBP: 0.361, SLG: 0.447 (1, 5)	0-0 	0-0 				0-0 	0-0 			0-0 			5	1	3	0	0	0	2																																					
<b>Jose Cruz, L</b> OBP: 0.387, SLG: 0.466 (1, 7)	0-0 	0-3 				4-0 	0-0 			0-0 			4	0	0	1	1	1	4																																					
<b>Kevin Bass, S</b> OBP: 0.258, SLG: 0.335 (1, 9)	0-0 					0-0 	0-3 			0-0 			5	1	1	2	0	1	4																																					
<b>Tim Tolman, R</b> OBP: 0.271, SLG: 0.385 (1, 3)	0-0 					4-0 	0-0 			0-0 			4	0	2	1	1	0	1																																					
<b>George Bjorkman, R</b> OBP: 0.371, SLG: 0.361 (1, 2)	0-0 					0-3 	0-0 			0-0 			4	0	2	0	0	1	1																																					
<b>Bert Pena, R</b> OBP: 0.286, SLG: 0.167 (1, 6)	0-0 					0-0 	0-0 			0-0 			4	0	1	0	0	0	5																																					
<b>Mike Madden, L</b> OBP: 0.087, SLG: 0.045 (1, 1)	0-3 									0-3 			0-3 	0-0 	1	0	0	0	0	1	2																																			
<b>Bob Knepper, L</b> OBP: 0.200, SLG: 0.288 (3, 1)															2	0	0	0	0	2	2																																			
<b>Terry Puhl, L</b> OBP: 0.343, SLG: 0.428 (8, PH)															1	0	0	0	0	1																																				
<b>Frank LaCorte, R</b> OBP: 0.167, SLG: 0.400 (9, 1)																					0	0	0	0	0	0																														
<b>Inning Stats</b>																					R: 4 E: 1 K: 1 S: 11	H: 5 LOB: 2 BB: 0 P: 11	R: 0 E: 1 K: 1 S: 6	H: 1 LOB: 1 BB: 0 P: 6	R: 0 E: 0 K: 1 S: 5	H: 0 LOB: 1 BB: 1 P: 9	R: 0 E: 0 K: 1 S: 6	H: 1 LOB: 3 BB: 2 P: 14	R: 0 E: 0 K: 2 S: 9	H: 2 LOB: 2 BB: 0 P: 9	R: 0 E: 0 K: 0 S: 3	H: 0 LOB: 0 BB: 0 P: 3	R: 0 E: 0 K: 1 S: 5	H: 0 LOB: 0 BB: 0 P: 5	R: 0 E: 0 K: 0 S: 4	H: 1 LOB: 1 BB: 0 P: 4	R: 0 E: 0 K: 0 S: 4	H: 1 LOB: 1 BB: 0 P: 4	1B: 10 2B: 1 3B: 0 HR: 0	SF: 0 SAC: 0 DP: 0 HBP: 0	WP: 0 PB: 0 SB: 2 CS: 1	PA: 42														
<b>PITCHER</b> <b>Frank Pastore, R</b> ERA: 4.88 (1, 1)																					IP 9.0	WLS W	BF 42	H 11	R 4	ER 3	SO 7	BB 3	IBB 0	HBP 0	BLK 1	WP 0	HR 0	S 53	P 65	ERA 3.00	WHIP 1.556	<b>PITCHER</b>		IP 9.0	WLS W	BF 42	H 11	R 4	ER 3	SO 7	BB 3	IBB 0	HBP 0	BLK 1	WP 0	HR 0	S 53	P 65	ERA 3.00	WHIP 1.556

**Cincinnati Reds @ Houston Astros**  
Astrodome, Houston, TX  
Sat Oct 01 1983, 4:33 AM EDT  
Att. 7,657 - Dome

<b>AB</b>	<b>39</b>
<b>R</b>	<b>4</b>
<b>H</b>	<b>11</b>
<b>RBI</b>	<b>4</b>
<b>BB</b>	<b>3</b>
<b>SO</b>	<b>7</b>
<b>LOB</b>	<b>28</b>



[livebaseballscorecards.com](http://livebaseballscorecards.com)

Batter	1	2	3	4	5	6	7	8	9	AB R H RBI BB SO LOB	TOP	
Dallas Williams, L (1, 7) OBP: 0.128, SLG: 0.056	0-3 K		0-0 F7			0-0 4-3		0-0 F7		4 0 0 0 0 1 1		
Kelly Paris, R (1, 4) OBP: 0.336, SLG: 0.300	0-0 G3 1B			0-0 5-3 BLK 1B		0-3 K		0-3 K		4 1 2 0 0 2 0		
Skeeter Barnes, R (1, 3) OBP: 0.372, SLG: 0.294	0-0 G3 1-2			0-0 5-3 1-3		0-0 F8		0-0 1-4-3 1B		4 1 1 0 0 0 2		
Duane Walker, L (1, 9) OBP: 0.296, SLG: 0.324	0-3 K			0-0 G3 1B 3-H		0-3 K		0-0 1-4-3 1-2		4 0 1 1 0 2 2		
Paul Householder, S (1, 8) OBP: 0.335, SLG: 0.387		0-0 1-3		0-0 G3 1-2		0-0 F9		0-0 1B 2-H		4 0 1 1 0 0 1		
Steve Christmas, L (1, 2) OBP: 0.105, SLG: 0.059		0-0 3-1		0-0 G3		0-0 G3		0-3 K		3 0 0 0 0 0 1		
Dann Bilardello, R (9, PH) OBP: 0.274, SLG: 0.389										1 0 0 0 0 1 1		
Alex Trevino, R (1, 5) OBP: 0.285, SLG: 0.293		0-0 6-3			0-0 F7		0-0 4-3			3 0 0 0 0 0 0		
Tom Foley, L (1, 6) OBP: 0.297, SLG: 0.265			0-0 F7		0-0 F8		0-0 1B			3 0 1 0 0 0 0		
Jeff Russell, R (1, 1) OBP: 0.182, SLG: 0.333			0-0 F7		0-0 F8		0-0 F5			2 0 0 0 0 0 0		
Ron Oester, S (8, PH) OBP: 0.322, SLG: 0.384										1 0 0 0 0 0 1		
Ben Hayes, R (8, 1)										0 0 0 0 0 0 0		
<b>Inning Stats</b>	R: 0 E: 0 K: 2 S: 8 H: 1 LOB: 1 BB: 0 P: 8	R: 0 E: 0 K: 0 S: 3 H: 0 LOB: 0 BB: 0 P: 3	R: 0 E: 0 K: 0 S: 3 H: 0 LOB: 0 BB: 0 P: 3	R: 1 E: 0 K: 0 S: 5 H: 2 LOB: 1 BB: 0 P: 5	R: 0 E: 0 K: 0 S: 3 H: 0 LOB: 0 BB: 0 P: 3	R: 0 E: 0 K: 1 S: 5 H: 0 LOB: 0 BB: 0 P: 5	R: 0 E: 0 K: 1 S: 5 H: 0 LOB: 0 BB: 0 P: 5	R: 0 E: 0 K: 0 S: 4 H: 1 LOB: 1 BB: 0 P: 4	R: 1 E: 0 K: 2 S: 9 H: 2 LOB: 1 BB: 0 P: 9	1B: 6 2B: 0 3B: 0 HR: 0 SF: 0 SAC: 0 DP: 0 HBP: 0	WP: 0 PB: 0 SB: 0 CS: 0 PA: 33	
<b>PITCHER</b>	IP WLS BF H R ER SO BB IBB HBP BLK WP HR S P ERA WHIP											
Jeff Heathcock, R (1, 1) ERA: 3.21	8.0 W 28 4 1 1 4 0 0 0 1 0 0 36 36 1.12 0.500											
Frank DiPino, L (9, 1) ERA: 2.65	1.0 S 5 2 1 1 2 0 0 0 0 0 0 9 9 9.00 2.000											

Cincinnati Reds @ Houston Astros  
Astrodome, Houston, TX  
Sun Oct 02 1983, 8:05 PM EDT  
Att. 12,357 - Dome

livebaseballscorecards.com

AB	33
R	2
H	6
RBI	2
BB	0
SO	6
LOB	9



Batter	1	2	3	4	5	6	7	8	9	AB	R	H	RBI	BB	SO	LOB
Jose Cruz, L (1, 7) OBP: 0.385, SLG: 0.463	0-3 K		0-3 K		0-0 F8		0-0 1-3			4	0	0	0	0	2	1
Scott Loucks, R (1, 8) OBP: 0.267, SLG: 0.214	0-3 K		0-0 4-3			0-3 K	0-0 1-3			4	0	0	0	0	2	1
Kevin Bass, S (1, 9) OBP: 0.257, SLG: 0.333	0-0 F7			0-0 4-3		0-0 1B 1B		0-0 4-3		4	1	1	0	0	0	0
Denny Walling, L (1, 5) OBP: 0.364, SLG: 0.444		0-0 FC4-6 1B		4-0 1B E BB		0-0 F6		0-0 F7		3	1	1	0	1	0	1
Tim Tolman, R (1, 3) OBP: 0.270, SLG: 0.375		0-0 F9		0-0 F6		0-0 1B 1B		0-3 K		4	1	1	0	0	1	2
Craig Reynolds, L (1, 4) OBP: 0.260, SLG: 0.276		0-0 FC4-6 1-2f		0-0 E9 1-H 1B		0-0 1B 1B				3	0	2	1	0	0	1
George Bjorkman, R (1, 2) OBP: 0.370, SLG: 0.360		0-0 F8		0-3 K		0-0 1-3 2-H 1B				3	0	1	1	0	1	2
Bert Pena, R (1, 6) OBP: 0.300, SLG: 0.125			4-0 SH3-4 BB		0-3 K	0-0 F4				2	0	0	0	1	1	2
Jeff Heathcock, R (1, 1) Frank DiPino, L (9, 1) OBP: 0.286, SLG: 0.333			0-0 SH3-4 1-2		0-3 K		0-3 K			2	0	0	0	0	2	0
										0	0	0	0	0	0	0

Inning Stats	R: 0	H: 0	E: 0	K: 2	S: 7	LOB: 0	BB: 0	P: 7
	R: 0	H: 1	E: 0	K: 0	S: 4	LOB: 1	BB: 0	P: 4
	R: 0	H: 0	E: 0	K: 1	S: 5	LOB: 1	BB: 1	P: 9
	R: 1	H: 1	E: 1	K: 1	S: 6	LOB: 1	BB: 1	P: 10
	R: 0	H: 0	E: 0	K: 2	S: 7	LOB: 0	BB: 0	P: 7
	R: 2	H: 4	E: 0	K: 1	S: 9	LOB: 2	BB: 0	P: 9
	R: 0	H: 0	E: 0	K: 1	S: 5	LOB: 0	BB: 0	P: 5
	R: 0	H: 0	E: 0	K: 1	S: 5	LOB: 0	BB: 0	P: 5

PITCHER	IP	WLS	BF	H	R	ER	SO	BB	IBB	HBP	BLK	WP	HR	S	P	ERA	WHIP
Jeff Russell, R (1, 1) ERA: 3.03	7.0	L	29	6	3	2	8	2	0	0	0	0	0	43	51	2.57	1.143
Ben Hayes, R (8, 1) ERA: 6.49	1.0		3	0	0	0	1	0	0	0	0	0	0	5	5	0.00	0.000

**BOTTOM**

**Cincinnati Reds @ Houston Astros**  
Astrodome, Houston, TX

Sun Oct 02 1983, 8:05 PM EDT  
Att. 12,357 - Dome

<b>AB</b>	<b>29</b>
<b>R</b>	<b>3</b>
<b>H</b>	<b>6</b>
<b>RBI</b>	<b>2</b>
<b>BB</b>	<b>2</b>
<b>SO</b>	<b>9</b>
<b>LOB</b>	<b>10</b>

[livebaseballscorecards.com](http://livebaseballscorecards.com)



1B: 6	SF: 0	WP: 0	PA: 32
2B: 0	SAC: 1	PB: 0	
3B: 0	DP: 0	SB: 0	
HR: 0	HBP: 0	CS: 0	