

# Houston Astros - 1983





Batter	1	2	3	4	5	6	7	8	9	AB	R	H	RBI	BB	SO	LOB	TOP	
Steve Sax, R OBP: 0.500, SLG: 0.167 (1, 4)										3	1	1	0	2	1	0	<b>Los Angeles Dodgers @ Houston Astros</b> Astrodome, Houston, TX Wed Apr 06 1983, 7:05 PM EST Att: 9,931 - Unknown	
Ken Landreaux, L OBP: 0.455, SLG: 0.556 (1, 8)										4	0	1	2	1	0	1		
Dusty Baker Jr., R OBP: 0.600, SLG: 0.571 (1, 7)										3	0	1	1	2	0	1		
Pedro Guerrero, R OBP: 0.500, SLG: 1.000 (1, 5)										3	1	0	0	2	1	6		
Greg Brock, L OBP: 0.300, SLG: 0.444 (1, 3)										4	0	1	0	1	1	4		
Mike Marshall, R OBP: 0.250, SLG: 0.375 Derrel Thomas, S (8, PR) (8, 9)										4	0	2	1	0	0	3		
Bill Russell, R OBP: 0.400, SLG: 0.250 (1, 6)										5	0	0	0	0	0	4		
Steve Yeager, R OBP: 0.444, SLG: 0.286 (1, 2)										3	0	0	0	1	1	3		
Jerry Reuss, L (1, 1)										3	0	0	0	0	2	4		
Rick Monday, L Steve Howe, L (8, PH) (8, 1)										0	1	0	0	1	0	0		
<b>Inning Stats</b>	R: 1 E: 0 K: 0 S: 5	H: 2 LOB: 2 BB: 1 P: 9	R: 0 E: 0 K: 1 S: 5	H: 0 LOB: 0 BB: 0 P: 5	R: 0 E: 0 K: 1 S: 5	H: 1 LOB: 2 BB: 2 P: 12	R: 0 E: 0 K: 1 S: 6	H: 1 LOB: 2 BB: 1 P: 10	R: 0 E: 0 K: 0 S: 3	H: 0 LOB: 2 BB: 2 P: 11	R: 2 E: 0 K: 1 S: 7	H: 2 LOB: 3 BB: 3 P: 19	R: 0 E: 0 K: 1 S: 5	H: 0 LOB: 0 BB: 0 P: 5	1B: 5 2B: 1 3B: 0 HR: 0	SF: 0 SAC: 0 DP: 0 HBP: 0	WP: 0 PA: 43 PB: 0 SB: 6 CS: 0	
<b>PITCHER</b>	IP WLS BF H R ER SO BB IBB HBP BLK WP HR S P ERA WHIP	IP WLS BF H R ER SO BB IBB HBP BLK WP HR S P ERA WHIP																
Michael LaCoss, R ERA: 2.57 (1, 1)	7.0	32	4	2	2	4	5	2	0	0	0	0	0	0	33	61	2.57	1.286
Dave Smith, R ERA: 27.0 (8, 1)	0.2	L	7	2	2	1	2	1	0	0	0	0	0	6	18	27.00	6.000	
Frank DiPino, L ERA: 9.0 (8, 1)	1.1		4	0	0	0	1	0	0	0	0	0	0	6	6	0.00	0.000	

Batter	1	2	3	4	5	6	7	8	9	AB	R	H	RBI	BB	SO	LOB	BOTTOM
Omar Moreno, L OBP: 0.333, SLG: 0.556 Dave Smith, R Frank DiPino, L (1, 8) (8, 1) (8, 1)										4	0	0	0	0	0	3	<b>Los Angeles Dodgers @ Houston Astros</b> Astrodome, Houston, TX Wed Apr 06 1983, 7:05 PM EST Att: 9,931 - Unknown
Bill Doran, S OBP: 0.333, SLG: 0.143 (1, 4)										4	0	1	0	0	0	0	
Dickie Thon, R OBP: 0.444, SLG: 0.500 (1, 6)										4	0	2	0	0	0	1	
Phil Garner, R OBP: 0.444, SLG: 0.500 (1, 5)										4	1	1	0	0	0	2	
Jose Cruz, L OBP: 0.444, SLG: 0.500 (1, 7)										4	1	2	1	0	0	1	
Ray Knight, R OBP: 0.222, SLG: 0.222 (1, 3)										4	0	1	1	0	0	1	
Terry Puhl, L OBP: 0.222, SLG: 0.125 (1, 9)										4	0	0	0	0	1	1	
Luis Pujols, R OBP: 0.333, SLG: 0.200 Tony Scott, S OBP: 0.567, SLG: 0.500 (1, 2) (7, PH) (8, 8)										1	0	0	0	1	0	0	
Michael LaCoss, R Alan Ashby, S OBP: 0.500, SLG: 0.500 (1, 1) (7, PH) (8, 2)										2	0	0	0	0	0	2	
<b>Inning Stats</b>	R: 0 E: 0 K: 0 S: 4	H: 1 LOB: 1 BB: 0 P: 4	R: 1 E: 0 K: 0 S: 5	H: 2 LOB: 2 BB: 1 P: 9	R: 1 E: 0 K: 0 S: 5	H: 2 LOB: 1 BB: 0 P: 5	R: 0 E: 0 K: 0 S: 3	H: 0 LOB: 0 BB: 0 P: 3	R: 0 E: 0 K: 0 S: 4	H: 1 LOB: 1 BB: 0 P: 4	R: 0 E: 0 K: 0 S: 4	H: 1 LOB: 1 BB: 0 P: 4	R: 0 E: 0 K: 1 S: 6	H: 1 LOB: 0 BB: 0 P: 6	1B: 8 2B: 1 3B: 0 HR: 0	SF: 0 SAC: 0 DP: 0 HBP: 0	
<b>PITCHER</b>	IP WLS BF H R ER SO BB IBB HBP BLK WP HR S P ERA WHIP	IP WLS BF H R ER SO BB IBB HBP BLK WP HR S P ERA WHIP															
Jerry Reuss, L ERA: 2.57 (1, 1)	7.0	28	7	2	2	0	1	0	0	0	0	0	0	27	31	2.57	1.143
Steve Howe, L ERA: (8, 1)	2.0	S	8	2	0	0	1	0	0	0	0	0	0	10	10	0.00	1.000





Batter	1	2	3	4	5	6	7	8	9	AB	R	H	RBI	BB	SO	LOB	TOP							
Lee Lacy, R OBP: 0.300, SLG: 0.600 (1, 7)										5	2	1	0	0	0	1								
Lee Mazzilli, S OBP: 0.500, SLG: 0.750 (1, 8)										5	0	1	1	0	0	1								
Bill Madlock, R OBP: 0.500, SLG: 0.375 (1, 5)										4	0	2	0	1	0	1								
Jason Thompson, L OBP: 0.400, SLG: 0.778 (1, 3)										5	0	1	0	0	2	3								
Dave Parker, L OBP: 0.300, SLG: 0.222 (1, 9)										4	0	1	1	1	2	2								
Tony Peña, R OBP: 0.687, SLG: 0.714 Rod Scurry, L (8, 1)										4	0	3	0	0	0	0								
Johnny Ray, S OBP: 0.250, SLG: 0.143 Gene Tenace, R Jim Morrison, R (8, 4)										3	0	1	0	0	0	4								
Dale Berra, R OBP: 0.375, SLG: 1.143 (1, 6)										3	1	1	1	0	1	1								
Rick Rhoden, R Kent Tekulve, R Steve Nicosia, R OBP: 1.000, SLG: 1.000 (8, 2)										3	0	0	0	0	0	2								
<b>Inning Stats</b>	R: 1 E: 0 K: 1 S: 8	H: 3 LOB: 3 BB: 1 P: 12	R: 0 E: 0 K: 1 S: 5	H: 0 LOB: 0 BB: 0 P: 5	R: 0 E: 0 K: 1 S: 5	H: 0 LOB: 0 BB: 0 P: 5	R: 0 E: 1 K: 0 S: 4	H: 1 LOB: 2 BB: 1 P: 8	R: 0 E: 0 K: 0 S: 4	H: 1 LOB: 1 BB: 0 P: 6	R: 0 E: 1 K: 0 S: 4	H: 0 LOB: 1 BB: 0 P: 4	R: 0 E: 0 K: 1 S: 6	H: 1 LOB: 1 BB: 0 P: 6	R: 0 E: 0 K: 1 S: 6	H: 1 LOB: 1 BB: 0 P: 6	R: 2 E: 0 K: 0 S: 7	H: 5 LOB: 5 BB: 0 P: 7	1B: 11 2B: 0 3B: 0 HR: 1	SF: 0 SAC: 0 DP: 0 HBP: 0	WP: 0 PB: 0 SB: 4 CS: 0	PA: 41		
<b>PITCHER</b>	IP WLS BF H R ER SO BB IBB HBP BLK WP HR S P ERA WHIP	8.2 L 40 12 3 3 5 2 0 0 0 0 1 48 56 3.12 1.615	0.1 1 0 0 0 0 0 0 0 0 0 0 0 1 1 0.00 0.000																					

Pittsburgh Pirates @ Houston Astros  
Astrodome, Houston, TX  
Thu Apr 07 1983, 7:05 PM EST  
Att: 7,741 - Unknown

AB 38  
R 3  
H 12  
RBI 3  
BB 2  
SO 5  
LOB 16



Batter	1	2	3	4	5	6	7	8	9	AB	R	H	RBI	BB	SO	LOB	BOTTOM						
Omar Moreno, L OBP: 0.357, SLG: 0.500 (1, 8)										5	1	2	0	0	1	2							
Bill Doran, S OBP: 0.286, SLG: 0.091 (1, 4)										4	0	0	0	1	1	4							
Dickie Thon, R OBP: 0.500, SLG: 0.500 (1, 6)										4	0	2	0	1	2	3							
Phil Garner, R OBP: 0.385, SLG: 0.417 (1, 5)										4	0	1	2	0	0	3							
Jose Cruz, L OBP: 0.482, SLG: 0.455 (1, 7)										3	0	1	0	1	1	0							
Ray Knight, R OBP: 0.231, SLG: 0.167 (1, 3)										3	0	0	0	1	0	5							
Terry Puhl, L OBP: 0.154, SLG: 0.083 Mike Madden, L (9, 1)										4	0	0	0	0	1	6							
Alan Ashby, S OBP: 0.500, SLG: 0.667 Kevin Bass, S (9, PR)										4	0	2	0	0	0	1							
Bob Knepper, L OBP: 0.667, SLG: 0.667 Tony Scott, S OBP: 0.500, SLG: 0.333 (9, 9)										3	1	2	0	0	0	1							
<b>Inning Stats</b>	R: 0 E: 0 K: 2 S: 8	H: 1 LOB: 1 BB: 0 P: 8	R: 0 E: 0 K: 1 S: 5	H: 0 LOB: 1 BB: 1 P: 9	R: 2 E: 0 K: 0 S: 6	H: 3 LOB: 3 BB: 2 P: 14	R: 0 E: 0 K: 0 S: 3	H: 1 LOB: 0 BB: 0 P: 3	R: 0 E: 0 K: 0 S: 3	H: 0 LOB: 0 BB: 0 P: 3	R: 0 E: 0 K: 0 S: 4	H: 1 LOB: 1 BB: 0 P: 4	R: 0 E: 0 K: 1 S: 7	H: 2 LOB: 2 BB: 0 P: 7	R: 0 E: 0 K: 3 S: 10	H: 1 LOB: 2 BB: 1 P: 14	1B: 9 2B: 2 3B: 0 HR: 0	SF: 0 SAC: 0 DP: 1 HBP: 0	WP: 0 PB: 0 SB: 1 CS: 1	PA: 39			
<b>PITCHER</b>	IP WLS BF H R ER SO BB IBB HBP BLK WP HR S P ERA WHIP	7.1 L 32 9 2 2 3 3 0 0 0 0 0 35 47 2.46 1.636	0.1 W 6 1 0 0 4 1 0 0 0 0 0 13 17 0.00 1.500																				

Pittsburgh Pirates @ Houston Astros  
Astrodome, Houston, TX  
Thu Apr 07 1983, 7:05 PM EST  
Att: 7,741 - Unknown

AB 35  
R 2  
H 10  
RBI 2  
BB 4  
SO 7  
LOB 26





Batter	1	2	3	4	5	6	7	8	9	AB	R	H	RBI	BB	SO	LOB	TOP																			
Lee Lacy, R OBP: 0.400, SLG: 0.800 (1, 7)										5	2	3	0	0	0	0																				
Lee Mazzilli, S OBP: 0.467, SLG: 0.833 (1, 8)										4	1	1	2	1	1	2																				
Bill Madlock, R OBP: 0.333, SLG: 0.250 (1, 5)										4	0	0	1	0	0	2																				
Jason Thompson, L OBP: 0.400, SLG: 0.615 (1, 3)										4	0	1	0	1	2	0																				
Dave Parker, L OBP: 0.357, SLG: 0.308 Brian Harper, R (8, PR) (8, 9)										4	1	2	0	0	0	3																				
Johnny Ray, S OBP: 0.333, SLG: 0.364 (1, 4)										4	0	2	0	0	1	1																				
Tony Peña, R OBP: 0.536, SLG: 0.636 (1, 2)										4	0	1	2	0	0	2																				
Dale Berra, R OBP: 0.417, SLG: 1.000 (1, 6)										3	0	1	0	1	1	2																				
Lee Tunnell, R Kent Tekulve, R Mike Easler, L Manny Sarmiento, R Rod Scurry, L Gene Tenace, R Jim Bibby, R (1, 1) (5, 1) (7, PH) (7, 1) (8, 1) (8, PH) (9, 1)										2	0	0	0	0	0	3																				
<b>Inning Stats</b>	R: 0 E: 1 K: 1 S: 7	H: 1 LOB: 2 BB: 0 P: 7	R: 0 E: 0 K: 0 S: 4	H: 2 LOB: 1 BB: 0 P: 4	R: 0 E: 0 K: 0 S: 2	H: 0 LOB: 0 BB: 1 P: 6	R: 1 E: 0 K: 1 S: 7	H: 2 LOB: 2 BB: 1 P: 11	R: 1 E: 0 K: 0 S: 4	H: 1 LOB: 1 BB: 0 P: 8	R: 0 E: 0 K: 1 S: 5	H: 0 LOB: 0 BB: 0 P: 5	R: 0 E: 0 K: 0 S: 4	H: 1 LOB: 1 BB: 0 P: 4	R: 1 E: 0 K: 2 S: 9	H: 2 LOB: 2 BB: 0 P: 9	R: 2 E: 0 K: 0 S: 5	H: 2 LOB: 0 BB: 0 P: 5	1B: 5 2B: 4 3B: 1 HR: 1	SF: 1 SAC: 0 DP: 1 HBP: 0	WP: 0 PB: 0 SB: 1 CS: 1	PA: 40														
<b>PITCHER</b>	IP WLS BF H R ER SO BB IBB HBP BLK WP HR S P ERA WHIP																																			
Vern Ruhle, R ERA: 3.6 (1, 1)	5.0	23	6	2	2	2	2	2	1	0	0	0	0	0	0	24	36	3.60	1.600																	
Julio Solano, R ERA: 2.25 (6, 1)	2.0	7	1	0	0	1	0	0	0	0	0	0	0	0	0	9	9	0.00	0.500																	
Frank DiPino, L ERA: 10.8 (8, 1)	1.1	L 7	3	2	2	2	0	0	0	0	0	0	0	0	0	11	11	13.50	2.250																	
Dave Smith, R ERA: 20.25 (9, 1)	0.2	3	1	1	1	0	0	0	0	0	0	0	0	0	1	3	3	13.50	1.500																	

Pittsburgh Pirates @ Houston Astros  
Astrodome, Houston, TX  
Fri Apr 08 1983, 7:05 PM EST  
Att: 10,862 - Unknown

AB 36  
R 5  
H 11  
RBI 5  
BB 3  
SO 5  
LOB 15



Batter	1	2	3	4	5	6	7	8	9	AB	R	H	RBI	BB	SO	LOB	BOTTOM																		
Omar Moreno, L OBP: 0.474, SLG: 0.579 (1, 8)										5	1	4	0	0	0	0																			
Bill Doran, S OBP: 0.333, SLG: 0.143 (1, 4)										3	0	1	1	1	0	2																			
Dickie Thon, R OBP: 0.444, SLG: 0.500 (1, 6)										4	0	1	1	0	1	5																			
Phil Garner, R OBP: 0.353, SLG: 0.375 (1, 5)										4	0	1	0	0	1	2																			
Jose Cruz, L OBP: 0.471, SLG: 0.429 (1, 7)										3	1	1	0	1	0	0																			
Ray Knight, R OBP: 0.176, SLG: 0.125 (1, 3)										4	0	0	0	0	1	3																			
Terry Puhl, L OBP: 0.235, SLG: 0.313 Dave Smith, R (1, 9) (9, 1)										4	0	2	1	0	1	2																			
Alan Ashby, S OBP: 0.400, SLG: 0.444 (1, 2)										3	1	0	0	1	0	2																			
Vern Ruhle, R Kevin Bass, S Julio Solano, R Denny Walling, L Frank DiPino, L Tony Scott, S (1, 1) (5, PH) (8, 1) (7, PH) (8, 1) (9, 9)										1	0	0	0	0	1	1																			
<b>Inning Stats</b>	R: 0 E: 0 K: 0 S: 3	H: 1 LOB: 0 BB: 0 P: 3	R: 0 E: 0 K: 1 S: 5	H: 0 LOB: 0 BB: 0 P: 5	R: 2 E: 0 K: 2 S: 10	H: 3 LOB: 2 BB: 1 P: 14	R: 0 E: 0 K: 0 S: 3	H: 1 LOB: 0 BB: 0 P: 3	R: 0 E: 0 K: 0 S: 4	H: 2 LOB: 2 BB: 1 P: 8	R: 0 E: 0 K: 0 S: 4	H: 1 LOB: 2 BB: 1 P: 8	R: 0 E: 0 K: 2 S: 8	H: 1 LOB: 1 BB: 0 P: 8	R: 1 E: 0 K: 1 S: 6	H: 2 LOB: 1 BB: 0 P: 6	R: 0 E: 0 K: 0 S: 3	H: 0 LOB: 0 BB: 0 P: 3	1B: 9 2B: 1 3B: 1 HR: 0	SF: 0 SAC: 0 DP: 2 HBP: 0	WP: 0 PB: 0 SB: 0 CS: 1	PA: 38													
<b>PITCHER</b>	IP WLS BF H R ER SO BB IBB HBP BLK WP HR S P ERA WHIP																																		
Lee Tunnell, R ERA: 4.15 (1, 1)	4.1	20	7	2	2	3	2	0	0	0	0	0	0	0	24	32	4.15	2.077																	
Kent Tekulve, R ERA: (5, 1)	1.2	6	1	0	0	0	1	0	0	0	0	0	0	0	5	9	0.00	1.200																	
Manny Sarmiento, R ERA: 6.75 (7, 1)	1.1	6	2	1	1	2	0	0	0	0	0	0	0	0	10	10	6.75	1.500																	
Rod Scurry, L ERA: (8, 1)	0.2	W 2	1	0	0	1	0	0	0	0	0	0	0	0	4	4	0.00	1.500																	
Jim Bibby, R ERA: (9, 1)	1.0	S 3	0	0	0	0	0	0	0	0	0	0	0	0	3	3	0.00	0.000																	

Pittsburgh Pirates @ Houston Astros  
Astrodome, Houston, TX  
Fri Apr 08 1983, 7:05 PM EST  
Att: 10,862 - Unknown

AB 34  
R 3  
H 11  
RBI 3  
BB 3  
SO 6  
LOB 17





Batter	1	2	3	4	5	6	7	8	9	AB	R	H	RBI	BB	SO	LOB	TOP					
Lee Lacy, R OBP: 0.368, SLG: 0.667 (1, 9)										3	1	0	0	1	1	2	<b>Pittsburgh Pirates @ Houston Astros</b> Astrodome, Houston, TX Sat Apr 09 1983, 7:05 PM EST Att: 13,856 - Unknown					
Lee Mazzilli, S OBP: 0.474, SLG: 0.714 (1, 8)										2	0	0	0	2	0							
Bill Madlock, R OBP: 0.263, SLG: 0.188 (1, 5)										4	0	0	0	0	1	4						
Jason Thompson, L OBP: 0.421, SLG: 0.563 (1, 3)										3	0	1	0	1	1	0						
Mike Easter, L OBP: 0.400, SLG: 0.600 (1, 7)										4	0	2	0	0	1	2						
Johnny Ray, S OBP: 0.250, SLG: 0.267 (1, 4)										4	0	0	0	0	0	3						
Tony Peña, R OBP: 0.412, SLG: 0.467 (1, 2)										4	0	0	0	0	1	2						
Dale Berra, R OBP: 0.313, SLG: 0.714 (1, 6)										4	0	0	0	0	0	0						
Larry McWilliams, L (1, 1)										2	0	0	0	1	1	0						
<b>Inning Stats</b>	R: 1 E: 0 K: 2 S: 7	H: 0 LOB: 1 BB: 2 P: 15	R: 0 E: 0 K: 0 S: 3	H: 0 LOB: 0 BB: 0 P: 3	R: 0 E: 0 K: 2 S: 7	H: 0 LOB: 1 BB: 1 P: 11	R: 0 E: 1 K: 0 S: 4	H: 1 LOB: 1 BB: 0 P: 4	R: 0 E: 1 K: 0 S: 4	H: 0 LOB: 2 BB: 1 P: 8	R: 0 E: 0 K: 1 S: 6	H: 1 LOB: 1 BB: 0 P: 6	R: 0 E: 1 K: 0 S: 3	H: 0 LOB: 1 BB: 1 P: 7	R: 0 E: 0 K: 1 S: 6	H: 1 LOB: 1 BB: 0 P: 6		R: 0 E: 0 K: 0 S: 3	H: 0 LOB: 0 BB: 0 P: 3	1B: 2 2B: 1 3B: 0 HR: 0	SF: 0 SAC: 1 DP: 0 HBP: 0	WP: 0 PB: 1 SB: 1 CS: 0
<b>PITCHER</b> Joe Niekro, R ERA: 3.75 (1, 1)	IP: 9.0 WLS: L BF: 36	H: 3 R: 1 ER: 0 SO: 6	BB: 5 IBB: 0 HBP: 0 BLK: 0	WP: 0 HR: 0 S: 43 P: 63	ERA: 0.00 WHIP: 0.889																	

Batter	1	2	3	4	5	6	7	8	9	AB	R	H	RBI	BB	SO	LOB	BOTTOM			
Omar Moreno, L OBP: 0.391, SLG: 0.478 (1, 8)										4	0	0	0	0	2	0	<b>Pittsburgh Pirates @ Houston Astros</b> Astrodome, Houston, TX Sat Apr 09 1983, 7:05 PM EST Att: 13,856 - Unknown			
Bill Doran, S OBP: 0.286, SLG: 0.118 (1, 4)										3	0	0	0	0	0	0				
Dickie Thon, R OBP: 0.429, SLG: 0.474 (1, 6)										3	0	1	0	0	0	0				
Phil Garner, R OBP: 0.300, SLG: 0.316 (1, 5)										3	0	0	0	0	1	1				
Jose Cruz, L OBP: 0.400, SLG: 0.353 (1, 7)										3	0	0	0	0	1	0				
Ray Knight, R OBP: 0.200, SLG: 0.158 (1, 3)										3	0	1	0	0	0	0				
Terry Puhl, L OBP: 0.211, SLG: 0.278 Kevin Bass, S OBP: 0.500, SLG: 0.500 (6, PH) (9, 9)										2	0	0	0	0	1	1				
Luis Pujols, R OBP: 0.250, SLG: 0.143 Tony Scotti, S OBP: 0.333, SLG: 0.200 (9, PH)										2	0	0	0	0	1	0				
Joe Niekro, R Tim Tolman, R (9, PH)										2	0	0	0	0	1	0				
<b>Inning Stats</b>	R: 0 E: 0 K: 1 S: 5	H: 0 LOB: 0 BB: 0 P: 5	R: 0 E: 0 K: 1 S: 6	H: 1 LOB: 0 BB: 0 P: 6	R: 0 E: 0 K: 1 S: 5	H: 0 LOB: 0 BB: 0 P: 5	R: 0 E: 0 K: 1 S: 5	H: 1 LOB: 1 BB: 0 P: 5	R: 0 E: 0 K: 1 S: 5	H: 0 LOB: 0 BB: 0 P: 5	R: 0 E: 0 K: 0 S: 3	H: 0 LOB: 0 BB: 0 P: 3	R: 0 E: 0 K: 0 S: 3	H: 0 LOB: 0 BB: 0 P: 3	R: 0 E: 0 K: 1 S: 5	H: 0 LOB: 0 BB: 0 P: 5		1B: 2 2B: 1 3B: 0 HR: 0	SF: 0 SAC: 0 DP: 1 HBP: 0	WP: 0 PB: 0 SB: 0 CS: 1
<b>PITCHER</b> Larry McWilliams, L ERA: (1, 1)	IP: 9.0 WLS: W BF: 28	H: 2 R: 0 ER: 0 SO: 7	BB: 0 IBB: 0 HBP: 0 BLK: 0	WP: 0 HR: 0 S: 42 P: 42	ERA: 0.00 WHIP: 0.222															



Batter	1	2	3	4	5	6	7	8	9	AB	R	H	RBI	BB	SO	LOB	TOP										
Lee Lacy, R OBP: 0.333, SLG: 0.565 (1, 9)										5	1	1	0	0	2	2											
Lee Mazzilli, S OBP: 0.500, SLG: 0.625 (1, 8)										2	3	0	0	3	0	1											
Richie Hebner, L OBP: 0.600, SLG: 0.667 (1, 5)										3	1	2	2	1	0	1											
Jason Thompson, L OBP: 0.458, SLG: 0.750 (1, 3)									4	2	2	2	1	1	2												
Mike Easter, L OBP: 0.300, SLG: 0.400 (1, 7)									5	0	1	0	0	0	2												
Johnny Ray, S OBP: 0.250, SLG: 0.316 (1, 4)									4	1	1	1	0	0	2												
Tony Peña, R OBP: 0.429, SLG: 0.412 (1, 2)										2	1	0	0	2	0	0											
Dale Berra, R OBP: 0.316, SLG: 0.706 (1, 6)										3	1	1	2	0	0	0											
John Candelaria, L Manny Sarmiento, R Gene Tenace, R Jim Winn, R Steve Nicotia, R Jim Bibby, R Kent Tekulve, R Rod Scurry, L										1	0	0	0	0	1	0											
<b>Inning Stats</b>	R: 2 E: 1 K: 0 S: 5	H: 2 LOB: 0 BB: 0 P: 5	R: 0 E: 0 K: 0 S: 3	H: 0 LOB: 0 BB: 0 P: 3	R: 0 E: 0 K: 2 S: 7	H: 0 LOB: 0 BB: 0 P: 7	R: 4 E: 0 K: 1 S: 8	H: 4 LOB: 1 BB: 2 P: 16	R: 1 E: 1 K: 1 S: 6	H: 2 LOB: 1 BB: 1 P: 10	R: 0 E: 0 K: 1 S: 5	H: 0 LOB: 1 BB: 1 P: 9	R: 2 E: 0 K: 0 S: 4	H: 1 LOB: 0 BB: 1 P: 8	R: 0 E: 0 K: 0 S: 3	H: 0 LOB: 0 BB: 2 P: 3	R: 1 E: 0 K: 0 S: 3	H: 0 LOB: 1 BB: 2 P: 11	1B: 5 2B: 3 3B: 0 HR: 1	SF: 1 SAC: 1 DP: 2 HBP: 0	WP: 0 PB: 0 SB: 3 CS: 1	PA: 41					
<b>PITCHER</b>	IP	WLS	BF	H	R	ER	SO	BB	IBB	HBP	BLK	WP	HR	S	P	ERA	WHIP										
Michael LaCoss, R ERA: 5.91 (1, 1)	3.2		18	6	6	5	2	2	0	0	0	0	0	20	28	12.27	2.182										
Mike Madden, L ERA: 3.0 (4, 1)	1.2		8	2	1	1	2	2	0	0	0	0	0	10	18	5.40	2.400										
Frank LaCorte, R ERA: 18.0 (6, 1)	0.2		2	0	0	0	1	0	0	0	0	0	0	4	4	0.00	0.000										
Julio Solano, R ERA: 4.5 (7, 1)	2.0	L	8	1	2	2	0	1	0	0	0	0	1	7	11	9.00	1.000										
Dave Smith, R ERA: 11.57 (9, 1)	1.0		5	0	1	0	0	2	0	0	0	0	0	3	11	0.00	2.000										

Pittsburgh Pirates @ Houston Astros  
Astrodome, Houston, TX  
Sun Apr 10 1983, 4:33 AM EST  
Att: 7,668 - Unknown


AB 32  
R 10  
H 9  
RBI 8  
BB 7  
SO 5  
LOB 11



Batter	1	2	3	4	5	6	7	8	9	AB	R	H	RBI	BB	SO	LOB	BOTTOM										
Tony Scott, S OBP: 0.364, SLG: 0.600 (1, 8)										5	2	2	1	0	1	0											
Bill Doran, S OBP: 0.269, SLG: 0.273 (1, 4)										5	1	1	2	0	1	0											
Dickie Thon, R OBP: 0.385, SLG: 0.417 (1, 6)										5	0	1	0	0	0	0											
Phil Garner, R OBP: 0.292, SLG: 0.304 (1, 5)										4	1	1	0	0	0	1											
Jose Cruz, L OBP: 0.458, SLG: 0.476 (1, 7)										4	1	3	1	0	0	0											
Ray Knight, R OBP: 0.208, SLG: 0.174 (1, 3)										4	2	1	1	0	0	2											
Kevin Bass, S OBP: 0.500, SLG: 0.833 (1, 9)										4	0	2	1	0	0	1											
Alan Ashby, S OBP: 0.357, SLG: 0.615 (1, 2)										4	1	1	2	0	0	3											
Michael LaCoss, R Mike Madden, L Frank LaCorte, R Denny Walling, L Julio Solano, R Tim Tolman, R Dave Smith, R										2	0	0	0	0	0	2											
<b>Inning Stats</b>	R: 1 E: 0 K: 0 S: 4	H: 1 LOB: 0 BB: 0 P: 4	R: 0 E: 0 K: 0 S: 5	H: 2 LOB: 2 BB: 0 P: 5	R: 6 E: 0 K: 0 S: 9	H: 6 LOB: 0 BB: 0 P: 9	R: 0 E: 0 K: 1 S: 5	H: 0 LOB: 0 BB: 0 P: 5	R: 0 E: 0 K: 0 S: 3	H: 0 LOB: 0 BB: 0 P: 3	R: 0 E: 0 K: 0 S: 4	H: 1 LOB: 1 BB: 0 P: 4	R: 1 E: 0 K: 0 S: 5	H: 2 LOB: 1 BB: 0 P: 5	R: 0 E: 0 K: 1 S: 5	H: 0 LOB: 0 BB: 0 P: 5	1B: 7 2B: 1 3B: 1 HR: 3	SF: 0 SAC: 0 DP: 0 HBP: 0	WP: 0 PB: 0 SB: 0 CS: 0	PA: 39							
<b>PITCHER</b>	IP	WLS	BF	H	R	ER	SO	BB	IBB	HBP	BLK	WP	HR	S	P	ERA	WHIP										
John Candelaria, L ERA: 5.56 (1, 1)	2.1		15	8	6	6	0	0	0	0	0	0	1	3	3	13.50	1.500										
Manny Sarmiento, R ERA: 9.0 (3, 1)	0.2		3	1	1	1	0	0	0	0	0	0	0	3	3	0.00	1.500										
Jim Winn, R ERA: (4, 1)	2.0		6	0	0	0	1	0	0	0	0	0	0	8	8	0.00	0.000										
Jim Bibby, R ERA: 3.0 (6, 1)	2.0	W	8	2	1	1	0	0	0	0	0	0	0	8	8	4.50	1.000										
Kent Tekulve, R ERA: (8, 1)	0.1		2	1	0	0	0	0	0	0	0	0	0	2	2	0.00	3.000										
<b>PITCHER</b>	IP	WLS	BF	H	R	ER	SO	BB	IBB	HBP	BLK	WP	HR	S	P	ERA	WHIP										
Rod Scurry, L ERA: (8, 1)	1.2		5	0	0	0	1	0	0	0	0	0	0	7	7	0.00	0.000										

Pittsburgh Pirates @ Houston Astros  
Astrodome, Houston, TX  
Sun Apr 10 1983, 4:33 AM EST  
Att: 7,668 - Unknown

AB 39  
R 8  
H 12  
RBI 8  
BB 0  
SO 2  
LOB 10









Batter	1	2	3	4	5	6	7	8	9	AB	R	H	RBI	BB	SO	LOB	TOP			
Omar Moreno, L (1, 8) OBP: 0.483, SLG: 0.571										4	0	3	0	0	0	0	<b>Houston Astros @ Los Angeles Dodgers</b> Dodger Stadium, Los Angeles, CA Tue Apr 12 1983, 6:05 PM PST Att: 32,841 - Unknown			
Denny Walling, L (1, 5) Phil Garner, R (7, PH) OBP: 0.276, SLG: 0.269										2	0	0	0	1	0	1				
Dickie Thon, R (1, 6) OBP: 0.343, SLG: 0.364										4	0	0	0	0	1	6				
Harry Spilman, L (1, 3) Ray Knight, R (8, PH) OBP: 0.250, SLG: 0.250 OBP: 0.241, SLG: 0.185										3	0	1	0	0	0	2				
Jose Cruz, L (1, 7) OBP: 0.394, SLG: 0.433										4	0	1	0	0	1	2				
Terry Puhl, L (1, 9) OBP: 0.174, SLG: 0.227										4	0	0	0	0	1	1				
Bill Doran, S (1, 4) OBP: 0.306, SLG: 0.241										3	1	1	0	1	0	0				
John Mizerock, L (1, 2) OBP: 0.250, SLG: 0.250										4	0	1	1	0	2	1				
Vern Ruhle, R (1, 1) Kevin Bass, S (7, PH) Mike Madden, L (7, 1) Tim Tolman, R (8, PH)										2	0	0	0	0	1	1				
<b>Inning Stats</b>	R: 0 E: 0 K: 1 S: 7	H: 2 LOB: 2 BB: 0 P: 7	R: 0 E: 0 K: 1 S: 5	H: 0 LOB: 0 BB: 0 P: 5	R: 0 E: 0 K: 1 S: 6	H: 1 LOB: 2 BB: 1 P: 10	R: 1 E: 0 K: 0 S: 5	H: 2 LOB: 1 BB: 0 P: 5	R: 0 E: 0 K: 0 S: 3	H: 0 LOB: 0 BB: 0 P: 3	R: 0 E: 0 K: 1 S: 6	H: 1 LOB: 3 BB: 2 P: 14	R: 0 E: 0 K: 0 S: 3	H: 1 LOB: 0 BB: 0 P: 3	R: 0 E: 0 K: 1 S: 5	H: 0 LOB: 0 BB: 0 P: 5		1B: 6 2B: 2 3B: 0 HR: 0	SF: 0 SAC: 0 DP: 1 HBP: 0	WP: 0 PB: 1 SB: 2 CS: 0
<b>PITCHER</b>	IP WLS BF H R ER SO BB IBB HBP BLK WP HR S P ERA WHIP																			
Alejandro Pena, R (1, 1) ERA: 1.64	6.2 W 28 6 1 1 5 2 0 0 0 0 0 0 36 44 1.35 1.200																			
Steve Howe, L (7, 1) ERA:	2.1 S 8 1 0 0 1 1 0 0 0 0 0 0 9 13 0.00 0.857																			

Batter	1	2	3	4	5	6	7	8	9	AB	R	H	RBI	BB	SO	LOB	BOTTOM			
Steve Sax, R (1, 4) OBP: 0.375, SLG: 0.269										4	0	0	0	0	0	1	<b>Houston Astros @ Los Angeles Dodgers</b> Dodger Stadium, Los Angeles, CA Tue Apr 12 1983, 6:05 PM PST Att: 32,841 - Unknown			
Ken Landreaux, L (1, 8) OBP: 0.286, SLG: 0.391										2	0	0	0	2	0	0				
Dusty Baker Jr., R (1, 7) OBP: 0.452, SLG: 0.500										3	0	0	0	1	0	1				
Pedro Guerrero, R (1, 5) OBP: 0.452, SLG: 0.828										4	1	3	1	0	0	3				
Greg Brock, L (1, 3) OBP: 0.258, SLG: 0.533										4	1	1	1	0	0	2				
Bill Russell, R (1, 6) OBP: 0.313, SLG: 0.267										4	0	0	0	0	0	1				
Derrel Thomas, S (1, 9) OBP: 0.455, SLG: 0.333										3	0	1	0	0	0	0				
Steve Yeager, R (1, 2) OBP: 0.348, SLG: 0.368										3	1	1	1	0	1	1				
Alejandro Pena, R (1, 1) Steve Howe, L (7, 1) OBP: 0.500, SLG: 0.500										2	0	1	0	0	1	0				
<b>Inning Stats</b>	R: 0 E: 0 K: 0 S: 3	H: 0 LOB: 0 BB: 0 P: 3	R: 1 E: 0 K: 0 S: 5	H: 2 LOB: 1 BB: 0 P: 5	R: 0 E: 0 K: 1 S: 5	H: 0 LOB: 0 BB: 0 P: 5	R: 0 E: 1 K: 0 S: 4	H: 1 LOB: 1 BB: 0 P: 4	R: 1 E: 0 K: 0 S: 5	H: 2 LOB: 3 BB: 2 P: 13	R: 1 E: 0 K: 1 S: 6	H: 1 LOB: 0 BB: 0 P: 6	R: 0 E: 0 K: 1 S: 5	H: 0 LOB: 1 BB: 1 P: 9	R: 0 E: 0 K: 0 S: 3	H: 1 LOB: 0 BB: 0 P: 3		1B: 4 2B: 1 3B: 0 HR: 3	SF: 0 SAC: 0 DP: 1 HBP: 0	WP: 0 PB: 0 SB: 0 CS: 0
<b>PITCHER</b>	IP WLS BF H R ER SO BB IBB HBP BLK WP HR S P ERA WHIP																			
Vern Ruhle, R (1, 1) ERA: 4.09	6.0 L 26 6 3 3 2 2 0 0 0 0 0 0 3 28 36 4.50 1.333																			
Mike Madden, L (7, 1) ERA: 1.8	2.0 7 1 0 0 1 1 0 0 0 0 0 0 8 12 0.00 1.000																			





Batter	1	2	3	4	5	6	7	8	9	10	11	12	13	14	AB	R	H	RBI	BB	SO	LOB	TOP		
Omar Moreno, L OBP: 0.417, SLG: 0.486 (1, 8)	G3		K		F8		4-3		F7		4-3			SH1-4 1B	7	0	1	0	0	1	0			
Bill Doran, S OBP: 0.333, SLG: 0.265 (1, 4)	F8		G3					1B SH3-4 BB	F8					1B	5	1	2	0	1	0	0			
Dickie Thon, R OBP: 0.317, SLG: 0.333 (1, 6)				5-3	F8					4-3				K	6	0	1	0	0	1	3			
Phil Garner, R OBP: 0.361, SLG: 0.333 (1, 5)									F9					F9	4	2	2	0	3	0	2			
Jose Cruz, L OBP: 0.385, SLG: 0.382 (1, 7)	F7									G6-4-3 BB				F8	4	0	0	0	2	0	6			
Ray Knight, R OBP: 0.294, SLG: 0.258 Kevin Bass, S OBP: 0.417, SLG: 0.545 (11, PR) (11, 9)	F9														4	0	3	2	0	0	0			
Terry Puhl, L OBP: 0.214, SLG: 0.200 Frank LaCorte, R (11, 1)															3	0	0	1	2	1	1			
John Mizerock, L OBP: 0.100, SLG: 0.100 (1, 2)	F8														6	0	0	0	0	0	8			
Joe Niekro, R Denny Walling, L (11, PH) (11, 3)															4	0	0	0	0	1	0			
<b>Inning Stats</b>	R: 0 E: 0 K: 0 S: 4	H: 1 LOB: 2 BB: 1 P: 8	R: 0 E: 0 K: 1 S: 5	H: 0 LOB: 0 BB: 0 P: 5	R: 0 E: 0 K: 1 S: 5	H: 0 LOB: 0 BB: 0 P: 5	R: 1 E: 0 K: 0 S: 4	H: 1 LOB: 0 BB: 0 P: 4	R: 0 E: 0 K: 0 S: 5	H: 0 LOB: 0 BB: 0 P: 3	R: 1 E: 0 K: 0 S: 5	H: 2 LOB: 3 BB: 2 P: 13	R: 0 E: 0 K: 0 S: 4	H: 0 LOB: 0 BB: 1 P: 6	R: 0 E: 0 K: 0 S: 4	H: 1 LOB: 2 BB: 1 P: 8	R: 0 E: 0 K: 1 S: 6	H: 1 LOB: 1 BB: 0 P: 6	R: 0 E: 0 K: 1 S: 6	H: 1 LOB: 1 BB: 0 P: 6	1B: 9 2B: 1 3B: 0 HR: 0	SF: 1 SAC: 3 DP: 2 HBP: 0	WP: 0 PB: 0 SB: 3 CS: 0	PA: 58
<b>PITCHER</b>	IP ERA: 5.73	WLS BF H R ER SO BB IBB HBP BLK WP HR S P ERA WHIP	BF H R ER SO BB IBB HBP BLK WP HR S P ERA WHIP	BF H R ER SO BB IBB HBP BLK WP HR S P ERA WHIP	BF H R ER SO BB IBB HBP BLK WP HR S P ERA WHIP	BF H R ER SO BB IBB HBP BLK WP HR S P ERA WHIP	BF H R ER SO BB IBB HBP BLK WP HR S P ERA WHIP	BF H R ER SO BB IBB HBP BLK WP HR S P ERA WHIP	BF H R ER SO BB IBB HBP BLK WP HR S P ERA WHIP	BF H R ER SO BB IBB HBP BLK WP HR S P ERA WHIP	BF H R ER SO BB IBB HBP BLK WP HR S P ERA WHIP	BF H R ER SO BB IBB HBP BLK WP HR S P ERA WHIP	BF H R ER SO BB IBB HBP BLK WP HR S P ERA WHIP	BF H R ER SO BB IBB HBP BLK WP HR S P ERA WHIP	BF H R ER SO BB IBB HBP BLK WP HR S P ERA WHIP	BF H R ER SO BB IBB HBP BLK WP HR S P ERA WHIP	BF H R ER SO BB IBB HBP BLK WP HR S P ERA WHIP	BF H R ER SO BB IBB HBP BLK WP HR S P ERA WHIP	BF H R ER SO BB IBB HBP BLK WP HR S P ERA WHIP	BF H R ER SO BB IBB HBP BLK WP HR S P ERA WHIP	BF H R ER SO BB IBB HBP BLK WP HR S P ERA WHIP	BF H R ER SO BB IBB HBP BLK WP HR S P ERA WHIP	BF H R ER SO BB IBB HBP BLK WP HR S P ERA WHIP	

Houston Astros @ Los Angeles Dodgers  
Dodger Stadium, Los Angeles, CA  
Wed Apr 13 1983, 6:05 PM PST  
Att. 34,759 - Unknown

AB	46
R	3
H	10
RBI	3
BB	8
SO	4
LOB	22




Batter	1	2	3	4	5	6	7	8	9	10	11	12	13	14	AB	R	H	RBI	BB	SO	LOB	BOTTOM		
Steve Sax, R OBP: 0.388, SLG: 0.258 (1, 4)	F9													FC6-4	5	0	1	1	1	0	2			
Ken Landreaux, L OBP: 0.273, SLG: 0.345 (1, 8)	F5														6	0	1	0	0	0	4			
Dusty Baker Jr., R OBP: 0.378, SLG: 0.400 (1, 7)	6-3														6	0	0	0	0	1	4			
Pedro Guerrero, R OBP: 0.432, SLG: 0.765 (1, 5)															5	1	1	0	1	1	0			
Greg Brock, L OBP: 0.243, SLG: 0.556 (1, 3)															6	1	1	2	0	2	1			
Rick Monday, L Joe Beckwith, L Mike Morgan, R Dave Stewart, R Steve Howe, L Pat Zachry, R Jose Morales, R (1, 8) (8, 1) (8, PR) (12, 1) (12, 1) (13, 1) (14, PR)	4-3														3	0	0	0	0	0	0			
Derrel Thomas, S OBP: 0.529, SLG: 0.900 (8, 9)															5	2	3	0	1	0	0			
Steve Yeager, R OBP: 0.357, SLG: 0.478 (1, 2)	F2														4	1	1	2	1	0	2			
Burt Hooton, R Ron Roenicke, S Tom Niedenfuer, R Bill Russell, R (1, 1) (6, PH) (7, 1) (8, 6)															0	0	0	0	0	0	0			
<b>Inning Stats</b>	R: 0 E: 0 K: 0 S: 3	H: 0 LOB: 0 BB: 0 P: 3	R: 0 E: 0 K: 0 S: 3	H: 0 LOB: 1 BB: 0 P: 3	R: 0 E: 0 K: 0 S: 3	H: 0 LOB: 0 BB: 0 P: 3	R: 0 E: 0 K: 0 S: 3	H: 0 LOB: 0 BB: 0 P: 3	R: 2 E: 0 K: 0 S: 5	H: 2 LOB: 0 BB: 0 P: 5	R: 1 E: 0 K: 1 S: 4	H: 1 LOB: 1 BB: 1 P: 8	R: 0 E: 0 K: 0 S: 4	H: 0 LOB: 0 BB: 0 P: 7	R: 0 E: 0 K: 0 S: 3	H: 0 LOB: 1 BB: 1 P: 7	R: 0 E: 0 K: 1 S: 5	H: 1 LOB: 0 BB: 0 P: 5	R: 2 E: 0 K: 0 S: 4	H: 2 LOB: 0 BB: 0 P: 4	1B: 4 2B: 3 3B: 0 HR: 2	SF: 0 SAC: 2 DP: 1 HBP: 0	WP: 0 PB: 1 SB: 2 CS: 0	PA: 53
<b>PITCHER</b>	IP ERA: 3.27	WLS BF H R ER SO BB IBB HBP BLK WP HR S P ERA WHIP	BF H R ER SO BB IBB HBP BLK WP HR S P ERA WHIP	BF H R ER SO BB IBB HBP BLK WP HR S P ERA WHIP	BF H R ER SO BB IBB HBP BLK WP HR S P ERA WHIP	BF H R ER SO BB IBB HBP BLK WP HR S P ERA WHIP	BF H R ER SO BB IBB HBP BLK WP HR S P ERA WHIP	BF H R ER SO BB IBB HBP BLK WP HR S P ERA WHIP	BF H R ER SO BB IBB HBP BLK WP HR S P ERA WHIP	BF H R ER SO BB IBB HBP BLK WP HR S P ERA WHIP	BF H R ER SO BB IBB HBP BLK WP HR S P ERA WHIP	BF H R ER SO BB IBB HBP BLK WP HR S P ERA WHIP	BF H R ER SO BB IBB HBP BLK WP HR S P ERA WHIP	BF H R ER SO BB IBB HBP BLK WP HR S P ERA WHIP	BF H R ER SO BB IBB HBP BLK WP HR S P ERA WHIP	BF H R ER SO BB IBB HBP BLK WP HR S P ERA WHIP	BF H R ER SO BB IBB HBP BLK WP HR S P ERA WHIP	BF H R ER SO BB IBB HBP BLK WP HR S P ERA WHIP	BF H R ER SO BB IBB HBP BLK WP HR S P ERA WHIP	BF H R ER SO BB IBB HBP BLK WP HR S P ERA WHIP	BF H R ER SO BB IBB HBP BLK WP HR S P ERA WHIP	BF H R ER SO BB IBB HBP BLK WP HR S P ERA WHIP	BF H R ER SO BB IBB HBP BLK WP HR S P ERA WHIP	


Houston Astros @ Los Angeles Dodgers  
Dodger Stadium, Los Angeles, CA  
Wed Apr 13 1983, 6:05 PM PST  
Att. 34,759 - Unknown

AB	46
R	5
H	8
RBI	5
BB	5
SO	4
LOB	16





Batter	1	2	3	4	5	6	7	8	9	10	AB	R	H	RBI	BB	SO	LOB	TOP				
Tim Raines, S OBP: 0.333, SLG: 0.333 (1, 7)	4-0 S 1B BB		5-3		1-3	1-3 1B		6-3			4	1	1	0	1	0	0	<b>Montreal Expos @ Houston Astros</b> Astrodome, Houston, TX Fri Apr 15 1983, 7:05 PM EST Att: 10,237 - Unknown  <b>AB 39</b> <b>R 6</b> <b>H 12</b> <b>RBI 5</b> <b>BB 2</b> <b>SO 2</b> <b>LOB 17</b> 				
Bryan Little, S OBP: 0.344, SLG: 0.250 (1, 6) (6, 4)	4-3		1-3		HR 1B	1-3 1B			4-0 CS BB		4	1	2	1	1	0	1					
Andre Dawson, R OBP: 0.457, SLG: 0.848 (1, 8)	4-3 1B		6-3		HR	1-3			L6 1-2		5	1	2	3	0	0	3					
Al Oliver, L OBP: 0.314, SLG: 0.531 (1, 3)	4-3				F7	6-3			F7		5	1	1	0	0	0	4					
Gary Carter, R OBP: 0.171, SLG: 0.161 (1, 2)	F8				2B 1B				F8		5	1	2	1	0	0	1					
Brad Mills, L OBP: 0.400, SLG: 0.400 (1, 5)		F7			1-3	1B				F4		5	0	2	0	0	1					
Warren Cromartie, L OBP: 0.345, SLG: 0.308 Ray Burris, R (10, 1)		K			E4 2H	FC4 1B			G3-6-1 1B		4	0	0	0	0	1	3					
Doug Flynn, R OBP: 0.300, SLG: 0.345 Chris Speier, R OBP: 0.500, SLG: 0.600 (6, PR) (6, 6)					F8						3	0	2	0	0	0	1					
Steve Rogers, R Bryn Smith, R Randy Lerch, L Jeff Reardon, R Terry Francona, L Jerry White, S (10, PH)					K				G5-6-3 HBP		0	0	0	0	0	0	0					
						SH3-4 1B			G5-6-3		2	0	0	0	0	1	2					
<b>Inning Stats</b>	R: 1 E: 0 K: 0 S: 4	H: 1 LOB: 1 BB: 1 P: 8	R: 0 E: 0 K: 1 S: 6	H: 1 LOB: 1 BB: 0 P: 6	R: 0 E: 0 K: 0 S: 3	H: 0 LOB: 0 BB: 0 P: 3	R: 2 E: 1 K: 1 S: 8	H: 2 LOB: 1 BB: 0 P: 8	R: 2 E: 0 K: 0 S: 7	H: 4 LOB: 2 BB: 0 P: 7	R: 1 E: 0 K: 0 S: 6	H: 3 LOB: 3 BB: 0 P: 6	R: 0 E: 0 K: 0 S: 3	H: 1 LOB: 0 BB: 0 P: 3	R: 0 E: 0 K: 0 S: 2	H: 0 LOB: 0 BB: 0 P: 3	R: 0 E: 0 K: 0 S: 3	H: 0 LOB: 0 BB: 0 P: 3	1B: 10 2B: 0 3B: 0 HR: 1	SF: 0 SAC: 1 DP: 2 HBP: 1	WP: 0 PB: 0 SB: 1 CS: 1	PA: 43
<b>PITCHER</b>	IP WLS BF H R ER SO BB IBB HBP BLK WP HR S P ERA WHIP	5.1 28 10 6 5 2 1 0 0 0 0 0 0 1 31 35 8.44 2.062	6.1 6 2 0 0 0 0 0 0 0 0 0 0 0 6 6 0.00 1.200	8.1 9 0 0 0 0 1 0 1 0 0 0 0 0 7 12 0.00 0.333	<b>PITCHER</b>										IP WLS BF H R ER SO BB IBB HBP BLK WP HR S P ERA WHIP							

Batter	1	2	3	4	5	6	7	8	9	10	AB	R	H	RBI	BB	SO	LOB	BOTTOM						
Omar Moreno, L OBP: 0.390, SLG: 0.436 (1, 8)	K		F8			5-3			F7		4	1	0	0	1	1	0	<b>Montreal Expos @ Houston Astros</b> Astrodome, Houston, TX Fri Apr 15 1983, 7:05 PM EST Att: 10,237 - Unknown  <b>AB 37</b> <b>R 7</b> <b>H 10</b> <b>RBI 7</b> <b>BB 7</b> <b>SO 4</b> <b>LOB 11</b> 						
Bill Doran, S OBP: 0.358, SLG: 0.278 Harry Spillman, L OBP: 0.333, SLG: 0.200 (7, PH) (8, 3)	CS BB		6-3			HR 1B			F4		2	1	1	0	1	0	0							
Dickie Thon, R OBP: 0.348, SLG: 0.432 (1, 6)	S 1B				K				5-3		5	1	3	4	0	1	0							
Phil Garner, R OBP: 0.368, SLG: 0.343 (1, 5)	F4-3				E6 CS	5-3					5	1	2	1	0	0	1							
Jose Cruz, L OBP: 0.432, SLG: 0.405 (1, 7)					CS BB				6-4-3 1B		3	0	2	0	2	0	1							
Ray Knight, R OBP: 0.270, SLG: 0.235 Denny Walling, L (7, PH) Bill Dawley, R (8, 1) Alan Ashby, S OBP: 0.400, SLG: 0.529 (10, PH)		6-3			F	4-3			F2		4	0	0	0	0	1	3							
Terry Puhl, L OBP: 0.200, SLG: 0.185 Mike Madden, L (6, 1) Craig Reynolds, L OBP: 0.333, SLG: 0.333 (7, PH) (8, 4)					F9				F7		2	0	0	0	0	0	1							
John Mizerock, L OBP: 0.143, SLG: 0.077 (1, 2)					F7				F9		3	1	0	0	1	0	1							
Michael LaCoss, R (1, 1) Kevin Bass, S OBP: 0.400, SLG: 0.714 (6, 9)					F9				F7		1	0	0	0	0	0	0							
						HR			K		3	1	1	1	0	1	1							
<b>Inning Stats</b>	R: 0 E: 0 K: 1 S: 5	H: 1 LOB: 1 BB: 1 P: 9	R: 0 E: 0 K: 0 S: 4	H: 1 LOB: 1 BB: 0 P: 4	R: 0 E: 0 K: 0 S: 3	H: 0 LOB: 0 BB: 0 P: 3	R: 0 E: 1 K: 1 S: 4	H: 0 LOB: 0 BB: 1 P: 8	R: 0 E: 0 K: 1 S: 5	H: 0 LOB: 0 BB: 0 P: 5	R: 3 E: 0 K: 0 S: 7	H: 4 LOB: 1 BB: 0 P: 7	R: 3 E: 0 K: 0 S: 5	H: 2 LOB: 3 BB: 4 P: 21	R: 0 E: 0 K: 1 S: 5	H: 0 LOB: 0 BB: 0 P: 5	R: 0 E: 0 K: 0 S: 3	H: 0 LOB: 0 BB: 0 P: 3	R: 1 E: 0 K: 0 S: 3	H: 2 LOB: 2 BB: 1 P: 7	1B: 8 2B: 0 3B: 0 HR: 2	SF: 0 SAC: 0 DP: 0 HBP: 0	WP: 0 PB: 0 SB: 2 CS: 3	PA: 44
<b>PITCHER</b>	IP WLS BF H R ER SO BB IBB HBP BLK WP HR S P ERA WHIP	6.2 30 6 6 6 3 5 0 0 0 0 0 0 2 30 8.10 1.650	7.1 2 2 0 0 0 0 0 0 0 0 0 0 0 2 2 ∞ ∞	7.1 1 0 0 0 0 1 0 0 0 0 0 0 0 9 9 0.00 0.000	7.1 2.1 7 0 0 0 1 0 0 0 0 0 0 0 9 9 0.00 0.000	10.1 0.1 L 4 2 1 1 0 0 1 0 0 0 0 3 7 27.00 6.000	<b>PITCHER</b>										IP WLS BF H R ER SO BB IBB HBP BLK WP HR S P ERA WHIP							











Batter	1	2	3	4	5	6	7	8	9	AB	R	H	RBI	BB	SO	LOB	TOP																			
<b>Cesar Cedeno, R</b> OBP: 0.447, SLG: 0.529										4	1	1	0	1	0	3	<b>Cincinnati Reds @ Houston Astros</b> Astrodome, Houston, TX Tue Apr 19 1983, 7:05 PM EST Att: 8,027 - Unknown																			
<b>Eddie Milner, L</b> OBP: 0.250, SLG: 0.212										4	1	0	0	0	0	1																				
<b>Dave Concepcion, R</b> OBP: 0.327, SLG: 0.256										4	0	1	0	0	1	1																				
<b>Johnny Bench, R</b> OBP: 0.367, SLG: 0.457										2	1	1	1	2	0	0																				
<b>Wayne Krenchicki, L</b> OBP: 0.296, SLG: 0.333										0	0	0	0	0	0	0																				
<b>Dan Driessen, L</b> OBP: 0.440, SLG: 0.512										4	2	2	2	0	1	2																				
<b>Ron Oester, S</b> OBP: 0.426, SLG: 0.622										4	0	1	0	0	0	2																				
<b>Jeff Jones, R</b> OBP: 0.408, SLG: 0.342										4	0	1	0	0	1	0																				
<b>Tom Hume, R</b>										0	0	0	0	0	0	0																				
<b>Alex Trevino, R</b> OBP: 0.273, SLG: 0.211										3	0	0	0	1	1	2																				
<b>Bruce Berenyi, R</b> OBP: 0.143, SLG: 0.143										3	0	0	0	0	3	3																				
<b>Duane Walker, L</b>										1	0	0	0	0	0	0																				
<b>Inning Stats</b>	R: 4 E: 1 K: 0 S: 7	H: 3 LOB: 0 BB: 0 P: 7	R: 0 E: 0 K: 1 S: 5	H: 0 LOB: 0 BB: 0 P: 5	R: 0 E: 0 K: 1 S: 6	H: 1 LOB: 2 BB: 1 P: 10	R: 0 E: 0 K: 2 S: 7	H: 0 LOB: 1 BB: 1 P: 11	R: 0 E: 0 K: 1 S: 4	H: 0 LOB: 0 BB: 1 P: 8	R: 1 E: 0 K: 2 S: 10	H: 3 LOB: 2 BB: 0 P: 10	R: 0 E: 0 K: 0 S: 3	H: 0 LOB: 0 BB: 0 P: 3	R: 0 E: 0 K: 0 S: 3	H: 0 LOB: 0 BB: 1 P: 6	1B: 4 2B: 2 3B: 0 HR: 1	SF: 0 SAC: 0 DP: 0 HBP: 0	WP: 0 PA: 39 PB: 3 SB: 0 CS: 2																	
<b>PITCHER</b>	IP	WLS	BF	H	R	ER	SO	BB	IBB	HBP	BLK	WP	HR	S	P	ERA	WHIP	<b>PITCHER</b>		IP	WLS	BF	H	R	ER	SO	BB	IBB	HBP	BLK	WP	HR	S	P	ERA	WHIP
<b>Joe Niekro, R</b> ERA: 3.3	(1, 1)	8.0	34	7	5	3	7	3	0	0	0	0	1	45	57	3.38	1.250																			
<b>Bill Dawley, R</b> ERA:	(9, 1)	1.0	W	3	0	0	0	1	0	0	0	0	0	0	2	6	0.00	1.000																		

**Cincinnati Reds @ Houston Astros**  
Astrodome, Houston, TX  
Tue Apr 19 1983, 7:05 PM EST  
Att: 8,027 - Unknown

AB	33
R	5
H	7
RBI	3
BB	4
SO	7
LOB	14



Batter	1	2	3	4	5	6	7	8	9	AB	R	H	RBI	BB	SO	LOB	BOTTOM																			
<b>Omar Moreno, L</b> OBP: 0.340, SLG: 0.400										4	1	1	0	0	1	0	<b>Cincinnati Reds @ Houston Astros</b> Astrodome, Houston, TX Tue Apr 19 1983, 7:05 PM EST Att: 8,027 - Unknown																			
<b>Bill Doran, S</b> OBP: 0.333, SLG: 0.298										4	1	1	0	0	3	1																				
<b>Dickie Thon, R</b> OBP: 0.345, SLG: 0.491										4	1	4	2	0	0	0																				
<b>Phil Garner, R</b> OBP: 0.385, SLG: 0.341										3	0	2	1	1	0	1																				
<b>Jose Cruz, L</b> OBP: 0.382, SLG: 0.375										4	1	1	0	0	0	4																				
<b>Ray Knight, R</b> OBP: 0.289, SLG: 0.333										4	0	1	0	0	0	2																				
<b>Terry Puhl, L</b> OBP: 0.231, SLG: 0.229										3	0	0	0	1	0	2																				
<b>John Mizerock, L</b> OBP: 0.143, SLG: 0.200										2	0	0	0	0	0	0																				
<b>Alan Ashby, S</b> OBP: 0.354, SLG: 0.474									2	0	0	0	0	0	3																					
<b>Kevin Bass, S</b> OBP: 0.389, SLG: 0.625									0	1	0	0	0	0	0																					
<b>Joe Niekro, R</b>									2	0	0	0	0	2	0																					
<b>Denny Walling, L</b>									1	0	0	0	0	1	0																					
<b>Bill Dawley, R</b>									0	0	0	0	0	0	0																					
<b>Harry Spilman, L</b> OBP: 0.400, SLG: 0.625									1	1	1	3	0	0	0																					
<b>Inning Stats</b>	R: 1 E: 0 K: 0 S: 5	H: 3 LOB: 1 BB: 0 P: 5	R: 0 E: 0 K: 0 S: 3	H: 0 LOB: 0 BB: 0 P: 3	R: 0 E: 0 K: 3 S: 9	H: 0 LOB: 0 BB: 0 P: 9	R: 1 E: 0 K: 0 S: 5	H: 2 LOB: 1 BB: 0 P: 5	R: 0 E: 0 K: 1 S: 5	H: 0 LOB: 0 BB: 0 P: 5	R: 0 E: 0 K: 1 S: 5	H: 1 LOB: 1 BB: 1 P: 9	R: 0 E: 0 K: 0 S: 3	H: 1 LOB: 0 BB: 0 P: 3	R: 1 E: 0 K: 2 S: 9	H: 2 LOB: 1 BB: 0 P: 9	R: 3 E: 0 K: 0 S: 4	H: 2 LOB: 1 BB: 1 P: 8	1B: 6 2B: 3 3B: 0 HR: 2	SF: 0 SAC: 0 DP: 2 HBP: 0	WP: 0 PA: 36 PB: 0 SB: 1 CS: 0															
<b>PITCHER</b>	IP	WLS	BF	H	R	ER	SO	BB	IBB	HBP	BLK	WP	HR	S	P	ERA	WHIP	<b>PITCHER</b>		IP	WLS	BF	H	R	ER	SO	BB	IBB	HBP	BLK	WP	HR	S	P	ERA	WHIP
<b>Bruce Berenyi, R</b> ERA: 2.45	(1, 1)	7.2	30	9	3	3	7	1	0	0	0	0	1	43	47	3.52	1.304																			
<b>Tom Hume, R</b> ERA: 9.0	(8, 1)	1.0	L	6	2	3	3	1	0	0	0	0	1	5	9	27.00	3.000																			

**Cincinnati Reds @ Houston Astros**  
Astrodome, Houston, TX  
Tue Apr 19 1983, 7:05 PM EST  
Att: 8,027 - Unknown

AB	34
R	6
H	11
RBI	6
BB	2
SO	7
LOB	13






Batter	1	2	3	4	5	6	7	8	9	AB	R	H	RBI	BB	SO	LOB	TOP										
Cesar Cedeno, R OBP: 0.465, SLG: 0.541 (1, 9)										3	1	2	1	0	1												
Eddie Milner, L OBP: 0.262, SLG: 0.228 (1, 8)											5	0	2	1	0	0	2										
Dave Concepcion, R OBP: 0.296, SLG: 0.229 (1, 6)											5	0	0	0	0	2	5										
Johnny Bench, R OBP: 0.167, SLG: 0.429 Wayne Krenchicki, L OBP: 0.250, SLG: 0.286 (1, 5) (7, 5)											3	0	0	0	1	0	1										
Dan Driessen, L OBP: 0.444, SLG: 0.489 (1, 3)											2	1	0	1	2	0	0										
Ron Oester, S OBP: 0.415, SLG: 0.583 (1, 4)											3	1	0	0	1	1	3										
Duane Walker, L Jeff Jones, R OBP: 0.392, SLG: 0.325 (5, PH) (5, 7)											2	1	1	1	0	1	0										
Dann Bilardello, R OBP: 0.364, SLG: 0.545 (1, 2)											4	1	2	0	0	1	2										
Rich Gale, R Bill Scherrer, L Ben Hayes, R Ted Power, R (1, 1) (6, 1) (6, 1) (7, 1)											2	1	0	1	0	2	1										
<b>Inning Stats</b>	R: 0 E: 0 K: 1 S: 5	H: 1 LOB: 1 BB: 0 P: 6	R: 0 E: 0 K: 1 S: 5	H: 0 LOB: 0 BB: 0 P: 5	R: 0 E: 0 K: 1 S: 5	H: 0 LOB: 0 BB: 0 P: 5	R: 0 E: 0 K: 1 S: 5	H: 0 LOB: 0 BB: 0 P: 5	R: 6 E: 1 K: 2 S: 12	H: 3 LOB: 3 BB: 4 P: 28	R: 0 E: 0 K: 0 S: 6	H: 1 LOB: 0 BB: 1 P: 10	R: 0 E: 0 K: 0 S: 3	H: 0 LOB: 0 BB: 0 P: 3	R: 0 E: 0 K: 0 S: 4	H: 1 LOB: 1 BB: 0 P: 4	R: 0 E: 0 K: 0 S: 3	H: 0 LOB: 0 BB: 0 P: 3	1B: 3 2B: 3 3B: 0 HR: 0	SF: 0 SAC: 0 DP: 0 HBP: 1	WP: 1 PB: 0 SB: 2 CS: 1	PA: 40					
<b>PITCHER</b>	IP	WLS	BF	H	R	ER	SO	BB	IBB	HBP	BLK	WP	HR	S	P	ERA	WHIP										
Michael LaCoss, R ERA: 7.65 (1, 1)	4.0	L	19	3	6	5	5	2	0	1	0	1	0	26	35	11.25	1.250										
Vern Ruhle, R ERA: 3.14 (5, 1)	0.1		2	1	0	0	0	0	0	0	0	0	0	2	2	0.00	3.000										
Frank DiPino, L ERA: 7.2 (5, 1)	1.2		9	1	0	0	2	2	1	0	0	0	0	10	22	0.00	1.800										
Mike Madden, L ERA: 1.04 (7, 1)	2.0		7	1	0	0	0	0	0	0	0	0	0	7	7	0.00	0.500										
Frank LaCorte, R ERA: 8.1 (9, 1)	1.0		3	0	0	0	0	0	0	0	0	0	0	3	3	0.00	0.000										

Cincinnati Reds @ Houston Astros  
Astrodome, Houston, TX  
Wed Apr 20 1983, 7:05 PM EST  
Att: 8,476 - Unknown


AB 33  
R 6  
H 6  
RBI 6  
BB 5  
SO 7  
LOB 19



Batter	1	2	3	4	5	6	7	8	9	AB	R	H	RBI	BB	SO	LOB	BOTTOM										
Omar Moreno, L OBP: 0.310, SLG: 0.364 (1, 8)										5	0	0	0	0	3	9											
Denny Walling, L OBP: 0.133, SLG: 0.071 Mike Madden, L (1, 9) (7, 1)										4	0	1	0	0	0	0	0										
Craig Reynolds, L OBP: 0.250, SLG: 0.250 (8, PH) (9, 7)										4	0	1	0	1	0	3											
Dickie Thon, R OBP: 0.349, SLG: 0.492 (1, 6)										4	0	1	0	1	0	3											
Phil Garner, R OBP: 0.368, SLG: 0.327 (1, 5)										5	1	1	0	0	1	2											
Jose Cruz, L OBP: 0.417, SLG: 0.392 Frank LaCorte, R (1, 7) (9, 1)										3	2	2	0	2	0	1											
Ray Knight, R OBP: 0.300, SLG: 0.362 (1, 3)										5	1	2	3	0	0	3											
Alan Ashby, S OBP: 0.444, SLG: 0.625 (1, 2)										5	0	4	1	0	0	0											
Bill Doran, S OBP: 0.355, SLG: 0.300 (1, 4)									3	0	1	0	2	1	2												
Michael LaCoss, R Vern Ruhle, R Frank DiPino, L Terry Puhl, L Kevin Bass, S OBP: 0.330, SLG: 0.598 (1, 1) (5, 1) (5, 1) (6, PH) (5, PH) (7, 9)										2	0	0	0	0	0	5											
<b>Inning Stats</b>	R: 0 E: 0 K: 1 S: 5	H: 0 LOB: 0 BB: 0 P: 5	R: 2 E: 0 K: 0 S: 6	H: 3 LOB: 2 BB: 1 P: 10	R: 0 E: 0 K: 1 S: 5	H: 0 LOB: 0 BB: 0 P: 5	R: 0 E: 0 K: 0 S: 4	H: 1 LOB: 3 BB: 2 P: 12	R: 0 E: 0 K: 2 S: 9	H: 2 LOB: 3 BB: 1 P: 13	R: 2 E: 0 K: 2 S: 11	H: 4 LOB: 2 BB: 0 P: 11	R: 0 E: 0 K: 0 S: 3	H: 0 LOB: 1 BB: 1 P: 7	R: 0 E: 0 K: 0 S: 3	H: 0 LOB: 0 BB: 0 P: 3	1B: 8 2B: 4 3B: 0 HR: 0	SF: 0 SAC: 0 DP: 0 HBP: 0	WP: 0 PB: 0 SB: 1 CS: 0	PA: 44							
<b>PITCHER</b>	IP	WLS	BF	H	R	ER	SO	BB	IBB	HBP	BLK	WP	HR	S	P	ERA	WHIP										
Rich Gale, R ERA: 3.0 (1, 1)	5.0	W	26	7	2	2	2	3	1	0	0	0	0	26	42	3.60	2.000										
Bill Scherrer, L ERA: (6, 1)	0.2		3	1	0	0	2	0	0	0	0	0	0	7	7	0.00	1.500										
Ben Hayes, R ERA: 6.75 (6, 1)	0.1		5	4	2	2	0	0	0	0	0	0	0	5	5	54.00	12.000										
Ted Power, R ERA: 2.25 (7, 1)	3.0	S	10	0	0	0	2	1	0	0	0	0	0	13	17	0.00	0.333										

Cincinnati Reds @ Houston Astros  
Astrodome, Houston, TX  
Wed Apr 20 1983, 7:05 PM EST  
Att: 8,476 - Unknown

AB 39  
R 4  
H 12  
RBI 4  
BB 5  
SO 6  
LOB 29









Batter	1	2	3	4	5	6	7	8	9	AB	R	H	RBI	BB	SO	LOB	TOP						
<b>Pete Rose, S</b> OBP: 0.283, SLG: 0.340 (1, 9)										3	1	1	0	1	0	2	<b>Philadelphia Phillies @ Houston Astros</b> Astrodome, Houston, TX Fri Apr 22 1983, 7:05 PM EST Att: 32,130 - Dome						
<b>Tug McGraw, R</b> (6, 1)										0	0	0	0	0	0	0							
<b>Bill Robinson, R</b> (8, PH) <b>Ron Reed, R</b> (8, 1)										1	0	0	0	0	1	1							
<b>Gary Matthews, R</b> OBP: 0.385, SLG: 0.545 <b>Bob Dernier, R</b> OBP: 0.250, SLG: 0.143 (1, 7) (8, 9)										3	0	0	0	1	1	1							
<b>Joe Morgan, L</b> OBP: 0.389, SLG: 0.275 (1, 4)										5	1	1	0	0	1	3							
<b>Mike Schmidt, R</b> OBP: 0.469, SLG: 0.647 (1, 5)										1	2	1	1	4	0	0							
<b>Tony Perez, R</b> OBP: 0.422, SLG: 0.429 <b>Len Matuszek, L</b> (1, 3) (9, 3)										5	1	3	1	0	0	3							
<b>Bo Diaz, R</b> OBP: 0.367, SLG: 0.395 (1, 2)										4	0	0	0	1	1	7							
<b>Garry Maddox, R</b> OBP: 0.333, SLG: 0.200 (1, 8)										4	0	1	2	1	1	2							
<b>Ivan De Jesus, R</b> OBP: 0.243, SLG: 0.206 <b>Greg Gross, L</b> OBP: 0.440, SLG: 0.421 (6, PH) (6, 9) (8, 7)										2	0	0	0	0	0	1							
<b>Dick Ruthven, R</b> OBP: 0.333, SLG: 0.667 <b>Sid Monge, S</b> (4, 1)										1	0	0	0	0	1	0							
<b>Bob Molinaro, L</b> OBP: 0.125, SLG: 0.571 <b>Larry Milbourne, S</b> OBP: 0.333, SLG: 0.556 (6, PH) (6, 6)										1	0	0	0	0	0	0							
<b>Inning Stats</b>	R: 1 E: 0 K: 0 S: 4	H: 2 LOB: 2 BB: 2 P: 12	R: 0 E: 0 K: 1 S: 5	H: 0 LOB: 0 BB: 0 P: 5	R: 0 E: 0 K: 0 S: 3	H: 0 LOB: 0 BB: 0 P: 3	R: 1 E: 1 K: 0 S: 4	H: 1 LOB: 1 BB: 1 P: 8	R: 0 E: 0 K: 1 S: 5	H: 0 LOB: 1 BB: 2 P: 9	R: 2 E: 0 K: 1 S: 7	H: 2 LOB: 2 BB: 2 P: 15	R: 0 E: 0 K: 1 S: 6	H: 1 LOB: 2 BB: 1 P: 10	R: 0 E: 0 K: 2 S: 8	H: 1 LOB: 1 BB: 1 P: 8	R: 2 E: 0 K: 1 S: 8	H: 3 LOB: 2 BB: 1 P: 12	1B: 8 2B: 1 3B: 1 HR: 0	SF: 1 SAC: 0 DP: 1 HBP: 0	WP: 0 PB: 0 SB: 1 CS: 0	PA: 44	
<b>PITCHER</b>	IP WLS BF H R ER SO BB IBB HBP BLK WP HR S P ERA WHIP																						
<b>Nolan Ryan, R</b> ERA: 5.25 <b>Vern Riffe, R</b> ERA: 2.53 <b>Dave Smith, R</b> ERA: 12.27 <b>Frank DiPino, L</b> ERA: 6.0	(1, 1) (7, 1) (8, 1) (9, 1)	6.0 1.0 1.0 1.0	L 5 7 4	28 1 4 0	5 4 2 0	4 0 2 0	3 1 2 0	3 0 2 1	6 1 0 0	0 0 0 1	0 0 0 0	0 0 0 0	0 0 0 0	0 0 0 0	0 6 11 5	28 10 11 9	52 10 11 9	6.00 0.00 18.00 0.00	1.833 2.000 4.000 0.000				

AB	35
R	6
H	10
RBI	6
BB	8
SO	7
LOB	22



Batter	1	2	3	4	5	6	7	8	9	AB	R	H	RBI	BB	SO	LOB	BOTTOM					
<b>Omar Moreno, L</b> OBP: 0.294, SLG: 0.338 (1, 8)										5	0	0	0	0	1	2	<b>Philadelphia Phillies @ Houston Astros</b> Astrodome, Houston, TX Fri Apr 22 1983, 7:05 PM EST Att: 32,130 - Dome					
<b>Kevin Bass, S</b> OBP: 0.379, SLG: 0.519 (1, 9)										4	1	2	0	0	1	0						
<b>Dickie Thon, R</b> OBP: 0.347, SLG: 0.463 (1, 6)										4	1	1	0	0	0	2						
<b>Phil Garner, R</b> OBP: 0.379, SLG: 0.421 (1, 5)										3	0	1	1	0	1	0						
<b>Jose Cruz, L</b> OBP: 0.397, SLG: 0.373 (1, 7)										4	1	2	1	0	0	2						
<b>Ray Knight, R</b> OBP: 0.310, SLG: 0.340 (1, 3)										4	0	1	0	0	0	1						
<b>Alan Ashby, S</b> OBP: 0.457, SLG: 0.613 (1, 2)										3	0	1	0	1	1	0						
<b>Craig Reynolds, L</b> OBP: 0.200, SLG: 0.200 <b>Bill Doran, S</b> OBP: 0.338, SLG: 0.286 (1, 4) (4, PH) (5, 4)										1	0	0	0	0	0	0						
<b>Nolan Ryan, R</b> ERA: 5.25 <b>Vern Riffe, R</b> ERA: 2.53 <b>Tony Scott, S</b> OBP: 0.379, SLG: 0.519 <b>Dave Smith, R</b> ERA: 12.27 <b>Frank DiPino, L</b> ERA: 6.0 (1, 1) (7, 1) (8, 1) (9, 1) (9, 3)	(1, 1) (7, 1) (8, 1) (9, 1) (9, 3)	3.1 1.2 2.0 2.0	W 6 S	16 7 8	3 0 2 0	3 0 0 0	1 0 0 1	3 0 0 0	0 0 0 0	0 0 0 0	0 0 0 0	0 0 0 0	0 0 0 0	0 0 0 0	0 0 0 0	0 1 0 1						
<b>Inning Stats</b>	R: 0 E: 1 K: 0 S: 3	H: 0 LOB: 0 BB: 0 P: 3	R: 0 E: 0 K: 1 S: 5	H: 0 LOB: 0 BB: 0 P: 5	R: 0 E: 0 K: 0 S: 4	H: 1 LOB: 1 BB: 0 P: 4	R: 3 E: 0 K: 1 S: 9	H: 5 LOB: 2 BB: 1 P: 13	R: 0 E: 0 K: 0 S: 5	H: 0 LOB: 0 BB: 0 P: 5	R: 0 E: 0 K: 1 S: 5	H: 0 LOB: 0 BB: 0 P: 5	R: 0 E: 0 K: 1 S: 4	H: 1 LOB: 1 BB: 0 P: 4	R: 0 E: 0 K: 1 S: 6	H: 1 LOB: 1 BB: 0 P: 6		1B: 9 2B: 2 3B: 0 HR: 0	SF: 1 SAC: 0 DP: 1 HBP: 0	WP: 0 PB: 0 SB: 3 CS: 0	PA: 37	
<b>PITCHER</b>	IP WLS BF H R ER SO BB IBB HBP BLK WP HR S P ERA WHIP																					
<b>Dick Ruthven, R</b> ERA: 7.5 <b>Sid Monge, L</b> ERA: 5.06 <b>Tug McGraw, L</b> ERA: <b>Ron Reed, R</b> ERA: 1.04	(1, 1) (4, 1) (6, 1) (8, 1)	3.1 1.2 2.0 2.0	W 6 S	16 7 8	3 0 2 0	3 0 0 0	1 0 0 1	3 0 0 0	0 0 0 0	0 0 0 0	0 0 0 0	0 0 0 0	0 0 0 0	0 0 0 0	0 0 0 0	0 0 0 0	0 0 0 0	0 0 0 0	0 0 0 0	0 0 0 0	0 0 0 0	0 0 0 0

AB	35
R	3
H	10
RBI	3
BB	1
SO	5
LOB	11





Batter	1	2	3	4	5	6	7	8	9	AB	R	H	RBI	BB	SO	LOB	TOP											
Greg Gross, L OBP: 0.433, SLG: 0.500 (1, 9)										5	1	2	3	0	0	0												
Gary Matthews, R OBP: 0.393, SLG: 0.532 Pete Rose, S OBP: 0.296, SLG: 0.354 (1, 7) (8, 3)										3	1	1	0	1	1	0												
Joe Morgan, L OBP: 0.373, SLG: 0.250 (1, 4)										4	0	0	0	1	0	3												
Mike Schmidt, R OBP: 0.453, SLG: 0.632 (1, 5)										4	1	1	0	0	2	5												
Tony Perez, R OBP: 0.429, SLG: 0.457 Bob Demler, R OBP: 0.250, SLG: 0.143 (1, 3) (8, 9)										4	1	2	2	0	1	0												
Bo Diaz, R OBP: 0.358, SLG: 0.383 (1, 2)										4	1	1	1	0	0	1												
Garry Maddox, R OBP: 0.313, SLG: 0.214 (1, 8)										4	1	1	0	0	0	2												
Ivan De Jesus, R OBP: 0.244, SLG: 0.211 (1, 6)										4	0	1	1	0	0	2												
John Denny, R OBP: 0.200, SLG: 0.111 (1, 1)										4	1	1	0	0	0	1												
<b>Inning Stats</b>	R: 2 E: 0 K: 0 S: 6	H: 3 LOB: 1 BB: 0 P: 6	R: 0 E: 0 K: 0 S: 3	H: 0 LOB: 0 BB: 0 P: 3	R: 0 E: 0 K: 1 S: 5	H: 0 LOB: 0 BB: 0 P: 5	R: 4 E: 0 K: 1 S: 10	H: 5 LOB: 3 BB: 2 P: 18	R: 1 E: 0 K: 0 S: 5	H: 2 LOB: 1 BB: 0 P: 5	R: 0 E: 0 K: 0 S: 3	H: 0 LOB: 0 BB: 0 P: 7	R: 0 E: 0 K: 0 S: 3	H: 0 LOB: 0 BB: 0 P: 3	R: 0 E: 0 K: 0 S: 3	H: 1 LOB: 0 BB: 0 P: 3	1B: 8 2B: 2 3B: 1 HR: 0	SF: 0 SAC: 0 DP: 0 HBP: 0	WP: 0 PB: 0 SB: 1 CS: 1	PA: 39								
<b>PITCHER</b>	IP	WLS	BF	H	R	ER	SO	BB	IBB	HBP	BLK	WP	HR	S	P	ERA	WHIP											
Joe Niekro, R ERA: 4.54 Bill Dawley, R ERA: 1.23 Vern Ruhle, R ERA: 2.45 Dave Smith, R ERA: 9.64	(1, 1)	3.2	L	21	8	6	6	1	2	0	0	0	0	0	21	29	14.73	2.727										

Philadelphia Phillies @ Houston Astros  
Astrodome, Houston, TX  
Sat Apr 23 1983, 7:05 PM EST  
Att: 22,790 - Dome

AB	37
R	7
H	11
RBI	7
BB	2
SO	4
LOB	14



Batter	1	2	3	4	5	6	7	8	9	AB	R	H	RBI	BB	SO	LOB	BOTTOM										
Omar Moreno, L OBP: 0.292, SLG: 0.333 (1, 8)										4	0	1	0	0	0	0											
Kevin Bass, S OBP: 0.333, SLG: 0.452 (1, 9)										4	0	0	0	0	0	1											
Dickie Thon, R OBP: 0.342, SLG: 0.451 (1, 6)										4	0	1	0	0	0	0											
Phil Garner, R OBP: 0.371, SLG: 0.410 (1, 5)										4	1	1	0	0	0	1											
Jose Cruz, L OBP: 0.394, SLG: 0.371 (1, 7)										3	1	1	0	0	0	1											
Ray Knight, R OBP: 0.328, SLG: 0.393 (1, 3)										3	1	2	2	0	0	1											
Alan Ashby, S OBP: 0.421, SLG: 0.576 (1, 2)										2	0	0	1	0	0	2											
Craig Reynolds, L OBP: 0.125, SLG: 0.125 (1, 4)										3	0	0	0	0	0	0											
Joe Niekro, R Bill Dawley, R Terry Puhl, L Vern Ruhle, R Bill Doran, S Dave Smith, R	(1, 1) (4, 1) (5, PH) (8, 1) (8, PH) (9, 1)									1 0 0 0 0 0	0 0 0 0 0 0	0 0 0 0 0 0	0 0 0 0 0 0	0 0 0 0 0 0	0 0 0 0 0 0	0 0 0 0 0 0											
<b>Inning Stats</b>	R: 0 E: 0 K: 0 S: 3	H: 1 LOB: 0 BB: 0 P: 3	R: 3 E: 1 K: 0 S: 6	H: 2 LOB: 0 BB: 0 P: 6	R: 0 E: 0 K: 0 S: 4	H: 1 LOB: 1 BB: 0 P: 4	R: 0 E: 0 K: 0 S: 3	H: 1 LOB: 0 BB: 0 P: 3	R: 0 E: 0 K: 0 S: 3	H: 0 LOB: 0 BB: 0 P: 3	R: 0 E: 0 K: 0 S: 3	H: 1 LOB: 0 BB: 0 P: 3	R: 0 E: 0 K: 0 S: 3	H: 0 LOB: 0 BB: 0 P: 3	R: 0 E: 0 K: 0 S: 3	H: 0 LOB: 0 BB: 0 P: 3	1B: 5 2B: 0 3B: 1 HR: 0	SF: 1 SAC: 0 DP: 2 HBP: 0	WP: 0 PB: 0 SB: 0 CS: 1	PA: 31							
<b>PITCHER</b>	IP	WLS	BF	H	R	ER	SO	BB	IBB	HBP	BLK	WP	HR	S	P	ERA	WHIP										
John Denny, R ERA: 2.9	(1, 1)	9.0	W	31	6	3	2	0	0	0	0	0	0	31	31	2.00	0.667										

Philadelphia Phillies @ Houston Astros  
Astrodome, Houston, TX  
Sat Apr 23 1983, 7:05 PM EST  
Att: 22,790 - Dome

AB	30
R	3
H	6
RBI	3
BB	0
SO	0
LOB	6





Batter	1	2	3	4	5	6	7	8	9	10	11	AB	R	H	RBI	BB	SO	LOB	TOP	
Pete Rose, S Von Hayes, L Sid Monge, S Bob Melvin, L Ron Reed, R Tug McGraw, R	4-3		1B			5-3		FC5-6 F8 1B	F9			4	0	1	0	0	0	1		
Gary Matthews, R	P4		1-3			E5 1B		1-2 1B		6-3		5	0	1	0	0	0	1		
Mike Schmidt, R	HR					1B BB		F8		5-3		4	1	2	1	1	0	2		
Tony Perez, R	6-3					G6-3 1B		1-3		K		5	0	1	0	0	1	4		
Bo Diaz, R Bob Dernier, R	4-3					P4		5-3			5-3	4	0	1	0	0	0	2		
Gary Maddox, R	G3					G4-6-3 1B		1B		FC6-4 1B		5	1	1	0	0	0	3		
Larry Milbourne, S Joe Morgan, L	6-3					4-3		P6		1B 1B		3	0	0	0	0	0	1		
Ivan De Jesus, R Bill Robinson, R	4-3					4-3		5-3		1-3 2-H 1B		3	0	0	0	0	0	1		
Steve Carlton, L Greg Gross, L Ozzie Virgil, R	4-3					3-1		FC5-6 BB		F3		2	0	0	0	0	0	0		
<b>Inning Stats</b>	R: 1 E: 0 K: 1 S: 4	H: 1 LOB: 0 BB: 0 P: 4	R: 0 E: 0 K: 0 S: 3	H: 0 LOB: 0 BB: 0 P: 3	R: 0 E: 0 K: 0 S: 4	H: 1 LOB: 1 BB: 0 P: 4	R: 0 E: 0 K: 0 S: 3	H: 1 LOB: 1 BB: 1 P: 7	R: 0 E: 1 K: 0 S: 4	H: 1 LOB: 1 BB: 0 P: 4	R: 0 E: 0 K: 0 S: 4	H: 3 LOB: 2 BB: 0 P: 6	R: 0 E: 0 K: 1 S: 5	H: 0 LOB: 0 BB: 0 P: 5	R: 0 E: 0 K: 0 S: 3	H: 0 LOB: 0 BB: 0 P: 3	1B: 8 2B: 0 3B: 0 HR: 1	SF: 0 SAC: 0 DP: 2 HBP: 0	WP: 0 PB: 0 SB: 0 CS: 0	PA: 43
<b>PITCHER</b>	IP WLS BF H R ER SO BB IBB HBP BLK WP HR S P ERA WHIP	Michael LaCoss, R ERA: 6.04	Frank DiPino, L ERA: 6.0	Frank LaCorte, R ERA: 7.11	Mike Madden, L ERA: 0.93	<b>PITCHER</b>														

Philadelphia Phillies @ Houston Astros  
Astrodome, Houston, TX  
Sun Apr 24 1983, 4:33 AM EDT  
Att. 9,344 - Dome

AB 41  
R 2  
H 9  
RBI 2  
BB 2  
SO 1  
LOB 19



Batter	1	2	3	4	5	6	7	8	9	10	11	AB	R	H	RBI	BB	SO	LOB	BOTTOM			
Omar Moreno, L	F8			K		4-3		FC4-6 1-2 1B			F9 1B	5	1	1	0	0	1	1				
Kevin Bass, S Terry Puhl, L	K			L6		6-3		F8			F9	4	0	0	0	0	1	1				
Dickie Thon, R	G3			5-3				1B BB			1B IBB	4	1	1	0	1	1	0				
Phil Garner, R	F8			6-3				1B BB			1B IBB	3	0	1	0	2	0	0				
Jose Cruz, L	CS 1B			2B 1B				1-2 BB			1-2 BB	3	1	3	1	2	0	0				
Ray Knight, R	F7			G3 2B				SF7-5-6 2-3 3-H			1-3	3	0	1	2	0	0	2				
Alan Ashby, S	F7			G3		5-3		5-3			4-3	4	0	0	0	0	2					
Bill Doran, S	1-3			K				5-3			F8	4	0	0	0	0	1	1				
Michael LaCoss, R Frank DiPino, L Frank LaCorte, R Harry Spilman, L Mike Madden, L	K			6-3				FC4-6 1B			4-3	3	0	1	0	0	1	0				
<b>Inning Stats</b>	R: 0 E: 0 K: 1 S: 5	H: 0 LOB: 0 BB: 0 P: 5	R: 0 E: 0 K: 0 S: 3	H: 1 LOB: 0 BB: 0 P: 3	R: 0 E: 0 K: 1 S: 5	H: 0 LOB: 0 BB: 0 P: 5	R: 1 E: 0 K: 1 S: 7	H: 2 LOB: 1 BB: 0 P: 7	R: 0 E: 0 K: 0 S: 3	H: 0 LOB: 0 BB: 0 P: 3	R: 1 E: 0 K: 0 S: 4	H: 2 LOB: 1 BB: 1 P: 8	R: 0 E: 0 K: 0 S: 4	H: 0 LOB: 1 BB: 2 P: 12	R: 0 E: 0 K: 0 S: 3	H: 0 LOB: 0 BB: 0 P: 3	R: 1 E: 0 K: 0 S: 3	H: 2 LOB: 3 BB: 2 P: 11	1B: 7 2B: 2 3B: 0 HR: 0	SF: 1 SAC: 0 DP: 1 HBP: 0	WP: 0 PB: 0 SB: 2 CS: 2	PA: 41
<b>PITCHER</b>	IP WLS BF H R ER SO BB IBB HBP BLK WP HR S P ERA WHIP	Steve Carlton, L ERA: 1.85	Sid Monge, L ERA: 4.26	Ron Reed, R ERA: 1.64	Tug McGraw, L ERA:	<b>PITCHER</b>																

Philadelphia Phillies @ Houston Astros  
Astrodome, Houston, TX  
Sun Apr 24 1983, 4:33 AM EDT  
Att. 9,344 - Dome

AB 35  
R 3  
H 8  
RBI 3  
BB 5  
SO 5  
LOB 8





Batter	1	2	3	4	5	6	7	8	9	AB	R	H	RBI	BB	SO	LOB	TOP					
Omar Moreno, L (1.8)										4	1	1	0	0	0	0	<b>Houston Astros @ Montreal Expos</b> Olympic Stadium, Montreal, QB Tue Apr 26 1983, 3:33 AM EDT Att: 8,737 - Unknown <a href="http://livebaseballscorecards.com">livebaseballscorecards.com</a>					
Terry Puhl, L (1.9)										4	0	1	0	0	1	1						
Dickie Thon, R (1.6)										2	0	0	1	1	0	0						
Phil Garner, R (1.5)										4	0	0	0	0	0	2						
Jose Cruz, L (1.7)										4	1	1	1	0	0	0						
Ray Knight, R (1.3)										2	0	1	0	1	0	0						
Alan Ashby, S (1.2)										3	0	0	0	0	0	3						
Bill Doran, S (1.4)										3	0	0	0	0	0	2						
Bob Knepper, L (1.1)										3	0	0	0	0	2	0						
<b>Inning Stats</b>	R: 1 E: 0 K: 1 S: 6	H: 1 LOB: 0 BB: 0 P: 6	R: 0 E: 0 K: 0 S: 3	H: 1 LOB: 0 BB: 0 P: 3	R: 0 E: 0 K: 1 S: 5	H: 0 LOB: 0 BB: 0 P: 5	R: 0 E: 0 K: 0 S: 3	H: 0 LOB: 0 BB: 0 P: 3	R: 0 E: 0 K: 0 S: 3	H: 0 LOB: 1 BB: 1 P: 7	R: 0 E: 0 K: 0 S: 4	H: 1 LOB: 2 BB: 1 P: 8	R: 0 E: 0 K: 0 S: 3	H: 0 LOB: 1 BB: 0 P: 4	R: 0 E: 0 K: 1 S: 5	H: 0 LOB: 0 BB: 0 P: 5	R: 1 E: 0 K: 0 S: 4	H: 1 LOB: 0 BB: 0 P: 4	1B: 1 2B: 2 3B: 1 HR: 1	SF: 1 SAC: 0 DP: 1 HBP: 1	WP: 0 PB: 0 SB: 1 CS: 0	PA: 33
<b>PITCHER</b> Bill Gullickson, R (1.1) ERA: 4.85	IP: 9.0 WLS: L BF: 33	H: 4 R: 2 ER: 2 SO: 3	BB: 2 IBB: 0 HBP: 1 BLK: 0	WP: 0 HR: 1 S: 36 P: 45	ERA: 2.00 WHIP: 0.667																	

Batter	1	2	3	4	5	6	7	8	9	AB	R	H	RBI	BB	SO	LOB	BOTTOM					
Tim Raines, S (1.7)										3	0	0	0	2	0	3	<b>Houston Astros @ Montreal Expos</b> Olympic Stadium, Montreal, QB Tue Apr 26 1983, 3:33 AM EDT Att: 8,737 - Unknown <a href="http://livebaseballscorecards.com">livebaseballscorecards.com</a>					
Jim Wehford, R (1.9)										4	0	1	0	0	0	1						
Andre Dawson, R (1.8)										4	0	1	0	0	0	3						
Al Oliver, L (1.3)										4	0	1	0	0	0	3						
Gary Carter, R (1.2)										1	0	0	0	1	0	2						
Tim Blackwell, S (5.2)										0	0	0	0	1	0	0						
Jerry White, S (8. PH)										1	0	0	0	0	0	0						
Bobby Ramos, R (9.2)										0	0	0	0	0	0	0						
Tim Lincecum, R (1.5)										2	0	0	0	2	1	3						
Bryan Little, S (8. FR)										0	0	0	0	0	0	0						
Chris Speier, R (1.6)										3	0	1	0	1	0	3						
Doug Flynn, R (1.4)										4	0	0	0	0	0	7						
Bill Gullickson, R (1.1)										3	0	0	0	0	2	5						
Warren Cromartie, L (8. PH)										1	0	0	0	0	0	0						
<b>Inning Stats</b>	R: 0 E: 0 K: 0 S: 4	H: 1 LOB: 1 BB: 0 P: 4	R: 0 E: 1 K: 1 S: 6	H: 0 LOB: 3 BB: 2 P: 14	R: 0 E: 0 K: 1 S: 5	H: 2 LOB: 2 BB: 0 P: 5	R: 0 E: 0 K: 1 S: 4	H: 0 LOB: 0 BB: 1 P: 8	R: 0 E: 0 K: 0 S: 3	H: 0 LOB: 1 BB: 1 P: 7	R: 0 E: 0 K: 1 S: 6	H: 1 LOB: 2 BB: 1 P: 10	R: 0 E: 0 K: 0 S: 3	H: 0 LOB: 1 BB: 1 P: 7	R: 0 E: 0 K: 0 S: 3	H: 0 LOB: 1 BB: 1 P: 7	R: 0 E: 0 K: 0 S: 3	H: 0 LOB: 0 BB: 0 P: 3	1B: 3 2B: 1 3B: 0 HR: 0	SF: 0 SAC: 1 DP: 1 HBP: 0	WP: 0 PB: 0 SB: 1 CS: 0	PA: 38
<b>PITCHER</b> Bob Knepper, L (1.1) ERA: 1.96	IP: 9.0 WLS: W BF: 38	H: 4 R: 0 ER: 0 SO: 3	BB: 7 IBB: 0 HBP: 0 BLK: 0	WP: 0 HR: 0 S: 37 P: 65	ERA: 0.00 WHIP: 1.222																	



Batter	1	2	3	4	5	6	7	8	9	AB	R	H	RBI	BB	SO	LOB	TOP					
Omar Moreno, L (1,8) OBP: 0.291, SLG: 0.373										5	2	2	0	0	0	1						
Terry Puhl, L (1,9) OBP: 0.220, SLG: 0.217										5	0	1	0	0	2	3						
Dickie Thon, R (1,6) OBP: 0.337, SLG: 0.425										3	1	1	2	0	0	1						
Phil Garner, R (1,5) OBP: 0.386, SLG: 0.437										3	1	2	2	1	0	0						
Jose Cruz, L (1,7) OBP: 0.417, SLG: 0.425										4	0	1	0	0	2	2						
Ray Knight, R (1,3) OBP: 0.356, SLG: 0.446										4	0	2	0	0	0	0						
Denny Walling, L (9,3) OBP: 0.125, SLG: 0.067										0	0	0	0	0	0	0						
Alan Ashby, S (1,2) OBP: 0.347, SLG: 0.477										4	0	1	0	0	0	3						
Bill Doran, S (1,4) OBP: 0.300, SLG: 0.250										4	0	1	0	0	2	2						
Nolan Ryan, R (1,1) OBP: 0.143, SLG: 0.143										3	0	0	0	0	1	3						
Tony Scott, S (9,PH) OBP: 0.353, SLG: 0.467										1	0	0	0	0	1	0						
Frank LaCorte, R (9,1)										0	0	0	0	0	0	0						
<b>Inning Stats</b>	R: 2 E: 0 K: 1 S: 7	H: 2 LOB: 0 BB: 0 P: 7	R: 0 E: 0 K: 1 S: 6	H: 1 LOB: 1 BB: 0 P: 6	R: 2 E: 0 K: 0 S: 7	H: 5 LOB: 2 BB: 0 P: 7	R: 0 E: 1 K: 2 S: 8	H: 1 LOB: 1 BB: 0 P: 8	R: 0 E: 0 K: 1 S: 5	H: 0 LOB: 0 BB: 0 P: 5	R: 0 E: 0 K: 1 S: 6	H: 1 LOB: 2 BB: 1 P: 6	R: 0 E: 0 K: 0 S: 4	H: 1 LOB: 2 BB: 1 P: 8	R: 0 E: 0 K: 0 S: 3	H: 0 LOB: 0 BB: 0 P: 3	R: 0 E: 0 K: 2 S: 7	H: 0 LOB: 0 BB: 0 P: 7	1B: 7 2B: 2 3B: 1 HR: 1	SF: 1 SAC: 0 DP: 0 HBP: 0	WP: 0 PB: 0 SB: 2 CS: 0	PA: 38
<b>PITCHER</b>	IP WLS BF H R ER SO BB IBB HBP BLK WP HR S P ERA WHIP																					
Scott Sanderson, R (1,1) ERA: 4.44	5.0 L 23 9 4 4 5 0 0 0 0 0 1 33 33 7.20 1.800																					
Randy Lerch, L (6,1) ERA:	3.0 12 2 0 0 1 0 1 0 0 0 0 13 17 0.00 0.667																					
Dan Schatzeder, L (9,1) ERA: 3.0	1.0 3 0 0 0 2 0 0 0 0 0 0 7 7 0.00 0.000																					

Houston Astros @ Montreal Expos  
Olympic Stadium, Montreal, QB  
Wed Apr 27 1983, 3:33 AM EDT  
Att: 19,309 - Unknown

AB 36  
R 4  
H 11  
RBI 4  
BB 1  
SO 8  
LOB 15



Batter	1	2	3	4	5	6	7	8	9	AB	R	H	RBI	BB	SO	LOB	BOTTOM					
Tim Raines, S (1,7) OBP: 0.279, SLG: 0.246										4	1	1	0	0	0	1						
Bryan Little, S (1,6) OBP: 0.377, SLG: 0.333										3	0	0	0	1	1	0						
Andre Dawson, R (1,8) OBP: 0.365, SLG: 0.724										3	0	1	1	0	0	0						
Al Oliver, L (1,3) OBP: 0.317, SLG: 0.448										4	0	0	0	0	0	2						
Tim Wallach, R (1,5) OBP: 0.236, SLG: 0.255										3	0	0	0	0	1	0						
Terry Francona, L (1,9) OBP: 0.190, SLG: 0.238										3	1	1	0	0	0	0						
Tim Blackwell, S (1,2) OBP: 0.500, SLG: 0.333										3	0	1	0	0	2	0						
Doug Flynn, R (1,4) OBP: 0.278, SLG: 0.321										2	0	0	1	0	0	1						
Brad Mills, L (9,PH) OBP: 0.286, SLG: 0.286										1	0	0	0	0	1	0						
Chris Speier, R (9,6) OBP: 0.429, SLG: 0.417										0	0	0	0	0	0	0						
Scott Sanderson, R (1,1) OBP: 0.222, SLG: 0.333										1	0	0	0	0	0	0						
Jerry White, S (6,PH)										1	0	0	0	0	0	1						
Randy Lerch, L (6,1)										0	0	0	0	0	0	0						
Warren Cromartie, L (8,PH) OBP: 0.333, SLG: 0.281										1	0	1	0	0	0	0						
Dan Schatzeder, L (9,1)										0	0	0	0	0	0	0						
<b>Inning Stats</b>	R: 1 E: 0 K: 0 S: 3	H: 1 LOB: 0 BB: 1 P: 7	R: 0 E: 0 K: 2 S: 7	H: 0 LOB: 0 BB: 0 P: 7	R: 0 E: 0 K: 0 S: 3	H: 0 LOB: 0 BB: 0 P: 3	R: 0 E: 0 K: 0 S: 3	H: 1 LOB: 0 BB: 0 P: 3	R: 1 E: 0 K: 0 S: 5	H: 2 LOB: 1 BB: 0 P: 5	R: 0 E: 0 K: 1 S: 5	H: 0 LOB: 0 BB: 0 P: 5	R: 0 E: 0 K: 0 S: 3	H: 0 LOB: 0 BB: 0 P: 3	R: 0 E: 0 K: 2 S: 8	H: 1 LOB: 1 BB: 0 P: 8	R: 0 E: 0 K: 0 S: 3	H: 0 LOB: 0 BB: 0 P: 3	1B: 5 2B: 0 3B: 0 HR: 0	SF: 1 SAC: 0 DP: 2 HBP: 0	WP: 0 PB: 0 SB: 1 CS: 0	PA: 31
<b>PITCHER</b>	IP WLS BF H R ER SO BB IBB HBP BLK WP HR S P ERA WHIP																					
Nolan Ryan, R (1,1) ERA: 3.6	8.0 W 28 5 2 1 5 1 0 0 0 0 0 37 41 1.12 0.750																					
Frank LaCorte, R (9,1) ERA: 6.59	1.0 S 3 0 0 0 0 0 0 0 0 0 0 3 3 0.00 0.000																					

Houston Astros @ Montreal Expos  
Olympic Stadium, Montreal, QB  
Wed Apr 27 1983, 3:33 AM EDT  
Att: 19,309 - Unknown

AB 29  
R 2  
H 5  
RBI 2  
BB 1  
SO 5  
LOB 5





Batter	1	2	3	4	5	6	7	8	9	10	AB	R	H	RBI	BB	SO	LOB	TOP			
Omar Moreno, L OBP: 0.286, SLG: 0.364 (1, 8)											5	0	1	0	0	2	4				
Tony Scott, S OBP: 0.364, SLG: 0.450 (1, 9)											5	1	2	0	0	1	1				
Dickie Thon, R OBP: 0.340, SLG: 0.417 (1, 6)											4	1	1	0	1	0	1				
Phil Garner, R OBP: 0.386, SLG: 0.427 (1, 5)											4	0	1	2	1	1	1				
Jose Cruz, L OBP: 0.416, SLG: 0.429 (1, 7)											4	1	2	1	0	2	2				
Ray Knight, R OBP: 0.333, SLG: 0.414 Bill Dawley, R (10, 1)											5	0	0	0	0	2	3				
Alan Ashby, S OBP: 0.358, SLG: 0.563 (1, 2)											4	2	2	1	0	1	2				
Bill Doran, S OBP: 0.310, SLG: 0.254 (1, 4)											3	0	1	0	1	0	1				
Joe Niekro, R OBP: 0.083, SLG: 0.083 Frank LaCorte, R (7, 1)											2	0	1	2	0	0	1				
Kevin Bass, S OBP: 0.316, SLG: 0.417 Denny Walling, L OBP: 0.125, SLG: 0.067 (10, 3)											0	0	0	0	0	0	0				
											1	1	1	0	0	0	0				
											0	0	0	0	0	0	0				
<b>Inning Stats</b>	R: 0 E: 0 K: 1 S: 5	H: 2 LOB: 0 BB: 0 P: 5	R: 0 E: 0 K: 1 S: 4	H: 0 LOB: 0 BB: 1 P: 8	R: 0 E: 0 K: 2 S: 8	H: 1 LOB: 1 BB: 0 P: 8	R: 0 E: 0 K: 1 S: 6	H: 1 LOB: 1 BB: 0 P: 6	R: 0 E: 0 K: 0 S: 3	H: 0 LOB: 0 BB: 0 P: 3	R: 2 E: 1 K: 1 S: 8	H: 2 LOB: 2 BB: 1 P: 12	R: 0 E: 0 K: 0 S: 3	H: 0 LOB: 0 BB: 0 P: 3	R: 1 E: 0 K: 0 S: 4	H: 2 LOB: 0 BB: 0 P: 4	R: 3 E: 0 K: 2 S: 10	H: 3 LOB: 1 BB: 1 P: 14	1B: 10 2B: 1 3B: 0 HR: 1	SF: 1 SAC: 1 DP: 0 HBP: 0	WP: 0 PA: 43
<b>PITCHER</b>	IP 9.1	WLS L	BF 38	H 11	R 5	ER 3	SO 8	BB 2	IBB 0	HBP 0	BLK 0	WP 0	HR 1	S 52	P 60	ERA 2.89	WHIP 1.393				
Ron Reed, R ERA: 3.29 (10, 1)	0.2		4	1	1	1	1	1	0	0	0	0	0	5	9	13.50	3.000				

Houston Astros @ Philadelphia Phillies  
Veterans Stadium, Philadelphia, PA  
Fri Apr 29 1983, 7:05 PM EDT  
Att: 30,067 - Unknown

AB 37  
R 6  
H 12  
RBI 6  
BB 3  
SO 9  
LOB 16



Batter	1	2	3	4	5	6	7	8	9	10	AB	R	H	RBI	BB	SO	LOB	BOTTOM			
Pete Rose, S OBP: 0.270, SLG: 0.309 (8, 3)											6	0	2	0	0	1	0				
Gary Matthews, R OBP: 0.395, SLG: 0.460 Greg Gross, L OBP: 0.424, SLG: 0.462 (9, 7)											3	1	0	0	2	1	2				
Mike Schmidt, R OBP: 0.458, SLG: 0.654 (1, 5)											2	1	0	0	3	0	1				
Tony Perez, R OBP: 0.409, SLG: 0.435 Bob Dernier, R OBP: 0.182, SLG: 0.100 (7, PR) (8, 9)											4	0	1	0	0	1	3				
Bo Diaz, R OBP: 0.348, SLG: 0.345 (1, 2)											3	0	0	0	1	0	1				
Garry Madrox, R OBP: 0.371, SLG: 0.313 (1, 8)											4	0	2	1	1	1	1				
Larry Milbourne, S OBP: 0.316, SLG: 0.353 (10, 6)											4	0	1	0	1	2	7				
Ivan De Jesus, R OBP: 0.278, SLG: 0.229 Joe Morgan, L OBP: 0.375, SLG: 0.255 (9, PH) (10, 4)											3	0	0	0	1	1	3				
Sieve Carlton, L OBP: 0.222, SLG: 0.235 Ron Reed, R (10, 1)											4	0	0	0	0	2	5				
Bob Molinaro, L OBP: 0.100, SLG: 0.444 (10, PH)											0	0	0	0	0	0	0				
											1	0	0	0	0	0	0				
<b>Inning Stats</b>	R: 0 E: 0 K: 2 S: 7	H: 0 LOB: 1 BB: 1 P: 11	R: 0 E: 0 K: 1 S: 5	H: 0 LOB: 1 BB: 1 P: 9	R: 0 E: 0 K: 0 S: 3	H: 0 LOB: 2 BB: 2 P: 11	R: 0 E: 1 K: 3 S: 11	H: 1 LOB: 2 BB: 0 P: 11	R: 0 E: 0 K: 0 S: 3	H: 1 LOB: 0 BB: 0 P: 3	R: 3 E: 2 K: 1 S: 8	H: 2 LOB: 2 BB: 1 P: 12	R: 0 E: 0 K: 1 S: 6	H: 1 LOB: 1 BB: 0 P: 6	R: 0 E: 1 K: 2 S: 8	H: 0 LOB: 3 BB: 2 P: 16	R: 0 E: 0 K: 0 S: 3	H: 0 LOB: 0 BB: 0 P: 3	1B: 6 2B: 0 3B: 0 HR: 0	SF: 0 SAC: 2 DP: 1 HBP: 0	WP: 0 PA: 47
<b>PITCHER</b>	IP 6.1	WLS W	BF 31	H 4	R 3	ER 0	SO 7	BB 1	IBB 0	HBP 0	BLK 1	WP 0	HR 0	S 38	P 66	ERA 0.00	WHIP 1.737				
Frank LaCorte, R ERA: 5.91 (7, 1)	2.2		13	2	0	0	3	1	1	0	0	0	0	17	25	0.00	1.125				
Bill Dawley, R ERA: 1.08 (10, 1)	1.0	S	3	0	0	0	0	0	0	0	0	0	0	3	3	0.00	0.000				

Houston Astros @ Philadelphia Phillies  
Veterans Stadium, Philadelphia, PA  
Fri Apr 29 1983, 7:05 PM EDT  
Att: 30,067 - Unknown

AB 36  
R 3  
H 6  
RBI 1  
BB 9  
SO 10  
LOB 26





Batter	1	2	3	4	5	6	7	8	9	AB	R	H	RBI	BB	SO	LOB	TOP			
Omar Moreno, L (1, 8) OBP: 0.274, SLG: 0.348	4-3		4-3			1-3			4-3	4	0	0	0	0	0	0				
Tony Scott, S (1, 9) OBP: 0.360, SLG: 0.435	FC5-4 1B					G3			G3	3	0	1	0	0	0	0				
Dickie Thon, R (1, 6) OBP: 0.340, SLG: 0.414	FC5-4 1-2					CS 1B			F8	3	0	1	0	0	0	1				
Phil Garner, R (1, 5) OBP: 0.374, SLG: 0.410	6-3					4-3 1-2			4-3	3	0	0	0	0	0	2				
Jose Cruz, L (1, 7) OBP: 0.413, SLG: 0.418									2-3	2	0	0	0	1	1	0				
Ray Knight, R (1, 3) OBP: 0.321, SLG: 0.397									6-3	3	0	0	0	0	0	1				
Alan Ashby, S (1, 2) OBP: 0.339, SLG: 0.529									6-3	3	0	0	0	0	2	0				
Bill Doran, S (1, 4) OBP: 0.302, SLG: 0.247										2	0	0	0	0	0	0				
Denny Walling, L (9, PH) OBP: 0.118, SLG: 0.063										1	0	0	0	0	1	0				
Michael LaCoss, R (1, 1) OBP: 0.083, SLG: 0.083										2	0	0	0	0	1	0				
Vern Ruhle, R (7, 1)										0	0	0	0	0	0	0				
Dave Smith, R (8, 1)										0	0	0	0	0	0	0				
Craig Reynolds, L (9, PH) OBP: 0.111, SLG: 0.111										1	0	0	0	0	0	0				
<b>Inning Stats</b>	R: 0 E: 0 K: 0 S: 4	H: 1 LOB: 1 BB: 0 P: 4	R: 0 E: 0 K: 0 S: 2	H: 0 LOB: 0 BB: 1 P: 6	R: 0 E: 0 K: 1 S: 5	H: 0 LOB: 0 BB: 0 P: 5	R: 0 E: 0 K: 0 S: 3	H: 1 LOB: 0 BB: 0 P: 3	R: 0 E: 0 K: 2 S: 7	H: 0 LOB: 0 BB: 0 P: 7	R: 0 E: 0 K: 0 S: 3	H: 0 LOB: 0 BB: 0 P: 3	R: 0 E: 0 K: 1 S: 5	H: 0 LOB: 0 BB: 0 P: 5	R: 0 E: 0 K: 1 S: 5	H: 0 LOB: 0 BB: 0 P: 5	1B: 2 2B: 0 3B: 0 HR: 0	SF: 0 SAC: 0 DP: 1 HBP: 0	WP: 0 PB: 0 SB: 0 CS: 1	PA: 28
<b>PITCHER</b> John Denny, R (1, 1) ERA: 2.25	IP: 9.0 WLS: W BF: 28 H: 2 R: 0 ER: 0 SO: 5 BB: 1 IBB: 0 HBP: 0 BLK: 0 WP: 0 HR: 0 S: 37 P: 41 ERA: 0.00 WHIP: 0.333																			

Houston Astros @ Philadelphia Phillies  
Veterans Stadium, Philadelphia, PA  
Sat Apr 30 1983, 3:33 AM EDT  
Att: 24,845 - Unknown

AB	27
R	0
H	2
RBI	0
BB	1
SO	5
LOB	4



Batter	1	2	3	4	5	6	7	8	9	AB	R	H	RBI	BB	SO	LOB	BOTTOM			
Pete Rose, S (1, 9) OBP: 0.295, SLG: 0.352			4-3							3	1	2	1	1	0	0				
Bill Robinson, R (9, 3) OBP: 0.500, SLG: 0.333	FC4-6 1B					SF7 2H 3B	BB			0	0	0	0	0	0	0				
Gary Matthews, R (1, 7) OBP: 0.375, SLG: 0.439	K					SF7	F9			3	0	0	1	0	1	2				
Greg Gross, L (9, 7) OBP: 0.424, SLG: 0.462										0	0	0	0	0	0	0				
Joe Morgan, L (1, 4) OBP: 0.368, SLG: 0.254	FC4-6									4	1	1	0	0	0	1				
Larry Milbourne, S (9, 4) OBP: 0.316, SLG: 0.353	FC6-4 1-2					4-3			E 1B 2B 1B	0	0	0	0	0	0	0				
Mike Schmidt, R (1, 5) OBP: 0.461, SLG: 0.643	FC6-4 1-2					F8			E 1B 1-2 2B 1B	4	2	2	0	0	0	1				
Tony Perez, R (1, 3) OBP: 0.406, SLG: 0.431										3	0	1	0	0	0	0				
Bob Demier, R (7, PR) OBP: 0.167, SLG: 0.091	6-3					F9			E 2B 1B	1	1	0	0	0	0	2				
Bo Diaz, R (1, 2) OBP: 0.329, SLG: 0.323										4	1	0	0	0	0	3				
Garry Maddox, R (1, 8) OBP: 0.410, SLG: 0.417										4	1	3	3	0	0	0				
Ivan De Jesus, R (1, 6) OBP: 0.276, SLG: 0.220	CS 1-2									2	1	0	1	1	0	2				
John Denny, R (1, 1) OBP: 0.143, SLG: 0.077										4	0	0	0	0	1	4				
<b>Inning Stats</b>	R: 0 E: 0 K: 1 S: 6	H: 1 LOB: 1 BB: 0 P: 6	R: 0 E: 0 K: 0 S: 3	H: 1 LOB: 0 BB: 0 P: 3	R: 0 E: 0 K: 0 S: 3	H: 0 LOB: 0 BB: 0 P: 3	R: 0 E: 0 K: 0 S: 3	H: 0 LOB: 0 BB: 0 P: 3	R: 0 E: 0 K: 0 S: 3	H: 0 LOB: 0 BB: 0 P: 3	R: 2 E: 0 K: 1 S: 6	H: 1 LOB: 1 BB: 1 P: 10	R: 4 E: 2 K: 0 S: 7	H: 3 LOB: 1 BB: 1 P: 11	R: 2 E: 1 K: 0 S: 7	H: 3 LOB: 2 BB: 0 P: 7	1B: 6 2B: 2 3B: 1 HR: 0	SF: 2 SAC: 0 DP: 0 HBP: 0	WP: 0 PB: 0 SB: 1 CS: 1	PA: 37
<b>PITCHER</b> Michael LaCoss, R (1, 1) ERA: 6.03 Vern Ruhle, R (7, 1) ERA: 3.2 Dave Smith, R (8, 1) ERA: 8.44	IP: 6.0 WLS: L BF: 25 H: 6 R: 6 ER: 4 SO: 2 BB: 1 IBB: 0 HBP: 0 BLK: 0 WP: 0 HR: 0 S: 28 P: 32 ERA: 6.00 WHIP: 1.167																			

Houston Astros @ Philadelphia Phillies  
Veterans Stadium, Philadelphia, PA  
Sat Apr 30 1983, 3:33 AM EDT  
Att: 24,845 - Unknown

AB	32
R	8
H	9
RBI	6
BB	2
SO	2
LOB	15





Batter	1	2	3	4	5	6	7	8	9	AB	R	H	RBI	BB	SO	LOB	TOP					
Omar Moreno, L (1, 8) OBP: 0.283, SLG: 0.354 Frank DiPino, L (7, 1) Tim Tolman, R (9, PH) OBP: 0.167, SLG: 0.667	0-0 BB S 1B		0-0 4-3		0-0 2H 1B		0-0 L8		0-0 HR	4	0	2	1	0	0	2	Houston Astros @ Philadelphia Phillies Veterans Stadium, Philadelphia, PA Sun May 01 1983, 3:33 AM EDT Att: 27,968 - Unknown					
Tony Scott, S (1, 9) OBP: 0.333, SLG: 0.370	0-0 L4 1-2		0-0 F7		0-0 G3			0-0 1B BB	4	0	0	0	1	0	2							
Dickie Thon, R (1, 6) OBP: 0.347, SLG: 0.411	4-0 BB BB		0-0 F8		0-0 F8			0-0 1-3 1B	3	0	1	0	1	0	0							
Phil Garner, R (1, 5) OBP: 0.358, SLG: 0.390	0-0 F9		0-3 K		0-0 F3			0-3 K	4	0	0	0	0	2	4							
Jose Cruz, L (1, 7) OBP: 0.406, SLG: 0.402	4-0 1-2 2-3 BB		0-0 4-3		0-3 K			0-0 1-3	3	0	0	0	1	1	2							
Ray Knight, R (1, 3) OBP: 0.313, SLG: 0.387 Vern Ruhle, R (4, 1) Craig Reynolds, L (7, PH) OBP: 0.091, SLG: 0.091	0-3 K		0-0 P4		0-3 K			0-3 K	2	0	0	0	0	1	3							
Alan Ashby, S (1, 2) OBP: 0.333, SLG: 0.500		0-3 K		0-0 F7			4-0 BB BB	0-0 F8	3	0	0	0	1	1	0							
Bill Doran, S (1, 4) OBP: 0.315, SLG: 0.267 Terry Puhl, L (7, 9) OBP: 0.216, SLG: 0.213		0-0 1-6-3		0-0 1B 2B			4-0 BB BB	0-3 K	2	1	1	0	1	0	0							
Bob Knepper, L (1, 1) OBP: 0.214, SLG: 0.154 Harry Spilman, L (4, 3) OBP: 0.313, SLG: 0.500		0-3 K		0-0 F8			0-3 K	0-0 HR 2B	1	0	0	0	0	1	0							
<b>Inning Stats</b>	R: 0 E: 0 K: 1 S: 6	H: 1 LOB: 3 BB: 2 P: 14	R: 0 E: 0 K: 2 S: 7	H: 0 LOB: 0 BB: 0 P: 7	R: 0 E: 0 K: 0 S: 3	H: 0 LOB: 0 BB: 0 P: 3	R: 0 E: 0 K: 1 S: 5	H: 0 LOB: 0 BB: 0 P: 5	R: 1 E: 0 K: 0 S: 5	H: 2 LOB: 1 BB: 0 P: 5	R: 0 E: 0 K: 1 S: 5	H: 0 LOB: 0 BB: 0 P: 5	R: 0 E: 0 K: 2 S: 7	H: 0 LOB: 2 BB: 2 P: 15	R: 0 E: 0 K: 2 S: 8	H: 1 LOB: 2 BB: 1 P: 12		R: 2 E: 0 K: 1 S: 7	H: 2 LOB: 0 BB: 0 P: 7	1B: 3 2B: 2 3B: 0 HR: 1	SF: 0 SAC: 0 DP: 0 HBP: 0	WP: 0 PB: 0 SB: 1 CS: 0
<b>PITCHER</b>	IP WLS BF H R ER SO BB IBB HBP BLK WP HR S P ERA WHIP	IP WLS BF H R ER SO BB IBB HBP BLK WP HR S P ERA WHIP	IP WLS BF H R ER SO BB IBB HBP BLK WP HR S P ERA WHIP	IP WLS BF H R ER SO BB IBB HBP BLK WP HR S P ERA WHIP	IP WLS BF H R ER SO BB IBB HBP BLK WP HR S P ERA WHIP	IP WLS BF H R ER SO BB IBB HBP BLK WP HR S P ERA WHIP	IP WLS BF H R ER SO BB IBB HBP BLK WP HR S P ERA WHIP	IP WLS BF H R ER SO BB IBB HBP BLK WP HR S P ERA WHIP	IP WLS BF H R ER SO BB IBB HBP BLK WP HR S P ERA WHIP	IP WLS BF H R ER SO BB IBB HBP BLK WP HR S P ERA WHIP	IP WLS BF H R ER SO BB IBB HBP BLK WP HR S P ERA WHIP	IP WLS BF H R ER SO BB IBB HBP BLK WP HR S P ERA WHIP	IP WLS BF H R ER SO BB IBB HBP BLK WP HR S P ERA WHIP	IP WLS BF H R ER SO BB IBB HBP BLK WP HR S P ERA WHIP	IP WLS BF H R ER SO BB IBB HBP BLK WP HR S P ERA WHIP	IP WLS BF H R ER SO BB IBB HBP BLK WP HR S P ERA WHIP						
Larry Christenson, R (1, 1) ERA: 3.93 Al Holland, L (8, 1) ERA: 5.4 Sid Monge, L (9, 1) ERA: 5.4	7.0 W 28 3 1 1 7 4 0 0 0 0 0 0 38 54 1.29 1.000	1.0 5 1 0 0 2 1 0 0 0 0 0 0 8 12 0.00 2.000	1.0 5 2 2 2 1 0 0 0 0 0 0 0 1 7 7 18.00 2.000																			

AB	33
R	3
H	6
RBI	3
BB	5
SO	10
LOB	18



Batter	1	2	3	4	5	6	7	8	9	AB	R	H	RBI	BB	SO	LOB	BOTTOM			
Pete Rose, S (1, 9) OBP: 0.305, SLG: 0.360 Bob Demier, R (5, PR) OBP: 0.154, SLG: 0.083	0-0 1-3		0-0 F9	0-0 1B 1B	0-0 1B		0-3 K			4	1	2	0	0	0	0	Houston Astros @ Philadelphia Phillies Veterans Stadium, Philadelphia, PA Sun May 01 1983, 3:33 AM EDT Att: 27,968 - Unknown			
Gary Matthews, R (1, 7) OBP: 0.385, SLG: 0.423 Al Holland, R (8, 1) Greg Gross, L (9, 7) OBP: 0.424, SLG: 0.462	0-3 K		0-0 E6 2B	0-0 1B 1B	0-3 K				5	2	1	0	0	3	1					
Joe Morgan, L (1, 4) OBP: 0.388, SLG: 0.262 Larry Milbourne, S (7, 4) OBP: 0.300, SLG: 0.333	4-0 E S 1B BB		4-0 2B SF7 BB	0-0 1B 2B	0-0 1B		0-0 4-3	0-0 F9	2	3	1	1	2	0	0					
Mike Schmidt, R (1, 5) OBP: 0.469, SLG: 0.672	0-0 E5 1B		0-0 2B 2B	0-0 2B 1B	0-0 1B		0-0 HR 2B	0-0 F7	5	2	3	2	0	0	1					
Tony Perez, R (1, 3) OBP: 0.419, SLG: 0.507 Sid Monge, S (9, 1)	0-0 1-2 1B		0-0 SF7	0-0 1B 2B	0-0 2B		0-0 HR	0-0 5-3	4	1	3	5	0	0	0					
Garry Maddox, R (1, 8) OBP: 0.395, SLG: 0.425	0-3 K		0-0 1B 2B	0-0 1-3 2B	0-0 1-3 2B		0-0 5-3		4	1	1	1	0	1	4					
Ozzie Virgil, R (1, 2) OBP: 0.333, SLG: 0.778		0-0 6-3	0-0 1B	0-0 6-3			0-0 HR		4	1	2	2	0	0	2					
Ivan De Jesus, R (1, 6) OBP: 0.258, SLG: 0.204		0-0 5-3	0-0 F8		0-0 F9	0-0 F9			4	0	0	0	0	0	1					
Larry Christenson, R (1, 1) Bill Robinson, R (7, PH) OBP: 0.400, SLG: 0.250	0-0 6-3		0-0 5-3		0-3 K				3	0	0	0	0	1	0					
<b>Inning Stats</b>	R: 1 E: 1 K: 2 S: 9	H: 1 LOB: 2 BB: 1 P: 13	R: 0 E: 0 K: 0 S: 3	H: 0 LOB: 0 BB: 0 P: 3	R: 4 E: 1 K: 0 S: 7	H: 3 LOB: 1 BB: 1 P: 11	R: 3 E: 0 K: 0 S: 8	H: 5 LOB: 2 BB: 0 P: 8	R: 0 E: 0 K: 2 S: 8	H: 1 LOB: 1 BB: 0 P: 8	R: 3 E: 0 K: 0 S: 6	H: 3 LOB: 0 BB: 0 P: 6	R: 0 E: 0 K: 3 S: 9	H: 0 LOB: 0 BB: 0 P: 9	R: 0 E: 0 K: 0 S: 3	H: 0 LOB: 0 BB: 0 P: 3		1B: 7 2B: 4 3B: 0 HR: 2	SF: 1 SAC: 0 DP: 0 HBP: 0	WP: 0 PB: 0 SB: 1 CS: 0
<b>PITCHER</b>	IP WLS BF H R ER SO BB IBB HBP BLK WP HR S P ERA WHIP	IP WLS BF H R ER SO BB IBB HBP BLK WP HR S P ERA WHIP	IP WLS BF H R ER SO BB IBB HBP BLK WP HR S P ERA WHIP	IP WLS BF H R ER SO BB IBB HBP BLK WP HR S P ERA WHIP	IP WLS BF H R ER SO BB IBB HBP BLK WP HR S P ERA WHIP	IP WLS BF H R ER SO BB IBB HBP BLK WP HR S P ERA WHIP	IP WLS BF H R ER SO BB IBB HBP BLK WP HR S P ERA WHIP	IP WLS BF H R ER SO BB IBB HBP BLK WP HR S P ERA WHIP	IP WLS BF H R ER SO BB IBB HBP BLK WP HR S P ERA WHIP	IP WLS BF H R ER SO BB IBB HBP BLK WP HR S P ERA WHIP	IP WLS BF H R ER SO BB IBB HBP BLK WP HR S P ERA WHIP	IP WLS BF H R ER SO BB IBB HBP BLK WP HR S P ERA WHIP	IP WLS BF H R ER SO BB IBB HBP BLK WP HR S P ERA WHIP	IP WLS BF H R ER SO BB IBB HBP BLK WP HR S P ERA WHIP	IP WLS BF H R ER SO BB IBB HBP BLK WP HR S P ERA WHIP					
Bob Knepper, L (1, 1) ERA: 2.42 Vern Ruhle, R (4, 1) ERA: 4.03 Frank DiPino, L (7, 1) ERA: 4.5	3.1 L 22 5 3 3 2 0 0 0 0 0 0 2 17 17 10.12 1.875	2.0 6 0 0 0 3 0 0 0 0 0 0 0 12 12 0.00 0.000																		






Batter	1	2	3	4	5	6	7	8	9	AB	R	H	RBI	BB	SO	LOB	TOP			
Omar Moreno, L (1, 8) OBP: 0.288, SLG: 0.343	4-0 CS BB		0-0 L6		4-0 3-1 BB		0-3 K		0-0 6-3	3	0	0	0	2	1	1				
Tony Scott, S (1, 9) OBP: 0.324, SLG: 0.355	0-0 4-3			0-0 1B FC1-6 1B	0-0 3-1		0-0 L8			4	1	1	0	0	0	3				
Dickie Thon, R (1, 6) OBP: 0.343, SLG: 0.404	0-0 F7			0-0 F8	0-0 5-3			0-0 1B SF8 1B		4	1	1	0	0	0	3				
Phil Garner, R (1, 5) OBP: 0.354, SLG: 0.384		0-3 K		0-0 FC1-6 1B		0-0 F9		0-0 F9		4	0	1	0	0	1	1				
Jose Cruz, L (1, 7) OBP: 0.400, SLG: 0.395		0-0 F8		0-0 FC1-6 1B		0-0 4-3		0-0 1B		4	0	1	1	0	0	1				
Ray Knight, R (1, 3) OBP: 0.322, SLG: 0.436		0-0 5-3		0-0 1B		0-0 HR		0-0 SF8		3	1	2	2	0	0	0				
Alan Ashby, S (1, 2) OBP: 0.328, SLG: 0.474			0-0 6-3	0-0 F6		4-0 FC6-4 BB		0-0 L4		3	0	0	0	1	0	3				
Bill Doran, S (1, 4) OBP: 0.312, SLG: 0.266			0-3 K		0-0 3-1 SH1-4 1B	0-0 FC6-4		0-0 F8		4	0	1	0	0	1	1				
Nolan Ryan, R (1, 1) OBP: 0.222, SLG: 0.125 Frank LaCorte, R (8, 1)			4-0 BB		0-0 SH1-4		0-3 K		0-0 5-3	1	0	0	0	1	1	0				
										1	0	0	0	0	0	0				
<b>Inning Stats</b>	R: 0 E: 0 K: 0 S: 2	H: 0 LOB: 0 BB: 1 P: 6	R: 0 E: 0 K: 1 S: 5	H: 0 LOB: 0 BB: 0 P: 5	R: 0 E: 0 K: 1 S: 5	H: 0 LOB: 1 BB: 1 P: 9	R: 1 E: 0 K: 0 S: 6	H: 3 LOB: 2 BB: 0 P: 6	R: 0 E: 0 K: 0 S: 4	H: 1 LOB: 2 BB: 1 P: 8	R: 0 E: 0 K: 2 S: 7	H: 0 LOB: 0 BB: 0 P: 7	R: 1 E: 0 K: 0 S: 5	H: 2 LOB: 1 BB: 0 P: 5	R: 0 E: 0 K: 0 S: 3	H: 0 LOB: 0 BB: 0 P: 3	1B: 6 2B: 0 3B: 0 HR: 1	SF: 1 SAC: 1 DP: 0 HBP: 0	WP: 0 PB: 0 SB: 1 CS: 1	PA: 37
<b>PITCHER</b>	IP WLS BF H R ER SO BB IBB HBP BLK WP HR S P ERA WHIP	9.0 L 37 7 3 3 4 4 0 0 0 0 1 41 57 3.00 1.222																		

Houston Astros @ New York Mets  
Shea Stadium, Flushing, NY  
Mon May 02 1983, 7:05 PM EDT  
Att: 5,218 - Unknown

livebaseballscores.com

AB 31  
R 3  
H 7  
RBI 3  
BB 4  
SO 4  
LOB 13




Batter	1	2	3	4	5	6	7	8	9	AB	R	H	RBI	BB	SO	LOB	BOTTOM			
Mookie Wilson, S (1, 8) OBP: 0.341, SLG: 0.451	0-0 1B 1B 2B		0-0 6-3		4-0 1B 1-2 BB		0-0 CS 1B		0-0 L5-3	4	1	2	0	1	0	1				
Hubie Brooks, R (1, 5) OBP: 0.297, SLG: 0.309	0-3 K		0-0 6-3		0-3 K		0-3 K			4	0	0	0	0	3	4				
Rusty Staub, L (1, 3) OBP: 0.412, SLG: 0.286 Ron Gardenhire, R (6, PR) OBP: 0.120, SLG: 0.083 (9, 6)	0-0 1B 2-3 1B		4-0 BB		0-0 1-3 2-H 1B		0-0 SH1-4 1B			3	0	3	1	1	0	0				
George Foster, R (1, 7) OBP: 0.342, SLG: 0.397	0-0 1-2 3-H 1B		0-0 F3		0-3 K		0-0 SH1-4 1B			4	0	2	1	0	1	3				
Danny Heep, L (1, 9) OBP: 0.413, SLG: 0.519	0-3 K			0-0 G6-4-3 1B		0-0 F7		0-0 SH1-4		3	0	1	0	0	1	2				
Wally Backman, S (1, 4) OBP: 0.095, SLG: 0.095	0-3 K			0-0 G6-4-3		0-3 K		0-3 K		4	0	0	0	0	3	6				
Brian Giles, R (1, 6) OBP: 0.323, SLG: 0.281 Mike Jorgensen, L (6, PH) OBP: 0.500, SLG: 0.500 (9, 3)		0-3 K		0-0 F3		4-0 BB		0-0 F8		2	0	0	0	1	1	0				
Ronn Reynolds, R (1, 2) Ron Hodges, L (9, PH) OBP: 0.291, SLG: 0.170		0-0 5-3			0-0 F8		0-3 K		0-0 FC5-6 1B	3	0	0	0	0	1	1				
Mike Torrez, R (1, 1) José Oquendo, S (9, PH)		0-3 K			0-0 BB 1B		0-3 K		0-0 FC5-6 L5-3	3	1	1	0	0	2	0				
										1	0	0	0	0	0	1				
<b>Inning Stats</b>	R: 1 E: 0 K: 3 S: 12	H: 3 LOB: 2 BB: 0 P: 12	R: 0 E: 0 K: 2 S: 7	H: 0 LOB: 0 BB: 0 P: 7	R: 0 E: 0 K: 0 S: 3	H: 0 LOB: 1 BB: 1 P: 7	R: 0 E: 0 K: 0 S: 3	H: 1 LOB: 0 BB: 0 P: 3	R: 1 E: 0 K: 2 S: 9	H: 2 LOB: 2 BB: 1 P: 13	R: 0 E: 0 K: 2 S: 7	H: 0 LOB: 0 BB: 1 P: 11	R: 0 E: 0 K: 1 S: 7	H: 2 LOB: 3 BB: 0 P: 7	R: 0 E: 0 K: 0 S: 3	H: 1 LOB: 0 BB: 0 P: 3	1B: 9 2B: 2 3B: 0 HR: 0	SF: 0 SAC: 1 DP: 2 HBP: 0	WP: 0 PB: 0 SB: 1 CS: 1	PA: 37
<b>PITCHER</b>	IP WLS BF H R ER SO BB IBB HBP BLK WP HR S P ERA WHIP	7.2 W 33 9 2 2 12 3 0 0 0 0 0 4 66 2.35 1.565																		

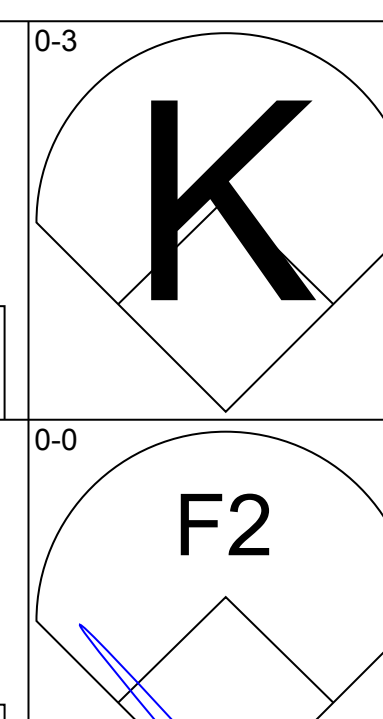
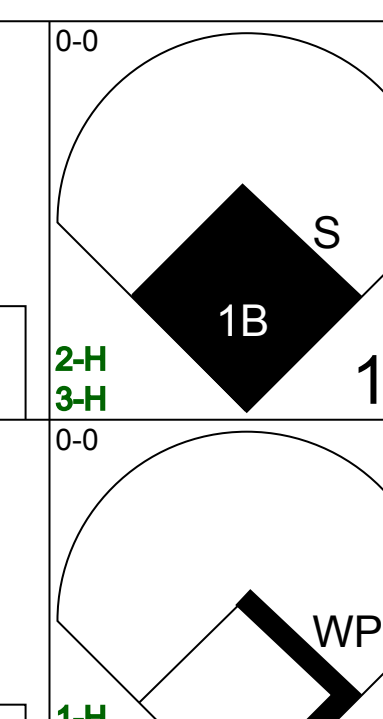
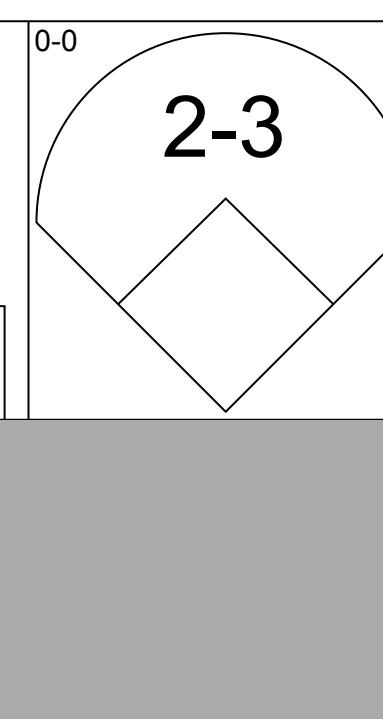
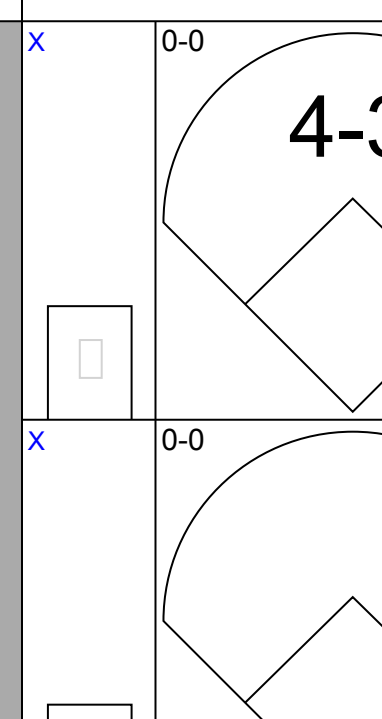
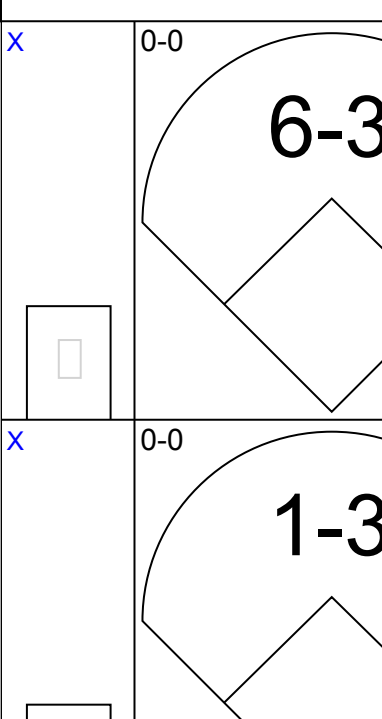
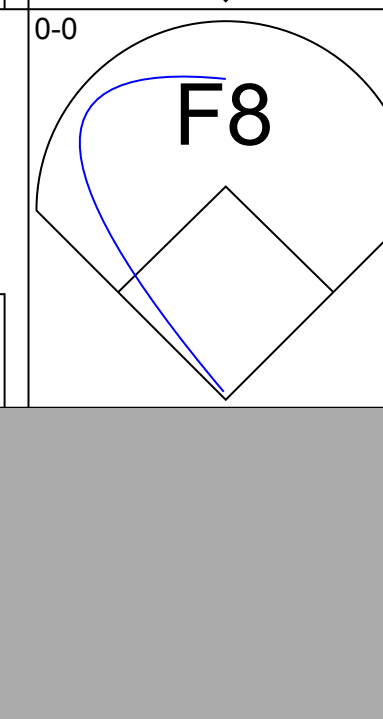
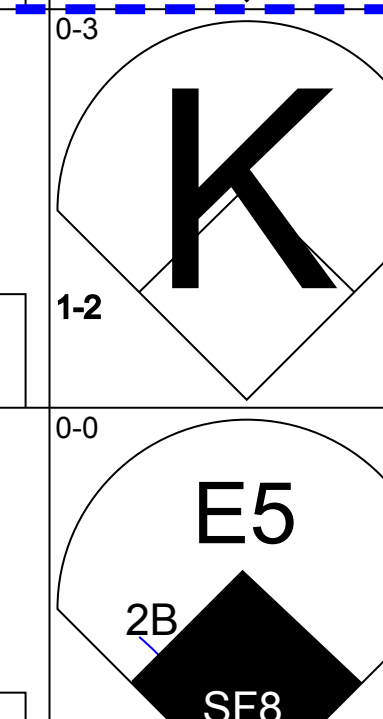
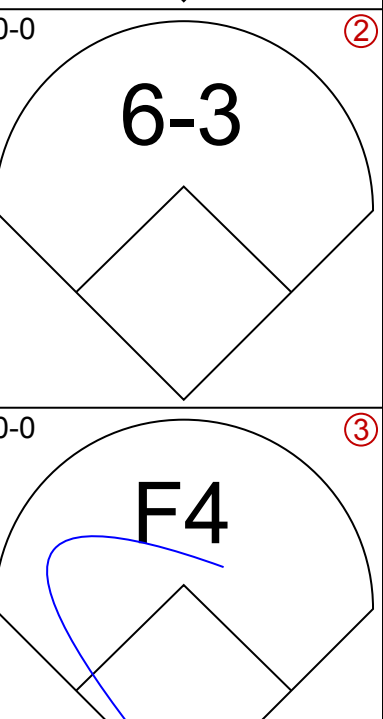
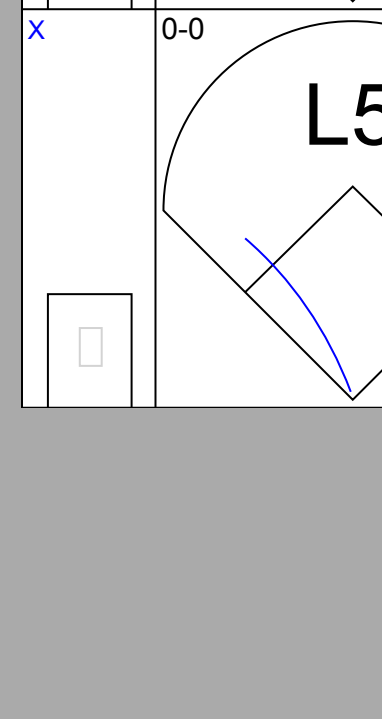


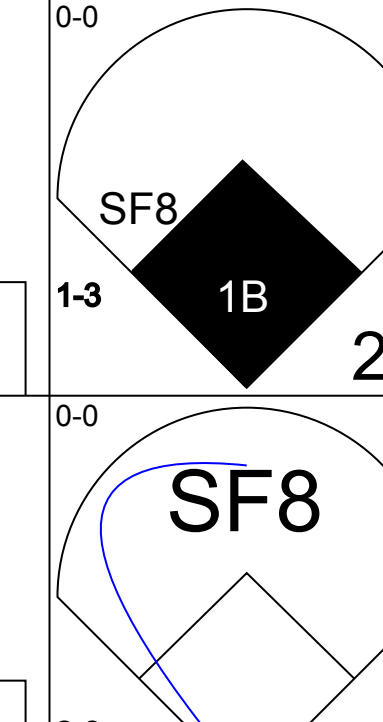


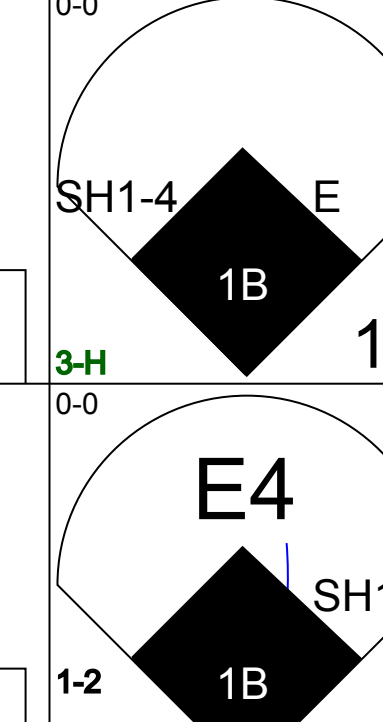
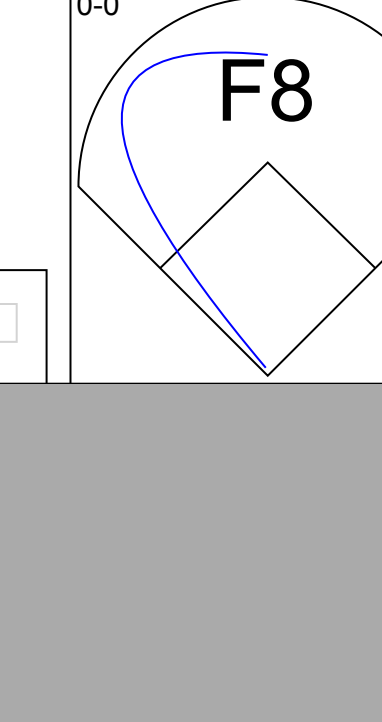

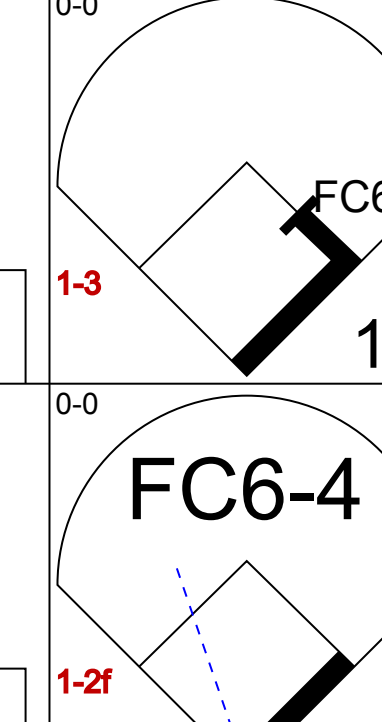
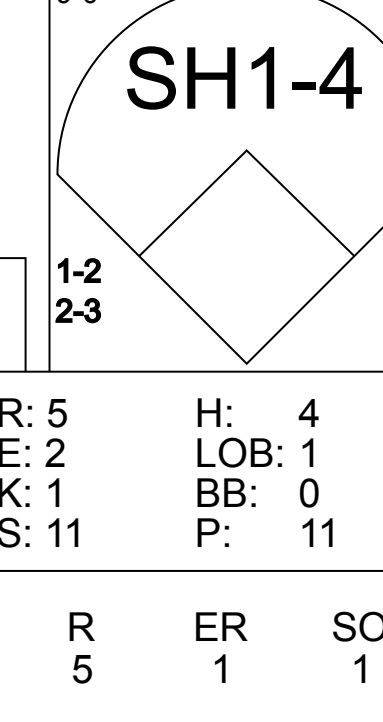
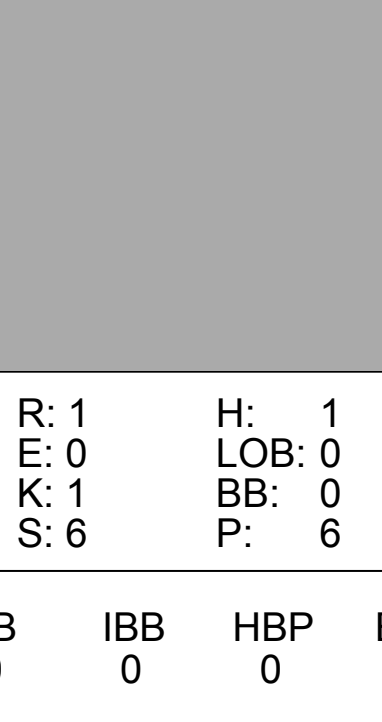
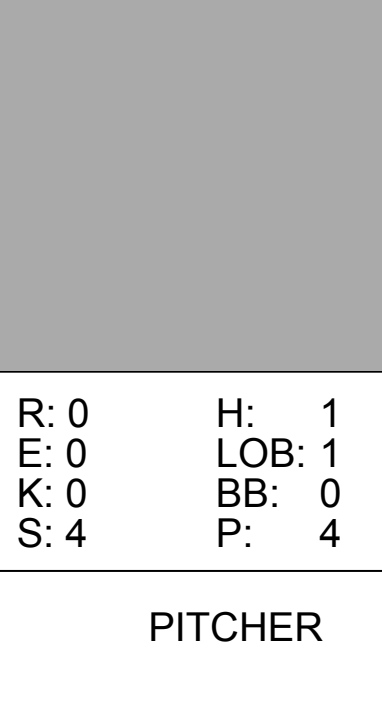
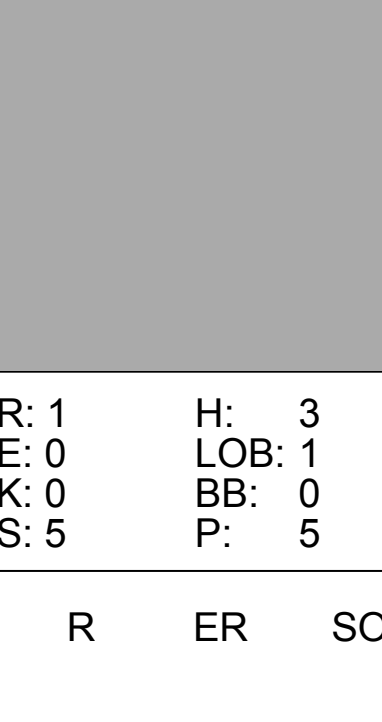
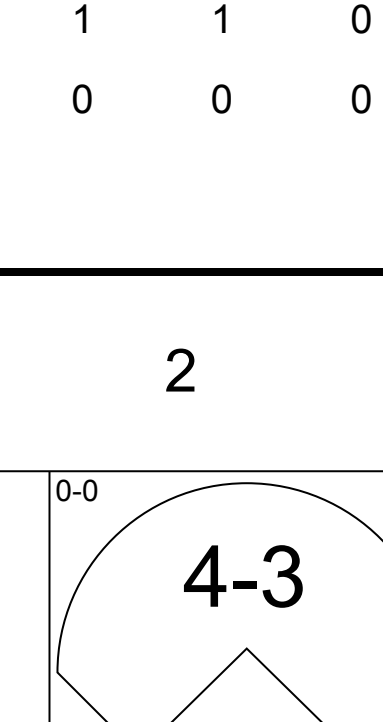
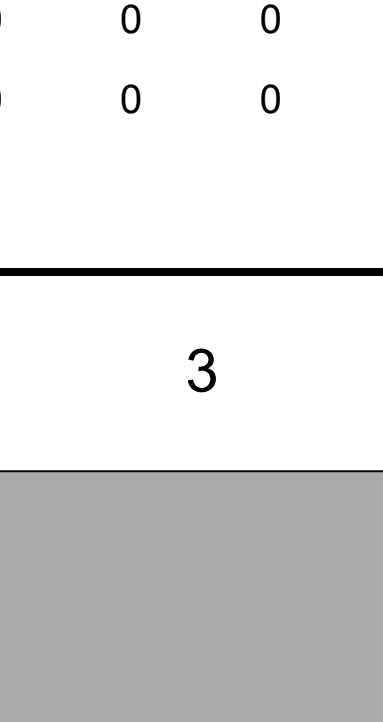
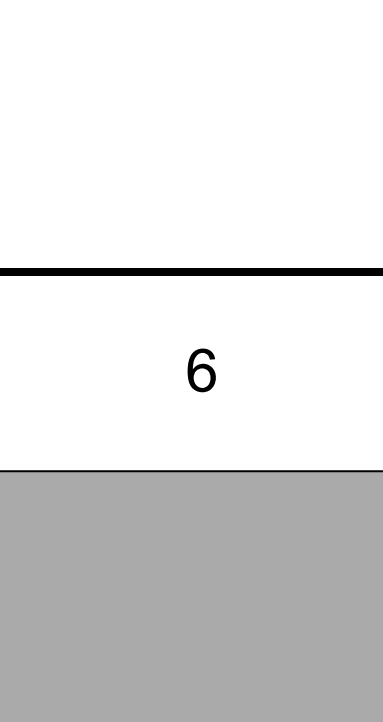
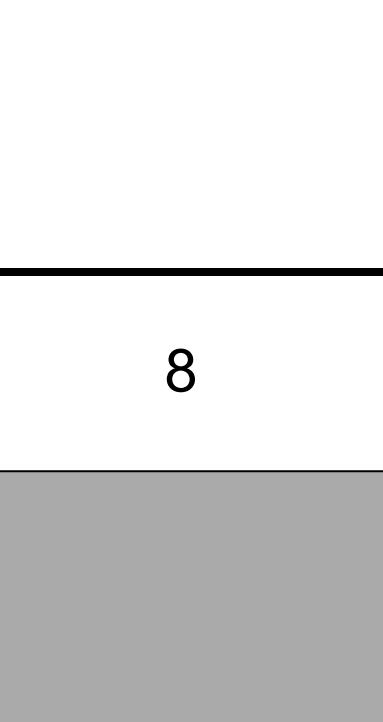

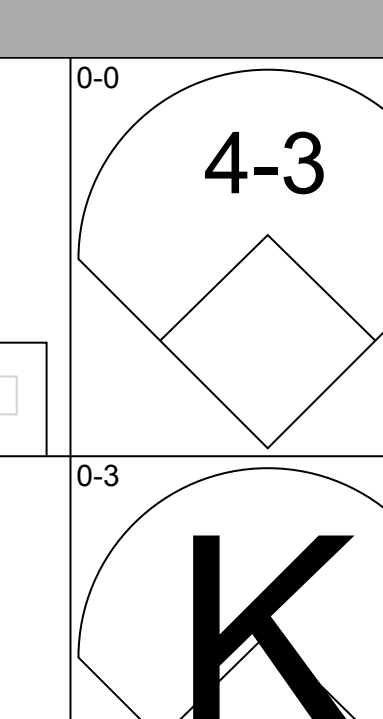


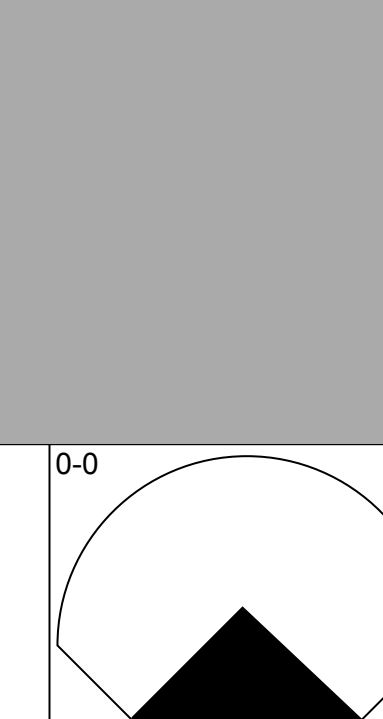
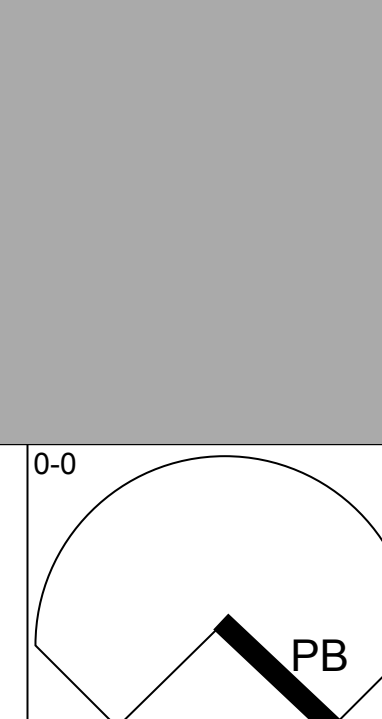


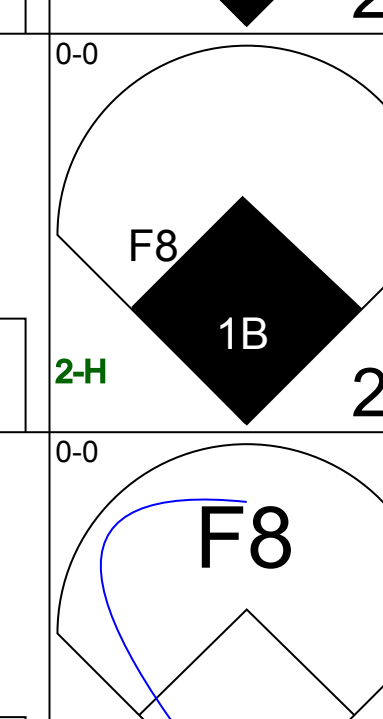
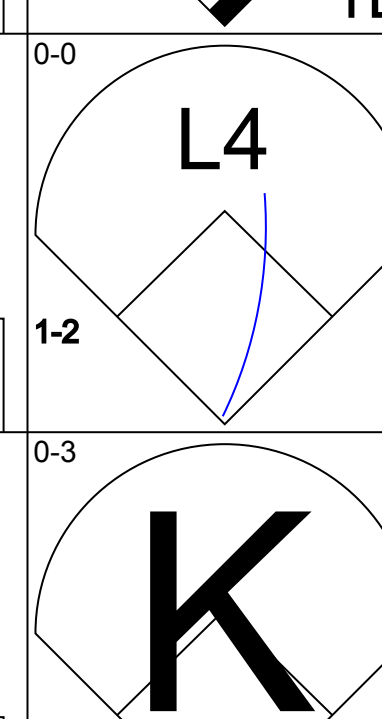


Houston Astros @ New York Mets  
Shea Stadium, Flushing, NY  
Mon May 02 1983, 7:05 PM EDT  
Att: 5,218 - Unknown

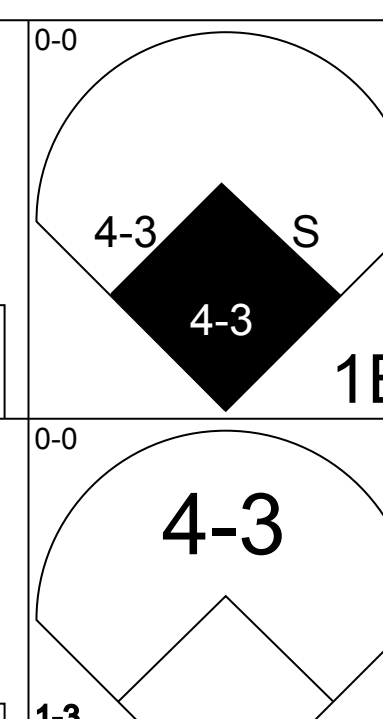
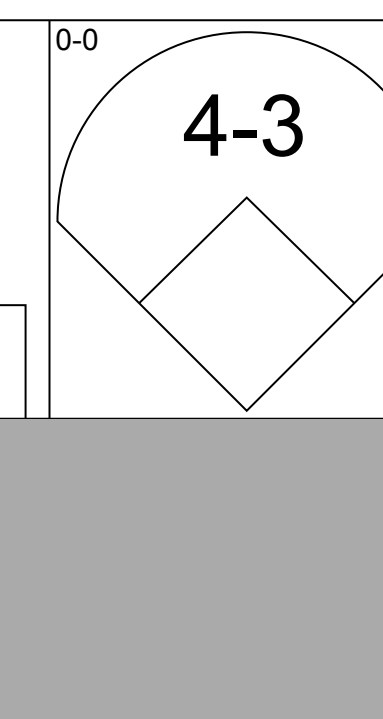
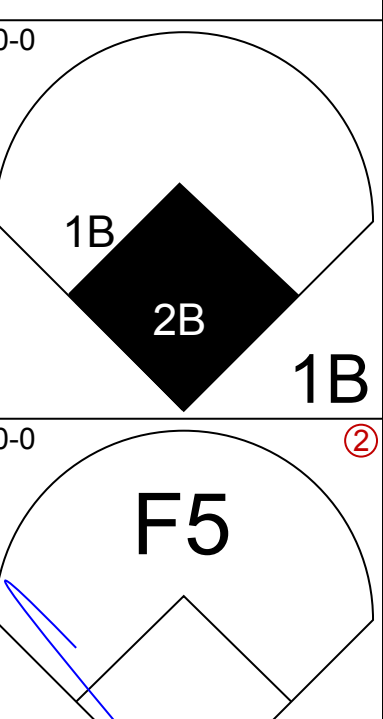
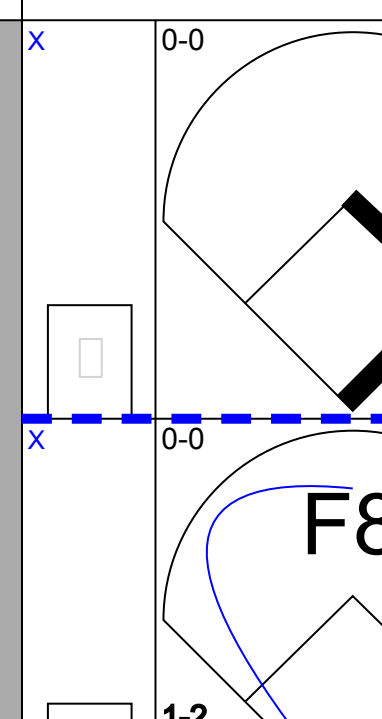
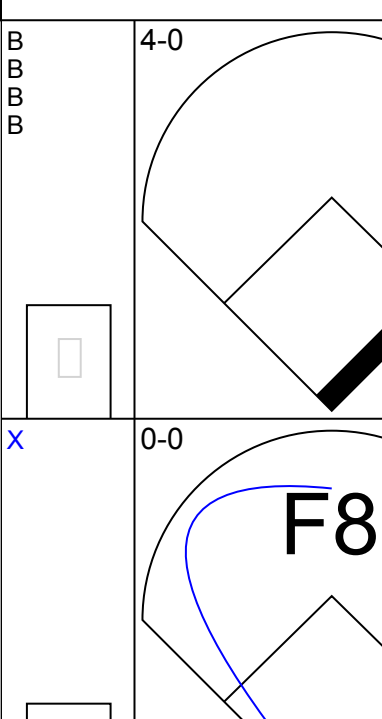
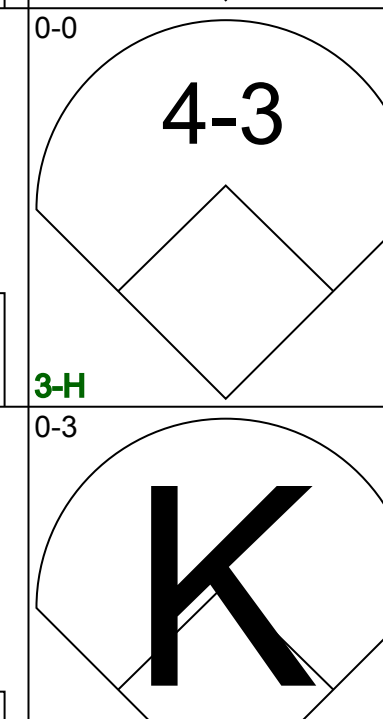
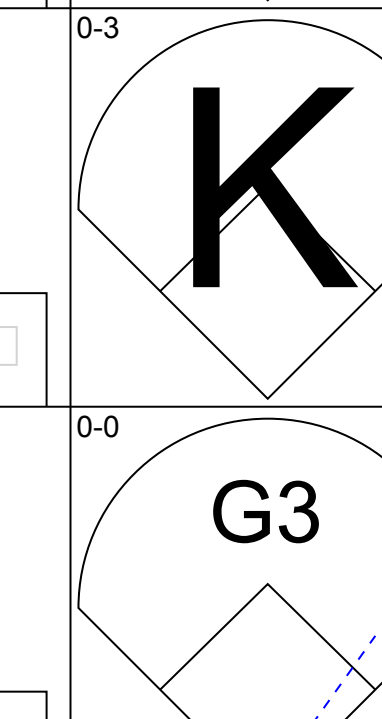
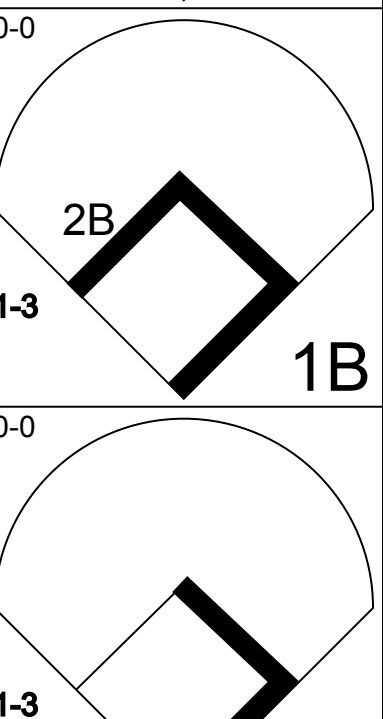
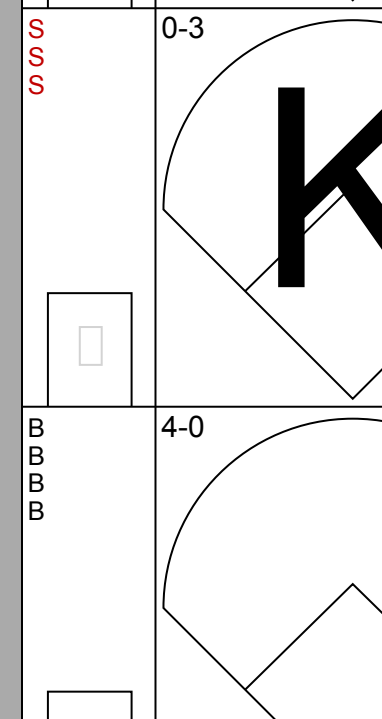
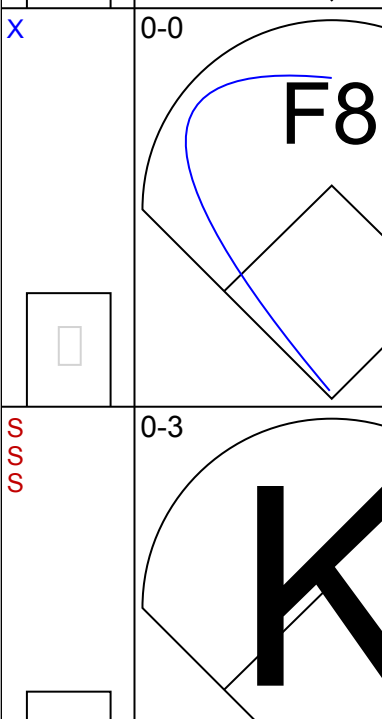


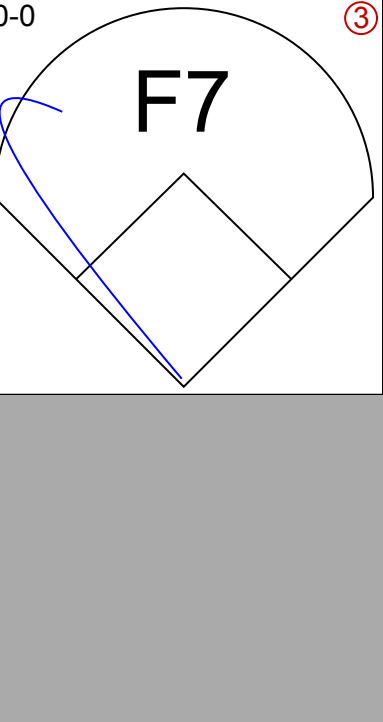
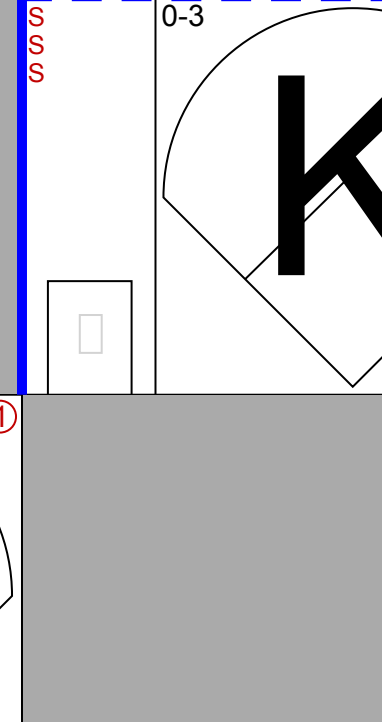






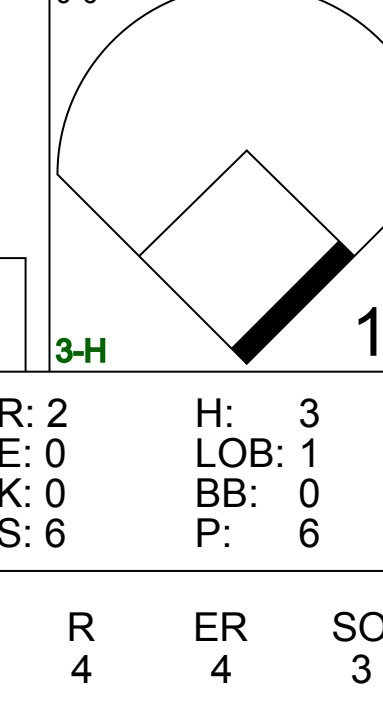

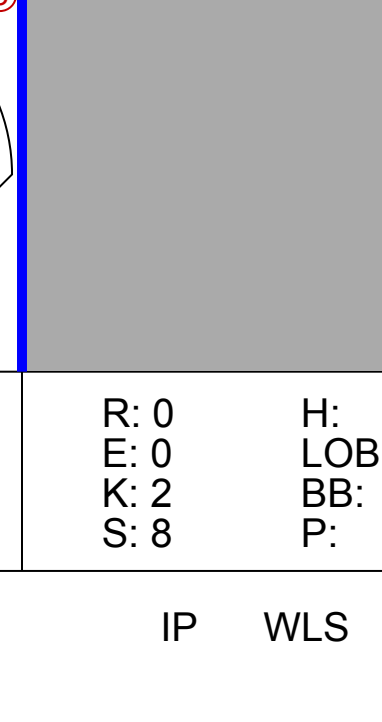
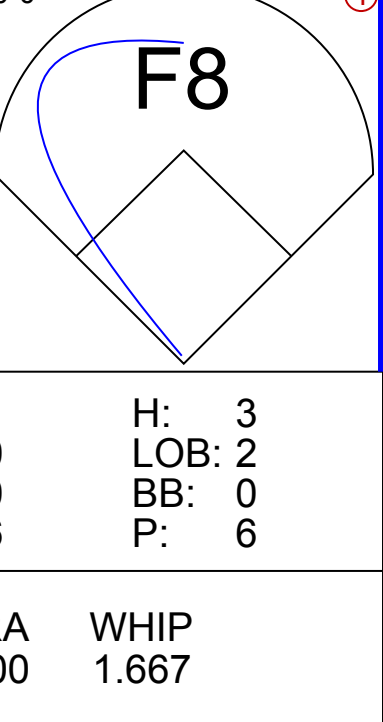
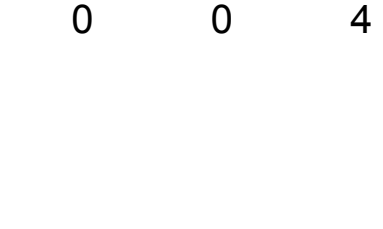



livebaseballscores.com

AB 33  
R 2  
H 10  
RBI 2  
BB 3  
SO 12  
LOB 21





Batter	1	2	3	4	5	6	7	8	9	AB	R	H	RBI	BB	SO	LOB	TOP			
Omar Moreno, L (1, 8) OBP: 0.284, SLG: 0.337										5	1	1	2	0	1	0	<b>Houston Astros @ New York Mets</b> Shea Stadium, Flushing, NY Tue May 03 1983, 7:05 PM EDT Att. 4,990 - Unknown			
Tony Scott, S (1, 9) OBP: 0.333, SLG: 0.361										5	0	2	1	0	1	0				
Dickie Thon, R (1, 6) OBP: 0.330, SLG: 0.388										4	0	0	0	0	1	2				
Phil Garner, R (1, 5) OBP: 0.359, SLG: 0.422										4	3	2	1	0	0	0				
Jose Cruz, L (1, 7) OBP: 0.404, SLG: 0.411										4	1	2	0	0	0	0				
Ray Knight, R (1, 3) OBP: 0.319, SLG: 0.438										2	0	1	2	0	1	0				
Alan Ashby, S (1, 2) OBP: 0.338, SLG: 0.475										4	1	2	1	0	0	1				
Bill Doran, S (1, 4) OBP: 0.299, SLG: 0.253										4	1	0	0	0	0	3				
Joe Niekro, R (1, 1) OBP: 0.071, SLG: 0.071										2	0	0	0	0	1	0				
Frank DiPino, L (7, 1)										0	0	0	0	0	0	0				
Bill Dawley, R (7, 1)										1	0	0	0	0	0	0				
<b>Inning Stats</b>	R: 0 E: 0 K: 1 S: 5	H: 0 LOB: 0 BB: 0 P: 5	R: 5 E: 2 K: 1 S: 11	H: 4 LOB: 1 BB: 0 P: 11	R: 1 E: 0 K: 1 S: 6	H: 1 LOB: 0 BB: 0 P: 6	R: 0 E: 0 K: 1 S: 5	H: 0 LOB: 0 BB: 0 P: 5	R: 0 E: 0 K: 0 S: 4	H: 1 LOB: 1 BB: 0 P: 4	R: 0 E: 0 K: 0 S: 4	H: 1 LOB: 1 BB: 0 P: 4	R: 1 E: 0 K: 0 S: 5	H: 3 LOB: 1 BB: 0 P: 5	R: 0 E: 0 K: 0 S: 3	H: 0 LOB: 0 BB: 0 P: 3	1B: 8 2B: 1 3B: 0 HR: 1	SF: 2 SAC: 1 DP: 0 HBP: 0	WP: 1 PB: 0 SB: 1 CS: 0	PA: 38
<b>PITCHER</b>	IP	WLS	BF	H	R	ER	SO	BB	IBB	HBP	BLK	WP	HR	S	P	ERA	WHIP			
Craig Swan, R (1, 1) ERA: 6.33	1.2	L	11	4	5	1	1	0	0	0	0	0	0	13	13	5.40	2.400			
Scott Holman, R (2, 1) ERA: 3.6	4.1		15	2	1	1	4	0	0	0	0	1	1	23	23	2.08	0.462			
Carlos Diaz, L (7, 1) ERA: 1.69	2.0		9	4	1	1	0	0	0	0	0	0	0	9	9	4.50	2.000			
Doug Sisk, R (9, 1) ERA: 3.52	1.0		3	0	0	0	0	0	0	0	0	0	0	3	3	0.00	0.000			

Batter	1	2	3	4	5	6	7	8	9	AB	R	H	RBI	BB	SO	LOB	BOTTOM					
Mookie Wilson, S (1, 8) OBP: 0.367, SLG: 0.465										4	2	3	0	1	0	1	<b>Houston Astros @ New York Mets</b> Shea Stadium, Flushing, NY Tue May 03 1983, 7:05 PM EDT Att. 4,990 - Unknown					
Danny Heep, L (1, 9) OBP: 0.382, SLG: 0.475										5	0	0	0	0	0	4						
Rusty Staub, L (1, 3) OBP: 0.364, SLG: 0.263										5	0	1	1	0	2	2						
George Foster, R (1, 7) OBP: 0.346, SLG: 0.403										4	0	1	1	1	2	1						
Ron Hodges, L (1, 2) OBP: 0.310, SLG: 0.220										3	1	2	0	0	0	2						
Dave Kingman, R (7, PH) OBP: 0.233, SLG: 0.400										1	0	0	0	0	1	2						
Ronn Reynolds, R (8, 2)										0	0	0	0	0	0	0						
Hobie Brooks, R (1, 5) OBP: 0.257, SLG: 0.319										4	1	1	1	0	1	1						
Brian Giles, R (1, 4) OBP: 0.319, SLG: 0.279										4	0	1	0	0	2	2						
José Oquendo, S (1, 6)										3	0	0	0	0	0	3						
Mark Bradley, R (8, PH)										0	0	0	0	1	0	0						
Ron Gardenhire, R (9, 6) OBP: 0.120, SLG: 0.083										0	0	0	0	0	0	0						
Craig Swan, R (11, 1) OBP: 0.143, SLG: 0.143										0	0	0	0	0	0	0						
Scott Holman, R (12, 1) OBP: 0.200, SLG: 0.500										2	0	1	0	0	0	0						
Wally Backman, R (13, PH) OBP: 0.221, SLG: 0.091										1	0	0	0	0	0	1						
Carlos Diaz, R (7, 1)										0	0	0	0	0	0	0						
Mike Jorgensen, L (8, PH) OBP: 0.299, SLG: 0.460										1	0	0	0	0	0	1						
Doug Sisk, R (9, 1)										0	0	0	0	0	0	0						
<b>Inning Stats</b>	R: 1 E: 0 K: 1 S: 6	H: 1 LOB: 0 BB: 0 P: 6	R: 2 E: 0 K: 0 S: 6	H: 3 LOB: 1 BB: 0 P: 6	R: 0 E: 0 K: 1 S: 5	H: 0 LOB: 0 BB: 0 P: 5	R: 0 E: 0 K: 1 S: 6	H: 1 LOB: 1 BB: 0 P: 6	R: 1 E: 0 K: 0 S: 6	H: 3 LOB: 2 BB: 0 P: 6	R: 0 E: 0 K: 0 S: 4	H: 1 LOB: 1 BB: 0 P: 4	R: 0 E: 0 K: 2 S: 8	H: 1 LOB: 2 BB: 1 P: 12	R: 0 E: 0 K: 2 S: 7	H: 0 LOB: 1 BB: 1 P: 11	R: 0 E: 0 K: 1 S: 5	H: 0 LOB: 1 BB: 1 P: 9	1B: 7 2B: 3 3B: 0 HR: 0	SF: 0 SAC: 0 DP: 0 HBP: 0	WP: 1 PB: 1 SB: 1 CS: 0	PA: 40
<b>PITCHER</b>	IP	WLS	BF	H	R	ER	SO	BB	IBB	HBP	BLK	WP	HR	S	P	ERA	WHIP					
Joe Niekro, R (1, 1) ERA: 4.11	6.0	W	28	10	4	4	3	0	0	0	0	0	0	34	34	6.00	1.667					
Frank DiPino, L (7, 1) ERA: 4.15	0.2		3	0	0	0	1	1	0	0	0	1	0	4	8	0.00	1.500					
Bill Dawley, R (7, 1) ERA: 0.84	2.1	S	9	0	0	0	4	2	0	0	0	0	0	15	23	0.00	0.857					

AB	35
R	7
H	10
RBI	7
BB	0
SO	5
LOB	6



AB	37
R	4
H	10
RBI	4
BB	3
SO	8
LOB	20





Batter	1	2	3	4	5	6	7	8	9	AB	R	H	RBI	BB	SO	LOB	TOP				
<b>Omar Moreno, L</b> (1, 8) OBP: 0.272, SLG: 0.321	0-0 1-4-3	0-0 F7		0-3 K			0-0 4-3		0-3 K	5	0	0	0	0	2	3					
<b>Tony Scott, S</b> (1, 9) OBP: 0.348, SLG: 0.475	0-0 HR	0-0 1B 1-3 2-H 3-H		0-3 K			0-0 4-3			4	1	2	3	0	1	0					
<b>Dickie Thon, R</b> (1, 6) OBP: 0.345, SLG: 0.412	0-0 F9 1B	0-0 G6-4-3 1B			0-3 K					4	0	3	1	0	1	0					
<b>Phil Garner, R</b> (1, 5) OBP: 0.355, SLG: 0.409	4-0 1-2 BB	0-0 G6-4-3			0-0 6-3				0-3 K	3	0	0	0	1	1	2					
<b>Jose Cruz, L</b> (1, 7) OBP: 0.398, SLG: 0.404	0-0 F9 1-2 2-3		0-0 6-3			0-0 F6			0-0 PB 1B	4	0	1	0	0	0	2					
<b>Ray Knight, R</b> (1, 3) OBP: 0.316, SLG: 0.429	0-3 K		0-0 F3			0-0 G3 1B			0-3 K	4	0	1	0	0	2	3					
<b>Alan Ashby, S</b> (1, 2) OBP: 0.347, SLG: 0.469		0-0 BB 2B 1B	4-0 BB BB		0-0 F8				0-0 5-3	3	1	1	0	1	0	2	AB 33				
<b>Bill Doran, S</b> (1, 4) OBP: 0.297, SLG: 0.244		4-0 1-2 BB 2B BB	0-0 F7			0-0 G3			0-0 6-3	3	1	0	0	1	0	2	R 4				
<b>Michael LaCoss, R</b> (1, 1) OBP: 0.125, SLG: 0.067		4-0 1-2 2-3 BB 1B BB		0-0 F8		0-3 K			0-0 5-3	3	1	0	0	1	1	1	H 8				
<b>Inning Stats</b>	R: 1 E: 1 K: 1 S: 7	H: 2 LOB: 2 BB: 1 P: 11	R: 3 E: 0 K: 0 S: 5	H: 3 LOB: 1 BB: 2 P: 13	R: 0 E: 0 K: 0 S: 3	H: 0 LOB: 0 BB: 1 P: 7	R: 0 E: 0 K: 2 S: 7	H: 0 LOB: 0 BB: 0 P: 7	R: 0 E: 0 K: 1 S: 6	H: 1 LOB: 1 BB: 0 P: 6	R: 0 E: 0 K: 0 S: 3	H: 1 LOB: 1 BB: 0 P: 3	R: 0 E: 0 K: 2 S: 8	H: 1 LOB: 1 BB: 0 P: 8	R: 0 E: 0 K: 1 S: 5	H: 0 LOB: 0 BB: 0 P: 5	1B: 5 2B: 2 3B: 0 HR: 1	SF: 0 SAC: 0 DP: 1 HBP: 0	WP: 0 PB: 1 SB: 1 CS: 0	PA: 37	
<b>PITCHER</b>	IP	WLS	BF	H	R	ER	SO	BB	IBB	HBP	BLK	WP	HR	S	P	ERA	WHIP				
<b>Rick Ownbey, R</b> (1, 1) ERA: 5.4	1.1	L	11	4	4	4	1	3	0	0	0	0	1	10	22	27.00	5.250				
<b>Ed Lynch, R</b> (2, 1) ERA: 3.6	5.2		19	3	0	0	4	1	0	0	0	0	0	26	30	0.00	0.706				
<b>Jesse Orosco, L</b> (8, 1) ERA: 0.73	2.0		7	1	0	0	3	0	0	0	0	0	0	13	13	0.00	0.500				

Houston Astros @ New York Mets  
Shea Stadium, Flushing, NY  
Wed May 04 1983, 7:05 PM EDT  
Att: 5,511 - Unknown

AB 33  
R 4  
H 8  
RBI 4  
BB 4  
SO 8  
LOB 15



Batter	1	2	3	4	5	6	7	8	9	AB	R	H	RBI	BB	SO	LOB	BOTTOM				
<b>Mookie Wilson, S</b> (1, 8) OBP: 0.362, SLG: 0.467	0-0 6-3	0-3 K			0-0 6-3 2B			0-0 4-3		4	0	1	0	0	1	1					
<b>Danny Heep, L</b> (1, 9) OBP: 0.361, SLG: 0.444	0-0 L4		0-0 6-3		0-0 6-3			0-0 F8		4	0	0	0	0	0	1					
<b>Dave Kingman, R</b> (1, 3) OBP: 0.234, SLG: 0.392	0-0 E 2B 1B		0-0 F8		0-0 L4			0-0 F8		4	1	1	0	0	0	1					
<b>George Foster, R</b> (1, 7) OBP: 0.341, SLG: 0.394	0-0 E5		0-0 5-3			0-3 K			0-0 FC5-4 1B SF7 1B	4	1	1	0	0	1	1					
<b>Ron Gardenhire, R</b> (9, PR) OBP: 0.120, SLG: 0.083	1-2 2B									0	1	0	0	0	0	0					
<b>Ron Hodges, L</b> (1, 2) OBP: 0.339, SLG: 0.278	0-0 1-1 2-H 2B			0-0 1B		0-0 F6			0-0 FC5-4 1B	4	0	3	2	0	0	0					
<b>Hubie Brooks, R</b> (1, 5) OBP: 0.244, SLG: 0.303	0-0 4-3			0-0 F8		0-0 6-3			0-0 FC5-4 FC4	4	0	0	0	0	0	4					
<b>Brian Giles, R</b> (1, 4) OBP: 0.306, SLG: 0.266		0-0 F7		0-0 F6			0-0 5-3		0-0 SF7	3	0	0	0	0	0	1	AB 32				
<b>Rusty Staub, L</b> (9, PH) OBP: 0.348, SLG: 0.263				0-0 F6					0-0 SF7	0	0	0	1	0	0	0	R 3				
<b>José Oquendo, S</b> (1, 6) OBP: 0.083, SLG: 0.083		4-0 SH3-4 BB		0-0 1-3			0-3 K		0-0 FC4	1	0	0	0	1	0	1	H 6				
<b>Wally Backman, S</b> (7, PH) OBP: 0.083, SLG: 0.083					0-0 1-3				0-0 FC4	2	0	0	0	0	1	1	RBI 3				
<b>Rick Ownbey, R</b> (1, 1) OBP: 0.333, SLG: 0.333		0-0 SH3-4			0-0 3-1				0-0 FC4	0	0	0	0	0	0	0	BB 1				
<b>Ed Lynch, R</b> (2, 1) OBP: 0.375, SLG: 0.333									0-0 FC4	1	0	0	0	0	0	0	SO 3				
<b>Mike Jorgensen, L</b> (7, PH) OBP: 0.375, SLG: 0.333									0-0 FC4	1	0	0	0	0	0	0	LOB 11				
<b>Jesse Orosco, R</b> (8, 1) OBP: 0.375, SLG: 0.333									0-0 FC4	0	0	0	0	0	0	0					
<b>Inning Stats</b>	R: 2 E: 1 K: 0 S: 6	H: 2 LOB: 1 BB: 0 P: 6	R: 0 E: 0 K: 1 S: 5	H: 0 LOB: 1 BB: 1 P: 9	R: 0 E: 0 K: 0 S: 3	H: 0 LOB: 0 BB: 0 P: 3	R: 0 E: 0 K: 0 S: 4	H: 1 LOB: 1 BB: 0 P: 4	R: 0 E: 0 K: 0 S: 4	H: 1 LOB: 1 BB: 0 P: 4	R: 0 E: 0 K: 1 S: 5	H: 0 LOB: 0 BB: 0 P: 5	R: 0 E: 0 K: 1 S: 5	H: 0 LOB: 0 BB: 0 P: 5	R: 0 E: 0 K: 0 S: 3	R: 1 E: 0 K: 0 S: 5	H: 2 LOB: 1 BB: 0 P: 5	1B: 4 2B: 2 3B: 0 HR: 0	SF: 1 SAC: 1 DP: 0 HBP: 0	WP: 0 PB: 0 SB: 0 CS: 0	PA: 35
<b>PITCHER</b>	IP	WLS	BF	H	R	ER	SO	BB	IBB	HBP	BLK	WP	HR	S	P	ERA	WHIP				
<b>Michael LaCoss, R</b> (1, 1) ERA: 4.98	9.0	W	35	6	3	1	3	1	0	0	0	0	0	40	44	1.00	0.778				

Houston Astros @ New York Mets  
Shea Stadium, Flushing, NY  
Wed May 04 1983, 7:05 PM EDT  
Att: 5,511 - Unknown

AB 32  
R 3  
H 6  
RBI 3  
BB 1  
SO 3  
LOB 11





Batter	1	2	3	4	5	6	7	8	9	AB	R	H	RBI	BB	SO	LOB	TOP			
Omar Moreno, L (1.8) OBP: 0.269, SLG: 0.310	4-0 SF8 BB		0-0 F8		0-0 F8			0-0 E3 1B	0-0 4-3	4	2	0	0	1	0	2				
Tony Scott, S (1.9) OBP: 0.319, SLG: 0.432	0-0 4-3		0-0 E4 CS		0-0 2-3			0-3 K		4	0	0	0	0	1	3				
Dickie Thon, R (1.6) OBP: 0.342, SLG: 0.410	0-0 SF8		0-0 6-3					0-0 FC6-4 1B		3	0	1	1	0	0	1				
Phil Garner, R (1.5) OBP: 0.351, SLG: 0.402	0-3 K			0-0 E4 2B				0-0 FC6-4 1B		4	0	1	1	0	1	0				
Jose Cruz, L (1.7) OBP: 0.402, SLG: 0.418		0-0 2B SF7 1B		0-0 6-3 2B				0-0 FC6-4 1B		4	1	2	0	0	0	2				
Ray Knight, R (1.3) OBP: 0.323, SLG: 0.443		0-0 4-3 2B		0-0 6-3				0-0 F3		4	0	2	0	0	0	3				
Alan Ashby, S (1.2) OBP: 0.329, SLG: 0.448		0-0 SF7		0-0 F7				0-0 L8		3	0	0	1	0	0	2	AB 33			
Bill Doran, S (1.4) OBP: 0.314, SLG: 0.258		0-0 4-3						4-0 BB		3	0	2	0	1	0	1	R 3			
Bob Knepper, L (1.1) OBP: 0.188, SLG: 0.133		0-0 F7						0-0 F8		2	0	0	0	0	1	2	H 8			
Vern Ruhle, R (6.1)										0	0	0	0	0	0	0	RBI 3			
Denny Walling, L (7. PH) OBP: 0.111, SLG: 0.059										0	0	0	0	0	0	1	BB 2			
Mike Madden, L (7.1)										0	0	0	0	0	0	0	SO 3			
Terry Puhl, L (9. PH) OBP: 0.212, SLG: 0.208										1	0	0	0	0	0	1	LOB 18			
<b>Inning Stats</b>	R: 1 E: 0 K: 1 S: 5	H: 0 LOB: 0 BB: 1 P: 9	R: 1 E: 0 K: 0 S: 5	H: 2 LOB: 1 BB: 0 P: 5	R: 0 E: 1 K: 0 S: 3	H: 0 LOB: 0 BB: 0 P: 3	R: 0 E: 1 K: 0 S: 4	H: 1 LOB: 1 BB: 0 P: 4	R: 0 E: 0 K: 1 S: 6	H: 0 LOB: 0 BB: 0 P: 3	R: 0 E: 0 K: 0 S: 4	H: 2 LOB: 1 BB: 0 P: 4	R: 1 E: 1 K: 1 S: 8	H: 2 LOB: 2 BB: 1 P: 8	R: 0 E: 0 K: 0 S: 3	H: 0 LOB: 1 BB: 1 P: 7	1B: 6 2B: 2 3B: 0 HR: 0	SF: 2 SAC: 0 DP: 1 HBP: 0	WP: 0 PB: 0 SB: 2 CS: 1	PA: 37
<b>PITCHER</b>	IP WLS BF H R ER SO BB IBB HBP BLK WP HR S P ERA WHIP																			
Craig McMurtry, R (1.1) ERA: 2.81	6.0 W 23 4 2 2 2 1 0 0 0 0 0 0 0 0 0 0 3.00 0.833																			
Gene Garber, R (7.1) ERA: 1.23	1.1 8 4 1 0 1 0 0 0 0 0 0 0 10 10 0.00 3.000																			
Terry Forster, L (8.1) ERA:	0.1 1 0 0 0 0 0 0 0 0 0 0 0 1 1 0.00 0.000																			
Steve Bedrosian, R (8.1) ERA: 3.0	1.1 S 5 0 0 0 0 1 0 0 0 0 0 0 4 8 0.00 0.750																			

Houston Astros @ Atlanta Braves  
Atlanta-Fulton County Stadium, Atlanta, GA  
Thu May 05 1983, 7:05 PM EDT  
Att: 14,817 - Unknown

AB	33
R	3
H	8
RBI	3
BB	2
SO	3
LOB	18



Batter	1	2	3	4	5	6	7	8	9	AB	R	H	RBI	BB	SO	LOB	BOTTOM			
Claudell Washington, L (1.9) OBP: 0.311, SLG: 0.405	0-3 K		0-0 8-3 1B		0-3 K		0-0 6-3			4	0	1	0	0	2	1				
Rafael Ramirez, R (1.6) OBP: 0.280, SLG: 0.303	0-0 E3 HR		0-0 8-3 1B		0-0 F8		0-0 1-3			4	1	0	0	0	0	2				
Dale Murphy, R (1.8) OBP: 0.474, SLG: 0.696	0-0 1-H HR			0-0 2B 1B		0-0 FC5-6 1B	0-3 K			4	3	3	2	0	1	0				
Bob Horner, R (1.5) OBP: 0.344, SLG: 0.494	0-0 G6-4-3 1B			0-0 1-H 2B		4-0 FC5-6 BB		0-0 5-3 HR 1B		3	0	3	1	1	0	0				
Jerry Royster, R (9.5) OBP: 0.143, SLG: 0.143										0	1	0	0	0	0	0				
Terry Harper, R (1.7) OBP: 0.458, SLG: 0.526	0-0 G6-4-3			0-0 6-3		0-0 FC5-6 BB E		0-0 5-3		4	0	0	0	0	0	5				
Bob Watson, R (1.3) OBP: 0.400, SLG: 0.467		0-0 G6-4-3 1B		0-3 K		0-0 E4 BB		0-0 6-3		4	0	1	1	0	1	4				
Ken Smith, L (9.3) OBP: 0.250, SLG: 1.000										0	0	0	0	0	0	0				
Glenn Hubbard, R (1.4) OBP: 0.422, SLG: 0.532		0-0 G6-4-3 1B		0-0 P6		0-0 E4 BB		0-0 6-3		3	1	1	2	1	0	2				
Bruce Benedict, R (1.2) OBP: 0.424, SLG: 0.449		0-0 5-3				0-0 SH3 1B		0-0 HR		3	0	1	0	1	0	3				
Craig McMurtry, R (1.1) OBP: 0.100, SLG: 0.100			0-3 K		0-0 SH3		0-0 4-3			1	0	0	0	0	1	0				
Chris Chambliss, L (6. PH) OBP: 0.338, SLG: 0.527										1	0	0	0	0	0	3				
Gene Garber, R (7.1)										0	0	0	0	0	0	0				
Terry Forster, L (8.1) OBP: 1.000, SLG: 1.500										0	0	0	0	0	0	0				
Steve Bedrosian, R (8.1)										1	0	0	0	0	0	1				
<b>Inning Stats</b>	R: 2 E: 1 K: 1 S: 7	H: 2 LOB: 0 BB: 0 P: 7	R: 0 E: 0 K: 0 S: 3	H: 1 LOB: 0 BB: 0 P: 3	R: 0 E: 0 K: 1 S: 5	H: 1 LOB: 0 BB: 0 P: 5	R: 1 E: 0 K: 1 S: 7	H: 2 LOB: 1 BB: 0 P: 7	R: 0 E: 0 K: 1 S: 6	H: 1 LOB: 1 BB: 0 P: 6	R: 1 E: 1 K: 0 S: 5	H: 1 LOB: 2 BB: 2 P: 13	R: 0 E: 0 K: 1 S: 5	H: 0 LOB: 0 BB: 0 P: 5	R: 2 E: 0 K: 0 S: 5	H: 2 LOB: 1 BB: 1 P: 9	1B: 7 2B: 2 3B: 0 HR: 2	SF: 0 SAC: 1 DP: 3 HBP: 0	WP: 0 PB: 0 SB: 3 CS: 0	PA: 36
<b>PITCHER</b>	IP WLS BF H R ER SO BB IBB HBP BLK WP HR S P ERA WHIP																			
Bob Knepper, L (1.1) ERA: 2.7	5.1 L 25 8 4 3 4 2 0 0 0 0 0 0 0 0 0 5.06 1.875																			
Vern Ruhle, R (6.1) ERA: 3.91	0.2 2 0 0 0 0 0 0 0 0 0 0 0 2 2 0.00 0.000																			
Mike Madden, L (7.1) ERA: 2.31	2.0 9 2 2 2 1 1 0 0 0 0 0 1 10 14 9.00 1.500																			

Houston Astros @ Atlanta Braves  
Atlanta-Fulton County Stadium, Atlanta, GA  
Thu May 05 1983, 7:05 PM EDT  
Att: 14,817 - Unknown

AB	32
R	6
H	10
RBI	6
BB	3
SO	5
LOB	21





Batter	1	2	3	4	5	6	7	8	9	AB	R	H	RBI	BB	SO	LOB	TOP					
Omar Moreno, L (1, 8) OBP: 0.290, SLG: 0.347										5	0	4	3	0	0	0						
Tony Scott, S (1, 9) OBP: 0.286, SLG: 0.388										5	0	0	0	0	1	4						
Dickie Thon, R (1, 6) OBP: 0.352, SLG: 0.418										5	2	3	0	0	1	1						
Phil Garner, R (1, 5) OBP: 0.353, SLG: 0.396										4	0	1	1	1	1	3						
Jose Cruz, L (1, 7) OBP: 0.402, SLG: 0.422										4	0	1	1	1	1	4						
Ray Knight, R (1, 3) OBP: 0.330, SLG: 0.440											3	0	1	0	1	0	2					
Denny Walling, L (7, 3) OBP: 0.105, SLG: 0.056										1	0	0	0	0	0	1						
Alan Ashby, S (1, 2) OBP: 0.338, SLG: 0.465										4	1	2	0	0	0	1						
Bill Doran, S (1, 4) OBP: 0.321, SLG: 0.261										3	2	1	0	1	0	2						
Mike Scott, R (1, 1) Frank DiPino, L (5, 1) OBP: 0.500, SLG: 1.000										1	0	0	0	0	0	1						
										2	1	1	1	0	0	0						
<b>Inning Stats</b>	R: 0 E: 0 K: 2 S: 8	H: 1 LOB: 2 BB: 1 P: 12	R: 0 E: 0 K: 0 S: 3	H: 2 LOB: 1 BB: 1 P: 7	R: 0 E: 0 K: 0 S: 5	H: 2 LOB: 2 BB: 0 P: 5	R: 2 E: 0 K: 1 S: 8	H: 3 LOB: 1 BB: 0 P: 8	R: 0 E: 0 K: 1 S: 5	H: 0 LOB: 0 BB: 0 P: 5	R: 2 E: 0 K: 0 S: 5	H: 2 LOB: 1 BB: 1 P: 9	R: 1 E: 0 K: 0 S: 4	H: 2 LOB: 1 BB: 1 P: 8	R: 0 E: 0 K: 0 S: 3	H: 0 LOB: 0 BB: 0 P: 3	R: 1 E: 0 K: 0 S: 5	H: 2 LOB: 1 BB: 0 P: 5	1B: 10 2B: 3 3B: 1 HR: 0	SF: 0 SAC: 1 DP: 1 HBP: 0	WP: 0 PB: 0 SB: 3 CS: 0	PA: 42
<b>PITCHER</b>	IP WLS BF H R ER SO BB IBB HBP BLK WP HR S P ERA WHIP																					
Phil Niekro, R (1, 1) ERA: 5.9	6.0 L 29 10 4 4 4 4 3 0 0 0 0 0 0 34 46 6.00 2.167																					
Rick Mahler, R (7, 1) ERA: 6.75	1.0 5 2 1 1 0 0 1 0 0 0 0 0 0 4 8 9.00 3.000																					
Gene Garber, R (8, 1) ERA: 1.93	2.0 8 2 1 1 0 0 0 0 0 0 0 0 0 0 8 8 4.50 1.000																					

Houston Astros @ Atlanta Braves  
Atlanta-Fulton County Stadium, Atlanta, GA  
Fri May 06 1983, 7:05 PM EDT  
Att: 29,956 - Unknown

AB	37
R	6
H	14
RBI	6
BB	4
SO	4
LOB	19



Batter	1	2	3	4	5	6	7	8	9	AB	R	H	RBI	BB	SO	LOB	BOTTOM			
Brett Butler, L (1, 8) OBP: 0.308, SLG: 0.289										3	0	0	0	1	0	0				
Rafael Ramirez, R (1, 6) OBP: 0.279, SLG: 0.294										3	0	0	0	1	0	0				
Claudell Washington, L (1, 9) OBP: 0.299, SLG: 0.396										4	0	0	0	0	1	3				
Dale Murphy, R (1, 7) OBP: 0.465, SLG: 0.675										4	0	1	0	0	2	0				
Bob Horner, R (1, 5) OBP: 0.330, SLG: 0.471										4	0	0	0	0	1	1				
Chris Chambliss, L (1, 3) OBP: 0.333, SLG: 0.506										3	0	0	0	1	1	0				
Glenn Hubbard, R (1, 4) OBP: 0.430, SLG: 0.532										2	0	1	0	1	0	0				
Bruce Benedict, R (1, 2) OBP: 0.420, SLG: 0.437										2	0	0	0	1	0	1				
Phil Niekro, R (1, 1) OBP: 0.071, SLG: 0.077										2	0	0	0	0	0	4				
Rick Mahler, R (7, 1) Randy Johnson, R (7, PH) OBP: 0.800, SLG: 1.250										0	0	0	0	0	0	0				
Gene Garber, R (8, 1) ERA: 2.63										1	0	0	0	0	0	0				
										0	0	0	0	0	0	0				
<b>Inning Stats</b>	R: 0 E: 0 K: 0 S: 3	H: 0 LOB: 0 BB: 0 P: 3	R: 0 E: 0 K: 0 S: 3	H: 1 LOB: 0 BB: 0 P: 3	R: 0 E: 0 K: 0 S: 4	H: 1 LOB: 3 BB: 2 P: 12	R: 0 E: 0 K: 0 S: 3	H: 0 LOB: 3 BB: 3 P: 15	R: 0 E: 0 K: 1 S: 5	H: 0 LOB: 0 BB: 0 P: 5	R: 0 E: 0 K: 2 S: 7	H: 0 LOB: 0 BB: 0 P: 7	R: 0 E: 0 K: 0 S: 3	H: 0 LOB: 0 BB: 0 P: 3	R: 0 E: 0 K: 2 S: 7	H: 0 LOB: 0 BB: 0 P: 7	1B: 2 2B: 0 3B: 0 HR: 0	SF: 0 SAC: 0 DP: 1 HBP: 0	WP: 0 PB: 0 SB: 0 CS: 0	PA: 33
<b>PITCHER</b>	IP WLS BF H R ER SO BB IBB HBP BLK WP HR S P ERA WHIP																			
Mike Scott, R (1, 1) ERA: 2.63	4.0 W 18 0 0 0 5 0 0 0 0 0 0 0 25 25 0.00 0.000																			

Houston Astros @ Atlanta Braves  
Atlanta-Fulton County Stadium, Atlanta, GA  
Fri May 06 1983, 7:05 PM EDT  
Att: 29,956 - Unknown

AB	28
R	0
H	2
RBI	0
BB	5
SO	5
LOB	9





Batter	1	2	3	4	5	6	7	8	9	AB	R	H	RBI	BB	SO	LOB	TOP		
Omar Moreno, L (1,8) OBP: 0.289, SLG: 0.352 Kevin Bass, S (8,8) OBP: 0.308, SLG: 0.405	0-3 K		0-0 3-1 2B	0-0 1-3			0-0 F8		0-0 F8	4	0	1	0	0	1	3			
Tony Scott, S (1,9) OBP: 0.288, SLG: 0.358 Denny Walling, L (7,9) OBP: 0.105, SLG: 0.056	0-0 G3		0-0 3-1 2-3		0-0 F5		0-0 E1			4	0	0	0	0	0	1			
Dickie Thon, R (1,6) OBP: 0.341, SLG: 0.404	0-0 P4		0-0 6-3		0-0 F8		0-0 F4			4	0	0	0	0	0	2			
Phil Garner, R (1,5) OBP: 0.350, SLG: 0.385 Craig Reynolds, L (8,5) OBP: 0.091, SLG: 0.091		0-0 5-3		4-0 1B BB	0-0 6-3			0-0 F6		3	1	0	0	1	0	0			
Jose Cruz, L (1,7) OBP: 0.405, SLG: 0.425		0-0 FC4-6 1B		0-3 K		0-0 3-1		0-0 G5-4-3 1B		4	0	2	0	0	1	1			
Ray Knight, R (1,3) OBP: 0.346, SLG: 0.453		0-0 FC4-6 1B		0-0 BB 1B	0-0 BB 1B	0-0 G3		0-0 G5-4-3 1B		4	0	3	0	0	0	1			
Alan Ashby, S (1,2) OBP: 0.321, SLG: 0.440		0-0 FC4-6 1-2 2-3		0-3 K	0-0 G3	0-0 G3		0-0 6-3		4	0	0	0	0	1	5			
Bill Doran, S (1,4) OBP: 0.327, SLG: 0.263		0-0 4-3		0-0 BB 1B	0-0 3-1	0-0 3-1		4-0 BB		3	0	1	1	1	0	3			
Joe Niekro, R (1,1) OBP: 0.067, SLG: 0.067 Mike Madden, L (3,1) Harry Spilman, L (4, PH) OBP: 0.353, SLG: 0.500 Dave Smith, R (4,1) Tim Tolman, R (9, PH) OBP: 0.143, SLG: 0.571			0-0 F4	4-0 BB	0-3 K		0-0 F6		0-0 F6	1	0	0	0	0	0	0			
<b>Inning Stats</b>	R: 0 E: 0 K: 1 S: 5	H: 0 LOB: 0 BB: 0 P: 5	R: 0 E: 0 K: 0 S: 5	H: 2 LOB: 2 BB: 0 P: 5	R: 0 E: 0 K: 0 S: 4	H: 1 LOB: 1 BB: 0 P: 4	R: 1 E: 0 K: 2 S: 9	H: 2 LOB: 3 BB: 2 P: 17	R: 0 E: 0 K: 0 S: 3	H: 0 LOB: 0 BB: 0 P: 3	R: 0 E: 0 K: 1 S: 6	H: 0 LOB: 1 BB: 0 P: 6	R: 0 E: 0 K: 0 S: 3	H: 1 LOB: 0 BB: 0 P: 3	R: 0 E: 0 K: 0 S: 3	H: 0 LOB: 1 BB: 1 P: 7	1B: 6 2B: 1 3B: 0 HR: 0	SF: 0 SAC: 0 DP: 1 HBP: 0	WP: 0 PA: 37 PB: 0 SB: 0 CS: 0
<b>PITCHER</b>	IP WLS BF H R ER SO BB IBB HBP BLK WP HR S P ERA WHIP	7.0 W 30 6 1 1 4 2 0 0 0 0 0 36 44 1.29 1.143	2.0 L 7 1 0 0 0 1 0 0 0 0 0 6 10 0.00 1.000																

**Houston Astros @ Atlanta Braves**  
Atlanta-Fulton County Stadium, Atlanta, GA  
Sat May 07 1983, 3:33 AM EDT  
Att: 33,612 - Unknown

AB 34  
R 1  
H 7  
RBI 1  
BB 3  
SO 4  
LOB 18



Batter	1	2	3	4	5	6	7	8	9	AB	R	H	RBI	BB	SO	LOB	BOTTOM		
Brett Butler, L (1,8) OBP: 0.313, SLG: 0.295	0-3 K		0-0 1B PB 1B	0-0 F6	0-0 E 1-2 2-H 1B		0-0 F7			5	1	2	1	0	1	0			
Rafael Ramirez, R (1,6) OBP: 0.284, SLG: 0.318 Terry Forster, L (8,1) OBP: 1.000, SLG: 1.500	0-0 S 1B		0-0 F9	0-0 E 3B	0-0 P4		0-0 F9			5	1	2	0	0	0	3			
Claudell Washington, L (1,9) OBP: 0.303, SLG: 0.367	0-3 K		0-0 CS S 1B	0-0 FC4	0-0 E7		0-0 F9			5	0	2	0	0	1	1			
Dale Murphy, R (1,7) OBP: 0.476, SLG: 0.667 Terry Harper, R (6, PR) OBP: 0.480, SLG: 0.526	0-3 K2-3		4-0 CS 1B BB	4-0 E 1-2 3-H BB	4-0 BB		4-0 FC6-4 E BB			1	1	0	0	3	1	1			
Bob Horner, R (1,5) OBP: 0.333, SLG: 0.495		0-0 HR	4-0 1B BB	0-0 F7	0-0 P4		0-0 E8		4-0 FC6-4	4	2	1	1	1	0	5			
Chris Chambliss, L (1,3) OBP: 0.341, SLG: 0.500 Ken Smith, L (6,3) OBP: 0.200, SLG: 0.800	0-0 6-3		0-0 WP 1B	0-0 E 1-3 2-H 1B	0-0 G3		0-3 K			3	2	1	1	1	0	3			
Jerry Royster, R (1,4) OBP: 0.250, SLG: 0.182	0-0 F7		4-0 1B BB	0-0 E 1B	0-0 F7		0-0 FC6-4			4	1	1	0	1	0	2			
Bruce Benedict, R (1,2) OBP: 0.446, SLG: 0.459 Larry Owen, R (8,2)	4-0 BB		0-0 E 1-2 2-H 1B	0-0 E 1B	0-0 G3-6-3		0-0 2-3			3	1	3	3	1	0	0			
Pascual Perez, R (1,1) Randy Johnson, R (8,4) OBP: 0.800, SLG: 1.250	0-0 1-3		0-0 G3	0-0 E4	0-0 G3-6-3					4	1	0	1	0	0	5			
<b>Inning Stats</b>	R: 0 E: 0 K: 3 S: 10	H: 1 LOB: 1 BB: 0 P: 10	R: 1 E: 0 K: 0 S: 4	H: 1 LOB: 1 BB: 1 P: 8	R: 4 E: 0 K: 0 S: 6	H: 4 LOB: 2 BB: 3 P: 18	R: 1 E: 1 K: 0 S: 4	H: 1 LOB: 1 BB: 1 P: 8	R: 4 E: 2 K: 0 S: 8	H: 4 LOB: 3 BB: 2 P: 16	R: 0 E: 0 K: 0 S: 3	H: 1 LOB: 0 BB: 0 P: 3	R: 0 E: 0 K: 1 S: 6	H: 0 LOB: 0 BB: 1 P: 10	R: 0 E: 1 K: 1 S: 6	H: 0 LOB: 2 BB: 1 P: 10	1B: 10 2B: 0 3B: 1 HR: 1	SF: 0 SAC: 0 DP: 1 HBP: 0	WP: 1 PA: 44 PB: 1 SB: 3 CS: 3
<b>PITCHER</b>	IP WLS BF H R ER SO BB IBB HBP BLK WP HR S P ERA WHIP	2.2 L 17 5 3 5 3 4 0 0 0 0 0 1 19 35 16.88 3.750	0.1 R 1 0 0 0 0 0 0 0 0 0 0 0 1 1 0.00 0.000	5.0 R 26 6 5 3 1 4 0 0 0 0 0 0 24 40 5.40 2.000															

**Houston Astros @ Atlanta Braves**  
Atlanta-Fulton County Stadium, Atlanta, GA  
Sat May 07 1983, 3:33 AM EDT  
Att: 33,612 - Unknown

AB 36  
R 10  
H 12  
RBI 7  
BB 8  
SO 4  
LOB 24





Batter	1	2	3	4	5	6	7	8	9	AB	R	H	RBI	BB	SO	LOB	TOP										
<b>Omar Moreno, L</b> (1, 8) OBP: 0.280, SLG: 0.341	0-3 K		0-0 G4-6-3		0-0 F7			0-3 K		4	0	0	0	0	2	2											
<b>Tony Scott, S</b> (1, 9) OBP: 0.283, SLG: 0.368	0-0 F7		0-0 1B		0-0 F9			0-0 1B	0-0 1B	4	1	2	1	0	0	0											
<b>Dickie Thon, R</b> (1, 6) OBP: 0.338, SLG: 0.398	0-0 5-3		0-0 F7		0-0 5-3			0-0 1B	0-0 1B	4	0	1	0	0	0	1											
<b>Phil Garner, R</b> (1, 5) OBP: 0.347, SLG: 0.380		0-0 5-3		0-0 F8		0-0 F6		0-0 1B	0-0 1B	4	0	1	1	0	0	0											
<b>Jose Cruz, L</b> (1, 7) OBP: 0.400, SLG: 0.418		0-0 4-3 1B		0-0 F8		0-3 K		0-0 1B	0-0 3-1	4	0	1	0	0	1	2											
<b>Ray Knight, R</b> (1, 3) OBP: 0.351, SLG: 0.480		0-0 4-3 1-2		0-0 HR		0-0 F3		4-0 1B	4-0 G6-4-3 IBB	3	1	1	1	1	0	1											
<b>Alan Ashby, S</b> (1, 2) <b>Bill Dawley, R</b> (7, 1) <b>Denny Walling, L</b> (9, PH) <b>Tim Tolman, R</b> (9, PH)	0-0 1-3		0-0 F7		0-0 4-3		0-0 K		0-0 G6-4-3	3	0	0	0	0	0	1											
<b>Bill Doran, S</b> (1, 4) OBP: 0.328, SLG: 0.258			4-0 G4-6-3 SH 1B BB		0-0 F8		0-0 5-3			2	1	0	0	1	0	0											
<b>Michael LaCoss, R</b> (1, 1) <b>Luis Pujols, R</b> (7, 2) OBP: 0.222, SLG: 0.125			0-0 SH G4-6-3		0-3 K		0-3 K			1	0	0	0	0	1	0											
<b>Inning Stats</b>	R: 0 E: 0 K: 1 S: 5	H: 0 LOB: 0 BB: 0 P: 5	R: 0 E: 0 K: 0 S: 4	H: 1 LOB: 1 BB: 0 P: 4	R: 1 E: 0 K: 0 S: 4	H: 1 LOB: 1 BB: 1 P: 8	R: 1 E: 0 K: 0 S: 4	H: 1 LOB: 0 BB: 0 P: 4	R: 0 E: 0 K: 1 S: 5	H: 0 LOB: 0 BB: 0 P: 5	R: 0 E: 0 K: 1 S: 5	H: 0 LOB: 0 BB: 0 P: 5	R: 0 E: 0 K: 2 S: 7	H: 0 LOB: 0 BB: 0 P: 7	R: 1 E: 0 K: 0 S: 5	H: 3 LOB: 2 BB: 1 P: 9	1B: 5 2B: 0 3B: 0 HR: 1	SF: 0 SAC: 1 DP: 2 HBP: 0	WP: 0 PB: 0 SB: 0 CS: 0	PA: 34							
<b>PITCHER</b>	IP	WLS	BF	H	R	ER	SO	BB	IBB	HBP	BLK	WP	HR	S	P	ERA	WHIP										
<b>Rick Behenna, R</b> (1, 1) ERA: 1.66	6.0	W	22	3	2	2	2	1	0	0	0	0	1	25	29	3.00	0.667										
<b>Steve Bedrosian, R</b> (7, 1) ERA: 3.18	2.0		8	2	1	1	3	0	0	0	0	0	0	14	14	4.50	1.000										
<b>Gene Garber, R</b> (9, 1) ERA: 1.86	0.1	S	3	1	0	0	0	0	1	0	0	0	0	2	6	0.00	3.000										
<b>Terry Forster, L</b> (9, 1) ERA:	0.2	S	1	0	0	0	0	0	0	0	0	0	0	1	1	0.00	0.000										

Houston Astros @ Atlanta Braves  
Atlanta-Fulton County Stadium, Atlanta, GA  
Sun May 08 1983, 3:33 AM EDT  
Att: 20,799 - Unknown

AB 31  
R 3  
H 6  
RBI 3  
BB 2  
SO 5  
LOB 10



Batter	1	2	3	4	5	6	7	8	9	AB	R	H	RBI	BB	SO	LOB	BOTTOM										
<b>Brett Butler, L</b> (1, 8) OBP: 0.310, SLG: 0.293	0-0 4-3		0-0 4-3		0-0 1-3	0-0 1B				4	0	1	0	0	0	1											
<b>Rafael Ramirez, R</b> (1, 6) OBP: 0.292, SLG: 0.324	0-0 5-3			0-0 BB 1B	0-0 F9	0-0 1B		0-0 1B		4	1	2	1	0	0	0											
<b>Claudell Washington, L</b> (1, 9) OBP: 0.311, SLG: 0.379	0-3 K			4-0 1B SF8 BB	4-0 1B BB		0-0 F7			2	2	0	0	2	1	0											
<b>Dale Murphy, R</b> (1, 7) OBP: 0.477, SLG: 0.659		0-0 F9		0-0 SF8 1B	0-0 1B	0-0 1B		0-0 6-3		4	0	2	1	0	0	0											
<b>Bob Horner, R</b> (1, 5) OBP: 0.339, SLG: 0.495		0-0 5-3		0-0 F4	0-0 1B	0-0 1B		0-0 1B		4	0	2	1	0	0	2											
<b>Chris Chambliss, L</b> (1, 3) OBP: 0.337, SLG: 0.482		0-0 F7		4-0 1B IBB	0-0 F8		0-0 4-3			3	0	0	0	1	0	3											
<b>Glenn Hubbard, R</b> (1, 4) OBP: 0.423, SLG: 0.524			0-0 FC6-4 1B	0-0 SF8		0-0 F2		0-0 F3		3	0	1	1	0	0	0											
<b>Bruce Benedict, R</b> (1, 2) OBP: 0.448, SLG: 0.455			0-0 FC6-4	0-0 1B IBB		0-0 1B 1B		0-3 K		3	1	1	0	1	1	1											
<b>Rick Behenna, R</b> (1, 1) <b>Ken Smith, L</b> (6, PH) <b>Steve Bedrosian, R</b> (7, 1) <b>Gene Garber, R</b> (9, 1) <b>Terry Forster, L</b> (9, 1) OBP: 1.000, SLG: 1.500			0-0 P3	0-0 5-3		0-3 K		0-3 K		2	0	0	0	0	0	4											
<b>Inning Stats</b>	R: 0 E: 0 K: 1 S: 5	H: 0 LOB: 0 BB: 0 P: 5	R: 0 E: 0 K: 0 S: 3	H: 0 LOB: 0 BB: 0 P: 3	R: 0 E: 1 K: 0 S: 4	H: 1 LOB: 1 BB: 0 P: 4	R: 2 E: 0 K: 0 S: 5	H: 2 LOB: 3 BB: 3 P: 17	R: 1 E: 0 K: 0 S: 5	H: 2 LOB: 2 BB: 1 P: 9	R: 1 E: 0 K: 1 S: 7	H: 3 LOB: 2 BB: 0 P: 7	R: 0 E: 0 K: 0 S: 4	H: 1 LOB: 1 BB: 0 P: 4	R: 0 E: 0 K: 2 S: 7	H: 0 LOB: 0 BB: 0 P: 7	1B: 9 2B: 0 3B: 0 HR: 0	SF: 1 SAC: 0 DP: 0 HBP: 0	WP: 0 PB: 0 SB: 0 CS: 0	PA: 36							
<b>PITCHER</b>	IP	WLS	BF	H	R	ER	SO	BB	IBB	HBP	BLK	WP	HR	S	P	ERA	WHIP										
<b>Michael LaCoss, R</b> (1, 1) ERA: 5.11	6.0	L	29	8	4	4	2	2	2	0	0	0	0	29	45	6.00	1.667										
<b>Bill Dawley, R</b> (7, 1) ERA: 0.71	2.0		7	1	0	0	2	0	0	0	0	0	0	11	11	0.00	0.500										

Houston Astros @ Atlanta Braves  
Atlanta-Fulton County Stadium, Atlanta, GA  
Sun May 08 1983, 3:33 AM EDT  
Att: 20,799 - Unknown

AB 31  
R 4  
H 9  
RBI 4  
BB 4  
SO 4  
LOB 12





Batter	1	2	3	4	5	6	7	8	9	AB	R	H	RBI	BB	SO	LOB	TOP			
Mookie Wilson, S OBP: 0.330, SLG: 0.418 (1, 8)										5	1	1	0	0	2	2				
Hubie Brooks, R OBP: 0.275, SLG: 0.352 (1, 5)										4	1	2	0	0	0	0				
Darryl Strawberry, L OBP: 0.283, SLG: 0.188 (1, 9)										4	1	1	0	0	2	3				
George Foster, R OBP: 0.366, SLG: 0.483 (1, 7)										3	0	0	0	0	0	1				
Danny Heep, L OBP: 0.378, SLG: 0.514 (1, 3)										2	0	1	2	0	0	0				
Brian Giles, R OBP: 0.303, SLG: 0.263 (1, 4)										4	0	2	1	0	0	0				
Ronn Reynolds, R OBP: 0.105, SLG: 0.059 (9, PH)										3	0	0	0	0	2	4	AB 34			
Ron Hodges, L OBP: 0.333, SLG: 0.254 (9, PH)										1	0	0	0	0	0	0	R 4			
José Oquendo, S OBP: 0.267, SLG: 0.083 (9, PH)										3	0	0	0	0	0	2	H 9			
Mike Jorgensen, L OBP: 0.462, SLG: 0.700 (9, PH)										1	0	1	0	0	0	0	RBI 3			
Rick Ownbey, R OBP: 0.125, SLG: 0.125 (5, 1)										2	1	1	0	0	0	0	BB 0			
Carlos Diaz, R (6, 1)										1	0	0	0	0	1	0	SO 9			
Mike Torrez, R OBP: 0.182, SLG: 0.182 (9, PH)										1	0	0	0	0	0	0	LOB 13			
Rusty Staub, L OBP: 0.370, SLG: 0.273 (9, PH)										1	0	0	0	0	1	1				
<b>Inning Stats</b>	R: 2 E: 0 K: 1 S: 8	H: 3 LOB: 2 BB: 0 P: 9	R: 1 E: 1 K: 0 S: 5	H: 2 LOB: 1 BB: 0 P: 5	R: 0 E: 0 K: 1 S: 7	H: 2 LOB: 2 BB: 0 P: 7	R: 0 E: 0 K: 1 S: 5	H: 0 LOB: 0 BB: 0 P: 5	R: 1 E: 0 K: 0 S: 4	H: 1 LOB: 0 BB: 0 P: 4	R: 0 E: 0 K: 2 S: 7	H: 0 LOB: 0 BB: 0 P: 7	R: 0 E: 0 K: 0 S: 3	H: 0 LOB: 0 BB: 0 P: 3	R: 0 E: 0 K: 2 S: 8	H: 1 LOB: 1 BB: 0 P: 8	1B: 8 2B: 1 3B: 0 HR: 0	SF: 2 SAC: 0 DP: 0 HBP: 1	WP: 0 PB: 0 SB: 2 CS: 0	PA: 37
<b>PITCHER</b>	IP WLS BF H R ER SO BB IBB HBP BLK WP HR S P ERA WHIP																			
Vern Ruhle, R ERA: 4.15 (1, 1)	3.0	L	17	7	3	2	2	0	0	1	0	0	0	0	20	21	6.00	2.333		
Mike Madden, L ERA: 2.57 (4, 1)	2.0	W	7	1	1	1	1	0	0	0	0	0	0	9	9	4.50	0.500			
Frank LaCorte, R ERA: 4.15 (6, 1)	4.0	S	13	1	0	0	6	0	0	0	0	0	0	25	25	0.00	0.250			

New York Mets @ Houston Astros  
Astrodome, Houston, TX  
Mon May 09 1983, 8:05 PM EDT  
Att: 7,436 - Unknown

AB 34  
R 4  
H 9  
RBI 3  
BB 0  
SO 9  
LOB 13



Batter	1	2	3	4	5	6	7	8	9	AB	R	H	RBI	BB	SO	LOB	BOTTOM			
Omar Moreno, L OBP: 0.287, SLG: 0.346 (1, 8)										4	1	2	2	0	1	0				
Tony Scott, S OBP: 0.290, SLG: 0.373 (1, 9)										2	0	1	0	0	0	0				
Mike Madden, L (4, 1)										0	0	0	0	0	0	0				
Denny Walling, L OBP: 0.100, SLG: 0.053 (5, PH)										1	0	0	0	0	0	1				
Frank LaCorte, R (6, 1)										1	0	0	0	0	0	2				
Dickie Thon, R OBP: 0.336, SLG: 0.388 (1, 6)										3	1	0	0	1	0	1				
Phil Garner, R OBP: 0.344, SLG: 0.384 (1, 5)										4	1	1	2	0	0	1				
Jose Cruz, L OBP: 0.411, SLG: 0.442 (1, 7)										3	0	2	1	1	0	0				
Ray Knight, R OBP: 0.348, SLG: 0.471 (1, 3)										4	0	1	0	0	2	2				
Alan Ashby, S OBP: 0.319, SLG: 0.463 (1, 2)										4	2	2	1	0	0	2	AB 33			
Bill Doran, S OBP: 0.333, SLG: 0.267 (1, 4)										4	0	2	0	0	0	1	R 6			
Vern Ruhle, R (1, 1)										0	0	0	0	0	0	0	H 12			
Terry Puhl, L OBP: 0.218, SLG: 0.216 (3, PH) (4, 9)										3	1	1	0	0	2	2	RBI 6			
<b>Inning Stats</b>	R: 0 E: 0 K: 1 S: 6	H: 1 LOB: 1 BB: 0 P: 6	R: 0 E: 0 K: 0 S: 3	H: 1 LOB: 1 BB: 1 P: 7	R: 0 E: 0 K: 1 S: 5	H: 0 LOB: 0 BB: 0 P: 5	R: 0 E: 0 K: 1 S: 6	H: 1 LOB: 1 BB: 0 P: 6	R: 5 E: 1 K: 1 S: 10	H: 5 LOB: 1 BB: 1 P: 14	R: 1 E: 0 K: 1 S: 7	H: 3 LOB: 1 BB: 0 P: 7	R: 0 E: 1 K: 0 S: 3	H: 0 LOB: 0 BB: 0 P: 3	R: 0 E: 0 K: 0 S: 3	H: 1 LOB: 0 BB: 0 P: 3	1B: 9 2B: 2 3B: 1 HR: 1	SF: 0 SAC: 0 DP: 1 HBP: 0	WP: 0 PB: 0 SB: 2 CS: 3	PA: 37
<b>PITCHER</b>	IP WLS BF H R ER SO BB IBB HBP BLK WP HR S P ERA WHIP																			
Rick Ownbey, R ERA: 6.2 (1, 1)	4.2	L	22	7	5	5	3	2	0	0	0	1	1	26	34	9.64	1.929			
Carlos Diaz, L ERA: 2.4 (5, 1)	0.2	W	6	4	1	1	2	0	0	0	0	0	0	10	10	13.50	6.000			
Mike Torrez, R ERA: 5.4 (6, 1)	2.2	W	7	1	0	0	0	0	0	0	0	0	0	7	7	0.00	0.375			

New York Mets @ Houston Astros  
Astrodome, Houston, TX  
Mon May 09 1983, 8:05 PM EDT  
Att: 7,436 - Unknown

AB 33  
R 6  
H 12  
RBI 6  
BB 2  
SO 5  
LOB 12









Batter	1	2	3	4	5	6	7	8	9	AB	R	H	RBI	BB	SO	LOB	TOP						
Mookie Wilson, S OBP: 0.323, SLG: 0.403 (1, 8)	0-0 6-3 1B		0-0 F8			0-0 4-3		0-0 3-1		4	0	1	0	0	0	0	<b>New York Mets @ Houston Astros</b> Astrodome, Houston, TX Wed May 11, 1983, 8:05 PM EDT Att: 8,757 - Unknown						
Hubie Brooks, R OBP: 0.290, SLG: 0.354 (1, 5)	0-0 6-3 1-2		0-0 F9			0-0 5-3		0-0 F9		4	0	0	0	0	0	1							
Daryl Strawberry, L OBP: 0.217, SLG: 0.150 (1, 9)	0-3 K			0-0 F8			0-0 L3		0-0 4-3	4	0	0	0	0	1	1							
George Foster, R OBP: 0.345, SLG: 0.448 Mark Bradley, R OBP: 0.333, SLG: 0.308 (1, 7) (9, 7)	0-0 5-3			0-0 F3			0-0 HR 1B		0-3 K	4	1	1	0	0	1	1							
Dave Kingman, R OBP: 0.234, SLG: 0.433 Mike Jorgensen, L OBP: 0.462, SLG: 0.700 (1, 3) (9, 3)		0-0 F7		0-0 6-3			0-0 1-H HR		0-0 L5	4	1	1	2	0	0	0							
Ron Hodges, L OBP: 0.333, SLG: 0.258 (1, 2)		0-0 F8			0-3 K					3	0	1	0	0	1	0							
Brian Giles, R OBP: 0.309, SLG: 0.276 (1, 4)		0-0 S BLK 2B		0-0 6-3			0-0 F7			3	1	1	0	0	0	1							
José Oquendo, S OBP: 0.286, SLG: 0.125 (1, 6)		0-0 F8 2-H		0-3 K			0-0 F8			3	0	0	0	0	1	1							
Tom Seaver, R OBP: 0.200, SLG: 0.429 (1, 1)			0-0 F9			0-0 G3		0-3 K		3	0	0	0	0	1	0							
<b>Inning Stats</b>	R: 0 E: 0 K: 1 S: 6	H: 1 LOB: 1 BB: 0 P: 6	R: 1 E: 0 K: 0 S: 4	H: 1 LOB: 0 BB: 0 P: 4	R: 0 E: 0 K: 0 S: 3	H: 0 LOB: 0 BB: 0 P: 3	R: 0 E: 0 K: 2 S: 7	H: 0 LOB: 0 BB: 0 P: 7	R: 0 E: 0 K: 0 S: 3	H: 0 LOB: 0 BB: 0 P: 3	R: 2 E: 0 K: 0 S: 6	H: 3 LOB: 1 BB: 0 P: 6	R: 0 E: 0 K: 1 S: 5	H: 0 LOB: 0 BB: 0 P: 5	R: 0 E: 0 K: 1 S: 5	H: 0 LOB: 0 BB: 0 P: 5		1B: 3 2B: 1 3B: 0 HR: 1	SF: 0 SAC: 0 DP: 0 HBP: 0	WP: 0 PB: 0 SB: 1 CS: 0	PA: 32		
<b>PITCHER</b>	IP WLS BF H R ER SO BB IBB HBP BLK WP HR S P ERA WHIP	8.0 L 29 5 3 3 4 0 0 0 0 0 1 37 37 3.38 0.625	1.0 3 0 0 0 1 0 0 0 0 0 0 5 5 0.00 0.000																				

AB	32
R	3
H	5
RBI	2
BB	0
SO	5
LOB	5



Batter	1	2	3	4	5	6	7	8	9	AB	R	H	RBI	BB	SO	LOB	BOTTOM					
Omar Moreno, L OBP: 0.301, SLG: 0.370 (1, 8)	4-0 G5-4-3 1B BB		0-0 3B		0-3 K			0-0 2B		3	0	2	0	1	1	1	<b>New York Mets @ Houston Astros</b> Astrodome, Houston, TX Wed May 11, 1983, 8:05 PM EDT Att: 8,757 - Unknown					
Tony Scott, S OBP: 0.271, SLG: 0.343 Dave Smith, R (1, 9) (9, 1)	0-0 G5-4-3 1-2 1B		0-0 4-3			0-0 F8		0-0 4-3		4	0	1	0	0	0	1						
Dickie Thon, R OBP: 0.338, SLG: 0.383 (1, 6)	0-0 G5-4-3 1-2 2-3 1B			4-0 S BB		0-0 6-3		0-0 6-3		3	0	0	0	1	0	2						
Phil Garner, R OBP: 0.336, SLG: 0.388 (1, 5)	0-0 1-3		0-0 F9		0-3 K		0-3 K		0-0 F8	4	0	0	0	0	1	2						
Jose Cruz, L OBP: 0.399, SLG: 0.421 (1, 7)		0-0 F8		0-3 K		0-0 6-3		0-0 6-3		4	0	0	0	0	1	1						
Ray Knight, R OBP: 0.333, SLG: 0.445 (1, 3)		0-0 4-3		0-3 K 1-2		0-0 6-3		0-0 6-3		3	0	0	0	0	1	1						
Alan Ashby, S OBP: 0.316, SLG: 0.443 (1, 2)		0-0 1B		0-0 1-3		0-0 6-3				3	0	1	0	0	0	0						
Bill Doran, S OBP: 0.344, SLG: 0.287 (1, 4)		0-3 K		0-0 2B				0-0 4-3		3	0	1	0	0	1	1						
Mike Scott, R (1, 1)			0-0 5-3		0-3 K			0-0 1-3		2	0	0	0	0	1	1						
Denny Walling, L OBP: 0.174, SLG: 0.136 (8, PH) (9, 9)										1	0	0	0	0	0	0						
<b>Inning Stats</b>	R: 0 E: 0 K: 0 S: 3	H: 1 LOB: 1 BB: 1 P: 7	R: 0 E: 0 K: 1 S: 6	H: 1 LOB: 1 BB: 0 P: 6	R: 0 E: 0 K: 0 S: 3	H: 1 LOB: 0 BB: 0 P: 3	R: 0 E: 0 K: 2 S: 7	H: 0 LOB: 1 BB: 1 P: 11	R: 0 E: 0 K: 2 S: 8	H: 1 LOB: 1 BB: 0 P: 8	R: 0 E: 0 K: 1 S: 5	H: 0 LOB: 0 BB: 0 P: 5	R: 0 E: 0 K: 0 S: 3	H: 0 LOB: 0 BB: 0 P: 3	R: 0 E: 0 K: 0 S: 4	H: 1 LOB: 1 BB: 0 P: 4	R: 0 E: 0 K: 0 S: 3	H: 0 LOB: 0 BB: 0 P: 3	1B: 2 2B: 2 3B: 1 HR: 0	SF: 0 SAC: 0 DP: 1 HBP: 0	WP: 0 PB: 0 SB: 1 CS: 0	PA: 32
<b>PITCHER</b>	IP WLS BF H R ER SO BB IBB HBP BLK WP HR S P ERA WHIP	9.0 W 32 5 0 0 6 2 0 0 0 0 0 42 50 0.00 0.778																				





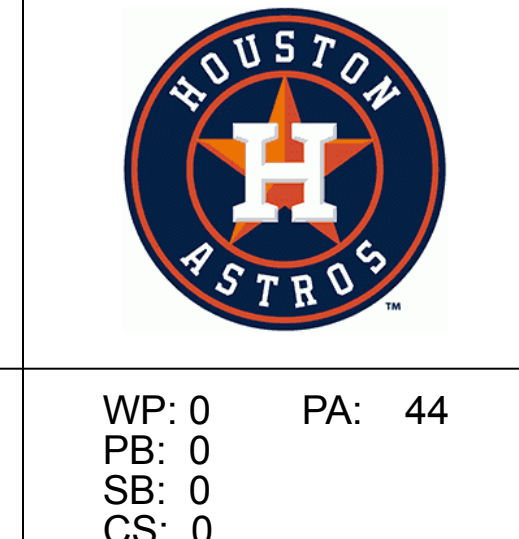
Batter	1	2	3	4	5	6	7	8	9	10	AB	R	H	RBI	BB	SO	LOB	TOP						
Claudell Washington, L (1, 9) OBP: 0.311, SLG: 0.391	6-3																	4	0	1	1	1	2	3
Rafael Ramirez, R (1, 6) OBP: 0.298, SLG: 0.310	5-3		4-3															4	1	1	0	1	0	2
Dale Murphy, R (1, 8) OBP: 0.433, SLG: 0.604	5-3			6-3														5	0	1	0	0	1	1
Chris Chambliss, L (1, 3)				F7														3	0	0	1	1	0	1
Terry Harper, R (1, 7) OBP: 0.405, SLG: 0.400	L4			E S														5	0	1	0	0	2	3
Glenn Hubbard, R (1, 4) OBP: 0.411, SLG: 0.515	G3			F8														4	1	1	0	0	0	3
Jerry Royster, R (1, 5) OBP: 0.222, SLG: 0.176	K																	4	0	1	0	0	2	1
Bruce Benedict, R (1, 2) OBP: 0.418, SLG: 0.422			1-3															4	1	1	0	0	1	2
Pascual Perez, R (1, 1) OBP: 0.059, SLG: 0.059 Bill Rice, R (7, PH) OBP: 0.289, SLG: 0.290 Terry Forster, L (7, 1) OBP: 0.065, SLG: 0.066 Bob Watson, R (8, PH) OBP: 0.125, SLG: 0.125 Brett Butler, L (8, PH) OBP: 0.044, SLG: 0.287 Pete Falcone, L (8, 1)				F9														2	0	1	0	0	0	0
<b>Inning Stats</b>	R: 0 E: 0 K: 0 S: 3	H: 0 LOB: 0 BB: 0 P: 3	R: 0 E: 0 K: 1 S: 5	H: 0 LOB: 1 BB: 1 P: 9	R: 0 E: 0 K: 0 S: 3	H: 0 LOB: 1 BB: 1 P: 7	R: 0 E: 0 K: 2 S: 4	H: 1 LOB: 1 BB: 0 P: 4	R: 0 E: 0 K: 0 S: 5	H: 1 LOB: 1 BB: 0 P: 5	R: 1 E: 0 K: 1 S: 5	H: 2 LOB: 1 BB: 0 P: 5	R: 0 E: 0 K: 1 S: 5	H: 0 LOB: 0 BB: 0 P: 5	R: 1 E: 0 K: 2 S: 9	H: 3 LOB: 2 BB: 0 P: 9	R: 0 E: 0 K: 2 S: 7	H: 0 LOB: 1 BB: 1 P: 11	1B: 8 2B: 1 3B: 0 HR: 0	SF: 1 SAC: 0 DP: 0 HBP: 0	WP: 0 PB: 0 SB: 4 CS: 0	PA: 41		
<b>PITCHER</b>	IP WLS BF H R ER SO	IP WLS BF H R ER SO	IP WLS BF H R ER SO	IP WLS BF H R ER SO	IP WLS BF H R ER SO	IP WLS BF H R ER SO	IP WLS BF H R ER SO	IP WLS BF H R ER SO	IP WLS BF H R ER SO	IP WLS BF H R ER SO	IP WLS BF H R ER SO	IP WLS BF H R ER SO	IP WLS BF H R ER SO	IP WLS BF H R ER SO	IP WLS BF H R ER SO	IP WLS BF H R ER SO	IP WLS BF H R ER SO	ERA WHIP	ERA WHIP	ERA WHIP	ERA WHIP	ERA WHIP	ERA WHIP	ERA WHIP
Joe Niekro, R (1, 1) ERA: 4.53	7.0	7.0	7.0	7.0	7.0	7.0	7.0	7.0	7.0	7.0	7.0	7.0	7.0	7.0	7.0	7.0	7.0	2.57	1.143					
Frank LaCorte, R (8, 1) ERA: 4.3	1.1	1.1	1.1	1.1	1.1	1.1	1.1	1.1	1.1	1.1	1.1	1.1	1.1	1.1	1.1	1.1	1.1	6.75	2.250					
Frank DiPino, L (9, 1) ERA: 2.2	1.2	1.2	1.2	1.2	1.2	1.2	1.2	1.2	1.2	1.2	1.2	1.2	1.2	1.2	1.2	1.2	1.2	0.00	0.600					

Atlanta Braves @ Houston Astros  
Astrodome, Houston, TX  
Thu May 12 1983, 8:05 PM EDT  
Att. 9,842 - Dome

AB 37  
R 3  
H 9  
RBI 3  
BB 3  
SO 8  
LOB 17

WP: 0 PA: 41  
PB: 0  
SB: 4  
CS: 0

Batter	1	2	3	4	5	6	7	8	9	10	AB	R	H	RBI	BB	SO	LOB	BOTTOM						
Omar Moreno, L (1, 8) OBP: 0.302, SLG: 0.369																		3	0	1	0	0	0	0
Kevin Bass, S (7, PH) OBP: 0.310, SLG: 0.400			F3															1	0	0	0	0	1	2
Frank LaCorte, R (8, 1)																		1	0	0	0	0	2	
Frank DiPino, L (9, 1) OBP: 0.500, SLG: 1.000																		0	0	0	0	0	0	0
Tony Scott, S (1, 9) OBP: 0.267, SLG: 0.333																		5	0	1	1	0	0	1
Dickie Thon, R (1, 6) OBP: 0.340, SLG: 0.391																		5	1	2	1	0	0	1
Phil Garner, R (1, 5) OBP: 0.345, SLG: 0.387																		3	0	1	0	1	0	0
Jose Cruz, L (1, 7) OBP: 0.399, SLG: 0.421																		5	1	2	1	0	0	5
Ray Knight, R (1, 3) OBP: 0.323, SLG: 0.430																		4	0	0	0	0	1	2
Denny Walling, L (9, 3) OBP: 0.174, SLG: 0.136																		0	0	0	0	0	0	0
Bill Doran, S (1, 4) OBP: 0.361, SLG: 0.291																		2	1	1	0	3	0	0
Luis Pujols, R (1, 2) OBP: 0.286, SLG: 0.231																		4	0	1	1	0	0	5
Joe Niekro, R (1, 1) OBP: 0.059, SLG: 0.059																		2	0	0	0	0	0	3
Tim Tolman, R (7, PH) OBP: 0.222, SLG: 0.500																		0	1	0	0	1	0	0
Terry Puhl, L (8, 9) OBP: 0.232, SLG: 0.216																		0	0	0	0	1	0	0
<b>Inning Stats</b>	R: 0 E: 0 K: 0 S: 4	H: 1 LOB: 2 BB: 0 P: 5	R: 0 E: 0 K: 1 S: 5	H: 1 LOB: 0 BB: 0 P: 5	R: 0 E: 0 K: 0 S: 3	H: 0 LOB: 0 BB: 3 P: 3	R: 1 E: 0 K: 0 S: 6	H: 3 LOB: 3 BB: 1 P: 10	R: 0 E: 0 K: 0 S: 3	H: 0 LOB: 0 BB: 0 P: 3	R: 2 E: 0 K: 1 S: 7	H: 2 LOB: 3 BB: 3 P: 19	R: 0 E: 1 K: 0 S: 4	H: 0 LOB: 2 BB: 1 P: 8	R: 0 E: 0 K: 0 S: 3	H: 0 LOB: 0 BB: 0 P: 3	R: 1 E: 0 K: 0 S: 3	H: 2 LOB: 2 BB: 1 P: 7	1B: 8 2B: 1 3B: 0 HR: 0	SF: 0 SAC: 2 DP: 1 HBP: 1	WP: 0 PB: 0 SB: 0 CS: 0	PA: 44		
<b>PITCHER</b>	IP WLS BF H R ER SO	IP WLS BF H R ER SO	IP WLS BF H R ER SO	IP WLS BF H R ER SO	IP WLS BF H R ER SO	IP WLS BF H R ER SO	IP WLS BF H R ER SO	IP WLS BF H R ER SO	IP WLS BF H R ER SO	IP WLS BF H R ER SO	IP WLS BF H R ER SO	IP WLS BF H R ER SO	IP WLS BF H R ER SO	IP WLS BF H R ER SO	IP WLS BF H R ER SO	IP WLS BF H R ER SO	IP WLS BF H R ER SO	ERA WHIP	ERA WHIP	ERA WHIP	ERA WHIP	ERA WHIP	ERA WHIP	
Pascual Perez, R (1, 1) ERA: 1.64	6.0	6.0	6.0	6.0	6.0	6.0	6.0	6.0	6.0	6.0	6.0	6.0	6.0	6.0	6.0	6.0	6.0	1.50	0.833					
Terry Forster, L (7, 1) ERA: 1.64	2.0	2.0	2.0	2.0	2.0	2.0	2.0	2.0	2.0	2.0	2.0	2.0	2.0	2.0	2.0	2.0	2.0	9.00	2.000					
Pete Falcone, L (9, 1) ERA: 2.3	1.1	1.1	1.1	1.1	1.1	1.1	1.1	1.1	1.1	1.1	1.1	1.1	1.1	1.1	1.1	1.1	1.1	6.75	2.250					









Batter	1	2	3	4	5	6	7	8	9	10	AB	R	H	RBI	BB	SO	LOB	TOP						
<b>Brett Butler, L</b> OBP: 0.287, SLG: 0.270 (1, 8)	F8	3-1		4-3			F6		K		5	0	0	0	0	1	1							
<b>Rafael Ramirez, R</b> OBP: 0.293, SLG: 0.299 (1, 6)	1B BB	FC6-5 1B			F8		F7		K		4	1	1	0	1	1	0							
<b>Terry Harper, R</b> OBP: 0.412, SLG: 0.395 (1, 7)	1B 1B 1B	FC6-5			K		6-3				5	1	1	0	0	1	1							
<b>Dale Murphy, R</b> OBP: 0.434, SLG: 0.643 (1, 9)	1B	F2			6-3		F7				5	2	2	2	0	0	1							
<b>Chris Chambliss, L</b> OBP: 0.314, SLG: 0.457 (1, 3)	F7			F9		E CS 4-3 BB	F7		K		4	0	0	0	1	1	2							
<b>Glenn Hubbard, R</b> OBP: 0.400, SLG: 0.495 (1, 4)	1B 1-2 2-3			F9		4-3	F9				4	0	1	0	0	0	1							
<b>Jerry Royster, R</b> OBP: 0.240, SLG: 0.174 (1, 5)				CS BB		E5 CS			1-3		3	0	1	2	1	0	1							
<b>Bruce Benedict, R</b> OBP: 0.410, SLG: 0.400 (1, 2)				CS	5-3				6-3		2	0	0	0	2	0	0							
<b>Rick Camp, R</b> OBP: 0.095, SLG: 0.105 (7, 1)					5-3						3	0	0	0	0	1	5							
<b>Pete Falcone, L</b> (7, 1)					5-3						0	0	0	0	0	0	0							
<b>Gene Garber, R</b> (7, 1)											0	0	0	0	0	0	0							
<b>Ken Smith, L</b> OBP: 0.250, SLG: 0.571 (9, PH)											0	0	0	0	1	0	0							
<b>Terry Forster, L</b> OBP: 1.000, SLG: 1.500 (9, 1)									BB		0	0	0	0	0	0	0							
<b>Inning Stats</b>	R: 3 E: 0 K: 1 S: 9	H: 4 LOB: 3 BB: 2 P: 17	R: 0 E: 0 K: 0 S: 4	H: 1 LOB: 1 BB: 0 P: 4	R: 0 E: 0 K: 0 S: 2	H: 0 LOB: 0 BB: 1 P: 6	R: 0 E: 0 K: 0 S: 3	H: 0 LOB: 0 BB: 0 P: 3	R: 0 E: 0 K: 1 S: 5	H: 0 LOB: 0 BB: 0 P: 5	R: 0 E: 0 K: 0 S: 3	H: 0 LOB: 2 BB: 2 P: 11	R: 0 E: 0 K: 0 S: 3	H: 0 LOB: 0 BB: 0 P: 3	R: 0 E: 0 K: 1 S: 5	H: 0 LOB: 1 BB: 1 P: 9	R: 1 E: 0 K: 2 S: 8	H: 1 LOB: 0 BB: 0 P: 8	1B: 5 2B: 0 3B: 0 HR: 1	SF: 0 SAC: 0 DP: 0 HBP: 0	WP: 0 PB: 0 SB: 1 CS: 3	PA: 42		
<b>PITCHER</b>	IP WLS BF H R ER SO ERA WHIP	IP WLS BF H R ER SO ERA WHIP	IP WLS BF H R ER SO ERA WHIP	IP WLS BF H R ER SO ERA WHIP	IP WLS BF H R ER SO ERA WHIP	IP WLS BF H R ER SO ERA WHIP	IP WLS BF H R ER SO ERA WHIP	IP WLS BF H R ER SO ERA WHIP	IP WLS BF H R ER SO ERA WHIP	IP WLS BF H R ER SO ERA WHIP	IP WLS BF H R ER SO ERA WHIP	IP WLS BF H R ER SO ERA WHIP	IP WLS BF H R ER SO ERA WHIP	IP WLS BF H R ER SO ERA WHIP	IP WLS BF H R ER SO ERA WHIP	IP WLS BF H R ER SO ERA WHIP	IP WLS BF H R ER SO ERA WHIP	IP WLS BF H R ER SO ERA WHIP	IP WLS BF H R ER SO ERA WHIP	IP WLS BF H R ER SO ERA WHIP	IP WLS BF H R ER SO ERA WHIP	IP WLS BF H R ER SO ERA WHIP	IP WLS BF H R ER SO ERA WHIP	IP WLS BF H R ER SO ERA WHIP
<b>Vern Ruhle, R</b> ERA: 4.09 (1, 1)	7.0	30	5	3	3	2	3	2	3	2	3.86	1.143												
<b>Frank LaCorte, R</b> ERA: 3.96 (8, 1)	2.0	7	0	0	0	1	1	0	0	0	0.00	0.500												
<b>Bill Dawley, R</b> ERA: 1.2 (10, 1)	1.0	4	1	1	1	2	0	0	0	0	9.00	1.000												

Atlanta Braves @ Houston Astros  
Astrodome, Houston, TX  
Sat May 14 1983, 8:05 PM EDT  
Att: 38,102 - Dome

AB 35  
R 4  
H 6  
RBI 4  
BB 6  
SO 5  
LOB 12



Batter	1	2	3	4	5	6	7	8	9	10	AB	R	H	RBI	BB	SO	LOB	BOTTOM					
<b>Omar Moreno, L</b> OBP: 0.304, SLG: 0.367 (1, 8)	1B S FC6-4 1B	4-3			3-1				FC2-6 FC3-6		5	1	2	1	0	0	2						
<b>Terry Puhl, L</b> OBP: 0.270, SLG: 0.259 (1, 9)											3	0	2	0	0	0	0						
<b>Tim Tolman, R</b> OBP: 0.300, SLG: 0.500 (7, PH)											0	0	0	0	1	0	0						
<b>Frank LaCorte, R</b> (8, 1)											0	0	0	0	0	0	0						
<b>Tony Scott, S</b> OBP: 0.263, SLG: 0.329 (9, PH)											1	0	0	0	0	0	1						
<b>Bill Dawley, R</b> (10, 1)											0	0	0	0	0	0	0						
<b>Dickie Thon, R</b> OBP: 0.340, SLG: 0.401 (1, 6)	FC6-4 FC1-6 S 1-2f 3H				F9		5-3	FC6-4	CS		5	0	1	1	0	0	5						
<b>Phil Garner, R</b> OBP: 0.344, SLG: 0.374 (1, 5)	FC1-6 BB				F8		4-3		1-3		4	0	0	0	1	0	2						
<b>Jose Cruz, L</b> OBP: 0.395, SLG: 0.415 (1, 7)	FC1-6 1-2f 2-3				5-3		F2		S 2B 1B		5	1	1	0	0	1	4						
<b>Harry Spilman, L</b> OBP: 0.308, SLG: 0.435 (1, 3)	G3						L8-4 2B		6-3	F9	5	0	1	0	0	1	4						
<b>Alan Ashby, S</b> OBP: 0.311, SLG: 0.432 (1, 2)											3	1	1	1	1	1	1						
<b>Craig Reynolds, L</b> OBP: 0.091, SLG: 0.091 (8, PR)											0	0	0	0	0	0	0						
<b>Luis Pujols, R</b> OBP: 0.286, SLG: 0.231 (9, 2)											0	0	0	0	0	0	0						
<b>Bill Doran, S</b> OBP: 0.350, SLG: 0.282 (1, 4)							L8-4				4	0	1	0	0	0	2						
<b>Vern Ruhle, R</b> (1, 1)											1	0	0	0	1	1	0						
<b>Denny Walling, L</b> OBP: 0.160, SLG: 0.125 (7, PH) (8, 9)											2	0	0	0	0	0	2						
<b>Inning Stats</b>	R: 1 E: 0 K: 0 S: 5	H: 2 LOB: 2 BB: 1 P: 9	R: 0 E: 0 K: 0 S: 3	H: 0 LOB: 1 BB: 1 P: 7	R: 0 E: 0 K: 0 S: 4	H: 1 LOB: 1 BB: 0 P: 4	R: 0 E: 0 K: 1 S: 5	H: 1 LOB: 0 BB: 0 P: 5	R: 0 E: 0 K: 1 S: 5	H: 0 LOB: 0 BB: 0 P: 3	R: 1 E: 0 K: 0 S: 5	H: 2 LOB: 3 BB: 2 P: 13	R: 1 E: 0 K: 0 S: 5	H: 2 LOB: 1 BB: 0 P: 5	R: 0 E: 1 K: 2 S: 3	H: 0 LOB: 0 BB: 0 P: 3	R: 0 E: 0 K: 2 S: 8	H: 1 LOB: 1 BB: 0 P: 8	1B: 7 2B: 3 3B: 0 HR: 0	SF: 0 SAC: 0 DP: 1 HBP: 0	WP: 0 PB: 0 SB: 3 CS: 1	PA: 43	
<b>PITCHER</b>	IP WLS BF H R ER SO ERA WHIP	IP WLS BF H R ER SO ERA WHIP	IP WLS BF H R ER SO ERA WHIP	IP WLS BF H R ER SO ERA WHIP	IP WLS BF H R ER SO ERA WHIP	IP WLS BF H R ER SO ERA WHIP	IP WLS BF H R ER SO ERA WHIP	IP WLS BF H R ER SO ERA WHIP	IP WLS BF H R ER SO ERA WHIP	IP WLS BF H R ER SO ERA WHIP	IP WLS BF H R ER SO ERA WHIP	IP WLS BF H R ER SO ERA WHIP	IP WLS BF H R ER SO ERA WHIP	IP WLS BF H R ER SO ERA WHIP	IP WLS BF H R ER SO ERA WHIP	IP WLS BF H R ER SO ERA WHIP	IP WLS BF H R ER SO ERA WHIP	IP WLS BF H R ER SO ERA WHIP	IP WLS BF H R ER SO ERA WHIP	IP WLS BF H R ER SO ERA WHIP	IP WLS BF H R ER SO ERA WHIP	IP WLS BF H R ER SO ERA WHIP	IP WLS BF H R ER SO ERA WHIP
<b>Rick Camp, R</b> ERA: 3.09 (1, 1)	6.2	6	2	2	2	2	3	0	0	0	2.70	1.350											
<b>Pete Falcone, L</b> ERA: 2.3 (7, 1)	0.0	1	0	0	0	0	1	0	0	0	∞	∞											
<b>Gene Garber, R</b> ERA: 2.84 (7, 1)	1.1	6	2	1	1	0	0	0	0	0	6.75	1.500											
<b>Terry Forster, L</b> ERA: 1.2 (9, 1)	2.0	7	1	0	0	2	0	0	0	0	0.00	0.500											

Atlanta Braves @ Houston Astros  
Astrodome, Houston, TX  
Sat May 14 1983, 8:05 PM EDT  
Att: 38,102 - Dome

AB 38  
R 3  
H 9  
RBI 3  
BB 4  
SO 4  
LOB 23





Batter	1	2	3	4	5	6	7	8	9	AB	R	H	RBI	BB	SO	LOB	TOP			
<b>Brett Butler, L</b> OBP: 0.298, SLG: 0.269 (1, 8)										4	2	1	0	2	2	2	<b>Atlanta Braves @ Houston Astros</b> Astrodome, Houston, TX Sun May 15 1983, 4:33 AM EDT Att. 14,857 - Dome			
<b>Rafael Ramirez, R</b> OBP: 0.297, SLG: 0.302 (1, 6)										5	1	2	0	0	1	3				
<b>Terry Harper, R</b> OBP: 0.411, SLG: 0.438 (1, 7)										5	1	2	4	0	0	2				
<b>Dale Murphy, R</b> OBP: 0.433, SLG: 0.627 (1, 9)										3	1	0	0	2	0	2				
<b>Bob Watson, R</b> OBP: 0.500, SLG: 0.591 <b>Ken Smith, L</b> OBP: 0.250, SLG: 0.571 (9, 3)										5	1	3	1	0	0	3				
<b>Glenn Hubbard, R</b> OBP: 0.395, SLG: 0.486 <b>Randy Johnson, R</b> OBP: 0.714, SLG: 1.000 (7, 4)										4	0	1	2	0	0	2				
<b>Jerry Royster, R</b> OBP: 0.267, SLG: 0.214 (1, 5)										5	1	2	0	0	1	2				
<b>Bruce Benedict, R</b> OBP: 0.418, SLG: 0.410 (1, 2)										5	2	3	1	0	0	2				
<b>Craig McMurtry, R</b> OBP: 0.063, SLG: 0.063 <b>Rick Mahler, R</b> (8, 1)										4	0	0	0	0	2	5				
<b>Inning Stats</b>	R: 0 E: 0 K: 0 S: 4	H: 1 LOB: 1 BB: 0 P: 4	R: 7 E: 1 K: 1 S: 12	H: 6 LOB: 2 BB: 2 P: 20	R: 1 E: 0 K: 2 S: 10	H: 3 LOB: 3 BB: 1 P: 14	R: 0 E: 0 K: 1 S: 5	H: 0 LOB: 0 BB: 0 P: 5	R: 1 E: 0 K: 0 S: 4	H: 1 LOB: 1 BB: 1 P: 8	R: 0 E: 0 K: 0 S: 5	H: 2 LOB: 2 BB: 0 P: 5	R: 0 E: 0 K: 1 S: 5	H: 0 LOB: 0 BB: 0 P: 5	R: 0 E: 0 K: 1 S: 6	H: 1 LOB: 1 BB: 0 P: 6		1B: 11 2B: 3 3B: 0 HR: 0	SF: 0 SAC: 0 DP: 0 HBP: 0	WP: 0 PB: 0 SB: 1 CS: 0
<b>PITCHER</b>	IP	WLS	BF	H	R	ER	SO	BB	IBB	HBP	BLK	WP	HR	S	P	ERA	WHIP			
<b>Bob Knepper, L</b> ERA: 3.02	1.2	L	15	7	7	1	1	1	1	0	0	0	0	15	23	5.40	4.800			
<b>Mike Madden, L</b> ERA: 3.12	3.1		16	4	2	2	3	1	1	0	0	0	0	20	28	5.40	1.500			
<b>Dave Smith, R</b> ERA: 4.8	3.0		11	2	0	0	2	0	0	0	0	0	0	15	15	0.00	0.667			
<b>Frank DiPino, L</b> ERA: 2.08	1.0		4	1	0	0	1	0	0	0	0	0	0	6	6	0.00	1.000			

Batter	1	2	3	4	5	6	7	8	9	AB	R	H	RBI	BB	SO	LOB	BOTTOM					
<b>Omar Moreno, L</b> OBP: 0.307, SLG: 0.364 (1, 8)										4	1	1	0	1	0	0	<b>Atlanta Braves @ Houston Astros</b> Astrodome, Houston, TX Sun May 15 1983, 4:33 AM EDT Att. 14,857 - Dome					
<b>Terry Puhl, L</b> OBP: 0.288, SLG: 0.279 <b>Kevin Bass, S</b> OBP: 0.295, SLG: 0.381 (6, 9)										3	0	2	0	0	1	0						
<b>Dickie Thon, R</b> OBP: 0.342, SLG: 0.401 (1, 6)										5	0	2	1	0	0	2						
<b>Phil Garner, R</b> OBP: 0.338, SLG: 0.366 <b>Dave Smith, R</b> (6, 1) <b>Craig Reynolds, L</b> OBP: 0.154, SLG: 0.154 (9, 4)										3	0	0	0	0	0	4						
<b>Jose Cruz, L</b> OBP: 0.397, SLG: 0.413 (1, 7)										3	1	1	0	1	0	0						
<b>Harry Spillman, L</b> OBP: 0.333, SLG: 0.462 (1, 3)										3	1	1	2	1	0	0						
<b>Alan Ashby, S</b> OBP: 0.309, SLG: 0.434 (1, 2)										4	0	1	0	0	1	4						
<b>Bill Doran, S</b> OBP: 0.347, SLG: 0.281 <b>Frank DiPino, L</b> OBP: 0.500, SLG: 1.000 (9, 1)										4	0	1	1	0	0	1						
<b>Bob Knepper, L</b> OBP: 0.167, SLG: 0.118 <b>Mike Madden, L</b> (2, 1) <b>Denny Walling, L</b> OBP: 0.143, SLG: 0.111 (6, 5)										0	0	0	0	0	0	0						
<b>Inning Stats</b>	R: 0 E: 0 K: 1 S: 6	H: 1 LOB: 1 BB: 0 P: 6	R: 0 E: 0 K: 1 S: 5	H: 0 LOB: 0 BB: 0 P: 5	R: 0 E: 0 K: 1 S: 5	H: 0 LOB: 0 BB: 0 P: 5	R: 0 E: 0 K: 0 S: 4	H: 1 LOB: 3 BB: 2 P: 12	R: 1 E: 0 K: 0 S: 5	H: 2 LOB: 2 BB: 1 P: 9	R: 0 E: 0 K: 0 S: 4	H: 1 LOB: 1 BB: 0 P: 4	R: 0 E: 0 K: 0 S: 3	H: 0 LOB: 0 BB: 0 P: 3	R: 3 E: 0 K: 0 S: 7	H: 4 LOB: 1 BB: 0 P: 7		R: 0 E: 0 K: 1 S: 6	H: 1 LOB: 1 BB: 0 P: 6	1B: 8 2B: 2 3B: 0 HR: 0	SF: 0 SAC: 0 DP: 0 HBP: 0	WP: 0 PB: 0 SB: 2 CS: 0
<b>PITCHER</b>	IP	WLS	BF	H	R	ER	SO	BB	IBB	HBP	BLK	WP	HR	S	P	ERA	WHIP					
<b>Craig McMurtry, R</b> ERA: 3.06	7.2	W	34	8	4	4	3	3	0	0	0	0	0	37	49	4.70	1.435					
<b>Rick Mahler, R</b> ERA: 5.02	1.1		6	2	0	0	1	0	0	0	0	0	0	8	8	0.00	1.500					





Batter	1	2	3	4	5	6	7	8	9	AB	R	H	RBI	BB	SO	LOB	TOP																				
Omar Moreno, L (1, 8) OBP: 0.301, SLG: 0.357 Dave Smith, R (5, 1)	F8		F7		L3			F5		3	0	0	0	0	0	2	<b>Houston Astros @ St. Louis Cardinals</b> Busch Stadium, St. Louis, MO Tue May 17 1983, 7:05 PM CDT Att: 40,740 - Unknown																				
Denny Walling, L (8, PH) OBP: 0.138, SLG: 0.107 Frank LaCorte, R (8, 1)										0	0	0	0	0	0	0																					
Terry Puhl, L (1, 9) OBP: 0.286, SLG: 0.277	PB S 1B		F5					G3		4	0	1	0	0	0	1																					
Dickie Thon, R (1, 6) OBP: 0.345, SLG: 0.424	K									4	2	2	1	0	1	1																					
Phil Garner, R (1, 5) OBP: 0.329, SLG: 0.355	6-3									4	0	0	0	0	2																						
Jose Cruz, L (1, 7) OBP: 0.400, SLG: 0.418										3	1	1	1	1	0	0																					
Harry Sciliman, L (1, 3) OBP: 0.324, SLG: 0.433										4	0	1	0	0	0	2																					
Alan Ashby, S (1, 2) OBP: 0.307, SLG: 0.437										4	1	1	1	0	0	1																					
Bill Doran, S (1, 4) OBP: 0.345, SLG: 0.288										4	0	1	1	0	0	1																					
Joe Niekro, R (1, 1) OBP: 0.111, SLG: 0.111 Vern Ruhle, R (3, 1) Kevin Bass, S (5, PH) OBP: 0.298, SLG: 0.378 (5, 8)										1	0	1	0	0	0	0																					
Inning Stats	R: 0 E: 0 K: 1 S: 6	H: 1 LOB: 1 BB: 0 P: 6	R: 0 E: 0 K: 0 S: 2	H: 0 LOB: 0 BB: 1 P: 6	R: 0 E: 0 K: 0 S: 4	H: 1 LOB: 0 BB: 0 P: 4	R: 1 E: 0 K: 0 S: 4	H: 1 LOB: 0 BB: 0 P: 4	R: 0 E: 0 K: 0 S: 3	H: 0 LOB: 0 BB: 0 P: 3	R: 0 E: 0 K: 0 S: 4	H: 1 LOB: 1 BB: 0 P: 4	R: 0 E: 0 K: 0 S: 3	H: 0 LOB: 0 BB: 0 P: 3	R: 0 E: 0 K: 0 S: 3	H: 0 LOB: 0 BB: 0 P: 3	R: 3 E: 0 K: 0 S: 7	H: 4 LOB: 1 BB: 0 P: 7	1B: 5 2B: 3 3B: 0 HR: 1	SF: 0 SAC: 0 DP: 1 HBP: 0	WP: 0 PB: 1 SB: 1 CS: 0	PA: 36															
PITCHER	IP	WLS	BF	H	R	ER	SO	BB	IBB	HBP	BLK	WP	HR	S	P	ERA	WHIP	PITCHER		IP	WLS	BF	H	R	ER	SO	BB	IBB	HBP	BLK	WP	HR	S	P	ERA	WHIP	
Bob Forsch, R (1, 1) ERA: 3.51	8.2	W	35	9	4	4	1	1	0	0	0	0	0	1	36	40	4.15	1.154	Bob Forsch, R (1, 1) ERA: 3.51		8.2	W	35	9	4	4	1	1	0	0	0	0	1	36	40	4.15	1.154
Dave Vonohlen, L (9, 1) ERA:	0.1		1	0	0	0	0	0	0	0	0	0	0	0	1	1	0.00	0.000	Dave Vonohlen, L (9, 1) ERA:		0.1		1	0	0	0	0	0	0	0	0	0	1	1	0.00	0.000	

AB	35
R	4
H	9
RBI	4
BB	1
SO	1
LOB	11



Batter	1	2	3	4	5	6	7	8	9	AB	R	H	RBI	BB	SO	LOB	BOTTOM																			
Lonnie Smith, R (1, 7) OBP: 0.366, SLG: 0.458	5-3 S BB		F9					G3		4	0	1	2	1	0	3	<b>Houston Astros @ St. Louis Cardinals</b> Busch Stadium, St. Louis, MO Tue May 17 1983, 7:05 PM CDT Att: 40,740 - Unknown																			
Willie McGee, S (1, 8) OBP: 0.382, SLG: 0.413	5-3 1-3		G3					4-3		5	0	1	1	0	0	3																				
Keith Hernandez, L (1, 3) OBP: 0.369, SLG: 0.500										4	1	1	0	1	1	2																				
Darrell Porter, L (1, 2) OBP: 0.377, SLG: 0.538 Jamie Quirk, L (8, 2) OBP: 0.235, SLG: 0.353	F9							1-6-3		3	1	1	0	1	0	2																				
Dane Iorg, L (1, 9) OBP: 0.400, SLG: 0.478 David Green, R (6, PR) OBP: 0.299, SLG: 0.366 (7, 9)	F8							1-4-3		3	0	1	1	0	0	3																				
Ken Oberkfell, L (1, 5) OBP: 0.382, SLG: 0.343										2	2	0	0	2	0	1																				
Tom Herr, S (1, 4) OBP: 0.348, SLG: 0.366 Mike Ramsey, S (7, 4) OBP: 0.329, SLG: 0.368										3	2	1	0	1	0	3																				
Ozzie Smith, S (1, 6) OBP: 0.282, SLG: 0.289										0	0	0	0	0	0	0																				
Bob Forsch, R (1, 1) OBP: 0.250, SLG: 0.368 Dave Vonohlen, L (9, 1) ERA:										4	2	2	2	0	0	2																				
Inning Stats	R: 0 E: 0 K: 0 S: 3	H: 0 LOB: 2 BB: 2 P: 11	R: 1 E: 1 K: 0 S: 5	H: 1 LOB: 1 BB: 0 P: 5	R: 5 E: 0 K: 1 S: 10	H: 4 LOB: 2 BB: 2 P: 18	R: 0 E: 0 K: 0 S: 2	H: 0 LOB: 0 BB: 1 P: 6	R: 2 E: 0 K: 0 S: 6	H: 3 LOB: 2 BB: 1 P: 10	R: 0 E: 0 K: 0 S: 4	H: 1 LOB: 2 BB: 0 P: 4	R: 0 E: 0 K: 1 S: 5	H: 0 LOB: 0 BB: 0 P: 5	R: 0 E: 0 K: 1 S: 5	H: 0 LOB: 0 BB: 0 P: 5		R: 0 E: 0 K: 1 S: 5	H: 0 LOB: 0 BB: 0 P: 5	1B: 5 2B: 4 3B: 0 HR: 0	SF: 2 SAC: 0 DP: 1 HBP: 0	WP: 0 PB: 1 SB: 2 CS: 0	PA: 40													
PITCHER	IP	WLS	BF	H	R	ER	SO	BB	IBB	HBP	BLK	WP	HR	S	P	ERA	WHIP	PITCHER		IP	WLS	BF	H	R	ER	SO	BB	IBB	HBP	BLK	WP	HR	S	P	ERA	WHIP
Joe Niekro, R (1, 1) ERA: 4.78	2.2	L	19	5	6	3	1	4	0	0	0	0	0	3	7	0.00	0.750	Joe Niekro, R (1, 1) ERA: 4.78		2.2	L	19	5	6	3	1	4	0	0	0	0	3	7	0.00	0.750	
Vern Ruhle, R (3, 1) ERA: 3.93	1.1		4	0	0	0	0	1	0	0	0	0	0	3	7	0.00	0.750	Vern Ruhle, R (3, 1) ERA: 3.93		1.1		4	0	0	0	0	1	0	0	0	0	3	7	0.00	0.750	
Dave Smith, R (5, 1) ERA: 5.0	3.0		14	4	2	2	1	1	0	0	0	0	0	15	19	6.00	1.667	Dave Smith, R (5, 1) ERA: 5.0		3.0		14	4	2	2	1	1	0	0	0	0	15	19	6.00	1.667	
Frank LaCorte, R (8, 1) ERA: 3.81	1.0		3	0	0	0	1	0	0	0	0	0	0	5	5	0.00	0.000	Frank LaCorte, R (8, 1) ERA: 3.81		1.0		3	0	0	0	1	0	0	0	0	5	5	0.00	0.000		

AB	32
R	8
H	9
RBI	8
BB	6
SO	3
LOB	21





Batter	1	2	3	4	5	6	7	8	9	AB	R	H	RBI	BB	SO	LOB	TOP		
Omar Moreno, L OBP: 0.298, SLG: 0.352	F9	F8			F7		4-3		3-1	5	0	1	0	0	0	3			
Terry Puhl, L OBP: 0.293, SLG: 0.329	HR		1B	6-3	6-3		6-3		3-1	5	2	2	2	0	0	3			
Dickie Thon, R OBP: 0.341, SLG: 0.417	6-3		CS	1B	K			F7	5-3	5	0	1	0	0	1	2			
Phil Garner, R OBP: 0.340, SLG: 0.387	CS		6-3	1B				HR		4	1	3	2	0	0	1			
Jose Cruz, L OBP: 0.396, SLG: 0.410	CS	6-3	BB	BB	F2			3-1		3	0	0	0	1	0	1			
Harry Scilman, L OBP: 0.316, SLG: 0.412		4-3	F9	BB	F9			F5		4	1	1	0	0	0	2			
Alan Ashby, S OBP: 0.299, SLG: 0.425		4-3		4-3	4-3				4-3	3	0	0	0	0	0	2			
Bill Doran, S OBP: 0.355, SLG: 0.297		1B	BB	K			4-3	SH1	1B	3	1	2	0	1	1	0			
Mike Scott, R OBP: 0.296, SLG: 0.200			F8							2	0	1	1	0	0	0			
Frank DiPino, L OBP: 0.297, SLG: 1.000										0	0	0	0	0	0	0			
Bill Dawley, R OBP: 0.297, SLG: 1.000										0	0	0	0	0	0	0			
Mike Madden, L OBP: 0.297, SLG: 1.000										0	0	0	0	0	0	0			
Luis Pujols, R OBP: 0.366, SLG: 0.231										0	0	0	0	0	0	0			
Denny Walling, L OBP: 0.133, SLG: 0.103										1	0	0	0	0	0	0			
Tony Scott, S OBP: 0.223, SLG: 0.338										1	0	1	0	0	0	0			
<b>Inning Stats</b>	R: 1 E: 0 K: 0 S: 4	H: 2 LOB: 0 BB: 0 P: 4	R: 1 E: 0 K: 0 S: 5	H: 2 LOB: 2 BB: 1 P: 9	R: 1 E: 0 K: 0 S: 4	H: 2 LOB: 1 BB: 1 P: 8	R: 0 E: 0 K: 1 S: 5	H: 0 LOB: 0 BB: 0 P: 5	R: 0 E: 1 K: 0 S: 4	H: 1 LOB: 1 BB: 0 P: 4	R: 0 E: 0 K: 0 S: 4	H: 1 LOB: 0 BB: 0 P: 4	R: 1 E: 0 K: 0 S: 4	H: 1 LOB: 0 BB: 0 P: 4	R: 1 E: 0 K: 0 S: 6	H: 3 LOB: 2 BB: 0 P: 6	1B: 10 2B: 0 3B: 0 HR: 2	SF: 0 SAC: 1 DP: 0 HBP: 0	WP: 0 PA: 40 CS: 2
<b>PITCHER</b>	IP WLS BF H R ER SO BB IBB HBP BLK WP HR S P ERA WHIP																		
Joaquin Andujar, R ERA: 3.49	(1, 1) 7.0 W 29 8 3 3 2 2 0 0 0 0 1 31 39 3.86 1.429																		
Bruce Sutter, R ERA: 3.32	(8, 1) 2.0 10 4 2 2 0 0 0 0 0 0 1 10 10 9.00 2.000																		

Houston Astros @ St. Louis Cardinals  
 Busch Stadium, St. Louis, MO  
 Wed May 18 1983, 3:33 AM CDT  
 Att: 22,680 - Unknown

AB	36
R	5
H	12
RBI	5
BB	2
SO	2
LOB	14



Batter	1	2	3	4	5	6	7	8	9	AB	R	H	RBI	BB	SO	LOB	BOTTOM		
Lonnie Smith, R OBP: 0.366, SLG: 0.450	G3		1B		6-3					2	1	0	0	0	0	0			
Steve Braun, L OBP: 0.500, SLG: 0.167			E	HBP						0	0	0	0	0	0	0			
David Green, R OBP: 0.304, SLG: 0.370										2	1	1	1	0	0	2			
Willie McGee, S OBP: 0.378, SLG: 0.441	BLK		S	1B	1-3			F8		5	1	3	1	0	0	0			
Keith Hernandez, L OBP: 0.385, SLG: 0.504	F9		BB	BB	BB			BB	2B	3	1	2	0	2	0	1			
Darrell Porter, L OBP: 0.360, SLG: 0.510	4-3		G3		2-6			BB	1B	5	0	0	0	0	2	7			
Glenn Brummer, R OBP: 0.400, SLG: 0.533								K	K	0	0	0	0	0	0	0			
George Hendrick, R OBP: 0.386, SLG: 0.583		6-3		K				6-3	4-3	4	1	0	1	1	1	1			
Ken Oberkfell, L OBP: 0.386, SLG: 0.358	G3			WP	2B			L7		4	1	2	2	0	0	0			
Tom Herr, S OBP: 0.360, SLG: 0.444	F8				F7					4	1	2	3	0	0	1			
Mike Ramsey, S OBP: 0.350, SLG: 0.371			5-3							2	1	1	0	2	0	0			
Joaquin Andujar, S OBP: 0.211, SLG: 0.211										2	0	0	0	0	2	2			
Ozzie Smith, S OBP: 0.286, SLG: 0.293										2	1	1	0	0	0	2			
Bruce Sutter, R ERA: 2.89										0	0	0	0	0	0	0			
<b>Inning Stats</b>	R: 0 E: 0 K: 0 S: 4	H: 1 LOB: 1 BB: 0 P: 4	R: 0 E: 0 K: 0 S: 3	H: 0 LOB: 0 BB: 0 P: 3	R: 1 E: 0 K: 1 S: 6	H: 1 LOB: 2 BB: 1 P: 11	R: 0 E: 0 K: 2 S: 8	H: 1 LOB: 2 BB: 1 P: 12	R: 0 E: 0 K: 0 S: 3	H: 0 LOB: 0 BB: 0 P: 3	R: 0 E: 0 K: 0 S: 3	H: 0 LOB: 0 BB: 0 P: 3	R: 8 E: 0 K: 1 S: 12	H: 7 LOB: 3 BB: 3 P: 24	R: 0 E: 0 K: 1 S: 6	H: 1 LOB: 1 BB: 0 P: 6	1B: 9 2B: 2 3B: 0 HR: 1	SF: 0 SAC: 0 DP: 0 HBP: 1	WP: 1 PA: 41 CS: 0
<b>PITCHER</b>	IP WLS BF H R ER SO BB IBB HBP BLK WP HR S P ERA WHIP																		
Mike Scott, R ERA: 2.5	(1, 1) 6.0 27 6 3 2 3 2 0 0 0 0 0 29 38 3.00 1.333																		
Frank DiPino, L ERA: 3.5	(7, 1) 0.2 L 5 2 0 0 1 0 1 0 0 0 0 6 10 0.00 3.000																		
Bill Dawley, R ERA: 3.0	(7, 1) 0.0 5 3 6 6 0 2 0 0 0 0 1 3 11 ∞ ∞																		
Mike Madden, L ERA: 2.89	(7, 1) 1.1 5 1 0 0 1 0 0 0 0 0 0 7 7 0.00 0.750																		

Houston Astros @ St. Louis Cardinals  
 Busch Stadium, St. Louis, MO  
 Wed May 18 1983, 3:33 AM CDT  
 Att: 22,680 - Unknown

AB	35
R	9
H	12
RBI	8
BB	5
SO	5
LOB	16





Batter	1	2	3	4	5	6	7	8	9	AB	R	H	RBI	BB	SO	LOB	TOP				
<b>Omar Moreno, L</b> OBP: 0.293, SLG: 0.345 <b>Kevin Bass, S</b> OBP: 0.286, SLG: 0.362 <b>Denny Walling, L</b> OBP: 0.133, SLG: 0.103	0-3 K		0-0 5-3		0-3 K		0-0 F9		0-0 FC6	3	0	0	0	0	2	0	<b>Houston Astros @ Pittsburgh Pirates</b> Three Rivers Stadium, Pittsburgh, PA Fri May 20 1983, 7:05 PM EDT Att: 13,643 - Unknown				
<b>Tony Scott, S</b> OBP: 0.256, SLG: 0.321 <b>Dickie Thon, R</b> OBP: 0.343, SLG: 0.431	0-0 F9		0-0 6-3		0-0 1-3		0-0 1-3		0-0 SF7	4	0	0	1	0	0	2					
<b>Phil Garner, R</b> OBP: 0.337, SLG: 0.384	0-3 K		0-3 K		0-0 6-3		0-0 K		0-0 1B	4	0	1	0	0	2	1					
<b>Jose Cruz, L</b> OBP: 0.393, SLG: 0.401		0-0 F7		0-0 5-3		0-0 F7		4-0 1B	3	0	0	0	1	0	0	0					
<b>Ray Knight, R</b> OBP: 0.328, SLG: 0.441		0-0 1B		0-0 2B			0-0 F9	0-0 F9	4	0	2	0	0	0	2						
<b>Alan Ashby, S</b> <b>Frank LaCorte, R</b>	0-0 F9		0-0 E6		0-0 2B		0-0 2B	0-0 G4-6-3	4	1	1	0	0	0	4						
<b>Bill Doran, S</b> <b>Vern Ruhie, R</b> <b>Tim Tolman, R</b> <b>Dave Smith, R</b> <b>Luis Pujols, R</b> <b>Terry Poffo, L</b>	4-0 BB		0-3 K		0-0 2B		0-0 2B	0-0 FC6	1	0	0	0	1	1	2						
<b>Bob Knepper, L</b> <b>Craig Reynolds, L</b>	0-3 K				0-0 L5		0-0 E6	0-0 E3	1	0	0	0	0	1	2						
<b>Inning Stats</b>	R: 0 E: 0 K: 2 S: 7	H: 0 LOB: 1 BB: 1 P: 11	R: 0 E: 0 K: 1 S: 6	H: 1 LOB: 2 BB: 1 P: 10	R: 0 E: 0 K: 1 S: 5	H: 0 LOB: 0 BB: 0 P: 5	R: 0 E: 1 K: 1 S: 7	H: 1 LOB: 2 BB: 0 P: 7	R: 0 E: 0 K: 1 S: 5	H: 0 LOB: 0 BB: 0 P: 5	R: 1 E: 1 K: 0 S: 6	H: 2 LOB: 2 BB: 0 P: 6	R: 1 E: 0 K: 0 S: 4	H: 2 LOB: 1 BB: 1 P: 8	R: 1 E: 1 K: 0 S: 5	H: 1 LOB: 1 BB: 0 P: 5		1B: 3 2B: 3 3B: 0 HR: 1	SF: 1 SAC: 0 DP: 1 HBP: 0	WP: 0 PB: 0 SB: 0 CS: 0	PA: 39
<b>PITCHER</b> <b>Larry McWilliams, L</b> ERA: 2.94 <b>Kent Tekulve, R</b> ERA: 0.48	IP: 7.0 WLS: W BF: 30 H: 5 R: 2 ER: 2 SO: 7 BB: 2 IBB: 0 HBP: 0 BLK: 0 WP: 0 HR: 1 S: 42 P: 50 ERA: 2.57 WHIP: 1.000	IP: 2.0 WLS: S BF: 9 H: 2 R: 1 ER: 0 SO: 0 BB: 1 IBB: 0 HBP: 0 BLK: 0 WP: 0 HR: 0 S: 8 P: 12 ERA: 0.00 WHIP: 1.500																			

Batter	1	2	3	4	5	6	7	8	9	AB	R	H	RBI	BB	SO	LOB	BOTTOM			
<b>Lee Lacy, R</b> OBP: 0.324, SLG: 0.390	0-0 1B		0-0 6-3	4-0 BB		0-0 6-3				3	0	1	0	1	0	0	<b>Houston Astros @ Pittsburgh Pirates</b> Three Rivers Stadium, Pittsburgh, PA Fri May 20 1983, 7:05 PM EDT Att: 13,643 - Unknown			
<b>Lee Mazzilli, S</b> OBP: 0.411, SLG: 0.441	0-0 G4-3		0-0 1B	4-0 BB		0-3 K				3	1	1	1	1	1	1				
<b>Jim Morrison, R</b> <b>Johnny Ray, S</b>	0-0 5-3		0-0 1B	0-0 F7			0-0 F6			4	0	1	0	0	0	3				
<b>Bill Madlock, R</b> OBP: 0.347, SLG: 0.348		0-0 1B	0-0 1B	4-0 BB			0-0 1B			3	0	3	1	1	0	0				
<b>Tony Peña, R</b> OBP: 0.265, SLG: 0.306		0-0 FC5-6	0-0 FC6	0-0 1B			0-0 F5			4	0	0	0	0	0	5				
<b>Brian Harper, R</b> <b>Jason Thompson, L</b>	0-3 K		0-0 1B	0-0 F6			0-0 F6			3	0	1	0	0	1	2				
<b>Gene Tenace, R</b> <b>Dave Parker, L</b>			4-0 HR	0-0 FC6-4	1-0 HBP			0-3 K		1	2	0	0	1	0	1				
<b>Dale Berra, R</b> OBP: 0.293, SLG: 0.368			0-0 HR	4-0 BB	0-3 K			0-0 F6		3	1	1	2	1	1	2				
<b>Larry McWilliams, L</b> <b>Kent Tekulve, R</b>			0-3 K	0-0 F2		0-0 6-3		0-3 K		3	0	0	0	0	1	2				
<b>Inning Stats</b>	R: 0 E: 0 K: 0 S: 3	H: 1 LOB: 0 BB: 0 P: 3	R: 0 E: 0 K: 1 S: 5	H: 1 LOB: 0 BB: 0 P: 5	R: 3 E: 0 K: 1 S: 9	H: 4 LOB: 2 BB: 1 P: 13	R: 1 E: 0 K: 0 S: 4	H: 1 LOB: 3 BB: 3 P: 16	R: 0 E: 0 K: 1 S: 5	H: 0 LOB: 0 BB: 0 P: 5	R: 0 E: 0 K: 0 S: 4	H: 1 LOB: 1 BB: 0 P: 4	R: 0 E: 0 K: 2 S: 7	H: 0 LOB: 0 BB: 0 P: 7	1B: 7 2B: 1 3B: 0 HR: 1	SF: 0 SAC: 0 DP: 2 HBP: 1		WP: 1 PB: 0 SB: 1 CS: 1	PA: 36	
<b>PITCHER</b> <b>Bob Knepper, L</b> ERA: 3.41 <b>Vern Ruhie, R</b> ERA: 3.68 <b>Dave Smith, R</b> ERA: 4.74 <b>Frank LaCorte, R</b> ERA: 3.67	IP: 3.2 WLS: L BF: 20 H: 7 R: 4 ER: 4 SO: 2 BB: 4 IBB: 0 HBP: 0 BLK: 0 WP: 1 HR: 1 S: 20 P: 36 ERA: 9.82 WHIP: 3.000	IP: 2.1 WLS: 9 BF: 9 H: 0 R: 0 ER: 0 SO: 2 BB: 1 IBB: 0 HBP: 1 BLK: 0 WP: 0 HR: 11 S: 16 P: 16 ERA: 0.00 WHIP: 0.429	IP: 1.0 WLS: 4 BF: 1 H: 1 R: 0 ER: 0 SO: 0 BB: 0 IBB: 0 HBP: 0 BLK: 0 WP: 0 HR: 4 S: 4 P: 4 ERA: 0.00 WHIP: 1.000	IP: 1.0 WLS: 3 BF: 0 H: 0 R: 0 ER: 0 SO: 2 BB: 0 IBB: 0 HBP: 0 BLK: 0 WP: 0 HR: 7 S: 7 P: 7 ERA: 0.00 WHIP: 0.000																







Batter	1	2	3	4	5	6	7	8	9	AB	R	H	RBI	BB	SO	LOB	TOP								
23 Ryne Sandberg, R OBP: 0.255, SLG: 0.267 (1, 4)	0-0 4-3		0-0 9-3			0-0 F4		0-3 K		4	0	0	0	0	1	1									
Larry Bowa, S OBP: 0.304, SLG: 0.377 (1, 6)	0-0 F5			0-0 F9		0-0 G3		4-0 FC6-4 BB		3	0	0	0	1	0	0									
Bill Buckner, L OBP: 0.247, SLG: 0.295 (1, 3)	0-0 4-3			0-0 1B		0-0 G3		0-0 FC6-4		4	0	1	0	0	0	1									
Leon Durham, L OBP: 0.403, SLG: 0.547 (1, 8)		0-0 4-3		0-0 F5			0-0 HR		1-0 CS HBP	3	1	1	1	0	0	1									
Keith Moreland, R OBP: 0.341, SLG: 0.487 (1, 9)	4-0 BB		0-3 K			0-0 F7		0-0 F4		3	0	0	0	1	1	2									
Ron Cey, R OBP: 0.313, SLG: 0.388 (1, 5)	0-0 F8				0-3 K		0-0 E5 G6-4-3		0-0 F9	4	0	0	0	0	1	2									
Jay Johnstone, L OBP: 0.286, SLG: 0.385 Gary Woods, R OBP: 0.316, SLG: 0.415 (6, PH)	0-0 F8				0-0 WP 1B		0-0 G6-4-3		0-0 CS	3	0	1	0	0	0	2									
Jody Davis, R OBP: 0.311, SLG: 0.427 (1, 2)			0-0 F8		0-3 K				0-0 HR	3	1	1	1	0	1	1									
Steve Trout, L OBP: 0.059, SLG: 0.059 Mike Proly, R (6, 1)			0-3 K		0-0 F8				0-0 2-3	2	0	0	0	0	1	1									
Scot Thompson, L OBP: 0.237, SLG: 0.268 Bill Campbell, R (8, 1)			0-0 K							0	0	0	0	0	0	0									
										1	0	0	0	0	0	0									
										0	0	0	0	0	0	0									
										0	0	0	0	0	0	0									
<b>Inning Stats</b>	R: 0 E: 0 K: 0 S: 3	H: 0 LOB: 0 BB: 0 P: 3	R: 0 E: 0 K: 0 S: 3	H: 0 LOB: 1 BB: 1 P: 7	R: 0 E: 0 K: 1 S: 5	H: 0 LOB: 0 BB: 0 P: 5	R: 0 E: 0 K: 1 S: 6	H: 1 LOB: 1 BB: 0 P: 6	R: 0 E: 0 K: 2 S: 8	H: 1 LOB: 1 BB: 0 P: 8	R: 0 E: 0 K: 0 S: 3	H: 0 LOB: 0 BB: 0 P: 3	R: 1 E: 1 K: 0 S: 4	H: 1 LOB: 0 BB: 0 P: 4	R: 1 E: 0 K: 1 S: 6	H: 1 LOB: 1 BB: 1 P: 10	R: 0 E: 0 K: 0 S: 2	H: 0 LOB: 0 BB: 0 P: 3	1B: 2 2B: 1 3B: 0 HR: 2	SF: 0 SAC: 0 DP: 2 HBP: 1	WP: 1 PB: 1 SB: 0 CS: 0	PA: 34			
<b>PITCHER</b>	IP	WLS	BF	H	R	ER	SO	BB	IBB	HBP	BLK	WP	HR	S	P	ERA	WHIP								
Joe Niekro, R ERA: 4.41 (1, 1)	7.0	W	25	3	1	1	4	1	0	0	0	1	1	32	36	1.29	0.571								
Frank LaCorte, R ERA: 3.9 (8, 1)	0.2		4	1	1	1	1	1	0	0	0	0	1	5	9	13.50	3.000								
Frank DiPino, L ERA: 3.05 (8, 1)	1.1	S	4	0	0	0	0	0	0	1	0	0	0	3	4	0.00	0.000								

Chicago Cubs @ Houston Astros  
Astrodome, Houston, TX  
Mon May 23 1983, 8:05 PM EDT  
Att: 8,816 - Dome

AB	30
R	2
H	4
RBI	2
BB	2
SO	5
LOB	11



Batter	1	2	3	4	5	6	7	8	9	AB	R	H	RBI	BB	SO	LOB	BOTTOM								
Omar Moreno, L OBP: 0.301, SLG: 0.362 (1, 8)	0-0 G5-4-3 1B BLK 1B		0-0 2B			0-3 K	0-0 1-3			4	1	2	0	0	1	1									
Tony Scott, S OBP: 0.253, SLG: 0.318 Frank LaCorte, R (8, 1)	0-0 1B		0-0 F8			0-0 5-3	0-0 4-3			4	0	1	0	0	0	2									
Frank DiPino, L OBP: 0.333, SLG: 0.667 (8, 1)	0-0 G5-4-3 1B					0-0 5-3				0	0	0	0	0	0	0									
Dickie Thon, R OBP: 0.344, SLG: 0.452 (1, 6)	0-0 G5-4-3			0-0 F6		0-0 2B		0-0 6-3		4	1	1	0	0	0	2									
Phil Garner, R OBP: 0.339, SLG: 0.395 (1, 5)	0-0 6-3			0-0 F9		4-0 2B BB IBB		4-0 S BB		2	1	0	0	2	0	0									
Jose Cruz, L OBP: 0.392, SLG: 0.399 (1, 7)		0-0 1-3		0-0 6-3		4-0 2B BB		0-3 K		3	0	0	0	1	1	1									
Ray Knight, R OBP: 0.338, SLG: 0.444 (1, 3)		0-0 F8			0-0 1-3	0-0 1-3 2B		4-0 BB		3	0	1	2	1	0	0									
Bill Doran, S OBP: 0.358, SLG: 0.289 (1, 4)		0-0 5-3			0-0 1B	0-0 4-3		0-0 G3		4	0	1	0	0	0	4									
Luis Pujols, R OBP: 0.286, SLG: 0.250 (1, 2)			0-0 F9		0-0 G5-4-3 1B		0-0 6-3			3	0	1	0	0	0	0									
Joe Niekro, R OBP: 0.100, SLG: 0.100 Terry Puhl, L OBP: 0.299, SLG: 0.333 (7, PH)			0-3 K		0-0 G5-4-3		0-0 E7			2	0	0	0	0	1	2									
										1	0	0	0	0	0	0									
<b>Inning Stats</b>	R: 1 E: 0 K: 0 S: 4	H: 2 LOB: 0 BB: 0 P: 4	R: 0 E: 0 K: 0 S: 3	H: 0 LOB: 0 BB: 0 P: 3	R: 0 E: 0 K: 1 S: 6	H: 1 LOB: 1 BB: 0 P: 6	R: 0 E: 0 K: 0 S: 3	H: 0 LOB: 0 BB: 0 P: 3	R: 0 E: 0 K: 0 S: 4	H: 2 LOB: 1 BB: 0 P: 4	R: 2 E: 0 K: 1 S: 7	H: 2 LOB: 2 BB: 2 P: 15	R: 0 E: 1 K: 0 S: 4	H: 0 LOB: 1 BB: 0 P: 4	R: 0 E: 0 K: 1 S: 5	H: 0 LOB: 2 BB: 2 P: 13	R: 0 E: 0 K: 1 S: 5	H: 0 LOB: 0 BB: 0 P: 3	1B: 4 2B: 2 3B: 1 HR: 0	SF: 0 SAC: 0 DP: 2 HBP: 0	WP: 0 PB: 0 SB: 1 CS: 0	PA: 34			
<b>PITCHER</b>	IP	WLS	BF	H	R	ER	SO	BB	IBB	HBP	BLK	WP	HR	S	P	ERA	WHIP								
Steve Trout, L ERA: 4.33 (1, 1)	5.2	L	24	7	3	3	2	1	0	0	1	0	0	26	34	4.76	1.412								
Mike Proly, R ERA: 1.8 (6, 1)	1.1		5	0	0	0	0	0	0	0	0	0	0	5	5	0.00	0.000								
Bill Campbell, R ERA: 3.82 (8, 1)	1.0		5	0	0	0	1	2	0	0	0	0	0	5	13	0.00	2.000								

Chicago Cubs @ Houston Astros  
Astrodome, Houston, TX  
Mon May 23 1983, 8:05 PM EDT  
Att: 8,816 - Dome

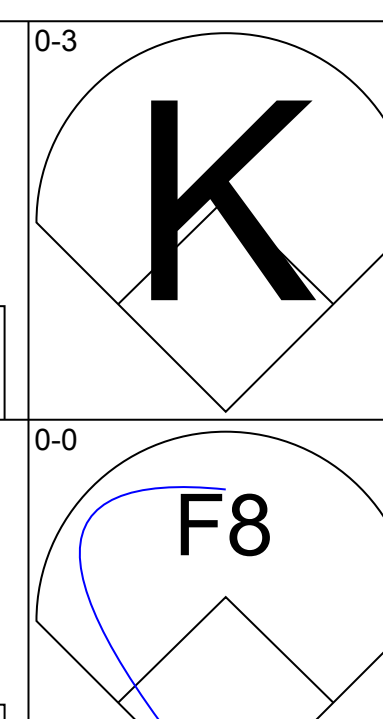
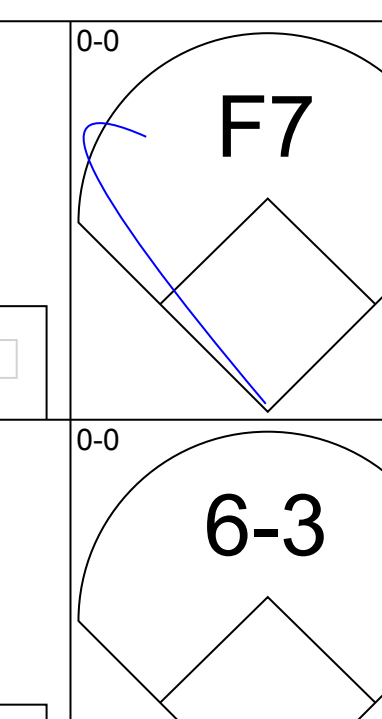
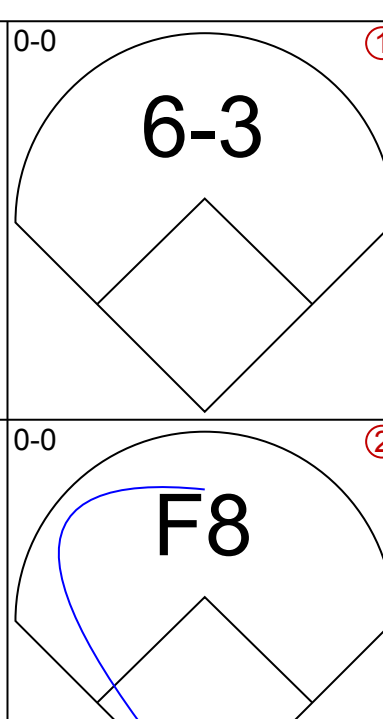
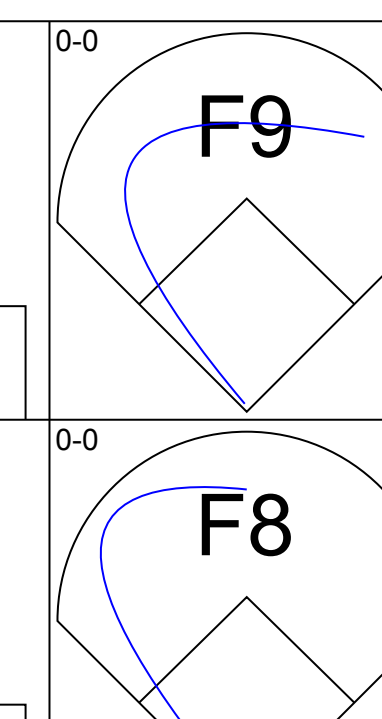
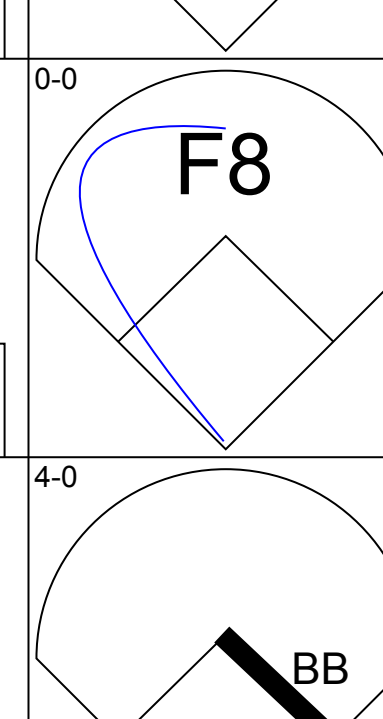
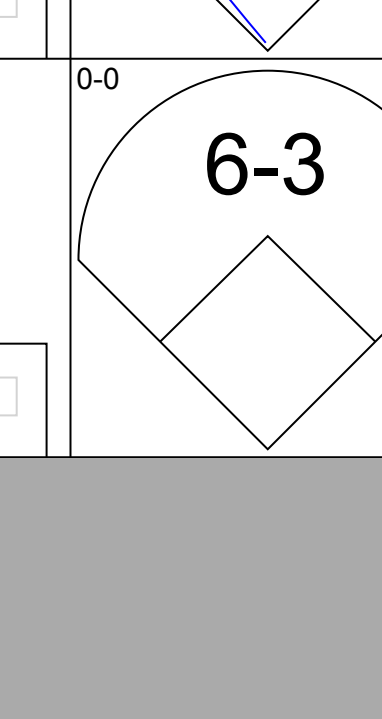
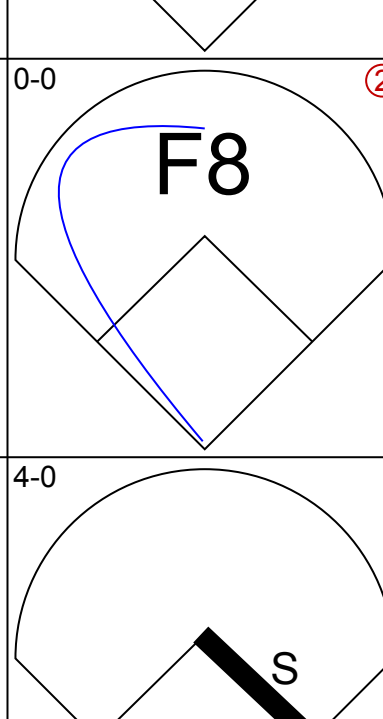
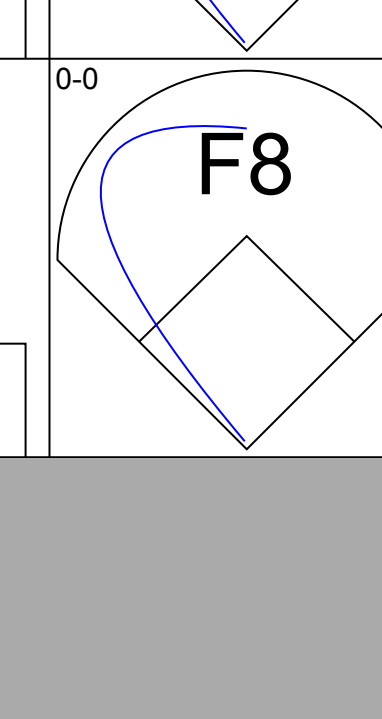
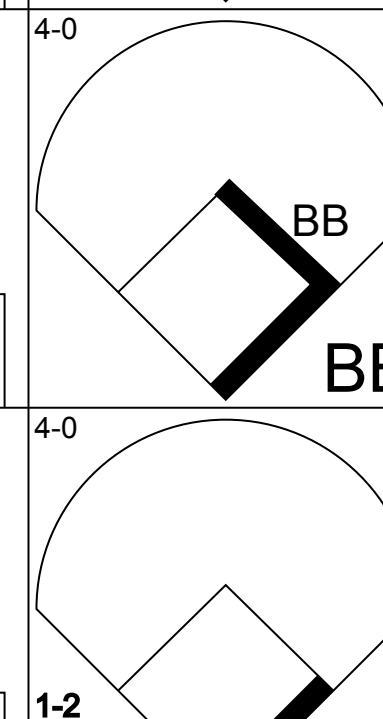
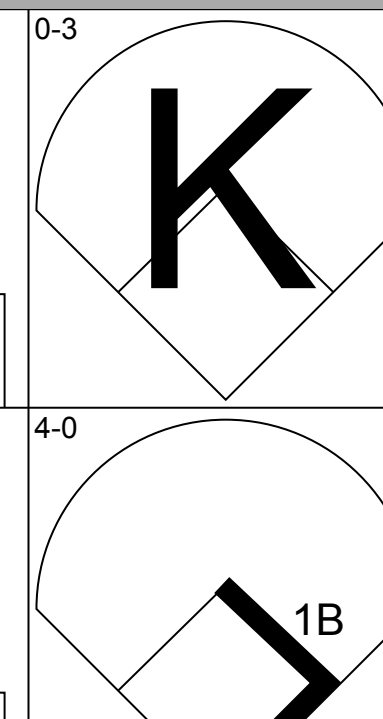
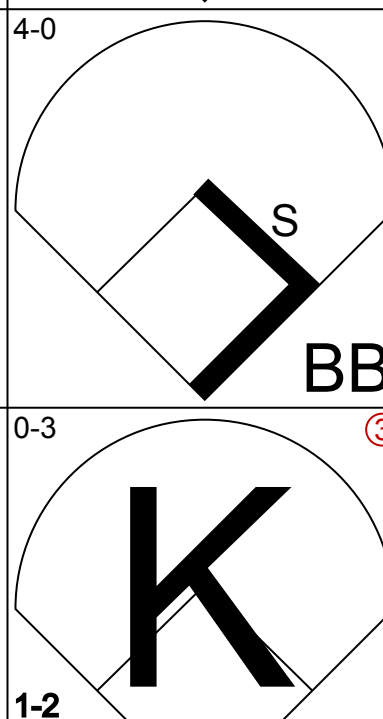

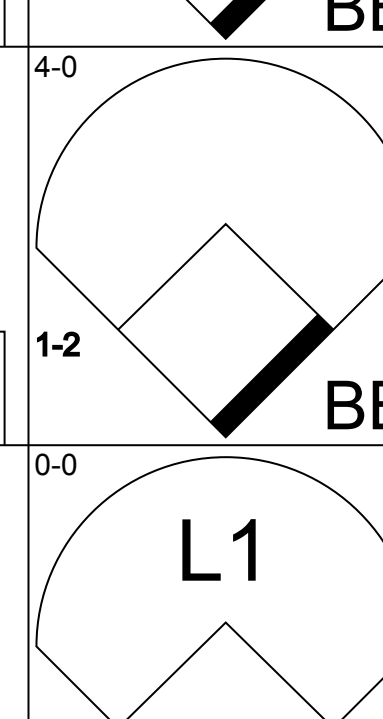
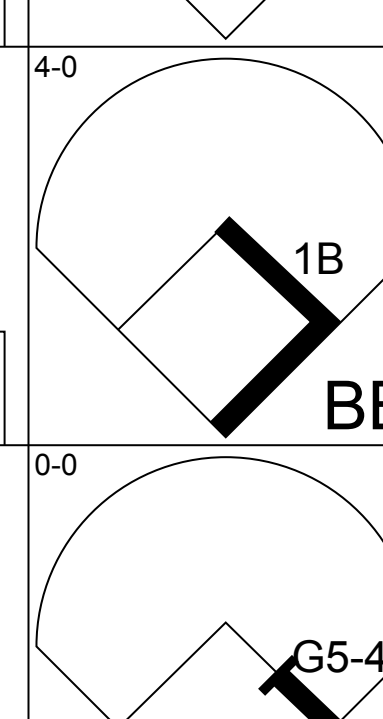
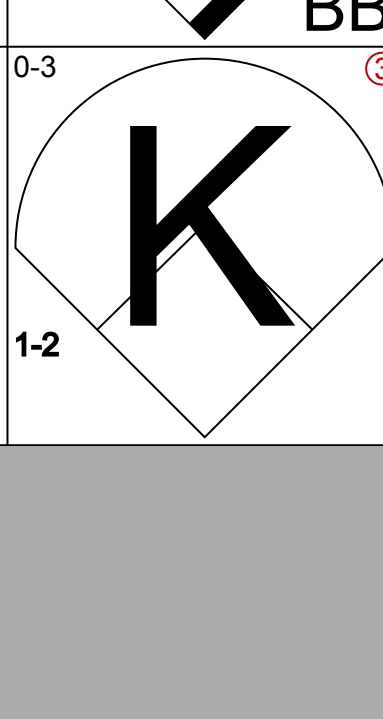
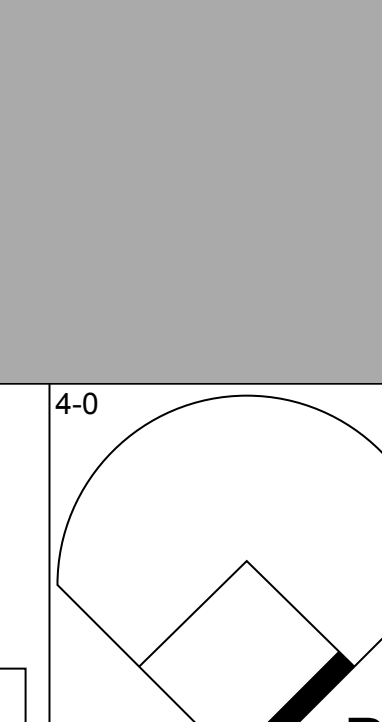
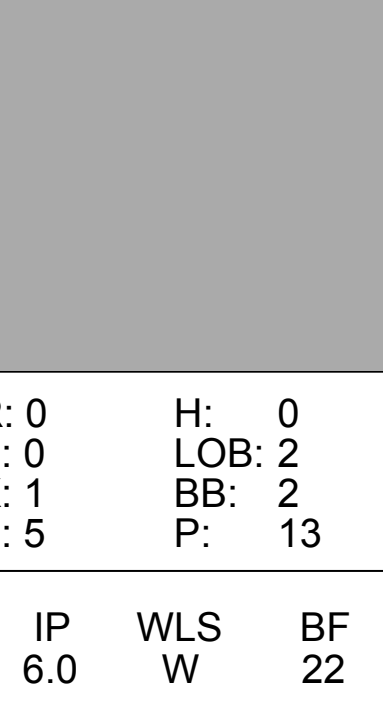
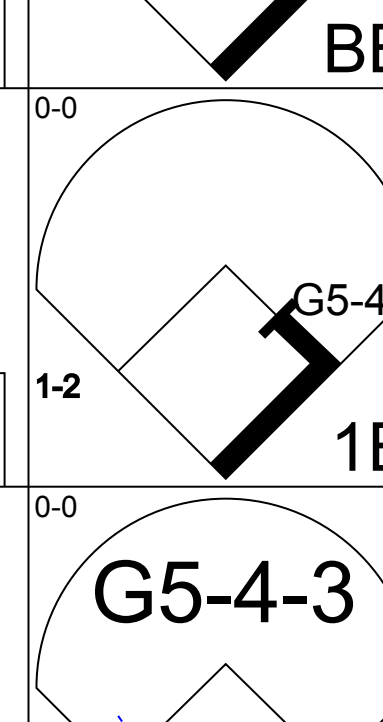

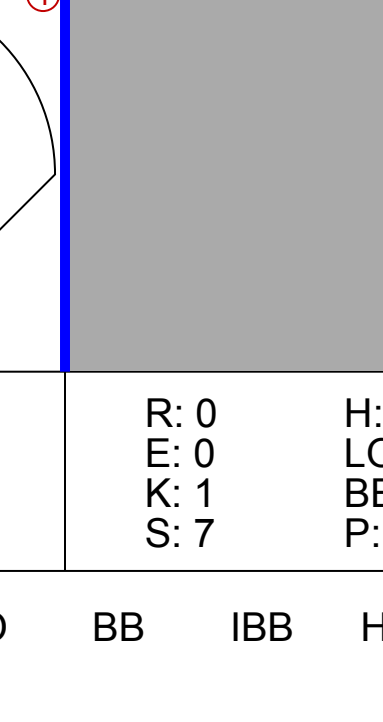
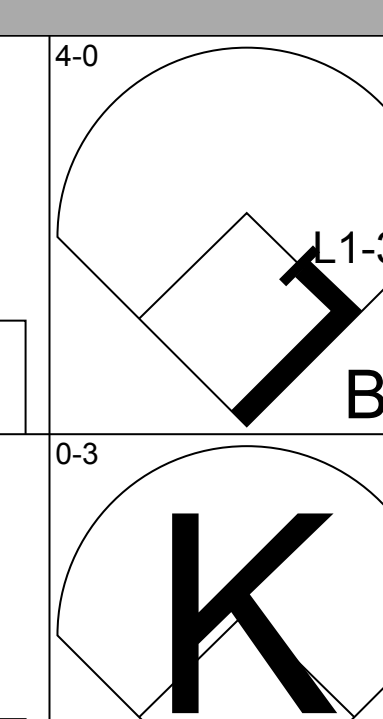
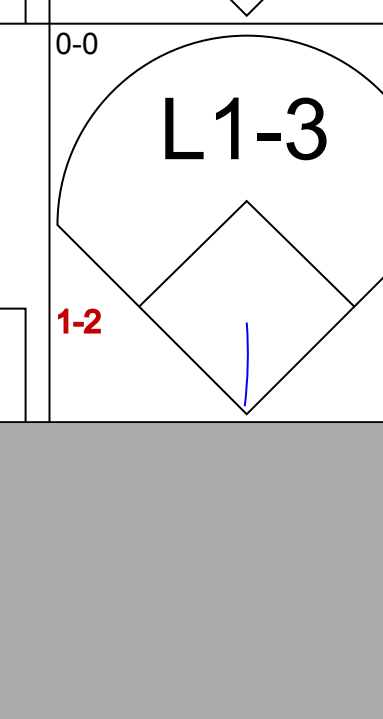
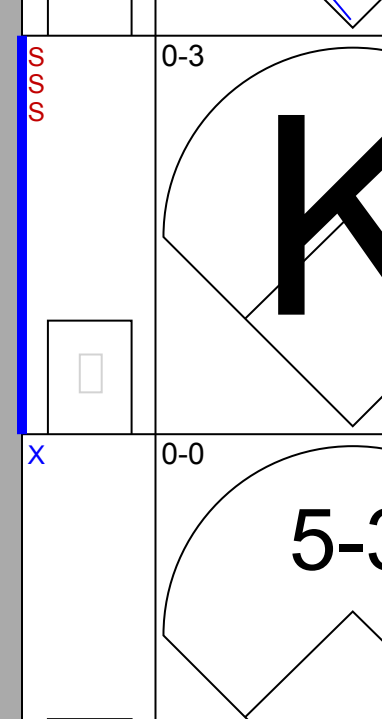
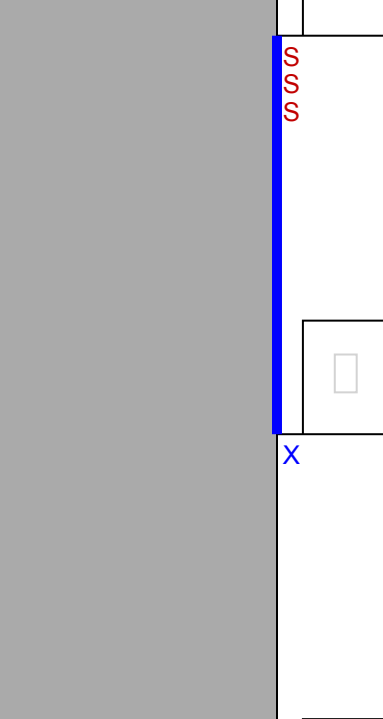
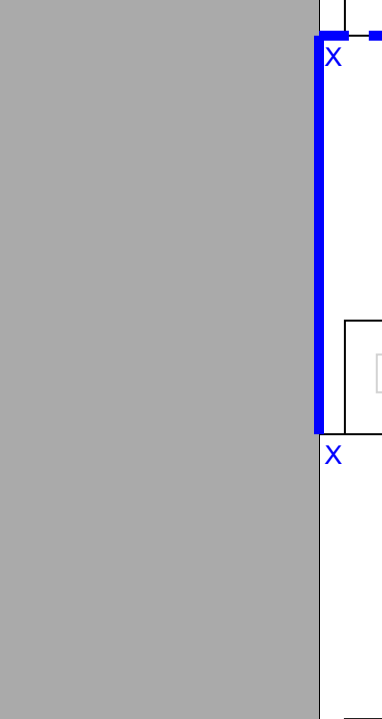
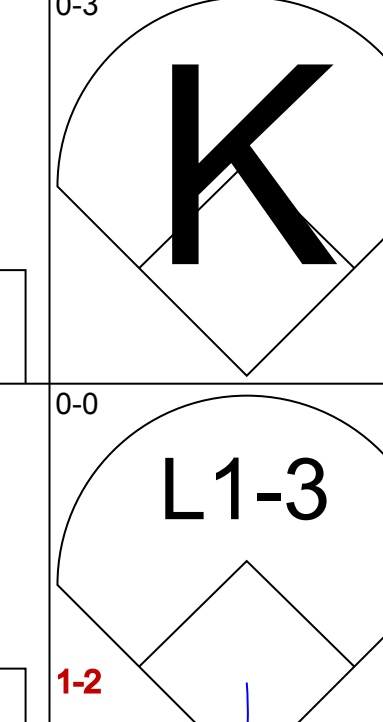
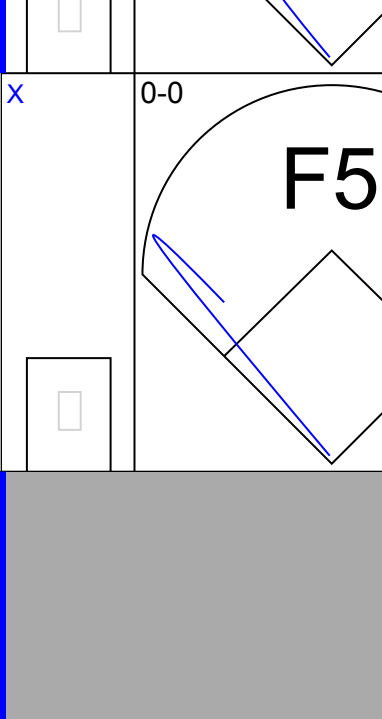
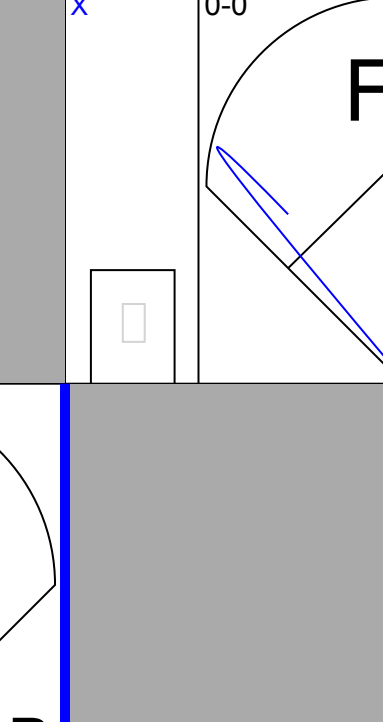
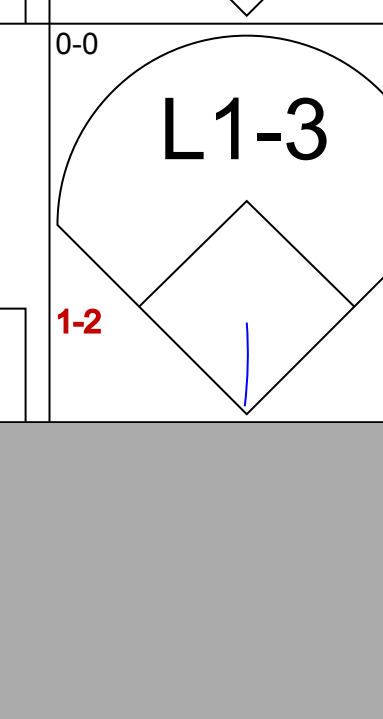
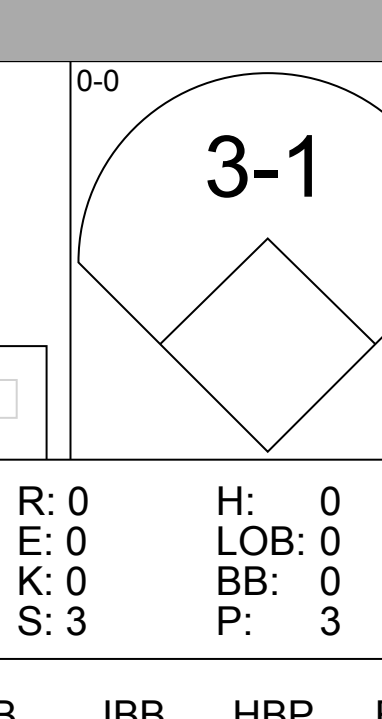
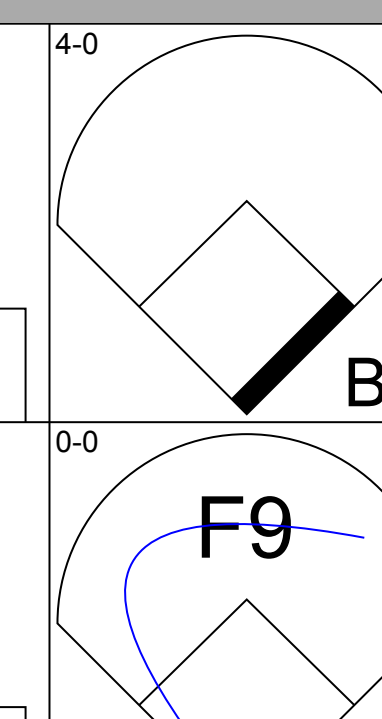
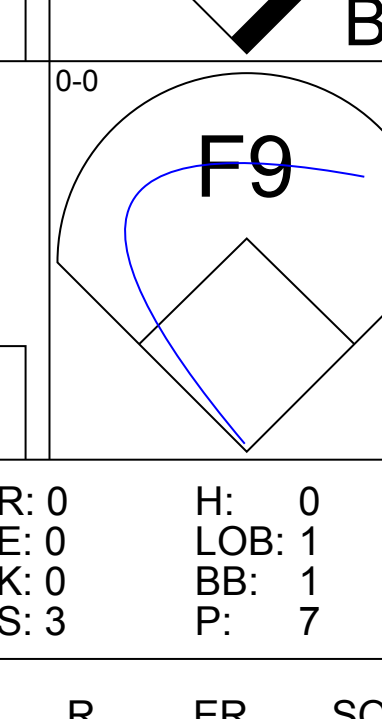
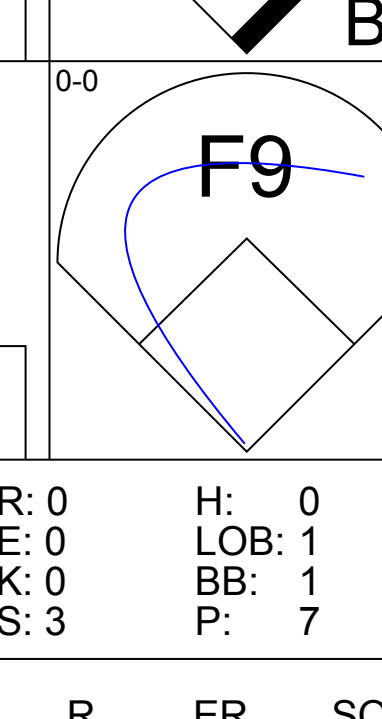
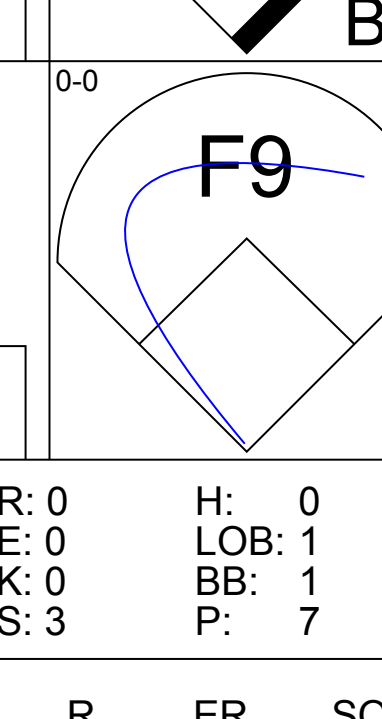
AB	30
R	3
H	7
RBI	2
BB	4
SO	3
LOB	12







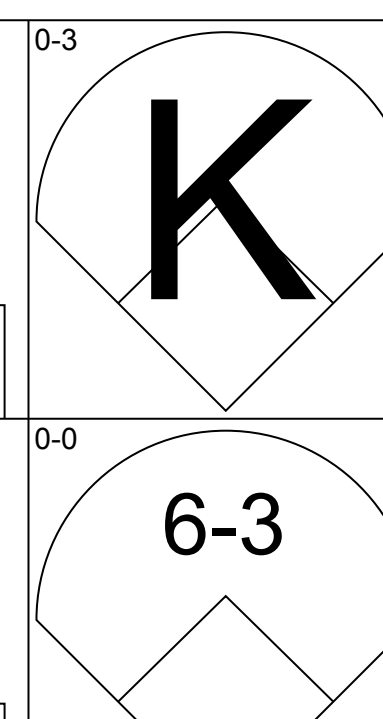
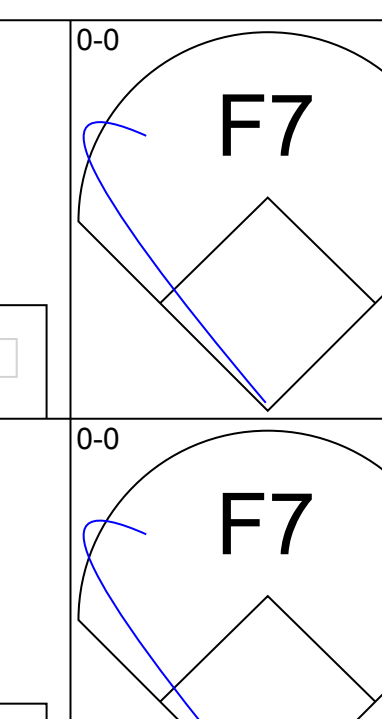
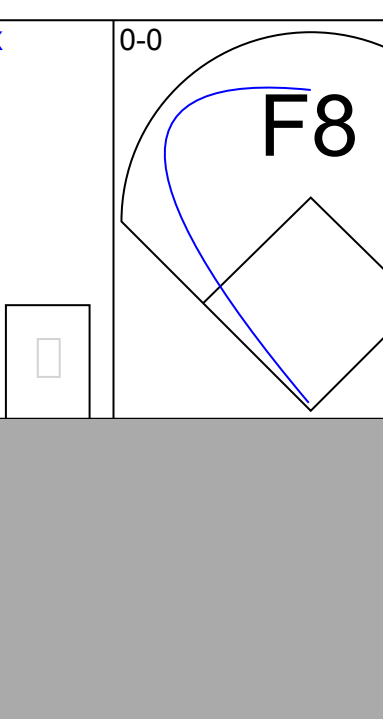
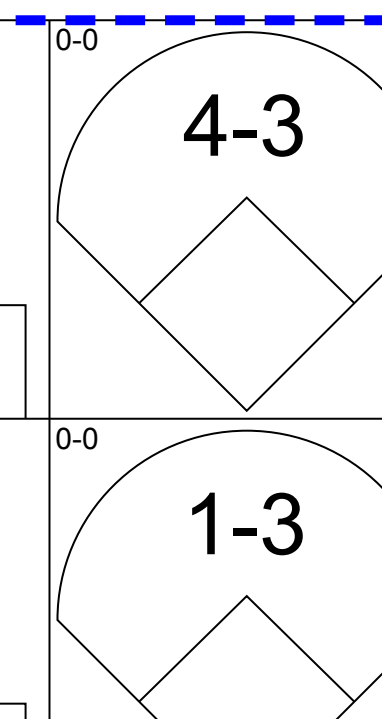
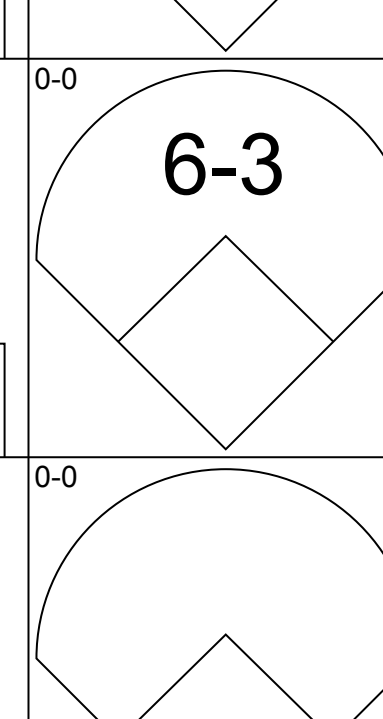
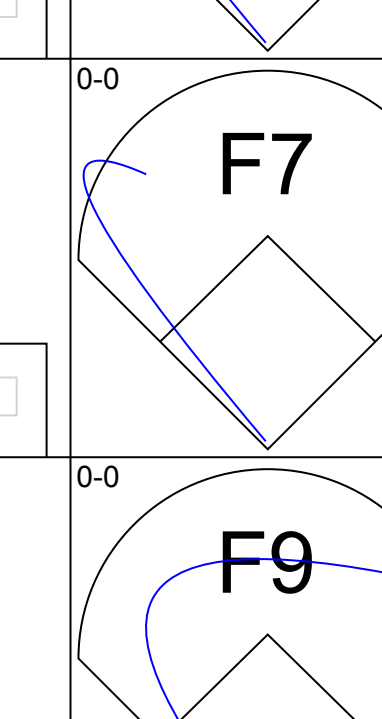
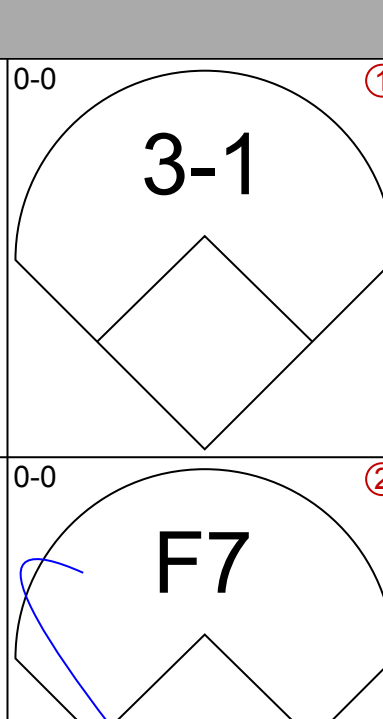
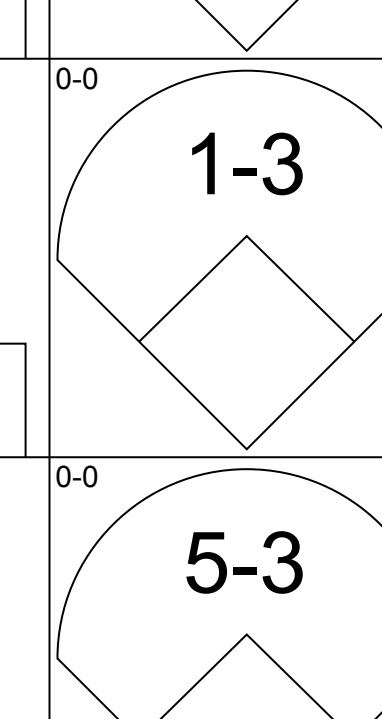
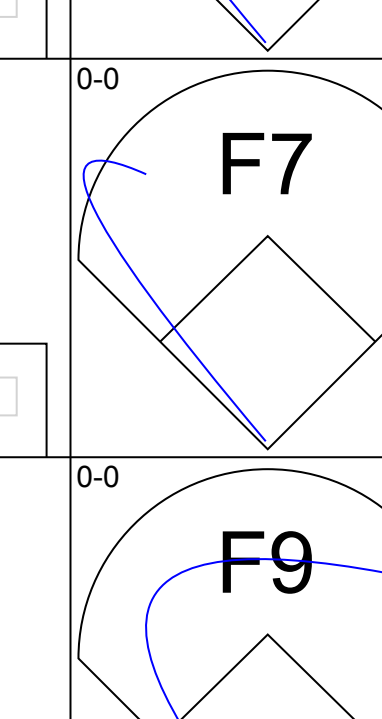
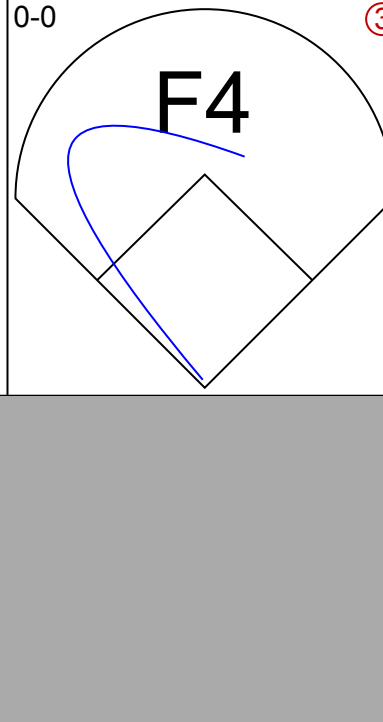

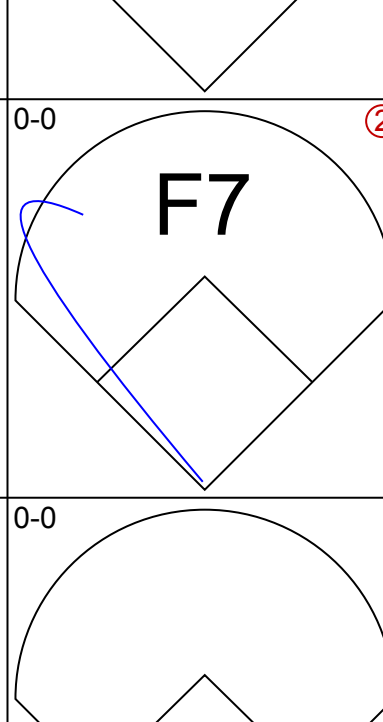
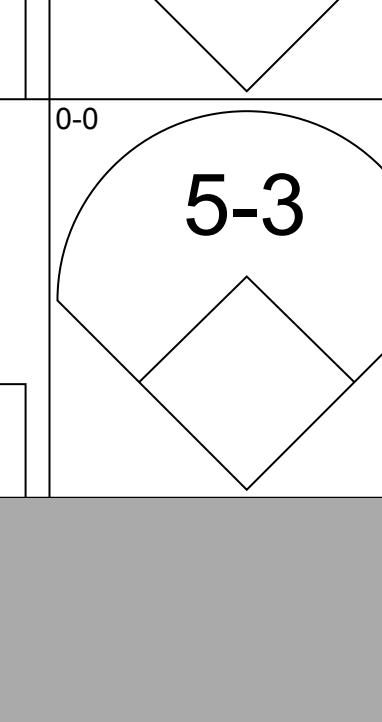


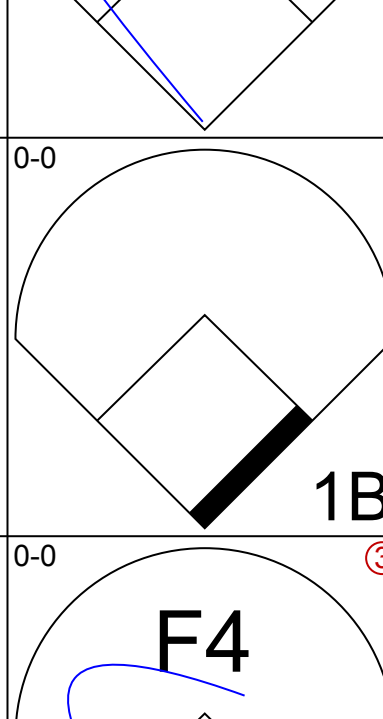

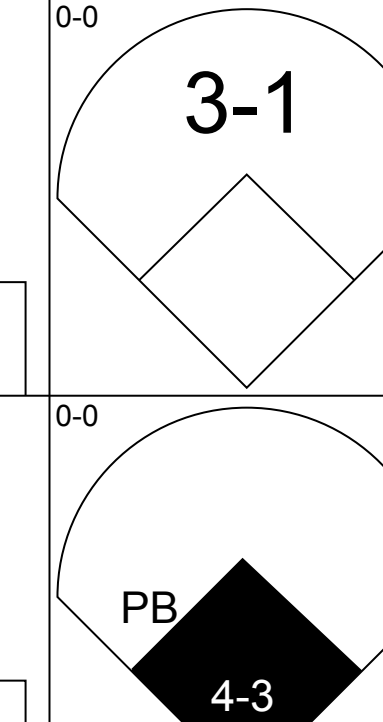
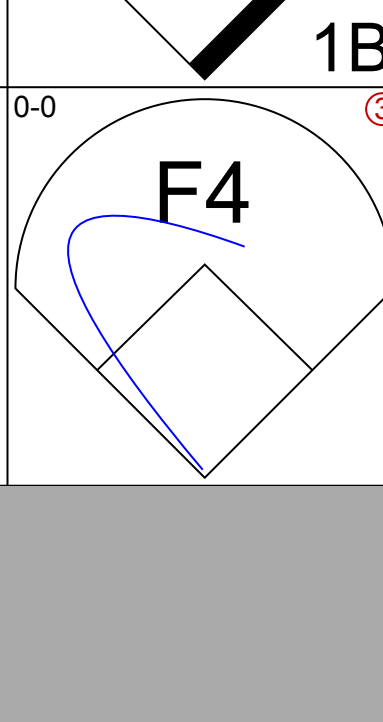
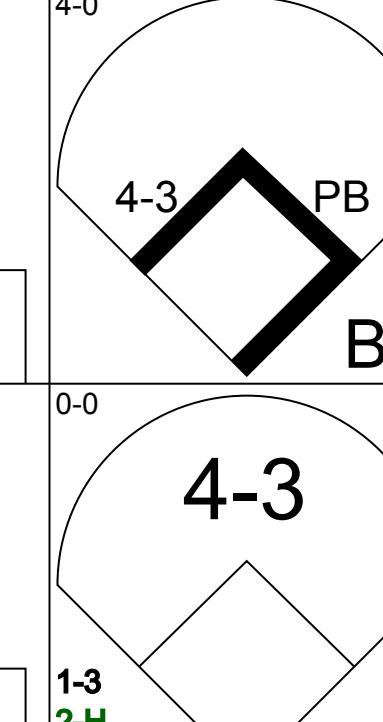

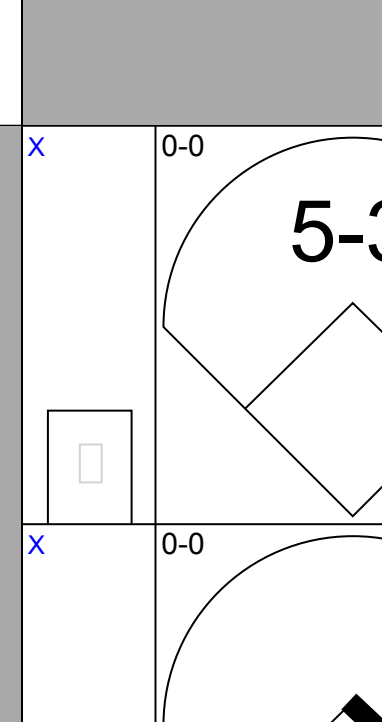
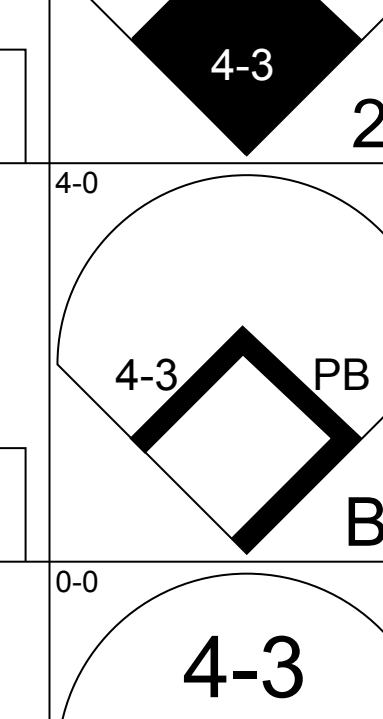

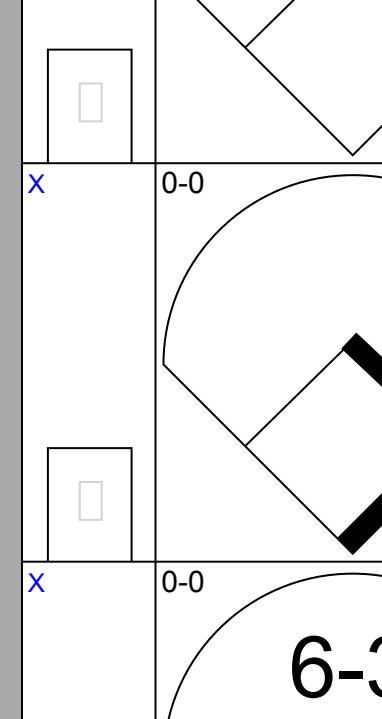
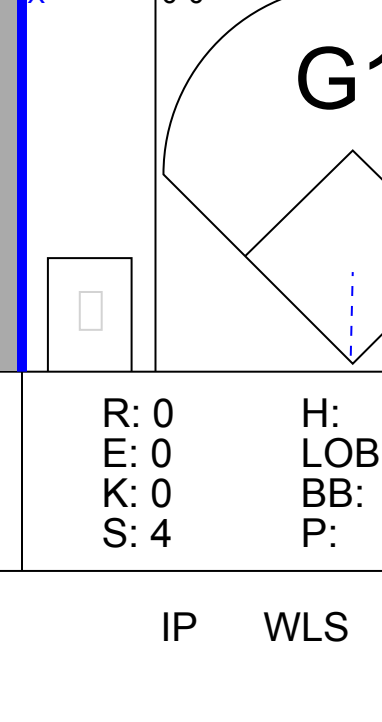

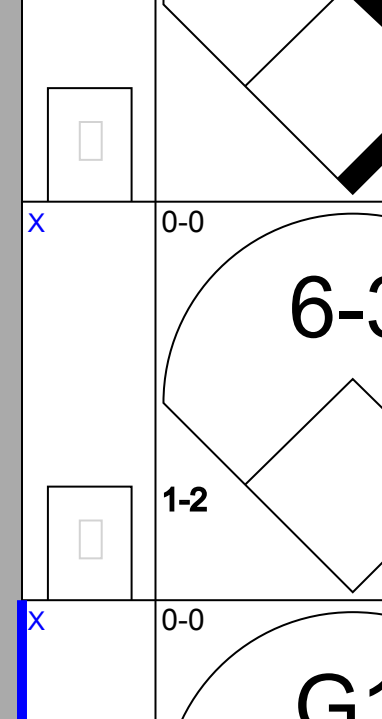



Batter	1	2	3	4	5	6	7	8	9	AB	R	H	RBI	BB	SO	LOB	TOP											
Larry Bowa, S OBP: 0.299, SLG: 0.381 (1, 6)										4	0	0	0	0	1	1												
23 Ryne Sandberg, R OBP: 0.255, SLG: 0.261 (1, 4)										4	0	0	0	0	0	1												
Leon Durham, L OBP: 0.428, SLG: 0.559 (1, 8)										2	0	1	0	2	1	0												
Keith Moreland, R OBP: 0.350, SLG: 0.476 (1, 9)										2	0	0	0	2	2	2												
Bill Buckner, L OBP: 0.245, SLG: 0.291 (1, 3)										4	0	2	0	0	0	2												
Gary Woods, R OBP: 0.313, SLG: 0.407 Scot Thompson, L OBP: 0.233, SLG: 0.263 (7, 7)										1	0	0	0	1	0	2												
Wayne Nordhagen, R OBP: 0.152, SLG: 0.258 (8, PH)										1	0	0	0	0	0	2												
Jody Davis, R OBP: 0.300, SLG: 0.407 (1, 2)										4	0	0	0	0	1	3												
Tom Verzyer, R OBP: 0.250, SLG: 0.250 Jery Morales, R OBP: 0.199, SLG: 0.222 Mike Proly, R (8, 1)										2	0	0	0	0	1	1												
Craig Lefferts, L Jay Johnstone, L OBP: 0.267, SLG: 0.357 Junior Kennedy, R OBP: 0.167, SLG: 0.125 (8, 5)										1	0	0	0	0	0	1												
<b>Inning Stats</b>	R: 0 E: 0 K: 1 S: 5	H: 0 LOB: 2 BB: 2 P: 13	R: 0 E: 0 K: 1 S: 4	H: 0 LOB: 0 BB: 1 P: 8	R: 0 E: 0 K: 0 S: 3	H: 0 LOB: 0 BB: 0 P: 3	R: 0 E: 0 K: 1 S: 5	H: 1 LOB: 1 BB: 1 P: 9	R: 0 E: 0 K: 1 S: 5	H: 0 LOB: 0 BB: 0 P: 5	R: 0 E: 0 K: 1 S: 5	H: 0 LOB: 0 BB: 0 P: 5	R: 0 E: 0 K: 0 S: 3	H: 0 LOB: 1 BB: 1 P: 7	R: 0 E: 0 K: 1 S: 7	H: 2 LOB: 2 BB: 0 P: 7	1B: 3 2B: 1 3B: 0 HR: 0	SF: 0 SAC: 0 DP: 2 HBP: 0	WP: 0 PB: 0 SB: 1 CS: 0	PA: 34								
<b>PITCHER</b>	IP	WLS	BF	H	R	ER	SO	BB	IBB	HBP	BLK	WP	HR	S	P	ERA	WHIP											
Mike Madden, L ERA: 2.19 Frank LaCorte, R ERA: 3.64 Frank DiPino, L ERA: 3.0 Bill Dawley, R ERA: 2.55	6.0	W	22	1	0	0	5	5	0	0	0	0	0	0	27	47	0.00	1.000										

Chicago Cubs @ Houston Astros  
Astrodome, Houston, TX  
Wed May 25 1983, 8:05 PM EDT  
Att: 8,833 - Dome

AB	28
R	0
H	3
RBI	0
BB	6
SO	7
LOB	15



Batter	1	2	3	4	5	6	7	8	9	AB	R	H	RBI	BB	SO	LOB	BOTTOM										
Tony Scott, S OBP: 0.240, SLG: 0.300 (1, 8)										4	0	0	0	0	1	1											
Kevin Bass, S OBP: 0.286, SLG: 0.385 Frank LaCorte, R (7, 1)										3	0	0	0	0	0	0											
Denny Walling, L OBP: 0.156, SLG: 0.100 Frank DiPino, L OBP: 0.333, SLG: 0.667 Bill Dawley, R (9, 1)										4	0	1	0	0	0	0											
Dickie Thon, R OBP: 0.340, SLG: 0.443 (1, 6)										2	0	1	0	1	0	1											
Phil Garner, R OBP: 0.343, SLG: 0.389 (1, 5)										3	0	1	0	0	0	1											
Jose Cruz, L OBP: 0.393, SLG: 0.400 (1, 7)										3	0	1	0	0	0	1											
Ray Knight, R OBP: 0.345, SLG: 0.450 (1, 3)										3	1	1	0	0	0	1											
Bill Doran, S OBP: 0.361, SLG: 0.305 (1, 4)										2	0	1	0	1	0	0											
Luis Pujols, R OBP: 0.269, SLG: 0.240 (1, 2)										3	0	1	1	0	0	2											
Mike Madden, L Terry Puhl, L OBP: 0.280, SLG: 0.312 (7, 9)										1	0	0	0	0	0	1											
<b>Inning Stats</b>	R: 0 E: 0 K: 1 S: 6	H: 1 LOB: 1 BB: 0 P: 6	R: 1 E: 0 K: 0 S: 4	H: 1 LOB: 1 BB: 1 P: 8	R: 0 E: 0 K: 0 S: 3	H: 0 LOB: 0 BB: 0 P: 3	R: 0 E: 0 K: 0 S: 2	H: 1 LOB: 0 BB: 1 P: 6	R: 0 E: 0 K: 0 S: 4	H: 1 LOB: 1 BB: 0 P: 4	R: 0 E: 0 K: 0 S: 4	H: 1 LOB: 1 BB: 0 P: 4	R: 0 E: 0 K: 0 S: 3	H: 0 LOB: 0 BB: 0 P: 3	R: 0 E: 0 K: 0 S: 3	H: 0 LOB: 0 BB: 0 P: 3	1B: 5 2B: 1 3B: 0 HR: 0	SF: 0 SAC: 1 DP: 0 HBP: 0	WP: 0 PB: 1 SB: 0 CS: 2	PA: 30							
<b>PITCHER</b>	IP	WLS	BF	H	R	ER	SO	BB	IBB	HBP	BLK	WP	HR	S	P	ERA	WHIP										
Craig Lefferts, L ERA: 1.64 Mike Proly, R ERA: 1.73	7.0	L	27	6	1	0	1	2	0	0	0	0	0	3	3	0.00	0.000										

Chicago Cubs @ Houston Astros  
Astrodome, Houston, TX  
Wed May 25 1983, 8:05 PM EDT  
Att: 8,833 - Dome

AB	27
R	1
H	6
RBI	1
BB	2
SO	1
LOB	8





Batter	1	2	3	4	5	6	7	8	9	AB	R	H	RBI	BB	SO	LOB	TOP
Tom Herr, S OBP: 0.375, SLG: 0.382 David Green, R OBP: 0.302, SLG: 0.346	4-0 FC3-6 2B BB	0-0 F9		0-3 K					0-3 K	3	1	0	0	1	2	1	
Ken Oberkfell, L OBP: 0.406, SLG: 0.398	0-0 FC3-6 1B	0-0 1B			0-0 F8		0-0 G3		0-0 1-3 2B	5	0	3	1	0	0	2	
Lonnie Smith, R OBP: 0.373, SLG: 0.464 Mike Ramsey, S OBP: 0.329, SLG: 0.347	0-0 FC3-6 2B				0-0 5-3				0-0 1-3	4	1	1	0	1	0	3	
Keith Hernandez, L OBP: 0.359, SLG: 0.464	4-0 2B IBB	0-0 6-3			0-0 G3		0-3 K		0-0 4-3	4	1	0	0	1	1	6	
George Hendrick, R OBP: 0.362, SLG: 0.520	0-0 2B		0-0 F9			0-0 2-3			0-0 F7	4	1	1	3	0	0	0	
Willie McGee, S OBP: 0.370, SLG: 0.419	0-0 4-3 2B		0-3 K			0-0 4-3			0-0 1B	4	0	2	1	0	1	0	
Darrell Porter, L OBP: 0.356, SLG: 0.478 Bruce Sutter, R OBP: 0.329, SLG: 0.347	0-0 4-3		0-0 F8			0-0 4-3			0-3 K	4	0	0	0	0	1	2	
Ozzie Smith, S OBP: 0.278, SLG: 0.276	0-0 F8			0-0 F4			0-3 K		0-0 3-1	4	0	0	0	0	1	2	
Bob Forsch, R OBP: 0.238, SLG: 0.350 Dave Vonohlen, L OBP: 0.344, SLG: 0.450 Glenn Brummer, R OBP: 0.444, SLG: 0.529		0-0 F9		0-0 1-3			4-0 G3 SH BB		0-0 2B 1B	1	0	0	0	0	0	0	
<b>Inning Stats</b>	R: 4 E: 0 K: 0 S: 6	H: 3 LOB: 1 BB: 2 P: 14	R: 0 E: 0 K: 0 S: 5	H: 2 LOB: 2 BB: 0 P: 5	R: 0 E: 0 K: 1 S: 5	H: 0 LOB: 0 BB: 0 P: 5	R: 0 E: 0 K: 0 S: 3	H: 0 LOB: 0 BB: 0 P: 3	R: 0 E: 0 K: 2 S: 8	H: 0 LOB: 3 BB: 2 P: 16	R: 0 E: 0 K: 1 S: 6	H: 1 LOB: 1 BB: 0 P: 6	R: 1 E: 0 K: 1 S: 7	H: 2 LOB: 1 BB: 0 P: 7	1B: 5 2B: 3 3B: 0 HR: 0	SF: 0 SAC: 1 DP: 0 HBP: 0	WP: 0 PA: 40 PB: 0 SB: 3 CS: 0
<b>PITCHER</b>	IP WLS BF H R ER SO BB IBB HBP BLK WP HR S P ERA WHIP																
Michael LaCoss, R ERA: 4.75 Dave Smith, R ERA: 4.24	(1, 1) 6.0 L 25 5 4 4 2 1 1 0 0 0 0 0 27 35 6.00 1.000																

St. Louis Cardinals @ Houston Astros  
Astrodome, Houston, TX  
Thu May 26 1983, 8:05 PM EDT  
Att: 10,884 - Dome

AB 35  
R 5  
H 8  
RBI 5  
BB 4  
SO 6  
LOB 16



Batter	1	2	3	4	5	6	7	8	9	AB	R	H	RBI	BB	SO	LOB	BOTTOM		
Omar Moreno, L OBP: 0.297, SLG: 0.355	0-0 CS 1B			0-0 3-1					0-0 G3	5	0	2	0	0	0	1			
Terry Puhl, L OBP: 0.287, SLG: 0.309	4-0 2B FC3-2 BB		0-0 BB 1B 2B	0-0 F8			0-0 F8		0-0 G3	4	1	1	0	1	0	1			
Dickie Thon, R OBP: 0.344, SLG: 0.450	0-0 FC3-2 2B		0-0 BB 1B		0-0 1-3		0-0 6-3			4	1	2	0	0	0	0			
Phil Garner, R OBP: 0.335, SLG: 0.379	0-0 FC3-2 BB		0-0 F8		0-0 4-3				0-0 4-3	4	0	0	0	0	0	4			
Jose Cruz, L OBP: 0.396, SLG: 0.395	4-0 1-2 BB		4-0 2B BB		0-3 K				0-0 4-3	2	0	0	0	2	1	0			
Ray Knight, R OBP: 0.356, SLG: 0.474 Denny Walling, L OBP: 0.156, SLG: 0.100	0-0 F7		0-0 1-2 2-3 BB			0-0 PB 1B 1B			0-0 2B	4	1	3	2	0	0	3			
Bill Doran, S OBP: 0.353, SLG: 0.297			0-0 F7		0-0 1-3		0-3 K		0-0 G3	4	0	0	0	0	1	4			
Luis Pujols, R OBP: 0.276, SLG: 0.222 Kevin Bass, S OBP: 0.231, SLG: 0.377	2-1 BB		4-0 BB		0-0 F9		0-0 F3		0-0 G3	2	0	0	0	1	0	3			
Michael LaCoss, R OBP: 0.083, SLG: 0.043 Tony Scott, S OBP: 0.247, SLG: 0.308 Dave Smith, R OBP: 0.118, SLG: 0.118	0-0 F7		0-0 F7		0-3 K		0-0 1B		0-0 G3	2	0	0	0	0	1	1			
<b>Inning Stats</b>	R: 0 E: 0 K: 0 S: 4	H: 2 LOB: 3 BB: 2 P: 12	R: 0 E: 0 K: 0 S: 3	H: 0 LOB: 1 BB: 1 P: 7	R: 2 E: 0 K: 0 S: 6	H: 3 LOB: 2 BB: 1 P: 10	R: 0 E: 0 K: 1 S: 5	H: 0 LOB: 0 BB: 0 P: 5	R: 0 E: 0 K: 1 S: 6	H: 2 LOB: 1 BB: 0 P: 6	R: 0 E: 0 K: 0 S: 3	H: 0 LOB: 0 BB: 0 P: 3	R: 0 E: 0 K: 0 S: 4	H: 1 LOB: 1 BB: 0 P: 4	R: 0 E: 0 K: 0 S: 4	H: 1 LOB: 1 BB: 0 P: 4	1B: 6 2B: 3 3B: 0 HR: 0	SF: 0 SAC: 0 DP: 0 HBP: 0	WP: 0 PA: 38 PB: 1 SB: 1 CS: 1
<b>PITCHER</b>	IP WLS BF H R ER SO BB IBB HBP BLK WP HR S P ERA WHIP																		
Bob Forsch, R ERA: 4.13 Dave Vonohlen, L ERA: 3.29 Bruce Sutter, R ERA: 3.29	(1, 1) 2.1 W 18 3 1 0 3 0 0 0 0 0 0 24 24 0.00 0.562																		

St. Louis Cardinals @ Houston Astros  
Astrodome, Houston, TX  
Thu May 26 1983, 8:05 PM EDT  
Att: 10,884 - Dome

AB 34  
R 3  
H 9  
RBI 3  
BB 4  
SO 3  
LOB 17









Batter	1	2	3	4	5	6	7	8	9	AB	R	H	RBI	BB	SO	LOB	TOP		
Tom Herr, S (1.4) OBP: 0.344, SLG: 0.346 Rafael Santana, R (8.4) OBP: 0.500, SLG: 0.400	0-0 BB 1B G6-4-3	0-0 4-3	0-0 G3	0-0 G3	0-0 G3	0-0 G3	0-0 6-3	0-0 4-3	0-0 4-3	4	1	1	0	0	0	2			
Ken Oberkfell, L (1.5) OBP: 0.401, SLG: 0.400 Jamie Quirk, L (7.5) OBP: 0.217, SLG: 0.273	0-0 G6-4-3 BB 1-2 1B		0-0 6-3 1-3 2B		0-0 3-1		0-3 K	0-0 6-3	0-0 6-3	4	1	2	0	0	1	1			
Lonnie Smith, R (1.7) OBP: 0.376, SLG: 0.460	4-0 G6-4-3 1-2 2-3 BB		1-0 1-3 6-3 HBP		0-0 1B CS 1B		0-0 F8			2	0	1	0	1	0	1			
Dane Iorg, L (1.3) OBP: 0.375, SLG: 0.455	0-0 G6-4-3 1-2 2-3 3-H		0-0 6-3		0-0 1-3 1B		0-0 1B		0-0 1B 1B	4	0	2	0	0	0	4			
Darrell Porter, L (1.2) OBP: 0.354, SLG: 0.459	4-0 BB		4-0 1-3 IBB		0-3 K		0-3 K		0-3 K	2	0	0	0	2	2	3			
Steve Braun, L (1.9) OBP: 0.400, SLG: 0.182	0-3 K		0-0 1-3		0-0 4-3		0-0 F9		0-0 F9	4	0	0	1	0	1	5			
Willie McGee, S (1.8) OBP: 0.357, SLG: 0.400		0-3 K	0-0 4-3		0-0 4-3		0-0 4-3		0-0 1-2 1B	4	0	1	0	0	1	2			
Ozzie Smith, S (1.6) OBP: 0.280, SLG: 0.277 Jim Kaat, L (6.1) OBP: 0.352, SLG: 0.463 Keith Hernandez, L (8. PH) OBP: 0.352, SLG: 0.463 Doug Bair, R (8.1) OBP: 0.326, SLG: 0.354		0-0 SH2-4 1B		0-0 1-3		0-0 F8		0-0 F9	0-0 F9	3	0	1	0	0	0	0			
John Martin, S (1.1) OBP: 0.167, SLG: 0.167 Jeff Lahti, R (5.1) Mike Ramsey, S (6.6) OBP: 0.326, SLG: 0.354		0-0 SH2-4		0-0 F7		0-0 6-3 2B		0-0 F9	0-0 F9	1	0	0	0	0	0	0			
<b>Inning Stats</b>	R: 1 E: 0 K: 1 S: 6	H: 2 LOB: 2 BB: 2 P: 14	R: 0 E: 0 K: 1 S: 6	H: 1 LOB: 1 BB: 0 P: 6	R: 1 E: 0 K: 0 S: 4	H: 1 LOB: 2 BB: 1 P: 9	R: 0 E: 0 K: 0 S: 3	H: 0 LOB: 0 BB: 0 P: 3	R: 0 E: 0 K: 0 S: 6	H: 2 LOB: 1 BB: 0 P: 6	R: 0 E: 0 K: 1 S: 7	H: 2 LOB: 2 BB: 0 P: 7	R: 0 E: 0 K: 0 S: 3	H: 0 LOB: 0 BB: 0 P: 3	R: 0 E: 0 K: 1 S: 3	H: 2 LOB: 2 BB: 0 P: 3	1B: 7 2B: 2 3B: 0 HR: 0	SF: 0 SAC: 1 DP: 1 HBP: 1	WP: 0 PA: 38 PB: 0 SB: 0 CS: 1
<b>PITCHER</b> Joe Niekro, R (1.1) ERA: 4.12	IP: 9.0 WLS: W BF: 38 H: 9 R: 2 ER: 2 SO: 5 BB: 2 IBB: 1 HBP: 1 BLK: 0 WP: 0 HR: 0 S: 44 P: 57 ERA: 2.00 WHIP: 1.222															<b>PITCHER</b> Joe Niekro, R (1.1) ERA: 4.12	IP: 9.0 WLS: W BF: 38 H: 9 R: 2 ER: 2 SO: 5 BB: 2 IBB: 1 HBP: 1 BLK: 0 WP: 0 HR: 0 S: 44 P: 57 ERA: 2.00 WHIP: 1.222		

St. Louis Cardinals @ Houston Astros  
Astrodome, Houston, TX  
Sat May 28 1983, 8:05 PM EDT  
Att: 24,412 - Dome

AB	33
R	2
H	9
RBI	1
BB	3
SO	5
LOB	20



Batter	1	2	3	4	5	6	7	8	9	AB	R	H	RBI	BB	SO	LOB	BOTTOM		
Tony Scott, S (1.8) OBP: 0.255, SLG: 0.313	0-0 5-3	0-0 1-3			0-0 1B 1B	0-0 G6-4-3 1B	0-3 K			5	1	2	0	0	1	2			
Kevin Bass, S (1.9) OBP: 0.295, SLG: 0.407	0-0 4-3 3B		0-0 F8		0-0 1B 2B 1B	0-0 G6-4-3 1-2	0-0 3-1			5	2	2	0	0	0	1			
Dickie Thon, R (1.6) OBP: 0.337, SLG: 0.446	0-0 4-3		0-0 1B 3B		0-0 1-3 2B 1B	0-0 6-3	0-0 F8 BB 1B			5	2	3	2	0	0	0			
Phil Garner, R (1.5) OBP: 0.335, SLG: 0.368 Craig Reynolds, L (8. PR) OBP: 0.116, SLG: 0.116	0-0 E1 1B		0-3 K		0-3 K		0-0 HR 1B	4-0 BB		4	2	1	0	1	2	3			
Ray Knight, R (1.3) OBP: 0.367, SLG: 0.493	4-0 1B BB		0-0 FC6-4 1B		4-0 2B SF9 IBB		0-0 HR	0-0 F8		3	2	2	3	2	0	2			
Tim Tolman, R (1.7) OBP: 0.385, SLG: 0.636 Jose Cruz, L (5. PH) OBP: 0.393, SLG: 0.391	0-0 1B		0-0 FC6-4		0-0 SF9 2B		4-0 FC1-6 BB	0-0 F8		2	0	1	1	0	0	1			
Denny Walling, L (8.7) OBP: 0.147, SLG: 0.094	1-2 2-H 1B		0-0 F3		0-0 F8		0-0 FC1-6 SH2-3 1B			1	0	1	2	1	0	0			
Bill Doran, S (1.4) OBP: 0.344, SLG: 0.286	0-0 F3		0-0 F8		0-0 F7		0-0 SH2-3 1B			3	0	0	0	1	0	3			
Luis Pujols, R (1.2) OBP: 0.297, SLG: 0.294		0-0 F8		0-0 F7		0-0 SF9		0-0 SH2-3 1B		3	0	1	1	0	0	0			
Joe Niekro, R (1.1) OBP: 0.087, SLG: 0.087		0-0 F8		0-3 K		0-0 F9		0-0 SH2-3		3	0	0	0	0	1	2			
<b>Inning Stats</b>	R: 2 E: 1 K: 0 S: 6	H: 2 LOB: 2 BB: 1 P: 10	R: 0 E: 0 K: 0 S: 3	H: 0 LOB: 0 BB: 0 P: 3	R: 1 E: 0 K: 1 S: 7	H: 2 LOB: 1 BB: 0 P: 7	R: 0 E: 0 K: 1 S: 5	H: 0 LOB: 0 BB: 0 P: 5	R: 4 E: 0 K: 1 S: 9	H: 4 LOB: 2 BB: 2 P: 17	R: 0 E: 0 K: 0 S: 3	H: 1 LOB: 0 BB: 0 P: 3	R: 2 E: 0 K: 1 S: 8	H: 3 LOB: 2 BB: 1 P: 12	R: 0 E: 0 K: 0 S: 4	H: 1 LOB: 2 BB: 1 P: 8	1B: 9 2B: 1 3B: 2 HR: 1	SF: 1 SAC: 1 DP: 1 HBP: 0	WP: 0 PA: 42 PB: 0 SB: 1 CS: 0
<b>PITCHER</b> John Martin, L (1.1) ERA: 4.81 Jeff Lahti, R (5.1) ERA: 4.19 Jim Kaat, L (6.1) ERA: 4.63 Doug Bair, R (8.1) ERA: 2.29	IP: 4.0 WLS: L BF: 21 H: 7 R: 6 ER: 5 SO: 2 BB: 1 IBB: 0 HBP: 0 BLK: 0 WP: 0 HR: 0 S: 24 P: 28 ERA: 11.25 WHIP: 2.000															<b>PITCHER</b> John Martin, L (1.1) ERA: 4.81 Jeff Lahti, R (5.1) ERA: 4.19 Jim Kaat, L (6.1) ERA: 4.63 Doug Bair, R (8.1) ERA: 2.29	IP: 4.0 WLS: L BF: 21 H: 7 R: 6 ER: 5 SO: 2 BB: 1 IBB: 0 HBP: 0 BLK: 0 WP: 0 HR: 0 S: 24 P: 28 ERA: 11.25 WHIP: 2.000		

St. Louis Cardinals @ Houston Astros  
Astrodome, Houston, TX  
Sat May 28 1983, 8:05 PM EDT  
Att: 24,412 - Dome

AB	35
R	9
H	13
RBI	9
BB	5
SO	4
LOB	16





Batter	1	2	3	4	5	6	7	8	9	AB	R	H	RBI	BB	SO	LOB	TOP					
Tom Herr, S (1,4) OBP: 0.347, SLG: 0.341 Mike Ramsey, S (9, PR) OBP: 0.326, SLG: 0.354 (9,4)	K			6-3	4-3		1B		BB	4	0	1	0	1	1	0	<b>St. Louis Cardinals @ Houston Astros</b> Astrodome, Houston, TX Sun May 29 1983, 4:33 AM EDT Att: 19,600 - Dome  <b>AB 35</b> <b>R 7</b> <b>H 9</b> <b>RBI 7</b> <b>BB 5</b> <b>SO 4</b> <b>LOB 19</b>					
Ken Oberkfell, L (1,5) OBP: 0.401, SLG: 0.396	6-3			1-3		FC6 1B	F6		BB	4	0	1	0	1	0	2						
Lonnie Smith, R (1,7) OBP: 0.368, SLG: 0.448 David Green, R (8,7) OBP: 0.295, SLG: 0.338	K			4-3		FC6 1B	F8		K	4	1	0	0	0	1	3						
Keith Hernandez, L (1,3) OBP: 0.354, SLG: 0.457		1-3				1B 1B	F6		S 1B BB	4	2	1	0	1	0	3						
George Hendrick, R (1,9) OBP: 0.379, SLG: 0.515		5-3				1B HR	1B HBP		F8 F2	4	1	1	0	0	0	3						
Willie McGee, S (1,8) OBP: 0.371, SLG: 0.407		F7				1B HR	1B		1B FC4-6 BB	3	2	2	2	1	0	0						
Jamie Quirk, L (1,2) OBP: 0.296, SLG: 0.440				B5-6-4 BB		1B HR	6-3		FC4-6 1B	3	1	2	4	1	0	2						
Ozzie Smith, S (1,6) OBP: 0.273, SLG: 0.270				K		G3			FC4-6	4	0	0	1	0	1	2						
Dave LaPoint, L (1,1) OBP: 0.167, SLG: 0.130 Dane Iorg, L (8, PH) OBP: 0.366, SLG: 0.441 Bruce Sutter, R (8,1)				B5-6-4		6-3			F6	3	0	1	0	0	0	1						
							1B		F6	1	0	0	0	0	0	1						
							1B			0	0	0	0	0	0	0						
<b>Inning Stats</b>	R: 0 E: 0 K: 2 S: 7	H: 0 LOB: 0 BB: 0 P: 7	R: 0 E: 0 K: 0 S: 3	H: 0 LOB: 0 BB: 0 P: 3	R: 0 E: 0 K: 1 S: 4	H: 0 LOB: 0 BB: 1 P: 8	R: 0 E: 0 K: 0 S: 3	H: 0 LOB: 0 BB: 0 P: 3	R: 4 E: 0 K: 0 S: 7	H: 4 LOB: 0 BB: 0 P: 7	R: 1 E: 1 K: 0 S: 5	H: 2 LOB: 2 BB: 0 P: 6	R: 0 E: 0 K: 0 S: 5	H: 2 LOB: 2 BB: 0 P: 5	R: 2 E: 0 K: 0 S: 4	H: 1 LOB: 1 BB: 2 P: 12	R: 0 E: 0 K: 1 S: 5	H: 0 LOB: 2 BB: 2 P: 13	1B: 8 2B: 0 3B: 0 HR: 1	SF: 0 SAC: 0 DP: 1 HBP: 1	WP: 0 PB: 0 SB: 2 CS: 0	PA: 41
<b>PITCHER</b>	IP WLS BF H R ER SO BB IBB HBP BLK WP HR S P ERA WHIP																					
Mike Scott, R (1,1) ERA: 4.11 Frank LaCorte, R (8,1) ERA: 3.98	7.0 L 30 8 5 5 3 1 0 0 0 0 0 1 34 39 6.43 1.286																					
	2.0 11 1 2 2 1 4 0 0 0 0 0 0 9 25 9.00 2.500																					

Batter	1	2	3	4	5	6	7	8	9	AB	R	H	RBI	BB	SO	LOB	BOTTOM			
Tony Scott, S (1,8) OBP: 0.245, SLG: 0.300	F8		5-3		6-3		F7			4	0	0	0	0	0	3	<b>St. Louis Cardinals @ Houston Astros</b> Astrodome, Houston, TX Sun May 29 1983, 4:33 AM EDT Att: 19,600 - Dome  <b>AB 30</b> <b>R 3</b> <b>H 6</b> <b>RBI 3</b> <b>BB 3</b> <b>SO 6</b> <b>LOB 6</b>			
Kevin Bass, S (1,9) OBP: 0.308, SLG: 0.403	F8			1B HR	CS BB		F8			3	1	1	0	1	0	0				
Dickie Thon, R (1,6) OBP: 0.335, SLG: 0.442	K			1B HR	CS	K2-3	F3			4	1	1	0	0	2	0				
Phil Garner, R (1,5) OBP: 0.333, SLG: 0.383		K2-3		1B HR		6-3	K2-3			4	1	1	3	0	2	0				
Ray Knight, R (1,3) OBP: 0.364, SLG: 0.483		FC4-6 BB		1-6-3		L5			G1	3	0	0	0	1	0	0				
Tim Tolman, R (1,7) OBP: 0.375, SLG: 0.538 Terry Puhl, L (9, PH) OBP: 0.292, SLG: 0.322		F8		CS BB			F7		F9	2	0	0	0	1	0	1				
Bill Doran, S (1,4) OBP: 0.339, SLG: 0.280 Craig Reynolds, L (9, PH) OBP: 0.111, SLG: 0.111		FC4-6		6-3			6-3		6-3	3	0	0	0	0	0	2				
Luis Pujols, R (1,2) OBP: 0.325, SLG: 0.324			K				1B			3	0	2	0	0	1	0				
Mike Scott, R (1,1) OBP: 0.250, SLG: 0.250 Alan Ashby, S (7, PH) OBP: 0.304, SLG: 0.439 Denny Walling, L (7, PR) OBP: 0.147, SLG: 0.094 Frank LaCorte, R (8,1)			K		SH3-4 1B		1B			1	0	0	0	0	1	0				
					SH3-4		1B			1	0	1	0	0	0	0				
							1B			0	0	0	0	0	0	0				
							1B			0	0	0	0	0	0	0				
<b>Inning Stats</b>	R: 0 E: 0 K: 1 S: 5	H: 0 LOB: 0 BB: 0 P: 5	R: 0 E: 0 K: 1 S: 5	H: 0 LOB: 1 BB: 1 P: 9	R: 0 E: 0 K: 2 S: 7	H: 0 LOB: 0 BB: 0 P: 7	R: 3 E: 0 K: 0 S: 5	H: 3 LOB: 0 BB: 1 P: 9	R: 0 E: 0 K: 1 S: 5	H: 0 LOB: 0 BB: 0 P: 5	R: 0 E: 0 K: 0 S: 5	H: 2 LOB: 2 BB: 0 P: 5	R: 0 E: 0 K: 1 S: 5	H: 0 LOB: 0 BB: 0 P: 5	R: 0 E: 0 K: 0 S: 3	H: 0 LOB: 0 BB: 0 P: 3	1B: 5 2B: 0 3B: 0 HR: 1	SF: 0 SAC: 1 DP: 0 HBP: 0	WP: 1 PB: 0 SB: 0 CS: 2	PA: 35
<b>PITCHER</b>	IP WLS BF H R ER SO BB IBB HBP BLK WP HR S P ERA WHIP																			
Dave LaPoint, L (1,1) ERA: 2.27 Bruce Sutter, R (8,1) ERA: 2.79	7.0 W 28 6 3 3 5 3 0 0 0 0 0 0 1 35 47 3.86 1.286																			
	2.0 6 0 0 0 1 0 0 0 0 0 0 0 8 8 0.00 0.000																			



Batter	1	2	3	4	5	6	7	8	9	AB	R	H	RBI	BB	SO	LOB	TOP					
Omar Moreno, L (1, 8) OBP: 0.293, SLG: 0.345	P6		2B			F7		3B		3	2	1	0	2	0	0	Houston Astros @ Chicago Cubs Wrigley Field, Chicago, IL Mon May 30 1983, 3:33 AM CDT Att: 26,487 - Unknown					
Terry Puhl, L (1, 9) OBP: 0.307, SLG: 0.351	1B		F8		F8	4-3		1B		4	2	2	2	1	0	1						
Dickie Thon, R (1, 6) OBP: 0.332, SLG: 0.436	5-3		F7		F7	K		K		5	1	1	1	0	2	3						
Phil Garner, R (1, 5) OBP: 0.330, SLG: 0.378	1B			F3	F8		F9		F5	5	0	1	1	0	0	2						
Jose Cruz, L (1, 7) OBP: 0.388, SLG: 0.402	G3			HR	F8		F7		3-1	5	1	1	1	0	0	3						
Ray Knight, R (1, 3) OBP: 0.371, SLG: 0.493				1B	1B		1-3		F7	5	2	3	1	0	0	0						
Alan Ashby, S (1, 2) OBP: 0.310, SLG: 0.441	G4-6-3			1B	2B					4	1	2	1	0	1	2						
Craig Reynolds, L (1, 4) OBP: 0.182, SLG: 0.182	F4			K	1B			BLK		4	0	2	2	0	1	1						
Michael LaCoss, R (1, 1) OBP: 0.077, SLG: 0.040				K	K			K		2	0	0	0	0	2	1						
Denny Walling, L (5, PH) OBP: 0.143, SLG: 0.091				K	K			K		1	0	0	0	0	0	2						
Bill Dawley, R (5, 1) OBP: 0.267, SLG: 0.341				K	K			K		0	0	0	0	0	0	0						
Harry Spilman, L (8, PH) OBP: 0.333, SLG: 0.667				K	K			K		1	0	0	0	0	1	1						
Frank DiPino, L (8, 1) OBP: 0.333, SLG: 0.667				K	K			K		0	0	0	0	0	0	0						
<b>Inning Stats</b>	R: 1 E: 0 K: 0 S: 4	H: 1 LOB: 1 BB: 1 P: 8	R: 0 E: 0 K: 0 S: 3	H: 1 LOB: 0 BB: 0 P: 3	R: 0 E: 0 K: 1 S: 6	H: 1 LOB: 1 BB: 0 P: 6	R: 2 E: 0 K: 2 S: 10	H: 3 LOB: 1 BB: 0 P: 10	R: 4 E: 0 K: 0 S: 8	H: 5 LOB: 2 BB: 1 P: 12	R: 0 E: 0 K: 1 S: 5	H: 0 LOB: 0 BB: 0 P: 5	R: 0 E: 0 K: 0 S: 3	H: 0 LOB: 0 BB: 0 P: 3	R: 2 E: 0 K: 3 S: 11	H: 2 LOB: 1 BB: 1 P: 15	R: 0 E: 0 K: 0 S: 3	H: 0 LOB: 0 BB: 0 P: 3	1B: 9 2B: 2 3B: 1 HR: 1	SF: 0 SAC: 0 DP: 1 HBP: 0	WP: 0 PB: 0 SB: 1 CS: 0	PA: 42
<b>PITCHER</b>	IP WLS BF H R ER SO BB IBB HBP BLK WP HR S P ERA WHIP																					
Fergie Jenkins, R (1, 1) ERA: 4.63	4.2	25	10	7	7	3	2	0	0	0	0	0	0	0	1	29	37	13.50	2.571			
Warren Brusstar, R (5, 1) ERA: 4.21	0.1	2	1	0	0	0	0	0	0	0	0	0	0	0	2	2	0.00	3.000				
Craig Lefferts, L (6, 1) ERA: 1.82	2.0	6	0	0	0	1	0	0	0	0	0	0	0	8	8	0.00	0.000					
Bill Campbell, R (8, 1) ERA: 3.56	2.0	L 9	2	2	2	3	0	1	0	1	0	0	0	14	18	9.00	1.000					
<b>Batter</b>	<b>1</b>	<b>2</b>	<b>3</b>	<b>4</b>	<b>5</b>	<b>6</b>	<b>7</b>	<b>8</b>	<b>9</b>	<b>AB</b>	<b>R</b>	<b>H</b>	<b>RBI</b>	<b>BB</b>	<b>SO</b>	<b>LOB</b>	<b>BOTTOM</b>					
23 Ryne Sandberg, R (1, 4) OBP: 0.286, SLG: 0.295	SH1-3			SH1-3		1-3				5	2	3	0	0	1	3	Houston Astros @ Chicago Cubs Wrigley Field, Chicago, IL Mon May 30 1983, 3:33 AM CDT Att: 26,487 - Unknown					
Larry Bowa, S (1, 6) OBP: 0.297, SLG: 0.361	SH1-3			SH1-3		F7		F7		3	0	0	0	0	0	1						
Bill Buckner, L (1, 3) OBP: 0.283, SLG: 0.409	E4			F7				4-3		5	3	2	3	0	0	1						
Leon Durham, L (1, 8) OBP: 0.441, SLG: 0.592	1B			F9		F6		F8		5	2	2	2	0	0	0						
Ron Cey, R (1, 5) OBP: 0.319, SLG: 0.407	4-3			4-3				F9		5	0	3	1	0	0	0						
Keith Moreland, R (1, 9) OBP: 0.335, SLG: 0.447	4-3			F9		SH1-4				3	0	2	1	1	0	1						
Jay Johnstone, L (1, 7) OBP: 0.333, SLG: 0.405	4-3			BLK				FC5-4		1	0	0	0	3	0	2						
Bill Campbell, R (8, 1) OBP: 0.162, SLG: 0.257	4-3			BLK				K		0	0	0	0	0	0	0						
Wayne Nordhagen, R (9, PH) OBP: 0.162, SLG: 0.257	4-3			FC5				K		1	0	0	0	0	1	1						
Jody Davis, R (1, 2) OBP: 0.282, SLG: 0.412				K				FC5-4		2	0	0	0	1	1	3						
Jerry Morales, R (7, PH) OBP: 0.167, SLG: 0.195				K						2	0	0	0	0	1	3						
Fergie Jenkins, R (1, 1) ERA: 4.63	4.2	25	10	7	7	3	2	0	0	0	0	0	0	0	1	29	37	13.50	2.571			
Warren Brusstar, R (5, 1) ERA: 4.21	0.1	2	1	0	0	0	0	0	0	0	0	0	0	0	2	2	0.00	3.000				
Craig Lefferts, L (6, 1) ERA: 1.82	2.0	6	0	0	0	1	0	0	0	0	0	0	0	8	8	0.00	0.000					
Bill Campbell, R (8, 1) ERA: 3.56	2.0	L 9	2	2	2	3	0	1	0	1	0	0	0	14	18	9.00	1.000					
<b>Inning Stats</b>	R: 3 E: 1 K: 0 S: 8	H: 4 LOB: 3 BB: 1 P: 12	R: 1 E: 0 K: 0 S: 4	H: 2 LOB: 0 BB: 0 P: 4	R: 0 E: 0 K: 1 S: 5	H: 0 LOB: 2 BB: 2 P: 13	R: 2 E: 0 K: 0 S: 6	H: 3 LOB: 1 BB: 0 P: 6	R: 0 E: 0 K: 0 S: 2	H: 0 LOB: 0 BB: 1 P: 6	R: 1 E: 0 K: 0 S: 4	H: 1 LOB: 0 BB: 0 P: 4	R: 0 E: 0 K: 2 S: 8	H: 1 LOB: 3 BB: 2 P: 16	R: 0 E: 0 K: 0 S: 3	H: 0 LOB: 0 BB: 0 P: 3	R: 0 E: 0 K: 1 S: 6	H: 1 LOB: 1 BB: 0 P: 6	1B: 7 2B: 2 3B: 0 HR: 3	SF: 0 SAC: 3 DP: 1 HBP: 0	WP: 0 PB: 0 SB: 1 CS: 1	PA: 44
<b>PITCHER</b>	IP WLS BF H R ER SO BB IBB HBP BLK WP HR S P ERA WHIP																					
Michael LaCoss, R (1, 1) ERA: 5.09	4.0	24	2	1	1	2	3	0	0	0	0	1	14	26	3.00	1.667						
Bill Dawley, R (5, 1) ERA: 2.28	3.0	W 13	2	1	1	2	3	0	0	0	0	0	9	9	0.00	0.500						
Frank DiPino, L (8, 1) ERA: 2.52	2.0	S 7	1	0	0	1	0	0	0	0	0	0	9	9	0.00	0.500						







Batter	1	2	3	4	5	6	7	8	9	AB	R	H	RBI	BB	SO	LOB	TOP		
Omar Moreno, L (1, 8) OBP: 0.294, SLG: 0.342	0-3 K		0-0 3-1			0-0 2-3			0-0 F8	4	0	0	0	0	1	1			
Terry Puhl, L (1, 9) OBP: 0.321, SLG: 0.360	0-0 F4		0-0 4-3			0-0 6-3			0-0 1B FC6-4 1B	4	1	1	0	0	0	1			
Dickie Thon, R (1, 6) OBP: 0.335, SLG: 0.431	0-0 F9			0-0 CS 1B					0-0 FC6-4 1B 1-2 1B	4	0	2	0	0	0	0			
Phil Garner, R (1, 5) OBP: 0.340, SLG: 0.404		4-0 1B SF7 BB		0-3 K					0-0 5-3 FC6-4 1B	3	1	1	0	1	1	1			
Jose Cruz, L (1, 7) OBP: 0.386, SLG: 0.399		0-0 CS 1B		0-0 F8					0-0 FC6-4 1B 1-2 2-3 3-H	4	0	1	1	0	0	3			
Ray Knight, R (1, 3) OBP: 0.375, SLG: 0.500		0-0 SF7			0-0 F3				0-0 5-3 K	3	0	0	1	0	1	2			
Alan Ashby, S (1, 2) OBP: 0.307, SLG: 0.452		0-0 G3			0-0 6-3				0-0 4-3	3	0	0	0	0	0	0			
Craig Reynolds, L (1, 4) OBP: 0.214, SLG: 0.222			0-0 E6 3-1 SH3-4		0-3 K				4-0 BB	2	0	0	0	1	1	0			
Bob Knepper, L (1, 1) OBP: 0.182, SLG: 0.190			0-0 SH3-4			0-0 4-3			0-0 F8	1	0	0	0	0	0	0			
Harry Spilman, L (8, PH) OBP: 0.281, SLG: 0.333										1	0	0	0	0	0	1			
Frank DiPino, L (8, 1) OBP: 0.333, SLG: 0.667										0	0	0	0	0	0	0			
<b>Inning Stats</b>	R: 0 E: 0 K: 1 S: 5	H: 0 LOB: 0 BB: 0 P: 5	R: 1 E: 0 K: 0 S: 3	H: 1 LOB: 0 BB: 1 P: 7	R: 0 E: 1 K: 0 S: 4	H: 0 LOB: 1 BB: 0 P: 4	R: 0 E: 0 K: 1 S: 5	H: 1 LOB: 0 BB: 0 P: 5	R: 0 E: 0 K: 0 S: 3	H: 0 LOB: 0 BB: 0 P: 3	R: 0 E: 0 K: 0 S: 3	H: 0 LOB: 1 BB: 0 P: 3	R: 0 E: 0 K: 0 S: 3	H: 0 LOB: 1 BB: 1 P: 7	R: 1 E: 0 K: 1 S: 8	H: 3 LOB: 2 BB: 0 P: 8	1B: 5 2B: 0 3B: 0 HR: 0	SF: 1 SAC: 1 DP: 0 HBP: 0	WP: 0 PA: 33 PB: 0 SB: 0 CS: 2
<b>PITCHER</b>	IP WLS BF H R ER SO BB IBB HBP BLK WP HR S P ERA WHIP	IP WLS BF H R ER SO BB IBB HBP BLK WP HR S P ERA WHIP	IP WLS BF H R ER SO BB IBB HBP BLK WP HR S P ERA WHIP	IP WLS BF H R ER SO BB IBB HBP BLK WP HR S P ERA WHIP	IP WLS BF H R ER SO BB IBB HBP BLK WP HR S P ERA WHIP	IP WLS BF H R ER SO BB IBB HBP BLK WP HR S P ERA WHIP	IP WLS BF H R ER SO BB IBB HBP BLK WP HR S P ERA WHIP	IP WLS BF H R ER SO BB IBB HBP BLK WP HR S P ERA WHIP	IP WLS BF H R ER SO BB IBB HBP BLK WP HR S P ERA WHIP	IP WLS BF H R ER SO BB IBB HBP BLK WP HR S P ERA WHIP	IP WLS BF H R ER SO BB IBB HBP BLK WP HR S P ERA WHIP	IP WLS BF H R ER SO BB IBB HBP BLK WP HR S P ERA WHIP	IP WLS BF H R ER SO BB IBB HBP BLK WP HR S P ERA WHIP	IP WLS BF H R ER SO BB IBB HBP BLK WP HR S P ERA WHIP	IP WLS BF H R ER SO BB IBB HBP BLK WP HR S P ERA WHIP	IP WLS BF H R ER SO BB IBB HBP BLK WP HR S P ERA WHIP	IP WLS BF H R ER SO BB IBB HBP BLK WP HR S P ERA WHIP	IP WLS BF H R ER SO BB IBB HBP BLK WP HR S P ERA WHIP	

Houston Astros @ Chicago Cubs  
Wrigley Field, Chicago, IL  
Wed Jun 01 1983, 3:33 AM CDT  
Att: 8,320 - Unknown

AB	29
R	2
H	5
RBI	2
BB	2
SO	4
LOB	9



Batter	1	2	3	4	5	6	7	8	9	AB	R	H	RBI	BB	SO	LOB	BOTTOM		
Gary Woods, R (1, 7) OBP: 0.306, SLG: 0.379	0-0 E5		0-0 23 HBP 1B	0-3 K					0-0 F8	4	1	1	0	0	1	1			
23 Ryne Sandberg, R (1, 4) OBP: 0.288, SLG: 0.317	0-3 K		1-0 1B HBP		0-0 F7			0-3 K		3	0	0	0	0	2	1			
Bill Buckner, L (1, 3) OBP: 0.276, SLG: 0.397	0-0 F9		0-0 SF7		0-0 4-3				0-0 3-1	3	0	0	1	0	0	1			
Ron Cey, R (1, 5) OBP: 0.303, SLG: 0.384	0-0 F7		0-0 F8		0-0 F5				0-0 F4	4	0	0	0	0	0	3			
Keith Moreland, R (1, 9) OBP: 0.343, SLG: 0.477		0-0 HR	0-0 1-2 2-H 1B		0-0 4-3				0-0 4-3	3	1	2	2	0	0	0			
Jerry Morales, R (1, 8) OBP: 0.196, SLG: 0.182		0-0 6-3	0-0 4-3		0-0 P5				0-0 P5	3	0	0	0	0	0	2			
Steve Lake, R (1, 2) OBP: 0.435, SLG: 0.696	0-3 K			0-3 K2-3					0-0 F9	3	0	0	0	0	2	0			
Tom Verzyer, R (1, 6) OBP: 0.261, SLG: 0.304	0-0 L5			0-0 2B					0-0 F7	3	0	1	0	0	0	0			
Chuck Rainey, R (1, 1) OBP: 0.200, SLG: 0.111			4-0 23 HBP 1B SF7 BB		0-0 L6				0-3 K	2	1	0	0	1	1	1			
Lee Smith, R (9, 1) OBP: 0.200, SLG: 0.111										0	0	0	0	0	0	0			
<b>Inning Stats</b>	R: 0 E: 1 K: 1 S: 6	H: 0 LOB: 1 BB: 0 P: 6	R: 1 E: 0 K: 1 S: 6	H: 1 LOB: 0 BB: 0 P: 6	R: 2 E: 0 K: 0 S: 5	H: 2 LOB: 2 BB: 1 P: 10	R: 0 E: 0 K: 2 S: 8	H: 1 LOB: 1 BB: 0 P: 8	R: 0 E: 0 K: 0 S: 3	H: 0 LOB: 0 BB: 0 P: 3	R: 0 E: 0 K: 0 S: 3	H: 0 LOB: 0 BB: 0 P: 3	R: 0 E: 0 K: 1 S: 5	H: 0 LOB: 0 BB: 0 P: 5	R: 0 E: 0 K: 1 S: 5	H: 0 LOB: 0 BB: 0 P: 5	1B: 2 2B: 1 3B: 0 HR: 1	SF: 1 SAC: 0 DP: 0 HBP: 1	WP: 0 PA: 31 PB: 0 SB: 0 CS: 0
<b>PITCHER</b>	IP WLS BF H R ER SO BB IBB HBP BLK WP HR S P ERA WHIP	IP WLS BF H R ER SO BB IBB HBP BLK WP HR S P ERA WHIP	IP WLS BF H R ER SO BB IBB HBP BLK WP HR S P ERA WHIP	IP WLS BF H R ER SO BB IBB HBP BLK WP HR S P ERA WHIP	IP WLS BF H R ER SO BB IBB HBP BLK WP HR S P ERA WHIP	IP WLS BF H R ER SO BB IBB HBP BLK WP HR S P ERA WHIP	IP WLS BF H R ER SO BB IBB HBP BLK WP HR S P ERA WHIP	IP WLS BF H R ER SO BB IBB HBP BLK WP HR S P ERA WHIP	IP WLS BF H R ER SO BB IBB HBP BLK WP HR S P ERA WHIP	IP WLS BF H R ER SO BB IBB HBP BLK WP HR S P ERA WHIP	IP WLS BF H R ER SO BB IBB HBP BLK WP HR S P ERA WHIP	IP WLS BF H R ER SO BB IBB HBP BLK WP HR S P ERA WHIP	IP WLS BF H R ER SO BB IBB HBP BLK WP HR S P ERA WHIP	IP WLS BF H R ER SO BB IBB HBP BLK WP HR S P ERA WHIP	IP WLS BF H R ER SO BB IBB HBP BLK WP HR S P ERA WHIP	IP WLS BF H R ER SO BB IBB HBP BLK WP HR S P ERA WHIP	IP WLS BF H R ER SO BB IBB HBP BLK WP HR S P ERA WHIP	IP WLS BF H R ER SO BB IBB HBP BLK WP HR S P ERA WHIP	

Houston Astros @ Chicago Cubs  
Wrigley Field, Chicago, IL  
Wed Jun 01 1983, 3:33 AM CDT  
Att: 8,320 - Unknown

AB	28
R	3
H	4
RBI	3
BB	1
SO	6
LOB	9





Batter	1	2	3	4	5	6	7	8	9	AB	R	H	RBI	BB	SO	LOB	TOP					
Omar Moreno, L (1, 8) OBP: 0.298, SLG: 0.341	4-0 S E BB		0-3 K					0-0 P1		3	0	1	1	1	1	0	<b>Houston Astros @ Cincinnati Reds</b> Riverfront Stadium, Cincinnati, OH Fri Jun 03 1983, 7:05 PM EDT Att: 8,470 - Unknown					
Kevin Bass, S (1, 9) OBP: 0.304, SLG: 0.394	0-0 5-3		0-0 CS 1B				0-0 F7			4	0	1	0	0	0	2						
Dickie Thon, R (1, 6) OBP: 0.338, SLG: 0.442	0-3 K		0-0 P6					0-0 2B		4	0	2	0	0	1	2						
Phil Garner, R (1, 5) OBP: 0.342, SLG: 0.400	4-0 BB			0-0 P4				0-0 F6		2	0	0	0	2	0	1						
Jose Cruz, L (1, 7) OBP: 0.379, SLG: 0.390	0-0 F8			0-3 K				0-0 BB		4	0	0	0	0	1	5						
Ray Knight, R (1, 3) OBP: 0.367, SLG: 0.488		0-0 F6		0-3 K				0-0 F7		4	0	0	0	0	1	1						
Bill Doran, S (1, 4) OBP: 0.333, SLG: 0.272		0-0 F8			4-0 SH2-4 1B BB			0-0 F9		3	1	0	0	1	0	0						
Luis Pujols, R (1, 2) OBP: 0.302, SLG: 0.300		0-0 E1			0-0 F7			0-0 F3	0-3 K	3	0	0	0	0	0	1						
Tim Tolman, R (9, PH) OBP: 0.389, SLG: 0.733										1	0	0	0	0	1	0						
Joe Niekro, R (1, 1) OBP: 0.083, SLG: 0.083		0-0 F8			0-0 SH2-4			0-3 K		1	0	0	0	0	0	1						
Tony Scott, S (7, PH) OBP: 0.248, SLG: 0.301										1	0	0	0	0	1	0						
Frank LaCorte, R (7, 1)										0	0	0	0	0	0	0						
<b>Inning Stats</b>	R: 0 E: 1 K: 1 S: 5	H: 0 LOB: 2 BB: 2 P: 13	R: 0 E: 1 K: 0 S: 4	H: 0 LOB: 1 BB: 0 P: 4	R: 0 E: 0 K: 2 S: 5	H: 1 LOB: 0 BB: 0 P: 5	R: 0 E: 0 K: 0 S: 7	H: 0 LOB: 0 BB: 0 P: 7	R: 1 E: 0 K: 0 S: 4	H: 1 LOB: 1 BB: 1 P: 8	R: 0 E: 0 K: 0 S: 4	H: 1 LOB: 1 BB: 0 P: 4	R: 0 E: 0 K: 1 S: 5	H: 0 LOB: 0 BB: 0 P: 5	R: 0 E: 0 K: 0 S: 4	H: 1 LOB: 2 BB: 1 P: 8	R: 0 E: 0 K: 1 S: 5	H: 0 LOB: 0 BB: 0 P: 5	1B: 2 2B: 2 3B: 0 HR: 0	SF: 0 SAC: 1 DP: 0 HBP: 0	WP: 0 PB: 0 SB: 1 CS: 1	PA: 35
<b>PITCHER</b> Joe Price, L (1, 1) ERA: 2.27	IP: 9.0 WLS: W BF: 35	H: 4 R: 1 ER: 1 SO: 6	BB: 4 IBB: 0 HBP: 0 BLK: 0	WP: 0 HR: 0 S: 43 P: 59	ERA: 1.00 WHIP: 0.889	<b>PITCHER</b>										IP: 9.0 WLS: W BF: 35	H: 4 R: 1 ER: 1 SO: 6	BB: 4 IBB: 0 HBP: 0 BLK: 0	WP: 0 HR: 0 S: 43 P: 59	ERA: 1.00 WHIP: 0.889		

AB	30
R	1
H	4
RBI	1
BB	4
SO	6
LOB	13



Batter	1	2	3	4	5	6	7	8	9	AB	R	H	RBI	BB	SO	LOB	BOTTOM			
Gary Redus, R (1, 7) OBP: 0.351, SLG: 0.489	0-3 K		0-3 K					0-0 F7		4	1	1	0	0	2	0	<b>Houston Astros @ Cincinnati Reds</b> Riverfront Stadium, Cincinnati, OH Fri Jun 03 1983, 7:05 PM EDT Att: 8,470 - Unknown			
Eddie Milner, L (1, 8) OBP: 0.360, SLG: 0.359	0-0 2B		0-0 G3				0-0 SH1-3			3	0	1	0	0	0	0				
Cesar Cedeno, R (1, 9) OBP: 0.353, SLG: 0.395	0-0 F7		0-0 3-1				0-0 SF7			3	0	0	1	0	0	1				
Paul Householder, S (9, 9)										0	0	0	0	0	0	0				
Johnny Bench, R (1, 5) OBP: 0.326, SLG: 0.439	0-0 6-3						0-0 F7			4	0	0	0	0	0	1				
Wayne Krenchicki, L (9, 5) OBP: 0.306, SLG: 0.326							0-0 6-3			0	0	0	0	0	0	0				
Dan Driessen, L (1, 3) OBP: 0.363, SLG: 0.353		0-0 4-3					0-0 4-3			3	0	0	0	0	0	0				
Ron Oester, S (1, 4) OBP: 0.353, SLG: 0.478		0-0 2B 2B					4-0 1B 2B BB			2	2	1	0	1	0	0				
Dave Concepcion, R (1, 6) OBP: 0.320, SLG: 0.307		0-3 K					0-0 2B 1B			3	0	1	0	0	1	1				
Dann Bilardello, R (1, 2) OBP: 0.264, SLG: 0.365		0-0 2B					0-0 2B			3	0	3	2	0	0	0				
Joe Price, R (1, 1) OBP: 0.150, SLG: 0.105		0-0 G3					0-0 2-3			3	0	0	0	0	1	4				
<b>Inning Stats</b>	R: 0 E: 0 K: 1 S: 6	H: 1 LOB: 1 BB: 0 P: 6	R: 1 E: 0 K: 1 S: 7	H: 2 LOB: 1 BB: 0 P: 7	R: 0 E: 0 K: 1 S: 5	H: 0 LOB: 0 BB: 0 P: 5	R: 1 E: 0 K: 0 S: 5	H: 2 LOB: 2 BB: 1 P: 9	R: 1 E: 0 K: 0 S: 4	H: 1 LOB: 0 BB: 0 P: 4	R: 0 E: 0 K: 0 S: 3	H: 0 LOB: 0 BB: 0 P: 3	R: 0 E: 0 K: 1 S: 5	H: 1 LOB: 0 BB: 0 P: 5	R: 0 E: 1 K: 0 S: 3	H: 0 LOB: 0 BB: 0 P: 3	1B: 2 2B: 5 3B: 0 HR: 0	SF: 1 SAC: 1 DP: 0 HBP: 0	WP: 0 PB: 0 SB: 0 CS: 1	PA: 31
<b>PITCHER</b> Joe Niekro, R (1, 1) ERA: 4.15	IP: 6.0 WLS: L BF: 25	H: 6 R: 3 ER: 3 SO: 3	BB: 1 IBB: 0 HBP: 0 BLK: 0	WP: 0 HR: 0 S: 30 P: 34	ERA: 4.50 WHIP: 1.167	<b>PITCHER</b>										IP: 6.0 WLS: L BF: 25	H: 6 R: 3 ER: 3 SO: 3	BB: 1 IBB: 0 HBP: 0 BLK: 0	WP: 0 HR: 0 S: 30 P: 34	ERA: 4.50 WHIP: 1.167
<b>PITCHER</b> Frank LaCorte, R (7, 1) ERA: 4.15	IP: 2.0 WLS: L BF: 6	H: 1 R: 0 ER: 0 SO: 1	BB: 0 IBB: 0 HBP: 0 BLK: 0	WP: 0 HR: 0 S: 8 P: 8	ERA: 0.00 WHIP: 0.500	<b>PITCHER</b>										IP: 2.0 WLS: L BF: 6	H: 1 R: 0 ER: 0 SO: 1	BB: 0 IBB: 0 HBP: 0 BLK: 0	WP: 0 HR: 0 S: 8 P: 8	ERA: 0.00 WHIP: 0.500





Batter	1	2	3	4	5	6	7	8	9	AB R H RBI BB SO LOB	TOP											
<b>Omar Moreno, L</b> OBP: 0.299, SLG: 0.348 (1, 8)	E6	K2-3			6-3	4-3		G4-6-3 BB	1B 3B	5 1 1 1 1 1 2	<b>Houston Astros @ Cincinnati Reds</b> Riverfront Stadium, Cincinnati, OH Sat Jun 04 1983, 7:05 PM EDT Att: 13,045 - Unknown  <b>AB 42</b> <b>R 13</b> <b>H 17</b> <b>RBI 13</b> <b>BB 4</b> <b>SO 6</b> <b>LOB 16</b>											
<b>Terry Puhl, L</b> OBP: 0.322, SLG: 0.352 (1, 9)	FC6-4 BB		K		6-3		6-3	G4-6-3 1-2	1B 3B	5 0 1 1 1 1 2												
<b>Dickie Thon, R</b> OBP: 0.333, SLG: 0.434 (1, 6)	F6		4-3		2B 1B		F8	F6 F8		6 1 1 0 0 0 3												
<b>Phil Garner, R</b> OBP: 0.348, SLG: 0.423 (1, 5)	K		F8		1B 2B		S BB		HR	4 2 2 2 1 1 2												
<b>Jose Cruz, L</b> OBP: 0.384, SLG: 0.396 (1, 7)	FC6-4 1-2				HR 1B	PB S 1B	F7		1B 3B 1B	5 3 3 1 0 0 3												
<b>Ray Knight, R</b> OBP: 0.378, SLG: 0.497 (1, 3)		SH3-4 BB 1B		F8	1B			HR 1B	1-2 3B 1B	5 2 4 1 0 0 1												
<b>Alan Ashby, S</b> OBP: 0.317, SLG: 0.519 (1, 2)		K		HR	F8			HR 1B	1-2 3B 1B	5 3 3 6 0 1 2												
<b>Bill Doran, S</b> OBP: 0.340, SLG: 0.277 (1, 4)		SH3-4 BB		F7		4-3		SH1-4 1B	3B 1B	4 1 2 1 1 0 0												
<b>Mike Scott, R</b> OBP: 0.182, SLG: 0.182 (1, 1)		SH3-4		F9		K		SH1-4	K	3 0 0 0 0 2 1												
<b>Inning Stats</b>	R: 0 E: 1 K: 1 S: 6	H: 0 LOB: 2 BB: 1 P: 10	R: 0 E: 0 K: 2 S: 8	H: 1 LOB: 2 BB: 1 P: 12	R: 0 E: 0 K: 1 S: 5	H: 0 LOB: 0 BB: 0 P: 5	R: 2 E: 0 K: 0 S: 5	H: 2 LOB: 0 BB: 0 P: 5	R: 3 E: 0 K: 0 S: 7	H: 4 LOB: 1 BB: 0 P: 7	R: 0 E: 0 K: 1 S: 5	H: 0 LOB: 1 BB: 0 P: 5	R: 0 E: 0 K: 0 S: 3	H: 0 LOB: 1 BB: 1 P: 7	R: 2 E: 0 K: 0 S: 5	H: 3 LOB: 1 BB: 1 P: 9	R: 6 E: 0 K: 1 S: 12	H: 7 LOB: 1 BB: 0 P: 12	1B: 11 2B: 1 3B: 2 HR: 3	SF: 0 SAC: 2 DP: 1 HBP: 0	WP: 0 PB: 1 SB: 3 CS: 0	PA: 48
<b>PITCHER</b>	IP WLS BF H R ER SO BB IBB HBP BLK WP HR S P ERA WHIP											<b>PITCHER</b>	IP WLS BF H R ER SO BB IBB HBP BLK WP HR S P ERA WHIP									
<b>Bruce Berenyi, R</b> ERA: 3.34 (1, 1)	4.2 L 24 7 5 5 4 2 0 0 0 0 0 1 30 38 9.64 1.929																					
<b>Frank Pastore, R</b> ERA: 5.3 (5, 1)	1.1 4 0 0 0 1 0 0 0 0 0 0 6 6 0.00 0.000																					
<b>Ben Hayes, R</b> ERA: 11.5 (7, 1)	2.1 14 6 5 5 0 2 0 0 0 0 0 2 12 20 19.29 3.429																					
<b>Ted Power, R</b> ERA: 5.1 (9, 1)	0.2 6 4 3 3 1 0 0 0 0 0 0 0 8 8 40.50 6.000																					

Batter	1	2	3	4	5	6	7	8	9	AB R H RBI BB SO LOB	BOTTOM					
<b>Gary Redus, R</b> OBP: 0.342, SLG: 0.474 (1, 7)	F4		F9			5-3			K	4 0 0 0 0 1 2	<b>Houston Astros @ Cincinnati Reds</b> Riverfront Stadium, Cincinnati, OH Sat Jun 04 1983, 7:05 PM EDT Att: 13,045 - Unknown  <b>AB 29</b> <b>R 0</b> <b>H 4</b> <b>RBI 0</b> <b>BB 0</b> <b>SO 2</b> <b>LOB 6</b>					
<b>Eddie Milner, L</b> OBP: 0.353, SLG: 0.351 (1, 8)	K				F8	G3			4-3	4 0 0 0 0 1 1						
<b>Cesar Cedeno, R</b> OBP: 0.344, SLG: 0.385 (1, 9)	F7				6-3					3 0 0 0 0 0 0						
<b>Johnny Bench, R</b> OBP: 0.321, SLG: 0.432 (1, 5)		F8		F4			F7			3 0 0 0 0 0 0						
<b>Dan Driessen, L</b> OBP: 0.362, SLG: 0.353 (1, 3)		L1				G4-6-3 1B	3-1			3 0 1 0 0 0 0						
<b>Ron Oester, S</b> OBP: 0.348, SLG: 0.471 (1, 4)		3-1			F8			F7		3 0 0 0 0 0 1						
<b>Dave Concepcion, R</b> OBP: 0.320, SLG: 0.307 (1, 6)					3-1	G4-6-3 1-2		G5-4-3 1B		3 0 1 0 0 0 1						
<b>Dann Bilardello, R</b> OBP: 0.256, SLG: 0.352 (1, 2)					1-3			G5-4-3 1-2		3 0 0 0 0 0 1						
<b>Bruce Berenyi, R</b> OBP: 0.190, SLG: 0.190 (5, 1)										1 0 1 0 0 0 0						
<b>Frank Pastore, R</b> OBP: 0.277, SLG: 0.235 (5, PH)										0 0 0 0 0 0 0						
<b>Tom Fajkus, L</b> OBP: 0.241, SLG: 0.368 (5, PH)										1 0 1 0 0 0 0						
<b>Ben Hayes, R</b> (7, 1)										0 0 0 0 0 0 0						
<b>Ted Power, R</b> (9, 1)										0 0 0 0 0 0 0						
<b>Duane Walker, L</b> OBP: 0.332, SLG: 0.465 (9, PH)										1 0 0 0 0 0 0						
<b>Inning Stats</b>	R: 0 E: 0 K: 1 S: 5	H: 0 LOB: 0 BB: 0 P: 5	R: 0 E: 0 K: 0 S: 3	H: 0 LOB: 0 BB: 0 P: 3	R: 0 E: 0 K: 0 S: 4	H: 1 LOB: 1 BB: 0 P: 4	R: 0 E: 0 K: 0 S: 3	H: 0 LOB: 0 BB: 0 P: 3	R: 0 E: 0 K: 0 S: 3	H: 1 LOB: 0 BB: 0 P: 3	R: 0 E: 0 K: 1 S: 5	H: 0 LOB: 0 BB: 0 P: 5	1B: 3 2B: 1 3B: 0 HR: 0	SF: 0 SAC: 0 DP: 2 HBP: 0	WP: 0 PB: 0 SB: 0 CS: 0	PA: 29
<b>PITCHER</b>	IP WLS BF H R ER SO BB IBB HBP BLK WP HR S P ERA WHIP											<b>PITCHER</b>	IP WLS BF H R ER SO BB IBB HBP BLK WP HR S P ERA WHIP			
<b>Mike Scott, R</b> ERA: 3.18 (1, 1)	9.0 W 29 4 0 0 2 0 0 0 0 0 0 0 33 33 0.00 0.444															



Batter	1	2	3	4	5	6	7	8	9	AB	R	H	RBI	BB	SO	LOB	TOP								
Omar Moreno, L (1, 8) OBP: 0.297, SLG: 0.344	F9		K		FC1-6-4		4-3		1B	5	1	1	1	0	1	2									
Terry Puhl, L (1, 9) OBP: 0.322, SLG: 0.352			F9				F7		1B	3	0	1	0	0	0	0									
Tim Tolman, R (7, PH) OBP: 0.368, SLG: 0.733	S						SF9		1B	0	0	0	1	0	0	0									
Bill Dawley, R (7, 1) OBP: 0.500, SLG: 0.500	1B								1B	1	0	1	0	0	0	0									
Dickie Thon, R (1, 6) OBP: 0.339, SLG: 0.440	1-2		5-3						1B	4	0	2	2	1	1	0									
Phil Garner, R (1, 5) OBP: 0.349, SLG: 0.416	F2				F3				1B	3	0	0	0	2	0	4									
Jose Cruz, L (1, 7) OBP: 0.375, SLG: 0.386	K				3-1		L3		1B	5	0	0	0	0	1	6									
Ray Knight, R (1, 3) OBP: 0.374, SLG: 0.491			3-1		6-3				1B	2	0	0	0	0	0	0									
Denny Walling, L (5, 3) OBP: 0.184, SLG: 0.114									1B	1	1	0	0	1	1	0									
Alan Ashby, S (1, 2) OBP: 0.322, SLG: 0.511			4-6-3				F6		1B	2	1	0	0	2	0	0									
Bill Doran, S (1, 4) OBP: 0.343, SLG: 0.274			4-6-3						1B	2	1	0	0	2	0	1									
Michael LaCoss, R (1, 1) OBP: 0.074, SLG: 0.038			5-3						1B	1	0	0	0	0	0	1									
Tony Scott, S (5, PH) OBP: 0.245, SLG: 0.298									1B	1	0	0	0	0	1	1									
Vern Riffe, R (5, 1) OBP: 0.273, SLG: 0.111									1B	0	0	0	0	0	0	0									
Kevin Bass, S (7, PH) OBP: 0.324, SLG: 0.426									1B	2	2	2	2	0	0	0									
<b>Inning Stats</b>	R: 0 E: 0 K: 1 S: 6	H: 1 LOB: 2 BB: 1 P: 10	R: 0 E: 0 K: 0 S: 3	H: 0 LOB: 1 BB: 1 P: 7	R: 0 E: 0 K: 1 S: 5	H: 0 LOB: 0 BB: 0 P: 5	R: 0 E: 0 K: 0 S: 3	H: 0 LOB: 0 BB: 0 P: 3	R: 0 E: 0 K: 1 S: 5	H: 0 LOB: 1 BB: 1 P: 9	R: 0 E: 0 K: 0 S: 5	H: 0 LOB: 1 BB: 1 P: 9	R: 0 E: 0 K: 0 S: 5	H: 2 LOB: 2 BB: 4 P: 21	R: 0 E: 0 K: 1 S: 5	H: 0 LOB: 0 BB: 0 P: 5	R: 2 E: 0 K: 0 S: 6	H: 4 LOB: 1 BB: 0 P: 6	1B: 5 2B: 3 3B: 0 HR: 0	SF: 1 SAC: 0 DP: 1 HBP: 0	WP: 0 PB: 0 SB: 1 CS: 0	PA: 41			
<b>PITCHER</b>	IP	WLS	BF	H	R	ER	SO	BB	IBB	HBP	BLK	WP	HR	S	P	ERA	WHIP								
Charlie Puleo, R (1, 1) ERA: 5.76	6.0		26	1	3	3	4	7	0	0	0	0	0	27	55	4.50	1.333								
Bill Scherrer, L (7, 1) ERA: 3.19	2.0	L	12	5	3	3	1	0	1	0	0	0	0	13	17	13.50	2.500								
Frank Pastore, R (9, 1) ERA: 6.18	1.0		3	1	0	0	0	0	0	0	0	0	0	3	3	0.00	1.000								

Houston Astros @ Cincinnati Reds  
Riverfront Stadium, Cincinnati, OH  
Sun Jun 05 1983, 3:33 AM EDT  
Att: 18,221 - Unknown

AB 32  
R 6  
H 7  
RBI 6  
BB 8  
SO 5  
LOB 15



Batter	1	2	3	4	5	6	7	8	9	AB	R	H	RBI	BB	SO	LOB	BOTTOM								
Duane Walker, L (1, 7) OBP: 0.345, SLG: 0.451	1B		L9		K		F9			4	0	1	0	0	1	1									
Paul Householder, S (1, 8) OBP: 0.327, SLG: 0.389	F9		5-3				1-3			4	0	0	0	0	1	1									
Dave Concepcion, R (1, 6) OBP: 0.319, SLG: 0.306	K									4	0	1	0	0	2	1									
Dan Driessen, L (1, 3) OBP: 0.365, SLG: 0.379	1B						F8			4	1	2	1	0	0	1									
Cesar Cedeno, R (1, 9) OBP: 0.333, SLG: 0.370	FC5-4						F9			4	0	0	0	0	0	3									
Wayne Krenchicki, L (1, 5) OBP: 0.340, SLG: 0.347										3	1	2	0	1	0	0									
Alan Knicely, R (1, 2) OBP: 0.251, SLG: 0.227			G4-6-3							3	0	1	0	0	0	2									
Ron Oester, S (9, PH) OBP: 0.346, SLG: 0.468										1	0	0	0	0	1	0									
Tom Foley, L (1, 4) OBP: 0.429, SLG: 0.478										4	1	2	1	0	0	2									
Charlie Puleo, R (1, 1) OBP: 0.091, SLG: 0.091										3	0	1	1	0	0	3									
Bill Scherrer, L (7, 1) OBP: 0.500, SLG: 0.333			4-3							0	0	0	0	0	0	0									
Frank Pastore, R (9, 1) OBP: 0.278, SLG: 0.235										0	0	0	0	0	0	0									
Eddie Milner, L (9, PH) OBP: 0.352, SLG: 0.349										1	0	0	0	0	1	0									
<b>Inning Stats</b>	R: 0 E: 0 K: 1 S: 7	H: 2 LOB: 2 BB: 0 P: 7	R: 0 E: 0 K: 0 S: 3	H: 1 LOB: 1 BB: 1 P: 7	R: 0 E: 0 K: 1 S: 5	H: 0 LOB: 0 BB: 0 P: 5	R: 3 E: 0 K: 1 S: 9	H: 4 LOB: 1 BB: 0 P: 9	R: 0 E: 0 K: 0 S: 4	H: 1 LOB: 1 BB: 0 P: 4	R: 0 E: 0 K: 0 S: 4	H: 2 LOB: 1 BB: 0 P: 4	R: 0 E: 0 K: 1 S: 5	H: 0 LOB: 0 BB: 0 P: 5	R: 0 E: 0 K: 0 S: 3	R: 0 E: 0 K: 2 S: 7	H: 0 LOB: 0 BB: 0 P: 7	1B: 8 2B: 0 3B: 1 HR: 1	SF: 0 SAC: 0 DP: 1 HBP: 0	WP: 1 PB: 0 SB: 0 CS: 2	PA: 36				
<b>PITCHER</b>	IP	WLS	BF	H	R	ER	SO	BB	IBB	HBP	BLK	WP	HR	S	P	ERA	WHIP								
Michael LaCoss, R (1, 1) ERA: 5.18	4.0		19	7	3	3	3	1	0	0	0	0	0	8	8	6.75	2.000								
Vern Riffe, R (5, 1) ERA: 3.91	2.0	W	8	3	0	0	0	0	0	0	0	0	0	8	8	0.00	1.500								
Bill Dawley, R (7, 1) ERA: 2.03	3.0	S	9	0	0	0	3	0	0	0	0	0	0	15	15	0.00	0.000								

Houston Astros @ Cincinnati Reds  
Riverfront Stadium, Cincinnati, OH  
Sun Jun 05 1983, 3:33 AM EDT  
Att: 18,221 - Unknown

AB 35  
R 3  
H 10  
RBI 3  
BB 1  
SO 6  
LOB 14





Batter	1	2	3	4	5	6	7	8	9	AB	R	H	RBI	BB	SO	LOB	TOP										
Johnnie LeMaster, R (1,6) OBP: 0.379, SLG: 0.383	F8	BB	K		FC1-5 BB	K			K	3	0	0	1	2	2	1	<b>San Francisco Giants @ Houston Astros</b> Astrodome, Houston, TX Tue Jun 07 1983, 8:05 PM EDT Att: 16,464 - Dome										
Darrell Evans, L (1,3) OBP: 0.426, SLG: 0.613	F9	G3			FC1-5 2B BB		G3		K	4	1	0	0	1	1	3											
Chili Davis, S (1,8) OBP: 0.332, SLG: 0.437	FC6-4 BB		K		FC1-5 2B 1-2 2-3f		F7			3	0	0	0	1	1	2											
Jack Clark, R (1,9) OBP: 0.347, SLG: 0.465	FC6-4 1-2f		F8		2B 1-2 2-3f		F7			4	0	1	1	0	0	1											
Jeffrey Leonard, R (1,7) OBP: 0.300, SLG: 0.377	FC4-6 BB		K		FC1-5 2B 1-2 2-3f			G4-6-3 BB		1	0	0	0	3	1	0											
Tom O'Malley, L (1,5) OBP: 0.356, SLG: 0.342	FC4-6 1B 1-2f BB				F7			G4-6-3 1-2f		4	1	0	0	0	0	5											
Brad Wellman, R (1,4) OBP: 0.375, SLG: 0.393	1-4-3 1-2		G3			G3 BB		BB		2	0	0	0	2	0	1											
Mitt May, L (1,2) OBP: 0.317, SLG: 0.341	BB 1B IBB		G3			G3		4-3		3	0	1	0	1	0	2											
Atlee Hammaker, S (1,1) OBP: 0.156, SLG: 0.129	BB 1B		K			K		K		3	0	1	0	0	2	2											
Joel Youngblood, R (9, PH) OBP: 0.278, SLG: 0.387	1-2 2-3 1B								K	1	0	0	0	0	1	0											
<b>Inning Stats</b>	R: 0 E: 0 K: 0 S: 3	H: 0 LOB: 1 BB: 1 P: 7	R: 1 E: 0 K: 0 S: 4	H: 1 LOB: 3 BB: 3 P: 16	R: 0 E: 0 K: 2 S: 7	H: 0 LOB: 0 BB: 0 P: 7	R: 0 E: 0 K: 1 S: 6	H: 1 LOB: 1 BB: 0 P: 6	R: 1 E: 0 K: 0 S: 3	H: 1 LOB: 2 BB: 3 P: 15	R: 0 E: 0 K: 0 S: 3	H: 0 LOB: 1 BB: 1 P: 11	R: 0 E: 0 K: 0 S: 2	H: 0 LOB: 1 BB: 2 P: 10	R: 0 E: 0 K: 3 S: 9	H: 0 LOB: 0 BB: 0 P: 9	1B: 2 2B: 1 3B: 0 HR: 0	SF: 0 SAC: 0 DP: 2 HBP: 0	WP: 0 PB: 0 SB: 1 CS: 0	PA: 38							
<b>PITCHER</b>	IP	WLS	BF	H	R	ER	SO	BB	IBB	HBP	BLK	WP	HR	S	P	ERA	WHIP										
Nolan Ryan, R (1,1) ERA: 3.31	5.0		24	3	2	2	3	6	1	0	0	0	0	23	51	3.60	1.800										
Frank LaCorte, R (6,1) ERA: 3.85	2.2	W	10	0	0	0	2	3	0	0	0	0	0	11	23	0.00	1.125										
Frank DiPino, L (8,1) ERA: 2.3	1.1	S	4	0	0	0	3	0	0	0	0	0	0	10	10	0.00	0.000										

Batter	1	2	3	4	5	6	7	8	9	AB	R	H	RBI	BB	SO	LOB	BOTTOM										
Omar Moreno, L (1,8) OBP: 0.293, SLG: 0.339	K		F8		K		SF7			3	0	0	0	0	2	0	<b>San Francisco Giants @ Houston Astros</b> Astrodome, Houston, TX Tue Jun 07 1983, 8:05 PM EDT Att: 16,464 - Dome										
Frank LaCorte, R (6,1)										0	0	0	1	0	0	0											
Frank DiPino, L (8,1) OBP: 0.333, SLG: 0.667										0	0	0	0	0	0	0											
Kevin Bass, S (1,9) OBP: 0.307, SLG: 0.403	F4			F9	K		K			4	0	0	0	0	2	0											
Terry Puhl, L (8,9) OBP: 0.322, SLG: 0.352										0	0	0	0	0	0	0											
Dickie Thon, R (1,6) OBP: 0.346, SLG: 0.452	BB			E 2B 1B		5-3		3B		3	1	2	0	1	0	0											
Phil Garner, R (1,5) OBP: 0.343, SLG: 0.408	6-3			E3 2B 1B		F8		F7		4	1	0	0	0	0	3											
Jose Cruz, L (1,7) OBP: 0.377, SLG: 0.390			K		1B 1-3 3-H 2B			4-3		3	0	1	1	1	1	1											
Ray Knight, R (1,3) OBP: 0.386, SLG: 0.480					5-3					4	0	0	0	0	1	4											
Denny Walling, L (9,3) OBP: 0.184, SLG: 0.114							F9		5-3	0	0	0	0	0	0	0											
Bill Doran, S (1,4) OBP: 0.343, SLG: 0.275									6-3	3	0	1	1	0	0	0											
Luis Pujols, R (1,2) OBP: 0.304, SLG: 0.302					4-3		F7		2B 1B	3	1	1	0	0	0	2											
Nolan Ryan, R (1,1) OBP: 0.200, SLG: 0.111										1	0	0	0	0	1	0											
Tony Scott, S (5, PH) OBP: 0.250, SLG: 0.311							F7		1-H SF7 2B	2	1	1	1	0	0	0											
<b>Inning Stats</b>	R: 0 E: 0 K: 1 S: 5	H: 0 LOB: 1 BB: 1 P: 9	R: 0 E: 0 K: 2 S: 7	H: 0 LOB: 0 BB: 0 P: 7	R: 0 E: 0 K: 1 S: 5	H: 0 LOB: 0 BB: 0 P: 5	R: 2 E: 1 K: 0 S: 7	H: 3 LOB: 2 BB: 0 P: 7	R: 0 E: 0 K: 2 S: 7	H: 0 LOB: 0 BB: 0 P: 7	R: 0 E: 0 K: 0 S: 3	H: 0 LOB: 1 BB: 1 P: 7	R: 2 E: 0 K: 1 S: 7	H: 2 LOB: 2 BB: 0 P: 7	R: 0 E: 0 K: 0 S: 4	H: 1 LOB: 1 BB: 0 P: 4	1B: 3 2B: 2 3B: 1 HR: 0	SF: 1 SAC: 0 DP: 0 HBP: 0	WP: 0 PB: 0 SB: 0 CS: 0	PA: 33							
<b>PITCHER</b>	IP	WLS	BF	H	R	ER	SO	BB	IBB	HBP	BLK	WP	HR	S	P	ERA	WHIP										
Atlee Hammaker, L (1,1) ERA: 1.41	8.0	L	33	6	4	3	7	2	0	0	0	0	0	45	53	3.38	1.000										

AB	28
R	2
H	3
RBI	2
BB	10
SO	8
LOB	17





Batter	1	2	3	4	5	6	7	8	9	10	11	AB	R	H	RBI	BB	SO	LOB	TOP
<b>Johnnie LeMaster, R</b> <small>OBP: 0.398, SLG: 0.391</small> <b>Joe Pettini, R</b> <small>OBP: 0.083, SLG: 0.130</small> <b>Champ Summers, L</b> <small>OBP: 0.438, SLG: 0.250</small> <b>Gary Lavelle, S</b> <small>(10, 1)</small>	 <small>8-4-5</small> <b>1B</b>		 <b>1B</b>		 <b>F9</b>			 <small>L4-3</small> <b>1B</b>		 <b>K</b>		4 0 3 0 0 0 0 0 0 0 0 0 0 0 1 0 0 0 0 0 1 2 0 0 0 0 0 0 0 0	TOP						
<b>Darrell Evans, L</b> <small>OBP: 0.416, SLG: 0.597</small> <small>(1, 3)</small>	 <b>8-4-5</b> <b>1-2</b>		 <b>4-3</b>			 <b>4-3</b>		 <small>L4-3</small> <b>1-2</b>		 <b>F2</b>		5 0 0 0 0 0 5							
<b>Chili Davis, S</b> <small>OBP: 0.324, SLG: 0.426</small> <small>(1, 8)</small>	 <b>6-3</b>			 <b>4-3</b>		 <b>F6</b>		 <b>F9</b>		 <b>K</b>		5 0 0 0 0 1 0							
<b>Jack Clark, R</b> <small>OBP: 0.353, SLG: 0.469</small> <small>(1, 9)</small>		 <small>FC6-4</small> <b>1B</b>		 <b>1B</b> <b>1B</b>		 <b>1B</b>			 <b>1-3</b>		 <b>K</b>	5 0 3 0 0 1 0							
<b>Jeffrey Leonard, R</b> <small>OBP: 0.292, SLG: 0.366</small> <small>(1, 7)</small>		 <b>K</b>		 <b>K</b>		 <b>K</b>			 <b>F8</b>		 <b>F9</b>	5 0 0 0 0 3 3							
<b>Tom O'Malley, L</b> <small>OBP: 0.370, SLG: 0.353</small> <small>(1, 5)</small>		 <small>FC6-4</small> <b>1-2</b>		 <b>1-3</b> <b>1B</b>		 <small>FC4-5</small> <b>2B</b>			 <b>F9</b>			4 0 2 0 0 0 1							
<b>Brad Wellman, R</b> <small>OBP: 0.333, SLG: 0.344</small> <small>(1, 4)</small>		 <b>F8</b>		 <b>5-3</b>		 <small>FC4-5</small> <b>CS</b> <b>2-3</b>			 <b>F4</b>			4 0 0 0 0 0 4							
<b>Mitt May, L</b> <small>OBP: 0.324, SLG: 0.347</small> <small>(1, 2)</small>			 <b>6-3</b>		 <b>F9</b>		 <b>WP</b> <b>1B</b> <b>1-2</b>		 <b>BB</b> <b>1B</b>			4 0 2 0 0 0 0 0 0 0 0 0 0 0 0							
<b>Bob Brenly, R</b> <small>OBP: 0.296, SLG: 0.303</small> <small>(10, PR)</small>																			
<b>Andy McGaffigan, R</b> <small>OBP: 0.091, SLG: 0.095</small> <small>(1, 1)</small>			 <b>K2-3</b>		 <b>K</b>		 <b>K</b> <b>1-2</b>		 <b>BB</b> <b>1-2</b>			3 0 0 0 0 3 1 0 0 0 0 1 0 0							
<b>Dave Bergman, L</b> <small>OBP: 0.308, SLG: 0.256</small> <small>(10, 3)</small>																			
<b>Inning Stats</b>	R: 0 H: 1 E: 0 LOB: 0 K: 0 BB: 0 S: 3 P: 3	R: 0 H: 1 E: 0 LOB: 1 K: 1 BB: 0 S: 6 P: 6	R: 0 H: 1 E: 0 LOB: 1 K: 1 BB: 0 S: 6 P: 6	R: 0 H: 2 E: 0 LOB: 2 K: 1 BB: 0 S: 7 P: 7	R: 0 H: 0 E: 0 LOB: 0 K: 1 BB: 0 S: 5 P: 5	R: 0 H: 1 E: 0 LOB: 1 K: 1 BB: 0 S: 6 P: 6	R: 0 H: 2 E: 0 LOB: 1 K: 1 BB: 0 S: 6 P: 6	R: 0 H: 1 E: 0 LOB: 0 K: 0 BB: 0 S: 3 P: 3	R: 0 H: 0 E: 0 LOB: 0 K: 0 BB: 0 S: 3 P: 3	R: 0 H: 1 E: 0 LOB: 2 K: 1 BB: 1 S: 6 P: 10	R: 0 H: 0 E: 0 LOB: 0 K: 2 BB: 0 S: 7 P: 7	1B: 9 SF: 0 2B: 3 SAC: 0 3B: 0 DP: 2 HR: 0 HBP: 0	WP: 1 PA: 41 PB: 0 SB: 0 CS: 1						
<b>PITCHER</b>	IP 10.0 WLS 3 BF 38 H 10 R 0 ER 0 SO 7 BB 1 IBB 0 HBP 0 BLK 0 WP 1 HR 0 S 51 P 55 ERA 0.00 WHIP 1.100	<b>PITCHER</b>																	
<b>Joe Niekro, R</b> <small>ERA: 3.69</small> <b>Bill Dawley, R</b> <small>ERA: 1.95</small>	1.0 W 3 0 0 0 2 0 0 0 0 0 0 0 0 0 7 7 0.00 0.000																		

San Francisco Giants @ Houston Astros  
Astrodome, Houston, TX  
Wed Jun 08 1983, 8:05 PM EDT  
Att: 10,004 - Dome

AB	40
R	0
H	10
RBI	0
BB	1
SO	9
LOB	16



Batter	1	2	3	4	5	6	7	8	9	10	11	AB	R	H	RBI	BB	SO	LOB	BOTTOM
<b>Omar Moreno, L</b> <small>OBP: 0.291, SLG: 0.336</small> <small>(1, 8)</small>	 <b>4-3</b>		 <b>K</b>			 <b>3-1</b>			 <b>5-3</b>		 <b>SH2-3</b> <b>1B</b>	5 1 1 0 0 1 0							
<b>Terry Puhl, L</b> <small>OBP: 0.320, SLG: 0.357</small> <small>(1, 9)</small>	 <b>6-3</b>			 <b>4-3</b>		 <b>G3</b> <b>CS</b> <b>2B</b>		 <b>G3</b>		 <b>SH2-3</b> <b>1-2</b>		4 0 1 0 0 0 0							
<b>Dickie Thon, R</b> <small>OBP: 0.343, SLG: 0.444</small> <small>(1, 6)</small>	 <b>K</b>			 <b>6-3</b>		 <b>G3</b> <b>2-3</b>		 <b>F9</b>		 <b>1B</b> <b>IBB</b>		4 0 0 0 1 1 1							
<b>Phil Garner, R</b> <small>OBP: 0.349, SLG: 0.410</small> <small>(1, 5)</small>		 <b>S</b> <b>1B</b>		 <b>F4</b>		 <b>2B</b> <b>BB</b> <b>3-H</b>			 <b>F8</b>		 <b>1-2</b> <b>2-H</b> <b>1B</b>	4 0 2 1 1 0 0							
<b>Jose Cruz, L</b> <small>OBP: 0.379, SLG: 0.397</small> <small>(1, 7)</small>		 <b>F3</b>			 <small>L6-3</small> <b>1B</b>		 <b>1-3</b> <b>2B</b>		 <b>G3</b>			4 0 2 0 0 0 1							
<b>Ray Knight, R</b> <small>OBP: 0.364, SLG: 0.480</small> <small>(1, 3)</small>					 <small>L6-3</small> <b>1-2</b>		 <b>K</b>			 <b>2B</b>			4 0 1 0 0 2 4 0 0 0 0 0 0 0						
<b>Denny Walling, L</b> <small>OBP: 0.184, SLG: 0.114</small> <small>(11, 3)</small>																			
<b>Alan Ashby, S</b> <small>OBP: 0.320, SLG: 0.500</small> <small>(1, 2)</small>		 <b>4-3</b>			 <b>F6</b>			 <b>F9</b>		 <b>IBB</b>			3 0 0 0 1 0 1						
<b>Bill Doran, S</b> <small>OBP: 0.338, SLG: 0.270</small> <small>(1, 4)</small>			 <b>4-3</b>			 <b>4-3</b>		 <b>E6</b> <b>CS</b>		 <b>K</b>			3 0 0 0 0 0 0 1 0 0 0 0 1 2 0 0 0 0 0 0 0						
<b>Kevin Bass, S</b> <small>OBP: 0.303, SLG: 0.397</small> <small>(10, PH)</small>																			
<b>Bill Dawley, R</b> <small>OBP: 0.500, SLG: 0.500</small> <small>(11, 1)</small>																			
<b>Joe Niekro, R</b> <small>OBP: 0.074, SLG: 0.074</small> <small>(1, 1)</small>			 <b>6-3</b>			 <b>K</b>		 <b>K</b> <b>1-2</b>		 <b>1-3</b>		3 0 0 0 0 2 1 1 0 0 0 0 0 0							
<b>Craig Reynolds, L</b> <small>OBP: 0.207, SLG: 0.214</small> <small>(11, 4)</small>																			
<b>Inning Stats</b>	R: 0 H: 0 E: 0 LOB: 0 K: 1 BB: 0 S: 5 P: 5	R: 0 H: 1 E: 0 LOB: 1 K: 1 BB: 0 S: 6 P: 6	R: 0 H: 0 E: 0 LOB: 0 K: 1 BB: 0 S: 5 P: 5	R: 0 H: 0 E: 0 LOB: 0 K: 0 BB: 0 S: 3 P: 3	R: 0 H: 1 E: 0 LOB: 1 K: 0 BB: 0 S: 3 P: 3	R: 0 H: 0 E: 0 LOB: 0 K: 0 BB: 0 S: 5 P: 5	R: 0 H: 2 E: 0 LOB: 2 K: 1 BB: 1 S: 6 P: 10	R: 0 H: 0 E: 1 LOB: 0 K: 1 BB: 0 S: 5 P: 5	R: 0 H: 0 E: 0 LOB: 0 K: 0 BB: 0 S: 3 P: 3	R: 0 H: 1 E: 0 LOB: 2 K: 1 BB: 1 S: 4 P: 10	R: 1 H: 2 E: 0 LOB: 2 K: 0 BB: 1 S: 4 P: 8	1B: 4 SF: 0 2B: 4 SAC: 1 3B: 0 DP: 1 HR: 0 HBP: 0	WP: 0 PA: 40 PB: 0 SB: 1 CS: 2						
<b>PITCHER</b>	IP 9.0 WLS 10 BF 30 H 4 R 0 ER 0 SO 6 BB 1 IBB 0 HBP 0 BLK 0 WP 0 HR 0 S 41 P 45 ERA 0.00 WHIP 0.556	<b>PITCHER</b>																	
<b>Andy McGaffigan, R</b> <small>ERA: 4.03</small> <b>Gary Lavelle, L</b> <small>ERA: 1.7</small>	1.2 L 10 3 1 1 1 0 0 0 0 0 0 0 0 0 10 18 5.40 1.800																		

San Francisco Giants @ Houston Astros  
Astrodome, Houston, TX  
Wed Jun 08 1983, 8:05 PM EDT  
Att: 10,004 - Dome

AB	36
R	1
H	7
RBI	1
BB	3
SO	7
LOB	10





Batter	1	2	3	4	5	6	7	8	9	AB	R	H	RBI	BB	SO	LOB	TOP			
Johnnie LeMaster, R (1, 6) OBP: 0.388, SLG: 0.390	0-3 K		0-0 6-3			4-0 BB		0-0 1B		3	0	1	0	1	1	0	<b>San Francisco Giants @ Houston Astros</b> Astrodome, Houston, TX Thu Jun 09 1983, 8:05 PM EDT Att: 10,701 - Dome			
Darrell Evans, L (1, 3) OBP: 0.413, SLG: 0.587	0-3 K			4-0 BB		0-0 F8		0-0 3-1		3	0	0	0	1	1	2				
Chili Davis, S (1, 8) OBP: 0.319, SLG: 0.417	0-3 K			0-0 F9		0-3 K		0-0 F7		4	0	0	0	0	2	2				
Jack Clark, R (1, 9) OBP: 0.351, SLG: 0.462		4-0 FC5-4 BB		0-0 F5		0-0 4-3		0-0 K		3	0	0	0	1	1	2				
Jeffrey Leonard, R (1, 7) OBP: 0.290, SLG: 0.364 Joel Youngblood, R (2, PR) OBP: 0.280, SLG: 0.377		0-0 FC5-4 1-2		0-0 1-3			0-0 5-3		4-0 BB	1	0	0	0	0	0	1				
Tom O'Malley, L (1, 5) OBP: 0.357, SLG: 0.350		0-3 K			0-0 G6-4-3 1B		0-0 1-3		0-3 K	4	0	1	0	0	2	2				
Brad Wellman, R (1, 4) OBP: 0.308, SLG: 0.314		0-3 K			0-0 G6-4-3 1-2		0-0 F9			3	0	0	0	0	1	2				
Bob Brenly, R (1, 2) OBP: 0.297, SLG: 0.297			0-3 K		4-0 BB			0-0 F4		2	0	0	0	1	1	0				
Mike Krukow, R (1, 1) OBP: 0.375, SLG: 0.467 Wallace Johnson, S (8, PH) OBP: 0.286, SLG: 0.167 Greg Minton, S (8, 1)			0-0 F8		0-3 K			0-0 F9		2	0	0	0	0	1	1				
										1	0	0	0	0	0	0				
										0	0	0	0	0	0	0				
<b>Inning Stats</b>	R: 0 E: 0 K: 3 S: 9	H: 0 LOB: 0 BB: 0 P: 9	R: 0 E: 0 K: 2 S: 7	H: 0 LOB: 1 BB: 1 P: 11	R: 0 E: 0 K: 1 S: 5	H: 0 LOB: 0 BB: 0 P: 5	R: 0 E: 0 K: 0 S: 3	H: 0 LOB: 1 BB: 1 P: 7	R: 0 E: 0 K: 1 S: 5	H: 1 LOB: 1 BB: 1 P: 9	R: 0 E: 0 K: 0 S: 3	H: 0 LOB: 0 BB: 0 P: 3	R: 0 E: 0 K: 0 S: 4	H: 1 LOB: 1 BB: 0 P: 4	R: 0 E: 0 K: 2 S: 7	H: 0 LOB: 1 BB: 1 P: 11	1B: 2 2B: 0 3B: 0 HR: 0	SF: 0 SAC: 0 DP: 1 HBP: 0	WP: 0 PB: 0 SB: 1 CS: 0	PA: 33
<b>PITCHER</b> Bob Knepper, L (1, 1) ERA: 3.06	IP: 9.0 WLS: W BF: 33 H: 2 R: 0 ER: 0 SO: 10 BB: 5 IBB: 0 HBP: 0 BLK: 0 WP: 0 HR: 0 S: 48 P: 68 ERA: 0.00 WHIP: 0.778															<b>PITCHER</b>				

AB	28
R	0
H	2
RBI	0
BB	5
SO	10
LOB	13



Batter	1	2	3	4	5	6	7	8	9	AB	R	H	RBI	BB	SO	LOB	BOTTOM			
Omar Moreno, L (1, 8) OBP: 0.295, SLG: 0.339	0-0 CS 1B		0-0 6-3			0-0 CS 1-3 1B		0-0 5-3		4	0	2	0	0	0	1	<b>San Francisco Giants @ Houston Astros</b> Astrodome, Houston, TX Thu Jun 09 1983, 8:05 PM EDT Att: 10,701 - Dome			
Terry Puhl, L (1, 9) OBP: 0.317, SLG: 0.348	4-0 E FC1-5 BB		0-0 G3		0-3 K 1-2		0-0 5-3		3	0	0	0	1	1	3					
Dickie Thon, R (1, 6) OBP: 0.337, SLG: 0.436	0-0 FC1-5 2B		0-0 4-3		0-3 K		0-0 F6		4	1	0	0	0	1	2					
Phil Garner, R (1, 5) OBP: 0.351, SLG: 0.413	0-0 3B 2B		0-0 F9		4-0 FC4-6 BB		0-0 5-3		3	1	1	1	1	0	0					
Jose Cruz, L (1, 7) OBP: 0.379, SLG: 0.406	0-0 2H 3B		0-0 F8		0-0 FC4-6 1-2				3	0	1	1	0	0	1					
Ray Knight, R (1, 3) OBP: 0.384, SLG: 0.475 Denny Walling, L (7, 3) OBP: 0.184, SLG: 0.114	0-3 K			1-0 G4-6-3 HBP		0-3 K			2	0	0	0	0	2	2					
Alan Ashby, S (1, 2) OBP: 0.314, SLG: 0.489		0-3 K		0-0 G4-6-3 1-2		0-3 K			0	0	0	0	0	2	2					
Bill Doran, S (1, 4) OBP: 0.338, SLG: 0.277		0-0 3B 2B		0-0 6-3			0-0 4-3		3	1	1	0	0	0	0					
Bob Knepper, L (1, 1) OBP: 0.240, SLG: 0.333		0-0 2H 3B			0-0 1B		0-3 K		3	0	2	1	0	1	0					
										1B: 3 2B: 2 3B: 2 HR: 0	SF: 0 SAC: 0 DP: 1 HBP: 1	WP: 0 PB: 0 SB: 2 CS: 2	PA: 31							
<b>Inning Stats</b>	R: 2 E: 0 K: 1 S: 7	H: 3 LOB: 1 BB: 1 P: 11	R: 1 E: 0 K: 1 S: 7	H: 2 LOB: 1 BB: 0 P: 7	R: 0 E: 0 K: 0 S: 3	H: 0 LOB: 0 BB: 0 P: 3	R: 0 E: 0 K: 0 S: 2	H: 0 LOB: 0 BB: 0 P: 3	R: 0 E: 0 K: 2 S: 8	H: 2 LOB: 1 BB: 0 P: 8	R: 0 E: 0 K: 2 S: 7	H: 0 LOB: 1 BB: 1 P: 11	R: 0 E: 0 K: 1 S: 5	H: 0 LOB: 0 BB: 0 P: 5	R: 0 E: 0 K: 0 S: 3	H: 0 LOB: 0 BB: 0 P: 3	1B: 3 2B: 2 3B: 2 HR: 0	SF: 0 SAC: 0 DP: 1 HBP: 1	WP: 0 PB: 0 SB: 2 CS: 2	PA: 31
<b>PITCHER</b> Mike Krukow, R (1, 1) ERA: 3.45 Greg Minton, R (8, 1) ERA: 5.99	IP: 7.0 WLS: L BF: 28 H: 7 R: 3 ER: 3 SO: 7 BB: 2 IBB: 0 HBP: 1 BLK: 0 WP: 0 HR: 0 S: 39 P: 48 ERA: 3.86 WHIP: 1.286															<b>PITCHER</b>				





Batter	1	2	3	4	5	6	7	8	9	AB	R	H	RBI	BB	SO	LOB	TOP										
Gene Richards, L (1,7) OBP: 0.352, SLG: 0.438	0-0 6-3		0-0 1-3			4-0 6-3 BB		0-0 1-2 1B		3	1	1	0	1	0	1	<b>San Diego Padres @ Houston Astros</b> Astrodome, Houston, TX Fri Jun 10 1983, 8:05 PM EDT Att: 13,385 - Dome										
Juan Bonilla, R (1,4) OBP: 0.320, SLG: 0.345	0-0 F9			0-0 FC6-4 1B		0-0 6-3 1-H		0-0 G3		4	0	1	1	0	0	2											
Sixto Lezcano, R (1,9) OBP: 0.335, SLG: 0.354	0-3 K			0-0 FC6-4 1B 1-2		0-3 K			0-3 K	4	0	0	0	0	3	1											
Steve Garvey, R (1,3) OBP: 0.364, SLG: 0.505		0-0 4-3		0-0 G4-6-3 1B 1-2			0-0 F8		0-3 K	4	0	1	0	0	1	0											
Terry Kennedy, L (1,2) OBP: 0.366, SLG: 0.448		0-0 4-3		0-0 G4-6-3 1B 1-2			0-0 F8		0-0 F7	4	0	0	0	0	0	2											
Kevin McReynolds, R (1,8) OBP: 0.247, SLG: 0.379		0-0 F7			0-0 6-3					3	0	0	0	0	1	0											
Luis Salazar, R (1,5) OBP: 0.368, SLG: 0.403			4-0 SH1-4 BB		0-0 CS 1B			0-0 1B 1B		2	0	2	0	1	0	0											
Mario Ramirez, R (1,6) OBP: 0.385, SLG: 0.313			0-0 F6		0-0 5-3 1-2			0-0 F6		2	0	0	0	0	0	2											
Tim Flannery, L (8,PH) OBP: 0.227, SLG: 0.441										1	0	0	0	0	0	1											
Ed Whitson, R (1,1) OBP: 0.143, SLG: 0.143			0-0 SH1-4			0-0 G3		0-0 F5		1	0	0	0	0	0	0											
Gary Lucas, L (6,1) Jerry Turner, L (8,PH) Luis DeLeon, R (8,1) OBP: 0.182, SLG: 0.143 OBP: 0.200, SLG: 0.200										0	0	0	0	0	0	0											
<b>Inning Stats</b>	R: 0 E: 0 K: 1 S: 5	H: 0 LOB: 0 BB: 0 P: 5	R: 0 E: 0 K: 0 S: 3	H: 0 LOB: 0 BB: 0 P: 3	R: 0 E: 0 K: 0 S: 3	H: 2 LOB: 1 BB: 0 P: 4	R: 0 E: 0 K: 0 S: 3	H: 1 LOB: 0 BB: 0 P: 3	R: 1 E: 0 K: 1 S: 5	H: 0 LOB: 0 BB: 1 P: 9	R: 0 E: 0 K: 1 S: 5	H: 0 LOB: 0 BB: 0 P: 5	R: 0 E: 0 K: 0 S: 5	H: 2 LOB: 2 BB: 0 P: 5	R: 0 E: 0 K: 2 S: 7	H: 0 LOB: 0 BB: 0 P: 7	1B: 5 2B: 0 3B: 0 HR: 0	SF: 0 SAC: 1 DP: 1 HBP: 0	WP: 0 PB: 0 SB: 1 CS: 1	PA: 32							
<b>PITCHER</b>	IP	WLS	BF	H	R	ER	SO	BB	IBB	HBP	BLK	WP	HR	S	P	ERA	WHIP										
Michael LaCoss, R (1,1) ERA: 4.85	5.1	W	19	3	1	0	1	2	0	0	0	0	0	19	27	0.00	0.938										
Frank LaCorte, R (6,1) ERA: 3.69	1.2		5	0	0	0	2	0	0	0	0	0	0	9	9	0.00	0.000										
Bill Dawley, R (8,1) ERA: 1.82	2.0	S	8	2	0	0	2	0	0	0	0	0	0	12	12	0.00	1.000										

AB	29
R	1
H	5
RBI	1
BB	2
SO	5
LOB	10



Batter	1	2	3	4	5	6	7	8	9	AB	R	H	RBI	BB	SO	LOB	BOTTOM										
Omar Moreno, L (1,8) OBP: 0.294, SLG: 0.342	0-0 4-3 2B		0-3 K		0-0 F8		0-0 3-1			4	1	1	0	0	1	2	<b>San Diego Padres @ Houston Astros</b> Astrodome, Houston, TX Fri Jun 10 1983, 8:05 PM EDT Att: 13,385 - Dome										
Terry Puhl, L (1,9) OBP: 0.315, SLG: 0.339	0-0 4-3 2-3		0-3 K 1-2		0-0 F8		4-0 FC5-4 BB			3	0	0	0	1	1	3											
Dickie Thon, R (1,6) OBP: 0.340, SLG: 0.438	0-0 4-3 3-H			0-0 FC6-4 1B		0-0 2B 1B		0-0 FC5-4 1-2		4	0	2	1	0	0	1											
Phil Garner, R (1,5) OBP: 0.350, SLG: 0.415	0-0 F9			0-0 FC6-4 2B 1-2		0-0 2B 1-3		0-3 K		4	1	1	0	0	1	1											
Jose Cruz, L (1,7) OBP: 0.377, SLG: 0.408		0-0 F7		0-0 1-H 2B		0-3 K		0-0 F9		4	0	1	1	0	1	2											
Ray Knight, R (1,3) OBP: 0.361, SLG: 0.467		0-0 4-3		0-3 K		4-0 IBB		0-0 5-3		3	0	0	0	1	1	1											
Denny Walling, L (9,3) OBP: 0.184, SLG: 0.114										0	0	0	0	0	0	0											
Alan Ashby, S (1,2) OBP: 0.308, SLG: 0.479		0-0 4-3		0-0 2-3		0-3 K				3	0	0	0	0	1	4											
Bill Doran, S (1,4) OBP: 0.343, SLG: 0.279			0-0 S 1B		4-0 PB BB		0-0 F2			2	0	1	0	1	0	3											
Michael LaCoss, R (1,1) OBP: 0.069, SLG: 0.036			0-3 K		0-0 F2 1-2		0-0 2B			2	0	0	0	0	1	2											
Frank LaCorte, R (6,1) OBP: 0.167, SLG: 0.400										1	0	1	0	0	0	0											
Bill Dawley, R (8,1) OBP: 0.500, SLG: 0.500										0	0	0	0	0	0	0											
<b>Inning Stats</b>	R: 1 E: 0 K: 0 S: 4	H: 1 LOB: 0 BB: 0 P: 4	R: 0 E: 0 K: 0 S: 3	H: 0 LOB: 0 BB: 0 P: 3	R: 0 E: 0 K: 3 S: 10	H: 1 LOB: 1 BB: 0 P: 10	R: 1 E: 0 K: 1 S: 7	H: 2 LOB: 1 BB: 0 P: 7	R: 0 E: 0 K: 0 S: 3	H: 0 LOB: 1 BB: 1 P: 7	R: 0 E: 0 K: 2 S: 9	H: 2 LOB: 3 BB: 1 P: 13	R: 0 E: 0 K: 0 S: 3	H: 1 LOB: 1 BB: 1 P: 7	R: 0 E: 0 K: 1 S: 5	H: 0 LOB: 0 BB: 0 P: 5	1B: 3 2B: 4 3B: 0 HR: 0	SF: 0 SAC: 0 DP: 0 HBP: 0	WP: 0 PB: 1 SB: 1 CS: 0	PA: 33							
<b>PITCHER</b>	IP	WLS	BF	H	R	ER	SO	BB	IBB	HBP	BLK	WP	HR	S	P	ERA	WHIP										
Ed Whitson, R (1,1) ERA: 5.19	5.0	L	22	6	2	2	4	1	0	0	0	0	0	29	33	3.60	1.400										
Gary Lucas, L (6,1) ERA: 2.73	2.0		8	1	0	0	2	1	1	0	0	0	0	10	18	0.00	1.000										
Luis DeLeon, R (8,1) ERA: 2.61	1.0		3	0	0	0	1	0	0	0	0	0	0	5	5	0.00	0.000										

AB	30
R	2
H	7
RBI	2
BB	3
SO	7
LOB	19






Batter	1	2	3	4	5	6	7	8	9	AB	R	H	RBI	BB	SO	LOB	TOP								
Gene Richards, L (1.7) OBP: 0.353, SLG: 0.434 Alan Wiggins, S (7.7) OBP: 0.353, SLG: 0.317	4-0 S 1B BB	0-0 FC4-6 BLK		0-0 G3		0-0 G3 1B	0-0 F9		0-0 6-3	4	2	1	0	1	0	3									
Tim Flannery, L (1.4) OBP: 0.321, SLG: 0.423	0-3 K	0-0 F9		1-0 HBP		0-0 G3		0-0 F7		4	0	0	0	0	1	4									
Steve Carvey, R (1.3) OBP: 0.369, SLG: 0.502	0-0 BB 1B 2H		1-0 1B SF9 HBP	0-0 L4-3		4-0 1B 1B IBB		0-0 E6 1B 1B		3	3	1	1	1	0	1									
Terry Kennedy, L (1.2) OBP: 0.371, SLG: 0.451	0-0 F8		0-0 1B SF9 CS 1B		0-0 F6	0-0 1B 1B		0-0 1B 1B		5	0	3	2	0	0	1									
Kevin McReynolds, R (1.8) OBP: 0.289, SLG: 0.424	0-0 BB 1B		0-0 SF9		0-0 1B	0-0 1B		0-3 K		4	0	3	2	0	1	2									
Sixto Lezcano, R (1.9) OBP: 0.342, SLG: 0.354	4-0 1B BB		4-0 1B 3B BB		0-0 F8		0-0 F7	0-0 FC6-4 1B		3	1	1	1	2	0	1									
Luis Salazar, R (1.5) OBP: 0.362, SLG: 0.396	0-3 K		0-0 1B 3B		0-0 6-3		0-3 K	0-0 FC6-4 1B		5	1	1	0	0	2	6									
Mario Ramirez, R (1.6) OBP: 0.386, SLG: 0.362		0-0 1-3	0-0 3B		0-0 5-3		0-0 2B		0-0 5-3	5	0	2	2	0	0	0									
Tim Lollar, L (1.1) OBP: 0.316, SLG: 0.200 John Montefusco, R (4.1) OBP: 0.333, SLG: 0.143 Sid Monge, S (8.1)		0-0 FC4-6 1B	0-0 K		0-0 G3 1B 1B		4-0 BB		0-0 F8	2	0	1	0	0	1	1									
<b>Inning Stats</b>	R: 1 E: 0 K: 2 S: 9	H: 2 LOB: 3 BB: 2 P: 17	R: 0 E: 0 K: 0 S: 4	H: 1 LOB: 1 BB: 0 P: 4	R: 3 E: 0 K: 1 S: 7	H: 3 LOB: 1 BB: 1 P: 12	R: 0 E: 0 K: 0 S: 2	H: 0 LOB: 0 BB: 0 P: 3	R: 0 E: 0 K: 0 S: 4	H: 1 LOB: 1 BB: 0 P: 4	R: 3 E: 0 K: 0 S: 6	H: 4 LOB: 2 BB: 1 P: 10	R: 0 E: 0 K: 1 S: 6	H: 1 LOB: 2 BB: 1 P: 10	R: 1 E: 1 K: 1 S: 8	H: 2 LOB: 2 BB: 0 P: 8	R: 0 E: 0 K: 0 S: 3	H: 0 LOB: 0 BB: 0 P: 3	1B: 12 2B: 2 3B: 1 HR: 0	SF: 1 SAC: 0 DP: 1 HBP: 2	WP: 0 PB: 0 SB: 1 CS: 1	PA: 46			
<b>PITCHER</b>	IP	WLS	BF	H	R	ER	SO	BB	IBB	HBP	BLK	WP	HR	S	P	ERA	WHIP								
Mike Scott, R (1.1) ERA: 3.64 Vern Riffe, R (3.1) ERA: 4.31 Dave Smith, R (7.1) ERA: 3.68	2.1	L	15	4	4	4	2	3	0	1	1	0	0	15	28	15.43	3.000								

San Diego Padres @ Houston Astros  
Astrodome, Houston, TX  
Sat Jun 11 1983, 8:05 PM EDT  
Att: 25,173 - Dome

livebaseballscores.com

AB 38  
R 8  
H 14  
RBI 8  
BB 5  
SO 5  
LOB 19




Batter	1	2	3	4	5	6	7	8	9	AB	R	H	RBI	BB	SO	LOB	BOTTOM								
Omar Moreno, L (1.8) OBP: 0.296, SLG: 0.343	0-0 F7		0-0 F9	0-0 2B 1B		0-3 K			0-0 1B	5	1	2	0	0	1	0									
Kevin Bass, S (1.9) OBP: 0.313, SLG: 0.416 Dave Smith, R (7.1) OBP: 0.350, SLG: 0.688	0-0 F8		0-0 BB 1B	0-0 2B		0-0 G3			0-0 F8	4	1	2	1	0	0	0									
Dickie Thon, R (1.6) OBP: 0.341, SLG: 0.434	0-0 BB HBP 1B		4-0 1B BB	0-0 F7		0-0 F7			0-0 F7	4	1	1	0	1	0	2									
Phil Garner, R (1.5) OBP: 0.351, SLG: 0.412	1-0 BB HBP		0-0 1B 1B	0-3 K		0-0 F3			0-0 5-3	4	1	1	1	0	1	2									
Jose Cruz, L (1.7) OBP: 0.374, SLG: 0.402	4-0 BB		0-3 K		0-0 4-3		0-0 G3			3	0	0	0	1	1	2									
Ray Knight, R (1.3) OBP: 0.364, SLG: 0.464	0-0 F4		0-0 1B 1B		4-0 BB			0-0 5-3		3	0	1	1	1	0	3									
Alan Ashby, S (1.2) OBP: 0.306, SLG: 0.473		0-0 F9	0-0 1B		0-0 F7			0-0 5-3		4	0	1	1	0	0	1									
Bill Doran, S (1.4) OBP: 0.341, SLG: 0.279		0-0 4-3	0-0 5-3		0-0 G3			0-0 1B		4	0	1	0	0	0	3									
Mike Scott, R (1.1) ERA: 3.64 Vern Riffe, R (3.1) ERA: 4.31 Terry Lutz, L (6.9) ERA: 3.13 Tony Scott, S (8.9) ERA: 3.36	0-0 5-3		0-3 K		0-0 4-3			0-3 K		1	0	0	0	0	0	0									
<b>Inning Stats</b>	R: 0 E: 0 K: 0 S: 4	H: 1 LOB: 3 BB: 1 P: 9	R: 0 E: 0 K: 0 S: 3	H: 0 LOB: 0 BB: 0 P: 3	R: 3 E: 0 K: 1 S: 9	H: 4 LOB: 2 BB: 1 P: 13	R: 1 E: 0 K: 2 S: 9	H: 2 LOB: 1 BB: 0 P: 9	R: 0 E: 0 K: 0 S: 3	H: 0 LOB: 0 BB: 0 P: 7	R: 0 E: 0 K: 1 S: 5	H: 0 LOB: 0 BB: 0 P: 5	R: 0 E: 0 K: 0 S: 3	H: 0 LOB: 0 BB: 0 P: 3	R: 0 E: 0 K: 1 S: 6	H: 1 LOB: 1 BB: 0 P: 6	R: 0 E: 0 K: 0 S: 4	H: 1 LOB: 1 BB: 0 P: 4	1B: 8 2B: 1 3B: 0 HR: 0	SF: 0 SAC: 0 DP: 0 HBP: 1	WP: 0 PB: 0 SB: 0 CS: 0	PA: 40			
<b>PITCHER</b>	IP	WLS	BF	H	R	ER	SO	BB	IBB	HBP	BLK	WP	HR	S	P	ERA	WHIP								
Tim Lollar, L (1.1) ERA: 6.9 John Montefusco, R (4.1) ERA: 5.65 Sid Monge, L (8.1) ERA: 3.57	3.1	W	12	0	0	0	2	1	0	0	0	0	0	15	19	0.00	0.273								

San Diego Padres @ Houston Astros  
Astrodome, Houston, TX  
Sat Jun 11 1983, 8:05 PM EDT  
Att: 25,173 - Dome

livebaseballscores.com

AB 36  
R 4  
H 9  
RBI 4  
BB 3  
SO 5  
LOB 15






Batter	1	2	3	4	5	6	7	8	9	AB	R	H	RBI	BB	SO	LOB	TOP			
Gene Richards, L (1, 7) OBP: 0.351, SLG: 0.429	0-0 4-3		0-0 4-3		0-0 F7			0-0 FC6-4 1B		4	0	1	0	0	0	1				
Tim Flannery, L (1, 4) OBP: 0.321, SLG: 0.420	0-0 4-3			0-0 4-3		0-0 1B		0-0 F8		3	0	1	0	0	0	0				
Ruppert Jones, L (8, PH) OBP: 0.263, SLG: 0.298	0-0 4-3							0-0 F8		1	0	0	0	0	0	1				
Juan Bonilla, R (8, 4) OBP: 0.320, SLG: 0.345	0-0 4-3							0-0 F8		0	0	0	0	0	0	0				
Steve Garvey, R (1, 3) OBP: 0.363, SLG: 0.493	0-3 K			0-0 1-4-3		0-3 K		0-0 FC6-4		4	0	0	0	0	2	2				
Terry Kennedy, L (1, 2) OBP: 0.373, SLG: 0.452		0-0 1B		0-0 1B		0-0 F8		0-3 K		4	0	2	0	0	1	1				
Kevin McReynolds, R (1, 8) OBP: 0.286, SLG: 0.405		0-3 K		0-0 1B		0-3 K		0-0 4-3		4	0	1	0	0	2	2				
Sixto Lezcano, R (1, 9) OBP: 0.335, SLG: 0.345		0-0 F6		0-0 F7			0-0 5-3	0-0 F8		4	0	0	0	0	0	3				
Luis Salazar, R (1, 5) OBP: 0.354, SLG: 0.387		0-3 K			0-0 F8		0-3 K			3	0	0	0	0	2	1				
Mario Ramirez, R (1, 6) OBP: 0.372, SLG: 0.347			0-0 1-3		0-0 E5		0-3 K			3	0	0	0	0	1	0				
Eric Show, R (1, 1) OBP: 0.267, SLG: 0.276			0-3 K		0-3 K			0-3 K		2	0	0	0	0	2	1				
Jerry Turner, L (8, PH) OBP: 0.174, SLG: 0.136			0-3 K		0-3 K			0-3 K		1	0	0	0	0	1	0				
Gary Lucas, L (8, 1)			0-3 K		0-3 K			0-3 K		0	0	0	0	0	0	0				
<b>Inning Stats</b>	R: 0 E: 0 K: 1 S: 5	H: 0 LOB: 0 BB: 0 P: 5	R: 0 E: 0 K: 2 S: 8	H: 1 LOB: 0 BB: 0 P: 8	R: 0 E: 0 K: 1 S: 5	H: 0 LOB: 0 BB: 0 P: 5	R: 0 E: 0 K: 0 S: 5	H: 2 LOB: 2 BB: 0 P: 5	R: 0 E: 1 K: 2 S: 6	H: 0 LOB: 1 BB: 0 P: 6	R: 0 E: 0 K: 2 S: 7	H: 0 LOB: 0 BB: 0 P: 7	R: 0 E: 0 K: 1 S: 6	H: 1 LOB: 1 BB: 0 P: 6	R: 0 E: 0 K: 1 S: 5	H: 0 LOB: 0 BB: 0 P: 5	1B: 5 2B: 0 3B: 0 HR: 0	SF: 0 SAC: 0 DP: 0 HBP: 0	WP: 0 PB: 0 SB: 0 CS: 0	PA: 33
<b>PITCHER</b> Nolan Ryan, R (1, 1) ERA: 2.59	IP: 9.0 WLS: W BF: 33 H: 5 R: 0 ER: 0 SO: 11 BB: 0 IBB: 0 HBP: 0 BLK: 0 WP: 0 HR: 0 S: 55 P: 55 ERA: 0.00 WHIP: 0.556															<b>PITCHER</b>	IP: 9.0 WLS: W BF: 33 H: 5 R: 0 ER: 0 SO: 11 BB: 0 IBB: 0 HBP: 0 BLK: 0 WP: 0 HR: 0 S: 55 P: 55 ERA: 0.00 WHIP: 0.556			

San Diego Padres @ Houston Astros  
Astrodome, Houston, TX  
Sun Jun 12 1983, 8:05 PM EDT  
Att: 14,950 - Dome


AB 33  
R 0  
H 5  
RBI 0  
BB 0  
SO 11  
LOB 12



Batter	1	2	3	4	5	6	7	8	9	AB	R	H	RBI	BB	SO	LOB	BOTTOM			
Omar Moreno, L (1, 8) OBP: 0.295, SLG: 0.342	0-0 F8 1B	0-0 4-3		0-0 4-3		0-3 K				4	0	1	0	0	1	2				
Terry Puhl, L (1, 9) OBP: 0.319, SLG: 0.341	0-0 1-2 1B	0-0 F6			0-0 4-3		0-0 CS 1B			4	0	2	0	0	0	1				
Dickie Thon, R (1, 6) OBP: 0.343, SLG: 0.440	0-0 F8		0-0 2B		0-0 G3 1B		0-3 K			4	1	2	0	0	1	3				
Phil Garner, R (1, 5) OBP: 0.349, SLG: 0.409	0-3 K		0-0 1-3		0-0 G3		0-0 1B			4	0	1	0	0	1	4				
Jose Cruz, L (1, 7) OBP: 0.381, SLG: 0.407	4-0 FC6-4 BB		0-0 2B		4-0 IBB		0-0 F9			2	0	1	1	2	0	1				
Ray Knight, R (1, 3) OBP: 0.362, SLG: 0.460	0-0 FC6-4		0-3 K		0-0 F4			0-0 2-3 1B		4	0	1	0	0	1	6				
Denny Walling, L (8, FR) OBP: 0.184, SLG: 0.114	0-0 FC6-4		0-0 K		0-0 F4			0-0 2-3 1B		0	0	0	0	0	0	0				
Alan Ashby, S (1, 2) OBP: 0.305, SLG: 0.473		0-0 1B 2B		0-0 G3		0-0 4-3		0-0 2-3		4	1	1	0	0	0	2				
Bill Doran, S (1, 4) OBP: 0.339, SLG: 0.278		0-0 4-3 SH3-4 1B		0-0 G3		0-0 E6		0-0 5-3		4	0	1	1	0	0	2				
Nolan Ryan, R (1, 1) OBP: 0.154, SLG: 0.083		0-0 SH3-4		0-0 6-3		0-0 F8		0-3 K		3	0	0	0	0	1	3				
<b>Inning Stats</b>	R: 0 E: 0 K: 1 S: 7	H: 2 LOB: 3 BB: 1 P: 11	R: 1 E: 0 K: 0 S: 5	H: 2 LOB: 1 BB: 0 P: 5	R: 1 E: 0 K: 1 S: 7	H: 2 LOB: 1 BB: 0 P: 7	R: 0 E: 0 K: 0 S: 3	H: 0 LOB: 0 BB: 0 P: 3	R: 0 E: 0 K: 1 S: 4	H: 1 LOB: 2 BB: 1 P: 8	R: 0 E: 1 K: 1 S: 6	H: 0 LOB: 1 BB: 0 P: 6	R: 0 E: 0 K: 1 S: 6	H: 2 LOB: 1 BB: 0 P: 6	R: 0 E: 0 K: 1 S: 6	H: 1 LOB: 2 BB: 0 P: 6	1B: 7 2B: 3 3B: 0 HR: 0	SF: 0 SAC: 1 DP: 0 HBP: 0	WP: 0 PB: 0 SB: 1 CS: 1	PA: 36
<b>PITCHER</b> Eric Show, R (1, 1) ERA: 2.7	IP: 7.0 WLS: L BF: 32 H: 9 R: 2 ER: 2 SO: 4 BB: 1 IBB: 0 HBP: 0 BLK: 0 WP: 0 HR: 0 S: 38 P: 46 ERA: 2.57 WHIP: 1.429															<b>PITCHER</b>	IP: 7.0 WLS: L BF: 32 H: 9 R: 2 ER: 2 SO: 4 BB: 1 IBB: 0 HBP: 0 BLK: 0 WP: 0 HR: 0 S: 38 P: 46 ERA: 2.57 WHIP: 1.429			
Gary Lucas, L (8, 1) ERA: 2.64	IP: 1.0 WLS: L BF: 4 H: 1 R: 0 ER: 0 SO: 1 BB: 0 IBB: 0 HBP: 0 BLK: 0 WP: 0 HR: 0 S: 6 P: 6 ERA: 0.00 WHIP: 1.000															<b>PITCHER</b>	IP: 1.0 WLS: L BF: 4 H: 1 R: 0 ER: 0 SO: 1 BB: 0 IBB: 0 HBP: 0 BLK: 0 WP: 0 HR: 0 S: 6 P: 6 ERA: 0.00 WHIP: 1.000			

San Diego Padres @ Houston Astros  
Astrodome, Houston, TX  
Sun Jun 12 1983, 8:05 PM EDT  
Att: 14,950 - Dome

AB 33  
R 2  
H 10  
RBI 2  
BB 2  
SO 5  
LOB 24

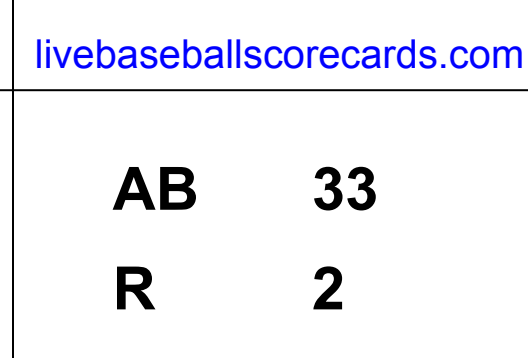




Batter	1	2	3	4	5	6	7	8	9	AB	R	H	RBI	BB	SO	LOB	TOP	
Gene Richards, L (1,7) OBP: 0.346, SLG: 0.422 Kurt Bevacqua, R (8,PH) OBP: 0.500, SLG: 0.432 Sid Monge, S (8,1)	0-0 4-3		0-0 F9			0-0 F4		0-0 F9		3	0	0	0	0	0	0	<b>San Diego Padres @ Houston Astros</b> Astrodome, Houston, TX Mon Jun 13 1983, 8:05 PM EDT Att: 11,897 - Dome	
Juan Bonilla, R (1,4) OBP: 0.315, SLG: 0.339	0-0 6-3		0-0 F7			0-0 3-1		0-0 3-1		4	0	0	0	0	0	2		
Steve Garvey, R (1,3) OBP: 0.357, SLG: 0.485	0-0 6-3		0-0 F7			0-0 F8			0-0 F4	4	0	0	0	0	0	0		
Terry Kennedy, L (1,2) OBP: 0.367, SLG: 0.444		0-0 F8		0-0 F7			0-0 F8		0-3 K	4	0	0	0	0	1	0		
Kevin McReynolds, R (1,8) OBP: 0.281, SLG: 0.386		0-0 F8		0-0 F8			0-0 G2		0-3 K	4	0	0	0	0	1	0		
Sixto Lezcano, R (1,9) OBP: 0.330, SLG: 0.339		0-0 E3 2B		0-0 2-3			0-0 4-3			3	0	0	0	0	0	0		
Luis Salazar, R (1,5) OBP: 0.354, SLG: 0.393		0-0 1-3 2B			0-0 F8			0-3 K2-3		3	0	1	0	0	1	0		
Mario Ramirez, R (1,6) OBP: 0.375, SLG: 0.342 Tim Flannery, L (8,PH) OBP: 0.327, SLG: 0.426	4-0 BB					0-3 K		0-0 1B		1	0	0	0	1	1	0		
Dave Dravecky, R (1,1) OBP: 0.122, SLG: 0.100 Ruppert Jones, L (8,PH) OBP: 0.269, SLG: 0.303	0-0 2-3					0-0 1-3		0-0 1B		1	0	1	0	0	0	0		
								0-0 1-2 1B		2	0	0	0	0	0	3		
<b>Inning Stats</b>	R: 0 E: 0 K: 0 S: 3	H: 0 LOB: 0 BB: 0 P: 3	R: 0 E: 1 K: 0 S: 5	H: 1 LOB: 3 BB: 1 P: 9	R: 0 E: 0 K: 0 S: 3	H: 0 LOB: 0 BB: 0 P: 3	R: 0 E: 0 K: 0 S: 3	H: 0 LOB: 0 BB: 0 P: 3	R: 0 E: 0 K: 0 S: 3	H: 0 LOB: 0 BB: 0 P: 3	R: 0 E: 0 K: 1 S: 7	H: 2 LOB: 2 BB: 0 P: 7	R: 0 E: 0 K: 2 S: 7	H: 0 LOB: 0 BB: 0 P: 7	1B: 2 2B: 1 3B: 0 HR: 0	SF: 0 SAC: 0 DP: 0 HBP: 0	WP: 0 PB: 0 SB: 0 CS: 0	PA: 32
<b>PITCHER</b>	IP WLS BF H R ER SO BB IBB HBP BLK WP HR S P ERA WHIP																	
Joe Niekro, R (1,1) ERA: 3.41	7.1 W 27 3 0 0 2 1 0 0 0 0 0 0 30 34 0.00 0.545																	
Frank DiPino, L (8,1) ERA: 2.17	1.2 S 5 0 0 0 2 0 0 0 0 0 0 0 9 9 0.00 0.000																	

Batter	1	2	3	4	5	6	7	8	9	AB	R	H	RBI	BB	SO	LOB	BOTTOM			
Omar Moreno, L (1,8) OBP: 0.293, SLG: 0.347	0-0 1B 3B		0-3 K		0-3 K		0-0 F9	0-0 F8		5	1	1	0	0	2	2	<b>San Diego Padres @ Houston Astros</b> Astrodome, Houston, TX Mon Jun 13 1983, 8:05 PM EDT Att: 11,897 - Dome			
Kevin Bass, S (1,9) OBP: 0.310, SLG: 0.420 Terry Puhl, L (8,9) OBP: 0.319, SLG: 0.341	0-0 F9		0-3 K		0-0 2B		0-0 F8			4	0	1	0	0	1	1				
Dickie Thon, R (1,6) OBP: 0.349, SLG: 0.442	0-0 6-3 1B			0-0 F8	4-0 IBB		0-0 1B		0-0 1B	3	0	2	1	1	0	0				
Phil Garner, R (1,5) OBP: 0.347, SLG: 0.406	0-0 6-3 1-2			0-0 5-3	0-0 F4		0-0 1B		0-0 1B	4	0	1	0	0	0	3				
Jose Cruz, L (1,7) OBP: 0.382, SLG: 0.411	0-0 F7			4-0 S 2B BB		0-0 F9 2B		0-0 F8		3	1	1	0	1	0	3				
Ray Knight, R (1,3) OBP: 0.362, SLG: 0.463 Denny Walling, L (7,3) OBP: 0.205, SLG: 0.139		0-3 K		0-0 2B		0-0 F9		0-0 FC1-5 1B		3	0	1	1	0	1	1				
Bill Doran, S (1,4) OBP: 0.336, SLG: 0.274	0-0 5-3			4-0 FC6-4 BB		0-0 F6		0-0 F2		3	0	0	0	1	0	2				
Luis Pujols, R (1,2) OBP: 0.320, SLG: 0.304	0-0 F8			0-0 FC6-4 1-2		4-0 IBB		0-0 FC1-5 1B		3	0	1	0	1	0	2				
Joe Niekro, R (1,1) OBP: 0.067, SLG: 0.067 Frank DiPino, L (8,1) OBP: 0.250, SLG: 0.500	0-0 F9		0-0 F9		0-0 F8		0-0 F9		0-0 FC1-5	3	0	0	0	0	0	2				
								1-2 2-3		1	0	0	0	0	0	2				
<b>Inning Stats</b>	R: 1 E: 0 K: 0 S: 5	H: 2 LOB: 1 BB: 0 P: 5	R: 0 E: 0 K: 1 S: 5	H: 0 LOB: 0 BB: 0 P: 5	R: 0 E: 0 K: 2 S: 7	H: 0 LOB: 0 BB: 0 P: 7	R: 1 E: 0 K: 0 S: 4	H: 1 LOB: 2 BB: 2 P: 12	R: 0 E: 0 K: 1 S: 6	H: 1 LOB: 2 BB: 1 P: 10	R: 0 E: 0 K: 0 S: 4	H: 1 LOB: 2 BB: 1 P: 8	R: 0 E: 0 K: 0 S: 5	H: 2 LOB: 2 BB: 0 P: 5	R: 0 E: 0 K: 0 S: 5	H: 2 LOB: 2 BB: 0 P: 5	1B: 5 2B: 3 3B: 1 HR: 0	SF: 0 SAC: 0 DP: 0 HBP: 0	WP: 0 PB: 0 SB: 1 CS: 0	PA: 37
<b>PITCHER</b>	IP WLS BF H R ER SO BB IBB HBP BLK WP HR S P ERA WHIP																			
Dave Dravecky, L (1,1) ERA: 2.91	7.0 L 32 7 2 2 4 2 2 0 0 0 0 0 36 52 2.57 1.286																			
Sid Monge, L (8,1) ERA: 3.42	1.0 5 2 0 0 0 0 0 0 0 0 0 0 5 5 0.00 2.000																			

livebaseballscorecards.com






Batter	1	2	3	4	5	6	7	8	9	10	11	12	AB	R	H	RBI	BB	SO	LOB	TOP						
Omar Moreno, L (1.8) OBP: 0.292, SLG: 0.344	5-3			1-3		K		K			FC6-4 1B		5	0	1	0	0	2	2							
Terry Puhl, L (1.9) OBP: 0.333, SLG: 0.352 Tim Toiman, R (8. PH) OBP: 0.353, SLG: 0.647 Bill Dawley, R (8.1) OBP: 0.500, SLG: 0.500 Denny Welling, L (11. PH) OBP: 0.200, SLG: 0.135 Dave Smith, R (11.1) OBP: 0.200, SLG: 0.135	1B			FC5-4 BB		1B		F7			F8		2	0	2	0	1	0	0							
Dickie Thon, R (1.6) OBP: 0.343, SLG: 0.434	L6-3			FC5-4 CS		F7		F9			FC6-4		5	0	0	0	0	0	4							
Phil Garner, R (1.5) OBP: 0.345, SLG: 0.406				CS		K		K		6-3		G3 4-3 2B	5	1	1	0	0	3	0							
Jose Cruz, L (1.7) OBP: 0.383, SLG: 0.411								F5				G3	5	0	2	0	0	1	1							
Ray Knight, R (1.3) OBP: 0.358, SLG: 0.454	F9					4-1		F8				1B 4-3 IBB	4	0	0	0	1	1	2							
Alan Ashby, S (1.2) OBP: 0.316, SLG: 0.487 Craig Reynolds, L (8. PH) OBP: 0.207, SLG: 0.214 Luis Pujols, R (8.2) OBP: 0.306, SLG: 0.292				4-3		K		WP BB		4-3		4-3	2	0	0	0	1	1	0							
Bill Doran, S (1.4) OBP: 0.343, SLG: 0.294				K						4-3			4	1	2	1	1	1	0							
Bob Knepper, L (1.1) OBP: 0.256, SLG: 0.462 Tony Scott, S (8. PH) OBP: 0.241, SLG: 0.300				K								G3	2	1	1	1	0	1	0							
						HR							3	0	0	0	0	2	4							
<b>Inning Stats</b>	R: 0 E: 0 K: 0 S: 3	H: 1 LOB: 0 BB: 3 P: 3	R: 0 E: 0 K: 1 S: 5	H: 1 LOB: 0 BB: 0 P: 5	R: 0 E: 0 K: 2 S: 7	H: 0 LOB: 0 BB: 1 P: 7	R: 0 E: 0 K: 0 S: 2	H: 0 LOB: 0 BB: 1 P: 6	R: 0 E: 0 K: 1 S: 5	H: 1 LOB: 0 BB: 0 P: 5	R: 2 E: 0 K: 2 S: 10	H: 3 LOB: 1 BB: 0 P: 10	R: 0 E: 0 K: 1 S: 5	H: 0 LOB: 0 BB: 0 P: 5	R: 0 E: 0 K: 1 S: 5	H: 0 LOB: 0 BB: 0 P: 5	R: 0 E: 0 K: 1 S: 6	H: 1 LOB: 1 BB: 0 P: 6	R: 1 E: 0 K: 0 S: 5	H: 2 LOB: 2 BB: 1 P: 9	1B: 6 2B: 2 3B: 0 HR: 2	SF: 0 SAC: 0 DP: 1 HBP: 0	WP: 1 PB: 0 SB: 0 CS: 3	PA: 46		
<b>PITCHER</b>	IP WLS BF H R ER SO BB IBB HBP BLK WP HR S P ERA WHIP	7.0 2.0 25 6 0 0 3 1 0 0 0 0 0 12 16 0.00 1.143	3.0 L 13 3 1 1 2 0 1 0 0 0 0 0 16 20 3.00 1.000																							

Houston Astros @ San Francisco Giants  
Candlestick Park, San Francisco, CA  
Tue Jun 14 1983, 10:05 PM EDT  
Att. 8,361 - Unknown


AB 41  
R 3  
H 9  
RBI 3  
BB 4  
SO 12  
LOB 17



Batter	1	2	3	4	5	6	7	8	9	10	11	12	AB	R	H	RBI	BB	SO	LOB	BOTTOM							
Johnnie LeMaster, R (1.6) OBP: 0.379, SLG: 0.393	E1 2B		FC6-4 1B E				5-3			F7		5-3	6	1	2	0	0	0	3								
Joel Youngblood, R (1.7) OBP: 0.250, SLG: 0.452	K		E8 1B			HR				G3			4	1	2	1	1	1	1								
Darrell Evans, L (1.3) OBP: 0.403, SLG: 0.590	E1 2H		F7			3-1				6-3			5	0	0	0	0	1	4								
Jack Clark, R (1.9) OBP: 0.343, SLG: 0.437	F8				F9					6-3		6-3	5	0	1	0	0	0	1								
Chili Davis, S (1.8) OBP: 0.311, SLG: 0.396			6-3			6-3				F7		K	5	0	0	0	0	1	1								
Tom O'Malley, L (1.5) OBP: 0.366, SLG: 0.378					P4					K		K	5	0	2	0	0	2	0								
Bob Brenly, R (1.2) OBP: 0.286, SLG: 0.280 Max Venable, L (9. PH) OBP: 0.253, SLG: 0.374 Greg Minton, S (10.1) OBP: 0.333, SLG: 0.333 Dave Bergman, L (12. PH) OBP: 0.309, SLG: 0.261			G4-3 1B										5	0	2	0	0	2	0								
Brad Weisman, R (1.4) OBP: 0.345, SLG: 0.347 Champ Summers, L (12. PH) OBP: 0.399, SLG: 0.214					F4					F9		4-3	3	0	1	0	1	0	0								
Mike Krukow, R (1.1) OBP: 0.356, SLG: 0.412 Gary Lavelle, S (8.1) OBP: 0.311, SLG: 0.333 Milt May, L (9. PH) OBP: 0.311, SLG: 0.333						B2-3 1B							2	0	0	0	1	0	2								
													1	0	0	0	1	0	0								
<b>Inning Stats</b>	R: 0 E: 1 K: 1 S: 6	H: 1 LOB: 1 BB: 0 P: 6	R: 0 E: 0 K: 0 S: 3	H: 1 LOB: 0 BB: 0 P: 3	R: 1 E: 1 K: 0 S: 4	H: 1 LOB: 1 BB: 1 P: 8	R: 0 E: 0 K: 0 S: 3	H: 0 LOB: 0 BB: 0 P: 3	R: 0 E: 0 K: 0 S: 4	H: 2 LOB: 2 BB: 0 P: 4	R: 1 E: 0 K: 0 S: 6	H: 3 LOB: 2 BB: 0 P: 6	R: 0 E: 0 K: 1 S: 5	H: 0 LOB: 2 BB: 2 P: 13	R: 0 E: 0 K: 1 S: 5	H: 0 LOB: 0 BB: 0 P: 5	R: 0 E: 0 K: 0 S: 3	H: 0 LOB: 0 BB: 0 P: 3	R: 0 E: 0 K: 0 S: 7	H: 0 LOB: 0 BB: 0 P: 7	R: 0 E: 0 K: 0 S: 3	H: 0 LOB: 1 BB: 1 P: 7	1B: 5 2B: 2 3B: 0 HR: 1	SF: 0 SAC: 0 DP: 1 HBP: 0	WP: 0 PB: 0 SB: 0 CS: 0	PA: 46	
<b>PITCHER</b>	IP WLS BF H R ER SO BB IBB HBP BLK WP HR S P ERA WHIP	7.0 3.0 2.0 W 7 0 0 0 0 2	3.0 0 0 0 0 1 0 0 0 0 0 0 0 0 11 11 0.00 0.000	2.0 W 7 0 0 0 2																							

Houston Astros @ San Francisco Giants  
Candlestick Park, San Francisco, CA  
Tue Jun 14 1983, 10:05 PM EDT  
Att. 8,361 - Unknown

AB 42  
R 2  
H 8  
RBI 1  
BB 4  
SO 5  
LOB 15





Batter	1	2	3	4	5	6	7	8	9	AB	R	H	RBI	BB	SO	LOB	TOP			
Omar Moreno, L (1, 8) OBP: 0.287, SLG: 0.339	F9			F7		K		F9		4	0	0	0	0	1	1				
Terry Puhl, L (1, 9) OBP: 0.331, SLG: 0.349	K			F7			F7			4	0	1	0	0	1	0				
Dickie Thon, R (1, 6) OBP: 0.339, SLG: 0.429	F8			6-3			F3		F7	3	0	0	0	0	0	0				
Craig Reynolds, L (7, 6) OBP: 0.200, SLG: 0.207										1	0	0	0	0	0	1				
Phil Garner, R (1, 5) OBP: 0.340, SLG: 0.399		F7			F9		F2		F8	4	0	0	0	0	0	1				
Jose Cruz, L (1, 7) OBP: 0.382, SLG: 0.410		K			3-1			FC4-6 1B SF8 1B		3	1	1	0	0	1	0				
Ray Knight, R (1, 3) OBP: 0.357, SLG: 0.452		6-3			F7			FC4-6 1-2 1B		3	0	1	0	0	0	0				
Alan Ashby, S (1, 2) OBP: 0.300, SLG: 0.458			K			K		FC4-6 1-2 2-3 1B		3	0	0	0	0	2	2				
Bill Doran, S (1, 4) OBP: 0.343, SLG: 0.296			F8					SF8 3-H		2	0	1	1	0	0	0				
Michael LaCoss, R (1, 1) OBP: 0.067, SLG: 0.034								F8		1	0	0	0	0	1	0				
Denny Walling, L (6, PH) OBP: 0.195, SLG: 0.132										1	0	0	0	0	0	1				
Vern Riffe, R (6, 1) OBP: 0.250, SLG: 0.100										0	0	0	0	0	0	0				
Harry Spilman, L (8, PH) OBP: 0.255, SLG: 0.326										1	0	0	0	0	0	1				
Frank LaCorte, R (8, 1) OBP: 0.167, SLG: 0.400										0	0	0	0	0	0	0				
<b>Inning Stats</b>	R: 0 E: 0 K: 1 S: 5	H: 0 LOB: 0 BB: 0 P: 5	R: 0 E: 0 K: 1 S: 5	H: 0 LOB: 0 BB: 0 P: 5	R: 0 E: 0 K: 2 S: 7	H: 0 LOB: 0 BB: 0 P: 7	R: 0 E: 0 K: 0 S: 3	H: 0 LOB: 0 BB: 0 P: 3	R: 0 E: 0 K: 2 S: 8	H: 1 LOB: 1 BB: 0 P: 8	R: 0 E: 0 K: 0 S: 3	H: 0 LOB: 0 BB: 0 P: 3	R: 1 E: 0 K: 0 S: 5	H: 2 LOB: 1 BB: 0 P: 5	R: 0 E: 0 K: 0 S: 4	H: 1 LOB: 1 BB: 0 P: 4	1B: 4 2B: 0 3B: 0 HR: 0	SF: 1 SAC: 0 DP: 0 HBP: 0	WP: 0 PB: 0 SB: 0 CS: 0	PA: 31
<b>PITCHER</b> Fred Breining, R (1, 1) ERA: 3.75	IP: 9.0 WLS: W BF: 31 H: 4 R: 1 ER: 1 SO: 6 BB: 0 IBB: 0 HBP: 0 BLK: 0 WP: 0 HR: 0 S: 43 P: 43 ERA: 1.00 WHIP: 0.444															<b>PITCHER</b>				

Houston Astros @ San Francisco Giants  
Candlestick Park, San Francisco, CA  
Wed Jun 15 1983, 6:33 AM EDT  
Att: 10,555 - Unknown

AB	30
R	1
H	4
RBI	1
BB	0
SO	6
LOB	7



Batter	1	2	3	4	5	6	7	8	9	AB	R	H	RBI	BB	SO	LOB	BOTTOM			
Johnnie LeMaster, R (1, 6) OBP: 0.377, SLG: 0.380	K		1B HR	FC5-4 1-2			F9			4	1	1	0	0	1	1				
Tom O'Malley, L (1, 5) OBP: 0.365, SLG: 0.380	F8		1B HR		G3		HR 1B			4	2	2	0	0	0	0				
Darrell Evans, L (1, 3) OBP: 0.409, SLG: 0.634	HR		1H 3H HR		L3		1H HR			4	3	3	6	0	0	0				
Jack Clark, R (1, 9) OBP: 0.341, SLG: 0.434	BB 1B		K		K		F9			4	0	1	0	0	2	0				
Dave Bergman, L (1, 7) OBP: 0.305, SLG: 0.245	1-2 BB		K			F8	G3			3	0	0	0	1	1	0				
Max Venable, L (1, 8) OBP: 0.252, SLG: 0.400	F7		4-3			HR		K		4	1	1	1	0	1	2				
Milt May, L (1, 2) OBP: 0.333, SLG: 0.351		4-0 BB BB	G4-6-3 BB		G6-4-3 1B		1B			3	0	3	0	1	0	0				
Brad Wellman, R (1, 4) OBP: 0.322, SLG: 0.321		G4-6-3 1-2		G6-4-3 1-2		F7		K		4	0	0	0	0	1	4				
Fred Breining, R (1, 1) OBP: 0.194, SLG: 0.172		G3		FC5-4 1B		K		K		4	0	1	0	0	2	2				
<b>Inning Stats</b>	R: 1 E: 0 K: 1 S: 7	H: 2 LOB: 2 BB: 1 P: 11	R: 0 E: 0 K: 0 S: 2	H: 0 LOB: 0 BB: 1 P: 6	R: 3 E: 0 K: 2 S: 10	H: 3 LOB: 0 BB: 0 P: 10	R: 0 E: 0 K: 0 S: 4	H: 2 LOB: 1 BB: 0 P: 4	R: 0 E: 0 K: 1 S: 5	H: 0 LOB: 0 BB: 0 P: 5	R: 1 E: 0 K: 1 S: 7	H: 2 LOB: 1 BB: 0 P: 7	R: 2 E: 0 K: 0 S: 5	H: 2 LOB: 0 BB: 0 P: 5	R: 0 E: 0 K: 3 S: 10	H: 1 LOB: 1 BB: 0 P: 10	1B: 8 2B: 0 3B: 0 HR: 4	SF: 0 SAC: 0 DP: 2 HBP: 0	WP: 1 PB: 0 SB: 0 CS: 0	PA: 36
<b>PITCHER</b> Michael LaCoss, R (1, 1) ERA: 4.98	IP: 5.0 WLS: L BF: 22 H: 7 R: 4 ER: 4 SO: 4 BB: 2 IBB: 0 HBP: 0 BLK: 0 WP: 2 HR: 2 S: 28 P: 36 ERA: 7.20 WHIP: 1.800															<b>PITCHER</b>				
Vern Riffe, R (6, 1) ERA: 4.63	2.0 10 4 3 3 1 0 0 0 0 0 2 12 12 13.50 2.000																			
Frank LaCorte, R (8, 1) ERA: 3.6	1.0 4 1 0 0 3 0 0 0 0 1 0 10 10 0.00 1.000																			

Houston Astros @ San Francisco Giants  
Candlestick Park, San Francisco, CA  
Wed Jun 15 1983, 6:33 AM EDT  
Att: 10,555 - Unknown

AB	34
R	7
H	12
RBI	7
BB	2
SO	8
LOB	9





Batter	1	2	3	4	5	6	7	8	9	AB	R	H	RBI	BB	SO	LOB	TOP										
Omar Moreno, L (1,8) OBP: 0.293, SLG: 0.344										5	1	3	1	0	1	0											
Terry Puhl, L (1,9) OBP: 0.333, SLG: 0.366										5	2	2	1	0	1	2											
Ray Knight, R (1,3) Denny Walling, L (6, PR) OBP: 0.195, SLG: 0.132										2	0	1	1	1	0	0											
Phil Garner, R (1,5) OBP: 0.342, SLG: 0.398										3	1	1	1	1	1	1											
Jose Cruz, L (1,7) OBP: 0.384, SLG: 0.433										4	1	2	3	0	1	1											
Alan Ashby, S (1,2) OBP: 0.283, SLG: 0.447										4	0	0	0	0	1	2											
Bill Doran, S (1,4) OBP: 0.338, SLG: 0.290										4	0	0	0	0	0	0											
Craig Reynolds, L (1,6) OBP: 0.206, SLG: 0.212										4	1	1	0	0	0	0											
Mike Scott, R (1,1) Frank DiPino, L (7,1) OBP: 0.400, SLG: 0.500										3	0	0	0	0	3	2											
<b>Inning Stats</b>	R: 2 E: 0 K: 1 S: 7	H: 2 LOB: 1 BB: 1 P: 11	R: 1 E: 1 K: 1 S: 6	H: 1 LOB: 0 BB: 0 P: 6	R: 0 E: 0 K: 0 S: 3	H: 1 LOB: 0 BB: 0 P: 3	R: 1 E: 0 K: 1 S: 7	H: 2 LOB: 1 BB: 0 P: 7	R: 0 E: 0 K: 0 S: 3	H: 0 LOB: 0 BB: 0 P: 3	R: 0 E: 0 K: 1 S: 5	H: 0 LOB: 0 BB: 0 P: 5	R: 0 E: 0 K: 1 S: 5	H: 0 LOB: 0 BB: 0 P: 5	R: 3 E: 0 K: 2 S: 9	H: 3 LOB: 1 BB: 1 P: 13	R: 0 E: 0 K: 1 S: 6	H: 1 LOB: 2 BB: 1 P: 10	1B: 7 2B: 0 3B: 2 HR: 1	SF: 1 SAC: 0 DP: 0 HBP: 0	WP: 0 PB: 0 SB: 3 CS: 2	PA: 39					
<b>PITCHER</b>	IP	WLS	BF	H	R	ER	SO	BB	IBB	HBP	BLK	WP	HR	S	P	ERA	WHIP										
Bill Laskey, R (1,1) ERA: 4.57	7.0	L	27	6	4	3	5	1	0	0	0	0	1	36	40	3.86	1.000										
Gary Lavelle, L (8,1) ERA: 2.16	1.0		6	3	3	3	2	1	0	0	0	0	0	9	13	27.00	4.000										
Jim Barr, R (9,1) ERA: 4.78	1.0		5	1	0	0	1	1	0	0	0	0	0	6	10	0.00	2.000										

Houston Astros @ San Francisco Giants  
Candlestick Park, San Francisco, CA  
Thu Jun 16 1983, 10:05 PM EDT  
Att: 7,879 - Unknown



AB 34  
R 7  
H 10  
RBI 7  
BB 3  
SO 8  
LOB 8

Batter	1	2	3	4	5	6	7	8	9	AB	R	H	RBI	BB	SO	LOB	BOTTOM										
Johnnie LeMaster, R (1,6) OBP: 0.377, SLG: 0.381										5	0	2	1	0	1	0											
Tom O'Malley, L (1,5) OBP: 0.365, SLG: 0.381										5	0	2	1	0	0	2											
Darrell Evans, L (1,3) OBP: 0.401, SLG: 0.620										5	0	0	0	0	0	5											
Jack Clark, R (1,9) OBP: 0.342, SLG: 0.430										4	0	1	0	1	0	2											
Chili Davis, S (1,8) Gary Lavelle, S (8,1) Jim Barr, R (9,1) OBP: 0.143, SLG: 0.286										3	0	0	0	1	2	4											
Max Venable, L (1,7) OBP: 0.252, SLG: 0.394										4	0	1	0	0	0	2											
Milt May, L (1,2) Bob Brenly, R (8, PH) OBP: 0.286, SLG: 0.278										3	0	1	0	0	1	2											
Brad Wellman, R (1,4) OBP: 0.333, SLG: 0.321										3	2	1	0	1	1	3											
Bill Laskey, R (1,1) Dave Bergman, L (7, PH) Joel Youngblood, R (8, PH)										1	0	0	0	0	1	0											
<b>Inning Stats</b>	R: 0 E: 0 K: 0 S: 4	H: 1 LOB: 1 BB: 0 P: 4	R: 0 E: 0 K: 2 S: 7	H: 0 LOB: 0 BB: 0 P: 7	R: 1 E: 1 K: 0 S: 4	H: 0 LOB: 1 BB: 1 P: 8	R: 0 E: 0 K: 1 S: 7	H: 2 LOB: 2 BB: 0 P: 7	R: 0 E: 0 K: 2 S: 7	H: 0 LOB: 0 BB: 0 P: 7	R: 0 E: 0 K: 0 S: 4	H: 0 LOB: 2 BB: 1 P: 8	R: 1 E: 0 K: 0 S: 6	H: 3 LOB: 3 BB: 1 P: 10	R: 0 E: 0 K: 1 S: 6	H: 1 LOB: 1 BB: 0 P: 6	R: 0 E: 0 K: 0 S: 4	H: 1 LOB: 1 BB: 0 P: 4	1B: 8 2B: 0 3B: 0 HR: 0	SF: 0 SAC: 1 DP: 0 HBP: 0	WP: 1 PB: 0 SB: 2 CS: 0	PA: 40					
<b>PITCHER</b>	IP	WLS	BF	H	R	ER	SO	BB	IBB	HBP	BLK	WP	HR	S	P	ERA	WHIP										
Mike Scott, R (1,1) ERA: 3.54	6.1	W	28	5	2	2	5	2	0	0	0	1	0	36	44	2.84	1.105										
Frank DiPino, L (7,1) ERA: 1.99	2.2	S	12	3	0	0	1	1	0	0	0	0	0	13	17	0.00	1.500										

Houston Astros @ San Francisco Giants  
Candlestick Park, San Francisco, CA  
Thu Jun 16 1983, 10:05 PM EDT  
Att: 7,879 - Unknown

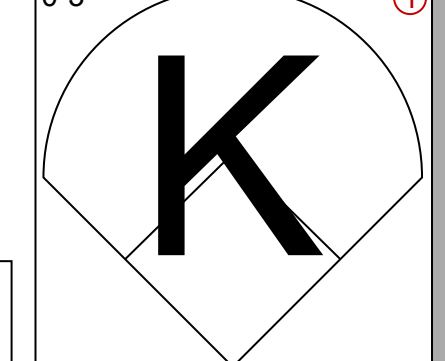
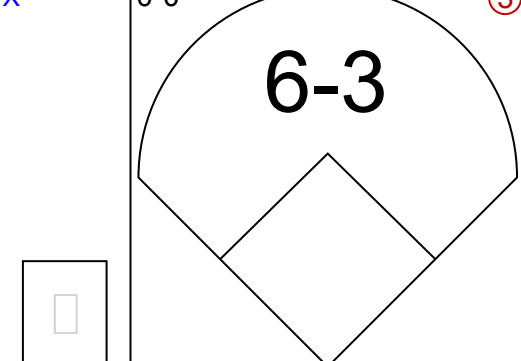
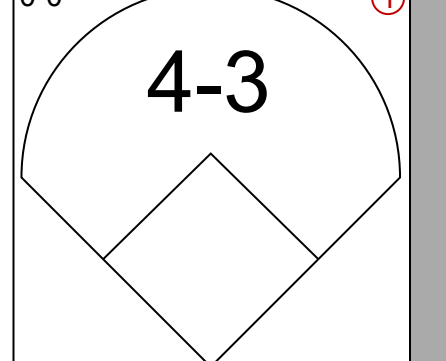
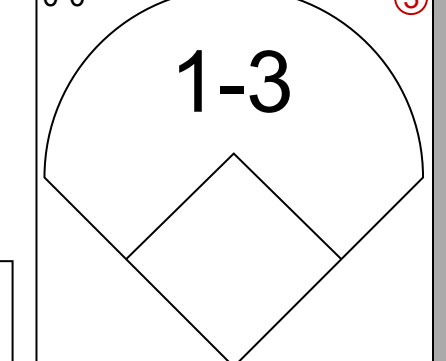
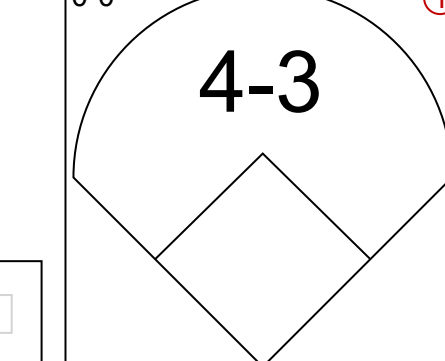
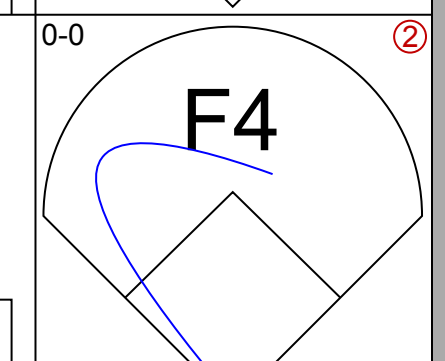
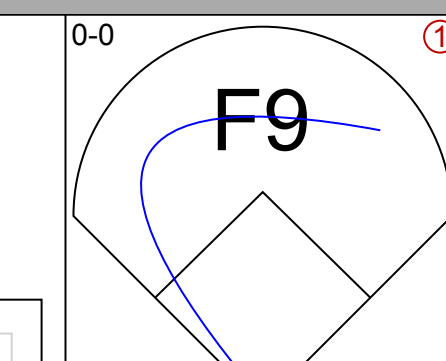
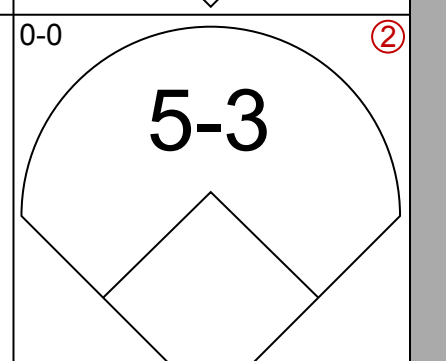
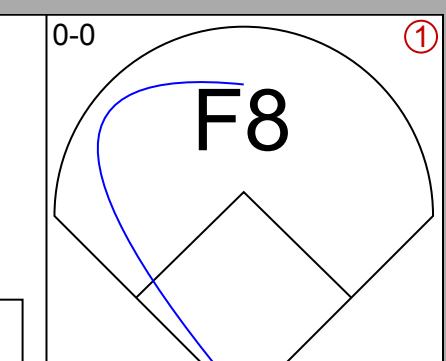
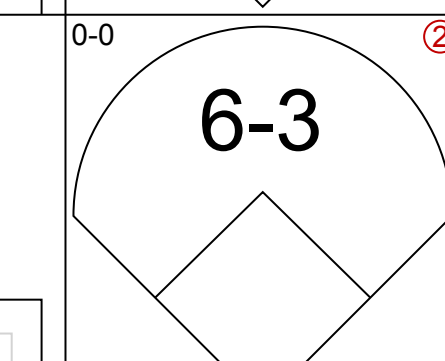
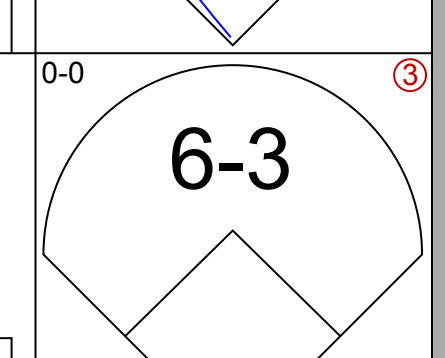
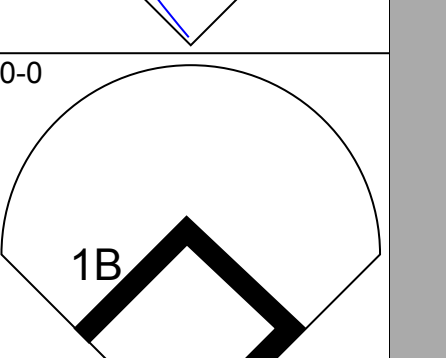
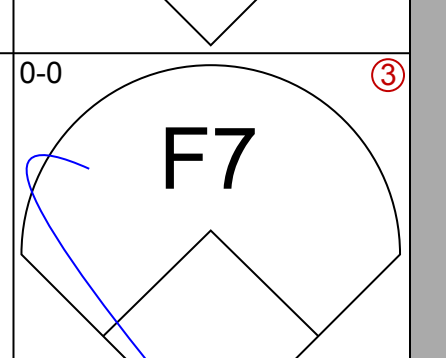
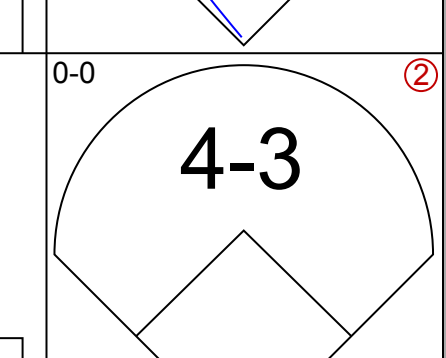
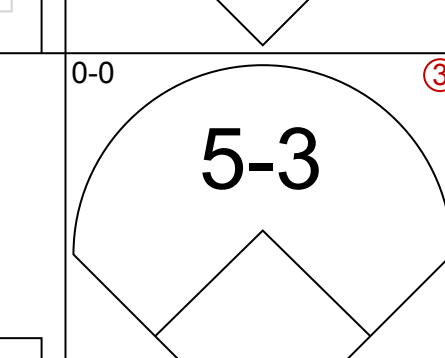
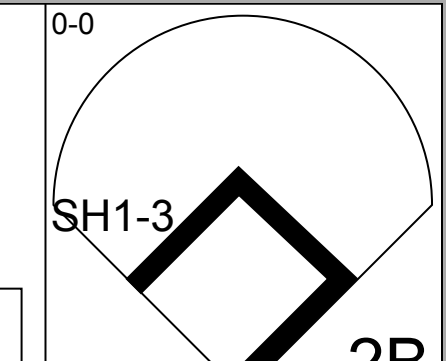
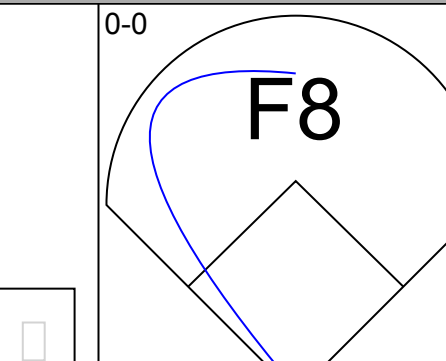
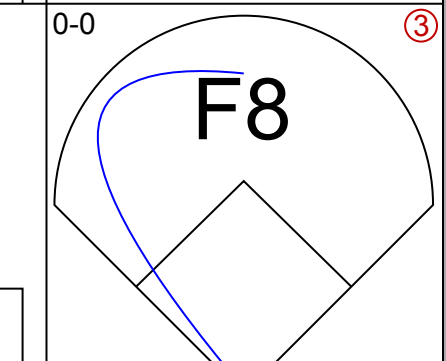
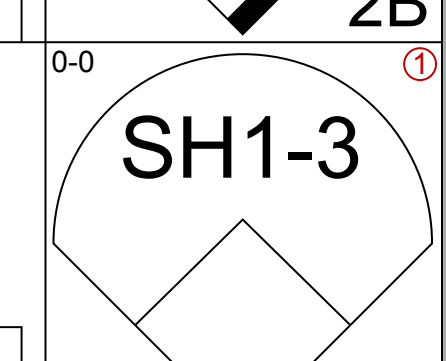
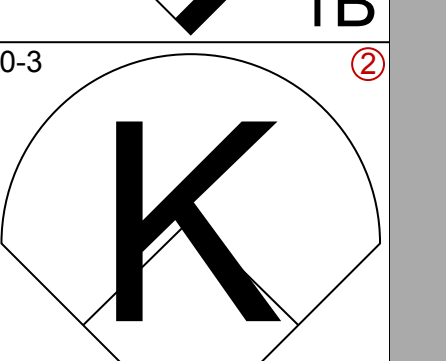
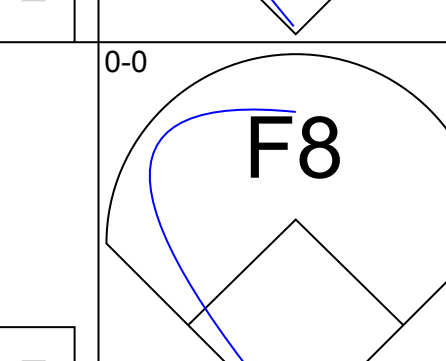
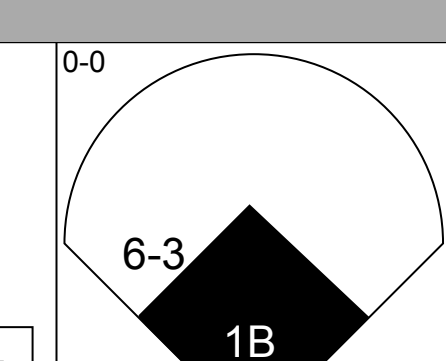
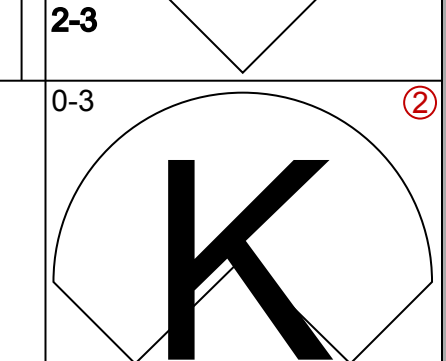
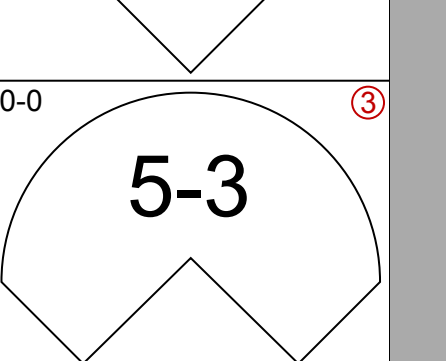
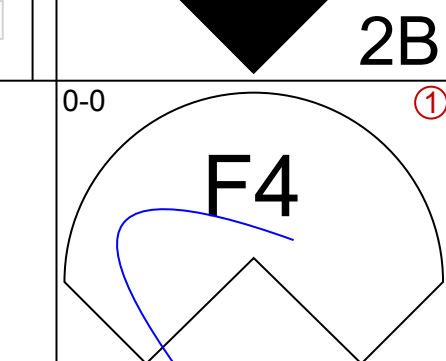
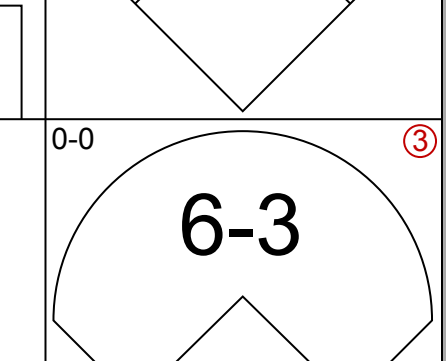
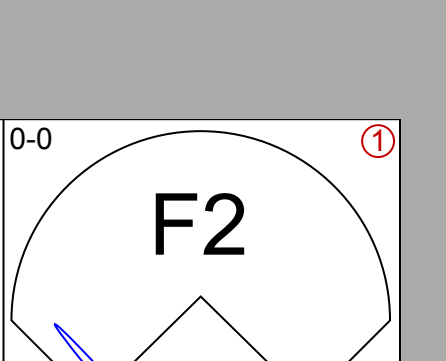
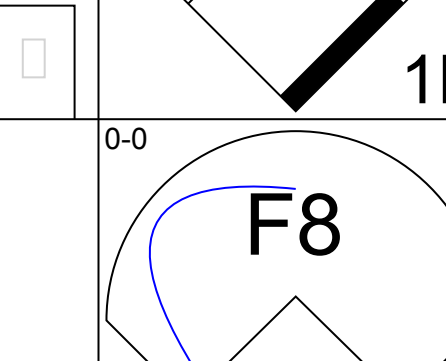
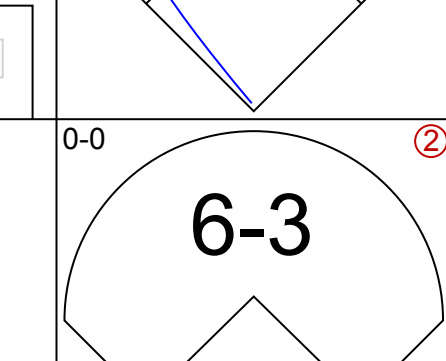
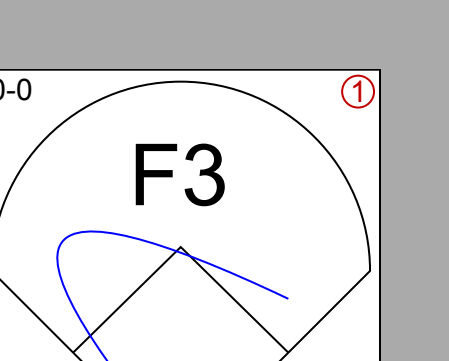
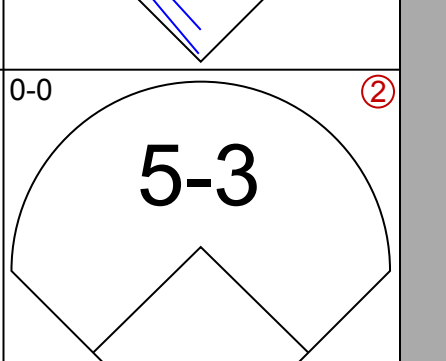
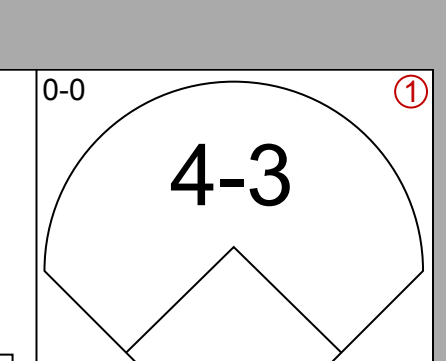
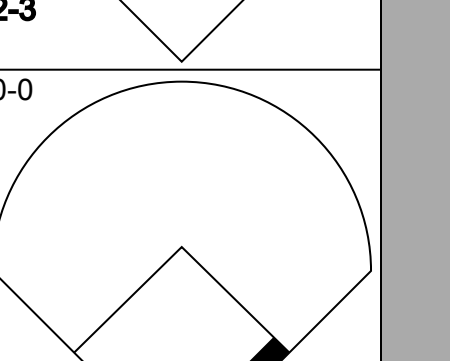
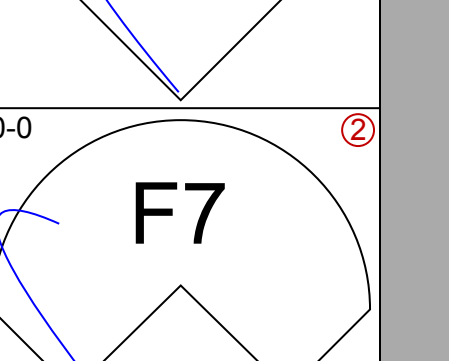
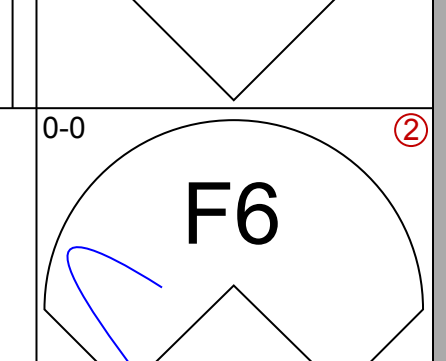
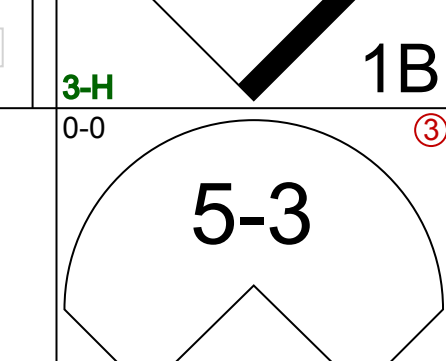


AB 36  
R 2  
H 8  
RBI 2  
BB 3  
SO 6  
LOB 23







Batter	1	2	3	4	5	6	7	8	9	10	11	AB	R	H	RBI	BB	SO	LOB						
Omar Moreno, L OBP: 0.286, SLG: 0.335 (1.8)												5	0	0	0	0	1	0						
Kevin Bass, S OBP: 0.292, SLG: 0.395 (1.9)												5	0	0	0	0	0	0						
Dickie Thon, R OBP: 0.341, SLG: 0.450 (1.6)												5	0	1	0	0	0	0						
Phil Garner, R OBP: 0.346, SLG: 0.401 (1.5)												4	0	2	0	0	0	0						
Jose Cruz, L OBP: 0.381, SLG: 0.433 (1.7)												3	1	1	0	0	1	2						
Ray Knight, R OBP: 0.351, SLG: 0.451 (1.3)												4	0	1	0	0	1	4						
Bill Doran, S OBP: 0.339, SLG: 0.304 (1.4)												4	0	0	0	0	0	3						
Luis Pujols, R OBP: 0.304, SLG: 0.288 (1.2)												4	0	1	1	0	0	0						
Joe Niekro, R OBP: 0.059, SLG: 0.059 (1.1)												4	0	0	0	0	1	1						
Frank LaCorte, R OBP: 0.167, SLG: 0.400 (11.1)												0	0	0	0	0	0	0						
Frank DiPino, L OBP: 0.400, SLG: 0.500 (11.1)												0	0	0	0	0	0	0						
<b>Inning Stats</b>	R: 0 E: 0 K: 1 S: 5	H: 0 LOB: 0 BB: 0 P: 5	R: 0 E: 0 K: 1 S: 6	H: 1 LOB: 1 BB: 0 P: 6	R: 0 E: 0 K: 0 S: 3	H: 0 LOB: 0 BB: 0 P: 3	R: 0 E: 0 K: 1 S: 7	H: 2 LOB: 2 BB: 0 P: 7	R: 0 E: 0 K: 0 S: 5	H: 0 LOB: 0 BB: 0 P: 5	R: 0 E: 0 K: 0 S: 3	H: 0 LOB: 0 BB: 0 P: 3	R: 0 E: 0 K: 0 S: 3	H: 0 LOB: 0 BB: 0 P: 3	R: 0 E: 0 K: 0 S: 3	H: 0 LOB: 0 BB: 0 P: 3	R: 1 E: 0 K: 0 S: 5	H: 2 LOB: 1 BB: 0 P: 5	R: 0 E: 0 K: 0 S: 3	H: 0 LOB: 0 BB: 0 P: 3	1B: 4 2B: 2 3B: 0 HR: 0	SF: 0 SAC: 1 DP: 0 HBP: 0	WP: 0 PB: 0 SB: 0 CS: 0	PA: 39
<b>PITCHER</b> Dave Dravecky, L ERA: 2.72 (1.1)	IP: 11.0 WLS: 7 BF: 39 H: 6 R: 1 ER: 1 SO: 4 BB: 0 IBB: 0 HBP: 0 BLK: 0 WP: 0 HR: 0 S: 47 P: 47 ERA: 2.72 WHIP: 0.82																							

**TOP**

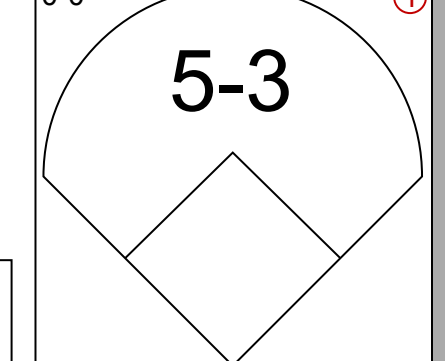
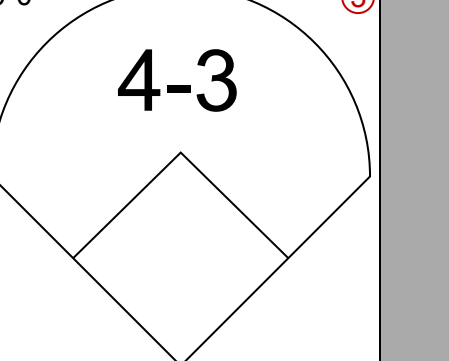
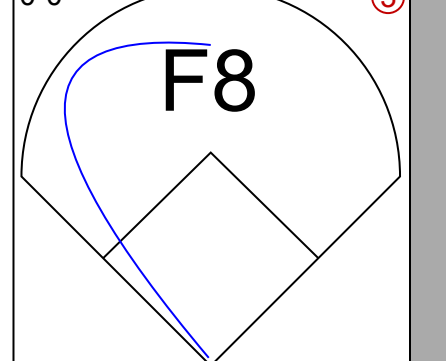
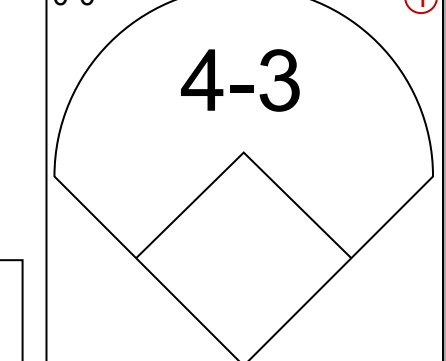
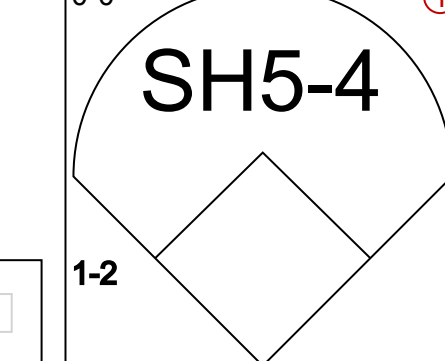
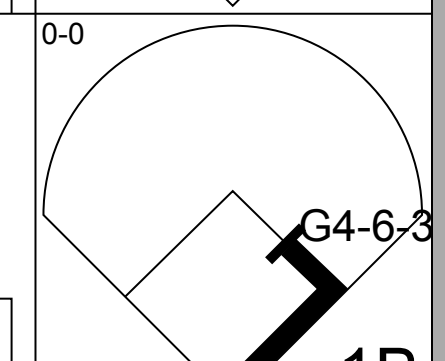
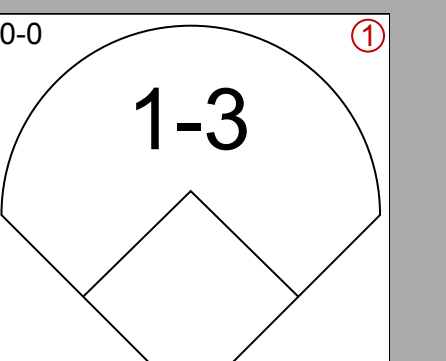
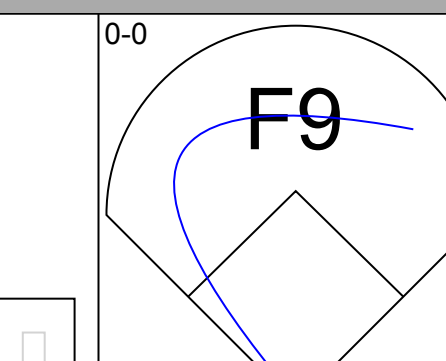
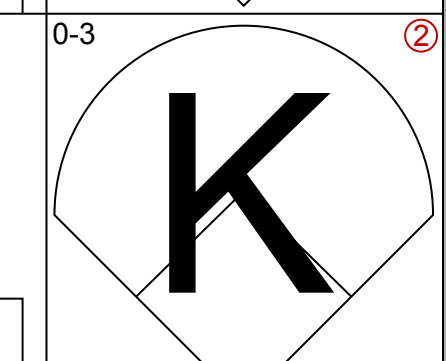
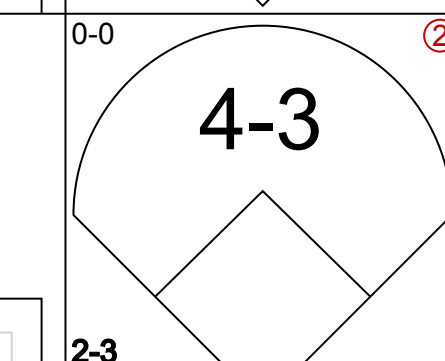
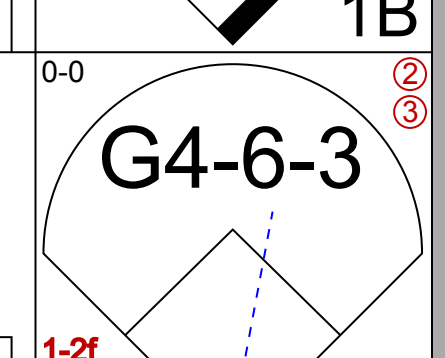
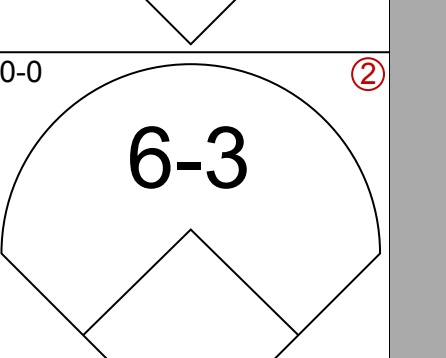
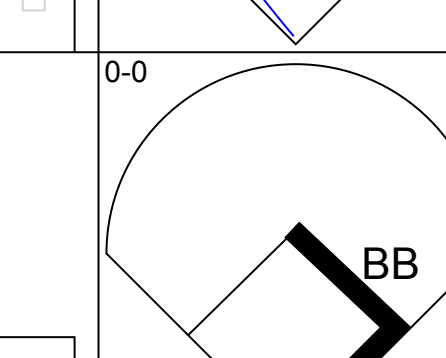
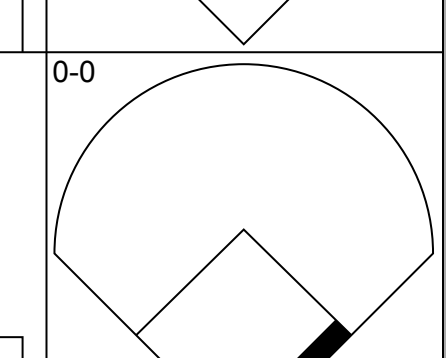
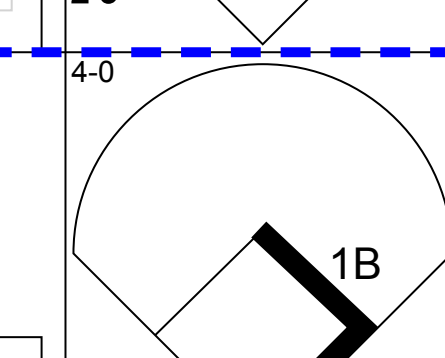
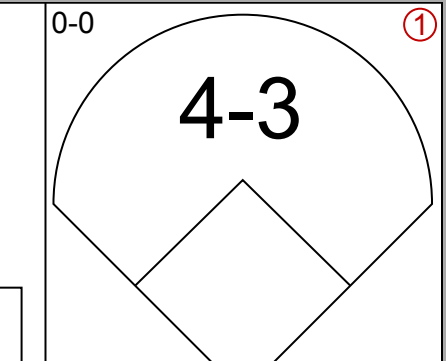
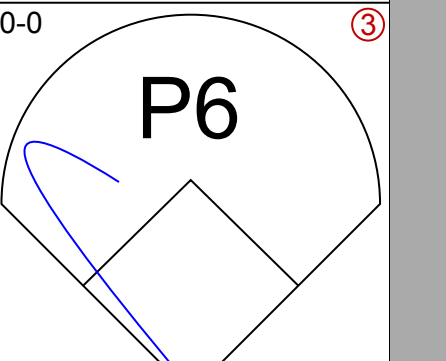
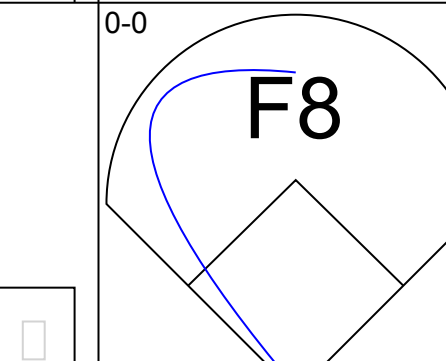
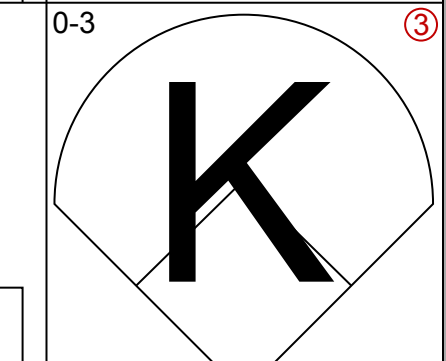
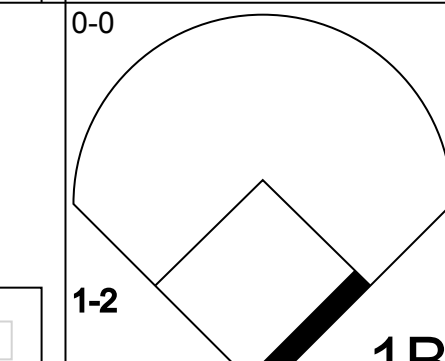
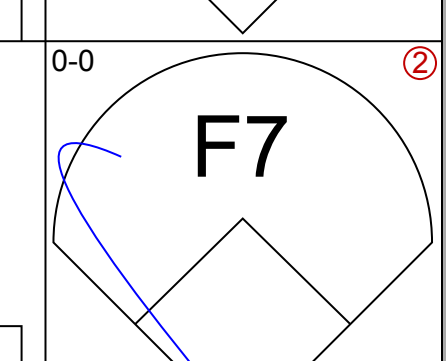
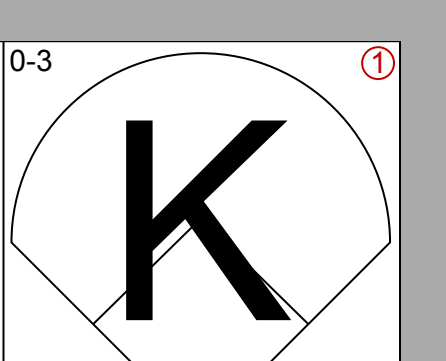
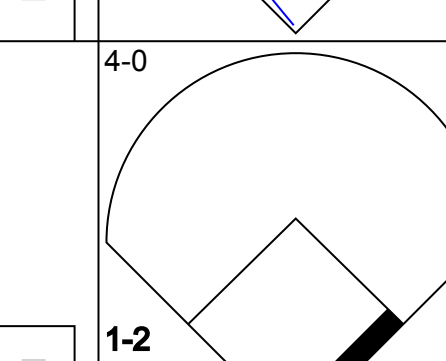
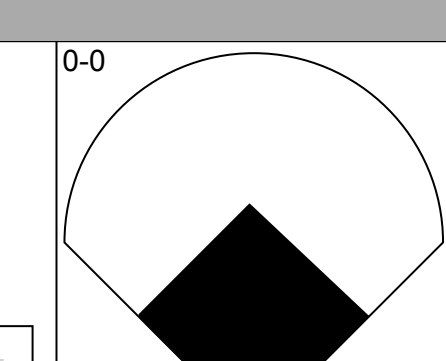
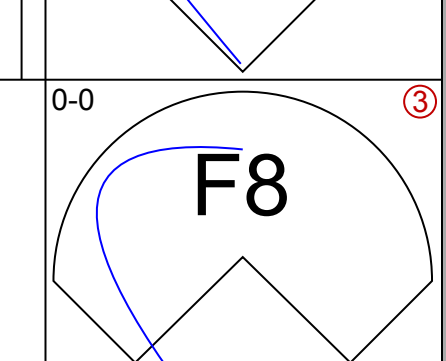
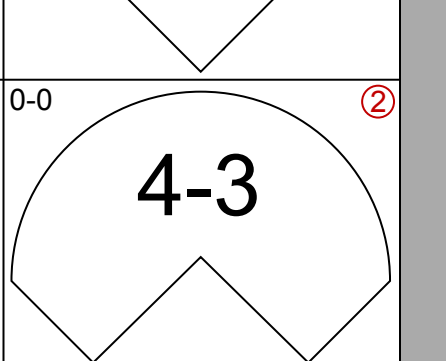
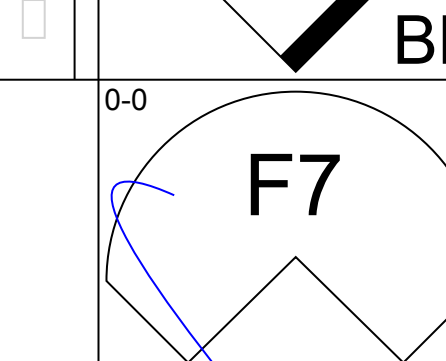
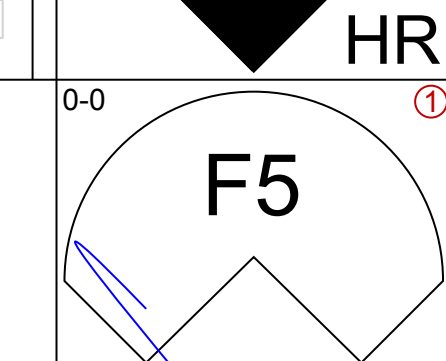
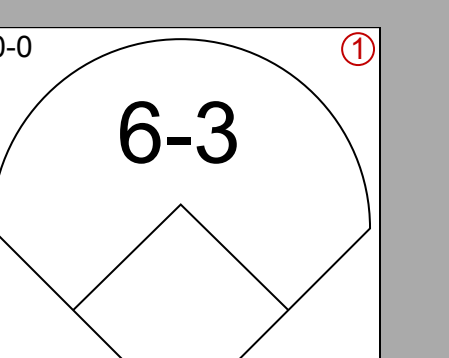
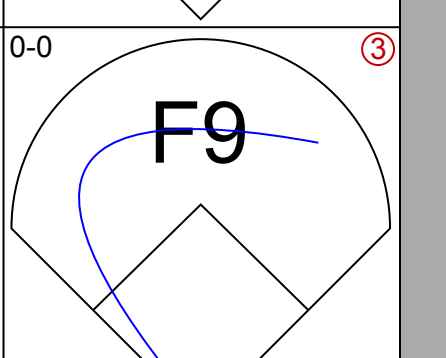
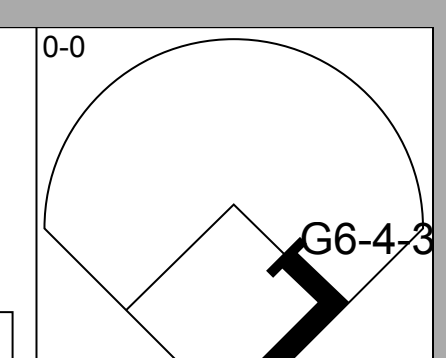
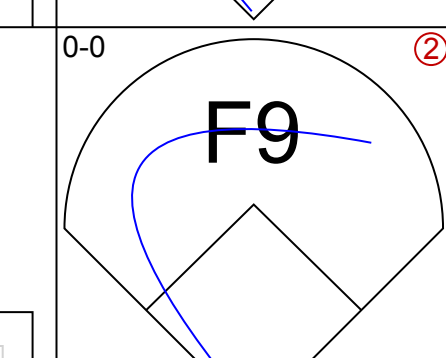
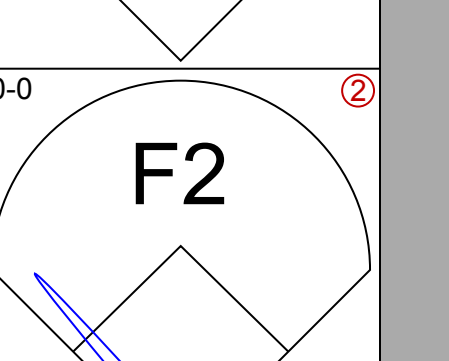
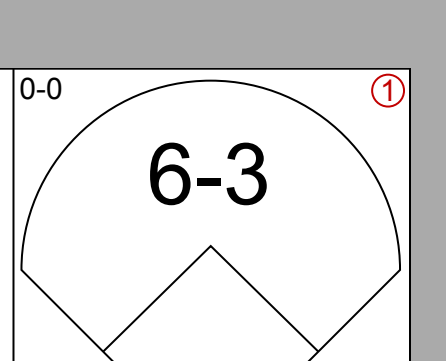
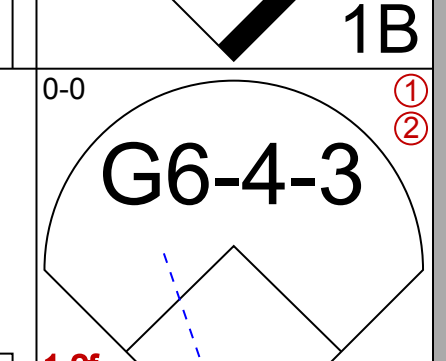
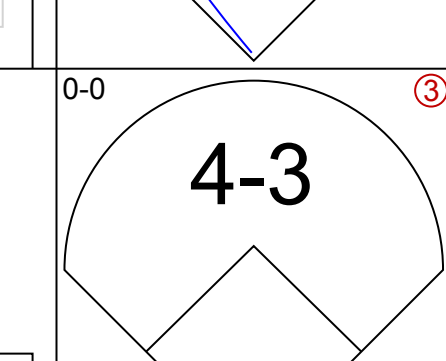
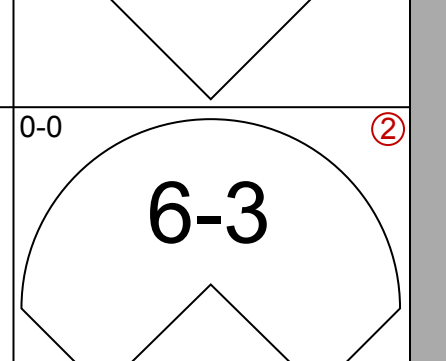
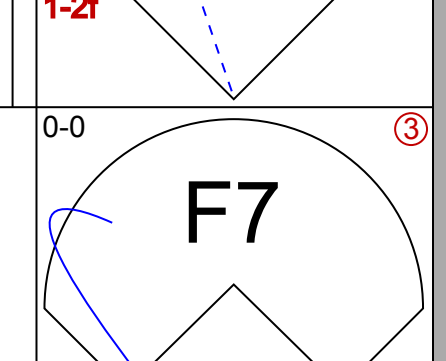
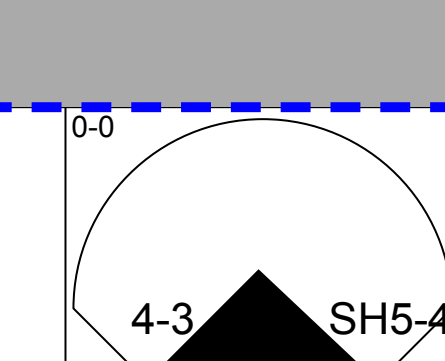
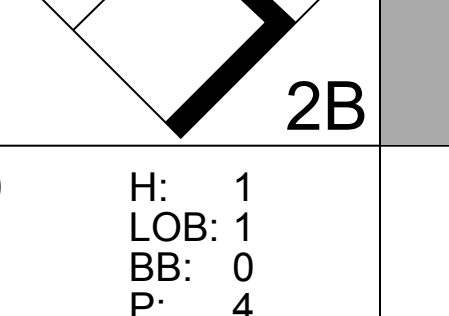
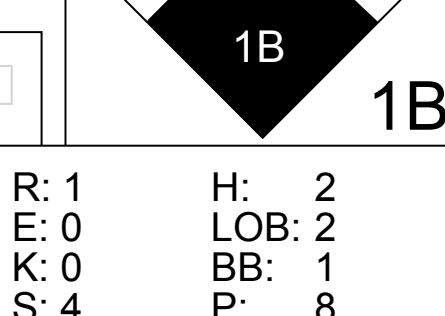
**Houston Astros @ San Diego Padres**  
Jack Murphy Stadium, San Diego, CA

Sat Jun 18 1983, 10:05 PM EDT  
Att: 26,640 - Unknown

livebaseballscores.com

AB 38  
R 1  
H 6  
RBI 1  
BB 0  
SO 4  
LOB 10



Batter	1	2	3	4	5	6	7	8	9	10	11	AB	R	H	RBI	BB	SO	LOB						
Luis Salazar, R OBP: 0.327, SLG: 0.361 (1.5)												4	0	0	0	0	0	1						
Alan Wiggins, S OBP: 0.345, SLG: 0.306 (1.7)												5	0	1	0	0	1	1						
Steve Garvey, R OBP: 0.355, SLG: 0.480 (1.3)												4	0	2	0	1	0	1						
Terry Kennedy, L OBP: 0.360, SLG: 0.443 (1.2)												5	0	1	1	0	1	2						
Ruppert Jones, L OBP: 0.270, SLG: 0.312 (1.8)												3	1	1	1	1	1	0						
Gary Templeton, S OBP: 0.287, SLG: 0.295 (1.6)												4	0	0	0	0	0	2						
Kevin McReynolds, R OBP: 0.255, SLG: 0.339 (1.9)												4	0	1	0	0	0	0						
Juan Bonilla, R OBP: 0.310, SLG: 0.327 (1.4)												4	0	0	0	0	0	1						
Dave Dravecky, R ERA: 3.16 (1.1)												3	0	1	0	0	0	0						
Tim Flannery, L OBP: 0.344, SLG: 0.413 (11. PH)												1	1	1	0	0	0	0						
<b>Inning Stats</b>	R: 0 E: 0 K: 0 S: 3	H: 1 LOB: 0 BB: 0 P: 3	R: 0 E: 0 K: 0 S: 3	H: 0 LOB: 0 BB: 0 P: 3	R: 0 E: 0 K: 0 S: 4	H: 1 LOB: 1 BB: 0 P: 4	R: 0 E: 0 K: 0 S: 3	H: 0 LOB: 0 BB: 0 P: 3	R: 0 E: 0 K: 0 S: 5	H: 0 LOB: 0 BB: 0 P: 5	R: 0 E: 0 K: 0 S: 3	H: 1 LOB: 2 BB: 1 P: 8	R: 0 E: 0 K: 0 S: 3	H: 1 LOB: 1 BB: 0 P: 3	R: 0 E: 0 K: 2 S: 8	H: 1 LOB: 1 BB: 0 P: 8	R: 1 E: 0 K: 0 S: 4	H: 1 LOB: 0 BB: 0 P: 4	R: 1 E: 0 K: 0 S: 4	H: 2 LOB: 2 BB: 1 P: 8	1B: 6 2B: 1 3B: 0 HR: 1	SF: 0 SAC: 1 DP: 2 HBP: 0	WP: 0 PB: 0 SB: 0 CS: 0	PA: 40
<b>PITCHER</b> Joe Niekro, R ERA: 3.16 (1.1)	IP: 10.0 WLS: 3 BF: 35 H: 6 R: 1 ER: 1 SO: 3 BB: 1 IBB: 0 HBP: 0 BLK: 0 WP: 0 HR: 1 S: 40 P: 44 ERA: 3.16 WHIP: 0.90																							
<b>PITCHER</b> Frank LaCorte, R ERA: 3.76 (11.1)	IP: 0.2 WLS: L BF: 3 H: 1 R: 1 ER: 1 SO: 0 BB: 0 IBB: 0 HBP: 0 BLK: 0 WP: 0 HR: 0 S: 3 P: 3 ERA: 13.50 WHIP: 1.500																							
<b>PITCHER</b> Frank DiPino, L ERA: 1.99 (11.1)	IP: 0.0 WLS: 2 BF: 1 H: 0 R: 0 ER: 0 SO: 0 BB: 1 IBB: 0 HBP: 0 BLK: 0 WP: 0 HR: 1 S: 5 P: 5 ERA: ∞ WHIP: ∞																							


**BOTTOM**

**Houston Astros @ San Diego Padres**  
Jack Murphy Stadium, San Diego, CA

Sat Jun 18 1983, 10:05 PM EDT  
Att: 26,640 - Unknown

livebaseballscores.com

AB 37  
R 2  
H 8  
RBI 2  
BB 2  
SO 3  
LOB 8





Batter	1	2	3	4	5	6	7	8	9	AB	R	H	RBI	BB	SO	LOB	TOP																
Omar Moreno, L (1.8) OBP: 0.285, SLG: 0.330	0-0 3-1		0-0 E5 FC5 BB	0-0 E3 2B		4-0 BB		0-0 K	4 1 0 0 1 1 0																								
Terry Puhl, L (1.9) OBP: 0.333, SLG: 0.366 Kevin Bass, S (9, PH) OBP: 0.289, SLG: 0.391	0-0 F9		4-0 FC5 BB	0-0 BB		0-0 F9		0-0 F9	3 0 1 1 1 0 1 1 0 0 0 0 0 0																								
Dickie Thon, R (1.6) OBP: 0.339, SLG: 0.445	0-0 E6 CS		0-0 FC5	0-0 L4			0-0 6-3	0-0 1B	5 0 1 0 0 0 3																								
Harry Spilman, L (1.3) OBP: 0.260, SLG: 0.326 Tim Tolman, R (7, PH) OBP: 0.294, SLG: 0.579	0-0 CS	0-0 1B	0-0 F8		0-0 F6		0-0 F9	0-0 5-3	3 0 1 0 0 0 2 2 0 0 0 0 0 1																								
Jose Cruz, L (1.7) OBP: 0.387, SLG: 0.433		0-0 F2		4-0 BB 1B SF7 BB	4-0 S BB		0-0 1B		2 1 1 0 2 0 1																								
Alan Ashby, S (1.2) OBP: 0.297, SLG: 0.446	0-0 F7		0-0 BB	0-0 E 1B	0-0 F6		0-3 K		4 1 1 0 0 1 3																								
Denny Walling, L (1.5) OBP: 0.260, SLG: 0.146 Dave Smith, R (5, 1) Tony Scott, S (8, PH) OBP: 0.239, SLG: 0.297 Frank LaCorte, R (8, 1) OBP: 0.167, SLG: 0.400	0-0 1B		0-0 F7	0-0 K	0-3 K		0-0 6-3		3 0 1 0 0 1 3 0 0 0 0 0 0 0 1 0 0 0 0 0 0 0 0 0 0 0 0 0								AB 34 R 4 H 6 RBI 2 BB 5 SO 4 LOB 16																
Bill Doran, S (1.4) OBP: 0.337, SLG: 0.300	0-0 F9		4-0 E BB	0-0 6-3	0-0 F8		0-0 4-3		3 1 0 0 1 0 2																								
Bob Knepper, L (1.1) OBP: 0.241, SLG: 0.444 Craig Reynolds, L (5, 5) OBP: 0.194, SLG: 0.200			0-3 K	0-0 SF7	0-0 F9		0-0 4-3		1 0 0 1 0 1 0 2 0 0 0 0 0 0																								
<b>Inning Stats</b>	R: 0 E: 1 K: 0 S: 3	H: 0 LOB: 0 BB: 0 P: 3	R: 0 E: 0 K: 0 S: 5	H: 2 LOB: 2 BB: 0 P: 5	R: 0 E: 1 K: 1 S: 6	H: 0 LOB: 2 BB: 1 P: 10	R: 4 E: 1 K: 0 S: 6	H: 2 LOB: 1 BB: 2 P: 14	R: 0 E: 0 K: 1 S: 5	H: 0 LOB: 1 BB: 1 P: 9	R: 0 E: 0 K: 0 S: 3	H: 0 LOB: 1 BB: 0 P: 7	R: 0 E: 0 K: 1 S: 6	H: 1 LOB: 1 BB: 0 P: 6	R: 0 E: 0 K: 0 S: 3	H: 0 LOB: 0 BB: 0 P: 3	R: 0 E: 0 K: 1 S: 6	H: 1 LOB: 1 BB: 0 P: 6	1B: 5 2B: 1 3B: 0 HR: 0	SF: 1 SAC: 0 DP: 0 HBP: 0	WP: 0 PB: 0 SB: 2 CS: 1	PA: 41											
<b>PITCHER</b>	IP WLS BF H R ER SO BB IBB HBP BLK WP HR S P ERA WHIP																																
Andy Hawkins, R (1.1) ERA: 2.81	3.2	20	4	4	1	1	3	0	0	0	0	0	0	19	31	2.46	1.909																
Elias Sosa, R (4.1) ERA: 5.92	2.0	W 8	0	0	0	1	2	0	0	0	0	0	0	8	16	0.00	1.000																
Sid Monge, L (6.1) ERA: 3.0	3.1	S 12	2	0	0	2	0	0	0	0	0	0	0	16	16	0.00	0.600																

Houston Astros @ San Diego Padres  
Jack Murphy Stadium, San Diego, CA  
Sun Jun 19 1983, 6:33 AM EDT  
Att: 16,464 - Unknown

AB	34
R	4
H	6
RBI	2
BB	5
SO	4
LOB	16




Batter	1	2	3	4	5	6	7	8	9	AB	R	H	RBI	BB	SO	LOB	BOTTOM														
Luis Salazar, R (1.5) OBP: 0.335, SLG: 0.368	0-0 E SH1-4 6-3 1B		0-0 G3		0-0 E 1B 1B	0-0 1B		0-0 4-3	5 2 3 0 0 0 0																						
Alan Wiggins, S (1.7) OBP: 0.350, SLG: 0.308	0-0 SH1-4		4-0 BB		0-0 1B	0-0 L5-4			2 1 1 0 1 0 2																						
Steve Garvey, R (1.3) OBP: 0.354, SLG: 0.476	0-0 6-3		0-0 F9		0-0 E5 1B		0-0 2B 1B		4 2 1 1 0 0 3																						
Sixto Lezcano, R (1.9) OBP: 0.332, SLG: 0.337	1-0 1B HBP		0-0 F8		0-0 2B 1B		0-3 K		3 1 1 2 0 1 2																						
Kevin McReynolds, R (1.8) OBP: 0.297, SLG: 0.333	0-0 1B		0-0 F9		0-0 F3		0-0 F9		4 0 1 0 0 0 3																						
Garry Templeton, S (1.6) OBP: 0.282, SLG: 0.336	0-0 F8		0-0 F9		0-0 2B	0-0 2B		0-0 2B	4 0 3 3 0 0 2																						
Juan Bonilla, R (1.4) OBP: 0.305, SLG: 0.321		0-0 6-3		0-0 F9	0-0 5-3		0-0 6-3		4 0 0 0 0 0 3																						
Doug Gwosdz, R (1.2) OBP: 0.188, SLG: 0.071	0-0 F7		0-0 F8		0-3 K		0-0 F3		4 0 0 0 0 1 1																						
Andy Hawkins, R (1.1) OBP: 0.120, SLG: 0.043 Elias Sosa, R (4.1) Sid Monge, S (6.1) OBP: 0.250, SLG: 0.250	0-0 4-3				0-0 F3		0-0 6-3		1 0 0 0 0 0 0 1 0 0 0 0 0 0 2 0 1 0 0 0 0																						
<b>Inning Stats</b>	R: 1 E: 1 K: 0 S: 5	H: 2 LOB: 2 BB: 0 P: 6	R: 0 E: 0 K: 0 S: 3	H: 0 LOB: 0 BB: 0 P: 3	R: 0 E: 0 K: 0 S: 3	H: 0 LOB: 1 BB: 1 P: 7	R: 0 E: 0 K: 0 S: 4	H: 1 LOB: 1 BB: 0 P: 4	R: 4 E: 1 K: 0 S: 8	H: 4 LOB: 1 BB: 0 P: 8	R: 0 E: 0 K: 1 S: 6	H: 2 LOB: 1 BB: 0 P: 6	R: 1 E: 0 K: 1 S: 7	H: 2 LOB: 1 BB: 0 P: 7	R: 0 E: 0 K: 0 S: 3	H: 0 LOB: 0 BB: 0 P: 3	1B: 8 2B: 4 3B: 0 HR: 0	SF: 0 SAC: 1 DP: 1 HBP: 1	WP: 0 PB: 0 SB: 0 CS: 0	PA: 37											
<b>PITCHER</b>	IP WLS BF H R ER SO BB IBB HBP BLK WP HR S P ERA WHIP																														
Bob Knepper, L (1.1) ERA: 2.97	4.2	L 24	7	5	2	0	1	0	0	0	0	14	14	3.86	1.714																
Dave Smith, R (5.1) ERA: 3.48	2.1	10	4	1	1	2	0	0	0	0	0	3	3	0.00	0.000																
Frank LaCorte, R (8.1) ERA: 3.67	1.0	3	0	0	0	0	0	0	0	0	0	3	3	0.00	0.000																

Houston Astros @ San Diego Padres  
Jack Murphy Stadium, San Diego, CA  
Sun Jun 19 1983, 6:33 AM EDT  
Att: 16,464 - Unknown

AB	34
R	6
H	11
RBI	6
BB	1
SO	2
LOB	16





Batter	1	2	3	4	5	6	7	8	9	AB	R	H	RBI	BB	SO	LOB	TOP										
<b>Brett Butler, L</b> OBP: 0.325, SLG: 0.330 (1, 7)	0-0 6-3		0-0 L4		4-0 FC4-6 HR BB	0-0 L3		0-0 F7	4 1 0 0 1 0 1																		
<b>Jerry Royster, R</b> OBP: 0.315, SLG: 0.265 (1, 5)	0-0 6-3		0-0 F2		4-0 FC4-6 BB	0-3 K		0-3 K	4 0 0 0 1 2 0																		
<b>Claudell Washington, L</b> OBP: 0.316, SLG: 0.414 (1, 9)	0-0 6-3			0-0 E 1B 1B	0-0 FC4-6 HR	0-3 K		0-3 K	5 2 1 0 0 2 2																		
<b>Dale Murphy, R</b> OBP: 0.405, SLG: 0.611 (1, 8)		4-0 S 2B BB		0-0 E7 1B	0-3 K		0-0 1B		3 2 2 0 1 1 2																		
<b>Chris Chambliss, L</b> OBP: 0.341, SLG: 0.425 (1, 3)		0-0 SH1-3 1-H 2B		0-0 2B 1B	4-0 HR IBB		0-0 4-3		3 1 2 3 1 0 1																		
<b>Glenn Hubbard, R</b> OBP: 0.352, SLG: 0.410 (1, 4)		0-0 SH1-3 2-3		0-0 1-3 2B	0-0 HR		0-0 4-3		3 1 2 4 0 0 0																		
<b>Bruce Benedict, R</b> OBP: 0.377, SLG: 0.352 (1, 2)		0-0 1-3		0-0 L4	0-0 F9		0-0 1B		4 0 1 0 0 0 3								AB 33 R 7 H 9 RBI 7 BB 5 SO 7 LOB 15										
<b>Rafael Ramirez, R</b> OBP: 0.316, SLG: 0.326 (1, 6)		0-0 F8		4-0 S6-3 IBB	0-0 F9		0-3 K		3 0 0 0 1 1 2																		
<b>Pete Falcone, L</b> OBP: 0.143, SLG: 0.143 (1, 1)			0-0 5-3	0-0 G6-3	0-0 L3 1B		0-3 K		4 0 1 0 0 1 4																		
<b>Inning Stats</b>	R: 0 E: 0 K: 0 S: 3	H: 0 LOB: 0 BB: 0 P: 3	R: 1 E: 0 K: 0 S: 4	H: 1 LOB: 1 BB: 1 P: 8	R: 0 E: 0 K: 0 S: 3	H: 0 LOB: 0 BB: 0 P: 3	R: 2 E: 1 K: 0 S: 6	H: 4 LOB: 2 BB: 1 P: 10	R: 4 E: 0 K: 1 S: 6	H: 1 LOB: 0 BB: 3 P: 18	R: 0 E: 0 K: 0 S: 3	H: 1 LOB: 1 BB: 0 P: 3	R: 0 E: 0 K: 2 S: 8	H: 1 LOB: 0 BB: 0 P: 8	R: 0 E: 0 K: 2 S: 8	H: 1 LOB: 1 BB: 0 P: 8	R: 0 E: 0 K: 2 S: 7	H: 0 LOB: 0 BB: 0 P: 7	1B: 6 2B: 3 3B: 0 HR: 1	SF: 0 SAC: 1 DP: 2 HBP: 0	WP: 0 PB: 0 SB: 2 CS: 0	PA: 39					
<b>PITCHER</b>	IP	WLS	BF	H	R	ER	SO	BB	IBB	HBP	BLK	WP	HR	S	P	ERA	WHIP										
<b>Vern Ruhle, R</b> ERA: 5.07 (1, 1)	4.0	L	20	5	5	5	0	3	1	0	0	0	0	16	32	11.25	2.000										
<b>Frank LaCorte, R</b> ERA: 3.53 (5, 1)	3.0		12	3	2	2	3	0	1	0	0	0	1	17	21	6.00	1.000										
<b>Bill Dawley, R</b> ERA: 1.5 (8, 1)	2.0		7	1	0	0	4	0	0	0	0	0	0	15	15	0.00	0.500										

Atlanta Braves @ Houston Astros  
Astrodome, Houston, TX  
Mon Jun 20 1983, 8:05 PM EDT  
Att: 16,242 - Dome

livebaseballscores.com

Batter	1	2	3	4	5	6	7	8	9	AB	R	H	RBI	BB	SO	LOB	BOTTOM										
<b>Omar Moreno, L</b> OBP: 0.288, SLG: 0.327 (1, 8)	4-0 6-3 S 1B BB		4-0 5-3 S BB		0-0 F9			0-0 G4-6-3	2 1 0 0 2 0 1																		
<b>Kevin Bass, S</b> OBP: 0.277, SLG: 0.374 (1, 9)	0-3 K		0-0 5-3		0-0 F8		0-0 5-3		4 0 0 0 0 1 2																		
<b>Dickie Thon, R</b> OBP: 0.334, SLG: 0.439 (1, 6)	0-0 6-3		0-0 F8		0-0 5-3		0-0 F9		4 0 0 0 0 0 2																		
<b>Phil Garner, R</b> OBP: 0.345, SLG: 0.398 (1, 5)	0-0 FC6-4 1B		0-0 F4		0-0 F8		0-3 K		4 0 1 1 0 1 0																		
<b>Jose Cruz, L</b> OBP: 0.385, SLG: 0.430 (1, 7)	0-0 FC6-4		0-3 K		0-0 1B		0-0 1-3		4 0 1 0 0 1 1																		
<b>Ray Knight, R</b> OBP: 0.360, SLG: 0.450 (1, 3)		0-0 F9		0-0 1B		0-0 F9		0-0 1-3	3 0 1 0 0 0 1																		
<b>Bill Doran, S</b> OBP: 0.335, SLG: 0.297 (1, 4)		0-0 F9		0-3 K		0-0 F5		0-0 1B	2 0 0 0 0 1 1								AB 30 R 1 H 4 RBI 1 BB 2 SO 5 LOB 10										
<b>Bill Dawley, R</b> OBP: 0.500, SLG: 0.500 (8, 1)		0-0 F9		0-0 K		0-0 5-3		0-0 4-6-3 1B	0 0 0 0 0 0 0																		
<b>Luis Pujols, R</b> OBP: 0.288, SLG: 0.273 (1, 2)		0-0 6-3		0-0 F5		0-0 5-3		0-0 4-6-3 1B	3 0 0 0 0 0 1																		
<b>Vern Ruhle, R</b> OBP: 0.231, SLG: 0.091 (1, 1)			0-3 K		0-0 4-3		0-0 1B		1 0 0 0 0 1 0																		
<b>Frank LaCorte, R</b> OBP: 0.167, SLG: 0.400 (5, 1)									0 0 0 0 0 0 0																		
<b>Craig Reynolds, L</b> OBP: 0.211, SLG: 0.216 (7, FH)									2 0 1 0 0 0 0																		
<b>Tim Tolman, R</b> OBP: 0.292, SLG: 0.550 (7, FH)									1 0 0 0 0 0 1																		
<b>Inning Stats</b>	R: 1 E: 0 K: 1 S: 6	H: 1 LOB: 1 BB: 1 P: 10	R: 0 E: 0 K: 0 S: 3	H: 0 LOB: 0 BB: 0 P: 3	R: 0 E: 0 K: 1 S: 5	H: 0 LOB: 1 BB: 1 P: 9	R: 0 E: 0 K: 2 S: 8	H: 1 LOB: 0 BB: 0 P: 8	R: 0 E: 0 K: 0 S: 3	H: 0 LOB: 0 BB: 0 P: 3	R: 0 E: 0 K: 0 S: 3	H: 0 LOB: 0 BB: 0 P: 3	R: 0 E: 0 K: 0 S: 4	H: 1 LOB: 1 BB: 0 P: 4	R: 0 E: 0 K: 0 S: 3	H: 1 LOB: 0 BB: 0 P: 3	R: 0 E: 0 K: 1 S: 5	H: 0 LOB: 0 BB: 0 P: 5	1B: 4 2B: 0 3B: 0 HR: 0	SF: 0 SAC: 0 DP: 1 HBP: 0	WP: 0 PB: 0 SB: 2 CS: 0	PA: 32					
<b>PITCHER</b>	IP	WLS	BF	H	R	ER	SO	BB	IBB	HBP	BLK	WP	HR	S	P	ERA	WHIP										
<b>Pete Falcone, L</b> ERA: 2.48 (1, 1)	9.0	W	32	4	1	1	5	2	0	0	0	0	0	40	48	1.00	0.667										

Atlanta Braves @ Houston Astros  
Astrodome, Houston, TX  
Mon Jun 20 1983, 8:05 PM EDT  
Att: 16,242 - Dome



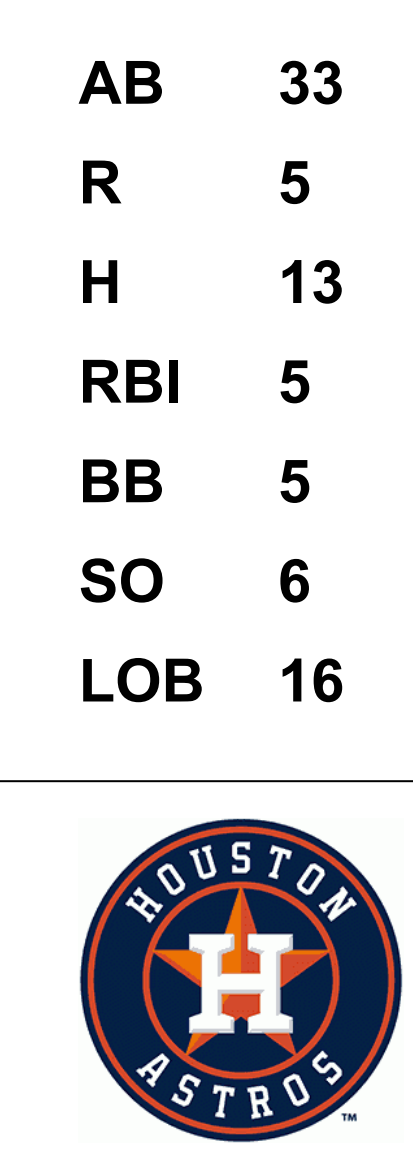


Batter	1	2	3	4	5	6	7	8	9	AB	R	H	RBI	BB	SO	LOB	TOP		
<b>Brett Butler, L</b> OBP: 0.319, SLG: 0.323 (1, 7)	G3			1-3			4-3		F8	4	0	0	0	0	0	0	<b>Atlanta Braves @ Houston Astros</b> Astrodome, Houston, TX Tue Jun 21 1983, 8:05 PM EDT Att: 16,251 - Dome		
<b>Rafael Ramirez, R</b> OBP: 0.311, SLG: 0.321 (1, 6)	F6			F8			5-3		6-3	4	0	0	0	0	0	0			
<b>Claudell Washington, L</b> OBP: 0.319, SLG: 0.413 (1, 9)	1-3			K			1B			3	0	1	0	0	1	0			
<b>Dale Murphy, R</b> OBP: 0.408, SLG: 0.611 (1, 8)							F9			3	0	2	0	0	0	1			
<b>Chris Chambliss, L</b> OBP: 0.336, SLG: 0.419 (1, 3)				G4-6-3			F7		F8	3	0	0	0	0	0	2			
<b>Glenn Hubbard, R</b> OBP: 0.352, SLG: 0.409 (1, 4)				5-3			F8			3	0	1	0	0	0	0			
<b>Bruce Benedict, R</b> OBP: 0.381, SLG: 0.357 (1, 2)									F7	3	0	2	0	0	0	1			
<b>Jerry Royster, R</b> OBP: 0.309, SLG: 0.256 (1, 5)				G5-4-3			G5-4-3		F8	3	0	0	0	0	0	3			
<b>Phil Niekro, R</b> OBP: 0.240, SLG: 0.217 <b>Donnie Moore, L</b> OBP: 0.333, SLG: 0.333 <b>Terry Harper, R</b> OBP: 0.379, SLG: 0.426 <b>Terry Forster, L</b> OBP: 1.000, SLG: 1.333 <b>Mike Jorgensen, L</b> OBP: 0.321, SLG: 0.480 (1, 1) (5, 1) (6, PH) (6, 1) (9, PH)				2-3			5-3		F7	1	0	0	0	0	0	0			
<b>Inning Stats</b>	R: 0 E: 0 K: 0 S: 3	H: 0 LOB: 0 BB: 0 P: 3	R: 0 E: 0 K: 0 S: 3	H: 1 LOB: 0 BB: 0 P: 3	R: 0 E: 0 K: 0 S: 3	H: 1 LOB: 0 BB: 0 P: 3	R: 0 E: 0 K: 1 S: 5	H: 0 LOB: 0 BB: 0 P: 5	R: 0 E: 0 K: 0 S: 3	H: 1 LOB: 0 BB: 0 P: 3	R: 0 E: 0 K: 0 S: 4	H: 1 LOB: 1 BB: 0 P: 4	R: 0 E: 0 K: 0 S: 4	H: 1 LOB: 1 BB: 0 P: 4	R: 0 E: 0 K: 0 S: 3	H: 0 LOB: 0 BB: 0 P: 3		1B: 6 2B: 0 3B: 0 HR: 0	SF: 0 SAC: 0 DP: 3 HBP: 0
<b>PITCHER</b> <b>Mike Scott, R</b> ERA: 2.98 (1, 1)	IP: 9.0 WLS: W BF: 29 H: 6 R: 0 ER: 0 SO: 1 BB: 0 IBB: 0 HBP: 0 BLK: 0 WP: 0 HR: 0 S: 31 P: 31 ERA: 0.00 WHIP: 0.667															<b>PITCHER</b> <b>Mike Scott, R</b> ERA: 2.98 (1, 1)	IP: 9.0 WLS: W BF: 29 H: 6 R: 0 ER: 0 SO: 1 BB: 0 IBB: 0 HBP: 0 BLK: 0 WP: 0 HR: 0 S: 31 P: 31 ERA: 0.00 WHIP: 0.667		

AB 29  
R 0  
H 6  
RBI 0  
BB 0  
SO 1  
LOB 7



Batter	1	2	3	4	5	6	7	8	9	AB	R	H	RBI	BB	SO	LOB	BOTTOM		
<b>Omar Moreno, L</b> OBP: 0.286, SLG: 0.323 (1, 8)	K		F7	F9		K		IBB		4	0	0	0	1	2	2	<b>Atlanta Braves @ Houston Astros</b> Astrodome, Houston, TX Tue Jun 21 1983, 8:05 PM EDT Att: 16,251 - Dome		
<b>Terry Puhl, L</b> OBP: 0.342, SLG: 0.374 (1, 9)	K		BB	1B		L4-3		6-3		5	0	3	1	0	1	0			
<b>Dickie Thon, R</b> OBP: 0.333, SLG: 0.436 (1, 6)	F6		BB	1B		L4-3		6-3		4	0	1	0	0	0	1			
<b>Phil Garner, R</b> OBP: 0.351, SLG: 0.411 (1, 5)			HR	BB		S		K		2	2	1	1	2	1	0			
<b>Jose Cruz, L</b> OBP: 0.387, SLG: 0.435 (1, 7)	F5		6-3	BB		S		CS		4	1	2	1	0	0	3			
<b>Ray Knight, R</b> OBP: 0.371, SLG: 0.469 <b>Denny Walling, L</b> OBP: 0.205, SLG: 0.146 (1, 3) (8, FR) (9, 3)				FC5-4		BB		CS		4	0	4	1	0	0	0			
<b>Alan Ashby, S</b> OBP: 0.301, SLG: 0.444 (1, 2)				2B		2B		1B		0	1	0	0	0	0	0			
<b>Bill Doran, S</b> OBP: 0.336, SLG: 0.296 <b>Craig Reynolds, L</b> OBP: 0.225, SLG: 0.256 (1, 4) (5, PH) (6, 4)				F5		BB		1B		3	1	1	0	1	1	2			
<b>Mike Scott, R</b> OBP: 0.105, SLG: 0.105 (1, 1)				K		F3		1B		4	0	0	0	0	1	5			
<b>Inning Stats</b>	R: 0 E: 0 K: 2 S: 7	H: 2 LOB: 1 BB: 0 P: 7	R: 1 E: 0 K: 1 S: 7	H: 2 LOB: 1 BB: 0 P: 7	R: 0 E: 0 K: 0 S: 5	H: 2 LOB: 3 BB: 1 P: 9	R: 0 E: 0 K: 0 S: 4	H: 1 LOB: 2 BB: 1 P: 8	R: 2 E: 0 K: 1 S: 5	H: 3 LOB: 2 BB: 2 P: 13	R: 0 E: 0 K: 1 S: 5	H: 0 LOB: 0 BB: 0 P: 5	R: 0 E: 0 K: 1 S: 5	H: 1 LOB: 0 BB: 0 P: 5	R: 2 E: 0 K: 1 S: 7	H: 4 LOB: 2 BB: 1 P: 11		1B: 8 2B: 5 3B: 0 HR: 1	SF: 0 SAC: 0 DP: 1 HBP: 0
<b>PITCHER</b> <b>Phil Niekro, R</b> ERA: 5.04 <b>Donnie Moore, R</b> ERA: 3.52 <b>Terry Forster, L</b> ERA: 2.0 (1, 1) (5, 1) (6, 1)	IP: 4.2 WLS: L BF: 25 H: 8 R: 3 ER: 3 SO: 3 BB: 4 IBB: 0 HBP: 0 BLK: 0 WP: 0 HR: 1 S: 27 P: 43 ERA: 5.79 WHIP: 2.571															<b>PITCHER</b> <b>Phil Niekro, R</b> ERA: 5.04 <b>Donnie Moore, R</b> ERA: 3.52 <b>Terry Forster, L</b> ERA: 2.0 (1, 1) (5, 1) (6, 1)	IP: 3.0 WLS: L BF: 12 H: 5 R: 2 ER: 2 SO: 3 BB: 1 IBB: 0 HBP: 0 BLK: 0 WP: 0 HR: 1 S: 17 P: 21 ERA: 6.00 WHIP: 1.667		





Batter	1	2	3	4	5	6	7	8	9	AB	R	H	RBI	BB	SO	LOB	TOP			
<b>Brett Butler, L</b> OBP: 0.317, SLG: 0.317 (1, 7)										4	1	0	0	1	1	3	<b>Atlanta Braves @ Houston Astros</b> Astrodome, Houston, TX Wed Jun 22 1983, 8:05 PM EDT Att: 25,322 - Dome			
<b>Rafael Ramirez, R</b> OBP: 0.310, SLG: 0.320 (1, 6)										4	0	1	0	0	0	2				
<b>Claudell Washington, L</b> OBP: 0.321, SLG: 0.412 (1, 9)										3	0	1	0	1	1	1				
<b>Dale Murphy, R</b> OBP: 0.409, SLG: 0.614 (1, 8)										4	1	2	0	0	0	2				
<b>Chris Chambliss, L</b> OBP: 0.330, SLG: 0.411 (1, 3)										4	0	0	0	0	2	2				
<b>Glenn Hubbard, R</b> OBP: 0.354, SLG: 0.412 (1, 4)										3	1	1	0	1	1	1				
<b>Bruce Benedict, R</b> OBP: 0.374, SLG: 0.350 (1, 2)										4	0	0	0	0	0	4				
<b>Jerry Royster, R</b> OBP: 0.300, SLG: 0.247 (9, PH)										3	0	0	0	0	2	1				
<b>Mike Jorgensen, L</b> OBP: 0.345, SLG: 0.480 (9, PH)										0	0	0	0	1	0	0				
<b>Gene Garber, R</b> (9, 1)										0	0	0	0	0	0	0				
<b>Pascual Perez, R</b> OBP: 0.171, SLG: 0.171 (8, PH)										2	0	1	0	0	0	0				
<b>Bill Picot, S</b> OBP: 0.260, SLG: 0.260 (8, 1)										1	0	0	0	0	0	0				
<b>Steve Bedrosian, R</b> OBP: 0.290, SLG: 0.290 (8, 1)										0	0	0	0	0	0	0				
<b>Bob Watson, R</b> OBP: 0.344, SLG: 0.544 (8, PH)										1	0	1	2	0	0	0				
<b>Randy Johnson, R</b> OBP: 0.429, SLG: 0.412 (8, 9)										0	0	0	0	0	0	0				
<b>Inning Stats</b>	R: 0 E: 0 K: 0 S: 3	H: 0 LOB: 0 BB: 0 P: 3	R: 0 E: 0 K: 1 S: 6	H: 1 LOB: 1 BB: 0 P: 6	R: 0 E: 0 K: 1 S: 6	H: 1 LOB: 1 BB: 0 P: 6	R: 0 E: 0 K: 0 S: 3	H: 1 LOB: 0 BB: 0 P: 3	R: 0 E: 0 K: 2 S: 7	H: 0 LOB: 0 BB: 0 P: 7	R: 1 E: 0 K: 0 S: 3	H: 0 LOB: 1 BB: 2 P: 11	R: 0 E: 0 K: 2 S: 8	H: 1 LOB: 1 BB: 0 P: 8	R: 0 E: 0 K: 1 S: 6	H: 1 LOB: 1 BB: 2 P: 13	1B: 5 2B: 2 3B: 0 HR: 0	SF: 0 SAC: 0 DP: 1 HBP: 0	WP: 0 PA: 37 PB: 1 SB: 4 CS: 0	
<b>PITCHER</b>	IP	WLS	BF	H	R	ER	SO	BB	IBB	HBP	BLK	WP	HR	S	P	ERA	WHIP			
<b>Nolan Ryan, R</b> ERA: 2.04	8.0		30	5	1	0	7	2	0	0	0	0	0	42	50	0.00	0.875			
<b>Frank DiPino, L</b> ERA: 2.25	0.1		2	1	1	1	0	0	0	0	0	0	0	2	2	27.00	3.000			
<b>Bill Dawley, R</b> ERA: 1.72	0.2	W	5	1	1	1	0	2	0	0	0	0	0	3	11	13.50	4.500			

Batter	1	2	3	4	5	6	7	8	9	AB	R	H	RBI	BB	SO	LOB	BOTTOM				
<b>Omar Moreno, L</b> OBP: 0.286, SLG: 0.322 (1, 8)										4	0	1	0	0	2	1	<b>Atlanta Braves @ Houston Astros</b> Astrodome, Houston, TX Wed Jun 22 1983, 8:05 PM EDT Att: 25,322 - Dome				
<b>Harry Spilman, L</b> OBP: 0.275, SLG: 0.326 (9, PH)										0	1	0	0	1	0	0					
<b>Terry Puhl, L</b> OBP: 0.343, SLG: 0.375 (1, 9)										5	1	2	1	0	1	1					
<b>Dickie Thon, R</b> OBP: 0.338, SLG: 0.435 (1, 6)										3	0	1	0	2	1	0					
<b>Phil Garner, R</b> OBP: 0.348, SLG: 0.407 (1, 5)										5	0	1	1	0	0	3					
<b>Jose Cruz, L</b> OBP: 0.385, SLG: 0.430 (1, 7)										3	0	0	0	1	1	2					
<b>Ray Knight, R</b> OBP: 0.373, SLG: 0.475 (1, 3)										4	0	2	0	0	0	1					
<b>Frank DiPino, L</b> OBP: 0.400, SLG: 0.500 (9, 1)										0	0	0	0	0	0	0					
<b>Bill Dawley, R</b> OBP: 0.500, SLG: 0.500 (9, 1)										0	0	0	0	0	0	0					
<b>Craig Reynolds, L</b> OBP: 0.250, SLG: 0.279 (1, 4)										4	1	2	0	0	0	2					
<b>Luis Pujols, R</b> OBP: 0.290, SLG: 0.293 (1, 2)										3	0	1	1	0	0	3					
<b>Tony Scott, S</b> OBP: 0.237, SLG: 0.295 (9, PH)										1	0	0	0	0	1	0					
<b>Nolan Ryan, R</b> OBP: 0.100, SLG: 0.053 (9, 3)										3	0	0	0	0	1	3					
<b>Denny Walling, L</b> OBP: 0.222, SLG: 0.167 (9, 3)										1	1	1	0	0	0	0					
<b>Inning Stats</b>	R: 0 E: 0 K: 0 S: 4	H: 1 LOB: 2 BB: 1 P: 8	R: 1 E: 0 K: 1 S: 7	H: 2 LOB: 1 BB: 0 P: 7	R: 0 E: 0 K: 2 S: 7	H: 0 LOB: 0 BB: 0 P: 7	R: 0 E: 0 K: 0 S: 4	H: 1 LOB: 1 BB: 0 P: 4	R: 1 E: 0 K: 2 S: 9	H: 2 LOB: 1 BB: 0 P: 9	R: 0 E: 0 K: 1 S: 7	H: 2 LOB: 2 BB: 0 P: 7	R: 0 E: 0 K: 0 S: 3	H: 0 LOB: 0 BB: 0 P: 3	R: 0 E: 0 K: 0 S: 3	H: 0 LOB: 1 BB: 1 P: 7	R: 2 E: 1 K: 1 S: 6	H: 3 LOB: 3 BB: 2 P: 14	1B: 9 2B: 2 3B: 0 HR: 0	SF: 0 SAC: 0 DP: 0 HBP: 0	WP: 0 PA: 40 PB: 0 SB: 1 CS: 0
<b>PITCHER</b>	IP	WLS	BF	H	R	ER	SO	BB	IBB	HBP	BLK	WP	HR	S	P	ERA	WHIP				
<b>Pascual Perez, R</b> ERA: 2.6	7.0		30	8	2	1	6	1	0	0	0	0	0	41	45	1.29	1.286				
<b>Steve Bedrosian, R</b> ERA: 2.92	1.0		4	0	0	0	0	1	0	0	0	0	0	3	7	0.00	1.000				
<b>Gene Garber, R</b> ERA: 5.13	0.1	L	6	3	2	2	1	1	1	0	0	0	0	6	14	54.00	12.000				



AB 33  
R 3  
H 7  
RBI 2  
BB 4  
SO 7  
LOB 16

AB 36  
R 4  
H 11  
RBI 3  
BB 4  
SO 7  
LOB 16

livebaseballscores.com

livebaseballscores.com



Batter	1	2	3	4	5	6	7	8	9	AB	R	H	RBI	BB	SO	LOB	TOP								
Omar Moreno, L (1, 8) Frank LaCorte, R (7, 1) Vern Ruhle, R (7, 1) Mike Madden, L (8, 1)	0-0 SF9 3B		0-0 1-3		0-0 F7		0-3 K			4	1	1	0	0	1	3									
Terry Puhl, L (1, 9) Dickie Thon, R (1, 6) Phil Garner, R (1, 5)	0-0 SF9 3H		0-0 F9 2-3		0-0 FC5-4 1B		0-0 F8			3	0	1	1	0	0	1									
Jose Cruz, L (1, 7) Ray Knight, R (1, 3)	4-0 4-3 BB		0-0 4-3		0-0 F5		0-0 F8			4	1	1	1	0	1	2									
Bill Doran, S (1, 4) Luis Pujols, R (1, 2)	0-0 4-3		0-0 4-3		0-0 F9		0-0 F7			3	0	0	0	1	1	2									
Joe Niekro, R (1, 1) Kevin Bass, S (7, PH)	0-0 F4		0-0 F8		0-0 5-3 1B		0-0 F8			4	0	1	0	0	0	3									
Inning Stats	R: 1 E: 0 K: 0 S: 4	H: 1 LOB: 0 BB: 0 P: 4	R: 0 E: 0 K: 0 S: 3	H: 0 LOB: 1 BB: 1 P: 7	R: 0 E: 0 K: 1 S: 6	H: 1 LOB: 1 BB: 0 P: 6	R: 0 E: 0 K: 0 S: 3	H: 0 LOB: 0 BB: 0 P: 3	R: 0 E: 0 K: 1 S: 6	H: 1 LOB: 1 BB: 0 P: 6	R: 0 E: 0 K: 0 S: 5	H: 2 LOB: 2 BB: 0 P: 5	R: 0 E: 0 K: 1 S: 6	H: 1 LOB: 1 BB: 0 P: 6	R: 1 E: 0 K: 2 S: 8	H: 1 LOB: 0 BB: 1 P: 8	R: 0 E: 0 K: 0 S: 2	H: 0 LOB: 0 BB: 1 P: 6	1B: 3 2B: 2 3B: 1 HR: 1	SF: 1 SAC: 0 DP: 1 HBP: 0	WP: 0 PB: 0 SB: 0 CS: 0	PA: 35			
PITCHER	IP	WLS	BF	H	R	ER	SO	BB	IBB	HBP	BLK	WP	HR	S	P	ERA	WHIP								
Burt Hooton, R (1, 1) Tom Niedenfuer, R (8, 1) Ricky Wright, L (9, 1)	7.0	W	28	6	1	1	3	1	0	0	0	0	0	33	37	1.29	1.000								

Houston Astros @ Los Angeles Dodgers  
Dodger Stadium, Los Angeles, CA  
Fri Jun 24 1983, 7:05 PM PDT  
Att: 40,316 - Unknown

AB	32
R	2
H	7
RBI	2
BB	2
SO	5
LOB	18



Batter	1	2	3	4	5	6	7	8	9	AB	R	H	RBI	BB	SO	LOB	BOTTOM									
Steve Sax, R (1, 4) Ricky Wright, L (9, 1)	0-3 K		0-0 PB S 1B		0-3 K		0-0 K HR	0-0 4-3		5	2	2	1	0	2	1										
Ken Landreaux, L (1, 8) Derrel Thomas, S (7, FR)	0-0 PB 2B		0-0 4-3 S 1B		0-3 K		3-0 K HR HBP			3	0	2	1	0	1	0										
Dusty Baker Jr., R (1, 7) Pedro Guerrero, R (1, 5)	0-0 6-3		4-0 1-2 4-3 BB		0-0 K 1B		0-0 K HR			3	2	2	2	1	0	1										
Greg Brock, L (1, 3) Ron Roenicke, S (1, 9)	0-0 6-3		0-3 K		0-0 4-3		0-0 F8			4	1	1	2	0	1	4										
Steve Yeager, R (1, 2) Bill Russell, R (1, 6)	0-0 2-3		0-0 FC5-4 S		0-0 K		0-0 F8			4	1	2	1	0	0	1										
Burt Hooton, R (1, 1) Tom Niedenfuer, R (8, 1) Mike Marshall, R (8, PH) Rafael Landestoy, S (9, 4)	0-0 6-3		0-0 K2-3		0-0 F8		0-0 K HR			4	1	2	1	0	0	1										
Inning Stats	R: 0 E: 0 K: 1 S: 6	H: 1 LOB: 1 BB: 0 P: 6	R: 0 E: 0 K: 2 S: 7	H: 0 LOB: 2 BB: 2 P: 15	R: 1 E: 0 K: 2 S: 9	H: 2 LOB: 2 BB: 1 P: 13	R: 0 E: 0 K: 0 S: 3	H: 0 LOB: 0 BB: 0 P: 3	R: 2 E: 0 K: 2 S: 9	H: 2 LOB: 0 BB: 0 P: 9	R: 1 E: 0 K: 1 S: 6	H: 1 LOB: 0 BB: 0 P: 6	R: 3 E: 0 K: 0 S: 5	H: 2 LOB: 1 BB: 0 P: 8	R: 0 E: 0 K: 0 S: 3	H: 1 LOB: 1 BB: 1 P: 7	1B: 4 2B: 1 3B: 0 HR: 4	SF: 0 SAC: 0 DP: 1 HBP: 1	WP: 0 PB: 2 SB: 4 CS: 0	PA: 37						
PITCHER	IP	WLS	BF	H	R	ER	SO	BB	IBB	HBP	BLK	WP	HR	S	P	ERA	WHIP									
Joe Niekro, R (1, 1) Frank LaCorte, R (7, 1) Vern Ruhle, R (7, 1) Mike Madden, L (8, 1)	6.0	L	27	6	4	4	8	3	0	0	0	0	1	4	40	52	6.00	1.500								

Houston Astros @ Los Angeles Dodgers  
Dodger Stadium, Los Angeles, CA  
Fri Jun 24 1983, 7:05 PM PDT  
Att: 40,316 - Unknown

AB	32
R	7
H	9
RBI	7
BB	4
SO	8
LOB	16





Batter	1	2	3	4	5	6	7	8	9	10	11	AB	R	H	RBI	BB	SO	LOB	TOP					
Omar Moreno, L OBP: 0.282, SLG: 0.323 Bill Dawley, R OBP: 0.333, SLG: 0.333	F5		L5			1-3	K			K		4	0	0	0	0	1	3						
Kevin Bass, S OBP: 0.270, SLG: 0.361	6-3		4-3			K				L4		5	0	1	0	0	1	0						
Dickie Thon, R OBP: 0.338, SLG: 0.442	K					K				6-3		5	0	2	0	0	2	0						
Phil Garner, R OBP: 0.348, SLG: 0.405												5	0	2	0	0	1	3						
Jose Cruz, L OBP: 0.380, SLG: 0.421												5	1	1	0	0	1	1						
Rav Knight, R OBP: 0.372, SLG: 0.467												5	0	2	0	0	0	2						
Bill Doran, S OBP: 0.340, SLG: 0.306												5	0	3	1	0	0	0						
Luis Pujols, R OBP: 0.288, SLG: 0.290 Harry Sotman, L OBP: 0.255, SLG: 0.300												0	0	0	0	0	0	0						
Bob Knepper, L OBP: 0.233, SLG: 0.289 Tony Scott, S OBP: 0.233, SLG: 0.289												2	0	0	0	0	2	0						
<b>Inning Stats</b>	R: 0 E: 0 K: 1 S: 5	H: 0 LOB: 0 BB: 0 P: 5	R: 0 E: 0 K: 2 S: 9	H: 2 LOB: 2 BB: 0 P: 9	R: 0 E: 0 K: 1 S: 5	H: 0 LOB: 0 BB: 0 P: 5	R: 0 E: 0 K: 0 S: 4	H: 2 LOB: 1 BB: 0 P: 4	R: 0 E: 0 K: 2 S: 7	H: 0 LOB: 0 BB: 0 P: 7	R: 1 E: 0 K: 2 S: 11	H: 3 LOB: 3 BB: 0 P: 11	R: 0 E: 0 K: 0 S: 3	H: 1 LOB: 0 BB: 0 P: 3	R: 0 E: 0 K: 0 S: 4	H: 1 LOB: 1 BB: 0 P: 4	R: 0 E: 0 K: 1 S: 7	H: 2 LOB: 2 BB: 0 P: 7	R: 0 E: 0 K: 1 S: 5	H: 0 LOB: 0 BB: 0 P: 5	1B: 11 2B: 0 3B: 0 HR: 0	SF: 0 SAC: 0 DP: 1 HBP: 0	WP: 0 PB: 1 SB: 0 CS: 1	PA: 44
<b>PITCHER</b> Jerry Reuss, L ERA: 2.51 Tom Niedenfuer, R ERA: 1.73	IP: 10.0 WLS: 10 BF: 40	H: 11 R: 1 ER: 1 SO: 11	BB: 0 IBB: 0 HBP: 0 BLK: 0	WP: 0 HR: 0 S: 62 P: 62	ERA: 0.90 WHIP: 1.000																			

Houston Astros @ Los Angeles Dodgers  
Dodger Stadium, Los Angeles, CA  
Sat Jun 25 1983, 7:05 PM PDT  
Att: 44,294 - Unknown

AB	43
R	1
H	11
RBI	1
BB	0
SO	12
LOB	16



Batter	1	2	3	4	5	6	7	8	9	10	11	AB	R	H	RBI	BB	SO	LOB	BOTTOM			
Steve Sax, R OBP: 0.344, SLG: 0.389	HR											5	1	1	1	0	0	3				
Bill Russell, R OBP: 0.341, SLG: 0.319 Dave Anderson, R OBP: 0.191, SLG: 0.227	F8											5	0	0	0	0	0	0				
Dusty Baker Jr., R OBP: 0.307, SLG: 0.374	F9											5	0	0	0	0	0	0				
Pedro Guerrero, R OBP: 0.384, SLG: 0.520												5	1	4	0	0	1	0				
Mike Marshall, R OBP: 0.308, SLG: 0.397	5-3											5	0	1	0	0	1	3				
Steve Yeager, R OBP: 0.281, SLG: 0.462												4	0	1	0	1	0	1				
Ron Roenicke, S OBP: 0.270, SLG: 0.307												5	0	1	1	0	1	1				
Derrel Thomas, S OBP: 0.395, SLG: 0.400												4	0	2	0	0	1	1				
Jerry Reuss, L OBP: 0.230, SLG: 0.237 Rick Monday, L OBP: 0.320, SLG: 0.371 Tom Niedenfuer, R ERA: 1.76												2	0	1	0	0	1	0				
<b>Inning Stats</b>	R: 1 E: 0 K: 0 S: 5	H: 2 LOB: 1 BB: 0 P: 5	R: 0 E: 0 K: 0 S: 5	H: 2 LOB: 2 BB: 0 P: 5	R: 0 E: 0 K: 0 S: 4	H: 1 LOB: 1 BB: 0 P: 4	R: 0 E: 0 K: 1 S: 5	H: 0 LOB: 0 BB: 0 P: 5	R: 0 E: 0 K: 1 S: 6	H: 1 LOB: 1 BB: 0 P: 6	R: 0 E: 0 K: 1 S: 5	H: 0 LOB: 0 BB: 0 P: 5	R: 0 E: 0 K: 0 S: 3	H: 0 LOB: 0 BB: 0 P: 3	R: 0 E: 0 K: 0 S: 3	H: 0 LOB: 0 BB: 0 P: 3	R: 1 E: 0 K: 0 S: 4	H: 3 LOB: 3 BB: 1 P: 8	1B: 8 2B: 2 3B: 0 HR: 1	SF: 0 SAC: 1 DP: 0 HBP: 0	WP: 0 PB: 0 SB: 0 CS: 0	PA: 43
<b>PITCHER</b> Bob Knepper, L ERA: 2.86 Bill Dawley, R ERA: 1.76	IP: 6.0 WLS: 4 BF: 19	H: 6 R: 1 ER: 1 SO: 2	BB: 0 IBB: 0 HBP: 0 BLK: 0	WP: 0 HR: 1 S: 30 P: 30	ERA: 1.50 WHIP: 1.000																	

Houston Astros @ Los Angeles Dodgers  
Dodger Stadium, Los Angeles, CA  
Sat Jun 25 1983, 7:05 PM PDT  
Att: 44,294 - Unknown

AB	41
R	2
H	11
RBI	2
BB	1
SO	5
LOB	9





Batter	1	2	3	4	5	6	7	8	9	AB	R	H	RBI	BB	SO	LOB	TOP					
Omar Moreno, L OBP: 0.280, SLG: 0.321										5	1	1	0	0	0	4						
Tony Puhl, L OBP: 0.335, SLG: 0.367 Tony Scott, S OBP: 0.238, SLG: 0.287										3	0	0	0	0	1	1						
Dickie Thon, R OBP: 0.342, SLG: 0.453										4	3	2	3	1	0	0						
Phil Garner, R OBP: 0.342, SLG: 0.397										5	0	0	0	0	2	3						
Jose Cruz, L OBP: 0.380, SLG: 0.418										4	2	1	1	1	0	0						
Ray Knight, R OBP: 0.381, SLG: 0.474 Denny Walling, L OBP: 0.217, SLG: 0.163										3	0	3	2	1	0	0						
Bill Doran, S OBP: 0.345, SLG: 0.310										4	0	2	1	1	0	1						
John Mizerock, L OBP: 0.160, SLG: 0.250										4	1	1	2	0	0	5						
Mike Scott, R OBP: 0.095, SLG: 0.095 Dave Smith, R OBP: 0.095, SLG: 0.095										2	0	0	0	0	0	2						
										0	0	0	0	0	0	0						
<b>Inning Stats</b>	R: 3 E: 0 K: 1 S: 8	H: 3 LOB: 2 BB: 2 P: 16	R: 0 E: 0 K: 0 S: 3	H: 0 LOB: 0 BB: 0 P: 3	R: 2 E: 0 K: 0 S: 6	H: 3 LOB: 2 BB: 1 P: 10	R: 0 E: 0 K: 1 S: 5	H: 0 LOB: 0 BB: 0 P: 5	R: 0 E: 0 K: 0 S: 3	H: 0 LOB: 1 BB: 1 P: 7	R: 0 E: 0 K: 0 S: 5	H: 2 LOB: 0 BB: 1 P: 9	R: 1 E: 1 K: 0 S: 6	H: 2 LOB: 2 BB: 0 P: 6	R: 0 E: 0 K: 1 S: 5	H: 0 LOB: 0 BB: 0 P: 5	R: 0 E: 0 K: 0 S: 3	H: 0 LOB: 0 BB: 0 P: 3	1B: 8 2B: 1 3B: 0 HR: 1	SF: 0 SAC: 2 DP: 0 HBP: 0	WP: 0 PB: 0 SB: 5 CS: 0	PA: 43
<b>PITCHER</b>	IP WLS BF H R ER SO BB IBB HBP BLK WP HR S P ERA WHIP																					
Alejandro Pena, R ERA: 2.56	(1, 1) 2.1 L 14 5 5 5 1 1 1 0 0 0 0 0 14 22 19.29 2.571																					
Pat Zachry, R ERA: 1.96	(3, 1) 1.2 7 1 0 0 1 1 0 0 0 0 0 1 8 12 0.00 1.200																					
Joe Beckwith, R ERA: 3.24	(5, 1) 2.0 10 2 3 3 0 2 0 0 0 0 0 1 8 16 13.50 2.000																					
Ricky Wright, L ERA: 3.0	(7, 1) 2.0 9 2 1 1 1 0 0 0 0 0 0 0 11 11 4.50 1.000																					
Tom Niedenfuer, R ERA: 1.69	(9, 1) 1.0 3 0 0 0 0 0 0 0 0 0 0 0 3 3 0.00 0.000																					

Houston Astros @ Los Angeles Dodgers  
Dodger Stadium, Los Angeles, CA  
Sun Jun 26 1983, 3:33 AM PDT  
Att: 48,401 - Unknown

AB	36
R	9
H	10
RBI	9
BB	5
SO	3
LOB	16



Batter	1	2	3	4	5	6	7	8	9	AB	R	H	RBI	BB	SO	LOB	BOTTOM					
Steve Sax, R OBP: 0.345, SLG: 0.389										5	1	2	0	0	0	0						
Ron Roenicke, S OBP: 0.283, SLG: 0.308										3	1	1	0	2	0	1						
Dusty Baker Jr., R OBP: 0.305, SLG: 0.369										3	1	0	1	1	0	1						
Pedro Guerrero, R OBP: 0.384, SLG: 0.517										5	2	2	1	0	0	1						
Rick Monday, L OBP: 0.342, SLG: 0.422										2	1	1	2	2	0	2						
Mike Marshall, R OBP: 0.307, SLG: 0.413										4	1	1	1	0	2	3						
Steve Yeager, R OBP: 0.295, SLG: 0.460										3	0	1	1	1	0	0						
Dave Anderson, R OBP: 0.176, SLG: 0.208										4	0	0	0	0	0	3						
Alejandro Pena, R Pat Zachry, R Greg Brock, L Joe Beckwith, L Dwight Gooden, S Dwight Gooden, S Rafael Landestoy, S Tom Niedenfuer, R	(1, 1) (3, 1) (4, PH) (5, 1) (5, PH) (7, 1) (8, PH) (9, 1)									1 0 0 0 0 0 0 0	0 0 0 0 0 0 0 0	0 0 0 0 0 0 0 0	0 0 0 0 0 0 0 0	0 0 0 0 0 0 0 0	0 0 0 0 0 0 0 0	0 0 0 0 0 0 0 0	0 0 0 0 0 0 0 0					
<b>Inning Stats</b>	R: 2 E: 0 K: 1 S: 5	H: 1 LOB: 1 BB: 3 P: 17	R: 0 E: 0 K: 0 S: 3	H: 0 LOB: 0 BB: 0 P: 3	R: 0 E: 0 K: 0 S: 3	H: 1 LOB: 0 BB: 0 P: 3	R: 1 E: 0 K: 1 S: 7	H: 2 LOB: 2 BB: 1 P: 11	R: 0 E: 0 K: 0 S: 3	H: 0 LOB: 0 BB: 0 P: 3	R: 2 E: 1 K: 0 S: 5	H: 1 LOB: 1 BB: 1 P: 9	R: 0 E: 0 K: 0 S: 4	H: 1 LOB: 2 BB: 1 P: 8	R: 1 E: 1 K: 0 S: 4	H: 1 LOB: 0 BB: 0 P: 4	R: 1 E: 1 K: 0 S: 4	H: 1 LOB: 0 BB: 0 P: 4	1B: 6 2B: 0 3B: 0 HR: 2	SF: 1 SAC: 0 DP: 2 HBP: 0	WP: 0 PB: 0 SB: 3 CS: 1	PA: 40
<b>PITCHER</b>	IP WLS BF H R ER SO BB IBB HBP BLK WP HR S P ERA WHIP																					
Mike Scott, R ERA: 3.16	(1, 1) 5.1 W 25 5 5 3 2 5 0 0 0 0 0 1 24 44 5.06 1.875																					
Dave Smith, R ERA: 3.39	(6, 1) 3.2 S 15 3 2 1 0 1 0 0 0 0 0 1 14 18 2.46 1.091																					

Houston Astros @ Los Angeles Dodgers  
Dodger Stadium, Los Angeles, CA  
Sun Jun 26 1983, 3:33 AM PDT  
Att: 48,401 - Unknown

AB	33
R	7
H	8
RBI	6
BB	6
SO	2
LOB	14





Batter	1	2	3	4	5	6	7	8	9	AB	R	H	RBI	BB	SO	LOB	TOP			
Omar Moreno, L (1, 8) OBP: 0.281, SLG: 0.321 Kevin Bass, S (7, PH) OBP: 0.275, SLG: 0.364	4-3		PO		F8		6-3			3	0	1	0	0	0	2	Houston Astros @ Atlanta Braves Atlanta-Fulton County Stadium, Atlanta, GA Tue Jun 28 1983, 7:05 PM EDT Att: 20,960 - Unknown			
Frank DiPino, L (9, 1) OBP: 0.400, SLG: 0.500 Bill Dawley, R (9, 1) OBP: 0.333, SLG: 0.333			PO							0	0	0	0	0	0	0				
Terry Puhl, L (1, 9) OBP: 0.337, SLG: 0.364	3-1		PO							4	1	1	0	1	1	1				
Dickie Thon, R (1, 6) OBP: 0.343, SLG: 0.472					F8					5	2	2	3	0	1	2				
Phil Garner, R (1, 5) OBP: 0.338, SLG: 0.391		1-3								4	0	0	0	0	0	1				
Jose Cruz, L (1, 7) OBP: 0.385, SLG: 0.421										3	0	2	0	1	0	1				
Ray Knight, R (1, 3) OBP: 0.383, SLG: 0.474 Tony Scott, S (9, 8) OBP: 0.238, SLG: 0.287										4	0	2	0	0	0	2				
Bill Doran, S (1, 4) OBP: 0.339, SLG: 0.304										4	0	0	0	0	0	4				
John Mizerock, L (1, 2) OBP: 0.207, SLG: 0.296			3-1							3	0	1	0	1	1	0				
Nolan Ryan, R (1, 1) OBP: 0.087, SLG: 0.045 Denny Walling, L (9, PH) OBP: 0.234, SLG: 0.227			6-3							3	0	0	0	0	1	3				
<b>Inning Stats</b>	R: 0 E: 0 K: 1 S: 5	H: 0 LOB: 0 BB: 0 P: 5	R: 0 E: 0 K: 0 S: 4	H: 1 LOB: 1 BB: 0 P: 4	R: 0 E: 0 K: 0 S: 3	H: 1 LOB: 0 BB: 0 P: 3	R: 0 E: 0 K: 0 S: 3	H: 0 LOB: 1 BB: 1 P: 7	R: 0 E: 0 K: 1 S: 6	H: 1 LOB: 2 BB: 1 P: 10	R: 0 E: 0 K: 0 S: 4	H: 1 LOB: 1 BB: 0 P: 4	R: 2 E: 0 K: 0 S: 6	H: 4 LOB: 1 BB: 0 P: 6	R: 1 E: 0 K: 1 S: 7	H: 2 LOB: 1 BB: 0 P: 7	1B: 7 2B: 1 3B: 1 HR: 2	SF: 0 SAC: 0 DP: 1 HBP: 0	WP: 0 PB: 1 SB: 0 CS: 0	PA: 40
<b>PITCHER</b>	IP WLS BF H R ER SO BB IBB HBP BLK WP HR S P ERA WHIP																			
Craig McMurtry, R (1, 1) ERA: 2.97	6.2	27	5	1	1	3	3	0	0	0	0	0	0	0	1	30	42	1.35	1.200	
Terry Forster, L (7, 1) ERA: 2.45	0.2	L	5	3	2	2	0	0	0	0	0	0	0	0	1	5	5	27.00	4.500	
Steve Bedrosian, R (8, 1) ERA: 2.98	1.2		7	3	1	1	1	0	0	0	0	0	0	0	0	9	9	5.40	1.800	

Batter	1	2	3	4	5	6	7	8	9	AB	R	H	RBI	BB	SO	LOB	BOTTOM					
Brett Butler, L (1, 7) OBP: 0.318, SLG: 0.368	F8									4	1	1	1	0	0	0	Houston Astros @ Atlanta Braves Atlanta-Fulton County Stadium, Atlanta, GA Tue Jun 28 1983, 7:05 PM EDT Att: 20,960 - Unknown					
Rafael Ramirez, R (1, 6) OBP: 0.332, SLG: 0.341										3	1	1	0	1	1	0						
Claudell Washington, L (1, 9) OBP: 0.332, SLG: 0.419 Terry Harper, R (9, PH) OBP: 0.378, SLG: 0.437										3	0	0	0	0	0	1						
Dale Murphy, R (1, 8) OBP: 0.404, SLG: 0.592										4	0	0	0	0	0	1						
Bob Horner, R (1, 5) OBP: 0.388, SLG: 0.541 Randy Johnson, R (9, PR) OBP: 0.393, SLG: 0.417										4	0	1	1	0	0	0						
Chris Chambliss, L (1, 3) OBP: 0.348, SLG: 0.423										2	1	1	1	2	0	0						
Glenn Hubbard, R (1, 4) OBP: 0.355, SLG: 0.427 Steve Bedrosian, R (8, 1) OBP: 1.000, SLG: 1.333 Bob Watson, R (9, PH) OBP: 0.426, SLG: 0.517										3	0	0	0	0	2	1						
Bruce Benedict, R (1, 2) OBP: 0.358, SLG: 0.330										2	0	0	0	1	0	0						
Craig McMurtry, R (1, 1) OBP: 0.139, SLG: 0.088 Terry Forster, L (7, 1) OBP: 1.000, SLG: 1.333 Jerry Royster, R (8, 4) OBP: 0.325, SLG: 0.282										2	0	0	0	0	2	1						
<b>Inning Stats</b>	R: 0 E: 0 K: 0 S: 2	H: 0 LOB: 0 BB: 1 P: 6	R: 0 E: 0 K: 0 S: 3	H: 0 LOB: 0 BB: 0 P: 3	R: 0 E: 0 K: 1 S: 5	H: 0 LOB: 0 BB: 0 P: 5	R: 1 E: 0 K: 0 S: 4	H: 1 LOB: 0 BB: 0 P: 4	R: 1 E: 0 K: 2 S: 8	H: 1 LOB: 1 BB: 1 P: 12	R: 0 E: 0 K: 1 S: 5	H: 0 LOB: 0 BB: 0 P: 5	R: 0 E: 0 K: 1 S: 5	H: 0 LOB: 1 BB: 1 P: 9	R: 0 E: 0 K: 0 S: 3	H: 0 LOB: 0 BB: 0 P: 3		R: 1 E: 0 K: 2 S: 9	H: 2 LOB: 2 BB: 1 P: 13	1B: 2 2B: 0 3B: 0 HR: 2	SF: 0 SAC: 0 DP: 1 HBP: 0	WP: 0 PB: 0 SB: 1 CS: 0
<b>PITCHER</b>	IP WLS BF H R ER SO BB IBB HBP BLK WP HR S P ERA WHIP																					
Nolan Ryan, R (1, 1) ERA: 2.07	8.0	W	28	2	2	2	5	3	0	0	0	0	0	0	0	35	47	2.25	0.625			
Frank DiPino, L (9, 1) ERA: 2.48	0.2		5	2	1	1	1	1	0	0	0	0	0	0	6	10	13.50	4.500				
Bill Dawley, R (9, 1) ERA: 1.74	0.1	S	1	0	0	0	1	0	0	0	0	0	0	3	3	0.00	0.000					





Batter	1	2	3	4	5	6	7	8	9	AB	R	H	RBI	BB	SO	LOB	TOP					
Tony Scott, S OBP: 0.238, SLG: 0.286 (1, 8)										4	0	1	1	0	1	2	<b>Houston Astros @ Atlanta Braves</b> Atlanta-Fulton County Stadium, Atlanta, GA Wed Jun 29 1983, 3:33 AM EDT Att: 16,776 - Unknown					
Kevin Bass, S OBP: 0.284, SLG: 0.350 (1, 9)										4	0	0	0	0	1	3						
Dickie Thon, R OBP: 0.341, SLG: 0.467 (1, 6)										3	0	0	0	1	1	3						
Phil Garner, R OBP: 0.340, SLG: 0.393 (1, 5)										4	0	2	0	0	0	0						
Jose Cruz, L OBP: 0.380, SLG: 0.415 (1, 7)										4	0	0	0	0	1	3						
Ray Knight, R OBP: 0.381, SLG: 0.470 (1, 3)										4	0	1	0	0	0	3						
Bill Doran, S OBP: 0.339, SLG: 0.305 (1, 4)										3	1	1	0	0	0	1						
John Mizerock, L OBP: 0.250, SLG: 0.310 (1, 2)										2	0	1	0	1	1	0						
Joe Niekro, R OBP: 0.081, SLG: 0.108 (1, 1)										1	0	0	0	0	0	0						
Vern Riffe, R OBP: 0.271, SLG: 0.091 (4, 1)										0	0	0	0	0	0	0						
Terry Lutz, L OBP: 0.332, SLG: 0.382 (6, PH)										0	0	0	0	0	0	0						
Mike Madden, L OBP: 0.332, SLG: 0.382 (6, 1)										0	0	0	0	0	0	0						
Denny Walling, L OBP: 0.326, SLG: 0.244 (8, PH)										1	0	1	0	0	0	0						
Dave Smith, R OBP: 0.326, SLG: 0.244 (8, 1)										0	0	0	0	0	0	0						
<b>Inning Stats</b>	R: 0 E: 0 K: 1 S: 5	H: 1 LOB: 0 BB: 0 P: 5	R: 0 E: 0 K: 1 S: 6	H: 1 LOB: 0 BB: 0 P: 6	R: 0 E: 0 K: 1 S: 5	H: 1 LOB: 0 BB: 0 P: 5	R: 0 E: 0 K: 0 S: 3	H: 0 LOB: 0 BB: 0 P: 3	R: 0 E: 0 K: 0 S: 3	H: 0 LOB: 0 BB: 0 P: 3	R: 0 E: 0 K: 1 S: 5	H: 0 LOB: 0 BB: 0 P: 5	R: 0 E: 0 K: 0 S: 4	H: 1 LOB: 2 BB: 1 P: 8	R: 1 E: 0 K: 0 S: 7	H: 2 LOB: 2 BB: 1 P: 11	R: 0 E: 0 K: 0 S: 3	H: 1 LOB: 0 BB: 0 P: 3	1B: 7 2B: 0 3B: 0 HR: 0	SF: 0 SAC: 0 DP: 1 HBP: 0	WP: 0 PB: 0 SB: 0 CS: 1	PA: 33
<b>PITCHER</b>	IP WLS BF H R ER SO BB IBB HBP BLK WP HR S P ERA WHIP																					
Ken Dayley, L ERA: 3.38 (1, 1)	7.0 W 27 6 1 1 4 2 0 0 0 0 0 0 33 41 1.29 1.143																					
Donnie Moore, R ERA: 3.24 (8, 1)	2.0 6 1 0 0 1 0 0 0 0 0 0 0 8 8 0.00 0.500																					

Batter	1	2	3	4	5	6	7	8	9	AB	R	H	RBI	BB	SO	LOB	BOTTOM					
Brett Butler, L OBP: 0.324, SLG: 0.382 (1, 7)										5	2	3	0	0	0	0	<b>Houston Astros @ Atlanta Braves</b> Atlanta-Fulton County Stadium, Atlanta, GA Wed Jun 29 1983, 3:33 AM EDT Att: 16,776 - Unknown					
Rafael Ramirez, R OBP: 0.340, SLG: 0.347 (1, 6)										4	3	3	2	1	0	1						
Claudell Washington, L OBP: 0.324, SLG: 0.419 (1, 9)										5	2	2	0	0	1	4						
Dale Murphy, R OBP: 0.406, SLG: 0.595 (1, 8)										2	2	1	2	1	0	0						
Terry Harper, R OBP: 0.372, SLG: 0.433 (6, 8)										1	0	0	1	0	1	0						
Bob Horner, R OBP: 0.386, SLG: 0.536 (1, 5)										2	0	0	1	1	0	1						
Randy Johnson, R OBP: 0.414, SLG: 0.440 (7, 5)										1	1	1	0	0	0	0						
Chris Chambliss, L OBP: 0.358, SLG: 0.438 (1, 3)										4	0	3	2	1	0	1						
Glenn Hubbard, R OBP: 0.356, SLG: 0.426 (1, 4)										3	0	1	3	1	0	2						
Bruce Benedict, R OBP: 0.352, SLG: 0.324 (1, 2)										4	0	0	0	0	0	5						
Mike Jorgensen, L OBP: 0.333, SLG: 0.462 (8, PH)										1	0	0	0	0	0	1						
Larry Owen, R OBP: 0.091, SLG: 0.091 (9, 2)										0	0	0	0	0	0	0						
Ken Dayley, L OBP: 0.182, SLG: 0.100 (1, 1)										4	1	1	0	0	0	0						
Donnie Moore, L OBP: 0.333, SLG: 0.333 (8, 1)										0	0	0	0	0	0	0						
<b>Inning Stats</b>	R: 4 E: 1 K: 0 S: 8	H: 5 LOB: 1 BB: 0 P: 8	R: 0 E: 0 K: 0 S: 4	H: 1 LOB: 1 BB: 0 P: 4	R: 0 E: 0 K: 0 S: 3	H: 0 LOB: 2 BB: 2 P: 11	R: 4 E: 0 K: 1 S: 9	H: 4 LOB: 2 BB: 2 P: 17	R: 0 E: 0 K: 0 S: 4	H: 1 LOB: 1 BB: 0 P: 4	R: 0 E: 0 K: 1 S: 6	H: 1 LOB: 0 BB: 0 P: 6	R: 0 E: 0 K: 0 S: 3	H: 0 LOB: 0 BB: 0 P: 3	R: 3 E: 0 K: 0 S: 6	H: 3 LOB: 1 BB: 1 P: 10	R: 0 E: 0 K: 0 S: 3	H: 1 LOB: 0 BB: 0 P: 3	1B: 11 2B: 3 3B: 1 HR: 0	SF: 3 SAC: 0 DP: 0 HBP: 0	WP: 0 PB: 0 SB: 1 CS: 0	PA: 44
<b>PITCHER</b>	IP WLS BF H R ER SO BB IBB HBP BLK WP HR S P ERA WHIP																					
Joe Niekro, R ERA: 3.84 (1, 1)	3.2 L 24 9 8 0 0 4 0 0 0 0 0 0 6 6 19.64 3.545																					
Vern Riffe, R ERA: 5.03 (4, 1)	1.1 6 2 0 0 0 0 0 0 0 0 0 0 6 6 0.00 1.500																					
Mike Madden, L ERA: 1.95 (6, 1)	2.0 7 1 0 0 1 0 0 0 0 0 0 0 9 9 0.00 0.500																					
Dave Smith, R ERA: 3.99 (8, 1)	1.0 7 3 3 3 0 1 0 0 0 0 0 0 6 10 27.00 4.000																					

AB	31
R	1
H	7
RBI	1
BB	2
SO	5
LOB	15



AB	36
R	11
H	15
RBI	11
BB	5
SO	2
LOB	15









Batter	1	2	3	4	5	6	7	8	9	10	AB	R	H	RBI	BB	SO	LOB	TOP		
Steve Sax, R OBP: 0.343, SLG: 0.383 Rafael Landestoy, S OBP: 0.263, SLG: 0.250	(1, 4) X 0-0 5-3	(1, 4) X 0-0 1-3			(1, 4) X 0-0 1B		(1, 4) X 0-0 F8			(1, 4) X 1-0 2B HBP	4	1	1	0	0	0	3			
Derrel Thomas, S OBP: 0.413, SLG: 0.456	(1, 8) X 0-0 2B S 1B		(1, 8) X 0-0 SF8 3B		(1, 8) X 0-0 F8			(1, 8) X 0-0 4-3		(1, 8) X 1-2 2B BB	4	3	2	0	1	0	0			
Dusty Baker Jr., R OBP: 0.311, SLG: 0.375 Steve Howe, L (10, 1)	(1, 7) X 0-0 F8		(1, 7) X 0-0 SF8		(1, 7) X 0-0 BB	(1, 7) X 4-0 C6-4-3		(1, 7) X 0-0 FC4-6 1B		(1, 7) X 0-0 2B	3	0	2	4	1	0	1			
Pedro Guerrero, R OBP: 0.394, SLG: 0.540	(1, 5) X 0-0 1B 2B		(1, 5) X 0-0 F7		(1, 5) X 0-0 G6-4-3		(1, 5) X 0-0 F7 1B			(1, 5) X 0-0 5-3	5	0	1	1	0	0	4			
Greg Brock, L OBP: 0.340, SLG: 0.406	(1, 3) X 0-0 2-3 1B		(1, 3) X 0-0 6-3		(1, 3) X 0-0 F7		(1, 3) X 0-0 FC4-6			(1, 3) X 0-0 6-3	5	0	1	0	0	0	3			
Mike Marshall, R OBP: 0.309, SLG: 0.420 Ron Roenicke, S (9, 9)	(1, 9) X 0-3 K				(1, 9) X 0-0 F7			(1, 9) X 0-0 1B 1B		(1, 9) X 0-0 4-3	4	0	1	0	0	1	2			
Steve Yeager, R OBP: 0.293, SLG: 0.455					(1, 2) X 0-0 5-3			(1, 2) X 0-0 F7		(1, 2) X 0-3 K	5	0	1	0	0	1	3			
Bill Russell, R OBP: 0.327, SLG: 0.298					(1, 6) X 0-0 P3			(1, 6) X 0-0 F7			4	0	0	0	0	0	2			
Alejandro Pena, R OBP: 0.100, SLG: 0.100 Rick Monday, L OBP: 0.337, SLG: 0.400 Ken Landreaux, L OBP: 0.320, SLG: 0.424										(1, 1) X 0-0 WP 2B HBP 1B	3	0	1	0	0	0	1			
<b>Inning Stats</b>	R: 1 E: 0 K: 1 S: 8	H: 3 LOB: 2 BB: 0 P: 8	R: 0 E: 0 K: 0 S: 4	H: 1 LOB: 1 BB: 0 P: 4	R: 1 E: 0 K: 0 S: 4	H: 1 LOB: 0 BB: 0 P: 4	R: 0 E: 0 K: 0 S: 3	H: 0 LOB: 0 BB: 0 P: 3	R: 0 E: 0 K: 0 S: 2	H: 2 LOB: 2 BB: 0 P: 5	R: 0 E: 0 K: 0 S: 4	H: 1 LOB: 1 BB: 0 P: 4	R: 0 E: 0 K: 1 S: 5	H: 0 LOB: 0 BB: 0 P: 5	R: 3 E: 0 K: 0 S: 5	H: 2 LOB: 2 BB: 2 P: 14	1B: 8 2B: 2 3B: 1 HR: 0	SF: 1 SAC: 0 DP: 1 HBP: 1	WP: 1 PA: 43	
<b>PITCHER</b>	IP WLS BF H R ER SO BB IBB HBP BLK WP HR S P ERA WHIP																			
Mike Scott, R ERA: 3.1	(1, 1) 7.0	28	8	2	2	1	1	0	0	0	0	0	0	0	0	0	29	33	2.57	1.286
Dave Smith, R ERA: 3.79	(8, 1) 2.0	7	1	0	0	1	0	0	0	0	0	0	0	0	0	9	9	0.00	0.500	
Frank LaCorte, R ERA: 4.84	(10, 1) 0.0	L 3	1	3	3	0	1	0	1	0	1	0	1	6	∞	∞				
Bill Dawley, R ERA: 1.88	(10, 1) 1.0	5	1	0	0	0	1	0	0	0	0	0	0	4	8	0.00	2.000			

Los Angeles Dodgers @ Houston Astros  
Astrodome, Houston, TX  
Fri Jul 01 1983, 8:05 PM EDT  
Att: 20,925 - Dome

livebaseballscores.com

AB 38  
R 5  
H 11  
RBI 5  
BB 3  
SO 2  
LOB 19



Batter	1	2	3	4	5	6	7	8	9	10	AB	R	H	RBI	BB	SO	LOB	BOTTOM			
Omar Moreno, L OBP: 0.283, SLG: 0.326	(1, 8) X 0-0 6-3		(1, 8) X 0-0 2H 1B			(1, 8) X 0-0 4-3			(1, 8) X 0-0 1B 2B		4	1	2	1	0	0	0				
Tony Scott, S OBP: 0.239, SLG: 0.291	(1, 9) X 0-0 G3		(1, 9) X 0-0 F8			(1, 9) X 0-0 6-3			(1, 9) X 0-3 K		4	0	0	0	0	1	2				
Dickie Thon, R OBP: 0.348, SLG: 0.469	(1, 6) X 0-3 K				(1, 6) X 0-0 C4-6-3 1B			(1, 6) X 0-0 6-3		(1, 6) X 0-0 S 1B	4	0	2	1	0	1	0				
Phil Garner, R OBP: 0.334, SLG: 0.383					(1, 5) X 0-0 G4-6-3 1B			(1, 5) X 0-3 K		(1, 5) X 0-0 P4	4	0	0	0	0	2	2				
Jose Cruz, L OBP: 0.373, SLG: 0.406	(1, 7) X 0-0 5-3				(1, 7) X 0-3 K			(1, 7) X 0-3 K		(1, 7) X 0-0 G5-4-3 1B	4	0	1	0	0	2	0				
Ray Knight, R OBP: 0.381, SLG: 0.484	(1, 3) X 0-3 K				(1, 3) X 0-0 5-3			(1, 3) X 0-0 F2		(1, 3) X 0-0 G5-4-3	4	0	0	0	0	1	1				
Bill Doran, S OBP: 0.345, SLG: 0.326	(1, 4) X 0-0 1B 2B				(1, 4) X 0-3 K			(1, 4) X 0-0 F7		(1, 4) X 0-0 1B	4	1	2	0	0	1	0				
John Mizerock, L OBP: 0.235, SLG: 0.290 Denny Walling, L OBP: 0.245, SLG: 0.239 Luis Pujols, R OBP: 0.271, SLG: 0.273					(1, 2) X 0-3 K			(1, 2) X 0-0 4-3		(1, 2) X 0-0 F9	2	0	0	0	0	1	1				
Mike Scott, R OBP: 0.087, SLG: 0.087 Dave Smith, R (8, 1)	(1, 1) 0.0	5	0	0	0	0	0	0	0	0	0	0	0	0	0	0	0				
Terry Puhl, L OBP: 0.331, SLG: 0.358 Frank LaCorte, R OBP: 0.167, SLG: 0.400 Bill Dawley, R OBP: 0.333, SLG: 0.333					(1, 1) X 0-0 L3			(1, 1) X 0-0 6-3		(1, 1) X 0-0 6-3	2	0	0	0	0	0	1				
<b>Inning Stats</b>	R: 0 E: 0 K: 1 S: 5	H: 0 LOB: 0 BB: 0 P: 5	R: 0 E: 0 K: 2 S: 7	H: 0 LOB: 0 BB: 0 P: 7	R: 1 E: 0 K: 1 S: 7	H: 2 LOB: 1 BB: 0 P: 7	R: 0 E: 0 K: 1 S: 5	H: 1 LOB: 0 BB: 0 P: 5	R: 0 E: 0 K: 1 S: 5	H: 0 LOB: 0 BB: 0 P: 5	R: 0 E: 0 K: 2 S: 7	H: 0 LOB: 0 BB: 0 P: 7	R: 0 E: 0 K: 0 S: 3	H: 0 LOB: 0 BB: 0 P: 3	R: 0 E: 0 K: 1 S: 7	H: 2 LOB: 1 BB: 0 P: 7	R: 0 E: 0 K: 0 S: 4	H: 2 LOB: 1 BB: 0 P: 4	1B: 5 2B: 2 3B: 0 HR: 0	SF: 0 SAC: 0 DP: 2 HBP: 0	WP: 0 PA: 35
<b>PITCHER</b>	IP WLS BF H R ER SO BB IBB HBP BLK WP HR S P ERA WHIP																				
Alejandro Pena, R ERA: 2.49	(1, 1) 9.0	31	5	2	2	9	0	0	0	0	0	0	0	49	49	2.00	0.556				
Steve Howe, L ERA: 0.69	(10, 1) 1.0	S 4	2	0	0	0	0	0	0	0	0	0	4	4	0.00	2.000					

Los Angeles Dodgers @ Houston Astros  
Astrodome, Houston, TX  
Fri Jul 01 1983, 8:05 PM EDT  
Att: 20,925 - Dome

livebaseballscores.com

AB 35  
R 2  
H 7  
RBI 2  
BB 0  
SO 9  
LOB 8





Batter	1	2	3	4	5	6	7	8	9	AB	R	H	RBI	BB	SO	LOB	TOP		
Steve Sax, R OBP: 0.342, SLG: 0.388 (1,4)	6-3		4-3			1-3			SF8 3B	4	1	1	0	0	0	0			
Derrel Thomas, S OBP: 0.398, SLG: 0.436 (1,8)	F8			4-3			K		K	4	0	0	0	0	2	1			
Dusty Baker Jr., R OBP: 0.314, SLG: 0.375 (1,7)	5-3			G6-4-3 1B			1B BB		SF8	2	0	1	1	1	0	0			
Pedro Guerrero, R OBP: 0.385, SLG: 0.538 (1,5)		K		G6-4-3 1-2			1B		S BB	3	0	1	0	1	1	1			
Greg Brock, L OBP: 0.343, SLG: 0.412 (1,3)		2B		G4-6-3 1B			K		4-3	4	0	2	0	0	1	3			
Mike Marshall, R OBP: 0.304, SLG: 0.412 (1,9)	5-3			G4-6-3 1-2			K			3	0	0	0	0	1	4			
Steve Yeager, R OBP: 0.289, SLG: 0.449 (1,2)	1-6-3			6-3					F8	3	0	0	0	0	0	1			
Bill Russell, R OBP: 0.322, SLG: 0.293 (1,6)			F8			P4			4-3	3	0	0	0	0	0	0			
Joe Beckwith, L (1,1)									K	1	0	0	0	0	1	0			
Rafael Landestoy, S OBP: 0.256, SLG: 0.243 (6, PH)										1	0	0	0	0	1	0			
Pat Zachry, R (6, 1)										0	0	0	0	0	0	0			
Ron Roenicke, S OBP: 0.283, SLG: 0.296 (8, PH)										1	0	0	0	0	1	0			
Dave Stewart, R OBP: 0.167, SLG: 0.167 (8, 1)										0	0	0	0	0	0	0			
<b>Inning Stats</b>	R: 0 E: 0 K: 0 S: 3	H: 0 LOB: 0 BB: 0 P: 3	R: 0 E: 0 K: 1 S: 6	H: 1 LOB: 1 BB: 0 P: 6	R: 0 E: 0 K: 1 S: 5	H: 0 LOB: 0 BB: 0 P: 5	R: 0 E: 0 K: 0 S: 3	H: 1 LOB: 0 BB: 0 P: 3	R: 0 E: 0 K: 0 S: 3	H: 1 LOB: 0 BB: 0 P: 3	R: 0 E: 0 K: 3 S: 10	H: 1 LOB: 2 BB: 1 P: 14	R: 0 E: 0 K: 1 S: 5	H: 0 LOB: 0 BB: 0 P: 5	R: 1 E: 0 K: 1 S: 6	H: 1 LOB: 1 BB: 1 P: 10	1B: 3 2B: 1 3B: 1 HR: 0	SF: 1 SAC: 0 DP: 2 HBP: 0	WP: 0 PA: 32 PB: 0 SB: 1 CS: 0
<b>PITCHER</b> Nolan Ryan, R ERA: 1.94 (1,1)	IP: 9.0 WLS: W BF: 32 H: 5 R: 1 ER: 1 SO: 8 BB: 2 IBB: 0 HBP: 0 BLK: 0 WP: 0 HR: 0 S: 46 P: 54 ERA: 1.00 WHIP: 0.778															<b>PITCHER</b> Nolan Ryan, R ERA: 1.94 (1,1)	IP: 9.0 WLS: W BF: 32 H: 5 R: 1 ER: 1 SO: 8 BB: 2 IBB: 0 HBP: 0 BLK: 0 WP: 0 HR: 0 S: 46 P: 54 ERA: 1.00 WHIP: 0.778		

Los Angeles Dodgers @ Houston Astros  
Astrodome, Houston, TX  
Sat Jul 02 1983, 8:05 PM EDT  
Att: 38,985 - Dome

AB	29
R	1
H	5
RBI	1
BB	2
SO	8
LOB	10




Batter	1	2	3	4	5	6	7	8	9	AB	R	H	RBI	BB	SO	LOB	BOTTOM		
Omar Moreno, L OBP: 0.280, SLG: 0.322 (1,8)	6-3			F8	3-1		P4			4	0	0	0	0	0	0			
Terry Puhl, L OBP: 0.330, SLG: 0.361 (1,9)	F8			F8	6-3		2B			4	0	1	0	0	0	0			
Dickie Thon, R OBP: 0.350, SLG: 0.470 (1,6)	5-3			1B HR			F8			4	1	2	0	0	0	1			
Phil Garner, R OBP: 0.336, SLG: 0.382 (1,5)		K		1B HR		2B BB			F8	3	1	1	0	1	1	0			
Jose Cruz, L OBP: 0.375, SLG: 0.422 (1,7)	6-3			1B HR		2B			F8	4	1	2	3	0	0	0			
Ray Knight, R OBP: 0.386, SLG: 0.496 (1,3)				1B HR		2B				4	0	3	0	0	0	2			
Denny Walling, L OBP: 0.245, SLG: 0.239 (8, FR) (9, 3)				2B		6-3				0	0	0	0	0	0	0			
Bill Doran, S OBP: 0.351, SLG: 0.325 (1,4)				2B		6-3				1	0	0	0	3	0	0			
Luis Pujols, R OBP: 0.257, SLG: 0.257 (1,2)				IBB		K			F9	4	0	0	0	0	2	7			
Nolan Ryan, R OBP: 0.077, SLG: 0.040 (1,1)				K		6-3			F8	3	0	0	0	0	1	0			
<b>Inning Stats</b>	R: 0 E: 0 K: 0 S: 3	H: 0 LOB: 0 BB: 0 P: 3	R: 0 E: 0 K: 1 S: 5	H: 1 LOB: 1 BB: 0 P: 5	R: 0 E: 0 K: 1 S: 9	H: 0 LOB: 0 BB: 0 P: 5	R: 3 E: 0 K: 1 S: 9	H: 4 LOB: 2 BB: 1 P: 13	R: 0 E: 0 K: 0 S: 3	H: 0 LOB: 0 BB: 0 P: 3	R: 0 E: 0 K: 1 S: 6	H: 2 LOB: 3 BB: 2 P: 14	R: 0 E: 0 K: 0 S: 4	H: 1 LOB: 1 BB: 0 P: 4	R: 0 E: 0 K: 0 S: 4	H: 1 LOB: 2 BB: 1 P: 8	1B: 4 2B: 4 3B: 0 HR: 1	SF: 0 SAC: 0 DP: 0 HBP: 0	WP: 0 PA: 35 PB: 0 SB: 0 CS: 1
<b>PITCHER</b> Joe Beckwith, R ERA: 3.46 (1,1)	IP: 5.0 WLS: L BF: 20 H: 5 R: 3 ER: 3 SO: 3 BB: 0 IBB: 1 HBP: 0 BLK: 0 WP: 0 HR: 1 S: 25 P: 29 ERA: 5.40 WHIP: 1.000															<b>PITCHER</b> Pat Zachry, R ERA: 2.45 (6, 1)	IP: 2.0 WLS: L BF: 10 H: 3 R: 0 ER: 0 SO: 1 BB: 1 IBB: 0 HBP: 0 BLK: 0 WP: 0 HR: 0 S: 10 P: 18 ERA: 0.00 WHIP: 2.000		
<b>PITCHER</b> Dave Stewart, R ERA: 2.1 (8, 1)	IP: 1.0 WLS: L BF: 5 H: 1 R: 0 ER: 0 SO: 0 BB: 1 IBB: 0 HBP: 0 BLK: 0 WP: 0 HR: 0 S: 4 P: 8 ERA: 0.00 WHIP: 1.000															<b>PITCHER</b> Nolan Ryan, R ERA: 1.94 (1,1)	IP: 9.0 WLS: W BF: 32 H: 5 R: 1 ER: 1 SO: 8 BB: 2 IBB: 0 HBP: 0 BLK: 0 WP: 0 HR: 0 S: 46 P: 54 ERA: 1.00 WHIP: 0.778		


Los Angeles Dodgers @ Houston Astros  
Astrodome, Houston, TX  
Sat Jul 02 1983, 8:05 PM EDT  
Att: 38,985 - Dome

AB	31
R	3
H	9
RBI	3
BB	4
SO	4
LOB	10





Batter	1	2	3	4	5	6	7	8	9	AB	R	H	RBI	BB	SO	LOB	TOP			
Steve Sax, R OBP: 0.344, SLG: 0.386 (1, 4)	5-3			BB		6-3				2	0	0	0	2	0	0	<b>Los Angeles Dodgers @ Houston Astros</b> Astrodome, Houston, TX Sun Jul 03 1983, 8:05 PM EDT Att: 39,269 - Unknown 			
Derrel Thomas, S OBP: 0.384, SLG: 0.418 (1, 6) (6, 8)	F8			F7		4-3		K		4	0	0	0	0	1	2				
Dusty Baker Jr., R OBP: 0.311, SLG: 0.371 Dave Anderson, R OBP: 0.182, SLG: 0.212 (1, 7) (6, 6)	6-3			F5		K		K		3	0	0	0	0	1	1				
Pedro Guerrero, R OBP: 0.385, SLG: 0.535 Gilberto Reyes, R OBP: 0.111, SLG: 0.222 (1, 5) (7, 2)		G4-6-3 1B		6-3				F8		3	0	1	0	0	0	1				
Greg Brock, L OBP: 0.338, SLG: 0.405 (1, 3)		G4-6-3 1-2f				K		F9		4	0	0	0	0	1	1				
Mike Marshall, R OBP: 0.308, SLG: 0.408 (1, 9)		6-3		BB 1B BB				FC6-4 BB		2	0	0	0	2	1	0				
Steve Yeager, R OBP: 0.290, SLG: 0.447 Rafael Landestoy, S OBP: 0.250, SLG: 0.237 (1, 2) (7, 5)				6-3		L6 BB 1B		FC6-4 1-2f		3	0	1	0	0	0	1				
Ron Roenicke, S OBP: 0.284, SLG: 0.291 (1, 8) (6, 7)		G3						4-3		2	0	0	0	1	0	0				
Bob Welch, R OBP: 0.143, SLG: 0.257 Rick Monday, L OBP: 0.337, SLG: 0.394 Burt Hooton, R OBP: 0.200, SLG: 0.212 Pat Zachry, R OBP: 0.425, SLG: 0.763 Jose Morales, R OBP: 0.425, SLG: 0.763 Tom Niedenfuer, R (1, 1) (5, PH) (5, 1) (6, 1) (8, PH) (8, 1)				F8		L6 2-3				1	0	0	0	0	0	0				
<b>Inning Stats</b>	R: 0 E: 0 K: 0 S: 3	H: 0 LOB: 0 BB: 0 P: 3	R: 0 E: 0 K: 0 S: 3	H: 1 LOB: 0 BB: 0 P: 3	R: 0 E: 0 K: 0 S: 3	H: 0 LOB: 0 BB: 0 P: 3	R: 0 E: 0 K: 0 S: 3	H: 0 LOB: 1 BB: 1 P: 7	R: 0 E: 0 K: 1 S: 5	H: 0 LOB: 0 BB: 0 P: 5	R: 0 E: 0 K: 0 S: 3	H: 0 LOB: 1 BB: 1 P: 7	R: 1 E: 0 K: 2 S: 8	H: 1 LOB: 1 BB: 0 P: 12	R: 0 E: 0 K: 1 S: 6	H: 0 LOB: 1 BB: 0 P: 6		1B: 2 2B: 1 3B: 0 HR: 1	SF: 0 SAC: 0 DP: 2 HBP: 0	WP: 1 PB: 0 SB: 1 CS: 0
<b>PITCHER</b> Joe Niekro, R ERA: 3.63 (1, 1)	IP: 9.0 WLS: W BF: 34 H: 3 R: 1 ER: 1 SO: 5 BB: 5 IBB: 0 HBP: 0 BLK: 0 WP: 1 HR: 1 S: 39 P: 59 ERA: 1.00 WHIP: 0.889											<b>PITCHER</b>	IP: 0 WLS: 0 BF: 0 H: 0 R: 0 ER: 0 SO: 0 BB: 0 IBB: 0 HBP: 0 BLK: 0 WP: 0 HR: 0 S: 0 P: 0 ERA: 0.00 WHIP: 0.000							

Batter	1	2	3	4	5	6	7	8	9	AB	R	H	RBI	BB	SO	LOB	BOTTOM			
Omar Moreno, L OBP: 0.284, SLG: 0.326 (1, 8)	K			F7		FC1-5 E 1B		S IHR 1B		5	2	3	0	0	1	0	<b>Los Angeles Dodgers @ Houston Astros</b> Astrodome, Houston, TX Sun Jul 03 1983, 8:05 PM EDT Att: 39,269 - Unknown 			
Terry Puhl, L OBP: 0.337, SLG: 0.385 (1, 9)	F9 1B	F7			S HR 1B	FC1-5 L6-4 E 1-2 2-3f		1-H IHR		5	2	3	2	0	0	4				
Dickie Thon, R OBP: 0.351, SLG: 0.467 (1, 6)				K		E6		L5		4	1	1	0	1	1	1				
Phil Garner, R OBP: 0.335, SLG: 0.384 (1, 5)	F9				F7	L6-4				4	0	1	0	0	0	6				
Jose Cruz, L OBP: 0.373, SLG: 0.430 (1, 7)	K			F8				4-3		4	1	1	3	0	1	3				
Ray Knight, R OBP: 0.381, SLG: 0.488 Denny Walling, L OBP: 0.245, SLG: 0.239 (1, 3) (8, 3)		F8		K		1-3		4-3		4	0	0	0	0	1	1				
Bill Doran, S OBP: 0.356, SLG: 0.340 (1, 4)								1-3		4	2	3	0	0	0	0				
Luis Pujols, R OBP: 0.256, SLG: 0.260 (1, 2)						SF8		K2-3		3	0	1	2	0	1	1				
Joe Niekro, R OBP: 0.098, SLG: 0.122 (1, 1)					F9			5-3		4	0	1	0	0	1	1				
<b>Inning Stats</b>	R: 0 E: 0 K: 2 S: 9	H: 2 LOB: 2 BB: 0 P: 9	R: 1 E: 0 K: 1 S: 8	H: 3 LOB: 0 BB: 0 P: 8	R: 0 E: 0 K: 2 S: 8	H: 1 LOB: 0 BB: 0 P: 8	R: 1 E: 0 K: 0 S: 4	H: 1 LOB: 0 BB: 0 P: 4	R: 3 E: 0 K: 0 S: 6	H: 3 LOB: 1 BB: 1 P: 10	R: 1 E: 1 K: 0 S: 5	H: 2 LOB: 1 BB: 0 P: 5	R: 0 E: 0 K: 0 S: 3	H: 0 LOB: 0 BB: 0 P: 3	R: 2 E: 0 K: 1 S: 7	H: 2 LOB: 0 BB: 0 P: 7		1B: 10 2B: 2 3B: 1 HR: 2	SF: 1 SAC: 0 DP: 1 HBP: 0	WP: 0 PB: 0 SB: 2 CS: 0
<b>PITCHER</b> Bob Welch, R ERA: 2.77 Burt Hooton, R ERA: 3.36 Pat Zachry, R ERA: 2.25 Tom Niedenfuer, R ERA: 1.9 (1, 1) (5, 1) (6, 1) (8, 1)	IP: 4.0 WLS: L BF: 19 H: 7 R: 2 ER: 2 SO: 2 BB: 0 IBB: 0 HBP: 0 BLK: 0 WP: 0 HR: 0 S: 29 P: 29 ERA: 4.50 WHIP: 1.750											<b>PITCHER</b>	IP: 0 WLS: 0 BF: 0 H: 0 R: 0 ER: 0 SO: 0 BB: 0 IBB: 0 HBP: 0 BLK: 0 WP: 0 HR: 0 S: 0 P: 0 ERA: 0.00 WHIP: 0.000							







Batter	1	2	3	4	5	6	7	8	9	AB R H RBI BB SO LOB	TOP							
Omar Moreno, L (1,8) OBP: 0.286, SLG: 0.326	F8				4-3			F8	F8	5 1 2 0 0 0 0	<b>Houston Astros @ New York Mets</b> Shea Stadium, Flushing, NY Fri Jul 08 1983, 7:05 PM EDT Att: 12,722 - Unknown							
Terry Puhl, L (1,9) OBP: 0.343, SLG: 0.400	2B	F6			K			3B		4 1 2 1 0 1 1								
Dickie Thon, R (1,6) OBP: 0.354, SLG: 0.468	1B	5-3			K			BB		3 1 1 1 1 1 1								
Phil Garner, R (1,5) OBP: 0.336, SLG: 0.387	1B		F4					5-3		4 0 2 1 0 0 2								
Jose Cruz, L (1,7) OBP: 0.380, SLG: 0.442	3B		G3		K			IBB		3 1 1 0 1 1 1								
Ray Knight, R (1,3) OBP: 0.377, SLG: 0.488	HR		6-3		G3-1			K		4 1 1 1 0 1 4								
Bill Doran, S (1,4) OBP: 0.354, SLG: 0.349	HR			F8			F7	FC6		4 1 1 2 0 0 3								
Luis Pujols, R (1,2) OBP: 0.235, SLG: 0.238	F7			F4			F7	F9		4 0 0 0 0 0 0								
Nolan Ryan, R (1,1) OBP: 0.069, SLG: 0.036				F9				F9		3 0 0 0 0 1 0								
Harry Spilman, L (9,PH) OBP: 0.249, SLG: 0.288										1 0 0 0 0 0 0								
Bill Dawley, R (9,1) OBP: 0.333, SLG: 0.333										0 0 0 0 0 0 0								
<b>Inning Stats</b>	R: 5 E: 0 K: 0 S: 8	H: 6 LOB: 0 BB: 0 P: 8	R: 0 E: 0 K: 0 S: 4	H: 1 LOB: 1 BB: 0 P: 4	R: 0 E: 0 K: 0 S: 3	H: 0 LOB: 0 BB: 0 P: 3	R: 0 E: 0 K: 1 S: 7	H: 1 LOB: 0 BB: 0 P: 5	R: 0 E: 0 K: 1 S: 5	H: 0 LOB: 0 BB: 0 P: 5	R: 1 E: 0 K: 1 S: 7	H: 2 LOB: 2 BB: 2 P: 15	R: 0 E: 0 K: 0 S: 3	H: 0 LOB: 0 BB: 0 P: 3	1B: 5 2B: 2 3B: 2 HR: 1	SF: 0 SAC: 0 DP: 1 HBP: 0	WP: 0 PB: 0 SB: 3 CS: 0	PA: 37
<b>PITCHER</b>	IP WLS BF H R ER SO BB IBB HBP BLK WP HR S P ERA WHIP																	
Mike Torrez, R (1,1) ERA: 4.3	0.2 L 7 6 5 5 0 0 0 0 0 0 0 1 7 7 67.50 9.000																	
Scott Holman, R (1,1) ERA: 4.01	1.1 5 1 0 0 0 0 0 0 0 0 0 5 5 0.00 0.750																	
Tom Gorman, L (3,1) ERA: 5.4	5.0 15 1 0 0 4 0 0 0 0 0 0 23 23 0.00 0.200																	
Walt Terrell, R (8,1) ERA: 5.19	2.0 10 2 1 1 1 1 1 0 0 0 0 10 18 4.50 1.500																	

Batter	1	2	3	4	5	6	7	8	9	AB R H RBI BB SO LOB	BOTTOM									
Mookie Wilson, S (1,8) OBP: 0.281, SLG: 0.333	1B		2-3		K				K	4 0 1 0 1 2 0	<b>Houston Astros @ New York Mets</b> Shea Stadium, Flushing, NY Fri Jul 08 1983, 7:05 PM EDT Att: 12,722 - Unknown									
Hubie Brooks, R (1,5) OBP: 0.308, SLG: 0.375	K		BB		L4			K		4 1 1 0 0 2 3										
Keith Hernandez, L (1,3) OBP: 0.370, SLG: 0.438	K		2B		3-1			K		3 1 0 0 1 2 1										
George Foster, R (1,7) OBP: 0.302, SLG: 0.439	F4		BB		3-1			2B		4 0 2 1 0 0 1										
Darryl Strawberry, L (1,9) OBP: 0.271, SLG: 0.392		BB	3-1		3-1			K		3 0 0 1 1 2 2										
Ron Hodges, L (1,2) OBP: 0.383, SLG: 0.229	BB	BB	2-3		F7			K		3 0 0 0 1 2 2										
Brian Giles, R (1,4) OBP: 0.317, SLG: 0.300					1-3			K		4 1 1 1 0 2 2										
José Oquendo, S (1,6) OBP: 0.299, SLG: 0.278		F4			F8			F4		4 0 0 0 0 0 2										
Mike Torrez, R (1,1) OBP: 0.069, SLG: 0.036										0 0 0 0 0 0 0										
Scott Holman, R (1,1) OBP: 0.222, SLG: 0.222										0 0 0 0 0 0 0										
Rusty Staub, L (2,PH) OBP: 0.430, SLG: 0.441										1 0 0 0 0 0 2										
Tom Gorman, L (3,1) OBP: 0.333, SLG: 0.333										1 0 0 0 0 1 0										
Danny Heep, L (7,PH) OBP: 0.320, SLG: 0.415										0 0 0 0 1 0 0										
Walt Terrell, L (8,1) OBP: 0.270, SLG: 0.227										1 0 0 0 0 1 0										
<b>Inning Stats</b>	R: 0 E: 0 K: 2 S: 8	H: 1 LOB: 1 BB: 0 P: 8	R: 0 E: 0 K: 1 S: 5	H: 0 LOB: 2 BB: 2 P: 13	R: 2 E: 0 K: 0 S: 5	H: 2 LOB: 1 BB: 1 P: 9	R: 0 E: 0 K: 1 S: 5	H: 0 LOB: 0 BB: 0 P: 5	R: 0 E: 0 K: 2 S: 7	H: 0 LOB: 0 BB: 0 P: 7	R: 0 E: 0 K: 2 S: 7	H: 0 LOB: 2 BB: 2 P: 15	R: 0 E: 0 K: 3 S: 10	H: 1 LOB: 1 BB: 0 P: 10	R: 1 E: 0 K: 2 S: 8	H: 1 LOB: 0 BB: 0 P: 8	1B: 2 2B: 2 3B: 0 HR: 1	SF: 0 SAC: 0 DP: 0 HBP: 0	WP: 0 PB: 0 SB: 1 CS: 0	PA: 37
<b>PITCHER</b>	IP WLS BF H R ER SO BB IBB HBP BLK WP HR S P ERA WHIP																			
Nolan Ryan, R (1,1) ERA: 1.97	8.0 W 33 4 2 2 12 5 0 0 0 0 0 1 8 8 2.25 1.125																			
Bill Dawley, R (9,1) ERA: 2.05	1.0 4 1 1 1 2 0 0 0 0 0 0 1 8 8 9.00 1.000																			

AB 35  
R 6  
H 10  
RBI 6  
BB 2  
SO 5  
LOB 12



AB 32  
R 3  
H 5  
RBI 3  
BB 5  
SO 14  
LOB 15









Batter	1	2	3	4	5	6	7	8	9	AB	R	H	RBI	BB	SO	LOB	TOP					
Omar Moreno, L OBP: 0.283, SLG: 0.322	F7		4-3		F9	FC4-2				5	0	1	0	0	0	4						
Terry Puhl, L OBP: 0.351, SLG: 0.418	L3-6 1B				G3	F5				5	1	3	0	0	0	4						
Dickie Thon, R OBP: 0.361, SLG: 0.491					F9	1B 2B			F8	5	1	2	0	0	0	3						
Phil Garner, R OBP: 0.332, SLG: 0.381	L3-6 2-3				F7	2B 1B			F7	5	1	2	0	0	0	5						
Jose Cruz, L OBP: 0.392, SLG: 0.460						1B 1B			F8	5	2	4	2	0	0	2						
Ray Knight, R OBP: 0.380, SLG: 0.491	L6-3 1-2					1B 1B			F7	3	0	1	1	1	0	2						
Bill Doran, S OBP: 0.357, SLG: 0.346					F6	FC4-2 1B			4-3	4	0	1	1	0	0	1						
George Bjorkman, R OBP: 0.250, SLG: 0.250			L7			FC4-2 1B			6-3	4	0	1	1	0	0	0						
Bob Knepper, L OBP: 0.225, SLG: 0.368			3-1			FC4-2			F8	3	0	1	0	0	0	3						
Dave Smith, R										0	0	0	0	0	0	0						
Frank DiPino, L OBP: 0.400, SLG: 0.500										0	0	0	0	0	0	0						
Harry Spilman, L OBP: 0.241, SLG: 0.283										1	0	0	0	0	0	0						
Bill Dawley, R OBP: 0.333, SLG: 0.333										0	0	0	0	0	0	0						
<b>Inning Stats</b>	R: 0 E: 0 K: 0 S: 4	H: 2 LOB: 1 BB: 0 P: 4	R: 0 E: 0 K: 0 S: 3	H: 1 LOB: 0 BB: 0 P: 3	R: 0 E: 0 K: 0 S: 3	H: 0 LOB: 0 BB: 0 P: 3	R: 2 E: 0 K: 0 S: 6	H: 3 LOB: 1 BB: 0 P: 6	R: 0 E: 0 K: 0 S: 4	H: 1 LOB: 1 BB: 0 P: 4	R: 3 E: 0 K: 0 S: 8	H: 5 LOB: 3 BB: 1 P: 12	R: 0 E: 0 K: 0 S: 4	H: 2 LOB: 0 BB: 0 P: 4	R: 0 E: 0 K: 0 S: 3	H: 0 LOB: 0 BB: 0 P: 3	R: 0 E: 0 K: 0 S: 5	H: 2 LOB: 2 BB: 0 P: 5	1B: 12 2B: 6 3B: 0 HR: 0	SF: 0 SAC: 0 DP: 2 HBP: 0	WP: 0 PB: 0 SB: 0 CS: 1	PA: 41
<b>PITCHER</b>	IP WLS BF H R ER SO BB IBB HBP BLK WP HR S P ERA WHIP																					
Ed Lynch, R ERA: 3.65	(1, 1) 5.0 25 11 5 5 0 0 0 1 0 0 0 0 0 0 24 28 9.00 2.200																					
Jesse Orosco, L ERA: 1.25	(6, 1) 2.0 8 3 0 0 0 0 0 0 0 0 0 0 0 0 8 8 0.00 1.500																					
Doug Sisk, R ERA: 2.63	(8, 1) 2.0 W 8 2 0 0 0 0 0 0 0 0 0 0 0 0 8 8 0.00 1.000																					

Houston Astros @ New York Mets  
Shea Stadium, Flushing, NY  
Sun Jul 10 1983, 3:33 AM EDT  
Att: 15,467 - Unknown

AB	40
R	5
H	16
RBI	5
BB	1
SO	0
LOB	24



Batter	1	2	3	4	5	6	7	8	9	AB	R	H	RBI	BB	SO	LOB	BOTTOM			
José Oquendo, S OBP: 0.298, SLG: 0.274	F7	E5								3	0	1	0	0	0	1				
Bob Bailor, R OBP: 0.283, SLG: 0.300										0	0	0	0	0	0	0				
Rusty Staub, L OBP: 0.432, SLG: 0.435										0	0	0	0	1	0	0				
Tucker Ashford, R OBP: 0.208, SLG: 0.190										1	0	0	0	0	1	1				
Mookie Wilson, S OBP: 0.277, SLG: 0.328	5-3	F8			5-3					4	0	0	0	0	1	6				
Keith Hernandez, L OBP: 0.367, SLG: 0.441	F2		L5			F8				3	0	0	1	1	0	0				
George Foster, R OBP: 0.304, SLG: 0.442					5-3					4	1	2	0	0	0	3				
Hubie Brooks, R OBP: 0.309, SLG: 0.374										3	2	2	1	0	1	0				
Darryl Strawberry, L OBP: 0.276, SLG: 0.410										3	2	1	2	1	2	0				
Brian Giles, R OBP: 0.315, SLG: 0.299										4	2	1	0	0	2	3				
Junior Ortiz, R OBP: 0.204, SLG: 0.170										4	0	1	2	0	1	1				
Ed Lynch, R OBP: 0.172, SLG: 0.143										2	0	0	0	0	0	1				
Jesse Orosco, R ERA: 3.64										0	0	0	0	0	0	0				
Dave Kingman, R OBP: 0.273, SLG: 0.427										0	0	0	0	1	0	0				
Doug Sisk, R OBP: 0.500, SLG: 0.500										1	0	1	0	0	0	0				
<b>Inning Stats</b>	R: 0 E: 0 K: 0 S: 3	H: 0 LOB: 0 BB: 0 P: 3	R: 3 E: 1 K: 0 S: 7	H: 3 LOB: 2 BB: 1 P: 11	R: 0 E: 0 K: 1 S: 5	H: 0 LOB: 0 BB: 0 P: 5	R: 0 E: 0 K: 2 S: 7	H: 0 LOB: 0 BB: 0 P: 7	R: 0 E: 0 K: 0 S: 3	H: 1 LOB: 0 BB: 0 P: 3	R: 1 E: 0 K: 1 S: 6	H: 1 LOB: 0 BB: 0 P: 6	R: 1 E: 0 K: 1 S: 6	H: 1 LOB: 3 BB: 3 P: 18	R: 2 E: 0 K: 3 S: 12	H: 3 LOB: 1 BB: 0 P: 12	1B: 7 2B: 0 3B: 1 HR: 1	SF: 1 SAC: 0 DP: 0 HBP: 0	WP: 0 PB: 0 SB: 0 CS: 1	PA: 37
<b>PITCHER</b>	IP WLS BF H R ER SO BB IBB HBP BLK WP HR S P ERA WHIP																			
Bob Knepper, L ERA: 3.34	(1, 1) 6.1 27 11 5 5 4 0 0 0 0 0 0 0 0 33 41 7.11 1.263																			
Dave Smith, R ERA: 3.64	(7, 1) 0.0 1 0 0 0 0 0 1 0 0 0 0 0 0 4 4 0.00 0.000																			
Frank DiPino, L ERA: 2.54	(7, 1) 0.2 3 0 0 0 0 1 1 0 0 0 0 0 0 4 8 0.00 1.500																			
Bill Dawley, R ERA: 2.4	(8, 1) 1.0 L 6 3 2 2 3 0 0 0 0 0 0 1 12 12 18.00 3.000																			

Houston Astros @ New York Mets  
Shea Stadium, Flushing, NY  
Sun Jul 10 1983, 3:33 AM EDT  
Att: 15,467 - Unknown

AB	32
R	7
H	9
RBI	6
BB	4
SO	8
LOB	16





Batter	1	2	3	4	5	6	7	8	9	AB	R	H	RBI	BB	SO	LOB	TOP			
<b>Tim Raines, S</b> <small>(1, 7)            OBP: 0.331, SLG: 0.425            Terry Crowley, L  <small>(4, PH)            OBP: 0.227, SLG: 0.306            Randy Lerch, L  <small>(4, 1)            OBP: 0.209, SLG: 0.333            Bryn Smith, R  <small>(5, 1)            OBP: 0.256, SLG: 0.399            Woodie Fryman, R  <small>(5, 1)            OBP: 0.238, SLG: 0.320            Bryan Little, S  <small>(7, 4)            OBP: 0.336, SLG: 0.320</small> </small> </small></small></small></small>	 <small>0-0</small>		 <small>4-0</small>	 <small>0-0</small>	 <small>0-0</small>			 <small>0-0</small>		1 1 1 0 1 0 0 1 1 1 0 0 0 0 1 0 0 0 0 0 1 0 0 0 0 0 0 0 0 0 0 0 0 0 0 1 0 0 0 0 0 0							<b>Montreal Expos @ Houston Astros</b> Astrodome, Houston, TX Tue Jul 12 1983, 8:05 PM EDT Att: 17,027 - Dome			
<b>Chris Speier, R</b> <small>(1, 6)            OBP: 0.360, SLG: 0.339</small>	 <small>4-0</small>		 <small>0-3</small>	 <small>0-0</small>		 <small>0-0</small>		 <small>0-0</small>		4 2 1 1 1 1 1										
<b>Andre Dawson, R</b> <small>(1, 8)            OBP: 0.336, SLG: 0.572</small>	 <small>0-3</small>		 <small>0-0</small>	 <small>0-0</small>		 <small>0-0</small>		 <small>0-3</small>		5 0 3 1 0 2 1										
<b>Al Oliver, L</b> <small>(1, 3)            OBP: 0.374, SLG: 0.458</small>	 <small>0-0</small>		 <small>0-0</small>	 <small>0-0</small>		 <small>0-0</small>		 <small>0-3</small>		4 0 2 2 1 1 1										
<b>Gary Carter, R</b> <small>(1, 2)            OBP: 0.332, SLG: 0.435</small>	 <small>0-0</small>		 <small>0-0</small>	 <small>0-0</small>		 <small>0-0</small>		 <small>0-3</small>		4 0 1 1 1 1 3										
<b>Warren Cromartie, L</b> <small>(1, 9)            OBP: 0.356, SLG: 0.365</small>	 <small>0-3</small>		 <small>0-0</small>	 <small>0-3</small>			 <small>0-0</small>			4 0 0 0 0 2 7										
<b>Tim Wallach, R</b> <small>(1, 5)            OBP: 0.345, SLG: 0.445</small>		 <small>0-0</small>		 <small>0-0</small>	 <small>0-0</small>		 <small>0-0</small>			4 0 1 0 0 0 0				<b>AB 36</b> <b>R 5</b> <b>H 11</b> <b>RBI 5</b> <b>BB 4</b> <b>SO 8</b> <b>LOB 15</b>						
<b>Doug Flynn, R</b> <small>(1, 4)            OBP: 0.242, SLG: 0.276</small>		 <small>0-0</small>		 <small>0-3</small>	 <small>0-0</small>		 <small>0-0</small>			3 0 0 0 0 1 0 0 0 0 0 0 0 0										
<b>Bob James, R</b> <small>(7, 1)</small>																				
<b>Chris Welsh, L</b> <small>(1, 1)            OBP: 0.278, SLG: 0.235</small>			 <small>0-0</small>		 <small>1-2</small>			 <small>0-0</small>		1 0 0 0 0 0 0 3 1 1 0 0 0 1										
<b>Terry Francona, L</b> <small>(4, PH)            OBP: 0.233, SLG: 0.265</small>																				
<b>Inning Stats</b>	R: 1 H: 3 E: 0 LOB: 2 K: 2 BB: 1 S: 9 P: 13	R: 0 H: 0 E: 0 LOB: 0 K: 0 BB: 0 S: 3 P: 3	R: 1 H: 1 E: 1 LOB: 2 K: 1 BB: 2 S: 6 P: 14	R: 3 H: 5 E: 0 LOB: 3 K: 2 BB: 1 S: 12 P: 16	R: 0 H: 1 E: 0 LOB: 1 K: 0 BB: 0 S: 4 P: 4	R: 0 H: 1 E: 0 LOB: 1 K: 0 BB: 0 S: 4 P: 4	R: 0 H: 0 E: 0 LOB: 0 K: 0 BB: 0 S: 3 P: 3	R: 0 H: 0 E: 0 LOB: 0 K: 3 BB: 0 S: 9 P: 9	R: 0 H: 0 E: 0 LOB: 0 K: 3 BB: 0 S: 9 P: 9	1B: 11 SF: 0 2B: 0 SAC: 1 3B: 0 DP: 0 HR: 0 HBP: 0	WP: 1 PA: 41 PB: 0 SB: 2 CS: 0									
<b>PITCHER</b>	IP WLS BF H R ER SO BB IBB HBP BLK WP HR S P ERA WHIP							<b>PITCHER</b>	IP WLS BF H R ER SO BB IBB HBP BLK WP HR S P ERA WHIP											
<b>Mike Scott, R</b> <small>(1, 1)            ERA: 3.56</small>	3.2																			
<b>Vern Rühle, R</b> <small>(4, 1)            ERA: 4.52</small>	1.1	W	7	2	0	0	1	1	0	0	0	0	0	0	8	12	0.00	2.250		
<b>Dave Smith, R</b> <small>(6, 1)            ERA: 3.33</small>	4.0	S	13	1	0	0	3	0	0	0	0	0	0	0	19	19	0.00	0.250		
<b>Omar Moreno, L</b> <small>(1, 8)            OBP: 0.281, SLG: 0.320</small>	 <small>0-0</small>		 <small>0-0</small>	 <small>0-3</small>	 <small>0-3</small>			 <small>0-3</small>		3 0 0 0 0 1 0 1 0 0 0 0 1 2 1 0 0 0 0 1 1										
<b>Tim Tolman, R</b> <small>(5, PH)            OBP: 0.280, SLG: 0.524</small>																				
<b>Dave Smith, R</b> <small>(6, 1)</small>																				
<b>Terry Puhl, L</b> <small>(1, 9)            OBP: 0.352, SLG: 0.423</small>	 <small>0-0</small>		 <small>0-0</small>		 <small>0-0</small>	 <small>0-0</small>		 <small>0-0</small>		5 1 2 0 0 0 1										
<b>Dickie Thon, R</b> <small>(1, 6)            OBP: 0.361, SLG: 0.488</small>	 <small>0-0</small>		 <small>4-0</small>	 <small>0-0</small>	 <small>0-0</small>		 <small>0-0</small>		 <small>0-0</small>		4 2 1 0 1 0 2									
<b>Phil Garner, R</b> <small>(1, 5)            OBP: 0.334, SLG: 0.381</small>	 <small>0-0</small>		 <small>1-0</small>	 <small>0-0</small>	 <small>0-0</small>			 <small>0-0</small>		3 2 1 1 0 0 1										
<b>Jose Cruz, L</b> <small>(1, 7)            OBP: 0.393, SLG: 0.461</small>		 <small>0-0</small>	 <small>0-0</small>	 <small>0-0</small>	 <small>0-0</small>		 <small>0-0</small>			4 2 2 1 0 0 0										
<b>Ray Knight, R</b> <small>(1, 3)            OBP: 0.382, SLG: 0.494</small>	 <small>0-0</small>		 <small>0-0</small>	 <small>0-0</small>	 <small>0-0</small>		 <small>0-0</small>			4 0 2 2 0 0 1										
<b>Bill Doran, S</b> <small>(1, 4)            OBP: 0.357, SLG: 0.346</small>	 <small>0-0</small>		 <small>0-0</small>	 <small>0-0</small>	 <small>0-0</small>		 <small>0-0</small>		 <small>0-0</small>		3 0 1 0 0 0 2				<b>AB 36</b> <b>R 7</b> <b>H 11</b> <b>RBI 5</b> <b>BB 1</b> <b>SO 6</b> <b>LOB 16</b>					
<b>George Bjorkman, R</b> <small>(1, 2)            OBP: 0.250, SLG: 0.250</small>	 <small>0-0</small>		 <small>0-0</small>	 <small>0-0</small>	 <small>0-0</small>		 <small>0-3</small>		 <small>0-3</small>		4 0 1 1 0 1 2									
<b>Mike Scott, R</b> <small>(1, 1)            OBP: 0.083, SLG: 0.083</small>																				
<b>Vern Rühle, R</b> <small>(4, 1)            OBP: 0.214, SLG: 0.083</small>																				
<b>Tony Scott, S</b> <small>(5, PH)            OBP: 0.243, SLG: 0.295</small>	 <small>0-0</small>		 <small>0-3</small>	 <small>0-3</small>			 <small>0-0</small>			1 0 0 0 0 0 2 1 0 0 0 0 1 0 2 0 1 0 0 1 2										
<b>Inning Stats</b>	R: 0 H: 1 E: 0 LOB: 1 K: 0 BB: 0 S: 4 P: 4	R: 0 H: 1 E: 1 LOB: 2 K: 0 BB: 0 S: 5 P: 5	R: 3 H: 1 E: 1 LOB: 1 K: 0 BB: 1 S: 5 P: 10	R: 0 H: 0 E: 0 LOB: 0 K: 2 BB: 0 S: 7 P: 7	R: 4 H: 6 E: 0 LOB: 2 K: 2 BB: 0 S: 13 P: 13	R: 0 H: 0 E: 0 LOB: 0 K: 0 BB: 0 S: 3 P: 3	R: 0 H: 1 E: 0 LOB: 1 K: 1 BB: 0 S: 6 P: 6	R: 0 H: 1 E: 0 LOB: 1 K: 1 BB: 0 S: 6 P: 6	1B: 9 SF: 0 2B: 2 SAC: 1 3B: 0 DP: 0 HR: 0 HBP: 1	WP: 1 PA: 39 PB: 1 SB: 2 CS: 0										
<b>PITCHER</b>	IP WLS BF H R ER SO BB IBB HBP BLK WP HR S P ERA WHIP							<b>PITCHER</b>	IP WLS BF H R ER SO BB IBB HBP BLK WP HR S P ERA WHIP											
<b>Chris Welsh, L</b> <small>(1, 1)            ERA: 4.89</small>	3.0																			
<b>Randy Lerch, L</b> <small>(4, 1)            ERA: 6.57</small>	1.0	L	7	4	4	4	2	0	0	0	0	1	0	11	11	36.00	4.000			
<b>Bryn Smith, R</b> <small>(5, 1)            ERA: 2.41</small>	0.2		4	2	0	0	1	0	0	0	0	0	0	6	6	0.00	3.000			
<b>Woodie Fryman, L</b> <small>(5, 1)            ERA: 9.0</small>	1.1		4	0	0	0	1	0	0	0	0	0	0	6	6	0.00	0.000			
<b>Bob James, R</b> <small>(7, 1)            ERA: 7.5</small>	2.0		8	2	0	0	2	0	0	0	0	0	0	12	12	0.00	1.000			



Batter	1	2	3	4	5	6	7	8	9	AB	R	H	RBI	BB	SO	LOB	TOP										
<b>Bryan Little, S</b> OBP: 0.335, SLG: 0.318 (1,4)										4	0	1	0	0	1	2											
<b>Terry Francona, L</b> OBP: 0.225, SLG: 0.256 (1,7)										4	0	0	0	0	1	2											
<b>Andre Dawson, R</b> OBP: 0.335, SLG: 0.577 (1,8)										4	1	1	1	0	1	2											
<b>Al Oliver, L</b> OBP: 0.369, SLG: 0.452 (1,3)										4	0	0	0	0	1	0											
<b>Gary Carter, R</b> OBP: 0.331, SLG: 0.436 (1,2)										4	1	1	0	0	0	0											
<b>Warren Cromartie, L</b> OBP: 0.398, SLG: 0.362 (1,9)										2	0	0	0	2	0	1											
<b>Tim Wallach, R</b> OBP: 0.346, SLG: 0.455 (1,5)										4	1	2	1	0	0	2											
<b>Chris Speier, R</b> OBP: 0.363, SLG: 0.354 (1,6)										4	1	2	1	0	1	1											
<b>Charlie Lea, R</b> OBP: 0.125, SLG: 0.103 (1,1)										1	0	1	1	0	0	0											
<b>Bryn Smith, R</b> OBP: 0.200, SLG: 0.200 (3,1)										1	0	0	0	0	0	0											
<b>Terry Crowley, L</b> OBP: 0.550, SLG: 0.308 (6, PH)										0	0	0	0	1	0	0											
<b>Dan Schatzeder, L</b> OBP: 0.167, SLG: 0.167 (8,1)										0	0	0	0	0	0	0											
<b>Jim Wohlford, R</b> OBP: 0.299, SLG: 0.386 (9, PH)										1	0	0	0	0	1	2											
<b>Inning Stats</b>	R: 0 E: 0 K: 0 S: 3	H: 1 LOB: 0 BB: 0 P: 3	R: 0 E: 0 K: 1 S: 5	H: 0 LOB: 1 BB: 1 P: 9	R: 1 E: 0 K: 1 S: 6	H: 2 LOB: 0 BB: 0 P: 6	R: 0 E: 0 K: 1 S: 5	H: 0 LOB: 0 BB: 0 P: 5	R: 1 E: 0 K: 1 S: 6	H: 1 LOB: 0 BB: 0 P: 6	R: 0 E: 0 K: 0 S: 3	H: 0 LOB: 1 BB: 1 P: 7	R: 0 E: 0 K: 0 S: 3	H: 0 LOB: 1 BB: 1 P: 7	R: 1 E: 0 K: 1 S: 8	H: 3 LOB: 2 BB: 0 P: 8	1B: 4 2B: 1 3B: 1 HR: 2	SF: 0 SAC: 0 DP: 2 HBP: 0	WP: 0 PB: 0 SB: 0 CS: 0	PA: 36							
<b>PITCHER</b>	IP	WLS	BF	H	R	ER	SO	BB	IBB	HBP	BLK	WP	HR	S	P	ERA	WHIP										
<b>Nolan Ryan, R</b> ERA: 2.09 (1,1)	8.0	W	30	5	3	3	5	3	0	0	0	0	2	37	49	3.38	1.000										
<b>Bill Dawley, R</b> ERA: 2.54 (9,1)	1.0		6	3	1	1	1	0	0	0	0	0	0	8	8	9.00	3.000										

**Montreal Expos @ Houston Astros**  
Astrodome, Houston, TX  
Wed Jul 13 1983, 8:05 PM EDT  
Att: 28,905 - Dome

AB	33
R	4
H	8
RBI	4
BB	3
SO	6
LOB	12



Batter	1	2	3	4	5	6	7	8	9	AB	R	H	RBI	BB	SO	LOB	BOTTOM										
<b>Omar Moreno, L</b> OBP: 0.283, SLG: 0.319 (1,8)										4	1	1	0	1	0	0											
<b>Terry Puhl, L</b> OBP: 0.353, SLG: 0.422 (1,9)										5	1	2	0	0	0	0											
<b>Dickie Thon, R</b> OBP: 0.359, SLG: 0.482 (1,6)										4	0	0	0	1	1	1											
<b>Phil Garner, R</b> OBP: 0.331, SLG: 0.376 (1,5)										4	2	0	1	0	1	3											
<b>Jose Cruz, L</b> OBP: 0.391, SLG: 0.464 (1,7)										4	1	1	2	0	1	1											
<b>Ray Knight, R</b> OBP: 0.390, SLG: 0.502 (1,3)										2	1	2	1	2	0	0											
<b>Denny Walling, L</b> OBP: 0.245, SLG: 0.239 (7, PR) (8,3)										0	1	0	0	0	0	0											
<b>Bill Doran, S</b> OBP: 0.359, SLG: 0.348 (1,4)										4	1	2	0	0	1	3											
<b>George Bjorkman, R</b> OBP: 0.455, SLG: 0.700 (1,2)										2	1	2	5	1	0	0											
<b>Nolan Ryan, R</b> OBP: 0.061, SLG: 0.031 (1,1)										4	0	0	0	0	2	6											
<b>Bill Dawley, R</b> OBP: 0.333, SLG: 0.333 (9,1)										0	0	0	0	0	0	0											
<b>Inning Stats</b>	R: 0 E: 0 K: 0 S: 4	H: 2 LOB: 1 BB: 0 P: 4	R: 0 E: 0 K: 1 S: 5	H: 0 LOB: 2 BB: 2 P: 13	R: 5 E: 0 K: 1 S: 9	H: 4 LOB: 1 BB: 2 P: 17	R: 0 E: 0 K: 0 S: 3	H: 0 LOB: 0 BB: 0 P: 3	R: 1 E: 1 K: 2 S: 9	H: 1 LOB: 2 BB: 1 P: 13	R: 0 E: 0 K: 1 S: 5	H: 0 LOB: 0 BB: 0 P: 5	R: 3 E: 0 K: 1 S: 8	H: 3 LOB: 1 BB: 0 P: 8	R: 0 E: 0 K: 0 S: 3	H: 0 LOB: 0 BB: 0 P: 3	1B: 7 2B: 1 3B: 1 HR: 1	SF: 0 SAC: 1 DP: 0 HBP: 0	WP: 0 PB: 0 SB: 1 CS: 1	PA: 39							
<b>PITCHER</b>	IP	WLS	BF	H	R	ER	SO	BB	IBB	HBP	BLK	WP	HR	S	P	ERA	WHIP										
<b>Charlie Lea, R</b> ERA: 3.38 (1,1)	2.1	L	16	6	5	5	1	3	0	0	0	0	1	29	30	19.29	3.857										
<b>Bryn Smith, R</b> ERA: 2.07 (3,1)	4.2		20	4	4	3	5	1	0	0	1	0	1	29	33	5.79	1.071										
<b>Dan Schatzeder, L</b> ERA: 2.2 (8,1)	1.0		3	0	0	0	0	0	0	0	0	0	0	3	3	0.00	0.000										

**Montreal Expos @ Houston Astros**  
Astrodome, Houston, TX  
Wed Jul 13 1983, 8:05 PM EDT  
Att: 28,905 - Dome

AB	33
R	9
H	10
RBI	9
BB	5
SO	6
LOB	14





Batter	1	2	3	4	5	6	7	8	9	AB	R	H	RBI	BB	SO	LOB	TOP			
Warren Cromartie, L (1, 9)	F9			4-3		F7			F7	4	0	0	0	0	0	0				
Chris Speier, R (1, 6)	6-3					F7			F7	4	0	1	0	0	0	0				
Andre Dawson, R (1, 8)	6-3			F7					F6	3	0	0	0	0	0	1				
Al Oliver, L (1, 3)		4-3		6-3					4-3	3	0	0	0	0	0	1				
Gary Carter, R (1, 2)	F9				G5-4-3 1B				K	3	0	1	0	0	1	0				
Tim Lincecum, R (1, 5)	K				G5-4-3 1B				6-3	3	0	1	0	0	1	0				
Terry Francona, L (1, 7)			K2-3		G5-4-3 1B				6-3	3	0	0	0	0	1	2				
Doug Flynn, R (1, 4)			F6		F6-3				F6-3	3	0	0	0	0	0	1				
Steve Rogers, R (1, 1)			6-3						F9	2	0	0	0	0	0	0				
Terry Crowley, L (9, PH)										1	0	0	0	0	0	0				
<b>Inning Stats</b>	R: 0 E: 0 K: 0 S: 3	H: 0 LOB: 0 BB: 0 P: 3	R: 0 E: 0 K: 1 S: 5	H: 0 LOB: 0 BB: 0 P: 5	R: 0 E: 0 K: 1 S: 5	H: 1 LOB: 1 BB: 0 P: 4	R: 0 E: 0 K: 0 S: 4	H: 2 LOB: 1 BB: 0 P: 4	R: 0 E: 0 K: 0 S: 3	H: 0 LOB: 0 BB: 0 P: 3	R: 0 E: 0 K: 1 S: 5	H: 0 LOB: 0 BB: 0 P: 5	R: 0 E: 0 K: 0 S: 3	H: 0 LOB: 0 BB: 0 P: 3	R: 0 E: 0 K: 0 S: 3	H: 0 LOB: 0 BB: 0 P: 3	1B: 3 2B: 0 3B: 0 HR: 0	SF: 0 SAC: 0 DP: 1 HBP: 0	WP: 0 PB: 0 SB: 0 CS: 0	PA: 29
<b>PITCHER</b>	IP WLS BF H R ER SO BB IBB HBP BLK WP HR S P ERA WHIP																			
Joe Niekro, R (1, 1)	9.0 W 29 3 0 0 3 0 0 0 0 0 0 0 35 35 0.00 0.333																			

Montreal Expos @ Houston Astros  
Astrodome, Houston, TX  
Thu Jul 14 1983, 8:05 PM EDT  
Att: 20,568 - Dome

AB	29
R	0
H	3
RBI	0
BB	0
SO	3
LOB	5



Batter	1	2	3	4	5	6	7	8	9	AB	R	H	RBI	BB	SO	LOB	BOTTOM			
Omar Moreno, L (1, 8)	K			2B	G3				F8	4	1	1	0	0	1	1				
Terry Puhl, L (1, 9)	G3			1B	FC6-4				F6	4	2	2	1	0	0	0				
Dickie Thon, R (1, 6)	6-3			3H	FC6-4				5-3	4	0	2	0	0	0	0				
Phil Garner, R (1, 5)		F4-3		2-3	FC6-4				F9	4	0	0	2	0	0	2				
Jose Cruz, L (1, 7)		F7		1-2	F5				K	3	0	0	0	0	1	3				
Ray Knight, R (1, 3)		5-3		3H	FC6-4				F9	3	0	0	0	0	0	3				
Bill Doran, S (1, 4)				1-2	3-1				K	2	0	0	0	0	0	0				
Craig Reynolds, L (8, 4)				BB						0	0	0	0	0	0	0				
George Bjorkman, R (1, 2)				F4-6-3					F8	3	0	1	0	0	0	1				
Joe Niekro, R (1, 1)				1-2	SH3-4				5-3	2	0	0	0	0	0	0				
<b>Inning Stats</b>	R: 0 E: 0 K: 1 S: 5	H: 0 LOB: 0 BB: 0 P: 5	R: 0 E: 0 K: 0 S: 2	H: 0 LOB: 0 BB: 1 P: 6	R: 2 E: 0 K: 0 S: 6	H: 3 LOB: 1 BB: 0 P: 6	R: 0 E: 0 K: 0 S: 4	H: 1 LOB: 1 BB: 0 P: 4	R: 1 E: 0 K: 2 S: 10	H: 2 LOB: 2 BB: 0 P: 10	R: 0 E: 0 K: 0 S: 3	H: 0 LOB: 0 BB: 0 P: 3	R: 0 E: 0 K: 0 S: 3	H: 0 LOB: 0 BB: 0 P: 3	R: 0 E: 0 K: 0 S: 3	H: 0 LOB: 0 BB: 0 P: 3	1B: 3 2B: 2 3B: 1 HR: 0	SF: 0 SAC: 1 DP: 1 HBP: 0	WP: 0 PB: 0 SB: 0 CS: 0	PA: 31
<b>PITCHER</b>	IP WLS BF H R ER SO BB IBB HBP BLK WP HR S P ERA WHIP																			
Steve Rogers, R (1, 1)	8.0 L 31 6 3 3 3 1 0 0 0 0 0 36 40 3.38 0.875																			

Montreal Expos @ Houston Astros  
Astrodome, Houston, TX  
Thu Jul 14 1983, 8:05 PM EDT  
Att: 20,568 - Dome

AB	29
R	3
H	6
RBI	3
BB	1
SO	3
LOB	12





Batter	1	2	3	4	5	6	7	8	9	AB	R	H	RBI	BB	SO	LOB	TOP			
<b>José Oquendo, S</b> OBP: 0.291, SLG: 0.268 (1, 6)										4	0	2	0	0	1	1				
<b>Mookie Wilson, S</b> OBP: 0.281, SLG: 0.328 (1, 8)										4	0	0	0	0	1	2				
<b>Keith Hernandez, L</b> OBP: 0.363, SLG: 0.440 (1, 3)										3	0	0	0	1	0	1				
<b>George Foster, R</b> OBP: 0.299, SLG: 0.440 (1, 7)										4	0	0	0	0	1	1				
<b>Dave Kingman, R</b> OBP: 0.272, SLG: 0.423 (1, 9)										3	0	0	0	0	1	0				
<b>Hubie Brooks, R</b> OBP: 0.305, SLG: 0.367 (1, 5)										3	0	1	0	0	0	0				
<b>Brian Giles, R</b> OBP: 0.318, SLG: 0.297 (1, 4)										3	0	2	0	0	1	1				
<b>Junior Ortiz, R</b> OBP: 0.190, SLG: 0.161 (8, PH)										2	0	0	0	0	0	2				
<b>Mark Bradley, R</b> OBP: 0.329, SLG: 0.388 (8, PH)										1	0	0	0	0	1	1				
<b>Ron Hodges, L</b> OBP: 0.361, SLG: 0.227 (8, 2)										0	0	0	0	0	0	0				
<b>Ed Lynch, R</b> OBP: 0.161, SLG: 0.133 (5, 1)										2	0	0	0	0	2	1				
<b>Carlos Diaz, R</b> OBP: 0.424, SLG: 0.466 (8, PH)										0	0	0	0	0	0	0				
<b>Tom Gorman, L</b> OBP: 0.500, SLG: 0.500 (8, 1)										0	0	0	0	0	0	0				
<b>Inning Stats</b>	R: 0 E: 0 K: 2 S: 7	H: 1 LOB: 1 BB: 1 P: 11	R: 0 E: 0 K: 2 S: 8	H: 1 LOB: 1 BB: 0 P: 8	R: 0 E: 0 K: 2 S: 7	H: 0 LOB: 0 BB: 0 P: 7	R: 0 E: 0 K: 0 S: 3	H: 0 LOB: 0 BB: 0 P: 3	R: 0 E: 0 K: 1 S: 6	H: 1 LOB: 1 BB: 0 P: 6	R: 0 E: 0 K: 0 S: 3	H: 0 LOB: 0 BB: 0 P: 3	R: 0 E: 0 K: 1 S: 6	H: 1 LOB: 1 BB: 0 P: 6	R: 0 E: 0 K: 0 S: 3	H: 0 LOB: 0 BB: 0 P: 3	1B: 5 2B: 0 3B: 0 HR: 0	SF: 0 SAC: 0 DP: 1 HBP: 0	WP: 0 PB: 0 SB: 0 CS: 1	PA: 31
<b>PITCHER</b> <b>Bob Knepper, L</b> ERA: 3.11 (1, 1)	IP: 9.0 WLS: W BF: 31 H: 5 R: 0 ER: 0 SO: 8 BB: 1 IBB: 0 HBP: 0 BLK: 0 WP: 0 HR: 0 S: 46 P: 50 ERA: 0.00 WHIP: 0.667																			

New York Mets @ Houston Astros  
Astrodome, Houston, TX  
Fri Jul 15 1983, 8:05 PM EDT  
Att: 19,661 - Dome

AB 30  
R 0  
H 5  
RBI 0  
BB 1  
SO 8  
LOB 11



Batter	1	2	3	4	5	6	7	8	9	AB	R	H	RBI	BB	SO	LOB	BOTTOM		
<b>Omar Moreno, L</b> OBP: 0.286, SLG: 0.337 (1, 8)										4	2	2	2	1	0	0			
<b>Terry Puhl, L</b> OBP: 0.357, SLG: 0.435 (1, 9)										4	0	2	2	0	1	0			
<b>Dickie Thon, R</b> OBP: 0.361, SLG: 0.480 (1, 6)										4	0	1	0	1	0	1			
<b>Phil Garner, R</b> OBP: 0.325, SLG: 0.368 (1, 5)										5	0	1	0	0	0	4			
<b>Jose Cruz, L</b> OBP: 0.384, SLG: 0.454 (1, 7)										4	0	0	0	0	0	4			
<b>Ray Knight, R</b> OBP: 0.391, SLG: 0.507 (1, 3)										4	2	3	0	0	0	1			
<b>Bill Doran, S</b> OBP: 0.364, SLG: 0.349 (1, 4)										3	0	2	1	1	0	1			
<b>George Bjorkman, R</b> OBP: 0.444, SLG: 0.533 (1, 2)										2	1	0	0	1	0	4			
<b>Bob Knepper, L</b> OBP: 0.227, SLG: 0.357 (1, 1)										4	1	1	1	0	0	4			
<b>Inning Stats</b>	R: 0 E: 0 K: 0 S: 4	H: 1 LOB: 1 BB: 0 P: 4	R: 4 E: 0 K: 0 S: 8	H: 5 LOB: 1 BB: 0 P: 8	R: 0 E: 0 K: 0 S: 4	H: 1 LOB: 2 BB: 1 P: 8	R: 0 E: 0 K: 0 S: 4	H: 1 LOB: 3 BB: 2 P: 12	R: 0 E: 0 K: 0 S: 5	H: 1 LOB: 1 BB: 0 P: 4	R: 1 E: 0 K: 0 S: 5	H: 2 LOB: 2 BB: 1 P: 9	R: 1 E: 0 K: 0 S: 4	H: 1 LOB: 0 BB: 0 P: 4	1B: 9 2B: 0 3B: 3 HR: 0	SF: 1 SAC: 0 DP: 0 HBP: 1	WP: 1 PB: 0 SB: 2 CS: 1	PA: 40	
<b>PITCHER</b> <b>Ed Lynch, R</b> ERA: 3.86 (5, 1)	IP: 2.2 WLS: L BF: 10 H: 2 R: 1 ER: 1 SO: 1 BB: 0 IBB: 0 HBP: 0 BLK: 0 WP: 0 HR: 0 S: 11 P: 15 ERA: 3.38 WHIP: 0.750																		
<b>Carlos Diaz, L</b> ERA: 2.92 (8, 1)	IP: 1.0 WLS: L BF: 4 H: 1 R: 1 ER: 1 SO: 0 BB: 0 IBB: 0 HBP: 0 BLK: 0 WP: 0 HR: 0 S: 4 P: 4 ERA: 9.00 WHIP: 1.000																		

New York Mets @ Houston Astros  
Astrodome, Houston, TX  
Fri Jul 15 1983, 8:05 PM EDT  
Att: 19,661 - Dome

AB 34  
R 6  
H 12  
RBI 6  
BB 4  
SO 1  
LOB 19





Batter	1	2	3	4	5	6	7	8	9	AB	R	H	RBI	BB	SO	LOB	TOP					
<b>José Oquendo, S</b> (1, 6) <small>OBP: 0.286, SLG: 0.263</small>										4	0	0	0	0	1	0						
<b>Mookie Wilson, S</b> (1, 8) <small>OBP: 0.278, SLG: 0.324</small>										4	0	0	0	0	1	0						
<b>Keith Hernandez, L</b> (1, 3) <small>OBP: 0.362, SLG: 0.438</small>										4	0	1	0	0	0	0						
<b>George Foster, R</b> (1, 7) <small>OBP: 0.301, SLG: 0.441</small>										4	1	2	0	0	0	0						
<b>Hubie Brooks, R</b> (1, 5) <small>OBP: 0.308, SLG: 0.368</small>										4	0	2	0	0	0	2						
<b>Darryl Strawberry, L</b> (1, 9) <small>OBP: 0.289, SLG: 0.402</small>										2	0	0	0	1	0	1						
<b>Brian Giles, R</b> (1, 4) <small>OBP: 0.316, SLG: 0.295</small>										2	0	0	0	0	2							
<b>Rusty Staub, L</b> (7, PH) <small>OBP: 0.419, SLG: 0.459</small>										1	0	0	0	0	1							
<b>Tucker Ashford, R</b> (7, 4) <small>OBP: 0.208, SLG: 0.190</small>										0	0	0	0	0	0							
<b>Ron Hodges, L</b> (1, 2) <small>OBP: 0.361, SLG: 0.236</small>										3	0	1	0	0	0	1						
<b>Mike Torrez, R</b> (1, 1) <small>OBP: 0.086, SLG: 0.059</small>										2	0	0	0	0	1	1						
<b>Danny Heep, L</b> (8, PH) <small>OBP: 0.365, SLG: 0.436</small>										1	0	0	0	0	1	0						
<b>Doug Sisk, R</b> (8, 1) <small>OBP: 0.500, SLG: 0.500</small>										0	0	0	0	0	0	0						
<b>Inning Stats</b>	R: 0 E: 0 K: 0 S: 3	H: 0 LOB: 0 BB: 0 P: 3	R: 1 E: 0 K: 0 S: 4	H: 2 LOB: 1 BB: 1 P: 8	R: 0 E: 0 K: 2 S: 7	H: 0 LOB: 0 BB: 0 P: 7	R: 0 E: 0 K: 0 S: 3	H: 0 LOB: 0 BB: 0 P: 3	R: 0 E: 0 K: 0 S: 4	H: 1 LOB: 1 BB: 0 P: 4	R: 0 E: 0 K: 0 S: 3	H: 0 LOB: 0 BB: 0 P: 3	R: 0 E: 0 K: 0 S: 4	H: 1 LOB: 1 BB: 0 P: 4	R: 0 E: 0 K: 1 S: 5	H: 0 LOB: 0 BB: 0 P: 5	R: 0 E: 0 K: 1 S: 6	H: 2 LOB: 1 BB: 0 P: 6	1B: 5 2B: 1 3B: 0 HR: 0	SF: 0 SAC: 0 DP: 2 HBP: 0	WP: 0 PB: 0 SB: 0 CS: 0	PA: 32
<b>PITCHER</b>	IP WLS BF H R ER SO BB IBB HBP BLK WP HR S P ERA WHIP																					
<b>Mike Scott, R</b> (1, 1) <small>ERA: 3.31</small>	8.1 W 31 6 1 1 4 1 0 0 0 0 0 0 38 42 1.08 0.840																					
<b>Frank DiPino, L</b> (9, 1) <small>ERA: 2.5</small>	0.2 S 1 0 0 0 0 0 0 0 0 0 0 0 1 1 0.00 0.000																					

New York Mets @ Houston Astros  
Astrodome, Houston, TX  
Sat Jul 16 1983, 8:05 PM EDT  
Att: 34,557 - Dome

AB	31
R	1
H	6
RBI	0
BB	1
SO	4
LOB	8



Batter	1	2	3	4	5	6	7	8	9	AB	R	H	RBI	BB	SO	LOB	BOTTOM			
<b>Omar Moreno, L</b> (1, 8) <small>OBP: 0.291, SLG: 0.341</small>										2	2	1	0	2	1	0				
<b>Terry Puhl, L</b> (1, 9) <small>OBP: 0.357, SLG: 0.433</small>										3	1	1	0	0	0	2				
<b>Dickie Thon, R</b> (1, 6) <small>OBP: 0.362, SLG: 0.482</small>										3	0	1	3	1	0	1				
<b>Phil Garner, R</b> (1, 5) <small>OBP: 0.324, SLG: 0.367</small>										4	0	1	0	0	1	3				
<b>Jose Cruz, L</b> (1, 7) <small>OBP: 0.385, SLG: 0.453</small>										3	0	1	0	1	0	1				
<b>Ray Knight, R</b> (1, 3) <small>OBP: 0.386, SLG: 0.500</small>										4	0	0	0	0	1	3				
<b>Bill Doran, S</b> (1, 4) <small>OBP: 0.362, SLG: 0.346</small>										3	0	0	0	1	1	1				
<b>George Bjorkman, R</b> (1, 2) <small>OBP: 0.381, SLG: 0.444</small>										3	0	0	0	0	1	3				
<b>Mike Scott, R</b> (1, 1) <small>OBP: 0.074, SLG: 0.074</small>										3	0	0	0	0	2	0				
<b>Frank DiPino, L</b> (9, 1) <small>OBP: 0.400, SLG: 0.500</small>										0	0	0	0	0	0	0				
<b>Inning Stats</b>	R: 1 E: 0 K: 0 S: 4	H: 1 LOB: 1 BB: 1 P: 8	R: 0 E: 0 K: 1 S: 5	H: 0 LOB: 0 BB: 0 P: 5	R: 0 E: 0 K: 1 S: 6	H: 1 LOB: 1 BB: 0 P: 6	R: 0 E: 0 K: 1 S: 5	H: 0 LOB: 0 BB: 0 P: 5	R: 0 E: 0 K: 1 S: 5	H: 0 LOB: 0 BB: 0 P: 5	R: 2 E: 1 K: 2 S: 9	H: 1 LOB: 3 BB: 3 P: 21	R: 0 E: 0 K: 1 S: 6	H: 1 LOB: 2 BB: 1 P: 10	R: 0 E: 0 K: 0 S: 3	H: 1 LOB: 0 BB: 0 P: 3	1B: 3 2B: 2 3B: 0 HR: 0	SF: 0 SAC: 1 DP: 1 HBP: 0	WP: 0 PB: 0 SB: 4 CS: 0	PA: 34
<b>PITCHER</b>	IP WLS BF H R ER SO BB IBB HBP BLK WP HR S P ERA WHIP																			
<b>Mike Torrez, R</b> (1, 1) <small>ERA: 4.29</small>	7.0 L 31 4 3 2 7 2 3 0 0 0 0 0 3 3 2.57 0.857																			
<b>Doug Sisk, R</b> (8, 1) <small>ERA: 2.54</small>	1.0 3 1 0 0 0 0 0 0 0 0 0 0 3 3 0.00 1.000																			

New York Mets @ Houston Astros  
Astrodome, Houston, TX  
Sat Jul 16 1983, 8:05 PM EDT  
Att: 34,557 - Dome

AB	28
R	3
H	5
RBI	3
BB	5
SO	7
LOB	14





Batter	1	2	3	4	5	6	7	8	9	AB	R	H	RBI	BB	SO	LOB	TOP																					
Danny Heep, L (1, 8) OBP: 0.365, SLG: 0.438 Jesse Orosco, R (7, 1) OBP: 0.222, SLG: 0.222	F7		G6-4-3				L4		K	4	0	1	0	0	0	1																						
Hubie Brooks, R (1, 5) OBP: 0.311, SLG: 0.369 Bob Bailor, R (5, FR) OBP: 0.280, SLG: 0.297	K						6-3			2	1	1	0	0	1	0																						
Keith Hernandez, L (1, 3) OBP: 0.361, SLG: 0.434							F7			3	0	0	0	1	1	3																						
George Foster, R (1, 7) OBP: 0.300, SLG: 0.437	FC5-4									3	1	0	0	1	0	4																						
Darryl Strawberry, L (1, 9) OBP: 0.285, SLG: 0.409										4	1	1	2	0	1	0																						
Ron Hodges, L (1, 2) OBP: 0.285, SLG: 0.234	L5									1	0	0	1	2	0	0																						
Tucker Ashford, R (1, 4) OBP: 0.250, SLG: 0.208										3	0	1	0	1	0	1																						
José Oquendo, S (1, 6) OBP: 0.285, SLG: 0.263										4	0	1	0	0	1	3																						
Walt Terrell, L (1, 1) Mookie Wilson, S (7, 8) OBP: 0.277, SLG: 0.323										2	0	0	0	1	1	2																						
<b>Inning Stats</b>	R: 0 E: 0 K: 1 S: 5	H: 0 LOB: 1 BB: 1 P: 9	R: 0 E: 0 K: 1 S: 5	H: 0 LOB: 0 BB: 0 P: 5	R: 0 E: 0 K: 0 S: 2	H: 0 LOB: 0 BB: 1 P: 6	R: 3 E: 0 K: 1 S: 7	H: 2 LOB: 1 BB: 2 P: 15	R: 0 E: 0 K: 1 S: 6	H: 1 LOB: 3 BB: 0 P: 7	R: 0 E: 0 K: 0 S: 3	H: 0 LOB: 0 BB: 0 P: 3	R: 0 E: 0 K: 0 S: 3	H: 0 LOB: 1 BB: 1 P: 7	R: 0 E: 0 K: 1 S: 5	H: 1 LOB: 0 BB: 0 P: 5	1B: 3 2B: 1 3B: 1 HR: 0	SF: 0 SAC: 1 DP: 1 HBP: 1	WP: 1 PB: 0 SB: 1 CS: 1	PA: 37																		
<b>PITCHER</b>	IP	WLS	BF	H	R	ER	SO	BB	IBB	HBP	BLK	WP	HR	S	P	ERA	WHIP	<b>PITCHER</b>				IP	WLS	BF	H	R	ER	SO	BB	IBB	HBP	BLK	WP	HR	S	P	ERA	WHIP
Nolan Ryan, R (1, 1) ERA: 2.24	6.0	L	27	4	3	3	5	5	0	1	0	1	0	31	52	4.50	1.500																					
Michael LaCoss, R (7, 1) ERA: 4.93	1.0		3	0	0	0	0	0	0	0	0	0	0	3	3	0.00	0.000																					
Bill Dawley, R (8, 1) ERA: 2.44	2.0		7	1	0	0	1	1	0	0	0	0	0	8	12	0.00	1.000																					

New York Mets @ Houston Astros  
Astrodome, Houston, TX  
Sun Jul 17 1983, 8:05 PM EDT  
Att: 31,049 - Dome

AB	29
R	3
H	5
RBI	3
BB	6
SO	6
LOB	16



Batter	1	2	3	4	5	6	7	8	9	AB	R	H	RBI	BB	SO	LOB	BOTTOM																					
Omar Moreno, L (1, 8) OBP: 0.291, SLG: 0.340			K					K		4	0	1	0	0	2	0																						
Terry Puhl, L (1, 9) OBP: 0.350, SLG: 0.425	FC4-6							F8		4	0	0	0	0	0	1																						
Dickie Thon, R (1, 6) OBP: 0.364, SLG: 0.482										4	0	2	0	0	0	0																						
Phil Garner, R (1, 5) OBP: 0.324, SLG: 0.369	FC1-6									4	1	1	0	0	1	3																						
Jose Cruz, L (1, 7) OBP: 0.389, SLG: 0.459										2	0	1	1	2	0	2																						
Ray Knight, R (1, 3) OBP: 0.384, SLG: 0.495 Craig Reynolds, L (8, FR) OBP: 0.267, SLG: 0.295										3	0	0	0	1	0	2																						
Bill Doran, S (1, 4) OBP: 0.358, SLG: 0.341										4	0	0	0	0	0	3																						
George Bjorkman, R (1, 2) OBP: 0.333, SLG: 0.381										3	0	0	0	0	1	0																						
Nolan Ryan, R (1, 1) OBP: 0.057, SLG: 0.029 Michael LaCoss, R (7, 1) OBP: 0.067, SLG: 0.034 Tony Scott, S (7, PH) OBP: 0.241, SLG: 0.292 Bill Dawley, R (8, 1) OBP: 0.333, SLG: 0.333										2	0	0	0	0	0	0																						
<b>Inning Stats</b>	R: 0 E: 0 K: 0 S: 5	H: 2 LOB: 2 BB: 0 P: 5	R: 0 E: 0 K: 0 S: 3	H: 0 LOB: 0 BB: 0 P: 3	R: 0 E: 0 K: 1 S: 5	H: 0 LOB: 0 BB: 0 P: 5	R: 0 E: 0 K: 0 S: 3	H: 0 LOB: 2 BB: 2 P: 11	R: 0 E: 0 K: 0 S: 3	H: 0 LOB: 0 BB: 0 P: 3	R: 1 E: 0 K: 2 S: 5	H: 2 LOB: 1 BB: 0 P: 5	R: 0 E: 0 K: 2 S: 7	H: 0 LOB: 0 BB: 0 P: 7	R: 0 E: 0 K: 2 S: 8	H: 1 LOB: 1 BB: 0 P: 8	R: 0 E: 0 K: 0 S: 2	H: 0 LOB: 1 BB: 1 P: 6	1B: 3 2B: 1 3B: 1 HR: 0	SF: 0 SAC: 0 DP: 1 HBP: 0	WP: 0 PB: 0 SB: 1 CS: 0	PA: 34																
<b>PITCHER</b>	IP	WLS	BF	H	R	ER	SO	BB	IBB	HBP	BLK	WP	HR	S	P	ERA	WHIP	<b>PITCHER</b>				IP	WLS	BF	H	R	ER	SO	BB	IBB	HBP	BLK	WP	HR	S	P	ERA	WHIP
Walt Terrell, R (1, 1) ERA: 4.26	6.0	W	24	4	1	1	1	2	0	0	0	0	0	24	32	1.50	1.000																					
Jesse Orosco, L (7, 1) ERA: 1.1	3.0	S	10	1	0	0	4	1	0	0	0	0	0	17	21	0.00	0.667																					

New York Mets @ Houston Astros  
Astrodome, Houston, TX  
Sun Jul 17 1983, 8:05 PM EDT  
Att: 31,049 - Dome

AB	31
R	1
H	5
RBI	1
BB	3
SO	5
LOB	11









Batter	1	2	3	4	5	6	7	8	9	AB	R	H	RBI	BB	SO	LOB	TOP							
<b>Omar Moreno, L</b> (1.8) OBP: 0.292, SLG: 0.338										5	1	0	1	0	5		<b>Houston Astros @ Philadelphia Phillies</b> Veterans Stadium, Philadelphia, PA Tue Jul 19 1983, 7:05 PM EDT Att: 23,851 - Unknown							
<b>Tony Puhl, L</b> (1.9) OBP: 0.366, SLG: 0.448										3	3	0	0	0	0									
<b>Tony Scott, S</b> (7.9) OBP: 0.250, SLG: 0.294										0	0	0	0	1	0									
<b>Dickie Thon, R</b> (1.6) OBP: 0.366, SLG: 0.482										5	0	1	2	0	0	6								
<b>Phil Garner, R</b> (1.5) OBP: 0.326, SLG: 0.382										4	1	2	3	0	0	3								
<b>Jose Cruz, L</b> (1.7) OBP: 0.397, SLG: 0.462										3	1	2	0	2	1	0								
<b>Ray Knight, R</b> (1.3) OBP: 0.391, SLG: 0.498										3	1	1	0	2	1	1								
<b>Bill Doran, S</b> (1.4) OBP: 0.362, SLG: 0.342										4	0	1	0	1	1	4								
<b>George Bjorkman, R</b> (1.2) OBP: 0.382, SLG: 0.448										4	0	2	2	1	1	3								
<b>Bob Knepper, L</b> (1.1) OBP: 0.213, SLG: 0.333										3	0	0	0	0	2	2								
<b>Michael LaCoss, R</b> (6.1) OBP: 0.065, SLG: 0.033										1	0	0	0	0	1	2								
<b>Frank DiPino, L</b> (9.1) OBP: 0.400, SLG: 0.500										0	0	0	0	0	0	0								
<b>Inning Stats</b>	R: 2 E: 2 K: 1 S: 6	H: 1 LOB: 3 BB: 3 P: 19	R: 1 E: 0 K: 1 S: 7	H: 2 LOB: 1 BB: 0 P: 7	R: 1 E: 0 K: 1 S: 8	H: 3 LOB: 2 BB: 0 P: 8	R: 0 E: 0 K: 0 S: 4	H: 2 LOB: 1 BB: 0 P: 4	R: 0 E: 0 K: 1 S: 5	H: 0 LOB: 0 BB: 0 P: 5	R: 0 E: 0 K: 1 S: 7	H: 2 LOB: 2 BB: 0 P: 7	R: 0 E: 0 K: 0 S: 2	H: 1 LOB: 0 BB: 1 P: 6	R: 0 E: 0 K: 0 S: 3	H: 0 LOB: 2 BB: 2 P: 11	R: 2 E: 0 K: 2 S: 9	H: 2 LOB: 2 BB: 2 P: 17	1B: 8 2B: 3 3B: 1 HR: 1	SF: 1 SAC: 1 DP: 1 HBP: 1	WP: 0 PB: 0 SB: 0 CS: 3	PA: 46		
<b>PITCHER</b>	IP WLS BF H R ER SO BB IBB HBP BLK WP HR S P ERA WHIP	IP WLS BF H R ER SO BB IBB HBP BLK WP HR S P ERA WHIP	IP WLS BF H R ER SO BB IBB HBP BLK WP HR S P ERA WHIP	IP WLS BF H R ER SO BB IBB HBP BLK WP HR S P ERA WHIP	IP WLS BF H R ER SO BB IBB HBP BLK WP HR S P ERA WHIP	IP WLS BF H R ER SO BB IBB HBP BLK WP HR S P ERA WHIP	IP WLS BF H R ER SO BB IBB HBP BLK WP HR S P ERA WHIP	IP WLS BF H R ER SO BB IBB HBP BLK WP HR S P ERA WHIP	IP WLS BF H R ER SO BB IBB HBP BLK WP HR S P ERA WHIP	IP WLS BF H R ER SO BB IBB HBP BLK WP HR S P ERA WHIP	IP WLS BF H R ER SO BB IBB HBP BLK WP HR S P ERA WHIP	IP WLS BF H R ER SO BB IBB HBP BLK WP HR S P ERA WHIP	IP WLS BF H R ER SO BB IBB HBP BLK WP HR S P ERA WHIP	IP WLS BF H R ER SO BB IBB HBP BLK WP HR S P ERA WHIP	IP WLS BF H R ER SO BB IBB HBP BLK WP HR S P ERA WHIP	IP WLS BF H R ER SO BB IBB HBP BLK WP HR S P ERA WHIP	IP WLS BF H R ER SO BB IBB HBP BLK WP HR S P ERA WHIP	IP WLS BF H R ER SO BB IBB HBP BLK WP HR S P ERA WHIP	IP WLS BF H R ER SO BB IBB HBP BLK WP HR S P ERA WHIP	IP WLS BF H R ER SO BB IBB HBP BLK WP HR S P ERA WHIP	IP WLS BF H R ER SO BB IBB HBP BLK WP HR S P ERA WHIP	IP WLS BF H R ER SO BB IBB HBP BLK WP HR S P ERA WHIP	IP WLS BF H R ER SO BB IBB HBP BLK WP HR S P ERA WHIP	IP WLS BF H R ER SO BB IBB HBP BLK WP HR S P ERA WHIP

AB	35
R	7
H	13
RBI	7
BB	8
SO	7
LOB	26



Batter	1	2	3	4	5	6	7	8	9	AB	R	H	RBI	BB	SO	LOB	BOTTOM						
<b>Bob Demier, R</b> (1.9) OBP: 0.311, SLG: 0.336										4	1	0	1	0	1	2	<b>Houston Astros @ Philadelphia Phillies</b> Veterans Stadium, Philadelphia, PA Tue Jul 19 1983, 7:05 PM EDT Att: 23,851 - Unknown						
<b>Pete Rose, S</b> (1.3) OBP: 0.324, SLG: 0.311										4	0	1	1	0	0	1							
<b>Gary Matthews, R</b> (1.7) OBP: 0.349, SLG: 0.377										3	0	1	0	1	0	1							
<b>Mike Schmidt, R</b> (1.5) OBP: 0.383, SLG: 0.478										3	0	0	0	1	1	2							
<b>Ozzie Virgil, R</b> (1.2) OBP: 0.258, SLG: 0.356										3	0	0	0	1	0	2							
<b>Gary Maddox, R</b> (1.8) OBP: 0.310, SLG: 0.391										4	1	2	0	0	0	2							
<b>Kiko Garcia, R</b> (1.4) OBP: 0.375, SLG: 0.475										3	0	0	0	0	1	2							
<b>Joe Lefebvre, L</b> (9. PH) OBP: 0.391, SLG: 0.571										0	0	0	0	1	0	0							
<b>Ivan De Jesus, R</b> (1.6) OBP: 0.312, SLG: 0.306										3	1	1	0	0	0	0							
<b>Von Hayes, L</b> (9. PH) OBP: 0.341, SLG: 0.393										1	0	0	0	0	1	2							
<b>Marty Bystrom, R</b> (1.1) OBP: 0.289, SLG: 0.217										1	0	0	0	0	1	0							
<b>Tony Perez, R</b> (5. PH) OBP: 0.331, SLG: 0.402										1	0	0	0	0	0	2							
<b>Willie Hernandez, L</b> (6.1) OBP: 0.500, SLG: 0.500										0	0	0	0	0	0	0							
<b>Greg Gross, L</b> (7. PH) OBP: 0.402, SLG: 0.356										1	0	0	0	1	0	2							
<b>Inning Stats</b>	R: 0 E: 0 K: 0 S: 3	H: 0 LOB: 1 BB: 1 P: 7	R: 0 E: 0 K: 0 S: 3	H: 0 LOB: 0 BB: 0 P: 3	R: 0 E: 0 K: 2 S: 7	H: 0 LOB: 0 BB: 0 P: 7	R: 0 E: 0 K: 1 S: 6	H: 1 LOB: 1 BB: 0 P: 6	R: 0 E: 0 K: 0 S: 3	H: 0 LOB: 1 BB: 1 P: 7	R: 0 E: 0 K: 0 S: 3	H: 0 LOB: 0 BB: 1 P: 7	R: 0 E: 0 K: 0 S: 2	H: 0 LOB: 0 BB: 1 P: 6	R: 0 E: 0 K: 1 S: 5	H: 1 LOB: 1 BB: 1 P: 9	R: 0 E: 0 K: 1 S: 5	H: 1 LOB: 1 BB: 1 P: 9	1B: 5 2B: 0 3B: 0 HR: 0	SF: 0 SAC: 0 DP: 3 HBP: 0	WP: 1 PB: 0 SB: 1 CS: 0	PA: 36	
<b>PITCHER</b>	IP WLS BF H R ER SO BB IBB HBP BLK WP HR S P ERA WHIP	IP WLS BF H R ER SO BB IBB HBP BLK WP HR S P ERA WHIP	IP WLS BF H R ER SO BB IBB HBP BLK WP HR S P ERA WHIP	IP WLS BF H R ER SO BB IBB HBP BLK WP HR S P ERA WHIP	IP WLS BF H R ER SO BB IBB HBP BLK WP HR S P ERA WHIP	IP WLS BF H R ER SO BB IBB HBP BLK WP HR S P ERA WHIP	IP WLS BF H R ER SO BB IBB HBP BLK WP HR S P ERA WHIP	IP WLS BF H R ER SO BB IBB HBP BLK WP HR S P ERA WHIP	IP WLS BF H R ER SO BB IBB HBP BLK WP HR S P ERA WHIP	IP WLS BF H R ER SO BB IBB HBP BLK WP HR S P ERA WHIP	IP WLS BF H R ER SO BB IBB HBP BLK WP HR S P ERA WHIP	IP WLS BF H R ER SO BB IBB HBP BLK WP HR S P ERA WHIP	IP WLS BF H R ER SO BB IBB HBP BLK WP HR S P ERA WHIP	IP WLS BF H R ER SO BB IBB HBP BLK WP HR S P ERA WHIP	IP WLS BF H R ER SO BB IBB HBP BLK WP HR S P ERA WHIP	IP WLS BF H R ER SO BB IBB HBP BLK WP HR S P ERA WHIP	IP WLS BF H R ER SO BB IBB HBP BLK WP HR S P ERA WHIP	IP WLS BF H R ER SO BB IBB HBP BLK WP HR S P ERA WHIP	IP WLS BF H R ER SO BB IBB HBP BLK WP HR S P ERA WHIP	IP WLS BF H R ER SO BB IBB HBP BLK WP HR S P ERA WHIP	IP WLS BF H R ER SO BB IBB HBP BLK WP HR S P ERA WHIP	IP WLS BF H R ER SO BB IBB HBP BLK WP HR S P ERA WHIP	IP WLS BF H R ER SO BB IBB HBP BLK WP HR S P ERA WHIP

AB	31
R	3
H	5
RBI	2
BB	5
SO	5
LOB	18





Batter	1	2	3	4	5	6	7	8	9	AB	R	H	RBI	BB	SO	LOB	TOP				
Omar Moreno, L (1, 8) OBP: 0.289, SLG: 0.334	0-3 K			0-0 F7			0-0 4-3		0-0 F5	4	0	0	0	0	1	1	<b>Houston Astros @ Philadelphia Phillies</b> Veterans Stadium, Philadelphia, PA Wed Jul 20 1983, 7:05 PM EDT Att: 21,052 - Unknown  <b>AB 29</b> <b>R 3</b> <b>H 3</b> <b>RBI 3</b> <b>BB 2</b> <b>SO 9</b> <b>LOB 4</b>				
Denny Walling, L (1, 9) OBP: 0.245, SLG: 0.300	0-0 F2			0-0 L7			0-0 4-3		0-0 HR	4	1	1	2	0	0	0					
Dickie Thon, R (1, 6) OBP: 0.368, SLG: 0.489	0-0 F8			0-0 6-3			4-0 BB		0-0 HR	3	1	1	1	1	0	0					
Phil Garner, R (1, 5) OBP: 0.326, SLG: 0.380									0-3 K	2	0	0	0	1	0	1					
Vern Ruhle, R (7, 1) OBP: 0.214, SLG: 0.083										0	0	0	0	0	0	0					
Kevin Bass, S (9, PH) OBP: 0.262, SLG: 0.346										1	0	0	0	0	1	0					
Jose Cruz, L (1, 7) OBP: 0.394, SLG: 0.458										3	0	0	0	0	1	1					
Ray Knight, R (1, 3) OBP: 0.387, SLG: 0.493										3	0	0	0	0	1	1					
Luis Pujols, R (8, 2) OBP: 0.227, SLG: 0.229										0	0	0	0	0	0	0					
Bill Doran, S (1, 4) OBP: 0.359, SLG: 0.338										3	0	0	0	0	1	0					
George Bjorkman, R (1, 2) OBP: 0.361, SLG: 0.419										2	0	0	0	0	2	0					
Harry Spillman, L (8, 3) OBP: 0.237, SLG: 0.278										1	0	0	0	0	1	0					
Mike Scott, R (1, 1) OBP: 0.071, SLG: 0.071										1	0	0	0	0	1	0					
Terry Puhl, L (6, PH) OBP: 0.365, SLG: 0.446										1	0	0	0	0	0	0					
Frank LaCorte, R (6, 1) OBP: 0.167, SLG: 0.400										0	0	0	0	0	0	0					
Craig Reynolds, L (7, 5) OBP: 0.283, SLG: 0.311										1	1	1	0	0	0	0					
<b>Inning Stats</b>	R: 0 E: 0 K: 1 S: 5	H: 0 LOB: 0 BB: 0 P: 5	R: 0 E: 0 K: 0 S: 3	H: 0 LOB: 0 BB: 0 P: 3	R: 0 E: 0 K: 3 S: 9	H: 0 LOB: 0 BB: 0 P: 9	R: 0 E: 0 K: 0 S: 3	H: 0 LOB: 0 BB: 0 P: 3	R: 0 E: 0 K: 1 S: 4	H: 0 LOB: 0 BB: 1 P: 8	R: 0 E: 0 K: 0 S: 5	H: 0 LOB: 0 BB: 0 P: 5	R: 0 E: 0 K: 0 S: 3	H: 0 LOB: 1 BB: 1 P: 7	R: 0 E: 0 K: 1 S: 5	H: 0 LOB: 0 BB: 0 P: 5	R: 3 E: 0 K: 2 S: 10	H: 3 LOB: 0 BB: 0 P: 10	1B: 1 2B: 0 3B: 0 HR: 2	SF: 0 SAC: 0 DP: 1 HBP: 0	WP: 0 PA: 31 PB: 0 SB: 1 CS: 0
<b>PITCHER</b> Charles Hudson, R (1, 1) ERA: 3.62	IP: 9.0 WLS: W BF: 31 H: 3 R: 3 ER: 3 SO: 9 BB: 2 IBB: 0 HBP: 0 BLK: 0 WP: 0 HR: 2 S: 47 P: 55 ERA: 3.00 WHIP: 0.556															<b>PITCHER</b>					

Batter	1	2	3	4	5	6	7	8	9	AB	R	H	RBI	BB	SO	LOB	BOTTOM			
Bob Dernier, R (1, 8) OBP: 0.307, SLG: 0.329	0-0 G3	4-0 WP 1B BB		0-0 5-3		0-0 SF8	0-0 FC6-4			3	0	0	1	1	0	2	<b>Houston Astros @ Philadelphia Phillies</b> Veterans Stadium, Philadelphia, PA Wed Jul 20 1983, 7:05 PM EDT Att: 21,052 - Unknown  <b>AB 35</b> <b>R 10</b> <b>H 12</b> <b>RBI 9</b> <b>BB 4</b> <b>SO 3</b> <b>LOB 23</b>			
Pete Rose, S (1, 3) OBP: 0.331, SLG: 0.319	0-0 BB 1B HR	0-0 WP 1B		0-0 1B		0-0 G3		0-0 FC6-4 1B		5	2	4	0	0	0	0				
Von Hayes, L (1, 9) OBP: 0.335, SLG: 0.385	0-3 K	0-3 K		0-0 F8			0-3 K	0-0 3-1		5	0	0	0	0	3	5				
Mike Schmidt, R (1, 5) OBP: 0.386, SLG: 0.480	0-0 BB 1B HR	0-0 F2		0-0 F2			0-0 BB 1B	0-0 FC6-4 1B		5	2	3	0	0	0	3				
Joe Morgan, L (1, 4) OBP: 0.359, SLG: 0.319	4-0 HR BB			0-0 F7			0-0 E9 1B	0-0 FC6-4 1B		2	1	0	0	2	0	1				
Kiko Garcia, R (7, PR) OBP: 0.369, SLG: 0.468	1-2 2-3 HR BB			5-3 HBP BB			1-2 1B	1-2 2-3 FC6-4 1B		1	1	0	0	0	0	2				
Joe Lefebvre, L (1, 7) OBP: 0.413, SLG: 0.613	0-0 HR			0-0 4-3			4-0 1B BB	0-0 FC4 1B		3	2	2	5	1	0	0				
Bo Diaz, R (1, 2) OBP: 0.304, SLG: 0.386	0-0 F7			0-0 4-3			0-0 1B	0-0 FC4 1B		5	0	1	2	0	0	4				
Ivan De Jesus, R (1, 6) OBP: 0.311, SLG: 0.305		0-0 F8		0-0 5-3		0-0 SF8 1B	0-0 F9			4	1	1	0	0	0	4				
Charles Hudson, S (1, 1) OBP: 0.240, SLG: 0.136		1-0 1B BB WP HBP		0-0 6-3		0-0 SH3-4	0-0 FC6-4 1B			2	1	1	1	0	0	2				
<b>Inning Stats</b>	R: 4 E: 0 K: 1 S: 8	H: 3 LOB: 1 BB: 1 P: 12	R: 1 E: 0 K: 1 S: 6	H: 1 LOB: 2 BB: 1 P: 11	R: 0 E: 0 K: 0 S: 3	H: 0 LOB: 2 BB: 1 P: 8	R: 0 E: 0 K: 0 S: 4	H: 1 LOB: 0 BB: 0 P: 4	R: 0 E: 0 K: 0 S: 3	H: 0 LOB: 0 BB: 0 P: 3	R: 1 E: 0 K: 0 S: 4	H: 1 LOB: 0 BB: 0 P: 4	R: 3 E: 1 K: 1 S: 9	H: 3 LOB: 2 BB: 1 P: 13	R: 1 E: 0 K: 0 S: 6	H: 3 LOB: 2 BB: 0 P: 6		1B: 11 2B: 0 3B: 0 HR: 1	SF: 1 SAC: 1 DP: 0 HBP: 2	WP: 1 PA: 43 PB: 0 SB: 1 CS: 0
<b>PITCHER</b> Mike Scott, R (1, 1) ERA: 3.63	IP: 5.0 WLS: L BF: 25 H: 5 R: 5 ER: 5 SO: 2 BB: 3 IBB: 0 HBP: 0 BLK: 0 WP: 0 HR: 1 S: 24 P: 38 ERA: 9.00 WHIP: 1.600															<b>PITCHER</b>				
Frank LaCorte, R (6, 1) ERA: 5.05	1.2 WLS: L BF: 11 H: 4 R: 4 ER: 2 SO: 1 BB: 1 IBB: 0 HBP: 0 BLK: 0 WP: 0 HR: 0 S: 12 P: 16 ERA: 10.80 WHIP: 3.000																			
Vern Ruhle, R (7, 1) ERA: 4.96	1.1 WLS: L BF: 7 H: 3 R: 1 ER: 1 SO: 0 BB: 0 IBB: 0 HBP: 0 BLK: 0 WP: 0 HR: 0 S: 7 P: 7 ERA: 6.75 WHIP: 2.250																			



Batter	1	2	3	4	5	6	7	8	9	AB	R	H	RBI	BB	SO	LOB	TOP			
Omar Moreno, L (1.8)	G3		CS 1B		K		1-3			4	0	1	0	0	1	0	<b>Houston Astros @ Montreal Expos</b> Olympic Stadium, Montreal, QB Thu Jul 21 1983, 7:05 PM EDT Att: 22,055 - Unknown			
Terry Puhl, L (1.9)	P6		F3		HR			L3	4	1	1	1	0	0	1					
Dickie Thon, R (1.6)			F6		F9			F8	4	0	1	0	0	0	1					
Phil Garner, R (1.5)	F4		CS	2B SF9 1B	F8			K	4	1	1	0	0	1	1					
Jose Cruz, L (1.7)		F5		SF9 HR 2B	F4			F9	4	1	1	0	0	0	0					
Ray Knight, R (1.3)		BB 1B		SF9	F6			F4-3 HBP	2	0	1	1	0	0	0					
Bill Doran, S (1.4)				2-3 3-H 0-0	F6			F4-3	2	0	0	0	0	1	0					
Bill Dawley, R (6.1)					1-3			F4-3	0	0	0	0	0	0	0					
Vern Ruhle, R (8.1)								F4-3	0	0	0	0	0	0	0					
Denny Walling, L (9. PH)		BB						F4-3	1	0	0	0	0	0	1					
George Bjorkman, R (1.2)		K			HR			F4-3	3	1	1	2	0	1	2					
Nolan Ryan, R (1.1)					K			F2	2	0	0	0	0	2	2					
Craig Reynolds, L (6.4)					K				1	0	0	0	0	0	0					
<b>Inning Stats</b>	R: 0 E: 0 K: 0 S: 4	H: 1 LOB: 1 BB: 0 P: 4	R: 0 E: 0 K: 2 S: 8	H: 1 LOB: 2 BB: 1 P: 12	R: 0 E: 0 K: 1 S: 3	H: 1 LOB: 0 BB: 0 P: 3	R: 3 E: 0 K: 1 S: 8	H: 3 LOB: 0 BB: 0 P: 8	R: 1 E: 0 K: 0 S: 6	H: 1 LOB: 0 BB: 0 P: 6	R: 0 E: 0 K: 0 S: 3	H: 0 LOB: 0 BB: 0 P: 3	R: 0 E: 0 K: 1 S: 5	H: 0 LOB: 0 BB: 0 P: 5	R: 0 E: 0 K: 0 S: 2	H: 0 LOB: 0 BB: 0 P: 3	1B: 4 2B: 2 3B: 0 HR: 2	SF: 1 SAC: 0 DP: 1 HBP: 1	WP: 0 PB: 0 SB: 0 CS: 1	PA: 35
<b>PITCHER</b> Bill Gullickson, R (1.1) ERA: 4.49	IP: 9.0 WLS: W BF: 34 H: 7 R: 4 ER: 4 SO: 5 BB: 1 IBB: 0 HBP: 1 BLK: 0 WP: 0 HR: 2 S: 42 P: 47 ERA: 4.00 WHIP: 0.889																			

Batter	1	2	3	4	5	6	7	8	9	AB	R	H	RBI	BB	SO	LOB	BOTTOM			
Tim Raines, S (1.7)	F7		6-3		K	1B BB		K		4	1	0	0	1	2	1	<b>Houston Astros @ Montreal Expos</b> Olympic Stadium, Montreal, QB Thu Jul 21 1983, 7:05 PM EDT Att: 22,055 - Unknown			
Bryan Little, S (1.6)	4-3		F9		1B	1B		FC6-4 1B	5	1	3	0	0	0	0					
Andre Dawson, R (1.8)	6-3			5-3	1B 2B	1B		FC6-4	5	1	2	2	0	0	1					
Al Oliver, L (1.3)		1B BB		E6 2B 6-3	2B 1B	1B		F7	3	2	1	2	1	0	2					
Gary Carter, R (1.2)		F8		1-3 2B	E 2B	G6-4-3		G6-4-3	4	1	2	1	0	0	3					
Warren Cromartie, L (1.9)				6-3	E7 E 1B			F8	4	1	2	2	0	0	1					
Tim Wallach, R (1.5)		L4		L4	E5			F9	4	0	0	0	0	0	3					
Doug Flynn, R (1.4)					1B			K	4	0	1	0	0	2	3					
Bill Gullickson, R (1.1)				4-3	FC3-6 1B 1B	1B BB 1B		L5	4	2	1	0	0	0	1					
<b>Inning Stats</b>	R: 0 E: 0 K: 0 S: 3	H: 0 LOB: 0 BB: 0 P: 3	R: 0 E: 0 K: 1 S: 6	H: 1 LOB: 1 BB: 1 P: 10	R: 0 E: 0 K: 0 S: 3	H: 0 LOB: 0 BB: 0 P: 3	R: 1 E: 1 K: 0 S: 5	H: 1 LOB: 1 BB: 0 P: 5	R: 6 E: 2 K: 1 S: 12	H: 6 LOB: 1 BB: 0 P: 12	R: 2 E: 0 K: 0 S: 5	H: 3 LOB: 1 BB: 1 P: 9	R: 0 E: 0 K: 1 S: 5	H: 0 LOB: 0 BB: 0 P: 5	R: 0 E: 0 K: 1 S: 6	H: 1 LOB: 1 BB: 0 P: 6		1B: 10 2B: 2 3B: 0 HR: 0	SF: 0 SAC: 0 DP: 1 HBP: 0	WP: 0 PB: 0 SB: 0 CS: 0
<b>PITCHER</b> Nolan Ryan, R (1.1) ERA: 2.49 Bill Dawley, R (6.1) ERA: 2.7 Vern Ruhle, R (8.1) ERA: 4.88	IP: 5.0 WLS: L BF: 26 H: 8 R: 7 ER: 4 SO: 2 BB: 1 IBB: 0 HBP: 0 BLK: 0 WP: 0 HR: 0 S: 29 P: 33 ERA: 7.20 WHIP: 1.800																			



Batter	1	2	3	4	5	6	7	8	9	AB	R	H	RBI	BB	SO	LOB	TOP					
Omar Moreno, L (1.8)	F6		E	K2-3		F7		K	FC6-4	6	1	2	2	0	2	0						
Terry Puhl, L (1.9)	L9		E4	3-1		F9		L8	FC6-4	6	1	1	2	0	0	1						
Dickie Thon, R (1.6)	P3		FC6-4			F9		K	F5	5	0	0	0	1	1	1						
Phil Garner, R (1.5)		1B	E6			F9		F3	1B	5	2	2	1	0	0	1						
Jose Cruz, L (1.7)		2B	FC6-4			E6		BB	1B	5	2	4	1	0	0	2						
Ray Knight, R (1.3)		1B	F8			F9		BB	1B	3	1	1	0	1	0	3						
Luis Pujols, R (7.2)		2H	F8			F9		BB	1B	0	0	0	0	0	0	0						
Tim Tolman, R (9, PH)		1B	F8			F9		BB	1B	1	0	0	0	0	0	2						
Harry Spilman, L (9, 2)		1B	F8			F9		BB	1B	0	0	0	0	0	0	0						
Bill Doran, S (1.4)		2B	F2			F2		1B	1B	2	1	1	1	3	0	1						
George Bjorkman, R (1.2)		1B	F2			F2		1B	1B	3	0	0	0	0	1	7						
Denny Walling, L (7, PH)		1B	6-3			FC5-4		BB	1B	2	1	2	2	0	0	0						
Denny Walling, L (7, 3)		1B	6-3			FC5-4		BB	1B	0	0	0	0	0	0	0						
Joe Niekro, R (1.1)		1B	6-3			FC5-4		BB	1B	3	1	0	0	0	2	2						
Frank DiPino, L (8, 1)		1B	6-3			FC5-4		BB	1B	0	0	0	0	0	0	0						
Dave Smith, R (8, 1)		1B	6-3			FC5-4		BB	1B	0	0	0	0	0	0	0						
Tony Scott, S (9, PH)		1B	6-3			FC5-4		BB	1B	1	1	1	2	0	0	0						
Bill Dawley, R (9, 1)		1B	6-3			FC5-4		BB	1B	0	0	0	0	0	0	0						
Bill Dawley, R (9, 1)		1B	6-3			FC5-4		BB	1B	0	0	0	0	0	0	0						
Inning Stats	R: 0 E: 0 K: 0 S: 3	H: 0 LOB: 0 BB: 0 P: 3	R: 1 E: 0 K: 0 S: 5	H: 2 LOB: 1 BB: 0 P: 5	R: 3 E: 2 K: 0 S: 6	H: 2 LOB: 3 BB: 2 P: 15	R: 0 E: 0 K: 2 S: 7	H: 0 LOB: 0 BB: 0 P: 7	R: 0 E: 1 K: 1 S: 6	H: 1 LOB: 3 BB: 2 P: 14	R: 0 E: 0 K: 0 S: 3	H: 0 LOB: 0 BB: 0 P: 3	R: 2 E: 0 K: 1 S: 8	H: 3 LOB: 2 BB: 1 P: 12	R: 0 E: 0 K: 2 S: 7	H: 0 LOB: 0 BB: 0 P: 7	R: 5 E: 0 K: 0 S: 9	H: 6 LOB: 1 BB: 0 P: 9	1B: 12 2B: 2 3B: 0 HR: 0	SF: 0 SAC: 0 DP: 0 HBP: 1	WP: 0 PB: 0 SB: 1 CS: 0	PA: 48
PITCHER	IP	WLS	BF	H	R	ER	SO	BB	IBB	HBP	BLK	WP	HR	S	P	ERA	WHIP					
Greg Bargar, R (1.1)	2.2		16	4	4	4	0	2	0	1	0	0	0	13	22	13.50	2.250					
Bryn Smith, R (3.1)	2.1		10	1	0	0	3	1	1	0	0	0	0	14	22	0.00	0.857					
Randy Lerch, L (6.1)	1.2		8	2	2	2	0	1	0	0	0	0	0	7	11	10.80	1.800					
Bob James, R (7.1)	1.1		5	1	0	0	3	0	0	0	0	0	0	11	11	0.00	0.750					
Woodie Fryman, L (9.1)	0.1	L	5	4	4	4	0	0	0	0	0	0	0	5	5	108.00	12.000					

Houston Astros @ Montreal Expos  
Olympic Stadium, Montreal, QB  
Fri Jul 22 1983, 7:05 PM EDT  
Att: 34,425 - Unknown

AB	42
R	11
H	14
RBI	11
BB	5
SO	6
LOB	20



Batter	1	2	3	4	5	6	7	8	9	AB	R	H	RBI	BB	SO	LOB	BOTTOM					
Tim Raines, S (1.7)	F7		F7				3-1			5	1	2	2	0	0	1						
Warren Cromartie, L (1.9)	F8		F8					K		5	0	0	0	0	1	2						
Andre Dawson, R (1.8)	5-3									4	2	2	0	1	1	0						
Al Oliver, L (1.3)		1-3								5	1	2	1	0	0	1						
Gary Carter, R (1.2)		FC5-4								4	1	1	0	1	0	2						
Tim Wallach, R (1.5)		FC5-4								4	1	2	2	0	0	1						
Chris Speier, R (1.6)		FC6-4								3	0	0	0	0	0	3						
Bob James, R (7.1)		FC6-4								0	0	0	0	0	0	0						
Mike Vail, R (8, PH)		FC6-4								1	0	0	0	1	2							
Woodie Fryman, R (9.1)		FC6-4								0	0	0	0	0	0	0						
Jeff Reardon, R (9.1)		FC6-4								0	0	0	0	0	0	0						
Doug Flynn, R (1.4)		FC6-4								3	0	1	0	0	0	2						
Jim Wohlford, R (8, PH)		FC6-4								1	1	1	2	0	0	0						
Greg Bargar, R (1.1)		FC6-4								0	0	0	0	0	0	0						
Bryn Smith, R (3.1)		FC6-4								0	0	0	0	0	0	0						
Terry Francona, L (6, PH)		FC6-4								1	0	0	0	0	0	0						
Randy Lerch, L (6.1)		FC6-4								0	0	0	0	0	0	0						
Bryan Little, S (7.6)		FC6-4								2	1	1	1	0	0	0						
Inning Stats	R: 0 E: 0 K: 0 S: 3	H: 0 LOB: 0 BB: 0 P: 3	R: 0 E: 0 K: 0 S: 3	H: 0 LOB: 1 BB: 1 P: 7	R: 0 E: 0 K: 0 S: 4	H: 1 LOB: 1 BB: 0 P: 4	R: 0 E: 0 K: 0 S: 6	H: 3 LOB: 2 BB: 0 P: 6	R: 1 E: 0 K: 0 S: 5	H: 2 LOB: 1 BB: 0 P: 5	R: 0 E: 0 K: 0 S: 3	H: 0 LOB: 0 BB: 0 P: 3	R: 0 E: 0 K: 0 S: 3	H: 0 LOB: 0 BB: 0 P: 3	R: 6 E: 0 K: 2 S: 13	H: 6 LOB: 1 BB: 1 P: 17	R: 0 E: 0 K: 1 S: 5	H: 0 LOB: 0 BB: 0 P: 5	1B: 8 2B: 3 3B: 0 HR: 1	SF: 0 SAC: 1 DP: 0 HBP: 0	WP: 0 PB: 1 SB: 1 CS: 0	PA: 41
PITCHER	IP	WLS	BF	H	R	ER	SO	BB	IBB	HBP	BLK	WP	HR	S	P	ERA	WHIP					
Joe Niekro, R (1.1)	7.1		31	7	4	4	1	0	0	0	0	0	0	7	7	81.00	12.000					
Frank DiPino, L (8.1)	0.1		5	4	3	3	1	0	0	0	0	0	0	2	2	27.00	3.000					
Dave Smith, R (8.1)	0.1	W	2	1	1	1	0	0	0	0	0	0	0	2	2	0.00	0.000					
Bill Dawley, R (9.1)	1.0	S	3	0	0	0	1	0	0	0	0	0	0	5	5	0.00	0.000					

Houston Astros @ Montreal Expos  
Olympic Stadium, Montreal, QB  
Fri Jul 22 1983, 7:05 PM EDT  
Att: 34,425 - Unknown

AB	38
R	8
H	12
RBI	8
BB	2
SO	3
LOB	14









Batter	1	2	3	4	5	6	7	8	9	AB	R	H	RBI	BB	SO	LOB	TOP
Denny Walling, L OBP: 0.262, SLG: 0.298 (1, 9)										4	0	0	0	0	0	2	
Terry Puhl, L OBP: 0.359, SLG: 0.454 (1, 8)										4	1	1	0	0	0	1	
Dickie Thon, R OBP: 0.362, SLG: 0.481 (1, 6)										4	1	1	1	0	0	0	
Phil Garner, R OBP: 0.319, SLG: 0.373 (1, 5)										4	0	0	0	0	0	1	
Jose Cruz, L OBP: 0.395, SLG: 0.458 (1, 7)										4	1	1	0	0	0	0	
Harry Scillman, L OBP: 0.234, SLG: 0.276 (1, 3)										3	0	1	1	0	0	0	
Alan Ashby, S OBP: 0.300, SLG: 0.439 (1, 2)										4	0	1	1	0	1	1	
Craig Reynolds, L OBP: 0.294, SLG: 0.340 (1, 4)										4	0	2	0	0	0	0	
Michael LaCoss, R OBP: 0.091, SLG: 0.063 Frank LaCorte, R OBP: 0.167, SLG: 0.400 Frank DiPino, L OBP: 0.420, SLG: 0.550 Kevin Barry, S OBP: 0.305, SLG: 0.343 Bill Dawley, R OBP: 0.320, SLG: 0.333 Tony Scott, S OBP: 0.251, SLG: 0.291 (1, 1) (7, 1) (7, 1) (8, PH) (8, 1) (8, PH)										2	0	1	0	0	0	1	
<b>Inning Stats</b>	R: 0 E: 0 K: 0 S: 3	H: 0 LOB: 0 BB: 0 P: 3	R: 0 E: 0 K: 1 S: 6	H: 1 LOB: 1 BB: 0 P: 6	R: 0 E: 0 K: 0 S: 4	H: 1 LOB: 1 BB: 0 P: 4	R: 0 E: 0 K: 0 S: 3	H: 0 LOB: 0 BB: 0 P: 3	R: 0 E: 0 K: 0 S: 3	H: 0 LOB: 1 BB: 1 P: 7	R: 3 E: 0 K: 0 S: 8	H: 5 LOB: 2 BB: 0 P: 8	1B: 5 2B: 3 3B: 0 HR: 0	SF: 1 SAC: 0 DP: 0 HBP: 0	WP: 0 PB: 0 SB: 1 CS: 0	PA: 36	
<b>PITCHER</b> Steve Rogers, R ERA: 3.0 (1, 1)	IP: 9.0 WLS: W BF: 36 H: 8 R: 3 ER: 3 SO: 1 BB: 1 IBB: 0 HBP: 0 BLK: 0 WP: 0 HR: 0 S: 37 P: 41 ERA: 3.00 WHIP: 1.000																

Houston Astros @ Montreal Expos  
Olympic Stadium, Montreal, QB  
Sun Jul 24 1983, 3:33 AM EDT  
Att: 35,184 - Unknown

AB	34
R	3
H	8
RBI	3
BB	1
SO	1
LOB	8



Batter	1	2	3	4	5	6	7	8	9	AB	R	H	RBI	BB	SO	LOB	BOTTOM	
Tim Raines, S OBP: 0.376, SLG: 0.423 (1, 7)										4	2	1	0	1	0	0		
Bryan Little, S OBP: 0.348, SLG: 0.333 (1, 6)										3	2	2	0	1	0	0		
Andre Dawson, R OBP: 0.335, SLG: 0.556 (1, 8)										3	0	0	0	1	0	2		
Al Oliver, L OBP: 0.367, SLG: 0.438 Terry Francona, L OBP: 0.215, SLG: 0.244 (1, 3) (8, 3)										3	1	2	2	1	0	2		
Gary Carter, R OBP: 0.335, SLG: 0.422 (1, 2)										3	1	1	1	1	0	3		
Warren Cromartie, L OBP: 0.352, SLG: 0.375 (1, 9)										3	1	1	1	0	0	4		
Tim Wallach, R OBP: 0.343, SLG: 0.450 (1, 5)										4	0	1	1	0	1	1		
Doug Flynn, R OBP: 0.264, SLG: 0.292 (1, 4)										4	0	0	1	0	0	1		
Steve Rogers, R OBP: 0.148, SLG: 0.132 (1, 1)										4	0	0	0	0	3	1		
<b>Inning Stats</b>	R: 0 E: 0 K: 0 S: 3	H: 3 LOB: 1 BB: 0 P: 8	R: 1 E: 1 K: 0 S: 5	H: 2 LOB: 2 BB: 1 P: 9	R: 0 E: 0 K: 1 S: 5	H: 0 LOB: 0 BB: 0 P: 5	R: 1 E: 0 K: 0 S: 5	H: 2 LOB: 2 BB: 1 P: 9	R: 0 E: 0 K: 1 S: 5	H: 0 LOB: 0 BB: 0 P: 5	R: 3 E: 0 K: 1 S: 6	H: 1 LOB: 3 BB: 3 P: 18	R: 0 E: 0 K: 0 S: 3	H: 0 LOB: 0 BB: 0 P: 3	1B: 6 2B: 2 3B: 0 HR: 0	SF: 1 SAC: 0 DP: 0 HBP: 0	WP: 1 PB: 0 SB: 1 CS: 0	PA: 37
<b>PITCHER</b> Michael LaCoss, R ERA: 4.75 Frank LaCorte, R ERA: 5.63 Frank DiPino, L ERA: 3.21 Bill Dawley, R ERA: 2.6 (1, 1) (7, 1) (7, 1) (8, 1)	IP: 6.0 WLS: L BF: 27 H: 7 R: 4 ER: 3 SO: 3 BB: 2 IBB: 0 HBP: 0 BLK: 0 WP: 1 HR: 0 S: 31 P: 39 ERA: 4.50 WHIP: 1.500																	

Houston Astros @ Montreal Expos  
Olympic Stadium, Montreal, QB  
Sun Jul 24 1983, 3:33 AM EDT  
Att: 35,184 - Unknown

AB	31
R	7
H	8
RBI	6
BB	5
SO	4
LOB	14









Batter	1	2	3	4	5	6	7	8	9	AB	R	H	RBI	BB	SO	LOB	TOP				
<b>Bob Dernier, R</b> OBP: 0.318, SLG: 0.321 (1, 8)	G3	FC6-4			K		6-3		FC6-4	5	0	0	0	0	1	3	<b>Philadelphia Phillies @ Houston Astros</b> Astrodome, Houston, TX Wed Jul 27 1983, 8:05 PM EDT Att: 18,781 - Dome				
<b>Pete Rose, S</b> OBP: 0.331, SLG: 0.313 (1, 3)	3-1		4-3		FC5 BB 1B		IBB		K	4	0	1	0	1	1	1					
<b>Joe Morgan, L</b> OBP: 0.352, SLG: 0.317 (1, 4)	L3		K		1-2 BB		F8			3	0	0	0	1	2						
<b>Mike Schmidt, R</b> OBP: 0.396, SLG: 0.513 (1, 5)		3B BB			FC5				PB BB	2	1	1	0	2	2						
<b>Joe Lefebvre, L</b> OBP: 0.394, SLG: 0.583 (1, 7)		1B 3B	F8				6-3		P4	4	1	1	1	0	2						
<b>Von Hayes, L</b> OBP: 0.326, SLG: 0.384 <b>Willie Hernandez, L</b> OBP: 0.356, SLG: 0.556 (8, 1)		S 1B			1-3		6-3		F8	4	1	1	1	0	0	1					
<b>Bo Diaz, R</b> OBP: 0.300, SLG: 0.374 (1, 2)		3-H 1B	F9				CS 1B		F7	4	0	2	1	0	0	1					
<b>Ivan De Jesus, R</b> OBP: 0.315, SLG: 0.297 (1, 6)		K	K			CS	SH3 1B		5-3	4	0	1	0	0	2	1					
<b>John Denny, R</b> OBP: 0.157, SLG: 0.140 <b>Greg Gross, L</b> OBP: 0.418, SLG: 0.371 (8, 9)		K			5-3		SH3		FC6-4 1B	2	0	0	0	0	1	1					
<b>Inning Stats</b>	R: 0 E: 0 K: 0 S: 3	H: 0 LOB: 0 BB: 0 P: 3	R: 3 E: 0 K: 2 S: 10	H: 3 LOB: 1 BB: 1 P: 14	R: 0 E: 0 K: 1 S: 6	H: 1 LOB: 0 BB: 0 P: 6	R: 0 E: 0 K: 1 S: 5	H: 0 LOB: 0 BB: 0 P: 5	R: 0 E: 0 K: 1 S: 6	H: 1 LOB: 2 BB: 1 P: 10	R: 0 E: 0 K: 0 S: 4	H: 1 LOB: 2 BB: 1 P: 8	R: 0 E: 0 K: 0 S: 3	H: 0 LOB: 1 BB: 1 P: 7	R: 0 E: 0 K: 1 S: 6	H: 1 LOB: 1 BB: 0 P: 6		1B: 7 2B: 0 3B: 1 HR: 0	SF: 0 SAC: 1 DP: 0 HBP: 0	WP: 0 PB: 1 SB: 1 CS: 1	PA: 39
<b>PITCHER</b>	IP	WLS	BF	H	R	ER	SO	BB	IBB	HBP	BLK	WP	HR	S	P	ERA	WHIP				
<b>Joe Niekro, R</b> ERA: 3.42 <b>Dave Smith, R</b> ERA: 3.17	(1, 1)	8.0	L	34	7	3	5	3	1	0	0	0	0	40	56	3.38	1.250				
<b>PITCHER</b>	IP	WLS	BF	H	R	ER	SO	BB	IBB	HBP	BLK	WP	HR	S	P	ERA	WHIP				


AB	33
R	3
H	8
RBI	3
BB	4
SO	6
LOB	14




Batter	1	2	3	4	5	6	7	8	9	AB	R	H	RBI	BB	SO	LOB	BOTTOM				
<b>Omar Moreno, L</b> OBP: 0.287, SLG: 0.331 <b>Kevin Bass, S</b> OBP: 0.264, SLG: 0.340 (8, 8)	4-3		FC4-6 BB			G3		K		3	0	0	0	0	0	2	<b>Philadelphia Phillies @ Houston Astros</b> Astrodome, Houston, TX Wed Jul 27 1983, 8:05 PM EDT Att: 18,781 - Dome				
<b>Terry Puhl, L</b> OBP: 0.363, SLG: 0.453 (1, 9)	6-3		1-2 BB			4-3		4-3		3	0	0	0	1	0	0					
<b>Dickie Thon, R</b> OBP: 0.357, SLG: 0.472 (1, 6)	5-3		5-3			K				4	0	0	0	0	1	3					
<b>Phil Garner, R</b> OBP: 0.323, SLG: 0.380 (1, 5)		K			G6-4-3 1B		3B		6-3	4	1	2	0	0	1	0					
<b>Jose Cruz, L</b> OBP: 0.390, SLG: 0.451 (1, 7)	1-3		F2			G6-4-3 1B			4-3	4	0	1	1	0	0	1					
<b>Ray Knight, R</b> OBP: 0.381, SLG: 0.478 (1, 3)	6-3		G6-4-3			G6-4-3				3	0	0	0	0	0	2					
<b>Alan Ashby, S</b> OBP: 0.294, SLG: 0.428 (1, 2)			4-3			E6				3	0	0	0	0	0	0					
<b>Bill Doran, S</b> OBP: 0.363, SLG: 0.333 (1, 4)			E4 FC4-6 1B			K			3-1	3	0	0	0	0	1	1					
<b>Joe Niekro, R</b> OBP: 0.105, SLG: 0.107 <b>Tony Scott, S</b> OBP: 0.250, SLG: 0.287 <b>Dave Smith, R</b> (9, 1)			FC4-6 1B			5-3			K	2	0	1	0	0	0	0					
<b>Inning Stats</b>	R: 0 E: 0 K: 0 S: 3	H: 0 LOB: 0 BB: 0 P: 3	R: 0 E: 0 K: 1 S: 5	H: 0 LOB: 0 BB: 0 P: 5	R: 0 E: 1 K: 0 S: 5	H: 1 LOB: 3 BB: 1 P: 9	R: 0 E: 0 K: 0 S: 3	H: 1 LOB: 0 BB: 0 P: 3	R: 0 E: 0 K: 1 S: 5	H: 0 LOB: 0 BB: 0 P: 5	R: 1 E: 1 K: 0 S: 5	H: 2 LOB: 1 BB: 0 P: 5	R: 0 E: 0 K: 2 S: 7	H: 0 LOB: 0 BB: 0 P: 7	R: 0 E: 0 K: 0 S: 3	H: 0 LOB: 0 BB: 0 P: 3		1B: 3 2B: 0 3B: 1 HR: 0	SF: 0 SAC: 0 DP: 2 HBP: 0	WP: 0 PB: 0 SB: 0 CS: 0	PA: 32
<b>PITCHER</b>	IP	WLS	BF	H	R	ER	SO	BB	IBB	HBP	BLK	WP	HR	S	P	ERA	WHIP				
<b>John Denny, R</b> ERA: 2.4 <b>Willie Hernandez, L</b> ERA: 2.28	(1, 1)	7.0	W	26	4	1	1	3	1	0	0	0	0	10	35	1.29	0.714				
<b>PITCHER</b>	IP	WLS	BF	H	R	ER	SO	BB	IBB	HBP	BLK	WP	HR	S	P	ERA	WHIP				





Batter	1	2	3	4	5	6	7	8	9	AB	R	H	RBI	BB	SO	LOB	TOP				
Bob Dernier, R OBP: 0.310, SLG: 0.311 (1, 9)	0-0 4-3		0-0 5-3		0-0 F7		0-0 FC5-4		0-0 F9	5	0	0	0	0	0	3	Philadelphia Phillies @ Houston Astros Astrodome, Houston, TX Thu Jul 28 1983, 8:05 PM EDT Att: 19,948 - Dome				
Pete Rose, S OBP: 0.335, SLG: 0.316 (1, 3)	0-0 G3-6-3 1B		0-0 2-H 3-H 6-3 1B			0-0 6-3		4-0 3B BB		3	1	2	2	1	0	0					
Joe Morgan, L OBP: 0.354, SLG: 0.326 (1, 4)	0-0 G3-6-3 1-2		0-0 K			4-0 S 1B BB		0-0 1-H HR 3B		3	2	1	1	1	1	2					
Mike Schmidt, R OBP: 0.395, SLG: 0.519 (1, 5)		0-0 F9		0-0 F8		0-3 1-2 K BB		0-0 HR 3B		4	1	1	2	0	1	1					
Gary Matthews, R OBP: 0.349, SLG: 0.375 Greg Gross, L OBP: 0.418, SLG: 0.371 (1, 7) (8, 7)	0-0 4-3		0-0 F9		0-0 F9		0-0 S 1B BB	4-0 3-H 0-0 6-3		4	0	1	1	0	0	0					
Gary Maddox, R OBP: 0.303, SLG: 0.374 (1, 8)	0-0 F8		0-0 F8		0-0 S 1B		0-0 2-H F8	0-0 F9		4	0	1	0	0	0	1					
Bo Diaz, R OBP: 0.303, SLG: 0.374 (1, 2)			0-0 WP 1B 1B		0-0 6-3		4-0 FC1-6 BB	0-0 F9		3	1	1	0	1	0	1					
Ivan De Jesus, R OBP: 0.314, SLG: 0.297 (1, 6)			0-0 1-2 WP 1B 1B		0-0 5-3		0-0 L5	0-0 6-3		4	1	1	0	0	0	1					
Steve Carlton, L OBP: 0.200, SLG: 0.250 Willie Hernandez, L OBP: 0.256, SLG: 0.256 Ron Reed, R Al Holland, R (1, 1) (7, 1) (7, 1) (8, 1)			0-3 K		0-3 K		0-0 FC1-6 FC5-4 1-2	0-3 K		3	0	0	0	0	2	3					
<b>Inning Stats</b>	R: 0 E: 0 K: 0 S: 3	H: 1 LOB: 0 BB: 0 P: 3	R: 0 E: 0 K: 0 S: 3	H: 0 LOB: 0 BB: 0 P: 3	R: 2 E: 0 K: 2 S: 10	H: 3 LOB: 1 BB: 0 P: 10	R: 0 E: 0 K: 0 S: 4	H: 1 LOB: 1 BB: 0 P: 4	R: 0 E: 0 K: 1 S: 5	H: 0 LOB: 0 BB: 0 P: 5	R: 1 E: 0 K: 1 S: 6	H: 1 LOB: 1 BB: 1 P: 10	R: 0 E: 0 K: 0 S: 3	H: 0 LOB: 1 BB: 1 P: 7	R: 3 E: 0 K: 0 S: 5	H: 2 LOB: 0 BB: 1 P: 9			R: 0 E: 0 K: 1 S: 5	H: 0 LOB: 0 BB: 0 P: 5	1B: 6 2B: 0 3B: 1 HR: 1
<b>PITCHER</b>	IP WLS BF H R ER SO BB IBB HBP BLK WP HR S P ERA WHIP	7.0 L 3 2 3 3 4 2 0 0 0 1 0 34 42 3.86 1.143	0.0 L 3 0 0 0 0 0 0 0 0 0 1 2 6 ∞ ∞	1.0 3 0 0 0 0 0 0 0 0 0 0 0 3 3 0.00 0.000	1.0 3 0 0 0 1 0 0 0 0 0 0 0 5 5 0.00 0.000	<b>PITCHER</b>												IP WLS BF H R ER SO BB IBB HBP BLK WP HR S P ERA WHIP	6.2 L 3 0 0 0 0 3 0 0 0 0 0 46 58 4.05 1.350		

Batter	1	2	3	4	5	6	7	8	9	AB	R	H	RBI	BB	SO	LOB	BOTTOM				
Tony Scott, S OBP: 0.255, SLG: 0.291 (1, 8)	0-3 K		0-0 2-3 1B		0-3 K		0-0 FC6-4 1B	0-0 5-3		5	0	2	0	0	2	3	Philadelphia Phillies @ Houston Astros Astrodome, Houston, TX Thu Jul 28 1983, 8:05 PM EDT Att: 19,948 - Dome				
Terry Puhl, L OBP: 0.356, SLG: 0.444 (1, 9)	0-0 4-3		0-3 K		0-3 K		0-0 FC6-4 2B	0-0 4-3		5	1	0	1	0	2	6					
Dickie Thon, R OBP: 0.355, SLG: 0.471 (1, 6)	0-0 1-3		0-3 K		0-0 5-3		0-0 F9		0-0 2B	5	0	1	0	0	1	5					
Phil Garner, R OBP: 0.321, SLG: 0.380 (1, 5)		0-0 F9		0-0 F9		0-0 E5 1B	0-0 1-H 1B 2B	0-0 F8		5	1	1	1	0	0	1					
Jose Cruz, L OBP: 0.390, SLG: 0.450 (1, 7)		0-0 1B		0-3 K		0-0 P4	0-0 2-H 1B	0-0 F7		5	0	2	1	0	1	2					
Ray Knight, R OBP: 0.378, SLG: 0.473 (1, 3)	0-0 F8		0-3 K		0-0 K		0-0 6-3	0-0 F2		5	0	1	0	0	1	3					
Bill Doran, S OBP: 0.365, SLG: 0.331 (1, 4)	0-0 F8				4-0 SH BB BB		0-0 F8	4-0 3B BB		2	2	0	0	2	0	3					
George Bjorkman, R OBP: 0.347, SLG: 0.415 Denny Walling, L OBP: 0.273, SLG: 0.339 Alan Ashby, S OBP: 0.284, SLG: 0.428 (1, 2) (8, PH) (9, 2)			4-0 1B WP BB		4-0 SH BB		0-3 K	0-0 1-H 3B		1	0	0	0	2	1	2					
Bob Knepper, L Kevin Ellis, S Michael LaCoss, R Bill Dawley, R Tim Tolman, R Frank DiPino, L (1, 1) (7, PH) (8, 1) (8, 1) (8, PH) (9, 1)			0-3 K		0-0 SH		0-0 1-2 SH	0-3 K		1	0	0	0	0	1	1					
<b>Inning Stats</b>	R: 0 E: 0 K: 1 S: 5	H: 0 LOB: 0 BB: 0 P: 5	R: 0 E: 0 K: 0 S: 4	H: 1 LOB: 1 BB: 0 P: 4	R: 0 E: 0 K: 3 S: 10	H: 1 LOB: 2 BB: 1 P: 14	R: 0 E: 0 K: 2 S: 7	H: 0 LOB: 0 BB: 0 P: 7	R: 1 E: 1 K: 1 S: 7	H: 1 LOB: 2 BB: 2 P: 16	R: 0 E: 0 K: 1 S: 7	H: 1 LOB: 2 BB: 0 P: 7	R: 3 E: 0 K: 0 S: 7	H: 4 LOB: 1 BB: 0 P: 7	R: 1 E: 0 K: 1 S: 6	H: 1 LOB: 1 BB: 1 P: 10			R: 0 E: 0 K: 0 S: 4	H: 1 LOB: 1 BB: 0 P: 4	1B: 5 2B: 3 3B: 1 HR: 0
<b>PITCHER</b>	IP WLS BF H R ER SO BB IBB HBP BLK WP HR S P ERA WHIP	6.2 L 3 0 0 0 0 3 0 0 0 0 0 1 1 ∞ ∞	0.0 W 2 0 1 1 0 1 0 0 0 0 0 1 5 27.00 3.000	2.0 S 8 2 0 0 1 0 0 0 0 0 0 10 10 0.00 1.000	<b>PITCHER</b>												IP WLS BF H R ER SO BB IBB HBP BLK WP HR S P ERA WHIP	6.2 L 3 0 0 0 0 3 0 0 0 0 0 1 1 ∞ ∞			



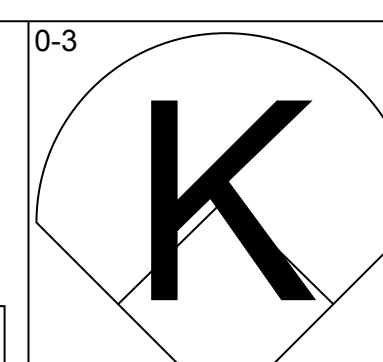
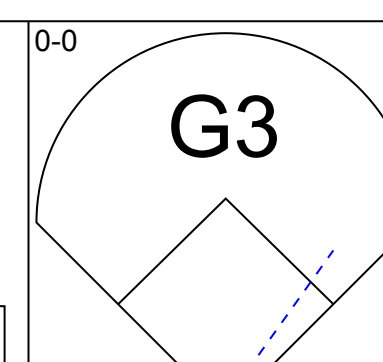
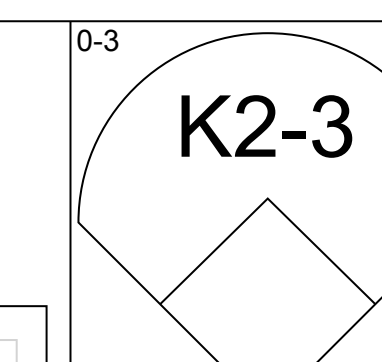
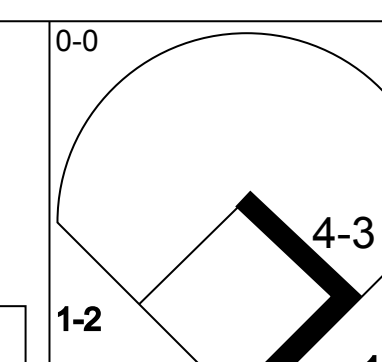
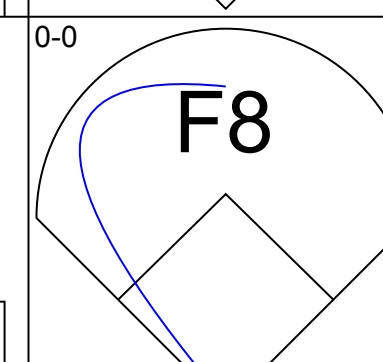
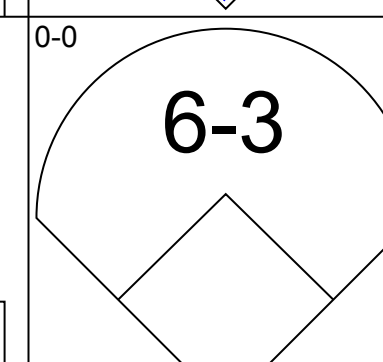
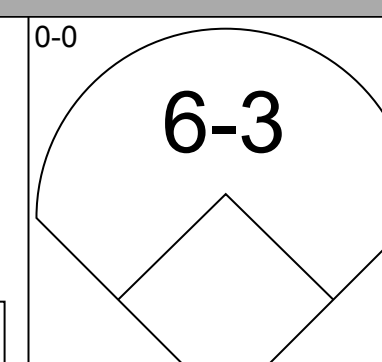
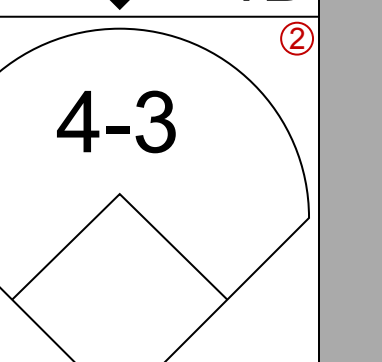
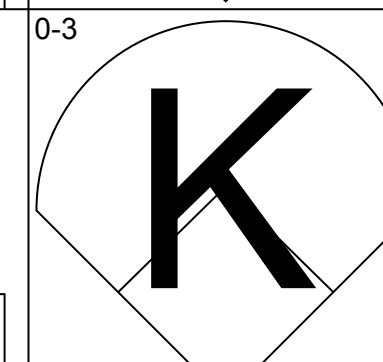
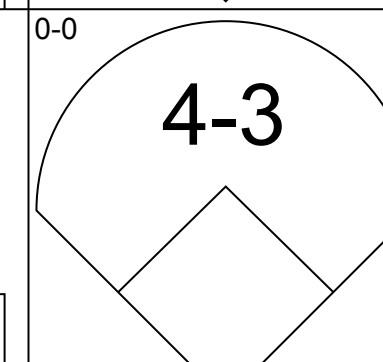
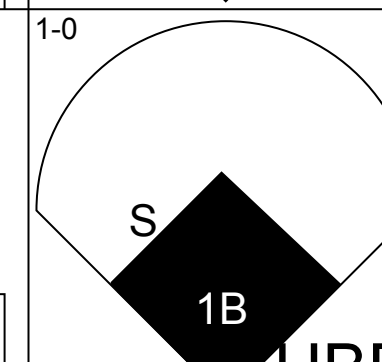
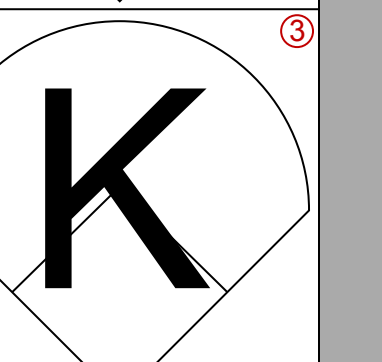
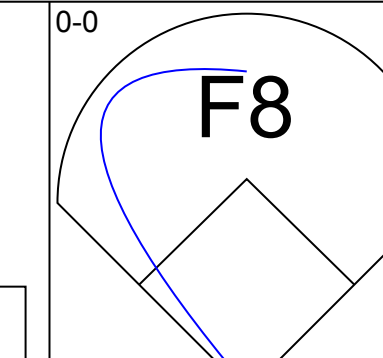
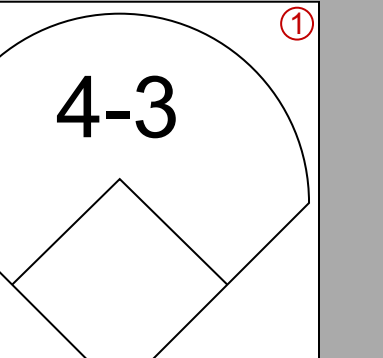
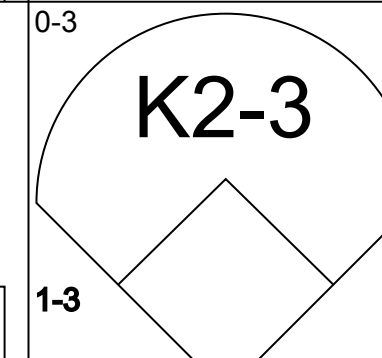
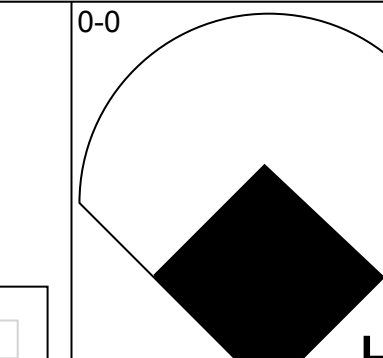
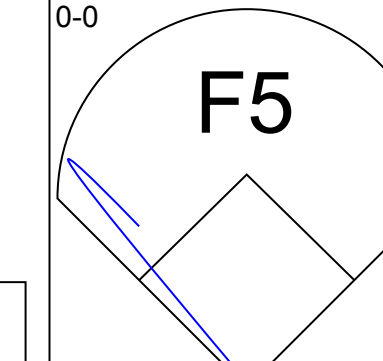
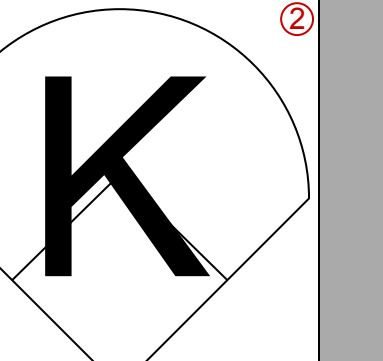
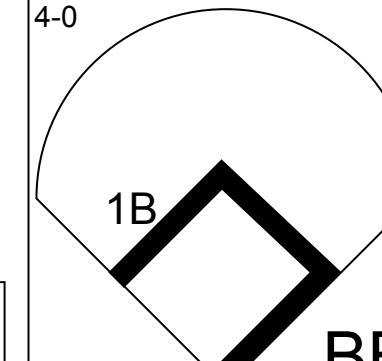
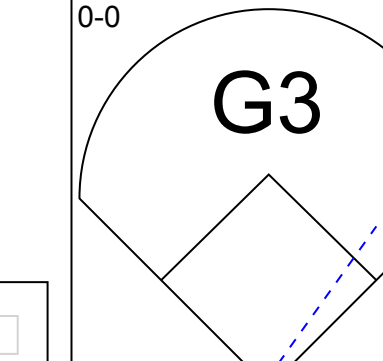
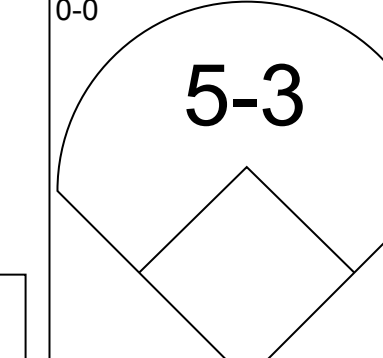
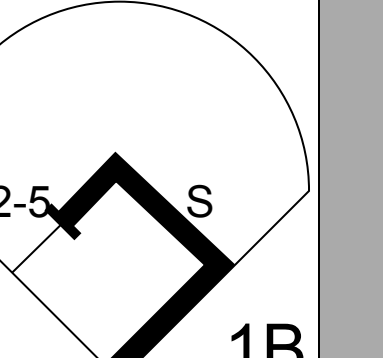
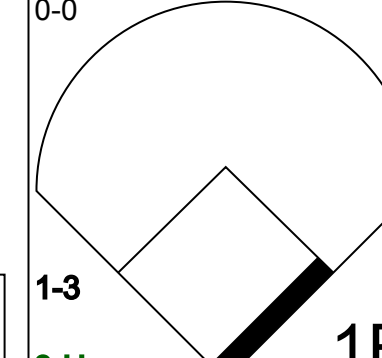
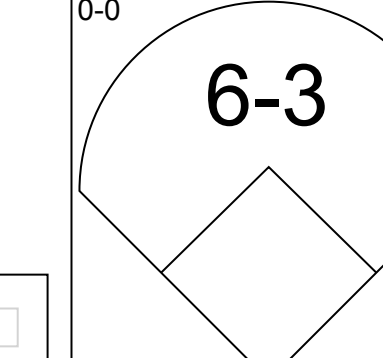
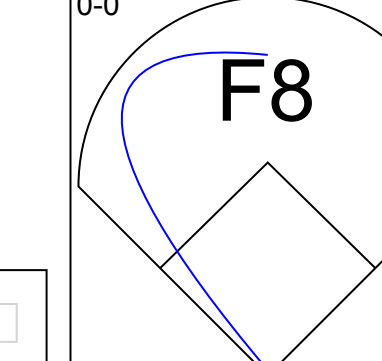
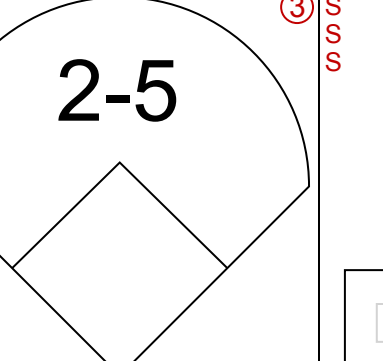
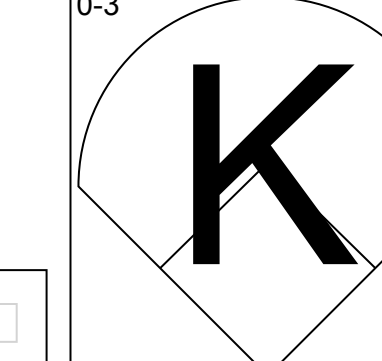
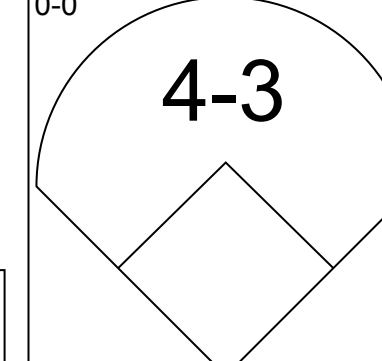
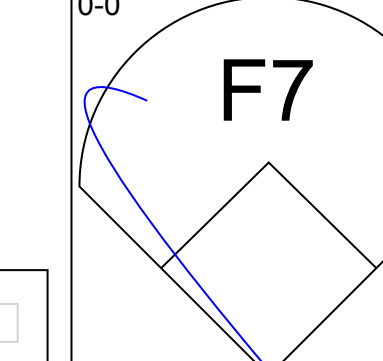
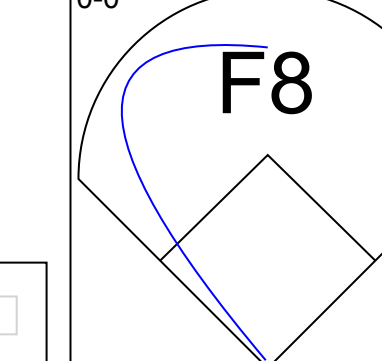
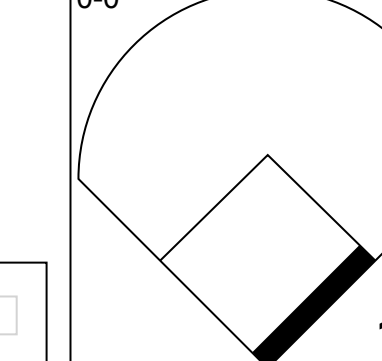
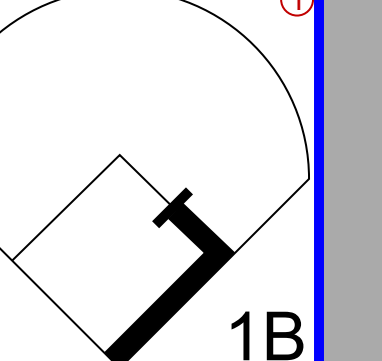
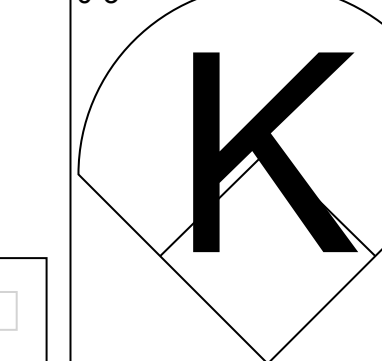
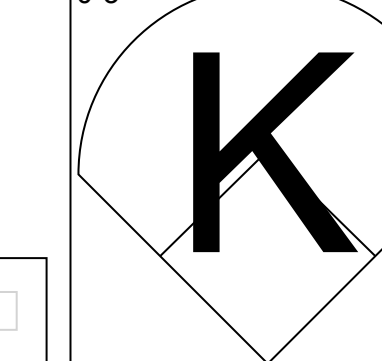

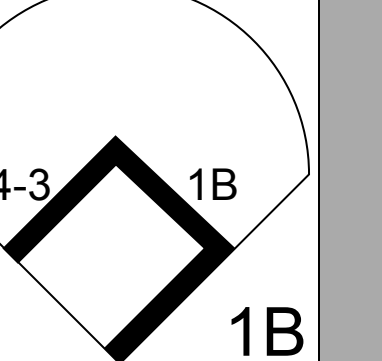
Batter	1	2	3	4	5	6	7	8	9	AB	R	H	RBI	BB	SO	LOB	TOP			
Eddie Milner, L OBP: 0.354, SLG: 0.381 (1, 8)	F7		FC5-6			4-3		K		4	0	0	0	0	1	3	<b>Cincinnati Reds @ Houston Astros</b> Astrodome, Houston, TX Fri Jul 29 1983, 8:05 PM EDT Att: 18,063 - Dome			
Dave Concepcion, R OBP: 0.303, SLG: 0.284 (1, 6)	4-3		G3-6-1			FC5 1B		F7		4	0	1	0	0	0	3				
Gary Redus, R OBP: 0.358, SLG: 0.458 Tom Hume, R (8, 1)	1B			CS		1B		F8		3	0	2	0	1	0	1				
Cesar Cedeno, R OBP: 0.294, SLG: 0.352 (1, 9)	5-3			L4		FC5				3	0	0	0	1	0	4				
Dan Driessen, L OBP: 0.404, SLG: 0.453 (1, 3)		E6		G3				G3		4	1	1	0	0	0	1				
Nick Esasky, R OBP: 0.333, SLG: 0.527 (1, 5)	K					F7				4	0	1	0	0	1	1				
Ron Oester, S OBP: 0.310, SLG: 0.382 (1, 4)	G5-4-3					F8		G4-6-3		3	0	0	0	0	0	2				
Dann Bilardello, R OBP: 0.266, SLG: 0.347 (1, 2)			FC5-6 SH			6-3		F3		3	0	1	0	0	0	0				
Joe Price, R OBP: 0.167, SLG: 0.100 Ben Hayes, R OBP: 0.285, SLG: 0.288 Alan Kniceley, R OBP: 0.285, SLG: 0.288 Ted Power, R OBP: 0.327, SLG: 0.374 Paul Householder, S OBP: 0.327, SLG: 0.374 (1, 1) (5, 1) (6, 1) (6, 1) (8, 7)			SH			K				0	0	0	0	0	0	0				
<b>Inning Stats</b>	R: 0 E: 0 K: 0 S: 4	H: 1 LOB: 1 BB: 0 P: 4	R: 0 E: 1 K: 1 S: 5	H: 0 LOB: 0 BB: 0 P: 5	R: 0 E: 0 K: 0 S: 4	H: 1 LOB: 1 BB: 0 P: 4	R: 0 E: 0 K: 0 S: 2	H: 0 LOB: 0 BB: 1 P: 6	R: 0 E: 0 K: 1 S: 3	H: 2 LOB: 2 BB: 0 P: 7	R: 1 E: 0 K: 0 S: 4	H: 2 LOB: 0 BB: 0 P: 4	R: 0 E: 0 K: 1 S: 5	H: 0 LOB: 1 BB: 1 P: 9	R: 0 E: 0 K: 0 S: 2	H: 0 LOB: 0 BB: 1 P: 6		1B: 5 2B: 1 3B: 0 HR: 0	SF: 0 SAC: 1 DP: 4 HBP: 0	WP: 0 PB: 0 SB: 0 CS: 1
<b>PITCHER</b>	IP WLS BF H R ER SO BB IBB HBP BLK WP HR S P ERA WHIP	IP WLS BF H R ER SO BB IBB HBP BLK WP HR S P ERA WHIP																		
Mike Madden, L ERA: 1.82 Dave Smith, R ERA: 3.04 (1, 1) (8, 1)	7.0 W 26 6 1 1 2 1 0 0 0 0 0 29 33 1.29 1.000	2.0 S 7 0 0 0 1 2 0 0 0 0 0 7 15 0.00 1.000																		

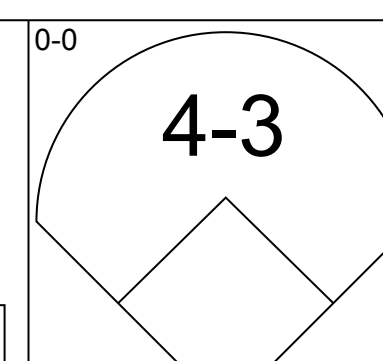
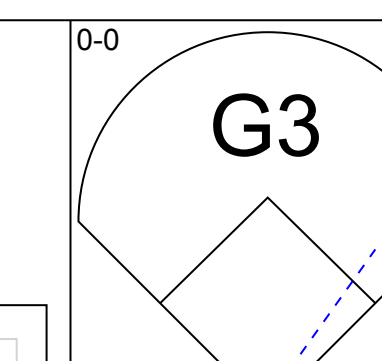
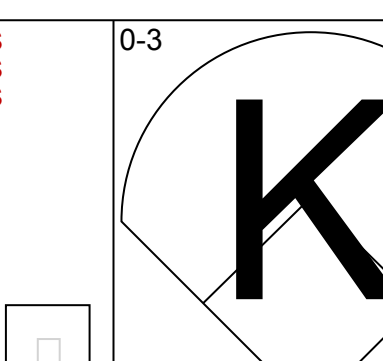
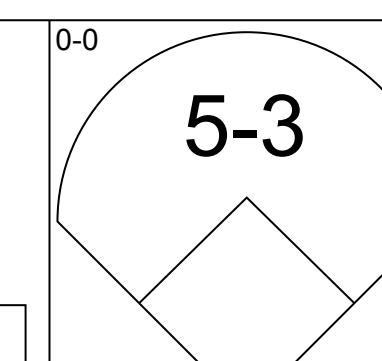
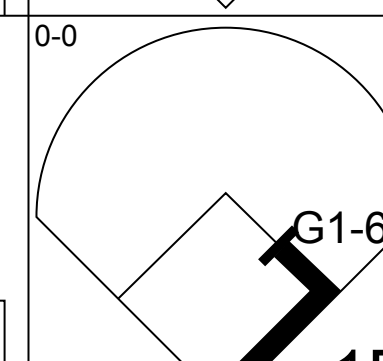
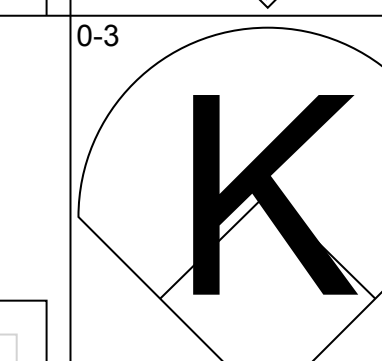
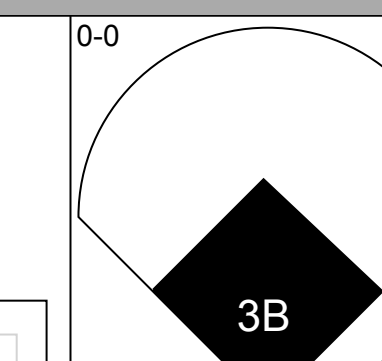
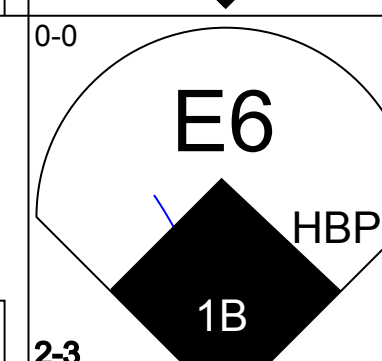
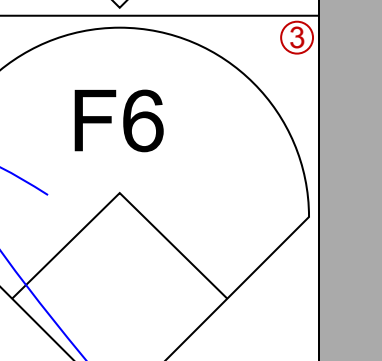
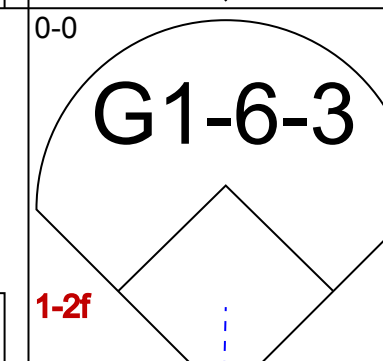
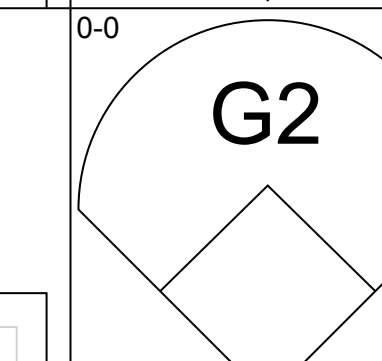
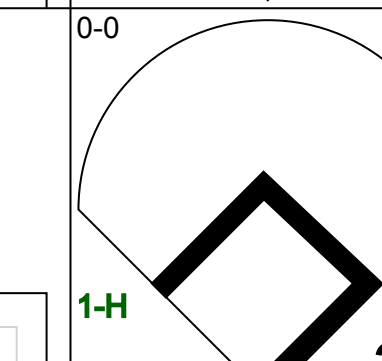
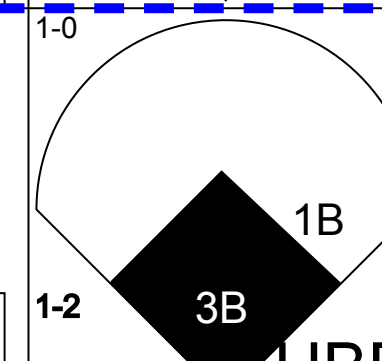
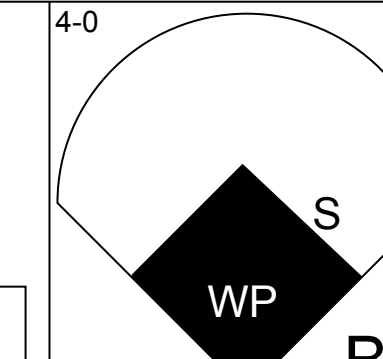
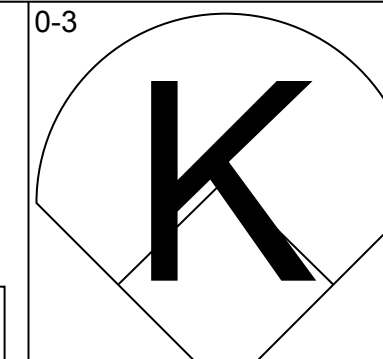
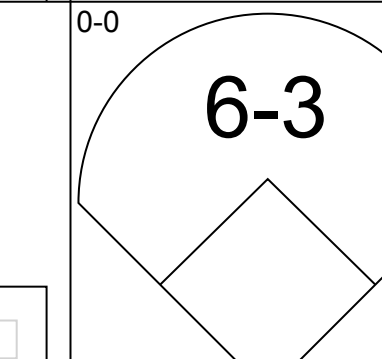
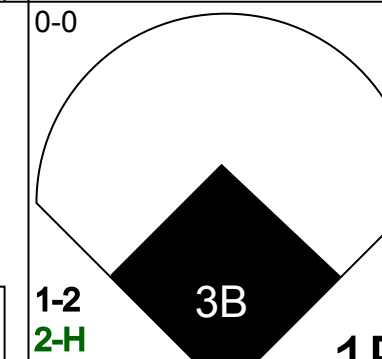
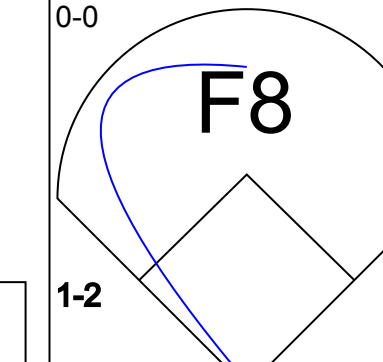
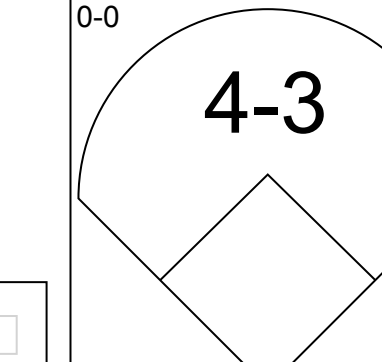
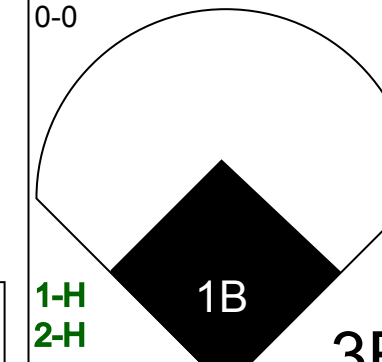
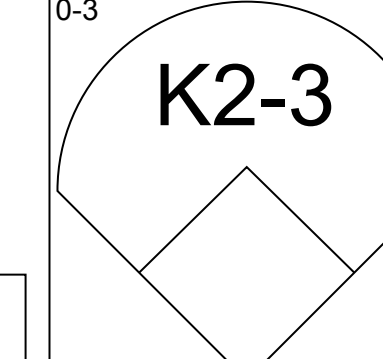
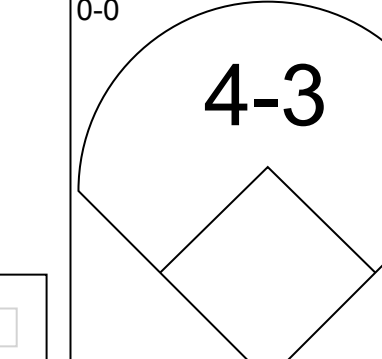
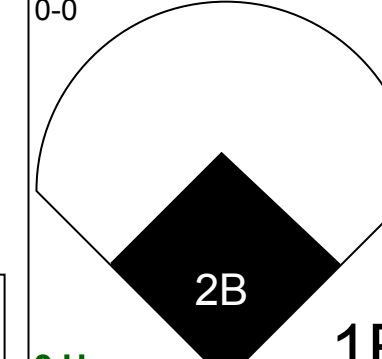
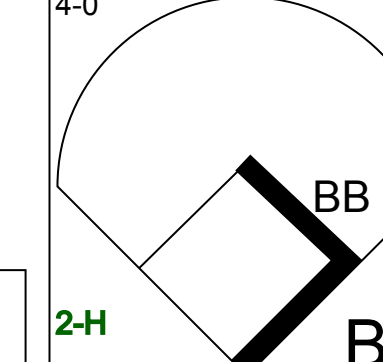

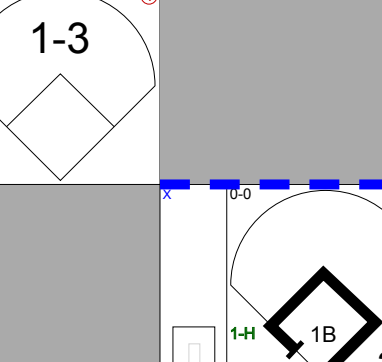
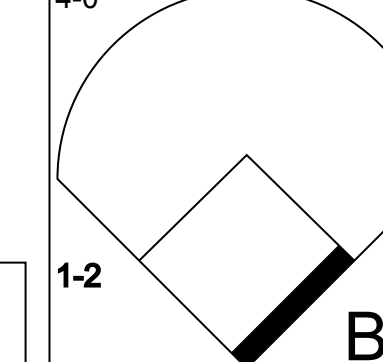

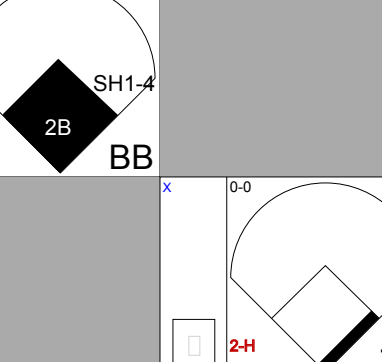
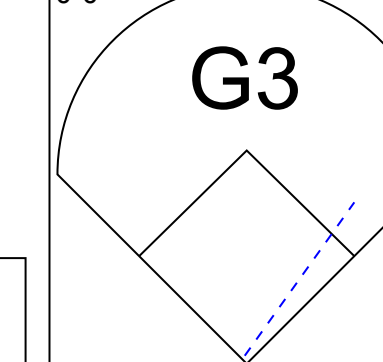

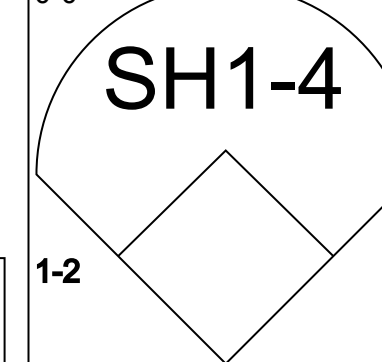
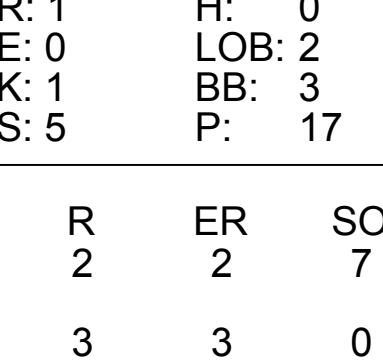
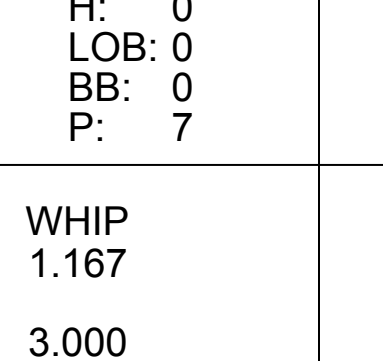
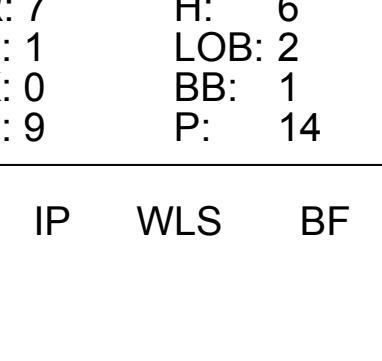

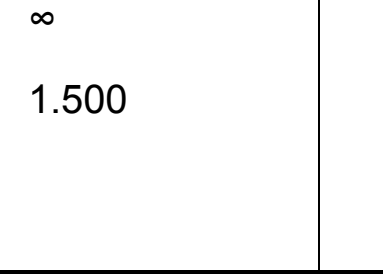


Batter	1	2	3	4	5	6	7	8	9	AB	R	H	RBI	BB	SO	LOB	BOTTOM			
Kevin Bass, S OBP: 0.270, SLG: 0.351 Omar Moreno, L OBP: 0.287, SLG: 0.331 (1, 9) (7, 8)	F6	5-3				F9				4	0	1	1	0	0	1	<b>Cincinnati Reds @ Houston Astros</b> Astrodome, Houston, TX Fri Jul 29 1983, 8:05 PM EDT Att: 18,063 - Dome			
Terry Puhl, L OBP: 0.355, SLG: 0.439 (1, 8) (7, 9)	1B		5-3	L1		F7				3	1	0	0	1	0	1				
Dickie Thon, R OBP: 0.357, SLG: 0.470 (1, 6)	1B					F8				3	0	1	0	1	0	0				
Phil Garner, R OBP: 0.323, SLG: 0.380 (1, 5)	1B		F7		F8		CS			3	0	1	1	1	0	1				
Jose Cruz, L OBP: 0.391, SLG: 0.449 (1, 7)	1B		F2		1B		BB			3	1	1	0	1	0	2				
Ray Knight, R OBP: 0.382, SLG: 0.484 (1, 3)	F9				1B					3	1	2	1	1	0	2				
Bill Doran, S OBP: 0.366, SLG: 0.333 (1, 4)		6-3						G4-6-3		4	0	2	1	0	0	1				
George Bjorkman, R OBP: 0.377, SLG: 0.419 (1, 2)			SH1-4							2	1	1	0	2	1	2				
Mike Madden, L Dave Smith, R (1, 1) (8, 1)	SH1-4				SH5-4			1B		1	0	0	0	0	1	0				
<b>Inning Stats</b>	R: 1 E: 0 K: 0 S: 4	H: 2 LOB: 2 BB: 2 P: 12	R: 0 E: 0 K: 0 S: 3	H: 0 LOB: 1 BB: 1 P: 7	R: 0 E: 0 K: 0 S: 3	H: 0 LOB: 1 BB: 1 P: 7	R: 2 E: 0 K: 0 S: 5	H: 3 LOB: 1 BB: 1 P: 9	R: 1 E: 0 K: 1 S: 8	H: 3 LOB: 2 BB: 0 P: 8	R: 0 E: 0 K: 0 S: 2	H: 0 LOB: 0 BB: 1 P: 6	R: 0 E: 0 K: 0 S: 3	H: 1 LOB: 1 BB: 1 P: 7	R: 0 E: 0 K: 0 S: 2	H: 0 LOB: 0 BB: 1 P: 6		1B: 8 2B: 0 3B: 0 HR: 1	SF: 0 SAC: 2 DP: 1 HBP: 0	WP: 0 PB: 0 SB: 0 CS: 2
<b>PITCHER</b>	IP WLS BF H R ER SO BB IBB HBP BLK WP HR S P ERA WHIP	IP WLS BF H R ER SO BB IBB HBP BLK WP HR S P ERA WHIP																		
Joe Price, L ERA: 2.75 Ben Hayes, R ERA: 5.76 Ted Power, R ERA: 4.33 Tom Hume, R ERA: 6.49 (1, 1) (5, 1) (6, 1) (8, 1)	4.2 L 25 8 4 4 0 1 0 0 0 0 0 3 3 7.71 2.786	0.1 1 0 0 0 1 0 0 0 0 0 0 3 3 0.00 0.000	2.0 6 0 0 0 1 1 0 0 0 0 0 7 11 0.00 0.500	1.0 4 1 0 0 0 1 0 0 0 0 0 3 7 0.00 2.000																







Batter	1	2	3	4	5	6	7	8	9	AB	R	H	RBI	BB	SO	LOB	TOP																			
<b>Eddie Milner, L</b> (1, 8) OBP: 0.358, SLG: 0.382										4	0	1	0	0	2	1	<b>Cincinnati Reds @ Houston Astros</b> Astrodome, Houston, TX Sun Jul 31 1983, 4:33 AM EDT Att: 38,465 - Dome																			
<b>Dave Concepcion, R</b> (1, 6) OBP: 0.304, SLG: 0.288										4	0	0	0	0	0	2																				
<b>Gary Redus, R</b> (1, 7) OBP: 0.358, SLG: 0.453										3	1	0	0	0	2	2																				
<b>Dan Driessen, L</b> (1, 3) OBP: 0.395, SLG: 0.455										4	1	1	1	0	1	1																				
<b>Cesar Cedeno, R</b> (1, 9) OBP: 0.295, SLG: 0.349										2	0	0	0	0	1	1		0																		
<b>Bill Scherrer, L</b> (7, 1) OBP: 0.222, SLG: 0.125										0	0	0	0	0	0	0		0																		
<b>Ben Hayes, R</b> (7, 1)										0	0	0	0	0	0	0		0																		
<b>Ted Power, R</b> (7, 1)										0	0	0	0	0	0	0		0																		
<b>Paul Householder, S</b> (9, PH) OBP: 0.320, SLG: 0.373										1	0	0	0	0	0	0		0																		
<b>Nick Esasky, R</b> (1, 5) OBP: 0.325, SLG: 0.511										4	0	2	1	0	0	0																				
<b>Ron Oester, S</b> (1, 4) OBP: 0.307, SLG: 0.376										4	0	0	0	0	1	2																				
<b>Dann Bilardello, R</b> (1, 2) OBP: 0.273, SLG: 0.352										3	0	2	0	0	0	0	<b>AB 32</b> <b>R 2</b> <b>H 7</b> <b>RBI 2</b> <b>BB 1</b> <b>SO 9</b> <b>LOB 9</b>																			
<b>Johnny Bench, R</b> (8, 2) OBP: 0.306, SLG: 0.407										0	0	0	0	0	0	0																				
<b>Bruce Berenyi, R</b> (1, 1) OBP: 0.171, SLG: 0.200										2	0	0	0	0	2	1																				
<b>Duane Walker, L</b> (7, 9) OBP: 0.327, SLG: 0.397										1	0	1	0	0	0	0																				
<b>Inning Stats</b>	R: 0 E: 0 K: 2 S: 7	H: 0 LOB: 0 BB: 0 P: 7	R: 0 E: 0 K: 0 S: 3	H: 0 LOB: 0 BB: 0 P: 3	R: 0 E: 0 K: 1 S: 5	H: 0 LOB: 0 BB: 0 P: 5	R: 0 E: 0 K: 0 S: 3	H: 0 LOB: 0 BB: 0 P: 3	R: 0 E: 0 K: 1 S: 5	H: 1 LOB: 1 BB: 0 P: 5	R: 0 E: 0 K: 3 S: 10	H: 1 LOB: 1 BB: 0 P: 10	R: 1 E: 0 K: 1 S: 6	H: 1 LOB: 2 BB: 1 P: 11	R: 0 E: 0 K: 1 S: 7	H: 3 LOB: 2 BB: 0 P: 7	R: 1 E: 0 K: 0 S: 4	H: 1 LOB: 0 BB: 0 P: 4	1B: 6 2B: 0 3B: 0 HR: 1	SF: 0 SAC: 0 DP: 0 HBP: 1	WP: 0 PB: 0 SB: 3 CS: 0	PA: 34														
<b>PITCHER</b>	IP	WLS	BF	H	R	ER	SO	BB	IBB	HBP	BLK	WP	HR	S	P	ERA	WHIP	<b>PITCHER</b>		IP	WLS	BF	H	R	ER	SO	BB	IBB	HBP	BLK	WP	HR	S	P	ERA	WHIP
<b>Joe Niekro, R</b> (1, 1) ERA: 3.35	9.0	W	35	7	2	2	9	1	0	1	0	0	1	50	55	2.00	0.889																			

Batter	1	2	3	4	5	6	7	8	9	AB	R	H	RBI	BB	SO	LOB	BOTTOM																			
<b>Omar Moreno, L</b> (1, 8) OBP: 0.285, SLG: 0.332										5	1	1	1	0	1	0	<b>Cincinnati Reds @ Houston Astros</b> Astrodome, Houston, TX Sun Jul 31 1983, 4:33 AM EDT Att: 38,465 - Dome																			
<b>Terry Puhl, L</b> (1, 9) OBP: 0.356, SLG: 0.439										5	2	2	0	0	1	1																				
<b>Dickie Thon, R</b> (1, 6) OBP: 0.356, SLG: 0.478										3	1	1	1	0	0	1																				
<b>Phil Garner, R</b> (1, 5) OBP: 0.324, SLG: 0.376										3	2	1	2	1	1	1																				
<b>Craig Reynolds, L</b> (9, 5) OBP: 0.294, SLG: 0.340										0	0	0	0	0	0	0																				
<b>Jose Cruz, L</b> (1, 7) OBP: 0.393, SLG: 0.454										4	1	2	2	0	0	2																				
<b>Ray Knight, R</b> (1, 3) OBP: 0.379, SLG: 0.477										4	0	1	1	0	2	3																				
<b>Denny Walling, L</b> (7, FR) OBP: 0.284, SLG: 0.349										0	1	0	0	0	0	0																				
<b>Alan Ashby, S</b> (1, 2) OBP: 0.298, SLG: 0.428										3	0	1	1	1	1	1																				
<b>Bill Doran, S</b> (1, 4) OBP: 0.369, SLG: 0.333										2	1	1	0	2	1	0																				
<b>Joe Niekro, R</b> (1, 1) OBP: 0.100, SLG: 0.102										3	0	0	0	0	0	2																				
<b>Inning Stats</b>	R: 0 E: 0 K: 0 S: 3	H: 1 LOB: 0 BB: 0 P: 3	R: 1 E: 0 K: 1 S: 5	H: 0 LOB: 2 BB: 3 P: 17	R: 0 E: 0 K: 1 S: 5	H: 0 LOB: 0 BB: 0 P: 5	R: 0 E: 0 K: 3 S: 10	H: 1 LOB: 1 BB: 0 P: 10	R: 0 E: 0 K: 2 S: 7	H: 0 LOB: 0 BB: 0 P: 7	R: 1 E: 0 K: 0 S: 5	H: 2 LOB: 1 BB: 0 P: 5	R: 7 E: 1 K: 0 S: 9	H: 6 LOB: 2 BB: 1 P: 14	R: 0 E: 0 K: 0 S: 3	H: 0 LOB: 0 BB: 0 P: 3	R: 0 E: 0 K: 0 S: 3	H: 0 LOB: 0 BB: 0 P: 4	1B: 6 2B: 2 3B: 2 HR: 0	SF: 0 SAC: 1 DP: 1 HBP: 1	WP: 2 PB: 0 SB: 2 CS: 0	PA: 38														
<b>PITCHER</b>	IP	WLS	BF	H	R	ER	SO	BB	IBB	HBP	BLK	WP	HR	S	P	ERA	WHIP	<b>PITCHER</b>		IP	WLS	BF	H	R	ER	SO	BB	IBB	HBP	BLK	WP	HR	S	P	ERA	WHIP
<b>Bruce Berenyi, R</b> (1, 1) ERA: 4.02	6.0	L	24	4	2	2	7	3	0	0	0	0	0	4	8	3.00	1.167																			
<b>Bill Scherrer, L</b> (7, 1) ERA: 3.18	0.2		5	1	3	3	0	1	0	0	0	0	0	4	8	40.50	3.000																			
<b>Ben Hayes, R</b> (7, 1) ERA: 6.55	0.0		4	3	3	1	0	0	0	1	0	0	0	3	4	∞	∞																			
<b>Ted Power, R</b> (7, 1) ERA: 4.26	1.1		5	2	1	1	0	0	0	0	0	0	0	5	5	6.75	1.500																			






Batter	1	2	3	4	5	6	7	8	9	10	AB	R	H	RBI	BB	SO	LOB	TOP							
Omar Moreno, L OBP: 0.283, SLG: 0.330 Tim Tolman, R OBP: 0.276, SLG: 0.458 (7, PH) Frank DiPino, L OBP: 0.400, SLG: 0.500 Craig Reynolds, L OBP: 0.308, SLG: 0.353	4-3		F4		F9		BB			CS 1B	3	0	0	0	0	0	0								
Terry Puhl, L OBP: 0.361, SLG: 0.454	HR		CS 1B			1B SF8 1B	4-3			K	5	2	3	1	0	1	3								
Dickie Thon, R OBP: 0.357, SLG: 0.477	BB		CS	F8		SF8 S 1B		F7			3	0	1	0	1	0	0								
Phil Garner, R OBP: 0.323, SLG: 0.374	K			4-3		SF8		CS			2	0	0	1	1	1	1								
Jose Cruz, L OBP: 0.392, SLG: 0.452	5-3			HR 1B		F9		F8			4	1	1	0	0	0	3								
Ray Knight, R OBP: 0.378, SLG: 0.483		F8		HR		F7		CS	5-3		4	1	1	2	0	0	1								
Alan Ashby, S OBP: 0.297, SLG: 0.421	G3			K			4-3 BB		K		3	0	0	0	1	2	0								
Bill Doran, S OBP: 0.365, SLG: 0.329 Bill Dawley, R OBP: 0.333, SLG: 0.333	F7				5-3		4-3		F8		4	0	0	0	0	0	1								
Bob Knepper, L OBP: 0.196, SLG: 0.306 Kevin Bass, S OBP: 0.271, SLG: 0.345			F8		4-3		K		F9		2	0	0	0	0	0	0								
											2	0	0	0	0	1	1								
<b>Inning Stats</b>	R: 1 E: 0 K: 1 S: 6	H: 1 LOB: 1 BB: 1 P: 10	R: 0 E: 0 K: 0 S: 3	H: 0 LOB: 0 BB: 0 P: 3	R: 0 E: 0 K: 0 S: 3	H: 1 LOB: 0 BB: 0 P: 3	R: 2 E: 0 K: 1 S: 7	H: 2 LOB: 0 BB: 0 P: 7	R: 0 E: 0 K: 0 S: 3	H: 0 LOB: 0 BB: 0 P: 3	R: 1 E: 0 K: 0 S: 5	H: 2 LOB: 1 BB: 0 P: 5	R: 0 E: 0 K: 1 S: 5	H: 0 LOB: 0 BB: 2 P: 13	R: 0 E: 0 K: 1 S: 5	H: 0 LOB: 0 BB: 0 P: 5	R: 0 E: 0 K: 1 S: 5	H: 1 LOB: 0 BB: 0 P: 5	1B: 5 2B: 0 3B: 0 HR: 2	SF: 1 SAC: 0 DP: 0 HBP: 0	WP: 0 PB: 0 SB: 1 CS: 3	PA: 40			
<b>PITCHER</b>	IP WLS BF H R ER SO ERA WHIP	IP WLS BF H R ER SO ERA WHIP	IP WLS BF H R ER SO ERA WHIP	IP WLS BF H R ER SO ERA WHIP	IP WLS BF H R ER SO ERA WHIP	IP WLS BF H R ER SO ERA WHIP	IP WLS BF H R ER SO ERA WHIP	IP WLS BF H R ER SO ERA WHIP	IP WLS BF H R ER SO ERA WHIP	IP WLS BF H R ER SO ERA WHIP	IP WLS BF H R ER SO ERA WHIP	IP WLS BF H R ER SO ERA WHIP	IP WLS BF H R ER SO ERA WHIP	IP WLS BF H R ER SO ERA WHIP	IP WLS BF H R ER SO ERA WHIP	IP WLS BF H R ER SO ERA WHIP	IP WLS BF H R ER SO ERA WHIP	IP WLS BF H R ER SO ERA WHIP	IP WLS BF H R ER SO ERA WHIP	IP WLS BF H R ER SO ERA WHIP	IP WLS BF H R ER SO ERA WHIP	IP WLS BF H R ER SO ERA WHIP	IP WLS BF H R ER SO ERA WHIP	IP WLS BF H R ER SO ERA WHIP	
Eric Show, R ERA: 3.67 Sid Monge, L ERA: 2.96 Luis DeLeon, R ERA: 1.98	6.0 2.0 2.0	25 7 6	6 0 1	4 0 0	4 0 0	2 1 2	2 0 0	0 0 0	0 0 0	0 0 0	0 0 0	0 0 0	0 0 0	0 0 0	0 0 0	0 0 0	0 0 0	0 0 0	6.00 0.00 0.00	1.333 1.000 0.500					

Houston Astros @ San Diego Padres  
Jack Murphy Stadium, San Diego, CA  
Mon Aug 01 1983, 10:05 PM EDT  
Att: 9,055 - Unknown


AB 33  
R 4  
H 7  
RBI 4  
BB 4  
SO 5  
LOB 10



Batter	1	2	3	4	5	6	7	8	9	10	AB	R	H	RBI	BB	SO	LOB	BOTTOM							
Bobby Brown, S OBP: 0.636, SLG: 1.222	HR 1B		BB 1B		1-3		5-3 S BB		4-3	HR	5	2	3	3	1	0	1								
Juan Bonilla, R OBP: 0.310, SLG: 0.305 Tim Flannery, L OBP: 0.311, SLG: 0.366	HR		G6-4-3 BB		6-3		5-3		FC6-4 IBB		3	1	1	2	1	0	1								
Kurt Bevacqua, R OBP: 0.400, SLG: 0.422	5-3		G6-4-3		F7		BB		FC6-4 BB		4	0	0	0	1	0	4								
Sixto Lezcano, R OBP: 0.335, SLG: 0.345	K			1B 2B 1B		F6	F7		BB		4	1	1	0	1	1	2								
Terry Kennedy, L OBP: 0.356, SLG: 0.447	K			F9		1B	1B		P6		5	0	1	0	0	2	4								
Luis Salazar, R OBP: 0.293, SLG: 0.359		F4		2B 1B		F9		6-3 S 1B		SH5-4 HR 1B	5	2	3	0	0	0	1								
Tony Gwynn, L OBP: 0.300, SLG: 0.309	1-3			6-3 1B 2B		1B	1B		6-3		4	0	2	2	0	0	1								
Mario Ramirez, R OBP: 0.357, SLG: 0.330 Luis DeLeon, R OBP: 0.111, SLG: 0.111 Ruppert Jones, L OBP: 0.295, SLG: 0.354	6-3			6-3		1-3		F7		HR IBB	3	0	0	0	0	0	3								
Eric Show, R OBP: 0.208, SLG: 0.213 Sid Monge, S OBP: 0.200, SLG: 0.200 Garry Templeton, S OBP: 0.288, SLG: 0.337 Bruce Bochy, R OBP: 0.263, SLG: 0.353	6-3			5-3		K		FC6-4 4-3 1B		F7	2	0	0	0	0	0	1								
											3	0	1	0	0	1	2								
<b>Inning Stats</b>	R: 2 E: 0 K: 2 S: 9	H: 2 LOB: 0 BB: 0 P: 9	R: 0 E: 0 K: 0 S: 3	H: 0 LOB: 0 BB: 0 P: 3	R: 0 E: 0 K: 0 S: 3	H: 1 LOB: 1 BB: 1 P: 7	R: 2 E: 0 K: 0 S: 6	H: 3 LOB: 1 BB: 0 P: 6	R: 0 E: 0 K: 0 S: 3	H: 0 LOB: 0 BB: 0 P: 3	R: 0 E: 0 K: 1 S: 5	H: 2 LOB: 2 BB: 0 P: 5	R: 0 E: 0 K: 1 S: 5	H: 0 LOB: 0 BB: 2 P: 13	R: 0 E: 0 K: 1 S: 6	H: 1 LOB: 1 BB: 0 P: 6	R: 0 E: 0 K: 0 S: 4	H: 1 LOB: 3 BB: 2 P: 12	R: 3 E: 0 K: 0 S: 4	H: 2 LOB: 0 BB: 1 P: 8	1B: 9 2B: 1 3B: 0 HR: 2	SF: 0 SAC: 1 DP: 1 HBP: 0	WP: 0 PB: 0 SB: 2 CS: 0	PA: 46	
<b>PITCHER</b>	IP WLS BF H R ER SO ERA WHIP	IP WLS BF H R ER SO ERA WHIP	IP WLS BF H R ER SO ERA WHIP	IP WLS BF H R ER SO ERA WHIP	IP WLS BF H R ER SO ERA WHIP	IP WLS BF H R ER SO ERA WHIP	IP WLS BF H R ER SO ERA WHIP	IP WLS BF H R ER SO ERA WHIP	IP WLS BF H R ER SO ERA WHIP	IP WLS BF H R ER SO ERA WHIP	IP WLS BF H R ER SO ERA WHIP	IP WLS BF H R ER SO ERA WHIP	IP WLS BF H R ER SO ERA WHIP	IP WLS BF H R ER SO ERA WHIP	IP WLS BF H R ER SO ERA WHIP	IP WLS BF H R ER SO ERA WHIP	IP WLS BF H R ER SO ERA WHIP	IP WLS BF H R ER SO ERA WHIP	IP WLS BF H R ER SO ERA WHIP	IP WLS BF H R ER SO ERA WHIP	IP WLS BF H R ER SO ERA WHIP	IP WLS BF H R ER SO ERA WHIP	IP WLS BF H R ER SO ERA WHIP	IP WLS BF H R ER SO ERA WHIP	
Bob Knepper, L ERA: 3.25 Frank DiPino, L ERA: 2.96 Bill Dawley, R ERA: 2.78	6.0 2.1 1.1	26 11 9	8 2 2	4 0 3	4 2 3	2 0 1	0 0 6	0 0 1	0 0 6	0 0 18	0 0 18	0 0 20.25	0 0 2.250	0 0 2.250	0 0 2.250	0 0 2.250	0 0 2.250	0 0 2.250	6.00 0.00 0.00	1.500 1.714 2.250					

Houston Astros @ San Diego Padres  
Jack Murphy Stadium, San Diego, CA  
Mon Aug 01 1983, 10:05 PM EDT  
Att: 9,055 - Unknown

AB 39  
R 7  
H 12  
RBI 7  
BB 6  
SO 4  
LOB 21





Batter	1	2	3	4	5	6	7	8	9	10	11	12	AB	R	H	RBI	BB	SO	LOB	TOP		
Omar Moreno, L (1.8) E:0 LOB:0 K:0 P:4 S:4	0-0 4-3 S SF8 1B		0-0 L6		0-0 4-3			0-0 6-3		0-0 F9		0-0 F8	4	1	1	0	0	0	1			
Terry Puhl, L (1.9) E:0 LOB:0 K:0 P:4 S:4	0-0 4-3			0-0 FC6-5 S 1B				0-0 5-3				0-0 L1	5	0	1	0	0	0	1			
Dickie Thorn, R (1.6) E:0 LOB:0 K:0 P:4 S:4	0-0 SF8			0-0 FC6-5 1B 4-3				0-0 S 1B		0-0 F8		4-0 FC5-4 BB	3	1	1	1	1	0	1			
Phil Garner, R (1.5) E:0 LOB:0 K:0 P:4 S:4	0-0 5-3			0-0 4-3 1B				0-0 F8		0-0 F2		0-0 FC5-4 1-2	5	0	1	0	0	0	2			
Jose Cruz, L (1.7) E:0 LOB:0 K:0 P:4 S:4		0-0 F7		0-0 4-3				0-0 F4		4-0 1B BB		0-3 K	4	0	0	1	1	1	3			
Ray Knight, R (1.3) E:0 LOB:0 K:0 P:4 S:4	0-0 1B			0-0 F5				0-3 K		0-0 1B BB		0-0 SH1 HR 1B	5	0	3	0	0	1	1			
Denny Walling, L (12. FR) E:0 LOB:0 K:0 P:4 S:4	0-0 1B			0-0 F5				0-0 K		1-2 1B		0-0 SH1 HR 1B	0	1	0	0	0	0	0			
Alan Ashby, S (1.2) E:0 LOB:0 K:0 P:4 S:4	0-0 3-1				0-0 F7			0-0 F8		0-0 G3		0-0 SH1	4	0	0	0	0	0	2			
Bill Doran, S (1.4) E:0 LOB:0 K:0 P:4 S:4			0-0 F8		4-0 SH1-4 BB			0-0 F8		0-0 6-3		0-0 HR	4	1	1	2	1	0	0			
Mike Madden, L (1.1) E:0 LOB:0 K:0 P:4 S:4			0-3 K		0-0 SH1-4			0-0 K		0-3 K		0-0 6-3	2	0	0	0	0	2	0			
Dave Smith, R (9.1) E:0 LOB:0 K:0 P:4 S:4													0	0	0	0	0	0	0			
Frank DiPino, L (9.1) E:0 LOB:0 K:0 P:4 S:4													0	0	0	0	0	0	0			
Tony Scott, S (10. PH) E:0 LOB:0 K:0 P:4 S:4													2	0	0	0	0	1	1			
<b>Inning Stats</b>	R: 1 E: 0 K: 0 S: 4	H: 1 LOB: 0 BB: 4 P: 4	R: 0 E: 0 K: 0 S: 3	H: 1 LOB: 0 BB: 0 P: 3	R: 0 E: 0 K: 1 S: 5	H: 0 LOB: 0 BB: 0 P: 5	R: 1 E: 0 K: 0 S: 5	H: 2 LOB: 1 BB: 0 P: 6	R: 0 E: 0 K: 0 S: 3	H: 1 LOB: 1 BB: 0 P: 4	R: 0 E: 0 K: 1 S: 5	H: 0 LOB: 0 BB: 0 P: 5	R: 0 E: 0 K: 0 S: 5	H: 0 LOB: 2 BB: 0 P: 8	R: 0 E: 0 K: 1 S: 5	H: 0 LOB: 0 BB: 0 P: 9	R: 2 E: 0 K: 0 S: 5	H: 2 LOB: 1 BB: 0 P: 6	1B: 7 2B: 0 3B: 0 HR: 1	SF: 1 SAC: 2 DP: 0 HBP: 0	WP: 0 PB: 0 SB: 3 CS: 0	PA: 46
<b>PITCHER</b>	IP WLS BF H R ER SO BB IBB HBP BLK WP HR S P ERA WHIP	IP WLS BF H R ER SO BB IBB HBP BLK WP HR S P ERA WHIP	IP WLS BF H R ER SO BB IBB HBP BLK WP HR S P ERA WHIP	IP WLS BF H R ER SO BB IBB HBP BLK WP HR S P ERA WHIP	IP WLS BF H R ER SO BB IBB HBP BLK WP HR S P ERA WHIP	IP WLS BF H R ER SO BB IBB HBP BLK WP HR S P ERA WHIP	IP WLS BF H R ER SO BB IBB HBP BLK WP HR S P ERA WHIP	IP WLS BF H R ER SO BB IBB HBP BLK WP HR S P ERA WHIP	IP WLS BF H R ER SO BB IBB HBP BLK WP HR S P ERA WHIP	IP WLS BF H R ER SO BB IBB HBP BLK WP HR S P ERA WHIP	IP WLS BF H R ER SO BB IBB HBP BLK WP HR S P ERA WHIP	IP WLS BF H R ER SO BB IBB HBP BLK WP HR S P ERA WHIP	IP WLS BF H R ER SO BB IBB HBP BLK WP HR S P ERA WHIP	IP WLS BF H R ER SO BB IBB HBP BLK WP HR S P ERA WHIP	IP WLS BF H R ER SO BB IBB HBP BLK WP HR S P ERA WHIP	IP WLS BF H R ER SO BB IBB HBP BLK WP HR S P ERA WHIP	IP WLS BF H R ER SO BB IBB HBP BLK WP HR S P ERA WHIP	IP WLS BF H R ER SO BB IBB HBP BLK WP HR S P ERA WHIP	IP WLS BF H R ER SO BB IBB HBP BLK WP HR S P ERA WHIP	IP WLS BF H R ER SO BB IBB HBP BLK WP HR S P ERA WHIP	IP WLS BF H R ER SO BB IBB HBP BLK WP HR S P ERA WHIP	IP WLS BF H R ER SO BB IBB HBP BLK WP HR S P ERA WHIP

Houston Astros @ San Diego Padres  
Jack Murphy Stadium, San Diego, CA  
Tue Aug 02 1983, 10:05 PM EDT  
Alt. 10,444 - Unknown

AB	40
R	4
H	8
RBI	4
BB	3
SO	5
LOB	13



Batter	1	2	3	4	5	6	7	8	9	10	11	12	AB	R	H	RBI	BB	SO	LOB	BOTTOM						
Bobby Brown, S (1.7) E:0 LOB:0 K:0 P:4 S:4	0-0 4-3		4-0 S BB		0-0 6-3			0-0 6-3		0-0 1-3		0-0 F8	5	0	0	0	1	0	0							
Juan Bonilla, R (1.4) E:0 LOB:0 K:0 P:4 S:4	0-0 4-3		4-0 BB			0-0 G3		0-0 4-3		0-0 E5		0-0 F9	5	0	0	0	1	0	0							
Kurt Bevacqua, R (1.3) E:0 LOB:0 K:0 P:4 S:4	0-0 F8		0-0 5-3			0-0 4-3			0-0 FC3-6 1B		0-0 F9		5	0	1	0	0	0	3							
Sixto Lezcano, R (1.9) E:0 LOB:0 K:0 P:4 S:4		0-0 6-3			0-3 K			0-0 G3		0-0 FC3-6 F8 1B 1B		0-0 6-3 SH1-4 1B	3	0	0	0	0	1	0							
Terry Kennedy, L (1.2) E:0 LOB:0 K:0 P:4 S:4		4-0 BB			0-0 F5			0-3 K		0-0 1B WP 1B		0-0 SH1-4	3	0	1	0	1	1	0							
Luis DelLeon, R (9. PR) E:0 LOB:0 K:0 P:4 S:4										1-2 1B		1-2	0	1	0	0	0	0	0							
Alan Wiggins, S (11.3) E:0 LOB:0 K:0 P:4 S:4										1-2 1B		1-2	5	0	1	0	0	1	4							
Luis Salazar, R (1.5) E:0 LOB:0 K:0 P:4 S:4		0-3 K						0-0 6-3		0-0 F8		0-0 6-3	5	0	1	0	0	1	4							
Tony Gwynn, L (1.8) E:0 LOB:0 K:0 P:4 S:4		0-3 K						0-0 FC6-4 1B		0-0 WP 1B		4-0 IBB	4	0	2	1	1	2	2							
Mario Ramirez, R (11.6) E:0 LOB:0 K:0 P:4 S:4			0-0 6-3					0-0 FC6-4 1-2		0-0 K		0-0 F6	3	0	0	0	0	0	1							
Ed Whitsun, R (1.1) E:0 LOB:0 K:0 P:4 S:4			0-0 4-3					0-3 K		0-0 6-3		0-0 F8	2	0	0	0	0	0	0							
Garry Templeton, S (8. PH) E:0 LOB:0 K:0 P:4 S:4													1	0	0	0	1	0								
John Montefusco, R (9.1) E:0 LOB:0 K:0 P:4 S:4													0	0	0	0	0	0	0							
Doug Gwosdz, R (10.2) E:0 LOB:0 K:0 P:4 S:4													2	0	0	0	0	0	0							
<b>Inning Stats</b>	R: 0 E: 0 K: 0 S: 3	H: 0 LOB: 0 BB: 0 P: 4	R: 0 E: 0 K: 2 S: 7	H: 0 LOB: 1 BB: 1 P: 11	R: 0 E: 0 K: 0 S: 6	H: 0 LOB: 2 BB: 2 P: 11	R: 0 E: 0 K: 2 S: 8	H: 1 LOB: 1 BB: 0 P: 8	R: 0 E: 0 K: 0 S: 3	H: 0 LOB: 0 BB: 0 P: 3	R: 0 E: 0 K: 1 S: 6	H: 1 LOB: 1 BB: 0 P: 5	R: 0 E: 0 K: 0 S: 5	H: 0 LOB: 0 BB: 0 P: 5	R: 2 E: 0 K: 1 S: 8	H: 3 LOB: 2 BB: 0 P: 8	R: 0 E: 1 K: 0 S: 4	H: 0 LOB: 1 BB: 0 P: 4	R: 0 E: 0 K: 0 S: 4	H: 1 LOB: 2 BB: 1 P: 8	R: 0 E: 0 K: 0 S: 3	H: 0 LOB: 0 BB: 0 P: 3	1B: 5 2B: 1 3B: 0 HR: 0	SF: 0 SAC: 1 DP: 0 HBP: 0	WP: 1 PB: 0 SB: 1 CS: 0	PA: 47
<b>PITCHER</b>	IP WLS BF H R ER SO BB IBB HBP BLK WP HR S P ERA WHIP	IP WLS BF H R ER SO BB IBB HBP BLK WP HR S P ERA WHIP	IP WLS BF H R ER SO BB IBB HBP BLK WP HR S P ERA WHIP	IP WLS BF H R ER SO BB IBB HBP BLK WP HR S P ERA WHIP	IP WLS BF H R ER SO BB IBB HBP BLK WP HR S P ERA WHIP	IP WLS BF H R ER SO BB IBB HBP BLK WP HR S P ERA WHIP	IP WLS BF H R ER SO BB IBB HBP BLK WP HR S P ERA WHIP	IP WLS BF H R ER SO BB IBB HBP BLK WP HR S P ERA WHIP	IP WLS BF H R ER SO BB IBB HBP BLK WP HR S P ERA WHIP	IP WLS BF H R ER SO BB IBB HBP BLK WP HR S P ERA WHIP	IP WLS BF H R ER SO BB IBB HBP BLK WP HR S P ERA WHIP	IP WLS BF H R ER SO BB IBB HBP BLK WP HR S P ERA WHIP	IP WLS BF H R ER SO BB IBB HBP BLK WP HR S P ERA WHIP	IP WLS BF H R ER SO BB IBB HBP BLK WP HR S P ERA WHIP	IP WLS BF H R ER SO BB IBB HBP BLK WP HR S P ERA WHIP	IP WLS BF H R ER SO BB IBB HBP BLK WP HR S P ERA WHIP	IP WLS BF H R ER SO BB IBB HBP BLK WP HR S P ERA WHIP	IP WLS BF H R ER SO BB IBB HBP BLK WP HR S P ERA WHIP	IP WLS BF H R ER SO BB IBB HBP BLK WP HR S P ERA WHIP	IP WLS BF H R ER SO BB IBB HBP BLK WP HR S P ERA WHIP	IP WLS BF H R ER SO BB IBB HBP BLK WP HR S P ERA WHIP	IP WLS BF H R ER SO BB IBB HBP BLK WP HR S P ERA WHIP	IP WLS BF H R ER SO BB IBB HBP BLK WP HR S P ERA WHIP			

Houston Astros @ San Diego Padres  
Jack Murphy Stadium, San Diego, CA  
Tue Aug 02 1983, 10:05 PM EDT  
Alt. 10,444 - Unknown

AB	42
R	2
H	6
RBI	1
BB	4
SO	7
LOB	14





Batter	1	2	3	4	5	6	7	8	9	AB	R	H	RBI	BB	SO	LOB	TOP										
<b>Bill Doran, S</b> OBP: 0.368, SLG: 0.341 (1, 4)										3	0	2	0	0	0	3	<b>Houston Astros @ San Diego Padres</b> Jack Murphy Stadium, San Diego, CA Wed Aug 03 1983, 10:05 PM EDT Att: 13,286 - Unknown  <b>AB</b> 32 <b>R</b> 1 <b>H</b> 7 <b>RBI</b> 1 <b>BB</b> 3 <b>SO</b> 6 <b>LOB</b> 18 										
<b>Terry Puhl, L</b> OBP: 0.360, SLG: 0.453 (1, 8) (9, 9)										4	1	2	0	0	0	4											
<b>Dickie Thon, R</b> OBP: 0.357, SLG: 0.479 (1, 6)										4	0	1	1	0	0	2											
<b>Phil Garner, R</b> OBP: 0.319, SLG: 0.368 (1, 5)										4	0	0	0	0	1	2											
<b>Jose Cruz, L</b> OBP: 0.388, SLG: 0.444 (1, 7)										3	0	0	0	1	2	1											
<b>Ray Knight, R</b> OBP: 0.380, SLG: 0.485 (1, 3)										4	0	1	0	0	0	2											
<b>Kevin Bass, S</b> OBP: 0.270, SLG: 0.342 <b>Tony Scott, S</b> OBP: 0.252, SLG: 0.287 (1, 9) (9, 8)										4	0	1	0	0	1	1											
<b>George Bjorkman, R</b> OBP: 0.368, SLG: 0.391 (1, 2)										3	0	0	0	1	0	0											
<b>Nolan Ryan, R</b> OBP: 0.089, SLG: 0.047 (1, 1)										3	0	0	0	1	2	3											
<b>Inning Stats</b>	R: 1 E: 0 K: 1 S: 7	H: 3 LOB: 1 BB: 0 P: 7	R: 0 E: 0 K: 1 S: 7	H: 2 LOB: 3 BB: 1 P: 11	R: 0 E: 0 K: 1 S: 5	H: 0 LOB: 0 BB: 0 P: 5	R: 0 E: 0 K: 0 S: 3	H: 0 LOB: 1 BB: 0 P: 3	R: 0 E: 0 K: 2 S: 8	H: 0 LOB: 1 BB: 0 P: 8	R: 0 E: 0 K: 0 S: 3	H: 1 LOB: 0 BB: 0 P: 3	R: 0 E: 0 K: 0 S: 4	H: 1 LOB: 2 BB: 1 P: 8	R: 0 E: 0 K: 1 S: 5	H: 0 LOB: 0 BB: 0 P: 5		1B: 4 2B: 2 3B: 1 HR: 0	SF: 0 SAC: 1 DP: 0 HBP: 0	WP: 0 PB: 0 SB: 0 CS: 2	PA: 37						
<b>PITCHER</b>	IP	WLS	BF	H	R	ER	SO	BB	IBB	HBP	BLK	WP	HR	S	P	ERA	WHIP										
<b>Tim Lollar, L</b> ERA: 4.3 <b>Luis DeLeon, R</b> ERA: 1.92	(1, 1) (8, 1)	7.0 8	L 28	6 1	1 0	1 0	5 1	2 0	0 1	0 0	0 0	0 0	0 0	36 9	44 13	1.29 0.00	1.143 0.500										

Batter	1	2	3	4	5	6	7	8	9	AB	R	H	RBI	BB	SO	LOB	BOTTOM										
<b>Bobby Brown, S</b> OBP: 0.429, SLG: 0.647 (1, 7)										3	0	0	0	1	2	1	<b>Houston Astros @ San Diego Padres</b> Jack Murphy Stadium, San Diego, CA Wed Aug 03 1983, 10:05 PM EDT Att: 13,286 - Unknown  <b>AB</b> 24 <b>R</b> 0 <b>H</b> 1 <b>RBI</b> 0 <b>BB</b> 6 <b>SO</b> 10 <b>LOB</b> 9 										
<b>Alan Wiggins, S</b> OBP: 0.358, SLG: 0.320 (1, 8)										1	0	0	0	3	1	0											
<b>Garry Templeton, S</b> OBP: 0.283, SLG: 0.331 (1, 6)										4	0	0	0	0	0	3											
<b>Terry Kennedy, L</b> OBP: 0.357, SLG: 0.444 (1, 2)										2	0	0	0	1	2	1											
<b>Ruppert Jones, L</b> OBP: 0.297, SLG: 0.352 <b>Luis DeLeon, R</b> OBP: 0.111, SLG: 0.111 (1, 3) (8, 1)										2	0	0	0	1	1	2											
<b>Tony Gwynn, L</b> OBP: 0.306, SLG: 0.307 (1, 9)										3	0	0	0	0	0	1											
<b>Luis Salazar, R</b> OBP: 0.289, SLG: 0.356 (1, 5)										3	0	0	0	0	1	0											
<b>Tim Flannery, L</b> OBP: 0.311, SLG: 0.366 (1, 4)										3	0	1	0	0	1	0											
<b>Tim Lollar, L</b> OBP: 0.273, SLG: 0.237 <b>Kurt Bevacqua, R</b> OBP: 0.386, SLG: 0.404 (1, 1) (8, 3)										2	0	0	0	0	1	1											
<b>Inning Stats</b>	R: 0 E: 0 K: 0 S: 2	H: 0 LOB: 0 BB: 1 P: 6	R: 0 E: 0 K: 1 S: 4	H: 0 LOB: 0 BB: 1 P: 8	R: 0 E: 0 K: 2 S: 8	H: 1 LOB: 1 BB: 0 P: 8	R: 0 E: 0 K: 1 S: 5	H: 0 LOB: 1 BB: 1 P: 9	R: 0 E: 0 K: 0 S: 3	H: 0 LOB: 0 BB: 0 P: 3	R: 0 E: 0 K: 2 S: 7	H: 0 LOB: 0 BB: 0 P: 7	R: 0 E: 0 K: 1 S: 4	H: 0 LOB: 0 BB: 1 P: 8	R: 0 E: 0 K: 2 S: 7	H: 0 LOB: 0 BB: 0 P: 7		R: 0 E: 0 K: 1 S: 4	H: 0 LOB: 1 BB: 2 P: 12	1B: 1 2B: 0 3B: 0 HR: 0	SF: 0 SAC: 0 DP: 1 HBP: 0	WP: 1 PB: 0 SB: 1 CS: 2	PA: 31				
<b>PITCHER</b>	IP	WLS	BF	H	R	ER	SO	BB	IBB	HBP	BLK	WP	HR	S	P	ERA	WHIP										
<b>Nolan Ryan, R</b> ERA: 2.24	(1, 1)	9.0 W	30 30	1 0	0 0	0 0	10 10	6 6	0 0	0 0	0 0	1 1	0 0	44 44	68 68	0.00 0.00	0.778 0.778										



Batter	1	2	3	4	5	6	7	8	9	AB	R	H	RBI	BB	SO	LOB	TOP					
Bill Doran, S OBP: 0.367, SLG: 0.339 (1, 4)										4	0	1	0	0	0	2	<b>Houston Astros @ San Diego Padres</b> Jack Murphy Stadium, San Diego, CA Thu Aug 04 1983, 6:33 AM EDT Att: 10,516 - Unknown  <b>AB 30</b> <b>R 2</b> <b>H 6</b> <b>RBI 2</b> <b>BB 2</b> <b>SO 5</b> <b>LOB 6</b>					
Terry Puhl, L OBP: 0.358, SLG: 0.448 (1, 8)										3	0	0	0	1	0	1						
Dickie Thon, R OBP: 0.358, SLG: 0.486 (1, 6)										4	1	2	1	0	0	0						
Phil Garner, R OBP: 0.321, SLG: 0.377 (1, 5)										4	1	2	1	0	0	0						
Jose Cruz, L OBP: 0.384, SLG: 0.439 (1, 7)										4	0	0	0	0	0	2						
Ray Knight, R OBP: 0.377, SLG: 0.481 (1, 3)										3	0	0	0	0	2	0						
Kevin Bass, S OBP: 0.264, SLG: 0.333 (1, 9)										3	0	0	0	0	1	0						
George Bjorkman, R OBP: 0.367, SLG: 0.375 (1, 2)										2	0	0	0	1	2	0						
Joe Niekro, R OBP: 0.113, SLG: 0.115 (8, PH)										2	0	1	0	0	0	0						
Tim Tolman, R OBP: 0.258, SLG: 0.423 (8, PH)										1	0	0	0	0	0	1						
Michael LaCoss, R OBP: 0.091, SLG: 0.063 (8, 1)										0	0	0	0	0	0	0						
<b>Inning Stats</b>	R: 0 E: 0 K: 0 S: 4	H: 3 LOB: 2 BB: 1 P: 8	R: 0 E: 0 K: 2 S: 7	H: 0 LOB: 0 BB: 0 P: 7	R: 0 E: 0 K: 0 S: 3	H: 1 LOB: 0 BB: 0 P: 3	R: 1 E: 0 K: 1 S: 6	H: 1 LOB: 0 BB: 0 P: 6	R: 0 E: 0 K: 1 S: 5	H: 0 LOB: 0 BB: 0 P: 5	R: 0 E: 0 K: 0 S: 3	H: 0 LOB: 0 BB: 0 P: 3	R: 0 E: 0 K: 1 S: 5	H: 0 LOB: 0 BB: 0 P: 5	R: 0 E: 0 K: 0 S: 3	H: 0 LOB: 1 BB: 1 P: 7	R: 1 E: 0 K: 0 S: 4	H: 1 LOB: 0 BB: 0 P: 4	1B: 4 2B: 0 3B: 0 HR: 2	SF: 0 SAC: 0 DP: 1 HBP: 0	WP: 0 PB: 0 SB: 0 CS: 2	PA: 32
<b>PITCHER</b>	IP WLS BF H R ER SO BB IBB HBP BLK WP HR S P ERA WHIP																					
Dave Dravecky, L ERA: 3.56 (1, 1)	7.1 W 26 5 1 1 5 2 0 0 0 0 1 34 42 1.23 0.955																					
Gary Lucas, L ERA: 3.24 (8, 1)	1.2 S 6 1 1 1 0 0 0 0 0 0 1 6 6 5.40 0.600																					

Batter	1	2	3	4	5	6	7	8	9	AB	R	H	RBI	BB	SO	LOB	BOTTOM					
Bobby Brown, S OBP: 0.400, SLG: 0.550 (1, 7)										3	0	0	0	1	1	2	<b>Houston Astros @ San Diego Padres</b> Jack Murphy Stadium, San Diego, CA Thu Aug 04 1983, 6:33 AM EDT Att: 10,516 - Unknown  <b>AB 31</b> <b>R 4</b> <b>H 9</b> <b>RBI 3</b> <b>BB 3</b> <b>SO 2</b> <b>LOB 12</b>					
Alan Wiggins, S OBP: 0.357, SLG: 0.317 (1, 8)										3	0	0	0	1	0	0						
Garry Templeton, S OBP: 0.278, SLG: 0.326 (1, 6)										4	0	0	0	0	0	3						
Terry Kennedy, L OBP: 0.356, SLG: 0.441 (1, 2)										4	0	1	0	0	0	0						
Ruppert Jones, L OBP: 0.301, SLG: 0.355 (1, 3)										4	1	2	0	0	0	1						
Tony Gwynn, L OBP: 0.313, SLG: 0.314 (1, 9)										4	2	2	0	0	0	1						
Luis Salazar, R OBP: 0.294, SLG: 0.370 (1, 5)										4	1	3	3	0	0	1						
Tim Flannery, L OBP: 0.316, SLG: 0.365 (1, 4)										3	0	1	0	1	0	2						
Dave Dravecky, R OBP: 0.158, SLG: 0.148 (1, 1)										2	0	0	0	0	1	2						
Gary Lucas, L ERA: 4.97 (8, 1)										0	0	0	0	0	0	0						
<b>Inning Stats</b>	R: 0 E: 0 K: 1 S: 5	H: 0 LOB: 0 BB: 0 P: 5	R: 0 E: 0 K: 0 S: 3	H: 1 LOB: 0 BB: 0 P: 3	R: 0 E: 0 K: 0 S: 4	H: 1 LOB: 1 BB: 0 P: 4	R: 0 E: 0 K: 0 S: 4	H: 1 LOB: 1 BB: 0 P: 4	R: 1 E: 0 K: 1 S: 7	H: 2 LOB: 3 BB: 2 P: 15	R: 3 E: 0 K: 0 S: 6	H: 3 LOB: 1 BB: 1 P: 10	R: 0 E: 0 K: 0 S: 3	H: 0 LOB: 0 BB: 0 P: 3	R: 0 E: 0 K: 0 S: 4	H: 1 LOB: 1 BB: 0 P: 4	R: 0 E: 0 K: 0 S: 4	H: 1 LOB: 1 BB: 0 P: 4	1B: 8 2B: 0 3B: 0 HR: 1	SF: 0 SAC: 1 DP: 1 HBP: 0	WP: 1 PB: 0 SB: 1 CS: 0	PA: 35
<b>PITCHER</b>	IP WLS BF H R ER SO BB IBB HBP BLK WP HR S P ERA WHIP																					
Joe Niekro, R ERA: 3.42 (1, 1)	7.0 L 31 8 4 4 2 3 0 0 0 0 1 32 44 5.14 1.571																					
Michael LaCoss, R ERA: 4.97 (8, 1)	1.0 4 1 0 0 0 0 0 0 0 0 0 4 4 0.00 1.000																					







Batter	1	2	3	4	5	6	7	8	9	AB	R	H	RBI	BB	SO	LOB	TOP			
Omar Moreno, L (1.8) OBP: 0.285, SLG: 0.329	5-3		1-2 1B		F7	1-2 3-H 1B		F9		5	0	2	1	0	0	1				
Terry Puhl, L (1.9) OBP: 0.351, SLG: 0.436	K		F8		F8	F9		L8		5	0	0	0	0	1	5				
Dickie Thon, R (1.6) OBP: 0.354, SLG: 0.478	F7			G1			K	FC5-4		5	0	1	0	0	1	1				
Phil Garner, R (1.5) OBP: 0.323, SLG: 0.376		F8		G1 BLK 1B	1-2 BB		1B S 1B	F9		4	1	2	0	1	0	0				
Jose Cruz, L (1.7) OBP: 0.380, SLG: 0.438	F8			G1	4-3		K	1B		5	1	1	0	0	1	4				
Ray Knight, R (1.3) OBP: 0.376, SLG: 0.476	P3			2B		FC4-6 1B	1B IBB	K		4	1	2	1	1	1	1				
Alan Ashby, S (1.2) OBP: 0.302, SLG: 0.429			6-3	1-H 2B		FC4-6 FC1-6 1B	1-2 2-3 1B	1B		5	1	3	2	0	0	1				
Bill Doran, S (1.4) OBP: 0.371, SLG: 0.341				FC1-6 1B		FC1-6 1B	F8	4-3		3	0	1	0	2	0	4				
Mike Madden, L (1.1) Denny Walling, L (6, PH) Bill Dawley, R (6.1) OBP: 0.250, SLG: 0.250	FC1-6 1B			L6		FC1-6 1B		K FC5-4		2	0	0	0	0	0	3				
<b>Inning Stats</b>	R: 0 E: 0 K: 1 S: 5	H: 0 LOB: 0 BB: 0 P: 5	R: 0 E: 0 K: 0 S: 3	H: 0 LOB: 0 BB: 0 P: 3	R: 0 E: 0 K: 0 S: 5	H: 2 LOB: 2 BB: 0 P: 5	R: 2 E: 0 K: 0 S: 6	H: 3 LOB: 2 BB: 1 P: 10	R: 0 E: 0 K: 0 S: 4	H: 1 LOB: 2 BB: 1 P: 8	R: 0 E: 0 K: 2 S: 9	H: 2 LOB: 3 BB: 1 P: 13	R: 0 E: 0 K: 1 S: 6	H: 0 LOB: 1 BB: 0 P: 6	R: 1 E: 0 K: 1 S: 7	H: 2 LOB: 1 BB: 0 P: 7	1B: 10 2B: 1 3B: 1 HR: 0	SF: 0 SAC: 0 DP: 0 HBP: 0	WP: 1 PB: 0 SB: 2 CS: 0	PA: 44
<b>PITCHER</b>	IP WLS BF H R ER SO BB IBB HBP BLK WP HR S P ERA WHIP																			
Renie Martin, R (1.1) ERA: 3.76	5.1 L 26 7 3 3 1 2 1 0 0 0 0 25 37 5.06 1.688																			
Gary Lavelle, L (6.1) ERA: 2.43	1.2 9 3 0 0 2 0 1 0 0 0 0 12 16 0.00 1.800																			
Greg Minton, R (8.1) ERA: 3.77	2.0 9 2 1 1 2 0 0 0 0 1 0 13 13 4.50 1.000																			

Houston Astros @ San Francisco Giants  
Candlestick Park, San Francisco, CA  
Sat Aug 06 1983, 6:33 AM EDT  
Att: 9,859 - Unknown

AB	40
R	4
H	12
RBI	4
BB	4
SO	5
LOB	22



Batter	1	2	3	4	5	6	7	8	9	AB	R	H	RBI	BB	SO	LOB	BOTTOM			
Johnnie LeMaster, R (1.6) OBP: 0.337, SLG: 0.345	P4		F8 1B 2B		F8		F5			4	1	1	0	0	0	0				
Darrell Evans, L (1.3) OBP: 0.376, SLG: 0.511	6-3		F8		F8			F3		4	0	0	0	0	0	1				
Chili Davis, S (1.8) OBP: 0.329, SLG: 0.396	4-3		G4-3 1B		K			F4		4	0	1	1	0	1	0				
Jack Clark, R (1.9) OBP: 0.347, SLG: 0.427		G5-4-3 BB	G4-3		L5			K		3	0	0	0	1	1	1				
Jeffrey Leonard, R (1.7) OBP: 0.323, SLG: 0.457		G5-4-3		SH3-4 BB		HR		F7		3	1	1	1	1	0	1				
Joel Youngblood, R (1.5) OBP: 0.347, SLG: 0.480		BB S HBP		SH3-4 BB		K		F9		2	0	0	0	1	1	0				
John Rabb, R (1.2) Milt May, L (9, PH) OBP: 0.314, SLG: 0.382		BB BB		SH3-4		K		4-1		1	0	0	0	1	1	0				
Brad Wellman, R (1.4) Max Venable, L (7, PH) Greg Minton, S (8.1) OBP: 0.299, SLG: 0.255 OBP: 0.337, SLG: 0.407 OBP: 0.571, SLG: 0.500		BB S HBP		SH3-4 BB		K		K		1	0	0	0	1	1	2				
Renie Martin, R (1.1) Gary Lavelle, S (6.1) Duane Kuiper, L (7, PH) OBP: 0.400, SLG: 0.700 OBP: 0.364, SLG: 0.289		BB BB		SH3-4		K		F8		1	0	0	0	0	0	0				
<b>Inning Stats</b>	R: 0 E: 0 K: 0 S: 3	H: 0 LOB: 3 BB: 3 P: 15	R: 1 E: 0 K: 0 S: 4	H: 2 LOB: 0 BB: 0 P: 4	R: 0 E: 0 K: 1 S: 5	H: 0 LOB: 2 BB: 2 P: 13	R: 0 E: 0 K: 1 S: 5	H: 0 LOB: 0 BB: 0 P: 5	R: 1 E: 0 K: 2 S: 8	H: 1 LOB: 0 BB: 0 P: 8	R: 0 E: 0 K: 1 S: 5	H: 0 LOB: 0 BB: 0 P: 5	R: 0 E: 0 K: 1 S: 5	H: 0 LOB: 0 BB: 0 P: 3	R: 0 E: 0 K: 0 S: 3	H: 0 LOB: 0 BB: 0 P: 3	1B: 1 2B: 1 3B: 0 HR: 1	SF: 0 SAC: 1 DP: 2 HBP: 1	WP: 0 PB: 0 SB: 1 CS: 0	PA: 34
<b>PITCHER</b>	IP WLS BF H R ER SO BB IBB HBP BLK WP HR S P ERA WHIP																			
Mike Madden, L (1.1) ERA: 1.7	5.0 W 21 2 1 1 2 5 0 0 0 0 0 19 40 1.80 1.400																			
Bill Dawley, R (6.1) ERA: 2.74	4.0 S 13 1 1 1 4 0 0 0 0 0 1 21 21 2.25 0.250																			

Houston Astros @ San Francisco Giants  
Candlestick Park, San Francisco, CA  
Sat Aug 06 1983, 6:33 AM EDT  
Att: 9,859 - Unknown

AB	27
R	2
H	3
RBI	2
BB	5
SO	6
LOB	10





Batter	1	2	3	4	5	6	7	8	9	AB	R	H	RBI	BB	SO	LOB	TOP										
Omar Moreno, L (1.8) OBP: 0.282, SLG: 0.326	P6		G3			K		L5		4	0	0	0	0	1	0	Houston Astros @ San Francisco Giants Candlestick Park, San Francisco, CA Sun Aug 07 1983, 6:33 AM EDT Att: 21,599 - Unknown										
Terry Puhl, L (1.9) OBP: 0.350, SLG: 0.433	F8					L3		F4		4	0	1	0	0	0	0											
Dickie Thon, R (1.6) OBP: 0.353, SLG: 0.476	F5		F9					6-3		4	0	1	0	0	0	1											
Phil Garner, R (1.5) OBP: 0.320, SLG: 0.372		F9		L5		F9			E5 SF9 1B	4	1	0	0	0	0	1											
Jose Cruz, L (1.7) OBP: 0.383, SLG: 0.448				K					E1 SF9 CS 1B	4	1	3	1	0	1	0											
Ray Knight, R (1.3) OBP: 0.372, SLG: 0.472		F9		K			F7		SF9	3	0	0	1	0	1	1											
Alan Ashby, S (1.2) OBP: 0.301, SLG: 0.422					F6		K			3	0	0	0	1	2	1											
Bill Doran, S (1.4) OBP: 0.371, SLG: 0.339		F7			F3					2	0	0	0	1	0	2											
Nolan Ryan, R (1.1) OBP: 0.083, SLG: 0.043			6-3		K		F8			3	0	0	0	0	1	1											
<b>Inning Stats</b>	R: 0 E: 0 K: 0 S: 3	H: 0 LOB: 0 BB: 0 P: 3	R: 0 E: 0 K: 0 S: 4	H: 1 LOB: 2 BB: 1 P: 8	R: 0 E: 0 K: 0 S: 4	H: 1 LOB: 0 BB: 0 P: 4	R: 0 E: 0 K: 2 S: 7	H: 0 LOB: 0 BB: 0 P: 7	R: 0 E: 0 K: 1 S: 5	H: 0 LOB: 0 BB: 0 P: 5	R: 0 E: 0 K: 1 S: 6	H: 1 LOB: 1 BB: 0 P: 6	R: 1 E: 0 K: 1 S: 6	H: 1 LOB: 1 BB: 1 P: 10	R: 0 E: 0 K: 0 S: 3	H: 0 LOB: 0 BB: 0 P: 3	R: 1 E: 2 K: 1 S: 6	H: 1 LOB: 0 BB: 0 P: 6	1B: 4 2B: 0 3B: 0 HR: 1	SF: 1 SAC: 0 DP: 0 HBP: 0	WP: 0 PB: 0 CS: 1	PA: 34					
<b>PITCHER</b>	IP	WLS	BF	H	R	ER	SO	BB	IBB	HBP	BLK	WP	HR	S	P	ERA	WHIP										
Mike Krukow, R (1.1) ERA: 3.37	8.0		30	4	1	1	5	2	0	0	0	0	1	38	46	1.12	0.750										
Greg Minton, R (9.1) ERA: 3.72	1.0	L	4	1	1	0	1	0	0	0	0	0	0	6	6	0.00	1.000										

AB	31
R	2
H	5
RBI	2
BB	2
SO	6
LOB	7



Batter	1	2	3	4	5	6	7	8	9	AB	R	H	RBI	BB	SO	LOB	BOTTOM										
Johnnie LeMaster, R (1.6) OBP: 0.336, SLG: 0.343	6-3		E BB			1-3		F7		3	0	0	0	1	0	0	Houston Astros @ San Francisco Giants Candlestick Park, San Francisco, CA Sun Aug 07 1983, 6:33 AM EDT Att: 21,599 - Unknown										
Darrell Evans, L (1.3) OBP: 0.375, SLG: 0.508	K		E3 1-3 2-H			F5		G3		4	0	1	1	0	1	0											
Jack Clark, R (1.9) OBP: 0.346, SLG: 0.424	F3		4-3					6-3		3	0	0	0	1	0	2											
Jeffrey Leonard, R (1.7) OBP: 0.319, SLG: 0.451		K		6-3		F8		K		4	0	0	0	0	2	1											
Chili Davis, S (1.8) OBP: 0.327, SLG: 0.392		K			F7		K			3	0	0	0	0	2	0											
Joel Youngblood, R (1.5) OBP: 0.343, SLG: 0.473		F3			F9		F9			3	0	0	0	0	0	0											
Milt May, L (1.2) OBP: 0.314, SLG: 0.381			K					K		3	0	1	0	0	2	0											
Duane Kuiper, L (1.4) OBP: 0.363, SLG: 0.290						G4-6-3 1B				3	1	1	0	0	0	1											
Mike Krukow, R (1.1) OBP: 0.217, SLG: 0.214								F8		1	0	0	0	0	1	0											
Dave Bergman, L (8, PH) OBP: 0.341, SLG: 0.280			SH1-4					F8		1	0	0	0	0	0	0											
Greg Minton, S (9.1) OBP: 0.571, SLG: 0.500					K					0	0	0	0	0	0	0											
<b>Inning Stats</b>	R: 0 E: 0 K: 1 S: 5	H: 0 LOB: 0 BB: 0 P: 5	R: 0 E: 0 K: 2 S: 7	H: 0 LOB: 0 BB: 0 P: 7	R: 1 E: 1 K: 1 S: 7	H: 2 LOB: 2 BB: 1 P: 11	R: 0 E: 0 K: 0 S: 3	H: 0 LOB: 0 BB: 0 P: 3	R: 0 E: 0 K: 1 S: 5	H: 1 LOB: 0 BB: 0 P: 5	R: 0 E: 0 K: 0 S: 3	H: 0 LOB: 1 BB: 1 P: 7	R: 0 E: 0 K: 2 S: 7	H: 0 LOB: 0 BB: 0 P: 7	R: 0 E: 0 K: 0 S: 3	H: 0 LOB: 0 BB: 0 P: 3	R: 0 E: 0 K: 1 S: 5	H: 0 LOB: 0 BB: 0 P: 5	1B: 3 2B: 0 3B: 0 HR: 0	SF: 0 SAC: 1 DP: 1 HBP: 0	WP: 0 PB: 0 CS: 0	PA: 31					
<b>PITCHER</b>	IP	WLS	BF	H	R	ER	SO	BB	IBB	HBP	BLK	WP	HR	S	P	ERA	WHIP										
Nolan Ryan, R (1.1) ERA: 2.16	9.0	W	31	3	1	1	8	2	0	0	0	0	0	45	53	1.00	0.556										





Batter	1	2	3	4	5	6	7	8	9	AB	R	H	RBI	BB	SO	LOB	TOP				
<b>Bobby Brown, S</b> OBP: 0.404, SLG: 0.600 (1, 7)	1-3		E4			PB		K		4	1	1	0	0	1	1	<b>San Diego Padres @ Houston Astros</b> Astrodome, Houston, TX Tue Aug 09 1983, 8:05 PM EDT Att: 17,390 - Dome				
<b>Alan Wiggins, S</b> OBP: 0.355, SLG: 0.316 (1, 3)	G3 WP 1B		CS	F5		S		4-3		3	2	1	0	1	0	1					
<b>Tony Gwynn, L</b> OBP: 0.323, SLG: 0.344 (1, 9)	G3			L3		S		4-3		4	0	1	1	0	0	1					
<b>Terry Kennedy, L</b> OBP: 0.354, SLG: 0.432 (1, 2)	F9			4-3		S		F8		3	0	0	0	1	0	1					
<b>Ruppert Jones, L</b> OBP: 0.302, SLG: 0.384 (1, 8)		K						F8		4	0	0	0	0	3	1					
<b>Luis Salazar, R</b> OBP: 0.291, SLG: 0.372 (1, 5)	6-3							5-3		4	0	0	0	0	1	1					
<b>Garry Templeton, S</b> OBP: 0.272, SLG: 0.315 (1, 6)	1-3									3	0	0	0	0	1	0					
<b>Tim Flannery, L</b> OBP: 0.313, SLG: 0.360 (1, 4)			F4					FC5-6 1B		3	0	1	0	0	0	0					
<b>Tim Lollar, L</b> OBP: 0.261, SLG: 0.225 <b>Sid Monge, S</b> OBP: 0.167, SLG: 0.167 (7, 1)			1-5-3					FC5-6 1-2		2	0	0	0	0	0	0					
<b>Inning Stats</b>	R: 1 E: 0 K: 0 S: 4	H: 1 LOB: 0 BB: 0 P: 4	R: 0 E: 0 K: 1 S: 5	H: 0 LOB: 0 BB: 0 P: 5	R: 0 E: 1 K: 0 S: 3	H: 0 LOB: 0 BB: 0 P: 3	R: 0 E: 0 K: 0 S: 3	H: 0 LOB: 0 BB: 0 P: 3	R: 0 E: 0 K: 2 S: 7	H: 2 LOB: 1 BB: 1 P: 9	R: 0 E: 0 K: 2 S: 7	H: 0 LOB: 0 BB: 0 P: 7	R: 0 E: 0 K: 1 S: 6	H: 1 LOB: 1 BB: 0 P: 6	R: 0 E: 0 K: 0 S: 3	H: 0 LOB: 1 BB: 1 P: 7		1B: 3 2B: 0 3B: 1 HR: 0	SF: 0 SAC: 0 DP: 0 HBP: 0	WP: 1 PB: 1 SB: 3 CS: 1	PA: 34
<b>PITCHER</b>	IP	WLS	BF	H	R	ER	SO	BB	IBB	HBP	BLK	WP	HR	S	P	ERA	WHIP				
<b>Joe Niekro, R</b> ERA: 3.46 <b>Frank DiPino, L</b> ERA: 2.57 <b>Dave Smith, R</b> ERA: 3.06	(1, 1)	5.2	L	21	3	3	3	1	0	0	0	1	0	26	30	4.76	0.706				

Batter	1	2	3	4	5	6	7	8	9	AB	R	H	RBI	BB	SO	LOB	BOTTOM				
<b>Bill Doran, S</b> OBP: 0.367, SLG: 0.335 (1, 4)	F2	4-3			P6		F9			4	0	0	0	0	0	2	<b>San Diego Padres @ Houston Astros</b> Astrodome, Houston, TX Tue Aug 09 1983, 8:05 PM EDT Att: 17,390 - Dome				
<b>Terry Puhl, L</b> OBP: 0.346, SLG: 0.428 (1, 8)	4-3		F9		K			F2		4	0	0	0	0	1	0					
<b>Dickie Thon, R</b> OBP: 0.356, SLG: 0.478 (1, 6)			4-3			G3 S 1B				4	0	3	0	0	0	0					
<b>Phil Garner, R</b> OBP: 0.320, SLG: 0.371 (1, 5)	F7					K		F9		4	0	1	0	0	1	3					
<b>Jose Cruz, L</b> OBP: 0.382, SLG: 0.446 (1, 7)		HR S 1B			K	G3		K		4	1	1	0	0	2	3					
<b>Ray Knight, R</b> OBP: 0.368, SLG: 0.467 (1, 3)			F8		4-3			F9		4	0	0	0	0	0	2					
<b>Kevin Bass, S</b> OBP: 0.262, SLG: 0.352 (1, 9)					F9			F8		4	1	1	2	0	0	0					
<b>George Bjorkman, R</b> OBP: 0.365, SLG: 0.360 <b>Tim Tolman, R</b> OBP: 0.242, SLG: 0.393 (9, PH)										2	0	0	0	1	2	0					
<b>Joe Niekro, R</b> OBP: 0.111, SLG: 0.113 <b>Frank DiPino, L</b> OBP: 0.400, SLG: 0.500 <b>Tony Scott, S</b> OBP: 0.256, SLG: 0.287 <b>Dave Smith, R</b> (8, 1)			SH1-4 BB			K		F5		1	0	0	0	0	1	0					
<b>Inning Stats</b>	R: 0 E: 0 K: 0 S: 4	H: 1 LOB: 1 BB: 0 P: 4	R: 2 E: 0 K: 0 S: 5	H: 2 LOB: 1 BB: 1 P: 9	R: 0 E: 0 K: 1 S: 6	H: 1 LOB: 0 BB: 0 P: 6	R: 0 E: 0 K: 1 S: 5	H: 0 LOB: 0 BB: 0 P: 5	R: 0 E: 0 K: 2 S: 7	H: 0 LOB: 0 BB: 0 P: 7	R: 0 E: 0 K: 1 S: 6	H: 1 LOB: 1 BB: 0 P: 6	R: 0 E: 0 K: 1 S: 6	H: 1 LOB: 1 BB: 0 P: 6	R: 0 E: 0 K: 0 S: 3	H: 0 LOB: 0 BB: 0 P: 3		1B: 5 2B: 0 3B: 0 HR: 1	SF: 0 SAC: 1 DP: 0 HBP: 0	WP: 0 PB: 0 SB: 2 CS: 0	PA: 35
<b>PITCHER</b>	IP	WLS	BF	H	R	ER	SO	BB	IBB	HBP	BLK	WP	HR	S	P	ERA	WHIP				
<b>Tim Lollar, L</b> ERA: 4.21 <b>Sid Monge, L</b> ERA: 3.12	(1, 1)	6.2	W	27	5	2	6	2	0	0	0	0	0	10	10	0.00	0.429				

AB	31
R	3
H	4
RBI	1
BB	2
SO	6
LOB	7

AB	32
R	2
H	6
RBI	2
BB	2
SO	7
LOB	10






Batter	1	2	3	4	5	6	7	8	9	10	11	12	13	14	AB	R	H	RBI	BB	SO	LOB	TOP					
<b>Bobby Brown, S</b> OBP: 0.396, SLG: 0.556 (1, 7)	F7					6-3		G3					F3		5	0	1	0	1	0	2						
<b>Alan Wiggins, S</b> OBP: 0.356, SLG: 0.313 (1, 3) (8, 8)	6-3			1-3		F8				4-3			6-3		6	0	1	2	0	0	2						
<b>Tony Gwynn, L</b> OBP: 0.419, SLG: 0.333 (8, 7) <b>Gary Lucas, L</b> OBP: 0.328, SLG: 0.269 (11, PH) <b>Gene Richards, L</b> OBP: 0.270, SLG: 0.187 (10, PH) <b>Sal Maglie, R</b> OBP: 0.326, SLG: 0.323 (10, PH) <b>Luis Salazar, R</b> OBP: 0.286, SLG: 0.366 (1, 5)	5-3			F9		5-3		F7				4-3	4-3		4	0	0	0	0	0	2						
<b>Sixto Lezcano, R</b> OBP: 0.330, SLG: 0.338 (1, 9)		F8			5-3									L6		6	0	2	0	0	0	1					
<b>Terry Kennedy, L</b> OBP: 0.350, SLG: 0.426 (1, 2)		F8					F9							4-3		5	0	0	0	0	0	2					
<b>Luis Salazar, R</b> OBP: 0.286, SLG: 0.366 (1, 5)						5-3				4-3				5-3		6	0	0	0	0	0	2					
<b>Garry Templeton, S</b> OBP: 0.274, SLG: 0.317 (1, 6)				2-3											5	1	2	0	0	1	1						
<b>Juan Bonilla, R</b> OBP: 0.319, SLG: 0.320 (1, 4)				F7																							
<b>Tim Flannery, L</b> OBP: 0.314, SLG: 0.362 (10, PH) (10, 4)								FC1-6																			
<b>Dave Dravecky, R</b> OBP: 0.193, SLG: 0.145 (1, 1)																											
<b>Bruce Bochy, R</b> OBP: 0.238, SLG: 0.316 (5, PH)																											
<b>Elias Sosa, R</b> (5, 1)																											
<b>Kurt Bevacqua, R</b> OBP: 0.373, SLG: 0.385 (8, 3) (8, 3)																											
<b>Inning Stats</b>	R: 0 E: 0 K: 0 S: 3	H: 0 LOB: 0 BB: 0 P: 3	R: 0 E: 0 K: 0 S: 3	H: 0 LOB: 0 BB: 0 P: 3	R: 0 E: 0 K: 1 S: 5	H: 0 LOB: 1 BB: 0 P: 5	R: 0 E: 0 K: 0 S: 3	H: 1 LOB: 0 BB: 0 P: 3	R: 2 E: 0 K: 1 S: 6	H: 3 LOB: 1 BB: 0 P: 6	R: 0 E: 1 K: 1 S: 6	H: 0 LOB: 1 BB: 0 P: 6	R: 0 E: 0 K: 0 S: 4	H: 1 LOB: 1 BB: 0 P: 4	R: 0 E: 0 K: 0 S: 3	H: 1 LOB: 0 BB: 0 P: 3	R: 0 E: 0 K: 0 S: 3	H: 0 LOB: 0 BB: 0 P: 3	R: 0 E: 0 K: 0 S: 3	H: 0 LOB: 0 BB: 0 P: 3	R: 0 E: 0 K: 0 S: 3	H: 0 LOB: 0 BB: 0 P: 3	1B: 8 2B: 2 3B: 0 HR: 0	SF: 0 SAC: 1 DP: 2 HBP: 0	WP: 0 PB: 0 SB: 1 CS: 0	PA: 51	
<b>PITCHER</b>	IP	WLS	BF	H	R	ER	SO	BB	IBB	HBP	BLK	WP	HR	S	P	ERA	WHIP										
<b>Bob Knepper, L</b> ERA: 3.49 (8, 1)	7.1		27	5	3	3	1	0	0	0	0	0	0	9	9	0.00	0.600										
<b>Frank DiPino, L</b> ERA: 2.77 (8, 1)	1.2		7	1	0	0	1	0	0	0	0	0	0	9	9	0.00	0.600										
<b>Bill Dawley, R</b> ERA: 2.98 (10, 1)	4.0		14	3	0	0	0	0	0	0	0	0	0	14	14	0.00	0.750										
<b>Vern Rulie, R</b> ERA: 4.36 (14, 1)	1.0	W	3	0	0	0	0	0	0	0	0	0	0	3	3	0.00	0.000										

**San Diego Padres @ Houston Astros**  
Astrodome, Houston, TX  
Wed Aug 10 1983, 8:05 PM EDT  
Att. 12,605 - Dome

livebaseballscorecards.com

AB 49  
R 3  
H 9  
RBI 3  
BB 1  
SO 2  
LOB 15



Batter	1	2	3	4	5	6	7	8	9	10	11	12	13	14	AB	R	H	RBI	BB	SO	LOB	BOTTOM								
<b>Tony Scott, S</b> OBP: 0.269, SLG: 0.295 (1, 8)																														
<b>Bill Doran, S</b> OBP: 0.367, SLG: 0.333 (1, 4)	F9																													
<b>Dickie Thorn, R</b> OBP: 0.357, SLG: 0.483 (1, 6)																														
<b>Phil Garner, R</b> OBP: 0.322, SLG: 0.370 (1, 5)																														
<b>Jose Cruz, L</b> OBP: 0.381, SLG: 0.447 (1, 7)																														
<b>Ray Knight, R</b> OBP: 0.365, SLG: 0.462 (1, 3) (9, 3) (14, 9)	5-3																													
<b>Kevin Bass, S</b> OBP: 0.286, SLG: 0.344 (1, 9)																														
<b>Terry Puhl, L</b> OBP: 0.346, SLG: 0.425 (7, 9)																														
<b>Vern Rulie, R</b> OBP: 0.200, SLG: 0.077 (14, 1)																														
<b>Alan Ashby, S</b> OBP: 0.421, SLG: 0.421 (1, 2)																														
<b>Craig Reynolds, L</b> OBP: 0.308, SLG: 0.353 (9, PR)																														
<b>George Bjorkman, R</b> OBP: 0.354, SLG: 0.346 (10, 2)																														
<b>Bob Knepper, L</b> ERA: 3.64 (5, 1)	4.0		18	8	3	3	0	0	0	0	0	0	0	11	23	0.00	1.333													
<b>Elias Sosa, R</b> ERA: 4.65 (8, 1)	3.0		12	1	0	0	1	3	0	0	0	0	0	11	23	0.00	1.333													
<b>Gary Lucas, L</b> ERA: 3.03 (8, 1)	3.0		11	1	0	0	2	1	0	0	0	0	0	14	18	0.00	0.667													
<b>Sid Monge, L</b> ERA: 3.0 (11, 1)	2.0		10	1	0	0	1	1	2	0	0	0	0	9	21	0.00	1.000													
<b>Luis DeLeon, R</b> ERA: 2.21 (13, 1)	1.2	L	6	1	1	1	3	0	0	0	0	0	0	1	12	5.40	0.600													
<b>Inning Stats</b>	R: 2 E: 0 K: 0 S: 6	H: 4 LOB: 1 BB: 0 P: 6	R: 0 E: 0 K: 0 S: 3	H: 0 LOB: 0 BB: 0 P: 3	R: 0 E: 0 K: 0 S: 4	H: 1 LOB: 1 BB: 0 P: 4	R: 0 E: 0 K: 0 S: 5	H: 3 LOB: 2 BB: 0 P: 5	R: 0 E: 0 K: 0 S: 3	H: 0 LOB: 0 BB: 0 P: 3	R: 0 E: 0 K: 1 S: 5	H: 0 LOB: 1 BB: 1 P: 9	R: 0 E: 0 K: 1 S: 5	H: 0 LOB: 0 BB: 0 P: 5	R: 0 E: 0 K: 1 S: 6	H: 1 LOB: 2 BB: 1 P: 10	R: 0 E: 0 K: 0 S: 3	H: 0 LOB: 0 BB: 0 P: 3	R: 0 E: 0 K: 1 S: 5	H: 0 LOB: 1 BB: 1 P: 9	R: 0 E: 0 K: 0 S: 4	H: 1 LOB: 3 BB: 2 P: 12	R: 0 E: 0 K: 3 S: 9	H: 0 LOB: 0 BB: 0 P: 9	R: 1 E: 0 K: 0 S: 3	H: 1 LOB: 0 BB: 0 P: 3	1B: 10 2B: 1 3B: 0 HR: 1	SF: 0 SAC: 1 DP: 1 HBP: 0	WP: 0 PB: 0 SB: 3 CS: 1	PA: 57
<b>PITCHER</b>	IP	WLS	BF	H	R	ER	SO	BB	IBB	HBP	BLK	WP	HR	S	P	ERA	WHIP													
<b>Dave Dravecky, L</b> ERA: 3.64 (5, 1)	4.0		18	8	3	3	0	0	0	0	0	0	0	11	23	0.00	1.333													
<b>Elias Sosa, R</b> ERA: 4.65 (8, 1)	3.0		12	1	0	0	1	3	0	0	0	0	0	11	23	0.00	1.333													
<b>Gary Lucas, L</b> ERA: 3.03 (8, 1)	3.0		11	1	0	0	2	1	0	0	0	0	0	14	18	0.00	0.667													
<b>Sid Monge, L</b> ERA: 3.0 (11, 1)	2.0		10	1	0	0	1	1	2	0	0	0	0	9	21	0.00	1.000													
<b>Luis DeLeon, R</b> ERA: 2.21 (13, 1)	1.2	L	6	1	1	1	3	0	0	0	0	0	0	1	12	5.40	0.600													

**San Diego Padres @ Houston Astros**  
Astrodome, Houston, TX  
Wed Aug 10 1983, 8:05 PM EDT  
Att. 12,605 - Dome

livebaseballscorecards.com

AB 49  
R 4  
H 12  
RBI 4  
BB 7  
SO 7  
LOB 25





Batter	1	2	3	4	5	6	7	8	9	AB	R	H	RBI	BB	SO	LOB	TOP										
<b>Bobby Brown, S</b> OBP: 0.397, SLG: 0.531 (1, 7)										4	1	1	0	1	1	2	<b>San Diego Padres @ Houston Astros</b> Astrodome, Houston, TX Thu Aug 11 1983, 8:05 PM EDT Att. 15,120 - Dome										
<b>Alan Wiggins, S</b> OBP: 0.352, SLG: 0.309 <b>Ed Whitson, R</b> OBP: 0.179, SLG: 0.148 <b>Gary Lucas, L</b> (8, 1)										4	0	0	0	0	0	2											
<b>Garry Templeton, S</b> OBP: 0.281, SLG: 0.321 (1, 6)										3	0	2	0	1	0	0											
<b>Terry Kennedy, L</b> OBP: 0.349, SLG: 0.425 (1, 2)										4	0	1	0	0	0	3											
<b>Tony Gwynn, L</b> OBP: 0.312, SLG: 0.331 (1, 9)										4	0	1	1	0	0	3											
<b>Ruppert Jones, L</b> OBP: 0.300, SLG: 0.378 (7, 3)										3	0	0	0	1	0	3											
<b>Tim Flannery, L</b> OBP: 0.308, SLG: 0.354 (1, 5)										4	0	0	0	0	1	1											
<b>Juan Bonilla, R</b> OBP: 0.323, SLG: 0.322 (1, 4)										3	0	2	0	1	0	0											
<b>Mark Thurmond, L</b> OBP: 0.111, SLG: 0.167 <b>Gene Richards, L</b> OBP: 0.321, SLG: 0.385 (7, PH) (7, 7)										2	0	0	0	0	0	2											
<b>Inning Stats</b>	R: 0 E: 0 K: 0 S: 5	H: 2 LOB: 2 BB: 0 P: 5	R: 0 E: 0 K: 0 S: 3	H: 1 LOB: 1 BB: 1 P: 7	R: 1 E: 0 K: 0 S: 4	H: 1 LOB: 2 BB: 2 P: 12	R: 0 E: 0 K: 1 S: 5	H: 0 LOB: 0 BB: 1 P: 9	R: 0 E: 0 K: 0 S: 3	H: 0 LOB: 0 BB: 0 P: 3	R: 0 E: 0 K: 1 S: 5	H: 0 LOB: 0 BB: 0 P: 5	R: 0 E: 0 K: 0 S: 4	H: 1 LOB: 1 BB: 0 P: 4	R: 0 E: 0 K: 0 S: 4	H: 1 LOB: 1 BB: 0 P: 4	R: 0 E: 0 K: 0 S: 4	H: 1 LOB: 1 BB: 0 P: 4	1B: 7 2B: 1 3B: 0 HR: 0	SF: 0 SAC: 0 DP: 1 HBP: 0	WP: 0 PB: 0 SB: 3 CS: 0	PA: 37					
<b>PITCHER</b>	IP	WLS	BF	H	R	ER	SO	BB	IBB	HBP	BLK	WP	HR	S	P	ERA	WHIP										
<b>Mike Scott, R</b> ERA: 3.46 <b>Dave Smith, R</b> ERA: 2.95	(1, 1) (8, 1)	7.0 S	29 8	5 2	1 0	1 0	2 0	4 0	0 0	0 0	0 0	0 0	0 0	29 8	45 8	1.29 0.00	1.286 1.000										

AB 33  
R 1  
H 7  
RBI 1  
BB 4  
SO 2  
LOB 17



Batter	1	2	3	4	5	6	7	8	9	AB	R	H	RBI	BB	SO	LOB	BOTTOM										
<b>Kevin Bass, S</b> OBP: 0.250, SLG: 0.336 <b>Terry Puhl, L</b> OBP: 0.345, SLG: 0.423 (8, 9)										3	0	0	0	0	0	0	<b>San Diego Padres @ Houston Astros</b> Astrodome, Houston, TX Thu Aug 11 1983, 8:05 PM EDT Att. 15,120 - Dome										
<b>Bill Doran, S</b> OBP: 0.368, SLG: 0.333 (1, 4)										3	2	1	0	1	0	0											
<b>Dickie Thon, R</b> OBP: 0.358, SLG: 0.483 <b>Craig Reynolds, L</b> OBP: 0.315, SLG: 0.358 (5, 6)										2	0	1	0	0	0	0											
<b>Phil Garner, R</b> OBP: 0.323, SLG: 0.369 (1, 5)										3	2	1	0	1	0	1											
<b>Jose Cruz, L</b> OBP: 0.382, SLG: 0.453 (1, 7)										4	0	2	4	0	0	1											
<b>Ray Knight, R</b> OBP: 0.363, SLG: 0.459 (1, 3)										4	0	1	0	0	0	2											
<b>Jerry Mumphrey, S</b> OBP: 0.326, SLG: 0.413 (1, 8)										4	0	1	0	0	0	3											
<b>Alan Ashby, S</b> OBP: 0.305, SLG: 0.417 (1, 2)										2	0	0	0	1	1	0											
<b>Mike Scott, R</b> OBP: 0.067, SLG: 0.067 <b>Denny Walling, L</b> OBP: 0.280, SLG: 0.329 <b>Dave Smith, R</b> (8, 1)										2	0	0	0	0	1	0											
<b>Inning Stats</b>	R: 0 E: 0 K: 0 S: 3	H: 0 LOB: 0 BB: 0 P: 3	R: 0 E: 0 K: 0 S: 2	H: 0 LOB: 0 BB: 1 P: 6	R: 0 E: 0 K: 1 S: 5	H: 0 LOB: 0 BB: 0 P: 5	R: 2 E: 1 K: 0 S: 6	H: 3 LOB: 2 BB: 1 P: 10	R: 0 E: 0 K: 1 S: 5	H: 0 LOB: 0 BB: 0 P: 5	R: 0 E: 0 K: 0 S: 3	H: 0 LOB: 0 BB: 0 P: 3	R: 0 E: 0 K: 0 S: 4	H: 1 LOB: 2 BB: 1 P: 8	R: 3 E: 0 K: 0 S: 7	H: 4 LOB: 1 BB: 0 P: 7	1B: 6 2B: 1 3B: 1 HR: 0	SF: 0 SAC: 0 DP: 0 HBP: 0	WP: 0 PB: 0 SB: 0 CS: 1	PA: 34							
<b>PITCHER</b>	IP	WLS	BF	H	R	ER	SO	BB	IBB	HBP	BLK	WP	HR	S	P	ERA	WHIP										
<b>Mark Thurmond, L</b> ERA: 2.15 <b>Ed Whitson, R</b> ERA: 4.92 <b>Gary Lucas, L</b> ERA: 3.0	(1, 1) (7, 1) (8, 1)	6.0 L	22 9	3 4	2 3	2 3	2 0	2 0	2 1	0 0	0 0	0 0	0 0	8 3	12 3	20.25 0.00	3.000 1.500										

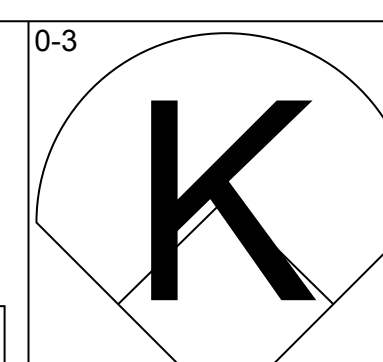
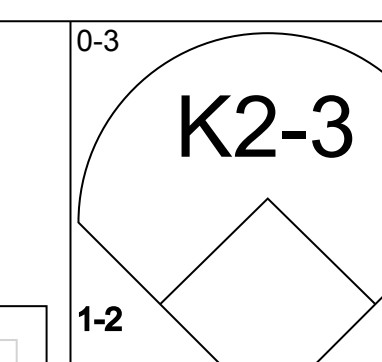
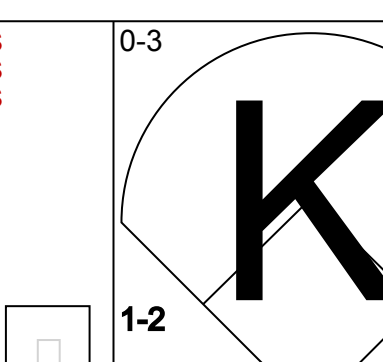
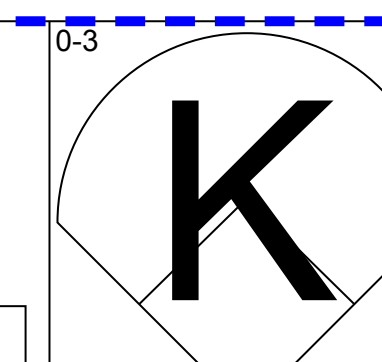
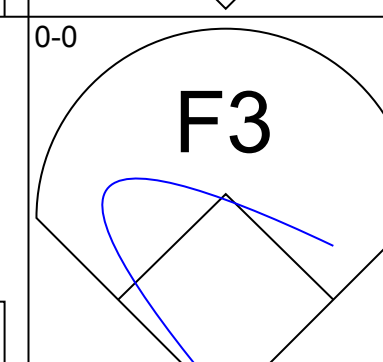
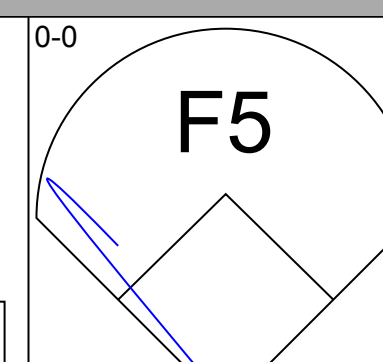
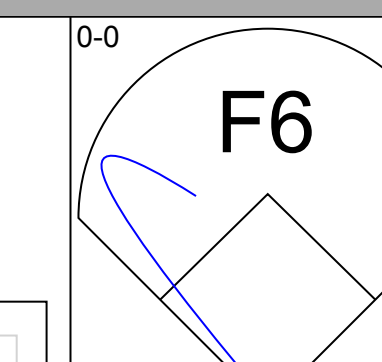
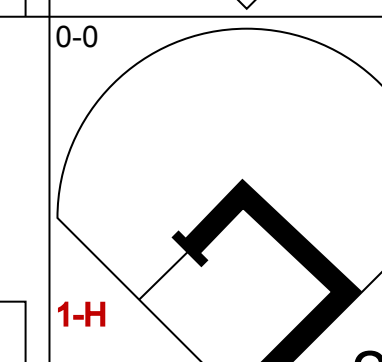
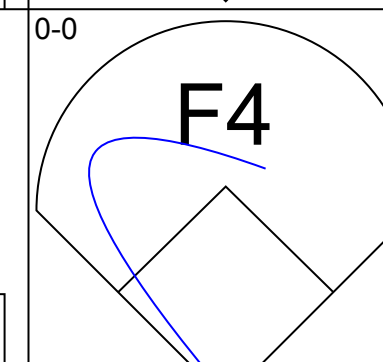
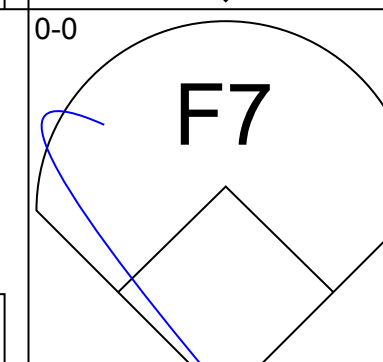
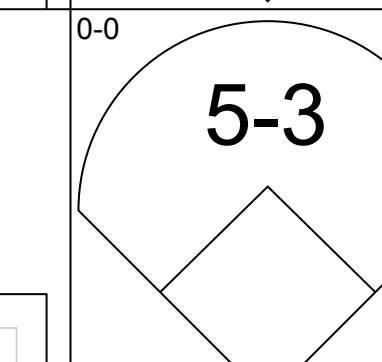
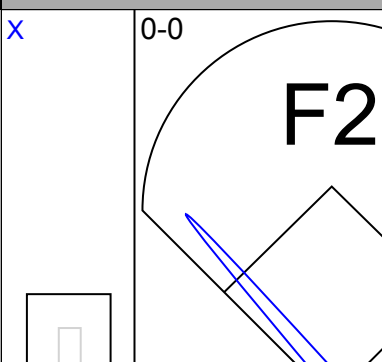
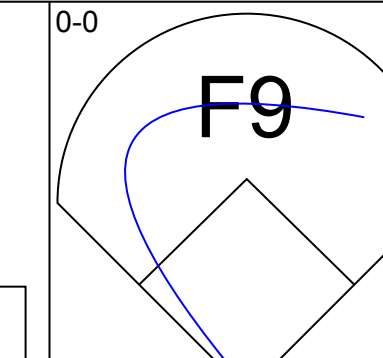
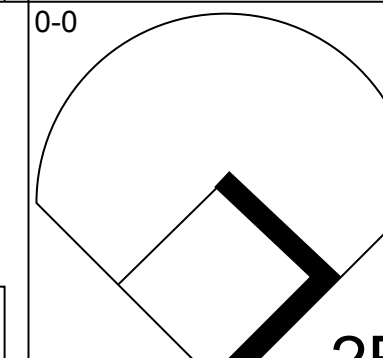
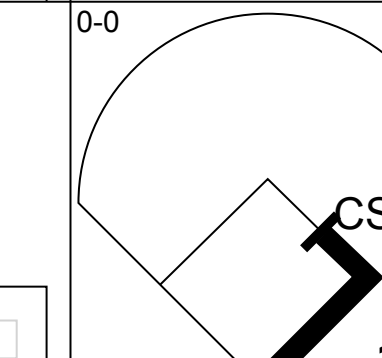
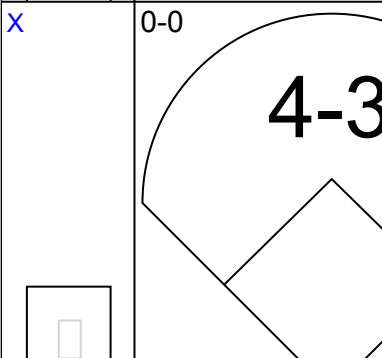
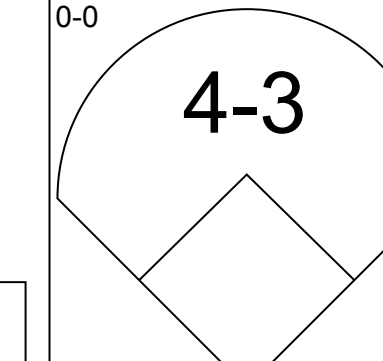
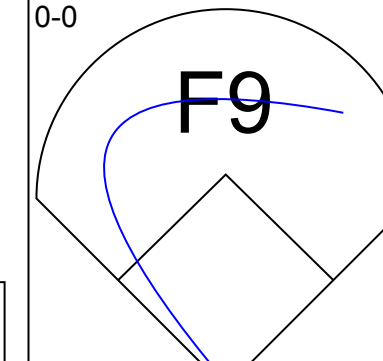
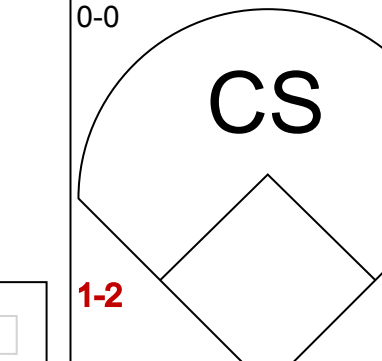
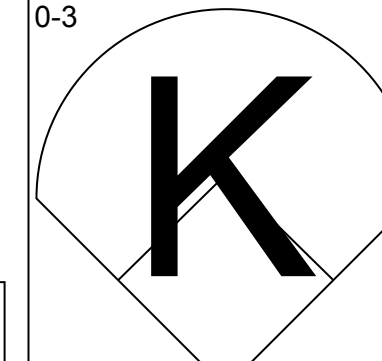
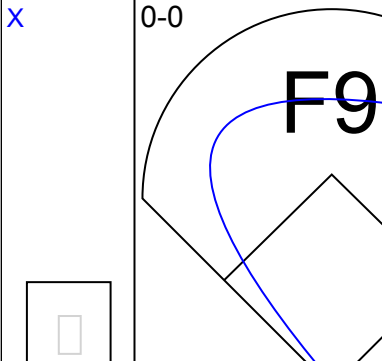
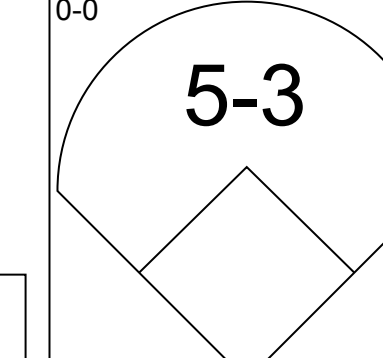
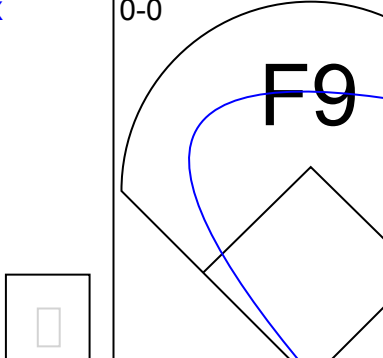
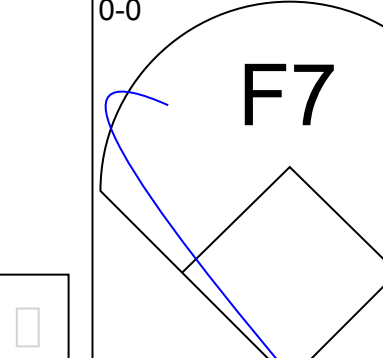
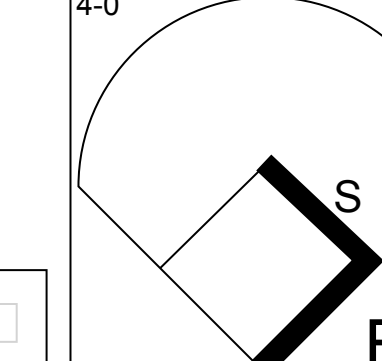
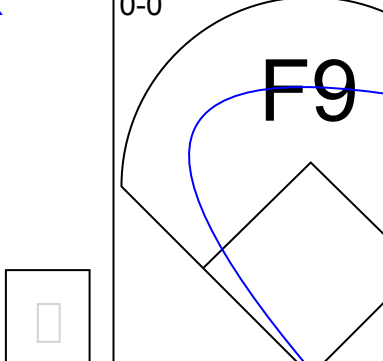
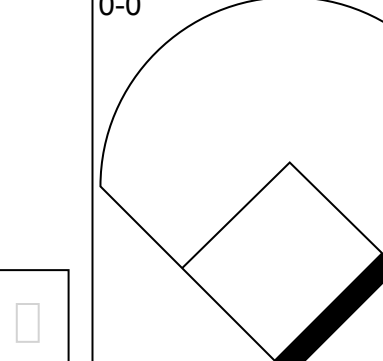
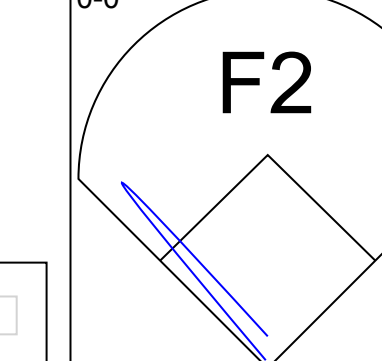
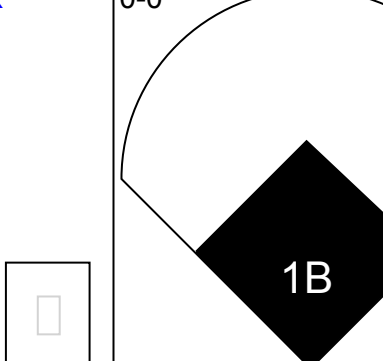
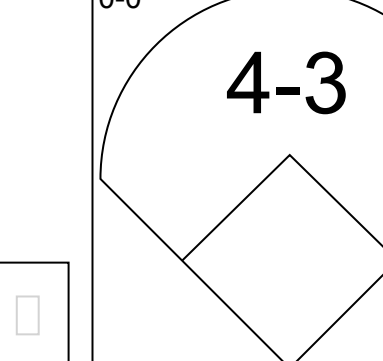
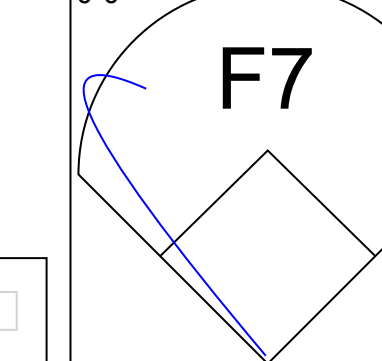
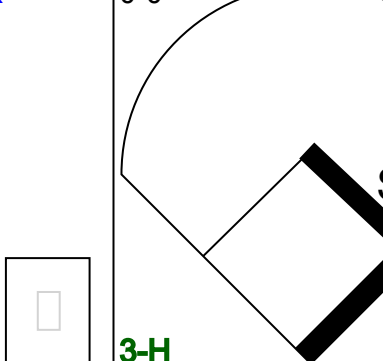
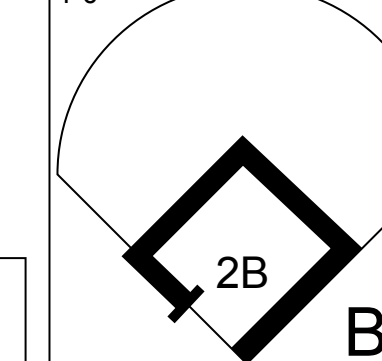

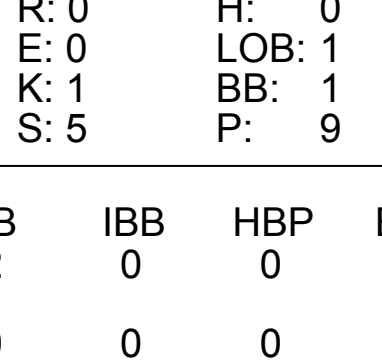
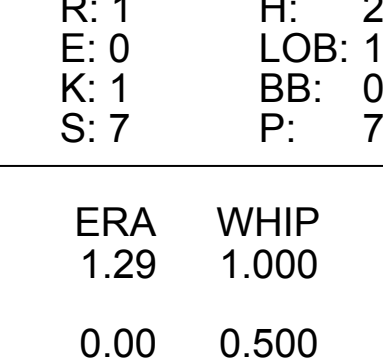


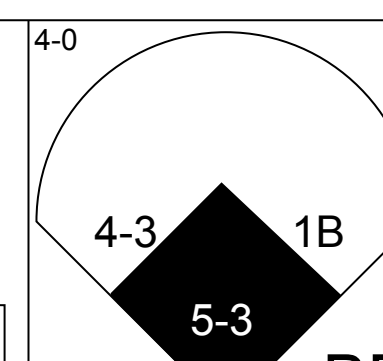
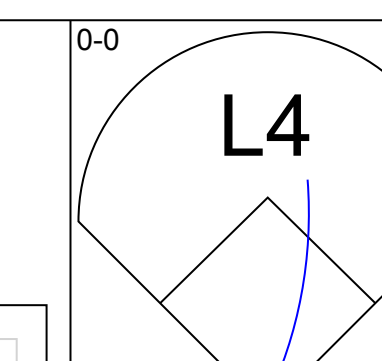
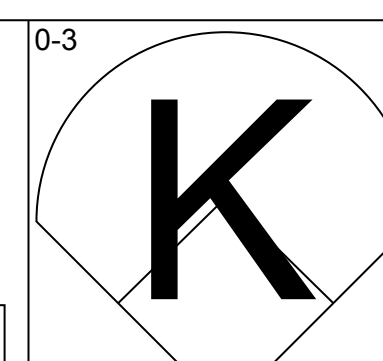
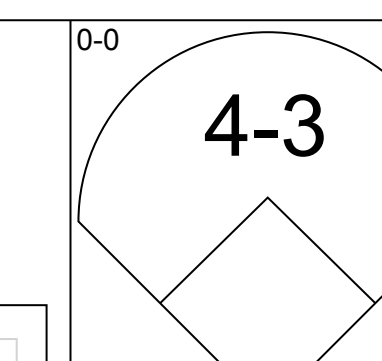
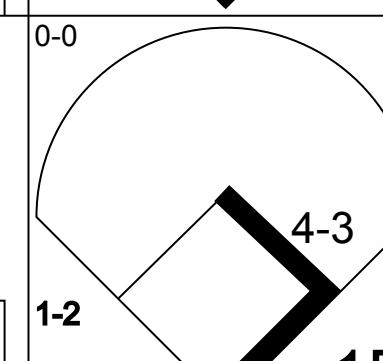
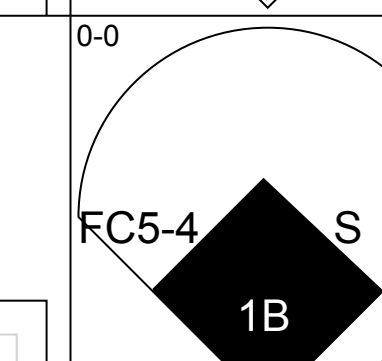
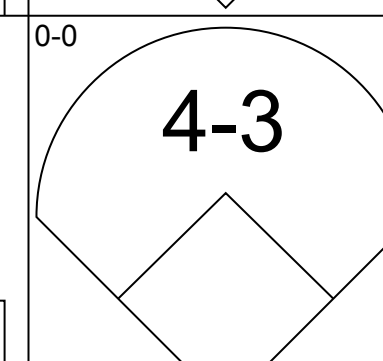
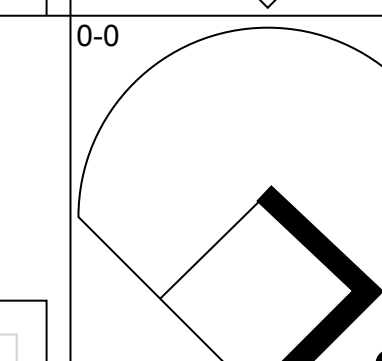
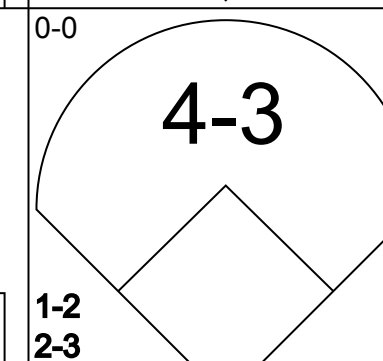
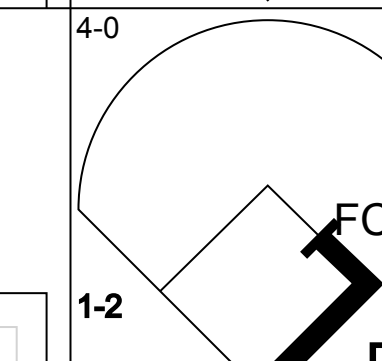
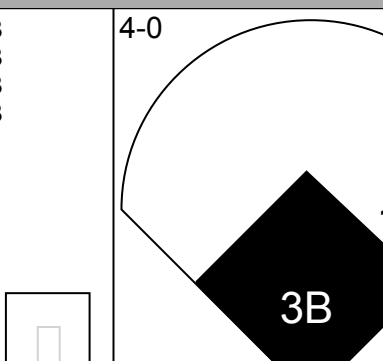
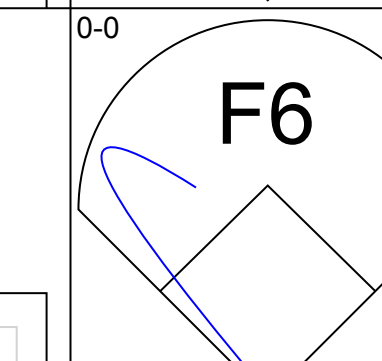
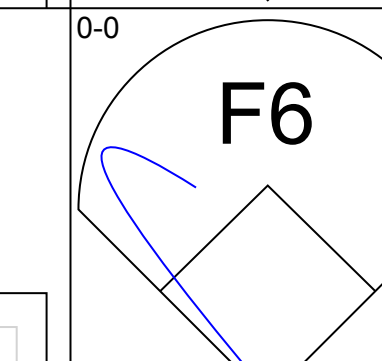
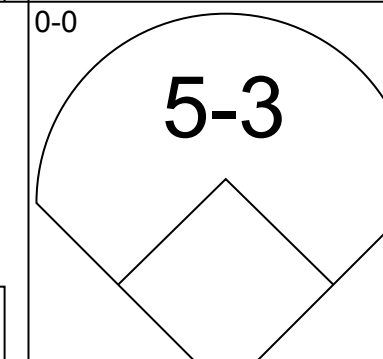
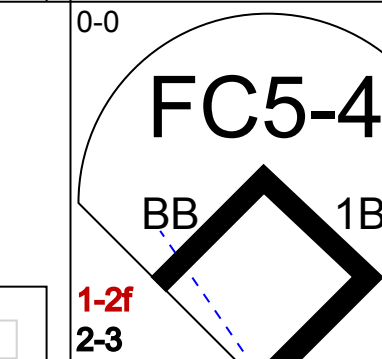

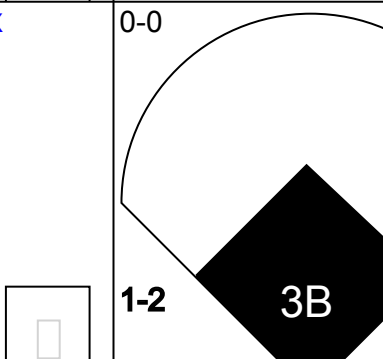
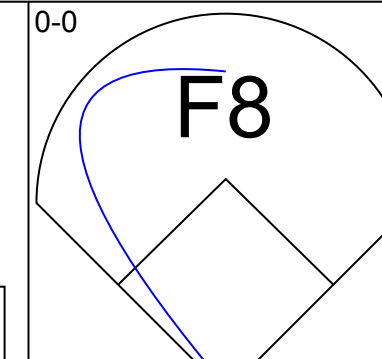
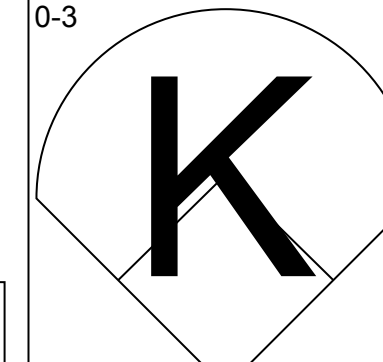
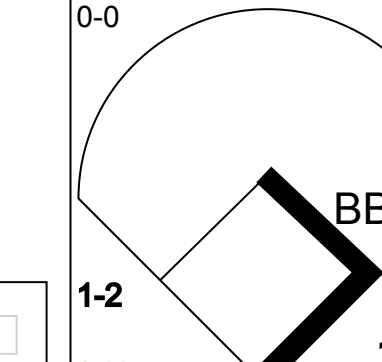

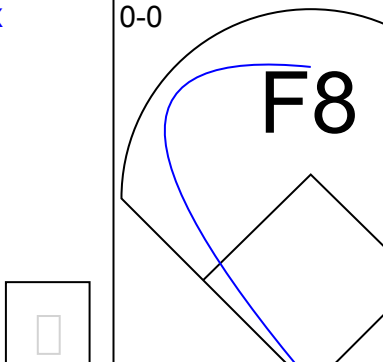
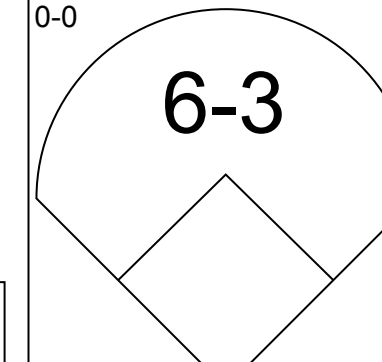
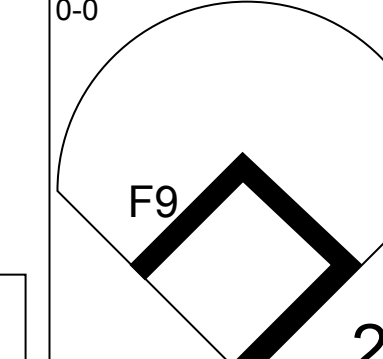
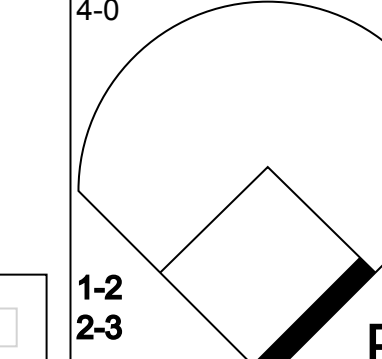
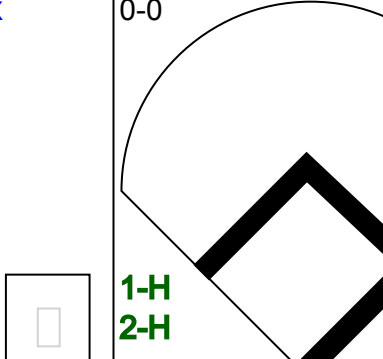
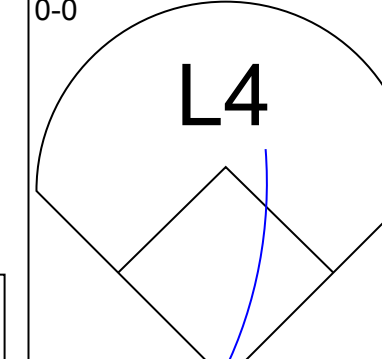
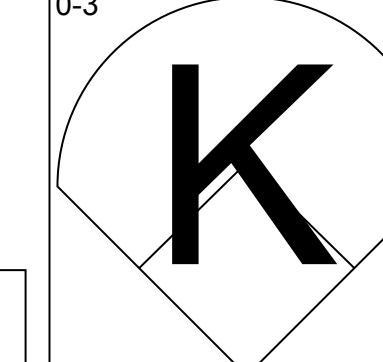
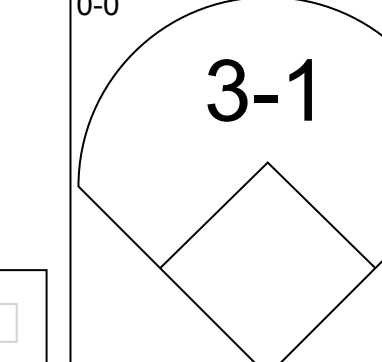
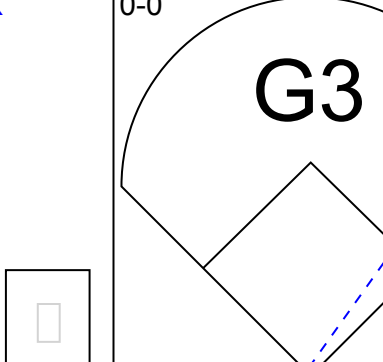
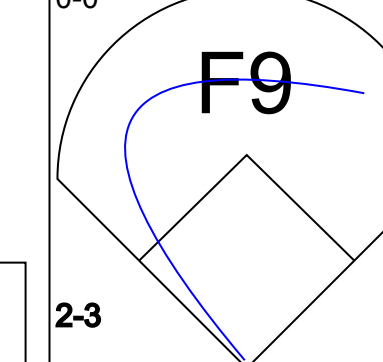

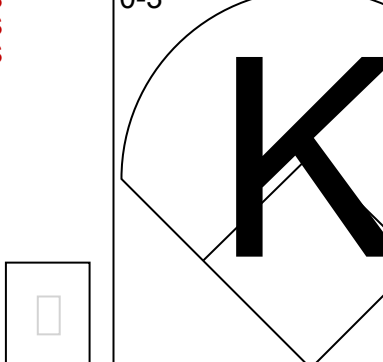
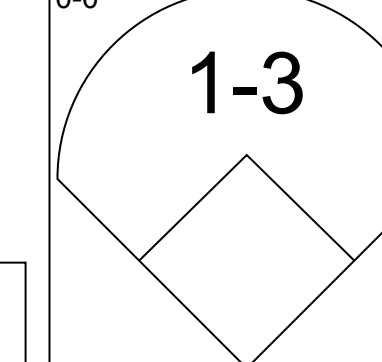
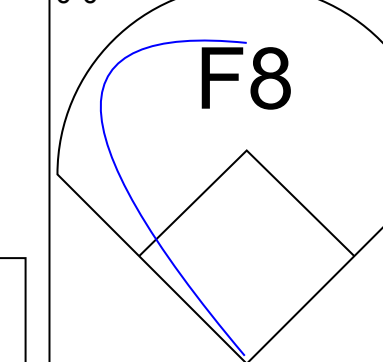
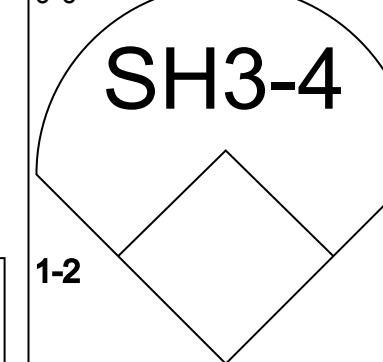

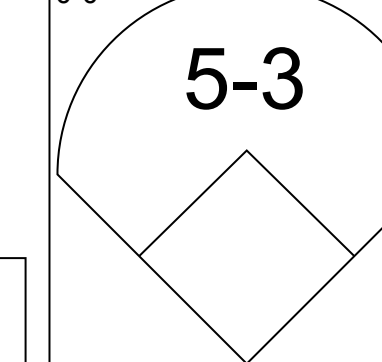
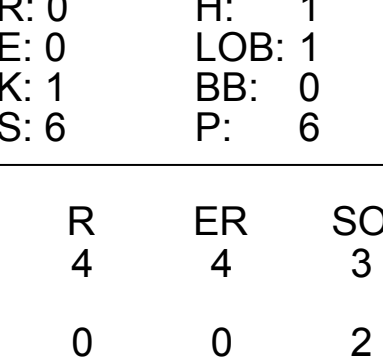
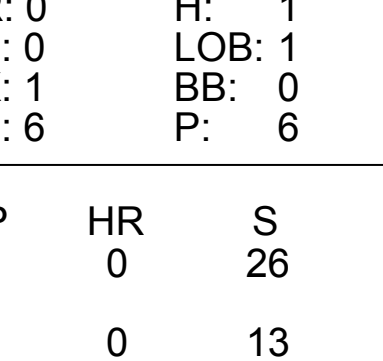
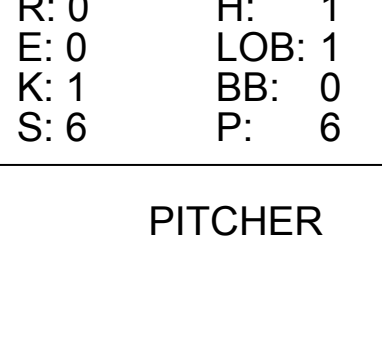
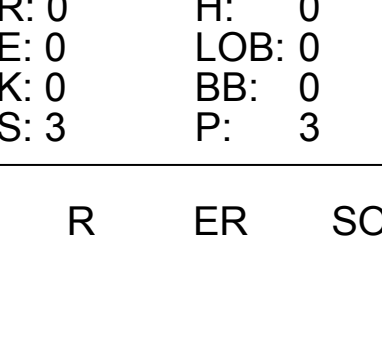


Batter	1	2	3	4	5	6	7	8	9	AB	R	H	RBI	BB	SO	LOB	TOP				
Chili Davis, S OBP: 0.324, SLG: 0.384 (1, 8)	F8		G6-4-3 BB			K2-3		1B FC4-6 1B		3	1	1	0	1	1	0	<b>San Francisco Giants @ Houston Astros</b> Astrodome, Houston, TX Fri Aug 12 1983, 8:05 PM EDT Att: 27,814 - Unknown  <a href="http://livebaseballscorecards.com">livebaseballscorecards.com</a>				
Tom O'Malley, L OBP: 0.337, SLG: 0.338 (1, 5)	6-3		G6-4-3 1-2f			F7		FC4-6 1B		4	0	1	1	0	0	1					
Jack Clark, R OBP: 0.347, SLG: 0.423 Max Venable, L OBP: 0.288, SLG: 0.404 (1, 9) (7, 9)				5-3		K		FC4-6 G1-6-3 1-2f 3-H		2	0	0	0	1	1	0					
Darrell Evans, L OBP: 0.376, SLG: 0.516 Gary Lavelle, S (8, 1)	4-3			4-3			F7	G1-6-3 1-2f		4	0	0	0	0	0	2					
Jeffrey Leonard, R OBP: 0.315, SLG: 0.442 (1, 7)		F8		5-3		K		F8		4	0	0	0	0	1	0					
Dave Bergman, L OBP: 0.344, SLG: 0.288 (1, 3)		K				F7		E4 G4-6-3		4	0	1	0	0	1	0					
Milt May, L OBP: 0.322, SLG: 0.380 Bob Brenly, R OBP: 0.298, SLG: 0.367 (9, PH)						HBP BB		G4-6-3 1-2f		1	0	1	0	2	0	0					
Duane Kuiper, L OBP: 0.364, SLG: 0.285 Joe Pettini, R OBP: 0.233, SLG: 0.200 (8, 6)		F8				F7				2	0	0	0	0	0	3					
Renie Martin, R OBP: 0.381, SLG: 0.667 Mark Calvert, R (4, 1)						G6-4-3 HBP		1B BB		0	0	0	0	0	0	0					
Joel Youngblood, R OBP: 0.345, SLG: 0.488 Andy McGaffigan, R OBP: 0.357, SLG: 0.474 (5, PH)						G6-4-3 HBP		1B BB		0	0	0	0	0	0	2					
John Rabe, R OBP: 0.314, SLG: 0.385 Brad Wellman, R OBP: 0.304, SLG: 0.252 (8, 4)						G6-4-3 1-2f		1B BB		0	0	0	0	0	0	0					
<b>Inning Stats</b>	R: 0 E: 0 K: 0 S: 3	H: 0 LOB: 1 BB: 1 P: 7	R: 0 E: 0 K: 1 S: 5	H: 0 LOB: 1 BB: 1 P: 9	R: 0 E: 0 K: 1 S: 4	H: 0 LOB: 0 BB: 0 P: 8	R: 0 E: 0 K: 0 S: 3	H: 0 LOB: 0 BB: 0 P: 3	R: 0 E: 0 K: 2 S: 7	H: 0 LOB: 0 BB: 0 P: 7	R: 0 E: 0 K: 1 S: 7	H: 2 LOB: 2 BB: 0 P: 7	R: 2 E: 0 K: 0 S: 4	H: 2 LOB: 0 BB: 1 P: 8	R: 0 E: 1 K: 0 S: 3	H: 0 LOB: 0 BB: 0 P: 3		1B: 4 2B: 0 3B: 0 HR: 0	SF: 0 SAC: 0 DP: 4 HBP: 1	WP: 0 PB: 0 SB: 0 CS: 0	PA: 34
<b>PITCHER</b>	IP WLS BF H R ER SO BB IBB HBP BLK WP HR S P ERA WHIP	7.0 W 29 4 2 2 5 5 0 1 0 0 0 0 33 54 2.57 1.286	2.0 S 5 0 0 0 0 0 0 0 0 0 0 0 5 5 0.00 0.000	<b>PITCHER</b>																	

Batter	1	2	3	4	5	6	7	8	9	AB	R	H	RBI	BB	SO	LOB	BOTTOM				
Bill Doran, S OBP: 0.364, SLG: 0.330 (1, 4)	F7		F8	G3			4-3			4	0	0	0	0	0	1	<b>San Francisco Giants @ Houston Astros</b> Astrodome, Houston, TX Fri Aug 12 1983, 8:05 PM EDT Att: 27,814 - Unknown  <a href="http://livebaseballscorecards.com">livebaseballscorecards.com</a>				
Terry Puhl, L OBP: 0.343, SLG: 0.421 (1, 9)	K		S 1B			K	F7			4	1	1	0	0	2	0					
Jerry Mumphrey, S OBP: 0.325, SLG: 0.411 (1, 8)	F8					4-3	4-3			4	0	1	1	0	0	0					
Phil Garner, R OBP: 0.325, SLG: 0.373 (1, 5)				F7				K		4	1	2	0	0	1	0					
Jose Cruz, L OBP: 0.388, SLG: 0.455 (1, 7)										2	2	2	0	2	0	0					
Ray Knight, R OBP: 0.362, SLG: 0.460 (1, 3)										4	1	1	1	0	0	3					
Craig Reynolds, L OBP: 0.333, SLG: 0.364 (1, 6)										2	0	1	0	1	0	1					
John Mizerock, L OBP: 0.297, SLG: 0.333 (1, 2)										2	0	2	2	0	0	0					
Nolan Ryan, R OBP: 0.098, SLG: 0.061 Frank DiPino, L OBP: 0.400, SLG: 0.500 (8, 1)										3	0	1	1	0	0	3					
<b>Inning Stats</b>	R: 0 E: 0 K: 1 S: 5	H: 0 LOB: 0 BB: 0 P: 5	R: 2 E: 0 K: 0 S: 4	H: 3 LOB: 2 BB: 2 P: 12	R: 1 E: 0 K: 0 S: 4	H: 2 LOB: 0 BB: 0 P: 4	R: 2 E: 1 K: 0 S: 5	H: 2 LOB: 1 BB: 0 P: 6	R: 0 E: 0 K: 0 S: 4	H: 2 LOB: 1 BB: 0 P: 4	R: 0 E: 0 K: 0 S: 3	H: 0 LOB: 0 BB: 0 P: 3	R: 0 E: 0 K: 1 S: 4	H: 0 LOB: 0 BB: 1 P: 8	R: 0 E: 0 K: 0 S: 4	H: 0 LOB: 0 BB: 0 P: 8		1B: 9 2B: 3 3B: 0 HR: 0	SF: 0 SAC: 0 DP: 2 HBP: 1	WP: 0 PB: 0 SB: 2 CS: 0	PA: 33
<b>PITCHER</b>	IP WLS BF H R ER SO BB IBB HBP BLK WP HR S P ERA WHIP	3.0 L 15 4 0 0 0 0 0 0 1 0 0 0 3 4 0.00 0.000	4.0 L 11 4 0 0 1 0 0 0 0 0 0 0 13 13 0.00 1.333	1.0 L 4 0 0 0 0 0 0 0 1 0 0 0 4 8 0.00 1.000	<b>PITCHER</b>																



Batter	1	2	3	4	5	6	7	8	9	AB	R	H	RBI	BB	SO	LOB	TOP				
<b>Johnnie LeMaster, R</b> OBP: 0.328, SLG: 0.333 (1, 6)										4	0	0	0	0	4	3	<b>San Francisco Giants @ Houston Astros</b> Astrodome, Houston, TX Sat Aug 13 1983, 4:33 AM EDT Att. 15,547 - Dome				
<b>Max Venable, L</b> OBP: 0.297, SLG: 0.406 (1, 8)										4	0	1	0	0	0	0					
<b>Jack Clark, R</b> OBP: 0.344, SLG: 0.419 (1, 9)										4	0	0	0	0	0	0					
<b>Darrell Evans, L</b> OBP: 0.377, SLG: 0.519 (1, 3)										4	0	2	0	0	0	0					
<b>Jeffrey Leonard, R</b> OBP: 0.312, SLG: 0.437 (1, 7)										4	0	0	0	0	1	1					
<b>Tom O'Malley, L</b> OBP: 0.334, SLG: 0.334 (1, 5)										3	0	0	0	0	0	0					
<b>Milt May, L</b> OBP: 0.327, SLG: 0.381 (1, 2)										2	0	1	0	1	0	0					
<b>Duane Kuiper, L</b> OBP: 0.363, SLG: 0.299 (1, 4)										3	1	1	0	0	0	2					
<b>Mike Krukow, R</b> OBP: 0.229, SLG: 0.227 (1, 1)										2	0	1	1	0	0	1					
<b>Jim Barr, R</b> OBP: 0.091, SLG: 0.182 (5, 1)										0	0	0	0	0	0	0					
<b>Dave Bergman, L</b> OBP: 0.351, SLG: 0.288 (6, PH)										0	0	0	0	1	0	0					
<b>Greg Minton, S</b> OBP: 0.571, SLG: 0.500 (8, 1)										0	0	0	0	0	0	0					
<b>Inning Stats</b>	R: 0 E: 0 K: 1 S: 5	H: 0 LOB: 0 BB: 0 P: 5	R: 0 E: 0 K: 0 S: 3	H: 0 LOB: 0 BB: 0 P: 3	R: 0 E: 0 K: 1 S: 5	H: 0 LOB: 1 BB: 1 P: 9	R: 0 E: 0 K: 0 S: 4	H: 1 LOB: 1 BB: 0 P: 4	R: 1 E: 0 K: 1 S: 7	H: 2 LOB: 1 BB: 0 P: 7	R: 0 E: 0 K: 0 S: 3	H: 1 LOB: 1 BB: 0 P: 3	R: 0 E: 0 K: 1 S: 6	H: 1 LOB: 1 BB: 0 P: 6	R: 0 E: 0 K: 1 S: 4	H: 1 LOB: 2 BB: 1 P: 8	R: 0 E: 0 K: 0 S: 3	H: 0 LOB: 0 BB: 0 P: 3	1B: 3 2B: 2 3B: 1 HR: 0	SF: 0 SAC: 0 DP: 0 HBP: 0	WP: 0 PA: 33 PB: 0 SB: 2 CS: 1
<b>PITCHER</b>	IP	WLS	BF	H	R	ER	SO	BB	IBB	HBP	BLK	WP	HR	S	P	ERA	WHIP				
<b>Joe Niekro, R</b> ERA: 3.38 (1, 1)	7.0	W	27	5	1	1	4	2	0	0	0	0	0	33	41	1.29	1.000				
<b>Bill Dawley, R</b> ERA: 2.5 (8, 1)	2.0	S	5	1	0	0	1	0	0	0	0	0	0	7	7	0.00	0.500				

Batter	1	2	3	4	5	6	7	8	9	AB	R	H	RBI	BB	SO	LOB	BOTTOM				
<b>Bill Doran, S</b> OBP: 0.363, SLG: 0.327 (1, 4)										3	1	0	0	1	1	1	<b>San Francisco Giants @ Houston Astros</b> Astrodome, Houston, TX Sat Aug 13 1983, 4:33 AM EDT Att. 15,547 - Dome				
<b>Terry Puhl, L</b> OBP: 0.348, SLG: 0.429 (1, 9)										4	1	3	0	0	0	1					
<b>Jerry Mumphrey, S</b> OBP: 0.327, SLG: 0.408 (1, 8)										2	1	0	0	2	0	3					
<b>Phil Garner, R</b> OBP: 0.324, SLG: 0.372 (1, 5)										4	1	1	1	0	0	3					
<b>Jose Cruz, L</b> OBP: 0.386, SLG: 0.453 (1, 7)										4	0	1	1	0	1	3					
<b>Ray Knight, R</b> OBP: 0.386, SLG: 0.469 (1, 3)										3	0	2	2	1	0	0					
<b>Denny Walling, L</b> OBP: 0.280, SLG: 0.329 (8, 3)										0	0	0	0	0	0	0					
<b>Craig Reynolds, L</b> OBP: 0.311, SLG: 0.339 (1, 6)										4	0	0	0	0	1	5					
<b>John Mizerock, L</b> OBP: 0.293, SLG: 0.324 (1, 2)										4	0	1	0	0	1	2					
<b>Joe Niekro, R</b> OBP: 0.108, SLG: 0.109 (1, 1)										2	0	0	0	0	1	1					
<b>Bill Dawley, R</b> OBP: 0.167, SLG: 0.167 (8, 1)										1	0	0	0	0	0	0					
<b>Inning Stats</b>	R: 1 E: 0 K: 1 S: 6	H: 1 LOB: 1 BB: 1 P: 10	R: 0 E: 0 K: 1 S: 6	H: 1 LOB: 0 BB: 0 P: 6	R: 1 E: 0 K: 0 S: 5	H: 2 LOB: 3 BB: 2 P: 13	R: 0 E: 0 K: 1 S: 6	H: 1 LOB: 1 BB: 0 P: 6	R: 2 E: 0 K: 1 S: 7	H: 2 LOB: 1 BB: 1 P: 11	R: 0 E: 0 K: 1 S: 6	H: 1 LOB: 1 BB: 0 P: 6	R: 0 E: 0 K: 0 S: 3	H: 0 LOB: 0 BB: 0 P: 3	R: 0 E: 0 K: 0 S: 3	H: 0 LOB: 0 BB: 0 P: 3	1B: 5 2B: 2 3B: 1 HR: 0	SF: 0 SAC: 1 DP: 0 HBP: 0	WP: 0 PA: 36 PB: 0 SB: 1 CS: 0		
<b>PITCHER</b>	IP	WLS	BF	H	R	ER	SO	BB	IBB	HBP	BLK	WP	HR	S	P	ERA	WHIP				
<b>Mike Krukow, R</b> ERA: 3.53 (1, 1)	4.1	L	24	7	4	4	3	4	0	0	0	0	0	26	42	8.31	2.538				
<b>Jim Barr, R</b> ERA: 4.85 (5, 1)	2.2		9	1	0	0	2	0	0	0	0	0	0	13	13	0.00	0.375				
<b>Greg Minton, R</b> ERA: 3.69 (8, 1)	1.0		3	0	0	0	0	0	0	0	0	0	0	3	3	0.00	0.000				




Batter	1	2	3	4	5	6	7	8	9	AB	R	H	RBI	BB	SO	LOB	TOP								
Johnnie LeMaster, R OBP: 0.329, SLG: 0.333 (1, 6)	G3		K		BLK 1B		1-3		CS BB	4	0	1	0	1	1	2									
Joel Youngblood, R OBP: 0.347, SLG: 0.485 (1, 5)	2B		1B		1-2 2-H			F7	CS	4	0	2	1	0	1	1									
Jack Clark, R OBP: 0.345, SLG: 0.420 (1, 9)	F4		L4-6		2-3			1B SF7	E	4	2	2	0	0	0	3									
Jeffrey Leonard, R OBP: 0.316, SLG: 0.454 (1, 7)	F7				HR			1B SF7	E9	4	2	3	2	0	0	1									
Chili Davis, S OBP: 0.320, SLG: 0.381 (1, 8)		F8			6-3			SF7	1-3	3	0	0	1	0	0	0									
Bob Brenly, R OBP: 0.297, SLG: 0.365 (1, 3)	F9				K			3-H	F9	4	0	1	0	0	1	0									
John Rabb, R OBP: 0.311, SLG: 0.368 (1, 2)	F6				6-3			2-3	F7	3	0	0	0	1	0	2									
Brad Wellman, R OBP: 0.308, SLG: 0.253 (1, 4)			SH 1B BB					1B SH3	5-3	3	1	1	0	1	0	1									
Mark Davis, L OBP: 0.235, SLG: 0.133 Gary Lavelle, S (7, 1)			SH L4-6 1B					SH3	1-3	1	0	0	0	0	0	0									
<b>Inning Stats</b>	R: 0 E: 0 K: 0 S: 4	H: 1 LOB: 1 BB: 0 P: 4	R: 0 E: 0 K: 0 S: 3	H: 0 LOB: 0 BB: 0 P: 3	R: 1 E: 0 K: 1 S: 6	H: 1 LOB: 1 BB: 1 P: 10	R: 1 E: 0 K: 1 S: 6	H: 1 LOB: 0 BB: 0 P: 6	R: 0 E: 0 K: 1 S: 5	H: 2 LOB: 1 BB: 0 P: 6	R: 1 E: 0 K: 0 S: 5	H: 3 LOB: 1 BB: 0 P: 5	R: 0 E: 0 K: 0 S: 3	H: 0 LOB: 0 BB: 0 P: 3	R: 2 E: 1 K: 0 S: 5	H: 2 LOB: 0 BB: 0 P: 5	R: 0 E: 0 K: 0 S: 2	H: 0 LOB: 1 BB: 2 P: 10	1B: 7 2B: 2 3B: 1 HR: 1	SF: 1 SAC: 2 DP: 1 HBP: 0	WP: 0 PB: 0 SB: 0 CS: 2	PA: 38			
<b>PITCHER</b>	IP	WLS	BF	H	R	ER	SO	BB	IBB	HBP	BLK	WP	HR	S	P	ERA	WHIP								
Mike Madden, L ERA: 2.01 Michael LaCoss, R ERA: 4.91	(1, 1) (7, 1)	6.0 3.0	L 12	25 2	8 2	3 2	3 1	3 0	2	0	0	0	0	10	18	4.50 3.00	1.500 1.333								

San Francisco Giants @ Houston Astros  
Astrodome, Houston, TX  
Sun Aug 14 1983, 8:05 PM EDT  
Att: 16,923 - Dome

livebaseballscores.com

AB 31  
R 5  
H 10  
RBI 4  
BB 3  
SO 3  
LOB 11




Batter	1	2	3	4	5	6	7	8	9	AB	R	H	RBI	BB	SO	LOB	BOTTOM								
Bill Doran, S OBP: 0.364, SLG: 0.327 (1, 4)	F8 4-3 1B		F7		K2-6 BB		4-3			3	1	1	0	1	0	2									
Jerry Mumphy, S OBP: 0.323, SLG: 0.402 (1, 8)	F8		6-3		K2-6		F8			4	0	0	0	0	1	4									
Dickie Thon, R OBP: 0.357, SLG: 0.481 (1, 6)	4-3		K		FC4-6 1B		6-3			4	0	1	1	0	1	0									
Phil Garner, R OBP: 0.322, SLG: 0.368 (1, 5)	5-3		F7		FC4-6		K			4	0	0	0	0	1	2									
Jose Cruz, L OBP: 0.387, SLG: 0.454 (1, 7)			F8 BLK 1B		WP SF8 1B		4-3		K	4	1	2	0	0	1	0									
Ray Knight, R OBP: 0.385, SLG: 0.466 (1, 3)		4-0 1-2 BB			5-3		F4		K	3	0	0	0	1	1	1									
Tony Scott, S OBP: 0.271, SLG: 0.291 Michael LaCoss, R OBP: 0.091, SLG: 0.063 Tim Tolman, R OBP: 0.257, SLG: 0.400 (9, PH)			F7		WP BB		F8		K	2	0	0	0	1	0	2									
Alan Ashby, S OBP: 0.305, SLG: 0.415 Craig Reynolds, L OBP: 0.311, SLG: 0.339 John Mizerock, L OBP: 0.286, SLG: 0.316 (7, PR) (8, 2)			F8		SF8		E3		K	1	0	0	1	1	0	2									
Mike Madden, L Kevin Bass, S OBP: 0.248, SLG: 0.333 (7, 9)			1-3		1-2 2-H		SH3-4 BB		5-3	2	0	0	0	0	1	3									
<b>Inning Stats</b>	R: 1 E: 0 K: 0 S: 4	H: 1 LOB: 0 BB: 0 P: 4	R: 0 E: 0 K: 0 S: 4	H: 1 LOB: 2 BB: 1 P: 8	R: 0 E: 0 K: 1 S: 6	H: 0 LOB: 1 BB: 0 P: 6	R: 1 E: 0 K: 1 S: 6	H: 1 LOB: 1 BB: 1 P: 10	R: 0 E: 0 K: 0 S: 3	H: 0 LOB: 0 BB: 0 P: 3	R: 0 E: 0 K: 0 S: 3	H: 0 LOB: 2 BB: 1 P: 7	R: 0 E: 0 K: 2 S: 7	H: 0 LOB: 0 BB: 0 P: 7	R: 0 E: 1 K: 2 S: 8	H: 0 LOB: 1 BB: 0 P: 8	1B: 4 2B: 1 3B: 0 HR: 0	SF: 1 SAC: 1 DP: 1 HBP: 0	WP: 2 PB: 0 SB: 1 CS: 0	PA: 36					
<b>PITCHER</b>	IP	WLS	BF	H	R	ER	SO	BB	IBB	HBP	BLK	WP	HR	S	P	ERA	WHIP								
Mark Davis, L ERA: 4.69 Gary Lavelle, L ERA: 2.25	(1, 1) (7, 1)	6.0 3.0	W S	26 10	4 0	2 0	3 4	0 0	0	0	0	0	0	18	18	0.00 0.000	0.000								

San Francisco Giants @ Houston Astros  
Astrodome, Houston, TX  
Sun Aug 14 1983, 8:05 PM EDT  
Att: 16,923 - Dome

livebaseballscores.com

AB 30  
R 2  
H 4  
RBI 2  
BB 4  
SO 7  
LOB 17





Batter	1	2	3	4	5	6	7	8	9	AB R H RBI BB SO LOB	TOP									
Bill Doran, S OBP: 0.366, SLG: 0.326 (1, 4)	4-0 2B BB	0-0 2B 1B		0-3 K		4-0 CS BB		0-3 K	0-0 4-3	4 2 1 1 2 2 1	<b>Houston Astros @ Cincinnati Reds</b> Riverfront Stadium, Cincinnati, OH Mon Aug 15 1983, 7:05 PM EDT Att: 11,385 - Unknown									
Terry Puhl, L OBP: 0.349, SLG: 0.438 (1, 9)	0-0 F8	0-0 1-H 2-H 2B		0-0 3B		0-3 K 1-2		0-0 F8		5 0 2 2 0 1 2										
Dickie Thon, R OBP: 0.357, SLG: 0.481 (1, 6)	0-0 S 1-H 2B	0-0 F8		0-0 6-3			0-0 6-3	4-0 1B HR BB		4 1 1 1 1 0 2										
Phil Garner, R OBP: 0.322, SLG: 0.369 Craig Reynolds, L OBP: 0.311, SLG: 0.339 (8, 5)	0-3 K 2-3		0-3 K	0-0 2-3			0-0 HR 1B	0-0 1-2 HR 1B		5 2 2 0 0 2 2 0 0 0 0 0 0 0										
Jose Cruz, L OBP: 0.390, SLG: 0.469 (1, 7)	0-0 F7		0-0 F8		0-0 CS 1B		0-0 1-H HR	0-0 1-H 2-H HR		5 2 3 5 0 0 1										
Ray Knight, R OBP: 0.385, SLG: 0.467 Denny Walling, L OBP: 0.280, SLG: 0.329 (8, 3)		0-0 F8		BB 2B		0-0 1-2 L9	0-0 FC4-6 1B	0-0 F8		5 0 2 0 0 0 1 0 0 0 0 0 0 0										
Jerry Mumphrey, S OBP: 0.327, SLG: 0.404 (1, 8)		0-0 1B 1B	4-0 BB IBB		0-0 1B		0-0 FC4-6 1B 1-2		0-0 F7	4 1 2 0 1 0 1										
John Mizerock, L OBP: 0.298, SLG: 0.293 (1, 2)		0-0 F9	4-0 1-2 2-3 BB		0-0 F7		4-0 1-2 BB	0-0 F7		3 0 0 0 2 0 2										
Bob Knepper, L OBP: 0.217, SLG: 0.298 (1, 1)	0-0 1-2 2B 1B		0-3 K			0-3 K	0-0 F3		4-0 BB	4 1 1 0 1 2 5										
<b>Inning Stats</b>	R: 1 E: 0 K: 1 S: 6	H: 1 LOB: 1 BB: 1 P: 10	R: 3 E: 0 K: 0 S: 7	H: 4 LOB: 1 BB: 0 P: 7	R: 0 E: 0 K: 2 S: 8	H: 1 LOB: 1 BB: 2 P: 16	R: 0 E: 0 K: 1 S: 6	H: 2 LOB: 1 BB: 0 P: 4	R: 0 E: 0 K: 2 S: 6	H: 0 LOB: 0 BB: 1 P: 10		R: 2 E: 0 K: 0 S: 6	H: 3 LOB: 2 BB: 1 P: 10	R: 3 E: 0 K: 1 S: 7	H: 2 LOB: 0 BB: 1 P: 11	R: 0 E: 0 K: 0 S: 3	H: 0 LOB: 1 BB: 1 P: 7	1B: 8 2B: 3 3B: 1 HR: 2	SF: 0 SAC: 0 DP: 0 HBP: 0	WP: 0 PB: 0 SB: 1 CS: 2
<b>PITCHER</b>	IP WLS BF H R ER SO BB IBB HBP BLK WP HR S P ERA WHIP											<b>PITCHER</b>	IP WLS BF H R ER SO BB IBB HBP BLK WP HR S P ERA WHIP							
Bruce Berenyi, R ERA: 4.14 (1, 1)	2.0 L 12 5 4 4 1 1 0 0 0 0 0 0 13 17 18.00 3.000																			
Rich Gale, R ERA: 5.33 (3, 1)	2.0 10 2 0 0 3 1 1 0 0 0 0 0 14 22 0.00 1.500																			
Ted Power, R ERA: 4.48 (5, 1)	3.0 14 5 2 2 2 2 0 0 0 0 0 1 16 24 6.00 2.333																			
Ben Hayes, R ERA: 6.42 (8, 1)	1.0 6 2 3 3 1 1 0 0 0 0 0 1 7 11 27.00 3.000																			
Bill Scherrer, L ERA: 3.23 (9, 1)	1.0 4 0 0 0 0 1 0 0 0 0 0 0 3 7 0.00 1.000																			
<b>Batter</b>	<b>1</b>	<b>2</b>	<b>3</b>	<b>4</b>	<b>5</b>	<b>6</b>	<b>7</b>	<b>8</b>	<b>9</b>	<b>AB R H RBI BB SO LOB</b>	<b>BOTTOM</b>									
Eddie Milner, L OBP: 0.358, SLG: 0.393 Ben Hayes, R (8, 1)	0-3 K		0-3 K		0-0 F8		0-0 F8			4 0 0 0 0 2 2 0 0 0 0 0 0 0 0 0 0 0 0 0 0	<b>Houston Astros @ Cincinnati Reds</b> Riverfront Stadium, Cincinnati, OH Mon Aug 15 1983, 7:05 PM EDT Att: 11,385 - Unknown									
Bill Scherrer, L OBP: 0.200, SLG: 0.111 (9, 1)					0-0 F8					4 0 2 0 0 0 1										
Gary Redus, R OBP: 0.349, SLG: 0.431 (1, 7)	0-0 FC1-6 1B		0-0 5-3		0-0 F8			0-0 G6-4-3 1B		4 0 0 0 0 0 2										
Dave Concepcion, R OBP: 0.318, SLG: 0.304 (1, 6)	0-0 FC1-6 1-2		0-0 6-3			0-0 4-3		0-0 G6-4-3 1-2		4 0 0 0 0 0 2										
Cesar Cedeno, R OBP: 0.307, SLG: 0.353 (1, 9)	0-3 K			0-0 G1-4-3 1B		0-0 1B		0-3 K		4 0 2 0 0 2 1										
Dan Driessen, L OBP: 0.404, SLG: 0.465 (1, 3)			0-3 K	0-0 G1-4-3 1B		0-3 K		0-0 5-3 3B		4 1 2 0 0 2 1										
Nick Esasky, R OBP: 0.322, SLG: 0.456 (1, 5)			0-0 1B	0-0 G1-4-3		0-0 F8		0-0 5-3		4 0 1 1 0 0 3										
Ron Oester, S OBP: 0.319, SLG: 0.398 Rich Gale, R OBP: 0.222, SLG: 0.188 Alan Kneisley, R OBP: 0.280, SLG: 0.280 Ted Power, R OBP: 0.331, SLG: 0.379 (1, 4) (3, 1) (4, PH) (5, 1) (7, PH) (8, 9)	0-3 K	0-3 K		0-3 K			0-0 1-3 1B		0-0 2B	1 0 0 0 0 0 1 1 0 0 0 0 0 0 0 0 1 0 0 0 0 0 1 1 0 0 0 0 0 0 0 0 2 0 2 0 0 0 0 0										
Dann Bilardello, R OBP: 0.270, SLG: 0.343 (1, 2)	0-0 1-2 1B				0-0 F8		0-0 1-3		0-0 P4	4 0 1 0 0 0 2										
Bruce Berenyi, R OBP: 0.200, SLG: 0.250 Kelly Paris, R OBP: 0.298, SLG: 0.286 (2, PH) (3, 4)	0-3 K				0-0 2B		0-0 5-3		0-0 F4	0 0 0 0 0 0 0 4 0 1 0 0 1 4										
<b>Inning Stats</b>	R: 0 E: 0 K: 2 S: 8	H: 1 LOB: 1 BB: 0 P: 8	R: 0 E: 0 K: 3 S: 11	H: 2 LOB: 2 BB: 0 P: 11	R: 0 E: 0 K: 1 S: 5	H: 0 LOB: 0 BB: 0 P: 5	R: 0 E: 0 K: 1 S: 6	H: 2 LOB: 1 BB: 0 P: 6	R: 0 E: 0 K: 1 S: 5	H: 1 LOB: 1 BB: 0 P: 5	R: 1 E: 0 K: 0 S: 5	H: 2 LOB: 1 BB: 0 P: 5	1B: 8 2B: 2 3B: 1 HR: 0	SF: 0 SAC: 0 DP: 2 HBP: 0	WP: 0 PB: 0 SB: 0 CS: 0	PA: 36				
<b>PITCHER</b>	IP WLS BF H R ER SO BB IBB HBP BLK WP HR S P ERA WHIP											<b>PITCHER</b>	IP WLS BF H R ER SO BB IBB HBP BLK WP HR S P ERA WHIP							
Bob Knepper, L ERA: 3.36 (1, 1)	9.0 W 36 11 1 1 1 9 0 0 0 0 0 0 54 54 1.00 1.222																			







Batter	1	2	3	4	5	6	7	8	9	AB R H RBI BB SO LOB	TOP												
<b>Bill Doran, S</b> OBP: 0.373, SLG: 0.336 (1,4)										5 2 4 1 1 0 1	<b>Houston Astros @ Cincinnati Reds</b> Riverfront Stadium, Cincinnati, OH Wed Aug 17 1983, 7:05 PM EDT Att: 11,982 - Unknown												
<b>Terry Puhl, L</b> OBP: 0.355, SLG: 0.438 (1,9)										4 0 2 1 2 0 3													
<b>Dickie Thon, R</b> OBP: 0.358, SLG: 0.480 (1,6)										3 0 1 2 1 0 5													
<b>Phil Garner, R</b> OBP: 0.319, SLG: 0.362 (1,5)										4 0 0 0 1 0 5													
<b>Jose Cruz, L</b> OBP: 0.389, SLG: 0.479 (1,7)										5 1 1 1 0 1 4													
<b>Ray Knight, R</b> OBP: 0.367, SLG: 0.474 (1,3)										5 0 2 0 0 0 3													
<b>Jerry Mumphrey, S</b> OBP: 0.333, SLG: 0.404 (1,8)										5 1 3 0 0 1 1													
<b>John Mizerock, L</b> OBP: 0.321, SLG: 0.383 (1,2)										3 1 0 0 2 1 4													
<b>Nolan Ryan, R</b> OBP: 0.094, SLG: 0.059 (1,1)										2 2 0 0 0 0 3													
<b>Vern Ruhle, R</b> OBP: 0.250, SLG: 0.143 (5,1)										1 0 1 0 0 0 0													
<b>Inning Stats</b>	R: 1 E: 0 K: 0 S: 3	H: 1 LOB: 1 BB: 2 P: 11	R: 2 E: 0 K: 1 S: 10	H: 5 LOB: 3 BB: 0 P: 10	R: 0 E: 0 K: 1 S: 5	H: 0 LOB: 0 BB: 0 P: 5	R: 3 E: 0 K: 0 S: 5	H: 1 LOB: 1 BB: 1 P: 9	R: 1 E: 0 K: 0 S: 5	H: 2 LOB: 1 BB: 0 P: 5	R: 0 E: 0 K: 0 S: 4	H: 1 LOB: 3 BB: 2 P: 12	R: 0 E: 0 K: 0 S: 5	H: 3 LOB: 3 BB: 1 P: 9	R: 0 E: 0 K: 1 S: 6	H: 1 LOB: 1 BB: 0 P: 6	R: 0 E: 0 K: 0 S: 3	H: 0 LOB: 1 BB: 1 P: 7	1B: 13 2B: 1 3B: 0 HR: 1	SF: 1 SAC: 2 DP: 2 HBP: 0	WP: 0 PB: 1 SB: 0 CS: 0	PA: 47	
<b>PITCHER</b>	IP WLS BF H R ER SO BB IBB HBP BLK WP HR S P ERA WHIP											<b>PITCHER</b>	IP WLS BF H R ER SO BB IBB HBP BLK WP HR S P ERA WHIP										
<b>Frank Pastore, R</b> ERA: 5.51 (1,1)	4.1 L 25 9 7 6 2 3 0 0 0 0 0 1 26 38 12.46 2.769																						
<b>Ben Hayes, R</b> ERA: 9.23 (5,1)	0.2 2 0 0 0 0 0 0 0 0 0 0 0 2 2 0.00 0.000																						
<b>Ted Power, R</b> ERA: 4.33 (6,1)	3.0 16 5 0 0 1 3 0 0 0 0 0 0 15 27 0.00 2.667																						
<b>Bill Scherrer, L</b> ERA: 3.22 (9,1)	1.0 4 0 0 0 0 1 0 0 0 0 0 0 3 7 0.00 1.000																						

AB 37  
R 7  
H 14  
RBI 5  
BB 7  
SO 3  
LOB 29



Batter	1	2	3	4	5	6	7	8	9	AB R H RBI BB SO LOB	BOTTOM												
<b>Eddie Milner, L</b> OBP: 0.357, SLG: 0.397 (1,8)										4 0 0 0 0 0 1	<b>Houston Astros @ Cincinnati Reds</b> Riverfront Stadium, Cincinnati, OH Wed Aug 17 1983, 7:05 PM EDT Att: 11,982 - Unknown												
<b>Johnny Bench, R</b> OBP: 0.299, SLG: 0.410 (9, FH)										1 0 0 0 0 0 0													
<b>Gary Redus, R</b> OBP: 0.349, SLG: 0.431 (1,7)										3 1 0 0 1 1 0													
<b>Dave Concepcion, R</b> OBP: 0.320, SLG: 0.304 (1,6)										3 1 1 0 1 1 0													
<b>Dan Driessen, L</b> OBP: 0.401, SLG: 0.457 (1,3)										3 0 0 1 1 1 1													
<b>Duane Walker, L</b> OBP: 0.327, SLG: 0.386 (1,9)										2 0 0 1 1 0 2													
<b>Ted Power, R</b> ERA: 9.23 (6,1)										0 0 0 0 0 0 0													
<b>Cesar Cedeno, R</b> OBP: 0.308, SLG: 0.364 (8, FH)										1 1 1 1 0 0 0													
<b>Bill Scherrer, L</b> OBP: 0.200, SLG: 0.111 (9,1)										0 0 0 0 0 0 0													
<b>Nick Esasky, R</b> OBP: 0.320, SLG: 0.446 (1,5)										3 1 0 0 1 1 4													
<b>Ron Oester, S</b> OBP: 0.312, SLG: 0.405 (1,4)										4 1 2 3 0 0 0													
<b>Alan Knicely, R</b> OBP: 0.317, SLG: 0.318 (1,2)										4 0 0 0 0 0 2													
<b>Frank Pastore, R</b> OBP: 0.182, SLG: 0.238 (1,1)										1 0 0 0 0 1 0													
<b>Ben Hayes, R</b> ERA: 2.36 (5,1)										0 0 0 0 0 0 0													
<b>Tom Foley, L</b> OBP: 0.286, SLG: 0.288 (5, FH)										0 1 0 0 1 0 0													
<b>Paul Householder, S</b> OBP: 0.327, SLG: 0.378 (6,9)										2 0 0 0 0 0 0													
<b>Inning Stats</b>	R: 0 E: 0 K: 1 S: 5	H: 0 LOB: 0 BB: 0 P: 5	R: 2 E: 0 K: 0 S: 4	H: 1 LOB: 0 BB: 1 P: 8	R: 0 E: 0 K: 1 S: 5	H: 0 LOB: 0 BB: 0 P: 5	R: 1 E: 0 K: 1 S: 7	H: 2 LOB: 1 BB: 1 P: 11	R: 2 E: 0 K: 0 S: 3	H: 0 LOB: 2 BB: 4 P: 19	R: 0 E: 0 K: 0 S: 3	H: 0 LOB: 0 BB: 0 P: 3	R: 0 E: 0 K: 1 S: 5	H: 0 LOB: 0 BB: 0 P: 5	R: 1 E: 0 K: 1 S: 6	H: 1 LOB: 0 BB: 0 P: 6	R: 0 E: 0 K: 0 S: 3	H: 0 LOB: 0 BB: 0 P: 3	1B: 2 2B: 0 3B: 0 HR: 2	SF: 0 SAC: 0 DP: 0 HBP: 0	WP: 0 PB: 1 SB: 0 CS: 0	PA: 37	
<b>PITCHER</b>	IP WLS BF H R ER SO BB IBB HBP BLK WP HR S P ERA WHIP											<b>PITCHER</b>	IP WLS BF H R ER SO BB IBB HBP BLK WP HR S P ERA WHIP										
<b>Nolan Ryan, R</b> ERA: 2.36 (1,1)	4.1 22 3 5 4 3 6 0 0 0 0 0 1 22 46 8.31 2.077																						
<b>Vern Ruhle, R</b> ERA: 4.22 (5,1)	4.2 W 15 1 1 1 2 0 0 0 0 0 0 1 19 19 1.93 0.214																						

AB 31  
R 6  
H 4  
RBI 6  
BB 6  
SO 5  
LOB 10





Batter	1	2	3	4	5	6	7	8	9	10	AB	R	H	RBI	BB	SO	LOB	TOP						
Bill Doran, S OBP: 0.373, SLG: 0.335 (1, 4)	4-3	4-3																4 1 1 0 1 1 1						
Terry Puhl, L OBP: 0.359, SLG: 0.446 (1, 9)	1B 2B																	5 2 3 0 0 0 1						
Dickie Thon, R OBP: 0.355, SLG: 0.474 (1, 6)	F8																	5 0 0 0 0 0 5						
Phil Garner, R OBP: 0.319, SLG: 0.360 Denny Walling, L OBP: 0.286, SLG: 0.324 (7, 3)	1B BB																	2 1 0 0 1 0 1 1 0 0 0 1 0 0						
Jose Cruz, L OBP: 0.391, SLG: 0.481 (1, 7)	1B 1-2 2-3																	5 0 3 2 0 0 1						
Ray Knight, R OBP: 0.366, SLG: 0.472 Frank DiPino, L OBP: 0.400, SLG: 0.500 Tim Tolman, R OBP: 0.250, SLG: 0.387 Bill Dawley, R OBP: 0.167, SLG: 0.167 (10, 1)	1B FC6																	4 0 1 2 0 0 3 0 0 0 0 0 0 0 1 0 0 0 0 1 0 0 0 0 0 0 0 0						
Jerry Mumphrey, S OBP: 0.331, SLG: 0.399 (1, 8)	FC6																	4 0 0 0 1 1 2						
John Mizerock, L OBP: 0.300, SLG: 0.353 (1, 2)																		4 0 0 0 0 1 3						
Joe Niekro, R OBP: 0.104, SLG: 0.106 Kevin Bass, S OBP: 0.246, SLG: 0.331 Craig Reynolds, L OBP: 0.302, SLG: 0.328 (7, 5)																		2 0 0 0 0 0 0 1 0 0 0 0 0 0 1 0 0 0 0 0 1						
<b>Inning Stats</b>	R: 2 E: 0 K: 0 S: 6	H: 3 LOB: 2 BB: 1 P: 10	R: 0 E: 0 K: 1 S: 5	H: 0 LOB: 0 BB: 0 P: 5	R: 0 E: 0 K: 1 S: 4	H: 1 LOB: 1 BB: 0 P: 4	R: 0 E: 0 K: 1 S: 5	H: 0 LOB: 0 BB: 0 P: 5	R: 0 E: 0 K: 0 S: 3	H: 1 LOB: 2 BB: 1 P: 8	R: 2 E: 0 K: 0 S: 6	H: 3 LOB: 2 BB: 1 P: 10	R: 0 E: 1 K: 1 S: 6	H: 0 LOB: 1 BB: 0 P: 6	R: 0 E: 0 K: 0 S: 3	H: 0 LOB: 0 BB: 0 P: 3	R: 0 E: 0 K: 1 S: 5	H: 0 LOB: 0 BB: 0 P: 5	1B: 6 2B: 2 3B: 0 HR: 0	SF: 0 SAC: 0 DP: 0 HBP: 0	WP: 0 PB: 0 SB: 1 CS: 0	PA: 43		
<b>PITCHER</b>	IP WLS BF H R ER SO ERA WHIP	IP WLS BF H R ER SO ERA WHIP	IP WLS BF H R ER SO ERA WHIP	IP WLS BF H R ER SO ERA WHIP	IP WLS BF H R ER SO ERA WHIP	IP WLS BF H R ER SO ERA WHIP	IP WLS BF H R ER SO ERA WHIP	IP WLS BF H R ER SO ERA WHIP	IP WLS BF H R ER SO ERA WHIP	IP WLS BF H R ER SO ERA WHIP	IP WLS BF H R ER SO ERA WHIP	IP WLS BF H R ER SO ERA WHIP	IP WLS BF H R ER SO ERA WHIP	IP WLS BF H R ER SO ERA WHIP	IP WLS BF H R ER SO ERA WHIP	IP WLS BF H R ER SO ERA WHIP	IP WLS BF H R ER SO ERA WHIP	IP WLS BF H R ER SO ERA WHIP	IP WLS BF H R ER SO ERA WHIP	IP WLS BF H R ER SO ERA WHIP	IP WLS BF H R ER SO ERA WHIP	IP WLS BF H R ER SO ERA WHIP	IP WLS BF H R ER SO ERA WHIP	IP WLS BF H R ER SO ERA WHIP
Joaquin Andujar, R ERA: 4.13 Neil Allen, R ERA: 3.9 Dave Rucker, L ERA: 6.53	6.1 0.2 3.0	WLS 4 W	BF 29 4 10	H 7 0	R 4 0	ER 4 0	SO 2 0	BB 3 0	IBB 0 0	HBP 0 0	BLK 0 0	WP 0 0	HR 0 0	S 30 3 7 14	P 42 7 14	ERA 5.68 0.00 0.00	WHIP 1.579 3.000 0.000							

Houston Astros @ St. Louis Cardinals  
 Busch Stadium, St. Louis, MO  
 Thu Aug 18 1983, 7:05 PM CDT  
 Att: 27,053 - Unknown

AB	39
R	4
H	8
RBI	4
BB	4
SO	4
LOB	18



Batter	1	2	3	4	5	6	7	8	9	10	AB	R	H	RBI	BB	SO	LOB	BOTTOM						
Lonnie Smith, R OBP: 0.385, SLG: 0.450 (1, 7)	1B 3B	6-3																5 1 2 0 0 0 1						
Ken Oberkfell, L OBP: 0.373, SLG: 0.368 Dave Rucker, L OBP: 0.451, SLG: 0.455 (8, 1)	F2																	3 0 0 0 1 0 1 0 0 0 0 0 0 0 1 0 0 0 0 0 0						
Steve Braun, L OBP: 0.451, SLG: 0.455 (10, PH)																		4 4 3 2 1 0 2						
Andy Van Slyke, L OBP: 0.380, SLG: 0.497 (1, 5)	1B SF8																	4 4 3 2 1 0 2						
Dane Iorg, L OBP: 0.337, SLG: 0.392 George Hendrick, R OBP: 0.380, SLG: 0.497 (8, PH) (9, 3)	1B																	3 0 2 0 0 0 1 1 0 0 0 0 0 1						
Darrell Porter, L OBP: 0.339, SLG: 0.416 Floyd Rayford, R OBP: 0.262, SLG: 0.385 Glenn Brummer, R OBP: 0.294, SLG: 0.317 (9, 2)	SF8																	2 0 1 2 0 1 2 1 0 0 0 0 1 1 0 0 0 0 0 0 0						
Willie McGee, S OBP: 0.319, SLG: 0.378 (1, 8)	L3																	4 0 1 1 0 1 2						
David Green, R OBP: 0.332, SLG: 0.410 (1, 9)																		4 0 0 0 0 2 1						
Ozzie Smith, S OBP: 0.304, SLG: 0.321 (1, 6)																		4 0 1 0 0 0 0						
Joaquin Andujar, S OBP: 0.105, SLG: 0.123 Neil Allen, R OBP: 0.114, SLG: 0.171 Bill Lyons, R OBP: 0.182, SLG: 0.182 (8, 4)	SH1-4																	1 0 0 0 0 0 0 0 0 0 0 0 0 0 2 0 0 0 0 0 0						
<b>Inning Stats</b>	R: 2 E: 0 K: 0 S: 6	H: 3 LOB: 1 BB: 0 P: 6	R: 0 E: 0 K: 0 S: 4	H: 1 LOB: 1 BB: 0 P: 4	R: 1 E: 0 K: 1 S: 6	H: 1 LOB: 1 BB: 1 P: 10	R: 0 E: 0 K: 1 S: 5	H: 0 LOB: 0 BB: 0 P: 5	R: 0 E: 0 K: 1 S: 6	H: 2 LOB: 2 BB: 1 P: 10	R: 0 E: 0 K: 0 S: 3	H: 0 LOB: 0 BB: 0 P: 3	R: 0 E: 0 K: 2 S: 9	H: 0 LOB: 0 BB: 0 P: 9	R: 1 E: 0 K: 0 S: 3	H: 2 LOB: 1 BB: 0 P: 3	R: 0 E: 0 K: 0 S: 3	H: 0 LOB: 0 BB: 0 P: 3	R: 1 E: 0 K: 0 S: 2	H: 1 LOB: 0 BB: 0 P: 2	1B: 6 2B: 1 3B: 2 HR: 1	SF: 1 SAC: 1 DP: 0 HBP: 0	WP: 0 PB: 0 SB: 1 CS: 0	PA: 39
<b>PITCHER</b>	IP WLS BF H R ER SO ERA WHIP	IP WLS BF H R ER SO ERA WHIP	IP WLS BF H R ER SO ERA WHIP	IP WLS BF H R ER SO ERA WHIP	IP WLS BF H R ER SO ERA WHIP	IP WLS BF H R ER SO ERA WHIP	IP WLS BF H R ER SO ERA WHIP	IP WLS BF H R ER SO ERA WHIP	IP WLS BF H R ER SO ERA WHIP	IP WLS BF H R ER SO ERA WHIP	IP WLS BF H R ER SO ERA WHIP	IP WLS BF H R ER SO ERA WHIP	IP WLS BF H R ER SO ERA WHIP	IP WLS BF H R ER SO ERA WHIP	IP WLS BF H R ER SO ERA WHIP	IP WLS BF H R ER SO ERA WHIP	IP WLS BF H R ER SO ERA WHIP	IP WLS BF H R ER SO ERA WHIP	IP WLS BF H R ER SO ERA WHIP	IP WLS BF H R ER SO ERA WHIP	IP WLS BF H R ER SO ERA WHIP	IP WLS BF H R ER SO ERA WHIP	IP WLS BF H R ER SO ERA WHIP	IP WLS BF H R ER SO ERA WHIP
Joe Niekro, R ERA: 3.41 Frank DiPino, L ERA: 2.69 Bill Dawley, R ERA: 2.57	6.0 3.0 0.1	WLS 11 L	BF 7 2 1	H 3 1	R 3 1	ER 3 1	SO 3 2	BB 2 0	IBB 0 0	HBP 0 0	BLK 0 0	WP 0 0	HR 0 0	S 30 15 2	P 38 15 2	ERA 4.50 3.00 27.00	WHIP 1.500 0.667 3.000							

Houston Astros @ St. Louis Cardinals  
 Busch Stadium, St. Louis, MO  
 Thu Aug 18 1983, 7:05 PM CDT  
 Att: 27,053 - Unknown

AB	35
R	5
H	10
RBI	5
BB	2
SO	5
LOB	12









Batter	1	2	3	4	5	6	7	8	9	AB	R	H	RBI	BB	SO	LOB	TOP			
Bill Doran, S OBP: 0.371, SLG: 0.333 (1, 4)	F7		E 1B		FC5-4 1B			L3		4	0	2	0	0	0	0				
Terry Puhl, L OBP: 0.355, SLG: 0.441 (1, 9)	F7		F2 1-2		F8			3-1		4	0	0	0	0	0	3				
Dickie Thon, R OBP: 0.353, SLG: 0.475 (1, 6)			5-3		FC5-4 1-2			5-3		4	0	1	0	0	0	3				
Phil Garner, R OBP: 0.316, SLG: 0.355 (1, 5)	F9			6-3		4-3			1-3	4	0	0	0	0	0	1				
Jose Cruz, L OBP: 0.389, SLG: 0.474 (1, 7)		L3		S BB		6-3		F9		3	0	0	0	1	0	0				
Ray Knight, R OBP: 0.364, SLG: 0.469 (1, 3)				F6 1-2		5-3			BB	3	0	1	0	1	0	1				
Jerry Mumphrey, S OBP: 0.327, SLG: 0.393 (1, 8)	F3			F8			G3	F8		4	0	0	0	0	0	3				
John Mizerock, L OBP: 0.292, SLG: 0.339 (1, 2)		4-3			1B			F9		3	0	1	0	0	0	1				
Bob Knepper, L OBP: 0.210, SLG: 0.288 Michael LaCoss, R OBP: 0.091, SLG: 0.063 Kevin Bass, S OBP: 0.245, SLG: 0.328 Dave Smith, R OBP: 0.245, SLG: 0.328 (1, 1)			F8		F8			F8		2	0	0	0	0	0	1				
										0	0	0	0	0	0	0				
										1	0	0	0	0	0	0				
										0	0	0	0	0	0	0				
<b>Inning Stats</b>	R: 0 E: 0 K: 0 S: 4	H: 1 LOB: 1 BB: 0 P: 4	R: 0 E: 0 K: 0 S: 4	H: 1 LOB: 1 BB: 0 P: 4	R: 0 E: 1 K: 0 S: 4	H: 1 LOB: 1 BB: 0 P: 4	R: 0 E: 0 K: 0 S: 3	H: 0 LOB: 1 BB: 1 P: 7	R: 0 E: 0 K: 0 S: 5	H: 2 LOB: 2 BB: 0 P: 5	R: 0 E: 0 K: 0 S: 3	H: 0 LOB: 0 BB: 0 P: 3	R: 0 E: 0 K: 0 S: 3	H: 0 LOB: 0 BB: 0 P: 3	R: 0 E: 0 K: 0 S: 3	H: 0 LOB: 1 BB: 1 P: 7	1B: 3 2B: 1 3B: 1 HR: 0	SF: 0 SAC: 0 DP: 0 HBP: 0	WP: 0 PB: 0 SB: 1 CS: 0	PA: 34
<b>PITCHER</b> John Stuper, R ERA: 3.72 (1, 1)	IP: 9.0 WLS: W BF: 34 H: 5 R: 0 ER: 0 SO: 0 BB: 2 IBB: 0 HBP: 0 BLK: 0 WP: 0 HR: 0 S: 32 P: 40 ERA: 0.00 WHIP: 0.778																			

Houston Astros @ St. Louis Cardinals  
Busch Stadium, St. Louis, MO  
Sat Aug 20 1983, 7:05 PM CDT  
Att: 41,539 - Unknown

AB 32  
R 0  
H 5  
RBI 0  
BB 2  
SO 0  
LOB 13



Batter	1	2	3	4	5	6	7	8	9	AB	R	H	RBI	BB	SO	LOB	BOTTOM			
Lonnie Smith, R OBP: 0.387, SLG: 0.452 Ken Oberkfell, L OBP: 0.373, SLG: 0.368 (1, 7)	F8		F4 BB	4-0 BB		FC6-4 1-2				3	0	0	1	1	0	2				
Ozzie Smith, S OBP: 0.305, SLG: 0.321 (1, 6)	K		S 2B	5-3			SH3-4 BB			3	1	1	0	1	1	3				
David Green, R OBP: 0.328, SLG: 0.413 (1, 9)			K 2-H		K		SH3-4 1-2			3	1	1	1	0	2	0				
George Hendrick, R OBP: 0.382, SLG: 0.495 (1, 3)			F8		F8		F3			3	0	1	0	1	0	1				
Floyd Rayford, R OBP: 0.261, SLG: 0.378 Andy Van Slyke, L OBP: 0.373, SLG: 0.487 (1, 5)	FC6-4 1-2			F8	G6-4-3 1B		G3			3	0	0	0	0	0	2				
Andy Van Slyke, L OBP: 0.373, SLG: 0.487 (7, 7)				F8	G6-4-3 1-2		G3			1	0	0	0	0	0	1				
Willie McGee, S OBP: 0.315, SLG: 0.372 (1, 8)			K		E5 S 1B BB		K		F6	4	1	0	0	0	2	0				
Bill Lyons, R OBP: 0.231, SLG: 0.308 (1, 4)			F8		BB S 1B		F9			4	0	2	0	0	0	0				
Glenn Brummer, R OBP: 0.310, SLG: 0.313 (1, 2)					BB S 1B		BB		K	1	0	0	0	3	1	1				
John Stuper, R OBP: 0.167, SLG: 0.125 (1, 1)			K		K		FC6-4 1-2 BB		6-3	3	0	0	0	1	2	5				
<b>Inning Stats</b>	R: 1 E: 0 K: 1 S: 6	H: 1 LOB: 1 BB: 1 P: 10	R: 0 E: 0 K: 2 S: 7	H: 0 LOB: 1 BB: 1 P: 11	R: 1 E: 0 K: 1 S: 6	H: 1 LOB: 0 BB: 0 P: 6	R: 1 E: 1 K: 1 S: 7	H: 1 LOB: 3 BB: 2 P: 15	R: 0 E: 0 K: 1 S: 5	H: 1 LOB: 0 BB: 0 P: 5	R: 0 E: 0 K: 1 S: 5	H: 0 LOB: 2 BB: 2 P: 13	R: 0 E: 0 K: 0 S: 3	H: 0 LOB: 1 BB: 1 P: 7	R: 0 E: 0 K: 1 S: 6	H: 1 LOB: 1 BB: 0 P: 6	1B: 2 2B: 1 3B: 1 HR: 1	SF: 0 SAC: 1 DP: 1 HBP: 0	WP: 0 PB: 0 SB: 4 CS: 0	PA: 36
<b>PITCHER</b> Bob Knepper, L ERA: 3.35 Michael LaCoss, R ERA: 4.89 Dave Smith, R ERA: 2.81 (1, 1)	IP: 5.2 WLS: L BF: 27 H: 4 R: 3 ER: 2 SO: 7 BB: 6 IBB: 0 HBP: 0 BLK: 0 WP: 0 HR: 1 S: 35 P: 59 ERA: 3.18 WHIP: 1.765																			
<b>PITCHER</b>	IP: 0.1 WLS: 1 BF: 1 H: 0 R: 0 ER: 0 SO: 0 BB: 0 IBB: 0 HBP: 0 BLK: 0 WP: 0 HR: 0 S: 1 P: 1 ERA: 0.00 WHIP: 0.000																			
<b>PITCHER</b> Dave Smith, R ERA: 2.81 (7, 1)	IP: 2.0 WLS: 8 BF: 1 H: 0 R: 0 ER: 0 SO: 1 BB: 1 IBB: 0 HBP: 0 BLK: 0 WP: 0 HR: 0 S: 9 P: 13 ERA: 0.00 WHIP: 1.000																			

Houston Astros @ St. Louis Cardinals  
Busch Stadium, St. Louis, MO  
Sat Aug 20 1983, 7:05 PM CDT  
Att: 41,539 - Unknown

AB 28  
R 3  
H 5  
RBI 2  
BB 7  
SO 8  
LOB 15





Batter	1	2	3	4	5	6	7	8	9	AB	R	H	RBI	BB	SO	LOB	TOP											
Bill Doran, S OBP: 0.374, SLG: 0.337 (1, 4)	0-0 FC3-6 1B		0-0 F8		0-0 1B		0-0 1-3		0-0 1B	5	0	3	0	0	0	2												
Terry Puhl, L OBP: 0.352, SLG: 0.438 (1, 9)	0-0 FC3-6 1-2		0-0 F2		0-0 6-3			0-0 F6	0-0 1-2 1B	5	0	1	0	0	0	2												
Dickie Thon, R OBP: 0.350, SLG: 0.470 (1, 6)	0-3 K		0-3 K			0-0 F9		0-0 F8	0-0 4-3	5	0	0	0	0	2	3												
Jose Cruz, L OBP: 0.388, SLG: 0.479 (1, 7)	0-0 1-3			0-0 3-1		0-0 3-1			HR	4	1	1	1	0	0	1												
Ray Knight, R OBP: 0.365, SLG: 0.472 (1, 3)		0-0 SF8 1B		0-0 F4		0-0 F3			WP 2B	4	1	2	0	0	0	0												
Denny Walling, L OBP: 0.309, SLG: 0.338 (1, 5)		0-0 E3 1-3						0-0 E1 1B	4-0 BB	3	0	2	0	1	0	1												
Jerry Mumphrey, S OBP: 0.327, SLG: 0.392 (1, 8)		0-0 SF8 3-H		0-3 K				0-0 F5		3	0	1	1	0	1	3												
John Mizerock, L OBP: 0.279, SLG: 0.322 Craig Reynolds, L OBP: 0.297, SLG: 0.323 (9, PH)		0-0 F9			0-3 K			0-0 F9		3	0	0	0	0	1	3												
Nolan Ryan, R OBP: 0.091, SLG: 0.057 Harry Spilman, L OBP: 0.227, SLG: 0.267 (7, PH) Vern Ruhle, R OBP: 0.250, SLG: 0.143 (9, PH) Kevin Bass, S OBP: 0.243, SLG: 0.326 (9, PH)		0-3 K			0-0 F9			0-0 F8		2	0	0	0	0	1	1												
										1	0	0	0	0	0	2												
										0	0	0	0	0	0	0												
										1	0	0	0	0	0	0												
<b>Inning Stats</b>	R: 0 E: 0 K: 1 S: 6	H: 1 LOB: 1 BB: 0 P: 6	R: 1 E: 1 K: 1 S: 7	H: 1 LOB: 1 BB: 0 P: 7	R: 0 E: 0 K: 1 S: 5	H: 0 LOB: 0 BB: 0 P: 5	R: 0 E: 0 K: 1 S: 6	H: 1 LOB: 1 BB: 0 P: 6	R: 0 E: 0 K: 0 S: 3	H: 0 LOB: 0 BB: 0 P: 3	R: 0 E: 1 K: 0 S: 5	H: 2 LOB: 2 BB: 0 P: 5	R: 1 E: 0 K: 0 S: 5	H: 2 LOB: 2 BB: 1 P: 9	R: 0 E: 0 K: 0 S: 5	H: 2 LOB: 2 BB: 0 P: 5	1B: 8 2B: 1 3B: 0 HR: 1	SF: 1 SAC: 0 DP: 0 HBP: 0	WP: 1 PB: 0 SB: 0 CS: 0	PA: 39								
<b>PITCHER</b>	IP	WLS	BF	H	R	ER	SO	BB	IBB	HBP	BLK	WP	HR	S	P	ERA	WHIP											
Danny Cox, R ERA: 2.57 Neil Allen, R ERA: 3.87 Bruce Sutter, R ERA: 4.14	(1, 1)	7.2	W	32	8	2	1	5	0	0	0	0	1	42	42	1.17	1.043											
	(8, 1)	1.0		6	2	0	0	0	1	0	0	0	1	0	5	9	0.00	3.000										
	(9, 1)	0.1	S	1	0	0	0	0	0	0	0	0	0	0	1	1	0.00	0.000										

Houston Astros @ St. Louis Cardinals  
 Busch Stadium, St. Louis, MO  
 Sun Aug 21 1983, 3:33 AM CDT  
 Att: 31,962 - Unknown

AB 37  
 R 2  
 H 10  
 RBI 2  
 BB 1  
 SO 5  
 LOB 18



Batter	1	2	3	4	5	6	7	8	9	AB	R	H	RBI	BB	SO	LOB	BOTTOM										
Lonnie Smith, R OBP: 0.391, SLG: 0.457 (1, 7)	0-0 1B 2B		0-0 5-3			4-0 6-3 1B BB		0-0 1-2 1B		3	2	2	1	1	0	0											
Willie McGee, S OBP: 0.316, SLG: 0.373 (1, 8)	0-0 1B 2-H		0-0 5-3			0-0 6-3 1-3		0-0 1-3 2-H 1B		4	1	2	2	0	0	1											
Andy Van Slyke, L OBP: 0.368, SLG: 0.479 (1, 5)	0-1 CI 1B 1-2		0-0 P4		0-3 K			0-0 P4		3	0	0	0	0	1	1											
George Hendrick, R OBP: 0.387, SLG: 0.500 (1, 3)	0-0 BB 1-3 2-H 1B		0-0 G6-4-3 1B		0-0 G6-4-3 1B			0-0 1B		4	0	4	2	0	0	0											
Dane Iorg, L OBP: 0.333, SLG: 0.386 David Green, R OBP: 0.328, SLG: 0.413 (7, PR) (8, 9)	0-3 K		0-0 G6-4-3 1-2		0-0 F7			0-0 G6-4-3 1B		4	0	1	0	0	1	4											
										0	0	0	0	0	0	0											
Darrell Porter, L OBP: 0.344, SLG: 0.421 (1, 2)	0-3 K			0-0 4-3 CS 2B				0-3 K	0-0 G6-4-3 1-2	4	0	1	0	0	2	4											
Ken Oberkfell, L OBP: 0.372, SLG: 0.365 (1, 4)	4-0 FC6-4 1-2 BB			0-0 4-3				0-0 F9		3	0	0	0	1	0	1											
Mike Ramsey, S OBP: 0.311, SLG: 0.328 (1, 6)	0-0 FC6-4 1-2			4-0 BB				0-0 1B 1B		3	1	1	0	1	0	3											
Danny Cox, R OBP: 0.111, SLG: 0.111 Neil Allen, R OBP: 0.111, SLG: 0.167 Bruce Sutter, R ERA: 4.12 (8, 1) (9, 1)		0-3 K		0-0 6-3				0-0 1B 1B	0-3 K	3	1	1	0	0	1	1											
										1	0	0	0	0	1	0											
										0	0	0	0	0	0	0											
<b>Inning Stats</b>	R: 2 E: 1 K: 2 S: 11	H: 3 LOB: 3 BB: 1 P: 15	R: 0 E: 0 K: 1 S: 5	H: 0 LOB: 0 BB: 0 P: 5	R: 0 E: 0 K: 0 S: 3	H: 1 LOB: 0 BB: 0 P: 3	R: 0 E: 0 K: 0 S: 3	H: 1 LOB: 1 BB: 1 P: 7	R: 1 E: 0 K: 1 S: 6	H: 1 LOB: 1 BB: 1 P: 10	R: 2 E: 0 K: 1 S: 8	H: 4 LOB: 2 BB: 0 P: 8	R: 0 E: 0 K: 0 S: 4	H: 2 LOB: 2 BB: 0 P: 4	R: 0 E: 0 K: 1 S: 5	H: 0 LOB: 0 BB: 0 P: 5	1B: 10 2B: 2 3B: 0 HR: 0	SF: 0 SAC: 0 DP: 2 HBP: 0	WP: 0 PB: 0 SB: 1 CS: 1	PA: 36							
<b>PITCHER</b>	IP	WLS	BF	H	R	ER	SO	BB	IBB	HBP	BLK	WP	HR	S	P	ERA	WHIP										
Nolan Ryan, R ERA: 2.51 Vern Ruhle, R ERA: 4.12	(1, 1)	6.0	L	29	10	5	4	5	3	0	0	0	0	36	48	6.00	2.167										
	(7, 1)	2.0		7	2	0	0	1	0	0	0	0	0	9	9	0.00	1.000										

Houston Astros @ St. Louis Cardinals  
 Busch Stadium, St. Louis, MO  
 Sun Aug 21 1983, 3:33 AM CDT  
 Att: 31,962 - Unknown

AB 32  
 R 5  
 H 12  
 RBI 5  
 BB 3  
 SO 6  
 LOB 15





Batter	1	2	3	4	5	6	7	8	9	AB	R	H	RBI	BB	SO	LOB	TOP										
Tony Scott, S OBP: 0.274, SLG: 0.295	F9	K					F9		1B	3	0	0	0	1	1	3											
Terry Puhl, L OBP: 0.354, SLG: 0.442									1B	1	1	1	0	0	0	0											
Bill Doran, S OBP: 0.372, SLG: 0.338		F9					F8		F5	5	0	1	0	0	0	5											
Dickie Thon, R OBP: 0.348, SLG: 0.467	F8						FC4-6		F9	5	1	1	0	0	1	2											
Phil Garner, R OBP: 0.317, SLG: 0.353										2	0	0	0	2	0	1											
Jose Cruz, L OBP: 0.387, SLG: 0.478							F4		K	1	0	0	0	0	1	2											
Ray Knight, R OBP: 0.365, SLG: 0.471										5	0	2	2	0	0	3											
Craig Reynolds, L OBP: 0.297, SLG: 0.323	L9									0	0	0	0	0	0	0											
Kevin Bass, S OBP: 0.241, SLG: 0.329										5	1	1	0	0	1	3											
Frank DiPino, L OBP: 0.400, SLG: 0.500										0	0	0	0	0	0	0											
Jerry Mumphy, S OBP: 0.329, SLG: 0.394										4	1	2	0	0	0	2											
Alan Ashby, S OBP: 0.308, SLG: 0.417										4	1	2	0	0	0	1											
Mike Scott, R OBP: 0.111, SLG: 0.111										2	0	1	1	0	0	1											
Michael LaCoss, R OBP: 0.099, SLG: 0.099										0	0	0	0	0	0	0											
Tim Lincecum, R OBP: 0.274, SLG: 0.387										0	0	0	0	0	1	0											
Vern Ruhle, R OBP: 0.145, SLG: 0.145										0	0	0	0	0	0	0											
Denny Walling, L OBP: 0.317, SLG: 0.387										1	1	1	3	0	0	0											
<b>Inning Stats</b>	R: 0 E: 0 K: 0 S: 4	H: 1 LOB: 2 BB: 1 P: 8	R: 1 E: 0 K: 1 S: 8	H: 3 LOB: 2 BB: 0 P: 8	R: 0 E: 0 K: 1 S: 5	H: 0 LOB: 0 BB: 0 P: 5	R: 0 E: 0 K: 0 S: 4	H: 1 LOB: 1 BB: 0 P: 4	R: 0 E: 0 K: 0 S: 3	H: 0 LOB: 1 BB: 1 P: 7	R: 0 E: 0 K: 0 S: 3	H: 0 LOB: 1 BB: 1 P: 7	R: 0 E: 0 K: 0 S: 3	H: 0 LOB: 1 BB: 1 P: 7	R: 5 E: 0 K: 2 S: 13	H: 6 LOB: 1 BB: 0 P: 13	1B: 8 2B: 3 3B: 0 HR: 1	SF: 0 SAC: 0 DP: 0 HBP: 0	WP: 0 PB: 0 SB: 1 CS: 0	PA: 42							
<b>PITCHER</b>	IP	WLS	BF	H	R	ER	SO	BB	IBB	HBP	BLK	WP	HR	S	P	ERA	WHIP										
John Candelaria, L ERA: 3.63	8.0		36	9	4	4	2	4	0	0	0	0	1	36	52	4.50	1.625										
Cecilio Guante, R ERA: 3.03	0.1		2	1	0	0	0	0	0	0	0	0	0	2	2	0.00	3.000										
Kent Tekulve, R ERA: 1.85	0.0	L	1	1	0	0	0	0	0	0	0	0	0	1	1	∞	∞										
Rod Scury, L ERA: 5.13	0.2		3	1	2	2	2	0	0	0	0	0	0	7	7	27.00	1.500										

Houston Astros @ Pittsburgh Pirates  
Three Rivers Stadium, Pittsburgh, PA  
Tue Aug 23 1983, 7:05 PM EDT  
Unknown

AB	38
R	6
H	12
RBI	6
BB	4
SO	4
LOB	23



Batter	1	2	3	4	5	6	7	8	9	AB	R	H	RBI	BB	SO	LOB	BOTTOM										
Marvell Wynne, L OBP: 0.337, SLG: 0.392	4-3									4	0	1	0	0	0	1											
Lee Lacy, R OBP: 0.335, SLG: 0.412										0	0	0	0	1	0	0											
Johnny Ray, S OBP: 0.316, SLG: 0.397										4	0	1	0	0	0	2											
Jim Morrison, R OBP: 0.374, SLG: 0.559										1	0	0	0	0	0	1											
Bill Madlock, R OBP: 0.385, SLG: 0.455										5	1	1	0	0	1	2											
Jason Thompson, L OBP: 0.388, SLG: 0.434										3	2	1	0	2	0	1											
Dave Parker, L OBP: 0.299, SLG: 0.400										4	2	2	2	0	0	2											
Doug Frobel, L OBP: 0.353, SLG: 0.677										4	0	2	1	0	1	2											
Tony Peña, R OBP: 0.329, SLG: 0.418										4	0	1	2	0	1	2											
Dale Berra, R OBP: 0.313, SLG: 0.347										3	0	1	0	1	0	2											
John Candelaria, L OBP: 0.232, SLG: 0.157										4	0	0	0	0	2	5											
Cecilio Guante, R OBP: 0.167, SLG: 0.118										0	0	0	0	0	0	0											
Kent Tekulve, R										0	0	0	0	0	0	0											
Rod Scury, L										0	0	0	0	0	0	0											
<b>Inning Stats</b>	R: 0 E: 0 K: 0 S: 3	H: 0 LOB: 0 BB: 0 P: 3	R: 2 E: 0 K: 1 S: 8	H: 3 LOB: 1 BB: 0 P: 8	R: 0 E: 0 K: 1 S: 3	H: 1 LOB: 0 BB: 0 P: 3	R: 0 E: 0 K: 1 S: 6	H: 1 LOB: 1 BB: 0 P: 6	R: 0 E: 0 K: 0 S: 6	H: 1 LOB: 1 BB: 1 P: 6	R: 3 E: 1 K: 0 S: 6	H: 3 LOB: 1 BB: 1 P: 10	R: 0 E: 0 K: 0 S: 4	H: 1 LOB: 2 BB: 1 P: 8	R: 0 E: 0 K: 1 S: 5	H: 0 LOB: 1 BB: 1 P: 9	R: 0 E: 0 K: 1 S: 5	H: 0 LOB: 1 BB: 1 P: 9	1B: 7 2B: 1 3B: 2 HR: 0	SF: 0 SAC: 0 DP: 1 HBP: 0	WP: 0 PB: 0 SB: 0 CS: 0	PA: 40					
<b>PITCHER</b>	IP	WLS	BF	H	R	ER	SO	BB	IBB	HBP	BLK	WP	HR	S	P	ERA	WHIP										
Mike Scott, R ERA: 3.92	5.0		23	5	0	0	3	1	0	0	0	0	0	28	32	9.00	1.800										
Michael LaCoss, R ERA: 4.83	1.0		4	1	0	0	0	0	0	0	0	0	0	4	4	0.00	1.000										
Vern Ruhle, R ERA: 4.02	2.0	W	9	1	0	0	1	2	0	0	0	0	0	9	17	0.00	1.500										
Frank DiPino, L ERA: 2.63	1.0	S	4	0	0	0	1	1	0	0	0	0	0	5	9	0.00	1.000										

Houston Astros @ Pittsburgh Pirates  
Three Rivers Stadium, Pittsburgh, PA  
Tue Aug 23 1983, 7:05 PM EDT  
Unknown

AB	36
R	5
H	10
RBI	5
BB	4
SO	5
LOB	20









Batter	1	2	3	4	5	6	7	8	9	AB	R	H	RBI	BB	SO	LOB	TOP					
Bill Doran, S OBP: 0.370, SLG: 0.342 (1, 4)										6	1	1	1	0	1	6						
Terry Puhl, L OBP: 0.358, SLG: 0.443 (1, 9)										5	1	2	0	1	0	0						
Dickie Thon, R OBP: 0.351, SLG: 0.474 (1, 6)										6	2	3	1	0	0	3						
Jose Cruz, L OBP: 0.386, SLG: 0.475 (1, 7)										5	1	1	0	0	2	3						
Ray Knight, R OBP: 0.361, SLG: 0.463 (1, 3)										3	1	0	1	1	1	2						
Phil Garner, R OBP: 0.324, SLG: 0.363 Craig Reynolds, L OBP: 0.292, SLG: 0.317 (1, 5) (7, 5)										4	2	3	1	0	0	0						
Jerry Mumphy, S OBP: 0.332, SLG: 0.401 (1, 8)										4	1	3	2	1	0	0						
John Mizerock, L OBP: 0.303, SLG: 0.328 (1, 2)										3	1	1	0	2	0	3						
Mike Madden, L OBP: 0.125, SLG: 0.067 Michael LaCoss, R OBP: 0.116, SLG: 0.091 (1, 1) (7, 1)										4	0	1	2	0	3	5						
<b>Inning Stats</b>	R: 1 E: 0 K: 1 S: 6	H: 1 LOB: 0 BB: 0 P: 6	R: 0 E: 0 K: 1 S: 6	H: 1 LOB: 2 BB: 1 P: 10	R: 5 E: 1 K: 0 S: 9	H: 6 LOB: 2 BB: 1 P: 13	R: 0 E: 0 K: 0 S: 3	H: 0 LOB: 0 BB: 0 P: 3	R: 1 E: 0 K: 1 S: 6	H: 1 LOB: 2 BB: 2 P: 14	R: 0 E: 0 K: 2 S: 7	H: 0 LOB: 1 BB: 1 P: 11	R: 1 E: 0 K: 1 S: 7	H: 2 LOB: 1 BB: 0 P: 7	R: 1 E: 0 K: 2 S: 9	H: 2 LOB: 1 BB: 0 P: 9	R: 1 E: 0 K: 0 S: 6	H: 3 LOB: 2 BB: 0 P: 6	1B: 9 2B: 5 3B: 0 HR: 2	SF: 1 SAC: 0 DP: 0 HBP: 0	WP: 0 PB: 0 SB: 2 CS: 0	PA: 48
<b>PITCHER</b>	IP	WLS	BF	H	R	ER	SO	BB	IBB	HBP	BLK	WP	HR	S	P	ERA	WHIP					
Rick Rhoden, R ERA: 3.36 (1, 1)	2.2	L	18	8	6	2	2	1	1	0	0	0	2	20	28	6.75	3.375					
Jim Blalby, R ERA: 6.9 (3, 1)	3.1		14	1	1	1	3	3	0	0	0	0	0	17	29	2.70	1.200					
Dave Tomlin, L ERA: 6.75 (7, 1)	1.0		5	2	1	1	1	0	0	0	0	0	0	7	7	9.00	2.000					
Manny Sarmiento, R ERA: 3.32 (8, 1)	2.0		11	5	2	2	2	0	0	0	0	0	0	15	15	9.00	2.500					

Houston Astros @ Pittsburgh Pirates  
Three Rivers Stadium, Pittsburgh, PA  
Wed Aug 24 1983, 7:05 PM EDT  
Att: 14,279 - Unknown

livebaseballscores.com

AB 42  
R 10  
H 16  
RBI 9  
BB 5  
SO 8  
LOB 23

Batter	1	2	3	4	5	6	7	8	9	AB	R	H	RBI	BB	SO	LOB	BOTTOM					
Lee Lacy, R OBP: 0.337, SLG: 0.410 (1, 8)										3	0	1	0	1	0	1						
Lee Mazzilli, S OBP: 0.376, SLG: 0.353 (1, 3)										3	1	0	0	1	1	3						
Bill Madlock, R OBP: 0.385, SLG: 0.452 (1, 5)										4	0	1	0	0	0	1						
Jim Morrison, R OBP: 0.369, SLG: 0.543 (1, 4)										3	1	0	1	1	0	1						
Dave Parker, L OBP: 0.298, SLG: 0.404 (1, 9)										4	1	1	2	0	1	1						
Tony Peña, R OBP: 0.329, SLG: 0.416 (1, 2)										4	1	1	0	0	0	0						
Brian Harper, R OBP: 0.220, SLG: 0.458 (1, 7)										3	0	1	0	0	0	0						
Dale Berra, R OBP: 0.310, SLG: 0.342 (1, 6)										3	0	0	0	0	0	1						
Rick Rhoden, R OBP: 0.138, SLG: 0.152 (3, 1) Jim Blalby, R OBP: 0.117, SLG: 0.111 (6, 1) Doug Frobel, L OBP: 0.371, SLG: 0.677 (7, 1) Dave Tomlin, L OBP: 0.194, SLG: 0.330 (7, 1) Richie Hebner, L OBP: 0.194, SLG: 0.330 (8, 1)										0	0	0	0	0	0	0						
<b>Inning Stats</b>	R: 0 E: 0 K: 0 S: 2	H: 0 LOB: 0 BB: 1 P: 6	R: 0 E: 0 K: 1 S: 5	H: 0 LOB: 0 BB: 0 P: 5	R: 0 E: 0 K: 0 S: 3	H: 0 LOB: 0 BB: 0 P: 3	R: 1 E: 1 K: 0 S: 4	H: 1 LOB: 1 BB: 1 P: 8	R: 0 E: 0 K: 0 S: 3	H: 0 LOB: 0 BB: 0 P: 3	R: 0 E: 0 K: 1 S: 5	H: 0 LOB: 1 BB: 1 P: 9	R: 3 E: 0 K: 0 S: 5	H: 3 LOB: 0 BB: 1 P: 9	R: 0 E: 0 K: 0 S: 3	H: 1 LOB: 0 BB: 0 P: 3	R: 0 E: 0 K: 0 S: 3	H: 0 LOB: 0 BB: 0 P: 3	1B: 4 2B: 0 3B: 0 HR: 1	SF: 0 SAC: 0 DP: 3 HBP: 0	WP: 0 PB: 0 SB: 0 CS: 0	PA: 33
<b>PITCHER</b>	IP	WLS	BF	H	R	ER	SO	BB	IBB	HBP	BLK	WP	HR	S	P	ERA	WHIP					
Mike Madden, L ERA: 2.27 (1, 1)	6.0	W	23	2	3	3	2	4	0	0	0	0	0	23	39	4.50	1.000					
Michael LaCoss, R ERA: 4.79 (7, 1)	3.0	S	10	3	1	1	0	0	0	0	0	0	0	10	10	3.00	1.000					

Houston Astros @ Pittsburgh Pirates  
Three Rivers Stadium, Pittsburgh, PA  
Wed Aug 24 1983, 7:05 PM EDT  
Att: 14,279 - Unknown

livebaseballscores.com

AB 29  
R 4  
H 5  
RBI 3  
BB 4  
SO 2  
LOB 8



Batter	1	2	3	4	5	6	7	8	9	AB	R	H	RBI	BB	SO	LOB	TOP			
Bill Doran, S OBP: 0.373, SLG: 0.342 (1, 4)	F8		K			WP SF7 1B BB		1B BB		3	2	1	0	2	1	1	<b>Houston Astros @ Pittsburgh Pirates</b> Three Rivers Stadium, Pittsburgh, PA Thu Aug 25 1983, 7:05 PM EDT Att: 11,019 - Unknown <a href="http://livebaseballscorecards.com">livebaseballscorecards.com</a>			
Terry Puhl, L OBP: 0.357, SLG: 0.441 (1, 9) Tim Tolman, R OBP: 0.263, SLG: 0.375 (9, PH)	4-3			6-3		4-3 WP 1B		F5	4-3	4	0	1	0	0	0	1				
Dickie Thon, R OBP: 0.348, SLG: 0.471 (1, 6)	K			K		SF7		L6		3	0	0	1	0	2	1				
Jose Cruz, L OBP: 0.387, SLG: 0.474 (1, 7)		6-3		BLK BB		4-3		1B		3	0	1	0	1	0	1				
Ray Knight, R OBP: 0.360, SLG: 0.461 (1, 3)	K			L9		6-3		1B		4	0	1	1	0	1	2				
Phil Garner, R OBP: 0.323, SLG: 0.362 (1, 5)	K					4-3 1B		FC5-4		4	0	1	0	0	2	2				
Jerry Mumphy, S OBP: 0.334, SLG: 0.402 (1, 8)						K		1B		4	0	2	0	0	1	1				
Alan Ashby, S OBP: 0.307, SLG: 0.427 (1, 2)			K			4-3		F8		4	1	1	1	0	1	3				
Bob Knepper, L OBP: 0.203, SLG: 0.279 (1, 1) Kevin Bass, S OBP: 0.240, SLG: 0.326 (7, PH) Dave Smith, R OBP: 0.313, SLG: 0.382 (9, PH)			K			L8		K		2	0	0	0	0	2	2				
Denny Walling, L OBP: 0.313, SLG: 0.382 (9, PH)			K					K		1	0	0	0	0	0	1				
<b>Inning Stats</b>	R: 0 E: 0 K: 1 S: 5	H: 0 LOB: 0 BB: 0 P: 5	R: 0 E: 0 K: 2 S: 7	H: 0 LOB: 0 BB: 0 P: 7	R: 0 E: 0 K: 3 S: 10	H: 1 LOB: 1 BB: 0 P: 10	R: 0 E: 0 K: 1 S: 5	H: 0 LOB: 1 BB: 1 P: 9	R: 0 E: 0 K: 2 S: 8	H: 0 LOB: 0 BB: 0 P: 8	R: 0 E: 0 K: 1 S: 6	H: 1 LOB: 1 BB: 0 P: 6	R: 1 E: 0 K: 0 S: 6	H: 3 LOB: 2 BB: 0 P: 6	R: 1 E: 0 K: 1 S: 6	H: 1 LOB: 1 BB: 1 P: 10	1B: 7 2B: 0 3B: 0 HR: 1	SF: 1 SAC: 0 DP: 0 HBP: 0	WP: 1 PB: 0 SB: 0 CS: 0	PA: 38
<b>PITCHER</b>	IP WLS BF H R ER SO BB IBB HBP BLK WP HR S P ERA WHIP																			
Jose DeLeon, R ERA: 2.08 (1, 1)	8.2 W 37 8 3 3 11 3 0 0 0 1 1 56 68 3.12 1.269																			
Rod Scurrey, L ERA: 5.1 (9, 1)	0.1 S 1 0 0 0 0 0 0 0 0 0 0 0 1 1 0.00 0.000																			

Batter	1	2	3	4	5	6	7	8	9	AB	R	H	RBI	BB	SO	LOB	BOTTOM			
Lee Lacy, R OBP: 0.343, SLG: 0.410 (1, 8) (7, 7)	S 2B BB	1B			5-3			BB		2	1	1	0	2	0	0	<b>Houston Astros @ Pittsburgh Pirates</b> Three Rivers Stadium, Pittsburgh, PA Thu Aug 25 1983, 7:05 PM EDT Att: 11,019 - Unknown <a href="http://livebaseballscorecards.com">livebaseballscorecards.com</a>			
Jim Morrison, R OBP: 0.374, SLG: 0.550 (1, 4)	6-3 1H	1B			F9		L6-4			4	0	2	2	0	0	2				
Bill Madlock, R OBP: 0.384, SLG: 0.449 (1, 5)	6-3 2-3	K			6-3			E SF8 BB		3	1	0	0	1	1	3				
Jason Thompson, L OBP: 0.382, SLG: 0.427 (1, 3)	G3		K			L6		SF8		3	0	0	1	0	1	1				
Dave Parker, L OBP: 0.298, SLG: 0.406 (1, 9) Doug Frobel, L OBP: 0.361, SLG: 0.656 (8, 9)	K		K			1B 2B		F5		3	1	1	0	0	2	1				
Tony Peña, R OBP: 0.330, SLG: 0.424 (1, 2)		HR			F9		L6-3	L5		4	1	2	2	0	0	0				
Brian Harper, R OBP: 0.214, SLG: 0.445 (1, 7) Marvell Wynne, L OBP: 0.336, SLG: 0.387 (7, 8)		F8			6-3		L6-3			3	0	0	0	0	0	1				
Dale Berra, R OBP: 0.310, SLG: 0.340 (1, 6)		F7			F9			L6-4 SH1-4 BB		2	0	0	0	1	0	0				
Jose DeLeon, R Rod Scurrey, L		1B BB			K		SH1-4			1	1	0	0	1	1	0				
<b>Inning Stats</b>	R: 1 E: 0 K: 1 S: 6	H: 1 LOB: 1 BB: 1 P: 10	R: 2 E: 0 K: 1 S: 8	H: 3 LOB: 2 BB: 1 P: 12	R: 0 E: 0 K: 2 S: 7	H: 0 LOB: 0 BB: 0 P: 7	R: 0 E: 0 K: 1 S: 5	H: 0 LOB: 0 BB: 0 P: 5	R: 0 E: 0 K: 0 S: 3	H: 0 LOB: 0 BB: 0 P: 3	R: 1 E: 0 K: 0 S: 4	H: 2 LOB: 1 BB: 0 P: 4	R: 0 E: 0 K: 0 S: 2	H: 0 LOB: 2 BB: 2 P: 10	R: 1 E: 1 K: 0 S: 3	H: 0 LOB: 0 BB: 1 P: 7		1B: 3 2B: 4 3B: 0 HR: 1	SF: 1 SAC: 1 DP: 2 HBP: 0	WP: 0 PB: 0 SB: 1 CS: 0
<b>PITCHER</b>	IP WLS BF H R ER SO BB IBB HBP BLK WP HR S P ERA WHIP																			
Bob Knepper, L ERA: 3.44 (1, 1)	6.0 L 25 6 4 4 5 2 0 0 0 0 0 0 1 33 41 6.00 1.333																			
Dave Smith, R ERA: 2.72 (7, 1)	2.0 8 0 1 0 0 3 0 0 0 0 0 0 5 17 0.00 1.500																			







Batter	1	2	3	4	5	6	7	8	9	AB	R	H	RBI	BB	SO	LOB	TOP											
<b>Thad Bosley, L</b> OBP: 0.500, SLG: 0.690 <b>Gary Woods, R</b> OBP: 0.283, SLG: 0.307 (1, 7) X (8, PR) (8, 7)	0-0 1B 23 PB	0-0 G3		0-3 K		0-3 K		0-0 CS 1B	0-0 FC5-4	5	1	2	0	0	2	3												
<b>Larry Bowa, S</b> OBP: 0.398, SLG: 0.338 (1, 6) X	0-0 23 SH2-3 23 PB WP		0-0 1B	0-3 K			0-0 23 6-3 23 S 1B	0-0 23 1B WP		5	4	4	0	0	1	1												
<b>23 Ryne Sandberg, R</b> OBP: 0.315, SLG: 0.368 (1, 4) X	0-0 SH2-3		0-3 K		0-0 5-3		0-0 6-3	0-0 WP 1B		4	0	1	0	0	1	2												
<b>Leon Durham, L</b> OBP: 0.387, SLG: 0.481 (1, 9) X	0-0 3-H BB		0-3 K		0-0 G3		0-0 E S WP 1B	4-0 FC5-4 1B		3	1	1	1	2	1	1												
<b>Ron Cey, R</b> OBP: 0.348, SLG: 0.448 <b>Tom Verzyer, R</b> OBP: 0.224, SLG: 0.256 (1, 5) X (7, PR) (7, 5)	0-0 F3		0-0 3B 1B		0-0 F4		0-0 FC5-4 BB 1B	0-0 FC5-4		3	1	1	1	1	0	1												
<b>Mel Hall, L</b> OBP: 0.351, SLG: 0.455 (1, 8) X	0-0 4-3		0-0 2-H 3B		0-0 6-3		0-0 FC5-4 BB		0-0 4-3 SF7	4	1	2	1	1	0	1												
<b>Jody Davis, R</b> OBP: 0.307, SLG: 0.474 (1, 2) X		0-0 F8	0-3 K		0-0 5-3		0-0 FC5-4 BB		0-0 4-3	5	0	0	0	0	1	4												
<b>Carmelo Martinez, R</b> OBP: 0.333, SLG: 0.900 (1, 3) X		0-0 FC6-4 1B		0-0 5-3		0-0 HR		0-0 4-3	0-0 SF7	4	1	2	2	0	0	2												
<b>Dick Ruthven, R</b> OBP: 0.235, SLG: 0.260 <b>Craig Lefferts, L</b> OBP: 0.158, SLG: 0.111 <b>Bill Campbell, R</b> OBP: 0.111, SLG: 0.111 (1, 1) X (7, 1) X (7, 1) X		0-0 FC6-4		0-0 1B		0-0 WP 1B		0-0 F8	0-0 FC5-4 1B	3	0	2	0	0	0	1												
<b>Inning Stats</b>	R: 2 E: 0 K: 0 S: 5	H: 2 LOB: 1 BB: 1 P: 9	R: 0 E: 0 K: 0 S: 4	H: 1 LOB: 1 BB: 0 P: 4	R: 2 E: 0 K: 3 S: 12	H: 3 LOB: 1 BB: 0 P: 12	R: 0 E: 0 K: 2 S: 8	H: 1 LOB: 1 BB: 0 P: 8	R: 0 E: 0 K: 1 S: 7	H: 0 LOB: 0 BB: 0 P: 3	R: 1 E: 0 K: 1 S: 7	H: 2 LOB: 1 BB: 0 P: 7	R: 2 E: 0 K: 0 S: 5	H: 2 LOB: 2 BB: 2 P: 13	R: 1 E: 0 K: 0 S: 5	H: 3 LOB: 2 BB: 1 P: 9	R: 1 E: 0 K: 0 S: 5	H: 2 LOB: 1 BB: 0 P: 5	1B: 11 2B: 3 3B: 1 HR: 1	SF: 1 SAC: 1 DP: 0 HBP: 0	WP: 4 PB: 1 SB: 2 CS: 1	PA: 46						
<b>PITCHER</b>	IP	WLS	BF	H	R	ER	SO	BB	IBB	HBP	BLK	WP	HR	S	P	ERA	WHIP											
<b>Joe Niekro, R</b> ERA: 3.51 <b>Dave Smith, R</b> ERA: 2.79 <b>Michael LaCoss, R</b> ERA: 4.82	(1, 1)	6.1	L	32	11	7	6	6	2	0	0	0	3	1	42	50	8.53	2.053										
(7, 1)	1.2		9	3	1	1	0	1	1	0	0	1	0	7	15	5.40	2.400											
(9, 1)	1.0	S	5	2	1	1	0	0	0	0	0	0	0	5	5	9.00	2.000											

Chicago Cubs @ Houston Astros  
Astrodome, Houston, TX  
Sat Aug 27 1983, 8:05 PM EDT  
Att: 31,665 - Dome

AB	40
R	9
H	16
RBI	5
BB	4
SO	6
LOB	19



Batter	1	2	3	4	5	6	7	8	9	AB	R	H	RBI	BB	SO	LOB	BOTTOM											
<b>Bill Doran, S</b> OBP: 0.373, SLG: 0.353 (1, 4) X	0-0 6-3		0-0 3B		0-0 G1		0-0 2B		0-0 2B	5	0	3	0	0	0	0												
<b>Terry Puhl, L</b> OBP: 0.354, SLG: 0.437 <b>Kevin Bass, S</b> OBP: 0.236, SLG: 0.322 (1, 9) X (7, PH) (8, 9)	0-0 F9		0-0 G3			0-0 G3	0-3 K		0-3 K	3	0	0	0	0	0	1												
<b>Dickie Thon, R</b> OBP: 0.349, SLG: 0.470 (1, 6) X	0-0 5-3		4-0 G6-3 BB			0-0 2B	0-0 4-3		0-0 F9	4	1	1	0	1	0	2												
<b>Jose Cruz, L</b> OBP: 0.388, SLG: 0.475 (1, 7) X		0-0 FC5-4 1B	0-0 G6-3			0-0 2B		0-0 6-3		4	0	2	1	0	0	2												
<b>Ray Knight, R</b> OBP: 0.356, SLG: 0.455 (1, 3) X		0-0 FC5-4 1B G3		0-0 5-3		0-0 E3 L7-6-3		4-0 FC1-6 BB		3	1	0	0	1	0	2												
<b>Phil Garner, R</b> OBP: 0.321, SLG: 0.360 <b>Dave Smith, R</b> (1, 5) X (7, 1) X		0-0 G3 1B		0-0 F6		0-0 L7-6-3		0-0 FC1-6 2B		3	0	1	0	0	0	2												
<b>Harry Spillman, L</b> OBP: 0.224, SLG: 0.262 <b>Michael LaCoss, R</b> OBP: 0.118, SLG: 0.091 (8, PH) X (9, 1) X		0-0 G3 1B		0-0 F6		0-0 G3		0-0 FC1-6 2B		0	0	0	0	0	0	0												
<b>Jerry Mumphrey, S</b> OBP: 0.336, SLG: 0.405 (1, 8) X		0-0 G3 1B		0-0 G3			0-0 HR 1B	0-0 2B		4	1	3	1	0	0	0												
<b>John Mizerock, L</b> OBP: 0.295, SLG: 0.318 <b>Alan Ashby, S</b> OBP: 0.309, SLG: 0.424 (1, 2) X (7, PH) (8, 2) X		0-0 G3		0-3 K			0-0 F3	0-3 K		2	0	0	1	0	1	2												
<b>Joe Niekro, R</b> OBP: 0.099, SLG: 0.100 <b>Denny Walling, L</b> OBP: 0.318, SLG: 0.423 (1, 1) X (7, 5) X		0-0 G3		0-0 5-3			0-0 HR		0-3 K	2	0	0	0	0	0	2												
<b>Inning Stats</b>	R: 0 E: 0 K: 0 S: 3	H: 0 LOB: 0 BB: 0 P: 3	R: 1 E: 0 K: 0 S: 6	H: 3 LOB: 2 BB: 0 P: 6	R: 0 E: 0 K: 0 S: 3	H: 1 LOB: 1 BB: 1 P: 7	R: 0 E: 0 K: 0 S: 3	H: 0 LOB: 0 BB: 0 P: 3	R: 0 E: 0 K: 1 S: 5	H: 0 LOB: 0 BB: 0 P: 5	R: 1 E: 1 K: 0 S: 5	H: 2 LOB: 1 BB: 0 P: 5	R: 2 E: 0 K: 1 S: 8	H: 3 LOB: 1 BB: 0 P: 8	R: 1 E: 0 K: 1 S: 6	H: 1 LOB: 1 BB: 1 P: 10	R: 0 E: 0 K: 2 S: 8	H: 1 LOB: 1 BB: 0 P: 8	1B: 4 2B: 6 3B: 1 HR: 1	SF: 0 SAC: 0 DP: 2 HBP: 0	WP: 0 PB: 0 SB: 0 CS: 0	PA: 39						
<b>PITCHER</b>	IP	WLS	BF	H	R	ER	SO	BB	IBB	HBP	BLK	WP	HR	S	P	ERA	WHIP											
<b>Dick Ruthven, R</b> ERA: 4.52 <b>Craig Lefferts, L</b> ERA: 3.16 <b>Bill Campbell, R</b> ERA: 3.82	(1, 1)	6.0	W	24	6	2	2	1	0	0	0	0	0	1	25	29	3.00	1.167										
(7, 1)	0.2	S	5	3	2	2	1	0	0	0	0	0	0	1	7	7	27.00	4.500										
(7, 1)	2.1	S	10	2	1	1	3	1	0	0	0	0	0	15	19	3.86	1.286											

Chicago Cubs @ Houston Astros  
Astrodome, Houston, TX  
Sat Aug 27 1983, 8:05 PM EDT  
Att: 31,665 - Dome

AB	37
R	5
H	11
RBI	5
BB	2
SO	5
LOB	18





Batter	1	2	3	4	5	6	7	8	9	AB	R	H	RBI	BB	SO	LOB	TOP										
<b>23 Ryne Sandberg, R</b> OBP: 0.314, SLG: 0.369 (1, 4)										4	1	1	0	0	1	2											
<b>Larry Bowa, S</b> OBP: 0.308, SLG: 0.337 (1, 6)										4	0	1	0	0	0	1											
<b>Leon Durham, L</b> OBP: 0.386, SLG: 0.484 (1, 7)										4	1	1	0	0	3	2											
<b>Ron Cey, R</b> OBP: 0.349, SLG: 0.450 (1, 5)										4	0	2	2	0	0	1											
<b>Tom Verzyer, R</b> OBP: 0.224, SLG: 0.256 (8, 5)										0	0	0	0	0	0	0											
<b>Keith Moreland, R</b> OBP: 0.358, SLG: 0.438 (1, 9)										3	0	0	0	1	0	3											
<b>Mel Hall, L</b> OBP: 0.347, SLG: 0.449 (1, 8)										4	0	0	0	0	0	3											
<b>Jody Davis, R</b> OBP: 0.307, SLG: 0.471 (1, 2)										3	0	0	0	1	1	1											
<b>Carmelo Martinez, R</b> OBP: 0.375, SLG: 0.786 (1, 3)										4	0	2	0	0	0	0											
<b>Dickie Niles, R</b> OBP: 0.238, SLG: 0.290 (1, 1)										1	0	0	0	0	1	2											
<b>Jay Johnstone, L</b> OBP: 0.298, SLG: 0.441 (4, 1)										1	0	0	0	0	0	1											
<b>Rich Bordi, R</b> OBP: 0.256, SLG: 0.326 (4, 1)										0	0	0	0	0	0	0											
<b>Steve Lake, R</b> OBP: 0.286, SLG: 0.355 (7, 1)										1	0	0	0	0	0	0											
<b>Warren Brusstar, R</b> OBP: 0.251, SLG: 0.305 (7, 1)										0	0	0	0	0	0	0											
<b>Gary Woods, R</b> OBP: 0.292, SLG: 0.320 (8, 1)										1	0	0	0	0	0	0											
<b>Inning Stats</b>	R: 1 E: 0 K: 1 S: 7	H: 2 LOB: 1 BB: 0 P: 7	R: 0 E: 0 K: 1 S: 6	H: 1 LOB: 2 BB: 1 P: 10	R: 0 E: 0 K: 1 S: 6	H: 1 LOB: 1 BB: 0 P: 6	R: 0 E: 0 K: 0 S: 4	H: 1 LOB: 1 BB: 0 P: 4	R: 0 E: 0 K: 1 S: 5	H: 0 LOB: 0 BB: 0 P: 5	R: 0 E: 0 K: 0 S: 3	H: 0 LOB: 1 BB: 1 P: 7	R: 0 E: 0 K: 1 S: 5	H: 0 LOB: 0 BB: 0 P: 5	R: 1 E: 1 K: 0 S: 5	H: 2 LOB: 1 BB: 0 P: 5	R: 0 E: 0 K: 1 S: 5	H: 0 LOB: 0 BB: 0 P: 5	1B: 4 2B: 2 3B: 1 HR: 0	SF: 0 SAC: 0 DP: 1 HBP: 0	WP: 0 PB: 0 SB: 1 CS: 0	PA: 36					
<b>PITCHER</b>	IP	WLS	BF	H	R	ER	SO	BB	IBB	HBP	BLK	WP	HR	S	P	ERA	WHIP										
<b>Mike Scott, R</b> ERA: 3.82 (1, 1)	7.1	W	32	7	2	2	5	2	0	0	0	0	0	40	48	2.46	1.227										
<b>Frank DiPino, L</b> ERA: 2.95 (8, 1)	1.2	S	4	0	0	0	1	0	0	0	0	0	0	6	6	0.00	0.000										

Chicago Cubs @ Houston Astros  
Astrodome, Houston, TX  
Sun Aug 28, 1983, 8:05 PM EDT  
Att: 12,776 - Dome

AB 34  
R 2  
H 7  
RBI 2  
BB 2  
SO 6  
LOB 16




Batter	1	2	3	4	5	6	7	8	9	AB	R	H	RBI	BB	SO	LOB	BOTTOM										
<b>Bill Doran, S</b> OBP: 0.372, SLG: 0.352 (1, 4)										4	1	1	0	0	0	1											
<b>Terry Puhl, L</b> OBP: 0.361, SLG: 0.447 (1, 9)										3	2	3	1	1	0	0											
<b>Dickie Thon, R</b> OBP: 0.350, SLG: 0.475 (1, 6)										4	1	2	2	0	0	2											
<b>Jose Cruz, L</b> OBP: 0.387, SLG: 0.474 (1, 7)										4	0	1	1	0	1	2											
<b>Ray Knight, R</b> OBP: 0.356, SLG: 0.453 (1, 3)										4	0	1	0	0	1	3											
<b>Phil Garner, R</b> OBP: 0.318, SLG: 0.357 (1, 5)										4	0	0	0	0	1	2											
<b>Jerry Mumphrey, S</b> OBP: 0.333, SLG: 0.402 (1, 8)										3	0	0	0	0	0	0											
<b>Alan Ashby, S</b> OBP: 0.306, SLG: 0.419 (1, 2)										3	0	0	0	0	1	0											
<b>Mike Scott, R</b> OBP: 0.128, SLG: 0.128 (1, 1)										3	0	1	0	0	0	0											
<b>Frank DiPino, L</b> OBP: 0.400, SLG: 0.500 (8, 1)										0	0	0	0	0	0	0											
<b>Inning Stats</b>	R: 2 E: 1 K: 2 S: 10	H: 3 LOB: 1 BB: 0 P: 10	R: 0 E: 0 K: 1 S: 5	H: 0 LOB: 0 BB: 0 P: 5	R: 2 E: 0 K: 1 S: 8	H: 3 LOB: 1 BB: 0 P: 8	R: 0 E: 0 K: 0 S: 4	H: 1 LOB: 1 BB: 0 P: 4	R: 0 E: 0 K: 0 S: 4	H: 0 LOB: 0 BB: 0 P: 4	R: 0 E: 0 K: 0 S: 3	H: 0 LOB: 1 BB: 1 P: 3	R: 0 E: 0 K: 0 S: 3	H: 0 LOB: 0 BB: 0 P: 3	R: 0 E: 0 K: 0 S: 3	H: 1 LOB: 0 BB: 0 P: 3	1B: 7 2B: 0 3B: 2 HR: 0	SF: 0 SAC: 0 DP: 1 HBP: 0	WP: 0 PB: 0 SB: 2 CS: 0	PA: 33							
<b>PITCHER</b>	IP	WLS	BF	H	R	ER	SO	BB	IBB	HBP	BLK	WP	HR	S	P	ERA	WHIP										
<b>Dickie Niles, R</b> ERA: 4.58 (1, 1)	3.0	L	15	6	4	4	4	0	0	0	0	0	0	11	23	12.00	2.000										
<b>Rich Bordi, R</b> ERA: 2.51 (4, 1)	3.0		11	2	0	0	0	0	0	0	0	0	0	11	11	0.00	0.667										
<b>Warren Brusstar, R</b> ERA: 2.06 (7, 1)	2.0		7	1	0	0	0	1	0	0	0	0	0	6	10	0.00	1.000										

Chicago Cubs @ Houston Astros  
Astrodome, Houston, TX  
Sun Aug 28, 1983, 8:05 PM EDT  
Att: 12,776 - Dome

AB 32  
R 4  
H 9  
RBI 4  
BB 1  
SO 4  
LOB 10





Batter	1	2	3	4	5	6	7	8	9	AB	R	H	RBI	BB	SO	LOB	TOP			
Lonnie Smith, R (1, 7) OBP: 0.377, SLG: 0.437 Andy Van Slyke, L (8, 7) OBP: 0.358, SLG: 0.456	0-0 WP 2B 1B		0-0 6-3			0-0 FC6 SH3-4 1B		0-0 F7 S 1B	0-3 K	4	3	2	0	0	0	1				
Ozzie Smith, S (1, 6) OBP: 0.316, SLG: 0.332	4-0 WP 2B BB		0-0 F6			0-0 SH3-4		0-0 F8		2	1	0	0	1	0	1				
Willie McGee, S (1, 8) OBP: 0.324, SLG: 0.386	0-0 L4-6 1-H 2-H 2B			4-0 G6-4-3 BB		0-0 CS 1B		0-0 F7		3	0	2	4	1	0	1				
George Hendrick, R (1, 3) OBP: 0.379, SLG: 0.500	0-3 K			0-0 F8		0-0 CS 1B		0-0 1B		3	0	1	1	1	1	2				
David Green, R (1, 9) OBP: 0.320, SLG: 0.418	0-0 L4-6 2-3			0-0 G6-4-3 1-2		0-3 K2-3		0-0 F7		4	0	0	0	0	1	5				
Floyd Rayford, R (1, 5) OBP: 0.274, SLG: 0.360 Mike Ramsey, S (7, PR) OBP: 0.314, SLG: 0.331		0-0 4-3			4-0 G4-6-3 BB		4-0 WP BB		0-3 K	1	0	0	0	2	0	0				
Bill Lyons, R (1, 4) OBP: 0.274, SLG: 0.273 Ken Oberkfell, L (7, PH) OBP: 0.371, SLG: 0.372		0-0 G1-6-3 1B			0-0 G4-6-3 1-2		0-0 1-3 1-2 2-H		0-0 F8	2	0	1	0	0	0	1	AB 29 R 6 H 8 RBI 5 BB 7 SO 5 LOB 16			
Glenn Brummer, R (1, 2) OBP: 0.338, SLG: 0.356		0-0 G1-6-3 1-2			0-0 G3		0-0 CS 1B		0-0 2B	4	0	2	0	0	0	1				
John Stuper, R (1, 1) OBP: 0.188, SLG: 0.114			0-0 4-3			4-0 SH3-4 E 1B BB		0-3 K		2	1	0	0	2	1	2				
<b>Inning Stats</b>	R: 2 E: 0 K: 1 S: 6	H: 2 LOB: 0 BB: 1 P: 10	R: 0 E: 0 K: 0 S: 3	H: 1 LOB: 0 BB: 0 P: 3	R: 0 E: 0 K: 0 S: 3	H: 0 LOB: 0 BB: 1 P: 6	R: 0 E: 0 K: 0 S: 2	H: 0 LOB: 0 BB: 1 P: 6	R: 2 E: 1 K: 1 S: 6	H: 1 LOB: 1 BB: 2 P: 14	R: 1 E: 0 K: 1 S: 5	H: 1 LOB: 1 BB: 1 P: 9	R: 1 E: 0 K: 2 S: 5	H: 2 LOB: 1 BB: 0 P: 5	R: 0 E: 0 K: 2 S: 8	H: 1 LOB: 2 BB: 1 P: 12	1B: 6 2B: 3 3B: 0 HR: 0	SF: 0 SAC: 1 DP: 4 HBP: 0	WP: 3 PB: 0 SB: 2 CS: 3	PA: 37
<b>PITCHER</b>	IP WLS BF H R ER SO BB IBB HBP BLK WP HR S P ERA WHIP																			
Mike Madden, L (1, 1) ERA: 2.48	5.1 L 21 4 4 3 1 4 0 0 0 0 1 0 19 35 5.06 1.500																			
Michael LaCoss, R (6, 1) ERA: 4.53	1.2 6 1 1 1 2 1 1 0 0 1 0 8 16 5.40 1.200																			
Dave Smith, R (8, 1) ERA: 2.84	2.0 10 3 1 1 2 1 0 0 0 0 0 0 13 17 4.50 2.000																			

St. Louis Cardinals @ Houston Astros  
Astrodome, Houston, TX  
Mon Aug 29 1983, 8:05 PM EDT  
Att: 9,848 - Dome

livebaseballscores.com



Batter	1	2	3	4	5	6	7	8	9	AB	R	H	RBI	BB	SO	LOB	BOTTOM			
Bill Doran, S (1, 4) OBP: 0.375, SLG: 0.354 Dave Smith, R (8, 1) OBP: 0.242, SLG: 0.326	0-0 FC6-4 1B		4-0 BB		0-0 6-3		0-0 1B 1B		0-0 1B	3	0	2	0	1	0	0				
Terry Puhl, L (1, 9) OBP: 0.361, SLG: 0.446	0-0 FC6-4 1-2		0-0 F7			0-0 1B SF8 1B		0-0 1B	0-0 G3	5	1	2	0	0	0	3				
Dickie Thon, R (1, 6) OBP: 0.347, SLG: 0.471	0-0 F8		0-0 F9			0-0 F8		0-0 5-3		4	0	0	0	0	0	5				
Jose Cruz, L (1, 7) OBP: 0.388, SLG: 0.474	0-0 4-3			0-0 E7 4-3 1B		0-0 1B 1B		0-0 6-3		4	0	2	0	0	0	1				
Ray Knight, R (1, 3) OBP: 0.353, SLG: 0.450		0-0 6-3		0-0 4-3 2-3		0-0 SF8		0-0 F8		3	0	0	1	0	0	1				
Denny Walling, L (1, 5) OBP: 0.326, SLG: 0.427		0-0 4-3		0-0 F5		0-0 1B		0-0 1B		4	0	2	0	0	0	1				
Jerry Mumphrey, S (1, 8) OBP: 0.332, SLG: 0.400		0-0 1B		0-0 G3		0-3 K		0-3 K		4	0	1	0	0	2	4	AB 36 R 1 H 10 RBI 1 BB 1 SO 3 LOB 16			
John Mizerock, L (1, 2) OBP: 0.288, SLG: 0.309 Craig Reynolds, L (7, PH) OBP: 0.294, SLG: 0.308		0-0 F7			0-0 F7		0-3 K		0-0 G3	2	0	0	0	0	0	1				
Mike Madden, L (1, 1) OBP: 0.111, SLG: 0.059 Michael LaCoss, R (6, 1) OBP: 0.118, SLG: 0.091 Alan Ashby, S (7, PH) OBP: 0.303, SLG: 0.415		0-0 F7		0-0 F7		0-0 5-3		0-0 F8		2	0	0	0	0	0	0				
<b>Inning Stats</b>	R: 0 E: 0 K: 0 S: 4	H: 1 LOB: 1 BB: 0 P: 4	R: 0 E: 0 K: 0 S: 4	H: 1 LOB: 1 BB: 0 P: 4	R: 0 E: 0 K: 0 S: 3	H: 0 LOB: 1 BB: 1 P: 7	R: 0 E: 1 K: 0 S: 4	H: 1 LOB: 1 BB: 0 P: 4	R: 0 E: 0 K: 1 S: 8	H: 3 LOB: 2 BB: 0 P: 8	R: 0 E: 0 K: 1 S: 7	H: 2 LOB: 2 BB: 0 P: 7	R: 0 E: 0 K: 1 S: 6	H: 1 LOB: 1 BB: 0 P: 6	R: 0 E: 0 K: 0 S: 4	H: 1 LOB: 1 BB: 0 P: 4	1B: 10 2B: 0 3B: 0 HR: 0	SF: 1 SAC: 0 DP: 0 HBP: 0	WP: 0 PB: 0 SB: 0 CS: 0	PA: 38
<b>PITCHER</b>	IP WLS BF H R ER SO BB IBB HBP BLK WP HR S P ERA WHIP																			
John Stuper, R (1, 1) ERA: 3.43	9.0 W 38 10 1 1 3 1 0 0 0 0 0 0 43 47 1.00 1.222																			

St. Louis Cardinals @ Houston Astros  
Astrodome, Houston, TX  
Mon Aug 29 1983, 8:05 PM EDT  
Att: 9,848 - Dome

livebaseballscores.com





Batter	1	2	3	4	5	6	7	8	9	AB	R	H	RBI	BB	SO	LOB	TOP										
Lonnie Smith, R (1,7) OBP: 0.374, SLG: 0.432 Bill Lyons, R (8,4) OBP: 0.235, SLG: 0.273	0-0 6-3			0-3 K		0-0 F9		0-0 E5		4	0	0	0	0	1	0											
Ozzie Smith, S (1,6) OBP: 0.314, SLG: 0.329	0-3 K			0-0 F9		0-0 F4		0-0 G1		4	0	0	0	0	1	1											
Willie McGee, S (1,8) OBP: 0.321, SLG: 0.383	0-0 1-3			0-0 6-3		0-0 4-3			0-0 F8	4	0	0	0	0	0	0											
George Hendrick, R (1,3) OBP: 0.378, SLG: 0.505		0-0 F9			0-0 F8		0-0 6-3		0-0 HR	4	1	1	1	0	0	0											
Dane Iorg, L (1,9) OBP: 0.339, SLG: 0.379		0-0 4-3			0-0 BB 1B		0-0 G3		0-0 FC4-6 1B	4	0	2	0	0	0	0											
Andy Van Slyke, L (1,5) OBP: 0.381, SLG: 0.454 David Green, R (9,PH) OBP: 0.321, SLG: 0.420		0-0 4-3			4-0 BB 1-2 BB		4-0 BB		0-0 FC4-6 1B	1	0	0	0	2	0	0											
Ken Oberkfell, L (1,4) OBP: 0.369, SLG: 0.369 Jeff Lahti, R (7,1) Floyd Rayford, R (9,PH) OBP: 0.271, SLG: 0.356			0-0 1-3		0-3 K		0-0 G3		0-0 FC4-6 1-2 2-3	3	0	0	0	0	1	3	AB 32										
Glenn Brummer, R (1,2) OBP: 0.341, SLG: 0.351 Steve Braun, L (8,PH) OBP: 0.456, SLG: 0.451		0-0 6-3			4-0 1-2 2-3 BB			0-0 4-3	0-0 F7	1	0	0	0	1	0	0	R 1										
Danny Cox, R (1,1) OBP: 0.077, SLG: 0.077 Dave Rucker, L (7,1) Mike Ramsey, S (7,4) OBP: 0.314, SLG: 0.331 Darrell Porter, L (8,PH) OBP: 0.337, SLG: 0.403		0-0 5-3			0-0 5-3			0-0 4-3		2	0	0	0	0	0	3	H 4										
<b>Inning Stats</b>	R: 0 E: 0 K: 1 S: 5	H: 0 LOB: 0 BB: 0 P: 5	R: 0 E: 0 K: 0 S: 3	H: 0 LOB: 0 BB: 0 P: 3	R: 0 E: 0 K: 0 S: 3	H: 0 LOB: 0 BB: 0 P: 3	R: 0 E: 0 K: 1 S: 5	H: 0 LOB: 0 BB: 0 P: 5	R: 0 E: 0 K: 1 S: 6	H: 1 LOB: 3 BB: 2 P: 14	R: 0 E: 0 K: 0 S: 3	H: 0 LOB: 1 BB: 1 P: 7	R: 0 E: 1 K: 0 S: 4	H: 0 LOB: 1 BB: 0 P: 4	R: 1 E: 0 K: 0 S: 6	H: 3 LOB: 2 BB: 0 P: 6	1B: 3 2B: 0 3B: 0 HR: 1	SF: 0 SAC: 0 DP: 0 HBP: 0	WP: 0 PA: 35 PB: 0 SB: 0 CS: 0								
<b>PITCHER</b>	IP	WLS	BF	H	R	ER	SO	BB	IBB	HBP	BLK	WP	HR	S	P	ERA	WHIP										
Vern Ruhle, R (1,1) ERA: 3.57	8.1	W	32	3	1	1	3	3	0	0	0	0	1	35	47	1.08	0.720										
Frank DiPino, L (9,1) ERA: 2.56	0.0		1	1	0	0	0	0	0	0	0	0	0	1	1	∞	∞										
Bill Dawley, R (9,1) ERA: 2.4	0.2	S	2	0	0	0	0	0	0	0	0	0	0	2	2	0.00	0.000										

St. Louis Cardinals @ Houston Astros  
Astrodome, Houston, TX  
Tue Aug 30 1983, 8:05 PM EDT  
Att: 11,041 - Dome

AB 32  
R 1  
H 4  
RBI 1  
BB 3  
SO 3  
LOB 11



Batter	1	2	3	4	5	6	7	8	9	AB	R	H	RBI	BB	SO	LOB	BOTTOM										
Bill Doran, S (1,4) OBP: 0.376, SLG: 0.354	0-0 1B G4-6-3		0-0 F2		0-0 3-1		4-0 FC4-6 1-2 2-3 BB			3	1	1	0	1	0	0											
Terry Puhl, L (1,9) OBP: 0.383, SLG: 0.450	0-0 1B G4-6-3		0-0 1B		0-0 4-3		0-0 FC4-6 1-2 2-3 3H			4	0	2	1	0	0	2											
Dickie Thon, R (1,6) OBP: 0.347, SLG: 0.469	0-0 1B G4-6-3		0-0 1B		0-3 K		0-0 5-3			4	0	1	0	0	1	3											
Jose Cruz, L (1,7) OBP: 0.387, SLG: 0.472	0-0 F7		0-0 4-3		0-0 CS 1B		0-0 6-3		0-0 6-3	4	0	1	0	0	0	2											
Ray Knight, R (1,3) OBP: 0.354, SLG: 0.450		0-0 FC3-6 1B		0-0 G6-3		0-0 F9		0-0 6-3		4	0	2	0	0	0	1											
Denny Walling, L (1,5) OBP: 0.323, SLG: 0.419 Craig Reynolds, L (9,5) OBP: 0.284, SLG: 0.308		0-0 FC3-6		0-0 G6-3		0-0 4-3		0-0 1B		4	0	1	0	0	0	2											
Jerry Mumphrey, S (1,8) OBP: 0.334, SLG: 0.404		0-0 F7		0-0 2B		0-0 E SH 1B		0-0 5-3		4	1	2	0	0	0	2	AB 32										
John Mizerock, L (1,2) OBP: 0.277, SLG: 0.296		0-0 1-3		0-0 F9		0-0 E3 BB SH FC4-6				3	1	0	0	0	0	3	R 3										
Vern Ruhle, R (1,1) OBP: 0.263, SLG: 0.125 Frank DiPino, L (9,1) OBP: 0.400, SLG: 0.500 Bill Dawley, R (9,1) OBP: 0.125, SLG: 0.125 Tony Scott, S (9,8) OBP: 0.274, SLG: 0.295			0-3 K		0-3 K		0-0 SH FC4-6 BB			2	0	0	1	0	2	0	H 10										
<b>Inning Stats</b>	R: 1 E: 0 K: 0 S: 4	H: 2 LOB: 0 BB: 0 P: 4	R: 0 E: 0 K: 0 S: 4	H: 1 LOB: 1 BB: 0 P: 4	R: 0 E: 0 K: 1 S: 7	H: 2 LOB: 2 BB: 0 P: 7	R: 0 E: 0 K: 0 S: 4	H: 2 LOB: 1 BB: 0 P: 4	R: 0 E: 0 K: 1 S: 5	H: 0 LOB: 0 BB: 0 P: 5	R: 0 E: 0 K: 1 S: 5	H: 1 LOB: 0 BB: 0 P: 5	R: 2 E: 1 K: 0 S: 6	H: 1 LOB: 2 BB: 1 P: 10	R: 0 E: 0 K: 0 S: 4	H: 1 LOB: 1 BB: 0 P: 4	1B: 8 2B: 2 3B: 0 HR: 0	SF: 0 SAC: 1 DP: 2 HBP: 0	WP: 0 PA: 34 PB: 0 SB: 0 CS: 1								
<b>PITCHER</b>	IP	WLS	BF	H	R	ER	SO	BB	IBB	HBP	BLK	WP	HR	S	P	ERA	WHIP										
Danny Cox, R (1,1) ERA: 3.18	6.1	L	28	9	3	1	3	1	0	0	0	0	0	33	37	1.42	1.579										
Dave Rucker, L (7,1) ERA: 5.55	0.1		1	0	0	0	0	0	0	0	0	0	0	1	1	0.00	0.000										
Jeff Lahti, R (7,1) ERA: 2.81	1.1		5	1	0	0	0	0	0	0	0	0	0	5	5	0.00	0.750										

St. Louis Cardinals @ Houston Astros  
Astrodome, Houston, TX  
Tue Aug 30 1983, 8:05 PM EDT  
Att: 11,041 - Dome

AB 32  
R 3  
H 10  
RBI 2  
BB 1  
SO 3  
LOB 15





Batter	1	2	3	4	5	6	7	8	9	AB	R	H	RBI	BB	SO	LOB	TOP	
Lee Lacy, R OBP: 0.347, SLG: 0.410 (1, 7)										4	0	0	0	0	2	1	<b>Pittsburgh Pirates @ Houston Astros</b> Astrodome, Houston, TX Wed Aug 31 1983, 8:05 PM EDT Att: 12,347 - Unknown	
Marvell Wynne, L OBP: 0.329, SLG: 0.382 (1, 8)										3	0	1	0	1	1			
Bill Madlock, R OBP: 0.380, SLG: 0.447 (1, 5)										3	0	0	0	1	0	1		
Jason Thompson, L OBP: 0.374, SLG: 0.416 (1, 3)										4	0	0	0	0	0	1		
Dave Parker, L OBP: 0.302, SLG: 0.413 (1, 9)										4	0	1	0	0	1	0		
Johnny Ray, S OBP: 0.321, SLG: 0.396 (1, 4)										4	0	0	0	0	1	1		
Tony Peña, R OBP: 0.330, SLG: 0.423 (1, 2)										3	0	1	0	0	0	0		
Dale Berra, R OBP: 0.311, SLG: 0.343 (1, 6)										3	1	1	0	0	1	1		
Larry McWilliams, L OBP: 0.134, SLG: 0.136 (1, 1)										2	0	0	0	0	1	0		
Lee Mazzilli, S OBP: 0.375, SLG: 0.353 (8, PH)										1	0	1	0	0	0	0		
Rod Scurry, L (8, 1)										0	0	0	0	0	0	0		
Kent Tekulve, R (8, 1)										0	0	0	0	0	0	0		
<b>Inning Stats</b>	R: 0 E: 0 K: 0 S: 3	H: 0 LOB: 0 BB: 0 P: 3	R: 0 E: 0 K: 0 S: 3	H: 0 LOB: 0 BB: 0 P: 3	R: 0 E: 0 K: 1 S: 4	H: 0 LOB: 1 BB: 2 P: 12	R: 0 E: 0 K: 2 S: 8	H: 1 LOB: 1 BB: 0 P: 8	R: 0 E: 0 K: 1 S: 5	H: 0 LOB: 0 BB: 0 P: 5	R: 1 E: 0 K: 2 S: 9	H: 2 LOB: 1 BB: 0 P: 9	R: 0 E: 0 K: 0 S: 4	H: 1 LOB: 1 BB: 0 P: 4	1B: 5 2B: 0 3B: 0 HR: 0	SF: 0 SAC: 0 DP: 0 HBP: 0	WP: 0 PB: 2 SB: 0 CS: 1	PA: 33
<b>PITCHER</b> Joe Niekro, R ERA: 3.37 (1, 1)	IP: 9.0 WLS: W BF: 33 H: 5 R: 1 ER: 0 SO: 7 BB: 2 IBB: 0 HBP: 0 BLK: 0 WP: 0 HR: 0 S: 45 P: 53 ERA: 0.00 WHIP: 0.778																	

Batter	1	2	3	4	5	6	7	8	9	AB	R	H	RBI	BB	SO	LOB	BOTTOM			
Bill Doran, S OBP: 0.377, SLG: 0.355 (1, 4)										4	1	2	0	0	1	0	<b>Pittsburgh Pirates @ Houston Astros</b> Astrodome, Houston, TX Wed Aug 31 1983, 8:05 PM EDT Att: 12,347 - Unknown			
Terry Puhl, L OBP: 0.364, SLG: 0.450 (1, 9)										4	1	2	0	0	0	0				
Dickie Thon, R OBP: 0.348, SLG: 0.468 (1, 6)										3	1	1	1	1	1	0				
Phil Garner, R OBP: 0.320, SLG: 0.360 (1, 5)										4	1	2	2	0	2	3				
Jose Cruz, L OBP: 0.386, SLG: 0.470 (1, 7)										4	0	1	0	0	2	1				
Ray Knight, R OBP: 0.352, SLG: 0.447 (1, 3)										3	0	0	0	0	0	1				
Jerry Mumphrey, S OBP: 0.353, SLG: 0.403 (1, 8)										1	0	0	0	0	0	0				
Tony Scott, S OBP: 0.271, SLG: 0.292 (4, 8)										2	0	0	0	0	0	0				
Alan Ashby, S OBP: 0.302, SLG: 0.413 (1, 2)										1	0	0	0	0	1	0				
Kevin Bass, S OBP: 0.240, SLG: 0.324 (6, PH)										1	0	0	0	0	0	0				
John Mizerock, L OBP: 0.274, SLG: 0.292 (6, 2)										1	0	0	0	0	1	0				
Joe Niekro, R OBP: 0.095, SLG: 0.096 (1, 1)										3	0	0	0	0	2	0				
<b>Inning Stats</b>	R: 0 E: 0 K: 1 S: 5	H: 0 LOB: 0 BB: 0 P: 5	R: 1 E: 0 K: 1 S: 6	H: 1 LOB: 0 BB: 0 P: 6	R: 0 E: 0 K: 2 S: 9	H: 2 LOB: 3 BB: 1 P: 13	R: 0 E: 0 K: 0 S: 3	H: 1 LOB: 0 BB: 0 P: 3	R: 0 E: 0 K: 1 S: 5	H: 0 LOB: 0 BB: 0 P: 5	R: 0 E: 0 K: 2 S: 7	H: 0 LOB: 0 BB: 0 P: 7	R: 0 E: 0 K: 0 S: 3	H: 0 LOB: 0 BB: 0 P: 3	R: 3 E: 1 K: 3 S: 13	H: 4 LOB: 1 BB: 0 P: 13	1B: 7 2B: 1 3B: 0 HR: 0	SF: 0 SAC: 0 DP: 1 HBP: 0	WP: 1 PB: 0 SB: 1 CS: 0	PA: 32
<b>PITCHER</b> Larry McWilliams, L ERA: 3.01 Rod Scurry, L ERA: 5.4 Kent Tekulve, R ERA: 2.01 (1, 1)	IP: 7.0 WLS: L BF: 25 H: 4 R: 1 ER: 2 SO: 7 BB: 1 IBB: 0 HBP: 0 BLK: 0 WP: 0 HR: 0 S: 38 P: 42 ERA: 1.29 WHIP: 0.714																			



Batter	1	2	3	4	5	6	7	8	9	AB	R	H	RBI	BB	SO	LOB	TOP			
Marvell Wynne, L (1, 8) Lee Lacy, R (8, PH) OBP: 0.325, SLG: 0.378 OBP: 0.345, SLG: 0.408	K		6-3		P5			4-3		3	0	0	0	0	1	1				
Lee Mazzilli, S (1, 3) OBP: 0.370, SLG: 0.346	1-3		K		K			K		4	0	0	0	0	3	1				
Bill Madlock, R (1, 5) OBP: 0.381, SLG: 0.446	BB			5-3		BB		F9		3	0	1	0	1	0	0				
Dave Parker, L (1, 9) OBP: 0.304, SLG: 0.412	6-3			BLK S		BB		4-3		3	0	1	0	1	0	1				
Johnny Ray, S (1, 4) OBP: 0.320, SLG: 0.393			F9		BLK BB			F7		3	0	0	0	1	1	2				
Doug Frobel, L (1, 7) OBP: 0.346, SLG: 0.563	K							G4-6-3		3	0	0	0	0	2	4				
Brian Harper, R (9, PH) OBP: 0.217, SLG: 0.436								F8		1	0	0	0	0	0	0				
Milt May, L (1, 2) OBP: 0.322, SLG: 0.370			P6					F6		2	0	0	0	1	0	0				
Rafael Belliard, R (1, 6)										1	0	0	0	0	1	0				
Richie Hebner, L (4, PH) OBP: 0.293, SLG: 0.296			K		K			K		1	0	0	0	0	1	3				
Dale Berra, R (4, 6) OBP: 0.310, SLG: 0.342								K		1	0	0	0	0	1	0				
Lee Tunnell, R (1, 1) OBP: 0.159, SLG: 0.186								K		2	0	1	0	0	1	0				
Joe Orsulak, L (7, PH)										1	0	0	0	0	1	0				
Cecilio Guante, R (7, 1) OBP: 0.158, SLG: 0.111										0	0	0	0	0	0	0				
Rod Scurry, L (7, 1)										0	0	0	0	0	0	0				
Kent Tekulve, R (7, 1)										0	0	0	0	0	0	0				
<b>Inning Stats</b>	R: 0 E: 0 K: 1 S: 5	H: 0 LOB: 1 BB: 1 P: 9	R: 0 E: 0 K: 1 S: 5	H: 0 LOB: 0 BB: 0 P: 5	R: 0 E: 0 K: 2 S: 8	H: 1 LOB: 1 BB: 0 P: 8	R: 0 E: 0 K: 2 S: 8	H: 1 LOB: 3 BB: 2 P: 16	R: 0 E: 0 K: 0 S: 3	H: 0 LOB: 0 BB: 0 P: 7	R: 0 E: 0 K: 2 S: 7	H: 0 LOB: 0 BB: 0 P: 7	R: 0 E: 0 K: 1 S: 5	H: 0 LOB: 0 BB: 0 P: 5	R: 0 E: 0 K: 1 S: 5	H: 0 LOB: 0 BB: 0 P: 5	1B: 2 2B: 0 3B: 1 HR: 0	SF: 0 SAC: 0 DP: 1 HBP: 0	WP: 0 PB: 0 SB: 1 CS: 0	PA: 33
<b>PITCHER</b>	IP WLS BF H R ER SO BB IBB HBP BLK WP HR S P ERA WHIP																			
Nolan Ryan, R (1, 1) ERA: 2.36	7.0 W 27 3 0 0 10 3 1 0 0 0 0 43 59 0.00 0.857																			
Frank DiPino, L (8, 1) ERA: 2.47	2.0 S 6 0 0 0 2 0 0 0 0 0 0 0 10 10 0.00 0.000																			

Pittsburgh Pirates @ Houston Astros  
Astrodome, Houston, TX  
Thu Sep 01 1983, 4:33 AM EDT  
Att: 7,645 - Unknown

AB 29  
R 0  
H 3  
RBI 0  
BB 4  
SO 12  
LOB 12



Batter	1	2	3	4	5	6	7	8	9	AB	R	H	RBI	BB	SO	LOB	BOTTOM			
Bill Doran, S (1, 4) OBP: 0.378, SLG: 0.355	G6-4-3					4-3	4-3			3	0	1	0	1	0	1				
Terry Puhl, L (1, 8) OBP: 0.383, SLG: 0.448						P6		K		4	0	1	0	0	1	1				
Dickie Thon, R (1, 6) OBP: 0.347, SLG: 0.471						5-3				4	0	1	0	0	0	2				
Jose Cruz, L (1, 7) OBP: 0.385, SLG: 0.469										3	0	1	0	0	1	1				
Tony Scott, S (8, 8) OBP: 0.299, SLG: 0.290	K					BB	BB	K		1	0	0	0	0	1	1				
Ray Knight, R (1, 3) OBP: 0.354, SLG: 0.447										2	0	1	0	1	0	1				
Denny Walling, L (1, 9) OBP: 0.323, SLG: 0.409										2	1	0	0	1	0	1				
Phil Garner, R (1, 5) OBP: 0.320, SLG: 0.360										3	1	1	0	0	0	3				
John Mizerock, L (1, 2) OBP: 0.267, SLG: 0.284										2	0	0	0	0	0	1				
Jerry Mumphrey, S (7, PH) OBP: 0.332, SLG: 0.402										1	1	0	0	0	0	3				
George Bjorkman, R (8, 2) OBP: 0.354, SLG: 0.346										0	0	0	0	0	0	0				
Nolan Ryan, R (1, 1) OBP: 0.088, SLG: 0.055										2	0	0	0	0	2	1				
Kevin Bass, S (7, PH) OBP: 0.245, SLG: 0.342										1	0	1	3	0	0	0				
Frank DiPino, L (8, 1) OBP: 0.400, SLG: 0.500										0	0	0	0	0	0	0				
<b>Inning Stats</b>	R: 0 E: 0 K: 1 S: 5	H: 1 LOB: 1 BB: 1 P: 9	R: 0 E: 0 K: 0 S: 3	H: 1 LOB: 0 BB: 0 P: 3	R: 0 E: 0 K: 1 S: 6	H: 1 LOB: 1 BB: 0 P: 6	R: 0 E: 0 K: 0 S: 3	H: 0 LOB: 0 BB: 0 P: 3	R: 0 E: 0 K: 0 S: 6	H: 1 LOB: 1 BB: 0 P: 6	R: 0 E: 0 K: 0 S: 3	H: 0 LOB: 0 BB: 0 P: 3	R: 3 E: 0 K: 0 S: 5	H: 2 LOB: 1 BB: 2 P: 13	R: 0 E: 0 K: 2 S: 7	H: 1 LOB: 0 BB: 0 P: 7	1B: 5 2B: 0 3B: 2 HR: 0	SF: 0 SAC: 0 DP: 2 HBP: 0	WP: 0 PB: 0 SB: 1 CS: 1	PA: 31
<b>PITCHER</b>	IP WLS BF H R ER SO BB IBB HBP BLK WP HR S P ERA WHIP																			
Lee Tunnell, R (1, 1) ERA: 3.92	6.0 L 21 4 0 0 3 1 0 0 0 0 0 0 26 30 0.00 0.833																			
Cecilio Guante, R (7, 1) ERA: 3.14	0.0 L 2 1 2 2 0 1 0 0 0 0 0 0 1 5 * *																			
Rod Scurry, L (7, 1) ERA: 5.55	0.0 1 0 0 0 0 0 1 0 0 0 0 0 0 4 * *																			
Kent Tekulve, R (7, 1) ERA: 1.96	2.0 7 2 1 1 2 0 0 0 0 0 0 0 11 11 4.50 1.000																			

Pittsburgh Pirates @ Houston Astros  
Astrodome, Houston, TX  
Thu Sep 01 1983, 4:33 AM EDT  
Att: 7,645 - Unknown

AB 28  
R 3  
H 7  
RBI 3  
BB 3  
SO 5  
LOB 16





Batter	1	2	3	4	5	6	7	8	9	AB	R	H	RBI	BB	SO	LOB	TOP					
Bill Doran, S OBP: 0.380, SLG: 0.358 (1,4)										5	0	3	1	0	0	2	Houston Astros @ Chicago Cubs Wrigley Field, Chicago, IL Fri Sep 02 1983, 3:33 AM CDT Att: 11,575 - Unknown					
Terry Puhl, L OBP: 0.361, SLG: 0.454 (1,9)										4	1	1	3	0	2	4						
Dickie Thon, R OBP: 0.344, SLG: 0.466 (1,6)										5	0	0	0	0	0	2						
Jose Cruz, L OBP: 0.388, SLG: 0.474 Scott Loucks, R (8,7)										4	1	3	0	0	0	1						
Ray Knight, R OBP: 0.355, SLG: 0.446 Denny Walling, L OBP: 0.320, SLG: 0.404 (8,3)										3	1	1	1	1	0	2						
Phil Garner, R OBP: 0.318, SLG: 0.357 (1,5)										3	0	0	0	0	0	2						
Jerry Mumphrey, S OBP: 0.332, SLG: 0.403 (1,8)										4	0	1	0	0	0	2						
John Mizerock, L OBP: 0.267, SLG: 0.273 (1,2)										3	1	0	0	1	0	3						
Mike Scott, R OBP: 0.128, SLG: 0.128 (1,1)										0	0	0	0	0	0	0						
Tony Scott, S OBP: 0.273, SLG: 0.300 (3,PH)										1	1	1	0	0	0	0						
Bob Knepper, L OBP: 0.212, SLG: 0.302 (3,1)										2	1	1	0	0	0	0						
Bill Dawley, R OBP: 0.222, SLG: 0.222 (7,1)										1	0	1	1	0	0	0						
Frank DiPino, L OBP: 0.400, SLG: 0.500 (8,1)										0	0	0	0	0	0	0						
<b>Inning Stats</b>	R: 0 E: 0 K: 0 S: 4	H: 1 LOB: 1 BB: 0 P: 4	R: 0 E: 0 K: 0 S: 3	H: 0 LOB: 1 BB: 1 P: 7	R: 1 E: 0 K: 0 S: 4	H: 1 LOB: 0 BB: 0 P: 4	R: 0 E: 0 K: 0 S: 5	H: 2 LOB: 2 BB: 0 P: 5	R: 2 E: 0 K: 0 S: 6	H: 3 LOB: 1 BB: 0 P: 6	R: 0 E: 0 K: 0 S: 3	H: 0 LOB: 0 BB: 0 P: 3	R: 0 E: 0 K: 1 S: 6	H: 1 LOB: 1 BB: 0 P: 6	R: 3 E: 0 K: 1 S: 9	H: 4 LOB: 2 BB: 1 P: 13	R: 0 E: 0 K: 1 S: 5	H: 0 LOB: 0 BB: 0 P: 5	1B: 7 2B: 4 3B: 0 HR: 1	SF: 1 SAC: 1 DP: 0 HBP: 0	WP: 1 PB: 0 SB: 2 CS: 0	PA: 41
<b>PITCHER</b>	IP WLS BF H R ER SO BB IBB HBP BLK WP HR S P ERA WHIP																					
Dickie Noles, R ERA: 4.64 (1,1)	4.2 22 7 3 3 0 1 0 0 0 0 1 1 21 25 5.79 1.714																					
Mike Proby, R ERA: 3.55 (5,1)	1.1 4 0 0 0 0 0 0 0 0 0 0 0 4 4 0.00 0.000																					
Bill Campbell, R ERA: 4.11 (7,1)	1.1 L 7 3 2 2 1 0 0 0 0 0 0 0 9 9 13.50 2.250																					
Lee Smith, R ERA: 1.52 (8,1)	1.2 8 2 1 1 2 0 1 0 0 0 0 0 11 15 5.40 1.200																					

Batter	1	2	3	4	5	6	7	8	9	AB	R	H	RBI	BB	SO	LOB	BOTTOM					
Dan Rohn, L OBP: 0.500, SLG: 1.000 (1,4)										3	1	1	1	1	0	1	Houston Astros @ Chicago Cubs Wrigley Field, Chicago, IL Fri Sep 02 1983, 3:33 AM CDT Att: 11,575 - Unknown					
Gary Woods, R OBP: 0.286, SLG: 0.310 (8,4)										1	0	1	2	0	0	0						
Bill Buckner, L OBP: 0.313, SLG: 0.446 (1,7)										5	0	2	1	0	0	4						
Mel Hall, L OBP: 0.349, SLG: 0.492 (1,8)										4	0	0	0	1	1	2						
Ron Cey, R OBP: 0.349, SLG: 0.453 (1,5)										5	0	1	0	0	1	3						
Keith Moreland, R OBP: 0.370, SLG: 0.453 (1,9)										4	0	1	0	0	1	3						
Lee Smith, R OBP: 0.222, SLG: 0.125 (8,1)										0	0	0	0	0	0	0						
Thad Bosley, L OBP: 0.474, SLG: 0.645 (9,PH)										1	0	0	0	0	0	0						
Carmelo Martinez, R OBP: 0.468, SLG: 0.735 (1,3)										3	1	1	0	1	0	0						
Jody Davis, R OBP: 0.306, SLG: 0.467 (1,2)										4	1	2	0	0	0	2						
Larry Bowa, S OBP: 0.303, SLG: 0.330 (1,6)										1	0	0	1	0	0	1						
Tom Verzyer, R OBP: 0.227, SLG: 0.271 (3,6)										2	0	1	0	0	0	0						
Leon Durham, L OBP: 0.384, SLG: 0.471 (8,9)										0	1	0	0	1	0	0						
Dickie Noles, R OBP: 0.273, SLG: 0.281 (1,1)										1	1	0	0	1	0	1						
Mike Proby, R OBP: 0.167, SLG: 0.091 (5,1)										0	0	0	0	0	0	0						
Steve Lajtha, R OBP: 0.229, SLG: 0.166 (6,PH)										1	0	0	0	0	0	0						
Bill Campbell, R OBP: 0.339 (7,1)										0	0	0	0	0	0	0						
Jay Johnstone, L OBP: 0.296, SLG: 0.450 (8,9)										0	0	0	0	0	0	0						
23 Ryne Sandberg, R OBP: 0.318, SLG: 0.396 (8,PH)										1	0	1	0	0	0	0						
<b>Inning Stats</b>	R: 0 E: 0 K: 0 S: 4	H: 1 LOB: 2 BB: 1 P: 8	R: 3 E: 0 K: 0 S: 6	H: 4 LOB: 2 BB: 2 P: 14	R: 0 E: 0 K: 1 S: 5	H: 0 LOB: 0 BB: 0 P: 5	R: 0 E: 0 K: 0 S: 4	H: 1 LOB: 1 BB: 0 P: 4	R: 0 E: 0 K: 0 S: 4	H: 1 LOB: 2 BB: 1 P: 8	R: 0 E: 0 K: 0 S: 3	H: 0 LOB: 0 BB: 0 P: 3	R: 0 E: 0 K: 1 S: 6	H: 1 LOB: 1 BB: 0 P: 6	R: 2 E: 0 K: 0 S: 5	H: 3 LOB: 1 BB: 1 P: 9	R: 0 E: 0 K: 1 S: 5	H: 0 LOB: 0 BB: 0 P: 5	1B: 7 2B: 2 3B: 2 HR: 0	SF: 0 SAC: 0 DP: 1 HBP: 0	WP: 1 PB: 0 SB: 0 CS: 1	PA: 41
<b>PITCHER</b>	IP WLS BF H R ER SO BB IBB HBP BLK WP HR S P ERA WHIP																					
Mike Scott, R ERA: 3.99 (1,1)	2.0 13 5 3 3 0 3 0 0 0 0 0 0 10 22 13.50 4.000																					
Bob Knepper, L ERA: 3.39 (3,1)	4.1 17 3 0 0 2 1 0 0 0 0 0 0 20 24 0.00 0.923																					
Bill Dawley, R ERA: 2.61 (7,1)	1.0 W 5 1 2 2 0 1 0 0 0 0 1 0 4 8 18.00 2.000																					
Frank DiPino, L ERA: 2.4 (8,1)	1.2 S 6 2 0 0 1 0 0 0 0 0 0 0 8 8 0.00 1.200																					







Batter	1	2	3	4	5	6	7	8	9	AB	R	H	RBI	BB	SO	LOB	TOP																					
<b>Bill Doran, S</b> OBP: 0.386, SLG: 0.378 (1,4)										4	2	3	4	1	1	0	<b>Houston Astros @ Chicago Cubs</b> Wrigley Field, Chicago, IL Sun Sep 04 1983, 3:33 AM CDT Att: 17,750 - Unknown																					
<b>Terry Puhl, L</b> OBP: 0.382, SLG: 0.455 (1,8) (8,9)										5	0	1	0	0	1	4																						
<b>Dickie Thon, R</b> OBP: 0.343, SLG: 0.463 (1,6)										4	0	0	0	1	1	1																						
<b>Jose Cruz, L</b> OBP: 0.387, SLG: 0.478 (1,7)										4	1	2	2	0	1	1																						
<b>Ray Knight, R</b> OBP: 0.356, SLG: 0.447 (1,3)										4	1	2	0	1	0	3																						
<b>Tony Scott, S</b> OBP: 0.273, SLG: 0.300 (8,8)										0	0	0	0	0	0	0																						
<b>Denny Walling, L</b> OBP: 0.340, SLG: 0.415 (1,9) (8,3)										4	0	3	0	1	1	0																						
<b>Phil Garner, R</b> OBP: 0.315, SLG: 0.353 (1,5)										5	0	1	0	0	1	5																						
<b>Alan Ashby, S</b> OBP: 0.308, SLG: 0.414 (1,2)										2	2	1	1	2	1	0																						
<b>Vern Rühle, R</b> OBP: 0.250, SLG: 0.118 (1,1)										1	0	0	0	0	0	2																						
<b>Kevin Bass, S</b> OBP: 0.244, SLG: 0.345 (5,PH)										1	1	1	0	0	0	0																						
<b>Dave Smith, R</b> OBP: 0.222, SLG: 0.222 (8,1)										1	0	0	0	0	1	0																						
<b>Harry Spillman, L</b> OBP: 0.225, SLG: 0.262 (9,PH)										1	0	0	0	0	0	1																						
<b>Inning Stats</b>	R: 0 E: 0 K: 1 S: 6	H: 1 LOB: 1 BB: 0 P: 6	R: 1 E: 0 K: 0 S: 6	H: 3 LOB: 3 BB: 1 P: 10	R: 0 E: 0 K: 2 S: 8	H: 1 LOB: 2 BB: 1 P: 12	R: 2 E: 0 K: 0 S: 5	H: 2 LOB: 2 BB: 2 P: 13	R: 3 E: 0 K: 0 S: 6	H: 4 LOB: 0 BB: 0 P: 6	R: 1 E: 0 K: 0 S: 4	H: 2 LOB: 1 BB: 1 P: 8	R: 0 E: 0 K: 3 S: 9	H: 0 LOB: 0 BB: 0 P: 9	R: 0 E: 0 K: 0 S: 4	H: 1 LOB: 1 BB: 0 P: 4	R: 0 E: 0 K: 2 S: 7	H: 0 LOB: 1 BB: 1 P: 11	1B: 11 SF: 2 2B: 1 3B: 0 HR: 2	WP: 0 PB: 0 SB: 1 CS: 1	PA: 45																	
<b>PITCHER</b>	IP	WLS	BF	H	R	ER	SO	BB	IBB	HBP	BLK	WP	HR	S	P	ERA	WHIP	<b>PITCHER</b>				IP	WLS	BF	H	R	ER	SO	BB	IBB	HBP	BLK	WP	HR	S	P	ERA	WHIP
<b>Chuck Rainey, R</b> ERA: 4.16 (1,1)	4.2		27	10	5	5	3	4	0	0	0	0	0	29	45	9.64	3.000																					
<b>Mike Proly, R</b> ERA: 3.55 (5,1)	0.1		2	1	1	1	0	0	0	0	0	0	1	2	2	27.00	3.000																					
<b>Craig Lefferts, L</b> ERA: 3.22 (6,1)	0.1		4	2	1	1	0	1	0	0	0	0	1	3	7	27.00	9.000																					
<b>Warren Brusstar, R</b> ERA: 2.06 (6,1)	2.2	W	8	1	0	0	3	0	0	0	0	0	0	14	14	0.00	0.375																					
<b>Lee Smith, R</b> ERA: 1.5 (9,1)	1.0	S	4	0	0	0	2	1	0	0	0	0	0	7	11	0.00	1.000																					

Batter	1	2	3	4	5	6	7	8	9	AB	R	H	RBI	BB	SO	LOB	BOTTOM																					
<b>23 Ryne Sandberg, R</b> OBP: 0.318, SLG: 0.369 (1,4)										4	0	1	1	1	0	0	<b>Houston Astros @ Chicago Cubs</b> Wrigley Field, Chicago, IL Sun Sep 04 1983, 3:33 AM CDT Att: 17,750 - Unknown																					
<b>Bill Buckner, L</b> OBP: 0.314, SLG: 0.448 (1,7)										3	1	1	1	0	0	0																						
<b>Gary Woods, R</b> OBP: 0.286, SLG: 0.310 (9,7)										0	0	0	0	0	0	0																						
<b>Mel Hall, L</b> OBP: 0.353, SLG: 0.494 (1,8)										4	1	2	1	0	0	1																						
<b>Ron Cey, R</b> OBP: 0.347, SLG: 0.451 (1,5)										4	1	1	1	0	2	1																						
<b>Keith Moreland, R</b> OBP: 0.375, SLG: 0.457 (1,9)										3	1	2	1	1	0	0																						
<b>Leon Durham, L</b> OBP: 0.382, SLG: 0.467 (1,3)										2	0	0	0	1	0	1																						
<b>Warren Brusstar, R</b> OBP: 0.297, SLG: 1.400 (8,PH)										0	0	0	0	0	0	0																						
<b>Dan Rohn, L</b> OBP: 0.197, SLG: 1.400 (8,PH)										1	1	1	0	0	0	0																						
<b>Tom Verzyer, R</b> OBP: 0.236, SLG: 0.279 (9,6)										0	0	0	0	0	0	0																						
<b>Steve Lake, R</b> OBP: 0.365, SLG: 0.365 (1,2)										2	0	0	0	0	0	2																						
<b>Jody Davis, R</b> OBP: 0.311, SLG: 0.475 (6,PH) (7,2)										2	0	0	0	0	1	2																						
<b>Larry Bowa, S</b> OBP: 0.303, SLG: 0.333 (1,6)										3	2	2	0	0	0	0																						
<b>Jay Johnstone, L</b> OBP: 0.354, SLG: 0.454 (8,PH)										1	1	1	1	0	0	0																						
<b>Lee Smith, R</b> OBP: 0.222, SLG: 0.125 (9,1)										0	0	0	0	0	0	0																						
<b>Chuck Rainey, R</b> OBP: 0.273, SLG: 0.184 (1,1)										0	0	0	0	0	0	0																						
<b>Mike Proly, R</b> OBP: 0.197, SLG: 0.091 (5,1)										0	0	0	0	0	0	0																						
<b>Craig Lefferts, L</b> OBP: 0.197, SLG: 0.111 (6,1)										0	0	0	0	0	0	0																						
<b>Carmelo Martinez, R</b> OBP: 0.364, SLG: 0.707 (6,3)										2	1	1	3	0	1	0																						
<b>Inning Stats</b>	R: 2 E: 0 K: 0 S: 6	H: 3 LOB: 2 BB: 1 P: 10	R: 1 E: 0 K: 0 S: 4	H: 1 LOB: 1 BB: 1 P: 8	R: 0 E: 0 K: 1 S: 5	H: 0 LOB: 0 BB: 0 P: 5	R: 1 E: 0 K: 0 S: 4	H: 2 LOB: 0 BB: 0 P: 4	R: 1 E: 0 K: 0 S: 5	H: 3 LOB: 1 BB: 0 P: 5	R: 0 E: 0 K: 1 S: 5	H: 0 LOB: 0 BB: 0 P: 5	R: 0 E: 0 K: 0 S: 3	H: 0 LOB: 0 BB: 0 P: 3	R: 4 E: 0 K: 2 S: 10	H: 3 LOB: 0 BB: 1 P: 14	1B: 7 SF: 1 2B: 3 3B: 1 HR: 1	WP: 1 PB: 0 SB: 0 CS: 1	PA: 38																			
<b>PITCHER</b>	IP	WLS	BF	H	R	ER	SO	BB	IBB	HBP	BLK	WP	HR	S	P	ERA	WHIP	<b>PITCHER</b>				IP	WLS	BF	H	R	ER	SO	BB	IBB	HBP	BLK	WP	HR	S	P	ERA	WHIP
<b>Vern Rühle, R</b> ERA: 3.78 (1,1)	4.0		19	6	4	4	4	1	0	0	0	0	0	19	27	9.00	1.750																					
<b>Dave Smith, R</b> ERA: 3.11 (5,1)	3.1		14	4	3	3	2	1	0	0	0	0	0	17	21	8.10	1.500																					
<b>Bill Dawley, R</b> ERA: 2.82 (8,1)	0.2	L	4	2	2	2	1	0	0	0	0	0	1	6	6	27.00	3.000																					

AB	36
R	7
H	14
RBI	7
BB	6
SO	8
LOB	17



AB	31
R	9
H	12
RBI	9
BB	3
SO	4
LOB	7





Batter	1	2	3	4	5	6	7	8	9	AB	R	H	RBI	BB	SO	LOB	TOP										
Bill Doran, S OBP: 0.382, SLG: 0.373 (1,4)	4-3		F8		F8			F8	K	5	0	0	0	0	1	3											
Terry Puhl, L OBP: 0.358, SLG: 0.450 (1,9)	F7			E6 2B	F9			F7		4	1	0	0	0	0	1											
Dickie Thon, R OBP: 0.343, SLG: 0.463 (1,6)	K			6-3 1-H 2B		6-3			P3	4	0	1	1	0	1	0											
Jose Cruz, L OBP: 0.386, SLG: 0.476 (1,7)		K		6-3 2-3		P4			HR 1B	4	1	1	0	0	1	1											
Ray Knight, R OBP: 0.355, SLG: 0.452 (1,3)	4-3			K		F9			HR	4	1	1	2	0	1	1											
Denny Walling, L OBP: 0.346, SLG: 0.412 (1,5)	5-3				BB		F5		2B 1B	3	1	1	0	1	0	0											
Jerry Mumphrey, S OBP: 0.332, SLG: 0.402 (1,8)			FC6-5 S BB	K			K		1B SF8 2B	3	1	1	1	1	2	2											
Alan Ashby, S OBP: 0.311, SLG: 0.415 (1,2)			FC6-5 SH1-4 1-3		F8 SH3-4 1B		P6		E 1B	4	0	2	0	0	0	1											
Joe Niekro, R OBP: 0.095, SLG: 0.096 (1,1)			SH1-4		SH3-4			4-3	SF8	0	0	0	0	0	0	0											
Michael LaCoss, R OBP: 0.114, SLG: 0.088 (7,1)										0	0	0	0	0	0	0											
Kevin Bass, S OBP: 0.247, SLG: 0.342 (6,PH)										1	0	0	0	0	0	0											
Frank LaCorte, R OBP: 0.167, SLG: 0.400 (8,1)										0	0	0	0	0	0	0											
Harry Spillman, L OBP: 0.222, SLG: 0.262 (9,PH)										0	0	0	1	0	0	0											
<b>Inning Stats</b>	R: 0 E: 0 K: 1 S: 5	H: 0 LOB: 0 BB: 0 P: 5	R: 0 E: 0 K: 1 S: 5	H: 0 LOB: 0 BB: 0 P: 5	R: 0 E: 0 K: 0 S: 3	H: 0 LOB: 1 BB: 1 P: 7	R: 1 E: 1 K: 2 S: 9	H: 1 LOB: 2 BB: 1 P: 13	R: 0 E: 0 K: 0 S: 4	H: 0 LOB: 0 BB: 0 P: 3	R: 0 E: 0 K: 1 S: 5	H: 0 LOB: 3 BB: 0 P: 5	R: 0 E: 0 K: 0 S: 3	H: 0 LOB: 0 BB: 0 P: 3	R: 4 E: 1 K: 1 S: 10	H: 5 LOB: 1 BB: 0 P: 10	1B: 4 2B: 2 3B: 0 HR: 1	SF: 1 SAC: 2 DP: 0 HBP: 0	WP: 0 PB: 0 SB: 1 CS: 0	PA: 37							
<b>PITCHER</b>	IP	WLS	BF	H	R	ER	SO	BB	IBB	HBP	BLK	WP	HR	S	P	ERA	WHIP										
Len Barker, R ERA: 5.02 (1,1)	7.0	W	26	2	1	0	5	2	0	0	0	0	0	34	42	0.00	0.571										
Steve Bedrosian, R ERA: 3.72 (8,1)	1.1		8	4	4	4	0	0	0	0	0	0	1	8	8	27.00	3.000										
Donnie Moore, R ERA: 3.77 (9,1)	0.2	S	3	1	0	0	1	0	0	0	0	0	0	5	5	0.00	1.500										

Houston Astros @ Atlanta Braves  
Atlanta-Fulton County Stadium, Atlanta, GA  
Mon Sep 05 1983, 3:33 AM EDT  
Att: 19,166 - Unknown

AB	32
R	5
H	7
RBI	5
BB	2
SO	6
LOB	9



Batter	1	2	3	4	5	6	7	8	9	AB	R	H	RBI	BB	SO	LOB	BOTTOM										
Brett Butler, L OBP: 0.331, SLG: 0.398 (1,7)	6-3		F8		4-3			FC5 SH1-4 1-2 1B	HR	5	1	2	1	0	0	1											
Glenn Hubbard, R OBP: 0.323, SLG: 0.384 (1,4)	K2-3		F9			F3	SH1-4	WP 1B		4	0	1	0	0	1	0											
Claudell Washington, L OBP: 0.323, SLG: 0.414 (1,9)	1B 2B			4-3		K	BB FC5 2B IBB	K		4	2	1	0	1	2	1											
Dale Murphy, R OBP: 0.403, SLG: 0.538 (1,8)	PB S 2H 1B					1B	FC5 BB 2B	F9		5	2	3	2	0	0	3											
Chris Chambliss, L OBP: 0.365, SLG: 0.491 (1,3)	P3			F7		1B	2B BB			2	1	0	0	2	0	2											
Rafael Ramirez, R OBP: 0.335, SLG: 0.360 (1,6)		5-3		F5		1B	1-2 2H 1B	2B		4	0	2	3	0	0	1											
Bruce Benedict, R OBP: 0.390, SLG: 0.346 (1,2)		6-3			F8	1-2 2H 1B		1B		3	0	1	1	1	0	0											
Randy Johnson, R OBP: 0.357, SLG: 0.327 (1,5)		K2-3			SH5-4 1B	F4		K		4	0	1	0	0	2	5											
Len Barker, R OBP: 0.500, SLG: 0.500 (1,1)					SH5-4 1-2 1B			SH1-4 FC5 1B		2	1	1	0	0	1	0											
Steve Bedrosian, R OBP: 0.125, SLG: 0.125 (8,1)								F7		1	0	0	0	0	0	0											
Donnie Moore, L OBP: 0.500, SLG: 0.500 (9,1)										0	0	0	0	0	0	0											
<b>Inning Stats</b>	R: 1 E: 0 K: 1 S: 7	H: 2 LOB: 1 BB: 0 P: 7	R: 0 E: 0 K: 1 S: 5	H: 0 LOB: 0 BB: 0 P: 5	R: 0 E: 0 K: 1 S: 5	H: 0 LOB: 0 BB: 0 P: 5	R: 0 E: 0 K: 0 S: 4	H: 1 LOB: 1 BB: 0 P: 4	R: 0 E: 0 K: 0 S: 4	H: 1 LOB: 1 BB: 0 P: 4	R: 2 E: 0 K: 1 S: 8	H: 3 LOB: 2 BB: 1 P: 12	R: 3 E: 0 K: 1 S: 8	H: 3 LOB: 3 BB: 3 P: 20	R: 1 E: 0 K: 1 S: 7	H: 2 LOB: 1 BB: 0 P: 7	1B: 9 2B: 2 3B: 0 HR: 1	SF: 0 SAC: 2 DP: 0 HBP: 0	WP: 1 PB: 2 SB: 1 CS: 0	PA: 40							
<b>PITCHER</b>	IP	WLS	BF	H	R	ER	SO	BB	IBB	HBP	BLK	WP	HR	S	P	ERA	WHIP										
Joe Niekro, R ERA: 3.48 (1,1)	6.0	L	28	9	5	5	4	0	1	0	0	0	0	35	39	7.50	1.500										
Michael LaCoss, R ERA: 4.87 (7,1)	1.0		7	1	1	1	1	1	2	0	0	0	0	6	18	9.00	2.000										
Frank LaCorte, R ERA: 5.47 (8,1)	1.0		5	2	1	1	1	0	0	0	0	1	1	7	7	9.00	2.000										

Houston Astros @ Atlanta Braves  
Atlanta-Fulton County Stadium, Atlanta, GA  
Mon Sep 05 1983, 3:33 AM EDT  
Att: 19,166 - Unknown

AB	34
R	7
H	12
RBI	7
BB	4
SO	6
LOB	13





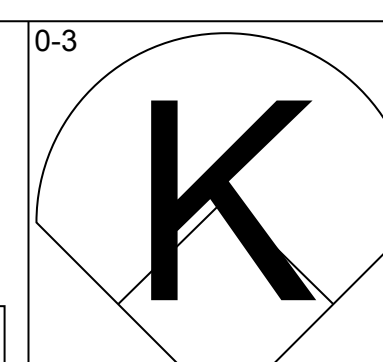
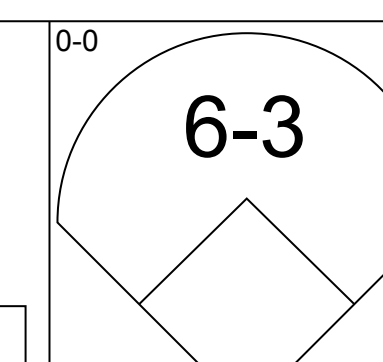
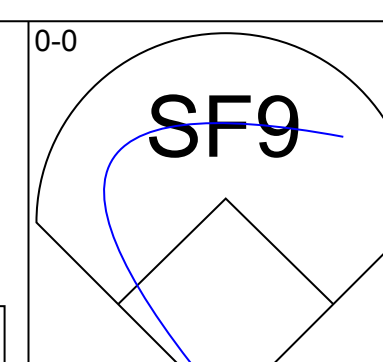
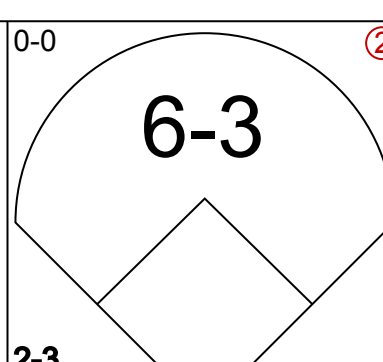
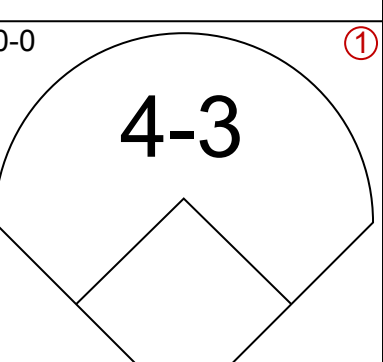
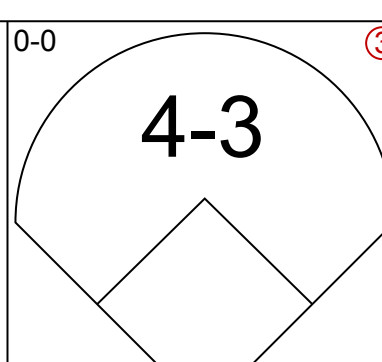
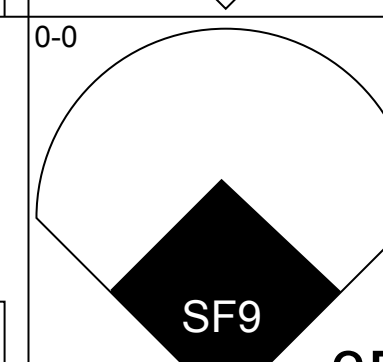
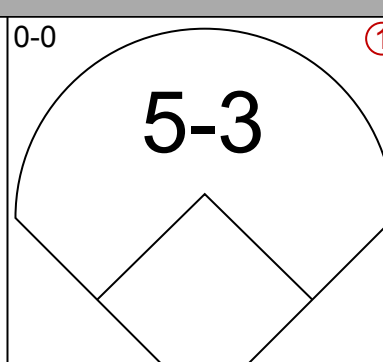
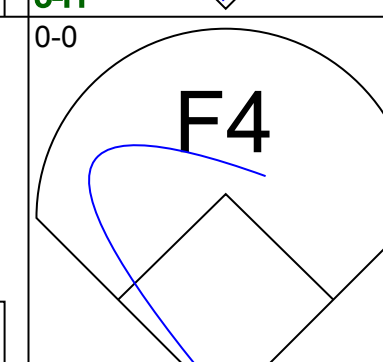
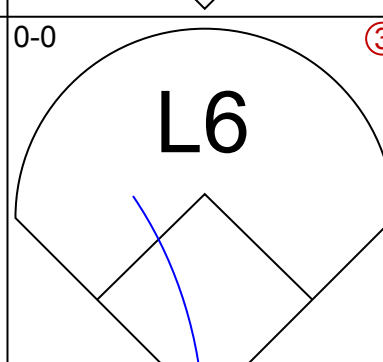
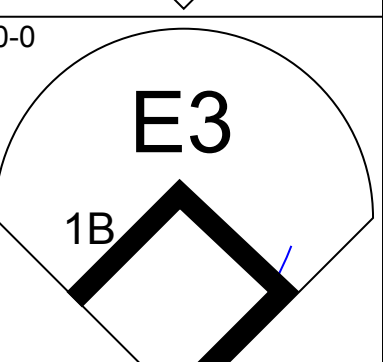
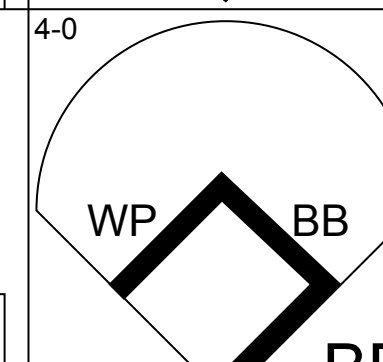
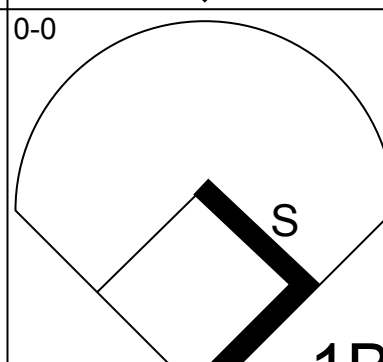
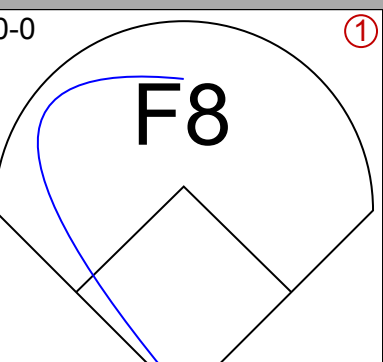
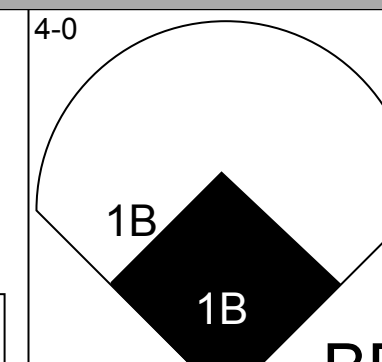
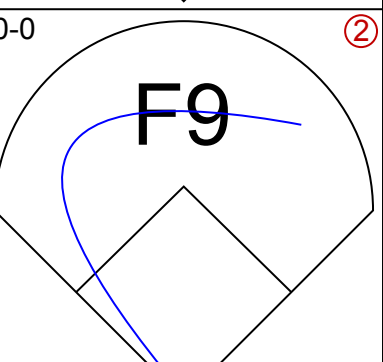
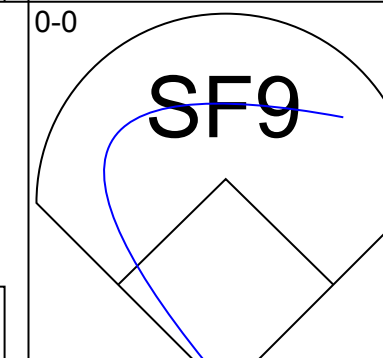
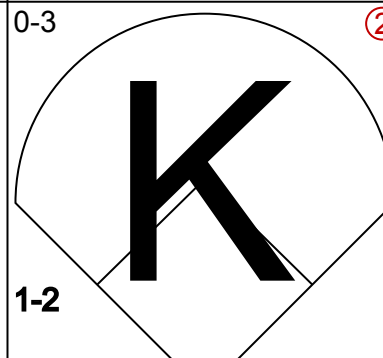
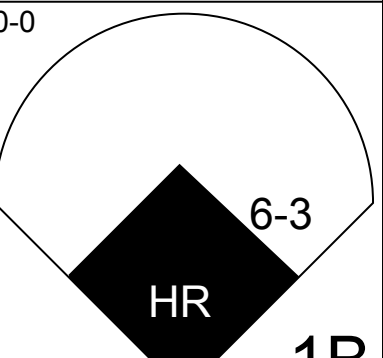
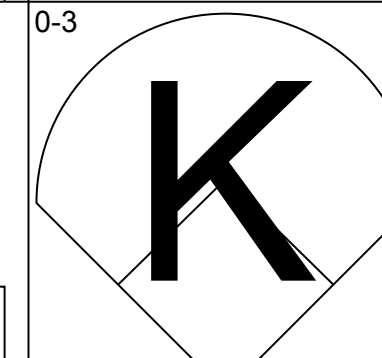
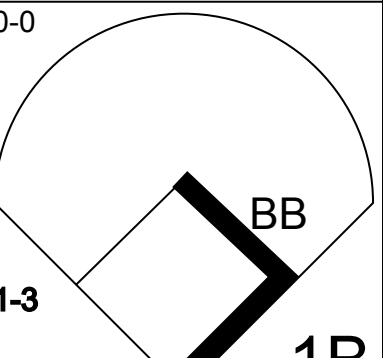
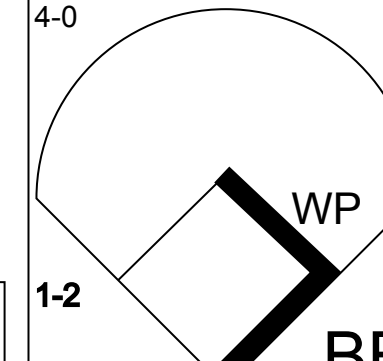
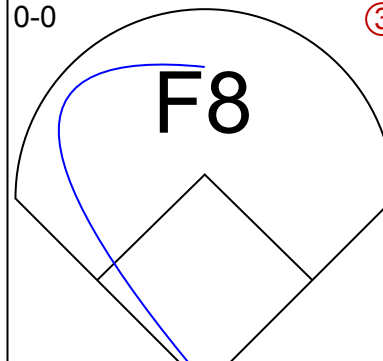
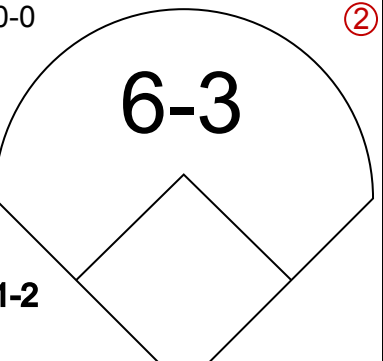
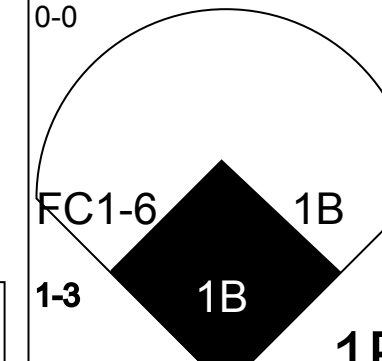
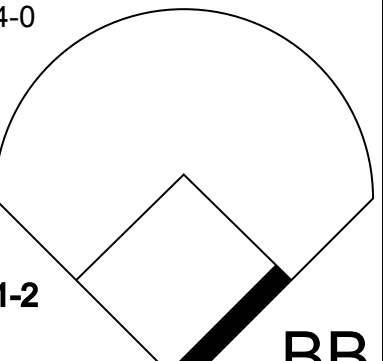
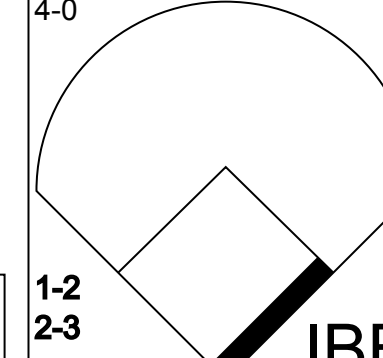
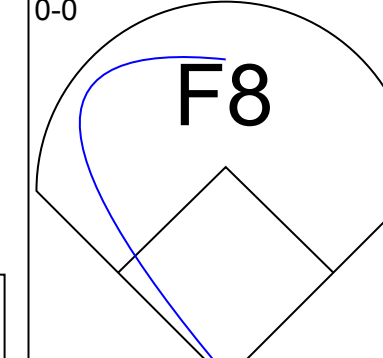
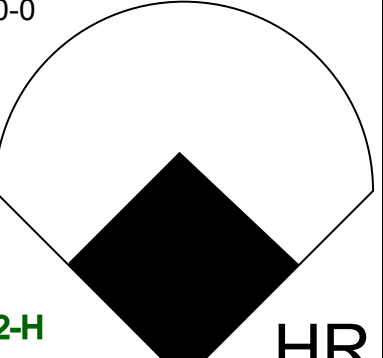
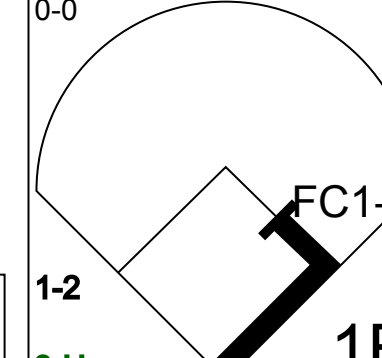
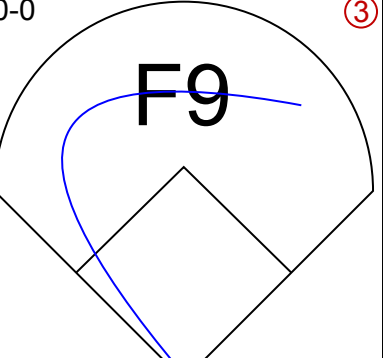
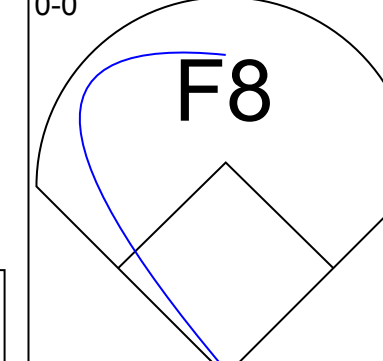
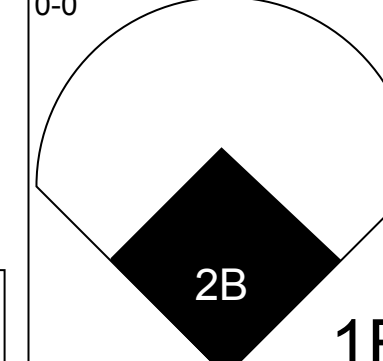
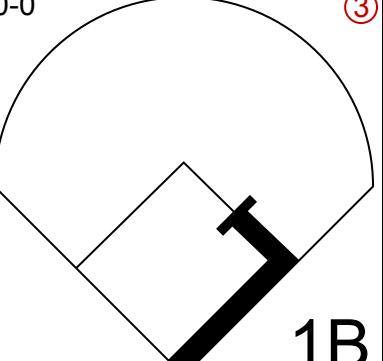
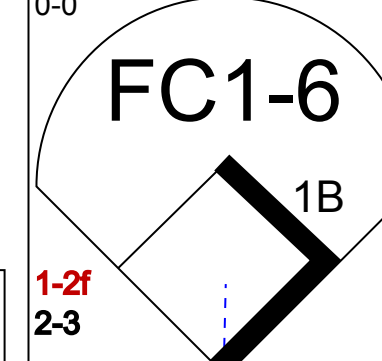
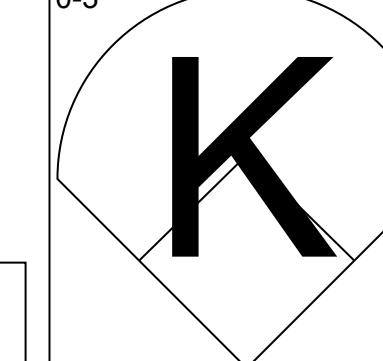
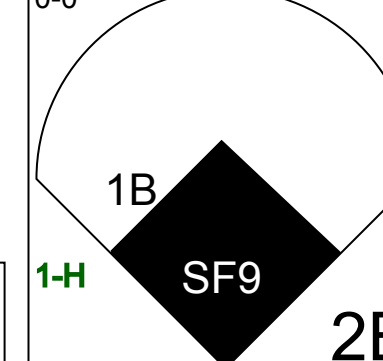
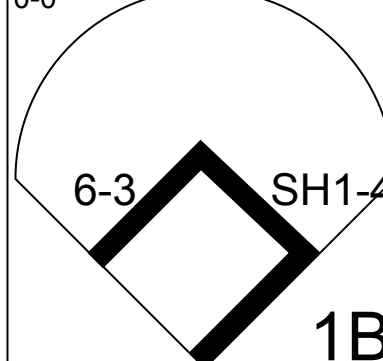

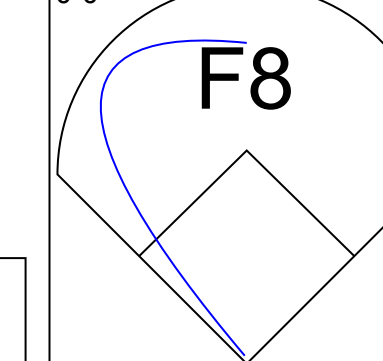
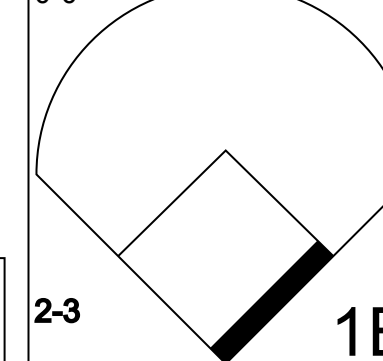
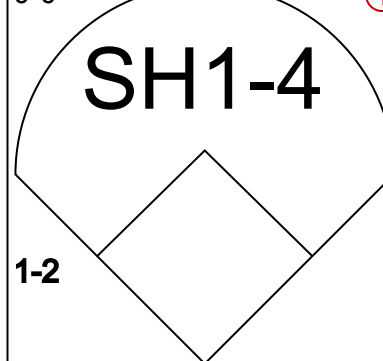

Batter	1	2	3	4	5	6	7	8	9	AB	R	H	RBI	BB	SO	LOB	TOP																
Jerry Mumphrey, S (1, 8) OBP: 0.334, SLG: 0.401										3	1	1	0	1	0	0	<b>Houston Astros @ San Diego Padres</b> Jack Murphy Stadium, San Diego, CA Wed Sep 07 1983, 10:05 PM EDT Att: 8,274 - Unknown  <b>AB 32</b> <b>R 7</b> <b>H 6</b> <b>RBI 7</b> <b>BB 3</b> <b>SO 2</b> <b>LOB 4</b>																
Terry Puhl, L (1, 9) OBP: 0.360, SLG: 0.449										3	2	1	0	1	0	1																	
Dickie Thon, R (1, 6) OBP: 0.342, SLG: 0.467										4	1	1	2	0	0	2																	
Jose Cruz, L (1, 7) OBP: 0.385, SLG: 0.474										4	1	1	1	0	0	0																	
Ray Knight, R (1, 3) OBP: 0.355, SLG: 0.450										4	1	1	1	0	0	0																	
Phil Garner, R (1, 5) OBP: 0.317, SLG: 0.359										3	1	1	3	1	1	0																	
Alan Ashby, S (1, 2) OBP: 0.307, SLG: 0.410										3	0	0	0	0	0	1																	
George Bjorkman, R (6, 2) OBP: 0.354, SLG: 0.346										0	0	0	0	0	0	0																	
Tony Scott, S (9, PH) OBP: 0.272, SLG: 0.298										1	0	0	0	0	0	0																	
Craig Reynolds, L (1, 4) OBP: 0.264, SLG: 0.286										3	0	0	0	0	0	0																	
Kevin Bass, S (9, PH) OBP: 0.245, SLG: 0.340										1	0	0	0	0	0	0																	
Nolan Ryan, R (1, 1) OBP: 0.083, SLG: 0.052										3	0	0	0	0	1	0																	
Frank DiPino, L (7, 1) OBP: 0.400, SLG: 0.500										0	0	0	0	0	0	0																	
<b>Inning Stats</b>	R: 5 E: 0 K: 0 S: 8	H: 5 LOB: 0 BB: 0 P: 8	R: 0 E: 0 K: 0 S: 3	H: 0 LOB: 0 BB: 0 P: 3	R: 0 E: 0 K: 0 S: 3	H: 0 LOB: 0 BB: 0 P: 3	R: 0 E: 0 K: 0 S: 2	H: 0 LOB: 0 BB: 1 P: 6	R: 2 E: 0 K: 1 S: 6	H: 1 LOB: 0 BB: 1 P: 10	R: 0 E: 0 K: 1 S: 5	H: 0 LOB: 0 BB: 0 P: 5	R: 0 E: 0 K: 0 S: 3	H: 0 LOB: 0 BB: 0 P: 3	R: 0 E: 0 K: 0 S: 3	H: 0 LOB: 0 BB: 0 P: 3		1B: 4 2B: 0 3B: 0 HR: 2	SF: 0 SAC: 0 DP: 1 HBP: 0	WP: 0 PB: 0 SB: 1 CS: 0	PA: 35												
<b>PITCHER</b>	IP WLS BF H R ER SO BB IBB HBP BLK WP HR S P ERA WHIP																																
Eric Show, R (1, 1) ERA: 4.07	5.0	22	6	7	7	1	2	0	0	0	0	0	2	22	30	12.60		1.600															
Elias Sosa, R (6, 1) ERA: 4.33	1.0	3	0	0	0	1	0	0	0	0	0	0	0	5	5	0.00	0.000																
Sid Monge, L (7, 1) ERA: 3.96	3.0	W	10	0	0	0	0	1	0	0	0	0	0	9	13	0.00	0.333																

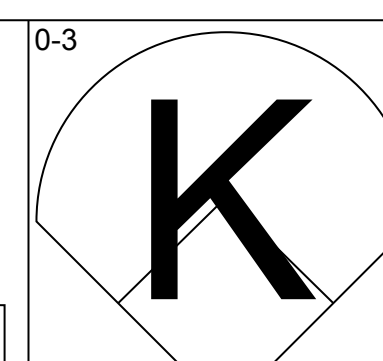
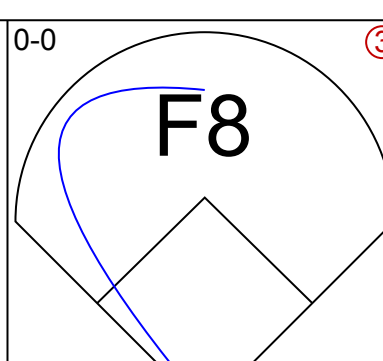
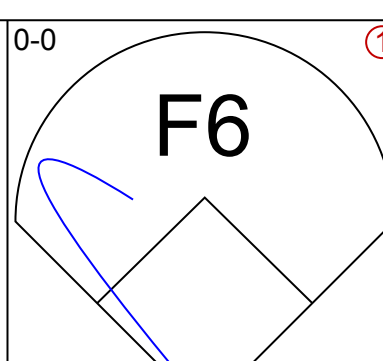
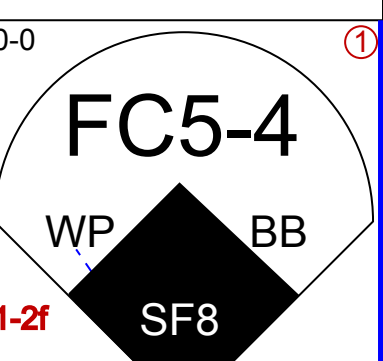
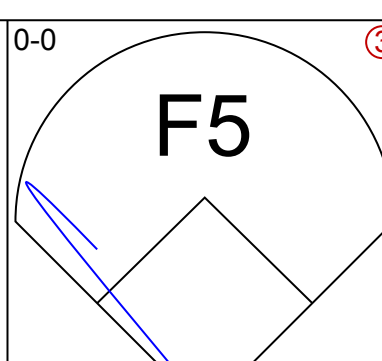
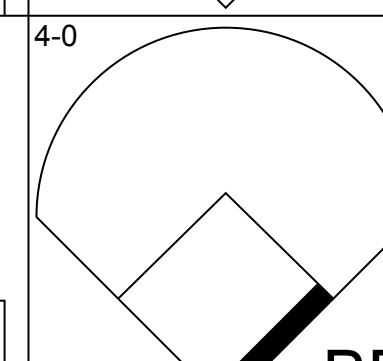
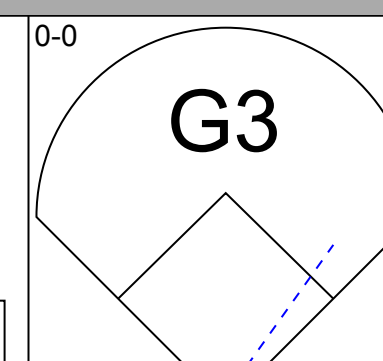
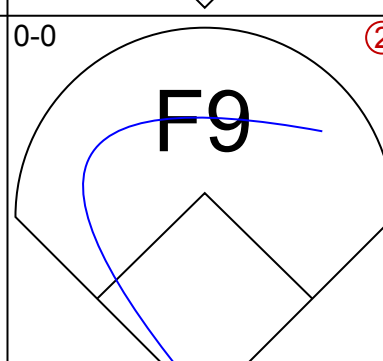
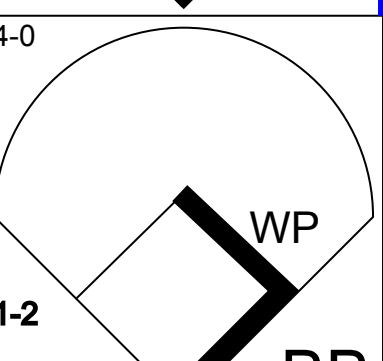
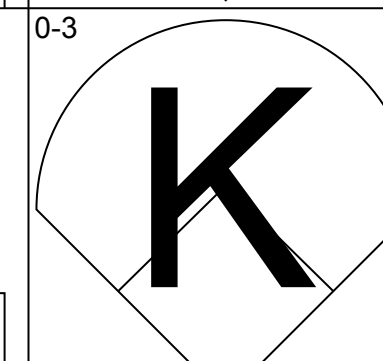
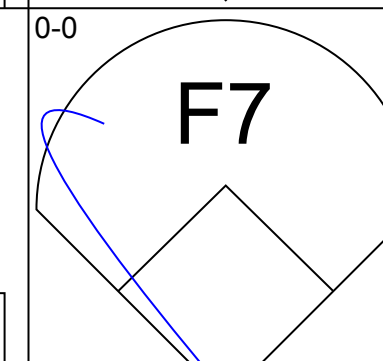
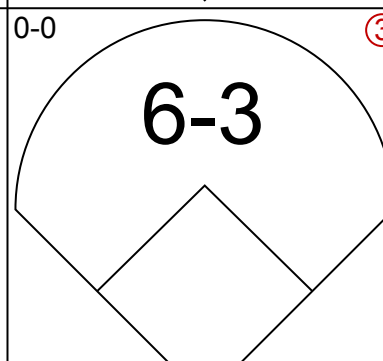
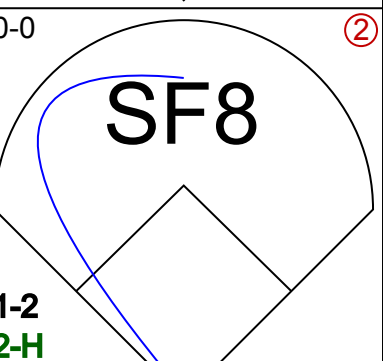
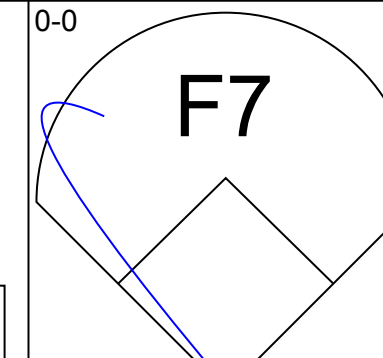
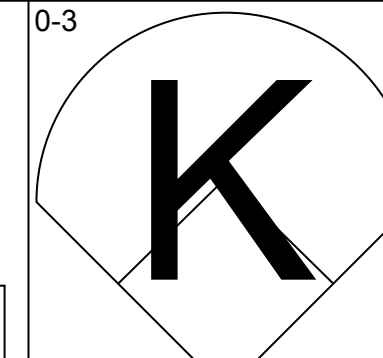
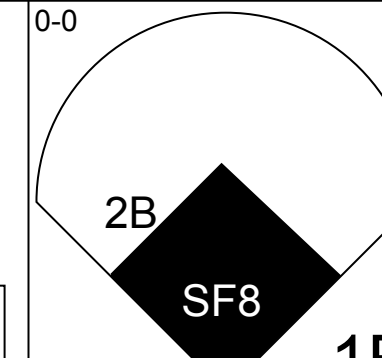
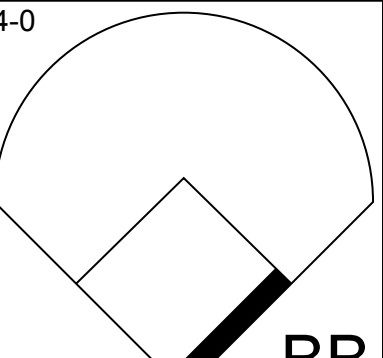
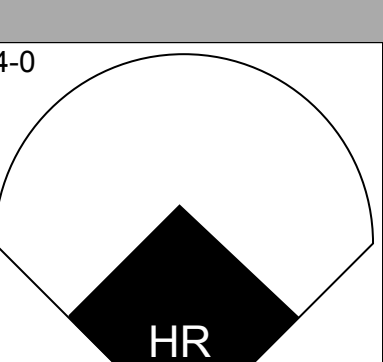
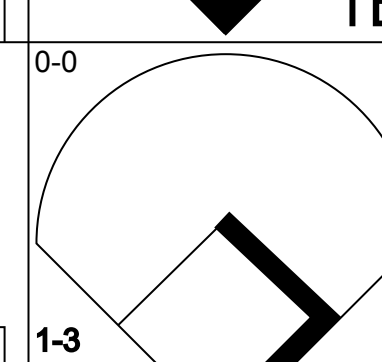
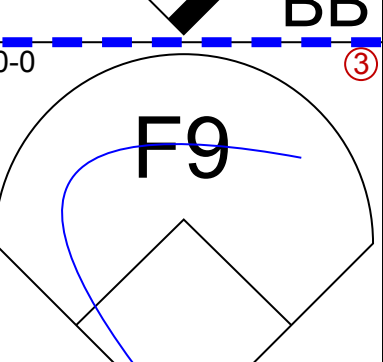
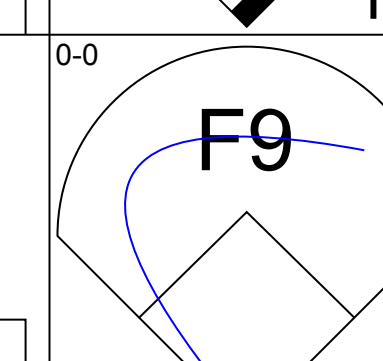
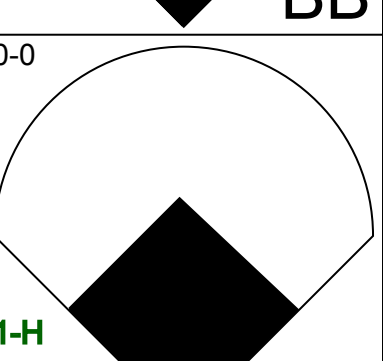
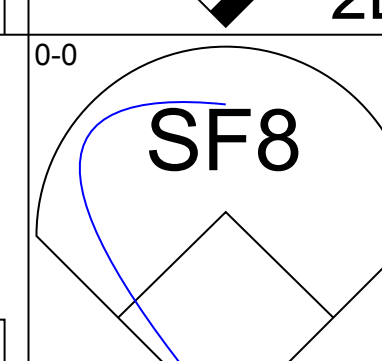
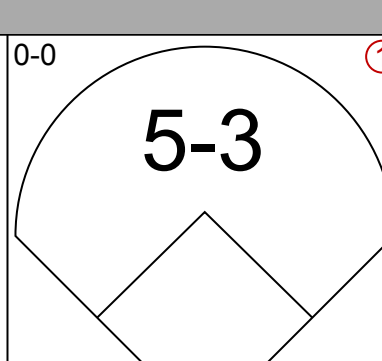
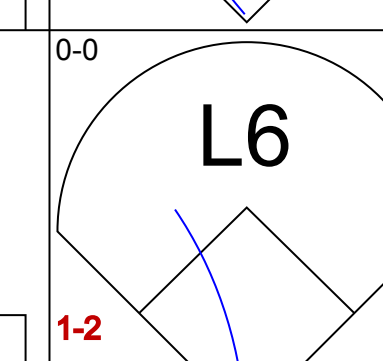
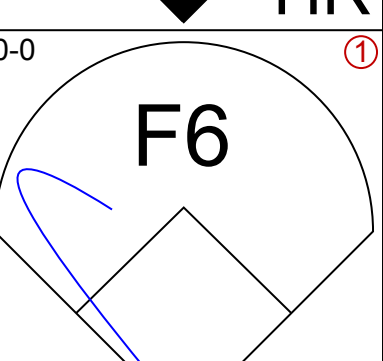
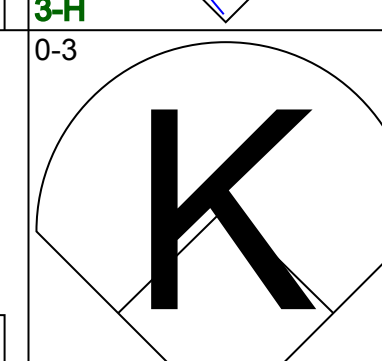
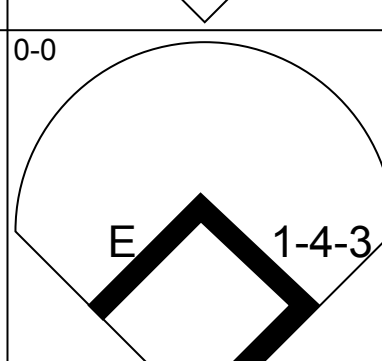
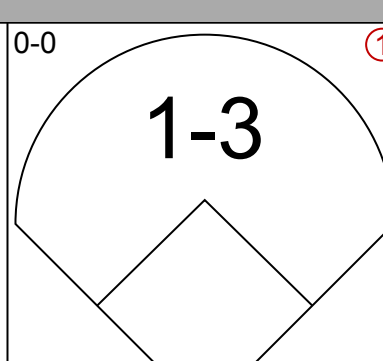
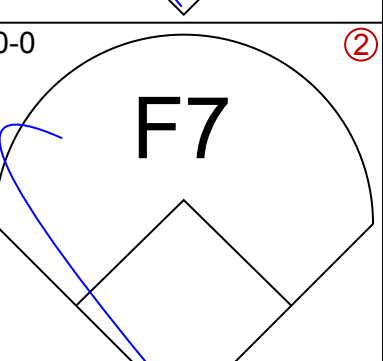
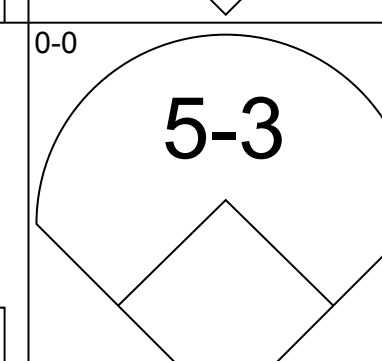
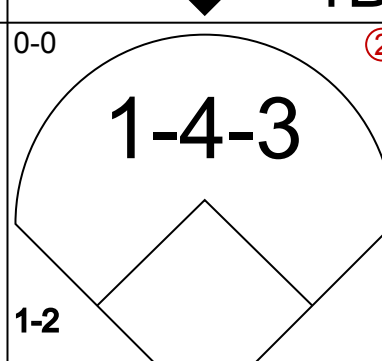
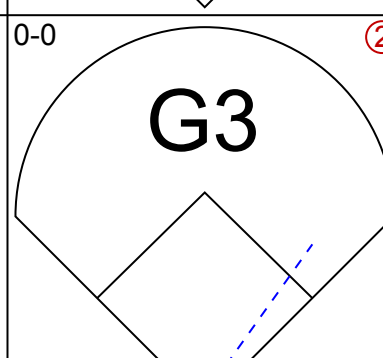
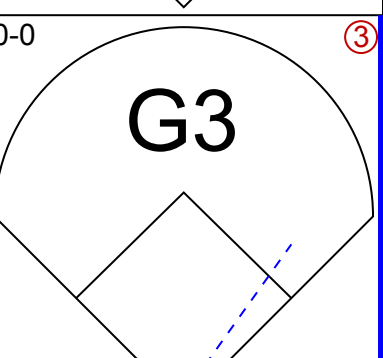
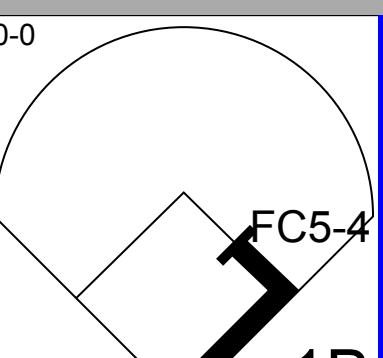
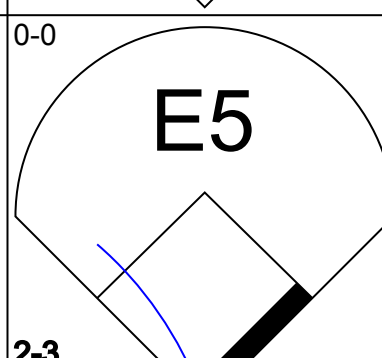
Batter	1	2	3	4	5	6	7	8	9	AB	R	H	RBI	BB	SO	LOB	BOTTOM																	
Bobby Brown, S (1, 7) OBP: 0.344, SLG: 0.435										4	2	3	1	0	0	0	<b>Houston Astros @ San Diego Padres</b> Jack Murphy Stadium, San Diego, CA Wed Sep 07 1983, 10:05 PM EDT Att: 8,274 - Unknown  <b>AB 31</b> <b>R 8</b> <b>H 8</b> <b>RBI 7</b> <b>BB 3</b> <b>SO 9</b> <b>LOB 8</b>																	
Alan Wiggins, S (1, 3) OBP: 0.365, SLG: 0.336										3	1	0	1	1	1	2																		
Tony Gwynn, L (1, 9) OBP: 0.337, SLG: 0.361										3	1	1	2	0	0	1																		
Terry Kennedy, L (1, 2) OBP: 0.351, SLG: 0.447										4	1	1	1	0	2	3																		
Garry Templeton, S (1, 6) OBP: 0.297, SLG: 0.338										4	0	1	1	0	2	0																		
Ruppert Jones, L (1, 8) OBP: 0.309, SLG: 0.380										2	0	0	0	1	1	0																		
Sid Monge, S (7, 1) OBP: 0.100, SLG: 0.100										1	0	0	0	0	1	0																		
Luis Salazar, R (1, 5) OBP: 0.286, SLG: 0.393										4	1	1	1	0	1	2																		
Juan Bonilla, R (1, 4) OBP: 0.311, SLG: 0.306										3	1	0	0	1	0	0																		
Eric Show, R (1, 1) OBP: 0.210, SLG: 0.200										1	0	0	0	0	1	0																		
Elias Sosa, R (6, 1) OBP: 0.143, SLG: 0.143										0	0	0	0	0	0	0																		
Gene Richards, L (6, PH) OBP: 0.327, SLG: 0.389										2	1	1	0	0	0	0																		
<b>Inning Stats</b>	R: 0 E: 0 K: 1 S: 5	H: 0 LOB: 0 BB: 0 P: 5	R: 0 E: 0 K: 2 S: 7	H: 0 LOB: 0 BB: 0 P: 7	R: 0 E: 0 K: 1 S: 5	H: 0 LOB: 0 BB: 0 P: 5	R: 0 E: 0 K: 1 S: 6	H: 1 LOB: 1 BB: 0 P: 6	R: 1 E: 0 K: 1 S: 6	H: 1 LOB: 0 BB: 0 P: 6	R: 3 E: 0 K: 0 S: 6	H: 3 LOB: 2 BB: 2 P: 14	R: 4 E: 0 K: 1 S: 8	H: 3 LOB: 0 BB: 1 P: 12	R: 0 E: 0 K: 2 S: 7	H: 0 LOB: 0 BB: 0 P: 7		1B: 4 2B: 2 3B: 0 HR: 2	SF: 1 SAC: 0 DP: 0 HBP: 0	WP: 1 PB: 0 SB: 1 CS: 0	PA: 35													
<b>PITCHER</b>	IP WLS BF H R ER SO BB IBB HBP BLK WP HR S P ERA WHIP																																	
Nolan Ryan, R (1, 1) ERA: 2.6	6.0	L	8	2	2	2	3	0	0	0	0	0	1	14	14	9.00		1.500																
Frank DiPino, L (7, 1) ERA: 2.61	2.0							0	0	0	0	0	0	1	14	14		9.00	1.000															



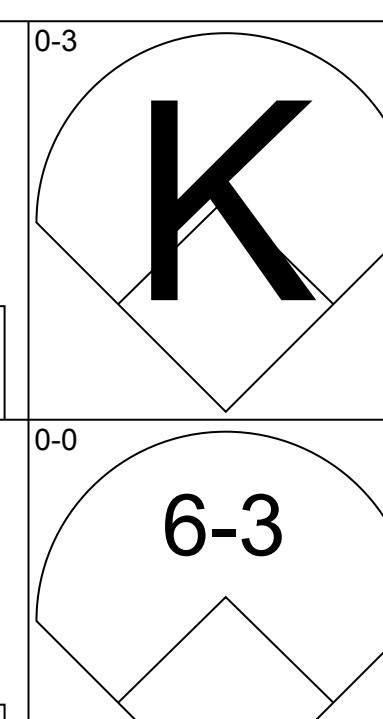
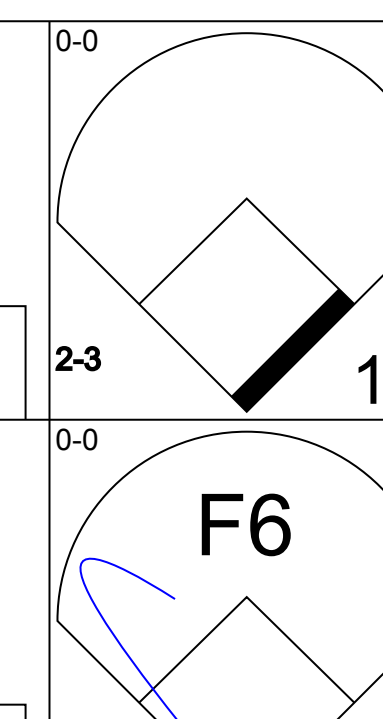
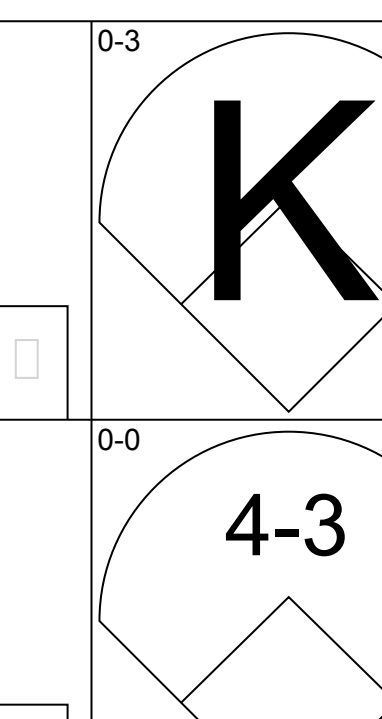
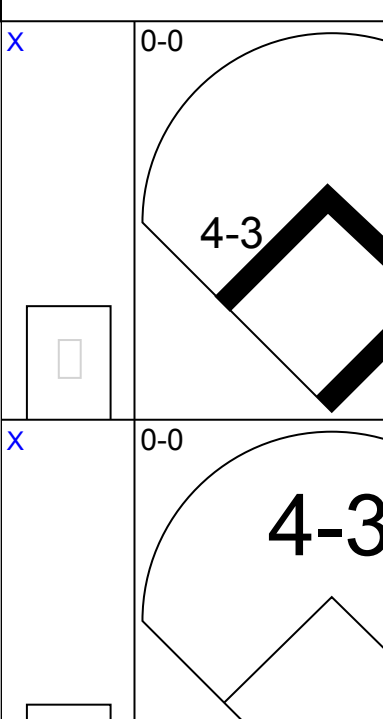
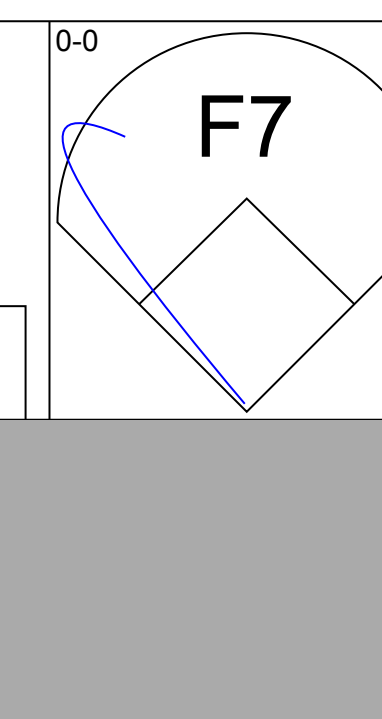
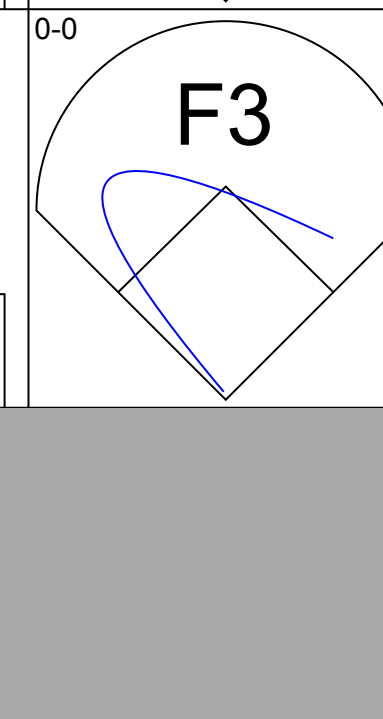
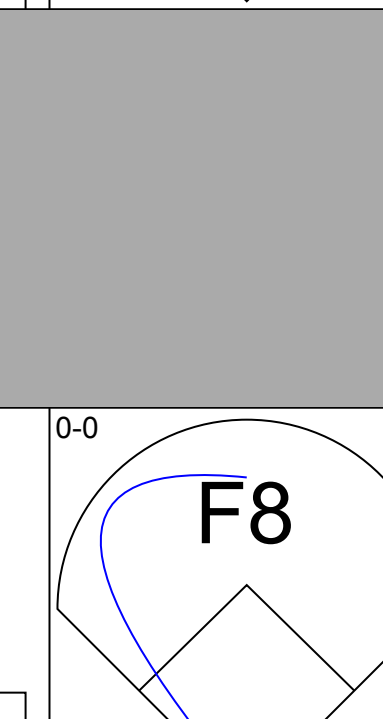

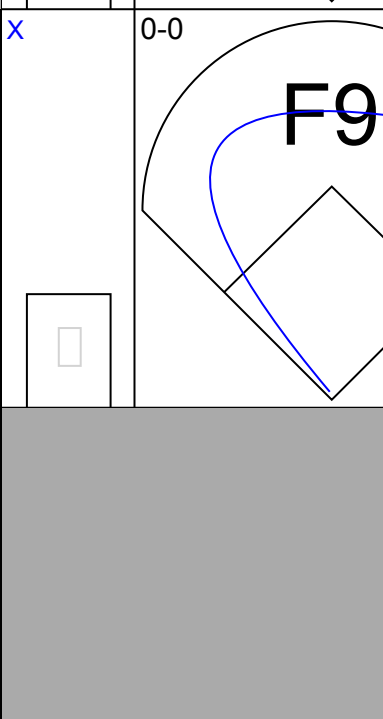
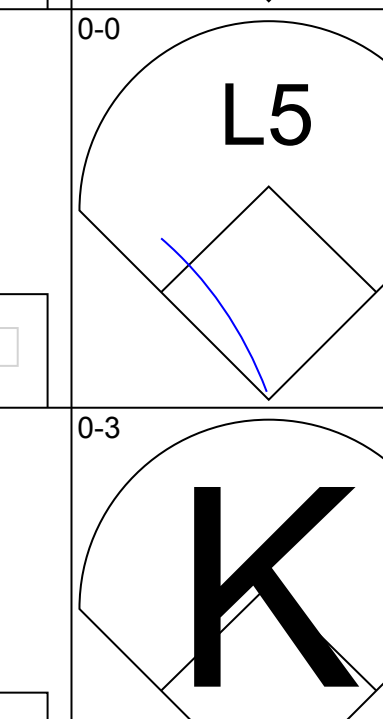




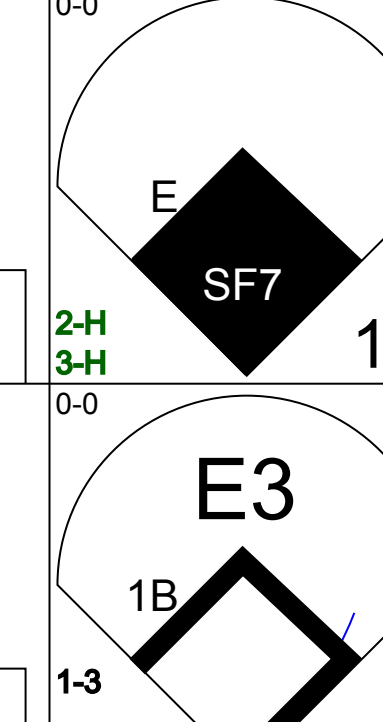
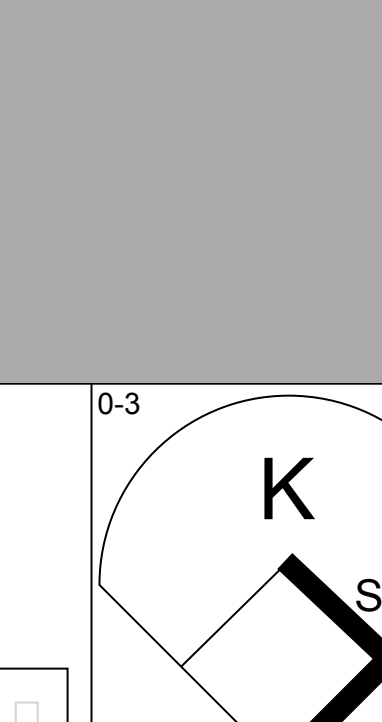

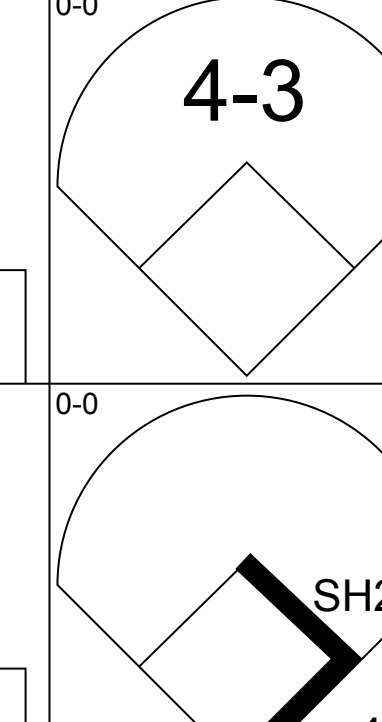
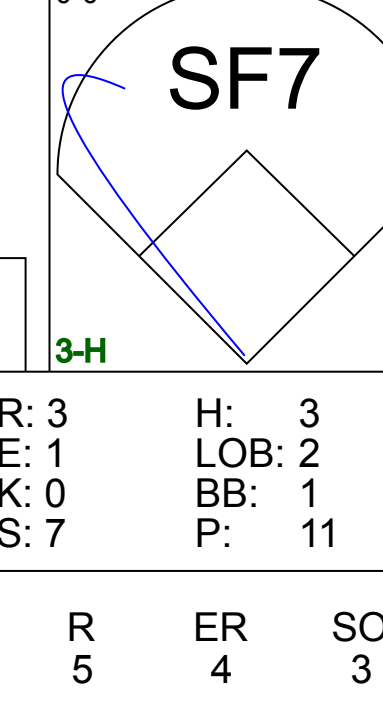
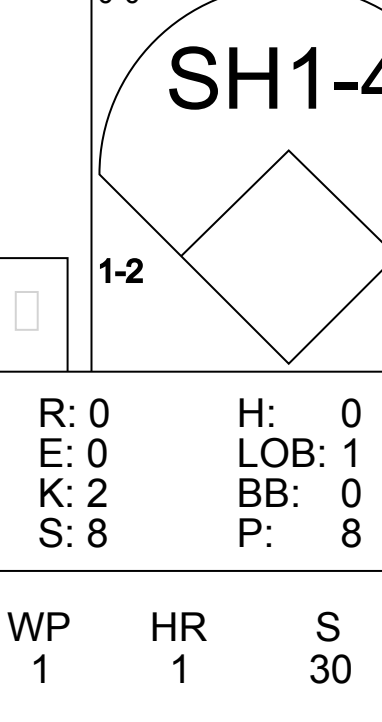
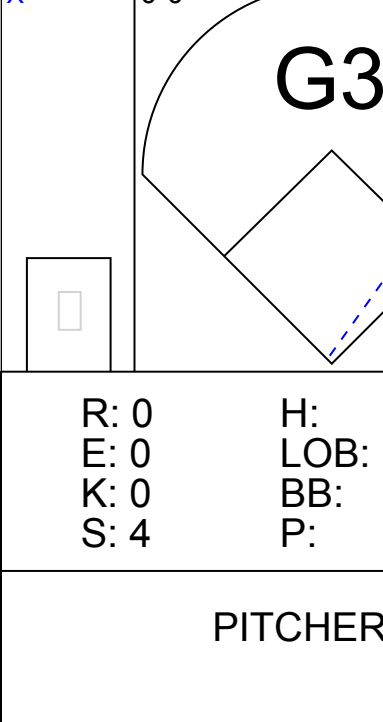
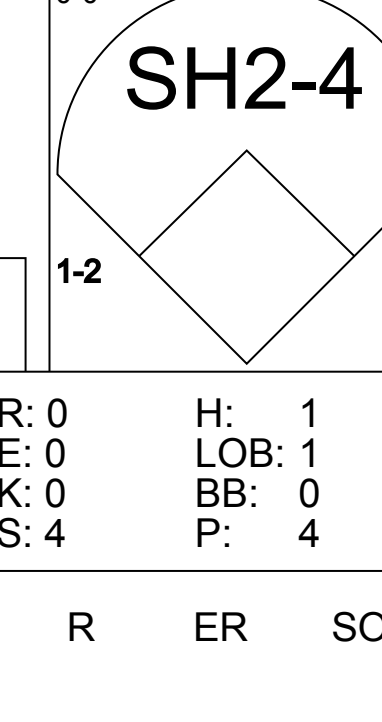
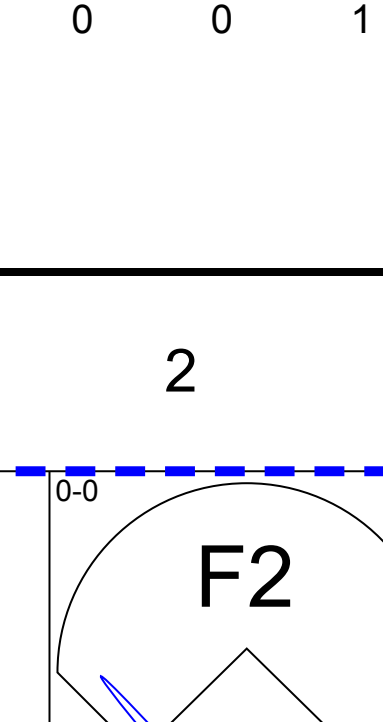
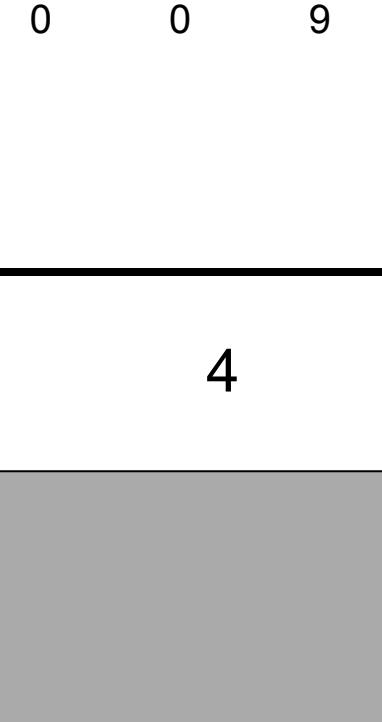
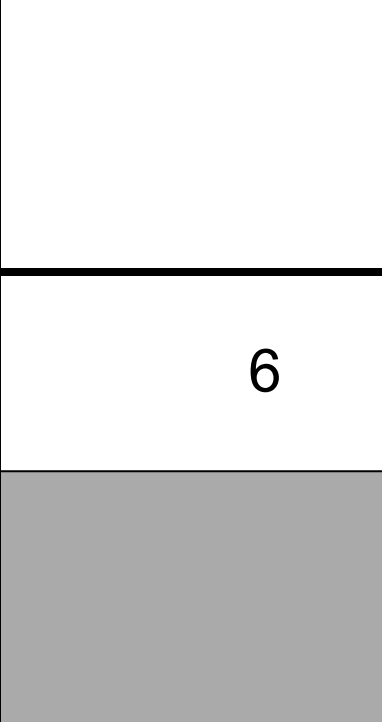
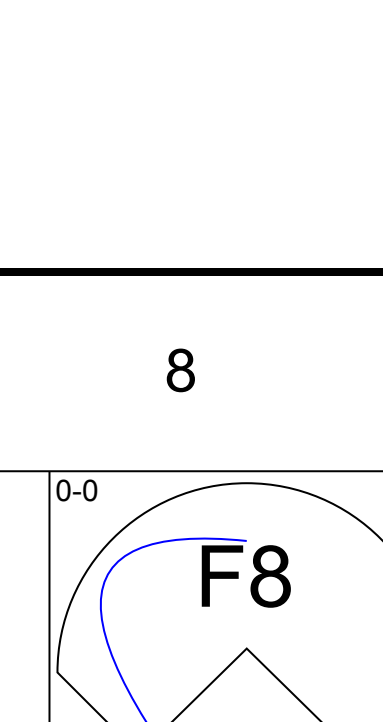


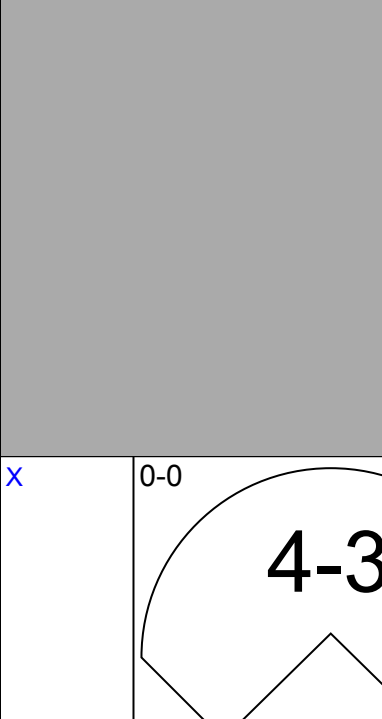
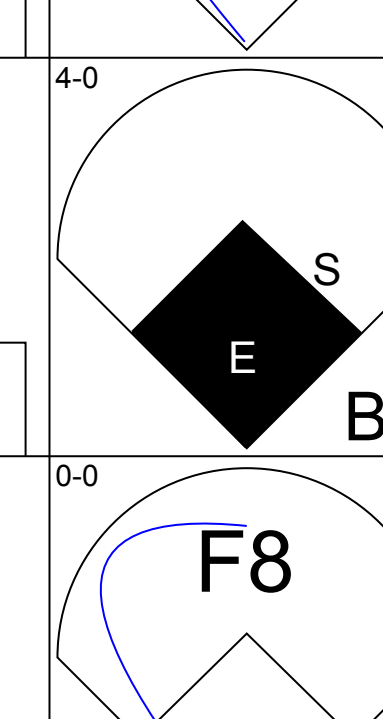
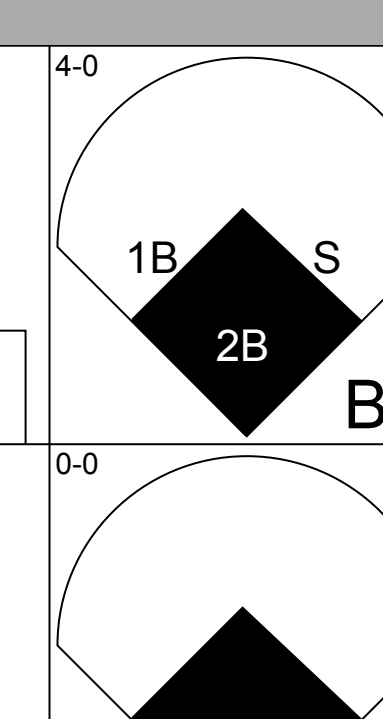

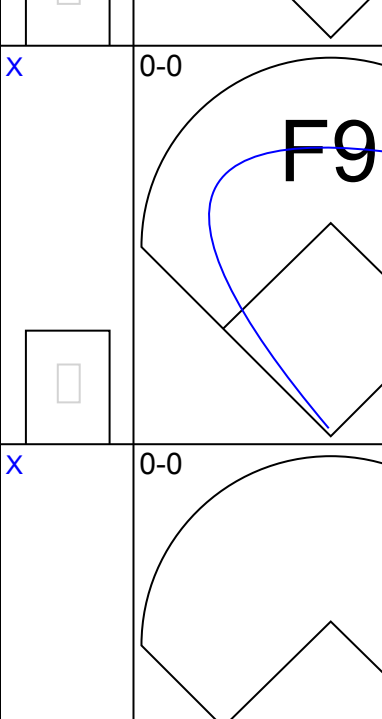
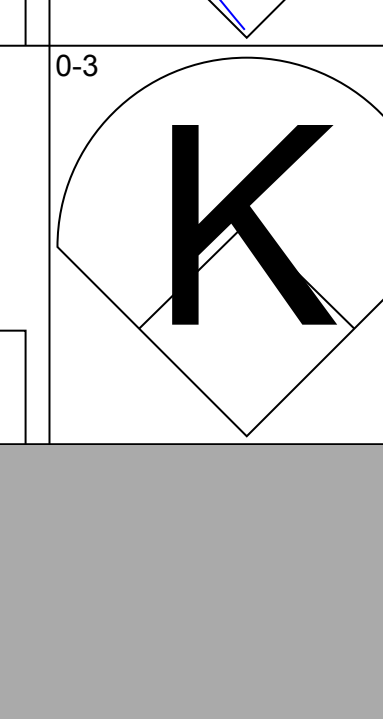
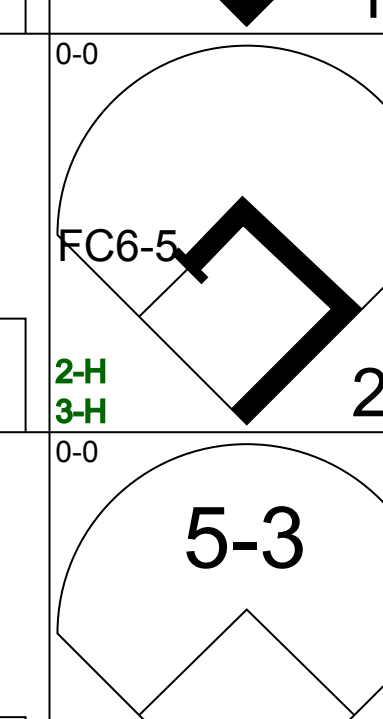
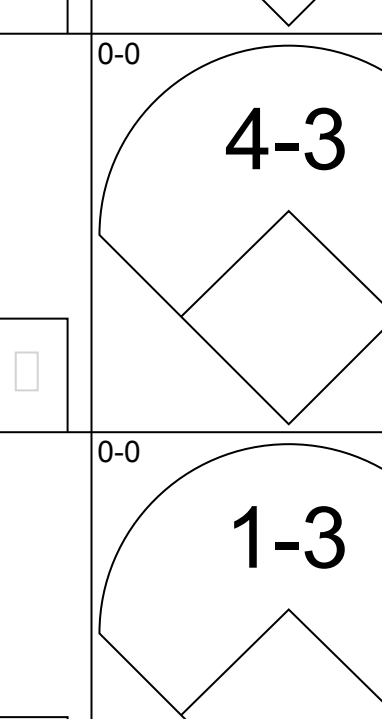





Batter	1	2	3	4	5	6	7	8	9	AB	R	H	RBI	BB	SO	LOB	TOP					
Tony Scott, S OBP: 0.263, SLG: 0.290 (1, 8)										5	0	0	1	0	1	2	Houston Astros @ San Francisco Giants Candlestick Park, San Francisco, CA Fri Sep 09 1983, 10:05 PM EDT Att: 4,195 - Unknown					
Bill Doran, S OBP: 0.381, SLG: 0.375 (1, 4)										5	1	1	0	0	0	2						
Dickie Thon, R OBP: 0.348, SLG: 0.466 (1, 6)										3	1	1	0	2	0	1						
Jose Cruz, L OBP: 0.385, SLG: 0.473 (1, 7)										4	1	2	1	0	2	2						
Ray Knight, R OBP: 0.357, SLG: 0.451 (1, 3)										3	1	1	0	2	0	2						
Phil Garner, R OBP: 0.318, SLG: 0.363 (1, 5)										4	1	2	3	1	0	3						
Kevin Bass, S OBP: 0.255, SLG: 0.344 (1, 9)										5	1	3	0	0	0	5						
George Bjorkman, R OBP: 0.400, SLG: 0.390 (1, 2)										5	1	3	2	0	2	1						
Joe Niekro, R OBP: 0.104, SLG: 0.105 Frank DiPino, L OBP: 0.333, SLG: 0.400 (8, 1)										3	0	1	0	0	0	2						
<b>Inning Stats</b>	R: 1 E: 0 K: 1 S: 6	H: 1 LOB: 3 BB: 3 P: 18	R: 0 E: 0 K: 1 S: 5	H: 0 LOB: 0 BB: 0 P: 5	R: 0 E: 0 K: 1 S: 6	H: 1 LOB: 1 BB: 0 P: 6	R: 2 E: 0 K: 0 S: 6	H: 3 LOB: 1 BB: 0 P: 6	R: 2 E: 0 K: 0 S: 5	H: 3 LOB: 1 BB: 0 P: 5	R: 0 E: 0 K: 0 S: 4	H: 1 LOB: 1 BB: 0 P: 4	R: 2 E: 0 K: 1 S: 8	H: 3 LOB: 2 BB: 1 P: 12	R: 0 E: 1 K: 0 S: 5	H: 1 LOB: 3 BB: 0 P: 9		R: 0 E: 0 K: 1 S: 6	H: 1 LOB: 1 BB: 0 P: 6	1B: 11 2B: 1 3B: 1 HR: 1	SF: 2 SAC: 1 DP: 0 HBP: 0	WP: 1 PB: 0 SB: 1 CS: 0
<b>PITCHER</b>	IP	WLS	BF	H	R	ER	SO	BB	IBB	HBP	BLK	WP	HR	S	P	ERA	WHIP					
Mark Davis, L ERA: 4.52 (1, 1)	5.0	L	25	8	5	5	3	2	1	0	0	1	1	28	40	9.00	2.000					
Mark Calvert, R ERA: 5.19 (6, 1)	3.0		17	5	2	2	1	2	0	0	0	0	0	17	25	6.00	2.333					
Andy McGaffigan, R ERA: 4.6 (9, 1)	1.0		4	1	0	0	1	0	0	0	1	0	0	6	6	0.00	1.000					

Batter	1	2	3	4	5	6	7	8	9	AB	R	H	RBI	BB	SO	LOB	BOTTOM					
Johnnie LeMaster, R OBP: 0.323, SLG: 0.315 Joel Youngblood, R OBP: 0.344, SLG: 0.472 (8, PH)										4	1	0	0	0	1	1	Houston Astros @ San Francisco Giants Candlestick Park, San Francisco, CA Fri Sep 09 1983, 10:05 PM EDT Att: 4,195 - Unknown					
Tom O'Malley, L OBP: 0.333, SLG: 0.329 (1, 5)										2	0	0	0	2	0	0						
Jack Clark, R OBP: 0.356, SLG: 0.435 (1, 9)										3	0	0	1	0	1	1						
Jeffrey Leonard, R OBP: 0.329, SLG: 0.476 (1, 7)										3	1	1	0	1	1	1						
Chris Smith, S OBP: 0.409, SLG: 0.421 (1, 3)										3	1	2	0	1	0	2						
Dan Gladden, R OBP: 0.333, SLG: 0.636 (1, 8)										3	1	1	3	0	0	1						
Steve Nicosia, R OBP: 0.256, SLG: 0.284 (1, 2)										4	0	1	0	0	1	2						
Brad Wellman, R OBP: 0.299, SLG: 0.253 (1, 4)										4	0	0	0	0	0	2						
Mark Davis, L OBP: 0.256, SLG: 0.190 Dwight Gooden, L OBP: 0.295, SLG: 0.292 Mark Calvert, R OBP: 0.357, SLG: 0.451 Dave Bergman, L OBP: 0.318, SLG: 0.363 Andy McGaffigan, R OBP: 0.357, SLG: 0.451 John Rabe, R OBP: 0.252, SLG: 0.337 (5, PH) (8, PH) (9, 1) (9, PH)										1	0	0	0	0	0	0						
<b>Inning Stats</b>	R: 0 E: 0 K: 2 S: 7	H: 0 LOB: 1 BB: 1 P: 11	R: 0 E: 0 K: 0 S: 3	H: 1 LOB: 0 BB: 0 P: 3	R: 0 E: 0 K: 0 S: 3	H: 0 LOB: 0 BB: 0 P: 3	R: 0 E: 0 K: 1 S: 5	H: 0 LOB: 0 BB: 0 P: 5	R: 2 E: 0 K: 0 S: 4	H: 1 LOB: 0 BB: 1 P: 8	R: 0 E: 0 K: 0 S: 3	H: 0 LOB: 0 BB: 0 P: 3	R: 1 E: 0 K: 1 S: 7	H: 2 LOB: 1 BB: 0 P: 7	R: 1 E: 0 K: 0 S: 4	H: 1 LOB: 2 BB: 2 P: 12		R: 0 E: 1 K: 0 S: 5	H: 1 LOB: 2 BB: 0 P: 5	1B: 4 2B: 1 3B: 0 HR: 1	SF: 2 SAC: 0 DP: 0 HBP: 0	WP: 1 PB: 0 SB: 0 CS: 0
<b>PITCHER</b>	IP	WLS	BF	H	R	ER	SO	BB	IBB	HBP	BLK	WP	HR	S	P	ERA	WHIP					
Joe Niekro, R ERA: 3.52 (1, 1)	7.2	W	31	5	4	4	4	4	0	0	0	0	0	35	51	4.70	1.174					
Frank DiPino, L ERA: 2.56 (8, 1)	1.1	S	6	1	0	0	0	0	0	0	0	0	0	6	6	0.00	0.750					

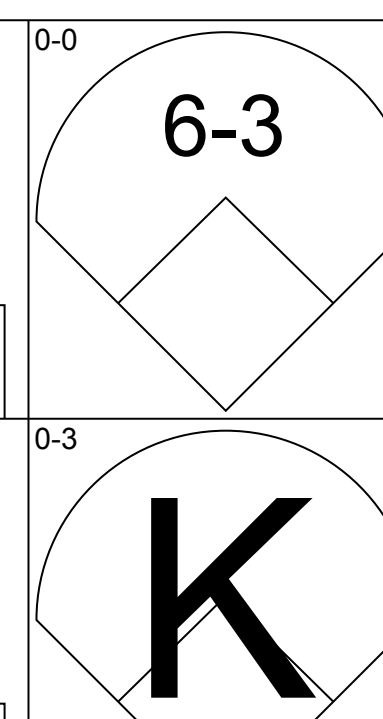
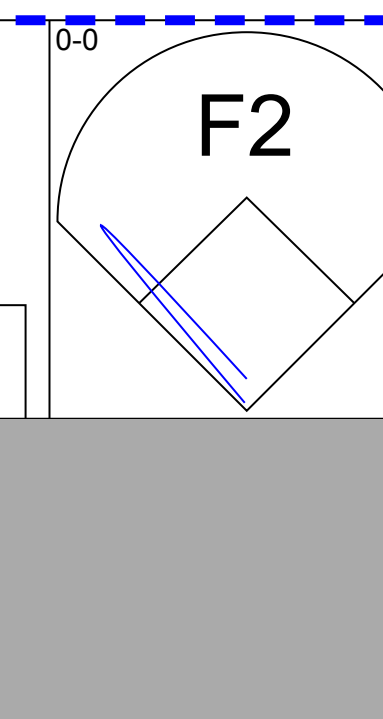

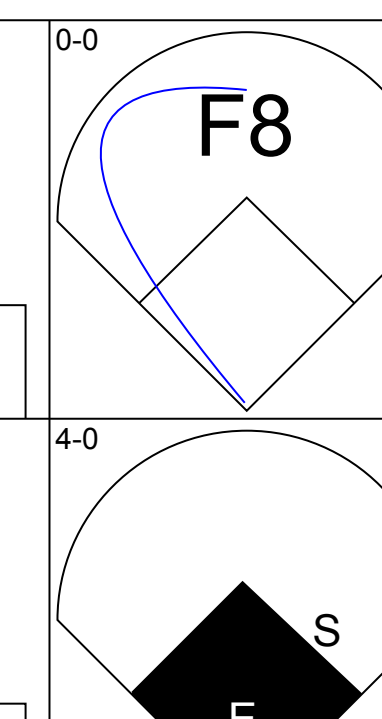
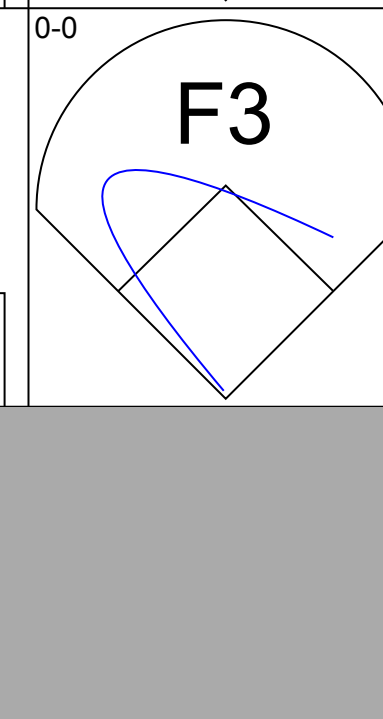

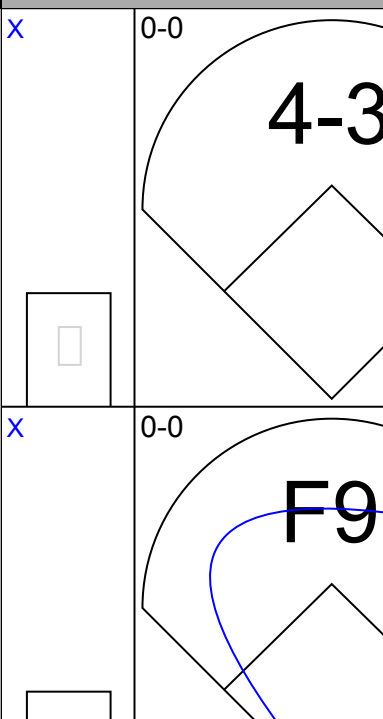
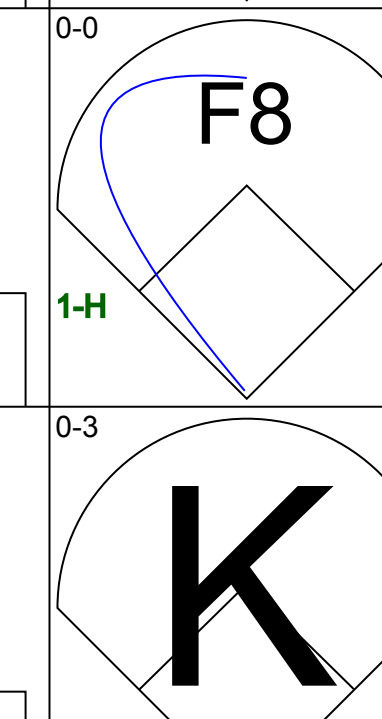

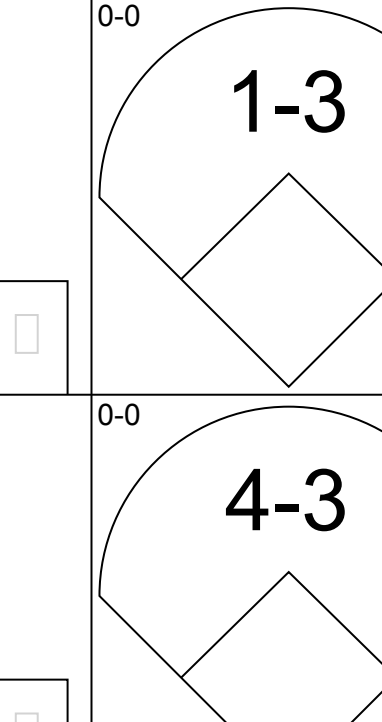

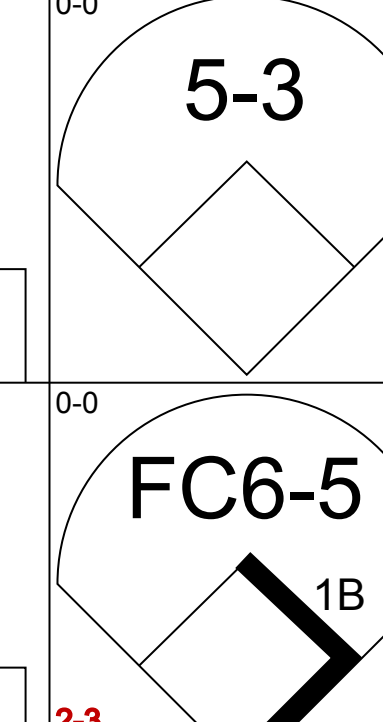
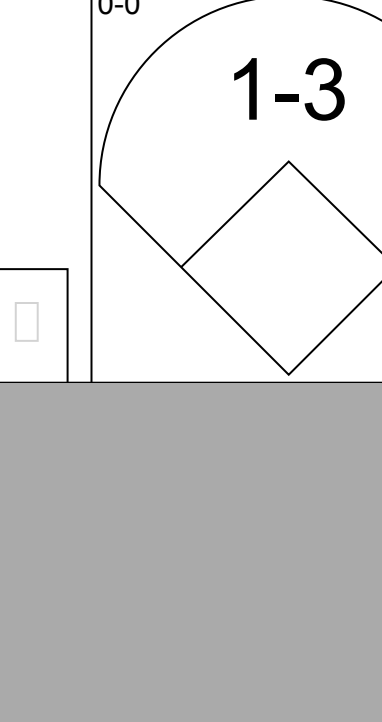

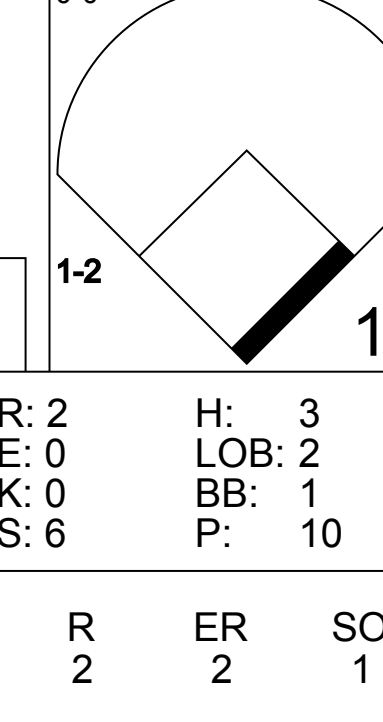







Batter	1	2	3	4	5	6	7	8	9	AB	R	H	RBI	BB	SO	LOB	TOP					
Bill Doran, S OBP: 0.381, SLG: 0.375 (1, 4)										5	0	2	0	0	2	2						
Terry Puhl, L OBP: 0.354, SLG: 0.441 (1, 9)										5	0	0	0	0	0	4						
Dickie Thon, R OBP: 0.347, SLG: 0.469 (1, 6)										5	1	1	1	0	0	1						
Jose Cruz, L OBP: 0.386, SLG: 0.472 (1, 7)										5	1	2	0	0	1	0						
Ray Knight, R OBP: 0.359, SLG: 0.451 (1, 3)										2	1	1	1	1	0	0						
Phil Garner, R OBP: 0.318, SLG: 0.364 (1, 5)										4	1	1	0	0	0	2						
Jerry Mumphrey, S OBP: 0.336, SLG: 0.402 (1, 8)										4	1	2	2	0	0	1						
John Mizerock, L OBP: 0.263, SLG: 0.268 (1, 2)										4	0	1	0	0	1	3						
Bob Knepper, L OBP: 0.209, SLG: 0.302 Jeff Heathcock, R (2, 1)										0	0	0	1	0	0	0						
<b>Inning Stats</b>	R: 0 E: 0 K: 1 S: 5	H: 0 LOB: 0 BB: 0 P: 5	R: 3 E: 1 K: 0 S: 7	H: 3 LOB: 2 BB: 1 P: 11	R: 1 E: 0 K: 0 S: 5	H: 2 LOB: 1 BB: 0 P: 5	R: 0 E: 0 K: 2 S: 8	H: 0 LOB: 1 BB: 0 P: 8	R: 1 E: 0 K: 0 S: 6	H: 3 LOB: 2 BB: 0 P: 6	R: 0 E: 0 K: 0 S: 4	H: 1 LOB: 1 BB: 0 P: 4	R: 0 E: 0 K: 0 S: 3	H: 0 LOB: 0 BB: 0 P: 3	R: 0 E: 0 K: 0 S: 4	H: 1 LOB: 1 BB: 0 P: 4	R: 0 E: 0 K: 1 S: 5	H: 0 LOB: 0 BB: 0 P: 5	1B: 8 2B: 1 3B: 0 HR: 1	SF: 1 SAC: 3 DP: 0 HBP: 0	WP: 1 PB: 0 SB: 1 CS: 0	PA: 40
<b>PITCHER</b>	IP	WLS	BF	H	R	ER	SO	BB	IBB	HBP	BLK	WP	HR	S	P	ERA	WHIP					
Fred Breining, R ERA: 4.02 (1, 1)	4.2	L	25	8	5	4	3	1	0	0	0	1	1	30	34	7.71	1.929					
Renie Martin, R ERA: 4.53 (5, 1)	2.1		8	1	0	0	0	0	0	0	0	0	0	8	8	0.00	0.429					
Jim Barr, R ERA: 4.31 (8, 1)	2.0		7	1	0	0	1	0	0	0	0	0	0	9	9	0.00	0.500					

Houston Astros @ San Francisco Giants  
Candlestick Park, San Francisco, CA  
Sat Sep 10 1983, 6:33 AM EDT  
Att: 6,030 - Unknown

AB	35
R	5
H	10
RBI	5
BB	1
SO	4
LOB	13



Batter	1	2	3	4	5	6	7	8	9	AB	R	H	RBI	BB	SO	LOB	BOTTOM					
Johnnie LeMaster, R OBP: 0.321, SLG: 0.313 (1, 6)										3	0	0	0	0	0	3						
Duane Kuiper, L OBP: 0.333, SLG: 0.291 (8, PH)										1	0	0	0	0	0	0						
Joe Pettini, R OBP: 0.232, SLG: 0.194 (9, 6)										0	0	0	0	0	0	0						
Dan Gladden, R OBP: 0.313, SLG: 0.500 (1, 8)										3	1	0	0	1	1	1						
Chili Davis, S OBP: 0.310, SLG: 0.353 (1, 9)										4	0	0	0	0	0	0						
Jeffrey Leonard, R OBP: 0.328, SLG: 0.473 (1, 7)										3	1	0	0	1	2	0						
Joel Youngblood, R OBP: 0.346, SLG: 0.472 (1, 4)										4	1	2	0	0	1	0						
Chris Smith, S OBP: 0.385, SLG: 0.435 (1, 3)										4	0	1	2	0	0	1						
Tom O'Malley, L OBP: 0.330, SLG: 0.325 (1, 5)										4	0	0	0	0	0	1						
Steve Nicosia, R OBP: 0.247, SLG: 0.273 (1, 2)										3	0	0	0	0	0	1						
Fred Breining, R OBP: 0.182, SLG: 0.159 (1, 1)										1	0	1	0	0	0	0						
Renie Martin, R OBP: 0.333, SLG: 0.583 (5, 1)										1	0	0	0	0	0	0						
Dave Bergman, L OBP: 0.385, SLG: 0.451 (7, PH)										1	0	0	0	0	0	0						
Jim Barr, R OBP: 0.071, SLG: 0.143 (8, 1)										0	0	0	0	0	0	0						
<b>Inning Stats</b>	R: 0 E: 0 K: 1 S: 5	H: 0 LOB: 0 BB: 0 P: 5	R: 2 E: 0 K: 0 S: 6	H: 3 LOB: 2 BB: 1 P: 10	R: 0 E: 0 K: 1 S: 5	H: 0 LOB: 0 BB: 0 P: 5	R: 0 E: 0 K: 0 S: 3	H: 0 LOB: 0 BB: 0 P: 3	R: 0 E: 1 K: 0 S: 4	H: 0 LOB: 1 BB: 0 P: 4	R: 0 E: 0 K: 0 S: 4	H: 1 LOB: 1 BB: 0 P: 4	R: 0 E: 0 K: 0 S: 3	H: 0 LOB: 0 BB: 0 P: 3	R: 0 E: 0 K: 1 S: 5	H: 0 LOB: 0 BB: 1 P: 9	R: 0 E: 0 K: 1 S: 5	H: 0 LOB: 0 BB: 0 P: 5	1B: 3 2B: 1 3B: 0 HR: 0	SF: 0 SAC: 0 DP: 0 HBP: 0	WP: 0 PB: 0 SB: 2 CS: 0	PA: 34
<b>PITCHER</b>	IP	WLS	BF	H	R	ER	SO	BB	IBB	HBP	BLK	WP	HR	S	P	ERA	WHIP					
Bob Knepper, L ERA: 3.42 (1, 1)	1.2		9	3	2	2	1	1	0	0	0	0	0	10	14	10.80	2.400					
Jeff Heathcock, R ERA: 1.93 (2, 1)	7.1	W	25	1	1	0	3	1	0	0	0	0	0	30	34	0.00	0.273					

Houston Astros @ San Francisco Giants  
Candlestick Park, San Francisco, CA  
Sat Sep 10 1983, 6:33 AM EDT  
Att: 6,030 - Unknown

AB	32
R	3
H	4
RBI	2
BB	2
SO	4
LOB	7





Batter	1	2	3	4	5	6	7	8	9	AB	R	H	RBI	BB	SO	LOB	TOP							
Bill Doran, S OBP: 0.380, SLG: 0.374 (1,4)										4	0	1	0	0	0	0	Houston Astros @ San Francisco Giants Candlestick Park, San Francisco, CA Sun Sep 11 1983, 6:33 AM EDT Att: 9,265 - Unknown							
Jerry Mumphy, S OBP: 0.337, SLG: 0.406 (1,8)										4	1	2	0	0	1	1								
Dickie Thon, R OBP: 0.350, SLG: 0.472 (1,6)										3	1	2	0	1	1	0								
Jose Cruz, L OBP: 0.385, SLG: 0.470 (1,7)										4	0	1	2	0	1	4								
Ray Knight, R OBP: 0.358, SLG: 0.450 (1,3)										4	0	1	0	0	2	3								
Phil Garner, R OBP: 0.317, SLG: 0.363 (1,5)										4	0	1	0	0	2	1								
Kevin Bass, S OBP: 0.250, SLG: 0.337 (1,9)										3	0	0	0	0	2	1								
Terry Puhl, L OBP: 0.353, SLG: 0.440 (8,9)										1	0	0	0	0	0	1								
George Bjorkman, R OBP: 0.380, SLG: 0.365 (1,2)										4	0	0	0	0	2	1								
Nolan Ryan, R OBP: 0.079, SLG: 0.049 (1,1)										3	0	0	0	0	3	0								
<b>Inning Stats</b>	R: 0 E: 0 K: 2 S: 9	H: 2 LOB: 2 BB: 0 P: 9	R: 0 E: 0 K: 3 S: 9	H: 0 LOB: 0 BB: 0 P: 9	R: 0 E: 0 K: 1 S: 7	H: 2 LOB: 2 BB: 0 P: 7	R: 0 E: 0 K: 1 S: 6	H: 1 LOB: 1 BB: 0 P: 6	R: 0 E: 0 K: 2 S: 7	H: 0 LOB: 0 BB: 0 P: 7	R: 0 E: 0 K: 2 S: 7	H: 0 LOB: 0 BB: 0 P: 7	R: 0 E: 0 K: 1 S: 7	H: 0 LOB: 0 BB: 0 P: 7	R: 2 E: 0 K: 1 S: 7	H: 2 LOB: 1 BB: 1 P: 11	R: 0 E: 0 K: 0 S: 3	H: 1 LOB: 0 BB: 0 P: 3	1B: 6 2B: 2 3B: 0 HR: 0	SF: 0 SAC: 0 DP: 1 HBP: 0	WP: 0 PB: 0 SB: 0 CS: 0	PA: 35		
<b>PITCHER</b>	IP WLS BF H R ER SO BB IBB HBP BLK WP HR S P ERA WHIP																							
Atee Hammaker, L ERA: 2.25 (1,1)	7.2	31	7	2	2	14	0	0	0	0	0	0	0	0	58	62	2.35	0.913						
Greg Minton, R ERA: 3.5 (8,1)	1.1	W 4	1	0	0	0	0	0	0	0	0	0	0	0	4	4	0.00	0.750						

Batter	1	2	3	4	5	6	7	8	9	AB	R	H	RBI	BB	SO	LOB	BOTTOM							
Dan Gladden, R OBP: 0.300, SLG: 0.412 (1,8)										3	0	0	0	1	2	0	Houston Astros @ San Francisco Giants Candlestick Park, San Francisco, CA Sun Sep 11 1983, 6:33 AM EDT Att: 9,265 - Unknown							
Max Venable, L OBP: 0.294, SLG: 0.379 (1,7)										4	0	2	0	0	2	3								
Chili Davis, S OBP: 0.307, SLG: 0.349 (1,9)										4	0	0	0	0	2	2								
Darrell Evans, L OBP: 0.387, SLG: 0.537 (1,5)										3	1	0	0	1	1	2								
Chris Smith, S OBP: 0.367, SLG: 0.407 (1,3)										4	0	1	0	0	2	1								
Joe Pettini, R OBP: 0.232, SLG: 0.194 (9, PR)										0	1	0	0	0	0	0								
Steve Nicosia, R OBP: 0.253, SLG: 0.278 (1,2)										2	0	1	0	0	0	0								
Bob Brenly, R OBP: 0.313, SLG: 0.376 (5, PR) (6,2)										1	1	0	0	1	0	0								
Duane Kuiper, L OBP: 0.351, SLG: 0.286 (1,4)										3	0	0	0	0	0	1								
Greg Minton, S OBP: 0.545, SLG: 0.600 (8,1)										0	0	0	0	0	0	0								
Dave Bergman, L OBP: 0.389, SLG: 0.455 (9, PH)										1	0	1	1	0	0	0								
Guy Sularz, R OBP: 0.250, SLG: 0.250 (1,6)										3	0	1	0	0	1	0								
Tom O'Malley, L OBP: 0.332, SLG: 0.327 (9, PH)										1	0	1	1	0	0	0								
Atee Hammaker, S OBP: 0.172, SLG: 0.102 (1,1)										1	0	0	0	0	1	0								
Joel Youngblood, R OBP: 0.345, SLG: 0.471 (8,4)										1	0	0	0	0	0	0								
<b>Inning Stats</b>	R: 0 E: 0 K: 1 S: 6	H: 1 LOB: 1 BB: 0 P: 6	R: 0 E: 0 K: 0 S: 3	H: 0 LOB: 0 BB: 0 P: 3	R: 0 E: 0 K: 3 S: 9	H: 0 LOB: 0 BB: 0 P: 9	R: 0 E: 0 K: 2 S: 8	H: 1 LOB: 1 BB: 0 P: 8	R: 0 E: 0 K: 1 S: 7	H: 2 LOB: 3 BB: 1 P: 11	R: 0 E: 0 K: 3 S: 9	H: 0 LOB: 0 BB: 0 P: 9	R: 0 E: 0 K: 0 S: 3	H: 0 LOB: 0 BB: 0 P: 3	R: 0 E: 0 K: 1 S: 5	H: 0 LOB: 0 BB: 0 P: 5	R: 3 E: 0 K: 0 S: 4	H: 3 LOB: 2 BB: 2 P: 12	1B: 7 2B: 0 3B: 0 HR: 0	SF: 0 SAC: 1 DP: 0 HBP: 0	WP: 0 PB: 0 SB: 2 CS: 0	PA: 35		
<b>PITCHER</b>	IP WLS BF H R ER SO BB IBB HBP BLK WP HR S P ERA WHIP																							
Nolan Ryan, R ERA: 2.63 (1,1)	8.1	L 35	7	3	3	11	3	0	0	0	0	0	0	0	54	66	3.24	1.200						

AB	34
R	2
H	8
RBI	2
BB	1
SO	14
LOB	12





Batter	1	2	3	4	5	6	7	8	9	AB	R	H	RBI	BB	SO	LOB	TOP		
Steve Sax, R OBP: 0.339, SLG: 0.348 (1, 4)										4	1	2	2	0	0	0	<b>Los Angeles Dodgers @ Houston Astros</b> Astrodome, Houston, TX Tue Sep 13 1983, 8:05 PM EDT Att: 19,697 - Dome		
Bill Russell, R OBP: 0.317, SLG: 0.305 (1, 6)										4	1	1	1	0	1	2			
Dusty Baker Jr., R OBP: 0.344, SLG: 0.390 R.J. Reynolds, S OBP: 0.259, SLG: 0.385 (1, 7) (5, 7)										3	0	0	0	0	1	0			
Pedro Guerrero, R OBP: 0.365, SLG: 0.521 (1, 5)										3	0	0	0	1	0	1			
Ken Landreaux, L OBP: 0.333, SLG: 0.469 Derrel Thomas, S OBP: 0.338, SLG: 0.335 (8, PR) (8, 8)										4	0	1	0	0	1	1			
Mike Marshall, R OBP: 0.350, SLG: 0.441 (1, 9)										4	1	2	0	0	0	2			
Greg Brock, L OBP: 0.336, SLG: 0.407 (1, 3)										4	1	2	1	0	1	1			
Jack Fimple, R OBP: 0.292, SLG: 0.354 (1, 2)										4	1	1	0	0	1	2			
Jerry Reuss, L OBP: 0.262, SLG: 0.254 (1, 1)										4	0	0	0	0	1	4			
<b>Inning Stats</b>	R: 0 E: 0 K: 2 S: 7	H: 0 LOB: 0 BB: 0 P: 7	R: 0 E: 0 K: 1 S: 5	H: 0 LOB: 1 BB: 1 P: 9	R: 2 E: 1 K: 1 S: 8	H: 2 LOB: 1 BB: 0 P: 8	R: 2 E: 1 K: 0 S: 7	H: 3 LOB: 2 BB: 0 P: 7	R: 0 E: 0 K: 1 S: 5	H: 0 LOB: 0 BB: 0 P: 5	R: 0 E: 0 K: 1 S: 5	H: 1 LOB: 1 BB: 0 P: 3	R: 0 E: 0 K: 1 S: 5	H: 0 LOB: 0 BB: 0 P: 5	1B: 8 2B: 1 3B: 0 HR: 0	SF: 0 SAC: 0 DP: 2 HBP: 0		WP: 0 PB: 0 SB: 2 CS: 0	PA: 36
<b>PITCHER</b>	IP WLS BF H R ER SO BB IBB HBP BLK WP HR S P ERA WHIP	IP WLS BF H R ER SO BB IBB HBP BLK WP HR S P ERA WHIP	IP WLS BF H R ER SO BB IBB HBP BLK WP HR S P ERA WHIP	IP WLS BF H R ER SO BB IBB HBP BLK WP HR S P ERA WHIP	IP WLS BF H R ER SO BB IBB HBP BLK WP HR S P ERA WHIP	IP WLS BF H R ER SO BB IBB HBP BLK WP HR S P ERA WHIP	IP WLS BF H R ER SO BB IBB HBP BLK WP HR S P ERA WHIP	IP WLS BF H R ER SO BB IBB HBP BLK WP HR S P ERA WHIP	IP WLS BF H R ER SO BB IBB HBP BLK WP HR S P ERA WHIP	IP WLS BF H R ER SO BB IBB HBP BLK WP HR S P ERA WHIP	IP WLS BF H R ER SO BB IBB HBP BLK WP HR S P ERA WHIP	IP WLS BF H R ER SO BB IBB HBP BLK WP HR S P ERA WHIP	IP WLS BF H R ER SO BB IBB HBP BLK WP HR S P ERA WHIP	IP WLS BF H R ER SO BB IBB HBP BLK WP HR S P ERA WHIP	IP WLS BF H R ER SO BB IBB HBP BLK WP HR S P ERA WHIP	IP WLS BF H R ER SO BB IBB HBP BLK WP HR S P ERA WHIP	IP WLS BF H R ER SO BB IBB HBP BLK WP HR S P ERA WHIP	IP WLS BF H R ER SO BB IBB HBP BLK WP HR S P ERA WHIP	IP WLS BF H R ER SO BB IBB HBP BLK WP HR S P ERA WHIP
Mike Scott, R ERA: 3.83 (1, 1)	5.0 L 23 5 4 1 5 1 0 0 0 0 0 0 0 32 36 1.80 1.200	3.0 10 4 1 1 1 0 0 0 0 0 0 0 12 12 3.00 1.333	1.0 3 0 0 0 1 0 0 0 0 0 0 0 5 5 0.00 0.000																
Michael LaCoss, R ERA: 4.92 (9, 1)																			

AB	35
R	5
H	9
RBI	4
BB	1
SO	7
LOB	13



Batter	1	2	3	4	5	6	7	8	9	AB	R	H	RBI	BB	SO	LOB	BOTTOM		
Bill Doran, S OBP: 0.379, SLG: 0.373 (1, 4)										4	0	1	0	0	2	0	<b>Los Angeles Dodgers @ Houston Astros</b> Astrodome, Houston, TX Tue Sep 13 1983, 8:05 PM EDT Att: 19,697 - Dome		
Terry Puhl, L OBP: 0.352, SLG: 0.438 (1, 9)										4	0	1	0	0	0	1			
Dickie Thon, R OBP: 0.347, SLG: 0.469 (1, 6)										4	0	0	0	0	2	2			
Jose Cruz, L OBP: 0.384, SLG: 0.468 (1, 7)										3	1	0	0	0	1	0			
Ray Knight, R OBP: 0.363, SLG: 0.455 (1, 3)										3	0	3	0	1	0	0			
Phil Garner, R OBP: 0.315, SLG: 0.360 (1, 5)										4	0	0	0	0	1	5			
Jerry Mumphrey, S OBP: 0.341, SLG: 0.407 (1, 8)										2	0	1	1	2	0	1			
George Bjorkman, R OBP: 0.370, SLG: 0.354 Kevin Bass, S OBP: 0.249, SLG: 0.335 Luis Pujols, R OBP: 0.225, SLG: 0.226 (1, 2) (7, PH) (8, 2)										2	0	0	0	0	2	2			
Mike Scott, R OBP: 0.186, SLG: 0.214 Tim Lincecum, R OBP: 0.226, SLG: 0.320 Michael LaCoss, R OBP: 0.314, SLG: 0.388 Tony Scott, S OBP: 0.282, SLG: 0.288 Frank Lacorne, R OBP: 0.197, SLG: 0.400 Denny Walling, L OBP: 0.349, SLG: 0.424 (1, 1) (5, PH) (8, 1) (8, PH) (9, 1) (9, PH)										1	0	0	0	0	0	0			
<b>Inning Stats</b>	R: 0 E: 0 K: 2 S: 7	H: 0 LOB: 0 BB: 0 P: 7	R: 0 E: 0 K: 0 S: 2	H: 0 LOB: 1 BB: 1 P: 7	R: 0 E: 0 K: 2 S: 7	H: 0 LOB: 0 BB: 0 P: 7	R: 0 E: 0 K: 0 S: 3	H: 0 LOB: 0 BB: 0 P: 3	R: 0 E: 0 K: 1 S: 6	H: 1 LOB: 2 BB: 1 P: 10	R: 0 E: 0 K: 1 S: 6	H: 1 LOB: 2 BB: 0 P: 6	R: 1 E: 1 K: 1 S: 8	H: 2 LOB: 2 BB: 0 P: 8	1B: 5 2B: 1 3B: 0 HR: 0	SF: 0 SAC: 0 DP: 1 HBP: 1		WP: 0 PB: 1 SB: 0 CS: 1	PA: 36
<b>PITCHER</b>	IP WLS BF H R ER SO BB IBB HBP BLK WP HR S P ERA WHIP	IP WLS BF H R ER SO BB IBB HBP BLK WP HR S P ERA WHIP	IP WLS BF H R ER SO BB IBB HBP BLK WP HR S P ERA WHIP	IP WLS BF H R ER SO BB IBB HBP BLK WP HR S P ERA WHIP	IP WLS BF H R ER SO BB IBB HBP BLK WP HR S P ERA WHIP	IP WLS BF H R ER SO BB IBB HBP BLK WP HR S P ERA WHIP	IP WLS BF H R ER SO BB IBB HBP BLK WP HR S P ERA WHIP	IP WLS BF H R ER SO BB IBB HBP BLK WP HR S P ERA WHIP	IP WLS BF H R ER SO BB IBB HBP BLK WP HR S P ERA WHIP	IP WLS BF H R ER SO BB IBB HBP BLK WP HR S P ERA WHIP	IP WLS BF H R ER SO BB IBB HBP BLK WP HR S P ERA WHIP	IP WLS BF H R ER SO BB IBB HBP BLK WP HR S P ERA WHIP	IP WLS BF H R ER SO BB IBB HBP BLK WP HR S P ERA WHIP	IP WLS BF H R ER SO BB IBB HBP BLK WP HR S P ERA WHIP	IP WLS BF H R ER SO BB IBB HBP BLK WP HR S P ERA WHIP	IP WLS BF H R ER SO BB IBB HBP BLK WP HR S P ERA WHIP	IP WLS BF H R ER SO BB IBB HBP BLK WP HR S P ERA WHIP	IP WLS BF H R ER SO BB IBB HBP BLK WP HR S P ERA WHIP	IP WLS BF H R ER SO BB IBB HBP BLK WP HR S P ERA WHIP
Jerry Reuss, L ERA: 2.87 (1, 1)	9.0 W 36 6 1 0 9 3 0 0 0 0 0 0 50 63 0.00 1.000																		





Batter	1	2	3	4	5	6	7	8	9	AB	R	H	RBI	BB	SO	LOB	TOP					
Steve Sax, R OBP: 0.340, SLG: 0.349										4	2	2	0	0	1	1	<b>Los Angeles Dodgers @ Houston Astros</b> Astrodome, Houston, TX Wed Sep 14 1983, 8:05 PM EDT Att: 19,713 - Dome					
Bill Russell, R OBP: 0.317, SLG: 0.303										3	0	0	0	0	1	2						
Mike Marshall, R OBP: 0.350, SLG: 0.438										3	0	0	0	1	0	3						
Pedro Guerrero, R OBP: 0.365, SLG: 0.521										4	0	2	2	0	1	1						
Ken Landreaux, L OBP: 0.332, SLG: 0.469										4	0	1	0	0	0	3						
R.J. Reynolds, S OBP: 0.298, SLG: 0.367										4	0	1	0	0	0	3						
Greg Brock, L OBP: 0.333, SLG: 0.403										4	0	0	0	0	2	1						
Jack Fimple, R OBP: 0.301, SLG: 0.362										3	0	2	0	0	0	1						
Rick Monday, L OBP: 0.366, SLG: 0.419										1	0	0	0	0	1	0						
Bob Welch, R OBP: 0.130, SLG: 0.164										3	0	0	0	0	0	3						
Jose Morales, R OBP: 0.302, SLG: 0.500										1	0	0	0	0	0	0						
<b>Inning Stats</b>	R: 1 E: 0 K: 1 S: 7	H: 2 LOB: 1 BB: 0 P: 7	R: 0 E: 0 K: 1 S: 6	H: 1 LOB: 1 BB: 0 P: 6	R: 1 E: 0 K: 0 S: 5	H: 2 LOB: 2 BB: 0 P: 6	R: 0 E: 0 K: 0 S: 3	H: 1 LOB: 0 BB: 0 P: 3	R: 0 E: 0 K: 1 S: 5	H: 0 LOB: 1 BB: 1 P: 9	R: 0 E: 0 K: 1 S: 5	H: 0 LOB: 0 BB: 0 P: 5	R: 0 E: 0 K: 0 S: 4	H: 1 LOB: 1 BB: 0 P: 4	R: 0 E: 0 K: 1 S: 6	H: 1 LOB: 0 BB: 0 P: 6	R: 0 E: 0 K: 1 S: 5	H: 0 LOB: 0 BB: 0 P: 5	1B: 7 2B: 1 3B: 0 HR: 0	SF: 0 SAC: 0 DP: 1 HBP: 1	WP: 0 PB: 1 SB: 3 CS: 0	PA: 36
<b>PITCHER</b> Joe Niekro, R ERA: 3.46	IP: 9.0 WLS: W BF: 36	H: 8 R: 2 ER: 2 SO: 6	BB: 1 IBB: 0 HBP: 1 BLK: 0	WP: 0 HR: 0 S: 46 P: 51	ERA: 2.00 WHIP: 1.000	<b>PITCHER</b>																

Batter	1	2	3	4	5	6	7	8	9	AB	R	H	RBI	BB	SO	LOB	BOTTOM			
Bill Doran, S OBP: 0.377, SLG: 0.370										4	0	0	0	0	2	0	<b>Los Angeles Dodgers @ Houston Astros</b> Astrodome, Houston, TX Wed Sep 14 1983, 8:05 PM EDT Att: 19,713 - Dome			
Terry Puhl, L OBP: 0.353, SLG: 0.439										4	1	2	0	0	0	0				
Dickie Thon, R OBP: 0.347, SLG: 0.469										4	0	1	1	0	0	1				
Jose Cruz, L OBP: 0.383, SLG: 0.466										2	1	0	0	1	1	0				
Ray Knight, R OBP: 0.363, SLG: 0.455										3	1	1	0	0	1	1				
Phil Garner, R OBP: 0.317, SLG: 0.368										3	1	2	2	0	0	0				
Jerry Mumphrey, S OBP: 0.341, SLG: 0.406										3	0	1	0	0	2	0				
Luis Pujols, R OBP: 0.222, SLG: 0.224										1	0	0	0	0	0	0				
Denny Walling, L OBP: 0.345, SLG: 0.424										0	0	0	1	0	0	0				
John Mizerock, L OBP: 0.271, SLG: 0.268										0	0	0	0	1	0	0				
Joe Niekro, R OBP: 0.100, SLG: 0.101										3	0	0	0	0	2	3				
<b>Inning Stats</b>	R: 0 E: 0 K: 0 S: 3	H: 1 LOB: 0 BB: 0 P: 3	R: 0 E: 0 K: 0 S: 3	H: 0 LOB: 0 BB: 0 P: 3	R: 0 E: 0 K: 2 S: 7	H: 0 LOB: 0 BB: 0 P: 7	R: 1 E: 1 K: 2 S: 8	H: 2 LOB: 0 BB: 0 P: 8	R: 1 E: 0 K: 1 S: 7	H: 3 LOB: 1 BB: 0 P: 7	R: 0 E: 0 K: 0 S: 3	H: 0 LOB: 0 BB: 0 P: 3	R: 2 E: 0 K: 2 S: 8	H: 1 LOB: 1 BB: 2 P: 16	R: 0 E: 0 K: 1 S: 5	H: 0 LOB: 0 BB: 0 P: 5	1B: 5 2B: 1 3B: 0 HR: 1	SF: 1 SAC: 0 DP: 0 HBP: 0	WP: 0 PB: 0 SB: 0 CS: 3	PA: 30
<b>PITCHER</b> Bob Welch, R ERA: 2.64	IP: 8.0 WLS: L BF: 30	H: 7 R: 4 ER: 4 SO: 8	BB: 2 IBB: 0 HBP: 0 BLK: 0	WP: 0 HR: 1 S: 44 P: 52	ERA: 4.50 WHIP: 1.125	<b>PITCHER</b>														







Batter	1	2	3	4	5	6	7	8	9	AB	R	H	RBI	BB	SO	LOB	TOP					
Bill Doran, S OBP: 0.373, SLG: 0.370 (1, 4)										4	1	1	0	0	0	1	<b>Houston Astros @ Cincinnati Reds</b> Riverfront Stadium, Cincinnati, OH Fri Sep 16 1983, 7:05 PM EDT Att: 9,146 - Unknown					
Terry Puhl, L OBP: 0.352, SLG: 0.436 (1, 9)										3	1	1	1	1	0	0						
Dickie Thon, R OBP: 0.344, SLG: 0.464 (1, 6)										4	0	0	0	0	2	3						
Jose Cruz, L OBP: 0.388, SLG: 0.471 (1, 7)										4	1	4	1	0	0	0						
Ray Knight, R OBP: 0.359, SLG: 0.448 (1, 3)										4	0	0	0	0	1	4						
Phil Garner, R OBP: 0.314, SLG: 0.365 (1, 5)										3	0	0	1	0	0	2						
Jerry Mumfry, S OBP: 0.344, SLG: 0.410 (4, 1)										2	0	0	0	0	1	0						
John Mizerock, L OBP: 0.263, SLG: 0.259 (5, PH)										1	0	0	0	0	0	0						
Craig Reynolds, L OBP: 0.299, SLG: 0.280 (5, PH)										0	0	0	0	1	0	0						
Luis Pujols, R OBP: 0.222, SLG: 0.224 (7, PH)										2	0	0	0	0	1	0						
Jeff Heathcock, R OBP: 0.213, SLG: 0.250 (7, 2)										1	0	0	0	0	0	0						
Tony Scott, S OBP: 0.259, SLG: 0.285 (4, 8)										2	0	0	0	0	1	1						
<b>Inning Stats</b>	R: 2 E: 0 K: 2 S: 10	H: 3 LOB: 1 BB: 0 P: 10	R: 0 E: 0 K: 0 S: 3	H: 0 LOB: 0 BB: 0 P: 3	R: 0 E: 0 K: 1 S: 5	H: 0 LOB: 0 BB: 0 P: 5	R: 1 E: 0 K: 1 S: 6	H: 1 LOB: 0 BB: 0 P: 6	R: 0 E: 0 K: 0 S: 5	H: 1 LOB: 1 BB: 0 P: 4	R: 0 E: 0 K: 1 S: 5	H: 0 LOB: 0 BB: 0 P: 5	R: 0 E: 0 K: 0 S: 4	H: 1 LOB: 0 BB: 0 P: 4	R: 0 E: 0 K: 0 S: 3	H: 0 LOB: 0 BB: 0 P: 3	1B: 3 2B: 2 3B: 1 HR: 0	SF: 1 SAC: 0 DP: 0 HBP: 0	WP: 0 PB: 0 SB: 1 CS: 0	PA: 35		
<b>PITCHER</b>	IP WLS BF H R ER SO BB IBB HBP BLK WP HR S P ERA WHIP	8.0 W 32 6 3 3 6 2 0 0 0 0 0 0 42 50 3.38 1.000	1.0 3 0 0 0 0 0 0 0 0 0 0 0 0 3 3 0.00 0.000																			

AB	32
R	3
H	6
RBI	3
BB	2
SO	6
LOB	12



Batter	1	2	3	4	5	6	7	8	9	AB	R	H	RBI	BB	SO	LOB	BOTTOM				
Eddie Milner, L OBP: 0.356, SLG: 0.388 (1, 8)										5	1	2	2	0	1	2	<b>Houston Astros @ Cincinnati Reds</b> Riverfront Stadium, Cincinnati, OH Fri Sep 16 1983, 7:05 PM EDT Att: 9,146 - Unknown				
Gary Redus, R OBP: 0.353, SLG: 0.446 (1, 7)										4	2	2	2	1	0	1					
Dave Concepcion, R OBP: 0.302, SLG: 0.277 (1, 6)										5	0	0	0	0	0	5					
Dan Driessen, L OBP: 0.396, SLG: 0.422 (1, 3)										4	0	0	0	0	0	3					
Nick Esasky, R OBP: 0.325, SLG: 0.458 (1, 5)										4	1	1	1	0	2	1					
Paul Householder, S OBP: 0.329, SLG: 0.393 (1, 9)										2	1	0	0	2	0	0					
Ron Oester, S OBP: 0.311, SLG: 0.381 (7, PH)										3	1	1	0	0	1	1					
Tom Foley, L OBP: 0.262, SLG: 0.260 (8, 4)										1	0	0	0	0	1	2					
Dann Bilardello, R OBP: 0.263, SLG: 0.362 (1, 2)										4	0	1	0	0	0	1					
Bruce Berenyi, R OBP: 0.220, SLG: 0.280 (8, PH)										3	2	3	1	0	0	0					
Duane Walker, L OBP: 0.295, SLG: 0.338 (9, 1)										1	0	0	0	0	0	1					
Tom Hume, R OBP: 0.278 (8, 1)										0	0	0	0	0	0	0					
<b>Inning Stats</b>	R: 0 E: 0 K: 0 S: 3	H: 0 LOB: 0 BB: 0 P: 3	R: 0 E: 0 K: 0 S: 3	H: 0 LOB: 0 BB: 0 P: 3	R: 2 E: 0 K: 0 S: 7	H: 3 LOB: 2 BB: 0 P: 7	R: 5 E: 1 K: 0 S: 7	H: 4 LOB: 1 BB: 1 P: 11	R: 0 E: 0 K: 1 S: 5	H: 0 LOB: 0 BB: 0 P: 5	R: 0 E: 0 K: 1 S: 6	H: 1 LOB: 1 BB: 0 P: 6	R: 1 E: 1 K: 2 S: 9	H: 1 LOB: 2 BB: 1 P: 13	R: 0 E: 0 K: 1 S: 6	H: 1 LOB: 2 BB: 1 P: 10	1B: 4 2B: 3 3B: 0 HR: 3	SF: 0 SAC: 0 DP: 0 HBP: 0	WP: 1 PB: 0 SB: 1 CS: 0	PA: 39	
<b>PITCHER</b>	IP WLS BF H R ER SO BB IBB HBP BLK WP HR S P ERA WHIP	3.2 L 18 5 5 5 0 1 0 0 0 0 0 2 8 8 13.50 1.636	1.1 6 2 2 2 1 0 0 0 0 0 0 2 8 8 13.50 1.500	2.0 10 2 1 1 3 1 0 0 0 1 0 15 19 4.50 1.500	1.0 5 1 0 0 1 1 0 0 0 0 0 6 10 0.00 2.000																

AB	36
R	8
H	10
RBI	6
BB	3
SO	5
LOB	17





Batter	1	2	3	4	5	6	7	8	9	AB	R	H	RBI	BB	SO	LOB	TOP										
<b>Bill Doran, S</b> OBP: 0.370, SLG: 0.367 (1, 4)	2-1 4-3	2-2 F7			1-1 4-3		1-3 K			4	0	0	0	0	1	2											
<b>Terry Puhl, L</b> OBP: 0.348, SLG: 0.432 (1, 9)	1-0 4-3		0-2 K			0-0 L6		2-2 6-3		4	0	0	0	0	1	0											
<b>Jerry Mumphy, S</b> OBP: 0.343, SLG: 0.411 (1, 8)	0-1 F7		2-1 F9			1-2 HR		3-2 P6		4	1	1	0	0	0	0											
<b>Jose Cruz, L</b> OBP: 0.389, SLG: 0.477 <b>Tony Scott, S</b> OBP: 0.259, SLG: 0.285 (9, 7)		1-2 S 2B	1-3 K			3-1 HR		0-3 K		4	2	2	2	0	2	0											
<b>Ray Knight, R</b> OBP: 0.361, SLG: 0.451 <b>Denny Walling, L</b> OBP: 0.351, SLG: 0.431 (2, 3)		3-1 SAFE 1B 2B		1-0 4-3		1-1 4-3 2B			4-1 BB	1	1	1	1	0	0	0											
<b>Phil Garner, R</b> OBP: 0.314, SLG: 0.364 (1, 5)		1-2 SH3-4 2H 1B		1-0 F8		1-2 4-3 2B			1-3 SAFE K	4	0	1	1	0	1	2											
<b>Alan Ashby, S</b> OBP: 0.306, SLG: 0.405 (1, 2)		4-0 SH3-4 BB 1B		1-1 F9		0-0 F8			1-1 6-3	3	0	0	0	1	0	1											
<b>Craig Reynolds, L</b> OBP: 0.259, SLG: 0.269 (1, 6)		0-1 F6			1-1 F9		3-3 K			3	0	0	0	0	1	2											
<b>Mike Madden, L</b> OBP: 0.105, SLG: 0.056 <b>Vern Rühle, R</b> OBP: 0.238, SLG: 0.111 <b>Frank DiPino, L</b> OBP: 0.333, SLG: 0.400 (9, 1)		0-1 SH3-4			0-3 K		2-3 K			1	0	0	0	0	1	0											
<b>Inning Stats</b>	R: 0 E: 0 K: 0 S: 5	H: 0 LOB: 0 BB: 0 P: 8	R: 2 E: 0 K: 0 S: 15	H: 3 LOB: 2 BB: 1 P: 26	R: 0 E: 0 K: 2 S: 10	H: 0 LOB: 0 BB: 0 P: 13	R: 0 E: 0 K: 0 S: 4	H: 0 LOB: 0 BB: 0 P: 7	R: 0 E: 0 K: 1 S: 7	H: 0 LOB: 0 BB: 0 P: 9	R: 2 E: 0 K: 0 S: 13	H: 3 LOB: 1 BB: 0 P: 19	R: 0 E: 0 K: 3 S: 9	H: 0 LOB: 0 BB: 0 P: 15	R: 0 E: 0 K: 1 S: 9	H: 0 LOB: 0 BB: 0 P: 14	R: 0 E: 0 K: 1 S: 6	H: 0 LOB: 0 BB: 1 P: 12	1B: 2 2B: 3 3B: 0 HR: 1	SF: 0 SAC: 1 DP: 0 HBP: 0	WP: 0 PB: 0 SB: 1 CS: 0	PA: 34					
<b>PITCHER</b>	IP	WLS	BF	H	R	ER	SO	BB	IBB	HBP	BLK	WP	HR	S	P	ERA	WHIP										
<b>Jeff Russell, R</b> ERA: 2.5 (1, 1)	6.0	L	25	6	4	4	3	1	0	0	0	0	1	54	82	6.00	1.167										
<b>Bill Scherrer, L</b> ERA: 3.05 (7, 1)	2.0		6	0	0	0	4	0	0	0	0	0	0	18	29	0.00	0.000										
<b>Tom Hume, R</b> ERA: 5.25 (9, 1)	1.0	S	3	0	0	0	1	1	0	0	0	0	0	6	12	0.00	1.000										

Houston Astros @ Cincinnati Reds  
Riverfront Stadium, Cincinnati, OH  
Sat Sep 17 1983, 7:05 PM EDT  
Att: 53,790 - Unknown

AB 31  
R 4  
H 6  
RBI 4  
BB 2  
SO 8  
LOB 7



Batter	1	2	3	4	5	6	7	8	9	AB	R	H	RBI	BB	SO	LOB	BOTTOM										
<b>Gary Redus, R</b> OBP: 0.351, SLG: 0.442 (1, 7)	0-1 F8			2-0 L4		4-2 BB		2-3 K		4	0	0	0	1	2	2											
<b>Paul Householder, S</b> OBP: 0.327, SLG: 0.392 (1, 8)	1-0 P4		0-2 HR	0-1 P6		3-2 SF8		3-3 K		4	1	1	1	0	1	0											
<b>Dave Concepcion, R</b> OBP: 0.301, SLG: 0.276 (1, 6)	3-1 BB 1B		2-3 K	1-1 5-3		3H F8		0-0 F8		5	0	1	0	0	1	3											
<b>Johnny Bench, R</b> OBP: 0.307, SLG: 0.433 <b>Dann Elardello, R</b> OBP: 0.364, SLG: 0.362 <b>Eddie Milner, L</b> OBP: 0.356, SLG: 0.388 <b>Alan Knicely, R</b> OBP: 0.330, SLG: 0.320 (9, PH)	4-2 BB		0-1 HR		1-2 G5-4-3 1B		0-1 F9		1-3 K	3	1	2	2	1	0	0											
<b>Nick Esasky, R</b> OBP: 0.327, SLG: 0.459 (1, 5)	2-2 L7		0-0 2B 1B		3-2 G5-4-3 1-2		1-0 FC6-4 1B			4	0	2	0	0	0	3											
<b>Dan Driessen, L</b> OBP: 0.392, SLG: 0.417 (1, 3)		1-3 K	2-3 K		2-2 1-3		1 SAFE F7			4	0	0	0	0	2	2											
<b>Cesar Cedeno, R</b> OBP: 0.299, SLG: 0.353 (1, 9)		4-0 1B BB	0-0 2B		0-2 F7		1 SAFE FC6-4			3	0	1	0	1	0	1											
<b>Ron Oester, S</b> OBP: 0.312, SLG: 0.381 (1, 4)		0-2 F9	4-0 IBB		0-1 BB SF8 1B		0-1 F7			3	1	1	0	1	0	1											
<b>Jeff Russell, R</b> OBP: 0.235, SLG: 0.438 <b>Skeeter Barnes, R</b> OBP: 0.364, SLG: 0.125 <b>Bill Scherrer, L</b> OBP: 0.167, SLG: 0.091 <b>Duane Walker, L</b> OBP: 0.294, SLG: 0.337 <b>Tom Hume, R</b> (9, 1)		2-1 1B	0-0 L9		4-2 BB		0-1 4-3			2	0	1	0	0	0	3											
<b>Inning Stats</b>	R: 0 E: 0 K: 0 S: 10	H: 1 LOB: 2 BB: 1 P: 20	R: 0 E: 0 K: 2 S: 11	H: 1 LOB: 2 BB: 1 P: 19	R: 2 E: 0 K: 2 S: 18	H: 4 LOB: 3 BB: 1 P: 26	R: 0 E: 0 K: 0 S: 5	H: 0 LOB: 0 BB: 0 P: 8	R: 0 E: 0 K: 0 S: 9	H: 1 LOB: 1 BB: 0 P: 15	R: 1 E: 0 K: 0 S: 17	H: 1 LOB: 2 BB: 2 P: 28	R: 0 E: 0 K: 0 S: 7	H: 1 LOB: 1 BB: 0 P: 8	R: 0 E: 0 K: 1 S: 7	H: 0 LOB: 0 BB: 0 P: 9	R: 0 E: 0 K: 2 S: 10	H: 0 LOB: 0 BB: 0 P: 14	1B: 7 2B: 1 3B: 0 HR: 1	SF: 1 SAC: 0 DP: 1 HBP: 0	WP: 0 PB: 0 SB: 0 CS: 0	PA: 40					
<b>PITCHER</b>	IP	WLS	BF	H	R	ER	SO	BB	IBB	HBP	BLK	WP	HR	S	P	ERA	WHIP										
<b>Mike Madden, L</b> ERA: 3.02 (1, 1)	5.1	W	27	8	3	3	4	3	1	0	0	0	0	60	99	5.06	2.062										
<b>Vern Rühle, R</b> ERA: 3.75 (6, 1)	3.1		12	1	0	0	2	1	0	0	0	0	0	31	44	0.00	0.600										
<b>Frank DiPino, L</b> ERA: 2.54 (9, 1)	0.1	S	1	0	0	0	1	0	0	0	0	0	0	3	4	0.00	0.000										

Houston Astros @ Cincinnati Reds  
Riverfront Stadium, Cincinnati, OH  
Sat Sep 17 1983, 7:05 PM EDT  
Att: 53,790 - Unknown

AB 34  
R 3  
H 9  
RBI 3  
BB 5  
SO 7  
LOB 15





Batter	1	2	3	4	5	6	7	8	9	AB	R	H	RBI	BB	SO	LOB	TOP																				
Bill Doran, S OBP: 0.369, SLG: 0.365 (1,4)	3-1		1B	K		K		4-3		5	1	1	0	0	2	1	<b>Houston Astros @ Cincinnati Reds</b> Riverfront Stadium, Cincinnati, OH Sun Sep 18 1983, 3:33 AM EDT Att: 14,109 - Unknown																				
Terry Puhl, L OBP: 0.351, SLG: 0.440 (1,9)	P6		FC3-6 1B		HR	3B		L6		4	2	2	1	1	0	0																					
Jerry Mumphy, S OBP: 0.348, SLG: 0.420 (1,8)	BB		FC3-6 1B		6-3	3B				4	0	3	2	1	0	0																					
Jose Cruz, L OBP: 0.391, SLG: 0.475 (1,7)	BB		FC3-6 1B		E 1-3 BB	BB		F6		2	0	0	0	3	0	3																					
Denny Walling, L OBP: 0.336, SLG: 0.411 (1,3)	G3		K		1-3	F8		F8		5	0	0	0	0	1	8																					
Phil Garner, R OBP: 0.313, SLG: 0.361 (1,5)		F7	K		E BB			1-3		4	0	0	0	1	1	3																					
Alan Ashby, S OBP: 0.305, SLG: 0.415 (1,2)		HR			F8	E4		G3		4	1	1	1	0	0	2																					
Craig Reynolds, L OBP: 0.259, SLG: 0.259 (1,6)		K			SH1-4 BB	K		F8		3	0	0	0	1	2	3																					
Mike Scott, R OBP: 0.174, SLG: 0.200 (1,1)	F7				SH1-4			K		3	0	0	0	0	2	0																					
Frank DiPino, L OBP: 0.333, SLG: 0.400 (8,1)	F7				1-2			K		0	0	0	0	0	0	0																					
<b>Inning Stats</b>	R: 0 E: 0 K: 0 S: 3	H: 0 LOB: 2 BB: 2 P: 11	R: 1 E: 0 K: 1 S: 6	H: 1 LOB: 0 BB: 0 P: 6	R: 1 E: 0 K: 2 S: 10	H: 3 LOB: 2 BB: 0 P: 10	R: 0 E: 0 K: 1 S: 5	H: 0 LOB: 1 BB: 1 P: 9	R: 1 E: 0 K: 1 S: 7	H: 1 LOB: 3 BB: 2 P: 15	R: 0 E: 0 K: 0 S: 3	H: 0 LOB: 0 BB: 0 P: 3	R: 0 E: 0 K: 1 S: 5	H: 0 LOB: 0 BB: 0 P: 5	R: 0 E: 0 K: 0 S: 4	H: 1 LOB: 1 BB: 0 P: 4	1B: 4 2B: 0 3B: 1 HR: 2	SF: 0 SAC: 1 DP: 0 HBP: 0	WP: 0 PB: 0 SB: 0 CS: 0	PA: 42																	
<b>PITCHER</b>	IP	WLS	BF	H	R	ER	SO	BB	IBB	HBP	BLK	WP	HR	S	P	ERA	WHIP	<b>PITCHER</b>		IP	WLS	BF	H	R	ER	SO	BB	IBB	HBP	BLK	WP	HR	S	P	ERA	WHIP	
Mario Soto, R ERA: 2.64 (1,1)	7.0	L	35	6	4	4	7	7	0	0	0	0	2	42	70	5.14	1.857			7.0	L	35	6	4	4	7	7	0	0	0	0	0	2	42	70	5.14	1.857
Bill Scherer, L ERA: 2.95 (8,1)	2.0	S	7	1	0	0	1	0	0	0	0	0	0	9	9	0.00	0.500			2.0	S	7	1	0	0	1	0	0	0	0	0	9	9	0.00	0.500		

AB	34
R	4
H	7
RBI	4
BB	7
SO	8
LOB	20



Batter	1	2	3	4	5	6	7	8	9	AB	R	H	RBI	BB	SO	LOB	BOTTOM																			
Eddie Milner, L OBP: 0.353, SLG: 0.385 (1,8)	F4		F8		F7			F7		4	0	0	0	0	0	0	<b>Houston Astros @ Cincinnati Reds</b> Riverfront Stadium, Cincinnati, OH Sun Sep 18 1983, 3:33 AM EDT Att: 14,109 - Unknown																			
Gary Redus, R OBP: 0.352, SLG: 0.445 (1,7)	4-3		1B		F7			1B		3	1	1	0	1	0	0																				
Dave Concepcion, R OBP: 0.302, SLG: 0.278 (1,6)	BB		F4		K			G4-6-3 1B		4	0	2	0	0	1	1																				
Dan Driessen, L OBP: 0.393, SLG: 0.416 (1,3)	BB							L4		3	0	1	1	1	0	2																				
Nick Esasky, R OBP: 0.326, SLG: 0.456 (1,5)	F9		K		F3			FC6-4 1B		4	0	1	0	0	1	3																				
Paul Hauscholder, S OBP: 0.323, SLG: 0.387 (1,9)		4-3			G3			K		4	0	0	0	0	2	1																				
Ron Oester, S OBP: 0.312, SLG: 0.380 (1,4)		K			BLK 1B			F8		4	0	1	0	0	2	1																				
Alex Trevino, R OBP: 0.290, SLG: 0.298 (1,2)					L8			F8		1	0	0	0	1	0	1																				
Dallas Williams, L OBP: 0.118, SLG: 0.063 (7, PH)								FC6-4		1	0	0	0	0	0	0																				
Dann Bilardello, R OBP: 0.262, SLG: 0.361 (8,2)					1-2					1	0	0	0	0	0	1																				
Mario Soto, R OBP: 0.141, SLG: 0.167 (1,1)					K			K		2	0	0	0	0	2	2																				
Duane Walker, L OBP: 0.293, SLG: 0.335 (7, PH)										1	0	0	0	0	1	0																				
Bill Scherer, L OBP: 0.167, SLG: 0.091 (8,1)										0	0	0	0	0	0	0																				
<b>Inning Stats</b>	R: 0 E: 0 K: 0 S: 4	H: 1 LOB: 2 BB: 1 P: 8	R: 0 E: 0 K: 2 S: 7	H: 0 LOB: 1 BB: 1 P: 11	R: 1 E: 0 K: 1 S: 7	H: 2 LOB: 1 BB: 0 P: 7	R: 0 E: 0 K: 1 S: 6	H: 1 LOB: 1 BB: 0 P: 6	R: 0 E: 0 K: 1 S: 5	H: 0 LOB: 0 BB: 0 P: 5	R: 0 E: 0 K: 2 S: 7	H: 0 LOB: 0 BB: 0 P: 7	R: 0 E: 0 K: 0 S: 3	H: 1 LOB: 1 BB: 1 P: 7	R: 0 E: 0 K: 1 S: 6	H: 1 LOB: 1 BB: 0 P: 6	1B: 5 2B: 0 3B: 1 HR: 0	SF: 0 SAC: 0 DP: 1 HBP: 0	WP: 0 PB: 0 SB: 0 CS: 0	PA: 35																
<b>PITCHER</b>	IP	WLS	BF	H	R	ER	SO	BB	IBB	HBP	BLK	WP	HR	S	P	ERA	WHIP	<b>PITCHER</b>		IP	WLS	BF	H	R	ER	SO	BB	IBB	HBP	BLK	WP	HR	S	P	ERA	WHIP
Mike Scott, R ERA: 3.68 (1,1)	7.1	W	30	5	1	1	8	3	0	0	0	0	0	7	7	0.00	0.600			7.1	W	30	5	1	1	8	3	0	0	0	0	7	7	0.00	0.600	
Frank DiPino, L ERA: 2.45 (8,1)	1.2	S	5	1	0	0	1	0	0	0	0	0	0	7	7	0.00	0.600			1.2	S	5	1	0	0	1	0	0	0	0	7	7	0.00	0.600		

AB	32
R	1
H	6
RBI	1
BB	3
SO	9
LOB	12





Batter	1	2	3	4	5	6	7	8	9	AB	R	H	RBI	BB	SO	LOB	TOP										
Bill Doran, S OBP: 0.366, SLG: 0.362 Frank LaCorte, R OBP: 0.167, SLG: 0.400	5-3		6-3		F8			L3		4	0	0	0	0	0	0											
Terry Puhl, L OBP: 0.350, SLG: 0.445	HR		4-3					F8		4	1	1	1	0	0	0											
Dickie Thon, R OBP: 0.343, SLG: 0.468	HR		K					P4		4	1	1	1	0	1	0											
Jose Cruz, L OBP: 0.392, SLG: 0.475	P5							1B		4	0	2	0	0	0	0											
Ray Knight, R OBP: 0.358, SLG: 0.448	K							1B		4	0	0	0	0	1	2											
Phil Garner, R OBP: 0.313, SLG: 0.361										3	0	1	0	0	0	1											
Jerry Mumphrey, S OBP: 0.346, SLG: 0.416										3	0	0	0	0	2	2											
Alan Ashby, S OBP: 0.306, SLG: 0.414										3	0	1	0	0	1	0											
Joe Niekro, R OBP: 0.098, SLG: 0.099 Michael LaCoss, R OBP: 0.114, SLG: 0.088 Dave Smith, R OBP: 0.244, SLG: 0.329 Craig Reynolds, L OBP: 0.259, SLG: 0.259	F8									2	0	0	0	0	0	1											
<b>Inning Stats</b>	R: 2 E: 0 K: 1 S: 7	H: 2 LOB: 0 BB: 0 P: 7	R: 0 E: 0 K: 1 S: 6	H: 2 LOB: 1 BB: 0 P: 6	R: 0 E: 0 K: 1 S: 5	H: 0 LOB: 0 BB: 0 P: 5	R: 0 E: 0 K: 0 S: 4	H: 1 LOB: 1 BB: 0 P: 4	R: 0 E: 0 K: 1 S: 5	H: 0 LOB: 0 BB: 0 P: 3	R: 0 E: 0 K: 1 S: 5	H: 0 LOB: 0 BB: 0 P: 5	R: 0 E: 0 K: 1 S: 5	H: 0 LOB: 0 BB: 0 P: 5	R: 0 E: 0 K: 0 S: 4	H: 1 LOB: 1 BB: 0 P: 4	1B: 4 2B: 1 3B: 0 HR: 2	SF: 0 SAC: 0 DP: 1 HBP: 0	WP: 0 PB: 0 SB: 0 CS: 1	PA: 32							
<b>PITCHER</b>	IP	WLS	BF	H	R	ER	SO	BB	IBB	HBP	BLK	WP	HR	S	P	ERA	WHIP										
Bob Welch, R ERA: 2.65 Steve Howe, L ERA: 1.44 Tom Niedenfuer, R ERA: 1.67	(1, 1) (7, 1) (9, 1)	6.0 2.0 1.0	W 6 4	22 0 1	5 0 0	2 0 0	4 2 0	0 0 0	0 0 0	0 0 0	1 0 0	0 0 0	2 10 4	30 10 4	30 10 4	3.00 0.00 0.00	0.833 0.000 1.000										

Houston Astros @ Los Angeles Dodgers  
Dodger Stadium, Los Angeles, CA  
Mon Sep 19 1983, 7:05 PM PDT  
Att: 44,748 - Unknown

AB	32
R	2
H	6
RBI	2
BB	0
SO	6
LOB	6



Batter	1	2	3	4	5	6	7	8	9	AB	R	H	RBI	BB	SO	LOB	BOTTOM										
Steve Sax, R OBP: 0.340, SLG: 0.350	4-3									5	1	2	1	0	1	1											
Bill Russell, R OBP: 0.308, SLG: 0.294 Dave Anderson, R OBP: 0.221, SLG: 0.237										5	1	1	0	0	0	4											
Dusty Baker Jr., R OBP: 0.342, SLG: 0.388 Steve Howe, L OBP: 0.222, SLG: 0.125 Sid Bream, L OBP: 0.143, SLG: 0.143 Tom Niedenfuer, R ERA: 1.67										4	0	1	1	0	2	1											
Pedro Guerrero, R OBP: 0.368, SLG: 0.519										3	1	1	1	2	1	2											
Ken Landreaux, L OBP: 0.336, SLG: 0.466 Cecil Espy, S OBP: 0.250, SLG: 0.250										4	2	3	1	0	1	0											
Mike Marshall, R OBP: 0.348, SLG: 0.432										4	1	1	0	1	1	4											
R.J. Reynolds, S OBP: 0.289, SLG: 0.429										3	1	1	0	1	0	2											
Steve Yeager, R OBP: 0.254, SLG: 0.388 Rick Monday, L OBP: 0.373, SLG: 0.433 Rafael Landestoy, S OBP: 0.222, SLG: 0.263 Derrel Thomas, S OBP: 0.341, SLG: 0.355										2	0	0	0	0	1	2											
Bob Welch, R OBP: 0.127, SLG: 0.159 Greg Brock, L OBP: 0.335, SLG: 0.398 Jack Fimple, R OBP: 0.292, SLG: 0.350										2	0	0	0	0	1	1											
<b>Inning Stats</b>	R: 1 E: 0 K: 2 S: 9	H: 2 LOB: 2 BB: 1 P: 13	R: 0 E: 0 K: 3 S: 10	H: 1 LOB: 0 BB: 0 P: 10	R: 0 E: 0 K: 1 S: 5	H: 0 LOB: 0 BB: 0 P: 5	R: 0 E: 0 K: 1 S: 6	H: 1 LOB: 1 BB: 0 P: 6	R: 0 E: 0 K: 0 S: 3	H: 0 LOB: 0 BB: 0 P: 3	R: 6 E: 2 K: 1 S: 10	H: 4 LOB: 2 BB: 3 P: 22	R: 2 E: 1 K: 0 S: 7	H: 4 LOB: 2 BB: 0 P: 7	R: 0 E: 0 K: 0 S: 3	H: 0 LOB: 1 BB: 1 P: 7	1B: 11 2B: 0 3B: 0 HR: 1	SF: 0 SAC: 0 DP: 0 HBP: 0	WP: 4 PB: 1 SB: 4 CS: 0	PA: 42							
<b>PITCHER</b>	IP	WLS	BF	H	R	ER	SO	BB	IBB	HBP	BLK	WP	HR	S	P	ERA	WHIP										
Joe Niekro, R ERA: 3.57 Michael LaCoss, R ERA: 4.79 Dave Smith, R ERA: 3.28 Frank LaCorte, R ERA: 5.16	(1, 1) (6, 1) (7, 1) (8, 1)	5.1 0.2 1.0 1.0	L 5 7 4	6 2 4 0	6 1 2 0	5 0 2 0	8 0 0 0	3 0 0 1	0 0 0 0	0 0 0 0	0 0 0 0	0 0 0 0	1 0 7 3	38 5 7 7	54 5 7 7	8.44 0.00 18.00 0.00	1.688 3.000 4.000 1.000										

Houston Astros @ Los Angeles Dodgers  
Dodger Stadium, Los Angeles, CA  
Mon Sep 19 1983, 7:05 PM PDT  
Att: 44,748 - Unknown

AB	37
R	9
H	12
RBI	8
BB	5
SO	8
LOB	20





Batter	1	2	3	4	5	6	7	8	9	AB	R	H	RBI	BB	SO	LOB	TOP					
<b>Bill Doran, S</b> <small>OBP: 0.368, SLG: 0.363</small> (1, 4)										5	3	2	1	1	1	2						
<b>Terry Puhl, L</b> <small>OBP: 0.355, SLG: 0.446</small> <b>Jeff Heathcock, R</b> <small>OBP: 0.285, SLG: 0.285</small> (7, 1)										3	3	2	0	1	0	0						
<b>Dickie Thon, R</b> <small>OBP: 0.343, SLG: 0.467</small> <b>Bert Pena, R</b> <small>OBP: 0.285, SLG: 0.285</small> (9, 6)										5	2	1	1	1	2	3						
<b>Jose Cruz, L</b> <small>OBP: 0.394, SLG: 0.482</small> <b>Tony Scott, S</b> <small>OBP: 0.253, SLG: 0.253</small> (5, 7)										3	2	2	6	1	0	0						
<b>Denny Walling, L</b> <small>OBP: 0.347, SLG: 0.438</small> (1, 3)										5	2	3	3	0	2	3						
<b>Phil Garner, R</b> <small>OBP: 0.311, SLG: 0.360</small> <b>Craig Reynolds, L</b> <small>OBP: 0.253, SLG: 0.253</small> (4, 5)										2	0	0	1	0	0	1						
<b>Jerry Mumphy, S</b> <small>OBP: 0.344, SLG: 0.416</small> <b>Scott Loucks, R</b> <small>OBP: 0.253, SLG: 0.253</small> (8, 8)										5	1	1	0	0	2	2						
<b>Alan Ashby, S</b> <small>OBP: 0.307, SLG: 0.417</small> (1, 2)										5	1	2	1	0	0	1						
<b>Nolan Ryan, R</b> <small>OBP: 0.090, SLG: 0.062</small> <b>Kevin Bass, S</b> <small>OBP: 0.249, SLG: 0.339</small> (7, 9)										3	0	1	1	0	2	1						
<b>Inning Stats</b>	R: 4 E: 0 K: 1 S: 8	H: 3 LOB: 0 BB: 1 P: 12	R: 5 E: 0 K: 0 S: 7	H: 4 LOB: 1 BB: 2 P: 15	R: 3 E: 1 K: 2 S: 10	H: 3 LOB: 1 BB: 1 P: 14	R: 0 E: 0 K: 1 S: 5	H: 0 LOB: 0 BB: 0 P: 5	R: 1 E: 0 K: 2 S: 9	H: 2 LOB: 1 BB: 0 P: 9	R: 0 E: 0 K: 3 S: 9	H: 0 LOB: 2 BB: 1 P: 14	R: 0 E: 0 K: 0 S: 3	H: 0 LOB: 0 BB: 0 P: 3	R: 1 E: 0 K: 1 S: 6	H: 1 LOB: 0 BB: 0 P: 6	1B: 8 2B: 6 3B: 0 HR: 1	SF: 1 SAC: 1 DP: 0 HBP: 1	WP: 2 PB: 2 SB: 0 CS: 0	PA: 48		
<b>PITCHER</b>	IP WLS BF H R ER SO BB IBB HBP BLK WP HR S P ERA WHIP	IP WLS BF H R ER SO BB IBB HBP BLK WP HR S P ERA WHIP	IP WLS BF H R ER SO BB IBB HBP BLK WP HR S P ERA WHIP	IP WLS BF H R ER SO BB IBB HBP BLK WP HR S P ERA WHIP	IP WLS BF H R ER SO BB IBB HBP BLK WP HR S P ERA WHIP	IP WLS BF H R ER SO BB IBB HBP BLK WP HR S P ERA WHIP	IP WLS BF H R ER SO BB IBB HBP BLK WP HR S P ERA WHIP	IP WLS BF H R ER SO BB IBB HBP BLK WP HR S P ERA WHIP	IP WLS BF H R ER SO BB IBB HBP BLK WP HR S P ERA WHIP	IP WLS BF H R ER SO BB IBB HBP BLK WP HR S P ERA WHIP	IP WLS BF H R ER SO BB IBB HBP BLK WP HR S P ERA WHIP	IP WLS BF H R ER SO BB IBB HBP BLK WP HR S P ERA WHIP	IP WLS BF H R ER SO BB IBB HBP BLK WP HR S P ERA WHIP	IP WLS BF H R ER SO BB IBB HBP BLK WP HR S P ERA WHIP	IP WLS BF H R ER SO BB IBB HBP BLK WP HR S P ERA WHIP	IP WLS BF H R ER SO BB IBB HBP BLK WP HR S P ERA WHIP	IP WLS BF H R ER SO BB IBB HBP BLK WP HR S P ERA WHIP	IP WLS BF H R ER SO BB IBB HBP BLK WP HR S P ERA WHIP	IP WLS BF H R ER SO BB IBB HBP BLK WP HR S P ERA WHIP	IP WLS BF H R ER SO BB IBB HBP BLK WP HR S P ERA WHIP	IP WLS BF H R ER SO BB IBB HBP BLK WP HR S P ERA WHIP	
<b>Alejandro Pena, R</b> <small>ERA: 2.48</small> (1, 1)	1.1 L 10 5 6 6 1 0 1 0 0 0 1 0 11 15 40.50 3.750																					
<b>Burt Hooton, R</b> <small>ERA: 4.14</small> (2, 1)	0.0 4 2 3 3 0 2 0 0 0 0 0 1 2 10 ∞ ∞																					
<b>Pat Zachry, R</b> <small>ERA: 2.48</small> (3, 1)	1.1 8 3 3 3 1 0 0 0 0 0 0 0 9 13 20.25 3.000																					
<b>Rich Rodas, L</b> <small>ERA: 4.5</small> (4, 1)	0.1 1 0 0 0 1 0 0 0 0 0 0 0 3 3 0.00 0.000																					
<b>Larry White, R</b> <small>ERA: 4.5</small> (4, 1)	2.0 8 2 1 1 1 0 0 0 0 0 0 0 10 10 4.50 1.000																					
<b>Sid Fernandez, L</b> <small>ERA: 3.0</small> (6, 1)	3.0 13 2 1 1 5 1 0 1 0 0 0 0 21 26 3.00 1.000																					
<b>Orel Hershiser, R</b> <small>ERA: 1.93</small> (9, 1)	1.0 4 1 1 0 1 0 0 0 0 0 0 0 6 6 0.00 1.000																					
<b>Batter</b>	<b>1</b>	<b>2</b>	<b>3</b>	<b>4</b>	<b>5</b>	<b>6</b>	<b>7</b>	<b>8</b>	<b>9</b>	<b>AB</b>	<b>R</b>	<b>H</b>	<b>RBI</b>	<b>BB</b>	<b>SO</b>	<b>LOB</b>	<b>BOTTOM</b>					
<b>Steve Sax, R</b> <small>OBP: 0.338, SLG: 0.347</small> <b>Alex Taveras, R</b> <small>OBP: 0.296, SLG: 0.292</small> (8, 4)										4	0	0	0	0	1	1						
<b>Bill Russell, R</b> <small>OBP: 0.296, SLG: 0.292</small> <b>Larry White, R</b> <small>OBP: 0.296, SLG: 0.292</small> <b>Sid Fernandez, L</b> <small>OBP: 0.296, SLG: 0.292</small> <b>Greg Brock, L</b> <small>OBP: 0.296, SLG: 0.292</small> <b>Orel Hershiser, R</b> <small>OBP: 0.296, SLG: 0.292</small> (8, 9)										2	0	0	0	0	0	0						
<b>Dusty Baker Jr., R</b> <small>OBP: 0.340, SLG: 0.384</small> <b>Candy Maldonado, R</b> <small>OBP: 0.230, SLG: 0.281</small> (9, 7)										4	0	0	0	0	1	2						
<b>Pedro Guerrero, R</b> <small>OBP: 0.371, SLG: 0.528</small> <b>German Rivera, R</b> <small>OBP: 0.500, SLG: 0.545</small> (7, 5)										2	1	2	1	1	0	0						
<b>Ken Landreaux, L</b> <small>OBP: 0.336, SLG: 0.465</small> <b>Cecil Espy, S</b> <small>OBP: 0.200, SLG: 0.200</small> (8, 8)										3	0	1	0	0	1	1						
<b>Mike Marshall, R</b> <small>OBP: 0.345, SLG: 0.428</small> (1, 3)										4	0	0	0	0	2	3						
<b>R.J. Reynolds, S</b> <small>OBP: 0.286, SLG: 0.400</small> (1, 9)										3	0	0	0	1	1	3						
<b>Steve Yeager, R</b> <small>OBP: 0.254, SLG: 0.387</small> <b>Gilberto Reyes, R</b> <small>OBP: 0.172, SLG: 0.241</small> <b>Jose Morales, R</b> <small>OBP: 0.289, SLG: 0.477</small> (9, PH)										3	0	1	0	0	2	1						
<b>Alejandro Pena, R</b> <small>OBP: 0.107, SLG: 0.161</small> <b>Burt Hooton, R</b> <small>OBP: 0.172, SLG: 0.241</small> <b>Pat Zachry, R</b> <small>OBP: 0.172, SLG: 0.241</small> <b>Rich Rodas, L</b> <small>OBP: 0.172, SLG: 0.241</small> <b>Rafael Landestoy, S</b> <small>OBP: 0.172, SLG: 0.241</small> <b>Dave Anderson, R</b> <small>OBP: 0.172, SLG: 0.241</small> (4, 6)										0	0	0	0	0	0	0						
<b>Inning Stats</b>	R: 0 E: 1 K: 0 S: 3	H: 0 LOB: 0 BB: 0 P: 3	R: 1 E: 0 K: 1 S: 6	H: 1 LOB: 1 BB: 1 P: 10	R: 0 E: 0 K: 2 S: 7	H: 0 LOB: 0 BB: 0 P: 7	R: 0 E: 0 K: 1 S: 6	H: 1 LOB: 2 BB: 1 P: 10	R: 1 E: 0 K: 1 S: 6	H: 1 LOB: 1 BB: 1 P: 10	R: 0 E: 0 K: 2 S: 8	H: 1 LOB: 1 BB: 0 P: 8	R: 0 E: 0 K: 0 S: 3	H: 1 LOB: 0 BB: 0 P: 3	R: 0 E: 0 K: 2 S: 8	H: 1 LOB: 0 BB: 0 P: 8	R: 0 E: 0 K: 1 S: 5	H: 0 LOB: 0 BB: 0 P: 5	1B: 4 2B: 2 3B: 0 HR: 1	SF: 0 SAC: 0 DP: 2 HBP: 0	WP: 0 PB: 0 SB: 0 CS: 0	PA: 35
<b>PITCHER</b>	IP WLS BF H R ER SO BB IBB HBP BLK WP HR S P ERA WHIP	IP WLS BF H R ER SO BB IBB HBP BLK WP HR S P ERA WHIP	IP WLS BF H R ER SO BB IBB HBP BLK WP HR S P ERA WHIP	IP WLS BF H R ER SO BB IBB HBP BLK WP HR S P ERA WHIP	IP WLS BF H R ER SO BB IBB HBP BLK WP HR S P ERA WHIP	IP WLS BF H R ER SO BB IBB HBP BLK WP HR S P ERA WHIP	IP WLS BF H R ER SO BB IBB HBP BLK WP HR S P ERA WHIP	IP WLS BF H R ER SO BB IBB HBP BLK WP HR S P ERA WHIP	IP WLS BF H R ER SO BB IBB HBP BLK WP HR S P ERA WHIP	IP WLS BF H R ER SO BB IBB HBP BLK WP HR S P ERA WHIP	IP WLS BF H R ER SO BB IBB HBP BLK WP HR S P ERA WHIP	IP WLS BF H R ER SO BB IBB HBP BLK WP HR S P ERA WHIP	IP WLS BF H R ER SO BB IBB HBP BLK WP HR S P ERA WHIP	IP WLS BF H R ER SO BB IBB HBP BLK WP HR S P ERA WHIP	IP WLS BF H R ER SO BB IBB HBP BLK WP HR S P ERA WHIP	IP WLS BF H R ER SO BB IBB HBP BLK WP HR S P ERA WHIP	IP WLS BF H R ER SO BB IBB HBP BLK WP HR S P ERA WHIP	IP WLS BF H R ER SO BB IBB HBP BLK WP HR S P ERA WHIP	IP WLS BF H R ER SO BB IBB HBP BLK WP HR S P ERA WHIP	IP WLS BF H R ER SO BB IBB HBP BLK WP HR S P ERA WHIP	IP WLS BF H R ER SO BB IBB HBP BLK WP HR S P ERA WHIP	
<b>Nolan Ryan, R</b> <small>ERA: 2.82</small> (7, 1)	6.0 W 25 4 2 2 7 3 0 0 0 0 0 0 36 48 3.00 1.167																					
<b>Jeff Heathcock, R</b> <small>ERA: 3.94</small> (7, 1)	3.0 S 10 2 0 0 3 0 0 0 0 0 0 0 16 16 0.00 0.667																					

Houston Astros @ Los Angeles Dodgers  
 Dodger Stadium, Los Angeles, CA  
 Tue Sep 20 1983, 7:05 PM PDT  
 Att: 40,843 - Unknown

AB 40  
 R 15  
 H 15  
 RBI 14  
 BB 5  
 SO 10  
 LOB 14



Houston Astros @ Los Angeles Dodgers  
 Dodger Stadium, Los Angeles, CA  
 Tue Sep 20 1983, 7:05 PM PDT  
 Att: 40,843 - Unknown

AB 32  
 R 2  
 H 6  
 RBI 2  
 BB 3  
 SO 10  
 LOB 13





Batter	1	2	3	4	5	6	7	8	9	AB	R	H	RBI	BB	SO	LOB	TOP			
<b>Bill Doran, S</b> OBP: 0.367, SLG: 0.362 (1, 4)	1-3		6-3			1B		F8		4	1	1	0	0	0	0				
<b>Terry Puhl, L</b> OBP: 0.352, SLG: 0.442 (1, 9)	1-6-3			1-3		L7		G3		4	0	0	0	0	0	1				
<b>Dickie Thon, R</b> OBP: 0.343, SLG: 0.466 (1, 6)	K			6-3		1B		K		4	0	1	1	0	2	0				
<b>Jose Cruz, L</b> OBP: 0.393, SLG: 0.480 (1, 7)		4-3		3-1		F7		BB	1B	4	0	1	0	0	0	1				
<b>Ray Knight, R</b> OBP: 0.357, SLG: 0.446 (1, 3)		WP SH1-3 1B			6-3		F9	F8		4	0	1	0	0	0	1				
<b>Phil Garner, R</b> OBP: 0.313, SLG: 0.360 (1, 5)		SH1-3		1B	BB	6-3	S	K		2	0	1	0	1	1	1				
<b>Jerry Mumphrey, S</b> OBP: 0.348, SLG: 0.416 (1, 8)		K		1B	G6-4-3 1B	6-3	IBB	BB		2	0	1	0	2	1	1				
<b>Alan Ashby, S</b> OBP: 0.303, SLG: 0.411 (1, 2)			K		G6-4-3	6-3		F8		4	0	0	0	0	1	6				
<b>Mike Madden, L</b> OBP: 0.095, SLG: 0.050 (7, PH)			K							2	0	0	0	0	2	0				
<b>Tim Tolman, R</b> OBP: 0.244, SLG: 0.343 (7, PH)			K							1	0	0	0	0	0	2				
<b>Vern Riffe, R</b> OBP: 0.238, SLG: 0.111 (7, 1)						K		6-3		0	0	0	0	0	0	0				
<b>Inning Stats</b>	R: 0 E: 0 K: 1 S: 5	H: 0 LOB: 0 BB: 0 P: 5	R: 0 E: 0 K: 1 S: 6	H: 1 LOB: 1 BB: 0 P: 6	R: 0 E: 0 K: 2 S: 7	H: 0 LOB: 0 BB: 0 P: 7	R: 0 E: 0 K: 0 S: 3	H: 0 LOB: 0 BB: 0 P: 3	R: 1 E: 0 K: 1 S: 7	H: 2 LOB: 1 BB: 0 P: 7	R: 0 E: 0 K: 0 S: 4	H: 1 LOB: 2 BB: 1 P: 8	R: 0 E: 0 K: 1 S: 5	H: 0 LOB: 0 BB: 0 P: 5	R: 0 E: 0 K: 1 S: 6	H: 1 LOB: 2 BB: 1 P: 10	1B: 6 2B: 0 3B: 0 HR: 0	SF: 0 SAC: 1 DP: 1 HBP: 0	WP: 1 PB: 0 SB: 2 CS: 0	PA: 35
<b>PITCHER</b> Fernando Valenzuela, L ERA: 3.73 (1, 1)	IP: 9.0 WLS: W BF: 35 H: 6 R: 1 ER: 1 SO: 7 BB: 2 IBB: 1 HBP: 0 BLK: 0 WP: 1 HR: 0 S: 46 P: 58 ERA: 1.00 WHIP: 0.889																			

Houston Astros @ Los Angeles Dodgers  
Dodger Stadium, Los Angeles, CA  
Wed Sep 21 1983, 7:05 PM PDT  
Att: 45,242 - Unknown

AB	31
R	1
H	6
RBI	1
BB	3
SO	7
LOB	13



Batter	1	2	3	4	5	6	7	8	9	AB	R	H	RBI	BB	SO	LOB	BOTTOM			
<b>Steve Sax, R</b> OBP: 0.341, SLG: 0.350 (1, 4)	F9		1B		E	S		2B		4	2	3	0	0	0	0				
<b>Bill Russell, R</b> OBP: 0.306, SLG: 0.294 (1, 6)	1-3		6-3		E6	S		2B		4	0	1	1	0	0	1				
<b>Dusty Baker Jr., R</b> OBP: 0.337, SLG: 0.381 (1, 7)	L8			F9	F9			F9		4	0	0	0	0	0	2				
<b>Pedro Guerrero, R</b> OBP: 0.372, SLG: 0.527 (1, 5)		K		1B	BB	G3-6-3	S	K		3	0	1	0	1	2	0				
<b>Mike Marshall, R</b> OBP: 0.348, SLG: 0.432 (1, 3)		4-3		1B		G3-6-3	BB	6-3		3	0	2	0	1	0	0				
<b>Ken Landreaux, L</b> OBP: 0.333, SLG: 0.461 (1, 8)		2B		1B		G3-6-3	BB			4	0	0	0	0	0	5				
<b>Derrel Thomas, S</b> OBP: 0.341, SLG: 0.355 (9, 8)		4-3		P4		G3-6-3		G3		0	0	0	0	0	0	0				
<b>R.J. Reynolds, S</b> OBP: 0.269, SLG: 0.375 (1, 9)		K		6-3		6-3				3	0	0	0	0	1	4				
<b>Jack Fimple, R</b> OBP: 0.286, SLG: 0.341 (1, 2)			F9		F8			6-3		3	0	0	0	0	0	0				
<b>Fernando Valenzuela, L</b> OBP: 0.205, SLG: 0.287 (1, 1)		P4		F8				K		3	0	0	0	0	1	0				
<b>Inning Stats</b>	R: 0 E: 0 K: 0 S: 3	H: 0 LOB: 0 BB: 0 P: 3	R: 0 E: 0 K: 2 S: 8	H: 1 LOB: 1 BB: 0 P: 8	R: 0 E: 0 K: 0 S: 4	H: 1 LOB: 1 BB: 0 P: 4	R: 0 E: 0 K: 0 S: 4	H: 1 LOB: 2 BB: 1 P: 8	R: 1 E: 1 K: 0 S: 5	H: 1 LOB: 1 BB: 0 P: 5	R: 0 E: 0 K: 0 S: 3	H: 1 LOB: 1 BB: 1 P: 7	R: 1 E: 0 K: 1 S: 7	H: 2 LOB: 1 BB: 0 P: 7	R: 0 E: 0 K: 1 S: 5	H: 0 LOB: 0 BB: 0 P: 5	1B: 5 2B: 2 3B: 0 HR: 0	SF: 0 SAC: 0 DP: 1 HBP: 0	WP: 0 PB: 0 SB: 4 CS: 0	PA: 33
<b>PITCHER</b> Mike Madden, L ERA: 2.81 (1, 1)	IP: 6.0 WLS: L BF: 25 H: 5 R: 1 ER: 0 SO: 2 BB: 2 IBB: 0 HBP: 0 BLK: 0 WP: 0 HR: 0 S: 27 P: 35 ERA: 0.00 WHIP: 1.167																			
<b>PITCHER</b> Vern Riffe, R ERA: 3.76 (7, 1)	IP: 2.0 WLS: L BF: 8 H: 2 R: 1 ER: 1 SO: 2 BB: 0 IBB: 0 HBP: 0 BLK: 0 WP: 0 HR: 0 S: 12 P: 12 ERA: 4.50 WHIP: 1.000																			

Houston Astros @ Los Angeles Dodgers  
Dodger Stadium, Los Angeles, CA  
Wed Sep 21 1983, 7:05 PM PDT  
Att: 45,242 - Unknown

AB	31
R	2
H	7
RBI	1
BB	2
SO	4
LOB	12





Batter	1	2	3	4	5	6	7	8	9	AB	R	H	RBI	BB	SO	LOB	TOP			
Dan Gladden, R OBP: 0.277, SLG: 0.268 (1, 8)	F8	CS 2-H 3-H 1B		F5		G6-4-3			SH3-4	4	0	1	2	0	0	4	<b>San Francisco Giants @ Houston Astros</b> Astrodome, Houston, TX Fri Sep 23 1983, 8:05 PM EDT Att: 10,570 - Dome			
Tom O'Malley, L OBP: 0.344, SLG: 0.336 (1, 5)	SH1-3 1B	CS	G3	6-3			G5-4-3 1B	K	5	0	2	0	0	1	4					
Joel Youngblood, R OBP: 0.357, SLG: 0.485 Brad Wellman, R OBP: 0.299, SLG: 0.249 (1, 4) (9, 4)	SH1-3		F8		F8		G5-4-3 1B		4	0	2	1	0	0	0					
Jeffrey Leonard, R OBP: 0.325, SLG: 0.474 (1, 7)	1B			1B	F7		G5-4-3	K	5	0	2	0	0	1	3					
Chili Davis, S OBP: 0.306, SLG: 0.349 (1, 9)	F9		F4		BB 1B		F7		4	0	1	0	0	0	4					
Chris Smith, S OBP: 0.347, SLG: 0.349 Dave Bergman, L OBP: 0.393, SLG: 0.481 (1, 3) (9, 3)		WP 1B 2B		FC5-4 BB 1B	4-0 BB 1-2 BB			F5	3	1	2	0	1	0	0					
Bob Brenly, R OBP: 0.303, SLG: 0.352 (1, 2)		K		FC5-4 BB	4-0 BB 1-2 BB			1-3	3	0	0	0	1	1	3					
Joe Pettini, R OBP: 0.241, SLG: 0.186 (1, 6)		S 1B BB		FC5-4 S 1-2 2-3 BB		5-3		F4	3	1	0	0	1	0	2					
Fred Breining, R OBP: 0.219, SLG: 0.164 Greg Minton, S OBP: 0.545, SLG: 0.600 (1, 1) (9, 1)		K			4-0 BB 1-2 BB			SH3-4 1B	2	1	1	0	2	1	2					
									0	0	0	0	0	0	0					
<b>Inning Stats</b>	R: 0 E: 0 K: 0 S: 5	H: 2 LOB: 2 BB: 0 P: 5	R: 2 E: 0 K: 2 S: 8	H: 2 LOB: 0 BB: 1 P: 12	R: 0 E: 0 K: 0 S: 4	H: 1 LOB: 3 BB: 2 P: 12	R: 0 E: 0 K: 0 S: 4	H: 1 LOB: 2 BB: 1 P: 8	R: 0 E: 0 K: 0 S: 2	H: 0 LOB: 0 BB: 1 P: 6	R: 0 E: 0 K: 0 S: 4	H: 2 LOB: 1 BB: 0 P: 4	R: 0 E: 0 K: 0 S: 3	H: 0 LOB: 1 BB: 0 P: 3	R: 1 E: 0 K: 2 S: 9	H: 2 LOB: 1 BB: 0 P: 9	1B: 10 2B: 1 3B: 0 HR: 0	SF: 0 SAC: 2 DP: 2 HBP: 0	WP: 1 PB: 0 SB: 2 CS: 1	PA: 41
<b>PITCHER</b>	IP WLS BF H R ER SO BB IBB HBP BLK WP HR S P ERA WHIP	IP WLS BF H R ER SO BB IBB HBP BLK WP HR S P ERA WHIP																		
Joe Niekro, R ERA: 3.57 (1, 1)	5.0 L 25 7 2 2 2 4 0 0 0 1 0 25 41 3.60 2.200																			
Michael LaCoss, R ERA: 4.99 (6, 1)	2.0 7 2 0 0 0 1 0 0 0 0 0 6 10 0.00 1.500																			
Bill Dawley, R ERA: 2.82 (8, 1)	2.0 8 2 1 1 2 0 0 0 0 0 0 12 12 4.50 1.000																			

Batter	1	2	3	4	5	6	7	8	9	AB	R	H	RBI	BB	SO	LOB	BOTTOM					
Bill Doran, S OBP: 0.364, SLG: 0.358 (1, 4)	K		K		F8			G3	4-3	5	0	0	0	0	2	4	<b>San Francisco Giants @ Houston Astros</b> Astrodome, Houston, TX Fri Sep 23 1983, 8:05 PM EDT Att: 10,570 - Dome					
Terry Puhl, L OBP: 0.349, SLG: 0.438 (1, 9)	F6		F7			F8		F9		4	0	0	0	0	1							
Dickie Thon, R OBP: 0.344, SLG: 0.465 (1, 6)	F8		F9				1B		BB	3	0	1	0	1	0							
Jose Cruz, L OBP: 0.392, SLG: 0.478 (1, 7)		S BB		F7		F9		F9		3	0	0	1	0	2							
Ray Knight, R OBP: 0.357, SLG: 0.446 Craig Reynolds, L OBP: 0.253, SLG: 0.253 (9, PR) (9, PR)		K		F4		F9			2B	4	0	1	0	0	1							
Phil Garner, R OBP: 0.313, SLG: 0.361 (1, 5)		F7		5-3			G3		2B	4	1	1	1	0	1							
Jerry Mumphrey, S OBP: 0.354, SLG: 0.419 (1, 8)		S BB			S 1B				BB	2	0	2	1	2	0							
Alan Ashby, S OBP: 0.299, SLG: 0.405 (1, 2)		1-3			F8			K		4	0	0	0	1	6							
Joe Niekro, R OBP: 0.168, SLG: 0.122 Kevin Bass, S OBP: 0.247, SLG: 0.337 Michael LaCoss, R OBP: 0.114, SLG: 0.085 Denny Walling, L OBP: 0.144, SLG: 0.054 Bill Dawley, R OBP: 0.322, SLG: 0.222 Harry Spilman, L OBP: 0.211, SLG: 0.245 (1, 1) (5, PH) (6, 1) (7, PH) (8, 1) (9, PH)										1	0	1	0	0	0							
										1	0	0	0	0	1							
										1	0	0	0	0	0							
										1	0	0	0	0	1							
										1	0	0	0	0	1							
<b>Inning Stats</b>	R: 0 E: 0 K: 1 S: 5	H: 0 LOB: 0 BB: 0 P: 5	R: 0 E: 0 K: 1 S: 5	H: 0 LOB: 2 BB: 2 P: 13	R: 0 E: 0 K: 1 S: 6	H: 1 LOB: 1 BB: 0 P: 6	R: 0 E: 0 K: 0 S: 3	H: 0 LOB: 0 BB: 0 P: 3	R: 0 E: 0 K: 0 S: 4	H: 1 LOB: 1 BB: 0 P: 4	R: 0 E: 0 K: 0 S: 4	H: 1 LOB: 1 BB: 0 P: 4	R: 0 E: 0 K: 1 S: 5	H: 0 LOB: 1 BB: 1 P: 9	R: 0 E: 0 K: 0 S: 3	H: 0 LOB: 1 BB: 1 P: 7	R: 2 E: 0 K: 0 S: 6	H: 3 LOB: 2 BB: 0 P: 6	1B: 3 2B: 3 3B: 0 HR: 0	SF: 0 SAC: 0 DP: 0 HBP: 0	WP: 0 PB: 0 SB: 2 CS: 0	PA: 37
<b>PITCHER</b>	IP WLS BF H R ER SO BB IBB HBP BLK WP HR S P ERA WHIP	IP WLS BF H R ER SO BB IBB HBP BLK WP HR S P ERA WHIP																				
Fred Breining, R ERA: 3.82 (1, 1)	8.0 W 33 5 2 2 4 4 0 0 0 0 0 37 53 2.25 1.125																					
Greg Minton, R ERA: 3.67 (9, 1)	1.0 S 4 1 0 0 0 0 0 0 0 0 4 4 0.00 1.000																					



Batter	1	2	3	4	5	6	7	8	9	AB	R	H	RBI	BB	SO	LOB	TOP					
Dan Gladden, R OBP: 0.269, SLG: 0.261 (1, 8)	F4		1B		F8		K	F9		5	0	1	0	0	1	7	<b>San Francisco Giants @ Houston Astros</b> Astrodome, Houston, TX Sat Sep 24 1983, 8:05 PM EDT Att: 12,619 - Dome					
Chris Smith, S OBP: 0.370, SLG: 0.426 (1, 3)	4-3		1B		SF8				4-3	4	1	3	2	0	0	0						
Joel Youngblood, R OBP: 0.352, SLG: 0.480 (1, 4)	F8		1B		F8		SF8		F4	4	0	0	1	0	0	4						
Darrell Evans, L OBP: 0.384, SLG: 0.526 (1, 5)		G6-4-3		HR		F9	F9		4-3	5	1	2	2	0	0	1						
Jeffrey Leonard, R OBP: 0.324, SLG: 0.470 (1, 7)	G6-4-3			F9		F9		2B	F9	4	0	0	0	1	0	1						
Chili Davis, S OBP: 0.309, SLG: 0.352 (1, 9)				L4						2	0	1	0	2	0	0						
Bob Brenly, R OBP: 0.299, SLG: 0.347 (1, 2)	F6			5-3		FC6-4		5-3		4	0	0	0	0	0	4						
Joe Pettini, R OBP: 0.235, SLG: 0.181 (7, PH)			K		E6					2	1	0	0	0	1	0						
Duane Kuiper, L OBP: 0.353, SLG: 0.284 (7, PR)					F8	SF8				0	0	0	0	1	0	0						
Guy Sularz, R OBP: 0.200, SLG: 0.111 (7, 6)										0	1	0	0	1	0	0						
Mike Krukow, R OBP: 0.281, SLG: 0.350 (2, 1)										0	0	0	0	0	0	0						
Rene Martin, R OBP: 0.300, SLG: 0.600 (5, PH)										0	0	0	0	0	0	0						
Tom O'Malley, L OBP: 0.348, SLG: 0.636 (5, 1)										0	0	0	0	0	0	0						
Andy McGaffigan, R OBP: 0.300, SLG: 0.443 (7, PH)										0	0	0	0	0	0	0						
Dave Bergman, L OBP: 0.300, SLG: 0.443 (7, 1)										0	0	0	0	0	0	0						
Randy Lerch, L OBP: 0.228, SLG: 0.333 (8, PH)										0	0	0	0	0	0	0						
John Rabe, R OBP: 0.228, SLG: 0.333 (8, PH)										0	0	0	0	0	0	0						
Jim Barr, R OBP: 0.271, SLG: 0.143 (8, 1)										0	0	0	0	0	0	0						
<b>Inning Stats</b>	R: 0 E: 0 K: 0 S: 3	H: 0 LOB: 0 BB: 0 P: 3	R: 0 E: 1 K: 0 S: 3	H: 1 LOB: 1 BB: 1 P: 7	R: 0 E: 0 K: 1 S: 7	H: 3 LOB: 2 BB: 0 P: 7	R: 1 E: 0 K: 0 S: 4	H: 1 LOB: 0 BB: 0 P: 4	R: 1 E: 1 K: 0 S: 4	H: 0 LOB: 1 BB: 1 P: 8	R: 0 E: 0 K: 0 S: 3	H: 0 LOB: 1 BB: 1 P: 7	R: 2 E: 0 K: 1 S: 6	H: 1 LOB: 0 BB: 2 P: 14	R: 0 E: 0 K: 1 S: 6	H: 1 LOB: 3 BB: 2 P: 14	R: 1 E: 0 K: 0 S: 4	H: 1 LOB: 0 BB: 0 P: 4	1B: 5 2B: 1 3B: 1 HR: 1	SF: 2 SAC: 0 DP: 1 HBP: 0	WP: 0 PB: 0 SB: 0 CS: 0	PA: 41
<b>PITCHER</b>	IP WLS BF H R ER SO BB IBB HBP BLK WP HR S P ERA WHIP																					
Mike Scott, R ERA: 3.72 (1, 1)	6.0 W 27 5 4 3 1 5 0 0 0 0 0 1 24 44 4.50 1.667																					
Vern Rühle, R ERA: 3.74 (7, 1)	0.2 3 1 0 0 1 0 0 0 0 0 0 0 5 5 0.00 1.500																					
Frank DiPino, L ERA: 2.53 (7, 1)	2.1 S 11 2 1 1 1 2 0 0 0 0 0 0 11 19 3.86 1.714																					

Batter	1	2	3	4	5	6	7	8	9	AB	R	H	RBI	BB	SO	LOB	BOTTOM			
Bill Doran, S OBP: 0.364, SLG: 0.361 (1, 4)	F9		K				F9			5	1	2	0	0	1	3	<b>San Francisco Giants @ Houston Astros</b> Astrodome, Houston, TX Sat Sep 24 1983, 8:05 PM EDT Att: 12,619 - Dome			
Terry Puhl, L OBP: 0.350, SLG: 0.437 (1, 9)		1B		E3	E4		L4			4	1	1	2	1	0	2				
Dickie Thon, R OBP: 0.346, SLG: 0.467 (1, 6)										4	1	2	0	1	0	3				
Jose Cruz, L OBP: 0.389, SLG: 0.473 (1, 7)	K									5	1	0	0	0	1	4				
Denny Walling, L OBP: 0.354, SLG: 0.431 (1, 3)	E9									3	1	1	1	2	1	2				
Phil Garner, R OBP: 0.316, SLG: 0.363 (1, 5)										3	0	2	1	1	0	2				
Craig Reynolds, L OBP: 0.250, SLG: 0.250 (8, 5)										1	0	0	0	0	0	1				
Jerry Mumphrey, S OBP: 0.355, SLG: 0.419 (1, 8)										3	0	1	1	0	1	1				
Alan Ashby, S OBP: 0.298, SLG: 0.400 (1, 2)	F9									3	0	0	0	1	1	6				
Mike Scott, R OBP: 0.184, SLG: 0.208 (7, 1)										3	1	1	0	0	0	4				
Vern Rühle, R OBP: 0.228, SLG: 0.111 (7, 1)										0	0	0	0	0	0	0				
Frank DiPino, L OBP: 0.286, SLG: 0.333 (8, 1)										1	0	0	0	0	0	0				
<b>Inning Stats</b>	R: 3 E: 1 K: 1 S: 8	H: 3 LOB: 2 BB: 2 P: 16	R: 2 E: 0 K: 0 S: 5	H: 3 LOB: 0 BB: 0 P: 5	R: 0 E: 0 K: 2 S: 8	H: 1 LOB: 3 BB: 1 P: 13	R: 0 E: 1 K: 0 S: 3	H: 0 LOB: 2 BB: 2 P: 11	R: 0 E: 1 K: 0 S: 5	H: 1 LOB: 3 BB: 1 P: 11	R: 1 E: 1 K: 0 S: 5	H: 1 LOB: 1 BB: 0 P: 5	R: 0 E: 0 K: 0 S: 3	H: 0 LOB: 0 BB: 0 P: 3	R: 0 E: 0 K: 1 S: 6	H: 1 LOB: 1 BB: 0 P: 6	1B: 8 2B: 2 3B: 0 HR: 0	SF: 0 SAC: 0 DP: 0 HBP: 1	WP: 0 PB: 0 SB: 0 CS: 1	PA: 42
<b>PITCHER</b>	IP WLS BF H R ER SO BB IBB HBP BLK WP HR S P ERA WHIP																			
Mike Krukow, R ERA: 3.81 (1, 1)	1.1 L 11 1 0 0 2 2 1 1 0 0 0 0 13 26 0.00 1.125																			
Rene Martin, R ERA: 4.4 (2, 1)	2.2 13 1 0 0 2 2 1 1 0 0 0 0 13 26 0.00 1.125																			
Andy McGaffigan, R ERA: 4.42 (5, 1)	2.0 11 2 1 0 1 1 0 0 0 0 0 0 12 16 0.00 1.500																			
Randy Lerch, L ERA: 6.23 (7, 1)	1.0 3 0 0 0 0 0 0 0 0 0 0 0 3 3 0.00 0.000																			
Jim Barr, R ERA: 4.26 (8, 1)	1.0 4 1 0 0 1 0 0 0 0 0 0 0 6 6 0.00 1.000																			



Batter	1	2	3	4	5	6	7	8	9	AB R H RBI BB SO LOB	TOP									
Chili Davis, S OBP: 0.308, SLG: 0.350 (1, 9)	G3	4-3 1B		K		F7			F7	5 0 1 1 0 1 1	<b>San Francisco Giants @ Houston Astros</b> Astrodome, Houston, TX Sun Sep 25 1983, 8:05 PM EDT Att: 6,130 - Dome									
Chris Smith, S OBP: 0.390, SLG: 0.420 Brad Wellman, R OBP: 0.299, SLG: 0.249 (9, FR)	4-0	4-3		K					BB 1B BB	3 1 1 1 2 1 1 0 0 0 0 0 0 0										
Joel Youngblood, R OBP: 0.353, SLG: 0.477 (1, 4)	5-3					6-3			BB 1B	4 0 1 0 1 1 3										
Dave Bergman, L OBP: 0.397, SLG: 0.474 (1, 7)	BB 2H 1B			4-3					F2	4 0 1 1 1 0 2										
Max Venable, L OBP: 0.312, SLG: 0.392 (1, 8)	1-2 BB			2B BB		F9			BB	2 0 0 0 3 0 2										
Tom O'Malley, L OBP: 0.344, SLG: 0.337 (1, 5)	K			1-3 2B		K			F8	5 0 1 0 0 3 7										
Bob Brenly, R OBP: 0.304, SLG: 0.348 (1, 2)									K	2 1 1 0 2 1 0										
Guy Sularz, R OBP: 0.214, SLG: 0.083 (1, 6)				L3 IBB		F8			5-3	3 1 0 0 1 0 6										
Scott Garrelts, R OBP: 0.250, SLG: 0.250 (1, 1)				SH1-4 BB		F9			F3	3 0 1 0 0 0 0										
<b>Inning Stats</b>	R: 1 E: 0 K: 1 S: 6	H: 1 LOB: 2 BB: 2 P: 14	R: 2 E: 0 K: 1 S: 7	H: 2 LOB: 1 BB: 1 P: 11	R: 0 E: 0 K: 0 S: 3	H: 1 LOB: 2 BB: 2 P: 11	R: 0 E: 0 K: 2 S: 7	H: 0 LOB: 0 BB: 0 P: 7	R: 0 E: 0 K: 1 S: 5	H: 2 LOB: 1 BB: 0 P: 4	R: 0 E: 0 K: 1 S: 5	H: 0 LOB: 0 BB: 0 P: 5	R: 0 E: 0 K: 1 S: 5	H: 0 LOB: 0 BB: 0 P: 5	R: 0 E: 0 K: 0 S: 4	H: 1 LOB: 3 BB: 2 P: 12	1B: 6 2B: 2 3B: 0 HR: 0	SF: 0 SAC: 1 DP: 1 HBP: 0	WP: 0 PB: 0 SB: 1 CS: 0	PA: 42
<b>PITCHER</b>	IP WLS BF H R ER SO BB IBB HBP BLK WP HR S P ERA WHIP											<b>PITCHER</b>	IP WLS BF H R ER SO BB IBB HBP BLK WP HR S P ERA WHIP							
Nolan Ryan, R ERA: 2.9	4.0 L 22 4 3 3 4 6 1 0 0 0 0 0 23 51 6.75 2.500																			
Bob Knepper, L ERA: 3.37	1.0 4 0 0 0 1 1 0 0 0 0 0 0 5 9 0.00 1.000																			
Michael LaCoss, R ERA: 4.62	2.0 7 2 0 0 1 0 0 0 0 0 0 0 9 9 0.00 1.000																			
Dave Smith, R ERA: 3.18	2.0 9 1 0 0 1 2 0 0 0 0 0 0 9 17 0.00 1.500																			

Batter	1	2	3	4	5	6	7	8	9	AB R H RBI BB SO LOB	BOTTOM											
Bill Doran, S OBP: 0.367, SLG: 0.361 (1, 4)	CS 1B			K						2 0 1 0 2 1 1	<b>San Francisco Giants @ Houston Astros</b> Astrodome, Houston, TX Sun Sep 25 1983, 8:05 PM EDT Att: 6,130 - Dome											
Terry Puhl, L OBP: 0.347, SLG: 0.433 (1, 9)	F8			L4		4-3			F8	4 0 0 0 0 0 6												
Dickie Thon, R OBP: 0.343, SLG: 0.464 (1, 6)	F3					5-3			6-3	4 0 0 0 0 1 1												
Jose Cruz, L OBP: 0.390, SLG: 0.473 (1, 7)						F8			1B	4 0 2 0 0 1 0												
Denny Walling, L OBP: 0.343, SLG: 0.417 (1, 3)				5-3					K	4 0 0 0 0 1 3												
Phil Garner, R OBP: 0.314, SLG: 0.361 (1, 5)				FC6-4		F2			F8	4 0 0 0 0 0 2												
Jerry Mumphrey, S OBP: 0.356, SLG: 0.418 (1, 8)				FC6-4		F8			F2	1 0 0 0 3 0 1												
Alan Ashby, S OBP: 0.298, SLG: 0.398 (1, 2)									G1-6-3 BB	4 0 1 0 0 1 3												
Nolan Ryan, R ERA: 2.9				FC3-6 1B					G4-3 BB	1 0 0 0 0 0 1	<b>San Francisco Giants @ Houston Astros</b> Astrodome, Houston, TX Sun Sep 25 1983, 8:05 PM EDT Att: 6,130 - Dome											
Bob Knepper, L ERA: 3.37				FC3-6					F8	0 0 0 0 0 0 0												
Kevin Bass, S OBP: 0.295, SLG: 0.404										1 0 1 0 0 0 0												
Michael LaCoss, R ERA: 4.62										0 0 0 0 0 0 0												
Craig Reynolds, L ERA: 3.247										1 0 0 0 0 0 0												
Dave Smith, R ERA: 3.18										0 0 0 0 0 0 0												
<b>Inning Stats</b>	R: 0 E: 0 K: 0 S: 3	H: 1 LOB: 0 BB: 0 P: 3	R: 0 E: 1 K: 1 S: 6	H: 0 LOB: 1 BB: 0 P: 6	R: 0 E: 0 K: 1 S: 6	H: 1 LOB: 0 BB: 0 P: 6	R: 0 E: 0 K: 0 S: 3	H: 0 LOB: 0 BB: 0 P: 3	R: 0 E: 0 K: 1 S: 6	H: 1 LOB: 3 BB: 2 P: 14		R: 0 E: 0 K: 1 S: 6	H: 1 LOB: 1 BB: 0 P: 6	R: 0 E: 0 K: 1 S: 6	H: 0 LOB: 2 BB: 1 P: 10	R: 0 E: 0 K: 0 S: 2	H: 1 LOB: 2 BB: 1 P: 6	R: 0 E: 0 K: 0 S: 2	H: 0 LOB: 0 BB: 1 P: 6	1B: 5 2B: 0 3B: 0 HR: 0	SF: 0 SAC: 0 DP: 2 HBP: 0	WP: 0 PB: 0 SB: 0 CS: 1
<b>PITCHER</b>	IP WLS BF H R ER SO BB IBB HBP BLK WP HR S P ERA WHIP											<b>PITCHER</b>	IP WLS BF H R ER SO BB IBB HBP BLK WP HR S P ERA WHIP									
Scott Garrelts, R ERA: 1.82	9.0 W 35 5 0 0 5 5 0 0 0 0 0 0 40 60 0.00 1.111																					





Batter	1	2	3	4	5	6	7	8	9	AB	R	H	RBI	BB	SO	LOB	TOP								
<b>Bobby Brown, S</b> OBP: 0.345, SLG: 0.400 (1, 7)	3-1		F7		6-3		4-3		F9	5	0	0	0	0	0	0									
<b>Alan Wiggins, S</b> OBP: 0.355, SLG: 0.326 (1, 3)	FC4-6 1B		L6		6-3		F7			4	0	1	0	0	0	0									
<b>Tony Gwynn, L</b> OBP: 0.363, SLG: 0.381 (1, 9)	FC4-6 1B 1-2		K				F7			4	0	1	0	0	1	1									
<b>Terry Kennedy, L</b> OBP: 0.344, SLG: 0.436 (1, 2)	1B				G3				G3	4	1	2	0	0	0	1									
<b>Kevin McReynolds, R</b> OBP: 0.256, SLG: 0.330 (1, 8)	F4				F7		SH5-4 1B 4-3		G3	4	1	1	0	0	0	3									
<b>Gary Templeton, S</b> OBP: 0.294, SLG: 0.334 (1, 6)		1-3			E 1B 1-2		4-3 SH5-4 1B 1-2		FC6 1B	4	1	3	0	0	0	0									
<b>George Hinshaw, R</b> (1, 5)		5-3			E3 E 1-2 2-3		SH5-4		FC6 1B 1-2	2	0	0	0	0	0	2									
<b>Ruppert Jones, L</b> OBP: 0.306, SLG: 0.400 (8, PH)										1	0	0	0	0	0	1									
<b>Edwin Rodriguez, R</b> OBP: 0.375, SLG: 0.429 (8, 5)										0	0	0	0	0	0	0									
<b>Juan Bonilla, R</b> OBP: 0.306, SLG: 0.303 (1, 4)		FC5-4 BB			SF7		4-3		L6	2	0	0	2	1	0	1									
<b>Eric Show, R</b> OBP: 0.300, SLG: 0.395 (1, 2)		FC5-4 1-2			K		F8		6-3	0	0	0	0	0	0	0									
<b>Inning Stats</b>	R: 0 E: 0 K: 0 S: 5	H: 2 LOB: 2 BB: 0 P: 5	R: 0 E: 0 K: 0 S: 3	H: 0 LOB: 1 BB: 1 P: 7	R: 0 E: 0 K: 1 S: 5	H: 0 LOB: 0 BB: 0 P: 5	R: 2 E: 2 K: 1 S: 8	H: 2 LOB: 1 BB: 0 P: 8	R: 0 E: 0 K: 0 S: 4	H: 1 LOB: 1 BB: 0 P: 4	R: 1 E: 0 K: 0 S: 5	H: 2 LOB: 1 BB: 0 P: 5	R: 0 E: 0 K: 0 S: 3	H: 0 LOB: 0 BB: 0 P: 3	R: 0 E: 0 K: 0 S: 4	H: 1 LOB: 1 BB: 0 P: 4	R: 0 E: 0 K: 0 S: 3	H: 0 LOB: 0 BB: 0 P: 3	1B: 8 2B: 0 3B: 0 HR: 0	SF: 1 SAC: 1 DP: 0 HBP: 0	WP: 0 PB: 0 SB: 0 CS: 0	PA: 37			
<b>PITCHER</b>	IP	WLS	BF	H	R	ER	SO	BB	IBB	HBP	BLK	WP	HR	S	P	ERA	WHIP								
<b>Mike Madden, L</b> ERA: 2.73 (1, 1)	6.0	W	27	7	3	1	2	1	0	0	0	0	0	30	34	1.50	1.333								
<b>Vern Ruhle, R</b> ERA: 3.64 (7, 1)	3.0	S	10	1	0	0	0	0	0	0	0	0	0	10	10	0.00	0.333								

San Diego Padres @ Houston Astros  
Astrodome, Houston, TX  
Mon Sep 26 1983, 8:05 PM EDT  
Att: 5,828 - Dome

AB 34  
R 3  
H 8  
RBI 2  
BB 1  
SO 2  
LOB 12



Batter	1	2	3	4	5	6	7	8	9	AB	R	H	RBI	BB	SO	LOB	BOTTOM								
<b>Bill Doran, S</b> OBP: 0.367, SLG: 0.362 (1, 4)	BB 1B		G3		1B		K		F9	5	1	2	0	0	1	4									
<b>Terry Puhl, L</b> OBP: 0.348, SLG: 0.432 (1, 9)	4-0 1B 1-2		4-3		1B				F6	3	1	1	0	1	0	1									
<b>Dickie Thon, R</b> OBP: 0.343, SLG: 0.463 (1, 6)	1B 1-2 2-H		6-3		L5		F8			4	1	1	1	0	0	2									
<b>Jose Cruz, L</b> OBP: 0.390, SLG: 0.474 (1, 7)	6-3 1B 1-3 2-H		E4 2B		6-3		1-3		1-3	4	1	2	1	0	0	0									
<b>Denny Walling, L</b> OBP: 0.348, SLG: 0.444 (1, 3)	6-3		6-3		F7				1B 3B	4	1	2	2	0	0	1									
<b>Phil Garner, R</b> OBP: 0.313, SLG: 0.360 (1, 5)	F7		F6		K				FC3-5 S 1B	4	0	1	1	0	1	2									
<b>Craig Reynolds, L</b> OBP: 0.247, SLG: 0.247 (9, 5)										0	0	0	0	0	0	0									
<b>Jerry Mumphrey, S</b> OBP: 0.357, SLG: 0.416 (1, 8)	F7		4-3				E 1B		F7	4	0	1	0	0	0	3									
<b>Alan Ashby, S</b> OBP: 0.300, SLG: 0.395 (1, 2)		SH1-4 BB			L5		K		FC3-5 BB	2	0	0	0	2	1	1									
<b>Mike Madden, L</b> OBP: 0.091, SLG: 0.048 (1, 1)		SH1-4			6-3				FC3-5 BB	1	0	0	0	0	0	0									
<b>Kevin Bass, S</b> OBP: 0.250, SLG: 0.339 (6, PH)										1	0	0	0	0	0	1									
<b>Vern Ruhle, R</b> OBP: 0.227, SLG: 0.105 (7, 1)		1-2							1-2 2-3	1	0	0	0	0	0	2									
<b>Inning Stats</b>	R: 3 E: 0 K: 0 S: 6	H: 3 LOB: 1 BB: 1 P: 10	R: 0 E: 0 K: 0 S: 3	H: 0 LOB: 1 BB: 1 P: 7	R: 1 E: 1 K: 0 S: 5	H: 2 LOB: 0 BB: 0 P: 5	R: 0 E: 0 K: 0 S: 5	H: 2 LOB: 2 BB: 0 P: 5	R: 0 E: 0 K: 1 S: 5	H: 0 LOB: 0 BB: 0 P: 5	R: 2 E: 1 K: 2 S: 8	H: 1 LOB: 1 BB: 0 P: 8	R: 0 E: 0 K: 0 S: 3	H: 0 LOB: 0 BB: 0 P: 3	R: 1 E: 0 K: 0 S: 5	H: 2 LOB: 2 BB: 1 P: 9	R: 0 E: 0 K: 0 S: 5	H: 0 LOB: 0 BB: 1 P: 9	1B: 8 2B: 1 3B: 1 HR: 0	SF: 0 SAC: 1 DP: 0 HBP: 0	WP: 0 PB: 0 SB: 1 CS: 0	PA: 37			
<b>PITCHER</b>	IP	WLS	BF	H	R	ER	SO	BB	IBB	HBP	BLK	WP	HR	S	P	ERA	WHIP								
<b>Eric Show, R</b> ERA: 4.25 (1, 1)	1.0	L	7	3	3	0	0	1	0	0	0	0	0	8	12	0.00	1.500								
<b>Steve Fireovid, R</b> ERA: 1.5 (2, 1)	2.0		9	2	1	0	0	1	0	0	0	0	0	10	10	0.00	1.000								
<b>Greg Booker, R</b> ERA: 6.35 (4, 1)	2.0		8	2	0	0	1	0	0	0	0	0	0	15	19	3.38	1.500								
<b>Marty Decker, R</b> ERA: 1.93 (6, 1)	2.2		12	3	1	1	2	1	0	0	0	0	0	1	1	0.00	0.000								
<b>Gary Lucas, L</b> ERA: 2.97 (8, 1)	0.1		1	0	0	0	0	0	0	0	0	0	0	1	1	0.00	0.000								

San Diego Padres @ Houston Astros  
Astrodome, Houston, TX  
Mon Sep 26 1983, 8:05 PM EDT  
Att: 5,828 - Dome

AB 33  
R 5  
H 10  
RBI 5  
BB 3  
SO 3  
LOB 17









Batter	1	2	3	4	5	6	7	8	9	AB R H RBI BB SO LOB	TOP												
<b>Brett Butler, L</b> OBP: 0.345, SLG: 0.397 (1, 7)	0-3 K		0-0 4-3		0-0 CS 1B		0-0 5-3		0-0 SF8	4 0 1 1 0 1 0	<b>Atlanta Braves @ Houston Astros</b> Astrodome, Houston, TX Wed Sep 28 1983, 8:05 PM EDT Dome												
<b>Glenn Hubbard, R</b> OBP: 0.335, SLG: 0.405 (1, 4)	0-0 5-3		0-0 F7		0-0 SF8		0-0 WP 1B		0-0 3-H F9	4 0 1 1 0 0 1													
<b>Claudell Washington, L</b> OBP: 0.321, SLG: 0.495 (1, 9)	0-0 S 1B		0-0 2B		0-0 1B		0-0 L6		0-3 K	5 0 3 0 0 1 2													
<b>Dale Murphy, R</b> OBP: 0.400, SLG: 0.546 (1, 8)	0-0 5-3		0-0 F8		0-0 1B				0-0 F9	4 0 1 0 0 0 2													
<b>Chris Chambliss, L</b> OBP: 0.369, SLG: 0.487 (1, 3)		0-3 K		0-0 F7		0-3 K			0-3 K	4 0 0 0 0 3 2													
<b>Rafael Ramirez, R</b> OBP: 0.343, SLG: 0.375 (1, 6)		0-0 S 1B		0-0 CS 1B		0-0 4-3			0-0 1B	4 1 3 0 0 0 0													
<b>Biff Pocoroba, S</b> OBP: 0.331, SLG: 0.373 (1, 2)		0-0 P4		0-0 1B		0-0 E6			0-0 3-1	4 0 1 0 0 0 2													
<b>Jerry Royster, R</b> OBP: 0.305, SLG: 0.328 (1, 5)		0-0 1B		0-0 G3		0-0 G6-3			4-0 1B SF8 BB	3 1 1 1 1 0 2													
<b>Pascual Perez, R</b> OBP: 0.192, SLG: 0.160 (1, 1)		0-0 G3			0-0 1B SF8 1B		0-3 K		0-0 1B	4 1 2 0 0 1 1													
<b>Inning Stats</b>	R: 0 E: 0 K: 1 S: 6	H: 1 LOB: 1 BB: 0 P: 6	R: 1 E: 0 K: 1 S: 7	H: 2 LOB: 1 BB: 0 P: 7	R: 0 E: 0 K: 0 S: 4	H: 1 LOB: 1 BB: 0 P: 4	R: 0 E: 0 K: 0 S: 4	H: 2 LOB: 1 BB: 0 P: 4	R: 1 E: 0 K: 1 S: 8	H: 4 LOB: 2 BB: 0 P: 8		R: 0 E: 1 K: 0 S: 3	H: 0 LOB: 0 BB: 0 P: 3	R: 0 E: 0 K: 1 S: 6	H: 1 LOB: 1 BB: 0 P: 6	R: 0 E: 0 K: 1 S: 6	H: 1 LOB: 1 BB: 0 P: 6	R: 1 E: 0 K: 1 S: 6	H: 1 LOB: 1 BB: 1 P: 10	1B: 12 2B: 1 3B: 0 HR: 0	SF: 2 SAC: 0 DP: 1 HBP: 0	WP: 1 PA: 39 PB: 0 SB: 2 CS: 2	
<b>PITCHER</b>	IP WLS BF H R ER SO BB IBB HBP BLK WP HR S P ERA WHIP											<b>PITCHER</b>	IP WLS BF H R ER SO BB IBB HBP BLK WP HR S P ERA WHIP										
<b>Mike Scott, R</b> ERA: 3.72 (1, 1)	4.2 L 22 10 2 2 2 0 0 0 0 0 0 0 26 26 3.86 2.143																						
<b>Michael LaCoss, R</b> ERA: 4.53 (5, 1)	2.1 8 1 0 0 2 0 0 0 0 1 0 12 12 0.00 0.429																						
<b>Frank DiPino, L</b> ERA: 2.58 (8, 1)	2.0 9 2 1 1 2 1 0 0 0 0 0 0 12 16 4.50 1.500																						

AB	36
R	3
H	13
RBI	3
BB	1
SO	6
LOB	12



Batter	1	2	3	4	5	6	7	8	9	AB R H RBI BB SO LOB	BOTTOM												
<b>Bill Doran, S</b> OBP: 0.370, SLG: 0.363 (1, 4)	0-3 K		0-0 1B		4-0 BB			0-0 4-3		3 0 1 0 1 1 0	<b>Atlanta Braves @ Houston Astros</b> Astrodome, Houston, TX Wed Sep 28 1983, 8:05 PM EDT Dome												
<b>Terry Puhl, L</b> OBP: 0.345, SLG: 0.429 (1, 9)	0-3 K		0-0 SF8		0-0 G3			0-0 F8		3 0 0 1 0 1 1													
<b>Dickie Thon, R</b> OBP: 0.343, SLG: 0.462 (1, 6)	0-3 K		0-0 5-3				0-0 4-3		0-3 K	4 0 0 0 0 2 1													
<b>Jose Cruz, L</b> OBP: 0.388, SLG: 0.470 (1, 7)		0-0 F7		0-0 5-3		0-0 4-3			0-3 K	4 0 0 0 0 1 0													
<b>Jerry Mumphrey, S</b> OBP: 0.361, SLG: 0.426 (1, 8)		0-3 K		0-0 S 1B		0-0 4-3			0-0 L3	4 0 1 0 0 1 0													
<b>Phil Garner, R</b> OBP: 0.314, SLG: 0.364 (1, 5)		0-0 1B		0-3 K		0-0 G3 2B			0-0 1-3	4 0 2 0 0 1 1													
<b>Harry Spillman, L</b> OBP: 0.205, SLG: 0.239 (1, 3)		0-3 K		0-3 K						2 0 0 0 0 2 2													
<b>Michael LaCoss, R</b> OBP: 0.114, SLG: 0.088 (5, 1)										0 0 0 0 0 0 0													
<b>Kevin Bass, S</b> OBP: 0.253, SLG: 0.335 (7, PH)										1 0 0 0 0 0 1													
<b>Frank DiPino, L</b> OBP: 0.286, SLG: 0.333 (8, 1)										0 0 0 0 0 0 0													
<b>Alan Ashby, S</b> OBP: 0.301, SLG: 0.392 (1, 2)			4-0 1B SH1-4 SF8 BB		0-0 4-3		0-0 L6			2 1 0 0 1 0 1													
<b>Mike Scott, R</b> OBP: 0.184, SLG: 0.208 (1, 1)			0-0 SH1-4		0-3 K					0 0 0 0 0 0 0													
<b>Tim Tolman, R</b> OBP: 0.239, SLG: 0.350 (5, 3)										1 0 0 0 0 1 0													
<b>Ray Knight, R</b> OBP: 0.356, SLG: 0.446 (7, PH)										1 0 0 0 0 0 1													
<b>Inning Stats</b>	R: 0 E: 0 K: 3 S: 9	H: 0 LOB: 0 BB: 0 P: 9	R: 0 E: 0 K: 2 S: 8	H: 1 LOB: 1 BB: 0 P: 8	R: 1 E: 0 K: 0 S: 4	H: 1 LOB: 1 BB: 1 P: 8	R: 0 E: 0 K: 2 S: 8	H: 1 LOB: 1 BB: 0 P: 8	R: 0 E: 0 K: 1 S: 5	H: 0 LOB: 1 BB: 1 P: 9	R: 0 E: 0 K: 0 S: 3	H: 0 LOB: 0 BB: 0 P: 3	R: 0 E: 0 K: 1 S: 5	H: 1 LOB: 1 BB: 0 P: 4	R: 0 E: 0 K: 1 S: 5	H: 0 LOB: 0 BB: 0 P: 5	R: 0 E: 0 K: 1 S: 5	H: 0 LOB: 0 BB: 0 P: 5	1B: 3 2B: 1 3B: 0 HR: 0	SF: 1 SAC: 1 DP: 0 HBP: 0	WP: 0 PA: 33 PB: 0 SB: 1 CS: 0		
<b>PITCHER</b>	IP WLS BF H R ER SO BB IBB HBP BLK WP HR S P ERA WHIP											<b>PITCHER</b>	IP WLS BF H R ER SO BB IBB HBP BLK WP HR S P ERA WHIP										
<b>Pascual Perez, R</b> ERA: 3.43 (1, 1)	9.0 W 33 4 1 1 10 2 0 0 0 0 0 0 51 59 1.00 0.667																						





Batter	1	2	3	4	5	6	7	8	9	AB	R	H	RBI	BB	SO	LOB	TOP			
<b>Brett Butler, L</b> OBP: 0.342, SLG: 0.394 (1, 7)	0-0 6-3		0-0 FC4-6 S		0-0 G6-4-3			0-0 F8		4	0	0	0	0	0	2				
<b>Glenn Hubbard, R</b> OBP: 0.337, SLG: 0.407 (1, 4)	0-0 2B 5-3		4-0 1-3 BB		0-0 5-3			0-0 1B		3	1	2	0	1	0	0				
<b>Claudell Washington, L</b> OBP: 0.320, SLG: 0.496 (1, 9)	0-0 1-3 2B		0-0 L4			0-3 K		0-0 F8		4	0	1	0	0	1	3				
<b>Dale Murphy, R</b> OBP: 0.398, SLG: 0.542 (1, 8)	0-0 5-3		0-0 F7			0-3 K			0-3 K	4	0	0	1	0	2	3				
<b>Chris Chambliss, L</b> OBP: 0.368, SLG: 0.485 (1, 3)	0-0 3-H F8				0-0 F8				0-0 1B	4	0	1	0	0	0	1				
<b>Rafael Ramirez, R</b> OBP: 0.340, SLG: 0.373 (1, 6)		0-0 F6		0-0 F7				0-0 L5		4	0	0	0	0	0	1				
<b>Bruce Benedict, R</b> OBP: 0.388, SLG: 0.345 (1, 2)		0-0 6-3		4-0 FC6-4 BB				0-0 6-3		3	0	0	0	1	0	1				
<b>Randy Johnson, R</b> OBP: 0.353, SLG: 0.300 (1, 5)		0-0 4-3		0-0 FC6-4				0-0 F8		3	0	0	0	0	0	1				
<b>Ken Dayley, L</b> OBP: 0.294, SLG: 0.200 (1, 1)			4-0 FC4-6 BB		0-0 G6-4-3			0-0 F7		2	0	1	0	1	0	0				
<b>Terry Forster, L</b> OBP: 0.500, SLG: 0.625 (8, 1)										0	0	0	0	0	0	0				
<b>Donnie Moore, L</b> OBP: 0.500, SLG: 0.500 (8, 1)										0	0	0	0	0	0	0				
<b>Inning Stats</b>	R: 1 E: 0 K: 0 S: 5	H: 2 LOB: 1 BB: 0 P: 5	R: 0 E: 0 K: 0 S: 3	H: 0 LOB: 0 BB: 0 P: 3	R: 0 E: 0 K: 0 S: 3	H: 0 LOB: 2 BB: 2 P: 11	R: 0 E: 0 K: 0 S: 3	H: 0 LOB: 1 BB: 1 P: 7	R: 0 E: 0 K: 2 S: 7	H: 0 LOB: 0 BB: 0 P: 7	R: 0 E: 0 K: 0 S: 3	H: 0 LOB: 0 BB: 0 P: 3	R: 0 E: 0 K: 0 S: 4	H: 1 LOB: 1 BB: 0 P: 4	R: 0 E: 0 K: 1 S: 6	H: 1 LOB: 1 BB: 0 P: 6	1B: 4 2B: 1 3B: 0 HR: 0	SF: 0 SAC: 0 DP: 1 HBP: 0	WP: 0 PB: 0 SB: 2 CS: 0	PA: 34
<b>PITCHER</b> <b>Joe Niekro, R</b> ERA: 3.48 (1, 1)	IP: 9.0 WLS: W BF: 34 H: 5 R: 1 ER: 1 SO: 3 BB: 3 IBB: 0 HBP: 0 BLK: 0 WP: 0 HR: 0 S: 37 P: 49 ERA: 1.00 WHIP: 0.889															<b>PITCHER</b>				

Atlanta Braves @ Houston Astros  
Astrodome, Houston, TX  
Wed Sep 28 1983, 8:05 PM EDT  
Att: 15,356 - Dome

AB 31  
R 1  
H 5  
RBI 1  
BB 3  
SO 3  
LOB 12



Batter	1	2	3	4	5	6	7	8	9	AB	R	H	RBI	BB	SO	LOB	BOTTOM	
<b>Bill Doran, S</b> OBP: 0.370, SLG: 0.362 (1, 4)	0-0 F7			0-0 F7		0-0 SH2-4 1B		0-0 5-3		4	0	1	0	0	0	0		
<b>Kevin Bass, S</b> OBP: 0.259, SLG: 0.341 (1, 9)	0-3 K			0-0 4-3 1B		0-0 SH2-4		0-0 1B WP		3	2	2	0	0	1	0		
<b>Dickie Thon, R</b> OBP: 0.342, SLG: 0.460 (1, 6)	0-0 F8			0-0 4-3		0-3 K		0-0 1B WP		4	1	1	0	0	1	2		
<b>Jose Cruz, L</b> OBP: 0.388, SLG: 0.470 (8, PH)		0-0 4-3		0-0 1B		0-0 4-3		0-3 K		3	0	1	1	0	0	1		
<b>Ray Knight, R</b> OBP: 0.355, SLG: 0.445 (9, 8)				2-H 1B				1-2 3-H		1	0	0	0	0	1	1		
<b>Jerry Mumphrey, S</b> OBP: 0.362, SLG: 0.427 (5, 8)	0-0 F3			0-0 1B				2-H 2B		2	0	1	0	0	0	0		
<b>Tony Scott, S</b> OBP: 0.264, SLG: 0.301 (9, 7)				2-H 1B				2B 3B		2	1	1	1	0	1	0		
<b>Phil Garner, R</b> OBP: 0.316, SLG: 0.363 (1, 5)	0-3 K					0-0 F7		4-0 CS BB		2	1	0	0	2	1	0		
<b>Tim Tolman, R</b> OBP: 0.260, SLG: 0.409 (1, 3)						0-0 F8		0-0 2B		4	0	2	2	0	0	0		
<b>Luis Pujols, R</b> OBP: 0.234, SLG: 0.218 (1, 2)						4-0 FC6-4 BB		4-0 IBB		2	0	0	0	2	0	1		
<b>Joe Niekro, R</b> OBP: 0.105, SLG: 0.118 (1, 1)						0-0 FC6-4		0-3 K		3	0	0	0	0	1	3		
<b>Inning Stats</b>	R: 0 E: 0 K: 1 S: 5	H: 0 LOB: 0 BB: 0 P: 5	R: 0 E: 0 K: 1 S: 5	H: 0 LOB: 0 BB: 0 P: 5	R: 0 E: 0 K: 0 S: 3	H: 0 LOB: 0 BB: 0 P: 3	R: 1 E: 0 K: 0 S: 5	H: 3 LOB: 2 BB: 0 P: 5	R: 0 E: 0 K: 1 S: 6	H: 1 LOB: 1 BB: 0 P: 6	R: 0 E: 0 K: 2 S: 7	H: 1 LOB: 2 BB: 2 P: 15	R: 4 E: 0 K: 1 S: 9	H: 4 LOB: 1 BB: 1 P: 13	1B: 6 2B: 2 3B: 1 HR: 0	SF: 0 SAC: 1 DP: 0 HBP: 0	WP: 1 PB: 0 SB: 0 CS: 1	PA: 35
<b>PITCHER</b> <b>Ken Dayley, L</b> ERA: 4.42 (1, 1)	IP: 7.1 WLS: L BF: 30 H: 7 R: 3 ER: 3 SO: 5 BB: 2 IBB: 1 HBP: 0 BLK: 0 WP: 1 HR: 0 S: 37 P: 49 ERA: 3.68 WHIP: 1.227															<b>PITCHER</b>		
<b>Terry Forster, L</b> ERA: 2.18 (8, 1)	0.1 4 2 2 2 1 0 1 0 5 9 54.00 6.000																	
<b>Donnie Moore, R</b> ERA: 3.78 (8, 1)	0.1 1 0 0 0 0 0 0 0 1 1 0.00 0.000																	

Atlanta Braves @ Houston Astros  
Astrodome, Houston, TX  
Wed Sep 28 1983, 8:05 PM EDT  
Att: 15,356 - Dome

AB 30  
R 5  
H 9  
RBI 4  
BB 4  
SO 6  
LOB 8





Batter	1	2	3	4	5	6	7	8	9	AB	R	H	RBI	BB	SO	LOB	TOP										
Brett Butler, L (1, 7) OBP: 0.341, SLG: 0.392 Bob Watson, R (8, PH) OBP: 0.376, SLG: 0.490 Matt Sinatro, R (8, PR) (8, 2)	0-0 5-3			0-0 F6		0-0 K		0-0 2B		3	0	0	0	0	1	0	<b>Atlanta Braves @ Houston Astros</b> Astrodome, Houston, TX Thu Sep 29 1983, 8:05 PM EDT Att: 12,899 - Dome										
Glenn Hubbard, R (1, 4) OBP: 0.337, SLG: 0.405	0-3 K			0-0 1-3			0-0 2B 1B	0-0 F7		4	1	1	0	0	1	2											
Claudell Washington, L (1, 9) OBP: 0.320, SLG: 0.497	0-0 3-1			0-0 4-3			0-0 1B SF8 2B	0-3 K		4	1	1	1	0	1	2											
Dale Murphy, R (1, 8) OBP: 0.397, SLG: 0.541		0-0 5-3			0-0 CS 1B 1B		0-0 SF8		0-3 K	3	0	1	1	0	1	0											
Chris Chambliss, L (1, 3) OBP: 0.367, SLG: 0.483		0-0 F9			0-3 K		0-0 F7		0-0 4-3 1B	4	1	1	0	0	1	1											
Rafael Ramirez, R (1, 6) OBP: 0.340, SLG: 0.372		0-3 K			0-0 1-2 1B		0-0 4-3		0-0 4-3	4	0	1	0	0	1	1											
Biff Pocoroba, S (1, 2) Albert Hall, S (8, PR) (8, 7)			0-0 G3		0-0 F7			4-0 4-3 S BB	4-0 1B BB	2	0	0	0	1	0	2											
Randy Johnson, R (1, 5) OBP: 0.351, SLG: 0.299			0-0 6-3			0-0 L4		0-0 4-3	0-0 1-3 1B	4	0	1	1	0	0	1											
Craig McMurtry, R (1, 1) Gerald Perry, L (8, PH) Pete Falcone, L (8, 1) Mike Garber, R (8, PH) Jerry Royster, R (8, PR) Gene Garber, R (8, 1) Terry Forster, L (8, 1) OBP: 0.352, SLG: 0.328 OBP: 0.300, SLG: 0.425			0-3 K			0-0 4-3		0-0 2B 1B		1	0	0	0	0	1	0	<b>Braves</b>										
<b>Inning Stats</b>	R: 0 E: 0 K: 1 S: 5	H: 0 LOB: 0 BB: 0 P: 5	R: 0 E: 0 K: 1 S: 5	H: 0 LOB: 0 BB: 0 P: 5	R: 0 E: 0 K: 1 S: 5	H: 0 LOB: 0 BB: 0 P: 5	R: 0 E: 0 K: 0 S: 3	H: 0 LOB: 0 BB: 0 P: 3	R: 0 E: 0 K: 1 S: 6	H: 2 LOB: 1 BB: 0 P: 6	R: 2 E: 0 K: 0 S: 5	H: 2 LOB: 0 BB: 0 P: 5	R: 2 E: 1 K: 1 S: 7	H: 2 LOB: 2 BB: 1 P: 11	R: 1 E: 0 K: 1 S: 6	H: 2 LOB: 2 BB: 1 P: 10		1B: 6 2B: 2 3B: 0 HR: 0	SF: 1 SAC: 0 DP: 0 HBP: 0	WP: 0 PA: 35 PB: 0 SB: 1 CS: 1							
<b>PITCHER</b>	IP	WLS	BF	H	R	ER	SO	BB	IBB	HBP	BLK	WP	HR	S	P	ERA	WHIP										
Nolan Ryan, R (1, 1) ERA: 2.98	7.1		27	5	4	4	5	1	0	0	0	0	0	36	40	4.91	0.818										
Frank DiPino, L (8, 1) ERA: 2.99	0.2		3	1	0	0	1	0	0	0	0	0	0	5	5	0.00	1.500										
Vern Ruhle, R (9, 1) ERA: 3.69	1.0	L	5	2	1	1	1	1	0	0	0	0	0	6	10	9.00	3.000										

Batter	1	2	3	4	5	6	7	8	9	AB	R	H	RBI	BB	SO	LOB	BOTTOM										
Bill Doran, S (1, 4) OBP: 0.371, SLG: 0.364	0-0 FC5-4 1B	0-0 E 1-2 2H 1B		0-0 F9					0-0 L6 SH1-4 1B	5	0	3	1	0	0	0	<b>Atlanta Braves @ Houston Astros</b> Astrodome, Houston, TX Thu Sep 29 1983, 8:05 PM EDT Att: 12,899 - Dome										
Terry Puhl, L (1, 8) OBP: 0.343, SLG: 0.425	0-3 K	0-0 E6			0-0 F8		0-0 4-3	0-0 SH1-4	0-0 1-2	4	0	0	0	0	1	2											
Dickie Thon, R (1, 6) OBP: 0.341, SLG: 0.457	0-0 FC5-4 1B 1-2	0-0 6-3			0-3 K			0-3 K	4-0 BB	4	1	0	0	1	2	3											
Jose Cruz, L (1, 7) OBP: 0.388, SLG: 0.469	0-0 E4 1H 1B		0-0 F7		0-0 E S 1B		0-0 1-3	0-0 L6	0-0 2-3	5	0	2	0	0	0	2											
Phil Garner, R (1, 5) OBP: 0.317, SLG: 0.362	0-3 K		4-0 4-3 BB		0-0 F3			4-0 1B BB		2	1	0	0	2	1	2											
Kevin Bass, S (1, 9) OBP: 0.259, SLG: 0.339		0-0 4-3	0-0 4-3			0-0 5-3		0-0 BB 1B	0-0 1-2 1B	4	0	1	0	0	0	1											
Harry Spilman, L (1, 3) OBP: 0.207, SLG: 0.240		0-0 F6	0-0 4-3			0-0 F4		0-0 1-2 2H 1B		4	0	1	1	0	0	1											
Alan Ashby, S (1, 2) OBP: 0.303, SLG: 0.389		4-0 1B BB		0-0 4-3		0-0 5-3		4-0 1-2 2-3 BB		2	1	0	0	2	0	0											
Nolan Ryan, R (1, 1) OBP: 0.099, SLG: 0.072 Frank DiPino, L (8, 1) OBP: 0.296, SLG: 0.333 Ray Knight, R (8, PH) OBP: 0.355, SLG: 0.444 Vern Ruhle, R (9, 1) OBP: 0.227, SLG: 0.105		0-0 1B BB	0-0 6-3		0-0 6-3		0-0 6-3	0-0 1-3		3	1	1	0	0	0	0	<b>HOUSTON ASTROS</b>										
<b>Inning Stats</b>	R: 1 E: 1 K: 2 S: 9	H: 2 LOB: 1 BB: 0 P: 9	R: 2 E: 1 K: 0 S: 6	H: 2 LOB: 2 BB: 1 P: 10	R: 0 E: 0 K: 0 S: 3	H: 0 LOB: 1 BB: 1 P: 7	R: 0 E: 0 K: 0 S: 3	H: 0 LOB: 0 BB: 0 P: 3	R: 0 E: 0 K: 0 S: 3	H: 1 LOB: 1 BB: 0 P: 6	R: 0 E: 0 K: 0 S: 3	H: 0 LOB: 0 BB: 0 P: 3	R: 0 E: 0 K: 1 S: 7	H: 2 LOB: 3 BB: 2 P: 15	R: 0 E: 0 K: 0 S: 3	H: 1 LOB: 1 BB: 1 P: 7		1B: 8 2B: 1 3B: 0 HR: 0	SF: 0 SAC: 1 DP: 1 HBP: 0	WP: 0 PA: 40 PB: 0 SB: 1 CS: 0							
<b>PITCHER</b>	IP	WLS	BF	H	R	ER	SO	BB	IBB	HBP	BLK	WP	HR	S	P	ERA	WHIP										
Craig McMurtry, R (1, 1) ERA: 3.08	5.0		23	5	3	1	3	2	0	0	0	0	0	6	6	0.00	0.000										
Pete Falcone, L (6, 1) ERA: 3.0	2.0		6	0	0	0	0	0	0	0	0	0	0	6	6	0.00	0.000										
Gene Garber, R (8, 1) ERA: 4.6	1.0	W	8	3	1	1	1	2	0	0	0	0	0	8	16	9.00	5.000										
Terry Forster, L (9, 1) ERA: 2.16	1.0	S	3	0	0	0	0	1	0	0	0	0	0	2	6	0.00	1.000										







Batter	1	2	3	4	5	6	7	8	9	AB	R	H	RBI	BB	SO	LOB	TOP										
<b>Kelly Paris, R</b> OBP: 0.331, SLG: 0.293 (1.4)	0-0 WP SH5-3 2-1 1B		0-0 F9	0-0 F7		0-0 1B S 1B		0-0 G6-4-3		5	0	2	0	0	0	1	<b>Cincinnati Reds @ Houston Astros</b> Astrodome, Houston, TX Sat Oct 01 1983, 4:33 AM EDT Att: 7,657 - Dome										
<b>Dallas Williams, L</b> OBP: 0.143, SLG: 0.063 (1.7)	0-0 SH5-3		4-0 1B 2B BB	0-0 E5 F8 1B		0-0 5-3		4-0 F 1B BB		2	2	1	0	2	0	1											
<b>Skeeter Barnes, R</b> OBP: 0.385, SLG: 0.300 (1.3)	0-0 F8		0-0 2B SF7 1B	0-0 F8		4-0 1B BB		0-0 CS 1B		4	1	2	1	1	0	2											
<b>Paul Householder, S</b> OBP: 0.336, SLG: 0.388 (1.8)	0-0 2-1	0-0 6-3	0-0 1B 2B	0-0 F8		0-0 1B		0-0 CS	4-0 L5-3 BB	4	1	2	1	1	0	1											
<b>Duane Walker, L</b> OBP: 0.296, SLG: 0.326 (1.9)		0-0 F8	4-0 1B BB		4-0 S BB		0-0 F7		0-0 F4	3	1	0	0	2	0	4											
<b>Dann Bilardello, R</b> OBP: 0.274, SLG: 0.391 (1.2)		4-0 BB BLK BB	0-0 SF7		0-0 F7		0-3 K		0-0 L5-3	3	1	0	1	1	1	2											
<b>Alex Trevino, R</b> OBP: 0.290, SLG: 0.299 (1.5)		4-0 BLK BB	0-0 1B		0-0 F7		0-3 K			3	0	1	1	1	1	1											
<b>Tom Foley, L</b> OBP: 0.296, SLG: 0.263 (1.6)		4-0 BLK BB	0-0 1B		0-0 F8		0-3 K			3	0	1	1	1	1	1											
<b>Frank Pastore, R</b> OBP: 0.213, SLG: 0.271 (1.1)	0-3 K		0-0 F8			0-3 K		0-0 G6-4-3 1B		4	0	1	0	0	2	4											
<b>Inning Stats</b>	R: 0 E: 0 K: 0 S: 3	H: 1 LOB: 1 BB: 0 P: 3	R: 1 E: 0 K: 1 S: 5	H: 0 LOB: 3 BB: 3 P: 17	R: 4 E: 0 K: 0 S: 7	H: 4 LOB: 2 BB: 2 P: 15	R: 0 E: 1 K: 0 S: 4	H: 1 LOB: 1 BB: 0 P: 4	R: 0 E: 0 K: 0 S: 3	H: 0 LOB: 1 BB: 1 P: 7	R: 0 E: 0 K: 0 S: 9	H: 0 LOB: 0 BB: 0 P: 9	R: 1 E: 1 K: 0 S: 3	H: 2 LOB: 3 BB: 1 P: 7	R: 0 E: 0 K: 0 S: 2	H: 0 LOB: 0 BB: 1 P: 6	1B: 9 2B: 2 3B: 0 HR: 0	SF: 1 SAC: 1 DP: 2 HBP: 0	WP: 1 PB: 0 SB: 2 CS: 1	PA: 43							
<b>PITCHER</b>	IP	WLS	BF	H	R	ER	SO	BB	IBB	HBP	BLK	WP	HR	S	P	ERA	WHIP										
<b>Mike Madden, L</b> ERA: 3.14 (1.1)	2.1	L	15	3	5	5	1	5	0	0	1	1	0	11	31	19.29	3.429										
<b>Bob Knepper, L</b> ERA: 3.19 (3.1)	5.2		25	7	1	0	4	3	0	0	0	0	0	30	42	0.00	1.765										
<b>Frank LaCorte, R</b> ERA: 5.06 (9.1)	1.0		3	0	0	0	0	1	0	0	0	0	0	2	6	0.00	1.000										

AB	31
R	6
H	10
RBI	5
BB	9
SO	5
LOB	17



Batter	1	2	3	4	5	6	7	8	9	AB	R	H	RBI	BB	SO	LOB	BOTTOM										
<b>Scott Loucks, R</b> OBP: 0.364, SLG: 0.300 (1.8)	0-0 1B E 1-3 1B			0-0 S 1B	0-3 K			0-0 FC6-4		5	1	2	0	0	1	3	<b>Cincinnati Reds @ Houston Astros</b> Astrodome, Houston, TX Sat Oct 01 1983, 4:33 AM EDT Att: 7,657 - Dome										
<b>Craig Reynolds, L</b> OBP: 0.248, SLG: 0.263 (1.4)	0-0 E4 1-3 1B	0-0 F8		4-0 BB BB		0-0 G3		0-0 4-3		4	1	0	0	1	0	3											
<b>Denny Walling, L</b> OBP: 0.361, SLG: 0.447 (1.5)	0-0 1-3 1B			0-0 F7		0-0 F7			0-0 FC6-4 1B	5	1	3	0	0	2												
<b>Jose Cruz, L</b> OBP: 0.387, SLG: 0.466 (1.7)	0-0 1-3	0-3 K		4-0 1B		0-0 1-3			0-0 FC6-4 FC6-4	4	0	0	1	1	1	4											
<b>Kevin Bass, S</b> OBP: 0.258, SLG: 0.335 (1.9)	0-0 BLK 1B		0-0 3-1	0-0 L7		0-3 K		0-0 F8		5	1	1	2	0	1	4											
<b>Tim Tolman, R</b> OBP: 0.271, SLG: 0.385 (1.3)	0-0 1B		4-0 BB		0-0 2B 1B		0-0 F7		0-0 FC6-4	4	0	2	1	1	0	1											
<b>George Bjorkman, R</b> OBP: 0.371, SLG: 0.361 (1.2)	0-0 1B		0-3 K		0-0 2B		0-0 6-3			4	0	2	0	0	1	1											
<b>Bert Pena, R</b> OBP: 0.286, SLG: 0.167 (1.6)	0-0 F6		0-0 F7		0-0 F6			0-0 FC4-6 1B		4	0	1	0	0	0	5											
<b>Mike Madden, L</b> OBP: 0.087, SLG: 0.045 (1.1)	0-3 K			0-3 K		0-0 FC4-6				1	0	0	0	0	1	2											
<b>Bob Knepper, L</b> OBP: 0.200, SLG: 0.288 (3.1)										2	0	0	0	0	2	2											
<b>Terry Puhl, L</b> OBP: 0.343, SLG: 0.428 (6. PH)										1	0	0	0	0	0	1											
<b>Frank LaCorte, R</b> OBP: 0.167, SLG: 0.400 (9.1)										0	0	0	0	0	0	0											
<b>Inning Stats</b>	R: 4 E: 1 K: 1 S: 11	H: 5 LOB: 2 BB: 0 P: 11	R: 0 E: 1 K: 1 S: 6	H: 1 LOB: 1 BB: 0 P: 6	R: 0 E: 0 K: 1 S: 5	H: 0 LOB: 1 BB: 1 P: 9	R: 0 E: 0 K: 1 S: 6	H: 1 LOB: 3 BB: 2 P: 14	R: 0 E: 0 K: 2 S: 9	H: 2 LOB: 2 BB: 0 P: 9	R: 0 E: 0 K: 0 S: 3	H: 0 LOB: 0 BB: 0 P: 3	R: 0 E: 0 K: 1 S: 5	H: 0 LOB: 0 BB: 0 P: 5	R: 0 E: 0 K: 0 S: 4	H: 1 LOB: 1 BB: 0 P: 4	R: 0 E: 0 K: 0 S: 4	H: 1 LOB: 1 BB: 0 P: 4	1B: 10 2B: 1 3B: 0 HR: 0	SF: 0 SAC: 0 DP: 0 HBP: 0	WP: 0 PB: 0 SB: 2 CS: 1	PA: 42					
<b>PITCHER</b>	IP	WLS	BF	H	R	ER	SO	BB	IBB	HBP	BLK	WP	HR	S	P	ERA	WHIP										
<b>Frank Pastore, R</b> ERA: 4.88 (1.1)	9.0	W	42	11	4	3	7	3	0	0	0	0	0	53	65	3.00	1.556										

AB	39
R	4
H	11
RBI	4
BB	3
SO	7
LOB	28





Batter	1	2	3	4	5	6	7	8	9	AB	R	H	RBI	BB	SO	LOB	TOP			
Dallas Williams, L (1, 7) OBP: 0.128, SLG: 0.056										4	0	0	0	0	1	1				
Kelly Paris, R (1, 4) OBP: 0.336, SLG: 0.300										4	1	2	0	0	2	0				
Skeeter Barnes, R (1, 3) OBP: 0.372, SLG: 0.294										4	1	1	0	0	0	2				
Duane Walker, L (1, 9) OBP: 0.296, SLG: 0.324										4	0	1	1	0	2	2				
Paul Householder, S (1, 8) OBP: 0.335, SLG: 0.387										4	0	1	1	0	0	1				
Steve Christmas, L (1, 2) OBP: 0.105, SLG: 0.059										3	0	0	0	0	0	1				
Dann Bilardello, R (8, PH) OBP: 0.274, SLG: 0.389										1	0	0	0	0	1	1				
Alex Trevino, R (1, 5) OBP: 0.285, SLG: 0.293										3	0	0	0	0	0	0				
Tom Foley, L (1, 6) OBP: 0.297, SLG: 0.265										3	0	1	0	0	0	0				
Jeff Russell, R (1, 1) OBP: 0.182, SLG: 0.333										2	0	0	0	0	0	0				
Ron Oester, S (8, PH) OBP: 0.322, SLG: 0.384										1	0	0	0	0	0	1				
Ben Hayes, R (8, 1)										0	0	0	0	0	0	0				
<b>Inning Stats</b>	R: 0 E: 0 K: 2 S: 8	H: 1 LOB: 1 BB: 0 P: 8	R: 0 E: 0 K: 0 S: 3	H: 0 LOB: 0 BB: 0 P: 3	R: 0 E: 0 K: 0 S: 3	H: 0 LOB: 0 BB: 0 P: 3	R: 1 E: 0 K: 0 S: 5	H: 2 LOB: 1 BB: 0 P: 5	R: 0 E: 0 K: 1 S: 5	H: 0 LOB: 0 BB: 0 P: 5	R: 0 E: 0 K: 1 S: 5	H: 0 LOB: 0 BB: 0 P: 5	R: 0 E: 0 K: 1 S: 4	H: 1 LOB: 1 BB: 0 P: 4	R: 1 E: 0 K: 2 S: 9	H: 2 LOB: 1 BB: 0 P: 9	1B: 6 2B: 0 3B: 0 HR: 0	SF: 0 SAC: 0 DP: 0 HBP: 0	WP: 0 PB: 0 SB: 0 CS: 0	PA: 33
<b>PITCHER</b>	IP WLS BF H R ER SO BB IBB HBP BLK WP HR S P ERA WHIP																			
Jeff Heathcock, R (1, 1) ERA: 3.21	8.0 W 28 4 1 1 4 0 0 0 0 1 0 0 36 36 1.12 0.500																			
Frank DiPino, L (9, 1) ERA: 2.65	1.0 S 5 2 1 1 2 0 0 0 0 0 0 0 9 9 9.00 2.000																			

Cincinnati Reds @ Houston Astros  
Astrodome, Houston, TX  
Sun Oct 02 1983, 8:05 PM EDT  
Att: 12,357 - Dome

AB	33
R	2
H	6
RBI	2
BB	0
SO	6
LOB	9



Batter	1	2	3	4	5	6	7	8	9	AB	R	H	RBI	BB	SO	LOB	BOTTOM			
Jose Cruz, L (1, 7) OBP: 0.385, SLG: 0.463										4	0	0	0	0	2	1				
Scott Loucks, R (1, 8) OBP: 0.287, SLG: 0.214										4	0	0	0	0	2	1				
Kevin Bass, S (1, 9) OBP: 0.257, SLG: 0.333										4	1	1	0	0	0	0				
Denny Walling, L (1, 5) OBP: 0.364, SLG: 0.444										3	1	1	0	1	0	1				
Tim Tolman, R (1, 3) OBP: 0.270, SLG: 0.375										4	1	1	0	0	1	2				
Craig Reynolds, L (1, 4) OBP: 0.280, SLG: 0.276										3	0	2	1	0	0	1				
George Bjorkman, R (1, 2) OBP: 0.370, SLG: 0.360										3	0	1	1	0	1	2				
Bert Pena, R (1, 6) OBP: 0.300, SLG: 0.125										2	0	0	0	1	1	2				
Jeff Heathcock, R (1, 1) ERA: 3.03										2	0	0	0	0	2	0				
Frank DiPino, L (9, 1) ERA: 6.49										0	0	0	0	0	0	0				
<b>Inning Stats</b>	R: 0 E: 0 K: 2 S: 7	H: 0 LOB: 0 BB: 0 P: 7	R: 0 E: 0 K: 0 S: 4	H: 1 LOB: 1 BB: 0 P: 4	R: 0 E: 0 K: 1 S: 5	H: 0 LOB: 1 BB: 1 P: 9	R: 1 E: 1 K: 1 S: 6	H: 1 LOB: 1 BB: 1 P: 10	R: 0 E: 0 K: 2 S: 7	H: 0 LOB: 0 BB: 0 P: 7	R: 2 E: 0 K: 1 S: 9	H: 4 LOB: 2 BB: 0 P: 9	R: 0 E: 0 K: 1 S: 5	H: 0 LOB: 0 BB: 0 P: 5	R: 0 E: 0 K: 1 S: 5	H: 0 LOB: 0 BB: 0 P: 5	1B: 6 2B: 0 3B: 0 HR: 0	SF: 0 SAC: 1 DP: 0 HBP: 0	WP: 0 PB: 0 SB: 0 CS: 0	PA: 32
<b>PITCHER</b>	IP WLS BF H R ER SO BB IBB HBP BLK WP HR S P ERA WHIP																			
Jeff Russell, R (1, 1) ERA: 3.03	7.0 L 29 6 3 2 8 2 0 0 0 0 0 0 43 51 2.57 1.143																			
Ben Hayes, R (8, 1) ERA: 6.49	1.0 3 0 0 0 1 0 0 0 0 0 0 0 5 5 0.00 0.000																			

Cincinnati Reds @ Houston Astros  
Astrodome, Houston, TX  
Sun Oct 02 1983, 8:05 PM EDT  
Att: 12,357 - Dome

AB	29
R	3
H	6
RBI	2
BB	2
SO	9
LOB	10

