

Houston Astros - 1984

Batter	1	2	3	4	5	6	7	8	9	AB	R	H	RBI	BB	SO	LOB	TOP				
Pete Rose, S OBP: 0.400, SLG: 0.400 Gary Lucas, L (8, 1) Jeff Reardon, R (8, 1)	0-0 6-3		0-0 2B 1B		0-0 1B		0-0 F8	0-0 F8		5	1	2	0	0	0	2					
Bryan Little, S OBP: 0.400, SLG: 0.600	0-0 F3		0-0 1-H 2B		0-0 F9		0-0 4-3		0-0 CS 1B	5	0	2	1	0	0	1					
Tim Raines, S OBP: 0.200, SLG: 0.200	0-0 F5		0-0 F7		0-0 4-3			0-0 3B 1B	0-0 3-1	5	1	1	0	0	0	3					
Andre Dawson, R OBP: 0.400, SLG: 0.750		0-0 6-3		4-0 2B BB		0-0 5-3		0-0 1-H 3B	0-0 F9	4	0	1	1	1	0	0					
Gary Carter, R OBP: 0.750, SLG: 1.000		1-0 HBP		0-0 F7		0-0 2B		4-0 4-3 1B BB		2	1	1	0	1	0	1					
Tim Wallach, R (1, 5)	0-0 F7		0-0 F7		0-0 F7		0-0 6-3	0-0 FC6-2-5 1B		4	1	0	0	0	0	5					
Terry Francona, L OBP: 0.500, SLG: 0.667	0-0 3-1		0-0 1-3 2B		0-0 IBB		4-0 4-3	0-0 4-3		3	0	1	0	1	0	3					
Angel Salazar, R (8, PH) Derrel Thomas, S (8, 7)			0-0 F6	0-0 F2		0-3 K		4-0 1B IBB		3	0	0	0	0	1	4					
Charlie Lea, R (8, PH) Miguel Dilone, S OBP: 1.000, SLG: 1.000 Chris Speier, R (8, 6)			0-0 F7		0-0 6-3		0-0 1-3	0-0 1-2 2-H 3-H 1B		3	0	0	0	0	0	0					
Inning Stats	R: 0 E: 0 K: 0 S: 3	H: 0 LOB: 0 BB: 0 P: 3	R: 0 E: 0 K: 0 S: 3	H: 0 LOB: 1 BB: 0 P: 4	R: 1 E: 0 K: 0 S: 5	H: 2 LOB: 1 BB: 0 P: 5	R: 0 E: 0 K: 0 S: 4	H: 1 LOB: 2 BB: 1 P: 8	R: 0 E: 0 K: 1 S: 6	H: 1 LOB: 2 BB: 1 P: 10	R: 0 E: 0 K: 0 S: 3	H: 0 LOB: 0 BB: 0 P: 3	R: 3 E: 0 K: 0 S: 6	H: 3 LOB: 2 BB: 2 P: 14	R: 0 E: 0 K: 0 S: 3	H: 1 LOB: 0 BB: 0 P: 3	1B: 5 2B: 3 3B: 1 HR: 0	SF: 0 SAC: 0 DP: 0 HBP: 1	WP: 0 PB: 0 SB: 0 CS: 1	PA: 40	
PITCHER	IP WLS BF H R ER SO BB IBB HBP BLK WP HR S P ERA WHIP	IP WLS BF H R ER SO BB IBB HBP BLK WP HR S P ERA WHIP	IP WLS BF H R ER SO BB IBB HBP BLK WP HR S P ERA WHIP	IP WLS BF H R ER SO BB IBB HBP BLK WP HR S P ERA WHIP	IP WLS BF H R ER SO BB IBB HBP BLK WP HR S P ERA WHIP	IP WLS BF H R ER SO BB IBB HBP BLK WP HR S P ERA WHIP	IP WLS BF H R ER SO BB IBB HBP BLK WP HR S P ERA WHIP	IP WLS BF H R ER SO BB IBB HBP BLK WP HR S P ERA WHIP	IP WLS BF H R ER SO BB IBB HBP BLK WP HR S P ERA WHIP	IP WLS BF H R ER SO BB IBB HBP BLK WP HR S P ERA WHIP	IP WLS BF H R ER SO BB IBB HBP BLK WP HR S P ERA WHIP	IP WLS BF H R ER SO BB IBB HBP BLK WP HR S P ERA WHIP	IP WLS BF H R ER SO BB IBB HBP BLK WP HR S P ERA WHIP	IP WLS BF H R ER SO BB IBB HBP BLK WP HR S P ERA WHIP	IP WLS BF H R ER SO BB IBB HBP BLK WP HR S P ERA WHIP	IP WLS BF H R ER SO BB IBB HBP BLK WP HR S P ERA WHIP	IP WLS BF H R ER SO BB IBB HBP BLK WP HR S P ERA WHIP	IP WLS BF H R ER SO BB IBB HBP BLK WP HR S P ERA WHIP	IP WLS BF H R ER SO BB IBB HBP BLK WP HR S P ERA WHIP	IP WLS BF H R ER SO BB IBB HBP BLK WP HR S P ERA WHIP	IP WLS BF H R ER SO BB IBB HBP BLK WP HR S P ERA WHIP

Montreal Expos @ Houston Astros
Astrodome, Houston, TX
Tue Apr 03 1984, 7:05 PM EST
Att: 28,105 - Unknown


AB 35
R 4
H 9
RBI 4
BB 4
SO 1
LOB 19



Batter	1	2	3	4	5	6	7	8	9	AB	R	H	RBI	BB	SO	LOB	BOTTOM					
Bill Doran, S (1, 4)	0-0 F8		4-0 S BB		0-0 FC1-6 3-1		0-0 F5		0-0 FC6-4	4	0	0	0	1	0	3						
Terry Puhl, L OBP: 0.400, SLG: 0.500	0-0 G3		4-0 1-2 BB		0-0 3-1		0-0 1B	0-0 1B 2B	0-0 2-3	4	1	1	0	1	0	2						
Dickie Thorn, R OBP: 0.250, SLG: 0.250	0-0 6-3		0-3 K		0-3 K		0-0 1B 2-3 1B			4	0	1	0	0	2	3						
Jose Cruz, L (1, 7)		4-0 CS BB	0-0 4-3		0-0 F4		0-3 K			3	0	0	0	1	1	4						
Jerry Mumphy, S OBP: 0.750, SLG: 0.667		4-0 1B 1-2 BB		0-0 1B		0-3 K		0-0 1-3 3-H 1B		3	1	2	1	1	1	0						
Ray Knight, R OBP: 0.250, SLG: 0.250	0-0 6-3		0-0 1B		0-0 F9		0-0 1-3 K			4	0	1	0	0	1	3						
Denny Walling, L OBP: 0.500, SLG: 0.500		0-0 1B		0-0 F9		0-0 1-3 K		0-0 SH3 1B	0-0 4-3	4	0	2	1	0	0	3						
Alan Ashby, S OBP: 0.333, SLG: 0.333 Alan Bannister, R (9, PR)		0-0 G3-6-1 1-2 3-H 1B		0-0 F7		0-0 SH3		0-0 FC6-4 1B		3	0	1	0	0	0	3						
Joe Niekro, R OBP: 0.333, SLG: 0.333 Bill Dawley, R (8, 1) Harry Spilman, L (9, PH)			0-3 K		0-0 FC1-6 1B		0-0 F9		0-0 F9	3	0	1	0	0	1	1						
Inning Stats	R: 0 E: 0 K: 0 S: 3	H: 0 LOB: 0 BB: 0 P: 3	R: 1 E: 0 K: 0 S: 3	H: 2 LOB: 1 BB: 2 P: 11	R: 0 E: 0 K: 2 S: 7	H: 0 LOB: 2 BB: 2 P: 15	R: 0 E: 0 K: 0 S: 4	H: 1 LOB: 1 BB: 0 P: 4	R: 0 E: 0 K: 1 S: 6	H: 1 LOB: 1 BB: 0 P: 6	R: 0 E: 0 K: 1 S: 5	H: 0 LOB: 0 BB: 0 P: 5	R: 0 E: 0 K: 0 S: 4	H: 1 LOB: 1 BB: 0 P: 4	R: 1 E: 0 K: 2 S: 10	H: 3 LOB: 2 BB: 0 P: 10	R: 0 E: 0 K: 0 S: 4	H: 1 LOB: 1 BB: 0 P: 4	1B: 8 2B: 1 3B: 0 HR: 0	SF: 0 SAC: 1 DP: 1 HBP: 0	WP: 0 PB: 0 SB: 1 CS: 1	PA: 38
PITCHER	IP WLS BF H R ER SO BB IBB HBP BLK WP HR S P ERA WHIP	IP WLS BF H R ER SO BB IBB HBP BLK WP HR S P ERA WHIP	IP WLS BF H R ER SO BB IBB HBP BLK WP HR S P ERA WHIP	IP WLS BF H R ER SO BB IBB HBP BLK WP HR S P ERA WHIP	IP WLS BF H R ER SO BB IBB HBP BLK WP HR S P ERA WHIP	IP WLS BF H R ER SO BB IBB HBP BLK WP HR S P ERA WHIP	IP WLS BF H R ER SO BB IBB HBP BLK WP HR S P ERA WHIP	IP WLS BF H R ER SO BB IBB HBP BLK WP HR S P ERA WHIP	IP WLS BF H R ER SO BB IBB HBP BLK WP HR S P ERA WHIP	IP WLS BF H R ER SO BB IBB HBP BLK WP HR S P ERA WHIP	IP WLS BF H R ER SO BB IBB HBP BLK WP HR S P ERA WHIP	IP WLS BF H R ER SO BB IBB HBP BLK WP HR S P ERA WHIP	IP WLS BF H R ER SO BB IBB HBP BLK WP HR S P ERA WHIP	IP WLS BF H R ER SO BB IBB HBP BLK WP HR S P ERA WHIP	IP WLS BF H R ER SO BB IBB HBP BLK WP HR S P ERA WHIP	IP WLS BF H R ER SO BB IBB HBP BLK WP HR S P ERA WHIP	IP WLS BF H R ER SO BB IBB HBP BLK WP HR S P ERA WHIP	IP WLS BF H R ER SO BB IBB HBP BLK WP HR S P ERA WHIP	IP WLS BF H R ER SO BB IBB HBP BLK WP HR S P ERA WHIP	IP WLS BF H R ER SO BB IBB HBP BLK WP HR S P ERA WHIP	IP WLS BF H R ER SO BB IBB HBP BLK WP HR S P ERA WHIP	IP WLS BF H R ER SO BB IBB HBP BLK WP HR S P ERA WHIP

Montreal Expos @ Houston Astros
Astrodome, Houston, TX
Tue Apr 03 1984, 7:05 PM EST
Att: 28,105 - Unknown

AB 33
R 2
H 9
RBI 2
BB 4
SO 6
LOB 23



Batter	1	2	3	4	5	6	7	8	9	AB	R	H	RBI	BB	SO	LOB	TOP			
Pete Rose, S (1,7) OBP: 0.222, SLG: 0.222	F6		G3			F7		G3		4	0	0	0	0	0	0	Montreal Expos @ Houston Astros Astrodome, Houston, TX Wed Apr 04 1984, 7:05 PM EST Att: 11,556 - Unknown			
Bryan Little, S (1,4) OBP: 0.556, SLG: 0.750	F6		2B			1B HBP		FC4 1B		3	1	2	0	0	0	0				
Tim Raines, S (1,8) OBP: 0.222, SLG: 0.222	K		K			1B		FC4		4	0	1	0	0	2	2				
Andrew Dawson, R (1,9) OBP: 0.444, SLG: 0.750		K		K		1B				4	0	2	1	0	2	0				
Gary Carter, R (1,2) OBP: 0.500, SLG: 0.500		2B 1B		6-3		F8		F6		4	1	1	0	0	0	3				
Tim Lincecum, R (1,5) OBP: 0.125, SLG: 0.250		2B		F8				5-3		4	0	1	1	0	0	1				
Terry Francona, L (1,3) OBP: 0.250, SLG: 0.250	F6				F8		F9			4	0	0	0	0	0	2				
Angel Salazar, R (1,6)					F9		F8			3	0	0	0	0	1	1				
Bill Gullickson, R (1,1) Dan Schatzeder, L (7,1) Miguel Dilone, S (8,PH) Bob James, R (8,1) Greg Harris, S (8,1)			K2-3		6-3			K		2	0	0	0	0	1	0				
Inning Stats	R: 0 E: 0 K: 1 S: 5	H: 0 LOB: 0 BB: 0 P: 5	R: 1 E: 0 K: 2 S: 9	H: 2 LOB: 1 BB: 0 P: 9	R: 0 E: 0 K: 2 S: 8	H: 1 LOB: 1 BB: 0 P: 8	R: 0 E: 0 K: 1 S: 5	H: 0 LOB: 0 BB: 0 P: 5	R: 0 E: 0 K: 0 S: 4	H: 2 LOB: 1 BB: 0 P: 5	R: 0 E: 0 K: 0 S: 3	H: 0 LOB: 0 BB: 0 P: 3	R: 0 E: 0 K: 1 S: 6	H: 1 LOB: 1 BB: 0 P: 6	R: 0 E: 0 K: 0 S: 4	H: 1 LOB: 1 BB: 0 P: 4		1B: 4 2B: 3 3B: 0 HR: 0	SF: 0 SAC: 0 DP: 0 HBP: 1	WP: 0 PB: 0 SB: 0 CS: 1
PITCHER	IP WLS BF H R ER SO BB IBB HBP BLK WP HR S P ERA WHIP																			
Nolan Ryan, R (1,1) ERA: 2.57	7.0 W 26 5 2 2 6 0 0 0 0 0 0 0 37 38 2.57 0.714																			
Vern Ruhle, R (8,1) ERA:	2.0 S 8 2 0 0 1 0 0 0 0 0 0 0 10 10 0.00 1.000																			

Batter	1	2	3	4	5	6	7	8	9	AB	R	H	RBI	BB	SO	LOB	BOTTOM	
Bill Doran, S (1,4)	6-3		L3-6			F7	F7			4	0	0	0	0	0	5	Montreal Expos @ Houston Astros Astrodome, Houston, TX Wed Apr 04 1984, 7:05 PM EST Att: 11,556 - Unknown	
Terry Puhl, L (1,9) OBP: 0.444, SLG: 0.750	G3					3B		F7		4	1	2	2	0	0	0		
Dickie Thon, R (1,6) OBP: 0.500, SLG: 0.750						9-3		BB		4	2	3	1	0	0	1		
Jose Cruz, L (1,7)	CS	E7		K		SF8		2B		2	2	0	1	1	1	0		
Jerry Mumphrey, S (1,8) OBP: 0.500, SLG: 0.571		F7				K		1B		4	1	1	2	0	2	1		
Ray Knight, R (1,3) OBP: 0.375, SLG: 0.500		6-3				4-1		2B		4	0	2	2	0	0	0		
Denny Walling, L (1,5) OBP: 0.286, SLG: 0.286 Craig Reynolds, L (8,PH) (9,5)		6-3				4-3		FC3-6		3	0	0	0	0	0	1		
Alan Ashby, S (1,2) OBP: 0.286, SLG: 0.286						F8		FC4-6		4	1	1	0	0	0	2		
Nolan Ryan, R (1,1) OBP: 1.000, SLG: 2.000 Tony Scott, S (7,PH) Vern Ruhle, R (8,1)						L3-6		SH		1	1	1	0	0	0	0		
Inning Stats	R: 0 E: 0 K: 0 S: 3	H: 1 LOB: 0 BB: 0 P: 3	R: 1 E: 1 K: 0 S: 4	H: 0 LOB: 0 BB: 0 P: 4	R: 0 E: 0 K: 0 S: 3	H: 1 LOB: 0 BB: 0 P: 3	R: 0 E: 0 K: 1 S: 5	H: 1 LOB: 0 BB: 0 P: 5	R: 0 E: 1 K: 1 S: 9	H: 3 LOB: 0 BB: 0 P: 9	R: 0 E: 0 K: 0 S: 4	H: 1 LOB: 2 BB: 1 P: 8	R: 3 E: 0 K: 0 S: 6	H: 3 LOB: 1 BB: 1 P: 10	1B: 5 2B: 5 3B: 2 HR: 0	SF: 1 SAC: 1 DP: 2 HBP: 0		WP: 0 PB: 0 SB: 0 CS: 1
PITCHER	IP WLS BF H R ER SO BB IBB HBP BLK WP HR S P ERA WHIP																	
Bill Gullickson, R (1,1) ERA: 2.7	0.1 L 1 0 0 0 0 0 0 0 0 0 0 0 1 1 0.00 0.000																	
Dan Schatzeder, L (7,1) ERA:	0.1 5 3 3 3 0 1 0 0 0 0 0 0 4 8 81.00 12.000																	
Bob James, R (8,1) ERA: 81.0	0.2 2 0 0 0 0 0 0 0 0 0 0 0 2 2 0.00 0.000																	
Greg Harris, R (8,1) ERA:																		


AB	33
R	2
H	7
RBI	2
BB	0
SO	7
LOB	9



Batter	1	2	3	4	5	6	7	8	9	AB	R	H	RBI	BB	SO	LOB	TOP								
Ron Gardenhire, R OBP: 0.250, SLG: 0.182	F6		K				F9		FC6-4	5	0	1	0	0	1	3									
José Oquendo, S OBP: 0.385, SLG: 0.333				5-3	F8			E5		4	0	1	0	0	0	1									
Keith Hernandez, L OBP: 0.176, SLG: 0.235	K					6-3				4	1	2	0	0	1	1									
George Foster, R OBP: 0.353, SLG: 0.706		F7					K	K		4	1	1	0	0	2	2									
Darryl Strawberry, L OBP: 0.294, SLG: 0.625				4-3			F7	K		4	1	1	1	0	1	4									
Mookie Wilson, S OBP: 0.375, SLG: 0.500								F3		4	0	1	2	0	1	2									
Hubie Brooks, R OBP: 0.294, SLG: 0.200										4	0	0	0	0	0	1									
Mike Fitzgerald, R OBP: 0.867, SLG: 0.500										2	0	1	0	1	0	0									
Junior Ortiz, R OBP: 0.300, SLG: 0.222										1	0	0	0	0	0	0									
Dwight Gooden, R ERA: 5.4										2	0	0	0	0	0	1									
Dick Tidrow, R ERA: 4.5										0	0	0	0	0	0	0									
Ross Jones, R ERA: 4.5										0	0	0	0	1	0	0									
Doug Sisk, R ERA: 4.5										0	0	0	0	0	0	0									
Jesse Orosco, R ERA: 4.5										0	0	0	1	0	0	0									
Inning Stats	R: 0 E: 0 K: 1 S: 5	H: 1 LOB: 1 BB: 0 P: 5	R: 1 E: 0 K: 0 S: 4	H: 1 LOB: 0 BB: 0 P: 4	R: 0 E: 0 K: 1 S: 5	H: 1 LOB: 0 BB: 0 P: 5	R: 2 E: 0 K: 0 S: 6	H: 3 LOB: 1 BB: 0 P: 6	R: 0 E: 0 K: 0 S: 4	H: 1 LOB: 0 BB: 0 P: 4	R: 0 E: 0 K: 1 S: 5	H: 0 LOB: 0 BB: 0 P: 5	R: 0 E: 0 K: 1 S: 5	H: 0 LOB: 2 BB: 2 P: 13	R: 0 E: 1 K: 2 S: 9	H: 1 LOB: 2 BB: 0 P: 9	R: 0 E: 0 K: 0 S: 3	H: 0 LOB: 1 BB: 1 P: 7	1B: 5 2B: 2 3B: 0 HR: 1	SF: 0 SAC: 0 DP: 1 HBP: 0	WP: 0 PB: 0 SB: 0 CS: 0	PA: 37			
PITCHER	IP	WLS	BF	H	R	ER	SO	BB	IBB	HBP	BLK	WP	HR	S	P	ERA	WHIP								
Bob Knepper, L	5.0	L	20	7	3	3	2	0	0	0	0	0	1	24	24	5.40	1.400								
Michael LaCoss, R	1.0		3	0	0	0	1	0	0	0	0	0	0	5	5	0.00	0.000								
Frank DiPino, L	3.0		14	1	0	0	3	3	0	0	0	0	0	17	29	0.00	1.333								

New York Mets @ Houston Astros
Astrodome, Houston, TX
Sat Apr 07 1984, 7:05 PM EST
Att: 18,925 - Unknown


AB 34
R 3
H 8
RBI 3
BB 3
SO 6
LOB 15



Batter	1	2	3	4	5	6	7	8	9	AB	R	H	RBI	BB	SO	LOB	BOTTOM								
Bill Doran, S OBP: 0.222, SLG: 0.294	4-3		K				G3			5	0	2	1	0	1	2									
Terry Puhl, L OBP: 0.294, SLG: 0.438										4	0	0	0	0	0	4									
Phil Garner, R ERA: 4.5										1	0	0	0	0	0	1									
Dickie Thon, R OBP: 0.375, SLG: 0.500	K									4	1	1	0	0	1	0									
Jose Cruz, L OBP: 0.313, SLG: 0.091										3	0	0	0	1	0	0									
Jerry Mumphy, S OBP: 0.467, SLG: 0.364										2	0	0	0	2	1	0									
Ray Knight, R OBP: 0.267, SLG: 0.333										4	0	1	1	0	1	1									
Denny Walling, L OBP: 0.286, SLG: 0.250										3	1	1	0	1	1	3									
Alan Ashby, S OBP: 0.286, SLG: 0.231										3	0	1	0	1	0	1									
Bob Knepper, L										1	0	0	0	0	1	2									
Harry Spilman, L										0	0	0	0	0	1	0									
Michael LaCoss, R										0	0	0	0	0	0	0									
Enos Cabell, R										1	0	0	0	0	0	3									
Frank DiPino, L										0	0	0	0	0	0	0									
Alan Bannister, R										1	0	0	0	0	0	0									
Inning Stats	R: 0 E: 0 K: 1 S: 5	H: 0 LOB: 0 BB: 0 P: 5	R: 0 E: 0 K: 2 S: 7	H: 0 LOB: 0 BB: 0 P: 7	R: 0 E: 0 K: 2 S: 8	H: 1 LOB: 2 BB: 1 P: 12	R: 0 E: 0 K: 0 S: 3	H: 0 LOB: 0 BB: 0 P: 3	R: 1 E: 0 K: 0 S: 5	H: 2 LOB: 2 BB: 1 P: 9	R: 1 E: 0 K: 1 S: 6	H: 2 LOB: 3 BB: 3 P: 18	R: 0 E: 0 K: 0 S: 3	H: 0 LOB: 0 BB: 0 P: 3	R: 0 E: 0 K: 0 S: 3	H: 0 LOB: 1 BB: 1 P: 7	R: 0 E: 0 K: 0 S: 4	H: 1 LOB: 1 BB: 0 P: 4	1B: 6 2B: 0 3B: 0 HR: 0	SF: 0 SAC: 0 DP: 0 HBP: 0	WP: 0 PB: 1 SB: 1 CS: 0	PA: 38			
PITCHER	IP	WLS	BF	H	R	ER	SO	BB	IBB	HBP	BLK	WP	HR	S	P	ERA	WHIP								
Dwight Gooden, R	5.0	W	20	3	1	1	5	2	0	0	0	0	0	6	18	9.00	5.000								
Dick Tidrow, R	1.0		7	2	1	1	1	3	0	0	0	0	0	6	18	9.00	5.000								
Doug Sisk, R	1.0		3	0	0	0	0	0	0	0	0	0	0	3	3	0.00	0.000								
Jesse Orosco, L	2.0	S	8	1	0	0	0	1	0	0	0	0	0	7	11	0.00	1.000								

New York Mets @ Houston Astros
Astrodome, Houston, TX
Sat Apr 07 1984, 7:05 PM EST
Att: 18,925 - Unknown

AB 32
R 2
H 6
RBI 2
BB 6
SO 6
LOB 17



Batter	1	2	3	4	5	6	7	8	9	AB	R	H	RBI	BB	SO	LOB	TOP										
Wally Backman, S (1,4) OBP: 0.600, SLG: 0.545	1-3		G3-6-1 1B			BB		SH5-4 1B BB	K	3	1	1	0	2	1	1											
José Oquendo, S (1,6) OBP: 0.313, SLG: 0.267	F3		G3-6-1 1-2			F8		SH5-4		3	0	0	0	0	0	2											
Keith Hernandez, L (1,3) OBP: 0.190, SLG: 0.200	K			5-3		F6		1B IBB		3	0	0	0	1	1	1											
George Foster, R (1,7) OBP: 0.333, SLG: 0.619	F7			F3		F6		1B		4	0	1	2	0	0	1											
Darryl Strawberry, L (1,9) OBP: 0.381, SLG: 0.700		1B FC6-2 1B		CS 1B		1B 2B		K		4	1	3	0	0	1	2											
Mookie Wilson, S (1,8) OBP: 0.417, SLG: 0.500		1B		CS 1-2		1B		F3		4	0	2	0	0	1	2											
Hubie Brooks, R (1,5) OBP: 0.286, SLG: 0.211		FC6-2 PB		F8		1B G3-6-1		6-3		4	0	1	1	0	0	1											
Junior Ortiz, R (1,2) OBP: 0.250, SLG: 0.182		3-H K		F4		G3-6-1		K		2	0	0	0	0	1	1											
Rusty Staub, L (7,PH)										1	0	0	0	0	0	2											
Ron Hodges, L (7,2)										1	0	0	0	0	1	0											
Mike Torrez, R (1,1)				5-3						2	0	0	0	0	0	0											
Tim Leary, R (6,1) OBP: 1.000, SLG: 1.000						5-3				1	1	1	0	0	0	0											
Doug Sisk, R (8,1) OBP: 0.500, SLG: 0.500								SH5-4 BB 1B	1B	1	0	1	0	0	0	0											
Inning Stats	R: 0 E: 0 K: 1 S: 6	H: 0 LOB: 1 BB: 0 P: 6	R: 0 E: 0 K: 1 S: 6	H: 2 LOB: 1 BB: 0 P: 6	R: 0 E: 0 K: 0 S: 3	H: 1 LOB: 0 BB: 0 P: 3	R: 0 E: 0 K: 0 S: 3	H: 1 LOB: 0 BB: 0 P: 3	R: 0 E: 0 K: 1 S: 5	H: 0 LOB: 1 BB: 1 P: 7	R: 1 E: 0 K: 0 S: 5	H: 3 LOB: 1 BB: 0 P: 5	R: 2 E: 0 K: 1 S: 7	H: 2 LOB: 2 BB: 2 P: 15	R: 0 E: 0 K: 2 S: 8	H: 1 LOB: 0 BB: 0 P: 8	1B: 9 2B: 1 3B: 0 HR: 0	SF: 0 SAC: 1 DP: 2 HBP: 0	WP: 0 PB: 2 SB: 0 CS: 1	PA: 38							
PITCHER	IP	WLS	BF	H	R	ER	SO	BB	IBB	HBP	BLK	WP	HR	S	P	ERA	WHIP										
Joe Niekro, R (1,1) ERA: 3.21	7.0	L	26	7	1	1	3	1	0	0	0	0	0	31	35	1.29	1.143										
Vern Ruhle, R (8,1) ERA: 7.71	0.1		5	2	2	2	0	1	1	0	0	0	0	3	11	54.00	9.000										
Dave Smith, R (8,1) ERA:	1.2		6	1	0	0	3	0	0	0	0	0	0	12	12	0.00	0.600										

New York Mets @ Houston Astros
Astrodome, Houston, TX
Sun Apr 08 1984, 7:05 PM EST
Att: 10,625 - Unknown

AB 33
R 3
H 10
RBI 3
BB 3
SO 6
LOB 13



Batter	1	2	3	4	5	6	7	8	9	AB	R	H	RBI	BB	SO	LOB	BOTTOM										
Bill Doran, S (1,4) OBP: 0.174, SLG: 0.227	K		4-3		F6		K		6-3	5	0	0	0	0	2	1											
Terry Puhl, L (1,9) OBP: 0.384, SLG: 0.450	S 1B		1B HBP BB		CS 1B		F8		4-3	4	0	2	0	1	0	1											
Dickie Thon, R (1,6) OBP: 0.389, SLG: 0.471					F7			E4 4-3 1B		1	0	0	0	0	1	1											
Craig Reynolds, L (3,PR) (4,6)	K		1B HBP							2	1	0	0	0	0	1											
Jose Cruz, L (1,7) OBP: 0.300, SLG: 0.133	6-3				1B 1-2 2-3		F8		4-3	4	0	1	0	0	0	2											
Jerry Mumphrey, S (1,8) OBP: 0.421, SLG: 0.333		6-3		F3		F3		1B 1B		4	0	1	1	0	0	3											
Ray Knight, R (1,3) OBP: 0.283, SLG: 0.368		F8			F9			K		4	0	1	0	0	1	1											
Phil Garner, R (1,5) OBP: 0.600, SLG: 0.500						F9				3	0	2	0	1	0	1											
Alan Ashby, S (1,2) OBP: 0.222, SLG: 0.176		4-3			F5		K		F8	4	0	0	0	0	1	4											
Joe Niekro, R (1,1) OBP: 0.200, SLG: 0.200					5-3					2	0	0	0	0	1	1											
Tony Scott, S (7,PH) OBP: 0.687, SLG: 0.500										1	0	1	0	0	0	0											
Vern Ruhle, R (8,1) ERA:										0	0	0	0	0	0	0											
Dave Smith, R (8,1)										0	0	0	0	0	0	0											
Harry Spilman, L (9,PH)										1	0	0	0	0	0	0											
Inning Stats	R: 0 E: 0 K: 2 S: 8	H: 1 LOB: 0 BB: 0 P: 8	R: 0 E: 0 K: 0 S: 4	H: 1 LOB: 0 BB: 0 P: 4	R: 0 E: 0 K: 0 S: 4	H: 1 LOB: 3 BB: 1 P: 9	R: 0 E: 0 K: 1 S: 5	H: 0 LOB: 1 BB: 1 P: 9	R: 0 E: 0 K: 0 S: 3	H: 1 LOB: 0 BB: 0 P: 3	R: 0 E: 0 K: 0 S: 4	H: 1 LOB: 1 BB: 0 P: 4	R: 0 E: 0 K: 2 S: 8	H: 1 LOB: 2 BB: 0 P: 8	R: 1 E: 1 K: 1 S: 8	H: 2 LOB: 0 BB: 0 P: 8	R: 0 E: 0 K: 0 S: 3	H: 0 LOB: 0 BB: 0 P: 3	1B: 7 2B: 1 3B: 0 HR: 0	SF: 0 SAC: 0 DP: 0 HBP: 1	WP: 0 PB: 0 SB: 1 CS: 1	PA: 38					
PITCHER	IP	WLS	BF	H	R	ER	SO	BB	IBB	HBP	BLK	WP	HR	S	P	ERA	WHIP										
Mike Torrez, R (1,1) ERA: 7.71	5.2		24	5	0	0	3	2	0	1	0	0	0	27	36	0.00	1.235										
Tim Leary, R (6,1) ERA:	1.1	W	5	1	0	0	2	0	0	0	0	0	0	9	9	0.00	0.750										
Doug Sisk, R (8,1) ERA:	2.0	S	9	2	1	0	1	0	0	0	0	0	0	11	11	0.00	1.000										

New York Mets @ Houston Astros
Astrodome, Houston, TX
Sun Apr 08 1984, 7:05 PM EST
Att: 10,625 - Unknown

AB 35
R 1
H 8
RBI 1
BB 2
SO 6
LOB 16



Batter	1	2	3	4	5	6	7	8	9	AB	R	H	RBI	BB	SO	LOB	TOP			
Bill Doran, S OBP: 0.161, SLG: 0.172 (1, 4)										3	0	0	0	1	1	1	Houston Astros @ Philadelphia Phillies Veterans Stadium, Philadelphia, PA Wed Apr 11 1984, 6:05 PM EST Att: 20,108 - Unknown			
Terry Puhl, L OBP: 0.333, SLG: 0.370 (1, 9)										3	1	0	0	1	0	2				
Phil Garner, R OBP: 0.231, SLG: 0.167 (1, 5)										4	1	0	0	0	1	1				
Jose Cruz, L OBP: 0.286, SLG: 0.136 (1, 7)										4	1	1	1	0	1	0				
Jerry Mumphy, S OBP: 0.407, SLG: 0.348 (1, 8)										4	1	1	1	0	0	0				
Ray Knight, R OBP: 0.222, SLG: 0.308 (1, 3)										3	1	1	1	0	0	0				
Alan Ashby, S OBP: 0.200, SLG: 0.208 (1, 2)										4	0	1	0	0	1	1				
Craig Reynolds, L OBP: 0.273, SLG: 0.545 (1, 6)										4	1	1	0	0	0	1				
Mike Scott, R OBP: 0.500, SLG: 1.000 Vern Ruhle, R (4, 1)										2	0	1	2	0	0	0				
Frank DiPino, L OBP: 0.298, SLG: 0.290 Bill Dawley, R OBP: 0.222, SLG: 0.222 Dave Smith, R OBP: 0.222, SLG: 0.222 (9, 1)										0	0	0	0	0	0	0				
Inning Stats	R: 4 E: 2 K: 1 S: 8	H: 2 LOB: 0 BB: 1 P: 12	R: 0 E: 0 K: 0 S: 3	H: 0 LOB: 1 BB: 1 P: 7	R: 0 E: 0 K: 1 S: 5	H: 0 LOB: 0 BB: 0 P: 5	R: 2 E: 0 K: 0 S: 6	H: 3 LOB: 1 BB: 0 P: 6	R: 0 E: 0 K: 1 S: 5	H: 0 LOB: 0 BB: 0 P: 5	R: 0 E: 0 K: 0 S: 3	H: 0 LOB: 0 BB: 0 P: 3	R: 0 E: 0 K: 0 S: 3	H: 0 LOB: 0 BB: 0 P: 3	R: 0 E: 0 K: 1 S: 6	H: 1 LOB: 1 BB: 0 P: 6	1B: 4 2B: 2 3B: 0 HR: 0	SF: 1 SAC: 0 DP: 0 HBP: 0	WP: 0 PB: 0 SB: 1 CS: 0	PA: 36
PITCHER	IP WLS BF H R ER SO BB IBB HBP BLK WP HR S P ERA WHIP																			
Charles Hudson, R ERA: 5.0 (1, 1)	4.0	20	5	6	3	2	2	0	0	0	0	0	0	22	30	6.75	1.750			
Kevin Gross, R ERA: (5, 1)	2.0	6	0	0	0	2	0	0	0	0	0	0	0	10	10	0.00	0.000			
Bill Campbell, R ERA: (7, 1)	3.0	W 10	1	0	0	1	0	0	0	0	0	0	0	12	12	0.00	0.333			

AB	33
R	6
H	6
RBI	5
BB	2
SO	5
LOB	7



Batter	1	2	3	4	5	6	7	8	9	AB	R	H	RBI	BB	SO	LOB	BOTTOM			
Von Hayes, L OBP: 0.280, SLG: 0.375 John Wockenfuss, R OBP: 0.833, SLG: 0.800 (9, FH)										4	1	1	0	0	2	2	Houston Astros @ Philadelphia Phillies Veterans Stadium, Philadelphia, PA Wed Apr 11 1984, 6:05 PM EST Att: 20,108 - Unknown			
Len Matuszek, L OBP: 0.483, SLG: 0.522 Ozzie Virgil, R OBP: 0.329, SLG: 1.000 (9, FH)										4	0	1	1	0	2	2				
Mike Schmidt, R OBP: 0.417, SLG: 0.567 (1, 5)										3	1	0	0	2	1	1				
Joe Lefebvre, L OBP: 0.414, SLG: 0.520 (1, 9)										4	0	1	0	1	0	1				
Glenn Wilson, R OBP: 0.273, SLG: 0.357 (1, 7)										4	1	2	2	0	0	0				
Bo Diaz, R OBP: 0.250, SLG: 0.304 (1, 2)										3	1	1	0	1	0	2				
Luis Aguayo, R OBP: 0.500, SLG: 0.333 (1, 4)										3	1	1	0	1	0	1				
Ivan De Jesus, R OBP: 0.379, SLG: 0.407 (1, 6)										4	0	1	0	0	0	3				
Charles Hudson, S ERA: 5.0 (4, PH)										1	0	0	0	0	0	0				
Greg Gross, L ERA: 3.60 (5, 1)										1	0	1	0	0	0	0				
Tim Corcoran, L OBP: 0.298, SLG: 0.290 Bill Campbell, R OBP: 0.222, SLG: 0.222 (7, 1)										0	0	0	0	0	0	2				
Garry Maddox, R OBP: 0.222, SLG: 0.222 (9, PH)										1	1	0	0	0	0	1				
Inning Stats	R: 1 E: 0 K: 0 S: 5	H: 3 LOB: 2 BB: 0 P: 6	R: 0 E: 0 K: 0 S: 3	H: 0 LOB: 0 BB: 0 P: 3	R: 0 E: 0 K: 1 S: 5	H: 0 LOB: 1 BB: 1 P: 9	R: 2 E: 0 K: 2 S: 10	H: 3 LOB: 2 BB: 1 P: 14	R: 0 E: 0 K: 1 S: 5	H: 0 LOB: 0 BB: 0 P: 5	R: 0 E: 0 K: 0 S: 4	H: 2 LOB: 1 BB: 0 P: 4	R: 0 E: 0 K: 1 S: 5	H: 0 LOB: 0 BB: 0 P: 3	R: 0 E: 1 K: 0 S: 5	H: 3 LOB: 2 BB: 3 P: 17	1B: 7 2B: 2 3B: 1 HR: 2	SF: 0 SAC: 0 DP: 2 HBP: 1	WP: 0 PB: 0 SB: 1 CS: 0	PA: 41
PITCHER	IP WLS BF H R ER SO BB IBB HBP BLK WP HR S P ERA WHIP																			
Mike Scott, R ERA: 12.71 (1, 1)	3.1	18	6	3	3	1	2	0	0	0	0	0	0	25	29	3.60	0.600			
Vern Ruhle, R ERA: 3.60 (4, 1)	5.0	18	2	2	2	4	1	0	0	0	0	0	0	25	29	3.60	0.600			
Frank DiPino, L ERA: (9, 1)	0.1	1	1	0	0	0	0	0	0	0	0	0	0	1	1	0.00	3.000			
Bill Dawley, R ERA: 9.0 (9, 1)	0.0	L 2	1	1	0	0	1	0	0	0	0	1	1	5	5	∞	∞			
Dave Smith, R ERA: (9, 1)	0.0	2	1	1	1	0	0	1	0	0	0	0	1	5	5	∞	∞			

AB	35
R	7
H	11
RBI	7
BB	5
SO	5
LOB	15



Batter	1	2	3	4	5	6	7	8	9	AB	R	H	RBI	BB	SO	LOB	TOP			
Eddie Milner, L (1,8) OBP: 0.469, SLG: 0.556	0-0 6-4-3 1B		0-0 F9			0-0 F7		0-0 F8		4	0	1	0	0	0	1				
Dave Concepcion, R (1,6) OBP: 0.351, SLG: 0.387	0-0 6-4-3 1-2			0-0 6-3		0-0 F9		4-0 FC5-4 BB		3	0	0	0	1	0	1				
Dan Driessen, L (1,3) OBP: 0.460, SLG: 0.550	0-0 F6			0-0 1B		0-0 F3		0-0 FC5-4 1-2		3	0	1	0	0	0	1				
Cesar Cedeno, R (8,PH) OBP: 0.273, SLG: 0.364										1	0	0	0	0	0	2				
Dave Parker, L (1,9) OBP: 0.289, SLG: 0.306	0-0 F7			0-0 F7			0-0 F3		0-0 4-3	4	0	0	0	0	0	2				
Nick Esasky, R (1,5) OBP: 0.316, SLG: 0.600		0-0 1-3		0-0 6-3			0-0 5-3		0-0 5-3	4	0	0	0	0	0	1				
Duane Walker, L (1,7) OBP: 0.700, SLG: 1.200		0-0 F8				0-0 F5			0-3 K	3	0	1	0	0	0	0				
Gary Redus, R (8,PH) OBP: 0.281, SLG: 0.250										1	0	0	0	0	1	0				
Ron Oester, S (1,4) OBP: 0.156, SLG: 0.194		0-0 4-3				0-0 WP 1B			0-0 4-3	3	0	1	0	0	0	1				
Dann Bilardello, R (1,2) OBP: 0.385, SLG: 0.375			0-0 F6			0-3 K		0-3 K		2	0	0	0	0	1	1				
Brad Guiden, L (8,PH) OBP: 0.143, SLG: 0.143						1-2 K				1	0	0	0	0	1	0				
Mario Soto, R (1,1) OBP: 0.143, SLG: 0.143			0-3 K							2	0	0	0	0	1	1				
Tony Perez, R (8,PH) OBP: 0.571, SLG: 0.846						0-0 F7				1	0	1	0	0	0	0				
Tom Lawless, R (8,PR) OBP: 0.200, SLG: 0.200										0	0	0	0	0	0	0				
Tom Hume, R (8,1)									0-0 S 1B	0	0	0	0	0	0	0				
Inning Stats	R: 0 E: 0 K: 0 S: 4	H: 1 LOB: 1 BB: 0 P: 4	R: 0 E: 0 K: 0 S: 3	H: 0 LOB: 0 BB: 0 P: 3	R: 0 E: 0 K: 1 S: 5	H: 0 LOB: 0 BB: 0 P: 5	R: 0 E: 0 K: 0 S: 4	H: 1 LOB: 1 BB: 0 P: 4	R: 0 E: 0 K: 0 S: 6	H: 1 LOB: 1 BB: 0 P: 6	R: 0 E: 0 K: 0 S: 3	H: 0 LOB: 0 BB: 0 P: 3	R: 0 E: 0 K: 0 S: 4	H: 1 LOB: 2 BB: 1 P: 10	R: 0 E: 0 K: 1 S: 5	H: 0 LOB: 0 BB: 0 P: 5	1B: 4 2B: 1 3B: 0 HR: 0	SF: 0 SAC: 0 DP: 0 HBP: 0	WP: 1 PB: 0 SB: 1 CS: 0	PA: 33
PITCHER	IP WLS BF H R ER SO BB IBB HBP BLK WP HR S P ERA WHIP																			
Joe Niekro, R (1,1) ERA: 2.08	7.2 W 29 5 0 0 3 1 0 0 0 1 0 0 34 38 0.00 0.783																			
Frank DiPino, L (8,1) ERA:	1.1 S 4 0 0 0 1 0 0 0 0 0 0 0 6 6 0.00 0.000																			

Cincinnati Reds @ Houston Astros
Astrodome, Houston, TX
Fri Apr 13 1984, 7:05 PM EST
Att: 10,821 - Unknown

AB 32
R 0
H 5
RBI 0
BB 1
SO 4
LOB 11



Batter	1	2	3	4	5	6	7	8	9	AB	R	H	RBI	BB	SO	LOB	BOTTOM			
Bill Doran, S (1,4) OBP: 0.147, SLG: 0.156	0-0 F8		0-3 K			0-0 F2				3	0	0	0	0	1	0				
Kevin Bass, S (1,9) OBP: 0.333, SLG: 0.667	0-0 F8			0-0 F2			0-0 E 2B			3	1	1	0	0	0	0				
Jose Cruz, L (1,7) OBP: 0.258, SLG: 0.120	0-0 4-3			0-3 K			0-0 F4			3	0	0	0	0	1	1				
Jerry Mumphy, S (1,8) OBP: 0.400, SLG: 0.346		0-0 2-3		0-0 F8			0-0 E7 1B			3	0	1	0	0	0	0				
Ray Knight, R (1,3) OBP: 0.233, SLG: 0.286		4-0 BB			0-0 4-3			0-0 5-3		2	0	0	0	1	0	0				
Phil Garner, R (1,5) OBP: 0.188, SLG: 0.133		0-0 F6			0-0 6-3			0-3 K		3	0	0	0	0	1	1				
Alan Ashby, S (1,2) OBP: 0.179, SLG: 0.185		0-3 K			0-0 F6			0-0 6-3		3	0	0	0	0	1	1				
Craig Reynolds, L (1,6) OBP: 0.286, SLG: 0.500			0-0 F9			0-3 K				3	0	1	0	0	1	0				
Joe Niekro, R (1,1) ERA: 3.1			0-3 K			0-3 K				2	0	0	0	0	2	0				
Frank DiPino, L (8,1) ERA: 1.29										1	0	0	0	0	1	1				
Inning Stats	R: 0 E: 0 K: 0 S: 3	H: 0 LOB: 0 BB: 1 P: 3	R: 0 E: 0 K: 1 S: 5	H: 0 LOB: 1 BB: 1 P: 9	R: 0 E: 0 K: 2 S: 7	H: 0 LOB: 0 BB: 0 P: 7	R: 0 E: 0 K: 1 S: 5	H: 0 LOB: 0 BB: 0 P: 5	R: 0 E: 0 K: 0 S: 3	H: 0 LOB: 0 BB: 0 P: 3	R: 0 E: 0 K: 2 S: 7	H: 0 LOB: 0 BB: 0 P: 7	R: 1 E: 1 K: 0 S: 4	H: 2 LOB: 0 BB: 0 P: 4	R: 0 E: 0 K: 2 S: 8	H: 1 LOB: 1 BB: 0 P: 8	1B: 2 2B: 1 3B: 0 HR: 0	SF: 0 SAC: 0 DP: 0 HBP: 0	WP: 0 PB: 0 SB: 0 CS: 0	PA: 27
PITCHER	IP WLS BF H R ER SO BB IBB HBP BLK WP HR S P ERA WHIP																			
Mario Soto, R (1,1) ERA: 3.1	7.0 L 23 2 1 0 6 1 0 0 0 0 0 0 34 38 0.00 0.429																			
Tom Hume, R (8,1) ERA: 1.29	1.0 4 1 0 0 2 0 0 0 0 0 0 0 8 8 0.00 1.000																			

Cincinnati Reds @ Houston Astros
Astrodome, Houston, TX
Fri Apr 13 1984, 7:05 PM EST
Att: 10,821 - Unknown

AB 26
R 1
H 3
RBI 0
BB 1
SO 8
LOB 4



Batter	1	2	3	4	5	6	7	8	9	AB	R	H	RBI	BB	SO	LOB	TOP			
Gary Redus, R OBP: 0.306, SLG: 0.258 (1, 7)										3	1	1	0	1	0	1	Cincinnati Reds @ Houston Astros Astrodome, Houston, TX Sat Apr 14 1984, 7:05 PM EST Att: 16,696 - Unknown			
Eddie Milner, L OBP: 0.444, SLG: 0.516 (1, 8)										4	0	1	0	0	2	4				
Nick Esasky, R OBP: 0.286, SLG: 0.538 (1, 5)										4	0	0	0	0	3	2				
Dave Parker, L OBP: 0.293, SLG: 0.308 Paul Householder, S (1, 9) (7, 9)										3	0	1	1	0	1	1				
Tony Perez, R OBP: 0.444, SLG: 0.647 (1, 3)										4	0	0	0	0	0	1				
Dave Concepcion, R OBP: 0.375, SLG: 0.441 Tom Foley, L (1, 6) (6, 6)										3	0	2	0	0	0	0				
Ron Oester, S OBP: 0.143, SLG: 0.176 Bill Scherrer, L Mike Smith, R (6, 1) (6, 1)										3	0	0	0	0	0	2				
Alex Trevino, R OBP: 0.200, SLG: 0.200 (9, PH)										0	0	0	0	0	0					
Dann Bilardello, R OBP: 0.414, SLG: 0.385 (1, 2)									2	0	1	0	1	0	1					
Jeff Russell, R OBP: 0.500, SLG: 0.500 Ted Power, R Tom Lawless, R (1, 1) (2, 1) (6, 4)									0	0	0	0	0	0	0	0				
Inning Stats	R: 1 E: 0 K: 2 S: 9	H: 2 LOB: 1 BB: 0 P: 9	R: 0 E: 0 K: 0 S: 4	H: 1 LOB: 3 BB: 2 P: 12	R: 0 E: 0 K: 1 S: 5	H: 0 LOB: 0 BB: 0 P: 5	R: 0 E: 0 K: 0 S: 4	H: 1 LOB: 1 BB: 0 P: 4	R: 0 E: 0 K: 0 S: 6	H: 0 LOB: 0 BB: 0 P: 3	R: 0 E: 0 K: 0 S: 3	H: 1 LOB: 0 BB: 0 P: 3	R: 0 E: 0 K: 2 S: 7	H: 0 LOB: 0 BB: 0 P: 7	R: 0 E: 0 K: 1 S: 5	H: 0 LOB: 0 BB: 0 P: 5	1B: 5 2B: 1 3B: 0 HR: 0	SF: 0 SAC: 1 DP: 1 HBP: 0	WP: 0 PB: 1 SB: 1 CS: 0	PA: 34
PITCHER Bob Knepper, L ERA: 2.57 (1, 1)	IP: 9.0 WLS: W BF: 34 H: 6 R: 1 ER: 1 SO: 7 BB: 1 IBB: 1 HBP: 0 BLK: 0 WP: 0 HR: 0 S: 46 P: 54 ERA: 1.00 WHIP: 0.778																			

AB	31
R	1
H	6
RBI	1
BB	2
SO	7
LOB	14



Batter	1	2	3	4	5	6	7	8	9	AB	R	H	RBI	BB	SO	LOB	BOTTOM			
Bill Doran, S OBP: 0.179, SLG: 0.194 (1, 4)										4	2	1	1	1	0	2	Cincinnati Reds @ Houston Astros Astrodome, Houston, TX Sat Apr 14 1984, 7:05 PM EST Att: 16,696 - Unknown			
Kevin Bass, S OBP: 0.500, SLG: 0.714 (1, 9)										4	1	2	2	1	0	1				
Jose Cruz, L OBP: 0.278, SLG: 0.207 (1, 7)										4	1	1	0	1	0	2				
Jerry Mumphy, S OBP: 0.429, SLG: 0.419 (1, 8)										5	0	3	1	0	0	1				
Ray Knight, R OBP: 0.229, SLG: 0.273 (1, 3)										5	1	1	0	0	0	4				
Phil Garner, R OBP: 0.250, SLG: 0.211 (1, 5)										4	1	2	1	0	1	2				
Alan Ashby, S OBP: 0.219, SLG: 0.233 Tom Wieghaus, R (1, 2) (8, 2)										3	1	1	2	1	0	3				
Craig Reynolds, L OBP: 0.333, SLG: 0.556 (1, 6)										4	1	2	0	0	0	3				
Bob Knepper, L (1, 1)										3	1	0	0	1	2	3				
Inning Stats	R: 0 E: 0 K: 0 S: 4	H: 1 LOB: 1 BB: 0 P: 4	R: 4 E: 0 K: 1 S: 10	H: 5 LOB: 1 BB: 0 P: 10	R: 0 E: 0 K: 1 S: 6	H: 1 LOB: 1 BB: 0 P: 6	R: 1 E: 1 K: 0 S: 5	H: 2 LOB: 1 BB: 0 P: 5	R: 0 E: 0 K: 0 S: 4	H: 1 LOB: 2 BB: 1 P: 8	R: 4 E: 0 K: 0 S: 4	H: 2 LOB: 1 BB: 4 P: 20	R: 0 E: 0 K: 1 S: 6	H: 1 LOB: 1 BB: 0 P: 6	R: 0 E: 0 K: 0 S: 3	H: 0 LOB: 0 BB: 0 P: 3		1B: 7 2B: 5 3B: 1 HR: 0	SF: 0 SAC: 0 DP: 1 HBP: 0	WP: 3 PB: 0 SB: 0 CS: 0
PITCHER Jeff Russell, R ERA: 6.52 Ted Power, R ERA: 5.54 Bill Scherrer, L ERA: 9.0 Mike Smith, R ERA: 4.7 (1, 1) (2, 1) (6, 1) (6, 1)	IP: 3.1 WLS: L BF: 15 H: 4 R: 1 ER: 1 SO: 1 BB: 0 IBB: 0 HBP: 0 BLK: 0 WP: 0 HR: 0 S: 16 P: 20 ERA: 2.70 WHIP: 1.500																			

AB	36
R	9
H	13
RBI	7
BB	5
SO	3
LOB	21



Batter	1	2	3	4	5	6	7	8	9	AB	R	H	RBI	BB	SO	LOB	TOP		
Eddie Milner, L (1, 8) OBP: 0.439, SLG: 0.556										5	1	2	2	0	1	7	Cincinnati Reds @ Houston Astros Astrodome, Houston, TX Sun Apr 15 1984, 4:33 AM EST Att: 21,927 - Unknown		
Dave Concepcion, R (1, 6) OBP: 0.378, SLG: 0.405										3	1	0	0	2	0	1			
Tony Perez, R (1, 3) OBP: 0.205, SLG: 0.545										5	0	1	0	0	1	3			
Tom Lawless, R (9, PR) OBP: 0.167, SLG: 0.167										0	0	0	0	0	0	0			
Dave Parker, L (1, 9) OBP: 0.283, SLG: 0.302										4	0	1	1	0	1	1			
Nick Esasky, R (1, 5) OBP: 0.277, SLG: 0.500										5	0	1	1	0	4	3			
Duane Walker, L (1, 7) OBP: 0.600, SLG: 0.778										4	1	1	0	1	0	3			
Ron Oester, S (1, 4) OBP: 0.205, SLG: 0.243										3	0	2	0	1	1	1			
Gary Redus, R (9, PH) OBP: 0.297, SLG: 0.250										1	0	0	0	0	1	2			
Cesar Cedeno, R (9, 3) OBP: 0.273, SLG: 0.364										0	0	0	0	0	0	0			
Dann Bilardello, R (1, 2) OBP: 0.455, SLG: 0.370										1	1	0	0	3	1	2			
Joe Price, R (1, 1) OBP: 0.143, SLG: 0.143										4	1	1	1	0	2	7			
Tom Hume, R (8, 1)										0	0	0	0	0	0	0			
Inning Stats	R: 2 E: 0 K: 0 S: 5	H: 2 LOB: 1 BB: 1 P: 9	R: 0 E: 0 K: 0 S: 2	H: 0 LOB: 1 BB: 2 P: 10	R: 0 E: 0 K: 1 S: 5	H: 0 LOB: 1 BB: 1 P: 9	R: 0 E: 0 K: 3 S: 11	H: 2 LOB: 2 BB: 0 P: 11	R: 0 E: 0 K: 2 S: 7	H: 1 LOB: 3 BB: 1 P: 13	R: 0 E: 0 K: 0 S: 3	H: 0 LOB: 0 BB: 0 P: 3	R: 3 E: 0 K: 2 S: 9	H: 2 LOB: 1 BB: 2 P: 17	R: 0 E: 0 K: 2 S: 9	H: 2 LOB: 2 BB: 0 P: 9	1B: 7 2B: 1 3B: 1 HR: 0	SF: 1 SAC: 0 DP: 1 HBP: 0	WP: 0 PA: 43 PB: 2 SB: 4 CS: 0
PITCHER	IP WLS BF H R ER SO BB IBB HBP BLK WP HR S P ERA WHIP																		
Nolan Ryan, R (1, 1) ERA: 2.57	7.0 31 5 2 1 8 5 0 0 0 0 0 0 42 62 1.29 1.429																		
Michael LaCoss, R (8, 1) ERA: 6.75	1.0 7 2 3 3 2 1 1 0 0 0 0 0 9 17 27.00 3.000																		
Bill Dawley, R (9, 1) ERA: 6.75	0.2 4 2 0 0 1 0 0 0 0 0 0 0 6 6 0.00 3.000																		
Frank DiPino, L (9, 1) ERA:	0.1 W 1 0 0 0 1 0 0 0 0 0 0 0 3 3 0.00 0.000																		

Batter	1	2	3	4	5	6	7	8	9	AB	R	H	RBI	BB	SO	LOB	BOTTOM				
Bill Doran, S (1, 4) OBP: 0.159, SLG: 0.171										5	0	0	0	0	2	2	Cincinnati Reds @ Houston Astros Astrodome, Houston, TX Sun Apr 15 1984, 4:33 AM EST Att: 21,927 - Unknown				
Kevin Bass, S (1, 9) OBP: 0.538, SLG: 0.667										5	1	3	0	0	0	0					
Jose Cruz, L (1, 7) OBP: 0.293, SLG: 0.273										4	2	1	1	1	0	3					
Jerry Mumphy, S (1, 8) OBP: 0.450, SLG: 0.429										4	0	2	1	1	2	2					
Enos Cabell, R (1, 3) OBP: 0.333, SLG: 0.500										5	1	2	0	0	0	2					
Phil Garner, R (1, 5) OBP: 0.280, SLG: 0.250										5	1	2	1	0	0	3					
Craig Reynolds, L (1, 6) OBP: 0.364, SLG: 0.545										4	1	2	0	0	0	2					
Tom Wieghaus, R (1, 2) OBP: 0.242, SLG: 0.233										1	0	0	1	0	0	1					
Alan Bannister, R (7, PH) OBP: 0.242, SLG: 0.233										1	0	0	0	0	0	0					
Alan Ashby, S (8, 2) OBP: 0.242, SLG: 0.233										0	0	0	0	1	0	0					
Nolan Ryan, R (1, 1) ERA: 2.57	7.0 31 5 2 1 8 5 0 0 0 0 0 0 42 62 1.29 1.429																				
Michael LaCoss, R (8, 1) ERA: 6.75	1.0 7 2 3 3 2 1 1 0 0 0 0 0 9 17 27.00 3.000																				
Bill Dawley, R (9, 1) ERA: 6.75	0.2 4 2 0 0 1 0 0 0 0 0 0 0 6 6 0.00 3.000																				
Frank DiPino, L (9, 1) ERA:	0.1 W 1 0 0 0 1 0 0 0 0 0 0 0 3 3 0.00 0.000																				
Inning Stats	R: 0 E: 0 K: 1 S: 6	H: 1 LOB: 1 BB: 0 P: 6	R: 1 E: 0 K: 1 S: 7	H: 2 LOB: 1 BB: 0 P: 7	R: 0 E: 0 K: 1 S: 6	H: 0 LOB: 1 BB: 0 P: 6	R: 0 E: 0 K: 0 S: 4	H: 1 LOB: 1 BB: 0 P: 4	R: 0 E: 0 K: 0 S: 6	H: 1 LOB: 1 BB: 0 P: 6	R: 0 E: 0 K: 0 S: 4	H: 1 LOB: 0 BB: 0 P: 4	R: 0 E: 0 K: 1 S: 5	H: 0 LOB: 0 BB: 0 P: 5	R: 4 E: 0 K: 0 S: 8	H: 5 LOB: 2 BB: 1 P: 12	R: 1 E: 0 K: 0 S: 3	H: 2 LOB: 3 BB: 2 P: 11	1B: 11 2B: 1 3B: 1 HR: 0	SF: 1 SAC: 0 DP: 0 HBP: 0	WP: 0 PA: 42 PB: 1 SB: 3 CS: 0
PITCHER	IP WLS BF H R ER SO BB IBB HBP BLK WP HR S P ERA WHIP																				
Joe Price, L (1, 1) ERA: 6.32	7.0 30 5 3 3 0 2 1 0 0 0 0 0 9 21 20.25 5.250																				
Tom Hume, R (8, 1) ERA: 4.32	1.1 L 12 5 3 3 0 2 1 0 0 0 0 0 9 21 20.25 5.250																				

Batter	1	2	3	4	5	6	7	8	9	AB	R	H	RBI	BB	SO	LOB	TOP										
Steve Sax, R OBP: 0.439, SLG: 0.486 (1, 4)	F9		E 6-3 SF8 1B			G6-4-3			1B 2B	5	2	3	0	0	0	2											
Terry Whitfield, L OBP: 0.324, SLG: 0.467 Candy Maldonado, R OBP: 0.250, SLG: 0.250 (1, 9) (7, PH) (7, 9) (9, 8)	F7		6-3	3-1			6-3		2B 1B	3	0	0	0	0	0	4											
Ken Landreaux, L OBP: 0.333, SLG: 0.366 Jose Morales, R OBP: 0.600, SLG: 0.500 Rafael Landestoy, S OBP: 0.273, SLG: 0.200 (1, 8) (9, PH) (9, PH) (9, 9)	4-3		E4 BB		3-1		K		2B IBB	4	0	0	1	0	1	1											
Pedro Guerrero, R OBP: 0.261, SLG: 0.256 Pat Zachry, R (7, 1)	F9	SF8		F4		F9		F5		3	0	0	1	0	0	0											
Dave Anderson, R OBP: 0.192, SLG: 0.192 Burt Hooton, R (9, PH) (9, 1)										1	0	0	0	0	0	3											
Mike Marshall, R OBP: 0.333, SLG: 0.476 (1, 7)		S	3-H 4-0	K				F9		4	0	2	2	1	1	0											
Greg Brock, L OBP: 0.200, SLG: 0.273 (1, 3)		S	1-2	BB		F8		3-1		3	0	0	0	1	1	2											
Bill Russell, R OBP: 0.333, SLG: 0.222 (1, 6)	F9			4-3		1B 1B				4	1	2	0	0	0	2											
Mike Scioscia, L OBP: 0.379, SLG: 0.292 Steve Yeager, R OBP: 0.333, SLG: 0.333 (1, 2) (8, PH) (8, 2)	F8			4-3		1B 1B		K		3	0	1	0	0	0	2											
Jerry Reuss, L OBP: 0.500, SLG: 0.500 Orel Hershiser, R (6, 1)										3	1	3	1	0	0	0											
Carlos Diaz, R (6, 1)			6-3 1B	1B						0	0	0	0	0	0	0											
German Rivera, R OBP: 0.250, SLG: 0.364 (7, 5)				1B		1-3 3-H	G6-4-3 1B		K	1	0	0	0	0	1	0											
Inning Stats	R: 0 E: 0 K: 0 S: 3	H: 0 LOB: 0 BB: 0 P: 3	R: 0 E: 0 K: 0 S: 4	H: 1 LOB: 2 BB: 1 P: 8	R: 2 E: 1 K: 1 S: 8	H: 2 LOB: 2 BB: 1 P: 12	R: 0 E: 0 K: 0 S: 5	H: 2 LOB: 2 BB: 0 P: 5	R: 0 E: 0 K: 1 S: 5	H: 3 LOB: 1 BB: 0 P: 5	R: 0 E: 0 K: 1 S: 5	H: 0 LOB: 0 BB: 0 P: 5	R: 0 E: 0 K: 1 S: 6	H: 1 LOB: 1 BB: 0 P: 6	R: 2 E: 0 K: 1 S: 7	H: 3 LOB: 3 BB: 1 P: 11	1B: 11 2B: 1 3B: 0 HR: 0	SF: 1 SAC: 0 DP: 1 HBP: 0	WP: 0 PB: 0 SB: 2 CS: 0	PA: 41							
PITCHER	IP	WLS	BF	H	R	ER	SO	BB	IBB	HBP	BLK	WP	HR	S	P	ERA	WHIP										
Mike Scott, R ERA: 7.71 (1, 1)	6.0		28	8	3	2	2	2	0	0	0	0	0	30	38	3.00	1.667										
Mike Madden, L ERA: 3.89 (7, 1)	1.0		3	0	0	0	1	0	0	0	0	0	0	5	5	0.00	0.000										
Frank DiPino, L ERA: 2.25 (8, 1)	2.0	L	10	4	2	2	2	0	1	0	0	0	0	13	17	9.00	2.000										

Los Angeles Dodgers @ Houston Astros
Astrodome, Houston, TX
Mon Apr 16 1984, 7:05 PM EST
Att: 14,051 - Unknown

AB 37
R 5
H 12
RBI 5
BB 3
SO 5
LOB 17



Batter	1	2	3	4	5	6	7	8	9	AB	R	H	RBI	BB	SO	LOB	BOTTOM										
Kevin Bass, S OBP: 0.389, SLG: 0.471 (1, 9)	K		5-3		K	5-3		2-3		5	0	0	0	0	2	5											
Enos Cabell, R OBP: 0.273, SLG: 0.364 (1, 3)	4-3		6-3			1B 1B	6-3		K	5	1	1	0	0	1	1											
Jose Cruz, L OBP: 0.326, SLG: 0.278 (1, 7)		BB		4-3		1B 1B	E S BB		F7	3	1	1	0	2	0	0											
Jerry Mumphy, S OBP: 0.444, SLG: 0.410 (1, 8)	5-3			4-3		SH1-4 2B 1B	BB BB		6-3	4	1	1	1	1	0	1											
Ray Knight, R OBP: 0.256, SLG: 0.324 (1, 5)		F7			2B	SH1-4 2B 1B	FC5-2-5 BB			4	1	2	1	0	0	2											
Phil Garner, R OBP: 0.286, SLG: 0.231 Frank DiPino, L (1, 4) (8, 1)	5-3			6-3		SH1-4 1B				2	0	0	0	1	0	1											
Alan Ashby, S OBP: 0.243, SLG: 0.212 (1, 2)	F9				5-3	2B IBB	4-3			3	0	0	0	1	0	3											
Craig Reynolds, L OBP: 0.385, SLG: 0.577 (1, 6)			5-3 SH2-4 1B		1-3			F9		4	0	2	2	0	0	0											
Mike Scott, R OBP: 0.333, SLG: 0.667 Tony Scott, S OBP: 0.500, SLG: 0.333 Mike Madden, L (1, 1) (6, PH) (7, 1)			SH2-4		K	K				1	0	0	0	0	1	0											
Bill Doran, S OBP: 0.178, SLG: 0.190 (8, 4)			1-2					2-3 1B		1	0	1	0	0	0	0											
Inning Stats	R: 0 E: 0 K: 1 S: 5	H: 0 LOB: 1 BB: 1 P: 9	R: 0 E: 0 K: 0 S: 3	H: 0 LOB: 0 BB: 0 P: 3	R: 0 E: 0 K: 0 S: 4	H: 1 LOB: 1 BB: 0 P: 4	R: 0 E: 0 K: 2 S: 8	H: 0 LOB: 1 BB: 0 P: 8	R: 4 E: 0 K: 1 S: 10	H: 5 LOB: 2 BB: 1 P: 14	R: 0 E: 0 K: 0 S: 3	H: 0 LOB: 3 BB: 3 P: 15	R: 0 E: 0 K: 0 S: 3	H: 1 LOB: 0 BB: 0 P: 3	R: 0 E: 0 K: 1 S: 5	H: 0 LOB: 0 BB: 0 P: 5	1B: 6 2B: 3 3B: 0 HR: 0	SF: 0 SAC: 2 DP: 1 HBP: 0	WP: 1 PB: 0 SB: 1 CS: 0	PA: 40							
PITCHER	IP	WLS	BF	H	R	ER	SO	BB	IBB	HBP	BLK	WP	HR	S	P	ERA	WHIP										
Jerry Reuss, L ERA: 4.26 (6, 1)	5.0		23	6	4	4	3	1	0	0	0	0	0	28	32	7.20	1.400										
Orel Hershiser, R ERA: 5.89 (6, 1)	0.1		3	1	0	0	0	0	1	0	0	0	0	2	6	0.00	3.000										
Carlos Diaz, L ERA: 5.06 (6, 1)	1.1		6	0	0	0	1	2	0	0	0	0	0	6	14	0.00	1.500										
Pat Zachry, R ERA: 1.8 (7, 1)	1.1	W	5	1	0	0	0	1	0	0	0	0	0	4	8	0.00	1.500										
Burt Hooton, R ERA: 3.38 (9, 1)	1.0	S	3	0	0	0	1	0	0	0	0	0	0	5	5	0.00	0.000										

Los Angeles Dodgers @ Houston Astros
Astrodome, Houston, TX
Mon Apr 16 1984, 7:05 PM EST
Att: 14,051 - Unknown

AB 33
R 4
H 8
RBI 4
BB 5
SO 5
LOB 15



Batter	1	2	3	4	5	6	7	8	9	AB	R	H	RBI	BB	SO	LOB	TOP													
Steve Sax, R OBP: 0.408, SLG: 0.419 (1,4)										4	0	0	0	0	1	1														
Bill Russell, R OBP: 0.321, SLG: 0.240 (1,6)										4	0	0	0	0	0	1														
Pedro Guerrero, R OBP: 0.259, SLG: 0.255 (1,5)										4	0	1	0	0	2	0														
Mike Marshall, R OBP: 0.321, SLG: 0.449 (1,7)										4	0	0	0	0	1	1														
Steve Yeager, R OBP: 0.278, SLG: 0.278 (1,2)										3	0	0	0	0	1	1														
Candy Maldonado, R OBP: 0.333, SLG: 0.333 (1,8)										3	0	2	0	0	0	1														
Greg Brock, L OBP: 0.167, SLG: 0.225 (1,3)										3	0	0	0	0	0	2														
Rafael Landestoy, S OBP: 0.286, SLG: 0.231 (1,9)										3	0	1	0	0	0	0														
Bob Welch, R (1,1)										2	0	0	0	0	0	1														
German Rivera, R (8, PH)										1	0	0	0	0	0	0														
Orel Hershiser, R (8,1)										0	0	0	0	0	0	0														
Inning Stats	R: 0 E: 0 K: 1 S: 5	H: 0 LOB: 0 BB: 0 P: 5	R: 0 E: 0 K: 1 S: 6	H: 1 LOB: 1 BB: 0 P: 6	R: 0 E: 0 K: 0 S: 4	H: 1 LOB: 1 BB: 0 P: 4	R: 0 E: 0 K: 1 S: 6	H: 1 LOB: 1 BB: 0 P: 6	R: 0 E: 0 K: 0 S: 3	H: 0 LOB: 0 BB: 0 P: 3	R: 0 E: 0 K: 0 S: 5	H: 0 LOB: 0 BB: 0 P: 5	R: 0 E: 0 K: 0 S: 4	H: 1 LOB: 1 BB: 0 P: 4	R: 0 E: 0 K: 0 S: 3	H: 0 LOB: 0 BB: 0 P: 3	R: 0 E: 0 K: 1 S: 5	H: 0 LOB: 0 BB: 0 P: 5	R: 0 E: 0 K: 1 S: 6	H: 1 LOB: 1 BB: 0 P: 6	R: 0 E: 0 K: 0 S: 4	H: 0 LOB: 0 BB: 0 P: 5	R: 0 E: 0 K: 0 S: 3	H: 0 LOB: 0 BB: 0 P: 3	R: 0 E: 0 K: 0 S: 5	H: 0 LOB: 0 BB: 0 P: 5	1B: 4 2B: 0 3B: 0 HR: 0	SF: 0 SAC: 0 DP: 0 HBP: 0	WP: 0 PB: 0 SB: 0 CS: 0	PA: 31
PITCHER Bob Knepper, L ERA: 1.57 (1,1)	IP: 9.0 WLS: W BF: 31 H: 4 R: 0 ER: 0 SO: 5 BB: 0 IBB: 0 HBP: 0 BLK: 0 WP: 0 HR: 0 S: 41 P: 41 ERA: 0.00 WHIP: 0.444															PITCHER Bob Knepper, L ERA: 1.57 (1,1)	IP: 9.0 WLS: W BF: 31 H: 4 R: 0 ER: 0 SO: 5 BB: 0 IBB: 0 HBP: 0 BLK: 0 WP: 0 HR: 0 S: 41 P: 41 ERA: 0.00 WHIP: 0.444													

Los Angeles Dodgers @ Houston Astros
Astrodome, Houston, TX
Wed Apr 18 1984, 7:05 PM EST
Att: 13,519 - Unknown

AB 31
R 0
H 4
RBI 0
BB 0
SO 5
LOB 8

Batter	1	2	3	4	5	6	7	8	9	AB	R	H	RBI	BB	SO	LOB	BOTTOM			
Bill Doran, S OBP: 0.163, SLG: 0.174 (1,4)										4	0	0	0	0	0	1				
Kevin Bass, S OBP: 0.385, SLG: 0.520 (1,9)										4	1	3	0	0	0	0				
Jose Cruz, L OBP: 0.333, SLG: 0.326 (1,7)										3	1	2	1	0	0	2				
Jerry Mumphy, S OBP: 0.404, SLG: 0.370 (1,8)										4	1	1	0	0	0	1				
Ray Knight, R OBP: 0.304, SLG: 0.372 (1,3)										4	0	2	2	0	1	0				
Phil Garner, R OBP: 0.286, SLG: 0.219 (1,5)										3	0	1	0	1	1	1				
Alan Ashby, S (1,2)										1	0	0	0	0	0	1				
Tom Wiegand, R (2, PR) (3,2)										3	0	0	0	0	1	3				
Craig Reynolds, L OBP: 0.406, SLG: 0.581 (1,6)										2	0	1	0	1	0	0				
Bob Knepper, L (1,1)										3	0	0	0	0	0	3				
Inning Stats	R: 1 E: 0 K: 0 S: 4	H: 1 LOB: 2 BB: 1 P: 4	R: 0 E: 0 K: 0 S: 4	H: 1 LOB: 2 BB: 1 P: 8	R: 0 E: 0 K: 1 S: 5	H: 0 LOB: 0 BB: 0 P: 5	R: 0 E: 0 K: 0 S: 3	H: 0 LOB: 0 BB: 0 P: 3	R: 2 E: 0 K: 0 S: 5	H: 4 LOB: 1 BB: 1 P: 9	R: 0 E: 0 K: 0 S: 5	H: 2 LOB: 2 BB: 0 P: 5	R: 0 E: 0 K: 2 S: 8	H: 1 LOB: 1 BB: 0 P: 8	R: 0 E: 0 K: 2 S: 8	H: 1 LOB: 1 BB: 0 P: 8	1B: 6 2B: 3 3B: 1 HR: 0	SF: 1 SAC: 0 DP: 1 HBP: 0	WP: 0 PB: 0 SB: 1 CS: 1	PA: 34
PITCHER Bob Welch, R (1,1)	IP: 7.0 WLS: L BF: 30 H: 9 R: 3 ER: 3 SO: 3 BB: 1 IBB: 1 HBP: 0 BLK: 0 WP: 0 HR: 0 S: 30 P: 38 ERA: 3.86 WHIP: 1.429															PITCHER Orel Hershiser, R (8,1)	IP: 1.0 WLS: L BF: 4 H: 1 R: 0 ER: 0 SO: 2 BB: 0 IBB: 0 HBP: 0 BLK: 0 WP: 0 HR: 0 S: 8 P: 8 ERA: 0.00 WHIP: 1.000			

Los Angeles Dodgers @ Houston Astros
Astrodome, Houston, TX
Wed Apr 18 1984, 7:05 PM EST
Att: 13,519 - Unknown

AB 31
R 3
H 10
RBI 3
BB 2
SO 3
LOB 12

Batter	1	2	3	4	5	6	7	8	9	AB	R	H	RBI	BB	SO	LOB	TOP				
Bill Doran, S OBP: 0.189, SLG: 0.220 (1, 4)										4	0	2	0	0	1	1					
Kevin Bass, S OBP: 0.400, SLG: 0.588 (1, 9)										4	1	1	0	0	0	1					
Jose Cruz, L OBP: 0.381, SLG: 0.431 (1, 7)										3	2	3	1	1	0	0					
Jerry Mumphy, S OBP: 0.393, SLG: 0.364 (1, 8)										4	0	1	1	0	0	2					
Ray Knight, R OBP: 0.309, SLG: 0.365 (1, 3)										4	1	2	1	0	0	0					
Phil Garner, R OBP: 0.295, SLG: 0.244 (1, 5)										4	0	0	0	0	2	2					
Alan Ashby, S OBP: 0.280, SLG: 0.244 (1, 2)										3	0	1	0	1	0	1					
Craig Reynolds, L OBP: 0.350, SLG: 0.526 (1, 6)										3	0	1	1	0	1	1					
Mike Scott, R OBP: 0.200, SLG: 0.400 Michael LaCoss, R (5, 1)										2	0	0	0	0	1	2					
Tony Scott, S OBP: 0.400, SLG: 0.250 Bill Dawley, R (7, 1)										0	0	0	0	0	0	0					
Frank DiPino, L (9, 1)										0	0	0	0	0	0	0					
Inning Stats	R: 2 E: 0 K: 1 S: 8	H: 4 LOB: 1 BB: 0 P: 8	R: 0 E: 0 K: 0 S: 3	H: 0 LOB: 1 BB: 1 P: 7	R: 0 E: 0 K: 0 S: 3	H: 1 LOB: 0 BB: 0 P: 3	R: 1 E: 0 K: 1 S: 7	H: 2 LOB: 1 BB: 0 P: 7	R: 0 E: 0 K: 0 S: 5	H: 0 LOB: 0 BB: 0 P: 5	R: 0 E: 0 K: 0 S: 3	H: 1 LOB: 0 BB: 0 P: 3	R: 1 E: 0 K: 0 S: 4	H: 1 LOB: 0 BB: 0 P: 4	R: 0 E: 0 K: 2 S: 8	H: 1 LOB: 1 BB: 0 P: 8	1B: 8 2B: 2 3B: 0 HR: 1	SF: 0 SAC: 1 DP: 1 HBP: 0	WP: 0 PB: 0 SB: 0 CS: 1	PA: 37	
PITCHER	IP WLS BF H R ER SO BB IBB HBP BLK WP HR S P ERA WHIP																				
Craig McMurtry, R ERA: 4.07 Steve Bedrosian, R ERA: 0.93	(1, 1) (8, 1)	7.0 L	28 8	9 2	3 1	3 1	3 2	3 0	3 0	0 0	0 0	0 0	0 0	0 0	1 12	12 12	4.50 1.000				

Houston Astros @ Atlanta Braves
Atlanta-Fulton County Stadium, Atlanta, GA
Sat Apr 21 1984, 6:05 PM EST
Att: 29,347 - Unknown


AB 33
R 4
H 11
RBI 4
BB 2
SO 5
LOB 11



Batter	1	2	3	4	5	6	7	8	9	AB	R	H	RBI	BB	SO	LOB	BOTTOM			
Albert Hall, S OBP: 0.235, SLG: 0.200 Bob Watson, R OBP: 0.091, SLG: 0.091 Ken Dayley, L OBP: 0.500, SLG: 0.500 (9, PH)										3	0	0	0	1	0	1				
Rafael Ramirez, R OBP: 0.287, SLG: 0.222 (1, 6)										4	0	0	0	1	0	3				
Claudell Washington, L OBP: 0.344, SLG: 0.519 (1, 9)										4	0	0	1	1	1	2				
Dale Murphy, R OBP: 0.356, SLG: 0.440 (1, 8)										3	1	1	0	1	1	3				
Bob Horner, R OBP: 0.259, SLG: 0.367 (1, 5)										3	1	0	0	1	1	1				
Chris Chambliss, L OBP: 0.235, SLG: 0.244 (1, 3)										4	0	2	1	0	1	0				
Jerry Royster, R OBP: 0.214, SLG: 0.214 (1, 4)										4	1	1	0	0	0	3				
Bruce Benedict, R OBP: 0.348, SLG: 0.381 (1, 2)										4	0	0	0	0	0	2				
Craig McMurtry, R Gerald Perry, L OBP: 0.325, SLG: 0.242 Steve Bedrosian, R (8, 1)	(1, 1) (7, PH)									1	0	0	0	0	0	1				
Mike Jorgensen, L OBP: 0.333, SLG: 0.500 (9, PH)	(9, 1)									0	0	0	0	0	0	0				
Inning Stats	R: 0 E: 0 K: 0 S: 3	H: 0 LOB: 0 BB: 0 P: 3	R: 2 E: 1 K: 0 S: 4	H: 1 LOB: 1 BB: 2 P: 12	R: 0 E: 0 K: 0 S: 3	H: 0 LOB: 0 BB: 0 P: 3	R: 0 E: 0 K: 2 S: 7	H: 0 LOB: 0 BB: 0 P: 7	R: 1 E: 0 K: 0 S: 4	H: 1 LOB: 3 BB: 3 P: 16	R: 0 E: 0 K: 0 S: 3	H: 0 LOB: 0 BB: 0 P: 3	R: 0 E: 0 K: 0 S: 9	H: 2 LOB: 2 BB: 0 P: 9	R: 0 E: 0 K: 0 S: 5	H: 2 LOB: 2 BB: 0 P: 5	1B: 6 2B: 0 3B: 0 HR: 0	SF: 0 SAC: 1 DP: 0 HBP: 0	WP: 0 PB: 1 SB: 0 CS: 0	PA: 39
PITCHER	IP WLS BF H R ER SO BB IBB HBP BLK WP HR S P ERA WHIP																			
Mike Scott, R ERA: 7.16 Michael LaCoss, R ERA: 3.69 Bill Dawley, R ERA: 3.0 Frank DiPino, L ERA: 2.08	(1, 1) (5, 1) (7, 1) (9, 1)	4.2 1.1 2.1 0.2	21 4 12 2	3 0 4 0	3 0 0 0	2 0 2 0	0 0 1 0	0 0 0 0	0 0 0 0	0 0 0 0	0 0 15 0	0 4 19 2	0.00 0.00 0.00 0.000							

Houston Astros @ Atlanta Braves
Atlanta-Fulton County Stadium, Atlanta, GA
Sat Apr 21 1984, 6:05 PM EST
Att: 29,347 - Unknown

AB 32
R 3
H 6
RBI 2
BB 6
SO 4
LOB 16



Batter	1	2	3	4	5	6	7	8	9	AB	R	H	RBI	BB	SO	LOB	TOP			
Bill Doran, S OBP: 0.186, SLG: 0.214 (1, 4)	G3		F9		4-6			4-3		4	0	0	0	0	0	1	Houston Astros @ Los Angeles Dodgers Dodger Stadium, Los Angeles, CA Mon Apr 23 1984, 6:05 PM PST Att: 33,124 - Unknown			
Kevin Bass, S OBP: 0.386, SLG: 0.548 (1, 9)	2B		4-3			F7		2B		4	1	2	0	0	0	0				
Jose Cruz, L OBP: 0.417, SLG: 0.475 (1, 7)	1B		4-3			K		FC4-6 BB		3	0	1	1	1	1	0				
Jerry Mumphrey, S OBP: 0.371, SLG: 0.344 (1, 8)	1B				K	F7		FC4-6		4	0	1	0	0	1	2				
Ray Knight, R OBP: 0.286, SLG: 0.333 (1, 3)	G6-4-3				K			5-3		4	0	0	0	0	1	2				
Phil Garner, R OBP: 0.314, SLG: 0.277 (1, 5)					2B			6-3		4	0	2	0	0	1	0				
Alan Ashby, S OBP: 0.276, SLG: 0.250 (1, 2)	1B				F7			F2		4	0	1	0	0	0	2				
Craig Reynolds, L OBP: 0.341, SLG: 0.571 Alan Bannister, R OBP: 0.400, SLG: 0.400 (1, 6) (4, 6)	3-1				1B			F9		1	0	0	0	0	0	1				
Bob Knepper, L (8, PH) Denny Walling, L OBP: 0.300, SLG: 0.235 Michael LaCoss, R (8, 1)	1-2				SH1-4			F7		2	0	1	0	0	0	1				
Bob Knepper, L (1, 1)					SH1-4			4-3		1	0	0	0	0	1	1				
Inning Stats	R: 1 E: 0 K: 0 S: 5	H: 3 LOB: 1 BB: 0 P: 5	R: 0 E: 0 K: 2 S: 8	H: 1 LOB: 1 BB: 0 P: 8	R: 0 E: 0 K: 2 S: 3	H: 0 LOB: 0 BB: 0 P: 3	R: 0 E: 0 K: 2 S: 8	H: 1 LOB: 1 BB: 0 P: 8	R: 0 E: 0 K: 1 S: 5	H: 0 LOB: 0 BB: 0 P: 5	R: 0 E: 0 K: 0 S: 4	H: 1 LOB: 1 BB: 0 P: 4	R: 0 E: 0 K: 0 S: 4	H: 1 LOB: 2 BB: 1 P: 8	R: 0 E: 0 K: 0 S: 3	H: 0 LOB: 0 BB: 0 P: 3	1B: 5 2B: 4 3B: 0 HR: 0	SF: 0 SAC: 1 DP: 2 HBP: 0	WP: 0 PB: 1 SB: 1 CS: 0	PA: 34
PITCHER Bob Welch, R ERA: 1.93 (1, 1)	IP: 9.0 WLS: W BF: 34 H: 8 R: 1 ER: 1 SO: 5 BB: 1 IBB: 0 HBP: 0 BLK: 0 WP: 0 HR: 0 S: 43 P: 47 ERA: 1.00 WHIP: 1.000															PITCHER				

Batter	1	2	3	4	5	6	7	8	9	AB	R	H	RBI	BB	SO	LOB	BOTTOM			
Steve Sax, R OBP: 0.425, SLG: 0.476 (1, 4)	G5-4-3 BB		CS		1-3			S		2	0	1	0	2	0	1	Houston Astros @ Los Angeles Dodgers Dodger Stadium, Los Angeles, CA Mon Apr 23 1984, 6:05 PM PST Att: 33,124 - Unknown			
Bill Russell, R OBP: 0.325, SLG: 0.265 Ken Landreaux, L OBP: 0.343, SLG: 0.379 (1, 8) (8, 8)	G5-4-3		2-3			F9		F8		2	0	0	1	0	0	1				
German Rivera, R OBP: 0.318, SLG: 0.421 Pedro Guerrero, R OBP: 0.246, SLG: 0.246 (1, 5) (8, PH) (9, 5)	6-3		3H			F1		F7		2	0	0	0	1	0	0				
Mike Marshall, R OBP: 0.329, SLG: 0.549 (1, 7)			CS		F8			F9		3	1	1	1	0	0	0				
Candy Maldonado, R OBP: 0.500, SLG: 0.556 (1, 9)			HR		5-3			CS		3	0	1	0	0	1	0				
Greg Brock, L OBP: 0.317, SLG: 0.518 (1, 3)					6-3			F9		3	0	0	0	0	1	1				
Steve Yeager, R OBP: 0.287, SLG: 0.300 (1, 2)					1B			F8		3	0	1	0	0	1	0				
Dave Anderson, R OBP: 0.231, SLG: 0.308 (1, 6)			1B		5-3			F8		3	1	2	0	0	0	1				
Bob Welch, R (1, 1)			SH3		F6			SH3		1	0	0	0	0	0	1				
Inning Stats	R: 0 E: 0 K: 0 S: 2	H: 0 LOB: 0 BB: 1 P: 6	R: 1 E: 0 K: 3 S: 10	H: 1 LOB: 0 BB: 0 P: 10	R: 1 E: 0 K: 0 S: 4	H: 2 LOB: 1 BB: 1 P: 8	R: 0 E: 0 K: 0 S: 3	H: 0 LOB: 0 BB: 0 P: 3	R: 0 E: 0 K: 0 S: 3	H: 0 LOB: 0 BB: 0 P: 3	R: 0 E: 0 K: 0 S: 3	H: 1 LOB: 2 BB: 1 P: 8	R: 0 E: 0 K: 0 S: 4	H: 1 LOB: 2 BB: 1 P: 8	R: 0 E: 0 K: 0 S: 2	H: 0 LOB: 0 BB: 0 P: 3		1B: 5 2B: 0 3B: 0 HR: 1	SF: 1 SAC: 2 DP: 1 HBP: 0	WP: 0 PB: 0 SB: 2 CS: 2
PITCHER Bob Knepper, L ERA: 1.8 Michael LaCoss, R ERA: 3.24 (1, 1) (8, 1)	IP: 7.0 WLS: L BF: 25 H: 5 R: 2 ER: 2 SO: 2 BB: 2 IBB: 0 HBP: 0 BLK: 0 WP: 0 HR: 1 S: 29 P: 37 ERA: 2.57 WHIP: 1.000															PITCHER				

AB	32
R	1
H	8
RBI	1
BB	1
SO	5
LOB	10



AB	24
R	2
H	6
RBI	2
BB	3
SO	3
LOB	9



Batter	1	2	3	4	5	6	7	8	9	AB	R	H	RBI	BB	SO	LOB	TOP								
Kevin Bass, S OBP: 0.347, SLG: 0.489										5	0	0	0	0	1	2									
Alan Bannister, R OBP: 0.500, SLG: 0.667										4	2	2	0	1	0	0									
Jose Cruz, L OBP: 0.416, SLG: 0.469										5	0	2	1	0	0	3									
Jerry Mumphy, S OBP: 0.378, SLG: 0.343										3	0	1	1	1	0	1									
Harry Spillman, L OBP: 0.400, SLG: 0.250										1	0	0	0	0	0	1									
Ray Knight, R OBP: 0.294, SLG: 0.338										5	0	2	0	0	0	2									
Phil Garner, R OBP: 0.291, SLG: 0.255										4	0	0	0	0	1	3									
Alan Ashby, S OBP: 0.290, SLG: 0.255										3	0	1	0	1	0	0									
Bill Doran, S OBP: 0.206, SLG: 0.250										4	0	2	0	0	0	2									
Mike Madden, L Vern Ruhle, R Tony Scott, S Michael LaCoss, R Denny Walling, L Dave Smith, R										1	0	0	0	0	1	2									
Inning Stats	R: 0 E: 0 K: 0 S: 4	H: 1 LOB: 1 BB: 0 P: 4	R: 0 E: 0 K: 1 S: 6	H: 1 LOB: 2 BB: 1 P: 10	R: 1 E: 0 K: 0 S: 5	H: 2 LOB: 1 BB: 0 P: 5	R: 0 E: 0 K: 0 S: 3	H: 0 LOB: 0 BB: 0 P: 3	R: 0 E: 0 K: 1 S: 5	H: 2 LOB: 1 BB: 1 P: 9	R: 0 E: 0 K: 0 S: 5	H: 2 LOB: 2 BB: 0 P: 5	R: 2 E: 0 K: 2 S: 9	H: 2 LOB: 2 BB: 2 P: 17	R: 0 E: 0 K: 0 S: 4	H: 1 LOB: 1 BB: 0 P: 4	R: 0 E: 0 K: 0 S: 4	H: 1 LOB: 1 BB: 0 P: 4	1B: 7 2B: 3 3B: 0 HR: 0	SF: 0 SAC: 0 DP: 0 HBP: 0	WP: 1 PB: 0 SB: 0 CS: 0	PA: 41			
PITCHER	IP	WLS	BF	H	R	ER	SO	BB	IBB	HBP	BLK	WP	HR	S	P	ERA	WHIP								
Alejandro Pena, R ERA: 1.84	6.1	W	29	7	3	3	3	3	0	0	0	0	0	32	44	4.26	1.579								
Carlos Diaz, L ERA: 4.05	0.1		2	0	0	0	0	1	0	0	0	1	0	1	5	0.00	3.000								
Pat Zachry, R ERA: 4.26	0.1		2	1	0	0	1	0	0	0	0	0	0	4	4	0.00	3.000								
Tom Niedenfuer, R ERA: 1.86	2.0	S	8	2	0	0	0	0	0	0	0	0	0	8	8	0.00	1.000								

Houston Astros @ Los Angeles Dodgers
 Dodger Stadium, Los Angeles, CA
 Tue Apr 24 1984, 6:05 PM PST
 Att: 37,955 - Unknown

AB	37
R	3
H	10
RBI	2
BB	4
SO	4
LOB	17



Batter	1	2	3	4	5	6	7	8	9	AB	R	H	RBI	BB	SO	LOB	BOTTOM								
Steve Sax, R OBP: 0.423, SLG: 0.471										5	1	2	1	0	1	5									
Bill Russell, R OBP: 0.341, SLG: 0.289										4	1	2	1	0	0	1									
Ken Landreaux, L OBP: 0.338, SLG: 0.373										1	0	0	0	0	0	0									
Pedro Guerrero, R OBP: 0.284, SLG: 0.313										3	1	2	2	2	0	0									
Mike Marshall, R OBP: 0.346, SLG: 0.541										3	0	1	0	2	1	1									
Candy Maldonado, R OBP: 0.484, SLG: 0.533										3	0	1	1	0	0	4									
Terry Whitfield, L OBP: 0.313, SLG: 0.477										1	0	0	0	0	0	2									
Greg Brock, L OBP: 0.299, SLG: 0.483										4	0	0	0	0	2	4									
Steve Yeager, R OBP: 0.284, SLG: 0.324										4	0	2	0	0	0	0									
Dave Anderson, R OBP: 0.256, SLG: 0.310										3	1	1	0	1	1	1									
Alejandro Pena, R OBP: 0.222, SLG: 0.222										2	1	1	0	0	0	0									
Carlos Diaz, R ERA: 3.0	7.1		5	2	1	3	1	0	0	0	0	0	0	0	0	0									
Pat Zachry, R ERA: 2.89	1.0		4	1	0	0	0	1	0	0	0	0	0	3	7	0.00	2.000								
Rafael Landestoy, S OBP: 0.313, SLG: 0.267	7.1		3	0	0	0	1	0	0	0	0	0	0	0	0	2									
Tom Niedenfuer, R ERA:	8.1		3	0	0	0	1	0	0	0	0	0	0	5	5	0.00	0.000								
Inning Stats	R: 1 E: 0 K: 1 S: 6	H: 2 LOB: 2 BB: 2 P: 14	R: 2 E: 0 K: 0 S: 7	H: 4 LOB: 3 BB: 1 P: 11	R: 0 E: 0 K: 1 S: 5	H: 0 LOB: 0 BB: 0 P: 5	R: 2 E: 1 K: 1 S: 8	H: 2 LOB: 1 BB: 0 P: 8	R: 0 E: 0 K: 1 S: 7	H: 2 LOB: 2 BB: 0 P: 7	R: 0 E: 0 K: 0 S: 4	H: 1 LOB: 2 BB: 1 P: 8	R: 0 E: 0 K: 0 S: 3	H: 1 LOB: 1 BB: 1 P: 7	R: 0 E: 0 K: 1 S: 5	H: 0 LOB: 0 BB: 0 P: 5	1B: 10 2B: 1 3B: 1 HR: 0	SF: 0 SAC: 1 DP: 1 HBP: 0	WP: 0 PB: 0 SB: 0 CS: 1	PA: 40					
PITCHER	IP	WLS	BF	H	R	ER	SO	BB	IBB	HBP	BLK	WP	HR	S	P	ERA	WHIP								
Mike Madden, L ERA: 7.11	1.2	L	13	6	3	3	1	2	1	0	0	0	0	25	29	2.08	1.385								
Vern Ruhle, R ERA: 3.0	4.1		20	5	2	1	3	1	0	0	0	0	0	3	7	0.00	2.000								
Michael LaCoss, R ERA: 2.89	1.0		4	1	0	0	0	1	0	0	0	0	0	3	7	0.00	2.000								
Dave Smith, R ERA:	8.1		3	0	0	0	1	0	0	0	0	0	0	5	5	0.00	0.000								


Houston Astros @ Los Angeles Dodgers
 Dodger Stadium, Los Angeles, CA
 Tue Apr 24 1984, 6:05 PM PST
 Att: 37,955 - Unknown

AB	34
R	5
H	12
RBI	5
BB	5
SO	5
LOB	20



Batter	1	2	3	4	5	6	7	8	9	AB	R	H	RBI	BB	SO	LOB	TOP			
Kevin Bass, S (1,8) OBP: 0.340, SLG: 0.471	0-0 6-3			0-3 K		0-0 FC6-4		0-0 CS 1B		4	0	1	2	0	1	1	Houston Astros @ Los Angeles Dodgers Dodger Stadium, Los Angeles, CA Wed Apr 25 1984, 6:05 PM PST Att: 46,647 - Unknown livebaseballscorecards.com			
Alan Bannister, R (1,6) OBP: 0.357, SLG: 0.462	0-0 5-3			0-0 F8			0-3 K	0-0 CS	0-0 G3	4	0	0	0	0	1	0				
Enos Cabell, R (1,3) OBP: 0.321, SLG: 0.440	0-0 6-3			0-0 F3			0-0 FC6-4 1B		0-0 5-3	4	0	1	0	0	0	0				
Jose Cruz, L (1,7) OBP: 0.395, SLG: 0.441		0-0 3-1			0-0 4-3		0-0 FC6-4		0-3 K	4	0	0	0	0	1	1				
Ray Knight, R (1,5) OBP: 0.282, SLG: 0.324		0-3 K			0-0 5-3		0-0 F3			3	0	0	0	0	1	1				
Phil Garner, R (1,4) OBP: 0.276, SLG: 0.241		0-3 K			0-3 K			0-0 F9		3	0	0	0	0	2	0				
Tim Tolman, R (1,9) OBP: 0.200, SLG: 0.200			0-0 F6			0-0 6-3		0-0 E 1B		3	1	1	0	0	0	0				
Tom Wiegand, R (1,2)			0-0 3-1			4-0 FC6-4 BB		0-0 F8		2	0	0	0	1	0	1				
Nolan Ryan, R (1,1) OBP: 0.200, SLG: 0.300			0-3 K			0-3 K		0-0 E3 1B		2	0	0	0	0	2	1				
Denny Walling, L (8, PH) OBP: 0.273, SLG: 0.211										1	1	0	0	0	0	1				
Mike Scott, R (8, 1) OBP: 0.200, SLG: 0.400										0	0	0	0	0	0	0				
Inning Stats	R: 0 E: 0 K: 0 S: 3	H: 0 LOB: 0 BB: 0 P: 3	R: 0 E: 0 K: 2 S: 7	H: 0 LOB: 0 BB: 0 P: 7	R: 0 E: 0 K: 1 S: 5	H: 0 LOB: 0 BB: 0 P: 5	R: 0 E: 0 K: 1 S: 5	H: 0 LOB: 0 BB: 0 P: 5	R: 0 E: 0 K: 1 S: 5	H: 0 LOB: 1 BB: 1 P: 9	R: 0 E: 0 K: 1 S: 6	H: 1 LOB: 1 BB: 0 P: 6	R: 2 E: 1 K: 0 S: 5	H: 2 LOB: 2 BB: 0 P: 5	R: 0 E: 0 K: 1 S: 5	H: 0 LOB: 0 BB: 0 P: 5	1B: 3 2B: 0 3B: 0 HR: 0	SF: 0 SAC: 0 DP: 0 HBP: 0	WP: 0 PB: 0 SB: 0 CS: 1	PA: 32
PITCHER Fernando Valenzuela, L (1, 1) ERA: 3.71	IP: 9.0 WLS: W BF: 31 H: 3 R: 2 ER: 0 SO: 8 BB: 1 IBB: 0 HBP: 0 BLK: 0 WP: 0 HR: 0 S: 46 P: 50 ERA: 0.00 WHIP: 0.444																			

Batter	1	2	3	4	5	6	7	8	9	AB	R	H	RBI	BB	SO	LOB	BOTTOM			
Steve Sax, R (1,4) OBP: 0.415, SLG: 0.458	0-0 F7		0-0 S HR 1B		0-0 1-3			0-0 F9		4	1	1	1	0	0	2	Houston Astros @ Los Angeles Dodgers Dodger Stadium, Los Angeles, CA Wed Apr 25 1984, 6:05 PM PST Att: 46,647 - Unknown livebaseballscorecards.com			
Terry Whitfield, L (1,9) OBP: 0.327, SLG: 0.563	0-3 K		0-0 3-H HR			0-0 4-3		0-0 2-3		4	1	2	3	0	1	0				
Ken Landreaux, L (1,8) OBP: 0.347, SLG: 0.371	0-0 CS 1B		0-0 F7			0-0 F6		0-0 3-H 4-0 IBB		3	0	1	0	1	0	0				
Pedro Guerrero, R (1,5) OBP: 0.269, SLG: 0.294	0-0 CS	0-3 K		0-3 K		0-0 F7		0-3 K		4	0	0	0	0	3	2				
Mike Marshall, R (1,7) OBP: 0.333, SLG: 0.519		0-0 5-3		0-3 K			0-0 G3			3	0	0	0	0	1	0				
Greg Brock, L (1,3) OBP: 0.286, SLG: 0.460		0-0 6-3		0-0 F4			0-0 6-3			3	0	0	0	0	0	0				
Mike Scioscia, L (1,2) OBP: 0.405, SLG: 0.303			0-0 F4		0-0 FC5-4 1B		0-0 1-3			3	0	1	0	0	0	0				
Dave Anderson, R (1,6) OBP: 0.283, SLG: 0.318			0-0 3-1 S 1B 1B		0-0 F9			4-0 F9 SH3-4 2B BB		2	2	1	0	1	0	1				
Fernando Valenzuela, L (1, 1) OBP: 0.300, SLG: 0.300			0-0 3-1		0-0 FC5-4			0-0 SH3-4		2	0	0	0	0	0	2				
Inning Stats	R: 0 E: 0 K: 1 S: 5	H: 1 LOB: 0 BB: 0 P: 5	R: 0 E: 0 K: 1 S: 5	H: 0 LOB: 0 BB: 0 P: 5	R: 3 E: 0 K: 0 S: 6	H: 3 LOB: 0 BB: 0 P: 6	R: 0 E: 0 K: 2 S: 7	H: 0 LOB: 0 BB: 0 P: 7	R: 0 E: 0 K: 0 S: 4	H: 1 LOB: 1 BB: 0 P: 4	R: 0 E: 0 K: 0 S: 3	H: 0 LOB: 0 BB: 0 P: 3	R: 0 E: 0 K: 1 S: 6	H: 1 LOB: 2 BB: 2 P: 14	R: 1 E: 0 K: 1 S: 6	H: 1 LOB: 2 BB: 2 P: 14		1B: 4 2B: 1 3B: 0 HR: 1	SF: 0 SAC: 1 DP: 0 HBP: 0	WP: 0 PB: 0 SB: 2 CS: 1
PITCHER Nolan Ryan, R (1, 1) ERA: 4.35	IP: 7.0 WLS: L BF: 25 H: 5 R: 3 ER: 3 SO: 4 BB: 0 IBB: 0 HBP: 0 BLK: 0 WP: 0 HR: 1 S: 33 P: 33 ERA: 3.86 WHIP: 0.714																			
Mike Scott, R (8, 1) ERA: 7.27	IP: 1.0 WLS: L BF: 6 H: 1 R: 1 ER: 1 SO: 1 BB: 1 IBB: 0 HBP: 0 BLK: 0 WP: 0 HR: 0 S: 6 P: 14 ERA: 9.00 WHIP: 2.000																			

Batter	1	2	3	4	5	6	7	8	9	AB	R	H	RBI	BB	SO	LOB	TOP										
Claudell Washington, L OBP: 0.414, SLG: 0.620	0-0 HR	4-0 BB		0-0 1-3 2B		0-0 4-3	4-0 BB		0-0 G4-3 1B	4	1	3	2	2	0	0	Atlanta Braves @ Houston Astros Astrodome, Houston, TX Fri Apr 27 1984, 7:05 PM EST Att: 17,961 - Unknown										
Rafael Ramirez, R OBP: 0.313, SLG: 0.293	0-0 5-3	0-0 6-3		0-0 1-3		0-0 2B	4-0 BB		0-0 G4-3 1B	5	0	1	0	1	0	3											
Dale Murphy, R OBP: 0.296, SLG: 0.329	0-0 5-3		0-3 K	0-0 5-3		0-0 F5	0-0 1-3			5	0	0	0	0	1	5											
Chris Chambliss, L OBP: 0.292, SLG: 0.400	0-0 HR		0-0 4-3		0-3 K		0-0 2B		0-0 FC4-6 1B	5	2	3	1	0	1	0											
Bob Horner, R OBP: 0.267, SLG: 0.333	4-0 BB		0-0 PB 1B		0-3 K FC4-6 BB		0-0 1B 2B		0-0 F8	4	0	2	1	1	1	1											
Terry Harper, R OBP: 0.412, SLG: 0.286	4-0 1-2 BB		0-3 K		4-0 FC4-6 BB		0-0 6-3		0-0 FC4-6 1B	3	0	1	0	2	1	2											
Jerry Royster, R OBP: 0.174, SLG: 0.136	0-0 F3		0-0 4-3		0-0 FC4-6 FC6-4		4-0 1B 2B		0-0 FC4-6	4	1	0	0	1	0	8											
Alex Trevino, R OBP: 0.182, SLG: 0.182		0-0 F9		0-3 K		0-0 FC6-4		0-0 2B	0-0 F7	5	1	1	0	0	1	4											
Pete Falcone, L OBP: 0.200, SLG: 0.400		0-0 1-3		0-0 2B		0-3 K		0-0 BB	0-0 F7	5	1	2	2	0	1	0											
Inning Stats	R: 2 E: 0 K: 0 S: 5	H: 2 LOB: 2 BB: 2 P: 13	R: 0 E: 0 K: 0 S: 3	H: 0 LOB: 1 BB: 1 P: 7	R: 0 E: 0 K: 2 S: 9	H: 1 LOB: 2 BB: 0 P: 9	R: 1 E: 0 K: 1 S: 7	H: 2 LOB: 1 BB: 0 P: 7	R: 0 E: 0 K: 1 S: 6	H: 1 LOB: 1 BB: 0 P: 6	R: 3 E: 0 K: 0 S: 6	H: 4 LOB: 3 BB: 3 P: 18	R: 0 E: 0 K: 0 S: 5	H: 2 LOB: 2 BB: 0 P: 5	R: 0 E: 0 K: 0 S: 3	H: 1 LOB: 0 BB: 0 P: 3		1B: 6 2B: 5 3B: 0 HR: 2	SF: 0 SAC: 0 DP: 1 HBP: 0	WP: 0 PB: 3 SB: 1 CS: 0	PA: 47						
PITCHER	IP	WLS	BF	H	R	ER	SO	BB	IBB	HBP	BLK	WP	HR	S	P	ERA	WHIP										
Joe Niekro, R ERA: 2.33	6.0	L	30	6	3	3	6	4	0	0	0	0	2	38	54	4.50	1.667										
Michael LaCoss, R ERA: 4.96	0.1		4	2	3	3	0	1	0	0	0	0	0	3	7	81.00	9.000										
Bill Dawley, R ERA: 3.52	1.2		10	4	0	0	0	2	0	0	0	0	0	8	16	0.00	3.600										
Dave Smith, R ERA:	1.0		3	1	0	0	0	0	0	0	0	0	0	3	3	0.00	1.000										

Batter	1	2	3	4	5	6	7	8	9	AB	R	H	RBI	BB	SO	LOB	BOTTOM										
Kevin Bass, S OBP: 0.333, SLG: 0.455	0-0 6-3		0-3 K			0-0 F4		0-0 1B		4	0	1	0	0	1	0	Atlanta Braves @ Houston Astros Astrodome, Houston, TX Fri Apr 27 1984, 7:05 PM EST Att: 17,961 - Unknown										
Enos Cabell, R OBP: 0.281, SLG: 0.379	0-0 F6			0-0 F7		0-0 F8		0-0 F7		4	0	0	0	0	0	1											
Jose Cruz, L OBP: 0.400, SLG: 0.429	4-0 BB			0-0 6-3		4-0 1B BB		0-0 F3		2	0	0	0	2	0	1											
Jerry Mumphy, S OBP: 0.372, SLG: 0.329	0-3 K			0-0 5-3		4-0 1B BB		0-0 F7		3	0	0	0	1	1	1											
Ray Knight, R OBP: 0.280, SLG: 0.333		0-0 6-3			0-0 5-3		0-0 F6		0-0 2B	4	0	1	0	0	0	2											
Alan Bannister, R OBP: 0.333, SLG: 0.375		0-0 F6			4-0 FC6-4 BB		0-0 F9		0-3 K	3	0	0	0	1	1	3											
Phil Garner, R OBP: 0.274, SLG: 0.241		0-0 F3			0-0 F4		0-0 1B		0-0 F7	4	0	1	0	0	0	2											
Tom Wiegand, R OBP: 0.167, SLG: 0.167			0-0 F9		0-0 FC6-4		0-3 K			2	0	0	0	0	0	1											
Joe Niekro, R ERA: 2.33			0-0 4-3			0-0 F5		0-0 5-3		1	0	0	0	0	0	0											
Inning Stats	R: 0 E: 0 K: 1 S: 5	H: 0 LOB: 1 BB: 1 P: 9	R: 0 E: 0 K: 0 S: 3	H: 0 LOB: 0 BB: 0 P: 3	R: 0 E: 0 K: 1 S: 5	H: 0 LOB: 0 BB: 0 P: 5	R: 0 E: 0 K: 0 S: 3	H: 0 LOB: 0 BB: 0 P: 3	R: 0 E: 0 K: 0 S: 3	H: 0 LOB: 0 BB: 0 P: 3	R: 0 E: 0 K: 1 S: 6	H: 1 LOB: 3 BB: 2 P: 14	R: 0 E: 0 K: 0 S: 4	H: 1 LOB: 1 BB: 0 P: 4	R: 0 E: 0 K: 1 S: 6	H: 1 LOB: 1 BB: 0 P: 6	1B: 2 2B: 1 3B: 0 HR: 0	SF: 0 SAC: 0 DP: 0 HBP: 0	WP: 0 PB: 0 SB: 0 CS: 0	PA: 34							
PITCHER	IP	WLS	BF	H	R	ER	SO	BB	IBB	HBP	BLK	WP	HR	S	P	ERA	WHIP										
Pete Falcone, L ERA: 3.18	9.0	W	34	3	0	0	4	4	0	0	0	0	0	38	54	0.00	0.778										



Batter	1	2	3	4	5	6	7	8	9	AB	R	H	RBI	BB	SO	LOB	TOP					
Claudell Washington, L OBP: 0.422, SLG: 0.616 Albert Hall, S OBP: 0.134, SLG: 0.143	0-3 K		0-0 HR 1B		4-0 FC5-4 BB		0-0 5-3		0-0 1-3	2	1	1	0	1	1	0						
Jerry Royster, R OBP: 0.175, SLG: 0.222	0-0 FC6-5 3B		0-0 F4		0-0 FC5-4 HR		0-0 6-3		0-3 K	5	1	1	0	0	1	2						
Dale Murphy, R OBP: 0.314, SLG: 0.427	0-0 FC6-2-5 BB		0-0 HR		0-0 HR				0-0 S 1B	5	3	3	4	0	0	1						
Bob Watson, R OBP: 0.188, SLG: 0.133 Mike Jorgensen, L OBP: 0.296, SLG: 0.429	4-0 1-2 BB		0-0 F9		0-0 G6-4-3 1B				0-0 F7	3	0	1	0	1	0	1						
Terry Harper, R OBP: 0.581, SLG: 0.278	0-3 K2-3		0-3 K		0-0 G6-4-3				0-0 E S 1B	4	0	1	1	0	2	3						
Rafael Ramirez, R OBP: 0.310, SLG: 0.291		0-0 5-3 1B		0-0 E6 FC5-4		0-0 4-3		0-0 E4 S	4	0	1	0	0	0	1							
Bruce Benedict, R OBP: 0.286, SLG: 0.293		0-0 5-3 1-2		0-0 FC5-4 5-3		0-0 6-3		0-0 F4	4	0	0	0	0	0	4							
Randy Johnson, R OBP: 0.188, SLG: 0.133		0-0 5-3		0-0 5-3 1-2		0-0 F7		4-0 1-2 IBB	3	0	0	0	1	0	2							
Rick Camp, R OBP: 0.286, SLG: 0.167 Gene Garber, R OBP: 0.134, SLG: 0.143		0-0 5-3		0-0 5-3		0-0 F9		0-3 K	3	0	0	0	0	0	2							
Inning Stats	R: 0 E: 0 K: 2 S: 8	H: 1 LOB: 2 BB: 1 P: 12	R: 0 E: 0 K: 0 S: 4	H: 1 LOB: 1 BB: 0 P: 4	R: 2 E: 1 K: 1 S: 7	H: 2 LOB: 0 BB: 0 P: 7	R: 0 E: 0 K: 0 S: 4	H: 0 LOB: 1 BB: 0 P: 4	R: 2 E: 0 K: 0 S: 4	H: 2 LOB: 0 BB: 1 P: 8	R: 0 E: 0 K: 0 S: 3	H: 0 LOB: 0 BB: 0 P: 3	R: 0 E: 0 K: 0 S: 3	H: 0 LOB: 0 BB: 0 P: 3	R: 1 E: 1 K: 1 S: 8	H: 2 LOB: 3 BB: 1 P: 12	R: 0 E: 0 K: 1 S: 5	H: 0 LOB: 0 BB: 0 P: 5	1B: 5 2B: 0 3B: 1 HR: 2	SF: 0 SAC: 0 DP: 1 HBP: 0	WP: 0 PB: 0 SB: 3 CS: 0	PA: 39
PITCHER	IP WLS BF L	H R ER SO	BB IBB HBP BLK	WP HR S P	ERA WHIP	PITCHER	IP WLS BF L	H R ER SO	BB IBB HBP BLK	WP HR S P	ERA WHIP											
Bob Knepper, L ERA: 2.43	(1, 1) 7.0	6 4 4 3	2 0 0 0	0 0 2 33	5.14 1.143	Vern Rühle, R ERA: 3.18	(8, 1) 2.0	2 1 1 2	0 1 0 0	0 0 13 17	4.50 1.000											

Atlanta Braves @ Houston Astros
Astrodome, Houston, TX
Sat Apr 28 1984, 4:33 AM EST
Att: 18,899 - Unknown

AB 36
R 5
H 8
RBI 5
BB 3
SO 5
LOB 19

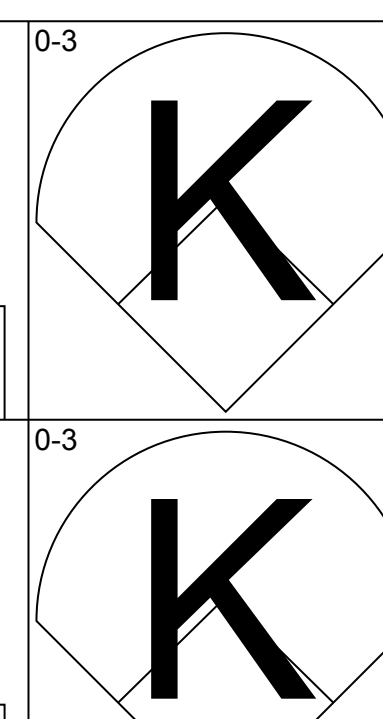
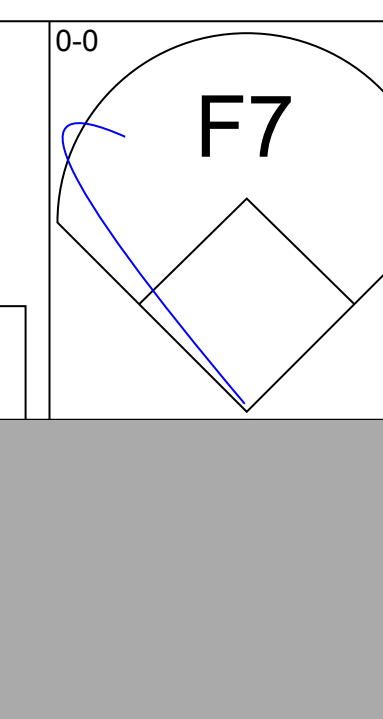
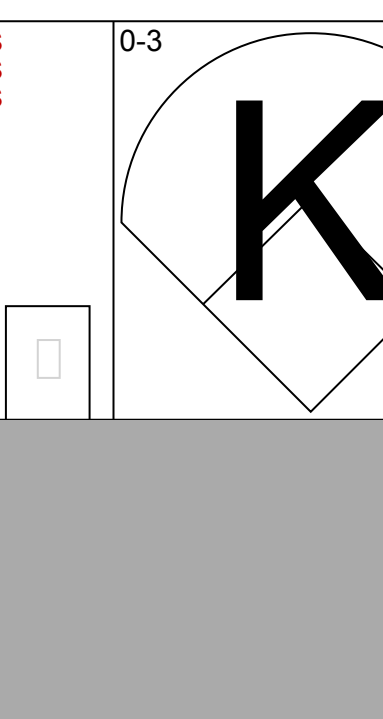
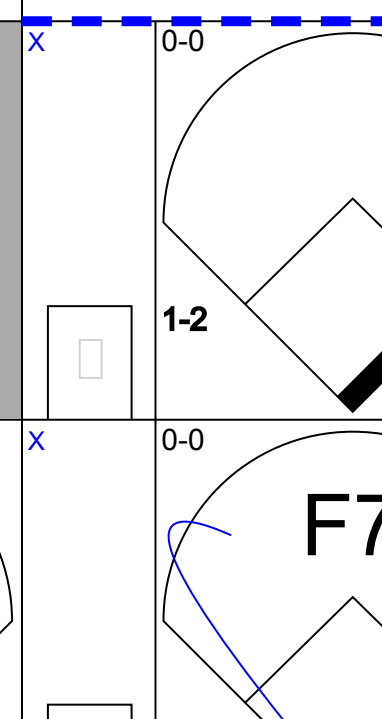
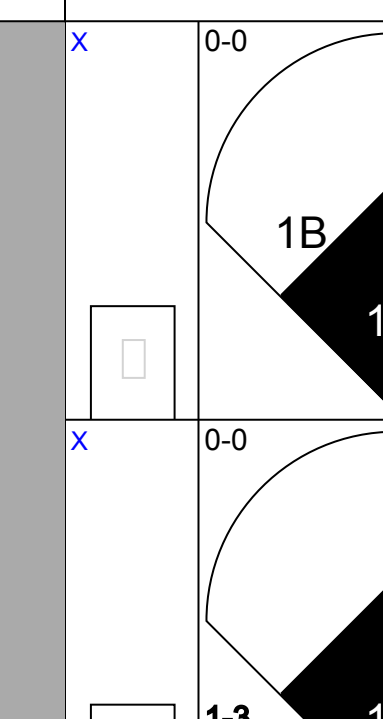
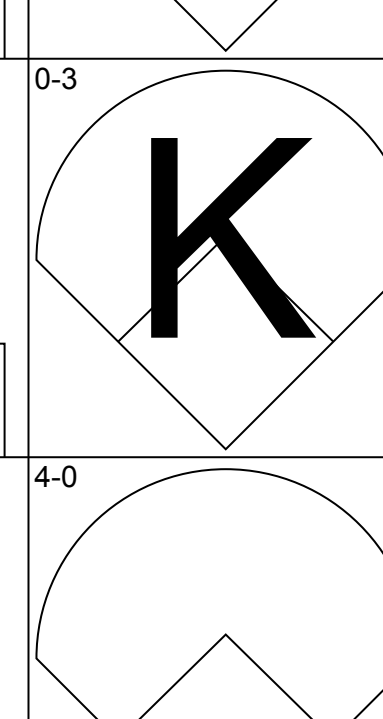
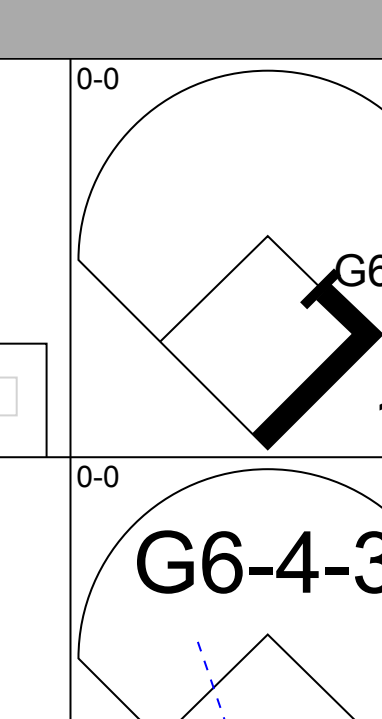
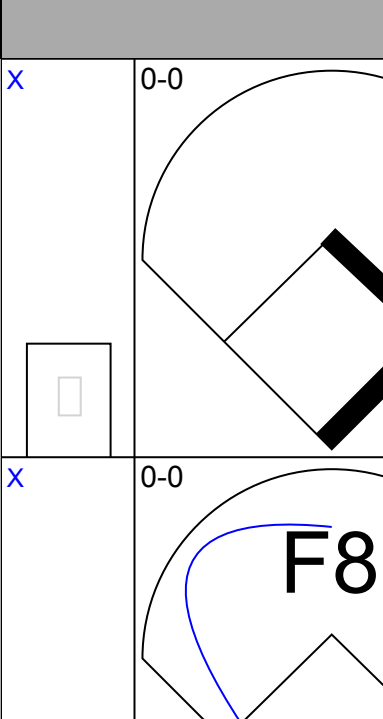
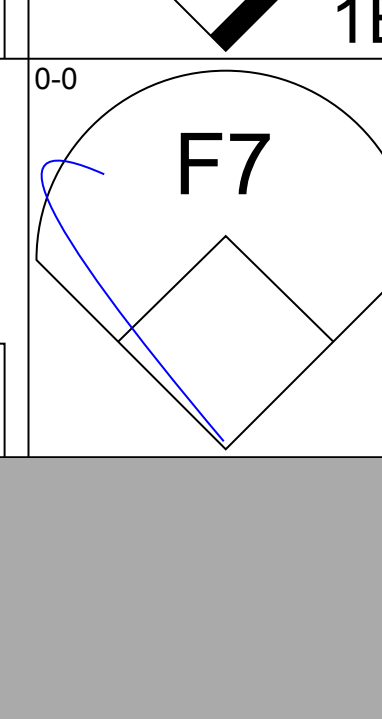
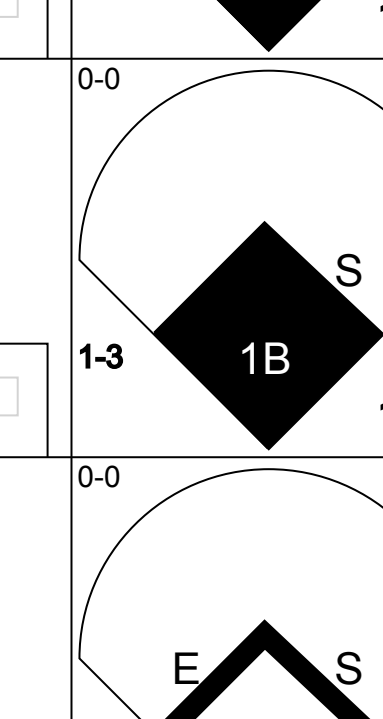
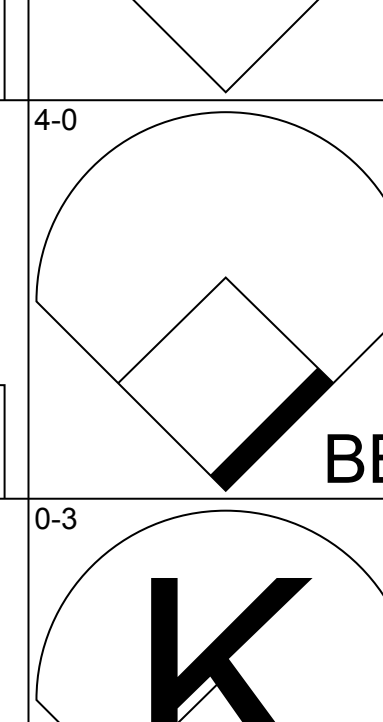
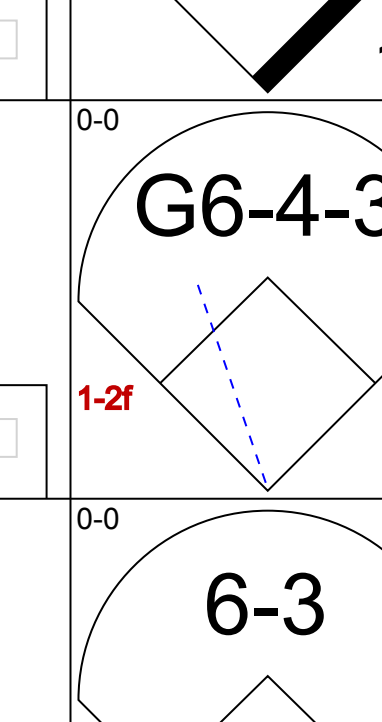
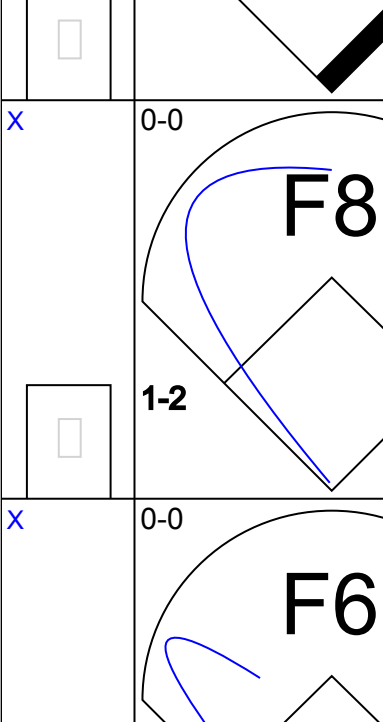
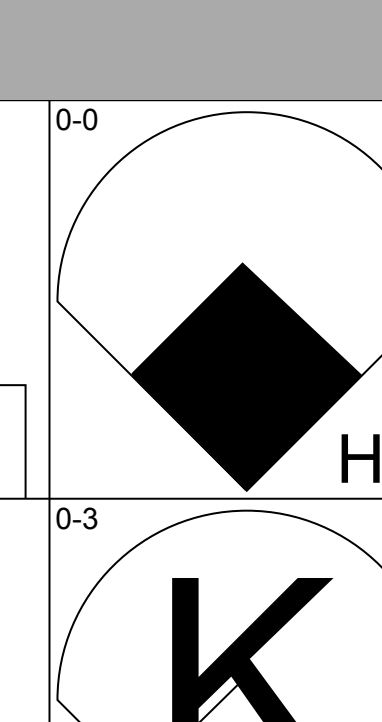
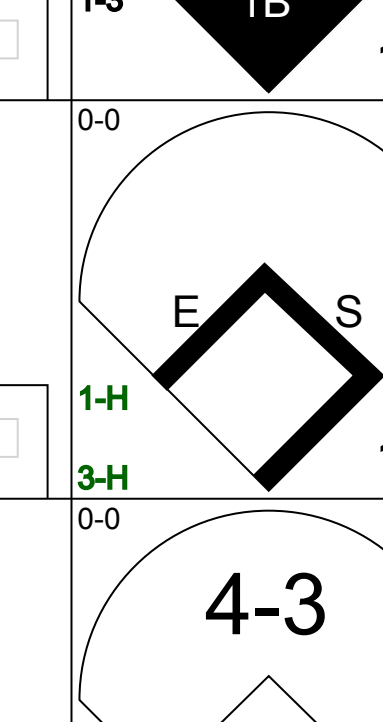
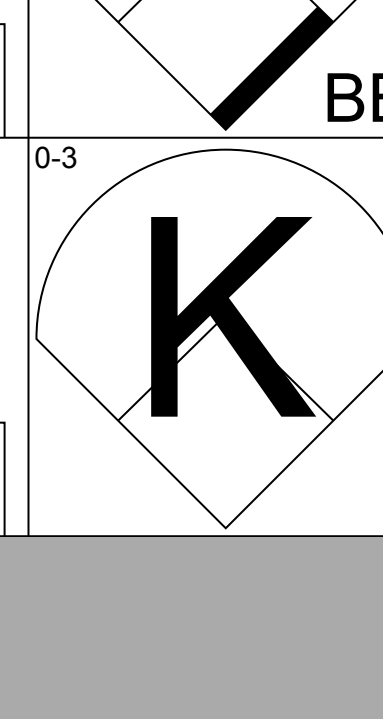
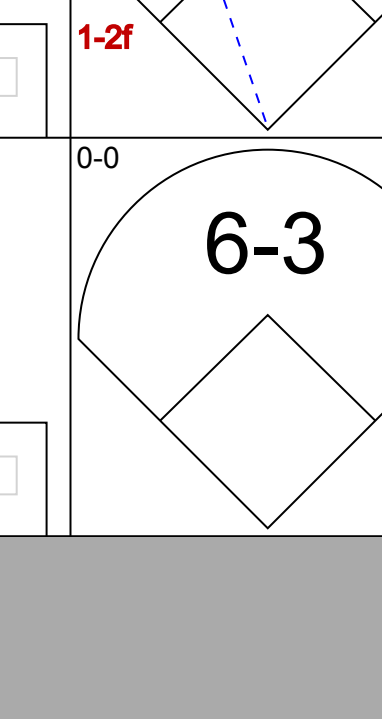
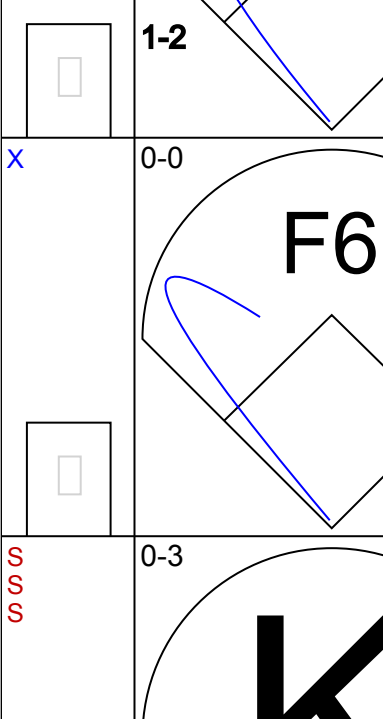
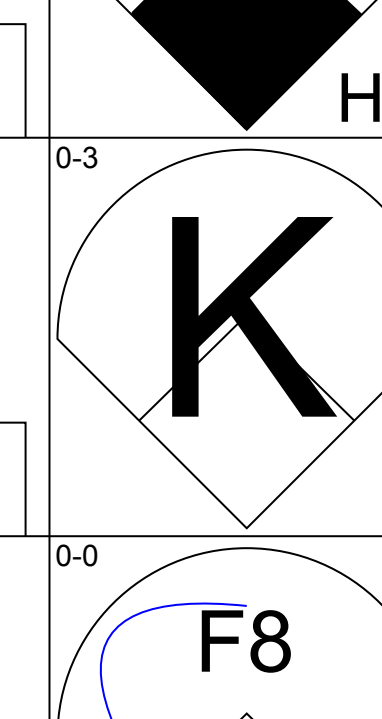
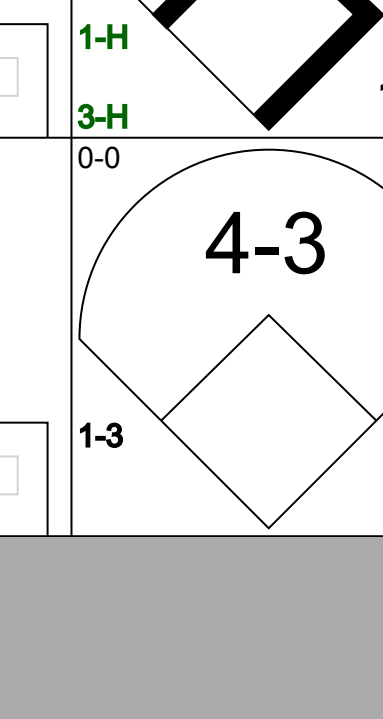
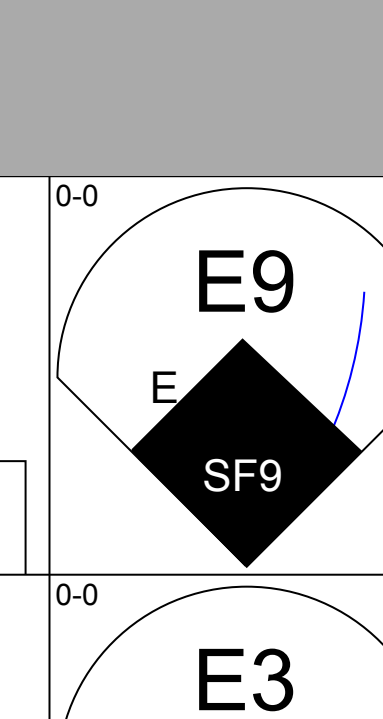
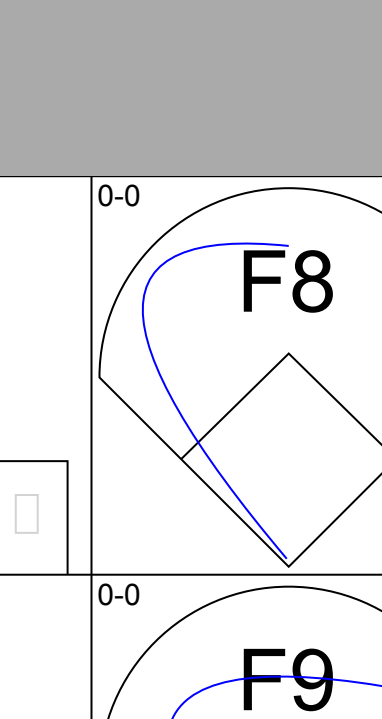
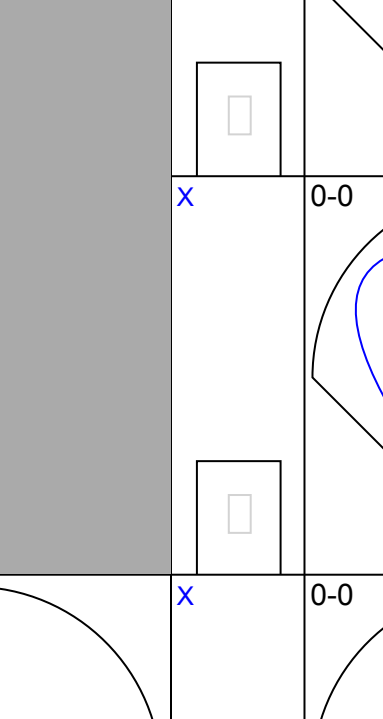
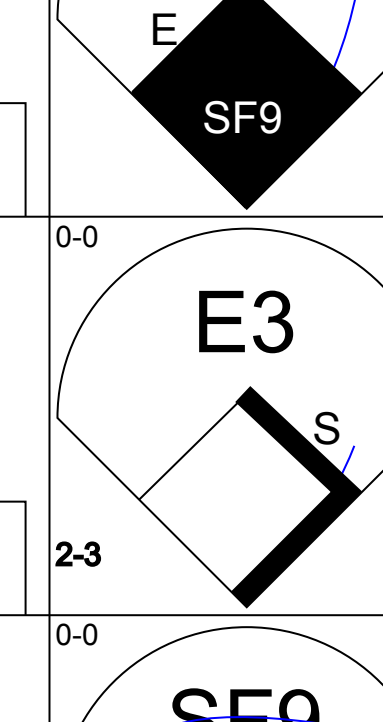
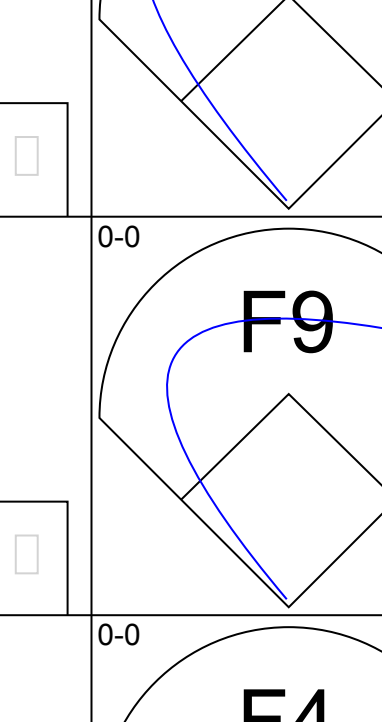
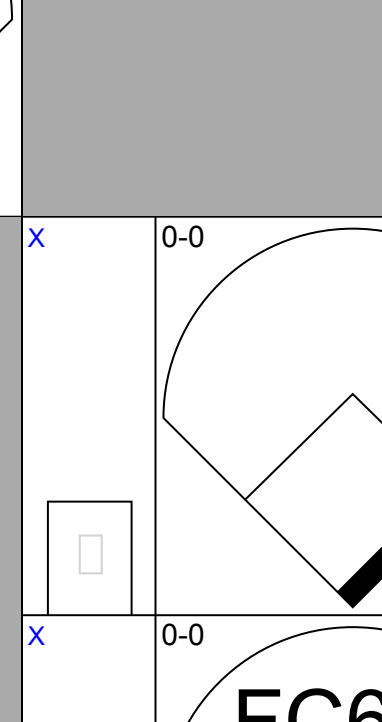
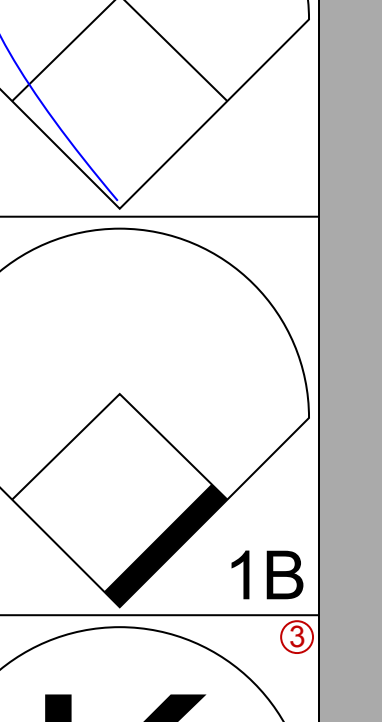
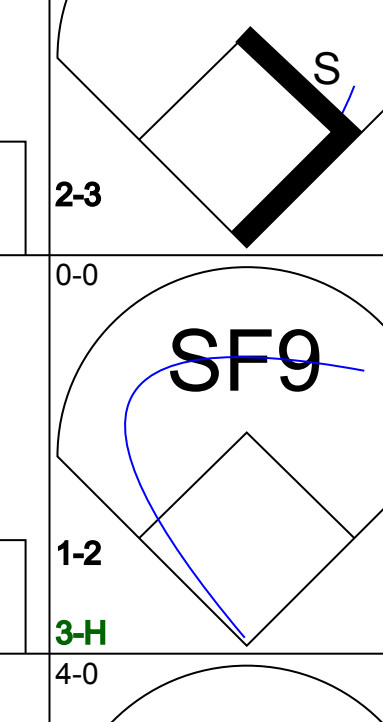
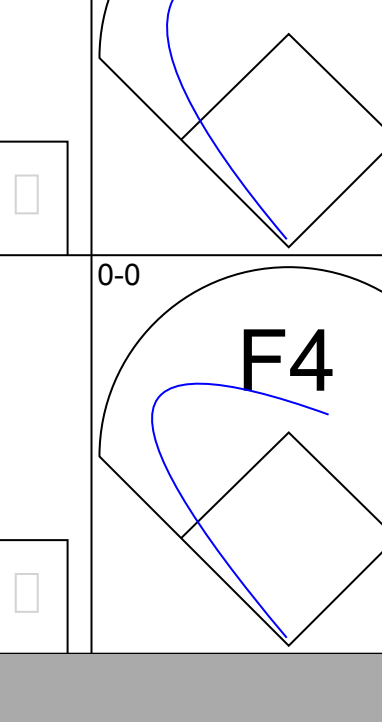
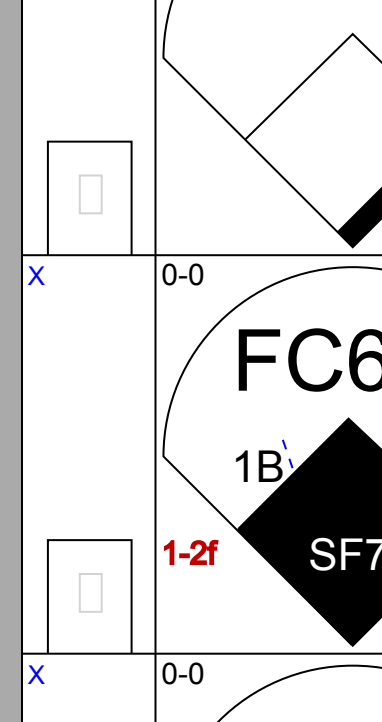
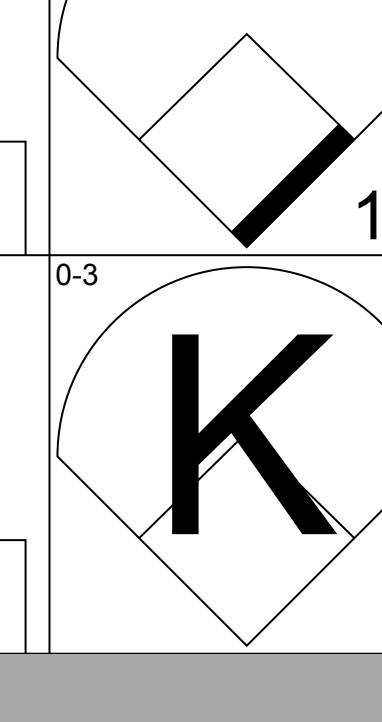
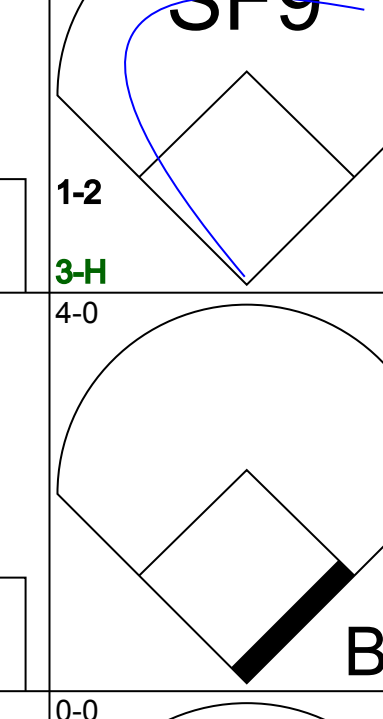
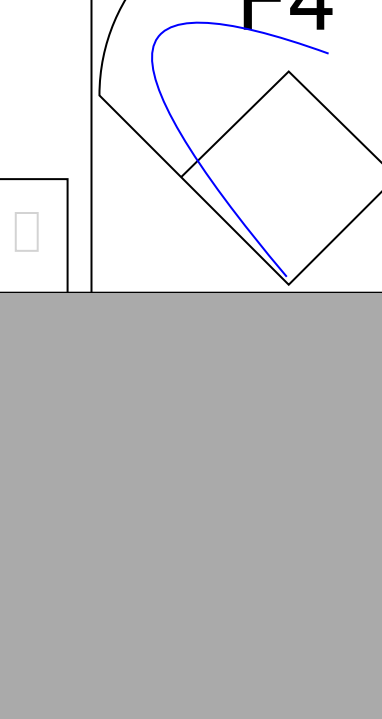
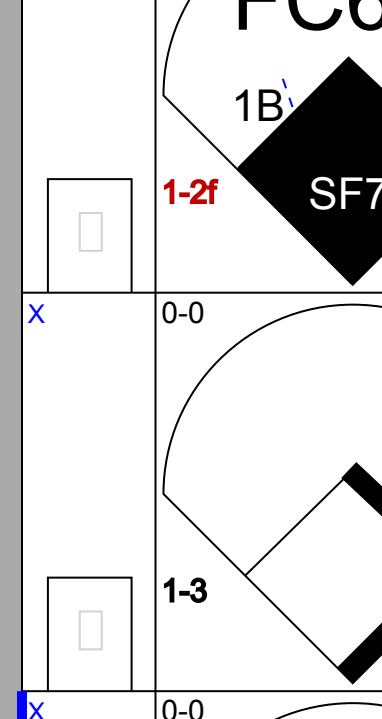
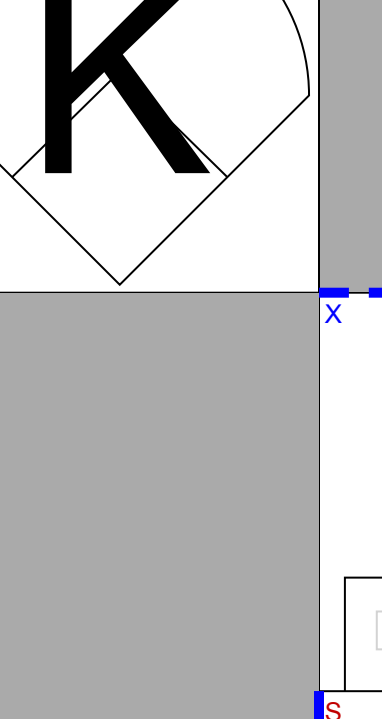
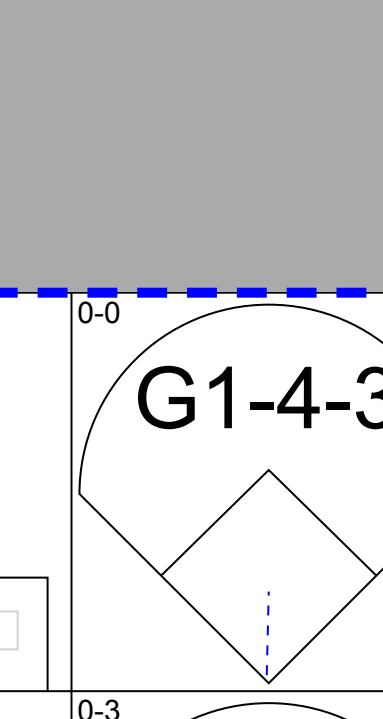
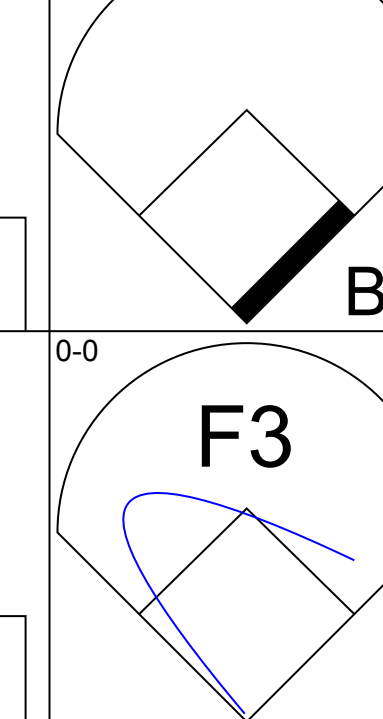

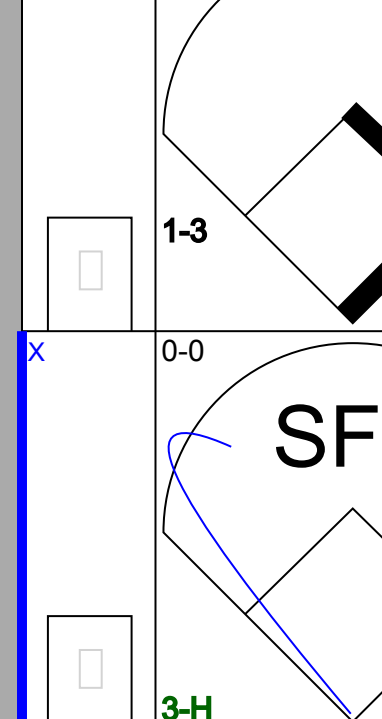
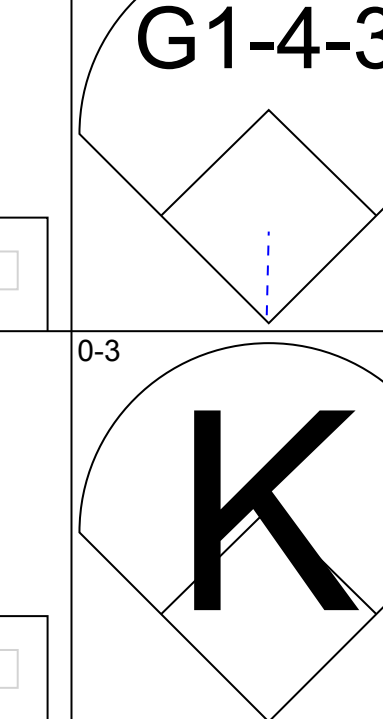


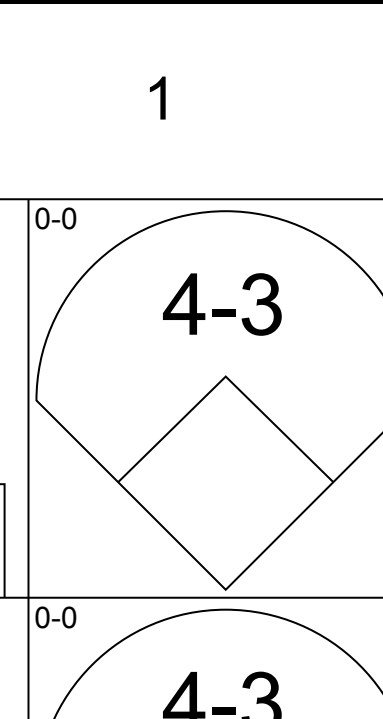
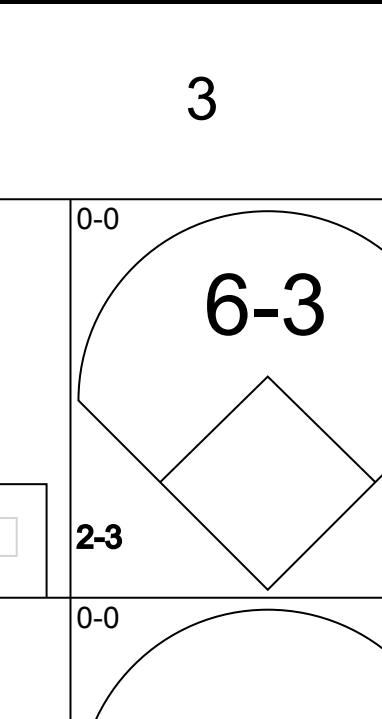
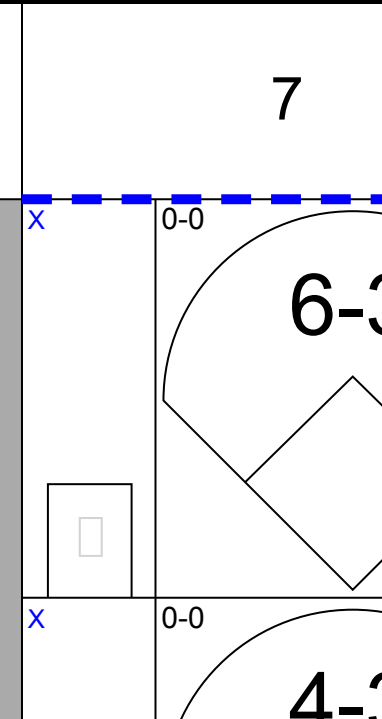
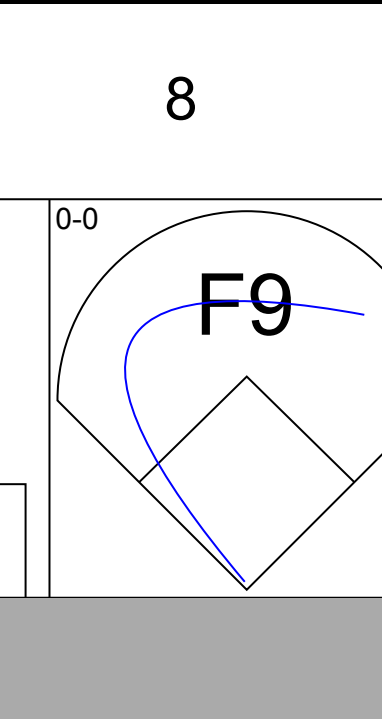
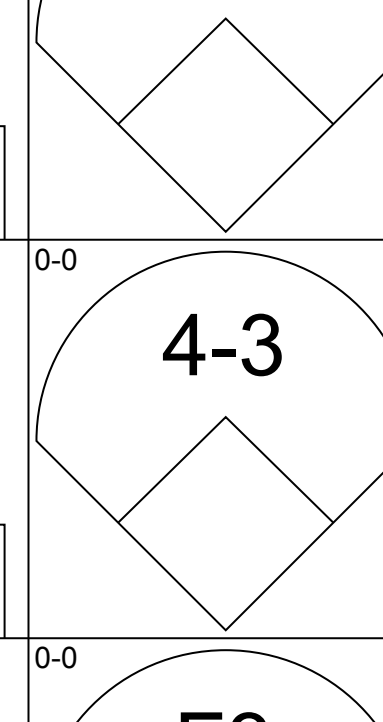
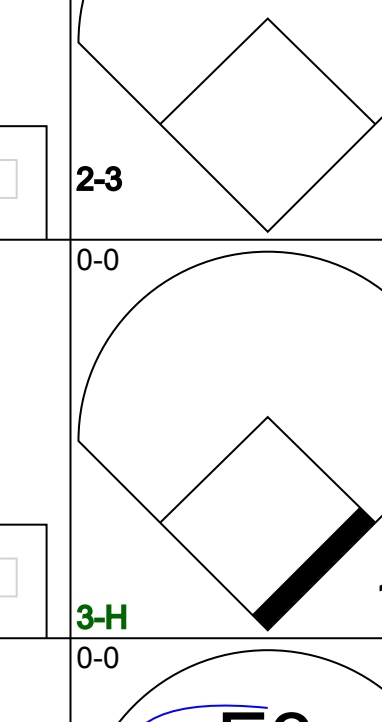
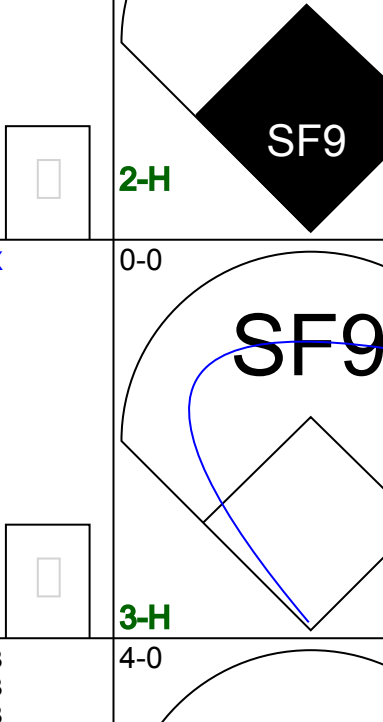
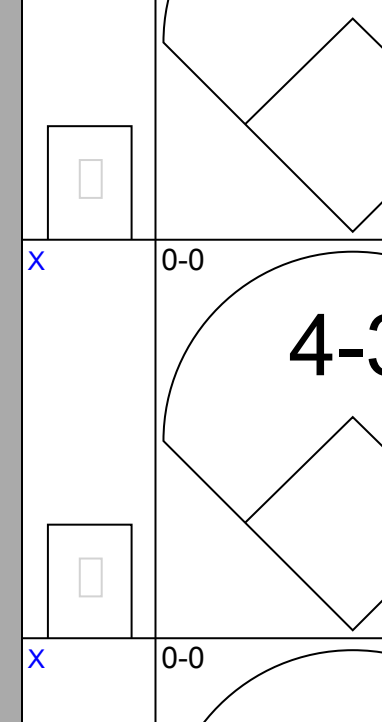
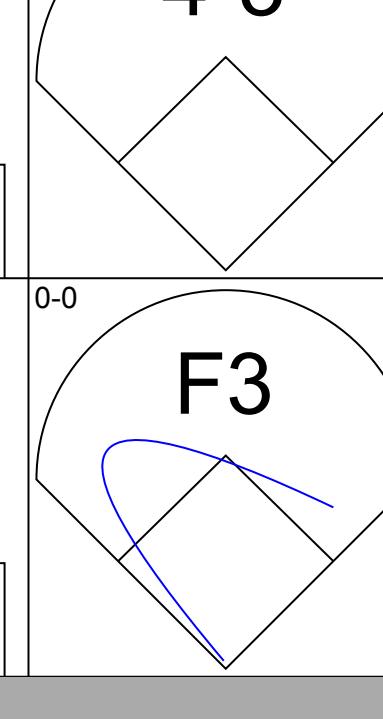
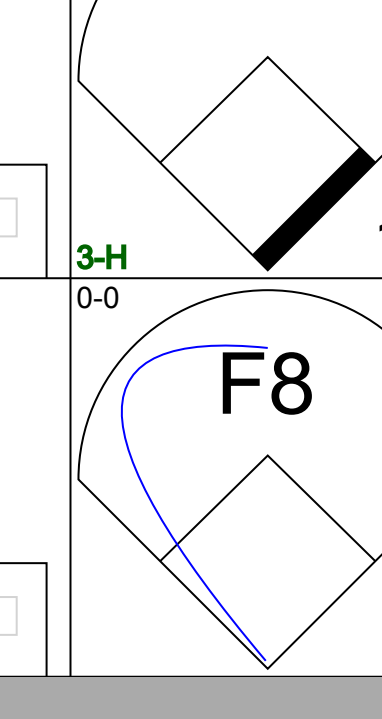
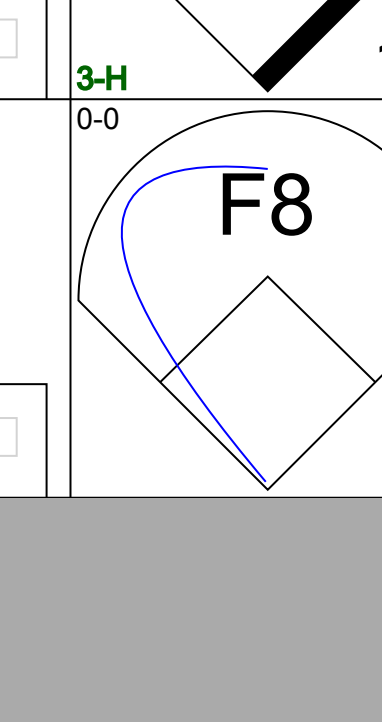
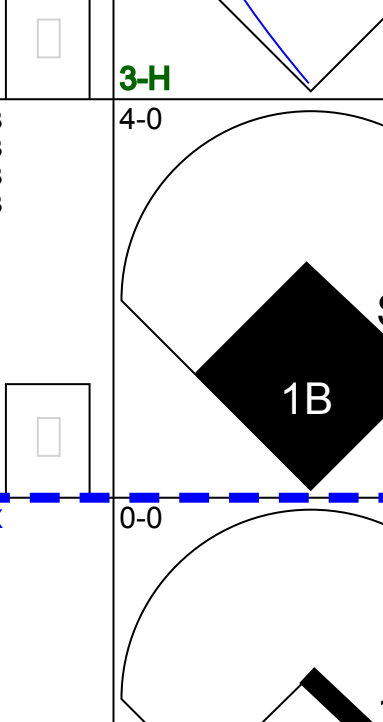
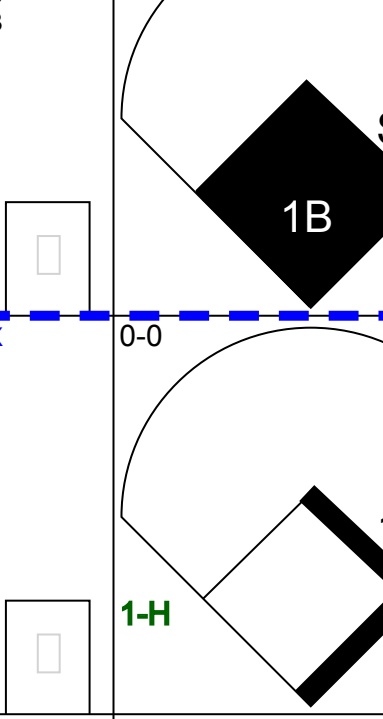
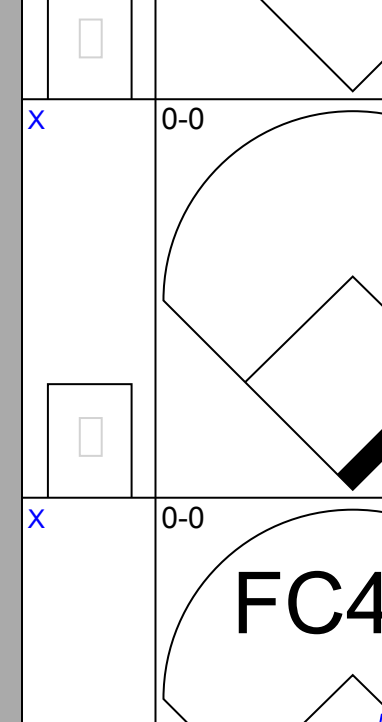

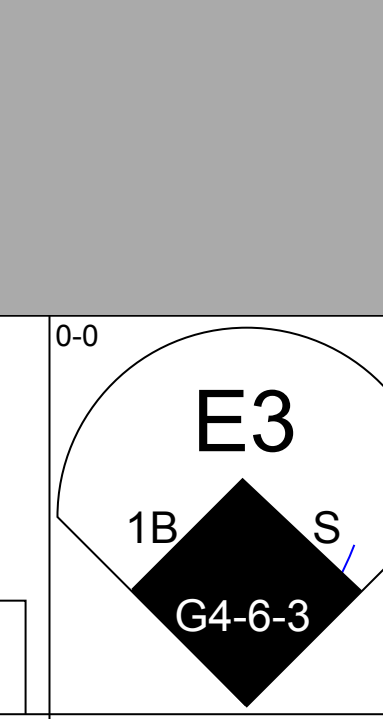
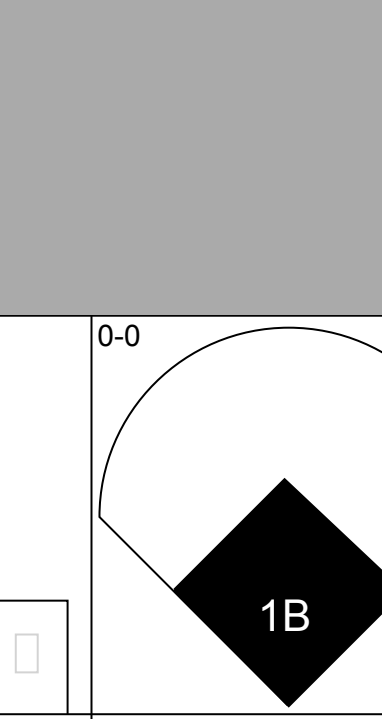
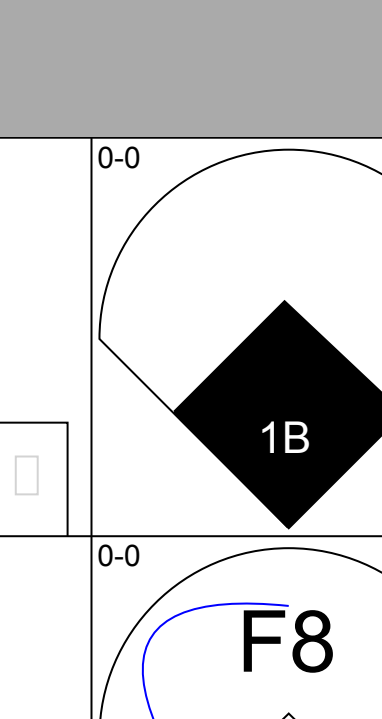
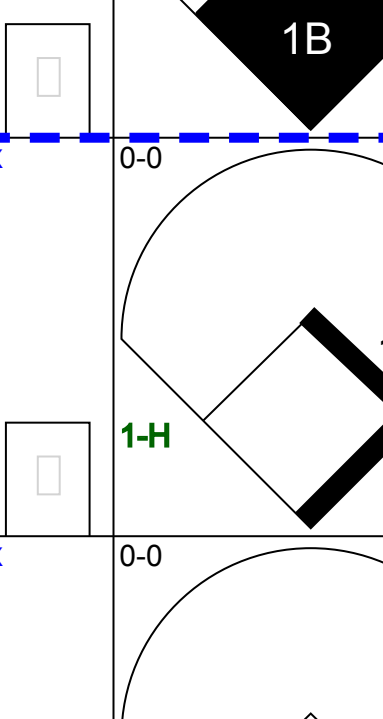
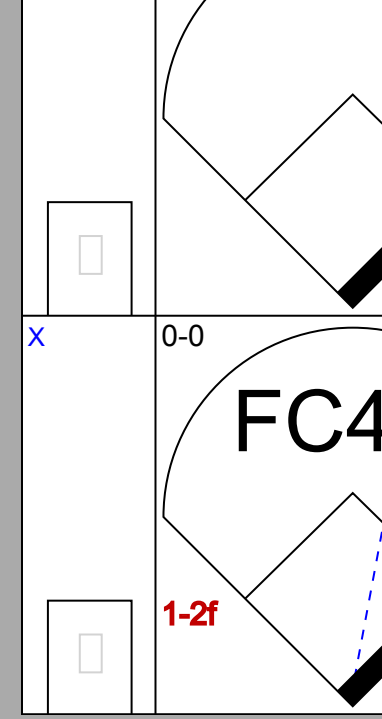

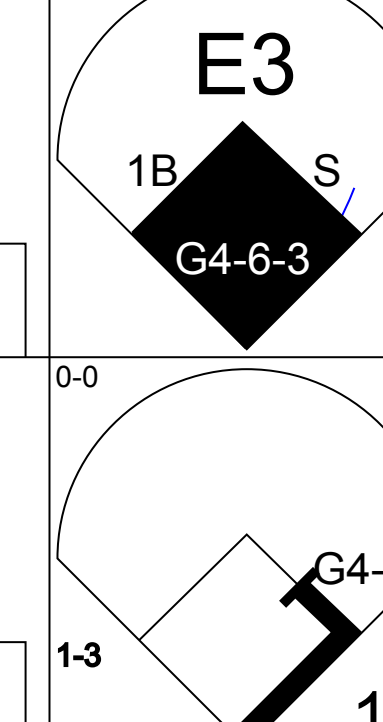
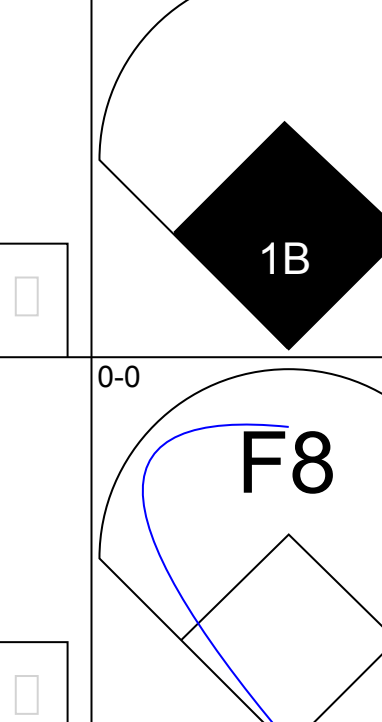
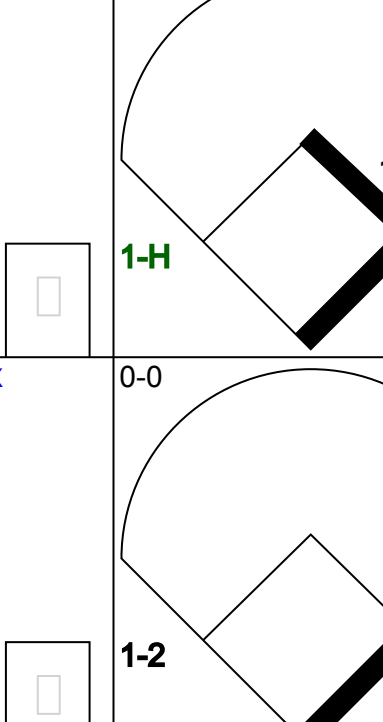
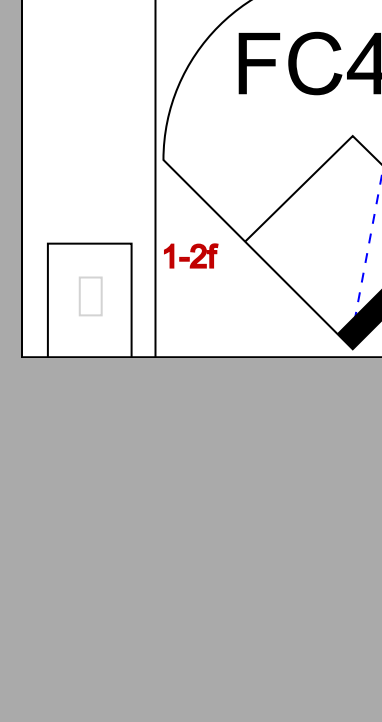
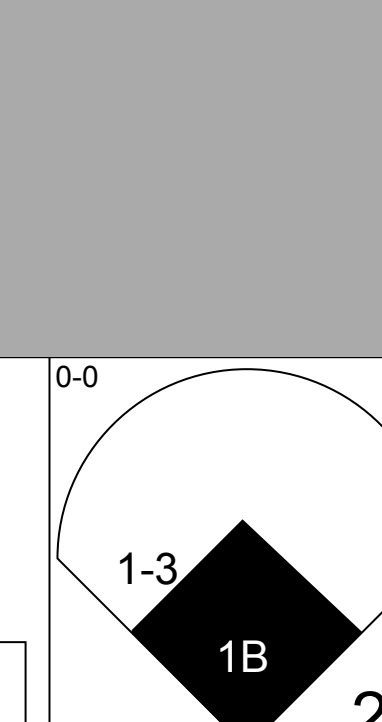
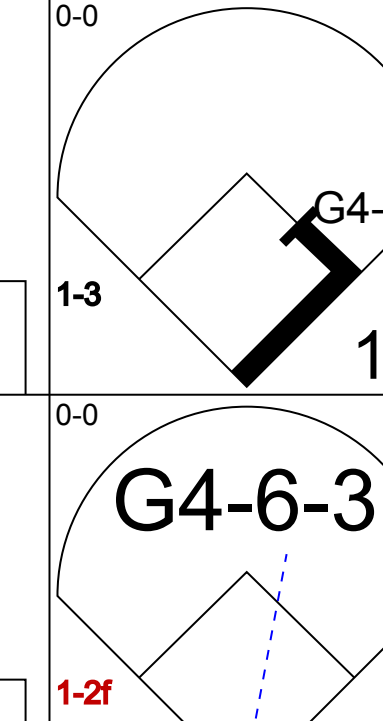
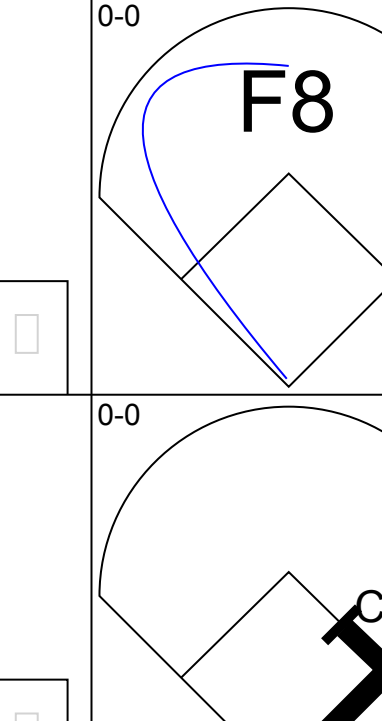
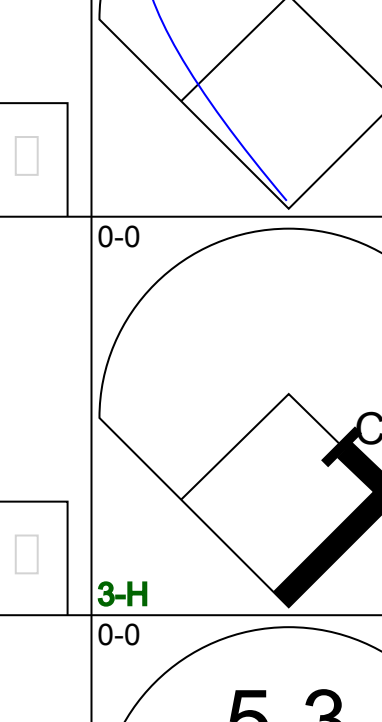
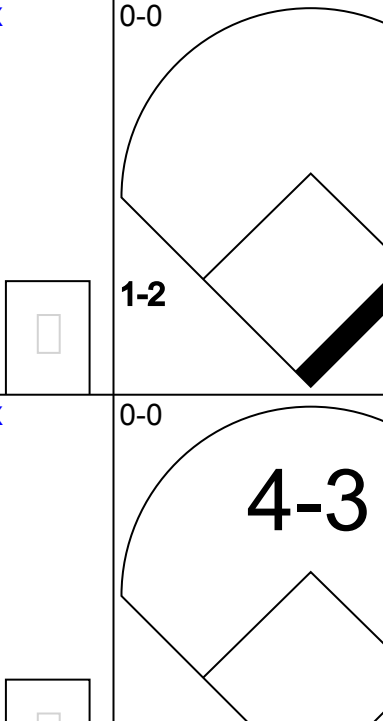
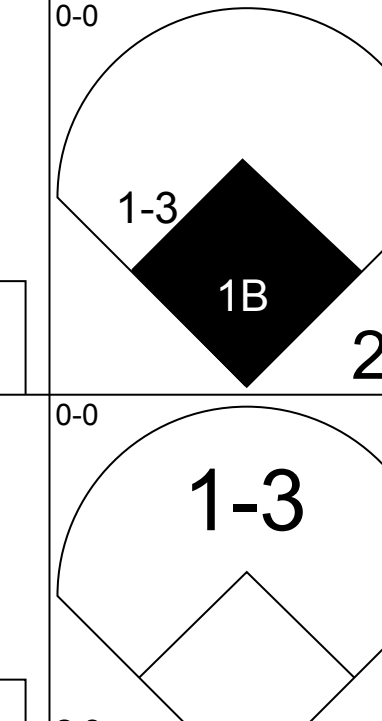

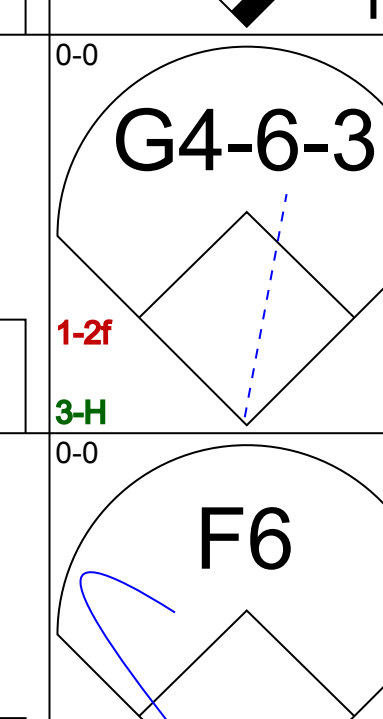
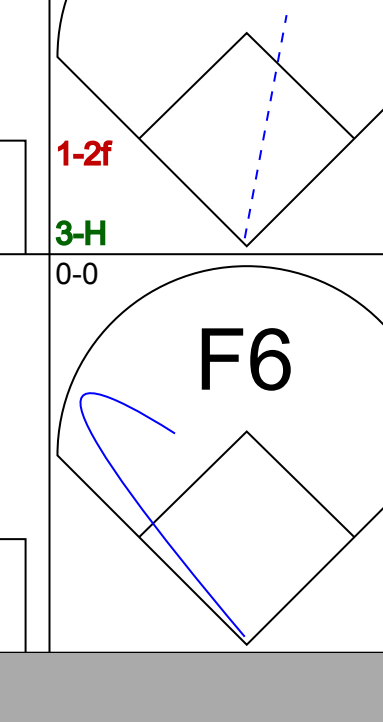
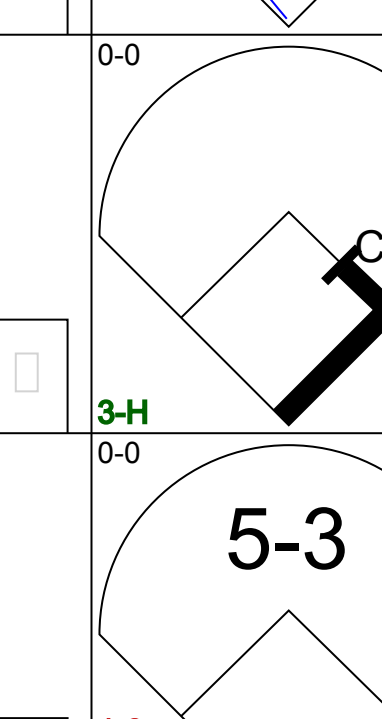
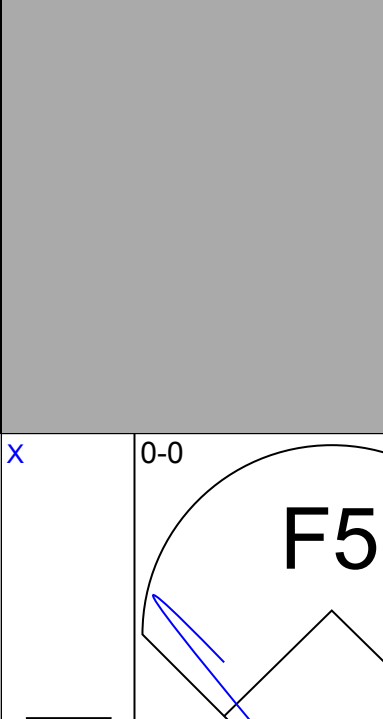
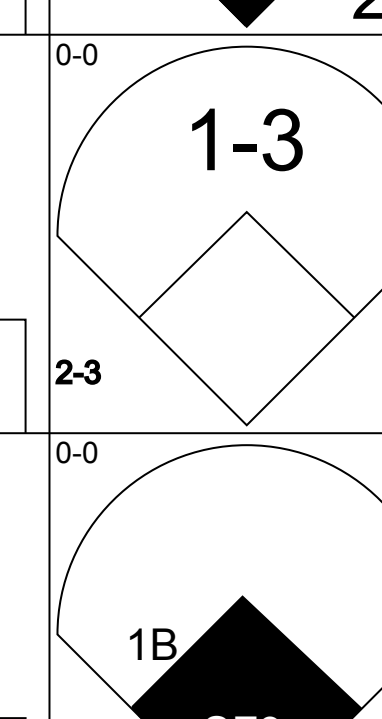
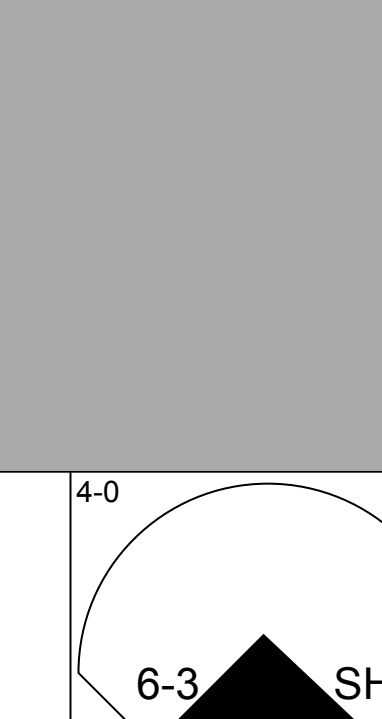
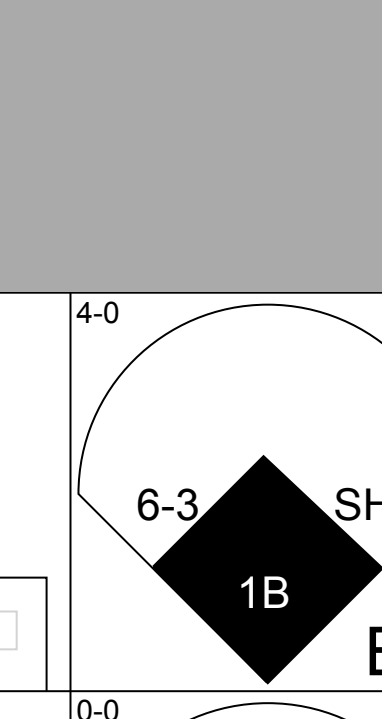
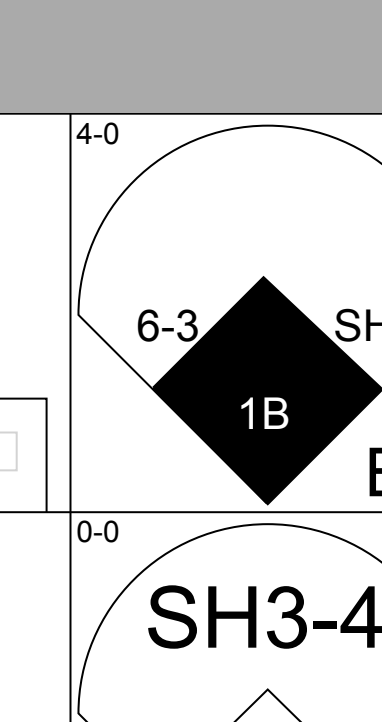
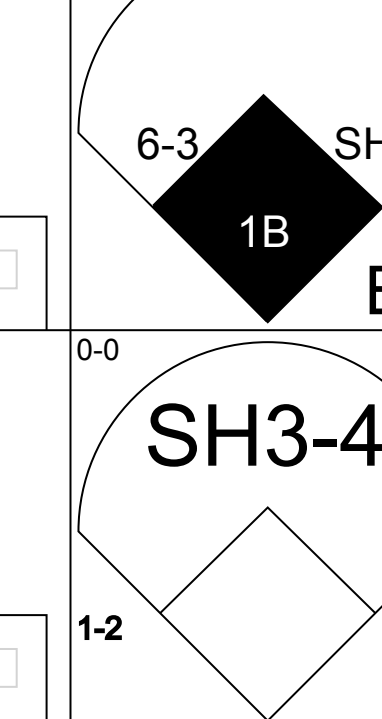
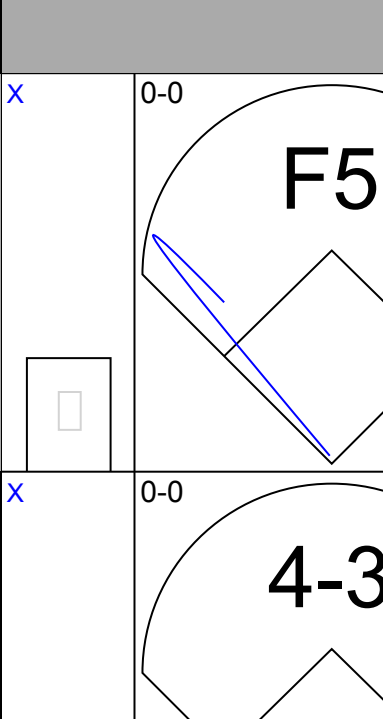
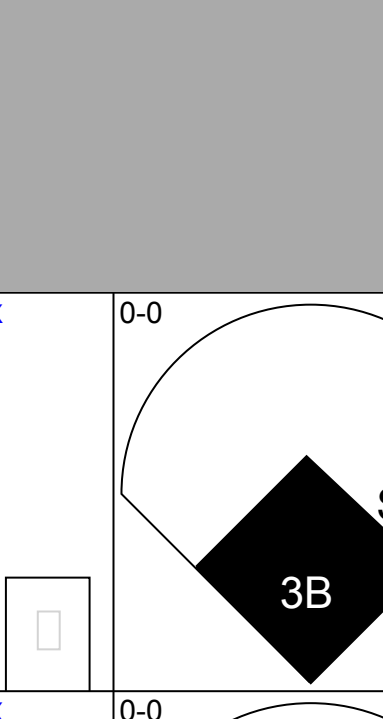
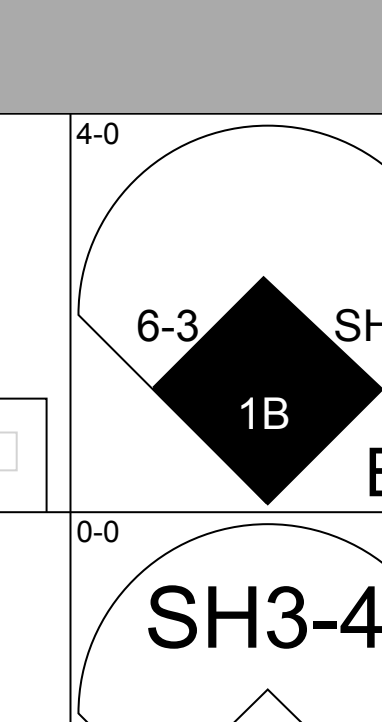
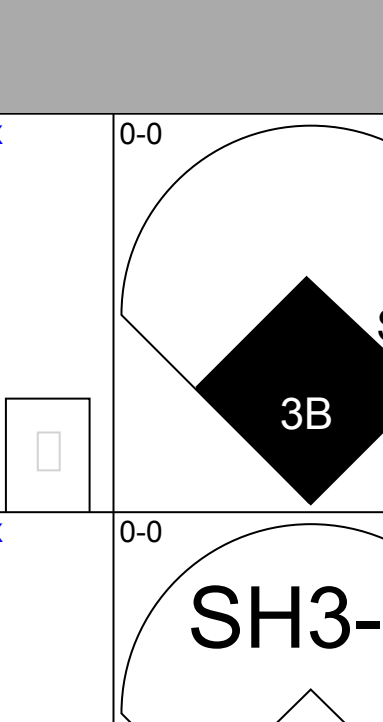
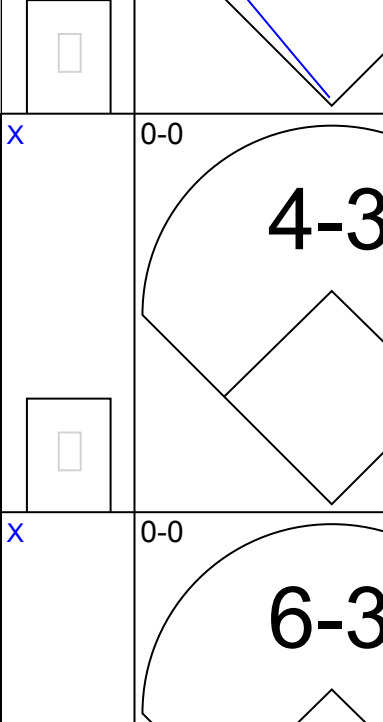
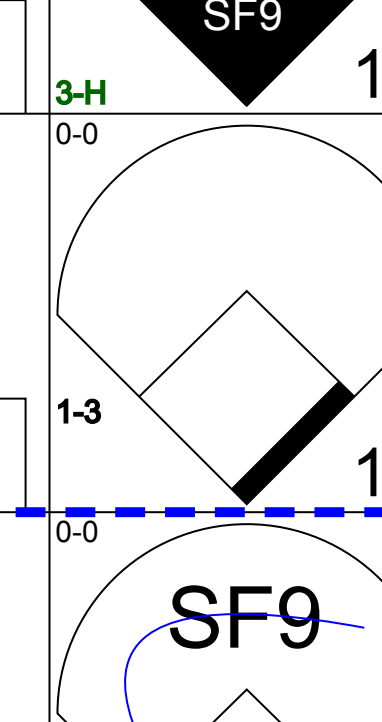
Batter	1	2	3	4	5	6	7	8	9	AB	R	H	RBI	BB	SO	LOB	BOTTOM
Kevin Bass, S OBP: 0.361, SLG: 0.466	0-0 4-3		4-0 S BB		0-0 G5-4-3 1B		0-0 4-3 BLK 4-3 1B		0-0 4-3	3	1	2	0	1	0	0	
Bill Doran, S OBP: 0.191, SLG: 0.231	0-0 F7		0-3 K		0-0 G5-4-3		0-0 4-3		0-0 4-3	4	0	0	0	0	1	3	
Jose Cruz, L OBP: 0.393, SLG: 0.411	4-0 BB		0-0 F7		0-0 F8		0-0 4-3		0-0 4-3	3	0	0	1	1	0	1	
Jerry Mumphy, S OBP: 0.366, SLG: 0.324	0-0 4-3		0-0 4-3		0-0 4-3		0-0 F8 1B 1B		0-0 1-3	4	1	1	0	0	0	1	
Denny Walling, L OBP: 0.269, SLG: 0.217		0-0 4-3		0-0 4-3		0-0 1B SF9 1B		0-0 4-3	4	1	1	0	0	0	0		
Ray Knight, R OBP: 0.278, SLG: 0.320		4-0 FC3-6 BB		0-0 5-3		0-0 F8		0-0 5-3	3	0	0	0	1	0	2		
Harry Spilman, L OBP: 0.333, SLG: 0.250		0-0 FC3-6		0-0 4-3		0-0 FC6-4 1B		0-0 F7	4	0	1	1	0	0	1		
Craig Reynolds, L OBP: 0.319, SLG: 0.545		0-0 F9		0-0 G3		0-0 SF9		0-0 F7	2	0	0	1	0	0	1		
Bob Knepper, L ERA: 2.4	(1, 1) 6.1	4 2 2 1	3 0 0 0	0 0 0 0	0 0 24 36	2.84 1.105	Vern Rühle, R ERA: 4.0	(7, 1) 2.2	1 1 1 0	0 0 0 1	0 0 9 9	3.38 0.375					
PITCHER	IP WLS BF L	H R ER SO	BB IBB HBP BLK	WP HR S P	ERA WHIP	PITCHER	IP WLS BF L	H R ER SO	BB IBB HBP BLK	WP HR S P	ERA WHIP						
Bob Knepper, L ERA: 2.4	(1, 1) 6.1	4 2 2 1	3 0 0 0	0 0 24 36	2.84 1.105	Vern Rühle, R ERA: 4.0	(7, 1) 2.2	1 1 1 0	0 0 0 1	0 0 9 9	3.38 0.375						

Atlanta Braves @ Houston Astros
Astrodome, Houston, TX
Sat Apr 28 1984, 4:33 AM EST
Att: 18,899 - Unknown

AB 30
R 3
H 5
RBI 3
BB 3
SO 1
LOB 10



Batter	1	2	3	4	5	6	7	8	9	AB	R	H	RBI	BB	SO	LOB	TOP		
Claudell Washington, L OBP: 0.421, SLG: 0.603 (1, 9)										5	1	2	0	0	2	2	Atlanta Braves @ Houston Astros Astrodome, Houston, TX Sun Apr 29 1984, 8:05 PM EDT Att: 22,363 - Unknown		
Rafael Ramirez, R OBP: 0.326, SLG: 0.310 (1, 6)										5	1	3	0	0	1	2			
Dale Murphy, R OBP: 0.330, SLG: 0.468 (1, 8)										4	1	2	3	1	0	2			
Chris Chambliss, L OBP: 0.273, SLG: 0.371 (1, 3)										5	0	0	0	0	2	3			
Terry Harper, R OBP: 0.520, SLG: 0.227 (1, 7)										4	1	0	0	0	1	1			
Glenn Hubbard, R OBP: 0.424, SLG: 0.473 (1, 4)										4	0	2	0	0	0	1			
Jerry Royster, R OBP: 0.156, SLG: 0.200 (1, 5)										3	1	0	1	0	1	2			
Bruce Benedict, R OBP: 0.299, SLG: 0.295 (1, 2)										3	0	1	0	1	0	0			
Len Barker, R OBP: 0.167, SLG: 0.182 (5, 1)										2	0	0	0	0	0	2			
Rick Mahler, R OBP: 0.356, SLG: 0.297 (7, 1)										0	0	0	0	0	0	0			
Gerald Perry, L OBP: 0.297, SLG: 0.297 (7, 1)										0	0	0	1	0	0	0			
Jeff Dedmon, L OBP: 0.297, SLG: 0.297 (7, 1)										0	0	0	0	0	0	0			
Terry Forster, L OBP: 0.176, SLG: 0.125 (8, 1)										1	0	0	0	0	0	1			
Bob Watson, R OBP: 0.176, SLG: 0.125 (8, 1)										0	0	0	0	0	0	0			
Inning Stats	R: 0 E: 0 K: 3 S: 9	H: 0 LOB: 1 BB: 1 P: 13	R: 1 E: 2 K: 0 S: 5	H: 0 LOB: 2 BB: 1 P: 9	R: 0 E: 0 K: 0 S: 3	H: 1 LOB: 0 BB: 0 P: 3	R: 0 E: 0 K: 0 S: 3	H: 0 LOB: 0 BB: 0 P: 3	R: 0 E: 0 K: 1 S: 5	H: 1 LOB: 1 BB: 0 P: 6	R: 0 E: 0 K: 0 S: 6	H: 3 LOB: 2 BB: 0 P: 6	R: 1 E: 0 K: 2 S: 9	H: 2 LOB: 1 BB: 0 P: 9	R: 2 E: 0 K: 1 S: 8	H: 3 LOB: 1 BB: 0 P: 8	1B: 9 2B: 0 3B: 0 HR: 1	SF: 2 SAC: 0 DP: 1 HBP: 0	WP: 0 PA: 40 PB: 0 SB: 4 CS: 0
PITCHER	IP	WLS	BF	H	R	ER	SO	BB	IBB	HBP	BLK	WP	HR	S	P	ERA	WHIP		
Mike Scott, R ERA: 5.63 (1, 1)	6.2	W	27	4	2	1	5	2	0	0	0	0	0	35	43	1.35	0.900		
Dave Smith, R ERA: 0.9 (7, 1)	1.1		7	3	1	1	2	0	0	0	0	0	1	11	11	6.75	2.250		
Frank DiPino, L ERA: 3.18 (9, 1)	1.0		6	3	2	2	1	0	0	0	0	0	0	8	8	18.00	3.000		


Batter	1	2	3	4	5	6	7	8	9	AB	R	H	RBI	BB	SO	LOB	BOTTOM		
Kevin Bass, S OBP: 0.346, SLG: 0.476 (1, 9)										5	1	1	1	0	0	2	Atlanta Braves @ Houston Astros Astrodome, Houston, TX Sun Apr 29 1984, 8:05 PM EDT Att: 22,363 - Unknown		
Craig Reynolds, L OBP: 0.314, SLG: 0.532 (1, 6)										3	0	1	2	0	0	0			
Jose Cruz, L OBP: 0.398, SLG: 0.408 (1, 7)										3	1	1	0	1	0	1			
Jerry Mumphy, S OBP: 0.372, SLG: 0.359 (1, 8)										4	2	2	1	0	0	1			
Denny Walling, L OBP: 0.333, SLG: 0.333 (1, 3)										4	1	3	0	0	0	1			
Ray Knight, R OBP: 0.277, SLG: 0.316 (1, 5)										4	0	1	1	0	0	4			
Bill Doran, S OBP: 0.194, SLG: 0.232 (1, 4)										4	1	1	1	0	0	1			
Mark Bailey, S OBP: 0.750, SLG: 0.667 (1, 2)										3	2	2	0	1	0	0			
Mike Scott, R OBP: 0.167, SLG: 0.333 (1, 1)										1	0	0	0	0	0	0			
Dave Smith, R ERA: 5.03 (7, 1)										0	0	0	0	0	0	0			
Tony Scott, S OBP: 0.428, SLG: 0.200 (8, PH)										0	0	0	0	0	0	0			
Enos Cabell, R OBP: 0.265, SLG: 0.367 (8, PH)										0	0	0	1	0	0	0			
Frank DiPino, L ERA: 1.08 (9, 1)										0	0	0	0	0	0	0			
Inning Stats	R: 0 E: 0 K: 0 S: 3	H: 0 LOB: 0 BB: 0 P: 3	R: 1 E: 1 K: 0 S: 4	H: 1 LOB: 0 BB: 0 P: 4	R: 1 E: 0 K: 0 S: 4	H: 1 LOB: 1 BB: 1 P: 8	R: 1 E: 0 K: 0 S: 4	H: 2 LOB: 0 BB: 0 P: 4	R: 3 E: 0 K: 0 S: 7	H: 4 LOB: 2 BB: 1 P: 11	R: 0 E: 0 K: 0 S: 3	H: 0 LOB: 0 BB: 0 P: 3	R: 0 E: 0 K: 0 S: 4	H: 1 LOB: 1 BB: 0 P: 4	R: 2 E: 0 K: 0 S: 6	H: 3 LOB: 1 BB: 0 P: 6	1B: 9 2B: 1 3B: 2 HR: 0	SF: 2 SAC: 2 DP: 1 HBP: 0	WP: 0 PA: 37 PB: 0 SB: 2 CS: 1
PITCHER	IP	WLS	BF	H	R	ER	SO	BB	IBB	HBP	BLK	WP	HR	S	P	ERA	WHIP		
Len Barker, R ERA: 5.03 (1, 1)	4.2	L	21	6	6	5	0	2	0	0	0	0	0	6	6	0.00	1.714		
Rick Mahler, R ERA: 0.75 (5, 1)	1.1		6	2	0	0	0	0	0	0	0	0	0	6	6	0.00	1.500		
Jeff Dedmon, R ERA: 1.08 (7, 1)	1.1		8	4	2	2	0	0	0	0	0	0	0	8	8	13.50	3.000		
Terry Forster, L ERA: 0.2 (8, 1)	0.2		2	0	0	0	0	0	0	0	0	0	0	2	2	0.00	0.000		



Batter	1	2	3	4	5	6	7	8	9	AB	R	H	RBI	BB	SO	LOB	TOP		
Kevin Bass, S OBP: 0.324, SLG: 0.441 (1, 9)										5	0	0	0	0	0	1			
Craig Reynolds, L OBP: 0.309, SLG: 0.510 (1, 6)										4	0	1	0	0	0	1			
Jose Cruz, L OBP: 0.412, SLG: 0.418 (1, 7)										3	0	2	0	1	0	0			
Jerry Mumphrey, S OBP: 0.367, SLG: 0.354 (1, 8)										4	0	1	0	0	0	3			
Ray Knight, R OBP: 0.264, SLG: 0.301 (1, 3)										4	0	0	0	0	0	4			
Phil Garner, R OBP: 0.273, SLG: 0.258 (1, 5)										4	1	1	0	0	1	0			
Bill Doran, S OBP: 0.224, SLG: 0.264 (1, 4)										3	0	2	0	1	0	1	AB 35		
Mark Bailey, S OBP: 0.500, SLG: 0.429 (1, 2)										4	0	1	1	0	0	3	R 1		
Nolan Ryan, R OBP: 0.317, SLG: 0.370 Denny Walling, L OBP: 0.323, SLG: 0.321 Mike Madden, L OBP: 0.323, SLG: 0.321 Terry Puhl, L OBP: 0.323, SLG: 0.370 Enos Cabell, R OBP: 0.323, SLG: 0.321 Bill Dawley, R OBP: 0.323, SLG: 0.321 Frank DiPino, L OBP: 0.323, SLG: 0.321 (1, 1)										2	0	0	0	0	2	1	H 8		
Inning Stats	R: 0 E: 0 K: 0 S: 4	H: 1 LOB: 2 BB: 1 P: 8	R: 0 E: 0 K: 2 S: 8	H: 1 LOB: 1 BB: 0 P: 8	R: 0 E: 0 K: 1 S: 6	H: 1 LOB: 1 BB: 0 P: 6	R: 0 E: 0 K: 0 S: 4	H: 1 LOB: 1 BB: 0 P: 4	R: 0 E: 0 K: 1 S: 5	H: 0 LOB: 0 BB: 0 P: 5	R: 0 E: 0 K: 0 S: 3	H: 0 LOB: 1 BB: 1 P: 7	R: 0 E: 0 K: 0 S: 5	H: 2 LOB: 2 BB: 0 P: 5	R: 1 E: 0 K: 0 S: 5	H: 2 LOB: 1 BB: 0 P: 5	1B: 6 2B: 2 3B: 0 HR: 0	SF: 0 SAC: 0 DP: 0 HBP: 0	WP: 0 PA: 37 PB: 0 SB: 0 CS: 0
PITCHER	IP WLS BF H R ER SO BB IBB HBP BLK WP HR S P ERA WHIP																		
Jeff Russell, R ERA: 2.84 (1, 1)	7.2 31 6 0 0 4 2 0 0 0 1 0 0 0 37 45 0.00 1.043																		
Tom Hume, R ERA: 4.24 (8, 1)	0.2 4 2 1 1 0 0 0 0 0 0 0 0 4 4 13.50 3.000																		
John Franco, L ERA: 1.17 (9, 1)	0.2 W 2 0 0 0 0 0 0 0 0 0 0 0 2 2 0.00 0.000																		

Houston Astros @ Cincinnati Reds
Riverfront Stadium, Cincinnati, OH
Tue May 01 1984, 7:05 PM EDT
Att: 9,067 - Unknown


AB 35
R 1
H 8
RBI 1
BB 2
SO 4
LOB 15



Batter	1	2	3	4	5	6	7	8	9	AB	R	H	RBI	BB	SO	LOB	BOTTOM				
Eddie Milner, L OBP: 0.365, SLG: 0.366 (1, 8)										2	0	0	0	2	0	2					
Ron Oester, S OBP: 0.258, SLG: 0.284 Nick Esasky, R OBP: 0.278, SLG: 0.348 (1, 4)										3	1	0	0	1	1	1					
Duane Walker, L OBP: 0.549, SLG: 0.806 Cesar Cedeno, R OBP: 0.333, SLG: 0.400 (1, 7)										3	0	0	0	1	2	4					
Dave Parker, L OBP: 0.323, SLG: 0.344 (1, 9)										5	0	3	1	0	1	2					
Dan Driessen, L OBP: 0.462, SLG: 0.529 Tom Hume, R John Franco, L (1, 3)										2	0	1	1	1	0	1					
Dave Concepcion, R OBP: 0.317, SLG: 0.396 (1, 5)										4	0	0	0	0	1	5					
Brad Gulden, L OBP: 0.269, SLG: 0.174 (1, 2)										3	0	0	0	1	2	1	AB 29				
Tom Foley, L OBP: 0.444, SLG: 1.067 (1, 6)										4	0	2	0	0	0	1	R 2				
Jeff Russell, R OBP: 0.286, SLG: 0.308 Tony Perez, R OBP: 0.348, SLG: 0.442 Tom Lawless, R OBP: 0.444, SLG: 0.522 (1, 1)										3	0	0	0	0	1	3	H 6				
Inning Stats	R: 0 E: 0 K: 1 S: 6	H: 1 LOB: 3 BB: 2 P: 14	R: 0 E: 0 K: 0 S: 3	H: 0 LOB: 1 BB: 1 P: 7	R: 1 E: 1 K: 2 S: 9	H: 1 LOB: 1 BB: 0 P: 9	R: 0 E: 0 K: 3 S: 10	H: 1 LOB: 3 BB: 2 P: 18	R: 0 E: 0 K: 2 S: 7	H: 0 LOB: 1 BB: 1 P: 11	R: 0 E: 0 K: 0 S: 3	H: 1 LOB: 1 BB: 0 P: 3	R: 0 E: 0 K: 0 S: 4	H: 1 LOB: 1 BB: 0 P: 4	R: 0 E: 0 K: 0 S: 3	H: 0 LOB: 0 BB: 0 P: 3	R: 1 E: 0 K: 0 S: 2	H: 1 LOB: 3 BB: 3 P: 14	1B: 4 2B: 1 3B: 1 HR: 0	SF: 1 SAC: 1 DP: 0 HBP: 0	WP: 1 PA: 40 PB: 0 SB: 2 CS: 1
PITCHER	IP WLS BF H R ER SO BB IBB HBP BLK WP HR S P ERA WHIP																				
Nolan Ryan, R ERA: 3.65 (1, 1)	6.0 28 4 1 0 0 6 0 0 0 0 0 0 7 7 0.00 0.500																				
Mike Madden, L ERA: 5.4 (7, 1)	2.0 7 1 0 0 0 0 0 0 0 0 0 0 7 7 0.00 0.500																				
Bill Dawley, R ERA: 4.5 (9, 1)	0.1 L 2 0 1 1 0 1 0 0 0 0 0 0 1 5 27.00 3.000																				
Frank DiPino, L ERA: 3.18 (9, 1)	0.0 3 1 0 0 0 1 1 0 0 1 0 1 9 ∞ ∞																				

Houston Astros @ Cincinnati Reds
Riverfront Stadium, Cincinnati, OH
Tue May 01 1984, 7:05 PM EDT
Att: 9,067 - Unknown

AB 29
R 2
H 6
RBI 2
BB 9
SO 8
LOB 20



Batter	1	2	3	4	5	6	7	8	9	AB	R	H	RBI	BB	SO	LOB	TOP			
Kevin Bass, S OBP: 0.307, SLG: 0.417 (1, 9)	4-3		F9			K			K BB E	4	1	0	0	0	2	0				
Craig Reynolds, L OBP: 0.286, SLG: 0.473 (1, 6)	F4			K		F4			K	4	0	0	0	0	2	1				
Jose Cruz, L OBP: 0.416, SLG: 0.427 (1, 7)	PB 2B			F3					K E BB BB	3	0	1	0	1	1	0				
Jerry Mumphy, S OBP: 0.372, SLG: 0.345 (1, 8)	4-3 2-3			F6					K CS BB E BB	2	0	0	0	2	0	1				
Ray Knight, R OBP: 0.275, SLG: 0.345 (1, 3)		K							K HR CS 1B	4	1	2	1	0	1	2				
Phil Garner, R OBP: 0.271, SLG: 0.246 (1, 5)		K				F9			CS BB K	3	0	0	0	1	2	3				
Bill Doran, S OBP: 0.213, SLG: 0.250 (1, 4)		4-3				6-3			BB F5 F3	4	0	0	0	0	0	4				
Tom Wiegand, R (1, 2)										2	0	0	0	0	2	0				
Harry Spillman, L OBP: 0.300, SLG: 0.222 (8, PH) (8, 2)				K		K				1	0	0	0	0	1	1				
Joe Niekro, R OBP: 0.083, SLG: 0.083 Frank DiPino, L (7, 1)				6-3						2	0	0	0	0	1	0				
Terry Puhl, L OBP: 0.323, SLG: 0.357 Dave Smith, R (8, PH) (8, 1)									K	0	0	0	0	0	0	0				
									K	1	0	0	0	1	1					
									K	0	0	0	0	0	0	0				
Inning Stats	R: 0 E: 0 K: 0 S: 4	H: 1 LOB: 1 BB: 0 P: 4	R: 0 E: 0 K: 2 S: 7	H: 0 LOB: 0 BB: 0 P: 7	R: 0 E: 0 K: 1 S: 5	H: 0 LOB: 0 BB: 0 P: 5	R: 0 E: 0 K: 1 S: 5	H: 0 LOB: 0 BB: 0 P: 5	R: 1 E: 0 K: 1 S: 6	H: 1 LOB: 0 BB: 0 P: 6	R: 0 E: 0 K: 1 S: 4	H: 1 LOB: 0 BB: 1 P: 8	R: 0 E: 0 K: 2 S: 7	H: 0 LOB: 1 BB: 1 P: 11	R: 1 E: 1 K: 3 S: 11	H: 0 LOB: 3 BB: 2 P: 19	1B: 1 2B: 1 3B: 0 HR: 1	SF: 0 SAC: 0 DP: 0 HBP: 0	WP: 1 PB: 1 SB: 0 CS: 2	PA: 35
PITCHER Mario Soto, R ERA: 2.98 (1, 1)	IP: 9.0 WLS: W BF: 34 H: 3 R: 2 ER: 1 SO: 13 BB: 4 IBB: 0 HBP: 0 BLK: 0 WP: 1 HR: 1 S: 56 P: 72 ERA: 1.00 WHIP: 0.778																			

Houston Astros @ Cincinnati Reds
Riverfront Stadium, Cincinnati, OH
Wed May 02 1984, 7:05 PM EDT
Att: 9,221 - Unknown

AB 30
R 2
H 3
RBI 1
BB 4
SO 13
LOB 13



Batter	1	2	3	4	5	6	7	8	9	AB	R	H	RBI	BB	SO	LOB	BOTTOM	
Eddie Milner, L OBP: 0.360, SLG: 0.360 (1, 8)	6-3		6-3			S 1B		F9		4	0	1	0	0	0	0		
Ron Oester, S OBP: 0.256, SLG: 0.282 (1, 4)	4-3			L5-3 1B		4-3		E8 FC		4	1	1	0	0	0	1		
Duane Walker, L OBP: 0.522, SLG: 0.800 (1, 7)	K			F6				FC S		4	1	1	1	0	1	1		
Dave Parker, L OBP: 0.320, SLG: 0.340 (1, 9)		F7		L5-3 1-2				F5 F5		4	1	1	1	0	0	2		
Dan Driessen, L OBP: 0.435, SLG: 0.491 (1, 3)		F1				K		4-3		4	0	0	0	0	2	2		
Dave Concepcion, R OBP: 0.327, SLG: 0.404 (1, 5)						F8		E7 1B		3	0	2	1	0	0	0		
Brad Gulden, L OBP: 0.286, SLG: 0.167 Dann Bilardello, R OBP: 0.406, SLG: 0.345 (7, PH) (8, 2)						F7 CS BB		K		1	0	0	0	1	0	1		
								K		1	0	0	0	0	1	1		
Tom Foley, L OBP: 0.429, SLG: 0.941 (1, 6)						F5				2	0	0	0	1	0	0		
Mario Soto, R OBP: 0.067, SLG: 0.067 (1, 1)						K				3	0	0	0	0	3	2		
Inning Stats	R: 0 E: 0 K: 1 S: 5	H: 0 LOB: 0 BB: 0 P: 5	R: 0 E: 0 K: 0 S: 4	H: 1 LOB: 1 BB: 0 P: 4	R: 0 E: 0 K: 1 S: 5	H: 0 LOB: 0 BB: 0 P: 5	R: 0 E: 0 K: 0 S: 3	H: 1 LOB: 0 BB: 0 P: 3	R: 0 E: 0 K: 1 S: 4	H: 0 LOB: 1 BB: 1 P: 8	R: 2 E: 0 K: 3 S: 12	H: 3 LOB: 2 BB: 1 P: 16	R: 1 E: 1 K: 0 S: 5	H: 0 LOB: 1 BB: 0 P: 5	1B: 5 2B: 1 3B: 1 HR: 0	SF: 0 SAC: 0 DP: 1 HBP: 0	WP: 0 PB: 1 SB: 2 CS: 1	PA: 33
PITCHER Joe Niekro, R ERA: 2.2 Frank DiPino, L ERA: 3.0 Dave Smith, R ERA: 0.82 (1, 1) (7, 1) (8, 1)	IP: 6.1 WLS: L BF: 24 H: 6 R: 2 ER: 1 SO: 5 BB: 1 IBB: 0 HBP: 0 BLK: 0 WP: 0 HR: 0 S: 33 P: 37 ERA: 1.42 WHIP: 1.105																	

Houston Astros @ Cincinnati Reds
Riverfront Stadium, Cincinnati, OH
Wed May 02 1984, 7:05 PM EDT
Att: 9,221 - Unknown

AB 30
R 3
H 6
RBI 3
BB 2
SO 7
LOB 10



Batter	1	2	3	4	5	6	7	8	9	AB	R	H	RBI	BB	SO	LOB	TOP				
Kevin Bass, S (1,9) OBP: 0.304, SLG: 0.408	4-3		1B			F7			L4	4	0	1	0	0	0	1					
Craig Reynolds, L (1,6) Tim Tolman, R (9,PH) OBP: 0.274, SLG: 0.448 OBP: 0.143, SLG: 0.143	F9		1-3			F3			F9	3	0	0	0	0	0	1					
Jose Cruz, L (1,7) OBP: 0.410, SLG: 0.419	K			4-3				L5		4	0	1	0	0	1	0					
Jerry Mumphy, S (1,8) OBP: 0.367, SLG: 0.333		BB		F8				K		3	0	0	0	1	1	2					
Enos Cabell, R (1,3) OBP: 0.263, SLG: 0.353	F8			CS 1B				6-3		3	0	1	0	0	0	1					
Phil Garner, R (1,5) OBP: 0.260, SLG: 0.235	F7			CS 1-2	6-3			K		3	0	0	0	0	1	1					
Bill Doran, S (1,4) OBP: 0.205, SLG: 0.241	F8				4-3			F8		3	0	0	0	0	0	1					
Mark Bailey, S (1,2) OBP: 0.364, SLG: 0.300			L6			F5		F8		3	0	0	0	0	0	0					
Bob Knepper, L (1,1) Terry Puhl, L (9,PH) OBP: 0.344, SLG: 0.357			K					K		2	0	0	0	0	2	0					
									1B BB	0	0	0	0	1	0	0					
Inning Stats	R: 0 E: 0 K: 1 S: 5	H: 0 LOB: 0 BB: 0 P: 5	R: 0 E: 0 K: 0 S: 3	H: 0 LOB: 1 BB: 1 P: 7	R: 0 E: 0 K: 1 S: 6	H: 1 LOB: 1 BB: 0 P: 6	R: 0 E: 0 K: 0 S: 3	H: 1 LOB: 0 BB: 0 P: 3	R: 0 E: 0 K: 1 S: 5	H: 0 LOB: 0 BB: 0 P: 5	R: 0 E: 0 K: 1 S: 5	H: 0 LOB: 0 BB: 0 P: 5	R: 0 E: 0 K: 1 S: 5	H: 0 LOB: 0 BB: 0 P: 5	R: 0 E: 0 K: 0 S: 4	H: 1 LOB: 2 BB: 1 P: 8	1B: 3 2B: 0 3B: 0 HR: 0	SF: 0 SAC: 0 DP: 0 HBP: 0	WP: 0 PB: 0 SB: 0 CS: 1	PA: 32	
PITCHER	IP	WLS	BF	H	R	ER	SO	BB	IBB	HBP	BLK	WP	HR	S	P	ERA	WHIP				
Ron Darling, R (1,1) ERA: 4.0	8.0	W	27	2	0	0	5	2	0	0	0	0	0	35	43	0.00	0.500				
Jesse Orosco, L (9,1) ERA:	1.0	S	4	1	0	0	0	0	0	0	0	0	0	4	4	0.00	1.000				

Houston Astros @ New York Mets
Shea Stadium, Flushing, NY
Fri May 04 1984, 7:05 PM EDT
Att: 9,717 - Unknown

AB 29
R 0
H 3
RBI 0
BB 2
SO 5
LOB 8



Batter	1	2	3	4	5	6	7	8	9	AB	R	H	RBI	BB	SO	LOB	BOTTOM				
Ron Gardenhire, R (1,4) OBP: 0.246, SLG: 0.213	6-3		5-3			E6 SH1-4 1B		F5		4	1	0	0	0	0	0					
José Oquendo, S (1,6) OBP: 0.183, SLG: 0.109	6-3		F8			SH1-4		6-3		3	0	0	0	0	0	0					
Keith Hernandez, L (1,3) OBP: 0.354, SLG: 0.404	E6 FC4		L6			1B				3	0	1	1	0	0	0					
George Foster, R (1,7) OBP: 0.302, SLG: 0.478	FC4			1-6 1B		2H 1B				2	0	1	0	1	0	1					
Darryl Strawberry, L (1,9) OBP: 0.432, SLG: 0.614			F3		K	9-3				3	0	0	0	0	1	3					
Mookie Wilson, S (1,8) OBP: 0.282, SLG: 0.293		6-3		1-6 1-2		1-2		6-3		3	0	0	0	0	0	1					
Hubie Brooks, R (1,5) OBP: 0.304, SLG: 0.412					5-3					3	1	2	1	0	0	0					
Mike Fitzgerald, R (1,2) OBP: 0.348, SLG: 0.286						G6-4-3 1B		G6-4-3		3	0	1	0	0	0	1					
Ron Darling, R (1,1) Jesse Orosco, R (9,1) OBP: 1.000, SLG: 1.000		4-3						F7		3	0	0	0	0	1	1					
										0	0	0	0	0	0	0					
Inning Stats	R: 0 E: 1 K: 0 S: 4	H: 0 LOB: 1 BB: 0 P: 4	R: 1 E: 0 K: 0 S: 5	H: 2 LOB: 1 BB: 0 P: 5	R: 0 E: 0 K: 0 S: 3	H: 0 LOB: 0 BB: 0 P: 3	R: 0 E: 0 K: 1 S: 5	H: 1 LOB: 0 BB: 0 P: 5	R: 0 E: 1 K: 0 S: 3	H: 1 LOB: 1 BB: 1 P: 8	R: 0 E: 0 K: 0 S: 3	H: 1 LOB: 0 BB: 0 P: 3	R: 0 E: 0 K: 0 S: 3	H: 0 LOB: 0 BB: 0 P: 3	R: 0 E: 0 K: 0 S: 3	H: 0 LOB: 0 BB: 0 P: 3	1B: 4 2B: 2 3B: 0 HR: 1	SF: 0 SAC: 1 DP: 3 HBP: 0	WP: 0 PB: 0 SB: 0 CS: 0	PA: 29	
PITCHER	IP	WLS	BF	H	R	ER	SO	BB	IBB	HBP	BLK	WP	HR	S	P	ERA	WHIP				
Bob Knepper, L (1,1) ERA: 2.2	8.0	L	29	5	2	1	2	0	1	0	0	0	1	32	36	1.12	0.625				

Houston Astros @ New York Mets
Shea Stadium, Flushing, NY
Fri May 04 1984, 7:05 PM EDT
Att: 9,717 - Unknown

AB 27
R 2
H 5
RBI 2
BB 1
SO 2
LOB 7



Batter	1	2	3	4	5	6	7	8	9	AB	R	H	RBI	BB	SO	LOB	TOP					
Kevin Bass, S OBP: 0.303, SLG: 0.395 (1, 9)										5	1	1	0	0	1	3						
Craig Reynolds, L OBP: 0.276, SLG: 0.441 (1, 6)										5	2	3	2	0	2	0						
Jose Cruz, L OBP: 0.409, SLG: 0.453 (1, 7)										4	0	0	0	1	2	5						
Jerry Mumphrey, S OBP: 0.374, SLG: 0.368 (1, 8)										3	1	1	2	1	1	1						
Tony Scott, S OBP: 0.375, SLG: 0.167 (7, 8)										1	0	0	0	0	0	1						
Enos Cabell, R OBP: 0.313, SLG: 0.409 (1, 3)										5	1	3	1	0	1	1						
Phil Garner, R OBP: 0.277, SLG: 0.237 (1, 5)										5	1	1	2	0	1	3						
Bill Doran, S OBP: 0.237, SLG: 0.235 (1, 4)										3	1	1	0	2	0	1						
Mark Bailey, S OBP: 0.474, SLG: 0.400 (1, 2)										3	1	2	2	1	0	1						
Nolan Ryan, R OBP: 0.235, SLG: 0.353 (1, 1)										5	2	2	0	0	2	4						
Inning Stats	R: 0 E: 0 K: 2 S: 7	H: 0 LOB: 0 BB: 0 P: 7	R: 0 E: 0 K: 1 S: 5	H: 0 LOB: 0 BB: 0 P: 5	R: 8 E: 0 K: 2 S: 13	H: 6 LOB: 1 BB: 3 P: 25	R: 0 E: 0 K: 1 S: 5	H: 0 LOB: 1 BB: 1 P: 9	R: 0 E: 0 K: 0 S: 4	H: 1 LOB: 1 BB: 0 P: 4	R: 0 E: 0 K: 2 S: 10	H: 3 LOB: 1 BB: 0 P: 10	R: 0 E: 0 K: 1 S: 7	H: 2 LOB: 2 BB: 0 P: 7	R: 0 E: 0 K: 1 S: 7	H: 2 LOB: 2 BB: 1 P: 7	R: 0 E: 0 K: 0 S: 2	H: 0 LOB: 0 BB: 1 P: 6	1B: 12 2B: 2 3B: 0 HR: 0	SF: 1 SAC: 0 DP: 1 HBP: 0	WP: 1 PB: 0 SB: 0 CS: 0	PA: 45
PITCHER	IP	WLS	BF	H	R	ER	SO	BB	IBB	HBP	BLK	WP	HR	S	P	ERA	WHIP					
Dwight Gooden, R ERA: 4.85 (1, 1)	2.1	L	15	6	8	8	4	2	0	0	1	0	0	21	29	30.86	3.429					
Craig Swan, R ERA: 7.56 (3, 1)	2.2		11	1	0	0	2	2	0	0	0	1	0	13	21	0.00	1.125					
Dick Tidrow, R ERA: 7.9 (6, 1)	3.0		16	7	2	2	4	0	0	0	0	0	0	24	24	6.00	2.333					
Doug Sisk, R ERA: 0.96 (9, 1)	1.0		3	0	0	0	0	1	0	0	0	0	0	2	6	0.00	1.000					

Houston Astros @ New York Mets
Shea Stadium, Flushing, NY
Sun May 06 1984, 3:33 AM EDT
Att: 39,294 - Unknown

AB 39
R 10
H 14
RBI 9
BB 5
SO 10
LOB 20



Batter	1	2	3	4	5	6	7	8	9	AB	R	H	RBI	BB	SO	LOB	BOTTOM					
Wally Backman, S OBP: 0.370, SLG: 0.294 (1, 4)										3	0	0	0	0	2	0						
Dick Tidrow, R (6, 1)										0	0	0	0	0	0	0						
Kelvin Chapman, R (8, PH)										1	0	0	0	0	0	0						
Doug Sisk, R OBP: 0.250, SLG: 0.250 (9, 1)										0	0	0	0	0	0	0						
José Oquendo, S OBP: 0.217, SLG: 0.156 (1, 6)										4	1	3	0	0	0	0						
Danny Heep, L OBP: 0.318, SLG: 0.455 (1, 3)										4	0	0	0	0	0	3						
George Foster, R OBP: 0.305, SLG: 0.475 (1, 7)										3	0	1	1	1	0	0						
Darryl Strawberry, L OBP: 0.423, SLG: 0.578 (1, 9)										4	0	0	0	0	3	2						
Mookie Wilson, S OBP: 0.277, SLG: 0.286 (1, 8)										4	0	0	0	0	1	1						
Hubie Brooks, R OBP: 0.333, SLG: 0.422 (1, 5)										3	0	2	0	0	0	1						
Mike Fitzgerald, R OBP: 0.310, SLG: 0.240 (1, 2)										2	0	0	0	1	0	1						
Dwight Gooden, R (1, 1)										1	0	0	0	0	0	2						
Craig Swan, R (3, 1)										0	0	0	0	0	0	0						
Ross Jones, R OBP: 0.250, SLG: 0.286 (5, PH) (6, 4)										2	0	0	0	0	1	0						
Inning Stats	R: 1 E: 0 K: 2 S: 9	H: 2 LOB: 1 BB: 0 P: 9	R: 0 E: 0 K: 0 S: 3	H: 1 LOB: 1 BB: 1 P: 7	R: 0 E: 0 K: 0 S: 3	H: 1 LOB: 0 BB: 0 P: 3	R: 0 E: 0 K: 0 S: 3	H: 0 LOB: 1 BB: 1 P: 7	R: 0 E: 0 K: 2 S: 7	H: 0 LOB: 0 BB: 0 P: 7	R: 0 E: 0 K: 0 S: 3	H: 0 LOB: 0 BB: 0 P: 3	R: 0 E: 0 K: 0 S: 8	H: 1 LOB: 1 BB: 0 P: 8	R: 0 E: 0 K: 0 S: 4	H: 1 LOB: 1 BB: 0 P: 4	R: 0 E: 0 K: 1 S: 5	H: 0 LOB: 0 BB: 0 P: 5	1B: 5 2B: 1 3B: 0 HR: 0	SF: 0 SAC: 0 DP: 2 HBP: 0	WP: 0 PB: 0 SB: 2 CS: 0	PA: 33
PITCHER	IP	WLS	BF	H	R	ER	SO	BB	IBB	HBP	BLK	WP	HR	S	P	ERA	WHIP					
Nolan Ryan, R ERA: 3.13 (1, 1)	9.0	W	33	6	1	1	7	2	0	0	0	0	0	45	53	1.00	0.889					

Houston Astros @ New York Mets
Shea Stadium, Flushing, NY
Sun May 06 1984, 3:33 AM EDT
Att: 39,294 - Unknown

AB 31
R 1
H 6
RBI 1
BB 2
SO 7
LOB 10



Batter	1	2	3	4	5	6	7	8	9	AB	R	H	RBI	BB	SO	LOB	TOP			
Kevin Bass, S (1,9) OBP: 0.298, SLG: 0.385	5-3		F8		6-3		K		1-3 1B	5	0	1	0	0	1	2				
Craig Reynolds, L (1,6) OBP: 0.273, SLG: 0.417	F9		6-3		BB		F7		F7	4	0	0	0	1	0	4				
Jose Cruz, L (1,7) OBP: 0.403, SLG: 0.444	1B BB 1B		6-3		F5		F8			4	0	1	0	0	0	3				
Jerry Mumphy, S (1,8) OBP: 0.369, SLG: 0.357	1-2 BB 1B			G3		4-3		F7		3	0	0	0	1	0	0				
Enos Cabell, R (1,3) OBP: 0.327, SLG: 0.479	1-2 2-3 1B			HR		F9		1-3		4	1	2	1	0	0	0				
Phil Garner, R (1,5) OBP: 0.276, SLG: 0.228	6-3		5-3		BB		1-3		1-3	3	0	0	0	1	0	3				
Bill Doran, S (1,4) OBP: 0.237, SLG: 0.227		3-1		WP S BB		4-3		F8		3	0	0	0	1	0	1				
Mark Bailey, S (1,2) OBP: 0.435, SLG: 0.368	F4		K				1B		4-3	4	0	1	0	0	1	1				
Joe Niekro, R (1,1) OBP: 0.071, SLG: 0.071	5-3				F3		1B		1B	2	0	0	0	0	0	0				
Vern Ruhle, R (5,1)										0	0	0	0	0	0	0				
Terry Puhl, L (7, PH) OBP: 0.353, SLG: 0.367										1	0	1	0	0	0	0				
Bill Dawley, R (7,1)										0	0	0	0	0	0	0				
Tony Scott, S (9, PH) OBP: 0.444, SLG: 0.167									BB	0	0	0	0	1	0	0				
Inning Stats	R: 0 E: 0 K: 0 S: 5	H: 2 LOB: 3 BB: 1 P: 9	R: 0 E: 0 K: 0 S: 3	H: 0 LOB: 0 BB: 0 P: 3	R: 0 E: 0 K: 0 S: 3	H: 0 LOB: 0 BB: 0 P: 3	R: 1 E: 0 K: 1 S: 6	H: 1 LOB: 1 BB: 1 P: 10	R: 0 E: 0 K: 0 S: 3	H: 0 LOB: 1 BB: 1 P: 7	R: 0 E: 0 K: 1 S: 7	H: 2 LOB: 2 BB: 0 P: 7	R: 0 E: 0 K: 0 S: 3	H: 0 LOB: 0 BB: 0 P: 3	R: 0 E: 0 K: 0 S: 4	H: 1 LOB: 2 BB: 1 P: 8	1B: 5 2B: 0 3B: 0 HR: 1	SF: 0 SAC: 0 DP: 0 HBP: 0	WP: 1 PB: 0 SB: 1 CS: 0	PA: 38
PITCHER	IP WLS BF H R ER SO BB IBB HBP BLK WP HR S P ERA WHIP																			
Steve Rogers, R (1,1) ERA: 4.74	5.2 W 24 3 1 1 1 4 0 0 0 1 1 22 38 1.59 1.235																			
Andy McGaffigan, R (6,1) ERA: 0.93	3.1 S 14 3 0 0 1 1 0 0 0 0 0 0 15 19 0.00 1.200																			

Houston Astros @ Montreal Expos
Olympic Stadium, Montreal, QB
Mon May 07 1984, 7:05 PM EDT
Att: 13,121 - Unknown

AB	33
R	1
H	6
RBI	1
BB	5
SO	2
LOB	14



Batter	1	2	3	4	5	6	7	8	9	AB	R	H	RBI	BB	SO	LOB	BOTTOM			
Miguel Dilone, S (1,7) OBP: 0.324, SLG: 0.353	6-3		F9		1B 1B		F7			4	1	1	0	0	0	0				
Bryan Little, S (1,4) OBP: 0.379, SLG: 0.398	4-3		6-3		F3		1-3			4	0	0	0	0	0	2				
Tim Raines, S (1,8) OBP: 0.432, SLG: 0.477	S 1B		6-3		1B HBP		F9			3	0	1	0	0	0	0				
Andre Dawson, R (1,9) OBP: 0.360, SLG: 0.432	F9			F4		1B		FC6-4 1B		4	0	2	2	0	0	1				
Gary Carter, R (1,2) OBP: 0.381, SLG: 0.476		5-3		F9		K		F8		4	0	0	0	0	1	3				
Tim Lincecum, R (1,5) OBP: 0.397, SLG: 0.518		1B SF8 2B		K			F7		F9	4	1	1	0	0	1	1				
Terry Francona, L (1,3) OBP: 0.418, SLG: 0.500					2B 3B		4-3		FC6-4	4	1	2	0	0	0	1				
Angel Salazar, R (1,6) OBP: 0.175, SLG: 0.234		SF8			5-3				1B	2	0	1	1	0	0	1				
Steve Rogers, R (1,1) OBP: 0.143, SLG: 0.286		3-H			1B 1B 2B					2	1	1	1	0	0	1				
Andy McGaffigan, R (6,1) ERA: 3.0		F8			1B 1B 2B		K			1	0	0	0	0	1	1				
Inning Stats	R: 0 E: 0 K: 0 S: 4	H: 1 LOB: 1 BB: 0 P: 4	R: 1 E: 0 K: 0 S: 5	H: 2 LOB: 1 BB: 0 P: 5	R: 0 E: 0 K: 0 S: 3	H: 0 LOB: 0 BB: 0 P: 3	R: 0 E: 0 K: 1 S: 5	H: 0 LOB: 0 BB: 0 P: 5	R: 3 E: 0 K: 1 S: 9	H: 4 LOB: 2 BB: 0 P: 10	R: 0 E: 0 K: 1 S: 6	H: 1 LOB: 1 BB: 0 P: 6	R: 0 E: 0 K: 0 S: 3	H: 0 LOB: 0 BB: 0 P: 3	R: 0 E: 0 K: 0 S: 4	H: 1 LOB: 1 BB: 0 P: 4	1B: 6 2B: 2 3B: 1 HR: 0	SF: 1 SAC: 0 DP: 0 HBP: 1	WP: 0 PB: 0 SB: 1 CS: 0	PA: 34
PITCHER	IP WLS BF H R ER SO BB IBB HBP BLK WP HR S P ERA WHIP																			
Joe Niekro, R (1,1) ERA: 2.72	4.2 L 22 7 4 4 1 0 0 0 0 0 0 0 9 9 7.71 1.500																			
Vern Ruhle, R (5,1) ERA: 2.95	1.1 5 1 0 0 2 0 0 0 0 0 0 0 9 9 0.00 0.750																			
Bill Dawley, R (7,1) ERA: 3.0	2.0 7 1 0 0 0 0 0 0 0 0 0 0 7 7 0.00 0.500																			

Houston Astros @ Montreal Expos
Olympic Stadium, Montreal, QB
Mon May 07 1984, 7:05 PM EDT
Att: 13,121 - Unknown

AB	32
R	4
H	9
RBI	4
BB	0
SO	3
LOB	11



Batter	1	2	3	4	5	6	7	8	9	AB	R	H	RBI	BB	SO	LOB	TOP			
Juan Samuel, R (1,4) OBP: 0.359, SLG: 0.415	0-3 K		X 0-0 1B		X 0-0 1B			X 0-0 1B	X 0-0 FC5	5	0	3	0	0	1	2	Philadelphia Phillies @ Houston Astros Astrodome, Houston, TX Wed May 09 1984, 8:05 PM EDT Att: 9,824 - Unknown			
Greg Gross, L (1,3) OBP: 0.455, SLG: 0.414	0-0 F5		X 0-0 F8		X 0-3 K			X 0-0 1B	X 1-2 2-3	4	0	1	0	0	1	2				
Mike Schmidt, R (1,5) OBP: 0.403, SLG: 0.579	4-0 BB			X 0-0 6-3		X 0-0 5-3		X 0-3 K		3	0	0	0	1	1	2				
Sixto Lezcano, R (1,9) OBP: 0.421, SLG: 0.638	0-0 F8			X 4-0 1B SF8 BB		X 0-0 F6		X 0-0 F8		3	1	0	0	1	0	3				
Glenn Wilson, R (1,7) OBP: 0.303, SLG: 0.433		X 0-0 F9		X 0-0 1B		X 0-0 2B		X 0-0 F5		4	0	2	0	0	0	2				
Gary Maddox, R (1,8) OBP: 0.341, SLG: 0.389		X 0-0 6-3		X 0-0 SF8		X 0-0 F4		X 4-0 FC5 1B BB		2	0	0	1	1	0	1				
Ozzie Virgil, R (1,2) OBP: 0.317, SLG: 0.745		X 0-0 F8		X 3-H 0-0 F5		X 0-0 F3		X 0-0 F8		4	0	0	0	0	0	2				
Ivan De Jesus, R (1,6) OBP: 0.259, SLG: 0.255			X 0-0 F8		X 0-0 6-3		X 0-3 K	X 0-0 FC5 1B		4	0	1	0	0	1	0				
Charles Hudson, S (1,1) Kiko Garcia, R (3,PH) Kevin Gross, R (3,PH) Tim Corcoran, L (5,PH) Tug McGraw, R (5,PH) Luis Aguayo, R (7,PH) Larry Andersen, R (7,PH) John Wockenluss, R (9,PH)			X 0-0 4-3		X 0-3 K		X 0-0 6-3	X 0-0 F7		0	0	0	0	0	0	0		AB 33 R 1 H 7 RBI 1 BB 3 SO 5 LOB 16		
Inning Stats	R: 0 E: 0 K: 1 S: 5	H: 0 LOB: 1 BB: 1 P: 9	R: 0 E: 0 K: 0 S: 3	H: 0 LOB: 0 BB: 0 P: 3	R: 0 E: 0 K: 0 S: 4	H: 1 LOB: 1 BB: 0 P: 4	R: 1 E: 0 K: 0 S: 4	H: 1 LOB: 1 BB: 0 P: 8	R: 0 E: 0 K: 0 S: 4	H: 1 LOB: 1 BB: 0 P: 4	R: 0 E: 0 K: 1 S: 5	H: 0 LOB: 0 BB: 0 P: 5	R: 0 E: 0 K: 1 S: 7	H: 2 LOB: 2 BB: 0 P: 7	R: 0 E: 0 K: 0 S: 4	H: 1 LOB: 2 BB: 1 P: 8			1B: 6 2B: 1 3B: 0 HR: 0	SF: 1 SAC: 0 DP: 0 HBP: 0
PITCHER Bob Knepper, L (1,1) ERA: 2.0	IP: 9.0 WLS: W BF: 37 H: 7 R: 1 ER: 1 SO: 5 BB: 3 IBB: 0 HBP: 0 BLK: 0 WP: 0 HR: 0 S: 44 P: 56 ERA: 1.00 WHIP: 1.111															PITCHER	IP: 9.0 WLS: W BF: 37 H: 7 R: 1 ER: 1 SO: 5 BB: 3 IBB: 0 HBP: 0 BLK: 0 WP: 0 HR: 0 S: 44 P: 56 ERA: 1.00 WHIP: 1.111			

Batter	1	2	3	4	5	6	7	8	9	AB	R	H	RBI	BB	SO	LOB	BOTTOM			
Kevin Bass, S (1,9) OBP: 0.293, SLG: 0.375	0-0 F8			X 0-0 F8			X 0-0 F7	X 0-3 K		5	0	1	1	0	1	1	Philadelphia Phillies @ Houston Astros Astrodome, Houston, TX Wed May 09 1984, 8:05 PM EDT Att: 9,824 - Unknown			
Craig Reynolds, L (1,6) OBP: 0.294, SLG: 0.447	0-0 S 1B	X 2-H 4-3 1B			X 0-0 F3		X 0-0 1B			4	2	2	0	0	0	1				
Jose Cruz, L (1,7) OBP: 0.398, SLG: 0.431	4-0 1B 1-2 3B BB		X 0-0 F5		X 0-0 F3		X 0-0 5-3			3	1	0	0	1	0	1				
Jerry Mumphy, S (1,8) OBP: 0.383, SLG: 0.373	0-0 3B 1-2 2H 1B		X 0-0 F7		X 0-0 BB 1B		X 0-0 BLK 1B			4	1	3	2	0	0	0				
Enos Cabell, R (1,3) OBP: 0.357, SLG: 0.529	0-0 SF9 1-1H 2H 3B		X 0-0 BB 1B		X 4-0 BB 1-2 BB		X 0-0 F3			3	1	2	2	1	0	1				
Mark Bailey, S (1,2) OBP: 0.444, SLG: 0.524	0-0 SF9		X 4-0 BB 1-2 BB		X 0-3 K		X 0-0 HR			2	1	1	2	1	1	2				
Phil Garner, R (1,5) OBP: 0.264, SLG: 0.217	0-3 K		X 0-0 F8		X 0-0 F7		X 0-0 F7			4	0	0	0	0	1	2				
Bill Doran, S (1,4) OBP: 0.238, SLG: 0.228		X 0-0 SH1-3 1B 1B		X 0-3 K		X 0-0 F9		X 0-0 1-3		4	1	1	0	0	1	0				
Bob Knepper, L (1,1) OBP: 0.125, SLG: 0.067		X 0-0 SH1-3 1-2		X 0-0 F7		X 0-0 1-3		X 0-0 1B		3	0	1	0	0	0	0				
Inning Stats	R: 4 E: 0 K: 1 S: 8	H: 3 LOB: 0 BB: 1 P: 12	R: 1 E: 0 K: 0 S: 4	H: 2 LOB: 0 BB: 0 P: 4	R: 0 E: 0 K: 0 S: 4	H: 1 LOB: 2 BB: 1 P: 8	R: 0 E: 0 K: 1 S: 5	H: 0 LOB: 0 BB: 0 P: 5	R: 0 E: 0 K: 1 S: 6	H: 1 LOB: 2 BB: 1 P: 10	R: 0 E: 0 K: 0 S: 3	H: 0 LOB: 0 BB: 0 P: 3	R: 1 E: 0 K: 0 S: 5	H: 2 LOB: 1 BB: 0 P: 5	R: 1 E: 0 K: 1 S: 7	H: 2 LOB: 1 BB: 0 P: 7		1B: 8 2B: 0 3B: 2 HR: 1	SF: 1 SAC: 1 DP: 0 HBP: 0	WP: 0 PB: 0 SB: 1 CS: 0
PITCHER Charles Hudson, R (1,1) ERA: 5.15 Kevin Gross, R (3,1) ERA: 0.44 Tug McGraw, L (5,1) ERA: 2.19 Larry Andersen, R (7,1) ERA: 3.86	IP: 2.0 WLS: L BF: 11 H: 5 R: 5 ER: 5 SO: 1 BB: 1 IBB: 0 HBP: 0 BLK: 0 WP: 0 HR: 0 S: 9 P: 16 ERA: 22.50 WHIP: 3.000															PITCHER	IP: 2.0 WLS: L BF: 11 H: 5 R: 5 ER: 5 SO: 1 BB: 1 IBB: 0 HBP: 0 BLK: 0 WP: 0 HR: 0 S: 9 P: 16 ERA: 22.50 WHIP: 3.000			


Batter	1	2	3	4	5	6	7	8	9	AB	R	H	RBI	BB	SO	LOB	TOP			
Juan Samuel, R (1,4) OBP: 0.363, SLG: 0.426	K			6-3			HR 2B		G6-4-3 1B	4	1	2	0	0	1	0	Philadelphia Phillies @ Houston Astros Astrodome, Houston, TX Thu May 10 1984, 8:05 PM EDT Att: 11,492 - Unknown			
Greg Gross, L (1,3) OBP: 0.417, SLG: 0.375 John Wockenfuss, R (8,PH) OBP: 0.350, SLG: 0.343	4-3			6-3			F7		G6-4-3 1-2f	3	0	0	0	0	0	1				
Mike Schmidt, R (1,5) OBP: 0.398, SLG: 0.595	K			K			HR		K	4	1	1	2	0	3	0				
Joe Lefebvre, L (1,9) OBP: 0.372, SLG: 0.413		K			K		F6			3	0	0	0	0	2	0				
Glenn Wilson, R (1,7) OBP: 0.304, SLG: 0.430		5-3			F3					3	0	1	0	0	0	0				
Von Hayes, L (1,8) OBP: 0.375, SLG: 0.525		F8			1-3					3	0	0	0	0	1	1				
Ozzie Virgil, R (1,2) OBP: 0.397, SLG: 0.707				F7			6-3		K	3	0	0	0	0	1	0				
Ivan De Jesus, R (1,6) OBP: 0.255, SLG: 0.250 Gary Maddox, R (8,PH) OBP: 0.333, SLG: 0.378 Kiko Garcia, R (8,6)				6-3			F8		4-3	2	0	0	0	0	0	0				
Jerry Koosman, R (1,1) OBP: 0.154, SLG: 0.083 Sixto Lezcano, R (8,PH) OBP: 0.414, SLG: 0.625 Bill Campbell, R (8,1)				F8			4-3		K	2	0	0	0	0	0	0				
Inning Stats	R: 0 E: 0 K: 2 S: 7	H: 0 LOB: 0 BB: 0 P: 7	R: 0 E: 0 K: 1 S: 5	H: 0 LOB: 0 BB: 0 P: 5	R: 0 E: 0 K: 0 S: 3	H: 0 LOB: 0 BB: 0 P: 3	R: 0 E: 0 K: 1 S: 5	H: 0 LOB: 0 BB: 0 P: 5	R: 0 E: 0 K: 1 S: 5	H: 0 LOB: 0 BB: 0 P: 5	R: 2 E: 0 K: 1 S: 8	H: 3 LOB: 1 BB: 0 P: 8	R: 0 E: 0 K: 2 S: 7	H: 0 LOB: 0 BB: 0 P: 7	R: 0 E: 0 K: 1 S: 5	H: 1 LOB: 0 BB: 0 P: 5		1B: 2 2B: 1 3B: 0 HR: 1	SF: 0 SAC: 0 DP: 1 HBP: 0	WP: 0 PB: 0 SB: 0 CS: 0
PITCHER	IP WLS BF H R ER SO BB IBB HBP BLK WP HR S P ERA WHIP																			
Mike Scott, R (1,1) ERA: 5.45 Frank DiPino, L (7,1) ERA: 2.51	6.2 W 23 3 2 2 5 0 0 0 0 0 1 33 33 2.70 0.450																			
Frank DiPino, L (7,1) ERA: 2.51	2.1 S 7 1 0 0 4 0 0 0 0 0 0 0 15 15 0.00 0.429																			

Batter	1	2	3	4	5	6	7	8	9	AB	R	H	RBI	BB	SO	LOB	BOTTOM			
Kevin Bass, S (1,9) OBP: 0.291, SLG: 0.370	E5 SH5-3			E FC5-6 6-3 1B			6-3			4	1	1	0	0	1	0	Philadelphia Phillies @ Houston Astros Astrodome, Houston, TX Thu May 10 1984, 8:05 PM EDT Att: 11,492 - Unknown			
Craig Reynolds, L (1,6) OBP: 0.274, SLG: 0.430	SH5-3			FC5-6 6-3 E 1-2 2-3			1-3			3	0	0	0	0	1	2				
Jose Cruz, L (1,7) OBP: 0.386, SLG: 0.415	K			E5 6-3 1-2 2-3			4-3			4	0	0	0	0	1	3				
Jerry Mumphy, S (1,8) OBP: 0.378, SLG: 0.368	F9			6-3 1-2 2-3 3-H					F9	4	1	1	1	0	0	3				
Enos Cabell, R (1,3) OBP: 0.367, SLG: 0.519				F8 IBB					F3	3	1	1	0	1	0	0				
Mark Bailey, S (1,2) OBP: 0.387, SLG: 0.440				6-3					K	4	0	0	0	0	3	5				
Phil Garner, R (1,5) OBP: 0.277, SLG: 0.244										3	1	2	2	0	0	0				
Bill Doran, S (1,4) OBP: 0.233, SLG: 0.223				FC5-4 1B						2	0	0	1	0	0	1				
Mike Scott, R (1,1) OBP: 0.200, SLG: 0.300 Frank DiPino, L (7,1) ERA: 3.32				FC5-6 1B						3	0	1	0	0	2	0				
Inning Stats	R: 0 E: 1 K: 1 S: 6	H: 0 LOB: 1 BB: 0 P: 6	R: 0 E: 0 K: 0 S: 4	H: 1 LOB: 1 BB: 0 P: 4	R: 1 E: 1 K: 1 S: 8	H: 2 LOB: 3 BB: 1 P: 12	R: 0 E: 0 K: 1 S: 5	H: 0 LOB: 0 BB: 0 P: 5	R: 0 E: 0 K: 2 S: 7	H: 0 LOB: 0 BB: 0 P: 7	R: 3 E: 0 K: 2 S: 10	H: 3 LOB: 0 BB: 0 P: 10	R: 0 E: 0 K: 0 S: 3	H: 0 LOB: 0 BB: 0 P: 3	R: 0 E: 0 K: 1 S: 5	H: 0 LOB: 0 BB: 0 P: 5		1B: 5 2B: 1 3B: 0 HR: 0	SF: 0 SAC: 2 DP: 0 HBP: 0	WP: 0 PB: 0 SB: 0 CS: 0
PITCHER	IP WLS BF H R ER SO BB IBB HBP BLK WP HR S P ERA WHIP																			
Jerry Koosman, L (1,1) ERA: 4.38 Bill Campbell, R (8,1) ERA: 3.32	7.0 L 30 6 4 3 7 0 0 0 0 0 0 0 43 47 3.86 0.857																			
Bill Campbell, R (8,1) ERA: 3.32	1.0 3 0 0 0 1 0 0 0 0 0 0 0 5 5 0.00 0.000																			

Batter	1	2	3	4	5	6	7	8	9	AB	R	H	RBI	BB	SO	LOB	TOP										
Bob Dernier, R OBP: 0.400, SLG: 0.364 (1, 8)	1-3		G6-4-3 PB 1B		5-3			F8	23 1B 1B	5	1	2	0	0	0	0											
23 Ryne Sandberg, R OBP: 0.396, SLG: 0.532 (1, 4)	F3		G6-4-3 1-2 BB		6-3			K	1-H 1B	4	0	1	0	1	1	1											
Gary Matthews, R OBP: 0.214, SLG: 0.363 Richie Hebner, L OBP: 0.667, SLG: 0.944 (1, 7) (9, 5)	4-3		G6-4-3 1-2 2-3		F4			BB		3	0	0	0	1	0	2											
Leon Durham, L OBP: 0.417, SLG: 0.546 (1, 3)		1-3			F7			F3		3	0	0	0	1	0	1											
Mel Hall, L OBP: 0.333, SLG: 0.434 (1, 9)		1B E 2B	F9		F8			4-3		4	1	1	0	0	0	1											
Ron Cey, R OBP: 0.320, SLG: 0.434 Henry Cotto, R OBP: 0.357, SLG: 0.289 (1, 5) (9, 7)		E BB			F5		6-3	F9 1B BB		2	0	0	0	2	0	0											
Steve Lake, R OBP: 0.212, SLG: 0.538 Bill Buckner, L OBP: 0.256, SLG: 0.225 Lee Smith, R (1, 2) (9, PH) (9, 1)	F8				6-3		K	1-2 HR 1B		3	0	0	0	0	1	2	AB 32 R 5 H 7 RBI 3 BB 6 SO 3 LOB 11										
Larry Bowa, S OBP: 0.283, SLG: 0.315 Keith Moreland, R OBP: 0.300, SLG: 0.328 Tom Verzyer, R OBP: 0.235, SLG: 0.188 (1, 6) (9, PH) (9, 6)	E6		FC6-4 1B		K		FC4-6 BB	F9		2	0	1	0	1	1	0											
Chuck Rainey, R OBP: 0.200, SLG: 0.143 Dickie Noles, R OBP: 0.387, SLG: 0.434 (1, 1) (9, PH) (9, 2)	FC6-4				4-3		FC4-6	1-H 3-H HR		3	0	0	0	0	0	3											
Inning Stats	R: 0 E: 0 K: 0 S: 3	H: 0 LOB: 0 BB: 0 P: 3	R: 1 E: 1 K: 0 S: 5	H: 2 LOB: 2 BB: 1 P: 9	R: 1 E: 0 K: 0 S: 3	H: 1 LOB: 1 BB: 2 P: 11	R: 0 E: 0 K: 1 S: 5	H: 0 LOB: 0 BB: 0 P: 5	R: 0 E: 0 K: 0 S: 3	H: 0 LOB: 0 BB: 0 P: 3	R: 0 E: 0 K: 1 S: 5	H: 0 LOB: 1 BB: 1 P: 9	R: 0 E: 0 K: 1 S: 5	H: 0 LOB: 1 BB: 1 P: 9	R: 3 E: 0 K: 0 S: 6	H: 4 LOB: 2 BB: 1 P: 10	1B: 5 2B: 1 3B: 0 HR: 1	SF: 0 SAC: 0 DP: 1 HBP: 0	WP: 0 PB: 1 SB: 0 CS: 0	PA: 38							
PITCHER	IP	WLS	BF	H	R	ER	SO	BB	IBB	HBP	BLK	WP	HR	S	P	ERA	WHIP										
Joe Niekro, R ERA: 2.48 (1, 1)	8.1		33	3	3	1	3	6	0	0	0	0	0	33	57	1.08	1.080										
Frank DiPino, L ERA: 3.31 (9, 1)	0.1	L	4	3	2	2	0	0	0	0	0	0	1	4	4	54.00	9.000										
Dave Smith, R ERA: 0.68 (9, 1)	0.1		1	1	0	0	0	0	0	0	0	0	0	1	1	0.00	3.000										

Chicago Cubs @ Houston Astros
Astrodome, Houston, TX
Sat May 12 1984, 4:33 AM EDT
Att: 20,737 - Unknown


AB 32
R 5
H 7
RBI 3
BB 6
SO 3
LOB 11



Batter	1	2	3	4	5	6	7	8	9	AB	R	H	RBI	BB	SO	LOB	BOTTOM										
Terry Puhl, L OBP: 0.359, SLG: 0.353 (1, 9)	F7		E 2-H 1B		F8		BB BB BB		K	4	0	1	1	1	1	0											
Craig Reynolds, L OBP: 0.280, SLG: 0.432 (1, 6)	G6-3 1B		F3		3-1		F9		1B 2B	5	1	2	0	0	0	3											
Jose Cruz, L OBP: 0.382, SLG: 0.404 (1, 7)	G6-3		F7		FC6-4 1B 1B		1-2 2-3 BB		2-H 1B	4	1	2	1	1	0	2											
Jerry Mumphy, S OBP: 0.394, SLG: 0.389 (1, 8)		FC6-4 1B			1-3		FC6-4 1-2 1B		K	4	0	2	1	1	1	1											
Enos Cabell, R OBP: 0.338, SLG: 0.468 (1, 3)	FC6-4 CS		K		FC6-4 1B		FC6-4		F9	5	0	0	0	0	1	7											
Ray Knight, R OBP: 0.295, SLG: 0.348 (1, 5)	1-2 BB				BB		1-2 1B		F8	2	0	1	1	2	0	0											
Mark Bailey, S OBP: 0.395, SLG: 0.490 (1, 2)	K				4-3		K		BB	3	0	0	0	1	2	4	AB 32 R 4 H 9 RBI 4 BB 7 SO 7 LOB 19										
Phil Garner, R OBP: 0.277, SLG: 0.239 (1, 4)			SH3-4 1B BB		F9		BB SH3 1B		K	3	2	1	0	1	1	1											
Joe Niekro, R OBP: 0.063, SLG: 0.063 Frank DiPino, L Dave Smith, R (1, 1) (9, 1) (9, 1)			SH3-4		K		SH3		6-3	2	0	0	0	0	1	1											
Inning Stats	R: 0 E: 0 K: 0 S: 3	H: 1 LOB: 0 BB: 0 P: 3	R: 0 E: 0 K: 1 S: 5	H: 1 LOB: 1 BB: 1 P: 9	R: 1 E: 1 K: 0 S: 4	H: 1 LOB: 1 BB: 1 P: 8	R: 0 E: 0 K: 1 S: 5	H: 0 LOB: 1 BB: 1 P: 9	R: 0 E: 0 K: 1 S: 8	H: 3 LOB: 2 BB: 0 P: 8	R: 1 E: 0 K: 0 S: 4	H: 1 LOB: 3 BB: 3 P: 16	R: 0 E: 0 K: 1 S: 5	H: 0 LOB: 1 BB: 1 P: 9	R: 1 E: 0 K: 2 S: 9	H: 2 LOB: 1 BB: 0 P: 9	1B: 8 2B: 1 3B: 0 HR: 0	SF: 0 SAC: 2 DP: 1 HBP: 0	WP: 0 PB: 0 SB: 1 CS: 1	PA: 41							
PITCHER	IP	WLS	BF	H	R	ER	SO	BB	IBB	HBP	BLK	WP	HR	S	P	ERA	WHIP										
Chuck Rainey, R ERA: 4.17 (1, 1)	6.2		31	7	3	3	4	6	0	0	0	0	0	33	57	4.05	1.950										
Dickie Noles, R ERA: 7.36 (7, 1)	1.1	W	5	0	0	0	1	1	0	0	0	0	0	6	10	0.00	0.750										
Lee Smith, R ERA: 5.31 (9, 1)	1.0	S	5	2	1	1	2	0	0	0	0	0	0	9	9	9.00	2.000										

Chicago Cubs @ Houston Astros
Astrodome, Houston, TX
Sat May 12 1984, 4:33 AM EDT
Att: 20,737 - Unknown

AB 32
R 4
H 9
RBI 4
BB 7
SO 7
LOB 19



Batter	1	2	3	4	5	6	7	8	9	AB	R	H	RBI	BB	SO	LOB	TOP					
Terry Puhl, L OBP: 0.304, SLG: 0.293 (1, 9)	L3		F7		G3			E6		4	0	0	0	0	0	1	Houston Astros @ Pittsburgh Pirates Three Rivers Stadium, Pittsburgh, PA Mon May 14 1984, 7:05 PM EDT Att: 3,790 - Unknown					
Craig Reynolds, L OBP: 0.270, SLG: 0.411 (1, 6)	K		1B		G3			F9		4	0	1	1	0	1							
Jose Cruz, L OBP: 0.364, SLG: 0.380 (1, 7)	F7		K		F8			F8		4	0	0	0	0	1	2						
Jerry Mumphrey, S OBP: 0.410, SLG: 0.415 (1, 8)		BLK 1B		CS BB		S BB		1B S 1B		2	0	2	0	2	0	0						
Enos Cabell, R OBP: 0.307, SLG: 0.426 (1, 3)	F7		P5		K			K		4	0	0	0	0	2	4						
Ray Knight, R OBP: 0.294, SLG: 0.354 Tony Scott, S OBP: 0.444, SLG: 0.167 (9, PR)	F9		4-3					F9		4	0	1	0	0	0	1						
Mark Bailey, S OBP: 0.333, SLG: 0.324 (1, 2)	4-3				G3			G3		4	0	0	0	0	0	3						
Phil Garner, R OBP: 0.271, SLG: 0.227 (1, 4)			SH3 1B BB		K			P3		2	1	0	0	1	1	0						
Bob Knepper, L OBP: 0.176, SLG: 0.313 Kevin Bass, S OBP: 0.284, SLG: 0.358 Bill Dawley, R (8, 1)			SH3					F2		1	1	1	1	0	0	0						
					HR					1	0	0	0	0	0	0						
										0	0	0	0	0	0	0						
Inning Stats	R: 0 E: 0 K: 1 S: 5	H: 0 LOB: 0 BB: 0 P: 5	R: 0 E: 0 K: 0 S: 4	H: 1 LOB: 1 BB: 0 P: 4	R: 1 E: 0 K: 1 S: 6	H: 1 LOB: 1 BB: 1 P: 10	R: 0 E: 0 K: 0 S: 2	H: 0 LOB: 0 BB: 1 P: 6	R: 1 E: 0 K: 1 S: 6	H: 1 LOB: 0 BB: 0 P: 6	R: 0 E: 0 K: 0 S: 3	H: 0 LOB: 0 BB: 0 P: 3	R: 0 E: 1 K: 0 S: 4	H: 0 LOB: 1 BB: 0 P: 4	R: 0 E: 0 K: 1 S: 6	H: 2 LOB: 2 BB: 0 P: 6	1B: 4 2B: 0 3B: 0 HR: 1	SF: 0 SAC: 1 DP: 1 HBP: 0	WP: 0 PB: 0 SB: 2 CS: 1	PA: 34		
PITCHER	IP WLS BF H R ER SO BB IBB HBP BLK WP HR S P ERA WHIP	8.0 W 30 3 2 2 4 3 0 0 0 0 1 1 35 47 2.25 0.750	1.0 S 4 2 0 0 1 0 0 0 0 0 0 0 6 6 0.00 2.000																			

AB	30
R	2
H	5
RBI	2
BB	3
SO	5
LOB	12



Batter	1	2	3	4	5	6	7	8	9	AB	R	H	RBI	BB	SO	LOB	BOTTOM				
Marvell Wynne, L OBP: 0.353, SLG: 0.427 (1, 8)	4-3			HR		BB PB 1B		SH1-4 1B		4	1	3	0	0	0	0	Houston Astros @ Pittsburgh Pirates Three Rivers Stadium, Pittsburgh, PA Mon May 14 1984, 7:05 PM EDT Att: 3,790 - Unknown				
Lee Lacy, R OBP: 0.379, SLG: 0.407 (8, 7)	F9			L1		BB BB		SH1-4		2	0	0	0	1	0	1					
Bill Madlock, R OBP: 0.305, SLG: 0.274 (1, 5)	4-3			F8		BB		L4		3	0	0	0	1	0	2					
Jason Thompson, L OBP: 0.347, SLG: 0.439 (1, 3)		F7		HR		K		FC6-4 IBB		3	1	1	2	1	1	3					
Tony Peña, R OBP: 0.322, SLG: 0.463 (1, 2)		F8		F8		1-3		FC6-4		4	0	0	0	0	0	5					
Brian Harper, R OBP: 0.308, SLG: 0.100 Doug Frobel, L OBP: 0.189, SLG: 0.343 (8, 9)		1-3								3	0	0	0	0	0	0					
Johnny Ray, S OBP: 0.400, SLG: 0.410 (1, 4)			6-3		F9			1-3		3	0	0	0	0	0	0					
Dale Berra, R OBP: 0.235, SLG: 0.253 (1, 6)			4-3		F3			HR		3	1	1	1	0	0	0					
Jose DeLeon, R OBP: 0.143, SLG: 0.143 Kent Tekulve, R (9, 1)			K			F3		K		3	0	0	0	0	0	0					
										0	0	0	0	0	0	0					
Inning Stats	R: 0 E: 0 K: 0 S: 3	H: 0 LOB: 0 BB: 0 P: 3	R: 0 E: 0 K: 0 S: 3	H: 0 LOB: 0 BB: 0 P: 3	R: 0 E: 0 K: 1 S: 5	H: 0 LOB: 0 BB: 0 P: 5	R: 2 E: 0 K: 0 S: 5	H: 2 LOB: 0 BB: 0 P: 5	R: 0 E: 0 K: 0 S: 3	H: 0 LOB: 0 BB: 0 P: 3	R: 0 E: 0 K: 1 S: 6	H: 1 LOB: 3 BB: 2 P: 14	R: 1 E: 0 K: 1 S: 6	H: 1 LOB: 0 BB: 0 P: 6	R: 0 E: 0 K: 0 S: 4	H: 1 LOB: 2 BB: 1 P: 8	1B: 2 2B: 1 3B: 0 HR: 2	SF: 0 SAC: 1 DP: 0 HBP: 0	WP: 0 PB: 1 SB: 0 CS: 0	PA: 32	
PITCHER	IP WLS BF H R ER SO BB IBB HBP BLK WP HR S P ERA WHIP	7.0 L 27 4 3 3 3 2 0 0 0 0 2 31 39 3.86 0.857	1.0 5 1 0 0 0 0 0 1 0 0 0 0 4 8 0.00 1.000																		



Batter	1	2	3	4	5	6	7	8	9	AB	R	H	RBI	BB	SO	LOB	TOP			
Kevin Bass, S OBP: 0.272, SLG: 0.342 (1, 9)	5-3		F8		2-3		F8			4	0	0	0	0	0	1				
Enos Cabell, R OBP: 0.325, SLG: 0.434 (1, 3)	5-3		E6 BB			2B 1B		5-3		4	1	1	0	0	0	0				
Phil Garner, R OBP: 0.279, SLG: 0.240 Bill Doran, S OBP: 0.245, SLG: 0.222 (6, 4)	F9					1-H 2B		K		3	0	1	1	1	1	0				
Jerry Mumphy, S OBP: 0.385, SLG: 0.386 (1, 8)		K	F8			K		L6		4	0	0	0	0	2	3				
Ray Knight, R OBP: 0.282, SLG: 0.337 (1, 5)	F9				P4	F3		6-3		4	0	0	0	0	0	1				
Alan Bannister, R OBP: 0.273, SLG: 0.300 Terry Puhl, L OBP: 0.294, SLG: 0.283 (9, 7)	E5 1B				F8	5-3		1-3		4	0	0	0	0	0	1				
Mark Bailey, S OBP: 0.321, SLG: 0.311 (1, 2)					K			F8		4	0	1	0	0	1	0				
Craig Reynolds, L OBP: 0.269, SLG: 0.398 (1, 6)		K						F7		3	0	0	0	0	2	2				
Nolan Ryan, R OBP: 0.217, SLG: 0.273 (1, 1)			F7			K				2	0	0	0	1	1	0				
Inning Stats	R: 0 E: 0 K: 0 S: 3	H: 0 LOB: 0 BB: 0 P: 3	R: 0 E: 1 K: 2 S: 9	H: 1 LOB: 2 BB: 0 P: 9	R: 0 E: 1 K: 0 S: 4	H: 0 LOB: 2 BB: 1 P: 8	R: 0 E: 0 K: 1 S: 5	H: 0 LOB: 0 BB: 0 P: 5	R: 0 E: 0 K: 2 S: 7	H: 0 LOB: 0 BB: 0 P: 7	R: 1 E: 0 K: 1 S: 7	H: 2 LOB: 1 BB: 0 P: 7	R: 0 E: 0 K: 0 S: 3	H: 0 LOB: 1 BB: 1 P: 7	R: 0 E: 0 K: 1 S: 5	H: 0 LOB: 0 BB: 0 P: 3	1B: 2 2B: 1 3B: 0 HR: 0	SF: 0 SAC: 0 DP: 0 HBP: 0	WP: 0 PB: 0 SB: 1 CS: 0	PA: 34
PITCHER	IP	WLS	BF	H	R	ER	SO	BB	IBB	HBP	BLK	WP	HR	S	P	ERA	WHIP			
John Candelaria, L ERA: 2.45 Kent Tekulve, R ERA: 4.7	(1, 1)	7.0	L	28	3	1	6	2	0	0	0	0	0	38	46	1.29	0.714			
(8, 1)	2.0	6	0	0	0	0	1	0	0	0	0	0	0	8	8	0.00	0.000			

Houston Astros @ Pittsburgh Pirates
Three Rivers Stadium, Pittsburgh, PA
Wed May 16 1984, 7:05 PM EDT
Att: 4,523 - Unknown

AB	32
R	1
H	3
RBI	1
BB	2
SO	7
LOB	8



Batter	1	2	3	4	5	6	7	8	9	AB	R	H	RBI	BB	SO	LOB	BOTTOM			
Marvell Wynne, L OBP: 0.352, SLG: 0.417 (1, 8)	G6-4-3 1B		G4-3 1-2 BB			F8			K	3	0	1	0	1	1	0				
Johnny Ray, S OBP: 0.386, SLG: 0.395 (1, 4)	G6-4-3 1-2		F8			F8			K	4	0	0	0	0	1	3				
Bill Madlock, R OBP: 0.307, SLG: 0.272 Lee Lacy, R OBP: 0.379, SLG: 0.407 (9, PR)			G4-3 1-2			F9				4	0	2	0	0	0	2				
Jason Thompson, L OBP: 0.331, SLG: 0.409 (1, 3)						K				4	0	0	0	0	3	2				
Mitt May, L OBP: 0.100, SLG: 0.053 (1, 2)						K				3	0	1	0	0	2	0				
Amos Otis, R OBP: 0.283, SLG: 0.261 Kent Tekulve, R (8, 1)						K				3	0	0	0	0	3	1				
Doug Frobel, L OBP: 0.198, SLG: 0.342 (1, 9)										2	0	0	0	1	0	0				
Rafael Belliard, R OBP: 0.200, SLG: 0.200 (1, 6)										3	0	0	0	0	0	2				
John Candelaria, L OBP: 0.211, SLG: 0.222 Lee Mazzilli, S OBP: 0.222, SLG: 0.125 (8, 7)										2	0	1	0	0	0	0				
Inning Stats	R: 0 E: 0 K: 1 S: 6	H: 2 LOB: 1 BB: 0 P: 6	R: 0 E: 0 K: 1 S: 5	H: 1 LOB: 1 BB: 1 P: 9	R: 0 E: 0 K: 3 S: 9	H: 1 LOB: 0 BB: 0 P: 9	R: 0 E: 0 K: 0 S: 3	H: 0 LOB: 0 BB: 0 P: 3	R: 0 E: 0 K: 3 S: 9	H: 0 LOB: 0 BB: 0 P: 9	R: 0 E: 0 K: 1 S: 5	H: 0 LOB: 0 BB: 0 P: 5	R: 0 E: 0 K: 2 S: 8	H: 1 LOB: 1 BB: 0 P: 8	1B: 5 2B: 0 3B: 0 HR: 0	SF: 0 SAC: 0 DP: 2 HBP: 0	WP: 0 PB: 0 SB: 0 CS: 1	PA: 32		
PITCHER	IP	WLS	BF	H	R	ER	SO	BB	IBB	HBP	BLK	WP	HR	S	P	ERA	WHIP			
Nolan Ryan, R ERA: 2.31	(1, 1)	9.0	W	31	5	0	11	2	0	0	0	0	0	51	59	0.00	0.778			

Houston Astros @ Pittsburgh Pirates
Three Rivers Stadium, Pittsburgh, PA
Wed May 16 1984, 7:05 PM EDT
Att: 4,523 - Unknown

AB	29
R	0
H	5
RBI	0
BB	2
SO	11
LOB	10



Batter	1	2	3	4	5	6	7	8	9	AB	R	H	RBI	BB	SO	LOB	TOP										
Terry Puhl, L OBP: 0.297, SLG: 0.276 (1, 9)	F7			F8		F8		FC5 1B		4	0	1	0	0	0	0	Houston Astros @ Chicago Cubs Wrigley Field, Chicago, IL Sun May 20 1984, 3:33 AM CDT Att: 27,503 - Unknown										
Craig Reynolds, L OBP: 0.291, SLG: 0.414 (1, 6)	G3			4-3		G3 HR		FC5 1B		4	1	2	0	0	0	0											
Jose Cruz, L OBP: 0.356, SLG: 0.363 (1, 7)	6-3			4-3		G3		L5		4	0	0	0	0	0	3											
Jerry Mumphy, S OBP: 0.387, SLG: 0.416 (1, 8)		6-3			1B 1B	HR		F8		4	2	2	2	0	0	2											
Enos Cabell, R OBP: 0.359, SLG: 0.506 (1, 3)		CS 1B			1B 1B			FC5		4	0	3	0	0	0	2											
Mark Bailey, S OBP: 0.295, SLG: 0.302 (1, 2)		K			K	L3			L6	4	0	0	0	0	2	4											
Phil Garner, R OBP: 0.267, SLG: 0.224 (1, 5)				F8		F8		F9		4	0	0	0	0	0	2											
Bill Doran, S OBP: 0.264, SLG: 0.257 (1, 4)				K				3-1		3	0	1	1	1	1	0											
Mike Scott, R OBP: 0.143, SLG: 0.214 Michael LaCoss, R OBP: 0.326, SLG: 0.342 Kevin Bass, S OBP: 0.333, SLG: 0.125 Bill Dawley, R OBP: 0.333, SLG: 0.333 Tony Scott, S OBP: 0.333, SLG: 0.333 Mike Madden, L OBP: 0.333, SLG: 0.333 Harry Spilman, L OBP: 0.333, SLG: 0.333 (1, 1) (3, 1) (5, PH) (5, 1) (7, PH) (7, 1) (9, PH)				K		L4		F9		1	0	0	0	0	1	0											
Inning Stats	R: 0 E: 0 K: 0 S: 3	H: 0 LOB: 0 BB: 0 P: 3	R: 0 E: 0 K: 1 S: 5	H: 1 LOB: 0 BB: 0 P: 5	R: 0 E: 0 K: 2 S: 7	H: 0 LOB: 0 BB: 0 P: 7	R: 0 E: 0 K: 0 S: 3	H: 0 LOB: 0 BB: 0 P: 3	R: 1 E: 0 K: 1 S: 8	H: 3 LOB: 2 BB: 0 P: 8	R: 2 E: 0 K: 0 S: 6	H: 3 LOB: 1 BB: 0 P: 6	R: 0 E: 0 K: 0 S: 3	H: 0 LOB: 0 BB: 0 P: 3	R: 0 E: 0 K: 0 S: 5	H: 2 LOB: 2 BB: 0 P: 5		R: 0 E: 0 K: 0 S: 3	H: 0 LOB: 1 BB: 1 P: 7	1B: 7 2B: 1 3B: 0 HR: 1	SF: 0 SAC: 0 DP: 0 HBP: 0	WP: 0 PB: 0 SB: 0 CS: 1	PA: 36				
PITCHER	IP	WLS	BF	H	R	ER	SO	BB	IBB	HBP	BLK	WP	HR	S	P	ERA	WHIP										
Rich Bordi, R ERA: 3.0 (1, 1)	5.0	W	18	4	1	1	4	0	0	0	0	0	0	26	26	1.80	0.800										
Dickie Noles, R ERA: 5.4 (6, 1)	3.0		14	5	2	2	0	0	0	0	0	0	1	14	14	6.00	1.667										
Tim Stoddard, R ERA: 1.54 (9, 1)	1.0		4	0	0	0	0	1	0	0	0	0	0	3	7	0.00	1.000										

AB	35
R	3
H	9
RBI	3
BB	1
SO	4
LOB	16



Batter	1	2	3	4	5	6	7	8	9	AB	R	H	RBI	BB	SO	LOB	BOTTOM										
Bob Dernier, R OBP: 0.397, SLG: 0.340 (1, 8)	F9	1-3		6-3		F9		23 2B		5	1	1	0	0	0	3	Houston Astros @ Chicago Cubs Wrigley Field, Chicago, IL Sun May 20 1984, 3:33 AM CDT Att: 27,503 - Unknown										
23 Ryne Sandberg, R OBP: 0.382, SLG: 0.519 (1, 4)	K			6-3		F7		1B		5	2	2	2	0	1	1											
Gary Matthews, R OBP: 0.424, SLG: 0.403 Tim Stoddard, R ERA: 1.54 (1, 7) (9, 1)				6-3				1B		5	2	3	1	0	1	0											
Leon Durham, L OBP: 0.435, SLG: 0.607 (1, 3)				HR				2B		0	0	0	0	0	0	0											
Mel Hall, L OBP: 0.323, SLG: 0.444 Keith Moreland, R OBP: 0.329, SLG: 0.338 (7, PH) (8, 9)				K				1B		3	2	2	3	2	1	0											
Ron Cox, R OBP: 0.342, SLG: 0.462 (1, 5)				HR				BB		3	1	1	0	0	0	0											
Jody Davis, R OBP: 0.367, SLG: 0.460 (1, 2)				2B				BB		2	0	0	0	0	0	3											
Larry Bowa, S OBP: 0.287, SLG: 0.333 (1, 6)				2B				BB		3	1	2	1	2	0	2											
Rich Bordi, R Dickie Noles, R Gary Woods, R OBP: 0.393, SLG: 0.520 (1, 1) (6, 1) (8, PH) (9, 7)				2B				BB		4	1	1	2	0	1	4											
Inning Stats	R: 2 E: 0 K: 1 S: 7	H: 2 LOB: 0 BB: 0 P: 7	R: 0 E: 0 K: 0 S: 4	H: 1 LOB: 2 BB: 1 P: 8	R: 5 E: 0 K: 1 S: 9	H: 5 LOB: 0 BB: 1 P: 13	R: 0 E: 0 K: 0 S: 3	H: 0 LOB: 0 BB: 0 P: 3	R: 0 E: 0 K: 0 S: 6	H: 1 LOB: 1 BB: 0 P: 6	R: 0 E: 0 K: 0 S: 3	H: 0 LOB: 1 BB: 1 P: 7	R: 1 E: 0 K: 1 S: 7	H: 2 LOB: 2 BB: 1 P: 11	R: 2 E: 0 K: 0 S: 6	H: 3 LOB: 2 BB: 1 P: 10		1B: 7 2B: 5 3B: 0 HR: 2	SF: 0 SAC: 0 DP: 1 HBP: 0	WP: 0 PB: 0 SB: 2 CS: 0	PA: 42						
PITCHER	IP	WLS	BF	H	R	ER	SO	BB	IBB	HBP	BLK	WP	HR	S	P	ERA	WHIP										
Mike Scott, R ERA: 5.44 (1, 1)	1.2	L	15	6	6	6	2	2	0	0	0	0	0	6	6	5.40	1.200										
Michael LaCoss, R ERA: 5.84 (3, 1)	6		2	1	1	0	0	0	0	0	0	0	0	6	6	5.40	1.200										
Bill Dawley, R ERA: 2.93 (5, 1)	2.0		8	1	0	0	1	1	0	0	0	0	0	9	13	0.00	1.000										
Mike Madden, L ERA: 4.15 (7, 1)	2.0		13	5	3	3	1	2	0	0	0	0	0	13	21	13.50	3.500										



Batter	1	2	3	4	5	6	7	8	9	AB R H RBI BB SO LOB	TOP												
Terry Puhl, L OBP: 0.300, SLG: 0.278 (1, 9)										4 1 0 0 1 1 0	Houston Astros @ St. Louis Cardinals Busch Stadium, St. Louis, MO Wed May 23 1984, 3:33 AM CDT Att: 24,509 - Unknown												
Craig Reynolds, L OBP: 0.291, SLG: 0.415 (1, 6)										4 1 1 0 0 0 0													
Jose Cruz, L OBP: 0.345, SLG: 0.365 (1, 7)										4 0 1 1 0 0 0													
Jerry Mumphrey, S OBP: 0.385, SLG: 0.403 (1, 8)										3 1 1 0 1 0 2													
Harry Spilman, L OBP: 0.385, SLG: 0.524 (1, 3)										3 1 2 3 1 0 1													
Mark Bailey, S OBP: 0.336, SLG: 0.344 (1, 2)										3 0 1 0 0 0 3													
Phil Garner, R OBP: 0.266, SLG: 0.225 (1, 5)										4 0 1 0 0 0 4													
Bill Doran, S OBP: 0.263, SLG: 0.250 (1, 4)										4 0 0 0 0 1 4													
Bob Knepper, L OBP: 0.125, SLG: 0.217 (1, 1)										4 0 0 0 0 1 0	 WP: 0 PA: 38 RB: 0 H: 7 RBI: 4 BB: 3 SO: 3 LOB: 14												
Inning Stats	R: 4 E: 0 K: 1 S: 8	H: 4 LOB: 1 BB: 1 P: 13	R: 0 E: 0 K: 0 S: 3	H: 0 LOB: 0 BB: 0 P: 3	R: 0 E: 0 K: 0 S: 3	H: 0 LOB: 1 BB: 1 P: 7	R: 0 E: 0 K: 0 S: 3	H: 0 LOB: 0 BB: 0 P: 3	R: 0 E: 0 K: 0 S: 5	H: 2 LOB: 2 BB: 0 P: 5	R: 0 E: 0 K: 0 S: 3	H: 0 LOB: 0 BB: 0 P: 3	R: 0 E: 0 K: 0 S: 4	H: 1 LOB: 2 BB: 1 P: 8	R: 0 E: 0 K: 2 S: 7	H: 0 LOB: 0 BB: 0 P: 7	1B: 6 2B: 0 3B: 0 HR: 1	SF: 0 SAC: 0 DP: 0 HBP: 1	WP: 0 PA: 38 RB: 0 H: 7 RBI: 4 BB: 3 SO: 3 LOB: 14				
PITCHER	IP WLS BF H R ER SO BB IBB HBP BLK WP HR S P ERA WHIP											PITCHER	IP WLS BF H R ER SO BB IBB HBP BLK WP HR S P ERA WHIP										
Joaquin Andujar, R ERA: 2.63 (1, 1)	5.0 L 21 4 4 4 1 2 0 0 0 0 0 1 20 29 7.20 1.200																						
Jeff Latil, R ERA: 4.91 (6, 1)	1.0 5 2 0 0 0 0 0 0 0 0 0 0 5 5 0.00 2.000																						
Ricky Horton, L ERA: 1.08 (7, 1)	1.0 3 0 0 0 0 0 0 0 0 0 0 0 3 3 0.00 0.000																						
Bob Forsch, R ERA: 6.38 (8, 1)	1.0 5 1 0 0 0 1 0 0 0 0 0 0 4 8 0.00 2.000																						
Dave Rucker, L ERA: 0.47 (9, 1)	1.0 3 0 0 0 0 2 0 0 0 0 0 0 7 7 0.00 0.000																						
Batter	1	2	3	4	5	6	7	8	9	AB R H RBI BB SO LOB	BOTTOM												
Tom Herr, S OBP: 0.353, SLG: 0.329 (1, 4)										4 0 1 0 0 0 1	Houston Astros @ St. Louis Cardinals Busch Stadium, St. Louis, MO Wed May 23 1984, 3:33 AM CDT Att: 24,509 - Unknown												
Ozzie Smith, S OBP: 0.313, SLG: 0.289 (1, 6)										4 0 1 0 0 0 2													
Lonnie Smith, R OBP: 0.387, SLG: 0.413 (1, 7)										4 0 2 0 0 1 1													
George Hendrick, R OBP: 0.291, SLG: 0.364 (1, 9)										3 0 1 0 1 1 3													
Tito Landrum, R OBP: 0.375, SLG: 0.417 (1, 8)										4 0 1 0 0 1 3													
Art Howe, R OBP: 0.295, SLG: 0.245 (1, 5)										3 0 1 0 1 0 1													
David Green, R OBP: 0.307, SLG: 0.344 (1, 3)										4 0 1 0 0 1 3													
Tom Nieto, R OBP: 0.385, SLG: 0.542 (1, 2)										4 0 1 0 0 1 2													
Joaquin Andujar, S OBP: 0.172, SLG: 0.333 (5, PH)										0 0 0 0 0 0 0	 WP: 0 PA: 36 RB: 1 H: 9 RBI: 0 BB: 2 SO: 7 LOB: 17												
Mike Kattner, S OBP: 0.137, SLG: 0.143 (6, PH)										1 0 0 0 0 0 1													
Jeff Latil, R OBP: 0.300, SLG: 0.333 (7, PH)										0 0 0 0 0 0 0													
Ricky Horton, L OBP: 0.300, SLG: 0.333 (7, PH)										0 0 0 0 0 0 0													
Willie McGee, S OBP: 0.300, SLG: 0.333 (7, PH)										1 0 0 0 0 0 0													
Bob Forsch, R OBP: 0.162, SLG: 0.182 (8, PH)										0 0 0 0 0 0 0													
Dave Rucker, L OBP: 0.300, SLG: 0.352 (9, PH)										0 0 0 0 0 0 0													
Ken Oberkfell, L OBP: 0.300, SLG: 0.352 (9, PH)										1 0 0 0 0 1 1													
Inning Stats	R: 0 E: 1 K: 1 S: 6	H: 1 LOB: 2 BB: 0 P: 6	R: 0 E: 0 K: 2 S: 7	H: 0 LOB: 0 BB: 0 P: 7	R: 0 E: 0 K: 0 S: 4	H: 1 LOB: 1 BB: 0 P: 4	R: 0 E: 0 K: 0 S: 4	H: 2 LOB: 2 BB: 1 P: 8	R: 0 E: 0 K: 2 S: 8	H: 1 LOB: 1 BB: 0 P: 8	R: 0 E: 0 K: 1 S: 6	H: 1 LOB: 2 BB: 0 P: 6	R: 0 E: 0 K: 0 S: 3	H: 1 LOB: 0 BB: 0 P: 3	R: 0 E: 0 K: 0 S: 4	H: 1 LOB: 2 BB: 1 P: 8	R: 0 E: 0 K: 1 S: 6	H: 1 LOB: 1 BB: 0 P: 6	1B: 6 2B: 4 3B: 0 HR: 0	SF: 0 SAC: 1 DP: 3 HBP: 0	WP: 0 PA: 36 RB: 1 H: 9 RBI: 0 BB: 2 SO: 7 LOB: 17		
PITCHER	IP WLS BF H R ER SO BB IBB HBP BLK WP HR S P ERA WHIP											PITCHER	IP WLS BF H R ER SO BB IBB HBP BLK WP HR S P ERA WHIP										
Bob Knepper, L ERA: 2.25 (1, 1)	9.0 W 36 9 0 0 7 2 0 0 0 0 0 0 48 56 0.00 1.222																						

Batter	1	2	3	4	5	6	7	8	9	AB	R	H	RBI	BB	SO	LOB	TOP			
Marvell Wynne, L OBP: 0.326, SLG: 0.377 (1, 8)										5	0	2	0	0	1	0				
Lee Lacy, R OBP: 0.388, SLG: 0.466 (1, 9) (5, 7)										4	1	2	0	1	0	1				
Bill Madlock, R OBP: 0.297, SLG: 0.268 (1, 5)										5	1	1	0	0	0	4				
Jason Thompson, L OBP: 0.296, SLG: 0.372 (1, 3)										4	1	0	0	1	0	0				
Tony Peña, R OBP: 0.347, SLG: 0.514 (1, 2)										4	1	2	1	1	0	2				
Johnny Ray, S OBP: 0.376, SLG: 0.371 (1, 4)										4	1	1	2	0	1	3				
Lee Mazzilli, S OBP: 0.296, SLG: 0.351 Doug Frobel, L OBP: 0.193, SLG: 0.317 (1, 7) (5, 9)										2	1	1	0	1	0	1				
Dale Berra, R OBP: 0.240, SLG: 0.316 (1, 6)										3	0	1	3	0	1	2				
John Tudor, L OBP: 0.348, SLG: 0.318 (1, 1)										4	0	0	0	0	2	3				
Inning Stats	R: 4 E: 2 K: 0 S: 7	H: 3 LOB: 2 BB: 15	R: 0 E: 0 K: 1 S: 5	H: 1 LOB: 0 BB: 5	R: 2 E: 0 K: 0 S: 5	H: 2 LOB: 1 BB: 9	R: 0 E: 0 K: 0 S: 3	H: 1 LOB: 0 BB: 3	R: 0 E: 0 K: 1 S: 6	H: 1 LOB: 1 BB: 0	R: 0 E: 0 K: 2 S: 8	H: 1 LOB: 2 BB: 1	R: 0 E: 0 K: 0 S: 4	H: 0 LOB: 0 BB: 5	R: 0 E: 0 K: 0 S: 3	H: 0 LOB: 0 BB: 3	1B: 9 2B: 2 3B: 0 HR: 0	SF: 1 SAC: 0 DP: 1 HBP: 0	WP: 0 PB: 0 SB: 2 CS: 1	PA: 41
PITCHER	IP WLS BF H R ER SO BB IBB HBP BLK WP HR S P ERA WHIP																			
Mike Scott, R ERA: 5.85 (1, 1)	3.0 L 18 6 6 4 1 3 0 0 0 0 0 0 17 29 12.00 3.000																			
Michael LaCoss, R ERA: 4.15 (4, 1)	4.0 17 4 0 0 3 2 0 0 0 0 0 0 21 29 0.00 1.500																			
Joe Sambito, L ERA: (8, 1)	2.0 6 0 0 0 1 0 0 0 0 0 0 0 8 8 0.00 0.000																			

Pittsburgh Pirates @ Houston Astros
Astrodome, Houston, TX
Fri May 25 1984, 8:05 PM EDT
Att: 18,430 - Unknown

AB	35
R	6
H	10
RBI	6
BB	5
SO	5
LOB	16

Batter	1	2	3	4	5	6	7	8	9	AB	R	H	RBI	BB	SO	LOB	BOTTOM			
Kevin Bass, S OBP: 0.270, SLG: 0.336 (1, 9)										4	0	0	0	0	0	5				
Enos Cabell, R OBP: 0.343, SLG: 0.474 (1, 3)										4	1	2	1	0	0	1				
Ray Knight, R OBP: 0.291, SLG: 0.347 (1, 5)										4	0	1	1	0	0	2				
Jerry Mumphrey, S OBP: 0.376, SLG: 0.392 (1, 8)										4	0	0	0	0	0	3				
Jose Cruz, L OBP: 0.337, SLG: 0.355 (1, 7)										4	0	0	0	0	0	1				
Phil Garner, R OBP: 0.273, SLG: 0.235 (1, 4)										4	0	2	0	0	0	1				
Mark Bailey, S OBP: 0.321, SLG: 0.324 (1, 2)										4	0	0	0	0	1	2				
Craig Reynolds, L OBP: 0.295, SLG: 0.425 (1, 6)										4	1	3	0	0	1	0				
Mike Scott, R OBP: 0.143, SLG: 0.214 (1, 1) Tony Scott, S OBP: 0.417, SLG: 0.222 (4, 1) Michael LaCoss, R OBP: 0.365, SLG: 0.500 (7, PH) Harry Spillman, L OBP: 0.365, SLG: 0.500 (8, PH) Joe Sambito, L OBP: 0.313, SLG: 0.310 (9, PH)										0	0	0	0	0	0	0				
Inning Stats	R: 0 E: 0 K: 0 S: 3	H: 0 LOB: 0 BB: 0 P: 3	R: 0 E: 0 K: 0 S: 4	H: 1 LOB: 0 BB: 0 P: 4	R: 1 E: 0 K: 0 S: 6	H: 3 LOB: 2 BB: 0 P: 6	R: 0 E: 0 K: 0 S: 3	H: 0 LOB: 0 BB: 0 P: 3	R: 0 E: 0 K: 0 S: 4	H: 1 LOB: 1 BB: 0 P: 4	R: 0 E: 0 K: 0 S: 3	H: 0 LOB: 0 BB: 0 P: 3	R: 0 E: 0 K: 0 S: 5	H: 2 LOB: 1 BB: 0 P: 5	R: 0 E: 0 K: 3 S: 9	H: 0 LOB: 0 BB: 0 P: 9	1B: 8 2B: 1 3B: 0 HR: 0	SF: 0 SAC: 1 DP: 0 HBP: 0	WP: 0 PB: 0 SB: 0 CS: 0	PA: 36
PITCHER	IP WLS BF H R ER SO BB IBB HBP BLK WP HR S P ERA WHIP																			
John Tudor, L ERA: 2.91 (1, 1)	9.0 W 36 9 2 2 3 0 0 0 0 0 0 0 42 42 2.00 1.000																			

Pittsburgh Pirates @ Houston Astros
Astrodome, Houston, TX
Fri May 25 1984, 8:05 PM EDT
Att: 18,430 - Unknown

AB	35
R	2
H	9
RBI	2
BB	0
SO	3
LOB	17



Batter	1	2	3	4	5	6	7	8	9	AB	R	H	RBI	BB	SO	LOB	TOP					
Marvell Wynne, L OBP: 0.324, SLG: 0.373 (1, 8)	0-0 4-3		0-3 K			0-0 S 1B		0-0 F7		4	0	1	0	0	1	0						
Lee Lacy, R OBP: 0.369, SLG: 0.442 (1, 9)	0-0 F8		0-3 K			0-0 F8		0-0 4-3		4	0	0	0	0	1	1						
Bill Madlock, R OBP: 0.289, SLG: 0.260 (1, 5)	0-0 F7			0-0 5-3		0-3 K			0-0 5-3	4	0	0	0	0	1	1						
Jason Thompson, L OBP: 0.333, SLG: 0.371 (1, 3)		0-0 1B 1B		0-0 4-3		4-0 FC6-4 BB		0-3 K		3	0	1	0	1	1	0						
Tony Peña, R OBP: 0.338, SLG: 0.500 (1, 2)		0-3 K		0-3 K		0-0 FC6-4 1-2		0-3 K		4	0	0	0	0	3	3						
Johnny Ray, S OBP: 0.382, SLG: 0.393 (1, 4)		0-0 FC5 1B 1-2			0-0 3B			0-0 4-3		3	0	2	0	0	0	0						
Lee Mazzilli, S OBP: 0.289, SLG: 0.350 (1, 7)		0-0 1-2 2-H 1B			0-0 4-3			0-3 K		3	0	1	0	0	1	1						
Dale Berra, R OBP: 0.234, SLG: 0.308 (1, 6)		0-0 FC5 2-3			0-0 5-3			0-3 K		3	0	0	0	0	1	3						
Jose DeLeon, R OBP: 0.091, SLG: 0.091 Doug Frobel, L OBP: 0.191, SLG: 0.313 Rod Scurry, L (8, 1)			0-0 1-3		0-0 4-3			0-0 6-3		2	0	0	0	0	0	1						
Inning Stats	R: 0 E: 0 K: 0 S: 3	H: 0 LOB: 0 BB: 0 P: 3	R: 0 E: 0 K: 1 S: 7	H: 3 LOB: 2 BB: 0 P: 7	R: 0 E: 0 K: 2 S: 7	H: 0 LOB: 0 BB: 0 P: 7	R: 0 E: 0 K: 1 S: 5	H: 0 LOB: 0 BB: 0 P: 5	R: 0 E: 0 K: 1 S: 4	H: 1 LOB: 1 BB: 0 P: 4	R: 0 E: 0 K: 1 S: 6	H: 1 LOB: 2 BB: 1 P: 10	R: 0 E: 0 K: 2 S: 7	H: 0 LOB: 0 BB: 0 P: 7	R: 0 E: 0 K: 0 S: 3	H: 0 LOB: 0 BB: 0 P: 3	R: 0 E: 0 K: 2 S: 7	H: 0 LOB: 0 BB: 0 P: 7	1B: 4 2B: 0 3B: 1 HR: 0	SF: 0 SAC: 0 DP: 0 HBP: 0	WP: 0 PB: 0 SB: 1 CS: 0	PA: 32
PITCHER Nolan Ryan, R ERA: 1.89 (1, 1)	IP: 9.0 WLS: W BF: 32 H: 5 R: 0 ER: 0 SO: 9 BB: 1 IBB: 0 HBP: 0 BLK: 0 WP: 0 HR: 0 S: 49 P: 53 ERA: 0.00 WHIP: 0.667															PITCHER	IP: 9.0 WLS: W BF: 32 H: 5 R: 0 ER: 0 SO: 9 BB: 1 IBB: 0 HBP: 0 BLK: 0 WP: 0 HR: 0 S: 49 P: 53 ERA: 0.00 WHIP: 0.667					

Pittsburgh Pirates @ Houston Astros
Astrodome, Houston, TX
Sat May 26 1984, 8:05 PM EDT
Att: 39,518 - Unknown

AB	31
R	0
H	5
RBI	0
BB	1
SO	9
LOB	10



Batter	1	2	3	4	5	6	7	8	9	AB	R	H	RBI	BB	SO	LOB	BOTTOM					
Terry Puhl, L OBP: 0.310, SLG: 0.293 (1, 9)	0-0 F4		4-0 S BB		0-0 1B 2B			0-0 F8		3	1	1	1	1	0	0						
Craig Reynolds, L OBP: 0.308, SLG: 0.431 (1, 6)	0-0 1B		4-0 1-2 BB		0-0 2-H 1B			0-0 1-3		3	0	2	1	1	0	0						
Enos Cabell, R OBP: 0.339, SLG: 0.465 (1, 3)	0-3 K		0-0 F7		0-0 1-3			0-0 E S 1B		4	0	1	0	0	1	3						
Jerry Mumfhey, S OBP: 0.367, SLG: 0.382 (1, 8)	0-0 F7		0-0 F3			0-0 F6		0-0 1-3		4	0	0	0	0	0	4						
Jose Cruz, L OBP: 0.337, SLG: 0.351 (1, 7)		4-0 S BB		0-0 4-3		0-0 F8		0-0 F8		2	0	0	0	1	0	0						
Ray Knight, R OBP: 0.285, SLG: 0.339 (1, 5)		0-0 F9		0-0 6-3		0-3 K				3	0	0	0	0	1	1						
Mark Bailey, S OBP: 0.309, SLG: 0.310 (1, 2)		0-0 F9		0-0 6-3			0-0 F8			3	0	0	0	0	0	1						
Bill Doran, S OBP: 0.265, SLG: 0.268 (1, 4)		0-0 F9			0-0 2B 3B		0-0 4-3			3	1	1	0	0	0	1						
Nolan Ryan, R OBP: 0.276, SLG: 0.296 (1, 1)			0-0 F8		0-3 K		0-0 3-1			3	0	0	0	0	1	1						
Inning Stats	R: 0 E: 0 K: 1 S: 6	H: 1 LOB: 1 BB: 0 P: 6	R: 0 E: 0 K: 0 S: 3	H: 0 LOB: 1 BB: 1 P: 7	R: 0 E: 0 K: 0 S: 3	H: 0 LOB: 2 BB: 2 P: 11	R: 0 E: 0 K: 0 S: 3	H: 0 LOB: 0 BB: 0 P: 3	R: 2 E: 0 K: 1 S: 7	H: 3 LOB: 0 BB: 0 P: 7	R: 0 E: 0 K: 1 S: 5	H: 0 LOB: 0 BB: 0 P: 5	R: 0 E: 0 K: 0 S: 3	H: 0 LOB: 0 BB: 0 P: 3	R: 0 E: 0 K: 0 S: 4	H: 1 LOB: 1 BB: 0 P: 4	R: 0 E: 0 K: 0 S: 4	H: 1 LOB: 1 BB: 0 P: 4	1B: 3 2B: 1 3B: 1 HR: 0	SF: 0 SAC: 0 DP: 0 HBP: 0	WP: 0 PB: 0 SB: 3 CS: 0	PA: 31
PITCHER Jose DeLeon, R ERA: 4.11 Rod Scurry, L ERA: 6.35 (8, 1)	IP: 7.0 WLS: L BF: 27 H: 4 R: 2 ER: 2 SO: 3 BB: 4 IBB: 0 HBP: 0 BLK: 0 WP: 0 HR: 0 S: 30 P: 42 ERA: 2.57 WHIP: 1.000															PITCHER	IP: 7.0 WLS: L BF: 27 H: 4 R: 2 ER: 2 SO: 3 BB: 4 IBB: 0 HBP: 0 BLK: 0 WP: 0 HR: 0 S: 30 P: 42 ERA: 2.57 WHIP: 1.000					

Pittsburgh Pirates @ Houston Astros
Astrodome, Houston, TX
Sat May 26 1984, 8:05 PM EDT
Att: 39,518 - Unknown


AB	28
R	2
H	5
RBI	2
BB	3
SO	3
LOB	11



Batter	1	2	3	4	5	6	7	8	9	AB	R	H	RBI	BB	SO	LOB	TOP										
Marvell Wynne, L OBP: 0.322, SLG: 0.371 (1, 8)	0-0 6-3		0-0 G1-6-3 1B		0-0 G4-6-3		0-0 6-3			4	0	1	0	0	0	1											
Lee Lacy, R OBP: 0.352, SLG: 0.420 (1, 9) (8, 7)	0-0 5-3		0-0 G1-6-3			0-3 K		0-0 5-3		4	0	0	0	0	1	2											
Johnny Ray, S OBP: 0.376, SLG: 0.388 (1, 4)	0-0 4-3			0-0 BB 1B		0-0 F5		0-0 F8		4	1	1	0	0	0	0											
Jason Thompson, L OBP: 0.335, SLG: 0.369 Benny Distefano, L OBP: 0.355, SLG: 0.500 (6, PH) (6, 3)		0-0 5-3		4-0 1B E BB		4-0 2B BB		0-0 2B		1	1	0	0	1	0	0											
Tony Peña, R OBP: 0.342, SLG: 0.507 (1, 2)		0-0 6-3		0-0 E7 1B		0-0 2B		0-0 F8		4	0	2	1	0	0	1											
Lee Mazzilli, S OBP: 0.313, SLG: 0.341 Doug Frobel, L OBP: 0.189, SLG: 0.310 (1, 7) (8, 9)		4-0 WP BB		0-0 F7		4-0 BB		0-3 K		1	0	0	0	2	0	0											
Jim Morrison, R OBP: 0.281, SLG: 0.276 (1, 5)		0-3 K		0-0 F8		0-0 F7		0-0 F8		4	0	0	0	0	1	4											
Dale Berra, R OBP: 0.235, SLG: 0.300 (1, 6)			0-0 5-3		4-0 CS BB		0-0 F7		0-0 F7	3	0	0	0	1	0	0											
Rick Rhoden, R OBP: 0.286, SLG: 0.368 Rod Scurrey, L (8, 1)			0-0 1B 2B		0-0 G4-6-3 1B		0-0 F6			3	0	2	0	0	0	0											
Inning Stats	R: 0 E: 0 K: 0 S: 3	H: 0 LOB: 0 BB: 0 P: 3	R: 0 E: 0 K: 1 S: 5	H: 0 LOB: 1 BB: 1 P: 9	R: 0 E: 0 K: 0 S: 4	H: 2 LOB: 1 BB: 0 P: 4	R: 2 E: 1 K: 0 S: 4	H: 2 LOB: 0 BB: 1 P: 8	R: 0 E: 0 K: 1 S: 2	H: 1 LOB: 0 BB: 1 P: 6	R: 0 E: 0 K: 1 S: 6	H: 1 LOB: 3 BB: 2 P: 14	R: 0 E: 0 K: 0 S: 3	H: 0 LOB: 0 BB: 0 P: 3	R: 0 E: 0 K: 1 S: 4	H: 1 LOB: 1 BB: 0 P: 4	R: 0 E: 0 K: 1 S: 5	H: 0 LOB: 0 BB: 0 P: 5	1B: 4 2B: 3 3B: 0 HR: 0	SF: 0 SAC: 0 DP: 2 HBP: 0	WP: 1 PB: 0 SB: 0 CS: 1	PA: 35					
PITCHER	IP	WLS	BF	H	R	ER	SO	BB	IBB	HBP	BLK	WP	HR	S	P	ERA	WHIP										
Joe Niekro, R ERA: 3.05 Bill Dawley, R ERA: 2.55 Dave Smith, R ERA: 1.5	(1, 1) (6, 1) (7, 1)	5.2 0.1 3.0	L 1 10	24 0 1	6 0 0	2 0 0	2 0 1	5 0 0	0 0 0	0 0 0	0 0 0	1 0 0	0 1 12	23 1 12	43 1 12	1.59 0.00 0.00	1.941 0.000 0.333										

Pittsburgh Pirates @ Houston Astros
Astrodome, Houston, TX
Sun May 27 1984, 8:05 PM EDT
Att: 18,416 - Unknown


AB 30
R 2
H 7
RBI 1
BB 5
SO 3
LOB 8



Batter	1	2	3	4	5	6	7	8	9	AB	R	H	RBI	BB	SO	LOB	BOTTOM										
Terry Puhl, L OBP: 0.307, SLG: 0.291 Phil Garner, R OBP: 0.271, SLG: 0.233 (1, 9) (9, PH)	0-0 F3		0-0 1B	0-0 F8			0-0 F7		0-0 F8	4	0	1	0	0	0	1											
Craig Reynolds, L OBP: 0.306, SLG: 0.426 (1, 6)	0-0 F7		0-0 1B		0-0 4-3		0-0 4-3			4	0	1	0	0	0	0											
Enos Cabell, R OBP: 0.345, SLG: 0.467 (1, 3)	0-0 BB 1B		0-0 F7		0-0 FC5 1B		0-0 6-3			4	0	2	0	0	0	2											
Jerry Mumphy, S OBP: 0.370, SLG: 0.381 (1, 8)	4-0 1-2 BB		0-0 F7		0-0 1B		0-0 F9			3	0	1	0	1	0	2											
Jose Cruz, L OBP: 0.330, SLG: 0.342 (1, 7)	0-0 F7		0-0 F3		0-0 F6		0-0 6-3			4	0	0	0	0	0	6											
Ray Knight, R OBP: 0.276, SLG: 0.328 (1, 5)		0-0 5-3		0-0 E6 F3	0-0 FC5		0-3 K			4	0	0	0	0	1	2											
Mark Bailey, S OBP: 0.306, SLG: 0.307 (1, 2)		0-0 4-3 1B		0-0 F3		0-0 4-3		0-3 K2-3		4	0	1	0	0	1	1											
Bill Doran, S OBP: 0.264, SLG: 0.291 (1, 4)		0-0 4-3		0-0 HR		0-0 F4		0-0 F3		4	1	1	1	0	0	1											
Joe Niekro, R OBP: 0.136, SLG: 0.136 Bill Dawley, R OBP: 0.288, SLG: 0.333 Kevin Bass, S OBP: 0.288, SLG: 0.333 Dave Smith, R OBP: 1.000, SLG: 1.000 (1, 1) (6, 1) (7, 1) (9, PH)		0-0 6-3		0-0 1B		0-0 1-3		0-0 1B		2	0	1	0	0	0	1											
Inning Stats	R: 0 E: 0 K: 0 S: 4	H: 1 LOB: 2 BB: 1 P: 8	R: 0 E: 0 K: 0 S: 4	H: 1 LOB: 1 BB: 0 P: 4	R: 0 E: 0 K: 0 S: 5	H: 2 LOB: 2 BB: 0 P: 5	R: 1 E: 1 K: 0 S: 5	H: 2 LOB: 1 BB: 0 P: 5	R: 0 E: 0 K: 0 S: 5	H: 2 LOB: 2 BB: 0 P: 5	R: 0 E: 0 K: 0 S: 3	H: 0 LOB: 0 BB: 0 P: 3	R: 0 E: 0 K: 1 S: 5	H: 0 LOB: 0 BB: 0 P: 5	R: 0 E: 0 K: 1 S: 6	H: 1 LOB: 1 BB: 0 P: 6	1B: 8 2B: 0 3B: 0 HR: 1	SF: 0 SAC: 0 DP: 0 HBP: 0	WP: 0 PB: 0 SB: 0 CS: 0	PA: 37							
PITCHER	IP	WLS	BF	H	R	ER	SO	BB	IBB	HBP	BLK	WP	HR	S	P	ERA	WHIP										
Rick Rhoden, R ERA: 3.15 Rod Scurrey, L ERA: 4.7	(1, 1) (8, 1)	7.0 2.0	W S	30 7	8 1	1 0	1 0	0 2	1 0	0 0	0 0	0 0	0 11	29 11	33 11	1.29 0.00	1.286 0.500										

Pittsburgh Pirates @ Houston Astros
Astrodome, Houston, TX
Sun May 27 1984, 8:05 PM EDT
Att: 18,416 - Unknown


AB 36
R 1
H 9
RBI 1
BB 1
SO 2
LOB 17



Batter	1	2	3	4	5	6	7	8	9	AB	R	H	RBI	BB	SO	LOB	TOP										
Lonnie Smith, R (1, 7) OBP: 0.394, SLG: 0.438 Neil Allen, R (8, 1) OBP: 0.222, SLG: 0.444	F9		E4			F8		BB 1B		4	0	1	0	0	0	0	St. Louis Cardinals @ Houston Astros Astrodome, Houston, TX Tue May 29 1984, 8:05 PM EDT Att: 11,336 - Unknown										
Ozzie Smith, S (1, 6) OBP: 0.322, SLG: 0.321	5-3		5-3			F6		BB 1B		3	0	0	0	1	0												
Tom Herr, S (1, 4) OBP: 0.342, SLG: 0.322	BB 1B				K			F3		4	0	1	0	0	1	3											
George Hendrick, R (1, 9) OBP: 0.301, SLG: 0.356	BB 1B				K			F4		3	0	0	0	1	2	1											
Art Howe, R (1, 3) OBP: 0.314, SLG: 0.262	BB 1B				K			F3		4	0	0	0	0	0	3											
Willie McGee, S (1, 8) OBP: 0.306, SLG: 0.325		1-3			K			F9		4	0	0	0	0	2	1											
Bill Lyons, R (1, 5)		6-3						F9		2	0	0	0	1	0	0											
Glenn Brummer, R (1, 2) OBP: 0.289, SLG: 0.333		4-3								3	0	1	0	0	0	1											
Dave LaPoint, L (1, 1) OBP: 0.050, SLG: 0.050 Tito Landrum, R (8, PH) OBP: 0.356, SLG: 0.375			K					FC1-6 BB 1B		2	0	0	0	0	1	0											
								FC1-6 BB 1B		1	0	0	0	0	0	1											
Inning Stats	R: 0 E: 0 K: 0 S: 4	H: 1 LOB: 2 BB: 1 P: 8	R: 0 E: 0 K: 0 S: 3	H: 0 LOB: 0 BB: 0 P: 3	R: 0 E: 1 K: 1 S: 5	H: 0 LOB: 0 BB: 0 P: 5	R: 0 E: 0 K: 2 S: 7	H: 0 LOB: 0 BB: 0 P: 7	R: 0 E: 0 K: 1 S: 4	H: 0 LOB: 0 BB: 1 P: 8	R: 0 E: 0 K: 0 S: 3	H: 0 LOB: 0 BB: 0 P: 3	R: 0 E: 1 K: 0 S: 4	H: 0 LOB: 1 BB: 0 P: 4	R: 0 E: 0 K: 0 S: 5	H: 2 LOB: 3 BB: 1 P: 9	R: 0 E: 0 K: 2 S: 7	H: 0 LOB: 0 BB: 0 P: 7	1B: 3 2B: 0 3B: 0 HR: 0	SF: 0 SAC: 0 DP: 1 HBP: 0	WP: 0 PB: 0 SB: 0 CS: 1	PA: 33					
PITCHER	IP	WLS	BF	H	R	ER	SO	BB	IBB	HBP	BLK	WP	HR	S	P	ERA	WHIP										
Bob Knepper, L (1, 1) ERA: 2.04 Frank DiPino, L (8, 1) ERA: 2.63	7.2	W	29	3	0	0	4	3	0	0	0	0	0	34	46	0.00	0.783										

Batter	1	2	3	4	5	6	7	8	9	AB	R	H	RBI	BB	SO	LOB	BOTTOM										
Kevin Bass, S (1, 9) OBP: 0.260, SLG: 0.328	K		K			SH3-4 2B		K		4	1	1	0	0	3	1	St. Louis Cardinals @ Houston Astros Astrodome, Houston, TX Tue May 29 1984, 8:05 PM EDT Att: 11,336 - Unknown										
Jim Pankovits, R (1, 4) OBP: 0.250, SLG: 0.143 Bill Doran, S (9, 4) OBP: 0.264, SLG: 0.291	K					SH3-4		K		3	0	0	0	0	3	0											
Enos Cabell, R (1, 3) OBP: 0.347, SLG: 0.469	5-3					2B		K2-3		4	0	1	0	0	1	0											
Jerry Mumphy, S (1, 8) OBP: 0.367, SLG: 0.383						1B		K		4	0	2	1	0	1	0											
Jose Cruz, L (1, 7) OBP: 0.330, SLG: 0.337		G4-6-3				1B				2	0	1	0	1	0	1											
Ray Knight, R (1, 5) OBP: 0.284, SLG: 0.313		F9				1B				3	0	0	0	0	1	4											
Mark Bailey, S (1, 2) OBP: 0.266, SLG: 0.284						IBB				3	0	0	0	0	1	4											
Craig Reynolds, L (1, 6) OBP: 0.301, SLG: 0.411										2	0	0	0	1	0	0											
Bob Knepper, L (1, 1) OBP: 0.148, SLG: 0.200 Frank DiPino, L (8, 1) ERA: 3.47										2	0	0	0	1	1	2											
										0	0	0	0	0	0	0											
Inning Stats	R: 0 E: 0 K: 2 S: 7	H: 0 LOB: 0 BB: 0 P: 7	R: 0 E: 0 K: 0 S: 3	H: 1 LOB: 0 BB: 0 P: 3	R: 0 E: 0 K: 1 S: 5	H: 0 LOB: 1 BB: 1 P: 9	R: 0 E: 0 K: 1 S: 5	H: 0 LOB: 0 BB: 0 P: 5	R: 0 E: 0 K: 1 S: 6	H: 1 LOB: 2 BB: 1 P: 10	R: 1 E: 0 K: 1 S: 8	H: 3 LOB: 3 BB: 1 P: 12	R: 0 E: 0 K: 2 S: 7	H: 0 LOB: 0 BB: 0 P: 7	R: 0 E: 0 K: 3 S: 9	H: 0 LOB: 0 BB: 0 P: 9	R: 0 E: 0 K: 3 S: 9	H: 0 LOB: 0 BB: 0 P: 9	1B: 3 2B: 2 3B: 0 HR: 0	SF: 0 SAC: 1 DP: 1 HBP: 0	WP: 1 PB: 0 SB: 1 CS: 0	PA: 31					
PITCHER	IP	WLS	BF	H	R	ER	SO	BB	IBB	HBP	BLK	WP	HR	S	P	ERA	WHIP										
Dave LaPoint, L (1, 1) ERA: 4.25 Neil Allen, R (8, 1) ERA: 3.47	7.0	L	28	5	1	1	8	1	0	0	0	0	0	41	53	1.29	0.857										

AB	30
R	0
H	3
RBI	0
BB	3
SO	6
LOB	11



Batter	1	2	3	4	5	6	7	8	9	AB	R	H	RBI	BB	SO	LOB	TOP																			
Lonnie Smith, R OBP: 0.399, SLG: 0.436 Bruce Sutter, R (8, 1)	F7		FC4-6 1B	6-3			HBP	HBP		3	0	1	0	0	0	1																				
Tom Herr, S OBP: 0.333, SLG: 0.313 (1, 4)	F7		FC4-6 1B		5-3		4-3	K		5	1	0	0	0	1	4																				
Andy Van Slyke, L OBP: 0.398, SLG: 0.402 (1, 3)	F7		CI 1B		4-3			2B	4-3	3	1	0	0	1	0	0																				
George Hendrick, R OBP: 0.310, SLG: 0.370 (1, 9)		CS 1B			F5			4-3 1B	F4	5	1	3	2	0	0	0																				
Darrell Porter, L OBP: 0.368, SLG: 0.487 (1, 2)	F7		F9			F8		4-3	4-3	5	0	0	0	0	0	4																				
Willie McGee, S OBP: 0.316, SLG: 0.331 (1, 8)		1B			6-3			1B		3	2	2	1	1	0	0																				
Ken Oberkfell, L OBP: 0.375, SLG: 0.364 (1, 5)		1B			FC4-6 1B		F3	F4		4	0	2	0	0	0	1																				
Ozzie Smith, S OBP: 0.321, SLG: 0.315 (1, 6)	F8		FC4-6 SH1-3				4-3	1B		3	1	0	1	1	0	3																				
John Stuper, R ERA: 0.125, SLG: 0.125 Dave Rucker, L OBP: 0.442, SLG: 0.355 Steve Braun, L OBP: 0.333, SLG: 0.333 Ricky Horton, L OBP: 0.370, SLG: 0.390 (1, 1)			F9		SH1-3		F5			1	0	0	0	0	0	0																				
Inning Stats	R: 0 E: 0 K: 0 S: 3	H: 0 LOB: 0 BB: 0 P: 3	R: 0 E: 0 K: 0 S: 5	H: 3 LOB: 2 BB: 0 P: 5	R: 1 E: 1 K: 0 S: 6	H: 2 LOB: 2 BB: 0 P: 6	R: 1 E: 0 K: 0 S: 4	H: 1 LOB: 1 BB: 1 P: 8	R: 0 E: 0 K: 0 S: 3	H: 0 LOB: 0 BB: 0 P: 3	R: 0 E: 0 K: 0 S: 3	H: 0 LOB: 1 BB: 0 P: 4	R: 4 E: 0 K: 1 S: 8	H: 3 LOB: 2 BB: 2 P: 17	R: 0 E: 0 K: 0 S: 3	H: 0 LOB: 0 BB: 0 P: 3	1B: 8 2B: 1 3B: 0 HR: 0	SF: 0 SAC: 1 DP: 0 HBP: 2	WP: 0 PA: 41 PB: 0 SB: 4 CS: 1																	
PITCHER	IP	WLS	BF	H	R	ER	SO	BB	IBB	HBP	BLK	WP	HR	S	P	ERA	WHIP	PITCHER		IP	WLS	BF	H	R	ER	SO	BB	IBB	HBP	BLK	WP	HR	S	P	ERA	WHIP
Mike Scott, R ERA: 5.37 (1, 1)	6.0		25	6	2	1	0	1	0	0	0	0	0	24	28	1.50	1.167																			
Dave Smith, R ERA: 2.37 (7, 1)	1.0		6	1	2	2	0	1	0	1	0	0	0	4	9	18.00	2.000																			
Frank DiPino, L ERA: 3.28 (8, 1)	0.2	L	5	2	2	2	0	1	0	0	0	0	0	4	8	27.00	4.500																			
Vern Ruhle, R ERA: 3.52 (8, 1)	1.1		5	0	0	0	1	0	0	1	0	0	0	6	7	0.00	0.000																			

St. Louis Cardinals @ Houston Astros
Astrodome, Houston, TX
Wed May 30 1984, 8:05 PM EDT
Att: 13,514 - Unknown

AB 34
R 6
H 9
RBI 6
BB 3
SO 1
LOB 13



Batter	1	2	3	4	5	6	7	8	9	AB	R	H	RBI	BB	SO	LOB	BOTTOM																			
Terry Puhl, L OBP: 0.312, SLG: 0.310 (1, 9)	F2		3-1 1B	F6					F7	5	0	2	1	0	0	2																				
Craig Reynolds, L OBP: 0.297, SLG: 0.404 (1, 6)	4-3		3-1 1-2		F7			K		5	0	1	0	0	1	2																				
Jose Cruz, L OBP: 0.332, SLG: 0.339 (1, 7)			F8		F7			K		5	0	2	0	0	1	1																				
Jerry Mumphrey, S OBP: 0.363, SLG: 0.374 (1, 8)	F3				K			5-3	F5	4	0	0	0	1	1	3																				
Harry Spilman, L OBP: 0.387, SLG: 0.480 Vern Ruhle, R (8, 1)		1B FC6-4 1B		4-3		F8		PO BB		3	1	1	0	1	0	2																				
Mark Bailey, S OBP: 0.305, SLG: 0.310 (1, 2)					6-3 2B			1B 3B BB	PO K2-3	3	1	2	0	1	1	0																				
Phil Garner, R OBP: 0.263, SLG: 0.225 (1, 5)			FC6-4 4-3 1-2		6-3 2-3			F8		4	0	0	1	0	1	3																				
Bill Doran, S OBP: 0.264, SLG: 0.290 (1, 4)			4-3 1-2		K				K	4	1	1	0	0	2	2																				
Mike Scott, R OBP: 0.188, SLG: 0.200 Denny Walling, L OBP: 0.324, SLG: 0.387 (6, PH) Dave Smith, R (7, 1) Frank DiPino, L (8, 1) Enos Cabell, R OBP: 0.344, SLG: 0.465 (8, 3)			K					1B 2B 3B	4-3	1	0	0	0	1	1	1																				
Inning Stats	R: 0 E: 0 K: 0 S: 4	H: 1 LOB: 1 BB: 0 P: 4	R: 1 E: 0 K: 1 S: 7	H: 2 LOB: 0 BB: 0 P: 7	R: 0 E: 0 K: 0 S: 4	H: 1 LOB: 2 BB: 1 P: 8	R: 0 E: 0 K: 1 S: 6	H: 1 LOB: 2 BB: 1 P: 10	R: 0 E: 0 K: 1 S: 5	H: 0 LOB: 0 BB: 0 P: 5	R: 3 E: 0 K: 1 S: 8	H: 3 LOB: 1 BB: 1 P: 12	R: 0 E: 0 K: 1 S: 4	H: 0 LOB: 0 BB: 1 P: 8	R: 0 E: 0 K: 3 S: 9	H: 0 LOB: 0 BB: 0 P: 9	R: 0 E: 0 K: 0 S: 5	H: 2 LOB: 2 BB: 0 P: 5	1B: 7 2B: 2 3B: 1 HR: 0	SF: 0 SAC: 0 DP: 0 HBP: 0	WP: 0 PA: 41 PB: 0 SB: 0 CS: 0															
PITCHER	IP	WLS	BF	H	R	ER	SO	BB	IBB	HBP	BLK	WP	HR	S	P	ERA	WHIP	PITCHER		IP	WLS	BF	H	R	ER	SO	BB	IBB	HBP	BLK	WP	HR	S	P	ERA	WHIP
John Stuper, R ERA: 5.77 (1, 1)	5.2		28	8	4	4	3	3	0	0	0	0	0	31	43	6.35	1.941																			
Dave Rucker, L ERA: 1.69 (6, 1)	0.1		1	0	0	0	1	0	0	0	0	0	0	3	3	0.00	0.000																			
Ricky Horton, L ERA: 1.25 (7, 1)	1.0	W	3	0	0	0	1	1	0	0	0	0	0	4	8	0.00	1.000																			
Bruce Sutter, R ERA: 1.38 (8, 1)	2.0	S	8	2	0	0	3	0	0	0	0	0	0	14	14	0.00	1.000																			

St. Louis Cardinals @ Houston Astros
Astrodome, Houston, TX
Wed May 30 1984, 8:05 PM EDT
Att: 13,514 - Unknown

AB 36
R 4
H 10
RBI 4
BB 4
SO 8
LOB 16



Batter	1	2	3	4	5	6	7	8	9	AB	R	H	RBI	BB	SO	LOB	TOP										
Bill Doran, S OBP: 0.268, SLG: 0.283 (1, 6)										4	1	0	0	1	1	3											
Jim Pankovits, R OBP: 0.337, SLG: 0.385 (1, 4)										5	3	3	0	0	0	1											
Enos Cabell, R OBP: 0.351, SLG: 0.467 (1, 3)										4	2	2	0	1	1	2											
Jose Cruz, L OBP: 0.322, SLG: 0.343 (1, 7)											4	2	1	4	0	2											
Jerry Mumphy, S OBP: 0.361, SLG: 0.372 (1, 8)											5	1	2	1	0	1											
Kevin Bass, S OBP: 0.271, SLG: 0.336 (1, 9)											5	0	2	1	0	2											
Phil Garner, R OBP: 0.268, SLG: 0.222 (1, 5)											3	0	1	1	0	0											
Mark Bailey, S OBP: 0.288, SLG: 0.283 (1, 2)											4	0	0	0	1	0											
Joe Niekro, R OBP: 0.160, SLG: 0.160 (8, 1)											3	0	1	0	0	1											
Frank DiPino, L (8, 1)											1	0	0	0	0	2											
Bill Dawley, R (9, 1)											0	0	0	0	0	0											
Inning Stats	R: 4 E: 1 K: 0 S: 6	H: 3 LOB: 0 BB: 1 P: 10	R: 0 E: 1 K: 0 S: 5	H: 1 LOB: 2 BB: 0 P: 5	R: 0 E: 1 K: 1 S: 7	H: 1 LOB: 2 BB: 0 P: 7	R: 0 E: 0 K: 1 S: 5	H: 0 LOB: 0 BB: 0 P: 5	R: 0 E: 0 K: 1 S: 4	H: 1 LOB: 2 BB: 0 P: 5	R: 2 E: 1 K: 0 S: 6	H: 3 LOB: 1 BB: 0 P: 6	R: 0 E: 0 K: 1 S: 5	H: 0 LOB: 0 BB: 0 P: 5	R: 3 E: 0 K: 0 S: 6	H: 3 LOB: 2 BB: 2 P: 14	1B: 9 2B: 2 3B: 1 HR: 0	SF: 2 SAC: 1 DP: 0 HBP: 1	WP: 0 PB: 0 SB: 0 CS: 0	PA: 45							
PITCHER	IP	WLS	BF	H	R	ER	SO	BB	IBB	HBP	BLK	WP	HR	S	P	ERA	WHIP										
Jerry Reuss, L ERA: 4.89 (1, 1)	3.0	L	17	5	4	4	1	1	0	0	0	0	0	18	22	12.00	2.000										
Burt Hooton, R ERA: 3.75 (4, 1)	2.0		6	0	0	0	2	0	0	0	0	0	0	10	10	0.00	0.000										
Pat Zachry, R ERA: 2.91 (6, 1)	3.0		14	4	2	2	1	0	0	1	0	0	0	15	16	6.00	1.333										
Carlos Diaz, L ERA: 3.15 (9, 1)	1.0		8	3	3	3	0	2	0	0	0	0	0	6	14	27.00	5.000										

Houston Astros @ Los Angeles Dodgers
Dodger Stadium, Los Angeles, CA
Sat Jun 02 1984, 7:05 PM PDT
Att: 46,439 - Unknown

AB	38
R	9
H	12
RBI	7
BB	3
SO	4
LOB	18



Batter	1	2	3	4	5	6	7	8	9	AB	R	H	RBI	BB	SO	LOB	BOTTOM										
R.J. Reynolds, S OBP: 0.353, SLG: 0.397 (1, 9)										5	0	1	0	0	1	1											
Ken Landreaux, L OBP: 0.326, SLG: 0.350 (1, 8)										4	0	2	1	1	0	0											
Pedro Guerrero, R OBP: 0.316, SLG: 0.362 (1, 5)										5	0	1	1	0	1	4											
Franklin Stubbs, L OBP: 0.279, SLG: 0.397 (1, 3)										3	0	0	0	0	0	1											
Steve Sax, R OBP: 0.343, SLG: 0.369 (8, PH)										1	0	0	0	0	1	2											
Carlos Diaz, R (9, 1)										0	0	0	0	0	0	0											
Mike Scioscia, L OBP: 0.387, SLG: 0.364 (1, 2)										1	0	0	0	2	0	0											
Steve Yeager, R OBP: 0.289, SLG: 0.329 (8, PH)										1	1	1	1	0	0	0											
Terry Whitfield, L OBP: 0.281, SLG: 0.378 (1, 7)										3	0	1	0	0	0	1											
Candy Maldonado, R OBP: 0.360, SLG: 0.417 (8, PH)										1	0	1	0	0	0	0											
Bob Bailor, R OBP: 0.308, SLG: 0.290 (1, 4)										4	1	1	0	0	0	4											
Dave Anderson, R OBP: 0.345, SLG: 0.316 (1, 6)										4	0	1	0	0	0	3											
Jerry Reuss, L OBP: 0.285, SLG: 0.279 (1, 1)										0	0	0	0	0	0	0											
Rafael Landestoy, S OBP: 0.206, SLG: 0.182 (3, PH)										1	0	0	0	0	0	1											
Burt Hooton, R (4, 1)										0	0	0	0	0	0	0											
Lemmie Miller, R OBP: 0.229, SLG: 0.187 (5, PH)										1	0	0	0	0	0	1											
Pat Zachry, R (8, 1)										0	0	0	0	0	0	0											
Rick Monday, L OBP: 0.341, SLG: 0.389 (8, 3)										2	1	1	0	0	1	2											
Inning Stats	R: 0 E: 0 K: 2 S: 8	H: 1 LOB: 1 BB: 0 P: 8	R: 0 E: 0 K: 0 S: 3	H: 1 LOB: 1 BB: 1 P: 7	R: 0 E: 0 K: 1 S: 5	H: 0 LOB: 0 BB: 0 P: 5	R: 0 E: 0 K: 0 S: 3	H: 0 LOB: 0 BB: 0 P: 3	R: 0 E: 0 K: 0 S: 4	H: 1 LOB: 1 BB: 0 P: 4	R: 0 E: 0 K: 0 S: 3	H: 0 LOB: 0 BB: 1 P: 7	R: 1 E: 0 K: 1 S: 8	H: 3 LOB: 2 BB: 0 P: 8	R: 2 E: 0 K: 1 S: 9	H: 4 LOB: 3 BB: 1 P: 13	1B: 9 2B: 0 3B: 0 HR: 1	SF: 0 SAC: 0 DP: 1 HBP: 0	WP: 0 PB: 1 SB: 0 CS: 0	PA: 39							
PITCHER	IP	WLS	BF	H	R	ER	SO	BB	IBB	HBP	BLK	WP	HR	S	P	ERA	WHIP										
Joe Niekro, R ERA: 2.88 (1, 1)	7.2	W	30	6	1	1	3	2	0	0	0	0	0	34	42	1.17	1.043										
Frank DiPino, L ERA: 3.65 (8, 1)	1.0		8	4	2	2	2	1	0	0	0	0	1	11	15	18.00	5.000										
Bill Dawley, R ERA: 2.37 (9, 1)	0.1		1	0	0	0	0	0	0	0	0	0	0	1	1	0.00	0.000										

Houston Astros @ Los Angeles Dodgers
Dodger Stadium, Los Angeles, CA
Sat Jun 02 1984, 7:05 PM PDT
Att: 46,439 - Unknown

AB	36
R	3
H	10
RBI	3
BB	3
SO	5
LOB	19



Batter	1	2	3	4	5	6	7	8	9	AB	R	H	RBI	BB	SO	LOB	TOP				
Bill Doran, S OBP: 0.272, SLG: 0.277 (1, 6)										3	1	0	0	2	1	3					
Jim Pankovits, R OBP: 0.421, SLG: 0.444 (1, 4)										5	1	3	2	0	0	2					
Denny Walling, L OBP: 0.289, SLG: 0.343 Ray Knight, R OBP: 0.262, SLG: 0.311 (1, 5) (7, 5)										4	0	0	0	0	0	5					
Jose Cruz, L OBP: 0.324, SLG: 0.341 (1, 7)										4	0	1	1	1	0	1					
Jerry Mumphy, S OBP: 0.354, SLG: 0.364 (1, 8)										4	0	0	0	0	0	4					
Enos Cabell, R OBP: 0.341, SLG: 0.452 (1, 3)										4	0	0	0	0	1	5					
Terry Puhl, L OBP: 0.320, SLG: 0.318 (1, 9)										4	1	2	0	0	0	0					
Mark Bailey, S OBP: 0.287, SLG: 0.274 (1, 2)										3	1	0	0	1	2	1					
Bob Knepper, L OBP: 0.200, SLG: 0.222 (1, 1)										2	1	1	0	1	0	0					
Inning Stats	R: 1 E: 1 K: 0 S: 3	H: 1 LOB: 0 BB: 1 P: 7	R: 0 E: 0 K: 1 S: 6	H: 1 LOB: 1 BB: 0 P: 6	R: 1 E: 1 K: 0 S: 5	H: 1 LOB: 3 BB: 2 P: 13	R: 2 E: 0 K: 0 S: 5	H: 2 LOB: 1 BB: 1 P: 9	R: 0 E: 0 K: 1 S: 5	H: 0 LOB: 0 BB: 0 P: 5	R: 0 E: 0 K: 1 S: 6	H: 2 LOB: 2 BB: 0 P: 6	R: 0 E: 0 K: 1 S: 5	H: 0 LOB: 1 BB: 1 P: 9	R: 0 E: 0 K: 0 S: 3	H: 0 LOB: 0 BB: 0 P: 3	1B: 7 2B: 0 3B: 0 HR: 0	SF: 0 SAC: 1 DP: 1 HBP: 0	WP: 0 PB: 0 SB: 1 CS: 0	PA: 40	
PITCHER	IP WLS BF H R ER SO BB IBB HBP BLK WP HR S P ERA WHIP	IP WLS BF H R ER SO BB IBB HBP BLK WP HR S P ERA WHIP	IP WLS BF H R ER SO BB IBB HBP BLK WP HR S P ERA WHIP	IP WLS BF H R ER SO BB IBB HBP BLK WP HR S P ERA WHIP	IP WLS BF H R ER SO BB IBB HBP BLK WP HR S P ERA WHIP	IP WLS BF H R ER SO BB IBB HBP BLK WP HR S P ERA WHIP	IP WLS BF H R ER SO BB IBB HBP BLK WP HR S P ERA WHIP	IP WLS BF H R ER SO BB IBB HBP BLK WP HR S P ERA WHIP	IP WLS BF H R ER SO BB IBB HBP BLK WP HR S P ERA WHIP	IP WLS BF H R ER SO BB IBB HBP BLK WP HR S P ERA WHIP	IP WLS BF H R ER SO BB IBB HBP BLK WP HR S P ERA WHIP	IP WLS BF H R ER SO BB IBB HBP BLK WP HR S P ERA WHIP	IP WLS BF H R ER SO BB IBB HBP BLK WP HR S P ERA WHIP	IP WLS BF H R ER SO BB IBB HBP BLK WP HR S P ERA WHIP	IP WLS BF H R ER SO BB IBB HBP BLK WP HR S P ERA WHIP	IP WLS BF H R ER SO BB IBB HBP BLK WP HR S P ERA WHIP	IP WLS BF H R ER SO BB IBB HBP BLK WP HR S P ERA WHIP	IP WLS BF H R ER SO BB IBB HBP BLK WP HR S P ERA WHIP	IP WLS BF H R ER SO BB IBB HBP BLK WP HR S P ERA WHIP	IP WLS BF H R ER SO BB IBB HBP BLK WP HR S P ERA WHIP	IP WLS BF H R ER SO BB IBB HBP BLK WP HR S P ERA WHIP
Bob Welch, R ERA: 3.61 (1, 1)	6.1 L	31 7	5 3	3 3	4 0	0 0	0 0	0 0	0 0	0 0	0 0	0 0	0 0	0 0	0 0	0 0	0.00 0.000	0.00 0.500			
Carlos Diaz, L ERA: 3.05 (7, 1)	0.2	2	0	0	0	0	0	0	0	0	0	2	2	0.00	0.000						
Orel Hershiser, R ERA: 4.65 (8, 1)	2.0	7	0	0	0	1	1	0	0	0	0	8	12	0.00	0.500						

Houston Astros @ Los Angeles Dodgers
Dodger Stadium, Los Angeles, CA
Sun Jun 03 1984, 3:33 AM PDT
Att: 40,895 - Unknown

AB 34
R 5
H 7
RBI 3
BB 5
SO 4
LOB 21



Batter	1	2	3	4	5	6	7	8	9	AB	R	H	RBI	BB	SO	LOB	BOTTOM					
Steve Sax, R OBP: 0.340, SLG: 0.364 (1, 4)										5	1	1	0	0	0	0						
Dave Anderson, R OBP: 0.345, SLG: 0.317 (1, 6)										3	0	1	0	0	1	1						
Pedro Guerrero, R OBP: 0.310, SLG: 0.354 (1, 3)										4	0	0	0	0	2	2						
Mike Marshall, R OBP: 0.350, SLG: 0.540 (1, 7)										4	1	1	1	0	1	2						
Candy Maldonado, R OBP: 0.347, SLG: 0.402 (1, 9)										4	0	0	0	0	0	3						
Steve Yeager, R OBP: 0.286, SLG: 0.337 (1, 2)										4	0	2	0	0	1	0						
R.J. Reynolds, S OBP: 0.333, SLG: 0.373 (1, 8)										4	0	0	0	0	1	2						
Bob Bailor, R OBP: 0.319, SLG: 0.292 (1, 5)										3	0	1	0	1	0	0						
Bob Welch, R OBP: 0.056, SLG: 0.056 (1, 1)										2	0	0	0	0	0	2						
Rafael Landestoy, S OBP: 0.229, SLG: 0.294 (7, PH)										0	0	0	0	0	0	0						
Orel Hershiser, R (8, 1)										1	1	1	1	0	0	0						
Jose Morales, R OBP: 0.211, SLG: 0.167 (9, PH)										1	0	0	0	0	0	0						
Inning Stats	R: 0 E: 1 K: 1 S: 7	H: 1 LOB: 2 BB: 0 P: 7	R: 0 E: 0 K: 1 S: 6	H: 1 LOB: 1 BB: 0 P: 6	R: 1 E: 2 K: 1 S: 7	H: 1 LOB: 1 BB: 0 P: 7	R: 0 E: 0 K: 0 S: 3	H: 0 LOB: 1 BB: 1 P: 7	R: 0 E: 0 K: 1 S: 5	H: 0 LOB: 0 BB: 0 P: 5	R: 0 E: 0 K: 1 S: 6	H: 1 LOB: 1 BB: 0 P: 6	R: 1 E: 1 K: 1 S: 7	H: 1 LOB: 1 BB: 0 P: 7	R: 0 E: 0 K: 0 S: 4	H: 2 LOB: 0 BB: 0 P: 4	R: 0 E: 0 K: 0 S: 3	H: 0 LOB: 0 BB: 0 P: 3	1B: 5 2B: 0 3B: 0 HR: 2	SF: 0 SAC: 1 DP: 1 HBP: 0	WP: 0 PB: 0 SB: 0 CS: 0	PA: 37
PITCHER	IP WLS BF H R ER SO BB IBB HBP BLK WP HR S P ERA WHIP	IP WLS BF H R ER SO BB IBB HBP BLK WP HR S P ERA WHIP	IP WLS BF H R ER SO BB IBB HBP BLK WP HR S P ERA WHIP	IP WLS BF H R ER SO BB IBB HBP BLK WP HR S P ERA WHIP	IP WLS BF H R ER SO BB IBB HBP BLK WP HR S P ERA WHIP	IP WLS BF H R ER SO BB IBB HBP BLK WP HR S P ERA WHIP	IP WLS BF H R ER SO BB IBB HBP BLK WP HR S P ERA WHIP	IP WLS BF H R ER SO BB IBB HBP BLK WP HR S P ERA WHIP	IP WLS BF H R ER SO BB IBB HBP BLK WP HR S P ERA WHIP	IP WLS BF H R ER SO BB IBB HBP BLK WP HR S P ERA WHIP	IP WLS BF H R ER SO BB IBB HBP BLK WP HR S P ERA WHIP	IP WLS BF H R ER SO BB IBB HBP BLK WP HR S P ERA WHIP	IP WLS BF H R ER SO BB IBB HBP BLK WP HR S P ERA WHIP	IP WLS BF H R ER SO BB IBB HBP BLK WP HR S P ERA WHIP	IP WLS BF H R ER SO BB IBB HBP BLK WP HR S P ERA WHIP	IP WLS BF H R ER SO BB IBB HBP BLK WP HR S P ERA WHIP	IP WLS BF H R ER SO BB IBB HBP BLK WP HR S P ERA WHIP	IP WLS BF H R ER SO BB IBB HBP BLK WP HR S P ERA WHIP	IP WLS BF H R ER SO BB IBB HBP BLK WP HR S P ERA WHIP	IP WLS BF H R ER SO BB IBB HBP BLK WP HR S P ERA WHIP	IP WLS BF H R ER SO BB IBB HBP BLK WP HR S P ERA WHIP	IP WLS BF H R ER SO BB IBB HBP BLK WP HR S P ERA WHIP
Bob Knepper, L ERA: 2.04 (1, 1)	9.0 W	37 7	3 3	2 2	6 6	1 0	0 0	0 0	0 0	0 0	0 0	2 48	52	2.00	0.889							

Houston Astros @ Los Angeles Dodgers
Dodger Stadium, Los Angeles, CA
Sun Jun 03 1984, 3:33 AM PDT
Att: 40,895 - Unknown

AB 35
R 3
H 7
RBI 2
BB 1
SO 6
LOB 12



Batter	1	2	3	4	5	6	7	8	9	AB	R	H	RBI	BB	SO	LOB	TOP			
Bill Doran, S OBP: 0.273, SLG: 0.277 (1,4)	F2		F9			F7		4-3		4	0	0	0	0	0	0				
Craig Reynolds, L OBP: 0.297, SLG: 0.359 (1,6)	F5			G1 BLK 1B		F6			F9	4	0	1	0	0	0	0				
Enos Cabell, R OBP: 0.336, SLG: 0.438 (1,3)	F8			G1 1-3		6-3			1B BB	3	0	0	0	1	0	1				
Jose Cruz, L OBP: 0.321, SLG: 0.330 (1,7)		G5-4-3 BB		F2			1-3		F3	3	0	0	0	1	0	2				
Jerry Mumphy, S OBP: 0.350, SLG: 0.359 (1,8)	G5-4-3 1-2			K						4	0	2	0	0	1	2				
Ray Knight, R OBP: 0.255, SLG: 0.296 (1,5)					6-3		F9		F9	3	0	0	0	1	0	3				
Terry Puhl, L OBP: 0.314, SLG: 0.304 (1,9)					4-3		F8			3	0	0	0	0	0	2				
Alan Ashby, S OBP: 0.292, SLG: 0.246 (1,2)			F8					5-3		2	0	0	0	1	0	0				
Vern Ruhle, R (1,1)			K		4-3					1	0	0	0	0	1	0				
Denny Walling, L OBP: 0.282, SLG: 0.333 (5, PH)										1	0	0	0	0	0	1				
Michael LaCoss, R (5,1)										0	0	0	0	0	0	0				
Kevin Bass, S OBP: 0.266, SLG: 0.329 (8, PH)										1	0	0	0	0	1	0				
Dave Smith, R (8,1)										0	0	0	0	0	0	0				
Inning Stats	R: 0 E: 0 K: 0 S: 3	H: 0 LOB: 0 BB: 0 P: 3	R: 0 E: 0 K: 0 S: 2	H: 0 LOB: 1 BB: 2 P: 10	R: 0 E: 0 K: 1 S: 5	H: 0 LOB: 0 BB: 0 P: 5	R: 0 E: 0 K: 1 S: 6	H: 1 LOB: 1 BB: 0 P: 6	R: 0 E: 0 K: 0 S: 3	H: 0 LOB: 0 BB: 0 P: 3	R: 0 E: 0 K: 0 S: 4	H: 1 LOB: 1 BB: 0 P: 4	R: 0 E: 0 K: 1 S: 5	H: 0 LOB: 0 BB: 0 P: 5	R: 0 E: 0 K: 0 S: 4	H: 1 LOB: 2 BB: 1 P: 8	1B: 3 2B: 0 3B: 0 HR: 0	SF: 0 SAC: 0 DP: 1 HBP: 0	WP: 0 PB: 0 SB: 0 CS: 0	PA: 33
PITCHER Andy Hawkins, R ERA: 3.66 (1,1)	IP: 9.0 WLS: W BF: 33 H: 3 R: 0 ER: 0 SO: 3 BB: 4 IBB: 0 HBP: 0 BLK: 1 WP: 0 HR: 0 S: 35 P: 51 ERA: 0.00 WHIP: 0.778																			

Houston Astros @ San Diego Padres
Jack Murphy Stadium, San Diego, CA
Tue Jun 05 1984, 10:05 PM EDT
Att: 11,799 - Unknown

AB	29
R	0
H	3
RBI	0
BB	4
SO	3
LOB	11



Batter	1	2	3	4	5	6	7	8	9	AB	R	H	RBI	BB	SO	LOB	BOTTOM			
Aian Wiggins, S OBP: 0.336, SLG: 0.291 (1,4)	6-3		K	B1-3			6-3			4	0	0	0	0	1	1				
Tim Flannery, L OBP: 0.342, SLG: 0.514 (1,5)	5-3 BB 1B		HR		1-3		5-3			4	1	2	1	0	0	0				
Tony Gwynn, L OBP: 0.449, SLG: 0.477 (1,9)	5-3 1-2 BB		2B BB		4-3 1B		F7			2	1	1	0	2	0	0				
Steve Garvey, R OBP: 0.279, SLG: 0.345 (1,3)	5-3 1-2 2-3		2B		4-3			6-3		4	0	1	1	0	0	3				
Terry Kennedy, L OBP: 0.278, SLG: 0.326 (1,2)	K		IBB		4-3			K		3	0	0	0	1	2	3				
Kevin McReynolds, R OBP: 0.316, SLG: 0.529 (1,8)		F4	F8			HR		K		4	1	1	1	0	1	2				
Camelo Martinez, R OBP: 0.341, SLG: 0.401 (1,7)		K		4-3 2B		K				3	0	1	0	0	2	0				
Garry Templeton, S OBP: 0.313, SLG: 0.343 (1,6)		3-1		4-3 2-3		4-3				3	0	0	0	0	0	1				
Andy Hawkins, R OBP: 0.217, SLG: 0.217 (1,1)			K	K		K				3	0	0	0	0	3	1				
Inning Stats	R: 0 E: 0 K: 1 S: 6	H: 1 LOB: 2 BB: 1 P: 10	R: 0 E: 0 K: 1 S: 5	H: 0 LOB: 0 BB: 0 P: 5	R: 2 E: 0 K: 2 S: 9	H: 2 LOB: 2 BB: 2 P: 17	R: 0 E: 0 K: 1 S: 6	H: 1 LOB: 1 BB: 0 P: 6	R: 0 E: 0 K: 0 S: 4	H: 1 LOB: 1 BB: 0 P: 4	R: 1 E: 0 K: 2 S: 8	H: 1 LOB: 0 BB: 0 P: 8	R: 0 E: 0 K: 0 S: 3	H: 0 LOB: 0 BB: 0 P: 3	R: 0 E: 0 K: 2 S: 7	H: 0 LOB: 0 BB: 0 P: 7	1B: 2 2B: 2 3B: 0 HR: 2	SF: 0 SAC: 0 DP: 0 HBP: 0	WP: 0 PB: 0 SB: 0 CS: 0	PA: 33
PITCHER Vern Ruhle, R ERA: 3.44 (1,1)	IP: 4.0 WLS: L BF: 19 H: 4 R: 2 ER: 2 SO: 2 BB: 2 IBB: 1 HBP: 0 BLK: 0 WP: 0 HR: 1 S: 26 P: 38 ERA: 4.50 WHIP: 1.500																			
Michael LaCoss, R ERA: 4.19 (5,1)	3.0	11	2	1	1	2	0	0	0	0	1	15	15	3.00	0.667					
Dave Smith, R ERA: 2.25 (8,1)	1.0	3	0	0	0	2	0	0	0	0	0	7	7	0.00	0.000					

Houston Astros @ San Diego Padres
Jack Murphy Stadium, San Diego, CA
Tue Jun 05 1984, 10:05 PM EDT
Att: 11,799 - Unknown

AB	30
R	3
H	6
RBI	3
BB	3
SO	9
LOB	11



Batter	1	2	3	4	5	6	7	8	9	10	AB	R	H	RBI	BB	SO	LOB	TOP	
Bill Doran, S OBP: 0.278, SLG: 0.278 (1.4)	F5		F8		SH2-4		BB			1B WP	3	1	1	0	1	0	0		
Craig Reynolds, L OBP: 0.288, SLG: 0.288 (7.6)	4-3		K		G6-3		F3			1B IBB	3	0	1	0	0	0	1		
Enos Cabell, R OBP: 0.340, SLG: 0.440 (10, PH)	CS				G6-3		F9			F5	4	0	2	0	0	0	0	2	
Jerry Mumphy, S OBP: 0.349, SLG: 0.358 (10, 1)	1B				1B						1	0	0	0	0	0	0	2	
Harry Spilman, L OBP: 0.371, SLG: 0.448 (10, 3)	1B				1B						0	0	0	0	0	0	0	0	
Jose Cruz, L OBP: 0.323, SLG: 0.332 (1.7)	CS	G3 1B	4-3			5-3		F8			5	1	2	1	0	0	1		
Ray Knight, R OBP: 0.253, SLG: 0.293 (1.5)																			
Frank DiPino, L (10, 1)		1B G3			F9		F8			F9	5	1	1	0	0	0	0	2	
Tony Scott, S OBP: 0.353, SLG: 0.286 (1.8)		G3			1-3		K				4	0	0	0	0	1	2		
Terry Puhl, L OBP: 0.330, SLG: 0.323 (1.9)											4	0	3	1	0	0	0		
Alan Ashby, S OBP: 0.279, SLG: 0.233 (1.2)		5-3			5-3		SH5-4			F5	3	0	0	1	0	1	2		
Mike Madden, L OBP: 0.400, SLG: 0.400 (7, PH)										K2-3	2	0	1	0	0	1	1		
Phil Garner, R OBP: 0.269, SLG: 0.219 (7, 4)											2	0	0	0	0	1	1		
Inning Stats	R: 0 E: 0 K: 0 S: 3	H: 1 LOB: 0 BB: 0 P: 3	R: 2 E: 0 K: 1 S: 8	H: 3 LOB: 1 BB: 0 P: 8	R: 0 E: 0 K: 1 S: 6	H: 1 LOB: 1 BB: 0 P: 4	R: 0 E: 0 K: 0 S: 4	H: 0 LOB: 0 BB: 0 P: 5	R: 0 E: 1 K: 1 S: 6	H: 1 LOB: 2 BB: 1 P: 10	R: 0 E: 0 K: 0 S: 3	H: 0 LOB: 0 BB: 0 P: 3	R: 0 E: 0 K: 1 S: 5	H: 0 LOB: 0 BB: 0 P: 5	R: 1 E: 0 K: 0 S: 5	H: 2 LOB: 1 BB: 1 P: 9	1B: 11 2B: 0 3B: 0 HR: 0	SF: 0 SAC: 2 DP: 1 HBP: 0	WP: 1 PA: 42
PITCHER	IP	WLS	BF	H	R	ER	SO	BB	IBB	HBP	BLK	WP	HR	S	P	ERA	WHIP		
Mark Thurmond, L ERA: 3.76 (1.1)	4.1		20	8	2	2	2	0	0	0	0	0	0	24	24	4.15	1.846		
Craig Lefferts, L ERA: 1.19 (5, 1)	1.2		4	0	0	0	1	0	0	0	0	0	0	6	6	0.00	0.000		
Dave Dravecky, L ERA: 3.33 (7, 1)	2.0		8	1	0	0	1	1	0	0	0	0	0	9	13	0.00	1.000		
Rich Gossage, R ERA: 3.65 (9, 1)	2.0	W	9	2	1	1	1	0	1	0	0	1	0	10	14	4.50	1.000		

Houston Astros @ San Diego Padres
Jack Murphy Stadium, San Diego, CA
Wed Jun 06 1984, 10:05 PM EDT
Att. 11,087 - Unknown

AB 37
R 3
H 11
RBI 3
BB 2
SO 5
LOB 15



Batter	1	2	3	4	5	6	7	8	9	10	AB	R	H	RBI	BB	SO	LOB	BOTTOM	
Alan Wiggins, S OBP: 0.342, SLG: 0.297 (1.4)	CS		FC6-4			HR		F5		E	3	1	1	0	2	0	1		
Mario Ramirez, R OBP: 0.273, SLG: 0.818 (8, PH)	F8					BB		F8		IBB	3	1	1	2	0	0	1		
Rich Gossage, R OBP: 0.250, SLG: 0.143 (9, 1)											1	0	0	0	0	0	0		
Champ Summers, L OBP: 0.313, SLG: 0.667 (10, PH)						HR				1B	0	0	0	0	0	0	0		
Kurt Bevacqua, R OBP: 0.400, SLG: 0.385 (10, PH)											1	0	1	0	0	0	0		
Tony Gwynn, L OBP: 0.441, SLG: 0.467 (1.9)	K										4	0	0	0	0	1	1		
Steve Garvey, R OBP: 0.278, SLG: 0.343 (1.3)											4	0	1	0	0	0	0		
Terry Kennedy, L OBP: 0.277, SLG: 0.324 (1.2)											4	0	1	0	0	2	1		
Kevin McReynolds, R OBP: 0.315, SLG: 0.559 (1.8)											4	1	1	1	0	0	2		
Carmelo Martinez, R OBP: 0.339, SLG: 0.396 (1.7)											4	0	1	0	0	1	0		
Garry Templeton, S OBP: 0.306, SLG: 0.335 (1.6)											4	0	0	0	0	1	2		
Mark Thurmond, L OBP: 0.279, SLG: 0.357 (5, 1)											0	0	0	0	1	0	0		
Craig Lefferts, L ERA: 1.19 (6, PH)											0	0	0	0	0	0	0		
Bobby Brown, S OBP: 0.306, SLG: 0.286 (7, 1)											1	0	0	0	0	0	0		
Dave Dravecky, R ERA: 3.33 (8, PH)											0	0	0	0	0	0	0		
Tim Flannery, L OBP: 0.302, SLG: 0.513 (8, 5)											2	1	1	0	0	0	0		
Inning Stats	R: 0 E: 0 K: 1 S: 5	H: 1 LOB: 0 BB: 0 P: 5	R: 0 E: 0 K: 1 S: 5	H: 1 LOB: 0 BB: 0 P: 5	R: 0 E: 0 K: 1 S: 5	H: 0 LOB: 1 BB: 1 P: 9	R: 0 E: 0 K: 0 S: 3	H: 0 LOB: 0 BB: 0 P: 3	R: 0 E: 0 K: 0 S: 5	H: 0 LOB: 2 BB: 0 P: 5	R: 0 E: 0 K: 0 S: 3	H: 0 LOB: 0 BB: 0 P: 3	R: 0 E: 0 K: 0 S: 3	H: 0 LOB: 0 BB: 0 P: 3	R: 2 E: 1 K: 1 S: 7	H: 3 LOB: 1 BB: 1 P: 11	1B: 5 2B: 1 3B: 0 HR: 2	SF: 0 SAC: 0 DP: 1 HBP: 0	WP: 0 PA: 38
PITCHER	IP	WLS	BF	H	R	ER	SO	BB	IBB	HBP	BLK	WP	HR	S	P	ERA	WHIP		
Mike Madden, L ERA: 3.86 (1.1)	6.0		21	3	2	2	4	2	0	0	0	0	0	27	35	3.00	0.833		
Bill Dawley, R ERA: 1.99 (7, 1)	3.0		11	2	0	0	0	0	0	0	0	0	0	11	11	0.00	0.667		
Dave Smith, R ERA: 2.61 (10, 1)	0.2	L	5	2	2	1	1	0	1	0	0	0	1	6	10	13.50	3.000		
Frank DiPino, L ERA: 3.86 (10, 1)	0.0		1	1	0	0	0	0	0	0	0	0	0	1	1	∞	∞		

Houston Astros @ San Diego Padres
Jack Murphy Stadium, San Diego, CA
Wed Jun 06 1984, 10:05 PM EDT
Att. 11,087 - Unknown

AB 35
R 4
H 8
RBI 3
BB 3
SO 5
LOB 8



Batter	1	2	3	4	5	6	7	8	9	AB	R	H	RBI	BB	SO	LOB	TOP					
Bill Doran, S OBP: 0.286, SLG: 0.293 (1, 4)										6	2	3	2	0	1	2	Houston Astros @ San Francisco Giants Candlestick Park, San Francisco, CA Thu Jun 07 1984, 10:05 PM EDT Att: 3,653 - Unknown					
Craig Reynolds, L OBP: 0.301, SLG: 0.416 (1, 6)										5	1	2	3	0	1	2						
Harry Spilman, L OBP: 0.375, SLG: 0.424 (1, 3)										4	2	1	1	1	0	2						
Jose Cruz, L OBP: 0.330, SLG: 0.356 Kevin Bass, S OBP: 0.294, SLG: 0.326 (6, 9)										4	3	3	2	0	0	0						
Jerry Mumphy, S OBP: 0.352, SLG: 0.381 Tony Scott, S OBP: 0.333, SLG: 0.267 (7, 8)										4	2	2	3	0	0	2						
Ray Knight, R OBP: 0.253, SLG: 0.291 Phil Garner, R OBP: 0.267, SLG: 0.217 (7, 5)										4	0	1	0	0	0	1						
Terry Puhl, L OBP: 0.351, SLG: 0.366 (6, 7)										5	2	4	2	0	0	0						
Mark Bailey, S OBP: 0.274, SLG: 0.252 (1, 2)										5	0	0	0	0	2	6						
Joe Niekro, R OBP: 0.172, SLG: 0.143 Michael LaCoss, R (8, 1)										3	2	0	0	1	1	5						
Inning Stats	R: 3 E: 0 K: 0 S: 6	H: 3 LOB: 0 BB: 0 P: 6	R: 2 E: 2 K: 0 S: 6	H: 2 LOB: 1 BB: 0 P: 6	R: 0 E: 0 K: 0 S: 3	H: 0 LOB: 0 BB: 0 P: 3	R: 1 E: 0 K: 2 S: 9	H: 2 LOB: 1 BB: 0 P: 9	R: 2 E: 1 K: 1 S: 9	H: 4 LOB: 2 BB: 0 P: 9	R: 4 E: 0 K: 0 S: 7	H: 4 LOB: 1 BB: 1 P: 11	R: 2 E: 0 K: 1 S: 6	H: 1 LOB: 0 BB: 1 P: 10	R: 0 E: 1 K: 2 S: 8	H: 0 LOB: 1 BB: 0 P: 8		R: 0 E: 0 K: 1 S: 5	H: 0 LOB: 0 BB: 0 P: 5	1B: 8 2B: 5 3B: 1 HR: 2	SF: 0 SAC: 1 DP: 1 HBP: 0	WP: 1 PB: 0 SB: 0 CS: 0
PITCHER	IP WLS BF H R ER SO BB IBB HBP BLK WP HR S P ERA WHIP	3.2 L 19 7 6 4 1 0 0 0 0 0 0 1 21 21 9.82 1.909	1.1 8 4 2 2 2 0 0 0 0 0 0 0 12 12 13.50 3.000	2.0 13 5 6 6 1 2 0 0 0 0 0 1 13 21 27.00 3.500	2.0 7 0 0 0 3 0 0 0 0 0 1 0 13 13 0.00 0.000																	

Batter	1	2	3	4	5	6	7	8	9	AB	R	H	RBI	BB	SO	LOB	BOTTOM					
Johnnie LeMaster, R OBP: 0.266, SLG: 0.245 (1, 6)										4	1	1	0	0	1	1	Houston Astros @ San Francisco Giants Candlestick Park, San Francisco, CA Thu Jun 07 1984, 10:05 PM EDT Att: 3,653 - Unknown					
Chil Davis, S OBP: 0.329, SLG: 0.480 Frank Williams, R OBP: 0.200, SLG: 0.111 (8, 1)										4	1	1	0	0	0	1						
Jeffrey Leonard, R OBP: 0.349, SLG: 0.414 (1, 7)										4	0	2	1	0	0	1						
Jack Clark, R OBP: 0.420, SLG: 0.556 (1, 9)										4	0	0	1	0	1	2						
Al Oliver, L OBP: 0.327, SLG: 0.368 (1, 3)										3	0	0	0	1	2	1						
Joel Youngblood, R OBP: 0.327, SLG: 0.337 (1, 5)										4	1	2	1	0	0	1						
Bob Brenly, R OBP: 0.411, SLG: 0.471 (1, 2)										3	1	0	0	1	0	1						
Brad Wellman, R OBP: 0.400, SLG: 0.481 (1, 4)										4	1	3	2	0	1	0						
Bill Lasker, R OBP: 0.280, SLG: 0.042 Jeff Cornell, S OBP: 0.244, SLG: 0.440 John Rabb, R OBP: 0.290, SLG: 0.400 Randy Lerch, L OBP: 0.201, SLG: 0.170 Duane Kuiper, L OBP: 0.238, SLG: 0.320 (8, 8)										1	0	0	0	0	0	0						
Inning Stats	R: 1 E: 0 K: 1 S: 6	H: 1 LOB: 0 BB: 0 P: 6	R: 0 E: 0 K: 0 S: 3	H: 0 LOB: 0 BB: 0 P: 3	R: 0 E: 0 K: 1 S: 5	H: 0 LOB: 0 BB: 0 P: 5	R: 0 E: 0 K: 1 S: 6	H: 1 LOB: 1 BB: 0 P: 6	R: 1 E: 0 K: 2 S: 9	H: 2 LOB: 1 BB: 0 P: 9	R: 1 E: 0 K: 0 S: 4	H: 1 LOB: 0 BB: 1 P: 8	R: 2 E: 0 K: 0 S: 4	H: 1 LOB: 0 BB: 1 P: 8	R: 0 E: 0 K: 1 S: 5	H: 1 LOB: 0 BB: 0 P: 5		R: 0 E: 0 K: 0 S: 4	H: 2 LOB: 1 BB: 0 P: 4	1B: 5 2B: 2 3B: 0 HR: 2	SF: 0 SAC: 0 DP: 2 HBP: 0	WP: 0 PB: 1 SB: 2 CS: 0
PITCHER	IP WLS BF H R ER SO BB IBB HBP BLK WP HR S P ERA WHIP	7.0 W 29 6 5 4 5 2 0 0 0 0 0 0 2 37 45 5.14 1.143	2.0 7 3 0 0 1 0 0 0 0 0 0 0 9 9 0.00 1.500																			

Batter	1	2	3	4	5	6	7	8	9	AB	R	H	RBI	BB	SO	LOB	TOP																					
Bill Doran, S OBP: 0.283, SLG: 0.290 (1, 4)	F6		F5			K		6-3		5	1	1	0	0	1	5	Houston Astros @ San Francisco Giants Candlestick Park, San Francisco, CA Fri Jun 08 1984, 10:05 PM EDT Att: 6,113 - Unknown																					
Craig Reynolds, L OBP: 0.296, SLG: 0.409 (1, 6)	F7		F5			4-3		1-3		5	0	1	0	0	0	5																						
Harry Spilman, L OBP: 0.381, SLG: 0.412 Enos Cabell, R OBP: 0.349, SLG: 0.449 (5, PH) (5, 3)	F3								F7	1	1	0	0	1	0	0																						
Denny Walling, L OBP: 0.293, SLG: 0.324 (9, PH)										1	0	0	0	0	0	0																						
Jose Cruz, L OBP: 0.323, SLG: 0.348 (1, 7)		F6							4-3	4	0	0	1	0	1	2																						
Jerry Mumphrey, S OBP: 0.348, SLG: 0.378 (1, 8)		4-3								4	0	1	1	0	1	3																						
Ray Knight, R OBP: 0.258, SLG: 0.295 (1, 5)		6-3								5	0	2	1	0	0	3																						
Terry Puhl, L OBP: 0.365, SLG: 0.375 (1, 9)										3	0	2	0	1	0	1																						
Mark Bailey, S OBP: 0.275, SLG: 0.248 (8, PH) Kevin Bass, S OBP: 0.262, SLG: 0.324 Alan Ashby, S OBP: 0.279, SLG: 0.233 (8, 2)									F3	2	0	0	0	1	0	3																						
Bob Knepper, L OBP: 0.219, SLG: 0.214 Dave Smith, R (6, 1) Tony Scott, S OBP: 0.316, SLG: 0.250 Bill Dawley, R (8, 1)									E6	1	0	0	0	0	0	0																						
Inning Stats	R: 0 E: 0 K: 0 S: 3	H: 0 LOB: 0 BB: 0 P: 3	R: 0 E: 0 K: 0 S: 3	H: 0 LOB: 0 BB: 0 P: 3	R: 0 E: 0 K: 0 S: 3	H: 0 LOB: 2 BB: 2 P: 11	R: 1 E: 0 K: 1 S: 7	H: 2 LOB: 2 BB: 1 P: 11	R: 2 E: 0 K: 1 S: 8	H: 3 LOB: 2 BB: 1 P: 12	R: 0 E: 1 K: 1 S: 7	H: 1 LOB: 2 BB: 0 P: 7	R: 1 E: 0 K: 0 S: 5	H: 2 LOB: 1 BB: 0 P: 5	R: 0 E: 1 K: 0 S: 4	H: 0 LOB: 1 BB: 0 P: 4	R: 0 E: 0 K: 0 S: 4	H: 1 LOB: 1 BB: 0 P: 4	1B: 9 2B: 0 3B: 0 HR: 0	SF: 2 SAC: 1 DP: 0 HBP: 0	WP: 2 PA: 42 PB: 0 SB: 0 CS: 0																	
PITCHER	IP	WLS	BF	H	R	ER	SO	BB	IBB	HBP	BLK	WP	HR	S	P	ERA	WHIP	PITCHER				IP	WLS	BF	H	R	ER	SO	BB	IBB	HBP	BLK	WP	HR	S	P	ERA	WHIP
Scott Garrelts, R ERA: 5.32 (1, 1)	4.0		19	3	3	3	1	4	0	0	0	1	0	17	33	6.75	1.750																					
Randy Lerch, L ERA: 3.77 (5, 1)	3.0	W	15	5	1	1	2	0	0	0	0	1	0	19	19	3.00	1.667																					
Greg Minton, R ERA: 4.89 (8, 1)	2.0	S	8	1	0	0	0	0	0	0	0	0	0	8	8	0.00	0.500																					

AB	35
R	4
H	9
RBI	4
BB	4
SO	3
LOB	24



Batter	1	2	3	4	5	6	7	8	9	AB	R	H	RBI	BB	SO	LOB	BOTTOM																					
Johnnie LeMaster, R OBP: 0.260, SLG: 0.239 (1, 6)	F9		K			L6-3		4-3		4	0	0	0	0	1	1	Houston Astros @ San Francisco Giants Candlestick Park, San Francisco, CA Fri Jun 08 1984, 10:05 PM EDT Att: 6,113 - Unknown																					
Chili Davis, S OBP: 0.327, SLG: 0.490 (1, 8)	4-3					1-3		K		4	1	1	1	0	1	0																						
Jeffrey Leonard, R OBP: 0.347, SLG: 0.428 (1, 9) (5, 7)	F9		6-3					K		4	1	1	1	0	1	0																						
Jack Clark, R OBP: 0.424, SLG: 0.555 (1, 3) (5, 9)			F3					K		2	1	1	0	1	0	0																						
Fran Mullins, R OBP: 0.306, SLG: 0.355 (7, 5)		HR						F7		1	0	0	0	0	0	0																						
Dusty Baker Jr., R OBP: 0.424, SLG: 0.423 Scott Thompson, L OBP: 0.371, SLG: 0.313 (4, PR) (5, 3)										2	0	1	0	0	1	1																						
Joel Youngblood, R OBP: 0.332, SLG: 0.358 (1, 5) (7, 9)										3	1	2	2	0	0	1																						
Bob Brenly, R OBP: 0.404, SLG: 0.462 (1, 2)										3	0	0	0	0	0	3																						
Brad Wellman, R OBP: 0.394, SLG: 0.467 (1, 4)										3	0	1	0	0	1	2																						
Scott Garrelts, R OBP: 0.125, SLG: 0.125 Randy Lerch, L OBP: 0.571, SLG: 0.400 Al Oliver, L OBP: 0.325, SLG: 0.366 Greg Minton, S (8, 1)										1	0	0	0	0	0	1																						
Inning Stats	R: 0 E: 0 K: 0 S: 3	H: 0 LOB: 0 BB: 0 P: 3	R: 2 E: 1 K: 2 S: 9	H: 1 LOB: 1 BB: 1 P: 13	R: 1 E: 0 K: 1 S: 6	H: 1 LOB: 0 BB: 0 P: 6	R: 1 E: 1 K: 0 S: 4	H: 2 LOB: 1 BB: 0 P: 4	R: 0 E: 0 K: 0 S: 2	H: 0 LOB: 0 BB: 1 P: 6	R: 1 E: 0 K: 0 S: 5	H: 3 LOB: 1 BB: 0 P: 5	R: 0 E: 0 K: 0 S: 3	H: 1 LOB: 0 BB: 0 P: 3	R: 0 E: 0 K: 2 S: 7	H: 0 LOB: 0 BB: 0 P: 7	1B: 5 2B: 1 3B: 0 HR: 3	SF: 0 SAC: 0 DP: 2 HBP: 0	WP: 0 PA: 31 PB: 1 SB: 1 CS: 1																			
PITCHER	IP	WLS	BF	H	R	ER	SO	BB	IBB	HBP	BLK	WP	HR	S	P	ERA	WHIP	PITCHER				IP	WLS	BF	H	R	ER	SO	BB	IBB	HBP	BLK	WP	HR	S	P	ERA	WHIP
Bob Knepper, L ERA: 2.38 (1, 1)	5.2	L	24	7	5	5	3	2	0	0	0	0	0	4	4	0.00	0.750																					
Dave Smith, R ERA: 2.45 (6, 1)	1.1		4	1	0	0	0	0	0	0	0	0	0	4	4	0.00	0.750																					
Bill Dawley, R ERA: 1.9 (8, 1)	1.0		3	0	0	0	2	0	0	0	0	0	0	7	7	0.00	0.000																					



Batter	1	2	3	4	5	6	7	8	9	AB	R	H	RBI	BB	SO	LOB	TOP																			
Bill Doran, S OBP: 0.279, SLG: 0.287 (1, 4)										5	0	0	0	0	0	3	Houston Astros @ San Francisco Giants Candlestick Park, San Francisco, CA Sun Jun 10 1984, 6:33 AM EDT Att: 14,561 - Unknown	livebaseballscores.com																		
Craig Reynolds, L OBP: 0.296, SLG: 0.409 (1, 6)										5	1	2	0	0	1																					
Harry Spillman, L OBP: 0.362, SLG: 0.385 (1, 3)										5	1	1	0	0	1																					
Jose Cruz, L OBP: 0.318, SLG: 0.356 (1, 7)										5	1	1	3	0	1																					
Jerry Mumphrey, S OBP: 0.358, SLG: 0.390 Tony Scott, S OBP: 0.333, SLG: 0.250 (7, PR) (7, 8)										3	3	3	0	1	0																					
Ray Knight, R OBP: 0.275, SLG: 0.317 Phil Garner, R OBP: 0.270, SLG: 0.221 (7, PH) (7, 5)										3	1	3	0	0	0																					
Terry Puhl, L OBP: 0.344, SLG: 0.358 (1, 9)										2	0	0	2	0	2																					
Mark Bailey, S OBP: 0.282, SLG: 0.259 (1, 2)										3	0	1	0	1	2																					
Vern Ruhle, R Enos Cabell, R Dave Smith, R (8, PH) (8, 1)										2	0	0	0	1	1																					
Inning Stats	R: 5 E: 0 K: 0 S: 8	H: 5 LOB: 2 BB: 2 P: 16	R: 0 E: 0 K: 0 S: 3	H: 0 LOB: 0 BB: 0 P: 3	R: 1 E: 0 K: 0 S: 5	H: 2 LOB: 1 BB: 0 P: 5	R: 0 E: 0 K: 0 S: 4	H: 1 LOB: 1 BB: 0 P: 4	R: 1 E: 1 K: 1 S: 6	H: 1 LOB: 1 BB: 1 P: 10	R: 0 E: 0 K: 0 S: 3	H: 0 LOB: 0 BB: 0 P: 3	R: 0 E: 0 K: 0 S: 4	H: 2 LOB: 2 BB: 0 P: 4	R: 0 E: 0 K: 1 S: 6	H: 1 LOB: 1 BB: 0 P: 6			R: 0 E: 0 K: 0 S: 3	H: 0 LOB: 0 BB: 0 P: 3	1B: 8 2B: 3 3B: 0 HR: 1	SF: 2 SAC: 0 DP: 0 HBP: 0	WP: 1 PB: 0 SB: 2 CS: 0	PA: 41												
PITCHER	IP WLS BF H R ER SO BB IBB HBP BLK WP HR S P ERA WHIP																	PITCHER	IP WLS BF H R ER SO BB IBB HBP BLK WP HR S P ERA WHIP																	
Jeff Robinson, R ERA: 4.0 Jeff Cornell, R ERA: 9.0 Randy Lerch, L ERA: 3.69 Frank Williams, R ERA: 3.98 Gary Lavelle, L ERA: 3.39	(1, 1) (1, 1) (3, 1) (6, 1) (7, 1)	0.1 1.2 3.0 1.0 2.0	WLS L 9 2 8	BF 6 2 12 3 8	H 5 2 0 3	R 5 1 0 0	ER 5 1 0 0	SO 0 1 1 0	BB 0 1 0 0	IBB 0 0 0 0	HBP 0 0 0 0	BLK 0 0 0 0	WP 0 1 0 0	HR 1 0 0 0	S 6 7 3 10	P 6 15 3 3 10	ERA 135.00 5.40 3.00 0.00 0.00	WHIP 15.000 1.800 1.000 0.000 1.500	Greg Minton, R ERA: 4.78 (9, 1)	1.0	WLS 3	BF 3	H 0	R 0	ER 0	SO 0	BB 0	IBB 0	HBP 0	BLK 0	WP 0	HR 0	S 3	P 3	ERA 0.00	WHIP 0.000
Batter	1	2	3	4	5	6	7	8	9	AB	R	H	RBI	BB	SO	LOB	BOTTOM																			
Johnnie LeMaster, R OBP: 0.262, SLG: 0.235 (1, 6)										4	0	0	0	1	1	2	Houston Astros @ San Francisco Giants Candlestick Park, San Francisco, CA Sun Jun 10 1984, 6:33 AM EDT Att: 14,561 - Unknown	livebaseballscores.com																		
Gene Richards, L OBP: 0.370, SLG: 0.290 (1, 9)										5	1	2	0	0	1																					
Chili Davis, S OBP: 0.330, SLG: 0.481 (1, 8)										3	0	1	0	2	1																					
Al Oliver, L OBP: 0.338, SLG: 0.378 (1, 3)										5	1	3	1	0	1																					
Jeffrey Leonard, R OBP: 0.351, SLG: 0.431 (1, 7)										4	1	1	0	0	1																					
Joel Youngblood, R OBP: 0.332, SLG: 0.365 (1, 5)										3	1	0	1	1	0																					
Steve Nicosia, R OBP: 0.358, SLG: 0.449 (1, 2)										3	0	3	0	1	0																					
Brad Wellman, R OBP: 0.350, SLG: 0.400 (1, 4)										3	0	0	1	0	4																					
Jeff Robinson, R Jeff Cornell, S Randy Lerch, L Dave Smith, R Frank Williams, R Gary Lavelle, L Bob Thompson, L Greg Minton, R	(1, 1) (1, 1) (3, 1) (6, 1) (7, 1) (1, 5) (1, 2) (1, 4) (1, 8) (1, 9)	7.0 2.0	WLS W 8	BF 32 8	H 10 1	R 3 1	ER 3 1	SO 3 1	BB 0 2	IBB 0 0	HBP 0 0	BLK 0 0	WP 0 0	HR 0 0	S 37 8	P 49 16			ERA 3.86 4.50	WHIP 1.857 1.500	PITCHER	IP WLS BF H R ER SO BB IBB HBP BLK WP HR S P ERA WHIP														
Inning Stats	R: 1 E: 0 K: 0 S: 5	H: 2 LOB: 2 BB: 1 P: 9	R: 0 E: 0 K: 2 S: 8	H: 1 LOB: 0 BB: 0 P: 8	R: 0 E: 0 K: 0 S: 3	H: 1 LOB: 0 BB: 0 P: 3	R: 0 E: 0 K: 0 S: 4	H: 1 LOB: 1 BB: 0 P: 4	R: 0 E: 0 K: 0 S: 3	H: 1 LOB: 1 BB: 1 P: 7	R: 2 E: 0 K: 0 S: 6	H: 3 LOB: 1 BB: 0 P: 6	R: 0 E: 0 K: 2 S: 8	H: 1 LOB: 2 BB: 1 P: 12	R: 0 E: 0 K: 0 S: 3	H: 1 LOB: 1 BB: 2 P: 11			R: 0 E: 0 K: 1 S: 5	H: 0 LOB: 0 BB: 0 P: 5	1B: 10 2B: 2 3B: 0 HR: 0	SF: 1 SAC: 0 DP: 3 HBP: 0	WP: 1 PB: 0 SB: 1 CS: 0	PA: 40												
PITCHER	IP WLS BF H R ER SO BB IBB HBP BLK WP HR S P ERA WHIP																	PITCHER	IP WLS BF H R ER SO BB IBB HBP BLK WP HR S P ERA WHIP																	
Vern Ruhle, R ERA: 3.5 Dave Smith, R ERA: 2.63	(1, 1) (8, 1)	7.0 2.0	WLS W 8	BF 32 8	H 10 1	R 3 1	ER 3 1	SO 3 1	BB 0 2	IBB 0 0	HBP 0 0	BLK 0 0	WP 0 0	HR 0 0	S 37 8	P 49 16	ERA 3.86 4.50	WHIP 1.857 1.500																		

Batter	1	2	3	4	5	6	7	8	9	AB	R	H	RBI	BB	SO	LOB	TOP			
Gary Redus, R OBP: 0.359, SLG: 0.390 (1, 7)	F3		5-3			6-3		F5		4	0	0	0	0	0	2				
Eddie Milner, L OBP: 0.341, SLG: 0.358 (1, 8)	F5			K			G1-4-3	F9		4	0	0	0	0	1	0				
Dan Driessen, L OBP: 0.382, SLG: 0.409 (1, 3)	4-3			F8			1B	F4		4	0	1	0	0	0	0				
Dave Parker, L OBP: 0.327, SLG: 0.377 (1, 9)		F9		3-1			F9		F4	3	0	0	0	1	0	1				
Nick Esasky, R OBP: 0.258, SLG: 0.354 (1, 5)		F9			5-3		F3	F9		4	0	0	0	0	0	2				
Dave Concepcion, R OBP: 0.311, SLG: 0.343 (1, 6)		1B			K			6-3		3	0	1	0	0	1	0				
Ron Oester, S OBP: 0.257, SLG: 0.259 (1, 4)		F6			K			F4		3	0	0	0	0	1	1				
Dann Bilardello, R OBP: 0.326, SLG: 0.293 (1, 2)			F4			F8		E5		3	0	0	0	0	0	0				
Bruce Berenyi, R OBP: 0.083, SLG: 0.083 (4, 1)										1	0	0	0	0	0	0				
John Franco, L OBP: 0.083, SLG: 0.083 (4, 1)										0	0	0	0	0	0	0				
Tom Foley, L OBP: 0.083, SLG: 0.083 (6, PH)										1	0	0	0	0	1	0				
Keefe Cato, R OBP: 0.083, SLG: 0.083 (6, PH)										0	0	0	0	0	0	0				
Duane Walker, L OBP: 0.083, SLG: 0.083 (6, PH)										0	0	1	0	0	0	0				
Bill Scherrer, L OBP: 0.083, SLG: 0.083 (6, PH)										0	0	0	0	0	0	0				
Inning Stats	R: 0 E: 0 K: 0 S: 3	H: 0 LOB: 0 BB: 0 P: 3	R: 0 E: 0 K: 0 S: 4	H: 1 LOB: 1 BB: 0 P: 4	R: 0 E: 0 K: 0 S: 3	H: 0 LOB: 0 BB: 0 P: 3	R: 0 E: 0 K: 1 S: 5	H: 0 LOB: 0 BB: 0 P: 5	R: 0 E: 0 K: 2 S: 7	H: 0 LOB: 0 BB: 0 P: 7	R: 0 E: 0 K: 0 S: 4	H: 1 LOB: 1 BB: 0 P: 4	R: 0 E: 1 K: 0 S: 5	H: 1 LOB: 2 BB: 1 P: 5	R: 0 E: 0 K: 0 S: 3	H: 0 LOB: 1 BB: 1 P: 7	1B: 3 2B: 0 3B: 0 HR: 0	SF: 0 SAC: 0 DP: 0 HBP: 0	WP: 0 PB: 0 SB: 0 CS: 0	PA: 32
PITCHER Joe Niekro, R ERA: 2.77 (1, 1)	IP: 9.0 WLS: W BF: 32 H: 3 R: 0 ER: 0 SO: 4 BB: 1 IBB: 0 HBP: 0 BLK: 0 WP: 0 HR: 0 S: 39 P: 43 ERA: 0.00 WHIP: 0.444															PITCHER				

Cincinnati Reds @ Houston Astros
Astrodome, Houston, TX
Tue Jun 12 1984, 8:05 PM EDT
Att: 8,662 - Unknown

AB	31
R	0
H	3
RBI	0
BB	1
SO	4
LOB	6



Batter	1	2	3	4	5	6	7	8	9	AB	R	H	RBI	BB	SO	LOB	BOTTOM			
Bill Doran, S OBP: 0.292, SLG: 0.297 (1, 4)	1B	1B		S	FC5-4		F6			4	2	3	1	1	0	0				
Craig Reynolds, L OBP: 0.296, SLG: 0.401 (1, 6)	1B	K		F8	K					5	1	2	0	0	2	4				
Enos Cabell, R OBP: 0.361, SLG: 0.449 (1, 3)	1B	1B		FC5-4	FC5-4		1-3			4	1	2	1	1	0	2				
Jose Cruz, L OBP: 0.313, SLG: 0.367 (1, 7)	K	FC5-4		FC5-4	4-3			5-3		4	1	1	2	0	1	6				
Denny Walling, L OBP: 0.304, SLG: 0.300 (8, 7)	K	FC5-4		1B	4-3					1	0	0	0	0	0	0				
Jerry Mumphrey, S OBP: 0.356, SLG: 0.386 (1, 8)	4-3			K			4-3			4	0	1	2	0	1	1				
Kevin Bass, S OBP: 0.259, SLG: 0.319 (8, 8)	4-3			K				F8		1	0	0	0	0	0	0				
Terry Puhl, L OBP: 0.384, SLG: 0.393 (1, 9)	4-3			E4				F1		5	1	2	0	0	0	2				
Phil Garner, R OBP: 0.279, SLG: 0.228 (1, 5)		1B		F4			FC6-4			3	1	1	0	1	0	3				
Alan Ashby, S OBP: 0.303, SLG: 0.246 (1, 2)		4-3		SF8			F8			2	0	0	1	1	0	2				
Joe Niekro, R OBP: 0.182, SLG: 0.156 (1, 1)	1B	1B		K	K		F6			4	0	1	0	0	2	4				
Inning Stats	R: 2 E: 0 K: 1 S: 7	H: 2 LOB: 1 BB: 1 P: 11	R: 1 E: 0 K: 1 S: 9	H: 4 LOB: 3 BB: 0 P: 9	R: 1 E: 0 K: 2 S: 8	H: 1 LOB: 1 BB: 1 P: 12	R: 3 E: 1 K: 1 S: 9	H: 3 LOB: 3 BB: 2 P: 17	R: 0 E: 0 K: 1 S: 6	H: 1 LOB: 1 BB: 0 P: 6	R: 0 E: 0 K: 0 S: 4	H: 1 LOB: 1 BB: 0 P: 4	R: 0 E: 0 K: 0 S: 4	H: 1 LOB: 1 BB: 0 P: 4	R: 0 E: 0 K: 0 S: 3	H: 0 LOB: 0 BB: 0 P: 3	1B: 11 2B: 0 3B: 2 HR: 0	SF: 1 SAC: 0 DP: 0 HBP: 0	WP: 1 PB: 0 SB: 1 CS: 0	PA: 42
PITCHER Bruce Berenyi, R ERA: 6.0 (1, 1)	IP: 3.1 WLS: L BF: 22 H: 9 R: 2 ER: 0 SO: 2 BB: 1 IBB: 0 HBP: 0 BLK: 0 WP: 1 HR: 0 S: 27 P: 39 ERA: 18.90 WHIP: 3.600															PITCHER				
John Franco, L ERA: 4.25 (4, 1)	IP: 1.2 WLS: L BF: 9 H: 2 R: 0 ER: 0 SO: 2 BB: 1 IBB: 0 HBP: 0 BLK: 0 WP: 0 HR: 0 S: 12 P: 16 ERA: 0.00 WHIP: 1.800															PITCHER				
Keefe Cato, R ERA: 1.35 (6, 1)	IP: 2.0 WLS: L BF: 8 H: 2 R: 0 ER: 0 SO: 0 BB: 0 IBB: 0 HBP: 0 BLK: 0 WP: 0 HR: 0 S: 8 P: 8 ERA: 0.00 WHIP: 1.000															PITCHER				
Bill Scherrer, L ERA: 5.03 (8, 1)	IP: 1.0 WLS: L BF: 3 H: 0 R: 0 ER: 0 SO: 0 BB: 0 IBB: 0 HBP: 0 BLK: 0 WP: 0 HR: 0 S: 3 P: 3 ERA: 0.00 WHIP: 0.000															PITCHER				

Cincinnati Reds @ Houston Astros
Astrodome, Houston, TX
Tue Jun 12 1984, 8:05 PM EDT
Att: 8,662 - Unknown

AB	37
R	7
H	13
RBI	7
BB	4
SO	6
LOB	24



Batter	1	2	3	4	5	6	7	8	9	10	11	AB	R	H	RBI	BB	SO	LOB	TOP			
Gary Redus, R OBP: 0.355, SLG: 0.382 (1, 7)	F8		6-3			F1		F8			SH1 1B BB	4	1	0	0	1	0	0				
Eddie Milner, L OBP: 0.343, SLG: 0.366 (1, 8)	F8					1B		6-3			SH1	4	2	2	0	0	0	0				
Cesar Cedeno, R OBP: 0.422, SLG: 0.573 Dan Driessen, L OBP: 0.382, SLG: 0.409 (11, 3)	K					1B				6-3	1B IBB	4	2	2	3	1	1	0				
Dave Parker, L OBP: 0.320, SLG: 0.369 (1, 9)		5-3				F5				F7	F8	5	0	0	0	0	1	3				
Dave Concepcion, R OBP: 0.317, SLG: 0.353 (1, 6)		PB 2B				PO 1B				1-3	1B	5	0	3	2	0	0	0				
Nick Esasky, R OBP: 0.202, SLG: 0.348 Wayne Krenchicki, L OBP: 0.360, SLG: 0.476 (8, 5)		G1-6-3 BB				K				F3	K	2	0	0	0	1	1	1				
Ron Oester, S OBP: 0.257, SLG: 0.258 (1, 4)		G1-6-3				PO				1-3	FC6-4 1B	4	0	1	0	0	0	2				
Dann Biardello, R OBP: 0.317, SLG: 0.283 (1, 2)						F9				F4	F8	4	0	0	0	0	0	1				
Joe Price, R OBP: 0.210, SLG: 0.211 Duane Wilson, L OBP: 0.195, SLG: 0.194 Ted Power, R OBP: 0.179, SLG: 0.182 Bob Owchinko, L OBP: 0.179, SLG: 0.182 (10, 1)						K				K	FC6-4	2	0	0	0	0	2	0				
Inning Stats	R: 0 E: 0 K: 1 S: 5	H: 0 LOB: 0 BB: 0 P: 5	R: 0 E: 0 K: 0 S: 3	H: 1 LOB: 1 BB: 1 P: 7	R: 0 E: 0 K: 1 S: 5	H: 0 LOB: 0 BB: 0 P: 5	R: 2 E: 0 K: 1 S: 7	H: 3 LOB: 0 BB: 0 P: 7	R: 0 E: 0 K: 1 S: 5	H: 0 LOB: 0 BB: 0 P: 5	R: 0 E: 0 K: 1 S: 3	H: 0 LOB: 0 BB: 0 P: 3	R: 0 E: 0 K: 0 S: 3	H: 0 LOB: 0 BB: 0 P: 3	R: 0 E: 0 K: 0 S: 4	H: 1 LOB: 1 BB: 0 P: 4	R: 1 E: 0 K: 1 S: 6	H: 1 LOB: 2 BB: 2 P: 14	1B: 5 2B: 2 3B: 0 HR: 1	SF: 0 SAC: 1 DP: 1 HBP: 0	WP: 0 PB: 1 SB: 0 CS: 0	PA: 43
PITCHER	IP 7.0	WLS 2.0	BF 6	H 0	R 0	ER 0	SO 1	BB 0	IBB 0	HBP 0	BLK 0	WP 0	HR 0	S 8	P 8	ERA 0.00	WHIP 0.000					
Bob Knepper, L ERA: 2.56 Michael LaCoss, R ERA: 3.34 Frank DiPino, L ERA: 4.11	(1, 1)	(8, 1)	(10, 1)																			

Cincinnati Reds @ Houston Astros
Astrodome, Houston, TX
Wed Jun 13 1984, 8:05 PM EDT
Att: 10,187 - Unknown

AB	38
R	5
H	8
RBI	5
BB	3
SO	7
LOB	10



Batter	1	2	3	4	5	6	7	8	9	10	11	AB	R	H	RBI	BB	SO	LOB	BOTTOM					
Bill Doran, S OBP: 0.290, SLG: 0.290 (1, 4)	F8	F8				3B BB				4-3		4	1	0	0	1	0	5						
Craig Reynolds, L OBP: 0.294, SLG: 0.406 (1, 6)	K					F3				F5		5	0	1	1	0	1	0						
Enos Cabell, R OBP: 0.350, SLG: 0.434 (1, 3)	F8					F7				F7		5	0	0	0	0	0	1						
Jose Cruz, L OBP: 0.307, SLG: 0.359 (1, 7)		E3 1B 3B				K				F3		5	1	0	0	0	2	0						
Jerry Mumphrey, S OBP: 0.357, SLG: 0.391 (1, 8)						4-3				F3		5	1	2	0	0	1	0						
Terry Puhl, L OBP: 0.358, SLG: 0.380 (1, 9)						1B				2B		4	0	0	0	1	2	2						
Phil Garner, R OBP: 0.289, SLG: 0.257 (1, 5)						K				IBB IBB		4	1	2	2	1	0	0						
Alan Ashby, S OBP: 0.291, SLG: 0.235 Ray Knight, R OBP: 0.270, SLG: 0.311 Denny Walling, L OBP: 0.298, SLG: 0.293 Mark Bailey, S OBP: 0.278, SLG: 0.255 (9, PH)						6-3 3B				2B		3	0	0	1	0	1	1						
Bob Knepper, L OBP: 0.293, SLG: 0.287 Jim Pankovits, R OBP: 0.370, SLG: 0.400 Michael LaCoss, R OBP: 0.370, SLG: 0.400 Kevin Bass, S OBP: 0.257, SLG: 0.317 Frank DiPino, L ERA: 2.56 (10, 1)						6-3 3B				K		1	0	0	0	0	1	3						
Inning Stats	R: 0 E: 0 K: 1 S: 5	H: 0 LOB: 0 BB: 0 P: 5	R: 3 E: 1 K: 0 S: 7	H: 3 LOB: 1 BB: 0 P: 7	R: 0 E: 0 K: 1 S: 5	H: 0 LOB: 0 BB: 0 P: 5	R: 0 E: 0 K: 1 S: 5	H: 0 LOB: 0 BB: 0 P: 5	R: 1 E: 0 K: 0 S: 4	H: 1 LOB: 1 BB: 1 P: 8	R: 0 E: 0 K: 0 S: 3	H: 0 LOB: 0 BB: 0 P: 3	R: 0 E: 0 K: 1 S: 5	H: 0 LOB: 0 BB: 0 P: 5	R: 0 E: 0 K: 2 S: 8	H: 1 LOB: 3 BB: 2 P: 16	R: 0 E: 0 K: 0 S: 3	H: 0 LOB: 0 BB: 0 P: 3	R: 0 E: 0 K: 2 S: 7	H: 0 LOB: 0 BB: 0 P: 7	1B: 1 2B: 3 3B: 2 HR: 0	SF: 0 SAC: 0 DP: 0 HBP: 0	WP: 0 PB: 0 SB: 0 CS: 0	PA: 43
PITCHER	IP 7.0	WLS 1.0	BF 6	H 1	R 0	ER 0	SO 4	BB 1	IBB 0	HBP 0	BLK 0	WP 0	HR 0	S 35	P 39	ERA 2.57	WHIP 0.857							
Joe Price, L ERA: 5.34 Bill Scherrer, L ERA: 4.89 Ted Power, R ERA: 3.73 Bob Owchinko, L ERA: 2.56	(1, 1)	(8, 1)	(9, 1)	(10, 1)																				

Cincinnati Reds @ Houston Astros
Astrodome, Houston, TX
Wed Jun 13 1984, 8:05 PM EDT
Att: 10,187 - Unknown

AB	40
R	4
H	6
RBI	4
BB	3
SO	9
LOB	16



Batter	1	2	3	4	5	6	7	8	9	AB	R	H	RBI	BB	SO	LOB	TOP								
R.J. Reynolds, S OBP: 0.322, SLG: 0.398 (1, 9)	F4		3-1			FC1-2-3 3B		1B		4	0	2	0	0	0	0	Los Angeles Dodgers @ Houston Astros Astrodome, Houston, TX Thu Jun 14 1984, 8:05 PM EDT Att: 21,001 - Unknown								
Bob Bailor, R OBP: 0.287, SLG: 0.258 (1, 4)	6-3		4-3			FC1-5-2-5 E WP		K		3	1	0	0	0	0	1									
Rick Mondav, L OBP: 0.333, SLG: 0.326 (8, PH)	6-3		4-3			3-H		K		1	0	0	0	0	1	1									
Tom Niedertuer, R (8, 1)	6-3		4-3			3-H		K		0	0	0	0	0	0	0									
Pedro Guerrero, R OBP: 0.324, SLG: 0.388 (1, 5)	K		F8			0-3		F8		4	0	0	0	0	2	2									
Greg Brock, L OBP: 0.283, SLG: 0.419 (1, 3)		F9		4-3		E1 WP		K		4	0	0	0	0	1	1									
Mike Marshall, R OBP: 0.328, SLG: 0.512 (1, 7)		1B 1B 1B		6-3		2-3		K		4	0	1	0	0	2	1									
Ken Landreaux, L OBP: 0.333, SLG: 0.411 (1, 8)		1-2 1B 1B		K		1-2 3-H		K		4	0	1	0	0	1	0									
Mike Scioscia, L OBP: 0.377, SLG: 0.339 (1, 2)		F9			G3			L3		3	0	0	0	0	0	2									
Bill Russell, R OBP: 0.315, SLG: 0.310 (1, 6)		1-2 2-3 1B		6-3				F7		3	0	1	0	0	0	0									
Fernando Valenzuela, L OBP: 0.147, SLG: 0.176 (1, 1)		6-3			L6					2	0	0	0	0	0	3									
Terry Whitfield, L OBP: 0.297, SLG: 0.376 (8, PH)		6-3						3-1		1	0	0	0	0	0	0									
Dave Anderson, R OBP: 0.326, SLG: 0.294 (8, 6)		6-3								0	0	0	0	0	0	0									
Inning Stats	R: 0 E: 0 K: 1 S: 5	H: 0 LOB: 0 BB: 0 P: 5	R: 0 E: 0 K: 0 S: 6	H: 3 LOB: 3 BB: 0 P: 6	R: 0 E: 0 K: 0 S: 3	H: 0 LOB: 0 BB: 0 P: 3	R: 0 E: 0 K: 1 S: 5	H: 0 LOB: 0 BB: 0 P: 5	R: 0 E: 0 K: 0 S: 3	H: 0 LOB: 0 BB: 0 P: 3	R: 1 E: 1 K: 2 S: 9	H: 1 LOB: 1 BB: 0 P: 9	R: 0 E: 0 K: 0 S: 3	H: 0 LOB: 0 BB: 0 P: 3	R: 0 E: 0 K: 1 S: 6	H: 1 LOB: 1 BB: 0 P: 6	R: 0 E: 0 K: 2 S: 7	H: 0 LOB: 0 BB: 0 P: 7	1B: 4 2B: 0 3B: 1 HR: 0	SF: 0 SAC: 0 DP: 0 HBP: 0	WP: 1 PB: 0 SB: 0 CS: 0	PA: 33			
PITCHER	IP	WLS	BF	H	R	ER	SO	BB	IBB	HBP	BLK	WP	HR	S	P	ERA	WHIP								
Mike Scott, R ERA: 4.92 (1, 1)	5.2	W	22	4	1	0	3	0	0	0	0	0	0	28	28	0.00	0.706								
Dave Smith, R ERA: 2.15 (6, 1)	3.1	S	11	1	0	0	4	0	0	0	0	1	0	19	19	0.00	0.300								

Batter	1	2	3	4	5	6	7	8	9	AB	R	H	RBI	BB	SO	LOB	BOTTOM								
Kevin Bass, S OBP: 0.263, SLG: 0.318 (1, 9)	6-3					1-3				3	0	1	0	1	0	1	Los Angeles Dodgers @ Houston Astros Astrodome, Houston, TX Thu Jun 14 1984, 8:05 PM EDT Att: 21,001 - Unknown								
Terry Puhl, L OBP: 0.362, SLG: 0.380 (8, PH)	6-3		CS							0	0	0	0	1	0	0									
Craig Reynolds, L OBP: 0.292, SLG: 0.401 (1, 6)	3B		1B		BB					5	1	1	0	0	0	7									
Enos Cabell, R OBP: 0.359, SLG: 0.455 (1, 3)	1B		1B							4	1	3	1	0	1	0									
Jose Cruz, L OBP: 0.310, SLG: 0.366 (1, 7)	1B		1B							4	1	2	1	0	0	2									
Jerry Mumphrey, S OBP: 0.355, SLG: 0.388 (1, 8)	1B		1B							4	0	1	0	0	1	4									
Ray Knight, R OBP: 0.275, SLG: 0.322 (1, 5)	1-2		K							4	0	2	1	0	2	2									
Phil Garner, R ERA: 2.49 OBP: 0.294, SLG: 0.259 (1, 4)										3	0	1	0	1	0	1									
Bill Doran, S OBP: 0.290, SLG: 0.290 (9, 4)										0	0	0	0	0	0	0									
Mark Bailey, S OBP: 0.285, SLG: 0.250 (1, 2)										2	0	0	0	2	0	1									
Mike Scott, R OBP: 0.143, SLG: 0.150 (1, 1)										2	0	0	0	0	1	3									
Dave Smith, R (6, 1)										1	0	0	0	0	0	1									
Inning Stats	R: 2 E: 0 K: 1 S: 8	H: 3 LOB: 1 BB: 0 P: 8	R: 0 E: 0 K: 1 S: 5	H: 0 LOB: 0 BB: 0 P: 5	R: 0 E: 1 K: 1 S: 7	H: 2 LOB: 2 BB: 0 P: 7	R: 0 E: 0 K: 0 S: 3	H: 1 LOB: 3 BB: 3 P: 15	R: 1 E: 0 K: 1 S: 7	H: 2 LOB: 1 BB: 0 P: 7	R: 0 E: 0 K: 0 S: 3	H: 0 LOB: 1 BB: 1 P: 7	R: 0 E: 0 K: 1 S: 6	H: 2 LOB: 1 BB: 0 P: 6	R: 0 E: 0 K: 0 S: 4	H: 1 LOB: 2 BB: 1 P: 8	1B: 8 2B: 2 3B: 1 HR: 0	SF: 0 SAC: 1 DP: 1 HBP: 0	WP: 0 PB: 0 SB: 1 CS: 2	PA: 38					
PITCHER	IP	WLS	BF	H	R	ER	SO	BB	IBB	HBP	BLK	WP	HR	S	P	ERA	WHIP								
Fernando Valenzuela, L ERA: 1.89 (1, 1)	7.0	L	33	10	3	3	5	4	0	0	0	0	0	39	55	3.86	2.000								
Tom Niedertuer, R (8, 1)	1.0		5	1	0	0	0	0	1	0	0	0	0	4	8	0.00	1.000								

Batter	1	2	3	4	5	6	7	8	9	AB	R	H	RBI	BB	SO	LOB	TOP	
Steve Sax, R OBP: 0.319, SLG: 0.335										4	1	1	0	0	1	0	Los Angeles Dodgers @ Houston Astros Astrodome, Houston, TX Fri Jun 15 1984, 8:05 PM EDT Att: 20,591 - Unknown	
Bill Russell, R OBP: 0.304, SLG: 0.298										4	0	0	0	0	1	1		
Pedro Guerrero, R OBP: 0.323, SLG: 0.386										4	1	1	0	0	0	1		
Mike Marshall, R OBP: 0.332, SLG: 0.509										3	0	1	0	1	0	0		
Candy Maldonado, R OBP: 0.339, SLG: 0.393										2	0	0	1	0	0	0		
Greg Brock, L OBP: 0.281, SLG: 0.415										1	0	0	0	0	2			
Steve Yeager, R OBP: 0.286, SLG: 0.326										3	0	1	0	1	0	0		
Ken Landreaux, L OBP: 0.332, SLG: 0.404										3	0	0	1	1	1	1		
R.J. Reynolds, S OBP: 0.319, SLG: 0.393										4	0	1	0	0	1	3		
Carlos Diaz, R Pat Zachry, R										0	0	0	0	0	0	0		
Alejandro Pena, R OBP: 0.133, SLG: 0.103										2	0	0	0	0	0	0		
Terry Whitfield, L OBP: 0.285, SLG: 0.373										1	0	0	0	0	2			
Orel Hershiser, R OBP: 0.111, SLG: 0.111										0	0	0	0	0	0	0		
Bob Bailor, R OBP: 0.287, SLG: 0.258										0	0	0	0	0	0	0		
Inning Stats	R: 2 E: 0 K: 1 S: 7	H: 2 LOB: 3 BB: 3 P: 19	R: 0 E: 0 K: 0 S: 3	H: 0 LOB: 0 BB: 0 P: 3	R: 0 E: 0 K: 1 S: 5	H: 0 LOB: 0 BB: 0 P: 3	R: 0 E: 0 K: 1 S: 5	H: 0 LOB: 0 BB: 0 P: 5	R: 0 E: 0 K: 1 S: 5	H: 2 LOB: 1 BB: 0 P: 4	R: 0 E: 1 K: 0 S: 5	H: 1 LOB: 2 BB: 0 P: 5	R: 0 E: 0 K: 1 S: 5	H: 0 LOB: 0 BB: 0 P: 5	1B: 5 2B: 0 3B: 0 HR: 0	SF: 1 SAC: 0 DP: 1 HBP: 0	WP: 0 PB: 1 SB: 0 CS: 0	PA: 35
PITCHER	IP WLS BF H R ER SO BB IBB HBP BLK WP HR S P ERA WHIP																	
Mike Madden, L ERA: 3.9	(1, 1) 0.2 7 2 2 2 1 3 0 0 0 0 0 6 18 27.00 7.500																	
Vern Ruhle, R ERA: 3.06	(1, 1) 6.1 20 2 0 0 2 0 0 0 0 0 0 24 24 0.00 0.316																	
Bill Dawley, R ERA: 1.88	(8, 1) 2.0 W 8 1 0 0 1 0 0 0 0 0 0 10 10 0.00 0.500																	


Batter	1	2	3	4	5	6	7	8	9	AB	R	H	RBI	BB	SO	LOB	BOTTOM					
Bill Doran, S OBP: 0.284, SLG: 0.284										4	0	0	0	0	1	0	Los Angeles Dodgers @ Houston Astros Astrodome, Houston, TX Fri Jun 15 1984, 8:05 PM EDT Att: 20,591 - Unknown					
Phil Garner, R OBP: 0.299, SLG: 0.264										1	0	1	1	0	0	0						
Craig Reynolds, L OBP: 0.296, SLG: 0.413										4	1	2	0	0	0	0						
Enos Cabell, R OBP: 0.359, SLG: 0.453										3	0	1	1	0	0	0						
Jose Cruz, L OBP: 0.313, SLG: 0.365										3	1	1	0	1	1	1						
Jerry Mumphy, S OBP: 0.357, SLG: 0.388										3	0	1	0	1	1	2						
Ray Knight, R OBP: 0.275, SLG: 0.320										4	0	1	0	0	2	6						
Terry Puhl, L OBP: 0.386, SLG: 0.384										4	1	2	1	0	1	3						
Mark Bailey, S OBP: 0.276, SLG: 0.241										4	0	0	0	0	1	3						
Mike Madden, L OBP: 0.333, SLG: 0.333										0	0	0	0	0	0	0						
Vern Ruhle, R	(1, 1)									2	0	0	0	0	1	2						
Kevin Bass, S OBP: 0.281, SLG: 0.315	(7, PH)									1	0	0	0	1	0	0						
Bill Dawley, R	(8, 1)									0	0	0	0	0	0	0						
Denny Walling, L OBP: 0.313, SLG: 0.293	(8, PH)									0	0	0	0	1	0	0						
Inning Stats	R: 0 E: 0 K: 0 S: 3	H: 0 LOB: 0 BB: 0 P: 3	R: 1 E: 0 K: 1 S: 8	H: 3 LOB: 2 BB: 0 P: 8	R: 0 E: 0 K: 1 S: 5	H: 0 LOB: 0 BB: 0 P: 5	R: 0 E: 0 K: 2 S: 8	H: 1 LOB: 1 BB: 0 P: 8	R: 0 E: 0 K: 2 S: 7	H: 0 LOB: 0 BB: 0 P: 7	R: 1 E: 0 K: 0 S: 5	H: 2 LOB: 2 BB: 1 P: 9	R: 0 E: 0 K: 1 S: 5	H: 0 LOB: 0 BB: 0 P: 5	R: 0 E: 0 K: 2 S: 8	H: 1 LOB: 2 BB: 1 P: 12	R: 1 E: 0 K: 0 S: 3	H: 2 LOB: 2 BB: 1 P: 7	1B: 8 2B: 0 3B: 1 HR: 0	SF: 0 SAC: 1 DP: 0 HBP: 0	WP: 0 PB: 0 SB: 0 CS: 0	PA: 37
PITCHER	IP WLS BF H R ER SO BB IBB HBP BLK WP HR S P ERA WHIP																					
Alejandro Pena, R ERA: 2.15	(1, 1) 6.0 25 6 2 2 6 0 1 0 0 0 0 36 40 3.00 1.000																					
Orel Hershiser, R ERA: 5.44	(7, 1) 2.1 L 10 2 1 1 3 0 1 0 0 0 0 15 19 3.86 0.857																					
Carlos Diaz, L ERA: 4.26	(9, 1) 0.0 1 0 0 0 0 1 0 0 0 0 0 0 4 ∞ ∞																					
Pat Zachry, R ERA: 2.51	(9, 1) 0.0 1 1 0 0 0 0 0 0 0 0 0 0 1 1 ∞ ∞																					



Batter	1	2	3	4	5	6	7	8	9	AB	R	H	RBI	BB	SO	LOB	TOP										
Steve Sax, R OBP: 0.320, SLG: 0.336 (1, 4)	0-0 6-3		0-0 1B WP	0-0 S 1B		0-0 5-3		0-0 6-3		5	1	2	0	0	0	1											
R.J. Reynolds, S OBP: 0.315, SLG: 0.385 (1, 9) (7, 7)	0-0 F3		0-0 1B WP	0-0 5-3			0-0 5-3		0-0 F8	5	1	1	1	0	0	1											
Pedro Guerrero, R OBP: 0.325, SLG: 0.388 (1, 5)	0-0 6-3		0-0 1B 1-3 2-H 3-H 4-0	0-0 6-3			0-3 K		0-0 2B	4	1	1	0	1	1	1											
Mike Marshall, R OBP: 0.333, SLG: 0.506 (1, 3)		0-0 5-3	0-3 K		0-0 1B		0-0 BB 1B		0-3 K	5	0	2	0	0	2	3											
Ken Landreaux, L OBP: 0.333, SLG: 0.400 (1, 8)	0-0 F8	0-0 BB BB 1B	0-0 BB BB 1B		0-0 F8		4-0 BB 1B		0-0 1-3	4	0	1	2	1	0	2											
Terry Whitfield, L OBP: 0.293, SLG: 0.375 Candy Maldonado, R OBP: 0.336, SLG: 0.389 (1, 7) (7, PH) (7, 9)	0-0 CS 1B	0-0 BB BB 1B	0-0 BB BB		0-0 F7		0-0 4-3			2	0	1	0	1	0	1											
Mike Scioscia, L OBP: 0.381, SLG: 0.339 (1, 2)	0-0 CS		0-0 1B WP		0-0 F5			0-0 1-3		3	1	1	0	1	0	1											
Bill Russell, R OBP: 0.305, SLG: 0.308 Rick Monday, L OBP: 0.327, SLG: 0.318 Carlos Diaz, R (1, 6) (8, PH) (8, 1)			0-0 1B WP			0-0 4-3		0-3 K		3	1	1	0	0	0	3											
Rick Honeycutt, L OBP: 0.167, SLG: 0.118 Burt Hooton, R (1, 1) (7, 1)			4-0 1B BB	0-3 K		0-0 5-3		4-0 BB S		2	0	0	0	1	1	0											
Greg Brock, L OBP: 0.287, SLG: 0.415 Dave Anderson, R OBP: 0.326, SLG: 0.294 (8, PH) (8, PR) (8, 6)			2-3 3-H	0-0 1B BB						0	0	0	0	0	0	0											
Inning Stats	R: 0 E: 0 K: 0 S: 3	H: 0 LOB: 0 BB: 0 P: 3	R: 0 E: 0 K: 0 S: 3	H: 1 LOB: 0 BB: 0 P: 3	R: 5 E: 0 K: 1 S: 9	H: 5 LOB: 3 BB: 4 P: 25	R: 0 E: 0 K: 1 S: 6	H: 1 LOB: 1 BB: 0 P: 6	R: 0 E: 0 K: 0 S: 4	H: 0 LOB: 0 BB: 0 P: 3	R: 0 E: 0 K: 1 S: 6	H: 1 LOB: 2 BB: 1 P: 10	R: 0 E: 0 K: 1 S: 5	H: 0 LOB: 2 BB: 1 P: 9	R: 0 E: 0 K: 1 S: 6	H: 1 LOB: 1 BB: 0 P: 6	1B: 8 2B: 2 3B: 0 HR: 0	SF: 0 SAC: 0 DP: 0 HBP: 0	WP: 3 PB: 0 SB: 2 CS: 1	PA: 42							
PITCHER	IP	WLS	BF	H	R	ER	SO	BB	IBB	HBP	BLK	WP	HR	S	P	ERA	WHIP										
Joe Niekro, R ERA: 3.15 Joe Sambito, L ERA: 1.46 Mike Madden, L ERA: 3.77 Michael LaCoss, R ERA: 3.15	2.2		14	6	5	5	1	2	0	0	0	2	0	14	22	16.88	3.000										
	3.1		14	2	0	0	1	2	0	0	0	0	0	14	22	0.00	1.200										
	1.0	W	5	1	0	0	1	1	0	0	0	0	0	6	10	0.00	2.000										
	2.0	S	8	1	0	0	2	1	0	0	0	0	0	11	15	0.00	1.000										

Los Angeles Dodgers @ Houston Astros
Astrodome, Houston, TX
Sat Jun 16 1984, 8:05 PM EDT
Att: 31,319 - Unknown

AB 35
R 5
H 10
RBI 3
BB 6
SO 5
LOB 15



Batter	1	2	3	4	5	6	7	8	9	AB	R	H	RBI	BB	SO	LOB	BOTTOM										
Phil Garner, R OBP: 0.304, SLG: 0.291 Bill Doran, S OBP: 0.284, SLG: 0.284 (1, 4) (9, 4)	0-0 6-3			0-0 1B G6-4-3		0-0 F8	0-0 HR			4	2	2	2	0	0	0											
Craig Reynolds, L OBP: 0.295, SLG: 0.410 (1, 6)	0-0 4-3			0-0 G6-4-3 1B		0-0 E4	0-3 K			4	0	1	0	0	1	0											
Enos Cabell, R OBP: 0.351, SLG: 0.442 (1, 3)	0-0 F9			0-0 G6-4-3		0-0 6-3		0-0 5-3		4	0	0	0	0	0	2											
Jose Cruz, L OBP: 0.312, SLG: 0.363 (1, 7)		0-3 K		0-0 4-3		0-0 HR 1B	0-3 K			4	1	1	0	0	2	0											
Jerry Mumphrey, S OBP: 0.359, SLG: 0.387 (1, 8)		0-0 6-3			0-0 6-3		0-0 HR 1B	4-0 S BB		3	2	1	0	1	0	0											
Ray Knight, R OBP: 0.280, SLG: 0.337 (1, 5)		0-0 1-3			0-0 6-3		0-0 HR 1B	4-0 1B IBB		3	1	1	3	1	0	0											
Terry Puhl, L OBP: 0.370, SLG: 0.388 (1, 9)			0-0 1-3		0-0 1B		0-0 F2	0-0 1-2 2-H		4	0	2	1	0	0	0											
Alan Ashby, S OBP: 0.277, SLG: 0.222 (1, 2)			0-3 K		0-0 F8		0-0 6-3	0-0 5-3		4	0	0	0	0	1	3											
Joe Niekro, R OBP: 0.182, SLG: 0.156 Joe Sambito, L OBP: 0.307, SLG: 0.385 Jim Pankovits, R OBP: 0.307, SLG: 0.333 Mike Madden, L OBP: 0.326, SLG: 0.333 Kevin Bass, S OBP: 0.327 Michael LaCoss, R (1, 1) (3, 1) (6, PH) (7, 1) (7, PH) (8, 1)			0-0 F4		0-0 6-3		0-0 HR 2B			0	0	0	0	0	0	0											
Inning Stats	R: 0 E: 0 K: 0 S: 3	H: 0 LOB: 0 BB: 0 P: 3	R: 0 E: 0 K: 1 S: 5	H: 0 LOB: 0 BB: 0 P: 5	R: 1 E: 0 K: 0 S: 4	H: 2 LOB: 0 BB: 0 P: 4	R: 0 E: 0 K: 0 S: 4	H: 1 LOB: 1 BB: 0 P: 4	R: 0 E: 1 K: 0 S: 4	H: 0 LOB: 1 BB: 0 P: 4	R: 5 E: 0 K: 1 S: 10	H: 5 LOB: 0 BB: 0 P: 10	R: 1 E: 0 K: 1 S: 6	H: 1 LOB: 2 BB: 2 P: 14	R: 1 E: 0 K: 1 S: 6	H: 1 LOB: 2 BB: 2 P: 14	1B: 6 2B: 1 3B: 0 HR: 2	SF: 0 SAC: 0 DP: 1 HBP: 0	WP: 0 PB: 0 SB: 1 CS: 0	PA: 35							
PITCHER	IP	WLS	BF	H	R	ER	SO	BB	IBB	HBP	BLK	WP	HR	S	P	ERA	WHIP										
Rick Honeycutt, L ERA: 2.47 Burt Hooton, R ERA: 5.0 Carlos Diaz, L ERA: 4.44	6.2		27	7	5	5	2	0	0	0	0	0	1	31	31	6.75	1.050										
	0.1	L	2	1	1	1	1	0	0	0	0	0	1	4	4	27.00	3.000										
	1.0		6	1	1	1	1	1	1	0	0	0	0	6	14	9.00	2.000										

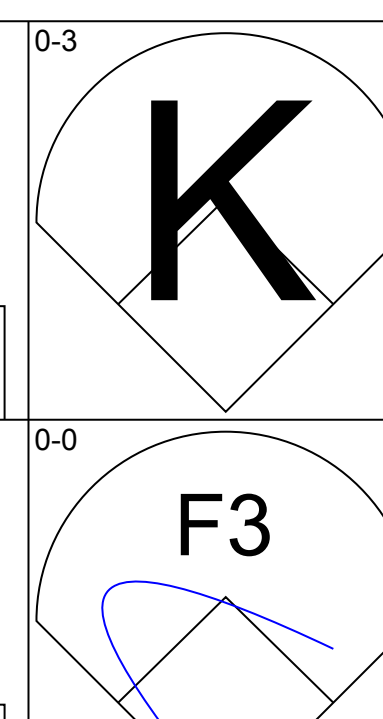
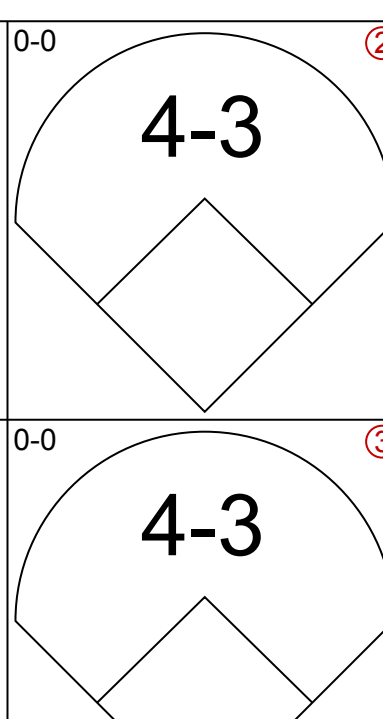
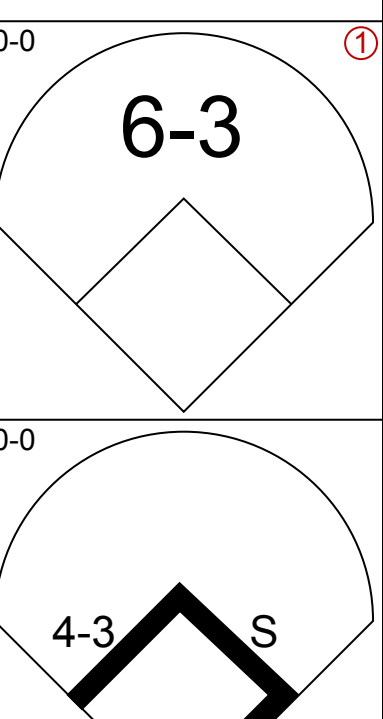
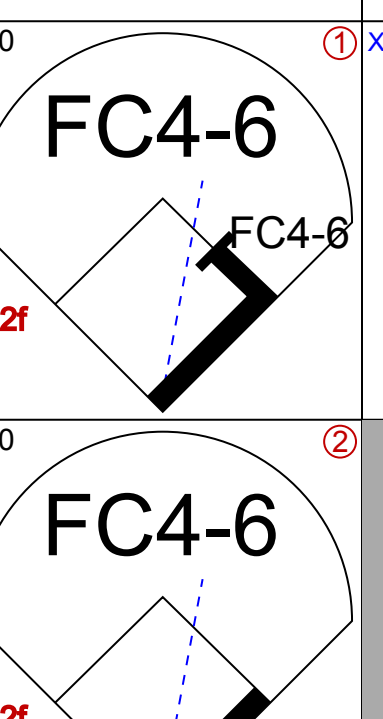
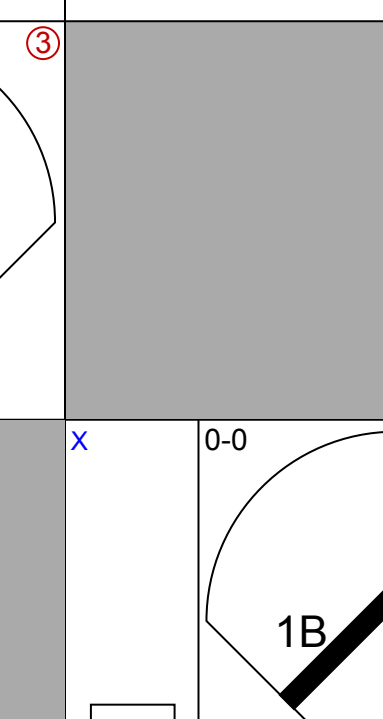
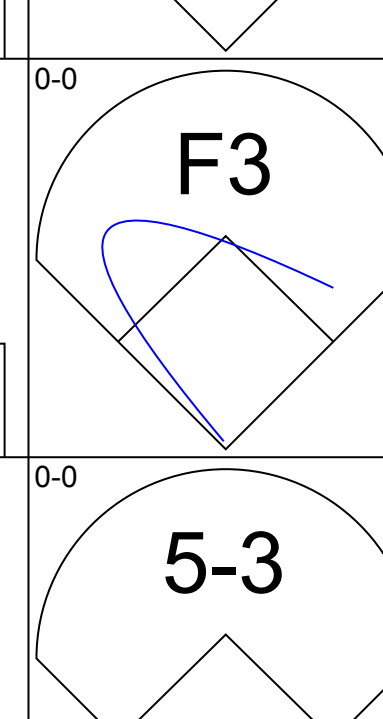

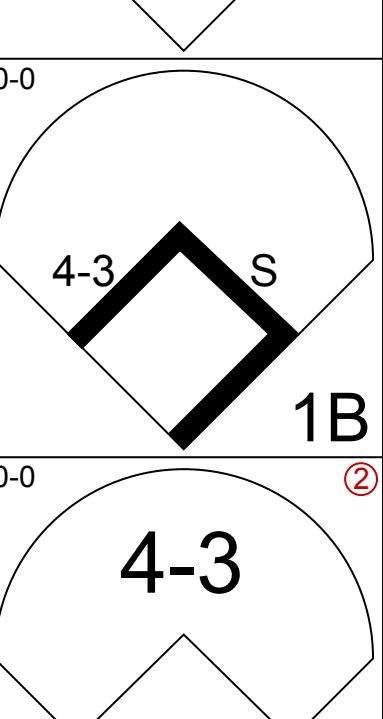
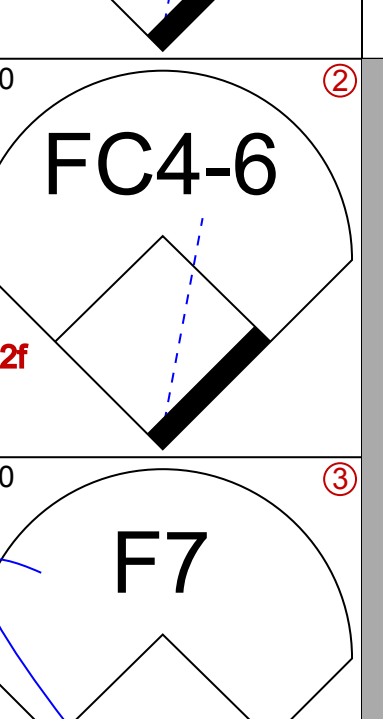
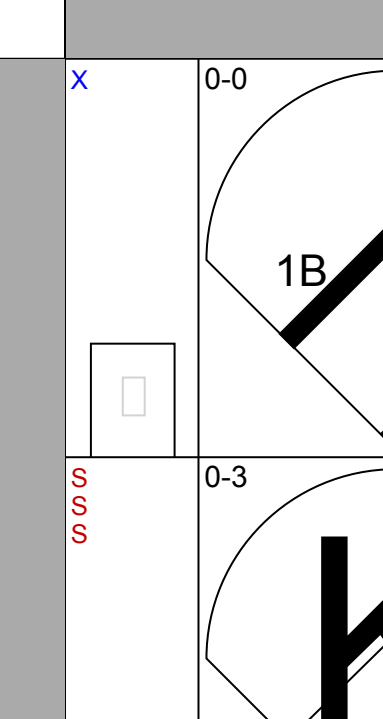
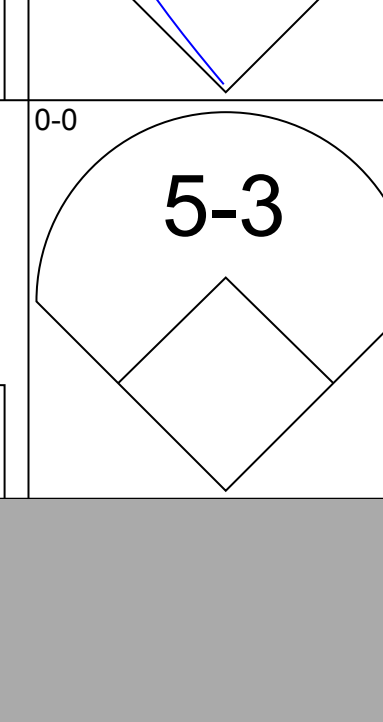
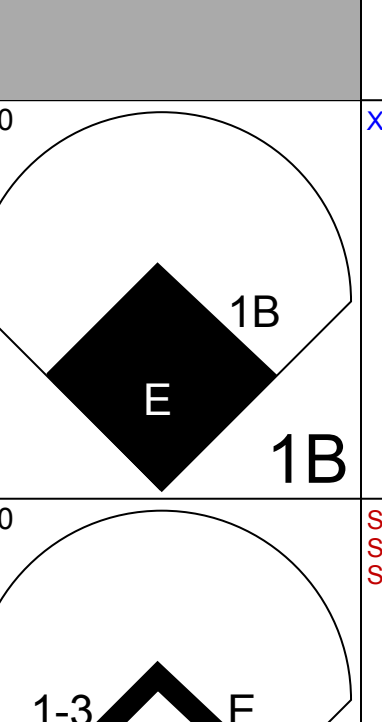
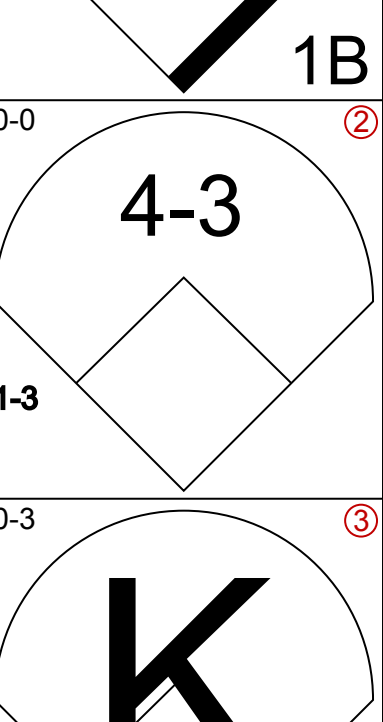
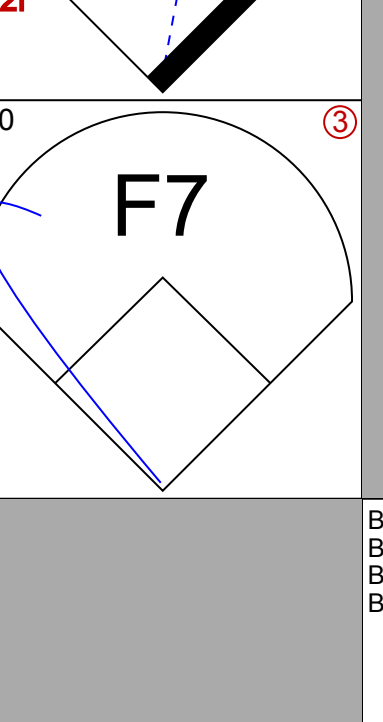
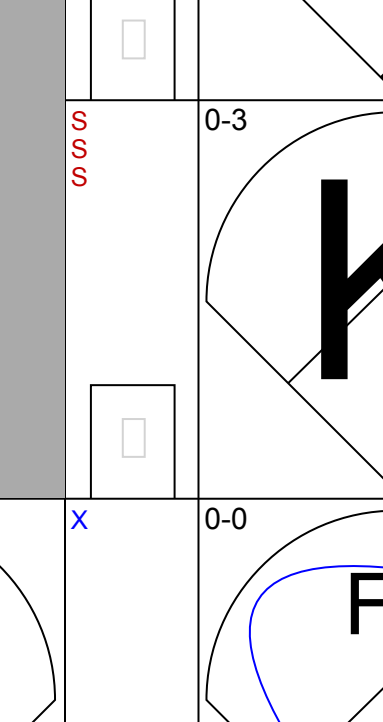
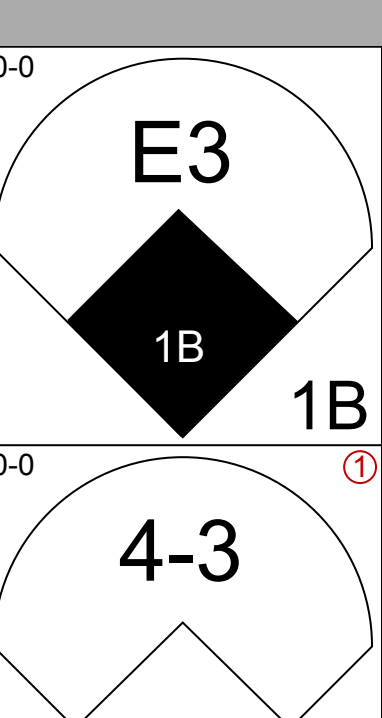
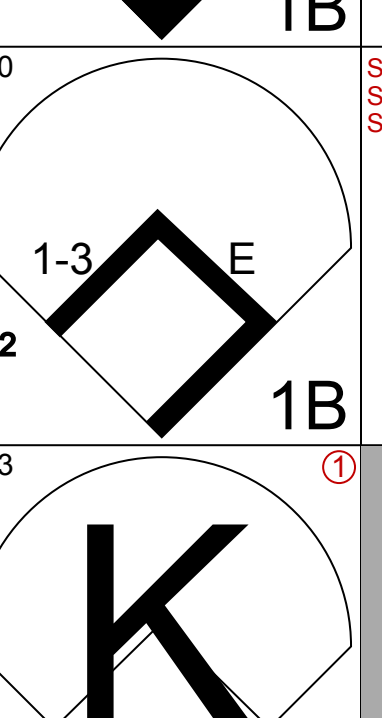
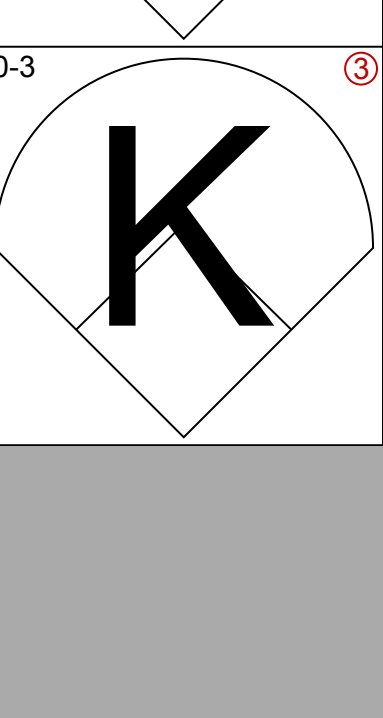
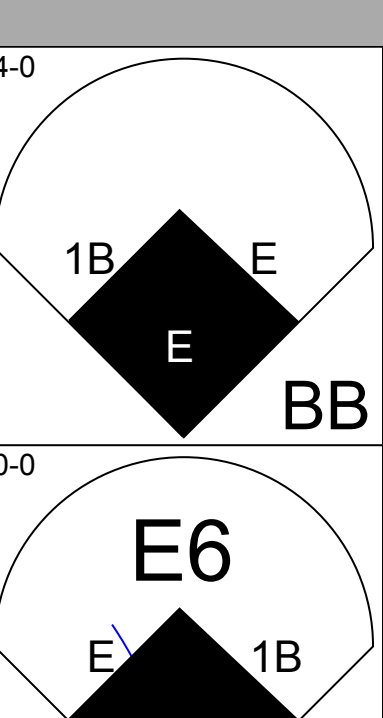
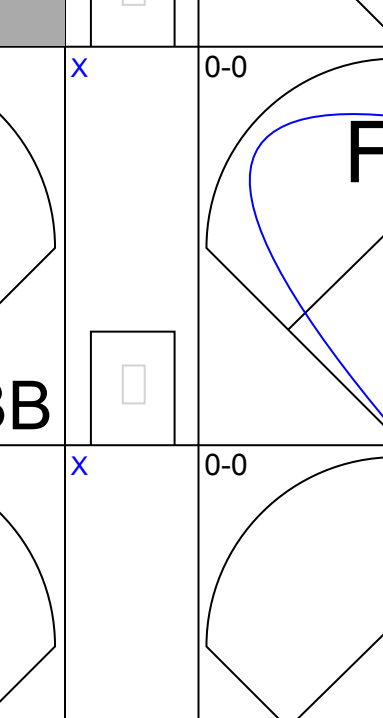
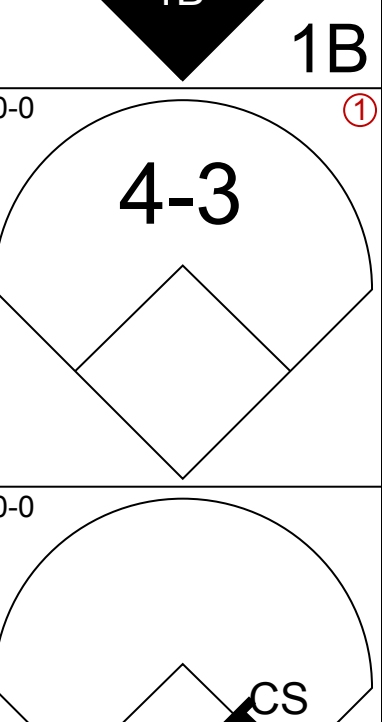
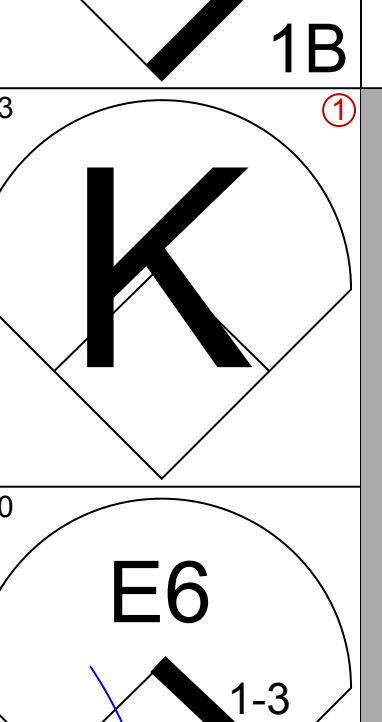
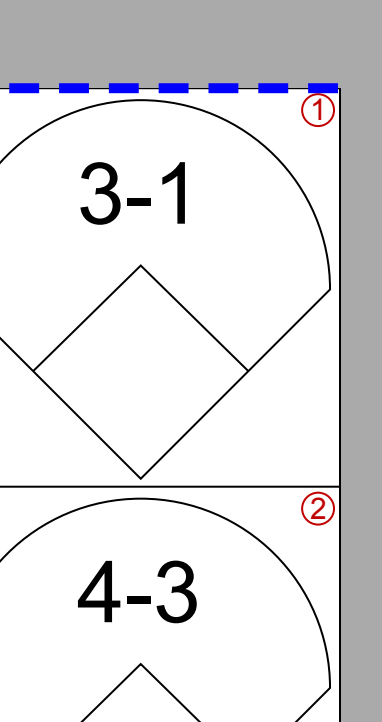
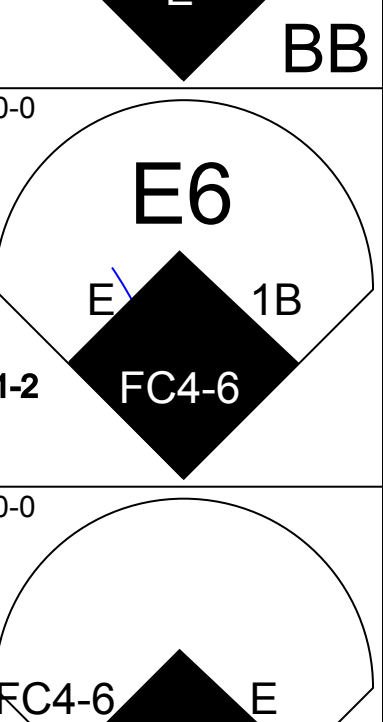
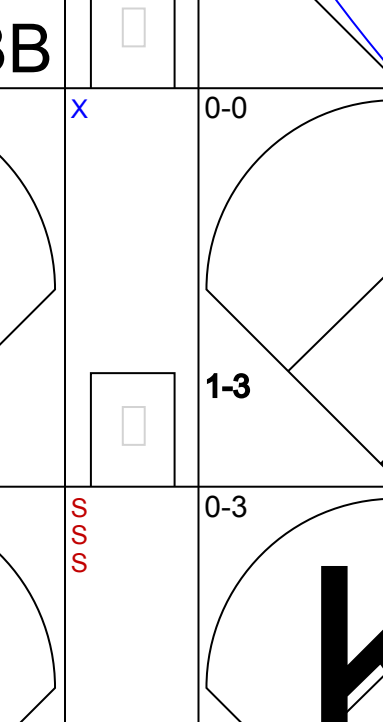
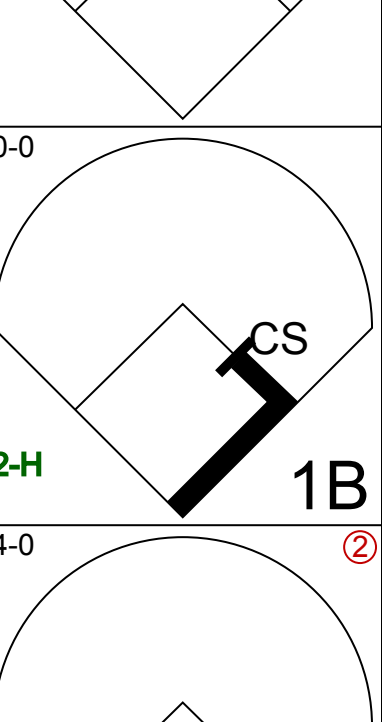
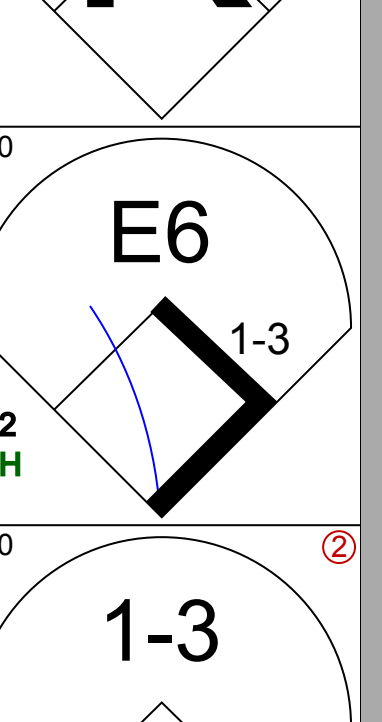
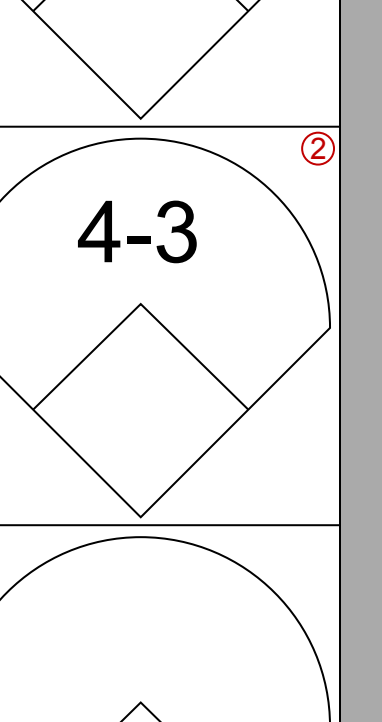
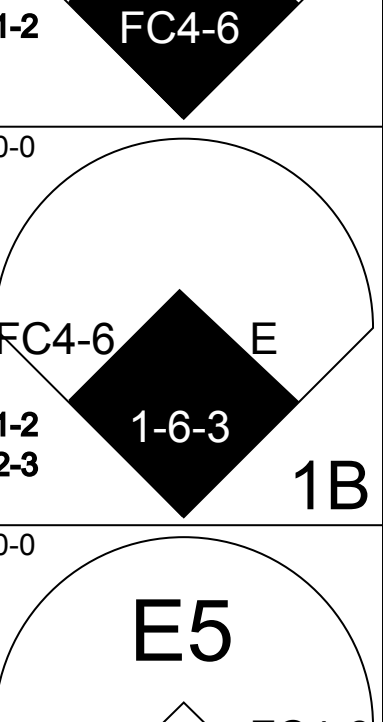
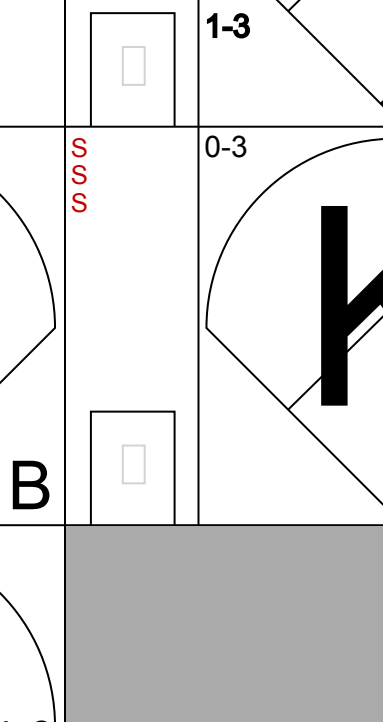
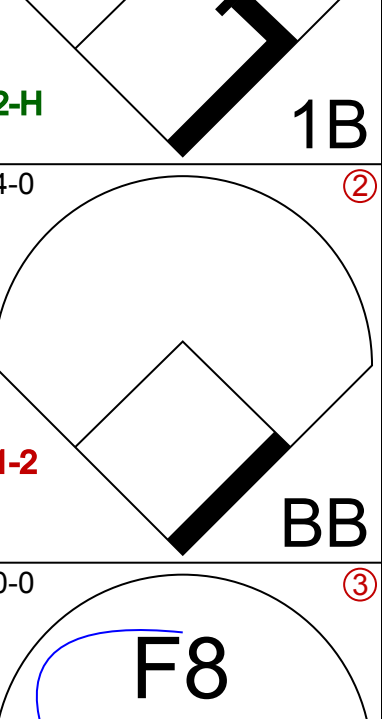
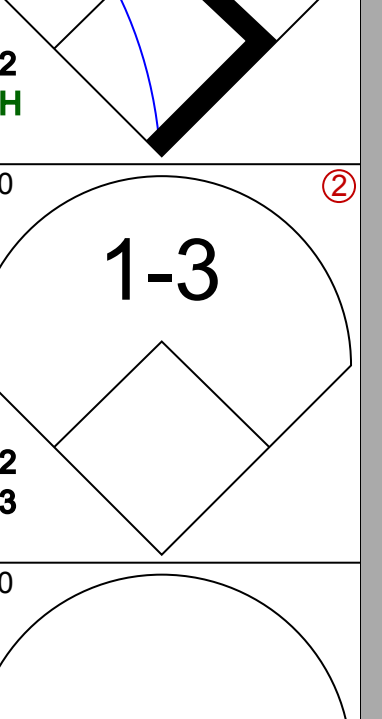
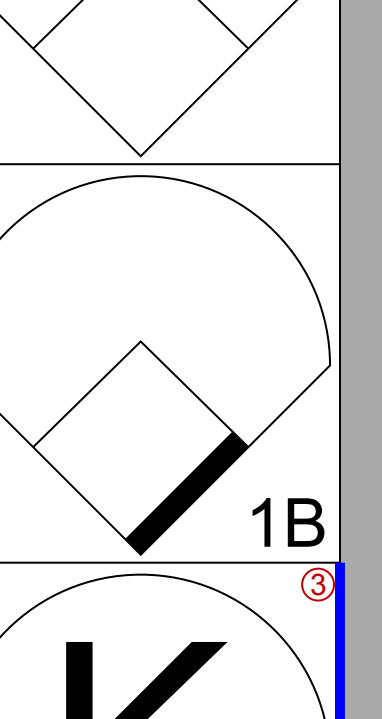
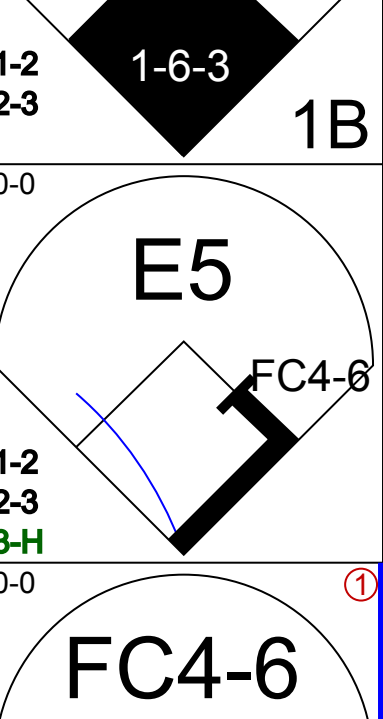
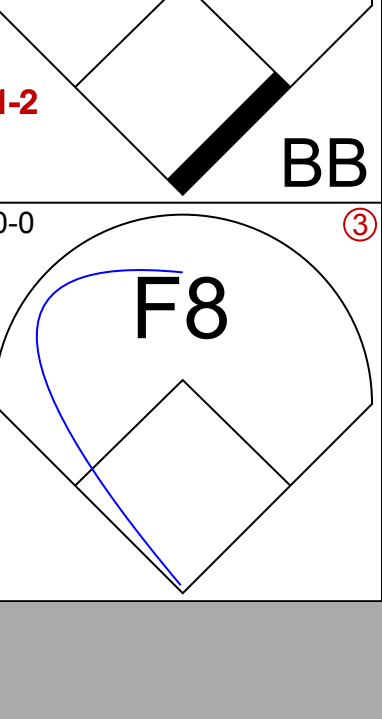
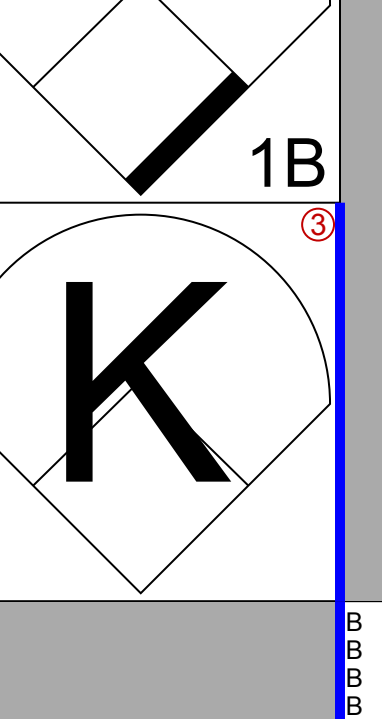
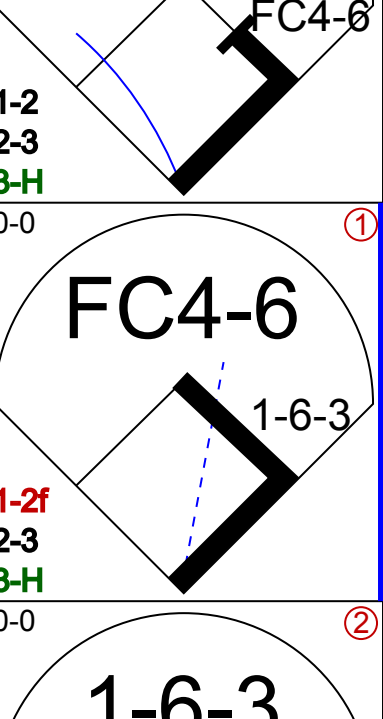
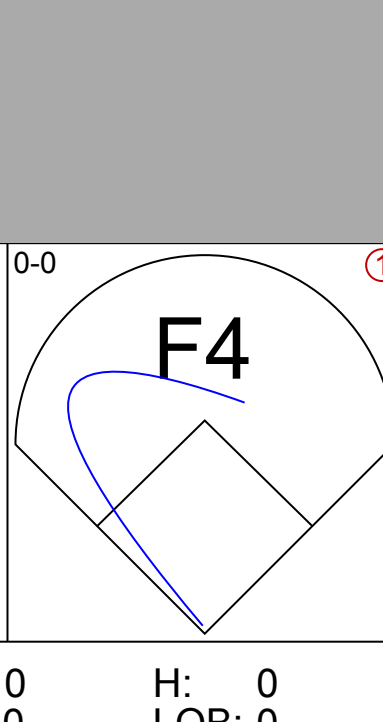
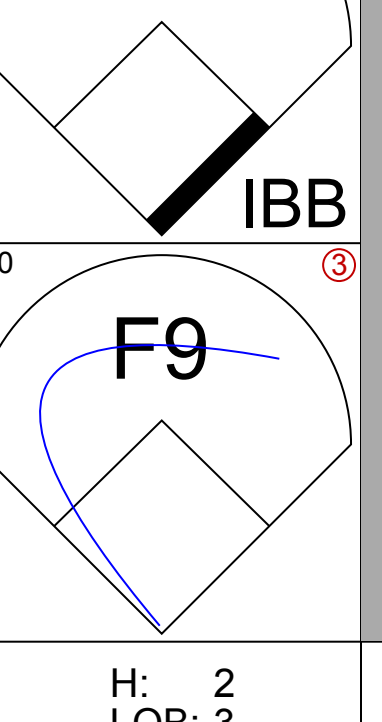
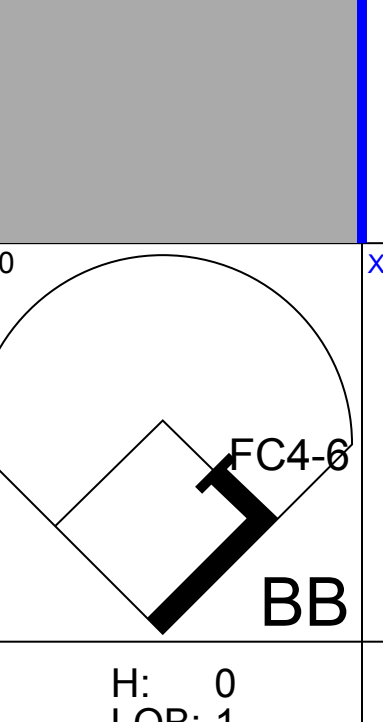
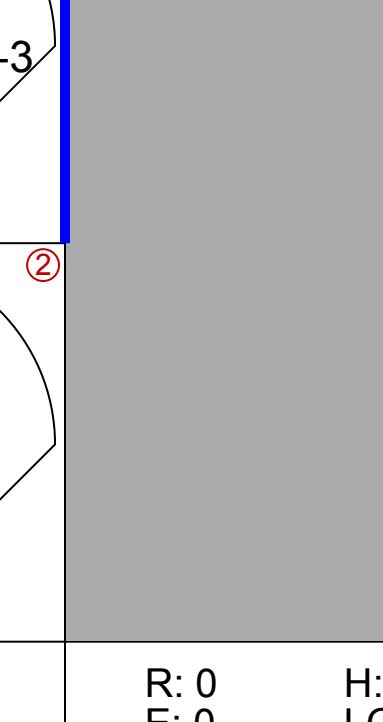
Los Angeles Dodgers @ Houston Astros
Astrodome, Houston, TX
Sat Jun 16 1984, 8:05 PM EDT
Att: 31,319 - Unknown

AB 33
R 7
H 9
RBI 6
BB 2
SO 4
LOB 5



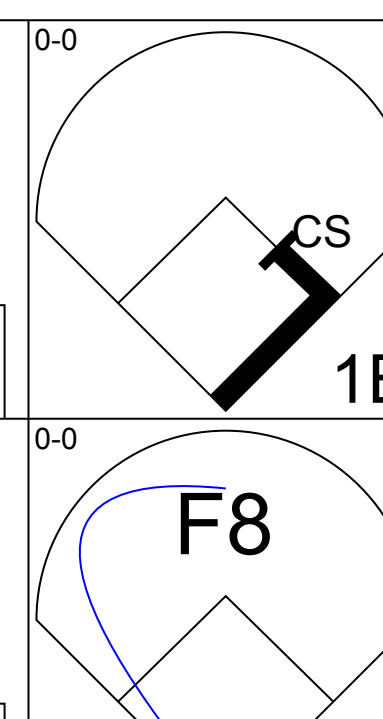
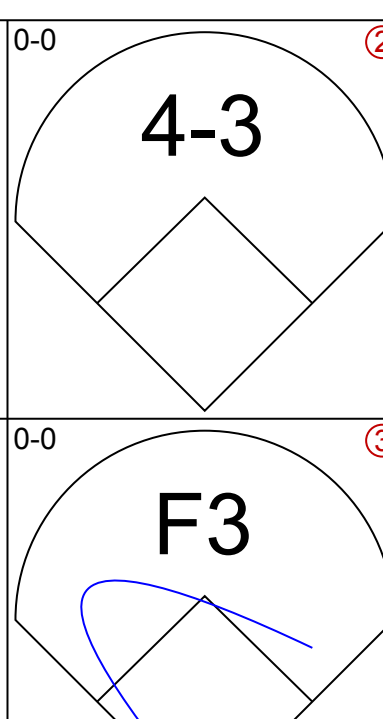
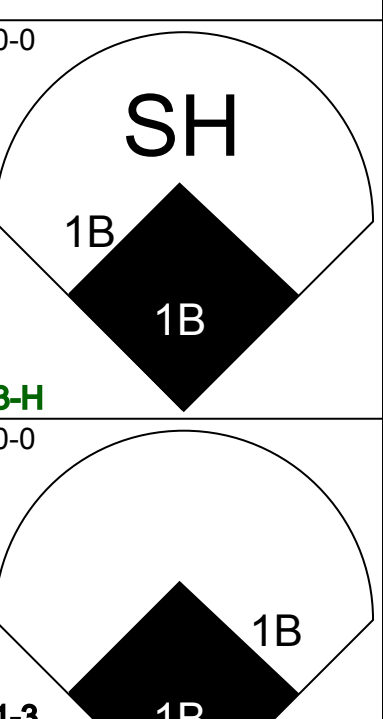
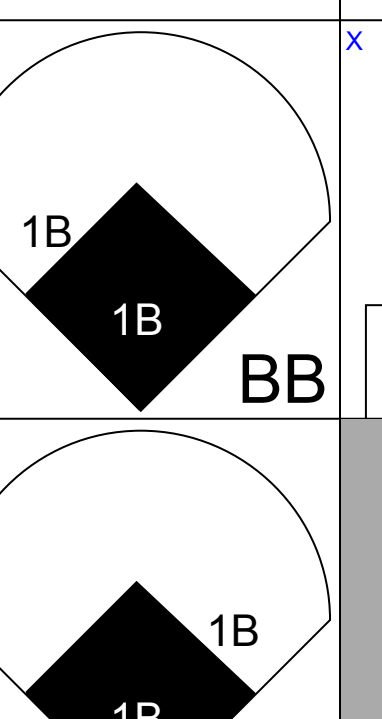

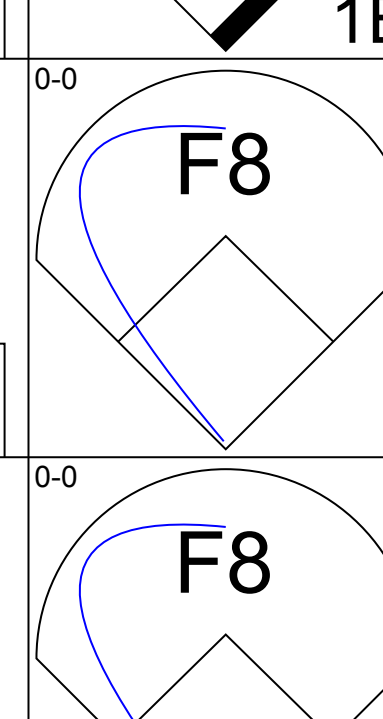

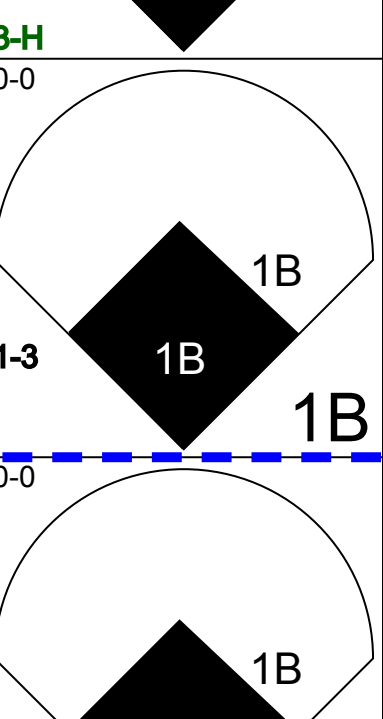
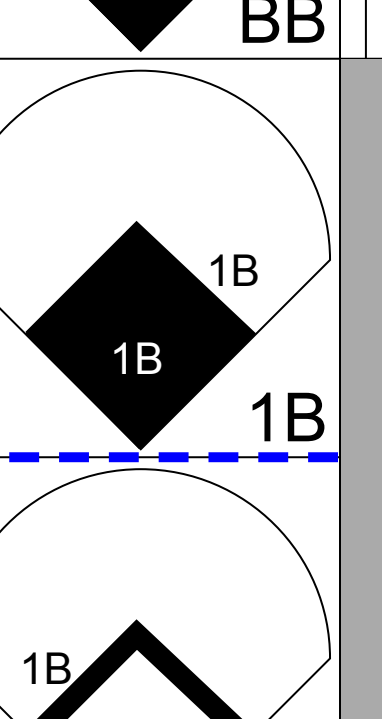
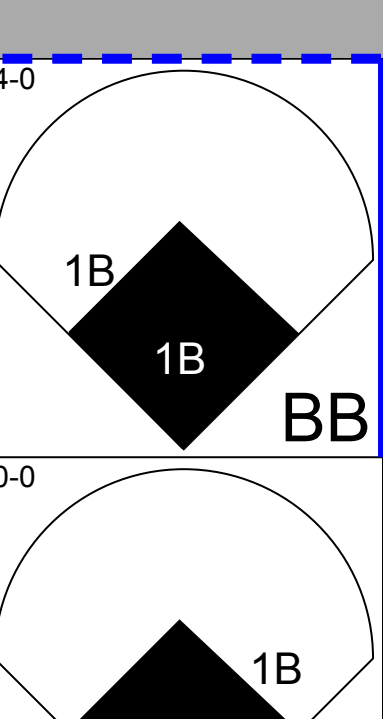
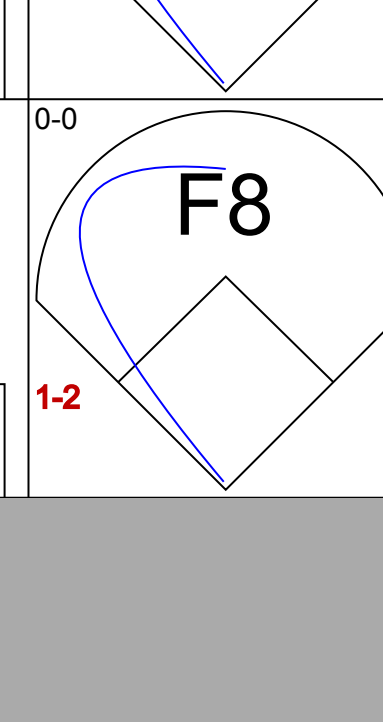

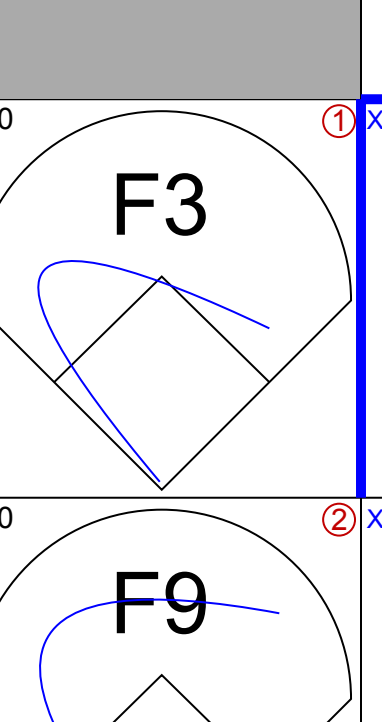
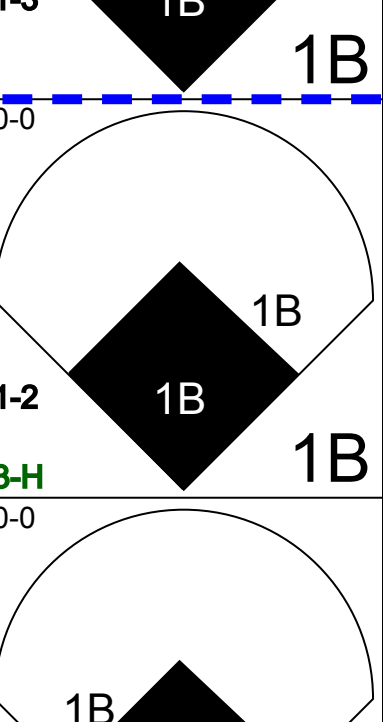
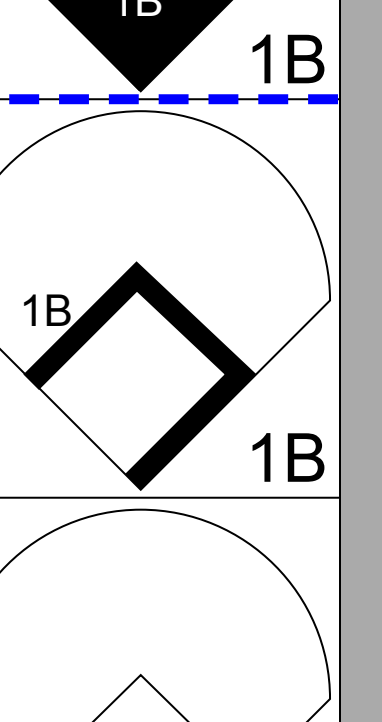

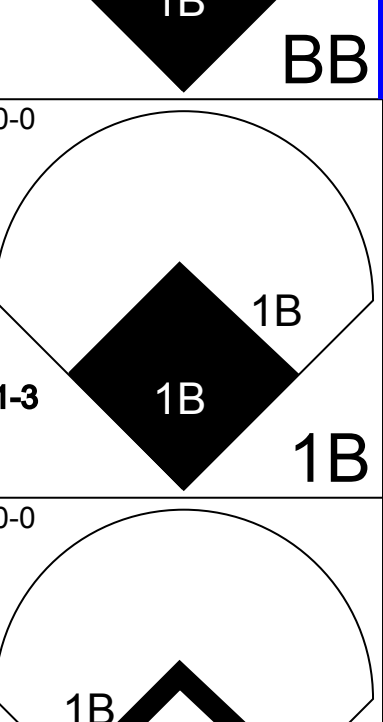
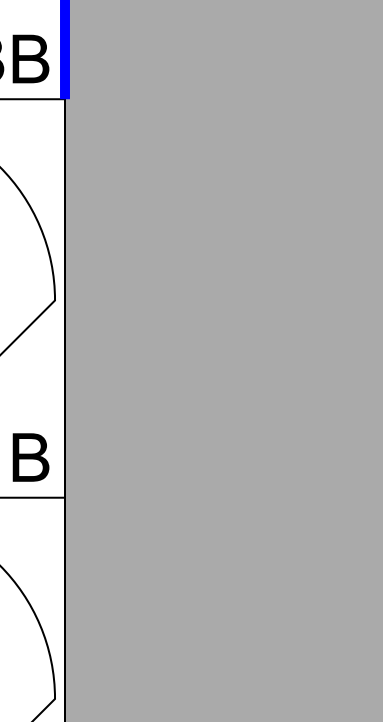
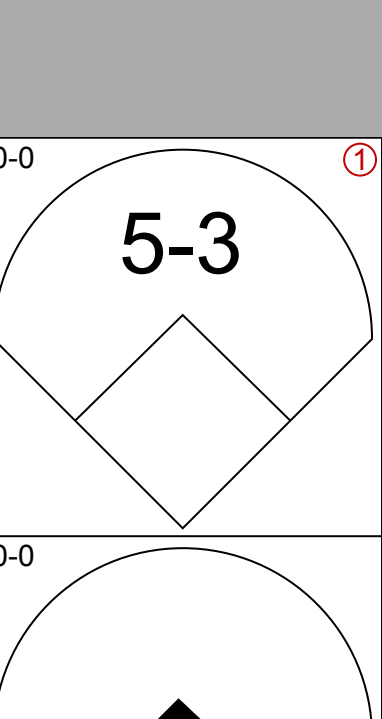
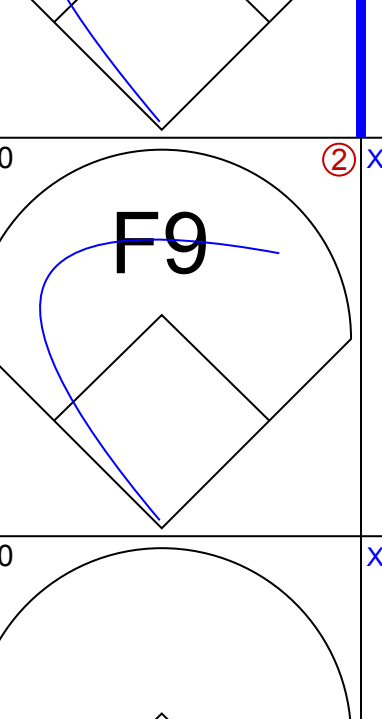
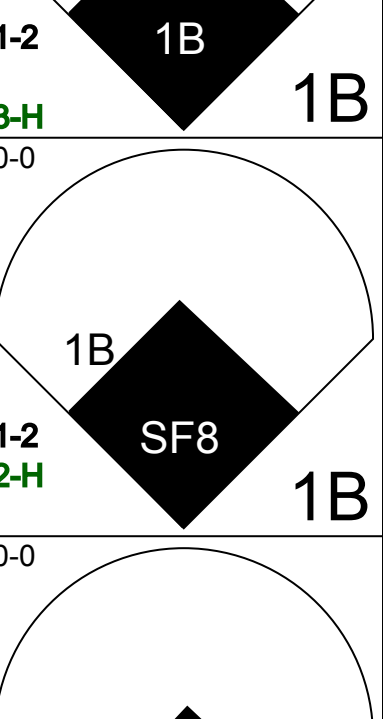
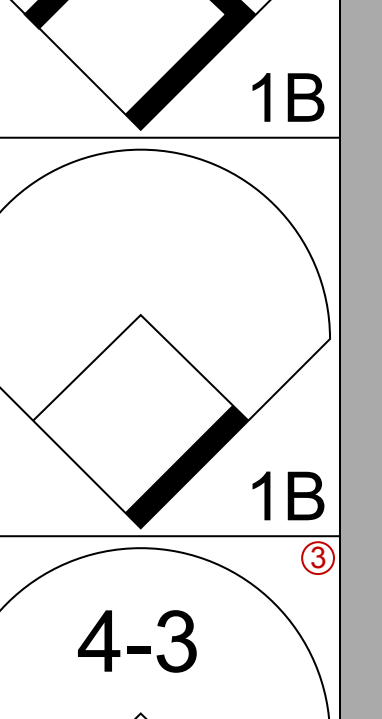

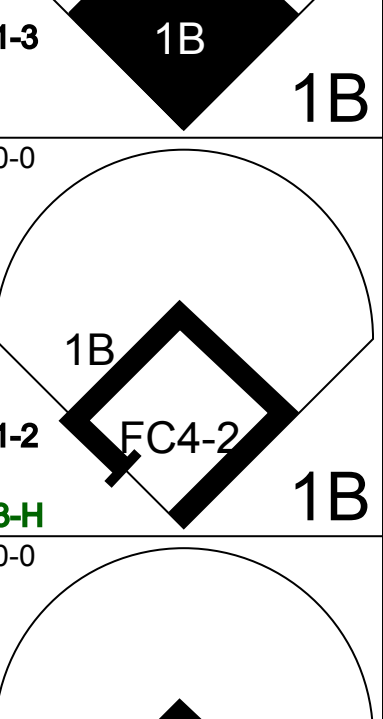
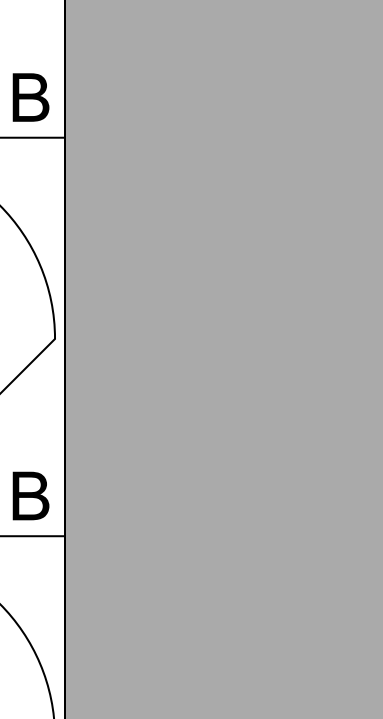
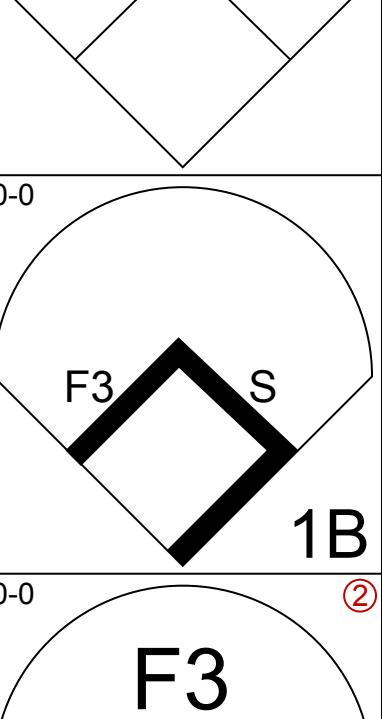
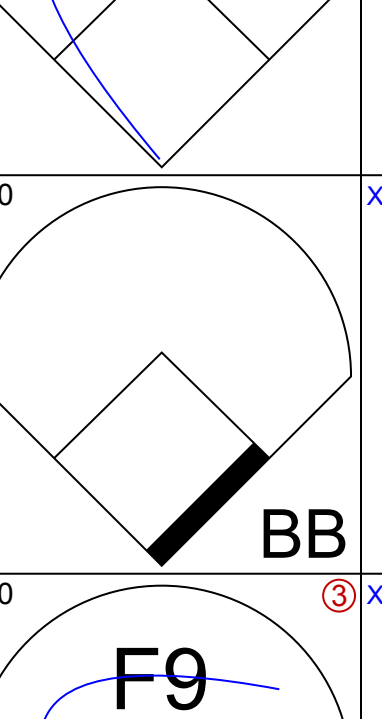
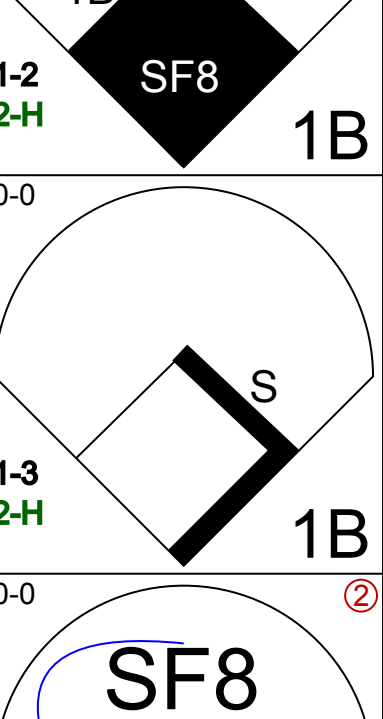
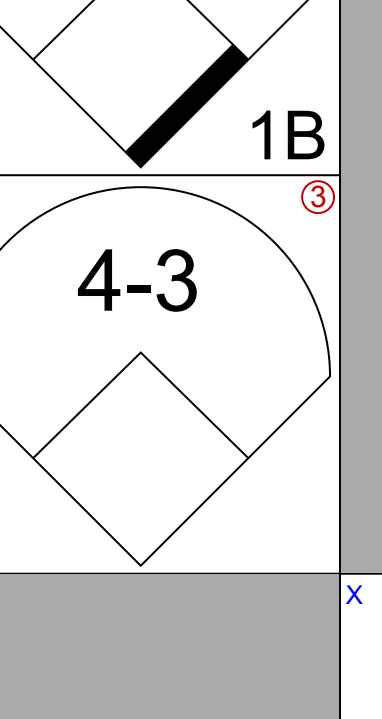
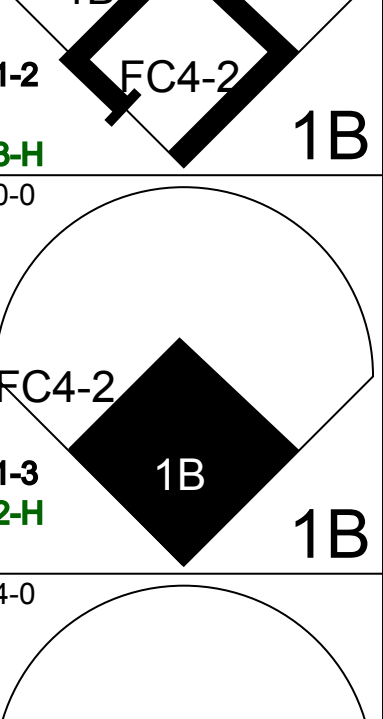
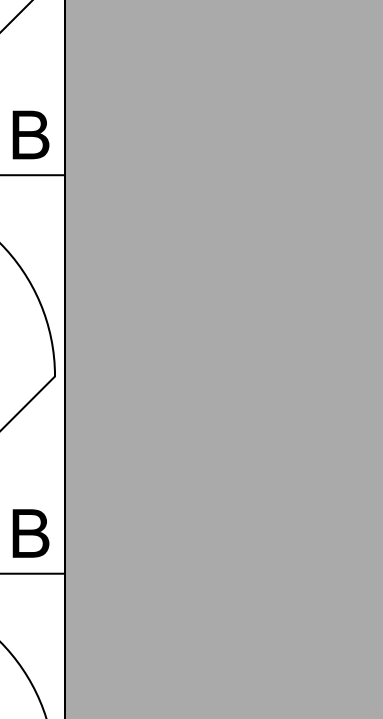
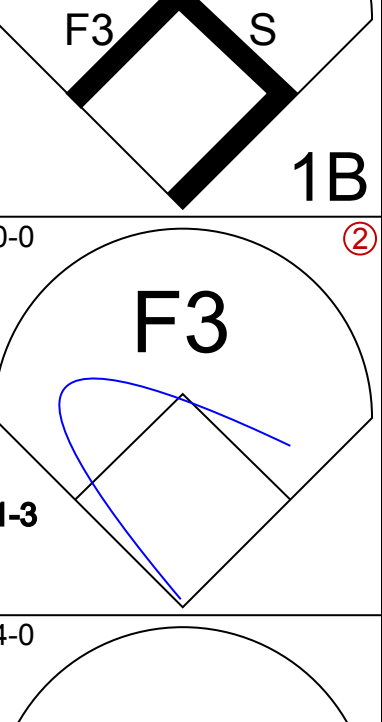
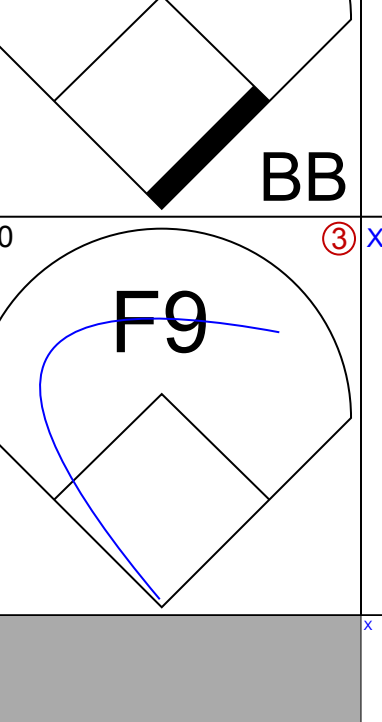
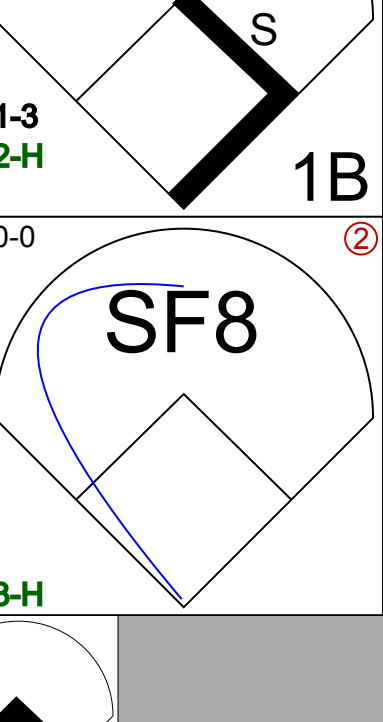
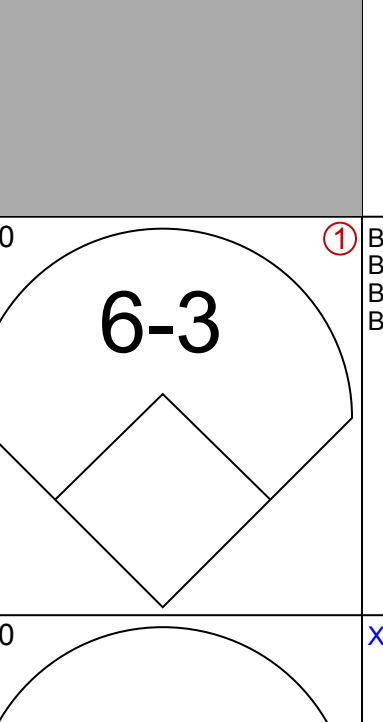
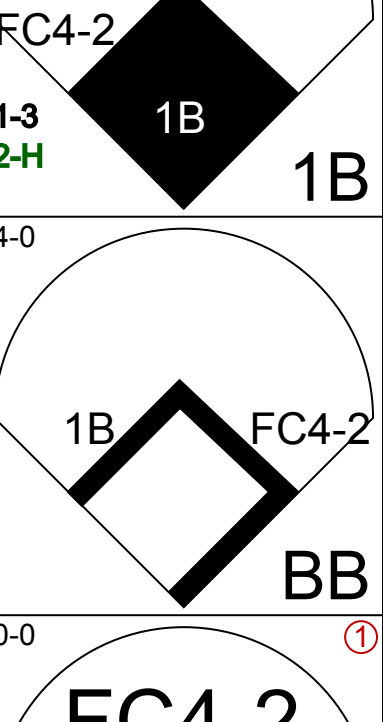
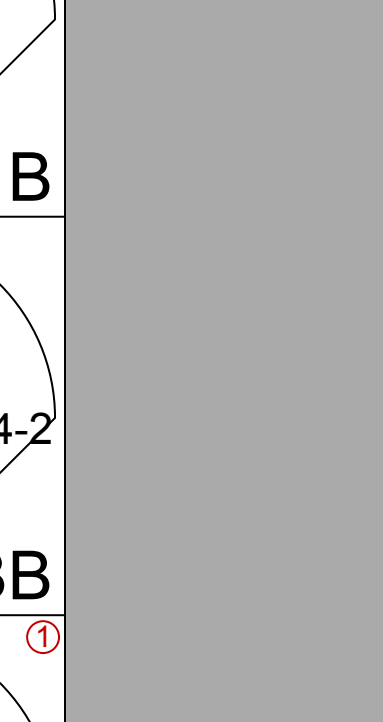
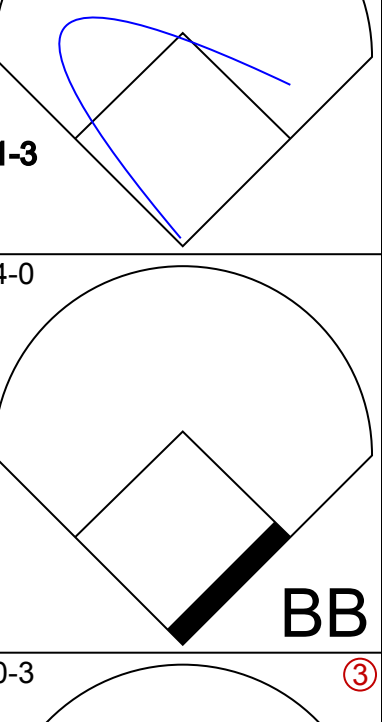
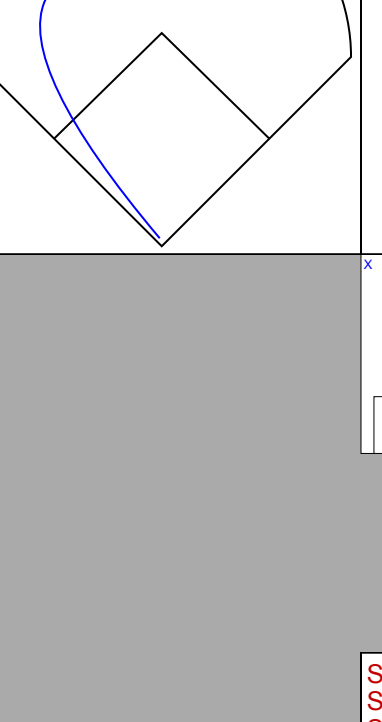
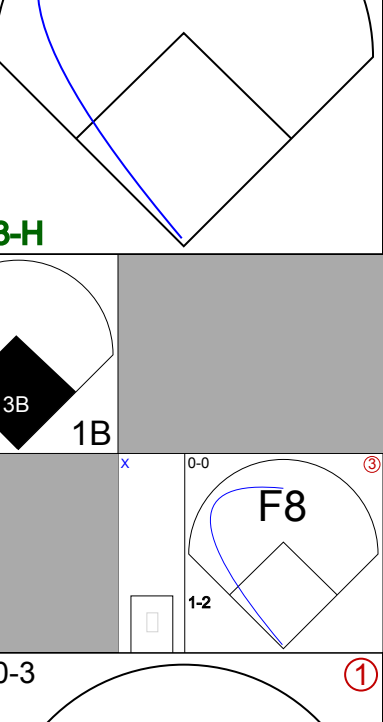
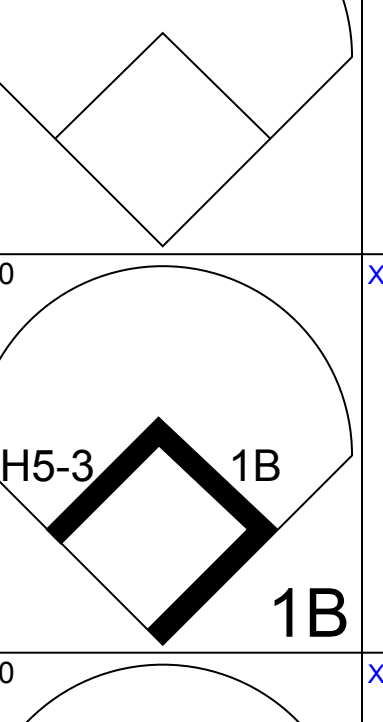
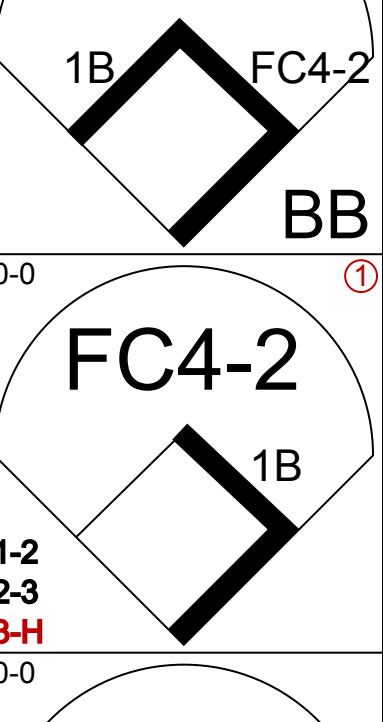
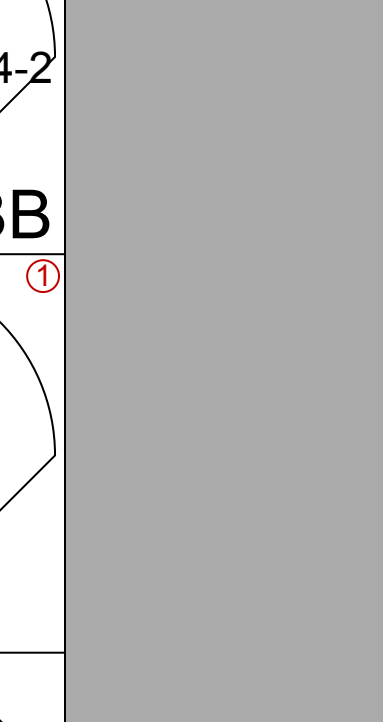
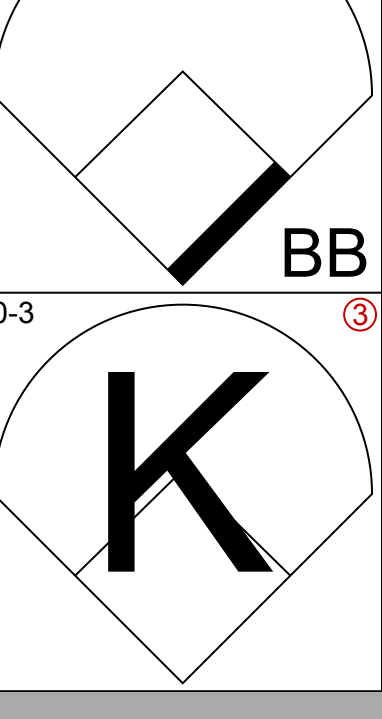
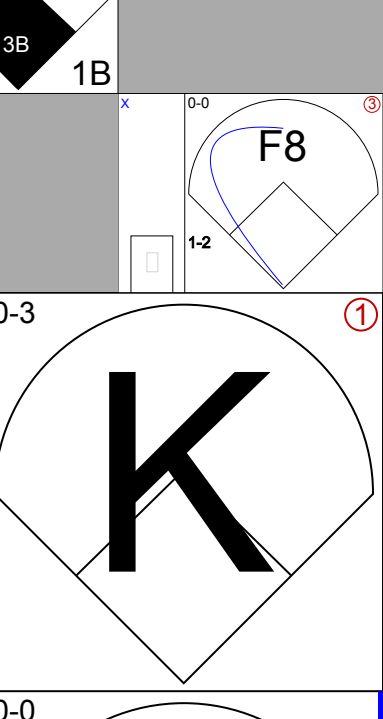
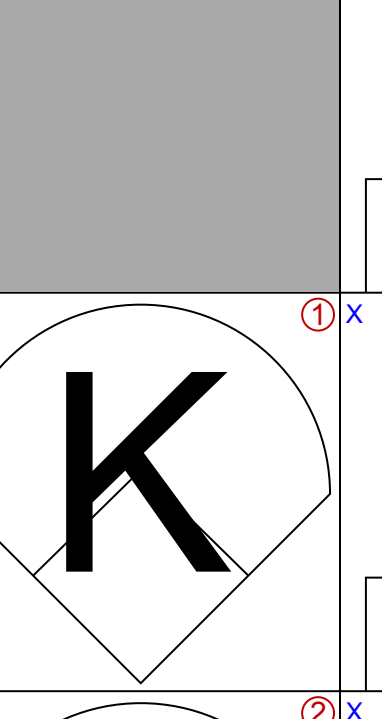
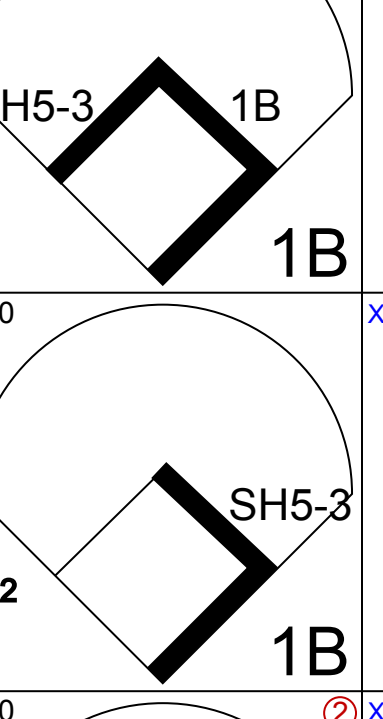
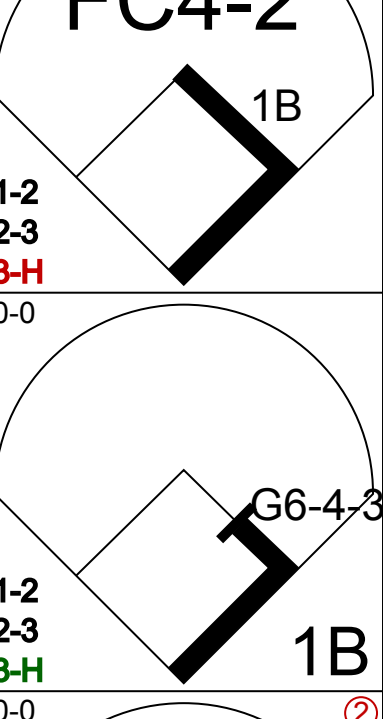
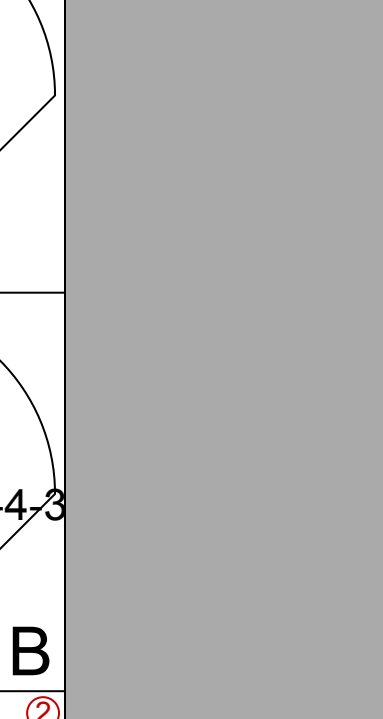

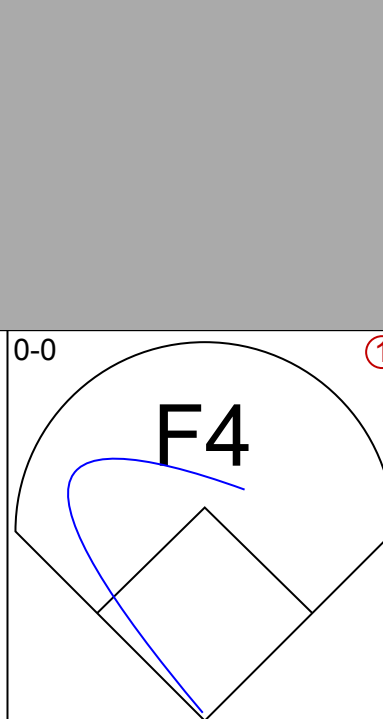
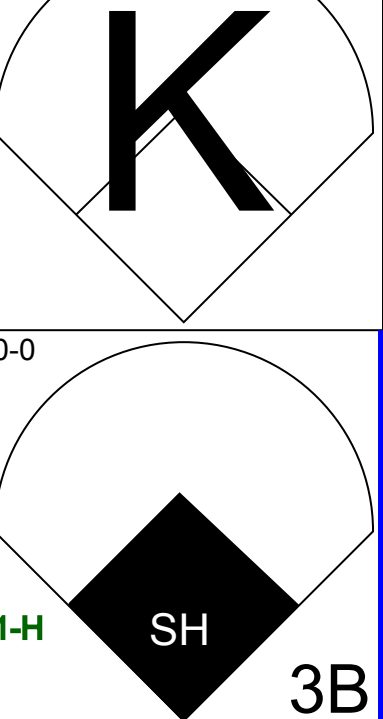
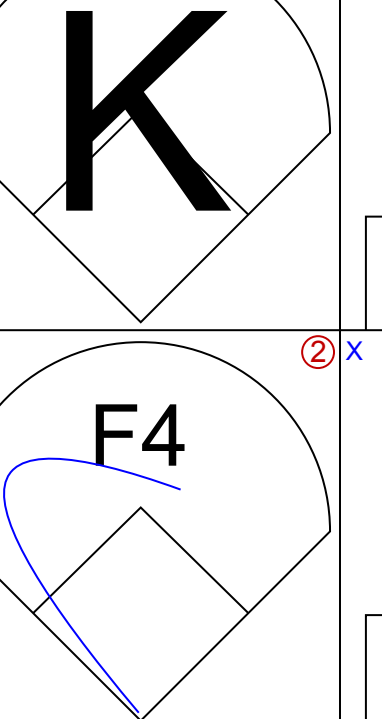
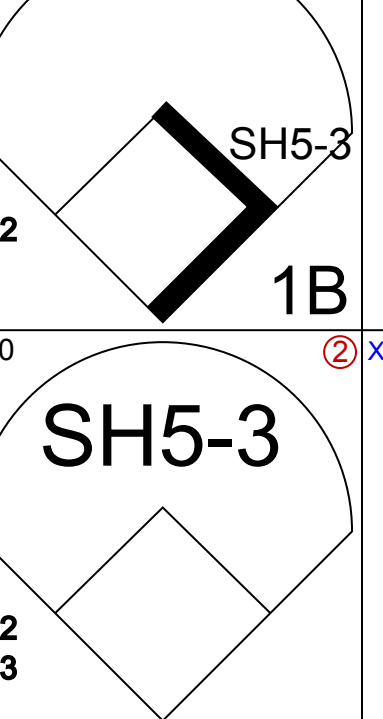
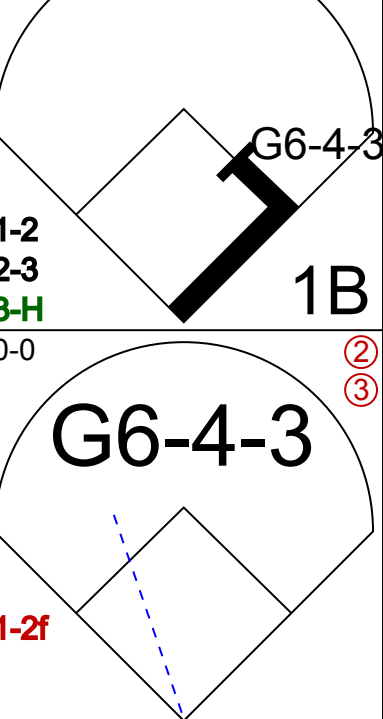
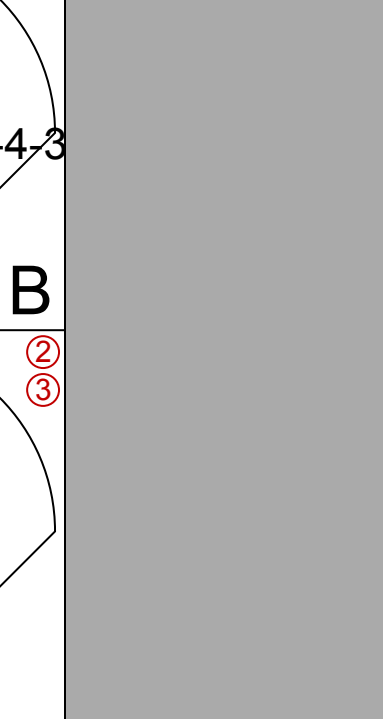
Batter	1	2	3	4	5	6	7	8	9	AB	R	H	RBI	BB	SO	LOB	TOP																	
Steve Sax, R OBP: 0.319, SLG: 0.335 (1,4)										4	0	1	0	0	2	0	Los Angeles Dodgers @ Houston Astros Astrodome, Houston, TX Sun Jun 17 1984, 8:05 PM EDT Att: 22,201 - Unknown																	
R.J. Reynolds, S OBP: 0.328, SLG: 0.387 (1,9)										2	0	1	0	2	0	0																		
Ken Landreaux, L OBP: 0.328, SLG: 0.393 (1,8)										3	0	0	0	0	2	0																		
Pedro Guerrero, R OBP: 0.324, SLG: 0.383 (1,5)										3	0	0	0	1	1	2																		
Terry Whitfield, L OBP: 0.285, SLG: 0.364 (1,7)										4	0	0	0	0	2	4																		
Mike Scioscia, L OBP: 0.370, SLG: 0.328 (1,2)										4	0	0	0	0	1	0																		
Greg Brock, L OBP: 0.288, SLG: 0.413 (1,3)										3	0	1	0	0	1	1																		
Dave Anderson, R OBP: 0.319, SLG: 0.287 (1,6)										3	0	0	0	0	1	2																		
Bob Welch, R OBP: 0.091, SLG: 0.048 (1,1)										2	0	0	0	0	0	1																		
Rick Monday, L OBP: 0.321, SLG: 0.311 (7, PH)										1	0	0	0	0	1	1																		
Orel Hershiser, R OBP: 0.111, SLG: 0.111 (7, 1)										0	0	0	0	0	0	0																		
Inning Stats	R: 0 E: 0 K: 0 S: 3	H: 1 LOB: 2 BB: 2 P: 11	R: 0 E: 1 K: 1 S: 6	H: 0 LOB: 1 BB: 0 P: 6	R: 0 E: 0 K: 1 S: 6	H: 1 LOB: 1 BB: 0 P: 6	R: 0 E: 0 K: 1 S: 5	H: 0 LOB: 0 BB: 0 P: 5	R: 0 E: 0 K: 2 S: 7	H: 0 LOB: 1 BB: 1 P: 11	R: 0 E: 0 K: 3 S: 10	H: 1 LOB: 1 BB: 0 P: 10	R: 0 E: 0 K: 0 S: 3	H: 0 LOB: 0 BB: 0 P: 3	R: 0 E: 0 K: 0 S: 3	H: 0 LOB: 0 BB: 0 P: 3	1B: 3 2B: 0 3B: 0 HR: 0	SF: 0 SAC: 1 DP: 1 HBP: 0	WP: 0 PB: 0 SB: 4 CS: 0	PA: 33														
PITCHER	IP WLS BF H R ER SO BB IBB HBP BLK WP HR S P ERA WHIP	IP WLS BF H R ER SO BB IBB HBP BLK WP HR S P ERA WHIP																																
Nolan Ryan, R ERA: 1.83 (1,1)	8.0	W	30	3	0	0	9	3	0	0	0	0	0	0	45	57	0.00	0.750																
Dave Smith, R ERA: 2.08 (9,1)	1.0	S	3	0	0	0	0	0	0	0	0	0	0	0	3	3	0.00	0.000																

Batter	1	2	3	4	5	6	7	8	9	AB	R	H	RBI	BB	SO	LOB	BOTTOM																	
Phil Garner, R OBP: 0.302, SLG: 0.289 (1,4)										4	0	1	0	0	1	1	Los Angeles Dodgers @ Houston Astros Astrodome, Houston, TX Sun Jun 17 1984, 8:05 PM EDT Att: 22,201 - Unknown																	
Dave Smith, R OBP: 0.302, SLG: 0.289 (9,1)										0	0	0	0	0	0	0																		
Craig Reynolds, L OBP: 0.291, SLG: 0.404 (1,6)										3	0	0	0	0	2	0																		
Enos Cabell, R OBP: 0.345, SLG: 0.434 (1,3)										3	0	0	0	0	1	0																		
Jose Cruz, L OBP: 0.313, SLG: 0.363 (1,7)										3	0	1	0	0	1	0																		
Jerry Mumphrey, S OBP: 0.355, SLG: 0.382 (1,8)										3	0	0	0	0	3	0																		
Ray Knight, R OBP: 0.280, SLG: 0.337 (1,5)										3	1	1	0	0	1	0																		
Terry Puhl, L OBP: 0.369, SLG: 0.394 (1,9)										3	0	1	1	0	0	0																		
Mark Bailey, S OBP: 0.277, SLG: 0.244 (1,2)										3	0	1	0	0	0	1																		
Nolan Ryan, R OBP: 0.242, SLG: 0.258 (1,1)										3	0	0	0	0	1	2																		
Bill Doran, S OBP: 0.284, SLG: 0.284 (9,4)										0	0	0	0	0	0	0																		
Inning Stats	R: 0 E: 0 K: 1 S: 5	H: 0 LOB: 0 BB: 0 P: 5	R: 0 E: 0 K: 1 S: 5	H: 0 LOB: 0 BB: 0 P: 5	R: 0 E: 0 K: 2 S: 7	H: 0 LOB: 0 BB: 0 P: 7	R: 1 E: 0 K: 1 S: 7	H: 2 LOB: 1 BB: 0 P: 7	R: 0 E: 0 K: 0 S: 3	H: 1 LOB: 0 BB: 0 P: 3	R: 0 E: 0 K: 2 S: 7	H: 0 LOB: 0 BB: 0 P: 7	R: 0 E: 0 K: 1 S: 5	H: 0 LOB: 0 BB: 0 P: 5	R: 0 E: 0 K: 0 S: 5	H: 0 LOB: 0 BB: 0 P: 5	1B: 4 2B: 1 3B: 0 HR: 0	SF: 0 SAC: 0 DP: 0 HBP: 0	WP: 0 PB: 0 SB: 0 CS: 1	PA: 29														
PITCHER	IP WLS BF H R ER SO BB IBB HBP BLK WP HR S P ERA WHIP	IP WLS BF H R ER SO BB IBB HBP BLK WP HR S P ERA WHIP																																
Bob Welch, R ERA: 3.55 (1,1)	6.0	L	22	5	1	1	5	0	0	0	0	0	0	0	12	12	0.00	0.833																
Orel Hershiser, R ERA: 5.21 (7,1)	2.0		6	0	0	0	3	0	0	0	0	0	0	0	0	0	0.00	0.000																

Batter	1	2	3	4	5	6	7	8	9	AB	R	H	RBI	BB	SO	LOB	TOP					
Alan Wiggins, S OBP: 0.325, SLG: 0.286 (1, 4)										5	0	0	0	0	1	2	San Diego Padres @ Houston Astros Astrodome, Houston, TX Thu Jun 21 1984, 8:05 PM EDT Att: 12,934 - Unknown					
Tony Gwynn, L OBP: 0.453, SLG: 0.520 (1, 9)										5	0	2	0	0	0	1						
Steve Garvey, R OBP: 0.288, SLG: 0.346 (1, 3)										5	1	1	0	0	1	3						
Graig Nettles, L OBP: 0.345, SLG: 0.402 (1, 5)										4	2	2	0	1	1	2						
Terry Kennedy, L OBP: 0.299, SLG: 0.379 (1, 2)										5	1	1	0	0	1	4						
Kevin McReynolds, R OBP: 0.293, SLG: 0.473 Bobby Brown, S OBP: 0.274, SLG: 0.362 (1, 8)										2	0	1	1	0	0	1						
Cameloto Martinez, R OBP: 0.345, SLG: 0.467 (1, 7)										3	0	1	1	1	0	4						
Garry Templeton, S OBP: 0.309, SLG: 0.328 Greg Booker, R (6, 1) Champ Summers, L OBP: 0.300, SLG: 0.579 Floyd Chiffer, R (8, 1)										2	0	0	0	1	1	2						
Ed Whitson, R OBP: 0.080, SLG: 0.042 Craig Lefferts, L OBP: 0.400, SLG: 0.600 Tim Flannery, L OBP: 0.354, SLG: 0.467 (1, 1)										2	0	0	0	0	0	3						
Inning Stats	R: 0 E: 0 K: 1 S: 5	H: 0 LOB: 0 BB: 0 P: 5	R: 1 E: 1 K: 0 S: 4	H: 2 LOB: 1 BB: 1 P: 8	R: 0 E: 0 K: 0 S: 3	H: 0 LOB: 0 BB: 0 P: 3	R: 1 E: 1 K: 1 S: 8	H: 2 LOB: 3 BB: 1 P: 12	R: 0 E: 0 K: 1 S: 6	H: 1 LOB: 1 BB: 0 P: 6	R: 0 E: 0 K: 1 S: 6	H: 1 LOB: 1 BB: 0 P: 6	R: 0 E: 0 K: 0 S: 3	H: 0 LOB: 1 BB: 1 P: 7	R: 3 E: 2 K: 0 S: 6	H: 1 LOB: 1 BB: 1 P: 10		R: 0 E: 0 K: 2 S: 9	H: 2 LOB: 2 BB: 0 P: 9	1B: 9 2B: 0 3B: 0 HR: 0	SF: 0 SAC: 0 DP: 0 HBP: 0	WP: 0 PB: 0 SB: 1 CS: 1
PITCHER	IP	WLS	BF	H	R	ER	SO	BB	IBB	HBP	BLK	WP	HR	S	P	ERA	WHIP					
Joe Niekro, R ERA: 3.0 Michael LaCoss, R ERA: 2.82	5.0	W	22	5	2	0	3	1	1	0	0	0	0	26	34	0.00	1.200					
Michael LaCoss, R ERA: 2.82	4.0	S	20	4	3	0	3	2	0	0	0	0	0	24	32	0.00	1.500					

AB	38
R	5
H	9
RBI	4
BB	4
SO	6
LOB	27



Batter	1	2	3	4	5	6	7	8	9	AB	R	H	RBI	BB	SO	LOB	BOTTOM					
Bill Doran, S OBP: 0.287, SLG: 0.284 (1, 4)										3	2	1	1	1	0	2	San Diego Padres @ Houston Astros Astrodome, Houston, TX Thu Jun 21 1984, 8:05 PM EDT Att: 12,934 - Unknown					
Craig Reynolds, L OBP: 0.285, SLG: 0.393 Phil Garner, R OBP: 0.300, SLG: 0.278 (1, 6)										4	2	2	0	1	0	1						
Harry Spilman, L OBP: 0.339, SLG: 0.326 Enos Cabell, R OBP: 0.346, SLG: 0.429 (1, 3)										2	0	0	0	0	0	1						
Jose Cruz, L OBP: 0.317, SLG: 0.363 (1, 7)										5	1	3	3	0	0	0						
Jerry Mumphrey, S OBP: 0.358, SLG: 0.381 (1, 8)										4	1	3	2	1	0	2						
Ray Knight, R OBP: 0.279, SLG: 0.330 (1, 5)										3	0	0	1	1	0	2						
Terry Puhl, L OBP: 0.389, SLG: 0.383 (1, 9)										4	1	2	0	1	0	4						
Mark Bailey, S OBP: 0.279, SLG: 0.242 (1, 2)										5	0	2	1	0	3	3						
Joe Niekro, R OBP: 0.176, SLG: 0.152 Denny Walling, L OBP: 0.327, SLG: 0.357 Michael LaCoss, R (1, 1)										1	0	0	0	0	0	0						
Inning Stats	R: 0 E: 0 K: 0 S: 3	H: 1 LOB: 0 BB: 0 P: 3	R: 0 E: 0 K: 1 S: 6	H: 1 LOB: 2 BB: 1 P: 10	R: 0 E: 0 K: 0 S: 3	H: 0 LOB: 0 BB: 0 P: 3	R: 0 E: 0 K: 0 S: 3	H: 0 LOB: 1 BB: 1 P: 7	R: 6 E: 0 K: 1 S: 12	H: 6 LOB: 1 BB: 0 P: 12	R: 2 E: 0 K: 1 S: 8	H: 3 LOB: 2 BB: 1 P: 12	R: 0 E: 0 K: 0 S: 5	H: 2 LOB: 2 BB: 0 P: 5	R: 3 E: 0 K: 0 S: 6	H: 4 LOB: 3 BB: 2 P: 14		R: 0 E: 0 K: 1 S: 9	H: 1 LOB: 1 BB: 0 P: 9	1B: 16 2B: 0 3B: 1 HR: 0	SF: 1 SAC: 2 DP: 1 HBP: 0	WP: 0 PB: 0 SB: 2 CS: 1
PITCHER	IP	WLS	BF	H	R	ER	SO	BB	IBB	HBP	BLK	WP	HR	S	P	ERA	WHIP					
Ed Whitson, R ERA: 3.86 Craig Lefferts, L ERA: 2.13 Greg Booker, R ERA: 2.08 Floyd Chiffer, R ERA: 7.77	4.1	L	20	5	4	4	2	2	0	0	0	0	0	10	14	27.00	3.750					
Greg Booker, R ERA: 2.08	1.1		8	4	0	0	0	0	0	0	0	0	0	8	8	0.00	3.000					
Floyd Chiffer, R ERA: 7.77	1.0		8	4	3	3	0	2	0	0	0	0	0	6	14	27.00	6.000					



Batter	1	2	3	4	5	6	7	8	9	AB	R	H	RBI	BB	SO	LOB	TOP								
Johnnie LeMaster, R OBP: 0.285, SLG: 0.304										3	2	1	1	1	2	1									
Al Oliver, L OBP: 0.331, SLG: 0.356 Greg Minton, S OBP: 0.154, SLG: 0.083										4	1	3	1	0	1	0									
Chili Davis, S OBP: 0.322, SLG: 0.466										4	0	0	1	0	0	3									
Jeffrey Leonard, R OBP: 0.357, SLG: 0.458										2	0	0	1	1	0	1									
Scot Thompson, L OBP: 0.455, SLG: 0.462										4	1	1	1	0	0	3									
Joel Youngblood, R OBP: 0.344, SLG: 0.391										4	0	1	0	0	1	2									
Bob Brenly, R OBP: 0.421, SLG: 0.483										4	1	1	0	0	0	1									
Duane Kuiper, L OBP: 0.236, SLG: 0.182 Brad Wellman, R OBP: 0.293, SLG: 0.318										2	0	1	1	0	0	0									
Mark Davis, L OBP: 0.167, SLG: 0.217 Frank Williams, R OBP: 0.167, SLG: 0.091 Dusty Baker Jr., R OBP: 0.438, SLG: 0.421										1	1	1	1	1	0	0									
Inning Stats	R: 1 E: 0 K: 0 S: 4	H: 2 LOB: 0 BB: 0 P: 4	R: 2 E: 1 K: 1 S: 7	H: 2 LOB: 1 BB: 0 P: 7	R: 0 E: 1 K: 1 S: 6	H: 1 LOB: 2 BB: 1 P: 10	R: 0 E: 0 K: 0 S: 3	H: 0 LOB: 0 BB: 0 P: 3	R: 3 E: 0 K: 0 S: 5	H: 2 LOB: 1 BB: 2 P: 13	R: 0 E: 0 K: 1 S: 6	H: 1 LOB: 1 BB: 0 P: 6	R: 0 E: 0 K: 1 S: 5	H: 0 LOB: 0 BB: 0 P: 5	R: 0 E: 0 K: 0 S: 3	H: 1 LOB: 0 BB: 0 P: 3	R: 1 E: 0 K: 0 S: 4	H: 1 LOB: 1 BB: 1 P: 8	1B: 8 2B: 3 3B: 0 HR: 0	SF: 2 SAC: 2 DP: 3 HBP: 0	WP: 0 PB: 0 SB: 2 CS: 0	PA: 39			
PITCHER	IP WLS BF H R ER SO BB IBB HBP BLK WP HR S P ERA WHIP	IP WLS BF H R ER SO BB IBB HBP BLK WP HR S P ERA WHIP	IP WLS BF H R ER SO BB IBB HBP BLK WP HR S P ERA WHIP	IP WLS BF H R ER SO BB IBB HBP BLK WP HR S P ERA WHIP	IP WLS BF H R ER SO BB IBB HBP BLK WP HR S P ERA WHIP	IP WLS BF H R ER SO BB IBB HBP BLK WP HR S P ERA WHIP	IP WLS BF H R ER SO BB IBB HBP BLK WP HR S P ERA WHIP	IP WLS BF H R ER SO BB IBB HBP BLK WP HR S P ERA WHIP	IP WLS BF H R ER SO BB IBB HBP BLK WP HR S P ERA WHIP	IP WLS BF H R ER SO BB IBB HBP BLK WP HR S P ERA WHIP	IP WLS BF H R ER SO BB IBB HBP BLK WP HR S P ERA WHIP	IP WLS BF H R ER SO BB IBB HBP BLK WP HR S P ERA WHIP	IP WLS BF H R ER SO BB IBB HBP BLK WP HR S P ERA WHIP	IP WLS BF H R ER SO BB IBB HBP BLK WP HR S P ERA WHIP	IP WLS BF H R ER SO BB IBB HBP BLK WP HR S P ERA WHIP	IP WLS BF H R ER SO BB IBB HBP BLK WP HR S P ERA WHIP	IP WLS BF H R ER SO BB IBB HBP BLK WP HR S P ERA WHIP	IP WLS BF H R ER SO BB IBB HBP BLK WP HR S P ERA WHIP	IP WLS BF H R ER SO BB IBB HBP BLK WP HR S P ERA WHIP	IP WLS BF H R ER SO BB IBB HBP BLK WP HR S P ERA WHIP	IP WLS BF H R ER SO BB IBB HBP BLK WP HR S P ERA WHIP	IP WLS BF H R ER SO BB IBB HBP BLK WP HR S P ERA WHIP	IP WLS BF H R ER SO BB IBB HBP BLK WP HR S P ERA WHIP	IP WLS BF H R ER SO BB IBB HBP BLK WP HR S P ERA WHIP	IP WLS BF H R ER SO BB IBB HBP BLK WP HR S P ERA WHIP

San Francisco Giants @ Houston Astros
Astrodome, Houston, TX
Sat Jun 23 1984, 8:05 PM EDT
Att: 22,541 - Unknown

AB 31
R 7
H 10
RBI 7
BB 4
SO 4
LOB 13



Batter	1	2	3	4	5	6	7	8	9	AB	R	H	RBI	BB	SO	LOB	BOTTOM											
Bill Doran, S OBP: 0.301, SLG: 0.320										4	2	2	2	1	0	1												
Phil Garner, R OBP: 0.303, SLG: 0.282										5	0	2	0	0	1	2												
Enos Cabell, R OBP: 0.349, SLG: 0.432										5	0	1	1	0	2	3												
Jose Cruz, L OBP: 0.314, SLG: 0.355										4	0	0	0	1	1	3												
Jerry Mumphrey, S OBP: 0.355, SLG: 0.375										4	0	0	0	1	1	4												
Ray Knight, R OBP: 0.278, SLG: 0.325										3	0	0	0	1	1	1												
Kevin Bass, S OBP: 0.274, SLG: 0.327										4	2	2	0	0	0	2												
Mark Bailey, S OBP: 0.288, SLG: 0.265 Joe Sambito, L OBP: 0.353, SLG: 0.409 Julio Solano, R OBP: 0.333, SLG: 0.320										1	1	0	0	1	1	1												
Vern Ruhle, R ERA: 3.38 Bill Dawley, R ERA: 2.34 Alan Ashby, S ERA: 3.66 Terry Lott, L ERA: 3.66 Harry Spilman, L ERA: 9.0	IP WLS BF H R ER SO BB IBB HBP BLK WP HR S P ERA WHIP	IP WLS BF H R ER SO BB IBB HBP BLK WP HR S P ERA WHIP	IP WLS BF H R ER SO BB IBB HBP BLK WP HR S P ERA WHIP	IP WLS BF H R ER SO BB IBB HBP BLK WP HR S P ERA WHIP	IP WLS BF H R ER SO BB IBB HBP BLK WP HR S P ERA WHIP	IP WLS BF H R ER SO BB IBB HBP BLK WP HR S P ERA WHIP	IP WLS BF H R ER SO BB IBB HBP BLK WP HR S P ERA WHIP	IP WLS BF H R ER SO BB IBB HBP BLK WP HR S P ERA WHIP	IP WLS BF H R ER SO BB IBB HBP BLK WP HR S P ERA WHIP	IP WLS BF H R ER SO BB IBB HBP BLK WP HR S P ERA WHIP	IP WLS BF H R ER SO BB IBB HBP BLK WP HR S P ERA WHIP	IP WLS BF H R ER SO BB IBB HBP BLK WP HR S P ERA WHIP	IP WLS BF H R ER SO BB IBB HBP BLK WP HR S P ERA WHIP	IP WLS BF H R ER SO BB IBB HBP BLK WP HR S P ERA WHIP	IP WLS BF H R ER SO BB IBB HBP BLK WP HR S P ERA WHIP	IP WLS BF H R ER SO BB IBB HBP BLK WP HR S P ERA WHIP	IP WLS BF H R ER SO BB IBB HBP BLK WP HR S P ERA WHIP	IP WLS BF H R ER SO BB IBB HBP BLK WP HR S P ERA WHIP	IP WLS BF H R ER SO BB IBB HBP BLK WP HR S P ERA WHIP	IP WLS BF H R ER SO BB IBB HBP BLK WP HR S P ERA WHIP	IP WLS BF H R ER SO BB IBB HBP BLK WP HR S P ERA WHIP	IP WLS BF H R ER SO BB IBB HBP BLK WP HR S P ERA WHIP	IP WLS BF H R ER SO BB IBB HBP BLK WP HR S P ERA WHIP	IP WLS BF H R ER SO BB IBB HBP BLK WP HR S P ERA WHIP	IP WLS BF H R ER SO BB IBB HBP BLK WP HR S P ERA WHIP	IP WLS BF H R ER SO BB IBB HBP BLK WP HR S P ERA WHIP	IP WLS BF H R ER SO BB IBB HBP BLK WP HR S P ERA WHIP	
Inning Stats	R: 0 E: 0 K: 1 S: 5	H: 0 LOB: 0 BB: 0 P: 5	R: 0 E: 0 K: 2 S: 7	H: 0 LOB: 0 BB: 0 P: 7	R: 2 E: 0 K: 1 S: 8	H: 3 LOB: 2 BB: 1 P: 12	R: 0 E: 0 K: 1 S: 5	H: 0 LOB: 1 BB: 1 P: 9	R: 1 E: 1 K: 0 S: 5	H: 3 LOB: 2 BB: 1 P: 9	R: 1 E: 0 K: 1 S: 7	H: 2 LOB: 1 BB: 0 P: 7	R: 0 E: 0 K: 1 S: 5	H: 0 LOB: 0 BB: 0 P: 5	R: 0 E: 0 K: 1 S: 6	H: 1 LOB: 2 BB: 1 P: 10	R: 1 E: 1 K: 0 S: 4	H: 1 LOB: 1 BB: 1 P: 8	1B: 8 2B: 2 3B: 0 HR: 0	SF: 0 SAC: 0 DP: 1 HBP: 0	WP: 2 PB: 0 SB: 1 CS: 0	PA: 41						
PITCHER	IP WLS BF H R ER SO BB IBB HBP BLK WP HR S P ERA WHIP	IP WLS BF H R ER SO BB IBB HBP BLK WP HR S P ERA WHIP	IP WLS BF H R ER SO BB IBB HBP BLK WP HR S P ERA WHIP	IP WLS BF H R ER SO BB IBB HBP BLK WP HR S P ERA WHIP	IP WLS BF H R ER SO BB IBB HBP BLK WP HR S P ERA WHIP	IP WLS BF H R ER SO BB IBB HBP BLK WP HR S P ERA WHIP	IP WLS BF H R ER SO BB IBB HBP BLK WP HR S P ERA WHIP	IP WLS BF H R ER SO BB IBB HBP BLK WP HR S P ERA WHIP	IP WLS BF H R ER SO BB IBB HBP BLK WP HR S P ERA WHIP	IP WLS BF H R ER SO BB IBB HBP BLK WP HR S P ERA WHIP	IP WLS BF H R ER SO BB IBB HBP BLK WP HR S P ERA WHIP	IP WLS BF H R ER SO BB IBB HBP BLK WP HR S P ERA WHIP	IP WLS BF H R ER SO BB IBB HBP BLK WP HR S P ERA WHIP	IP WLS BF H R ER SO BB IBB HBP BLK WP HR S P ERA WHIP	IP WLS BF H R ER SO BB IBB HBP BLK WP HR S P ERA WHIP	IP WLS BF H R ER SO BB IBB HBP BLK WP HR S P ERA WHIP	IP WLS BF H R ER SO BB IBB HBP BLK WP HR S P ERA WHIP	IP WLS BF H R ER SO BB IBB HBP BLK WP HR S P ERA WHIP	IP WLS BF H R ER SO BB IBB HBP BLK WP HR S P ERA WHIP	IP WLS BF H R ER SO BB IBB HBP BLK WP HR S P ERA WHIP	IP WLS BF H R ER SO BB IBB HBP BLK WP HR S P ERA WHIP	IP WLS BF H R ER SO BB IBB HBP BLK WP HR S P ERA WHIP	IP WLS BF H R ER SO BB IBB HBP BLK WP HR S P ERA WHIP	IP WLS BF H R ER SO BB IBB HBP BLK WP HR S P ERA WHIP	IP WLS BF H R ER SO BB IBB HBP BLK WP HR S P ERA WHIP	IP WLS BF H R ER SO BB IBB HBP BLK WP HR S P ERA WHIP	IP WLS BF H R ER SO BB IBB HBP BLK WP HR S P ERA WHIP	IP WLS BF H R ER SO BB IBB HBP BLK WP HR S P ERA WHIP

San Francisco Giants @ Houston Astros
Astrodome, Houston, TX
Sat Jun 23 1984, 8:05 PM EDT
Att: 22,541 - Unknown

AB 36
R 5
H 10
RBI 4
BB 5
SO 8
LOB 20



Batter	1	2	3	4	5	6	7	8	9	AB	R	H	RBI	BB	SO	LOB	TOP							
Johnnie LeMaster, R OBP: 0.279, SLG: 0.297 (1, 6)										5	0	0	0	0	0	3	San Francisco Giants @ Houston Astros Astrodome, Houston, TX Sun Jun 24 1984, 8:05 PM EDT Att: 14,788 - Unknown							
Al Oliver, L OBP: 0.333, SLG: 0.358 (1, 3)										4	1	2	0	0	0	0								
Chili Davis, S OBP: 0.322, SLG: 0.465 John Rabb, R OBP: 0.353, SLG: 0.367 (1, 8) (6, 7)										3	0	1	0	0	0	1								
Jeffrey Leonard, R OBP: 0.359, SLG: 0.463 (1, 7) (6, 8)										4	0	2	1	0	0	2								
Dusty Baker Jr., R OBP: 0.442, SLG: 0.407 (1, 9)										2	1	0	0	2	1	2								
Joel Youngblood, R OBP: 0.343, SLG: 0.389 (1, 5)										4	1	1	0	0	1	3								
Steve Nicosia, R OBP: 0.373, SLG: 0.452 (1, 2)										4	0	3	0	0	0	1								
Brad Wellman, R OBP: 0.291, SLG: 0.314 (1, 4)									4	0	1	2	0	0	3									
Jeff Robinson, R OBP: 0.094, SLG: 0.095 (6, 1) Gary Lavelle, S OBP: 0.305, SLG: 0.343 (7, 1) Fran Mullins, R OBP: 0.305, SLG: 0.343 (7, 1) Jeff Cornell, S OBP: 0.305, SLG: 0.343 (7, 1) Randy Lerch, L OBP: 0.305, SLG: 0.343 (7, 1) Bob Brenly, R OBP: 0.305, SLG: 0.483 (6, 1)									2	0	0	0	0	0	2									
Inning Stats	R: 1 E: 0 K: 0 S: 5	H: 2 LOB: 2 BB: 1 P: 9	R: 0 E: 0 K: 1 S: 5	H: 1 LOB: 0 BB: 0 P: 5	R: 0 E: 0 K: 2 S: 3	H: 0 LOB: 0 BB: 0 P: 3	R: 0 E: 1 K: 1 S: 7	H: 0 LOB: 0 BB: 0 P: 7	R: 0 E: 0 K: 1 S: 5	H: 1 LOB: 0 BB: 0 P: 5	R: 0 E: 0 K: 0 S: 4	H: 2 LOB: 1 BB: 0 P: 4	R: 1 E: 0 K: 0 S: 5	H: 2 LOB: 2 BB: 1 P: 9	R: 0 E: 0 K: 0 S: 4			H: 1 LOB: 1 BB: 0 P: 4	R: 1 E: 0 K: 0 S: 5	H: 2 LOB: 1 BB: 0 P: 5	1B: 9 2B: 2 3B: 0 HR: 0	SF: 0 SAC: 0 DP: 2 HBP: 0	WP: 0 PB: 0 SB: 0 CS: 2	PA: 37
PITCHER Bob Knepper, L ERA: 2.62 (1, 1)	IP: 9.0 WLS: W BF: 37	H: 11 R: 3 ER: 3 SO: 4	BB: 2 IBB: 0 HBP: 0 BLK: 0	WP: 0 HR: 0 S: 43 P: 51	ERA: 3.00 WHIP: 1.444	PITCHER														IP: 9.0 WLS: W BF: 37	H: 11 R: 3 ER: 3 SO: 4	BB: 2 IBB: 0 HBP: 0 BLK: 0	WP: 0 HR: 0 S: 43 P: 51	ERA: 3.00 WHIP: 1.444

Batter	1	2	3	4	5	6	7	8	9	AB	R	H	RBI	BB	SO	LOB	BOTTOM							
Bill Doran, S OBP: 0.312, SLG: 0.325 (1, 4)										3	1	2	0	2	0	0	San Francisco Giants @ Houston Astros Astrodome, Houston, TX Sun Jun 24 1984, 8:05 PM EDT Att: 14,788 - Unknown							
Craig Reynolds, L OBP: 0.286, SLG: 0.384 (1, 6)										3	1	1	0	1	2	2								
Harry Spilman, L OBP: 0.338, SLG: 0.327 (1, 3)										5	2	2	1	0	0	3								
Jose Cruz, L OBP: 0.316, SLG: 0.358 (1, 7)										4	2	2	1	0	0	2								
Jerry Mumphrey, S OBP: 0.355, SLG: 0.375 Kevin Bass, S OBP: 0.273, SLG: 0.325 (1, 8) (7, 8)										3	1	1	1	0	1	0								
Ray Knight, R OBP: 0.282, SLG: 0.333 (1, 5)										4	0	2	3	0	0	0								
Terry Puhl, L OBP: 0.373, SLG: 0.392 (1, 9)										3	1	2	1	0	0	0								
Mark Bailey, S OBP: 0.287, SLG: 0.272 (1, 2)										4	0	1	1	0	0	3								
Bob Knepper, L OBP: 0.205, SLG: 0.229 (1, 1)										4	0	0	0	0	3	2								
Inning Stats	R: 0 E: 1 K: 1 S: 6	H: 1 LOB: 1 BB: 0 P: 6	R: 1 E: 0 K: 2 S: 9	H: 2 LOB: 1 BB: 0 P: 9	R: 0 E: 0 K: 0 S: 3	H: 0 LOB: 0 BB: 0 P: 3	R: 0 E: 0 K: 1 S: 9	H: 4 LOB: 1 BB: 1 P: 13	R: 3 E: 0 K: 1 S: 9	H: 4 LOB: 2 BB: 1 P: 13	R: 0 E: 0 K: 2 S: 7	H: 0 LOB: 1 BB: 1 P: 11	1B: 11 2B: 2 3B: 0 HR: 0	SF: 1 SAC: 1 DP: 0 HBP: 0	WP: 0 PB: 0 SB: 2 CS: 1	PA: 40								
PITCHER Jeff Robinson, R ERA: 4.37 Gary Lavelle, L ERA: 3.15 Jeff Cornell, R ERA: 6.0 Randy Lerch, L ERA: 4.12	IP: 5.0 WLS: L BF: 22	H: 7 R: 4 ER: 4 SO: 3	BB: 1 IBB: 0 HBP: 0 BLK: 0	WP: 0 HR: 0 S: 27 P: 31	ERA: 7.20 WHIP: 1.600	PITCHER														IP: 5.0 WLS: L BF: 22	H: 7 R: 4 ER: 4 SO: 3	BB: 1 IBB: 0 HBP: 0 BLK: 0	WP: 0 HR: 0 S: 27 P: 31	ERA: 7.20 WHIP: 1.600

Batter	1	2	3	4	5	6	7	8	9	AB	R	H	RBI	BB	SO	LOB	TOP										
Bill Doran, S OBP: 0.318, SLG: 0.332 (1,4)										5	3	3	0	0	0	0											
Craig Reynolds, L OBP: 0.290, SLG: 0.394 (1,6)										4	2	2	2	0	0	0											
Harry Spilman, L OBP: 0.329, SLG: 0.339 (1,3)										4	0	1	1	0	2	2											
Jose Cruz, L OBP: 0.321, SLG: 0.366 (1,7)										5	1	3	1	0	0	1											
Jerry Mumphy, S OBP: 0.357, SLG: 0.376 (1,8)										4	0	2	1	0	0	2											
Ray Knight, R OBP: 0.281, SLG: 0.328 (1,5)										3	0	0	0	0	0	3											
Terry Puhl, L OBP: 0.370, SLG: 0.384 (1,9)										3	0	0	0	1	0	3											
Mark Bailey, S OBP: 0.292, SLG: 0.321 (1,2)										4	2	2	3	0	0	2											
Michael LaCoss, R (1,1)										2	0	0	0	0	1	2											
Kevin Bass, S (6,PH)										1	0	0	0	0	0	0											
Dave Smith, R (6,1)										0	0	0	0	0	0	0											
Frank DiPino, L (8,1)										1	0	0	0	0	0	0											
Inning Stats	R: 2 E: 0 K: 1 S: 8	H: 3 LOB: 1 BB: 0 P: 8	R: 0 E: 0 K: 1 S: 5	H: 0 LOB: 0 BB: 0 P: 5	R: 0 E: 0 K: 0 S: 3	H: 0 LOB: 0 BB: 0 P: 3	R: 1 E: 0 K: 0 S: 5	H: 2 LOB: 2 BB: 0 P: 6	R: 2 E: 0 K: 0 S: 6	H: 3 LOB: 1 BB: 0 P: 6	R: 1 E: 0 K: 0 S: 4	H: 1 LOB: 0 BB: 0 P: 4	R: 0 E: 0 K: 1 S: 5	H: 0 LOB: 0 BB: 0 P: 5	R: 0 E: 0 K: 0 S: 2	H: 1 LOB: 1 BB: 1 P: 6	R: 2 E: 0 K: 0 S: 6	H: 3 LOB: 1 BB: 0 P: 6	1B: 8 2B: 2 3B: 1 HR: 2	SF: 1 SAC: 1 DP: 0 HBP: 1	WP: 1 PB: 0 SB: 1 CS: 2	PA: 41					
PITCHER	IP	WLS	BF	H	R	ER	SO	BB	IBB	HBP	BLK	WP	HR	S	P	ERA	WHIP										
Len Barker, R (1,1)	4.0	L	20	7	5	5	2	0	0	1	0	0	0	23	24	11.25	1.750										
Jeff Dedmon, R (5,1)	2.0		8	2	1	1	0	0	0	0	0	1	1	8	8	4.50	1.000										
Gene Garber, R (7,1)	2.0		6	1	0	0	1	1	0	0	0	0	0	7	11	0.00	1.000										
Steve Bedrosian, R (9,1)	0.2		5	3	2	2	0	0	0	0	0	0	1	5	5	27.00	4.500										
Pete Falcone, L (9,1)	0.1		1	0	0	0	0	0	0	0	0	0	0	1	1	0.00	0.000										

Houston Astros @ Atlanta Braves
Atlanta-Fulton County Stadium, Atlanta, GA
Mon Jun 25 1984, 7:05 PM EDT
Unknown

AB	36
R	8
H	13
RBI	8
BB	1
SO	3
LOB	15



Batter	1	2	3	4	5	6	7	8	9	AB	R	H	RBI	BB	SO	LOB	BOTTOM										
Rafael Ramirez, R OBP: 0.341, SLG: 0.369 (1,6)										5	0	3	2	0	0	0											
Ken Oberkfell, L OBP: 0.397, SLG: 0.383 (1,5)										3	2	1	0	2	0	2											
Gerald Perry, L OBP: 0.363, SLG: 0.370 (1,7)										4	0	0	0	0	1	4											
Dale Murphy, R OBP: 0.354, SLG: 0.507 (1,8)										3	1	1	1	1	1	0											
Chris Chambliss, L (1,3)										3	0	1	1	0	0	0											
Rufino Linares, R (8,PH)										1	0	0	1	0	0	1											
Brad Komminsk, R (1,9)										2	0	0	0	0	1	1											
Gene Garber, R (7,1)										0	0	0	0	0	0	0											
Bob Watson, R (8,PH)										1	0	0	0	0	1	0											
Steve Bedrosian, R (9,1)										0	0	0	0	0	0	0											
Pete Falcone, L (9,1)										0	0	0	0	0	0	0											
Glenn Hubbard, R (1,4)										3	1	1	0	1	0	0											
Alex Trevino, R (1,2)										4	1	0	0	0	1	2											
Len Barker, R (1,1)										1	0	0	0	0	1	0											
Jeff Dedmon, L (5,1)										0	0	0	0	0	0	0											
Albert Hall, S (5,9)										2	0	0	0	1	1	2											
Jerry Royster, R (6,PH)										1	0	0	0	1	1	0											
Inning Stats	R: 2 E: 0 K: 1 S: 7	H: 2 LOB: 1 BB: 1 P: 11	R: 0 E: 0 K: 2 S: 7	H: 0 LOB: 0 BB: 0 P: 7	R: 0 E: 0 K: 0 S: 3	H: 0 LOB: 0 BB: 0 P: 3	R: 0 E: 0 K: 1 S: 5	H: 0 LOB: 0 BB: 0 P: 5	R: 1 E: 0 K: 0 S: 6	H: 3 LOB: 2 BB: 0 P: 6	R: 0 E: 0 K: 2 S: 7	H: 0 LOB: 0 BB: 0 P: 7	R: 1 E: 1 K: 1 S: 5	H: 1 LOB: 0 BB: 1 P: 9	R: 1 E: 0 K: 0 S: 3	H: 0 LOB: 2 BB: 2 P: 11	R: 0 E: 0 K: 0 S: 4	H: 1 LOB: 3 BB: 1 P: 8	1B: 6 2B: 1 3B: 0 HR: 0	SF: 0 SAC: 0 DP: 0 HBP: 0	WP: 1 PB: 0 SB: 0 CS: 1	PA: 39					
PITCHER	IP	WLS	BF	H	R	ER	SO	BB	IBB	HBP	BLK	WP	HR	S	P	ERA	WHIP										
Michael LaCoss, R (1,1)	5.0	W	21	5	3	3	4	1	0	0	0	0	0	28	32	5.40	1.200										
Dave Smith, R (6,1)	2.1		10	1	2	1	3	3	0	0	1	0	0	13	25	3.86	1.714										
Frank DiPino, L (8,1)	1.2	S	7	1	0	0	0	1	0	0	0	0	0	6	10	0.00	1.200										

Houston Astros @ Atlanta Braves
Atlanta-Fulton County Stadium, Atlanta, GA
Mon Jun 25 1984, 7:05 PM EDT
Unknown

AB	33
R	5
H	7
RBI	5
BB	5
SO	7
LOB	13



Batter	1	2	3	4	5	6	7	8	9	AB	R	H	RBI	BB	SO	LOB	TOP					
Bill Doran, S OBP: 0.325, SLG: 0.340 (1, 4)										4	2	3	0	0	0	0						
Craig Reynolds, L OBP: 0.290, SLG: 0.393 (1, 6)										3	0	1	1	0	0	1						
Enos Cabell, R OBP: 0.342, SLG: 0.422 (1, 3)										4	0	0	2	0	1	2						
Jose Cruz, L OBP: 0.317, SLG: 0.361 (1, 7)										4	0	0	0	0	0	1						
Kevin Bass, S OBP: 0.265, SLG: 0.315 (1, 8)										4	0	0	0	0	1	0						
Ray Knight, R OBP: 0.281, SLG: 0.324 (1, 5)										3	0	0	0	1	0	0						
Terry Puhl, L OBP: 0.373, SLG: 0.406 (1, 9)										4	1	2	1	0	0	1						
Alan Ashby, S OBP: 0.292, SLG: 0.256 (1, 2)										4	1	2	0	0	1	1						
Mike Madden, L OBP: 0.429, SLG: 0.333 (1, 1)										0	0	0	0	0	0	0						
Bill Dawley, R OBP: 0.285, SLG: 0.375 (5, PH)										1	0	0	0	0	0	1						
Julio Solano, R OBP: 0.346, SLG: 0.400 (5, 1)										0	0	0	0	0	0	0						
Denny Walling, L OBP: 0.346, SLG: 0.400 (8, PH)										1	0	0	0	0	0	1						
Joe Sambito, L OBP: 0.346, SLG: 0.400 (8, 1)										0	0	0	0	0	0	1						
Inning Stats	R: 1 E: 1 K: 0 S: 4	H: 1 LOB: 0 BB: 0 P: 4	R: 1 E: 0 K: 1 S: 6	H: 1 LOB: 0 BB: 0 P: 6	R: 0 E: 0 K: 1 S: 6	H: 1 LOB: 1 BB: 0 P: 6	R: 0 E: 0 K: 0 S: 3	H: 0 LOB: 0 BB: 1 P: 7	R: 0 E: 0 K: 0 S: 3	H: 1 LOB: 0 BB: 0 P: 3	R: 0 E: 0 K: 0 S: 3	H: 0 LOB: 0 BB: 0 P: 3	R: 0 E: 0 K: 0 S: 3	H: 0 LOB: 0 BB: 0 P: 3	R: 2 E: 0 K: 0 S: 6	H: 3 LOB: 1 BB: 0 P: 6	R: 0 E: 0 K: 1 S: 6	H: 1 LOB: 1 BB: 0 P: 6	1B: 7 2B: 0 3B: 0 HR: 1	SF: 0 SAC: 1 DP: 1 HBP: 0	WP: 0 PB: 0 SB: 0 CS: 0	PA: 35
PITCHER	IP WLS BF H R ER SO BB IBB HBP BLK WP HR S P ERA WHIP																					
Rick Mahler, R ERA: 2.34 (1, 1)	7.1 W 29 7 4 3 2 1 0 0 0 0 1 32 36 3.68 1.091																					
Donnie Moore, R ERA: 2.95 (8, 1)	1.2 S 6 1 0 0 1 0 0 0 0 0 0 0 8 8 0.00 0.600																					

Houston Astros @ Atlanta Braves
Atlanta-Fulton County Stadium, Atlanta, GA
Mon Jun 25 1984, 7:05 PM EDT
Att: 22,705 - Unknown

AB	33
R	4
H	8
RBI	4
BB	1
SO	3
LOB	8



Batter	1	2	3	4	5	6	7	8	9	AB	R	H	RBI	BB	SO	LOB	BOTTOM			
Albert Hall, S OBP: 0.311, SLG: 0.313 (1, 7)										5	0	2	1	0	0	0				
Jerry Royster, R OBP: 0.295, SLG: 0.301 (1, 4)										4	0	1	1	0	0	1				
Rafael Ramirez, R OBP: 0.340, SLG: 0.371 (1, 6)										4	0	1	0	0	0	2				
Dale Murphy, R OBP: 0.359, SLG: 0.518 (1, 8)										2	1	1	1	2	0	0				
Brad Komminsk, R OBP: 0.272, SLG: 0.333 (1, 9)										3	1	0	0	1	1	5				
Gerald Perry, L OBP: 0.361, SLG: 0.364 (1, 3)										3	1	0	0	1	0	0				
Randy Johnson, R OBP: 0.380, SLG: 0.449 (1, 5)										3	1	2	1	1	0	0				
Bruce Benedict, R OBP: 0.311, SLG: 0.318 (1, 2)										4	1	1	2	0	1	2				
Rick Mahler, R OBP: 0.417, SLG: 0.500 (1, 1)										3	1	1	0	0	0	2				
Donnie Moore, L ERA: 1.04 (8, 1)										1	0	0	0	0	1	0				
Inning Stats	R: 0 E: 0 K: 0 S: 3	H: 1 LOB: 0 BB: 0 P: 3	R: 5 E: 1 K: 0 S: 8	H: 5 LOB: 3 BB: 3 P: 20	R: 0 E: 0 K: 0 S: 3	H: 0 LOB: 1 BB: 1 P: 7	R: 0 E: 0 K: 1 S: 6	H: 1 LOB: 2 BB: 1 P: 10	R: 0 E: 0 K: 0 S: 3	H: 0 LOB: 0 BB: 0 P: 3	R: 1 E: 0 K: 0 S: 4	H: 1 LOB: 0 BB: 0 P: 4	R: 0 E: 0 K: 1 S: 5	H: 0 LOB: 0 BB: 0 P: 5	R: 0 E: 0 K: 0 S: 5	H: 0 LOB: 0 BB: 0 P: 5	1B: 6 2B: 2 3B: 0 HR: 1	SF: 0 SAC: 0 DP: 1 HBP: 0	WP: 0 PB: 0 SB: 0 CS: 0	PA: 37
PITCHER	IP WLS BF H R ER SO BB IBB HBP BLK WP HR S P ERA WHIP																			
Mike Madden, L ERA: 5.09 (1, 1)	1.1 L 8 3 4 1 1 1 1 2 0 0 0 0 0 14 27.00 3.750																			
Bill Dawley, R ERA: 2.41 (2, 1)	2.2 15 4 1 1 1 1 2 0 0 0 0 0 14 26 3.38 1.875																			
Julio Solano, R ERA: 4.5 (5, 1)	3.0 11 2 1 1 1 1 0 0 0 0 0 1 13 13 3.00 0.667																			
Joe Sambito, L ERA: 1.04 (8, 1)	1.0 3 0 0 0 0 1 0 0 0 0 0 0 5 5 0.00 0.000																			

Houston Astros @ Atlanta Braves
Atlanta-Fulton County Stadium, Atlanta, GA
Mon Jun 25 1984, 7:05 PM EDT
Att: 22,705 - Unknown

AB	32
R	6
H	9
RBI	6
BB	5
SO	3
LOB	12



Batter	1	2	3	4	5	6	7	8	9	AB	R	H	RBI	BB	SO	LOB	TOP								
Bill Doran, S OBP: 0.329, SLG: 0.338 (1, 4)	G3		F7						F9	5	0	2	2	0	0	2									
Craig Reynolds, L OBP: 0.291, SLG: 0.399 (1, 6)	HR		4-3		FC4-6 1B		FC6-4 1B		4-3	5	1	1	2	0	0	4									
Denny Walling, L OBP: 0.344, SLG: 0.434 (1, 3) (5, 8)	F7		K				G4-6-3 1B			4	0	1	0	0	1	1									
Jose Cruz, L OBP: 0.324, SLG: 0.372 (1, 7)	BLK 1B			F5				F7		3	0	1	0	1	0	0									
Jerry Mumphy, S OBP: 0.356, SLG: 0.388 Julio Solano, R (5, 1)				4-3				1-3		2	0	0	0	1	0	3									
Kevin Bass, S OBP: 0.262, SLG: 0.311 Bill Dawley, R (8, 1)	1-2 BB			4-3						0	0	0	0	0	0	0									
Ray Knight, R OBP: 0.274, SLG: 0.312 (1, 5)	1-3			F6				6-3		4	0	0	0	0	0	2									
Terry Puhl, L OBP: 0.366, SLG: 0.396 (1, 9)		4-3			F8				F5	4	0	0	0	0	0	0									
Mark Bailey, S OBP: 0.300, SLG: 0.320 (1, 2)		3-1			2B 1B BB				1B BB	2	1	0	0	2	1	0									
Mike Scott, R OBP: 0.192, SLG: 0.200 Jim Pankovits, R OBP: 0.367, SLG: 0.429 Enos Cabell, R OBP: 0.348, SLG: 0.429 (5, 3)			K		1B 2B				1B	1	0	0	0	0	1	0									
Inning Stats	R: 1 E: 0 K: 0 S: 5	H: 2 LOB: 2 BB: 1 P: 9	R: 0 E: 0 K: 1 S: 5	H: 0 LOB: 0 BB: 0 P: 5	R: 0 E: 0 K: 1 S: 5	H: 0 LOB: 0 BB: 0 P: 5	R: 0 E: 0 K: 0 S: 3	H: 0 LOB: 0 BB: 0 P: 3	R: 2 E: 0 K: 0 S: 6	H: 3 LOB: 3 BB: 2 P: 14	R: 0 E: 0 K: 1 S: 5	H: 0 LOB: 0 BB: 0 P: 5	R: 1 E: 0 K: 0 S: 4	H: 2 LOB: 0 BB: 0 P: 4	R: 0 E: 0 K: 0 S: 3	H: 0 LOB: 0 BB: 0 P: 3	R: 0 E: 0 K: 0 S: 4	H: 1 LOB: 2 BB: 1 P: 8	1B: 6 2B: 1 3B: 0 HR: 1	SF: 0 SAC: 0 DP: 1 HBP: 0	WP: 0 PB: 0 SB: 0 CS: 0	PA: 38			
PITCHER	IP	WLS	BF	H	R	ER	SO	BB	IBB	HBP	BLK	WP	HR	S	P	ERA	WHIP								
Pascual Perez, R ERA: 4.76 Donnie Moore, R ERA: 2.79	(1, 1) (9, 1)	8.1 S	36 2	8 0	4 0	4 0	3 0	4 0	0 0	0 0	1 0	0 0	1 0	38 2	54 2	4.32 0.00	1.440 0.000								

Houston Astros @ Atlanta Braves
Atlanta-Fulton County Stadium, Atlanta, GA
Wed Jun 27 1984, 7:05 PM EDT
Att: 13,414 - Unknown

AB	34
R	4
H	8
RBI	4
BB	4
SO	3
LOB	12



Batter	1	2	3	4	5	6	7	8	9	AB	R	H	RBI	BB	SO	LOB	BOTTOM								
Jerry Royster, R OBP: 0.289, SLG: 0.314 (1, 6)	F8								K	4	0	1	0	0	1	0									
Ken Oberkfell, L OBP: 0.383, SLG: 0.383 (1, 5)	1B 2B				F4				G3 1B	4	1	2	0	0	0	1									
Gerald Perry, L OBP: 0.355, SLG: 0.374 Albert Hall, S OBP: 0.300, SLG: 0.300 (1, 7) (9, 7)	6-3				1-3				G3 1-2	4	1	1	1	0	0	3									
Dale Murphy, R OBP: 0.362, SLG: 0.515 (1, 8)	1B E BB				2B 6-3 1B				F6 CS 1B	3	2	2	0	1	0	1									
Chris Chambliss, L OBP: 0.363, SLG: 0.391 (1, 3)	E 1B				6-3 2B				F7 1-2	3	1	2	1	1	0	1									
Brad Komminsk, R OBP: 0.290, SLG: 0.359 (1, 9)	E9 1B				6-3 1B				1-3	4	1	1	1	0	0	3									
Glenn Hubbard, R OBP: 0.344, SLG: 0.385 (1, 4)	1B				K				F9	4	0	1	1	0	2	2									
Bruce Benedict, R OBP: 0.310, SLG: 0.312 (1, 2)	5-3				6-3				F3	4	0	0	0	0	1	2									
Pascual Perez, R OBP: 0.100, SLG: 0.167 Donnie Moore, L (9, 1)	6-3				4-3				3-1	4	0	0	0	0	1	0									
Inning Stats	R: 4 E: 1 K: 0 S: 7	H: 3 LOB: 1 BB: 1 P: 11	R: 0 E: 0 K: 0 S: 3	H: 0 LOB: 0 BB: 0 P: 3	R: 2 E: 0 K: 1 S: 8	H: 3 LOB: 1 BB: 0 P: 8	R: 0 E: 0 K: 0 S: 4	H: 1 LOB: 1 BB: 0 P: 4	R: 0 E: 0 K: 1 S: 6	H: 2 LOB: 1 BB: 0 P: 6	R: 0 E: 0 K: 1 S: 5	H: 0 LOB: 0 BB: 0 P: 5	R: 0 E: 0 K: 0 S: 4	H: 1 LOB: 2 BB: 1 P: 8	R: 0 E: 0 K: 2 S: 7	H: 0 LOB: 0 BB: 0 P: 7	1B: 6 2B: 3 3B: 0 HR: 1	SF: 0 SAC: 0 DP: 0 HBP: 0	WP: 0 PB: 0 SB: 0 CS: 1	PA: 36					
PITCHER	IP	WLS	BF	H	R	ER	SO	BB	IBB	HBP	BLK	WP	HR	S	P	ERA	WHIP								
Mike Scott, R ERA: 4.82 Julio Solano, R ERA: 2.57 Bill Dawley, R ERA: 2.35	(1, 1) (5, 1) (8, 1)	4.0 3.0 1.0	L 12 3	21 3	6 0	3 0	1 2	1 0	0 0	0 0	0 0	0 0	0 0	15 7	19 7	0.00 0.00	1.000 0.000								

Houston Astros @ Atlanta Braves
Atlanta-Fulton County Stadium, Atlanta, GA
Wed Jun 27 1984, 7:05 PM EDT
Att: 13,414 - Unknown

AB	34
R	6
H	10
RBI	4
BB	2
SO	5
LOB	13



Batter	1	2	3	4	5	6	7	8	9	AB	R	H	RBI	BB	SO	LOB	TOP																
Bill Doran, S OBP: 0.327, SLG: 0.332 (1, 6)										4	0	0	0	1	1	3	Houston Astros @ Philadelphia Phillies Veterans Stadium, Philadelphia, PA Thu Jun 28 1984, 7:05 PM EDT Att: 25,742 - Unknown																
Enos Cabell, R OBP: 0.350, SLG: 0.428 (1, 3)										5	1	2	0	0	0	2																	
Phil Garner, R OBP: 0.305, SLG: 0.277 Craig Reynolds, L OBP: 0.291, SLG: 0.399 (1, 4)										3	2	0	0	2	0	1																	
Jose Cruz, L OBP: 0.329, SLG: 0.377 (1, 7)										4	2	3	0	0	0	0																	
Kevin Bass, S OBP: 0.266, SLG: 0.320 (1, 8)										5	0	2	2	0	0	5																	
Ray Knight, R OBP: 0.272, SLG: 0.309 (1, 5)										5	1	1	0	0	1	4																	
Terry Puhl, L OBP: 0.368, SLG: 0.395 (1, 9)										3	1	1	3	0	1	1																	
Alan Ashby, S OBP: 0.301, SLG: 0.268 (1, 2)										4	0	2	0	0	0	4																	
Vern Ruhle, R OBP: 0.154, SLG: 0.083 Joe Sambito, L OBP: 0.247, SLG: 0.244 Jim Pankovits, R OBP: 0.247, SLG: 0.244 Mike Madden, L OBP: 0.247, SLG: 0.244 Jerry Mumphy, S OBP: 0.247, SLG: 0.244 Bill Dawley, R OBP: 0.247, SLG: 0.244 (1, 1)										2	0	0	0	0	2	4																	
Inning Stats	R: 0 E: 0 K: 0 S: 4	H: 2 LOB: 2 BB: 1 P: 8	R: 0 E: 0 K: 2 S: 8	H: 1 LOB: 1 BB: 0 P: 8	R: 0 E: 0 K: 1 S: 3	H: 0 LOB: 0 BB: 0 P: 3	R: 1 E: 1 K: 1 S: 7	H: 2 LOB: 2 BB: 0 P: 8	R: 0 E: 0 K: 0 S: 3	H: 0 LOB: 0 BB: 0 P: 3	R: 0 E: 0 K: 0 S: 4	H: 1 LOB: 1 BB: 0 P: 4	R: 0 E: 0 K: 1 S: 6	H: 2 LOB: 1 BB: 0 P: 6	R: 4 E: 2 K: 0 S: 7	H: 3 LOB: 1 BB: 1 P: 11		R: 2 E: 1 K: 1 S: 6	H: 2 LOB: 0 BB: 1 P: 10	1B: 12 2B: 1 3B: 0 HR: 0	SF: 0 SAC: 1 DP: 1 HBP: 1	WP: 0 PB: 0 SB: 1 CS: 5	PA: 42										
PITCHER	IP WLS BF H R ER SO BB IBB HBP BLK WP HR S P ERA WHIP																																
Jerry Koosman, L ERA: 2.8 (1, 1)	6.0	27	8	1	0	3	1	0	1	0	0	0	0	31	36	0.00	1.500																
Bill Campbell, R ERA: 3.54 (7, 1)	1.1	7	2	4	1	1	1	0	0	0	0	0	0	8	12	6.75	2.250																
Al Holland, L ERA: 2.77 (8, 1)	1.2	L	8	3	2	2	1	1	0	0	0	0	0	9	13	10.80	2.400																

AB	37
R	7
H	13
RBI	6
BB	3
SO	5
LOB	24



Batter	1	2	3	4	5	6	7	8	9	AB	R	H	RBI	BB	SO	LOB	BOTTOM																
Juan Samuel, R OBP: 0.353, SLG: 0.478 (1, 4)										4	3	1	1	1	0	3	Houston Astros @ Philadelphia Phillies Veterans Stadium, Philadelphia, PA Thu Jun 28 1984, 7:05 PM EDT Att: 25,742 - Unknown																
Jeff Stone, L OBP: 0.462, SLG: 0.692 Garry Maddox, R OBP: 0.323, SLG: 0.407 (1, 7)										5	1	2	1	0	1	0																	
Von Hayes, L OBP: 0.372, SLG: 0.438 (1, 8)										5	0	2	2	0	0	2																	
Mike Schmidt, R OBP: 0.406, SLG: 0.533 Kiko Garcia, R OBP: 0.303, SLG: 0.300 (6, PR)										2	0	2	0	0	0	0																	
Tim Corcoran, L OBP: 0.473, SLG: 0.548 (1, 3)										3	0	1	1	2	0	1																	
Sixto Lezcano, R OBP: 0.384, SLG: 0.572 (1, 9)										5	0	0	0	0	1	9																	
Ozzie Virgil, R OBP: 0.335, SLG: 0.490 John Wockenfuss, R OBP: 0.346, SLG: 0.432 (5, 2)										2	0	1	0	0	1	3																	
Ivan De Jesus, R OBP: 0.315, SLG: 0.305 (1, 6)										4	1	2	0	0	1	1																	
Jerry Koosman, R OBP: 0.063, SLG: 0.032 Bill Campbell, R OBP: 0.063, SLG: 0.032 Al Holland, R OBP: 0.063, SLG: 0.032 (1, 1)										1	0	0	0	0	1	0																	
Inning Stats	R: 1 E: 1 K: 0 S: 4	H: 1 LOB: 2 BB: 1 P: 9	R: 0 E: 0 K: 1 S: 6	H: 1 LOB: 0 BB: 0 P: 6	R: 0 E: 0 K: 3 S: 11	H: 2 LOB: 3 BB: 1 P: 15	R: 1 E: 0 K: 1 S: 6	H: 1 LOB: 0 BB: 0 P: 6	R: 1 E: 0 K: 0 S: 7	H: 2 LOB: 2 BB: 0 P: 7	R: 3 E: 1 K: 0 S: 7	H: 3 LOB: 2 BB: 1 P: 11	R: 0 E: 0 K: 0 S: 4	H: 1 LOB: 1 BB: 0 P: 4	R: 0 E: 0 K: 1 S: 5	H: 0 LOB: 0 BB: 0 P: 5		R: 0 E: 0 K: 0 S: 3	H: 0 LOB: 0 BB: 0 P: 3	1B: 7 2B: 3 3B: 0 HR: 1	SF: 0 SAC: 2 DP: 1 HBP: 1	WP: 0 PB: 0 SB: 3 CS: 0	PA: 43										
PITCHER	IP WLS BF H R ER SO BB IBB HBP BLK WP HR S P ERA WHIP																																
Vern Ruhle, R ERA: 3.67 (1, 1)	5.1	29	9	6	4	6	1	1	1	0	0	0	0	3	7	0.00	3.000																
Joe Sambito, L ERA: 1.0 (6, 1)	0.2	4	1	0	0	0	1	0	0	0	0	0	0	3	7	0.00	3.000																
Mike Madden, L ERA: 4.95 (7, 1)	1.0	4	1	0	0	0	0	0	0	0	0	0	0	4	4	0.00	1.000																
Bill Dawley, R ERA: 2.23 (8, 1)	2.0	W	6	0	0	0	1	0	0	0	0	0	0	8	8	0.00	0.000																

AB	37
R	6
H	11
RBI	5
BB	3
SO	7
LOB	23



Batter	1	2	3	4	5	6	7	8	9	AB	R	H	RBI	BB	SO	LOB	TOP							
Bill Doran, S OBP: 0.335, SLG: 0.338 Jim Pankovits, R OBP: 0.375, SLG: 0.433 (7, PH)	0-0 1B FC5-2 1B		0-0 1B FC5-4 1B		4-0 WP 1B 1B BB		0-3 K 2			2	2	2	0	1	0	0								
Craig Reynolds, L OBP: 0.290, SLG: 0.397 (1, 6)	0-3 K 1		0-0 1-3 FC5-4 1B		0-3 K 2		0-3 K 3			4	0	1	0	0	3	2								
Enos Cabell, R OBP: 0.357, SLG: 0.434 (1, 3)	0-0 1-3 FC5-2 1B		0-0 1-2 FC5-4 4-3 1-2 3-H		0-0 1-2 1B 1B			0-0 G4-6-3 1B		4	0	3	1	0	0	1								
Jose Cruz, L OBP: 0.328, SLG: 0.375 (1, 7)	0-0 1-2 FC5-2 FC4-6 3-H		0-0 1-2 4-3		0-0 2-H 1B 1B			0-0 1-2 G4-6-3 2		4	0	1	1	0	0	4								
Jerry Mumphy, S OBP: 0.354, SLG: 0.384 (1, 8)	0-0 1-2 FC4-6		0-0 K		0-3 K 3			0-0 F9		4	0	0	0	0	2	5								
Kevin Bass, S OBP: 0.285, SLG: 0.318 (1, 9)		0-0 P4		0-3 K 1		0-3 K 1			0-0 4-3 1B	4	0	1	0	0	2	0								
Ray Knight, R OBP: 0.268, SLG: 0.304 (1, 5)		0-3 K 2		0-0 P4 2		0-0 F9 2			0-0 F2 1	4	0	0	0	0	1	1								
Alan Ashby, S OBP: 0.305, SLG: 0.265 Julio Solano, R (4, 1)		4-0 BB		0-0 P4 3		0-0 F9 3			0-0 4-3 2	1	0	0	0	1	0	0								
Phil Garner, R OBP: 0.304, SLG: 0.275 Mike Madden, L OBP: 0.429, SLG: 0.333 Denny Walling, L OBP: 0.339, SLG: 0.426 (6, PH)									1-2 BB	0	0	0	0	0	0	0								
Bob Knepper, L OBP: 0.200, SLG: 0.222 Mark Bailey, S OBP: 0.295, SLG: 0.313 (4, 2)		0-3 K 3			0-0 F8 1		0-0 F8 1		0-0 P4 3	1	0	0	0	0	1	1								
Inning Stats	R: 0 E: 0 K: 1 S: 7	H: 2 LOB: 2 BB: 0 P: 7	R: 0 E: 0 K: 2 S: 7	H: 0 LOB: 1 BB: 1 P: 11	R: 1 E: 0 K: 1 S: 7	H: 2 LOB: 1 BB: 0 P: 7	R: 0 E: 0 K: 1 S: 5	H: 0 LOB: 0 BB: 0 P: 5	R: 1 E: 0 K: 2 S: 9	H: 2 LOB: 2 BB: 1 P: 13	R: 0 E: 0 K: 1 S: 5	H: 0 LOB: 0 BB: 0 P: 5	R: 0 E: 0 K: 2 S: 7	H: 0 LOB: 0 BB: 0 P: 7	R: 0 E: 0 K: 0 S: 3	H: 1 LOB: 0 BB: 0 P: 3	R: 0 E: 0 K: 0 S: 4	H: 1 LOB: 1 BB: 0 P: 4	1B: 8 2B: 0 3B: 0 HR: 0	SF: 0 SAC: 0 DP: 1 HBP: 0	WP: 1 PB: 0 SB: 0 CS: 0	PA: 36		
PITCHER	IP WLS BF H R ER SO BB IBB HBP BLK WP HR S P ERA WHIP	8.0 W 33 8 2 2 10 2 0 0 0 1 0 51 59 2.25 1.250	1.0 3 0 0 0 0 0 0 0 0 0 0 0 3 3 0.00 0.000																					

Houston Astros @ Philadelphia Phillies
Veterans Stadium, Philadelphia, PA
Fri Jun 29 1984, 7:05 PM EDT
Att: 25,056 - Unknown

AB	34
R	2
H	8
RBI	2
BB	2
SO	10
LOB	16



Batter	1	2	3	4	5	6	7	8	9	AB	R	H	RBI	BB	SO	LOB	BOTTOM							
Juan Samuel, R OBP: 0.354, SLG: 0.479 (1, 4)	0-0 CS 1B		0-0 F8 1	0-3 K 2		0-0 S 2B 1B				4	1	2	0	0	1	3								
Garry Maddox, R OBP: 0.333, SLG: 0.418 (1, 8)	4-0 1-2 1B BB		0-0 P6 1	0-0 1-3 2-H HR 1B		0-0 1-H 2B 2B				3	1	2	2	1	0	1								
Glenn Wilson, R OBP: 0.288, SLG: 0.420 (1, 7)	0-0 1-2 1B		0-0 1-2 FC6-4 1B	0-0 1-H 3-H HR 1B		0-0 6-3 3				4	1	3	3	0	0	1								
Sixto Lezcano, R OBP: 0.374, SLG: 0.556 (1, 9)	0-0 F2 2		0-0 1-2 FC6-4 1-2 3	0-0 F7 3		0-0 5-3 1				4	0	0	0	0	0	4								
John Wockenfuss, R OBP: 0.349, SLG: 0.433 Greg Gross, L OBP: 0.444, SLG: 0.383 (5, PH)	0-3 K 3			0-0 HR 1B 1	0-0 3-1 1	0-0 4-3 2				2	1	1	0	0	1	2								
Ozzie Virgil, R OBP: 0.333, SLG: 0.500 (1, 2)		0-0 4-3 1		0-0 1-H HR 1B 1	0-3 K 2	0-3 K 3				4	1	1	2	0	2	0								
Luis Aguayo, R OBP: 0.379, SLG: 0.375 (1, 6)		0-0 4-3 2		0-0 1B 1B 1B	0-3 K 3			0-0 G6-4-3 1B		4	1	2	0	0	1	0								
Kiko Garcia, R OBP: 0.297, SLG: 0.294 (1, 5)		0-0 F8 3		0-0 1-2 HR 1B 1B	0-3 K 2	0-3 K 3		0-0 1-2 G6-4-3 2		4	1	1	0	0	1	1								
Steve Carlton, L OBP: 0.227, SLG: 0.295 Larry Andersen, R (9, 1)			0-0 1B 1B	0-3 K 1	0-3 K 2	0-3 K 3		0-0 4-3 3		4	0	1	0	0	2	2								
Inning Stats	R: 0 E: 0 K: 1 S: 6	H: 2 LOB: 1 BB: 1 P: 10	R: 0 E: 0 K: 0 S: 3	H: 0 LOB: 0 BB: 0 P: 3	R: 0 E: 0 K: 0 S: 5	H: 2 LOB: 2 BB: 0 P: 5	R: 0 E: 0 K: 2 S: 13	H: 6 LOB: 0 BB: 0 P: 13	R: 0 E: 0 K: 2 S: 7	H: 0 LOB: 0 BB: 0 P: 7	R: 1 E: 0 K: 2 S: 9	H: 2 LOB: 1 BB: 0 P: 9	R: 0 E: 0 K: 1 S: 5	H: 0 LOB: 0 BB: 0 P: 5	R: 0 E: 0 K: 0 S: 3	H: 1 LOB: 0 BB: 0 P: 3	R: 0 E: 0 K: 0 S: 4	H: 1 LOB: 1 BB: 0 P: 4	1B: 10 2B: 1 3B: 0 HR: 2	SF: 0 SAC: 0 DP: 1 HBP: 0	WP: 0 PB: 0 SB: 1 CS: 1	PA: 36		
PITCHER	IP WLS BF H R ER SO BB IBB HBP BLK WP HR S P ERA WHIP	3.2 L 21 10 6 6 3 10 6 6 3 0 0 8 8 0.00 3.000	1.1 4 0 0 0 2 0 0 0 0 0 0 0 8 8 0.00 0.000	3.0 11 3 1 1 3 0 0 0 0 0 0 0 17 17 3.00 1.000																				

Houston Astros @ Philadelphia Phillies
Veterans Stadium, Philadelphia, PA
Fri Jun 29 1984, 7:05 PM EDT
Att: 25,056 - Unknown

AB	35
R	7
H	13
RBI	7
BB	1
SO	8
LOB	14



Batter	1	2	3	4	5	6	7	8	9	AB	R	H	RBI	BB	SO	LOB	TOP								
Bill Doran, S OBP: 0.336, SLG: 0.341 (1, 4)										4	1	1	0	1	1	1	Houston Astros @ Philadelphia Phillies Veterans Stadium, Philadelphia, PA Sat Jun 30 1984, 7:05 PM EDT Att: 23,483 - Unknown								
Craig Reynolds, L OBP: 0.292, SLG: 0.395 (1, 6)										4	0	1	0	1	0	3									
Denny Walling, L OBP: 0.318, SLG: 0.397 (1, 5)										4	0	0	0	0	3	3									
Ray Knight, R OBP: 0.271, SLG: 0.307 (7, 5)										1	0	1	0	0	0	0									
Jose Cruz, L OBP: 0.332, SLG: 0.383 (1, 7)										5	2	3	2	0	0	2									
Jerry Mumphrey, S OBP: 0.351, SLG: 0.381 (1, 8)										5	1	1	0	0	0	4									
Enos Cabell, R OBP: 0.360, SLG: 0.441 (1, 3)										4	1	2	1	0	0	1									
Terry Puhl, L OBP: 0.376, SLG: 0.421 (1, 9)										4	1	3	3	0	0	1									
Mark Bailey, S OBP: 0.294, SLG: 0.307 (1, 2)										3	0	0	0	1	2	3									
Michael LaCoss, R (1, 1)										2	0	0	1	0	1	2									
Dave Smith, R (7, 1)										0	1	0	0	1	0	0									
Inning Stats	R: 0 E: 1 K: 1 S: 5	H: 0 LOB: 1 BB: 1 P: 9	R: 2 E: 0 K: 1 S: 8	H: 3 LOB: 1 BB: 0 P: 8	R: 0 E: 0 K: 0 S: 3	H: 1 LOB: 0 BB: 0 P: 3	R: 0 E: 0 K: 1 S: 6	H: 1 LOB: 1 BB: 0 P: 6	R: 0 E: 0 K: 2 S: 8	H: 1 LOB: 1 BB: 0 P: 8	R: 1 E: 0 K: 0 S: 5	H: 2 LOB: 2 BB: 1 P: 9	R: 0 E: 0 K: 1 S: 5	H: 0 LOB: 0 BB: 0 P: 5	R: 2 E: 0 K: 1 S: 7	H: 2 LOB: 0 BB: 2 P: 7	R: 2 E: 0 K: 0 S: 4	H: 2 LOB: 1 BB: 2 P: 12	1B: 8 2B: 3 3B: 0 HR: 1	SF: 1 SAC: 0 DP: 2 HBP: 0	WP: 0 PB: 0 SB: 2 CS: 0	PA: 41			
PITCHER	IP	WLS	BF	H	R	ER	SO	BB	IBB	HBP	BLK	WP	HR	S	P	ERA	WHIP								
Charles Hudson, R ERA: 5.03 (1, 1)	5.0	L	21	6	2	2	5	1	0	0	0	0	0	30	34	3.60	1.400								
Bill Campbell, R ERA: 3.96 (6, 1)	3.0		14	4	3	3	2	0	1	0	0	0	1	17	21	9.00	1.333								
Jim Kern, R ERA: 10.45 (9, 1)	1.0		6	2	2	2	0	2	0	0	0	0	0	4	12	18.00	4.000								

AB	36
R	7
H	12
RBI	7
BB	4
SO	7
LOB	20



Batter	1	2	3	4	5	6	7	8	9	AB	R	H	RBI	BB	SO	LOB	BOTTOM								
Juan Samuel, R OBP: 0.356, SLG: 0.479 (1, 4)										4	0	2	0	0	1	0	Houston Astros @ Philadelphia Phillies Veterans Stadium, Philadelphia, PA Sat Jun 30 1984, 7:05 PM EDT Att: 23,483 - Unknown								
Jeff Stone, L OBP: 0.442, SLG: 0.651 (1, 7)										4	0	1	0	0	0	2									
Von Hayes, L OBP: 0.370, SLG: 0.432 (1, 9)										3	0	0	0	1	2	0									
Tim Corcoran, L OBP: 0.463, SLG: 0.526 (1, 3)										3	0	0	0	1	0	2									
Ozzie Virgil, R OBP: 0.332, SLG: 0.495 (1, 2)										4	0	1	0	0	1	1									
Gary Maddox, R OBP: 0.333, SLG: 0.417 (1, 8)										3	0	1	0	0	0	2									
Kiko Garcia, R OBP: 0.282, SLG: 0.278 (1, 5)										2	0	0	0	0	1	2									
Greg Gross, L OBP: 0.438, SLG: 0.377 (7, PH)										1	0	0	0	0	0	1									
Luis Aguayo, R OBP: 0.379, SLG: 0.375 (8, 5)										0	0	0	0	0	0	0									
Ivan De Jesus, R OBP: 0.315, SLG: 0.306 (1, 6)										3	0	1	0	0	0	0									
Charles Hudson, S OBP: 0.129, SLG: 0.194 (1, 1)										1	0	0	0	0	1	0									
Sixto Lezcano, R OBP: 0.372, SLG: 0.552 (5, PH)										1	0	0	0	0	0	2									
Bill Campbell, R (6, 1)										0	0	0	0	0	0	0									
Glenn Wilson, R OBP: 0.288, SLG: 0.418 (8, PH)										1	0	0	0	0	1	0									
Jim Kern, R (9, 1)										0	0	0	0	0	0	0									
Inning Stats	R: 0 E: 0 K: 1 S: 5	H: 1 LOB: 1 BB: 1 P: 9	R: 0 E: 0 K: 0 S: 3	H: 1 LOB: 0 BB: 0 P: 3	R: 0 E: 0 K: 0 S: 5	H: 0 LOB: 0 BB: 0 P: 5	R: 0 E: 0 K: 0 S: 3	H: 0 LOB: 0 BB: 0 P: 3	R: 0 E: 0 K: 1 S: 7	H: 2 LOB: 2 BB: 0 P: 7	R: 0 E: 0 K: 1 S: 5	H: 1 LOB: 1 BB: 0 P: 5	R: 0 E: 0 K: 1 S: 5	H: 0 LOB: 1 BB: 1 P: 9	R: 0 E: 0 K: 1 S: 6	H: 1 LOB: 1 BB: 0 P: 6	R: 0 E: 0 K: 1 S: 5	H: 0 LOB: 0 BB: 0 P: 5	1B: 6 2B: 0 3B: 0 HR: 0	SF: 0 SAC: 0 DP: 2 HBP: 0	WP: 0 PB: 0 SB: 1 CS: 1	PA: 32			
PITCHER	IP	WLS	BF	H	R	ER	SO	BB	IBB	HBP	BLK	WP	HR	S	P	ERA	WHIP								
Michael LaCoss, R ERA: 2.74 (1, 1)	6.0	W	22	5	0	0	4	2	0	0	0	0	0	28	36	0.00	1.167								
Dave Smith, R ERA: 2.0 (7, 1)	3.0	S	10	1	0	0	3	0	0	0	0	0	0	16	16	0.00	0.333								



Batter	1	2	3	4	5	6	7	8	9	AB	R	H	RBI	BB	SO	LOB	TOP								
Bill Doran, S OBP: 0.340, SLG: 0.336 (1, 4)	4-3		4-3					FC6-4		3	0	0	0	3	0	3	Houston Astros @ Philadelphia Phillies Veterans Stadium, Philadelphia, PA Sun Jul 01 1984, 3:33 AM EDT Att: 24,737 - Unknown livebaseballscorecards.com								
Craig Reynolds, L OBP: 0.293, SLG: 0.398 (1, 6)	1B 5-3 BB		1B 3B		3-4-1			F5		5	2	1	0	1	0	5									
Denny Walling, L OBP: 0.347, SLG: 0.460 (1, 5) (5, 3)	1B 5-3 1B		1B E BB					F8		5	4	3	1	1	0	0									
Jose Cruz, L OBP: 0.338, SLG: 0.392 (1, 7)	5-3		E FC6-4 1B					E6 HR		6	4	4	2	0	0	1									
Jerry Mumphrey, S OBP: 0.356, SLG: 0.408 Kevin Bass, S OBP: 0.262, SLG: 0.315 (1, 8) (6, 8)	FC5-4 1B		E4 FC6-4					4-3 HR		4	2	3	6	0	0	1									
Enos Cabell, R OBP: 0.359, SLG: 0.436 Ray Knight, R OBP: 0.273, SLG: 0.305 (1, 3) (5, 5)	FC5-4		FC6-4					4-3 HR		2	0	0	1	0	0	2									
Terry Puhl, L OBP: 0.372, SLG: 0.426 (1, 9)			3-1					1B BB BB		2	1	0	1	1	0	2									
Mark Bailey, S OBP: 0.297, SLG: 0.301 (1, 2)	F5		3-1					P5		1	0	0	0	1	0	0									
Joe Niekro, R OBP: 0.195, SLG: 0.175 (1, 1)	6-3		K					K		5	0	1	1	0	1	3									
Inning Stats	R: 2 E: 0 K: 0 S: 5	H: 2 LOB: 1 BB: 1 P: 9	R: 0 E: 0 K: 0 S: 3	H: 0 LOB: 0 BB: 0 P: 3	R: 3 E: 1 K: 0 S: 6	H: 2 LOB: 1 BB: 1 P: 10	R: 0 E: 0 K: 2 S: 7	H: 0 LOB: 1 BB: 1 P: 11	R: 4 E: 1 K: 1 S: 8	H: 3 LOB: 2 BB: 3 P: 20	R: 2 E: 0 K: 0 S: 5	H: 2 LOB: 0 BB: 0 P: 5	R: 0 E: 0 K: 0 S: 3	H: 0 LOB: 1 BB: 1 P: 7	R: 2 E: 0 K: 1 S: 8	H: 3 LOB: 3 BB: 2 P: 16		R: 0 E: 0 K: 0 S: 4	H: 1 LOB: 1 BB: 0 P: 4	1B: 7 2B: 1 3B: 2 HR: 3	SF: 0 SAC: 0 DP: 1 HBP: 0	WP: 0 PB: 0 SB: 0 CS: 0	PA: 50		
PITCHER	IP	WLS	BF	H	R	ER	SO	BB	IBB	HBP	BLK	WP	HR	S	P	ERA	WHIP								
Kevin Gross, R ERA: 3.41 (1, 1)	4.0	L	24	6	9	7	2	4	0	0	0	0	2	24	40	15.75	2.500								
Dave Wehrmeister, R ERA: 7.2 (5, 1)	2.0		10	3	2	2	1	2	0	0	0	0	1	10	18	9.00	2.500								
Jim Kern, R ERA: 10.22 (7, 1)	2.0		12	3	2	2	1	3	0	0	0	0	0	11	23	9.00	3.000								
Bill Campbell, R ERA: 3.78 (9, 1)	1.0		4	1	0	0	0	0	0	0	0	0	0	4	4	0.00	1.000								

Batter	1	2	3	4	5	6	7	8	9	AB	R	H	RBI	BB	SO	LOB	BOTTOM								
Juan Samuel, R OBP: 0.353, SLG: 0.474 Luis Aguayo, R OBP: 0.367, SLG: 0.360 (1, 4) (7, 4)	F8		1-3					4-3		3	0	0	0	0	0	1	Houston Astros @ Philadelphia Phillies Veterans Stadium, Philadelphia, PA Sun Jul 01 1984, 3:33 AM EDT Att: 24,737 - Unknown livebaseballscorecards.com								
Jeff Stone, L OBP: 0.447, SLG: 0.638 (1, 7)	G3							2-3 1B		4	0	2	0	0	0	0									
Von Hayes, L OBP: 0.364, SLG: 0.424 (1, 9)	K2-3							2-3		4	0	0	0	0	1	2									
Mike Schmidt, R OBP: 0.407, SLG: 0.532 Jim Kern, R (1, 5) (7, 1)	F8							4-3 BB		2	0	1	0	0	0	0									
John Wockenfuss, R OBP: 0.355, SLG: 0.433 Bill Campbell, R (8, PH) (9, 1)	FC4-6 1B							4-3		0	0	0	0	0	1	0									
Tim Corcoran, L OBP: 0.455, SLG: 0.506 (1, 3)	4-3							F9		3	1	0	0	1	0	3									
Gary Maddox, R OBP: 0.331, SLG: 0.413 (1, 8)	5-3							2B BB		4	0	1	0	0	0	1									
Ozzie Virgil, R OBP: 0.329, SLG: 0.491 John Russell, R OBP: 0.375, SLG: 0.875 (1, 2) (6, 2)	P4							6-3		2	0	0	0	0	1	1									
Ivan De Jesus, R OBP: 0.314, SLG: 0.309 (1, 6)								F9		4	0	1	0	0	0	2									
Kevin Gross, R OBP: 0.067, SLG: 0.067 Dave Wehrmeister, R (1, 1) (5, 1)								F3		1	0	0	0	0	1	1									
Glenn Wilson, R OBP: 0.284, SLG: 0.414 Greg Gross, L OBP: 0.432, SLG: 0.371 (5, 5) (6, PH)										2	0	0	0	0	0	2									
Inning Stats	R: 0 E: 0 K: 1 S: 5	H: 0 LOB: 0 BB: 0 P: 5	R: 0 E: 0 K: 0 S: 3	H: 0 LOB: 0 BB: 0 P: 3	R: 0 E: 0 K: 1 S: 6	H: 1 LOB: 1 BB: 0 P: 6	R: 0 E: 0 K: 0 S: 4	H: 1 LOB: 1 BB: 0 P: 4	R: 0 E: 0 K: 0 S: 4	H: 1 LOB: 1 BB: 0 P: 4	R: 1 E: 0 K: 0 S: 4	H: 1 LOB: 1 BB: 1 P: 8	R: 0 E: 0 K: 0 S: 4	H: 1 LOB: 2 BB: 1 P: 8	R: 0 E: 0 K: 0 S: 3	H: 0 LOB: 0 BB: 0 P: 3	1B: 4 2B: 2 3B: 0 HR: 0	SF: 0 SAC: 0 DP: 0 HBP: 0	WP: 0 PB: 0 SB: 0 CS: 0	PA: 35					
PITCHER	IP	WLS	BF	H	R	ER	SO	BB	IBB	HBP	BLK	WP	HR	S	P	ERA	WHIP								
Joe Niekro, R ERA: 2.83 (1, 1)	9.0	W	35	6	1	1	3	2	0	0	0	0	0	39	47	1.00	0.889								

Batter	1	2	3	4	5	6	7	8	9	AB	R	H	RBI	BB	SO	LOB	TOP			
Bill Doran, S OBP: 0.338, SLG: 0.343 (1,4)										4	1	1	0	0	2	0	Houston Astros @ New York Mets Shea Stadium, Flushing, NY Mon Jul 02 1984, 7:05 PM EDT Att: 21,923 - Unknown			
Craig Reynolds, L OBP: 0.296, SLG: 0.400 (1,6)										4	0	2	1	0	0	0				
Denny Walling, L OBP: 0.342, SLG: 0.439 (1,5)										3	0	0	0	1	1	2				
Jose Cruz, L OBP: 0.343, SLG: 0.403 (1,7)										4	1	3	0	0	0	1				
Jerry Mumphy, S OBP: 0.352, SLG: 0.402 (1,8)										4	0	0	0	0	3	4				
Enos Cabell, R OBP: 0.382, SLG: 0.438 (1,3)										4	0	2	0	0	1	0				
Terry Puhl, L OBP: 0.386, SLG: 0.419 Jim Pankovits, R OBP: 0.364, SLG: 0.419 (9, PH)										3	0	0	0	0	1	1				
Mark Bailey, S OBP: 0.292, SLG: 0.296 Ray Knight, R OBP: 0.272, SLG: 0.304 (9, PH)										3	0	0	0	0	1	1				
Mike Scott, R OBP: 0.179, SLG: 0.185 Vern Ruhle, R OBP: 0.154, SLG: 0.083 Kevin Bass, S OBP: 0.261, SLG: 0.313 Frank DiPino, L OBP: 0.281, SLG: 0.313 (8, 1)										2	0	0	0	0	2	1				
Inning Stats	R: 1 E: 0 K: 0 S: 4	H: 2 LOB: 1 BB: 0 P: 4	R: 0 E: 0 K: 2 S: 7	H: 0 LOB: 0 BB: 0 P: 7	R: 0 E: 0 K: 2 S: 7	H: 0 LOB: 0 BB: 0 P: 7	R: 0 E: 0 K: 1 S: 6	H: 1 LOB: 1 BB: 0 P: 6	R: 0 E: 0 K: 2 S: 8	H: 1 LOB: 2 BB: 1 P: 12	R: 0 E: 0 K: 0 S: 3	H: 0 LOB: 0 BB: 0 P: 3	R: 0 E: 0 K: 2 S: 8	H: 1 LOB: 1 BB: 0 P: 8	R: 1 E: 0 K: 2 S: 9	H: 2 LOB: 1 BB: 0 P: 9		1B: 5 2B: 2 3B: 1 HR: 0	SF: 0 SAC: 0 DP: 0 HBP: 0	WP: 0 PB: 0 SB: 2 CS: 0
PITCHER	IP WLS BF H R ER SO BB IBB HBP BLK WP HR S P ERA WHIP	8.1 W 33 8 2 2 12 1 0 0 0 0 0 56 60 2.16 1.080	0.2 S 2 0 0 0 1 0 0 0 0 0 0 4 4 0.00 0.000																	

Batter	1	2	3	4	5	6	7	8	9	AB	R	H	RBI	BB	SO	LOB	BOTTOM			
Wally Backman, S OBP: 0.365, SLG: 0.329 (1,4)										4	0	2	3	0	0	0	Houston Astros @ New York Mets Shea Stadium, Flushing, NY Mon Jul 02 1984, 7:05 PM EDT Att: 21,923 - Unknown			
Mookie Wilson, S OBP: 0.298, SLG: 0.364 (1,8)										4	0	1	0	0	0	2				
Keith Hernandez, L OBP: 0.403, SLG: 0.441 (1,3)										3	0	2	0	1	0	0				
Darryl Strawberry, L OBP: 0.358, SLG: 0.437 (1,9)									4	1	1	0	0	0	5					
George Foster, R OBP: 0.269, SLG: 0.395 (1,7)										4	0	1	0	0	1	3				
Hubie Brooks, R OBP: 0.370, SLG: 0.461 (1,5)										3	0	0	1	0	0	2				
Ron Hodges, L OBP: 0.319, SLG: 0.164 (1,2)										3	1	1	0	0	1	0				
Ron Gardenhire, R OBP: 0.258, SLG: 0.293 (1,6)										3	2	2	0	0	0	2				
Dwight Gooden, R OBP: 0.139, SLG: 0.143 Jesse Orosco, R OBP: 0.667, SLG: 0.333 (9, 1)										2	0	1	0	0	0	0				
Inning Stats	R: 0 E: 0 K: 0 S: 3	H: 0 LOB: 0 BB: 0 P: 3	R: 1 E: 1 K: 1 S: 7	H: 2 LOB: 1 BB: 0 P: 7	R: 0 E: 0 K: 0 S: 3	H: 0 LOB: 0 BB: 0 P: 3	R: 0 E: 0 K: 0 S: 4	H: 1 LOB: 1 BB: 0 P: 4	R: 2 E: 1 K: 0 S: 6	H: 3 LOB: 2 BB: 1 P: 10	R: 0 E: 0 K: 1 S: 5	H: 1 LOB: 0 BB: 0 P: 5	R: 1 E: 1 K: 0 S: 4	H: 3 LOB: 0 BB: 0 P: 4	R: 0 E: 0 K: 0 S: 3	H: 1 LOB: 0 BB: 0 P: 3		1B: 10 2B: 1 3B: 1 HR: 0	SF: 0 SAC: 1 DP: 4 HBP: 0	WP: 0 PB: 0 SB: 0 CS: 2
PITCHER	IP WLS BF H R ER SO BB IBB HBP BLK WP HR S P ERA WHIP	4.1 L 21 4 1 1 1 0 0 0 0 0 0 10 10 4.15 1.385	2.2 8 4 1 1 1 0 0 0 0 0 0 3 3 0.00 1.000																	


Batter	1	2	3	4	5	6	7	8	9	AB	R	H	RBI	BB	SO	LOB	TOP																	
Bill Doran, S OBP: 0.341, SLG: 0.346 (1, 4)										4	0	2	0	0	1	0	Houston Astros @ New York Mets Shea Stadium, Flushing, NY Tue Jul 03 1984, 7:05 PM EDT Att: 16,601 - Unknown AB 34 R 3 H 10 RBI 3 BB 1 SO 6 LOB 13																	
Craig Reynolds, L OBP: 0.292, SLG: 0.394 (1, 6)										4	0	0	0	0	0	2																		
Denny Walling, L OBP: 0.325, SLG: 0.414 (1, 5) (8, 3)										4	0	0	0	0	0	1																		
Jose Cruz, L OBP: 0.348, SLG: 0.409 (1, 7)										3	1	2	0	1	0	0																		
Jerry Mumphy, S OBP: 0.350, SLG: 0.400 (1, 8)										4	1	1	0	0	0	3																		
Harry Scillman, L OBP: 0.342, SLG: 0.403 (8, PH) Phil Garner, R OBP: 0.302, SLG: 0.274 (8, 5)										3	1	2	3	0	1	1																		
Terry Puhl, L OBP: 0.371, SLG: 0.423 (1, 9)										3	0	2	0	0	0	1																		
Mark Bailey, S OBP: 0.293, SLG: 0.296 Ray Knight, R OBP: 0.270, SLG: 0.303 (9, PH)										3	0	1	0	0	0	3																		
Nolan Ryan, R OBP: 0.229, SLG: 0.242 Bill Dawley, R (6, 1)										2	0	0	0	0	2	1																		
Kevin Bass, S OBP: 0.258, SLG: 0.309 Frank DiPino, L (8, 1)										0	0	0	0	0	0	0																		
Jim Pankovits, R OBP: 0.353, SLG: 0.406 (9, PH)										1	0	0	0	0	0	0																		
Inning Stats	R: 0 E: 0 K: 0 S: 3	H: 1 LOB: 0 BB: 0 P: 3	R: 0 E: 0 K: 1 S: 6	H: 1 LOB: 1 BB: 0 P: 6	R: 0 E: 0 K: 1 S: 6	H: 2 LOB: 1 BB: 0 P: 6	R: 1 E: 0 K: 0 S: 6	H: 3 LOB: 2 BB: 0 P: 6	R: 0 E: 0 K: 2 S: 7	H: 0 LOB: 0 BB: 0 P: 7	R: 2 E: 0 K: 0 S: 6	H: 3 LOB: 1 BB: 0 P: 6	R: 0 E: 0 K: 1 S: 5	H: 0 LOB: 0 BB: 0 P: 5	R: 0 E: 0 K: 0 S: 3	H: 0 LOB: 1 BB: 0 P: 7		1B: 8 2B: 1 3B: 0 HR: 1	SF: 0 SAC: 0 DP: 0 HBP: 0	WP: 0 PB: 0 SB: 0 CS: 2	PA: 36													
PITCHER	IP WLS BF H R ER SO BB IBB HBP BLK WP HR S P ERA WHIP																																	
Bruce Berenyi, R ERA: 5.23 Tom Gorman, L ERA: 2.49 Jesse Orosco, L ERA: 1.94	(1, 1) (7, 1) (8, 1)	6.0 1.0 2.0	W 3 S	26 3 7	10 0 0	3 0 0	3 0 0	4 1 2	0 0 1	0 0 0	0 0 0	0 0 0	0 0 0	0 5 10	34 5 14	4.50 0.00 0.00		1.667 0.000 0.500																

Batter	1	2	3	4	5	6	7	8	9	AB	R	H	RBI	BB	SO	LOB	BOTTOM																	
Wally Backman, S OBP: 0.363, SLG: 0.327 (1, 4)										4	1	1	0	0	1	0	Houston Astros @ New York Mets Shea Stadium, Flushing, NY Tue Jul 03 1984, 7:05 PM EDT Att: 16,601 - Unknown AB 30 R 4 H 7 RBI 4 BB 1 SO 9 LOB 6																	
Danny Heep, L OBP: 0.333, SLG: 0.415 Mookie Wilson, S OBP: 0.298, SLG: 0.364 (8, FR) (9, 8)										4	1	2	1	0	1	0																		
Keith Hernandez, L OBP: 0.405, SLG: 0.451 (1, 3)										3	1	1	2	1	0	1																		
Darryl Strawberry, L OBP: 0.353, SLG: 0.430 (1, 8) (9, 9)										4	0	0	0	0	1	2																		
George Foster, R OBP: 0.269, SLG: 0.406 (1, 7)										3	1	1	1	0	1	0																		
Hubie Brooks, R OBP: 0.370, SLG: 0.464 (1, 5)										3	0	1	0	0	2	0																		
Mike Fitzgerald, R OBP: 0.275, SLG: 0.257 (1, 2)										3	0	1	0	0	2	1																		
Ron Gardenhire, R OBP: 0.253, SLG: 0.288 (1, 6)										3	0	0	0	0	0	1																		
Bruce Berenyi, R OBP: 0.045, SLG: 0.045 Tom Gorman, L Rusty Staub, L OBP: 0.378, SLG: 0.355 Jesse Orosco, R OBP: 0.867, SLG: 0.333 (7, PH) (8, 1)										2	0	0	0	0	1	1																		
Inning Stats	R: 0 E: 0 K: 1 S: 5	H: 0 LOB: 1 BB: 1 P: 9	R: 0 E: 0 K: 3 S: 9	H: 0 LOB: 0 BB: 0 P: 9	R: 0 E: 0 K: 1 S: 5	H: 0 LOB: 0 BB: 0 P: 5	R: 0 E: 0 K: 2 S: 7	H: 0 LOB: 0 BB: 0 P: 7	R: 1 E: 0 K: 1 S: 7	H: 2 LOB: 1 BB: 0 P: 7	R: 3 E: 0 K: 1 S: 9	H: 4 LOB: 1 BB: 0 P: 9	R: 0 E: 0 K: 0 S: 3	H: 0 LOB: 0 BB: 0 P: 3	R: 0 E: 0 K: 0 S: 3	H: 1 LOB: 1 BB: 0 P: 3		1B: 4 2B: 1 3B: 0 HR: 2	SF: 0 SAC: 0 DP: 1 HBP: 0	WP: 1 PB: 0 SB: 0 CS: 0	PA: 31													
PITCHER	IP WLS BF H R ER SO BB IBB HBP BLK WP HR S P ERA WHIP																																	
Nolan Ryan, R ERA: 2.12 Bill Dawley, R ERA: 2.13 Frank DiPino, L ERA: 3.82	(1, 1) (6, 1) (8, 1)	5.0 2.0 1.0	L	21 8 2	5 2 0	4 0 0	4 0 0	8 1 0	0 0 0	0 0 0	0 0 0	0 0 0	0 0 0	0 0 2	36 10 2	7.20 0.00 0.00		1.200 1.000 0.000																

Batter	1	2	3	4	5	6	7	8	9	AB	R	H	RBI	BB	SO	LOB	TOP				
Bill Doran, S OBP: 0.391, SLG: 0.365 (1, 4)	G3	G3		F5			2B			4	0	2	0	0	0	1					
Craig Reynolds, L OBP: 0.297, SLG: 0.397 (1, 6)	1-3	G3			F8		F5			4	0	0	0	0	0	3					
Denny Walling, L OBP: 0.318, SLG: 0.390 Phil Garner, R OBP: 0.301, SLG: 0.272 (6, PH) (8, 5)	2B	1-3			F4-3			6-3		2	1	0	0	1	0	2					
Jose Cruz, L OBP: 0.349, SLG: 0.410 (1, 7)	2B			K		CS		1-3		3	1	1	0	1	1	0					
Jerry Mumphrey, S OBP: 0.344, SLG: 0.396 (1, 8)	1B			F7		CS	F7	F8		4	0	1	2	0	0	0					
Enos Cabell, R OBP: 0.380, SLG: 0.434 (1, 3)				F7		K			F9	4	0	1	0	0	1	0					
Terry Puhl, L OBP: 0.389, SLG: 0.421 (1, 9)	K			3-1		K			G6-4-3	3	0	0	0	1	2	2					
Mark Bailey, S OBP: 0.291, SLG: 0.296 (1, 2)				F7			F8		G6-4-3	4	0	0	0	0	0	1					
Michael LaCoss, R OBP: 0.154, SLG: 0.250 Bill Dawley, R (9, 1)		G3					F8			3	0	2	0	0	0	0					
										0	0	0	0	0	0	0					
Inning Stats	R: 2 E: 0 K: 1 S: 8	H: 3 LOB: 2 BB: 1 P: 12	R: 0 E: 0 K: 0 S: 5	H: 2 LOB: 2 BB: 0 P: 5	R: 0 E: 0 K: 1 S: 5	H: 0 LOB: 0 BB: 0 P: 5	R: 0 E: 0 K: 0 S: 4	H: 1 LOB: 1 BB: 0 P: 4	R: 0 E: 0 K: 0 S: 2	H: 0 LOB: 0 BB: 1 P: 6	R: 0 E: 0 K: 0 S: 4	H: 1 LOB: 1 BB: 0 P: 4	R: 0 E: 0 K: 0 S: 3	H: 0 LOB: 0 BB: 0 P: 3	R: 0 E: 0 K: 0 S: 2	H: 0 LOB: 0 BB: 1 P: 6	1B: 3 2B: 4 3B: 0 HR: 0	SF: 0 SAC: 0 DP: 1 HBP: 0	WP: 0 PB: 0 SB: 0 CS: 1	PA: 36	
PITCHER	IP WLS BF H R ER SO BB IBB HBP BLK WP HR S P ERA WHIP	IP WLS BF H R ER SO BB IBB HBP BLK WP HR S P ERA WHIP	IP WLS BF H R ER SO BB IBB HBP BLK WP HR S P ERA WHIP	IP WLS BF H R ER SO BB IBB HBP BLK WP HR S P ERA WHIP	IP WLS BF H R ER SO BB IBB HBP BLK WP HR S P ERA WHIP	IP WLS BF H R ER SO BB IBB HBP BLK WP HR S P ERA WHIP	IP WLS BF H R ER SO BB IBB HBP BLK WP HR S P ERA WHIP	IP WLS BF H R ER SO BB IBB HBP BLK WP HR S P ERA WHIP	IP WLS BF H R ER SO BB IBB HBP BLK WP HR S P ERA WHIP	IP WLS BF H R ER SO BB IBB HBP BLK WP HR S P ERA WHIP	IP WLS BF H R ER SO BB IBB HBP BLK WP HR S P ERA WHIP	IP WLS BF H R ER SO BB IBB HBP BLK WP HR S P ERA WHIP	IP WLS BF H R ER SO BB IBB HBP BLK WP HR S P ERA WHIP	IP WLS BF H R ER SO BB IBB HBP BLK WP HR S P ERA WHIP	IP WLS BF H R ER SO BB IBB HBP BLK WP HR S P ERA WHIP	IP WLS BF H R ER SO BB IBB HBP BLK WP HR S P ERA WHIP	IP WLS BF H R ER SO BB IBB HBP BLK WP HR S P ERA WHIP	IP WLS BF H R ER SO BB IBB HBP BLK WP HR S P ERA WHIP	IP WLS BF H R ER SO BB IBB HBP BLK WP HR S P ERA WHIP	IP WLS BF H R ER SO BB IBB HBP BLK WP HR S P ERA WHIP	IP WLS BF H R ER SO BB IBB HBP BLK WP HR S P ERA WHIP

Houston Astros @ Montreal Expos
 Olympic Stadium, Montreal, QB
 Thu Jul 05 1984, 7:05 PM EDT
 Att: 23,904 - Unknown


AB 32
 R 2
 H 7
 RBI 2
 BB 3
 SO 4
 LOB 9



Batter	1	2	3	4	5	6	7	8	9	AB	R	H	RBI	BB	SO	LOB	BOTTOM				
Miguel Dilone, S OBP: 0.319, SLG: 0.358 (1, 7)	5-3		S		1-3			4-3		3	0	0	0	1	0	0					
Pete Rose, S OBP: 0.359, SLG: 0.335 (1, 3)	4-3		K			4-3		4-3		4	0	0	0	0	1	1					
Tim Raines, S OBP: 0.400, SLG: 0.438 (1, 8)						E	1B	4-3		3	1	2	0	1	0	0					
Gary Carter, R OBP: 0.363, SLG: 0.503 (1, 2)			F9			E7	1B		FC4	3	0	2	0	1	0	2					
Tim Wallach, R OBP: 0.332, SLG: 0.454 (1, 5)	F3				5-3		SF7		K	3	0	0	1	0	1	3					
Mike Stenhouse, L OBP: 0.333, SLG: 0.292 (1, 9)			K		5-3		4-3		K	4	0	0	0	0	2	2					
Mike Ramsey, S OBP: 0.282, SLG: 0.083 Bryan Little, S OBP: 0.333, SLG: 0.300 (7, PH) (8, 4)			K		1-3			F8	FC4	2	0	0	0	0	1	0					
Doug Flynn, R OBP: 0.282, SLG: 0.302 Tony Scott, S OBP: 0.289, SLG: 0.282 Angel Salazar, R OBP: 0.171, SLG: 0.207 (8, 6)			K				K			2	0	0	0	0	2	0					
Bryn Smith, R OBP: 0.212, SLG: 0.172 Jim Wohlford, R OBP: 0.319, SLG: 0.372 Gary Lucas, L (8, 1)			K		1-3			1-3		2	0	0	0	0	1	0					
										1	0	0	0	0	0	0					
										0	0	0	0	0	0	0					
Inning Stats	R: 0 E: 0 K: 0 S: 4	H: 1 LOB: 2 BB: 1 P: 8	R: 0 E: 0 K: 3 S: 9	H: 0 LOB: 0 BB: 0 P: 9	R: 0 E: 0 K: 2 S: 7	H: 0 LOB: 2 BB: 2 P: 15	R: 0 E: 0 K: 0 S: 3	H: 0 LOB: 0 BB: 0 P: 3	R: 1 E: 1 K: 0 S: 5	H: 2 LOB: 1 BB: 0 P: 5	R: 0 E: 0 K: 0 S: 3	H: 0 LOB: 0 BB: 0 P: 3	R: 0 E: 0 K: 0 S: 3	H: 0 LOB: 0 BB: 0 P: 3	R: 0 E: 0 K: 2 S: 8	H: 1 LOB: 1 BB: 0 P: 8	1B: 4 2B: 0 3B: 0 HR: 0	SF: 1 SAC: 0 DP: 0 HBP: 0	WP: 0 PB: 0 SB: 1 CS: 0	PA: 34	
PITCHER	IP WLS BF H R ER SO BB IBB HBP BLK WP HR S P ERA WHIP	IP WLS BF H R ER SO BB IBB HBP BLK WP HR S P ERA WHIP	IP WLS BF H R ER SO BB IBB HBP BLK WP HR S P ERA WHIP	IP WLS BF H R ER SO BB IBB HBP BLK WP HR S P ERA WHIP	IP WLS BF H R ER SO BB IBB HBP BLK WP HR S P ERA WHIP	IP WLS BF H R ER SO BB IBB HBP BLK WP HR S P ERA WHIP	IP WLS BF H R ER SO BB IBB HBP BLK WP HR S P ERA WHIP	IP WLS BF H R ER SO BB IBB HBP BLK WP HR S P ERA WHIP	IP WLS BF H R ER SO BB IBB HBP BLK WP HR S P ERA WHIP	IP WLS BF H R ER SO BB IBB HBP BLK WP HR S P ERA WHIP	IP WLS BF H R ER SO BB IBB HBP BLK WP HR S P ERA WHIP	IP WLS BF H R ER SO BB IBB HBP BLK WP HR S P ERA WHIP	IP WLS BF H R ER SO BB IBB HBP BLK WP HR S P ERA WHIP	IP WLS BF H R ER SO BB IBB HBP BLK WP HR S P ERA WHIP	IP WLS BF H R ER SO BB IBB HBP BLK WP HR S P ERA WHIP	IP WLS BF H R ER SO BB IBB HBP BLK WP HR S P ERA WHIP	IP WLS BF H R ER SO BB IBB HBP BLK WP HR S P ERA WHIP	IP WLS BF H R ER SO BB IBB HBP BLK WP HR S P ERA WHIP	IP WLS BF H R ER SO BB IBB HBP BLK WP HR S P ERA WHIP	IP WLS BF H R ER SO BB IBB HBP BLK WP HR S P ERA WHIP	IP WLS BF H R ER SO BB IBB HBP BLK WP HR S P ERA WHIP

Houston Astros @ Montreal Expos
 Olympic Stadium, Montreal, QB
 Thu Jul 05 1984, 7:05 PM EDT
 Att: 23,904 - Unknown

AB 30
 R 1
 H 4
 RBI 1
 BB 3
 SO 8
 LOB 9



Batter	1	2	3	4	5	6	7	8	9	AB	R	H	RBI	BB	SO	LOB	TOP								
Bill Doran, S OBP: 0.348, SLG: 0.362 (1, 4)	F8		F9			SH5-4 1B	F4-3		1-3	5	1	1	0	0	0	0									
Craig Reynolds, L OBP: 0.293, SLG: 0.391 (1, 6)	F8			3-1		SH5-4		F7	F4-3	4	0	0	0	0	0	0									
Denny Walling, L OBP: 0.323, SLG: 0.402 (1, 5)	1-3			F8		S 1B		2B 1B	F6	5	1	2	2	0	0	0									
Jose Cruz, L OBP: 0.350, SLG: 0.424 (1, 7)		6-3			HR	F8		2B 1B		4	2	2	1	0	0	1									
Jerry Mumphy, S OBP: 0.346, SLG: 0.393 (1, 8)	F5			5-3		BB		1B 1B		2	1	0	0	2	0	0									
Harry Scilman, L OBP: 0.354, SLG: 0.382 (1, 3)						K	K	1B WP		3	1	1	2	1	2	2									
Terry Puhl, L OBP: 0.367, SLG: 0.428 (1, 9)	F7					F9		SH1-3 3B	K	4	1	1	0	0	1	3									
Mark Bailey, S OBP: 0.290, SLG: 0.295 (1, 2)			F4-3			K	1-3		WP 1B	4	0	1	1	0	1	1									
Joe Niekro, R OBP: 0.182, SLG: 0.163 (1, 1)			5-3			E6 SH5-4 1B	SH1-3	6-3		3	1	0	1	0	0	1									
Inning Stats	R: 0 E: 0 K: 0 S: 3	H: 0 LOB: 0 BB: 0 P: 3	R: 0 E: 0 K: 0 S: 3	H: 0 LOB: 1 BB: 1 P: 7	R: 0 E: 0 K: 0 S: 3	H: 0 LOB: 0 BB: 0 P: 3	R: 1 E: 0 K: 0 S: 4	H: 1 LOB: 0 BB: 0 P: 4	R: 0 E: 0 K: 2 S: 7	H: 0 LOB: 0 BB: 0 P: 7	R: 2 E: 1 K: 1 S: 8	H: 2 LOB: 2 BB: 1 P: 12	R: 1 E: 0 K: 0 S: 4	H: 1 LOB: 0 BB: 0 P: 4	R: 4 E: 0 K: 1 S: 9	H: 4 LOB: 1 BB: 1 P: 13	R: 0 E: 0 K: 0 S: 3	H: 0 LOB: 0 BB: 0 P: 3	1B: 4 2B: 2 3B: 1 HR: 1	SF: 0 SAC: 2 DP: 0 HBP: 0	WP: 1 PB: 0 SB: 1 CS: 0	PA: 39			
PITCHER	IP	WLS	BF	H	R	ER	SO	BB	IBB	HBP	BLK	WP	HR	S	P	ERA	WHIP								
Steve Rogers, R ERA: 5.73 (1, 1)	7.1	L	33	7	8	7	3	2	1	0	0	0	1	36	48	8.59	1.227								
Gary Lucas, L ERA: 3.09 (8, 1)	0.2		3	1	0	0	1	0	0	0	0	1	0	5	5	0.00	1.500								
Bob James, R ERA: 3.51 (9, 1)	1.0		3	0	0	0	0	0	0	0	0	0	0	3	3	0.00	0.000								

Houston Astros @ Montreal Expos
Olympic Stadium, Montreal, QB
Fri Jul 06 1984, 7:05 PM EDT
Unknown

AB	34
R	8
H	8
RBI	7
BB	3
SO	4
LOB	8



Batter	1	2	3	4	5	6	7	8	9	AB	R	H	RBI	BB	SO	LOB	BOTTOM								
Tony Scott, S OBP: 0.265, SLG: 0.256 (1, 7)	4-1			K		K2-3			F3	4	0	0	0	0	2	0									
Pete Rose, S OBP: 0.397, SLG: 0.333 (1, 3)	F7			1B 1B		6-3			1-3	4	1	1	0	0	0	0									
Tim Raines, S OBP: 0.401, SLG: 0.437 (1, 8)	4-3			1B 1B		F8			FC5-4 BB	3	0	1	0	1	0	0									
Gary Carter, R OBP: 0.361, SLG: 0.500 (1, 2)		F6		G5-4-3 1B		F7			FC5-4	4	0	1	1	0	0	1									
Tim Wallach, R OBP: 0.329, SLG: 0.449 (1, 5)		K		G5-4-3 1-2		5-3				3	0	0	0	0	1	2									
Jim Wehford, R OBP: 0.320, SLG: 0.371 (1, 9)	F5			S 1B		4-3				3	1	1	0	0	0	0									
Angel Salazar, R OBP: 0.168, SLG: 0.203 (1, 6)			F9			F7			F7	3	0	0	0	0	0	1									
Doug Flynn, R OBP: 0.283, SLG: 0.303 (1, 4)			F7			F4				3	0	1	1	0	0	0									
Steve Rogers, R OBP: 0.208, SLG: 0.217 (1, 1)						1-3				2	0	0	0	0	0	0									
Gary Lucas, L (8, 1)										0	0	0	0	0	0	0									
Bryan Little, S OBP: 0.332, SLG: 0.298 (6, PH)										1	0	0	0	0	0	0									
Bob James, R OBP: 0.400, SLG: 0.400 (9, 1)										0	0	0	0	0	0	0									
Inning Stats	R: 0 E: 0 K: 0 S: 3	H: 0 LOB: 0 BB: 0 P: 3	R: 0 E: 0 K: 1 S: 5	H: 0 LOB: 0 BB: 0 P: 5	R: 0 E: 0 K: 0 S: 3	H: 0 LOB: 0 BB: 0 P: 3	R: 1 E: 0 K: 1 S: 7	H: 3 LOB: 1 BB: 0 P: 7	R: 1 E: 0 K: 0 S: 4	H: 2 LOB: 0 BB: 0 P: 4	R: 0 E: 0 K: 1 S: 5	H: 0 LOB: 0 BB: 0 P: 5	R: 0 E: 0 K: 0 S: 3	H: 0 LOB: 0 BB: 0 P: 3	R: 0 E: 0 K: 0 S: 3	H: 0 LOB: 1 BB: 1 P: 7	R: 0 E: 0 K: 0 S: 3	H: 0 LOB: 0 BB: 0 P: 3	1B: 5 2B: 0 3B: 0 HR: 0	SF: 0 SAC: 0 DP: 1 HBP: 0	WP: 0 PB: 0 SB: 1 CS: 0	PA: 31			
PITCHER	IP	WLS	BF	H	R	ER	SO	BB	IBB	HBP	BLK	WP	HR	S	P	ERA	WHIP								
Joe Niekro, R ERA: 2.78 (1, 1)	9.0	W	31	5	2	2	3	1	0	0	0	0	0	36	40	2.00	0.667								

Houston Astros @ Montreal Expos
Olympic Stadium, Montreal, QB
Fri Jul 06 1984, 7:05 PM EDT
Unknown

AB	30
R	2
H	5
RBI	2
BB	1
SO	3
LOB	4



Batter	1	2	3	4	5	6	7	8	9	AB	R	H	RBI	BB	SO	LOB	TOP								
Bill Doran, S OBP: 0.360, SLG: 0.373 Phil Garner, R OBP: 0.302, SLG: 0.270	4-3		4-0		5-3		1B		G5-4-3	1	0	0	0	1	0	0	Houston Astros @ Montreal Expos Olympic Stadium, Montreal, QB Sat Jul 07 1984, 7:05 PM EDT Att: 25,136 - Unknown								
Craig Reynolds, L OBP: 0.297, SLG: 0.394	K		F8		1B		1B		F3	5	0	2	1	0	1	3									
Denny Walling, L OBP: 0.327, SLG: 0.388 Ray Knight, R OBP: 0.266, SLG: 0.297	G3		3-1		FC6		K			3	0	0	0	1	1	4									
Jose Cruz, L OBP: 0.351, SLG: 0.423		K		1B	FC6				G4-6-3	4	0	2	0	0	1	2									
Jerry Mumphrey, S OBP: 0.346, SLG: 0.392	4-3		FC4-6		F8				G4-6-3	3	0	0	0	1	0	1									
Enos Cabell, R OBP: 0.355, SLG: 0.425 Frank DiPino, L OBP: 0.291, SLG: 0.291	K		K		F7				F8	4	0	0	0	0	2	1									
Terry Puhl, L OBP: 0.369, SLG: 0.430			1B		F7				SH	3	2	1	0	1	0	1									
Mark Bailey, S OBP: 0.291, SLG: 0.291			K		SH2-4		3-1		SH	2	1	0	0	1	1	1									
Mike Scott, R OBP: 0.200, SLG: 0.207 Bill Dawley, R OBP: 0.361, SLG: 0.391			BB		SH2-4		F9		G5-4-3	2	0	1	1	0	0	0									
Harry Spilman, L OBP: 0.361, SLG: 0.391			1B		1-2				G5-4-3	1	0	1	1	0	0	0									
Inning Stats	R: 0 E: 0 K: 1 S: 5	H: 0 LOB: 0 BB: 0 P: 5	R: 0 E: 0 K: 2 S: 7	H: 0 LOB: 0 BB: 0 P: 7	R: 1 E: 0 K: 1 S: 7	H: 2 LOB: 2 BB: 1 P: 11	R: 0 E: 0 K: 1 S: 5	H: 1 LOB: 1 BB: 1 P: 9	R: 1 E: 0 K: 0 S: 4	H: 1 LOB: 2 BB: 2 P: 12	R: 0 E: 0 K: 0 S: 3	H: 0 LOB: 0 BB: 0 P: 3	R: 0 E: 0 K: 1 S: 7	H: 2 LOB: 2 BB: 0 P: 7	R: 0 E: 0 K: 0 S: 3	H: 1 LOB: 0 BB: 0 P: 3	R: 1 E: 1 K: 0 S: 4	H: 1 LOB: 1 BB: 1 P: 8	1B: 7 2B: 1 3B: 0 HR: 0	SF: 0 SAC: 2 DP: 2 HBP: 0	WP: 0 PB: 0 SB: 0 CS: 0	PA: 38			
PITCHER	IP	WLS	BF	H	R	ER	SO	BB	IBB	HBP	BLK	WP	HR	S	P	ERA	WHIP								
David Palmer, R ERA: 4.14 Bob James, R ERA: 3.61	(1, 1) (9, 1)	8.0 L	33 5	7 1	2 1	2 1	6 0	4 1	0 0	0 0	0 0	0 0	0 0	41 4	57 8	2.25 9.00	1.375 2.000								

Batter	1	2	3	4	5	6	7	8	9	AB	R	H	RBI	BB	SO	LOB	BOTTOM								
Miguel Dilone, S OBP: 0.331, SLG: 0.363	F7		4-3			F9				4	0	1	0	0	0	0	Houston Astros @ Montreal Expos Olympic Stadium, Montreal, QB Sat Jul 07 1984, 7:05 PM EDT Att: 25,136 - Unknown								
Pete Rose, S OBP: 0.351, SLG: 0.327 Bob James, R OBP: 0.400, SLG: 0.400	1-3		F6			F8		1B	F9	4	0	0	0	0	0	2									
Tim Raines, S OBP: 0.402, SLG: 0.435	F8		CS			1-3			F9	4	0	1	0	0	0	2									
Gary Carter, R OBP: 0.362, SLG: 0.497		BB	CS		F6		1B		F8	4	1	2	0	0	0	0									
Tim Wallach, R OBP: 0.327, SLG: 0.440		1B	G6-4-3		F8		F8		K	3	1	0	0	1	1	1									
Mike Stenhouse, L OBP: 0.340, SLG: 0.295 Jim Wohlford, R OBP: 0.327, SLG: 0.378		1B	G6-4-3		3-1		G6-4-3			3	0	2	1	0	0	0									
Derrel Thomas, S OBP: 0.375, SLG: 0.371		G6-4-3				F8		G6-4-3	K	4	0	0	0	0	1	4									
Mike Ramsey, S OBP: 0.129, SLG: 0.133 Tony Scott, S OBP: 0.260, SLG: 0.256		E4				F8			F9	2	0	0	0	0	0	0									
David Palmer, R OBP: 0.095, SLG: 0.238 Bryan Little, S OBP: 0.332, SLG: 0.298		5-3				5-3			SH1-4	2	0	0	0	0	0	1									
Inning Stats	R: 0 E: 0 K: 0 S: 3	H: 0 LOB: 0 BB: 0 P: 3	R: 2 E: 1 K: 0 S: 5	H: 2 LOB: 1 BB: 1 P: 9	R: 0 E: 0 K: 0 S: 3	H: 1 LOB: 0 BB: 0 P: 3	R: 0 E: 0 K: 0 S: 3	H: 0 LOB: 0 BB: 0 P: 3	R: 0 E: 0 K: 0 S: 3	H: 0 LOB: 0 BB: 0 P: 3	R: 0 E: 0 K: 0 S: 4	H: 2 LOB: 1 BB: 0 P: 4	R: 0 E: 0 K: 0 S: 4	H: 1 LOB: 2 BB: 1 P: 8	R: 0 E: 0 K: 2 S: 8	H: 1 LOB: 1 BB: 0 P: 8		1B: 7 2B: 0 3B: 0 HR: 0	SF: 0 SAC: 1 DP: 2 HBP: 0	WP: 0 PB: 0 SB: 0 CS: 1	PA: 35				
PITCHER	IP	WLS	BF	H	R	ER	SO	BB	IBB	HBP	BLK	WP	HR	S	P	ERA	WHIP								
Mike Scott, R ERA: 4.65 Bill Dawley, R ERA: 2.03 Frank DiPino, L ERA: 3.66	(1, 1) (7, 1) (8, 1)	6.1 4 1.2	24 4 6	5 1 1	2 0 0	2 0 0	0 0 2	1 0 0	0 0 0	0 0 0	0 0 0	0 0 0	0 3 10	23 7 10	27 7 10	2.84 0.00 0.00	0.947 2.000 0.600								



Batter	1	2	3	4	5	6	7	8	9	AB	R	H	RBI	BB	SO	LOB	TOP					
Phil Garner, R (1.4) OBP: 0.305, SLG: 0.281	0-0 6-3 G3 2B		0-0 F3			0-0 F8		0-0 E 1B		4	2	2	0	0	0	1						
Craig Reynolds, L (1.6) OBP: 0.296, SLG: 0.402	0-0 6-3 2-3		0-3 K			0-0 1-H HR		0-0 E3 1B		4	1	1	2	0	1	2						
Denny Walling, L (1.5) OBP: 0.314, SLG: 0.371	0-0 G3			0-0 4-3		0-3 K		0-3 K		4	0	0	1	0	2	2						
Jose Cruz, L (1.7) OBP: 0.350, SLG: 0.421	0-0 4-3			0-0 F7		0-0 3-1		0-0 1-2 3-H 1B		4	0	1	1	0	0	0						
Jerry Mumphy, S (1.8) OBP: 0.345, SLG: 0.390		0-0 1B		0-0 4-3			0-0 4-3	0-0 1-3		4	0	1	0	0	0	2						
Enos Cabell, R (1.3) OBP: 0.349, SLG: 0.418		0-0 F9			0-0 6-3		0-0 1-3		0-0 5-3	4	0	0	0	0	0	1						
Terry Puhl, L (1.9) OBP: 0.367, SLG: 0.441		0-0 F5			0-0 F9		0-0 HR		0-0 1-3	4	1	1	1	0	0	1						
Mark Bailey, S (1.2) OBP: 0.288, SLG: 0.288		0-0 F2			0-0 4-3		0-0 F3		0-0 4-3	2	0	0	0	0	0	1						
Joe Sambito, L (5.1) OBP: 0.265, SLG: 0.296										0	0	0	0	0	0	0						
Ray Knight, R (7. PH) OBP: 0.154, SLG: 0.083										1	0	0	0	0	0	0						
Vern Ruhle, R (7.1) OBP: 0.324, SLG: 0.371										0	0	0	0	0	0	0						
Jim Pankovits, R (9. PH) OBP: 0.229, SLG: 0.242										1	0	0	0	0	0	0						
Nolan Ryan, R (1.1) OBP: 0.227, SLG: 0.250			0-0 F5							0	0	0	0	0	0	0						
Bob Knepper, L (2.1) OBP: 0.307, SLG: 0.303						0-0 HR 1B			0-0 4-3	1	0	0	0	0	0	0						
Alan Ashby, S (5.2)										2	1	1	0	0	0	0						
Inning Stats	R: 1 E: 0 K: 0 S: 4	H: 1 LOB: 0 BB: 0 P: 4	R: 0 E: 0 K: 0 S: 4	H: 1 LOB: 1 BB: 0 P: 4	R: 0 E: 0 K: 1 S: 5	H: 0 LOB: 0 BB: 0 P: 5	R: 0 E: 0 K: 0 S: 3	H: 0 LOB: 0 BB: 0 P: 3	R: 0 E: 0 K: 0 S: 3	H: 0 LOB: 0 BB: 0 P: 3	R: 2 E: 0 K: 1 S: 7	H: 2 LOB: 0 BB: 0 P: 7	R: 1 E: 0 K: 0 S: 4	H: 1 LOB: 0 BB: 0 P: 4	R: 1 E: 1 K: 1 S: 8	H: 2 LOB: 2 BB: 0 P: 8	R: 0 E: 0 K: 0 S: 3	H: 0 LOB: 0 BB: 0 P: 3	1B: 4 2B: 1 3B: 0 HR: 2	SF: 0 SAC: 0 DP: 0 HBP: 0	WP: 0 PB: 0 SB: 0 CS: 0	PA: 35
PITCHER	IP WLS BF H R ER SO BB IBB HBP BLK WP HR S P ERA WHIP																					
Bill Gullickson, R (1.1) ERA: 3.83	7.1 W 29 6 5 4 2 0 0 0 0 0 2 33 33 4.91 0.818																					
Gary Lucas, L (8.1) ERA: 2.95	1.2 S 6 1 0 0 1 0 0 0 0 0 0 8 8 0.00 0.600																					

Houston Astros @ Montreal Expos
Olympic Stadium, Montreal, QB
Sun Jul 08 1984, 3:33 AM EDT
Att: 32,853 - Unknown

AB 35
R 5
H 7
RBI 5
BB 0
SO 3
LOB 10



Batter	1	2	3	4	5	6	7	8	9	AB	R	H	RBI	BB	SO	LOB	BOTTOM			
Tim Raines, S (1.8) OBP: 0.409, SLG: 0.441	0-0 4-3 1B	4-0 1B WP BB	0-0 1B			0-0 G6-4-3 1B				3	2	3	0	1	0	0				
Pete Rose, S (1.3) OBP: 0.349, SLG: 0.325	0-0 4-3	0-0 1B WP	0-0 F9			0-0 G6-4-3				4	1	1	2	0	0	3				
Angel Salazar, R (7.6) OBP: 0.168, SLG: 0.203	1-3 1B	1-3 2-H 3-H 1B				1-2 1B				0	0	0	0	0	0	0				
Andre Dawson, R (1.9) OBP: 0.285, SLG: 0.346	0-0 1B	0-0 1-H HR 1B		0-0 5-3		0-0 4-3				4	1	2	2	0	0	0				
Gary Carter, R (1.2) OBP: 0.363, SLG: 0.506	0-0 F7	0-0 1-H HR 1B		0-3 K		0-0 1B				4	1	2	2	0	1	1				
Mike Stenhouse, L (1.7) OBP: 0.337, SLG: 0.305	0-0 G3	0-0 2B		0-3 K		0-0 F7				4	0	1	0	0	1	2				
Tim Wallach, R (1.5) OBP: 0.326, SLG: 0.448		0-0 HR	0-0 6-3		0-0 3-1		0-0 F8			4	1	1	1	0	0	2				
Derrel Thomas, S (1.6) OBP: 0.369, SLG: 0.365		0-0 1B	0-0 K		0-0 4-3			0-0 3-1		4	1	1	0	0	1	1				
Bryan Little, S (1.4) OBP: 0.331, SLG: 0.294		4-0 1B BB	0-3 K		0-0 G3			0-0 1-3		3	1	0	0	1	1	0				
Bill Gullickson, R (1.1) OBP: 0.135, SLG: 0.139		0-3 K	0-0 6-3			0-0 6-3		0-3 K		3	0	0	0	0	1	2				
Gary Lucas, L (8.1)										1	0	0	0	0	1	0				
Inning Stats	R: 1 E: 0 K: 0 S: 5	H: 2 LOB: 1 BB: 0 P: 5	R: 7 E: 0 K: 2 S: 13	H: 6 LOB: 1 BB: 2 P: 21	R: 0 E: 0 K: 1 S: 6	H: 1 LOB: 1 BB: 0 P: 6	R: 0 E: 0 K: 2 S: 7	H: 0 LOB: 0 BB: 0 P: 7	R: 0 E: 0 K: 0 S: 3	H: 0 LOB: 0 BB: 0 P: 3	R: 0 E: 0 K: 0 S: 3	H: 1 LOB: 0 BB: 0 P: 3	R: 0 E: 0 K: 0 S: 4	H: 1 LOB: 1 BB: 0 P: 4	R: 0 E: 0 K: 1 S: 5	H: 0 LOB: 0 BB: 0 P: 5	1B: 8 2B: 1 3B: 0 HR: 2	SF: 0 SAC: 0 DP: 1 HBP: 0	WP: 1 PB: 0 SB: 1 CS: 0	PA: 36
PITCHER	IP WLS BF H R ER SO BB IBB HBP BLK WP HR S P ERA WHIP																			
Nolan Ryan, R (1.1) ERA: 2.85	1.1 L 13 7 8 0 0 4 0 0 0 0 0 2 13 21 54.00 6.750																			
Bob Knepper, L (2.1) ERA: 2.79	2.2 10 2 0 0 4 0 0 0 0 0 0 18 18 0.00 0.750																			
Joe Sambito, L (5.1) ERA: 1.23	2.0 6 1 0 0 0 0 0 0 0 0 0 6 6 0.00 0.500																			
Vern Ruhle, R (7.1) ERA: 4.03	2.0 7 1 0 0 1 0 0 0 0 0 0 9 9 0.00 0.500																			

Houston Astros @ Montreal Expos
Olympic Stadium, Montreal, QB
Sun Jul 08 1984, 3:33 AM EDT
Att: 32,853 - Unknown

AB 34
R 8
H 11
RBI 7
BB 2
SO 6
LOB 11



Batter	1	2	3	4	5	6	7	8	9	AB	R	H	RBI	BB	SO	LOB	TOP										
Garry Maddox, R OBP: 0.309, SLG: 0.391 (1, 8)										5	0	0	0	0	0	1	Philadelphia Phillies @ Houston Astros Astrodome, Houston, TX Thu Jul 12 1984, 8:05 PM EDT Att: 17,036 - Unknown										
Von Hayes, L OBP: 0.363, SLG: 0.426 (1, 9)	 1B									5	0	1	0	0	1	0											
Juan Samuel, R OBP: 0.343, SLG: 0.460 (1, 4)										5	0	2	0	0	2	1											
Mike Schmidt, R OBP: 0.395, SLG: 0.505 (1, 5)										4	0	0	0	1	1	3											
Tim Corcoran, L OBP: 0.449, SLG: 0.552 Greg Gross, L OBP: 0.413, SLG: 0.353 (6, 3)		 PB 1B								3	1	2	1	0	0	0											
Ozzie Virgil, R OBP: 0.341, SLG: 0.531 (1, 2)										4	2	3	1	0	1	1											
Glenn Wilson, R OBP: 0.289, SLG: 0.424 (1, 7)										3	1	1	0	1	1	3											
Ivan De Jesus, R OBP: 0.315, SLG: 0.310 (1, 6)										4	1	2	1	0	0	1											
Steve Carlton, L OBP: 0.245, SLG: 0.347 Sixto Lezcano, R OBP: 0.360, SLG: 0.516 Al Holland, R (8, 1)										3	0	1	2	0	1	3											
Inning Stats	R: 0 E: 0 K: 1 S: 6	H: 1 LOB: 1 BB: 0 P: 6	R: 0 E: 0 K: 2 S: 9	H: 2 LOB: 2 BB: 0 P: 9	R: 0 E: 0 K: 1 S: 6	H: 1 LOB: 1 BB: 0 P: 6	R: 1 E: 0 K: 1 S: 6	H: 1 LOB: 1 BB: 0 P: 10	R: 0 E: 0 K: 0 S: 4	H: 1 LOB: 1 BB: 0 P: 4	R: 0 E: 0 K: 0 S: 7	H: 5 LOB: 0 BB: 0 P: 7	R: 0 E: 1 K: 2 S: 9	H: 1 LOB: 2 BB: 0 P: 9	R: 0 E: 0 K: 1 S: 5	H: 0 LOB: 0 BB: 0 P: 5		R: 0 E: 0 K: 0 S: 3	H: 0 LOB: 1 BB: 1 P: 7	1B: 8 2B: 3 3B: 0 HR: 2	SF: 0 SAC: 0 DP: 1 HBP: 0	WP: 0 PB: 1 SB: 1 CS: 0	PA: 41				
PITCHER	IP	WLS	BF	H	R	ER	SO	BB	IBB	HBP	BLK	WP	HR	S	P	ERA	WHIP										
Joe Niekro, R ERA: 3.01 Vern Riffe, R ERA: 3.91 Julio Solano, R ERA: 2.35	(1, 1) (6, 1) (8, 1)	5.0 2.0 2.0	L 7 7	27 1 0	11 0 0	5 0 0	5 2 1	5 0 0	5 0 1	1 0 0	0 0 0	1 0 0	0 0 0	2 11 8	40 11 12	9.00 0.00 0.00	2.400 0.500 0.500										

AB	39
R	5
H	12
RBI	5
BB	2
SO	8
LOB	14



Batter	1	2	3	4	5	6	7	8	9	AB	R	H	RBI	BB	SO	LOB	BOTTOM										
Kevin Bass, S OBP: 0.253, SLG: 0.302 (1, 9)										4	0	0	0	0	0	0	Philadelphia Phillies @ Houston Astros Astrodome, Houston, TX Thu Jul 12 1984, 8:05 PM EDT Att: 17,036 - Unknown										
Craig Reynolds, L OBP: 0.292, SLG: 0.397 (1, 6)										4	0	0	0	0	0	0											
Enos Cabell, R OBP: 0.343, SLG: 0.410 (1, 3)										4	0	0	0	0	1	0											
Jose Cruz, L OBP: 0.351, SLG: 0.418 (1, 7)		 1-3 BB		 1B BB						2	2	0	0	2	0	0											
Jerry Mumphrey, S OBP: 0.344, SLG: 0.388 (1, 8)			 1B							4	0	1	0	0	1	1											
Ray Knight, R OBP: 0.261, SLG: 0.291 (1, 5)										4	0	0	0	0	1	3											
Phil Garner, R OBP: 0.316, SLG: 0.304 (1, 4)										3	1	3	2	0	0	0											
Mark Bailey, S OBP: 0.288, SLG: 0.294 (1, 2)										3	0	1	1	0	0	1											
Joe Niekro, R OBP: 0.174, SLG: 0.156 Vern Riffe, R OBP: 0.154, SLG: 0.083 Jim Pankovits, R OBP: 0.316, SLG: 0.361 Julio Solano, R (8, 1)										2	0	0	0	0	1	0											
Inning Stats	R: 0 E: 0 K: 0 S: 3	H: 0 LOB: 0 BB: 0 P: 3	R: 1 E: 0 K: 0 S: 4	H: 1 LOB: 1 BB: 1 P: 8	R: 0 E: 0 K: 1 S: 5	H: 0 LOB: 0 BB: 0 P: 5	R: 1 E: 0 K: 1 S: 6	H: 2 LOB: 2 BB: 1 P: 10	R: 0 E: 0 K: 0 S: 3	H: 0 LOB: 0 BB: 0 P: 3	R: 1 E: 0 K: 2 S: 9	H: 2 LOB: 1 BB: 0 P: 9	R: 0 E: 0 K: 0 S: 3	H: 0 LOB: 0 BB: 0 P: 3	R: 0 E: 0 K: 1 S: 5	H: 0 LOB: 0 BB: 0 P: 5		1B: 2 2B: 3 3B: 0 HR: 0	SF: 0 SAC: 0 DP: 0 HBP: 0	WP: 0 PB: 0 SB: 0 CS: 0	PA: 33						
PITCHER	IP	WLS	BF	H	R	ER	SO	BB	IBB	HBP	BLK	WP	HR	S	P	ERA	WHIP										
Steve Carlton, L ERA: 3.04 Al Holland, L ERA: 2.71	(1, 1) (8, 1)	7.0 2.0	S 6	0 0	0 0	0 0	3 1	4 0	0 0	0 0	0 0	0 0	0 0	8 8	41 8	3.86 0.00	1.000 0.000										



Batter	1	2	3	4	5	6	7	8	9	AB	R	H	RBI	BB	SO	LOB	TOP					
Garry Maddox, R OBP: 0.325, SLG: 0.404 (1, 8)										5	0	4	0	0	0	1	Philadelphia Phillies @ Houston Astros Astrodome, Houston, TX Sat Jul 14 1984, 8:05 PM EDT Att: 29,211 - Unknown					
Greg Gross, L OBP: 0.422, SLG: 0.364 (1, 3)										4	1	2	0	1	0	2						
Juan Samuel, R OBP: 0.344, SLG: 0.459 (1, 4)										5	0	3	0	0	1	3						
Mike Schmidt, R OBP: 0.391, SLG: 0.498 (1, 5)										5	0	0	0	0	0	8						
Ozzie Virgil, R OBP: 0.346, SLG: 0.537 (1, 2)										4	1	2	1	0	0	4						
Von Hayes, L OBP: 0.394, SLG: 0.430 (1, 9)										4	2	2	0	0	1	0						
Glenn Wilson, R OBP: 0.287, SLG: 0.422 (1, 7)										4	0	2	3	0	0	0						
Ivan De Jesus, R OBP: 0.320, SLG: 0.314 (1, 6)										3	0	1	0	1	0	2						
Jerry Koosman, R OBP: 0.073, SLG: 0.050 (8, PH)										3	0	0	0	0	2	2						
Tim Corcoran, L OBP: 0.445, SLG: 0.547 (8, 1)										1	0	0	0	0	0	1						
Al Holland, R (8, 1)										0	0	0	0	0	0	0						
Inning Stats	R: 1 E: 0 K: 0 S: 4	H: 3 LOB: 2 BB: 1 P: 8	R: 0 E: 0 K: 1 S: 6	H: 1 LOB: 1 BB: 0 P: 6	R: 0 E: 0 K: 1 S: 7	H: 2 LOB: 1 BB: 0 P: 7	R: 1 E: 0 K: 1 S: 7	H: 2 LOB: 1 BB: 0 P: 7	R: 0 E: 0 K: 0 S: 3	H: 1 LOB: 0 BB: 0 P: 3	R: 2 E: 0 K: 1 S: 7	H: 3 LOB: 0 BB: 0 P: 7	R: 0 E: 0 K: 0 S: 5	H: 2 LOB: 1 BB: 0 P: 5	R: 0 E: 0 K: 0 S: 3	H: 0 LOB: 1 BB: 1 P: 7	R: 0 E: 0 K: 0 S: 4	H: 2 LOB: 1 BB: 0 P: 4	1B: 14 2B: 2 3B: 1 HR: 0	SF: 0 SAC: 0 DP: 3 HBP: 0	WP: 0 PB: 0 SB: 0 CS: 1	PA: 40
PITCHER	IP WLS BF H R ER SO BB IBB HBP BLK WP HR S P ERA WHIP	IP WLS BF H R ER SO BB IBB HBP BLK WP HR S P ERA WHIP	PITCHER																			
Michael LaCoss, R ERA: 2.51 (1, 1)	3.2	18	8	2	2	3	1	0	0	0	0	0	0	0	23	27	4.91	2.455				
Vern Riffe, R ERA: 4.04 (4, 1)	2.1	L	9	4	2	2	1	0	0	0	0	0	0	0	11	11	7.71	1.714				
Dave Smith, R ERA: 1.93 (7, 1)	2.0		9	2	0	0	1	0	0	0	0	0	0	8	12	0.00	1.500					
Frank DiPino, L ERA: 3.48 (9, 1)	1.0		4	2	0	0	0	0	0	0	0	0	0	4	4	0.00	2.000					

Batter	1	2	3	4	5	6	7	8	9	AB	R	H	RBI	BB	SO	LOB	BOTTOM						
Bill Doran, S OBP: 0.355, SLG: 0.364 (1, 4)										4	1	1	0	1	0	1	Philadelphia Phillies @ Houston Astros Astrodome, Houston, TX Sat Jul 14 1984, 8:05 PM EDT Att: 29,211 - Unknown						
Craig Reynolds, L OBP: 0.291, SLG: 0.393 (1, 6)										4	0	1	0	0	0	2							
Phil Garner, R OBP: 0.326, SLG: 0.323 (1, 5)										4	2	1	0	1	0	3							
Jose Cruz, L OBP: 0.357, SLG: 0.426 (1, 7)										4	0	2	2	0	1	0							
Enos Cabell, R OBP: 0.337, SLG: 0.403 (1, 3)										4	0	0	1	0	0	2							
Kevin Bass, S OBP: 0.251, SLG: 0.295 (1, 8)										3	0	0	0	0	1	2							
Terry Puhl, L OBP: 0.371, SLG: 0.441 (1, 9)										4	0	2	0	0	0	2							
Mark Bailey, S OBP: 0.301, SLG: 0.319 (8, PR)										4	0	2	0	0	0	2							
Alan Ashby, S OBP: 0.307, SLG: 0.303 (9, 2)										0	0	0	0	0	0	0							
Michael LaCoss, R ERA: 2.51 (1, 1)	7.0	31	7	3	3	2	3	0	0	0	0	0	0	0	0	0	Philadelphia Phillies @ Houston Astros Astrodome, Houston, TX Sat Jul 14 1984, 8:05 PM EDT Att: 29,211 - Unknown						
Vern Riffe, R ERA: 4.04 (4, 1)	2.1	L	9	4	2	2	1	0	0	0	0	0	0	0	0	0							
Jerry Murphy, S ERA: 3.42 (5, PH)	2.0		9	2	0	0	0	0	0	0	0	0	0	0	0	0							
Dave Smith, R ERA: 1.93 (7, 1)	2.0	S	8	2	0	0	0	0	0	0	0	0	0	0	0	0							
Ray Knight, R ERA: 3.96 (8, PH)	1.0		4	2	0	0	0	0	0	0	0	0	0	0	0	0							
Frank DiPino, L ERA: 3.48 (9, 1)	1.0		4	2	0	0	0	0	0	0	0	0	0	0	0	0							
Inning Stats	R: 1 E: 0 K: 0 S: 5	H: 2 LOB: 1 BB: 0 P: 5	R: 0 E: 0 K: 0 S: 3	H: 1 LOB: 1 BB: 0 P: 4	R: 2 E: 1 K: 1 S: 7	H: 1 LOB: 2 BB: 2 P: 15	R: 0 E: 0 K: 0 S: 4	H: 1 LOB: 2 BB: 1 P: 8	R: 0 E: 0 K: 0 S: 5	H: 0 LOB: 0 BB: 0 P: 5	R: 0 E: 0 K: 0 S: 4	H: 1 LOB: 1 BB: 0 P: 4	R: 0 E: 0 K: 0 S: 3	H: 1 LOB: 0 BB: 0 P: 3	R: 0 E: 0 K: 0 S: 5	H: 2 LOB: 2 BB: 0 P: 5		R: 0 E: 0 K: 0 S: 3	H: 0 LOB: 0 BB: 0 P: 3	1B: 7 2B: 1 3B: 1 HR: 0	SF: 0 SAC: 1 DP: 2 HBP: 1	WP: 0 PB: 0 SB: 1 CS: 0	PA: 39
PITCHER	IP WLS BF H R ER SO BB IBB HBP BLK WP HR S P ERA WHIP	IP WLS BF H R ER SO BB IBB HBP BLK WP HR S P ERA WHIP	PITCHER																				
Jerry Koosman, L ERA: 2.88 (1, 1)	7.0	31	7	3	3	2	3	0	0	0	0	0	0	0	0	0		3.86	1.429				
Al Holland, L ERA: 2.63 (8, 1)	2.0	S	8	2	0	0	0	0	0	0	0	0	0	0	0	0	0.00	1.000					

Batter	1	2	3	4	5	6	7	8	9	AB	R	H	RBI	BB	SO	LOB	TOP					
Wally Backman, S (1, 4) OBP: 0.366, SLG: 0.338 Kelvin Chapman, R (9, PH) OBP: 0.408, SLG: 0.379 (9, 4)	F3		F5				4-3		FC S BB	4	0	1	0	0	0	0						
Danny Heep, L (1, 9) OBP: 0.365, SLG: 0.432	K				F7		WP S BB		K	4	0	1	0	1	2	3						
Keith Hernandez, L (1, 3) OBP: 0.406, SLG: 0.447			F8				K		FC	4	0	0	1	1	2	4						
Darryl Strawberry, L (1, 8) OBP: 0.354, SLG: 0.464	F8				F3				K	4	0	0	0	1	1	4						
George Foster, R (1, 7) OBP: 0.291, SLG: 0.425		6-3							K	5	1	2	0	0	1	2						
Hubie Brooks, R (1, 5) OBP: 0.372, SLG: 0.463					E7					3	0	2	0	1	1	1						
Mike Fitzgerald, R (1, 2) OBP: 0.308, SLG: 0.309										4	0	2	0	0	0	2						
Ron Gardenhire, R (1, 6) OBP: 0.281, SLG: 0.306 Rusty Staub, L (9, PH) OBP: 0.364, SLG: 0.368 Rafael Santana, R (8, 6)										2	0	0	0	1	0	2						
Ron Darling, R (1, 1) OBP: 0.119, SLG: 0.125 Mookie Wilson, S (9, PH) OBP: 0.309, SLG: 0.397 Doug Sisk, R (9, 1) OBP: 0.111, SLG: 0.111			F8				K		FC	3	0	0	0	0	1	3						
Inning Stats	R: 0 E: 0 K: 1 S: 5	H: 0 LOB: 1 BB: 1 P: 9	R: 0 E: 0 K: 0 S: 3	H: 0 LOB: 1 BB: 1 P: 7	R: 0 E: 0 K: 0 S: 4	H: 1 LOB: 1 BB: 0 P: 4	R: 1 E: 1 K: 0 S: 5	H: 2 LOB: 1 BB: 0 P: 5	R: 0 E: 0 K: 2 S: 8	H: 1 LOB: 1 BB: 2 P: 8	R: 0 E: 0 K: 1 S: 6	H: 2 LOB: 3 BB: 2 P: 14	R: 0 E: 0 K: 1 S: 5	H: 0 LOB: 1 BB: 1 P: 9	R: 0 E: 0 K: 0 S: 4	H: 2 LOB: 2 BB: 1 P: 4	R: 1 E: 0 K: 3 S: 11	H: 1 LOB: 2 BB: 1 P: 15	1B: 8 2B: 1 3B: 1 HR: 0	SF: 0 SAC: 0 DP: 1 HBP: 0	WP: 1 PB: 0 CS: 3	PA: 41
PITCHER	IP	WLS	BF	H	R	ER	SO	BB	IBB	HBP	BLK	WP	HR	S	P	ERA	WHIP					
Joe Niekro, R (1, 1) ERA: 2.86	7.0		31	6	1	0	5	5	0	0	0	1	0	36	56	0.00	1.571					
Dave Smith, R (8, 1) ERA: 2.09	1.0		5	3	1	1	0	0	0	0	0	0	0	5	5	9.00	3.000					
Frank DiPino, L (9, 1) ERA: 3.32	1.0	W	5	0	0	0	3	1	0	0	0	0	0	10	14	0.00	1.000					

New York Mets @ Houston Astros
Astrodome, Houston, TX
Tue Jul 17 1984, 8:05 PM EDT
Att: 12,448 - Unknown

AB	35
R	2
H	9
RBI	1
BB	6
SO	8
LOB	23



Batter	1	2	3	4	5	6	7	8	9	AB	R	H	RBI	BB	SO	LOB	BOTTOM					
Bill Doran, S (1, 4) OBP: 0.346, SLG: 0.346	4-3	FC6-4					F7			4	0	0	0	0	0	2						
Craig Reynolds, L (1, 6) OBP: 0.287, SLG: 0.384									F8	4	1	1	0	0	0	2						
Denny Walling, L (1, 5) OBP: 0.297, SLG: 0.343 (9, 8)	E6								1-3	4	0	1	0	0	1	1						
Jose Cruz, L (1, 7) OBP: 0.366, SLG: 0.431							F8			3	0	1	1	1	1	1						
Jerry Mumphrey, S (1, 8) OBP: 0.346, SLG: 0.385	K									4	0	2	0	0	2	3						
Enos Cabell, R (1, 3) OBP: 0.341, SLG: 0.403	F9						F6			4	0	0	0	0	0	4						
Terry Puhl, L (1, 9) OBP: 0.373, SLG: 0.433										3	1	2	0	1	0	1						
Mark Bailey, S (1, 2) OBP: 0.308, SLG: 0.374										4	1	1	2	0	1	2						
Joe Niekro, R (1, 1) OBP: 0.167, SLG: 0.149 Kevin Bass, S (7, PH) OBP: 0.260, SLG: 0.313 Dave Smith, R (8, 1) Frank DiPino, L (9, 1) Phil Garner, R (9, 5) OBP: 0.323, SLG: 0.320										2	0	0	0	0	0	1						
Inning Stats	R: 1 E: 1 K: 1 S: 8	H: 2 LOB: 2 BB: 0 P: 8	R: 0 E: 1 K: 1 S: 7	H: 1 LOB: 2 BB: 0 P: 7	R: 0 E: 0 K: 2 S: 8	H: 1 LOB: 1 BB: 0 P: 8	R: 0 E: 0 K: 0 S: 3	H: 1 LOB: 0 BB: 0 P: 3	R: 0 E: 0 K: 0 S: 3	H: 1 LOB: 0 BB: 0 P: 3	R: 0 E: 0 K: 1 S: 5	H: 0 LOB: 0 BB: 1 P: 9	R: 0 E: 1 K: 1 S: 2	H: 1 LOB: 1 BB: 1 P: 6	1B: 7 2B: 0 3B: 0 HR: 1	SF: 0 SAC: 0 DP: 0 HBP: 0	WP: 0 PB: 0 CS: 2	PA: 35				
PITCHER	IP	WLS	BF	H	R	ER	SO	BB	IBB	HBP	BLK	WP	HR	S	P	ERA	WHIP					
Ron Darling, R (1, 1) ERA: 3.18	8.0		32	7	1	0	5	1	0	0	0	0	0	41	45	0.00	1.000					
Doug Sisk, R (9, 1) ERA: 1.36	0.1	L	3	1	2	2	0	1	0	0	0	0	1	2	6	54.00	6.000					

New York Mets @ Houston Astros
Astrodome, Houston, TX
Tue Jul 17 1984, 8:05 PM EDT
Att: 12,448 - Unknown

AB	33
R	3
H	8
RBI	3
BB	2
SO	5
LOB	17



Batter	1	2	3	4	5	6	7	8	9	AB	R	H	RBI	BB	SO	LOB	TOP			
Wally Backman, S (1,4) OBP: 0.368, SLG: 0.336	4-3 S BB		0-0 6-3		0-0 5-3		4-0 S BB			2	0	0	0	2	0	1	<p>New York Mets @ Houston Astros Astrodome, Houston, TX Wed Jul 18 1984, 8:05 PM EDT Att: 14,384 - Unknown</p>			
Danny Heep, L (1,9) OBP: 0.354, SLG: 0.417	0-0 6-3		0-0 F7		0-0 E1 HR		0-0 F7			4	1	0	0	0	2					
Keith Hernandez, L (1,3) OBP: 0.407, SLG: 0.456	0-0 4-3			4-0 FC4-6 BB	0-0 1-H HR		0-0 F7			3	1	1	2	1	0					
Darryl Strawberry, L (1,8) OBP: 0.350, SLG: 0.488	0-0 F6			0-0 FC4-6 BB	0-3 K		0-0 F3			4	0	0	0	0	2					
George Foster, R (1,7) OBP: 0.287, SLG: 0.419		0-0 F4		0-3 K		0-3 K		0-0 5-3		4	0	0	0	0	2					
Hubie Brooks, R (1,5) OBP: 0.370, SLG: 0.458		0-0 4-3		4-0 FC5-4 BB		0-0 F9		0-0 F9		3	0	0	0	1	0					
Mike Fitzgerald, R (1,2) OBP: 0.307, SLG: 0.313				0-0 FC5-4 BB		0-3 K		0-0 6-3		4	0	1	0	0	1					
Ron Gardenhire, R (1,6) OBP: 0.280, SLG: 0.305				0-3 K		0-0 S E 1B		0-0 F7		4	1	1	0	0	1					
Walt Terrell, L (1,1) OBP: 0.128, SLG: 0.152			0-3 K		0-3 K		0-0 F7			3	0	0	0	0	2					
Jesse Orosco, R (7,1) OBP: 0.667, SLG: 0.333					1-2 K		0-0 F7			0	0	0	0	0	0					
Inning Stats	R: 0 E: 0 K: 0 S: 3	H: 0 LOB: 1 BB: 1 P: 7	R: 0 E: 0 K: 1 S: 6	H: 1 LOB: 1 BB: 0 P: 6	R: 0 E: 0 K: 1 S: 5	H: 0 LOB: 0 BB: 0 P: 5	R: 0 E: 0 K: 1 S: 5	H: 0 LOB: 2 BB: 2 P: 13	R: 3 E: 1 K: 2 S: 10	H: 2 LOB: 0 BB: 0 P: 10	R: 0 E: 0 K: 0 S: 7	H: 0 LOB: 0 BB: 0 P: 7	R: 0 E: 0 K: 0 S: 3	H: 0 LOB: 0 BB: 0 P: 3	R: 0 E: 0 K: 0 S: 3	H: 0 LOB: 0 BB: 0 P: 3	1B: 1 2B: 1 3B: 0 HR: 1	SF: 0 SAC: 0 DP: 0 HBP: 0	WP: 0 PB: 0 SB: 4 CS: 0	PA: 35
PITCHER	IP WLS BF H R ER SO BB IBB HBP BLK WP HR S P ERA WHIP																			
Nolan Ryan, R (1,1) ERA: 3.02	7.0 L 29 3 3 0 7 4 0 0 0 0 0 1 39 55 0.00 1.000																			
Joe Sambito, L (8,1) ERA: 2.03	1.0 3 0 0 0 0 0 0 0 0 0 0 0 3 3 0.00 0.000																			
Julio Solano, R (9,1) ERA: 1.86	1.0 3 0 0 0 0 0 0 0 0 0 0 0 3 3 0.00 0.000																			

Batter	1	2	3	4	5	6	7	8	9	AB	R	H	RBI	BB	SO	LOB	BOTTOM					
Bill Doran, S (1,4) OBP: 0.343, SLG: 0.344	0-0 F7		0-3 K		0-0 E6		0-0 1-2 1B		0-0 F9	5	0	1	0	0	1	0	<p>New York Mets @ Houston Astros Astrodome, Houston, TX Wed Jul 18 1984, 8:05 PM EDT Att: 14,384 - Unknown</p>					
Craig Reynolds, L (1,6) OBP: 0.283, SLG: 0.379	0-0 4-3		0-0 F7		0-0 F6		0-0 F9			4	0	0	0	0	3							
Denny Walling, L (1,5) OBP: 0.306, SLG: 0.352				0-0 4-3		0-0 E 1B		0-0 F8		3	0	2	0	0	0							
Phil Garner, R (7,PH) OBP: 0.321, SLG: 0.318										1	0	0	0	0	2							
Jose Cruz, L (1,7) OBP: 0.370, SLG: 0.434										4	1	3	0	0	1							
Julio Solano, R (9,1) OBP: 0.345, SLG: 0.389										0	0	0	0	0	0							
Jerry Mumphrey, S (1,8) OBP: 0.345, SLG: 0.389	0-0 F3			0-0 1-H 3B		0-0 F7		0-0 FC4-6		4	0	1	1	0	4							
Enos Cabell, R (1,3) OBP: 0.336, SLG: 0.397		0-0 6-3		0-0 4-3		0-0 E9		0-0 FC4-6		4	0	0	0	0	3							
Terry Puhl, L (1,9) OBP: 0.387, SLG: 0.425		0-0 F3		0-0 F8		0-0 F3		0-3 K		4	0	0	0	0	1							
Mark Bailey, S (1,2) OBP: 0.303, SLG: 0.366		0-0 F9			0-0 4-3		0-0 F7		0-0 F8	4	0	0	0	0	0							
Nolan Ryan, R (1,1) OBP: 0.211, SLG: 0.222			0-0 F3		0-0 F9		0-0 1B		0-3 K	2	0	0	0	0	0							
Kevin Bass, S (7,PH) OBP: 0.263, SLG: 0.317										1	0	1	0	0	0							
Joe Sambito, L (8,1) OBP: 0.308, SLG: 0.351										0	0	0	0	0	0							
Jim Pankovits, R (9,7) OBP: 0.308, SLG: 0.351										1	0	0	0	0	1							
Inning Stats	R: 0 E: 0 K: 0 S: 5	H: 2 LOB: 2 BB: 0 P: 5	R: 0 E: 0 K: 1 S: 5	H: 0 LOB: 0 BB: 0 P: 3	R: 0 E: 0 K: 1 S: 5	H: 0 LOB: 0 BB: 0 P: 5	R: 1 E: 0 K: 0 S: 5	H: 2 LOB: 1 BB: 0 P: 5	R: 0 E: 1 K: 0 S: 4	H: 0 LOB: 1 BB: 0 P: 4	R: 0 E: 1 K: 0 S: 5	H: 1 LOB: 2 BB: 0 P: 5	R: 0 E: 0 K: 0 S: 5	H: 2 LOB: 2 BB: 0 P: 5	R: 0 E: 0 K: 1 S: 6	H: 1 LOB: 1 BB: 0 P: 6	R: 0 E: 0 K: 1 S: 5	H: 0 LOB: 0 BB: 0 P: 5	1B: 7 2B: 0 3B: 1 HR: 0	SF: 0 SAC: 0 DP: 0 HBP: 0	WP: 0 PB: 0 SB: 1 CS: 0	PA: 37
PITCHER	IP WLS BF H R ER SO BB IBB HBP BLK WP HR S P ERA WHIP																					
Walt Terrell, R (1,1) ERA: 3.33	6.1 W 28 7 1 1 1 0 0 0 0 0 0 0 30 30 1.42 1.105																					
Jesse Orosco, L (7,1) ERA: 1.79	2.2 S 9 1 0 0 2 0 0 0 0 0 0 0 13 13 0.00 0.375																					

Batter	1	2	3	4	5	6	7	8	9	AB	R	H	RBI	BB	SO	LOB	TOP				
Miguel Dilone, S (1, 7) Gary Lucas, L (8, 1) Jeff Reardon, R (8, 1)	5-3		1-2 3-H 1B			K		1B 2B		4	0	2	2	0	1	0					
Pete Rose, S (1, 3) OBP: 0.345, SLG: 0.313	F3		F7			4-3		2-H 1B		4	0	1	0	0	0	2					
Tim Raines, S (1, 8) OBP: 0.401, SLG: 0.429	4-3		F7			4-3			F7	4	0	0	0	0	2						
Gary Carter, R (1, 2) Doug Flynn, R (9, PR) OBP: 0.359, SLG: 0.506 OBP: 0.294, SLG: 0.299		F7		F8			6-3			4	0	1	0	0	0						
Mike Stenhouse, L (1, 9) OBP: 0.328, SLG: 0.349	F3			3-1			4-3		F7	4	0	0	0	0	1						
Derrel Thomas, S (1, 5) OBP: 0.366, SLG: 0.374	5-3			4-3			1-3		4-3	4	0	0	0	0	1						
Mike Ramsey, S (1, 6) Tony Scott, S (8, PH) OBP: 0.152, SLG: 0.156 OBP: 0.310, SLG: 0.280			FC4 BB 1B			K		F7 PB 1B		2	1	1	0	0	1						
Bryan Little, S (1, 4) OBP: 0.331, SLG: 0.292			FC4 BB			F7		F7		2	0	0	0	1	0						
Charlie Lea, R (1, 1) Andre Dawson, R (8, PH) Angel Salazar, R (8, 6) OBP: 0.078, SLG: 0.060 OBP: 0.287, SLG: 0.351 OBP: 0.166, SLG: 0.200			FC4 F7 1B			K		F7		2	0	0	0	0	1						
Inning Stats	R: 0 E: 0 K: 0 S: 3	H: 0 LOB: 0 BB: 0 P: 3	R: 0 E: 0 K: 0 S: 3	H: 0 LOB: 0 BB: 0 P: 3	R: 1 E: 0 K: 0 S: 5	H: 2 LOB: 2 BB: 1 P: 9	R: 0 E: 0 K: 0 S: 3	H: 0 LOB: 0 BB: 0 P: 3	R: 0 E: 0 K: 1 S: 5	H: 0 LOB: 0 BB: 0 P: 7	R: 0 E: 0 K: 0 S: 3	H: 0 LOB: 0 BB: 0 P: 3	R: 0 E: 0 K: 0 S: 3	R: 1 E: 0 K: 0 S: 5	H: 3 LOB: 2 BB: 0 P: 5	R: 0 E: 0 K: 0 S: 4	H: 1 LOB: 1 BB: 0 P: 4	1B: 4 2B: 2 3B: 0 HR: 0	SF: 0 SAC: 0 DP: 0 HBP: 0	WP: 0 PB: 1 SB: 1 CS: 0	PA: 33
PITCHER Michael LaCoss, R (1, 1) ERA: 2.44	IP: 9.0 WLS: W BF: 33 H: 6 R: 2 ER: 2 SO: 3 BB: 1 IBB: 0 HBP: 0 BLK: 0 WP: 0 HR: 0 S: 38 P: 42 ERA: 2.00 WHIP: 0.778																				

Montreal Expos @ Houston Astros
Astrodome, Houston, TX
Thu Jul 19 1984, 8:05 PM EDT
Att: 11,296 - Unknown

AB	32
R	2
H	6
RBI	2
BB	1
SO	3
LOB	10



Batter	1	2	3	4	5	6	7	8	9	AB	R	H	RBI	BB	SO	LOB	BOTTOM	
Bill Doran, S (1, 4) OBP: 0.339, SLG: 0.339	F5		F8			E3		F7		4	0	0	0	0	0			
Craig Reynolds, L (1, 6) OBP: 0.283, SLG: 0.376	F9			F3	4-3			1B BB		3	1	0	0	1	0			
Denny Walling, L (1, 5) OBP: 0.304, SLG: 0.348	3-1			5-3		1B SF7 1B		6-3		4	1	1	0	0	1			
Jose Cruz, L (1, 7) OBP: 0.376, SLG: 0.445		F3 2B				4-6 SF7 1B		1B BB		3	0	3	0	1	0			
Jerry Mumphy, S (1, 8) OBP: 0.347, SLG: 0.390		F3		FC5-4 BB		SF7		1-2 2-H 1B		2	0	1	2	1	0			
Enos Cabell, R (1, 3) OBP: 0.331, SLG: 0.390		6-3		FC5-4		4-6		5-3		4	0	0	0	0	6			
Terry Puhl, L (1, 9) OBP: 0.383, SLG: 0.420		F2			F3			3-1		3	0	0	0	0	1			
Mark Bailey, S (1, 2) OBP: 0.303, SLG: 0.363			F3			SH3-4 E BB		F6		2	1	0	0	1	0			
Michael LaCoss, R (1, 1) OBP: 0.125, SLG: 0.200			K		SH3-4			K		2	0	0	0	2	0			
Inning Stats	R: 0 E: 0 K: 0 S: 3	H: 1 LOB: 1 BB: 0 P: 4	R: 0 E: 0 K: 1 S: 5	H: 0 LOB: 0 BB: 0 P: 5	R: 0 E: 0 K: 0 S: 4	H: 1 LOB: 2 BB: 1 P: 8	R: 1 E: 1 K: 0 S: 4	H: 0 LOB: 1 BB: 1 P: 8	R: 1 E: 0 K: 0 S: 4	H: 2 LOB: 0 BB: 0 P: 4	R: 0 E: 0 K: 1 S: 5	H: 0 LOB: 0 BB: 0 P: 5	R: 1 E: 0 K: 0 S: 4	H: 1 LOB: 2 BB: 2 P: 12	1B: 3 2B: 3 3B: 0 HR: 0	SF: 1 SAC: 1 DP: 1 HBP: 0	WP: 0 PB: 0 SB: 1 CS: 0	PA: 33
PITCHER Charlie Lea, R (1, 1) ERA: 2.78 Gary Lucas, L (8, 1) ERA: 3.05 Jeff Reardon, R (8, 1) ERA: 2.05	IP: 7.0 WLS: L BF: 27 H: 4 R: 2 ER: 1 SO: 2 BB: 2 IBB: 0 HBP: 0 BLK: 0 WP: 0 HR: 0 S: 29 P: 37 ERA: 1.29 WHIP: 0.857																	

Montreal Expos @ Houston Astros
Astrodome, Houston, TX
Thu Jul 19 1984, 8:05 PM EDT
Att: 11,296 - Unknown

AB	27
R	3
H	5
RBI	2
BB	4
SO	2
LOB	10



Batter	1	2	3	4	5	6	7	8	9	AB	R	H	RBI	BB	SO	LOB	TOP
Tim Raines, S OBP: 0.397, SLG: 0.423 (1, 8)										5	0	0	0	0	1	3	
Derrel Thomas, S OBP: 0.368, SLG: 0.375 (1, 6)										5	1	2	0	0	1	0	
Andre Dawson, R OBP: 0.292, SLG: 0.366 (1, 9)										5	1	3	2	0	1	1	
Gary Carter, R OBP: 0.360, SLG: 0.513 (1, 3)										5	1	2	1	0	0	2	
Tim Wallach, R OBP: 0.315, SLG: 0.427 (1, 5)										5	0	0	0	0	1	2	
Jim Wothford, R OBP: 0.321, SLG: 0.367 (1, 7)										4	1	2	0	0	1	0	
Doug Flynn, R OBP: 0.288, SLG: 0.303 (1, 4)										4	0	2	0	0	0	1	
Bobby Ramos, R OBP: 0.246, SLG: 0.196 (1, 2)										3	0	1	0	1	0	1	
Steve Rogers, R OBP: 0.259, SLG: 0.320 (1, 1)										1	0	0	0	0	1	2	
Tony Scotti, S OBP: 0.296, SLG: 0.325 (4, 1)										1	0	0	0	0	0	1	
Andy McCaffigan, R OBP: 0.344, SLG: 0.512 (6, PH)										0	0	0	0	0	0	0	
Pete Rose, S OBP: 0.355, SLG: 0.422 (6, PH)										1	0	0	1	0	0	2	
Dan Schatzeder, L OBP: 0.233, SLG: 0.249 (6, PH)										0	0	0	0	0	0	0	
Mike Stenhouse, L OBP: 0.233, SLG: 0.249 (6, PH)										0	0	0	0	0	0	0	
Bob James, R OBP: 0.286, SLG: 0.286 (8, 1)										0	0	0	0	0	0	0	
Inning Stats	R: 0 E: 0 K: 0 S: 4	H: 1 LOB: 1 BB: 0 P: 4	R: 0 E: 0 K: 1 S: 7	H: 2 LOB: 2 BB: 0 P: 7	R: 0 E: 0 K: 1 S: 7	H: 1 LOB: 1 BB: 0 P: 4	R: 0 E: 0 K: 0 S: 6	H: 1 LOB: 1 BB: 0 P: 6	R: 2 E: 0 K: 2 S: 9	H: 2 LOB: 0 BB: 0 P: 9	R: 0 E: 0 K: 1 S: 5	H: 0 LOB: 1 BB: 1 P: 9	R: 1 E: 0 K: 0 S: 4	H: 1 LOB: 0 BB: 0 P: 4	1B: 10 2B: 0 3B: 0 HR: 2	SF: 0 SAC: 0 DP: 0 HBP: 0	WP: 0 PA: 41 PB: 0 SB: 0 CS: 0
PITCHER	IP WLS BF H R ER SO BB IBB HBP BLK WP HR S P ERA WHIP																
Bob Knepper, L ERA: 2.6 (1, 1)	6.0 W 30 11 3 3 3 1 0 0 0 0 1 35 39 4.50 2.000																
Bill Dawley, R ERA: 1.66 (7, 1)	3.0 S 11 1 1 1 3 1 0 0 0 0 0 1 16 20 3.00 0.667																

Montreal Expos @ Houston Astros
Astrodome, Houston, TX
Fri Jul 20 1984, 8:05 PM EDT
Att: 14,709 - Unknown

AB	39
R	4
H	12
RBI	4
BB	2
SO	6
LOB	15



Batter	1	2	3	4	5	6	7	8	9	AB	R	H	RBI	BB	SO	LOB	BOTTOM		
Bill Doran, S OBP: 0.343, SLG: 0.347 (1, 4)										5	1	3	0	0	0	2			
Craig Reynolds, L OBP: 0.282, SLG: 0.379 (1, 6)										5	1	1	1	0	1	2			
Denny Walling, L OBP: 0.302, SLG: 0.345 (1, 5)										4	1	1	1	0	1	1			
Jose Cruz, L OBP: 0.377, SLG: 0.444 (1, 7)										3	2	1	0	1	1	0			
Jerry Mumphrey, S OBP: 0.351, SLG: 0.390 (1, 8)										2	1	1	0	2	1	0			
Enos Cabell, R OBP: 0.330, SLG: 0.388 (1, 3)										4	0	1	2	0	1	3			
Terry Puhl, L OBP: 0.361, SLG: 0.417 (1, 9)										4	1	1	2	0	0	3			
Mark Bailey, S OBP: 0.303, SLG: 0.357 (1, 2)										3	0	0	0	1	2	4			
Bob Knepper, L OBP: 0.220, SLG: 0.222 (1, 1)										2	0	0	0	1	2	1			
Bill Dawley, R OBP: 0.250, SLG: 0.750 (7, 1)										1	1	1	1	0	0	0			
Inning Stats	R: 4 E: 0 K: 1 S: 8	H: 3 LOB: 1 BB: 2 P: 16	R: 0 E: 0 K: 0 S: 2	H: 0 LOB: 0 BB: 1 P: 6	R: 1 E: 0 K: 0 S: 5	H: 2 LOB: 2 BB: 1 P: 9	R: 0 E: 0 K: 2 S: 8	H: 1 LOB: 0 BB: 0 P: 8	R: 0 E: 0 K: 3 S: 9	H: 0 LOB: 0 BB: 0 P: 9	R: 0 E: 0 K: 1 S: 5	H: 0 LOB: 1 BB: 1 P: 9	R: 0 E: 0 K: 1 S: 5	H: 0 LOB: 0 BB: 0 P: 5	R: 3 E: 1 K: 1 S: 9	H: 4 LOB: 1 BB: 0 P: 9	1B: 7 2B: 1 3B: 2 HR: 0	SF: 0 SAC: 0 DP: 1 HBP: 0	WP: 2 PA: 38 PB: 0 SB: 4 CS: 0
PITCHER	IP WLS BF H R ER SO BB IBB HBP BLK WP HR S P ERA WHIP																		
Steve Rogers, R ERA: 5.79 (1, 1)	3.0 L 17 5 5 5 1 4 0 0 0 0 0 0 15 31 15.00 3.000																		
Andy McCaffigan, R ERA: 2.49 (4, 1)	2.0 7 1 0 0 5 0 0 0 0 0 0 0 17 17 0.00 0.500																		
Dan Schatzeder, L ERA: 2.17 (6, 1)	2.0 7 0 0 0 2 1 0 0 0 0 0 0 10 14 0.00 0.500																		
Bob James, R ERA: 3.91 (8, 1)	1.0 7 4 3 3 1 0 0 0 0 1 1 0 9 9 27.00 4.000																		

Montreal Expos @ Houston Astros
Astrodome, Houston, TX
Fri Jul 20 1984, 8:05 PM EDT
Att: 14,709 - Unknown

AB	33
R	8
H	10
RBI	7
BB	5
SO	9
LOB	16



Batter	1	2	3	4	5	6	7	8	9	AB	R	H	RBI	BB	SO	LOB	TOP				
Tim Raines, S OBP: 0.394, SLG: 0.425 (1, 8)	F9		4-3			SF8 3B	6-3		F3	5	1	1	0	0	0	0					
Pete Rose, S OBP: 0.345, SLG: 0.311 (1, 3)	4-3					1-3	3-1			4	0	1	0	1	0	1					
Andre Dawson, R OBP: 0.290, SLG: 0.364 (1, 9)			1B			SF8	K		F8	4	0	1	1	0	2	2					
Gary Carter, R OBP: 0.358, SLG: 0.516 (1, 2)	K					3H				4	1	1	0	0	1	1					
Mike Stenhouse, L OBP: 0.341, SLG: 0.352 Tony Scott, S OBP: 0.317, SLG: 0.288 (6, PR) (6, 7)			F9			2B				2	0	1	0	0	0	0					
Tim Wallach, R OBP: 0.317, SLG: 0.434 (1, 5)						1B				1	1	1	0	0	0	0					
Derrel Thomas, S Angel Salazar, R OBP: 0.166, SLG: 0.200 (9, 6)						2B				4	1	2	1	0	0	2					
Doug Flynn, R OBP: 0.288, SLG: 0.302 (1, 4)						1B				4	0	2	2	0	1	1					
David Palmer, R OBP: 0.083, SLG: 0.208 Bob James, R OBP: 0.250, SLG: 0.250 (7, 1)						1B				0	0	0	0	0	0	0					
Inning Stats	R: 0 E: 0 K: 1 S: 6	H: 1 LOB: 1 BB: 0 P: 6	R: 0 E: 0 K: 0 S: 4	H: 1 LOB: 1 BB: 0 P: 4	R: 0 E: 0 K: 2 S: 8	H: 1 LOB: 0 BB: 0 P: 3	R: 0 E: 0 K: 0 S: 7	H: 0 LOB: 0 BB: 0 P: 7	R: 4 E: 0 K: 0 S: 8	H: 5 LOB: 2 BB: 0 P: 9	R: 0 E: 0 K: 1 S: 5	H: 0 LOB: 0 BB: 0 P: 5	R: 0 E: 0 K: 0 S: 5	H: 2 LOB: 2 BB: 0 P: 5	R: 0 E: 0 K: 1 S: 5	H: 0 LOB: 1 BB: 1 P: 9	1B: 7 2B: 2 3B: 2 HR: 0	SF: 1 SAC: 0 DP: 1 HBP: 1	WP: 0 PB: 0 SB: 0 CS: 0	PA: 39	
PITCHER	IP	WLS	BF	H	R	ER	SO	BB	IBB	HBP	BLK	WP	HR	S	P	ERA	WHIP				
Mike Scott, R ERA: 4.96 (1, 1)	5.2	L	24	7	4	4	5	0	0	1	0	0	0	33	34	6.35	1.235				
Vern Rühle, R ERA: 4.49 (6, 1)	1.1		6	2	0	0	1	0	0	0	0	0	0	8	8	0.00	1.500				
Julio Solano, R ERA: 1.69 (8, 1)	2.0		9	2	0	0	1	1	0	0	0	0	0	10	14	0.00	1.500				

Montreal Expos @ Houston Astros
Astrodome, Houston, TX
Sat Jul 21 1984, 8:05 PM EDT
Att: 22,347 - Unknown

AB	36
R	4
H	11
RBI	4
BB	1
SO	7
LOB	12



Batter	1	2	3	4	5	6	7	8	9	AB	R	H	RBI	BB	SO	LOB	BOTTOM				
Bill Doran, S OBP: 0.338, SLG: 0.341 (1, 4)	F7		K				6-3		6-3	5	0	0	0	0	1	3					
Craig Reynolds, L OBP: 0.294, SLG: 0.379 (1, 6)	3-1								F7	3	0	1	0	1	0	1					
Denny Walling, L OBP: 0.308, SLG: 0.358 (1, 5)										4	0	2	0	0	1	3					
Jose Cruz, L OBP: 0.376, SLG: 0.442 (1, 7)	6-3									4	1	1	0	0	0	3					
Jerry Mumphrey, S OBP: 0.350, SLG: 0.389 (1, 8)										4	0	1	0	0	2	2					
Enos Cabell, R OBP: 0.328, SLG: 0.386 (1, 3)	5-3									4	0	1	1	0	0	2					
Terry Puhl, L OBP: 0.383, SLG: 0.418 (1, 9)	F3-4-1									4	1	2	0	0	0	2					
Mark Bailey, S OBP: 0.306, SLG: 0.360 (1, 2)										4	0	2	0	0	0	1					
Mike Scott, R OBP: 0.188, SLG: 0.194 (1, 1)										1	0	0	0	0	0	0					
Vern Rühle, R OBP: 0.214, SLG: 0.083 (7, PH)										0	0	0	0	0	0	0					
Kevin Bass, S OBP: 0.262, SLG: 0.315 (8, 1)										1	0	0	1	0	0	1					
Julio Solano, R (8, 1)										0	0	0	0	0	0	0					
Phil Garner, R OBP: 0.320, SLG: 0.316 (9, PH)										1	0	0	0	0	0	1					
Inning Stats	R: 0 E: 0 K: 0 S: 4	H: 1 LOB: 1 BB: 0 P: 4	R: 0 E: 0 K: 0 S: 3	H: 0 LOB: 0 BB: 0 P: 3	R: 0 E: 0 K: 1 S: 5	H: 0 LOB: 0 BB: 0 P: 5	R: 1 E: 0 K: 1 S: 8	H: 3 LOB: 2 BB: 0 P: 8	R: 0 E: 0 K: 0 S: 4	H: 1 LOB: 2 BB: 1 P: 8	R: 0 E: 0 K: 1 S: 5	H: 1 LOB: 1 BB: 0 P: 5	R: 0 E: 0 K: 1 S: 6	H: 1 LOB: 1 BB: 0 P: 6	R: 0 E: 0 K: 0 S: 4	H: 1 LOB: 1 BB: 0 P: 4	1B: 9 2B: 1 3B: 0 HR: 0	SF: 0 SAC: 1 DP: 1 HBP: 0	WP: 0 PB: 0 SB: 0 CS: 0	PA: 37	
PITCHER	IP	WLS	BF	H	R	ER	SO	BB	IBB	HBP	BLK	WP	HR	S	P	ERA	WHIP				
David Palmer, R ERA: 4.05 (1, 1)	6.0	W	26	8	2	2	3	1	0	0	0	0	0	31	35	3.00	1.500				
Bob James, R ERA: 3.69 (7, 1)	3.0	S	11	2	0	0	1	0	0	0	0	0	0	13	13	0.00	0.667				

Montreal Expos @ Houston Astros
Astrodome, Houston, TX
Sat Jul 21 1984, 8:05 PM EDT
Att: 22,347 - Unknown

AB	35
R	2
H	10
RBI	2
BB	1
SO	4
LOB	19



Batter	1	2	3	4	5	6	7	8	9	AB	R	H	RBI	BB	SO	LOB	TOP					
Tim Raines, S OBP: 0.393, SLG: 0.422 (1, 8)	0-0 4-3			0-3 K		0-0 4-3		4-0 S BB		3	0	0	0	1	1	0						
Pete Rose, S OBP: 0.341, SLG: 0.307 Dan Schatzeder, L OBP: 0.385, SLG: 0.462 Steve Rogers, R OBP: 0.259, SLG: 0.320 Jim Wohlford, R OBP: 0.318, SLG: 0.364 Jeff Reardon, R OBP: 0.318, SLG: 0.364 (1, 3) (6, 1) (7, 1) (8, PH) (8, 1)	0-0 G1-5-3			0-0 4-3		0-0 4-3		0-0 F3		3	0	0	0	0	0	0						
Andre Dawson, R OBP: 0.287, SLG: 0.359 (1, 9)	0-3 K			0-0 6-3				0-0 F7		4	0	0	0	0	1	0						
Gary Carter, R OBP: 0.357, SLG: 0.521 (1, 2) (6, 3)		0-0 F8				0-0 HR		0-0 6-3		4	1	1	1	0	0	0						
Tim Wallach, R OBP: 0.316, SLG: 0.431 (1, 5)		0-3 K				0-0 F3				4	0	1	0	0	2	0						
Tony Scott, S OBP: 0.317, SLG: 0.278 (1, 7)		0-0 F3				4-0 4-3 BB		0-3 K		2	0	0	0	1	1	1						
Derrel Thomas, S OBP: 0.379, SLG: 0.387 (1, 6) (8, 4)				0-0 1B		0-0 4-3		0-0 G4-6-3 1B		3	0	2	0	0	0	1						
Doug Flynn, R OBP: 0.288, SLG: 0.303 Angel Salazar, R OBP: 0.166, SLG: 0.200 (1, 4) (8, 6)				0-0 F4-3		0-0 F6-3		0-0 G4-6-3 1B		3	0	1	0	0	0	1						
Bryn Smith, R OBP: 0.184, SLG: 0.147 Andy McGaffigan, R OBP: 0.331, SLG: 0.370 Miguel Dilone, S OBP: 0.331, SLG: 0.370 Bobby Ramos, R OBP: 0.241, SLG: 0.192 (1, 1) (3, 1) (6, PH) (6, 2)				0-0 F7				0-0 F3		1	0	0	0	0	0	0						
Inning Stats	R: 0 E: 0 K: 1 S: 5	H: 0 LOB: 0 BB: 0 P: 5	R: 0 E: 0 K: 1 S: 5	H: 0 LOB: 0 BB: 0 P: 5	R: 0 E: 0 K: 0 S: 3	H: 1 LOB: 0 BB: 0 P: 3	R: 0 E: 0 K: 1 S: 5	H: 0 LOB: 0 BB: 0 P: 5	R: 1 E: 0 K: 0 S: 4	H: 1 LOB: 1 BB: 1 P: 8	R: 0 E: 0 K: 0 S: 3	H: 0 LOB: 0 BB: 0 P: 3	R: 0 E: 0 K: 1 S: 6	H: 1 LOB: 1 BB: 0 P: 6	R: 0 E: 0 K: 0 S: 4	H: 2 LOB: 2 BB: 1 P: 8	R: 0 E: 0 K: 1 S: 5	H: 0 LOB: 0 BB: 0 P: 5	1B: 4 2B: 0 3B: 0 HR: 1	SF: 0 SAC: 0 DP: 1 HBP: 0	WP: 0 PB: 0 SB: 1 CS: 0	PA: 32
PITCHER Joe Niekro, R ERA: 2.75 (1, 1)	IP: 9.0 WLS: W BF: 32 H: 5 R: 1 ER: 1 SO: 5 BB: 2 IBB: 0 HBP: 0 BLK: 0 WP: 0 HR: 1 S: 40 P: 48 ERA: 1.00 WHIP: 0.778															PITCHER	IP: 9.0 WLS: W BF: 32 H: 5 R: 1 ER: 1 SO: 5 BB: 2 IBB: 0 HBP: 0 BLK: 0 WP: 0 HR: 1 S: 40 P: 48 ERA: 1.00 WHIP: 0.778					

Montreal Expos @ Houston Astros
Astrodome, Houston, TX
Sun Jul 22 1984, 8:05 PM EDT
Att: 15,112 - Unknown

AB	30
R	1
H	5
RBI	1
BB	2
SO	5
LOB	7



Batter	1	2	3	4	5	6	7	8	9	AB	R	H	RBI	BB	SO	LOB	BOTTOM			
Bill Doran, S OBP: 0.337, SLG: 0.338 (1, 4)	4-0 F9 BLK FC BB		0-3 K			0-0 F3				3	1	0	0	1	1	3				
Craig Reynolds, L OBP: 0.284, SLG: 0.377 (1, 6)	0-0 F9 1-3		0-0 S E 1B		0-3 K			0-0 F8		4	1	1	0	0	1	1				
Denny Walling, L OBP: 0.307, SLG: 0.355 (1, 5)	0-0 FC CS 3-H		0-0 E2 1B 1B		0-0 F4-3			0-0 F3		4	1	1	2	0	0	0				
Jose Cruz, L OBP: 0.377, SLG: 0.442 (1, 7)	0-0 E 1B 1-2 1B		0-0 S 1B 1B		0-3 K			0-0 F3		4	1	2	1	0	1	0				
Jerry Mumphrey, S OBP: 0.354, SLG: 0.391 (1, 8)	0-0 E3 1-3 1B		4-0 1B 1B BB		0-0 1B SF7 1B			0-0 F7		3	2	2	0	1	0	0				
Ray Knight, R OBP: 0.258, SLG: 0.286 (1, 3)	0-0 5-3		0-0 1B		0-0 6-3			0-0 6-3		4	0	1	1	0	0	3				
Terry Puhl, L OBP: 0.369, SLG: 0.421 (1, 9)			0-0 F3 1B BB		0-0 1B			0-0 F7		3	0	2	0	1	0	0				
Alan Ashby, S OBP: 0.296, SLG: 0.295 (1, 2)			0-0 F3 1-2		0-0 F6			0-0 SF7 F9		3	0	0	1	0	0	3				
Joe Niekro, R OBP: 0.173, SLG: 0.157 (1, 1)			0-0 F9 1-2 1B		0-0 K			0-0 F8		4	0	1	1	0	1	2				
Inning Stats	R: 1 E: 1 K: 0 S: 5	H: 2 LOB: 2 BB: 1 P: 9	R: 0 E: 0 K: 0 S: 4	H: 1 LOB: 1 BB: 0 P: 4	R: 4 E: 1 K: 1 S: 9	H: 5 LOB: 2 BB: 2 P: 17	R: 0 E: 0 K: 2 S: 7	H: 0 LOB: 0 BB: 0 P: 7	R: 1 E: 0 K: 1 S: 7	H: 2 LOB: 1 BB: 0 P: 7	R: 0 E: 0 K: 0 S: 3	H: 0 LOB: 0 BB: 0 P: 3	R: 0 E: 0 K: 0 S: 3	H: 0 LOB: 0 BB: 0 P: 3	R: 0 E: 0 K: 0 S: 3	H: 0 LOB: 0 BB: 0 P: 3	1B: 10 2B: 0 3B: 0 HR: 0	SF: 1 SAC: 0 DP: 0 HBP: 0	WP: 0 PB: 0 SB: 2 CS: 1	PA: 36
PITCHER Bryn Smith, R ERA: 2.98 Andy McGaffigan, R ERA: 2.54 Dan Schatzeder, L ERA: 2.13 Steve Rogers, R ERA: 5.73 Jeff Reardon, R ERA: 2.01 (1, 1) (3, 1) (6, 1) (7, 1) (8, 1)	IP: 2.1 WLS: L BF: 15 H: 7 R: 5 ER: 5 SO: 0 BB: 2 IBB: 0 HBP: 0 BLK: 0 WP: 0 HR: 0 S: 13 P: 21 ERA: 19.29 WHIP: 3.857															PITCHER	IP: 2.1 WLS: L BF: 15 H: 7 R: 5 ER: 5 SO: 0 BB: 2 IBB: 0 HBP: 0 BLK: 0 WP: 0 HR: 0 S: 13 P: 21 ERA: 19.29 WHIP: 3.857			

Montreal Expos @ Houston Astros
Astrodome, Houston, TX
Sun Jul 22 1984, 8:05 PM EDT
Att: 15,112 - Unknown

AB	32
R	6
H	10
RBI	6
BB	3
SO	4
LOB	12



Batter	1	2	3	4	5	6	7	8	9	AB	R	H	RBI	BB	SO	LOB	TOP						
Bill Doran, S <small>OBP: 0.336, SLG: 0.337</small> Ray Knight, R <small>OBP: 0.260, SLG: 0.289</small>	0-3 K		0-0 FC4-6 CS		0-0 HR 1B	0-0 6-3		0-0 1B 1B		4	1	1	1	0	1	1	4						
Enos Cabell, R <small>OBP: 0.333, SLG: 0.399</small>	0-0 5-3		0-0 CS	0-0 F3	0-0 HR 1B	4-0 BB	0-0 G6-4-3 BB		4	1	2	2	1	0	0	4							
Phil Garner, R <small>OBP: 0.322, SLG: 0.338</small>	0-0 2B			0-3 K	0-0 HR	0-0 G6-4-3		0-0 G4-6-3	5	1	2	1	0	1	3	5							
Jose Cruz, L <small>OBP: 0.380, SLG: 0.461</small>	0-3 K			0-0 F5	0-0 HR		0-0 HR	0-0 1B 1B	5	2	3	2	0	1	1	5							
Jerry Mumphrey, S <small>OBP: 0.355, SLG: 0.391</small>		0-3 K			0-0 F8		0-0 1B 1B	0-0 F8	5	1	2	0	0	1	1	5							
Terry Puhl, L <small>OBP: 0.373, SLG: 0.427</small>		0-0 F9			0-0 2B BB		0-0 F8	0-0 FC6-4 1B	4	2	2	0	1	0	1	4							
Mark Bailey, S <small>OBP: 0.312, SLG: 0.367</small>		0-3 K			0-0 BB		0-0 G5-4-3 1B	0-0 F9	4	1	2	1	1	1	2	4							
Bert Pena, R <small>OBP: 0.200, SLG: 0.200</small>			0-0 F9		0-0 1B		0-0 G5-4-3	0-0 FC6-4	5	1	2	2	0	0	4	5							
Nolan Ryan, R <small>OBP: 0.200, SLG: 0.211</small> Jim Pankovits, R <small>OBP: 0.300, SLG: 0.342</small> Dave Smith, R <small>OBP: 0.192, SLG: 0.190</small> Frank DiPino, L <small>OBP: 0.192, SLG: 0.190</small>			0-0 E5 FC4-6		0-0 SH5-4		0-0 6-3		2	0	0	0	0	0	2	2							
Inning Stats	R: 0 E: 0 K: 2 S: 8	H: 1 LOB: 1 BB: 0 P: 8	R: 0 E: 0 K: 2 S: 7	H: 0 LOB: 0 BB: 0 P: 7	R: 0 E: 1 K: 0 S: 3	H: 0 LOB: 0 BB: 0 P: 3	R: 0 E: 0 K: 1 S: 5	H: 0 LOB: 0 BB: 0 P: 5	R: 9 E: 0 K: 0 S: 12	H: 9 LOB: 2 BB: 2 P: 20	R: 0 E: 0 K: 0 S: 2	H: 0 LOB: 0 BB: 1 P: 6	R: 1 E: 0 K: 0 S: 5	H: 3 LOB: 1 BB: 0 P: 5	R: 0 E: 0 K: 0 S: 4	H: 2 LOB: 1 BB: 0 P: 4	R: 0 E: 0 K: 0 S: 5	H: 2 LOB: 2 BB: 0 P: 5	1B: 10 2B: 3 3B: 0 HR: 4	SF: 0 SAC: 1 DP: 3 HBP: 0	WP: 1 PB: 0 SB: 1 CS: 0	PA: 45	
PITCHER	IP WLS BF H R ER SO BB IBB HBP BLK WP HR S P ERA WHIP	4.2 L 22 7 7 2 5 1 0 0 0 1 3 31 35 13.50 1.714	5.1 3 2 2 1 0 0 0 0 0 0 0 4 8 54.00 12.000	6.1 12 5 1 1 0 1 0 0 0 0 0 1 11 3.00 2.000	9.1 5 2 0 0 0 0 0 0 0 0 0 5 5 0.00 2.000																		

Houston Astros @ San Francisco Giants
Candlestick Park, San Francisco, CA
Tue Jul 24, 1984, 10:05 PM EDT
Att: 7,208 - Unknown

AB	40
R	10
H	17
RBI	9
BB	3
SO	5
LOB	15



Batter	1	2	3	4	5	6	7	8	9	AB	R	H	RBI	BB	SO	LOB	BOTTOM						
Dan Gladden, R <small>OBP: 0.423, SLG: 0.510</small>	0-0 5-3		0-0 1B		0-0 FC6-4 1B			0-0 F8		4	0	2	1	0	0	0	4						
Manny Trillo, R <small>OBP: 0.347, SLG: 0.404</small>	0-0 5-3		0-0 6-3		0-0 FC6-4			0-3 K		4	0	0	0	0	1	2	4						
Chili Davis, S <small>OBP: 0.334, SLG: 0.482</small>	0-0 F7			0-0 4-3		0-3 K		0-0 F9	4	0	0	0	0	1	0	4							
Jeffrey Leonard, R <small>OBP: 0.364, SLG: 0.476</small>		0-0 F4		0-0 HR 1B		0-0 G4-6-3 1B		0-0 2B	4	1	3	0	0	0	0	4							
Scot Thompson, L <small>OBP: 0.421, SLG: 0.408</small>		0-0 4-3		0-3 K		0-0 G4-6-3		0-0 F6	4	0	0	0	0	1	3	4							
Bob Brenly, R <small>OBP: 0.383, SLG: 0.469</small>		0-0 F4		0-0 HR		0-0 F9		0-0 F6	4	1	1	2	0	0	1	4							
Joel Youngblood, R <small>OBP: 0.354, SLG: 0.397</small>			4-0 1B BB	0-3 K		0-0 F7		0-0 F7	2	1	0	0	1	1	0	2							
Brad Wellman, R <small>OBP: 0.289, SLG: 0.304</small>			0-0 5-3		0-0 6-3		0-0 F9		3	0	0	0	0	0	1	3							
Mark Davis, L <small>OBP: 0.189, SLG: 0.257</small> Jeff Cornell, S <small>OBP: 0.295, SLG: 0.165</small> Duane Kuiper, L <small>OBP: 0.192, SLG: 0.190</small> Bob Lacey, R <small>OBP: 0.192, SLG: 0.190</small> Tom O'Malley, L <small>OBP: 0.192, SLG: 0.190</small> Gary Lavelle, S <small>OBP: 0.192, SLG: 0.190</small>			0-3 K		0-0 5-3		0-0 4-3		1	0	0	0	0	0	1	1							
Inning Stats	R: 0 E: 0 K: 0 S: 3	H: 0 LOB: 0 BB: 0 P: 3	R: 0 E: 0 K: 0 S: 3	H: 0 LOB: 0 BB: 0 P: 3	R: 1 E: 0 K: 1 S: 6	H: 1 LOB: 1 BB: 1 P: 10	R: 2 E: 0 K: 2 S: 9	H: 2 LOB: 0 BB: 0 P: 9	R: 0 E: 0 K: 0 S: 4	H: 1 LOB: 1 BB: 0 P: 4	R: 0 E: 0 K: 1 S: 5	H: 1 LOB: 0 BB: 0 P: 5	R: 0 E: 0 K: 0 S: 3	H: 0 LOB: 0 BB: 0 P: 3	R: 0 E: 0 K: 1 S: 5	H: 0 LOB: 0 BB: 0 P: 5	R: 0 E: 0 K: 0 S: 4	H: 1 LOB: 1 BB: 0 P: 4	1B: 4 2B: 1 3B: 0 HR: 1	SF: 0 SAC: 0 DP: 1 HBP: 0	WP: 0 PB: 0 SB: 1 CS: 0	PA: 33	
PITCHER	IP WLS BF H R ER SO BB IBB HBP BLK WP HR S P ERA WHIP	7.0 W 26 5 3 3 4 1 0 0 0 0 0 5 5 0.00 0.857	1.0 3 0 0 0 1 0 0 0 0 0 0 0 5 5 0.00 0.000	1.0 4 1 0 0 0 0 0 0 0 0 0 0 4 4 0.00 1.000																			

Houston Astros @ San Francisco Giants
Candlestick Park, San Francisco, CA
Tue Jul 24, 1984, 10:05 PM EDT
Att: 7,208 - Unknown

AB	32
R	3
H	6
RBI	3
BB	1
SO	5
LOB	8



Batter	1	2	3	4	5	6	7	8	9	AB	R	H	RBI	BB	SO	LOB	TOP					
Bill Doran, S OBP: 0.331, SLG: 0.334 (1, 4)			4-3						4-3	5	0	1	1	0	2	1						
Craig Reynolds, L OBP: 0.289, SLG: 0.378 (1, 6)			F6							3	0	1	0	1	0	1						
Denny Walling, L OBP: 0.310, SLG: 0.364 (1, 5)									F3	4	0	1	0	0	0	1						
Jose Cruz, L OBP: 0.377, SLG: 0.457 (1, 7)									K	3	0	0	0	1	2	2						
Jerry Mumphrey, S OBP: 0.355, SLG: 0.392 (1, 8)									F3	4	0	2	0	0	1	4						
Enos Cabell, R OBP: 0.331, SLG: 0.399 (1, 3)									F3	4	1	1	0	0	0	2						
Terry Puhl, L OBP: 0.366, SLG: 0.417 (1, 9)									F3	4	0	0	0	0	0	1						
Mark Bailey, S OBP: 0.306, SLG: 0.357 (1, 2)									F3	4	0	0	0	0	1	1						
Mike Scott, R Julio Soliano, R Kevin Bass, S Bill Dawley, R Alan Ashby, S Jim Pankovits, R (1, 1) (6, 1) (7, PH) (7, 1) (9, PH) (9, PH)									F3	2	0	0	0	0	0	0						
Inning Stats	R: 0 E: 0 K: 1 S: 6	H: 1 LOB: 2 BB: 1 P: 10	R: 0 E: 0 K: 1 S: 5	H: 0 LOB: 0 BB: 0 P: 5	R: 0 E: 0 K: 0 S: 3	H: 0 LOB: 0 BB: 0 P: 3	R: 0 E: 0 K: 1 S: 6	H: 1 LOB: 1 BB: 0 P: 6	R: 0 E: 0 K: 0 S: 3	H: 0 LOB: 0 BB: 0 P: 3	R: 0 E: 0 K: 2 S: 8	H: 1 LOB: 2 BB: 1 P: 12	R: 2 E: 0 K: 0 S: 6	H: 3 LOB: 1 BB: 0 P: 6	R: 0 E: 0 K: 1 S: 6	H: 1 LOB: 1 BB: 0 P: 6	R: 0 E: 0 K: 0 S: 4	H: 1 LOB: 1 BB: 0 P: 4	1B: 5 2B: 3 3B: 0 HR: 0	SF: 0 SAC: 0 DP: 0 HBP: 0	WP: 0 PB: 0 SB: 1 CS: 0	PA: 37
PITCHER	IP WLS BF H R ER SO BB IBB HBP BLK WP HR S P ERA WHIP																					
Bill Laskey, R ERA: 3.7 Frank Williams, R ERA: 3.62 (1, 1) (8, 1)	7.0 W 29 6 2 2 5 2 0 0 0 0 0 0 0 0 2.57 1.143																					

Houston Astros @ San Francisco Giants
Candlestick Park, San Francisco, CA
Thu Jul 26 1984, 10:05 PM EDT
Att: 5,009 - Unknown


AB	35
R	2
H	8
RBI	2
BB	2
SO	6
LOB	13



Batter	1	2	3	4	5	6	7	8	9	AB	R	H	RBI	BB	SO	LOB	BOTTOM			
Dan Gladden, R OBP: 0.416, SLG: 0.491 (1, 8)	5-3					6-3	6-3			3	0	0	0	0	0	1				
Manny Trillo, R OBP: 0.351, SLG: 0.409 (1, 4)	F8								F7	3	1	0	0	1	0	0				
Dusty Baker Jr., R OBP: 0.410, SLG: 0.382 (1, 7)									F5	3	1	1	1	1	1	0				
Chili Davis, S OBP: 0.340, SLG: 0.484 (1, 9)	4-3								1B	4	0	2	1	0	1	0				
Scot Thompson, L OBP: 0.418, SLG: 0.400 (1, 3)									F8	3	1	0	0	1	0	3				
Joel Youngblood, R OBP: 0.348, SLG: 0.389 (1, 5)	5-3								F8	3	0	0	0	0	1	3				
Steve Nicosia, R OBP: 0.336, SLG: 0.463 (1, 2)	F5								K	3	0	1	0	0	1	0				
Brad Wellman, R OBP: 0.289, SLG: 0.303 (1, 6)									F8	3	0	1	1	0	0	0				
Bill Laskey, R Gene Richards, L Frank Williams, R (1, 1) (7, PH) (8, 1)									K	2	0	0	0	0	0	2				
Inning Stats	R: 1 E: 0 K: 0 S: 4	H: 1 LOB: 0 BB: 0 P: 4	R: 0 E: 0 K: 0 S: 3	H: 0 LOB: 0 BB: 0 P: 3	R: 0 E: 0 K: 0 S: 2	H: 0 LOB: 0 BB: 0 P: 3	R: 0 E: 0 K: 2 S: 7	H: 0 LOB: 0 BB: 0 P: 7	R: 1 E: 0 K: 1 S: 6	H: 2 LOB: 1 BB: 1 P: 10	R: 1 E: 0 K: 0 S: 4	H: 1 LOB: 2 BB: 2 P: 12	R: 0 E: 0 K: 1 S: 6	H: 1 LOB: 1 BB: 0 P: 6	R: 0 E: 0 K: 0 S: 4	H: 1 LOB: 1 BB: 0 P: 4	1B: 4 2B: 1 3B: 0 HR: 1	SF: 0 SAC: 0 DP: 1 HBP: 1	WP: 0 PB: 0 SB: 0 CS: 1	PA: 33
PITCHER	IP WLS BF H R ER SO BB IBB HBP BLK WP HR S P ERA WHIP																			
Mike Scott, R Julio Soliano, R Bill Dawley, R (1, 1) (6, 1) (7, 1)	5.1 L 22 4 3 3 3 3 0 0 0 0 0 0 0 0 5.06 1.312																			

Houston Astros @ San Francisco Giants
Candlestick Park, San Francisco, CA
Thu Jul 26 1984, 10:05 PM EDT
Att: 5,009 - Unknown

AB	28
R	3
H	6
RBI	3
BB	3
SO	4
LOB	9





Batter	1	2	3	4	5	6	7	8	9	AB	R	H	RBI	BB	SO	LOB	TOP					
Bill Doran, S OBP: 0.335, SLG: 0.334 Phil Garner, R OBP: 0.323, SLG: 0.333	0-0 4-3		4-0 1B 1B BB	0-0 F8		1-0 HBP		4-0 BB		2	1	0	0	1	0	2	Houston Astros @ San Diego Padres Jack Murphy Stadium, San Diego, CA Sat Jul 28 1984, 10:05 PM EDT Unknown livebaseballscorecards.com					
Craig Reynolds, L OBP: 0.296, SLG: 0.371	0-0 F6		0-0 1B 1-3 2-H 1B		4-0 G6-3 BB	0-0 F7		0-0 F5		4	0	1	1	1	0	3						
Denny Walling, L OBP: 0.314, SLG: 0.360	0-0 F7		0-0 1B 1-3 3-H 1B		0-0 G6-3 1-2		0-0 1B 1B		0-3 K	5	0	2	1	0	1	1						
Jose Cruz, L OBP: 0.385, SLG: 0.462		0-0 4-3	4-0 1-2 BB		0-0 1B		0-0 1B		0-0 FC4-6 1B	4	0	3	0	1	0	0						
Jerry Mumphrey, S OBP: 0.351, SLG: 0.383		4-0 G6-4-3 BB	0-0 6-3		0-0 F6		0-0 F7		0-0 FC4-6 1-2	4	0	0	0	1	0	7						
Enos Cabell, R OBP: 0.324, SLG: 0.389	0-0 G6-4-3 1-2			0-0 F4		0-0 5-3		0-0 F5		0-0 F8	5	0	0	0	0	4						
Terry Puhl, L OBP: 0.371, SLG: 0.429			0-0 6-3	4-0 1B BB		0-0 HR		0-3 K		3	1	1	1	1	1	2						
Alan Ashby, S OBP: 0.319, SLG: 0.313			4-0 SH3-4 1B BB	0-0 1-3 1B		0-0 SH1-4 1B		0-0 F7		3	1	2	0	1	0	0						
Joe Niekro, R OBP: 0.167, SLG: 0.151			0-0 SH3-4 1-2	0-3 K		0-0 SH1-4 1-2		0-0 6-3		2	0	0	0	0	1	2						
Inning Stats	R: 0 E: 0 K: 0 S: 3	H: 0 LOB: 0 BB: 0 P: 3	R: 0 E: 0 K: 0 S: 2	H: 0 LOB: 0 BB: 1 P: 6	R: 2 E: 0 K: 0 S: 5	H: 2 LOB: 3 BB: 3 P: 17	R: 0 E: 0 K: 1 S: 6	H: 1 LOB: 2 BB: 1 P: 10	R: 0 E: 0 K: 0 S: 3	H: 1 LOB: 1 BB: 1 P: 7	R: 1 E: 0 K: 0 S: 5	H: 2 LOB: 2 BB: 0 P: 6	R: 0 E: 0 K: 1 S: 7	H: 2 LOB: 2 BB: 0 P: 7	R: 0 E: 0 K: 0 S: 3	H: 0 LOB: 1 BB: 1 P: 7		R: 0 E: 0 K: 1 S: 6	H: 1 LOB: 1 BB: 0 P: 6	1B: 8 2B: 0 3B: 0 HR: 1	SF: 0 SAC: 2 DP: 2 HBP: 1	WP: 0 PB: 0 SB: 0 CS: 0
PITCHER Andy Hawkins, R ERA: 4.38 Greg Booker, R ERA: 1.96	IP: 8.0 WLS: L BF: 38	H: 8 R: 3 ER: 3 SO: 2	BB: 7 IBB: 0 HBP: 1 BLK: 0	WP: 0 HR: 1 S: 34 P: 63	ERA: 3.38 WHIP: 1.875	IP: 1.0 WLS: 4 BF: 1	H: 0 R: 0 ER: 0 SO: 1	BB: 0 IBB: 0 HBP: 0 BLK: 0	WP: 0 HR: 0 S: 6 P: 6	ERA: 0.00 WHIP: 1.000												

Batter	1	2	3	4	5	6	7	8	9	AB	R	H	RBI	BB	SO	LOB	BOTTOM			
Alan Wiggins, S OBP: 0.336, SLG: 0.309	0-3 K		0-0 F9		0-0 6-3			4-0 BB		3	0	0	0	1	1	1	Houston Astros @ San Diego Padres Jack Murphy Stadium, San Diego, CA Sat Jul 28 1984, 10:05 PM EDT Unknown livebaseballscorecards.com			
Tony Gwynn, L OBP: 0.428, SLG: 0.474	0-0 G3		0-0 1B		0-0 4-3		0-0 G3		4	0	1	0	0	0	1					
Steve Garvey, R OBP: 0.300, SLG: 0.371	0-0 F8		0-0 5-3		0-0 4-3		0-0 4-3		0-0 F7	4	0	0	0	0	1					
Graig Nettles, L OBP: 0.323, SLG: 0.380		0-0 1B E 1B		0-0 3-1		0-0 4-3		0-0 F8		4	1	1	0	0	0	0				
Terry Kennedy, L OBP: 0.298, SLG: 0.358		0-0 FC5-4 1-3 1B		0-0 F5		0-3 K		0-0 F8		4	0	1	0	0	1	0				
Carmelo Martinez, R OBP: 0.335, SLG: 0.420		0-0 FC5-4 1-2 3-H 1B		0-0 5-3		0-3 K		0-0 K		3	0	0	0	0	1	1				
Kevin McReynolds, R OBP: 0.304, SLG: 0.469		0-0 K		0-0 6-3		0-0 F9				3	0	0	0	0	1	1				
Garry Templeton, S OBP: 0.320, SLG: 0.339		0-0 4-3		0-0 G3				0-0 G1-6-3 1B		3	0	1	0	0	0	1				
Andy Hawkins, R OBP: 0.219, SLG: 0.219 Bobby Brown, S OBP: 0.292, SLG: 0.344 Greg Booker, R OBP: 0.344		0-0 F6		0-0 1B				0-0 G1-6-3 1-2		2	0	1	0	0	0	0				
Inning Stats	R: 0 E: 0 K: 1 S: 5	H: 0 LOB: 0 BB: 0 P: 5	R: 1 E: 1 K: 1 S: 7	H: 2 LOB: 1 BB: 0 P: 7	R: 0 E: 0 K: 0 S: 4	H: 1 LOB: 1 BB: 0 P: 4	R: 0 E: 0 K: 0 S: 3	H: 0 LOB: 0 BB: 0 P: 3	R: 0 E: 0 K: 2 S: 7	H: 0 LOB: 0 BB: 0 P: 7	R: 0 E: 0 K: 0 S: 3	H: 1 LOB: 1 BB: 1 P: 7	R: 0 E: 0 K: 0 S: 3	H: 0 LOB: 0 BB: 0 P: 3	1B: 5 2B: 0 3B: 0 HR: 0	SF: 0 SAC: 0 DP: 1 HBP: 0		WP: 0 PB: 0 SB: 0 CS: 0	PA: 32	
PITCHER Joe Niekro, R ERA: 2.59	IP: 9.0 WLS: W BF: 32	H: 5 R: 1 ER: 0 SO: 4	BB: 1 IBB: 0 HBP: 0 BLK: 0	WP: 0 HR: 0 S: 39 P: 43	ERA: 0.00 WHIP: 0.667	IP: 1.0 WLS: 4 BF: 1	H: 0 R: 0 ER: 0 SO: 1	BB: 0 IBB: 0 HBP: 0 BLK: 0	WP: 0 HR: 0 S: 6 P: 6	ERA: 0.00 WHIP: 1.000										

Batter	1	2	3	4	5	6	7	8	9	AB	R	H	RBI	BB	SO	LOB	TOP					
Kevin Bass, S OBP: 0.276, SLG: 0.341 (1, 8)	0-0 4-3 2B		0-0 F7			0-0 1B		0-0 K	0-3 K	4	0	2	0	0	1	1	Houston Astros @ San Diego Padres Jack Murphy Stadium, San Diego, CA Sat Jul 28 1984, 10:05 PM EDT Att: 34,730 - Unknown livebaseballscorecards.com					
Craig Reynolds, L OBP: 0.283, SLG: 0.367 (1, 6)	0-0 4-3		0-0 F9			0-0 F9		0-0 G3	0-0 G3	4	0	0	0	0	0	3						
Denny Walling, L OBP: 0.312, SLG: 0.357 (1, 5)	0-0 1B			0-0 F7		0-0 F8		0-0 F8	0-0 F8	4	0	1	0	0	0	1						
Jose Cruz, L OBP: 0.384, SLG: 0.460 (1, 7)	0-0 F5			0-0 F8			4-0 G4-6-3 BB			2	0	0	0	1	0	1						
Phil Garner, R OBP: 0.319, SLG: 0.329 (1, 4)		0-0 4-3		0-3 K			0-0 F8			3	0	0	0	0	1	1						
Terry Puhl, L OBP: 0.367, SLG: 0.424 (1, 9)		0-0 F4			0-0 F3		0-0 G4-6-3 1-2			3	0	0	0	0	0	1						
Ray Knight, R OBP: 0.257, SLG: 0.286 (1, 3)		0-0 F6			0-0 F8			0-0 6-3		3	0	0	0	0	0	0						
Mark Bailey, S OBP: 0.302, SLG: 0.355 (1, 2)			0-0 2B		0-0 4-3			0-3 K		3	0	1	0	0	1	0						
Nolan Ryan, R OBP: 0.190, SLG: 0.200 (1, 1)			0-3 K			0-3 K		0-0 4-3		2	0	0	0	0	2	1						
Jerry Mumphrey, S OBP: 0.351, SLG: 0.382 (8, PH)									0-0 4-3	1	0	0	0	0	0	0						
Frank DiPino, L (8, 1)										0	0	0	0	0	0	0						
Inning Stats	R: 0 E: 0 K: 0 S: 4	H: 2 LOB: 1 BB: 0 P: 4	R: 0 E: 0 K: 0 S: 3	H: 0 LOB: 0 BB: 0 P: 3	R: 0 E: 0 K: 1 S: 6	H: 1 LOB: 1 BB: 0 P: 6	R: 0 E: 0 K: 1 S: 5	H: 0 LOB: 0 BB: 0 P: 5	R: 0 E: 0 K: 0 S: 3	H: 0 LOB: 0 BB: 0 P: 3	R: 0 E: 0 K: 1 S: 6	H: 1 LOB: 1 BB: 0 P: 6	R: 0 E: 0 K: 0 S: 2	H: 0 LOB: 0 BB: 1 P: 6	R: 0 E: 0 K: 1 S: 5	H: 0 LOB: 0 BB: 0 P: 5	R: 0 E: 0 K: 1 S: 5	H: 0 LOB: 0 BB: 0 P: 5	1B: 2 2B: 2 3B: 0 HR: 0	SF: 0 SAC: 0 DP: 1 HBP: 0	WP: 0 PB: 0 SB: 0 CS: 0	PA: 30
PITCHER	IP WLS BF H R ER SO BB IBB HBP BLK WP HR S P ERA WHIP	5.1 W 19 4 0 0 3 0 0 0 0 0 0 25 25 0.00 0.750	6.1 S 11 0 0 0 2 1 0 0 0 0 0 14 18 0.00 0.273															IP WLS BF H R ER SO BB IBB HBP BLK WP HR S P ERA WHIP				

Batter	1	2	3	4	5	6	7	8	9	AB	R	H	RBI	BB	SO	LOB	BOTTOM			
Alan Wiggins, S OBP: 0.333, SLG: 0.306 (1, 4)	0-0 6-3		0-0 5-3		0-0 4-3			0-0 1-3		4	0	0	0	0	0	0	Houston Astros @ San Diego Padres Jack Murphy Stadium, San Diego, CA Sat Jul 28 1984, 10:05 PM EDT Att: 34,730 - Unknown livebaseballscorecards.com			
Tony Gwynn, L OBP: 0.425, SLG: 0.470 (1, 9)	0-0 6-3		0-0 3-H F7			0-3 K				3	0	0	0	0	1	0				
Steve Garvey, R OBP: 0.300, SLG: 0.370 (1, 3)	0-3 K			0-0 1B 1B		0-0 F9		0-0 F8		3	0	1	0	0	1	0				
Carmelo Martinez, R OBP: 0.332, SLG: 0.416 (1, 7)		0-3 K		0-0 F9		0-0 F8				3	0	0	0	0	1	1				
Kevin McReynolds, R OBP: 0.305, SLG: 0.468 (1, 8)		0-0 1B		0-3 K			0-0 G3			3	0	1	0	0	1	1				
Tim Flannery, L OBP: 0.347, SLG: 0.429 (1, 6)		0-0 F8		0-0 1-3 1B		0-0 F5		0-0 F8		3	0	1	0	0	0	1				
Luis Salazar, R OBP: 0.297, SLG: 0.374 (1, 5)		0-3 K		0-3 K			0-0 F8			3	0	0	0	0	2	3				
Bruce Bochy, R OBP: 0.244, SLG: 0.333 (1, 2)			0-0 BLK PB 2B		0-0 F8			0-0 E7		3	1	1	0	0	0	0				
Eric Show, R OBP: 0.205, SLG: 0.364 (1, 1)			0-3 K		0-3 K			0-3 K		2	0	0	0	0	2	1				
Rich Gossage, R OBP: 0.250, SLG: 0.200 (6, 1)			2-3 K							1	0	0	0	0	1	0				
Inning Stats	R: 0 E: 0 K: 1 S: 5	H: 0 LOB: 0 BB: 0 P: 5	R: 0 E: 0 K: 2 S: 8	H: 1 LOB: 1 BB: 0 P: 8	R: 1 E: 0 K: 1 S: 6	H: 1 LOB: 0 BB: 0 P: 6	R: 0 E: 0 K: 2 S: 9	H: 2 LOB: 2 BB: 0 P: 9	R: 0 E: 0 K: 1 S: 5	H: 0 LOB: 0 BB: 0 P: 5	R: 0 E: 0 K: 1 S: 5	H: 0 LOB: 0 BB: 0 P: 5	R: 0 E: 0 K: 0 S: 3	H: 0 LOB: 0 BB: 0 P: 3	R: 0 E: 1 K: 1 S: 5	H: 0 LOB: 0 BB: 0 P: 5	1B: 3 2B: 1 3B: 0 HR: 0	SF: 0 SAC: 0 DP: 0 HBP: 0	WP: 0 PB: 1 SB: 0 CS: 0	PA: 28
PITCHER	IP WLS BF H R ER SO BB IBB HBP BLK WP HR S P ERA WHIP	7.0 L 25 4 1 0 8 0 0 0 1 0 0 5 5 0.00 0.000															IP WLS BF H R ER SO BB IBB HBP BLK WP HR S P ERA WHIP			

Batter	1	2	3	4	5	6	7	8	9	AB	R	H	RBI	BB	SO	LOB	TOP					
Kevin Bass, S OBP: 0.271, SLG: 0.335 (1, 9)	5-3		K			F8			F7	4	0	0	0	0	1	1	Houston Astros @ San Diego Padres Jack Murphy Stadium, San Diego, CA Sun Jul 29 1984, 6:33 AM EDT Att: 23,084 - Unknown AB 26 R 0 H 2 RBI 0 BB 5 SO 7 LOB 12 					
Enos Cabell, R OBP: 0.330, SLG: 0.390 (1, 3)	K			FC6-4 1B		CS BB		BB	BB	2	0	1	0	2	1	0						
Phil Garner, R OBP: 0.314, SLG: 0.322 (1, 4)	F9			F9		5-3			F8	4	0	0	0	0	0	3						
Jose Cruz, L OBP: 0.383, SLG: 0.456 (1, 7)		F7		FC6-4 1-2			6-3		BB	3	0	0	0	1	0	1						
Jerry Mumphy, S OBP: 0.347, SLG: 0.378 (1, 8)	F3			K			6-3		F3	4	0	0	0	0	1	3						
Ray Knight, R OBP: 0.255, SLG: 0.282 (1, 5)	K				G3		6-3			3	0	0	0	0	1	0						
Alan Ashby, S OBP: 0.328, SLG: 0.317 (1, 2)			SH1-3 1B		BB			K		2	0	1	0	1	1	0						
Bert Pena, R OBP: 0.231, SLG: 0.167 (1, 6)			K		F7			BB	G5-4-3 BB	2	0	0	0	1	1	2						
Michael LaCoss, R OBP: 0.111, SLG: 0.176 Joe Sambito, L (6, 1)	SH1-3				K			G5-4-3 1-2		1	0	0	0	0	1	1						
Jim Pankovits, R OBP: 0.289, SLG: 0.349 Vern Ruhle, R OBP: 0.214, SLG: 0.083 (8, 1)										0	0	0	0	0	0	1						
										0	0	0	0	0	0	0						
Inning Stats	R: 0 E: 0 K: 1 S: 5	H: 0 LOB: 0 BB: 0 P: 5	R: 0 E: 0 K: 1 S: 5	H: 0 LOB: 0 BB: 0 P: 5	R: 0 E: 0 K: 2 S: 8	H: 1 LOB: 1 BB: 0 P: 8	R: 0 E: 0 K: 1 S: 6	H: 1 LOB: 1 BB: 0 P: 6	R: 0 E: 0 K: 1 S: 5	H: 0 LOB: 1 BB: 1 P: 9	R: 0 E: 0 K: 0 S: 2	H: 0 LOB: 0 BB: 1 P: 6	R: 0 E: 0 K: 0 S: 3	H: 0 LOB: 0 BB: 0 P: 3	R: 0 E: 0 K: 1 S: 4	H: 0 LOB: 0 BB: 2 P: 8	R: 0 E: 0 K: 0 S: 3	H: 0 LOB: 2 BB: 2 P: 11	1B: 2 2B: 0 3B: 0 HR: 0	SF: 0 SAC: 1 DP: 1 HBP: 0	WP: 0 PB: 0 SB: 1 CS: 1	PA: 32
PITCHER Tim Lollar, L ERA: 3.57 (1, 1)	IP: 9.0 WLS: W BF: 32 H: 2 R: 0 ER: 0 SO: 7 BB: 5 IBB: 0 HBP: 0 BLK: 0 WP: 0 HR: 0 S: 41 P: 61 ERA: 0.00 WHIP: 0.778																					

Batter	1	2	3	4	5	6	7	8	9	AB	R	H	RBI	BB	SO	LOB	BOTTOM			
Alan Wiggins, S OBP: 0.332, SLG: 0.303 Tim Flannery, L OBP: 0.342, SLG: 0.423 (8, 4)	CS BB	4-3			F8	E5		L3-6		3	0	0	0	1	0	1	Houston Astros @ San Diego Padres Jack Murphy Stadium, San Diego, CA Sun Jul 29 1984, 6:33 AM EDT Att: 23,084 - Unknown AB 32 R 9 H 11 RBI 9 BB 6 SO 6 LOB 14 			
Tony Gwynn, L OBP: 0.428, SLG: 0.473 Luis Salazar, R OBP: 0.294, SLG: 0.371 (8, 5)	4-3 1B		L1-3 1B			1B	K	G3		4	2	3	0	0	1	1				
Steve Garvey, R OBP: 0.322, SLG: 0.379 Mario Ramirez, R OBP: 0.269, SLG: 0.478 (8, 6)	4-3		F9			WP 2B	HR			4	2	2	1	0	0	2				
Graig Nettles, L OBP: 0.323, SLG: 0.378 Kurt Bevacqua, R OBP: 0.371, SLG: 0.379 (7, 3)	1B		L1-3			K	BB	1B		2	0	0	0	1	1	3				
Terry Kennedy, L OBP: 0.300, SLG: 0.357 (1, 2)	1-2 3H	1B		5-3		2B	HR	F6		3	1	1	1	1	0	1				
Carmelo Martinez, R OBP: 0.334, SLG: 0.418 (1, 7)	F7			1-3		HR	2B	BB		3	1	1	2	1	0	2				
Kevin McReynolds, R OBP: 0.310, SLG: 0.468 (1, 8)		5-3 BB		K		HR	IBB	1B		2	1	1	1	2	1	0				
Garry Templeton, S OBP: 0.320, SLG: 0.347 Bobby Brown, S OBP: 0.292, SLG: 0.344 (8, 9)		K			6-3	HR		F8		4	1	1	4	0	1	2				
Tim Lollar, L OBP: 0.315, SLG: 0.438 (1, 1)	5-3				K			L3-6 1B		4	0	1	0	0	2	1				
Inning Stats	R: 1 E: 0 K: 0 S: 4	H: 2 LOB: 2 BB: 2 P: 12	R: 0 E: 0 K: 1 S: 5	H: 0 LOB: 1 BB: 1 P: 9	R: 0 E: 0 K: 0 S: 3	H: 1 LOB: 0 BB: 0 P: 3	R: 0 E: 0 K: 1 S: 5	H: 0 LOB: 0 BB: 0 P: 5	R: 0 E: 0 K: 1 S: 5	H: 0 LOB: 0 BB: 0 P: 5	R: 6 E: 1 K: 3 S: 14	H: 4 LOB: 1 BB: 2 P: 22	R: 2 E: 0 K: 0 S: 5	H: 3 LOB: 1 BB: 1 P: 9	R: 0 E: 0 K: 0 S: 3	H: 1 LOB: 0 BB: 0 P: 3	1B: 8 2B: 3 3B: 0 HR: 2	SF: 0 SAC: 0 DP: 2 HBP: 0	WP: 1 PB: 0 SB: 1 CS: 1	PA: 38
PITCHER Michael LaCoss, R ERA: 3.63 Joe Sambito, L ERA: 2.59 Vern Ruhle, R ERA: 4.38	IP: 5.1 WLS: L BF: 26 H: 7 R: 7 ER: 7 SO: 4 BB: 3 IBB: 2 HBP: 0 BLK: 0 WP: 1 HR: 1 S: 29 P: 49 ERA: 11.81 WHIP: 1.875																			

Batter	1	2	3	4	5	6	7	8	9	AB	R	H	RBI	BB	SO	LOB	TOP		
Rafael Ramirez, R OBP: 0.300, SLG: 0.317	K2-3		5-3		6-3	6-3			SH1-4	4	0	0	0	0	1	2			
Ken Oberkfell, L OBP: 0.339, SLG: 0.374 Donnie Moore, L	F7		SF9	1B					1-3	5	1	2	0	0	1	1			
Claudell Washington, L OBP: 0.414, SLG: 0.516	1B	BB	E6		K					3	1	0	0	2	2				
Dale Murphy, R OBP: 0.365, SLG: 0.523	1B		SF9		K				F8	4	0	2	1	0	1	3			
Chris Chambliss, L OBP: 0.356, SLG: 0.390	1B									3	0	1	1	1	0	1			
Brad Komminsk, R OBP: 0.285, SLG: 0.336	K									4	1	1	0	0	2	4			
Glenn Hubbard, R OBP: 0.348, SLG: 0.395			F4		6-3					3	0	0	0	1	1	0			
Bruce Benedict, R OBP: 0.298, SLG: 0.299			5-3		F5					4	0	1	1	0	0	0			
Craig McMurtry, R Pete Falcone, L Gerald Perry, R Steve Bedrosian, R Jerry Royster, R			K		K					2	0	0	0	0	2	0			
Inning Stats	R: 1 E: 0 K: 2 S: 9	H: 2 LOB: 2 BB: 1 P: 13	R: 0 E: 0 K: 1 S: 5	H: 0 LOB: 0 BB: 0 P: 5	R: 1 E: 1 K: 1 S: 7	H: 1 LOB: 2 BB: 1 P: 11	R: 0 E: 0 K: 1 S: 5	H: 0 LOB: 0 BB: 0 P: 5	R: 0 E: 0 K: 2 S: 8	H: 1 LOB: 1 BB: 0 P: 8	R: 0 E: 0 K: 2 S: 8	H: 1 LOB: 1 BB: 0 P: 8	R: 0 E: 0 K: 1 S: 5	H: 0 LOB: 2 BB: 2 P: 11	R: 0 E: 0 K: 0 S: 3	H: 0 LOB: 0 BB: 0 P: 5	1B: 7 2B: 0 3B: 0 HR: 0	SF: 1 SAC: 1 DP: 0 HBP: 0	WP: 0 PA: 40 PB: 0 SB: 1 CS: 0
PITCHER	IP	WLS	BF	H	R	ER	SO	BB	IBB	HBP	BLK	WP	HR	S	P	ERA	WHIP		
Mike Scott, R ERA: 4.89	5.1		25	5	3	2	7	2	1	0	1	0	0	36	48	3.38	1.312		
Bill Dawley, R ERA: 1.74	1.2		7	2	0	0	2	0	0	0	0	0	0	11	11	0.00	1.200		
Dave Smith, R ERA: 2.49	2.0	W	8	0	0	0	1	2	0	0	0	0	0	8	16	0.00	1.000		

Atlanta Braves @ Houston Astros
Astrodome, Houston, TX
Mon Jul 30 1984, 8:05 PM EDT
Att: 16,583 - Unknown

AB 33
R 3
H 7
RBI 3
BB 5
SO 10
LOB 15



Batter	1	2	3	4	5	6	7	8	9	AB	R	H	RBI	BB	SO	LOB	BOTTOM		
Bill Doran, S OBP: 0.339, SLG: 0.344	SF8	K		BB		BB		F8		5	2	3	1	0	1	2			
Craig Reynolds, L OBP: 0.285, SLG: 0.367	SF8		K	BB		F8				3	0	1	1	1	1	1			
Denny Walling, L OBP: 0.315, SLG: 0.354	FC4-6		F7	BB		K		F9		4	0	1	1	1	1	2			
Jose Cruz, L OBP: 0.386, SLG: 0.454	FC4-6		1B	BB		BB		F7		2	0	0	0	3	0	2			
Jerry Mumphrey, S OBP: 0.350, SLG: 0.379	1-3		FC6-4	BB		4-3				4	1	2	0	1	0	4			
Enos Cabell, R OBP: 0.326, SLG: 0.385			F9	FC6-4		F7		4-3		4	0	0	0	0	5				
Terry Puhl, L OBP: 0.371, SLG: 0.420				FC3-6		F7				2	0	0	0	3	1	0			
Mark Bailey, S OBP: 0.303, SLG: 0.353				FC3-6				K		4	1	1	0	1	2	3			
Mike Scott, R OBP: 0.167, SLG: 0.171 Bill Dawley, R OBP: 0.250, SLG: 0.750 Kevin Bass, S OBP: 0.269, SLG: 0.333 Dave Smith, R			K	SH1-4		FC6-4		K		2	0	0	0	0	1	3			
Phil Garner, R OBP: 0.317, SLG: 0.325				SH1-4		FC6-4				0	0	0	0	0	0	0			
Inning Stats	R: 1 E: 0 K: 0 S: 4	H: 1 LOB: 1 BB: 1 P: 8	R: 0 E: 0 K: 2 S: 7	H: 0 LOB: 2 BB: 2 P: 15	R: 0 E: 0 K: 1 S: 6	H: 1 LOB: 2 BB: 1 P: 10	R: 2 E: 0 K: 0 S: 5	H: 2 LOB: 3 BB: 3 P: 17	R: 0 E: 0 K: 0 S: 4	H: 1 LOB: 1 BB: 0 P: 4	R: 0 E: 0 K: 3 S: 9	H: 0 LOB: 0 BB: 0 P: 9	R: 0 E: 0 K: 0 S: 4	H: 1 LOB: 1 BB: 0 P: 4	R: 1 E: 0 K: 1 S: 6	H: 2 LOB: 2 BB: 1 P: 10	1B: 8 2B: 0 3B: 1 HR: 0	SF: 1 SAC: 2 DP: 0 HBP: 0	WP: 0 PA: 45 PB: 0 SB: 2 CS: 0
PITCHER	IP	WLS	BF	H	R	ER	SO	BB	IBB	HBP	BLK	WP	HR	S	P	ERA	WHIP		
Craig McMurtry, R ERA: 4.81	3.2		21	4	3	3	3	6	0	0	0	0	0	5	9	0.00	1.500		
Pete Falcone, L ERA: 4.39	1.1		6	1	0	0	0	1	0	0	0	0	0	9	9	0.00	1.500		
Steve Bedrosian, R ERA: 2.37	3.0		13	2	0	0	4	1	1	0	0	0	0	19	27	0.00	1.000		
Donnie Moore, R ERA: 2.09	0.2	L	5	2	1	1	1	0	1	0	0	0	0	6	10	13.50	3.000		

Atlanta Braves @ Houston Astros
Astrodome, Houston, TX
Mon Jul 30 1984, 8:05 PM EDT
Att: 16,583 - Unknown

AB 32
R 4
H 9
RBI 4
BB 10
SO 8
LOB 22



Batter	1	2	3	4	5	6	7	8	9	AB	R	H	RBI	BB	SO	LOB	TOP										
Claudell Washington, L OBP: 0.411, SLG: 0.507 (1, 9)	4-0 G6-4-3 BB		0-0 4-3		0-0 F3		0-3 K		0-0 G4-6-3	4	0	0	0	1	1	3											
Rafael Ramirez, R OBP: 0.302, SLG: 0.320 (1, 6)	0-0 G6-4-3 1-2		0-0 F8		0-3 K2-3				0-0 HR	4	1	1	0	0	1	1											
Dale Murphy, R OBP: 0.365, SLG: 0.533 (1, 8)	0-3 K2-3		0-0 F8		0-0 5-3				0-0 HR	4	1	1	2	0	1	0											
Chris Chambliss, L OBP: 0.362, SLG: 0.392 (1, 3)		4-0 WP E 1-3 BB		4-0 1B PB BB		0-0 G4-3 1B			0-3 K	2	2	1	0	2	1	0											
Ken Oberkfell, L OBP: 0.334, SLG: 0.369 Steve Bedrosian, R OBP: 0.154, SLG: 0.154 (8, 1)	0-0 1-3		0-0 F8		0-0 G4-3				0-3 K	4	0	0	0	0	1	3											
Brad Komminsk, R OBP: 0.282, SLG: 0.325 (1, 7)	4-0 E S SF8 BB		0-0 2B		0-0 F9				0-3 K	3	2	1	0	1	1	0											
Randy Johnson, R OBP: 0.354, SLG: 0.424 (1, 5)	0-0 E6 SF8		0-0 F4		0-0 PB 4-3 1B				0-0 1B	4	0	2	1	0	0	3											
Alex Trevino, R OBP: 0.294, SLG: 0.345 (1, 2)	0-0 SF8		0-0 2B		0-0 4-3				0-0 G4-6-3 1B	3	0	2	2	0	0	1											
Rick Mahler, R OBP: 0.333, SLG: 0.390 Pete Falcone, L OBP: 0.219, SLG: 0.281 Glenn Hubbard, R OBP: 0.349, SLG: 0.398 (8, 4)	0-0 5-3		0-0 6-3		0-0 6-3				0-3 K	3	0	0	0	0	0	3											
Inning Stats	R: 0 E: 0 K: 1 S: 4	H: 0 LOB: 0 BB: 1 P: 8	R: 2 E: 1 K: 0 S: 4	H: 0 LOB: 1 BB: 2 P: 12	R: 0 E: 0 K: 0 S: 3	H: 0 LOB: 0 BB: 0 P: 3	R: 2 E: 0 K: 0 S: 5	H: 2 LOB: 1 BB: 1 P: 9	R: 0 E: 0 K: 1 S: 5	H: 1 LOB: 0 BB: 0 P: 3	R: 0 E: 0 K: 0 S: 6	H: 1 LOB: 1 BB: 0 P: 6	R: 2 E: 0 K: 3 S: 11	H: 2 LOB: 0 BB: 0 P: 11	R: 0 E: 0 K: 1 S: 6	H: 2 LOB: 1 BB: 0 P: 6	1B: 6 2B: 1 3B: 0 HR: 1	SF: 1 SAC: 0 DP: 3 HBP: 0	WP: 1 PA: 37 PB: 3 SB: 1 CS: 0								
PITCHER	IP	WLS	BF	H	R	ER	SO	BB	IBB	HBP	BLK	WP	HR	S	P	ERA	WHIP										
Joe Niekro, R ERA: 2.59 (1, 1)	7.0		28	4	4	2	3	4	0	0	0	1	0	30	46	2.57	1.143										
Julio Solano, R ERA: 2.19 (8, 1)	1.0	L	5	2	2	2	3	0	0	0	0	0	1	11	11	18.00	2.000										
Frank DiPino, L ERA: 3.59 (9, 1)	1.0		4	2	0	0	1	0	0	0	0	0	0	6	6	0.00	2.000										

Atlanta Braves @ Houston Astros
Astrodome, Houston, TX
Wed Aug 01 1984, 8:05 PM EDT
Att: 13,244 - Unknown

AB 32
R 6
H 8
RBI 5
BB 4
SO 7
LOB 16



Batter	1	2	3	4	5	6	7	8	9	AB	R	H	RBI	BB	SO	LOB	BOTTOM										
Bill Doran, S OBP: 0.341, SLG: 0.351 Phil Garner, R OBP: 0.327, SLG: 0.330 (8, 5)	4-0 1B SF8 BB		0-0 F3		4-0 1-2 BB		0-0 SH1-4 1B	4-0 1-2 2-3 BB		0	1	0	0	1	0	0											
Craig Reynolds, L OBP: 0.281, SLG: 0.364 (1, 6)	0-3 K		0-0 4-3		0-0 F7		0-0 SH1-4	0-0 F7		4	0	0	0	0	1	6											
Denny Walling, L OBP: 0.315, SLG: 0.359 Jim Pankovits, R OBP: 0.313, SLG: 0.391 (7, PH) (8, 4)	0-0 1-3 E 1B		0-0 2B		0-0 4-3		0-0 S 1B		0-0 2B	3	1	2	0	0	0	2											
Jose Cruz, L OBP: 0.380, SLG: 0.448 (1, 7)	0-0 SF8		0-0 6-3		0-0 1B		0-0 F8		0-0 F6	4	0	1	1	0	0	3											
Jerry Mumphrey, S OBP: 0.350, SLG: 0.377 (1, 8)	0-0 E5 2H 1B		0-0 4-3		0-0 6-3		0-0 6-3		0-0 F7	5	0	2	1	0	0	2											
Enos Cabell, R OBP: 0.323, SLG: 0.390 (1, 3)	0-0 1-3		0-0 6-3		0-0 F8		0-0 FC1-4 1B		0-0 F2	5	0	1	0	0	0	4											
Terry Puhl, L OBP: 0.371, SLG: 0.417 (1, 9)			0-0 4-3		0-0 F8		0-0 G1-6-3		0-0 FC1-4 BB 1B	4	0	0	0	0	0	3											
Alan Ashby, S OBP: 0.333, SLG: 0.324 (1, 2)	0-0 5-3		0-0 FC1-4 1B		0-0 FC1-4 BB		0-0 SH1-4 1B		0-0 F7	4	1	2	0	0	0	1											
Joe Niekro, R OBP: 0.161, SLG: 0.145 Kevin Barks, S OBP: 0.276, SLG: 0.340 Julio Solano, R OBP: 0.281, SLG: 0.364 Ray Knight, R OBP: 0.307, SLG: 0.285 Frank DiPino, L OBP: 0.349, SLG: 0.398 (8, PH) (9, 1)	0-0 6-3		0-0 FC1-4 BB		0-0 1-2 BB		0-0 SH1-4 1B		0-0 BB 1B	2	0	0	0	0	0	1											
Inning Stats	R: 2 E: 1 K: 1 S: 7	H: 2 LOB: 1 BB: 1 P: 11	R: 0 E: 0 K: 0 S: 3	H: 0 LOB: 0 BB: 0 P: 3	R: 0 E: 0 K: 0 S: 4	H: 1 LOB: 1 BB: 0 P: 4	R: 0 E: 0 K: 0 S: 3	H: 0 LOB: 0 BB: 0 P: 3	R: 0 E: 0 K: 0 S: 4	H: 2 LOB: 1 BB: 0 P: 4	R: 3 E: 0 K: 0 S: 7	H: 4 LOB: 1 BB: 0 P: 7	R: 0 E: 0 K: 0 S: 5	H: 2 LOB: 3 BB: 1 P: 9	R: 0 E: 0 K: 0 S: 4	H: 1 LOB: 1 BB: 0 P: 4	1B: 11 2B: 2 3B: 0 HR: 0	SF: 1 SAC: 1 DP: 1 HBP: 0	WP: 0 PA: 42 PB: 0 SB: 2 CS: 0								
PITCHER	IP	WLS	BF	H	R	ER	SO	BB	IBB	HBP	BLK	WP	HR	S	P	ERA	WHIP										
Rick Mahler, R ERA: 2.76 (1, 1)	6.1		29	9	5	5	1	2	0	0	0	0	0	29	37	7.11	1.737										
Pete Falcone, L ERA: 4.3 (7, 1)	0.2	W	3	1	0	0	0	0	0	0	0	0	0	3	3	0.00	1.500										
Steve Bedrosian, R ERA: 2.3 (8, 1)	2.0	S	10	3	0	0	0	1	0	0	0	0	0	9	13	0.00	2.000										

Atlanta Braves @ Houston Astros
Astrodome, Houston, TX
Wed Aug 01 1984, 8:05 PM EDT
Att: 13,244 - Unknown

AB 37
R 5
H 13
RBI 5
BB 3
SO 1
LOB 22



Batter	1	2	3	4	5	6	7	8	9	AB	R	H	RBI	BB	SO	LOB	TOP					
Alan Wiggins, S OBP: 0.331, SLG: 0.301 (1, 4)										4	0	1	1	0	0	0	San Diego Padres @ Houston Astros Astrodome, Houston, TX Fri Aug 03 1984, 8:05 PM EDT Att: 16,456 - Unknown					
Tony Gwynn, L OBP: 0.423, SLG: 0.466 (1, 9)										4	0	1	0	0	0	2						
Steve Garvey, R OBP: 0.298, SLG: 0.373 (1, 3)										4	0	0	0	0	0	3						
Graig Nettles, L OBP: 0.319, SLG: 0.371 (1, 5)										4	0	0	0	0	1	1						
Terry Kennedy, L OBP: 0.293, SLG: 0.354 (1, 2)										3	0	0	0	1	0	0						
Camelo Martinez, R OBP: 0.341, SLG: 0.418 (1, 7)										4	0	1	0	0	1	1						
Kevin McReynolds, R OBP: 0.326, SLG: 0.507 (1, 8)										4	2	2	1	0	0	1						
Garry Templeton, S OBP: 0.320, SLG: 0.343 (1, 6)										3	0	1	0	0	1	1						
Eric Show, R OBP: 0.217, SLG: 0.370 Greg Booker, R (6, 1)										2	0	1	0	0	1	0						
Champ Summers, L OBP: 0.250, SLG: 0.423 Greg Harris, S (7, 1)										0	0	0	0	0	0	0						
Inning Stats	R: 0 E: 0 K: 0 S: 3	H: 0 LOB: 0 BB: 0 P: 3	R: 0 E: 0 K: 0 S: 3	H: 0 LOB: 0 BB: 0 P: 3	R: 1 E: 0 K: 1 S: 8	H: 3 LOB: 2 BB: 0 P: 8	R: 0 E: 0 K: 2 S: 7	H: 0 LOB: 0 BB: 0 P: 7	R: 0 E: 0 K: 1 S: 5	H: 0 LOB: 0 BB: 0 P: 5	R: 0 E: 1 K: 0 S: 4	H: 0 LOB: 1 BB: 0 P: 4	R: 1 E: 0 K: 0 S: 4	H: 2 LOB: 1 BB: 1 P: 8	R: 0 E: 0 K: 0 S: 3	H: 1 LOB: 0 BB: 0 P: 3	R: 0 E: 0 K: 0 S: 4	H: 1 LOB: 1 BB: 0 P: 4	1B: 6 2B: 0 3B: 0 HR: 1	SF: 0 SAC: 0 DP: 2 HBP: 0	WP: 0 PB: 0 SB: 0 CS: 0	PA: 34
PITCHER Nolan Ryan, R ERA: 2.83 (1, 1)	IP: 9.0 WLS: W BF: 34 H: 7 R: 2 ER: 2 SO: 4 BB: 1 IBB: 0 HBP: 0 BLK: 1 WP: 0 HR: 1 S: 41 P: 45 ERA: 2.00 WHIP: 0.889															PITCHER						

Batter	1	2	3	4	5	6	7	8	9	AB	R	H	RBI	BB	SO	LOB	BOTTOM	
Phil Garner, R OBP: 0.333, SLG: 0.339 (1, 4)										3	2	2	0	0	0	0	San Diego Padres @ Houston Astros Astrodome, Houston, TX Fri Aug 03 1984, 8:05 PM EDT Att: 16,456 - Unknown	
Craig Reynolds, L OBP: 0.286, SLG: 0.369 (1, 6)										4	2	3	1	0	0	1		
Denny Walling, L OBP: 0.314, SLG: 0.357 (1, 5)										4	0	1	0	0	0	3		
Jose Cruz, L OBP: 0.383, SLG: 0.454 (1, 7)										1	1	1	1	2	0	0		
Jerry Mumphrey, S OBP: 0.351, SLG: 0.386 (1, 8)										4	1	2	4	0	0	2		
Enos Cabell, R OBP: 0.319, SLG: 0.385 (1, 3)										4	0	0	0	0	0	4		
Terry Puhl, L OBP: 0.370, SLG: 0.412 (1, 9)										3	0	0	0	1	0	2		
Mark Bailey, S OBP: 0.298, SLG: 0.343 (1, 2)										4	0	0	0	0	1	1		
Nolan Ryan, R OBP: 0.178, SLG: 0.186 (1, 1)										3	0	0	0	0	1	0		
Inning Stats	R: 2 E: 0 K: 0 S: 6	H: 3 LOB: 1 BB: 0 P: 6	R: 0 E: 0 K: 0 S: 3	H: 0 LOB: 0 BB: 0 P: 3	R: 0 E: 0 K: 0 S: 2	H: 0 LOB: 0 BB: 1 P: 6	R: 0 E: 0 K: 0 S: 3	H: 0 LOB: 0 BB: 0 P: 3	R: 2 E: 0 K: 0 S: 5	H: 2 LOB: 2 BB: 1 P: 10	R: 0 E: 0 K: 1 S: 6	H: 1 LOB: 1 BB: 0 P: 6	R: 0 E: 0 K: 1 S: 7	H: 2 LOB: 1 BB: 1 P: 11	1B: 6 2B: 2 3B: 1 HR: 1	SF: 1 SAC: 0 DP: 1 HBP: 1		WP: 1 PB: 0 SB: 0 CS: 1
PITCHER Eric Show, R ERA: 3.54 Greg Booker, R ERA: 1.89 Greg Harris, R ERA: 2.28 (1, 1)	IP: 5.1 WLS: L BF: 23 H: 6 R: 4 ER: 4 SO: 4 BB: 2 IBB: 0 HBP: 1 BLK: 0 WP: 0 HR: 0 S: 20 P: 29 ERA: 6.75 WHIP: 1.500															PITCHER		

Batter	1	2	3	4	5	6	7	8	9	AB	R	H	RBI	BB	SO	LOB	TOP							
Alan Wiggins, S (1,4) <small>OBP: 0.332, SLG: 0.304</small> Tim Flannery, L (6,4) <small>OBP: 0.346, SLG: 0.417</small>										4 1 1 0 0 1 1							San Diego Padres @ Houston Astros Astrodome, Houston, TX Sun Aug 05 1984, 8:05 PM EDT Att: 11,637 - Unknown							
Tony Gwynn, L (1,9) <small>OBP: 0.429, SLG: 0.479</small> Bobby Brown, S (6,9) <small>OBP: 0.290, SLG: 0.340</small>										4 2 2 1 0 1 0														
Steve Garvey, R (1,3) <small>OBP: 0.302, SLG: 0.382</small> Kurt Bevacqua, R (6,3) <small>OBP: 0.378, SLG: 0.387</small>										4 2 3 2 0 0 0														
Graig Nettles, L (1,5) <small>OBP: 0.316, SLG: 0.362</small>										4 1 0 0 1 0 2														
Terry Kennedy, L (1,2) <small>OBP: 0.297, SLG: 0.353</small> Bruce Bochy, R (6,2) <small>OBP: 0.262, SLG: 0.350</small>										2 2 1 0 2 0 0														
Carmelo Martinez, R (1,7) <small>OBP: 0.341, SLG: 0.416</small>										3 1 1 0 2 0 3														
Kevin McReynolds, R (1,8) <small>OBP: 0.323, SLG: 0.501</small> Luis Salazar, R (7,PH) <small>OBP: 0.279, SLG: 0.349</small>										2 0 1 3 0 1 2														
Garry Templeton, S (1,6) <small>OBP: 0.319, SLG: 0.343</small> Mario Ramirez, R (6,6) <small>OBP: 0.259, SLG: 0.458</small>										2 0 0 0 1 0 4														
Dave Dravecky, R (1,1) <small>OBP: 0.200, SLG: 0.214</small> Andy Hawkins, R (4,1) <small>OBP: 0.235, SLG: 0.235</small>										2 0 1 2 0 1 2														
Inning Stats	R: 0 E: 0 K: 2 S: 7	H: 0 LOB: 0 BB: 0 P: 7	R: 1 E: 0 K: 1 S: 7	H: 2 LOB: 2 BB: 1 P: 11	R: 0 E: 0 K: 0 S: 3	H: 1 LOB: 1 BB: 3 P: 3	R: 3 E: 0 K: 1 S: 6	H: 1 LOB: 1 BB: 3 P: 18	R: 2 E: 0 K: 0 S: 6	H: 3 LOB: 0 BB: 1 P: 10	R: 3 E: 0 K: 1 S: 8	H: 3 LOB: 0 BB: 0 P: 8	R: 0 E: 0 K: 0 S: 3	H: 0 LOB: 0 BB: 0 P: 3	R: 0 E: 0 K: 1 S: 5	H: 1 LOB: 0 BB: 0 P: 5		R: 0 E: 0 K: 0 S: 4	H: 1 LOB: 2 BB: 1 P: 8	1B: 8 2B: 2 3B: 1 HR: 1	SF: 1 SAC: 0 DP: 1 HBP: 0	WP: 1 PB: 1 SB: 0 CS: 0	PA: 43	
PITCHER	IP WLS BF H R ER SO BB IBB HBP BLK WP HR S P ERA WHIP	IP WLS BF H R ER SO BB IBB HBP BLK WP HR S P ERA WHIP	IP WLS BF H R ER SO BB IBB HBP BLK WP HR S P ERA WHIP	IP WLS BF H R ER SO BB IBB HBP BLK WP HR S P ERA WHIP	IP WLS BF H R ER SO BB IBB HBP BLK WP HR S P ERA WHIP	IP WLS BF H R ER SO BB IBB HBP BLK WP HR S P ERA WHIP	IP WLS BF H R ER SO BB IBB HBP BLK WP HR S P ERA WHIP	IP WLS BF H R ER SO BB IBB HBP BLK WP HR S P ERA WHIP	IP WLS BF H R ER SO BB IBB HBP BLK WP HR S P ERA WHIP	IP WLS BF H R ER SO BB IBB HBP BLK WP HR S P ERA WHIP	IP WLS BF H R ER SO BB IBB HBP BLK WP HR S P ERA WHIP	IP WLS BF H R ER SO BB IBB HBP BLK WP HR S P ERA WHIP	IP WLS BF H R ER SO BB IBB HBP BLK WP HR S P ERA WHIP	IP WLS BF H R ER SO BB IBB HBP BLK WP HR S P ERA WHIP	IP WLS BF H R ER SO BB IBB HBP BLK WP HR S P ERA WHIP	IP WLS BF H R ER SO BB IBB HBP BLK WP HR S P ERA WHIP	IP WLS BF H R ER SO BB IBB HBP BLK WP HR S P ERA WHIP	IP WLS BF H R ER SO BB IBB HBP BLK WP HR S P ERA WHIP	IP WLS BF H R ER SO BB IBB HBP BLK WP HR S P ERA WHIP	IP WLS BF H R ER SO BB IBB HBP BLK WP HR S P ERA WHIP	IP WLS BF H R ER SO BB IBB HBP BLK WP HR S P ERA WHIP	IP WLS BF H R ER SO BB IBB HBP BLK WP HR S P ERA WHIP	IP WLS BF H R ER SO BB IBB HBP BLK WP HR S P ERA WHIP	IP WLS BF H R ER SO BB IBB HBP BLK WP HR S P ERA WHIP
Joe Niekro, R (1,1) <small>ERA: 2.69</small> Bill Dawley, R (5,1) <small>ERA: 2.43</small> Julio Solano, R (6,1) <small>ERA: 2.0</small> Joe Sambito, L (7,1) <small>ERA: 2.43</small> Vern Riffe, R (9,1) <small>ERA: 4.39</small>	4.0 L 19 4 4 3 4 3 1 0 0 0 0 0 23 39 6.75 1.750	1.1 11 6 5 5 1 0 1 0 1 1 1 12 16 33.75 4.500	0.2 2 0 0 0 0 0 0 0 0 0 0 2 2 0.00 0.000	2.0 6 1 0 0 1 0 0 0 0 0 0 8 8 0.00 0.500	1.0 5 1 0 0 0 1 0 0 0 0 0 4 8 0.00 2.000																			
Bill Doran, S (1,4) <small>OBP: 0.345, SLG: 0.350</small>										4 2 1 0 1 0 3							San Diego Padres @ Houston Astros Astrodome, Houston, TX Sun Aug 05 1984, 8:05 PM EDT Att: 11,637 - Unknown							
Kevin Bass, S (1,8) <small>OBP: 0.288, SLG: 0.333</small>										5 1 1 0 0 1 2														
Phil Garner, R (1,5) <small>OBP: 0.336, SLG: 0.352</small>										5 0 2 1 0 0 1														
Jose Cruz, L (1,7) <small>OBP: 0.384, SLG: 0.455</small>										4 0 2 1 1 0 3														
Ray Knight, R (1,3) <small>OBP: 0.255, SLG: 0.282</small>										5 0 0 0 0 1 5														
Terry Puhl, L (1,9) <small>OBP: 0.371, SLG: 0.415</small>										5 2 2 0 0 0 2														
Alan Ashby, S (1,2) <small>OBP: 0.347, SLG: 0.336</small>										2 0 1 0 1 1 1														
Craig Reynolds, L (1,6) <small>OBP: 0.286, SLG: 0.365</small>										3 0 0 0 1 0 3														
Joe Niekro, R (1,1) <small>OBP: 0.198, SLG: 0.143</small> Eric Cabell, R (4,PH) <small>OBP: 0.327, SLG: 0.383</small> Bill Dawley, R (5,1) <small>OBP: 0.256, SLG: 0.750</small> Julio Solano, R (6,1) <small>OBP: 0.362, SLG: 0.386</small> Jerry Mumphrey, S (7,1) <small>OBP: 0.312, SLG: 0.386</small> Joe Sambito, L (7,1) <small>OBP: 0.300, SLG: 0.375</small> Jim Pankovits, R (8,PH) <small>OBP: 0.260, SLG: 0.375</small> Vern Riffe, R (9,1) <small>OBP: 0.234, SLG: 0.283</small>										1 0 0 0 0 0 0 1														
Inning Stats	R: 1 E: 0 K: 0 S: 5	H: 2 LOB: 1 BB: 0 P: 5	R: 0 E: 0 K: 0 S: 4	H: 1 LOB: 1 BB: 0 P: 4	R: 1 E: 0 K: 1 S: 7	H: 2 LOB: 1 BB: 0 P: 7	R: 1 E: 0 K: 0 S: 3	H: 1 LOB: 1 BB: 1 P: 8	R: 0 E: 0 K: 0 S: 5	H: 0 LOB: 1 BB: 1 P: 9	R: 0 E: 0 K: 0 S: 4	H: 1 LOB: 1 BB: 1 P: 8	R: 0 E: 0 K: 0 S: 4	H: 1 LOB: 0 BB: 0 P: 4	R: 1 E: 1 K: 1 S: 6	H: 1 LOB: 2 BB: 0 P: 6		R: 1 E: 1 K: 0 S: 5	H: 1 LOB: 2 BB: 1 P: 9	1B: 5 2B: 5 3B: 0 HR: 0	SF: 0 SAC: 0 DP: 1 HBP: 1	WP: 1 PB: 0 SB: 0 CS: 0	PA: 42	
PITCHER	IP WLS BF H R ER SO BB IBB HBP BLK WP HR S P ERA WHIP	IP WLS BF H R ER SO BB IBB HBP BLK WP HR S P ERA WHIP	IP WLS BF H R ER SO BB IBB HBP BLK WP HR S P ERA WHIP	IP WLS BF H R ER SO BB IBB HBP BLK WP HR S P ERA WHIP	IP WLS BF H R ER SO BB IBB HBP BLK WP HR S P ERA WHIP	IP WLS BF H R ER SO BB IBB HBP BLK WP HR S P ERA WHIP	IP WLS BF H R ER SO BB IBB HBP BLK WP HR S P ERA WHIP	IP WLS BF H R ER SO BB IBB HBP BLK WP HR S P ERA WHIP	IP WLS BF H R ER SO BB IBB HBP BLK WP HR S P ERA WHIP	IP WLS BF H R ER SO BB IBB HBP BLK WP HR S P ERA WHIP	IP WLS BF H R ER SO BB IBB HBP BLK WP HR S P ERA WHIP	IP WLS BF H R ER SO BB IBB HBP BLK WP HR S P ERA WHIP	IP WLS BF H R ER SO BB IBB HBP BLK WP HR S P ERA WHIP	IP WLS BF H R ER SO BB IBB HBP BLK WP HR S P ERA WHIP	IP WLS BF H R ER SO BB IBB HBP BLK WP HR S P ERA WHIP	IP WLS BF H R ER SO BB IBB HBP BLK WP HR S P ERA WHIP	IP WLS BF H R ER SO BB IBB HBP BLK WP HR S P ERA WHIP	IP WLS BF H R ER SO BB IBB HBP BLK WP HR S P ERA WHIP	IP WLS BF H R ER SO BB IBB HBP BLK WP HR S P ERA WHIP	IP WLS BF H R ER SO BB IBB HBP BLK WP HR S P ERA WHIP	IP WLS BF H R ER SO BB IBB HBP BLK WP HR S P ERA WHIP	IP WLS BF H R ER SO BB IBB HBP BLK WP HR S P ERA WHIP	IP WLS BF H R ER SO BB IBB HBP BLK WP HR S P ERA WHIP	IP WLS BF H R ER SO BB IBB HBP BLK WP HR S P ERA WHIP
Dave Dravecky, L (1,1) <small>ERA: 2.41</small> Andy Hawkins, R (4,1) <small>ERA: 4.21</small>	3.0 W 17 6 3 3 1 3 0 0 0 0 1 0 26 38 1.50 1.167																							



Batter	1	2	3	4	5	6	7	8	9	AB	R	H	RBI	BB	SO	LOB	TOP			
Dan Gladden, R (1, 8) OBP: 0.397, SLG: 0.475	F9		1-3			1-3		G4-3 1B		4	0	1	0	0	0	2	San Francisco Giants @ Houston Astros Astrodome, Houston, TX Mon Aug 06 1984, 8:05 PM EDT Att: 15,724 - Unknown			
Bob Brenly, R (1, 3) OBP: 0.385, SLG: 0.502	6-3		5-3			1B WP 1B		G4-3 1-2		4	0	1	0	0	0	3				
Dusty Baker Jr., R (1, 9) OBP: 0.373, SLG: 0.346	F6				F8	K		5-3		4	0	0	0	0	1	1				
Jeffrey Leonard, R (1, 7)		6-3			6-3				6-3	4	0	1	0	0	0	0				
Joel Youngblood, R (1, 5) OBP: 0.381, SLG: 0.385		K				1B		6-3		4	0	1	0	0	1	2				
Manny Trillo, R (1, 4) OBP: 0.329, SLG: 0.368		6-3				1B			5-3	4	0	1	0	0	0	1				
Steve Nicosia, R (1, 2) OBP: 0.339, SLG: 0.470			2B BB			F8		F7		2	0	0	0	1	0	1				
Johnnie LeMaster, R (1, 6) OBP: 0.254, SLG: 0.286			1-3 2B			F9		K		3	0	1	0	0	1	1				
Bill Laskey, R (1, 1) OBP: 0.094, SLG: 0.059			K			4-3		K		2	0	0	0	0	1	2				
Bob Lacey, R (6, 1)								K		1	0	0	0	0	1	1				
Inning Stats	R: 0 E: 0 K: 0 S: 3	H: 0 LOB: 0 BB: 0 P: 3	R: 0 E: 0 K: 1 S: 5	H: 0 LOB: 0 BB: 0 P: 5	R: 0 E: 0 K: 1 S: 6	H: 1 LOB: 2 BB: 1 P: 10	R: 0 E: 0 K: 0 S: 4	H: 1 LOB: 1 BB: 0 P: 4	R: 0 E: 0 K: 0 S: 3	H: 0 LOB: 0 BB: 0 P: 3	R: 0 E: 0 K: 1 S: 7	H: 2 LOB: 2 BB: 0 P: 7	R: 0 E: 0 K: 2 S: 8	H: 1 LOB: 1 BB: 0 P: 8	R: 0 E: 0 K: 0 S: 3	H: 0 LOB: 0 BB: 0 P: 3	1B: 5 2B: 1 3B: 0 HR: 0	SF: 0 SAC: 0 DP: 1 HBP: 0	WP: 1 PB: 0 SB: 0 CS: 0	PA: 33
PITCHER Bob Knepper, L (1, 1) ERA: 2.8	IP: 9.0 WLS: W BF: 33 H: 6 R: 0 ER: 0 SO: 5 BB: 1 IBB: 0 HBP: 0 BLK: 0 WP: 1 HR: 0 S: 42 P: 46 ERA: 0.00 WHIP: 0.778															PITCHER				

Batter	1	2	3	4	5	6	7	8	9	AB	R	H	RBI	BB	SO	LOB	BOTTOM			
Bill Doran, S (1, 4) OBP: 0.344, SLG: 0.352	K		F9			2B				4	1	1	0	0	1	1	San Francisco Giants @ Houston Astros Astrodome, Houston, TX Mon Aug 06 1984, 8:05 PM EDT Att: 15,724 - Unknown			
Phil Garner, R (8, 4) OBP: 0.336, SLG: 0.352						1-3				0	0	0	0	0	0	0				
Craig Reynolds, L (1, 6) OBP: 0.288, SLG: 0.369			F6			1B		4-3		4	1	2	1	0	0	0				
Denny Walling, L (1, 5) OBP: 0.318, SLG: 0.360	G4-6-3 1B		F8			2H 1B		6-4 1B		4	0	2	1	0	0	1				
Jose Cruz, L (1, 7) OBP: 0.383, SLG: 0.456		1B 2B			F7					3	1	1	0	0	0	0				
Kevin Bass, S (7, PH) OBP: 0.272, SLG: 0.336						F9				1	0	1	0	0	0	0				
Jerry Mumphrey, S (1, 8) OBP: 0.351, SLG: 0.385		FC 1B BLK			K			6-4		4	2	1	0	0	1	3				
Enos Cabell, R (1, 3) OBP: 0.319, SLG: 0.391			F2		4-3					4	1	1	2	0	0	2				
Terry Puhl, L (1, 9) OBP: 0.389, SLG: 0.411			F8			1H HR		F9		3	1	0	0	1	0	2				
Mark Bailey, S (1, 2) OBP: 0.311, SLG: 0.354			BLK 1B			F3				4	1	3	1	0	0	0				
Bob Knepper, L (1, 1) OBP: 0.207, SLG: 0.226			1-2 3H K			F3				4	0	1	2	0	2	2				
Inning Stats	R: 0 E: 0 K: 1 S: 5	H: 1 LOB: 0 BB: 0 P: 5	R: 2 E: 0 K: 1 S: 8	H: 2 LOB: 1 BB: 0 P: 8	R: 0 E: 0 K: 0 S: 3	H: 0 LOB: 0 BB: 0 P: 3	R: 0 E: 0 K: 1 S: 5	H: 0 LOB: 0 BB: 0 P: 5	R: 0 E: 0 K: 0 S: 3	H: 0 LOB: 0 BB: 0 P: 3	R: 6 E: 0 K: 0 S: 9	H: 7 LOB: 1 BB: 1 P: 13	R: 0 E: 0 K: 0 S: 4	H: 2 LOB: 1 BB: 0 P: 4	R: 0 E: 0 K: 1 S: 6	H: 1 LOB: 1 BB: 0 P: 6	1B: 8 2B: 5 3B: 0 HR: 1	SF: 0 SAC: 0 DP: 2 HBP: 0	WP: 0 PB: 0 SB: 0 CS: 0	PA: 36
PITCHER Bill Laskey, R (1, 1) ERA: 4.06	IP: 5.2 WLS: L BF: 27 H: 10 R: 8 ER: 8 SO: 3 BB: 1 IBB: 0 HBP: 0 BLK: 1 WP: 0 HR: 1 S: 32 P: 36 ERA: 12.71 WHIP: 1.941															PITCHER				
Bob Lacey, L (6, 1) ERA: 5.27	IP: 2.1 WLS: L BF: 9 H: 3 R: 0 ER: 0 SO: 1 BB: 0 IBB: 0 HBP: 0 BLK: 0 WP: 0 HR: 0 S: 11 P: 11 ERA: 0.00 WHIP: 1.286															PITCHER				



Batter	1	2	3	4	5	6	7	8	9	AB	R	H	RBI	BB	SO	LOB	TOP					
Dan Gladden, R OBP: 0.398, SLG: 0.481 (1, 8)	0-0 F3 1B		0-0 G5-3 S 1B		0-0 5-3			0-0 FC4-6 1-2		4	0	2	0	0	0	1						
Bob Brenly, R OBP: 0.382, SLG: 0.491 (1, 2)	0-0 F3 1-2		0-3 K 1-2			0-0 F4		0-0 F9		4	0	0	0	0	1	3						
Al Oliver, L OBP: 0.339, SLG: 0.361 (1, 3)	4-0 G6-4-3 BB		0-0 E1			0-0 FC5-4 1B		0-0 4-3		3	0	1	0	1	0	2						
Jeffrey Leonard, R OBP: 0.360, SLG: 0.482 (1, 7)	0-0 G6-4-3 1-2		0-0 G5-3 2-3			0-0 FC5-4 1-2			0-0 5-3	4	0	0	0	0	0	5						
Scot Thompson, L OBP: 0.401, SLG: 0.352 (1, 9)		0-0 3-1		0-3 K		0-0 4-3			0-0 4-3	4	0	0	0	0	1	1						
Manny Trillo, R OBP: 0.321, SLG: 0.359 (1, 4)		0-0 1B 2B		0-0 4-3			0-0 F8		4-0 BB	3	0	1	0	1	0	0						
Joel Youngblood, R OBP: 0.353, SLG: 0.388 (1, 5)		0-0 2-3 1B		4-0 CS BB		0-0 K		0-3 K		3	0	1	0	1	1	1						
Johnnie LeMaster, R OBP: 0.253, SLG: 0.282 Bob Lacey, R (7, 1)		4-0 G4-6-3 BB		0-0 CS 1-2	0-0 4-3		0-0 6-3			2	0	0	0	1	0	0						
Jeff Robinson, R OBP: 0.135, SLG: 0.100 Gene Richards, L OBP: 0.341, SLG: 0.282 Mark Davis, L OBP: 0.175, SLG: 0.237 Brad Wellman, R OBP: 0.277, SLG: 0.298 (5, PH) (5, 1) (7, 6)		0-0 G4-6-3 1-2			0-0 6-3			0-0 FC4-6 1B		1	0	0	0	0	0	3						
Inning Stats	R: 0 E: 0 K: 0 S: 3	H: 1 LOB: 1 BB: 1 P: 7	R: 0 E: 0 K: 0 S: 4	H: 2 LOB: 2 BB: 1 P: 8	R: 0 E: 1 K: 1 S: 6	H: 1 LOB: 1 BB: 0 P: 6	R: 0 E: 0 K: 0 S: 4	H: 0 LOB: 0 BB: 1 P: 8	R: 0 E: 0 K: 0 S: 3	H: 0 LOB: 0 BB: 0 P: 3	R: 0 E: 0 K: 0 S: 4	H: 1 LOB: 1 BB: 0 P: 4	R: 0 E: 0 K: 1 S: 5	H: 0 LOB: 0 BB: 0 P: 5	R: 0 E: 0 K: 0 S: 4	H: 1 LOB: 1 BB: 1 P: 4	R: 0 E: 0 K: 0 S: 3	H: 0 LOB: 0 BB: 1 P: 7	1B: 5 2B: 1 3B: 0 HR: 0	SF: 0 SAC: 0 DP: 3 HBP: 0	WP: 0 PB: 0 SB: 1 CS: 1	PA: 35
PITCHER Michael LaCoss, R ERA: 3.46 (1, 1)	IP: 9.0 WLS: W BF: 34 H: 6 R: 0 ER: 0 SO: 3 BB: 4 IBB: 0 HBP: 0 BLK: 0 WP: 0 HR: 0 S: 36 P: 52 ERA: 0.00 WHIP: 1.111															PITCHER	IP: 9.0 WLS: W BF: 34 H: 6 R: 0 ER: 0 SO: 3 BB: 4 IBB: 0 HBP: 0 BLK: 0 WP: 0 HR: 0 S: 36 P: 52 ERA: 0.00 WHIP: 1.111					

San Francisco Giants @ Houston Astros
Astrodome, Houston, TX
Thu Aug 09 1984, 8:05 PM EDT
Att: 8,547 - Unknown

AB	30
R	0
H	6
RBI	0
BB	4
SO	3
LOB	16



Batter	1	2	3	4	5	6	7	8	9	AB	R	H	RBI	BB	SO	LOB	BOTTOM					
Bill Doran, S OBP: 0.353, SLG: 0.354 (1, 4)	4-0 E S WP BB		0-3 K		0-0 F3			0-0 1B 1B		4	1	2	0	1	1	3						
Craig Reynolds, L OBP: 0.294, SLG: 0.385 Jim Pankovits, R OBP: 0.321, SLG: 0.392 (6, PH) (7, 6)	0-3 K	0-0 2B 3B		0-0 F9		0-0 F8		0-0 1B 1B		3	1	1	3	0	1	1						
Denny Walling, L OBP: 0.323, SLG: 0.368 (1, 5)	0-0 1B	0-0 2B		0-0 6-3		0-0 1B		0-0 F7		5	0	3	1	0	0	2						
Jose Cruz, L OBP: 0.379, SLG: 0.452 (1, 7)	0-0 F9	0-0 6-3			0-0 F8		0-0 F8			4	0	0	0	0	0	4						
Jerry Mumphrey, S OBP: 0.353, SLG: 0.391 (1, 8)	0-3 K		0-0 F8		0-0 E9 WP 2B			0-0 F8		4	1	1	0	0	1	1						
Enos Cabell, R OBP: 0.323, SLG: 0.394 Ray Knight, R OBP: 0.254, SLG: 0.281 (5, FR) (6, 3)		0-3 K	0-0 E6 1B		1-0 FC4 HBP			0-0 F8		2	0	1	0	0	1	0						
Terry Puhl, L OBP: 0.375, SLG: 0.407 (1, 9)		0-0 1B BB 3B 1B	0-0 1-3		0-3 K HBP			0-0 4-3		4	1	1	0	0	1	2						
Mark Bailey, S OBP: 0.313, SLG: 0.348 (1, 2)		4-0 1B 3B BB		4-0 BB		0-0 FC4 1-2		0-3 K		2	1	0	0	2	1	1						
Michael LaCoss, R OBP: 0.130, SLG: 0.182 (1, 1)		0-0 3B 1B	0-3 K		0-3 K2-3			0-0 6-3		4	1	1	0	0	2	2						
Inning Stats	R: 1 E: 0 K: 2 S: 8	H: 1 LOB: 1 BB: 1 P: 12	R: 4 E: 0 K: 2 S: 11	H: 4 LOB: 1 BB: 1 P: 15	R: 0 E: 1 K: 1 S: 6	H: 1 LOB: 2 BB: 1 P: 10	R: 0 E: 0 K: 0 S: 3	H: 0 LOB: 0 BB: 0 P: 3	R: 1 E: 1 K: 1 S: 6	H: 1 LOB: 1 BB: 0 P: 7	R: 0 E: 0 K: 1 S: 7	H: 2 LOB: 2 BB: 0 P: 7	R: 0 E: 0 K: 0 S: 3	H: 0 LOB: 0 BB: 0 P: 3	R: 0 E: 0 K: 1 S: 7	H: 2 LOB: 2 BB: 0 P: 7	R: 0 E: 0 K: 1 S: 7	H: 0 LOB: 0 BB: 1 P: 7	1B: 8 2B: 2 3B: 1 HR: 0	SF: 0 SAC: 0 DP: 0 HBP: 1	WP: 2 PB: 0 SB: 1 CS: 0	PA: 39
PITCHER Jeff Robinson, R ERA: 4.43 Mark Davis, L ERA: 5.47 Bob Lacey, L ERA: 3.93 (1, 1) (5, 1) (7, 1)	IP: 4.0 WLS: L BF: 21 H: 6 R: 5 ER: 5 SO: 5 BB: 3 IBB: 0 HBP: 0 BLK: 0 WP: 1 HR: 0 S: 28 P: 40 ERA: 11.25 WHIP: 2.250															PITCHER	IP: 4.0 WLS: L BF: 21 H: 6 R: 5 ER: 5 SO: 5 BB: 3 IBB: 0 HBP: 0 BLK: 0 WP: 1 HR: 0 S: 28 P: 40 ERA: 11.25 WHIP: 2.250					

San Francisco Giants @ Houston Astros
Astrodome, Houston, TX
Thu Aug 09 1984, 8:05 PM EDT
Att: 8,547 - Unknown


AB	35
R	6
H	11
RBI	4
BB	3
SO	8
LOB	17



Batter	1	2	3	4	5	6	7	8	9	10	11	12	AB	R	H	RBI	BB	SO	LOB	TOP					
Bill Doran, S OBP: 0.355, SLG: 0.353 (1.4)	4-0 CS BB		F9		4-3		FC5-6 BB		K		1B		4	0	1	0	2	1	1						
Craig Reynolds, L OBP: 0.294, SLG: 0.384 (1.6)	4-3		F9		6-3		FC5-6 BB		1B		1B		6	0	2	0	0	0	4						
Denny Walling, L OBP: 0.319, SLG: 0.364 Phil Garner, R OBP: 0.333, SLG: 0.349 (1.5)	F7		4-3		F3		F8		1B		1B		5	0	1	0	0	0	2						
Jose Cruz, L OBP: 0.380, SLG: 0.452 (1.7)		K		1B		2B 1B	F8		1B		1B		6	1	3	0	0	1	2						
Jerry Mumphrey, S OBP: 0.355, SLG: 0.395 (1.8)	F1		F8		1B		1B		FC4-6 1B		6-3		6	1	3	0	0	0	1						
Enos Cabell, R OBP: 0.327, SLG: 0.399 (1.3)		1B			E		1B		K		F8		6	1	3	2	0	1	2						
Terry Puhl, L OBP: 0.375, SLG: 0.407 Bill Dawley, R OBP: 0.250, SLG: 0.750 Mike Richardt, R OBP: 0.167, SLG: 0.091 Julio Solano, R (12.1)	4-3		E5 1B		1B		1B		K		K		5	1	2	0	0	2	2	AB 48					
Alan Ashby, S OBP: 0.341, SLG: 0.330 (1.2)			K		4-3 SH1-4 1B		F7		FC4-6		F8		5	0	1	1	0	1	2	R 4					
Joe Niekro, R OBP: 0.140 Dave Smith, R (7.1)	F6		F6		SH1-4		FC5-6 BB		K		6-3		1	0	0	0	1	0	0	H 16					
Jim Pankovits, R OBP: 0.315, SLG: 0.385 Frank DiPino, L (9.1)													0	0	0	0	0	0	0	RBI 3					
Kevin Bass, S OBP: 0.268, SLG: 0.332 (10.9)													1	0	0	0	0	0	0	BB 3					
Inning Stats	R: 0 E: 0 K: 0 S: 2	H: 0 LOB: 0 BB: 1 P: 6	R: 0 E: 0 K: 1 S: 6	H: 1 LOB: 1 BB: 0 P: 6	R: 0 E: 0 K: 1 S: 5	H: 0 LOB: 0 BB: 0 P: 5	R: 0 E: 0 K: 0 S: 4	H: 1 LOB: 0 BB: 0 P: 4	R: 2 E: 1 K: 0 S: 6	H: 4 LOB: 1 BB: 0 P: 6	R: 0 E: 0 K: 0 S: 3	H: 0 LOB: 2 BB: 2 P: 11	R: 0 E: 0 K: 2 S: 9	H: 1 LOB: 1 BB: 0 P: 8	R: 0 E: 0 K: 2 S: 5	H: 0 LOB: 0 BB: 0 P: 5	R: 0 E: 0 K: 0 S: 5	H: 2 LOB: 2 BB: 0 P: 5	R: 0 E: 0 K: 0 S: 4	H: 1 LOB: 1 BB: 0 P: 4	1B: 14 2B: 2 3B: 0 HR: 0	SF: 0 SAC: 1 DP: 0 HBP: 0	WP: 0 PB: 0 SB: 0 CS: 1	PA: 52	
PITCHER	IP	WLS	BF	H	R	ER	SO	BB	IBB	HBP	BLK	WP	HR	S	P	ERA	WHIP								
Jay Tibbs, R ERA: 2.17 Bob Owcinko, L ERA: 4.18 Ted Power, R ERA: 3.55 John Franco, L ERA: 2.4 (1.1)	6.0	26	9	4	4	2	0	0	0	0	0	0	0	20	28	0.00	2.000								
	3.0	14	4	0	0	0	4	2	0	0	0	0	0	5	5	0.00	0.000								
	2.0	9	3	0	0	0	0	0	0	0	0	0	0	9	9	0.00	1.500								

Houston Astros @ Cincinnati Reds
Riverfront Stadium, Cincinnati, OH
Fri Aug 10 1984, 7:05 PM EDT
Unknown

AB 48
R 4
H 16
RBI 3
BB 3
SO 7
LOB 19



Batter	1	2	3	4	5	6	7	8	9	10	11	12	AB	R	H	RBI	BB	SO	LOB	BOTTOM					
Gary Redus, R OBP: 0.393, SLG: 0.393 (1.8)	6-3				5-3		HR		G2-3 BB		K		5	1	2	2	1	1	2						
John Franco, L (11.1)		1B					HR						0	0	0	0	0	0	0						
Ron Oester, S OBP: 0.289, SLG: 0.300 (1.4)	K	3-1			2B 1B		HR		6-3		F4		6	2	2	1	0	1	3						
Cesar Cedeno, R OBP: 0.302, SLG: 0.383 (1.7)	K				F7		F2		IBB		F9		5	0	0	0	1	1	2						
Dave Parker, L OBP: 0.327, SLG: 0.411 Dave Vangorder, R OBP: 0.250, SLG: 0.196 (1.9)	CS BB				CS 1B		2B		IBB		K		3	0	2	1	3	1	0						
Tony Perez, R OBP: 0.276, SLG: 0.330 Eddie Milner, L OBP: 0.363, SLG: 0.387 Skeeter Barnes, R OBP: 0.217, SLG: 0.296 (1.3)	4-3				6-3		F4		G2-3				4	0	1	0	0	0	4						
Wayne Krenchicki, L OBP: 0.307, SLG: 0.406 Eric Davis, R OBP: 0.338, SLG: 0.387 (1.5)		F3	FC6-4				4-3		FC5-4 SH1-4 1B				4	0	1	0	0	0	1						
Brad Gulden, L OBP: 0.276, SLG: 0.320 (1.2)		1B BB			F8		L5-3		F6		SH1-4		3	1	0	0	1	0	1						
Tom Foley, L OBP: 0.306, SLG: 0.302 Bob Owcinko, L OBP: 0.167, SLG: 0.091 Ted Power, R OBP: 0.355, SLG: 0.361 Nick Esasky, R OBP: 0.268, SLG: 0.332 (1.6)		1B			K		F4		BB		FC5-4 BB		3	0	0	0	1	0	0						
Jay Tibbs, R OBP: 0.067, SLG: 0.067 Dave Concepcion, R OBP: 0.298, SLG: 0.325 (7.6)	K				4-3		F7		K		FC5-4		2	0	0	0	0	1	2						
Inning Stats	R: 0 E: 0 K: 2 S: 8	H: 0 LOB: 2 BB: 1 P: 12	R: 1 E: 0 K: 1 S: 7	H: 2 LOB: 2 BB: 1 P: 11	R: 0 E: 0 K: 0 S: 5	H: 2 LOB: 1 BB: 0 P: 4	R: 0 E: 0 K: 1 S: 5	H: 0 LOB: 0 BB: 0 P: 6	R: 1 E: 0 K: 0 S: 5	H: 2 LOB: 1 BB: 0 P: 5	R: 0 E: 0 K: 0 S: 3	H: 1 LOB: 0 BB: 0 P: 3	R: 0 E: 0 K: 0 S: 5	H: 0 LOB: 2 BB: 3 P: 14	R: 0 E: 0 K: 1 S: 6	H: 1 LOB: 2 BB: 1 P: 10	R: 0 E: 0 K: 0 S: 5	H: 0 LOB: 0 BB: 0 P: 5	R: 1 E: 0 K: 0 S: 1	H: 1 LOB: 0 BB: 0 P: 1	1B: 7 2B: 2 3B: 0 HR: 3	SF: 0 SAC: 1 DP: 2 HBP: 0	WP: 1 PB: 1 SB: 2 CS: 1	PA: 50	
PITCHER	IP	WLS	BF	H	R	ER	SO	BB	IBB	HBP	BLK	WP	HR	S	P	ERA	WHIP								
Joe Niekro, R ERA: 2.79 Dave Smith, R ERA: 2.29 Frank DiPino, L ERA: 3.35 Bill Dawley, R ERA: 2.29 Julio Solano, R ERA: 2.29 (1.1)	6.2	31	9	4	4	3	0	0	0	0	0	1	2	36	48	5.40	1.800								
	1.1	5	0	0	0	1	0	0	0	0	0	0	0	6	10	0.00	0.750								
	1.1	7	1	0	0	0	1	0	0	0	0	0	0	9	13	0.00	0.600								
	0.0	1	1	1	1	0	0	0	0	0	0	0	1	1	1	∞	∞								

Houston Astros @ Cincinnati Reds
Riverfront Stadium, Cincinnati, OH
Fri Aug 10 1984, 7:05 PM EDT
Unknown


AB 41
R 5
H 11
RBI 5
BB 8
SO 7
LOB 21



Batter	1	2	3	4	5	6	7	8	9	AB	R	H	RBI	BB	SO	LOB	TOP								
Bill Doran, S OBP: 0.355, SLG: 0.352 (1, 6)	K		K		6-3		F7		1B	6	0	2	1	0	2	1									
Phil Garner, R OBP: 0.333, SLG: 0.346 (1, 4)	1B			FC4-6 BB		K		F9	F3	5	1	1	0	1	1	4									
Denny Walling, L OBP: 0.330, SLG: 0.385 (1, 5)	1B	3B		FC4-6 1B		3-1		1B	1B	6	2	4	0	0	0	1									
Jose Cruz, L OBP: 0.382, SLG: 0.452 (1, 7)	1B	4-3		G3-6-3 1B		S	HR	K	F4	5	2	2	1	1	1	5									
Jerry Mumphy, S OBP: 0.357, SLG: 0.402 Bill Dawley, R OBP: 0.400, SLG: 0.800 Frank DiPino, L OBP: 0.380, SLG: 0.800 (7, 1) (8, 1)	K	BB		G3-6-3 1B		HR		1B		3	1	1	2	1	1	4									
Terry Puhl, L OBP: 0.376, SLG: 0.418 (1, 9)	1B	F2				HR	1B	K		1	0	1	1	0	0	0									
Ray Knight, R OBP: 0.253, SLG: 0.279 (1, 3)	1B	K				F8	FC5-4		1-3	5	1	1	2	0	1	3									
Mark Bailey, S OBP: 0.315, SLG: 0.344 (1, 2)	1B		4-3			F5		F9	1B	3	2	0	0	2	0	0									
Bob Knepper, L OBP: 0.230, SLG: 0.250 Kevin Bass, S OBP: 0.270, SLG: 0.333 (7, PH) (7, 8)	1B		F4					F8	1B	3	0	2	2	0	0	0									
Inning Stats	R: 6 E: 0 K: 2 S: 13	H: 6 LOB: 2 BB: 2 P: 21	R: 0 E: 0 K: 1 S: 6	H: 1 LOB: 2 BB: 1 P: 10	R: 0 E: 0 K: 1 S: 5	H: 0 LOB: 0 BB: 0 P: 5	R: 0 E: 0 K: 0 S: 3	H: 1 LOB: 1 BB: 1 P: 7	R: 1 E: 0 K: 0 S: 5	H: 2 LOB: 1 BB: 0 P: 5	R: 2 E: 0 K: 1 S: 7	H: 2 LOB: 1 BB: 1 P: 11	R: 0 E: 0 K: 0 S: 3	H: 0 LOB: 0 BB: 0 P: 3	R: 1 E: 0 K: 2 S: 9	H: 2 LOB: 1 BB: 0 P: 9	R: 1 E: 1 K: 0 S: 6	H: 3 LOB: 3 BB: 1 P: 10	1B: 14 2B: 0 3B: 1 HR: 2	SF: 0 SAC: 0 DP: 1 HBP: 0	WP: 0 PB: 0 SB: 3 CS: 0	PA: 49			
PITCHER	IP	WLS	BF	H	R	ER	SO	BB	IBB	HBP	BLK	WP	HR	S	P	ERA	WHIP								
Frank Pastore, R ERA: 6.34 (1, 1)	0.2	L	9	5	6	6	2	1	1	0	0	0	0	11	19	81.00	9.000								
Tom Hume, R ERA: 5.58 (1, 1)	5.1		25	7	3	3	3	3	0	0	0	0	2	28	40	5.06	1.875								
Brad Lesley, R ERA: 5.12 (7, 1)	2.0		8	2	1	1	2	0	0	0	0	0	0	12	12	4.50	1.000								
Ted Power, R ERA: 3.12 (9, 1)	1.0		7	3	1	1	0	1	0	0	0	0	0	6	10	9.00	4.000								

Houston Astros @ Cincinnati Reds
Riverfront Stadium, Cincinnati, OH
Fri Aug 10 1984, 7:05 PM EDT
Att: 14,558 - Unknown


AB 43
R 11
H 17
RBI 11
BB 6
SO 7
LOB 21



Batter	1	2	3	4	5	6	7	8	9	AB	R	H	RBI	BB	SO	LOB	BOTTOM									
Gary Redus, R OBP: 0.351, SLG: 0.394 (1, 7)	F8		F6	4-3			1B	SF9		4	1	1	1	0	0	0										
Ron Oester, S OBP: 0.291, SLG: 0.301 Wayne Krenchicki, L OBP: 0.304, SLG: 0.402 (1, 4) (8, 4)	BB		BB	4-3			F6	K		3	1	1	0	1	0	1										
Dave Concepcion, R OBP: 0.300, SLG: 0.326 Tom Foley, L OBP: 0.302, SLG: 0.355 (1, 6) (9, 6)	G5-3		F8			F9		1B	G5-4-3	3	0	1	1	1	0	1										
Cesar Cedeno, R OBP: 0.304, SLG: 0.381 (1, 9)	BB		BB	6-3			F9		G5-4-3	4	1	1	0	1	0	2										
Eric Davis, R OBP: 0.304, SLG: 0.373 (1, 8)	G5-3		BB	4-3			F8		F2	4	1	0	0	1	0	4										
Nick Esasky, R OBP: 0.300, SLG: 0.372 (1, 3)			BB			FC6-4		E5		3	2	2	3	1	0	0										
Skeeter Barnes, R OBP: 0.259, SLG: 0.292 (1, 5)	F9		BB			FC6-4		WP	1B	3	1	1	1	1	0	2										
Dave Vangorder, R OBP: 0.237, SLG: 0.185 Brad Guiden, L OBP: 0.279, SLG: 0.323 (8, PH) (9, 2)	F8		F9			F9		SF9	WP	3	0	0	0	0	0	3										
Frank Pastore, R OBP: 0.238, SLG: 0.038 Tom Hume, S OBP: 0.274, SLG: 0.100 Tony Pérez, S OBP: 0.274, SLG: 0.328 Brad Lesley, R OBP: 0.302, SLG: 0.500 Dave Parker, L OBP: 0.325, SLG: 0.410 Ted Power, R OBP: 0.380, SLG: 0.410 (1, 1) (1, 1) (6, PH) (7, 1) (8, PH) (9, 1)	K		K			F7		K		0	0	0	0	0	0	0										
Inning Stats	R: 0 E: 0 K: 0 S: 3	H: 1 LOB: 2 BB: 2 P: 11	R: 0 E: 0 K: 1 S: 6	H: 1 LOB: 0 BB: 0 P: 6	R: 4 E: 0 K: 0 S: 6	H: 3 LOB: 1 BB: 2 P: 14	R: 0 E: 0 K: 1 S: 5	H: 0 LOB: 0 BB: 0 P: 5	R: 0 E: 0 K: 0 S: 3	H: 0 LOB: 1 BB: 1 P: 7	R: 1 E: 0 K: 0 S: 5	H: 2 LOB: 1 BB: 0 P: 5	R: 2 E: 1 K: 2 S: 9	H: 1 LOB: 1 BB: 1 P: 13	R: 0 E: 0 K: 0 S: 3	H: 1 LOB: 0 BB: 0 P: 3	1B: 7 2B: 1 3B: 1 HR: 0	SF: 1 SAC: 0 DP: 2 HBP: 0	WP: 1 PB: 0 SB: 0 CS: 0	PA: 41						
PITCHER	IP	WLS	BF	H	R	ER	SO	BB	IBB	HBP	BLK	WP	HR	S	P	ERA	WHIP									
Bob Knepper, L ERA: 2.91 (1, 1)	6.0	W	27	4	4	4	2	5	0	0	0	0	1	0	26	46	6.00	1.667								
Bill Dawley, R ERA: 2.37 (7, 1)	1.2		10	3	3	1	1	1	0	0	0	0	0	11	15	5.40	2.400									
Frank DiPino, L ERA: 3.27 (8, 1)	1.1	S	4	1	0	0	1	0	0	0	0	0	0	6	6	0.00	0.750									

Houston Astros @ Cincinnati Reds
Riverfront Stadium, Cincinnati, OH
Fri Aug 10 1984, 7:05 PM EDT
Att: 14,558 - Unknown

AB 34
R 7
H 9
RBI 7
BB 6
SO 4
LOB 18



Batter	1	2	3	4	5	6	7	8	9	AB	R	H	RBI	BB	SO	LOB	TOP					
Bill Doran, S OBP: 0.360, SLG: 0.355 (1, 4)										4	1	2	0	1	2	0	Houston Astros @ Cincinnati Reds Riverfront Stadium, Cincinnati, OH Sun Aug 12 1984, 3:33 AM EDT Att: 17,950 - Unknown					
Craig Reynolds, L OBP: 0.293, SLG: 0.381 (1, 6)										5	1	1	0	0	0	2						
Denny Walling, L OBP: 0.328, SLG: 0.387 (1, 5)										4	0	1	0	0	1	2						
Jose Cruz, L OBP: 0.385, SLG: 0.458 (1, 7)										3	1	1	3	1	0	0						
Jerry Mumphy, S OBP: 0.354, SLG: 0.398 (1, 8)										4	0	0	0	0	3	2						
Enos Cabell, R OBP: 0.326, SLG: 0.398 (1, 3)										4	1	1	0	0	0	2						
Terry Puhl, L OBP: 0.380, SLG: 0.427 (1, 9)										3	1	1	2	1	1	2						
Mark Bailey, S OBP: 0.312, SLG: 0.337 (1, 2)										4	1	1	0	0	2	1						
Nolan Ryan, R OBP: 0.163, SLG: 0.170 Frank DiPino, L (7, 1)										2	0	0	0	0	1	1						
										1	0	0	0	0	1	0	AB 34 R 6 H 8 RBI 5 BB 3 SO 11 LOB 12					
Inning Stats	R: 0 E: 0 K: 2 S: 7	H: 0 LOB: 0 BB: 0 P: 7	R: 2 E: 1 K: 1 S: 7	H: 2 LOB: 0 BB: 0 P: 7	R: 0 E: 0 K: 1 S: 5	H: 0 LOB: 0 BB: 0 P: 5	R: 0 E: 0 K: 2 S: 7	H: 0 LOB: 1 BB: 1 P: 11	R: 3 E: 0 K: 0 S: 5	H: 2 LOB: 1 BB: 1 P: 9	R: 1 E: 0 K: 1 S: 7	H: 2 LOB: 1 BB: 0 P: 7	R: 0 E: 0 K: 1 S: 6	H: 1 LOB: 2 BB: 1 P: 10	R: 0 E: 0 K: 2 S: 8	H: 1 LOB: 1 BB: 0 P: 8		1B: 5 2B: 1 3B: 0 HR: 2	SF: 0 SAC: 1 DP: 0 HBP: 0	WP: 0 PB: 0 SB: 0 CS: 0	PA: 38	
PITCHER	IP WLS BF H R ER SO BB IBB HBP BLK WP HR S P ERA WHIP	IP WLS BF H R ER SO BB IBB HBP BLK WP HR S P ERA WHIP	IP WLS BF H R ER SO BB IBB HBP BLK WP HR S P ERA WHIP	IP WLS BF H R ER SO BB IBB HBP BLK WP HR S P ERA WHIP	IP WLS BF H R ER SO BB IBB HBP BLK WP HR S P ERA WHIP	IP WLS BF H R ER SO BB IBB HBP BLK WP HR S P ERA WHIP	IP WLS BF H R ER SO BB IBB HBP BLK WP HR S P ERA WHIP	IP WLS BF H R ER SO BB IBB HBP BLK WP HR S P ERA WHIP	IP WLS BF H R ER SO BB IBB HBP BLK WP HR S P ERA WHIP	IP WLS BF H R ER SO BB IBB HBP BLK WP HR S P ERA WHIP	IP WLS BF H R ER SO BB IBB HBP BLK WP HR S P ERA WHIP	IP WLS BF H R ER SO BB IBB HBP BLK WP HR S P ERA WHIP	IP WLS BF H R ER SO BB IBB HBP BLK WP HR S P ERA WHIP	IP WLS BF H R ER SO BB IBB HBP BLK WP HR S P ERA WHIP	IP WLS BF H R ER SO BB IBB HBP BLK WP HR S P ERA WHIP	IP WLS BF H R ER SO BB IBB HBP BLK WP HR S P ERA WHIP	IP WLS BF H R ER SO BB IBB HBP BLK WP HR S P ERA WHIP	IP WLS BF H R ER SO BB IBB HBP BLK WP HR S P ERA WHIP	IP WLS BF H R ER SO BB IBB HBP BLK WP HR S P ERA WHIP	IP WLS BF H R ER SO BB IBB HBP BLK WP HR S P ERA WHIP	IP WLS BF H R ER SO BB IBB HBP BLK WP HR S P ERA WHIP	
Andy McGaffigan, R ERA: 3.18 Bob Owchinko, L ERA: 4.54 Ted Power, R ERA: 3.1	5.0 L 18 2 2 2 7 1 0 0 0 0 1 31 35 3.60 0.600	2.0 11 4 4 4 1 1 0 0 0 0 1 12 16 18.00 2.500	2.0 9 2 0 0 3 1 0 0 0 0 0 14 18 0.00 1.500																			



Batter	1	2	3	4	5	6	7	8	9	AB	R	H	RBI	BB	SO	LOB	BOTTOM				
Gary Redus, R OBP: 0.351, SLG: 0.400 Ted Power, R (8, 1)										4	0	1	0	0	1	1	Houston Astros @ Cincinnati Reds Riverfront Stadium, Cincinnati, OH Sun Aug 12 1984, 3:33 AM EDT Att: 17,950 - Unknown				
Ron Oester, S OBP: 0.293, SLG: 0.303 (1, 4)										3	0	1	1	1	1	1					
Dave Concepcion, R OBP: 0.299, SLG: 0.322 (1, 5)										3	0	1	0	1	0	0					
Dave Parker, L OBP: 0.323, SLG: 0.404 (1, 9)										4	0	0	0	0	3	4					
Eric Davis, R OBP: 0.311, SLG: 0.360 (1, 8) (8, 7)										2	0	0	0	2	2	0					
Nick Esasky, R OBP: 0.296, SLG: 0.366 (1, 3)										3	0	0	0	1	1	4					
Tom Foley, L OBP: 0.293, SLG: 0.343 (1, 6)										4	0	0	0	0	1	1					
Dave Vangorder, R OBP: 0.298, SLG: 0.190 (1, 2)										4	1	1	0	0	2	0					
Andy McGaffigan, R (1, 1) Skeeter Barnes, R (5, PH) Bob Owchinko, L (6, 1) Eddie Milner, L (7, PH) (8, 8)										1	0	0	0	0	0	0					
										1	0	0	0	0	1	1	AB 32 R 1 H 5 RBI 1 BB 5 SO 13 LOB 13				
Inning Stats	R: 0 E: 0 K: 2 S: 8	H: 1 LOB: 3 BB: 2 P: 16	R: 0 E: 0 K: 1 S: 5	H: 0 LOB: 0 BB: 0 P: 5	R: 0 E: 0 K: 1 S: 5	H: 0 LOB: 0 BB: 0 P: 5	R: 0 E: 0 K: 3 S: 9	H: 0 LOB: 1 BB: 1 P: 13	R: 1 E: 0 K: 2 S: 9	H: 2 LOB: 2 BB: 1 P: 13	R: 0 E: 0 K: 1 S: 6	H: 1 LOB: 1 BB: 0 P: 6	R: 0 E: 0 K: 1 S: 5	H: 0 LOB: 1 BB: 1 P: 9	R: 0 E: 0 K: 1 S: 6	H: 1 LOB: 1 BB: 0 P: 6		1B: 3 2B: 1 3B: 1 HR: 0	SF: 0 SAC: 0 DP: 0 HBP: 0	WP: 1 PB: 0 SB: 0 CS: 0	PA: 37
PITCHER	IP WLS BF H R ER SO BB IBB HBP BLK WP HR S P ERA WHIP	IP WLS BF H R ER SO BB IBB HBP BLK WP HR S P ERA WHIP	IP WLS BF H R ER SO BB IBB HBP BLK WP HR S P ERA WHIP	IP WLS BF H R ER SO BB IBB HBP BLK WP HR S P ERA WHIP	IP WLS BF H R ER SO BB IBB HBP BLK WP HR S P ERA WHIP	IP WLS BF H R ER SO BB IBB HBP BLK WP HR S P ERA WHIP	IP WLS BF H R ER SO BB IBB HBP BLK WP HR S P ERA WHIP	IP WLS BF H R ER SO BB IBB HBP BLK WP HR S P ERA WHIP	IP WLS BF H R ER SO BB IBB HBP BLK WP HR S P ERA WHIP	IP WLS BF H R ER SO BB IBB HBP BLK WP HR S P ERA WHIP	IP WLS BF H R ER SO BB IBB HBP BLK WP HR S P ERA WHIP	IP WLS BF H R ER SO BB IBB HBP BLK WP HR S P ERA WHIP	IP WLS BF H R ER SO BB IBB HBP BLK WP HR S P ERA WHIP	IP WLS BF H R ER SO BB IBB HBP BLK WP HR S P ERA WHIP	IP WLS BF H R ER SO BB IBB HBP BLK WP HR S P ERA WHIP	IP WLS BF H R ER SO BB IBB HBP BLK WP HR S P ERA WHIP	IP WLS BF H R ER SO BB IBB HBP BLK WP HR S P ERA WHIP	IP WLS BF H R ER SO BB IBB HBP BLK WP HR S P ERA WHIP	IP WLS BF H R ER SO BB IBB HBP BLK WP HR S P ERA WHIP	IP WLS BF H R ER SO BB IBB HBP BLK WP HR S P ERA WHIP	
Nolan Ryan, R ERA: 2.89 Frank DiPino, L ERA: 3.13	6.2 W 28 4 1 1 11 4 0 0 0 0 0 46 62 1.35 1.200	2.1 9 1 0 0 2 1 0 0 0 0 0 12 16 0.00 0.857																			



Batter	1	2	3	4	5	6	7	8	9	AB	R	H	RBI	BB	SO	LOB	TOP										
Bob Dernier, R (1, 8) OBP: 0.385, SLG: 0.387	6-3		5-3		F4		6-3			4	0	0	0	0	0	2											
23 Ryne Sandberg, R (1, 4) OBP: 0.370, SLG: 0.532 Tom Verzyer, R (1, 4) OBP: 0.286, SLG: 0.273	E1			4-3 WP SF7 1B	FC5		6-3			1	0	0	0	0	0	0											
Thad Bosley, L (1, 7) OBP: 0.354, SLG: 0.326 Henry Cotto, R (9, 7) OBP: 0.341, SLG: 0.330	K			4-3		K		4-3		4	0	0	0	0	2	2											
Leon Durham, L (1, 3) OBP: 0.380, SLG: 0.515	K			SF7		F3		F5		3	0	0	1	0	1	1											
Keith Moreland, R (1, 9) OBP: 0.346, SLG: 0.463		6-3						F9		4	0	2	0	0	0	0											
Ron Cey, R (1, 5) OBP: 0.304, SLG: 0.415	K				F9			F3		3	0	0	0	1	1	1											
Steve Lake, R (1, 2) OBP: 0.250, SLG: 0.444 Jody Davis, R (9, PH) OBP: 0.323, SLG: 0.457	F4				F7		FC6-4	K		3	0	0	0	0	0	2											
Dave Owen, S (1, 6) OBP: 0.281, SLG: 0.306				CS 1B	FC5 BB		4-3			2	0	1	0	1	0	0											
Scott Sanderson, R (1, 1) OBP: 0.206, SLG: 0.129			K				6-3			2	0	0	0	1	1	1											
Inning Stats	R: 0 E: 1 K: 2 S: 8	H: 0 LOB: 1 BB: 0 P: 8	R: 0 E: 0 K: 1 S: 5	H: 0 LOB: 0 BB: 0 P: 5	R: 0 E: 0 K: 1 S: 5	H: 1 LOB: 0 BB: 0 P: 5	R: 1 E: 0 K: 0 S: 5	H: 2 LOB: 1 BB: 0 P: 5	R: 0 E: 0 K: 1 S: 6	H: 0 LOB: 2 BB: 1 P: 10	R: 0 E: 0 K: 0 S: 3	H: 0 LOB: 0 BB: 0 P: 3	R: 0 E: 0 K: 1 S: 5	H: 0 LOB: 0 BB: 0 P: 5	R: 0 E: 0 K: 1 S: 5	H: 0 LOB: 0 BB: 0 P: 5	1B: 4 2B: 0 3B: 0 HR: 0	SF: 1 SAC: 0 DP: 0 HBP: 0	WP: 1 PB: 0 SB: 0 CS: 1	PA: 34							
PITCHER	IP	WLS	BF	H	R	ER	SO	BB	IBB	HBP	BLK	WP	HR	S	P	ERA	WHIP										
Michael LaCoss, R (1, 1) ERA: 3.31	7.0		28	4	1	1	5	3	0	0	0	1	0	35	47	1.29	1.000										
Bill Dawley, R (8, 1) ERA: 2.3	2.0	W	6	0	0	0	1	0	0	0	0	0	0	8	8	0.00	0.000										

Chicago Cubs @ Houston Astros
Astrodome, Houston, TX
Mon Aug 13 1984, 8:05 PM EDT
Att: 14,793 - Unknown

AB	30
R	1
H	4
RBI	1
BB	3
SO	6
LOB	11



Batter	1	2	3	4	5	6	7	8	9	AB	R	H	RBI	BB	SO	LOB	BOTTOM										
Bill Doran, S (1, 4) OBP: 0.359, SLG: 0.360	F8		4-3			SF8 3B		F6		4	1	1	0	0	0	3											
Craig Reynolds, L (1, 6) OBP: 0.290, SLG: 0.378	K			3-1		SF8		F3		3	0	0	1	0	1	2											
Denny Walling, L (1, 5) OBP: 0.327, SLG: 0.389	F5					F8		F8		4	0	1	0	0	0	0											
Jose Cruz, L (1, 7) OBP: 0.386, SLG: 0.459				CS 1B	F3	F4		S 1B		4	1	2	0	0	0	1											
Jerry Mumphrey, S (1, 8) OBP: 0.353, SLG: 0.397	F7			6-3		F7				4	0	1	1	0	0	2											
Enos Cabell, R (1, 3) OBP: 0.329, SLG: 0.403 Bill Dawley, R (8, 1) OBP: 0.400, SLG: 0.800	F9				SH5-3 2B	G4-6-3 1B				3	0	2	0	0	0	0											
Terry Puhl, L (1, 9) OBP: 0.377, SLG: 0.424			1-3		SH5-3	G4-6-3				2	0	0	0	0	0	1											
Mark Bailey, S (1, 2) OBP: 0.315, SLG: 0.338 Mike Richardt, R (8, PR) OBP: 0.197, SLG: 0.091 Alan Ashby, S (9, 2) OBP: 0.341, SLG: 0.330						F3		SH3-4 1B		2	0	1	0	1	0	1											
Michael LaCoss, R (1, 1) OBP: 0.125, SLG: 0.174 Phil Garner, R (8, 5) OBP: 0.335, SLG: 0.346	SH3					K		SH3-4		1	0	0	0	0	1	1											
Inning Stats	R: 0 E: 0 K: 1 S: 5	H: 0 LOB: 0 BB: 0 P: 5	R: 0 E: 0 K: 0 S: 3	H: 1 LOB: 0 BB: 0 P: 3	R: 0 E: 0 K: 0 S: 3	H: 0 LOB: 1 BB: 1 P: 7	R: 0 E: 0 K: 0 S: 4	H: 1 LOB: 1 BB: 0 P: 4	R: 0 E: 0 K: 0 S: 4	H: 1 LOB: 0 BB: 0 P: 4	R: 0 E: 0 K: 0 S: 3	H: 1 LOB: 2 BB: 0 P: 3	R: 0 E: 0 K: 0 S: 4	H: 1 LOB: 1 BB: 0 P: 4	R: 1 E: 0 K: 0 S: 3	H: 2 LOB: 1 BB: 0 P: 3	1B: 5 2B: 2 3B: 1 HR: 0	SF: 1 SAC: 3 DP: 1 HBP: 0	WP: 0 PB: 0 SB: 1 CS: 1	PA: 32							
PITCHER	IP	WLS	BF	H	R	ER	SO	BB	IBB	HBP	BLK	WP	HR	S	P	ERA	WHIP										
Scott Sanderson, R (1, 1) ERA: 2.99	8.1	L	32	8	2	2	2	1	0	0	0	0	0	35	39	2.16	1.080										

Chicago Cubs @ Houston Astros
Astrodome, Houston, TX
Mon Aug 13 1984, 8:05 PM EDT
Att: 14,793 - Unknown

AB	27
R	2
H	8
RBI	2
BB	1
SO	2
LOB	11



Batter	1	2	3	4	5	6	7	8	9	AB	R	H	RBI	BB	SO	LOB	TOP					
Henry Cotto, R (1, 8) OBP: 0.341, SLG: 0.325	5-3	FC6-4		5-3		1B BB		K	FC5-4	5	1	1	0	1	1	2						
Tom Verzyer, R (1, 4) OBP: 0.244, SLG: 0.231	F9		F9		F7	F6		4-3	FC5-4	6	0	0	0	0	0	2						
Gary Matthews, R (1, 7) OBP: 0.397, SLG: 0.397			2B SF7	1B	BB BB	1B		E	1B	4	3	4	1	1	0	0						
Leon Durham, L (1, 3) OBP: 0.383, SLG: 0.520			FC5	2B	F7	F9		E7	1B	4	1	2	1	1	0	2						
Keith Moreland, R (1, 9) OBP: 0.349, SLG: 0.465	K		SF7		BB	1B		HBP	1B	3	1	2	2	1	1	2						
Ron Cey, R (1, 5) OBP: 0.310, SLG: 0.415		6-3		BB	1B	BB		HBP		2	0	1	0	2	0	0						
Jody Davis, R (1, 2) OBP: 0.324, SLG: 0.456	K	FC5			1B	1B		F6		5	0	2	2	0	1	4						
Dave Owen, S (1, 6) OBP: 0.283, SLG: 0.307					4-3			5-3		3	0	1	0	0	1	2						
Jay Johnstone, L (7, PH) OBP: 0.376, SLG: 0.403				K	4-3			5-3		0	0	0	0	0	0	0						
Bob Derrier, R (7, PH) OBP: 0.384, SLG: 0.386								5-3		1	0	0	0	0	0	3						
Larry Bowa, S (7, 6) OBP: 0.261, SLG: 0.258								5-3		1	0	0	0	0	0	0						
Steve Trout, L (1, 1) OBP: 0.163, SLG: 0.128								5-3		1	0	0	0	0	1	0						
Thad Soley, L (5, PH) OBP: 0.257, SLG: 0.319								5-3		1	0	0	0	0	1	0						
George Frazier, R (5, PH) OBP: 0.230, SLG: 0.250								5-3		0	0	0	0	0	0	0						
Gary Woodson, L (7, PH) OBP: 0.245, SLG: 0.448								5-3		1	0	0	0	0	0	3						
Tim Stoddard, R (7, 1) OBP: 0.192, SLG: 0.102								5-3		0	0	0	0	0	0	0						
Steve Lake, R (5, PH) OBP: 0.241, SLG: 0.429								5-3		1	0	0	0	0	1	0						
Inning Stats	R: 0 E: 0 K: 1 S: 5	H: 0 LOB: 2 BB: 2 P: 13	R: 0 E: 0 K: 1 S: 6	H: 1 LOB: 2 BB: 1 P: 10	R: 1 E: 0 K: 0 S: 5	H: 2 LOB: 2 BB: 1 P: 9	R: 0 E: 0 K: 2 S: 7	H: 0 LOB: 0 BB: 0 P: 7	R: 2 E: 0 K: 0 S: 5	H: 2 LOB: 2 BB: 2 P: 13	R: 1 E: 0 K: 1 S: 6	H: 1 LOB: 1 BB: 1 P: 10	R: 0 E: 0 K: 0 S: 5	H: 3 LOB: 2 BB: 0 P: 5	R: 2 E: 1 K: 1 S: 8	H: 3 LOB: 2 BB: 0 P: 9	R: 0 E: 0 K: 1 S: 6	H: 1 LOB: 1 BB: 0 P: 6	1B: 11 2B: 2 3B: 0 HR: 0	SF: 1 SAC: 0 DP: 1 HBP: 1	WP: 0 PB: 0 SB: 2 CS: 0	PA: 47
PITCHER	IP	WLS	BF	H	R	ER	SO	BB	IBB	HBP	BLK	WP	HR	S	P	ERA	WHIP					
Joe Niekro, R (1, 1) ERA: 2.86	5.0		26	5	3	3	4	6	0	0	0	0	0	28	52	5.40	2.200					
Julio Solano, R (6, 1) ERA: 2.51	1.0	W	5	1	1	1	1	1	0	0	0	0	0	6	10	9.00	2.000					
Dave Smith, R (7, 1) ERA: 2.21	0.0		3	3	0	0	0	0	0	0	0	0	0	3	3	∞	∞					
Frank DiPino, L (7, 1) ERA: 3.12	3.0	S	13	4	2	1	2	0	0	1	0	0	0	16	17	3.00	1.333					

Chicago Cubs @ Houston Astros
Astrodome, Houston, TX
Tue Aug 14 1984, 8:05 PM EDT
Att: 18,756 - Unknown

AB 38
R 6
H 13
RBI 6
BB 7
SO 7
LOB 20



Batter	1	2	3	4	5	6	7	8	9	AB	R	H	RBI	BB	SO	LOB	BOTTOM					
Bill Doran, S (1, 4) OBP: 0.360, SLG: 0.358	1-3		F8		2B	1B		F7		4	0	1	1	1	0	0						
Enos Cabell, R (1, 3) OBP: 0.325, SLG: 0.398	3-1			5-3	K	F8		K		4	0	0	0	0	1	4						
Dave Smith, R (7, 1)										0	0	0	0	0	0	0						
Frank DiPino, L (7, 1)										1	0	0	0	0	1	0						
Phil Garner, R (1, 5) OBP: 0.337, SLG: 0.352	5-3			2B	1B	2B		5-3		4	1	2	1	0	0	0						
Jose Cruz, L (1, 7) OBP: 0.390, SLG: 0.464		G5-3		1B	SF8	2B		3B	1B	3	2	3	0	1	0	0						
Jerry Mumphrey, S (1, 8) OBP: 0.354, SLG: 0.398						G5-4-3		F7		4	0	2	1	0	0	4						
Terry Puhl, L (1, 9) OBP: 0.379, SLG: 0.433		G5-3		SF8				SH1-3	1B	3	2	2	2	0	0	2						
Alan Ashby, S (1, 2) OBP: 0.341, SLG: 0.330		K		F9		SH1-3		1B		3	0	1	1	0	1	2						
Craig Reynolds, L (1, 6) OBP: 0.292, SLG: 0.379				4-3		1B		F8		4	1	2	1	0	0	1						
Joe Niekro, R (1, 1) OBP: 0.167, SLG: 0.138						1B				1	0	0	0	0	0	0						
Mike Richardt, R (5, PH) OBP: 0.231, SLG: 0.167				1-3		1B				1	1	1	0	0	0	0						
Julio Solano, R (6, 1) ERA: 3.87						1B				0	0	0	0	0	0	0						
Denny Walling, L (6, PH) OBP: 0.324, SLG: 0.385						2B				2	0	0	0	0	1	1						
Inning Stats	R: 0 E: 0 K: 0 S: 3	H: 2 LOB: 0 BB: 0 P: 3	R: 0 E: 0 K: 1 S: 6	H: 2 LOB: 0 BB: 0 P: 6	R: 0 E: 0 K: 0 S: 3	H: 0 LOB: 0 BB: 0 P: 3	R: 2 E: 0 K: 0 S: 6	H: 3 LOB: 1 BB: 0 P: 6	R: 2 E: 0 K: 1 S: 8	H: 4 LOB: 2 BB: 1 P: 12	R: 1 E: 0 K: 1 S: 7	H: 2 LOB: 2 BB: 1 P: 11	R: 2 E: 0 K: 0 S: 6	H: 3 LOB: 1 BB: 0 P: 6	R: 0 E: 0 K: 1 S: 5	H: 0 LOB: 0 BB: 0 P: 5	1B: 11 2B: 2 3B: 1 HR: 0	SF: 1 SAC: 1 DP: 2 HBP: 0	WP: 0 PB: 0 SB: 0 CS: 0	PA: 38		
PITCHER	IP	WLS	BF	H	R	ER	SO	BB	IBB	HBP	BLK	WP	HR	S	P	ERA	WHIP					
Steve Trout, L (1, 1) ERA: 3.74	5.0		23	9	4	4	2	0	1	0	0	0	0	26	30	7.20	1.800					
George Frazier, R (6, 1) ERA: 3.87	1.0	L	6	2	1	1	1	0	1	0	0	0	0	7	11	9.00	2.000					
Tim Stoddard, R (7, 1) ERA: 3.25	2.0		9	3	2	2	1	0	0	0	0	0	0	11	11	9.00	1.500					

Chicago Cubs @ Houston Astros
Astrodome, Houston, TX
Tue Aug 14 1984, 8:05 PM EDT
Att: 18,756 - Unknown

AB 34
R 7
H 14
RBI 7
BB 2
SO 4
LOB 14



Batter	1	2	3	4	5	6	7	8	9	AB	R	H	RBI	BB	SO	LOB	TOP										
Henry Cotto, R (1, 8) OBP: 0.343, SLG: 0.323	5-3	1B			F5		6-3		BB	4	0	1	0	1	0	0											
Tom Verzyer, R (1, 4) OBP: 0.287, SLG: 0.220									BB	2	1	0	0	1	0	1											
Dave Owen, S (8, FR) OBP: 0.283, SLG: 0.307	4-3	F7			6-3			1B	BB	0	0	0	0	0	0	0											
Leon Durham, L (9, PH) OBP: 0.382, SLG: 0.519	1B							BB		1	0	0	0	0	0	2											
Gary Matthews, R (1, 7) OBP: 0.396, SLG: 0.395	E5			5-3						4	1	1	0	0	0	1											
Keith Moreland, R (1, 3) OBP: 0.346, SLG: 0.460	4-3			F9			4-3		F9	4	0	0	0	0	0	4											
Jody Davis, R (1, 2) OBP: 0.326, SLG: 0.455	1B			F5			FC6-4		F9	3	0	1	0	1	0	2											
Ron Cey, R (1, 5) OBP: 0.309, SLG: 0.414	1B			5-3			K		F7	4	0	1	2	0	1	3											
Gary Woods, R (1, 9) OBP: 0.341, SLG: 0.430	F2			5-3			FC6-4		1B	4	0	1	0	0	0	3											
Larry Bowa, S (1, 6) OBP: 0.262, SLG: 0.259									4-3	3	0	1	0	0	1	0											
Thad Bosley, L (9, PH) OBP: 0.351, SLG: 0.313		K							4-3	1	0	0	0	0	0	1											
Dennis Eckersley, R (1, 1) OBP: 0.179, SLG: 0.158									F4	3	0	0	0	0	2	1											
Jay Johnstone, L (9, PH) OBP: 0.373, SLG: 0.397		K			4-3					1	0	0	0	0	0	1											
Inning Stats	R: 2 E: 1 K: 0 S: 5	H: 1 LOB: 2 BB: 1 P: 10	R: 0 E: 0 K: 2 S: 8	H: 1 LOB: 1 BB: 0 P: 8	R: 0 E: 0 K: 0 S: 3	H: 0 LOB: 0 BB: 0 P: 3	R: 0 E: 0 K: 0 S: 4	H: 1 LOB: 1 BB: 0 P: 4	R: 0 E: 0 K: 1 S: 6	H: 0 LOB: 0 BB: 0 P: 6	R: 0 E: 0 K: 1 S: 5	H: 0 LOB: 0 BB: 0 P: 5	R: 0 E: 0 K: 0 S: 4	H: 1 LOB: 2 BB: 1 P: 8	R: 0 E: 0 K: 0 S: 4	H: 1 LOB: 2 BB: 1 P: 8	1B: 6 2B: 0 3B: 0 HR: 0	SF: 0 SAC: 0 DP: 0 HBP: 1	WP: 0 PB: 0 SB: 0 CS: 0	PA: 38							
PITCHER	IP	WLS	BF	H	R	ER	SO	BB	IBB	HBP	BLK	WP	HR	S	P	ERA	WHIP										
Bob Knepper, L (1, 1) ERA: 2.79	7.0	W	30	5	2	0	4	1	1	1	0	0	0	35	44	0.00	0.857										
Bill Dawley, R (8, 1) ERA: 2.24	1.2		7	1	0	0	0	1	0	0	0	0	0	6	10	0.00	1.200										
Frank DiPino, L (9, 1) ERA: 3.1	0.1	S	1	0	0	0	0	0	0	0	0	0	0	1	1	0.00	0.000										

Chicago Cubs @ Houston Astros
Astrodome, Houston, TX
Wed Aug 15 1984, 8:05 PM EDT
Att: 19,999 - Unknown

AB	34
R	2
H	6
RBI	2
BB	3
SO	4
LOB	19



Batter	1	2	3	4	5	6	7	8	9	AB	R	H	RBI	BB	SO	LOB	BOTTOM										
Bill Doran, S (1, 4) OBP: 0.360, SLG: 0.364	FC4-6		F7	1-3			SF7	E4		5	1	2	0	0	0	2											
Craig Reynolds, L (1, 6) OBP: 0.289, SLG: 0.375	FC4-6		F4				F4	FC4-6		5	0	0	0	0	0	3											
Denny Walling, L (1, 5) OBP: 0.318, SLG: 0.379	FC4-6		4-3				SF7			3	0	0	1	0	0	1											
Jose Cruz, L (1, 7) OBP: 0.387, SLG: 0.460	FC6-4			1-3			F8			4	0	0	0	0	0	1											
Jerry Mumphrey, S (1, 8) OBP: 0.358, SLG: 0.400		4-3		S			1B	SH		3	2	2	0	1	0	0											
Enos Cabell, R (1, 3) OBP: 0.325, SLG: 0.398				F9			K	SH		3	1	1	0	0	1	2											
Terry Puhl, L (1, 9) OBP: 0.380, SLG: 0.432		4-3					E4	2B		3	2	1	1	1	0	2											
Mark Bailey, S (1, 2) OBP: 0.324, SLG: 0.349								2B		3	0	3	3	1	0	0											
Bob Knepper, L (1, 1) OBP: 0.234, SLG: 0.254										3	0	1	0	0	0	5											
Bill Dawley, R (8, 1) OBP: 0.333, SLG: 0.667		F6					G3-2-3	F3		1	0	0	0	0	0	1											
Frank DiPino, L (9, 1) ERA: 3.1										0	0	0	0	0	0	0											
Inning Stats	R: 0 E: 0 K: 0 S: 4	H: 1 LOB: 1 BB: 0 P: 4	R: 0 E: 0 K: 0 S: 4	H: 1 LOB: 2 BB: 1 P: 8	R: 0 E: 0 K: 0 S: 3	H: 0 LOB: 0 BB: 0 P: 3	R: 2 E: 0 K: 0 S: 6	H: 3 LOB: 2 BB: 1 P: 10	R: 0 E: 1 K: 1 S: 7	H: 2 LOB: 2 BB: 0 P: 7	R: 1 E: 0 K: 0 S: 4	H: 1 LOB: 0 BB: 0 P: 4	R: 3 E: 2 K: 0 S: 6	H: 2 LOB: 1 BB: 1 P: 10	1B: 8 2B: 1 3B: 1 HR: 0	SF: 1 SAC: 1 DP: 1 HBP: 0	WP: 0 PB: 0 SB: 1 CS: 0	PA: 38									
PITCHER	IP	WLS	BF	H	R	ER	SO	BB	IBB	HBP	BLK	WP	HR	S	P	ERA	WHIP										
Dennis Eckersley, R (1, 1) ERA: 4.09	8.0	L	38	10	6	4	1	2	1	0	0	0	0	37	49	4.50	1.500										

Chicago Cubs @ Houston Astros
Astrodome, Houston, TX
Wed Aug 15 1984, 8:05 PM EDT
Att: 19,999 - Unknown

AB	33
R	6
H	10
RBI	5
BB	3
SO	1
LOB	17



Batter	1	2	3	4	5	6	7	8	9	10	AB	R	H	RBI	BB	SO	LOB	TOP							
Bill Doran, S <small>(1, 4) OBP: 0.357, SLG: 0.360</small> Denny Walling, L <small>(9, PH) OBP: 0.319, SLG: 0.378</small> <small>(9, 5)</small>											4	0	0	0	0	1	0								
Enos Cabell, R <small>(1, 3) OBP: 0.329, SLG: 0.409</small>											5	2	3	1	0	0	2								
Phil Garner, R <small>(1, 5) OBP: 0.341, SLG: 0.349</small> <small>(9, 4)</small>											2	2	0	0	3	0	2								
Jose Cruz, L <small>(1, 7) OBP: 0.388, SLG: 0.461</small>											4	0	2	0	0	0	2								
Jerry Mumfrey, S <small>(1, 8) OBP: 0.358, SLG: 0.402</small>											5	0	2	2	0	0	4								
Terry Puhl, L <small>(1, 9) OBP: 0.380, SLG: 0.430</small>											4	1	1	0	1	0	3								
Mark Bailey, S <small>(1, 2) OBP: 0.325, SLG: 0.348</small>											4	2	1	0	1	0	3								
Craig Reynolds, L <small>(1, 6) OBP: 0.287, SLG: 0.373</small> Jim Pankovits, R <small>(7, PH) OBP: 0.328, SLG: 0.446</small> <small>(7, 6)</small>											2	0	0	0	0	0	0								
Nolan Ryan, R <small>(1, 1) OBP: 0.157, SLG: 0.163</small> Mike Richardt, R <small>(7, PH) OBP: 0.214, SLG: 0.154</small> Dave Smith, R <small>(7, 1)</small> Kevin Bass, S <small>(9, PH) OBP: 0.272, SLG: 0.333</small> Bill Dawley, R <small>(9, 1) OBP: 0.429, SLG: 0.714</small>											2	0	0	0	0	2	0								
Inning Stats	R: 0 E: 0 K: 1 S: 6	H: 1 LOB: 2 BB: 1 P: 10	R: 0 E: 0 K: 0 S: 3	H: 1 LOB: 0 BB: 0 P: 3	R: 0 E: 0 K: 1 S: 6	H: 1 LOB: 1 BB: 0 P: 4	R: 0 E: 0 K: 1 S: 5	H: 0 LOB: 0 BB: 0 P: 5	R: 2 E: 0 K: 0 S: 5	H: 2 LOB: 1 BB: 1 P: 9	R: 0 E: 0 K: 1 S: 5	H: 0 LOB: 0 BB: 0 P: 5	R: 1 E: 0 K: 0 S: 5	H: 2 LOB: 1 BB: 0 P: 5	R: 1 E: 0 K: 0 S: 4	H: 2 LOB: 1 BB: 1 P: 8	R: 3 E: 0 K: 0 S: 5	H: 2 LOB: 2 BB: 3 P: 17	1B: 10 2B: 1 3B: 0 HR: 1	SF: 0 SAC: 1 DP: 2 HBP: 0	WP: 1 PB: 2 SB: 1 CS: 0	PA: 46			
PITCHER	IP 8.0	WLS 34	BF 9	H 4	R 4	ER 4	SO 4	BB 2	IBB 0	HBP 0	BLK 0	WP 0	HR 1	S 40	P 48	ERA 4.50	WHIP 1.375								
Larry McWilliams, L <small>ERA: 2.6</small> Don Robinson, R <small>ERA: 3.41</small> Kent Tekulve, R <small>ERA: 3.0</small>	IP 0.1	WLS 3	BF 1	H 0	R 0	ER 0	SO 0	BB 1	IBB 0	HBP 0	BLK 0	WP 1	HR 0	S 2	P 6	ERA 0.00	WHIP 6.000								
IP 1.2 WLS L BF 9 H 2 R 3 ER 3 SO 0 BB 2 IBB 1 HBP 0 BLK 0 WP 0 HR 0 S 6 P 18 ERA 16.20 WHIP 2.400																									
Batter	1	2	3	4	5	6	7	8	9	10	AB	R	H	RBI	BB	SO	LOB	BOTTOM							
Marvell Wynne, L <small>(1, 8) OBP: 0.319, SLG: 0.342</small>											5	0	1	0	0	1	2								
Lee Mazzilli, S <small>(1, 7) OBP: 0.343, SLG: 0.347</small> Doug Frobel, L <small>(6, 9) OBP: 0.251, SLG: 0.397</small>											3	0	0	0	0	1	2								
Johnny Ray, S <small>(1, 4) OBP: 0.367, SLG: 0.403</small>											4	1	1	0	1	0	1								
Jason Thompson, L <small>(1, 3) OBP: 0.356, SLG: 0.404</small>											4	2	2	1	1	1	1								
Tony Peña, R <small>(1, 2) OBP: 0.337, SLG: 0.417</small>											4	0	1	2	0	0	2								
Denny Gonzalez, R <small>(1, 5) OBP: 0.208, SLG: 0.175</small> Kent Tekulve, R <small>(9, 1)</small>											4	0	0	0	0	2	3								
Lee Lacy, R <small>(1, 9) OBP: 0.346, SLG: 0.436</small> <small>(6, 7)</small>											4	0	1	0	0	1	2								
Dale Berra, R <small>(1, 6) OBP: 0.291, SLG: 0.349</small>											3	0	1	0	0	0	1								
Larry McWilliams, L <small>(1, 1) OBP: 0.127, SLG: 0.127</small> Don Robinson, R <small>(9, 1) OBP: 0.408, SLG: 0.474</small> Jim Morrison, R <small>(9, 5) OBP: 0.297, SLG: 0.416</small>											3	0	0	0	0	1	1								
Inning Stats	R: 0 E: 0 K: 0 S: 3	H: 0 LOB: 0 BB: 0 P: 3	R: 1 E: 0 K: 1 S: 6	H: 1 LOB: 0 BB: 0 P: 6	R: 0 E: 0 K: 1 S: 6	H: 1 LOB: 1 BB: 0 P: 6	R: 2 E: 0 K: 0 S: 5	H: 2 LOB: 1 BB: 1 P: 9	R: 0 E: 0 K: 1 S: 6	H: 0 LOB: 0 BB: 0 P: 5	R: 1 E: 0 K: 0 S: 5	H: 2 LOB: 1 BB: 0 P: 5	R: 0 E: 0 K: 0 S: 4	H: 1 LOB: 1 BB: 0 P: 4	R: 0 E: 0 K: 2 S: 7	H: 0 LOB: 0 BB: 0 P: 7	1B: 5 2B: 1 3B: 0 HR: 2	SF: 0 SAC: 1 DP: 0 HBP: 0	WP: 0 PB: 0 SB: 2 CS: 0	PA: 40					
PITCHER	IP 6.0	WLS 25	BF 5	H 3	R 3	ER 3	SO 5	BB 2	IBB 0	HBP 0	BLK 0	WP 0	HR 1	S 33	P 41	ERA 4.50	WHIP 1.167								
Nolan Ryan, R <small>ERA: 2.96</small> Dave Smith, R <small>ERA: 2.29</small> Bill Dawley, R <small>ERA: 2.18</small>	IP 2.0	WLS 8	BF 2	H 1	R 1	ER 1	SO 1	BB 0	IBB 0	HBP 0	BLK 0	WP 0	HR 1	S 10	P 10	ERA 4.50	WHIP 1.000								
IP 2.0 WLS W BF 7 H 1 R 0 ER 0 SO 2 BB 0 IBB 0 HBP 0 BLK 0 WP 0 HR 0 S 11 P 11 ERA 0.00 WHIP 0.500																									

Houston Astros @ Pittsburgh Pirates
Three Rivers Stadium, Pittsburgh, PA
Fri Aug 17 1984, 7:05 PM EDT
Att: 10,370 - Unknown

AB	39
R	7
H	12
RBI	6
BB	6
SO	4
LOB	19



Houston Astros @ Pittsburgh Pirates
Three Rivers Stadium, Pittsburgh, PA
Fri Aug 17 1984, 7:05 PM EDT
Att: 10,370 - Unknown

AB	37
R	4
H	8
RBI	4
BB	2
SO	8
LOB	16



Batter	1	2	3	4	5	6	7	8	9	AB	R	H	RBI	BB	SO	LOB	TOP		
Bill Doran, S OBP: 0.358, SLG: 0.374 (1, 4)	0-0 5-3		0-0 HR		0-0 F8		0-3 K		0-0 CS 1B	5	1	2	1	0	1	0			
Enos Cabell, R OBP: 0.330, SLG: 0.409 (1, 3)	0-0 CS 1B		0-0 4-3		0-0 1B		0-0 1B		0-0 F9 CS	4	0	2	0	0	0	0			
Phil Garner, R OBP: 0.347, SLG: 0.368 (1, 5)	0-0 FC6-4 1B			0-0 1-3 2B 1B		0-0 F9		0-0 HR		4	2	3	1	0	0	1			
Jose Cruz, L OBP: 0.386, SLG: 0.460 (1, 7)	0-0 FC6-4			0-0 F7		0-0 6-3		4-0 FC4-6 BB		3	0	0	0	1	0	2			
Jerry Mumphy, S OBP: 0.356, SLG: 0.399 (1, 8)		0-3 K		0-0 1-3		0-0 G3		4-0 FC4-6 BB		3	0	0	0	1	1	1			
Terry Puhl, L OBP: 0.383, SLG: 0.435 (1, 9)		0-3 K		0-0 1B 2B		0-0 FC6-4 1B		0-0 FC4-6		4	1	2	1	0	1	2			
Alan Ashby, S OBP: 0.328, SLG: 0.328 Frank DiPino, L (8, 1)	0-0 F7			0-0 FC6-4 1B		0-0 FC6-4		0-3 K		4	0	1	1	0	1	3	AB 34		
Bill Dawley, R OBP: 0.429, SLG: 0.714 (9, 1)				0-0 FC6-4 1B		0-0 FC6-4		0-3 K		0	0	0	0	0	0	0	R 4		
Craig Reynolds, L OBP: 0.288, SLG: 0.374 (1, 6)			0-0 4-3	0-0 FC6-4		0-0 L6		0-0 F9		4	0	0	0	0	0	1	H 10		
Joe Niekro, R OBP: 0.199, SLG: 0.131 Mark Bailey, S OBP: 0.323, SLG: 0.343 (8, 2)	0-0 F9			0-0 F9		0-0 6-3		4-0 1B BB		0	0	0	0	0	0	0	RBI 4		
										1B: 7	SF: 0	WP: 0	PA: 38				PA 38		
										2B: 1	SAC: 0	FB: 0							
										3B: 0	DP: 0	SB: 0							
										HR: 2	HBP: 0	CS: 2							
Inning Stats	R: 0 E: 0 K: 0 S: 4	H: 2 LOB: 1 BB: 0 P: 4	R: 0 E: 0 K: 2 S: 7	H: 0 LOB: 0 BB: 0 P: 7	R: 1 E: 0 K: 0 S: 4	H: 1 LOB: 0 BB: 0 P: 4	R: 2 E: 0 K: 0 S: 6	H: 3 LOB: 1 BB: 0 P: 6	R: 0 E: 0 K: 0 S: 4	H: 1 LOB: 1 BB: 0 P: 4	R: 0 E: 0 K: 1 S: 5	H: 0 LOB: 0 BB: 0 P: 5	R: 1 E: 0 K: 1 S: 6	H: 1 LOB: 2 BB: 1 P: 14	R: 0 E: 0 K: 0 S: 2	H: 1 LOB: 0 BB: 1 P: 6	1B: 7 2B: 1 3B: 0 HR: 2	SF: 0 SAC: 0 DP: 0 HBP: 0	WP: 0 FB: 0 SB: 0 CS: 2
PITCHER	IP WLS BF H R ER SO BB IBB HBP BLK WP HR S P ERA WHIP	8.2 L 37 10 4 4 4 4 3 0 0 0 0 2 42 54 4.15 1.500	0.1 0 0 0 0 0 0 0 0 0 0 0 0 0 0 0 0 0.00 0.000																

Houston Astros @ Pittsburgh Pirates
Three Rivers Stadium, Pittsburgh, PA
Sun Aug 19 1984, 3:33 AM EDT
Att: 13,215 - Unknown

AB	34
R	4
H	10
RBI	4
BB	3
SO	4
LOB	10



Batter	1	2	3	4	5	6	7	8	9	AB	R	H	RBI	BB	SO	LOB	BOTTOM				
Marvell Wynne, L OBP: 0.317, SLG: 0.339 (1, 8)	0-0 BB 2B 1B	0-0 P4			0-0 4-3		0-0 CS	0-0 1-3		4	1	1	0	0	0	0					
Lee Mazzilli, S OBP: 0.340, SLG: 0.341 (1, 7)	4-0 2B BB		0-0 5-3		0-0 G3		0-0 G1			3	1	0	0	1	0	0					
Lee Lacy, R OBP: 0.344, SLG: 0.434 (1, 9)	0-0 G6-4-3 1H 2H 2B		0-0 FC3-6 1B		0-3 K		0-0 F7			4	1	2	2	0	1	0					
Jason Thompson, L OBP: 0.356, SLG: 0.401 Doug Frobel, L OBP: 0.256, SLG: 0.401 (9, PR)	4-0 G6-4-3 BB		0-0 FC3-6		0-0 FC4-6 BB		0-0 1B 1B			2	0	1	0	2	0	1					
Johnny Ray, S OBP: 0.360, SLG: 0.395 (1, 4)	0-0 G6-4-3		0-3 K		0-0 FC4-6 S		0-0 L5			4	0	0	0	0	1	5					
Jim Morrison, R OBP: 0.293, SLG: 0.429 (1, 5)	0-0 2B		0-0 F7		0-3 K		0-0 G4-6-3 1B			4	0	2	1	0	1	1					
Milt May, L OBP: 0.316, SLG: 0.288 Tony Peña, R OBP: 0.335, SLG: 0.414 (8, 2)	0-0 4-3		0-0 4-3		0-3 K		0-0 G4-6-3			3	0	0	0	0	1	1	AB 30				
Dale Berra, R OBP: 0.292, SLG: 0.348 (1, 6)		0-0 G4-6-3 1B		0-0 F8		0-3 K		0-0 1B		3	0	1	0	0	1	0	R 3				
John Candelaria, L OBP: 0.190, SLG: 0.236 Kent Tekulve, R (9, 1)	0-0 G4-6-3		0-0 K		0-3 K		4-0 CS BB			2	0	0	0	1	1	1	H 7				
										1B: 5	SF: 0	WP: 0	PA: 35				PA 35				
										2B: 2	SAC: 0	FB: 0									
										3B: 0	DP: 3	SB: 1									
										HR: 0	HBP: 0	CS: 1									
Inning Stats	R: 3 E: 0 K: 0 S: 5	H: 3 LOB: 1 BB: 2 P: 13	R: 0 E: 0 K: 0 S: 3	H: 1 LOB: 0 BB: 0 P: 3	R: 0 E: 0 K: 1 S: 6	H: 1 LOB: 1 BB: 0 P: 6	R: 0 E: 0 K: 0 S: 3	H: 0 LOB: 0 BB: 0 P: 3	R: 0 E: 0 K: 1 S: 5	H: 0 LOB: 0 BB: 0 P: 5	R: 0 E: 0 K: 2 S: 7	H: 0 LOB: 1 BB: 1 P: 11	R: 0 E: 0 K: 2 S: 6	H: 0 LOB: 0 BB: 1 P: 10	R: 0 E: 0 K: 0 S: 3	H: 0 LOB: 2 BB: 0 P: 3	R: 0 E: 0 K: 0 S: 4	H: 2 LOB: 2 BB: 0 P: 4	1B: 5 2B: 2 3B: 0 HR: 0	SF: 0 SAC: 0 DP: 3 HBP: 0	WP: 0 FB: 0 SB: 1 CS: 1
PITCHER	IP WLS BF H R ER SO BB IBB HBP BLK WP HR S P ERA WHIP	7.0 W 27 5 3 3 3 6 4 0 0 0 0 6 35 51 3.86 1.286	1.1 6 2 0 0 0 0 0 0 0 0 0 0 6 6 0.00 1.500	0.2 S 1 0 0 0 0 0 0 0 0 0 0 1 1 0.00 0.000																	

Houston Astros @ Pittsburgh Pirates
Three Rivers Stadium, Pittsburgh, PA
Sun Aug 19 1984, 3:33 AM EDT
Att: 13,215 - Unknown

AB	30
R	3
H	7
RBI	3
BB	4
SO	6
LOB	11



Batter	1	2	3	4	5	6	7	8	9	AB	R	H	RBI	BB	SO	LOB	TOP			
Bill Doran, S OBP: 0.359, SLG: 0.375 (1, 4)	0-0 3-1 WP 5-3-2 1B		0-0 FC1-4 1B		0-0 6-3		0-0 F7			4	0	2	0	0	0	1	Houston Astros @ Chicago Cubs Wrigley Field, Chicago, IL Mon Aug 20 1984, 3:33 AM CDT Att: 26,967 - Unknown			
Enos Cabell, R OBP: 0.329, SLG: 0.407 Vern Ruhle, R OBP: 0.214, SLG: 0.083 (1, 3) (7, 1)	0-0 3-1		0-0 FC1-4 CS		0-0 PB 1B		0-0 4-3			4	0	1	0	0	0	3				
Phil Garner, R OBP: 0.346, SLG: 0.363 (1, 5)	0-0 5-3-2		4-0 1-2 BB		0-0 F9			0-0 5-3		3	0	0	0	1	0	2				
Jose Cruz, L OBP: 0.385, SLG: 0.457 (1, 7)		4-0 SH5-3 WP FC1-5-2-4 BB		0-0 F7		0-0 1-3		0-0 1-3		3	0	0	0	1	0	2				
Jerry Mumphrey, S OBP: 0.360, SLG: 0.400 (1, 8)		4-0 FC1-5-2-4 SH5-3 1-2 BB		0-0 BB G4-6-3 1B		0-0 L3		0-0 FC5-4 1B		3	1	2	0	1	0	0				
Terry Puhl, L OBP: 0.383, SLG: 0.432 (1, 9)		0-0 SH5-3 1-2 2-3		4-0 G4-6-3 1-2 BB		0-0 4-3		0-0 FC5-4 1-2		2	0	0	0	1	0	1				
Mark Bailey, S OBP: 0.325, SLG: 0.340 (1, 2)		0-0 FC1-5-2-6 BB		4-0 G4-6-3 1-2 2-3 BB		0-0 6-3		4-0 G4-3 BB		2	0	0	0	2	0	2				
Craig Reynolds, L OBP: 0.290, SLG: 0.374 (1, 6)		4-0 1-2 BB		0-0 G4-6-3 1-2 2-3 3-H		0-0 1B		0-0 G4-3 1-2		3	0	1	0	1	0	3				
Bob Knepper, L OBP: 0.231, SLG: 0.250 Jim Pankovits, R OBP: 0.322, SLG: 0.439 Julio Solano, R Ray Knight, R OBP: 0.254, SLG: 0.275 (1, 1) (4, PH) (4, 1) (7, PH) (7, 3)	0-0 5-3		0-0 6-3		0-0 F7		0-0 F7		0-0 F7	1	0	0	0	0	0	3				
Inning Stats	R: 0 E: 0 K: 0 S: 3	H: 1 LOB: 0 BB: 0 P: 3	R: 0 E: 0 K: 0 S: 3	H: 0 LOB: 3 BB: 3 P: 15	R: 0 E: 0 K: 0 S: 3	H: 1 LOB: 1 BB: 1 P: 7	R: 1 E: 0 K: 0 S: 3	H: 1 LOB: 1 BB: 2 P: 11	R: 0 E: 0 K: 0 S: 4	H: 0 LOB: 0 BB: 0 P: 3	R: 0 E: 0 K: 0 S: 4	H: 1 LOB: 1 BB: 0 P: 4	R: 0 E: 0 K: 0 S: 4	H: 1 LOB: 0 BB: 1 P: 4	R: 0 E: 0 K: 0 S: 2	H: 0 LOB: 0 BB: 1 P: 6		1B: 6 2B: 1 3B: 0 HR: 0	SF: 0 SAC: 1 DP: 3 HBP: 0	WP: 2 PB: 1 SB: 0 CS: 1
PITCHER Steve Trout, L ERA: 3.57 (1, 1)	IP: 9.0 WLS: W BF: 36 H: 6 R: 1 ER: 1 SO: 0 BB: 7 IBB: 0 HBP: 0 BLK: 0 WP: 2 HR: 0 S: 29 P: 57 ERA: 1.00 WHIP: 1.444															PITCHER	IP: 9.0 WLS: W BF: 36 H: 6 R: 1 ER: 1 SO: 0 BB: 7 IBB: 0 HBP: 0 BLK: 0 WP: 2 HR: 0 S: 29 P: 57 ERA: 1.00 WHIP: 1.444			

Batter	1	2	3	4	5	6	7	8	9	AB	R	H	RBI	BB	SO	LOB	BOTTOM			
Bob Dernier, R OBP: 0.379, SLG: 0.381 (1, 8)	4-0 23 1B BB		0-0 5-3	0-0 G5-4-3 1-2			0-0 P4			3	1	0	0	1	0	1	Houston Astros @ Chicago Cubs Wrigley Field, Chicago, IL Mon Aug 20 1984, 3:33 AM CDT Att: 26,967 - Unknown			
23 Ryne Sandberg, R OBP: 0.370, SLG: 0.529 (1, 4)	0-0 S 1B		4-0 1B BB		0-3 K		0-0 E5 9-4 1B			3	2	1	0	1	1	0				
Gary Matthews, R OBP: 0.402, SLG: 0.402 Henry Cotto, R OBP: 0.343, SLG: 0.323 (1, 7) (6, PR) (9, 7)	0-3 K		0-0 1B HR		0-0 6-3		0-0 1B			4	1	2	0	0	1	2				
Keith Moreland, R OBP: 0.345, SLG: 0.453 (1, 9)	0-0 1B		0-0 1B HR		0-0 F7		0-0 9-4 2-3			4	1	2	3	0	0	2				
Ron Cey, R OBP: 0.315, SLG: 0.440 (1, 5)	0-0 P5		0-0 1B HR		0-0 5-3		0-0 5-3			4	1	1	3	0	0	2				
Jody Davis, R OBP: 0.319, SLG: 0.441 (1, 2)	0-0 F7		0-0 P6		0-0 F7		0-0 F7			3	0	0	0	0	0	1				
Leon Durham, L OBP: 0.381, SLG: 0.518 (1, 3)		0-3 K	0-3 K		0-0 F8					3	0	0	0	0	2	0				
Larry Bowa, S OBP: 0.261, SLG: 0.260 (1, 6)		0-0 6-3		0-0 4-3		0-0 5-3				3	0	0	0	0	0	0				
Steve Trout, L OBP: 0.173, SLG: 0.140 (1, 1)		0-0 L3		0-0 G5-4-3 1B		0-3 K				3	0	1	0	0	1	0				
Inning Stats	R: 2 E: 0 K: 1 S: 7	H: 2 LOB: 1 BB: 1 P: 11	R: 0 E: 0 K: 1 S: 5	H: 0 LOB: 0 BB: 0 P: 5	R: 4 E: 0 K: 1 S: 8	H: 3 LOB: 0 BB: 1 P: 12	R: 0 E: 0 K: 0 S: 3	H: 1 LOB: 0 BB: 0 P: 3	R: 0 E: 0 K: 0 S: 5	H: 0 LOB: 0 BB: 0 P: 5	R: 0 E: 0 K: 0 S: 3	H: 0 LOB: 0 BB: 0 P: 3	R: 0 E: 0 K: 1 S: 5	H: 0 LOB: 0 BB: 0 P: 5	R: 0 E: 1 K: 0 S: 4	H: 1 LOB: 1 BB: 0 P: 4		1B: 6 2B: 1 3B: 0 HR: 1	SF: 0 SAC: 0 DP: 2 HBP: 0	WP: 0 PB: 0 SB: 1 CS: 0
PITCHER Bob Knepper, L ERA: 3.04 Julio Solano, R ERA: 2.27 Vern Ruhle, R ERA: 4.64 (1, 1) (4, 1) (7, 1)	IP: 3.0 WLS: L BF: 16 H: 5 R: 6 ER: 6 SO: 3 BB: 2 IBB: 0 HBP: 0 BLK: 0 WP: 0 HR: 1 S: 20 P: 28 ERA: 18.00 WHIP: 2.333															PITCHER	IP: 3.0 WLS: L BF: 16 H: 5 R: 6 ER: 6 SO: 3 BB: 2 IBB: 0 HBP: 0 BLK: 0 WP: 0 HR: 1 S: 20 P: 28 ERA: 18.00 WHIP: 2.333			

AB	28
R	1
H	6
RBI	0
BB	7
SO	0
LOB	19



AB	30
R	6
H	7
RBI	6
BB	2
SO	5
LOB	8



Batter	1	2	3	4	5	6	7	8	9	AB	R	H	RBI	BB	SO	LOB	TOP			
Bill Doran, S OBP: 0.360, SLG: 0.381 (1, 4)										4	1	1	1	1	2	2	Houston Astros @ Chicago Cubs Wrigley Field, Chicago, IL Tue Aug 21 1984, 3:33 AM CDT Att: 29,184 - Unknown			
Craig Reynolds, L OBP: 0.288, SLG: 0.372 Bert Pena, R OBP: 0.286, SLG: 0.231 Phil Garner, R OBP: 0.345, SLG: 0.362 (1, 6)										3	0	0	0	0	0	2				
Denny Walling, L OBP: 0.315, SLG: 0.371 (1, 5)										4	1	0	0	0	0	1				
Jose Cruz, L OBP: 0.384, SLG: 0.462 (1, 7)										4	1	1	2	0	0	0				
Jerry Mumphrey, S OBP: 0.361, SLG: 0.408 (1, 8)										4	1	2	1	0	0	0				
Enos Cabell, R OBP: 0.325, SLG: 0.402 (1, 3)										4	0	0	0	0	1	1				
Terry Puhl, L OBP: 0.384, SLG: 0.433 (1, 9)										4	0	2	0	0	0	0				
Mark Bailey, S OBP: 0.327, SLG: 0.350 (1, 2)										4	1	2	0	0	1	3				
Mike Scott, R OBP: 0.146, SLG: 0.150 Kevin Bass, S OBP: 0.270, SLG: 0.332 Joe Sambito, L OBP: 0.291, SLG: 0.278 Ray Knight, R OBP: 0.354, SLG: 0.439 Vern Ruhle, R OBP: 0.294, SLG: 0.283 Jim Fankovits, R OBP: 0.317, SLG: 0.439 (1, 1)										1	0	0	0	0	0	2				
Inning Stats	R: 1 E: 0 K: 0 S: 4	H: 1 LOB: 0 BB: 0 P: 4	R: 0 E: 0 K: 0 S: 5	H: 2 LOB: 2 BB: 0 P: 5	R: 0 E: 0 K: 1 S: 5	H: 0 LOB: 0 BB: 0 P: 5	R: 0 E: 0 K: 1 S: 6	H: 1 LOB: 2 BB: 1 P: 10	R: 0 E: 0 K: 1 S: 3	H: 0 LOB: 0 BB: 0 P: 3	R: 0 E: 0 K: 1 S: 7	H: 2 LOB: 2 BB: 0 P: 7	R: 3 E: 0 K: 0 S: 6	H: 3 LOB: 0 BB: 0 P: 6	R: 1 E: 0 K: 1 S: 6	H: 1 LOB: 0 BB: 0 P: 6		1B: 6 2B: 0 3B: 1 HR: 3	SF: 1 SAC: 0 DP: 0 HBP: 0	WP: 0 PB: 0 SB: 0 CS: 0
PITCHER	IP WLS BF H R ER SO BB IBB HBP BLK WP HR S P ERA WHIP	7.0 W 28 6 1 1 4 1 0 0 0 0 1 35 39 1.29 1.000	1.0 6 3 3 3 0 0 0 0 0 0 2 6 6 27.00 3.000	1.0 4 1 1 1 1 0 0 0 0 0 0 6 6 9.00 1.000																

Batter	1	2	3	4	5	6	7	8	9	AB	R	H	RBI	BB	SO	LOB	BOTTOM			
Bob Dernier, R OBP: 0.379, SLG: 0.384 (1, 8)										5	2	2	1	0	0	0	Houston Astros @ Chicago Cubs Wrigley Field, Chicago, IL Tue Aug 21 1984, 3:33 AM CDT Att: 29,184 - Unknown			
23 Ryne Sandberg, R OBP: 0.372, SLG: 0.530 (1, 4)										5	2	3	2	0	0	0				
Gary Matthews, R OBP: 0.403, SLG: 0.411 Gary Woods, R OBP: 0.333, SLG: 0.420 (1, 7)										3	2	2	2	0	1	2				
Leon Durham, L OBP: 0.382, SLG: 0.517 (1, 3)										3	1	1	0	1	0	2				
Keith Moreland, R OBP: 0.342, SLG: 0.448 (1, 9)										4	0	0	0	0	0	3				
Ron Cey, R OBP: 0.319, SLG: 0.442 (1, 5)										3	2	2	0	1	0	1				
Jody Davis, R OBP: 0.167, SLG: 0.146 Steve Lake, R OBP: 0.241, SLG: 0.429 (1, 2)										4	1	2	4	0	1	1				
Larry Bowa, S OBP: 0.262, SLG: 0.260 Thad Bosley, L OBP: 0.256, SLG: 0.380 Tom Verzyer, R OBP: 0.250, SLG: 0.205 (1, 6)										3	0	1	0	0	1	2				
Dennis Eckersley, R OBP: 0.167, SLG: 0.146 Tim Lincecum, R OBP: 0.091, SLG: 0.091 Jay Johnstone, L OBP: 0.384, SLG: 0.388 Lee Smith, R OBP: 0.100, SLG: 0.100 (1, 1)										0	0	0	0	0	0	0				
Inning Stats	R: 2 E: 1 K: 1 S: 8	H: 2 LOB: 1 BB: 0 P: 8	R: 0 E: 0 K: 1 S: 5	H: 1 LOB: 0 BB: 0 P: 5	R: 3 E: 0 K: 0 S: 7	H: 4 LOB: 2 BB: 1 P: 11	R: 0 E: 0 K: 0 S: 3	H: 0 LOB: 0 BB: 0 P: 3	R: 3 E: 0 K: 1 S: 7	H: 3 LOB: 0 BB: 1 P: 11	R: 0 E: 0 K: 1 S: 5	H: 0 LOB: 0 BB: 0 P: 5	R: 0 E: 0 K: 0 S: 3	H: 0 LOB: 0 BB: 0 P: 3	R: 3 E: 1 K: 1 S: 9	H: 3 LOB: 1 BB: 0 P: 9		1B: 10 2B: 1 3B: 0 HR: 2	SF: 0 SAC: 0 DP: 1 HBP: 0	WP: 0 PB: 0 SB: 2 CS: 1
PITCHER	IP WLS BF H R ER SO BB IBB HBP BLK WP HR S P ERA WHIP	4.0 L 20 7 5 3 2 1 0 0 0 0 2 12 16 6.75 2.000	2.0 9 3 3 3 2 1 0 0 0 0 2 12 16 13.50 2.000	2.0 10 3 3 0 1 0 0 0 0 0 0 12 12 0.00 1.500																

AB	36
R	5
H	10
RBI	5
BB	1
SO	5
LOB	12



AB	37
R	11
H	13
RBI	9
BB	2
SO	5
LOB	15

Batter	1	2	3	4	5	6	7	8	9	AB	R	H	RBI	BB	SO	LOB	TOP				
Bill Doran, S OBP: 0.358, SLG: 0.379 (1,4)	0-0 6-3	0-0 2B HR 1B	0-0 F7			0-3 K		0-0 4-3		5	1	2	0	1	2						
Terry Puhl, L OBP: 0.384, SLG: 0.434 (1,9)	4-0 E S BB	0-0 1-3 HR 2B		0-0 F7		0-3 K		0-0 F6		4	1	1	0	1	1	0					
Denny Walling, L OBP: 0.317, SLG: 0.365 (1,3)	0-0 P6	1-0 HR HBP		0-0 G3		0-3 K		4-0 1B BB		3	1	0	0	1	1	1					
Jose Cruz, L OBP: 0.384, SLG: 0.468 (1,7)	0-3 K	0-0 HR		0-3 K2-3		0-0 6-3		0-0 1B		5	1	2	4	0	2	1					
Jerry Mumphrey, S OBP: 0.359, SLG: 0.406 (1,8)		0-0 G3			0-0 F7			0-0 F7		5	0	1	0	0	0	2					
Phil Garner, R OBP: 0.348, SLG: 0.373 (1,5)		HR		0-0 F8		0-0 1B BB		0-0 F3		3	2	1	1	2	0	2					
Mark Bailey, S OBP: 0.329, SLG: 0.349 (1,2)		1B BB		0-3 K		0-0 SH1-4 1B				3	1	1	0	1	1	2					
Craig Reynolds, L OBP: 0.290, SLG: 0.373 (1,6)		0-0 E9 1B 1B	0-0 3-1		0-0 G3		0-0 SH1-4 1B			4	1	2	1	0	0	0					
Nolan Ryan, R OBP: 0.148, SLG: 0.154 (1,1)	0-0 6-3	0-0 K		0-3 K		0-0 SH1-4				3	0	0	0	0	2	2					
Inning Stats	R: 0 E: 0 K: 1 S: 5	H: 0 LOB: 1 BB: 1 P: 9	R: 7 E: 1 K: 0 S: 9	H: 6 LOB: 2 BB: 2 P: 18	R: 0 E: 0 K: 1 S: 5	H: 0 LOB: 0 BB: 0 P: 5	R: 0 E: 0 K: 1 S: 5	H: 0 LOB: 0 BB: 0 P: 5	R: 0 E: 0 K: 2 S: 7	H: 0 LOB: 0 BB: 0 P: 7	R: 0 E: 0 K: 2 S: 7	H: 0 LOB: 0 BB: 0 P: 7	R: 1 E: 0 K: 0 S: 5	H: 2 LOB: 2 BB: 1 P: 9	R: 0 E: 0 K: 0 S: 4	H: 1 LOB: 2 BB: 1 P: 8	1B: 6 2B: 1 3B: 0 HR: 2	SF: 0 SAC: 1 DP: 0 HBP: 1	WP: 0 PB: 0 SB: 1 CS: 0	PA: 42	
PITCHER	IP	WLS	BF	H	R	ER	SO	BB	IBB	HBP	BLK	WP	HR	S	P	ERA	WHIP				
Dick Ruthven, R ERA: 4.97 (1,1)	1.2	L	14	6	7	7	1	2	0	1	0	0	0	2	22	37.80	4.800				
Warren Brusstar, R ERA: 3.51 (2,1)	3.1		11	0	0	0	3	1	0	0	0	0	0	16	20	0.00	0.300				
Tim Stoddard, R ERA: 3.66 (6,1)	2.0		6	0	0	0	4	0	0	0	0	0	0	14	14	0.00	0.000				
George Frazier, R ERA: 3.69 (8,1)	2.0		11	3	1	1	0	2	0	0	0	0	0	9	17	4.50	2.500				

Houston Astros @ Chicago Cubs
Wrigley Field, Chicago, IL
Wed Aug 22 1984, 3:33 AM CDT
Att: 31,018 - Unknown

AB	35
R	8
H	9
RBI	8
BB	5
SO	8
LOB	12



Batter	1	2	3	4	5	6	7	8	9	AB	R	H	RBI	BB	SO	LOB	BOTTOM				
Bob Dernier, R OBP: 0.376, SLG: 0.380 (1,8)	0-0 F7		0-0 P3		0-0 6-3		0-3 K			4	0	0	0	0	1	3					
George Frazier, R OBP: 0.167, SLG: 0.167 (8,1)										0	0	0	0	0	0	0					
23 Ryne Sandberg, R OBP: 0.373, SLG: 0.531 (1,4)	4-0 2B BB		0-0 2B			0-0 5-3		0-3 K		3	1	1	0	1	1	0					
Gary Matthews, R OBP: 0.402, SLG: 0.412 (1,7)	0-0 1H 2B		0-0 FC6-5-4-6-4			0-3 K		0-3 K		4	0	1	2	0	2	1					
Leon Durham, L OBP: 0.378, SLG: 0.511 (1,3)	0-3 K		0-0 4-3			0-3 K		0-3 K		4	0	0	0	0	3	2					
Keith Moreland, R OBP: 0.338, SLG: 0.444 (1,9)	0-3 K			0-0 F7			0-0 4-3		0-0 F9	4	0	0	0	0	1	1					
Ron Cey, R OBP: 0.319, SLG: 0.440 (1,5)		0-3 K		0-3 K			0-0 1B PB 1B		0-0 G3	4	1	1	0	0	2	0					
Jody Davis, R OBP: 0.318, SLG: 0.444 (1,2)		0-3 K		0-0 F9			0-0 5-3		0-0 5-3	4	0	0	0	0	1	1					
Larry Bowa, S OBP: 0.263, SLG: 0.261 (1,6)		0-0 F9			0-0 F8		0-0 1B 1B			3	0	1	0	0	0	0					
Dick Ruthven, R ERA: 4.97 (1,1)			4-0 2B BB		0-3 K			0-0 1-2 3H		0	0	0	0	0	0	0					
Warren Brusstar, R ERA: 3.51 (2,1)										0	1	0	0	1	0	0					
Jay Johnson, L ERA: 3.58 (5,PH)										1	0	0	0	0	1	0					
Tim Stoddard, R ERA: 3.66 (6,1)										0	0	0	0	0	0	0					
Thad Bosley, L ERA: 3.57 (7,PH)										1	0	1	1	0	0	0					
Inning Stats	R: 1 E: 0 K: 2 S: 8	H: 1 LOB: 1 BB: 1 P: 12	R: 0 E: 0 K: 2 S: 7	H: 0 LOB: 0 BB: 0 P: 7	R: 1 E: 0 K: 0 S: 4	H: 1 LOB: 1 BB: 1 P: 8	R: 0 E: 0 K: 1 S: 5	H: 0 LOB: 0 BB: 0 P: 5	R: 0 E: 0 K: 2 S: 7	H: 0 LOB: 0 BB: 0 P: 7	R: 1 E: 0 K: 1 S: 8	H: 3 LOB: 2 BB: 0 P: 8	R: 0 E: 0 K: 3 S: 9	H: 0 LOB: 0 BB: 0 P: 9	R: 0 E: 0 K: 0 S: 3	H: 0 LOB: 0 BB: 0 P: 3	1B: 3 2B: 2 3B: 0 HR: 0	SF: 0 SAC: 0 DP: 0 HBP: 0	WP: 0 PB: 1 SB: 0 CS: 0	PA: 34	
PITCHER	IP	WLS	BF	H	R	ER	SO	BB	IBB	HBP	BLK	WP	HR	S	P	ERA	WHIP				
Nolan Ryan, R ERA: 2.9 (1,1)	9.0	W	34	5	3	2	12	2	0	0	0	0	0	56	64	2.00	0.778				

Houston Astros @ Chicago Cubs
Wrigley Field, Chicago, IL
Wed Aug 22 1984, 3:33 AM CDT
Att: 31,018 - Unknown

AB	32
R	3
H	5
RBI	3
BB	2
SO	12
LOB	8



Batter	1	2	3	4	5	6	7	8	9	AB	R	H	RBI	BB	SO	LOB	TOP				
Willie McGee, S OBP: 0.324, SLG: 0.406 (1, 8)										5	2	1	0	0	0	3	St. Louis Cardinals @ Houston Astros Astrodome, Houston, TX Thu Aug 23 1984, 8:05 PM EDT Att: 11,581 - Unknown				
Tom Herr, S OBP: 0.322, SLG: 0.326 (1, 4)										5	1	4	3	0	0	0					
Terry Pendleton, S OBP: 0.377, SLG: 0.434 (1, 5)										4	0	1	1	1	0	2					
George Hendrick, R OBP: 0.315, SLG: 0.395 (1, 9)										4	0	2	1	0	1	2					
Jeff Lahti, R OBP: 0.200, SLG: 0.200 (7, 1)										0	0	0	0	0	0	0					
Tom Nieto, R OBP: 0.339, SLG: 0.411 (8, 2)										0	0	0	0	0	0	0					
Bill Lyons, R OBP: 0.179, SLG: 0.083 (6, PH)										1	0	0	0	0	0	2					
Andy Van Slyke, L OBP: 0.348, SLG: 0.343 (1, 7)										2	0	0	0	1	0	3					
Lonnie Smith, R OBP: 0.360, SLG: 0.348 (8, PH)										2	1	1	0	0	1	2					
Mike Jorgensen, L OBP: 0.347, SLG: 0.348 (1, 3)										2	0	0	0	1	0	2					
David Green, R OBP: 0.291, SLG: 0.417 (8, PH)										1	0	0	0	0	0	1					
Darrell Porter, L OBP: 0.333, SLG: 0.361 (1, 2)										2	0	0	0	1	0	2					
Art Howe, R OBP: 0.315, SLG: 0.291 (8, PH)										0	0	0	1	0	0	0					
Dave Vonohlen, L OBP: 1.000, SLG: 1.000 (8, 1)										0	0	0	0	0	0	0					
Ozzie Smith, S OBP: 0.342, SLG: 0.339 (1, 6)										4	1	1	0	0	0	0					
Danny Cox, R OBP: 0.205, SLG: 0.139 (1, 1)										2	0	0	0	0	1	2					
Dave Rucker, L OBP: 0.167, SLG: 0.167 (5, 1)										1	0	0	0	0	1	0					
Tito Landrum, R OBP: 0.342, SLG: 0.413 (7, 9)										1	1	1	0	0	0	0					
Inning Stats	R: 1 E: 0 K: 0 S: 5	H: 2 LOB: 2 BB: 1 P: 9	R: 3 E: 0 K: 1 S: 8	H: 3 LOB: 2 BB: 2 P: 16	R: 0 E: 0 K: 0 S: 3	H: 0 LOB: 0 BB: 0 P: 3	R: 0 E: 0 K: 0 S: 3	H: 0 LOB: 0 BB: 1 P: 8	R: 0 E: 0 K: 1 S: 5	H: 0 LOB: 0 BB: 0 P: 5	R: 0 E: 0 K: 1 S: 5	H: 1 LOB: 0 BB: 0 P: 5	R: 1 E: 0 K: 0 S: 4	H: 1 LOB: 0 BB: 0 P: 4	R: 1 E: 0 K: 1 S: 8	H: 3 LOB: 2 BB: 0 P: 8	1B: 10 2B: 0 3B: 1 HR: 0	SF: 1 SAC: 0 DP: 0 HBP: 0	WP: 2 PB: 0 SB: 4 CS: 0	PA: 41	
PITCHER	IP WLS BF H R ER SO BB IBB HBP BLK WP HR S P ERA WHIP	IP WLS BF H R ER SO BB IBB HBP BLK WP HR S P ERA WHIP	IP WLS BF H R ER SO BB IBB HBP BLK WP HR S P ERA WHIP	IP WLS BF H R ER SO BB IBB HBP BLK WP HR S P ERA WHIP	IP WLS BF H R ER SO BB IBB HBP BLK WP HR S P ERA WHIP	IP WLS BF H R ER SO BB IBB HBP BLK WP HR S P ERA WHIP	IP WLS BF H R ER SO BB IBB HBP BLK WP HR S P ERA WHIP	IP WLS BF H R ER SO BB IBB HBP BLK WP HR S P ERA WHIP	IP WLS BF H R ER SO BB IBB HBP BLK WP HR S P ERA WHIP	IP WLS BF H R ER SO BB IBB HBP BLK WP HR S P ERA WHIP	IP WLS BF H R ER SO BB IBB HBP BLK WP HR S P ERA WHIP	IP WLS BF H R ER SO BB IBB HBP BLK WP HR S P ERA WHIP	IP WLS BF H R ER SO BB IBB HBP BLK WP HR S P ERA WHIP	IP WLS BF H R ER SO BB IBB HBP BLK WP HR S P ERA WHIP	IP WLS BF H R ER SO BB IBB HBP BLK WP HR S P ERA WHIP	IP WLS BF H R ER SO BB IBB HBP BLK WP HR S P ERA WHIP	IP WLS BF H R ER SO BB IBB HBP BLK WP HR S P ERA WHIP	IP WLS BF H R ER SO BB IBB HBP BLK WP HR S P ERA WHIP	IP WLS BF H R ER SO BB IBB HBP BLK WP HR S P ERA WHIP	IP WLS BF H R ER SO BB IBB HBP BLK WP HR S P ERA WHIP	IP WLS BF H R ER SO BB IBB HBP BLK WP HR S P ERA WHIP

AB 36
R 6
H 11
RBI 6
BB 4
SO 4
LOB 21



Batter	1	2	3	4	5	6	7	8	9	AB	R	H	RBI	BB	SO	LOB	BOTTOM				
Bill Doran, S OBP: 0.361, SLG: 0.384 (1, 4)										5	2	3	0	0	0	2	St. Louis Cardinals @ Houston Astros Astrodome, Houston, TX Thu Aug 23 1984, 8:05 PM EDT Att: 11,581 - Unknown				
Terry Puhl, L OBP: 0.390, SLG: 0.447 (1, 9)										3	1	3	3	1	0	0					
Denny Walling, L OBP: 0.328, SLG: 0.376 (1, 3)										5	2	4	1	0	0	3					
Jose Cruz, L OBP: 0.384, SLG: 0.466 (1, 7)										4	1	1	0	1	0	5					
Kevin Bass, S OBP: 0.270, SLG: 0.332 (9, 9)										0	0	0	0	0	0	0					
Jerry Mumphrey, S OBP: 0.356, SLG: 0.401 (1, 8)										5	1	0	0	0	2	7					
Phil Garner, R OBP: 0.350, SLG: 0.374 (1, 5)										5	0	2	2	0	2	1					
Mark Bailey, S OBP: 0.333, SLG: 0.352 (1, 2)										4	1	2	0	1	0	0					
Craig Reynolds, L OBP: 0.294, SLG: 0.375 (1, 6)										3	0	2	1	1	0	0					
Michael LaCoss, R OBP: 0.111, SLG: 0.154 (2, 1)										0	0	0	0	0	0	0					
Julio Solano, R OBP: 0.327, SLG: 0.333 (4, PH)										1	1	0	0	0	0	0					
Ray Knight, L OBP: 0.298, SLG: 0.281 (8, PH)										1	0	1	0	0	0	0					
Dave Smith, R OBP: 0.326, SLG: 0.448 (5, PH)										0	0	0	0	0	0	0					
Jim Pankovits, R OBP: 0.326, SLG: 0.448 (7, 1)										1	0	1	0	0	0	0					
Frank DiPino, L OBP: 0.326, SLG: 0.448 (7, 1)										2	0	0	0	0	2	5					
Inning Stats	R: 0 E: 0 K: 0 S: 5	H: 2 LOB: 0 BB: 0 P: 5	R: 0 E: 0 K: 1 S: 5	H: 0 LOB: 0 BB: 0 P: 5	R: 2 E: 1 K: 0 S: 6	H: 4 LOB: 1 BB: 0 P: 6	R: 0 E: 0 K: 1 S: 6	H: 1 LOB: 2 BB: 1 P: 10	R: 2 E: 0 K: 0 S: 7	H: 3 LOB: 0 BB: 0 P: 7	R: 1 E: 0 K: 0 S: 5	H: 3 LOB: 2 BB: 1 P: 9	R: 1 E: 0 K: 2 S: 9	H: 2 LOB: 2 BB: 1 P: 13	R: 3 E: 1 K: 1 S: 10	H: 5 LOB: 3 BB: 1 P: 14	1B: 18 2B: 2 3B: 0 HR: 1	SF: 0 SAC: 2 DP: 2 HBP: 0	WP: 0 PB: 0 SB: 3 CS: 1	PA: 46	
PITCHER	IP WLS BF H R ER SO BB IBB HBP BLK WP HR S P ERA WHIP	IP WLS BF H R ER SO BB IBB HBP BLK WP HR S P ERA WHIP	IP WLS BF H R ER SO BB IBB HBP BLK WP HR S P ERA WHIP	IP WLS BF H R ER SO BB IBB HBP BLK WP HR S P ERA WHIP	IP WLS BF H R ER SO BB IBB HBP BLK WP HR S P ERA WHIP	IP WLS BF H R ER SO BB IBB HBP BLK WP HR S P ERA WHIP	IP WLS BF H R ER SO BB IBB HBP BLK WP HR S P ERA WHIP	IP WLS BF H R ER SO BB IBB HBP BLK WP HR S P ERA WHIP	IP WLS BF H R ER SO BB IBB HBP BLK WP HR S P ERA WHIP	IP WLS BF H R ER SO BB IBB HBP BLK WP HR S P ERA WHIP	IP WLS BF H R ER SO BB IBB HBP BLK WP HR S P ERA WHIP	IP WLS BF H R ER SO BB IBB HBP BLK WP HR S P ERA WHIP	IP WLS BF H R ER SO BB IBB HBP BLK WP HR S P ERA WHIP	IP WLS BF H R ER SO BB IBB HBP BLK WP HR S P ERA WHIP	IP WLS BF H R ER SO BB IBB HBP BLK WP HR S P ERA WHIP	IP WLS BF H R ER SO BB IBB HBP BLK WP HR S P ERA WHIP	IP WLS BF H R ER SO BB IBB HBP BLK WP HR S P ERA WHIP	IP WLS BF H R ER SO BB IBB HBP BLK WP HR S P ERA WHIP	IP WLS BF H R ER SO BB IBB HBP BLK WP HR S P ERA WHIP	IP WLS BF H R ER SO BB IBB HBP BLK WP HR S P ERA WHIP	IP WLS BF H R ER SO BB IBB HBP BLK WP HR S P ERA WHIP

AB 39
R 9
H 20
RBI 8
BB 4
SO 6
LOB 23



Batter	1	2	3	4	5	6	7	8	9	AB	R	H	RBI	BB	SO	LOB	TOP					
Willie McGee, S (1, 8) OBP: 0.321, SLG: 0.401										4	0	0	0	0	1	4	St. Louis Cardinals @ Houston Astros Astrodome, Houston, TX Sat Aug 25 1984, 8:05 PM EDT Att: 19,654 - Unknown					
Tom Herr, S (1, 4) OBP: 0.319, SLG: 0.323										4	0	0	0	0	1	0						
Terry Pendleton, S (1, 5) OBP: 0.359, SLG: 0.413										4	0	0	0	0	1	0						
George Hendrick, R (1, 9) OBP: 0.315, SLG: 0.394										4	1	1	0	0	0	0						
Lonnie Smith, R (1, 7) OBP: 0.356, SLG: 0.344										4	1	0	0	0	0	1						
David Green, R (1, 3) OBP: 0.293, SLG: 0.418										4	0	2	2	0	1	0						
Ozzie Smith, S (1, 6) OBP: 0.335, SLG: 0.331										4	0	0	0	0	0	3						
Tom Nieto, R (1, 2) OBP: 0.324, SLG: 0.377										2	0	0	0	1	0	1						
Dave LaPoint, L (1, 1) OBP: 0.096, SLG: 0.080										2	0	0	0	0	1	4						
Art Howe, R (7, PH) OBP: 0.319, SLG: 0.295										1	0	1	0	0	0	0						
Jeff Lahti, R (7, 1) OBP: 0.200, SLG: 0.200										0	0	0	0	0	0	0						
Inning Stats	R: 0 E: 0 K: 1 S: 5	H: 0 LOB: 0 BB: 0 P: 5	R: 1 E: 1 K: 0 S: 6	H: 2 LOB: 3 BB: 1 P: 10	R: 0 E: 0 K: 1 S: 5	H: 0 LOB: 0 BB: 0 P: 5	R: 1 E: 1 K: 1 S: 7	H: 1 LOB: 1 BB: 0 P: 7	R: 0 E: 0 K: 1 S: 5	H: 0 LOB: 0 BB: 0 P: 5	R: 0 E: 0 K: 0 S: 3	H: 0 LOB: 0 BB: 0 P: 3	R: 0 E: 0 K: 0 S: 4	H: 1 LOB: 1 BB: 0 P: 4	R: 0 E: 0 K: 0 S: 3	H: 0 LOB: 0 BB: 0 P: 3	R: 0 E: 0 K: 1 S: 5	H: 0 LOB: 0 BB: 0 P: 5	1B: 4 2B: 0 3B: 0 HR: 0	SF: 0 SAC: 0 DP: 0 HBP: 0	WP: 0 PB: 0 SB: 0 CS: 0	PA: 34
PITCHER Bob Knepper, L (1, 1) ERA: 2.95	IP: 9.0 WLS: W BF: 34 H: 4 R: 2 ER: 1 SO: 5 BB: 0 IBB: 1 HBP: 0 BLK: 0 WP: 0 HR: 0 S: 43 P: 47 ERA: 1.00 WHIP: 0.444															PITCHER						

Batter	1	2	3	4	5	6	7	8	9	AB	R	H	RBI	BB	SO	LOB	BOTTOM			
Bill Doran, S (1, 4) OBP: 0.362, SLG: 0.384										4	2	2	0	1	1	0	St. Louis Cardinals @ Houston Astros Astrodome, Houston, TX Sat Aug 25 1984, 8:05 PM EDT Att: 19,654 - Unknown			
Enos Cabell, R (1, 3) OBP: 0.331, SLG: 0.414										5	1	2	1	0	1	2				
Phil Garner, R (1, 5) OBP: 0.354, SLG: 0.375										3	1	1	1	1	1	1				
Jose Cruz, L (1, 7) OBP: 0.384, SLG: 0.468										4	1	1	0	0	0	2				
Jerry Mumphrey, S (1, 8) OBP: 0.353, SLG: 0.397										4	0	1	2	0	0	1				
Terry Puhl, L (1, 9) OBP: 0.400, SLG: 0.460										3	0	3	1	1	0	0				
Mark Bailey, S (1, 2) OBP: 0.332, SLG: 0.350										4	0	1	0	0	2	4				
Bert Pena, R (1, 6) OBP: 0.273, SLG: 0.200										3	0	1	0	1	1	0				
Bob Knepper, L (1, 1) OBP: 0.217, SLG: 0.234										4	0	0	0	0	1	4				
Inning Stats	R: 1 E: 0 K: 1 S: 6	H: 2 LOB: 2 BB: 0 P: 6	R: 0 E: 0 K: 0 S: 5	H: 3 LOB: 2 BB: 0 P: 5	R: 0 E: 0 K: 1 S: 5	H: 0 LOB: 0 BB: 0 P: 5	R: 0 E: 0 K: 1 S: 6	H: 1 LOB: 1 BB: 0 P: 6	R: 1 E: 0 K: 1 S: 7	H: 2 LOB: 1 BB: 0 P: 7	R: 1 E: 0 K: 1 S: 7	H: 2 LOB: 2 BB: 1 P: 11	R: 2 E: 0 K: 1 S: 7	H: 2 LOB: 2 BB: 2 P: 15	R: 0 E: 0 K: 1 S: 5	H: 0 LOB: 1 BB: 1 P: 9		1B: 9 2B: 1 3B: 2 HR: 0	SF: 0 SAC: 0 DP: 0 HBP: 0	WP: 0 PB: 0 SB: 3 CS: 1
PITCHER Dave LaPoint, L (1, 1) ERA: 3.75	IP: 6.0 WLS: L BF: 27 H: 10 R: 3 ER: 3 SO: 5 BB: 0 IBB: 1 HBP: 0 BLK: 0 WP: 0 HR: 0 S: 36 P: 40 ERA: 4.50 WHIP: 1.667															PITCHER				
Jeff Lahti, R (7, 1) ERA: 3.28	IP: 2.0 WLS: L BF: 11 H: 2 R: 2 ER: 2 SO: 2 BB: 2 IBB: 0 HBP: 0 BLK: 0 WP: 0 HR: 0 S: 12 P: 24 ERA: 9.00 WHIP: 2.000															PITCHER				

Batter	1	2	3	4	5	6	7	8	9	AB	R	H	RBI	BB	SO	LOB	TOP								
Marvell Wynne, L OBP: 0.317, SLG: 0.336 (1, 8)	F7			F7		F7		G6-4-3 1B		4	0	2	0	0	0	0	Pittsburgh Pirates @ Houston Astros Astrodome, Houston, TX Tue Aug 28 1984, 8:05 PM EDT Att: 11,016 - Unknown								
Lee Lacy, R OBP: 0.347, SLG: 0.440 (1, 7)	4-3			F4		F7		G6-4-3 1-2 1B		4	0	0	0	0	2										
Johnny Ray, S OBP: 0.355, SLG: 0.400 (1, 4)	F8			F9				6-3		4	0	1	0	0	0										
Jason Thompson, L OBP: 0.353, SLG: 0.388 (1, 3)		6-3			2B SF7 BB			F8		3	1	0	0	1	0										
Tony Peña, R OBP: 0.335, SLG: 0.416 (1, 2)		5-3			2B		K			4	1	2	0	0	1										
Jim Morrison, R OBP: 0.294, SLG: 0.423 (1, 5)		K			SF7		6-3			3	0	0	1	0	1										
Doug Frobel, L OBP: 0.260, SLG: 0.409 (1, 9)				F9	3H FC6-5 2H 2B					3	0	2	1	0	0										
Dale Berra, R OBP: 0.288, SLG: 0.337 (1, 6)				F8	FC6-5					2	0	0	0	1	0										
John Tudor, L OBP: 0.258, SLG: 0.238 Rod Scurry, L (8, 1)				F9	2-3 F7			F8		3	0	0	0	0	3										
										0	0	0	0	0	0										
Inning Stats	R: 0 E: 0 K: 0 S: 3	H: 0 LOB: 0 BB: 0 P: 3	R: 0 E: 0 K: 1 S: 5	H: 0 LOB: 0 BB: 0 P: 5	R: 0 E: 0 K: 0 S: 3	H: 0 LOB: 0 BB: 0 P: 3	R: 0 E: 0 K: 0 S: 3	H: 0 LOB: 0 BB: 0 P: 3	R: 2 E: 0 K: 0 S: 5	H: 2 LOB: 1 BB: 1 P: 9	R: 0 E: 0 K: 1 S: 4	H: 2 LOB: 1 BB: 0 P: 4	R: 0 E: 0 K: 1 S: 6	H: 1 LOB: 2 BB: 1 P: 10	R: 0 E: 0 K: 0 S: 3	H: 1 LOB: 0 BB: 0 P: 3	R: 0 E: 0 K: 0 S: 3	H: 1 LOB: 0 BB: 0 P: 3	1B: 4 2B: 3 3B: 0 HR: 0	SF: 1 SAC: 0 DP: 2 HBP: 0	WP: 0 PB: 0 SB: 1 CS: 1	PA: 33			
PITCHER	IP	WLS	BF	H	R	ER	SO	BB	IBB	HBP	BLK	WP	HR	S	P	ERA	WHIP								
Joe Niekro, R ERA: 2.81 Dave Smith, R ERA: 2.07	(1, 1)	7.0	27	5	2	2	2	2	0	0	0	0	0	29	37	2.57	1.000								
(8, 1)	2.0	W	6	2	0	0	0	0	0	0	0	0	0	6	6	0.00	1.000								

Batter	1	2	3	4	5	6	7	8	9	AB	R	H	RBI	BB	SO	LOB	BOTTOM								
Bill Doran, S OBP: 0.362, SLG: 0.384 (1, 4)	1-3 1B			6-3				BB 1B 1B		4	1	3	0	0	0		Pittsburgh Pirates @ Houston Astros Astrodome, Houston, TX Tue Aug 28 1984, 8:05 PM EDT Att: 11,016 - Unknown								
Enos Cabell, R OBP: 0.332, SLG: 0.416 (1, 3)	1-3 1-2			5-3				F4		4	0	1	0	0	2										
Phil Garner, R OBP: 0.351, SLG: 0.372 (1, 5)	K							F9		4	1	1	0	0	2										
Jose Cruz, L OBP: 0.388, SLG: 0.470 (1, 7)	K			4-3				BB 1B		2	1	0	0	2	1										
Jerry Mumphy, S OBP: 0.353, SLG: 0.398 (1, 8)				F8				BB 1B		4	0	1	2	0	1										
Terry Puhl, L OBP: 0.396, SLG: 0.452 (1, 9)				F4				E8 SH1-3 1-3 2-4 1B		3	0	0	1	0	3										
Alan Ashby, S OBP: 0.340, SLG: 0.339 (1, 2)								SH1-3 2-3 3H 0-0		4	0	1	0	0	1										
Craig Reynolds, L OBP: 0.294, SLG: 0.373 (1, 6)				F1				6-3		2	0	0	0	1	0										
Joe Niekro, R OBP: 0.199, SLG: 0.134 Kevin Bass, S OBP: 0.287, SLG: 0.328 Dave Smith, R (8, 1)								F7		2	0	0	0	0	1										
										1	0	0	0	0	0										
										0	0	0	0	0	0										
Inning Stats	R: 0 E: 0 K: 2 S: 8	H: 1 LOB: 1 BB: 0 P: 8	R: 0 E: 0 K: 0 S: 4	H: 1 LOB: 1 BB: 0 P: 4	R: 0 E: 0 K: 0 S: 3	H: 0 LOB: 0 BB: 0 P: 3	R: 0 E: 0 K: 1 S: 5	H: 0 LOB: 0 BB: 0 P: 5	R: 0 E: 0 K: 1 S: 7	H: 2 LOB: 3 BB: 1 P: 11	R: 0 E: 0 K: 1 S: 5	H: 0 LOB: 0 BB: 0 P: 5	R: 3 E: 1 K: 0 S: 6	H: 3 LOB: 1 BB: 1 P: 10	1B: 7 2B: 0 3B: 0 HR: 0	SF: 0 SAC: 1 DP: 0 HBP: 0	WP: 0 PB: 0 SB: 0 CS: 0	PA: 34							
PITCHER	IP	WLS	BF	H	R	ER	SO	BB	IBB	HBP	BLK	WP	HR	S	P	ERA	WHIP								
John Tudor, L ERA: 3.39 Rod Scurry, L ERA: 3.13	(1, 1)	7.1	32	7	3	3	5	3	0	0	0	0	0	39	51	3.68	1.364								
(8, 1)	0.2	L	2	0	0	0	0	0	0	0	0	0	0	2	2	0.00	0.000								

Batter	1	2	3	4	5	6	7	8	9	AB	R	H	RBI	BB	SO	LOB	TOP			
Bill Doran, S OBP: 0.361, SLG: 0.383 (1, 4)										4	1	0	0	1	0	3	Houston Astros @ St. Louis Cardinals Busch Stadium, St. Louis, MO Sat Sep 01 1984, 7:05 PM CDT Att: 27,934 - Unknown			
Terry Puhl, L OBP: 0.395, SLG: 0.451 (1, 9)										5	1	1	0	0	1	3				
Denny Walling, L OBP: 0.322, SLG: 0.390 (1, 5) (7, 3)										5	1	1	2	0	0	3				
Jose Cruz, L OBP: 0.382, SLG: 0.462 (1, 7)										5	1	1	0	0	2					
Jerry Mumphrey, S OBP: 0.352, SLG: 0.396 (1, 8)										5	2	2	1	0	1	1				
Enos Cabell, R OBP: 0.342, SLG: 0.430 (1, 3) (7, 6)										2	1	2	0	2	0	0				
Bert Pena, R OBP: 0.240, SLG: 0.174 (7, 6)										1	0	0	0	0	0	0				
Mark Bailey, S OBP: 0.327, SLG: 0.342 (1, 2)										4	0	0	0	0	2	8				
Craig Reynolds, L OBP: 0.294, SLG: 0.374 (7, PH)										3	1	2	1	0	0	1				
Phil Garner, R OBP: 0.346, SLG: 0.367 (7, 5)										1	0	1	1	0	0	0				
Bob Knepper, L OBP: 0.217, SLG: 0.234 (5, PH)										0	0	0	0	0	0	0				
Jim Finkbeiner, R OBP: 0.333, SLG: 0.450 (5, PH)										1	0	1	0	0	0	0				
Mark Ross, R OBP: 0.333, SLG: 0.450 (5, PH)										0	0	0	0	0	0	0				
Kevin Bass, S OBP: 0.321, SLG: 0.340 (6, PH)										1	0	1	1	0	0	0				
Dave Smith, R OBP: 0.321, SLG: 0.340 (6, PH)										1	0	0	0	0	2	2				
Inning Stats	R: 2 E: 0 K: 1 S: 7	H: 2 LOB: 2 BB: 2 P: 15	R: 0 E: 0 K: 0 S: 4	H: 1 LOB: 1 BB: 0 P: 4	R: 0 E: 0 K: 1 S: 5	H: 0 LOB: 0 BB: 0 P: 5	R: 0 E: 0 K: 0 S: 3	H: 1 LOB: 2 BB: 0 P: 3	R: 0 E: 0 K: 1 S: 9	H: 4 LOB: 1 BB: 0 P: 9	R: 3 E: 2 K: 1 S: 9	H: 3 LOB: 2 BB: 1 P: 13	R: 0 E: 0 K: 0 S: 3	H: 0 LOB: 0 BB: 0 P: 3	R: 0 E: 0 K: 0 S: 3	H: 0 LOB: 0 BB: 0 P: 3	1B: 10 2B: 0 3B: 1 HR: 1	SF: 0 SAC: 1 DP: 0 HBP: 0	WP: 1 PB: 0 SB: 1 CS: 1	PA: 43
PITCHER	IP WLS BF H R ER SO BB IBB HBP BLK WP HR S P ERA WHIP																			
Kurt Kephshire, R ERA: 3.67 (1, 1)	5.2 L 27 9 5 5 3 2 0 0 0 0 1 1 31 39 7.94 1.941																			
Dave Rucker, L ERA: 2.09 (6, 1)	1.0 7 2 3 1 1 0 1 0 0 0 0 0 8 12 9.00 2.000																			
Jeff Lahti, R ERA: 3.08 (7, 1)	2.1 8 1 0 0 0 0 0 0 0 0 0 0 8 8 0.00 0.429																			

AB	38
R	8
H	12
RBI	6
BB	3
SO	4
LOB	23



Batter	1	2	3	4	5	6	7	8	9	AB	R	H	RBI	BB	SO	LOB	BOTTOM			
Willie McGee, S OBP: 0.316, SLG: 0.392 (1, 8)										5	1	1	0	0	0	1	Houston Astros @ St. Louis Cardinals Busch Stadium, St. Louis, MO Sat Sep 01 1984, 7:05 PM CDT Att: 27,934 - Unknown			
Tom Herr, S OBP: 0.319, SLG: 0.320 (1, 4)										4	0	2	1	0	0	1				
Terry Pendleton, S OBP: 0.347, SLG: 0.384 (1, 5)										4	0	1	0	0	0	3				
George Hendrick, R OBP: 0.317, SLG: 0.391 (1, 9)										4	0	0	0	0	1	2				
Lonnie Smith, R OBP: 0.361, SLG: 0.353 (1, 7)										4	0	1	0	0	0	0				
David Green, R OBP: 0.302, SLG: 0.422 (1, 3)										4	1	2	0	0	0	1				
Ozzie Smith, S OBP: 0.339, SLG: 0.329 (1, 6)										2	1	1	0	1	0	0				
Bill Lyons, R OBP: 0.179, SLG: 0.083 (8, 6)										0	0	0	0	0	0	0				
Mike Jorgensen, L OBP: 0.346, SLG: 0.340 (8, PH)										1	0	0	0	0	0	1				
Art Howe, R OBP: 0.318, SLG: 0.295 (9, 6)										0	0	0	0	0	0	0				
Tom Nieto, R OBP: 0.324, SLG: 0.422 (1, 2)										3	1	1	3	0	1	2				
Steve Braun, L OBP: 0.370, SLG: 0.291 (9, PH)										1	0	0	0	0	0	0				
Kurt Kephshire, L OBP: 0.125, SLG: 0.130 (1, 1)										2	0	1	0	0	1	0				
Dave Rucker, L OBP: 0.143, SLG: 0.143 (6, 1)										1	0	0	0	0	1	0				
Jeff Lahti, R OBP: 0.200, SLG: 0.200 (7, 1)										0	0	0	0	0	0	0				
Darrell Porter, L OBP: 0.332, SLG: 0.364 (9, PH)										1	0	0	0	0	1	0				
Inning Stats	R: 0 E: 0 K: 0 S: 4	H: 1 LOB: 1 BB: 0 P: 4	R: 4 E: 1 K: 1 S: 10	H: 5 LOB: 1 BB: 0 P: 10	R: 0 E: 0 K: 0 S: 4	H: 1 LOB: 2 BB: 1 P: 8	R: 0 E: 0 K: 0 S: 4	H: 1 LOB: 1 BB: 0 P: 4	R: 0 E: 0 K: 2 S: 7	H: 0 LOB: 0 BB: 0 P: 7	R: 0 E: 0 K: 1 S: 6	H: 1 LOB: 1 BB: 0 P: 6	R: 0 E: 0 K: 0 S: 3	H: 1 LOB: 0 BB: 0 P: 3	R: 0 E: 0 K: 1 S: 5	H: 0 LOB: 0 BB: 0 P: 5	1B: 8 2B: 1 3B: 0 HR: 1	SF: 0 SAC: 0 DP: 1 HBP: 0	WP: 0 PB: 0 SB: 3 CS: 0	PA: 37
PITCHER	IP WLS BF H R ER SO BB IBB HBP BLK WP HR S P ERA WHIP																			
Bob Knepper, L ERA: 3.07 (1, 1)	4.0 21 0 0 0 0 1 0 0 0 0 0 0 22 26 9.00 2.250																			
Mark Ross, R ERA: (5, 1)	1.0 W 3 0 0 0 0 0 0 0 0 0 0 3 3 0.00 0.000																			
Dave Smith, R ERA: 1.94 (6, 1)	4.0 S 13 2 0 0 4 0 0 0 0 0 0 0 21 21 0.00 0.500																			

AB	36
R	4
H	10
RBI	4
BB	1
SO	5
LOB	11



Batter	1	2	3	4	5	6	7	8	9	AB	R	H	RBI	BB	SO	LOB	TOP	
Bill Doran, S (1.4) OBP: 0.359, SLG: 0.380	0-0 6-3		0-0 E6		0-0 5-3		4-0 FC6-4 BB		0-0 6-3	4	0	0	0	1	0	0	Houston Astros @ St. Louis Cardinals Busch Stadium, St. Louis, MO Sun Sep 02 1984, 3:33 AM CDT Att: 16,789 - Unknown AB 33 R 1 H 4 RBI 1 BB 5 SO 4 LOB 13	
Kevin Bass, S (1.8) OBP: 0.271, SLG: 0.335	0-0 F4		0-0 E5		4-0 BB		0-0 FC6-4 1-2		0-0 F8	4	0	0	0	1	0	2		
Phil Garner, R (1.5) OBP: 0.343, SLG: 0.362	0-0 1-3		0-3 K		0-0 F8				0-0 F7	4	0	0	0	0	1	3		
Jose Cruz, L (1.7) OBP: 0.381, SLG: 0.460		0-0 6-3		0-0 FC3-6 1B		0-3 K		0-3 K		4	0	1	0	0	2	0		
Glenn Davis, R (1.3) OBP: 0.250, SLG: 0.500		0-0 F6		0-0 FC3-6 FC6-4 1-2		0-0 F7		0-0 1B 2B		4	0	1	0	0	0	1		
Terry Puhl, L (1.9) OBP: 0.399, SLG: 0.451		4-0 BB		0-3 K		4-0 BB		0-0 BB 2-3 1B		2	0	1	0	2	1	1		
Alan Ashby, S (1.2) Craig Reynolds, L (8.6) OBP: 0.328, SLG: 0.388 OBP: 0.294, SLG: 0.374	0-0 F7		0-0 FC6-4 1-2		0-0 F7		4-0 BB		4-0 BB	3	0	0	0	1	0	3		
Bert Pena, R (1.6) Denny Walling, L (8. PH) Mark Bailey, S (8.2) OBP: 0.250, SLG: 0.308 OBP: 0.321, SLG: 0.388 OBP: 0.327, SLG: 0.342			0-0 5-3		0-0 HR		0-0 4-3		0-0 1-3	3	1	1	1	0	0	0		
Joe Niekro, R (1.1) Jeff Calhoun, L (5.1)			0-0 4-3		0-0 5-3		0-0 F9		0-0 4-3	2	0	0	0	0	0	0		
Tim Tolman, R (7. PH) Julio Solano, R (7.1) Jerry Mumphrey, S (9. PH) OBP: 0.125, SLG: 0.125 OBP: 0.333, SLG: 0.333 OBP: 0.351, SLG: 0.395										0	0	0	0	0	0	0		
Inning Stats	R: 0 E: 0 K: 0 S: 3	H: 0 LOB: 0 BB: 0 P: 3	R: 0 E: 0 K: 0 S: 3	H: 0 LOB: 1 BB: 1 P: 7	R: 0 E: 2 K: 1 S: 7	H: 1 LOB: 1 BB: 0 P: 6	R: 1 E: 0 K: 0 S: 4	H: 1 LOB: 1 BB: 1 P: 8	R: 0 E: 0 K: 1 S: 5	H: 0 LOB: 1 BB: 1 P: 9	R: 0 E: 0 K: 0 S: 3	H: 2 LOB: 3 BB: 1 P: 11	R: 0 E: 0 K: 0 S: 3	H: 0 LOB: 0 BB: 0 P: 3	1B: 2 2B: 1 3B: 0 HR: 1	SF: 0 SAC: 0 DP: 0 HBP: 0		WP: 0 PA: 38 PB: 0 SB: 0 CS: 0
PITCHER	IP WLS BF H R ER SO BB IBB HBP BLK WP HR S P ERA WHIP																	
Ricky Horton, L (1.1) ERA: 3.38	7.2 W 33 4 1 1 4 4 0 0 0 0 1 37 53 1.17 1.043																	
Bruce Sutter, R (8.1) ERA: 1.35	1.1 S 5 0 0 0 0 1 0 0 0 0 0 0 4 8 0.00 0.750																	

Batter	1	2	3	4	5	6	7	8	9	AB	R	H	RBI	BB	SO	LOB	BOTTOM	
Willie McGee, S (1.8) OBP: 0.315, SLG: 0.391	0-0 1B FC5-4 1B		0-3 K		0-3 K		0-0 F8			4	1	1	0	0	2	2	Houston Astros @ St. Louis Cardinals Busch Stadium, St. Louis, MO Sun Sep 02 1984, 3:33 AM CDT Att: 16,789 - Unknown AB 30 R 4 H 5 RBI 3 BB 5 SO 5 LOB 15	
Tom Herr, S (1.4) OBP: 0.320, SLG: 0.320	4-0 FC5-4 1B E BB		0-0 F8		0-0 2B 1B		0-0 4-3			3	1	1	0	1	0	2		
Terry Pendleton, S (1.5) OBP: 0.350, SLG: 0.383	0-0 FC5-4 1-2 2-3 1B		0-3 K		0-0 F8		4-0 S BB			3	0	1	0	1	1	3		
Lonnie Smith, R (1.7) George Hendrick, R (8.9) OBP: 0.362, SLG: 0.355 OBP: 0.317, SLG: 0.391	0-0 FC5-4 E S 5-3 1-2 2-3 3-H		0-0 F9		0-0 2B		4-0 1-3 BB			3	1	1	1	1	0	2		
Andy Van Slyke, L (1.9) OBP: 0.347, SLG: 0.337	0-0 5-3 1-H 3-H		0-0 F6		4-0 BB		0-3 K			3	0	0	1	1	1	2		
Darrell Porter, L (1.2) OBP: 0.326, SLG: 0.360	0-3 K		0-0 G3		0-0 F2		0-0 F9			4	0	0	0	0	1	3		
David Green, R (1.3) OBP: 0.302, SLG: 0.428		0-0 HR		0-0 5-3		0-0 6-3		0-0 F4		4	1	1	1	0	0	0		
Ozzie Smith, S (1.6) OBP: 0.338, SLG: 0.326		4-0 PB S BB		0-0 4-3		0-0 F5		0-0 F9		3	0	0	0	1	0	0		
Ricky Horton, L (1.1) Bruce Sutter, R (8.1) OBP: 0.100, SLG: 0.069	0-0 E1 PB 1-2		0-0 6-3		0-0 6-3					3	0	0	0	0	0	1		
Inning Stats	R: 3 E: 0 K: 1 S: 7	H: 2 LOB: 0 BB: 1 P: 11	R: 1 E: 1 K: 2 S: 9	H: 1 LOB: 2 BB: 1 P: 13	R: 0 E: 0 K: 0 S: 3	H: 0 LOB: 0 BB: 0 P: 3	R: 0 E: 0 K: 0 S: 3	H: 0 LOB: 0 BB: 0 P: 3	R: 0 E: 0 K: 1 S: 5	H: 0 LOB: 2 BB: 2 P: 13	R: 0 E: 0 K: 0 S: 3	H: 0 LOB: 0 BB: 0 P: 3	R: 0 E: 0 K: 0 S: 3	H: 0 LOB: 0 BB: 0 P: 3	1B: 3 2B: 1 3B: 0 HR: 1	SF: 0 SAC: 0 DP: 0 HBP: 0		WP: 0 PA: 35 PB: 1 SB: 5 CS: 0
PITCHER	IP WLS BF H R ER SO BB IBB HBP BLK WP HR S P ERA WHIP																	
Joe Niekro, R (1.1) ERA: 2.87	4.2 L 23 5 4 3 4 3 0 0 0 0 0 0 4 4 0.00 0.000																	
Jeff Calhoun, L (5.1) ERA: 1.83	1.1 4 0 0 0 0 0 0 0 0 0 0 0 4 4 0.00 0.000																	
Julio Solano, R (7.1) ERA: 1.83	2.0 8 0 0 0 0 1 2 0 0 0 0 0 0 8 16 0.00 1.000																	

Batter	1	2	3	4	5	6	7	8	9	AB	R	H	RBI	BB	SO	LOB	TOP			
Bill Doran, S OBP: 0.360, SLG: 0.380 (1, 4)	G1		F6		E BB 3B 1B		6-3 4-3 1B		F4	5	1	2	1	0	0	1				
Terry Puhl, L OBP: 0.400, SLG: 0.456 Phil Garner, R OBP: 0.345, SLG: 0.364 (9, PH)			4-3		E 3B BB		4-3 1-2		1B	3	1	1	0	1	0	2				
Denny Walling, L OBP: 0.319, SLG: 0.384 (1, 5)	F6			4-3	E6 3B		6-3 2-3		1B	5	1	1	0	0	0	4				
Jose Cruz, L OBP: 0.380, SLG: 0.461 (1, 7)	G3			4-3	3B		G3		4-3	5	0	1	3	0	0	4				
Jerry Mumphy, S OBP: 0.352, SLG: 0.395 (1, 8)		6-3			F7					3	0	1	0	1	0	1				
Enos Cabell, R OBP: 0.341, SLG: 0.428 (1, 3)	6-3			K					F2	4	0	1	0	0	1	2				
Craig Reynolds, L OBP: 0.292, SLG: 0.370 (1, 6)	6-3				F7		1-3 1B		F9	4	0	0	0	0	0	2				
Mark Bailey, S OBP: 0.326, SLG: 0.339 (1, 2)					F8		K		4-3	3	0	0	0	1	1	2				
Michael LaCoss, R OBP: 0.103, SLG: 0.143 Mark Ross, R OBP: 0.222, SLG: 0.333 Tim Tolman, R OBP: 0.222, SLG: 0.333 Vern Ruhle, R OBP: 0.222, SLG: 0.333 Kevin Bass, S OBP: 0.222, SLG: 0.333 Bill Dawley, R OBP: 0.222, SLG: 0.333 Alan Ashby, S OBP: 0.222, SLG: 0.333 (1, 1) (3, 1) (5, PH) (5, 1) (6, PH) (6, 1) (9, PH)					K				G1	1	0	0	0	0	1	1				
Inning Stats	R: 0 E: 0 K: 0 S: 4	H: 1 LOB: 1 BB: 0 P: 4	R: 0 E: 0 K: 0 S: 3	H: 0 LOB: 0 BB: 0 P: 3	R: 0 E: 0 K: 1 S: 5	H: 0 LOB: 1 BB: 1 P: 9	R: 0 E: 0 K: 1 S: 5	H: 0 LOB: 1 BB: 1 P: 9	R: 4 E: 1 K: 0 S: 7	H: 3 LOB: 1 BB: 1 P: 11	R: 0 E: 0 K: 2 S: 8	H: 1 LOB: 1 BB: 0 P: 8	R: 0 E: 0 K: 0 S: 4	H: 1 LOB: 1 BB: 0 P: 4	R: 0 E: 0 K: 0 S: 4	H: 1 LOB: 2 BB: 0 P: 5	1B: 6 2B: 1 3B: 2 HR: 0	SF: 0 SAC: 0 DP: 0 HBP: 0	WP: 0 PB: 0 SB: 0 CS: 0	PA: 40
PITCHER	IP WLS BF H R ER SO BB IBB HBP BLK WP HR S P ERA WHIP																			
Craig McMurtry, R ERA: 4.87 Gene Garber, R ERA: 3.32 (1, 1) (7, 1)	6.0 W 27 5 4 1 4 3 0 0 0 0 0 0 0 0 0 0 1.50 1.333																			

Houston Astros @ Atlanta Braves
Atlanta-Fulton County Stadium, Atlanta, GA
Mon Sep 03 1984, 7:05 PM EDT
Att: 5,331 - Unknown

AB	37
R	4
H	9
RBI	4
BB	3
SO	4
LOB	20



Batter	1	2	3	4	5	6	7	8	9	AB	R	H	RBI	BB	SO	LOB	BOTTOM			
Claudell Washington, L OBP: 0.387, SLG: 0.492 (1, 9)	S 2B 1B		F8	F8						4	1	2	0	1	0	0				
Rafael Ramirez, R OBP: 0.294, SLG: 0.321 Jerry Royster, R OBP: 0.266, SLG: 0.306 (1, 6) (7, 4)				6-3						3	1	2	1	1	0	0				
Brad Komminsk, R OBP: 0.263, SLG: 0.311 (1, 7)	K									5	1	1	1	0	3	6				
Dale Murphy, R OBP: 0.366, SLG: 0.521 (1, 8)	K									4	1	1	1	0	1	2				
Gerald Perry, L OBP: 0.375, SLG: 0.354 (1, 3)	4-3									3	1	1	0	1	0	1				
Randy Johnson, R OBP: 0.344, SLG: 0.393 (1, 5)										4	0	1	1	0	0	1				
Paul Runge, R OBP: 0.519, SLG: 0.542 (7, 6)										4	1	3	1	0	0	0				
Bruce Benedict, R OBP: 0.304, SLG: 0.305 (1, 2)										3	0	0	0	1	0	4				
Craig McMurtry, R OBP: 0.136, SLG: 0.143 Chris Chambliss, L OBP: 0.359, SLG: 0.375 Gene Garber, R OBP: 0.083, SLG: 0.083 (1, 1) (6, PH) (7, 1)										2	0	0	0	0	2	1				
Inning Stats	R: 1 E: 0 K: 2 S: 9	H: 2 LOB: 1 BB: 0 P: 9	R: 0 E: 0 K: 1 S: 5	H: 0 LOB: 1 BB: 1 P: 9	R: 3 E: 0 K: 0 S: 7	H: 4 LOB: 2 BB: 1 P: 11	R: 0 E: 0 K: 1 S: 5	H: 0 LOB: 0 BB: 0 P: 5	R: 1 E: 0 K: 1 S: 6	H: 1 LOB: 0 BB: 0 P: 6	R: 0 E: 0 K: 0 S: 5	H: 2 LOB: 3 BB: 1 P: 9	R: 0 E: 0 K: 0 S: 3	H: 1 LOB: 0 BB: 0 P: 3	R: 1 E: 1 K: 1 S: 7	H: 1 LOB: 2 BB: 1 P: 11	1B: 8 2B: 1 3B: 1 HR: 1	SF: 0 SAC: 1 DP: 0 HBP: 0	WP: 1 PB: 0 SB: 2 CS: 1	PA: 39
PITCHER	IP WLS BF H R ER SO BB IBB HBP BLK WP HR S P ERA WHIP																			
Michael LaCoss, R ERA: 3.62 Mark Ross, R ERA: 3.62 Vern Ruhle, R ERA: 4.59 Bill Dawley, R ERA: 2.02 (1, 1) (3, 1) (5, 1) (6, 1)	2.2 15 5 1 0 0 1 2 0 0 0 0 0 0 0 0 0 13.50 2.625																			

Houston Astros @ Atlanta Braves
Atlanta-Fulton County Stadium, Atlanta, GA
Mon Sep 03 1984, 7:05 PM EDT
Att: 5,331 - Unknown

AB	34
R	6
H	11
RBI	5
BB	4
SO	6
LOB	17



Batter	1	2	3	4	5	6	7	8	9	AB	R	H	RBI	BB	SO	LOB	TOP					
Bill Doran, S OBP: 0.358, SLG: 0.378 (1, 4)										5	1	1	0	0	1	2	Houston Astros @ Atlanta Braves Atlanta-Fulton County Stadium, Atlanta, GA Tue Sep 04 1984, 7:05 PM EDT Att: 3,822 - Unknown					
Enos Cabell, R OBP: 0.341, SLG: 0.427 (1, 3)										5	0	2	0	0	0	4						
Denny Walling, L OBP: 0.320, SLG: 0.385 (1, 5)										5	1	2	1	0	1	2						
Jose Cruz, L OBP: 0.382, SLG: 0.468 (1, 7)										3	2	2	4	1	1	1						
Jerry Mumphy, S OBP: 0.352, SLG: 0.394 (1, 8)										4	1	1	0	0	1	2						
Kevin Bass, S OBP: 0.289, SLG: 0.336 (1, 9)										4	0	1	1	0	1	0						
Alan Ashby, S OBP: 0.325, SLG: 0.316 (1, 2)										4	0	0	1	0	1	1						
Craig Reynolds, L OBP: 0.290, SLG: 0.368 (1, 6)										3	0	0	0	0	0	1						
Julio Solano, R OBP: 0.333, SLG: 0.333 (7, 1)										0	0	0	0	0	0	0						
Jim Pankovits, R OBP: 0.328, SLG: 0.443 (8, PH)										1	0	0	0	0	0	0						
Frank DiPino, L (8, 1)										0	0	0	0	0	0	0						
Mike Scott, R OBP: 0.163, SLG: 0.146 (1, 1)										1	1	0	0	1	1	1						
Dave Smith, R (6, 1)										0	0	0	0	0	0	0						
Bert Pena, R OBP: 0.276, SLG: 0.308 (6, 6)										0	1	0	0	1	0	0						
Phil Garner, R OBP: 0.344, SLG: 0.363 (9, PH)										1	0	0	0	0	0	0						
Inning Stats	R: 0 E: 0 K: 0 S: 3	H: 1 LOB: 0 BB: 0 P: 3	R: 2 E: 0 K: 1 S: 7	H: 2 LOB: 1 BB: 1 P: 11	R: 0 E: 0 K: 2 S: 8	H: 1 LOB: 1 BB: 0 P: 8	R: 0 E: 0 K: 1 S: 5	H: 0 LOB: 0 BB: 0 P: 5	R: 4 E: 1 K: 0 S: 6	H: 2 LOB: 0 BB: 1 P: 10	R: 0 E: 0 K: 2 S: 7	H: 0 LOB: 0 BB: 0 P: 7	R: 1 E: 0 K: 0 S: 5	H: 2 LOB: 2 BB: 1 P: 9	R: 0 E: 0 K: 0 S: 3	H: 0 LOB: 0 BB: 0 P: 3	R: 0 E: 0 K: 1 S: 6	H: 1 LOB: 1 BB: 0 P: 6	1B: 7 2B: 1 3B: 0 HR: 1	SF: 0 SAC: 0 DP: 1 HBP: 0	WP: 0 PB: 0 SB: 0 CS: 0	PA: 39
PITCHER	IP	WLS	BF	H	R	ER	SO	BB	IBB	HBP	BLK	WP	HR	S	P	ERA	WHIP					
Tony Brizzolara, R ERA: 4.15 (1, 1)	5.0		23	6	6	2	4	2	0	0	0	0	1	29	37	3.60	1.600					
Pete Falcone, L ERA: 4.3 (6, 1)	2.0		9	2	1	1	2	1	0	0	0	0	0	12	16	4.50	1.500					
Donnie Moore, R ERA: 2.62 (8, 1)	2.0	W	7	1	0	0	1	0	0	0	0	0	0	9	9	0.00	0.500					

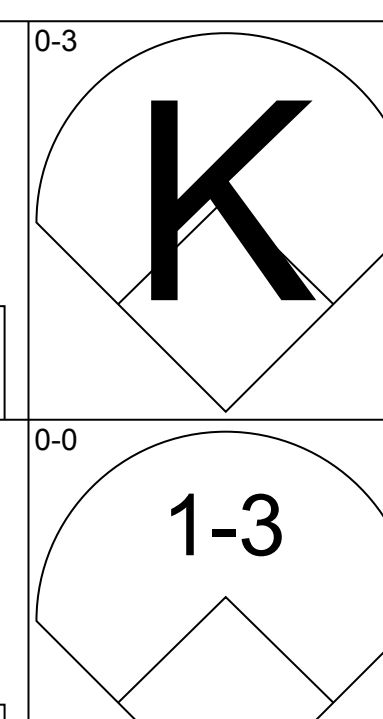
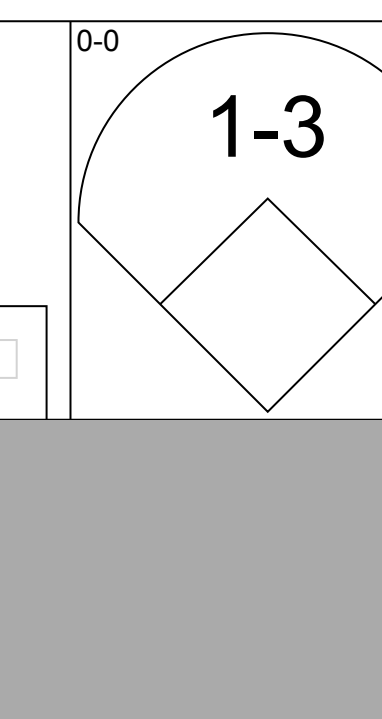
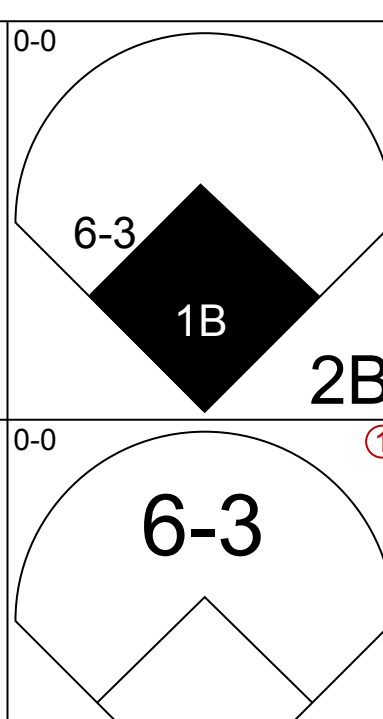
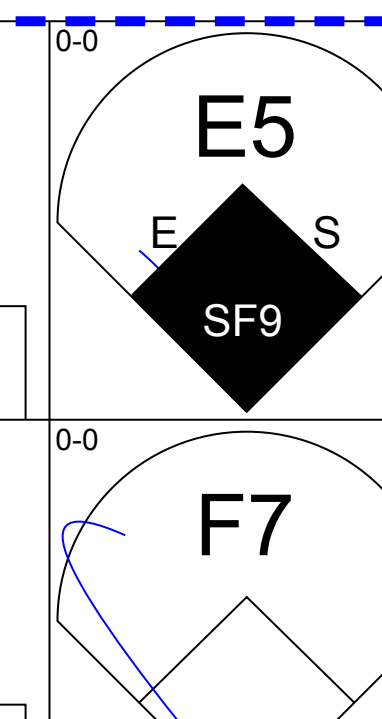
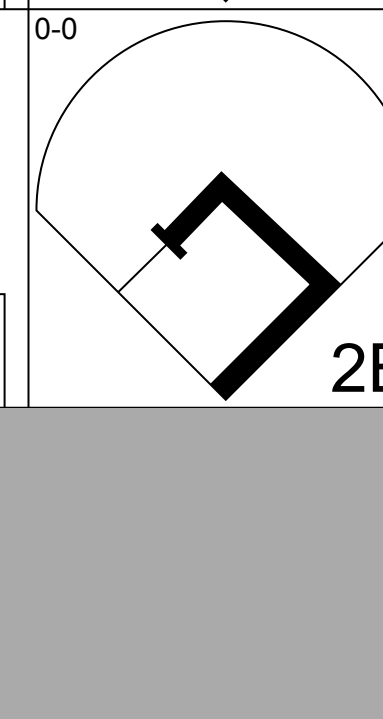
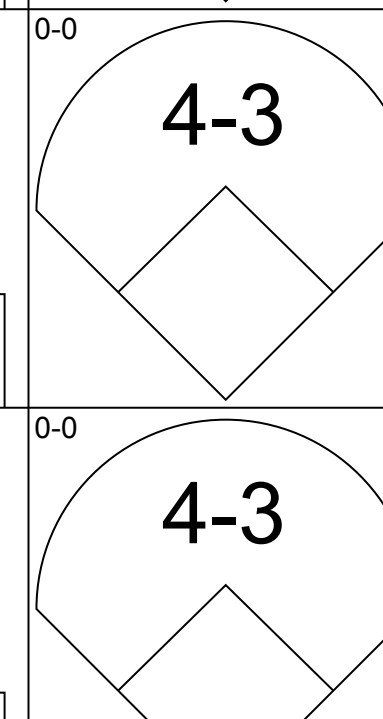
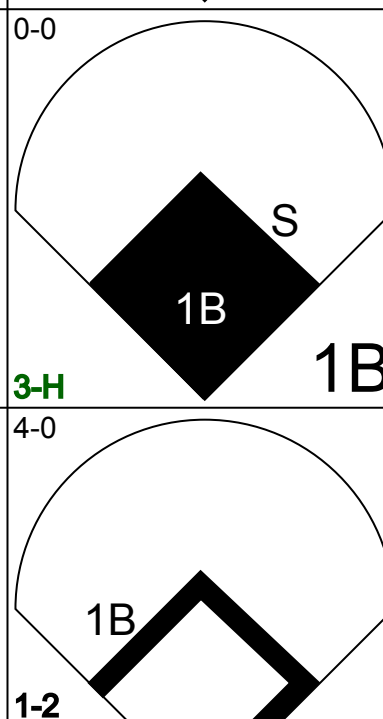
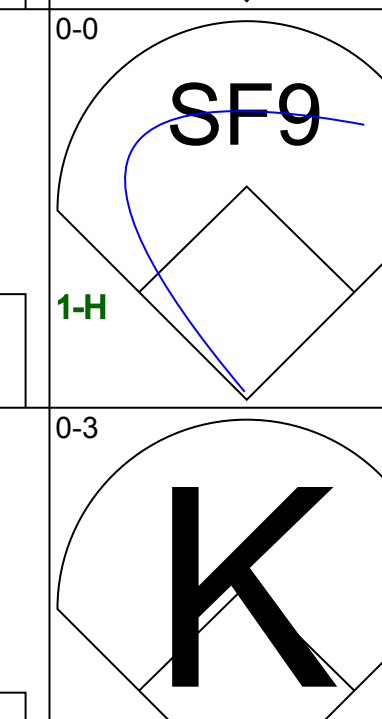


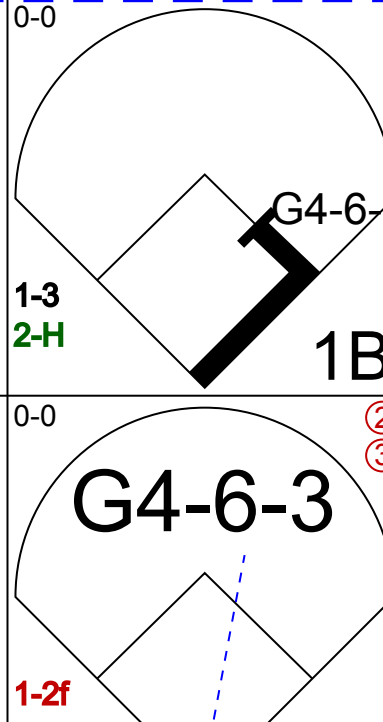

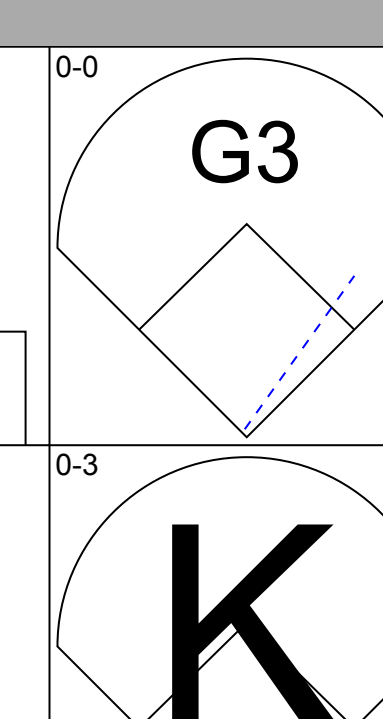
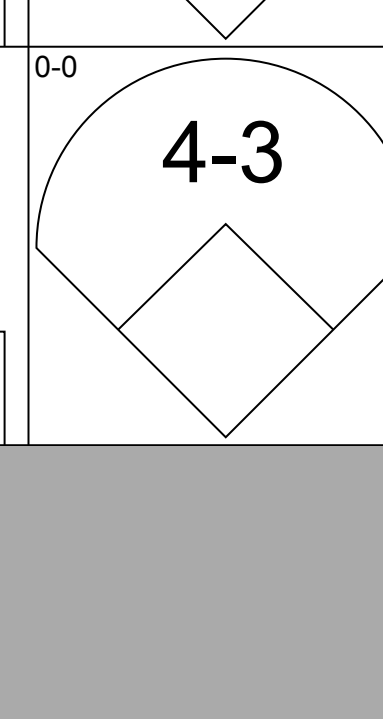
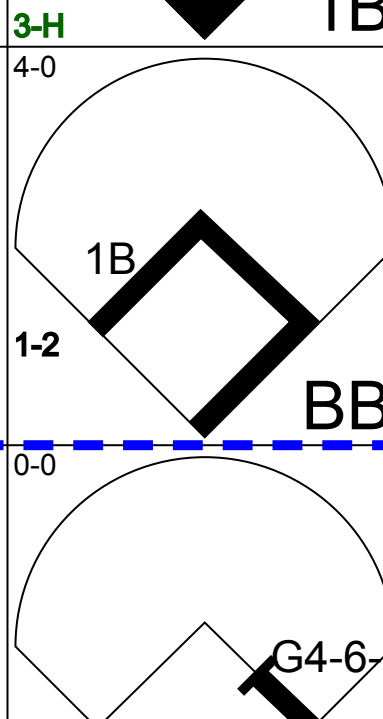
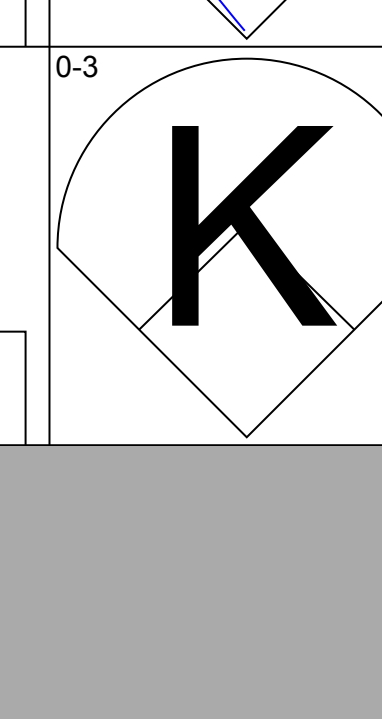
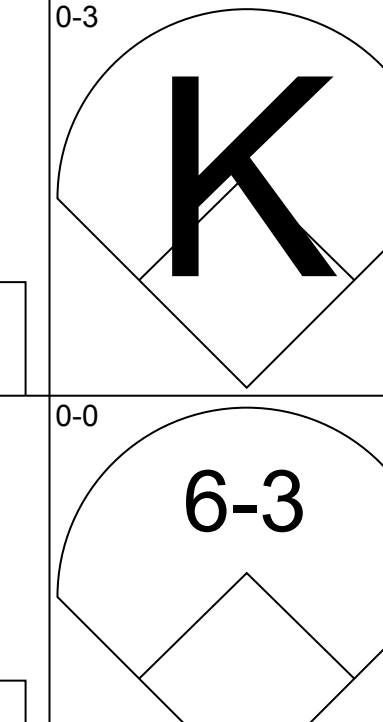
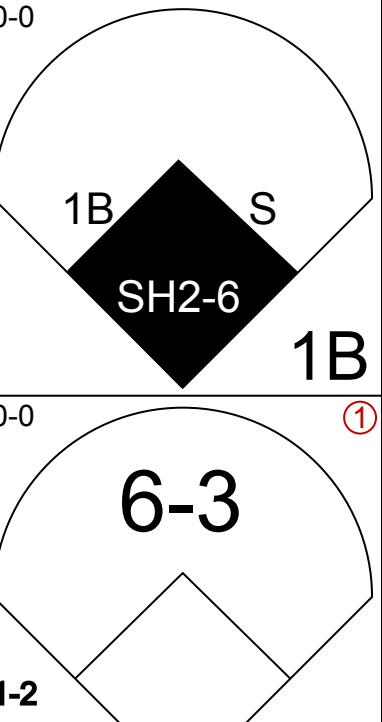
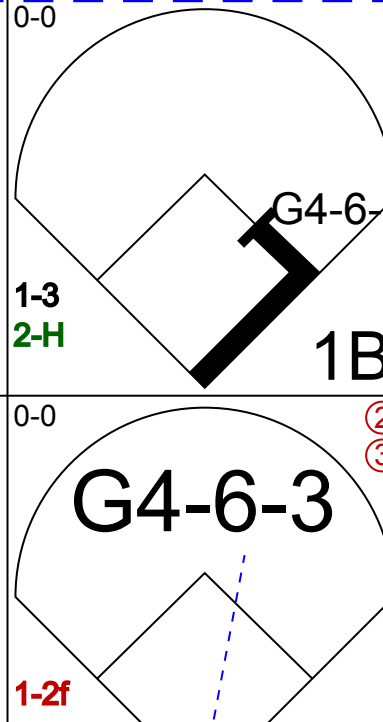
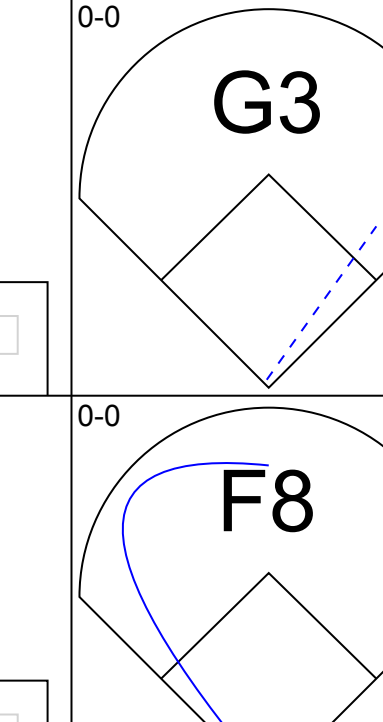

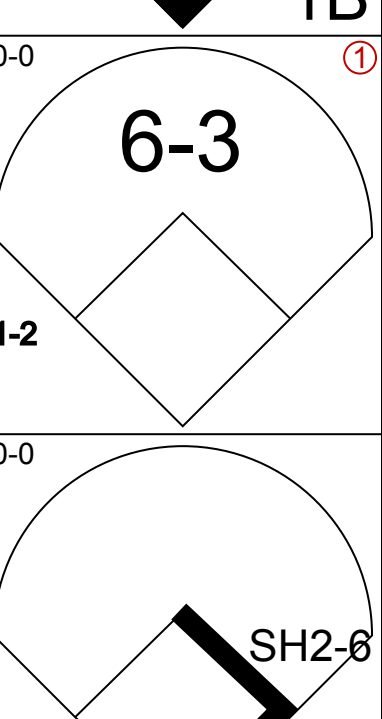
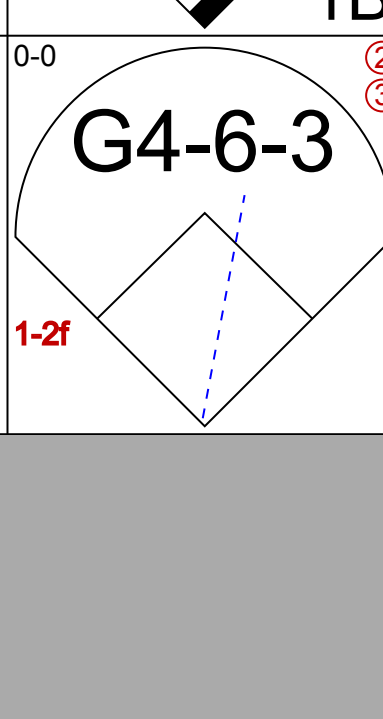
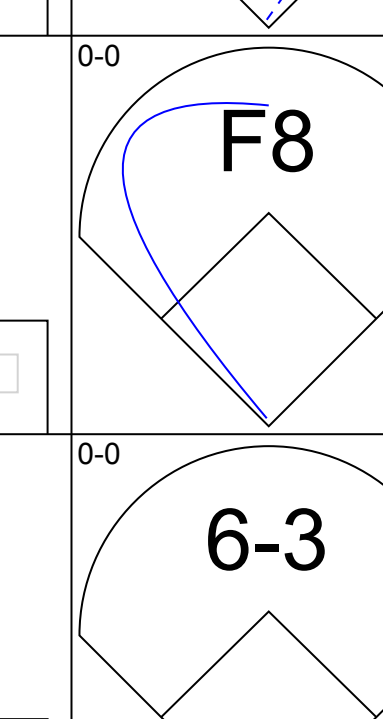
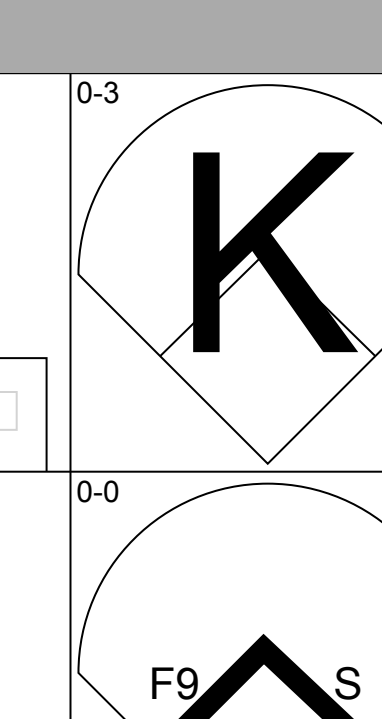
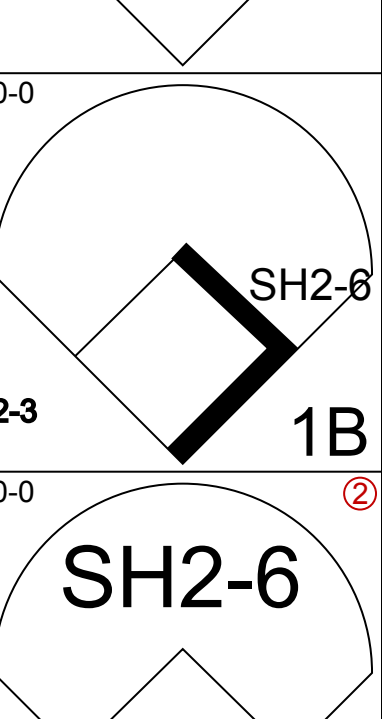
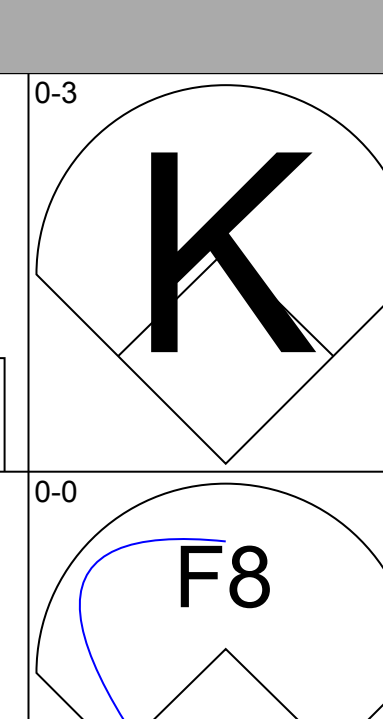
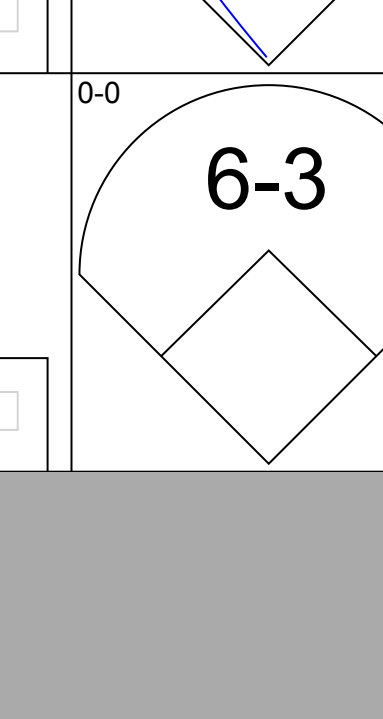
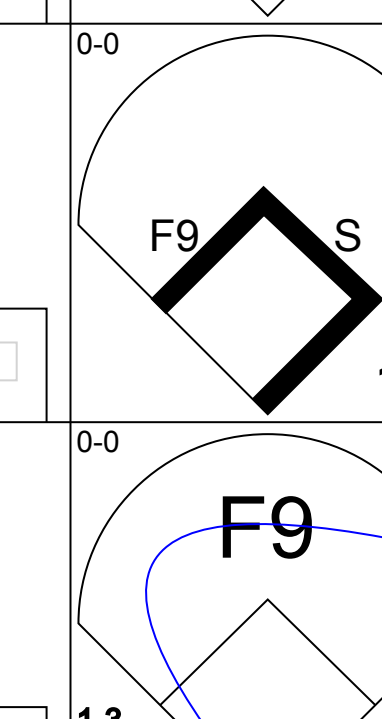
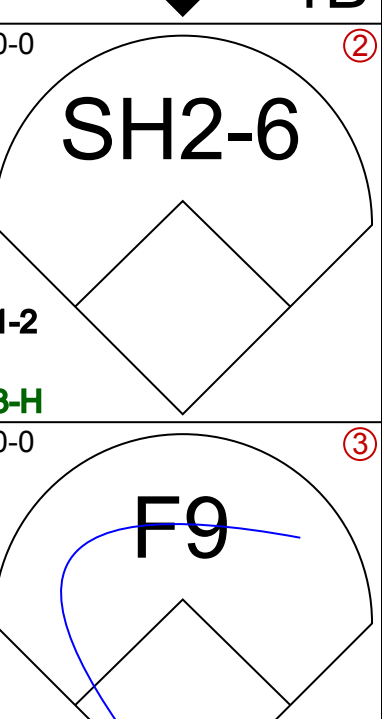
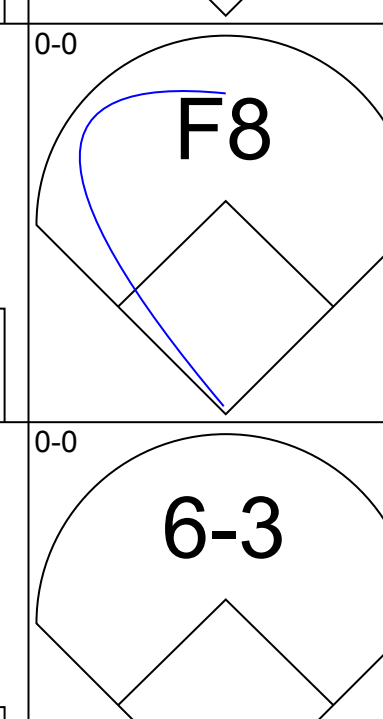
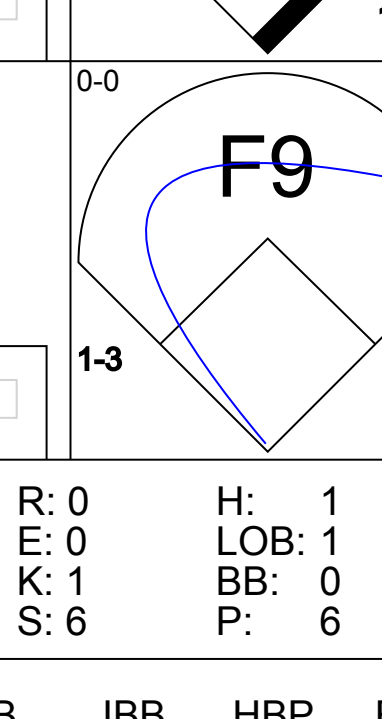
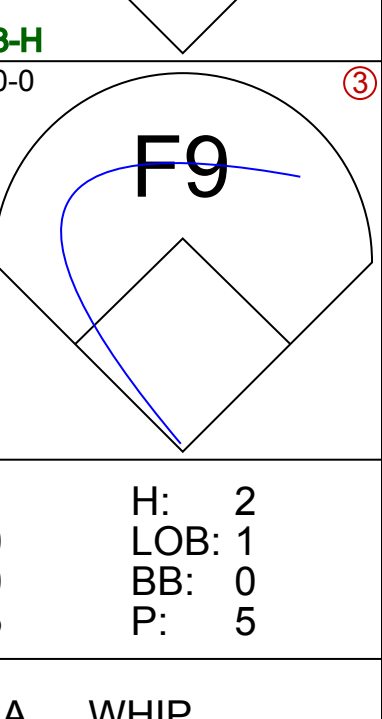
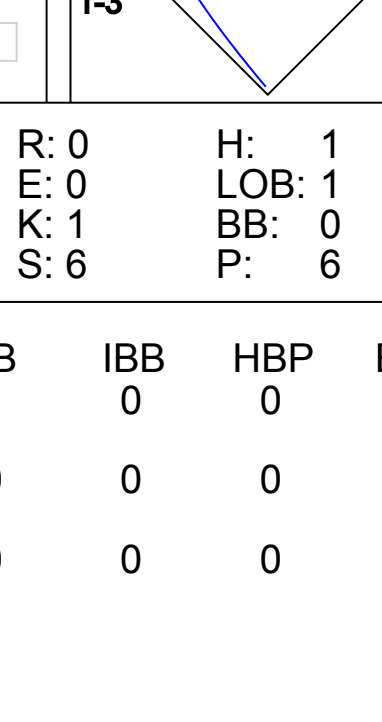
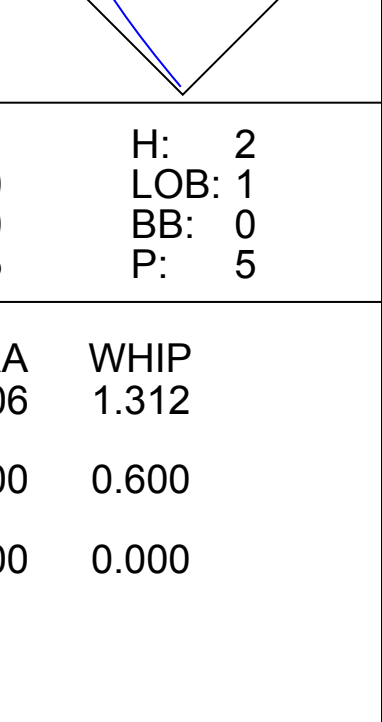
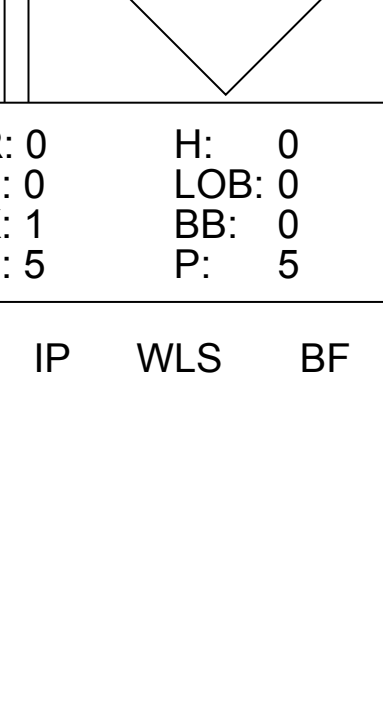
AB 36
R 7
H 9
RBI 7
BB 3
SO 7
LOB 14



Batter	1	2	3	4	5	6	7	8	9	AB	R	H	RBI	BB	SO	LOB	BOTTOM				
Claudell Washington, L OBP: 0.383, SLG: 0.496 (1, 9)										5	0	0	0	0	1	3	Houston Astros @ Atlanta Braves Atlanta-Fulton County Stadium, Atlanta, GA Tue Sep 04 1984, 7:05 PM EDT Att: 3,822 - Unknown				
Rafael Ramirez, R OBP: 0.296, SLG: 0.324 (1, 6)										5	2	3	1	0	0	0					
Brad Komminsk, R OBP: 0.254, SLG: 0.316 (1, 7)										3	1	1	1	0	0	1					
Pete Falcone, L OBP: 0.219, SLG: 0.281 (6, 1)										0	0	0	0	0	0	0					
Chris Chambliss, L OBP: 0.358, SLG: 0.374 (7, PH)										1	0	0	0	0	0	1					
Dale Murphy, R OBP: 0.369, SLG: 0.528 (1, 8)										4	1	3	3	0	0	1					
Gerald Perry, L OBP: 0.377, SLG: 0.357 (1, 3)										4	1	2	0	0	0	2					
Donnie Moore, L (8, 1)										0	0	0	0	0	0	0					
Randy Johnson, R OBP: 0.343, SLG: 0.390 (1, 5)										4	1	1	0	0	1	3					
Paul Runge, R OBP: 0.364, SLG: 0.571 (1, 4)										4	0	1	1	0	2	3					
Bruce Benedict, R OBP: 0.304, SLG: 0.305 (1, 2)										3	0	1	1	0	0	1					
Alex Trevino, R OBP: 0.296, SLG: 0.351 (6, PR)										1	1	1	1	0	0	0					
Tony Brizzolara, R (1, 1)										1	0	0	0	0	0	0					
Milt Thompson, L OBP: 0.667, SLG: 1.000 (5, PH)										3	1	2	0	0	0	0					
Inning Stats	R: 1 E: 1 K: 0 S: 5	H: 2 LOB: 1 BB: 0 P: 5	R: 1 E: 0 K: 0 S: 4	H: 2 LOB: 0 BB: 0 P: 4	R: 0 E: 0 K: 0 S: 3	H: 0 LOB: 0 BB: 0 P: 3	R: 0 E: 0 K: 1 S: 6	H: 1 LOB: 1 BB: 0 P: 6	R: 2 E: 0 K: 0 S: 6	H: 3 LOB: 1 BB: 0 P: 6	R: 1 E: 0 K: 1 S: 8	H: 3 LOB: 2 BB: 0 P: 8	R: 2 E: 0 K: 1 S: 8	H: 3 LOB: 1 BB: 0 P: 8	R: 1 E: 0 K: 1 S: 6	H: 1 LOB: 0 BB: 0 P: 6	1B: 10 2B: 2 3B: 1 HR: 2	SF: 0 SAC: 0 DP: 0 HBP: 0	WP: 0 PB: 0 SB: 2 CS: 2	PA: 38	
PITCHER	IP	WLS	BF	H	R	ER	SO	BB	IBB	HBP	BLK	WP	HR	S	P	ERA	WHIP				
Mike Scott, R ERA: 4.93 (1, 1)	5.0		23	9	5	4	1	0	0	0	0	0	1	11	11	7.20	1.800				
Dave Smith, R ERA: 2.17 (6, 1)	1.1		9	5	2	2	1	0	0	0	0	0	0	1	11	13.50	3.750				
Julio Solano, R ERA: 1.8 (7, 1)	0.2		2	0	0	0	1	0	0	0	0	0	0	4	4	0.00	0.000				
Frank DiPino, L ERA: 3.48 (8, 1)	1.0	L	4	1	1	1	1	0	0	0	0	0	1	6	6	9.00	1.000				

AB 38
R 8
H 15
RBI 8
BB 0
SO 4
LOB 15

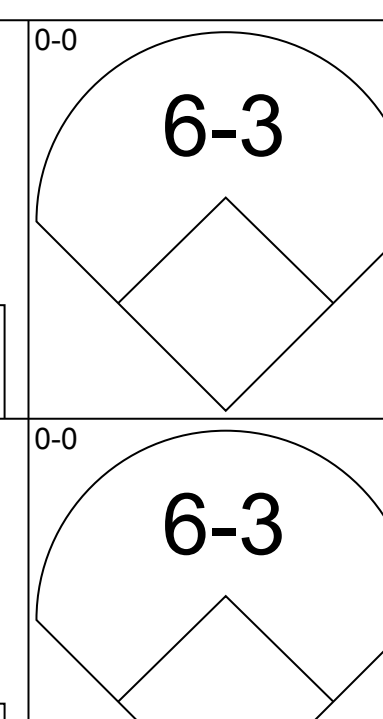
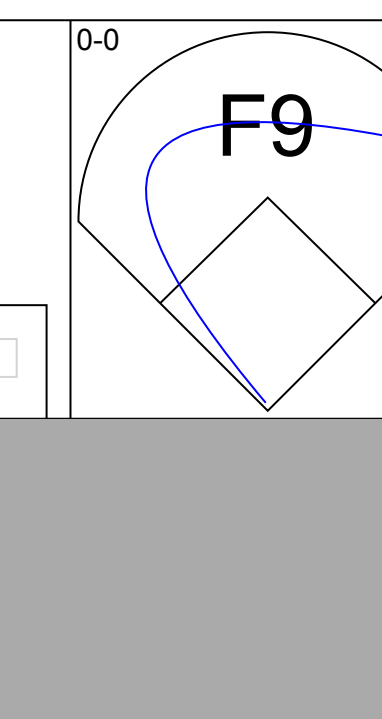
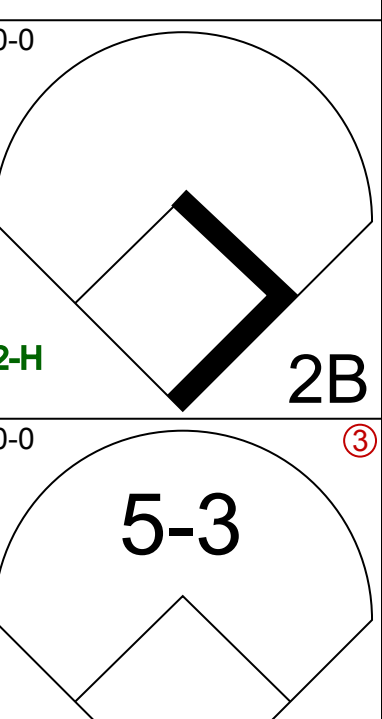
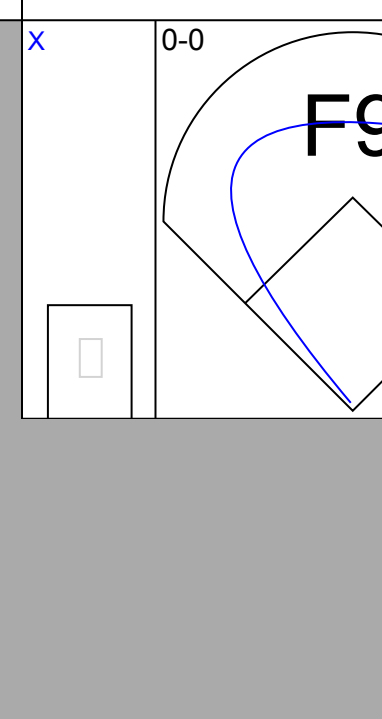
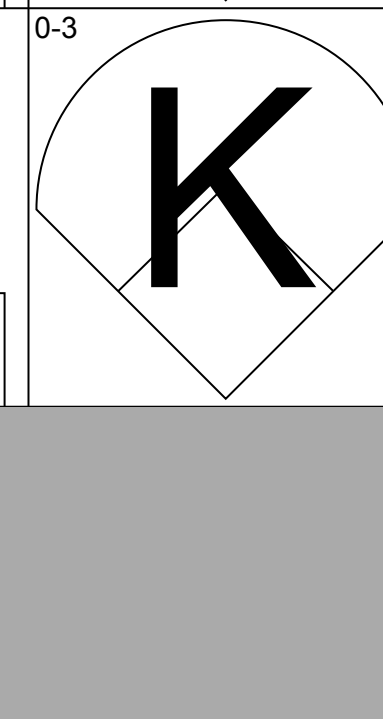
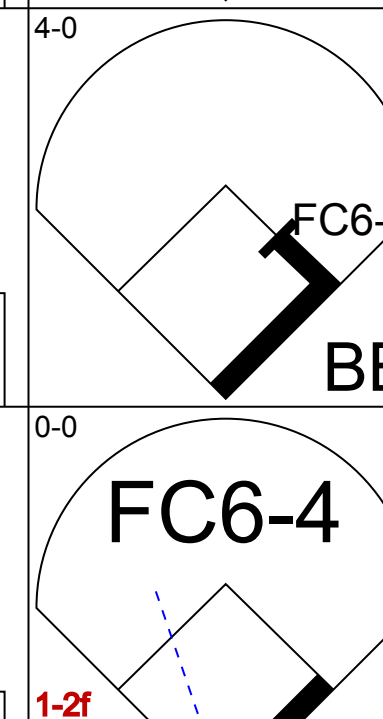

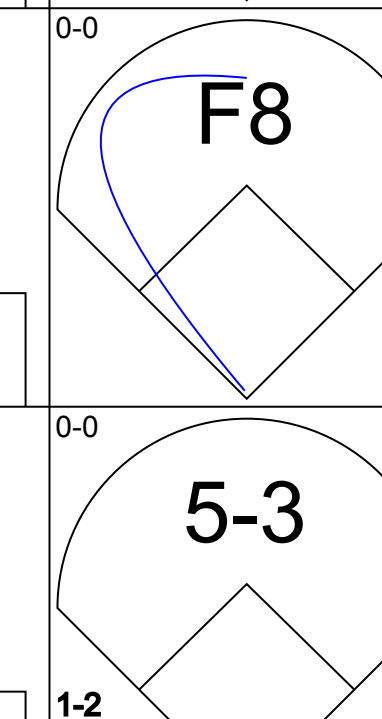

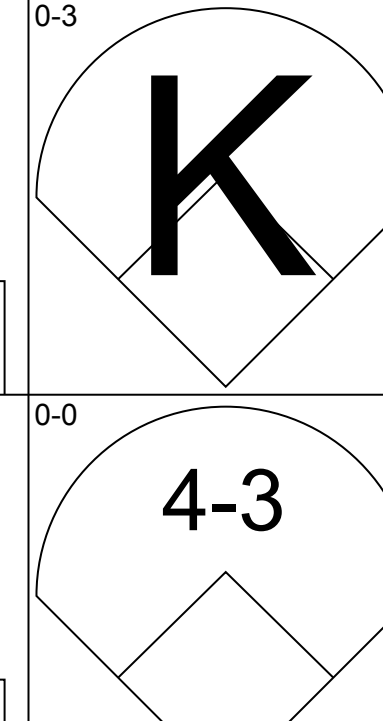


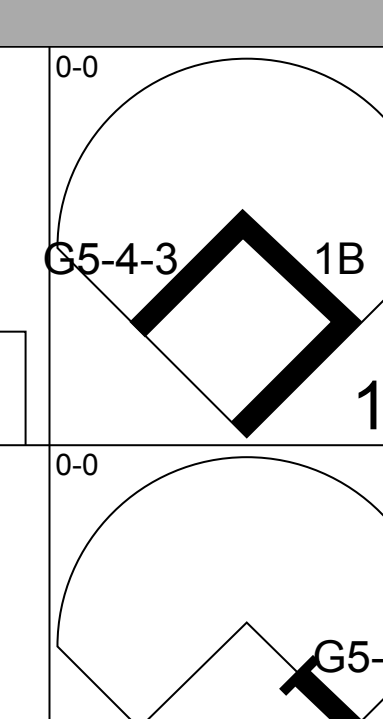
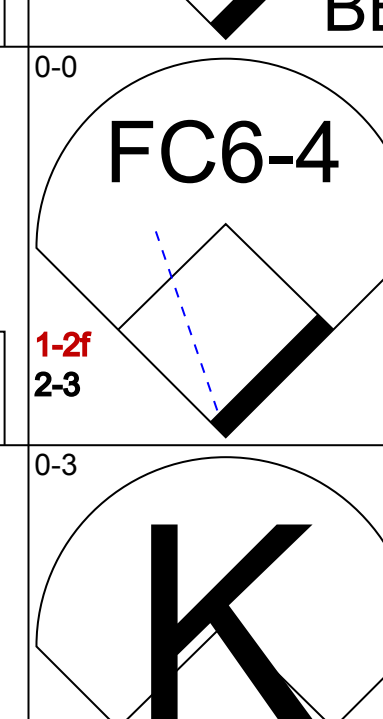
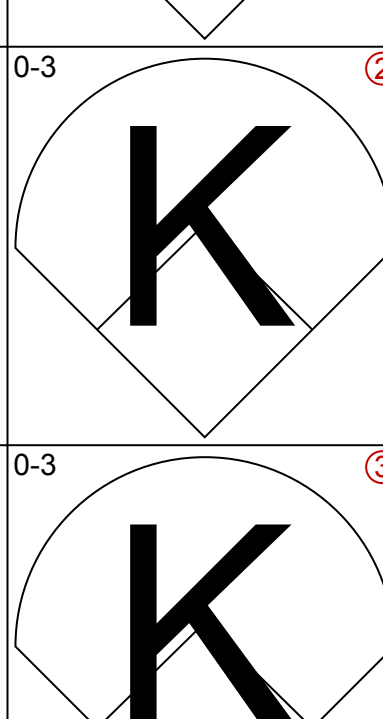
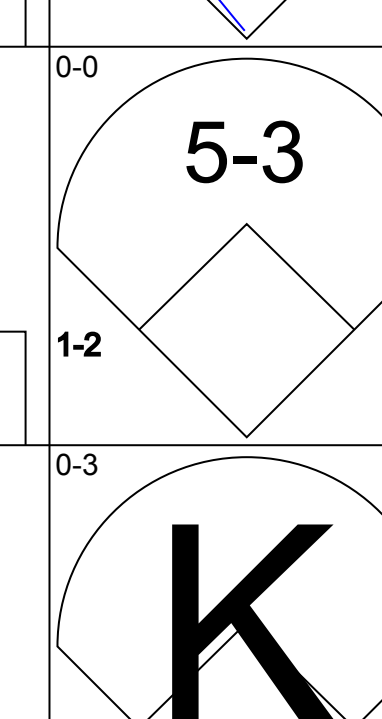
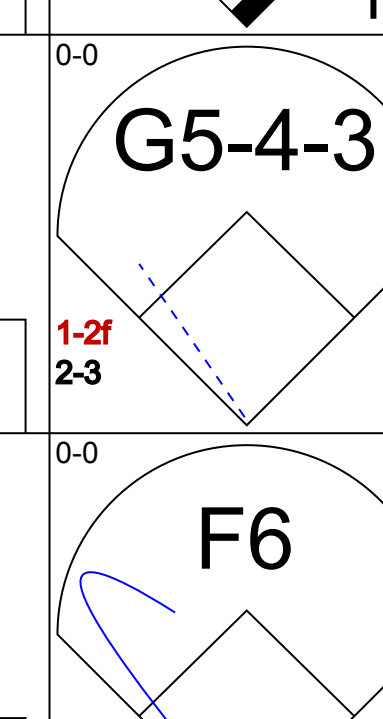
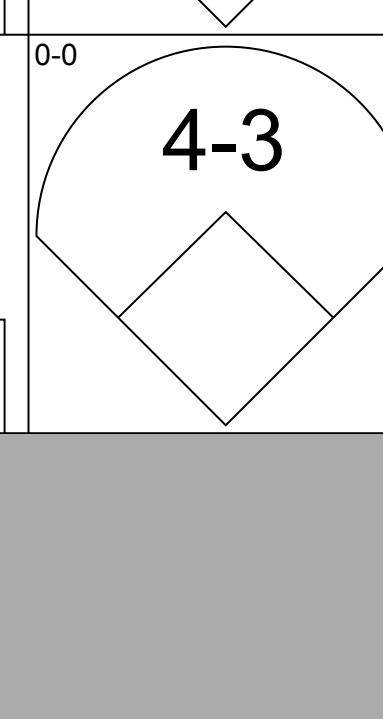




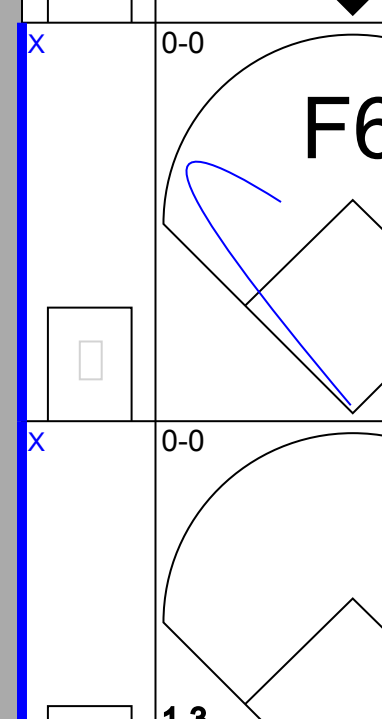
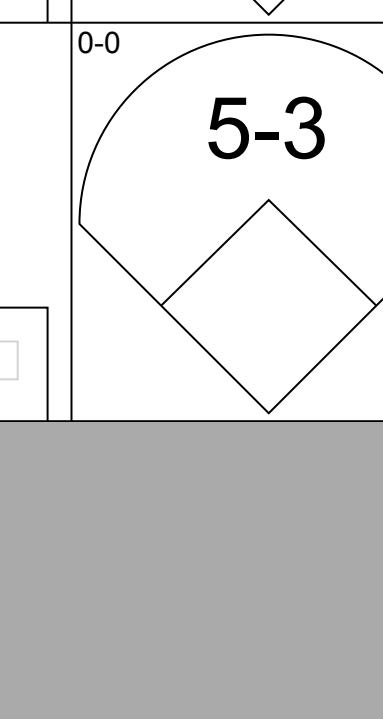
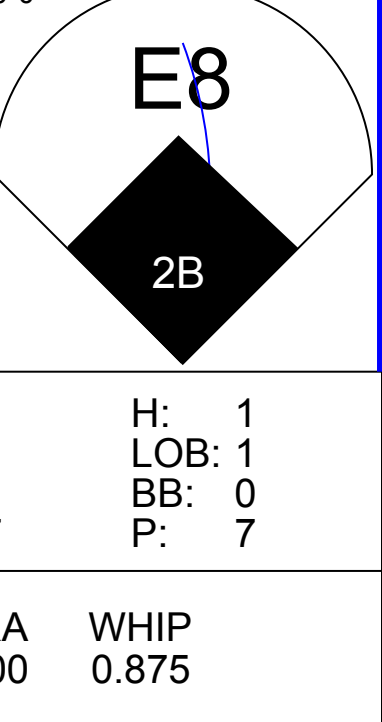
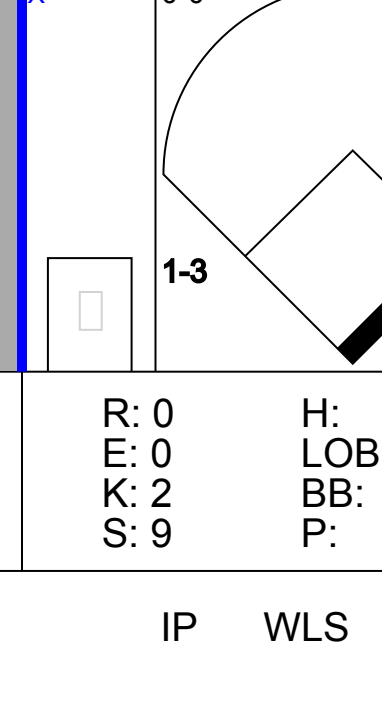
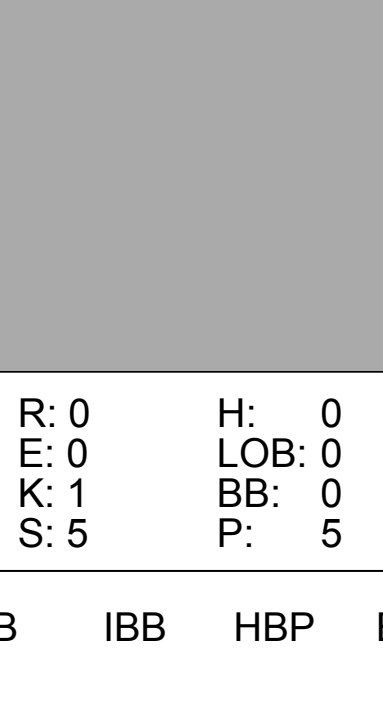
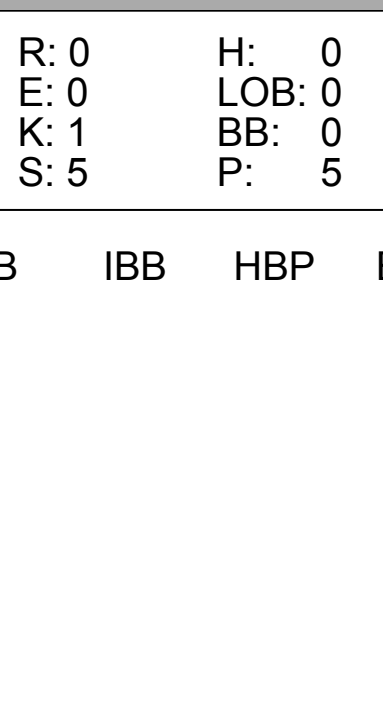
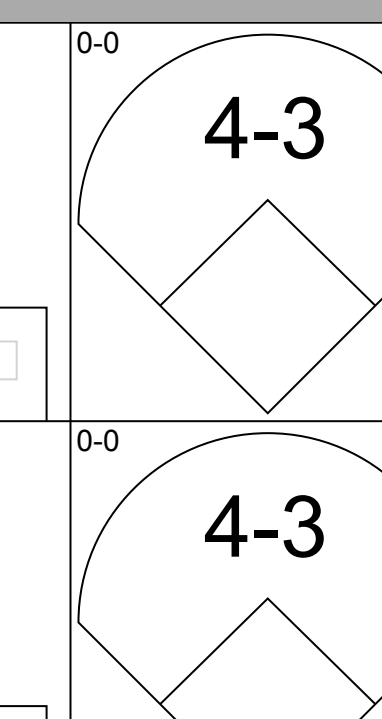
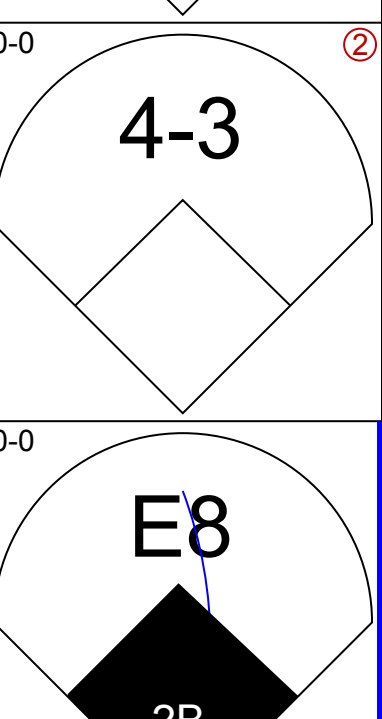
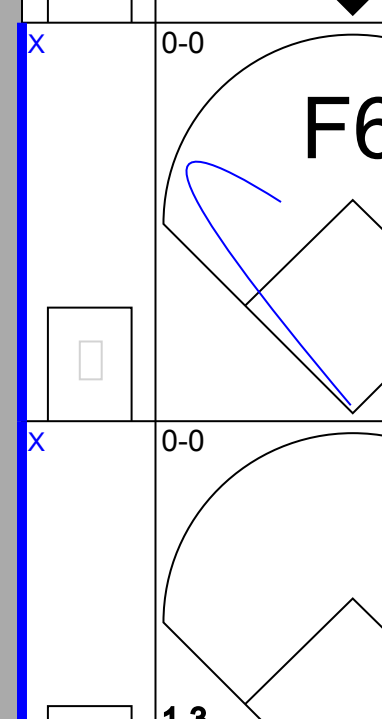
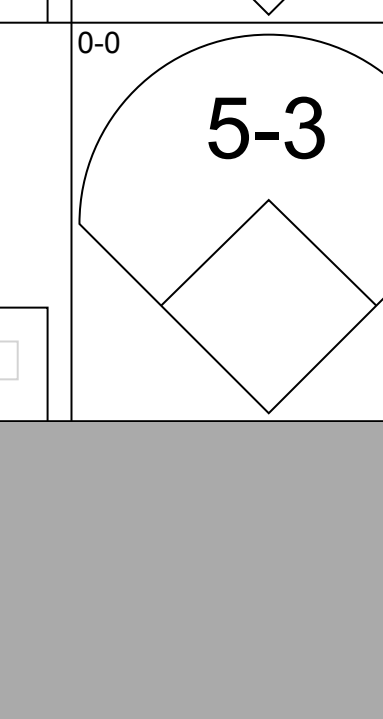
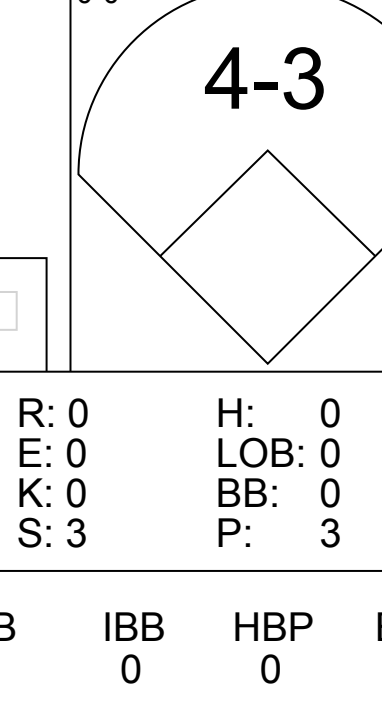
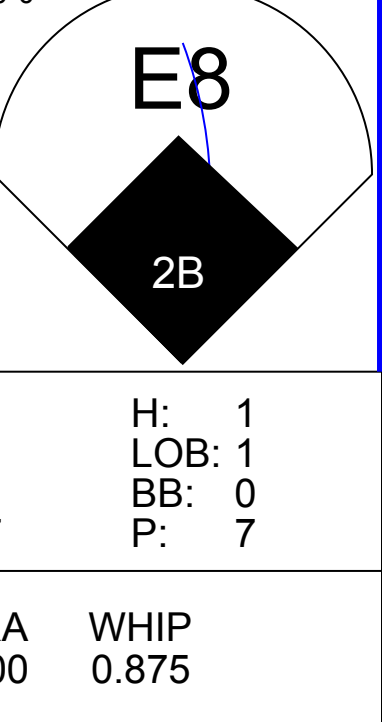
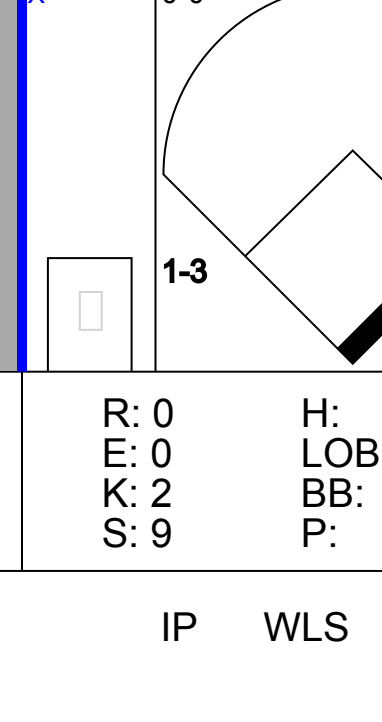


Batter	1	2	3	4	5	6	7	8	9	AB	R	H	RBI	BB	SO	LOB	TOP					
Bill Doran, S OBP: 0.357, SLG: 0.379 (1, 4)										4	2	1	0	0	1	1						
Enos Cabell, R OBP: 0.338, SLG: 0.423 (1, 3)										4	0	0	0	0	0	2						
Phil Garner, R OBP: 0.346, SLG: 0.369 (1, 5)										3	1	2	2	0	0	0						
Jose Cruz, L OBP: 0.382, SLG: 0.466 (1, 7)										3	0	0	0	1	1	0						
Jerry Mumphrey, S OBP: 0.353, SLG: 0.395 (1, 8)										4	1	2	1	0	1	0						
Kevin Bass, S OBP: 0.285, SLG: 0.331 (1, 9)										4	0	0	0	0	0	3						
Mark Bailey, S OBP: 0.325, SLG: 0.338 (1, 2)										4	0	1	0	0	2	0						
Craig Reynolds, L OBP: 0.291, SLG: 0.369 (1, 6)										2	0	1	1	0	0	0						
Nolan Ryan, R OBP: 0.131, SLG: 0.136 (1, 1)										3	0	0	0	0	0	2						
Bill Dawley, R OBP: 0.429, SLG: 0.714 (9, 1)										0	0	0	0	0	0	0						
Inning Stats	R: 0 E: 0 K: 1 S: 5	H: 1 LOB: 1 BB: 0 P: 5	R: 0 E: 0 K: 1 S: 5	H: 0 LOB: 0 BB: 0 P: 5	R: 0 E: 0 K: 1 S: 6	H: 1 LOB: 1 BB: 0 P: 6	R: 0 E: 0 K: 0 S: 3	H: 0 LOB: 0 BB: 0 P: 3	R: 1 E: 0 K: 0 S: 5	H: 2 LOB: 1 BB: 0 P: 5	R: 2 E: 0 K: 0 S: 5	H: 3 LOB: 1 BB: 1 P: 9	R: 0 E: 0 K: 1 S: 5	H: 0 LOB: 0 BB: 0 P: 5	R: 1 E: 1 K: 1 S: 6	H: 0 LOB: 0 BB: 0 P: 6	R: 0 E: 0 K: 0 S: 3	H: 0 LOB: 0 BB: 0 P: 3	1B: 5 2B: 2 HR: 0	SF: 1 SAC: 1 DP: 1 HBP: 0	WP: 0 PB: 0 SB: 4 CS: 0	PA: 34
PITCHER	IP WLS BF H R ER SO BB IBB HBP BLK WP HR S P ERA WHIP																					
Randy Lerch, L ERA: 4.01 (1, 1)	5.1 L 22 6 3 3 3 1 0 0 0 0 0 0 27 31 5.06 1.312																					
Mark Davis, L ERA: 5.61 (6, 1)	1.2 5 1 0 0 1 0 0 0 0 0 0 0 7 7 0.00 0.600																					
Bob Lacey, L ERA: 4.02 (8, 1)	2.0 7 0 1 0 1 0 0 0 0 0 0 0 9 9 0.00 0.000																					

Houston Astros @ San Francisco Giants
Candlestick Park, San Francisco, CA
Wed Sep 05 1984, 10:05 PM EDT
Att: 2,460 - Unknown


AB 31
R 4
H 7
RBI 4
BB 1
SO 5
LOB 8



Batter	1	2	3	4	5	6	7	8	9	AB	R	H	RBI	BB	SO	LOB	BOTTOM					
Dan Gladden, R OBP: 0.385, SLG: 0.443 (1, 8)										4	0	1	1	0	0	2						
Manny Trillo, R OBP: 0.296, SLG: 0.333 (1, 4)										4	0	2	0	0	0	1						
Joel Youngblood, R OBP: 0.335, SLG: 0.366 (1, 7)										3	0	0	0	1	1	1						
Chili Davis, S OBP: 0.354, SLG: 0.494 (1, 9)										4	0	1	0	0	1	3						
Scot Thompson, L OBP: 0.396, SLG: 0.371 (1, 3)										4	0	1	0	0	3	3						
Chris Brown, R (1, 5)										4	0	0	0	0	1	4						
Fran Mullins, R OBP: 0.284, SLG: 0.333 (1, 6)										3	0	0	0	0	2	1						
Gene Richards, L OBP: 0.350, SLG: 0.288 (9, PH)										1	0	0	0	0	1	0						
Randy Gomez, R OBP: 0.421, SLG: 0.333 (1, 2)										2	0	0	0	0	0	0						
Bob Brenly, R OBP: 0.370, SLG: 0.500 (7, PH) (8, 2)										2	0	0	0	0	0	1						
Randy Lerch, L OBP: 0.294, SLG: 0.143 (1, 1)										2	1	0	0	0	0	0						
Mark Davis, L OBP: 0.186, SLG: 0.244 (6, 1)										0	0	0	0	0	0	0						
Duane Kuiper, R OBP: 0.275, SLG: 0.188 (7, PH)										1	0	1	0	0	0	0						
Rob Deer, R (7, FR)										0	0	0	0	0	0	0						
Bob Lacey, R OBP: 0.200, SLG: 0.200 (8, 1)										0	0	0	0	0	0	0						
Inning Stats	R: 0 E: 0 K: 1 S: 5	H: 0 LOB: 0 BB: 0 P: 5	R: 0 E: 0 K: 0 S: 4	H: 2 LOB: 1 BB: 0 P: 4	R: 0 E: 0 K: 0 S: 3	H: 0 LOB: 0 BB: 0 P: 3	R: 0 E: 0 K: 1 S: 6	H: 1 LOB: 2 BB: 1 P: 10	R: 1 E: 1 K: 1 S: 7	H: 1 LOB: 1 BB: 0 P: 7	R: 0 E: 0 K: 2 S: 7	H: 0 LOB: 0 BB: 0 P: 7	R: 0 E: 0 K: 2 S: 9	H: 1 LOB: 2 BB: 0 P: 9	R: 1 E: 0 K: 1 S: 6	H: 1 LOB: 1 BB: 0 P: 6	R: 0 E: 0 K: 1 S: 5	H: 0 LOB: 0 BB: 0 P: 5	1B: 4 2B: 2 HR: 0	SF: 0 SAC: 0 DP: 1 HBP: 0	WP: 1 PB: 0 SB: 0 CS: 0	PA: 35
PITCHER	IP WLS BF H R ER SO BB IBB HBP BLK WP HR S P ERA WHIP																					
Nolan Ryan, R ERA: 3.07 (1, 1)	8.0 W 32 6 1 0 8 1 0 0 0 0 0 0 5 5 0.00 0.875																					
Bill Dawley, R ERA: 2.0 (9, 1)	1.0 S 3 0 0 0 1 0 0 0 0 0 0 0 5 5 0.00 0.000																					

Houston Astros @ San Francisco Giants
Candlestick Park, San Francisco, CA
Wed Sep 05 1984, 10:05 PM EDT
Att: 2,460 - Unknown

AB 34
R 1
H 6
RBI 1
BB 1
SO 9
LOB 16



Batter	1	2	3	4	5	6	7	8	9	AB	R	H	RBI	BB	SO	LOB	TOP									
Bill Doran, S (1, 4) OBP: 0.360, SLG: 0.380 Jim Pankovits, R (8, PH) OBP: 0.323, SLG: 0.435 (8, 4)										2	1	2	1	0	1	1										
Terry Puhl, L (1, 9) OBP: 0.399, SLG: 0.454										6	1	2	1	0	1	3										
Denny Walling, L (1, 5) OBP: 0.323, SLG: 0.391 (5, 3)										4	1	2	0	0	1	2										
Tim Tolman, R (6, 7) OBP: 0.182, SLG: 0.273										2	0	0	0	0	0	0										
Jose Cruz, L (1, 7) OBP: 0.381, SLG: 0.464 Glenn Davis, R (6, 3) OBP: 0.333, SLG: 1.000										4	1	1	0	0	0	3										
Jerry Mumphy, S (1, 8) OBP: 0.354, SLG: 0.395 Kevin Bass, S (5, 8) OBP: 0.267, SLG: 0.332										2	2	1	1	1	0	1										
Enos Cabell, R (1, 3) OBP: 0.340, SLG: 0.425 Phil Garner, R (5, 5) OBP: 0.344, SLG: 0.367										3	2	2	1	0	0	0										
Craig Reynolds, L (1, 6) Bert Pena, R (8, 6) OBP: 0.276, SLG: 0.308										4	3	3	4	1	0	1										
Mark Bailey, S (1, 2) OBP: 0.324, SLG: 0.333										4	1	0	0	1	1	3										
Bob Knepper, L (1, 1) OBP: 0.243, SLG: 0.250										4	0	2	3	1	1	1										
Inning Stats	R: 6 E: 0 K: 0 S: 8	H: 5 LOB: 1 BB: 2 P: 16	R: 0 E: 0 K: 0 S: 4	H: 1 LOB: 1 BB: 0 P: 4	R: 0 E: 0 K: 1 S: 6	H: 1 LOB: 1 BB: 0 P: 6	R: 0 E: 0 K: 0 S: 2	H: 0 LOB: 0 BB: 0 P: 3	R: 4 E: 1 K: 2 S: 11	H: 3 LOB: 2 BB: 2 P: 19	R: 3 E: 0 K: 0 S: 7	H: 4 LOB: 1 BB: 0 P: 11	R: 1 E: 0 K: 1 S: 7	H: 2 LOB: 1 BB: 0 P: 7	R: 0 E: 0 K: 1 S: 5	H: 0 LOB: 0 BB: 0 P: 5	R: 0 E: 0 K: 0 S: 3	H: 0 LOB: 0 BB: 0 P: 3	1B: 13 2B: 1 3B: 0 HR: 2	SF: 1 SAC: 0 DP: 1 HBP: 1	WP: 0 PB: 0 SB: 2 CS: 0	PA: 49				
PITCHER	IP WLS BF H R ER SO BB IBB HBP BLK WP HR S P ERA WHIP																									
Bill Laskey, R (1, 1) ERA: 4.38 George Riley, L (1, 1) ERA: 5.59 Mark Davis, L (5, 1) ERA: 5.57 Scott Garretts, R (6, 1) ERA: 6.32 Bob Lacey, L (9, 1) ERA: 3.92	0.1 3.2 1.0 3.0 1.0	7 20 3 16 3	4 6 0 4 0	6 4 0 1 0	6 3 1 2 0	0 0 0 0 0	0 1 2 1 0	1 0 0 0 0	0 0 0 0 0	0 0 0 1 0	5 19 7 23 3	13 28 7 23 3	162.00 7.36 0.00 3.00 0.00	15.000 2.182 0.000 2.333 0.000												
Batter	1	2	3	4	5	6	7	8	9	AB	R	H	RBI	BB	SO	LOB	BOTTOM									
Dan Gladden, R (1, 8) OBP: 0.390, SLG: 0.455										2	1	1	1	2	1	1										
Manny Trillo, R (1, 4) OBP: 0.294, SLG: 0.330 Brad Wellman, R (8, 4) OBP: 0.276, SLG: 0.313										3	0	0	0	0	1	2										
Alejandro Sanchez, R (1, 9) OBP: 0.280, SLG: 0.280										4	1	1	0	0	1	2										
Jeffrey Leonard, R (1, 7) OBP: 0.360, SLG: 0.497 (6, PH) Joel Youngblood, R (7, 7) OBP: 0.333, SLG: 0.384										2	0	1	0	0	1	1										
Bob Brenly, R (1, 3) OBP: 0.367, SLG: 0.495										4	0	0	0	0	0	2										
Chris Brown, R (1, 5) OBP: 0.133, SLG: 0.133										4	0	2	1	0	1	0										
Johnnie LeMaster, R (1, 6) OBP: 0.269, SLG: 0.267										4	0	1	0	0	0	1										
Randy Gomez, R (1, 2) OBP: 0.391, SLG: 0.278										3	0	0	0	1	0	1										
Bill Laskey, R (1, 1) OBP: 0.366, SLG: 0.552 George Riley, L (1, 1) ERA: 5.59 Mark Davis, L (5, 1) ERA: 5.57 Rob Deer, R (5, PH) OBP: 0.171, SLG: 0.111 Scott Garretts, R (6, 1) ERA: 6.32 Fran Mullins, R (8, PH) OBP: 0.265, SLG: 0.354 Bob Lacey, R (9, 1) ERA: 3.91, SLG: 0.484	0.1 3.2 1.0 3.0 1.0	7 20 3 16 3	4 6 0 4 0	6 4 0 1 0	6 3 1 2 0	0 0 0 0 0	0 1 2 1 0	1 0 0 0 0	0 0 0 0 0	0 0 0 1 0	5 19 7 23 3	13 28 7 23 3	162.00 7.36 0.00 3.00 0.00	15.000 2.182 0.000 2.333 0.000												
Inning Stats	R: 0 E: 0 K: 2 S: 7	H: 0 LOB: 1 BB: 1 P: 11	R: 0 E: 0 K: 0 S: 3	H: 0 LOB: 0 BB: 0 P: 3	R: 1 E: 0 K: 2 S: 8	H: 1 LOB: 0 BB: 0 P: 8	R: 0 E: 0 K: 0 S: 3	H: 1 LOB: 0 BB: 0 P: 3	R: 0 E: 0 K: 1 S: 6	H: 1 LOB: 1 BB: 0 P: 6	R: 0 E: 0 K: 0 S: 3	H: 0 LOB: 1 BB: 1 P: 7	R: 0 E: 0 K: 1 S: 5	H: 0 LOB: 0 BB: 0 P: 5	R: 0 E: 0 K: 1 S: 6	H: 1 LOB: 1 BB: 0 P: 6	R: 1 E: 0 K: 0 S: 6	H: 3 LOB: 3 BB: 1 P: 10	1B: 4 2B: 2 3B: 0 HR: 1	SF: 0 SAC: 0 DP: 1 HBP: 0	WP: 0 PB: 0 SB: 0 CS: 0	PA: 36				
PITCHER	IP WLS BF H R ER SO BB IBB HBP BLK WP HR S P ERA WHIP																									
Bob Knepper, L (1, 1) ERA: 3.02	9.0 W	36 36	7 7	2 2	2 2	7 7	3 3	0 0	0 0	0 0	0 0	1 1	47 47	59 59	2.00 2.00	1.111 1.111										

Houston Astros @ San Francisco Giants
 Candlestick Park, San Francisco, CA
 Thu Sep 06 1984, 6:33 AM EDT
 Att: 3,101 - Unknown

AB	42
R	14
H	16
RBI	13
BB	5
SO	5
LOB	17



Houston Astros @ San Francisco Giants
 Candlestick Park, San Francisco, CA
 Thu Sep 06 1984, 6:33 AM EDT
 Att: 3,101 - Unknown

AB	33
R	2
H	7
RBI	2
BB	3
SO	7
LOB	17



Batter	1	2	3	4	5	6	7	8	9	AB	R	H	RBI	BB	SO	LOB	TOP							
Bill Doran, S OBP: 0.361, SLG: 0.383 (1,4)										4	3	2	0	0	1	0	Houston Astros @ San Diego Padres Jack Murphy Stadium, San Diego, CA Fri Sep 07 1984, 10:05 PM EDT Att: 23,713 - Unknown							
Enos Cabell, R OBP: 0.341, SLG: 0.425 (1,3)										5	1	2	0	0	2	2								
Phil Garner, R OBP: 0.345, SLG: 0.374 (1,5)										5	1	2	4	0	0	3								
Jose Cruz, L OBP: 0.381, SLG: 0.464 (1,7)										4	1	2	1	0	0	2								
Jerry Mumphy, S OBP: 0.354, SLG: 0.393 (1,8)										3	0	0	0	1	0	1								
Terry Puhl, L OBP: 0.397, SLG: 0.451 (1,9)										4	0	1	0	0	1	2								
Alan Ashby, S OBP: 0.329, SLG: 0.321 (1,2)										4	0	2	1	0	0	1								
Craig Reynolds, L OBP: 0.294, SLG: 0.375 (1,6)										4	0	0	0	0	1	4								
Frank DiPino, L (8,1)										0	0	0	0	0	0	0								
Joe Niekro, R OBP: 0.149, SLG: 0.125 (1,1)										3	0	0	0	0	1	0								
Bill Dawley, R OBP: 0.429, SLG: 0.714 (8,1)										0	0	0	0	0	0	0								
Bert Pena, R OBP: 0.300, SLG: 0.333 (8,6)										1	0	1	0	0	0	0								
Inning Stats	R: 1 E: 0 K: 1 S: 6	H: 2 LOB: 0 BB: 0 P: 6	R: 0 E: 0 K: 0 S: 4	H: 1 LOB: 1 BB: 0 P: 4	R: 1 E: 0 K: 0 S: 5	H: 2 LOB: 1 BB: 0 P: 5	R: 0 E: 0 K: 2 S: 8	H: 1 LOB: 0 BB: 0 P: 8	R: 3 E: 1 K: 1 S: 8	H: 3 LOB: 0 BB: 0 P: 8	R: 0 E: 0 K: 0 S: 3	H: 0 LOB: 0 BB: 0 P: 3	R: 0 E: 0 K: 2 S: 7	H: 0 LOB: 0 BB: 0 P: 7	R: 1 E: 0 K: 0 S: 5	H: 2 LOB: 2 BB: 1 P: 9	R: 0 E: 1 K: 0 S: 4	H: 1 LOB: 1 BB: 0 P: 4	1B: 10 2B: 1 3B: 1 HR: 0	SF: 0 SAC: 1 DP: 2 HBP: 0	WP: 1 PB: 0 SB: 0 CS: 0	PA: 39		
PITCHER	IP WLS BF H R ER SO BB IBB HBP BLK WP HR S P ERA WHIP	IP WLS BF H R ER SO BB IBB HBP BLK WP HR S P ERA WHIP	IP WLS BF H R ER SO BB IBB HBP BLK WP HR S P ERA WHIP	IP WLS BF H R ER SO BB IBB HBP BLK WP HR S P ERA WHIP	IP WLS BF H R ER SO BB IBB HBP BLK WP HR S P ERA WHIP	IP WLS BF H R ER SO BB IBB HBP BLK WP HR S P ERA WHIP	IP WLS BF H R ER SO BB IBB HBP BLK WP HR S P ERA WHIP	IP WLS BF H R ER SO BB IBB HBP BLK WP HR S P ERA WHIP	IP WLS BF H R ER SO BB IBB HBP BLK WP HR S P ERA WHIP	IP WLS BF H R ER SO BB IBB HBP BLK WP HR S P ERA WHIP	IP WLS BF H R ER SO BB IBB HBP BLK WP HR S P ERA WHIP	IP WLS BF H R ER SO BB IBB HBP BLK WP HR S P ERA WHIP	IP WLS BF H R ER SO BB IBB HBP BLK WP HR S P ERA WHIP	IP WLS BF H R ER SO BB IBB HBP BLK WP HR S P ERA WHIP	IP WLS BF H R ER SO BB IBB HBP BLK WP HR S P ERA WHIP	IP WLS BF H R ER SO BB IBB HBP BLK WP HR S P ERA WHIP	IP WLS BF H R ER SO BB IBB HBP BLK WP HR S P ERA WHIP	IP WLS BF H R ER SO BB IBB HBP BLK WP HR S P ERA WHIP	IP WLS BF H R ER SO BB IBB HBP BLK WP HR S P ERA WHIP	IP WLS BF H R ER SO BB IBB HBP BLK WP HR S P ERA WHIP	IP WLS BF H R ER SO BB IBB HBP BLK WP HR S P ERA WHIP	IP WLS BF H R ER SO BB IBB HBP BLK WP HR S P ERA WHIP	IP WLS BF H R ER SO BB IBB HBP BLK WP HR S P ERA WHIP	IP WLS BF H R ER SO BB IBB HBP BLK WP HR S P ERA WHIP

AB 37
R 6
H 12
RBI 6
BB 1
SO 6
LOB 15



Batter	1	2	3	4	5	6	7	8	9	AB	R	H	RBI	BB	SO	LOB	BOTTOM							
Alan Wiggins, S OBP: 0.336, SLG: 0.320 (1,4)										4	2	1	0	0	0	1	Houston Astros @ San Diego Padres Jack Murphy Stadium, San Diego, CA Fri Sep 07 1984, 10:05 PM EDT Att: 23,713 - Unknown							
Tony Gwynn, L OBP: 0.414, SLG: 0.455 (1,9)										4	0	2	1	0	0	0								
Steve Garvey, R OBP: 0.303, SLG: 0.374 (1,3)										4	0	1	2	0	1	1								
Graig Nettles, L OBP: 0.333, SLG: 0.427 (1,5)										3	0	0	0	0	1	2								
Kurt Bevacqua, R OBP: 0.345, SLG: 0.292 (8, PH)										1	0	0	0	0	0	1								
Kevin McReynolds, R OBP: 0.323, SLG: 0.488 (1,8)										4	0	1	0	0	0	2								
Terry Kennedy, L OBP: 0.283, SLG: 0.353 (1,2)										4	1	1	1	0	0	1								
Carmelo Martinez, R OBP: 0.335, SLG: 0.397 (1,7)										3	0	0	0	0	1	1								
Craig Lefferts, L OBP: 0.250, SLG: 0.313 (8, PH)										0	0	0	0	0	0	0								
Bruce Bochy, R OBP: 0.261, SLG: 0.439 (9, PH)										1	0	0	0	0	1	0								
Garry Templeton, S OBP: 0.313, SLG: 0.322 (1,6)										3	0	0	0	0	0	0								
Tim Lollar, L OBP: 0.286, SLG: 0.365 (1,1)										1	0	0	0	0	0	0								
Tim Flannery, L OBP: 0.349, SLG: 0.392 (6, PH)										0	1	0	0	0	0	0								
Luis DeLeon, R OBP: 1.592 (7,1)										0	0	0	0	0	0	0								
Bobby Brown, S OBP: 0.280, SLG: 0.361 (8,7)										1	0	0	0	0	0	0								
Inning Stats	R: 0 E: 0 K: 0 S: 3	H: 0 LOB: 0 BB: 0 P: 3	R: 0 E: 0 K: 1 S: 6	H: 1 LOB: 0 BB: 0 P: 6	R: 0 E: 0 K: 0 S: 3	H: 0 LOB: 0 BB: 0 P: 3	R: 0 E: 0 K: 1 S: 5	H: 0 LOB: 0 BB: 0 P: 5	R: 1 E: 0 K: 0 S: 4	H: 1 LOB: 0 BB: 0 P: 4	R: 2 E: 1 K: 1 S: 7	H: 2 LOB: 1 BB: 0 P: 8	R: 0 E: 0 K: 0 S: 3	H: 0 LOB: 0 BB: 0 P: 3	R: 1 E: 0 K: 0 S: 5	H: 2 LOB: 1 BB: 0 P: 5	R: 0 E: 0 K: 1 S: 5	H: 0 LOB: 0 BB: 0 P: 5	1B: 3 2B: 2 3B: 0 HR: 1	SF: 0 SAC: 0 DP: 1 HBP: 1	WP: 0 PB: 0 SB: 0 CS: 0	PA: 34		
PITCHER	IP WLS BF H R ER SO BB IBB HBP BLK WP HR S P ERA WHIP	IP WLS BF H R ER SO BB IBB HBP BLK WP HR S P ERA WHIP	IP WLS BF H R ER SO BB IBB HBP BLK WP HR S P ERA WHIP	IP WLS BF H R ER SO BB IBB HBP BLK WP HR S P ERA WHIP	IP WLS BF H R ER SO BB IBB HBP BLK WP HR S P ERA WHIP	IP WLS BF H R ER SO BB IBB HBP BLK WP HR S P ERA WHIP	IP WLS BF H R ER SO BB IBB HBP BLK WP HR S P ERA WHIP	IP WLS BF H R ER SO BB IBB HBP BLK WP HR S P ERA WHIP	IP WLS BF H R ER SO BB IBB HBP BLK WP HR S P ERA WHIP	IP WLS BF H R ER SO BB IBB HBP BLK WP HR S P ERA WHIP	IP WLS BF H R ER SO BB IBB HBP BLK WP HR S P ERA WHIP	IP WLS BF H R ER SO BB IBB HBP BLK WP HR S P ERA WHIP	IP WLS BF H R ER SO BB IBB HBP BLK WP HR S P ERA WHIP	IP WLS BF H R ER SO BB IBB HBP BLK WP HR S P ERA WHIP	IP WLS BF H R ER SO BB IBB HBP BLK WP HR S P ERA WHIP	IP WLS BF H R ER SO BB IBB HBP BLK WP HR S P ERA WHIP	IP WLS BF H R ER SO BB IBB HBP BLK WP HR S P ERA WHIP	IP WLS BF H R ER SO BB IBB HBP BLK WP HR S P ERA WHIP	IP WLS BF H R ER SO BB IBB HBP BLK WP HR S P ERA WHIP	IP WLS BF H R ER SO BB IBB HBP BLK WP HR S P ERA WHIP	IP WLS BF H R ER SO BB IBB HBP BLK WP HR S P ERA WHIP	IP WLS BF H R ER SO BB IBB HBP BLK WP HR S P ERA WHIP	IP WLS BF H R ER SO BB IBB HBP BLK WP HR S P ERA WHIP	IP WLS BF H R ER SO BB IBB HBP BLK WP HR S P ERA WHIP

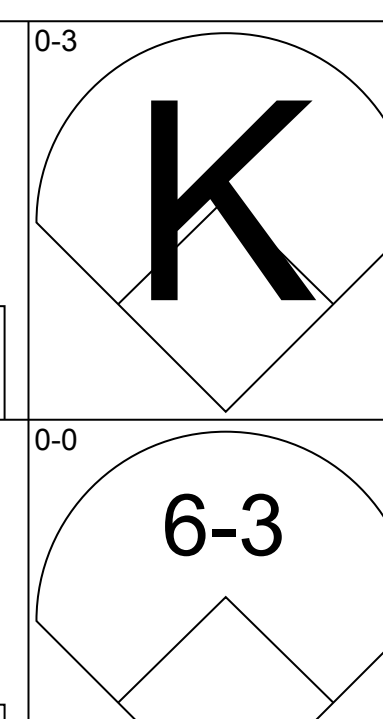
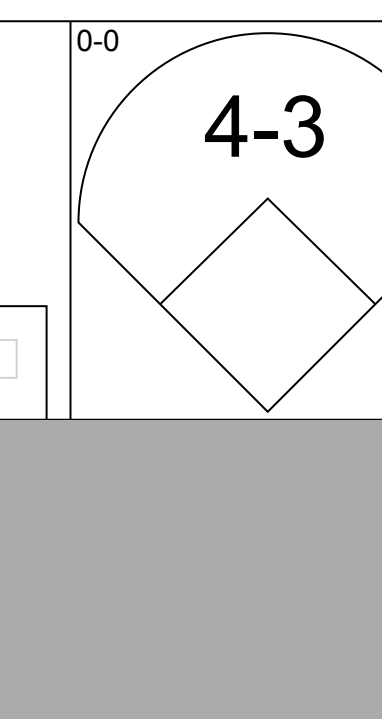
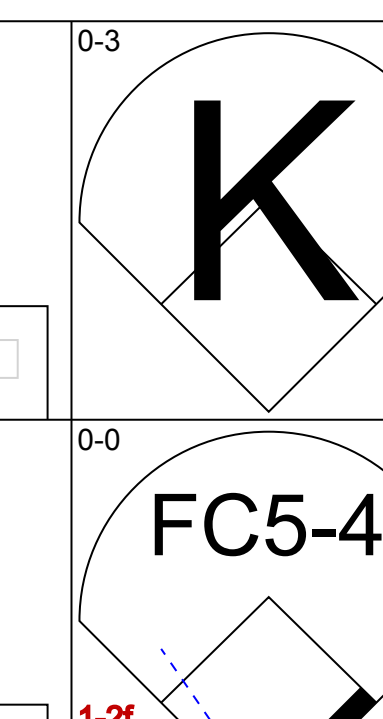
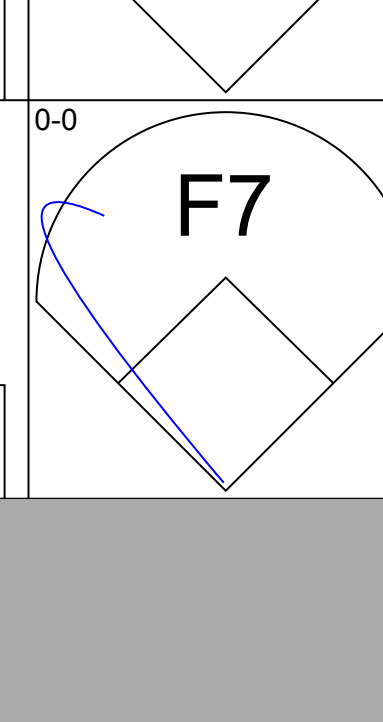
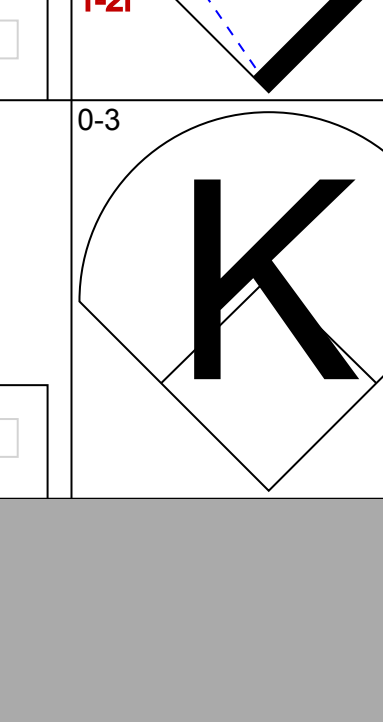


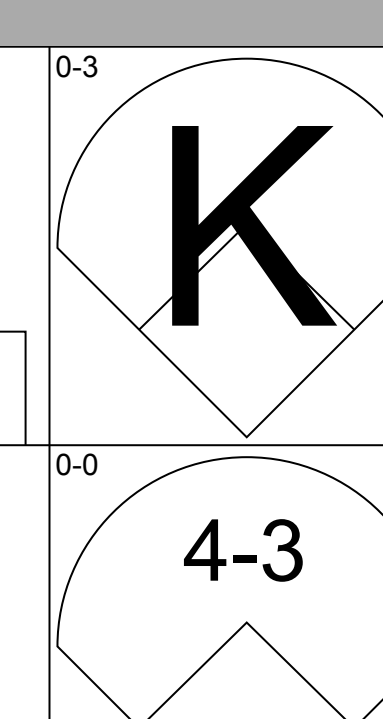
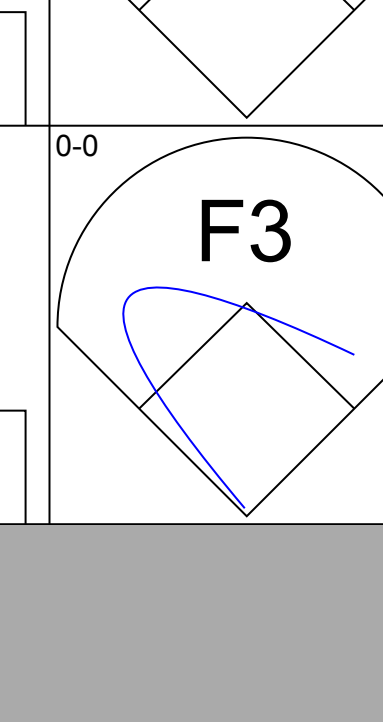

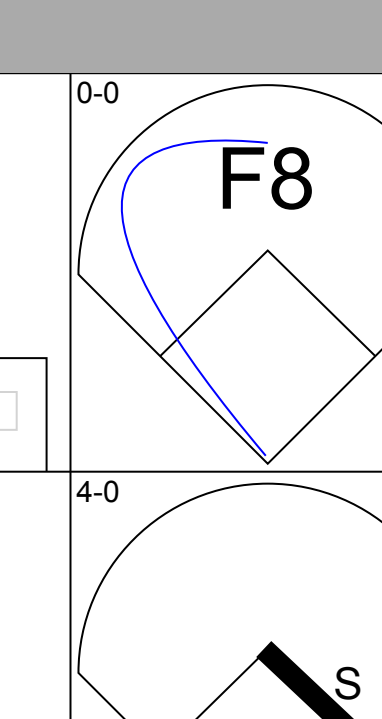
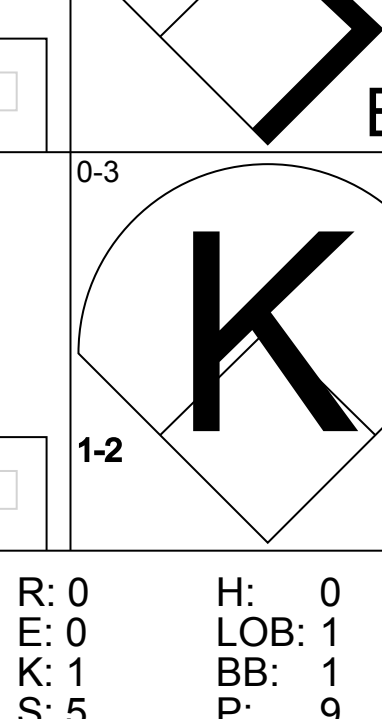
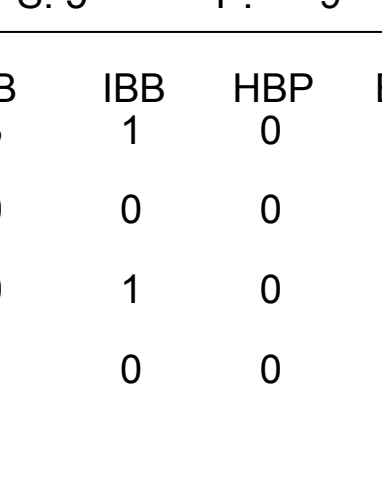
AB 33
R 4
H 6
RBI 4
BB 0
SO 4
LOB 9

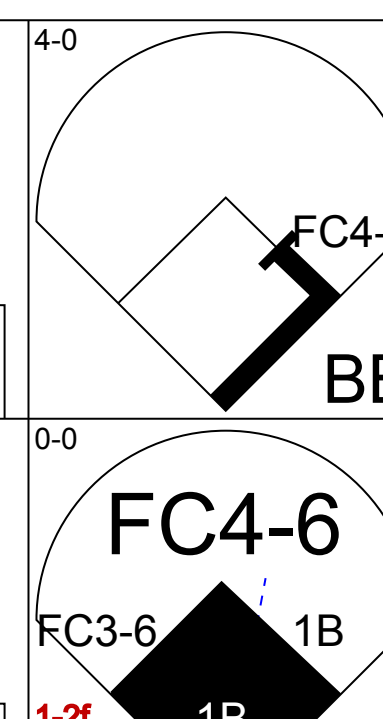
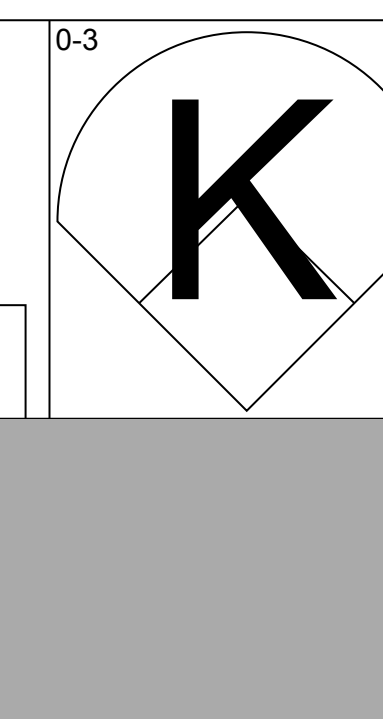
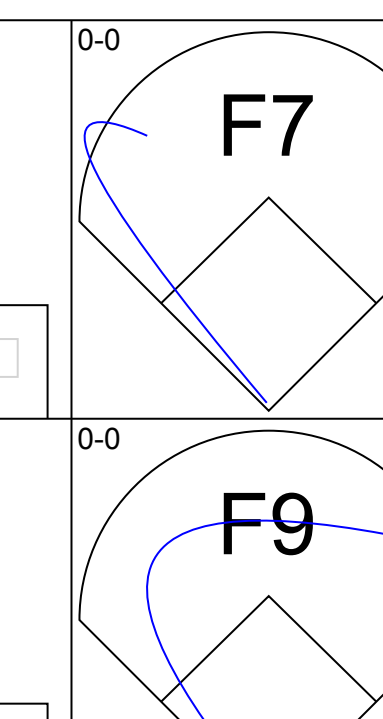
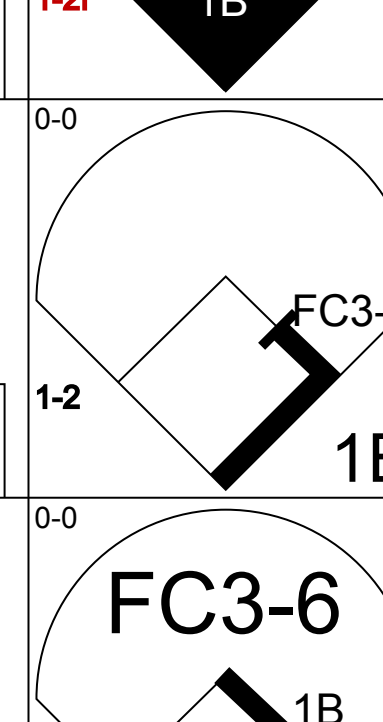
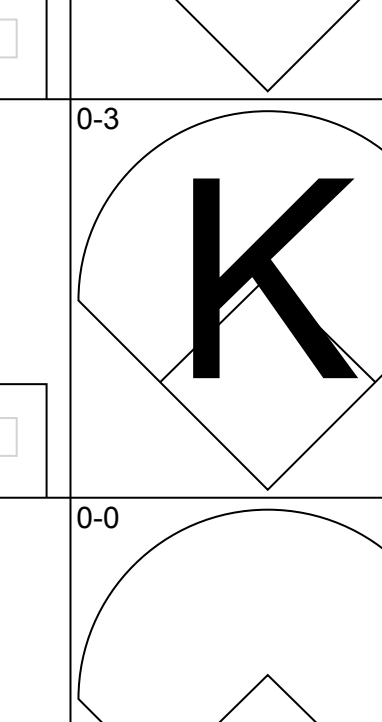
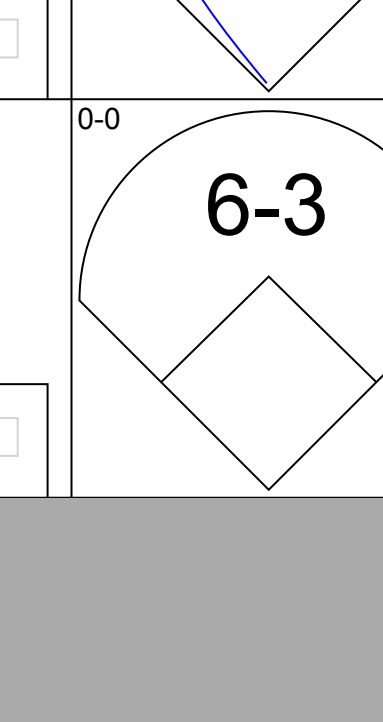
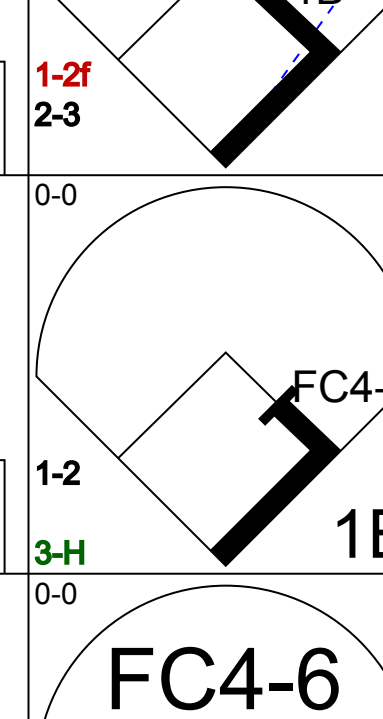
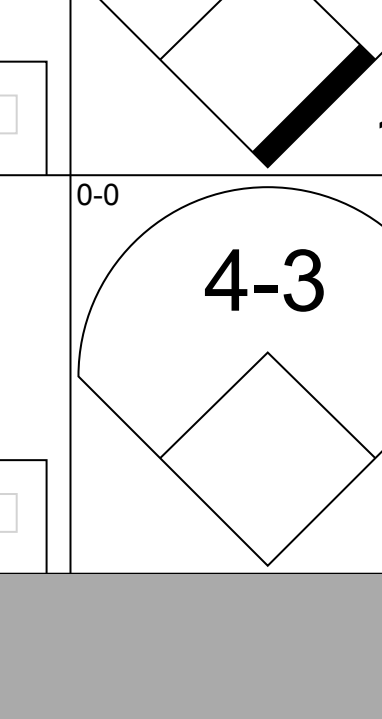

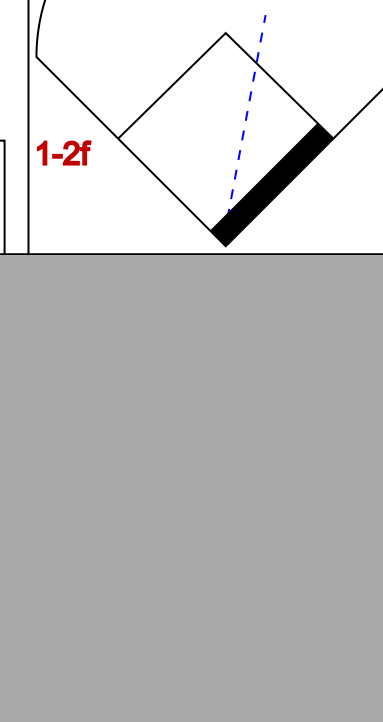



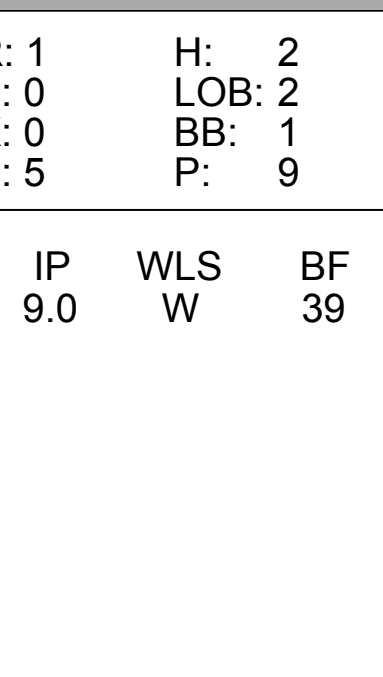
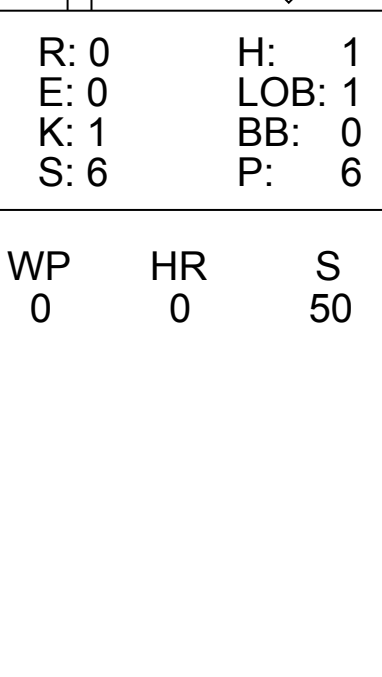
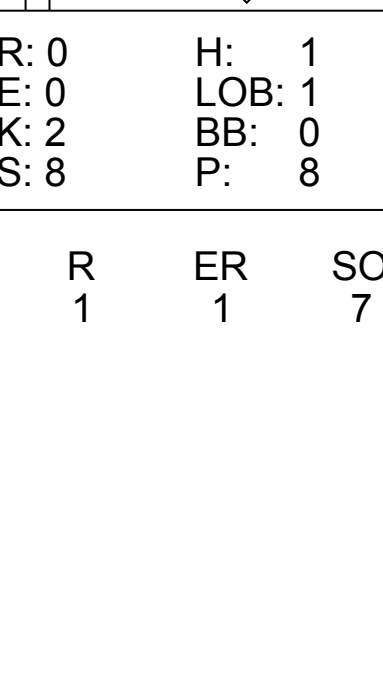
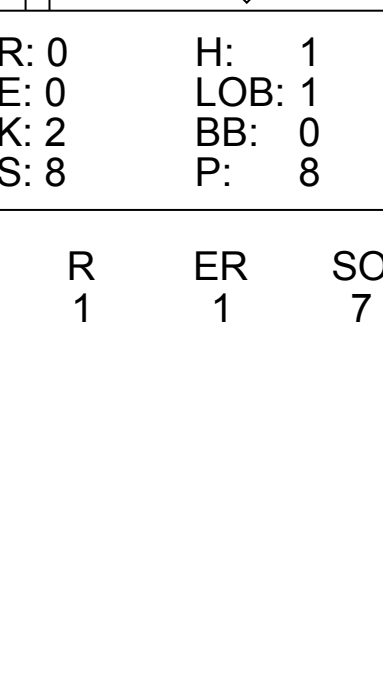
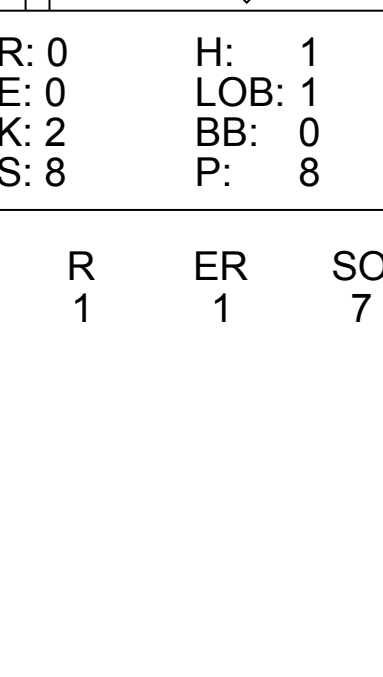


Batter	1	2	3	4	5	6	7	8	9	AB	R	H	RBI	BB	SO	LOB	TOP		
Milt Thompson, L (1,7) OBP: 0.419, SLG: 0.370	1-3		4-3		E1		SH			3	1	1	0	1	0	0	Atlanta Braves @ Houston Astros Astrodome, Houston, TX Tue Sep 11 1984, 8:05 PM EDT Att: 7,389 - Unknown		
Rafael Ramirez, R (1,6) OBP: 0.295, SLG: 0.319	HR		3B		F9		SF9			4	2	2	1	0	0	3			
Brad Komminsk, R (1,9) OBP: 0.271, SLG: 0.316	F2		3B		F9		BB			4	1	1	0	1	0	2			
Dale Murphy, R (1,8) OBP: 0.370, SLG: 0.537	HR		3B				BB			2	1	2	4	3	0	0			
Gerald Perry, L (1,3) OBP: 0.362, SLG: 0.351	K		F9		F1		SF7			4	0	0	1	0	1	4			
Randy Johnson, R (1,5) OBP: 0.355, SLG: 0.413		6-3					F5			4	0	0	0	1	1	3			
Jerry Royster, R (1,4) OBP: 0.257, SLG: 0.295		F9			F3		K			4	0	0	0	0	1	1			
Bruce Benedict, R (1,2) OBP: 0.294, SLG: 0.289		6-3			6-3		F9			2	0	0	0	0	0	1			
Alex Trevino, R (4,2) OBP: 0.291, SLG: 0.352		6-3			6-3		F9			2	0	0	0	0	0	0			
Rick Mahler, R (1,1) OBP: 0.311, SLG: 0.350			1-3		F9					2	0	0	0	0	0	1			
Albert Hall, S (7,PH) OBP: 0.309, SLG: 0.338										1	1	1	0	0	0	0			
Gene Garber, R (7,1) OBP: 0.154, SLG: 0.154							SF9			1	0	1	0	0	0	0			
Inning Stats	R: 2 E: 0 K: 1 S: 7	H: 2 LOB: 0 BB: 0 P: 7	R: 0 E: 0 K: 0 S: 3	H: 0 LOB: 0 BB: 0 P: 3	R: 2 E: 0 K: 0 S: 6	H: 3 LOB: 1 BB: 0 P: 6	R: 0 E: 0 K: 0 S: 3	H: 0 LOB: 1 BB: 1 P: 7	R: 0 E: 1 K: 2 S: 4	H: 0 LOB: 0 BB: 0 P: 7	R: 2 E: 1 K: 0 S: 5	H: 1 LOB: 2 BB: 2 P: 13	R: 0 E: 0 K: 0 S: 4	H: 1 LOB: 2 BB: 1 P: 8	R: 0 E: 0 K: 0 S: 3	H: 0 LOB: 1 BB: 1 P: 7	1B: 6 2B: 0 3B: 1 HR: 1	SF: 2 SAC: 1 DP: 0 HBP: 0	WP: 0 PA: 42 PB: 0 SB: 0 CS: 0
PITCHER	IP WLS BF H R ER SO BB IBB HBP BLK WP HR S P ERA WHIP																		
Bob Knepper, L (1,1) ERA: 3.12	5.0		23	6	4	4	1	1	1	0	0	0	0	0	1	23	31	7.20	1.400
Julio Solano, R (6,1) ERA: 1.99	1.1	L	7	1	2	0	2	1	0	0	0	0	0	0	10	14	0.00	1.500	
Bill Dawley, R (7,1) ERA: 1.94	1.2		8	1	0	0	2	0	0	0	0	0	0	6	14	0.00	1.800		
Frank DiPino, L (9,1) ERA: 3.36	1.0		4	0	0	0	0	1	0	0	0	0	0	3	7	0.00	1.000		

Batter	1	2	3	4	5	6	7	8	9	AB	R	H	RBI	BB	SO	LOB	BOTTOM				
Bill Doran, S (1,4) OBP: 0.359, SLG: 0.380	4-3									2	1	1	1	0	0	0	Atlanta Braves @ Houston Astros Astrodome, Houston, TX Tue Sep 11 1984, 8:05 PM EDT Att: 7,389 - Unknown				
Jim Pankovits, R (8,4) OBP: 0.313, SLG: 0.422										1	0	0	0	0	0	0					
Terry Puhl, L (1,9) OBP: 0.388, SLG: 0.440	4-3									4	0	0	0	0	0	3					
Phil Garner, R (1,5) OBP: 0.347, SLG: 0.380	F8									4	0	1	0	0	1	1					
Jose Cruz, L (1,7) OBP: 0.380, SLG: 0.464		F7								4	0	1	1	0	0	0					
Jerry Mumphy, S (1,8) OBP: 0.356, SLG: 0.392		K								3	1	1	0	1	1	2					
Enos Cabell, R (1,3) OBP: 0.342, SLG: 0.423		K								4	1	1	0	0	1	3					
Frank DiPino, L (9,1)		K								0	0	0	0	0	0	0					
Craig Reynolds, L (1,6) OBP: 0.290, SLG: 0.373			4-3							4	0	1	2	0	0	1					
Mark Bailey, S (1,2) OBP: 0.320, SLG: 0.332										3	1	1	0	0	2	1					
Bill Dawley, R (7,1) OBP: 0.429, SLG: 0.714										0	0	0	0	0	0	0					
Tim Tolman, R (9,3) OBP: 0.143, SLG: 0.214										1	0	0	0	0	0	0					
Bob Knepper, L (1,1) OBP: 0.240, SLG: 0.246										1	0	0	0	0	0	0					
Kevin Bass, S (5,PH) OBP: 0.268, SLG: 0.332										1	0	1	0	0	0	0					
Julio Solano, R (6,1) OBP: 0.333, SLG: 0.333										0	0	0	0	0	0	0					
Alan Ashby, S (7,2) OBP: 0.323, SLG: 0.315										2	0	0	0	0	0	0					
Inning Stats	R: 0 E: 0 K: 0 S: 3	H: 0 LOB: 0 BB: 0 P: 3	R: 0 E: 0 K: 2 S: 7	H: 0 LOB: 0 BB: 0 P: 7	R: 0 E: 0 K: 1 S: 5	H: 0 LOB: 0 BB: 0 P: 5	R: 1 E: 0 K: 0 S: 6	H: 3 LOB: 2 BB: 0 P: 6	R: 1 E: 0 K: 0 S: 5	H: 2 LOB: 1 BB: 0 P: 5	R: 2 E: 0 K: 2 S: 9	H: 2 LOB: 1 BB: 1 P: 13	R: 0 E: 0 K: 0 S: 3	H: 0 LOB: 1 BB: 0 P: 4	R: 0 E: 0 K: 0 S: 4	H: 1 LOB: 1 BB: 0 P: 4	R: 0 E: 0 K: 0 S: 3	H: 0 LOB: 0 BB: 0 P: 3	1B: 6 2B: 1 3B: 1 HR: 0	SF: 1 SAC: 0 DP: 0 HBP: 1	WP: 0 PA: 37 PB: 0 SB: 0 CS: 0
PITCHER	IP WLS BF H R ER SO BB IBB HBP BLK WP HR S P ERA WHIP																				
Rick Mahler, R (1,1) ERA: 2.96	6.0	W	26	7	4	4	5	1	0	0	0	0	0	0	10	11	0.00	0.333			
Gene Garber, R (7,1) ERA: 3.15	3.0	S	11	1	0	0	0	0	0	1	0	0	0	0	0	0	0	0.00	0.333		



Batter	1	2	3	4	5	6	7	8	9	AB	R	H	RBI	BB	SO	LOB	TOP								
Milt Thompson, L (1, 7) OBP: 0.417, SLG: 0.355										4	1	1	0	1	2	2	Atlanta Braves @ Houston Astros Astrodome, Houston, TX Wed Sep 12 1984, 8:05 PM EDT Att: 8,515 - Unknown								
Rafael Ramirez, R (1, 6) OBP: 0.294, SLG: 0.318										5	0	1	2	0	0	2									
Brad Komminsk, R (1, 9) OBP: 0.270, SLG: 0.314										5	0	1	0	0	1	2									
Dale Murphy, R (1, 8) OBP: 0.370, SLG: 0.535										4	1	1	0	0	1	2									
Chris Chambliss, L (1, 3) OBP: 0.353, SLG: 0.364										2	0	0	0	2	1	1									
Randy Johnson, R (1, 5) OBP: 0.353, SLG: 0.406										4	0	0	0	0	0	5									
Paul Runge, R (1, 4) OBP: 0.426, SLG: 0.452										3	1	2	1	1	0	0									
Alex Trevino, R (1, 2) OBP: 0.294, SLG: 0.352										3	1	1	0	1	1	2									
Pascual Perez, R (1, 1) OBP: 0.185, SLG: 0.138										2	0	0	0	1	1	1									
Inning Stats	R: 0 E: 0 K: 1 S: 5	H: 0 LOB: 0 BB: 0 P: 5	R: 0 E: 0 K: 1 S: 5	H: 0 LOB: 0 BB: 0 P: 5	R: 0 E: 0 K: 1 S: 5	H: 0 LOB: 1 BB: 1 P: 9	R: 0 E: 0 K: 0 S: 3	H: 0 LOB: 0 BB: 0 P: 3	R: 0 E: 0 K: 1 S: 4	H: 0 LOB: 1 BB: 2 P: 12	R: 1 E: 0 K: 0 S: 6	H: 3 LOB: 3 BB: 1 P: 10	R: 2 E: 0 K: 0 S: 5	H: 2 LOB: 1 BB: 1 P: 9	R: 1 E: 0 K: 1 S: 7	H: 2 LOB: 1 BB: 0 P: 7	R: 0 E: 0 K: 2 S: 7	H: 0 LOB: 1 BB: 1 P: 11	1B: 7 2B: 0 3B: 0 HR: 0	SF: 0 SAC: 1 DP: 0 HBP: 0	WP: 0 PB: 1 CS: 4	PA: 39			
PITCHER	IP	WLS	BF	H	R	ER	SO	BB	IBB	HBP	BLK	WP	HR	S	P	ERA	WHIP								
Joe Niekro, R (1, 1) ERA: 2.86	6.0		24	3	1	1	4	3	1	0	0	0	0	28	44	1.50	1.000								
Dave Smith, R (7, 1) ERA: 2.34	0.0	L	2	2	2	2	0	0	0	0	0	0	0	2	2	∞	∞								
Bill Dawley, R (7, 1) ERA: 2.01	2.0		9	2	1	1	1	0	1	0	0	0	0	10	14	4.50	1.000								
Frank DiPino, L (9, 1) ERA: 3.31	1.0		4	0	0	0	2	1	0	0	0	0	0	7	11	0.00	1.000								

Batter	1	2	3	4	5	6	7	8	9	AB	R	H	RBI	BB	SO	LOB	BOTTOM								
Bill Doran, S (1, 4) OBP: 0.360, SLG: 0.379										4	0	1	0	1	2	1	Atlanta Braves @ Houston Astros Astrodome, Houston, TX Wed Sep 12 1984, 8:05 PM EDT Att: 8,515 - Unknown								
Terry Puhl, L (1, 9) OBP: 0.386, SLG: 0.437										5	1	1	0	0	1	2									
Phil Garner, R (1, 5) OBP: 0.345, SLG: 0.377										5	0	1	0	0	2	2									
Jose Cruz, L (1, 7) OBP: 0.380, SLG: 0.462										4	0	1	0	0	0	3									
Jerry Mumphy, S (1, 8) OBP: 0.357, SLG: 0.395										4	0	2	1	0	0	1									
Enos Cabell, R (1, 3) OBP: 0.342, SLG: 0.420										3	0	0	0	1	0	2									
Alan Ashby, S (1, 2) OBP: 0.327, SLG: 0.327										4	0	2	0	0	1	2									
Craig Reynolds, L (1, 6) OBP: 0.294, SLG: 0.375										3	0	2	0	1	1	1									
Joe Niekro, R (1, 1) Kevin Bass, S (5, PH) Dave Smith, R (7, 1) Bill Dawley, R (7, 1) Jim Pankovits, R (8, PH) Frank DiPino, L (9, 1)										1	0	0	0	0	0	1									
Inning Stats	R: 1 E: 0 K: 0 S: 5	H: 2 LOB: 2 BB: 1 P: 9	R: 0 E: 0 K: 2 S: 8	H: 1 LOB: 1 BB: 0 P: 8	R: 0 E: 0 K: 1 S: 6	H: 1 LOB: 1 BB: 0 P: 6	R: 0 E: 0 K: 2 S: 7	H: 1 LOB: 0 BB: 0 P: 7	R: 0 E: 0 K: 0 S: 4	H: 1 LOB: 3 BB: 2 P: 12	R: 0 E: 0 K: 0 S: 4	H: 1 LOB: 1 BB: 0 P: 4	R: 0 E: 0 K: 0 S: 5	H: 2 LOB: 2 BB: 0 P: 5	R: 0 E: 0 K: 0 S: 3	H: 0 LOB: 0 BB: 0 P: 3	1B: 8 2B: 2 3B: 0 HR: 0	SF: 0 SAC: 1 DP: 0 HBP: 0	WP: 0 PB: 0 SB: 0 CS: 1	PA: 39					
PITCHER	IP	WLS	BF	H	R	ER	SO	BB	IBB	HBP	BLK	WP	HR	S	P	ERA	WHIP								
Pascual Perez, R (1, 1) ERA: 3.59	9.0	W	39	10	1	1	7	2	1	0	0	0	0	50	62	1.00	1.333								



Batter	1	2	3	4	5	6	7	8	9	AB	R	H	RBI	BB	SO	LOB	TOP	
Alan Wiggins, S (1.4) X OBP: 0.335, SLG: 0.316	0-0 S FC4-6 1B		0-0 4-3			0-0 4-3		4-0 BB BB		3	1	1	0	1	0	0	San Diego Padres @ Houston Astros Astrodome, Houston, TX Fri Sep 14 1984, 8:05 PM EDT Att: 13,119 - Unknown	
Tony Gwynn, L (1.9) X OBP: 0.412, SLG: 0.451	0-0 FC4-6 S FC4-6 1B		0-0 F3			0-0 1-3		4-0 BB BB		3	1	1	0	1	0	0		
Steve Garvey, R (1.3) B OBP: 0.304, SLG: 0.372	4-0 FC4-6 1-2 2-3 BB		0-0 6-3			0-0 6-3		0-0 F8		3	0	0	0	1	0	2		
Kevin McReynolds, R (1.8) X OBP: 0.325, SLG: 0.486	0-0 FC4-6 1-2 2-3 3-H			0-0 6-3			0-0 L1-6		0-0 6-3	4	0	0	1	0	0	2		
Graig Nettles, L (1.5) X OBP: 0.329, SLG: 0.418	0-0 FC4-6		0-0 3-1			0-0 1-3		0-0 S 2B 1B		3	0	0	1	0	0	1		
Luis Salazar, R (9, PH) (9, 5) OBP: 0.256, SLG: 0.330	1-2 3-H		0-0 6-3			0-0 F8		0-0 4-3		4	0	1	0	0	0	2		
Terry Kennedy, L (1.2) X OBP: 0.282, SLG: 0.350	0-0 6-3			0-0 F8			0-0 1B		0-0 4-3									
Cameloto Martinez, R (1.7) X OBP: 0.334, SLG: 0.390		0-0 5-3			0-0 F8		0-0 F2		4-0 2B BB	3	1	0	0	1	0	1		
Garry Templeton, S (1.6) X OBP: 0.310, SLG: 0.323		0-0 4-3			0-0 4-3			0-0 6-3		3	0	0	0	0	0	0		
Kurt Bevacqua, R (9, PH) (9, 6) OBP: 0.350, SLG: 0.320		0-0 4-3			0-0 4-3			0-0 S 2B		1	0	1	2	0	0	0		
Mario Ramirez, R (9, 6) (9, 6) OBP: 0.314, SLG: 0.317		0-0 4-3			0-0 4-3			0-0 1-H 2-H 2B		0	0	0	0	0	0	0		
Eric Show, R (1, 1) (1, 1) OBP: 0.250, SLG: 0.413		0-3 K			0-0 F1			0-3 K		3	0	0	0	0	2	0		
Craig Lefferts, L (8, 1) (8, 1) OBP: 0.250, SLG: 0.313		0-3 K			0-0 F1			0-3 K		0	0	0	0	0	0	0		
Rich Gossage, R (8, 1) (8, 1) OBP: 0.227, SLG: 0.190		0-3 K			0-0 F1			0-3 K		1	0	0	0	0	1	1		
Inning Stats	R: 2 E: 0 K: 0 S: 5	H: 2 LOB: 1 BB: 1 P: 9	R: 0 E: 0 K: 1 S: 5	H: 0 LOB: 0 BB: 0 P: 5	R: 0 E: 0 K: 0 S: 3	H: 0 LOB: 0 BB: 0 P: 3	R: 0 E: 0 K: 0 S: 3	H: 0 LOB: 0 BB: 0 P: 3	R: 0 E: 0 K: 0 S: 3	H: 1 LOB: 1 BB: 0 P: 4	R: 0 E: 0 K: 1 S: 5	H: 0 LOB: 1 BB: 2 P: 13	R: 2 E: 0 K: 1 S: 7	H: 2 LOB: 1 BB: 1 P: 11	1B: 4 2B: 1 3B: 0 HR: 0	SF: 0 SAC: 0 DP: 0 HBP: 0	WP: 0 PA: 36 PB: 0 SB: 3 CS: 0	
PITCHER	IP WLS BF H R ER SO BB IBB HBP BLK WP HR S P ERA WHIP	IP WLS BF H R ER SO BB IBB HBP BLK WP HR S P ERA WHIP	IP WLS BF H R ER SO BB IBB HBP BLK WP HR S P ERA WHIP	IP WLS BF H R ER SO BB IBB HBP BLK WP HR S P ERA WHIP	IP WLS BF H R ER SO BB IBB HBP BLK WP HR S P ERA WHIP	IP WLS BF H R ER SO BB IBB HBP BLK WP HR S P ERA WHIP	IP WLS BF H R ER SO BB IBB HBP BLK WP HR S P ERA WHIP	IP WLS BF H R ER SO BB IBB HBP BLK WP HR S P ERA WHIP	IP WLS BF H R ER SO BB IBB HBP BLK WP HR S P ERA WHIP	IP WLS BF H R ER SO BB IBB HBP BLK WP HR S P ERA WHIP	IP WLS BF H R ER SO BB IBB HBP BLK WP HR S P ERA WHIP	IP WLS BF H R ER SO BB IBB HBP BLK WP HR S P ERA WHIP	IP WLS BF H R ER SO BB IBB HBP BLK WP HR S P ERA WHIP	IP WLS BF H R ER SO BB IBB HBP BLK WP HR S P ERA WHIP	IP WLS BF H R ER SO BB IBB HBP BLK WP HR S P ERA WHIP	IP WLS BF H R ER SO BB IBB HBP BLK WP HR S P ERA WHIP		
Michael LaCoss, R (1, 1) (1, 1) ERA: 3.88	7.2	29	3	2	2	2	3	0	0	0	0	0	0	0	30	42	2.35	0.783
Bill Dawley, R (8, 1) (8, 1) ERA: 2.0	0.1	1	0	0	0	0	0	0	0	0	0	0	0	1	1	0.00	0.000	
Frank DiPino, L (9, 1) (9, 1) ERA: 3.52	1.0	L 6	2	2	2	1	1	0	0	0	0	0	0	7	11	18.00	3.000	

AB	32
R	4
H	5
RBI	4
BB	4
SO	3
LOB	9



Batter	1	2	3	4	5	6	7	8	9	AB	R	H	RBI	BB	SO	LOB	BOTTOM
Bill Doran, S (1.4) X OBP: 0.359, SLG: 0.378	0-0 4-3		0-0 F3			0-0 F7		0-0 E 1B 1B		4	0	1	0	0	0	0	San Diego Padres @ Houston Astros Astrodome, Houston, TX Fri Sep 14 1984, 8:05 PM EDT Att: 13,119 - Unknown
Terry Puhl, L (1.9) X OBP: 0.385, SLG: 0.435	0-0 F9		0-0 F4			0-0 F8		0-0 E2 1B		4	0	1	1	0	0	0	
Phil Garner, R (1.5) X OBP: 0.342, SLG: 0.374	0-0 F7		0-3 K			0-0 F4		0-0 F3		3	0	0	0	0	1	0	
Alan Ashby, S (9, PH) (9, 2) OBP: 0.325, SLG: 0.325	0-0 F7		0-0 F6			0-0 F6		0-0 1B		1	0	0	0	0	0	2	
Jose Cruz, L (1.7) X OBP: 0.380, SLG: 0.464		0-0 F8 2B		0-0 F6		0-0 F6		0-0 F8		4	0	2	0	0	0	0	
Glenn Davis, R (1, 3) (1, 3) OBP: 0.273, SLG: 0.909		0-0 F8 2-3		0-0 HR		0-0 F2		0-3 K		4	1	1	1	0	1	2	
Kevin Bass, S (1, 8) (1, 8) OBP: 0.287, SLG: 0.330		0-0 6-3		0-0 F8		0-0 F8		0-0 1B		4	0	1	0	0	0	2	
Craig Reynolds, L (1, 6) (1, 6) OBP: 0.291, SLG: 0.372		0-0 F9		0-0 4-3		0-0 4-3		0-0 F9		4	0	0	0	0	0	2	
Mark Bailey, S (1, 2) (1, 2) OBP: 0.319, SLG: 0.330			0-0 F4			0-0 6-3		0-0 1B 1B		2	0	0	0	0	0	0	
Denny Welling, L (9, PH) (9, 5) OBP: 0.324, SLG: 0.392			0-0 F4			0-0 6-3		0-0 1B 1B		1	1	1	0	0	0	0	
Michael LaCoss, R (1, 1) (1, 1) OBP: 0.097, SLG: 0.133			0-3 K			0-0 F7		0-0 F6		2	0	0	0	0	1	0	
Bill Dawley, R (8, 1) (8, 1) OBP: 0.429, SLG: 0.714			0-0 K			0-0 F7		0-0 F6		0	0	0	0	0	0	0	
Jerry Mumphrey, S (9, PH) (9, 1) OBP: 0.356, SLG: 0.394			0-0 K			0-0 F7		0-0 F6		1	0	0	0	0	0	1	
Frank DiPino, L (9, 1) (9, 1) ERA: 2.99			0-0 K			0-0 F7		0-0 F6		0	0	0	0	0	0	0	
Inning Stats	R: 0 E: 0 K: 0 S: 3	H: 0 LOB: 0 BB: 0 P: 3	R: 0 E: 0 K: 0 S: 4	H: 1 LOB: 1 BB: 0 P: 4	R: 0 E: 0 K: 1 S: 5	H: 0 LOB: 0 BB: 0 P: 5	R: 0 E: 0 K: 1 S: 5	H: 0 LOB: 0 BB: 0 P: 5	R: 1 E: 0 K: 0 S: 4	H: 3 LOB: 2 BB: 0 P: 4	R: 0 E: 0 K: 1 S: 6	H: 1 LOB: 1 BB: 0 P: 6	R: 0 E: 0 K: 1 S: 6	H: 1 LOB: 1 BB: 0 P: 6	1B: 5 2B: 1 3B: 0 HR: 1	SF: 0 SAC: 0 DP: 0 HBP: 0	WP: 0 PA: 34 PB: 0 SB: 0 CS: 0
PITCHER	IP WLS BF H R ER SO BB IBB HBP BLK WP HR S P ERA WHIP	IP WLS BF H R ER SO BB IBB HBP BLK WP HR S P ERA WHIP	IP WLS BF H R ER SO BB IBB HBP BLK WP HR S P ERA WHIP	IP WLS BF H R ER SO BB IBB HBP BLK WP HR S P ERA WHIP	IP WLS BF H R ER SO BB IBB HBP BLK WP HR S P ERA WHIP	IP WLS BF H R ER SO BB IBB HBP BLK WP HR S P ERA WHIP	IP WLS BF H R ER SO BB IBB HBP BLK WP HR S P ERA WHIP	IP WLS BF H R ER SO BB IBB HBP BLK WP HR S P ERA WHIP	IP WLS BF H R ER SO BB IBB HBP BLK WP HR S P ERA WHIP	IP WLS BF H R ER SO BB IBB HBP BLK WP HR S P ERA WHIP	IP WLS BF H R ER SO BB IBB HBP BLK WP HR S P ERA WHIP	IP WLS BF H R ER SO BB IBB HBP BLK WP HR S P ERA WHIP	IP WLS BF H R ER SO BB IBB HBP BLK WP HR S P ERA WHIP	IP WLS BF H R ER SO BB IBB HBP BLK WP HR S P ERA WHIP	IP WLS BF H R ER SO BB IBB HBP BLK WP HR S P ERA WHIP		
Eric Show, R (1, 1) (1, 1) ERA: 3.5	7.1	26	4	2	2	2	0	0	0	0	0	0	0	30	30	2.46	0.545
Craig Lefferts, L (8, 1) (8, 1) ERA: 2.19	0.1	3	2	0	0	0	0	0	0	0	0	0	0	3	3	0.00	6.000
Rich Gossage, R (8, 1) (8, 1) ERA: 2.99	1.1	W 5	1	0	0	1	0	0	0	0	0	0	0	7	7	0.00	0.750

AB	34
R	2
H	7
RBI	2
BB	0
SO	3
LOB	9



Batter	1	2	3	4	5	6	7	8	9	AB	R	H	RBI	BB	SO	LOB	TOP										
Alan Wiggins, S (1,4) OBP: 0.336, SLG: 0.317	4-0 WP BB		0-0 G4-3 1B		0-3 K		0-0 FC4-6			3	1	0	1	1	1	3											
Tony Gwynn, L (1,9) OBP: 0.412, SLG: 0.451	0-3 K		0-0 G4-3 1-2		0-0 K		0-0 1B		0-0 S 1B	4	0	2	1	0	1	2											
Steve Garvey, R (1,3) OBP: 0.304, SLG: 0.371	0-3 K		0-0 FC5-4 1B		0-0 F5		0-0 F3		0-0 F3	4	0	1	0	0	1	1											
Kevin McReynolds, R (1,8) OBP: 0.323, SLG: 0.482	0-3 K		0-0 FC5-4 1-2		0-0 F9		0-0 5-3		0-0 5-3	4	0	0	0	0	1	2											
Graig Nettles, L (1,5) OBP: 0.326, SLG: 0.413		0-0 F9		0-0 4-3		0-0 F9		0-0 4-3		4	0	0	0	0	0	1											
Terry Kennedy, L (1,2) Eddie Miller, S (9, PR) OBP: 0.283, SLG: 0.351 OBP: 0.500, SLG: 0.500		0-0 1B		0-0 F3		0-0 1-3		0-0 FC1-5 4-3 1B		4	0	2	0	0	0	0											
Carmelo Martinez, R (1,7) OBP: 0.333, SLG: 0.389	0-3 K		0-0 F5		0-0 F5		0-0 F6 BB 1B		0-0 4-3	4	0	1	0	0	1	2											
Garry Templeton, S (1,6) OBP: 0.313, SLG: 0.325		0-0 1B		0-0 SH1-4 1B		0-0 FC4-6 BB		0-0 FC1-5-6		3	1	2	0	1	0	2											
Tim Lollar, L (1,1) Bobby Brown, S (7, PH) Craig Lefferts, L (7, 1) Tim Flannery, L (9, PH) OBP: 0.282, SLG: 0.359 OBP: 0.293, SLG: 0.363 OBP: 0.290, SLG: 0.313 OBP: 0.342, SLG: 0.384		0-0 F5		0-0 SH1-4		0-0 F8		0-0 5-3		1	0	0	0	0	0	2											
Inning Stats	R: 1 E: 1 K: 3 S: 9	H: 0 LOB: 0 BB: 1 P: 13	R: 0 E: 0 K: 1 S: 7	H: 2 LOB: 2 BB: 0 P: 7	R: 0 E: 0 K: 0 S: 4	H: 2 LOB: 1 BB: 0 P: 4	R: 0 E: 0 K: 0 S: 3	H: 0 LOB: 0 BB: 0 P: 3	R: 1 E: 0 K: 1 S: 6	H: 2 LOB: 1 BB: 0 P: 6	R: 0 E: 0 K: 0 S: 3	H: 0 LOB: 0 BB: 0 P: 3	R: 0 E: 0 K: 0 S: 4	H: 1 LOB: 2 BB: 1 P: 8	R: 0 E: 0 K: 0 S: 4	H: 1 LOB: 1 BB: 0 P: 4	R: 0 E: 0 K: 0 S: 4	H: 1 LOB: 2 BB: 0 P: 4	1B: 9 2B: 0 3B: 0 HR: 0	SF: 0 SAC: 1 DP: 1 HBP: 0	WP: 2 PB: 0 SB: 1 CS: 0	PA: 36					
PITCHER	IP	WLS	BF	H	R	ER	SO	BB	IBB	HBP	BLK	WP	HR	S	P	ERA	WHIP										
Nolan Ryan, R (1,1) ERA: 3.06	0.2		3	0	1	0	2	1	0	0	0	1	0	6	10	0.00	1.500										
Mike Scott, R (1,1) ERA: 4.79	5.2		23	7	1	1	3	1	0	0	0	0	0	28	32	1.59	1.412										
Dave Smith, R (7,1) ERA: 2.31	0.2		2	0	0	0	0	0	0	0	0	0	0	2	2	0.00	0.000										
Bill Dawley, R (8,1) ERA: 1.95	2.0	W	8	2	0	0	0	0	0	0	0	0	0	8	8	0.00	1.000										

San Diego Padres @ Houston Astros
Astrodome, Houston, TX
Sat Sep 15 1984, 4:33 AM EDT
Att: 15,456 - Unknown

AB 33
R 2
H 9
RBI 1
BB 2
SO 5
LOB 19



Batter	1	2	3	4	5	6	7	8	9	AB	R	H	RBI	BB	SO	LOB	BOTTOM										
Bill Doran, S (1,4) OBP: 0.397, SLG: 0.375	0-0 F3		0-0 F9		0-0 4-3		0-0 6-3			4	0	0	0	0	0	2											
Kevin Bass, S (1,8) OBP: 0.270, SLG: 0.337	0-3 K		4-0 WP BB		0-0 3B		0-0 5-3			3	0	1	1	1	1	0											
Phil Garner, R (1,5) OBP: 0.347, SLG: 0.375	4-0 BB		4-0 WP BB		0-0 F7		0-0 2B 1B			2	1	1	0	2	0	1											
Jose Cruz, L (1,7) OBP: 0.380, SLG: 0.463	0-0 F6		0-0 6-3		0-0 1B		0-3 K			4	0	1	0	0	1	4											
Glenn Davis, R (1,3) OBP: 0.267, SLG: 0.800		0-0 5-3		0-0 6-3		0-0 F9		0-0 2B		4	0	1	1	0	0	1											
Terry Puhl, L (1,9) OBP: 0.382, SLG: 0.431		0-0 F7		0-0 F7		0-0 F8		0-0 F3		4	0	0	0	0	0	2											
Mark Bailey, S (1,2) OBP: 0.316, SLG: 0.327		0-0 6-3		0-0 4-3		0-3 K				3	0	0	0	0	1	1											
Craig Reynolds, L (1,6) OBP: 0.292, SLG: 0.373			0-0 BB S WP 1B		0-0 F8		0-0 F4			2	1	1	0	0	0	0											
Enos Cabell, R (7, PH) OBP: 0.341, SLG: 0.419					0-0 F8		0-0 F4			1	0	0	0	0	0	0											
Bert Pena, R (8,6) OBP: 0.300, SLG: 0.333					0-0 K		0-0 F4			0	0	0	0	0	0	0											
Nolan Ryan, R (1,1) OBP: 0.127, SLG: 0.131			0-3 K		0-0 4-3 3B 2B		0-0 F4			0	0	0	0	0	0	0											
Mike Scott, R (1,1) OBP: 0.178, SLG: 0.186										2	1	1	0	0	1	1											
Dave Smith, R (7,1) OBP: 0.304, SLG: 0.409										0	0	0	0	0	0	0											
Jim Pankovits, R (7, PH) OBP: 0.304, SLG: 0.409			1-2 K							1	0	0	0	0	0	0											
Bill Dawley, R (8,1) OBP: 0.429, SLG: 0.714										0	0	0	0	0	0	0											
Inning Stats	R: 0 E: 0 K: 1 S: 5	H: 0 LOB: 1 BB: 1 P: 9	R: 0 E: 0 K: 0 S: 3	H: 0 LOB: 0 BB: 0 P: 3	R: 1 E: 0 K: 1 S: 6	H: 1 LOB: 2 BB: 2 P: 14	R: 0 E: 0 K: 0 S: 3	H: 0 LOB: 0 BB: 0 P: 3	R: 1 E: 0 K: 0 S: 5	H: 2 LOB: 1 BB: 0 P: 5	R: 0 E: 0 K: 1 S: 6	H: 1 LOB: 1 BB: 0 P: 6	R: 0 E: 0 K: 0 S: 3	H: 0 LOB: 0 BB: 0 P: 3	R: 1 E: 0 K: 1 S: 7	H: 2 LOB: 1 BB: 0 P: 7	1B: 3 2B: 2 3B: 1 HR: 0	SF: 0 SAC: 0 DP: 0 HBP: 0	WP: 1 PB: 0 SB: 1 CS: 0	PA: 33							
PITCHER	IP	WLS	BF	H	R	ER	SO	BB	IBB	HBP	BLK	WP	HR	S	P	ERA	WHIP										
Tim Lollar, L (1,1) ERA: 3.81	6.0		25	4	2	2	3	3	0	0	0	0	0	28	40	3.00	1.167										
Craig Lefferts, L (7,1) ERA: 2.24	2.0	L	8	2	1	1	1	0	0	0	0	0	0	10	10	4.50	1.000										

San Diego Padres @ Houston Astros
Astrodome, Houston, TX
Sat Sep 15 1984, 4:33 AM EDT
Att: 15,456 - Unknown

AB 30
R 3
H 6
RBI 2
BB 3
SO 4
LOB 12



Batter	1	2	3	4	5	6	7	8	9	AB	R	H	RBI	BB	SO	LOB	TOP				
Luis Salazar, R OBP: 0.260, SLG: 0.332	F9		K		S		F8			5	1	2	0	0	1	3	San Diego Padres @ Houston Astros Astrodome, Houston, TX Sun Sep 16 1984, 8:05 PM EDT Att: 10,397 - Unknown				
Alan Wiggins, S OBP: 0.340, SLG: 0.320	E9		2B	1B	BB			F7		3	3	2	0	2	0	0					
Bobby Brown, S OBP: 0.287, SLG: 0.367	K		1B	2B	BB			K		4	2	1	2	1	2	2					
Steve Garvey, R OBP: 0.305, SLG: 0.371	1B		1B	1B	BB			6-3		5	1	2	1	0	0	3					
Kurt Bevacqua, R OBP: 0.338, SLG: 0.309	1B		6-3	1B	BB			6-3		5	0	1	0	0	0	2					
Carmelo Martinez, R OBP: 0.334, SLG: 0.389	5-3		BB	1B	HR			5-3		5	1	2	1	0	0	2					
Bruce Bochy, R OBP: 0.270, SLG: 0.479	5-3		F7	HR				6-3		5	1	2	2	0	0	1					
Eddie Miller, S OBP: 0.500, SLG: 0.500								6-3		0	0	0	0	0	0	0					
Mario Ramirez, R OBP: 0.309, SLG: 0.295	5-3		BB	BB	6-3			F7		3	0	0	0	1	0	0					
Graig Nettles, L OBP: 0.325, SLG: 0.412			BB	BB	6-3			K		1	0	0	0	0	1	1					
Mark Thurmond, L OBP: 0.246, SLG: 0.222	6-3		BB	BB				K		2	0	0	0	1	0	0					
Luis DeLeon, R			BB	BB						1	0	0	0	0	1	0					
Andy Hawkins, R OBP: 0.225, SLG: 0.205			BB	BB						0	0	0	0	0	0	0					
Rich Gossage, R OBP: 0.227, SLG: 0.190			BB	BB						0	0	0	0	0	0	0					
Inning Stats	R: 1 E: 1 K: 1 S: 8	H: 3 LOB: 2 BB: 0 P: 8	R: 0 E: 0 K: 0 S: 3	H: 0 LOB: 0 BB: 0 P: 3	R: 4 E: 0 K: 1 S: 10	H: 5 LOB: 3 BB: 2 P: 18	R: 4 E: 1 K: 0 S: 5	H: 2 LOB: 0 BB: 2 P: 13	R: 0 E: 0 K: 0 S: 4	H: 1 LOB: 2 BB: 1 P: 8	R: 0 E: 0 K: 0 S: 3	H: 0 LOB: 0 BB: 0 P: 3	R: 0 E: 0 K: 1 S: 5	H: 0 LOB: 0 BB: 0 P: 5	R: 0 E: 0 K: 1 S: 6	H: 1 LOB: 2 BB: 0 P: 6		1B: 9 2B: 2 3B: 0 HR: 1	SF: 0 SAC: 0 DP: 1 HBP: 0	WP: 0 PB: 0 SB: 2 CS: 0	PA: 44
PITCHER	IP WLS BF H R ER SO BB IBB HBP BLK WP HR S P ERA WHIP																				
Bob Knepper, L ERA: 3.3	(1, 1) 2.1 15 8 5 5 1 0 0 0 0 0 0 0 17 17 19.29 3.429																				
Julio Solano, R ERA: 2.05	(3, 1) 0.2 6 0 2 2 1 4 0 0 1 0 0 4 20 27.00 6.000																				
Vern Ruhle, R ERA: 4.58	(4, 1) 2.0 10 3 2 2 0 1 0 0 0 0 1 9 13 9.00 2.000																				
Jeff Calhoun, L ERA:	(6, 1) 2.0 6 0 0 0 1 0 0 0 0 0 0 8 8 0.00 0.000																				
Dave Smith, R ERA: 2.25	(8, 1) 2.0 W 7 1 0 0 2 0 0 0 0 0 0 11 11 0.00 0.500																				

Batter	1	2	3	4	5	6	7	8	9	AB	R	H	RBI	BB	SO	LOB	BOTTOM			
Bill Doran, S OBP: 0.357, SLG: 0.374	F2	S		4-3		K		SH5-4		4	2	1	0	1	1	2	San Diego Padres @ Houston Astros Astrodome, Houston, TX Sun Sep 16 1984, 8:05 PM EDT Att: 10,397 - Unknown			
Kevin Bass, S OBP: 0.273, SLG: 0.338	4-3	CS			F6	4-3		WP		5	1	2	1	0	0	1				
Phil Garner, R OBP: 0.351, SLG: 0.380	BB	CS		5-3		E		SH5-4		3	3	2	0	1	0	0				
Jose Cruz, L OBP: 0.381, SLG: 0.461	S	1B		6-3		F7		FC6-4		2	0	0	0	3	0	1				
Glenn Davis, R OBP: 0.300, SLG: 0.789	1B	BB			E4			FC6-4		4	1	2	2	0	0	2				
Jerry Mumphrey, S OBP: 0.355, SLG: 0.393	6-3			4-3		F8		SF7		2	0	0	0	0	0	3				
Jeff Calhoun, L										0	0	0	0	0	0	0				
Denny Walling, L OBP: 0.326, SLG: 0.397	2-3									2	1	1	1	0	0	1				
Mark Bailey, S OBP: 0.316, SLG: 0.347		HR		5-3		HR		K		4	2	2	2	0	1	2				
Craig Reynolds, L OBP: 0.292, SLG: 0.372										1	0	0	0	0	1	0				
Bert Pena, R OBP: 0.291, SLG: 0.310	K					K				2	0	0	0	0	2	0				
Alan Ashby, S OBP: 0.329, SLG: 0.329										1	0	1	2	0	0	0				
Dave Smith, R										0	0	0	0	0	0	0				
Bob Knepper, L ERA: 3.3	(1, 1) 2.1 15 8 5 5 1 0 0 0 0 0 0 0 17 17 19.29 3.429																			
Julio Solano, R ERA: 2.05	(3, 1) 0.2 6 0 2 2 1 4 0 0 1 0 0 4 20 27.00 6.000																			
Vern Ruhle, R ERA: 4.58	(4, 1) 2.0 10 3 2 2 0 1 0 0 0 0 1 9 13 9.00 2.000																			
Tim Lincecum, R ERA: 3.69	(4, 9) 2.4 16 4 0 0 0 0 0 0 0 0 0 0 11 11 4.17 1.000																			
Mike Richardson, R OBP: 0.125, SLG: 0.125	(5, PH) 0.1 1 0 0 0 0 0 0 0 0 0 0 0 0 0 0 0																			
Terry Puhl, L OBP: 0.302, SLG: 0.431	(7, 9) 2.0 10 3 2 2 0 1 0 0 0 0 0 0 0 0 0 0																			
Inning Stats	R: 1 E: 0 K: 0 S: 5	H: 2 LOB: 2 BB: 1 P: 9	R: 2 E: 0 K: 1 S: 7	H: 3 LOB: 0 BB: 0 P: 7	R: 0 E: 0 K: 0 S: 4	H: 1 LOB: 1 BB: 0 P: 4	R: 0 E: 0 K: 1 S: 6	H: 1 LOB: 1 BB: 0 P: 6	R: 1 E: 1 K: 0 S: 5	H: 1 LOB: 1 BB: 0 P: 5	R: 1 E: 0 K: 2 S: 9	H: 2 LOB: 1 BB: 2 P: 9	R: 3 E: 0 K: 2 S: 9	H: 2 LOB: 1 BB: 2 P: 17	R: 2 E: 0 K: 0 S: 4	H: 1 LOB: 1 BB: 2 P: 12	1B: 8 2B: 3 3B: 0 HR: 2	SF: 1 SAC: 1 DP: 0 HBP: 0	WP: 1 PB: 0 SB: 2 CS: 1	PA: 43
PITCHER	IP WLS BF H R ER SO BB IBB HBP BLK WP HR S P ERA WHIP																			
Mark Thurmond, L ERA: 3.1	(1, 1) 5.0 24 8 4 3 2 1 0 0 0 0 0 1 9 13 18.00 3.000																			
Luis DeLeon, R ERA: 5.8	(6, 1) 1.0 6 2 2 2 2 1 0 0 0 0 0 1 9 13 18.00 3.000																			
Andy Hawkins, R ERA: 4.9	(7, 1) 0.1 3 1 0 0 0 1 0 0 0 0 0 0 2 6 0.00 6.000																			
Rich Gossage, R ERA: 3.13	(7, 1) 1.2 L 9 2 4 4 2 1 1 0 0 0 1 0 11 19 21.60 1.800																			



Batter	1	2	3	4	5	6	7	8	9	AB	R	H	RBI	BB	SO	LOB	TOP											
Dan Gladden, R OBP: 0.391, SLG: 0.441 (1, 8)	F8		F3					K		3	0	0	0	1	1	0												
Manny Trillo, R OBP: 0.295, SLG: 0.335 Brad Wellman, R OBP: 0.276, SLG: 0.305 (8, FR) (8, 4)	4-3			F3	CS	F2		E6		4	0	0	0	0	0	0												
Chili Davis, S OBP: 0.361, SLG: 0.509 (1, 7)	K			3-1		4-3		F7		4	0	0	0	0	1	1												
Scot Thompson, L OBP: 0.382, SLG: 0.353 (1, 3)					1B WP 1B			6-3		3	2	1	0	1	0	2												
Alejandro Sanchez, R OBP: 0.235, SLG: 0.235 (1, 9)	4-3				1B S 1B			F6		4	1	1	0	0	1	1												
Fran Mullins, R OBP: 0.286, SLG: 0.341 (1, 5)					1B S 1B			F7		4	0	2	3	0	0	0												
Johnnie LetMaster, R OBP: 0.260, SLG: 0.262 (1, 6)	9-3			F3				F4		4	0	1	0	0	0	2												
Randy Gomez, R OBP: 0.355, SLG: 0.208 (1, 2)			K			6-3				2	0	0	0	1	1	0												
Mark Grant, R (1, 1)			4-3					F7		2	0	0	0	0	0	0												
Mark Davis, L OBP: 0.166, SLG: 0.244 Dusty Baker Jr., R OBP: 0.375, SLG: 0.356 Gary Lavelle, S (7, PH) (7, 1)					F1					0	0	0	0	0	0	0												
Inning Stats	R: 0 E: 0 K: 1 S: 5	H: 0 LOB: 0 BB: 0 P: 5	R: 1 E: 0 K: 0 S: 3	H: 1 LOB: 0 BB: 1 P: 7	R: 0 E: 0 K: 1 S: 5	H: 0 LOB: 0 BB: 0 P: 5	R: 2 E: 0 K: 0 S: 6	H: 3 LOB: 1 BB: 0 P: 6	R: 0 E: 0 K: 0 S: 2	H: 0 LOB: 0 BB: 1 P: 6	R: 0 E: 0 K: 0 S: 3	H: 0 LOB: 0 BB: 0 P: 3	R: 0 E: 2 K: 1 S: 6	H: 1 LOB: 2 BB: 0 P: 10	R: 0 E: 2 K: 1 S: 6	H: 0 LOB: 2 BB: 0 P: 6	R: 0 E: 0 K: 0 S: 3	H: 0 LOB: 0 BB: 0 P: 3	1B: 5 2B: 1 3B: 0 HR: 0	SF: 0 SAC: 0 DP: 1 HBP: 0	WP: 1 PB: 1 SB: 2 CS: 1	PA: 35						
PITCHER	IP	WLS	BF	H	R	ER	SO	BB	IBB	HBP	BLK	WP	HR	S	P	ERA	WHIP											
Joe Niekro, R ERA: 2.9 Bill Dawley, R ERA: 1.9	(1, 1)	6.2	W	26	5	3	3	3	3	0	0	0	1	0	29	41	4.05	1.200										
(7, 1)	2.1	S	8	0	0	0	1	0	0	0	0	0	0	10	10	0.00	0.000											

San Francisco Giants @ Houston Astros
Astrodome, Houston, TX
Mon Sep 17 1984, 8:05 PM EDT
Att: 5,231 - Unknown

AB	31
R	3
H	5
RBI	3
BB	3
SO	4
LOB	8



Batter	1	2	3	4	5	6	7	8	9	AB	R	H	RBI	BB	SO	LOB	BOTTOM											
Bill Doran, S OBP: 0.356, SLG: 0.371 (1, 4)	F8	4-3				F8		F9		4	0	0	0	1	0	3												
Terry Puhl, L OBP: 0.381, SLG: 0.429 (1, 9)			4-3		F8		F7			4	0	1	0	0	0	3												
Denny Walling, L OBP: 0.328, SLG: 0.407 (1, 5)	4-3							K		4	2	2	0	0	1	1												
Jose Cruz, L OBP: 0.381, SLG: 0.459 (1, 7)	F8				F6			K		3	0	0	0	1	1	2												
Glenn Davis, R OBP: 0.333, SLG: 0.727 (1, 3)								F9		3	1	1	1	1	0	1												
Kevin Bass, S OBP: 0.276, SLG: 0.351 (1, 8)					F6					4	2	2	1	0	0	2												
Alan Ashby, S OBP: 0.333, SLG: 0.329 (1, 2)								F9		3	0	1	1	1	1	1												
Craig Reynolds, L OBP: 0.290, SLG: 0.370 Jim Pankovits, R OBP: 0.314, SLG: 0.433 Bert Pena, R OBP: 0.281, SLG: 0.310 (8, PH) (9, 6)										2	0	0	1	0	0	1												
Joe Niekro, R OBP: 0.156, SLG: 0.133 Bill Dawley, R OBP: 0.375, SLG: 0.625 (7, 1)										1	0	0	0	0	1	1												
Inning Stats	R: 0 E: 0 K: 0 S: 4	H: 1 LOB: 1 BB: 0 P: 4	R: 2 E: 0 K: 1 S: 7	H: 2 LOB: 1 BB: 1 P: 11	R: 1 E: 0 K: 0 S: 5	H: 2 LOB: 1 BB: 0 P: 5	R: 0 E: 0 K: 0 S: 3	H: 0 LOB: 2 BB: 2 P: 11	R: 1 E: 0 K: 1 S: 6	H: 1 LOB: 1 BB: 1 P: 10	R: 0 E: 0 K: 0 S: 4	H: 1 LOB: 0 BB: 0 P: 4	R: 0 E: 0 K: 2 S: 7	H: 0 LOB: 0 BB: 0 P: 7	R: 1 E: 0 K: 1 S: 7	H: 2 LOB: 1 BB: 0 P: 7	1B: 6 2B: 1 3B: 1 HR: 1	SF: 1 SAC: 1 DP: 0 HBP: 0	WP: 1 PB: 0 SB: 1 CS: 0	PA: 37								
PITCHER	IP	WLS	BF	H	R	ER	SO	BB	IBB	HBP	BLK	WP	HR	S	P	ERA	WHIP											
Mark Grant, R ERA: 6.7 Mark Davis, L ERA: 5.39 Gary Lavelle, L ERA: 2.91	(1, 1)	4.0	L	22	6	4	4	1	4	0	0	0	0	0	20	36	9.00	2.500										
(5, 1)	2.0		7	1	0	0	1	0	0	0	0	0	0	9	9	0.00	0.500											
(7, 1)	2.0		8	2	1	1	3	0	0	0	0	0	1	14	14	4.50	1.000											

San Francisco Giants @ Houston Astros
Astrodome, Houston, TX
Mon Sep 17 1984, 8:05 PM EDT
Att: 5,231 - Unknown

AB	31
R	5
H	9
RBI	4
BB	4
SO	5
LOB	16



Batter	1	2	3	4	5	6	7	8	9	10	AB	R	H	RBI	BB	SO	LOB	TOP	
Dan Gladden, R OBP: 0.398, SLG: 0.452 (1, 8)	0-0 4-3 1B	0-0 1B SF9 2B		4-0 G5-4-3 BB		0-3 K			0-0 S 2B		4	2	3	0	1	1	0		
Brad Wellman, R OBP: 0.275, SLG: 0.302 (1, 4)	0-0 4-3	0-0 1B		0-0 F3			0-0 4-3		0-3 K		5	0	1	1	0	1	3		
Chili Davis, S OBP: 0.359, SLG: 0.507 (1, 9)	0-0 WP BB 1B	0-0 SF9		0-0 G5-4-3			0-3 K		0-3 K		4	1	1	2	0	2	2		
Dusty Baker Jr., R OBP: 0.375, SLG: 0.354 (1, 7)	0-0 BB WP 1B	0-0 F9			0-0 F9		4-0 BB		0-0 F7		4	0	1	0	1	0	1		
Scott Garrelts, R OBP: 0.100, SLG: 0.100 (10, 1)											0	0	0	0	0	0	0		
Bob Brenly, R OBP: 0.352, SLG: 0.485 (1, 2)	4-0 BB 1B	0-0 F6			0-3 K		0-0 4-3		0-0 6-3		4	0	0	0	1	1	2		
Scott Thompson, L OBP: 0.275, SLG: 0.352 (1, 3)	4-0 BB			0-0 F5		0-0 S 1B		0-0 4-3		0-0 4-3	4	0	1	1	1	0	0		
Johnnie LeMaster, R OBP: 0.265, SLG: 0.282 (1, 6)	0-3 K			0-0 1B		0-0 F5		0-0 F3			4	0	1	0	0	1	4		
Fran Mullins, R OBP: 0.275, SLG: 0.326 (1, 5)	0-0 F5			0-0 F9			0-3 K		0-3 K		4	0	0	0	0	2	4		
George Riley, L OBP: 0.167, SLG: 0.167 (1, 1)				0-3 K			0-0 F3			0-0 6-3	3	1	1	0	0	1	1		
Greg Minton, S OBP: 0.091, SLG: 0.048 (7, 1)											1	0	0	0	0	0	0		
Gary Lavelle, S (9, 1)											0	0	0	0	0	0	0		
Joel Youngblood, R OBP: 0.328, SLG: 0.358 (10, 7)		2B 1B 1B									0	0	0	0	0	0	0		
Inning Stats	R: 2 E: 0 K: 1 S: 8	H: 3 LOB: 3 BB: 2 P: 16	R: 2 E: 0 K: 0 S: 6	H: 3 LOB: 1 BB: 0 P: 6	R: 0 E: 0 K: 1 S: 6	H: 1 LOB: 1 BB: 0 P: 6	R: 0 E: 0 K: 0 S: 2	H: 0 LOB: 0 BB: 1 P: 6	R: 0 E: 0 K: 1 S: 6	H: 0 LOB: 0 BB: 0 P: 7	R: 0 E: 0 K: 1 S: 5	H: 0 LOB: 1 BB: 1 P: 5	R: 0 E: 0 K: 2 S: 8	H: 1 LOB: 0 BB: 0 P: 8	R: 0 E: 0 K: 0 S: 3	H: 0 LOB: 0 BB: 0 P: 3	1B: 7 2B: 2 3B: 0 HR: 0	SF: 1 SAC: 0 DP: 1 HBP: 0	WP: 1 PA: 42
PITCHER	IP WLS BF H R ER SO	IP WLS BF H R ER SO	IP WLS BF H R ER SO	IP WLS BF H R ER SO	IP WLS BF H R ER SO	IP WLS BF H R ER SO	IP WLS BF H R ER SO	IP WLS BF H R ER SO	IP WLS BF H R ER SO	IP WLS BF H R ER SO	IP WLS BF H R ER SO	IP WLS BF H R ER SO	IP WLS BF H R ER SO	IP WLS BF H R ER SO	IP WLS BF H R ER SO	IP WLS BF H R ER SO	ERA WHIP	ERA WHIP	
Michael LaCoss, R ERA: 4.01 (1, 1)	0.1	0.2	3.0	3.0	2.0	1.0	1.0	1.0	1.0	1.0	1.0	1.0	1.0	1.0	1.0	1.0	1.0	54.00	12.000
Mike Madden, L ERA: 5.53 (1, 1)	0.2	4	1	1	1	1	1	1	1	1	1	1	1	1	1	1	1	13.50	3.000
Joe Sambilo, L ERA: 3.14 (2, 1)	3.0	12	3	1	1	1	1	1	1	1	1	1	1	1	1	1	1	3.00	1.333
Julio Solano, R ERA: 1.91 (5, 1)	3.0	11	1	0	0	4	1	0	0	0	0	0	0	0	0	0	0	0.00	0.667
Jeff Calhoun, L ERA: (8, 1)	2.0	7	1	0	0	3	0	0	0	0	0	0	0	0	0	0	0	0.00	0.500

San Francisco Giants @ Houston Astros
Astrodome, Houston, TX
Tue Sep 18 1984, 8:05 PM EDT
Att: 7,009 - Unknown

AB	37
R	4
H	9
RBI	4
BB	4
SO	9
LOB	17



Batter	1	2	3	4	5	6	7	8	9	10	AB	R	H	RBI	BB	SO	LOB	BOTTOM			
Bill Doran, S OBP: 0.355, SLG: 0.370 (1, 4)	0-0 6-3		0-0 1-3		0-0 5-3		0-0 1B 1B		0-0 SH3-4		4	1	1	0	0	0	0				
Kevin Bass, S OBP: 0.285, SLG: 0.357 (1, 8) (10, 9)	1-0 1B FC4-6 HBP		0-0 2B 1B		0-0 1B		0-0 1B 1B		0-0 6-3		4	2	3	0	0	0	1				
Phil Garner, R OBP: 0.354, SLG: 0.390 (1, 5)	0-0 FC4-6 1B		0-0 2B 1B		0-3 K		0-0 F6		0-0 3B		5	0	3	1	0	1	3				
Jose Cruz, L OBP: 0.379, SLG: 0.456 (1, 7)	0-0 FC4-6		0-0 F7		0-0 F9		0-0 S 1B		0-0 1-3		5	0	1	2	0	0	5				
Dave Smith, R (10, 1)	1-2 3H										0	0	0	0	0	0	0				
Glenn Davis, R OBP: 0.310, SLG: 0.667 (1, 3)	0-0 F8		0-0 1-3 2H 2B		0-0 F8		0-3 K		0-3 K		5	0	1	1	0	2	3				
Terry Puhl, L OBP: 0.379, SLG: 0.425 (1, 9) (10, 7)		0-0 4-3	0-0 F6		0-0 F7		0-0 F3		0-0 1B BB		4	1	0	0	1	0	2				
Mark Bailey, S OBP: 0.319, SLG: 0.346 (1, 2)		0-0 6-3		0-0 F8		4-0 BB		0-0 6-3		0-0 1B	4	0	1	0	1	0	0				
Bert Pena, R OBP: 0.286, SLG: 0.313 (1, 6)					0-0 F8		0-0 6-3		0-0 1B		3	0	1	0	0	0	1				
Craig Reynolds, L OBP: 0.291, SLG: 0.371 (8, PH) (9, 6)						0-0 5-3		0-0 6-3		0-0 1B	2	0	1	1	0	0	0				
Michael LaCoss, R ERA: 4.01 (1, 1)	6.1	7	2	1	1	1	1	1	1	1	1	1	1	1	1	1	1	5.40	1.200		
Greg Minton, R ERA: 3.83 (7, 1)	1.2	4	1	0	0	0	0	0	0	0	0	0	0	0	0	0	0	0.00	1.000		
Gary Lavelle, L ERA: 2.88 (9, 1)	1.0	4	2	1	1	1	1	1	1	1	0	0	0	0	0	0	0	0.00	0.000		
Scott Garrelts, R ERA: 5.68 (10, 1)	0.1	4	2	1	1	1	1	1	1	1	0	0	0	0	0	0	0	27.00	9.000		
Inning Stats	R: 1 E: 0 K: 0 S: 4	H: 1 LOB: 1 BB: 0 P: 5	R: 0 E: 0 K: 0 S: 4	H: 1 LOB: 1 BB: 0 P: 4	R: 1 E: 0 K: 0 S: 6	H: 3 LOB: 2 BB: 0 P: 6	R: 0 E: 0 K: 0 S: 3	H: 0 LOB: 0 BB: 0 P: 3	R: 0 E: 0 K: 1 S: 6	H: 0 LOB: 1 BB: 1 P: 7	R: 1 E: 0 K: 1 S: 8	H: 3 LOB: 2 BB: 0 P: 8	R: 0 E: 0 K: 0 S: 3	H: 0 LOB: 0 BB: 0 P: 3	R: 1 E: 0 K: 0 S: 5	H: 2 LOB: 1 BB: 0 P: 5	R: 1 E: 0 K: 1 S: 5	H: 2 LOB: 2 BB: 1 P: 9	1B: 11 2B: 1 3B: 1 HR: 0	SF: 0 SAC: 1 DP: 0 HBP: 1	WP: 0 PA: 44
PITCHER	IP WLS BF H R ER SO	IP WLS BF H R ER SO	IP WLS BF H R ER SO	IP WLS BF H R ER SO	IP WLS BF H R ER SO	IP WLS BF H R ER SO	IP WLS BF H R ER SO	IP WLS BF H R ER SO	IP WLS BF H R ER SO	IP WLS BF H R ER SO	IP WLS BF H R ER SO	IP WLS BF H R ER SO	IP WLS BF H R ER SO	IP WLS BF H R ER SO	IP WLS BF H R ER SO	IP WLS BF H R ER SO	ERA WHIP	ERA WHIP			

San Francisco Giants @ Houston Astros
Astrodome, Houston, TX
Tue Sep 18 1984, 8:05 PM EDT
Att: 7,009 - Unknown


AB	40
R	5
H	13
RBI	5
BB	2
SO	3
LOB	16



Batter	1	2	3	4	5	6	7	8	9	AB	R	H	RBI	BB	SO	LOB	TOP																				
Steve Sax, R OBP: 0.296, SLG: 0.301 (1, 4)										4	2	2	0	0	0	0																					
Dave Anderson, R OBP: 0.336, SLG: 0.331 (1, 5) (6, 6)										4	1	3	1	0	1	0																					
Bill Russell, R OBP: 0.330, SLG: 0.319 Greg Brock, L OBP: 0.325, SLG: 0.412 (1, 6) (6, 3)										2	0	0	1	0	0	2																					
Pedro Guerrero, R OBP: 0.352, SLG: 0.455 (1, 3) (6, 8)										4	0	1	0	0	0	0																					
Candy Maldonado, R OBP: 0.310, SLG: 0.373 (1, 9)										3	0	0	0	0	0	1																					
R.J. Reynolds, S OBP: 0.291, SLG: 0.335 (1, 8) (6, 7)										3	0	0	0	0	0	0																					
Ed Amelung, L OBP: 0.250, SLG: 0.211 (7, 7)										0	0	0	0	0	0	0																					
Mike Scioscia, L OBP: 0.380, SLG: 0.383 (1, 2)										3	0	1	0	0	1	0																					
Tony Brewer, R OBP: 0.094, SLG: 0.067 German Rivera, R OBP: 0.326, SLG: 0.369 (1, 7) (6, 5)										2	0	0	0	0	1	1																					
Jerry Reuss, L OBP: 0.261, SLG: 0.238 (1, 1)										1	0	1	0	0	0	0																					
Inning Stats	R: 0 E: 0 K: 0 S: 3	H: 1 LOB: 0 BB: 0 P: 3	R: 0 E: 0 K: 0 S: 3	H: 0 LOB: 0 BB: 0 P: 3	R: 0 E: 0 K: 2 S: 7	H: 1 LOB: 1 BB: 0 P: 7	R: 1 E: 0 K: 0 S: 5	H: 3 LOB: 1 BB: 0 P: 5	R: 0 E: 0 K: 1 S: 5	H: 0 LOB: 0 BB: 0 P: 5	R: 2 E: 0 K: 0 S: 5	H: 2 LOB: 0 BB: 0 P: 5	R: 0 E: 0 K: 0 S: 3	H: 0 LOB: 0 BB: 0 P: 3	R: 0 E: 0 K: 1 S: 5	H: 1 LOB: 0 BB: 0 P: 5	1B: 6 2B: 1 3B: 1 HR: 0	SF: 0 SAC: 1 DP: 3 HBP: 0	WP: 0 PA: 31 PB: 0 SB: 0 CS: 1																		
PITCHER	IP	WLS	BF	H	R	ER	SO	BB	IBB	HBP	BLK	WP	HR	S	P	ERA	WHIP	PITCHER			IP	WLS	BF	H	R	ER	SO	BB	IBB	HBP	BLK	WP	HR	S	P	ERA	WHIP
Bob Knepper, L ERA: 3.32 Bill Dawley, R ERA: 1.65 (1, 1) (8, 1)	7.0	L	25	7	3	3	3	0	0	0	0	0	0	31	31	3.86	1.000				2.0		6	1	0	0	1	0	0	0	0	0	8	8	0.00	0.500	

Los Angeles Dodgers @ Houston Astros
Astrodome, Houston, TX
Wed Sep 19 1984, 8:05 PM EDT
Att: 19,989 - Unknown


AB 30
R 3
H 8
RBI 2
BB 0
SO 4
LOB 6



Batter	1	2	3	4	5	6	7	8	9	AB	R	H	RBI	BB	SO	LOB	BOTTOM																				
Bill Doran, S OBP: 0.352, SLG: 0.367 (1, 4)										4	0	0	0	0	0	1																					
Kevin Bass, S OBP: 0.288, SLG: 0.366 (1, 8)										4	0	2	0	0	1	0																					
Phil Garner, R OBP: 0.351, SLG: 0.385 (1, 5)										4	0	0	0	0	1	3																					
Jose Cruz, L OBP: 0.377, SLG: 0.453 (1, 7)										4	1	0	0	0	0	3																					
Glenn Davis, R OBP: 0.303, SLG: 0.613 (1, 3)										4	0	1	0	0	2	3																					
Terry Puhl, L OBP: 0.376, SLG: 0.426 (1, 9)										4	0	1	1	0	0	1																					
Mark Bailey, S OBP: 0.316, SLG: 0.343 (1, 2)										3	0	0	0	1	0	2																					
Craig Reynolds, L OBP: 0.290, SLG: 0.369 Enos Cabell, R OBP: 0.310, SLG: 0.417 Bert Pena, R OBP: 0.286, SLG: 0.313 (1, 6) (7, PH) (8, 6)										2	0	0	0	0	1	2																					
Bob Knepper, L OBP: 0.244, SLG: 0.239 Jim Pankovits, R OBP: 0.310, SLG: 0.426 Bill Dawley, R OBP: 0.375, SLG: 0.625 (1, 1) (7, PH) (8, 1)										1	0	0	0	1	1	1																					
Inning Stats	R: 0 E: 1 K: 2 S: 9	H: 1 LOB: 2 BB: 0 P: 9	R: 0 E: 0 K: 2 S: 7	H: 0 LOB: 1 BB: 1 P: 11	R: 0 E: 0 K: 1 S: 5	H: 0 LOB: 0 BB: 0 P: 5	R: 1 E: 1 K: 0 S: 5	H: 1 LOB: 1 BB: 0 P: 5	R: 0 E: 0 K: 0 S: 4	H: 1 LOB: 2 BB: 1 P: 8	R: 0 E: 0 K: 0 S: 3	H: 1 LOB: 0 BB: 0 P: 3	R: 0 E: 0 K: 0 S: 3	H: 0 LOB: 0 BB: 0 P: 3	R: 0 E: 0 K: 1 S: 5	H: 0 LOB: 0 BB: 0 P: 5	1B: 1 2B: 3 3B: 0 HR: 0	SF: 0 SAC: 0 DP: 1 HBP: 0	WP: 0 PA: 34 PB: 0 SB: 0 CS: 0																		
PITCHER	IP	WLS	BF	H	R	ER	SO	BB	IBB	HBP	BLK	WP	HR	S	P	ERA	WHIP	PITCHER			IP	WLS	BF	H	R	ER	SO	BB	IBB	HBP	BLK	WP	HR	S	P	ERA	WHIP
Jerry Reuss, L ERA: 4.02 (1, 1)	9.0	W	34	4	1	0	6	2	0	0	0	0	0	44	52	0.00	0.667				9.0		34	4	1	0	6	2	0	0	0	0	44	52	0.00	0.667	

Los Angeles Dodgers @ Houston Astros
Astrodome, Houston, TX
Wed Sep 19 1984, 8:05 PM EDT
Att: 19,989 - Unknown

AB 32
R 1
H 4
RBI 1
BB 2
SO 6
LOB 16



Batter	1	2	3	4	5	6	7	8	9	AB	R	H	RBI	BB	SO	LOB	TOP																										
Steve Sax, R OBP: 0.295, SLG: 0.302 (1, 4)	1-3	F6			F3			E6 WP SF8	WP 2B	5	1	1	0	0	0	3																											
Dave Anderson, R OBP: 0.334, SLG: 0.332 (1, 6)	6-3		1B 2B		K			SF8 2-H	F8	4	1	1	1	0	1	1																											
Ken Landreaux, L OBP: 0.313, SLG: 0.381 Ed Amelung, L OBP: 0.244, SLG: 0.205 (8, PR) (8, 7)	K				4-3			1B 1B BB	F7	3	0	1	1	1	1	0																											
Pedro Guerrero, R OBP: 0.354, SLG: 0.455 (1, 8)		G3 E FC4-6 1B	6-3 1-2		5-3			E 1B 1B	WP IBB	4	2	2	0	1	0	1																											
Greg Brock, L OBP: 0.322, SLG: 0.408 (1, 3)		E3 FC4-6 G3 1-2	4-3		F3			E 1B 1B	6-3	5	1	1	1	0	0	3																											
Mike Scioscia, L OBP: 0.376, SLG: 0.378 (1, 2)		G3 1-2 2-3			F9			E3 1B 1-2 2-3		4	0	0	0	0	0	4																											
Terry Whitfield, L OBP: 0.315, SLG: 0.378 Candy Maldonado, R OBP: 0.315, SLG: 0.378 (7, PH) (7, 7) (8, 9)		FC4-6 BB			F7			FC7-4 1B 1-2 2-H 3-H	FC4-6 1B	1	0	0	0	1	0	0																											
German Rivera, R OBP: 0.320, SLG: 0.361 (1, 5)		FC4-6 BB 1-2 2-3 3-H			F8			FC7-4 1-2	F8	4	0	0	1	0	0	5																											
Orel Hershiser, R OBP: 0.235, SLG: 0.188 (1, 1)					6-3			F4 1-2	FC4-6	3	0	0	0	1	0	3																											
Inning Stats	R: 0 E: 0 K: 1 S: 5	H: 0 LOB: 0 BB: 0 P: 5	R: 1 E: 1 K: 0 S: 5	H: 1 LOB: 3 BB: 2 P: 13	R: 1 E: 0 K: 0 S: 4	H: 2 LOB: 0 BB: 0 P: 4	R: 0 E: 0 K: 0 S: 3	H: 0 LOB: 0 BB: 0 P: 3	R: 0 E: 0 K: 1 S: 5	H: 0 LOB: 0 BB: 0 P: 5	R: 0 E: 0 K: 0 S: 4	H: 1 LOB: 1 BB: 0 P: 4	R: 0 E: 0 K: 0 S: 8	H: 3 LOB: 2 BB: 1 P: 12	R: 0 E: 0 K: 0 S: 4	H: 1 LOB: 2 BB: 1 P: 8	1B: 6 2B: 2 3B: 0 HR: 0	SF: 1 SAC: 0 DP: 0 HBP: 0	WP: 2 PA: 41 PB: 0 SB: 0 CS: 1																								
PITCHER	IP WLS BF H R ER SO BB IBB HBP BLK WP HR S P ERA WHIP	IP WLS BF H R ER SO BB IBB HBP BLK WP HR S P ERA WHIP																																									
Nolan Ryan, R ERA: 3.04 Julio Solano, R ERA: 2.03 Jeff Calhoun, L ERA: Frank DiPino, L ERA: 3.58 Dave Smith, R ERA: 2.2	(1, 1) (2, 1) (4, 1) (7, 1) (8, 1)	1.1 1.2 3.0 1.1 0.2	L 7 2 11 2	7 2 9 4 0	1 1 0 4 0	0 1 0 1 0	1 1 0 0 0	0 0 0 0 0	0 0 0 0 0	0 0 0 0 0	0 0 0 0 0	0 0 0 0 0	0 0 0 0 0	0 0 0 0 0	0 0 0 0 0	0 0 0 0 0	0 0 0 0 0	0 0 0 0 0	0 0 0 0 0	0.00 5.40 0.00 6.75 0.00	1.500 1.800 0.000 3.750 0.000	Joe Sambito, L ERA: 3.07 (9, 1)	1.0	5	1	0	0	0	0	0	0	0	0	0	0	0	0	0	0	0	0.00	1.000	

Los Angeles Dodgers @ Houston Astros
 Astrodome, Houston, TX
 Thu Sep 20 1984, 8:05 PM EDT
 Att: 9,603 - Unknown

AB	36
R	6
H	8
RBI	6
BB	4
SO	2
LOB	21



Batter	1	2	3	4	5	6	7	8	9	AB	R	H	RBI	BB	SO	LOB	BOTTOM						
Bill Doran, S OBP: 0.350, SLG: 0.364 (1, 4)	K		FC4-6 1-2			F6		6-3		4	0	0	0	0	1	2							
Terry Puhl, L OBP: 0.377, SLG: 0.424 (1, 9)	K				4-3			1B 2-H 1B	1-3	4	0	1	1	0	1	0							
Phil Garner, R OBP: 0.351, SLG: 0.385 Frank DiPino, L Dave Smith, R Joe Sambito, L Jerry Mumphrey, S OBP: 0.357, SLG: 0.395 (9, PH) Jose Cruz, L OBP: 0.376, SLG: 0.452 (1, 7)	5-3				K			1B 1-3 1B	1B 1B	3	0	1	0	0	1	0							
Glenn Davis, R OBP: 0.297, SLG: 0.571 (1, 3)		F6			4-3			F7		4	0	1	1	0	0	0							
Kevin Bass, S OBP: 0.287, SLG: 0.364 (1, 8)		K				G4-6-3 1B		4-3		4	0	1	0	0	1	2							
Alan Ashby, S OBP: 0.326, SLG: 0.321 (1, 2)			K			G4-6-3 1B 1-2		4-3		4	0	0	0	0	1	3							
Craig Reynolds, L OBP: 0.290, SLG: 0.369 (1, 6)			F3					F3		3	1	1	0	0	0	0							
Nolan Ryan, R Julio Solano, R Mike Richards, R Jeff Calhoun, L Denny Walling, L (1, 1) (2, 1) (3, PH) (4, 1) (5, PH) (7, 5)								G3 1B 1B	G3 1B	0	0	0	0	0	0	0							
Inning Stats	R: 0 E: 0 K: 2 S: 7	H: 0 LOB: 0 BB: 0 P: 7	R: 0 E: 0 K: 1 S: 5	H: 0 LOB: 0 BB: 0 P: 5	R: 0 E: 0 K: 1 S: 6	H: 1 LOB: 1 BB: 0 P: 6	R: 0 E: 0 K: 1 S: 5	H: 0 LOB: 0 BB: 0 P: 5	R: 0 E: 0 K: 0 S: 3	H: 0 LOB: 0 BB: 0 P: 3	R: 0 E: 0 K: 0 S: 3	H: 0 LOB: 0 BB: 0 P: 3	R: 0 E: 0 K: 0 S: 3	H: 0 LOB: 0 BB: 0 P: 3	R: 0 E: 0 K: 0 S: 6	H: 3 LOB: 2 BB: 0 P: 6	R: 0 E: 0 K: 0 S: 3	H: 0 LOB: 0 BB: 0 P: 3	R: 1 E: 0 K: 0 S: 6	H: 3 LOB: 2 BB: 0 P: 6	1B: 8 2B: 0 3B: 0 HR: 0	SF: 0 SAC: 0 DP: 1 HBP: 0	WP: 0 PA: 34 PB: 0 SB: 0 CS: 0
PITCHER	IP WLS BF H R ER SO BB IBB HBP BLK WP HR S P ERA WHIP	IP WLS BF H R ER SO BB IBB HBP BLK WP HR S P ERA WHIP																					
Orel Hershiser, R ERA: 2.46 (1, 1)	9.0	W	34	8	2	2	5	0	0	0	0	0	0	0	0	0	0	0	0	0	2.00	0.889	

Los Angeles Dodgers @ Houston Astros
 Astrodome, Houston, TX
 Thu Sep 20 1984, 8:05 PM EDT
 Att: 9,603 - Unknown

AB	34
R	2
H	8
RBI	2
BB	0
SO	5
LOB	10



Batter	1	2	3	4	5	6	7	8	9	AB	R	H	RBI	BB	SO	LOB	TOP										
Eddie Milner, L OBP: 0.343, SLG: 0.352 (1, 8)										5	0	1	0	0	1	3											
Ron Oester, S OBP: 0.296, SLG: 0.321 (1, 4)										5	0	2	0	0	0	0											
Dave Parker, L OBP: 0.327, SLG: 0.415 Ted Power, R (9, 1)										5	1	2	0	0	0	1											
Cesar Cedeno, R OBP: 0.310, SLG: 0.422 (7, 3)										5	1	4	2	0	0	2											
Tony Perez, R OBP: 0.285, SLG: 0.343 Gary Redus, R OBP: 0.343, SLG: 0.381 (1, 3)										3	0	0	0	1	1	2											
Wayne Krenchicki, L OBP: 0.352, SLG: 0.475 (1, 5)										4	0	0	0	0	0	2											
Dave Concepcion, R OBP: 0.301, SLG: 0.310 (1, 6)										4	3	3	0	0	0	0											
Brad Gulden, L OBP: 0.302, SLG: 0.306 (1, 2)										4	0	1	0	0	0	2											
Mario Soto, R OBP: 0.200, SLG: 0.304 Duane Walker, L OBP: 0.385, SLG: 0.527 (9, 9)										3	0	2	3	0	0	0											
Inning Stats	R: 1 E: 0 K: 0 S: 4	H: 2 LOB: 2 BB: 1 P: 8	R: 1 E: 0 K: 0 S: 5	H: 2 LOB: 1 BB: 0 P: 5	R: 1 E: 0 K: 1 S: 6	H: 1 LOB: 0 BB: 0 P: 6	R: 0 E: 0 K: 0 S: 3	H: 0 LOB: 0 BB: 0 P: 3	R: 0 E: 0 K: 0 S: 5	H: 3 LOB: 2 BB: 0 P: 5	R: 1 E: 0 K: 1 S: 8	H: 3 LOB: 2 BB: 0 P: 8	R: 0 E: 0 K: 0 S: 5	H: 2 LOB: 2 BB: 0 P: 5	R: 1 E: 0 K: 0 S: 4	H: 1 LOB: 1 BB: 0 P: 4	R: 0 E: 0 K: 0 S: 4	H: 1 LOB: 1 BB: 0 P: 4	1B: 11 2B: 3 3B: 0 HR: 1	SF: 1 SAC: 0 DP: 0 HBP: 0	WP: 0 PA: 41 PB: 0 SB: 1 CS: 1						
PITCHER	IP	WLS	BF	H	R	ER	SO	BB	IBB	HBP	BLK	WP	HR	S	P	ERA	WHIP										
Joe Niekro, R ERA: 2.97 (1, 1)	6.0	L	29	11	4	4	2	1	0	0	0	0	1	31	35	6.00	2.000										
Dave Smith, R ERA: 2.17 (7, 1)	1.0	S	5	2	0	0	0	0	0	0	0	0	0	5	5	0.00	2.000										
Joe Sambito, L ERA: 3.13 (8, 1)	2.0	S	8	2	1	1	0	0	0	0	0	0	0	8	8	4.50	1.000										

Cincinnati Reds @ Houston Astros
Astrodome, Houston, TX
Fri Sep 21 1984, 8:05 PM EDT
Att: 8,676 - Unknown

AB	39
R	5
H	15
RBI	5
BB	1
SO	2
LOB	13



Batter	1	2	3	4	5	6	7	8	9	AB	R	H	RBI	BB	SO	LOB	BOTTOM										
Bill Doran, S OBP: 0.349, SLG: 0.362 (1, 4)										3	0	0	0	1	1	0											
Terry Puhl, L OBP: 0.376, SLG: 0.426 (1, 9)										3	1	1	0	1	0	1											
Phil Garner, R OBP: 0.350, SLG: 0.389 (1, 5)										4	1	1	1	0	0	2											
Jose Cruz, L OBP: 0.377, SLG: 0.453 (1, 7)										3	0	1	1	1	2	1											
Glenn Davis, R OBP: 0.268, SLG: 0.513 (1, 3)										4	0	0	0	0	1	2											
Kevin Bass, S OBP: 0.287, SLG: 0.362 (1, 8)										4	0	1	0	0	1	0											
Alan Ashby, S OBP: 0.324, SLG: 0.319 (1, 2)										4	0	1	0	0	0	0											
Craig Reynolds, L OBP: 0.289, SLG: 0.372 (1, 6)										4	0	1	0	0	0	2											
Joe Niekro, R OBP: 0.152, SLG: 0.130 Dave Smith, R (7, 1)										2	0	0	0	0	0	1											
Mike Richardt, R OBP: 0.200, SLG: 0.158 Joe Sambito, L (8, 1)										1	0	0	0	0	1	0											
Inning Stats	R: 0 E: 0 K: 1 S: 5	H: 0 LOB: 2 BB: 2 P: 13	R: 0 E: 0 K: 1 S: 6	H: 1 LOB: 1 BB: 0 P: 6	R: 0 E: 0 K: 1 S: 5	H: 0 LOB: 0 BB: 0 P: 5	R: 0 E: 0 K: 1 S: 7	H: 2 LOB: 2 BB: 0 P: 7	R: 1 E: 0 K: 1 S: 7	H: 2 LOB: 1 BB: 0 P: 7	R: 0 E: 0 K: 0 S: 3	H: 0 LOB: 0 BB: 0 P: 3	R: 0 E: 0 K: 1 S: 5	H: 0 LOB: 0 BB: 0 P: 5	R: 1 E: 0 K: 0 S: 3	H: 1 LOB: 1 BB: 0 P: 7	R: 0 E: 0 K: 0 S: 3	H: 0 LOB: 0 BB: 0 P: 3	1B: 2 2B: 2 3B: 2 HR: 0	SF: 0 SAC: 0 DP: 0 HBP: 0	WP: 0 PA: 35 PB: 0 SB: 1 CS: 0						
PITCHER	IP	WLS	BF	H	R	ER	SO	BB	IBB	HBP	BLK	WP	HR	S	P	ERA	WHIP										
Mario Soto, R ERA: 3.42 (1, 1)	8.0	W	32	6	2	2	6	3	0	0	0	0	0	41	53	2.25	1.125										
Ted Power, R ERA: 2.96 (9, 1)	1.0	S	3	0	0	0	0	0	0	0	0	0	0	3	3	0.00	0.000										

Cincinnati Reds @ Houston Astros
Astrodome, Houston, TX
Fri Sep 21 1984, 8:05 PM EDT
Att: 8,676 - Unknown

AB	32
R	2
H	6
RBI	2
BB	3
SO	6
LOB	9



Batter	1	2	3	4	5	6	7	8	9	AB	R	H	RBI	BB	SO	LOB	TOP				
Gary Redus, R (1,7) OBP: 0.340, SLG: 0.377	0-3 K		0-3 K			0-3 K		0-0 L4-3		4	0	0	0	0	3	1					
Eddie Milner, L (1,8) OBP: 0.339, SLG: 0.348	0-3 K		0-3 K			0-0 F3			0-3 K	4	0	0	0	0	3	0					
Cesar Cedeno, R (1,9) OBP: 0.312, SLG: 0.424	0-0 2B			0-0 1-3		0-0 F7			0-0 6-3	4	0	2	0	0	0	0					
Alan Knicely, R (1,3) OBP: 0.188, SLG: 0.148	0-0 F8			0-0 F9			0-0 5-3		0-0 6-3	4	0	0	0	0	0	2					
Dave Concepcion, R (1,6) OBP: 0.299, SLG: 0.307		0-0 F9		0-0 6-3			0-0 6-3		0-3 K	4	0	0	0	0	1	1					
Nick Esasky, R (1,5) OBP: 0.295, SLG: 0.348		HR			4-0 FC6-4 BB		4-0 BB			1	1	1	1	2	0	0					
Ron Oester, S (1,4) OBP: 0.293, SLG: 0.320		0-0 5-3			0-0 F6		0-0 6-3			3	0	0	0	0	0	2					
Dave Vangorder, R (1,2) OBP: 0.313, SLG: 0.250		0-0 F6			0-0 FC6-4 FC6-4			0-0 F3		3	0	0	0	0	0	1					
Joe Price, R (1,1) OBP: 0.180, SLG: 0.167			0-3 K			0-0 FC6-4				2	0	0	0	0	1	1					
Tony Perez, R (8,PH) OBP: 0.295, SLG: 0.348						0-0 FC6-4				1	0	1	0	0	0	0					
Skeeter Barnes, R (8,PR) OBP: 0.178, SLG: 0.190										0	0	0	0	0	0	0					
Tom Hume, R (8,1) OBP: 0.174, SLG: 0.136								0-0 L4-3 1B		0	0	0	0	0	0	0					
Inning Stats	R: 0 E: 0 K: 2 S: 8	H: 1 LOB: 1 BB: 0 P: 8	R: 1 E: 0 K: 0 S: 4	H: 1 LOB: 0 BB: 0 P: 4	R: 0 E: 0 K: 3 S: 9	H: 0 LOB: 0 BB: 0 P: 9	R: 0 E: 0 K: 0 S: 3	H: 0 LOB: 1 BB: 1 P: 7	R: 0 E: 0 K: 1 S: 5	H: 0 LOB: 1 BB: 1 P: 7	R: 0 E: 0 K: 0 S: 3	H: 1 LOB: 1 BB: 0 P: 3	R: 0 E: 0 K: 2 S: 8	H: 1 LOB: 1 BB: 0 P: 8	1B: 2 2B: 2 3B: 0 HR: 1	SF: 0 SAC: 0 DP: 1 HBP: 0	WP: 0 PA: 32 PB: 0 SB: 0 CS: 0				
PITCHER Bob Knepper, L (1,1) ERA: 3.23	IP: 9.0 WLS: W BF: 32	H: 4 R: 1 ER: 1 SO: 8	BB: 2 IBB: 0 HBP: 0 BLK: 0	WP: 0 HR: 1 S: 46 P: 54	ERA: 1.00 WHIP: 0.667	PITCHER											IP: 9.0 WLS: W BF: 32	H: 4 R: 1 ER: 1 SO: 8	BB: 2 IBB: 0 HBP: 0 BLK: 0	WP: 0 HR: 1 S: 46 P: 54	ERA: 1.00 WHIP: 0.667

Cincinnati Reds @ Houston Astros
Astrodome, Houston, TX
Sun Sep 23 1984, 8:05 PM EDT
Att: 10,379 - Unknown

AB	30
R	1
H	4
RBI	1
BB	2
SO	8
LOB	8



Batter	1	2	3	4	5	6	7	8	9	AB	R	H	RBI	BB	SO	LOB	BOTTOM				
Bill Doran, S (1,4) OBP: 0.348, SLG: 0.366	0-0 6-3 1B		4-0 CS BB			0-0 HR		0-0 6-3		3	1	2	1	1	0	0					
Kevin Bass, S (1,8) OBP: 0.285, SLG: 0.358	0-0 6-3		0-0 CS	0-0 F7		0-0 6-3		0-0 S 1B		4	0	1	0	0	0	1					
Phil Garner, R (1,5) OBP: 0.353, SLG: 0.387	0-3 K			0-0 1B		0-0 4-3 1B		0-0 F8		4	0	2	0	0	1	2					
Jose Cruz, L (1,7) OBP: 0.377, SLG: 0.452	0-0 F7			0-0 1B		0-0 4-3		4-0 FC6-4 IBB		3	0	1	0	1	0	2					
Glenn Davis, R (1,3) OBP: 0.260, SLG: 0.447		0-0 6-3		0-3 K		0-0 F2		0-0 FC6-4		4	0	0	0	0	1	5					
Enos Cabell, R (9,3) OBP: 0.341, SLG: 0.419								1-2 FC6-4		0	0	0	0	0	0	0					
Terry Puhl, L (1,9) OBP: 0.379, SLG: 0.432		0-0 F2		0-0 F8			0-0 HR			3	1	1	1	0	0	2					
Alan Ashby, S (1,2) OBP: 0.316, SLG: 0.310		0-0 1-3			0-0 F7		0-0 F9			3	0	0	0	0	0	0					
Bert Pena, R (1,6) OBP: 0.262, SLG: 0.308			0-3 K		0-0 F8		0-0 F8			3	0	0	0	0	1	0					
Bob Knepper, L (1,1) OBP: 0.235, SLG: 0.230			0-3 K		0-3 K		0-3 K			3	0	0	0	0	3	0					
Inning Stats	R: 0 E: 0 K: 1 S: 6	H: 1 LOB: 1 BB: 0 P: 6	R: 0 E: 0 K: 0 S: 3	H: 0 LOB: 0 BB: 0 P: 3	R: 0 E: 0 K: 2 S: 6	H: 0 LOB: 1 BB: 1 P: 10	R: 0 E: 0 K: 1 S: 7	H: 2 LOB: 2 BB: 0 P: 7	R: 0 E: 0 K: 1 S: 5	H: 0 LOB: 0 BB: 0 P: 5	R: 1 E: 0 K: 0 S: 5	H: 2 LOB: 1 BB: 0 P: 5	R: 1 E: 0 K: 1 S: 6	H: 1 LOB: 0 BB: 0 P: 6	R: 0 E: 0 K: 0 S: 4	H: 1 LOB: 2 BB: 1 P: 8	1B: 5 2B: 0 3B: 0 HR: 2	SF: 0 SAC: 0 DP: 0 HBP: 0	WP: 0 PA: 33 PB: 0 SB: 1 CS: 1		
PITCHER Joe Price, L (1,1) ERA: 4.19	IP: 7.0 WLS: L BF: 27	H: 6 R: 2 ER: 2 SO: 6	BB: 1 IBB: 0 HBP: 0 BLK: 0	WP: 0 HR: 2 S: 38 P: 42	ERA: 2.57 WHIP: 1.000	PITCHER											IP: 7.0 WLS: L BF: 27	H: 6 R: 2 ER: 2 SO: 6	BB: 1 IBB: 0 HBP: 0 BLK: 0	WP: 0 HR: 2 S: 38 P: 42	ERA: 2.57 WHIP: 1.000
PITCHER Tom Hume, R (8,1) ERA: 5.64	IP: 1.0 WLS: L BF: 5	H: 1 R: 0 ER: 0 SO: 0	BB: 0 IBB: 1 HBP: 0 BLK: 0	WP: 0 HR: 0 S: 4 P: 8	ERA: 0.00 WHIP: 1.000	PITCHER											IP: 1.0 WLS: L BF: 5	H: 1 R: 0 ER: 0 SO: 0	BB: 0 IBB: 1 HBP: 0 BLK: 0	WP: 0 HR: 0 S: 4 P: 8	ERA: 0.00 WHIP: 1.000

Cincinnati Reds @ Houston Astros
Astrodome, Houston, TX
Sun Sep 23 1984, 8:05 PM EDT
Att: 10,379 - Unknown

AB	30
R	2
H	7
RBI	2
BB	2
SO	6
LOB	12



Batter	1	2	3	4	5	6	7	8	9	AB	R	H	RBI	BB	SO	LOB	TOP					
Bill Doran, S OBP: 0.348, SLG: 0.365 (1, 4)										4	0	1	0	0	0	2	Houston Astros @ Los Angeles Dodgers Dodger Stadium, Los Angeles, CA Mon Sep 24 1984, 7:05 PM PDT Att: 20,654 - Unknown					
Enos Cabell, R OBP: 0.342, SLG: 0.420 (1, 3)										4	0	2	0	0	1	1						
Phil Garner, R OBP: 0.352, SLG: 0.385 (1, 5)										4	0	1	0	0	1	1						
Jose Cruz, L OBP: 0.377, SLG: 0.451 (1, 7)										4	1	1	0	0	0	2						
Kevin Bass, S OBP: 0.284, SLG: 0.357 (1, 8)										4	0	1	0	0	0	1						
Terry Puhl, L OBP: 0.379, SLG: 0.432 (1, 9)										3	0	1	0	0	0	2						
Alan Ashby, S OBP: 0.311, SLG: 0.306 (1, 2)										2	0	0	1	0	0	1						
Craig Reynolds, L OBP: 0.289, SLG: 0.371 (1, 6)										3	0	0	0	0	1	1						
Michael LaCoss, R OBP: 0.125, SLG: 0.161 (6, PH)										1	0	1	0	0	0	0						
Mike Richardt, R OBP: 0.227, SLG: 0.190 (6, PH)										1	0	1	0	0	0	0						
Jeff Calhoun, L (6, PH)										0	0	0	0	0	0	0						
Tim Tolman, R OBP: 0.188, SLG: 0.250 (8, PH)										1	0	0	0	0	0	0						
Joe Sambito, L (8, 1)										0	0	0	0	0	0	0						
Inning Stats	R: 0 E: 0 K: 1 S: 5	H: 1 LOB: 0 BB: 0 P: 5	R: 0 E: 0 K: 0 S: 4	H: 1 LOB: 1 BB: 0 P: 4	R: 0 E: 0 K: 1 S: 5	H: 1 LOB: 0 BB: 0 P: 5	R: 0 E: 0 K: 0 S: 4	H: 2 LOB: 1 BB: 0 P: 4	R: 0 E: 0 K: 0 S: 3	H: 0 LOB: 0 BB: 0 P: 3	R: 0 E: 0 K: 0 S: 4	H: 2 LOB: 1 BB: 0 P: 4	R: 1 E: 0 K: 0 S: 5	H: 2 LOB: 1 BB: 0 P: 5	R: 0 E: 0 K: 1 S: 5	H: 0 LOB: 0 BB: 0 P: 5	R: 0 E: 0 K: 0 S: 3	H: 0 LOB: 0 BB: 0 P: 3	1B: 9 2B: 0 3B: 0 HR: 0	SF: 1 SAC: 0 DP: 3 HBP: 0	WP: 0 PB: 0 SB: 0 CS: 1	PA: 33
PITCHER	IP WLS BF H R ER SO BB IBB HBP BLK WP HR S P ERA WHIP																					
Jerry Reuss, L ERA: 3.82 (1, 1)	7.0 W 26 9 1 1 2 0 0 0 0 0 0 30 30 1.29 1.286																					
Ken Howell, R ERA: 3.47 (8, 1)	2.0 6 0 0 0 1 0 0 0 0 0 0 8 8 0.00 0.000																					

Batter	1	2	3	4	5	6	7	8	9	AB	R	H	RBI	BB	SO	LOB	BOTTOM	
Steve Sax, R OBP: 0.297, SLG: 0.303 (1, 4)										3	0	1	1	0	0	0	Houston Astros @ Los Angeles Dodgers Dodger Stadium, Los Angeles, CA Mon Sep 24 1984, 7:05 PM PDT Att: 20,654 - Unknown	
Bill Russell, R OBP: 0.336, SLG: 0.331 (1, 6)										4	1	2	0	0	0	0		
Ken Landreaux, L OBP: 0.297, SLG: 0.378 (1, 9)										3	1	0	0	0	1	3		
Candy Maldonado, R OBP: 0.316, SLG: 0.383 (6, PH)										1	0	0	0	0	0	0		
Pedro Guerrero, R OBP: 0.353, SLG: 0.459 (1, 8)										4	1	1	3	0	1	1		
Mike Marshall, R OBP: 0.318, SLG: 0.444 (1, 7)										4	0	0	0	0	1	1		
Ed Amelung, L OBP: 0.244, SLG: 0.205 (9, 7)										0	0	0	0	0	0	0		
Mike Scioscia, L OBP: 0.375, SLG: 0.377 (1, 2)										2	0	1	0	1	0	0		
Sid Bream, L OBP: 0.239, SLG: 0.205 (1, 3)										3	0	1	0	0	1	1		
German Rivera, R OBP: 0.322, SLG: 0.366 (1, 5)										3	1	2	0	0	1	2		
Jerry Reuss, L OBP: 0.240, SLG: 0.217 (1, 1)										2	0	0	0	0	1	1		
Tony Brewer, R OBP: 0.143, SLG: 0.094 (7, PH)										1	1	1	0	0	0	0		
Ken Howell, R (8, 1)										0	0	0	0	0	0	0		
Inning Stats	R: 0 E: 0 K: 0 S: 3	H: 0 LOB: 0 BB: 0 P: 3	R: 0 E: 0 K: 2 S: 9	H: 2 LOB: 2 BB: 0 P: 9	R: 3 E: 0 K: 0 S: 6	H: 3 LOB: 0 BB: 0 P: 6	R: 0 E: 0 K: 1 S: 5	H: 1 LOB: 1 BB: 1 P: 9	R: 0 E: 0 K: 0 S: 3	H: 0 LOB: 0 BB: 0 P: 3	R: 2 E: 0 K: 1 S: 7	H: 2 LOB: 0 BB: 0 P: 7	R: 0 E: 1 K: 1 S: 5	H: 0 LOB: 0 BB: 0 P: 5	1B: 7 2B: 2 3B: 0 HR: 1	SF: 0 SAC: 1 DP: 3 HBP: 0	WP: 0 PB: 0 SB: 3 CS: 1	PA: 32
PITCHER	IP WLS BF H R ER SO BB IBB HBP BLK WP HR S P ERA WHIP																	
Michael LaCoss, R ERA: 4.06 (1, 1)	5.0 L 21 7 3 3 4 0 0 0 0 0 0 10 10 5.40 1.600																	
Jeff Calhoun, L ERA: 0.69 (6, 1)	2.0 8 2 2 1 1 0 0 0 0 0 0 10 10 4.50 1.000																	
Joe Sambito, L ERA: 3.06 (8, 1)	1.0 3 0 0 0 1 0 0 0 0 0 0 5 5 0.00 0.000																	

AB	31
R	1
H	9
RBI	1
BB	0
SO	3
LOB	11




Batter	1	2	3	4	5	6	7	8	9	AB	R	H	RBI	BB	SO	LOB	TOP					
Jim Pankovits, R (1, 4) OBP: 0.291, SLG: 0.408										4	0	0	0	0	4	0	Houston Astros @ Los Angeles Dodgers Dodger Stadium, Los Angeles, CA Wed Sep 26 1984, 7:05 PM PDT Att: 23,135 - Unknown					
Kevin Bass, S (1, 8) OBP: 0.285, SLG: 0.364			6-3			5-3		F9		4	0	0	0	0	1	0						
Phil Garner, R (1, 5) OBP: 0.359, SLG: 0.395	1B		1B			K		F8		4	0	2	0	0	1	0						
Jose Cruz, L (1, 7) OBP: 0.379, SLG: 0.462	1B		F9			HR		SH1-4 2B	1B	4	2	3	1	0	0	1						
Glenn Davis, R (1, 3) OBP: 0.293, SLG: 0.453	BB			K		F7		SH1-4		2	0	0	0	1	1	0						
Terry Puhl, L (1, 9) OBP: 0.377, SLG: 0.426	F7			K			FC1-6 BB	5-3 2B	BB	2	1	0	0	2	1	3						
Alan Ashby, S (1, 2)		5-3		1-3			FC1-6	5-3		4	0	0	0	0	0	3						
Craig Reynolds, L (1, 6) OBP: 0.287, SLG: 0.368		3-1			K		F8			3	0	0	0	0	1	1						
Mike Richard, R (9, PH) OBP: 0.293, SLG: 0.273										1	0	1	2	0	0	0						
Bert Pena, R (9, 6) OBP: 0.262, SLG: 0.308								2B		0	0	0	0	0	0	0						
Mike Scott, R (1, 1) OBP: 0.163, SLG: 0.170		6-3			K		K			2	0	0	0	0	1	0						
Enos Cabell, R (7, PH) OBP: 0.341, SLG: 0.419										1	0	0	0	0	1	1						
Bill Dawley, R (7, 1) OBP: 0.333, SLG: 0.556										1	0	0	0	0	1	1						
Inning Stats	R: 0 E: 0 K: 2 S: 9	H: 2 LOB: 3 BB: 1 P: 13	R: 0 E: 0 K: 0 S: 3	H: 0 LOB: 0 BB: 0 P: 3	R: 0 E: 0 K: 1 S: 6	H: 1 LOB: 1 BB: 0 P: 6	R: 0 E: 0 K: 2 S: 7	H: 0 LOB: 0 BB: 0 P: 7	R: 0 E: 0 K: 3 S: 9	H: 0 LOB: 0 BB: 0 P: 9	R: 1 E: 0 K: 1 S: 6	H: 1 LOB: 0 BB: 0 P: 6	R: 0 E: 0 K: 1 S: 5	H: 0 LOB: 1 BB: 1 P: 9	R: 0 E: 0 K: 1 S: 5	H: 0 LOB: 0 BB: 0 P: 5	R: 2 E: 0 K: 1 S: 7	H: 2 LOB: 1 BB: 1 P: 11	1B: 4 2B: 1 3B: 0 HR: 1	SF: 0 SAC: 1 DP: 0 HBP: 0	WP: 0 PB: 0 SB: 1 CS: 0	PA: 36
PITCHER Fernando Valenzuela, L (1, 1) ERA: 3.03	IP: 9.0 WLS: L BF: 36	H: 6 R: 3 ER: 3 SO: 12	BB: 3 IBB: 0 HBP: 0 BLK: 0	WP: 0 HR: 1 S: 57 P: 69	ERA: 3.00 WHIP: 1.000	PITCHER										IP: 9.0 WLS: L BF: 36	H: 6 R: 3 ER: 3 SO: 12	BB: 3 IBB: 0 HBP: 0 BLK: 0	WP: 0 HR: 1 S: 57 P: 69	ERA: 3.00 WHIP: 1.000		

Batter	1	2	3	4	5	6	7	8	9	AB	R	H	RBI	BB	SO	LOB	BOTTOM			
Steve Sax, R (1, 4) OBP: 0.295, SLG: 0.301	6-3		FC1-6 F8 1B		5-3		F7			4	1	0	0	0	0	3	Houston Astros @ Los Angeles Dodgers Dodger Stadium, Los Angeles, CA Wed Sep 26 1984, 7:05 PM PDT Att: 23,135 - Unknown			
Bill Russell, R (1, 6) OBP: 0.330, SLG: 0.324	E2		1B		F8		4-3			4	0	1	0	0	0	0				
Ken Landreaux, L (1, 9) OBP: 0.294, SLG: 0.373	F6		F8		F9		F4			4	0	0	0	0	0	3				
Pedro Guerrero, R (1, 8) OBP: 0.355, SLG: 0.461	F5		1B		F8		1B			4	0	2	1	0	0	1				
Mike Marshall, R (1, 7) OBP: 0.317, SLG: 0.441	4-3		F7		5-3		5-3			4	0	0	0	0	0	3				
Mike Scioscia, L (1, 2) OBP: 0.370, SLG: 0.370	K		4-3		F3		F8			4	0	0	0	0	1	0				
Sid Bream, L (1, 3) OBP: 0.263, SLG: 0.267					3-1		SH3-4 BB			2	0	1	0	1	0	0				
Rafael Landestoy, S (7, PR) OBP: 0.200, SLG: 0.241										0	0	0	0	0	0	0				
Franklin Stubbs, L (8, 3) OBP: 0.275, SLG: 0.349	1B									1	0	0	0	0	0	0				
German Rivera, R (1, 5) OBP: 0.320, SLG: 0.362	6-3						SH3-4			2	0	1	0	0	0	1				
R.J. Reynolds, S (9, PH) OBP: 0.295, SLG: 0.338					1B					1	0	0	0	0	0	0				
Fernando Valenzuela, L (1, 1) OBP: 0.200, SLG: 0.342					F8		F7			3	0	1	0	0	0	3				
Inning Stats	R: 0 E: 1 K: 0 S: 4	H: 0 LOB: 1 BB: 0 P: 4	R: 0 E: 0 K: 1 S: 6	H: 1 LOB: 1 BB: 0 P: 6	R: 1 E: 0 K: 0 S: 6	H: 3 LOB: 2 BB: 0 P: 6	R: 0 E: 0 K: 0 S: 4	H: 1 LOB: 1 BB: 0 P: 4	R: 0 E: 0 K: 0 S: 3	H: 0 LOB: 0 BB: 0 P: 3	R: 0 E: 0 K: 0 S: 3	H: 0 LOB: 2 BB: 1 P: 7	R: 0 E: 0 K: 0 S: 4	H: 1 LOB: 1 BB: 0 P: 4	R: 0 E: 0 K: 0 S: 3	H: 0 LOB: 0 BB: 0 P: 3	1B: 6 2B: 0 3B: 0 HR: 0	SF: 0 SAC: 1 DP: 0 HBP: 0	WP: 0 PB: 0 SB: 1 CS: 0	PA: 35
PITCHER Mike Scott, R (1, 1) ERA: 4.5	IP: 6.0 WLS: W BF: 24	H: 5 R: 1 ER: 1 SO: 1	BB: 0 IBB: 0 HBP: 0 BLK: 0	WP: 0 HR: 0 S: 26 P: 26	ERA: 1.50 WHIP: 0.833	PITCHER										IP: 6.0 WLS: W BF: 24	H: 5 R: 1 ER: 1 SO: 1	BB: 0 IBB: 0 HBP: 0 BLK: 0	WP: 0 HR: 0 S: 26 P: 26	ERA: 1.50 WHIP: 0.833
PITCHER Bill Dawley, R (7, 1) ERA: 1.72	IP: 3.0 WLS: W BF: 11	H: 1 R: 0 ER: 0 SO: 0	BB: 1 IBB: 0 HBP: 0 BLK: 0	WP: 0 HR: 0 S: 10 P: 14	ERA: 0.00 WHIP: 0.667	PITCHER										IP: 3.0 WLS: W BF: 11	H: 1 R: 0 ER: 0 SO: 0	BB: 1 IBB: 0 HBP: 0 BLK: 0	WP: 0 HR: 0 S: 10 P: 14	ERA: 0.00 WHIP: 0.667

Batter	1	2	3	4	5	6	7	8	9	10	AB	R	H	RBI	BB	SO	LOB	TOP									
Bill Doran, S OBP: 0.343, SLG: 0.360 (1, 4)	K	SF9			F5		F7											4	0	1	1	0	1	1			
Kevin Bass, S OBP: 0.284, SLG: 0.365 (1, 8)	2B	K			F8			F8	F7									5	1	1	0	0	1	2			
Terry Puhl, L OBP: 0.377, SLG: 0.428 (1, 9)	1B				F7			4-3										5	2	2	1	0	0	0			
Jose Cruz, L OBP: 0.382, SLG: 0.465 (1, 7)	1B					K												4	1	3	0	1	1	0			
Glenn Davis, R OBP: 0.379, SLG: 0.429 (5, 7)					F8													3	0	0	0	0	1	3			
Jerry Montgomery, S OBP: 0.345, SLG: 0.390 (8, 9)						K												0	0	0	0	1	0	0			
Bill Dawley, R OBP: 0.334, SLG: 0.356 (10, 9)																		0	0	0	0	0	0	0			
Jim Pankovich, R OBP: 0.316, SLG: 0.403 (10, 1)																		1	0	0	0	0	0	1			
Frank DiPino, L OBP: 0.308, SLG: 0.403 (10, 1)																		0	0	0	0	0	0	0			
Phil Garner, R OBP: 0.357, SLG: 0.392 (1, 5)					K				F7									5	0	1	1	0	3	4			
Alan Ashby, S OBP: 0.319, SLG: 0.341 (1, 2)	K					K												4	1	2	2	1	2	2			
Craig Reynolds, L OBP: 0.285, SLG: 0.365 (1, 6)					F5													3	0	0	0	0	0	0			
Bob Knepper, L OBP: 0.241, SLG: 0.237 (1, 1)																		2	1	1	0	0	0	0			
Enos Cabell, R OBP: 0.342, SLG: 0.418 (6, 3)																		1	0	0	0	1	0	1			
Inning Stats	R: 2 E: 0 K: 2 S: 10	H: 3 LOB: 2 BB: 1 P: 14	R: 1 E: 1 K: 1 S: 6	H: 1 LOB: 0 BB: 0 P: 6	R: 0 E: 0 K: 1 S: 6	H: 1 LOB: 1 BB: 0 P: 6	R: 0 E: 0 K: 1 S: 5	H: 0 LOB: 0 BB: 0 P: 5	R: 0 E: 0 K: 3 S: 9	H: 0 LOB: 0 BB: 0 P: 9	R: 0 E: 0 K: 0 S: 4	H: 1 LOB: 1 BB: 0 P: 4	R: 0 E: 0 K: 0 S: 4	H: 1 LOB: 2 BB: 1 P: 8	R: 0 E: 0 K: 0 S: 3	H: 1 LOB: 2 BB: 2 P: 11	R: 3 E: 1 K: 1 S: 8	H: 3 LOB: 0 BB: 0 P: 8	1B: 7 2B: 3 3B: 0 HR: 1	SF: 1 SAC: 2 DP: 0 HBP: 0	WP: 0 PB: 0 SB: 1 CS: 0	PA: 44					
PITCHER	IP	WLS	BF	H	R	ER	SO	BB	IBB	HBP	BLK	WP	HR	S	P	ERA	WHIP										
Jeff Russell, R ERA: 4.26 (1, 1)	8.0		34	7	3	2	8	1	2	0	0	0	0	47	59	2.25	1.000										
Bob Owchinko, L ERA: 4.12 (9, 1)	1.0		4	1	0	0	0	0	1	0	0	0	0	3	7	0.00	1.000										
Ted Power, R ERA: 2.82 (10, 1)	1.0	L	6	3	3	0	1	0	0	0	0	0	1	8	8	0.00	3.000										

Houston Astros @ Cincinnati Reds
Riverfront Stadium, Cincinnati, OH
Fri Sep 28 1984, 7:05 PM EDT
Att: 8,431 - Unknown


AB 37
R 6
H 11
RBI 5
BB 4
SO 9
LOB 14



Batter	1	2	3	4	5	6	7	8	9	10	AB	R	H	RBI	BB	SO	LOB	BOTTOM									
Gary Redus, R OBP: 0.338, SLG: 0.377 (1, 8)	4-3																	4	0	0	0	0	0	0			
Duane Walker, L OBP: 0.358, SLG: 0.531 (9, PH)		F9																1	1	1	1	0	0	0			
Tom Foley, L OBP: 0.310, SLG: 0.357 (10, 6)																		0	0	0	0	0	0	0			
Eric Davis, R OBP: 0.320, SLG: 0.466 (10, PH)																		0	0	0	0	1	0	0			
Wade Rowdon, R OBP: 0.286, SLG: 0.286 (10, PR)																		0	0	0	0	0	0	0			
Ron Oester, S OBP: 0.295, SLG: 0.319 (1, 4)	E5																	5	1	0	0	1	1	2			
Dave Parker, L OBP: 0.328, SLG: 0.414 (1, 9)	K																	4	0	1	0	1	2	1			
Cesar Cedeno, R OBP: 0.318, SLG: 0.423 (1, 7)																		4	1	2	0	1	0	2			
Dave Concepcion, R OBP: 0.304, SLG: 0.317 (1, 6)																		4	0	3	2	1	0	0			
Nick Esasky, R OBP: 0.299, SLG: 0.348 (1, 5)																		3	0	1	0	2	0	4			
Ted Power, R (9, 3)																		0	0	0	0	0	0	0			
Ted Power, R (10, 1)																		0	0	0	0	0	0	0			
Alan Knicely, R OBP: 0.200, SLG: 0.138 (8, PH)																		2	0	0	0	1	2	3			
Wayne Krenchicki, L OBP: 0.347, SLG: 0.463 (9, 5)																		1	0	0	0	0	0	1			
Skeeter Barnes, R OBP: 0.196, SLG: 0.190 (10, PH)																		0	0	0	0	1	0	0			
Dann Bilardello, R OBP: 0.293, SLG: 0.287 (8, PH)																		3	0	0	0	0	1	3			
Brad Gulden, L OBP: 0.304, SLG: 0.303 (9, 2)																		1	0	0	0	0	0	1			
Dave Vangorder, R OBP: 0.310, SLG: 0.248 (10, PH)																		1	0	0	0	0	0	1			
Jeff Russell, R OBP: 0.194, SLG: 0.175 (1, 1)																		3	0	0	0	0	2	0			
Bob Owchinko, L OBP: 0.353, SLG: 0.250 (9, PH)																		0	0	0	0	0	0	0			
Eddie Milner, L OBP: 0.334, SLG: 0.342 (10, 8)																		1	0	0	0	0	0	0			
Tony Perez, R OBP: 0.297, SLG: 0.346 (10, PH)																		1	0	0	0	0	0	1			
Inning Stats	R: 1 E: 1 K: 2 S: 9	H: 1 LOB: 3 BB: 2 P: 17	R: 0 E: 0 K: 2 S: 7	H: 0 LOB: 0 BB: 0 P: 7	R: 1 E: 0 K: 2 S: 9	H: 2 LOB: 3 BB: 2 P: 17	R: 0 E: 0 K: 0 S: 4	H: 1 LOB: 2 BB: 1 P: 8	R: 0 E: 0 K: 1 S: 5	H: 1 LOB: 0 BB: 0 P: 5	R: 0 E: 0 K: 0 S: 5	H: 0 LOB: 0 BB: 0 P: 5	R: 0 E: 0 K: 0 S: 3	H: 0 LOB: 0 BB: 0 P: 3	R: 0 E: 0 K: 0 S: 4	H: 1 LOB: 1 BB: 0 P: 4	R: 1 E: 0 K: 0 S: 5	H: 2 LOB: 3 BB: 2 P: 13	R: 0 E: 0 K: 0 S: 3	H: 0 LOB: 2 BB: 2 P: 11	1B: 6 2B: 1 3B: 0 HR: 1	SF: 0 SAC: 0 DP: 1 HBP: 0	WP: 0 PB: 0 SB: 0 CS: 0	PA: 47			
PITCHER	IP	WLS	BF	H	R	ER	SO	BB	IBB	HBP	BLK	WP	HR	S	P	ERA	WHIP										
Bob Knepper, L ERA: 3.2 (1, 1)	5.0		25	5	2	1	7	5	0	0	0	0	0	34	54	1.80	2.000										
Dave Smith, R ERA: 2.27 (6, 1)	2.0		6	0	0	0	1	0	0	0	0	0	0	8	8	0.00	0.000										
Bill Dawley, R ERA: 1.78 (8, 1)	2.0	W	11	3	1	1	0	2	0	0	0	0	1	9	17	4.50	2.500										
Frank DiPino, L ERA: 3.44 (10, 1)	1.0	S	5	0	0	0	0	2	0	0	0	0	0	3	11	0.00	2.000										

Houston Astros @ Cincinnati Reds
Riverfront Stadium, Cincinnati, OH
Fri Sep 28 1984, 7:05 PM EDT
Att: 8,431 - Unknown

AB 38
R 3
H 8
RBI 3
BB 9
SO 8
LOB 19



Batter	1	2	3	4	5	6	7	8	9	AB	R	H	RBI	BB	SO	LOB	TOP						
Bill Doran, S OBP: 0.341, SLG: 0.357 (1.4)	F6		F6		G4-6-3			4-3		4	0	0	0	0	0	3							
Kevin Bass, S OBP: 0.280, SLG: 0.361 (1.8)	K			F3		F7		K		4	0	0	0	0	2	0							
Terry Puhl, L OBP: 0.380, SLG: 0.436 (1.9)	FC6-4 1B			F7		HR		FC3-6 BB		3	1	2	1	1	0	0							
Jose Cruz, L OBP: 0.383, SLG: 0.465 (1.7)	FC6-4 1-2				1B			FC3-6 1-2		3	0	1	0	1	0	2							
Glenn Davis, R OBP: 0.262, SLG: 0.400 (1.3)		F6		F9				F7		4	0	0	0	0	1	2							
Phil Garner, R OBP: 0.356, SLG: 0.391 (1.5)		F9			F8		F9	BB 1B		4	0	1	0	0	0	1							
Alan Ashby, S OBP: 0.318, SLG: 0.339 (1.2)		F8			BB 1B		F7	F8		4	0	1	0	0	0	1							
Craig Reynolds, L OBP: 0.287, SLG: 0.365 (1.6)			F8		BB 1B		F7	BB		3	0	1	0	1	0	0							
Joe Niekro, R OBP: 0.153, SLG: 0.133 (11.1)				5-3			F9	6-3		1	0	0	0	0	0	0							
Jerry Mumphrey, S OBP: 0.236, SLG: 0.390 (5. PH)										0	0	0	0	0	1	0							
Michael LaCoss, R OBP: 0.125, SLG: 0.161 (5.1)										0	0	0	0	0	0	0							
Joe Sambito, L OBP: 0.125, SLG: 0.161 (6.1)										0	0	0	0	0	0	0							
Dave Smith, R OBP: 0.226, SLG: 0.293 (7. PH)										0	0	0	0	0	0	0							
Mike Richardt, R OBP: 0.226, SLG: 0.293 (7. PH)										1	0	0	0	0	0	0							
Jeff Calhoun, L OBP: 0.286, SLG: 0.397 (7.1)										0	0	0	0	0	0	0							
Jim Pankovits, R OBP: 0.286, SLG: 0.397 (9. PH)										1	0	0	0	0	0	2							
Inning Stats	R: 0 E: 0 K: 1 S: 6	H: 1 LOB: 1 BB: 0 P: 6	R: 0 E: 0 K: 0 S: 3	H: 0 LOB: 0 BB: 0 P: 3	R: 0 E: 0 K: 0 S: 3	H: 0 LOB: 0 BB: 0 P: 3	R: 0 E: 0 K: 0 S: 4	H: 1 LOB: 1 BB: 0 P: 4	R: 0 E: 0 K: 0 S: 4	H: 2 LOB: 2 BB: 1 P: 8	R: 1 E: 0 K: 1 S: 6	H: 1 LOB: 1 BB: 1 P: 10	R: 0 E: 0 K: 0 S: 3	H: 0 LOB: 0 BB: 0 P: 3	R: 0 E: 0 K: 1 S: 5	H: 0 LOB: 1 BB: 1 P: 9	R: 0 E: 0 K: 0 S: 4	H: 1 LOB: 2 BB: 1 P: 8	1B: 5 2B: 0 3B: 0 HR: 1	SF: 0 SAC: 0 DP: 1 HBP: 0	WP: 0 PB: 0 SB: 0 CS: 0	PA: 36	
PITCHER Jay Tibbs, R ERA: 2.86 (1.1)	IP: 9.0 WLS: W BF: 36 H: 6 R: 1 ER: 1 SO: 3 BB: 4 IBB: 0 HBP: 0 BLK: 0 WP: 0 HR: 1 S: 38 P: 54 ERA: 1.00 WHIP: 1.111											PITCHER	IP: 9.0 WLS: W BF: 36 H: 6 R: 1 ER: 1 SO: 3 BB: 4 IBB: 0 HBP: 0 BLK: 0 WP: 0 HR: 1 S: 38 P: 54 ERA: 1.00 WHIP: 1.111										

Houston Astros @ Cincinnati Reds
Riverfront Stadium, Cincinnati, OH
Sat Sep 29 1984, 3:33 AM EDT
Att: 9,916 - Unknown

AB 32
R 1
H 6
RBI 1
BB 4
SO 3
LOB 11



Batter	1	2	3	4	5	6	7	8	9	AB	R	H	RBI	BB	SO	LOB	BOTTOM						
Dave Concepcion, R OBP: 0.305, SLG: 0.319 (1.6)	F6	5-3		BB 1-2 2-3 BB		2B		F9		4	0	1	0	1	0	0							
Pete Rose, S OBP: 0.356, SLG: 0.331 (1.3)	BB 1B		F8	F6		BB				3	1	1	0	1	0	3							
Dave Parker, L OBP: 0.329, SLG: 0.412 (1.9)	BB 1B	BB BB	BB BB	CS BB	5-3	K				2	1	0	0	2	1	2							
Cesar Cedeno, R OBP: 0.318, SLG: 0.421 (1.7)	E8 SF9 1B		F6	F6	6-3	F8				4	1	1	1	0	0	3							
Duane Walker, L OBP: 0.396, SLG: 0.534 (7. PH)	WP S BB			BB 1B	WP S BB		F4			1	1	1	0	2	0	0							
Gary Redus, R OBP: 0.337, SLG: 0.376 (7. PH)				BB 1B	WP S BB					1	0	0	0	0	0	0							
Eddie Milner, L OBP: 0.334, SLG: 0.342 (8.8)				BB 1B	WP S BB					0	0	0	0	0	0	0							
Wayne Krenchicki, L OBP: 0.350, SLG: 0.463 (1.5)	SF9			FC1-5 1B	WP BB		F8			2	0	1	1	1	0	0							
Ron Oester, S OBP: 0.296, SLG: 0.319 (1.4)	F6			BB FC1-5 1B	BB 1-2 2-3 BB		K			3	0	1	1	1	1	1							
Dann Bilardello, R OBP: 0.287, SLG: 0.280 (1.2)		F2		F8	5-3			K		4	0	0	0	0	1	5							
Jay Tibbs, R OBP: 0.162, SLG: 0.139 (1.1)	6-3			FC1-5 BB		K		5-3		4	0	0	0	0	1	2							
Inning Stats	R: 3 E: 1 K: 0 S: 5	H: 2 LOB: 1 BB: 2 P: 13	R: 0 E: 0 K: 0 S: 3	H: 0 LOB: 0 BB: 0 P: 3	R: 0 E: 0 K: 0 S: 2	H: 0 LOB: 0 BB: 1 P: 6	R: 1 E: 0 K: 0 S: 6	H: 3 LOB: 3 BB: 1 P: 10	R: 0 E: 0 K: 0 S: 3	H: 0 LOB: 3 BB: 3 P: 15	R: 0 E: 0 K: 2 S: 8	H: 1 LOB: 2 BB: 1 P: 12	R: 0 E: 0 K: 1 S: 5	H: 0 LOB: 0 BB: 0 P: 5	R: 0 E: 0 K: 1 S: 5	H: 0 LOB: 0 BB: 0 P: 5	1B: 5 2B: 1 3B: 0 HR: 0	SF: 1 SAC: 0 DP: 0 HBP: 0	WP: 2 PB: 0 SB: 2 CS: 1	PA: 37			
PITCHER Joe Niekro, R ERA: 3.04 (1.1)	IP: 4.0 WLS: L BF: 20 H: 5 R: 4 ER: 3 SO: 0 BB: 4 IBB: 0 HBP: 0 BLK: 0 WP: 1 HR: 0 S: 16 P: 32 ERA: 6.75 WHIP: 2.250											PITCHER	IP: 4.0 WLS: L BF: 20 H: 5 R: 4 ER: 3 SO: 0 BB: 4 IBB: 0 HBP: 0 BLK: 0 WP: 1 HR: 0 S: 16 P: 32 ERA: 6.75 WHIP: 2.250										
Michael LaCoss, R ERA: 4.02 (5.1)	1.1 9 1 0 0 1 4 0 0 0 1 0 7 23 0.00 3.750																						
Joe Sambito, L ERA: 3.04 (6.1)	0.1 1 0 0 0 1 0 0 0 0 0 3 3 0.00 0.000																						
Dave Smith, R ERA: 2.21 (6.1)	0.1 1 0 0 0 0 0 0 0 0 0 1 1 0.00 0.000																						
Jeff Calhoun, L ERA: 0.6 (7.1)	2.0 6 0 0 0 2 0 0 0 0 0 10 10 0.00 0.000																						

Houston Astros @ Cincinnati Reds
Riverfront Stadium, Cincinnati, OH
Sat Sep 29 1984, 3:33 AM EDT
Att: 9,916 - Unknown

AB 28
R 4
H 6
RBI 3
BB 8
SO 4
LOB 16



Batter	1	2	3	4	5	6	7	8	9	AB	R	H	RBI	BB	SO	LOB	TOP					
Bill Doran, S <small>OBP: 0.341, SLG: 0.356</small> Kevin Bass, S <small>OBP: 0.279, SLG: 0.360</small>	6-3		F4		2B BB	K		SH1-4		2	1	0	0	1	0	0						
Enos Cabell, R <small>OBP: 0.341, SLG: 0.417</small>	6-3		F6		2B	K		4-3		5	0	1	3	0	1	1						
Terry Puht, L <small>OBP: 0.300, SLG: 0.434</small> Bill Dawley, R <small>OBP: 0.330, SLG: 0.556</small> Glenn Davis, R <small>OBP: 0.330, SLG: 0.393</small> Frank DiPino, L <small>OBP: 0.176, SLG: 0.236</small> Jeff Calhoun, L <small>OBP: 0.279, SLG: 0.360</small> Joe Sambito, L	BB		F6		F4	K		K		2	0	0	0	1	0	1						
Jose Cruz, L <small>OBP: 0.381, SLG: 0.462</small>	F4		4-3		F8	F3				4	0	0	0	0	0	1						
Jerry Mumphy, S <small>OBP: 0.355, SLG: 0.391</small>	3-1		K		BB 1B 2B	K		K		4	1	1	0	0	2	0						
Phil Garner, R <small>OBP: 0.355, SLG: 0.388</small>	K		F3		BB 1B BB	F7				3	1	0	0	1	1	0						
Alan Ashby, S <small>OBP: 0.330, SLG: 0.361</small>	BB		BB 1B 2B		1B BB	HR				2	2	2	1	2	0	0						
Craig Reynolds, L <small>OBP: 0.286, SLG: 0.364</small>	5-3		BB 1B		F4	F7				4	1	1	0	0	0	4						
Mike Scott, R <small>OBP: 0.163, SLG: 0.170</small> Mike Richard, R <small>OBP: 0.240, SLG: 0.250</small> Julio Solano, R <small>OBP: 0.333, SLG: 0.333</small> Jim Pankovits, R <small>OBP: 0.298, SLG: 0.407</small>	4-3		K		1-3 2H 3H 1B	SH1-4 1B				0	0	0	0	0	0	0						
Inning Stats	R: 0 E: 0 K: 0 S: 3	H: 0 LOB: 1 BB: 1 P: 7	R: 0 E: 0 K: 1 S: 5	H: 0 LOB: 1 BB: 1 P: 9	R: 0 E: 0 K: 1 S: 3	H: 0 LOB: 0 BB: 0 P: 3	R: 0 E: 0 K: 1 S: 5	H: 0 LOB: 0 BB: 0 P: 5	R: 3 E: 0 K: 1 S: 8	H: 3 LOB: 1 BB: 1 P: 12	R: 2 E: 0 K: 1 S: 7	H: 2 LOB: 2 BB: 2 P: 15	R: 0 E: 0 K: 2 S: 6	H: 0 LOB: 0 BB: 0 P: 7	R: 1 E: 0 K: 1 S: 6	H: 1 LOB: 0 BB: 0 P: 6	R: 0 E: 0 K: 1 S: 6	H: 1 LOB: 1 BB: 0 P: 6	1B: 4 2B: 2 3B: 0 HR: 1	SF: 0 SAC: 1 DP: 0 HBP: 0	WP: 0 PB: 0 SB: 0 CS: 0	PA: 39
PITCHER	IP WLS BF H R ER SO BB IBB HBP BLK WP HR S P ERA WHIP																					
Mario Soto, R <small>ERA: 3.53</small>	9.0 W 39 7 6 6 8 5 0 0 0 0 1 50 70 6.00 1.333																					

Houston Astros @ Cincinnati Reds
Riverfront Stadium, Cincinnati, OH
Sun Sep 30 1984, 3:33 AM EDT
Att: 21,113 - Unknown

AB 33
R 6
H 7
RBI 6
BB 5
SO 8
LOB 12



Batter	1	2	3	4	5	6	7	8	9	AB	R	H	RBI	BB	SO	LOB	BOTTOM			
Dave Concepcion, R <small>OBP: 0.307, SLG: 0.320</small>	4-3 SF7 1B	1-2 2H 2B 1B		F9		1B BB		5-3		4	2	2	1	1	0	0				
Pete Rose, S <small>OBP: 0.350, SLG: 0.337</small>	4-3	1-3 2H 2B		F7		1-2 2H 1B				5	0	3	3	0	0	1				
Dave Parker, L <small>OBP: 0.328, SLG: 0.410</small>	SF7	4-0 IBB		K		K		4-3		3	0	0	1	1	2	3				
Cesar Cedeno, R <small>OBP: 0.321, SLG: 0.429</small>	E6 1B	K		K		SF7 3B		5-3		5	2	3	0	0	1	2				
Duane Walker, L <small>OBP: 0.391, SLG: 0.528</small> Gary Redus, R <small>OBP: 0.338, SLG: 0.376</small> Dann Bilardello, R <small>OBP: 0.287, SLG: 0.280</small>	F7		F4		SF7	1B S BB		SH3-4		2	0	0	1	0	0	1				
Wayne Krenchicki, L <small>OBP: 0.358, SLG: 0.470</small> Nick Esasky, R <small>OBP: 0.301, SLG: 0.348</small>	BB 1B	1B 1B		6-3		1-3 1B		WP IBB		4	1	3	0	0	0	0				
Ron Oester, S <small>OBP: 0.295, SLG: 0.316</small>	F7	F7		F7		F7		K		4	0	0	0	1	1	4				
Brad Gulden, L <small>OBP: 0.307, SLG: 0.308</small> Tony Perez, R <small>OBP: 0.295, SLG: 0.343</small> Eddie Milner, L <small>OBP: 0.333, SLG: 0.342</small>	1B 2B BB	1B K		K		1B 2B		5-3		2	2	1	0	1	1	1				
Mario Soto, R <small>OBP: 0.205, SLG: 0.299</small>	K		6-3		F7			K		4	0	0	0	0	2	3				
Inning Stats	R: 1 E: 1 K: 0 S: 5	H: 2 LOB: 1 BB: 0 P: 5	R: 3 E: 0 K: 2 S: 10	H: 3 LOB: 2 BB: 2 P: 18	R: 0 E: 0 K: 1 S: 6	H: 1 LOB: 1 BB: 0 P: 6	R: 0 E: 0 K: 0 S: 3	H: 0 LOB: 0 BB: 0 P: 3	R: 1 E: 0 K: 1 S: 6	H: 1 LOB: 2 BB: 1 P: 6	R: 0 E: 0 K: 1 S: 6	H: 1 LOB: 2 BB: 1 P: 10	R: 0 E: 0 K: 1 S: 6	H: 1 LOB: 1 BB: 0 P: 6	R: 1 E: 0 K: 0 S: 3	H: 1 LOB: 2 BB: 2 P: 11	1B: 9 2B: 2 3B: 1 HR: 0	SF: 3 SAC: 1 DP: 0 HBP: 0	WP: 1 PB: 0 SB: 2 CS: 0	PA: 44
PITCHER	IP WLS BF H R ER SO BB IBB HBP BLK WP HR S P ERA WHIP																			
Mike Scott, R <small>ERA: 4.68</small> Julio Solano, R <small>ERA: 1.95</small> Bill Dawley, R <small>ERA: 1.93</small> Frank DiPino, L <small>ERA: 3.35</small> Jeff Calhoun, L <small>ERA: 1.17</small>	2.0 13 4 4 2 2 1 0 0 0 0 0 0 15 23 18.00 3.000																			
Joe Sambito, L <small>ERA: 3.02</small>	0.1 1 0 0 0 0 0 0 0 0 0 0 0 1 9 0.00 0.500																			

Houston Astros @ Cincinnati Reds
Riverfront Stadium, Cincinnati, OH
Sun Sep 30 1984, 3:33 AM EDT
Att: 21,113 - Unknown

AB 34
R 7
H 12
RBI 7
BB 6
SO 7
LOB 17

