

Houston Astros - 1985

Batter	1	2	3	4	5	6	7	8	9	AB R H RBI BB SO LOB	TOP									
Mariano Duncan, R (1, 4)	0-3 K		0-0 F9			0-0 F7			0-0 F2	4 0 0 0 0 1 0	Los Angeles Dodgers @ Houston Astros Astrodome, Houston, TX Tue Apr 09 1985, 7:05 PM EST Att. 42,876 - Unknown livebaseballscorecards.com									
Ken Landreaux, L (1, 8) Steve Yeager, R (9, PH)	0-0 4-3		0-0 F7			0-0 F9			0-3 K	3 0 0 0 0 0 0 1 0 0 0 0 1 0										
Al Oliver, L (1, 7) OBP: 0.250, SLG: 0.250	0-0 4-3				0-3 K				0-0 1B	4 0 1 0 0 1 0										
Pedro Guerrero, R (1, 5)		0-0 F8			0-0 F9			0-0 F4	0-0 5-3	4 0 0 0 0 0 1										
Mike Marshall, R (1, 9) OBP: 0.333, SLG: 0.667		0-0 1B 2B			0-3 K			0-3 K		3 1 1 0 0 2 0										
Mike Scioscia, L (1, 2) OBP: 0.333, SLG: 0.667		0-0 F7			0-0 G3 2B			0-0 F7		3 0 1 0 0 0 1										
Sid Bream, L (1, 3) OBP: 0.333, SLG: 0.333		0-0 2-H 1B			0-0 G3			0-0 6-3		3 0 1 1 0 0 1										
Dave Anderson, R (1, 6)		0-0 6-3			0-0 F9			0-0 F4		3 0 0 0 0 0 2										
Fernando Valenzuela, L (1, 1) Candy Maldonado, R (8, PH) Tom Niedenfuer, R (8, 1)			0-0 F7		0-0 6-3			0-3 K		2 0 0 0 0 0 1 1 0 0 0 0 1 0 0 0 0 0 0 0 0										
Inning Stats	R: 0 E: 0 K: 1 S: 5	H: 0 LOB: 0 BB: 0 P: 5	R: 1 E: 0 K: 0 S: 5	H: 2 LOB: 1 BB: 0 P: 5	R: 0 E: 0 K: 0 S: 3	H: 0 LOB: 0 BB: 0 P: 3	R: 0 E: 0 K: 2 S: 7	H: 0 LOB: 0 BB: 0 P: 7	R: 0 E: 0 K: 0 S: 4	H: 1 LOB: 1 BB: 0 P: 4	R: 0 E: 0 K: 0 S: 3	H: 0 LOB: 0 BB: 0 P: 3	R: 0 E: 0 K: 1 S: 5	H: 0 LOB: 0 BB: 0 P: 5	R: 0 E: 0 K: 1 S: 6	H: 1 LOB: 1 BB: 0 P: 6	1B: 2 2B: 2 3B: 0 HR: 0	SF: 0 SAC: 0 DP: 0 HBP: 0	WP: 0 PB: 0 SB: 0 CS: 0	PA: 31
PITCHER	IP WLS BF H R ER SO BB IBB HBP BLK WP HR S P ERA WHIP																			
Nolan Ryan, R (1, 1) ERA: 1.29	7.0 W 24 3 1 1 4 0 0 0 0 0 0 0 32 32 1.29 0.429																			
Frank DiPino, L (8, 1) ERA:	2.0 S 7 1 0 0 2 0 0 0 0 0 0 0 11 11 0.00 0.500																			

AB	31
R	1
H	4
RBI	1
BB	0
SO	6
LOB	6



Batter	1	2	3	4	5	6	7	8	9
Dickie Thon, R OBP: 0.250, SLG: 0.250 (1, 6)	0-0 5-3		0-0 E 1B	0-0 FC1-6 1-2f 2B			0-0 5-3		
Enos Cabell, R OBP: 0.750, SLG: 1.250 (1, 3)	0-0 1B		0-3 K	0-0 1-H 2B			0-0 2B		
Phil Garner, R OBP: 0.250, SLG: 0.250 (1, 5)	0-0 FC6-4		0-0 FC6-4 2-H 1B		0-3 K		0-0 F3		
Jose Cruz, L OBP: 0.500, SLG: 0.500 (1, 7)	0-0 4-3		0-0 FC6-4 1-2f BB		0-0 G4-3 1B		0-0 2-3 1B		
Jerry Mumphrey, S (1, 8)		0-0 1-3	4-0 1-2 BB		0-0 G4-3 1-2f		0-0 5-3		
Terry Puhl, L (1, 9)		4-0 WP BB	0-0 F4			0-0 B1-3		0-0 F9	
Alan Ashby, S (1, 2)		0-0 E6 1-2		0-3 K		0-0 FC6-4 1B		0-0 F9	
Bill Doran, S (1, 4)		0-0 F8		0-0 E 2B		0-0 F8		0-0 1B	
Nolan Ryan, R (1, 1)		0-3 K		0-0 E4 FC1-6 2-H		0-0 FC6-4 1-2f		0-3 K	

AB	R	H	RBI	BB	SO	LOB
4	1	1	0	0	0	1
4	0	3	0	0	1	1
4	0	1	1	0	1	2
4	0	2	0	0	0	2
3	0	0	0	1	0	3
3	0	0	0	1	0	2
4	0	1	0	0	1	1
4	1	2	0	0	0	3
3	0	0	0	0	1	3
1	0	0	0	0	1	1

BOTTOM

Los Angeles Dodgers @ Houston Astros
Astrodome, Houston, TX
Tue Apr 09 1985, 7:05 PM EST
Att. 42,876 - Unknown

livebaseballscorecards.com

AB	34
R	2
H	10
RBI	1
BB	2
SO	5
LOB	19



1B: 7	SF: 0
2B: 3	SAC: 0
3B: 0	DP: 1
HR: 0	HBP: 0

WP: 1	PA: 36
PB: 0	
SB: 0	
CS: 0	

Inning Stats		R: 0	H: 1	E: 0	LOB: 1	K: 0	BB: 0	S: 4	P: 4								
PITCHER	IP	WLS	BF	H	R	ER	SO	BB	IBB	HBP	BLK	WP	HR	S	P	ERA	WHIP
Fernando Valenzuela, L (1, 1)	7.0	L	32	9	2	0	4	2	0	0	0	1	0	38	46	0.00	1.571
Tom Niedenfuer, R (8, 1)	1.0		4	1	0	0	1	0	0	0	0	0	0	6	6	0.00	1.000

Batter	1	2	3	4	5	6	7	8	9	AB R H RBI BB SO LOB	TOP		
Mariano Duncan, R (1, 4) OBP: 0.222, SLG: 0.222	0-0 1B S SF9 1B	0-0 F9			0-0 1B	0-0 G3 1-2 2-3		0-0 G6-4-3 1-2f		5 1 2 0 0 0 4			
Ken Landreaux, L (1, 8) OBP: 0.125, SLG: 0.500	0-0 6-3 1-2		0-0 F8		0-0 F7		0-0 HR	0-3 K		5 1 1 1 0 1 2			
Al Oliver, L (1, 7) OBP: 0.375, SLG: 0.375 Candy Maldonado, R (7, 7) (9, 9)	0-0 BB 2-3 1B		0-0 1B		0-0 1-3		0-0 5-3		0-3 K	4 0 2 0 0 0 1 1 0 0 0 0 1 0			
Pedro Guerrero, R (1, 5) OBP: 0.222, SLG: 0.625	0-0 SF9 3-H		0-0 F8			0-0 SH3 BB 1B	0-0 HR		0-3 K	4 2 2 2 0 1 1			
Mike Marshall, R (1, 9) OBP: 0.500, SLG: 0.400 Steve Howe, L (9, 1)	4-0 BB 1-2 BB		0-0 4-3			4-0 SH3 1-2 1B BB	4-0 FC1-6 1B BB		0-3 K	2 1 0 0 3 1 1 0 0 0 0 0 0 0			
Mike Scioscia, L (1, 2) OBP: 0.333, SLG: 0.500	0-0 3-1			0-0 4-3		0-0 SH3 1-2 2-3	0-0 FC1-6 1B			3 0 1 0 0 0 2			
Sid Bream, L (1, 3) OBP: 0.286, SLG: 0.167		0-0 4-3		0-0 G3		4-0 PB 1B IBB	0-0 FC1-6 FC6-4 1-2f 2-3			3 0 0 0 1 0 2			
Dave Anderson, R (1, 6)		0-0 6-3		0-3 K		0-0 F6	0-0 FC6-4 1-2f			4 0 0 0 0 1 5			
Jerry Reuss, L (1, 1) OBP: 0.750, SLG: 0.667 Ken Howell, R (8, 1) Tom Niedenfuer, R (9, 1) Terry Whitfield, L (9, 7)		0-0 1B		0-3 K2-3		0-0 PB 1B 1-2 2-H 3-H		4-0 G6-4-3 BB		3 0 2 2 1 1 0			
Inning Stats	R: 1 H: 2 E: 0 LOB: 2 K: 0 BB: 1 S: 5 P: 9	R: 0 H: 1 E: 0 LOB: 1 K: 0 BB: 0 S: 4 P: 4	R: 0 H: 1 E: 0 LOB: 1 K: 0 BB: 0 S: 4 P: 4	R: 0 H: 0 E: 0 LOB: 0 K: 1 BB: 0 S: 5 P: 5	R: 0 H: 1 E: 0 LOB: 1 K: 1 BB: 0 S: 6 P: 6	R: 2 H: 2 E: 0 LOB: 2 K: 0 BB: 2 S: 5 P: 13	R: 2 H: 3 E: 0 LOB: 2 K: 0 BB: 1 S: 6 P: 10	R: 0 H: 0 E: 0 LOB: 0 K: 1 BB: 1 S: 4 P: 8	R: 0 H: 0 E: 0 LOB: 0 K: 3 BB: 0 S: 9 P: 9	1B: 8 SF: 1 2B: 0 SAC: 1 3B: 0 DP: 1 HR: 2 HBP: 0	WP: 0 PA: 41 PB: 1 SB: 1 CS: 0		
PITCHER	IP WLS BF H R ER SO BB IBB HBP BLK WP HR S P ERA WHIP											PITCHER	IP WLS BF H R ER SO BB IBB HBP BLK WP HR S P ERA WHIP
Joe Niekro, R (1, 1) ERA: 4.5	6.0 L 28 7 3 3 2 2 1 0 0 0 0 0 29 41 4.50 1.500												
Julio Solano, R (7, 1) ERA: 54.0	0.1 5 3 2 2 0 1 0 0 0 0 0 2 4 8 54.00 12.000												
Jeff Calhoun, L (7, 1) ERA:	1.2 5 0 0 0 1 1 0 0 0 0 0 0 6 10 0.00 0.600												
Dave Smith, R (9, 1) ERA:	1.0 3 0 0 0 3 0 0 0 0 0 0 0 9 9 0.00 0.000												

Los Angeles Dodgers @ Houston Astros
 Astrodome, Houston, TX
 Wed Apr 10 1985, 7:05 PM EST
 Att. 9,945 - Unknown

AB	34
R	5
H	10
RBI	5
BB	5
SO	6
LOB	18



WP	0	PA	41
PB	1		
SB	1		
CS	0		

1B	8	SF	1	2B	0	SAC	1	3B	0	DP	1	HR	2	HBP	0
----	---	----	---	----	---	-----	---	----	---	----	---	----	---	-----	---

livebaseballscorecards.com

Batter	1	2	3	4	5	6	7	8	9	AB R H RBI BB SO LOB	TOP																		
Mariano Duncan, R (1, 4) OBP: 0.385, SLG: 0.333	0-3 K			0-0 BB 1B		0-0 1B G4-3-6 1B		4-0 2B BB		3 2 2 0 1 1 0	Los Angeles Dodgers @ Houston Astros Astrodome, Houston, TX Thu Apr 11 1985, 4:33 AM EST Att. 5,793 - Unknown																		
Ken Landreaux, L (1, 8) OBP: 0.167, SLG: 0.500	0-0 6-3			0-0 F9		0-3 K		0-0 1-H HR 2B		4 1 1 1 0 1 2																			
Mike Marshall, R (1, 9) OBP: 0.500, SLG: 0.778	0-3 K			0-3 K		0-0 1-3 G4-3-6 1B		0-0 2-H HR		4 1 2 2 0 2 1																			
Pedro Guerrero, R (1, 5) OBP: 0.231, SLG: 0.455		0-0 6-3		4-0 1-2 BB		0-0 G4-3-6		0-3 K		3 0 0 0 1 1 1																			
Candy Maldonado, R (1, 7)		0-0 F8		0-0 F8			0-0 F8		0-3 K	4 0 0 0 0 1 2																			
Steve Yeager, R (1, 2) Mike Scioscia, L (7, PH) OBP: 0.250, SLG: 0.375 (7, 2)		0-0 G3			0-3 K		0-0 G3		0-0 F5	2 0 0 0 0 1 0 2 0 0 0 0 0 0																			
Sid Bream, L (1, 3) OBP: 0.182, SLG: 0.100			0-0 F9		0-0 6-3		0-0 F4		0-0 F8	4 0 0 0 0 0 0																			
Dave Anderson, R (1, 6) OBP: 0.100, SLG: 0.100			0-3 K		0-0 1B			0-0 6-3		3 0 1 0 0 1 0																			
Orel Hershiser, R (1, 1) Steve Sax, R (5, PH) Carlos Diaz, R (5, 1) Jay Johnstone, L (8, PH) Ken Howell, R (8, 1)			0-0 F6		0-0 F7			0-0 F5		1 0 0 0 0 0 0 1 0 0 0 0 0 1 0 0 0 0 0 0 0 1 0 0 0 0 0 0 0 0 0 0 0 0 0																			
Inning Stats	R: 0 E: 0 K: 2 S: 7	H: 0 LOB: 0 BB: 0 P: 7	R: 0 E: 0 K: 0 S: 3	H: 0 LOB: 0 BB: 0 P: 3	R: 0 E: 0 K: 1 S: 5	H: 0 LOB: 0 BB: 0 P: 5	R: 0 E: 0 K: 1 S: 6	H: 1 LOB: 2 BB: 1 P: 10	R: 0 E: 0 K: 1 S: 6	H: 1 LOB: 1 BB: 0 P: 6		R: 1 E: 0 K: 1 S: 6	H: 2 LOB: 0 BB: 0 P: 6	R: 0 E: 0 K: 0 S: 3	H: 0 LOB: 0 BB: 0 P: 3	R: 3 E: 0 K: 1 S: 7	H: 2 LOB: 0 BB: 1 P: 11	R: 0 E: 0 K: 1 S: 5	H: 0 LOB: 0 BB: 0 P: 5	1B: 4 2B: 1 3B: 0 HR: 1	SF: 0 SAC: 0 DP: 1 HBP: 0	WP: 0 PB: 0 SB: 0 CS: 0	PA: 34						
PITCHER	IP WLS BF H R ER SO BB IBB HBP BLK WP HR S P ERA WHIP												PITCHER	IP WLS BF H R ER SO BB IBB HBP BLK WP HR S P ERA WHIP															
Bob Knepper, L (1, 1) ERA: 1.5	6.0		22	4	1	1	6	1	0	0	0	0	0	0	33	37	1.50	0.833											
Bill Dawley, R (7, 1) ERA: 13.5	2.0	L	9	2	3	3	1	1	0	0	0	0	1	10	14	13.50	1.500												
Frank DiPino, L (9, 1) ERA:	1.0		3	0	0	0	1	0	0	0	0	0	0	5	5	0.00	0.000												

livebaseballscorecards.com

AB	32
R	4
H	6
RBI	3
BB	2
SO	8
LOB	7



BOTTOM

Los Angeles Dodgers @ Houston Astros
Astrodome, Houston, TX
Thu Apr 11 1985, 4:33 AM EST
Att. 5,793 - Unknown

livebaseballscorecards.com

AB 34
R 3
H 10
RBI 3
BB 2
SO 4
LOB 14



WP: 0 PA: 38
PB: 0
SB: 0
CS: 2

AB R H RBI BB SO LOB

4 0 2 0 0 0 0

4 1 3 0 0 0 0

4 1 1 0 0 0 2

0 0 0 0 0 0 0

3 1 1 2 1 2 1

4 0 1 1 0 1 1

2 0 0 0 0 0 2

1 0 0 0 0 1 0

0 0 0 0 0 0 0

1 0 1 0 0 0 0

3 0 0 0 1 0 2

0 0 0 0 0 0 0

4 0 1 0 0 0 2

2 0 0 0 0 0 2

2 0 0 0 0 0 2

1B: 8 SF: 0
2B: 2 SAC: 0
3B: 0 DP: 1
HR: 0 HBP: 0

Batter	1	2	3	4	5	6	7	8	9
Dickie Thon, R (1, 6) OBP: 0.231, SLG: 0.231	0-0 F9		0-0 CS		0-0 1B		0-0 CS	0-0 F8	
Terry Puhl, L (1, 9) OBP: 0.364, SLG: 0.300	0-0 G1-6-3		0-0 CS	0-0 2B	0-0 1B			0-0 FC4-6	
Denny Walling, L (1, 5) OBP: 0.200, SLG: 0.400 Frank DiPino, L (9, 1)	0-0 G1-6-3			0-0 1B	0-0 2B			0-0 FC4-6	
Jose Cruz, L (1, 7) OBP: 0.462, SLG: 0.417		4-0 BB		0-0 2B		0-3 K		0-3 K	
Jerry Mumphrey, S (1, 8) OBP: 0.333, SLG: 0.222		0-0 FC3-6		0-0 2B		0-3 K		0-0 4-3	
Harry Spilman, L (1, 3) Tim Tolman, R (6, PH) Bill Dawley, R (7, 1) Phil Garner, R (9, 5) OBP: 0.300, SLG: 0.333		0-0 G3		0-0 6-3		0-3 K		0-0 FC4-6	
Mark Bailey, S (1, 2) Craig Reynolds, L (9, PR)		0-0 1-3		0-0 FC3-2			0-0 5-3	4-0 BB	
Bill Doran, S (1, 4) OBP: 0.250, SLG: 0.333			0-0 F7	0-0 1B			0-0 4-3	0-0 FC4-6	
Bob Knepper, L (1, 1) Enos Cabell, R (7, 3) OBP: 0.545, SLG: 0.818			0-0 6-3	0-0 G3			0-0 E3	0-0 G6-4	

Inning Stats	R: 0	H: 1	E: 0	K: 0	S: 3	LOB: 0	BB: 0	P: 3	R: 0	H: 0	E: 0	K: 0	S: 3	LOB: 1	BB: 1	P: 7	R: 0	H: 1	E: 0	K: 0	S: 3	LOB: 0	BB: 0	P: 3	R: 3	H: 5	E: 0	K: 0	S: 8	LOB: 2	BB: 0	P: 8	R: 0	H: 1	E: 0	K: 0	S: 3	LOB: 0	BB: 0	P: 3	R: 0	H: 0	E: 0	K: 3	S: 9	LOB: 0	BB: 0	P: 9	R: 0	H: 0	E: 1	K: 0	S: 3	LOB: 0	BB: 0	P: 3	R: 0	H: 1	E: 0	K: 1	S: 6	LOB: 1	BB: 0	P: 6	R: 0	H: 1	E: 0	K: 0	S: 4	LOB: 2	BB: 1	P: 8	1B: 8	SF: 0	2B: 2	SAC: 0	3B: 0	DP: 1	HR: 0	HBP: 0	WP: 0	PA: 38
--------------	------	------	------	------	------	--------	-------	------	------	------	------	------	------	--------	-------	------	------	------	------	------	------	--------	-------	------	------	------	------	------	------	--------	-------	------	------	------	------	------	------	--------	-------	------	------	------	------	------	------	--------	-------	------	------	------	------	------	------	--------	-------	------	------	------	------	------	------	--------	-------	------	------	------	------	------	------	--------	-------	------	-------	-------	-------	--------	-------	-------	-------	--------	-------	--------

PITCHER	IP	WLS	BF	H	R	ER	SO	BB	IBB	HBP	BLK	WP	HR	S	P	ERA	WHIP
Orel Hershiser, R (1, 1) ERA: 6.75	4.0		18	7	3	3	0	1	0	0	0	0	0	17	21	6.75	2.000
Carlos Diaz, L (5, 1) ERA:	3.0	W	9	1	0	0	3	0	0	0	0	0	0	15	15	0.00	0.333
Ken Howell, R (8, 1) ERA: 6.75	2.0	S	9	2	0	0	1	1	0	0	0	0	0	10	14	0.00	1.500

PITCHER	IP	WLS	BF	H	R	ER	SO	BB	IBB	HBP	BLK	WP	HR	S	P	ERA	WHIP
---------	----	-----	----	---	---	----	----	----	-----	-----	-----	----	----	---	---	-----	------

Batter	1	2	3	4	5	6	7	8	9	AB R H RBI BB SO LOB	TOP																		
Jeff Stone, L (1, 7) OBP: 0.231, SLG: 0.385	0-0 G3		0-0 5-3			0-0 1B S 1B	0-3 K			4 1 1 0 0 1 1																			
Juan Samuel, R (1, 4) OBP: 0.250, SLG: 0.250	0-0 F9		0-0 F8			0-0 E 1B 1-3 SF7-4 1B	0-0 E5			4 1 1 0 0 0 1																			
Von Hayes, L (1, 8) OBP: 0.500, SLG: 0.400 (8, 9)	0-0 BB 1B			4-0 CS S BB		0-0 E6 1-3 SF7-4 1B 3-H	0-3 K			3 0 2 1 1 1 2																			
Mike Schmidt, R (1, 5) BBB	4-0 1-2 BB			0-3 K 1-2		0-0 SF7-4 1-2 3-H	0-3 K			2 0 0 1 1 2 1																			
Ozzie Virgil, R (1, 2) OBP: 0.375, SLG: 0.500	0-0 F8			0-0 F6 2-3		0-0 2B 2B	0-0 G6-4-3 1B 1-2f			4 1 2 0 0 0 3																			
Glenn Wilson, R (1, 9) OBP: 0.273, SLG: 0.364		0-0 1-3			0-0 5-3	0-0 2B 2-H	0-0 G6-4-3			4 0 1 1 0 0 1																			
Al Holland, R (8, 1)										0 0 0 0 0 0 0																			
John Russell, R (1, 3)		0-3 K			0-3 K	0-0 F7		0-0 G1-4-3 1B		3 0 0 0 0 2 1																			
Don Carman, L (6, 1)										0 0 0 0 0 0 0																			
Garry Maddox, R (8, 8) OBP: 0.500, SLG: 0.500										1 0 1 0 0 0 0																			
Steve Jeltz, S (1, 6) OBP: 0.375, SLG: 0.286		0-3 K			0-0 1B		0-0 E 1B		0-0 F9	4 0 2 0 0 1 1																			
Jerry Koosman, R (1, 1)			0-0 F2			0-3 K	0-0 F7		0-0 G1-4-3	2 0 0 0 0 1 1																			
Larry Andersen, R (6, 1)										0 0 0 0 0 0 0																			
Tim Corcoran, L (6, 3)										1 0 0 0 0 0 1																			
John Wockenfuss, R (9, PH)										1 0 0 0 0 0 1																			
Inning Stats	R: 0 E: 0 K: 0 S: 4	H: 1 LOB: 2 BB: 1 P: 8	R: 0 E: 0 K: 2 S: 7	H: 0 LOB: 0 BB: 0 P: 7	R: 0 E: 0 K: 1 S: 4	H: 0 LOB: 0 BB: 1 P: 8	R: 0 E: 0 K: 2 S: 8	H: 1 LOB: 1 BB: 0 P: 8	R: 3 E: 1 K: 0 S: 7	H: 5 LOB: 1 BB: 0 P: 7	R: 0 E: 1 K: 2 S: 9	H: 1 LOB: 2 BB: 0 P: 9	R: 0 E: 0 K: 1 S: 5	H: 1 LOB: 0 BB: 0 P: 5	R: 0 E: 0 K: 0 S: 3	H: 1 LOB: 0 BB: 0 P: 3	1B: 8 2B: 3 3B: 0 HR: 0	SF: 1 SAC: 0 DP: 3 HBP: 0	WP: 0 PB: 0 SB: 2 CS: 1	PA: 36									
PITCHER	IP WLS BF H R ER SO BB IBB HBP BLK WP HR S P ERA WHIP																												
Mike Scott, R (1, 1) ERA: 4.76	5.2		24	7	3	3	5	2	0	0	0	0	0	0	32	40	4.76	1.588											
Dave Smith, R (6, 1) ERA:	0.1	W	1	0	0	0	0	0	0	0	0	0	0	1	1	0.00	0.000												
Jeff Calhoun, L (7, 1) ERA:	3.0	S	11	3	0	0	3	0	0	0	0	0	0	17	17	0.00	1.000												

Philadelphia Phillies @ Houston Astros
Astrodome, Houston, TX
Fri Apr 12 1985, 7:05 PM EST
Att. 11,879 - Unknown

livebaseballscorecards.com

AB	33
R	3
H	10
RBI	3
BB	2
SO	8
LOB	14



Batter	1	2	3	4	5	6	7	8	9
Dickie Thon, R OBP: 0.278, SLG: 0.235 (1, 6)	0-3 K		0-0 F8		4-0 BB	0-0 FC1-2 BB 1B	0-0 FC5-4		
Enos Cabell, R OBP: 0.625, SLG: 0.813 (1, 3)	0-0 1-3 1B		0-0 1B		0-0 6-3	0-0 BB FC1-2 1B 1B		0-0 2B SF8 1B	
Phil Gamet, R OBP: 0.333, SLG: 0.429 (1, 5)	0-0 1-3 1-2		0-0 F8		0-0 1B	0-0 F9		0-0 1-3 2B	
Jose Cruz, L OBP: 0.333, SLG: 0.294 (1, 7)	0-3 K		0-0 4-3		0-0 2-3	0-0 FC1-2 BB 1B		0-0 6-3	
Jerry Mumphrey, S OBP: 0.471, SLG: 0.333 (1, 8)		0-0 G3		0-0 E 1B				4-0 IBB	
Terry Puhl, L OBP: 0.438, SLG: 0.571 (1, 9)		0-0 S 1B		0-0 E4 1-2				0-0 SF8	
Alan Ashby, S OBP: 0.385, SLG: 0.417 (1, 2)		0-3 K 1-2		0-3 K		0-0 2B 1B 1B	0-0 F9	0-3 K	
Bill Doran, S OBP: 0.375, SLG: 0.467 (1, 4)		4-0 IBB		0-0 F2		0-0 1B 1B 2B	0-0 FC5-4 1B		
Mike Scott, R (1, 1)		0-3 K		0-3 K		4-0 1B 1B FC1-2 IBB	0-3 K		
Dave Smith, R (6, 1)									
Denny Walling, L (6, PH)									
Jeff Calhoun, L (7, 1)									

Inning Stats	R: 0	H: 1	E: 0	LOB: 1	K: 2	BB: 0	S: 8	P: 8
	R: 0	H: 1	E: 0	LOB: 2	K: 2	BB: 1	S: 8	P: 12
	R: 0	H: 1	E: 0	LOB: 1	K: 0	BB: 0	S: 4	P: 4
	R: 0	H: 1	E: 1	LOB: 2	K: 2	BB: 0	S: 9	P: 9
	R: 0	H: 1	E: 0	LOB: 1	K: 0	BB: 1	S: 3	P: 7
	R: 7	H: 7	E: 0	LOB: 2	K: 0	BB: 2	S: 9	P: 17
	R: 0	H: 1	E: 0	LOB: 1	K: 1	BB: 0	S: 6	P: 6
	R: 1	H: 2	E: 0	LOB: 2	K: 1	BB: 1	S: 7	P: 11

PITCHER	IP	WLS	BF	H	R	ER	SO	BB	IBB	HBP	BLK	WP	HR	S	P	ERA	WHIP
Jerry Koosman, L (1, 1) ERA: 5.4	5.0		25	8	3	3	6	1	1	0	0	0	0	35	43	5.40	1.800
Larry Andersen, R (6, 1) ERA: 108.0	0.1	L	5	3	1	1	0	0	1	0	0	0	0	4	8	27.00	9.000
Don Carman, L (6, 1) ERA:	1.2		7	2	3	3	1	1	0	0	0	0	0	8	12	16.20	1.800
Al Holland, L (8, 1) ERA: 9.0	1.0		6	2	1	1	1	0	1	0	0	0	0	7	11	9.00	2.000

BOTTOM

Philadelphia Phillies @ Houston Astros
Astrodome, Houston, TX

Fri Apr 12 1985, 7:05 PM EST
Att. 11,879 - Unknown

AB	R	H	RBI	BB	SO	LOB
4	1	1	1	1	1	1
5	2	4	1	0	0	1
5	0	2	0	0	0	5
5	1	0	0	0	1	8
3	1	2	1	2	0	0
4	1	3	4	0	0	1
5	1	1	0	0	3	5
3	1	2	1	1	0	2
2	0	0	0	0	2	4
0	0	0	0	0	0	0
0	0	0	0	1	0	0
1	0	0	0	0	1	1

AB	37
R	8
H	15
RBI	8
BB	5
SO	8
LOB	28

livebaseballscorecards.com



WP	PA
0	43
PB	0
SB	1
CS	0

Batter	1	2	3	4	5	6	7	8	9	AB R H RBI BB SO LOB	TOP
Jeff Stone, L (1, 7) ^x OBP: 0.353, SLG: 0.588 Kevin Gross, R (7, 1) Al Holland, R (8, 1)	0-0 			0-0 		0-0 	0-0 FC6-4 			4 2 3 0 0 0 2 0 0 0 0 0 0 0 0 0 0 0 0 0 0	Philadelphia Phillies @ Houston Astros Astrodome, Houston, TX Sat Apr 13 1985, 7:05 PM EST Att: 19,772 - Unknown livebaseballscorecards.com
Juan Samuel, R (1, 4) ^x OBP: 0.313, SLG: 0.438	0-0 			0-3 		0-0 		0-3 	4 1 2 1 0 2 1		
Von Hayes, L (1, 8) ^{B B B} OBP: 0.438, SLG: 0.308	4-0 			0-0 		0-0 		0-0 	3 0 0 0 1 0 2		
Mike Schmidt, R (1, 5)	0-0 	0-0 		4-0 		0-0 		0-0 	2 0 0 1 1 0 0		
Tim Corcoran, L (1, 3) OBP: 0.286, SLG: 0.167			0-0 		0-0 		0-0 		0-0 	4 0 1 1 0 0 0	
Glenn Wilson, R (1, 9) OBP: 0.267, SLG: 0.333			0-3 		0-0 		0-0 		0-0 	4 1 1 0 0 1 2	
Ozzie Virgil, R (1, 2) OBP: 0.250, SLG: 0.333			0-0 		0-0 		0-3 		0-0 	4 0 0 0 0 1 1	
Steve Jeltz, S (1, 6) OBP: 0.417, SLG: 0.300			0-0 		0-3 		4-0 		0-0 	3 0 1 1 1 1 0	
Shane Rawley, R (1, 1) Don Carman, L (6, 1) Greg Gross, L (7, PH) (7, 7)			0-0 		0-3 		4-0 		0-0 	2 0 0 0 0 1 0 0 0 0 0 0 0 0 1 0 0 0 1 0 1	
Inning Stats	R: 0 H: 2 E: 0 LOB: 0 K: 0 BB: 1 S: 2 P: 6	R: 0 H: 0 E: 0 LOB: 0 K: 1 BB: 0 S: 5 P: 5	R: 0 H: 0 E: 0 LOB: 0 K: 0 BB: 0 S: 3 P: 3	R: 1 H: 2 E: 0 LOB: 2 K: 1 BB: 1 S: 7 P: 11	R: 0 H: 0 E: 0 LOB: 0 K: 2 BB: 0 S: 7 P: 7	R: 2 H: 2 E: 0 LOB: 0 K: 0 BB: 0 S: 5 P: 5	R: 0 H: 0 E: 0 LOB: 2 K: 1 BB: 2 S: 5 P: 13	R: 0 H: 0 E: 0 LOB: 0 K: 1 BB: 0 S: 5 P: 5	R: 1 H: 2 E: 1 LOB: 1 K: 0 BB: 0 S: 5 P: 5	1B: 6 SF: 1 2B: 0 SAC: 0 3B: 2 DP: 0 HR: 0 HBP: 0	WP: 0 PA: 37 PB: 0 SB: 1 CS: 1
PITCHER Ron Mathis, R (1, 1) ERA: 5.06 Bill Dawley, R (6, 1) ERA: 7.36 Dave Smith, R (8, 1) ERA:	IP WLS BF H R ER SO BB IBB HBP BLK WP HR S P ERA WHIP 5.1 L 21 6 3 3 4 2 0 0 0 0 0 0 27 35 5.06 1.500 1.2 7 0 0 0 1 2 0 0 0 0 0 0 7 15 0.00 1.200 2.0 8 2 1 0 1 0 0 0 0 0 0 0 10 10 0.00 1.000										

AB	31
R	4
H	8
RBI	4
BB	4
SO	6
LOB	9



Batter	1	2	3	4	5	6	7	8	9	AB R H RBI BB SO LOB	TOP											
Jeff Stone, L (1, 7) OBP: 0.286, SLG: 0.476	0-0 F7		0-0 4-3		0-0 G3		0-0 G3			4 0 0 0 0 0 1	Philadelphia Phillies @ Houston Astros Astrodome, Houston, TX Sun Apr 14 1985, 4:33 AM EST Att: 15,277 - Unknown											
Juan Samuel, R (1, 4) OBP: 0.250, SLG: 0.350	0-0 5-3		0-0 E5 2B		0-3 K			0-3 K	4 0 0 0 0 2 0													
Von Hayes, L (1, 8) OBP: 0.450, SLG: 0.412	0-0 F7		0-0 2B		0-0 FC5-4 1B			0-3 K	4 0 2 0 0 1 0													
Mike Schmidt, R (1, 5)		0-3 K	0-3 K		0-0 FC5-4			0-0 F7	4 0 0 0 0 2 3													
Tim Corcoran, L (1, 3) OBP: 0.364, SLG: 0.300		0-0 G5-4-3 1B	0-0 6-3		0-0 G6-4-3 1B			0-0 F8	4 0 2 0 0 0 2													
Bo Diaz, R (1, 2) OBP: 0.125, SLG: 0.125		0-0 G5-4-3		0-3 K		0-0 G6-4-3		0-0 F9	4 0 0 0 0 1 2													
Glenn Wilson, R (1, 9) OBP: 0.263, SLG: 0.316			0-0 E5 2B BB	0-0 1B		0-0 4-3		0-0 F9	4 1 1 0 0 0 0													
Steve Jeltz, S (1, 6) OBP: 0.400, SLG: 0.250			4-0 2B BB	0-3 K		0-3 K			2 1 0 0 1 2 1													
Steve Carlton, L (1, 1) OBP: 0.250, SLG: 0.500			0-0 4-3 E 2B	0-3 K		0-0 4-3			2 1 1 2 0 1 1													
Pat Zachry, R (6, 1)									0 0 0 0 0 0 0													
Greg Gross, L (7, PH)									1 0 0 0 0 0 0													
Larry Andersen, R (7, 1)									0 0 0 0 0 0 0													
Inning Stats	R: 0 E: 0 K: 0 S: 3	H: 0 LOB: 0 BB: 0 P: 3	R: 0 E: 0 K: 1 S: 5	H: 1 LOB: 0 BB: 0 P: 5	R: 3 E: 2 K: 1 S: 9	H: 2 LOB: 2 BB: 1 P: 13	R: 0 E: 0 K: 3 S: 10	H: 1 LOB: 1 BB: 0 P: 10	R: 0 E: 0 K: 1 S: 6	H: 1 LOB: 1 BB: 0 P: 6	R: 0 E: 0 K: 1 S: 3	H: 1 LOB: 0 BB: 0 P: 3	R: 0 E: 0 K: 1 S: 5	H: 0 LOB: 0 BB: 0 P: 5	R: 0 E: 0 K: 2 S: 7	H: 0 LOB: 0 BB: 0 P: 7	R: 0 E: 0 K: 0 S: 3	H: 0 LOB: 0 BB: 0 P: 3	1B: 4 2B: 2 3B: 0 HR: 0	SF: 0 SAC: 0 DP: 2 HBP: 0	WP: 0 PB: 0 SB: 0 CS: 0	PA: 34
PITCHER Nolan Ryan, R (1, 1) ERA: 1.13	IP: 9.0 WLS: W BF: 34 H: 6 R: 3 ER: 1 SO: 9 BB: 1 IBB: 0 HBP: 0 BLK: 0 WP: 0 HR: 0 S: 51 P: 55 ERA: 1.00 WHIP: 0.778																					

livebaseballscorecards.com

AB	33
R	3
H	6
RBI	2
BB	1
SO	9
LOB	10



Batter	1	2	3	4	5	6	7	8	9	AB	R	H	RBI	BB	SO	LOB
Dickie Thon, R OBP: 0.321, SLG: 0.240 (1, 6)	0-0 G4-3 1B	4-0 FC4-6 BB		0-0 F8		0-3 K		0-0 F9		4	0	1	1	1	1	1
Enos Cabell, R OBP: 0.385, SLG: 0.500 (1, 3)	0-0 G4-3 1-2f	0-0 FC4-6 1-2f		0-0 F7		0-0 6-3		0-0 F2		5	0	0	0	0	0	5
Phil Garner, R OBP: 0.375, SLG: 0.478 (1, 5)	0-0 5-3		0-0 1B 1B		0-0 F7		0-0 F8		0-0 2B	5	1	2	0	0	0	0
Jose Cruz, L OBP: 0.444, SLG: 0.440 (1, 7)		4-0 1B BB BB	0-0 1B		0-0 WP CS 1B		0-0 2B FC4-2 1B	0-0 5-3		4	1	3	0	1	0	1
Jerry Mumphrey, S OBP: 0.480, SLG: 0.421 (1, 8)		0-0 BB 1B FC5-2 1B	0-0 F4		4-0 CS WP BB		0-0 FC4-2 2B			3	1	2	0	1	0	2
Terry Puhl, L OBP: 0.542, SLG: 0.556 (1, 9)		0-0 FC5-2 BB 1B	0-0 G6-4-3 1B		0-0 E6 2B		4-0 FC4-2 IBB			3	2	2	1	1	0	1
Mark Bailey, S OBP: 0.375, SLG: 0.333 (1, 2)		4-0 BB FC5-2 BB	0-0 G6-4-3		0-0 2B		0-0 FC4-2			3	0	1	2	1	0	5
Bill Doran, S OBP: 0.364, SLG: 0.400 (1, 4)		0-3 K		0-0 1B		4-0 IBB		0-3 K		3	0	1	0	1	2	6
Nolan Ryan, R (1, 1)		0-0 FC5-2 BB		0-3 K		0-0 F4		0-0 1-3		4	0	0	0	0	1	9

Inning Stats	R: 0	H: 1	E: 0	LOB: 0	K: 0	S: 3	P: 3	R: 2	H: 2	E: 0	LOB: 3	K: 1	S: 7	P: 19	R: 1	H: 3	E: 0	LOB: 1	K: 0	S: 5	P: 5	R: 0	H: 1	E: 0	LOB: 1	K: 1	S: 6	R: 2	H: 2	E: 1	LOB: 2	K: 0	S: 5	P: 13	R: 0	H: 0	E: 0	LOB: 0	K: 1	S: 5	P: 5	R: 0	H: 2	E: 0	LOB: 3	K: 1	S: 7	P: 11	R: 0	H: 1	E: 0	LOB: 1	K: 0	S: 4	P: 4
--------------	------	------	------	--------	------	------	------	------	------	------	--------	------	------	-------	------	------	------	--------	------	------	------	------	------	------	--------	------	------	------	------	------	--------	------	------	-------	------	------	------	--------	------	------	------	------	------	------	--------	------	------	-------	------	------	------	--------	------	------	------

PITCHER	IP	WLS	BF	H	R	ER	SO	BB	IBB	HBP	BLK	WP	HR	S	P	ERA	WHIP
Steve Carlton, L ERA: 4.09 (1, 1)	5.0	L	27	9	5	4	2	4	1	0	0	1	0	26	46	7.20	2.600
Pat Zachry, R ERA: 6.75 (6, 1)	1.0		3	0	0	0	1	0	0	0	0	0	0	5	5	0.00	0.000
Larry Andersen, R ERA: 15.43 (7, 1)	2.0		10	3	0	0	1	0	1	0	0	0	0	11	15	0.00	1.500


BOTTOM

Philadelphia Phillies @ Houston Astros
Astrodome, Houston, TX

Sun Apr 14 1985, 4:33 AM EST
Att. 15,277 - Unknown

AB	34
R	5
H	12
RBI	4
BB	6
SO	4
LOB	30

livebaseballscorecards.com



1B: 9	SF: 0	WP: 2	PA: 40
2B: 3	SAC: 0	PB: 0	
3B: 0	DP: 2	SB: 1	
HR: 0	HBP: 0	CS: 2	

Batter	1	2	3	4	5	6	7	8	9	AB R H RBI BB SO LOB	TOP																
Dickie Thon, R (1, 6) OBP: 0.297, SLG: 0.235 Craig Reynolds, L (9, PH) OBP: 0.500, SLG: 0.500 (9, 6)	0-3 K			0-3 K		0-0 FC4-6 1B		0-0 F4	0-0 1B	4 0 1 0 0 2 1 1 0 1 1 0 0 0																	
Kevin Bass, S (1, 9) OBP: 0.500, SLG: 0.571	0-0 4-3			0-0 1B		0-0 FC4-6 PO			0-0 2B F7	5 1 2 0 0 0 2																	
Denny Walling, L (1, 5) OBP: 0.267, SLG: 0.357 (7, 3) Jim Pankovits, R (9, PH) OBP: 0.600, SLG: 0.500 Frank DiPino, L (9, 1)	0-0 1-3			0-0 F8 1B		0-0 PO	0-0 2B		0-0 FC6-4 1B	3 0 1 0 0 0 1 1 0 1 1 0 0 0 0 0 0 0 0 0 0																	
Jose Cruz, L (1, 7) OBP: 0.400, SLG: 0.375		0-0 6-3		0-0 F8			0-3 K		0-0 FC6-4 1B	4 1 0 0 0 1 3																	
Jerry Mumphrey, S (1, 8) OBP: 0.455, SLG: 0.519		0-0 F8			0-0 4-3 SF7 2B		0-3 K		0-0 1B SH 1B	4 2 2 0 0 1 1																	
Harry Spilman, L (1, 3) OBP: 0.143, SLG: 0.143 Dave Smith, R (7, 1) Enos Cabell, R (9, PH) OBP: 0.379, SLG: 0.483 (9, 3)		0-0 F6			0-0 4-3		0-0 F7		0-0 1B	3 0 0 0 0 0 2 0 0 0 0 0 0 0 0 1 0 0 0 0 0																	
Mark Bailey, S (1, 2) OBP: 0.375, SLG: 0.333			0-0 1-3		0-0 SF7			0-0 4-3	0-0 SH E BB	2 1 0 1 1 0 0																	
Bill Doran, S (1, 4) OBP: 0.379, SLG: 0.385			0-0 F7		0-0 F5			0-0 1B	0-0 SH 1B	3 1 1 1 0 0 0																	
Bob Knepper, L (1, 1) Phil Garner, R (7, 5) OBP: 0.346, SLG: 0.440			0-0 4-3			0-3 K		0-3 K	0-3 K	2 0 0 0 0 1 0 2 0 0 0 0 2 2																	
Inning Stats	R: 0 E: 0 K: 1 S: 5	H: 0 LOB: 0 BB: 0 P: 5	R: 0 E: 0 K: 0 S: 3	H: 0 LOB: 0 BB: 0 P: 3	R: 0 E: 0 K: 0 S: 3	H: 0 LOB: 0 BB: 0 P: 3	R: 0 E: 0 K: 1 S: 6	H: 1 LOB: 1 BB: 0 P: 6	R: 1 E: 0 K: 0 S: 4	H: 1 LOB: 0 BB: 0 P: 4	R: 0 E: 0 K: 1 S: 5	H: 1 LOB: 0 BB: 0 P: 5	R: 0 E: 0 K: 2 S: 8	H: 1 LOB: 1 BB: 0 P: 8	R: 0 E: 0 K: 1 S: 6	H: 1 LOB: 1 BB: 0 P: 6	R: 6 E: 2 K: 1 S: 11	H: 5 LOB: 1 BB: 1 P: 15	1B: 7 2B: 3 3B: 0 HR: 0	SF: 1 SAC: 1 DP: 0 HBP: 0	WP: 0 PB: 0 SB: 2 CS: 0	PA: 39					
PITCHER	IP WLS BF H R ER SO BB IBB HBP BLK WP HR S P ERA WHIP																										
Tom Brennan, R (1, 1) ERA: 1.08	5.0		17	2	1	1	2	0	0	0	0	0	0	21	21	1.80	0.400										
Tom Niedenfuer, R (6, 1) ERA: 3.12	3.0		12	4	1	1	4	0	0	0	0	0	0	20	20	3.00	1.333										
Steve Howe, L (9, 1) ERA: 27.0	0.1	L	3	2	0	0	0	0	0	0	0	0	0	3	3	0.00	6.000										
Ken Howell, R (9, 1) ERA: 4.26	0.2		6	2	5	3	1	1	0	0	0	0	0	7	11	40.50	4.500										

Houston Astros @ Los Angeles Dodgers
 Dodger Stadium, Los Angeles, CA

Tue Apr 16 1985, 6:05 PM PST
 Att: 32,155 - Unknown

AB	34
R	7
H	9
RBI	4
BB	1
SO	7
LOB	12



Batter	1	2	3	4	5	6	7	8	9	AB	R	H	RBI	BB	SO	LOB
Mariano Duncan, R OBP: 0.400, SLG: 0.467 (1, 4)	0-0 4-3	0-0 FC6-4		0-0 FC4-6 1B		0-0 F9			0-0 E 1B	5	0	2	0	0	0	4
Bill Russell, R OBP: 0.300, SLG: 0.222 (1, 7)	4-0 BB		0-0 6-3	0-0 FC4-6			0-0 E6		0-0 F6	4	0	0	0	1	0	3
Mike Marshall, R OBP: 0.412, SLG: 0.586 (1, 9)	0-3 K		0-0 HR	0-0 F3			0-3 K		0-0 E6 G6-4-3	5	1	1	1	0	2	5
Pedro Guerrero, R OBP: 0.286, SLG: 0.333 (1, 5)	0-0 F7		0-0 HR 1B		0-0 5-3		0-0 F7		0-0 G6-4-3	5	1	1	0	0	0	4
Candy Maldonado, R OBP: 0.214, SLG: 0.385 (1, 8)		0-0 1B 2-3 1B		0-3 K		0-0 F6		0-3 K		4	0	1	0	0	2	2
Sid Bream, L OBP: 0.267, SLG: 0.400 (1, 3)		0-0 2-3	0-0 HR		0-3 K			0-0 F8		4	1	1	2	0	1	1
Steve Yeager, R OBP: 0.200, SLG: 0.111 (1, 2)		0-0 F7	0-3 K			0-0 SH1-4 1B		0-0 F9		4	0	1	0	0	1	1
Dave Anderson, R OBP: 0.261, SLG: 0.190 (1, 6)		4-0 1B BB		4-0 FC4-6 SH1-4 BB		0-0 F9		0-0 1B		2	0	1	0	2	0	1
Tom Brennan, R OBP: 0.500, SLG: 0.500 (1, 1)		0-0 FC6-4 1B		0-0 SH1-4		0-0 SH1-4		0-3 K		1	0	1	0	0	0	0
Tom Niedenfuer, R (6, 1)										1	0	0	0	0	1	1
Steve Howe, L (9, 1)										0	0	0	0	0	0	0
Ken Howell, R (9, 1)										0	0	0	0	0	0	0

Inning Stats	R: 0	H: 0	E: 0	K: 1	S: 5	R: 0	H: 2	E: 0	K: 0	S: 5	R: 3	H: 3	E: 0	K: 2	S: 10	R: 0	H: 1	E: 0	K: 1	S: 4	R: 0	H: 0	E: 0	K: 1	S: 5	R: 0	H: 1	E: 0	K: 0	S: 4	R: 0	H: 0	E: 1	K: 2	S: 8	R: 0	H: 1	E: 0	K: 1	S: 6	R: 0	H: 1	E: 1	K: 0	S: 4	1B: 7	2B: 0	3B: 0	HR: 2	SF: 0	SAC: 2	DP: 1	HBP: 0	WP: 0	PA: 40
PITCHER	IP	WLS	BF	H	R	ER	SO	BB	IBB	HBP	BLK	WP	HR	S	P	ERA	WHIP																																						
Bob Knepper, L (1, 1) ERA: 3.0	6.0		28	7	3	3	4	3	0	0	0	0	2	33	45	4.50	1.667																																						
Dave Smith, R (7, 1) ERA:	2.0	W	8	1	0	0	3	0	0	0	0	0	0	14	14	0.00	0.500																																						
Frank DiPino, L (9, 1) ERA:	1.0		4	1	0	0	0	0	0	0	0	0	0	4	4	0.00	1.000																																						

BOTTOM

Houston Astros @ Los Angeles Dodgers
 Dodger Stadium, Los Angeles, CA

Tue Apr 16 1985, 6:05 PM PST
 Att. 32,155 - Unknown

livebaseballscores.com

AB 35
R 3
H 9
RBI 3
BB 3
SO 7
LOB 22



Batter	1	2	3	4	5	6	7	8	9
Claudell Washington, L (1, 9) OBP: 0.371, SLG: 0.438	0-0 G6-4-3 1B	0-0 4-3			0-0 F7	0-0 1-2 HR 1B		0-0 1-3	
Rafael Ramirez, R (1, 6) OBP: 0.293, SLG: 0.342	0-0 G6-4-3 1B		0-0 WP 1B 2B		0-0 HR	0-3 K		0-0 4-3	
Brad Komminsk, R (1, 7) OBP: 0.350, SLG: 0.278	0-0 G6-4-3 1-2f 2-3		0-0 F9 FC5-2 1B		4-0 2B BB	0-3 K		0-0 5-3	
Dale Murphy, R (1, 8) OBP: 0.538, SLG: 1.143	0-0 F9		0-0 F9		0-0 1-H 2B 2B	0-0 1-H 2-H HR			
Bob Horner, R (1, 5) OBP: 0.241, SLG: 0.429		0-0 HR 1B	0-0 FC5-2		0-0 F8 2-H 2B	0-0 2B			
Ken Oberkfell, L (9, 5) OBP: 0.091, SLG: 0.091									
Gerald Perry, L (1, 3) OBP: 0.235, SLG: 0.188		0-3 K	0-0 G3		4-0 BB	0-3 K			
Rick Cerone, R (1, 2) OBP: 0.452, SLG: 0.633		0-0 1-H HR		0-0 G6-4-3 1B	0-0 F8		0-0 5-3		
Glenn Hubbard, R (1, 4) OBP: 0.324, SLG: 0.276		0-0 1B		0-0 G6-4-3 1-2f	0-3 K		0-0 F4		
Rick Mahler, R (1, 1) OBP: 0.200, SLG: 0.200		0-0 F2-3		0-0 1-3		0-0 1B HR 1B		0-0 6-3	
Bruce Sutter, R (9, 1)									

Inning Stats	R: 0 E: 0 K: 0 S: 4	H: 2 LOB: 1 BB: 0 P: 4	R: 2 E: 0 K: 1 S: 8	H: 3 LOB: 1 BB: 0 P: 8	R: 1 E: 0 K: 0 S: 5	H: 2 LOB: 1 BB: 0 P: 5	R: 0 E: 0 K: 0 S: 3	H: 1 LOB: 0 BB: 0 P: 3	R: 3 E: 0 K: 1 S: 8	H: 3 LOB: 2 BB: 2 P: 16	R: 3 E: 0 K: 3 S: 13	H: 4 LOB: 1 BB: 0 P: 13	R: 0 E: 0 K: 0 S: 3	H: 0 LOB: 0 BB: 0 P: 3	R: 0 E: 0 K: 0 S: 3	H: 0 LOB: 0 BB: 0 P: 3
1B: 8 2B: 4 3B: 0 HR: 3	SF: 0 SAC: 0 DP: 2 HBP: 0	WP: 1 PB: 0 SB: 1 CS: 0	PA: 39													

PITCHER	IP	WLS	BF	H	R	ER	SO	BB	IBB	HBP	BLK	WP	HR	S	P	ERA	WHIP
Nolan Ryan, R (1, 1) ERA: 3.54	4.1	L	22	10	6	6	1	1	0	0	0	1	2	23	27	12.46	2.538
Ron Mathis, R (5, 1) ERA: 7.71	1.2		11	5	3	3	4	1	0	0	0	0	1	18	22	16.20	3.600
Julio Solano, R (7, 1) ERA: 7.71	2.0		6	0	0	0	0	0	0	0	0	0	0	6	6	0.00	0.000

BOTTOM

Houston Astros @ Atlanta Braves
Atlanta-Fulton County Stadium, Atlanta, GA

Fri Apr 19 1985, 6:05 PM EST
Att. 22,067 - Unknown

livebaseballscorecards.com

AB	37
R	9
H	15
RBI	9
BB	2
SO	5
LOB	19



Houston Astros @ Atlanta Braves
 Atlanta-Fulton County Stadium, Atlanta, GA

Sat Apr 20 1985, 6:05 PM EST
 Att. 32,887 - Unknown

AB	37
R	8
H	12
RBI	8
BB	3
SO	5
LOB	13



WP:	0	PA:	41
PB:	0		
SB:	0		
CS:	1		

Batter	1	2	3	4	5	6	7	8	9	AB R H RBI BB SO LOB
Bill Doran, S (1, 4) OBP: 0.310, SLG: 0.289	0-3 K		0-0 FC3-6 CS			0-0 2B BB	4-0 2B BB		0-0 4-3	4 2 1 0 1 1 1
Terry Puhl, L (1, 9) OBP: 0.487, SLG: 0.467	0-0 4-3		0-0 3-1			0-0 F8	0-0 1B 2B		0-0 1B 1B	5 2 2 2 0 0 3
Denny Walling, L (1, 5) OBP: 0.423, SLG: 0.458	0-0 F7					4-0 2B BB	0-0 1B		0-0 1B 1B	4 1 2 1 1 0 0
Jose Cruz, L (1, 7) OBP: 0.388, SLG: 0.400		4-0 BB				0-0 L5	0-0 G3 2B		0-0 1B	4 0 2 4 1 1 1
Jerry Mumphy, S (1, 8) OBP: 0.348, SLG: 0.375	0-3 K		0-0 3-1			0-0 G3 2B			0-0 4-3	5 0 0 0 0 2 4
Enos Cabell, R (1, 3) OBP: 0.324, SLG: 0.405		0-0 F7				0-0 F6	0-0 5-3		0-0 5-3	4 0 0 0 0 0 2
Alan Ashby, S (1, 2) OBP: 0.357, SLG: 0.500		0-0 F8				0-3 K			0-0 6-3	4 0 1 0 0 1 1
Craig Reynolds, L (1, 6) OBP: 0.273, SLG: 0.545			0-0 HR			0-0 F8			0-0 4-3	4 2 2 1 0 0 1
Joe Niekro, R (1, 1) OBP: 0.429, SLG: 0.429			0-0 FC3-6 1B			0-0 BB 2B 1B			0-0 SH3-4 1B	2 1 2 0 0 0 0
Frank DiPino, L (7, 1)									0-0 F8	1 0 0 0 0 0 0

Inning Stats	R: 0	H: 0	R: 0	H: 0	R: 1	H: 2	R: 0	H: 0	R: 0	H: 0	R: 3	H: 3	R: 3	H: 3	R: 0	H: 1	R: 1	H: 3	1B: 8	SF: 0	WP: 0	PA: 41
E: 0	LOB: 0	E: 0	LOB: 1	E: 0	LOB: 0	E: 0	LOB: 0	E: 0	LOB: 0	E: 0	LOB: 1	E: 0	LOB: 1	E: 0	LOB: 1	E: 0	LOB: 2	E: 0	LOB: 2	2B: 3	SAC: 1	PB: 0
K: 1	BB: 0	K: 1	BB: 1	K: 0	BB: 0	K: 0	BB: 0	K: 1	BB: 1	K: 1	BB: 1	K: 1	BB: 1	K: 0	BB: 0	K: 1	BB: 0	K: 0	BB: 0	3B: 0	DP: 0	SB: 0
S: 5	P: 5	S: 5	P: 9	S: 4	P: 4	S: 3	P: 3	S: 5	P: 5	S: 6	P: 10	S: 8	P: 12	S: 4	P: 4	S: 8	P: 8	S: 8	P: 8	HR: 1	HBP: 0	CS: 1

PITCHER	IP	WLS	BF	H	R	ER	SO	BB	IBB	HBP	BLK	WP	HR	S	P	ERA	WHIP
Pascual Perez, R (1, 1) ERA: 12.0	5.1	L	21	4	4	4	3	2	0	0	0	0	1	25	33	6.75	1.125
Zane Smith, L (6, 1) ERA: 2.03	1.2		10	4	3	3	1	1	0	0	0	0	0	11	15	16.20	3.000
Rick Camp, R (8, 1) ERA: 6.75	2.0		10	4	1	1	1	0	0	0	0	0	0	12	12	4.50	2.000

livebaseballscorecards.com

Batter	1	2	3	4	5	6	7	8	9	AB	R	H	RBI	BB	SO	LOB
Claudell Washington, L (1, 9) OBP: 0.333, SLG: 0.389	0-0 6-3		0-0 G4-6-3			0-0 F9		0-3 K		4	0	0	0	0	1	3
Rafael Ramirez, R (1, 6) OBP: 0.267, SLG: 0.310	0-0 F9			0-0 F8		0-0 F8		0-0 6-3		4	0	0	0	0	0	1
Brad Komminsk, R (1, 7) OBP: 0.341, SLG: 0.256	0-0 F4			0-0 6-3		4-0 BB		0-0 F4		3	0	0	0	1	0	0
Dale Murphy, R (1, 8) OBP: 0.512, SLG: 1.053		0-0 F7		4-0 BB		0-0 F8			0-0 6-3	3	0	0	0	1	0	2
Bob Horner, R (1, 5) OBP: 0.212, SLG: 0.375		0-0 1-3		0-3 K			0-0 E5 1B G6-4-3		0-0 L6	4	1	0	0	0	1	1
Chris Chambliss, L (1, 3) OBP: 0.300, SLG: 0.286		0-0 4-3			0-0 L4		4-0 BB	4-0 BB	0-0 4-3	3	0	0	0	1	0	0
Rick Cerone, R (1, 2) OBP: 0.471, SLG: 0.625			4-0 BB		0-0 5-3		0-0 BB	0-0 BB		2	0	1	0	1	0	0
Glenn Hubbard, R (1, 4) OBP: 0.333, SLG: 0.267			4-0 BB		0-0 6-3		0-0 BB	0-0 BB		1	0	0	0	1	0	0
Zane Smith, L (6, 1)										0	0	0	0	0	0	0
Gerald Perry, L (7, PH) OBP: 0.222, SLG: 0.176			1-2 BB							1	0	0	0	0	0	2
Rick Camp, R (8, 1)										0	0	0	0	0	0	0
Pascual Perez, R (1, 1) OBP: 0.333, SLG: 0.333			0-0 FC5-4							1	0	0	0	0	0	2
Ken Oberkfell, L (6, 4) OBP: 0.154, SLG: 0.154			1-2 2-3							2	0	1	0	0	0	1

BOTTOM

Houston Astros @ Atlanta Braves
Atlanta-Fulton County Stadium, Atlanta, GA

Sat Apr 20 1985, 6:05 PM EST
Att. 32,887 - Unknown

livebaseballscores.com

AB	28
R	1
H	2
RBI	0
BB	5
SO	2
LOB	12



Inning Stats	R: 0	H: 0	E: 0	LOB: 0	K: 0	BB: 0	S: 3	P: 3	R: 0	H: 0	E: 0	LOB: 0	K: 0	BB: 0	S: 3	P: 3	R: 0	H: 0	E: 0	LOB: 1	K: 1	BB: 1	S: 5	P: 9	R: 0	H: 0	E: 0	LOB: 0	K: 0	BB: 0	S: 3	P: 3	R: 0	H: 1	E: 0	LOB: 2	K: 0	BB: 1	S: 4	P: 8	R: 1	H: 1	E: 1	LOB: 1	K: 0	BB: 1	S: 4	P: 8	R: 0	H: 0	E: 0	LOB: 0	K: 1	BB: 0	S: 5	P: 5	R: 0	H: 0	E: 0	LOB: 0	K: 0	BB: 0	S: 3	P: 3	1B: 2	SF: 0	2B: 0	SAC: 0	3B: 0	DP: 2	HR: 0	HBP: 0	WP: 0	PA: 33
--------------	------	------	------	--------	------	-------	------	------	------	------	------	--------	------	-------	------	------	------	------	------	--------	------	-------	------	------	------	------	------	--------	------	-------	------	------	------	------	------	--------	------	-------	------	------	------	------	------	--------	------	-------	------	------	------	------	------	--------	------	-------	------	------	------	------	------	--------	------	-------	------	------	-------	-------	-------	--------	-------	-------	-------	--------	-------	--------

PITCHER	IP	WLS	BF	H	R	ER	SO	BB	IBB	HBP	BLK	WP	HR	S	P	ERA	WHIP
Joe Niekro, R (1, 1) ERA: 2.45	6.0	W	25	2	1	0	1	5	0	0	0	0	0	22	42	0.00	1.167
Frank DiPino, L (7, 1) ERA: 1.17	3.0	S	8	0	0	0	1	0	0	0	0	0	0	10	10	0.00	0.000

Houston Astros @ Atlanta Braves

Atlanta-Fulton County Stadium, Atlanta, GA

Sun Apr 21 1985, 3:33 AM EST
Att: 23,453 - Unknown

AB 36
R 4
H 7
RBI 3
BB 2
SO 1
LOB 17



Batter	1	2	3	4	5	6	7	8	9	AB R H RBI BB SO LOB	TOP											
Bill Doran, S (1, 4) OBP: 0.298, SLG: 0.279	0-0 F8		0-0 F7	0-0 F3		0-0 F8			0-0 1B	5 0 1 0 0 0 4												
Kevin Bass, S (1, 9) OBP: 0.278, SLG: 0.294	0-0 3-1		0-0 S 2B 1B	0-0 4-3			0-0 F9		0-0 5-3	5 1 1 1 0 0 3												
Denny Walling, L (1, 5) OBP: 0.433, SLG: 0.500	0-0 1B WP 1B		0-0 1B 2B		0-0 3-1		0-0 G3			4 2 2 1 0 0 0												
Jose Cruz, L (1, 7) OBP: 0.415, SLG: 0.469	0-0 WP 1-3 1B		0-0 G3 1B		0-0 3B		0-0 F7			4 0 3 1 0 0 0												
Jerry Mumphrey, S (1, 8) OBP: 0.340, SLG: 0.349	0-0 4-3		0-0 G3		4-0 CS BB			0-0 F7		3 0 0 0 1 0 2												
Enos Cabell, R (1, 3) OBP: 0.293, SLG: 0.366		0-0 F3	0-0 F8		0-0 5-3			0-0 L6		4 0 0 0 0 0 3												
Alan Ashby, S (1, 2) OBP: 0.313, SLG: 0.433 Dave Smith, R (8, 1)		0-0 F7		0-0 E6 E		0-0 E4 FC6-4		0-0 F6		4 0 0 0 0 0 0 0 0 0 0 0 0 0												
Craig Reynolds, L (1, 6) OBP: 0.200, SLG: 0.400		0-0 4-3		0-0 FC4		0-0 FC6-4			0-0 6-3	4 0 0 0 0 0 2												
Bob Knepper, L (1, 1) Bill Dawley, R (7, 1) Mark Bailey, S (8, 2) OBP: 0.353, SLG: 0.308			4-0 E 1B BB	0-0 F8		0-3 K			0-0 4-3	2 1 0 0 1 1 3 0 0 0 0 0 0 0 1 0 0 0 0 0 0												
Inning Stats	R: 1 E: 0 K: 0 S: 5	H: 2 LOB: 1 BB: 0 P: 5	R: 0 E: 0 K: 0 S: 3	H: 0 LOB: 0 BB: 0 P: 3	R: 3 E: 1 K: 0 S: 6	H: 3 LOB: 1 BB: 1 P: 10	R: 0 E: 2 K: 0 S: 5	H: 0 LOB: 2 BB: 0 P: 5	R: 0 E: 0 K: 0 S: 3	H: 1 LOB: 1 BB: 1 P: 7	R: 0 E: 1 K: 1 S: 6	H: 0 LOB: 1 BB: 0 P: 6	R: 0 E: 0 K: 0 S: 3	H: 0 LOB: 0 BB: 0 P: 3	R: 0 E: 0 K: 0 S: 3	H: 0 LOB: 0 BB: 0 P: 3	R: 0 E: 0 K: 0 S: 4	H: 1 LOB: 1 BB: 0 P: 4	1B: 5 2B: 1 3B: 1 HR: 0	SF: 0 SAC: 0 DP: 0 HBP: 0	WP: 1 PB: 0 SB: 1 CS: 1	PA: 38
PITCHER	IP WLS BF H R ER SO BB IBB HBP BLK WP HR S P ERA WHIP																					
Len Barker, R (1, 1) ERA: 6.14	2.1 L 13 5 4 4 0 1 1 0 0 0 1 0 12 16 15.43 2.571																					
Craig McMurtry, R (3, 1) ERA: 7.56	3.2 15 1 0 0 1 1 0 0 0 0 0 0 16 20 0.00 0.545																					
Rick Camp, R (7, 1) ERA: 5.4	2.0 6 0 0 0 0 0 0 0 0 0 0 0 6 6 0.00 0.000																					
Terry Forster, L (9, 1) ERA:	1.0 4 1 0 0 0 0 0 0 0 0 0 0 4 4 0.00 1.000																					

livebaseballscorecards.com

BOTTOM

Houston Astros @ Atlanta Braves
Atlanta-Fulton County Stadium, Atlanta, GA

Sun Apr 21 1985, 3:33 AM EST
Att. 23,453 - Unknown

livebaseballscorecards.com

AB 30
R 2
H 7
RBI 2
BB 4
SO 3
LOB 12



WP: 0 PA: 35
PB: 0
SB: 0
CS: 0

AB	R	H	RBI	BB	SO	LOB
4	0	1	0	0	0	0
4	0	2	0	0	0	0
3	0	0	0	0	1	1
0	0	0	0	0	0	0
0	0	0	0	0	0	0
0	0	0	0	0	0	0
3	0	1	0	1	2	0
4	0	0	0	0	0	4
3	0	1	0	1	0	0
2	0	0	0	0	0	1
2	0	0	0	0	0	2
2	1	1	0	2	0	0
0	0	0	0	0	0	0
1	0	0	0	0	0	1
2	1	1	2	0	0	3

Batter	1	2	3	4	5	6	7	8	9
Claudell Washington, L (1, 9) OBP: 0.326, SLG: 0.375	0-0 F7		0-0 F8			0-0 G3		0-0 SH5-4 1B	
Rafael Ramirez, R (1, 6) OBP: 0.286, SLG: 0.326	0-0 5-3			0-0 1-3		0-0 G5-4-3 1B		0-0 G5-3 SH5-4 1B	
Brad Komminsk, R (1, 7) OBP: 0.319, SLG: 0.238	0-3 K			0-0 F8		0-0 G5-4-3		0-0 SH5-4	
Rick Camp, R (7, 1)									
Albert Hall, S (8, PH)									
Terry Forster, L (9, 1)									
Dale Murphy, R (1, 8) OBP: 0.511, SLG: 1.000		0-3 K		0-3 K			0-0 BB 4-3 1B	4-0 IBB	
Rick Cerone, R (1, 2) OBP: 0.421, SLG: 0.556		0-0 F7			0-0 6-3		0-0 4-3	0-0 G5-3	
Chris Chambliss, L (1, 3) OBP: 0.324, SLG: 0.323		0-0 2B			0-0 4-3		4-0 BB BB		0-0 G3
Paul Zuvella, R (1, 5)		0-0 4-3			0-0 6-3		0-0 F7		0-0 F8
Ken Oberkfell, L (7, PH) OBP: 0.133, SLG: 0.133									
Glenn Hubbard, R (1, 4) OBP: 0.375, SLG: 0.281			4-0 G6-4-3 BB			0-0 HR 1B	4-0 BB 1-2 2-3 BB		0-0 F3
Len Barker, R (1, 1)			0-0 G6-4-3			0-0 HR	0-0 F9		
Craig McMurtry, R (3, 1)									
Terry Harper, R (6, PH) OBP: 0.222, SLG: 0.500									

Inning	R	H	E	K	S	H	LOB	BB	P
1	0	0	0	1	5	1	0	0	6
2	0	1	0	1	6	0	1	0	6
3	0	0	0	0	6	0	0	0	6
4	0	0	0	1	5	0	0	0	5
5	0	0	0	0	3	0	0	0	3
6	2	3	0	0	5	0	0	0	5
7	0	1	0	0	4	0	0	0	12
8	0	2	0	1	8	0	0	0	8
9	0	0	0	0	3	0	0	0	3

PITCHER	IP	WLS	BF	H	R	ER	SO	BB	IBB	HBP	BLK	WP	HR	S	P	ERA	WHIP
Bob Knepper, L (1, 1) ERA: 3.0	6.0	W	21	4	2	2	3	1	0	0	0	0	1	26	30	3.00	0.833
Bill Dawley, R (7, 1) ERA: 6.0	1.1		10	3	0	0	0	2	1	0	0	0	0	7	19	0.00	3.750
Dave Smith, R (8, 1) ERA:	1.2	S	4	0	0	0	0	0	0	0	0	0	0	4	4	0.00	0.000

Batter	1	2	3	4	5	6	7	8	9	AB R H RBI BB SO LOB	TOP											
Eddie Milner, L (1, 8) OBP: 0.400, SLG: 0.500	0-0 F8			0-0 BB 1B		0-0 F6		4-0 BB		3 0 1 0 1 0 0												
Pete Rose, S (1, 3) OBP: 0.353, SLG: 0.311	0-0 4-3			4-0 1-2 BB		0-0 F7		0-0 F8		3 0 0 0 1 0 1												
Dave Parker, L (1, 9) OBP: 0.354, SLG: 0.341	0-3 K			0-0 F2		0-0 4-3			0-0 1B 1B	4 0 1 0 0 1 2												
Cesar Cedeno, R (1, 7) OBP: 0.308, SLG: 0.313		0-0 F9		0-3 K			0-0 F5		0-0 F7	4 0 0 0 0 1 3												
Wayne Krenchicki, L (1, 5) OBP: 0.300, SLG: 0.222		0-0 G3		0-0 F7			0-0 4-3		0-0 1-2 1B	4 0 1 0 0 0 2												
Dave Concepcion, R (1, 6) OBP: 0.255, SLG: 0.209		0-0 5-3			0-0 E FC6-4 1B 1B		4-0 BB		0-0 F3	3 1 1 0 1 0 2												
Tom Foley, L (1, 4) OBP: 0.111, SLG: 0.111			0-0 3-1		0-0 E8 FC6-4 1B		0-3 K		0-0 F9	4 0 1 0 0 1 3												
Dann Bilardello, R (1, 2) OBP: 0.150, SLG: 0.105			0-0 1-3		0-0 FC6-4 G6-4-3 1-2f 3-H			0-0 F5		3 0 0 1 0 0 1												
Jay Tibbs, R (1, 1) Duane Walker, L (8, PH) Joe Price, R (8, 1)			0-3 K		0-0 G6-4-3 1-2f			0-3 K		2 0 0 0 0 1 1 1 0 0 0 0 1 0 0 0 0 0 0 0 0												
Inning Stats	R: 0 E: 0 K: 1 S: 5	H: 0 LOB: 0 BB: 0 P: 5	R: 0 E: 0 K: 0 S: 3	H: 0 LOB: 0 BB: 0 P: 3	R: 0 E: 0 K: 1 S: 5	H: 0 LOB: 0 BB: 0 P: 5	R: 0 E: 0 K: 1 S: 6	H: 1 LOB: 2 BB: 1 P: 10	R: 1 E: 1 K: 0 S: 4	H: 2 LOB: 0 BB: 0 P: 4	R: 0 E: 0 K: 0 S: 3	H: 0 LOB: 0 BB: 0 P: 3	R: 0 E: 0 K: 1 S: 5	H: 0 LOB: 1 BB: 1 P: 9	R: 0 E: 0 K: 0 S: 5	H: 0 LOB: 1 BB: 1 P: 9	R: 0 E: 0 K: 0 S: 5	H: 2 LOB: 2 BB: 0 P: 5	1B: 5 2B: 0 3B: 0 HR: 0	SF: 0 SAC: 0 DP: 1 HBP: 0	WP: 0 PB: 0 SB: 0 CS: 0	PA: 34
PITCHER	IP WLS BF H R ER SO BB IBB HBP BLK WP HR S P ERA WHIP																			IP WLS BF H R ER SO BB IBB HBP BLK WP HR S P ERA WHIP		
Mike Scott, R (1, 1) ERA: 1.23	8.1 W 32 5 1 0 5 3 0 0 0 0 0 0 39 51 0.00 0.960																					
Dave Smith, R (9, 1) ERA:	0.2 S 2 0 0 0 0 0 0 0 0 0 0 2 2 0.00 0.000																					

Cincinnati Reds @ Houston Astros
Astrodome, Houston, TX
Mon Apr 22 1985, 7:05 PM EST
Att. 10,197 - Unknown

livebaseballscorecards.com

AB	31
R	1
H	5
RBI	1
BB	3
SO	5
LOB	15



Batter	1	2	3	4	5	6	7	8	9	AB	R	H	RBI	BB	SO	LOB
Bill Doran, S (1, 4) OBP: 0.309, SLG: 0.314	0-0 E9 1B		0-0 1B E 1B		0-0 F5		0-0 F8			4	2	2	0	0	0	1
Kevin Bass, S (1, 9) OBP: 0.346, SLG: 0.600	0-0 2-H 1B		0-0 1B E 1B		0-0 HR		0-3 K			4	2	3	4	0	1	0
Denny Walling, L (1, 3) OBP: 0.421, SLG: 0.472	0-0 G3		0-0 1B E 1B		0-0 1B 1B		0-0 4-3			4	0	2	1	0	0	0
Jose Cruz, L (1, 7) OBP: 0.410, SLG: 0.456	0-0 F8		0-0 F3		0-0 1B			0-0 BB 1B 1B		4	0	2	0	0	0	0
Jerry Mumphrey, S (1, 8) OBP: 0.351, SLG: 0.400		0-0 G4-6-3 1B		0-0 5-3		0-0 F8		0-0 1B 1B		4	0	2	0	0	0	2
Phil Garner, R (1, 5) OBP: 0.297, SLG: 0.343		0-0 G4-6-3 1-2f		0-0 5-3		4-0 BB BB		0-0 4-3 1-2f		3	0	0	0	1	0	3
Mark Bailey, S (1, 2) OBP: 0.333, SLG: 0.250		0-0 3-1		0-0 F9		0-0 G4-3 1-2f		4-0 BB IBB		3	0	0	0	1	0	1
Craig Reynolds, L (1, 6) OBP: 0.381, SLG: 0.526			4-0 1B BB		0-0 SH2-4 HR 1B		0-0 1B	4-0 BB BB		2	2	2	0	1	0	0
Jim Pankovits, R (8, PH) OBP: 0.714, SLG: 0.600								0-0 1B		0	0	0	0	1	0	0
Dickie Thon, R (9, 6) OBP: 0.268, SLG: 0.211								1-2 2-3 BB		0	0	0	0	0	0	0
Ron Mathis, R (1, 1)			0-3 K		0-0 SH2-4 1-2		0-3 K	0-0 F7		2	0	0	0	0	2	2
Jeff Calhoun, L (8, 1)										0	0	0	0	0	0	0
Frank DiPino, L (8, 1)										0	0	0	0	0	0	0
Enos Cabell, R (8, PH) OBP: 0.293, SLG: 0.366										0	0	0	0	0	0	0
Harry Spilman, L (8, PH) OBP: 0.083, SLG: 0.083										1	0	0	0	0	0	3
Dave Smith, R (9, 1)										0	0	0	0	0	0	0

Inning Stats	R: 1	H: 2	E: 1	LOB: 0	K: 0	BB: 0	S: 4	P: 4	R: 0	H: 1	E: 0	LOB: 0	K: 0	BB: 0	S: 3	P: 3	R: 3	H: 3	E: 1	LOB: 0	K: 1	BB: 1	S: 7	P: 11	R: 0	H: 0	E: 0	LOB: 0	K: 0	BB: 0	S: 3	P: 3	R: 2	H: 4	E: 0	LOB: 2	K: 0	BB: 0	S: 7	P: 7	R: 0	H: 1	E: 0	LOB: 1	K: 1	BB: 1	S: 5	P: 9	R: 0	H: 0	E: 0	LOB: 0	K: 1	BB: 0	S: 5	P: 5	R: 0	H: 2	E: 0	LOB: 3	K: 0	BB: 2	S: 4	P: 12
--------------	------	------	------	--------	------	-------	------	------	------	------	------	--------	------	-------	------	------	------	------	------	--------	------	-------	------	-------	------	------	------	--------	------	-------	------	------	------	------	------	--------	------	-------	------	------	------	------	------	--------	------	-------	------	------	------	------	------	--------	------	-------	------	------	------	------	------	--------	------	-------	------	-------

PITCHER	IP	WLS	BF	H	R	ER	SO	BB	IBB	HBP	BLK	WP	HR	S	P	ERA	WHIP
John Stuper, R (1, 1) ERA: 6.19	4.2	L	22	10	6	4	1	1	0	0	0	0	1	23	27	7.71	2.357
Frank Pastore, R (5, 1) ERA:	1.1		5	1	0	0	1	1	0	0	0	0	0	6	10	0.00	1.500
Tom Hume, R (7, 1) ERA: 1.5	1.0		3	0	0	0	1	0	0	0	0	0	0	5	5	0.00	0.000
John Franco, L (8, 1) ERA: 5.4	0.2		5	2	0	0	0	1	1	0	0	0	0	3	11	0.00	4.500
Carl Willis, R (8, 1) ERA: 2.16	0.1		1	0	0	0	0	0	0	0	0	0	0	1	1	0.00	0.000

BOTTOM

Cincinnati Reds @ Houston Astros
Astrodome, Houston, TX

Tue Apr 23 1985, 7:05 PM EST
Att. 10,414 - Unknown

AB	31
R	6
H	13
RBI	5
BB	4
SO	3
LOB	12



WP	HR	S	P	ERA	WHIP
0	0	0	0	0	0
0	0	0	0	0	0
0	0	0	0	0	0
0	0	0	0	0	0
1	0	0	0	0	3
0	0	0	0	0	0

1B	SF	WP	PA
12	0	0	36
1	0	0	0
0	1	0	0
0	3	0	0
1	0	0	0

Batter	1	2	3	4	5	6	7	8	9	AB R H RBI BB SO LOB	TOP																	
Eddie Milner, L (1, 8) OBP: 0.304, SLG: 0.364	0-0 6-3		0-0 3-1			0-0 F7		0-3 K	0-0 1B	5 0 1 2 0 1 0																		
Pete Rose, S (1, 3) OBP: 0.339, SLG: 0.300	0-0 6-3			0-0 6-3			0-3 K	0-0 F8	0-0 1B	5 0 1 1 0 1 0																		
Dave Parker, L (1, 9) OBP: 0.351, SLG: 0.377 Ted Power, R (9, 1)	0-3 K			0-0 F7			0-0 HR		F8 F7	5 1 1 0 0 1 2 0 0 0 0 0 0 0																		
Duane Walker, L (1, 7) OBP: 0.250, SLG: 0.583 Eric Davis, R (9, PH) OBP: 0.208, SLG: 0.380		0-0 F9		0-3 K			0-0 HR		4-0 BLK S SF9 BB	3 1 1 2 0 1 0 0 1 0 0 1 0 0																		
Nick Esasky, R (1, 5) OBP: 0.333, SLG: 0.442		0-0 F4			0-0 F5		0-0 E	0-0 6-4-3 1B	0-0 SF9	3 1 1 1 0 0 0																		
Dave Concepcion, R (1, 6) OBP: 0.255, SLG: 0.260		4-0 S BB			0-0 6-3		0-0 6-4-3 1-2	0-0 6-4-3 1B	0-0 HR	3 1 1 1 1 0 1																		
Tom Foley, L (1, 4) OBP: 0.118, SLG: 0.118		0-3 K			0-3 K		0-0 E5	0-0 FC6-4 2-H	0-0 E8	4 1 1 0 0 2 1	AB 34 R 8 H 7 RBI 7 BB 4 SO 7 LOB 5																	
Dave Vangorder, R (1, 2) OBP: 0.280, SLG: 0.190 Wayne Krenchicki, L (9, PH) OBP: 0.417, SLG: 0.222 Dann Bilardello, R (9, 2) OBP: 0.174, SLG: 0.136			0-0 F9			0-3 K	0-0 FC6-4 1-2f		4-0 BB 1B IBB	3 0 0 0 0 1 1 0 1 0 0 1 0 0 0 0 0 0 0 0 0																		
Mario Soto, R (1, 1) OBP: 0.214, SLG: 0.154 Tony Perez, R (9, PH) OBP: 0.500, SLG: 0.333 Cesar Cedeno, R (9, 7) OBP: 0.304, SLG: 0.294			0-0 3-1			0-0 4-3		0-0 3-1	4-0 1B BB	3 0 0 0 0 0 0 0 1 0 0 1 0 0 0 0 0 0 0 0 0																		
Inning Stats	R: 0 E: 0 K: 1 S: 5	H: 0 LOB: 0 BB: 0 P: 5	R: 0 E: 0 K: 1 S: 5	H: 0 LOB: 1 BB: 1 P: 9	R: 0 E: 0 K: 0 S: 3	H: 0 LOB: 0 BB: 0 P: 3	R: 0 E: 0 K: 1 S: 5	H: 0 LOB: 0 BB: 0 P: 5	R: 0 E: 0 K: 1 S: 5	H: 0 LOB: 0 BB: 0 P: 5	R: 3 E: 1 K: 1 S: 9	H: 3 LOB: 1 BB: 0 P: 9	R: 0 E: 0 K: 1 S: 5	H: 0 LOB: 0 BB: 0 P: 5	R: 5 E: 1 K: 0 S: 7	H: 4 LOB: 2 BB: 3 P: 19	1B: 5 2B: 0 3B: 0 HR: 2	SF: 1 SAC: 0 DP: 0 HBP: 0	WP: 0 PB: 0 SB: 2 CS: 0	PA: 39								
PITCHER	IP WLS BF H R ER SO BB IBB HBP BLK WP HR S P ERA WHIP																											
Nolan Ryan, R (1, 1) ERA: 3.18	8.0		29	3	3	2	7	1	0	0	0	0	1	42	46	2.25	0.500											
Frank DiPino, L (9, 1) ERA: 4.0	0.2	L	5	2	3	3	0	1	0	0	1	0	1	4	8	40.50	4.500											
Bill Dawley, R (9, 1) ERA: 9.0	0.0		4	2	2	2	0	1	1	0	0	0	0	2	10	∞	∞											
Jeff Calhoun, L (9, 1) ERA: 3.0	0.1		1	0	0	0	0	0	0	0	0	0	0	1	1	0.00	0.000											

Cincinnati Reds @ Houston Astros
Astrodome, Houston, TX
Wed Apr 24 1985, 4:33 AM EST
Att. 8,513 - Unknown

livebaseballscorecards.com



Batter	1	2	3	4	5	6	7	8	9	AB	R	H	RBI	BB	SO	LOB
--------	---	---	---	---	---	---	---	---	---	----	---	---	-----	----	----	-----

Bill Doran, S <small>OBP: 0.317, SLG: 0.296</small> (1, 4)	0-0 F7 		4-0 BB			0-0 3-1 		0-0 F8 	4-0 BB	3	0	0	0	2	0	1
Kevin Bass, S <small>OBP: 0.323, SLG: 0.517</small> (1, 9)	0-0 F6 		0-0 4-3 			0-0 4-3 		4-0 BB	0-0 F7 	4	1	0	0	1	0	5
Denny Walling, L <small>OBP: 0.429, SLG: 0.462</small> (1, 3)	0-0 G4-1 			0-0 F3 		0-0 1B		4-0 BB		3	0	1	0	1	0	0
Jose Cruz, L <small>OBP: 0.400, SLG: 0.443</small> (1, 7)		0-0 F3 		0-0 6-3 		0-3 K 		0-0 BB	1-3 2-H 3-H 1B	4	0	1	2	0	1	1
Jerry Mumphrey, S <small>OBP: 0.344, SLG: 0.389</small> Frank DiPino, L <small>(9, 1)</small> Bill Dawley, R <small>(9, 1)</small> Jeff Calhoun, L <small>(9, 1)</small>		0-0 CS 1B		0-0 F7 			0-0 F7 	0-0 F8 		4	0	1	0	0	0	2
Phil Garner, R <small>OBP: 0.317, SLG: 0.368</small> (1, 5)		0-3 K 			0-0 2B		0-0 F2 		4-0 BB	3	1	1	0	1	1	1
Alan Ashby, S <small>OBP: 0.333, SLG: 0.429</small> (1, 2)			4-0 SH3-4 BB		0-0 2B		0-0 F8 		0-0 FC4-6 BB	3	0	1	1	1	0	1
Craig Reynolds, L <small>OBP: 0.360, SLG: 0.478</small> (1, 6)			0-3 K 		0-0 F8 			0-0 BB	0-0 FC3-6 BB	4	0	1	0	0	1	3
Nolan Ryan, R <small>(1, 1)</small> Ty Gainey, L <small>(8, PH)</small> <small>(9, 8)</small>			0-0 SH3-4 		0-0 6-4 		0-0 FC3-6 BB	1-0 BB	1-2 HBP	1	0	0	0	0	0	1
			1-2 HBP		2-3f 6-4		1-2f 1B	1-2 HBP		1	1	0	0	0	0	1

Inning Stats	R: 0	H: 0	E: 0	K: 0	S: 3	R: 0	H: 1	E: 0	K: 1	S: 5	R: 0	H: 0	E: 0	K: 1	S: 5	R: 1	H: 2	E: 0	K: 0	S: 4	R: 0	H: 1	E: 0	K: 1	S: 6	R: 0	H: 0	E: 0	K: 0	S: 3	R: 2	H: 2	E: 0	K: 0	S: 5	R: 0	H: 0	E: 0	K: 0	S: 3	R: 0	H: 0	E: 0	K: 0	S: 3	1B: 4	SF: 0	2B: 4	3B: 0	HR: 0	WP: 0	PA: 38
--------------	------	------	------	------	------	------	------	------	------	------	------	------	------	------	------	------	------	------	------	------	------	------	------	------	------	------	------	------	------	------	------	------	------	------	------	------	------	------	------	------	------	------	------	------	------	-------	-------	-------	-------	-------	-------	--------

PITCHER	IP	WLS	BF	H	R	ER	SO	BB	IBB	HBP	BLK	WP	HR	S	P	ERA	WHIP
Mario Soto, R <small>ERA: 1.58</small> (1, 1)	8.0	W	32	6	3	3	3	4	0	0	0	0	0	34	50	3.38	1.250
Ted Power, R <small>ERA:</small> (9, 1)	1.0		6	0	0	0	0	2	0	1	0	0	0	3	12	0.00	2.000


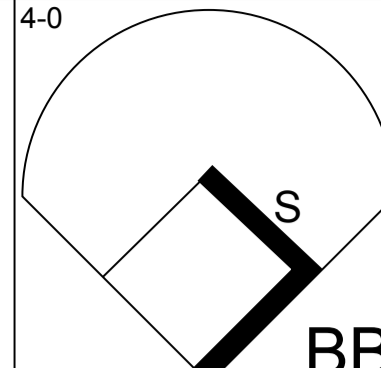

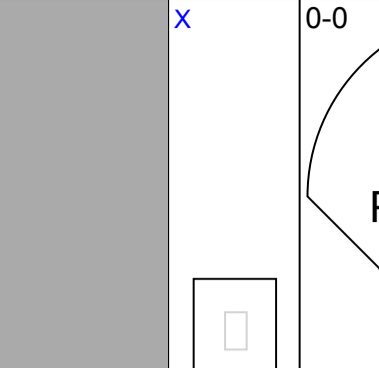
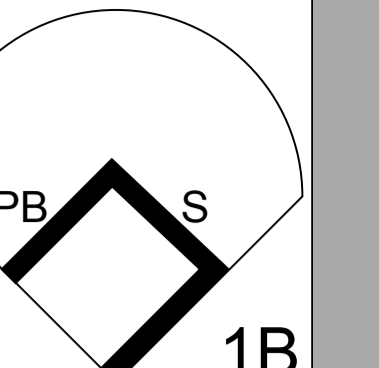

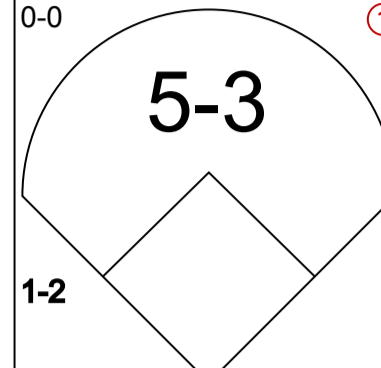

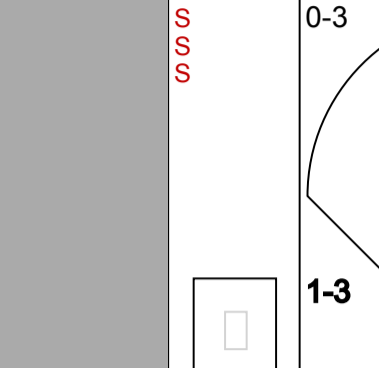
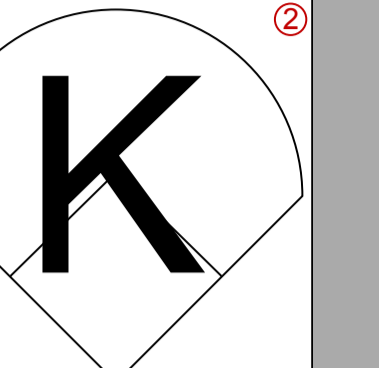

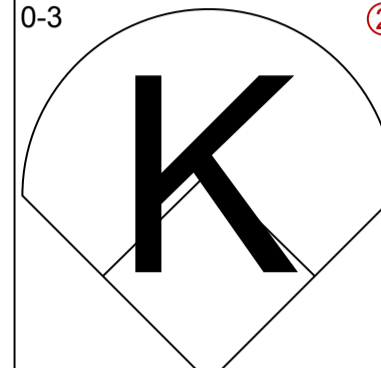

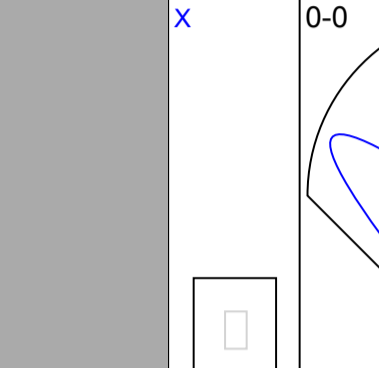
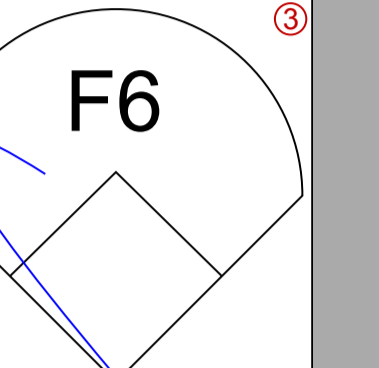

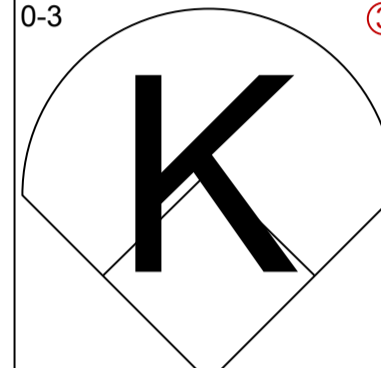



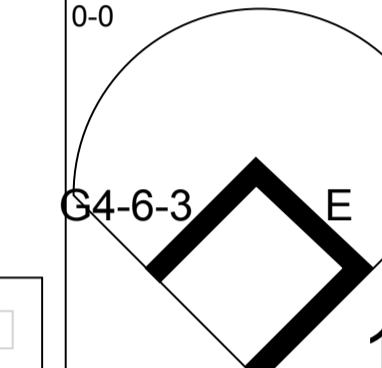

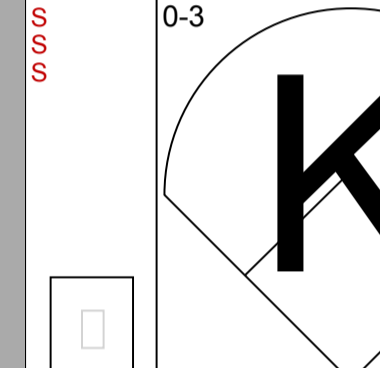
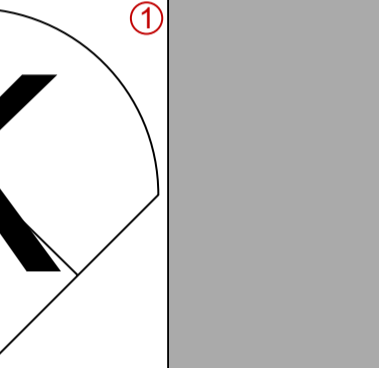

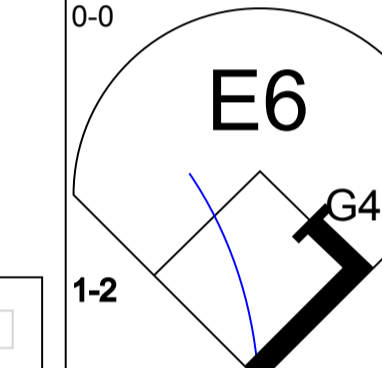

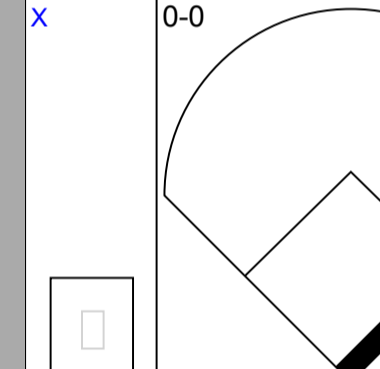
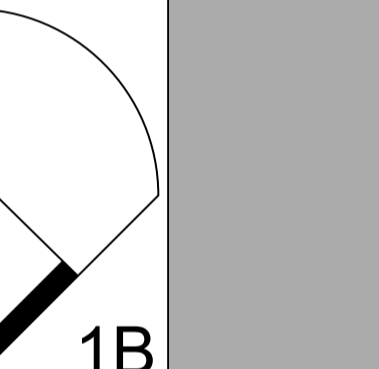

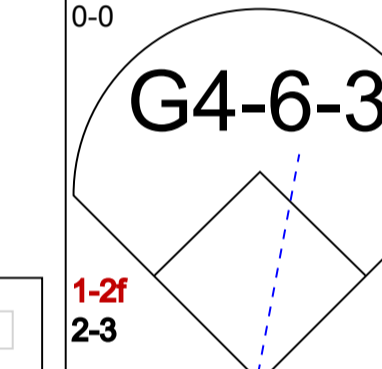

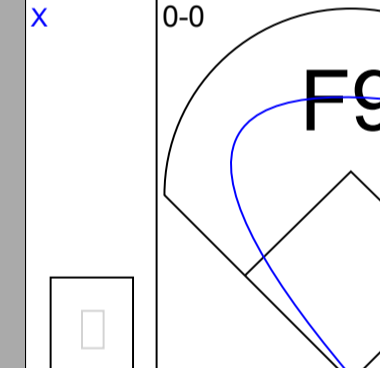
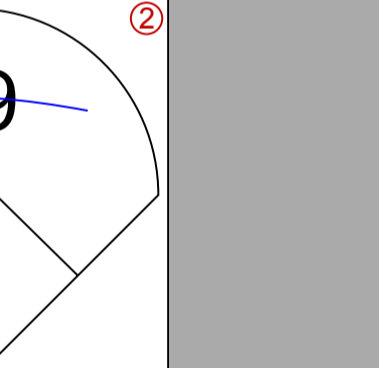

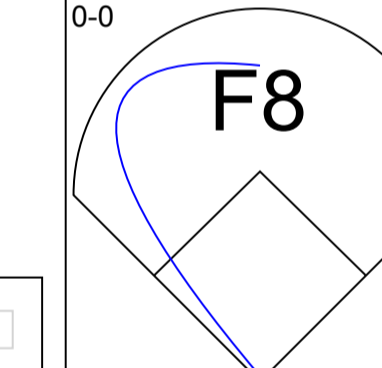

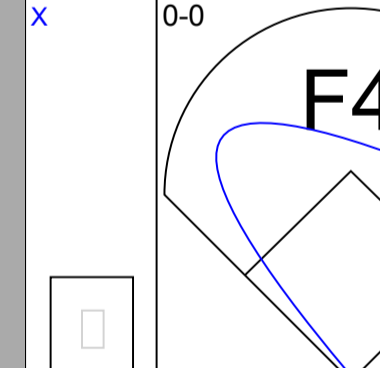
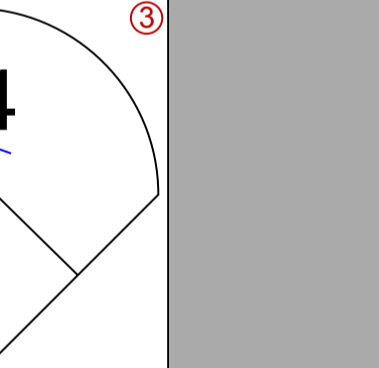




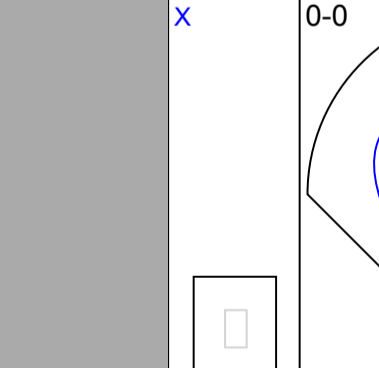
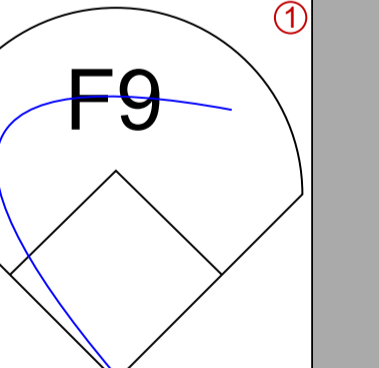
BOTTOM

Cincinnati Reds @ Houston Astros
 Astrodome, Houston, TX
 Wed Apr 24 1985, 4:33 AM EST
 Att. 8,513 - Unknown

livebaseballscorecards.com

AB	30
R	3
H	6
RBI	3
BB	6
SO	3
LOB	16



Batter	1	2	3	4	5	6	7	8	9	10	AB R H RBI BB SO LOB	TOP																						
Claudell Washington, L OBP: 0.357, SLG: 0.404 (1, 9) 	4-0 		X 0-0 		X 0-0 4-3 			X 0-0 		X 0-0 	4 1 3 0 1 0 0																							
Rafael Ramirez, R OBP: 0.284, SLG: 0.313 (1, 6) X	0-0 5-3 		SS 0-3 				X 0-0 	X 0-0 WP 4-3 		X 0-0 FC3-6 	5 0 2 1 0 1 3																							
Brad Komminsk, R OBP: 0.298, SLG: 0.231 (1, 7) SS	0-3 		X 0-0 			X 0-0 		X 0-0 4-3 		X 0-0 FC6-4 	5 1 0 0 0 1 5																							
Dale Murphy, R OBP: 0.469, SLG: 0.875 (1, 8) SS	0-3 			X 0-0 		X 0-0 5-3 		X 4-0 WP 		X 0-0 E6 	4 1 2 0 1 1 2																							
Bob Horner, R OBP: 0.200, SLG: 0.316 (8, 1) Zane Smith, L (10, PH) Terry Harper, R OBP: 0.333, SLG: 0.600 Bruce Sutter, R (10, 1)		SS 0-3 		X 0-0 		X 0-0 F5 		X 4-0 		X 0-0 	3 0 0 0 1 1 2 0 0 0 0 0 0 0 1 0 1 1 0 0 0 0 0 0 0 0 0 0																							
Chris Chambliss, L OBP: 0.289, SLG: 0.268 (1, 3)		X 0-0 		X 0-0 		X 0-0 4-3 		X 0-3 K 		X 0-0 F7 	5 0 1 0 0 1 6																							
Ken Oberkfell, L OBP: 0.217, SLG: 0.273 (8, 5) (1, 4)		X 0-0 		X 0-0 F8 		X 4-0 		X 0-0 F9 		X 0-0 F9 	3 0 0 0 1 0 2																							
Bruce Benedict, R OBP: 0.083, SLG: 0.083 (1, 2)		X 0-0 		X 0-0 F6 		X 0-0 G1-6-3 		X 0-0 F8 		X 0-0 F8 	4 0 0 0 0 0 2																							
Len Barker, R (1, 1) Gerald Perry, L OBP: 0.148, SLG: 0.115 (8, PH) Glenn Hubbard, R OBP: 0.347, SLG: 0.268 (8, 4)			X 0-0 F9 		SS 0-3 K 		X 0-0 6-3 		X 0-0 F8 		2 0 0 0 0 1 0 1 0 0 0 0 0 0 1 0 0 0 0 0 0																							
Inning Stats	R: 0 E: 0 K: 2 S: 7	H: 0 LOB: 1 BB: 1 P: 11	R: 0 E: 0 K: 1 S: 6	H: 1 LOB: 1 BB: 0 P: 6	R: 0 E: 0 K: 1 S: 6	H: 1 LOB: 1 BB: 0 P: 6	R: 0 E: 1 K: 0 S: 4	H: 1 LOB: 1 BB: 0 P: 4	R: 0 E: 0 K: 1 S: 5	H: 0 LOB: 0 BB: 0 P: 5	R: 0 E: 0 K: 0 S: 4	H: 1 LOB: 1 BB: 0 P: 4	R: 0 E: 0 K: 0 S: 2	H: 0 LOB: 0 BB: 1 P: 6	R: 1 E: 0 K: 1 S: 7	H: 2 LOB: 3 BB: 2 P: 15	R: 0 E: 0 K: 0 S: 3	H: 0 LOB: 0 BB: 0 P: 3	R: 2 E: 1 K: 0 S: 6	H: 3 LOB: 1 BB: 0 P: 6	1B: 9 2B: 0 3B: 0 HR: 0	SF: 0 SAC: 0 DP: 2 HBP: 0	WP: 1 PB: 1 SB: 3 CS: 0	PA: 42										
PITCHER	IP WLS BF H R ER SO BB IBB HBP BLK WP HR S P ERA WHIP												Joe Niekro, R ERA: 2.08 Dave Smith, R ERA: 0.73 Frank DiPino, L ERA: 3.86	7.2 2.0 0.1	32 9 1	6 3 0	1 2 0	1 1 0	5 1 0	3 0 0	1 0 0	0 0 0	0 0 0	0 0 0	1 0 1	38 11 1	54 11 1	1.17 4.50 0.00	1.174 1.500 0.000					

Atlanta Braves @ Houston Astros
Astrodome, Houston, TX
Thu Apr 25 1985, 7:05 PM EST
Att: 9,336 - Unknown

livebaseballscorecards.com

AB 38
R 3
H 9
RBI 2
BB 4
SO 6
LOB 22



Batter	1	2	3	4	5	6	7	8	9	10	AB	R	H	RBI	BB	SO	LOB
Bill Doran, S OBP: 0.344, SLG: 0.321 (1, 4)	4-0 6-3 CS BB		4-0 BB			0-0 3-1 2B		0-0 F9			2	0	1	0	2	0	0
Kevin Bass, S OBP: 0.286, SLG: 0.455 (1, 9)	0-3 K		0-0 F8			0-0 F6			0-0 6-3		4	0	0	0	0	1	3
Denny Walling, L OBP: 0.422, SLG: 0.476 (1, 3)	0-0 6-3			0-0 1B 2B		0-0 3-1			0-0 F7		3	1	1	0	0	0	2
Enos Cabell, R OBP: 0.286, SLG: 0.357 (9, PH)											1	0	0	0	0	0	0
Frank DiPino, L (10, 3)	1-3					2-3					0	0	0	0	0	0	0
Jose Cruz, L OBP: 0.377, SLG: 0.415 (1, 7)	0-3 K			0-0 F5		0-0 6-3			0-0 4-3		4	0	0	0	0	1	3
Jerry Mumphrey, S OBP: 0.358, SLG: 0.379 (1, 8)		0-3 K		0-0 5-3 1B				0-0 6-3		0-0 4-3	4	0	1	1	0	1	0
Phil Garner, R OBP: 0.311, SLG: 0.429 (1, 5)		0-0 F8		0-0 5-3 1-2f				0-0 5-3		0-0 HR	4	1	1	1	0	0	1
Alan Ashby, S OBP: 0.310, SLG: 0.395 (1, 2)		0-3 K				0-0 F8		0-0 G3		0-0 4-3	3	0	0	0	0	1	0
Dave Smith, R (8, 1)											0	0	0	0	0	0	0
Harry Spilman, L OBP: 0.077, SLG: 0.077 (10, 3)											1	0	0	0	0	0	0
Craig Reynolds, L OBP: 0.333, SLG: 0.440 (1, 6)			0-0 F8			0-0 F9		0-3 K		0-0 F3	2	0	0	0	0	0	0
Dickie Thon, R OBP: 0.256, SLG: 0.200 (8, PH)											2	0	0	0	0	1	0
(9, 6)																	
Joe Niekro, R OBP: 0.333, SLG: 0.333 (1, 1)			0-3 K			0-3 K		0-0 6-3			2	0	0	0	0	2	0
Mark Bailey, S OBP: 0.318, SLG: 0.235 (8, 2)											1	0	0	0	0	0	0

Atlanta Braves @ Houston Astros
Astrodome, Houston, TX
Thu Apr 25 1985, 7:05 PM EST
Att. 9,336 - Unknown

AB	33
R	2
H	4
RBI	2
BB	2
SO	7
LOB	9



Inning Stats	R: 0	H: 0	E: 0	K: 2	S: 7	R: 0	H: 0	E: 0	K: 2	S: 7	R: 0	H: 0	E: 0	K: 1	S: 5	R: 1	H: 2	E: 0	K: 0	S: 4	R: 0	H: 0	E: 0	K: 1	S: 5	R: 0	H: 1	E: 0	K: 0	S: 4	R: 0	H: 0	E: 0	K: 0	S: 3	R: 0	H: 0	E: 0	K: 1	S: 5	R: 0	H: 0	E: 0	K: 0	S: 3	R: 0	H: 0	E: 0	K: 0	S: 3	R: 1	H: 1	E: 0	K: 0	S: 4	1B: 1	2B: 3	3B: 0	HR: 1	SF: 0	SAC: 0	DP: 1	HBP: 0	WP: 0	PA: 35
PITCHER	IP	WLS	BF	H	R	ER	SO	BB	IBB	HBP	BLK	WP	HR	S	P	ERA	WHIP																																																
Len Barker, R ERA: 3.77 (1, 1)	7.0		25	3	1	1	6	2	0	0	0	0	0	35	43	1.29	0.714																																																
Zane Smith, L ERA: 2.76 (8, 1)	2.0	W	6	0	0	0	1	0	0	0	0	0	0	8	8	0.00	0.000																																																
Bruce Sutter, R ERA: 1.86 (10, 1)	1.0	S	4	1	1	1	0	0	0	0	0	0	1	4	4	9.00	1.000																																																

Batter	1	2	3	4	5	6	7	8	9	AB R H RBI BB SO LOB	TOP																									
Rafael Ramirez, R (1, 6) OBP: 0.296, SLG: 0.353	0-0 1B		0-0 6-3			0-0 F6		0-0 1B 3B		4 1 2 1 0 0 0	Atlanta Braves @ Houston Astros Astrodome, Houston, TX Fri Apr 26 1985, 7:05 PM EST Att. 13,059 - Unknown																									
Glenn Hubbard, R (1, 4) OBP: 0.358, SLG: 0.273	0-0 F9		0-0 4-3			0-0 1B		4-0 1B BB		3 0 1 0 1 0 1																										
Terry Harper, R (1, 7) OBP: 0.280, SLG: 0.500	0-3 1-2 K				0-0 F8		0-0 F8	0-0 F7		4 0 0 0 0 1 4																										
Dale Murphy, R (1, 8) OBP: 0.485, SLG: 0.862	4-0 IBB				0-3 K		4-0 1-2 BB	0-0 1-2 3-H 1B		2 0 1 1 2 1 0																										
Bob Horner, R (1, 5) OBP: 0.205, SLG: 0.333 Ken Oberkfell, L (8, 5) OBP: 0.217, SLG: 0.273	0-0 F8				0-0 2B		0-0 F8	0-0 6-4 2-3f		4 0 1 0 0 0 6 0 0 0 0 0 0 0																										
Rick Cerone, R (1, 2) OBP: 0.347, SLG: 0.435		0-3 K			0-0 F3		0-0 F3	0-0 F8		4 0 0 0 0 1 1																										
Brad Komminsk, R (1, 9) OBP: 0.300, SLG: 0.236 Terry Forster, L (7, 1) Claudell Washington, L (9, PH) OBP: 0.351, SLG: 0.396 Rick Camp, R (9, 1)		0-0 CS 1B			0-0 F9		0-3 K	0-0 F9		3 0 1 0 0 1 0 0 0 0 0 0 0 0 1 0 0 0 0 0 0 0 0 0 0 0 0 0																										
Gerald Perry, L (1, 3) OBP: 0.128, SLG: 0.100		0-3 1-2 K			0-0 F6		0-0 F7	0-0 F7		4 0 0 0 0 1 1																										
Steve Bedrosian, R (1, 1) Albert Hall, S (7, 9) OBP: 0.333, SLG: 0.333			0-0 5-3			0-3 K		0-0 3B 1B		2 0 0 0 0 1 0 1 1 1 0 0 0 0																										
Inning Stats	R: 0 E: 0 K: 1 S: 6	H: 1 LOB: 2 BB: 1 P: 10	R: 0 E: 0 K: 2 S: 7	H: 1 LOB: 0 BB: 0 P: 7	R: 0 E: 0 K: 0 S: 3	H: 0 LOB: 0 BB: 0 P: 3	R: 0 E: 0 K: 1 S: 6	H: 1 LOB: 1 BB: 0 P: 6	R: 0 E: 0 K: 1 S: 5	H: 0 LOB: 0 BB: 0 P: 5		R: 0 E: 0 K: 0 S: 4	H: 1 LOB: 2 BB: 1 P: 8	R: 0 E: 0 K: 1 S: 5	H: 0 LOB: 0 BB: 0 P: 5	R: 2 E: 0 K: 0 S: 5	H: 3 LOB: 1 BB: 1 P: 9	R: 0 E: 0 K: 0 S: 3	H: 0 LOB: 0 BB: 0 P: 3	1B: 5 2B: 2 3B: 1 HR: 0	SF: 0 SAC: 0 DP: 1 HBP: 0	WP: 0 PB: 0 SB: 1 CS: 1	PA: 35													
PITCHER	IP WLS BF H R ER SO BB IBB HBP BLK WP HR S P ERA WHIP																																			
Bob Knepper, L (1, 1) ERA: 2.88	7.0		29	6	2	2	6	2	1	0	0	0	0	38	50	2.57	1.143																			
Dave Smith, R (8, 1) ERA: 0.68	1.0		3	1	0	0	0	0	0	0	0	0	0	3	3	0.00	1.000																			
Frank DiPino, L (9, 1) ERA: 3.48	1.0	W	3	0	0	0	0	0	0	0	0	0	0	3	3	0.00	0.000																			

livebaseballscorecards.com

AB	32
R	2
H	7
RBI	2
BB	3
SO	6
LOB	13



Batter	1	2	3	4	5	6	7	8	9	AB R H RBI BB SO LOB	TOP			
Claudell Washington, L OBP: 0.323, SLG: 0.362 (1, 9) X	0-0 6-3	0-0 G3		0-0 F7		0-0 F7			0-3 K	5 0 0 0 0 1 1				
Rafael Ramirez, R OBP: 0.289, SLG: 0.342 (1, 6) X	0-0 E5 FC5-4		0-0 BB BB E 1B	0-0 F8		0-3 K			0-0 4-3	5 1 1 0 0 1 0				
Brad Komminsk, R OBP: 0.308, SLG: 0.237 (1, 7) X	0-0 FC5-4 CS 1-2f		4-0 BB E BB	0-0 6-3			0-0 F7		0-0 HR 1B	4 2 1 0 1 0 1				
Dale Murphy, R OBP: 0.479, SLG: 0.921 (1, 8) S S S	0-0 CS 1-2	0-3 K	0-0 F8		0-0 HR		0-3 K		0-0 HR 1-H	5 2 2 3 0 2 2				
Bob Homer, R OBP: 0.229, SLG: 0.333 (1, 5)			4-0 1B 1B	1-2 2-3 E BB		0-0 3-1			0-0 BB BB 1B	3 1 1 0 1 0 0 1 0 1 0 0 0 0				
Paul Zuvella, R OBP: 0.222, SLG: 0.333 (7, 4)														
Chris Chambliss, L OBP: 0.320, SLG: 0.311 (1, 3) X		0-0 1B E 1B	0-0 E3	1-3 2-H 3-H 2B		0-0 F8		0-0 F8	4-0 BB BB	4 1 2 1 1 0 1				
Rick Cerone, R OBP: 0.370, SLG: 0.429 (1, 2) X		0-0 E FC4-6 1B	0-0 F4	0-0 F8		0-0 F8		4-0 PB BB BB	4-0 1-2 2-3 BB	3 1 1 1 2 0 3				
Ken Oberkfell, L OBP: 0.250, SLG: 0.240 (1, 4) (7, 5) X		0-0 E3 FC4-6	4-0 IBB		0-0 G3			4-0 G6-4-3 BB	0-0 G3	3 0 0 1 2 0 5				
Rick Mahler, R OBP: 0.188, SLG: 0.188 (1, 1) X		0-0 FC4-6	0-0 F9			0-0 F4		0-0 G6-4-3		4 0 0 1 0 0 6 0 0 0 0 0 0 0				
Bruce Sutter, R (9, 1)														
Inning Stats	R: 0 H: 0 E: 1 LOB: 0 K: 0 BB: 0 S: 3 P: 3	R: 3 H: 3 E: 1 LOB: 1 K: 1 BB: 0 S: 9 P: 9	R: 2 H: 1 E: 1 LOB: 3 K: 0 BB: 3 S: 5 P: 17	R: 0 H: 0 E: 0 LOB: 0 K: 0 BB: 0 S: 3 P: 3	R: 1 H: 2 E: 0 LOB: 1 K: 0 BB: 0 S: 5 P: 5	R: 0 H: 0 E: 0 LOB: 0 K: 1 BB: 0 S: 5 P: 5	R: 0 H: 0 E: 0 LOB: 0 K: 1 BB: 0 S: 5 P: 5	R: 0 H: 0 E: 0 LOB: 1 K: 0 BB: 2 S: 2 P: 10	R: 2 H: 3 E: 0 LOB: 3 K: 1 BB: 2 S: 8 P: 16	1B: 6 SF: 0 2B: 1 SAC: 0 3B: 0 DP: 1 HR: 2 HBP: 0	WP: 0 PA: 45 PB: 1 SB: 0 CS: 1			
PITCHER	IP WLS BF H R ER SO BB IBB HBP BLK WP HR S P ERA WHIP												PITCHER	IP WLS BF H R ER SO BB IBB HBP BLK WP HR S P ERA WHIP
Mike Scott, R ERA: 2.39 (1, 1)	4.1 L 24 6 6 4 1 2 1 0 0 0 0 1 23 35 8.31 1.846													
Julio Solano, R ERA: 4.5 (5, 1)	1.2 5 0 0 0 1 0 0 0 0 0 0 0 7 7 0.00 0.000													
Bill Dawley, R ERA: 6.75 (7, 1)	2.0 7 0 0 0 1 2 0 0 0 0 0 0 7 15 0.00 1.000													
Jeff Calhoun, L ERA: 5.14 (9, 1)	1.0 8 3 2 2 1 2 0 0 0 0 0 1 8 16 18.00 5.000													

Atlanta Braves @ Houston Astros
Astrodome, Houston, TX
Sat Apr 27 1985, 7:05 PM EST
Att. 34,686 - Unknown

livebaseballscorecards.com

AB 37
R 8
H 9
RBI 7
BB 7
SO 4
LOB 19



BOTTOM

Atlanta Braves @ Houston Astros
Astrodome, Houston, TX
Sat Apr 27 1985, 7:05 PM EST
Att. 34,686 - Unknown

livebaseballscorecards.com

AB 32
R 2
H 8
RBI 1
BB 1
SO 1
LOB 10



WP: 0 PA: 33
PB: 0
SB: 0
CS: 0

AB R H RBI BB SO LOB

4	1	1	0	0	0	0
4	1	2	0	0	1	0
4	0	2	1	0	0	1
0	0	0	0	0	0	0
4	0	1	0	0	0	2
3	0	1	0	0	0	1
0	0	0	0	0	0	0
1	0	0	0	0	0	0
4	0	0	0	0	0	3
2	0	1	0	0	0	1
0	0	0	0	0	0	0
1	0	0	0	0	0	0
2	0	0	0	1	0	0
1	0	0	0	0	0	2
2	0	0	0	0	0	0

Batter	1	2	3	4	5	6	7	8	9
Bill Doran, S (1, 4) OBP: 0.356, SLG: 0.344	0-0 1B 1B		0-0 4-3		0-0 4-3			0-0 G3	
Kevin Bass, S (1, 9) OBP: 0.318, SLG: 0.439	0-0 1B 1B		0-0 4-3 1B			0-3 K		0-0 F7	
Denny Walling, L (1, 3) OBP: 0.423, SLG: 0.490 Jeff Calhoun, L (9, 1)	0-0 1B 1B		0-0 4-3 1-2f			0-0 FC6-4 1B		0-0 F7	
Jose Cruz, L (1, 7) OBP: 0.372, SLG: 0.405	0-0 G4-6-3 1-2f 3-H			0-0 FC4-6 1B		0-0 FC6-4 1B 1-2f			0-0 4-3
Jerry Mumphrey, S (1, 8) OBP: 0.342, SLG: 0.359 Bill Dawley, R (7, 1) Harry Spilman, L (9, 3) OBP: 0.071, SLG: 0.071	0-0 3-1			0-0 FC4-6 1-2f		0-0 1-2 1B			0-0 F9
Phil Garner, R (1, 5) OBP: 0.315, SLG: 0.420		0-0 4-3		0-0 F2		0-0 F8			0-0 5-3
Alan Ashby, S (1, 2) OBP: 0.318, SLG: 0.425 Julio Solano, R (5, 1) Ty Gainey, L (7, 8)		0-0 FC1-5-4 2B		0-0 1-6-3			0-0 4-3		
Craig Reynolds, L (1, 6) OBP: 0.353, SLG: 0.400		4-0 BB BB BB			0-0 F8		0-0 F6		
Mike Scott, R (1, 1) Mark Bailey, S (5, 2) OBP: 0.286, SLG: 0.182		0-0 FC1-5-4 1-2 2-3			0-0 F8		0-0 F6		

Inning Stats	R: 2	H: 3	E: 0	LOB: 0	K: 0	S: 5	P: 5	R: 0	H: 1	E: 0	LOB: 1	K: 0	S: 3	R: 0	H: 1	E: 0	LOB: 1	K: 0	S: 4	R: 0	H: 0	E: 0	LOB: 0	K: 0	S: 3	R: 0	H: 2	E: 0	LOB: 2	K: 1	S: 7	R: 0	H: 0	E: 0	LOB: 0	K: 0	S: 3	R: 0	H: 0	E: 0	LOB: 0	K: 0	S: 3	R: 0	H: 0	E: 0	LOB: 0	K: 0	S: 3
--------------	------	------	------	--------	------	------	------	------	------	------	--------	------	------	------	------	------	--------	------	------	------	------	------	--------	------	------	------	------	------	--------	------	------	------	------	------	--------	------	------	------	------	------	--------	------	------	------	------	------	--------	------	------

PITCHER	IP	WLS	BF	H	R	ER	SO	BB	IBB	HBP	BLK	WP	HR	S	P	ERA	WHIP
Rick Mahler, R (1, 1) ERA: 1.64	8.0	W	30	8	2	2	1	1	0	0	0	0	0	31	35	2.25	1.125
Bruce Sutter, R (9, 1) ERA: 1.69	1.0		3	0	0	0	0	0	0	0	0	0	0	3	3	0.00	0.000

Batter	1	2	3	4	5	6	7	8	9	AB R H RBI BB SO LOB	TOP
Claudell Washington, L OBP: 0.318, SLG: 0.344 (1, 9) X	0-0 6-3 ①		4-0 BB		0-3 K ②			0-0 F4 ②		3 0 0 0 1 1 1	Atlanta Braves @ Houston Astros Astrodome, Houston, TX Sun Apr 28 1985, 8:05 PM EDT Att. 14,455 - Unknown
Rafael Ramirez, R OBP: 0.288, SLG: 0.338 (1, 6) X	0-0 1B		0-0 G3 ③		0-0 FC6-4 ③			0-3 K ③		4 0 1 0 0 1 2	
Brad Komminsk, R OBP: 0.304, SLG: 0.254 (1, 7) S S S	0-3 K ②			0-0 WP SF8 2B			0-0 F8 ①		0-0 6-3 ①	4 1 1 0 0 1 1	
Dale Murphy, R OBP: 0.468, SLG: 0.909 (1, 8) X	0-0 F9 ③			0-0 SF8 ①			0-0 F9 ②		0-0 2B	3 0 1 1 0 0 1	
Bob Horner, R OBP: 0.231, SLG: 0.327 (1, 5)		0-0 F9 ①		0-0 FC6-4 1B			0-0 6-3 ③		0-0 6-3 ②	4 0 1 0 0 0 1	
Paul Zuvella, R OBP: 0.222, SLG: 0.333 (9, 4)									0-0 6-3 ③	0 0 0 0 0 0 0	
Chris Chambliss, L OBP: 0.296, SLG: 0.286 (1, 3) S S S		0-3 K ②		0-0 FC6-4 1B ②			0-3 K ①		0-0 3-1 ③	4 0 0 0 0 2 2	
Rick Cerone, R OBP: 0.351, SLG: 0.404 (1, 2) S S S		0-3 K ③		0-0 F3 ③			0-0 6-3 ②			3 0 0 0 0 1 1	
Ken Oberkfell, L OBP: 0.226, SLG: 0.214 (1, 4) (9, 5)			0-0 4-3 ①		0-0 F9 ①		0-3 K ③			3 0 0 0 0 1 0	
Pascual Perez, R OBP: 0.286, SLG: 0.286 (1, 1) S S S			0-3 K ②		0-0 FC6-4 1B			0-3 K ①		2 0 1 0 0 1 0	
Zane Smith, L (7, 1)										0 0 0 0 0 0 0	
Gerald Perry, L OBP: 0.125, SLG: 0.097 (8, PH)										1 0 0 0 0 1 0	
Terry Forster, L (8, 1)										0 0 0 0 0 0 0	
Inning Stats	R: 0 H: 1 E: 0 LOB: 1 K: 1 BB: 0 S: 6 P: 6	R: 0 H: 0 E: 0 LOB: 0 K: 2 BB: 0 S: 7 P: 7	R: 0 H: 0 E: 0 LOB: 1 K: 1 BB: 1 S: 5 P: 9	R: 1 H: 2 E: 0 LOB: 1 K: 0 BB: 0 S: 5 P: 5	R: 0 H: 1 E: 0 LOB: 1 K: 1 BB: 0 S: 6 P: 6	R: 0 H: 0 E: 0 LOB: 0 K: 0 BB: 0 S: 3 P: 3	R: 0 H: 0 E: 0 LOB: 0 K: 2 BB: 0 S: 7 P: 7	R: 0 H: 0 E: 0 LOB: 0 K: 2 BB: 0 S: 7 P: 7	R: 0 H: 1 E: 0 LOB: 1 K: 0 BB: 0 S: 4 P: 4	1B: 3 SF: 1 2B: 2 SAC: 0 3B: 0 DP: 0 HR: 0 HBP: 0	WP: 1 PA: 33 PB: 0 SB: 0 CS: 0
PITCHER Nolan Ryan, R ERA: 2.8 (1, 1)	IP WLS BF H R ER SO BB IBB HBP BLK WP HR S P ERA WHIP										
Dave Smith, R ERA: 0.59 (8, 1)	2.0 W 7 1 0 0 2 0 0 0 0 0 0 0 11 11 0.00 0.500										

livebaseballscorecards.com

AB	31
R	1
H	5
RBI	1
BB	1
SO	9
LOB	9



Batter	1	2	3	4	5	6	7	8	9	AB	R	H	RBI	BB	SO	LOB
Bill Doran, S (1, 4) OBP: 0.351, SLG: 0.328	0-0 F8		0-0 4-3		4-0 S BB		0-0 G1-6-3			3	0	0	0	1	0	2
Kevin Bass, S (1, 9) OBP: 0.292, SLG: 0.400	0-0 F7		0-3 K		0-0 F7			0-0 6-3		4	0	0	0	0	1	1
Denny Walling, L (1, 3) OBP: 0.429, SLG: 0.481	4-0 BB			0-0 6-3		0-0 3-1		0-0 FC6-4 1B		3	0	1	0	1	0	0
Jose Cruz, L (1, 7) OBP: 0.386, SLG: 0.397	0-0 G3			0-0 F9 1B		0-0 E1 S		0-0 F7		4	0	1	0	0	0	2
Jerry Mumphrey, S (1, 8) OBP: 0.338, SLG: 0.353		0-0 F6		0-0 1-2 1B		0-0 F7		0-0 FC6-4		4	0	1	0	0	0	2
Phil Garner, R (1, 5) OBP: 0.293, SLG: 0.389		0-0 5-3		0-0 F9		0-3 K			0-3 K	4	0	0	0	0	2	3
Mark Bailey, S (1, 2) OBP: 0.290, SLG: 0.200		0-0 4-3		0-0 F6			0-0 SH5-4 1B		0-0 2B 1B	3	0	1	0	0	0	2
Dickie Thon, R (7, PR) OBP: 0.256, SLG: 0.200										0	0	0	0	0	0	0
Alan Ashby, S (8, 2) OBP: 0.333, SLG: 0.439										1	1	1	0	0	0	0
Craig Reynolds, L (1, 6) OBP: 0.351, SLG: 0.485			0-0 HR		0-0 6-3		0-0 SH5-4		0-3 K	3	1	1	1	0	1	1
Nolan Ryan, R (1, 1) OBP: 0.071, SLG: 0.071			0-0 F7		0-3 K		4-0 G1-6-3 IBB		0-0 2B	2	0	0	0	0	1	0
Harry Spilman, L (7, PH) OBP: 0.778, SLG: 0.667										0	0	0	0	0	0	0
Jim Pankovits, R (7, PH) OBP: 0.289, SLG: 0.378										0	0	0	0	1	0	0
Dave Smith, R (8, 1)										0	0	0	0	0	0	0
Enos Cabell, R (9, PH)										1	0	1	1	0	0	0

Inning Stats	R: 0	H: 0	E: 0	K: 0	S: 3	LOB: 1	BB: 1	P: 7	R: 0	H: 0	E: 0	K: 0	S: 3	LOB: 0	BB: 0	P: 3	R: 1	H: 1	E: 0	K: 1	S: 6	LOB: 0	BB: 0	P: 6	R: 0	H: 2	E: 0	K: 0	S: 5	LOB: 2	BB: 0	P: 5	R: 0	H: 0	E: 1	K: 1	S: 6	LOB: 1	BB: 0	P: 6	R: 0	H: 1	E: 0	K: 0	S: 3	LOB: 2	BB: 1	P: 7	R: 0	H: 1	E: 0	K: 0	S: 4	LOB: 1	BB: 0	P: 4	R: 1	H: 2	E: 0	K: 2	S: 8	LOB: 1	BB: 0	P: 8	1B: 5	SF: 0	2B: 1	SAC: 1	3B: 0	DP: 1	HR: 1	HBP: 0	WP: 0	PA: 36
--------------	------	------	------	------	------	--------	-------	------	------	------	------	------	------	--------	-------	------	------	------	------	------	------	--------	-------	------	------	------	------	------	------	--------	-------	------	------	------	------	------	------	--------	-------	------	------	------	------	------	------	--------	-------	------	------	------	------	------	------	--------	-------	------	------	------	------	------	------	--------	-------	------	-------	-------	-------	--------	-------	-------	-------	--------	-------	--------

PITCHER	IP	WLS	BF	H	R	ER	SO	BB	IBB	HBP	BLK	WP	HR	S	P	ERA	WHIP
Pascual Perez, R (1, 1) ERA: 6.33	6.1		26	4	1	1	3	2	0	0	0	0	1	30	38	1.42	0.947
Zane Smith, L (7, 1) ERA: 2.65	0.2		2	0	0	0	0	0	1	0	0	0	0	1	5	0.00	0.000
Terry Forster, L (8, 1) ERA: 1.42	1.2	L	8	3	1	1	2	0	0	0	0	0	0	12	12	5.40	1.800

BOTTOM

Atlanta Braves @ Houston Astros
Astrodome, Houston, TX

Sun Apr 28 1985, 8:05 PM EDT
Att. 14,455 - Unknown

AB	32
R	2
H	7
RBI	2
BB	3
SO	5
LOB	13



PITCHER	IP	WLS	BF	H	R	ER	SO	BB	IBB	HBP	BLK	WP	HR	S	P	ERA	WHIP
---------	----	-----	----	---	---	----	----	----	-----	-----	-----	----	----	---	---	-----	------

BOTTOM

Houston Astros @ New York Mets
 Shea Stadium, Flushing, NY
 Tue Apr 30 1985, 7:05 PM EDT
 Att. 31,558 - Unknown

livebaseballscores.com

AB	28
R	4
H	7
RBI	4
BB	6
SO	5
LOB	14



WP: 0	PA: 34
PB: 0	SB: 0
CS: 1	

AB R H RBI BB SO LOB

4	0	0	0	0	0	2
3	0	0	0	0	0	1
1	0	0	0	0	1	1
2	2	1	0	2	0	0
2	0	0	0	0	1	1
2	1	2	1	0	0	0
3	0	0	0	1	1	2
2	0	1	1	1	1	0
0	0	0	0	0	0	0
1	0	1	1	0	0	0

4	0	2	1	0	0	4
---	---	---	---	---	---	---

3	0	0	0	0	1	3
---	---	---	---	---	---	---

1	1	0	0	2	0	0
---	---	---	---	---	---	---

1B: 7	SF: 0
2B: 0	SAC: 0
3B: 0	DP: 2
HR: 0	HBP: 0

Batter	1	2	3	4	5	6	7	8	9
Wally Backman, S (1, 4) OBP: 0.368, SLG: 0.404	0-0 G3		0-0 G3			0-0 4-3		0-0 5-3	
Howard Johnson, S (1, 5) OBP: 0.264, SLG: 0.174 Ray Knight, R (8, PH) OBP: 0.250, SLG: 0.176	0-0 3-1		0-0 F2			0-0 F9		0-3 K	
Keith Hernandez, L (1, 3) OBP: 0.405, SLG: 0.353	4-0 BB				0-0 F6		0-0 1B 1B	4-0 1B 1B	
Gary Carter, R (1, 2) OBP: 0.355, SLG: 0.435 Clint Hurdle, L (5, 2) OBP: 0.300, SLG: 0.400	0-0 F9				0-3 K		0-0 1B 1B	0-0 1B 1B	
Darryl Strawberry, L (1, 8) OBP: 0.297, SLG: 0.529					0-0 F7		0-0 F8	4-0 1B 1B	
George Foster, R (1, 7) OBP: 0.340, SLG: 0.523 Mookie Wilson, S (7, PR) OBP: 0.308, SLG: 0.410 John Christensen, R (8, 9) OBP: 0.190, SLG: 0.056					0-3 K		0-0 1B 1B	0-0 1B 1B	
Danny Heep, L (1, 9) OBP: 0.310, SLG: 0.333					0-0 CS 1B		0-0 1B 1B	0-0 F7	
Rafael Santana, R (1, 6) OBP: 0.250, SLG: 0.273					0-3 K		0-0 G4-6-3		
Dwight Gooden, R (1, 1) OBP: 0.286, SLG: 0.167							0-0 F2	4-0 1B BB	

Inning Stats	R: 0	H: 0	E: 0	K: 0	S: 3	R: 0	H: 0	E: 0	K: 1	S: 4	R: 0	H: 0	E: 0	K: 0	S: 3	R: 0	H: 0	E: 0	K: 1	S: 5	R: 0	H: 1	E: 0	K: 2	S: 7	R: 0	H: 0	E: 0	K: 0	S: 3	R: 2	H: 4	E: 0	K: 0	S: 6	R: 2	H: 2	E: 0	K: 1	S: 7
--------------	------	------	------	------	------	------	------	------	------	------	------	------	------	------	------	------	------	------	------	------	------	------	------	------	------	------	------	------	------	------	------	------	------	------	------	------	------	------	------	------

PITCHER	IP	WLS	BF	H	R	ER	SO	BB	IBB	HBP	BLK	WP	HR	S	P	ERA	WHIP
Joe Niekro, R (1, 1) ERA: 2.23	6.1	L	24	4	2	2	4	3	0	0	0	0	0	29	41	2.84	1.105
Frank DiPino, L (7, 1) ERA: 4.63	1.1		9	3	2	2	1	1	2	0	0	0	0	8	20	13.50	3.000
Jeff Calhoun, L (8, 1) ERA: 4.91	0.1		1	0	0	0	0	0	0	0	0	0	0	1	1	0.00	0.000

PITCHER	IP	WLS	BF	H	R	ER	SO	BB	IBB	HBP	BLK	WP	HR	S	P	ERA	WHIP
---------	----	-----	----	---	---	----	----	----	-----	-----	-----	----	----	---	---	-----	------

BOTTOM

Houston Astros @ New York Mets
 Shea Stadium, Flushing, NY
 Wed May 01 1985, 7:05 PM EDT
 Att. 17,973 - Unknown

livebaseballscorecards.com

AB	33
R	3
H	9
RBI	3
BB	1
SO	5
LOB	16



WP: 1	PA: 36
PB: 0	
SB: 1	
CS: 0	

AB R H RBI BB SO LOB

3	0	0	0	1	0	1
0	0	0	0	0	0	0
1	0	0	0	0	0	0
3	0	0	0	0	0	2
4	0	2	0	0	0	2
4	1	1	0	0	1	2
3	0	1	0	0	0	1
0	0	0	0	0	0	0
1	0	0	0	0	0	1
3	1	1	1	0	0	0
2	1	2	1	0	0	0
2	0	1	0	0	1	1
2	0	1	1	0	1	1
2	0	0	0	0	0	3
1	0	0	0	0	1	1
0	0	0	0	0	0	0
2	0	0	0	0	1	1

Batter	1	2	3	4	5	6	7	8	9
Kelvin Chapman, R (1, 4) OBP: 0.182, SLG: 0.129 Doug Sisk, R (8, 1)	0-0 5-3		0-0 5-3		4-0 G3 BB		0-0 F6		
Ron Gardenhire, R (1, 6) OBP: 0.263, SLG: 0.222 Rafael Santana, R (3, 6) OBP: 0.238, SLG: 0.259	0-0 5-3			0-0 5-3	0-0 G3		0-0 F9		
Keith Hernandez, L (1, 3) OBP: 0.409, SLG: 0.361	0-0 F8			0-0 WP 1B	0-0 G3			0-0 G4-6-3 1B	
Darryl Strawberry, L (1, 8) OBP: 0.295, SLG: 0.514		0-0 4-3		0-3 K		0-0 1B SF9 1B		0-0 F5	
George Foster, R (1, 7) OBP: 0.340, SLG: 0.511 Mookie Wilson, S (6, PR) OBP: 0.308, SLG: 0.410 Clint Hurdle, L (7, 2) OBP: 0.273, SLG: 0.364		0-0 F5		0-0 F6		0-0 S 1B		0-0 G4-6-3	
Ray Knight, R (1, 5) OBP: 0.250, SLG: 0.200		0-0 4-3			0-0 3B 1B		0-0 SF9		0-0 5-3
John Christensen, R (1, 9) OBP: 0.261, SLG: 0.300 Danny Heep, L (6, PH) OBP: 0.323, SLG: 0.345			0-0		0-0 1B 3B		0-3 K		0-0 DI 1B
Ronn Reynolds, R (1, 2) OBP: 0.500, SLG: 0.500 Howard Johnson, S (6, PH) OBP: 0.255, SLG: 0.167			0-3 K		0-0 G3 SH1-4 1B		0-0 4-3		0-0 F4
Ron Darling, R (1, 1) OBP: 0.167, SLG: 0.250 Joe Sambito, L (7, 1) Wally Backman, S (7, PH) OBP: 0.356, SLG: 0.389			0-3 K		0-0 SH1-4		0-0 G3		0-3 K

Inning Stats	R: 0	H: 0	E: 0	K: 0	S: 3	R: 0	H: 0	E: 0	K: 0	S: 3	R: 0	H: 1	E: 0	K: 2	S: 8	R: 2	H: 3	E: 0	K: 0	S: 6	R: 1	H: 2	E: 0	K: 1	S: 7	R: 0	H: 0	E: 0	K: 0	S: 3	R: 0	H: 1	E: 0	K: 1	S: 6	R: 0	H: 1	E: 0	K: 0	S: 3	R: 0	H: 1	E: 0	K: 1	S: 6	1B: 7	SF: 1	2B: 1	SAC: 1	3B: 1	DP: 1	HR: 0	HBP: 0	WP: 1	PA: 36
--------------	------	------	------	------	------	------	------	------	------	------	------	------	------	------	------	------	------	------	------	------	------	------	------	------	------	------	------	------	------	------	------	------	------	------	------	------	------	------	------	------	------	------	------	------	------	-------	-------	-------	--------	-------	-------	-------	--------	-------	--------

PITCHER	IP	WLS	BF	H	R	ER	SO	BB	IBB	HBP	BLK	WP	HR	S	P	ERA	WHIP
Bob Knepper, L (1, 1) ERA: 3.3	5.0	W	23	7	3	3	3	1	0	0	0	1	0	28	32	5.40	1.600
Bill Dawley, R (6, 1) ERA: 5.4	2.0		7	1	0	0	1	0	0	0	0	0	0	9	9	0.00	0.500
Frank DiPino, L (8, 1) ERA: 3.95	2.0	S	6	1	0	0	1	0	0	0	0	0	0	8	8	0.00	0.500

PITCHER	IP	WLS	BF	H	R	ER	SO	BB	IBB	HBP	BLK	WP	HR	S	P	ERA	WHIP
---------	----	-----	----	---	---	----	----	----	-----	-----	-----	----	----	---	---	-----	------


Batter	1	2	3	4	5	6	7	8	9	AB R H RBI BB SO LOB
Bill Doran, S (1, 4) OBP: 0.352, SLG: 0.316	0-0 G3		4-0 FC5-4 BB		0-0 4-3			0-0 SH1-4 1B	0-0 F7	4 1 1 0 1 0 2
Jim Pankovits, R (1, 9) OBP: 0.583, SLG: 0.444	0-0 F3		0-0 FC5-4 1-2f			0-0 6-3		0-0 SH1-4 1-2		3 0 0 0 0 0 1
Phil Garner, R (1, 5) OBP: 0.314, SLG: 0.391	0-0 1-3			0-0 BLK 1B		0-3 K		4-0 1B 2B BB		3 1 1 0 1 1 0
Jose Cruz, L (1, 7) OBP: 0.362, SLG: 0.422		0-0 G4-1		0-0 F3		0-3 K		0-0 1-2 2-H 2B 1B		4 0 1 1 0 1 1
Jerry Mumphy, S (1, 8) OBP: 0.337, SLG: 0.363		0-0 F9		0-0 F9			0-0 4-3	0-0 1-H 2-H 2B		4 0 1 1 0 0 1
Enos Cabell, R (1, 3) OBP: 0.306, SLG: 0.375		4-0 BB		0-0 F6 1-2			0-0 1B 1B	0-3 K		3 0 1 0 1 1 2
Mark Bailey, S (1, 2) OBP: 0.256, SLG: 0.182		0-0 F6			0-0 6-3		0-0 F9		0-0 4-3	4 0 0 0 0 0 2
Dickie Thon, R (1, 6) OBP: 0.267, SLG: 0.214 Craig Reynolds, L (7, PH) OBP: 0.348, SLG: 0.452 (7, 6)			0-0 L6		0-0 SH1-4 1B		0-0 1-2 1B		0-0 4-3	2 0 1 0 0 0 0 2 0 1 0 0 0 0
Nolan Ryan, R (1, 1) Denny Walling, L (7, PH) OBP: 0.415, SLG: 0.525 Frank DiPino, L (7, 1) OBP: 0.333, SLG: 0.333 Ty Gainey, L (9, PH)			0-0 6-3		0-0 SH1-4 1-2		0-0 FC6 1-2f		4-0 BB	1 0 0 0 0 0 0 1 0 0 0 0 0 2 0 0 0 0 0 0 0 0 0 0 0 1 0 0

TOP	
AB	31
R	2
H	7
RBI	2
BB	4
SO	3
LOB	11

Houston Astros @ Philadelphia Phillies	
Veterans Stadium, Philadelphia, PA	
Fri May 03 1985, 7:05 PM EDT	
Att. 17,330 - Unknown	

Inning Stats		R: 0 H: 0		R: 0 H: 0		R: 0 H: 0		R: 0 H: 1		R: 0 H: 1		R: 0 H: 0		R: 0 H: 2		R: 2 H: 3		R: 0 H: 0		1B: 6 SF: 0		WP: 0 PA: 37	
		E: 0 LOB: 0	E: 0 LOB: 1	E: 0 LOB: 1	E: 0 LOB: 1	E: 0 LOB: 2	E: 0 LOB: 1	E: 0 LOB: 0	E: 0 LOB: 2	E: 0 LOB: 1	E: 0 LOB: 1	E: 0 LOB: 1	E: 0 LOB: 0	E: 0 LOB: 2	E: 0 LOB: 1	E: 0 LOB: 1	E: 0 LOB: 1	E: 0 LOB: 1	E: 0 LOB: 1	2B: 1 SAC: 2	3B: 0 DP: 0	CS: 0	
		K: 0 BB: 0	K: 0 BB: 1	K: 0 BB: 1	K: 0 BB: 0	K: 0 BB: 0	K: 0 BB: 0	K: 2 BB: 0	K: 0 BB: 0	K: 1 BB: 1	K: 0 BB: 1	K: 0 BB: 1	K: 0 BB: 0	K: 0 BB: 0	K: 1 BB: 1	K: 0 BB: 1	K: 0 BB: 1	K: 0 BB: 1	K: 0 BB: 1	HR: 0 HBP: 0			
		S: 3 P: 3	S: 3 P: 7	S: 3 P: 7	S: 4 P: 4	S: 4 P: 4	S: 4 P: 4	S: 7 P: 7	S: 5 P: 5	S: 7 P: 11	S: 3 P: 7	S: 3 P: 7	S: 3 P: 7	S: 3 P: 7	S: 7 P: 11	S: 7 P: 11	S: 3 P: 7	S: 3 P: 7	S: 3 P: 7				

PITCHER																	
IP	WLS	BF	H	R	ER	SO	BB	IBB	HBP	BLK	WP	HR	S	P	ERA	WHIP	
Steve Carlton, L (1, 1) ERA: 2.7	5.0		19	2	0	0	2	0	0	1	0	0	17	25	0.00	0.800	
Kevin Gross, R (6, 1) ERA: 2.89	1.2		7	2	0	2	0	0	0	0	0	0	11	11	0.00	1.200	
Don Carman, L (7, 1) ERA:	0.1		1	0	0	0	0	0	0	0	0	0	1	1	0.00	0.000	
Kent Tekulve, R (8, 1) ERA: 5.54	2.0	W	10	3	2	1	2	0	0	0	0	0	10	18	9.00	2.500	



Batter	1	2	3	4	5	6	7	8	9	AB	R	H	RBI	BB	SO	LOB
Juan Samuel, R OBP: 0.293, SLG: 0.386 (1, 4)	0-3 K ①		X 0-0 2B		0-3 K ②		X 0-0 6-3 ①			4	0	1	0	0	2	0
Jeff Stone, L OBP: 0.370, SLG: 0.463 Garry Maddox, R OBP: 0.500, SLG: 0.611 (7, PH) (8, 8)	0-0 BB S SF7 1B		X 0-0 F3 ①		0-0 1B		4-0 E BB			3	1	2	0	0	0	1
Von Hayes, L OBP: 0.427, SLG: 0.481 (1, 8) (8, 7)	4-0 BB 1-2 BB		X 0-0 6-3 ②		0-0 F7 ③		4-0 1-3 CS BB			2	0	0	0	2	0	2
Mike Schmidt, R OBP: 0.314, SLG: 0.324 (1, 5) B B B B	4-0 1-2 2-3 BB		X 0-0 F8 ③		4-0 FC4-6 BB		0-3 K ② ③			2	0	0	0	2	1	3
Tim Corcoran, L OBP: 0.375, SLG: 0.367 John Russell, R OBP: 0.250, SLG: 0.214 (8, PH) (9, 3)	0-0 SF7 ②			0-3 K ①		X 0-0 FC4-6 BB WP 1-2f ①		4-0 HR BB		2	0	0	1	0	1	1
Glenn Wilson, R OBP: 0.297, SLG: 0.514 (1, 9) S S S S	0-3 K ③		X 0-0 1B 1B		0-3 K ②		X 0-0 HR 1-H BB			4	1	2	2	0	2	3
Ozzie Virgil, R OBP: 0.354, SLG: 0.492 (1, 2) S S S S		0-3 K ①	X 0-0 G5-4-3 1B		4-0 BB 1-2 IBB		X 0-0 F8 ①			3	0	1	0	1	1	0
Steve Jeltz, S OBP: 0.242, SLG: 0.193 Greg Gross, L OBP: 0.269, SLG: 0.292 Luis Aguayo, R (6, PH) (7, 6)	0-3 K ②		X 0-0 G5-4-3 ② ③ 1-2f		4-0 1-2 2-3 BB		X 0-0 F8 ②			2	0	0	0	0	1	2
Steve Carlton, L OBP: 0.182, SLG: 0.273 Kevin Gross, R Don Carman, L Kent Tekulve, R (6, 1) (7, 1) (8, 1)	0-3 K ③			0-3 K ①		0-3 K ③		X 0-0 G3 ③		0	0	0	0	0	0	0

Inning Stats	R: 1	H: 1	E: 0	K: 2	S: 8	LOB: 2	BB: 2	P: 16	R: 0	H: 0	E: 0	K: 3	S: 9	LOB: 0	BB: 0	P: 9	R: 0	H: 1	E: 0	K: 0	S: 4	LOB: 1	BB: 0	P: 4	R: 0	H: 2	E: 0	K: 1	S: 6	LOB: 1	BB: 0	P: 6	R: 0	H: 1	E: 0	K: 2	S: 8	LOB: 3	BB: 3	P: 19	R: 0	H: 0	E: 1	K: 1	S: 4	LOB: 2	BB: 2	P: 12	R: 2	H: 1	E: 0	K: 0	S: 4	LOB: 0	BB: 1	P: 8
--------------	------	------	------	------	------	--------	-------	-------	------	------	------	------	------	--------	-------	------	------	------	------	------	------	--------	-------	------	------	------	------	------	------	--------	-------	------	------	------	------	------	------	--------	-------	-------	------	------	------	------	------	--------	-------	-------	------	------	------	------	------	--------	-------	------

PITCHER	IP	WLS	BF	H	R	ER	SO	BB	IBB	HBP	BLK	WP	HR	S	P	ERA	WHIP
Nolan Ryan, R ERA: 2.61 (1, 1)	6.0		27	5	1	1	10	4	1	0	0	1	0	42	62	1.50	1.500
Frank DiPino, L ERA: 4.6 (7, 1)	2.0	L	9	1	2	2	1	3	0	0	0	0	1	8	20	9.00	2.000

BOTTOM

Houston Astros @ Philadelphia Phillies
Veterans Stadium, Philadelphia, PA

Fri May 03 1985, 7:05 PM EDT
Att. 17,330 - Unknown

AB	27
R	3
H	6
RBI	3
BB	8
SO	11
LOB	15

WP: 1 PA: 36
PB: 0
SB: 1
CS: 1



1B	2B	3B	HR	SF	SAC	DP	HBP	WP	HR	S	P	ERA	WHIP
4	2	0	1	1	0	2	0	1	0	0	0		

Batter	1	2	3	4	5	6	7	8	9	10	11	12	13	AB R H RBI BB SO LOB	TOP		
Bill Doran, S (1, 4) <small>OBP: 0.351, SLG: 0.318</small>	0-0 F9		0-0 4-3		0-0 1B			0-0 F8	0-0 S 1B			0-0 6-3		6 0 2 0 0 0 0			
Ty Gainey, L (1, 9) <small>OBP: 0.333, SLG: 0.143</small> Jim Pankovits, R (9, PH) <small>OBP: 0.538, SLG: 0.400</small> Dave Smith, R (9, 1) Enos Cabell, R (12, PH) <small>OBP: 0.300, SLG: 0.367</small> Bill Dawley, R (12, 1)	0-3 K		0-0 4-3		0-0 1B			0-0 3-1	0-0 F8			0-0 F4		4 0 1 0 0 1 0 1 0 0 0 0 0 1 0 0 0 0 0 0 0 1 0 0 0 0 0 0 0 0 0 0 0 0 0			
Denny Walling, L (1, 3) <small>OBP: 0.394, SLG: 0.493</small> (9, 9)	0-3 K			0-0 F7	0-0 4-3			0-0 1B	0-0 F7			0-0 4-3		6 0 1 0 0 1 3			
Jose Cruz, L (1, 7) <small>OBP: 0.370, SLG: 0.438</small>		0-0 1B 1B		0-0 4-3 1B			0-0 F8	0-0 1B		0-0 6-3			0-3 K	6 2 3 0 0 1 0			
Jerry Mumphy, S (1, 8) <small>OBP: 0.326, SLG: 0.349</small>		0-0 1B 1-3		0-0 4-3			0-0 F7	0-0 6-3		0-0 3-1			0-0 5-3	6 0 1 0 0 0 3			
Phil Garner, R (1, 5) <small>OBP: 0.316, SLG: 0.386</small>		0-0 1B 1-3 3-H		0-0 1B 3-H			0-0 5-3		0-3 K	0-3 K			0-3 K	6 0 2 2 0 3 0			
Alan Ashby, S (1, 2) <small>OBP: 0.302, SLG: 0.388</small>		0-3 K		0-0 4-3			0-0 4-3		0-0 HR 1B			0-0 3-1		5 1 1 0 0 1 2			
Craig Reynolds, L (1, 6) <small>OBP: 0.314, SLG: 0.404</small>		0-3 K		0-0 1-3			0-0 F8	0-0 E4 HR				0-0 F7		5 1 0 0 0 1 2			
Mike Scott, R (1, 1) Tim Tolman, R (7, PH) Ron Mathis, R (7, 1) Harry Spilman, L (9, PH) <small>OBP: 0.125, SLG: 0.313</small> (9, 3)			0-0 6-3		0-3 K		0-0 3-1	0-0 HR 1-H 2-H				0-0 F9		2 0 0 0 0 1 0 1 0 0 0 0 0 0 0 0 0 0 0 0 0 2 1 1 3 0 0 0			
Inning Stats	R: 0 E: 0 K: 2 S: 7 H: 0 LOB: 0 BB: 0 P: 7	R: 1 E: 0 K: 2 S: 9 H: 3 LOB: 1 BB: 0 P: 9	R: 0 E: 0 K: 0 S: 3 H: 0 LOB: 0 BB: 0 P: 3	R: 1 E: 0 K: 0 S: 5 H: 2 LOB: 1 BB: 0 P: 5	R: 0 E: 0 K: 1 S: 7 H: 2 LOB: 2 BB: 0 P: 7	R: 0 E: 0 K: 0 S: 3 H: 0 LOB: 0 BB: 0 P: 3	R: 0 E: 0 K: 0 S: 3 H: 0 LOB: 0 BB: 0 P: 3	R: 0 E: 0 K: 0 S: 5 H: 2 LOB: 2 BB: 0 P: 5	R: 3 E: 1 K: 1 S: 9 H: 3 LOB: 1 BB: 0 P: 9	R: 0 E: 0 K: 1 S: 5 H: 0 LOB: 0 BB: 0 P: 5	R: 0 E: 0 K: 0 S: 3 H: 0 LOB: 0 BB: 0 P: 3	R: 0 E: 0 K: 0 S: 3 H: 0 LOB: 0 BB: 0 P: 3	R: 0 E: 0 K: 2 S: 7 H: 0 LOB: 0 BB: 0 P: 7	1B: 10 2B: 1 3B: 0 HR: 1 SF: 0 SAC: 0 DP: 0 HBP: 0	WP: 0 PB: 0 SB: 1 CS: 0 PA: 51		
PITCHER John Denny, R (1, 1) <small>ERA: 4.1</small> Don Carman, L (9, 1) <small>ERA:</small> Larry Andersen, R (10, 1) <small>ERA: 2.57</small> Dave Rucker, L (12, 1) <small>ERA:</small>	IP 8.1 0.2 2.0 2.0	WLS 37 2 6 W	BF 37 0 6 6	H 12 0 0 0	R 5 0 0 0	ER 4 0 0 0	SO 6 0 1 2	BB 0 0 0 0	IBB 0 0 0 0	HBP 0 0 0 0	BLK 0 0 0 0	WP 0 0 0 0	HR 1 2 8 10	S 49 2 8 10	P 49 2 8 10	ERA 4.32 0.00 0.00 0.00	WHIP 1.440 0.000 0.000 0.000
PITCHER	IP 0	WLS 0	BF 0	H 0	R 0	ER 0	SO 0	BB 0	IBB 0	HBP 0	BLK 0	WP 0	HR 0	S 0	P 0	ERA 0	WHIP 0

Houston Astros @ Philadelphia Phillies
 Veterans Stadium, Philadelphia, PA
 Sat May 04 1985, 7:05 PM EDT
 Att. 25,521 - Unknown

livebaseballscorecards.com

AB	51
R	5
H	12
RBI	5
BB	0
SO	9
LOB	11



Batter	1	2	3	4	5	6	7	8	9	AB	R	H	RBI	BB	SO	LOB	TOP								
Jim Pankovits, R (1, 4) OBP: 0.412, SLG: 0.286	0-0 5-3	0-0 4-3			0-0 5-3		0-0 F9			4	0	0	0	0	0	1									
Enos Cabell, R (1, 3) OBP: 0.296, SLG: 0.358	0-0 4-3		0-0 F8		0-0 SF9 1B		0-0 F9			4	1	1	0	0	0	0									
Phil Garner, R (1, 5) OBP: 0.325, SLG: 0.384	4-0 HR BB		0-0 1-3		0-0 BB 1B		0-0 F8			3	1	1	0	1	0	0									
Jose Cruz, L (1, 7) OBP: 0.385, SLG: 0.485	0-0 1-H HR		0-0 2B		4-0 1-2 2-3 BB			0-0 3-1		3	1	2	2	1	0	0									
Jerry Mumphrey, S (1, 8) OBP: 0.323, SLG: 0.341	0-0 4-3		4-0 BB		0-0 SF9			0-3 K		2	0	0	1	1	1	0									
Tim Tolman, R (1, 9) Bill Dawley, R (8, 1) Frank DiPino, L (9, 1) OBP: 0.333, SLG: 0.333		0-0 F8	0-0 F9		0-0 F9			0-3 K		4	0	0	0	0	1	4									
Mark Bailey, S (1, 2) OBP: 0.256, SLG: 0.167		4-0 FC1-6 BB		0-0 F8		0-0 6-3		0-0 F5		3	0	0	0	1	0	0									
Dickie Thon, R (1, 6) OBP: 0.245, SLG: 0.196		0-0 FC1-6 2B		0-3 K		0-0 F9		0-3 K		4	1	0	0	0	2	1									
Joe Niekro, R (1, 1) Denny Walling, L (8, 9) OBP: 0.286, SLG: 0.357 OBP: 0.389, SLG: 0.485		0-0 1-H 2B		0-0 5-3		0-0 F9		0-0 F7		3	0	1	1	0	0	0									
Inning Stats	R: 2 E: 0 K: 0 S: 4	H: 1 LOB: 0 BB: 1 P: 8	R: 1 E: 0 K: 0 S: 4	H: 1 LOB: 1 BB: 1 P: 8	R: 0 E: 0 K: 0 S: 4	H: 1 LOB: 2 BB: 1 P: 8	R: 0 E: 0 K: 1 S: 5	H: 0 LOB: 0 BB: 0 P: 5	R: 1 E: 0 K: 0 S: 5	H: 2 LOB: 2 BB: 1 P: 9	R: 0 E: 0 K: 0 S: 3	H: 0 LOB: 0 BB: 0 P: 3	R: 0 E: 0 K: 0 S: 3	H: 0 LOB: 0 BB: 0 P: 3	R: 0 E: 0 K: 2 S: 7	H: 0 LOB: 0 BB: 0 P: 7	R: 0 E: 0 K: 1 S: 5	H: 0 LOB: 0 BB: 0 P: 5	1B: 2 2B: 2 3B: 0 HR: 1	SF: 1 SAC: 0 DP: 0 HBP: 0	WP: 0 PB: 0 SB: 0 CS: 0	PA: 36			
PITCHER Shane Rawley, L (1, 1) ERA: 2.63 Charles Hudson, R (7, 1) ERA: 3.14	IP 6.0 3.0	WLS L	BF 27 9	H 5 0	R 4 0	ER 4 0	SO 1 3	BB 4 0	IBB 0 0	HBP 0 0	BLK 0 0	WP 0 0	HR 1 0	S 25 15	P 41 15	ERA 6.00 0.00	WHIP 1.500 0.000								

Houston Astros @ Philadelphia Phillies
Veterans Stadium, Philadelphia, PA
Sun May 05 1985, 3:33 AM EDT
Att. 27,506 - Unknown

AB	31
R	4
H	5
RBI	4
BB	4
SO	4
LOB	6



WP: 0	PA: 36
PB: 0	
SB: 0	
CS: 0	

BOTTOM

Houston Astros @ Philadelphia Phillies
Veterans Stadium, Philadelphia, PA
Sun May 05 1985, 3:33 AM EDT
Att. 27,506 - Unknown

livebaseballscorecards.com

AB	34
R	3
H	8
RBI	3
BB	5
SO	6
LOB	22



WP	2	PA	39
PB	3		
SB	3		
CS	0		

AB R H RBI BB SO LOB

5	1	1	0	0	2	4
3	2	1	0	2	0	2
5	0	1	1	0	0	4
4	0	2	2	0	1	2
3	0	0	0	1	0	3
3	0	0	0	1	0	2
4	0	1	0	0	3	1
2	0	1	0	0	0	0
1	0	0	0	0	0	1
1	0	0	0	0	0	0
1	0	1	0	0	0	0
0	0	0	0	0	0	0

1B	8	SF	0
2B	0	SAC	0
3B	0	DP	1
HR	0	HBP	0

WP	2	PA	39
PB	3		
SB	3		
CS	0		

Batter	1	2	3	4	5	6	7	8	9
Juan Samuel, R OBP: 0.272, SLG: 0.354 (1, 4)	0-0 F8	0-0 FC5-4		0-3 K			0-0 3-1 1B		0-3 K
Greg Gross, L OBP: 0.313, SLG: 0.286 (1, 7)	4-0 WP 1B BB		0-0 PB 1B		4-0 WP BB		0-0 F7		0-0 G3
Von Hayes, L OBP: 0.410, SLG: 0.477 (1, 8)	0-0 PB S 1B		0-0 F9		0-0 F7		0-0 3-1		0-0 L7
Glenn Wilson, R OBP: 0.310, SLG: 0.494 (1, 9)	0-3 K		0-0 G6-4-3 1B		0-0 1-3		0-0 S 1B		
Tim Corcoran, L OBP: 0.364, SLG: 0.345 (1, 3)	4-0 BB		0-0 G6-4-3		0-0 F8		0-0 G3		
Darren Daulton, L OBP: 0.333, SLG: 0.143 (1, 2)	0-0 1-3			4-0 1B BB		0-0 F8		0-0 F2	
Luis Aguayo, R OBP: 0.294, SLG: 0.647 (1, 5)		0-3 K		0-3 K		0-0 PB 1B		0-3 K	
Steve Jeltz, S OBP: 0.254, SLG: 0.210 (1, 6)		0-0 F6		0-0 BB		0-0 F5		0-0 4-3	
Jeff Stone, L (6, PH) OBP: 0.359, SLG: 0.444				1-2 1B					
Kiko Garcia, R (7, 6)									
Shane Rawley, R (1, 1)		4-0 BB		0-0 B1		0-0 5-3			0-0 G3 1B
Mike Schmidt, R (6, PH) OBP: 0.318, SLG: 0.329									
Charles Hudson, S (7, 1)									
Ozzie Virgil, R (9, PH) OBP: 0.375, SLG: 0.544									
Garry Maddox, R (9, PR) OBP: 0.458, SLG: 0.550									

Inning Stats	R: 1	H: 1	E: 0	K: 1	S: 6	R: 0	H: 0	E: 0	K: 1	S: 5	R: 0	H: 2	E: 0	K: 0	S: 4	R: 0	H: 1	E: 0	K: 2	S: 8	R: 0	H: 0	E: 0	K: 0	S: 3	R: 0	H: 1	E: 0	K: 0	S: 4	R: 1	H: 2	E: 0	K: 0	S: 5	R: 0	H: 0	E: 0	K: 1	S: 5	R: 0	H: 1	E: 0	K: 1	S: 6
--------------	------	------	------	------	------	------	------	------	------	------	------	------	------	------	------	------	------	------	------	------	------	------	------	------	------	------	------	------	------	------	------	------	------	------	------	------	------	------	------	------	------	------	------	------	------

PITCHER	IP	WLS	BF	H	R	ER	SO	BB	IBB	HBP	BLK	WP	HR	S	P	ERA	WHIP
Joe Niekro, R (1, 1) ERA: 2.29	7.0	W	32	7	3	2	4	5	0	0	0	2	0	35	55	2.57	1.714
Bill Dawley, R (8, 1) ERA: 5.54	1.2		6	1	0	0	2	0	0	0	0	0	0	10	10	0.00	0.600
Frank DiPino, L (9, 1) ERA: 4.5	0.1	S	1	0	0	0	0	0	0	0	0	0	0	1	1	0.00	0.000

Houston Astros @ Montreal Expos
 Olympic Stadium, Montreal, QB
 Tue May 07 1985, 7:05 PM EDT
 Att. 11,605 - Unknown

livebaseballscorecards.com

AB	35
R	3
H	9
RBI	3
BB	2
SO	6
LOB	21



AB R H RBI BB SO LOB

4	0	1	1	1	1	2
4	0	0	0	0	2	3
4	0	0	0	0	0	4
4	2	2	0	0	1	1
4	0	1	1	0	0	1
4	0	1	0	0	0	1
3	1	2	1	1	1	0
4	0	2	0	0	0	3
3	0	0	0	0	0	5
1	0	0	0	0	1	1

WP:	1	PA:	39
PB:	1		
SB:	2		
CS:	1		

Batter	1	2	3	4	5	6	7	8	9
Bill Doran, S OBP: 0.353, SLG: 0.315 (1, 4) X	0-0 F3		0-3 K		0-0 1-2 3-H 1B		4-0 SH5-4 BB		0-0 G3
Terry Puhl, L OBP: 0.442, SLG: 0.412 (1, 9) X	0-0 E6 CS		0-3 K		0-3 K		0-0 SH5-4		0-0 3-1
Denny Walling, L OBP: 0.368, SLG: 0.458 (1, 3) X	0-0 L4		0-0 4-3		0-0 G3		0-0 F7		
Jose Cruz, L OBP: 0.389, SLG: 0.485 (1, 7) X	0-0 CS 1-2	0-0 3-1		0-0 S 1B		0-0 1B 1B	0-3 K		
Jerry Mumphy, S OBP: 0.320, SLG: 0.337 (1, 8) X		0-0 G3		0-0 WP 1-H 1B		0-0 F5		0-0 3-1	
Phil Garner, R OBP: 0.321, SLG: 0.377 (1, 5) X		0-0 4-3		0-0 2-3		0-0 1B 1B		0-0 F8	
Mark Bailey, S OBP: 0.296, SLG: 0.205 (1, 2) X			0-0 FC1-6 1B		4-0 FC1-6 1B BB	0-0 1-2 2-H 1B		0-3 K	
Craig Reynolds, L OBP: 0.327, SLG: 0.412 (1, 6) X			0-0 F7		0-0 FC1-6 1B	0-0 F5		0-0 PB S 1B	
Bob Knepper, L Bill Dawley, R (1, 1) (6, 1)			0-0 FC1-6 1-2f		0-0 FC1-6 1B 1-2f 2-3	0-0 1-3		0-3 K	

Inning Stats	R: 0	H: 0	R: 0	H: 0	R: 0	H: 1	R: 1	H: 2	R: 1	H: 2	R: 1	H: 3	R: 0	H: 0	R: 0	H: 0	R: 0	H: 1	
E: 1	LOB: 0	E: 0	LOB: 0	E: 0	LOB: 1	E: 0	LOB: 2	E: 0	LOB: 2	E: 0	LOB: 1	E: 0	LOB: 1	E: 0	LOB: 0	E: 0	LOB: 0	E: 0	LOB: 1
K: 0	BB: 0	K: 0	BB: 0	K: 1	BB: 0	K: 1	BB: 0	K: 1	BB: 1	K: 1	BB: 0	K: 1	BB: 1	K: 1	BB: 0	K: 1	BB: 0	K: 1	BB: 0
S: 3	P: 3	S: 3	P: 3	S: 6	P: 6	S: 7	P: 7	S: 7	P: 11	S: 6	P: 6	S: 5	P: 9	S: 5	P: 5	S: 6	P: 6	S: 6	P: 6

PITCHER	IP	WLS	BF	H	R	ER	SO	BB	IBB	HBP	BLK	WP	HR	S	P	ERA	WHIP
David Palmer, R ERA: 4.0 (1, 1)	5.0	L	21	5	2	2	3	1	0	0	0	1	0	26	30	3.60	1.200
Dan Schatzeder, L ERA: 7.62 (6, 1)	1.0		6	3	1	1	0	0	0	0	0	0	0	6	6	9.00	3.000
Ed Glynn, L ERA: (7, 1)	1.0		4	0	0	0	1	1	0	0	0	0	0	5	9	0.00	1.000
Bert Roberge, R ERA: 1.32 (8, 1)	2.0		7	1	0	0	2	0	0	0	0	0	0	11	11	0.00	0.500

1B:	9	SF:	0
2B:	0	SAC:	1
3B:	0	DP:	0
HR:	0	HBP:	0

BOTTOM

Houston Astros @ Montreal Expos
 Olympic Stadium, Montreal, QB
 Tue May 07 1985, 7:05 PM EDT
 Att. 11,605 - Unknown

livebaseballscorecards.com

AB	30
R	1
H	5
RBI	0
BB	4
SO	7
LOB	13




WP: 0	PA: 34
PB: 0	
SB: 0	
CS: 1	

AB R H RBI BB SO LOB

4	0	0	0	0	2	1
4	0	0	0	0	3	0
3	0	0	0	1	1	0
4	1	2	0	0	0	1
4	0	1	0	0	1	2
1	0	0	0	1	0	1
2	0	1	0	0	0	0
1	0	0	0	1	0	1
2	0	0	0	0	0	1
2	0	1	0	1	0	3
1	0	0	0	0	0	2
1	0	0	0	0	0	0
0	0	0	0	0	0	0
0	0	0	0	0	0	0
1	0	0	0	0	0	1
0	0	0	0	0	0	0

Batter 1 2 3 4 5 6 7 8 9

<p>Tim Raines, S (1, 7) OBP: 0.286, SLG: 0.330</p>	<p>U L Washington, S (1, 4) OBP: 0.340, SLG: 0.391</p>	<p>Andre Dawson, R (1, 8) OBP: 0.351, SLG: 0.571</p>	<p>Hubie Brooks, R (1, 6) OBP: 0.333, SLG: 0.441</p>	<p>Tim Wallach, R (1, 5) OBP: 0.374, SLG: 0.489</p>	<p>Jim Wohlford, R (1, 9) OBP: 0.273, SLG: 0.250</p> <p>Terry Francona, L (6, PH) OBP: 0.476, SLG: 0.474</p> <p>(7, 9)</p>	<p>Vance Law, R (1, 3) OBP: 0.369, SLG: 0.333</p> <p>Dan Driessen, L (6, PH) OBP: 0.368, SLG: 0.544</p> <p>(7, 3)</p>	<p>Mike Fitzgerald, R (1, 2) OBP: 0.439, SLG: 0.348</p>	<p>David Palmer, R (1, 1) OBP: 0.250, SLG: 0.375</p> <p>Miguel Dione, S (5, PH) OBP: 0.250, SLG: 0.242</p> <p>Dan Schatzeder, L (6, 1) OBP: 0.500, SLG: 0.500</p> <p>Ed Glynn, R (7, 1) OBP: 0.150, SLG: 0.150</p> <p>Razor Shines, S (7, PH) OBP: 0.150, SLG: 0.150</p> <p>Bert Roberge, R (8, 1)</p>
<p>0-3</p>	<p>0-0</p>	<p>4-0</p>	<p>0-0</p>	<p>0-0</p>	<p>0-0</p>	<p>0-0</p>	<p>4-0</p>	<p>0-0</p>
<p>0-0</p>	<p>0-3</p>	<p>0-0</p>	<p>0-0</p>	<p>0-0</p>	<p>0-0</p>	<p>0-0</p>	<p>0-3</p>	<p>0-0</p>
<p>0-3</p>	<p>0-3</p>	<p>0-0</p>	<p>0-0</p>	<p>0-3</p>	<p>0-0</p>	<p>0-0</p>	<p>0-3</p>	<p>0-0</p>
<p>0-3</p>	<p>0-3</p>	<p>0-0</p>	<p>0-0</p>	<p>0-3</p>	<p>0-0</p>	<p>0-0</p>	<p>0-3</p>	<p>0-0</p>
<p>0-3</p>	<p>0-3</p>	<p>0-0</p>	<p>0-0</p>	<p>0-3</p>	<p>0-0</p>	<p>0-0</p>	<p>0-3</p>	<p>0-0</p>
<p>0-3</p>	<p>0-3</p>	<p>0-0</p>	<p>0-0</p>	<p>0-3</p>	<p>0-0</p>	<p>0-0</p>	<p>0-3</p>	<p>0-0</p>
<p>0-3</p>	<p>0-3</p>	<p>0-0</p>	<p>0-0</p>	<p>0-3</p>	<p>0-0</p>	<p>0-0</p>	<p>0-3</p>	<p>0-0</p>
<p>0-3</p>	<p>0-3</p>	<p>0-0</p>	<p>0-0</p>	<p>0-3</p>	<p>0-0</p>	<p>0-0</p>	<p>0-3</p>	<p>0-0</p>
<p>0-3</p>	<p>0-3</p>	<p>0-0</p>	<p>0-0</p>	<p>0-3</p>	<p>0-0</p>	<p>0-0</p>	<p>0-3</p>	<p>0-0</p>
<p>0-3</p>	<p>0-3</p>	<p>0-0</p>	<p>0-0</p>	<p>0-3</p>	<p>0-0</p>	<p>0-0</p>	<p>0-3</p>	<p>0-0</p>
<p>0-3</p>	<p>0-3</p>	<p>0-0</p>	<p>0-0</p>	<p>0-3</p>	<p>0-0</p>	<p>0-0</p>	<p>0-3</p>	<p>0-0</p>
<p>0-3</p>	<p>0-3</p>	<p>0-0</p>	<p>0-0</p>	<p>0-3</p>	<p>0-0</p>	<p>0-0</p>	<p>0-3</p>	<p>0-0</p>
<p>0-3</p>	<p>0-3</p>	<p>0-0</p>	<p>0-0</p>	<p>0-3</p>	<p>0-0</p>	<p>0-0</p>	<p>0-3</p>	<p>0-0</p>
<p>0-3</p>	<p>0-3</p>	<p>0-0</p>	<p>0-0</p>	<p>0-3</p>	<p>0-0</p>	<p>0-0</p>	<p>0-3</p>	<p>0-0</p>
<p>0-3</p>	<p>0-3</p>	<p>0-0</p>	<p>0-0</p>	<p>0-3</p>	<p>0-0</p>	<p>0-0</p>	<p>0-3</p>	<p>0-0</p>
<p>0-3</p>	<p>0-3</p>	<p>0-0</p>	<p>0-0</p>	<p>0-3</p>	<p>0-0</p>	<p>0-0</p>	<p>0-3</p>	<p>0-0</p>
<p>0-3</p>	<p>0-3</p>	<p>0-0</p>	<p>0-0</p>	<p>0-3</p>	<p>0-0</p>	<p>0-0</p>	<p>0-3</p>	<p>0-0</p>
<p>0-3</p>	<p>0-3</p>	<p>0-0</p>	<p>0-0</p>	<p>0-3</p>	<p>0-0</p>	<p>0-0</p>	<p>0-3</p>	<p>0-0</p>
<p>0-3</p>	<p>0-3</p>	<p>0-0</p>	<p>0-0</p>	<p>0-3</p>	<p>0-0</p>	<p>0-0</p>	<p>0-3</p>	<p>0-0</p>
<p>0-3</p>	<p>0-3</p>	<p>0-0</p>	<p>0-0</p>	<p>0-3</p>	<p>0-0</p>	<p>0-0</p>	<p>0-3</p>	<p>0-0</p>
<p>0-3</p>	<p>0-3</p>	<p>0-0</p>	<p>0-0</p>	<p>0-3</p>	<p>0-0</p>	<p>0-0</p>	<p>0-3</p>	<p>0-0</p>
<p>0-3</p>	<p>0-3</p>	<p>0-0</p>	<p>0-0</p>	<p>0-3</p>	<p>0-0</p>	<p>0-0</p>	<p>0-3</p>	<p>0-0</p>
<p>0-3</p>	<p>0-3</p>	<p>0-0</p>	<p>0-0</p>	<p>0-3</p>	<p>0-0</p>	<p>0-0</p>	<p>0-3</p>	<p>0-0</p>
<p>0-3</p>	<p>0-3</p>	<p>0-0</p>	<p>0-0</p>	<p>0-3</p>	<p>0-0</p>	<p>0-0</p>	<p>0-3</p>	<p>0-0</p>
<p>0-3</p>	<p>0-3</p>	<p>0-0</p>	<p>0-0</p>	<p>0-3</p>	<p>0-0</p>	<p>0-0</p>	<p>0-3</p>	<p>0-0</p>
<p>0-3</p>	<p>0-3</p>	<p>0-0</p>	<p>0-0</p>	<p>0-3</p>	<p>0-0</p>	<p>0-0</p>	<p>0-3</p>	<p>0-0</p>
<p>0-3</p>	<p>0-3</p>	<p>0-0</p>	<p>0-0</p>	<p>0-3</p>	<p>0-0</p>	<p>0-0</p>	<p>0-3</p>	<p>0-0</p>
<p>0-3</p>	<p>0-3</p>	<p>0-0</p>	<p>0-0</p>	<p>0-3</p>	<p>0-0</p>	<p>0-0</p>	<p>0-3</p>	<p>0-0</p>
<p>0-3</p>	<p>0-3</p>	<p>0-0</p>	<p>0-0</p>	<p>0-3</p>	<p>0-0</p>	<p>0-0</p>	<p>0-3</p>	<p>0-0</p>
<p>0-3</p>	<p>0-3</p>	<p>0-0</p>	<p>0-0</p>	<p>0-3</p>	<p>0-0</p>	<p>0-0</p>	<p>0-3</p>	<p>0-0</p>
<p>0-3</p>	<p>0-3</p>	<p>0-0</p>	<p>0-0</p>	<p>0-3</p>	<p>0-0</p>	<p>0-0</p>	<p>0-3</p>	<p>0-0</p>
<p>0-3</p>	<p>0-3</p>	<p>0-0</p>	<p>0-0</p>	<p>0-3</p>	<p>0-0</p>	<p>0-0</p>	<p>0-3</p>	<p>0-0</p>
<p>0-3</p>	<p>0-3</p>	<p>0-0</p>	<p>0-0</p>	<p>0-3</p>	<p>0-0</p>	<p>0-0</p>	<p>0-3</p>	<p>0-0</p>
<p>0-3</p>	<p>0-3</p>	<p>0-0</p>	<p>0-0</p>	<p>0-3</p>	<p>0-0</p>	<p>0-0</p>	<p>0-3</p>	<p>0-0</p>
<p>0-3</p>	<p>0-3</p>	<p>0-0</p>	<p>0-0</p>	<p>0-3</p>	<p>0-0</p>	<p>0-0</p>	<p>0-3</p>	<p>0-0</p>
<p>0-3</p>	<p>0-3</p>	<p>0-0</p>	<p>0-0</p>	<p>0-3</p>	<p>0-0</p>	<p>0-0</p>	<p>0-3</p>	<p>0-0</p>
<p>0-3</p>	<p>0-3</p>	<p>0-0</p>	<p>0-0</p>	<p>0-3</p>	<p>0-0</p>	<p>0-0</p>	<p>0-3</p>	<p>0-0</p>
<p>0-3</p>	<p>0-3</p>	<p>0-0</p>	<p>0-0</p>	<p>0-3</p>	<p>0-0</p>	<p>0-0</p>	<p>0-3</p>	<p>0-0</p>
<p>0-3</p>	<p>0-3</p>	<p>0-0</p>	<p>0-0</p>	<p>0-3</p>	<p>0-0</p>	<p>0-0</p>	<p>0-3</p>	<p>0-0</p>
<p>0-3</p>	<p>0-3</p>	<p>0-0</p>	<p>0-0</p>	<p>0-3</p>	<p>0-0</p>	<p>0-0</p>	<p>0-3</p>	<p>0-0</p>
<p>0-3</p>	<p>0-3</p>	<p>0-0</p>	<p>0-0</p>	<p>0-3</p>	<p>0-0</p>	<p>0-0</p>	<p>0-3</p>	<p>0-0</p>
<p>0-3</p>	<p>0-3</p>	<p>0-0</p>	<p>0-0</p>	<p>0-3</p>	<p>0-0</p>	<p>0-0</p>	<p>0-3</p>	<p>0-0</p>
<p>0-3</p>	<p>0-3</p>	<p>0-0</p>	<p>0-0</p>	<p>0-3</p>	<p>0-0</p>			

Batter	1	2	3	4	5	6	7	8	9	AB R H RBI BB SO LOB	TOP		
Bill Doran, S (1, 4) OBP: 0.349, SLG: 0.323	0-3 K		0-0 5-3			0-3 K		0-0 2B		4 0 1 0 0 2 1	Houston Astros @ Montreal Expos Olympic Stadium, Montreal, QB Wed May 08 1985, 7:05 PM EDT Att. 10,122 - Unknown livebaseballscorecards.com AB 31 R 0 H 4 RBI 0 BB 1 SO 12 LOB 11 		
Enos Cabell, R (1, 3) OBP: 0.281, SLG: 0.339 Denny Walling, L (8, PH) OBP: 0.364, SLG: 0.452 (8, 3)	0-3 K			0-0 F8		0-3 K		0-0 1-3		3 0 0 0 0 2 0 1 0 0 0 0 0 1			
Phil Garner, R (1, 5) OBP: 0.318, SLG: 0.370	0-3 K			0-0 5-3		0-0 1B		0-0 F4		4 0 1 0 0 1 0			
Jose Cruz, L (1, 7) OBP: 0.375, SLG: 0.467		0-0 F7		0-3 K		0-0 F9		0-0 4-3		4 0 0 0 0 1 1			
Kevin Bass, S (1, 8) OBP: 0.295, SLG: 0.368		0-3 K			4-0 1B BB		0-0 F5		0-0 6-3	3 0 0 0 1 1 0			
Terry Puhl, L (1, 9) OBP: 0.435, SLG: 0.405		0-0 1-3			0-0 1B		0-0 G3			3 0 1 0 0 0 0			
Mark Bailey, S (1, 2) OBP: 0.300, SLG: 0.214			0-0 FC5-4 1B		0-3 K		0-0 2-3			3 0 1 0 0 1 2			
Dickie Thon, R (1, 6) OBP: 0.231, SLG: 0.184			0-0 FC5-4 BLK 1-2f		0-3 K			0-0 F7		3 0 0 0 0 1 3			
Nolan Ryan, R (1, 1) Jim Pankovits, R (8, PH) OBP: 0.389, SLG: 0.267 Dave Smith, R (8, 1)			0-3 K		0-3 K			0-3 K		2 0 0 0 0 2 3 1 0 0 0 0 1 0 0 0 0 0 0 0 0			
Inning Stats	R: 0 H: 0 E: 0 LOB: 0 K: 3 BB: 0 S: 9 P: 9	R: 0 H: 0 E: 0 LOB: 0 K: 1 BB: 0 S: 5 P: 5	R: 0 H: 1 E: 0 LOB: 1 K: 1 BB: 0 S: 6 P: 6	R: 0 H: 0 E: 0 LOB: 0 K: 1 BB: 0 S: 5 P: 5	R: 0 H: 1 E: 0 LOB: 2 K: 3 BB: 1 S: 10 P: 14	R: 0 H: 1 E: 0 LOB: 1 K: 2 BB: 0 S: 8 P: 8	R: 0 H: 0 E: 0 LOB: 0 K: 0 BB: 0 S: 3 P: 3	R: 0 H: 1 E: 0 LOB: 1 K: 1 BB: 0 S: 6 P: 6	R: 0 H: 0 E: 0 LOB: 0 K: 0 BB: 0 S: 3 P: 3	1B: 3 SF: 0 2B: 1 SAC: 0 3B: 0 DP: 0 HR: 0 HBP: 0		WP: 0 PA: 32 PB: 0 SB: 0 CS: 0	
PITCHER	IP WLS BF H R ER SO BB IBB HBP BLK WP HR S P ERA WHIP											PITCHER	IP WLS BF H R ER SO BB IBB HBP BLK WP HR S P ERA WHIP
Joe Hesketh, L (1, 1) ERA: 1.77	7.2 W 28 4 0 0 12 1 0 0 1 0 0 0 51 55 0.00 0.652												
Jeff Reardon, R (8, 1) ERA: 1.4	1.1 S 4 0 0 0 0 0 0 0 0 0 0 0 4 4 0.00 0.000												

Batter	1	2	3	4	5	6	7	8	9	AB	R	H	RBI	BB	SO	LOB
Tim Raines, S OBP: 0.284, SLG: 0.319 (1, 7)	0-0 G3	0-3 K			0-3 K			1-0 SH1-4 HBP		3	0	0	0	0	2	3
Vance Law, R OBP: 0.368, SLG: 0.322 (1, 4)	0-0 F3		4-0 1B 4-3 BB		0-3 K			0-0 SH1-4 1-2		2	0	0	0	1	1	0
Andre Dawson, R OBP: 0.337, SLG: 0.547 (1, 9)	0-0 F7		0-0 4-3			0-0 4-3		0-0 F9		4	0	0	0	0	0	2
Dan Driessen, L OBP: 0.385, SLG: 0.543 (1, 3)		4-0 BB HBP BB	0-0 L6-3 1B		0-3 K			4-0 IBB		2	1	1	0	2	1	0
Hubie Brooks, R OBP: 0.340, SLG: 0.438 (1, 6)		1-0 BB HBP	0-0 L6-3		0-0 CS 1B			0-0 F7		3	0	1	0	0	0	4
Tim Wallach, R OBP: 0.382, SLG: 0.484 (1, 5)		4-0 BB BB		4-0 G4-6-3 BB		0-0 CS 1-2	0-3 K			1	0	0	0	2	1	0
Herm Winningham, L OBP: 0.311, SLG: 0.278 (1, 8)		4-0 BB		0-0 F7			0-3 K			2	0	0	1	1	1	1
Mike Fitzgerald, R OBP: 0.435, SLG: 0.338 (1, 2)		0-3 K		0-0 G4-6-3 1-2f			1-0 HBP			2	0	0	0	0	1	4
Joe Hesketh, R OBP: 0.182, SLG: 0.182 (1, 1)		0-3 K			0-3 K					3	0	0	0	0	3	4
Jeff Reardon, R OBP: 0.500, SLG: 0.500 (8, 1)										0	0	0	0	0	0	0

Inning Stats	R: 0	H: 0	E: 0	K: 0	S: 3	R: 1	H: 0	E: 0	K: 3	S: 9	R: 0	H: 1	E: 0	K: 0	S: 2	R: 0	H: 0	E: 0	K: 1	S: 5	R: 0	H: 1	E: 0	K: 3	S: 9	R: 0	H: 0	E: 0	K: 0	S: 3	R: 0	H: 0	E: 0	K: 0	S: 3	R: 0	H: 0	E: 0	K: 0	S: 3
	LOB: 0	BB: 0	P: 3	LOB: 3	BB: 3	P: 22	LOB: 0	BB: 1	P: 7	LOB: 0	BB: 0	LOB: 1	BB: 1	P: 6	LOB: 0	BB: 0	LOB: 1	BB: 0	P: 9	LOB: 0	BB: 0	LOB: 1	BB: 1	LOB: 2	BB: 1	P: 8	LOB: 0	BB: 0	LOB: 1	BB: 0	P: 10	LOB: 2	BB: 1	P: 8	LOB: 0	BB: 0	LOB: 0	BB: 0	P: 0	

PITCHER	IP	WLS	BF	H	R	ER	SO	BB	IBB	HBP	BLK	WP	HR	S	P	ERA	WHIP
Nolan Ryan, R ERA: 2.42 (1, 1)	7.0	L	27	2	1	1	10	5	0	2	0	0	0	40	62	1.29	1.000
Dave Smith, R ERA: 0.47 (8, 1)	1.0		5	0	0	0	0	0	1	1	0	0	0	3	8	0.00	0.000


BOTTOM

Houston Astros @ Montreal Expos
Olympic Stadium, Montreal, QB

Wed May 08 1985, 7:05 PM EDT
Att. 10,122 - Unknown

livebaseballscorecards.com

AB	22
R	1
H	2
RBI	1
BB	6
SO	10
LOB	18



1B: 2	SF: 0	WP: 0	PA: 33
2B: 1	SAC: 1	PB: 0	
3B: 0	DP: 2	SB: 0	
HR: 0	HBP: 3	CS: 1	

Batter	1	2	3	4	5	6	7	8	9	AB R H RBI BB SO LOB	TOP
Bill Doran, S OBP: 0.355, SLG: 0.323 (1, 4) X	0-0 F4		0-0 G1-6-3		0-0	0-0 1B	4-0 G4-3 IBB			3 0 1 0 1 0 1	
Enos Cabell, R OBP: 0.262, SLG: 0.317 (1, 3) X	0-0 4-3			0-0 F3	0-0 F7		0-0 G4-3			4 0 0 0 0 0 5	
Phil Garner, R OBP: 0.304, SLG: 0.353 (1, 5) X	0-0 E6			0-0 F8		0-0 F9		0-3 K		4 0 0 0 0 1 0	
Jose Cruz, L OBP: 0.362, SLG: 0.450 (1, 7) S S S	0-3 K			0-3 K		0-0 F5		0-0 F8		4 0 0 0 0 2 1	
Kevin Bass, S OBP: 0.323, SLG: 0.443 (1, 8) (8, 9) X		0-0 4-3			0-0 HR	0-0 1B		0-0 1B		4 1 3 1 0 0 0	
Terry Puhl, L OBP: 0.420, SLG: 0.375 (1, 9) S S S		0-3 K			4-0 F9 1B SF8 BB	0-0 F5		0-0 F5		3 1 0 0 1 1 2	
Alan Ashby, S OBP: 0.316, SLG: 0.396 (1, 2) X		0-0 F6			0-0 1B 1B		0-0 2B 1B		0-0 F7	4 0 2 0 0 0 0	
Dickie Thon, R OBP: 0.236, SLG: 0.212 Craig Reynolds, L OBP: 0.321, SLG: 0.404 (1, 6) (9, PH) X			0-0 F3		0-0 F9		0-0 2B		0-0 4-3	3 0 1 0 0 0 2 1 0 0 0 0 0 0	
Joe Niekro, R OBP: 0.294, SLG: 0.375 Frank DiPino, L OBP: 0.333, SLG: 0.333 Dave Smith, R OBP: 0.317, SLG: 0.333 (1, 1) (8, 1) (8, 1) (8, 8) X			0-0 G1-6-3 1B		0-0 SF8		0-3 K		0-0 F7	2 0 1 1 0 1 2 0 0 0 0 0 0 0 0 0 0 0 0 0 0 1 0 0 0 0 0 0	
Inning Stats	R: 0 H: 0 E: 1 LOB: 1 K: 1 BB: 0 S: 6 P: 6	R: 0 H: 0 E: 0 LOB: 0 K: 1 BB: 0 S: 5 P: 5	R: 0 H: 1 E: 0 LOB: 0 K: 0 BB: 0 S: 3 P: 3	R: 0 H: 0 E: 0 LOB: 0 K: 1 BB: 0 S: 5 P: 5	R: 2 H: 3 E: 0 LOB: 2 K: 0 BB: 1 S: 6 P: 10	R: 0 H: 1 E: 0 LOB: 1 K: 0 BB: 0 S: 4 P: 4	R: 0 H: 2 E: 0 LOB: 2 K: 1 BB: 1 S: 6 P: 10	R: 0 H: 1 E: 0 LOB: 1 K: 1 BB: 0 S: 6 P: 6	R: 0 H: 0 E: 0 LOB: 0 K: 0 BB: 0 S: 3 P: 3	1B: 6 SF: 1 2B: 1 SAC: 0 3B: 0 DP: 2 HR: 1 HBP: 0	WP: 0 PA: 36 PB: 0 SB: 0 CS: 0
PITCHER Tom Browning, L ERA: 1.5 Ted Power, R ERA: 2.89 (1, 1) (9, 1)	IP WLS BF H R ER SO BB IBB HBP BLK WP HR S P ERA WHIP	8.0 W 33 8 2 2 5 1 1 0 0 0 1 41 49 2.25 1.125	1.0 S 3 0 0 0 0 0 0 0 0 0 0 0 3 3 0.00 0.000	PITCHER IP WLS BF H R ER SO BB IBB HBP BLK WP HR S P ERA WHIP							

Houston Astros @ Cincinnati Reds
Riverfront Stadium, Cincinnati, OH
Fri May 10 1985, 7:05 PM EDT
Att: 22,097 - Unknown

livebaseballscorecards.com

AB	33
R	2
H	8
RBI	2
BB	2
SO	5
LOB	13



Houston Astros @ Cincinnati Reds

Riverfront Stadium, Cincinnati, OH

Sat May 11 1985, 7:05 PM EDT
Att: 26,098 - Unknown

livebaseballscorecards.com

AB	35
R	10
H	10
RBI	10
BB	5
SO	5
LOB	13



AB R H RBI BB SO LOB

TOP

Batter	1	2	3	4	5	6	7	8	9		
Bill Doran, S (1, 4) OBP: 0.357, SLG: 0.327	0-0 E6 CS		0-0 F9			0-0 6-3	0-0 5-3 1B 1B		0-0 SH5-3 1B 1B		
Terry Puhl, L (1, 9) OBP: 0.426, SLG: 0.409	0-0 F5 1-2			0-0 F8		0-0 2B 2B	0-0 1B 8-2 1B		0-0 SH5-3		
Denny Walling, L (1, 3) OBP: 0.363, SLG: 0.461 Enos Cabell, R (7, PH) OBP: 0.270, SLG: 0.311	0-3 K			0-0 F5		0-0 BB 3B 2B	0-0 5-3		4-0 1B SF8 BB		
Jose Cruz, L (1, 7) OBP: 0.380, SLG: 0.487		0-0 1-3		0-0 HR		4-0 BB 3B BB	0-0 2-3 3-H 1B		0-0 S 1B		
Jerry Mumphrey, S (1, 8) OBP: 0.312, SLG: 0.323		0-0 4-3		0-0 E6 FC6-4		4-0 1-2 2-3 3B BB	0-0 8-2		0-0 SF8		
Phil Garner, R (1, 5) OBP: 0.309, SLG: 0.371		0-0 6-3		0-0 FC6-4 1-2f		0-0 1-H 2-H 3-H SH1-3 3B			4-0 F8 BB		
Mark Bailey, S (1, 2) OBP: 0.296, SLG: 0.217			0-0 E3		0-0 F7	0-0 SH1-3		0-0 WP 1B	0-3 K		
Craig Reynolds, L (1, 6) OBP: 0.300, SLG: 0.375			0-0 F6		0-0 F8	0-0 F2		0-3 K			
Mike Scott, R (1, 1) Kevin Bass, S (3, PH) OBP: 0.318, SLG: 0.435 Julio Solano, R (3, 1) Bill Dawley, R (6, 1) Frank DiPino, L (8, 1) OBP: 0.333, SLG: 0.333 Dave Smith, R (8, 1)			0-0 F7		0-3 K		4-0 1B 5-3 BB	0-3 K			
Inning Stats	R: 0 E: 1 K: 1 S: 5 H: 0 LOB: 0 BB: 0 P: 5	R: 0 E: 0 K: 0 S: 3 H: 0 LOB: 0 BB: 0 P: 3	R: 0 E: 1 K: 0 S: 4 H: 0 LOB: 1 BB: 0 P: 4	R: 1 E: 1 K: 0 S: 5 H: 1 LOB: 1 BB: 0 P: 5	R: 0 E: 0 K: 1 S: 5 H: 0 LOB: 0 BB: 0 P: 5	R: 5 E: 0 K: 0 S: 6 H: 3 LOB: 0 BB: 2 P: 14	R: 2 E: 0 K: 0 S: 5 H: 3 LOB: 1 BB: 1 P: 9	R: 0 E: 0 K: 2 S: 8 H: 1 LOB: 1 BB: 0 P: 8	R: 2 E: 0 K: 1 S: 7 H: 2 LOB: 2 BB: 2 P: 15	1B: 6 2B: 3 3B: 1 HR: 1 SF: 1 SAC: 2 DP: 1 HBP: 0	WP: 1 PB: 0 SB: 1 CS: 1 PA: 43
PITCHER	IP WLS BF H R ER SO BB IBB HBP BLK WP HR S P ERA WHIP	IP WLS BF H R ER SO BB IBB HBP BLK WP HR S P ERA WHIP	IP WLS BF H R ER SO BB IBB HBP BLK WP HR S P ERA WHIP	IP WLS BF H R ER SO BB IBB HBP BLK WP HR S P ERA WHIP	IP WLS BF H R ER SO BB IBB HBP BLK WP HR S P ERA WHIP	IP WLS BF H R ER SO BB IBB HBP BLK WP HR S P ERA WHIP	IP WLS BF H R ER SO BB IBB HBP BLK WP HR S P ERA WHIP	IP WLS BF H R ER SO BB IBB HBP BLK WP HR S P ERA WHIP	IP WLS BF H R ER SO BB IBB HBP BLK WP HR S P ERA WHIP		
Mario Soto, R (1, 1) ERA: 2.73	6.0 L 26 4 6 6 2 2 0 0 0 0 1 28 36 9.00 1.000										
Joe Price, L (7, 1) ERA: 4.05	2.0 10 4 2 2 2 1 0 0 0 1 0 13 17 9.00 2.500										
John Franco, L (9, 1) ERA: 4.82	1.0 7 2 2 2 1 2 0 0 0 0 0 7 15 18.00 4.000										

5	2	2	0	0	0	1
4	1	2	0	0	0	1
3	1	1	1	0	1	0
1	1	0	1	1	0	2
4	2	3	3	1	0	0
3	1	0	1	1	0	2
4	1	1	3	1	0	1
4	0	1	1	0	1	2
4	0	0	0	0	1	2
0	0	0	0	0	0	0
1	0	0	0	0	0	1
1	0	0	0	0	1	0
1	1	0	0	1	1	1
0	0	0	0	0	0	0
0	0	0	0	0	0	0

BOTTOM

Houston Astros @ Cincinnati Reds
Riverfront Stadium, Cincinnati, OH

Sat May 11 1985, 7:05 PM EDT
Att. 26,098 - Unknown

AB	38
R	7
H	16
RBI	7
BB	3
SO	3
LOB	18



WP	1	PA	43
PB	0		
SB	0		
CS	1		

AB R H RBI BB SO LOB

2	0	1	1	1	0	0
1	0	0	0	0	1	0
3	1	1	1	1	0	3
0	0	0	0	0	0	0
0	0	0	0	0	0	0
5	0	1	0	0	0	4
5	1	2	0	0	0	2
5	1	2	2	0	2	0
5	0	2	0	0	0	3
5	2	3	0	0	0	2
2	1	1	1	1	0	2
1	0	0	0	0	0	1
0	0	0	0	0	0	0
1	1	1	2	0	0	0

Batter	1	2	3	4	5	6	7	8	9
Eddie Milner, L (1, 8) Gary Redus, R (8, PH) OBP: 0.361, SLG: 0.306 OBP: 0.611, SLG: 0.417	0-0 F7	0-0 SF9		4-0 CS BB		0-0 FC5-6 1B		0-3 K	
Pete Rose, S (1, 3) Eric Davis, R (8, PR) John Franco, L (9, 1) OBP: 0.396, SLG: 0.317 OBP: 0.208, SLG: 0.435	0-0 1B	0-0 SF8		0-0 F7		0-0 FC5-6 G1-6-3		4-0 1B BB	
Dave Parker, L (1, 9) OBP: 0.330, SLG: 0.459	0-0 F7	0-0 4-3		0-0 F7		0-0 G1-6-3		0-0 1B	
Cesar Cedeño, R (1, 7) OBP: 0.343, SLG: 0.330	0-0 1B		0-0 2B		0-0 G3		0-0 F7	0-0 F4	
Nick Esasky, R (1, 5) OBP: 0.320, SLG: 0.462	0-0 1B		0-0 1B 2B		0-3 K		0-3 K	0-0 5-3	
Dave Concepcion, R (1, 6) OBP: 0.280, SLG: 0.392	0-0 FC6-4		0-0 6-3		0-0 2B 1B		0-0 F9	0-0 G1-6-3 1B	
Ron Oester, S (1, 4) OBP: 0.353, SLG: 0.382		0-0 1B WP SF9 1B		0-0 5-3		0-0 1B 2B		0-0 HR 1B	0-0 G1-6-3
Dave Vangorder, R (1, 2) Tom Foley, L (8, PH) Dann Bilardello, R (9, 2) OBP: 0.277, SLG: 0.305 OBP: 0.103, SLG: 0.071 OBP: 0.152, SLG: 0.125		4-0 SF9 1B		0-0 1B		0-0 5-3		0-0 F7	
Mario Soto, R (1, 1) Wayne Krenchicki, L (6, PH) Joe Price, R (7, 1) Duane Walker, L (8, PH) OBP: 0.208, SLG: 0.174 OBP: 0.391, SLG: 0.263 OBP: 0.333, SLG: 0.682		0-0 SF9 1B BB		0-0 6-3		0-0 FC5-6 1B		0-0 HR	

Inning Stats	R: 1	H: 3	E: 0	K: 0	S: 6	L: 2	LOB: 2	BB: 0	P: 6	R: 2	H: 2	E: 0	K: 0	S: 5	L: 2	LOB: 1	BB: 1	P: 9	R: 2	H: 3	E: 0	K: 0	S: 6	L: 0	LOB: 0	BB: 1	P: 6	R: 0	H: 0	E: 0	K: 0	S: 2	R: 0	H: 2	E: 0	K: 1	S: 7	R: 0	H: 2	E: 0	K: 0	S: 4	R: 0	H: 0	E: 0	K: 1	S: 5	R: 2	H: 3	E: 0	K: 1	S: 8	R: 0	H: 1	E: 0	K: 0	S: 3	1B: 12	2B: 3	3B: 0	HR: 1	SF: 2	SAC: 0	DP: 2	HBP: 0	WP: 1	PA: 43
--------------	------	------	------	------	------	------	--------	-------	------	------	------	------	------	------	------	--------	-------	------	------	------	------	------	------	------	--------	-------	------	------	------	------	------	------	------	------	------	------	------	------	------	------	------	------	------	------	------	------	------	------	------	------	------	------	------	------	------	------	------	--------	-------	-------	-------	-------	--------	-------	--------	-------	--------

PITCHER	IP	WLS	BF	H	R	ER	SO	BB	IBB	HBP	BLK	WP	HR	S	P	ERA	WHIP
Mike Scott, R (1, 1) ERA: 3.93	2.0		12	5	3	3	0	1	0	0	0	1	0	11	15	13.50	3.000
Julio Solano, R (3, 1) ERA: 5.14	3.0	W	14	5	2	2	1	1	0	0	0	0	0	15	19	6.00	2.000
Bill Dawley, R (6, 1) ERA: 4.74	2.1		10	4	2	2	1	0	0	0	0	0	1	12	12	7.71	1.714
Frank DiPino, L (8, 1) ERA: 4.96	0.1		3	1	0	0	1	1	0	0	0	0	0	4	8	0.00	6.000
Dave Smith, R (8, 1) ERA: 0.42	1.1	S	4	1	0	0	0	0	0	0	0	0	0	4	4	0.00	0.750

livebaseballscores.com

Batter	1	2	3	4	5	6	7	8	9	AB R H RBI BB SO LOB	TOP		
Bill Doran, S (1, 4) OBP: 0.364, SLG: 0.364 Jim Pankovits, R (9, 4) OBP: 0.389, SLG: 0.267	0-0 FC4-6 1B		0-0 HR	0-0 4-3		0-0 4-3		0-0 F7	0-0 1B	6 1 3 2 0 0 0 0 0 0 0 0 0 0			
Terry Puhl, L (1, 9) OBP: 0.433, SLG: 0.396	0-0 FC4-6 FC E 1-2f		0-0 F7 1B		0-0 F9	4-0 S BB		4-0 HR BB	0-0 F9	4 1 1 0 2 0 2			
Denny Walling, L (1, 3) OBP: 0.365, SLG: 0.494	0-0 E6 FC 1-2		0-0 F7 1-2		0-0 2B 1B	0-3 K 1-2		0-0 HR 1-H		5 2 2 2 0 1 3			
Jose Cruz, L (1, 7) OBP: 0.381, SLG: 0.487	0-0 F7		0-0 F8		0-0 1B E 1-3	4-0 IBB		0-0 F9		4 1 1 0 1 0 3			
Jerry Mumphrey, S (1, 8) OBP: 0.307, SLG: 0.310	0-0 FC FC5-4 1-2 2-3		0-0 3-1		4-0 E 1B IBB	0-0 F2			0-0 F5	4 0 0 0 1 0 5			
Phil Garner, R (1, 5) OBP: 0.314, SLG: 0.372	0-0 FC5-4 1-2f			0-0 E4 HR	0-0 E 1B 1-2 2-3 3-H		0-0 F3		0-0 1B 2B 1B	5 2 2 1 0 0 3			
Mark Bailey, S (1, 2) OBP: 0.305, SLG: 0.294		0-3 K		0-0 HR 1-H	0-0 FC 1-2 2-3 3-H		0-3 K		0-0 2B SF8 1B	5 2 2 2 0 2 2			
Craig Reynolds, L (1, 6) OBP: 0.292, SLG: 0.377		0-0 4-3		0-0 F6	0-0 F4		0-0 F5		0-0 1B 2B 1-3 3-H	5 1 1 1 0 0 3			
Bob Knepper, L (1, 1) Jeff Calhoun, L (6, 1)		0-0 F7		0-0 F7	0-3 K			0-0 F4	0-0 SF8	3 0 0 0 0 1 3 1 0 0 1 0 0 0			
Inning Stats	R: 0 H: 1 E: 1 LOB: 3 K: 0 BB: 0 S: 6 P: 6	R: 0 H: 0 E: 0 LOB: 0 K: 1 BB: 0 S: 5 P: 5	R: 1 H: 2 E: 0 LOB: 1 K: 0 BB: 0 S: 5 P: 5	R: 2 H: 1 E: 1 LOB: 0 K: 0 BB: 0 S: 5 P: 5	R: 2 H: 3 E: 1 LOB: 3 K: 1 BB: 1 S: 9 P: 13	R: 0 H: 0 E: 0 LOB: 2 K: 1 BB: 2 S: 5 P: 13	R: 0 H: 0 E: 0 LOB: 0 K: 1 BB: 0 S: 5 P: 5	R: 2 H: 1 E: 0 LOB: 0 K: 0 BB: 1 S: 4 P: 8	R: 3 H: 4 E: 0 LOB: 1 K: 0 BB: 0 S: 7 P: 7	1B: 7 SF: 1 2B: 2 SAC: 0 3B: 0 DP: 0 HR: 3 HBP: 0	WP: 0 PA: 47 PB: 0 SB: 1 CS: 0		
PITCHER	IP WLS BF H R ER SO BB IBB HBP BLK WP HR S P ERA WHIP											PITCHER	IP WLS BF H R ER SO BB IBB HBP BLK WP HR S P ERA WHIP
Jay Tibbs, R (1, 1) ERA: 3.92	5.0 L 27 7 5 3 2 0 1 0 0 0 2 30 34 5.40 1.400												
Tom Hume, R (6, 1) ERA: 2.84	3.0 13 1 2 2 2 2 1 0 0 0 1 14 26 6.00 1.000												
Carl Willis, R (9, 1) ERA: 7.24	1.0 7 4 3 3 0 0 0 0 0 0 0 7 7 27.00 4.000												

Houston Astros @ Cincinnati Reds
 Riverfront Stadium, Cincinnati, OH
 Sun May 12 1985, 3:33 AM EDT
 Att. 15,749 - Unknown

livebaseballscorecards.com

AB 42
 R 10
 H 12
 RBI 9
 BB 4
 SO 4
 LOB 24



BOTTOM

Houston Astros @ Cincinnati Reds
Riverfront Stadium, Cincinnati, OH
Sun May 12 1985, 3:33 AM EDT
Att. 15,749 - Unknown

livebaseballscorecards.com

AB 38
R 5
H 13
RBI 5
BB 5
SO 6
LOB 20



WP: 0 PA: 43
PB: 0
SB: 0
CS: 0

AB R H RBI BB SO LOB

5 1 2 0 0 2 1

4 1 0 0 1 0 3

4 1 3 2 1 0 0

5 0 2 2 0 0 1

4 1 1 0 1 1 5

4 0 3 1 1 0 0

5 0 2 0 0 2 4

4 0 0 0 0 0 5

1 1 0 0 1 0 0
1 0 0 0 0 1 1
0 0 0 0 0 0 0
1 0 0 0 0 0 0
0 0 0 0 0 0 0

1B: 7 SF: 0
2B: 5 SAC: 0
3B: 0 DP: 2
HR: 1 HBP: 0

WP HR S P ERA WHIP

Batter	1	2	3	4	5	6	7	8	9
Gary Redus, R (1, 8) OBP: 0.565, SLG: 0.529	0-0 HR 2B	0-0 2B		0-3 K		0-0 5-3		0-3 K	
Cesar Cedeno, R (1, 7) OBP: 0.336, SLG: 0.316	0-0 F1	0-0 F3		0-0 G3		4-0 1B 1B BB		0-0 F5	
Dave Parker, L (1, 9) OBP: 0.350, SLG: 0.504	0-0 HR 2-H		0-0 1B 2B	4-0 1B BB		0-0 1B 1-3 1B		0-0 F3	
Tony Perez, R (1, 3) OBP: 0.455, SLG: 0.333	0-0 6-3		0-0 6-3	0-0 1B		0-0 G6-3 1B		0-0 F9	
Nick Esasky, R (1, 5) OBP: 0.324, SLG: 0.463	4-0 2B BB		0-0 F7	0-3 K		0-0 G6-3		0-0 1B 2B	
Dave Concepcion, R (1, 6) OBP: 0.304, SLG: 0.415	0-0 1-3 2B		4-0 1B IBB		0-0 E 1B		0-0 F8	0-0 2-H 1B	
Ron Oester, S (1, 4) OBP: 0.356, SLG: 0.383	0-3 K		0-0 1-2 2-3 1B		0-3 K		0-0 G6-4-3 1B	0-0 6-3	
Dave Vangorder, R (1, 2) OBP: 0.261, SLG: 0.286		0-0 F8	0-0 1-3		0-0 F4		0-0 G6-4-3		
Jay Tibbs, R (1, 1) OBP: 0.200, SLG: 0.111		0-0 F9		4-0 G3 1B BB	0-3 K			0-0 F8	
Eric Davis, R (5, PH) OBP: 0.205, SLG: 0.429									
Tom Hume, R (6, 1)									
Pete Rose, S (8, PH)									
Carl Willis, L (9, 1)									

Inning Stats	R: 2	H: 3	E: 0	K: 1	S: 8	WLS	BF	H	R	ER	SO	BB	IBB	HBP	BLK	WP	HR	S	P	ERA	WHIP
	0	2	0	0	5		27	8	3	3	5	3	1	0	0	0	1	33	49	5.40	2.200
	0	1	0	0	8		16	5	2	2	1	1	0	0	0	0	0	17	21	4.50	1.500

PITCHER	IP	WLS	BF	H	R	ER	SO	BB	IBB	HBP	BLK	WP	HR	S	P	ERA	WHIP
Bob Knepper, L (1, 1) ERA: 3.12	5.0	W	27	8	3	3	5	3	1	0	0	0	1	33	49	5.40	2.200
Jeff Calhoun, L (6, 1) ERA: 4.76	4.0	S	16	5	2	2	1	1	0	0	0	0	0	17	21	4.50	1.500

BOTTOM

Montreal Expos @ Houston Astros
 Astrodome, Houston, TX
 Mon May 13 1985, 8:05 PM EDT
 Att: 10,558 - Unknown

livebaseballscorecards.com

AB	34
R	3
H	8
RBI	3
BB	0
SO	4
LOB	5



Batter	1	2	3	4	5	6	7	8	9	10	AB	R	H	RBI	BB	SO	LOB								
Bill Doran, S (1, 4) OBP: 0.360, SLG: 0.387	F7		HR		5-3			F9			4	1	1	1	0	0	1								
Kevin Bass, S (1, 8) OBP: 0.300, SLG: 0.409	6-3		5-3			F8			4-3		4	0	0	0	0	0	0								
Phil Garner, R (1, 5) OBP: 0.311, SLG: 0.367				5-3		5-3			K		4	0	1	0	0	1	0								
Jose Cruz, L (1, 7) OBP: 0.377, SLG: 0.504	F6			HR		6-3			4-3		4	1	1	1	0	0	1								
Tim Tolman, R (1, 3) Harry Spilman, L (10, PH) OBP: 0.118, SLG: 0.294		F7		5-3			K			K	3	0	0	0	0	1	0								
Terry Puhl, L (1, 9) OBP: 0.438, SLG: 0.423		4-3			2B		F6			1B	4	1	2	0	0	0	0								
Mark Bailey, S (1, 2) Jerry Mumphy, S (10, PH) OBP: 0.290, SLG: 0.278 OBP: 0.313, SLG: 0.317			F4		5-3		F3			1B	3	0	0	0	0	0	1								
Dickie Thon, R (1, 6) OBP: 0.259, SLG: 0.236								1B			3	0	2	0	0	0	0								
Nolan Ryan, R (1, 1) Denny Walling, L (8, PH) Frank DiPino, L (9, 1) Dave Smith, R (9, 1) OBP: 0.360, SLG: 0.488 OBP: 0.333, SLG: 0.333			K			FC5-6		1-3		1-3	2	0	0	0	0	1	1								
Inning Stats	R: 0 E: 0 K: 0 S: 4	H: 1 LOB: 1 BB: 0 P: 4	R: 0 E: 0 K: 0 S: 3	H: 0 LOB: 0 BB: 0 P: 3	R: 1 E: 0 K: 1 S: 6	H: 1 LOB: 0 BB: 0 P: 6	R: 1 E: 0 K: 0 S: 5	H: 2 LOB: 1 BB: 0 P: 5	R: 0 E: 0 K: 0 S: 3	H: 0 LOB: 0 BB: 0 P: 3	R: 0 E: 0 K: 1 S: 5	H: 0 LOB: 0 BB: 0 P: 5	R: 0 E: 0 K: 0 S: 3	H: 1 LOB: 0 BB: 0 P: 3	R: 0 E: 0 K: 1 S: 5	H: 0 LOB: 0 BB: 0 P: 5	R: 0 E: 0 K: 1 S: 5	H: 2 LOB: 1 BB: 0 P: 5	R: 1 E: 0 K: 1 S: 5	H: 2 LOB: 1 BB: 0 P: 5	1B: 5 2B: 1 3B: 0 HR: 2	SF: 0 SAC: 0 DP: 0 HBP: 0	WP: 0 PB: 0 SB: 1 CS: 1	PA: 34	
PITCHER	IP	WLS	BF	H	R	ER	SO	BB	IBB	HBP	BLK	WP	HR	S	P	ERA	WHIP								
Joe Hesketh, L (1, 1) ERA: 1.9	7.0		25	5	2	2	2	0	0	0	0	0	2	29	29	2.57	0.714								
Bert Roberge, R (8, 1) ERA: 1.15	2.0		6	1	0	0	1	0	0	0	0	0	0	8	8	0.00	0.500								
Jeff Reardon, R (10, 1) ERA: 1.74	0.1	L	3	2	1	1	1	0	0	0	0	0	0	5	5	27.00	6.000								

Batter	1	2	3	4	5	6	7	8	9	AB R H RBI BB SO LOB	TOP	
Herm Winningham, L OBP: 0.358, SLG: 0.333 (1, 8) X	0-0 4-3 5-3 1B		0-0 1-3		0-0 F6		0-0 1-2 1B			4 0 2 0 0 0 1	Montreal Expos @ Houston Astros Astrodome, Houston, TX Tue May 14 1985, 8:05 PM EDT Att. 9,148 - Unknown	
U L Washington, S OBP: 0.308, SLG: 0.353 (1, 5) X	0-0 5-3 1-2		0-0 F6			0-0 4-3	0-0 F9			4 0 0 0 0 0 3		
Andre Dawson, R OBP: 0.316, SLG: 0.491 (1, 9) X Jim Wohlford, R OBP: 0.314, SLG: 0.333 (6, 9)	0-0 4-3 2-3		0-0 5-3			0-0 6-3		0-0 FC3-8 1B		3 0 0 0 0 0 1 1 0 1 0 0 0 0		
Dan Driessen, L OBP: 0.360, SLG: 0.510 (1, 3) X	0-0 6-3			0-0 4-3		0-0 E4 HBP		0-0 FC3-6 WP 1-2f		4 0 0 0 0 0 2		
Hubie Brooks, R OBP: 0.298, SLG: 0.372 (1, 6) X Doug Flynn, R OBP: 0.200, SLG: 0.200 (6, PR) (6, 6)		0-0 F4		0-0 6-3		1-0 FC4-6 HBP		0-0 F9		2 0 0 0 0 0 0 1 0 0 0 0 0 1		
Terry Francona, L OBP: 0.406, SLG: 0.467 (1, 7) X		0-0 F9		0-0 F8		0-0 FC4-6 1-2f		0-0 4-3 1-3		4 0 0 0 0 0 3		
Vance Law, R OBP: 0.371, SLG: 0.342 (1, 4) X		0-0 1B 1B			0-3 K		0-0 F9		0-0 5-3	4 0 1 0 0 1 0		
Mike Fitzgerald, R OBP: 0.408, SLG: 0.313 (1, 2) X Sal Butera, R OBP: 0.500, SLG: 0.625 (7, 2)		0-0 1-2 1B			0-0 FC6-4 1B		4-0 1B BB		0-0 G4-6-3 1B	2 0 2 0 1 0 0 1 0 1 0 0 0 0		
Steve Rogers, R OBP: 0.083, SLG: 0.083 (1, 1) X Ed Glynn, R (3, 1) Tim Burke, R (4, 1) Miguel Dilone, S (5, PH) OBP: 0.243, SLG: 0.235 Dan Schatzeder, L (5, 1) OBP: 0.333, SLG: 0.333 Razor Shines, S (9, PH) OBP: 0.136, SLG: 0.136		0-0 L3			0-0 FC6-4 1-2f		0-3 K		0-0 G4-6-3 1-2f	1 0 0 0 0 0 2 0 0 0 0 0 0 0 0 0 0 0 0 0 0 1 0 0 0 0 0 1 1 0 0 0 0 1 1 1 0 0 0 0 0 1		
Inning Stats	R: 0 H: 1 E: 0 LOB: 1 K: 0 BB: 0 S: 4 P: 4	R: 0 H: 2 E: 0 LOB: 2 K: 0 BB: 0 S: 5 P: 5	R: 0 H: 0 E: 0 LOB: 0 K: 0 BB: 0 S: 3 P: 3	R: 0 H: 0 E: 0 LOB: 0 K: 0 BB: 0 S: 3 P: 3	R: 0 H: 1 E: 0 LOB: 1 K: 1 BB: 0 S: 6 P: 6	R: 0 H: 0 E: 1 LOB: 2 K: 0 BB: 0 S: 4 P: 5	R: 0 H: 1 E: 0 LOB: 2 K: 1 BB: 1 S: 6 P: 10	R: 0 H: 1 E: 0 LOB: 1 K: 0 BB: 0 S: 4 P: 4	R: 0 H: 1 E: 0 LOB: 0 K: 0 BB: 0 S: 3 P: 3	1B: 7 SF: 0 2B: 0 SAC: 0 3B: 0 DP: 1 HR: 0 HBP: 1		WP: 2 PA: 36 PB: 0 SB: 0 CS: 0
PITCHER Ron Mathis, R (1, 1) ERA: 3.09 Mark Ross, R (8, 1) ERA:	IP WLS BF H R ER SO BB IBB HBP BLK WP HR S P ERA WHIP											PITCHER IP WLS BF H R ER SO BB IBB HBP BLK WP HR S P ERA WHIP

livebaseballscorecards.com

AB	34
R	0
H	7
RBI	0
BB	1
SO	2
LOB	16



Batter	1	2	3	4	5	6	7	8	9
Bill Doran, S OBP: 0.374, SLG: 0.414 (1, 4)	0-0 F4	0-0 1-3 1B		0-0 1B 1B	0-0 1B 3B	0-0 F8		4-0 BB	
Terry Puhl, L OBP: 0.420, SLG: 0.404 Mark Ross, R (8, 1)	0-3 K	0-0 4-3		0-0 1B 1B	0-0 F8		0-0 F8	0-0 E3	
Denny Walling, L OBP: 0.385, SLG: 0.506 Tim Tolman, R (8, PH) (9, 3)	4-0 BB		0-0 3-1 E	0-0 1-3 2B 1B	4-0 BB 1B		0-0 F7	0-3 K	
Jose Cruz, L OBP: 0.381, SLG: 0.500 Jim Pankovits, R (7, PH) (8, 7)	0-0 F8		0-0 3-1	4-0 1B BB	0-0 BB BB		0-0 1B 1B	0-0 F9	
Jerry Mumphrey, S (1, 8)		0-0 3-1	0-0 E7	0-0 FC4-6 1B	4-0 1-2 BB		0-0 1-2 1B		
Phil Garner, R (1, 5)		0-0 2B 2B	0-0 6-3	0-3 K	0-0 F9		0-0 F8		
Mark Bailey, S (1, 2)		4-0 2B BB	0-0 1B 1B	0-3 K		0-0 F9		4-0 E 1B BB	
Craig Reynolds, L (1, 6)		0-0 CS 2B	0-0 FC4-6	0-0 SH1-4 1B		0-0 SH1-4 1B		0-0 E5	
Ron Mathis, R (1, 1) Kevin Bass, S (8, 9)		4-0 1B BB	0-3 K		0-0 4-3	0-0 SH1-4		0-3 K	

Inning Stats	R: 0	H: 0	E: 0	K: 1	S: 5	L: 0	LOB: 1	BB: 1	P: 9
	R: 2	H: 3	E: 0	K: 0	S: 5	L: 0	LOB: 2	BB: 2	P: 13
	R: 2	H: 4	E: 1	K: 1	S: 9	L: 0	LOB: 2	BB: 0	P: 9
	R: 3	H: 4	E: 0	K: 2	S: 11	L: 0	LOB: 2	BB: 1	P: 15
	R: 1	H: 2	E: 0	K: 0	S: 5	L: 0	LOB: 3	BB: 2	P: 13
	R: 0	H: 1	E: 0	K: 0	S: 4	L: 0	LOB: 1	BB: 0	P: 4
	R: 0	H: 2	E: 0	K: 0	S: 5	L: 0	LOB: 2	BB: 0	P: 5
	R: 2	H: 1	E: 2	K: 2	S: 9	L: 0	LOB: 2	BB: 2	P: 17

PITCHER	IP	WLS	BF	H	R	ER	SO	BB	IBB	HBP	BLK	WP	HR	S	P	ERA	WHIP
Steve Rogers, R (1, 1) ERA: 4.86	2.2	L	16	6	4	4	1	3	0	0	0	0	0	15	27	13.50	3.375
Ed Glynn, L (3, 1) ERA: 20.25	0.1		6	4	3	3	1	1	0	0	0	0	0	7	11	81.00	15.000
Tim Burke, R (4, 1) ERA: 2.51	1.0		4	1	0	0	2	0	0	0	0	0	0	8	8	0.00	1.000
Dan Schatzeder, L (5, 1) ERA: 6.88	4.0		23	6	3	2	2	4	0	0	0	0	0	23	39	4.50	2.500

BOTTOM


Montreal Expos @ Houston Astros
Astrodome, Houston, TX
Tue May 14 1985, 8:05 PM EDT
Att. 9,148 - Unknown

AB	R	H	RBI	BB	SO	LOB
5	2	3	0	1	0	1
5	1	1	0	0	1	3
1	0	0	1	0	0	1
3	2	2	1	2	0	0
1	0	0	0	0	1	2
3	0	1	1	1	0	2
2	0	1	0	0	0	2
4	1	3	3	1	0	0
5	1	1	0	0	1	8
3	2	1	1	2	1	2
5	1	4	2	0	0	2
2	0	0	0	1	1	2
1	0	0	0	0	1	2

1B:	13	SF:	0
2B:	3	SAC:	1
3B:	1	DP:	0
HR:	0	HBP:	0
WP:	0	PA:	49
PB:	0	SB:	0
CS:	1		

livebaseballscorecards.com

AB 40
R 10
H 17
RBI 9
BB 8
SO 6
LOB 27



New York Mets @ Houston Astros
 Astrodome, Houston, TX
 Wed May 15 1985, 8:05 PM EDT
 Att. 15,717 - Unknown

livebaseballscorecards.com

AB	33
R	5
H	11
RBI	5
BB	6
SO	3
LOB	18



WP: 1	PA: 42
PB: 0	
SB: 1	
CS: 1	


AB R H RBI BB SO LOB

3	0	1	1	0	0	0
1	0	1	1	0	0	0
5	1	2	1	0	0	3
2	0	1	1	2	0	0
4	0	0	0	1	2	3
5	0	0	0	0	1	3
3	1	2	1	1	0	1
2	0	1	0	2	0	1
4	2	2	0	0	0	3
3	1	0	0	0	0	4
1	0	1	0	0	0	0

Batter	1	2	3	4	5	6	7	8	9
Wally Backman, S (1, 4) OBP: 0.344, SLG: 0.338 Kelvin Chapman, R (8, PH) OBP: 0.204, SLG: 0.174 (8, 4)	0-0 G3		0-0 FC4-8 1B		0-0 SF8		0-0 6-3	0-0 FC6-4 1B	
Mookie Wilson, S (1, 8) OBP: 0.330, SLG: 0.429	0-0 SF8 3B		0-0 FC4-6 CS		0-0 S 1B		0-0 4-3	0-0 FC6-4 1B	
Keith Hernandez, L (1, 3) OBP: 0.398, SLG: 0.417	0-0 SF8		0-0 CS	4-0 BB	4-0 IBB		0-0 BB 1B		0-0 6-3
Gary Carter, R (1, 2) OBP: 0.355, SLG: 0.434	0-3 K			0-0 F8	0-3 K		4-0 FC6-4 BB		0-0 F8
George Foster, R (1, 7) OBP: 0.296, SLG: 0.459		0-0 5-3		0-3 K		0-0 F8	0-0 FC6-4		0-0 6-3
Danny Heep, L (1, 9) OBP: 0.361, SLG: 0.444		0-0 HR		0-0 1-3		4-0 WP FC5-2 BB		0-0 1B 1B	
Ray Knight, R (1, 5) OBP: 0.273, SLG: 0.194		0-0 1B			4-0 1B FC5-2 BB	4-0 FC5-2 WP BB		0-0 F7	
Rafael Santana, R (1, 6) OBP: 0.284, SLG: 0.287		0-0 3			0-0 FC5-2-5 SF8 1B	0-0 FC5-2		0-0 1B 1B	
Dwight Gooden, R (1, 1) OBP: 0.304, SLG: 0.200 Jesse Orosco, R (7, 1) OBP: 0.500, SLG: 0.500			0-0 5-3		0-0 FC5-2-5 1B	0-0 F4		0-0 1B 1B	

Inning Stats	R: 1	H: 1	E: 0	K: 1	S: 6	P: 6	R: 1	H: 2	E: 0	K: 0	S: 4	P: 4	R: 0	H: 1	E: 0	K: 0	S: 3	P: 3	R: 0	H: 0	E: 0	K: 1	S: 5	P: 9	R: 2	H: 2	E: 0	K: 1	S: 7	P: 15	R: 0	H: 0	E: 0	K: 0	S: 3	P: 11	R: 0	H: 1	E: 0	K: 0	S: 4	P: 8	R: 1	H: 4	E: 0	K: 0	S: 6	P: 6	R: 0	H: 0	E: 0	K: 0	S: 3	P: 3	1B: 9	SF: 2	2B: 1	SAC: 0	3B: 1	DP: 1	HR: 1	HBP: 0	WP: 1	PA: 42
--------------	------	------	------	------	------	------	------	------	------	------	------	------	------	------	------	------	------	------	------	------	------	------	------	------	------	------	------	------	------	-------	------	------	------	------	------	-------	------	------	------	------	------	------	------	------	------	------	------	------	------	------	------	------	------	------	-------	-------	-------	--------	-------	-------	-------	--------	-------	--------

PITCHER	IP	WLS	BF	H	R	ER	SO	BB	IBB	HBP	BLK	WP	HR	S	P	ERA	WHIP
Joe Niekro, R (1, 1) ERA: 2.79	5.0	L	22	6	4	4	3	2	1	0	0	0	1	25	37	7.20	1.600
Frank DiPino, L (6, 1) ERA: 5.21	2.2		15	5	1	1	0	3	0	0	0	1	0	12	24	3.38	3.000
Bill Dawley, R (8, 1) ERA: 4.66	0.1		1	0	0	0	0	0	0	0	0	0	0	1	1	0.00	0.000
Jeff Calhoun, L (9, 1) ERA: 4.38	1.0		3	0	0	0	0	0	0	0	0	0	0	3	3	0.00	0.000

Batter	1	2	3	4	5	6	7	8	9	AB R H RBI BB SO LOB	TOP		
Wally Backman, S (1, 4) OBP: 0.340, SLG: 0.333	0-0 FC5-4 1B		0-0 6-3			0-0 F7			0-0 F9	4 0 1 0 0 0 0	New York Mets @ Houston Astros Astrodome, Houston, TX Thu May 16 1985, 8:05 PM EDT Att: 11,795 - Unknown livebaseballscorecards.com AB 31 R 0 H 5 RBI 0 BB 1 SO 5 LOB 10 		
Mookie Wilson, S (1, 8) OBP: 0.327, SLG: 0.421	0-0 FC5-4 E 1-2f		0-0 F5			0-0 F7			0-0 6-3 1B	4 0 1 0 0 0 1			
Keith Hernandez, L (1, 3) OBP: 0.387, SLG: 0.402	0-3 K				0-0 4-3				0-0 6-3 1-2	4 0 0 0 0 1 2			
Gary Carter, R (1, 2) OBP: 0.360, SLG: 0.441 Kelvin Chapman, R (9, PR) OBP: 0.204, SLG: 0.174	0-3 K 1-2				0-0 2B				4-0 BB	3 0 1 0 1 2 1 0 0 0 0 0 0 0			
Danny Heep, L (1, 9) OBP: 0.354, SLG: 0.448		0-0 1B 2B			0-0 5-3				0-0 G3	4 0 1 0 0 0 3			
Ray Knight, R (1, 5) OBP: 0.255, SLG: 0.179		0-0 F8			0-0 4-3				0-0 G3	3 0 0 0 0 0 2			
Terry Blocker, L (1, 7)		0-3 K				0-0 F9			0-0 F8	3 0 0 0 0 1 1			
Rafael Santana, R (1, 6) OBP: 0.286, SLG: 0.289		0-0 2-H 1B				0-0 4-3			0-0 6-3	3 0 1 0 0 0 0			
Sid Fernandez, L (1, 1) OBP: 0.250, SLG: 0.250 Rusty Staub, L (8, PH) OBP: 0.286, SLG: 0.385 Tom Gorman, L (8, 1)			0-3 K			0-0 4-3			0-0 4-3	2 0 0 0 0 1 0 1 0 0 0 0 0 0 0 0 0 0 0 0 0			
Inning Stats	R: 0 H: 1 E: 1 LOB: 1 K: 2 BB: 0 S: 8 P: 8	R: 0 H: 2 E: 0 LOB: 2 K: 1 BB: 0 S: 6 P: 6	R: 0 H: 0 E: 0 LOB: 0 K: 1 BB: 0 S: 5 P: 5	R: 0 H: 1 E: 0 LOB: 1 K: 0 BB: 0 S: 4 P: 4	R: 0 H: 0 E: 0 LOB: 0 K: 0 BB: 0 S: 3 P: 3	R: 0 H: 0 E: 0 LOB: 0 K: 0 BB: 0 S: 3 P: 3	R: 0 H: 0 E: 0 LOB: 0 K: 1 BB: 0 S: 5 P: 5	R: 0 H: 0 E: 0 LOB: 0 K: 0 BB: 0 S: 3 P: 3	R: 0 H: 1 E: 0 LOB: 2 K: 0 BB: 1 S: 4 P: 8	1B: 3 SF: 0 2B: 2 SAC: 0 3B: 0 DP: 0 HR: 0 HBP: 0	WP: 0 PA: 32 PB: 0 SB: 0 CS: 0		
PITCHER	IP WLS BF H R ER SO BB IBB HBP BLK WP HR S P ERA WHIP											PITCHER	IP WLS BF H R ER SO BB IBB HBP BLK WP HR S P ERA WHIP
Mike Scott, R (1, 1) ERA: 3.14	8.2 W 31 5 0 0 5 1 0 0 0 0 0 0 40 44 0.00 0.692												
Dave Smith, R (9, 1) ERA: 0.38	0.1 S 1 0 0 0 0 0 0 0 0 0 0 0 1 1 0.00 0.000												

Batter	1	2	3	4	5	6	7	8	9	AB R H RBI BB SO LOB	TOP
Vince Coleman, S OBP: 0.333, SLG: 0.374 (1, 7) (8, 8)	0-3 K		0-0 4-3			0-0 4-3 S 1B		0-0 4-3		4 0 1 1 0 1 0	
Willie McGee, S OBP: 0.349, SLG: 0.414 Neil Allen, R (1, 8) (8, 1)	0-0 5-3		0-0 4-3			0-0 4-3 1-3		0-0 6-3		4 0 0 0 0 0 1 0 0 0 0 0 0 0	
Tom Herr, S OBP: 0.441, SLG: 0.439 (1, 4)	0-3 K			0-0 F8		0-0 F5			0-0 2B 4-3 1B	4 1 1 0 0 1 1	
Jack Clark, R OBP: 0.437, SLG: 0.613 (1, 3)		0-0 F3		0-0 F7			0-3 K		0-0 4-3 1-3 1B 2B	4 1 1 0 0 1 0	
Andy Van Slyke, L OBP: 0.398, SLG: 0.478 (1, 9)		0-0 4-3		0-3 K		1-0 S HBP			0-0 4-3 2-3 3-H	3 0 0 1 0 1 1	
Terry Pendleton, S OBP: 0.283, SLG: 0.307 (1, 5)		0-0 6-3			0-0 4-3		0-3 K 1-2		0-3 K 3-H	4 0 0 0 0 2 2	
Darrell Porter, L OBP: 0.300, SLG: 0.340 Tom Lawless, R (1, 2) (9, PR)			4-0 2B BB		0-0 4-3		0-0 F7		0-0 1B 3-H 1B	3 1 1 1 1 0 1 0 0 0 0 0 0 0	
Ozzie Smith, S OBP: 0.346, SLG: 0.360 (1, 6)			0-0 SF8 2B		0-0 4-3			0-0 F8 4-3 1B	0-0 1-3 1B	4 2 3 1 0 0 0	
Kurt Kepshire, L OBP: 0.083, SLG: 0.091 Steve Braun, L OBP: 0.217, SLG: 0.190 Bill Campbell, R (6, PH) (6, 1) Mike Jorgensen, L OBP: 0.385, SLG: 0.300 (8, PH) (8, 7)			0-0 SF8 3-H			0-0 4-3		0-0 F8 1-3	0-0 F7	0 0 0 1 0 0 0 1 0 0 0 0 0 0 0 0 0 0 0 0 0 2 0 0 0 0 0 3	
Inning Stats	R: 0 E: 0 K: 2 S: 7 H: 0 LOB: 0 BB: 0 P: 7	R: 0 E: 0 K: 0 S: 3 H: 0 LOB: 0 BB: 0 P: 3	R: 2 E: 0 K: 0 S: 4 H: 1 LOB: 0 BB: 1 P: 8	R: 0 E: 0 K: 1 S: 5 H: 0 LOB: 0 BB: 0 P: 5	R: 0 E: 0 K: 0 S: 3 H: 0 LOB: 0 BB: 0 P: 3	R: 0 E: 0 K: 0 S: 4 H: 1 LOB: 1 BB: 0 P: 4	R: 0 E: 0 K: 2 S: 7 H: 0 LOB: 1 BB: 0 P: 8	R: 1 E: 0 K: 0 S: 4 H: 1 LOB: 0 BB: 0 P: 4	R: 2 E: 0 K: 1 S: 9 H: 4 LOB: 2 BB: 0 P: 9	1B: 5 2B: 2 3B: 0 HR: 0 SF: 1 SAC: 0 DP: 0 HBP: 1	WP: 0 PB: 0 SB: 3 CS: 0 PA: 36
PITCHER Nolan Ryan, R ERA: 2.63 Mark Ross, R ERA:	IP WLS BF H R ER SO BB IBB HBP BLK WP HR S P ERA WHIP	IP WLS BF H R ER SO BB IBB HBP BLK WP HR S P ERA WHIP	IP WLS BF H R ER SO BB IBB HBP BLK WP HR S P ERA WHIP	IP WLS BF H R ER SO BB IBB HBP BLK WP HR S P ERA WHIP	IP WLS BF H R ER SO BB IBB HBP BLK WP HR S P ERA WHIP	IP WLS BF H R ER SO BB IBB HBP BLK WP HR S P ERA WHIP	IP WLS BF H R ER SO BB IBB HBP BLK WP HR S P ERA WHIP	IP WLS BF H R ER SO BB IBB HBP BLK WP HR S P ERA WHIP	IP WLS BF H R ER SO BB IBB HBP BLK WP HR S P ERA WHIP	ERA WHIP	ERA WHIP

St. Louis Cardinals @ Houston Astros
Astrodome, Houston, TX
Sat May 18 1985, 8:05 PM EDT
Att: 39,828 - Unknown

livebaseballscorecards.com

AB	33
R	5
H	7
RBI	5
BB	1
SO	6
LOB	9



Batter	1	2	3	4	5	6	7	8	9	AB R H RBI BB SO LOB	TOP	
Vince Coleman, S (1, 7) OBP: 0.322, SLG: 0.360	0-0 4-3		0-0 2-3		0-0 F7		0-0 5-3			4 0 0 0 0 0 2		
Willie McGee, S (1, 8) OBP: 0.345, SLG: 0.417	0-0 F6		0-0 G3			0-0 1B 2B		0-0 G3		4 1 1 0 0 0 1		
Tom Herr, S (1, 4) OBP: 0.449, SLG: 0.452	4-0 BB		0-0 2B			0-0 G3 S FC5-2 1B		0-0 F8		3 0 2 2 1 0 0		
Jack Clark, R (1, 3) Mike Jorgensen, L (6, PH) OBP: 0.431, SLG: 0.603 OBP: 0.333, SLG: 0.250	0-0 F4		0-0 F8			0-0 G3		0-3 K		2 0 0 0 0 0 2 2 0 0 0 0 0 1 1		
Andy Van Slyke, L (1, 9) OBP: 0.402, SLG: 0.511		0-0 HR		0-0 3-1		0-0 FC5-2		0-0 FC3-6 1B		4 1 2 1 0 0 1		
Terry Pendleton, S (1, 5) OBP: 0.275, SLG: 0.298		0-0 5-3		0-3 K		0-0 F5		0-0 F7		4 0 0 0 0 1 2		
Darrell Porter, L (1, 2) OBP: 0.281, SLG: 0.315		0-3 K		0-0 F8			0-0 F8		0-3 K	4 0 0 0 0 2 1		
Ozzie Smith, S (1, 6) OBP: 0.336, SLG: 0.348		0-0 6-3			0-0 F8		0-0 4-3		0-0 FC3-6	4 0 0 0 0 0 1		
John Tudor, L (1, 1) Tom Lawless, R (7, PH) Jeff Lahti, R (7, 1) Neil Allen, R (8, 1) OBP: 0.063, SLG: 0.063 OBP: 1.000, SLG: 2.000			0-0 G3 2-3 2B 1B		0-3 K		0-0 2B			2 1 1 0 0 1 0 1 0 1 0 0 0 0 0 0 0 0 0 0 0 0 0 0 0 0 0 0		
Inning Stats	R: 0 H: 0 E: 0 LOB: 1 K: 0 BB: 1 S: 3 P: 7	R: 1 H: 1 E: 0 LOB: 0 K: 1 BB: 0 S: 6 P: 6	R: 1 H: 2 E: 0 LOB: 1 K: 0 BB: 0 S: 5 P: 5	R: 0 H: 0 E: 0 LOB: 0 K: 1 BB: 0 S: 5 P: 5	R: 0 H: 0 E: 0 LOB: 0 K: 1 BB: 0 S: 5 P: 5	R: 1 H: 2 E: 0 LOB: 1 K: 0 BB: 0 S: 5 P: 5	R: 0 H: 1 E: 0 LOB: 1 K: 0 BB: 0 S: 4 P: 4	R: 0 H: 0 E: 0 LOB: 0 K: 1 BB: 0 S: 5 P: 5	R: 0 H: 1 E: 0 LOB: 1 K: 1 BB: 0 S: 6 P: 6	1B: 3 SF: 0 2B: 3 SAC: 0 3B: 0 DP: 0 HR: 1 HBP: 0	WP: 0 PA: 35 PB: 0 SB: 2 CS: 0	
PITCHER	IP WLS BF H R ER SO BB IBB HBP BLK WP HR S P ERA WHIP											
Ron Mathis, R (1, 1) ERA: 3.38	6.0 W 24 5 3 3 3 1 0 0 0 0 0 1 29 33 4.50 1.000											
Bill Dawley, R (7, 1) ERA: 3.46	3.0 S 11 2 0 0 2 0 0 0 0 0 0 0 15 15 0.00 0.667											

St. Louis Cardinals @ Houston Astros
Astrodome, Houston, TX
Sun May 19 1985, 4:33 AM EDT
Att. 15,652 - Unknown

livebaseballscorecards.com

AB 34
R 3
H 7
RBI 3
BB 1
SO 5
LOB 11



Batter	1	2	3	4	5	6	7	8	9	AB R H RBI BB SO LOB	TOP
Bill Doran, S (1, 4) OBP: 0.373, SLG: 0.418 Jim Pankovits, R (8, PH) OBP: 0.444, SLG: 0.542 (8, 4)	0-0 HR		0-3 K			0-0 4-3		0-0 F3		3 1 1 1 0 1 1 1 0 0 0 0 0 1	
Terry Puhl, L (1, 9) OBP: 0.394, SLG: 0.407	0-0 F8		0-0 F8			0-0 F8		0-3 K		4 0 0 0 0 1 2	
Denny Walling, L (1, 3) OBP: 0.377, SLG: 0.490 Kevin Bass, S (9, PH) OBP: 0.277, SLG: 0.372	0-0 F8		0-0 F8			0-0 F7			0-0 5-3	3 0 0 0 0 0 1 1 0 0 0 0 0 0	
Jose Cruz, L (1, 7) OBP: 0.382, SLG: 0.517	0-0 G3			0-0 F7 1B			0-0 F6		0-0 1B	4 0 2 0 0 0 0	
Jerry Mumphy, S (1, 8) OBP: 0.336, SLG: 0.364		0-0 5-3		0-0 F7 1-2			0-0 FC6-4 1B		0-0 F8	4 0 1 0 0 0 2	
Phil Garner, R (1, 5) OBP: 0.319, SLG: 0.374		0-3 K		0-0 F9			0-0 FC6-4 1-2		0-0 6-3	4 0 0 0 0 1 2	
Alan Ashby, S (1, 2) OBP: 0.356, SLG: 0.431		0-0 1B			0-0 F7			0-0 5-3		3 0 1 0 0 0 1	
Craig Reynolds, L (1, 6) OBP: 0.310, SLG: 0.439		0-0 G3			0-0 L4			0-0 2B		3 0 1 0 0 0 1	
Joe Niekro, R (1, 1) OBP: 0.300, SLG: 0.368 Enos Cabell, R (8, PH) OBP: 0.270, SLG: 0.338 Jeff Calhoun, L (8, 1)			0-0 1B			0-0 F8		0-0 5-3		2 0 1 0 0 0 0 1 0 0 0 0 0 1 0 0 0 0 0 0 0	
Inning Stats	R: 1 H: 1 E: 0 LOB: 0 K: 0 BB: 0 S: 4 P: 4	R: 0 H: 1 E: 0 LOB: 1 K: 1 BB: 0 S: 6 P: 6	R: 0 H: 1 E: 0 LOB: 1 K: 1 BB: 0 S: 6 P: 6	R: 0 H: 1 E: 0 LOB: 0 K: 0 BB: 0 S: 3 P: 3	R: 0 H: 0 E: 0 LOB: 0 K: 0 BB: 0 S: 3 P: 3	R: 0 H: 0 E: 0 LOB: 0 K: 0 BB: 0 S: 3 P: 3	R: 0 H: 1 E: 0 LOB: 1 K: 0 BB: 0 S: 4 P: 4	R: 0 H: 1 E: 0 LOB: 1 K: 1 BB: 0 S: 6 P: 6	R: 0 H: 1 E: 0 LOB: 1 K: 0 BB: 0 S: 4 P: 4	1B: 5 SF: 0 2B: 1 SAC: 0 3B: 0 DP: 0 HR: 1 HBP: 0	WP: 0 PA: 33 PB: 0 SB: 0 CS: 0
PITCHER Rick Rhoden, R (1, 1) ERA: 3.3 Al Holland, L (7, 1) ERA: 1.08	IP WLS BF H R ER SO BB IBB HBP BLK WP HR S P ERA WHIP 6.0 W 21 4 1 1 2 0 0 0 0 0 1 25 25 1.50 0.667 3.0 S 12 3 0 0 1 0 0 0 0 0 0 14 14 0.00 1.000										

Houston Astros @ Pittsburgh Pirates
 Three Rivers Stadium, Pittsburgh, PA
 Mon May 20 1985, 7:05 PM EDT
 Att. 4,768 - Unknown

livebaseballscorecards.com

AB	33
R	1
H	7
RBI	1
BB	0
SO	3
LOB	12



Batter	1	2	3	4	5	6	7	8	9	AB	R	H	RBI	BB	SO	LOB
Marvell Wynne, L OBP: 0.208, SLG: 0.211 (1, 8)	0-3 K		0-0 CS 1B		0-0 SH3		0-0 4-3 S 1B			3	0	2	0	0	1	0
Johnny Ray, S OBP: 0.312, SLG: 0.364 (1, 4)	0-0 1B 1B		0-0 F8		4-0 SF9 BB IBB		0-0 F4			3	1	1	0	1	0	2
Steve Kemp, L OBP: 0.358, SLG: 0.339 Sixto Lezcano, R OBP: 0.314, SLG: 0.262 (1, 7) (8, 7)	0-0 1B 1-2 1B		4-0 1-2 BB		4-0 1-2 2-3 3-H BB		0-0 4-3 2-3			2	0	1	1	2	0	1
Jason Thompson, L OBP: 0.328, SLG: 0.412 (1, 3)	0-0 F7		0-0 F4		0-0 SF9		0-0 G3			3	0	0	1	0	0	4
George Hendrick, R OBP: 0.288, SLG: 0.301 (1, 9)	0-0 1-3 2-H 1B			0-3 K		0-0 FC6-4 1-2f		0-3 K		4	0	1	1	0	2	2
Tony Peña, R OBP: 0.265, SLG: 0.303 (1, 2)	0-0 F9			0-3 K		0-0 F8		0-0 CS 1B		4	0	1	0	0	1	2
Jim Morrison, R OBP: 0.293, SLG: 0.278 (1, 5)		0-0 F6		0-0 5-3		0-0 K FC6-4		0-0 F7		4	0	0	0	0	1	1
Bill Almon, R OBP: 0.347, SLG: 0.345 (1, 6)		0-3 K			0-0 SH3 BB 1B 1B		0-0 K		0-0 CS	3	1	1	0	0	2	1
Rick Rhoden, R OBP: 0.190, SLG: 0.190 Al Holland, R (7, 1)		0-0 1-3			0-0 BB SH3 SF9 1B		0-0 FC6-4 1-2f			3	1	1	0	0	0	1

Inning Stats	R: 1	H: 3	E: 0	K: 1	S: 8	LOB: 2	BB: 0	P: 8	R: 0	H: 0	E: 0	K: 1	S: 5	LOB: 0	BB: 0	P: 5	R: 0	H: 1	E: 0	K: 2	S: 7	LOB: 0	BB: 0	P: 7	R: 0	H: 2	E: 0	K: 0	S: 5	LOB: 2	BB: 2	P: 13	R: 0	H: 0	E: 0	K: 2	S: 8	LOB: 1	BB: 0	P: 8	R: 0	H: 1	E: 0	K: 0	S: 4	LOB: 1	BB: 0	P: 4	R: 0	H: 1	E: 0	K: 1	S: 5	LOB: 0	BB: 0	P: 5
WP: 0	HR: 0	S: 40	P: 52	ERA: 3.86	WHIP: 1.286	WP: 0	HR: 0	S: 5	P: 5	0.00	1.000	WP: 0	HR: 0	S: 5	P: 5	0.00	1.000	WP: 0	HR: 0	S: 40	P: 52	ERA: 3.86	WHIP: 1.286	WP: 0	HR: 0	S: 40	P: 52	ERA: 3.86	WHIP: 1.286	WP: 0	HR: 0	S: 40	P: 52	ERA: 3.86	WHIP: 1.286	WP: 0	HR: 0	S: 40	P: 52	ERA: 3.86	WHIP: 1.286	WP: 0	HR: 0	S: 40	P: 52	ERA: 3.86	WHIP: 1.286									

BOTTOM

Houston Astros @ Pittsburgh Pirates
 Three Rivers Stadium, Pittsburgh, PA
 Mon May 20 1985, 7:05 PM EDT
 Att. 4,768 - Unknown

livebaseballscores.com

AB	29
R	3
H	8
RBI	3
BB	3
SO	7
LOB	14



WP: 0	PA: 35
PB: 1	SB: 1
CS: 2	

Batter	1	2	3	4	5	6	7	8	9	AB R H RBI BB SO LOB	TOP											
Bill Doran, S (1, 4) OBP: 0.369, SLG: 0.409	0-0 F9		0-0 F9			0-0 F7		4-0 BB		3 0 0 0 1 0 1												
Terry Puhl, L (1, 9) OBP: 0.381, SLG: 0.393	0-0 6-3			0-0 F8		0-0 4-3		0-3 K		3 0 0 0 0 0 1												
Mark Ross, R (6, 1)										0 0 0 0 0 0 0												
Harry Spilman, L (8, PH) OBP: 0.118, SLG: 0.294										0 0 0 0 0 0 0												
Jim Pankovits, R (8, PH) OBP: 0.429, SLG: 0.520										1 0 0 0 0 1 2												
Dave Smith, R (8, 1)										0 0 0 0 0 0 0												
Denny Walling, L (1, 3) OBP: 0.367, SLG: 0.476	0-0 4-3			0-3 K			0-0 G3		4-0 1B SF7 BB	3 0 0 0 0 1 0												
Enos Cabell, R (9, PH) OBP: 0.280, SLG: 0.338										0 1 0 0 1 0 0												
Jose Cruz, L (1, 7) OBP: 0.385, SLG: 0.513		0-0 F8		0-0 6-3			4-0 FC6-4 BB		0-0 1B 1B	3 0 1 0 1 0 0												
Jerry Mumphrey, S (1, 8) OBP: 0.326, SLG: 0.355		0-0 6-3			0-0 4-3		0-0 FC6-4		0-0 SF7	3 0 0 1 0 0 1												
Phil Garner, R (1, 5) OBP: 0.309, SLG: 0.362		0-3 K			0-0 6-3		0-0 4-3		0-3 K	4 0 0 0 0 2 2												
Mark Bailey, S (1, 2) OBP: 0.286, SLG: 0.254			0-0 F8		0-0 F7			0-0 3-1	0-0 1B	4 0 1 0 0 0 0												
Bert Pena, R (9, PR)										0 0 0 0 0 0 0												
Craig Reynolds, L (1, 6) OBP: 0.322, SLG: 0.471			0-0 SF7 3B			0-0 1B		0-0 G3	0-0 6-3	3 1 2 0 0 0 0												
Tim Tolman, R (9, PH)										1 0 0 0 0 0 2												
Mike Scott, R (1, 1)			0-0 SF7			0-0 L6		0-0 BB		0 0 0 1 0 0 0												
Jeff Calhoun, L (5, 1)										0 0 0 0 0 0 0												
Kevin Bass, S (6, PH) OBP: 0.282, SLG: 0.375			3-H					1B		2 0 1 0 0 0 1												
Inning Stats	R: 0 E: 0 K: 0 S: 3	H: 0 LOB: 0 BB: 0 P: 3	R: 0 E: 0 K: 1 S: 5	H: 0 LOB: 0 BB: 0 P: 5	R: 1 E: 0 K: 0 S: 4	H: 1 LOB: 0 BB: 0 P: 4	R: 0 E: 0 K: 1 S: 5	H: 0 LOB: 0 BB: 0 P: 5	R: 0 E: 0 K: 0 S: 3	H: 0 LOB: 0 BB: 0 P: 3	R: 0 E: 0 K: 0 S: 4	H: 1 LOB: 1 BB: 0 P: 4	R: 0 E: 0 K: 0 S: 3	H: 0 LOB: 1 BB: 1 P: 7	R: 0 E: 0 K: 1 S: 6	H: 1 LOB: 2 BB: 1 P: 10	R: 1 E: 0 K: 1 S: 7	H: 2 LOB: 2 BB: 1 P: 11	1B: 4 2B: 0 3B: 1 HR: 0	SF: 2 SAC: 0 DP: 0 HBP: 0	WP: 0 PB: 0 SB: 0 CS: 0	PA: 35
PITCHER	IP WLS BF H R ER SO BB IBB HBP BLK WP HR S P ERA WHIP																					
Rick Reuschel, R (1, 1) ERA: 1.17	7.2 W 28 3 1 1 2 2 0 0 0 0 0 0 30 38 1.17 0.652																					
John Candelaria, L (8, 1) ERA: 3.44	1.1 S 7 2 1 1 2 1 0 0 0 0 0 0 10 14 6.75 2.250																					

Houston Astros @ Pittsburgh Pirates
 Three Rivers Stadium, Pittsburgh, PA
 Tue May 21 1985, 7:05 PM EDT
 Att. 5,146 - Unknown

livebaseballscorecards.com

AB	30
R	2
H	5
RBI	2
BB	3
SO	4
LOB	10



Batter	1	2	3	4	5	6	7	8	9	AB R H RBI BB SO LOB
Marvell Wynne, L OBP: 0.211, SLG: 0.213 (1, 8)	0-0 3-1 CS 1B	0-0 CS 1B		0-3 K		0-0 3-1				4 0 1 0 0 1 1
Johnny Ray, S OBP: 0.310, SLG: 0.356 (1, 4)	0-0 6-3	0-3 K			4-0 BB S BB BB	0-0 F7				3 1 0 0 1 1 1
Bill Madlock, R OBP: 0.288, SLG: 0.333 Jim Morrison, R OBP: 0.293, SLG: 0.278 (1, 5) (8, 5)	0-0 BB 1B	0-0 CS 1-2	0-0 F7		0-3 K2-3 1-2		0-0 6-3			4 1 1 0 0 1 1 0 0 0 0 0 0 0
Jason Thompson, L OBP: 0.333, SLG: 0.405 (1, 3)	4-0 1B 1-2 BB		0-0 4-3		4-0 BB BB BB		0-0 F9			2 1 0 0 2 0 0
George Hendrick, R OBP: 0.295, SLG: 0.308 (1, 9)	0-0 1B 1-3 2-H 1B		0-0 1B		0-3 K		0-0 5-3			4 0 2 1 0 1 2
Tony Peña, R OBP: 0.272, SLG: 0.304 (1, 2)	0-0 1B 1-2 3-H 1B		0-3 K		4-0 BB 1-2 2-3 BB		0-0 5-3			3 0 1 1 1 1 1
Steve Kemp, L OBP: 0.371, SLG: 0.344 Sixto Lezcano, R OBP: 0.308, SLG: 0.256 (1, 7) (8, 7)	0-0 1B 1-2 2-3 1B		0-3 K		4-0 BB 1-2 2-3 3-H BB		0-3 K			2 0 1 1 1 1 0 1 0 0 0 0 1 0
Bill Almon, R OBP: 0.343, SLG: 0.333 (1, 6)	0-3 K			4-0 E S BB	0-3 K		0-0 5-3			3 0 0 0 1 2 6
Rick Reuschel, R John Candelaria, L (1, 1) (8, 1)		0-0 F8		0-3 K		0-0 F7				3 0 0 0 0 1 1 0 0 0 0 0 0 0

Inning Stats	R: 2 E: 0 K: 1 S: 9	H: 4 LOB: 3 BB: 1 P: 13	R: 0 E: 0 K: 1 S: 5	H: 1 LOB: 0 BB: 0 P: 5	R: 0 E: 0 K: 1 S: 6	H: 1 LOB: 1 BB: 0 P: 6	R: 0 E: 0 K: 3 S: 9	H: 0 LOB: 1 BB: 1 P: 13	R: 1 E: 0 K: 3 S: 9	H: 0 LOB: 3 BB: 4 P: 25	R: 0 E: 0 K: 0 S: 3	H: 0 LOB: 0 BB: 0 P: 3	R: 0 E: 0 K: 0 S: 3	H: 0 LOB: 0 BB: 0 P: 3	R: 0 E: 0 K: 1 S: 5	H: 0 LOB: 0 BB: 0 P: 5
--------------	------------------------------	----------------------------------	------------------------------	---------------------------------	------------------------------	---------------------------------	------------------------------	----------------------------------	------------------------------	----------------------------------	------------------------------	---------------------------------	------------------------------	---------------------------------	------------------------------	---------------------------------

PITCHER	IP	WLS	BF	H	R	ER	SO	BB	IBB	HBP	BLK	WP	HR	S	P	ERA	WHIP
Mike Scott, R ERA: 3.4 (1, 1)	4.2	L	25	6	3	3	8	6	0	0	0	0	0	35	59	5.79	2.571
Jeff Calhoun, L ERA: 4.6 (5, 1)	0.1		1	0	0	0	1	0	0	0	0	0	0	3	3	0.00	0.000
Mark Ross, R ERA: (6, 1)	2.0		6	0	0	0	0	0	0	0	0	0	0	6	6	0.00	0.000
Dave Smith, R ERA: 0.72 (8, 1)	1.0		3	0	0	0	1	0	0	0	0	0	0	5	5	0.00	0.000

BOTTOM

Houston Astros @ Pittsburgh Pirates
 Three Rivers Stadium, Pittsburgh, PA
 Tue May 21 1985, 7:05 PM EDT
 Att. 5,146 - Unknown

livebaseballscorecards.com

AB	29
R	3
H	6
RBI	3
BB	6
SO	10
LOB	13

P

WP: 0	PA: 36
PB: 0	
SB: 2	
CS: 1	

Batter	1	2	3	4	5	6	7	8	9	10	AB	R	H	RBI	BB	SO	LOB	TOP						
Bill Doran, S (1, 4) OBP: 0.370, SLG: 0.404	0-0 S 1B		0-0 G3			0-0 G3		0-3 K	4-0 BB		4	0	1	0	1	1	0							
Terry Puhl, L (1, 9) OBP: 0.366, SLG: 0.375	0-3 K			0-0 F6		0-3 K		0-0 F7	0-0 F8		4	0	0	0	0	2	1							
Jim Pankovits, R (9, PH) OBP: 0.414, SLG: 0.500	1-2 K										1	0	0	0	0	0	3							
Denny Walling, L (1, 3) OBP: 0.368, SLG: 0.467	0-0 F9			0-0 S 1B		0-0 G3		4-0 BB		0-3 K	4	0	1	0	1	1	1							
Jose Cruz, L (1, 7) OBP: 0.382, SLG: 0.506	0-3 K			0-3 K			0-0 1B	0-3 K		0-0 BLK 2B 1B	4	0	1	0	0	3	3							
Bill Dawley, R (8, 1)				1-2 K							0	0	0	0	0	0	0							
Enos Cabell, R (10, PH) OBP: 0.289, SLG: 0.347											1	1	1	0	0	0	0							
Dave Smith, R (10, 1)											0	0	0	0	0	0	0							
Jerry Mumphrey, S (1, 8) OBP: 0.322, SLG: 0.357		0-0 L4		0-0 F9			0-0 F8		0-0 SF8 2B	0-0 L3	5	1	1	0	0	0	3							
Phil Garner, R (1, 5) OBP: 0.306, SLG: 0.351		0-3 K				0-0 F2		0-3 K	0-0 3-1	4-0 2B IBB	4	1	0	0	1	2	2							
Alan Ashby, S (1, 2) OBP: 0.359, SLG: 0.441		0-0 F5				4-0 BB		0-0 1-3		0-0 SF8 2B	3	0	1	3	1	0	1							
Craig Reynolds, L (1, 6) OBP: 0.326, SLG: 0.467			0-0 G3			0-0 F9		0-0 HR 1B	0-0 BB 1B	0-0 F5	5	1	2	0	0	0	2							
Bob Knepper, L (1, 1)			0-0 G3			0-0 F3		0-0 HR	0-0 BB 1B		2	0	0	0	0	0	1							
Kevin Bass, S (8, PH) OBP: 0.299, SLG: 0.427											2	1	2	2	0	0	0							
Inning Stats	R: 0 E: 0 K: 2 S: 8	H: 1 LOB: 1 BB: 0 P: 8	R: 0 E: 0 K: 1 S: 5	H: 0 LOB: 0 BB: 0 P: 5	R: 0 E: 0 K: 0 S: 3	H: 0 LOB: 0 BB: 0 P: 3	R: 0 E: 0 K: 1 S: 6	H: 1 LOB: 1 BB: 0 P: 6	R: 0 E: 0 K: 0 S: 3	H: 0 LOB: 1 BB: 1 P: 7	R: 0 E: 0 K: 1 S: 5	H: 0 LOB: 0 BB: 0 P: 5	R: 0 E: 0 K: 1 S: 6	H: 1 LOB: 1 BB: 0 P: 6	R: 2 E: 0 K: 2 S: 9	H: 2 LOB: 1 BB: 1 P: 13	R: 1 E: 0 K: 0 S: 6	H: 3 LOB: 3 BB: 1 P: 10	R: 2 E: 0 K: 1 S: 7	H: 2 LOB: 1 BB: 1 P: 11	1B: 7 2B: 2 3B: 0 HR: 1	SF: 1 SAC: 0 DP: 0 HBP: 0	WP: 0 PB: 0 SB: 2 CS: 0	PA: 44
PITCHER	IP WLS BF H R ER SO BB IBB HBP BLK WP HR S P ERA WHIP																							
Jose DeLeon, R (1, 1) ERA: 5.06	7.2		30	5	2	2	7	2	0	0	0	0	0	0	0	0	0	12	2.35	0.913				
John Candelaria, L (8, 1) ERA: 3.72	1.0		7	3	1	1	1	0	0	0	0	0	0	0	0	0	0	8	9.00	4.000				
Al Holland, L (9, 1) ERA: 1.71	1.1	L	7	2	2	2	1	0	1	0	1	0	0	0	0	0	0	8	13.50	1.500				

Houston Astros @ Pittsburgh Pirates
Three Rivers Stadium, Pittsburgh, PA

Wed May 22 1985, 7:05 PM EDT
Att. 10,681 - Unknown

livebaseballscorecards.com

AB	39
R	5
H	10
RBI	5
BB	4
SO	9
LOB	17



Batter	1	2	3	4	5	6	7	8	9	10	AB R H RBI BB SO LOB
Bill Almon, R (1, 6) OBP: 0.333, SLG: 0.323 Jason Thompson, L (10, PH) OBP: 0.331, SLG: 0.402	F9		SH3-4		6-3		K			K	3 0 0 0 0 1 0 1 0 0 0 0 1 1
Jim Morrison, R (1, 5) OBP: 0.302, SLG: 0.288	1B		F7		K			F9		E8 1B	5 0 2 0 0 1 1
Bill Madlock, R (1, 3) OBP: 0.285, SLG: 0.323	F7		BB		P5			6-3		K	4 0 0 0 1 1 3
George Hendrick, R (1, 9) OBP: 0.286, SLG: 0.298	F5		F5		6-3			6-3			4 0 0 0 0 0 3
Tony Peña, R (1, 2) OBP: 0.264, SLG: 0.295		K			5-3			4-3		F8	4 0 0 0 0 1 0
Sixto Lezcano, R (1, 7) OBP: 0.321, SLG: 0.261		6-3			3B 1B			4-3		G4-6-3 BB	3 1 1 0 1 0 0
Johnny Ray, S (1, 4) OBP: 0.308, SLG: 0.374		HR			F7			4-3		G4-6-3 1-2f	4 1 1 1 0 0 2
Marvell Wynne, L (1, 8) OBP: 0.238, SLG: 0.304		5-3			3B			HR		E 1B 1B	4 1 3 2 0 0 0
Jose DeLeon, R (1, 1) OBP: 0.188, SLG: 0.071 John Candelaria, L (8, 1) Al Holland, R (9, 1) Lee Mazzilli, S (10, PH) OBP: 0.536, SLG: 0.600			E6 SH3-4		F9		K			F8	3 0 0 0 0 1 1 0 0 0 0 0 0 0 0 0 0 0 0 0 0 1 0 0 0 0 0 1

Inning Stats	R: 0 E: 0 K: 0 S: 4	H: 1 LOB: 1 BB: 0 P: 4	R: 1 E: 0 K: 1 S: 6	H: 1 LOB: 0 BB: 0 P: 6	R: 0 E: 1 K: 0 S: 4	H: 0 LOB: 2 BB: 1 P: 8	R: 1 E: 0 K: 0 S: 5	H: 2 LOB: 1 BB: 0 P: 5	R: 0 E: 0 K: 1 S: 5	H: 0 LOB: 0 BB: 0 P: 5	R: 0 E: 0 K: 0 S: 3	H: 0 LOB: 0 BB: 0 P: 3	R: 1 E: 0 K: 2 S: 8	H: 1 LOB: 0 BB: 0 P: 8	R: 0 E: 0 K: 0 S: 3	H: 0 LOB: 0 BB: 0 P: 3	R: 0 E: 0 K: 0 S: 2	H: 0 LOB: 0 BB: 1 P: 6	R: 0 E: 1 K: 2 S: 9	H: 2 LOB: 2 BB: 0 P: 9	1B: 4 2B: 0 3B: 1 HR: 2	SF: 0 SAC: 1 DP: 1 HBP: 0	WP: 0 PB: 0 SB: 0 CS: 0	PA: 39
--------------	------------------------------	---------------------------------	------------------------------	---------------------------------	------------------------------	---------------------------------	------------------------------	---------------------------------	------------------------------	---------------------------------	------------------------------	---------------------------------	------------------------------	---------------------------------	------------------------------	---------------------------------	------------------------------	---------------------------------	------------------------------	---------------------------------	----------------------------------	------------------------------------	----------------------------------	--------

PITCHER	IP	WLS	BF	H	R	ER	SO	BB	IBB	HBP	BLK	WP	HR	S	P	ERA	WHIP
Bob Knepper, L (1, 1) ERA: 3.93	7.0		28	5	3	3	4	1	0	0	0	0	2	35	39	3.86	0.857
Bill Dawley, R (8, 1) ERA: 3.21	2.0	W	6	0	0	0	0	1	0	0	0	0	0	5	9	0.00	0.500
Dave Smith, R (10, 1) ERA: 0.69	1.0	S	5	2	0	0	2	0	0	0	0	0	0	9	9	0.00	2.000

PITCHER	IP	WLS	BF	H	R	ER	SO	BB	IBB	HBP	BLK	WP	HR	S	P	ERA	WHIP


BOTTOM

Houston Astros @ Pittsburgh Pirates
Three Rivers Stadium, Pittsburgh, PA

Wed May 22 1985, 7:05 PM EDT
Att: 10,681 - Unknown

livebaseballscorecards.com

AB	36
R	3
H	7
RBI	3
BB	2
SO	6
LOB	12



Batter	1	2	3	4	5	6	7	8	9	AB R H RBI BB SO LOB	TOP
Bill Doran, S OBP: 0.383, SLG: 0.421 (1, 4) X	0-0 SH5-3 1B 2B		4-0 BB BB	0-0 2-H 1B			0-0 S 1B		0-0 E3 3B	4 3 3 1 1 0 0	
Terry Puhl, L OBP: 0.381, SLG: 0.407 (1, 9) X	0-0 SH5-3 2-3		4-0 FC4-6 BB	0-0 F6			0-0 1-H FC4-6 1B		0-0 1-H SF7 3B	3 1 2 2 1 0 1	
Denny Walling, L OBP: 0.361, SLG: 0.459 (1, 3) X	0-0 1B 1B 3-H		0-0 F7				0-0 F8		0-0 3-H SF7	4 0 1 2 0 0 3	
Jose Cruz, L OBP: 0.376, SLG: 0.503 Kevin Bass, S OBP: 0.299, SLG: 0.427 (1, 7) X (9, PR) (9, 7)	0-0 F7		0-0 FC4-6 1-2f				0-0 FC4-6 S 1-2f		0-0 FC5 2B	5 0 1 0 0 0 4 0 0 0 0 0 0 0	
Jerry Mumphrey, S OBP: 0.331, SLG: 0.362 (1, 8) X	0-0 FC4-6 1-2 1B		0-0 G3				0-0 FC5-4 1-2 1B		4-0 BB FC5 IBB	4 0 2 0 1 0 3	
Phil Garner, R OBP: 0.302, SLG: 0.346 (1, 5) X	0-0 FC4-6 1-2f			0-0 1B SF9 1B			0-0 FC5-4 1-2f		0-0 FC5 BB 1-2 2-3f	5 1 1 0 0 0 5	
Mark Bailey, S OBP: 0.293, SLG: 0.254 (1, 2) X		0-0 G3		0-0 SH1-4 1B 1B			0-0 F7		0-0 4-3 BB BB	4 1 1 0 1 0 0	
Craig Reynolds, L OBP: 0.320, SLG: 0.457 (1, 6) X		0-0 F7		0-0 SF9			0-0 F8		0-0 F8	4 0 1 1 0 0 3	
Nolan Ryan, R OBP: 0.042, SLG: 0.042 (1, 1) X		0-0 F5		0-0 SH1-4			0-0 6-3		0-3 K	3 0 0 0 0 1 1	
Inning Stats	R: 1 E: 0 K: 0 S: 6 H: 3 LOB: 2 BB: 0 P: 6	R: 0 E: 0 K: 0 S: 3 H: 0 LOB: 0 BB: 0 P: 3	R: 0 E: 0 K: 0 S: 3 H: 0 LOB: 2 BB: 2 P: 11	R: 2 E: 0 K: 0 S: 6 H: 3 LOB: 1 BB: 0 P: 6	R: 0 E: 0 K: 0 S: 4 H: 1 LOB: 1 BB: 0 P: 4	R: 0 E: 0 K: 0 S: 3 H: 0 LOB: 0 BB: 0 P: 3	R: 1 E: 0 K: 0 S: 5 H: 2 LOB: 1 BB: 0 P: 5	R: 0 E: 0 K: 1 S: 6 H: 1 LOB: 1 BB: 0 P: 6	R: 2 E: 1 K: 0 S: 6 H: 2 LOB: 3 BB: 2 P: 14	1B: 9 2B: 2 3B: 1 HR: 0 SF: 2 SAC: 2 DP: 0 HBP: 0	WP: 0 PB: 0 SB: 2 CS: 0 PA: 44
PITCHER Dick Ruthven, R ERA: 4.1 Lary Sorensen, R ERA: 6.1 (1, 1) (8, 1)	IP WLS BF H R ER SO BB IBB HBP BLK WP HR S P ERA WHIP	7.0 L 32 9 4 4 0 2 0 0 0 0 0 30 38 5.14 1.571	2.0 L 12 3 2 1 1 1 1 0 0 0 0 12 20 4.50 2.000	PITCHER IP WLS BF H R ER SO BB IBB HBP BLK WP HR S P ERA WHIP							

Houston Astros @ Chicago Cubs
Wrigley Field, Chicago, IL
Fri May 24 1985, 3:33 AM CDT
Att: 35,743 - Unknown

AB	36
R	6
H	12
RBI	6
BB	4
SO	1
LOB	20



WP: 0	PA: 44
PB: 0	
SB: 2	
CS: 0	

Batter	1	2	3	4	5	6	7	8	9	AB	R	H	RBI	BB	SO	LOB
Bob Demier, R (1, 8) OBP: 0.316, SLG: 0.291 Lary Sorensen, R (8, 1) Richie Hebner, L (9, PH) OBP: 0.370, SLG: 0.417	0-0 F8			0-0 23 CS 1B	0-0 F6		0-0 FC5		0-0 4-3	4	0	1	0	0	0	4
23 Ryne Sandberg, R (1, 4) OBP: 0.297, SLG: 0.445	4-0 CS BB			4-0 1-2 2B BB		0-0 HR		0-0 F4		2	2	1	1	2	0	0
Thad Bosley, L (1, 7) OBP: 0.308, SLG: 0.435	0-0 F8			0-0 1-H 2B		0-3 K		0-0 1-3		4	0	1	1	0	1	1
Leon Durham, L (1, 3) OBP: 0.318, SLG: 0.419	0-0 CS	0-0 1-3		0-0 5-3		0-3 K		0-0 1B		4	0	1	0	0	1	1
Keith Moreland, R (1, 9) OBP: 0.360, SLG: 0.359		0-0 F9		0-3 K		0-0 F8		0-0 4-3		4	0	0	0	0	1	2
Ron Cey, R (1, 5) OBP: 0.314, SLG: 0.358		0-3 K			0-0 E 1-3 1B		0-0 FC5 1B		0-0 L5	4	0	2	0	0	1	0
Jody Davis, R (1, 2) OBP: 0.303, SLG: 0.373			0-0 6-3		0-0 F8		0-3 K		4-0 FC4-6 BB	3	0	0	0	1	1	2
Larry Bowa, S (1, 6) Chico Walker, S (7, PH) Chris Speier, R (8, 6) OBP: 0.209, SLG: 0.279			0-0 F7		0-0 1-3		0-3 K		0-0 FC4-6 HBP	2	0	0	0	0	0	1
Dick Ruthven, R (1, 1) Brian Dayett, R (7, PH) OBP: 0.143, SLG: 0.143			0-3 K		0-0 E4		0-0 1-2 1B		1-0 1-2 HBP	1	0	1	0	0	0	0


Inning Stats	R: 0 H: 0 E: 0 LOB: 0 K: 0 BB: 1 S: 2 P: 6	R: 0 H: 0 E: 0 LOB: 0 K: 1 BB: 0 S: 5 P: 5	R: 0 H: 0 E: 0 LOB: 0 K: 1 BB: 0 S: 5 P: 5	R: 1 H: 2 E: 0 LOB: 1 K: 1 BB: 1 S: 6 P: 10	R: 0 H: 1 E: 1 LOB: 2 K: 0 BB: 0 S: 5 P: 5	R: 1 H: 1 E: 0 LOB: 0 K: 2 BB: 0 S: 8 P: 8	R: 0 H: 2 E: 0 LOB: 2 K: 2 BB: 0 S: 9 P: 9	R: 0 H: 1 E: 0 LOB: 1 K: 0 BB: 0 S: 4 P: 4	R: 0 H: 0 E: 0 LOB: 2 K: 0 BB: 1 S: 3 P: 8	1B: 5 SF: 0 2B: 1 SAC: 0 3B: 0 DP: 0 HR: 1 HBP: 1
PITCHER Nolan Ryan, R (1, 1) ERA: 2.55	IP 9.0 WLS W BF 37 H 7 R 2 ER 2 SO 7 BB 3 IBB 0 HBP 1 BLK 0 WP 0 HR 1 S 47 P 60 ERA 2.00 WHIP 1.111									PITCHER IP WLS BF H R ER SO BB IBB HBP BLK WP HR S P ERA WHIP

BOTTOM


Houston Astros @ Chicago Cubs
Wrigley Field, Chicago, IL
Fri May 24 1985, 3:33 AM CDT
Att. 35,743 - Unknown

livebaseballscorecards.com

AB	33
R	2
H	7
RBI	2
BB	3
SO	7
LOB	16



WP: 0 PA: 38
PB: 0 SB: 0 CS: 2

Batter	1	2	3	4	5	6	7	8	9	AB R H RBI BB SO LOB	TOP												
Bill Doran, S (1, 4) OBP: 0.384, SLG: 0.423	0-0 G3 1B		0-0 CS 1B		0-0 4-3		0-0 1-3		0-0 SF8	4 0 2 1 0 0 0													
Terry Puhl, L (1, 9) OBP: 0.382, SLG: 0.448	0-0 F7		0-0 1-2 HR		0-3 K		0-0 6-3		0-0 3-H 1-3 2B	5 1 2 1 0 1 1													
Denny Walling, L (1, 5) OBP: 0.363, SLG: 0.457	0-0 G3 1-2		0-0 F7		0-0 1B		0-0 CS 1B		0-0 F7	5 0 2 0 0 0 3													
Kevin Bass, S (1, 7) OBP: 0.297, SLG: 0.453	0-0 F7		0-0 HR		0-0 F7		0-0 CS 1-2		0-3 K	4 1 1 1 0 1 2													
Jerry Mumphy, S (1, 8) OBP: 0.329, SLG: 0.381		0-0 6-3	0-0 F7			0-0 HR		0-0 6-3		4 1 1 1 0 0 0													
Harry Spilman, L (1, 3) OBP: 0.095, SLG: 0.238		0-0 F6		0-0 1-3		0-0 F8		0-3 K		4 0 0 0 0 1 0													
Mark Ross, R (8, 1)										0 0 0 0 0 0 0													
Alan Ashby, S (1, 2) OBP: 0.354, SLG: 0.431		0-0 BB 1B		0-3 K		0-3 K			0-0 4-3	4 0 1 0 0 2 0	AB 36 R 4 H 12 RBI 4 BB 2 SO 7 LOB 10												
Craig Reynolds, L (1, 6) OBP: 0.346, SLG: 0.469		4-0 BB 1-2 BB		0-0 1B		0-0 FC6-4 1B			4-0 1B SF8 BB	2 1 2 0 2 0 0													
Joe Niekro, R (1, 1) OBP: 0.261, SLG: 0.318		0-3 K		0-3 K		0-0 FC6-4 1-2f			0-0 2B 1B	3 0 0 0 0 2 4													
Enos Cabell, R (8, 3) OBP: 0.299, SLG: 0.356										1 0 1 0 0 0 0													
Inning Stats	R: 0 E: 0 K: 0 S: 4	H: 1 LOB: 1 BB: 0 P: 4	R: 0 E: 0 K: 1 S: 6	H: 1 LOB: 2 BB: 1 P: 10	R: 2 E: 0 K: 0 S: 5	H: 3 LOB: 0 BB: 0 P: 5	R: 0 E: 0 K: 2 S: 8	H: 1 LOB: 1 BB: 0 P: 8	R: 0 E: 0 K: 1 S: 6	H: 1 LOB: 1 BB: 0 P: 6	R: 1 E: 0 K: 1 S: 7	H: 2 LOB: 1 BB: 0 P: 7	R: 0 E: 0 K: 0 S: 3	H: 1 LOB: 0 BB: 0 P: 3	R: 0 E: 0 K: 2 S: 7	H: 0 LOB: 0 BB: 0 P: 7	R: 1 E: 0 K: 0 S: 5	H: 2 LOB: 2 BB: 1 P: 9	1B: 8 2B: 1 3B: 0 HR: 3	SF: 1 SAC: 0 DP: 0 HBP: 0	WP: 0 PB: 0 SB: 0 CS: 2	PA: 40	
PITCHER Scott Sanderson, R (1, 1) ERA: 2.19 Lee Smith, R (8, 1) ERA: 2.51	IP 7.0 2.0	WLS 30 9	H 10 2	R 3 1	ER 3 1	SO 5 2	BB 1 1	IBB 0 0	HBP 0 0	BLK 0 0	WP 0 0	HR 3 0	S 39 12	P 43 16	ERA 3.86 4.50	WHIP 1.571 1.500						ERA 3.86 4.50	WHIP 1.571 1.500

Houston Astros @ Chicago Cubs
Wrigley Field, Chicago, IL
Sat May 25 1985, 3:33 AM CDT
Att: 36,278 - Unknown

livebaseballscorecards.com

Houston Astros @ Chicago Cubs
 Wrigley Field, Chicago, IL
 Sun May 26 1985, 3:33 AM CDT
 Att: 37,044 - Unknown

AB	38
R	8
H	10
RBI	8
BB	3
SO	5
LOB	16



Batter	1	2	3	4	5	6	7	8	9	AB	R	H	RBI	BB	SO	LOB
Bill Doran, S (1, 4) OBP: 0.391, SLG: 0.430 Jim Pankovits, R (4, 4) OBP: 0.438, SLG: 0.500	0-0 6-3 WP 6-3 1B	0-0 1-3 3B 1B			0-0 6-3	0-0 1-2 2-H 1B		1-0 BB HBP		2	2	2	0	0	0	0
Enos Cabell, R (1, 3) OBP: 0.296, SLG: 0.377 Bill Dawley, R (6, 1) Mark Ross, R (6, 1) Tim Tolman, R (8, PH) Frank DiPino, L (8, 1) OBP: 0.333, SLG: 0.333	0-0 6-3	0-0 1-3 1-H 3-H 3B			0-0 5-3	0-3 K		0-0 F8		4	0	1	2	0	1	3
Phil Garner, R (1, 5) OBP: 0.305, SLG: 0.357	0-0 6-3	0-0 F8			0-0 3B		0-0 F3	4-0 1-2 BB		4	0	1	1	1	0	1
Kevin Bass, S (1, 7) OBP: 0.281, SLG: 0.429	0-0 F8		0-3 K		0-3 K		0-0 4-3	0-0 F9		5	0	0	0	0	2	3
Jerry Mumphrey, S (1, 8) OBP: 0.331, SLG: 0.381		0-0 FC S FC 1B	0-0 G3		0-0 3-1		0-0 2B 1B	0-0 G3		5	2	2	0	0	0	0
Terry Puhl, L (1, 9) OBP: 0.383, SLG: 0.465		0-0 FC FC5-4 FC 1-3 SF8	0-0 F8		0-0 3-1 1B 2B		0-0 2B 2B	0-3 K		5	2	2	1	0	1	1
Alan Ashby, S (1, 2) OBP: 0.345, SLG: 0.408		0-0 FC FC5-4		0-0 E5 G4-6-3		0-0 3-1 2-3		4-0 IBB	0-3 K	4	0	0	1	1	1	2
Bert Pena, R (1, 6) OBP: 0.333, SLG: 0.333 Denny Walling, L (7, PH) OBP: 0.360, SLG: 0.453		0-0 FC5-4 1B 1-2f 2-3 3B		0-0 G4-6-3		0-0 1B 1B		0-0 4-3		3	2	1	1	0	0	3
Mike Scott, R (1, 1) Harry Spilman, L (6, PH) OBP: 0.136, SLG: 0.238 Craig Reynolds, L (7, 6) OBP: 0.343, SLG: 0.464		0-0 SF8		0-0 F8		4-0 1B BB		0-0 4-3		1	0	0	1	0	0	0
										0	0	0	0	0	1	0
										1	0	0	0	0	0	0

Inning	R	H	E	K	S	P	WLS	BF	H	R	ER	SO	BB	IBB	HBP	BLK	WP	HR	S	P	ERA	WHIP
1	1	1	0	0	4	1		22	5	5	5	2	0	0	0	0	1	0	26	26	9.00	1.000
2	0	3	0	0	4	1		7	3	2	2	1	1	0	0	0	0	0	8	12	18.00	4.000
3	0	0	1	0	4	1	W	8	2	1	1	0	0	1	1	0	0	0	6	11	6.75	1.500
4	0	0	0	0	4	1	S	6	0	0	0	2	1	0	0	0	0	9	13	0.00	0.600	

PITCHER	IP	WLS	BF	H	R	ER	SO	BB	IBB	HBP	BLK	WP	HR	S	P	ERA	WHIP
Ray Fontenot, L (1, 1) ERA: 4.07	5.0		22	5	5	5	2	0	0	0	0	1	0	26	26	9.00	1.000
Warren Brusstar, R (6, 1) ERA: 2.53	1.0		7	3	2	2	1	1	0	0	0	0	0	8	12	18.00	4.000
George Frazier, R (7, 1) ERA: 6.43	1.1	W	8	2	1	1	0	0	1	1	0	0	0	6	11	6.75	1.500
Lee Smith, R (8, 1) ERA: 2.37	1.2	S	6	0	0	0	2	1	0	0	0	0	0	9	13	0.00	0.600

WP: 1	PA: 43
PB: 0	
SB: 1	
CS: 0	

1B: 6	SF: 1
2B: 2	SAC: 0
3B: 2	DP: 1
HR: 0	HBP: 1

Batter	1	2	3	4	5	6	7	8	9	AB R H RBI BB SO LOB
Bob Demier, R OBP: 0.317, SLG: 0.300 (1, 8)	0-0 F4	0-3 K			0-0 HR 1B	0-3 K		0-0 2B 1B		5 1 2 0 0 2 1
23 Ryne Sandberg, R OBP: 0.299, SLG: 0.436 (1, 4)	0-3 K		4-0 FC4-6 BB		0-0 F5		0-0 G3 2B 1B	0-0 F7		4 1 1 0 1 1 2
Davey Lopes, R OBP: 0.447, SLG: 0.508 (1, 7)	4-0 BB		0-0 FC4-6		0-0 HR		4-0 G3 2B BB	4-0 IBB		2 2 1 2 3 0 1
Leon Durham, L OBP: 0.312, SLG: 0.424 (1, 3)	4-0 IBB		0-3 K		0-0 1-3		0-0 G3	0-0 F7		4 0 0 0 1 1 5
Keith Moreland, R OBP: 0.354, SLG: 0.356 (1, 9)	0-3 K		0-0 6-3		4-0 2B BB		0-0 HR 2B			3 2 1 2 1 1 3
Ron Cey, R OBP: 0.327, SLG: 0.449 (1, 5)		0-0 HR		0-0 F4		0-0 2B 2B	0-0 HR			4 3 3 3 0 0 0
Jody Davis, R OBP: 0.309, SLG: 0.385 (1, 2)		0-0 1B		0-3 K		0-0 F9 4-3 2B	0-0 F8			4 1 2 2 0 1 0
Chris Speier, R OBP: 0.351, SLG: 0.276 (1, 6)		0-3 K		0-0 F4		0-0 F9	0-0 6-3			4 0 0 0 0 1 2
Lee Smith, R (8, 1)		0-3 K								0 0 0 0 0 0 0
Ray Fontenot, L (1, 1)		0-3 K			0-0 5-3	0-0 4-3		0-0 5-3		1 0 0 0 0 0 1 1
Thad Bosley, L OBP: 0.296, SLG: 0.417 (5, PH)										1 0 0 0 0 0 0 0
Warren Brusstar, R (6, 1)										0 0 0 0 0 0 0 0
Richie Hebner, L OBP: 0.357, SLG: 0.400 (6, PH)										1 0 0 1 0 0 0 0
George Frazier, R (7, 1)										0 0 0 0 0 0 0 0
Larry Bowa, S OBP: 0.205, SLG: 0.273 (8, 8)										1 0 0 0 0 0 0 0

Inning Stats	R: 0	H: 0	E: 0	K: 2	S: 7	R: 1	H: 2	E: 0	K: 3	S: 11	R: 0	H: 0	E: 0	K: 1	S: 5	R: 0	H: 0	E: 0	K: 1	S: 5	R: 2	H: 2	E: 0	K: 0	S: 5	R: 3	H: 2	E: 0	K: 1	S: 7	R: 4	H: 3	E: 0	K: 0	S: 6	R: 0	H: 1	E: 0	K: 0	S: 4
	LOB: 2	BB: 2	P: 15	LOB: 1	BB: 0	P: 11	LOB: 1	BB: 1	P: 9	LOB: 0	BB: 0	P: 5	LOB: 0	BB: 0	P: 5	LOB: 0	BB: 0	P: 5	LOB: 0	BB: 1	P: 11	LOB: 0	BB: 1	P: 10	LOB: 2	BB: 1	P: 8	LOB: 2	BB: 1	P: 8	LOB: 0	SAC: 0	DP: 0	HBP: 0	WP: 0	PA: 40				


PITCHER	IP	WLS	BF	H	R	ER	SO	BB	IBB	HBP	BLK	WP	HR	S	P	ERA	WHIP
Mike Scott, R ERA: 3.59 (1, 1)	5.0		22	4	3	3	7	2	1	0	0	0	2	33	45	5.40	1.200
Bill Dawley, R ERA: 4.18 (6, 1)	0.0		3	2	3	3	0	1	0	0	0	0	2	6	∞	∞	
Mark Ross, R ERA: 7.36 (6, 1)	2.0	L	10	3	4	4	1	1	0	0	0	0	1	11	15	18.00	2.000
Frank DiPino, L ERA: 4.95 (8, 1)	1.0		5	1	0	0	0	0	1	0	0	0	4	8	0.00	1.000	

BOTTOM

Houston Astros @ Chicago Cubs
Wrigley Field, Chicago, IL

Sun May 26 1985, 3:33 AM CDT
Att. 37,044 - Unknown

AB	34
R	10
H	10
RBI	10
BB	6
SO	8
LOB	15



Batter	1	2	3	4	5	6	7	8	9	AB R H RBI BB SO LOB	TOP										
Bill Almon, R (1, 6) OBP: 0.339, SLG: 0.370	0-0 6-3		0-0 2B 1B		0-0 4-3			0-0 1B		4 1 2 0 0 0 0	Pittsburgh Pirates @ Houston Astros Astrodome, Houston, TX Mon May 27 1985, 8:05 PM EDT Att. 9,692 - Unknown										
Scott Loucks, R (1, 9) OBP: 0.333, SLG: 0.667	0-0 1-3		0-0 1-H 2B		0-0 5-3			0-3 K		4 0 1 1 0 1 1											
Bill Madlock, R (1, 3) OBP: 0.282, SLG: 0.340	0-0 F4		0-3 K		0-0 F7			0-0 L4		4 0 0 0 0 1 2											
Jim Morrison, R (1, 5) OBP: 0.299, SLG: 0.286		0-3 K	0-0 5-3		0-0 G6-4-3 1B			0-0 5-3		4 0 1 0 0 1 2											
Tony Peña, R (1, 2) OBP: 0.268, SLG: 0.301		0-0 S 1B		0-0 F7		0-0 G6-4-3 1-2f		0-0 1B FC4-6 2B		4 1 2 0 0 0 1											
Johnny Ray, S (1, 4) OBP: 0.311, SLG: 0.369		0-0 F8		0-0 F7		0-0 6-3		0-0 FC4-6 2-3 1B		4 0 1 0 0 0 1											
Sixto Lezcano, R (1, 7) OBP: 0.339, SLG: 0.255		4-0 BB 1-2 BB		4-0 1B BB		0-0 F8		0-0 FC4-6 4-3 WP 1-2f		1 0 0 0 2 0 0											
Steve Kemp, L (9, PH) OBP: 0.361, SLG: 0.333										1 0 0 1 0 0 1											
Marvell Wynne, L (1, 8) OBP: 0.229, SLG: 0.277		0-0 F6		0-0 1-2 1B		0-0 G3		0-0 4-3		4 0 1 0 0 0 3											
Jose DeLeon, R (1, 1) OBP: 0.188, SLG: 0.071			0-3 K		0-0 5-3		0-0 4-3		0-0 F7	0 0 0 0 0 0 0											
Rod Scurry, L (2, 1)										2 0 0 0 0 1 2											
Lee Mazzilli, S (7, PH) OBP: 0.459, SLG: 0.500										1 0 0 0 0 0 0											
Al Holland, R (7, 1)										0 0 0 0 0 0 0											
Jason Thompson, L (9, PH) OBP: 0.349, SLG: 0.440										1 0 0 0 0 0 1											
Inning Stats	R: 0 E: 0 K: 0 S: 3	H: 0 LOB: 0 BB: 0 P: 3	R: 0 E: 0 K: 1 S: 6	H: 1 LOB: 2 BB: 1 P: 10	R: 1 E: 0 K: 2 S: 9	H: 2 LOB: 1 BB: 0 P: 9	R: 0 E: 0 K: 0 S: 4	H: 1 LOB: 2 BB: 1 P: 8	R: 0 E: 0 K: 0 S: 3	H: 0 LOB: 0 BB: 0 P: 3	R: 0 E: 0 K: 0 S: 3	H: 1 LOB: 0 BB: 0 P: 3	R: 0 E: 0 K: 0 S: 3	H: 0 LOB: 0 BB: 0 P: 3	R: 0 E: 0 K: 1 S: 6	H: 1 LOB: 1 BB: 0 P: 6	R: 1 E: 0 K: 0 S: 5	H: 2 LOB: 1 BB: 0 P: 5	1B: 6 2B: 2 3B: 0 HR: 0	SF: 0 SAC: 0 DP: 1 HBP: 0	WP: 1 PA: 36
PITCHER	IP WLS BF H R ER SO BB IBB HBP BLK WP HR S P ERA WHIP																				
Bob Knepper, L (1, 1) ERA: 3.7	8.0 W 33 8 2 2 4 2 0 0 0 0 0 0 39 47 2.25 1.250																				
Dave Smith, R (9, 1) ERA: 0.67	1.0 S 3 0 0 0 0 0 0 0 0 0 1 0 3 3 0.00 0.000																				

livebaseballscorecards.com

AB	34
R	2
H	8
RBI	2
BB	2
SO	4
LOB	14



Batter	1	2	3	4	5	6	7	8	9
Terry Puhl, L OBP: 0.378, SLG: 0.467 (1, 9)	0-0 F5	0-0 1B 2B		0-3 K			0-0 1-3		
Craig Reynolds, L OBP: 0.339, SLG: 0.455 (1, 6)	0-0 F8	0-0 1B			0-0 1-3		0-3 K		
Denny Walling, L OBP: 0.349, SLG: 0.438 (1, 5)	0-0 E4 BB	0-3 K			0-0 4-3		0-3 K		
Kevin Bass, S OBP: 0.280, SLG: 0.415 (1, 7)	4-0 1-2 BB	0-0 5-3			0-0 F4		0-0 F7		
Jerry Mumphrey, S OBP: 0.323, SLG: 0.371 (1, 8)	0-0 4-3			0-0 6-3		0-0 5-3	0-3 K		
Harry Spilman, L OBP: 0.200, SLG: 0.292 (1, 3)		0-0 3B 1B		0-0 4-3		0-0 BB 1B			
Phil Garner, R OBP: 0.312, SLG: 0.373 (1, 4)		0-0 1-H 2B 3B		0-0 F4		4-0 BB 1-2 G6-4-3 BB			
Mark Bailey, S OBP: 0.294, SLG: 0.247 (1, 2)		4-0 SH1-3 2B BB		0-3 K		0-0 G6-4-3			
Bob Knepper, L Dave Smith, R (9, 1)		0-0 SH1-3		0-0 F7			0-3 K		

AB	R	H	RBI	BB	SO	LOB
4	1	1	2	0	1	0
4	0	1	1	0	1	0
4	0	0	0	0	2	1
3	0	0	0	1	0	1
4	0	0	0	0	1	2
3	1	2	0	0	0	0
2	1	1	1	1	0	0
2	1	0	0	1	1	2
2	0	0	0	0	1	0
0	0	0	0	0	0	0

BOTTOM

Pittsburgh Pirates @ Houston Astros
Astrodome, Houston, TX
Mon May 27 1985, 8:05 PM EDT
Att. 9,692 - Unknown

livebaseballscorecards.com

AB	28
R	4
H	5
RBI	4
BB	3
SO	7
LOB	6



1B: 3	SF: 0	WP: 0	PA: 32
2B: 1	SAC: 1	PB: 0	
3B: 1	DP: 1	SB: 0	
HR: 0	HBP: 0	CS: 0	

Inning Stats		R: 0	H: 0	R: 4	H: 4	R: 0	H: 0	R: 0	H: 0	R: 0	H: 1	R: 0	H: 0	R: 0	H: 0	R: 0	H: 0	R: 0	H: 0
Pitcher		E: 1	LOB: 2	E: 0	LOB: 1	E: 0	LOB: 0	E: 0	LOB: 0	E: 0	LOB: 1	E: 0	LOB: 0	E: 0	LOB: 0	E: 0	LOB: 0	E: 0	LOB: 0
Pitcher		K: 0	BB: 1	K: 1	BB: 1	K: 0	BB: 0	K: 2	BB: 1	K: 0	BB: 1	K: 2	BB: 0	K: 2	BB: 0	K: 2	BB: 0	K: 2	BB: 0
Pitcher		S: 4	P: 8	S: 9	P: 13	S: 3	P: 3	S: 7	P: 7	S: 3	P: 7	S: 7	P: 7	S: 7	P: 7	S: 7	P: 7	S: 7	P: 7

PITCHER		IP	WLS	BF	H	R	ER	SO	BB	IBB	HBP	BLK	WP	HR	S	P	ERA	WHIP
Jose DeLeon, R	(1, 1)	1.1	L	11	4	4	4	0	2	0	0	0	0	0	9	17	27.00	4.500
Rod Scurry, L	(2, 1)	4.2		15	1	0	0	3	1	0	0	0	0	0	20	24	0.00	0.429
Al Holland, L	(7, 1)	2.0		6	0	0	0	4	0	0	0	0	0	0	14	14	0.00	0.000

Batter	1	2	3	4	5	6	7	8	9	10	11	12	AB	R	H	RBI	BB	SO	LOB	TOP								
Johnny Ray, S OBP: 0.324, SLG: 0.393 (1, 4)	K													6	0	4	0	0	1	3								
Marvell Wynne, L OBP: 0.225, SLG: 0.270 (1, 8)	6-3													6	0	1	0	0	1	2								
Lee Mazzilli, S OBP: 0.488, SLG: 0.484 (1, 3)	BB													3	2	1	0	3	0	2								
George Hendrick, R OBP: 0.295, SLG: 0.303 (1, 9)	F7													6	1	2	0	0	1	4								
Steve Kemp, L OBP: 0.349, SLG: 0.324 (1, 7)														2	0	0	1	0	0	0								
Tony Peña, R OBP: 0.270, SLG: 0.304 Junior Ortiz, R OBP: 0.333, SLG: 0.333 (4, PR) (4, 2)	F3													2	0	1	1	0	0	0								
Jim Morrison, R OBP: 0.301, SLG: 0.279 (1, 5)	F9													3	1	2	1	0	1	0								
Bill Almon, R OBP: 0.333, SLG: 0.360 Cecilio Guante, R (10, 1)														5	0	1	0	1	2	5								
Don Robinson, R Al Holland, R Scott Loucks, R Doug Frobel, L John Candelaria, L Tim Foli, R (1, 1) (6, 1) (6, 7) (8, PH) (8, 7) (8, 1) (10, 6)	K													3	0	0	1	1	1	2								
														1	0	0	0	0	1	3								
														2	0	0	0	0	2	1								
														0	0	0	0	0	0	0								
														1	0	0	0	1	0	0								
														1	0	0	0	2	0	0								
														0	0	0	0	0	0	0								
														2	0	0	0	0	1	3								
Inning Stats	R: 0 E: 0 K: 1 S: 5	H: 0 LOB: 1 BB: 1 P: 9	R: 0 E: 0 K: 0 S: 3	H: 0 LOB: 0 BB: 0 P: 3	R: 0 E: 0 K: 1 S: 6	H: 1 LOB: 1 BB: 0 P: 6	R: 3 E: 0 K: 1 S: 9	H: 4 LOB: 1 BB: 0 P: 9	R: 0 E: 0 K: 1 S: 4	H: 2 LOB: 1 BB: 0 P: 4	R: 0 E: 0 K: 1 S: 6	H: 1 LOB: 1 BB: 0 P: 6	R: 0 E: 0 K: 0 S: 4	H: 1 LOB: 2 BB: 1 P: 8	R: 0 E: 0 K: 0 S: 3	H: 0 LOB: 3 BB: 3 P: 15	R: 0 E: 0 K: 1 S: 5	H: 0 LOB: 0 BB: 0 P: 5	R: 0 E: 0 K: 2 S: 7	H: 0 LOB: 1 BB: 1 P: 11	R: 0 E: 0 K: 2 S: 7	H: 1 LOB: 0 BB: 0 P: 7	R: 1 E: 0 K: 2 S: 9	H: 2 LOB: 3 BB: 2 P: 17	1B: 9 2B: 3 3B: 0 HR: 0	SF: 2 SAC: 1 DP: 1 HBP: 0	WP: 1 PB: 0 SB: 1 CS: 0	PA: 54
PITCHER	IP	WLS	BF	H	R	ER	SO	BB	IBB	HBP	BLK	WP	HR	S	P	ERA	WHIP											
Ron Mathis, R ERA: 3.78 (1, 1)	4.0		18	5	3	3	3	1	0	0	0	0	0	23	27	6.75	1.500											
Jeff Calhoun, L ERA: 3.86 (5, 1)	3.0		13	4	0	0	1	1	0	0	0	1	0	14	18	0.00	1.667											
Bill Dawley, R ERA: 4.08 (8, 1)	0.2		5	0	0	0	0	3	0	0	0	0	0	2	14	0.00	4.500											
Frank DiPino, L ERA: 4.64 (8, 1)	1.1		4	0	0	0	1	0	0	0	0	0	0	6	6	0.00	0.000											
Dave Smith, R ERA: 0.64 (10, 1)	1.0		4	0	0	0	2	1	0	0	0	0	0	7	11	0.00	1.000											
PITCHER	IP	WLS	BF	H	R	ER	SO	BB	IBB	HBP	BLK	WP	HR	S	P	ERA	WHIP											
Julio Solano, R ERA: 5.0 (11, 1)	2.0		10	3	1	1	4	1	1	0	0	0	0	16	24	4.50	2.000											

Pittsburgh Pirates @ Houston Astros
Astrodome, Houston, TX
Tue May 28 1985, 8:05 PM EDT
Att: 8,686 - Unknown

AB	43
R	4
H	12
RBI	4
BB	8
SO	11
LOB	25



WP	1	PA	54
PB	0		
SB	1		
CS	0		

1B	9	SF	2
2B	3	SAC	1
3B	0	DP	1
HR	0	HBP	0

Batter	1	2	3	4	5	6	7	8	9	AB R H RBI BB SO LOB	TOP												
Johnny Ray, S (1, 4) OBP: 0.322, SLG: 0.386	0-0 F8		0-0 4-3			4-0 G6-4-3 BB		0-0 4-3		3 0 0 0 1 0 0													
Marvell Wynne, L (1, 8) OBP: 0.217, SLG: 0.260	0-0 6-3		0-0 F7			0-0 G6-4-3 1-2f		0-0 5-3		4 0 0 0 0 0 1													
Lee Mazzilli, S (1, 3) OBP: 0.500, SLG: 0.485 Bill Madlock, R (7, 3) OBP: 0.287, SLG: 0.345	4-0 BB			0-3 K			0-0 2B 1B	0-0 BB 1B		2 1 1 0 1 1 0 1 0 1 0 0 0 0													
Steve Kemp, L (1, 7) OBP: 0.348, SLG: 0.338 Scott Loucks, R (7, 7) OBP: 0.444, SLG: 0.571	0-0 F7			0-3 K			0-0 1-H 1B 2B	4-0 1-2 BB		3 1 1 1 0 1 1 0 0 0 0 1 0 0													
Jim Morrison, R (1, 5) OBP: 0.312, SLG: 0.306		0-0 SH4-3 WP 2B		0-3 K			0-0 4-3 BB 1B	0-0 F9		4 1 2 1 0 1 2													
Doug Frobel, L (1, 9) OBP: 0.379, SLG: 0.309 Tim Foli, R (9, PH) OBP: 0.278, SLG: 0.188		0-0 SH4-3		0-0 4-3			4-0 1-2 BB 4-3	0-0 6-3		1 0 0 0 1 0 0 1 0 0 0 0 0 0													
Bill Almon, R (1, 6) OBP: 0.331, SLG: 0.351		4-0 CS BB		0-3 K			0-3 K	0-0 6-3		3 0 0 0 1 2 2													
Junior Ortiz, R (1, 2) OBP: 0.250, SLG: 0.250		0-3 K 1-2		0-0 1-4-3			0-0 4-3 1-2 2-3	0-0 L3		4 0 0 0 0 1 3													
Jim Winn, R (1, 1) Ray Krawczyk, R (7, 1) John Candelaria, L (7, 1) Cecilio Guante, R (8, 1)			0-3 K				0-0 6-3	0-3 K		3 0 0 0 0 2 2 0													
Inning Stats	R: 0 E: 0 K: 0 S: 3	H: 0 LOB: 1 BB: 1 P: 7	R: 1 E: 0 K: 1 S: 5	H: 1 LOB: 1 BB: 1 P: 9	R: 0 E: 0 K: 1 S: 5	H: 0 LOB: 0 BB: 0 P: 5	R: 0 E: 0 K: 3 S: 9	H: 0 LOB: 0 BB: 0 P: 9	R: 0 E: 0 K: 1 S: 5	H: 0 LOB: 0 BB: 0 P: 5	R: 2 E: 0 K: 2 S: 10	H: 3 LOB: 2 BB: 1 P: 14	R: 0 E: 0 K: 0 S: 4	H: 1 LOB: 2 BB: 1 P: 8	R: 0 E: 0 K: 0 S: 3	H: 0 LOB: 0 BB: 0 P: 3	1B: 3 2B: 3 3B: 0 HR: 0	SF: 0 SAC: 1 DP: 2 HBP: 0	WP: 1 PB: 0 SB: 0 CS: 1	PA: 35			
PITCHER	IP WLS BF H R ER SO BB IBB HBP BLK WP HR S P ERA WHIP	IP WLS BF H R ER SO BB IBB HBP BLK WP HR S P ERA WHIP	IP WLS BF H R ER SO BB IBB HBP BLK WP HR S P ERA WHIP	IP WLS BF H R ER SO BB IBB HBP BLK WP HR S P ERA WHIP	IP WLS BF H R ER SO BB IBB HBP BLK WP HR S P ERA WHIP	IP WLS BF H R ER SO BB IBB HBP BLK WP HR S P ERA WHIP	IP WLS BF H R ER SO BB IBB HBP BLK WP HR S P ERA WHIP	IP WLS BF H R ER SO BB IBB HBP BLK WP HR S P ERA WHIP	IP WLS BF H R ER SO BB IBB HBP BLK WP HR S P ERA WHIP	IP WLS BF H R ER SO BB IBB HBP BLK WP HR S P ERA WHIP	IP WLS BF H R ER SO BB IBB HBP BLK WP HR S P ERA WHIP	IP WLS BF H R ER SO BB IBB HBP BLK WP HR S P ERA WHIP	IP WLS BF H R ER SO BB IBB HBP BLK WP HR S P ERA WHIP	IP WLS BF H R ER SO BB IBB HBP BLK WP HR S P ERA WHIP	IP WLS BF H R ER SO BB IBB HBP BLK WP HR S P ERA WHIP	IP WLS BF H R ER SO BB IBB HBP BLK WP HR S P ERA WHIP	IP WLS BF H R ER SO BB IBB HBP BLK WP HR S P ERA WHIP	IP WLS BF H R ER SO BB IBB HBP BLK WP HR S P ERA WHIP	IP WLS BF H R ER SO BB IBB HBP BLK WP HR S P ERA WHIP	IP WLS BF H R ER SO BB IBB HBP BLK WP HR S P ERA WHIP	IP WLS BF H R ER SO BB IBB HBP BLK WP HR S P ERA WHIP		
Nolan Ryan, R (1, 1) ERA: 2.67	7.0 W	27 8	4 1	3 0	3 0	8 0	4 1	0 0	0 0	0 0	0 0	1 0	39 7	55 11	3.86 0.00	1.143 1.000							
Frank DiPino, L (8, 1) ERA: 4.24	2.0	8	1	0	0	0	1	0	0	0	0	0	7	11	0.00	1.000							

Pittsburgh Pirates @ Houston Astros
Astrodome, Houston, TX
Wed May 29 1985, 8:05 PM EDT
Att. 10,133 - Unknown

livebaseballscorecards.com

AB	29
R	3
H	5
RBI	2
BB	5
SO	8
LOB	11



Batter	1	2	3	4	5	6	7	8	9
Jim Pankovits, R (1, 4) <small>OBP: 0.447, SLG: 0.588</small>	0-0 F7		0-0 1B		0-0 6-3		0-0 HR	0-3 K	
Craig Reynolds, L (1, 6) <small>OBP: 0.325, SLG: 0.429</small>	0-0 F9		0-0 1B			0-0 F9	0-0 6-3	0-0 3-1	
Terry Puhl, L (1, 9) <small>OBP: 0.364, SLG: 0.442</small>	0-0 F8		0-0 G3			0-0 F9	0-0 F7		
Denny Walling, L (1, 7) <small>OBP: 0.338, SLG: 0.435</small>		0-0 F8		0-0 F8		0-0 F7	0-0 1B		
Kevin Bass, S (1, 8) <small>OBP: 0.291, SLG: 0.408</small>		0-0 F7		0-0 E3			1B		
Harry Spilman, L (1, 3) <small>OBP: 0.233, SLG: 0.286</small> Enos Cabell, R (7, PH) <small>OBP: 0.282, SLG: 0.358</small> (8, 3)		0-0 F7		0-0 F7			1B		
Phil Garner, R (1, 5) <small>OBP: 0.313, SLG: 0.377</small>			0-0 6-3	0-0 F9			0-0 1B	0-0 2B	
Mark Bailey, S (1, 2) <small>OBP: 0.322, SLG: 0.263</small>			4-0 BLK		0-0 G5-4-3		0-0 1B	4-0 BB	
Nolan Ryan, R (1, 1) <small>OBP: 0.077, SLG: 0.077</small> Jose Cruz, L (7, PH) <small>OBP: 0.378, SLG: 0.500</small> Bert Pena, R (7, PR) <small>OBP: 0.250, SLG: 0.250</small> Frank DiPino, L (8, 1) <small>OBP: 0.250, SLG: 0.250</small>			0-0 1B		0-0 G5-4-3		4-0 HR	0-3 K	

AB	R	H	RBI	BB	SO	LOB
5	1	2	4	0	1	2
5	0	1	1	0	0	3
4	0	0	0	0	0	3
4	1	1	0	0	0	0
4	1	2	1	0	0	0
3	1	1	0	0	0	1
1	0	0	0	0	0	1
4	1	2	1	0	0	1
2	1	2	1	2	0	0
2	1	1	0	0	0	1
0	0	0	0	1	0	0
0	1	0	0	0	0	0
1	0	0	0	0	1	2

BOTTOM	
Pittsburgh Pirates @ Houston Astros	ASTROS
Astrodome, Houston, TX	
Wed May 29 1985, 8:05 PM EDT	
Att. 10,133 - Unknown	
AB 35	
R 8	
H 12	
RBI 8	
BB 3	
SO 2	
LOB 14	
WP: 0 PA: 38	
PB: 0	
SB: 0	
CS: 0	

Inning Stats		R	H	E	K	S	H	LOB	BB	P															
R: 0 H: 0 E: 0 K: 0 S: 3		0	0	0	0	3	0	0	0	3															
R: 0 H: 0 E: 0 K: 0 S: 3		0	0	0	0	3	0	0	0	3															
R: 1 H: 3 E: 0 K: 0 S: 5		1	3	0	0	5	0	2	1	9	BB	IBB	HBP	BLK	WP	HR	S	P	ERA	WHIP					
R: 0 H: 0 E: 1 K: 0 S: 4		0	0	1	0	4	0	1	0	4	1	0	0	0	0	0	2	6	∞	∞					
R: 0 H: 1 E: 0 K: 0 S: 3		0	1	0	0	3	0	0	0	3	1	0	0	0	0	0	6	6	45.00	3.000					
R: 7 H: 7 E: 0 K: 0 S: 10		7	7	0	0	10	0	1	0	14	BB	IBB	HBP	BLK	WP	HR	S	P	ERA	WHIP					
R: 0 H: 1 E: 0 K: 2 S: 8		0	1	0	2	8	0	2	1	12	1	0	0	0	0	0	0	0	0.00	2.000					

PITCHER		IP	WLS	BF	H	R	ER	SO	BB	IBB	HBP	BLK	WP	HR	S	P	ERA	WHIP
Jim Winn, R (1, 1) <small>ERA: 3.46</small>	6.0		24	6	3	3	0	0	1	0	0	1	0	0	23	27	4.50	1.167
Ray Krawczyk, R (7, 1) <small>ERA:</small>	0.0	L	3	2	0	0	0	0	0	1	0	0	0	0	2	6	∞	∞
John Candelaria, L (7, 1) <small>ERA: 4.44</small>	1.0		6	3	5	5	0	0	0	0	0	0	0	1	6	6	45.00	3.000
Cecilio Guante, R (8, 1) <small>ERA: 2.12</small>	1.0		5	1	0	0	2	1	0	0	0	0	0	0	8	12	0.00	2.000



livebaseballscores.com

Batter	1	2	3	4	5	6	7	8	9	10	AB R H RBI BB SO LOB
Bob Dernier, R (1, 8) OBP: 0.323, SLG: 0.310	0-3 K		0-0 F9		4-0 BB		0-0 6-3		0-0 23 1B	4 1 1 0 1 1 1	
23 Ryne Sandberg, R (1, 4) OBP: 0.307, SLG: 0.428	0-3 K		0-3 K		0-3 K		0-0 E S 1B		0-0 1B	5 1 2 1 0 3 3	
Davey Lopes, R (1, 7) OBP: 0.449, SLG: 0.500	0-0 5-3			0-3 K		0-0 BLK S 1B	0-0 5-3		0-0 1B	5 1 2 1 0 1 1	
Keith Moreland, R (1, 9) OBP: 0.369, SLG: 0.401		0-3 K		0-0 5-3		0-0 F9		0-0 F5	0-0 HR	5 1 1 3 0 1 1	
Ron Cey, R (1, 5) OBP: 0.315, SLG: 0.458		0-3 K		0-0 5-3		0-3 K		0-0 5-3	0-0 F7	5 0 0 0 0 2 1	
Leon Durham, L (1, 3) OBP: 0.321, SLG: 0.429		0-0 E8 PB		0-3 K		4-0 BB		0-0 F5	4-0 FC6-4 BB	3 1 0 0 2 1 0	
Jody Davis, R (1, 2) OBP: 0.307, SLG: 0.378		0-0 1B		0-0 BB BB 1B		0-0 F8		0-3 K	0-3 K	5 0 2 0 0 2 3	
Larry Bowa, S (1, 6) OBP: 0.216, SLG: 0.260		0-0 4-3		4-0 BB BB		0-0 F6		0-0 4-3	0-0 FC6-4	2 0 0 0 1 0 1	
Thad Bosley, L (9, PH) OBP: 0.281, SLG: 0.357				0-0 4-3		0-0 F9		0-0 F4		1 0 0 0 0 0 0	
Chris Speier, R (9, 6) OBP: 0.326, SLG: 0.342						0-0 WP 23 1B HBP				1 0 0 0 0 0 0	
Scott Sanderson, R (1, 1) OBP: 0.118, SLG: 0.063										0 0 0 0 0 0 0	
Richie Hebner, L (9, PH) OBP: 0.345, SLG: 0.385											
Lee Smith, R (9, 1)											

Inning Stats	R: 0	H: 0	E: 0	K: 2	S: 7	P: 7	R: 1	H: 1	E: 1	K: 2	S: 9	P: 9	R: 0	H: 0	E: 0	K: 1	S: 5	R: 0	H: 0	E: 0	K: 1	S: 5	P: 5	R: 0	H: 1	E: 0	K: 1	S: 6	R: 1	H: 1	E: 0	K: 0	S: 4	R: 0	H: 0	E: 0	K: 0	S: 3	R: 0	H: 0	E: 0	K: 1	S: 5	R: 4	H: 4	E: 0	K: 1	S: 9	1B: 7	2B: 0	3B: 0	HR: 1	SF: 0	SAC: 0	DP: 0	HBP: 1	WP: 2	PB: 2	SB: 2	CS: 0	PA: 44
PITCHER	IP	WLS	BF	H	R	ER	SO	BB	IBB	HBP	BLK	WP	HR	S	P	ERA	WHIP																																												
Joe Niekro, R (1, 1) ERA: 2.85	7.0		30	4	2	1	9	3	0	1	1	1	0	44	57	1.29	1.000																																												
Dave Smith, R (8, 1) ERA: 1.8	2.0	L	10	4	4	4	1	0	0	0	0	0	1	12	12	18.00	2.000																																												
Frank DiPino, L (10, 1) ERA: 4.07	1.0		4	0	0	0	1	1	0	0	0	0	0	5	9	0.00	1.000																																												

Chicago Cubs @ Houston Astros
Astrodome, Houston, TX
Fri May 31 1985, 8:05 PM EDT
Att. 33,440 - Unknown

AB	39
R	6
H	8
RBI	5
BB	4
SO	11
LOB	14



BOTTOM

Chicago Cubs @ Houston Astros
Astrodome, Houston, TX
Fri May 31 1985, 8:05 PM EDT
Att: 33,440 - Unknown

livebaseballscorecards.com

AB 36
R 2
H 5
RBI 1
BB 0
SO 2
LOB 7



WP: 1 PA: 36
PB: 0
SB: 0
CS: 0

AB R H RBI BB SO LOB

4 0 0 0 0 0 1

4 1 2 0 0 0 0

4 0 1 1 0 1 1

4 0 0 0 0 0 2

3 0 0 0 0 0 0

1 0 0 0 0 1 1

4 0 0 0 0 0 0

4 0 2 0 0 0 0

2 1 0 0 0 0 1

2 0 0 0 0 0 1

1B: 3 SF: 0
2B: 2 SAC: 0
3B: 0 DP: 0
HR: 0 HBP: 0

Batter	1	2	3	4	5	6	7	8	9	10
Bill Doran, S (1.4) OBP: 0.382, SLG: 0.419	G3			2-3		1-3		F5		
Terry Puhl, L (1.9) OBP: 0.368, SLG: 0.462	L4			2B		1B		4-3		
Denny Walling, L (1.3) OBP: 0.336, SLG: 0.430	K			F6		1B		4-3		
Jose Cruz, L (1.7) OBP: 0.369, SLG: 0.488		4-3		F8		F8		E6		
Jerry Mumphrey, S (1.8) OBP: 0.321, SLG: 0.367		F7		4-3		F7		K		
Mark Bailey, S (8.2) OBP: 0.319, SLG: 0.260										
Phil Garner, R (1.5) OBP: 0.306, SLG: 0.368		6-3		4-3		4-3		4-3		5-3
Alan Ashby, S (1.2) OBP: 0.351, SLG: 0.415				F8		4-3		4-3		4-3
Dave Smith, R (8.1)										
Frank DiPino, L (10.1) OBP: 0.250, SLG: 0.250				F9						
Harry Spilman, L (10. PH) OBP: 0.226, SLG: 0.276										
Craig Reynolds, L (1.6) OBP: 0.331, SLG: 0.431				F9		FC1-6		F5		1B
Joe Niekro, R (1.1) OBP: 0.240, SLG: 0.292				6-3		1B		G2		4-3
Kevin Bass, S (8.8) OBP: 0.286, SLG: 0.400						2B				

Inning Stats	R: 0	H: 0	E: 0	K: 1	S: 5	R: 0	H: 0	E: 0	K: 0	S: 3	R: 0	H: 0	E: 0	K: 0	S: 3	R: 0	H: 1	E: 0	K: 0	S: 4	R: 0	H: 0	E: 0	K: 0	S: 3	R: 2	H: 3	E: 0	K: 0	S: 6	R: 0	H: 0	E: 0	K: 0	S: 3	R: 0	H: 0	E: 0	K: 1	S: 6	R: 0	H: 1	E: 0	K: 0	S: 4	R: 0	H: 1	E: 0	K: 0	S: 4	1B: 3	2B: 2	3B: 0	HR: 0	SF: 0	SAC: 0	DP: 0	HBP: 0	WP: 1	PA: 36
--------------	------	------	------	------	------	------	------	------	------	------	------	------	------	------	------	------	------	------	------	------	------	------	------	------	------	------	------	------	------	------	------	------	------	------	------	------	------	------	------	------	------	------	------	------	------	------	------	------	------	------	-------	-------	-------	-------	-------	--------	-------	--------	-------	--------

PITCHER	IP	WLS	BF	H	R	ER	SO	BB	IBB	HBP	BLK	WP	HR	S	P	ERA	WHIP
Scott Sanderson, R (1.1) ERA: 2.2	8.0		28	4	2	2	1	0	0	0	0	1	0	30	30	2.25	0.500
Lee Smith, R (9.1) ERA: 2.16	2.0	W	8	1	0	0	1	0	0	0	0	0	0	10	10	0.00	0.500

Batter	1	2	3	4	5	6	7	8	9	AB R H RBI BB SO LOB	TOP													
Bob Dernier, R OBP: 0.325, SLG: 0.324 (1, 8) X	0-0 1B 3B		0-0 G1-6-3 1B		0-0 F8	0-3 K			0-0 6-3	5 1 2 0 0 1 2														
Chris Speier, R OBP: 0.353, SLG: 0.419 (1, 4) X	0-0 1B		0-0 G1-6-3 1-2f		0-0 F8			0-0 6-3 1B 2B	0-0 2B	5 1 3 1 0 0 2														
Davey Lopes, R OBP: 0.456, SLG: 0.500 (1, 7) X	0-0 F9		0-0 FC5 BB 1B		0-0 1B			0-0 6-3	4-0 G6-4-3 BB	4 0 2 0 1 0 2														
Keith Moreland, R OBP: 0.370, SLG: 0.397 (1, 9) X	0-0 F3		4-0 FC5 BB 1B		0-0 F8			0-0 G6-4-3 1B	0-0 G6-4-3 1-2f	4 0 1 1 1 0 5														
Ron Cey, R OBP: 0.314, SLG: 0.459 (1, 5) S S S	0-3 K		0-0 FC5 1-2 2-3f			0-0 2B 2B		0-0 G6-4-3		4 1 1 0 0 1 4														
Jody Davis, R OBP: 0.305, SLG: 0.381 (1, 2)		0-0 F8		0-0 F8		0-0 E 2B		0-0 F8		4 1 1 1 0 0 0														
Leon Durham, L OBP: 0.331, SLG: 0.438 (1, 3)		0-0 1B		0-0 F8		0-0 E7 1B		0-0 FC3-6 1B		4 0 3 0 0 0 0														
Larry Bowa, S OBP: 0.200, SLG: 0.241 (1, 6)		0-0 F8		0-0 5-3		0-0 F4		0-0 FC3-6 1-2f		4 0 0 0 0 0 3														
Dennis Eckersley, R OBP: 0.207, SLG: 0.115 (1, 1)		0-3 K			0-0 1B 1B	0-0 F3		0-3 K		4 0 1 0 0 2 3														
Inning Stats	R: 1 E: 0 K: 1 S: 7	H: 2 LOB: 1 BB: 0 P: 7	R: 0 E: 0 K: 1 S: 6	H: 1 LOB: 1 BB: 0 P: 6	R: 0 E: 0 K: 0 S: 4	H: 2 LOB: 2 BB: 1 P: 8	R: 0 E: 0 K: 0 S: 3	H: 0 LOB: 0 BB: 0 P: 3	R: 0 E: 0 K: 0 S: 5	H: 2 LOB: 2 BB: 0 P: 5	R: 2 E: 1 K: 1 S: 8	H: 3 LOB: 1 BB: 0 P: 8	R: 1 E: 0 K: 0 S: 4	H: 2 LOB: 0 BB: 0 P: 4	R: 0 E: 0 K: 1 S: 6	H: 1 LOB: 1 BB: 0 P: 6	R: 0 E: 0 K: 0 S: 3	H: 1 LOB: 1 BB: 1 P: 7	1B: 9 2B: 4 3B: 1 HR: 0	SF: 0 SAC: 0 DP: 3 HBP: 0	WP: 0 PB: 0 SB: 0 CS: 0	PA: 40		
PITCHER Bob Knepper, L ERA: 3.69 Julio Solano, R ERA: 4.5 Bill Dawley, R ERA: 3.94	IP WLS BF H R ER SO BB IBB HBP BLK WP HR S P ERA WHIP	(1, 1) 5.0 L 25 10 3 2 2 1 0 0 0 0 0 28 32 3.60 2.200	(6, 1) 3.0 11 3 1 1 2 0 0 0 0 0 0 15 15 3.00 1.000	(9, 1) 1.0 4 1 0 0 0 0 1 0 0 0 0 0 3 7 0.00 2.000	PITCHER IP WLS BF H R ER SO BB IBB HBP BLK WP HR S P ERA WHIP																			

Chicago Cubs @ Houston Astros
Astrodome, Houston, TX
Sat Jun 01 1985, 8:05 PM EDT
Att: 38,879 - Unknown

livebaseballscorecards.com

AB	38
R	4
H	14
RBI	3
BB	2
SO	4
LOB	21



Batter	1	2	3	4	5	6	7	8	9
Bill Doran, S OBP: 0.374, SLG: 0.433 (1, 4)	0-0 6-3	0-0 BB 1-3 2B		0-0 6-3	0-0 F5			0-0 HR	
Enos Cabell, R OBP: 0.297, SLG: 0.365 (1, 3)	0-0 BB 2B	4-0 BB BB		0-0 6-3		0-0 F3		4-0 BB G6-4-3	
Phil Gamet, R OBP: 0.303, SLG: 0.358 (1, 5)	0-0 E5 BB	4-0 BB 1-2 2-3 3-H		0-0 5-3		0-0 F3		0-0 BB G6-4-3 1-2f	
Kevin Bass, S OBP: 0.292, SLG: 0.416 (1, 8)	0-0 F8	0-0 L1			0-0 1B 2B 2B		0-3 K		
Jim Pankovits, R OBP: 0.452, SLG: 0.568 (1, 7)	4-0 1-2 2-3 BB		0-0 E5 1B 1-3		0-0 2B 1B		0-0 6-3		
Terry Puhl, L OBP: 0.355, SLG: 0.448 (1, 9)	0-0 F7		0-0 1-3 1-2		0-0 G3 1-H FC2 3-H 2B		0-0 4-3		
Mark Bailey, S OBP: 0.320, SLG: 0.265 (1, 2)		0-0 F9	0-0 2-3 1B		0-0 G3 2-3		0-0 1B		
Bert Pena, R OBP: 0.167, SLG: 0.167 (1, 6)		0-0 5-3	0-3 K		4-0 FC2 IBB		0-3 K2-3		
Craig Reynolds, L OBP: 0.326, SLG: 0.417 (5, PH) (6, 6)									
Mike Scott, R OBP: 0.056, SLG: 0.063 (1, 1)		0-0 2B BB 1B	0-3 K		0-0 FC2 1-2 3-H			0-0 4-3	
Denny Walling, L OBP: 0.331, SLG: 0.421 (8, PH)									
Dave Smith, R (9, 1)									

AB	R	H	RBI	BB	SO	LOB
5	1	2	1	0	0	2
3	0	1	0	2	0	0
4	0	0	1	1	0	2
4	1	1	0	0	1	5
3	1	1	0	1	0	0
4	0	1	2	0	0	4
4	0	2	0	0	0	1
2	0	0	0	0	1	2
1	0	0	0	1	1	1
3	1	1	0	0	1	4
1	0	0	0	0	0	0
0	0	0	0	0	0	0


BOTTOM

Chicago Cubs @ Houston Astros
Astrodome, Houston, TX

Sun Jun 02 1985, 8:05 PM EDT
Att. 21,129 - Unknown

livebaseballscorecards.com

AB	34
R	4
H	9
RBI	4
BB	5
SO	4
LOB	21



Inning	R	H	E	K	S	P	WLS	BF	H	R	ER	SO	BB	IBB	HBP	BLK	WP	HR	S	P	ERA	WHIP
1	0	1	1	5	9			24	7	3	3	2	3	0	0	0	0	0	25	37	6.75	2.500
2	1	2	0	5	13				3	3	0	2	3	1	0	0	0	0	11	11	0.00	0.500
3	0	1	1	9					0	0	0	0	0	0	0	0	0	1	3	7	9.00	2.000

WP	PA	ERA	WHIP
0	39		

Batter	1	2	3	4	5	6	7	8	9	AB R H RBI BB SO LOB	TOP		
Bill Doran, S (1, 4) OBP: 0.372, SLG: 0.429	0-0 F8		0-0 F9			0-0 BB 1B	0-0 F9			4 1 1 0 0 0 1	Houston Astros @ St. Louis Cardinals Busch Stadium, St. Louis, MO Mon Jun 03 1985, 7:05 PM CDT Att. 18,891 - Unknown livebaseballscorecards.com		
Enos Cabell, R (1, 3) OBP: 0.305, SLG: 0.364	0-0 F9			0-0 1B 1B		4-0 BB 1B E BB		0-0 5-3		3 1 1 0 1 0 0			
Jim Pankovits, R (1, 7) OBP: 0.435, SLG: 0.537	0-0 5-3			0-3 K		0-0 E SF9 1B		0-0 F7		4 1 1 1 0 1 1			
Kevin Bass, S (1, 9) OBP: 0.290, SLG: 0.436 (8, 8)		0-0 F8		0-3 K		0-0 E4 SF9 5-3		0-0 HR		4 2 1 2 0 1 2			
Jerry Mumphy, S (1, 8) OBP: 0.320, SLG: 0.366 Terry Puhl, L (8, 9) OBP: 0.355, SLG: 0.448		0-0 F4		0-0 1B		0-0 SF9		0-0 6-3		3 0 1 1 0 0 0 0 0 0 0 0 0 0			
Phil Garner, R (1, 5) OBP: 0.297, SLG: 0.349		0-0 6-3		0-0 F4		0-0 5-3			0-0 5-3	4 0 0 1 0 0 2			
Mark Bailey, S (1, 2) OBP: 0.307, SLG: 0.253			0-0 F8		0-0 F9	0-0 1-3			0-0 F8	4 0 0 0 0 0 0			
Craig Reynolds, L (1, 6) OBP: 0.316, SLG: 0.403			0-3 K		0-0 F7			0-0 4-3	0-0 G3	4 0 0 0 0 1 0			
Nolan Ryan, R (1, 1) OBP: 0.107, SLG: 0.074 Bill Dawley, R (5, 1) Tim Tolman, R (7, PH) Ron Mathis, R (7, 1)			4-0 BB		0-0 F9		0-3 K			1 0 0 0 1 0 0 0 0 0 0 0 0 0 1 0 0 0 0 1 0 0 0 0 0 0 0 0			
Inning Stats	R: 0 H: 0 E: 0 LOB: 0 K: 0 BB: 0 S: 3 P: 3	R: 0 H: 0 E: 0 LOB: 0 K: 0 BB: 0 S: 3 P: 3	R: 0 H: 0 E: 0 LOB: 1 K: 1 BB: 1 S: 5 P: 9	R: 0 H: 2 E: 0 LOB: 2 K: 2 BB: 0 S: 9 P: 9	R: 0 H: 0 E: 0 LOB: 0 K: 0 BB: 0 S: 3 P: 3	R: 4 H: 2 E: 1 LOB: 0 K: 0 BB: 1 S: 6 P: 10	R: 0 H: 0 E: 0 LOB: 0 K: 1 BB: 0 S: 5 P: 5	R: 1 H: 1 E: 0 LOB: 0 K: 0 BB: 0 S: 4 P: 4	R: 0 H: 0 E: 0 LOB: 0 K: 0 BB: 0 S: 3 P: 3	1B: 4 SF: 1 2B: 0 SAC: 0 3B: 0 DP: 0 HR: 1 HBP: 0		WP: 0 PA: 35 PB: 0 SB: 0 CS: 0	
PITCHER	IP WLS BF H R ER SO BB IBB HBP BLK WP HR S P ERA WHIP											PITCHER	IP WLS BF H R ER SO BB IBB HBP BLK WP HR S P ERA WHIP
John Tudor, L (1, 1) ERA: 3.73	5.0 W 21 4 3 2 3 2 0 0 0 0 0 0 25 33 3.60 1.200												
Ken Dayley, L (6, 1) ERA: 1.88	4.0 S 14 1 2 1 1 0 0 0 0 0 0 1 16 16 2.25 0.250												

BOTTOM

Houston Astros @ St. Louis Cardinals
Busch Stadium, St. Louis, MO
Mon Jun 03 1985, 7:05 PM CDT
Att. 18,891 - Unknown

livebaseballscorecards.com

AB 34
R 9
H 13
RBI 8
BB 3
SO 5
LOB 8



WP: 1 PA: 38
PB: 0
SB: 4
CS: 3

AB	R	H	RBI	BB	SO	LOB
4	1	1	0	1	2	0
4	2	3	0	0	0	0
3	3	2	2	1	0	0
4	1	1	2	0	1	2
3	1	3	2	0	0	0
1	1	1	0	0	0	0
4	0	0	1	0	0	3
3	0	0	0	1	1	0
4	0	2	1	0	0	0
3	0	0	0	0	1	3
1	0	0	0	0	0	0
1B: 9	SF: 0	WP: 1	PA: 38			
2B: 2	SAC: 0	PB: 0				
3B: 1	DP: 0	SB: 4				
HR: 1	HBP: 0	CS: 3				

Batter	1	2	3	4	5	6	7	8	9								
Vince Coleman, S OBP: 0.343, SLG: 0.360 (1, 7)	4-0 1B S S BB	0-0 CS 1-2	0-3 K 1		0-0 CS 1B	0-3 K 1		0-0 F7 3									
Willie McGee, S OBP: 0.376, SLG: 0.487 (1, 8)	0-0 CS 1-3 1B		0-0 2B 1B		0-0 S 1-2 1B	0-0 F7 2											
Tom Herr, S OBP: 0.444, SLG: 0.480 (1, 4)	4-0 E S 1-2 2B BB		0-0 WP 1-H 1B 2B		0-0 HR 1-H 1B	0-0 3-1 3											
Jack Clark, R OBP: 0.408, SLG: 0.575 (1, 3)	0-3 K 1-3 3-H		0-0 F3 2-3		0-0 HR 1-H		0-0 1-3 1										
Andy Van Slyke, L OBP: 0.406, SLG: 0.552 (1, 9)	0-0 2B		0-0 1B		0-0 E4 1B		0-0 G4-6-3 3B										
Tito Landrum, R OBP: 0.462, SLG: 1.167 (6, 9)	3-H 2B		3-H 1B		0-0 F8 2		0-0 G4-6-3 2										
Terry Pendleton, S OBP: 0.287, SLG: 0.305 (1, 5)	0-0 F2 3		0-0 F7 3		0-0 F8 2		0-0 G4-6-3 2										
Ozzie Smith, S OBP: 0.332, SLG: 0.327 (1, 6)		0-3 K 1		0-0 4-3 1	0-0 1B BB	4-0 BB		0-0 F7 3									
Tom Nieto, R OBP: 0.355, SLG: 0.309 (1, 2)		0-0 FC3-6 1B		0-0 F9 2	0-0 1-3 2-H 1B		0-0 F9 1										
John Tudor, L OBP: 0.045, SLG: 0.045 (1, 1)		0-0 FC3-6 1-2f CS		0-3 K 3	0-0 F7 3		0-0 4-3 2										
Ken Dayley, L OBP: 0.333, SLG: 0.333 (6, 1)																	
Inning Stats	R: 2 E: 0 K: 1 S: 6	H: 2 LOB: 1 BB: 2 P: 14	R: 0 E: 0 K: 1 S: 5	H: 1 LOB: 0 BB: 0 P: 5	R: 2 E: 0 K: 1 S: 8	H: 3 LOB: 1 BB: 0 P: 8	R: 0 E: 0 K: 1 S: 5	H: 0 LOB: 0 BB: 0 P: 5	R: 4 E: 1 K: 0 S: 8	H: 6 LOB: 2 BB: 1 P: 12	R: 0 E: 0 K: 1 S: 5	H: 0 LOB: 0 BB: 0 P: 5	R: 1 E: 0 K: 0 S: 4	H: 1 LOB: 0 BB: 0 P: 4	R: 0 E: 0 K: 0 S: 3	H: 0 LOB: 0 BB: 0 P: 3	
PITCHER	IP	WLS	BF	H	R	ER	SO	BB	IBB	HBP	BLK	WP	HR	S	P	ERA	WHIP
Nolan Ryan, R ERA: 3.36 (1, 1)	4.2	L	25	11	8	8	4	3	0	0	0	1	1	30	42	15.43	3.000
Bill Dawley, R ERA: 3.77 (5, 1)	1.1		5	1	0	0	1	0	0	0	0	0	0	7	7	0.00	0.750
Ron Mathis, R ERA: 3.82 (7, 1)	2.0		7	1	1	1	0	0	0	0	0	0	0	7	7	4.50	0.500

Batter	1	2	3	4	5	6	7	8	9	AB R H RBI BB SO LOB	TOP																								
Bill Doran, S (1, 4) OBP: 0.369, SLG: 0.424	0-0 F5			x 0-0 F8		x 0-0 F7		x 0-0 1B		4 0 1 0 0 0 0																									
Terry Puhl, L (1, 9) OBP: 0.352, SLG: 0.442	0-0 L4			x 0-0 1B FC4-6		x 0-0 F7		x 0-0 F8		4 1 1 0 0 0 2																									
Denny Walling, L (1, 5) OBP: 0.329, SLG: 0.417	0-0 F7			x 0-0 FC4-6 1B		x 0-0 F8		x 0-0 F8		4 0 1 0 0 0 0																									
Kevin Bass, S (1, 8) OBP: 0.281, SLG: 0.421		x 0-0 6-3		x 0-0 FC4-6 1B		x 0-0 4-3		x 0-0 5-3		4 0 0 1 0 0 1																									
Jim Pankovits, R (1, 7) OBP: 0.400, SLG: 0.489		x 0-0 F2		x 0-0 5-3		x 0-0 4-3		x 0-0 4-3		4 0 0 0 0 0 1																									
Harry Spilman, L (1, 3) OBP: 0.184, SLG: 0.222		x 0-0 F8		x 0-0 6-3		x 0-0 G3				3 0 0 0 0 0 0																									
Alan Ashby, S (1, 2) OBP: 0.384, SLG: 0.419			x 0-0 G3		B B B 4-0 E G3 BB		x 0-0 1B 1B			2 0 1 0 1 0 0																									
Craig Reynolds, L (1, 6) OBP: 0.309, SLG: 0.394			x 0-0 4-3		x 0-0 G3		x 0-0 F8			3 0 0 0 0 0 2																									
Joe Niekro, R (1, 1) OBP: 0.231, SLG: 0.280			0-3 K		x 0-0 F7		0-3 K			1 0 0 0 0 1 0																									
Jerry Mumphrey, S (5, PH) OBP: 0.318, SLG: 0.364										1 0 0 0 0 0 1																									
Julio Solano, R (5, 1)										0 0 0 0 0 0 0																									
Jose Cruz, L (8, PH) OBP: 0.367, SLG: 0.485										1 0 0 0 0 1 1																									
Frank DiPino, L (8, 1) OBP: 0.250, SLG: 0.250										0 0 0 0 0 0 0																									
Inning Stats	R: 0 E: 0 K: 0 S: 3	H: 0 LOB: 0 BB: 0 P: 3	R: 0 E: 0 K: 0 S: 3	H: 0 LOB: 0 BB: 0 P: 3	R: 0 E: 0 K: 1 S: 5	H: 0 LOB: 0 BB: 0 P: 5	R: 1 E: 0 K: 0 S: 5	H: 2 LOB: 1 BB: 0 P: 5	R: 0 E: 1 K: 0 S: 3	H: 0 LOB: 1 BB: 1 P: 7	R: 0 E: 0 K: 0 S: 3	H: 0 LOB: 0 BB: 0 P: 3	R: 0 E: 0 K: 0 S: 3	H: 0 LOB: 0 BB: 0 P: 3	R: 0 E: 0 K: 0 S: 3	H: 0 LOB: 0 BB: 0 P: 3	R: 0 E: 0 K: 0 S: 3	H: 0 LOB: 0 BB: 0 P: 3	R: 0 E: 0 K: 0 S: 3	H: 0 LOB: 0 BB: 0 P: 3	1B: 4 2B: 0 3B: 0 HR: 0	SF: 0 SAC: 0 DP: 0 HBP: 0	WP: 0 PB: 0 SB: 1 CS: 0	PA: 32											
PITCHER Joaquin Andujar, R (1, 1) ERA: 2.7	IP 9.0	WLS W	BF 32	H 4	R 1	ER 1	SO 2	BB 1	IBB 0	HBP 0	BLK 0	WP 0	HR 0	S 35	P 39	ERA 1.00	WHIP 0.556	PITCHER	IP	WLS	BF	H	R	ER	SO	BB	IBB	HBP	BLK	WP	HR	S	P	ERA	WHIP

Houston Astros @ St. Louis Cardinals
 Busch Stadium, St. Louis, MO
 Tue Jun 04 1985, 7:05 PM CDT
 Att. 23,203 - Unknown

livebaseballscorecards.com

AB 31
 R 1
 H 4
 RBI 1
 BB 1
 SO 2
 LOB 8



Batter	1	2	3	4	5	6	7	8	9	AB R H RBI BB SO LOB			
Bill Doran, S (1, 4) OBP: 0.360, SLG: 0.412	0-0 F8		0-0 1-3		0-3 K		0-0 L1	0-0 1-3		5 0 0 0 0 1 2			
Craig Reynolds, L (1, 6) OBP: 0.312, SLG: 0.409	0-0 4-3		0-0 F9		0-0 1B		0-3 K		0-0 2B 3B	5 1 2 0 0 1 0			
Terry Puhl, L (1, 9) OBP: 0.340, SLG: 0.425	0-0 L6		0-0 4-3		0-0 F4			0-0 E5 1B 2B	0-0 F6	5 1 0 0 0 0 2			
Denny Walling, L (1, 5) OBP: 0.335, SLG: 0.425 Phil Garner, R (8, PH) OBP: 0.299, SLG: 0.351 (8, 5)		0-0 G4-1 1B 2B		0-0 3-1		4-0 1B 1B BB		0-0 1-3 2B 1B	0-0 6-3	2 2 1 0 1 0 0 2 1 1 0 0 0 1			
Kevin Bass, S (1, 8) OBP: 0.286, SLG: 0.429		0-0 5-3		0-0 L1		0-0 FC6-4 1B 1-3 1B		0-3 K 1-3 1B	0-0 2B	5 0 2 1 0 1 3			
Harry Spilman, L (1, 3) OBP: 0.195, SLG: 0.231 Enos Cabell, R (8, PH) OBP: 0.320, SLG: 0.382 (8, 3)		0-0 G4-1 2-3		0-0 4-3		0-0 FC6-4 1-2 3-H 1B		0-0 F8 1-H 3-H 1B 2B	4-0 BB BB BB BB 2B BB	3 0 1 1 0 0 1 1 1 1 2 1 0 0			
Jim Pankovits, R (1, 7) OBP: 0.400, SLG: 0.480		0-0 1B 3-H 1B			0-0 HR 1B	0-0 FC6-4 1-2f 2-3 G4-6-3		0-0 F8 2-3	0-0 F9	5 1 2 1 0 0 5			
Mark Bailey, S (1, 2) OBP: 0.324, SLG: 0.300		0-0 1-3 1B			0-0 1-H HR	0-0 G4-6-3 1-2f		4-0 1B IBB		3 1 2 2 1 0 2			
Bob Knepper, L (1, 1) Frank DiPino, L (6, 1) OBP: 0.333, SLG: 0.333		0-0 F7			0-3 K		0-3 K	0-0 1-3 3-H 1B		2 0 0 0 0 1 2 2 0 1 1 0 1 0			
Inning Stats	R: 0 E: 0 K: 0 S: 3 H: 0 LOB: 0 BB: 0 P: 3	R: 1 E: 0 K: 0 S: 6 H: 3 LOB: 2 BB: 0 P: 6	R: 0 E: 0 K: 0 S: 3 H: 0 LOB: 0 BB: 0 P: 3	R: 0 E: 0 K: 0 S: 3 H: 0 LOB: 0 BB: 0 P: 3	R: 2 E: 0 K: 2 S: 10 H: 3 LOB: 1 BB: 0 P: 10	R: 1 E: 0 K: 0 S: 4 H: 2 LOB: 1 BB: 1 P: 8	R: 0 E: 0 K: 2 S: 7 H: 0 LOB: 0 BB: 0 P: 7	R: 3 E: 1 K: 1 S: 9 H: 3 LOB: 2 BB: 1 P: 13	R: 1 E: 0 K: 0 S: 5 H: 2 LOB: 2 BB: 1 P: 9	1B: 8 2B: 3 3B: 1 HR: 1 SF: 0 SAC: 0 DP: 1 HBP: 0	WP: 0 PB: 0 SB: 0 CS: 0 PA: 43		
PITCHER	IP WLS BF H R ER SO BB IBB HBP BLK WP HR S P ERA WHIP											PITCHER	IP WLS BF H R ER SO BB IBB HBP BLK WP HR S P ERA WHIP
Danny Cox, R (1, 1) ERA: 2.87	5.0 L 23 7 4 4 2 1 0 0 0 0 0 1 26 30 7.20 1.600												
Bill Campbell, R (6, 1) ERA: 3.33	1.0 3 1 0 0 0 0 0 0 0 0 0 0 3 3 0.00 1.000												
Ricky Horton, L (7, 1) ERA: 1.37	1.0 3 0 0 0 2 0 0 0 0 0 0 0 7 7 0.00 0.000												
Ken Dayley, L (8, 1) ERA: 2.22	0.1 4 2 3 1 1 0 0 0 0 0 0 0 6 6 27.00 6.000												
Jeff Lahti, R (8, 1) ERA: 3.12	1.2 10 3 1 1 0 1 1 0 0 0 0 0 8 16 5.40 2.400												

Houston Astros @ St. Louis Cardinals
 Busch Stadium, St. Louis, MO
 Wed Jun 05 1985, 7:05 PM CDT
 Att. 23,998 - Unknown

livebaseballscorecards.com

AB	40
R	8
H	13
RBI	8
BB	3
SO	5
LOB	18



BOTTOM

Houston Astros @ St. Louis Cardinals
Busch Stadium, St. Louis, MO
Wed Jun 05 1985, 7:05 PM CDT
Att. 23,998 - Unknown

livebaseballscorecards.com

AB	32
R	3
H	7
RBI	3
BB	0
SO	3
LOB	7



WP:	0	PA:	34
PB:	0		
SB:	0		
CS:	1		

AB R H RBI BB SO LOB

4	1	1	0	0	0	0
3	0	0	1	0	2	0
4	1	1	1	0	0	0
4	0	0	0	0	0	1
4	0	2	1	0	0	0
4	0	0	0	0	1	3
3	0	1	0	0	0	2
3	0	1	0	0	0	0
1	0	0	0	0	0	0
0	0	0	0	0	0	0
1	1	1	0	0	0	0
0	0	0	0	0	0	0
1	0	0	0	0	0	1
0	0	0	0	0	0	0
0	0	0	0	0	0	0

1B:	6	SF:	1
2B:	2	SAC:	0
3B:	0	DP:	2
HR:	0	HBP:	0

1B:	6	SF:	1
2B:	2	SAC:	0
3B:	0	DP:	2
HR:	0	HBP:	0

1B:	6	SF:	1
2B:	2	SAC:	0
3B:	0	DP:	2
HR:	0	HBP:	0

1B:	6	SF:	1
2B:	2	SAC:	0
3B:	0	DP:	2
HR:	0	HBP:	0

1B:	6	SF:	1
2B:	2	SAC:	0
3B:	0	DP:	2
HR:	0	HBP:	0

Batter	1	2	3	4	5	6	7	8	9
Vince Coleman, S OBP: 0.354, SLG: 0.378 (1, 7)	0-0 4-3 ①		0-0 5-3 ③			0-0 SF8 1B 2B		0-0 4-3 ①	
Willie McGee, S OBP: 0.382, SLG: 0.494 (1, 8)	0-3 K ②			0-0 6-3 ①		0-0 SF8 ②		0-3 K ②	
Tom Herr, S OBP: 0.441, SLG: 0.481 (1, 4)	0-0 F3 ③			0-0 F9 ②		0-0 E 1B 3-H		0-0 F7 ③	
Jack Clark, R OBP: 0.397, SLG: 0.555 (1, 3)		0-0 F7 ①		0-0 F2 ③		0-0 E5 1B 1-2		0-0 G3 ①	
Tito Landrum, R OBP: 0.471, SLG: 1.000 (1, 9)		0-0 E 1B			0-0 F7 ①	0-0 1B 1-2 2-H		0-0 5-3 ②	
Terry Pendleton, S OBP: 0.276, SLG: 0.293 (1, 5)		0-0 E4 G5-4-3 1-2			0-0 F9 ②	0-3 K ③		0-0 5-3 ③	
Ozzie Smith, S OBP: 0.325, SLG: 0.320 (1, 6)		0-0 G5-4-3 ② ③			0-0 CS 1B		0-0 L6 ①		
Randy Hunt, R OBP: 0.286, SLG: 0.286 (1, 2)			0-0 1-3 ①		0-0 CS ③	0-0 5-3 ①	0-0 L3 1B		
Danny Cox, R OBP: 0.089, SLG: 0.103 (6, 1)			0-0 6-3 ②			0-0 2B SF8 1B	0-0 L3 ② ③		
Bill Campbell, R (6, PH)									
Ivan De Jesus, R OBP: 0.500, SLG: 0.545 (7, 1)									
Ricky Horton, L (7, PH)									
Brian Harper, R OBP: 0.375, SLG: 0.400 (8, 1)									
Ken Dayley, L OBP: 0.333, SLG: 0.333 (8, 1)									
Jeff Lahti, R (8, 1)									

Inning Stats	R: 0	H: 0	E: 0	K: 1	S: 5	R: 0	H: 1	E: 1	K: 0	S: 4	R: 0	H: 0	E: 0	K: 0	S: 3	R: 0	H: 0	E: 0	K: 0	S: 3	R: 0	H: 1	E: 0	K: 0	S: 3	R: 3	H: 4	E: 1	K: 1	S: 10	R: 0	H: 1	E: 0	K: 1	S: 5	R: 0	H: 0	E: 0	K: 0	S: 3	R: 0	H: 0	E: 0	K: 0	S: 3
--------------	------	------	------	------	------	------	------	------	------	------	------	------	------	------	------	------	------	------	------	------	------	------	------	------	------	------	------	------	------	-------	------	------	------	------	------	------	------	------	------	------	------	------	------	------	------

PITCHER	IP	WLS	BF	H	R	ER	SO	BB	IBB	HBP	BLK	WP	HR	S	P	ERA	WHIP
Bob Knepper, L ERA: 3.65 (1, 1)	5.2	W	23	6	3	2	1	0	0	0	0	0	0	25	25	3.18	1.059
Frank DiPino, L ERA: 3.45 (6, 1)	3.1	S	10	1	0	0	2	0	0	0	0	0	0	14	14	0.00	0.300

PITCHER	IP	WLS	BF	H	R	ER	SO	BB	IBB	HBP	BLK	WP	HR	S	P	ERA	WHIP
---------	----	-----	----	---	---	----	----	----	-----	-----	-----	----	----	---	---	-----	------

PITCHER	IP	WLS	BF	H	R	ER	SO	BB	IBB	HBP	BLK	WP	HR	S	P	ERA	WHIP
---------	----	-----	----	---	---	----	----	----	-----	-----	-----	----	----	---	---	-----	------

Batter	1	2	3	4	5	6	7	8	9	AB R H RBI BB SO LOB	TOP			
Dan Gladden, R OBP: 0.299, SLG: 0.327 (1, 8) X	0-0 F9 ①		0-0 B1-3 ②		0-0 6-3 ③		0-0 F9 ③			4 0 0 0 0 0 1	San Francisco Giants @ Houston Astros Astrodome, Houston, TX Fri Jun 07 1985, 8:05 PM EDT Att. 11,202 - Unknown livebaseballscorecards.com			
Manny Trillo, R OBP: 0.285, SLG: 0.261 (1, 4) X	0-0 P5 ②		0-0 4-3 ③			0-0 F8 ①		0-0 P3 ①		4 0 0 0 0 0 0				
Chili Davis, S OBP: 0.354, SLG: 0.463 (1, 9) X	0-0 BLK 1B			0-0 9-6 1B		0-0 F8 ②		0-0 4-3 ②		4 0 2 0 0 0 0				
Jeffrey Leonard, R OBP: 0.230, SLG: 0.294 (1, 7) X	0-0 L8 ③			0-0 9-6 1-2f ① ②		0-0 1B		0-0 P4 ③		4 0 1 0 0 0 2				
Gary Rajsich, L OBP: 0.286, SLG: 0.262 (1, 3)		4-0 BB BB BB		4-0 1B BB		0-0 F8 ③			0-3 K ①	2 0 0 0 2 1 1				
Ricky Adams, R OBP: 0.333, SLG: 0.533 (1, 5)		0-0 FC6-4 1-2f ①		0-0 1B		0-0 5-3 ①			0-0 4-3 WP 1B	4 0 2 0 0 0 1				
Alex Trevino, R OBP: 0.265, SLG: 0.355 Scot Thompson, L OBP: 0.180, SLG: 0.197 (1, 2) (9, PH)		0-3 K ②		0-0 L5 ③					0-0 4-3 ②	3 1 1 1 0 1 3 1 0 0 0 0 0 1				
Jose Uribe, S OBP: 0.253, SLG: 0.307 (1, 6)		0-0 F7 ③			0-0 P6 ①		0-0 F9 ②		0-0 4-3 ③	4 0 0 0 0 0 2				
Atlee Hammaker, S Duane Kuiper, L OBP: 0.600, SLG: 0.500 Frank Williams, R Greg Minton, S (1, 1) (7, PH) (7, 1) (7, 1)			0-3 K ①		0-3 K ②		0-0 1B			2 0 0 0 0 2 0 1 0 1 0 0 0 0 0 0 0 0 0 0 0 0 0 0 0 0 0 0				
Inning Stats	R: 0 H: 1 E: 0 LOB: 1 K: 0 BB: 0 S: 4 P: 4	R: 0 H: 0 E: 0 LOB: 1 K: 1 BB: 1 S: 5 P: 9	R: 0 H: 0 E: 0 LOB: 0 K: 1 BB: 0 S: 5 P: 5	R: 0 H: 2 E: 0 LOB: 2 K: 0 BB: 1 S: 4 P: 8	R: 0 H: 0 E: 0 LOB: 0 K: 1 BB: 0 S: 5 P: 5	R: 0 H: 1 E: 0 LOB: 1 K: 0 BB: 0 S: 4 P: 4	R: 1 H: 2 E: 0 LOB: 1 K: 0 BB: 0 S: 5 P: 5	R: 0 H: 0 E: 0 LOB: 0 K: 0 BB: 0 S: 3 P: 3	R: 0 H: 1 E: 0 LOB: 1 K: 1 BB: 0 S: 6 P: 6	1B: 6 SF: 0 2B: 1 SAC: 0 3B: 0 DP: 1 HR: 1 HBP: 0		WP: 1 PA: 35 PB: 0 SB: 0 CS: 0		
PITCHER Mike Scott, R ERA: 3.13 Dave Smith, R ERA: 1.71 (1, 1) (9, 1)	IP WLS BF H R ER SO BB IBB HBP BLK WP HR S P ERA WHIP	8.1 W 33 7 1 1 4 2 0 0 0 0 1 0 2 2 1.08 1.080	0.2 S 2 0 0 0 0 0 0 0 0 0 0 0 1 0 2 2 0.00 0.000											



Batter	1	2	3	4	5	6	7	8	9
Bill Doran, S OBP: 0.363, SLG: 0.411 (1, 4)	0-0 5-3		4-0 SF8 BB 1-2 BB		0-0 4-3		0-0 1-2 2-3 1B		
Enos Cabell, R OBP: 0.340, SLG: 0.400 (1, 3) Denny Walling, L OBP: 0.333, SLG: 0.422 (7, PH) (8, 3)	4-0 G6-4-3 BB		4-0 1-2 2-3 BB		0-0 1B 2B		0-3 K		
Phil Garner, R OBP: 0.298, SLG: 0.351 (1, 5)	0-0 G6-4-3 1-2f		0-0 SF8 2-3 3-H		0-0 2-H 1B		0-0 1-3		
Kevin Bass, S OBP: 0.277, SLG: 0.415 (1, 8)		0-0 4-3	0-0 F9		0-0 F7			0-0 6-3	
Jim Pankovits, R OBP: 0.373, SLG: 0.444 (1, 7)		0-0 1-3		0-0 4-3		0-0 6-3		0-0 5-3	
Terry Puhl, L OBP: 0.331, SLG: 0.413 (1, 9)		0-3 K		0-0 5-3		0-0 3-1		0-0 6-3	
Mark Bailey, S OBP: 0.333, SLG: 0.315 (1, 2)			0-0 F9 1B 2B		0-0 4-3		4-0 1B 1B BB		
Bert Pena, R OBP: 0.250, SLG: 0.375 (1, 6) Craig Reynolds, L OBP: 0.317, SLG: 0.414 (7, 6)			0-0 F9 2-3		0-0 SH1-3 2B 2B		0-0 1-2 1B 1B		
Mike Scott, R OBP: 0.100, SLG: 0.111 (1, 1) Dave Smith, R (9, 1)			0-0 BB SF8 1B 3-H		0-0 SH1-3		0-3 K		

Inning Stats	R: 0	H: 0	E: 0	K: 0	S: 2	LOB: 0	BB: 1	P: 6
	R: 0	H: 0	E: 0	K: 1	S: 5 <td>LOB: 0</td> <td>BB: 0</td> <td>P: 5 </td>	LOB: 0	BB: 0	P: 5
	R: 2	H: 2	E: 0	K: 0	S: 5 <td>LOB: 2</td> <td>BB: 2</td> <td>P: 13 </td>	LOB: 2	BB: 2	P: 13
	R: 0	H: 0	E: 0	K: 0	S: 3 <td>LOB: 0</td> <td>BB: 0</td> <td>P: 3 </td>	LOB: 0	BB: 0	P: 3
	R: 2	H: 3	E: 0	K: 0	S: 5 <td>LOB: 1</td> <td>BB: 0</td> <td>P: 5 </td>	LOB: 1	BB: 0	P: 5
	R: 0	H: 0	E: 0	K: 0	S: 3 <td>LOB: 0</td> <td>BB: 0</td> <td>P: 3 </td>	LOB: 0	BB: 0	P: 3
	R: 0	H: 2	E: 0	K: 2	S: 9 <td>LOB: 3</td> <td>BB: 1</td> <td>P: 13 </td>	LOB: 3	BB: 1	P: 13
	R: 0	H: 0	E: 0	K: 0	S: 3 <td>LOB: 0</td> <td>BB: 0</td> <td>P: 3 </td>	LOB: 0	BB: 0	P: 3

PITCHER	IP	WLS	BF	H	R	ER	SO	BB	IBB	HBP	BLK	WP	HR	S	P	ERA	WHIP
Atlee Hammaker, L ERA: 3.06 (1, 1)	6.0	L	24	5	4	4	1	3	0	0	0	0	0	23	35	6.00	1.333
Frank Williams, R ERA: 3.93 (7, 1)	0.1		4	2	0	0	1	1	0	0	0	0	0	5	9	0.00	9.000
Greg Minton, R ERA: 2.12 (7, 1)	1.2		5	0	0	0	1	0	0	0	0	0	0	7	7	0.00	0.000

BOTTOM


San Francisco Giants @ Houston Astros
Astrodome, Houston, TX

Fri Jun 07 1985, 8:05 PM EDT
Att. 11,202 - Unknown

AB	R	H	RBI	BB	SO	LOB
3	0	1	0	1	0	1
1	1	1	1	2	0	0
1	0	0	0	0	1	3
3	0	1	2	0	0	4
4	0	0	0	0	0	2
4	0	0	0	0	0	0
4	0	0	0	0	1	0
2	1	1	0	1	0	0
2	1	1	0	0	0	1
1	0	1	0	0	0	0
2	1	1	1	0	1	2
0	0	0	0	0	0	0

AB	27
R	4
H	7
RBI	4
BB	4
SO	3
LOB	13

livebaseballscorecards.com



WP: 0	PA: 33
PB: 0	SB: 0
CS: 0	

Batter	1	2	3	4	5	6	7	8	9	AB R H RBI BB SO LOB	TOP																					
Dan Gladden, R (1, 8) OBP: 0.297, SLG: 0.323	0-0 F8			0-0 5-3		0-0 FC6-4			0-0 F8	4 0 0 0 0 0 1	San Francisco Giants @ Houston Astros Astrodome, Houston, TX Sun Jun 09 1985, 8:05 PM EDT Att. 9,667 - Unknown livebaseballscorecards.com																					
Jose Uribe, S (1, 6) OBP: 0.259, SLG: 0.310	0-0 3-1			0-0 S 1B		0-0 F2			0-0 5-3	4 0 1 0 0 0 1																						
Chili Davis, S (1, 9) OBP: 0.345, SLG: 0.444	0-3 K			0-0 F9			0-0 P4		0-0 P5	4 0 0 0 0 1 1																						
Jeffrey Leonard, R (1, 7) OBP: 0.227, SLG: 0.289		0-0 5-3		0-0 5-3			0-0 F9			3 0 0 0 0 0 1																						
Bob Brenly, R (1, 5) OBP: 0.266, SLG: 0.328		0-0 F8			0-0 6-3		0-0 1B			3 0 1 0 0 0 0																						
Rob Deer, R (1, 3) OBP: 0.278, SLG: 0.455		0-3 K			0-0 5-3		0-0 1-3			3 0 0 0 0 1 1																						
Ricky Adams, R (1, 4) OBP: 0.273, SLG: 0.409			0-3 K		0-0 F8			0-3 K		3 0 0 0 0 2 0																						
Alex Trevino, R (1, 2) OBP: 0.257, SLG: 0.328			0-0 5-3			0-0 6-3		0-0 F7		3 0 0 0 0 0 0																						
Dave LaPoint, L (1, 1) OBP: 0.348, SLG: 0.333			0-0 4-3			4-0 FC6-4 BB		0-0 1-4-3		1 0 0 0 1 0 0																						
Greg Minton, S (7, 1)										0 0 0 0 0 0 0																						
Scot Thompson, L (8, PH) OBP: 0.177, SLG: 0.194										1 0 0 0 0 0 0																						
Scott Garrelts, R (8, 1)										0 0 0 0 0 0 0																						
Inning Stats	R: 0 E: 0 K: 1 S: 5	H: 0 LOB: 0 BB: 0 P: 5	R: 0 E: 0 K: 1 S: 5	H: 0 LOB: 0 BB: 0 P: 5	R: 0 E: 0 K: 1 S: 5	H: 0 LOB: 0 BB: 0 P: 5	R: 0 E: 0 K: 0 S: 4	H: 1 LOB: 1 BB: 0 P: 4	R: 0 E: 0 K: 0 S: 3	H: 0 LOB: 0 BB: 0 P: 3	R: 0 E: 0 K: 0 S: 4	H: 1 LOB: 1 BB: 0 P: 4	R: 0 E: 0 K: 1 S: 5	H: 0 LOB: 0 BB: 0 P: 5	R: 0 E: 0 K: 0 S: 3	H: 0 LOB: 0 BB: 0 P: 3	1B: 2 2B: 0 3B: 0 HR: 0	SF: 0 SAC: 0 DP: 0 HBP: 0	WP: 0 PB: 0 SB: 1 CS: 0	PA: 30												
PITCHER Joe Niekro, R (1, 1) ERA: 2.94	IP 9.0	WLS W	BF 30	H 2	R 0	ER 0	SO 4	BB 1	IBB 0	HBP 0	BLK 0	WP 0	HR 0	S 37	P 41	ERA 0.00	WHIP 0.333															
											PITCHER	IP	WLS	BF	H	R	ER	SO	BB	IBB	HBP	BLK	WP	HR	S	P	ERA	WHIP				



Batter	1	2	3	4	5	6	7	8	9	AB	R	H	RBI	BB	SO	LOB
Bill Doran, S OBP: 0.358, SLG: 0.404 (1, 4)	0-0 L5		0-0 P4		0-0 P5		0-0 FC5-4 1B			4	0	1	0	0	0	0
Enos Cabell, R OBP: 0.327, SLG: 0.381 (1, 3)	0-0 F9		0-0 4-3		0-0 6-3		0-3 K			4	0	0	0	0	1	1
Phil Gamer, R OBP: 0.297, SLG: 0.349 (1, 5)	0-0 FC5-4 1B		0-0 F9		0-0 P4		0-0 FC5-4 1-2f			4	0	1	0	0	0	1
Kevin Bass, S OBP: 0.269, SLG: 0.406 (1, 8)	0-0 FC5-4 1-2f			0-0 L9 1B 2B		0-3 K	0-0 5-3			4	1	1	0	0	1	2
Jim Pankovits, R OBP: 0.375, SLG: 0.431 (1, 7)		0-0 5-3		0-0 L9		0-0 1B HR 1B		4-0 G6-4-3 BB		3	1	1	0	1	0	1
Terry Puhl, L OBP: 0.348, SLG: 0.431 (1, 9)		0-0 E4 3B 1B		0-0 BB CS 1B		0-0 HR 1B		0-0 P6		4	2	3	1	0	0	1
Alan Ashby, S OBP: 0.366, SLG: 0.420 (1, 2)		0-0 6-3		0-0 CS BB 1B		0-0 HR		0-0 G6-4-3		2	0	1	0	0	0	1
Mark Bailey, S OBP: 0.327, SLG: 0.340 (5, 2)				1-2 CS BB 1B		1-H 2-H HR		1-2f		2	1	1	3	0	0	1
Craig Reynolds, L OBP: 0.322, SLG: 0.432 (1, 6)		0-0 3B		4-0 CS BB		0-0 G3				2	0	1	1	1	0	0
Joe Niekro, R OBP: 0.207, SLG: 0.250 (1, 1)		0-0 6-3		0-3 K		0-0 6-3				3	0	0	0	0	1	4

Inning Stats	R: 0	H: 1	E: 0	LOB: 1	K: 0	BB: 0	S: 4	P: 4	R: 1	H: 2	E: 1	LOB: 1	K: 0	BB: 0	S: 5	P: 5	R: 0	H: 0	E: 0	LOB: 0	K: 0	BB: 0	S: 3	P: 3	R: 1	H: 3	E: 0	LOB: 2	K: 1	BB: 1	S: 7	P: 11	R: 0	H: 0	E: 0	LOB: 0	K: 0	BB: 0	S: 3	P: 3	R: 3	H: 3	E: 0	LOB: 0	K: 1	BB: 0	S: 8	P: 8	R: 0	H: 1	E: 0	LOB: 1	K: 1	BB: 0	S: 6	P: 6	R: 0	H: 0	E: 0	LOB: 0	K: 0	BB: 1	S: 2	P: 6
--------------	------	------	------	--------	------	-------	------	------	------	------	------	--------	------	-------	------	------	------	------	------	--------	------	-------	------	------	------	------	------	--------	------	-------	------	-------	------	------	------	--------	------	-------	------	------	------	------	------	--------	------	-------	------	------	------	------	------	--------	------	-------	------	------	------	------	------	--------	------	-------	------	------

PITCHER	IP	WLS	BF	H	R	ER	SO	BB	IBB	HBP	BLK	WP	HR	S	P	ERA	WHIP
Dave LaPoint, L ERA: 2.32 (1, 1)	6.0	L	27	9	5	5	2	1	0	0	0	0	1	30	34	7.50	1.667
Greg Minton, R ERA: 2.05 (7, 1)	1.0		4	1	0	0	1	0	0	0	0	0	0	6	6	0.00	1.000
Scott Garrelts, R ERA: 1.49 (8, 1)	1.0		3	0	0	0	0	1	0	0	0	0	0	2	6	0.00	1.000

BOTTOM

San Francisco Giants @ Houston Astros
Astrodome, Houston, TX

Sun Jun 09 1985, 8:05 PM EDT
Att. 9,667 - Unknown

AB	32
R	5
H	10
RBI	5
BB	2
SO	3
LOB	12

livebaseballscorecards.com



WP	HR	S	P	ERA	WHIP
0	0	0	0	0	0

Batter	1	2	3	4	5	6	7	8	9	AB R H RBI BB SO LOB	TOP											
Jerry Royster, R (1, 4) OBP: 0.330, SLG: 0.360	0-0 G5-4-3 1B		4-0 1B 1-2 BB	0-0 6-3		0-0 4-3	4-0 1-2 2-3 BB		0-0 4-3	4 1 1 0 2 0 1												
Tony Gwynn, L (1, 9) OBP: 0.370, SLG: 0.466	0-0 L6		0-0 1B	0-0 2B 1B		0-0 1B	0-0 F8			5 0 3 3 0 0 4												
Gerry Davis, R (7, 9) OBP: 0.348, SLG: 0.409			1-3 2-H 3-H			3-H				0 0 0 0 0 0 0												
Steve Garvey, R (1, 3) OBP: 0.300, SLG: 0.469	0-0 G5-4-3 1-2f		0-0 F4	0-0 2B		0-0 G3		0-0 4-3 1B 2B		4 0 1 0 0 0 3												
Kurt Bevacqua, R (7, 3) OBP: 0.424, SLG: 0.500				1-H						1 1 1 0 0 0 0												
Kevin McReynolds, R (1, 8) OBP: 0.333, SLG: 0.430		0-0 6-3	1-0 1B S HBP		0-0 F9		0-0 1B 1B 2B	0-0 4-3		3 2 1 0 0 0 0												
Bobby Brown, S (7, 8) OBP: 0.208, SLG: 0.261								2-3		1 0 0 0 0 0 1												
Terry Kennedy, L (1, 2) OBP: 0.333, SLG: 0.457		0-3 K	0-0 2B 1B		0-0 FC4-6 1B		0-0 1B 1B	0-0 6-3		4 2 3 2 0 1 0												
Bruce Bochy, R (8, PH) OBP: 0.242, SLG: 0.344			1-H 3-H				2-3			1 0 0 0 0 0 1												
Carmelo Martinez, R (1, 7) OBP: 0.365, SLG: 0.512		4-0 BB	0-0 2B		0-0 FC4-6		0-3 K	0-0		3 0 1 1 1 1 3												
Al Bumbry, L (7, 7) OBP: 0.306, SLG: 0.298			2-H		1-2f			3-H 1B		1 0 1 1 0 0 0												
Graig Nettles, L (1, 5) OBP: 0.393, SLG: 0.374	0-0 4-3		4-0 BB		0-0 L3		0-0 FC1-5 1B 1-3 3-H	0-0 F6		4 0 1 1 1 0 3												
Garry Templeton, S (1, 6) OBP: 0.332, SLG: 0.412																						
Mario Ramirez, R (7, 6) OBP: 0.188, SLG: 0.188			SH 1B 2B				4-0 4-3 1B S BB	0-0 F8		3 2 2 1 1 0 2												
LaMarr Hoyt, R (1, 1) OBP: 0.065, SLG: 0.065			F3				0-0 K	0-3 K		1 0 0 0 0 0 0												
			0-0 SH 1B BB	0-0 4-3			0-0 FC1-5 BB	0-0 K		4 1 0 0 0 2 3												
			2-3				1-2 2-3f															
Inning Stats	R: 0 E: 0 K: 0 S: 3	H: 1 LOB: 0 BB: 0 P: 3	R: 0 E: 0 K: 1 S: 5	H: 0 LOB: 1 BB: 1 P: 9	R: 5 E: 0 K: 0 S: 7	H: 4 LOB: 2 BB: 2 P: 16	R: 0 E: 0 K: 0 S: 4	H: 2 LOB: 2 BB: 0 P: 4	R: 0 E: 0 K: 0 S: 4	H: 1 LOB: 1 BB: 0 P: 4	R: 1 E: 0 K: 1 S: 6	H: 1 LOB: 1 BB: 1 P: 10	R: 2 E: 0 K: 1 S: 9	H: 4 LOB: 3 BB: 1 P: 13	R: 1 E: 0 K: 0 S: 5	H: 2 LOB: 1 BB: 0 P: 5	R: 0 E: 0 K: 1 S: 5	H: 0 LOB: 0 BB: 0 P: 5	1B: 10 2B: 5 3B: 0 HR: 0	SF: 0 SAC: 1 DP: 1 HBP: 1	WP: 0 PB: 0 SB: 2 CS: 0	PA: 46
PITCHER	IP WLS BF H R ER SO BB IBB HBP BLK WP HR S P ERA WHIP																				PITCHER	IP WLS BF H R ER SO BB IBB HBP BLK WP HR S P ERA WHIP
Bob Knepper, L (1, 1) ERA: 4.14	2.2 L 16 5 5 5 1 3 0 1 0 0 0 14 27 16.88 3.000																					
Julio Solano, R (3, 1) ERA: 3.86	1.1 5 2 0 0 0 0 0 0 0 0 0 0 5 5 0.00 1.500																					
Mark Ross, R (5, 1) ERA: 6.75	2.0 9 2 1 1 1 1 1 0 0 0 0 0 10 14 4.50 1.500																					
Bill Dawley, R (7, 1) ERA: 4.24	3.0 16 6 3 3 2 1 0 0 0 0 0 0 19 23 9.00 2.333																					

San Diego Padres @ Houston Astros
 Astrodome, Houston, TX
 Mon Jun 10 1985, 8:05 PM EDT
 Att: 10,700 - Unknown

AB	39
R	9
H	15
RBI	9
BB	5
SO	4
LOB	21



WP: 0	PA: 46
-------	--------

ERA	WHIP
-----	------

Batter	1	2	3	4	5	6	7	8	9	AB	R	H	RBI	BB	SO	LOB
Bill Doran, S OBP: 0.350, SLG: 0.394 (1, 4)	F7		F9		4-3		4-3		F9	5	0	0	0	0	0	1
Craig Reynolds, L OBP: 0.325, SLG: 0.431 (1, 6)	G4-6-3 1B		G3		F5		1B		F3	5	0	2	0	0	0	1
Kevin Bass, S OBP: 0.268, SLG: 0.408 (1, 7)	G4-6-3 1-2f		2B		4-3		K			4	0	1	0	0	1	2
Denny Walling, L OBP: 0.325, SLG: 0.412 (1, 5)		F9	G3		1-3		G3			4	0	0	0	0	0	2
Jerry Mumphrey, S OBP: 0.322, SLG: 0.385 (1, 8)		G3 1B		FC5-4 1B		HR		5-3		4	1	3	1	0	0	0
Terry Puhl, L OBP: 0.352, SLG: 0.432 (1, 9)		G3 1-2 1B		F9		1B		F8		4	0	2	0	0	0	1
Enos Cabell, R OBP: 0.315, SLG: 0.366 (1, 3)		G3 1-2 2-3		FC5-4 1B 1-2f		F6		K		4	0	0	0	0	1	4
Mark Bailey, S OBP: 0.350, SLG: 0.360 (1, 2)		IBB		FC6-4 1-2 1B		1B		1B		3	0	3	0	1	0	0
Bob Knepper, L (1, 1)				FC6-4 1-2f		L3				1	0	0	0	0	0	3
Julio Solano, R (3, 1)										0	0	0	0	0	0	0
Jim Pankovits, R (4, PH)										1	0	0	0	0	0	2
Mark Ross, R (5, 1)										0	0	0	0	0	0	0
Chris Jones, L (6, PH)										1	0	0	0	0	0	2
Bill Dawley, R (7, 1)										0	0	0	0	0	0	0
Harry Spilman, L (9, PH)										1	0	0	0	0	0	1

Inning Stats	R: 0	H: 1	E: 0	K: 0	S: 3	R: 0	H: 2	E: 0	K: 0	S: 5	R: 0	H: 1	E: 0	K: 0	S: 4	R: 0	H: 0	E: 0	K: 0	S: 3	R: 1	H: 3	E: 0	K: 0	S: 6	R: 0	H: 1	E: 0	K: 1	S: 6	R: 0	H: 0	E: 0	K: 1	S: 5	R: 0	H: 1	E: 0	K: 0	S: 4	1B: 9	SF: 0	3B: 0	HR: 1	WP: 0	PA: 38
	LOB: 0 <td>BB: 0 <td>P: 3 <td>ER: 0 <td>SO: 3 <td>LOB: 3 <td>BB: 1 <td>P: 9 <td>ER: 0 <td>SO: 5 <td>LOB: 2 <td>BB: 0 <td>P: 5 <td>ER: 0 <td>SO: 3 <td>LOB: 2 <td>BB: 0 <td>P: 3 <td>ER: 0 <td>SO: 6 <td>LOB: 1 <td>BB: 0 <td>P: 6 <td>ER: 0 <td>SO: 5 <td>LOB: 0 <td>BB: 0 <td>P: 5 <td>ER: 0 <td>SO: 4 <td>LOB: 1 <td>BB: 0 <td>P: 4 <td>ER: 0 <td>SO: 4 <td>LOB: 1 <td>BB: 0 <td>P: 4 <td>SAC: 0 <td>DP: 1 <td>HBP: 0 <td>PB: 0 <td>SB: 0 <td>CS: 0 </td></td></td></td></td></td></td></td></td></td></td></td></td></td></td></td></td></td></td></td></td></td></td></td></td></td></td></td></td></td></td></td></td></td></td></td></td></td></td></td></td></td></td>	BB: 0 <td>P: 3 <td>ER: 0 <td>SO: 3 <td>LOB: 3 <td>BB: 1 <td>P: 9 <td>ER: 0 <td>SO: 5 <td>LOB: 2 <td>BB: 0 <td>P: 5 <td>ER: 0 <td>SO: 3 <td>LOB: 2 <td>BB: 0 <td>P: 3 <td>ER: 0 <td>SO: 6 <td>LOB: 1 <td>BB: 0 <td>P: 6 <td>ER: 0 <td>SO: 5 <td>LOB: 0 <td>BB: 0 <td>P: 5 <td>ER: 0 <td>SO: 4 <td>LOB: 1 <td>BB: 0 <td>P: 4 <td>ER: 0 <td>SO: 4 <td>LOB: 1 <td>BB: 0 <td>P: 4 <td>SAC: 0 <td>DP: 1 <td>HBP: 0 <td>PB: 0 <td>SB: 0 <td>CS: 0 </td></td></td></td></td></td></td></td></td></td></td></td></td></td></td></td></td></td></td></td></td></td></td></td></td></td></td></td></td></td></td></td></td></td></td></td></td></td></td></td></td></td>	P: 3 <td>ER: 0 <td>SO: 3 <td>LOB: 3 <td>BB: 1 <td>P: 9 <td>ER: 0 <td>SO: 5 <td>LOB: 2 <td>BB: 0 <td>P: 5 <td>ER: 0 <td>SO: 3 <td>LOB: 2 <td>BB: 0 <td>P: 3 <td>ER: 0 <td>SO: 6 <td>LOB: 1 <td>BB: 0 <td>P: 6 <td>ER: 0 <td>SO: 5 <td>LOB: 0 <td>BB: 0 <td>P: 5 <td>ER: 0 <td>SO: 4 <td>LOB: 1 <td>BB: 0 <td>P: 4 <td>ER: 0 <td>SO: 4 <td>LOB: 1 <td>BB: 0 <td>P: 4 <td>SAC: 0 <td>DP: 1 <td>HBP: 0 <td>PB: 0 <td>SB: 0 <td>CS: 0 </td></td></td></td></td></td></td></td></td></td></td></td></td></td></td></td></td></td></td></td></td></td></td></td></td></td></td></td></td></td></td></td></td></td></td></td></td></td></td></td></td>	ER: 0 <td>SO: 3 <td>LOB: 3 <td>BB: 1 <td>P: 9 <td>ER: 0 <td>SO: 5 <td>LOB: 2 <td>BB: 0 <td>P: 5 <td>ER: 0 <td>SO: 3 <td>LOB: 2 <td>BB: 0 <td>P: 3 <td>ER: 0 <td>SO: 6 <td>LOB: 1 <td>BB: 0 <td>P: 6 <td>ER: 0 <td>SO: 5 <td>LOB: 0 <td>BB: 0 <td>P: 5 <td>ER: 0 <td>SO: 4 <td>LOB: 1 <td>BB: 0 <td>P: 4 <td>ER: 0 <td>SO: 4 <td>LOB: 1 <td>BB: 0 <td>P: 4 <td>SAC: 0 <td>DP: 1 <td>HBP: 0 <td>PB: 0 <td>SB: 0 <td>CS: 0 </td></td></td></td></td></td></td></td></td></td></td></td></td></td></td></td></td></td></td></td></td></td></td></td></td></td></td></td></td></td></td></td></td></td></td></td></td></td></td></td>	SO: 3 <td>LOB: 3 <td>BB: 1 <td>P: 9 <td>ER: 0 <td>SO: 5 <td>LOB: 2 <td>BB: 0 <td>P: 5 <td>ER: 0 <td>SO: 3 <td>LOB: 2 <td>BB: 0 <td>P: 3 <td>ER: 0 <td>SO: 6 <td>LOB: 1 <td>BB: 0 <td>P: 6 <td>ER: 0 <td>SO: 5 <td>LOB: 0 <td>BB: 0 <td>P: 5 <td>ER: 0 <td>SO: 4 <td>LOB: 1 <td>BB: 0 <td>P: 4 <td>ER: 0 <td>SO: 4 <td>LOB: 1 <td>BB: 0 <td>P: 4 <td>SAC: 0 <td>DP: 1 <td>HBP: 0 <td>PB: 0 <td>SB: 0 <td>CS: 0 </td></td></td></td></td></td></td></td></td></td></td></td></td></td></td></td></td></td></td></td></td></td></td></td></td></td></td></td></td></td></td></td></td></td></td></td></td></td></td>	LOB: 3 <td>BB: 1 <td>P: 9 <td>ER: 0 <td>SO: 5 <td>LOB: 2 <td>BB: 0 <td>P: 5 <td>ER: 0 <td>SO: 3 <td>LOB: 2 <td>BB: 0 <td>P: 3 <td>ER: 0 <td>SO: 6 <td>LOB: 1 <td>BB: 0 <td>P: 6 <td>ER: 0 <td>SO: 5 <td>LOB: 0 <td>BB: 0 <td>P: 5 <td>ER: 0 <td>SO: 4 <td>LOB: 1 <td>BB: 0 <td>P: 4 <td>ER: 0 <td>SO: 4 <td>LOB: 1 <td>BB: 0 <td>P: 4 <td>SAC: 0 <td>DP: 1 <td>HBP: 0 <td>PB: 0 <td>SB: 0 <td>CS: 0 </td></td></td></td></td></td></td></td></td></td></td></td></td></td></td></td></td></td></td></td></td></td></td></td></td></td></td></td></td></td></td></td></td></td></td></td></td></td>	BB: 1 <td>P: 9 <td>ER: 0 <td>SO: 5 <td>LOB: 2 <td>BB: 0 <td>P: 5 <td>ER: 0 <td>SO: 3 <td>LOB: 2 <td>BB: 0 <td>P: 3 <td>ER: 0 <td>SO: 6 <td>LOB: 1 <td>BB: 0 <td>P: 6 <td>ER: 0 <td>SO: 5 <td>LOB: 0 <td>BB: 0 <td>P: 5 <td>ER: 0 <td>SO: 4 <td>LOB: 1 <td>BB: 0 <td>P: 4 <td>ER: 0 <td>SO: 4 <td>LOB: 1 <td>BB: 0 <td>P: 4 <td>SAC: 0 <td>DP: 1 <td>HBP: 0 <td>PB: 0 <td>SB: 0 <td>CS: 0 </td></td></td></td></td></td></td></td></td></td></td></td></td></td></td></td></td></td></td></td></td></td></td></td></td></td></td></td></td></td></td></td></td></td></td></td></td>	P: 9 <td>ER: 0 <td>SO: 5 <td>LOB: 2 <td>BB: 0 <td>P: 5 <td>ER: 0 <td>SO: 3 <td>LOB: 2 <td>BB: 0 <td>P: 3 <td>ER: 0 <td>SO: 6 <td>LOB: 1 <td>BB: 0 <td>P: 6 <td>ER: 0 <td>SO: 5 <td>LOB: 0 <td>BB: 0 <td>P: 5 <td>ER: 0 <td>SO: 4 <td>LOB: 1 <td>BB: 0 <td>P: 4 <td>ER: 0 <td>SO: 4 <td>LOB: 1 <td>BB: 0 <td>P: 4 <td>SAC: 0 <td>DP: 1 <td>HBP: 0 <td>PB: 0 <td>SB: 0 <td>CS: 0 </td></td></td></td></td></td></td></td></td></td></td></td></td></td></td></td></td></td></td></td></td></td></td></td></td></td></td></td></td></td></td></td></td></td></td></td>	ER: 0 <td>SO: 5 <td>LOB: 2 <td>BB: 0 <td>P: 5 <td>ER: 0 <td>SO: 3 <td>LOB: 2 <td>BB: 0 <td>P: 3 <td>ER: 0 <td>SO: 6 <td>LOB: 1 <td>BB: 0 <td>P: 6 <td>ER: 0 <td>SO: 5 <td>LOB: 0 <td>BB: 0 <td>P: 5 <td>ER: 0 <td>SO: 4 <td>LOB: 1 <td>BB: 0 <td>P: 4 <td>ER: 0 <td>SO: 4 <td>LOB: 1 <td>BB: 0 <td>P: 4 <td>SAC: 0 <td>DP: 1 <td>HBP: 0 <td>PB: 0 <td>SB: 0 <td>CS: 0 </td></td></td></td></td></td></td></td></td></td></td></td></td></td></td></td></td></td></td></td></td></td></td></td></td></td></td></td></td></td></td></td></td></td></td>	SO: 5 <td>LOB: 2 <td>BB: 0 <td>P: 5 <td>ER: 0 <td>SO: 3 <td>LOB: 2 <td>BB: 0 <td>P: 3 <td>ER: 0 <td>SO: 6 <td>LOB: 1 <td>BB: 0 <td>P: 6 <td>ER: 0 <td>SO: 5 <td>LOB: 0 <td>BB: 0 <td>P: 5 <td>ER: 0 <td>SO: 4 <td>LOB: 1 <td>BB: 0 <td>P: 4 <td>ER: 0 <td>SO: 4 <td>LOB: 1 <td>BB: 0 <td>P: 4 <td>SAC: 0 <td>DP: 1 <td>HBP: 0 <td>PB: 0 <td>SB: 0 <td>CS: 0 </td></td></td></td></td></td></td></td></td></td></td></td></td></td></td></td></td></td></td></td></td></td></td></td></td></td></td></td></td></td></td></td></td></td>	LOB: 2 <td>BB: 0 <td>P: 5 <td>ER: 0 <td>SO: 3 <td>LOB: 2 <td>BB: 0 <td>P: 3 <td>ER: 0 <td>SO: 6 <td>LOB: 1 <td>BB: 0 <td>P: 6 <td>ER: 0 <td>SO: 5 <td>LOB: 0 <td>BB: 0 <td>P: 5 <td>ER: 0 <td>SO: 4 <td>LOB: 1 <td>BB: 0 <td>P: 4 <td>ER: 0 <td>SO: 4 <td>LOB: 1 <td>BB: 0 <td>P: 4 <td>SAC: 0 <td>DP: 1 <td>HBP: 0 <td>PB: 0 <td>SB: 0 <td>CS: 0 </td></td></td></td></td></td></td></td></td></td></td></td></td></td></td></td></td></td></td></td></td></td></td></td></td></td></td></td></td></td></td></td></td>	BB: 0 <td>P: 5 <td>ER: 0 <td>SO: 3 <td>LOB: 2 <td>BB: 0 <td>P: 3 <td>ER: 0 <td>SO: 6 <td>LOB: 1 <td>BB: 0 <td>P: 6 <td>ER: 0 <td>SO: 5 <td>LOB: 0 <td>BB: 0 <td>P: 5 <td>ER: 0 <td>SO: 4 <td>LOB: 1 <td>BB: 0 <td>P: 4 <td>ER: 0 <td>SO: 4 <td>LOB: 1 <td>BB: 0 <td>P: 4 <td>SAC: 0 <td>DP: 1 <td>HBP: 0 <td>PB: 0 <td>SB: 0 <td>CS: 0 </td></td></td></td></td></td></td></td></td></td></td></td></td></td></td></td></td></td></td></td></td></td></td></td></td></td></td></td></td></td></td></td>	P: 5 <td>ER: 0 <td>SO: 3 <td>LOB: 2 <td>BB: 0 <td>P: 3 <td>ER: 0 <td>SO: 6 <td>LOB: 1 <td>BB: 0 <td>P: 6 <td>ER: 0 <td>SO: 5 <td>LOB: 0 <td>BB: 0 <td>P: 5 <td>ER: 0 <td>SO: 4 <td>LOB: 1 <td>BB: 0 <td>P: 4 <td>ER: 0 <td>SO: 4 <td>LOB: 1 <td>BB: 0 <td>P: 4 <td>SAC: 0 <td>DP: 1 <td>HBP: 0 <td>PB: 0 <td>SB: 0 <td>CS: 0 </td></td></td></td></td></td></td></td></td></td></td></td></td></td></td></td></td></td></td></td></td></td></td></td></td></td></td></td></td></td></td>	ER: 0 <td>SO: 3 <td>LOB: 2 <td>BB: 0 <td>P: 3 <td>ER: 0 <td>SO: 6 <td>LOB: 1 <td>BB: 0 <td>P: 6 <td>ER: 0 <td>SO: 5 <td>LOB: 0 <td>BB: 0 <td>P: 5 <td>ER: 0 <td>SO: 4 <td>LOB: 1 <td>BB: 0 <td>P: 4 <td>ER: 0 <td>SO: 4 <td>LOB: 1 <td>BB: 0 <td>P: 4 <td>SAC: 0 <td>DP: 1 <td>HBP: 0 <td>PB: 0 <td>SB: 0 <td>CS: 0 </td></td></td></td></td></td></td></td></td></td></td></td></td></td></td></td></td></td></td></td></td></td></td></td></td></td></td></td></td></td>	SO: 3 <td>LOB: 2 <td>BB: 0 <td>P: 3 <td>ER: 0 <td>SO: 6 <td>LOB: 1 <td>BB: 0 <td>P: 6 <td>ER: 0 <td>SO: 5 <td>LOB: 0 <td>BB: 0 <td>P: 5 <td>ER: 0 <td>SO: 4 <td>LOB: 1 <td>BB: 0 <td>P: 4 <td>ER: 0 <td>SO: 4 <td>LOB: 1 <td>BB: 0 <td>P: 4 <td>SAC: 0 <td>DP: 1 <td>HBP: 0 <td>PB: 0 <td>SB: 0 <td>CS: 0 </td></td></td></td></td></td></td></td></td></td></td></td></td></td></td></td></td></td></td></td></td></td></td></td></td></td></td></td></td>	LOB: 2 <td>BB: 0 <td>P: 3 <td>ER: 0 <td>SO: 6 <td>LOB: 1 <td>BB: 0 <td>P: 6 <td>ER: 0 <td>SO: 5 <td>LOB: 0 <td>BB: 0 <td>P: 5 <td>ER: 0 <td>SO: 4 <td>LOB: 1 <td>BB: 0 <td>P: 4 <td>ER: 0 <td>SO: 4 <td>LOB: 1 <td>BB: 0 <td>P: 4 <td>SAC: 0 <td>DP: 1 <td>HBP: 0 <td>PB: 0 <td>SB: 0 <td>CS: 0 </td></td></td></td></td></td></td></td></td></td></td></td></td></td></td></td></td></td></td></td></td></td></td></td></td></td></td></td>	BB: 0 <td>P: 3 <td>ER: 0 <td>SO: 6 <td>LOB: 1 <td>BB: 0 <td>P: 6 <td>ER: 0 <td>SO: 5 <td>LOB: 0 <td>BB: 0 <td>P: 5 <td>ER: 0 <td>SO: 4 <td>LOB: 1 <td>BB: 0 <td>P: 4 <td>ER: 0 <td>SO: 4 <td>LOB: 1 <td>BB: 0 <td>P: 4 <td>SAC: 0 <td>DP: 1 <td>HBP: 0 <td>PB: 0 <td>SB: 0 <td>CS: 0 </td></td></td></td></td></td></td></td></td></td></td></td></td></td></td></td></td></td></td></td></td></td></td></td></td></td></td>	P: 3 <td>ER: 0 <td>SO: 6 <td>LOB: 1 <td>BB: 0 <td>P: 6 <td>ER: 0 <td>SO: 5 <td>LOB: 0 <td>BB: 0 <td>P: 5 <td>ER: 0 <td>SO: 4 <td>LOB: 1 <td>BB: 0 <td>P: 4 <td>ER: 0 <td>SO: 4 <td>LOB: 1 <td>BB: 0 <td>P: 4 <td>SAC: 0 <td>DP: 1 <td>HBP: 0 <td>PB: 0 <td>SB: 0 <td>CS: 0 </td></td></td></td></td></td></td></td></td></td></td></td></td></td></td></td></td></td></td></td></td></td></td></td></td></td>	ER: 0 <td>SO: 6 <td>LOB: 1 <td>BB: 0 <td>P: 6 <td>ER: 0 <td>SO: 5 <td>LOB: 0 <td>BB: 0 <td>P: 5 <td>ER: 0 <td>SO: 4 <td>LOB: 1 <td>BB: 0 <td>P: 4 <td>ER: 0 <td>SO: 4 <td>LOB: 1 <td>BB: 0 <td>P: 4 <td>SAC: 0 <td>DP: 1 <td>HBP: 0 <td>PB: 0 <td>SB: 0 <td>CS: 0 </td></td></td></td></td></td></td></td></td></td></td></td></td></td></td></td></td></td></td></td></td></td></td></td></td>	SO: 6 <td>LOB: 1 <td>BB: 0 <td>P: 6 <td>ER: 0 <td>SO: 5 <td>LOB: 0 <td>BB: 0 <td>P: 5 <td>ER: 0 <td>SO: 4 <td>LOB: 1 <td>BB: 0 <td>P: 4 <td>ER: 0 <td>SO: 4 <td>LOB: 1 <td>BB: 0 <td>P: 4 <td>SAC: 0 <td>DP: 1 <td>HBP: 0 <td>PB: 0 <td>SB: 0 <td>CS: 0 </td></td></td></td></td></td></td></td></td></td></td></td></td></td></td></td></td></td></td></td></td></td></td></td>	LOB: 1 <td>BB: 0 <td>P: 6 <td>ER: 0 <td>SO: 5 <td>LOB: 0 <td>BB: 0 <td>P: 5 <td>ER: 0 <td>SO: 4 <td>LOB: 1 <td>BB: 0 <td>P: 4 <td>ER: 0 <td>SO: 4 <td>LOB: 1 <td>BB: 0 <td>P: 4 <td>SAC: 0 <td>DP: 1 <td>HBP: 0 <td>PB: 0 <td>SB: 0 <td>CS: 0 </td></td></td></td></td></td></td></td></td></td></td></td></td></td></td></td></td></td></td></td></td></td></td>	BB: 0 <td>P: 6 <td>ER: 0 <td>SO: 5 <td>LOB: 0 <td>BB: 0 <td>P: 5 <td>ER: 0 <td>SO: 4 <td>LOB: 1 <td>BB: 0 <td>P: 4 <td>ER: 0 <td>SO: 4 <td>LOB: 1 <td>BB: 0 <td>P: 4 <td>SAC: 0 <td>DP: 1 <td>HBP: 0 <td>PB: 0 <td>SB: 0 <td>CS: 0 </td></td></td></td></td></td></td></td></td></td></td></td></td></td></td></td></td></td></td></td></td></td>	P: 6 <td>ER: 0 <td>SO: 5 <td>LOB: 0 <td>BB: 0 <td>P: 5 <td>ER: 0 <td>SO: 4 <td>LOB: 1 <td>BB: 0 <td>P: 4 <td>ER: 0 <td>SO: 4 <td>LOB: 1 <td>BB: 0 <td>P: 4 <td>SAC: 0 <td>DP: 1 <td>HBP: 0 <td>PB: 0 <td>SB: 0 <td>CS: 0 </td></td></td></td></td></td></td></td></td></td></td></td></td></td></td></td></td></td></td></td></td>	ER: 0 <td>SO: 5 <td>LOB: 0 <td>BB: 0 <td>P: 5 <td>ER: 0 <td>SO: 4 <td>LOB: 1 <td>BB: 0 <td>P: 4 <td>ER: 0 <td>SO: 4 <td>LOB: 1 <td>BB: 0 <td>P: 4 <td>SAC: 0 <td>DP: 1 <td>HBP: 0 <td>PB: 0 <td>SB: 0 <td>CS: 0 </td></td></td></td></td></td></td></td></td></td></td></td></td></td></td></td></td></td></td></td>	SO: 5 <td>LOB: 0 <td>BB: 0 <td>P: 5 <td>ER: 0 <td>SO: 4 <td>LOB: 1 <td>BB: 0 <td>P: 4 <td>ER: 0 <td>SO: 4 <td>LOB: 1 <td>BB: 0 <td>P: 4 <td>SAC: 0 <td>DP: 1 <td>HBP: 0 <td>PB: 0 <td>SB: 0 <td>CS: 0 </td></td></td></td></td></td></td></td></td></td></td></td></td></td></td></td></td></td></td>	LOB: 0 <td>BB: 0 <td>P: 5 <td>ER: 0 <td>SO: 4 <td>LOB: 1 <td>BB: 0 <td>P: 4 <td>ER: 0 <td>SO: 4 <td>LOB: 1 <td>BB: 0 <td>P: 4 <td>SAC: 0 <td>DP: 1 <td>HBP: 0 <td>PB: 0 <td>SB: 0 <td>CS: 0 </td></td></td></td></td></td></td></td></td></td></td></td></td></td></td></td></td></td>	BB: 0 <td>P: 5 <td>ER: 0 <td>SO: 4 <td>LOB: 1 <td>BB: 0 <td>P: 4 <td>ER: 0 <td>SO: 4 <td>LOB: 1 <td>BB: 0 <td>P: 4 <td>SAC: 0 <td>DP: 1 <td>HBP: 0 <td>PB: 0 <td>SB: 0 <td>CS: 0 </td></td></td></td></td></td></td></td></td></td></td></td></td></td></td></td></td>	P: 5 <td>ER: 0 <td>SO: 4 <td>LOB: 1 <td>BB: 0 <td>P: 4 <td>ER: 0 <td>SO: 4 <td>LOB: 1 <td>BB: 0 <td>P: 4 <td>SAC: 0 <td>DP: 1 <td>HBP: 0 <td>PB: 0 <td>SB: 0 <td>CS: 0 </td></td></td></td></td></td></td></td></td></td></td></td></td></td></td></td>	ER: 0 <td>SO: 4 <td>LOB: 1 <td>BB: 0 <td>P: 4 <td>ER: 0 <td>SO: 4 <td>LOB: 1 <td>BB: 0 <td>P: 4 <td>SAC: 0 <td>DP: 1 <td>HBP: 0 <td>PB: 0 <td>SB: 0 <td>CS: 0 </td></td></td></td></td></td></td></td></td></td></td></td></td></td></td>	SO: 4 <td>LOB: 1 <td>BB: 0 <td>P: 4 <td>ER: 0 <td>SO: 4 <td>LOB: 1 <td>BB: 0 <td>P: 4 <td>SAC: 0 <td>DP: 1 <td>HBP: 0 <td>PB: 0 <td>SB: 0 <td>CS: 0 </td></td></td></td></td></td></td></td></td></td></td></td></td></td>	LOB: 1 <td>BB: 0 <td>P: 4 <td>ER: 0 <td>SO: 4 <td>LOB: 1 <td>BB: 0 <td>P: 4 <td>SAC: 0 <td>DP: 1 <td>HBP: 0 <td>PB: 0 <td>SB: 0 <td>CS: 0 </td></td></td></td></td></td></td></td></td></td></td></td></td>	BB: 0 <td>P: 4 <td>ER: 0 <td>SO: 4 <td>LOB: 1 <td>BB: 0 <td>P: 4 <td>SAC: 0 <td>DP: 1 <td>HBP: 0 <td>PB: 0 <td>SB: 0 <td>CS: 0 </td></td></td></td></td></td></td></td></td></td></td></td>	P: 4 <td>ER: 0 <td>SO: 4 <td>LOB: 1 <td>BB: 0 <td>P: 4 <td>SAC: 0 <td>DP: 1 <td>HBP: 0 <td>PB: 0 <td>SB: 0 <td>CS: 0 </td></td></td></td></td></td></td></td></td></td></td>	ER: 0 <td>SO: 4 <td>LOB: 1 <td>BB: 0 <td>P: 4 <td>SAC: 0 <td>DP: 1 <td>HBP: 0 <td>PB: 0 <td>SB: 0 <td>CS: 0 </td></td></td></td></td></td></td></td></td></td>	SO: 4 <td>LOB: 1 <td>BB: 0 <td>P: 4 <td>SAC: 0 <td>DP: 1 <td>HBP: 0 <td>PB: 0 <td>SB: 0 <td>CS: 0 </td></td></td></td></td></td></td></td></td>	LOB: 1 <td>BB: 0 <td>P: 4 <td>SAC: 0 <td>DP: 1 <td>HBP: 0 <td>PB: 0 <td>SB: 0 <td>CS: 0 </td></td></td></td></td></td></td></td>	BB: 0 <td>P: 4 <td>SAC: 0 <td>DP: 1 <td>HBP: 0 <td>PB: 0 <td>SB: 0 <td>CS: 0 </td></td></td></td></td></td></td>	P: 4 <td>SAC: 0 <td>DP: 1 <td>HBP: 0 <td>PB: 0 <td>SB: 0 <td>CS: 0 </td></td></td></td></td></td>	SAC: 0 <td>DP: 1 <td>HBP: 0 <td>PB: 0 <td>SB: 0 <td>CS: 0 </td></td></td></td></td>	DP: 1 <td>HBP: 0 <td>PB: 0 <td>SB: 0 <td>CS: 0 </td></td></td></td>	HBP: 0 <td>PB: 0 <td>SB: 0 <td>CS: 0 </td></td></td>	PB: 0 <td>SB: 0 <td>CS: 0 </td></td>	SB: 0 <td>CS: 0 </td>	CS: 0		

PITCHER	IP	WLS	BF	H	R	ER	SO	BB	IBB	HBP	BLK	WP	HR	S	P	ERA	WHIP
LaMarr Hoyt, R (1, 1)	9.0	W	38	11	1	1	2	0	1	0	0	0	1	41	45	1.00	1.222

BOTTOM

San Diego Padres @ Houston Astros
Astrodome, Houston, TX

Mon Jun 10 1985, 8:05 PM EDT
Att. 10,700 - Unknown

livebaseballscorecards.com

AB	37
R	1
H	11
RBI	1
BB	1
SO	2
LOB	19



Batter	1	2	3	4	5	6	7	8	9	AB R H RBI BB SO LOB	TOP									
Tim Flannery, L (1, 4) OBP: 0.368, SLG: 0.349	0-0 4-3		0-0 G4-6-3 1B			0-0 4-3		0-0 FC6-4 1-2f		4 0 1 0 0 0 1										
Tony Gwynn, L (1, 9) OBP: 0.364, SLG: 0.458	0-0 6-3		0-0 G4-6-3 1-2f			0-0 F7		0-0 F7		4 0 0 0 0 0 1										
Steve Garvey, R (1, 3) OBP: 0.299, SLG: 0.466	0-3 K					0-0 F7		0-0 6-3		4 0 1 0 0 1 0										
Terry Kennedy, L (1, 2) OBP: 0.328, SLG: 0.450 Bruce Bochy, R (7, 2) OBP: 0.265, SLG: 0.364		0-3 K BB				0-0 6-3		0-3 K		3 0 0 0 0 2 0 1 0 1 0 0 0 0										
Kevin McReynolds, R (1, 8) OBP: 0.336, SLG: 0.433		4-0 BB 1-2 BB				0-0 2B		0-0 F8		3 0 1 0 1 0 2										
Graig Nettles, L (1, 5) OBP: 0.365, SLG: 0.364		0-3 K				0-0 3-1		0-0 F9		4 0 0 0 0 1 5										
Carmelo Martinez, R (1, 7) OBP: 0.365, SLG: 0.506 Greg Booker, R (8, 1)		0-0 F4				0-0 F7		4-0 FC4-6 BB		2 0 0 0 1 0 2 0 0 0 0 0 0 0										
Garry Templeton, S (1, 6) OBP: 0.327, SLG: 0.405 Mario Ramirez, R (8, PR) OBP: 0.188, SLG: 0.188		0-0 F6				0-0 F8		0-0 FC4-6 FC6-4 1-2f		3 0 0 0 0 0 3 0 0 0 0 0 0 0										
Mark Thurmond, L (1, 1) Craig Lefferts, L (6, 1) OBP: 0.500, SLG: 0.500 Bobby Brown, S (8, PH) OBP: 0.200, SLG: 0.250			0-0 F6			0-0 5-3		0-3 K		2 0 0 0 0 0 0 0 0 0 0 0 0 0 1 0 0 0 0 1 1										
Inning Stats	R: 0 E: 0 K: 1 S: 5	H: 0 LOB: 0 BB: 0 P: 5	R: 0 E: 0 K: 2 S: 8	H: 0 LOB: 2 BB: 1 P: 12	R: 0 E: 0 K: 0 S: 3	H: 1 LOB: 0 BB: 0 P: 3	R: 0 E: 0 K: 0 S: 4	H: 1 LOB: 1 BB: 0 P: 4	R: 0 E: 0 K: 0 S: 3	H: 0 LOB: 0 BB: 0 P: 3	R: 0 E: 0 K: 1 S: 5	H: 0 LOB: 0 BB: 0 P: 5	R: 0 E: 0 K: 1 S: 5	H: 0 LOB: 1 BB: 1 P: 9	R: 0 E: 0 K: 0 S: 5	H: 2 LOB: 2 BB: 0 P: 5	1B: 3 2B: 1 3B: 0 HR: 0	SF: 0 SAC: 0 DP: 1 HBP: 0	WP: 1 PA: 33 PB: 0 SB: 0 CS: 0	
PITCHER Mike Scott, R (1, 1) ERA: 2.77	IP: 9.0 WLS: W BF: 33 H: 4 R: 0 ER: 0 SO: 5 BB: 2 IBB: 0 HBP: 0 BLK: 0 WP: 1 HR: 0 S: 41 P: 49 ERA: 0.00 WHIP: 0.667																			PITCHER IP: WLS: BF: H: R: ER: SO: BB: IBB: HBP: BLK: WP: HR: S: P: ERA: WHIP:

San Diego Padres @ Houston Astros
 Astrodome, Houston, TX
 Tue Jun 11 1985, 8:05 PM EDT
 Att: 11,989 - Unknown

livebaseballscorecards.com

AB	31
R	0
H	4
RBI	0
BB	2
SO	5
LOB	15



Batter	1	2	3	4	5	6	7	8	9
Bill Doran, S OBP: 0.356, SLG: 0.413 (1, 4)	0-0 HR		0-0 F6		0-0 1B	4-0 BB		0-0 SF9	
Enos Cabell, R OBP: 0.319, SLG: 0.362 Denny Walling, L OBP: 0.325, SLG: 0.412 (1, 3) (9, 3)	0-0 F8		0-0 FC6-4 1B		0-0 F9	0-0 F5		4-0 WP 1B BB	
Phil Gamet, R OBP: 0.294, SLG: 0.344 (1, 5)	0-0 6-3		0-0 FC6-4 1-2f		0-0 F9		0-0 5-3	0-0 2B 1B	
Kevin Bass, S OBP: 0.273, SLG: 0.415 (1, 8)	0-0 F8			0-0 F9		0-0 1B HR 1B	0-0 5-3	0-0 1B WP 2B	
Jim Pankovits, R OBP: 0.386, SLG: 0.444 (1, 7)		0-0 F2		0-0 4-3		4-0 1B HR BB	0-0	0-0 WP 1B	
Terry Puhl, L OBP: 0.353, SLG: 0.431 Chris Jones, L (9, 9)		0-0 G5-3 S 1B		0-0 F4		0-0 HR 1B	0-0 F8	0-3 K	
Mark Bailey, S OBP: 0.372, SLG: 0.412 (1, 2)		4-0 1-2 BB			4-0 FC1-5 1B BB	0-0 HR		0-0 3-1 SF9 2B	
Craig Reynolds, L OBP: 0.323, SLG: 0.426 (1, 6)		0-0 G5-3 2-3f			0-0 FC1-5 1B 1B	0-0 F4		0-0 3-1	
Mike Scott, R OBP: 0.125, SLG: 0.095 (1, 1)			0-0 4-3		0-0 FC1-5 1B 1-2 2-3f	0-0 6-3		4-0 WP 1B BB	

Inning Stats	R: 1	H: 1	E: 0	K: 0	S: 4	LOB: 0	BB: 0	P: 4
	R: 0	H: 1	E: 0	K: 0	S: 3	LOB: 1	BB: 1	P: 7
	R: 0	H: 1	E: 0	K: 0	S: 4	LOB: 1	BB: 0	P: 4
	R: 0	H: 0	E: 0	K: 0	S: 3	LOB: 0	BB: 0	P: 3
	R: 1	H: 2	E: 0	K: 0	S: 5	LOB: 2	BB: 1	P: 9
	R: 4	H: 3	E: 0	K: 0	S: 6	LOB: 1	BB: 2	P: 14
	R: 0	H: 1	E: 0	K: 0	S: 4	LOB: 1	BB: 0	P: 4
	R: 5	H: 4	E: 0	K: 1	S: 9	LOB: 1	BB: 2	P: 17

PITCHER	IP	WLS	BF	H	R	ER	SO	BB	IBB	HBP	BLK	WP	HR	S	P	ERA	WHIP
Mark Thurmond, L ERA: 4.5 (1, 1)	5.0	L	24	7	5	5	0	3	0	0	0	0	1	21	33	9.00	2.000
Craig Lefferts, L ERA: 3.81 (6, 1)	2.0		9	2	1	1	0	1	0	0	0	0	1	8	12	4.50	1.500
Greg Booker, R ERA: 6.98 (8, 1)	1.0		9	4	5	5	1	2	0	0	0	2	0	9	17	45.00	6.000

BOTTOM

AB	R	H	RBI	BB	SO	LOB
3	1	2	3	1	0	0
4	1	1	0	1	0	3
0	0	0	0	0	0	0
5	1	1	2	0	0	3
5	2	2	1	0	0	0
4	1	2	0	1	0	0
5	1	2	0	0	1	2
0	0	0	0	0	0	0
2	2	2	4	2	0	0
4	1	1	0	0	0	3
3	1	0	0	1	0	2

San Diego Padres @ Houston Astros
Astrodome, Houston, TX

Tue Jun 11 1985, 8:05 PM EDT
Att. 11,989 - Unknown

livebaseballscores.com

AB	35
R	11
H	13
RBI	10
BB	6
SO	1
LOB	13



WP	PA
3	42
PB	0
SB	2
CS	0

Batter	1	2	3	4	5	6	7	8	9	AB R H RBI BB SO LOB	TOP											
Tim Flannery, L (1, 4) OBP: 0.372, SLG: 0.344	4-0 PB BB		4-0 FC6-4 1B BB		0-0 F6			0-0 F8		2 0 0 0 2 0 0												
Tony Gwynn, L (1, 9) OBP: 0.366, SLG: 0.459	0-0 F9		0-0 FC6-4 1B			0-0 4-3		0-0 FC6-4 1B		4 0 2 0 0 0 1												
Steve Garvey, R (1, 3) OBP: 0.294, SLG: 0.458	0-0 6-3		0-0 FC6-4 G4-6-3 1-2f 2-3			0-0 F8		0-0 FC6-4 1-2f		4 0 0 0 0 0 4												
Terry Kennedy, L (1, 2) OBP: 0.322, SLG: 0.440	0-3 K		0-0 G4-6-3 1-2f			0-0 G3		0-0 F8		4 0 0 0 0 1 3												
Kevin McReynolds, R (1, 8) OBP: 0.335, SLG: 0.435		0-0 2B 2B		0-0 5-3			0-3 K		0-0 5-3	4 1 1 0 0 1 0												
Graig Nettles, L (1, 5) OBP: 0.367, SLG: 0.388		0-0 F8		0-0 4-3			0-0 1B		0-0 HR	4 1 2 1 0 0 1												
Carmelo Martinez, R (1, 7) OBP: 0.357, SLG: 0.494		0-3 K		0-0 F9			0-0 F9		0-0 F8	4 0 0 0 0 1 2												
Garry Templeton, S (1, 6) OBP: 0.327, SLG: 0.409		0-0 2B 2B		0-0 6-3			0-0 F5			3 0 1 1 0 0 1												
Eric Show, R (1, 1) OBP: 0.077, SLG: 0.077		0-3 K		0-3 K				0-0 F5		2 0 0 0 0 2 1												
Bobby Brown, S (8, PH) OBP: 0.192, SLG: 0.240										1 0 0 0 0 0 0												
Tim Stoddard, R (8, 1)										0 0 0 0 0 0 0												
Inning Stats	R: 0 E: 0 K: 1 S: 5	H: 0 LOB: 1 BB: 1 P: 9	R: 1 E: 0 K: 2 S: 9	H: 2 LOB: 1 BB: 0 P: 9	R: 0 E: 0 K: 0 S: 3	H: 1 LOB: 1 BB: 1 P: 7	R: 0 E: 0 K: 0 S: 3	H: 0 LOB: 0 BB: 0 P: 3	R: 0 E: 0 K: 1 S: 5	H: 0 LOB: 0 BB: 0 P: 5	R: 0 E: 0 K: 0 S: 3	H: 0 LOB: 0 BB: 0 P: 3	R: 0 E: 0 K: 1 S: 6	H: 1 LOB: 1 BB: 0 P: 6	R: 0 E: 0 K: 0 S: 4	H: 1 LOB: 1 BB: 0 P: 4	R: 1 E: 0 K: 0 S: 4	H: 1 LOB: 0 BB: 0 P: 4	1B: 3 2B: 2 3B: 0 HR: 1	SF: 0 SAC: 0 DP: 1 HBP: 0	WP: 0 PB: 1 SB: 0 CS: 0	PA: 34
PITCHER Nolan Ryan, R (1, 1) ERA: 3.01	IP: 9.0 WLS: W BF: 34 H: 6 R: 2 ER: 2 SO: 5 BB: 2 IBB: 0 HBP: 0 BLK: 0 WP: 0 HR: 1 S: 42 P: 50 ERA: 2.00 WHIP: 0.889											PITCHER	IP: WLS: BF: H: R: ER: SO: BB: IBB: HBP: BLK: WP: HR: S: P: ERA: WHIP:									

San Diego Padres @ Houston Astros
 Astrodome, Houston, TX
 Wed Jun 12 1985, 8:05 PM EDT
 Att: 15,978 - Unknown

livebaseballscorecards.com

AB	32
R	2
H	6
RBI	2
BB	2
SO	5
LOB	13



Batter	1	2	3	4	5	6	7	8	9
Bill Doran, S OBP: 0.363, SLG: 0.420 (1, 4)	0-0 F7		0-0 FC6-4 2-H 1B		0-0 2-H 1B			0-0 6-3 3-1 1B	
Craig Reynolds, L OBP: 0.315, SLG: 0.414 (1, 6)	0-0 F8		0-0 FC6-4 1-2f			0-0 4-3		0-0 3-1 1-2	
Kevin Bass, S OBP: 0.266, SLG: 0.404 (1, 8) (9, 9)	0-0 5-3		0-0 3-1			0-0 F4		0-0 6-3 2-3	
Denny Walling, L OBP: 0.323, SLG: 0.404 (1, 3)		0-0 4-3		0-0 G3		0-0 F7		4-0 BB BB	
Jim Pankovits, R OBP: 0.378, SLG: 0.424 (1, 7)		0-3 K		0-3 K2-3			0-0 1-3	4-0 1-2 BB	
Terry Puhl, L OBP: 0.356, SLG: 0.429 Chris Jones, L (9, 8)		4-0 BB		0-0 F9			0-0 E 1B	0-0 3-1	
Phil Garner, R OBP: 0.295, SLG: 0.355 (1, 5)		0-3 K			0-0 5-3		0-0 E4 1-H 3B		
Mark Bailey, S OBP: 0.379, SLG: 0.429 (1, 2)			0-0 SH3 1B 1B		0-0 1B 2B		0-0 1-3		
Nolan Ryan, R OBP: 0.094, SLG: 0.065 (1, 1)			0-0 SH3 1-2		0-3 K		0-0 4-3		

AB	R	H	RBI	BB	SO	LOB
4	0	3	1	0	0	0
4	0	0	0	0	0	2
4	0	0	0	0	0	2
3	0	0	0	1	0	0
3	0	0	0	1	2	0
3	1	1	0	1	0	3
0	0	0	0	0	0	0
3	1	1	1	0	1	1
3	1	2	0	0	0	0
2	0	0	0	0	1	1

BOTTOM

San Diego Padres @ Houston Astros
Astrodome, Houston, TX
Wed Jun 12 1985, 8:05 PM EDT
Att. 15,978 - Unknown

AB	29
R	3
H	7
RBI	2
BB	3
SO	4
LOB	9



1B: 5	SF: 0
2B: 1	SAC: 1
3B: 1	DP: 0
HR: 0	HBP: 0

WP: 0	PA: 33
PB: 0	
SB: 0	
CS: 0	

Inning Stats	Pitcher										Pitcher														
	R	H	E	K	S	R	H	E	K	S	R	H	E	K	S	R	H	E	K	S					
	0	0	0	0	3	0	0	0	2	7	0	0	0	1	5	2	2	1	0	5	0	1	0	2	4
	0	0	0	0	3	0	0	0	1	7	0	0	0	1	5	0	0	0	0	3	0	0	0	0	3
	0	0	0	0	3	0	0	0	1	7	0	0	0	1	5	0	0	0	0	3	0	0	0	0	3
	0	0	0	0	3	0	0	0	1	7	0	0	0	1	5	0	0	0	0	3	0	0	0	0	3
	0	0	0	0	3	0	0	0	1	7	0	0	0	1	5	0	0	0	0	3	0	0	0	0	3
	0	0	0	0	3	0	0	0	1	7	0	0	0	1	5	0	0	0	0	3	0	0	0	0	3
	0	0	0	0	3	0	0	0	1	7	0	0	0	1	5	0	0	0	0	3	0	0	0	0	3
	0	0	0	0	3	0	0	0	1	7	0	0	0	1	5	0	0	0	0	3	0	0	0	0	3
	0	0	0	0	3	0	0	0	1	7	0	0	0	1	5	0	0	0	0	3	0	0	0	0	3
	0	0	0	0	3	0	0	0	1	7	0	0	0	1	5	0	0	0	0	3	0	0	0	0	3
	0	0	0	0	3	0	0	0	1	7	0	0	0	1	5	0	0	0	0	3	0	0	0	0	3
	0	0	0	0	3	0	0	0	1	7	0	0	0	1	5	0	0	0	0	3	0	0	0	0	3
	0	0	0	0	3	0	0	0	1	7	0	0	0	1	5	0	0	0	0	3	0	0	0	0	3
	0	0	0	0	3	0	0	0	1	7	0	0	0	1	5	0	0	0	0	3	0	0	0	0	3
	0	0	0	0	3	0	0	0	1	7	0	0	0	1	5	0	0	0	0	3	0	0	0	0	3
	0	0	0	0	3	0	0	0	1	7	0	0	0	1	5	0	0	0	0	3	0	0	0	0	3
	0	0	0	0	3	0	0	0	1	7	0	0	0	1	5	0	0	0	0	3	0	0	0	0	3
	0	0	0	0	3	0	0	0	1	7	0	0	0	1	5	0	0	0	0	3	0	0	0	0	3
	0	0	0	0	3	0	0	0	1	7	0	0	0	1	5	0	0	0	0	3	0	0	0	0	3
	0	0	0	0	3	0	0	0	1	7	0	0	0	1	5	0	0	0	0	3	0	0	0	0	3
	0	0	0	0	3	0	0	0	1	7	0	0	0	1	5	0	0	0	0	3	0	0	0	0	3
	0	0	0	0	3	0	0	0	1	7	0	0	0	1	5	0	0	0	0	3	0	0	0	0	3
	0	0	0	0	3	0	0	0	1	7	0	0	0	1	5	0	0	0	0	3	0	0	0	0	3
	0	0	0	0	3	0	0	0	1	7	0	0	0	1	5	0	0	0	0	3	0	0	0	0	3
	0	0	0	0	3	0	0	0	1	7	0	0	0	1	5	0	0	0	0	3	0	0	0	0	3
	0	0	0	0	3	0	0	0	1	7	0	0	0	1	5	0	0	0	0	3	0	0	0	0	3
	0	0	0	0	3	0	0	0	1	7	0	0	0	1	5	0	0	0	0	3	0	0	0	0	3
	0	0	0	0	3	0	0	0	1	7	0	0	0	1	5	0	0	0	0	3	0	0	0	0	3
	0	0	0	0	3	0	0	0	1	7	0	0	0	1	5	0	0	0	0	3	0	0	0	0	3
	0	0	0	0	3	0	0	0	1	7	0	0	0	1	5	0	0	0	0	3	0	0	0	0	3
	0	0	0	0	3	0	0	0	1	7	0	0	0	1	5	0	0	0	0	3	0	0	0	0	3
	0	0	0	0	3	0	0	0	1	7	0	0	0	1	5	0	0	0	0	3	0	0	0	0	3
	0	0	0	0	3	0	0	0	1	7	0	0	0	1	5	0	0	0	0	3	0	0	0	0	3
	0	0	0	0	3	0	0	0	1	7	0	0	0	1	5	0	0	0	0	3	0	0	0	0	3
	0	0	0	0	3	0	0	0	1	7	0	0	0	1	5	0	0	0	0	3	0	0	0	0	3
	0	0	0	0	3	0	0	0	1	7	0	0	0	1	5	0	0	0	0	3	0	0	0	0	3
	0	0	0	0	3	0	0	0	1	7	0	0	0	1	5	0	0	0	0	3	0	0	0	0	3
	0	0	0	0	3	0	0	0	1	7	0	0	0	1	5	0	0	0	0	3	0	0	0	0	3
	0	0	0	0	3	0	0	0	1	7	0	0	0	1	5	0	0	0	0	3	0	0	0	0	3
	0	0	0	0	3	0	0	0	1	7	0	0	0	1	5	0	0	0	0	3	0	0	0	0	3
	0	0	0	0	3	0	0	0	1	7	0	0	0	1	5	0	0	0	0	3	0	0	0	0	3
	0	0	0	0	3	0	0	0	1	7	0	0	0	1	5	0	0	0	0	3	0	0	0	0	3
	0	0	0	0	3	0	0	0	1	7	0	0	0	1	5	0	0	0	0	3	0	0	0	0	3
	0	0	0	0	3	0	0	0	1	7	0	0	0	1	5	0	0	0	0	3	0	0	0	0	3
	0	0	0	0	3	0	0	0	1	7	0	0	0	1	5	0	0	0	0	3	0	0	0	0	3
	0	0	0	0	3	0	0	0	1	7	0	0	0	1	5	0	0	0	0	3	0	0	0	0	3
	0	0	0	0	3	0	0	0	1	7	0	0	0	1	5	0	0	0	0	3	0	0	0	0	3
	0	0	0	0	3	0	0	0	1	7	0	0	0	1	5	0	0	0	0	3	0	0	0	0	3
	0	0	0	0	3	0	0	0	1	7	0	0	0	1	5	0	0	0	0	3	0	0	0	0	3
	0	0	0	0	3	0	0	0	1	7	0	0	0	1	5	0	0	0	0	3	0	0	0	0	3
	0	0	0	0	3	0	0	0	1	7	0	0	0	1	5	0	0	0	0	3	0	0	0	0	3
	0	0	0	0	3	0	0	0	1	7	0	0	0	1	5	0	0	0	0	3	0	0	0	0	3
	0	0	0	0	3	0	0	0	1	7	0	0	0	1	5	0	0	0	0	3	0	0	0	0	3
	0	0	0	0	3	0	0	0	1	7	0	0	0	1	5	0	0	0	0	3	0	0	0	0	3
	0	0	0	0	3	0	0	0	1	7	0	0	0	1	5	0	0	0	0	3	0	0	0	0	3
	0	0	0	0	3	0	0	0	1	7	0	0	0	1	5	0	0	0	0	3	0	0	0	0	3
	0	0	0	0	3	0	0	0	1	7	0	0	0	1	5	0	0	0	0	3	0	0	0	0	3
	0	0	0</																						

Batter	1	2	3	4	5	6	7	8	9	AB R H RBI BB SO LOB	TOP	
Steve Sax, R (1, 4) OBP: 0.347, SLG: 0.276	0-0 F9		0-0 4-3	4-0 1-2 2-3 BB		0-0 2-3 S 1B		0-0 6-3	4-0 1-2 BB	4 0 1 0 2 0 0		
Mariano Duncan, R (1, 6) OBP: 0.303, SLG: 0.338	0-0 F2		0-3 K	0-0 F8		0-0 3-H SF8		0-3 K	0-0 F6	5 0 0 1 0 2 5		
Ken Landreaux, L (1, 8) OBP: 0.244, SLG: 0.358	0-0 S 1B			0-0 F9	0-0 F3	0-0 1-2 F8		0-0 4-3		5 0 1 0 0 0 1		
Pedro Guerrero, R (1, 7) OBP: 0.377, SLG: 0.495 Candy Maldonado, R (9, PR) OBP: 0.239, SLG: 0.275	0-0 6-3 1-2			4-0 PB 1B BB	0-0 HR		0-0 HR		4-0 1B BB	3 3 2 2 2 0 1 0 1 0 0 0 0 0		
Greg Brock, L (1, 3) OBP: 0.303, SLG: 0.462		4-0 PB 4-3 BB		0-0 F8 1-2	0-0 HR		0-0 2B 1B		0-0 1B E 1B	4 2 3 1 1 0 1		
Mike Marshall, R (1, 9) OBP: 0.309, SLG: 0.443		0-0 F9		0-0 1B BB 1B	0-0 6-3		0-0 1-3 2B		0-0 F8	5 1 2 1 0 0 3		
Mike Scioscia, L (1, 2) OBP: 0.326, SLG: 0.358		0-0 4-3 1-2		4-0 1B BB	0-0 4-3		0-0 F6		0-0 F9	4 1 0 0 1 0 5		
Dave Anderson, R (1, 5) OBP: 0.322, SLG: 0.293		0-3 K		0-0 BB 1B		4-0 1B SH3-4 SF8 BB		0-3 K	0-0 E7 1B 1B	4 2 2 1 1 2 3		
Jerry Reuss, L (1, 1) OBP: 0.226, SLG: 0.200			0-0 F7	0-0 BB 1B		0-0 SH3-4		0-0 F7	0-0 BB 1B	4 0 2 3 0 0 2		
Inning Stats	R: 0 E: 0 K: 0 S: 4 H: 1 LOB: 1 BB: 0 P: 4	R: 0 E: 0 K: 1 S: 5 H: 0 LOB: 1 BB: 1 P: 9	R: 0 E: 0 K: 1 S: 5 H: 0 LOB: 0 BB: 0 P: 5	R: 3 E: 0 K: 0 S: 6 H: 3 LOB: 3 BB: 3 P: 18	R: 2 E: 0 K: 0 S: 5 H: 2 LOB: 0 BB: 0 P: 5	R: 1 E: 0 K: 0 S: 4 H: 1 LOB: 1 BB: 1 P: 8	R: 1 E: 0 K: 1 S: 8 H: 3 LOB: 2 BB: 0 P: 8	R: 0 E: 0 K: 1 S: 5 H: 0 LOB: 0 BB: 0 P: 5	R: 3 E: 1 K: 0 S: 6 H: 3 LOB: 2 BB: 2 P: 14	1B: 9 2B: 1 3B: 0 HR: 3 SF: 1 SAC: 1 DP: 0 HBP: 0	WP: 0 PB: 2 SB: 2 CS: 0 PA: 47	
PITCHER	IP WLS BF H R ER SO BB IBB HBP BLK WP HR S P ERA WHIP											
Joe Niekro, R (1, 1) ERA: 3.3	4.1 L 23 6 5 5 2 4 0 0 0 0 2 23 39 10.38 2.308											
Ron Mathis, R (5, 1) ERA: 3.89	1.2 7 1 1 1 0 1 0 0 0 0 0 6 10 5.40 1.200											
Julio Solano, R (7, 1) ERA: 4.91	2.0 11 4 3 3 2 1 0 0 0 0 1 14 18 13.50 2.500											
Bill Dawley, R (9, 1) ERA: 4.11	1.0 6 2 1 0 0 1 0 0 0 0 0 5 9 0.00 3.000											

Los Angeles Dodgers @ Houston Astros
 Astrodome, Houston, TX
 Fri Jun 14 1985, 8:05 PM EDT
 Att. 21,243 - Unknown

AB	38
R	10
H	13
RBI	9
BB	7
SO	4
LOB	21



WP: 0	PA: 47
PB: 2	
SB: 2	
CS: 0	

Batter	1	2	3	4	5	6	7	8	9	AB R H RBI BB SO LOB
Bill Doran, S OBP: 0.357, SLG: 0.412 (1, 4)	0-0 5-3	0-0 FC6-4		0-0 G3			0-0 5-3			4 0 0 1 0 0 3
Enos Cabell, R OBP: 0.317, SLG: 0.352 (1, 3)	4-0 BB	0-0 4-3			0-0 4-3		0-0 5-3			3 0 0 0 1 0 2
Phil Gamer, R OBP: 0.294, SLG: 0.349 (1, 5)	4-0 1-2 2B BB		0-0 5-3		0-3 K		0-0 F7			3 0 0 0 1 1 0
Jose Cruz, L OBP: 0.370, SLG: 0.485 (1, 7)	0-3 K		0-0 4-3		0-0 1B		0-0 G5-4-3 1B			4 0 2 0 0 1 2
Kevin Bass, S OBP: 0.272, SLG: 0.413 (1, 8)	0-0 1-H 2-H 2B		0-0 FC5-4 1B		0-0 F9		0-0 G5-4-3			4 0 2 1 0 0 2
Glenn Davis, R OBP: 0.250, SLG: 0.250 (1, 9)		0-0 SH 1B FC6-4 1B	0-0 FC5-4		0-0 F8		0-0 F8			4 1 1 0 0 0 1
Mark Bailey, S OBP: 0.383, SLG: 0.431 (1, 2)		0-3 K		0-0 FC5-4 1B		0-0 PB 1B		0-0 F8		4 0 2 0 0 1 1
Craig Reynolds, L OBP: 0.319, SLG: 0.418 (1, 6)		0-0 FC6-4 SH 1B		0-0 FC5-4 SH3-4		0-3 K		0-0 3-1		1 0 1 0 0 0 0
Dickie Thon, R OBP: 0.246, SLG: 0.213 (4, 6)										3 0 0 0 0 1 2
Joe Niekro, R OBP: 0.207, SLG: 0.250 (5, 1)		0-0 SH		0-0 SH3-4		0-0 F8		0-0 4-3		0 0 0 0 0 0 0
Ron Mattheis, R OBP: 0.373, SLG: 0.418 (6, PH)										0 0 0 0 0 0 0
Jim Pankovits, R OBP: 0.373, SLG: 0.418 (7, 1)										1 0 0 0 0 0 1
Julio Solano, R OBP: 0.321, SLG: 0.401 (9, PH)		1-2 2-3								0 0 0 0 0 0 0
Bill Dawley, R OBP: 0.321, SLG: 0.401 (9, PH)										1 0 0 0 0 0 0

BOTTOM

Los Angeles Dodgers @ Houston Astros
Astrodome, Houston, TX
Fri Jun 14 1985, 8:05 PM EDT
Att. 21,243 - Unknown

livebaseballscorecards.com

AB	32
R	1
H	8
RBI	2
BB	2
SO	4
LOB	14



Inning Stats	R: 1 H: 1 E: 0 K: 5 S: 5	H: 1 LOB: 2 BB: 2 P: 13	R: 1 H: 2 E: 1 K: 1 S: 8	H: 2 LOB: 2 BB: 0 P: 8	R: 0 H: 1 E: 0 K: 0 S: 4	H: 1 LOB: 1 BB: 0 P: 4	R: 0 H: 1 E: 0 K: 1 S: 6	H: 1 LOB: 1 BB: 0 P: 6	R: 0 H: 0 E: 0 K: 0 S: 3	H: 1 LOB: 0 BB: 0 P: 3	R: 0 H: 1 E: 0 K: 0 S: 3	H: 1 LOB: 0 BB: 0 P: 3	R: 0 H: 0 E: 0 K: 0 S: 3	H: 0 LOB: 0 BB: 0 P: 3	1B: 7 2B: 1 3B: 0 HR: 0	SF: 0 SAC: 2 DP: 1 HBP: 0	WP: 0 PB: 1 SB: 0 CS: 0	PA: 36
--------------	--------------------------	-------------------------	--------------------------	------------------------	--------------------------	------------------------	--------------------------	------------------------	--------------------------	------------------------	--------------------------	------------------------	--------------------------	------------------------	-------------------------	---------------------------	-------------------------	--------

PITCHER	Jerry Reuss, L (1, 1)	IP: 9.0 WLS: W BF: 36 H: 8 R: 2 ER: 1 SO: 4 BB: 2 IBB: 0 HBP: 0 BLK: 0 WP: 0 HR: 0 S: 42 P: 50 ERA: 1.00 WHIP: 1.111	PITCHER		IP: WLS: BF: H: R: ER: SO: BB: IBB: HBP: BLK: WP: HR: S: P: ERA: WHIP:
---------	-----------------------	--	---------	--	--

Batter	1	2	3	4	5	6	7	8	9	AB R H RBI BB SO LOB	TOP	
Steve Sax, R (1, 4) OBP: 0.344, SLG: 0.275	0-0 5-3 1B	0-0 5-3			0-0 F9			0-0 4-3		4 0 1 0 0 0 1	Los Angeles Dodgers @ Houston Astros Astrodome, Houston, TX Sat Jun 15 1985, 4:33 AM EDT Att. 25,422 - Unknown livebaseballscorecards.com	
Mariano Duncan, R (1, 6) OBP: 0.296, SLG: 0.329	0-0 F8		0-0 6-3		0-0 6-3		0-0 1-3		4 0 0 0 0 0 1			
Bill Russell, R (1, 7) OBP: 0.342, SLG: 0.320	0-0 5-3 1-2		0-0 1B		0-0 5-3		0-0 F7		4 0 1 0 0 0 1			
Pedro Guerrero, R (1, 3) OBP: 0.379, SLG: 0.514	0-0 5-3		0-0 F7		0-0 HR		0-0 2B		4 1 2 1 0 0 2			
Mike Marshall, R (1, 9) OBP: 0.308, SLG: 0.436		4-0 1B BB	0-3 K		0-0 5-3		0-3 K		3 1 0 0 1 2 2			
Candy Maldonado, R (1, 8) OBP: 0.242, SLG: 0.277 Ken Landreaux, L (9, PH) OBP: 0.242, SLG: 0.356 (9, 8)		0-0 1B G6-4-3 1B		0-0 6-3		0-0 F7		0-0 F7	3 1 1 0 0 0 0 1 0 0 0 0 0 1			
Steve Yeager, R (1, 2) OBP: 0.208, SLG: 0.220		0-0 G6-4-3 1B		0-0 F8		0-0 5-3		0-0 5-3	4 0 1 1 0 0 1			
Dave Anderson, R (1, 5) OBP: 0.311, SLG: 0.282		0-0 G6-4-3 1-2 3-H		0-0 5-3		0-0 L1			3 0 0 0 0 0 1			
Orel Hershiser, R (1, 1) OBP: 0.185, SLG: 0.192		0-0 1B		0-0 6-3		0-0 4-3			3 0 1 0 0 0 0			
Inning Stats	R: 0 H: 1 E: 0 LOB: 1 K: 0 BB: 0 S: 4 P: 4	R: 2 H: 3 E: 0 LOB: 1 K: 0 BB: 1 S: 5 P: 9	R: 0 H: 1 E: 0 LOB: 1 K: 1 BB: 0 S: 6 P: 6	R: 0 H: 0 E: 0 LOB: 0 K: 0 BB: 0 S: 3 P: 3	R: 0 H: 0 E: 0 LOB: 0 K: 0 BB: 0 S: 3 P: 3	R: 1 H: 1 E: 0 LOB: 0 K: 0 BB: 0 S: 4 P: 4	R: 0 H: 0 E: 0 LOB: 0 K: 0 BB: 0 S: 3 P: 3	R: 0 H: 0 E: 0 LOB: 0 K: 1 BB: 0 S: 6 P: 6	R: 0 H: 1 E: 0 LOB: 1 K: 1 BB: 0 S: 6 P: 6	1B: 5 SF: 0 2B: 1 SAC: 0 3B: 0 DP: 1 HR: 1 HBP: 0	WP: 0 PA: 34 PB: 0 SB: 0 CS: 0	
PITCHER Bob Knepper, L (1, 1) ERA: 4.17 Mark Ross, R (7, 1) ERA: 5.11	IP WLS BF H R ER SO BB IBB HBP BLK WP HR S P ERA WHIP											PITCHER IP WLS BF H R ER SO BB IBB HBP BLK WP HR S P ERA WHIP

AB	33
R	3
H	7
RBI	2
BB	1
SO	2
LOB	10



Batter	1	2	3	4	5	6	7	8	9	AB R H RBI BB SO LOB
Bill Doran, S (1, 4) OBP: 0.355, SLG: 0.406	0-0 F8			4-0 1B SH1-3 BB		0-0 1-3			0-0 G3	3 0 0 0 1 0 0
Kevin Bass, S (1, 8) OBP: 0.273, SLG: 0.418	0-0 4-3			0-0 SH1-3		0-0 4-3			0-0 2B	3 0 1 0 0 0 0
Denny Walling, L (1, 3) OBP: 0.320, SLG: 0.398	0-0 F7			0-0 G4-6-3 1B			0-0 3-1		0-0 4-3	4 0 1 0 0 0 1
Jose Cruz, L (1, 7) OBP: 0.364, SLG: 0.477		0-0 4-3		0-0 G4-6-3			0-0 F4			3 0 0 0 0 0 2
Mark Bailey, S (1, 2) OBP: 0.374, SLG: 0.420		0-0 G3			0-0 6-3		0-3 K			3 0 0 0 0 1 0
Glenn Davis, R (1, 9) OBP: 0.286, SLG: 0.286		0-3 K			0-0 1B			0-0 5-3		3 0 1 0 0 1 0
Phil Garner, R (1, 5) OBP: 0.290, SLG: 0.344			0-0 L3		0-0 F9			0-0 F7		3 0 0 0 0 0 1
Dickie Thon, R (1, 6) OBP: 0.235, SLG: 0.203			0-0 L5		0-0 F5			0-3 K		3 0 0 0 0 1 1
Bob Knepper, L (1, 1) Chris Jones, L (6, PH) Mark Ross, R (7, 1) Harry Spilman, L (9, PH)			0-3 K			0-0 F7			0-0 F9	1 0 0 0 0 1 0 1 0 0 0 0 0 0 0 0 0 0 0 0 0 1 0 0 0 0 0 0

BOTTOM

Los Angeles Dodgers @ Houston Astros
Astrodome, Houston, TX
Sat Jun 15 1985, 4:33 AM EDT
Att. 25,422 - Unknown

livebaseballscorecards.com

AB	28
R	0
H	3
RBI	0
BB	1
SO	4
LOB	5



Inning Stats	R: 0	H: 0	E: 0	K: 0	S: 3	R: 0	H: 0	E: 0	K: 1	S: 5	R: 0	H: 0	E: 0	K: 1	S: 5	R: 0	H: 1	E: 0	K: 0	S: 3	R: 0	H: 1	E: 0	K: 0	S: 4	R: 0	H: 0	E: 0	K: 0	S: 3	R: 0	H: 0	E: 0	K: 1	S: 5	R: 0	H: 0	E: 0	K: 1	S: 5	R: 0	H: 1	E: 0	K: 0	S: 4	R: 0	H: 0	E: 0	K: 0	S: 3	R: 0	H: 1	E: 0	K: 0	S: 4	1B: 2	2B: 1	3B: 0	HR: 0	SF: 0	SAC: 1	DP: 1	HBP: 0	WP: 0	PB: 0	SB: 0	CS: 0	PA: 30
--------------	------	------	------	------	------	------	------	------	------	------	------	------	------	------	------	------	------	------	------	------	------	------	------	------	------	------	------	------	------	------	------	------	------	------	------	------	------	------	------	------	------	------	------	------	------	------	------	------	------	------	------	------	------	------	------	-------	-------	-------	-------	-------	--------	-------	--------	-------	-------	-------	-------	--------

PITCHER	IP	WLS	BF	H	R	ER	SO	BB	IBB	HBP	BLK	WP	HR	S	P	ERA	WHIP
Orel Hershiser, R (1, 1) ERA: 2.16	9.0	W	30	3	0	0	4	1	0	0	0	0	0	37	41	0.00	0.444

Batter	1	2	3	4	5	6	7	8	9	AB R H RBI BB SO LOB	TOP											
Steve Sax, R (1, 4) OBP: 0.344, SLG: 0.272	0-0 6-3	0-0 G6-4-3			0-0 4-3 SH3 HR 1B	0-0 F9		4-0 5-3 2B BB	0-0 5-3	5 2 1 0 1 0 4												
Mariano Duncan, R (1, 6) OBP: 0.295, SLG: 0.327	0-0 2B 1B		0-0 G2		0-0 SH3	0-0 FC4-6		0-0 F2		4 0 1 0 0 0 2												
Ken Landreaux, L (1, 8) OBP: 0.249, SLG: 0.366 Candy Maldonado, R (8, PH) OBP: 0.250, SLG: 0.286	0-0 1-3 2B		0-0 2B 1B		0-0 4-3	0-0 4-3		0-0 1-2 5-3 2B 1B		4 1 2 0 0 0 2 1 1 1 0 0 0 0												
Pedro Guerrero, R (1, 7) OBP: 0.379, SLG: 0.530 R.J. Reynolds, S (8, 7) OBP: 0.307, SLG: 0.383	0-3 K		0-0 1B 2B		0-0 HR		0-0 5-3	0-0 5-3		5 2 2 3 0 1 4 0 0 0 0 0 0 0												
Greg Brock, L (1, 3) OBP: 0.313, SLG: 0.455	0-0 F7		0-0 F9		4-0 2B BB		4-0 FC BB WP BB	4-0 2B BB		2 2 0 0 3 0 3												
Mike Marshall, R (1, 9) OBP: 0.319, SLG: 0.444		4-0 1B BB	0-0 CS 1B		4-0 1-2 2B BB		0-3 K	0-0 1-3 2-H 3-H 2B		3 1 2 3 2 1 1												
Mike Scioscia, L (1, 2) OBP: 0.339, SLG: 0.370		0-0 1-3 BB 1B	0-0 CS	0-0 4-3	0-0 1-H 2-H 2B		4-0 WP FC BB	4-0 PO BB		3 0 2 2 2 0 0												
Dave Anderson, R (1, 5) OBP: 0.305, SLG: 0.268		4-0 1-2 G6-4-3 BB		0-0 F9	0-0 F3		0-0 FC WP	0-0 PO	0-3 K	4 0 0 0 1 1 3												
Fernando Valenzuela, L (1, 1) OBP: 0.200, SLG: 0.225		0-3 K		0-0 4-3		0-0 FC4-6 1B	0-0 4-3		0-0 F8	5 0 1 0 0 1 5												
Inning Stats	R: 0 E: 0 K: 1 S: 7	H: 2 LOB: 2 BB: 0 P: 7	R: 0 E: 0 K: 1 S: 5	H: 1 LOB: 2 BB: 2 P: 13	R: 2 E: 0 K: 0 S: 5	H: 3 LOB: 0 BB: 0 P: 5	R: 0 E: 0 K: 0 S: 3	H: 0 LOB: 0 BB: 0 P: 3	R: 4 E: 0 K: 0 S: 6	H: 3 LOB: 1 BB: 2 P: 14	R: 0 E: 0 K: 0 S: 4	H: 1 LOB: 1 BB: 0 P: 4	R: 1 E: 0 K: 1 S: 6	H: 0 LOB: 2 BB: 2 P: 14	R: 2 E: 0 K: 0 S: 4	H: 2 LOB: 2 BB: 3 P: 16	R: 0 E: 0 K: 1 S: 5	H: 0 LOB: 0 BB: 0 P: 5	1B: 7 2B: 4 3B: 0 HR: 1	SF: 0 SAC: 1 DP: 1 HBP: 0	WP: 1 PB: 0 SB: 0 CS: 1	PA: 48
PITCHER	IP WLS BF H R ER SO BB IBB HBP BLK WP HR S P ERA WHIP																					
Mike Scott, R (1, 1) ERA: 3.27	4.2 L 25 9 6 6 2 4 0 0 0 0 0 1 25 41 11.57 2.786																					
Bill Dawley, R (5, 1) ERA: 4.08	0.1 1 0 0 0 0 0 0 0 0 0 0 0 1 1 0.00 0.000																					
Julio Solano, R (6, 1) ERA: 4.87	2.0 10 1 1 1 1 2 0 0 0 1 0 10 18 4.50 1.500																					
Frank DiPino, L (8, 1) ERA: 4.15	1.0 7 2 2 2 0 3 0 0 0 0 0 4 16 18.00 5.000																					
Dave Smith, R (9, 1) ERA: 1.59	1.0 3 0 0 0 0 1 0 0 0 0 0 0 5 5 0.00 0.000																					

Los Angeles Dodgers @ Houston Astros
 Astrodome, Houston, TX
 Sun Jun 16 1985, 8:05 PM EDT
 Att. 25,491 - Unknown

AB	36
R	9
H	12
RBI	8
BB	9
SO	4
LOB	24



Batter	1	2	3	4	5	6	7	8	9	AB R H RBI BB SO LOB	TOP											
Bill Doran, S (1, 4) OBP: 0.354, SLG: 0.412	0-0 F8		0-0 1B		0-0 2B		0-0 5-3		0-0 F7	5 0 2 1 0 0 0												
Craig Reynolds, L (1, 6) OBP: 0.317, SLG: 0.414	0-3 K		0-0 1B		0-0 G3		0-0 6-3			4 0 1 1 0 1 1												
Kevin Bass, S (1, 8) (8, 9) OBP: 0.266, SLG: 0.404	0-0 F7		0-0 G3		0-0 4-3		0-0 1B			4 0 1 0 0 0 3												
Jose Cruz, L (1, 7) OBP: 0.354, SLG: 0.462		0-0 F9		0-0 4-3		0-0 1B	0-0 4-3			4 0 1 0 0 0 1												
Denny Walling, L (1, 3) Enos Cabell, R (8, PH) OBP: 0.328, SLG: 0.357		0-0 1B		0-0 4-3		0-0 G4-6-3		0-0 1B		3 0 1 0 0 0 1 1 0 1 0 0 0 0												
Phil Garner, R (1, 5) OBP: 0.298, SLG: 0.362		0-0 G5-4-3		0-0 HR		0-0 1B		0-3 K		4 2 2 1 0 1 2												
Glenn Davis, R (1, 9) Chris Jones, L (8, 8) OBP: 0.267, SLG: 0.267			0-0 5-3	0-0 F8		0-0 1B		0-0 G3-6-3		4 0 1 0 0 0 1 0 0 0 0 0 0 0	AB 35 R 4 H 13 RBI 4 BB 0 SO 3 LOB 11											
Alan Ashby, S (1, 2) OBP: 0.376, SLG: 0.438			0-0 1B		0-0 2B		0-0 2B		0-0 F4	4 2 3 1 0 0 0												
Nolan Ryan, R (1, 1) Dave Smith, R (7, 1) OBP: 0.091, SLG: 0.063			0-0 SH3-4		0-0 SH3-4		0-0 4-3		0-3 K	1 0 0 0 0 0 2 1 0 0 0 0 1 0												
Inning Stats	R: 0 E: 0 K: 1 S: 5	H: 0 LOB: 0 BB: 0 P: 5	R: 0 E: 0 K: 0 S: 3	H: 1 LOB: 0 BB: 0 P: 3	R: 1 E: 0 K: 0 S: 6	H: 3 LOB: 2 BB: 0 P: 6	R: 1 E: 0 K: 0 S: 4	H: 1 LOB: 0 BB: 0 P: 4	R: 1 E: 0 K: 0 S: 5	H: 2 LOB: 1 BB: 0 P: 5	R: 1 E: 0 K: 0 S: 6	H: 4 LOB: 2 BB: 0 P: 6	R: 0 E: 0 K: 0 S: 4	H: 1 LOB: 1 BB: 0 P: 4	R: 0 E: 0 K: 1 S: 5	H: 1 LOB: 0 BB: 0 P: 5	R: 0 E: 0 K: 1 S: 5	H: 0 LOB: 0 BB: 0 P: 5	1B: 10 2B: 2 3B: 0 HR: 1	SF: 0 SAC: 2 DP: 3 HBP: 0	WP: 0 PB: 0 SB: 0 CS: 0	PA: 37
PITCHER	IP WLS BF H R ER SO BB IBB HBP BLK WP HR S P ERA WHIP												PITCHER	IP WLS BF H R ER SO BB IBB HBP BLK WP HR S P ERA WHIP								
Steve Shields, R (1, 1) ERA: 4.15	5.2 L 25 10 4 4 1 0 0 0 0 0 0 1 27 27 6.35 1.765																					
Jeff Dedmon, R (6, 1) ERA: 2.16	0.1 2 1 0 0 0 0 0 0 0 0 0 0 2 2 0.00 3.000																					
Terry Forster, L (7, 1) ERA: 1.1	3.0 10 2 0 0 0 2 0 0 0 0 0 0 0 14 14 0.00 0.667																					

Houston Astros @ Atlanta Braves
Atlanta-Fulton County Stadium, Atlanta, GA

Mon Jun 17 1985, 7:05 PM EDT
Att. 11,346 - Unknown

livebaseballscorecards.com



Batter	1	2	3	4	5	6	7	8	9	AB R H RBI BB SO LOB	TOP
Bill Doran, S (1, 4) <small>OBP: 0.360, SLG: 0.427</small>	0-0 6-3		4-0 BB			4-0 1B BB		0-0 HR		2 2 1 1 2 0 0	Houston Astros @ Atlanta Braves Atlanta-Fulton County Stadium, Atlanta, GA Tue Jun 18 1985, 7:05 PM EDT Att: 10,551 - Unknown
Enos Cabell, R (1, 3) <small>OBP: 0.320, SLG: 0.348</small> Denny Walling, L (8, PH) <small>OBP: 0.316, SLG: 0.392</small>	0-0 5-3		0-0 4-3			0-0 F8		0-0 4-3		3 0 0 0 0 0 2 1 0 0 0 0 0 0	
Jim Pankovits, R (1, 6) <small>OBP: 0.372, SLG: 0.414</small> Dickie Thon, R (3, 6) <small>OBP: 0.227, SLG: 0.197</small>	0-0 6-3				0-0 F9		0-0 1B 1B	0-3 K		1 0 0 0 0 0 0 3 0 1 0 0 1 0	
Jose Cruz, L (1, 7) <small>OBP: 0.352, SLG: 0.457</small>		0-0 F9		0-3 K		0-0 1B		0-0 F9		4 0 1 1 0 1 0	
Kevin Bass, S (1, 8) <small>OBP: 0.260, SLG: 0.394</small>		0-0 5-3		0-3 K		0-0 4-3		0-0 4-3		4 0 0 0 0 1 2	
Phil Garner, R (1, 5) <small>OBP: 0.297, SLG: 0.357</small>		4-0 BB			0-0 1-3		0-0 4-3		0-0 5-3	3 0 0 0 1 0 0	
Glenn Davis, R (1, 9) <small>OBP: 0.222, SLG: 0.222</small>		0-0 4-3			0-0 1-3		0-0 4-3			3 0 0 0 0 0 1	
Alan Ashby, S (1, 2) <small>OBP: 0.366, SLG: 0.424</small>			0-0 F9		0-0 4-3		0-3 K			3 0 0 0 0 1 0	
Ron Mathis, R (1, 1) Mark Ross, R (7, 1) Chris Jones, L (8, PH) Julio Solano, R (8, 1)			0-0 1-3			0-0 4-3		0-0 G3		2 0 0 0 0 0 0 0 0 0 0 0 0 0 1 0 0 0 0 0 0 0 0 0 0 0 0 0	
Inning Stats	R: 0 H: 0 E: 0 LOB: 0 K: 0 BB: 0 S: 3 P: 3	R: 0 H: 0 E: 0 LOB: 1 K: 0 BB: 1 S: 3 P: 7	R: 0 H: 0 E: 0 LOB: 1 K: 0 BB: 1 S: 3 P: 7	R: 0 H: 0 E: 0 LOB: 0 K: 2 BB: 0 S: 7 P: 7	R: 0 H: 0 E: 0 LOB: 0 K: 0 BB: 0 S: 3 P: 3	R: 1 H: 2 E: 0 LOB: 2 K: 0 BB: 1 S: 5 P: 9	R: 0 H: 0 E: 0 LOB: 0 K: 1 BB: 0 S: 5 P: 5	R: 1 H: 1 E: 0 LOB: 0 K: 1 BB: 0 S: 6 P: 6	R: 0 H: 0 E: 0 LOB: 0 K: 0 BB: 0 S: 3 P: 3	1B: 2 SF: 0 2B: 0 SAC: 0 3B: 0 DP: 0 HR: 1 HBP: 0	
PITCHER Zane Smith, L (1, 1) <small>ERA: 4.17</small> Bruce Sutter, R (8, 1) <small>ERA: 3.4</small>	IP WLS BF H R ER SO BB IBB HBP BLK WP HR S P ERA WHIP 7.0 26 2 1 1 3 3 0 0 0 0 0 0 29 41 1.29 0.714 2.0 W 7 1 1 1 1 0 0 0 0 0 0 1 9 9 4.50 0.500										

livebaseballscorecards.com

AB 30
R 2
H 3
RBI 2
BB 3
SO 4
LOB 5



Batter	1	2	3	4	5	6	7	8	9	AB	R	H	RBI	BB	SO	LOB
Claudell Washington, L (1, 9) OBP: 0.316, SLG: 0.409	0-3 K	0-0 F9		0-0 4-3			0-3 K		0-3 K	5	0	0	0	0	3	5
Rafael Ramirez, R (1, 6) OBP: 0.297, SLG: 0.380	0-0 1B		4-0 F8 PB FC3-2 BB		0-0 1B		0-0 F8		0-0 2B	4	0	3	1	1	0	1
Dale Murphy, R (1, 8) OBP: 0.373, SLG: 0.547	0-0 1B		0-0 F8		0-3 K		0-0 F8		0-3 K	5	0	1	0	0	2	2
Chris Chambliss, L (1, 3) OBP: 0.271, SLG: 0.245	4-0 1B		0-0 FC3-2		0-0 F8		0-0 F8			3	0	0	0	1	0	1
Terry Harper, R (1, 7) OBP: 0.326, SLG: 0.401	0-3 K		0-0 FC4		0-0 F6		0-0 2B			4	1	1	0	0	1	3
Ken Oberkfell, L (1, 5) OBP: 0.338, SLG: 0.382		0-0 FC3-6 1B		0-0 FC4-6 1B		0-0 G5-4-3 1B		0-0 2B		4	0	4	1	0	0	0
Glenn Hubbard, R (1, 4) OBP: 0.337, SLG: 0.335		0-0 F4		0-0 FC4-6 1B		0-0 G5-4-3		0-0 F9		3	0	0	0	0	0	3
Gene Garber, R (7, 1) OBP: 0.500, SLG: 0.500				1-2f		1-2f				0	0	0	0	0	0	0
Gerald Perry, L (8, PH) OBP: 0.269, SLG: 0.261										1	0	0	0	0	0	1
Brad Komminsk, R (8, PH) OBP: 0.319, SLG: 0.292										0	0	0	0	0	0	0
Dave Schuler, R (9, 1)										0	0	0	0	0	0	0
Bruce Benedict, R (1, 2) OBP: 0.328, SLG: 0.222		0-0 FC3-6 1B		0-0 1B		0-0 F8		0-0 2B		3	2	2	0	1	0	0
Steve Bedrosian, R (1, 1) OBP: 0.074, SLG: 0.074		0-0 FC3-6		0-0 1B						2	0	1	1	0	0	2
Rick Camp, R (6, 1)										0	0	0	0	0	0	0
Paul Zuvella, R (7, 4) OBP: 0.261, SLG: 0.233		1-2f 2-3		2-H 1B						2	0	1	0	0	0	1

Inning Stats	R: 0	H: 2	E: 0	K: 2	S: 8	LOB: 2	BB: 1	P: 12	R: 0	H: 2	E: 0	K: 0	S: 5	LOB: 2	BB: 0	P: 5	R: 0	H: 0	E: 0	K: 0	S: 3	LOB: 1	BB: 1	P: 7	R: 1	H: 3	E: 0	K: 0	S: 5	LOB: 1	BB: 0	P: 5	R: 0	H: 1	E: 0	K: 1	S: 5	LOB: 0	BB: 0	P: 5	R: 0	H: 1	E: 0	K: 0	S: 3	LOB: 0	BB: 0	P: 3	R: 0	H: 1	E: 0	K: 1	S: 6	LOB: 1	BB: 0	P: 6	R: 1	H: 2	E: 0	K: 0	S: 5	LOB: 1	BB: 0	P: 5	R: 1	H: 1	E: 0	K: 2	S: 8	LOB: 1	BB: 1	P: 12	1B: 11	SF: 0	2B: 2	SAC: 0	3B: 0	DP: 1	HR: 0	HBP: 0	WP: 0	PA: 39
--------------	------	------	------	------	------	--------	-------	-------	------	------	------	------	------	--------	-------	------	------	------	------	------	------	--------	-------	------	------	------	------	------	------	--------	-------	------	------	------	------	------	------	--------	-------	------	------	------	------	------	------	--------	-------	------	------	------	------	------	------	--------	-------	------	------	------	------	------	------	--------	-------	------	------	------	------	------	------	--------	-------	-------	--------	-------	-------	--------	-------	-------	-------	--------	-------	--------

PITCHER	IP	WLS	BF	H	R	ER	SO	BB	IBB	HBP	BLK	WP	HR	S	P	ERA	WHIP
Joe Niekro, R (1, 1) ERA: 3.23	7.2	W	33	12	2	2	4	2	0	0	0	0	0	39	47	2.35	1.826
Frank DiPino, L (8, 1) ERA: 4.26	1.1		6	1	1	1	2	1	0	0	0	0	0	9	13	6.75	1.500

BOTTOM

Houston Astros @ Atlanta Braves
Atlanta-Fulton County Stadium, Atlanta, GA

Wed Jun 19 1985, 7:05 PM EDT
Att. 10,420 - Unknown

AB	36
R	3
H	13
RBI	3
BB	3
SO	6
LOB	19

livebaseballscorecards.com

Batter	1	2	3	4	5	6	7	8	9	AB R H RBI BB SO LOB	TOP	
Bill Doran, S (1, 4) <small>OBP: 0.355, SLG: 0.419</small>	0-0 F8		0-3 K2-3			0-0 G3			0-0 SH2-3 1B	4 0 1 0 0 1 0	<h2>Houston Astros @ Atlanta Braves</h2> <h3>Atlanta-Fulton County Stadium, Atlanta, GA</h3> <p>Thu Jun 20 1985, 7:05 PM EDT Att. 13,799 - Unknown</p>	
Kevin Bass, S (1, 8) <small>OBP: 0.254, SLG: 0.388</small> (8, 9)	0-0 F7			0-0 6-3		0-0 6-3		0-0 SH2-3 1-2	3 0 0 0 0 0 0			
Denny Walling, L (1, 3) <small>OBP: 0.319, SLG: 0.397</small> Enos Cabell, R (9, PH) <small>OBP: 0.326, SLG: 0.348</small> (9, 3)	0-0 1B			0-0 G1		0-0 G4-6-3 1B		4-0 S BB	3 0 2 0 0 0 0 0 0 0 0 1 0 0			
Jose Cruz, L (1, 7) <small>OBP: 0.346, SLG: 0.462</small>	0-0 L3			0-0 F8		0-0 G4-6-3 1-2f		0-3 K 1-2 2-3	4 0 0 0 0 1 4			
Alan Ashby, S (1, 2) <small>OBP: 0.375, SLG: 0.413</small>		0-3 K			4-0 G1-6-3 BB		4-0 HR BB	0-0 4-3	2 1 0 0 2 1 2			
Phil Garner, R (1, 5) <small>OBP: 0.301, SLG: 0.379</small>		0-0 F8			0-0 G1-6-3 1-2f		0-0 HR		3 1 1 2 0 0 1			
Glenn Davis, R (1, 9) <small>OBP: 0.250, SLG: 0.250</small> Chris Jones, L (8, 8) <small>OBP: 0.400, SLG: 0.250</small>		0-0 4-3			0-0 G3		0-0 G3		3 0 0 0 0 0 0 0 0 0 0 0 0 0			
Dickie Thon, R (1, 6) <small>OBP: 0.218, SLG: 0.189</small>			0-0 4-3		0-3 K		0-0 5-3		3 0 0 0 0 1 0			
Bob Knepper, L (1, 1) Dave Smith, R (9, 1)			0-0 F5		0-3 K		0-3 K		3 0 0 0 0 2 0 0 0 0 0 0 0 0			
Inning Stats	R: 0 H: 1 E: 0 LOB: 1 K: 0 BB: 0 S: 4 P: 4	R: 0 H: 0 E: 0 LOB: 0 K: 1 BB: 0 S: 5 P: 5	R: 0 H: 0 E: 0 LOB: 0 K: 1 BB: 0 S: 5 P: 5	R: 0 H: 0 E: 0 LOB: 0 K: 0 BB: 0 S: 3 P: 3	R: 0 H: 0 E: 0 LOB: 0 K: 0 BB: 1 S: 2 P: 6	R: 0 H: 0 E: 0 LOB: 0 K: 2 BB: 0 S: 7 P: 7	R: 0 H: 1 E: 0 LOB: 0 K: 0 BB: 0 S: 3 P: 3	R: 2 H: 1 E: 0 LOB: 0 K: 1 BB: 1 S: 6 P: 10	R: 0 H: 1 E: 0 LOB: 2 K: 1 BB: 1 S: 6 P: 10	1B: 3 SF: 0 2B: 0 SAC: 1 3B: 0 DP: 2 HR: 1 HBP: 0		WP: 0 PA: 32 PB: 0 SB: 2 CS: 0
PITCHER Rick Mahler, R (1, 1) <small>ERA: 3.13</small> Terry Forster, L (9, 1) <small>ERA: 1.08</small>	IP WLS BF H R ER SO BB IBB HBP BLK WP HR S P ERA WHIP 8.1 L 29 4 2 2 5 2 0 0 0 0 0 1 37 45 2.16 0.720											PITCHER IP WLS BF H R ER SO BB IBB HBP BLK WP HR S P ERA WHIP 0.2 3 0 0 0 1 1 0 0 0 0 0 0 4 8 0.00 1.500

livebaseballscorecards.com

AB	28
R	2
H	4
RBI	2
BB	3
SO	6
LOB	7



Batter	1	2	3	4	5	6	7	8	9
Mariano Duncan, R OBP: 0.296, SLG: 0.332 (1, 6)	0-0 4-3	0-0 G3		0-0 F2		0-0 SH1-4	0-0 F2		
Bill Russell, R OBP: 0.328, SLG: 0.303 (1, 4)	0-0 5-3	0-0 5-3		0-0 5-3		1B 2-H 1B	0-0 F3		
Ken Landreaux, L OBP: 0.253, SLG: 0.362 (1, 8)	0-0 1B E 1B		0-0 F8		0-0 F9	0-0 BB 1-3 4-3 1B		0-0 G3	
Pedro Guerrero, R OBP: 0.378, SLG: 0.539 Candy Maldonado, R OBP: 0.240, SLG: 0.273 (1, 7) (9, 7)	0-0 E8 1-H 1B		4-0 BB		0-0 HR	0-0 4-3 1-2 3-H 1B		0-0 F4	
Greg Brock, L OBP: 0.307, SLG: 0.446 (1, 3)	0-0 F7		0-0 F5		0-0 G3	0-0 1-2 2-3 4-3 BB		0-0 4-3	
R.J. Reynolds, S OBP: 0.311, SLG: 0.379 (1, 9)		4-0 S 1B BB	0-0 F7		0-1 CI E	0-0 4-3			
Mike Scioscia, L OBP: 0.352, SLG: 0.365 (1, 2)		0-0 SH3-4 1-H G3 1B		4-0 FC5-4 BB	4-0 1-2 IBB	4-0 IBB			
Dave Anderson, R OBP: 0.321, SLG: 0.258 (1, 5)		4-0 G3 SH3-4 1-2 BB		0-0 FC5-4 1B 1-2f	0-0 F9	0-0 F9			
Orel Hershiser, R OBP: 0.241, SLG: 0.250 Jay Johnstone, L OBP: 0.200, SLG: 0.400 Tom Niedenfuer, R OBP: 0.250, SLG: 0.250 (1, 1) (7, PH) (8, 1)		0-0 SH3-4		0-0 1B		0-0 SH1-4 1B	0-3 K		

AB	R	H	RBI	BB	SO	LOB
4	0	0	1	0	0	3
5	1	1	1	0	0	3
5	2	2	0	0	0	0
4	1	3	2	1	0	0
0	0	0	0	0	0	0
4	0	0	0	1	0	2
2	1	0	1	1	0	3
1	1	1	1	3	0	0
3	0	0	0	1	0	6
2	1	2	0	0	0	0
1	0	0	0	0	1	0
0	0	0	0	0	0	0


BOTTOM

Houston Astros @ Los Angeles Dodgers
Dodger Stadium, Los Angeles, CA

Fri Jun 21 1985, 7:05 PM PDT
Att. 39,584 - Unknown

livebaseballscorecards.com

AB	31
R	7
H	9
RBI	6
BB	7
SO	1
LOB	17



Inning Stats		R: 1	H: 2	E: 1	K: 0	S: 5	L: 0	BB: 0	P: 5
Inning Stats		R: 2	H: 1	E: 0	K: 0	S: 4	L: 0	BB: 2	P: 12
Inning Stats		R: 0	H: 0	E: 0	K: 0	S: 3	L: 0	BB: 1	P: 7
Inning Stats		R: 0	H: 1	E: 0	K: 0	S: 4	L: 0	BB: 1	P: 8
Inning Stats		R: 1	H: 1	E: 2	K: 0	S: 5	L: 0	BB: 1	P: 9
Inning Stats		R: 3	H: 4	E: 0	K: 1	S: 7	L: 0	BB: 2	P: 15
Inning Stats		R: 0	H: 0	E: 0	K: 1	S: 5	L: 0	BB: 0	P: 3

PITCHER										IP	WLS	BF	H	R	ER	SO	BB	IBB	HBP	BLK	WP	HR	S	P	ERA	WHIP
Mike Scott, R ERA: 3.32 (1, 1)										4.0	L	20	4	3	2	0	0	4	0	0	0	0	16	32	4.50	2.000
Bill Dawley, R ERA: 4.91 (5, 1)										1.1		11	5	4	4	0	0	1	0	0	0	1	10	14	27.00	3.750
Julio Solano, R ERA: 4.5 (6, 1)										2.2		10	0	0	0	1	1	1	0	0	0	0	10	18	0.00	0.375

WP	PA	ERA	WHIP
0	41		
0			
1			
0			

Batter	1	2	3	4	5	6	7	8	9	AB R H RBI BB SO LOB	TOP		
Bill Doran, S (1, 4) OBP: 0.350, SLG: 0.403	0-0 E S 1B		0-0 6-3		0-0 F9		0-3 K	0-0 F5		5 1 1 0 0 1 2			
Enos Cabell, R (1, 3) OBP: 0.331, SLG: 0.354	0-0 F7		0-0 F7		0-0		0-0 5-3		0-0	0 1 0 0 0 0 0			
Kevin Bass, S (1, 8) (7, 9) OBP: 0.262, SLG: 0.400	0-0 F3			0-0 F6	0-0		0-0 1B 2B	0-0 F9	0-0	5 2 2 3 0 0 2			
Jose Cruz, L (1, 7) OBP: 0.347, SLG: 0.458	0-0 1B			0-0 HR	0-0 4-3		0-0 2B 1B	0-0 FC4-6	0-0	5 1 3 1 0 0 1			
Phil Gamer, R (1, 5) OBP: 0.300, SLG: 0.371	0-0 F6			0-0 F9		0-0 FC6-4 1B	0-0 1B	0-0 1B	0-0	5 1 3 1 0 0 2			
Glenn Davis, R (1, 9) Chris Jones, L (7, 8) OBP: 0.290, SLG: 0.367 OBP: 0.286, SLG: 0.167		0-0 F9		0-0 HR		4-0 FC6-4 BB	0-0 6-3	0-0 4-3	0-0	3 1 1 2 1 0 2 1 0 0 0 0 0 2			
Alan Ashby, S (1, 2) OBP: 0.362, SLG: 0.396		0-0 6-3		0-0 6-3		0-0 FC6-4 1B		0-3 K		4 0 0 0 0 1 2			
Dickie Thon, R (1, 6) OBP: 0.228, SLG: 0.216		0-0 4-3			0-0 L3	0-0 FC1-5-4 1B		0-0 SH1-4 1B		4 0 2 1 0 0 0			
Joe Niekro, R (1, 1) OBP: 0.212, SLG: 0.250			0-0 6-3		0-0 2B HR	0-0 FC1-5-4		0-0 SH1-4		3 1 1 0 0 0 2			
Inning Stats	R: 1 H: 2 E: 0 LOB: 1 K: 0 BB: 0 S: 5 P: 5	R: 0 H: 0 E: 0 LOB: 0 K: 0 BB: 0 S: 3 P: 3	R: 0 H: 0 E: 0 LOB: 0 K: 0 BB: 0 S: 3 P: 3	R: 2 H: 2 E: 0 LOB: 0 K: 0 BB: 0 S: 5 P: 5	R: 3 H: 3 E: 0 LOB: 0 K: 0 BB: 0 S: 6 P: 6	R: 1 H: 2 E: 0 LOB: 1 K: 0 BB: 1 S: 4 P: 8	R: 1 H: 3 E: 0 LOB: 2 K: 1 BB: 0 S: 8 P: 8	R: 0 H: 1 E: 0 LOB: 1 K: 1 BB: 0 S: 6 P: 6	R: 0 H: 2 E: 0 LOB: 2 K: 0 BB: 0 S: 5 P: 5	1B: 11 SF: 0 2B: 2 SAC: 1 3B: 0 DP: 1 HR: 2 HBP: 0	WP: 0 PA: 42 PB: 0 SB: 1 CS: 0		
PITCHER	IP WLS BF H R ER SO BB IBB HBP BLK WP HR S P ERA WHIP											PITCHER	IP WLS BF H R ER SO BB IBB HBP BLK WP HR S P ERA WHIP
Jerry Reuss, L (1, 1) ERA: 3.23	5.0 L 22 7 6 5 0 0 0 0 0 0 0 2 22 22 9.00 1.400												
Bobby Castillo, R (6, 1) ERA: 4.62	3.0 15 6 2 2 2 1 0 0 0 0 0 0 18 22 6.00 2.333												
Steve Howe, L (9, 1) ERA: 3.0	1.0 5 2 0 0 0 0 0 0 0 0 0 0 5 5 0.00 2.000												

Houston Astros @ Los Angeles Dodgers
Dodger Stadium, Los Angeles, CA

Mon Jun 24 1985, 7:05 PM PDT
Att. 34,459 - Unknown

livebaseballscorecards.com

AB	35
R	8
H	13
RBI	8
BB	1
SO	2
LOB	15



Batter	1	2	3	4	5	6	7	8	9	AB R H RBI BB SO LOB	TOP		
Brad Komminsk, R (1, 9) OBP: 0.326, SLG: 0.286	0-0 6-3		0-0 6-3		0-0 3B 1B	0-0 E5		0-3 K		5 1 1 0 0 1 3			
Rafael Ramirez, R (1, 6) OBP: 0.288, SLG: 0.373	0-0 L5		0-0 6-3		0-0 3B	0-3 K			0-0 6-3	5 0 1 2 0 1 2			
Dale Murphy, R (1, 8) OBP: 0.372, SLG: 0.537	0-0 1-3		0-0 1-3		0-3 K		0-3 K		4-0 1B BB	4 0 0 0 1 2 1			
Bob Homer, R (1, 3) Chris Chambliss, L (7, 3) OBP: 0.317, SLG: 0.475 OBP: 0.273, SLG: 0.248		0-0 FC3-6 1B E 1B		0-0 F8		0-0 E6 1B		0-0 F7	0-3 K	4 1 1 0 0 0 0 1 0 0 0 0 1 1			
Terry Harper, R (1, 7) OBP: 0.327, SLG: 0.382		0-0 FC3-6 1B		0-0 6-3		0-0 E6 1B		0-0 6-3	0-0 1B	5 1 3 0 0 0 0			
Ken Oberkfell, L (1, 5) OBP: 0.333, SLG: 0.365		0-0 FC3-6 E		0-0 3-1		0-0 FC3-2-5-2-6 E		0-0 6-3	0-0 3-1	5 1 0 0 0 0 6			
Glenn Hubbard, R (1, 4) OBP: 0.340, SLG: 0.320		0-0 L5			0-0 E6	4-0 E IBB		4-0 1B BB		2 1 0 0 2 0 2			
Larry Owen, R (1, 2) OBP: 0.333, SLG: 0.319		0-0 E5			0-0 G5-4-3	0-0 E5		0-0 1B		4 0 1 1 0 0 4			
Rick Mahler, R (1, 1) Terry Forster, L (8, 1) Bruce Sutter, R (9, 1) OBP: 0.245, SLG: 0.239		0-3 K			0-0 3B 1B	0-3 K		0-3 K		4 1 1 0 0 3 7 0 0 0 0 0 0 0 0 0 0 0 0 0 0			
Inning Stats	R: 0 H: 0 E: 0 LOB: 0 K: 0 BB: 0 S: 3 P: 3	R: 1 H: 2 E: 1 LOB: 2 K: 1 BB: 0 S: 8 P: 8	R: 0 H: 0 E: 0 LOB: 0 K: 0 BB: 0 S: 3 P: 3	R: 0 H: 0 E: 0 LOB: 0 K: 0 BB: 0 S: 3 P: 3	R: 2 H: 3 E: 1 LOB: 1 K: 1 BB: 0 S: 8 P: 8	R: 3 H: 1 E: 4 LOB: 2 K: 2 BB: 1 S: 11 P: 15	R: 0 H: 0 E: 0 LOB: 0 K: 1 BB: 0 S: 5 P: 5	R: 0 H: 1 E: 0 LOB: 2 K: 2 BB: 1 S: 8 P: 12	R: 0 H: 1 E: 0 LOB: 2 K: 1 BB: 1 S: 6 P: 10	1B: 7 SF: 0 2B: 0 SAC: 0 3B: 1 DP: 1 HR: 0 HBP: 0	WP: 0 PA: 42 PB: 0 SB: 0 CS: 0		
PITCHER	IP WLS BF H R ER SO BB IBB HBP BLK WP HR S P ERA WHIP											PITCHER	IP WLS BF H R ER SO BB IBB HBP BLK WP HR S P ERA WHIP
Bob Knepper, L (1, 1) ERA: 3.7	6.0 L 29 6 6 2 4 0 1 0 0 0 0 0 36 40 3.00 1.000												
Bill Dawley, R (7, 1) ERA: 4.66	2.0 8 1 0 0 3 1 0 0 0 0 0 0 13 17 0.00 1.000												
Jeff Calhoun, L (9, 1) ERA: 3.32	1.0 5 1 0 0 1 1 0 0 0 0 0 0 6 10 0.00 2.000												

Atlanta Braves @ Houston Astros
Astrodome, Houston, TX
Tue Jun 25 1985, 8:05 PM EDT
Att. 13,440 - Unknown

livebaseballscorecards.com

AB 39
R 6
H 8
RBI 3
BB 3
SO 8
LOB 26



Batter	1	2	3	4	5	6	7	8	9	AB R H RBI BB SO LOB
Bill Doran, S (1, 4) OBP: 0.355, SLG: 0.409	0-0 SH1-3 4-3 2B		4-0 G5-4-3 BB		0-0 F7		0-0 G4-6-3 1-2f		0-0 1B	4 1 2 0 1 0 2
Kevin Bass, S (1, 8) OBP: 0.262, SLG: 0.397	0-0 SH1-3 2-3		0-0 G5-4-3 1-2f		0-0 1B			0-0 4-3	0-0 F7	4 0 1 0 0 0 2
Denny Walling, L (1, 3) OBP: 0.308, SLG: 0.377	0-0 4-3 3-H		0-0 4-3		0-0 6-3			0-0 F7	0-0 4-3	5 0 0 1 0 0 3
Jose Cruz, L (1, 7) OBP: 0.350, SLG: 0.458	0-0 1B 1B			0-0 F3		0-3 K		0-0 HR 1B		4 1 2 0 0 1 0
Jerry Mumphrey, S (1, 9) OBP: 0.323, SLG: 0.400	0-0 1-2 1B			0-0 F8		0-0 2B		0-0 HR 1-H		4 1 3 2 0 0 0
Alan Ashby, S (1, 2) OBP: 0.366, SLG: 0.426	0-0 F6			0-0 1B		0-3 K		0-0 HR		4 1 2 1 0 1 3
Phil Garner, R (1, 5) OBP: 0.297, SLG: 0.366		0-0 5-3		0-0 G3		0-0 5-3		0-0 2B		3 0 0 0 0 0 2
Bill Dawley, R (7, 1)										0 0 0 0 0 0 0
Harry Spilman, L (8, PH) OBP: 0.200, SLG: 0.256										1 0 1 0 0 0 0
Dickie Thon, R (9, 6) OBP: 0.228, SLG: 0.216										0 0 0 0 0 0 0
Craig Reynolds, L (1, 6) OBP: 0.320, SLG: 0.436		0-0 3-1			0-0 4-3		0-0 6-3		0-0 F8	3 0 0 0 0 0 0
Glenn Davis, R (8, PH) OBP: 0.281, SLG: 0.355										1 0 0 0 0 0 1
Jeff Calhoun, L (9, 1)										0 0 0 0 0 0 0
Bob Knepper, L (1, 1) OBP: 0.061, SLG: 0.063		0-3 K			0-0 1B 2B		4-0 G4-6-3 BB		0-0 5-3	2 0 1 0 0 1 0
Jim Pankovits, R (7, 5) OBP: 0.370, SLG: 0.403										1 0 0 0 1 0 0

Inning Stats	R: 1	H: 3	E: 0	K: 0	S: 6	L: 0	LOB: 2	BB: 0	P: 6	R: 0	H: 0	E: 0	K: 1	S: 5	L: 0	LOB: 0	BB: 0	P: 5	R: 0	H: 0	E: 0	K: 0	S: 2	R: 0	H: 1	E: 0	K: 0	S: 4	R: 0	H: 2	E: 0	K: 0	S: 5	R: 0	H: 1	E: 0	K: 2	S: 8	R: 0	H: 0	E: 0	K: 0	S: 2	R: 3	H: 4	E: 0	K: 0	S: 7	R: 0	H: 1	E: 0	K: 0	S: 4	1B: 6	SF: 0	2B: 4	3B: 0	HR: 2
--------------	------	------	------	------	------	------	--------	-------	------	------	------	------	------	------	------	--------	-------	------	------	------	------	------	------	------	------	------	------	------	------	------	------	------	------	------	------	------	------	------	------	------	------	------	------	------	------	------	------	------	------	------	------	------	------	-------	-------	-------	-------	-------

PITCHER	IP	WLS	BF	H	R	ER	SO	BB	IBB	HBP	BLK	WP	HR	S	P	ERA	WHIP
Rick Mahler, R (1, 1) ERA: 3.22	7.2	W	34	11	4	4	3	2	0	0	0	0	2	38	46	4.70	1.696
Terry Forster, L (8, 1) ERA: 1.25	0.1		1	0	0	0	0	0	0	0	0	0	0	1	1	0.00	0.000
Bruce Sutter, R (9, 1) ERA: 3.42	1.0	S	4	1	0	0	0	0	0	0	0	0	0	4	4	0.00	1.000

BOTTOM

Atlanta Braves @ Houston Astros
Astrodome, Houston, TX

Tue Jun 25 1985, 8:05 PM EDT
Att. 13,440 - Unknown

AB	36
R	4
H	12
RBI	4
BB	2
SO	3
LOB	13

livebaseballscorecards.com



Batter	1	2	3	4	5	6	7	8	9	10	11	AB R H RBI BB SO LOB	TOP																			
Claudell Washington, L OBP: 0.316, SLG: 0.423 (1, 9)	0-3 K		x 0-0 4-3			x 0-0 4-3			x 0-0 1-3		x 0-0 SF8	4 0 0 1 0 1 0																				
Rafael Ramirez, R OBP: 0.286, SLG: 0.369 (1, 6)	0-0 G6-4-3 1B			x 0-0 6-3			x 0-0 F4		x 0-0 6-3		x 0-3 K	5 0 1 0 0 1 0																				
Dale Murphy, R OBP: 0.370, SLG: 0.531 (1, 8)	0-0 G6-4-3 1-2f			x 0-3 K			x 0-0 4-3				B B B B 7-6-4 F8 BB	3 0 0 0 1 1 1																				
Bob Horner, R OBP: 0.315, SLG: 0.485 (1, 3)		x 0-0 HR		x 0-0 F8			x 0-0 4-3				x 0-0 F8 1-2	4 1 1 1 0 0 1																				
Terry Harper, R OBP: 0.326, SLG: 0.376 (1, 7)					x 0-0 5-3			x 0-0 4-3			B B B B 4-0 BB	3 0 0 0 1 0 0																				
Ken Oberkfell, L OBP: 0.337, SLG: 0.364 (1, 5)						x 0-0 CS 1B		B B B B 4-0 FC6-4 BB			x 0-0 7-6-4 2-3f	3 0 1 0 1 0 2																				
Glenn Hubbard, R OBP: 0.338, SLG: 0.318 (1, 4)					x 0-3 K 1-2			x 0-0 F8			x 0-0 3B 1B	4 1 1 0 0 1 2																				
Larry Owen, R OBP: 0.310, SLG: 0.294 (1, 2)					x 0-0 F9			x 0-0 F8 1-2f			x 0-0 F2	4 0 0 0 0 0 2																				
Pascual Perez, R OBP: 0.222, SLG: 0.222 (1, 1)											x 0-0 SF8 3B	1 0 0 0 0 0 1 0																				
Steve Shields, R OBP: 0.077, SLG: 0.077 (4, 1)												0 0 0 0 0 0 0 0																				
Gerald Perry, L OBP: 0.268, SLG: 0.255 (6, PH)												1 0 0 0 0 0 0 0																				
Rick Camp, R (6, 1)												0 0 0 0 0 0 0 0																				
Chris Chambliss, L OBP: 0.270, SLG: 0.245 (9, PH)												1 0 0 0 0 0 0 0																				
Jeff Dedmon, L OBP: 0.269, SLG: 0.250 (9, 1)												0 0 0 0 0 0 0 0																				
Albert Hall, S OBP: 0.269, SLG: 0.292 (11, PH)												1 1 1 1 1 0 0 0																				
Bruce Sutter, R (11, 1)												0 0 0 0 0 0 0 0																				
Inning Stats	R: 0 E: 0 K: 1 S: 5	H: 1 LOB: 0 BB: 0 P: 5	R: 1 E: 0 K: 0 S: 4	H: 1 LOB: 0 BB: 0 P: 4	R: 0 E: 0 K: 1 S: 5	H: 0 LOB: 0 BB: 0 P: 5	R: 0 E: 0 K: 1 S: 5	H: 0 LOB: 0 BB: 0 P: 5	R: 0 E: 0 K: 1 S: 5	H: 1 LOB: 0 BB: 0 P: 5	R: 0 E: 0 K: 0 S: 3	H: 0 LOB: 0 BB: 0 P: 3	R: 0 E: 0 K: 0 S: 3	H: 0 LOB: 1 BB: 1 P: 7	R: 0 E: 0 K: 0 S: 3	H: 0 LOB: 0 BB: 0 P: 3	R: 0 E: 0 K: 0 S: 2	H: 0 LOB: 1 BB: 2 P: 10	R: 2 E: 0 K: 1 S: 7	H: 2 LOB: 0 BB: 0 P: 7	1B: 3 2B: 1 3B: 1 HR: 1	SF: 1 SAC: 0 DP: 2 HBP: 0	WP: 0 PB: 0 SB: 0 CS: 1	PA: 38								
PITCHER	IP WLS BF H R ER SO BB IBB HBP BLK WP HR S P ERA WHIP																															
Mike Scott, R ERA: 3.1 (1, 1)	9.0		29	3	1	1	4	1	0	0	0	0	0	1	36	40	1.00	0.444														
Dave Smith, R ERA: 1.89 (10, 1)	1.1	L	7	2	2	2	0	2	0	0	0	0	0	0	5	13	13.50	3.000														
Jeff Calhoun, L ERA: 3.22 (11, 1)	0.2		2	0	0	0	1	0	0	0	0	0	0	0	4	4	0.00	0.000														

Atlanta Braves @ Houston Astros
Astrodome, Houston, TX
Wed Jun 26 1985, 8:05 PM EDT
Att. 12,243 - Unknown

livebaseballscorecards.com

AB	34
R	3
H	5
RBI	3
BB	3
SO	5
LOB	8



Batter	1	2	3	4	5	6	7	8	9	10	11	AB R H RBI BB SO LOB	BOTTOM												
Bill Doran, S OBP: 0.359, SLG: 0.408 (1, 4)	0-0 1B 5-3 1B	4-0 1B 1-2 BB		4-0 1-2 BB			0-0 4-3			0-3 K		3 0 1 0 2 1 0	Atlanta Braves @ Houston Astros Astrodome, Houston, TX Wed Jun 26 1985, 8:05 PM EDT Att. 12,243 - Unknown												
Craig Reynolds, L OBP: 0.322, SLG: 0.432 (1, 6)	0-0 F7	0-0 1B 1-2 2-3 3-H		0-0 F8			0-0 4-3			4-0 3-1 BB		4 0 1 1 1 0 3													
Denny Walling, L OBP: 0.300, SLG: 0.367 (1, 3)	0-0 5-3 1-2	0-0 F8					0-0 4-3			0-0 3-1 1-2		5 0 0 0 0 0 5													
Jose Cruz, L OBP: 0.355, SLG: 0.459 (1, 7)	0-0 1B 2-3		0-3 K				0-0 3-1			4-0 1B IBB		4 0 2 0 1 1 0													
Jerry Mumphrey, S OBP: 0.315, SLG: 0.389 (1, 9)	0-0 5-3		0-0 F7				0-0 6-3			0-0 4-3		5 0 0 0 0 0 5													
Jeff Calhoun, L (11, 1)												0 0 0 0 0 0 0													
Kevin Bass, S OBP: 0.261, SLG: 0.392 (1, 8)		0-3 K	0-0 F2				0-0 4-3			0-0 F9		5 0 1 0 0 1 0													
Phil Garner, R OBP: 0.299, SLG: 0.371 (1, 5)		0-0 1B 2B		0-0 6-3			0-0 F7			0-0 G6-4-3 1B		5 1 2 0 0 0 1													
Mark Bailey, S OBP: 0.361, SLG: 0.390 (1, 2)		0-0 1B BB 1B		0-0 4-3			4-0 FC6-4 BB			0-0 F2		4 0 1 0 1 1 1													
Mike Scott, R OBP: 0.138, SLG: 0.080 (1, 1)		0-3 K		4-0 S BB			0-0 FC6-4			0-0 G1-6-3		2 0 0 0 1 1 3													
Harry Spilman, L OBP: 0.196, SLG: 0.250 (9, PH)												1 0 0 0 0 0 1													
Dave Smith, R (10, 1)												0 0 0 0 0 0 0													
Chris Jones, L OBP: 0.286, SLG: 0.167 (11, 8)												0 0 0 0 0 0 0													
Inning Stats	R: 0 E: 0 K: 0 S: 5	H: 2 LOB: 2 BB: 0 P: 5	R: 1 E: 0 K: 2 S: 10	H: 3 LOB: 3 BB: 1 P: 14	R: 0 E: 0 K: 1 S: 5	H: 0 LOB: 0 BB: 0 P: 5	R: 0 E: 0 K: 0 S: 3	H: 0 LOB: 2 BB: 2 P: 11	R: 0 E: 0 K: 0 S: 3	H: 0 LOB: 0 BB: 1 P: 7	R: 0 E: 0 K: 0 S: 3	H: 0 LOB: 0 BB: 1 P: 3	R: 0 E: 0 K: 0 S: 3	H: 1 LOB: 0 BB: 0 P: 3	R: 0 E: 0 K: 0 S: 3	H: 1 LOB: 0 BB: 0 P: 3	R: 0 E: 0 K: 1 S: 5	H: 0 LOB: 2 BB: 2 P: 13	R: 0 E: 0 K: 1 S: 5	H: 1 LOB: 0 BB: 0 P: 5	1B: 7 2B: 1 3B: 0 HR: 0	SF: 0 SAC: 0 DP: 3 HBP: 0	WP: 0 PB: 0 SB: 1 CS: 0	PA: 44	
PITCHER	IP WLS BF H R ER SO BB IBB HBP BLK WP HR S P ERA WHIP																								
Pascual Perez, R ERA: 6.55 (1, 1)	3.0	15	5	1	1	3	1	0	0	0	0	0	0	20	24	3.00	2.000								
Steve Shields, R ERA: 4.3 (4, 1)	2.0	8	0	0	0	0	2	0	0	0	0	0	0	6	14	0.00	1.000								
Rick Camp, R ERA: 3.33 (6, 1)	3.0	10	1	0	0	0	1	0	0	0	0	0	0	9	13	0.00	0.667								
Jeff Dedmon, R ERA: 1.84 (9, 1)	2.0	W 8	1	0	0	1	1	1	0	0	0	0	0	8	16	0.00	1.000								
Bruce Sutter, R ERA: 3.35 (11, 1)	1.0	S 3	1	0	0	1	0	0	0	0	0	0	0	5	5	0.00	1.000								

AB	38
R	1
H	8
RBI	1
BB	6
SO	5
LOB	19



Batter	1	2	3	4	5	6	7	8	9	AB R H RBI BB SO LOB
Bill Doran, S (1, 4) OBP: 0.361, SLG: 0.407	0-0 4-3		0-3 K		0-0 1B			4-0 FC4-8 BB		3 0 1 1 1 1 0
Jim Pankovits, R (1, 9) Denny Walling, L (8, PH) OBP: 0.381, SLG: 0.405 OBP: 0.299, SLG: 0.365	0-0 1B		4-0 BB		0-0 F8			0-0 FC4-6 1-2f		2 0 1 0 1 0 2 1 0 0 0 0 0 1
Phil Gamer, R (1, 5) Jerry Mumphrey, S (8, PH) OBP: 0.295, SLG: 0.366 OBP: 0.313, SLG: 0.387	0-0 F8		0-3 K		0-3 K			0-0 F8		3 0 0 0 0 2 4 1 0 0 0 0 0 1
Jose Cruz, L (1, 7) OBP: 0.349, SLG: 0.451	0-3 K			0-0 4-3		0-3 K		0-0 F6		4 0 0 0 0 2 2
Kevin Bass, S (1, 8) OBP: 0.270, SLG: 0.396		4-0 BB		0-0 1B		0-0 F8		0-0 E 1B		3 0 2 0 1 0 0
Glenn Davis, R (1, 3) OBP: 0.250, SLG: 0.314		0-0 G6-4-3		0-0 8-3		0-0 5-3		0-3 K		4 0 0 0 0 1 3
Mark Bailey, S (1, 2) OBP: 0.372, SLG: 0.400		4-0 BB			0-0 1B 2B		4-0 BB	0-3 K		2 1 1 0 2 1 1
Dickie Thon, R (1, 6) Craig Reynolds, L (7, PH) OBP: 0.234, SLG: 0.222 OBP: 0.319, SLG: 0.427		0-0 1B		0-0 6-3		0-0 G6-4-3		0-0 E6		2 0 1 0 0 0 1 2 0 0 0 0 0 2
Nolan Ryan, R (1, 1) Chris Jones, L (7, PH) Bill Dawley, R (8, 1) Alan Ashby, S (9, PH) OBP: 0.114, SLG: 0.061 OBP: 0.250, SLG: 0.143			0-3 K		4-0 BB		0-0 F8	0-0 G3		1 0 0 0 1 1 0 1 0 0 0 0 0 0 0 0 0 0 0 0 0 1 0 0 0 0 0 2

Inning Stats	R: 0 E: 0 K: 1 S: 6	H: 1 LOB: 1 BB: 0 P: 6	R: 0 E: 0 K: 0 S: 2	H: 1 LOB: 2 BB: 2 P: 10	R: 0 E: 0 K: 3 S: 9	H: 0 LOB: 1 BB: 1 P: 13	R: 0 E: 0 K: 0 S: 3	H: 1 LOB: 0 BB: 0 P: 3	R: 1 E: 0 K: 1 S: 7	H: 2 LOB: 2 BB: 1 P: 11	R: 0 E: 0 K: 1 S: 5	H: 0 LOB: 0 BB: 0 P: 5	R: 0 E: 0 K: 0 S: 2	H: 0 LOB: 0 BB: 1 P: 6	R: 0 E: 0 K: 0 S: 3	H: 0 LOB: 1 BB: 1 P: 7	R: 0 E: 1 K: 2 S: 9	H: 1 LOB: 2 BB: 0 P: 9	1B: 5 2B: 2 3B: 0 HR: 0	SF: 0 SAC: 0 DP: 3 HBP: 0	WP: 0 PB: 0 SB: 0 CS: 0	PA: 36
--------------	------------------------------	---------------------------------	------------------------------	----------------------------------	------------------------------	----------------------------------	------------------------------	---------------------------------	------------------------------	----------------------------------	------------------------------	---------------------------------	------------------------------	---------------------------------	------------------------------	---------------------------------	------------------------------	---------------------------------	----------------------------------	------------------------------------	----------------------------------	--------

PITCHER	IP	WLS	BF	H	R	ER	SO	BB	IBB	HBP	BLK	WP	HR	S	P	ERA	WHIP
Zane Smith, L (1, 1) ERA: 3.88	5.0		21	5	1	1	5	4	0	0	0	0	0	27	43	1.80	1.800
Jeff Dedmon, R (6, 1) ERA: 1.72	2.0		6	0	0	0	1	1	0	0	0	0	0	7	11	0.00	0.500
Bruce Sutter, R (8, 1) ERA: 3.22	2.0	S	9	1	0	0	2	1	0	0	0	0	0	12	16	0.00	1.000

BOTTOM

Atlanta Braves @ Houston Astros
Astrodome, Houston, TX

Thu Jun 27 1985, 8:05 PM EDT
Att. 15,828 - Unknown

AB	30
R	1
H	6
RBI	1
BB	6
SO	8
LOB	19



PITCHER	IP	WLS	BF	H	R	ER	SO	BB	IBB	HBP	BLK	WP	HR	S	P	ERA	WHIP
---------	----	-----	----	---	---	----	----	----	-----	-----	-----	----	----	---	---	-----	------

Batter	1	2	3	4	5	6	7	8	9	AB R H RBI BB SO LOB	TOP											
Bill Doran, S OBP: 0.360, SLG: 0.405 (1, 4) X	0-0 SF7 1B		0-0 F7		0-0 G4-6-3 1-2f			0-0 6-3 1-2f		4 1 1 0 0 0 2												
Craig Reynolds, L OBP: 0.317, SLG: 0.423 (1, 6) X	0-0 F8		0-3 K			0-0 4-3			0-0 1B 1B	4 0 1 0 0 1 1												
Terry Puhl, L OBP: 0.350, SLG: 0.424 (1, 9) X Kevin Bass, S OBP: 0.269, SLG: 0.394 (6, 9)	0-0 SF7 1-H		0-0 3-1			0-0 F9			0-0 F7	2 0 0 1 0 0 0 1 0 0 0 0 0 1												
Jose Cruz, L OBP: 0.347, SLG: 0.445 (1, 7) X	0-0 6-3			4-0 BB BB		0-0 4-3			0-0 F8	3 0 0 0 1 0 1												
Jerry Mumphrey, S OBP: 0.312, SLG: 0.384 (1, 8) X		0-0 4-3		0-0 G4-6-3 1-2f			0-0 1-3		0-0 1B 1-3	4 0 1 0 0 0 1												
Denny Walling, L OBP: 0.298, SLG: 0.378 (1, 5) X		0-0 HR		0-0 3-1			0-0 6-3		0-0 F7	4 1 1 1 0 0 2												
Glenn Davis, R OBP: 0.231, SLG: 0.289 (1, 3) Enos Cabell, R OBP: 0.331, SLG: 0.354 (7, 3) X		0-0 L7			0-0 F8		0-0 F8			3 0 0 0 0 0 0 0 0 0 0 0 0 0												
Alan Ashby, S OBP: 0.363, SLG: 0.445 (1, 2) X		0-0 E3			0-0 HR			0-3 K		3 1 1 1 0 1 0												
Joe Niekro, R OBP: 0.229, SLG: 0.265 (1, 1) Jeff Calhoun, L OBP: 0.213, SLG: 0.267 (7, 1) Harry Spilman, L OBP: 0.213, SLG: 0.267 (8, PH) Dave Smith, R OBP: 0.213, SLG: 0.267 (8, 1) X		0-3 K			0-0 G4-6-3 1B			0-0 6-3 1B		2 0 1 0 0 1 1 0 0 0 0 0 0 0 1 0 1 0 0 0 0 0 0 0 0 0 0 0												
Inning Stats	R: 1 E: 0 K: 0 S: 4	H: 1 LOB: 0 BB: 0 P: 4	R: 1 E: 1 K: 1 S: 7	H: 1 LOB: 1 BB: 0 P: 7	R: 0 E: 0 K: 1 S: 5	H: 0 LOB: 0 BB: 0 P: 5	R: 0 E: 0 K: 0 S: 2	H: 0 LOB: 0 BB: 1 P: 6	R: 1 E: 0 K: 0 S: 4	H: 2 LOB: 0 BB: 0 P: 4	R: 0 E: 0 K: 0 S: 3	H: 0 LOB: 0 BB: 0 P: 3	R: 0 E: 0 K: 0 S: 3	H: 0 LOB: 0 BB: 0 P: 3	R: 0 E: 0 K: 1 S: 5	H: 1 LOB: 0 BB: 0 P: 5	R: 0 E: 0 K: 0 S: 5	H: 2 LOB: 2 BB: 0 P: 5	1B: 5 2B: 1 3B: 0 HR: 2	SF: 1 SAC: 0 DP: 3 HBP: 0	WP: 0 PB: 0 SB: 1 CS: 0	PA: 33
PITCHER	IP WLS BF H R ER SO BB IBB HBP BLK WP HR S P ERA WHIP																					
Bill Laskey, R ERA: 3.82 (1, 1)	6.0 L 22 4 3 2 2 1 0 0 0 0 0 2 25 29 3.00 0.833																					
Mark Davis, L ERA: 2.33 (7, 1)	1.0 3 0 0 0 0 0 0 0 0 0 0 0 3 3 0.00 0.000																					
Scott Garrelts, R ERA: 1.0 (8, 1)	2.0 8 3 0 0 0 1 0 0 0 0 0 0 10 10 0.00 1.500																					

Houston Astros @ San Francisco Giants
Candlestick Park, San Francisco, CA
Fri Jun 28 1985, 6:33 AM EDT
Att. 6,840 - Unknown

livebaseballscorecards.com

AB 31
R 3
H 7
RBI 3
BB 1
SO 3
LOB 9



Batter	1	2	3	4	5	6	7	8	9	AB	R	H	RBI	BB	SO	LOB
Dan Gladden, R OBP: 0.265, SLG: 0.286 (1, 8)	0-0 1-3 ①		0-0 5-3 ①		0-0 P4 ②	1-0 HBP ②		0-0 6-3 ①		4	0	0	1	0	0	1
Manny Trillo, R OBP: 0.289, SLG: 0.266 (1, 4)	0-0 1-3 ②		0-0 F9 ②		0-0 WP 1B ②	0-0 6-3 ③		0-0 6-3 ②		5	0	1	0	0	0	4
Chili Davis, S OBP: 0.338, SLG: 0.431 (1, 9)	0-0 E4 1B ①		0-0 1B ①		0-0 WP 1B ①		0-0 P4 ①	0-0 F5 ③		5	0	2	0	0	0	1
Jeffrey Leonard, R OBP: 0.281, SLG: 0.390 (1, 7)	0-0 1-3 1B ①		0-0 F9 ③		0-0 F3 ③		0-0 5-3 ②		0-0 F8 ①	5	0	1	0	0	0	3
Bob Brenly, R OBP: 0.318, SLG: 0.417 (1, 2)	0-0 P4 ③			0-3 K ①		0-0 5-3 ①	0-0 BB 1B ①		0-3 K ②	5	0	1	0	0	2	2
Chris Brown, R OBP: 0.314, SLG: 0.396 (1, 5)		0-0 F8 2B ①		0-0 6-3 ②		0-0 F7 ②	0-0 BB 1B ②		0-0 1B ②	5	0	3	0	0	0	0
Gary Rajsich, L OBP: 0.301, SLG: 0.241 (8, PH)		0-0 F8 ①		0-0 2B ①		0-0 1B HBP 1B ①	4-0 BB 1B ①		0-3 K ③	3	0	2	0	0	0	1
Ricky Adams, R OBP: 0.228, SLG: 0.365 (7, PH)		2-3					1-2 2-3 BB ①			0	1	0	0	0	0	0
Mark Davis, L OBP: 0.225, SLG: 0.444 (7, PH)							1-2 2-3 BB ②			0	0	0	0	0	0	0
Joel Youngblood, R OBP: 0.273, SLG: 0.211 (8, PH)							1-2 2-3 BB ③			0	0	0	0	0	0	0
Scott Garretts, R OBP: 0.281, SLG: 0.333 (9, PH)										1	0	0	0	0	0	1
Jose Uribe, S OBP: 0.252, SLG: 0.324 (1, 6)		0-0 1-3 ②		0-0 3-1 ③		0-0 HBP BB 1B ①	0-0 FC6-4 ③			4	0	1	0	0	0	5
Bill Laskey, R OBP: 0.190, SLG: 0.105 (6, PH)		0-0 F9 ③			0-3 K ①	4-0 BB 1B ①		0-0 E4 6-3 ①		2	0	0	0	0	1	1
Scott Thompson, L OBP: 0.176, SLG: 0.167 (7, 3)										1	0	0	0	1	0	0

Inning Stats	R: 0	H: 1	E: 1	LOB: 2	K: 0	BB: 0	S: 5	P: 5	R: 0	H: 1	E: 0	LOB: 1	K: 0	BB: 0	S: 4	P: 4	R: 0	H: 1	E: 0	LOB: 1	K: 0	BB: 0	S: 4	P: 4	R: 0	H: 1	E: 0	LOB: 2	K: 1	BB: 0	S: 7	P: 7	R: 1	H: 2	E: 0	LOB: 3	K: 0	BB: 1	S: 5	P: 10	R: 0	H: 2	E: 0	LOB: 3	K: 0	BB: 1	S: 5	P: 9	R: 0	H: 0	E: 1	LOB: 1	K: 0	BB: 0	S: 4	P: 4	R: 0	H: 1	E: 0	LOB: 1	K: 2	BB: 0	S: 8	P: 8	1B: 9	SF: 0	2B: 2	SAC: 0	3B: 0	DP: 0	HR: 0	HBP: 1	WP: 1	PA: 43
Joe Niekro, R ERA: 3.18 (1, 1)	6.2	WLS	BF	H	R	ER	SO	BB	IBB	HBP	BLK	WP	HR	S	P	ERA	WHIP																																																									
Jeff Calhoun, L ERA: 3.18 (7, 1)	0.1	W	1	0	0	0	0	0	0	0	0	0	0	1	1	0.00	0.000																																																									
Dave Smith, R ERA: 1.8 (8, 1)	2.0	S	8	1	0	0	2	0	0	0	0	0	0	12	12	0.00	0.500																																																									

BOTTOM

Houston Astros @ San Francisco Giants
Candlestick Park, San Francisco, CA

livebaseballscorecards.com

AB	40
R	1
H	11
RBI	1
BB	2
SO	4
LOB	19



WP: 1	PA: 43
PB: 0	
SB: 0	
CS: 0	

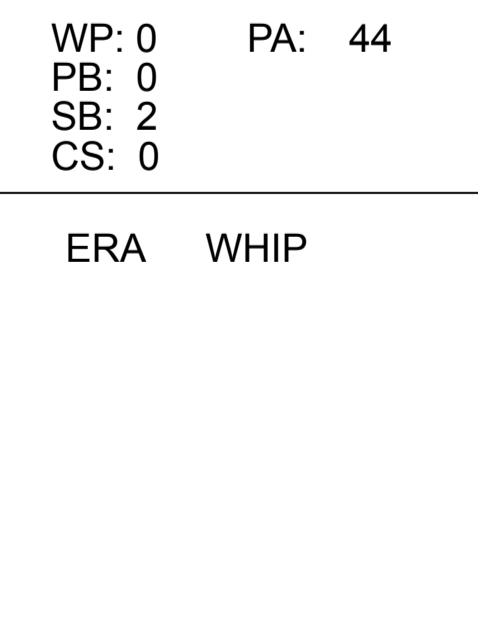
Fri Jun 28 1985, 6:33 AM EDT
Att. 6,840 - Unknown

Batter	1	2	3	4	5	6	7	8	9	AB R H RBI BB SO LOB
Bill Doran, S OBP: 0.357, SLG: 0.401 (1, 4)	0-0 F9		0-0 E4 F3 SF8	0-0 FC4-6		0-0 1B		0-0 6-3		5 1 1 0 0 0 1
Kevin Bass, S OBP: 0.267, SLG: 0.390 (1, 9)	0-0 F5		0-0 F3		0-0 6-3	0-0 6-3		0-0 1B		5 0 1 0 0 0 2
Phil Garner, R OBP: 0.297, SLG: 0.377 (1, 5)	0-0 BLK S 1B		0-0 SF8		0-0 3B		0-0 6-3	0-3 K		4 0 2 1 0 1 1
Jose Cruz, L OBP: 0.340, SLG: 0.435 (1, 7)	0-3 K 1-3		0-0 4-3		0-0 G3		0-3 K		0-0 E4 G3 S 1B	5 1 0 0 0 2 2
Jerry Mumphrey, S OBP: 0.310, SLG: 0.384 (1, 8)		0-0 6-3		0-3 K	0-3 K		0-0 1B 2B		0-0 G3	5 1 1 0 0 2 2
Glenn Davis, R OBP: 0.238, SLG: 0.293 (1, 3)		0-0 5-3		0-0 4-3 BB 1B		0-3 K		0-0 6-3		3 1 1 0 0 1 0
Denny Walling, L OBP: 0.300, SLG: 0.379 (6, 3)							1B 2-H 1B			2 0 1 1 0 0 1
Mark Bailey, S OBP: 0.392, SLG: 0.438 (1, 2)		0-0 HR		4-0 1-2 1B BB		4-0 FC5-4 BB	0-0 1-3 1B		0-0 1B	3 2 3 2 2 0 0
Dickie Thon, R OBP: 0.232, SLG: 0.221 (1, 6)		0-0 1B		0-0 4-3		0-0 FC5-4 HR	0-0 L8		0-3 K	5 1 1 0 0 1 6
Bob Knepper, L OBP: 0.108, SLG: 0.194 (1, 1)		0-3 K		0-0 FC4-6 1B		0-0 HR		0-3 K		4 1 2 4 0 2 1

TOP	
Houston Astros @ San Francisco Giants Candlestick Park, San Francisco, CA Sat Jun 29 1985, 6:33 AM EDT Att. 8,820 - Sunny	AB 41 R 8 H 13 RBI 8 BB 2 SO 9 LOB 16

Inning Stats	R: 0	H: 1	E: 0	K: 1	S: 6	P: 6	R: 1	H: 2	E: 0	K: 1	S: 7	P: 7	R: 1	H: 0	E: 1	K: 0	S: 4	R: 2	H: 2	E: 0	K: 1	S: 7	P: 11	R: 0	H: 1	E: 0	K: 1	S: 6	P: 6	R: 2	H: 2	E: 0	K: 1	S: 7	P: 11	R: 1	H: 3	E: 0	K: 1	S: 8	P: 8	R: 0	H: 1	E: 0	K: 2	S: 8	P: 8	R: 1	H: 1	E: 1	K: 1	S: 7	P: 7	1B: 9	2B: 1	3B: 1	HR: 2	SF: 1	SAC: 0	DP: 0	HBP: 0	WP: 0	PA: 44
--------------	------	------	------	------	------	------	------	------	------	------	------	------	------	------	------	------	------	------	------	------	------	------	-------	------	------	------	------	------	------	------	------	------	------	------	-------	------	------	------	------	------	------	------	------	------	------	------	------	------	------	------	------	------	------	-------	-------	-------	-------	-------	--------	-------	--------	-------	--------

PITCHER	IP	WLS	BF	H	R	ER	SO	BB	IBB	HBP	BLK	WP	HR	S	P	ERA	WHIP
Atlee Hammaker, L ERA: 3.5 (1, 1)	5.0	L	23	6	4	3	4	1	0	0	1	0	1	30	34	5.40	1.400
Frank Williams, R ERA: 4.4 (6, 1)	2.0		12	5	3	3	2	1	0	0	0	0	1	15	19	13.50	3.000
Mark Davis, L ERA: 2.29 (8, 1)	1.0		4	1	0	0	2	0	0	0	0	0	0	8	8	0.00	1.000
Greg Minton, R ERA: 2.86 (9, 1)	1.0		5	1	1	0	1	0	0	0	0	0	0	7	7	0.00	1.000



Batter	1	2	3	4	5	6	7	8	9	AB	R	H	RBI	BB	SO	LOB
Dan Gladden, R OBP: 0.276, SLG: 0.289 (1, 8)	4-0 5-3 BB		0-0 1B		4-0 BB		4-0 1-2 BB			1	0	1	0	3	0	0
Jose Uribe, S OBP: 0.248, SLG: 0.318 (1, 6)	0-0 5-3 1-2		0-3 K		0-3 K		0-0 F8			4	0	0	0	0	2	5
Chili Davis, S OBP: 0.337, SLG: 0.428 (1, 9)	0-0 1-3			0-0 5-3		0-0 6-3		0-0 G4-6-3 1B		4	0	1	0	0	0	1
Jeffrey Leonard, R OBP: 0.277, SLG: 0.385 (1, 7)	0-3 K			0-0 E5 G3		0-0 F9		0-0 P5		4	0	0	0	0	1	2
Bob Brenly, R OBP: 0.317, SLG: 0.418 (1, 2)		0-0 F8		0-0 G3 1-2		0-0 2B		0-0 G4-6-3 1-2f		4	0	1	0	0	0	2
Chris Brown, R OBP: 0.308, SLG: 0.388 (1, 5)		0-0 F9		0-3 K		0-0 6-3		0-3 K		4	0	0	0	0	2	2
Rob Deer, R OBP: 0.279, SLG: 0.377 (1, 3)		0-0 6-3			0-0 HR		0-0 F8		0-3 K	4	1	1	1	0	1	0
Brad Wellman, R OBP: 0.295, SLG: 0.310 (1, 4)			0-0 F7		0-0 F9		0-0 F9		0-0 F7	4	0	0	0	0	0	0
Atlee Hammaker, S (1, 1) Ricky Adams, R OBP: 0.222, SLG: 0.388 (5, PH) Frank Williams, R (6, 1) Joel Youngblood, R OBP: 0.270, SLG: 0.209 (7, PH) Mark Davis, L OBP: 0.222, SLG: 0.444 (8, 1) Greg Minton, S (9, 1)			0-3 K2-3		0-0 F9		0-0 E6 BB			1	0	0	0	0	1	0

Inning Stats	R: 0	H: 0	E: 0	LOB: 1	K: 1	BB: 1	S: 5	P: 9	R: 0	H: 0	E: 0	LOB: 0	K: 0	BB: 0	S: 3	P: 3	R: 0	H: 1	E: 0	LOB: 1	K: 2	BB: 0	S: 8	P: 8	R: 0	H: 0	E: 1	LOB: 1	K: 1	BB: 0	S: 6	P: 6	R: 1	H: 1	E: 0	LOB: 1	K: 1	BB: 1	S: 6	P: 10	R: 0	H: 1	E: 0	LOB: 1	K: 0	BB: 0	S: 4	P: 4	R: 0	H: 0	E: 1	LOB: 2	K: 0	BB: 1	S: 4	P: 8	R: 0	H: 1	E: 0	LOB: 0	K: 0	BB: 0	S: 3	P: 3	R: 0	H: 0	E: 0	LOB: 0	K: 2	BB: 0	S: 7	P: 7	1B: 2	SF: 0	2B: 1	SAC: 0	3B: 0	DP: 1	HR: 1	HBP: 0	WP: 0	PA: 35
PITCHER Bob Knepper, L ERA: 3.46 (1, 1)	IP	WLS	BF	H	R	ER	SO	BB	IBB	HBP	BLK	WP	HR	S	P	ERA	WHIP	IP	WLS	BF	H	R	ER	SO	BB	IBB	HBP	BLK	WP	HR	S	P	ERA	WHIP	IP	WLS	BF	H	R	ER	SO	BB	IBB	HBP	BLK	WP	HR	S	P	ERA	WHIP																															


BOTTOM

Houston Astros @ San Francisco Giants
Candlestick Park, San Francisco, CA

Sat Jun 29 1985, 6:33 AM EDT
Att: 8,820 - Sunny

livebaseballscorecards.com

AB	32
R	1
H	4
RBI	1
BB	3
SO	7
LOB	12



Batter	1	2	3	4	5	6	7	8	9	AB R H RBI BB SO LOB	TOP																						
Bill Doran, S (1, 4) OBP: 0.358, SLG: 0.410	0-0 F8	0-0 L3			0-0 1-H HR		4-0 S BB		0-0 F9	4 1 1 2 1 0 1	Houston Astros @ San Francisco Giants Candlestick Park, San Francisco, CA Sun Jun 30 1985, 6:33 AM EDT Unknown livebaseballscorecards.com																						
Jim Pankovits, R (1, 9) OBP: 0.382, SLG: 0.436	0-0 HR		0-0 F3		0-0 F9		0-0 6-3	4-0 DI BB	4 1 1 1 1 0 1																								
Phil Garner, R (1, 5) OBP: 0.292, SLG: 0.369	0-0 1-3		0-3 K		0-0 6-3		0-3 K	0-3 K	5 0 0 0 0 3 2																								
Jose Cruz, L (1, 7) OBP: 0.341, SLG: 0.435	0-0 FC5-4 1B		0-0 F8			0-0 FC4-6 1B		0-3 K 4-3 HR	5 1 2 0 0 2 1																								
Kevin Bass, S (1, 8) OBP: 0.267, SLG: 0.384	0-0 FC5-4			4-0 G6-3 BB		0-0 FC4-6 L9 S 1-2f		0-0 4-3	3 0 0 0 1 0 3																								
Glenn Davis, R (1, 3) Enos Cabell, R (6, PR) OBP: 0.336, SLG: 0.383		0-0 2B 1B		0-0 G6-3		4-0 1-2 BB		0-0 HR	2 1 1 0 1 0 1 1 1 1 2 0 0 0																								
Alan Ashby, S (1, 2) OBP: 0.360, SLG: 0.439		0-0 F7		0-3 K		0-0 L9		0-0 1B	4 0 1 0 0 1 3																								
Dickie Thon, R (1, 6) OBP: 0.223, SLG: 0.212		0-3 K			0-3 K		0-0 5-3	0-3 K	4 0 0 0 0 3 4																								
Mike Scott, R (1, 1) Dave Smith, R (9, 1)		0-0 1-H 2B			0-0 HR 1B		0-0 F5	0-0 F9	4 1 2 1 0 0 1 0 0 0 0 0 0 0																								
Inning Stats	R: 1 E: 0 K: 0 S: 5	H: 2 LOB: 1 BB: 0 P: 5	R: 1 E: 0 K: 1 S: 7	H: 2 LOB: 1 BB: 0 P: 7	R: 0 E: 0 K: 1 S: 5	H: 0 LOB: 0 BB: 0 P: 5	R: 0 E: 0 K: 1 S: 4	H: 0 LOB: 0 BB: 1 P: 8	R: 2 E: 0 K: 1 S: 7	H: 2 LOB: 0 BB: 0 P: 7		R: 0 E: 0 K: 0 S: 4	H: 1 LOB: 2 BB: 1 P: 8	R: 0 E: 0 K: 1 S: 5	H: 0 LOB: 1 BB: 1 P: 9	R: 2 E: 0 K: 2 S: 10	H: 2 LOB: 1 BB: 0 P: 10	R: 0 E: 0 K: 2 S: 7	H: 0 LOB: 1 BB: 1 P: 11	1B: 5 2B: 1 3B: 0 HR: 3	SF: 0 SAC: 0 DP: 1 HBP: 0	WP: 0 PB: 1 SB: 2 CS: 0	PA: 40										
PITCHER Dave LaPoint, L (1, 1) ERA: 2.64 Scott Garrelts, R (8, 1) ERA: 1.13	IP 7.0	WLS L	BF 30	H 7	R 4	ER 4	SO 5	BB 3	IBB 0	HBP 0	BLK 0	WP 0	HR 2	S 37	P 49	ERA 5.14	WHIP 1.429																
											PITCHER	IP	WLS	BF	H	R	ER	SO	BB	IBB	HBP	BLK	WP	HR	S	P	ERA	WHIP					



Batter	1	2	3	4	5	6	7	8	9	AB	R	H	RBI	BB	SO	LOB
Dan Gladden, R OBP: 0.276, SLG: 0.300 (1, 8)	0-0 HR		0-0 1-2f 9-3		0-0 F3			0-0 F8		4	1	1	1	0	0	1
Manny Trillo, R OBP: 0.288, SLG: 0.270 (1, 4)	0-0 5-3		0-0 2B		0-0 F9			0-0 F8		4	0	1	0	0	0	0
Chili Davis, S OBP: 0.332, SLG: 0.421 (1, 9)	0-0 6-3		0-0 3-1		0-0 4-3			0-0 4-3		4	0	0	0	0	0	1
Jeffrey Leonard, R OBP: 0.276, SLG: 0.394 (1, 7)	0-0 HR			0-0 5-3				0-0 F8	0-3 K	4	1	1	1	0	1	0
Bob Brenly, R OBP: 0.316, SLG: 0.415 (1, 2)	0-0 F8			0-0 2B 1B				0-0 F7	0-0 4-3	4	0	1	0	0	0	0
Chris Brown, R OBP: 0.312, SLG: 0.392 (1, 5)		0-0 F3		0-0 1-3 2B				0-0 F3	4-0 FC4-6 BB	3	0	1	0	1	0	0
Gary Rajsich, L OBP: 0.299, SLG: 0.233 (1, 3)		0-0 F8		4-0 IBB				0-3 K	0-0 FC4-6 1-2f	3	0	0	0	1	1	1
Jose Uribe, S OBP: 0.245, SLG: 0.314 (1, 6)		0-0 4-3		0-0 F3				0-0 G3		3	0	0	0	0	0	3
Dave LaPoint, L OBP: 0.344, SLG: 0.310 (1, 1)			0-0 9-3 1B		0-0 1-3			0-0 1-3		2	0	1	0	0	0	3
Scot Thompson, L OBP: 0.173, SLG: 0.164 (7, PH)										1	0	0	0	0	0	0
Scott Garrelts, R (8, 1)										0	0	0	0	0	0	0

Inning Stats	R: 2	H: 2	E: 0	LOB: 0	K: 0	BB: 0	S: 5	P: 5	R: 0	H: 0	E: 0	LOB: 0	K: 0	BB: 0	S: 3	R: 0	H: 2	E: 0	LOB: 3	K: 0	BB: 1	S: 5	R: 0	H: 0	E: 0	LOB: 0	K: 0	BB: 0	S: 3	R: 0	H: 0	E: 0	LOB: 0	K: 1	BB: 0	S: 5	R: 0	H: 0	E: 0	LOB: 0	K: 0	BB: 0	S: 3	R: 0	H: 0	E: 0	LOB: 1	K: 1	BB: 1	S: 5	1B: 2	SF: 0	2B: 3	SAC: 0	3B: 0	DP: 1	HR: 2	HBP: 0	WP: 0	PA: 34
PITCHER	IP	WLS	BF	H	R	ER	SO	BB	IBB	HBP	BLK	WP	HR	S	P	ERA	WHIP																																											
Mike Scott, R (1, 1) ERA: 3.04	8.0	W	30	6	2	2	1	0	1	0	0	0	2	31	35	2.25	0.750																																											
Dave Smith, R (9, 1) ERA: 1.76	1.0		4	0	0	0	1	1	0	0	0	0	0	5	9	0.00	1.000																																											

BOTTOM

Houston Astros @ San Francisco Giants
Candlestick Park, San Francisco, CA
Sun Jun 30 1985, 6:33 AM EDT
Unknown

livebaseballscorecards.com

AB	32
R	2
H	6
RBI	2
BB	2
SO	2
LOB	9



Batter	1	2	3	4	5	6	7	8	9	AB R H RBI BB SO LOB
Bill Doran, S (1, 4) OBP: 0.355, SLG: 0.406	0-0 F3		0-0 F9 1B		0-0 6-3		0-0 FC6-4		0-3 K	5 0 1 1 0 1 2
Jim Pankovits, R (1, 7) Enos Cabell, R (6, PH) OBP: 0.329, SLG: 0.374	0-3 K		0-0 F9 1B 2-3			0-0 F8		0-3 K	0-0 F7	2 0 0 0 0 1 2 3 0 0 0 0 1 0
Phil Garner, R (1, 5) OBP: 0.291, SLG: 0.371	0-0 F8		0-0 P6			0-3 K		0-0 1B 2B		4 1 1 0 0 1 2
Kevin Bass, S (1, 9) Bill Dawley, R (6, 1) Alan Ashby, S (8, PH) Craig Reynolds, L (8, 6) OBP: 0.263, SLG: 0.379		0-0 F3		0-0 E6 G5-4-3		0-0 F3		4-0 1B 1B BB		3 0 0 0 0 0 0 0 0 0 0 0 0 0 0 1 0 0 1 0 0 0 0 0 0 0 0 0
Jerry Mumphy, S (1, 8) OBP: 0.313, SLG: 0.387		0-0 5-3		0-0 G5-4-3			0-0 1B 1B	0-0 1B 1B		4 1 2 1 0 0 1
Glenn Davis, R (1, 3) OBP: 0.265, SLG: 0.298		0-0 F8		0-0 FC6-4 1B			0-0 P6	0-3 K		4 0 1 0 0 1 3
Mark Bailey, S (1, 2) OBP: 0.395, SLG: 0.447			0-0 1B 2B		0-0 FC6-4		0-3 K	0-0 1B 1B		4 1 2 1 0 1 2
Dickie Thon, R (1, 6) Jose Cruz, L (8, PH) Frank DiPino, L (8, 1) OBP: 0.226, SLG: 0.208			0-3 K		0-0 5-3		4-0 1B BB	0-0 FC4-6		2 0 0 0 1 1 1 1 0 0 0 0 0 2 0 0 0 0 0 0 0
Ron Mathis, R (1, 1) Denny Walling, L (6, 7) OBP: 0.133, SLG: 0.071			0-0 F9 1B 2-3		0-3 K		0-0 FC6-4 1B		0-3 K	2 0 1 0 0 1 0 2 0 1 1 0 1 0

Inning Stats	R: 0 E: 0 K: 1 S: 5	H: 0 LOB: 0 BB: 0 P: 5	R: 0 E: 0 K: 0 S: 3	H: 0 LOB: 0 BB: 0 P: 3	R: 1 E: 0 K: 1 S: 8	H: 3 LOB: 2 BB: 0 P: 8	R: 0 E: 1 K: 0 S: 4	H: 1 LOB: 1 BB: 0 P: 4	R: 0 E: 0 K: 1 S: 5	H: 0 LOB: 0 BB: 0 P: 5	R: 0 E: 0 K: 1 S: 5	H: 0 LOB: 0 BB: 0 P: 5	R: 1 E: 0 K: 1 S: 7	H: 2 LOB: 2 BB: 1 P: 11	R: 2 E: 0 K: 2 S: 10	H: 3 LOB: 2 BB: 1 P: 14	R: 0 E: 0 K: 2 S: 7	H: 0 LOB: 0 BB: 0 P: 7	1B: 7 2B: 2 3B: 0 HR: 0	SF: 0 SAC: 0 DP: 1 HBP: 0	WP: 0 PB: 0 SB: 0 CS: 0	PA: 38
--------------	------------------------------	---------------------------------	------------------------------	---------------------------------	------------------------------	---------------------------------	------------------------------	---------------------------------	------------------------------	---------------------------------	------------------------------	---------------------------------	------------------------------	----------------------------------	-------------------------------	----------------------------------	------------------------------	---------------------------------	----------------------------------	------------------------------------	----------------------------------	--------

PITCHER	IP	WLS	BF	H	R	ER	SO	BB	IBB	HBP	BLK	WP	HR	S	P	ERA	WHIP
Vida Blue, L (1, 1) ERA: 3.26	7.1	W	31	7	4	4	6	2	0	0	0	0	0	41	49	4.91	1.227
Greg Minton, R (8, 1) ERA: 2.82	0.2		4	2	0	0	1	0	0	0	0	0	0	6	6	0.00	3.000
Mark Davis, L (9, 1) ERA: 2.25	1.0	S	3	0	0	0	2	0	0	0	0	0	0	7	7	0.00	0.000

TOP

Houston Astros @ San Francisco Giants
Candlestick Park, San Francisco, CA

Sun Jun 30 1985, 6:38 AM EDT
Att: 18,274 - Unknown

AB	36
R	4
H	9
RBI	4
BB	2
SO	9
LOB	15



BOTTOM

Houston Astros @ San Diego Padres
Jack Murphy Stadium, San Diego, CA
Mon Jul 01 1985, 10:05 PM EDT
Att: 36,001 - Unknown

livebaseballscorecards.com

AB 36
R 6
H 9
RBI 6
BB 3
SO 7
LOB 14



WP: 0 PA: 41
PB: 0
SB: 1
CS: 0

AB R H RBI BB SO LOB

5	1	2	0	0	0	4
5	0	1	0	0	1	6
5	0	0	1	0	0	2
4	0	1	0	0	2	1
1	0	0	0	0	1	0
4	0	0	0	0	0	1
1	1	1	1	1	0	0
2	1	0	0	2	1	0
0	1	0	0	0	0	0
4	1	2	2	0	2	0
0	0	0	0	0	0	0
3	1	1	0	1	0	0
1	0	1	1	0	0	0
1	0	0	0	0	0	0
0	0	0	0	0	0	0
0	0	0	1	0	0	0
0	0	0	0	0	0	0

Batter	1	2	3	4	5	6	7	8	9	10
Tim Flannery, L (1, 4) OBP: 0.376, SLG: 0.373	0-0 F7 1B	0-0 1B			0-0 FC5-4 1-2			0-0 4-3 6-3 2B	0-0 F7 1-2	
Tony Gwynn, L (1, 9) OBP: 0.344, SLG: 0.432	0-0 1B	0-0 F7 1B			0-3 K			0-0 4-3 2-3	0-0 G3	
Steve Garvey, R (1, 3) OBP: 0.287, SLG: 0.433	0-0 F7		0-0 5-3		0-0 F8			0-0 6-3		0-0 5-3
Terry Kennedy, L (1, 2) OBP: 0.297, SLG: 0.396 Bobby Brown, S (8, PR) OBP: 0.237, SLG: 0.229	0-3 K		0-0 F9		0-3 K			0-0 3-H 0-0 1B		0-3 K
Kevin McReynolds, R (1, 8) OBP: 0.315, SLG: 0.400 Bruce Bochy, R (9, 2) OBP: 0.304, SLG: 0.488		0-0 4-3 1B	0-0 5-3		0-0 5-3			0-0 6-3 1-2		0-0 HR
Graig Nettles, L (1, 5) OBP: 0.369, SLG: 0.376 Jerry Royster, R (9, PR) OBP: 0.378, SLG: 0.412		4-0 BB HR BB		0-0 4-3		0-3 K			4-0 BB 2B SF9 BB	
Carmelo Martinez, R (1, 7) OBP: 0.349, SLG: 0.483 Gerry Davis, R (9, PR) OBP: 0.375, SLG: 0.433		0-0 1-H HR		0-3 K		0-3 K			0-0 1-3 SF9 2B	
Garry Templeton, S (1, 6) OBP: 0.335, SLG: 0.405		0-0 SH2-3 3B		0-0 4-3		0-0 G3			4-0 F7 IBB	
LaMarr Hoyt, R (1, 1) OBP: 0.105, SLG: 0.105 Al Bumbry, L (7, PH) OBP: 0.281, SLG: 0.259 Mark Thurmond, L (8, 1) Kurt Bevacqua, R (9, PH) OBP: 0.413, SLG: 0.449 Rich Gossage, R (10, 1)		0-0 SH2-3			0-0 FC5-4 1B		0-0 F5		0-0 2-3 3-H SF9	

Inning Stats	R: 0 H: 1 E: 0 K: 1 S: 6	H: 1 LOB: 1 BB: 0 P: 6	R: 3 H: 3 E: 0 K: 0 S: 6	H: 3 LOB: 1 BB: 1 P: 10	R: 0 H: 0 E: 0 K: 0 S: 3	H: 0 LOB: 0 BB: 0 P: 3	R: 0 H: 0 E: 0 K: 1 S: 5	H: 0 LOB: 0 BB: 0 P: 5	R: 0 H: 1 E: 0 K: 1 S: 6	H: 1 LOB: 1 BB: 0 P: 6	R: 0 H: 0 E: 0 K: 2 S: 7	H: 0 LOB: 0 BB: 0 P: 7	R: 0 H: 0 E: 0 K: 1 S: 5	H: 0 LOB: 0 BB: 0 P: 5	R: 1 H: 2 E: 0 K: 0 S: 5	H: 2 LOB: 2 BB: 0 P: 5	R: 1 H: 1 E: 0 K: 0 S: 4	H: 1 LOB: 3 BB: 2 P: 12	R: 1 H: 1 E: 0 K: 1 S: 5	H: 1 LOB: 0 BB: 0 P: 5	1B: 4 SF: 1 2B: 2 SAC: 1 3B: 1 DP: 0 HR: 2 HBP: 0
--------------	--------------------------	------------------------	--------------------------	-------------------------	--------------------------	------------------------	--------------------------	------------------------	--------------------------	------------------------	--------------------------	------------------------	--------------------------	------------------------	--------------------------	------------------------	--------------------------	-------------------------	--------------------------	------------------------	--

PITCHER Nolan Ryan, R (1, 1) ERA: 3.37	IP 9.2 WLS L BF 41 H 9 R 6 ER 6 SO 7 BB 2 IBB 1 HBP 0 BLK 0 WP 0 HR 2 S 52 P 64 ERA 5.59 WHIP 1.138	PITCHER	IP WLS BF H R ER SO BB IBB HBP BLK WP HR S P ERA WHIP
---	---	---------	---

Batter	1	2	3	4	5	6	7	8	9	AB R H RBI BB SO LOB	TOP
Bill Doran, S OBP: 0.353, SLG: 0.399 (1, 4)	4-0 BB 1B		0-0 F7		4-0 S BB		0-0 E4 CS		0-0 F7	3 0 0 0 2 0 1	Houston Astros @ San Diego Padres Jack Murphy Stadium, San Diego, CA Tue Jul 02 1985, 10:05 PM EDT Att. 36,138 - Unknown livebaseballscorecards.com
Craig Reynolds, L OBP: 0.327, SLG: 0.429 (1, 6)	0-0 BB G3 1B		0-0 F6		0-0 F2		0-0 CS	0-0 1-3	4-0 BB	4 1 1 0 1 0 1	
Denny Walling, L OBP: 0.311, SLG: 0.395 (1, 5) (8, 9)	4-0 G3 BB 1B		0-0 F9		0-0 6-3 S 1B		4-0 1B 2B	0-0 4-3	3 2 1 0 2 0 2		
Jose Cruz, L OBP: 0.340, SLG: 0.427 (1, 7)	4-0 G3 BB		0-0 4-3		0-0 F5		0-0 2B 1B		3 0 1 0 1 0 1		
Jerry Mumphy, S OBP: 0.317, SLG: 0.388 Phil Garner, R OBP: 0.294, SLG: 0.378 (1, 9) (8, PH) (8, 5)	0-0 G3		0-0 1B		0-0 6-3		0-0 1-3 2B		3 0 1 1 0 0 3 1 0 1 1 0 0 0		
Kevin Bass, S OBP: 0.258, SLG: 0.370 (1, 8)	0-0 F8		0-0 F4		0-0 WP 1B		0-0 5-3		4 0 1 1 0 0 5		
Glenn Davis, R OBP: 0.246, SLG: 0.291 Jeff Calhoun, L (8, 1)		0-3 K		0-0 F1		0-0 5-3		0-0 6-3	4 0 0 0 0 1 4 0 0 0 0 0 0 0		
Alan Ashby, S OBP: 0.361, SLG: 0.433 (1, 2)		0-3 K		0-0 1-3		0-3 K		0-0 BB 1B	4 0 1 0 0 2 0		
Joe Niekro, R OBP: 0.211, SLG: 0.243 Enos Cabell, R OBP: 0.327, SLG: 0.371 (1, 1) (8, 3)		0-0 6-3		0-0 F8		0-3 K		0-3 K	3 0 0 0 0 1 0 1 0 0 0 0 1 1		
Inning Stats	R: 1 H: 1 E: 0 LOB: 2 K: 0 BB: 3 S: 3 P: 15	R: 0 H: 0 E: 0 LOB: 0 K: 2 BB: 0 S: 7 P: 7	R: 0 H: 0 E: 0 LOB: 0 K: 0 BB: 0 S: 3 P: 3	R: 0 H: 1 E: 0 LOB: 1 K: 0 BB: 0 S: 4 P: 4	R: 0 H: 0 E: 0 LOB: 1 K: 0 BB: 1 S: 3 P: 7	R: 1 H: 2 E: 0 LOB: 1 K: 0 BB: 0 S: 5 P: 5	R: 0 H: 0 E: 1 LOB: 0 K: 2 BB: 0 S: 7 P: 7	R: 1 H: 2 E: 0 LOB: 2 K: 0 BB: 1 S: 5 P: 9	R: 0 H: 1 E: 0 LOB: 2 K: 1 BB: 1 S: 6 P: 10	1B: 6 SF: 0 2B: 1 SAC: 0 3B: 0 DP: 0 HR: 0 HBP: 0	
PITCHER	IP WLS BF H R ER SO BB IBB HBP BLK WP HR S P ERA WHIP										
Ed Wojna, R ERA: 3.57 (1, 1)	7.1 L 31 5 3 3 4 5 0 0 0 1 0 34 54 3.68 1.364										
Craig Lefferts, L ERA: 3.26 (8, 1)	1.2 8 2 0 0 1 1 0 0 0 0 0 9 13 0.00 1.800										



Batter	1	2	3	4	5	6	7	8	9	AB	R	H	RBI	BB	SO	LOB
Tim Flannery, L (1, 4) OBP: 0.379, SLG: 0.373	4-0 FC3-6 BB	0-0 F9			0-0 PB 2B 1B		0-0 F7			3	1	1	0	1	0	0
Tony Gwynn, L (1, 9) OBP: 0.343, SLG: 0.430	0-0 FC3-6 PB 1B 1-2f		0-0 CS 1B		0-0 F5 1-2		0-3 K			4	1	1	0	0	1	2
Steve Garvey, R (1, 3) OBP: 0.290, SLG: 0.437	0-0 PB PB 1-2 1B		0-0 5-3		0-0 2B		0-3 K			4	0	2	1	0	1	1
Terry Kennedy, L (1, 2) OBP: 0.296, SLG: 0.394	0-0 F3		0-0 FC6-4 1B		0-0 F8		0-3 K			4	0	1	0	0	1	3
Kevin McReynolds, R (1, 8) OBP: 0.311, SLG: 0.394	0-3 K PB 1-2 2-3		0-0 FC6-4		0-0 5-3		0-3 K			4	0	0	0	0	2	3
Graig Nettles, L (1, 5) OBP: 0.371, SLG: 0.372	4-0 BB BB BB 1-2 2-3 3-H BB		0-0 F5		4-0 1B BB		0-0 4-3			2	0	0	0	2	0	0
Carmelo Martinez, R (1, 7) OBP: 0.348, SLG: 0.477	0-3 K		4-0 G6-3 BB		0-0 F9		0-0 4-3			3	0	0	0	1	1	4
Garry Templeton, S (1, 6) OBP: 0.333, SLG: 0.403		0-0 G3		0-0 G6-3		0-0 1B		0-3 K		4	0	1	0	0	1	1
Ed Wojna, R (1, 1) OBP: 0.250, SLG: 0.250		0-3 K		0-3 K		0-0 6-3		0-3 K		3	0	0	0	0	2	2
Craig Lefferts, L (8, 1) OBP: 0.333, SLG: 0.333										0	0	0	0	0	0	0
Kurt Bevacqua, R (9, PH) OBP: 0.406, SLG: 0.440										1	0	0	0	0	1	0

Inning Stats	R: 1	H: 1	E: 0	K: 2	S: 9	LOB: 3	BB: 2	P: 17	R: 0	H: 0	E: 0	K: 1	S: 5	LOB: 0	BB: 0	P: 5	R: 0	H: 2	E: 0	K: 0	S: 4	LOB: 1	BB: 0	P: 4	R: 0	H: 0	E: 0	K: 0	S: 2	LOB: 0	BB: 1	P: 6	R: 1	H: 2	E: 0	K: 1	S: 7	LOB: 1	BB: 0	P: 7	R: 0	H: 1	E: 0	K: 0	S: 4	LOB: 2	BB: 1	P: 8	R: 0	H: 0	E: 0	K: 2	S: 7	LOB: 0	BB: 0	P: 7	R: 0	H: 0	E: 0	K: 2	S: 7	LOB: 0	BB: 0	P: 7	R: 0	H: 0	E: 0	K: 2	S: 7	LOB: 0	BB: 0	P: 7	R: 0	H: 0	E: 0	K: 2	S: 7	LOB: 0	BB: 0	P: 7
PITCHER	IP	WLS	BF	H	R	ER	SO	BB	IBB	HBP	BLK	WP	HR	S	P	ERA	WHIP																																																															
Joe Niekro, R (1, 1) ERA: 3.07	7.0	W	30	6	2	1	6	4	0	0	0	0	0	38	54	1.29	1.429																																																															
Jeff Calhoun, L (8, 1) ERA: 2.92	2.0	S	6	0	0	0	4	0	0	0	0	0	0	14	14	0.00	0.000																																																															


BOTTOM

Houston Astros @ San Diego Padres
Jack Murphy Stadium, San Diego, CA

Tue Jul 02 1985, 10:05 PM EDT
Att. 36,138 - Unknown

AB	32
R	2
H	6
RBI	1
BB	4
SO	10
LOB	16

WP: 0 PA: 36
PB: 3
SB: 0
CS: 1



livebaseballscores.com

Batter	1	2	3	4	5	6	7	8	9	10	11	12	AB R H RBI BB SO LOB
Bill Doran, S OBP: 0.350, SLG: 0.398 (1, 4)	0-0 F6		0-0 FC4-6		0-0 G3 1B 2B		0-0 F8		0-3 K			0-0 6-3	6 1 1 0 0 1 2
Craig Reynolds, L OBP: 0.317, SLG: 0.416 (1, 6)	0-3 K		0-0 F7		0-0 G3		0-0 1-3			0-0 L4		0-0 L4	6 0 0 0 0 1 3
Denny Walling, L OBP: 0.316, SLG: 0.395 (1, 5)	0-0 4-3			0-0 1B 1B	0-0 1B			0-3 K		0-0 F7		4-0 BB	5 1 2 1 1 1 0
Jose Cruz, L OBP: 0.343, SLG: 0.437 (1, 7)		0-0 2B		0-0 1B 1B	0-0 G3			0-0 5-3 1B 2B		0-0 F5		0-0 F9	6 1 3 0 0 0 2
Jerry Mumphrey, S OBP: 0.317, SLG: 0.387 Phil Garner, R OBP: 0.295, SLG: 0.379 (8, PH)	0-0 F8			0-0 1B		0-0 3-1		0-0 5-3			0-0 6-3 SH1-4 1B		3 0 1 1 0 0 1 2 0 1 0 0 0 1
Kevin Bass, S OBP: 0.258, SLG: 0.368 (1, 8)	0-0 5-3			0-0 F7		0-0 4-3		0-0 S 1B			0-0 SH1-4		4 0 1 1 0 0 3
Harry Spilman, L OBP: 0.200, SLG: 0.250 Enos Cabell, R OBP: 0.322, SLG: 0.366 (8, PH)	0-0 5-3			0-0 F8		0-0 F9		0-0 4-3			0-0 6-3		3 0 0 0 0 0 3 2 0 0 0 0 0 2
Frank DiPino, L OBP: 0.333, SLG: 0.333 Bill Dawley, R (12, 1)													0 0 0 0 0 0 0 0 0 0 0 0 0 0
Mark Bailey, S OBP: 0.392, SLG: 0.432 (12, 3)			0-0 F9		0-3 K			4-0 SH1-4 BB		0-0 4-3		4-0 IBB	3 0 0 0 2 1 2
Bob Knepper, L OBP: 0.128, SLG: 0.211 Terry Puhl, L OBP: 0.348, SLG: 0.421 Dave Smith, R (10, 1)			0-0 FC4-6 1B					0-0 SH1-4		0-0 F7		0-0 F6	2 0 1 0 0 1 0 1 0 0 0 0 0 0 0 0 0 0 0 0 0 1 0 0 0 0 0 2
Alan Ashby, S OBP: 0.359, SLG: 0.430 (12, 2)								1-2					


Inning Stats	R: 0	H: 0	E: 0	K: 1	S: 5	R: 0	H: 1	E: 0	K: 0	S: 4	R: 0	H: 1	E: 0	K: 0	S: 4	R: 1	H: 3	E: 0	K: 1	S: 8	R: 0	H: 2	E: 0	K: 1	S: 7	R: 0	H: 0	E: 0	K: 0	S: 3	R: 1	H: 2	E: 0	K: 1	S: 7	R: 0	H: 0	E: 0	K: 1	S: 5	R: 0	H: 0	E: 0	K: 0	S: 3	R: 0	H: 0	E: 0	K: 0	S: 3	R: 0	H: 1	E: 0	K: 0	S: 4	R: 0	H: 0	E: 0	K: 0	S: 3	R: 0	H: 0	E: 0	K: 0	S: 3	R: 0	H: 0	E: 0	K: 0	S: 3	R: 0	H: 0	E: 0	K: 0	S: 3
--------------	------	------	------	------	------	------	------	------	------	------	------	------	------	------	------	------	------	------	------	------	------	------	------	------	------	------	------	------	------	------	------	------	------	------	------	------	------	------	------	------	------	------	------	------	------	------	------	------	------	------	------	------	------	------	------	------	------	------	------	------	------	------	------	------	------	------	------	------	------	------	------	------	------	------	------

PITCHER	IP	WLS	BF	H	R	ER	SO	BB	IBB	HBP	BLK	WP	HR	S	P	ERA	WHIP
Bryn Smith, R ERA: 3.07	7.0		29	7	2	2	3	1	0	0	0	0	0	34	38	2.57	1.143
Gary Lucas, L ERA: 2.95	0.2		4	2	1	1	1	0	0	0	0	0	0	6	6	13.50	3.000
Tim Burke, R ERA: 1.69	1.1		4	0	0	0	1	0	0	0	0	0	0	6	6	0.00	0.000
Randy St. Claire, R ERA: 2.63	2.0	W	8	1	0	0	0	0	1	0	0	0	0	7	11	0.00	0.500
Jack O'Connor, L ERA: 10.8	1.0		4	0	0	0	0	1	0	0	0	0	0	3	7	0.00	1.000

Montreal Expos @ Houston Astros
Astrodome, Houston, TX
Thu Jul 04 1985, 8:05 PM EDT
Att: 26,249 - Unknown

AB	44
R	3
H	10
RBI	3
BB	3
SO	5
LOB	21

WP: 0 PA: 49
PB: 0
SB: 2
CS: 0



PITCHER	IP	WLS	BF	H	R	ER	SO	BB	IBB	HBP	BLK	WP	HR	S	P	ERA	WHIP
---------	----	-----	----	---	---	----	----	----	-----	-----	-----	----	----	---	---	-----	------

Batter	1	2	3	4	5	6	7	8	9	AB R H RBI BB SO LOB	TOP											
Tim Raines, S (1, 7) OBP: 0.359, SLG: 0.429	0-0 F8		0-0 2B		0-3 K			0-0 G4-3 S 1B		4 1 2 0 0 1 0	Montreal Expos @ Houston Astros Astrodome, Houston, TX Fri Jul 05 1985, 8:05 PM EDT Att. 16,183 - Unknown											
Vance Law, R (1, 4) OBP: 0.345, SLG: 0.364	0-0 4-6 2B		0-3 K		0-0 4-3			4-0 G4-3 1-2 BB		3 0 1 0 1 1 1												
Andre Dawson, R (1, 9) OBP: 0.298, SLG: 0.429	1-0 HBP		0-0 2B		0-0 4-3			0-0 G4-3 1-2f 2-3		3 0 1 1 0 0 2												
Dan Driessen, L (1, 3) OBP: 0.325, SLG: 0.388	0-0 4-6 2-3f		0-0 F5			1-0 G6-3 HBP		0-0 G3		3 0 0 0 0 0 4												
Hubie Brooks, R (1, 6) OBP: 0.307, SLG: 0.385		0-0 F8		0-0 5-3		0-0 G6-3 1-2f		0-0 E6 G3		4 0 0 0 0 0 1												
Tim Wallach, R (1, 5) OBP: 0.323, SLG: 0.444		0-3 K		0-0 HR		0-0 F3		0-0 F9		4 1 1 1 0 1 1												
Mitch Webster, S (1, 8) OBP: 0.275, SLG: 0.615		0-0 S 1B		0-0 2B		0-0 F9		0-0 G3 1-2		4 0 2 0 0 0 1												
Mike Fitzgerald, R (1, 2) OBP: 0.292, SLG: 0.258		0-0 5-3		0-3 K		0-0 F4		0-0 F5		3 0 0 0 0 0 1 2												
Terry Francona, L (9, PH) OBP: 0.297, SLG: 0.301		1-2								1 0 0 0 0 0 1												
Mickey Mahler, S (1, 1) OBP: 0.154, SLG: 0.154			0-0 3-1		0-3 K		0-0 F4			2 0 0 0 0 0 1 1												
Steve Nicosia, R (7, PH) OBP: 0.244, SLG: 0.195										1 0 0 0 0 0 0												
Floyd Youmans, R (7, 1)										0 0 0 0 0 0 0												
Inning Stats	R: 0 E: 0 K: 0 S: 3	H: 1 LOB: 1 BB: 0 P: 4	R: 0 E: 0 K: 1 S: 6	H: 1 LOB: 1 BB: 0 P: 6	R: 1 E: 0 K: 1 S: 7	H: 2 LOB: 1 BB: 0 P: 7	R: 1 E: 0 K: 2 S: 9	H: 2 LOB: 1 BB: 0 P: 9	R: 0 E: 0 K: 1 S: 5	H: 0 LOB: 0 BB: 0 P: 5	R: 0 E: 0 K: 0 S: 2	H: 0 LOB: 0 BB: 0 P: 3	R: 0 E: 0 K: 0 S: 3	H: 0 LOB: 0 BB: 0 P: 3	R: 0 E: 0 K: 0 S: 3	H: 1 LOB: 1 BB: 1 P: 7	R: 0 E: 1 K: 0 S: 4	H: 0 LOB: 1 BB: 0 P: 4	1B: 2 2B: 5 3B: 0 HR: 1	SF: 0 SAC: 0 DP: 3 HBP: 2	WP: 0 PB: 0 SB: 2 CS: 0	PA: 35
PITCHER	IP WLS BF H R ER SO BB IBB HBP BLK WP HR S P ERA WHIP																					
Mike Scott, R (1, 1) ERA: 3.01	7.0 W 29 7 2 2 5 1 0 2 0 0 1 36 42 2.57 1.143																					
Ron Mathis, R (8, 1) ERA: 4.5	2.0 S 6 0 0 0 0 0 0 0 0 0 0 6 6 0.00 0.000																					

livebaseballscorecards.com

AB	32
R	2
H	7
RBI	2
BB	1
SO	5
LOB	14



Batter	1	2	3	4	5	6	7	8	9
Bill Doran, S OBP: 0.352, SLG: 0.401 (1, 4)	0-0 6-3 1B 2B		0-0 4-3	0-0 F5			4-0 G4-6-3 1-2 BB		
Enos Cabell, R OBP: 0.320, SLG: 0.362 (1, 3)	0-0 6-3 2-3		0-0 1B SF7 1B		0-0 6-3		0-0 G4-6-3 1-2f 2-3		
Phil Gamet, R OBP: 0.295, SLG: 0.377 (1, 5)	0-3 K		0-0 1-3 SF7 1B		0-0 6-3		0-3 K		
Jose Cruz, L OBP: 0.346, SLG: 0.439 (1, 7)	0-0 FC5-4 1B		0-0 1-2 SF7		0-0 1B		0-3 K		
Jerry Mumphy, S OBP: 0.311, SLG: 0.380 (1, 9)	0-0 FC5-4 1-2f		0-3 K		0-3 K		0-3 K		
Kevin Bass, S OBP: 0.266, SLG: 0.400 (1, 8)		0-0 HR		0-0 HR		0-0 5-3		0-0 S 1B	
Mark Bailey, S OBP: 0.388, SLG: 0.423 (1, 2)		0-0 F3		4-0 SH3-4 BB		0-0 F9		0-0 F9 1-2	
Dickie Thon, R OBP: 0.220, SLG: 0.202 (1, 6)		0-0 F7		0-0 F9		0-0 F8			
Mike Scott, R OBP: 0.200, SLG: 0.167 (1, 1)		0-3 K		0-0 SH3-4			4-0 G4-6-3 BB BB		
Ron Mathis, R OBP: 0.133, SLG: 0.071 (8, 1)									

Inning Stats	R: 1	H: 2	E: 0	K: 1	S: 7	LOB: 1	BB: 0	P: 7
	R: 1	H: 1	E: 0	K: 1	S: 6	LOB: 0	BB: 0	P: 6
	R: 1	H: 2	E: 0	K: 1	S: 7	LOB: 1	BB: 0	P: 7
	R: 1	H: 1	E: 0	K: 0	S: 4	LOB: 1	BB: 1	P: 8
	R: 0	H: 1	E: 0	K: 1	S: 6	LOB: 1	BB: 0	P: 6
	R: 0	H: 0	E: 0	K: 0	S: 3	LOB: 0	BB: 0	P: 3
	R: 0	H: 0	E: 0	K: 1	S: 4	LOB: 1	BB: 2	P: 12
	R: 0	H: 1	E: 0	K: 2	S: 8	LOB: 1	BB: 0	P: 8


PITCHER	IP	WLS	BF	H	R	ER	SO	BB	IBB	HBP	BLK	WP	HR	S	P	ERA	WHIP
Mickey Mahler, L ERA: 2.93 (1, 1)	6.0	L	26	7	4	4	4	1	0	0	0	0	2	33	37	6.00	1.333
Floyd Youmans, R ERA: 2.08 (7, 1)	2.0		8	1	0	0	3	2	0	0	0	0	0	12	20	0.00	1.500

BOTTOM

Montreal Expos @ Houston Astros
Astrodome, Houston, TX
Fri Jul 05 1985, 8:05 PM EDT
Att. 16,183 - Unknown

AB	R	H	RBI	BB	SO	LOB
3	1	1	0	1	0	1
4	1	1	0	0	0	3
4	0	1	0	0	2	2
3	0	2	2	0	1	0
4	0	0	0	0	3	3
4	2	3	2	0	0	0
3	0	0	0	1	0	1
3	0	0	0	0	0	1
1	0	0	0	1	1	0
0	0	0	0	0	0	0

AB	29
R	4
H	8
RBI	4
BB	3
SO	7
LOB	11



WP	PA
0	34

1B	SF	WP	PA
5	1	0	34
2B	1	PB	0
3B	0	SB	1
HR	2	CS	0

Batter	1	2	3	4	5	6	7	8	9	10	11	12	13	14	15	16	17	18	19	AB	R	H	RBI	BB	SO	LOB	TOP	
Tim Raines, S OBP: 0.360, SLG: 0.432 (1, 7)	F7		3-1		F7			2B S 1B		4-3			E S 1B			6-3		G6-3		8	0	2	0	0	0	4		
Vance Law, R OBP: 0.347, SLG: 0.367 (1, 4) (7, 5)	G4-6-3 1B		K2-3			K		1-3 2B			K		K			6-3			F9 E 1B	8	1	3	0	0	4	1		
Andre Dawson, R OBP: 0.300, SLG: 0.425 (1, 9)	G4-6-3 1-2f			CS 1B		F8		G6-4-3 1BB			F7			K					E 1B 1B	7	1	2	0	1	2	1		
Dan Driessen, L OBP: 0.252, SLG: 0.379 (8, 1) Tim Burko, R OBP: 0.323, SLG: 0.333 (8, 1) Jim Wofford OBP: 0.298, SLG: 0.241 (11, 1) Randy St. Claire, R OBP: 0.200, SLG: 0.333 (14, 1) Skeeter Sims, R OBP: 0.158, SLG: 0.211 (14, 1) Steve Nicosia, R OBP: 0.260, SLG: 0.285 (17, 1) Floyd Youmans, R OBP: 0.200, SLG: 0.285 (17, 1)		F8		K2-3		K		G6-4-3 1-2f			F5			F7				F4		4	0	0	0	0	2	4		
Hubie Brooks, R OBP: 0.301, SLG: 0.377 (1, 6)		F8		1-3					F9					F7						7	0	0	0	1	1	2		
Tim Wallach, R OBP: 0.324, SLG: 0.453 (1, 5) Al Newman, S OBP: 0.125, SLG: 0.188 (7, PR) (7, 4)			E 1B 1B		F7		FC1 S 1B			6-3				F3						G6-4-3 BB	3	1	2	0	0	0	0	
Mitch Webster, S OBP: 0.269, SLG: 0.510 (1, 8)		E1 1B 1B					FC1							F8						5	2	1	0	0	0	2		
Mike Fitzgerald, R OBP: 0.295, SLG: 0.259 (1, 2)																				6	1	1	0	2	0	3		
David Palmer, R OBP: 0.100, SLG: 0.133 (1, 1) Miguel Dilone, S OBP: 0.242, SLG: 0.238 (8, PH) Terry Francona, L OBP: 0.231, SLG: 0.294 (8, 3)																					7	0	2	4	1	2	2	
																					7	0	2	4	1	2	2	
																					7	0	2	4	1	2	2	
																					7	0	2	4	1	2	2	
																					7	0	2	4	1	2	2	
																					7	0	2	4	1	2	2	
																					7	0	2	4	1	2	2	
																					7	0	2	4	1	2	2	
																					7	0	2	4	1	2	2	
																					7	0	2	4	1	2	2	
																					7	0	2	4	1	2	2	
																					7	0	2	4	1	2	2	
																					7	0	2	4	1	2	2	
																					7	0	2	4	1	2	2	
																					7	0	2	4	1	2	2	
																					7	0	2	4	1	2	2	
																					7	0	2	4	1	2	2	
																					7	0	2	4	1	2	2	
																					7	0	2	4	1	2	2	
																					7	0	2	4	1	2	2	
																					7	0	2	4	1	2	2	
																					7	0	2	4	1	2	2	
																					7	0	2	4	1	2	2	
																					7	0	2	4	1	2	2	
																					7	0	2	4	1	2	2	
																					7	0	2	4	1	2	2	
																					7	0	2	4	1	2	2	
																					7	0	2	4	1	2	2	
																					7	0	2	4	1	2	2	
																					7	0	2	4	1	2	2	
																					7	0	2	4	1	2	2	
																					7	0	2	4	1	2	2	
																					7	0	2	4	1	2	2	
																					7	0	2	4	1	2	2	
																					7	0	2	4	1	2	2	
																					7	0	2	4	1	2	2	
																					7	0	2	4	1	2	2	
																					7	0	2	4	1	2	2	
																					7	0	2	4	1	2	2	
																					7	0	2	4	1	2	2	
																					7	0	2	4	1	2	2	
																					7	0	2	4	1	2	2	
																					7	0	2	4	1	2	2	
																					7	0	2	4	1	2	2	
																					7	0	2	4	1	2	2	
																					7	0	2	4	1	2	2	
																					7	0	2	4	1	2	2	
																					7	0	2	4	1	2	2	
																					7	0	2	4	1	2	2	
																					7	0	2	4	1	2	2	
																					7	0	2	4	1	2	2	
																					7	0	2	4	1	2	2	
																					7	0	2	4	1	2	2	
																					7	0	2	4	1	2	2	
																					7	0	2	4	1	2	2	
																					7	0	2	4	1	2	2	
																					7	0	2	4	1	2	2	
																					7	0	2	4	1	2	2	
																					7	0	2	4	1	2	2	
																					7	0	2	4	1	2	2	


Batter	1	2	3	4	5	6	7	8	9	AB R H RBI BB SO LOB	TOP		
Juan Samuel, R (1, 4) OBP: 0.297, SLG: 0.406 Luis Aguayo, R (8, 4) OBP: 0.352, SLG: 0.394	0-0 F9 S 1B		0-0 F8	0-0 F8		4-0 BB		0-0 1B 1B		4 1 2 0 1 0 1 0 0 0 0 0 0 0			
Derrel Thomas, S (1, 6) OBP: 0.273, SLG: 0.333 Steve Jeltz, S (6, 6) OBP: 0.259, SLG: 0.220	0-0 F8 1-2		0-0 3-1	0-0 CS 1-2	0-0 1B 1B	0-0 3-1		0-0 1B 1B		4 1 1 0 0 0 2 1 0 1 0 0 0 0			
Von Hayes, L (1, 7) OBP: 0.369, SLG: 0.437	0-0 F9 2-3		0-0 1B 2B		0-0 1B FC5-4		0-0 1B 1B	0-0 4-3		5 3 3 0 0 0 3			
Glenn Wilson, R (1, 9) OBP: 0.299, SLG: 0.442	0-0 1B 3-H		0-0 3B 1B		0-0 1B FC5-4		0-0 F4		0-0 5-3	5 1 3 3 0 0 1			
Mike Schmidt, R (1, 3) OBP: 0.319, SLG: 0.414 Tim Corcoran, L (6, 3) OBP: 0.327, SLG: 0.283	0-0 F8		0-0 1B 3B		0-0 FC5-4 1-2f		0-0 1B 1B		0-0 1B 1B	3 1 1 2 0 0 2 2 0 2 0 0 0 0			
Ozzie Virgil, R (1, 2) OBP: 0.371, SLG: 0.482		0-0 4-3	0-0 1B		0-0 F4		0-0 1B G6-4-3		0-0 1B 1B	5 0 3 2 0 0 1			
Garry Maddox, R (1, 8) OBP: 0.319, SLG: 0.383 Greg Gross, L (9, 7) OBP: 0.374, SLG: 0.337		0-0 6-3	0-0 F5		0-0 F3		0-0 G6-4-3 1-2f		0-0 1B 1B	5 0 1 0 0 0 4 0 0 0 0 0 0 0			
Rick Schu, R (1, 5) OBP: 0.305, SLG: 0.321		0-0 1B		0-0 CS 1B		0-0 F6		0-0 1B 4-3	0-3 K	5 0 3 0 0 1 2			
Charles Hudson, S (1, 1) OBP: 0.120, SLG: 0.120 Don Carman, L (8, 1) Kent Tekulve, R (9, 1)		0-0 1-3		0-3 K		0-0 F8		0-0 4-3 1-2f		4 0 0 0 0 1 3 0 0 0 0 0 0 0 0 0 0 0 0 0 0			
Inning Stats	R: 1 H: 2 E: 0 LOB: 1 K: 0 BB: 0 S: 5 P: 5	R: 0 H: 1 E: 0 LOB: 1 K: 0 BB: 0 S: 4 P: 4	R: 3 H: 4 E: 0 LOB: 1 K: 0 BB: 0 S: 7 P: 7	R: 0 H: 1 E: 0 LOB: 0 K: 1 BB: 0 S: 5 P: 5	R: 2 H: 3 E: 0 LOB: 1 K: 0 BB: 0 S: 6 P: 6	R: 0 H: 0 E: 0 LOB: 1 K: 0 BB: 1 S: 3 P: 7	R: 1 H: 3 E: 0 LOB: 1 K: 0 BB: 0 S: 5 P: 5	R: 0 H: 3 E: 0 LOB: 2 K: 1 BB: 0 S: 7 P: 7	R: 0 H: 3 E: 0 LOB: 2 K: 1 BB: 0 S: 7 P: 7	1B: 18 SF: 0 2B: 2 SAC: 0 3B: 1 DP: 2 HR: 0 HBP: 0	WP: 0 PA: 45 PB: 0 SB: 1 CS: 1		
PITCHER Mark Knudson, R (1, 1) ERA: 9.0 Mike Madden, L (8, 1) ERA: 2.25	IP WLS BF H R ER SO BB IBB HBP BLK WP HR S P ERA WHIP	7.0 L 34 14 7 7 1 1 0 0 0 0 0 0 35 39 9.00 2.143	2.0 10 6 0 0 1 0 0 0 0 0 0 0 12 12 0.00 3.000	PITCHER IP WLS BF H R ER SO BB IBB HBP BLK WP HR S P ERA WHIP									

Philadelphia Phillies @ Houston Astros
Astrodome, Houston, TX
Mon Jul 08 1985, 8:05 PM EDT
Att. 8,484 - Unknown

livebaseballscorecards.com

AB	43
R	7
H	20
RBI	7
BB	1
SO	2
LOB	19



Batter	1	2	3	4	5	6	7	8	9	AB R H RBI BB SO LOB	TOP																
Juan Samuel, R OBP: 0.297, SLG: 0.405 (1, 4) X	0-0 6-3		0-3 K	0-0 S 1B			0-0 4-3			4 0 1 2 0 1 0																	
Rick Schu, R OBP: 0.310, SLG: 0.341 (1, 5) X	0-0 2B			1-3 2-H 3-H 2B			0-0 5-3			4 1 2 0 0 0 2																	
Von Hayes, L OBP: 0.368, SLG: 0.438 (1, 7) X	0-0 4-3			0-0 F6 2B	0-0 2B		0-3 K			4 0 1 0 0 1 2																	
Glenn Wilson, R OBP: 0.302, SLG: 0.441 (1, 9) X	0-0 6-3			0-0 1B 1B	0-3 K			4-0 BB G5-4-3		3 1 1 0 1 1 2																	
Mike Schmidt, R OBP: 0.318, SLG: 0.411 Tim Corcoran, L OBP: 0.327, SLG: 0.283 (1, 3) (8, 3)		0-0 6-3		0-0 1B 2B 1B	0-0 5-3			0-3 K		4 1 1 1 0 1 2 0 0 0 0 0 0 0																	
Garry Maddox, R OBP: 0.318, SLG: 0.380 (1, 8)		0-0 F6		0-0 2B FC5-2 1B	0-0 5-3			0-0 G5-4-3		4 0 1 1 0 0 2																	
Bo Diaz, R OBP: 0.241, SLG: 0.245 (1, 2)		0-0 5-3		0-0 FC5-2 1B 2B		4-0 BB G6-4-3			0-0 F1	3 1 1 1 1 0 0	AB 33 R 5 H 8 RBI 5 BB 3 SO 6 LOB 14																
Luis Aguayo, R OBP: 0.348, SLG: 0.378 (1, 6)			0-0 6-3	4-0 1B IBB FC5-2		0-0 G6-4-3			0-3 K	3 1 0 0 1 1 1																	
Kevin Gross, R OBP: 0.182, SLG: 0.156 Don Carman, L Kent Tekulve, R (1, 1) (7, 1) (9, 1)			0-0 6-3	0-0 1B FC5-2		0-3 K			0-0 6-3	3 0 0 0 0 1 3 1 0 0 0 0 0 0 0 0 0 0 0 0 0																	
Inning Stats	R: 0 E: 0 K: 0 S: 4	H: 1 LOB: 1 BB: 0 P: 4	R: 0 E: 0 K: 0 S: 3	H: 0 LOB: 0 BB: 0 P: 3	R: 0 E: 0 K: 1 S: 5	H: 0 LOB: 0 BB: 0 P: 5	R: 5 E: 0 K: 0 S: 9	H: 6 LOB: 2 BB: 1 P: 13	R: 0 E: 0 K: 1 S: 6	H: 1 LOB: 1 BB: 0 P: 6	R: 0 E: 0 K: 1 S: 4	H: 0 LOB: 0 BB: 1 P: 8	R: 0 E: 0 K: 1 S: 5	H: 0 LOB: 0 BB: 0 P: 5	R: 0 E: 0 K: 1 S: 4	H: 0 LOB: 0 BB: 1 P: 8	R: 0 E: 0 K: 1 S: 5	H: 0 LOB: 0 BB: 0 P: 5	1B: 4 2B: 4 3B: 0 HR: 0	SF: 0 SAC: 0 DP: 2 HBP: 0	WP: 0 PB: 0 SB: 1 CS: 0	PA: 36					
PITCHER Bob Knepper, L ERA: 3.61 Frank DiPino, L ERA: 4.02 (1, 1) (8, 1)	IP 7.0 2.0	WLS L	BF 30 6	H 8 0	R 5 0	ER 5 0	SO 4 2	BB 1 1	IBB 1 0	HBP 0 0	BLK 0 0	WP 0 0	HR 0 0	S 36 9	P 44 13	ERA 6.43 0.00	WHIP 1.286 0.500										

Philadelphia Phillies @ Houston Astros
Astrodome, Houston, TX
Tue Jul 09 1985, 8:05 PM EDT
Att. 9,606 - Unknown

livebaseballscorecards.com

Batter	1	2	3	4	5	6	7	8	9	AB	R	H	RBI	BB	SO	LOB
Bill Doran, S OBP: 0.344, SLG: 0.388 (1, 4)	0-0 F6		0-0 F8		0-0 F5		0-0 F8		0-0 F8	5	0	0	0	0	0	5
Ty Gainey, L OBP: 0.258, SLG: 0.179 (1, 8)	4-0 G6-3 BB			0-0 E5 HBP 2B	0-0 4-3		0-0 BB 1B		0-0 F7	4	1	1	0	1	0	2
Kevin Bass, S OBP: 0.274, SLG: 0.399 (1, 9) (8, 7)	0-0 G6-3 1-2f			1-0 2B 1-2 HBP		0-0 1-3	0-0 F7		0-0 BB BB 1B	4	0	1	1	0	0	4
Jose Cruz, L OBP: 0.341, SLG: 0.421 (1, 7)		0-0 6-3		0-0 F2		0-3 K	4-0 BB BB BB BB	4-0 BB BB	4-0 BB BB 1B	3	0	0	1	1	1	2
Frank DiPino, L OBP: 0.333, SLG: 0.333 (8, 1)										0	0	0	0	0	0	0
Alan Ashby, S OBP: 0.362, SLG: 0.427 (9, PH)										0	0	0	0	0	1	0
Enos Cabell, R OBP: 0.321, SLG: 0.357 (9, PR)										0	0	0	0	0	0	0
Denny Walling, L OBP: 0.309, SLG: 0.383 (1, 5)		0-0 F7		0-0 BB BB		4-0 E S BB	0-0 F8		4-0 BB BB BB	2	0	1	1	1	0	0
Phil Garner, R OBP: 0.296, SLG: 0.373 (7, PH) (8, 5)				1-3 2-H 2B					1-2 2-3 BB	1	0	0	0	1	0	3
Mark Bailey, S OBP: 0.376, SLG: 0.401 (1, 2)		0-3 K		0-3 K		4-0 BB BB BB		0-0 F8	0-0 4-3	4	0	0	0	1	2	5
Glenn Davis, R OBP: 0.274, SLG: 0.333 (1, 3)			0-0 FC4-6 1B	0-3 K		0-0 FC6-4 BB		0-3 K		4	0	1	0	0	2	4
Craig Reynolds, L OBP: 0.323, SLG: 0.412 (1, 6)			0-0 FC4-6 SH1-4 1-2f		0-0 F9		0-0 BB 1B 1B		0-3 K	3	1	1	0	0	0	1
Dickie Thon, R OBP: 0.226, SLG: 0.248 (8, PH) (9, 6)										1	0	0	0	0	1	0
Bob Knepper, L OBP: 0.146, SLG: 0.225 (1, 1)			0-0 SH1-4		0-0 1B		0-0 BB 1B 1B		0-0 BB 1B 2B	1	0	1	0	0	0	0
Jerry Mumphrey, S OBP: 0.326, SLG: 0.396 (7, PH) (8, 9)										2	1	2	0	0	0	0

BOTTOM

Philadelphia Phillies @ Houston Astros
Astrodome, Houston, TX
Tue Jul 09 1985, 8:05 PM EDT
Att. 9,606 - Unknown

livebaseballscorecards.com

AB	34
R	3
H	8
RBI	3
BB	6
SO	6
LOB	26



Inning Stats	R: 0	H: 0	E: 0	K: 0	S: 2	R: 0	H: 0	E: 0	K: 1	S: 5	R: 0	H: 1	E: 0	K: 0	S: 4	R: 1	H: 1	E: 1	K: 2	S: 9	R: 0	H: 1	E: 0	K: 0	S: 4	R: 0	H: 0	E: 0	K: 1	S: 5	R: 1	H: 3	E: 0	K: 0	S: 6	R: 0	H: 0	E: 0	K: 2	S: 7	R: 1	H: 2	E: 0	K: 0	S: 5	1B: 6	SF: 0	2B: 2	3B: 0	HR: 0	WP: 0	PB: 0	SB: 1	CS: 0	PA: 42
--------------	------	------	------	------	------	------	------	------	------	------	------	------	------	------	------	------	------	------	------	------	------	------	------	------	------	------	------	------	------	------	------	------	------	------	------	------	------	------	------	------	------	------	------	------	------	-------	-------	-------	-------	-------	-------	-------	-------	-------	--------

PITCHER	IP	WLS	BF	H	R	ER	SO	BB	IBB	HBP	BLK	WP	HR	S	P	ERA	WHIP
Kevin Gross, R ERA: 2.88 (1, 1)	6.2	W	31	6	2	1	4	4	0	0	0	0	0	34	51	1.35	1.500
Don Carman, L ERA: 2.58 (7, 1)	2.0		9	2	1	1	2	1	0	0	0	0	0	12	16	4.50	1.500
Kent Tekulve, R ERA: 3.64 (9, 1)	0.1	S	2	0	0	0	0	1	0	0	0	0	0	1	5	0.00	3.000

Batter	1	2	3	4	5	6	7	8	9	AB R H RBI BB SO LOB	TOP
Juan Samuel, R (1, 4) OBP: 0.297, SLG: 0.404 Luis Aguayo, R (6, 4) OBP: 0.355, SLG: 0.387	0-0 CS 1B		0-0 G6-4-3 1-2f			0-3 K			0-0 G4-6-3 1B	3 0 1 0 0 1 2 1 0 1 0 0 0 0	
Greg Gross, L (1, 7) OBP: 0.370, SLG: 0.327	0-0 4-3 1-2			0-0 4-3			4-0 FC6-4 BB		0-0 G4-6-3 1-2f	3 0 0 0 1 0 2	
Von Hayes, L (1, 8) OBP: 0.363, SLG: 0.431	0-3 K			0-0 F9			0-3 K		0-0 G3	4 0 0 0 0 2 1	
Glenn Wilson, R (1, 9) OBP: 0.299, SLG: 0.437 John Russell, R (7, 7) OBP: 0.314, SLG: 0.329		0-0 F2		0-3 K			0-3 K			3 0 0 0 0 2 1 0 0 0 0 0 0 0	
Mike Schmidt, R (1, 3) OBP: 0.316, SLG: 0.408 John Wockenfuss, R (6, 3) OBP: 0.325, SLG: 0.156		0-0 6-3			0-0 F5		0-0 FC6-4 1-2f			2 0 0 0 0 0 0 1 0 0 0 0 0 1	
Ozzie Virgil, R (1, 2) OBP: 0.367, SLG: 0.476		0-3 K			0-0 F8			0-0 F8		3 0 0 0 0 1 0	
Derrel Thomas, S (1, 6) OBP: 0.259, SLG: 0.315			0-0 F8		0-0 F9			0-0 F9		3 0 0 0 0 0 0	
Rick Schu, R (1, 5) OBP: 0.318, SLG: 0.355			0-0 E 2B			0-3 K		0-0 1B		3 0 2 0 0 1 0	
Jerry Koosman, R (1, 1) OBP: 0.100, SLG: 0.100 Rocky Childress, R (1, 1) Dave Rucker, L (5, 1) OBP: 0.600, SLG: 0.800 Tim Corcoran, L (8, PH) OBP: 0.325, SLG: 0.281 Larry Andersen, R (8, 1)			0-0 E4 G6-4-3 2-3			0-0 1-3		0-0 F9		0 0 0 0 0 0 0 1 0 0 0 0 0 1 1 0 0 0 0 0 0 1 0 0 0 0 0 1 0 0 0 0 0 0 0	
Inning Stats	R: 0 H: 1 E: 0 LOB: 0 K: 1 BB: 0 S: 5 P: 5	R: 0 H: 0 E: 0 LOB: 0 K: 1 BB: 0 S: 5 P: 5	R: 0 H: 1 E: 1 LOB: 1 K: 0 BB: 0 S: 4 P: 4	R: 0 H: 0 E: 0 LOB: 0 K: 1 BB: 0 S: 5 P: 5	R: 0 H: 0 E: 0 LOB: 0 K: 0 BB: 0 S: 3 P: 3	R: 0 H: 0 E: 0 LOB: 0 K: 2 BB: 0 S: 7 P: 7	R: 0 H: 0 E: 0 LOB: 1 K: 2 BB: 1 S: 7 P: 11	R: 0 H: 1 E: 0 LOB: 1 K: 0 BB: 0 S: 4 P: 4	R: 0 H: 1 E: 0 LOB: 0 K: 0 BB: 0 S: 3 P: 3	1B: 3 SF: 0 2B: 1 SAC: 0 3B: 0 DP: 2 HR: 0 HBP: 0	WP: 0 PA: 30 PB: 0 SB: 0 CS: 1
PITCHER Mike Scott, R (1, 1) ERA: 2.78	IP WLS BF H R ER SO BB IBB HBP BLK WP HR S P ERA WHIP										
	9.0 W 30 4 0 0 7 1 0 0 0 0 0 0 43 47 0.00 0.556										

Philadelphia Phillies @ Houston Astros
Astrodome, Houston, TX
Wed Jul 10 1985, 8:05 PM EDT
Att. 9,222 - Unknown

livebaseballscorecards.com

AB	29
R	0
H	4
RBI	0
BB	1
SO	7
LOB	9



Batter	1	2	3	4	5	6	7	8	9	10	11	12	AB R H RBI BB SO LOB	TOP														
Lenny Dykstra, L OBP: 0.345, SLG: 0.333	0-3 K	0-0 4-3		0-0 4-3			0-0 E8 FC SF7	0-0 3-1			0-0 1B		6 1 1 0 0 1 4	New York Mets @ Houston Astros Astrodome, Houston, TX Thu Jul 11 1985, 8:05 PM EDT Att. 20,921 - Unknown														
Wally Backman, S OBP: 0.322, SLG: 0.324	0-0 F8		0-0 F7			0-0 6-3 1B	0-3 K		0-3 K		0-0 4-3		6 0 1 0 0 2 2															
Keith Hernandez, L OBP: 0.368, SLG: 0.407	0-0 E1		4-0 WP BB BB			0-0 6-3 1-2	0-0 FC 1B		0-0 1-3		0-0 G6-3 1B		5 1 1 0 1 0 2															
Darryl Strawberry, L OBP: 0.341, SLG: 0.416	0-0 F8		4-0 WP BB			0-3 K	0-0 SF7		0-3 K		0-0 G6-3 1-2f		4 0 0 1 1 2 3															
Gary Carter, R OBP: 0.370, SLG: 0.422		0-0 WP 2B 1B	4-0 G4-6-3 BB			0-3 K	0-0 1B			0-0 L6		0-0 F6	5 1 2 1 1 1 1															
Tom Gorman, L (12, 1)			1-2 2-3										0 0 0 0 0 0 0															
Danny Heep, L OBP: 0.318, SLG: 0.398		0-0 2B WP 1B	0-0 G4-6-3			0-3 K	0-3 K			0-0 4-3			4 0 1 0 0 2 4															
Roger McDowell, R OBP: 0.167, SLG: 0.091													0 0 0 0 0 0 0															
Rusty Staub, L OBP: 0.355, SLG: 0.423													1 0 0 0 0 0 0															
Jesse Orosco, R OBP: 0.500, SLG: 0.500													0 0 0 0 0 0 0															
Ronn Reynolds, R OBP: 0.316, SLG: 0.421													0 0 0 0 0 0 0															
Howard Johnson, S OBP: 0.271, SLG: 0.307		0-0 1-3 2-H 2B		0-0 4-3 1B		0-0 1B		0-0 F7		0-0 F8			5 0 3 1 0 0 0															
Rafael Santana, R OBP: 0.283, SLG: 0.294		0-3 K2-3		0-0 4-3		0-3 K		0-0 1B			0-0 F7		5 0 1 0 0 2 4															
Sid Fernandez, L OBP: 0.160, SLG: 0.160		0-3 K		0-3 K		0-3 K		0-3 K			0-0 F7		3 0 0 0 0 3 4															
George Foster, R OBP: 0.316, SLG: 0.483													2 0 0 0 0 1 1															
Inning Stats	R: 0 E: 1 K: 1 S: 6	H: 0 LOB: 1 BB: 0 P: 6	R: 1 E: 0 K: 2 S: 10	H: 3 LOB: 2 BB: 0 P: 10	R: 0 E: 0 K: 0 S: 2	H: 0 LOB: 2 BB: 3 P: 14	R: 0 E: 0 K: 1 S: 6	H: 1 LOB: 1 BB: 0 P: 6	R: 0 E: 0 K: 2 S: 8	H: 1 LOB: 1 BB: 0 P: 8	R: 0 E: 0 K: 3 S: 10	H: 1 LOB: 1 BB: 0 P: 10	R: 2 E: 1 K: 2 S: 10	H: 1 LOB: 1 BB: 0 P: 10	R: 0 E: 0 K: 1 S: 6	H: 1 LOB: 1 BB: 0 P: 6	R: 0 E: 0 K: 2 S: 7	H: 0 LOB: 0 BB: 0 P: 7	R: 0 E: 0 K: 0 S: 3	H: 0 LOB: 0 BB: 0 P: 3	R: 0 E: 0 K: 0 S: 4	H: 1 LOB: 1 BB: 0 P: 4	R: 0 E: 0 K: 0 S: 3	H: 1 LOB: 0 BB: 0 P: 3	1B: 9 2B: 1 3B: 0 HR: 0	SF: 1 SAC: 0 DP: 2 HBP: 0	WP: 2 PB: 0 SB: 0 CS: 0	PA: 50
PITCHER	IP WLS BF H R ER SO BB IBB HBP BLK WP HR S P ERA WHIP																											
Nolan Ryan, R ERA: 3.55	(1, 1) 7.0 33 7 3 1 11 3 0 0 0 2 0 52 64 1.29 1.429																											
Jeff Calhoun, L ERA: 2.35	(8, 1) 2.0 7 1 0 0 3 0 0 0 0 0 0 13 13 0.00 0.500																											
Dave Smith, R ERA: 1.44	(10, 1) 3.0 10 2 0 0 0 0 0 0 0 0 0 10 10 0.00 0.667																											

AB	46
R	3
H	10
RBI	3
BB	3
SO	14
LOB	25



Batter	1	2	3	4	5	6	7	8	9	10	11	12	AB	R	H	RBI	BB	SO	LOB
Bill Doran, S OBP: 0.358, SLG: 0.413 (1, 4) X	0-0 G3 2B		0-0 2B		0-0 2-H 1B		0-0 1B			0-0 5-3		0-0 2-H 1B	6	0	5	2	0	0	0
Ty Gainey, L OBP: 0.244, SLG: 0.162 (1, 8) X	0-0 G3 2-3		0-3 K		0-0 1-3 1-2		0-0 6-3			0-0 1-3			5	0	0	0	0	1	4
Phil Garner, R OBP: 0.296, SLG: 0.366 (1, 5) X	0-0 F8			0-0 G3 1B		0-0 5-3		4-0 BB		0-0 F8			4	1	1	0	1	0	2
Jose Cruz, L OBP: 0.342, SLG: 0.427 (1, 7) X	0-3 K			0-0 G3 1-2		0-3 K		0-0 3 1-2f		0-0 F9			5	0	0	0	0	2	3
Kevin Bass, S OBP: 0.279, SLG: 0.409 (1, 9) X		0-3 K		0-0 F7		0-0 HR		0-0 5-3		0-0 S 1B			5	1	2	1	0	1	1
Glenn Davis, R OBP: 0.289, SLG: 0.333 (1, 3) X		0-0 F7		0-0 2-H 1B		0-0 F7		0-0 6-3		0-3 K			5	0	1	1	0	1	1
Mark Bailey, S OBP: 0.366, SLG: 0.389 (1, 2) X		0-0 F8		0-3 K		0-3 K		0-3 K		0-3 K		0-3 K	5	0	0	0	0	4	2
Dickie Thon, R OBP: 0.242, SLG: 0.269 (1, 6) X			0-0 F7		0-0 S 1B		0-0 6-3		0-0 1B			0-0 SH1-3 1B	5	2	3	0	0	0	0
Nolan Ryan, R OBP: 0.095, SLG: 0.050 (1, 1) X			0-0 1-3		0-3 K		0-3 K		0-0 F8			0-0 SH1-3	2	0	0	0	0	1	1
Denny Walling, L OBP: 0.307, SLG: 0.382 (7, PH)													1	0	0	0	0	1	0
Jeff Calhoun, L (8, 1)													0	0	0	0	0	0	0
Terry Puhl, L OBP: 0.350, SLG: 0.422 (9, PH)													1	0	0	0	0	0	1
Dave Smith, R (10, 1)													0	0	0	0	0	0	0


Inning Stats	R: 0	H: 1	R: 0	H: 0	R: 0	H: 1	R: 1	H: 2	R: 1	H: 1	R: 0	H: 0	R: 0	H: 0	R: 0	H: 1	R: 1	H: 2	R: 1	H: 0	R: 0	H: 1	R: 0	H: 2	1B: 9	SF: 0	WP: 0	PA: 46
	E: 0	LOB: 1	E: 0	LOB: 0	E: 0	LOB: 1	E: 0	LOB: 1	E: 0	LOB: 0	E: 0	LOB: 0	E: 0	LOB: 0	E: 0	LOB: 1	E: 0	LOB: 1	E: 0	LOB: 0	E: 0	LOB: 1	E: 0	LOB: 0	2B: 3 <td>SAC: 1 <td>PB: 0 <td></td> </td></td>	SAC: 1 <td>PB: 0 <td></td> </td>	PB: 0 <td></td>	
	K: 1	BB: 0	K: 1	BB: 0	K: 1	BB: 0	K: 2	BB: 0	K: 1	BB: 1	K: 1	BB: 0	K: 0	BB: 0	K: 2	BB: 0	K: 1	BB: 0	K: 0	BB: 0	K: 3	BB: 0	K: 2	BB: 0	3B: 0 <td>DP: 1 <td>SB: 2 <td></td> </td></td>	DP: 1 <td>SB: 2 <td></td> </td>	SB: 2 <td></td>	
	S: 6	P: 6	S: 5	P: 5	S: 6	P: 6	S: 7	P: 7	S: 7	P: 8	S: 6	P: 6	S: 2	P: 6	S: 6	P: 6	S: 3	P: 3	S: 3	P: 3	S: 8	P: 8	S: 3	P: 3	HR: 1 <td>HBP: 0 <td>CS: 0 <td></td> </td></td>	HBP: 0 <td>CS: 0 <td></td> </td>	CS: 0 <td></td>	

PITCHER	IP	WLS	BF	H	R	ER	SO	BB	IBB	HBP	BLK	WP	HR	S	P	ERA	WHIP
Sid Fernandez, L ERA: 2.53 (1, 1)	6.0		25	7	3	3	7	0	0	0	0	0	1	39	39	4.50	1.167
Roger McDowell, R ERA: 2.84 (7, 1)	3.0		11	2	0	0	2	1	0	0	0	0	0	14	18	0.00	1.000
Jesse Orosco, L ERA: 3.38 (10, 1)	2.0		7	1	0	0	2	0	0	0	0	0	0	11	11	0.00	0.500
Tom Gorman, L ERA: 4.89 (12, 1)	0.1	L	3	2	1	1	0	0	0	0	0	0	0	3	3	27.00	6.000

NEW YORK METS @ HOUSTON ASTROS
Astrodome, Houston, TX
Thu Jul 11 1985, 8:05 PM EDT
Att: 20,921 - Unknown

livebaseballscorecards.com

AB	44
R	4
H	12
RBI	4
BB	1
SO	11
LOB	15



Batter	1	2	3	4	5	6	7	8	9	10	AB R H RBI BB SO LOB	TOP				
Lenny Dykstra, L (1, 8) OBP: 0.344, SLG: 0.338	0-3 K		0-0 1-3		0-0 PB SF8 2B	4-0 BB BB		0-0 4-3		0-0 F9	5 1 1 0 1 1 2	New York Mets @ Houston Astros Astrodome, Houston, TX Fri Jul 12 1985, 8:05 PM EDT Att. 21,035 - Unknown				
Wally Backman, S (1, 4) OBP: 0.328, SLG: 0.326	4-0 6-3 S BB		0-0 1B 1B		0-0 SF8 2-H	4-0 1-2 2-3 BB			0-0 2-3		2 0 1 1 2 0 0					
Keith Hernandez, L (1, 3) OBP: 0.368, SLG: 0.407	0-0 6-3 1-3		0-0 1-2 1B		0-0 BB 1B	0-0 F5			0-0 6-3		5 0 2 0 0 0 4					
Gary Carter, R (1, 2) OBP: 0.364, SLG: 0.415	0-0 5-3		0-0 F7		0-0 L5		0-0 F9		0-3 K		5 0 0 0 0 1 4					
Darryl Strawberry, L (1, 9) OBP: 0.355, SLG: 0.439		0-0 HR	0-0 3-1		4-0 1-2 BB		4-0 E S BB		4-0 CS BB		2 1 1 1 3 0 2					
George Foster, R (1, 7) OBP: 0.310, SLG: 0.472		0-0 5-3		0-0 F3	0-3 K		0-3 K		0-3 K	1-2	5 0 0 0 0 3 4					
Howard Johnson, S (1, 5) OBP: 0.279, SLG: 0.320		0-0 1B		0-0 1B		0-0 F5	0-0 F2		0-0 1B 2B		5 1 3 0 0 0 1					
Rafael Santana, R (1, 6) OBP: 0.285, SLG: 0.296		0-0 F8		0-3 K		0-0 BB SH1-4 1B		0-0 F7		0-0 1B	5 0 2 1 0 1 2					
Ron Darling, R (1, 1) OBP: 0.184, SLG: 0.229		0-0 L4		0-0 F9		0-0 SH1-4		0-0 F2		4-0 IBB	3 0 0 0 0 0 2					
Rusty Staub, L (10, PH) OBP: 0.375, SLG: 0.423											0 0 0 0 0 1 0 0					
Roger McDowell, R (10, 1) OBP: 0.167, SLG: 0.091											0 0 0 0 0 0 0 0					
Inning Stats	R: 0 H: 0 E: 0 LOB: 1 K: 1 BB: 1 S: 5 P: 9	R: 1 H: 2 E: 0 LOB: 1 K: 0 BB: 0 S: 5 P: 5	R: 0 H: 2 E: 0 LOB: 2 K: 0 BB: 0 S: 5 P: 5	R: 0 H: 1 E: 0 LOB: 1 K: 1 BB: 0 S: 6 P: 6	R: 1 H: 2 E: 0 LOB: 2 K: 1 BB: 1 S: 7 P: 11	R: 0 H: 1 E: 0 LOB: 3 K: 0 BB: 2 S: 4 P: 12	R: 0 H: 0 E: 0 LOB: 1 K: 1 BB: 1 S: 5 P: 9	R: 0 H: 0 E: 0 LOB: 0 K: 0 BB: 0 S: 3 P: 3	R: 0 H: 0 E: 0 LOB: 0 K: 1 BB: 0 S: 5 P: 5	R: 1 H: 2 E: 0 LOB: 2 K: 1 BB: 2 S: 6 P: 14	1B: 7 SF: 1 2B: 2 SAC: 1 3B: 0 DP: 0 HR: 1 HBP: 0	WP: 0 PA: 46 PB: 1 SB: 2 CS: 1				
PITCHER	IP WLS BF H R ER SO BB IBB HBP BLK WP HR S P ERA WHIP															
Joe Niekro, R (1, 1) ERA: 2.93	7.0	34	8	2	2	4	5	0	0	0	0	0	0	0	2.57	1.857
Frank DiPino, L (8, 1) ERA: 3.83	2.0	6	0	0	0	1	0	0	0	0	0	0	0	0.00	0.000	
Ron Mathis, R (10, 1) ERA: 4.5	1.0	L 6	2	1	1	1	1	1	0	0	0	0	0	9.00	3.000	

livebaseballscorecards.com

AB 37
R 3
H 10
RBI 3
BB 7
SO 6
LOB 21



Batter	1	2	3	4	5	6	7	8	9	AB R H RBI BB SO LOB	TOP	
Lenny Dykstra, L OBP: 0.347, SLG: 0.341 (1, 8) X	0-0 CS 1B		0-0 G3 2-3		0-0 BB PB 1B 1B	0-0 F8	0-0 F7			5 1 2 0 0 0 3		
Wally Backman, S OBP: 0.329, SLG: 0.325 (1, 4) X	0-0 L8		0-0 S E 1B		4-0 1B 2B BB	0-3 K		0-0 E4 G3-6-3		4 2 1 1 1 1 1		
Keith Hernandez, L OBP: 0.374, SLG: 0.412 (1, 3) B B B	4-0 CS 1-2 BB		0-0 E8 1-H 1B		4-0 1B 2B BB		0-0 1B 2B	0-0 G3-6-3 1-2f		3 2 2 1 2 0 1		
Gary Carter, R OBP: 0.363, SLG: 0.413 Ron Darling, R OBP: 0.184, SLG: 0.229 Ronn Reynolds, R OBP: 0.300, SLG: 0.400 (1, 2) (7, PR) (7, 2)	0-0 CS 1-2	0-0 F7	0-0 F4		0-3 K		0-0 1B 1B 2-H	0-3 K		4 0 1 1 0 1 4 0 1 0 0 0 0 0 1 0 0 0 0 1 0		
Darryl Strawberry, L OBP: 0.356, SLG: 0.438 (1, 9) S S S				0-0 2-3	0-0 2B 1B		0-0 F8 1B 1B 2-3	0-3 K		5 2 2 1 0 2 0		
George Foster, R OBP: 0.320, SLG: 0.488 (1, 7) X				0-0 2B	0-0 2B		0-0 1B 1B 1-2 3-H	0-0 F7		5 1 4 4 0 0 0		
Howard Johnson, S OBP: 0.277, SLG: 0.322 (1, 5) X				0-0 2B	0-0 4-3 1-H 2-H 3-H		0-0 F8	0-0 F7		5 0 1 1 0 0 4		
Rafael Santana, R OBP: 0.288, SLG: 0.296 (1, 6) B B B			4-0 G3 SH3-4 1B BB	0-3 K	0-0 6-3		0-0 WP 1B 1-3 3-H			3 1 1 1 1 1 2		
Ed Lynch, R OBP: 0.162, SLG: 0.088 (1, 1) X			0-0 SH3-4 1-2	0-3 K		0-3 K	0-0 4-3			3 0 0 0 0 2 4		
Inning Stats	R: 0 E: 0 K: 0 S: 2 H: 1 LOB: 0 BB: 1 P: 6	R: 0 E: 0 K: 1 S: 6 H: 1 LOB: 1 BB: 0 P: 6	R: 2 E: 1 K: 0 S: 5 H: 2 LOB: 1 BB: 1 P: 9	R: 1 E: 0 K: 2 S: 9 H: 2 LOB: 1 BB: 0 P: 9	R: 4 E: 0 K: 1 S: 8 H: 3 LOB: 1 BB: 2 P: 16	R: 0 E: 0 K: 2 S: 7 H: 0 LOB: 0 BB: 0 P: 7	R: 3 E: 0 K: 0 S: 8 H: 5 LOB: 2 BB: 0 P: 8	R: 0 E: 1 K: 1 S: 5 H: 0 LOB: 0 BB: 0 P: 5	R: 0 E: 0 K: 1 S: 5 H: 0 LOB: 0 BB: 0 P: 5	1B: 10 2B: 4 3B: 0 HR: 0 SF: 0 SAC: 1 DP: 1 HBP: 0	WP: 1 PB: 1 SB: 1 CS: 2 PA: 44	
PITCHER	IP WLS BF H R ER SO BB IBB HBP BLK WP HR S P ERA WHIP											
Mark Knudson, R ERA: 9.0 (1, 1)	4.0 L 19 7 4 4 3 2 0 0 0 0 0 0 23 31 9.00 2.250											
Mike Madden, L ERA: 8.31 (5, 1)	0.1 5 2 3 3 1 2 0 0 0 0 0 0 5 13 81.00 12.000											
Ron Mathis, R ERA: 4.79 (5, 1)	2.0 11 5 3 3 2 0 0 0 0 0 0 0 15 15 13.50 2.500											
Jeff Calhoun, L ERA: 2.16 (7, 1)	2.2 8 0 0 0 2 0 0 0 0 0 1 0 12 12 0.00 0.000											

New York Mets @ Houston Astros
Astrodome, Houston, TX
Sat Jul 13 1985, 8:05 PM EDT
Att. 23,234 - Unknown

livebaseballscorecards.com

AB 38
R 10
H 14
RBI 10
BB 4
SO 8
LOB 19



Batter	1	2	3	4	5	6	7	8	9	AB R H RBI BB SO LOB	TOP									
Lenny Dykstra, L (1, 8) OBP: 0.343, SLG: 0.337	0-3 K		0-0 E1		0-3 K			0-0 FC5-4 1B		4 0 1 0 0 2 1	New York Mets @ Houston Astros Astrodome, Houston, TX Sun Jul 14 1985, 8:05 PM EDT Att. 15,117 - Unknown									
Kelvin Chapman, R (1, 4) OBP: 0.238, SLG: 0.200	0-0 E5 1B		0-0 F7			4-0 CS BB		0-0 FC5-4	3 0 0 0 1 0 2											
Keith Hernandez, L (1, 3) OBP: 0.376, SLG: 0.413	0-0 1B			0-0 1B		0-0 4-3		0-0 3-1	4 0 2 0 0 0 1											
George Foster, R (1, 7) OBP: 0.315, SLG: 0.480	0-0 F9			0-0 F9		0-0 F9		0-0 F9	4 0 0 0 0 0 2											
John Christensen, R (1, 9) OBP: 0.315, SLG: 0.333 Darryl Strawberry, L (9, 9) OBP: 0.356, SLG: 0.438		0-0 F7		0-0 F8		0-3 K		0-3 K	4 0 0 0 0 2 1 0 0 0 0 0 0 0											
Howard Johnson, S (1, 5) OBP: 0.274, SLG: 0.317		0-0 F5		0-0 F9		0-0 L5			3 0 0 0 0 0 1											
Rafael Santana, R (1, 6) OBP: 0.288, SLG: 0.296		0-0 F6			0-0 SH1-4 1B		0-0 5-3		3 0 1 0 0 0 0											
Ronn Reynolds, R (1, 2) OBP: 0.304, SLG: 0.391			0-3 K		0-3 K			0-0 1B E 1B	3 1 1 0 0 2 1											
Dwight Gooden, R (1, 1) OBP: 0.250, SLG: 0.176			0-3 K		0-0 SH1-4			0-3 K	2 0 0 0 0 2 1											
Inning Stats	R: 0 E: 1 K: 1 S: 6	H: 1 LOB: 1 BB: 0 P: 6	R: 0 E: 0 K: 0 S: 3	H: 0 LOB: 0 BB: 0 P: 3	R: 0 E: 1 K: 2 S: 8	H: 0 LOB: 1 BB: 0 P: 8	R: 0 E: 0 K: 2 S: 4	H: 1 LOB: 1 BB: 0 P: 4	R: 0 E: 0 K: 1 S: 5	H: 0 LOB: 0 BB: 1 P: 6		R: 0 E: 0 K: 1 S: 5	H: 0 LOB: 0 BB: 0 P: 5	R: 1 E: 1 K: 1 S: 6	H: 2 LOB: 2 BB: 0 P: 6	R: 0 E: 0 K: 1 S: 5	H: 0 LOB: 0 BB: 0 P: 5	1B: 5 2B: 0 3B: 0 HR: 0	SF: 0 SAC: 1 DP: 0 HBP: 0	WP: 0 PB: 0 SB: 0 CS: 1
PITCHER	IP WLS BF H R ER SO BB IBB HBP BLK WP HR S P ERA WHIP																			
Bob Knepper, L (1, 1) ERA: 3.38	8.0 L 29 5 1 0 7 1 0 0 0 0 0 0 0 42 46 0.00 0.750																			
Mike Scott, R (9, 1) ERA: 2.76	1.0 3 0 0 0 1 0 0 0 0 0 0 0 0 5 5 0.00 0.000																			

livebaseballscorecards.com

AB	30
R	1
H	5
RBI	0
BB	1
SO	8
LOB	10



Batter	1	2	3	4	5	6	7	8	9	AB R H RBI BB SO LOB
Bill Doran, S (1, 4) OBP: 0.362, SLG: 0.416	0-0 G3 S 1B		0-0 1B			0-0 PB G1-2-3 2B		0-3 K		4 0 3 0 0 1 0
Craig Reynolds, L (1, 6) OBP: 0.304, SLG: 0.387	0-3 K2-3 1-2		0-0 F4			0-3 K BB 2-3		0-3 K		4 0 0 0 0 3 3
Terry Puhl, L (1, 9) OBP: 0.339, SLG: 0.406 Jerry Mumphrey, S (6, 9) OBP: 0.326, SLG: 0.395 Ty Gainey, L (9, PR) OBP: 0.244, SLG: 0.162	0-0 G3 2-3				0-3 K	0-3 K			0-0 G4-6-3 1B	2 0 0 0 0 1 1 2 0 1 0 0 1 2 0 0 0 0 0 0 0
Jose Cruz, L (1, 7) OBP: 0.341, SLG: 0.416	0-0 3-1				0-3 K	4-0 BB 1-2			0-0 G4-6-3 1-2f	3 0 0 0 1 1 2
Kevin Bass, S (1, 8) OBP: 0.275, SLG: 0.399		0-0 5-3			0-0 6-3	0-0 G1-2-3 3-Hf			0-3 K	4 0 0 0 0 1 4
Denny Walling, L (1, 5) OBP: 0.306, SLG: 0.374		0-0 F8			0-0 8-6-5 HBP 1B				4-0 G4-6-3 BB	2 0 1 0 1 0 0
Glenn Davis, R (1, 3) OBP: 0.290, SLG: 0.314		0-0 4-3			1-0 HBP 1-2				0-0 F9	2 0 0 0 0 0 1
Alan Ashby, S (1, 2) OBP: 0.387, SLG: 0.465			0-0 G3		0-0 8-6-5 2-3f				0-0 G4-6-3 1-2f	3 0 0 0 0 0 3
Bob Knepper, L (1, 1) OBP: 0.140, SLG: 0.214 Chris Jones, L (8, PH) OBP: 0.200, SLG: 0.077 Mike Scott, R (9, 1) OBP: 0.205, SLG: 0.176			0-3 K		0-3 K				0-3 K	2 0 0 0 0 2 1 1 0 0 0 0 1 0 0 0 0 0 0 0 0

Inning Stats	R: 0 E: 0 K: 1 S: 6	H: 1 LOB: 1 BB: 0 P: 6	R: 0 E: 0 K: 0 S: 3	H: 0 LOB: 0 BB: 0 P: 3	R: 0 E: 0 K: 1 S: 6	H: 1 LOB: 1 BB: 0 P: 6	R: 0 E: 0 K: 2 S: 7	H: 0 LOB: 0 BB: 0 P: 7	R: 0 E: 0 K: 1 S: 5	H: 1 LOB: 1 BB: 0 P: 6	R: 0 E: 0 K: 2 S: 8	H: 1 LOB: 2 BB: 1 P: 12	R: 0 E: 0 K: 0 S: 2	H: 0 LOB: 0 BB: 1 P: 6	R: 0 E: 0 K: 3 S: 9	H: 0 LOB: 0 BB: 0 P: 9	R: 0 E: 0 K: 1 S: 5	H: 1 LOB: 1 BB: 0 P: 5	1B: 4 2B: 2 3B: 0 HR: 0	SF: 0 SAC: 0 DP: 4 HBP: 1
--------------	------------------------------	---------------------------------	------------------------------	---------------------------------	------------------------------	---------------------------------	------------------------------	---------------------------------	------------------------------	---------------------------------	------------------------------	----------------------------------	------------------------------	---------------------------------	------------------------------	---------------------------------	------------------------------	---------------------------------	----------------------------------	------------------------------------

PITCHER	IP	WLS	BF	H	R	ER	SO	BB	IBB	HBP	BLK	WP	HR	S	P	ERA	WHIP	PITCHER	IP	WLS	BF	H	R	ER	SO	BB	IBB	HBP	BLK	WP	HR	S	P	ERA	WHIP	
Dwight Gooden, R (1, 1) ERA: 1.68	9.0	W	32	5	0	0	11	2	0	1	0	0	0	51	60	0.00	0.778																			


BOTTOM

New York Mets @ Houston Astros
Astrodome, Houston, TX

Sun Jul 14 1985, 8:05 PM EDT
Att. 15,117 - Unknown

livebaseballscorecards.com

AB	29
R	0
H	5
RBI	0
BB	2
SO	11
LOB	17



WP	PA
0	32
1	
1	
0	

Houston Astros @ Montreal Expos
Olympic Stadium, Montreal, QB

Thu Jul 18 1985, 7:05 PM EDT
Att. 23,256 - Unknown

livebaseballscorecards.com

AB	33
R	0
H	7
RBI	0
BB	0
SO	5
LOB	16



WP:	0	PA:	34
PB:	0		
SB:	0		
CS:	0		

AB R H RBI BB SO LOB

4	0	0	0	0	1	3
4	0	0	0	0	2	3
4	0	2	0	0	0	1
4	0	0	0	0	0	4
4	0	0	0	0	2	1
1	0	0	0	0	0	0
3	0	2	0	0	0	0
4	0	0	0	0	0	3
3	0	2	0	0	0	0
1	0	1	0	0	0	0
1	0	0	0	0	0	1
0	0	0	0	0	0	0

Batter	1	2	3	4	5	6	7	8	9
Bill Doran, S (1, 4) OBP: 0.358, SLG: 0.411	0-3 K		0-0 F8			0-0 F7		0-0 F4	
Phil Garner, R (1, 5) OBP: 0.292, SLG: 0.360	0-0 E6		0-3 K			0-3 K		0-0 F8	
Kevin Bass, S (1, 8) OBP: 0.278, SLG: 0.404	0-0 F9			0-0 6-3		0-0 2B			0-0 FC4-6 1B
Jose Cruz, L (1, 7) OBP: 0.337, SLG: 0.410	0-0 6-3			0-0 F9		0-0 4-3			0-0 FC4-6 1B
Glenn Davis, R (1, 3) OBP: 0.278, SLG: 0.300		0-3 K		0-0 F8			0-0 F8		0-3 K
Terry Puhl, L (1, 9) OBP: 0.337, SLG: 0.404		0-0 F9			0-0 6-3		0-0 6-4-3 1B		0-0 1-2 1B
Jerry Mumphy, S (3, 9) OBP: 0.331, SLG: 0.399									
Alan Ashby, S (1, 2) OBP: 0.377, SLG: 0.452		0-0 6-3			0-0 F4		0-0 G6-4-3		0-0 F8
Dickie Thon, R (1, 6) OBP: 0.252, SLG: 0.279			0-0 F8 SH3-4 1B		0-0 F9			0-0 1B	
Joe Niekro, R (1, 1) OBP: 0.227, SLG: 0.256			0-0 SH3-4			0-0 2B 1B		0-0 F9	
Jim Pankovits, R (8, PH) OBP: 0.370, SLG: 0.420									
Frank DiPino, L (8, 1) OBP: 0.333, SLG: 0.333									

Inning Stats	R: 0	H: 0	E: 1	LOB: 1	K: 1	BB: 0	S: 6	P: 6
	R: 0	H: 0	E: 0	LOB: 0	K: 1	BB: 0	S: 5	P: 5
	R: 0	H: 1	E: 0	LOB: 1	K: 1	BB: 0	S: 6	P: 6
	R: 0	H: 0	E: 0	LOB: 0	K: 0	BB: 0	S: 3	P: 3
	R: 0	H: 0	E: 0	LOB: 0	K: 0	BB: 0	S: 3	P: 3
	R: 0	H: 2	E: 0	LOB: 2	K: 1	BB: 0	S: 7	P: 7
	R: 0	H: 1	E: 0	LOB: 0	K: 0	BB: 0	S: 3	P: 3
	R: 0	H: 1	E: 0	LOB: 1	K: 0	BB: 0	S: 4	P: 4
	R: 0	H: 2	E: 0	LOB: 2	K: 1	BB: 0	S: 7	P: 7

PITCHER	IP	WLS	BF	H	R	ER	SO	BB	IBB	HBP	BLK	WP	HR	S	P	ERA	WHIP
Joe Hesketh, L (1, 1) ERA: 2.38	8.2	W	33	7	0	0	5	0	0	0	0	0	0	43	43	0.00	0.808
Jeff Reardon, R (9, 1) ERA: 2.5	0.1	S	1	0	0	0	0	0	0	0	0	0	0	1	1	0.00	0.000

Batter	1	2	3	4	5	6	7	8	9	AB	R	H	RBI	BB	SO	LOB
Tim Raines, S (1, 7) OBP: 0.362, SLG: 0.419	4-0 CS BB		0-0 S 1B		0-0 F9			0-0 F7		3	0	1	0	1	0	0
Vance Law, R (1, 4) OBP: 0.346, SLG: 0.378	4-0 1-2 BB		0-0 F8 1-2			0-0 G3		0-0 FC4-6 1B		3	0	1	0	1	0	1
Andre Dawson, R (1, 9) OBP: 0.301, SLG: 0.422 Mitch Webster, S (6, PR) OBP: 0.231, SLG: 0.400 (7, 9)	0-0 F6		0-0 F5			0-0 E S 1B		0-0 FC4-6 CS 1-2f		3	0	1	0	0	0	2
Dan Driessen, L (1, 3) OBP: 0.332, SLG: 0.388	0-0 1-3			0-0 L4		0-0 F8		0-0 CS 1-2		3	0	0	0	0	0	2
Hubie Brooks, R (1, 6) OBP: 0.304, SLG: 0.380		0-0 F9 PB 2B		0-0 6-3		0-3 K 1-3				3	1	1	0	0	1	1
Tim Wallach, R (1, 5) OBP: 0.323, SLG: 0.439		0-0 F9 2-3		0-0 L6		0-3 K WP S SF8				3	1	0	0	0	1	1
Herm Winningham, L (1, 8) OBP: 0.333, SLG: 0.356		0-0 6-3 3-H		4-0 E S SF8 BB		0-0 SF8 1-H		0-0 SF8		1	1	0	1	1	0	0
Mike Fitzgerald, R (1, 2) OBP: 0.305, SLG: 0.295		0-0 6-3		0-0 SF8 1-H		0-3 K		0-3 K		2	0	0	1	0	1	0
Joe Hesketh, R (1, 1) OBP: 0.171, SLG: 0.121 Jeff Reardon, R (9, 1) OBP: 0.250, SLG: 0.250			0-0 4-3		0-0 F7		0-3 K			3	0	0	0	0	1	0
										0	0	0	0	0	0	0

Inning Stats	R: 0	H: 0	E: 0	K: 0	S: 2	R: 1	H: 1	E: 0	K: 0	S: 4	R: 0	H: 1	E: 0	K: 0	S: 4	R: 0	H: 0	E: 0	K: 0	S: 3	R: 1	H: 0	E: 0	K: 0	S: 3	R: 0	H: 1	E: 0	K: 1	S: 6	R: 1	H: 0	E: 0	K: 3	S: 10	R: 0	H: 1	E: 0	K: 0	S: 3
	LOB: 1	BB: 2	P: 10	LOB: 0	BB: 0	LOB: 0	BB: 0	LOB: 0	BB: 0	P: 4	LOB: 1	BB: 0	LOB: 0	BB: 0	P: 4	LOB: 0	BB: 0	LOB: 0	BB: 0	P: 4	LOB: 0	BB: 1	P: 7	LOB: 2	BB: 0	P: 6	LOB: 0	BB: 0	P: 10	LOB: 0	BB: 0	P: 10	LOB: 0	BB: 0	P: 3	LOB: 0	BB: 0	P: 3		
PITCHER	IP	WLS	BF	H	R	ER	SO	BB	IBB	HBP	BLK	WP	HR	S	P	ERA	WHIP																							
Joe Niekro, R (1, 1) ERA: 2.85	7.0	L	27	3	3	1	4	3	0	0	0	1	0	32	44	1.29	0.857																							
Frank DiPino, L (8, 1) ERA: 3.74	1.0		3	1	0	0	0	0	0	0	0	0	0	3	3	0.00	1.000																							


BOTTOM

Houston Astros @ Montreal Expos
Olympic Stadium, Montreal, QB

Thu Jul 18 1985, 7:05 PM EDT
Att. 23,256 - Unknown

livebaseballscorecards.com

AB	25
R	3
H	4
RBI	2
BB	3
SO	4
LOB	8



1B: 3	SF: 2	WP: 1	PA: 31
2B: 1	SAC: 0	PB: 2	
3B: 0	DP: 0	SB: 4	
HR: 0	HBP: 0	CS: 2	

Batter	1	2	3	4	5	6	7	8	9	AB R H RBI BB SO LOB	TOP													
Bill Doran, S (1, 4) OBP: 0.357, SLG: 0.409	0-3 K		0-3 K			x 0-0 FC1-6 1B 1-2f		x 0-0 1B		4 0 1 0 0 2 1	Houston Astros @ Montreal Expos Olympic Stadium, Montreal, QB Fri Jul 19 1985, 7:05 PM EDT Att. 18,760 - Unknown livebaseballscorecards.com													
Craig Reynolds, L (1, 6) OBP: 0.303, SLG: 0.385	0-0 F8			x 0-0 F7		x 0-0 1B		x 0-0 F6		4 0 1 0 0 0 2														
Kevin Bass, S (1, 8) OBP: 0.274, SLG: 0.399	0-0 4-3			x 0-0 3-1		x 0-0 F8		x 0-0 4-3		4 0 0 0 0 0 2														
Jose Cruz, L (1, 7) OBP: 0.335, SLG: 0.408		x 0-0 1B 6-3 1B		x 0-0 5-3			x 0-0 4-3		x 0-0 5-3	4 0 1 0 0 0 0														
Jerry Mumphy, S (1, 9) OBP: 0.325, SLG: 0.392		x 0-0 6-3 1-2			s s 0-3 K		s s 0-3 K		s s 0-3 K	4 0 0 0 0 3 1														
Phil Garner, R (1, 5) OBP: 0.292, SLG: 0.360		x 0-0 G3-6-3 2-3 1B			x 0-0 1-3		x 0-0 5-3			3 0 1 0 0 0 0														
Harry Spilman, L (1, 3) OBP: 0.200, SLG: 0.231		x 0-0 G3-6-3 1-2f			s s 0-3 K			x 0-0 4-3		3 0 0 0 0 1 2														
Alan Ashby, S (1, 2) OBP: 0.371, SLG: 0.443			s s 0-3 K			x 0-0 F8		x 0-0 F7		3 0 0 0 0 1 0														
Bob Knepper, L (1, 1) OBP: 0.156, SLG: 0.227			x 0-0 G3			x 0-0 FC1-6 1B		x 0-0 1B		2 0 1 0 0 0 0														
Chris Jones, L (8, PH) OBP: 0.250, SLG: 0.143										1 0 1 0 0 0 0														
Jeff Heathcock, R (8, 1)										0 0 0 0 0 0 0														
Inning Stats	R: 0 E: 0 K: 1 S: 5	H: 0 LOB: 0 BB: 0 P: 5	R: 0 E: 0 K: 0 S: 4	H: 2 LOB: 1 BB: 0 P: 4	R: 0 E: 0 K: 2 S: 7	H: 0 LOB: 0 BB: 0 P: 7	R: 0 E: 0 K: 0 S: 3	H: 0 LOB: 0 BB: 0 P: 3	R: 0 E: 0 K: 2 S: 7	H: 0 LOB: 0 BB: 0 P: 7	R: 0 E: 0 K: 1 S: 5	H: 2 LOB: 2 BB: 0 P: 5	R: 0 E: 0 K: 1 S: 5	H: 0 LOB: 0 BB: 0 P: 5	R: 0 E: 0 K: 0 S: 5	H: 2 LOB: 2 BB: 0 P: 5	R: 0 E: 0 K: 1 S: 5	H: 0 LOB: 0 BB: 0 P: 5	R: 0 E: 0 K: 1 S: 5	H: 0 LOB: 0 BB: 0 P: 5	1B: 6 2B: 0 3B: 0 HR: 0	SF: 0 SAC: 0 DP: 1 HBP: 0	WP: 0 PB: 0 SB: 0 CS: 0	PA: 32
PITCHER Bryn Smith, R (1, 1) ERA: 2.8	IP: 9.0 WLS: W BF: 32 H: 6 R: 0 ER: 0 SO: 7 BB: 0 IBB: 0 HBP: 0 BLK: 0 WP: 0 HR: 0 S: 46 P: 46 ERA: 0.00 WHIP: 0.667											PITCHER	IP: 9.0 WLS: W BF: 32 H: 6 R: 0 ER: 0 SO: 7 BB: 0 IBB: 0 HBP: 0 BLK: 0 WP: 0 HR: 0 S: 46 P: 46 ERA: 0.00 WHIP: 0.667											



Batter	1	2	3	4	5	6	7	8	9
Tim Raines, S OBP: 0.361, SLG: 0.415 (1, 7)	0-0 6-3		0-0 6-3		4-0 IBB	0-0 FC6-4			
Vance Law, R OBP: 0.348, SLG: 0.388 (1, 4)	4-0 1B BB		0-0 F4		0-0 F9		0-0 HR		
Andre Dawson, R OBP: 0.300, SLG: 0.420 (1, 9)	0-0 FC6-4 1-2 1B			0-3 K	0-0 F6		0-0 F2		
Herm Winningham, L OBP: 0.333, SLG: 0.356 (8, 8)									
Hubie Brooks, R OBP: 0.304, SLG: 0.382 (1, 6)	0-3 K			0-0 2B		0-0 F8	0-0 6-3		
Tim Wallach, R OBP: 0.325, SLG: 0.448 (1, 5)	0-0 FC6-4 1-2f			0-0 F8		4-0 1B 2B BB	0-0 HR		
Dan Driessen, L OBP: 0.328, SLG: 0.383 (1, 3)		0-0 F2		0-3 K		0-0 F8	0-0 4-3		
Mitch Webster, S OBP: 0.244, SLG: 0.405 (1, 8) (8, 9)		0-3 K			0-0 SH1-4 1B	0-0 2B 1-2 E 1B		0-0 L4	
Mike Fitzgerald, R OBP: 0.308, SLG: 0.304 (1, 2)		0-0 1-3			0-0 SH1-4 1-2 1B	0-0 E7 1-1 1B 2B		0-0 L5	
Bryn Smith, R OBP: 0.234, SLG: 0.239 (1, 1)			0-0 4-3		0-0 SH1-4 1-2 2-3	0-0 FC6-4 2-3 1B		0-0 6-3	

Inning Stats	R: 0 E: 0 K: 1 S: 6	H: 1 LOB: 2 BB: 1 P: 10	R: 0 E: 0 K: 1 S: 5	H: 0 LOB: 0 BB: 0 P: 5	R: 0 E: 0 K: 0 S: 3	H: 0 LOB: 0 BB: 0 P: 3	R: 0 E: 0 K: 2 S: 8	H: 1 LOB: 1 BB: 0 P: 8	R: 0 E: 0 K: 0 S: 5	H: 2 LOB: 3 BB: 1 P: 9	R: 2 E: 1 K: 0 S: 6	H: 3 LOB: 2 BB: 1 P: 10	R: 0 E: 0 K: 0 S: 5	H: 2 LOB: 0 BB: 0 P: 5	R: 0 E: 0 K: 0 S: 3	H: 0 LOB: 0 BB: 0 P: 3
--------------	------------------------------	----------------------------------	------------------------------	---------------------------------	------------------------------	---------------------------------	------------------------------	---------------------------------	------------------------------	---------------------------------	------------------------------	----------------------------------	------------------------------	---------------------------------	------------------------------	---------------------------------

PITCHER	IP	WLS	BF	H	R	ER	SO	BB	IBB	HBP	BLK	WP	HR	S	P	ERA	WHIP
Bob Knepper, L ERA: 3.4 (1, 1)	7.0	L	33	9	4	3	4	2	1	0	0	0	2	38	50	3.86	1.571
Jeff Heathcock, R ERA: (8, 1)	1.0		3	0	0	0	0	0	0	0	0	0	0	3	3	0.00	0.000

AB R H RBI BB SO LOB

3	0	0	0	1	0	2
3	1	1	1	1	0	3
4	0	1	0	0	1	3
0	0	0	0	0	0	0
4	0	1	0	0	1	2
3	2	1	1	1	0	3
4	0	0	0	0	1	2
4	1	2	0	0	1	0
4	0	2	1	0	0	0
3	0	1	0	0	0	0

1B: 5	SF: 0	WP: 0	PA: 36
2B: 2	SAC: 1	PB: 0	
3B: 0	DP: 0	SB: 0	
HR: 2	HBP: 0	CS: 0	

WP	HR	S	P	ERA	WHIP
----	----	---	---	-----	------

Houston Astros @ Montreal Expos
 Olympic Stadium, Montreal, QB
 Fri Jul 19 1985, 7:05 PM EDT
 Att. 18,760 - Unknown

livebaseballscorecards.com

AB	32
R	4
H	9
RBI	3
BB	3
SO	4
LOB	15



Batter	1	2	3	4	5	6	7	8	9	AB R H RBI BB SO LOB	TOP	
Bill Doran, S OBP: 0.353, SLG: 0.405 (1, 4) X	0-0 F8		0-0 1-3			0-0 F8			0-0 F6	4 0 0 0 0 0 0		
Craig Reynolds, L OBP: 0.298, SLG: 0.378 (1, 6) S S S	0-3 K			0-0 4-3		0-0 G3			0-0 F9	4 0 0 0 0 1 0		
Kevin Bass, S OBP: 0.277, SLG: 0.400 (1, 8) X	0-0 1B			0-0 6-3		0-0 4-3			0-0 1B 1B	4 1 2 0 0 0 0		
Jose Cruz, L OBP: 0.334, SLG: 0.406 (1, 7) X	0-0 F7		0-3 K			0-0 4-3			0-0 1B 1B	4 0 1 0 0 1 1		
Jerry Mumphrey, S OBP: 0.328, SLG: 0.394 (1, 9) X		0-0 G6-4-3 1B		0-0 F8				0-0 1-3	0-0 1B 1-2 2-H	4 0 2 1 0 0 0		
Phil Garner, R OBP: 0.292, SLG: 0.358 (1, 5) X		0-0 G6-4-3 1-2f		0-3 K				0-0 1B 1B	0-0 L1	4 0 1 0 0 1 3		
Harry Spilman, L OBP: 0.190, SLG: 0.218 (1, 3) X		0-0 4-3		0-0 G3				0-0 F6		3 0 0 0 0 0 1		
Alan Ashby, S OBP: 0.370, SLG: 0.441 (1, 2) S S S			0-3 K			0-0 F8		0-0 1B 1-3		3 0 1 0 0 1 0		
Nolan Ryan, R OBP: 0.091, SLG: 0.048 Dave Smith, R (7, 1) S S S Chris Jones, L OBP: 0.235, SLG: 0.133 (8, PH) S S S Jeff Calhoun, L (8, 1) S S S			0-3 K			0-3 K		0-3 K		2 0 0 0 0 2 0 0 0 0 0 0 0 0 1 0 0 0 0 1 2 0 0 0 0 0 0 0		
Inning Stats	R: 0 E: 0 K: 1 S: 6 H: 1 LOB: 1 BB: 0 P: 6	R: 0 E: 0 K: 0 S: 3 H: 1 LOB: 0 BB: 0 P: 3	R: 0 E: 0 K: 2 S: 7 H: 0 LOB: 0 BB: 0 P: 7	R: 0 E: 0 K: 1 S: 5 H: 0 LOB: 0 BB: 0 P: 5	R: 0 E: 0 K: 1 S: 5 H: 0 LOB: 0 BB: 0 P: 5	R: 0 E: 0 K: 1 S: 5 H: 0 LOB: 0 BB: 0 P: 5	R: 0 E: 0 K: 0 S: 3 H: 0 LOB: 0 BB: 0 P: 3	R: 0 E: 0 K: 1 S: 7 H: 2 LOB: 2 BB: 0 P: 7	R: 1 E: 0 K: 0 S: 6 H: 3 LOB: 2 BB: 0 P: 6	1B: 7 2B: 0 3B: 0 HR: 0 SF: 0 SAC: 0 DP: 1 HBP: 0	WP: 0 PB: 0 SB: 0 CS: 0 PA: 33	
PITCHER Bill Gullickson, R ERA: 3.47 (1, 1)	IP 9.0 WLS W BF 33 H 7 R 1 ER 1 SO 7 BB 0 IBB 0 HBP 0 BLK 0 WP 0 HR 0 S 47 P 47 ERA 1.00 WHIP 0.778											PITCHER IP WLS BF H R ER SO BB IBB HBP BLK WP HR S P ERA WHIP

Houston Astros @ Montreal Expos
Olympic Stadium, Montreal, QB
Sat Jul 20 1985, 7:05 PM EDT
Att: 31,006 - Unknown

livebaseballscorecards.com

AB	33
R	1
H	7
RBI	1
BB	0
SO	7
LOB	7



BOTTOM

Houston Astros @ Montreal Expos
Olympic Stadium, Montreal, QB
Sat Jul 20 1985, 7:05 PM EDT
Att. 31,006 - Unknown

livebaseballscores.com

AB	28
R	6
H	8
RBI	6
BB	8
SO	2
LOB	18



WP:	0	PA:	39
PB:	0	SB:	4
CS:	0		

AB R H RBI BB SO LOB

3	2	1	0	2	0	1
2	0	0	0	3	0	1
3	0	1	1	0	0	2
1	1	0	0	0	0	1
4	1	1	0	0	0	4
2	2	1	2	1	0	0
2	0	1	1	1	0	2
4	0	2	2	0	1	1
3	0	0	0	1	0	3
4	0	1	0	0	1	3

1B:	7	SF:	1
2B:	2	SAC:	0
3B:	0	DP:	2
HR:	0	HBP:	2

WP:	0	PA:	39
PB:	0	SB:	4
CS:	0		

Batter	1	2	3	4	5	6	7	8	9
Tim Raines, S OBP: 0.364, SLG: 0.415 (1, 7)	0-0 E S SF9 1B		4-0 G6-3 S BB		0-0 F9		4-0 S 1B BB	0-0 F7	
Vance Law, R OBP: 0.352, SLG: 0.385 (1, 4)	4-0 SF9 HBP 1-3 BB		4-0 G6-3 1-2 BB		0-0 F9		4-0 1B 1-2 BB	0-0 F9	
Andre Dawson, R OBP: 0.303, SLG: 0.419 Mitch Webster, S OBP: 0.241, SLG: 0.400 (7, PR) (8, 9)	1-0 HBP		0-0 G6-3 1-2f 2-3		0-0 6-3		0-0 1B 1-3 2-H 1B	0-0 FC6-4 1-2f	
Dan Driessen, L OBP: 0.327, SLG: 0.381 (1, 3)	0-0 F3		0-0 F8		0-0 4-3		0-0 1B 1-3 2B 1B		
Hubie Brooks, R OBP: 0.306, SLG: 0.382 (1, 6)	0-0 SF9 2-3 3-H		0-0 6-3		4-0 1B HBP BB		0-0 2B 1-2 1B		
Tim Wallach, R OBP: 0.330, SLG: 0.451 (1, 5)	0-0 F9		4-0 FC6-4 BB		1-0 1B 1-2 HBP		0-0 1B 1-3 2-H L5 2B		
Herm Winningham, L OBP: 0.337, SLG: 0.360 (1, 8)		0-0 4-3		0-3 K		0-0 1B 1-3 2-H		0-0 2B 2-3 3-H 1B	
Mike Fitzgerald, R OBP: 0.307, SLG: 0.300 (1, 2)		0-0 4-3		0-0 FC6-4 1-2f		4-0 IBB		0-0 L5 1-2 3-H	
Bill Gullickson, R OBP: 0.156, SLG: 0.188 (1, 1)		0-0 1-3		0-3 K		0-0 F7		0-0 FC6-4 1B	

Inning Stats	R: 1	H: 1	E: 0	K: 0	S: 4	R: 0	H: 0	E: 0	K: 0	S: 3	R: 0	H: 0	E: 0	K: 0	S: 2	R: 0	H: 0	E: 0	K: 1	S: 5	R: 0	H: 0	E: 0	K: 1	S: 5	R: 1	H: 1	E: 0	K: 0	S: 4	R: 4	H: 5	E: 0	K: 0	S: 6	R: 0	H: 1	E: 0	K: 0	S: 4
	LOB: 2	BB: 1	P: 9	LOB: 0	BB: 0	P: 3	LOB: 1	BB: 2	P: 10	LOB: 1	BB: 1	P: 9	LOB: 0	BB: 0	P: 5	LOB: 3	BB: 2	P: 13	LOB: 2	BB: 2	P: 14	LOB: 1	BB: 0	P: 4																

PITCHER	IP	WLS	BF	H	R	ER	SO	BB	IBB	HBP	BLK	WP	HR	S	P	ERA	WHIP
Nolan Ryan, R ERA: 3.64 (1, 1)	6.1	L	30	3	4	4	2	7	1	2	0	0	0	24	58	5.68	1.579
Dave Smith, R ERA: 1.78 (7, 1)	0.2		5	4	2	2	0	0	0	0	0	0	0	5	5	27.00	6.000
Jeff Calhoun, L ERA: 2.1 (8, 1)	1.0		4	1	0	0	0	0	0	0	0	0	0	4	4	0.00	1.000

BOTTOM

Houston Astros @ Montreal Expos
Olympic Stadium, Montreal, QB

Sun Jul 21 1985, 3:33 AM EDT
Att. 25,201 - Unknown

livebaseballscorecards.com

AB	30
R	4
H	7
RBI	4
BB	6
SO	5
LOB	14



WP	1	PA	39
PB	0		
SB	2		
CS	0		

AB R H RBI BB SO LOB

3	1	2	0	1	0	0
2	0	0	0	3	1	2
4	0	0	1	0	0	7
2	1	0	0	1	0	1
0	0	0	0	0	0	0
4	0	0	0	0	3	1
2	0	1	0	0	0	0
2	0	0	0	0	0	0
3	0	1	1	0	1	0
3	1	1	0	1	0	1
1	0	1	0	0	0	0
1	0	0	0	0	0	2
0	0	0	0	0	0	0
0	0	0	0	0	0	0
0	0	0	0	0	0	0
2	1	1	2	0	0	0
1	0	0	0	0	0	0

1B	5	SF	2
2B	1	SAC	0
3B	1	DP	2
HR	1	HBP	1

Batter	1	2	3	4	5	6	7	8	9
Tim Raines, S OBP: 0.370, SLG: 0.417 (1, 7)	0-0 F7 ①		H 1-0 S HBP		X 0-0 WP S SF8 1B		B B B B 4-0 FC6-4 BB		X 0-0 BB 1B
U L Washington, S OBP: 0.378, SLG: 0.448 (1, 4)	4-0 6-3 BB		B B B B 4-0 1-2 BB		S S S S 0-3 K 1-2		X 0-0 F7 ②		B B B B 4-0 7-6-3 BB
Hubie Brooks, R OBP: 0.302, SLG: 0.378 (1, 6)	0-0 6-3 ② 1-2		X 0-0 G1-2-3 ② ③ 3-Hf		X 0-0 SF8 ② 2-H		X 0-0 FC6-4 ③ 1-2f		X 0-0 7-6-3 ② ③ 1-2f
Dan Driessen, L OBP: 0.327, SLG: 0.378 Bert Roberge, R (9, 1)	0-0 G3 ③			B B B B 4-0 1B SF8 BB		X 0-0 G1 ③		X 0-0 F7 ①	
Tim Wallach, R OBP: 0.327, SLG: 0.446 (1, 5)		X 0-0 L5 ①		S S S S 0-3 K ①		S S S S 0-3 K ①		S S S S 0-3 K ②	
Terry Francona, L OBP: 0.309, SLG: 0.313 (1, 9)		X 0-0 4-3 ②		X 0-0 BB 1B		X 0-0 F6 ②		X 0-0 F7 ③	
Skeeter Barnes, R OBP: 0.154, SLG: 0.192 (6, PH)				1-3 BB 1B					
Herm Winningham, L OBP: 0.335, SLG: 0.359 (1, 8)		S S S S 0-3 K ③		X 0-0 SF8 ② 3-H		X 0-0 1B		X 0-0 1B	
Sal Butera, R OBP: 0.275, SLG: 0.234 (1, 2)			X 0-0 F8 ①	B B B B 4-0 1-2 BB		X 0-0 F9 ③		X 0-0 HR 1B	
Mickey Mahler, S OBP: 0.188, SLG: 0.313 Andre Dawson, R OBP: 0.302, SLG: 0.417 Randy St. Claire, R OBP: 0.400, SLG: 0.250 Tim Burke, R OBP: 0.250, SLG: 0.250 Mitch Webster, S OBP: 0.247, SLG: 0.439 Jim Wohlford, R OBP: 0.260, SLG: 0.237 (1, 1)			X 0-0 G1-2-3 3B	X 0-0 F7 ③			X 0-0 5-3 ①		X 0-0 HR 1B ①-H

Inning Stats	R: 0 E: 0 K: 3 S: 3	H: 0 LOB: 1 BB: 1 P: 7	R: 0 E: 0 K: 1 S: 5	H: 0 LOB: 0 BB: 0 P: 5	R: 0 E: 0 K: 0 S: 3	H: 1 LOB: 2 BB: 1 P: 8	R: 1 E: 0 K: 1 S: 6	H: 1 LOB: 2 BB: 2 P: 14	R: 1 E: 0 K: 1 S: 6	H: 1 LOB: 0 BB: 0 P: 6	R: 0 E: 0 K: 1 S: 6	H: 1 LOB: 1 BB: 0 P: 6	R: 0 E: 0 K: 0 S: 3	H: 0 LOB: 1 BB: 1 P: 7	R: 0 E: 0 K: 1 S: 5	H: 0 LOB: 0 BB: 0 P: 5	R: 2 E: 0 K: 0 S: 5	H: 3 LOB: 1 BB: 1 P: 9	1B: 5 2B: 1 3B: 1 HR: 1	SF: 2 SAC: 0 DP: 2 HBP: 1	WP: 1 PB: 0 SB: 2 CS: 0	PA: 39
--------------	------------------------------	---------------------------------	------------------------------	---------------------------------	------------------------------	---------------------------------	------------------------------	----------------------------------	------------------------------	---------------------------------	------------------------------	---------------------------------	------------------------------	---------------------------------	------------------------------	---------------------------------	------------------------------	---------------------------------	----------------------------------	------------------------------------	----------------------------------	--------

PITCHER	IP	WLS	BF	H	R	ER	SO	BB	IBB	HBP	BLK	WP	HR	S	P	ERA	WHIP
Mike Scott, R ERA: 2.79 (1, 1)	5.0		22	3	2	2	3	4	0	1	0	1	0	23	40	3.60	1.400
Frank DiPino, L ERA: 3.86 (6, 1)	3.1		14	3	2	2	2	1	0	0	0	0	1	17	21	5.40	1.200
Jeff Calhoun, L ERA: 2.1 (9, 1)	0.0		2	1	0	0	0	1	0	0	0	0	0	1	5	∞	∞
Dave Smith, R ERA: 1.75 (9, 1)	0.2	S	1	0	0	0	0	0	0	0	0	0	0	1	1	0.00	0.000

Batter	1	2	3	4	5	6	7	8	9	AB R H RBI BB SO LOB	TOP																									
Bill Doran, S (1, 4) OBP: 0.357, SLG: 0.409	0-0 4-3	0-0 G3			0-0 1-2 1B		0-0 2B 2B		0-3 K	5 1 2 0 0 1 2																										
Craig Reynolds, L (1, 6) OBP: 0.296, SLG: 0.378	0-0 F9		0-0 L4		0-0 F8		0-0 2B HR		0-3 K	5 1 1 1 0 1 2																										
Kevin Bass, S (1, 8) OBP: 0.281, SLG: 0.394	0-3 K		0-0 G3		0-3 K		4-0 HR BB		1-0 HBP	3 1 0 0 1 2 2																										
Jose Cruz, L (1, 7) OBP: 0.334, SLG: 0.415		0-0 1B 1B 2B	0-0 F8		0-0 F9		0-0 HR 1-H 2-H		0-0 F7	5 2 2 3 0 0 1																										
Jerry Mumphy, S (1, 9) OBP: 0.328, SLG: 0.398		0-0 1B 2B 1B		0-0 F7		0-0 2B		0-0 6-3		4 1 2 0 0 0 0 0 0 0 0 0 0 0																										
Phil Garner, R (1, 5) OBP: 0.291, SLG: 0.353		0-0 2B 1-2 1B		0-3 K		0-0 5-3		0-0 4-3		4 0 1 1 0 1 1																										
Glenn Davis, R (1, 3) OBP: 0.305, SLG: 0.361		0-0 1-3 2-H 2B		0-0 1B		0-0 F7		0-3 K		4 0 2 1 0 1 1																										
Alan Ashby, S (1, 2) OBP: 0.373, SLG: 0.439		0-3 K			4-0 F8 1B BB		0-0 F7		0-0 1B	3 0 1 0 1 1 2																										
Joe Niekro, R (1, 1) OBP: 0.217, SLG: 0.244		0-3 K			0-3 K		0-3 K		0-0 P6	2 0 0 0 0 2 3 1 0 0 0 0 1 0 0 0 0 0 0 0 0 0 0 0 0 0 0 0 1 0 0 0 0 0 1																										
Chris Jones, L (7, PH) OBP: 0.222, SLG: 0.125																																				
Ron Mathis, R (7, 1) OBP: 0.133, SLG: 0.071																																				
Jeff Calhoun, L (7, 1)																																				
Jim Pankovits, R (7, 9) OBP: 0.351, SLG: 0.395																																				
Inning Stats	R: 0 E: 0 K: 1 S: 5	H: 0 LOB: 0 BB: 0 P: 5	R: 2 E: 0 K: 2 S: 11	H: 4 LOB: 2 BB: 0 P: 11	R: 0 E: 0 K: 0 S: 3	H: 0 LOB: 0 BB: 0 P: 3	R: 0 E: 0 K: 1 S: 5	H: 1 LOB: 1 BB: 0 P: 5	R: 0 E: 0 K: 0 S: 4	H: 1 LOB: 1 BB: 0 P: 4	R: 4 E: 0 K: 1 S: 8	H: 3 LOB: 0 BB: 1 P: 12	R: 0 E: 0 K: 1 S: 6	H: 1 LOB: 1 BB: 0 P: 6	R: 0 E: 0 K: 2 S: 7	H: 0 LOB: 1 BB: 0 P: 8	1B: 5 2B: 5 3B: 0 HR: 1	SF: 0 SAC: 0 DP: 0 HBP: 1	WP: 0 PB: 0 SB: 0 CS: 0	PA: 40																
PITCHER	IP WLS BF H R ER SO BB IBB HBP BLK WP HR S P ERA WHIP																																			
Charles Hudson, R (1, 1) ERA: 3.93	6.2		30	9	5	5	7	2	0	0	0	0	0	42	50	6.75	1.650																			
Dave Rucker, L (7, 1) ERA: 4.74	0.1		2	1	1	1	0	0	0	0	0	0	1	2	2	27.00	3.000																			
Kent Tekulve, R (8, 1) ERA: 3.83	1.0		4	1	0	0	1	0	0	0	0	0	0	6	6	0.00	1.000																			
Don Carman, L (9, 1) ERA: 2.82	1.0	W	4	0	0	0	2	0	0	1	0	0	0	7	8	0.00	0.000																			

Houston Astros @ Philadelphia Phillies
Veterans Stadium, Philadelphia, PA
Mon Jul 22 1985, 7:05 PM EDT
Att. 20,450 - Unknown

livebaseballscorecards.com

AB	37
R	6
H	11
RBI	6
BB	2
SO	10
LOB	15



BOTTOM

Houston Astros @ Philadelphia Phillies
Veterans Stadium, Philadelphia, PA
Mon Jul 22 1985, 7:05 PM EDT
Att. 20,450 - Unknown

livebaseballscorecards.com

AB	33
R	7
H	8
RBI	7
BB	6
SO	9
LOB	13



WP:	0	PA:	39
PB:	0		
SB:	1		
CS:	0		

AB R H RBI BB SO LOB

5 0 1 1 0 2 0

5 0 1 1 0 1 0

4 2 2 1 1 0 2

4 1 2 0 0 1 1

3 1 0 0 1 0 2

4 2 2 4 0 1 1

2 0 0 0 2 1 1

2 0 0 0 0 1 1

0 1 0 0 2 0 0

2 0 0 0 0 1 0

0 0 0 0 0 0 0

0 0 0 0 0 0 0

1 0 0 0 0 1 2

0 0 0 0 0 0 0

1 0 0 0 0 0 3

0 0 0 0 0 0 0

0 0 0 0 0 0 0

1B: 6 SF: 0

2B: 0 SAC: 0

3B: 0 DP: 1

HR: 2 HBP: 0

WP: 0 PA: 39

PB: 0

SB: 1

CS: 0

1B: 6 SF: 0

2B: 0 SAC: 0

3B: 0 DP: 1

HR: 2 HBP: 0

WP: 0 PA: 39

PB: 0

SB: 1

CS: 0

1B: 6 SF: 0

2B: 0 SAC: 0

3B: 0 DP: 1

HR: 2 HBP: 0

WP: 0 PA: 39

PB: 0

SB: 1

CS: 0

1B: 6 SF: 0

2B: 0 SAC: 0

3B: 0 DP: 1

HR: 2 HBP: 0

WP: 0 PA: 39

PB: 0

SB: 1

CS: 0

1B: 6 SF: 0

2B: 0 SAC: 0

3B: 0 DP: 1

HR: 2 HBP: 0

WP: 0 PA: 39

PB: 0

SB: 1

CS: 0

1B: 6 SF: 0

2B: 0 SAC: 0

3B: 0 DP: 1

HR: 2 HBP: 0

WP: 0 PA: 39

PB: 0

SB: 1

CS: 0

1B: 6 SF: 0

2B: 0 SAC: 0

3B: 0 DP: 1

HR: 2 HBP: 0

WP: 0 PA: 39

PB: 0

SB: 1

CS: 0

1B: 6 SF: 0

2B: 0 SAC: 0

3B: 0 DP: 1

HR: 2 HBP: 0

WP: 0 PA: 39

PB: 0

SB: 1

CS: 0

1B: 6 SF: 0

2B: 0 SAC: 0

3B: 0 DP: 1

HR: 2 HBP: 0

WP: 0 PA: 39

PB: 0

SB: 1

CS: 0

1B: 6 SF: 0

2B: 0 SAC: 0

3B: 0 DP: 1

HR: 2 HBP: 0

WP: 0 PA: 39

PB: 0

SB: 1

CS: 0

1B: 6 SF: 0

2B: 0 SAC: 0

3B: 0 DP: 1

HR: 2 HBP: 0

WP: 0 PA: 39

PB: 0

SB: 1

CS: 0

1B: 6 SF: 0

2B: 0 SAC: 0

3B: 0 DP: 1

HR: 2 HBP: 0

WP: 0 PA: 39

PB: 0

SB: 1

CS: 0

1B: 6 SF: 0

2B: 0 SAC: 0

3B: 0 DP: 1

HR: 2 HBP: 0

WP: 0 PA: 39

PB: 0

SB: 1

CS: 0

1B: 6 SF: 0

2B: 0 SAC: 0

3B: 0 DP: 1

HR: 2 HBP: 0

WP: 0 PA: 39

PB: 0

SB: 1

CS: 0

1B: 6 SF: 0

2B: 0 SAC: 0

3B: 0 DP: 1

HR: 2 HBP: 0

WP: 0 PA: 39

PB: 0

SB: 1

CS: 0

1B: 6 SF: 0

2B: 0 SAC: 0

3B: 0 DP: 1

HR: 2 HBP: 0

WP: 0 PA: 39

PB: 0

SB: 1

CS: 0

1B: 6 SF: 0

2B: 0 SAC: 0

3B: 0 DP: 1

HR: 2 HBP: 0

WP: 0 PA: 39

PB: 0

SB: 1

CS: 0

1B: 6 SF: 0

2B: 0 SAC: 0

3B: 0 DP: 1

HR: 2 HBP: 0

WP: 0 PA: 39

PB: 0

SB: 1

CS: 0

1B: 6 SF: 0

2B: 0 SAC: 0

3B: 0 DP: 1

HR: 2 HBP: 0

WP: 0 PA: 39

PB: 0

SB: 1

CS: 0

1B: 6 SF: 0

2B: 0 SAC: 0

3B: 0 DP: 1

HR: 2 HBP: 0

WP: 0 PA: 39

PB: 0

SB: 1

CS: 0

1B: 6 SF: 0

2B: 0 SAC: 0

3B: 0 DP: 1

HR: 2 HBP: 0

WP: 0 PA: 39

PB: 0

SB: 1

CS: 0

1B: 6 SF: 0

2B: 0 SAC: 0

3B: 0 DP: 1

HR: 2 HBP: 0

WP: 0 PA: 39

PB: 0

SB: 1

CS: 0

1B: 6 SF: 0

2B: 0 SAC: 0

3B: 0 DP: 1

HR: 2 HBP: 0

WP: 0 PA: 39

PB: 0

SB: 1

CS: 0

1B: 6 SF: 0

2B: 0 SAC: 0

3B: 0 DP: 1

HR: 2 HBP: 0

WP: 0 PA: 39

PB: 0

SB: 1

CS: 0

1B: 6 SF: 0

2B: 0 SAC: 0

3B: 0 DP: 1

HR: 2 HBP: 0

WP: 0 PA: 39

PB: 0

SB: 1

CS: 0

1B: 6 SF: 0

2B: 0 SAC: 0

3B: 0 DP: 1

HR: 2 HBP: 0

WP: 0 PA: 39

PB: 0

SB: 1

CS: 0

1B: 6 SF: 0

2B: 0 SAC: 0

3B: 0 DP: 1

HR: 2 HBP: 0

WP: 0 PA: 39

PB: 0

SB: 1

CS: 0

1B: 6 SF: 0

2B: 0 SAC: 0

3B: 0 DP: 1

HR: 2 HBP: 0

WP: 0 PA: 39

PB: 0

SB: 1

CS: 0

1B: 6 SF: 0

2B: 0 SAC: 0

3B: 0 DP: 1

HR: 2 HBP: 0

WP: 0 PA: 39

PB: 0

SB: 1

CS: 0

1B: 6 SF: 0

2B: 0 SAC: 0

3B: 0 DP: 1

HR: 2 HBP: 0

WP: 0 PA: 39

PB: 0

SB: 1

CS: 0

1B: 6 SF: 0

2B: 0 SAC: 0

3B: 0 DP: 1

HR: 2 HBP: 0

WP: 0 PA: 39

PB: 0

SB: 1

CS: 0

1B: 6 SF: 0

2B: 0 SAC: 0

3B: 0 DP: 1

HR: 2 HBP: 0

WP: 0 PA: 39

PB: 0

SB: 1

CS:

Batter	1	2	3	4	5	6	7	8	9	AB R H RBI BB SO LOB	TOP
Bill Doran, S (1, 4) OBP: 0.357, SLG: 0.408 Jim Pankovits, R (5, 4) OBP: 0.343, SLG: 0.386	0-0 F2		0-0 F8		0-0 FC6-4 1B	0-0 FC5-4 1-2f		0-0 F8		3 0 1 0 0 0 0 2 0 0 0 0 0 2	
Phil Garner, R (1, 5) OBP: 0.286, SLG: 0.347	0-3 K		0-0 4-3		0-0 FC6-4 1-2f 2-3		0-3 K		0-3 K	5 0 0 0 0 3 2	
Kevin Bass, S (1, 8) OBP: 0.280, SLG: 0.397	0-0 3B			0-0 F7	0-0 5-3		0-0 F8		0-3 K2-3	5 0 1 0 0 1 2	
Jose Cruz, L (1, 7) OBP: 0.332, SLG: 0.410	0-0 L4			0-0 3-1		0-0 4-3	4-0 2B BB		0-0 4-3	4 0 0 0 1 0 1	
Jerry Mumphrey, S (1, 9) OBP: 0.338, SLG: 0.418		4-0 CS BB		0-0 HR 2B		0-0 HR 2B	0-0 1-3 2B			3 2 3 0 1 0 0	
Glenn Davis, R (1, 3) OBP: 0.312, SLG: 0.426		0-3 K 1-2		0-0 HR 2-H		0-0 HR 2-H	0-0 5-3			4 2 2 4 0 1 3	
Mark Bailey, S (1, 2) OBP: 0.373, SLG: 0.392		0-0 1B 2B		0-0 4-3		4-0 1B BB		0-3 K		3 1 1 0 1 1 0	
Dickie Thon, R (1, 6) OBP: 0.276, SLG: 0.326		0-0 1B 2-H			0-0 1B	0-0 FC5-4 1B		0-0 HR		4 1 4 2 0 0 0	
Bob Knepper, L (1, 1) OBP: 0.170, SLG: 0.239 Mike Madden, L (5, 1) Harry Spilman, L (6, PH) OBP: 0.199, SLG: 0.214 Ron Mathis, R (6, 1) OBP: 0.133, SLG: 0.071 Chris Jones, L (8, PH) OBP: 0.271, SLG: 0.118 Jeff Heathcock, R (8, 1)			0-3 K		0-0 FC6-4 1B	0-0 F7		0-0 F4		2 0 1 0 0 1 0 0 0 0 0 0 0 0 1 0 0 0 0 0 2 0 0 0 0 0 0 0 1 0 0 0 0 0 0 0 0 0 0 0 0 0	
Inning Stats	R: 0 H: 1 E: 0 LOB: 1 K: 1 BB: 0 S: 6 P: 6	R: 1 H: 2 E: 0 LOB: 1 K: 1 BB: 1 S: 5 P: 9	R: 0 H: 0 E: 0 LOB: 0 K: 1 BB: 0 S: 5 P: 5	R: 2 H: 2 E: 0 LOB: 0 K: 0 BB: 0 S: 5 P: 5	R: 0 H: 3 E: 0 LOB: 2 K: 0 BB: 0 S: 5 P: 5	R: 2 H: 3 E: 0 LOB: 2 K: 0 BB: 1 S: 6 P: 10	R: 0 H: 1 E: 0 LOB: 2 K: 1 BB: 1 S: 6 P: 10	R: 1 H: 1 E: 0 LOB: 0 K: 1 BB: 0 S: 6 P: 6	R: 0 H: 0 E: 0 LOB: 0 K: 2 BB: 0 S: 7 P: 7	1B: 5 SF: 0 2B: 4 SAC: 0 3B: 1 DP: 0 HR: 3 HBP: 0	WP: 0 PA: 40 PB: 0 SB: 0 CS: 1
PITCHER Jerry Koosman, L (1, 1) ERA: 3.81 Rocky Childress, R (6, 1) ERA: 6.88 Dave Rucker, L (9, 1) ERA: 4.62	IP WLS BF H R ER SO BB IBB HBP BLK WP HR S P ERA WHIP 5.1 W 24 10 5 5 3 1 0 0 0 0 2 29 33 8.44 2.062										

Houston Astros @ Philadelphia Phillies
 Veterans Stadium, Philadelphia, PA
 Tue Jul 23 1985, 7:05 PM EDT
 Att. 21,074 - Unknown

livebaseballscorecards.com

AB	37
R	6
H	13
RBI	6
BB	3
SO	7
LOB	12



Batter	1	2	3	4	5	6	7	8	9	AB R H RBI BB SO LOB	TOP	
Jim Pankovits, R (1, 4) <small>OBP: 0.353, SLG: 0.389</small> Dickie Thon, R (5, 6) <small>OBP: 0.274, SLG: 0.323</small>	0-3 		0-0 		4-0 		0-3 			2 1 1 0 1 1 0 1 0 0 0 0 1 2		
Craig Reynolds, L (1, 6) <small>OBP: 0.300, SLG: 0.389</small>	0-0 		0-0 		0-0 			0-0 		4 0 2 1 0 0 2		
Kevin Bass, S (1, 8) <small>OBP: 0.280, SLG: 0.395</small>	0-0 		0-3 		0-0 			0-0 		4 0 1 0 0 1 4		
Jose Cruz, L (1, 7) <small>OBP: 0.328, SLG: 0.404</small>	0-0 			0-0 		0-0 		0-0 		4 0 0 0 0 0 2		
Jerry Mumphrey, S (1, 9) <small>OBP: 0.337, SLG: 0.416</small>		0-0 		0-0 		0-3 		0-0 		4 0 1 0 0 1 0		
Glenn Davis, R (1, 3) <small>OBP: 0.310, SLG: 0.413</small>		0-0 		1-0 		0-3 		0-0 		3 0 0 0 0 1 1		
Phil Garner, R (1, 5) <small>OBP: 0.292, SLG: 0.350</small>		0-0 		0-0 			0-0 		4-0 	3 0 2 0 1 0 0	AB 31 R 1 H 9 RBI 1 BB 2 SO 7 LOB 14	
Mark Bailey, S (1, 2) <small>OBP: 0.370, SLG: 0.389</small>			0-3 	0-0 			0-0 		0-0 	4 0 1 0 0 1 3		
Nolan Ryan, R (1, 1) <small>OBP: 0.109, SLG: 0.068</small> Dave Smith, R (8, 1)			0-0 		0-3 		0-0 			2 0 1 0 0 1 0 0 0 0 0 0 0 0		
Inning Stats	R: 0 H: 1 E: 0 LOB: 1 K: 1 BB: 0 S: 6 P: 6	R: 0 H: 1 E: 0 LOB: 0 K: 0 BB: 0 S: 3 P: 3	R: 0 H: 2 E: 0 LOB: 2 K: 2 BB: 0 S: 9 P: 9	R: 0 H: 1 E: 0 LOB: 2 K: 0 BB: 0 S: 4 P: 5	R: 1 H: 1 E: 0 LOB: 0 K: 1 BB: 1 S: 5 P: 9	R: 0 H: 0 E: 0 LOB: 0 K: 2 BB: 0 S: 7 P: 7	R: 0 H: 2 E: 0 LOB: 1 K: 1 BB: 0 S: 6 P: 6	R: 0 H: 1 E: 0 LOB: 0 K: 0 BB: 0 S: 3 P: 3	R: 0 H: 0 E: 0 LOB: 1 K: 0 BB: 1 S: 3 P: 7	1B: 8 SF: 0 2B: 1 SAC: 1 3B: 1 DP: 2 HR: 0 HBP: 1	WP: 0 PA: 35 PB: 0 SB: 1 CS: 2	
PITCHER Kevin Gross, R (1, 1) <small>ERA: 3.15</small> Kent Tekulve, R (9, 1) <small>ERA: 3.75</small>	IP WLS BF H R ER SO BB IBB HBP BLK WP HR S P ERA WHIP 8.0 W 31 9 1 1 7 1 0 1 0 0 0 0 43 48 1.12 1.250											PITCHER IP WLS BF H R ER SO BB IBB HBP BLK WP HR S P ERA WHIP 1.0 S 4 0 0 0 0 1 0 0 0 0 0 0 3 7 0.00 1.000

Houston Astros @ Philadelphia Phillies
 Veterans Stadium, Philadelphia, PA
 Wed Jul 24 1985, 7:05 PM EDT
 Att: 23,160 - Unknown

livebaseballscorecards.com

Batter	1	2	3	4	5	6	7	8	9	AB R H RBI BB SO LOB	TOP	
Bill Doran, S (1, 4) OBP: 0.358, SLG: 0.412	0-0 4-3 1B 2B		0-0 FC6 1B		0-3 K		0-0 4-3			4 1 2 0 0 1 1		
Craig Reynolds, L (1, 6) OBP: 0.299, SLG: 0.387	0-0 4-3 2-3		0-0 FC6 1-2f			0-0 4-3		0-0 G3 1B		4 0 1 0 0 0 2		
Kevin Bass, S (1, 8) OBP: 0.279, SLG: 0.393	0-0 G4-6-3 1B			0-0 1-3		0-0 F6		0-0 G3 1-2		4 0 1 1 0 0 1		
Jose Cruz, L (1, 7) OBP: 0.328, SLG: 0.401	0-0 G4-6-3 1-2f			0-0 6-3		4-0 BB		0-0 F6		3 0 0 0 1 0 2		
Jerry Mumphy, S (1, 9) OBP: 0.336, SLG: 0.413		0-0 3-1		0-0 1B		0-0 4-3		0-3 K		4 0 1 0 0 1 2		
Glenn Davis, R (1, 3) OBP: 0.308, SLG: 0.435		0-3 K		0-0 F9			0-0 HR		0-0 F9	4 1 1 1 0 1 1		
Phil Garner, R (1, 5) OBP: 0.288, SLG: 0.346		0-3 K			0-0 3-1		0-0 F8		0-0 F4	4 0 0 0 0 1 0		
Mark Bailey, S (1, 2) OBP: 0.373, SLG: 0.404			0-3 K		4-0 BB		0-0 HR		0-0 F4	3 1 1 1 1 1 0		
Mike Scott, R (1, 1) OBP: 0.186, SLG: 0.158			0-3 K		0-0 F3		0-0 F8			2 0 0 0 0 1 1		
Chris Jones, L (7, PH) OBP: 0.200, SLG: 0.111										1 0 0 0 0 0 0		
Jeff Calhoun, L (7, 1)										0 0 0 0 0 0 0		
Inning Stats	R: 1 H: 2 E: 0 LOB: 0 K: 0 BB: 0 S: 4 P: 4	R: 0 H: 0 E: 0 LOB: 0 K: 2 BB: 0 S: 7 P: 7	R: 0 H: 1 E: 0 LOB: 1 K: 2 BB: 0 S: 8 P: 8	R: 0 H: 1 E: 0 LOB: 1 K: 0 BB: 0 S: 4 P: 4	R: 0 H: 0 E: 0 LOB: 1 K: 1 BB: 1 S: 5 P: 9	R: 0 H: 0 E: 0 LOB: 1 K: 0 BB: 1 S: 3 P: 7	R: 2 H: 2 E: 0 LOB: 0 K: 0 BB: 0 S: 5 P: 5	R: 0 H: 1 E: 0 LOB: 1 K: 1 BB: 0 S: 6 P: 6	R: 0 H: 0 E: 0 LOB: 0 K: 0 BB: 0 S: 3 P: 3	1B: 4 SF: 0 2B: 1 SAC: 0 3B: 0 DP: 1 HR: 2 HBP: 0	WP: 0 PA: 35 PB: 0 SB: 0 CS: 0	
PITCHER Dwight Gooden, R (1, 1) ERA: 1.74	IP WLS BF H R ER SO BB IBB HBP BLK WP HR S P ERA WHIP											PITCHER IP WLS BF H R ER SO BB IBB HBP BLK WP HR S P ERA WHIP

Houston Astros @ New York Mets
Shea Stadium, Flushing, NY
Thu Jul 25 1985, 7:05 PM EDT
Att. 28,421 - Unknown

livebaseballscorecards.com

AB	33
R	3
H	7
RBI	3
BB	2
SO	6
LOB	10



Batter	1	2	3	4	5	6	7	8	9	AB	R	H	RBI	BB	SO	LOB
Lenny Dykstra, L OBP: 0.313, SLG: 0.302 (1, 8)	0-3 K ①		0-0 1B 1B		0-0 SH1-4 1-2		0-0 E9 1B			3	2	2	0	0	1	0
Wally Backman, S OBP: 0.325, SLG: 0.336 (1, 4)	0-0 1B 3B		0-0 1B 1B		0-3 K ②		0-0 F9 2-H 1B			4	1	3	1	0	1	1
Keith Hernandez, L OBP: 0.386, SLG: 0.435 (1, 3)	0-0 1B		0-0 1B		4-0 HR IBB		4-0 CS BB			2	1	2	2	2	0	0
Gary Carter, R OBP: 0.362, SLG: 0.413 (1, 2)	0-0 F7 ②		0-3 K ②		0-0 HR		0-0 F9 ②			4	1	1	3	0	1	5
Darryl Strawberry, L OBP: 0.348, SLG: 0.463 Tom Paciorek, R OBP: 0.295, SLG: 0.266 (1, 9) (7, PH) (8, 9)	0-0 G3 ③		0-3 K ③		0-0 G3 ③		0-0 CS 1-2	0-0 WP 1B		3	0	0	0	0	1	3
George Foster, R OBP: 0.322, SLG: 0.477 (1, 7)		0-0 F3 ①		0-3 K ①		0-0 F6 ①		0-0 6-3 ①		4	0	0	0	0	1	1
Howard Johnson, S OBP: 0.283, SLG: 0.346 (1, 5)		0-0 G3 ②		0-0 F4 ②		0-0 3-1 ②		4-0 G1-6-3 BB		3	0	0	0	1	0	0
Rafael Santana, R OBP: 0.282, SLG: 0.296 (1, 6)		0-0 5-3 ③		0-0 6-3 ③		0-0 4-3 ③		0-0 G1-6-3 ② ③		4	0	0	0	0	0	2
Dwight Gooden, R OBP: 0.242, SLG: 0.175 (1, 1)			0-0 6-3 ①		0-0 E2 SH1-4 HR		0-0 6-3 ①			3	1	0	0	0	0	0

Inning Stats	R: 1	H: 2	R: 0	H: 0	R: 1	H: 3	R: 0	H: 0	R: 3	H: 1	R: 0	H: 0	R: 1	H: 2	R: 0	H: 1
	E: 0	LOB: 1	E: 0	LOB: 0	E: 0	LOB: 2	E: 0	LOB: 0	E: 1	LOB: 0	E: 0	LOB: 0	E: 1	LOB: 1	E: 0	LOB: 1
	K: 1	BB: 0	K: 0	BB: 0	K: 2	BB: 0	K: 1	BB: 0	K: 1	BB: 1	K: 0	BB: 0	K: 0	BB: 1	K: 0	BB: 1
	S: 7	P: 7	S: 3	P: 3	S: 10	P: 10	S: 5	P: 5	S: 7	P: 11	S: 3	P: 3	S: 4	P: 8	S: 3	P: 7

PITCHER	IP	WLS	BF	H	R	ER	SO	BB	IBB	HBP	BLK	WP	HR	S	P	ERA	WHIP
Mike Scott, R ERA: 2.8 (1, 1)	6.0	L	26	6	5	2	5	0	0	0	0	0	1	35	39	3.00	1.000
Jeff Calhoun, L ERA: 2.21 (7, 1)	2.0		9	3	1	1	0	2	0	0	0	1	0	7	15	4.50	2.500


BOTTOM

Houston Astros @ New York Mets
Shea Stadium, Flushing, NY

Thu Jul 25 1985, 7:05 PM EDT
Att. 28,421 - Unknown

livebaseballscores.com

AB	31
R	6
H	9
RBI	6
BB	3
SO	5
LOB	12



WP: 1	PA: 36
PB: 0	
SB: 0	
CS: 1	

Batter	1	2	3	4	5	6	7	8	9	AB R H RBI BB SO LOB	TOP																
Bill Doran, S (1, 4) OBP: 0.359, SLG: 0.420	0-3 K		0-0 F7			0-0 1B	0-0 HR		0-3 K	5 1 2 3 0 2 3																	
German Rivera, R (1, 5) Frank DiPino, L (7, 1) Mike Madden, L (7, 1) Mark Bailey, S (9, PH) OBP: 0.371, SLG: 0.402	0-0 4-3		0-3 K			0-3 K	4-0 BB		0-3 K	3 0 0 0 1 2 2 0 0 0 0 0 0 0 0 0 0 0 0 0 0 1 0 0 0 0 1 2																	
Kevin Bass, S (1, 8) OBP: 0.282, SLG: 0.393	4-0 S BB			0-0 F8		0-0 1B	0-0 F9			3 0 1 0 1 0 1																	
Jose Cruz, L (1, 7) OBP: 0.324, SLG: 0.396	0-3 K			0-0 1-3		0-0 F9		0-0 L7		4 0 0 0 0 1 3																	
Jerry Mumphrey, S (1, 9) Chris Jones, L (8, 9) OBP: 0.200, SLG: 0.111		0-0 1-3		0-3 K			0-0 G6-3 1B BB	0-0 6-3		4 1 1 0 0 1 0 0 0 0 0 0 0 0																	
Glenn Davis, R (1, 3) OBP: 0.306, SLG: 0.423		0-3 K			0-0 F8		4-0 G6-3 BB	0-3 K		3 0 0 0 1 2 0																	
Alan Ashby, S (1, 2) OBP: 0.370, SLG: 0.434		0-0 F2			0-0 F7		0-0 G6-3			4 0 1 0 0 0 2																	
Dickie Thon, R (1, 6) OBP: 0.281, SLG: 0.328			0-0 S S 1B		0-3 K		0-0 1B HR		0-0 F9	4 1 2 1 0 1 1																	
Bob Knepper, L (1, 1) Tim Tolman, R (6, PH) Bill Dawley, R (6, 1) Phil Garner, R (7, PH) OBP: 0.293, SLG: 0.350			0-3 K			0-0 F9	0-0 HR		0-0 1B	1 0 0 0 0 1 1 1 0 0 0 0 0 0 0 0 0 0 0 0 0 2 1 2 0 0 0 0																	
Inning Stats	R: 0 E: 0 K: 2 S: 7	H: 0 LOB: 1 BB: 1 P: 11	R: 0 E: 0 K: 1 S: 5	H: 0 LOB: 0 BB: 0 P: 5	R: 0 E: 0 K: 2 S: 8	H: 1 LOB: 1 BB: 0 P: 8	R: 0 E: 0 K: 1 S: 5	H: 0 LOB: 0 BB: 0 P: 5	R: 0 E: 0 K: 1 S: 5	H: 0 LOB: 0 BB: 0 P: 5	R: 0 E: 0 K: 1 S: 7	H: 2 LOB: 2 BB: 0 P: 7	R: 4 E: 0 K: 0 S: 6	H: 4 LOB: 1 BB: 2 P: 14	R: 0 E: 0 K: 1 S: 5	H: 0 LOB: 0 BB: 0 P: 5	R: 0 E: 0 K: 2 S: 9	H: 2 LOB: 2 BB: 0 P: 9	1B: 8 2B: 0 3B: 0 HR: 1	SF: 0 SAC: 0 DP: 1 HBP: 0	WP: 0 PB: 0 SB: 3 CS: 0	PA: 38					
PITCHER	IP WLS BF H R ER SO BB IBB HBP BLK WP HR S P ERA WHIP																										
Sid Fernandez, L (1, 1) ERA: 2.74	6.2		26	5	2	2	8	2	0	0	0	0	0	40	48	2.70	1.050										
Roger McDowell, R (7, 1) ERA: 3.13	0.1		4	2	2	2	0	1	0	0	0	0	1	3	7	54.00	9.000										
Jesse Orosco, L (8, 1) ERA: 3.18	2.0	W	8	2	0	0	3	0	0	0	0	0	0	14	14	0.00	1.000										

Houston Astros @ New York Mets
Shea Stadium, Flushing, NY
Sat Jul 27 1985, 3:33 AM EDT
Unknown

livebaseballscores.com

AB	35
R	4
H	9
RBI	4
BB	3
SO	11
LOB	15



BOTTOM

Houston Astros @ New York Mets
Shea Stadium, Flushing, NY
Sat Jul 27 1985, 3:33 AM EDT
Unknown

livebaseballscorecards.com

AB 39
R 16
H 15
RBI 14
BB 3
SO 4
LOB 16



WP: 1 PA: 45
PB: 0
SB: 0
CS: 0

AB R H RBI BB SO LOB

3	4	2	1	1	0	0
5	2	2	0	0	1	4
4	1	1	3	0	0	4
5	2	4	3	0	0	1
4	2	0	1	1	1	4
5	2	2	4	0	1	0
5	1	2	2	0	0	0
5	1	2	0	0	0	1
1	0	0	0	0	0	1
0	0	0	0	0	0	0
1	1	0	0	1	1	1
1	0	0	0	0	0	0

1B: 9 SF: 1
2B: 5 SAC: 2
3B: 0 DP: 1
HR: 1 HBP: 0

WP HR S P ERA WHIP

Batter	1	2	3	4	5	6	7	8	9
Lenny Dykstra, L (1, 8) OBP: 0.326, SLG: 0.319	4-0 1B BB		0-0 E3 6-3 1B		0-0 1B SF8 2B		0-0 SH 1-3 2B	0-0 E6 F8 1B 2B	
Wally Backman, S (1, 4) OBP: 0.326, SLG: 0.337	0-0 F9		0-0 6-3		0-0 1B WP 1B		0-3 K	0-0 2B E 1B	
Keith Hernandez, L (1, 3) OBP: 0.383, SLG: 0.433	0-0 F8		0-0 G6-4-3 1B		0-0 SF8		0-0 FC 2B	0-0 F8	
Gary Carter, R (1, 2) OBP: 0.368, SLG: 0.425	0-0 1-3 1B		0-0 G6-4-3 1-2f		0-0 WP 1B		0-0 HR 2B	0-0 E 2B 2B	
George Foster, R (1, 7) OBP: 0.320, SLG: 0.470	0-0 L7			0-0 6-3	0-3 K		4-0 HR BB	0-0 E5 2B 2B	
Ray Knight, R (1, 5) OBP: 0.249, SLG: 0.350		0-0 6-3		0-3 K		0-0 5-3	0-0 HR	0-0 2B 2B	
Tom Paciorek, R (1, 9) OBP: 0.299, SLG: 0.278		0-0 FC5-4 1B		0-0 F8		0-0 L7	0-0 F4	0-0 1B 2B	
Rafael Santana, R (1, 6) OBP: 0.284, SLG: 0.297		0-0 FC5-4 1-2f			0-0 E5 SH1-4 2B	0-0 B1	0-0 1B	0-0 1B	
Sid Fernandez, L (1, 1) OBP: 0.143, SLG: 0.143		0-0 F7			0-0 SH1-4		0-0 SH FC BB	0-0 4-3	
Roger McDowell, R (7, 1) OBP: 0.154, SLG: 0.083									
Howard Johnson, S (7, PH) OBP: 0.285, SLG: 0.345									
Jesse Orosco, R (8, 1) OBP: 0.333, SLG: 0.333									

Inning Stats	R: 0	H: 1	E: 0	LOB: 2	K: 0	BB: 1	S: 4	R: 0	H: 1	E: 0	LOB: 1	K: 0	BB: 0	S: 4	R: 1	H: 2	E: 1	LOB: 0	K: 0	BB: 0	S: 4	R: 0	H: 0	E: 0	LOB: 0	K: 1	BB: 0	S: 5	R: 3	H: 3	E: 1	LOB: 1	K: 1	BB: 0	S: 9	R: 0	H: 0	E: 0	LOB: 0	K: 0	BB: 0	S: 3	R: 6	H: 3	E: 1	LOB: 1	K: 2	BB: 2	S: 12	R: 6	H: 5	E: 2	LOB: 0	K: 0	BB: 0	S: 9
--------------	------	------	------	--------	------	-------	------	------	------	------	--------	------	-------	------	------	------	------	--------	------	-------	------	------	------	------	--------	------	-------	------	------	------	------	--------	------	-------	------	------	------	------	--------	------	-------	------	------	------	------	--------	------	-------	-------	------	------	------	--------	------	-------	------

PITCHER	IP	WLS	BF	H	R	ER	SO	BB	IBB	HBP	BLK	WP	HR	S	P	ERA	WHIP
Bob Knepper, L (1, 1) ERA: 3.56	5.0		23	7	4	0	2	1	0	0	0	1	0	26	30	0.00	1.600
Bill Dawley, R (6, 1) ERA: 4.91	1.0		3	0	0	0	0	0	0	0	0	0	0	3	3	0.00	0.000
Frank DiPino, L (7, 1) ERA: 3.83	0.1	L	7	2	6	0	1	2	0	0	0	0	1	7	15	0.00	12.000
Mike Madden, L (7, 1) ERA: 5.4	1.2		12	6	6	0	1	0	0	0	0	0	0	14	14	0.00	3.600

BOTTOM

Houston Astros @ New York Mets
 Shea Stadium, Flushing, NY
 Sat Jul 27 1985, 3:38 AM EDT
 Att. 51,284 - Unknown

livebaseballscorecards.com

AB	29
R	7
H	12
RBI	7
BB	7
SO	2
LOB	19



WP: 0	PA: 39
PB: 0	SB: 1
CS: 0	

AB	R	H	RBI	BB	SO	LOB
5	0	1	0	0	0	3
4	2	2	1	1	0	1
3	1	2	2	2	1	1
1	0	0	0	1	1	2
2	0	0	0	0	0	2
4	0	3	1	0	0	2
1	1	0	0	2	0	1
3	1	2	2	0	0	0
4	1	1	0	0	0	5
2	1	1	1	1	0	2
0	0	0	0	0	0	0
1B: 8	SF: 1	WP: 0	PA: 39			
2B: 6	SAC: 2	PB: 0				
3B: 0	DP: 3	SB: 1				
HR: 0	HBP: 0	CS: 0				

Batter	1	2	3	4	5	6	7	8	9							
Lenny Dykstra, L OBP: 0.321, SLG: 0.315 (1, 8)	0-0 L5-3 1B	0-0 G4-6-3 1-2f		0-0 F5		0-0 4-3		0-0 F8								
Wally Backman, S OBP: 0.331, SLG: 0.343 (1, 4)	0-0 L5-3 1-2		0-0 S 2B 1B	4-0 2B BB		0-0 6-3		0-0 2B 2-H								
Keith Hernandez, L OBP: 0.388, SLG: 0.438 (1, 3)	4-0 BB BB		4-0 2B SF9 BB	0-0 L6-4 1-H 2-H 2B		0-0 1B		0-3 K								
Darryl Strawberry, L OBP: 0.349, SLG: 0.461 Tom Paciorek, R OBP: 0.295, SLG: 0.274 (4, PH) (5, 9)	4-0 1-2 BB		0-3 K	0-0 L6-4 2-3		0-0 F8										
Danny Heep, L OBP: 0.326, SLG: 0.427 (1, 7)	0-0 F7		0-0 SF9 1-3 2-H 2B		0-0 1B SH1-3 1B		0-0 F3 1B									
Clint Hurdle, L OBP: 0.375, SLG: 0.462 (1, 2)		4-0 2B BB	4-0 BB BB		0-0 SH1-3		0-0 F3 1-2									
Howard Johnson, S OBP: 0.288, SLG: 0.353 (1, 5)		0-0 6-3 1-H 1B 2B	0-0 SF9 2-3 3-H		0-0 F2 1B		0-0 F7									
Rafael Santana, R OBP: 0.284, SLG: 0.297 (1, 6)		0-0 6-3 2-3	0-0 F7		0-0 F2			0-0 SH1-4 2B 1B								
Bill Latham, L OBP: 0.500, SLG: 0.333 Jesse Orosco, R OBP: 0.333, SLG: 0.333 (8, 1)		0-0 G4-6-3 3-H 1B		4-0 BB 2B BB		0-0 6-3		0-0 SH1-4 1-2								
Inning Stats	R: 0 E: 0 K: 0 S: 3	H: 1 LOB: 2 BB: 2 P: 11	R: 2 E: 0 K: 0 S: 4	H: 2 LOB: 0 BB: 1 P: 8	R: 2 E: 0 K: 1 S: 7	H: 2 LOB: 2 BB: 2 P: 15	R: 2 E: 0 K: 0 S: 3	H: 1 LOB: 0 BB: 2 P: 11	R: 0 E: 0 K: 0 S: 5	H: 2 LOB: 2 BB: 0 P: 5	R: 0 E: 0 K: 0 S: 4	H: 1 LOB: 1 BB: 0 P: 4	R: 0 E: 0 K: 0 S: 3	H: 1 LOB: 0 BB: 0 P: 3	R: 1 E: 0 K: 1 S: 7	H: 2 LOB: 1 BB: 0 P: 7

PITCHER	IP	WLS	BF	H	R	ER	SO	BB	IBB	HBP	BLK	WP	HR	S	P	ERA	WHIP
Charlie Kerfeld, R ERA: 16.2 (1, 1)	3.1	L	20	5	6	6	1	7	0	0	0	0	0	15	43	16.20	3.600
Frank DiPino, L ERA: 3.62 (4, 1)	2.2		11	4	0	0	0	0	0	0	0	0	0	11	11	0.00	1.500
Bill Dawley, R ERA: 4.89 (7, 1)	2.0		8	3	1	1	1	0	0	0	0	0	0	10	10	4.50	1.500

BOTTOM

Houston Astros @ New York Mets
Shea Stadium, Flushing, NY
Sun Jul 28 1985, 3:33 AM EDT
Att. 34,298 - Unknown

livebaseballscorecards.com

AB	34
R	4
H	8
RBI	4
BB	2
SO	3
LOB	10



WP:	1	PA:	36
PB:	0		
SB:	2		
CS:	0		

AB R H RBI BB SO LOB

4	0	1	0	0	0	0
0	0	0	0	0	0	0
4	2	2	0	0	1	1
3	2	2	4	1	0	1
3	0	0	0	0	0	1
1	0	0	0	0	1	0
3	0	2	0	1	0	0
4	0	0	0	0	1	3
4	0	0	0	0	0	2
4	0	1	0	0	0	0
1	0	0	0	0	0	2
1	0	0	0	0	0	0
0	0	0	0	0	0	0
2	0	0	0	0	0	0

Batter	1	2	3	4	5	6	7	8	9
Lenny Dykstra, L OBP: 0.319, SLG: 0.313 Doug Sisk, R (8, 1)	0-0 F8 1B		0-0 FC4-6 1B		0-0 F7 1B		0-0 F7 1B		
Wally Backman, S OBP: 0.333, SLG: 0.349 (1, 4)	0-3 K		0-0 FC4-6 HR		0-0 G3-6 1B			0-0 HR 2B	
Darryl Strawberry, L OBP: 0.357, SLG: 0.497 (1, 9) (8, 8)	4-0 S BB		0-0 1-H HR		0-0 G3-6 1-2f			0-0 2-H HR	
Gary Carter, R OBP: 0.365, SLG: 0.421 Ronn Reynolds, R OBP: 0.321, SLG: 0.370 (1, 2) (7, 2)	0-0 F5 1-2		0-0 6-3		0-0 F3			0-3 K	
Danny Heep, L OBP: 0.333, SLG: 0.431 (1, 3)		0-0 1B 1B	4-0 BB BB		0-0 WP 1B			0-0 4-3	
George Foster, R OBP: 0.316, SLG: 0.463 (1, 7)		0-0 F7	0-0 F9		0-3 K 1-3			0-0 F8	
Howard Johnson, S OBP: 0.284, SLG: 0.347 (1, 5)		0-0 F9		0-0 F8		0-0 F9		0-0 F4	
Rafael Santana, R OBP: 0.283, SLG: 0.296 (1, 6)		0-0 FC6 1B		0-0 L6			0-0 5-3	0-0 F9	
Ron Darling, R OBP: 0.192, SLG: 0.235 Rusty Staub, L OBP: 0.342, SLG: 0.355 Tom Gorman, L (5, 1) Clint Hurdle, L OBP: 0.364, SLG: 0.444 (7, PH) (8, 9)	0-0 FC6 1-2f			0-0 F5			0-0 F7	0-0 F8	

Inning Stats	R: 0 E: 0 K: 1 S: 5	H: 0 LOB: 1 BB: 1 P: 9	R: 0 E: 0 K: 0 S: 5	H: 2 LOB: 2 BB: 0 P: 5	R: 2 E: 0 K: 0 S: 5	H: 2 LOB: 1 BB: 1 P: 9	R: 0 E: 0 K: 0 S: 3	H: 0 LOB: 0 BB: 0 P: 3	R: 0 E: 0 K: 0 S: 3	H: 1 LOB: 0 BB: 0 P: 3	R: 0 E: 1 K: 1 S: 6	H: 1 LOB: 1 BB: 0 P: 6	R: 0 E: 0 K: 0 S: 3	H: 0 LOB: 0 BB: 0 P: 3	R: 2 E: 0 K: 1 S: 7	H: 2 LOB: 0 BB: 0 P: 7	R: 0 E: 0 K: 0 S: 3	H: 0 LOB: 0 BB: 0 P: 3
--------------	------------------------------	---------------------------------	------------------------------	---------------------------------	------------------------------	---------------------------------	------------------------------	---------------------------------	------------------------------	---------------------------------	------------------------------	---------------------------------	------------------------------	---------------------------------	------------------------------	---------------------------------	------------------------------	---------------------------------

PITCHER	Joe Niekro, R ERA: 3.03 (1, 1)	IP: 9.0	WLS: W	BF: 36	H: 8	R: 4	ER: 4	SO: 3	BB: 2	IBB: 0	HBP: 0	BLK: 0	WP: 1	HR: 2	S: 40	P: 48	ERA: 4.00	WHIP: 1.111
---------	--------------------------------------	---------	--------	--------	------	------	-------	-------	-------	--------	--------	--------	-------	-------	-------	-------	-----------	-------------

PITCHER		IP: 0.0	WLS: 0	BF: 0	H: 0	R: 0	ER: 0	SO: 0	BB: 0	IBB: 0	HBP: 0	BLK: 0	WP: 0	HR: 0	S: 0	P: 0	ERA: 0.00	WHIP: 0.000
---------	--	---------	--------	-------	------	------	-------	-------	-------	--------	--------	--------	-------	-------	------	------	-----------	-------------

Batter	1	2	3	4	5	6	7	8	9	AB R H RBI BB SO LOB	TOP											
Bill Doran, S (1, 4) OBP: 0.355, SLG: 0.414	0-3 K	0-0 F6			0-0 3-1		0-0 F8		0-0 4-3	5 0 0 0 0 1 4												
Craig Reynolds, L (1, 6) OBP: 0.310, SLG: 0.399	0-0 1B		0-0 G3		0-0 2B		0-0 F8			4 0 2 0 0 0 2												
Kevin Bass, S (1, 9) OBP: 0.288, SLG: 0.392	0-0 F9		4-0 CS BB		0-0 4-3			0-3 K		3 0 0 0 1 1 2												
Jose Cruz, L (1, 7) OBP: 0.331, SLG: 0.405	0-0 1-3 1B		4-0 1-2 BB		0-0 4-3			0-0 2B		3 0 2 0 1 0 0												
Jerry Mumphy, S (1, 8) OBP: 0.337, SLG: 0.403	0-3 K		0-3 K		4-0 G5-4-3 BB			0-0 3-1		3 0 0 0 1 2 4												
Glenn Davis, R (1, 3) OBP: 0.311, SLG: 0.434		0-0 F7		0-0 F4		0-0 G5-4-3		0-3 K		4 0 0 0 0 1 2												
Mark Bailey, S (1, 2) OBP: 0.386, SLG: 0.412		4-0 2B SF8 BB		0-0 1-3			0-3 K		0-0 F9	1 1 0 0 1 0 0	AB 31											
John Mizerock, L (6, 2)										2 0 0 0 0 1 0	R 1											
German Rivera, R (1, 5) OBP: 0.235, SLG: 0.200		0-0 1-3 2B		0-3 K			4-0 2B BB		0-0 1B	2 0 1 0 1 1 0	H 7											
Chris Jones, L (9, PH) OBP: 0.250, SLG: 0.182										1 0 1 0 0 0 0	RBI 1											
Nolan Ryan, R (1, 1) OBP: 0.104, SLG: 0.067		0-0 SF8		0-0 F7			0-0 2B		0-3 K	1 0 0 1 0 0 0	BB 5											
Denny Walling, L (7, PH) OBP: 0.309, SLG: 0.381										1 0 1 0 0 0 0	SO 8											
Jeff Calhoun, L (7, 1)										0 0 0 0 0 0 0	LOB 15											
Bill Dawley, R (7, 1)										0 0 0 0 0 0 0												
Harry Spilman, L (9, PH) OBP: 0.183, SLG: 0.211		3-H								1 0 0 0 0 1 1												
Inning Stats	R: 0 E: 0 K: 2 S: 9	H: 2 LOB: 2 BB: 0 P: 9	R: 1 E: 0 K: 0 S: 4	H: 1 LOB: 1 BB: 1 P: 8	R: 0 E: 0 K: 1 S: 4	H: 0 LOB: 1 BB: 2 P: 12	R: 0 E: 0 K: 1 S: 5	H: 0 LOB: 0 BB: 0 P: 5	R: 0 E: 0 K: 0 S: 4	H: 1 LOB: 1 BB: 0 P: 4	R: 0 E: 0 K: 0 S: 2	H: 0 LOB: 0 BB: 1 P: 6	R: 0 E: 0 K: 1 S: 6	H: 1 LOB: 2 BB: 1 P: 10	R: 0 E: 0 K: 2 S: 8	H: 1 LOB: 1 BB: 0 P: 8	R: 0 E: 0 K: 1 S: 6	H: 1 LOB: 1 BB: 0 P: 6	1B: 3 2B: 4 3B: 0 HR: 0	SF: 1 SAC: 0 DP: 1 HBP: 0	WP: 0 PB: 0 SB: 0 CS: 1	PA: 37
PITCHER Mario Soto, R (1, 1) ERA: 3.3	IP 9.0 WLS W BF 37 H 7 R 1 ER 1 SO 8 BB 5 IBB 0 HBP 0 BLK 0 WP 0 HR 0 S 48 P 68 ERA 1.00 WHIP 1.333											PITCHER	IP WLS BF H R ER SO BB IBB HBP BLK WP HR S P ERA WHIP									

Houston Astros @ Cincinnati Reds
Riverfront Stadium, Cincinnati, OH
Tue Jul 30 1985, 7:05 PM EDT
Att: 26,822 - Unknown

livebaseballscorecards.com



Batter	1	2	3	4	5	6	7	8	9
Eddie Milner, L OBP: 0.338, SLG: 0.317 (1, 8)	0-0 1B 2B	0-0 3B			0-0 F9		4-0 1B SH FC4-2 BB		
Max Venable, L OBP: 0.293, SLG: 0.343 (1, 7)	0-0 F2	0-3 K			0-0 F5		0-0 SH FC4-2 1B 1-2 1B		
Pete Rose, S OBP: 0.404, SLG: 0.331 (1, 3)	0-3 K		0-0 6-3		0-3 K		0-0 FC4-2 1-2 2-3 1B		
Dave Parker, L OBP: 0.361, SLG: 0.519 (1, 9)	0-0 1B 2-H		0-0 F8		0-0 BB 5-3 1B		0-0 FC4-2 1-2 2-3 3-H 1B		
Buddy Bell, R OBP: 0.309, SLG: 0.331 (1, 5)	0-0 1B 1-2		0-3 K		0-0 5-3		0-0 1-3 2-H 3-H 1B		
Dave Concepcion, R OBP: 0.332, SLG: 0.364 (1, 6)	0-0 1B 1-2 2-H			0-0 F4		4-0 BB BB	0-0 4-3		
Ron Oester, S OBP: 0.351, SLG: 0.380 (1, 4)	0-0 F7			0-0 S 1B		4-0 1-2 2-3 BB		0-0 F8	
Dann Bilardello, R OBP: 0.207, SLG: 0.195 (1, 2)		0-3 K		0-0 5-3		0-0 F5		0-0 6-3	
Mario Soto, R OBP: 0.156, SLG: 0.175 (1, 1)		0-0 F8		0-3 K		0-3 K		0-0 5-3	

Inning Stats	R: 2 E: 0 K: 1 S: 9	H: 4 LOB: 2 BB: 0 P: 9	R: 0 E: 0 K: 2 S: 8	H: 1 LOB: 1 BB: 0 P: 8	R: 0 E: 0 K: 1 S: 5	H: 0 LOB: 0 BB: 0 P: 5	R: 0 E: 0 K: 1 S: 6	H: 1 LOB: 1 BB: 0 P: 6	R: 0 E: 0 K: 1 S: 5	H: 0 LOB: 0 BB: 0 P: 5	R: 0 E: 0 K: 1 S: 6	H: 1 LOB: 3 BB: 2 P: 14	R: 2 E: 1 K: 0 S: 5	H: 2 LOB: 1 BB: 1 P: 9	R: 0 E: 0 K: 0 S: 3	H: 0 LOB: 0 BB: 0 P: 3
1B: 7 2B: 1 3B: 1 HR: 0	SF: 0 SAC: 1 DP: 0 HBP: 0	WP: 0 PA: 36														

PITCHER	IP	WLS	BF	H	R	ER	SO	BB	IBB	HBP	BLK	WP	HR	S	P	ERA	WHIP
Nolan Ryan, R ERA: 3.62 (1, 1)	6.0	L	27	7	2	2	7	2	0	0	0	0	0	39	47	3.00	1.500
Jeff Calhoun, L ERA: 2.43 (7, 1)	0.1		4	1	2	1	0	1	0	0	0	0	0	3	7	27.00	6.000
Bill Dawley, R ERA: 4.72 (7, 1)	1.2		5	1	0	0	0	0	0	0	0	0	0	5	5	0.00	0.600

BOTTOM

Houston Astros @ Cincinnati Reds
Riverfront Stadium, Cincinnati, OH
Tue Jul 30 1985, 7:05 PM EDT
Att. 26,822 - Unknown

AB	32
R	4
H	9
RBI	4
BB	3
SO	7
LOB	18



WP	HR	S	P	ERA	WHIP
0	0	0	0	0.00	0.600

Batter	1	2	3	4	5	6	7	8	9	AB R H RBI BB SO LOB	TOP											
Bill Doran, S (1, 4) OBP: 0.355, SLG: 0.412	0-0 1B		0-0 F7		0-0 F7	4-0 1B BB		0-0 6-3		4 0 1 0 1 0 0												
Dickie Thon, R (1, 6) OBP: 0.277, SLG: 0.329	0-0 F8		0-0 6-3		0-0 F9	0-0 1B		0-0 1-3		5 0 1 0 0 0 1												
Kevin Bass, S (1, 9) OBP: 0.287, SLG: 0.389	0-0 F9			0-0 1B HR 1B	0-0 F8	0-0 F8			0-0 F8	5 1 1 0 0 0 3												
Jose Cruz, L (1, 7) OBP: 0.334, SLG: 0.408	0-0 4-3			0-0 1-3 HR 1B		0-0 1B E 2B 1B	0-0 WP E 1B		0-0 4-3	5 3 3 0 0 0 1												
Jerry Mumphrey, S (1, 8) OBP: 0.331, SLG: 0.395		0-0 4-3		0-0 F8		0-0 F3	0-0 E4 1B WP FC1-2		0-0 4-3	5 0 0 0 0 0 4												
Glenn Davis, R (1, 3) OBP: 0.324, SLG: 0.464		0-3 K		0-0 1-H 3-H HR		4-0 1B 2B IBB	0-0 FC1-2 1B			3 2 2 4 1 1 0												
German Rivera, R (1, 5) OBP: 0.286, SLG: 0.263		0-0 1B		0-0 F9		0-0 1-2 2-3 2B 1B	0-0 FC1-2 G6-4-3			4 1 2 0 0 0 2												
John Mizerock, L (1, 2) OBP: 0.167, SLG: 0.333		0-0 4-3		0-0 F7		0-0 WP 1B 2B	0-0 G6-4-3			4 1 1 3 0 0 3												
Mike Scott, R (1, 1) OBP: 0.217, SLG: 0.268			0-0 F5		0-0 HR	0-0 2-H 1B 1B		0-3 K		3 1 2 2 0 0 0												
Chris Jones, L (8, PH) OBP: 0.240, SLG: 0.174										1 0 0 0 0 1 0												
Frank DiPino, L (8, 1) OBP: 0.286, SLG: 0.286										0 0 0 0 0 0 0												
Inning Stats	R: 0 E: 0 K: 0 S: 4	H: 1 LOB: 1 BB: 0 P: 4	R: 0 E: 0 K: 1 S: 6	H: 1 LOB: 1 BB: 0 P: 6	R: 0 E: 0 K: 0 S: 3	H: 0 LOB: 0 BB: 0 P: 3	R: 3 E: 0 K: 0 S: 6	H: 3 LOB: 0 BB: 0 P: 6	R: 1 E: 0 K: 0 S: 4	H: 1 LOB: 0 BB: 0 P: 4	R: 4 E: 1 K: 0 S: 7	H: 5 LOB: 2 BB: 2 P: 15	R: 1 E: 1 K: 0 S: 5	H: 2 LOB: 1 BB: 0 P: 5	R: 0 E: 0 K: 1 S: 5	H: 0 LOB: 0 BB: 0 P: 5	R: 0 E: 0 K: 0 S: 3	H: 0 LOB: 0 BB: 0 P: 3	1B: 10 2B: 1 3B: 0 HR: 2	SF: 0 SAC: 0 DP: 1 HBP: 0	WP: 2 PB: 0 SB: 0 CS: 0	PA: 41
PITCHER	IP WLS BF H R ER SO BB IBB HBP BLK WP HR S P ERA WHIP																					
Tom Browning, L (1, 1) ERA: 3.81	5.1 L 25 8 7 7 1 0 0 0 0 0 2 26 30 11.81 1.500																					
Bob Buchanan, L (6, 1) ERA: 4.91	0.0 3 2 1 1 0 1 0 0 0 0 1 0 2 6 ∞ ∞																					
Tom Hume, R (6, 1) ERA: 3.29	0.2 2 1 0 0 0 0 0 0 0 0 0 0 2 2 0.00 1.500																					
John Stuper, R (7, 1) ERA: 5.16	3.0 11 2 1 0 1 0 0 0 0 0 1 0 13 13 0.00 0.667																					

Houston Astros @ Cincinnati Reds
Riverfront Stadium, Cincinnati, OH
Wed Jul 31 1985, 7:05 PM EDT
Att: 20,758 - Unknown

livebaseballscorecards.com

AB	39
R	9
H	13
RBI	9
BB	2
SO	2
LOB	14



Batter	1	2	3	4	5	6	7	8	9	AB	R	H	RBI	BB	SO	LOB
Eddie Milner, L (1, 8) OBP: 0.333, SLG: 0.312 Cesar Cedeno, R (9, PH) OBP: 0.311, SLG: 0.347	0-0 F7		0-0 4-3	0-0 G3		0-0 G3			0-0 F9	4	0	0	0	0	0	2
Max Venable, L (1, 7) OBP: 0.304, SLG: 0.378	0-0 F1		0-0 2B 3B		0-0 F7		0-0 G4-6-3 1B			4	1	2	0	0	0	0
Pete Rose, S (1, 3) OBP: 0.405, SLG: 0.337	0-0 FC6-4 1B		0-0 2B		0-0 5-3		0-0 G4-6-3 1-2f			4	0	2	1	0	0	1
Dave Parker, L (1, 9) OBP: 0.360, SLG: 0.524	0-0 FC6-4 1-2f		0-3 K		0-0 HR		0-0 G3			4	1	1	1	0	1	2
Buddy Bell, R (1, 5) OBP: 0.311, SLG: 0.335		0-0 FC6-4 1B	0-0 F7		0-0 2B			0-0 F4		4	0	2	0	0	0	1
Dave Concepcion, R (1, 6) OBP: 0.332, SLG: 0.361		0-0 FC6-4 1B 1-2f		0-0 6-3	4-0 BB			0-0 F6		3	0	0	0	1	0	1
Ron Oester, S (1, 4) OBP: 0.353, SLG: 0.381		0-0 1B 1-2		0-0 SH5-4 1B	0-3 K			0-0 6-3		4	0	2	0	0	1	2
Dann Bilardello, R (1, 2) OBP: 0.208, SLG: 0.198		0-3 K		0-0 SH5-4 1B 1-2		0-0 F2			0-0 F7	4	0	1	0	0	1	2
Tom Browning, L (1, 1) OBP: 0.220, SLG: 0.191 Bob Buchanan, L (6, 1) Tom Hume, R (6, 1) Tom Foley, L (6, PH) John Super, R (7, 1) Gary Redus, R (9, PH) OBP: 0.373, SLG: 0.429		0-3 K		0-0 SH5-4 1B 1-2 2-3		0-0 F6			0-3 K	1	0	0	0	0	1	2

Inning Stats	R: 0	H: 1	E: 0	LOB: 1	K: 0	BB: 0	S: 4	P: 4	R: 0	H: 2	E: 0	LOB: 2	K: 2	BB: 0	S: 9	P: 9	R: 1	H: 2	E: 0	LOB: 1	K: 1	BB: 0	S: 7	P: 7	R: 0	H: 2	E: 0	LOB: 2	K: 0	BB: 0	S: 5	P: 5	R: 1	H: 2	E: 0	LOB: 2	K: 1	BB: 1	S: 7	P: 11	R: 0	H: 0	E: 0	LOB: 0	K: 0	BB: 0	S: 3	P: 3	R: 0	H: 1	E: 0	LOB: 0	K: 0	BB: 0	S: 3	P: 3	R: 0	H: 0	E: 0	LOB: 0	K: 0	BB: 0	S: 3	P: 3	R: 0	H: 0	E: 0	LOB: 0	K: 1	BB: 0	S: 5	P: 5	1B: 6	SF: 0	2B: 2	SAC: 1	3B: 1	DP: 1	HR: 1	HBP: 0	WP: 0	PA: 37
--------------	------	------	------	--------	------	-------	------	------	------	------	------	--------	------	-------	------	------	------	------	------	--------	------	-------	------	------	------	------	------	--------	------	-------	------	------	------	------	------	--------	------	-------	------	-------	------	------	------	--------	------	-------	------	------	------	------	------	--------	------	-------	------	------	------	------	------	--------	------	-------	------	------	------	------	------	--------	------	-------	------	------	-------	-------	-------	--------	-------	-------	-------	--------	-------	--------

PITCHER	IP	WLS	BF	H	R	ER	SO	BB	IBB	HBP	BLK	WP	HR	S	P	ERA	WHIP
Mike Scott, R (1, 1) ERA: 2.79	7.0		31	10	2	2	4	1	0	0	0	0	1	38	42	2.57	1.571
Frank DiPino, L (8, 1) ERA: 3.48	2.0		6	0	0	0	1	0	0	0	0	0	0	8	8	0.00	0.000

BOTTOM

Houston Astros @ Cincinnati Reds
Riverfront Stadium, Cincinnati, OH
Wed Jul 31 1985, 7:05 PM EDT
Att. 20,758 - Unknown

livebaseballscorecards.com

AB	35
R	2
H	10
RBI	2
BB	1
SO	5
LOB	13



Batter	1	2	3	4	5	6	7	8	9	AB R H RBI BB SO LOB	TOP											
Bill Doran, S (1, 4) OBP: 0.356, SLG: 0.411	0-0 1B	4-0 2B BB		0-3 K			0-0 G3		0-3 K	4 0 1 0 1 2 2												
Craig Reynolds, L (1, 6) OBP: 0.316, SLG: 0.407	0-0 1B	0-0 2B		0-0 FC4			0-0 4-3 1B		0-0 F6	5 0 3 0 0 0 2												
Denny Walling, L (1, 5) OBP: 0.304, SLG: 0.374	0-3 K	0-0 4-3		0-0 F7			0-0 4-3		0-0 4-3	4 0 0 0 0 1 6												
Jose Cruz, L (1, 7) OBP: 0.333, SLG: 0.409	0-0 F8		0-0 2B		0-0 F8		0-3 K		0-3 K	4 0 1 0 0 1 3												
Jerry Mumphy, S (1, 9) OBP: 0.327, SLG: 0.390	0-0 3-1		0-3 K		0-0 F7		0-0 6-3		0-0 6-3	4 0 0 0 0 1 3												
Glenn Davis, R (1, 3) OBP: 0.322, SLG: 0.453		0-3 K	1-0 HBP		0-0 1-3		0-0 6-3		0-0 6-3	3 0 0 0 0 1 0												
Kevin Bass, S (1, 8) OBP: 0.287, SLG: 0.387		0-0 HR 1B	0-3 K		0-0 F2		0-0 F5		0-0 F5	4 1 1 0 0 1 2												
Mark Bailey, S (1, 2) OBP: 0.383, SLG: 0.424		0-0 HR	0-3 K		0-0 4-3		0-0 K		0-3 K	4 1 1 2 0 2 2												
Bob Knepper, L (1, 1) OBP: 0.176, SLG: 0.240		0-3 K		0-0 FC4 1B		0-3 K		4-0 BB	4-0 BB	3 0 1 0 0 2 0												
Charlie Kerfeld, R (8, 1)										0 0 0 0 0 0 0												
Chris Jones, L (9, PH) OBP: 0.269, SLG: 0.174										0 0 0 0 1 0 0												
Inning Stats	R: 0 E: 0 K: 1 S: 7	H: 2 LOB: 2 BB: 0 P: 7	R: 2 E: 0 K: 2 S: 10	H: 3 LOB: 2 BB: 1 P: 14	R: 0 E: 0 K: 3 S: 10	H: 1 LOB: 2 BB: 0 P: 11	R: 0 E: 0 K: 1 S: 6	H: 1 LOB: 1 BB: 0 P: 6	R: 0 E: 0 K: 0 S: 3	H: 0 LOB: 0 BB: 0 P: 3	R: 0 E: 0 K: 1 S: 5	H: 0 LOB: 0 BB: 0 P: 5	R: 0 E: 0 K: 1 S: 6	H: 1 LOB: 1 BB: 0 P: 6	R: 0 E: 0 K: 0 S: 3	H: 0 LOB: 0 BB: 0 P: 3	R: 0 E: 0 K: 2 S: 7	H: 0 LOB: 1 BB: 1 P: 11	1B: 5 2B: 2 3B: 0 HR: 1	SF: 0 SAC: 0 DP: 0 HBP: 1	WP: 0 PB: 0 SB: 0 CS: 0	PA: 38
PITCHER Andy McGaffigan, R (1, 1) ERA: 1.2	IP: 9.0 WLS: W BF: 38 H: 8 R: 2 ER: 2 SO: 11 BB: 2 IBB: 0 HBP: 1 BLK: 0 WP: 0 HR: 1 S: 57 P: 66 ERA: 2.00 WHIP: 1.111																					

Houston Astros @ Cincinnati Reds
Riverfront Stadium, Cincinnati, OH
Thu Aug 01 1985, 7:05 PM EDT
Att: 20,608 - Unknown

livebaseballscorecards.com

AB	35
R	2
H	8
RBI	2
BB	2
SO	11
LOB	20



Batter	1	2	3	4	5	6	7	8	9	AB R H RBI BB SO LOB	TOP											
Tim Flannery, L (1, 4) <small>OBP: 0.386, SLG: 0.361</small>	0-0 1B 1B 1B		0-0 1-3		0-0 FC4-6 1-2f	0-0 1B 2-3 3-H		4-0 BB BB BB BB	0-3 K	5 0 2 1 1 1 3												
Tony Gwynn, L (1, 9) <small>OBP: 0.344, SLG: 0.410</small> Kurt Bevacqua, R (5, 3) <small>OBP: 0.348, SLG: 0.360</small> Tim Stoddard, R (8, 1)	0-0 F7		0-0 F9		0-0 F8	0-0 SF8		0-3 K		3 0 0 0 0 0 2 1 0 0 1 0 1 2 0 0 0 0 0 0 0												
Steve Garvey, R (1, 3) <small>OBP: 0.283, SLG: 0.428</small> Ed Wright, R (5, 1) <small>OBP: 0.167, SLG: 0.167</small> Gerry Davis, R (6, PH) <small>OBP: 0.350, SLG: 0.395</small> Roy Lee Jackson, R (6, 1) Bruce Bochy, R (8, PH) <small>OBP: 0.302, SLG: 0.483</small>	0-0 1B 1-2 1B		0-0 G3		0-0 F7	0-3 K		0-0 4-3		3 0 1 0 0 0 1 0 0 0 0 0 0 0 1 0 0 0 0 0 1 0 0 0 0 0 0 0 1 0 0 0 0 0 2												
Graig Nettles, L (1, 5) <small>OBP: 0.397, SLG: 0.450</small>	0-0 1-3 2-H 1B			0-0 F4		0-0 2B 2B		0-0 HR	0-0 BB 1B SF9 1B	5 3 4 1 0 0 0												
Terry Kennedy, L (1, 2) <small>OBP: 0.303, SLG: 0.412</small>	0-0 1-2 F4			0-0 PB 1B 1B		0-0 WP 2B		0-0 4-3	0-0 BB 1-2 2B 1B	5 3 3 1 0 0 2												
Carmelo Martinez, R (1, 7) <small>OBP: 0.349, SLG: 0.442</small>		0-3 K		0-0 1-H 1B		4-0 WP 2B BB		0-0 F8	0-0 F6	4 1 1 1 1 1 2												
Kevin McReynolds, R (1, 8) <small>OBP: 0.283, SLG: 0.371</small> Mario Ramirez, R (6, 6) <small>OBP: 0.310, SLG: 0.370</small>		0-3 K		0-0 F7		0-0 F8		0-0 F9	4-0 2B 1-2 2-3 BB	3 0 0 0 0 1 2 1 0 0 0 1 0 0												
Garry Templeton, S (1, 6) <small>OBP: 0.349, SLG: 0.394</small> Bobby Brown, S (6, PH) <small>OBP: 0.221, SLG: 0.206</small>		0-3 K		0-0 F9		0-0 2B 1-2 1B 1B		0-0 F5	0-0 SF9	2 0 0 0 0 1 2 2 1 1 1 0 0 0												
LaMarr Hoyt, R (1, 1) <small>OBP: 0.100, SLG: 0.082</small> Mark Thurmond, L (3, 1) Al Bumbry, L (5, PH) <small>OBP: 0.289, SLG: 0.271</small>		0-0 G3			0-0 FC4-6 1B	0-0 1B 1-3 2-H SF8 2B		4-0 BB BB	0-0 1-3 2-H 2B	1 0 0 0 0 0 1 0 0 0 0 0 0 0 3 1 3 2 1 0 0												
Inning Stats	R: 0 E: 0 K: 0 S: 5	H: 3 LOB: 2 BB: 0 P: 5	R: 0 E: 0 K: 3 S: 10	H: 0 LOB: 1 BB: 0 P: 10	R: 0 E: 0 K: 0 S: 3	H: 0 LOB: 0 BB: 0 P: 3	R: 1 E: 0 K: 0 S: 5	H: 2 LOB: 1 BB: 0 P: 5	R: 0 E: 0 K: 0 S: 4	H: 1 LOB: 1 BB: 0 P: 4	R: 5 E: 0 K: 1 S: 10	H: 5 LOB: 1 BB: 1 P: 14	R: 1 E: 0 K: 0 S: 4	H: 1 LOB: 0 BB: 0 P: 4	R: 0 E: 0 K: 1 S: 5	H: 0 LOB: 2 BB: 2 P: 13	R: 2 E: 0 K: 1 S: 8	H: 3 LOB: 2 BB: 1 P: 12	1B: 10 2B: 4 3B: 0 HR: 1	SF: 2 SAC: 0 DP: 0 HBP: 0	WP: 3 PB: 3 SB: 0 CS: 0	PA: 46
PITCHER	IP WLS BF H R ER SO BB IBB HBP BLK WP HR S P ERA WHIP																					
Joe Niekro, R (1, 1) <small>ERA: 3.21</small>	5.1 W 27 10 6 5 3 1 0 0 0 2 0 32 36 8.44 2.062																					
Bill Dawley, R (6, 1) <small>ERA: 4.74</small>	1.2 7 2 1 1 1 0 0 0 0 0 1 9 9 5.40 1.200																					
Frank DiPino, L (8, 1) <small>ERA: 3.46</small>	0.1 3 0 0 0 0 2 0 0 0 0 0 1 9 0.00 6.000																					
Dave Smith, R (8, 1) <small>ERA: 2.01</small>	1.2 S 9 3 2 2 2 1 0 0 0 0 0 12 16 10.80 2.400																					

San Diego Padres @ Houston Astros
 Astrodome, Houston, TX
 Fri Aug 02 1985, 8:05 PM EDT
 Att: 20,675 - Unknown

livebaseballscorecards.com

AB	40
R	9
H	15
RBI	8
BB	4
SO	6
LOB	20



BOTTOM

San Diego Padres @ Houston Astros
Astrodome, Houston, TX
Fri Aug 02 1985, 8:05 PM EDT
Att. 20,675 - Unknown

livebaseballscorecards.com

AB 41
R 12
H 17
RBI 12
BB 1
SO 3
LOB 16



WP: 0 PA: 42
PB: 0
SB: 0
CS: 0

AB R H RBI BB SO LOB

4 2 2 3 1 1 0

5 0 0 0 0 0 4

5 1 0 0 0 0 1

5 3 4 1 0 0 0

5 2 3 1 0 0 0

5 2 2 2 0 2 4

4 0 3 2 0 0 1

4 1 1 0 0 0 5

3 1 2 3 0 0 0
0 0 0 0 0 0 0
1 0 0 0 0 0 1
0 0 0 0 0 0 0
0 0 0 0 0 0 0

1B: 12 SF: 0
2B: 4 SAC: 0
3B: 0 DP: 1
HR: 1 HBP: 0

Batter	1	2	3	4	5	6	7	8	9
Bill Doran, S (1, 4) OBP: 0.359, SLG: 0.419	0-0 G3	0-0 HR		0-3 K	4-0 BB			0-0 6-3 2B 1B	
Craig Reynolds, L (1, 6) OBP: 0.310, SLG: 0.399	0-0 6-3	0-0 G3		0-0 F8	0-0 FC5			0-0 6-3 1-2	
Denny Walling, L (1, 5) OBP: 0.298, SLG: 0.367	0-0 E6 2B		0-0 F3		0-0 E3 1B 1B 1B	0-0 3-1		0-0 F9	
Jose Cruz, L (1, 7) OBP: 0.340, SLG: 0.420	0-0 2B		0-0 1B 2B 1B		0-0 1B 1B 1B	0-0 4-3		0-0 2B 2B	
Jerry Mumphrey, S (1, 9) OBP: 0.331, SLG: 0.397		0-0 F8	0-0 1B 2B 1B		0-0 1B 1B 1B	0-0 3-1		0-0 2B	
Glenn Davis, R (1, 3) OBP: 0.324, SLG: 0.459		0-0 1B 1B	0-0 1B 2B		0-0 F4		0-3 K	0-3 K	
Kevin Bass, S (1, 8) OBP: 0.292, SLG: 0.391		0-0 F7	0-0 1B		0-0 BB 1B 1B				
Mark Bailey, S (1, 2) OBP: 0.381, SLG: 0.421		0-0 BLK 1B HR 1B	0-0 G4-6-3		0-0 F4		0-0 F6		
Joe Niekro, R (1, 1) OBP: 0.236, SLG: 0.245		0-0 BLK		0-0 3-1	0-0 FC5 BB		0-0 F5		
Bill Dawley, R (6, 1)									
Harry Spilman, L (7, PH) OBP: 0.180, SLG: 0.207									
Frank DiPino, L (8, 1) OBP: 0.286, SLG: 0.286		1-2 HR 2-H 1B			1-2 2-H 3-H 1B				
Dave Smith, R (8, 1)									

Inning Stats	R: 0	H: 1	E: 1	K: 0	S: 4	H: 1	LOB: 2	BB: 0	P: 4	R: 4	H: 4	E: 0	K: 0	S: 7	R: 3	H: 4	E: 0	K: 0	S: 6	R: 0	H: 0	E: 0	K: 1	S: 5	R: 3	H: 4	E: 1	K: 0	S: 8	R: 0	H: 0	E: 0	K: 0	S: 3	R: 0	H: 1	E: 0	K: 1	S: 6	R: 2	H: 3	E: 0	K: 1	S: 8
--------------	------	------	------	------	------	------	--------	-------	------	------	------	------	------	------	------	------	------	------	------	------	------	------	------	------	------	------	------	------	------	------	------	------	------	------	------	------	------	------	------	------	------	------	------	------

PITCHER	IP	WLS	BF	H	R	ER	SO	BB	IBB	HBP	BLK	WP	HR	S	P	ERA	WHIP
LaMarr Hoyt, R (1, 1) ERA: 3.36	2.1	L	16	9	7	7	0	0	0	0	1	0	0	16	16	27.00	3.857
Mark Thurmond, L (3, 1) ERA: 4.85	1.2		4	0	0	0	1	0	0	0	0	0	0	6	6	0.00	0.000
Ed Wojna, R (5, 1) ERA: 4.89	1.0		9	4	3	0	0	1	0	0	0	0	0	8	12	0.00	5.000
Roy Lee Jackson, R (6, 1) ERA: 3.48	2.0		7	1	0	0	1	0	0	0	0	0	0	9	9	0.00	0.500
Tim Stoddard, R (8, 1) ERA: 4.09	1.0		6	3	2	2	1	0	0	0	0	0	0	8	8	18.00	3.000

Batter	1	2	3	4	5	6	7	8	9	AB R H RBI BB SO LOB	TOP
Tim Flannery, L (1, 4) <small>OBP: 0.386, SLG: 0.362</small>	0-0 1B	0-0 1B		0-3 K		0-3 K			0-3 K	5 2 2 1 0 3 0	
Tony Gwynn, L (1, 9) <small>OBP: 0.346, SLG: 0.411</small>	0-0 1B	0-0 1B		0-3 K			0-0 3-1			4 0 2 0 0 1 0	
Steve Garvey, R (1, 3) <small>OBP: 0.295, SLG: 0.430</small>	0-0 SF9	0-0 1B		0-0 1B			0-0 5-3			3 0 2 2 0 0 0	
Graig Nettles, L (1, 5) <small>OBP: 0.395, SLG: 0.447</small>	0-0 1B	0-0 F8		0-3 K			0-0 F8			4 0 1 0 0 1 3	
Terry Kennedy, L (1, 2) <small>OBP: 0.302, SLG: 0.411</small>	0-3 K		0-0 1B		0-3 K			0-0 4-3		4 0 1 0 0 2 2	
Carmelo Martinez, R (1, 7) <small>OBP: 0.346, SLG: 0.436</small>	0-3 K		0-3 K		0-0 L6			0-0 L6		4 0 0 0 0 2 3	
Kevin McReynolds, R (1, 8) <small>OBP: 0.283, SLG: 0.368</small>		4-0 1B	0-0 1B		0-0 F9			0-0 F9		3 1 0 0 1 0 1	
Garry Templeton, S (1, 6) <small>OBP: 0.348, SLG: 0.390</small>		0-0 F7	4-0 IBB		0-0 4-3			0-0 4-3		3 0 0 0 1 0 1	
Eric Show, R (1, 1) <small>OBP: 0.102, SLG: 0.102</small> Craig Lefferts, L (9, 1) <small>OBP: 0.333, SLG: 0.333</small>		0-0 SH1-3	0-0 G3		0-0 1-3			0-0 4-3		3 0 0 0 0 0 2 0 0 0 0 0 0 0	
Inning Stats	R: 1 H: 3 E: 0 LOB: 2 K: 2 BB: 0 S: 10 P: 10	R: 2 H: 3 E: 0 LOB: 2 K: 0 BB: 1 S: 6 P: 10	R: 0 H: 1 E: 0 LOB: 2 K: 1 BB: 1 S: 6 P: 10	R: 0 H: 1 E: 0 LOB: 1 K: 3 BB: 0 S: 10 P: 10	R: 0 H: 0 E: 0 LOB: 0 K: 1 BB: 0 S: 5 P: 5	R: 0 H: 0 E: 0 LOB: 0 K: 1 BB: 0 S: 5 P: 5	R: 0 H: 0 E: 0 LOB: 0 K: 0 BB: 0 S: 3 P: 3	R: 0 H: 0 E: 0 LOB: 0 K: 0 BB: 0 S: 3 P: 3	R: 0 H: 0 E: 0 LOB: 0 K: 1 BB: 0 S: 5 P: 5	1B: 8 SF: 1 2B: 0 SAC: 1 3B: 0 DP: 0 HR: 0 HBP: 0	WP: 0 PA: 37 PB: 0 SB: 0 CS: 0
PITCHER Nolan Ryan, R (1, 1) <small>ERA: 3.63</small> Jeff Calhoun, L (8, 1) <small>ERA: 2.37</small> Charlie Kerfeld, R (9, 1) <small>ERA: 10.13</small>	IP WLS BF H R ER SO BB IBB HBP BLK WP HR S P ERA WHIP 7.0 0 31 8 3 3 8 1 1 0 0 0 0 45 53 3.86 1.286 1.0 0 3 0 0 0 0 0 0 0 0 0 0 3 3 0.00 0.000 1.0 W 3 0 0 0 1 0 0 0 0 0 0 0 5 5 0.00 0.000	PITCHER IP WLS BF H R ER SO BB IBB HBP BLK WP HR S P ERA WHIP									

San Diego Padres @ Houston Astros
 Astrodome, Houston, TX
 Sat Aug 03 1985, 8:05 PM EDT
 Att: 27,858 - Unknown

AB	33
R	3
H	8
RBI	3
BB	2
SO	9
LOB	12



Batter	1	2	3	4	5	6	7	8	9	AB	R	H	RBI	BB	SO	LOB
Bill Doran, S OBP: 0.358, SLG: 0.418 (1, 4)	0-0 CS 1B	0-0 4-3			0-0 F7			0-0 8-3 1-2f		4	0	1	0	0	0	2
Craig Reynolds, L OBP: 0.313, SLG: 0.398 (1, 6)	0-0 1B 1-2 1B		0-0 F8		0-0 F6			4-0 BB		3	1	1	0	1	0	0
Denny Walling, L OBP: 0.301, SLG: 0.369 (1, 5)	0-0 1B 1-3 1B		0-0 G6-3 1B			0-0 2-3		0-0 4-3		4	0	2	0	0	0	1
Jose Cruz, L OBP: 0.341, SLG: 0.421 (1, 7)	0-0 1-2 3-H 1B		0-0 G6-3 1-2f			0-0 F9			0-0 1B 2B 1B	4	1	2	1	0	0	1
Jerry Mumphrey, S OBP: 0.330, SLG: 0.395 (1, 9)	0-0 F9		0-0 F9			0-0 3-1			0-0 2B 1-2 1B 1B	4	1	1	0	0	0	2
Glenn Davis, R OBP: 0.329, SLG: 0.467 (1, 3)	0-0 F7		0-0 FC4 1B			0-0 F7			0-0 1B 2B	4	0	2	1	0	0	2
Dickie Thon, R OBP: 0.277, SLG: 0.329 (9, PR)									1-3 2-H 1B 2B	0	1	0	0	0	0	0
Kevin Bass, S OBP: 0.294, SLG: 0.391 (1, 8)		0-0 F7		0-0 FC4 1-2f 1B		0-0 G6-4-3 1B			4-0 1B IBB	3	0	1	0	1	0	1
Mark Bailey, S OBP: 0.379, SLG: 0.417 (1, 2)		0-0 4-3		0-0 F3		0-0 G6-4-3 1-2f			0-0 1-2 2-H 3-H 1B	4	0	1	2	0	0	2
Nolan Ryan, R OBP: 0.120, SLG: 0.106 (1, 1)		0-0 2B			0-0 L9			0-0 8-3 1B		2	0	1	0	0	0	0
Jeff Calhoun, L (8, 1)										0	0	0	0	0	0	0
Chris Jones, L (8, PH)										1	0	1	0	0	0	0
Charlie Kerfeld, R (9, 1)										0	0	0	0	0	0	0

Inning Stats	R: 1	H: 4	E: 0	LOB: 2	K: 0	S: 6	P: 6	R: 0	H: 1	E: 0	LOB: 1	K: 0	S: 4	P: 4	R: 0	H: 1	E: 0	LOB: 1	K: 0	S: 4	P: 4	R: 0	H: 0	E: 0	LOB: 0	K: 0	S: 3	P: 3	R: 0	H: 0	E: 0	LOB: 0	K: 0	S: 3	P: 3	R: 0	H: 1	E: 0	LOB: 0	K: 0	S: 3	P: 3	R: 0	H: 1	E: 0	LOB: 1	K: 0	S: 3	P: 7	R: 3	H: 4	E: 0	LOB: 2	K: 0	S: 4	P: 8	1B: 11	SF: 0	3B: 0	HR: 0
--------------	------	------	------	--------	------	------	------	------	------	------	--------	------	------	------	------	------	------	--------	------	------	------	------	------	------	--------	------	------	------	------	------	------	--------	------	------	------	------	------	------	--------	------	------	------	------	------	------	--------	------	------	------	------	------	------	--------	------	------	------	--------	-------	-------	-------

PITCHER	IP	WLS	BF	H	R	ER	SO	BB	IBB	HBP	BLK	WP	HR	S	P	ERA	WHIP
Eric Show, R (1, 1) ERA: 3.47	8.0		32	11	3	3	0	1	0	0	0	0	0	31	35	3.38	1.500
Craig Lefferts, L (9, 1) ERA: 3.58	0.0	L	3	2	1	1	0	0	1	0	0	0	0	2	6	∞	∞

BOTTOM

San Diego Padres @ Houston Astros
Astrodome, Houston, TX

Sat Aug 03 1985, 8:05 PM EDT
Att. 27,858 - Unknown

AB	33
R	4
H	13
RBI	4
BB	2
SO	0
LOB	11



WP	PA	ERA	WHIP
0	35		

Batter	1	2	3	4	5	6	7	8	9	AB R H RBI BB SO LOB	TOP	
Tim Flannery, L (1, 4) OBP: 0.384, SLG: 0.358	0-0 1-3		0-0 F5			0-0 F8			4-0 1B BB	3 0 0 0 1 0 1	San Diego Padres @ Houston Astros Astrodome, Houston, TX Sun Aug 04 1985, 8:05 PM EDT Att: 15,912 - Unknown livebaseballscorecards.com	
Tony Gwynn, L (1, 9) OBP: 0.345, SLG: 0.410	0-0 5-3			0-0 3-1		0-0 G3		0-0 4-3 1B	4 0 1 0 0 0 0			
Steve Garvey, R (1, 3) OBP: 0.292, SLG: 0.426	0-0 F6			0-0 F9			0-0 F9	0-0 4-3	4 0 0 0 0 0 2			
Graig Nettles, L (1, 5) OBP: 0.393, SLG: 0.442		0-0 3-1		0-0 F8			0-0 G3	4-0 IBB	3 0 0 0 1 0 0			
Terry Kennedy, L (1, 2) OBP: 0.302, SLG: 0.409		0-0 G3			0-0 G3-6-3 1B		0-0 F9	0-3 K	4 0 1 0 0 1 3			
Carmelo Martinez, R (1, 7) OBP: 0.342, SLG: 0.431		0-0 F7			0-0 G3-6-3 1-2f			0-0 5-3	4 0 0 0 0 0 4			
Kevin McReynolds, R (1, 8) OBP: 0.286, SLG: 0.369			0-0 6-3		4-0 S BB		0-0 G4-6-3 1B		2 0 1 0 1 0 0			
Garry Templeton, S (1, 6) OBP: 0.345, SLG: 0.387			0-3 K		0-3 K 1-2		0-0 G4-6-3 1-2f		3 0 0 0 0 2 2			
Dave Dravecky, R (1, 1) OBP: 0.167, SLG: 0.133 Al Bumbry, L (9, PH) OBP: 0.299, SLG: 0.324			0-0 1B			0-3 K		0-0 HR	2 0 1 0 0 1 0 1 1 1 1 0 0 0			
Inning Stats	R: 0 E: 0 K: 0 S: 3 H: 0 LOB: 0 BB: 0 P: 3	R: 0 E: 0 K: 0 S: 3 H: 0 LOB: 0 BB: 0 P: 3	R: 0 E: 0 K: 1 S: 6 H: 1 LOB: 1 BB: 0 P: 6	R: 0 E: 0 K: 0 S: 3 H: 0 LOB: 0 BB: 0 P: 3	R: 0 E: 0 K: 1 S: 5 H: 1 LOB: 1 BB: 1 P: 9	R: 0 E: 0 K: 1 S: 5 H: 0 LOB: 0 BB: 0 P: 5	R: 0 E: 0 K: 0 S: 3 H: 0 LOB: 0 BB: 0 P: 3	R: 0 E: 0 K: 0 S: 3 H: 1 LOB: 0 BB: 0 P: 3	R: 1 E: 0 K: 1 S: 7 H: 2 LOB: 3 BB: 2 P: 15	1B: 4 2B: 0 3B: 0 HR: 1 SF: 0 SAC: 0 DP: 2 HBP: 0	WP: 0 PB: 0 SB: 1 CS: 0 PA: 33	
PITCHER Mike Scott, R (1, 1) ERA: 2.7 Dave Smith, R (9, 1) ERA: 1.98	IP: 8.0 WLS: W BF: 28 H: 4 R: 1 ER: 1 SO: 3 BB: 2	IP: 1.0 WLS: S BF: 5 H: 1 R: 0 ER: 0 SO: 1 BB: 0	IP: 6.0 WLS: P BF: 28 H: 6 R: 1 ER: 1 SO: 6 BB: 2	IP: 3.0 WLS: P BF: 12 H: 3 R: 0 ER: 0 SO: 3 BB: 0	IP: 9.0 WLS: P BF: 37 H: 9 R: 1 ER: 1 SO: 9 BB: 1	IP: 5.0 WLS: P BF: 25 H: 5 R: 0 ER: 0 SO: 5 BB: 0	IP: 3.0 WLS: P BF: 12 H: 3 R: 0 ER: 0 SO: 3 BB: 0	IP: 3.0 WLS: P BF: 12 H: 3 R: 0 ER: 0 SO: 3 BB: 0	IP: 7.0 WLS: P BF: 30 H: 15 R: 2 ER: 2 SO: 15 BB: 2	IP: 15.0 WLS: P BF: 60 H: 30 R: 11 ER: 11 SO: 22 BB: 15	ERA: 1.12 WHIP: 0.750	ERA: 0.00 WHIP: 1.000



Batter	1	2	3	4	5	6	7	8	9	AB	R	H	RBI	BB	SO	LOB				
Bill Doran, S OBP: 0.355, SLG: 0.413 (1, 4)	0-0 6-3	0-0 5-3			0-0 6-3		0-0 5-3			4	0	0	0	0	0	2				
Phil Garner, R OBP: 0.296, SLG: 0.355 (1, 5)	0-0 1B		0-0 F8		0-0 4-3 2B		0-0 F3			4	0	2	0	0	0	0				
Kevin Bass, S OBP: 0.294, SLG: 0.389 (1, 8)	0-0 F8		0-3 K		0-0 4-3		0-0 6-3 1B			4	0	1	0	0	1	2				
Jose Cruz, L OBP: 0.340, SLG: 0.419 (1, 7)	0-3 K		0-0 E7 2B 1B		0-3 K		0-0 F8			4	1	1	0	0	2	3				
Jerry Mumphrey, S OBP: 0.332, SLG: 0.400 (1, 9)		0-0 F8	0-0 2B		0-0 G6-3 1B		0-0 6-3			4	0	2	1	0	0	1				
Glenn Davis, R OBP: 0.333, SLG: 0.486 (1, 3)		0-0 HR	0-0 5-3		0-0 G6-3 1-2f		4-0 IBB			3	1	1	1	1	0	2				
Mark Bailey, S OBP: 0.381, SLG: 0.419 (1, 2)		0-0 2B 1B		0-0 F4		0-0 FC6-4 1B		0-0 F4		4	0	2	0	0	0	2				
Dickie Thon, R OBP: 0.272, SLG: 0.322 (1, 6)		0-0 F9		0-0 6-3		0-0 FC6-4 1-2f				3	0	0	0	0	0	2				
Mike Scott, R OBP: 0.224, SLG: 0.295 (1, 1)		0-0 2B		0-3 K			0-0 F8			3	0	1	0	0	1	0				
Dave Smith, R (9, 1)		1-3 2B								0	0	0	0	0	0	0				
Inning Stats	R: 0 E: 0 K: 1 S: 6	H: 1 LOB: 1 BB: 0 P: 6	R: 1 E: 0 K: 0 S: 6	H: 3 LOB: 2 BB: 0 P: 6	R: 1 E: 1 K: 1 S: 7	H: 2 LOB: 1 BB: 0 P: 7	R: 0 E: 0 K: 1 S: 5	H: 0 LOB: 0 BB: 0 P: 5	R: 0 E: 0 K: 1 S: 6	H: 1 LOB: 1 BB: 0 P: 6	R: 0 E: 0 K: 0 S: 4	H: 2 LOB: 1 BB: 0 P: 4	R: 0 E: 0 K: 0 S: 3	H: 0 LOB: 0 BB: 0 P: 3	R: 0 E: 0 K: 0 S: 4	H: 1 LOB: 2 BB: 1 P: 8	1B: 6 2B: 3 3B: 0 HR: 1	SF: 0 SAC: 0 DP: 1 HBP: 0	WP: 0 PB: 0 SB: 0 CS: 0	PA: 34
PITCHER Dave Dravecky, L ERA: 2.15 (1, 1)	IP: 8.0 WLS: L BF: 34 H: 10 R: 2 ER: 2 SO: 4 BB: 0 IBB: 1 HBP: 0 BLK: 0 WP: 0 HR: 1 S: 41 P: 45 ERA: 2.25 WHIP: 1.250																			

BOTTOM

San Diego Padres @ Houston Astros
Astrodome, Houston, TX
Sun Aug 04 1985, 8:05 PM EDT
Att. 15,912 - Unknown

livebaseballscorecards.com

AB	33
R	2
H	10
RBI	2
BB	1
SO	4
LOB	14



Batter	1	2	3	4	5	6	7	8	9
Bill Doran, S OBP: 0.356, SLG: 0.414 (1, 4)	0-0 4-3		0-0 6-3		0-0 1B		0-0 1B		
Phil Garner, R OBP: 0.298, SLG: 0.358 (1, 5)	0-0 1B			0-0 2B 1B	0-0 F2		0-0 SF9		
Kevin Bass, S OBP: 0.299, SLG: 0.392 (1, 8)	0-0 F7			4-0 2B 1B BB	0-0 1B		0-0 1B		
Jose Cruz, L OBP: 0.339, SLG: 0.420 (1, 7)	0-0 1-3			0-0 1B 2B	0-0 F8		0-0 L8		
Jerry Mumphrey, S OBP: 0.331, SLG: 0.401 (1, 9)		0-0 F8		0-0 G3		0-0 1B 2B	0-3 K		
Glenn Davis, R OBP: 0.338, SLG: 0.486 (1, 3)		0-0 6-3		0-0 FC6-4 1B		0-0 1B	0-3 K		
Mark Bailey, S OBP: 0.374, SLG: 0.411 (1, 2)		0-3 K		0-0 L7		0-0 4-3	0-0 6-3		
Dickie Thon, R OBP: 0.271, SLG: 0.320 (1, 6)			0-3 K	0-0 FC6-4		0-0 6-3	0-0 1B		
Bob Knepper, L OBP: 0.170, SLG: 0.231 (1, 1)			0-3 K		0-0 4-3		0-0 SF9 2B	0-3 K	
Tim Tolman, R OBP: 0.095, SLG: 0.100 (7, PH)									
Charlie Kerfeld, R (8, 1)									
Dave Smith, R (9, 1)									

AB	R	H	RBI	BB	SO	LOB
4	2	2	0	0	0	0
3	1	2	1	0	0	1
3	1	2	2	1	0	1
4	1	1	1	0	0	3
4	1	1	0	0	1	3
4	0	2	3	0	1	0
4	0	0	0	0	1	1
4	0	1	0	0	1	1
2	0	0	0	0	1	0
1	1	1	0	0	0	0
1	0	0	0	0	1	1
0	0	0	0	0	0	0

BOTTOM

San Francisco Giants @ Houston Astros
Astrodome, Houston, TX

Mon Aug 05 1985, 8:05 PM EDT
Att. 12,482 - Unknown

livebaseballscorecards.com

AB	34
R	7
H	12
RBI	7
BB	1
SO	6
LOB	11



Inning Stats	R	H	E	K	S	R	H	E	K	S	R	H	E	K	S	R	H	E	K	S	R	H	E	K	S
	0	1	0	0	4	0	0	0	1	5	0	0	0	2	7	1	2	0	0	5	0	2	0	0	5

PITCHER	IP	WLS	BF	H	R	ER	SO	BB	IBB	HBP	BLK	WP	HR	S	P	ERA	WHIP
Atlee Hammaker, L (1, 1)	5.0	L	22	6	4	4	3	1	0	0	0	0	0	27	31	7.20	1.400
Frank Williams, R (6, 1)	1.0		4	2	1	1	0	0	0	0	0	0	0	4	4	9.00	2.000
Mark Davis, L (7, 1)	2.0		10	4	2	2	3	0	0	0	0	1	0	16	16	9.00	2.000

WP	PA	ERA	WHIP
1	36		

Batter	1	2	3	4	5	6	7	8	9	AB R H RBI BB SO LOB
Bill Doran, S (1, 4) OBP: 0.356, SLG: 0.416	0-0 F7		0-0 1B 1-2 1B		0-0 F9		0-0 F2	0-0 2-H 2B		5 1 2 1 0 0 1
Craig Reynolds, L (1, 6) OBP: 0.311, SLG: 0.395	0-0 P4		0-0 P4		0-0 1B		0-0 G3	0-0 F7		5 0 1 0 0 0 3
Denny Walling, L (1, 5) OBP: 0.303, SLG: 0.367	0-0 3-1		0-0 1B 1-3 2-H 1B		0-0 F7		4-0 1B BB		0-3 K	4 0 1 1 1 1 2
Jose Cruz, L (1, 7) OBP: 0.343, SLG: 0.421		0-0 6-3	0-0 1B 1-3 3-H 1B		0-3 K		0-0 BB 1B		4-0 FC5-4 BB	4 0 2 1 1 1 2
Jerry Mumphy, S (1, 9) OBP: 0.335, SLG: 0.413		0-0 HR	0-0 F9		0-0 2B 1B		4-0 1-2 BB		0-0 FC5-4 FC6-4 1-2f	4 2 2 1 1 0 3
Glenn Davis, R (1, 3) OBP: 0.327, SLG: 0.470		0-3 K		0-3 K		0-0 F9	0-3 K		0-0 FC6-4 1-2f	5 0 0 0 0 3 5
Kevin Bass, S (1, 8) OBP: 0.301, SLG: 0.399		0-0 G1		0-0 CS 2B		0-0 1B 1-H 2B		0-3 K		4 0 2 1 0 1 0
Mark Bailey, S (1, 2) OBP: 0.377, SLG: 0.412			0-0 F7		0-3 K		0-0 G5-4-3 1B		0-0 SH3-4 2B 1B	4 1 2 0 0 1 1
Joe Niekro, R (1, 1) OBP: 0.259, SLG: 0.268			0-0 1B 1B		0-0 1B		0-0 G5-4-3		0-0 SH3-4	3 1 2 0 0 0 2
Dave Smith, R (8, 1)										0 0 0 0 0 0 0

Inning Stats	R: 0 E: 0 K: 0 S: 3	H: 0 LOB: 0 BB: 0 P: 3	R: 1 E: 0 K: 1 S: 6	H: 1 LOB: 0 BB: 0 P: 6	R: 2 E: 0 K: 0 S: 7	H: 4 LOB: 2 BB: 0 P: 7	R: 0 E: 0 K: 2 S: 7	H: 1 LOB: 0 BB: 0 P: 7	R: 0 E: 0 K: 1 S: 7	H: 2 LOB: 2 BB: 0 P: 7	R: 1 E: 0 K: 0 S: 5	H: 3 LOB: 1 BB: 0 P: 5	R: 0 E: 0 K: 1 S: 6	H: 1 LOB: 3 BB: 2 P: 14	R: 1 E: 0 K: 1 S: 7	H: 2 LOB: 1 BB: 0 P: 7	R: 0 E: 0 K: 1 S: 5	H: 0 LOB: 1 BB: 1 P: 9	1B: 10 2B: 3 3B: 0 HR: 1	SF: 0 SAC: 1 DP: 1 HBP: 0	WP: 0 PB: 0 SB: 0 CS: 1	PA: 42
--------------	------------------------------	---------------------------------	------------------------------	---------------------------------	------------------------------	---------------------------------	------------------------------	---------------------------------	------------------------------	---------------------------------	------------------------------	---------------------------------	------------------------------	----------------------------------	------------------------------	---------------------------------	------------------------------	---------------------------------	-----------------------------------	------------------------------------	----------------------------------	--------

PITCHER	IP	WLS	BF	H	R	ER	SO	BB	IBB	HBP	BLK	WP	HR	S	P	ERA	WHIP
LaMarr Hoyt, R (1, 1) ERA: 3.44	6.2		31	12	4	4	4	1	0	0	0	0	1	38	42	5.40	1.950
Mark Thurmond, L (7, 1) ERA: 4.88	1.1		7	2	1	1	2	1	0	0	0	0	0	10	14	6.75	2.250
Craig Lefferts, L (9, 1) ERA: 3.45	1.0	W	4	0	0	0	1	1	0	0	0	0	0	5	9	0.00	1.000

Houston Astros @ San Diego Padres
 Jack Murphy Stadium, San Diego, CA
 Thu Aug 08 1985, 10:05 PM EDT
 Att: 19,977 - Unknown

AB	38
R	5
H	14
RBI	5
BB	3
SO	7
LOB	19



BOTTOM

Houston Astros @ San Diego Padres
Jack Murphy Stadium, San Diego, CA

Thu Aug 08 1985, 10:05 PM EDT
Att. 19,977 - Unknown

livebaseballscorecards.com

AB	33
R	6
H	7
RBI	5
BB	3
SO	0
LOB	10



WP:	0	PA:	36
PB:	0		
SB:	1		
CS:	0		

AB R H RBI BB SO LOB

4 0 0 0 0 0 1

3 0 0 0 1 0 1

4 1 1 0 0 0 1

4 2 3 1 0 0 0

4 0 0 0 0 0 4

4 0 0 0 0 0 3

4 1 2 3 0 0 0

0 1 0 0 0 0 0

4 0 0 0 0 0 0

0 0 0 0 0 0 0

0 0 0 0 1 0 0

0 0 0 0 0 0 0

1 0 1 1 0 0 0

1B: 5 SF: 0

2B: 0 SAC: 0

3B: 0 DP: 0

HR: 2 HBP: 0

1B: 5 SF: 0

2B: 0 SAC: 0

3B: 0 DP: 0

HR: 2 HBP: 0

1B: 5 SF: 0

2B: 0 SAC: 0

3B: 0 DP: 0

HR: 2 HBP: 0

1B: 5 SF: 0

2B: 0 SAC: 0

3B: 0 DP: 0

HR: 2 HBP: 0

1B: 5 SF: 0

2B: 0 SAC: 0

3B: 0 DP: 0

HR: 2 HBP: 0

1B: 5 SF: 0

2B: 0 SAC: 0

3B: 0 DP: 0

HR: 2 HBP: 0

1B: 5 SF: 0

2B: 0 SAC: 0

3B: 0 DP: 0

HR: 2 HBP: 0

1B: 5 SF: 0

2B: 0 SAC: 0

3B: 0 DP: 0

HR: 2 HBP: 0

1B: 5 SF: 0

2B: 0 SAC: 0

3B: 0 DP: 0

HR: 2 HBP: 0

1B: 5 SF: 0

2B: 0 SAC: 0

3B: 0 DP: 0

HR: 2 HBP: 0

1B: 5 SF: 0

2B: 0 SAC: 0

3B: 0 DP: 0

HR: 2 HBP: 0

1B: 5 SF: 0

2B: 0 SAC: 0

3B: 0 DP: 0

HR: 2 HBP: 0

1B: 5 SF: 0

2B: 0 SAC: 0

3B: 0 DP: 0

HR: 2 HBP: 0

1B: 5 SF: 0

2B: 0 SAC: 0

3B: 0 DP: 0

HR: 2 HBP: 0

1B: 5 SF: 0

2B: 0 SAC: 0

3B: 0 DP: 0

HR: 2 HBP: 0

1B: 5 SF: 0

2B: 0 SAC: 0

3B: 0 DP: 0

HR: 2 HBP: 0

1B: 5 SF: 0

2B: 0 SAC: 0

3B: 0 DP: 0

HR: 2 HBP: 0

1B: 5 SF: 0

2B: 0 SAC: 0

3B: 0 DP: 0

HR: 2 HBP: 0

1B: 5 SF: 0

2B: 0 SAC: 0

3B: 0 DP: 0

HR: 2 HBP: 0

1B: 5 SF: 0

2B: 0 SAC: 0

3B: 0 DP: 0

HR: 2 HBP: 0

1B: 5 SF: 0

2B: 0 SAC: 0

3B: 0 DP: 0

HR: 2 HBP: 0

1B: 5 SF: 0

2B: 0 SAC: 0

3B: 0 DP: 0

HR: 2 HBP: 0

1B: 5 SF: 0

2B: 0 SAC: 0

3B: 0 DP: 0

HR: 2 HBP: 0

1B: 5 SF: 0

2B: 0 SAC: 0

3B: 0 DP: 0

HR: 2 HBP: 0

1B: 5 SF: 0

2B: 0 SAC: 0

3B: 0 DP: 0

HR: 2 HBP: 0

1B: 5 SF: 0

2B: 0 SAC: 0

3B: 0 DP: 0

HR: 2 HBP: 0

1B: 5 SF: 0

2B: 0 SAC: 0

3B: 0 DP: 0

HR: 2 HBP: 0

1B: 5 SF: 0

2B: 0 SAC: 0

3B: 0 DP: 0

HR: 2 HBP: 0

1B: 5 SF: 0

2B: 0 SAC: 0

3B: 0 DP: 0

HR: 2 HBP: 0

1B: 5 SF: 0

2B: 0 SAC: 0

3B: 0 DP: 0

HR: 2 HBP: 0

1B: 5 SF: 0

2B: 0 SAC: 0

3B: 0 DP: 0

HR: 2 HBP: 0

1B: 5 SF: 0

2B: 0 SAC: 0

3B: 0 DP: 0

HR: 2 HBP: 0

1B: 5 SF: 0

2B: 0 SAC: 0

3B: 0 DP: 0

HR: 2 HBP: 0

1B: 5 SF: 0

2B: 0 SAC: 0

3B: 0 DP: 0

HR: 2 HBP: 0

1B: 5 SF: 0

2B: 0 SAC: 0

3B: 0 DP: 0

HR: 2 HBP: 0

1B: 5 SF: 0

2B: 0 SAC: 0

3B: 0 DP: 0

HR: 2 HBP: 0

1B: 5 SF: 0

2B: 0 SAC: 0

3B: 0 DP: 0

HR: 2 HBP: 0

1B: 5 SF: 0

2B: 0 SAC: 0

3B: 0 DP: 0

HR: 2 HBP: 0

1B: 5 SF: 0

2B: 0 SAC: 0

3B: 0 DP: 0

HR: 2 HBP: 0

1B: 5 SF: 0

2B: 0 SAC: 0

3B: 0 DP: 0

HR: 2 HBP: 0

1B: 5 SF: 0

2B: 0 SAC: 0

3B: 0 DP: 0

HR: 2 HBP: 0

1B: 5 SF: 0

2B: 0 SAC: 0

3B: 0 DP: 0

HR: 2 HBP: 0

1B: 5 SF: 0

2B: 0 SAC: 0

3B: 0 DP: 0

HR: 2 HBP: 0

1B: 5 SF: 0

2B: 0 SAC: 0

3B: 0 DP: 0

HR: 2 HBP: 0

1B: 5 SF: 0

2B: 0 SAC: 0

3B: 0 DP: 0

HR: 2 HBP: 0

1B: 5 SF: 0

2B: 0 SAC: 0

3B: 0 DP: 0

HR: 2 HBP: 0

1B: 5 SF: 0

2B: 0 SAC: 0

3B: 0 DP: 0

HR: 2 HBP: 0

1B: 5 SF: 0

2B: 0 SAC: 0

3B: 0 DP: 0

HR: 2 HBP: 0

1B: 5 SF: 0

2B: 0 SAC: 0

3B: 0 DP: 0

HR: 2 HBP: 0

1B: 5 SF: 0

2B: 0 SAC: 0

3B: 0 DP: 0

HR: 2 HBP: 0

1B: 5 SF: 0

2B: 0 SAC: 0

3B: 0 DP: 0

HR: 2 HBP: 0

1B: 5 SF: 0

2B: 0 SAC: 0

3B: 0 DP: 0

HR: 2 HBP: 0

1B: 5 SF: 0

2B: 0 SAC: 0

3B: 0 DP: 0

HR: 2 HBP: 0

1B: 5 SF: 0

2B: 0 SAC: 0

3B: 0 DP: 0

HR: 2 HBP: 0

1B: 5 SF: 0

2B: 0 SAC: 0

3B: 0 DP: 0

HR: 2 HBP: 0

1B: 5 SF: 0

2B: 0 SAC: 0

3B: 0 DP: 0

HR: 2 HBP: 0

1B: 5 SF: 0

2B: 0 SAC: 0

3B: 0 DP: 0

HR: 2 HBP: 0

1B: 5 SF: 0

2B: 0 SAC: 0

3B: 0 DP: 0

HR: 2 HBP: 0

1B: 5 SF: 0

2B: 0 SAC: 0

3B: 0 DP: 0

HR: 2 HBP: 0

1B: 5 SF: 0

2B: 0 SAC: 0

3B: 0 DP: 0

HR: 2 HBP: 0

1B: 5 SF: 0

2B: 0 SAC: 0

3B: 0 DP: 0

HR: 2 HBP: 0

1B: 5 SF: 0

2B: 0 SAC: 0

3B: 0 DP: 0

HR: 2 HBP: 0

Batter	1	2	3	4	5	6	7	8	9	AB R H RBI BB SO LOB	TOP									
Bill Doran, S (1, 4) OBP: 0.361, SLG: 0.420	0-0 6-3 FC4-6 S 1B	0-0 2-3 3-H 1B		0-0 2-H 1B			4-0 G4-6-3 BB		0-0 F8	4 1 3 2 1 0 0										
Phil Garner, R (1, 5) OBP: 0.295, SLG: 0.353	0-0 6-3 1-3	0-0 F4		0-0 CS 1-2		0-0 F8	0-0 G4-6-3 1-2f			4 0 0 0 0 0 4										
Kevin Bass, S (1, 8) OBP: 0.301, SLG: 0.395	1-0 FC4-6 HBP		0-0 F3			0-0 F9	0-3 K			3 0 0 0 0 1 0										
Jose Cruz, L (1, 7) OBP: 0.344, SLG: 0.422	0-0 FC4-6 1-2f 3-H		0-0 E PB 1B			0-0 S 1B	0-3 K			4 1 2 1 0 1 1										
Jerry Mumphy, S (1, 9) OBP: 0.334, SLG: 0.411	0-0 4-3		0-0 6-3 1-H			0-0 1-3 1-2	0-0 5-3 1B			4 0 1 0 0 0 2										
Glenn Davis, R (1, 3) OBP: 0.320, SLG: 0.458		0-0 4-3	0-0 F4			0-0 F7	0-0 5-3 1-2			4 0 0 0 0 0 1										
Mark Bailey, S (1, 2) OBP: 0.375, SLG: 0.407		4-0 SH3 1B 1B BB		0-0 6-3		0-0 4-3	0-3 K			3 1 0 0 1 1 1										
Dickie Thon, R (1, 6) OBP: 0.277, SLG: 0.325		0-0 1B SH3 1-2 1B		0-0 6-3		0-0 1B			0-0 F8	4 0 2 0 0 0 0										
Nolan Ryan, R (1, 1) OBP: 0.135, SLG: 0.143		0-0 SH3		0-0 1B 2B		0-0 L9			0-0 F8	2 1 1 0 0 0 1										
Frank DiPino, L (6, 1) OBP: 0.286, SLG: 0.286										0 0 0 0 0 0 0										
Tim Tolman, R (9, PH) OBP: 0.091, SLG: 0.095										1 0 0 0 0 0 0										
Inning Stats	R: 1 E: 0 K: 0 S: 4	H: 1 LOB: 1 BB: 0 P: 5	R: 1 E: 0 K: 0 S: 5	H: 2 LOB: 2 BB: 1 P: 9	R: 1 E: 1 K: 0 S: 4	H: 1 LOB: 0 BB: 0 P: 4	R: 1 E: 0 K: 0 S: 4	H: 2 LOB: 0 BB: 0 P: 4	R: 0 E: 0 K: 0 S: 4	H: 1 LOB: 1 BB: 0 P: 4	R: 0 E: 0 K: 1 S: 4	H: 0 LOB: 0 BB: 1 P: 8	R: 0 E: 0 K: 2 S: 8	H: 1 LOB: 1 BB: 0 P: 8	R: 0 E: 0 K: 0 S: 3	H: 0 LOB: 0 BB: 0 P: 3	1B: 8 2B: 1 3B: 0 HR: 0	SF: 0 SAC: 1 DP: 1 HBP: 1	WP: 0 PB: 1 SB: 2 CS: 1	PA: 38
PITCHER	IP WLS BF H R ER SO BB IBB HBP BLK WP HR S P ERA WHIP																			
Dave Dravecky, L (1, 1) ERA: 2.24	6.0 W 27 8 4 3 0 1 0 1 0 0 0 0 25 30 4.50 1.500																			
Gene Walter, L (7, 1) ERA:	3.0 S 10 1 0 0 3 1 0 0 0 0 0 0 15 19 0.00 0.667																			

Houston Astros @ San Diego Padres
 Jack Murphy Stadium, San Diego, CA
 Fri Aug 09 1985, 10:05 PM EDT
 Unknown

livebaseballscorecards.com

AB	33
R	4
H	9
RBI	3
BB	2
SO	3
LOB	10



Batter	1	2	3	4	5	6	7	8	9
Miguel Dilone, S OBP: 0.271, SLG: 0.261 (1, 8)	4-0 1B S BLK BB		0-0 S 1B		0-3 K	0-0 1-3 3-H 1B		0-0 1-3 FC1-5 1B	
Garry Templeton, S OBP: 0.348, SLG: 0.395 (1, 6)	0-0 CS 1-3 1B		0-0 6-3		0-0 HR	0-3 K		0-0 FC1-5 1-3 1-2 2-3f	
Tony Gwynn, L OBP: 0.350, SLG: 0.409 (1, 9)	0-0 6-3 1-2 3-H		0-0 BB 2-H 1B		4-0 BB		4-0 1B SF8-2-3 BB	0-0 1-3 1-2 2-3	
Steve Garvey, R OBP: 0.303, SLG: 0.437 (1, 3)	0-0 1B		4-0 1-2 BB		0-0 F6		0-0 1-3 1B	4-0 IBB	
Graig Nettles, L OBP: 0.384, SLG: 0.433 (1, 5)	0-0 F4		0-3 K		0-0 6-3	0-0 6-3 1-2 3-H	0-0 SF8-2-3	0-0 4-3	
Carmelo Martinez, R OBP: 0.346, SLG: 0.441 (1, 7)		4-0 BB 6-3 BB		0-0 5-3	0-0 1B 1B	4-0 1B BB			
Tim Flannery, L OBP: 0.385, SLG: 0.357 (1, 4)		0-0 6-3 1-2f		0-3 K	0-0 1B 1B	0-0 1-3 1B	0-0 1-3 1B		
Bruce Bochy, R OBP: 0.299, SLG: 0.469 (1, 2)		0-3 K		0-3 K	0-0 1B 1B	0-3 K			
Dave Dravecky, R OBP: 0.160, SLG: 0.128 (1, 1)			0-0 F8		0-3 K	0-3 K		4-0 FC1-5 1B BB	
Al Bumbry, L OBP: 0.279, SLG: 0.300 (6, PH)									
Gene Walter, L (7, 1)									

Inning Stats	R: 1	H: 2	E: 0	K: 0	S: 4	R: 0	H: 0	E: 0	K: 1	S: 4	R: 1	H: 2	E: 0	K: 1	S: 7	R: 0	H: 0	E: 0	K: 2	S: 7	R: 1	H: 1	E: 0	K: 2	S: 8	R: 2	H: 4	E: 0	K: 2	S: 11	R: 1	H: 2	E: 0	K: 1	S: 6	R: 0	H: 1	E: 0	K: 0	S: 4
	LOB: 1	BB: 1	P: 8	LOB: 0	BB: 1	P: 8	LOB: 2	BB: 1	P: 11	LOB: 0	BB: 0	P: 7	LOB: 1	BB: 1	P: 12	LOB: 2	BB: 0	P: 11	LOB: 2	BB: 2	P: 14	LOB: 3	BB: 2	P: 12	LOB: 0	BB: 0	P: 10	LOB: 0	BB: 0	P: 10	LOB: 0	BB: 0	P: 10	LOB: 0	BB: 0	P: 10	LOB: 0	BB: 0	P: 10	

PITCHER	IP	WLS	BF	H	R	ER	SO	BB	IBB	HBP	BLK	WP	HR	S	P	ERA	WHIP
Nolan Ryan, R ERA: 3.77 (1, 1)	5.2	L	28	9	5	5	7	4	0	0	1	0	1	38	54	7.94	2.294
Frank DiPino, L ERA: 3.48 (6, 1)	2.1		13	3	1	1	2	3	1	0	0	0	0	13	29	3.86	2.571

BOTTOM

AB R H RBI BB SO LOB


4	2	3	1	1	1	0
5	1	2	1	0	1	5
3	1	1	1	2	0	3
3	0	2	0	2	0	1
4	0	0	1	0	1	6
2	1	1	0	2	0	0
4	1	2	0	0	1	1
4	0	1	1	0	3	2
2	0	0	0	0	1	0
1	0	0	0	0	1	2
0	0	0	0	1	0	0

1B: 11 SF: 1
2B: 2 SAC: 0
3B: 0 DP: 2
HR: 1 HBP: 0

WP: 0 PA: 41
PB: 0
SB: 2
CS: 1

Houston Astros @ San Diego Padres
Jack Murphy Stadium, San Diego, CA

livebaseballscorecards.com



Fri Aug 09 1985, 10:05 PM EDT
Unknown

Batter	1	2	3	4	5	6	7	8	9	AB R H RBI BB SO LOB	TOP							
Bill Doran, S (1, 4) OBP: 0.362, SLG: 0.425	0-3 K		0-0 HR		4-0 CS BB		0-3 K		0-0 G5-4-3	4 1 1 1 1 2 3								
Craig Reynolds, L (1, 6) Dickie Thon, R (8, PH) OBP: 0.275, SLG: 0.323	0-0 2B		0-0 P4		0-0 CS	0-0 F8		0-0 P4		3 0 1 0 0 0 0 1 0 0 0 0 0 0								
Denny Walling, L (1, 9) OBP: 0.302, SLG: 0.365	0-0 F8		0-0 F9			0-0 4-3		0-0 BB BB 1B		4 0 1 0 0 0 1								
Jose Cruz, L (1, 7) OBP: 0.346, SLG: 0.423	0-0 F7			0-0 1B		0-0 1B		0-3 K		4 0 2 0 0 1 2								
Jerry Mumphrey, S (1, 8) OBP: 0.333, SLG: 0.407		0-0 F5		0-3 K		0-3 K		4-0 BB BB		3 0 0 0 1 2 2								
Glenn Davis, R (1, 3) OBP: 0.318, SLG: 0.449		0-0 F9		0-0 F3			0-0 E6 BB	4-0 BB BB		3 0 0 0 1 0 1								
Phil Garner, R (1, 5) OBP: 0.294, SLG: 0.352		0-0 1B		0-0 F3			0-0 F5	0-3 K		4 0 1 0 0 1 5								
Mark Bailey, S (1, 2) OBP: 0.373, SLG: 0.401		0-0 F9			0-0 4-3		4-0 BB BB		0-3 K	3 0 0 0 1 1 1								
Mike Scott, R (1, 1) Harry Spilman, L (7, PH) Tim Tolman, R (7, PH) Jeff Calhoun, L (7, 1) Kevin Bass, S (9, PH) OBP: 0.302, SLG: 0.397			0-3 K		0-3 K		0-0 F3		0-0 G5-4-3 1B	2 0 0 0 0 2 0 0 0 0 0 0 0 0 1 0 0 0 0 0 2 0 0 0 0 0 0 0 1 0 1 0 0 0 0								
Inning Stats	R: 0 E: 0 K: 1 S: 6	H: 1 LOB: 1 BB: 0 P: 6	R: 0 E: 0 K: 0 S: 4	H: 1 LOB: 1 BB: 0 P: 4	R: 1 E: 0 K: 1 S: 6	H: 1 LOB: 0 BB: 0 P: 6	R: 0 E: 0 K: 1 S: 6	H: 1 LOB: 1 BB: 0 P: 6	R: 0 E: 1 K: 1 S: 6	H: 0 LOB: 2 BB: 1 P: 10	R: 0 E: 0 K: 2 S: 8	H: 1 LOB: 3 BB: 2 P: 16	R: 0 E: 0 K: 1 S: 5	H: 1 LOB: 0 BB: 0 P: 5	1B: 5 2B: 1 3B: 0 HR: 1	SF: 0 SAC: 0 DP: 1 HBP: 0	WP: 0 PB: 0 SB: 0 CS: 1	PA: 38
PITCHER	IP WLS BF H R ER SO BB IBB HBP BLK WP HR S P ERA WHIP																	
Eric Show, R (1, 1) ERA: 3.39	6.1 W 26 5 1 1 5 2 0 0 0 0 0 1 34 42 1.42 1.105																	
Craig Lefferts, L (7, 1) ERA: 3.38	1.1 6 1 0 0 2 1 0 0 0 0 0 0 9 13 0.00 1.500																	
Roy Lee Jackson, R (8, 1) ERA: 3.29	0.1 2 0 0 0 1 1 0 0 0 0 0 0 3 7 0.00 3.000																	
Mark Thurmond, L (9, 1) ERA: 4.82	1.0 S 3 1 0 0 1 0 0 0 0 0 0 0 5 5 0.00 1.000																	

Houston Astros @ San Diego Padres
Jack Murphy Stadium, San Diego, CA

Fri Aug 09 1985, 10:05 PM EDT
Att. 23,656 - Unknown

livebaseballscorecards.com

AB	33
R	1
H	7
RBI	1
BB	4
SO	9
LOB	17



Batter	1	2	3	4	5	6	7	8	9
Miguel Dilone, S (1, 8) OBP: 0.277, SLG: 0.290	0-0 4-3	0-0 F9			0-0 4-3 S 1B		0-0 3B	0-0 P6	
Garry Templeton, S (1, 6) OBP: 0.345, SLG: 0.391	0-0 4-3		0-0 F8		0-0 P6 1-2		0-0 P4		
Tony Gwynn, L (1, 9) OBP: 0.349, SLG: 0.407	0-0 1B		0-0 6-3		0-0 4-3 2-3		0-0 4-3		
Steve Garvey, R (1, 3) OBP: 0.304, SLG: 0.436	0-0 F8		0-0 F3		0-0 1B 3-H		4-0 IBB		
Graig Nettles, L (1, 5) OBP: 0.379, SLG: 0.427		0-0 P6		0-0 3-1	0-0 P4		0-3 K		
Terry Kennedy, L (1, 2) OBP: 0.299, SLG: 0.402		0-0 F8 E 2B		0-0 F5		0-0 P4		0-0 3-1	
Carmelo Martinez, R (1, 7) OBP: 0.350, SLG: 0.445		4-0 BB BB E BB		0-0 1B 1B		0-3 K		0-0 2B	
Tim Flannery, L (1, 4) OBP: 0.386, SLG: 0.359		0-0 F8 2-3		0-0 1B 1-2		0-0 1B		0-0 P6	
Eric Show, R (1, 1) OBP: 0.096, SLG: 0.096		0-0 E6		0-3 K		0-0 F9		4-0 IBB	
Craig Lefferts, L (7, 1) OBP: 0.333, SLG: 0.333									
Roy Lee Jackson, R (8, 1)									
Kurt Bevacqua, R (8, PH) OBP: 0.358, SLG: 0.355									
Mark Thurmond, L (9, 1)									

AB	R	H	RBI	BB	SO	LOB
5	1	2	0	0	0	4
4	0	0	0	0	0	2
4	0	1	0	0	0	2
3	0	1	1	1	0	1
4	0	0	0	0	1	3
4	1	1	0	0	0	0
3	0	2	0	1	1	0
4	0	2	0	0	0	3
3	0	0	0	0	1	4
0	0	0	0	0	0	0
0	0	0	0	0	0	0
0	0	0	0	1	0	0
0	0	0	0	0	0	0

BOTTOM

Houston Astros @ San Diego Padres
Jack Murphy Stadium, San Diego, CA
 Fri Aug 09 1985, 10:05 PM EDT
 Att. 23,656 - Unknown

livebaseballscores.com

AB	34
R	2
H	9
RBI	1
BB	3
SO	3
LOB	19



1B: 6	SF: 0	WP: 0	PA: 37
2B: 2	SAC: 0	PB: 0	
3B: 1	DP: 0	SB: 1	
HR: 0	HBP: 0	CS: 0	

Inning Stats		R: 0	H: 1	E: 0	LOB: 1	K: 0	BB: 0	S: 4	P: 4									
R: 1 H: 1 E: 1 LOB: 2 K: 0 BB: 1 S: 5 P: 9		R: 0 H: 0 E: 0 LOB: 0 K: 0 BB: 0 S: 3 P: 3		R: 0 H: 2 E: 0 LOB: 2 K: 1 BB: 0 S: 7 P: 7		R: 1 H: 2 E: 0 LOB: 1 K: 0 BB: 0 S: 5 P: 5		R: 0 H: 1 E: 0 LOB: 1 K: 1 BB: 0 S: 6 P: 6		R: 0 H: 1 E: 0 LOB: 2 K: 1 BB: 1 S: 4 P: 8								
PITCHER		IP	WLS	BF	H	R	ER	SO	BB	IBB	HBP	BLK	WP	HR	S	P	ERA	WHIP
Mike Scott, R (1, 1) ERA: 2.65		6.0	L	27	7	2	1	2	1	0	0	0	0	0	30	34	1.50	1.333
Jeff Calhoun, L (7, 1) ERA: 2.25		2.0		10	2	0	0	1	0	2	0	0	0	0	10	18	0.00	1.000

Batter	1	2	3	4	5	6	7	8	9	AB R H RBI BB SO LOB	TOP																												
Bill Doran, S OBP: 0.364, SLG: 0.437 (1, 4) X	0-0 G6-4-3 1B		0-0 4-3		0-0 F8			0-0 1-H HR	0-0 2-H 2B	5 1 3 3 0 0 1																													
Craig Reynolds, L OBP: 0.309, SLG: 0.394 (1, 6) X	0-0 G6-4-3 1-2f			0-0 FC4-6 1B		0-0 F9		0-0 3-1	0-3 K	5 1 1 0 0 1 2																													
Denny Walling, L OBP: 0.301, SLG: 0.364 (1, 5) X	0-0 F7			0-0 E4 FC4-6		0-0 G3		0-0 1B		4 0 1 0 0 0 1																													
Jose Cruz, L OBP: 0.345, SLG: 0.421 (1, 7)		0-0 4-3		0-0 FC4-6 1B SF8		0-0 PO 1B		0-0 F9		4 1 1 0 0 0 3																													
Jerry Mumphy, S OBP: 0.332, SLG: 0.405 (1, 9)		0-0 3-1		0-0 1-3 3-H 1B		0-0 PO 1-2	0-0 P6	0-0 F8		4 0 1 1 0 0 1																													
Glenn Davis, R OBP: 0.316, SLG: 0.453 (1, 3)		0-0 F7		0-0 SF8			0-0 F8		0-0 E 2B	3 1 1 1 0 0 0																													
Kevin Bass, S OBP: 0.302, SLG: 0.398 (1, 8)			0-0 2B	0-0 P6			0-0 P6		0-3 K	4 0 1 0 0 1 2																													
Mark Bailey, S OBP: 0.375, SLG: 0.414 (1, 2)			0-0 F9		0-0 P4			0-0 HR	4-0 FC6-4 BB	3 1 1 1 1 0 1																													
Bob Knepper, L OBP: 0.175, SLG: 0.232 (1, 1)			0-3 K		0-0 F2			0-0 HR 1B	0-0 FC6-4 2B 1-2f 2-H	4 2 1 0 0 1 2																													
Inning Stats	R: 0 E: 0 K: 0 S: 3	H: 1 LOB: 0 BB: 0 P: 3	R: 0 E: 0 K: 0 S: 3	H: 0 LOB: 0 BB: 0 P: 3	R: 0 E: 0 K: 1 S: 6	H: 1 LOB: 1 BB: 0 P: 6	R: 2 E: 1 K: 0 S: 6	H: 2 LOB: 1 BB: 0 P: 6	R: 0 E: 0 K: 0 S: 3	H: 0 LOB: 0 BB: 0 P: 3	R: 0 E: 0 K: 0 S: 3	H: 1 LOB: 0 BB: 0 P: 3	R: 0 E: 0 K: 0 S: 3	H: 0 LOB: 0 BB: 0 P: 3	R: 3 E: 0 K: 0 S: 7	H: 4 LOB: 1 BB: 0 P: 7	R: 2 E: 1 K: 2 S: 9	H: 2 LOB: 1 BB: 1 P: 13	1B: 6 2B: 3 3B: 0 HR: 2	SF: 1 SAC: 0 DP: 1 HBP: 0	WP: 0 PB: 0 SB: 0 CS: 0	PA: 39																	
PITCHER Andy Hawkins, R ERA: 3.15 Craig Lefferts, L ERA: 3.43	IP 7.1	WLS L	BF 30	H 9	R 5	ER 3	SO 1	BB 0	IBB 0	HBP 0	BLK 0	WP 0	HR 2	S 32	P 32	ERA 3.68	WHIP 1.227						PITCHER IP 1.2	WLS L	BF 8	H 2	R 2	ER 1	SO 2	BB 1	IBB 0	HBP 0	BLK 0	WP 0	HR 0	S 11	P 15	ERA 5.40	WHIP 1.800

Houston Astros @ San Diego Padres
Jack Murphy Stadium, San Diego, CA

Sun Aug 11 1985, 6:33 AM EDT
Att: 23,324 - Unknown

livebaseballscorecards.com

AB	36
R	7
H	11
RBI	6
BB	1
SO	3
LOB	13



Batter	1	2	3	4	5	6	7	8	9	AB R H RBI BB SO LOB
Miguel Dilone, S (1, 8) OBP: 0.276, SLG: 0.289	0-0 1B G5-4-3 1B		0-0 6-3		0-0 F8 2-3			0-0 P6		4 1 1 0 0 0 1
Garry Templeton, S (1, 6) OBP: 0.346, SLG: 0.392	0-0 G5-4-3 1-3 1B		0-0 4-3		0-0 5-3			0-0 FC4-6 1B		4 0 2 0 0 0 1
Tony Gwynn, L (1, 9) OBP: 0.350, SLG: 0.407	4-0 1-2 G5-4-3 BB			0-0 2B 1B		0-0 4-3		0-0 FC4-6 FC6-4 1-2f		3 1 1 0 1 0 1
Steve Garvey, R (1, 3) OBP: 0.302, SLG: 0.432	0-0 G5-4-3 1-2f 2-3 3-H		0-0 F2		0-3 K		0-0 K	0-0 FC6-4 1-2f		4 0 0 0 0 1 4
Carmelo Martinez, R (1, 7) OBP: 0.346, SLG: 0.440	0-0 F7		0-3 K		0-0 6-3			0-0 5-3		4 0 0 0 0 1 2
Terry Kennedy, L (1, 2) OBP: 0.302, SLG: 0.406		0-3 K		0-0 2B 1-H		0-0 FC5-4 1B		0-3 K		4 0 2 1 0 2 0
Graig Nettles, L (1, 5) OBP: 0.375, SLG: 0.421		0-0 F8		0-0 6-3		0-0 FC5-4 1-2f 1B		0-0 F8		4 0 0 0 0 0 2
Jerry Royster, R (1, 4) OBP: 0.360, SLG: 0.378		0-0 P6			0-0 F8 SH1-4 1B		0-0 F9			3 0 1 0 0 0 1
Andy Hawkins, R (1, 1) OBP: 0.143, SLG: 0.111			0-0 6-3		0-0 SH1-4 1-2		0-0 L4			2 0 0 0 0 0 1
Craig Lefferts, L (8, 1) OBP: 0.333, SLG: 0.333										0 0 0 0 0 0 0

Inning Stats	R: 1	H: 2	E: 0	K: 0	S: 4	LOB: 1	BB: 1	P: 8	R: 0	H: 0	E: 0	K: 1	S: 5	LOB: 0	BB: 0	P: 5	R: 0	H: 0	E: 0	K: 0	S: 3	LOB: 0	BB: 0	P: 3	R: 1	H: 2	E: 0	K: 1	S: 7	LOB: 1	BB: 0	P: 7	R: 0	H: 1	E: 0	K: 0	S: 4	LOB: 1	BB: 0	P: 4	R: 0	H: 0	E: 0	K: 1	S: 5	LOB: 0	BB: 0	P: 5	R: 0	H: 1	E: 0	K: 0	S: 4	LOB: 1	BB: 0	P: 4	R: 0	H: 1	E: 0	K: 0	S: 4	LOB: 1	BB: 0	P: 4	R: 0	H: 0	E: 0	K: 1	S: 5	LOB: 0	BB: 0	P: 5	R: 0	H: 0	E: 0	K: 1	S: 5	LOB: 0	BB: 0	P: 5
PITCHER Bob Knepper, L (1, 1) ERA: 3.55	IP	WLS	BF	H	R	ER	SO	BB	IBB	HBP	BLK	WP	HR	S	P	ERA	WHIP																																																															
	9.0	W	34	7	2	2	4	1	0	0	0	0	0	41	45	2.00	0.889																																																															


BOTTOM

Houston Astros @ San Diego Padres
Jack Murphy Stadium, San Diego, CA

Sun Aug 11 1985, 6:33 AM EDT
 Att. 23,324 - Unknown

livebaseballscorecards.com

AB	32
R	2
H	7
RBI	1
BB	1
SO	4
LOB	13



WP: 0	PA: 34	ERA	WHIP
PB: 0	CS: 0		
SB: 0			
1B: 6	SF: 0		
2B: 1	SAC: 1		
3B: 0	DP: 1		
HR: 0	HBP: 0		

Batter	1	2	3	4	5	6	7	8	9	AB R H RBI BB SO LOB	TOP
Bill Doran, S (1, 4) OBP: 0.365, SLG: 0.440	0-0 SH1-3 2B		0-3 K		0-0 6-3		0-0 1B			4 0 2 0 0 1 1	
Craig Reynolds, L (1, 6) OBP: 0.309, SLG: 0.397	0-0 SH1-3 2-3		0-0 F5			0-0 1B FC4 2B	0-0 F9			3 1 1 0 0 0 2	
Denny Walling, L (1, 5) OBP: 0.301, SLG: 0.362	0-0 F5			0-3 K		0-0 2-3 1B E		0-0 F8		4 0 1 0 0 1 1	
Jose Cruz, L (1, 7) OBP: 0.344, SLG: 0.418	0-3 K			4-0 1B SF7 BB		0-3 K		0-3 K		3 1 0 0 1 3 3	
Jerry Mumphy, S (1, 9) OBP: 0.331, SLG: 0.403		0-3 K		0-0 1-3 1B		0-0 FC4 1-2 3-H		0-0 F7		4 0 1 1 0 1 1	
Glenn Davis, R (1, 3) OBP: 0.309, SLG: 0.444		0-0 F6		0-0 SF7		0-3 K		0-0 L5		3 0 0 1 0 1 2	
Kevin Bass, S (1, 8) OBP: 0.299, SLG: 0.394		0-0 F7		0-3 K		0-0 L6		0-0 F7		4 0 0 0 0 1 3	
Mark Bailey, S (1, 2) OBP: 0.376, SLG: 0.410			4-0 SH1-4 BB		0-3 K		0-3 K		4-0 BB	2 0 0 0 2 2 0	
Joe Niekro, R (1, 1) OBP: 0.250, SLG: 0.259			0-0 SH1-4		0-3 K		0-0 F3		0-3 K	2 0 0 0 0 1 0	
Harry Spilman, L (9, PH) OBP: 0.177, SLG: 0.203			1-2 SH1-4							1 0 0 0 0 1 1	
Inning Stats	R: 0 E: 0 K: 1 S: 6 H: 1 LOB: 1 BB: 0 P: 6	R: 0 E: 0 K: 1 S: 5 H: 0 LOB: 0 BB: 0 P: 5	R: 0 E: 0 K: 1 S: 5 H: 0 LOB: 1 BB: 1 P: 9	R: 1 E: 0 K: 2 S: 8 H: 1 LOB: 1 BB: 1 P: 12	R: 0 E: 0 K: 2 S: 7 H: 0 LOB: 0 BB: 0 P: 7	R: 1 E: 1 K: 2 S: 10 H: 2 LOB: 2 BB: 0 P: 10	R: 0 E: 0 K: 1 S: 6 H: 1 LOB: 1 BB: 0 P: 6	R: 0 E: 0 K: 1 S: 5 H: 0 LOB: 0 BB: 0 P: 5	R: 0 E: 0 K: 1 S: 5 H: 0 LOB: 1 BB: 1 P: 9	1B: 3 2B: 2 3B: 0 HR: 0 SF: 1 SAC: 2 DP: 0 HBP: 0	WP: 0 PB: 0 SB: 0 CS: 0 PA: 36
PITCHER Mike Krukow, R (1, 1) ERA: 3.47	IP: 9.0 WLS: W BF: 36 H: 5 R: 2 ER: 2 SO: 12 BB: 3 IBB: 0 HBP: 0 BLK: 0 WP: 0 HR: 0 S: 57 P: 69 ERA: 2.00 WHIP: 0.889										

Houston Astros @ San Francisco Giants
Candlestick Park, San Francisco, CA
Tue Aug 13 1985, 6:33 AM EDT
Att. 2,916 - Sunny

livebaseballscorecards.com

AB	30
R	2
H	5
RBI	2
BB	3
SO	12
LOB	14



Batter	1	2	3	4	5	6	7	8	9
Joel Youngblood, R OBP: 0.348, SLG: 0.348 (1, 9)	0-0 F9 4-3 1B	0-0 F3			0-0 6-3		4-0 S BB		
Brad Wellman, R OBP: 0.309, SLG: 0.352 (1, 4)	0-0 4-3 1-2		0-0 5-3		0-0 F8		0-3 K 1-2		
Chili Davis, S OBP: 0.345, SLG: 0.403 (1, 8)	0-0 F9 2-3		0-0 4-3		0-0 1-3		0-0 G3		
Jeffrey Leonard, R OBP: 0.283, SLG: 0.415 (1, 7)	4-0 PB 1B BB		0-3 K S		0-0 F7		0-0 HR		
Dan Driessen, L OBP: 0.326, SLG: 0.366 (1, 3)	0-0 PB 1-2 1B		0-3 K2-3		4-0 G6-4-3 BB		0-0 G3		
Chris Brown, R OBP: 0.336, SLG: 0.450 (1, 5)	0-3 K 1-2 2-3			0-0 1-3		0-0 G6-4-3 1-2f		0-3 K	
Bob Brenly, R OBP: 0.311, SLG: 0.417 (1, 2)		0-0 F7		0-0 F8			0-0 HR		
Jose Uribe, S OBP: 0.275, SLG: 0.304 (1, 6)			0-0 6-3		0-0 1B		0-0 F8		
Mike Krukow, R OBP: 0.255, SLG: 0.378 (1, 1)		0-0 HR		0-0 L4			0-3 K		

Inning Stats	R: 1	H: 2	E: 0	LOB: 2	K: 1	S: 7	P: 11	R: 1	H: 1	E: 0	LOB: 0	K: 0	S: 4	R: 0	H: 0	E: 0	LOB: 1	K: 2	S: 8	R: 0	H: 1	E: 0	LOB: 1	K: 0	S: 4	R: 0	H: 0	E: 0	LOB: 0	K: 0	S: 3	R: 0	H: 0	E: 0	LOB: 0	K: 0	S: 2	R: 1	H: 1	E: 0	LOB: 1	K: 2	S: 8	R: 1	H: 1	E: 0	LOB: 0	K: 1	S: 6		
	1	2	0	2	1	7	11	1	1	0	0	0	4	0	0	0	1	0	8	0	0	0	0	0	4	0	0	0	0	0	0	0	0	0	0	0	0	0	1	1	0	1	1	0	0	0	0	0	0	0	0

PITCHER	IP	WLS	BF	H	R	ER	SO	BB	IBB	HBP	BLK	WP	HR	S	P	ERA	WHIP	PITCHER	IP	WLS	BF	H	R	ER	SO	BB	IBB	HBP	BLK	WP	HR	S	P	ERA	WHIP														
Joe Niekro, R ERA: 3.24 (1, 1)	8.0	L	33	6	4	4	6	3	0	0	0	0	3	42	54	4.50	1.125																																

AB R H RBI BB SO LOB

3	1	1	0	1	0	0
4	0	0	0	0	1	2
4	0	0	0	0	0	1
3	1	1	1	1	1	0
3	0	1	1	1	1	1
4	0	0	0	0	2	3
3	1	1	1	0	0	0
3	0	1	0	0	0	0
3	1	1	1	0	1	1

AB	30
R	4
H	6
RBI	4
BB	3
SO	6
LOB	8



WP: 0	PA: 33
PB: 2	SB: 2
CS: 0	

Houston Astros @ San Francisco Giants
 Candlestick Park, San Francisco, CA
 Tue Aug 13 1985, 6:33 AM EDT
 Att. 2,916 - Sunny

livebaseballscorecards.com

Batter	1	2	3	4	5	6	7	8	9	AB	R	H	RBI	BB	SO	LOB
Joel Youngblood, R (1, 9) OBP: 0.344, SLG: 0.342	0-0 F7	0-0 1B		0-0 P4		0-0 6-3		0-0 F9		5	0	1	2	0	0	2
Brad Wellman, R (1, 4) OBP: 0.304, SLG: 0.337	0-3 K	0-0 1-3		0-0 L1			4-0 1B BB		0-3 K	4	0	0	0	1	2	1
Chili Davis, S (1, 8) OBP: 0.348, SLG: 0.406	0-0 E S 1B			4-0 WP G3 BB		0-0 F8	0-0 F8		0-0 E 4-3 2B	4	1	2	0	1	0	1
Jeffrey Leonard, R (1, 7) OBP: 0.282, SLG: 0.415	0-3 K			0-0 F8		0-0 F8 2B	0-3 K		0-0 E9 4-3 1B	5	1	1	0	0	2	4
Dan Driessen, L (1, 3) OBP: 0.327, SLG: 0.375		0-0 HR		0-0 G3		0-0 F8 2B	0-0 FC6-4 1B		0-0 4-3	5	1	2	2	0	0	3
Chris Brown, R (1, 5) OBP: 0.340, SLG: 0.451		0-0 WP 1B		4-0 WP BB		0-3 K	0-0 FC6-4 1-2f		0-0 FC6-4 1B	4	1	2	1	1	1	3
Bob Brenly, R (1, 2) OBP: 0.309, SLG: 0.411		0-3 K2-3		4-0 1-2 2-3 BB			0-0 F7		0-0 E5	4	0	0	0	1	1	2
Jose Uribe, S (1, 6) OBP: 0.277, SLG: 0.308		4-0 S 1B BB		0-0 L7			0-0 F7 2B		0-0 F7	3	1	1	0	1	0	4
Jim Gott, R (1, 1) OBP: 0.162, SLG: 0.306		0-3 K		0-3 K			0-0 F3		0-0 F8	2	0	0	0	0	2	2
Dan Gladden, R (6, PH) OBP: 0.293, SLG: 0.305										1	0	0	0	0	0	1
Mark Davis, L (7, 1) OBP: 0.200, SLG: 0.400										0	0	0	0	0	0	0
Ron Roenicke, S (8, PH) OBP: 0.462, SLG: 0.393										1	0	0	0	0	0	1
Greg Minton, S (9, 1)										0	0	0	0	0	0	0

Inning Stats	R: 0	H: 1	E: 0	LOB: 1	K: 2	BB: 0	S: 8	P: 8	R: 3	H: 3	E: 0	LOB: 1	K: 2	BB: 1	S: 10	P: 14	R: 0	H: 0	E: 0	LOB: 3	K: 0	BB: 3	S: 3	P: 15	R: 0	H: 0	E: 0	LOB: 0	K: 1	BB: 0	S: 5	P: 5	R: 0	H: 1	E: 0	LOB: 1	K: 1	BB: 0	S: 6	P: 6	R: 0	H: 1	E: 0	LOB: 1	K: 0	BB: 0	S: 4	P: 4	R: 0	H: 1	E: 0	LOB: 2	K: 1	BB: 1	S: 6	P: 10	R: 0	H: 0	E: 1	LOB: 1	K: 0	BB: 0	S: 4	P: 4	R: 2	H: 2	E: 1	LOB: 1	K: 1	BB: 0	S: 8	P: 8	1B: 5	SF: 0	2B: 3	SAC: 0	3B: 0	DP: 0	HR: 1	HBP: 0
--------------	------	------	------	--------	------	-------	------	------	------	------	------	--------	------	-------	-------	-------	------	------	------	--------	------	-------	------	-------	------	------	------	--------	------	-------	------	------	------	------	------	--------	------	-------	------	------	------	------	------	--------	------	-------	------	------	------	------	------	--------	------	-------	------	-------	------	------	------	--------	------	-------	------	------	------	------	------	--------	------	-------	------	------	-------	-------	-------	--------	-------	-------	-------	--------

PITCHER	IP	WLS	BF	H	R	ER	SO	BB	IBB	HBP	BLK	WP	HR	S	P	ERA	WHIP
Nolan Ryan, R (1, 1) ERA: 3.86	3.0		17	4	3	3	4	4	0	0	0	2	1	21	37	9.00	2.667
Jeff Heathcock, R (4, 1) ERA: 1.29	3.0	W	11	2	0	0	2	0	0	0	0	0	0	15	15	0.00	0.667
Bill Dawley, R (7, 1) ERA: 4.5	2.2		14	3	2	0	2	1	0	0	0	0	0	17	21	0.00	1.500
Dave Smith, R (9, 1) ERA: 2.4	0.1	S	1	0	0	0	0	0	0	0	0	0	0	1	1	0.00	0.000

BOTTOM

Houston Astros @ San Francisco Giants
 Candlestick Park, San Francisco, CA
 Wed Aug 14 1985, 6:33 AM EDT
 Att: 4,778 - Overcast

AB	38
R	5
H	9
RBI	5
BB	5
SO	8
LOB	24



WP: 3	PA: 43
PB: 0	
SB: 2	
CS: 0	

Batter	1	2	3	4	5	6	7	8	9	AB R H RBI BB SO LOB	TOP											
Bill Doran, S (1, 4) OBP: 0.365, SLG: 0.442	0-0 4-3	0-3 K		0-0 HR			0-0 F8			4 1 1 1 0 1 3												
Phil Garner, R (1, 5) OBP: 0.295, SLG: 0.358	0-0 6-3		0-0 6-3	0-0 6-3			0-0 4-3			4 0 0 0 0 0 0												
Kevin Bass, S (1, 8) OBP: 0.295, SLG: 0.388	0-3 K		0-0 1B		0-0 3-1			0-0 F8		4 0 1 0 0 1 0												
Jose Cruz, L (1, 7) OBP: 0.342, SLG: 0.419		0-0 4-3	0-0 L4		0-0 G3			0-0 6-3		4 0 0 0 0 0 1												
Jerry Mumphy, S (1, 9) OBP: 0.332, SLG: 0.398		4-0 BB 1B BB BB	0-0 6-3		0-0 F7			0-3 K		3 1 0 0 1 1 1												
Glenn Davis, R (1, 3) Denny Walling, L (9, PR) OBP: 0.307, SLG: 0.432 OBP: 0.300, SLG: 0.358		0-0 BB 1B BB BB		0-0 E6 1B 1B		0-0 5-3		1-0 G1-6-3 HBP		3 1 1 0 0 0 0 0 0 0 0 0 0 0												
Mark Bailey, S (1, 2) OBP: 0.376, SLG: 0.404		4-0 BB BB		0-0 1B G6-4-3 1B		0-3 K		0-0 G1-6-3 1-2f		3 1 1 0 1 1 1												
Dickie Thon, R (1, 6) OBP: 0.289, SLG: 0.350		4-0 BB BB		0-0 G6-4-3 1B		0-0 6-3		0-0 1-3		3 0 1 2 1 0 1												
Mike Scott, R (1, 1) OBP: 0.204, SLG: 0.265		0-0 F3		0-0 G6-4-3 1-2f 3-H		0-0 5-3				3 0 0 0 0 0 4												
Inning Stats	R: 0 E: 0 K: 1 S: 5	H: 0 LOB: 0 BB: 0 P: 5	R: 1 E: 0 K: 1 S: 6	H: 1 LOB: 3 BB: 3 P: 18	R: 0 E: 0 K: 0 S: 4	H: 1 LOB: 1 BB: 0 P: 4	R: 3 E: 1 K: 0 S: 6	H: 3 LOB: 0 BB: 0 P: 6	R: 0 E: 0 K: 0 S: 3	H: 0 LOB: 0 BB: 0 P: 3	R: 0 E: 0 K: 1 S: 5	H: 0 LOB: 0 BB: 0 P: 5	R: 0 E: 0 K: 0 S: 3	H: 0 LOB: 0 BB: 0 P: 3	R: 0 E: 0 K: 1 S: 5	H: 0 LOB: 1 BB: 0 P: 3	R: 0 E: 0 K: 0 S: 2	H: 0 LOB: 0 BB: 0 P: 3	1B: 4 2B: 0 3B: 0 HR: 1	SF: 0 SAC: 0 DP: 2 HBP: 1	WP: 0 PB: 0 SB: 0 CS: 0	PA: 35
PITCHER	IP WLS BF H R ER SO BB IBB HBP BLK WP HR S P ERA WHIP																					
Dave LaPoint, L (1, 1) ERA: 3.11	4.0 L 20 5 4 1 2 3 0 0 0 0 0 1 21 33 2.25 2.000																					
Frank Williams, R (5, 1) ERA: 5.4	3.0 9 0 0 0 1 0 0 0 0 0 0 0 11 11 0.00 0.000																					
Mike Jeffcoat, L (8, 1) ERA: 2.42	1.0 3 0 0 0 1 0 0 0 0 0 0 0 5 5 0.00 0.000																					
Scott Garrelts, R (9, 1) ERA: 1.61	1.0 3 0 0 0 0 0 0 1 0 0 0 0 2 3 0.00 0.000																					

Houston Astros @ San Francisco Giants
 Candlestick Park, San Francisco, CA
 Thu Aug 15 1985, 6:33 AM EDT
 Att. 2,384 - Overcast

AB	31
R	4
H	5
RBI	3
BB	3
SO	4
LOB	11



Batter	1	2	3	4	5	6	7	8	9	AB R H RBI BB SO LOB
Bill Doran, S (1, 4) OBP: 0.364, SLG: 0.439	0-3 K		0-0 4-3		0-0 F8		4-0 S BB		0-0 SH 1B	3 0 0 0 1 1 0
Craig Reynolds, L (1, 6) OBP: 0.304, SLG: 0.393	0-0 F7		0-0 F9		0-0 4-3		0-0 F5		0-0 F5	5 0 0 0 0 0 4
Denny Walling, L (1, 5) OBP: 0.300, SLG: 0.369 Phil Garner, R (7, PH) OBP: 0.296, SLG: 0.359 (8, 5)	0-0 3-1		0-0 4-3			0-0 HR	0-3 K		0-0 1B	3 1 1 1 0 0 0 2 0 1 1 0 1 1
Jose Cruz, L (1, 7) OBP: 0.341, SLG: 0.418		0-0 S S 1B		0-0 F8		0-3 K		0-0 5-3		4 0 1 0 0 1 0
Jerry Mumphrey, S (1, 9) OBP: 0.334, SLG: 0.401		0-3 K		0-0 2B		4-0 S HR BB		0-3 K		3 1 1 0 1 2 1
Glenn Davis, R (1, 3) OBP: 0.311, SLG: 0.430		4-0 1-3 BB		0-0 F4		0-3 K		0-0 1B		3 0 1 0 1 1 2
Kevin Bass, S (1, 8) OBP: 0.295, SLG: 0.395		0-0 1-3		0-0 F8		0-0 HR		0-0 F4		4 1 1 2 0 0 4
Mark Bailey, S (1, 2) OBP: 0.382, SLG: 0.424 Dickie Thon, R (9, PR) OBP: 0.289, SLG: 0.350		4-0 IBB			0-0 HR	0-0 G3			0-0 SH 1B 2B	3 1 2 1 1 0 0 0 1 0 0 0 0 0
Bob Knepper, L (1, 1) OBP: 0.169, SLG: 0.224 Dave Smith, R (7, 1) Terry Puhl, L (9, PH) OBP: 0.340, SLG: 0.404		0-3 K			0-3 K		0-0 4-3		4-0 1B SH IBB	2 0 0 0 0 2 3 1 0 0 0 0 0 0 0 0 0 0 1 0 0

BOTTOM

Cincinnati Reds @ Houston Astros
Astrodome, Houston, TX
Fri Aug 16 1985, 8:05 PM EDT
Att. 17,483 - Unknown

livebaseballscorecards.com

AB	33
R	5
H	8
RBI	5
BB	5
SO	8
LOB	15



Inning Stats	R: 0	H: 0	E: 0	K: 1	S: 5	H: 0	LOB: 0	BB: 0	P: 5	R: 0	H: 1	E: 0	K: 2	S: 8	H: 1	LOB: 3	BB: 2	P: 16	R: 0	H: 0	E: 0	K: 0	S: 3	H: 0	LOB: 0	BB: 0	P: 3	R: 0	H: 1	E: 0	K: 0	S: 4	R: 1	H: 1	E: 0	K: 1	S: 6	R: 3	H: 2	E: 0	K: 2	S: 9	H: 0	LOB: 1	BB: 1	P: 9	R: 0	H: 0	E: 0	K: 1	S: 5	R: 0	H: 1	E: 0	K: 1	S: 6	R: 1	H: 2	E: 1	K: 0	S: 4	1B: 3	SF: 0	2B: 2	SAC: 1	3B: 0	DP: 0	HR: 3	HBP: 0	WP: 0	PA: 39
--------------	------	------	------	------	------	------	--------	-------	------	------	------	------	------	------	------	--------	-------	-------	------	------	------	------	------	------	--------	-------	------	------	------	------	------	------	------	------	------	------	------	------	------	------	------	------	------	--------	-------	------	------	------	------	------	------	------	------	------	------	------	------	------	------	------	------	-------	-------	-------	--------	-------	-------	-------	--------	-------	--------

PITCHER	IP	WLS	BF	H	R	ER	SO	BB	IBB	HBP	BLK	WP	HR	S	P	ERA	WHIP
Mario Soto, R (1, 1) ERA: 3.38	6.0		26	5	4	4	6	2	1	0	0	0	3	35	47	6.00	1.167
John Franco, L (7, 1) ERA: 1.79	2.0		8	1	0	0	2	1	0	0	0	0	0	11	15	0.00	1.000
Ted Power, R (9, 1) ERA: 2.06	0.1	L	5	2	1	1	0	0	1	0	0	0	0	4	8	27.00	6.000

Batter	1	2	3	4	5	6	7	8	9	AB R H RBI BB SO LOB	TOP											
Eddie Milner, L (1, 8) OBP: 0.331, SLG: 0.313	4-0 PB HR BB	0-0 F2		0-3 K		0-0 SF8		0-0 5-3		3 1 0 1 1 1 2												
Pete Rose, S (1, 3) OBP: 0.395, SLG: 0.329	4-0 PB HR BB	0-3 K		0-0 1B		0-0 FC6-4 1B		0-0 2B		4 1 3 2 1 1 1												
Dave Parker, L (1, 9) OBP: 0.355, SLG: 0.532	0-0 F8		0-0 4-3	0-0 4-3		0-3 K		0-0 6-3		4 0 0 0 0 1 4												
Max Venable, L (8, 9) OBP: 0.307, SLG: 0.370										1 0 0 0 0 0 1												
Buddy Bell, R (1, 5) OBP: 0.310, SLG: 0.323	4-0 HR BB		0-0 F5		0-0 F8	0-0 FC6-4		0-0 6-3		4 1 0 0 1 0 2												
Nick Esasky, R (1, 7) OBP: 0.341, SLG: 0.471	0-0 F3		0-0 2B		0-0 HR		0-0 F8		0-3 K	5 1 2 1 0 1 4												
Dave Concepcion, R (1, 6) OBP: 0.319, SLG: 0.345	0-0 HR		4-0 BB		0-0 6-3		0-3 K			3 1 1 4 1 1 0												
Bo Diaz, R (1, 2) OBP: 0.242, SLG: 0.306	0-3 K		0-0 F8		0-0 F2		0-0 F8			4 0 0 0 0 1 2												
Ron Oester, S (1, 4) OBP: 0.343, SLG: 0.370		0-0 FC5-6 1B		0-0 1B		0-0 WP SH SF8 1B		0-0 F8		4 2 3 0 0 0 0												
Tom Browning, L (1, 1) OBP: 0.197, SLG: 0.190		0-0 FC5-6		0-0 1-3		0-0 SH SF8 WP 1B		0-0 4-3		3 1 0 0 0 0 2												
Inning Stats	R: 4 E: 0 K: 1 S: 6	H: 1 LOB: 0 BB: 3 P: 18	R: 0 E: 0 K: 1 S: 6	H: 1 LOB: 1 BB: 0 P: 6	R: 0 E: 0 K: 0 S: 4	H: 1 LOB: 2 BB: 1 P: 8	R: 1 E: 0 K: 1 S: 7	H: 2 LOB: 1 BB: 0 P: 7	R: 1 E: 0 K: 0 S: 4	H: 1 LOB: 0 BB: 0 P: 4	R: 2 E: 1 K: 1 S: 8	H: 2 LOB: 1 BB: 0 P: 8	R: 0 E: 0 K: 1 S: 5	H: 0 LOB: 0 BB: 0 P: 5	R: 0 E: 0 K: 0 S: 3	H: 0 LOB: 0 BB: 0 P: 3	R: 0 E: 0 K: 1 S: 6	H: 1 LOB: 1 BB: 0 P: 6	1B: 5 2B: 2 3B: 0 HR: 2	SF: 1 SAC: 1 DP: 0 HBP: 0	WP: 1 PB: 1 SB: 0 CS: 0	PA: 41
PITCHER	IP WLS BF H R ER SO BB IBB HBP BLK WP HR S P ERA WHIP																					
Joe Niekro, R (1, 1) ERA: 3.49	5.1 L 29 8 8 7 3 4 0 0 0 0 1 2 31 47 11.81 2.250																					
Mike Madden, L (6, 1) ERA: 4.91	0.2 2 0 0 0 1 0 0 0 0 0 0 0 4 4 0.00 0.000																					
Bill Dawley, R (7, 1) ERA: 4.42	1.0 3 0 0 0 1 0 0 0 0 0 0 0 5 5 0.00 0.000																					
Frank DiPino, L (8, 1) ERA: 3.36	2.0 7 1 0 0 1 0 0 0 0 0 0 0 9 9 0.00 0.500																					

Cincinnati Reds @ Houston Astros
Astrodome, Houston, TX
Sat Aug 17 1985, 8:05 PM EDT
Att: 22,703 - Unknown

livebaseballscorecards.com

AB	35
R	8
H	9
RBI	8
BB	4
SO	6
LOB	18



Batter	1	2	3	4	5	6	7	8	9	AB	R	H	RBI	BB	SO	LOB
Bill Doran, S (1, 4) OBP: 0.362, SLG: 0.436 Bill Dawley, R (7, 1) Tim Tolman, R (8, 9) OBP: 0.125, SLG: 0.130	0-0 F7		0-0 5-3			0-3 K			0-0 1B	3	0	0	0	0	1	2
Phil Garner, R (1, 5) OBP: 0.298, SLG: 0.360	0-0 F9			0-0 F8		0-0 1B			0-0 1B	4	0	2	0	0	0	0
Kevin Bass, S (1, 8) OBP: 0.292, SLG: 0.390	0-0 F7			0-3 K		0-0 F8			0-0 E4	4	0	0	0	0	1	3
Jose Cruz, L (1, 7) OBP: 0.338, SLG: 0.414		0-0 F9		0-0 5-3			0-0 F8		0-0 G4-6-3	4	0	0	0	0	0	2
Jerry Mumphrey, S (1, 9) OBP: 0.331, SLG: 0.397 Frank DiPino, L (8, 1) OBP: 0.286, SLG: 0.286		0-0 F7			0-0 E8		0-3 K			3	0	0	0	0	1	0
Glenn Davis, R (1, 3) OBP: 0.306, SLG: 0.423		0-0 F9			0-0 G6-4-3		0-0 F4			3	0	0	0	0	0	1
Dickie Thon, R (1, 6) OBP: 0.290, SLG: 0.350			0-0 F9		0-0 F4			0-0 G5-4-3		3	0	1	0	0	0	0
John Mizerock, L (1, 2) OBP: 0.222, SLG: 0.333			0-3 K			0-0 1B		0-0 F6		3	0	1	0	0	1	1
Joe Niekro, R (1, 1) OBP: 0.262, SLG: 0.271 Mike Madden, L (6, 1) German Rivera, R (6, PH) OBP: 0.261, SLG: 0.238			0-0 1B			0-0 F8		0-0 G5-4-3		1	0	1	0	0	0	0
										0	0	0	0	0	0	0
										2	0	0	0	0	0	2

Inning Stats	R: 0 E: 0 K: 0 S: 3	H: 0 LOB: 0 BB: 0 P: 3	R: 0 E: 0 K: 0 S: 3	H: 0 LOB: 0 BB: 0 P: 3	R: 0 E: 0 K: 1 S: 6	H: 1 LOB: 1 BB: 0 P: 6	R: 0 E: 0 K: 1 S: 5	H: 0 LOB: 0 BB: 0 P: 5	R: 0 E: 1 K: 0 S: 3	H: 0 LOB: 0 BB: 0 P: 3	R: 0 E: 0 K: 1 S: 7	H: 2 LOB: 2 BB: 0 P: 7	R: 0 E: 0 K: 1 S: 5	H: 0 LOB: 0 BB: 0 P: 5	R: 0 E: 0 K: 0 S: 3	H: 1 LOB: 0 BB: 0 P: 3	R: 0 E: 1 K: 0 S: 4	H: 2 LOB: 1 BB: 0 P: 4	1B: 6 2B: 0 3B: 0 HR: 0	SF: 0 SAC: 0 DP: 3 HBP: 0	WP: 0 PB: 0 SB: 0 CS: 0	PA: 31
PITCHER Tom Browning, L (1, 1) ERA: 3.56	IP: 9.0 WLS: W BF: 31 H: 6 R: 0 ER: 0 SO: 4 BB: 0 IBB: 0 HBP: 0 BLK: 0 WP: 0 HR: 0 S: 39 P: 39 ERA: 0.00 WHIP: 0.667																					
PITCHER	IP: 9.0 WLS: W BF: 31 H: 6 R: 0 ER: 0 SO: 4 BB: 0 IBB: 0 HBP: 0 BLK: 0 WP: 0 HR: 0 S: 39 P: 39 ERA: 0.00 WHIP: 0.667																					

BOTTOM

Cincinnati Reds @ Houston Astros
Astrodome, Houston, TX
Sat Aug 17 1985, 8:05 PM EDT
Att. 22,703 - Unknown

livebaseballscorecards.com

AB	31
R	0
H	6
RBI	0
BB	0
SO	4
LOB	11



Batter	1	2	3	4	5	6	7	8	9	AB R H RBI BB SO LOB	TOP											
Eddie Milner, L OBP: 0.330, SLG: 0.311 (1, 8)	0-0 F9			0-0 4-3		0-0 E E 1B	0-0 G3	0-0 4-3		5 1 1 1 0 0 2	Cincinnati Reds @ Houston Astros Astrodome, Houston, TX Sun Aug 18 1985, 8:05 PM EDT Att: 14,216 - Unknown											
Pete Rose, S OBP: 0.398, SLG: 0.331 (1, 3)	0-3 K		0-0 F7		0-0 E2 1B 1B			4-0 3B BB	0-0 G5-4-3 1B	4 2 2 1 1 1 0												
Dave Parker, L OBP: 0.356, SLG: 0.534 (1, 9)	0-0 G3		0-3 K		4-0 1B 1B IBB			0-0 1B 3B	0-0 F7	4 2 1 1 1 1 1												
Buddy Bell, R OBP: 0.313, SLG: 0.323 (1, 5)		4-0 BB BB BB BB		4-0 2-3 BB		0-0 1B 1B		0-0 F3	0-0 G5-4-3	3 0 1 1 2 0 2												
Nick Esasky, R OBP: 0.344, SLG: 0.471 (1, 7)		0-3 K		0-0 2-3		0-0 1-2 1B		0-0 S E 1B		4 0 2 2 0 1 2												
Gary Redus, R OBP: 0.373, SLG: 0.423 (8, PR)				1-2		1-2 3-H 1B		3-H E 1B		0 1 0 0 0 0 0												
Dave Concepcion, R OBP: 0.318, SLG: 0.344 (1, 6)		0-0 G6-4-3		0-0 6-3		0-0 F9		0-0 E7 E 1B		4 1 1 1 0 0 4												
Bo Diaz, R OBP: 0.234, SLG: 0.296 (1, 2)			0-0 F4		0-0 5-6-3	0-3 K		0-0 5-3		4 0 0 0 0 1 5												
Ron Oester, S OBP: 0.342, SLG: 0.367 (1, 4)			0-3 K			0-0 6-3	0-0 G3	4-0 E IBB		3 0 0 0 1 1 0												
Jay Tibbs, R OBP: 0.114, SLG: 0.071 (1, 1)			0-3 K			0-0 S 1B 1B	0-3 K	0-0 E4		1 0 0 0 0 1 0												
Max Venable, L OBP: 0.315, SLG: 0.378 (6, PH)								1-2 2-H		1 1 1 0 0 0 0												
Joe Price, R (6, 1)										0 0 0 0 0 0 0												
Cesar Cedeno, R OBP: 0.306, SLG: 0.336 (7, PH)										1 0 0 0 0 1 0												
John Franco, L OBP: 0.200, SLG: 0.200 (7, 1)										1 0 0 0 0 0 1												
Inning Stats	R: 0 E: 0 K: 1 S: 5	H: 0 LOB: 0 BB: 0 P: 5	R: 0 E: 0 K: 1 S: 4	H: 0 LOB: 0 BB: 1 P: 8	R: 0 E: 0 K: 2 S: 7	H: 0 LOB: 0 BB: 0 P: 7	R: 0 E: 0 K: 1 S: 5	H: 0 LOB: 0 BB: 0 P: 5	R: 0 E: 0 K: 0 S: 3	H: 0 LOB: 1 BB: 1 P: 7	R: 4 E: 2 K: 1 S: 10	H: 5 LOB: 2 BB: 1 P: 14	R: 0 E: 0 K: 1 S: 5	H: 0 LOB: 0 BB: 0 P: 5	R: 4 E: 2 K: 0 S: 7	H: 3 LOB: 2 BB: 2 P: 15	R: 0 E: 0 K: 0 S: 3	H: 1 LOB: 0 BB: 0 P: 3	1B: 8 2B: 0 3B: 1 HR: 0	SF: 0 SAC: 0 DP: 2 HBP: 0	WP: 0 PB: 0 SB: 2 CS: 0	PA: 40
PITCHER	IP WLS BF H R ER SO BB IBB HBP BLK WP HR S P ERA WHIP																					
Nolan Ryan, R ERA: 4.05 (1, 1)	7.1 L 32 7 7 7 7 3 1 0 0 0 0 0 42 58 8.59 1.364																					
Dave Smith, R ERA: 2.41 (8, 1)	0.2 5 1 1 0 0 0 0 1 0 0 0 0 4 8 0.00 1.500																					
Jeff Calhoun, L ERA: 2.2 (9, 1)	1.0 3 1 0 0 0 0 0 0 0 0 0 0 3 3 0.00 1.000																					

livebaseballscorecards.com

AB	35
R	8
H	9
RBI	7
BB	5
SO	7
LOB	17



Batter	1	2	3	4	5	6	7	8	9	AB R H RBI BB SO LOB
Bill Doran, S (1, 4) OBP: 0.364, SLG: 0.441	0-0 4-3		0-0 F8		0-0 SF8 3B		0-0 1B FC4-6 1B		4-0 3-1 BB	4 2 2 0 1 0 1
Terry Puhl, L (1, 9) OBP: 0.337, SLG: 0.403	0-0 F7		0-0 1-3 2B		0-0 E4 2B		0-0 F9		0-0 3-1	5 1 1 0 0 0 3
Denny Walling, L (1, 5) OBP: 0.301, SLG: 0.370 Phil Garner, R (7, PH) OBP: 0.299, SLG: 0.361 (8, 5)	0-0 1B 1B		0-0 F6		0-0 SF8		0-0 FC4-6 1-3 1B		0-0 F9	2 0 1 1 0 0 2 2 0 1 0 0 0 1
Jose Cruz, L (1, 7) OBP: 0.343, SLG: 0.418	0-0 1-3 1B		4-0 IBB		0-0 1-H 2B		4-0 1-2 FC4-6 BB		0-0 4-3	3 0 2 1 2 0 1
Jerry Mumphrey, S (1, 8) OBP: 0.330, SLG: 0.393	0-0 F8		0-3 K		4-0 IBB		0-0 FC4-6 1-2 3-H		0-0	3 0 0 1 1 1 7
Glenn Davis, R (1, 3) OBP: 0.300, SLG: 0.413		0-3 K		0-0 F9	0-0 1-6-3		0-0 L5		0-0	4 0 0 0 0 1 4
Mark Bailey, S (1, 2) OBP: 0.376, SLG: 0.417		0-0 4-3		0-3 K		0-0 6-3		0-0 F8		4 0 0 0 0 1 0
Dickie Thon, R (1, 6) OBP: 0.283, SLG: 0.341		0-3 K		0-0 5-3		0-0 5-3		0-3 K		4 0 0 0 0 2 0
Nolan Ryan, R (1, 1) OBP: 0.143, SLG: 0.135 Dave Smith, R (8, 1) Tim Tolman, R (8, PH) OBP: 0.120, SLG: 0.125 Jeff Calhoun, L (9, 1)			4-0 2B BB		0-0 4-3	0-3 K		0-3 K		2 0 0 0 1 1 0 0 0 0 0 0 0 0 1 0 0 0 0 1 0 0 0 0 0 0 0 0

Inning Stats	R: 0 E: 0 K: 5 S: 5	H: 2 LOB: 2 BB: 0 P: 5	R: 0 E: 0 K: 2 S: 7	H: 0 LOB: 0 BB: 0 P: 7	R: 0 E: 0 K: 1 S: 6	H: 1 LOB: 3 BB: 2 P: 14	R: 0 E: 0 K: 1 S: 5	H: 0 LOB: 0 BB: 0 P: 5	R: 2 E: 1 K: 0 S: 6	H: 2 LOB: 2 BB: 1 P: 10	R: 0 E: 0 K: 1 S: 5	H: 0 LOB: 0 BB: 0 P: 5	R: 1 E: 0 K: 0 S: 5	H: 2 LOB: 2 BB: 1 P: 9	R: 0 E: 0 K: 2 S: 7	H: 0 LOB: 0 BB: 0 P: 7	R: 0 E: 0 K: 0 S: 3	H: 0 LOB: 1 BB: 1 P: 7	1B: 4 2B: 2 3B: 1 HR: 0	SF: 1 SAC: 0 DP: 0 HBP: 0	WP: 0 PB: 0 SB: 0 CS: 0	PA: 40
--------------	------------------------------	---------------------------------	------------------------------	---------------------------------	------------------------------	----------------------------------	------------------------------	---------------------------------	------------------------------	----------------------------------	------------------------------	---------------------------------	------------------------------	---------------------------------	------------------------------	---------------------------------	------------------------------	---------------------------------	----------------------------------	------------------------------------	----------------------------------	--------

PITCHER	IP	WLS	BF	H	R	ER	SO	BB	IBB	HBP	BLK	WP	HR	S	P	ERA	WHIP
Jay Tibbs, R (1, 1) ERA: 4.14	5.0	W	24	5	2	0	4	1	2	0	0	0	0	29	41	0.00	1.200
Joe Price, L (6, 1) ERA: 4.11	1.0		3	0	0	0	1	0	0	0	0	0	0	5	5	0.00	0.000
John Franco, L (7, 1) ERA: 1.84	3.0	S	13	2	1	1	2	2	0	0	0	0	0	15	23	3.00	1.333

BOTTOM


Cincinnati Reds @ Houston Astros
Astrodome, Houston, TX

Sun Aug 18 1985, 8:05 PM EDT
Att. 14,216 - Unknown

AB	34
R	3
H	7
RBI	3
BB	5
SO	7
LOB	19



PITCHER	IP	WLS	BF	H	R	ER	SO	BB	IBB	HBP	BLK	WP	HR	S	P	ERA	WHIP
---------	----	-----	----	---	---	----	----	----	-----	-----	-----	----	----	---	---	-----	------

Batter	1	2	3	4	5	6	7	8	9	AB R H RBI BB SO LOB	TOP		
Vince Coleman, S OBP: 0.320, SLG: 0.351 (1, 7) (4, 8)	0-0 G3		0-3 K			0-0 SF8 2B		0-0 G5-3-5 4-3 1B		4 1 2 0 0 1 0			
Willie McGee, S OBP: 0.389, SLG: 0.521 Steve Braun, L OBP: 0.333, SLG: 0.354 (1, 8) (4, 7)	0-0 F4 1B			0-0 3-1		0-0 SF8		0-0 4-3		2 0 1 0 0 0 0 1 0 0 1 0 0 1			
Tom Herr, S OBP: 0.398, SLG: 0.432 Tom Nieto, R OBP: 0.298, SLG: 0.269 (1, 4) (6, 2)	0-0 F4 1-2			0-0 6-3		0-0 2B		0-0 G5-3-5		3 0 1 1 0 0 1 1 0 0 0 0 0 1			
Jack Clark, R OBP: 0.396, SLG: 0.513 Joe Boever, R OBP: 0.228, SLG: 0.208 (1, 3) (4, 1) (6, PH) (6, 4)	0-0 F5			0-0 L6		0-0 F8			0-0 4-3	2 0 0 0 0 0 1 0 0 0 0 0 0 0 2 0 0 0 0 0 1			
Andy Van Slyke, L OBP: 0.331, SLG: 0.434 (1, 9)		0-0 1-3			0-0 3-1	4-0 BB			0-0 E6 L5-4 1B	3 0 0 0 1 0 0			
Darrell Porter, L OBP: 0.299, SLG: 0.398 Bob Forsch, R OBP: 0.280, SLG: 0.440 Bill Campbell, R OBP: 0.625, SLG: 0.400 Tito Landrum, R OBP: 0.364, SLG: 0.487 (1, 2) (6, 1) (8, 1) (9, PH)		0-3 K			0-0 F9	0-0 F8			0-0 1B	3 0 0 0 0 1 2 0 0 0 0 0 0 0 0 0 0 0 0 0 0 1 0 1 0 0 0 0			
Terry Pendleton, S OBP: 0.260, SLG: 0.282 Brian Harper, R OBP: 0.303, SLG: 0.323 (1, 5) (5, 5)		0-0 G3			4-0 BB		0-0 5-3		0-0 L5-4	1 0 0 0 1 0 0 2 0 0 0 0 0 2	AB 30 R 2 H 5 RBI 2 BB 3 SO 3 LOB 10		
Ozzie Smith, S OBP: 0.335, SLG: 0.349 Ivan De Jesus, R OBP: 0.286, SLG: 0.322 (1, 6) (6, 6)			0-0 F9		0-0 4-3		0-3 K			2 0 0 0 0 0 1 1 0 0 0 0 1 0			
Kurt Kepshire, L OBP: 0.149, SLG: 0.200 Ricky Horton, L OBP: 0.404, SLG: 0.308 (1, 1) (3, 1) (4, 3)			0-0 1-3			4-0 2B SF8 BB	0-0 F9			1 0 0 0 0 0 0 0 0 0 0 0 0 0 1 1 0 0 1 0 0			
Inning Stats	R: 0 E: 0 K: 0 S: 4 H: 1 LOB: 1 BB: 0 P: 4	R: 0 E: 0 K: 1 S: 5 H: 0 LOB: 0 BB: 0 P: 5	R: 0 E: 0 K: 1 S: 5 H: 0 LOB: 0 BB: 0 P: 5	R: 0 E: 0 K: 0 S: 3 H: 0 LOB: 0 BB: 0 P: 3	R: 0 E: 0 K: 0 S: 3 H: 0 LOB: 1 BB: 1 P: 7	R: 2 E: 0 K: 0 S: 5 H: 2 LOB: 2 BB: 2 P: 13	R: 0 E: 0 K: 1 S: 5 H: 0 LOB: 0 BB: 0 P: 5	R: 0 E: 1 K: 0 S: 4 H: 1 LOB: 0 BB: 0 P: 3	R: 0 E: 1 K: 0 S: 4 H: 1 LOB: 1 BB: 0 P: 4	1B: 3 2B: 4 3B: 0 HR: 0 SF: 1 SAC: 0 DP: 2 HBP: 0	WP: 0 PB: 0 SB: 0 CS: 0 PA: 34		
PITCHER	IP WLS BF H R ER SO BB IBB HBP BLK WP HR S P ERA WHIP											PITCHER	IP WLS BF H R ER SO BB IBB HBP BLK WP HR S P ERA WHIP
Mike Scott, R ERA: 2.56 (1, 1)	7.0 W 27 3 2 2 3 3 0 0 0 0 0 0 30 42 2.57 0.857												
Jeff Heathcock, R ERA: 1.0 (8, 1)	2.0 7 2 0 0 0 0 0 0 0 0 0 0 7 7 0.00 1.000												

St. Louis Cardinals @ Houston Astros
Astrodome, Houston, TX
Tue Aug 20 1985, 8:05 PM EDT
Att: 10,348 - Unknown

livebaseballscorecards.com

Batter	1	2	3	4	5	6	7	8	9
Bill Doran, S (1, 4) <small>OBP: 0.368, SLG: 0.442</small> German Rivera, R (7, 5) <small>OBP: 0.250, SLG: 0.227</small>	4-0 1B G4-6-3 BB	0-0 F9	0-0 2B 1-2 1B		4-0 WP 1B 4-3 BB	4-0 3B BB		0-0 FC6-4 1-2f	
Terry Puhl, L (1, 9) <small>OBP: 0.343, SLG: 0.425</small> Phil Gamero, R (7, 4) <small>OBP: 0.299, SLG: 0.360</small>	0-0 1-3 1B		0-0 F6 2B		0-3 K 1	0-0 1-H 4-3 3B		0-3 K 3	
Denny Walling, L (1, 5) <small>OBP: 0.302, SLG: 0.374</small>	0-0 G4-6-3 1-2f 3-H		0-0 1B 2B 4-3		0-0 4-3 WP 1-2 1B	0-0 4-3 3-H			
Jose Cruz, L (1, 7) <small>OBP: 0.342, SLG: 0.415</small> Tim Tolman, R (7, 7) <small>OBP: 0.120, SLG: 0.125</small>	0-0 6-3		0-0 2B HR 1B 2-H	0-0 F9	0-0 4-3 1-3 2-H	0-0 G3			
Jerry Mumphrey, S (1, 8) <small>OBP: 0.332, SLG: 0.398</small> Kevin Bass, S (6, 8) <small>OBP: 0.291, SLG: 0.389</small>		0-0 1B FC5-2 1B	0-0 1-3 HR 2B	0-3 K 2	0-0 6-3 3		0-0 5-3 1		
Glenn Davis, R (1, 3) <small>OBP: 0.312, SLG: 0.426</small>		0-0 FC5-2 BB 1-3 FC4-6 1B	4-0 HR IBB	0-0 1B 3B 1B		0-0 1B PB 2B	0-0 F1		
Mark Bailey, S (1, 2) <small>OBP: 0.384, SLG: 0.435</small> Jeff Heathcock, R (8, 1)		4-0 1-2 FC5-2 E BB	0-0 1-H 2-H 3-H HR	0-0 1-2 3B 1B		0-0 2-3 PB HR 1B	0-0 6-3		
Dickie Thon, R (1, 6) <small>OBP: 0.287, SLG: 0.372</small>		0-0 FC5-2 1-2 2-3 3-H FC4-6	0-0 6-3	0-0 1-H 2-H 3B		0-0 2-H 3-H HR	0-0 6-3		
Mike Scott, R (1, 1) <small>OBP: 0.207, SLG: 0.264</small> John Mizerock, L (8, 2) <small>OBP: 0.300, SLG: 0.400</small>		0-0 FC4-6 1-2f 2-H 3-H	0-0 1B 2B 1B	0-0 5-3		0-3 K 1	0-0 FC6-4 1B		

Inning Stats	R: 1	H: 1	E: 0	K: 0	S: 3	R: 2	H: 2	E: 1	K: 0	S: 5	R: 6	H: 7	E: 0	K: 0	S: 10	R: 2	H: 3	E: 0	K: 1	S: 8	R: 1	H: 1	E: 0	K: 1	S: 6	R: 5	H: 4	E: 0	K: 1	S: 9	R: 0	H: 0	E: 0	K: 0	S: 3	R: 0	H: 1	E: 0	K: 1	S: 6
	LOB: 0	BB: 1	P: 7			LOB: 1	BB: 1	P: 9			LOB: 2	BB: 1	P: 14			LOB: 1	BB: 0	P: 8			LOB: 0	BB: 1	P: 10			LOB: 0	BB: 1	P: 13			LOB: 0	BB: 0	P: 3			LOB: 1	BB: 0	P: 6		

AB	R	H	RBI	BB	SO	LOB	
2	3	1	0	3	0	1	
1	0	0	0	0	0	1	
5	1	3	2	0	1	1	
1	0	0	0	0	1	1	
5	1	2	1	0	0	3	
5	1	1	2	0	0	1	
0	0	0	0	0	0	0	
4	1	2	0	0	1	1	
1	0	0	0	0	0	0	
4	4	3	0	1	0	0	
4	4	3	4	1	0	0	
0	0	0	0	0	0	0	
5	1	2	4	0	0	3	
4	1	1	1	0	1	2	
1	0	1	0	0	0	0	
1B: 11	SF: 0	2B: 4	SAC: 0	3B: 2	DP: 1	HR: 2	HBP: 0


BOTTOM

St. Louis Cardinals @ Houston Astros
Astrodome, Houston, TX

Tue Aug 20 1985, 8:05 PM EDT
Att. 10,348 - Unknown

livebaseballscorecards.com

AB	42
R	17
H	19
RBI	14
BB	5
SO	4
LOB	14



WP: 1	PA: 47
PB: 1	
SB: 0	
CS: 0	

PITCHER	IP	WLS	BF	H	R	ER	SO	BB	IBB	HBP	BLK	WP	HR	S	P	ERA	WHIP
Kurt Kepshire, R (1, 1) <small>ERA: 4.49</small>	2.1	L	13	5	5	4	0	2	0	0	0	0	0	11	19	15.43	3.000
Ricky Horton, L (3, 1) <small>ERA: 3.1</small>	0.2		8	5	4	4	0	0	1	0	0	0	1	7	11	54.00	7.500
Joe Boever, R (4, 1) <small>ERA: 4.09</small>	2.0		11	4	3	3	2	1	0	0	0	1	0	14	18	13.50	2.500
Bob Forsch, R (6, 1) <small>ERA: 4.43</small>	2.0		11	4	5	5	1	1	0	0	0	0	1	12	16	22.50	2.500
Bill Campbell, R (8, 1) <small>ERA: 4.1</small>	1.0		4	1	0	0	1	0	0	0	0	0	0	6	6	0.00	1.000

Batter	1	2	3	4	5	6	7	8	9	AB R H RBI BB SO LOB	TOP																	
Vince Coleman, S (1, 7) OBP: 0.323, SLG: 0.356	0-0 1B E 2B	0-0 F2			0-0 4-3 S 1B		0-0 4-3		0-0 1-2 BB 1B	5 1 3 0 0 0 1																		
Willie McGee, S (1, 8) OBP: 0.387, SLG: 0.518	0-0 E 2B 1B		0-3 K		0-0 4-3			0-0 F8	0-0 F9	5 1 1 0 0 1 3																		
Tom Herr, S (1, 4) OBP: 0.396, SLG: 0.428	0-0 E4 2B 1B		0-0 5-3		0-0 F7			0-0 F9	4-0 BB	4 1 0 1 1 0 2																		
Jack Clark, R (1, 3) Jeff Lahti, R (8, 1) OBP: 0.396, SLG: 0.515	0-0 1B 2B		4-0 BB		0-0 F3			0-3 K2-3	0-3 K	3 1 1 1 1 1 0 1 0 0 0 0 1 3																		
Tito Landrum, R (1, 9) Andy Van Slyke, L (9, PH) OBP: 0.356, SLG: 0.475 OBP: 0.333, SLG: 0.436	0-3 K		0-0 F9		0-0 6-3			0-0 1B HR 1B		3 0 0 0 0 1 3 1 1 1 0 0 0 0																		
Brian Harper, R (1, 5) Terry Pendleton, S (7, 5) OBP: 0.306, SLG: 0.324 OBP: 0.260, SLG: 0.281	0-0 1B		0-0 F5		0-0 4-3			0-3 K		3 0 1 2 0 0 0 1 0 0 0 0 1 1																		
Ozzie Smith, S (1, 6) OBP: 0.336, SLG: 0.353	0-0 F7		0-0 E5 G6-4-3		0-0 2B			0-0 1-2 HR 1B		4 1 2 0 0 0 0 3 0 0 0 0 1 2 1 1 1 3 0 0 0																		
Tom Nieto, R (1, 2) Darrell Porter, L (9, PH) OBP: 0.294, SLG: 0.265 OBP: 0.303, SLG: 0.425		0-0 F9		0-0 G6-4-3		0-3 K		0-0 1-2 HR		3 0 0 0 0 1 2 1 1 1 3 0 0 0																		
Danny Cox, R (1, 1) Ken Dayley, L (7, 1) Mike Jorgensen, L (8, 3) OBP: 0.221, SLG: 0.175 OBP: 0.250, SLG: 0.250 OBP: 0.415, SLG: 0.325		0-0 F4		0-3 K		0-3 K		0-0 BB 1B 1B		3 0 0 0 0 2 1 0 0 0 0 0 0 0 1 0 1 0 0 0 0																		
Inning Stats	R: 4 E: 1 K: 1 S: 9	H: 4 LOB: 0 BB: 0 P: 9	R: 0 E: 0 K: 0 S: 3	H: 0 LOB: 0 BB: 0 P: 3	R: 0 E: 0 K: 1 S: 5	H: 0 LOB: 1 BB: 1 P: 9	R: 0 E: 1 K: 0 S: 3	H: 0 LOB: 0 BB: 0 P: 3	R: 0 E: 0 K: 2 S: 8	H: 1 LOB: 1 BB: 0 P: 8	R: 0 E: 0 K: 1 S: 5	H: 0 LOB: 0 BB: 0 P: 5	R: 3 E: 0 K: 2 S: 12	H: 5 LOB: 3 BB: 1 P: 16	1B: 7 2B: 3 3B: 0 HR: 1	SF: 0 SAC: 0 DP: 1 HBP: 0	WP: 0 PB: 0 SB: 1 CS: 0	PA: 40										
PITCHER	IP WLS BF H R ER SO BB IBB HBP BLK WP HR S P ERA WHIP																											
Bob Knepper, L (1, 1) ERA: 3.54	7.0		28	6	4	3	5	1	0	0	0	0	0	37	41	3.86	1.000											
Jeff Calhoun, L (8, 1) ERA: 2.14	1.0		3	0	0	0	1	0	0	0	0	0	0	5	5	0.00	0.000											
Dave Smith, R (9, 1) ERA: 2.85	0.1	L	6	5	3	3	1	0	0	0	0	1	8	8	81.00	15.000												
Frank DiPino, L (9, 1) ERA: 3.32	0.2		3	0	0	0	1	1	0	0	0	0	4	8	0.00	1.500												

St. Louis Cardinals @ Houston Astros
Astrodome, Houston, TX
Wed Aug 21 1985, 8:05 PM EDT
Att. 14,164 - Unknown

livebaseballscorecards.com

AB 38
R 7
H 11
RBI 7
BB 2
SO 8
LOB 16




Batter	1	2	3	4	5	6	7	8	9	AB R H RBI BB SO LOB
Bill Doran, S OBP: 0.365, SLG: 0.437 (1, 4)	0-0 F9	0-0 F8			0-0 F4		0-0 F4		0-0 4-3	5 0 0 0 0 0 2
Terry Puhl, L OBP: 0.350, SLG: 0.432 (1, 9)	3B 2B		0-0 F5		0-0 G6-4-3 1B		4-0 1B BB		0-0 F7	4 1 2 0 1 0 0
Denny Walling, L OBP: 0.303, SLG: 0.380 (7, PH) Phil Garner, R OBP: 0.300, SLG: 0.361 (8, 5)	2-H SF7 3B		0-0 F9		0-0 G6-4-3 1-2f		0-0 1-2 2-H 1B		0-3 K	3 1 1 1 0 0 1 2 0 1 1 0 1 0
Jose Cruz, L OBP: 0.339, SLG: 0.412 (1, 7)	3-H SF7		0-0 4-3			0-3 K	0-0 F3			3 0 0 1 0 1 2
Jerry Mumphrey, S OBP: 0.337, SLG: 0.400 (1, 8)	0-0 1B			0-0 1B BLK 1B		0-3 K		4-0 SH3-1 1B BB		3 1 2 0 1 1 0
Glenn Davis, R OBP: 0.317, SLG: 0.427 (1, 3)	0-0 F7			0-0 1-3 1B		4-0 BB		0-0 SH3-1		2 0 1 0 1 0 1
Mark Bailey, S OBP: 0.385, SLG: 0.434 (1, 2)		4-0 FC5-4 BB		0-3 K		0-3 K		0-0 2-H 1B		3 0 1 1 1 2 3
Dickie Thon, R OBP: 0.280, SLG: 0.364 (1, 6)		0-0 FC5-4 S		0-0 F4		0-3 K	0-3 K	0-3 K		4 0 0 0 0 2 4
Bob Knepper, L OBP: 0.184, SLG: 0.217 (7, PH) Craig Reynolds, L OBP: 0.307, SLG: 0.395 (8, 1) Jeff Calhoun, L OBP: 0.290, SLG: 0.388 (9, 1) Kevin Bass, S OBP: 0.286, SLG: 0.286 (9, 1) Dave Smith, R OBP: 0.286, SLG: 0.286 (9, 1) Frank DiPino, L		0-3 K		0-0 4-3			0-0 1B BB 1B		0-3 K	2 0 0 0 0 0 1 3 1 1 1 0 0 0 0 0 0 0 0 0 0 0 0 0 1 0 0 0 0 0 1 1 0 0 0 0 0 0 0 0 0 0 0 0 0 0 0 0

Inning Stats	R: 2	H: 3	E: 0	K: 0	S: 6	LOB: 1	BB: 0	P: 6	R: 0	H: 0	E: 0	K: 1	S: 5	LOB: 1	BB: 1	P: 9	R: 0	H: 0	E: 0	K: 0	S: 3	LOB: 0	BB: 0	P: 3	R: 0	H: 2	E: 0	K: 1	S: 7	LOB: 2	BB: 0	P: 7	R: 0	H: 1	E: 0	K: 0	S: 3	LOB: 0	BB: 0	P: 3	R: 0	H: 0	E: 0	K: 3	S: 9	LOB: 1	BB: 1	P: 13	R: 1	H: 2	E: 0	K: 1	S: 7	LOB: 2	BB: 1	P: 11	R: 1	H: 1	E: 0	K: 2	S: 8	LOB: 1	BB: 1	P: 12	R: 0	H: 0	E: 0	K: 1	S: 5	LOB: 0	BB: 0	P: 5	1B: 7	2B: 1	3B: 1	HR: 0	SF: 1	SAC: 1	DP: 1	HBP: 0	WP: 0	PB: 0	SB: 1	CS: 0	PA: 39
PITCHER	IP	WLS	BF	H	R	ER	SO	BB	IBB	HBP	BLK	WP	HR	S	P	ERA	WHIP																																																																				
Danny Cox, R ERA: 2.97 (1, 1)	6.2		29	7	3	3	6	3	0	0	1	0	0	38	50	4.05	1.500																																																																				
Ken Dayley, L ERA: 2.37 (7, 1)	0.2		5	2	1	1	0	1	0	0	0	0	0	4	8	13.50	4.500																																																																				
Jeff Lahti, R ERA: 2.17 (8, 1)	1.2	W	5	0	0	0	3	0	0	0	0	0	0	11	11	0.00	0.000																																																																				

St. Louis Cardinals @ Houston Astros
Astrodome, Houston, TX
Wed Aug 21 1985, 8:05 PM EDT
Att. 14,164 - Unknown

AB	33
R	4
H	9
RBI	4
BB	4
SO	9
LOB	17



Batter	1	2	3	4	5	6	7	8	9	AB R H RBI BB SO LOB
--------	---	---	---	---	---	---	---	---	---	----------------------

Bill Doran, S <small>OBP: 0.363, SLG: 0.434</small> (1, 4) X	0-0 1B		0-0 F8	0-0 F8			0-3 K		0-3 K	5 0 1 0 0 2 3
Phil Garner, R <small>OBP: 0.301, SLG: 0.362</small> (1, 5) X	0-0 F4		0-0 1B		0-0 BB		0-0 F2		0-0 F8	5 1 2 0 0 0 2
Kevin Bass, S <small>OBP: 0.289, SLG: 0.384</small> (1, 8) S S S	0-3 1-2 K		0-0 F5		4-0 G6-4-3 1-2 BB		0-0 F9		0-0 6-3	4 0 0 0 1 1 3
Jose Cruz, L <small>OBP: 0.340, SLG: 0.413</small> (1, 7) X	0-0 F9		0-0 1-3 1B		0-0 E5 G6-4-3 1-2 2-H		0-0 5-3 F9 1B			4 0 2 0 0 0 2
Glenn Davis, R <small>OBP: 0.316, SLG: 0.423</small> (1, 3)		0-0 FC6-4 1B	0-0 F9		0-0 G6-4-3 1-2f 2-3		0-0 F9			4 0 1 0 0 0 5
Terry Puhl, L <small>OBP: 0.343, SLG: 0.423</small> (1, 9)		0-0 F7		0-3 K	0-3 K		0-0 5-3			4 0 0 0 0 2 3
Dickie Thon, R <small>OBP: 0.285, SLG: 0.360</small> (1, 6)		0-0 FC6-4 1-2f		4-0 FC5-4 BB		0-3 K		4-0 IBB		2 0 0 0 2 1 1
John Mizerock, L <small>OBP: 0.308, SLG: 0.333</small> Jim Pankovits, R <small>OBP: 0.350, SLG: 0.385</small> (8, PH) Mark Bailey, S <small>OBP: 0.385, SLG: 0.434</small> (9, 2)		4-0 1-2 BB		0-0 FC5-4 1-2f 1B		0-3 K		0-0 F8		2 0 0 0 1 1 1 1 0 0 0 0 0 2 0 0 0 0 0 0 0
Joe Niekro, R <small>OBP: 0.266, SLG: 0.274</small> (9, 1) Dave Smith, R (9, 1) Jeff Calhoun, L (9, 1) Bill Dawley, R (9, 1) Craig Reynolds, L <small>OBP: 0.309, SLG: 0.401</small> (9, 6)		0-0 5-3		0-0 1-2 1B		0-0 5-3		0-0 2B		3 0 1 0 0 0 2 0 1 0 1 0 0 0 0

BOTTOM

St. Louis Cardinals @ Houston Astros
 Astrodome, Houston, TX
 Thu Aug 22 1985, 8:05 PM EDT
 Att. 14,555 - Unknown

livebaseballscorecards.com

AB	35
R	1
H	8
RBI	0
BB	4
SO	7
LOB	24



Inning Stats	R: 0	H: 1	E: 0	K: 1	S: 6	L: 1	LOB: 1	BB: 0	P: 6	R: 0	H: 1	E: 0	K: 0	S: 4	L: 1	LOB: 2	BB: 1	P: 8	R: 0	H: 2	E: 0	K: 0	S: 5	L: 1	LOB: 2	BB: 0	P: 5	R: 0	H: 1	E: 0	K: 1	S: 6	L: 1	LOB: 1	BB: 1	P: 10	R: 1	H: 1	E: 1	K: 1	S: 6	L: 0	LOB: 0	BB: 0	P: 7	R: 0	H: 0	E: 0	K: 2	S: 7	L: 0	LOB: 0	BB: 0	P: 5	R: 0	H: 1	E: 0	K: 0	S: 4	L: 1	LOB: 2	BB: 1	P: 8	R: 0	H: 1	E: 0	K: 1	S: 6	L: 1	LOB: 1	BB: 0	P: 6	1B: 7	2B: 1	3B: 0	HR: 0	SF: 0	SAC: 0	DP: 1	HBP: 0	WP: 0	PB: 0	SB: 2	CS: 0	PA: 39
--------------	------	------	------	------	------	------	--------	-------	------	------	------	------	------	------	------	--------	-------	------	------	------	------	------	------	------	--------	-------	------	------	------	------	------	------	------	--------	-------	-------	------	------	------	------	------	------	--------	-------	------	------	------	------	------	------	------	--------	-------	------	------	------	------	------	------	------	--------	-------	------	------	------	------	------	------	------	--------	-------	------	-------	-------	-------	-------	-------	--------	-------	--------	-------	-------	-------	-------	--------

PITCHER	IP	WLS	BF	H	R	ER	SO	BB	IBB	HBP	BLK	WP	HR	S	P	ERA	WHIP
John Tudor, L <small>ERA: 2.06</small> (1, 1)	7.0		30	6	1	0	6	3	0	0	0	0	0	39	51	0.00	1.286
Ricky Horton, L <small>ERA: 3.05</small> (8, 1)	1.0	W	5	1	0	0	0	0	1	0	0	0	0	4	8	0.00	1.000
Ken Dayley, L <small>ERA: 2.32</small> (9, 1)	1.0	S	4	1	0	0	1	0	0	0	0	0	0	6	6	0.00	1.000

Batter	1	2	3	4	5	6	7	8	9	10	AB R H RBI BB SO LOB	TOP								
Bill Doran, S (1, 4) OBP: 0.361, SLG: 0.430	0-0 3-1		0-0 F7			0-0 4-3			4-0 F8 SH1-3 BB	0-0 F3	4 0 0 0 1 0 1									
Terry Puhl, L (1, 9) OBP: 0.341, SLG: 0.417	0-0 F7		0-0 F6			0-0 F7			0-0 SH1-3	4-0 BB	3 0 0 0 1 0 0									
Denny Walling, L (1, 5) OBP: 0.300, SLG: 0.376	0-3 K			0-0 5-3			0-0 4-3		0-0 F8	0-3 K	3 0 0 0 0 1 0 2 0 0 0 0 1 3									
Phil Garner, R (9, PH) OBP: 0.299, SLG: 0.359																				
Jose Cruz, L (1, 7) OBP: 0.344, SLG: 0.416		0-0 CS 1B		0-0 4-3			0-0 CS 1B		0-0 FC6-4 1B		4 0 3 0 0 0 0									
Jerry Mumphrey, S (1, 8) OBP: 0.336, SLG: 0.401		0-0 1-2 2B		0-0 1-3			0-3 K		0-0 FC6-4 1-2f		4 0 1 0 0 1 3									
Glenn Davis, R (1, 3) OBP: 0.315, SLG: 0.417		0-0 5-3		0-0 F8			0-0 CS	0-0 5-3		4-0 1B 2B BB	3 0 0 0 1 0 1 0 1 0 0 0 0 0 0 0 0 0 0 0 0									
Jim Pankovits, R (10, PR) OBP: 0.350, SLG: 0.385																				
Tim Tolman, R (10, 3) OBP: 0.120, SLG: 0.125																				
Mark Bailey, S (1, 2) OBP: 0.387, SLG: 0.430		4-0 FC5-4 BB		0-0 F7			0-0 F7	4-0 FC1-6 BB		0-0 P2	2 0 0 0 2 0 1									
Dickie Thon, R (1, 6) OBP: 0.282, SLG: 0.356		0-0 FC5-4 1-2f		0-0 5-3			0-0 5-3	0-0 FC1-6 1-2f		0-0 2B 1B	2 0 0 0 0 0 2 2 1 1 0 0 0 1									
Craig Reynolds, L (8, PH) OBP: 0.310, SLG: 0.401																				
Nolan Ryan, R (1, 1) OBP: 0.136, SLG: 0.127			0-0 6-3			0-0 6-3		0-3 K		0-0 2B	3 0 0 0 0 1 1 0 0 0 0 0 0 0 1 0 1 2 0 0 0 0 0 0 0 0 0 0									
Bill Dawley, R (9, 1) Kevin Bass, S (10, PH) Frank DiPino, L (10, 1) OBP: 0.291, SLG: 0.388 OBP: 0.286, SLG: 0.286																				
Inning Stats	R: 0 E: 0 K: 1 S: 5	H: 0 LOB: 0 BB: 0 P: 5	R: 0 E: 0 K: 0 S: 4	H: 2 LOB: 2 BB: 1 P: 8	R: 0 E: 0 K: 0 S: 3	H: 0 LOB: 0 BB: 0 P: 3	R: 0 E: 0 K: 0 S: 3	H: 0 LOB: 0 BB: 0 P: 3	R: 0 E: 0 K: 1 S: 5	H: 1 LOB: 0 BB: 0 P: 5	R: 0 E: 0 K: 1 S: 5	H: 0 LOB: 1 BB: 1 P: 9	R: 0 E: 0 K: 0 S: 4	H: 1 LOB: 2 BB: 1 P: 8	R: 2 E: 0 K: 1 S: 7	H: 2 LOB: 2 BB: 2 P: 15	1B: 4 2B: 2 3B: 0 HR: 0	SF: 0 SAC: 1 DP: 0 HBP: 0	WP: 0 PB: 0 SB: 0 CS: 2	PA: 40
PITCHER	IP WLS BF H R ER SO BB IBB HBP BLK WP HR S P ERA WHIP																			
Lee Tunnell, R (1, 1) ERA: 3.8	8.0																			
Pat Clements, L (9, 1) ERA: 3.08	1.2	L	11	3	2	2	0	3	0	0	0	0	0	0	8	20	10.80	3.600		
Don Robinson, R (10, 1) ERA: 4.15	0.1		1	0	0	0	1	0	0	0	0	0	0	0	3	3	0.00	0.000		

Houston Astros @ Pittsburgh Pirates
 Three Rivers Stadium, Pittsburgh, PA
 Fri Aug 23 1985, 7:05 PM EDT
 Att: 4,198 - Unknown

livebaseballscores.com

AB 33
 R 2
 H 6
 RBI 2
 BB 5
 SO 4
 LOB 13



BOTTOM

Houston Astros @ Pittsburgh Pirates
Three Rivers Stadium, Pittsburgh, PA

Fri Aug 23 1985, 7:05 PM EDT
Att. 4,198 - Unknown

livebaseballscorecards.com

AB 29
R 0
H 2
RBI 0
BB 6
SO 7
LOB 9



WP: 1 PA: 36
PB: 0
SB: 0
CS: 1

AB R H RBI BB SO LOB

4 0 0 0 0 0 0

3 0 0 0 1 0 0

0 0 0 0 0 0 0

2 0 0 0 1 1 0

2 0 0 0 2 0 1

2 0 1 0 2 1 0

4 0 1 0 0 0 6

4 0 0 0 0 1 2

4 0 0 0 0 1 0

2 0 0 0 0 1 0

1 0 0 0 0 1 0

0 0 0 0 0 0 0

0 0 0 0 0 0 0

1 0 0 0 0 1 0

1B: 1 SF: 0

2B: 1 SAC: 1

3B: 0 DP: 1

HR: 0 HBP: 0

1B: 1 SF: 0

2B: 1 SAC: 1

3B: 0 DP: 1

HR: 0 HBP: 0

1B: 1 SF: 0

2B: 1 SAC: 1

3B: 0 DP: 1

HR: 0 HBP: 0

1B: 1 SF: 0

2B: 1 SAC: 1

3B: 0 DP: 1

HR: 0 HBP: 0

1B: 1 SF: 0

2B: 1 SAC: 1

3B: 0 DP: 1

HR: 0 HBP: 0

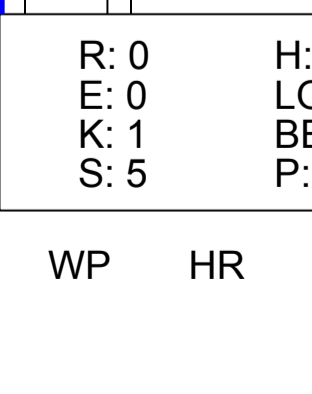
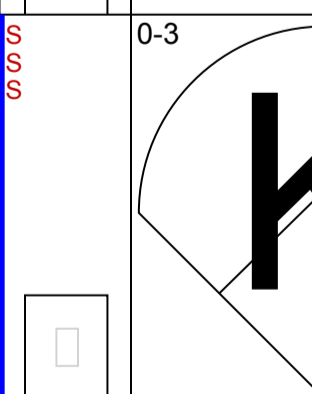
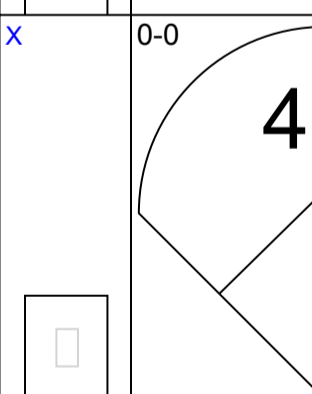
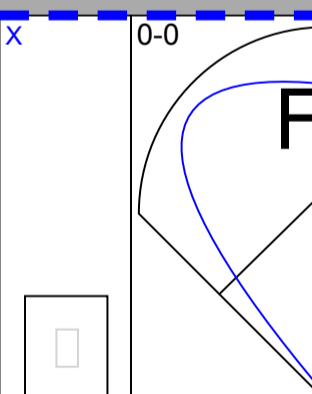
1B: 1 SF: 0

2B: 1 SAC: 1

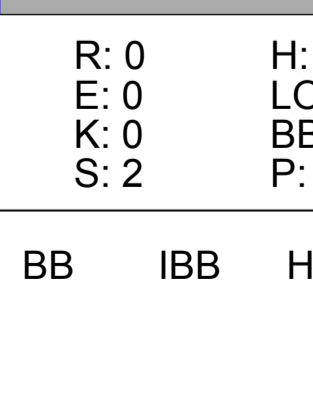
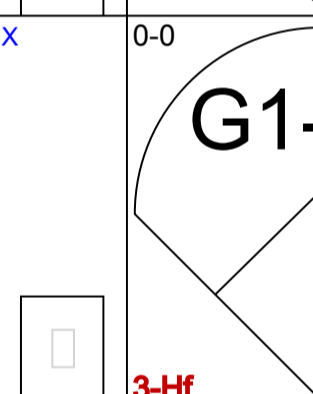
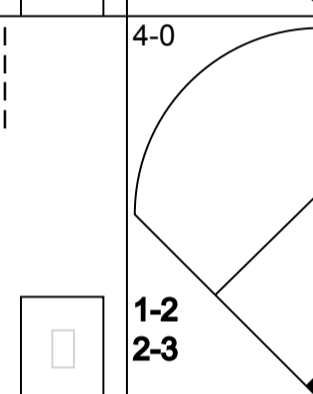
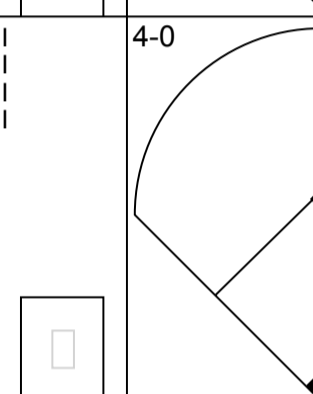
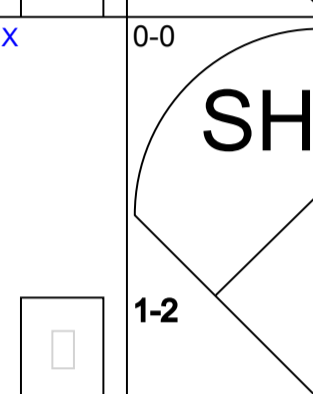
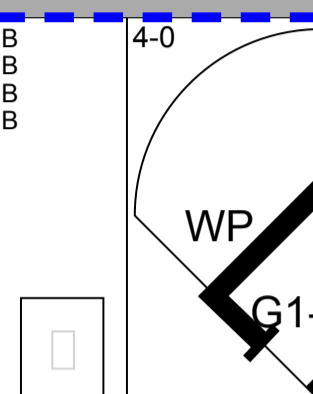
3B: 0 DP: 1

HR: 0 HBP: 0

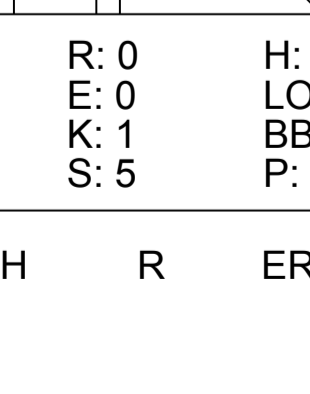
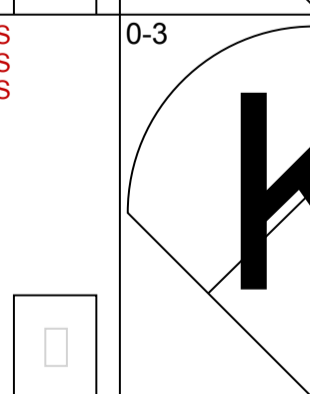
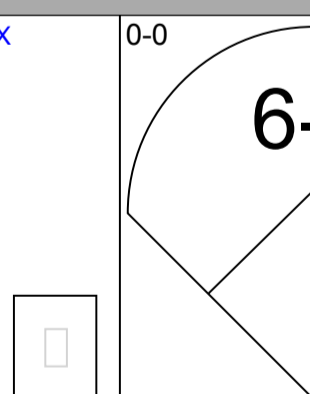
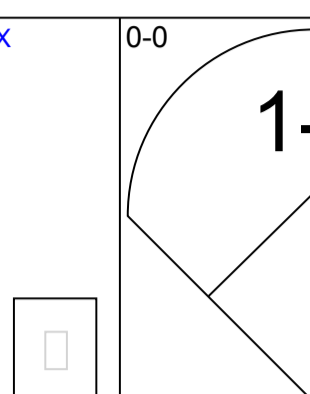
10



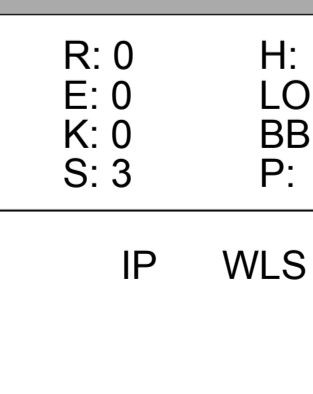
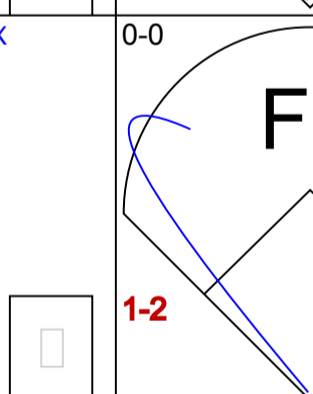
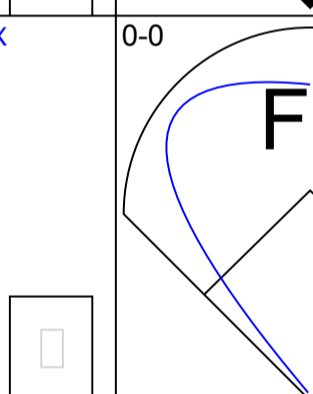
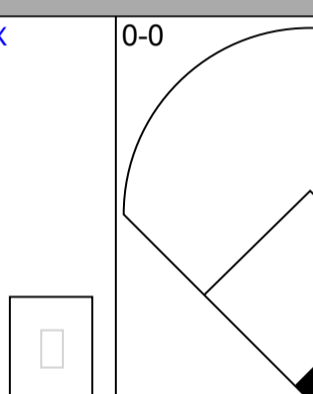
9



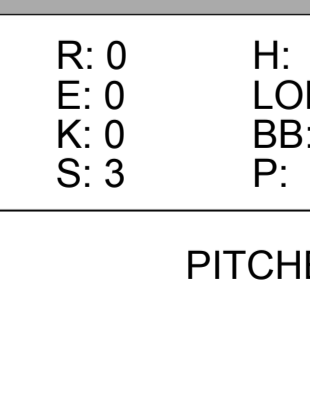
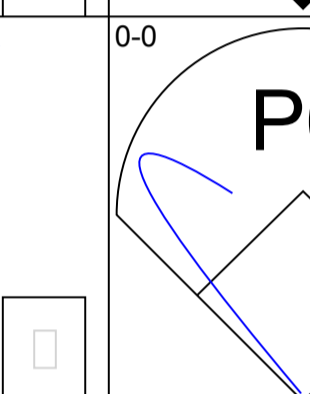
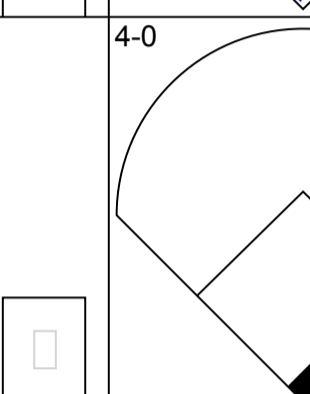
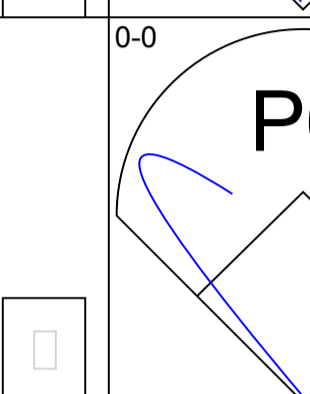
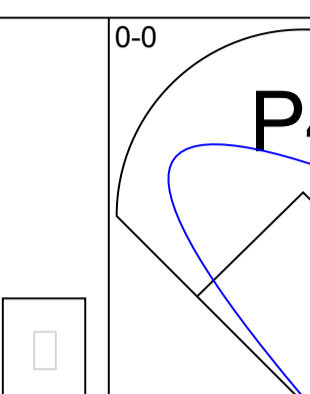
8



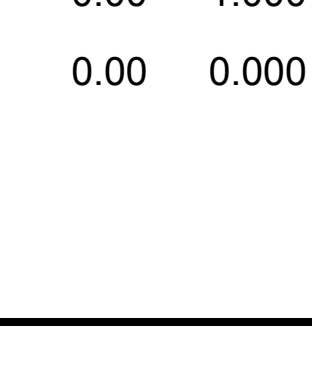
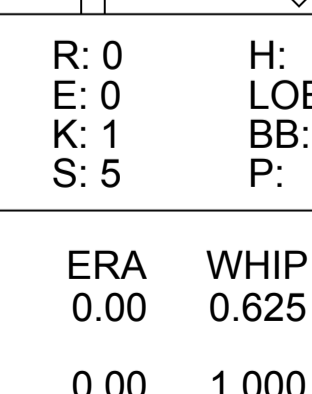
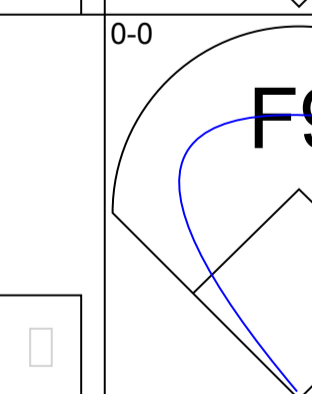
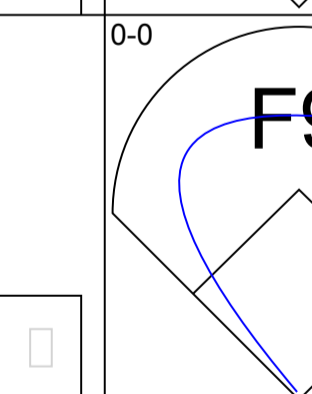
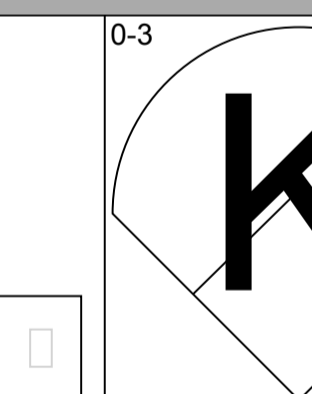
7



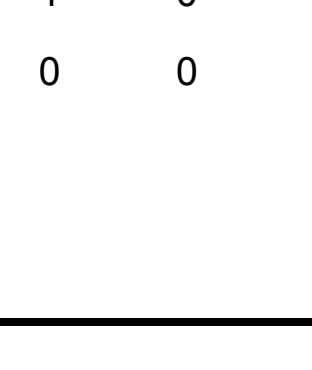
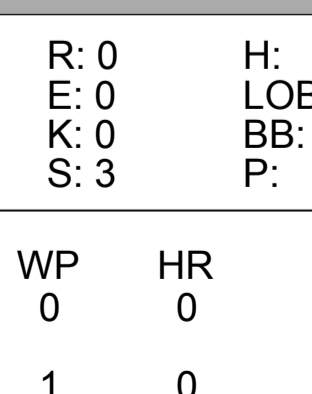
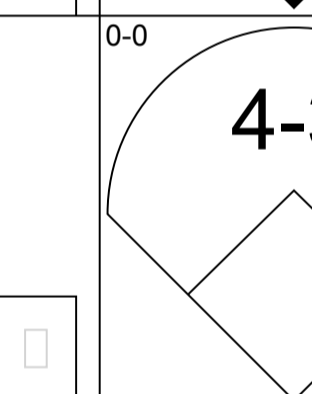
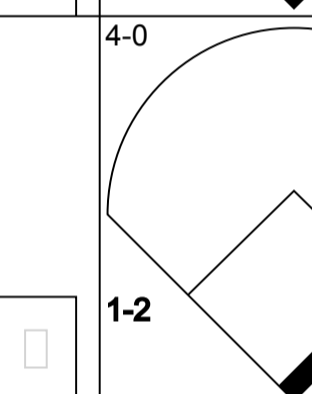
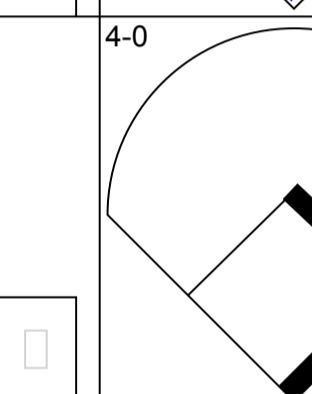
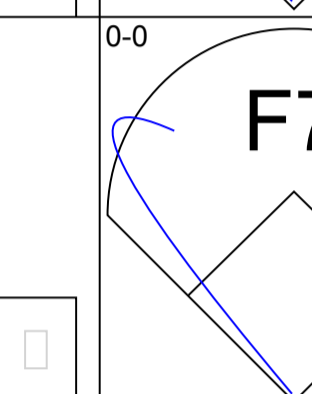
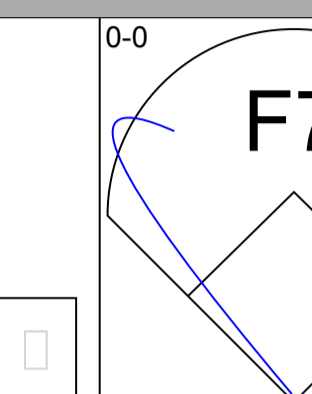
6



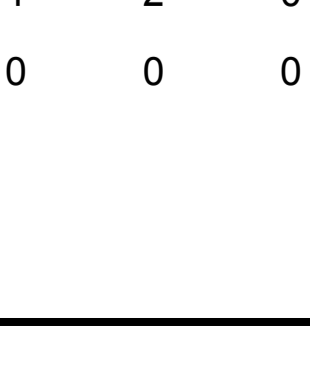
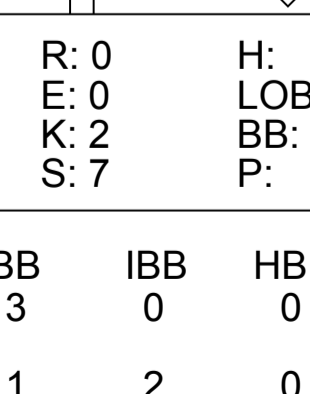
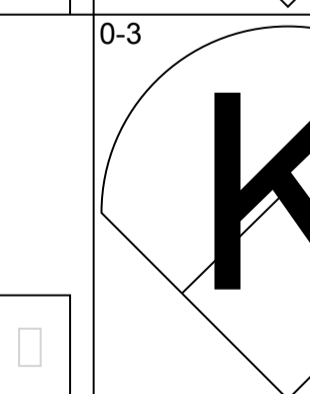
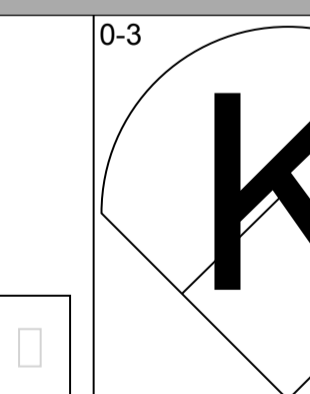
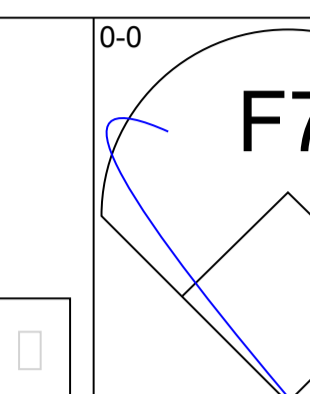
5



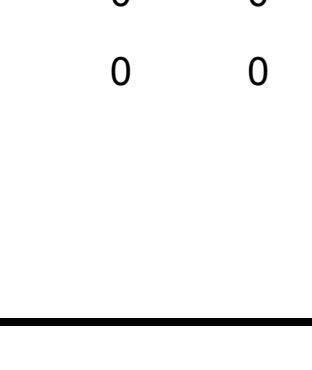
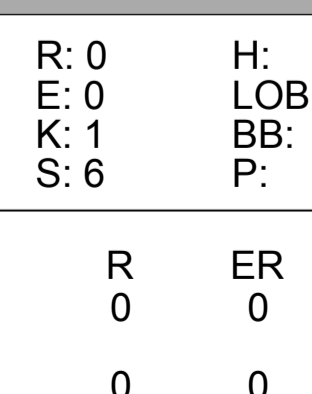
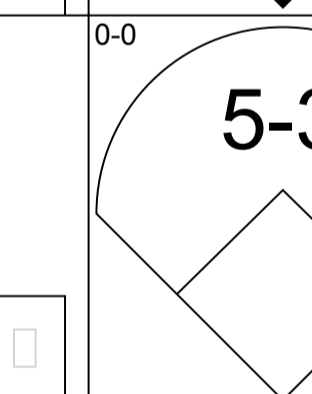
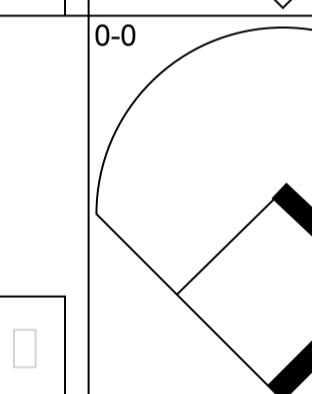
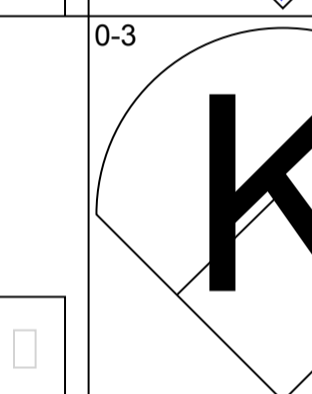
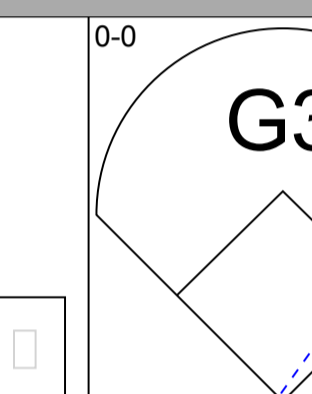
4



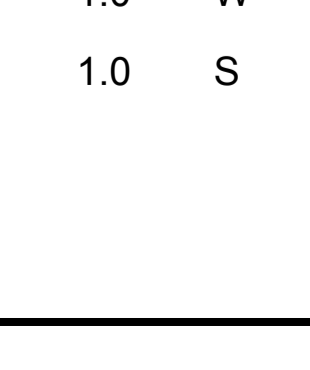
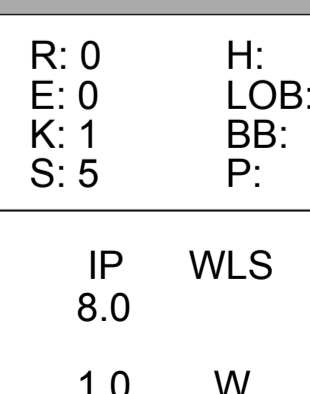

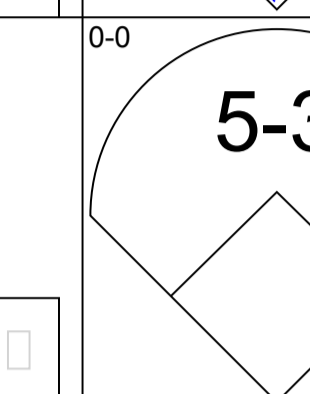
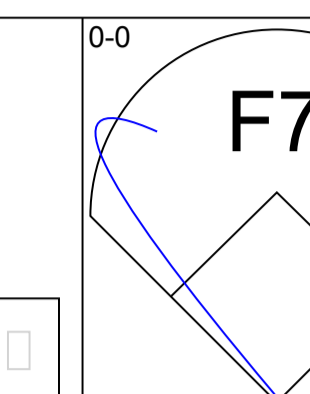
3



2



1



Batter

Joe Orsulak, L (1, 8)
OBP: 0.318, SLG: 0.347

Johnny Ray, S (1, 4)
OBP: 0.298, SLG: 0.362
Marvell Wynne, L (9, PR)
OBP: 0.255, SLG: 0.267

Bill Madlock, R (1, 5)
OBP: 0.328, SLG: 0.395

Jason Thompson, L (1, 3)
OBP: 0.381, SLG: 0.404

Mike Brown, R (1, 9)
OBP: 0.312, SLG: 0.422

Tony Peña, R (1, 2)
OBP: 0.286, SLG: 0.343

Denny Gonzalez, R (1, 7)
OBP: 0.257, SLG: 0.471

Sam Khalifa, R (1, 6)
OBP: 0.283, SLG: 0.315

Lee Tunnell, R (1, 1)
OBP: 0.091, SLG: 0.063
Lee Mazzilli, S (8, PH)
OBP: 0.422, SLG: 0.379
Pat Clements, R (9, 1)
Don Robinson, R (10, 1)
OBP: 0.250, SLG: 0.316
Jim Morrison, R (10, PH)
OBP: 0.274, SLG: 0.328

Inning Stats

PITCHER

R: 0 H: 0
E: 0 LOB: 0
K: 1 BB: 0
S: 5 P: 5

R: 0 H: 1
E: 0 LOB: 1
K: 1 BB: 0
S: 6 P: 6

R: 0 H: 0
E: 0 LOB: 0
K: 2 BB: 0
S: 7 P: 7

R: 0 H: 0
E: 0 LOB: 2
K: 0 BB: 2
S: 3 P: 11

R: 0 H: 0
E: 0 LOB: 0
K: 1 BB: 0
S: 5 P: 5

R: 0 H: 0
E: 0 LOB: 1
K: 0 BB: 1
S: 3 P: 7

R: 0 H: 1
E: 0 LOB: 0
K: 0 BB: 0
S: 3 P: 3

R: 0 H: 0
E: 0 LOB: 0
K: 1 BB: 0
S: 5 P: 5

R: 0 H: 0
E: 0 LOB: 2
K: 0 BB: 3
S: 2 P: 14

R: 0 H: 0
E: 0 LOB: 0
K: 1 BB: 0
S: 5 P: 5

1B: 1 SF: 0
2B: 1 SAC: 1
3B: 0 DP: 1
HR: 0 HBP: 0

IP WLS BF H R ER SO BB IBB HBP BLK WP HR S P ERA WHIP

8.0 28 2 0 0 6 3 0 0 0 0 0 0 37 49 0.00 0.625

1.0 W 5 0 0 0 0 1 2 0 0 1 0 2 14 0.00 1.000

1.0 S 3 0 0 0 1 0 0 0 0 0 0 0 5 5 0.00 0.000

IP WLS BF H R ER SO BB IBB HBP BLK WP HR S P ERA WHIP

8.0 28 2 0 0 6 3 0 0 0 0 0 0 37 49 0.00 0.625

1.0 W 5 0 0 0 0 1 2 0 0 1 0 2 14 0.00 1.000

1.0 S 3 0 0 0 1 0 0 0 0 0 0 0 5 5 0.00 0.000

Batter	1	2	3	4	5	6	7	8	9	AB R H RBI BB SO LOB	TOP									
Bill Doran, S (1, 4) OBP: 0.359, SLG: 0.426	0-0 4-3		0-0 F8		0-0 5-3		0-0 3-1			4 0 0 0 0 0 2										
Terry Puhl, L (1, 9) Kevin Bass, S (3, 9) OBP: 0.343, SLG: 0.418 OBP: 0.289, SLG: 0.386	0-0 G3		0-0 E 1B 1B		0-0 F8		0-0 3-1			2 1 1 0 0 0 0 2 0 0 1 0 0 1										
Denny Walling, L (1, 5) Mike Madden, L (7, 1) OBP: 0.296, SLG: 0.371	0-0 4-3		0-0 E6 1B FC5-4		0-0 4-3		0-0 F7			4 1 0 0 0 0 2 0 0 0 0 0 0 0										
Jose Cruz, L (1, 7) OBP: 0.345, SLG: 0.416		4-0 BB BB BB BB	0-0 FC5-4 1B		0-0 F8		0-3 K			3 0 1 1 1 1 0										
Jerry Mumphy, S (1, 8) OBP: 0.332, SLG: 0.396		0-0 G4-6-3 1-2f	0-0 FC5-4 S 1-2f 3-H		0-0 F7		0-0 4-3			4 0 0 1 0 0 2										
Glenn Davis, R (1, 3) OBP: 0.314, SLG: 0.410		4-0 2B BB BB BB BB	0-3 K 1-2		0-0 E6		0-0 4-3			3 0 0 0 1 1 1										
Mark Bailey, S (1, 2) OBP: 0.355, SLG: 0.431		0-0 1-3 2B		0-0 G3		0-3 K				4 0 1 0 0 1 1										
Dickie Thon, R (1, 6) OBP: 0.281, SLG: 0.350		4-0 IBB		0-0 F8		0-0 E5 3-1 1B 3-1				3 1 0 0 1 0 0										
Mike Scott, R (1, 1) Jeff Calhoun, L (4, 1) Harry Spilman, L (7, PH) Phil Garner, R (7, 5) OBP: 0.200, SLG: 0.255 OBP: 0.190, SLG: 0.217 OBP: 0.299, SLG: 0.358	0-0 6-3		0-0 6-3		0-0 6-3		0-0 5-3			2 0 0 0 0 0 3 0 0 0 0 0 0 0 1 0 1 0 0 0 0 1 0 0 0 0 0 0										
Inning Stats	R: 0 E: 0 K: 0 S: 3	H: 0 LOB: 0 BB: 0 P: 3	R: 0 E: 0 K: 0 S: 3	H: 1 LOB: 3 BB: 3 P: 15	R: 2 E: 1 K: 1 S: 8	H: 2 LOB: 1 BB: 0 P: 8	R: 0 E: 0 K: 0 S: 3	H: 0 LOB: 0 BB: 0 P: 3	R: 0 E: 0 K: 1 S: 6	H: 0 LOB: 1 BB: 0 P: 6	R: 1 E: 1 K: 0 S: 5	H: 1 LOB: 1 BB: 0 P: 5	R: 0 E: 0 K: 1 S: 5	H: 0 LOB: 0 BB: 0 P: 5	R: 0 E: 0 K: 0 S: 3	H: 0 LOB: 0 BB: 0 P: 3	1B: 3 2B: 1 3B: 0 HR: 0	SF: 0 SAC: 0 DP: 1 HBP: 0	WP: 0 PB: 0 SB: 1 CS: 0	PA: 36
PITCHER Rick Reuschel, R (1, 1) ERA: 2.61	IP: 9.0 WLS: W BF: 36 H: 4 R: 3 ER: 1 SO: 3 BB: 2 IBB: 1 HBP: 0 BLK: 0 WP: 0 HR: 0 S: 39 P: 51 ERA: 1.00 WHIP: 0.667																			

Houston Astros @ Pittsburgh Pirates
 Three Rivers Stadium, Pittsburgh, PA
 Sun Aug 25 1985, 3:33 AM EDT
 Unknown

livebaseballscorecards.com

AB 33
 R 3
 H 4
 RBI 3
 BB 3
 SO 3
 LOB 12




Batter	1	2	3	4	5	6	7	8	9	AB R H RBI BB SO LOB
Bill Doran, S OBP: 0.360, SLG: 0.433 (1, 4)	0-0 F9		0-0 HR		0-0 F8		0-0 FC5-4		4-0 BB	4 1 1 1 1 0 2
Phil Garner, R OBP: 0.307, SLG: 0.365 (1, 5)	4-0 1B BB		0-0 6-3		0-0 1B			0-0 HR 2B	0-0 F8	4 2 2 0 1 0 2
Kevin Bass, S OBP: 0.292, SLG: 0.402 (1, 8)	0-3 K		0-0 6-3		0-0 F9			0-0 HR		4 1 1 2 0 1 3
Jose Cruz, L OBP: 0.347, SLG: 0.412 (1, 7)	0-0 1B		0-0 6-3			0-0 B1-3		0-0 G3		4 0 1 1 0 0 0
Jerry Mumphrey, S OBP: 0.331, SLG: 0.391 (1, 9)	4-0 BB			0-0 F8		0-0 G3		0-0 4-3		3 0 0 0 1 0 0
Mike Madden, L (9, 1)	1-2 BB									0 0 0 0 0 0 0
Glenn Davis, R OBP: 0.311, SLG: 0.404 (1, 3)	0-0 6-3			0-3 K		0-0 5-3		0-0 4-3		3 0 0 0 0 1 2
Mark Bailey, S OBP: 0.385, SLG: 0.429 (1, 2)		0-0 F9			0-0 F9		0-0 FC5-4 1B		0-0 E6	4 0 1 0 0 0 0
Dickie Thon, R OBP: 0.281, SLG: 0.348 (1, 6)		0-0 4-3			0-0 1B SH1-4 1B		0-0 F8		0-0 F4	4 0 1 0 0 0 2
Bob Knepper, L OBP: 0.161, SLG: 0.213 (1, 1)		0-3 K			0-0 SH1-4		0-0 F9		0-3 K	1 0 0 0 0 1 0
Bill Dawley, R (7, 1)										0 0 0 0 0 0 0
Tim Tolman, R OBP: 0.111, SLG: 0.115 (8, PH)										2 0 0 0 0 1 2
Eric Bullock, L (9, 9)										1 0 0 0 0 0 0

Inning Stats	R: 1	H: 1	E: 0	K: 1	S: 6	LOB: 2	BB: 2	P: 14	R: 0	H: 0	E: 0	K: 1	S: 5	LOB: 0	BB: 0	P: 5	R: 0	H: 1	E: 0	K: 0	S: 4	LOB: 0	BB: 0	P: 4	R: 0	H: 2	E: 0	K: 0	S: 5	LOB: 2	BB: 0	P: 5	R: 0	H: 0	E: 0	K: 0	S: 3	LOB: 0	BB: 0	P: 3	R: 0	H: 1	E: 0	K: 0	S: 4	LOB: 1	BB: 0	P: 4	R: 2	H: 2	E: 0	K: 0	S: 5	LOB: 0	BB: 0	P: 5	R: 0	H: 0	E: 1	K: 1	S: 6	LOB: 2	BB: 1	P: 10	1B: 4	2B: 1	3B: 0	HR: 2	SF: 0	SAC: 1	DP: 0	HBP: 0	WP: 0	PB: 0	SB: 2	CS: 0	PA: 38
PITCHER Steve Engel, L ERA: 6.45 (1, 1)	IP	WLS	BF	H	R	ER	SO	BB	IBB	HBP	BLK	WP	HR	S	P	ERA	WHIP	IP	WLS	BF	H	R	ER	SO	BB	IBB	HBP	BLK	WP	HR	S	P	ERA	WHIP	IP	WLS	BF	H	R	ER	SO	BB	IBB	HBP	BLK	WP	HR	S	P	ERA	WHIP																										

Chicago Cubs @ Houston Astros
Astrodome, Houston, TX
Mon Aug 26 1985, 8:05 PM EDT
Att. 9,557 - Unknown

AB	34
R	4
H	7
RBI	4
BB	3
SO	4
LOB	13



WP	PB	SB	CS	PA
0	0	2	0	38

Batter	1	2	3	4	5	6	7	8	9	AB R H RBI BB SO LOB	TOP					
Bob Dernier, R (1, 8) OBP: 0.307, SLG: 0.316	0-3 K		0-0 G4-6-3		0-0 5-3		0-0 K			4 0 1 0 0 1 1						
Davey Lopes, R (1, 9) OBP: 0.382, SLG: 0.425	0-0 23 E 23 S 23 1B		0-0 6-3		0-0 6-3		0-3 K			4 1 1 0 0 1 1						
23 Ryne Sandberg, R (1, 4) OBP: 0.346, SLG: 0.483	0-0 WP S 1-H 1B			0-0 S 1B		4-0 CS BB		0-0 F7		3 1 2 1 1 0 0						
Keith Moreland, R (1, 3) OBP: 0.371, SLG: 0.429	0-0 F3			0-0 5-3 WP 1-H 1B		0-0 S 1-2 2B		0-0 F4		4 0 2 1 0 0 1						
Ron Cey, R (1, 5) OBP: 0.329, SLG: 0.426	0-0 F8			0-0 F4 1-2		4-0 BB		0-0 6-3		3 0 0 0 1 0 2						
Gary Matthews, R (1, 7) OBP: 0.354, SLG: 0.372		0-0 F8		0-0 5-3 2-3		0-0 F6		0-3 K		4 0 0 0 0 1 3						
Jody Davis, R (1, 2) OBP: 0.283, SLG: 0.388		0-3 K		0-0 6-3		4-0 HR BB		0-0 F7		3 1 0 0 1 1 1						
Shawon Dunston, R (1, 6) OBP: 0.231, SLG: 0.291		0-3 K2-3			0-0 5-3		0-0 HR		0-0 F9	2 0 0 0 0 1 0						
Thad Bosley, L (7, PH) OBP: 0.378, SLG: 0.537										1 1 1 2 0 0 0						
Ron Meridith, L (7, 1)										0 0 0 0 0 0 0						
George Frazier, R (7, 1)										0 0 0 0 0 0 0						
Richie Hebner, L (9, PH) OBP: 0.290, SLG: 0.310										1 0 0 0 0 0 0						
Derek Botelho, R (1, 1) OBP: 0.200, SLG: 0.200			0-0 G4-6-3 1B		0-0 6-3		0-0 L6			2 0 1 0 0 0 0						
Chris Speier, R (7, PH) OBP: 0.292, SLG: 0.354										1 0 0 0 0 0 0						
Inning Stats	R: 1 H: 2 E: 0 LOB: 1 K: 1 BB: 0 S: 7 P: 7	R: 0 H: 0 E: 0 LOB: 0 K: 2 BB: 0 S: 7 P: 7	R: 0 H: 1 E: 0 LOB: 0 K: 0 BB: 0 S: 3 P: 3	R: 1 H: 2 E: 0 LOB: 1 K: 0 BB: 0 S: 5 P: 5	R: 0 H: 0 E: 0 LOB: 0 K: 0 BB: 0 S: 3 P: 3	R: 0 H: 1 E: 0 LOB: 2 K: 0 BB: 2 S: 3 P: 11	R: 2 H: 2 E: 0 LOB: 1 K: 1 BB: 1 S: 6 P: 10	R: 0 H: 0 E: 0 LOB: 0 K: 0 BB: 0 S: 3 P: 3	R: 0 H: 0 E: 0 LOB: 0 K: 1 BB: 0 S: 5 P: 5	1B: 6 SF: 0 2B: 1 SAC: 0 3B: 0 DP: 1 HR: 1 HBP: 0	WP: 2 PA: 35 PB: 0 SB: 4 CS: 2					
PITCHER	IP WLS BF H R ER SO BB IBB HBP BLK WP HR S P ERA WHIP															
Joe Niekro, R (1, 1) ERA: 3.41	6.1	28	8	4	4	3	3	0	0	0	2	1	31	43	5.68	1.737
Dave Smith, R (7, 1) ERA: 2.67	2.2	7	0	0	0	2	0	0	0	0	0	0	11	11	0.00	0.000

Chicago Cubs @ Houston Astros
Astrodome, Houston, TX
Tue Aug 27 1985, 8:05 PM EDT
Att: 10,810 - Unknown

livebaseballscorecards.com

AB	32
R	4
H	8
RBI	4
BB	3
SO	5
LOB	9



Batter	1	2	3	4	5	6	7	8	9	AB	R	H	RBI	BB	SO	LOB
Bill Doran, S OBP: 0.365, SLG: 0.442 (1, 4)	4-0 1B FC4-6 BB	0-0 3B			0-0 F6					4	2	3	5	1	0	0
Craig Reynolds, L OBP: 0.309, SLG: 0.407 (1, 6)	0-0 F8	0-0 F9			0-0 G3					5	0	0	0	0	1	4
Denny Walling, L OBP: 0.299, SLG: 0.368 (1, 5)	0-0 FC4-6 1B				0-0 F9					3	0	1	0	0	0	0
Phil Garner, R OBP: 0.308, SLG: 0.364 (7, PH) (8, 5)										1	1	0	0	1	1	0
Jose Cruz, L OBP: 0.348, SLG: 0.412 (1, 7)	0-0 FC4-6				0-0 6-3					5	1	2	2	0	0	1
Jerry Mumphrey, S OBP: 0.332, SLG: 0.390 (1, 9)	0-0 4-3				0-3 K					4	1	1	0	1	2	1
Glenn Davis, R OBP: 0.315, SLG: 0.406 (1, 3)					0-0 6-3					4	1	2	1	0	0	0
Kevin Bass, S OBP: 0.292, SLG: 0.399 (1, 8)					4-0 CS BB					3	0	0	0	1	1	5
John Mizerock, L OBP: 0.286, SLG: 0.350 (1, 2)					0-0 CS BB					3	1	2	0	0	0	2
Dave Smith, R (7, 1)					0-0 FC5-4 1B					0	1	0	1	1	0	0
Joe Niekro, R OBP: 0.273, SLG: 0.281 (1, 1)					0-0 FC5-4					2	1	1	0	0	0	1
Mark Bailey, S OBP: 0.389, SLG: 0.435 (7, 2)					0-0 FC5-4					1	2	1	2	1	0	0

Inning Stats	R: 1	H: 1	E: 0	K: 0	S: 4	H: 1	LOB: 1	BB: 1	P: 8	R: 2	H: 3	E: 0	K: 0	S: 6	H: 0	LOB: 0	BB: 0	P: 6	R: 0	H: 0	E: 0	K: 1	S: 5	H: 1	LOB: 1	BB: 1	P: 7	R: 0	H: 0	E: 0	K: 0	S: 3	H: 3	LOB: 2	BB: 0	P: 7	R: 8	H: 5	E: 0	K: 1	S: 10	H: 0	LOB: 0	BB: 0	P: 7	R: 0	H: 0	E: 0	K: 2	S: 7
1B: 9	SF: 0	2B: 3	SAC: 0	3B: 1	DP: 0	HR: 0	HBP: 0	WP: 0	PA: 41	1B: 9	SF: 0	2B: 3	SAC: 0	3B: 1	DP: 0	HR: 0	HBP: 0	WP: 0	PA: 41	1B: 9	SF: 0	2B: 3	SAC: 0	3B: 1	DP: 0	HR: 0	HBP: 0	WP: 0	PA: 41	1B: 9	SF: 0	2B: 3	SAC: 0	3B: 1	DP: 0	HR: 0	HBP: 0	WP: 0	PA: 41	1B: 9	SF: 0	2B: 3	SAC: 0	3B: 1	DP: 0	HR: 0	HBP: 0	WP: 0	PA: 41	

PITCHER	IP	WLS	BF	H	R	ER	SO	BB	IBB	HBP	BLK	WP	HR	S	P	ERA	WHIP
Derek Botelho, R ERA: 5.72 (1, 1)	6.0		26	8	3	3	2	2	0	0	0	0	0	28	36	4.50	1.667
Ron Meridith, L ERA: 4.13 (7, 1)	0.1	L	6	2	5	5	1	2	1	0	0	0	0	5	17	135.00	12.000
George Frazier, R ERA: 5.37 (7, 1)	1.2		9	3	3	3	2	1	0	0	0	0	0	12	16	16.20	2.400

BOTTOM

Chicago Cubs @ Houston Astros
Astrodome, Houston, TX
Tue Aug 27 1985, 8:05 PM EDT
Att. 10,810 - Unknown

livebaseballscorecards.com

AB	35
R	11
H	13
RBI	11
BB	6
SO	5
LOB	14



Batter	1	2	3	4	5	6	7	8	9	AB R H RBI BB SO LOB	TOP									
Bob Dernier, R OBP: 0.306, SLG: 0.315 (1, 8) X	0-0 ① 1-3		0-0 ③ G3			0-0 CS 1B		0-0 ③ 5-3		4 0 1 0 0 0 0										
Gary Matthews, R OBP: 0.353, SLG: 0.367 (1, 7) SSS	0-3 ② K				0-3 ① K	4-0 ① 23 FC5-4 BB			0-3 ① K	3 0 0 0 1 3 0										
23 Ryne Sandberg, R OBP: 0.346, SLG: 0.480 (1, 4) BBB	4-0 BB			0-0 ② F9		0-0 ② FC5-4		0-0 ② F7		3 0 0 0 1 0 1										
Keith Moreland, R OBP: 0.368, SLG: 0.425 (1, 9) X	0-0 ③ F4			0-0 ③ F6		0-0 ③ 4-3		0-3 ③ K		4 0 0 0 0 1 2										
Ron Cey, R OBP: 0.331, SLG: 0.428 (1, 5) X		0-0 G6-4-3 1B			0-0 2B 1B		0-0 ① F9			3 0 2 0 0 0 0										
Leon Durham, L OBP: 0.357, SLG: 0.450 (1, 3) SSS		0-3 ① K			0-3 ① K		0-3 ② K			3 0 0 0 0 3 2										
Jody Davis, R OBP: 0.283, SLG: 0.390 (1, 2) X		0-0 ② G6-4-3			0-0 1-3 2B		0-3 ③ K			3 0 1 0 0 1 1										
Shawon Dunston, R OBP: 0.227, SLG: 0.286 (1, 6) X			0-0 ① F8		0-3 ② K			0-0 ① F3		2 0 0 0 0 1 2										
Thad Bosley, L OBP: 0.375, SLG: 0.533 (8, PH)										1 0 0 0 0 0 0										
Chris Speier, R OBP: 0.292, SLG: 0.354 (8, 6)										0 0 0 0 0 0 0										
Jay Baller, R (1, 1)		0-3 ② K			0-3 ③ K			0-0 ② 4-3		2 0 0 0 0 2 2										
Richie Hebner, L (8, PH)										1 0 0 0 0 0 0										
Ron Meridith, L (8, 1)										0 0 0 0 0 0 0										
Lee Smith, R (8, 1)										0 0 0 0 0 0 0										
Inning Stats	R: 0 E: 0 K: 1 S: 5	H: 0 LOB: 1 BB: 1 P: 9	R: 0 E: 0 K: 1 S: 5	H: 1 LOB: 0 BB: 0 P: 5	R: 0 E: 0 K: 1 S: 5	H: 0 LOB: 0 BB: 0 P: 5	R: 0 E: 0 K: 1 S: 11	H: 2 LOB: 2 BB: 0 P: 11	R: 0 E: 0 K: 3 S: 3	H: 1 LOB: 1 BB: 1 P: 7	R: 0 E: 0 K: 2 S: 7	H: 0 LOB: 0 BB: 0 P: 7	R: 0 E: 0 K: 0 S: 3	H: 0 LOB: 0 BB: 0 P: 3	R: 0 E: 0 K: 2 S: 7	H: 0 LOB: 0 BB: 0 P: 7	1B: 3 2B: 1 3B: 0 HR: 0	SF: 0 SAC: 0 DP: 1 HBP: 0	WP: 0 PB: 0 SB: 0 CS: 1	PA: 31
PITCHER	IP WLS BF H R ER SO BB IBB HBP BLK WP HR S P ERA WHIP																			
Nolan Ryan, R (1, 1) ERA: 3.75	6.2 W 24 4 0 0 8 2 0 0 0 0 0 0 38 46 0.00 0.900																			
Jeff Heathcock, R (7, 1) ERA: 2.3	2.1 S 7 0 0 0 3 0 0 0 0 0 0 0 13 13 0.00 0.000																			

Chicago Cubs @ Houston Astros
Astrodome, Houston, TX
Wed Aug 28 1985, 4:33 AM EDT
Att. 6,979 - Unknown

livebaseballscorecards.com

AB	29
R	0
H	4
RBI	0
BB	2
SO	11
LOB	10



Batter	1	2	3	4	5	6	7	8	9	AB R H RBI BB SO LOB	TOP									
Bill Doran, S OBP: 0.364, SLG: 0.444 (1, 4) X	0-0 1B 1B	0-0 1B 2B		0-0 5-3			0-3 K		0-0 G3	5 1 2 0 0 1 0										
Craig Reynolds, L OBP: 0.307, SLG: 0.403 (1, 6) X	0-0 1B 2B	0-0 4-3		0-0 1-3			0-0 CS 1B		0-0 L3	5 2 2 0 0 0 2										
Denny Walling, L OBP: 0.310, SLG: 0.380 (1, 5) X	0-0 2B SF8	0-0 G4-6-3 1B		0-0 5-3			0-0 1-H 1B		0-0 4-3	5 2 3 3 0 0 0										
Jose Cruz, L OBP: 0.350, SLG: 0.420 (1, 7) X	0-0 1-3 3-H 2B	0-0 G4-6-3		0-0 4-3			0-0 1-H 1B			4 0 2 2 0 0 2										
Jerry Mumphy, S OBP: 0.332, SLG: 0.384 (1, 9) X	4-0 IBB		0-0 4-3		0-0 5-3		0-3 K			3 0 0 0 1 1 1										
Glenn Davis, R OBP: 0.317, SLG: 0.428 (1, 3) X	0-0 F7		0-0 HR			0-0 2B	0-0 F7			4 1 2 1 0 0 4										
Kevin Bass, S OBP: 0.286, SLG: 0.392 (1, 8) X	0-0 SF8		0-3 K			0-0 6-3		0-0 F7		3 0 0 1 0 1 1										
Mark Bailey, S OBP: 0.389, SLG: 0.433 (1, 2) X	0-0 F7		0-0 F7			0-3 K		0-3 K		4 0 0 0 0 2 3										
Mike Scott, R OBP: 0.206, SLG: 0.246 Frank DiPino, L OBP: 0.250, SLG: 0.250 Dave Smith, R (9, 1)		4-0 2B 1B BB		0-0 5-3		0-3 K		0-3 K		2 1 0 0 1 1 1 1 0 0 0 0 1 0 0 0 0 0 0 0 0										
Inning Stats	R: 3 E: 0 K: 0 S: 7	H: 4 LOB: 2 BB: 1 P: 11	R: 1 E: 0 K: 0 S: 4	H: 2 LOB: 1 BB: 1 P: 8	R: 1 E: 0 K: 1 S: 6	H: 1 LOB: 0 BB: 0 P: 6	R: 0 E: 0 K: 0 S: 3	H: 0 LOB: 0 BB: 0 P: 3	R: 0 E: 0 K: 2 S: 8	H: 1 LOB: 1 BB: 0 P: 8	R: 2 E: 0 K: 2 S: 10	H: 3 LOB: 1 BB: 0 P: 10	R: 0 E: 0 K: 2 S: 7	H: 0 LOB: 0 BB: 0 P: 7	R: 0 E: 0 K: 0 S: 3	H: 0 LOB: 0 BB: 0 P: 3	1B: 7 2B: 3 3B: 0 HR: 1	SF: 1 SAC: 0 DP: 1 HBP: 0	WP: 0 PB: 0 SB: 2 CS: 1	PA: 39
PITCHER	IP WLS BF H R ER SO BB IBB HBP BLK WP HR S P ERA WHIP																			
Kurt Kephshire, R ERA: 4.53 (1, 1)	1.0 L 10 5 4 4 0 1 1 0 0 0 0 0 8 16 36.00 6.000																			
Ricky Horton, L ERA: 3.05 (2, 1)	5.1 21 6 3 2 4 0 0 0 0 0 0 1 29 29 3.38 1.125																			
Bill Campbell, R ERA: 3.83 (7, 1)	1.2 5 0 0 0 3 0 0 0 0 0 0 0 11 11 0.00 0.000																			
Bob Forsch, R ERA: 4.17 (9, 1)	1.0 3 0 0 0 0 0 0 0 0 0 0 0 3 3 0.00 0.000																			

Houston Astros @ St. Louis Cardinals
 Busch Stadium, St. Louis, MO
 Fri Aug 30 1985, 7:05 PM CDT
 Att: 31,975 - Unknown

livebaseballscorecards.com

AB	36
R	7
H	11
RBI	7
BB	2
SO	7
LOB	14



BOTTOM

Houston Astros @ St. Louis Cardinals
Busch Stadium, St. Louis, MO
Fri Aug 30 1985, 7:05 PM CDT
Att. 31,975 - Unknown

livebaseballscorecards.com

AB 37
R 5
H 10
RBI 4
BB 3
SO 4
LOB 16



WP: 0 PA: 40
PB: 0
SB: 1
CS: 0

AB R H RBI BB SO LOB

5 1 1 1 0 0 1

5 1 4 1 0 0 0

5 0 3 1 0 0 1

2 0 0 0 1 1 3

4 0 0 0 0 0 2

3 0 0 0 0 0 1

3 1 0 0 1 1 1

0 0 0 0 0 0 0

2 0 0 0 0 0 1

2 1 1 1 0 0 2

6-3

2-3
3-H

3-H

F9

G5-4-3
BB

G5-4-3
1-2f

E
6-3
2B

E6
6-3
1B
2-3

6-3

F7

F7

F4

K

F7

F7

F4

F9

F9

HR

F7

F7

F4

K

F7

F7

F4

F9

F9

HR

F7

1-3

L5

F3
BB

F3

F8

F9

K

F9

F9

F7

1-3

L5

F3
BB

F3

F8

F9

K

F9

F9

F7

1-3

L5

F3
BB

F3

F8

F9

K

F9

F9

F7

1-3

L5

F3
BB

F3

F8

F9

K

F9

F9

L1

1-3

L5

F3
BB

F3

F8

F9

K

F9

F9

L1

1-3

L5

F3
BB

F3

F8

F9

K

F9

F9

L1

1-3

L5

F3
BB

F3

F8

F9

K

F9

F9

Vince Coleman, S
OBP: 0.322, SLG: 0.350

Willie McGee, S
OBP: 0.395, SLG: 0.524

Tom Herr, S
OBP: 0.396, SLG: 0.433

Darrell Porter, L
OBP: 0.321, SLG: 0.395

Ivan De Jesus, R
OBP: 0.277, SLG: 0.311

Steve Braun, L
OBP: 0.328, SLG: 0.365

Andy Van Slyke, L
OBP: 0.329, SLG: 0.442

Tito Landrum, R
OBP: 0.367, SLG: 0.472

Terry Pendleton, S
OBP: 0.269, SLG: 0.293

Bob Forsch, R
OBP: 0.296, SLG: 0.444

Mike Jorgensen, L
OBP: 0.407, SLG: 0.302

Bill Campbell, R
OBP: 0.625, SLG: 0.400

Brian Harper, R
OBP: 0.533, SLG: 0.378

Ozzie Smith, S
OBP: 0.330, SLG: 0.342

Kurt Kepshire, L
OBP: 0.137, SLG: 0.184

Ricky Horton, L

Cesar Cedeno, R
OBP: 0.309, SLG: 0.351

Inning Stats

PITCHER
Mike Scott, R (1, 1) ERA: 2.78
Frank DiPino, L (7, 1) ERA: 3.84
Dave Smith, R (9, 1) ERA: 2.66

R: 1 H: 2 E: 1 K: 2 S: 9
H: 2 LOB: 1 BB: 0 P: 9
R: 0 H: 0 E: 0 K: 0 S: 3
H: 0 LOB: 1 BB: 1 P: 7
R: 0 H: 0 E: 0 K: 0 S: 3
H: 0 LOB: 0 BB: 0 P: 3
R: 0 H: 0 E: 0 K: 0 S: 3
H: 0 LOB: 1 BB: 1 P: 7
R: 1 H: 3 E: 0 K: 1 S: 8
H: 3 LOB: 2 BB: 0 P: 8
R: 0 H: 0 E: 0 K: 0 S: 3
H: 0 LOB: 0 BB: 0 P: 3
R: 1 H: 2 E: 0 K: 0 S: 5
H: 2 LOB: 1 BB: 0 P: 5
R: 0 H: 0 E: 0 K: 1 S: 4
H: 0 LOB: 0 BB: 1 P: 8
R: 2 H: 3 E: 1 K: 0 S: 7
H: 3 LOB: 2 BB: 0 P: 7
1B: 8 2B: 1 3B: 0 HR: 1
SF: 0 SAC: 0 DP: 1 HBP: 0

IP WLS BF H R ER SO BB IBB HBP BLK WP HR S P ERA WHIP
6.2 W 29 7 3 2 3 2 0 0 0 0 1 33 41 2.70 1.350
2.0 10 3 2 0 1 1 0 0 0 0 0 11 15 0.00 2.000
0.1 S 1 0 0 0 0 0 0 0 0 0 0 1 1 0.00 0.000

Batter	1	2	3	4	5	6	7	8	9	AB R H RBI BB SO LOB	TOP		
Bill Doran, S OBP: 0.364, SLG: 0.446 (1, 4) X	0-0 S 1B		0-0 4-3		0-0 F9		0-0 F7		0-0 2B	5 0 2 0 0 0 1			
Craig Reynolds, L OBP: 0.306, SLG: 0.399 (1, 6) S S	0-3 K 1-2		0-0 6-3		0-0 F9			0-0 1B 2B 1B	0-3 K	5 1 1 0 0 2 2			
Denny Walling, L OBP: 0.314, SLG: 0.384 (1, 5) (8, 3) X	0-0 F7		0-0 2B			4-0 1B BB		0-0 2B E 1B	0-3 K	4 1 2 0 1 1 2			
Jose Cruz, L OBP: 0.351, SLG: 0.423 (1, 7) X	0-0 F9		0-3 K			0-0 G4-6-3 1-2 1B		0-0 E7 1-H 3-H 2B		4 0 2 1 0 1 2			
Jerry Mumphy, S OBP: 0.332, SLG: 0.382 (1, 9) X		0-0 1B 1B		0-0 G3		0-0 F7		0-0 6-3		4 0 1 0 0 0 3			
Glenn Davis, R OBP: 0.324, SLG: 0.445 (1, 3) X		0-0 1B		0-0 HR		0-0 G4-6-3 1-2		4-0 IBB		3 1 2 1 1 0 2			
Phil Garner, R OBP: 0.307, SLG: 0.363 (8, PR) (8, 5) X		1-2 1B								0 0 0 0 0 0 0			
Kevin Bass, S OBP: 0.286, SLG: 0.391 (1, 8) X		0-0 F4		0-0 6-3			0-0 SH1-4 1B	0-0 F9		4 0 1 0 0 0 4			
Mark Bailey, S OBP: 0.384, SLG: 0.426 (1, 2) S S		0-3 K		0-0 4-3			0-0 F8	0-0 4-3		4 0 0 0 0 1 5			
Bob Knepper, L OBP: 0.154, SLG: 0.203 (1, 1) S S		0-3 K			0-0 F2		0-0 SH1-4 1-2		0-0 G3	3 0 0 0 0 1 2			
Inning Stats	R: 0 H: 1 E: 0 LOB: 1 K: 1 BB: 0 S: 6 P: 6	R: 0 H: 2 E: 0 LOB: 2 K: 2 BB: 0 S: 9 P: 9	R: 0 H: 1 E: 0 LOB: 1 K: 1 BB: 0 S: 6 P: 6	R: 1 H: 1 E: 0 LOB: 0 K: 0 BB: 0 S: 4 P: 4	R: 0 H: 0 E: 0 LOB: 0 K: 0 BB: 0 S: 3 P: 3	R: 0 H: 1 E: 0 LOB: 1 K: 0 BB: 1 S: 3 P: 7	R: 0 H: 1 E: 0 LOB: 1 K: 0 BB: 0 S: 4 P: 4	R: 2 H: 3 E: 1 LOB: 2 K: 2 BB: 1 S: 6 P: 10	R: 0 H: 1 E: 0 LOB: 1 K: 2 BB: 0 S: 8 P: 8	1B: 7 SF: 0 2B: 3 SAC: 1 3B: 0 DP: 1 HR: 1 HBP: 0	WP: 0 PA: 39 PB: 0 SB: 1 CS: 0		
PITCHER	IP WLS BF H R ER SO BB IBB HBP BLK WP HR S P ERA WHIP											PITCHER	IP WLS BF H R ER SO BB IBB HBP BLK WP HR S P ERA WHIP
Danny Cox, R ERA: 2.87 (1, 1)	7.0 L 31 10 3 3 4 1 0 0 0 0 0 1 38 42 3.86 1.571												
Ken Dayley, L ERA: 2.17 (8, 1)	2.0 8 1 0 0 2 0 1 0 0 0 0 0 11 15 0.00 0.500												

Houston Astros @ St. Louis Cardinals
 Busch Stadium, St. Louis, MO
 Sat Aug 31 1985, 7:05 PM CDT
 Att: 38,387 - Unknown

livebaseballscorecards.com

AB	36
R	3
H	11
RBI	2
BB	2
SO	6
LOB	23



Batter	1	2	3	4	5	6	7	8	9	AB R H RBI BB SO LOB	TOP																						
Bill Doran, S (1, 4) OBP: 0.362, SLG: 0.442	0-0 5-3		0-0 6-3			0-3 K		0-0 F3		4 0 0 0 0 1 1																							
Phil Garner, R (1, 5) OBP: 0.307, SLG: 0.362	0-0 F9			0-0 F8		0-0 6-3		0-0 FC4 1-2 1B		4 0 1 0 0 0 0																							
Kevin Bass, S (1, 8) OBP: 0.288, SLG: 0.392	0-0 F3			0-0 CS 1B		0-0 1B		0-0 FC4 1-2f		4 0 2 0 0 0 2																							
Jose Cruz, L (1, 7) OBP: 0.353, SLG: 0.424		0-0 F7 1B		0-0 1-2 1B		0-3 K		0-0 F8		4 0 2 0 0 1 1																							
Jerry Mumphy, S (1, 9) OBP: 0.328, SLG: 0.378		0-0 F7 1-2		0-3 K		0-0 F7		0-0 6-3		4 0 0 0 0 1 2																							
Glenn Davis, R (1, 3) OBP: 0.319, SLG: 0.437		0-0 F6			0-0 5-3		0-0 F7		0-0 F7	4 0 0 0 0 0 1																							
Dickie Thon, R (1, 6) OBP: 0.281, SLG: 0.347		0-0 3-1			0-0 1B		0-0 F9			3 0 1 0 0 0 1																							
John Mizerock, L (1, 2) OBP: 0.261, SLG: 0.318			0-3 K		0-0 F7		0-0 4-3			2 0 0 0 0 1 1																							
Jim Pankovits, R (8, PH) OBP: 0.358, SLG: 0.387										1 0 0 0 0 0 0																							
Bill Dawley, R (8, 1)										0 0 0 0 0 0 0																							
Joe Niekro, R (1, 1) OBP: 0.265, SLG: 0.273			0-3 K		0-0 5-3		0-0 1B			2 0 0 0 0 1 1																							
Mike Madden, L (6, 1)										0 0 0 0 0 0 0																							
Mark Bailey, S (8, PH) OBP: 0.386, SLG: 0.429										1 0 1 0 0 0 0																							
Inning Stats	R: 0 E: 0 K: 0 S: 3	H: 0 LOB: 0 BB: 0 P: 3	R: 0 E: 0 K: 0 S: 4	H: 1 LOB: 1 BB: 0 P: 4	R: 0 E: 0 K: 2 S: 7	H: 0 LOB: 0 BB: 0 P: 7	R: 0 E: 0 K: 1 S: 6	H: 2 LOB: 1 BB: 0 P: 6	R: 0 E: 0 K: 0 S: 4	H: 1 LOB: 1 BB: 0 P: 4	R: 0 E: 0 K: 2 S: 8	H: 1 LOB: 1 BB: 0 P: 8	R: 0 E: 0 K: 0 S: 3	H: 0 LOB: 0 BB: 0 P: 3	R: 0 E: 0 K: 0 S: 5	H: 2 LOB: 2 BB: 0 P: 5	R: 0 E: 0 K: 0 S: 3	H: 0 LOB: 0 BB: 0 P: 3	1B: 7 2B: 0 3B: 0 HR: 0	SF: 0 SAC: 0 DP: 0 HBP: 0	WP: 0 PB: 0 SB: 0 CS: 1	PA: 33											
PITCHER John Tudor, L (1, 1) ERA: 2.03	IP 9.0	WLS W	BF 33	H 7	R 0	ER 0	SO 5	BB 0	IBB 0	HBP 0	BLK 0	WP 0	HR 0	S 43	P 43	ERA 0.00	WHIP 0.778																
											PITCHER	IP	WLS	BF	H	R	ER	SO	BB	IBB	HBP	BLK	WP	HR	S	P	ERA	WHIP					

Houston Astros @ St. Louis Cardinals
 Busch Stadium, St. Louis, MO
 Sun Sep 01 1985, 3:33 AM CDT
 Att: 31,927 - Unknown

livebaseballscorecards.com

AB	33
R	0
H	7
RBI	0
BB	0
SO	5
LOB	10



Batter	1	2	3	4	5	6	7	8	9
Vince Coleman, S (1, 7) OBP: 0.319, SLG: 0.346	0-0 4-3		0-0 F3		0-0 4-3	0-0 FC6-4 1B 1-2 CS 2-3 1B		0-0 G1	
Willie McGee, S (1, 8) OBP: 0.394, SLG: 0.528	0-0 1-3		0-0 G3 1B		0-0 HR	0-0 FC6-4 1B 1-2 2-3 3-H			
Tom Herr, S (1, 4) OBP: 0.392, SLG: 0.428	0-3 K		0-0 G3		0-0 G3 S 1B	0-0 FC6-4 1-2f 2-3 3-H			
Darrell Porter, L (1, 2) OBP: 0.325, SLG: 0.394		0-0 2B 1B	0-0 F2		0-0 G3	0-0 CS 3-H	4-0 5-3 BB		
Andy Van Slyke, L (1, 9) OBP: 0.333, SLG: 0.447		0-0 1B 4-3 2B 1-H		0-0 S 1B	4-0 S BB		0-0 5-3 1-2f		
Terry Pendleton, S (1, 5) OBP: 0.271, SLG: 0.294		0-0 4-3 S 1B 2-3		0-0 F8	0-0 1-3		0-0 1B		
Mike Jorgensen, L (1, 3) OBP: 0.400, SLG: 0.299		0-0 F9		0-3 K		0-0 FC1-6 1B 1-2 1B	0-0 F5		
Ozzie Smith, S (1, 6) OBP: 0.336, SLG: 0.349		0-0 4-3 2-3 3-H		4-0 IBB		0-0 1B FC1-6 1-2 1B	0-0 4-3		
John Tudor, L (1, 1) OBP: 0.179, SLG: 0.203		0-0 4-3		0-3 K		0-0 FC1-6 1B 1-2 2-3f FC6-4	0-3 K		

Inning Stats	R: 0	H: 0	E: 0	K: 1	S: 5	R: 2	H: 3	E: 0	K: 0	S: 6	R: 0	H: 1	E: 0	K: 0	S: 4	R: 0	H: 1	E: 0	K: 2	S: 8	R: 1	H: 2	E: 0	K: 0	S: 5	R: 2	H: 4	E: 0	K: 0	S: 6	R: 0	H: 1	E: 0	K: 1	S: 5	R: 0	H: 0	E: 0	K: 1	S: 5
	LOB: 0	BB: 0	P: 5	ER: 0	SO: 3	LOB: 1	BB: 0	P: 6	LOB: 2	BB: 1	LOB: 1	BB: 0	P: 4	LOB: 2	BB: 1	P: 12	LOB: 1	BB: 0	P: 9	LOB: 1	BB: 0	P: 6	LOB: 1	BB: 1	P: 7	LOB: 0	BB: 0	P: 5	LOB: 0	BB: 0	P: 5	LOB: 0	BB: 0	P: 5	LOB: 0	BB: 0	P: 5			

PITCHER										PITCHER																												
IP	WLS	BF	H	R	ER	SO	BB	IBB	HBP	BLK	WP	HR	S	P	ERA	WHIP	IP	WLS	BF	H	R	ER	SO	BB	IBB	HBP	BLK	WP	HR	S	P	ERA	WHIP					
Joe Niekro, R (1, 1) ERA: 3.55	5.1	L	28	10	5	5	3	1	1	0	0	1	32	40	8.44	2.062																						
Mike Madden, L (6, 1) ERA: 5.25	1.2		6	2	0	0	0	1	0	0	0	0	5	9	0.00	1.800																						
Bill Dawley, R (8, 1) ERA: 4.01	1.0		3	0	0	0	1	0	0	0	0	0	5	5	0.00	0.000																						

BOTTOM

Houston Astros @ St. Louis Cardinals
 Busch Stadium, St. Louis, MO
 Sun Sep 01 1985, 3:33 AM CDT
 Att. 31,927 - Unknown

livebaseballscores.com

AB	34
R	5
H	12
RBI	5
BB	3
SO	4
LOB	19



1B: 10	SF: 0	WP: 0	PA: 38
2B: 2	SAC: 0	PB: 0	
3B: 0	DP: 1	SB: 4	
HR: 1	HBP: 0	CS: 1	

Houston Astros @ Chicago Cubs
 Wrigley Field, Chicago, IL
 Mon Sep 02 1985, 3:33 AM CDT
 Att: 26,620 - Unknown

livebaseballscorecards.com

AB	33
R	7
H	9
RBI	6
BB	3
SO	1
LOB	11



WP:	0	PA:	38
PB:	0		
SB:	0		
CS:	0		

Batter	1	2	3	4	5	6	7	8	9	AB	R	H	RBI	BB	SO	LOB					
Bill Doran, S (1, 4) OBP: 0.362, SLG: 0.440	0-0 4-3		0-0 FC3-6 1B		0-0 F6		0-0 F6		4-0 G3-6-3 BB	4	0	1	0	1	0	2					
Craig Reynolds, L (1, 6) OBP: 0.304, SLG: 0.396	0-0 F8		0-0 FC3-6 G4-6-3 1-2f		0-0 F9		0-0 E8 2-H 1B		0-0 G3-6-3 1-2f	5	1	1	1	1	0	4					
Denny Walling, L (1, 5) OBP: 0.313, SLG: 0.383	0-0 F7		0-0 G4-6-3 1-2f		0-0 1B		0-0 F8			4	0	1	1	0	0	2					
Jose Cruz, L (1, 7) OBP: 0.350, SLG: 0.420		0-0 6-3		0-0 1-3	0-0 F8			0-0 5-3		4	0	0	0	0	0	1					
Jerry Mumphy, S (1, 9) OBP: 0.328, SLG: 0.380		0-0 HR 2B		0-0 G3		0-0 G3		0-3 K		4	1	1	0	0	1	0					
Glenn Davis, R (1, 3) OBP: 0.321, SLG: 0.449		0-0 2-H HR		0-0 6-3		0-0 F8		4-0 HBP BB		3	1	1	2	1	0	0					
Kevin Bass, S (1, 8) OBP: 0.290, SLG: 0.391		0-0 F8			0-0 2B 1B		0-0 F7		1-0 HBP	3	1	1	0	0	0	0					
Mark Bailey, S (1, 2) OBP: 0.388, SLG: 0.431		0-0 F5			0-0 2B 2B		4-0 SH3-4 E BB		0-0 F7	3	2	1	0	1	0	2					
Nolan Ryan, R (1, 1) OBP: 0.133, SLG: 0.125			0-0 1B		0-0 1B 2B		0-0 SH3-4		0-0 5-3	0	0	0	0	0	0	0					
Bill Dawley, R (1, 1) OBP: 0.250, SLG: 0.143										1	0	1	0	0	0	0					
Eric Bullock, L (5, PH) OBP: 0.500, SLG: 1.000										1	1	1	2	0	0	0					
Charlie Kerfeld, R (5, 1)										1	0	0	0	0	0	0					
Dave Smith, R (9, 1)										0	0	0	0	0	0	0					
Inning Stats	R: 0 E: 0 K: 0 S: 3	H: 0 LOB: 0 BB: 0 P: 3	R: 2 E: 0 K: 0 S: 5	H: 2 LOB: 0 BB: 0 P: 5	R: 0 E: 0 K: 0 S: 4	H: 2 LOB: 1 BB: 0 P: 4	R: 0 E: 0 K: 0 S: 3	H: 0 LOB: 0 BB: 0 P: 3	R: 3 E: 0 K: 0 S: 7	H: 4 LOB: 1 BB: 0 P: 7	R: 0 E: 0 K: 0 S: 3	H: 0 LOB: 0 BB: 0 P: 3	R: 2 E: 1 K: 0 S: 4	H: 1 LOB: 0 BB: 1 P: 8	R: 0 E: 0 K: 1 S: 5	H: 0 LOB: 2 BB: 1 P: 10	R: 0 E: 0 K: 0 S: 2	H: 0 LOB: 0 BB: 1 P: 6	1B: 5 2B: 3 3B: 0 HR: 1	SF: 0 SAC: 1 DP: 2 HBP: 1	WP: 0 PA: 38
PITCHER	IP	WLS	BF	H	R	ER	SO	BB	IBB	HBP	BLK	WP	HR	S	P	ERA	WHIP				
Jay Baller, R (1, 1) ERA: 4.76	4.0	L	18	7	5	5	0	0	0	0	0	0	1	18	18	11.25	1.750				
Ron Meridith, L (5, 1) ERA: 4.5	1.0		4	1	0	0	0	0	0	0	0	0	0	4	4	0.00	1.000				
Warren Brusstar, R (6, 1) ERA: 5.35	1.1		5	0	1	1	0	1	0	0	0	0	0	4	8	6.75	0.750				
Lary Sorensen, R (7, 1) ERA: 5.32	0.2		3	1	1	0	0	0	0	0	0	0	0	3	3	0.00	1.500				
George Frazier, R (8, 1) ERA: 5.5	2.0		8	0	0	0	1	2	0	1	0	0	0	7	16	0.00	1.000				

Batter	1	2	3	4	5	6	7	8	9	AB R H RBI BB SO LOB
Bob Demier, R OBP: 0.305, SLG: 0.314 (1, 8)	0-0 BLK WP 1B	0-0 4-3			0-0 1-3			0-0 1B 1B	0-0 FC6-4	5 1 2 0 0 0 4
Shawon Dunston, R OBP: 0.257, SLG: 0.294 (1, 6)	4-0 WP 1B BB		0-0 F4		0-0 3-1			0-0 1-3 1B		3 1 1 0 1 0 1
Thad Bosley, L OBP: 0.400, SLG: 0.529 (1, 7)	0-3 K		0-0 G4-6-3 1B		0-0 F9			0-0 F7		4 0 1 0 0 1 5
Keith Moreland, R OBP: 0.366, SLG: 0.426 (1, 9)	0-0 S 1B		0-0 G4-6-3		0-0 F9			0-0 1-3		4 0 1 1 0 0 3
Ron Cey, R OBP: 0.330, SLG: 0.422 (1, 5)	0-0 F4			0-0 F4		0-3 K		0-0 G3		4 0 0 0 0 1 3
Leon Durham, L OBP: 0.368, SLG: 0.467 (1, 3)	0-0 F8			0-0 F8		0-0 6-3			0-0 2B	4 0 1 0 0 0 1
Chris Speier, R OBP: 0.291, SLG: 0.346 (1, 4)		0-0 4-3		0-0 1B		0-0 3-1		0-0 6-3		4 0 1 0 0 0 1
Steve Lake, R OBP: 0.178, SLG: 0.196 (1, 2)				0-0 F9		0-3 K		4-0 FC6-4 BB		2 0 1 0 0 0 1
Jody Davis, R OBP: 0.290, SLG: 0.382 (7, PH) (8, 2)		SH1-4 1B			0-0 F9					1 0 0 0 1 1 0
Jay Baller, R (1, 1) Ron Meridith, L (5, 1) Gary Matthews, R (5, PH) OBP: 0.358, SLG: 0.371 Warren Brusstar, R (6, 1) OBP: 0.250, SLG: 0.143 Lary Sorensen, R (7, 1) Gary Woods, R (7, PH) OBP: 0.337, SLG: 0.254 George Frazier, R (8, 1) Richie Hebner, L (9, PH) OBP: 0.279, SLG: 0.298		SH1-4			4-0 3-1 1-3 BB		0-3 K	0-0 F7		0 0 0 0 0 0 0 0 0 0 0 0 0 0 0 0 0 0 0 1 0 0 0 0 0 0 0 0 0 0 0 0 0 0 0 0 0 0 1 0 0 0 0 0 1 0 0 0 0 0 0 0 0 0 1 0 0 0 0 0 0 2

Inning Stats	R: 2 E: 0 K: 1 S: 7	H: 2 LOB: 1 BB: 1 P: 11	R: 0 E: 0 K: 0 S: 4	H: 1 LOB: 1 BB: 0 P: 4	R: 0 E: 0 K: 0 S: 3	H: 1 LOB: 0 BB: 0 P: 3	R: 0 E: 0 K: 0 S: 4	H: 1 LOB: 1 BB: 0 P: 4	R: 0 E: 0 K: 0 S: 3	H: 0 LOB: 1 BB: 1 P: 7	R: 0 E: 0 K: 1 S: 5	H: 0 LOB: 0 BB: 0 P: 5	R: 0 E: 0 K: 2 S: 7	H: 0 LOB: 0 BB: 0 P: 7	R: 0 E: 0 K: 0 S: 5	H: 2 LOB: 2 BB: 0 P: 5	R: 0 E: 0 K: 0 S: 4	H: 1 LOB: 2 BB: 1 P: 8	1B: 7 2B: 1 3B: 0 HR: 0	SF: 0 SAC: 1 DP: 1 HBP: 0
--------------	------------------------------	----------------------------------	------------------------------	---------------------------------	------------------------------	---------------------------------	------------------------------	---------------------------------	------------------------------	---------------------------------	------------------------------	---------------------------------	------------------------------	---------------------------------	------------------------------	---------------------------------	------------------------------	---------------------------------	----------------------------------	------------------------------------


PITCHER	IP	WLS	BF	H	R	ER	SO	BB	IBB	HBP	BLK	WP	HR	S	P	ERA	WHIP
Nolan Ryan, R ERA: 3.83 (1, 1)	0.2		5	2	2	2	1	1	0	0	1	1	0	6	10	27.00	4.500
Bill Dawley, R ERA: 3.79 (1, 1)	3.1	W	12	3	0	0	0	0	0	0	0	0	0	12	12	0.00	0.900
Charlie Kerfeld, R ERA: 7.15 (5, 1)	4.1		18	3	0	0	3	2	0	0	0	0	0	22	30	0.00	1.154
Dave Smith, R ERA: 2.63 (9, 1)	0.2		2	0	0	0	0	0	0	0	0	0	0	2	2	0.00	0.000

BOTTOM

Houston Astros @ Chicago Cubs
 Wrigley Field, Chicago, IL
 Mon Sep 02 1985, 3:33 AM CDT
 Att. 26,620 - Unknown

livebaseballscorecards.com

AB	33
R	2
H	8
RBI	1
BB	3
SO	4
LOB	21



WP: 1	PA: 37
PB: 0	
SB: 1	
CS: 0	


Batter	1	2	3	4	5	6	7	8	9	10	AB	R	H	RBI	BB	SO	LOB
Bob Dernier, R OBP: 0.301, SLG: 0.309 (1, 8)	5-3	6-3		5-3		F7		1-3		9-4	6	0	0	1	0	0	5
Gary Matthews, R OBP: 0.359, SLG: 0.385 George Frazier, R Steve Lake, R OBP: 0.178, SLG: 0.196 (1, 7)	HR		K	F8			BB 1B 4-3 1B	6-3			5	2	2	1	0	1	2
23 Ryne Sandberg, R OBP: 0.355, SLG: 0.496 (1, 4)	E 1B		HR 1B		E 2B		F8		HR		5	3	4	1	0	0	1
Keith Moreland, R OBP: 0.368, SLG: 0.435 (1, 9)	E5		HR	E3 G6-3-1 1B			4-3 BB 1B		K		5	1	3	3	0	1	1
Ron Cey, R OBP: 0.328, SLG: 0.418 (1, 5)	F4		6-3	G6-3-1 1B			4-3 BB		F9		4	0	0	0	1	0	3
Leon Durham, L OBP: 0.366, SLG: 0.464 Davey Lopes, R OBP: 0.385, SLG: 0.440 (1, 3)	G3		F9	G3			4-3				3	0	0	0	0	0	2
Jody Davis, R OBP: 0.291, SLG: 0.383 Lee Smith, R (10, 1)			FC8-4 1B	FC5-6 1B		F6	K		F7		5	0	2	0	0	1	3
Shawon Dunston, R OBP: 0.270, SLG: 0.300 (1, 6)			FC8-4 SH5-4 1B	E 5-3 1B					F9		4	1	2	0	1	0	1
Steve Trout, L OBP: 0.184, SLG: 0.167 Richie Hebner, L OBP: 0.277, SLG: 0.295 Dave Beard, L Gary Woods, R OBP: 0.345, SLG: 0.254 (1, 1)			SH5-4	FC5-6 5-3		F7			SH1-4 1B		1	0	0	0	0	0	2
											1	0	0	0	0	0	1
											0	0	0	0	0	0	0
											0	0	0	0	1	0	0

Inning Stats	R: 1	H: 2	R: 0	H: 1	R: 2	H: 2	R: 1	H: 2	R: 0	H: 0	R: 1	H: 2	R: 0	H: 0	R: 1	H: 2	R: 0	H: 1	R: 0	H: 1	1B: 9	SF: 0	WP: 0	PA: 46
	E: 1	LOB: 2	E: 0	LOB: 1	E: 0	LOB: 0	E: 1	LOB: 2	E: 0	LOB: 1	E: 0	LOB: 2	E: 0	LOB: 1	E: 0	LOB: 1	E: 0	LOB: 1	E: 0	LOB: 0	2B: 4 <td>SAC: 2 <td>PB: 0 <td></td> </td></td>	SAC: 2 <td>PB: 0 <td></td> </td>	PB: 0 <td></td>	
	K: 0	BB: 0	K: 0	BB: 0	K: 1	BB: 0	K: 0	BB: 0	K: 0	BB: 1	K: 1	BB: 1	K: 0	BB: 1	K: 1	BB: 0	K: 0	BB: 0	K: 0	BB: 0	3B: 0	DP: 2 <td>SB: 0</td> <td></td>	SB: 0	
	S: 6	P: 6	S: 4	P: 4	S: 7	P: 7	S: 5	P: 5	S: 3	P: 7	S: 7	P: 11	S: 3	P: 7	S: 7	P: 7	S: 3	P: 3	S: 3	P: 3	HR: 3	HBP: 0	CS: 0	

PITCHER	IP	WLS	BF	H	R	ER	SO	BB	IBB	HBP	BLK	WP	HR	S	P	ERA	WHIP
Jeff Heathcock, R ERA: 3.32 (1, 1)	6.0		28	9	5	4	1	1	0	0	0	0	2	29	33	6.00	1.667
Ron Mathis, R ERA: 5.43 (7, 1)	0.1		4	2	1	1	0	1	0	0	0	0	0	3	7	27.00	9.000
Frank DiPino, L ERA: 3.84 (7, 1)	2.1		10	2	1	1	2	1	0	0	0	0	1	13	17	3.86	1.286
Dave Smith, R ERA: 2.58 (9, 1)	1.1	W	4	1	0	0	0	0	0	0	0	0	0	4	4	0.00	0.750

PITCHER	IP	WLS	BF	H	R	ER	SO	BB	IBB	HBP	BLK	WP	HR	S	P	ERA	WHIP

Houston Astros @ Chicago Cubs
Wrigley Field, Chicago, IL
Tue Sep 03 1985, 3:33 AM CDT
Att: 11,306 - Unknown



Batter	1	2	3	4	5	6	7	8	9
Bob Demier, R (1, 8) OBP: 0.307, SLG: 0.320 Dave Beard, L (9, 1)	0-0 1B 23 FC4-6 2B		0-0 F9 23 1B 2B	0-0 WP 1-3 3-H		0-0 1B 1B		0-3 K 1-2f	
Gary Matthews, R (1, 7) OBP: 0.356, SLG: 0.381	0-0 23 FC4-6 1B		0-0 F9 2-3		4-0 23 HR BB	0-0 1-3 1B		0-0 G5-4-3 1-2f	
23 Ryne Sandberg, R (1, 4) OBP: 0.357, SLG: 0.502	0-0 FC4-6 CS 1-2f 3-H		0-0 FC4 1B		0-3 K	0-0 F8		0-0 F9	
Keith Moreland, R (1, 9) OBP: 0.365, SLG: 0.430	0-3 K 1-2		0-0 FC4		0-0 HR		4-0 BB	0-3 K	
Ron Cey, R (1, 5) OBP: 0.328, SLG: 0.416 Chris Speier, R (6, 5) OBP: 0.289, SLG: 0.344		0-0 F5		0-3 K	0-0 F9		0-3 K	0-0 F9	
Leon Durham, L (1, 3) OBP: 0.367, SLG: 0.464		0-0 1B		0-0 2B 1B	4-0 BB		0-0 F7		
Jody Davis, R (1, 2) OBP: 0.293, SLG: 0.382		0-0 F9		0-3 K	0-0 F9		0-0 F7		
Shawon Dunston, R (1, 6) OBP: 0.276, SLG: 0.313		0-3 K		0-0 1B WP 2B		0-0 G5-4-3 1B		4-0 1B BB	
Ray Fontenot, L Billy Hatcher, R Johnny Abrego, R Ron Mendez, L Gary Woods, R George Frazier, R Reggie Patterson, R Davie Lopes, R			0-3 K	0-0 WP 1B		0-0 G5-4-3		0-0 G5-4-3 1B	

AB	R	H	RBI	BB	SO	LOB
5	3	3	0	1	0	3
0	0	0	0	0	0	0

5	0	1	0	0	1	4
---	---	---	---	---	---	---

4	1	2	4	1	1	1
---	---	---	---	---	---	---

5	0	0	0	0	2	3
---	---	---	---	---	---	---

2	0	0	0	1	1	0
1	0	0	0	0	0	1

4	1	2	0	0	0	2
---	---	---	---	---	---	---

3	0	1	0	1	1	2
---	---	---	---	---	---	---

4	1	2	0	0	1	2
---	---	---	---	---	---	---

1	0	0	0	0	1	0
1	0	1	1	0	0	0
0	0	0	0	0	0	0
0	0	0	0	0	0	0
1	0	1	0	0	0	0
0	0	0	0	0	0	0
0	0	0	0	0	0	0
1	0	0	0	0	1	2

1B:	9	SF:	0
2B:	3	SAC:	0
3B:	0	DP:	2
HR:	1	HBP:	0

BOTTOM

Houston Astros @ Chicago Cubs
Wrigley Field, Chicago, IL
Wed Sep 04 1985, 3:33 AM CDT
Att. 9,136 - Unknown

livebaseballscorecards.com

AB	37
R	6
H	13
RBI	5
BB	4
SO	9
LOB	20



Inning Stats	R: 1	H: 2	E: 0	K: 1	S: 6	R: 0	H: 1	E: 0	K: 1	S: 6	R: 1	H: 2	E: 0	K: 1	S: 7	R: 2	H: 3	E: 0	K: 2	S: 9	R: 0	H: 1	E: 0	K: 1	S: 6	R: 0	H: 3	E: 0	K: 0	S: 5	R: 0	H: 0	E: 0	K: 1	S: 5	R: 0	H: 1	E: 0	K: 1	S: 5	R: 0	H: 0	E: 0	K: 1	S: 5	1B: 9	2B: 3	3B: 0	HR: 1	SF: 0	SAC: 0	DP: 2	HBP: 0	WP: 1	PA: 41
--------------	------	------	------	------	------	------	------	------	------	------	------	------	------	------	------	------	------	------	------	------	------	------	------	------	------	------	------	------	------	------	------	------	------	------	------	------	------	------	------	------	------	------	------	------	------	-------	-------	-------	-------	-------	--------	-------	--------	-------	--------

PITCHER	IP	WLS	BF	H	R	ER	SO	BB	IBB	HBP	BLK	WP	HR	S	P	ERA	WHIP
Mike Scott, R (1, 1) ERA: 2.99	5.0	W	25	9	6	6	6	2	0	0	0	1	1	34	42	10.80	2.200
Julio Solano, R (6, 1) ERA: 4.1	2.0		11	4	0	0	1	2	0	0	0	0	0	11	19	0.00	3.000
Jeff Calhoun, L (8, 1) ERA: 2.23	2.0		5	0	0	0	2	0	0	0	0	0	0	9	9	0.00	0.000

Batter	1	2	3	4	5	6	7	8	9	AB R H RBI BB SO LOB	TOP	
R.J. Reynolds, S OBP: 0.318, SLG: 0.372 (1, 7) (7, 8)	0-0 1B SH5-3 2B 1B	0-0 4-3 1-2 3-H			0-0 F9			0-0 G5-4-3 1-2f		4 1 1 0 0 0 2		
Denny Gonzalez, R OBP: 0.267, SLG: 0.400 (1, 5)	0-0 SH5-3 1-2		0-0 G5-6-3			0-3 K		0-0 F9		3 0 0 0 0 1 0		
Johnny Ray, S OBP: 0.300, SLG: 0.361 (1, 4)	0-0 2B 1B		0-0 6-3			0-0 F4			0-0 G4-6-3 1B	4 1 2 0 0 0 0		
Mike Brown, R OBP: 0.331, SLG: 0.455 (1, 9)	0-0 1B 2B		0-0 1-3			0-0 1B			0-0 G4-6-3 1-2f	4 0 2 2 0 0 1		
Jason Thompson, L OBP: 0.372, SLG: 0.388 (1, 3)	0-0 F8			0-3 K		0-0 4-3			0-0 6-3	4 0 0 0 0 1 1		
Tony Peña, R OBP: 0.287, SLG: 0.351 (1, 2)		0-0 S WP 2B		0-0 1-3				0-0 CS SH1-4 1B		3 1 2 0 0 0 0		
Sam Khalifa, R OBP: 0.268, SLG: 0.295 (1, 6)		0-0 F8 2-3		0-0 CS 1B				0-0 SH1-4 1-2		2 0 1 0 0 0 1		
Joe Orsulak, L OBP: 0.321, SLG: 0.337 Bill Almon, R OBP: 0.336, SLG: 0.412 (7, PH) (7, 7)		0-0 F3		0-0 CS 1-2	0-0 5-3			0-0 L4 2-3		2 0 0 0 0 0 1 1 0 0 0 0 0 1		
Bob Walk, R Sixto Lezcano, R OBP: 0.397, SLG: 0.315 Pat Clements, R (8, 1) (8, 1)		1-0 WP HBP		0-3 K				4-0 G5-4-3 BB		1 0 0 0 0 1 0 0 0 0 0 1 0 0 0 0 0 0 0 0 0		
Inning Stats	R: 2 H: 3 E: 0 LOB: 0 K: 0 BB: 0 S: 5 P: 5	R: 1 H: 1 E: 0 LOB: 1 K: 0 BB: 0 S: 4 P: 5	R: 0 H: 0 E: 0 LOB: 0 K: 0 BB: 0 S: 3 P: 3	R: 0 H: 1 E: 0 LOB: 0 K: 1 BB: 0 S: 5 P: 5	R: 0 H: 0 E: 0 LOB: 0 K: 1 BB: 0 S: 5 P: 5	R: 0 H: 1 E: 0 LOB: 1 K: 1 BB: 0 S: 6 P: 6	R: 0 H: 1 E: 0 LOB: 0 K: 0 BB: 0 S: 3 P: 3	R: 0 H: 0 E: 0 LOB: 0 K: 0 BB: 1 S: 2 P: 6	R: 0 H: 1 E: 0 LOB: 0 K: 0 BB: 0 S: 3 P: 3	1B: 6 SF: 0 2B: 2 SAC: 2 3B: 0 DP: 2 HR: 0 HBP: 1	WP: 1 PA: 33 PB: 0 SB: 1 CS: 2	
PITCHER Bob Knepper, L ERA: 3.49 Dave Smith, R ERA: 2.54 (1, 1) (9, 1)	IP WLS BF H R ER SO BB IBB HBP BLK WP HR S P ERA WHIP	8.0 W 30 8 3 3 3 1 0 1 0 1 0 0 34 39 3.38 1.125	1.0 S 2 0 0 0 0 0 0 0 0 0 0 0 0 2 2 0.00 0.000	PITCHER IP WLS BF H R ER SO BB IBB HBP BLK WP HR S P ERA WHIP								

Pittsburgh Pirates @ Houston Astros
Astrodome, Houston, TX
Thu Sep 05 1985, 8:05 PM EDT
Att. 6,003 - Unknown

livebaseballscorecards.com

AB 28
R 3
H 8
RBI 2
BB 1
SO 3
LOB 7



Batter	1	2	3	4	5	6	7	8	9	AB	R	H	RBI	BB	SO	LOB
Bill Doran, S OBP: 0.363, SLG: 0.437 (1, 4)	0-0 G3	0-3 K			0-0 3-1		4-0 FC4-6 BB			3	0	0	0	1	1	0
Craig Reynolds, L OBP: 0.303, SLG: 0.393 (1, 6)	0-0 BB G3 1B		0-0 5-3		0-0 F5		0-0 FC4-6 1-2f			4	1	1	0	0	0	2
Denny Walling, L OBP: 0.316, SLG: 0.380 (1, 5) (8, 7)	4-0 G3 1B 1-2 BB		0-0 1B SF8 1B		0-0 4-3		0-0 F8			3	2	1	0	1	0	0
Jose Cruz, L OBP: 0.349, SLG: 0.418 (1, 7) Phil Garner, R OBP: 0.311, SLG: 0.382 (8, 5)	4-0 G3 1B 1-2 2-3 BB		0-0 1B		0-0 G3		0-0 6-3			2	1	1	0	1	0	0
Jerry Mumphrey, S OBP: 0.326, SLG: 0.389 (1, 9)	0-0 G3 1-2 2-3 3-H		0-0 SF8		0-0 F8		0-0 4-3			3	0	0	2	0	0	2
Glenn Davis, R OBP: 0.317, SLG: 0.435 (1, 3)	0-0 1B 2-H 3-H		0-0 K		0-3 K					3	0	1	2	0	2	1
Kevin Bass, S OBP: 0.292, SLG: 0.396 (1, 8)	0-0 4-3				0-0 F9		0-0 6-3			3	0	0	0	0	0	1
Mark Bailey, S OBP: 0.390, SLG: 0.434 (1, 2)			0-0 G3		0-0 4-3		0-0 SH2-4 1B			3	0	1	0	0	0	0
Bob Knepper, L OBP: 0.149, SLG: 0.197 (1, 1) Dave Smith, R (9, 1)			0-0 3-1		0-0 F8		0-0 SH2-4 1-2			2	0	0	0	0	0	0

Inning Stats	R: 3	H: 2	E: 0	LOB: 1	K: 0	S: 5	P: 13	R: 0	H: 0	E: 0	LOB: 0	K: 1	S: 5	R: 1	H: 2	E: 0	LOB: 1	K: 1	S: 7	R: 0	H: 0	E: 0	LOB: 0	K: 0	S: 3	R: 0	H: 0	E: 0	LOB: 0	K: 1	S: 5	R: 0	H: 1	E: 0	LOB: 2	K: 0	S: 4	R: 0	H: 0	E: 0	LOB: 0	K: 0	S: 3	R: 0	H: 0	E: 0	LOB: 0	K: 0	S: 3	1B: 5	SF: 1	2B: 0	SAC: 1	3B: 0	DP: 0	HR: 0	HBP: 0
--------------	------	------	------	--------	------	------	-------	------	------	------	--------	------	------	------	------	------	--------	------	------	------	------	------	--------	------	------	------	------	------	--------	------	------	------	------	------	--------	------	------	------	------	------	--------	------	------	------	------	------	--------	------	------	-------	-------	-------	--------	-------	-------	-------	--------

PITCHER	IP	WLS	BF	H	R	ER	SO	BB	IBB	HBP	BLK	WP	HR	S	P	ERA	WHIP
Bob Walk, R ERA: 3.27 (1, 1)	7.0	L	29	5	4	4	3	3	0	0	0	0	0	32	44	5.14	1.143
Pat Clements, L ERA: 3.15 (8, 1)	1.0		3	0	0	0	0	0	0	0	0	0	0	3	3	0.00	0.000


BOTTOM

Pittsburgh Pirates @ Houston Astros
Astrodome, Houston, TX

Thu Sep 05 1985, 8:05 PM EDT
Att. 6,003 - Unknown

livebaseballscorecards.com

AB	27
R	4
H	5
RBI	4
BB	3
SO	3
LOB	6



WP: 0	PA: 32
PB: 0	SB: 0
CS: 0	

Batter	1	2	3	4	5	6	7	8	9	10	AB R H RBI BB SO LOB	TOP												
Joe Orsulak, L OBP: 0.315, SLG: 0.331 (1, 8) X	0-0 6-3		X 0-0 4-3	X 0-0 4-3		X 0-0 6-3		X 0-0 F7			5 0 0 0 0 0 3	Pittsburgh Pirates @ Houston Astros Astrodome, Houston, TX Fri Sep 06 1985, 8:05 PM EDT Att: 7,163 - Unknown												
R.J. Reynolds, S OBP: 0.315, SLG: 0.368 (1, 7) X	0-0 G3		X 0-0 FC3-2 1B		X 0-0 3-1		X 0-0 F8		X 0-0 4-3		5 0 1 0 0 0 0													
Johnny Ray, S OBP: 0.299, SLG: 0.358 (1, 4) B B B	4-0 E BB		X 0-0 FC3-2 1-H 3B		X 0-0 F6		X 0-0 3-1		X 0-0 F7		4 1 0 0 1 0 1													
Jason Thompson, L OBP: 0.372, SLG: 0.385 (1, 3) X	0-0 E3 1-3		B B B 4-0 1-2 3B BB		X 0-0 F4		B B B 4-0 BB		S S S 0-3 K		3 1 0 0 2 1 1													
Mike Brown, R OBP: 0.336, SLG: 0.463 (1, 9) X	0-0 F7		X 0-0 1-H 2-H 3B		B B B 4-0 PB SH BB		X 0-0 5-3		X 0-0 FC4-6 1B		4 1 2 2 1 0 3													
Tony Peña, R OBP: 0.284, SLG: 0.347 (1, 2)		X 0-0 F8	X 0-0 5-3		S S S 0-3 K		X 0-0 F4		X 0-0 FC4-6 1-2f		5 0 0 0 0 1 3													
Denny Gonzalez, R OBP: 0.275, SLG: 0.392 (1, 5)		X 0-0 F8		X 0-0 6-3 SH1-3 1B		B B B 4-0 2-3 SH BB		X 0-0 F9		S S S 0-3 K			4 0 1 0 1 1 1											
Sam Khalifa, R OBP: 0.274, SLG: 0.301 (1, 6)		X 0-0 1B		X 0-0 SH1-3 1-2		X 0-0 SH 1-2		X 0-0 1B			2 0 2 1 0 0 0													
Rick Rhoden, R OBP: 0.221, SLG: 0.242 Don Robinson, R OBP: 0.250, SLG: 0.316 (1, 1) (9, 1)		S S S 0-3 K		X 0-0 6-3 2-3		X 0-0 F9		X 0-0 F9			4 0 0 0 0 1 5 0 0 0 0 0 0 0													
Inning Stats	R: 0 E: 1 K: 0 S: 4	H: 0 LOB: 2 BB: 1 P: 8	R: 0 E: 0 K: 1 S: 6	H: 1 LOB: 1 BB: 0 P: 6	R: 2 E: 0 K: 0 S: 5	H: 2 LOB: 1 BB: 1 P: 9	R: 0 E: 0 K: 0 S: 4	H: 1 LOB: 1 BB: 0 P: 4	R: 0 E: 0 K: 0 S: 3	H: 0 LOB: 0 BB: 0 P: 3	R: 1 E: 0 K: 1 S: 6		H: 0 LOB: 2 BB: 2 P: 14	R: 0 E: 0 K: 0 S: 3	H: 0 LOB: 1 BB: 1 P: 7	R: 0 E: 0 K: 0 S: 4	H: 1 LOB: 1 BB: 0 P: 4	R: 0 E: 0 K: 0 S: 3	H: 0 LOB: 0 BB: 0 P: 3	R: 0 E: 1 K: 2 S: 8	H: 1 LOB: 1 BB: 0 P: 8	1B: 5 2B: 0 3B: 1 HR: 0	SF: 0 SAC: 2 DP: 0 HBP: 0	WP: 2 PB: 1 SB: 1 CS: 0
PITCHER Joe Niekro, R ERA: 3.56 Bill Dawley, R ERA: 3.62	IP 7.0 3.0	WLS 32 W	BF 32 11	H 4 2	R 3 0	ER 3 0	SO 2 2	BB 5 0	IBB 0 0	HBP 0 0	BLK 0 0	WP 2 0	HR 0 0	S 31 15	P 51 15	ERA 3.86 0.00	WHIP 1.286 0.667							

livebaseballscores.com

AB	36
R	3
H	6
RBI	3
BB	5
SO	4
LOB	17



BOTTOM

Pittsburgh Pirates @ Houston Astros
Astrodome, Houston, TX
Fri Sep 06 1985, 8:05 PM EDT
Att. 7,163 - Unknown

livebaseballscorecards.com

AB 36
R 4
H 8
RBI 3
BB 3
SO 6
LOB 13



WP: 2 PA: 39
PB: 0
SB: 0
CS: 2

AB R H RBI BB SO LOB

4 1 2 1 1 1 3

5 0 1 0 0 1 3

4 0 0 0 1 0 1

4 1 1 0 0 0 2

4 1 2 2 0 1 0

4 0 1 0 0 1 0

4 0 0 0 0 1 1

2 1 1 0 0 0 0

1 0 0 0 1 1 0

1 0 0 0 0 0 0

1 0 0 0 0 0 0

1 0 0 0 0 0 0

1B: 6 SF: 0
2B: 2 SAC: 0
3B: 0 DP: 1
HR: 1 HBP: 0

1B: 6 SF: 0
2B: 2 SAC: 0
3B: 0 DP: 1
HR: 1 HBP: 0

1B: 6 SF: 0
2B: 2 SAC: 0
3B: 0 DP: 1
HR: 1 HBP: 0

1B: 6 SF: 0
2B: 2 SAC: 0
3B: 0 DP: 1
HR: 1 HBP: 0

Batter	1	2	3	4	5	6	7	8	9	10
Bill Doran, S (1.4) OBP: 0.365, SLG: 0.438	0-0 5-3 1B		0-0 CS 1B		0-0 FC6-4 1-2f 3-H		0-3 K			4-0 CS WP BB
Craig Reynolds, L (1.6) OBP: 0.301, SLG: 0.390	0-0 5-3 1-2		0-0 FC6-4 1-2 1B		0-0 F4			0-0 4-3		0-3 K
Denny Walling, L (1.7) OBP: 0.315, SLG: 0.376	4-0 BB		0-0 FC6-4 1-2f		0-0 1-3		0-0 1-3	0-0 6-3		0-0 WP 1-H
Jerry Mumphrey, S (1.9) OBP: 0.325, SLG: 0.387	0-0 5-3 2-3f			0-0 4-3		0-0 1-3		0-0 WP 1B 1B		
Glenn Davis, R (1.3) OBP: 0.320, SLG: 0.448		0-0 HR		0-0 F6		0-3 K		0-0 1-H 1B		
Phil Garner, R (1.5) OBP: 0.310, SLG: 0.383		0-3 K		0-0 4-3			0-0 FC5-4 2B		0-0 6-3	
Kevin Bass, S (1.8) OBP: 0.290, SLG: 0.392		0-0 4-3		0-0 F5		0-3 K		0-0 F7		
John Mizerock, L (1.2) OBP: 0.280, SLG: 0.333		0-0 4-3		0-0 E FC6-4 1B		4-0 FC5-4 BB		0-3 K		
Mark Bailey, S (7. PH) OBP: 0.391, SLG: 0.433										
Joe Niekro, R (1.1) OBP: 0.257, SLG: 0.265			0-0 1-3		0-0 E6 FC6-4		0-0 FC5-4 1-2f 2-3			0-0 F2
Eric Bullock, L (7. PH) OBP: 0.200, SLG: 0.400										
Bill Dawley, R (8.1) OBP: 0.250, SLG: 0.143										
Jim Pankovits, R (10. PH) OBP: 0.345, SLG: 0.370										

Inning Stats	R: 0	H: 1	E: 0	K: 0	S: 3	R: 1	H: 1	E: 0	K: 1	S: 6	R: 0	H: 2	E: 0	K: 0	S: 4	R: 0	H: 0	E: 0	K: 0	S: 3	R: 1	H: 1	E: 1	K: 0	S: 5	R: 0	H: 0	E: 0	K: 1	S: 5	R: 0	H: 1	E: 0	K: 2	S: 8	R: 1	H: 2	E: 0	K: 0	S: 4	R: 0	H: 0	E: 0	K: 1	S: 5	R: 0	H: 0	E: 0	K: 1	S: 4	R: 1	H: 0	E: 0	K: 1	S: 8
	LOB: 1	BB: 1	P: 7	LOB: 0	BB: 0	P: 6	LOB: 1	BB: 0	P: 6		LOB: 2	BB: 0	P: 4	LOB: 0	BB: 0	P: 3	LOB: 1	BB: 0	P: 5		LOB: 2	BB: 0	P: 5	LOB: 2	BB: 1	P: 12	LOB: 1	BB: 0	P: 4	LOB: 0	BB: 0	P: 5	LOB: 1	BB: 0	P: 5	LOB: 1	BB: 0	P: 4	LOB: 0	BB: 0	P: 5	LOB: 0	BB: 1	P: 8	LOB: 0	BB: 1	P: 8	LOB: 0	BB: 1	P: 8					

PITCHER	IP	WLS	BF	H	R	ER	SO	BB	IBB	HBP	BLK	WP	HR	S	P	ERA	WHIP
Rick Rhoden, R (1.1) ERA: 3.97	8.0		32	8	3	2	4	2	0	0	0	1	1	38	46	2.25	1.250
Don Robinson, R (9.1) ERA: 4.23	1.2	L	7	0	1	0	2	1	0	0	0	1	0	9	13	0.00	0.600

Batter	1	2	3	4	5	6	7	8	9
Bill Doran, S (1, 4) <small>OBP: 0.366, SLG: 0.440</small> Jim Pankovits, R (6, PH) <small>OBP: 0.348, SLG: 0.373</small> (7, 4)	0-0 4-3		0-0 2B			0-3 K		0-0 L4-3 1B	
Craig Reynolds, L (1, 6) <small>OBP: 0.299, SLG: 0.387</small> Dickie Thon, R (8, PH) <small>OBP: 0.290, SLG: 0.347</small> (9, 6)	0-0 F8		0-0 F8			0-0 F9		0-0 F9	
Denny Walling, L (1, 5) <small>OBP: 0.315, SLG: 0.376</small> Phil Garner, R (8, PH) <small>OBP: 0.310, SLG: 0.382</small> (9, 5)	0-0 1B			0-0 4-3		0-0 6-3		0-0 L4-3 1-2	
Jose Cruz, L (1, 7) <small>OBP: 0.348, SLG: 0.417</small>	0-0 G3			0-3 K			0-0 1B G3 1B		0-0 F9
Jerry Mumphrey, S (1, 9)		0-0 6-3		0-3 K			0-0 G3 1B 1-2		0-0 4-3
Glenn Davis, R (1, 3)		0-0 6-3			0-0 6-3		0-0 G3 1B 1-2 2-3		0-0 F7
Kevin Bass, S (1, 8)		0-0 6-3			0-0 4-3		0-3 K		
Mark Bailey, S (1, 2) <small>OBP: 0.391, SLG: 0.430</small>			0-3 K		4-0 BB		0-0 G3		
Charlie Kerfeld, R (1, 1) Mike Madden, L (4, 1) Harry Spilman, L (5, PH) <small>OBP: 0.185, SLG: 0.210</small> Jeff Heathcock, R (8, 1) Eric Bullock, L (7, PH) <small>OBP: 0.167, SLG: 0.333</small> Ron Mathis, R (8, 1) <small>OBP: 0.133, SLG: 0.071</small>			0-3 K		0-0 F7		0-3 K		


AB	R	H	RBI	BB	SO	LOB
2	0	1	0	0	0	0
2	0	1	0	0	1	0
3	0	0	0	0	0	1
1	0	0	0	0	0	1
3	0	1	0	0	0	0
1	0	0	0	0	0	1
4	1	1	0	0	1	1
4	0	1	0	0	1	0
4	0	1	0	0	0	0
3	0	0	0	0	1	3
2	0	0	1	1	1	2
1	0	0	0	0	1	0
0	0	0	0	0	0	0
1	0	0	0	0	0	1
1	0	0	0	0	1	2
0	0	0	0	0	0	0

BOTTOM

Pittsburgh Pirates @ Houston Astros
 Astrodome, Houston, TX

Sat Sep 07 1985, 8:05 PM EDT
 Att. 15,999 - Unknown

AB	32
R	1
H	6
RBI	1
BB	1
SO	7
LOB	12



Inning Stats	R: 0	H: 1	E: 0	LOB: 1	K: 0	BB: 0	S: 4	P: 4
	0	0	0	0	0	0	3	3
	0	0	0	0	0	0	8	8
	0	1	0	1	2	0	3	7
	0	0	0	0	2	0	7	7
	0	0	0	1	0	0	3	7
	1	3	0	2	2	0	10	10
	0	1	0	0	0	0	3	3
	0	0	0	0	0	0	3	3

1B:	2B:	3B:	HR:	SF:	SAC:	DP:	HBP:
5	2	0	0	0	1	0	0

WP:	PA:
0	33

PITCHER	IP	WLS	BF	H	R	ER	SO	BB	IBB	HBP	BLK	WP	HR	S	P	ERA	WHIP
Lee Tunnel, R (1, 1) <small>ERA: 3.95</small>	7.0		27	5	1	1	7	1	0	0	0	0	0	40	44	1.29	0.857
Pat Clements, L (8, 1) <small>ERA: 3.07</small>	2.0		6	1	0	0	0	0	0	0	0	0	0	6	6	0.00	0.500

Batter	1	2	3	4	5	6	7	8	9	AB R H RBI BB SO LOB	TOP											
Jose Uribe, S (1, 6) OBP: 0.278, SLG: 0.318	0-3 K		0-0 F8			0-0 6-3	0-0 F9			4 0 0 0 0 1 1	San Francisco Giants @ Houston Astros Astrodome, Houston, TX Mon Sep 09 1985, 8:05 PM EDT Att. 3,621 - Unknown											
Ron Roenicke, S (1, 9) OBP: 0.453, SLG: 0.400	0-3 K		4-0 BB			0-0 5-3		0-0 G6-4-3 1B		3 0 1 0 1 1 0												
Chili Davis, S (1, 8) OBP: 0.348, SLG: 0.418	0-0 S 1B		0-0 F7			0-0 2B		0-3 K		4 0 2 0 0 1 2												
Dan Driessen, L (1, 3) OBP: 0.315, SLG: 0.363 David Green, R (8, PH) OBP: 0.299, SLG: 0.354 (8, 3)	0-3 K 1-2		0-0 F7			0-0 F7		0-0 G6-4-3 1-2f		3 0 0 0 0 1 2 1 0 0 0 0 0 1												
Chris Brown, R (1, 5) OBP: 0.353, SLG: 0.453		4-0 PB BB			0-0 6-3		0-0 HR 1B		0-3 K	3 1 1 0 1 1 0												
Rob Deer, R (1, 7) OBP: 0.256, SLG: 0.324		0-3 K			0-3 K		0-3 K		0-0 6-3	4 0 0 0 0 3 2												
Brad Wellman, R (1, 4) OBP: 0.261, SLG: 0.299		0-0 6-3 1-2			0-0 6-3		0-0 F2		0-0 2B	4 0 1 0 0 0 2												
Matt Nokes, L (1, 2) OBP: 0.250, SLG: 0.438 Bob Brenly, R (9, PH) OBP: 0.306, SLG: 0.404		0-0 4-3			0-0 F8		0-0 HR 1-H		0-0 3-1	3 1 1 2 0 0 1 1 0 0 0 0 0 1												
Atlee Hammaker, S (1, 1) OBP: 0.071, SLG: 0.071 Greg Minton, S (5, 1) Dan Gladden, R (7, PH) OBP: 0.296, SLG: 0.306 Mark Davis, L (7, 1) OBP: 0.200, SLG: 0.400			0-0 6-3		0-0 4-3		0-0 1B			2 0 0 0 0 0 0 0 0 0 0 0 0 0 1 0 1 0 0 0 0 0 0 0 0 0 0 0												
Inning Stats	R: 0 E: 0 K: 3 S: 10	H: 1 LOB: 1 BB: 0 P: 10	R: 0 E: 0 K: 1 S: 5	H: 0 LOB: 1 BB: 1 P: 9	R: 0 E: 0 K: 0 S: 3	H: 0 LOB: 1 BB: 1 P: 7	R: 0 E: 0 K: 1 S: 5	H: 0 LOB: 0 BB: 0 P: 5	R: 0 E: 0 K: 1 S: 3	H: 0 LOB: 0 BB: 0 P: 3		R: 0 E: 0 K: 0 S: 4	H: 1 LOB: 1 BB: 0 P: 4	R: 2 E: 0 K: 1 S: 8	H: 3 LOB: 1 BB: 0 P: 8	R: 0 E: 0 K: 1 S: 5	H: 1 LOB: 0 BB: 0 P: 5	R: 0 E: 0 K: 1 S: 6	H: 1 LOB: 1 BB: 0 P: 6	1B: 4 2B: 2 3B: 0 HR: 1	SF: 0 SAC: 0 DP: 1 HBP: 0	WP: 0 PB: 1 SB: 1 CS: 0
PITCHER	IP WLS BF H R ER SO BB IBB HBP BLK WP HR S P ERA WHIP																					
Mike Scott, R (1, 1) ERA: 2.98	7.0 W 28 5 2 2 6 2 0 0 0 0 0 1 38 46 2.57 1.000																					
Frank DiPino, L (8, 1) ERA: 3.74	1.2 6 2 0 0 2 0 0 0 0 0 0 0 10 10 0.00 1.200																					
Dave Smith, R (9, 1) ERA: 2.53	0.1 S 1 0 0 0 0 0 0 0 0 0 0 0 1 1 0.00 0.000																					

livebaseballscorecards.com

AB	33
R	2
H	7
RBI	2
BB	2
SO	8
LOB	12



Batter	1	2	3	4	5	6	7	8	9
Dickie Thon, R OBP: 0.283, SLG: 0.338 (1, 6)	0-0 5-3	0-3 K		0-0 E5 FC5-4		0-0 5-3	0-0 5-3		
Jim Pankovits, R OBP: 0.342, SLG: 0.358 (1, 9)	4-0 BB 1B BB		0-0 F9	0-0 FC5-4 1-2f		0-0 4-3		0-3 K	
Kevin Bass, S OBP: 0.291, SLG: 0.394 (1, 8)	0-0 F9		0-0 S 1B		0-0 2B	0-0 S 1B		0-0 F5	
Jose Cruz, L OBP: 0.350, SLG: 0.418 (1, 7)	4-0 1B 1-2 BB		0-0 F7 1-2		0-0 F8 1B 2B 2-H	4-0 1-2 IBB		0-3 K	
Glenn Davis, R OBP: 0.318, SLG: 0.442 (1, 3)	0-0 1-2 2-H 1B		0-0 L5		0-0 F8 2-3	0-0 5-3			
Phil Garner, R OBP: 0.314, SLG: 0.389 (1, 4)	0-3 K			0-0 2B	0-0 6-3 S 1B 3-H		0-0 SH5-3 1B		
Mark Bailey, S OBP: 0.389, SLG: 0.427 (1, 2)		0-0 5-3		0-0 6-3	0-0 6-3 1-3		0-0 SH5-3 1B		
German Rivera, R OBP: 0.267, SLG: 0.296 (1, 5)		0-0 3B		0-0 F7	4-0 IBB		0-0 SH5-3 1-2 2-3		
Mike Scott, R OBP: 0.206, SLG: 0.258 (1, 1)		0-3 K		0-0 E 2B 2-H	0-0 5-3		0-0 6-3		
Tim Tolman, R OBP: 0.138, SLG: 0.250 (7, PH)									
Frank DiPino, L OBP: 0.250, SLG: 0.250 (8, 1)									
Dave Smith, R (9, 1)									

Inning Stats	R: 1	H: 1	E: 0	K: 1	S: 6	LOB: 2	BB: 2	P: 14
	R: 0	H: 1	E: 0	K: 2	S: 8	LOB: 1	BB: 0	P: 8
	R: 0	H: 1	E: 0	K: 0	S: 4	LOB: 1	BB: 0	P: 4
	R: 1	H: 2	E: 1	K: 0	S: 6	LOB: 2	BB: 0	P: 6
	R: 2	H: 3	E: 0	K: 0	S: 6	LOB: 2	BB: 1	P: 10
	R: 0	H: 1	E: 0	K: 0	S: 4	LOB: 2	BB: 1	P: 8
	R: 0	H: 2	E: 0	K: 0	S: 5	LOB: 2	BB: 0	P: 5
	R: 0	H: 0	E: 0	K: 2	S: 7	LOB: 0	BB: 0	P: 7

PITCHER	IP	WLS	BF	H	R	ER	SO	BB	IBB	HBP	BLK	WP	HR	S	P	ERA	WHIP
Atlee Hammaker, L ERA: 3.61 (1, 1)	4.1	L	24	8	4	4	3	2	0	0	0	0	0	28	36	8.31	2.308
Greg Minton, R ERA: 3.4 (5, 1)	1.2		8	1	0	0	0	0	2	0	0	0	0	6	14	0.00	0.600
Mark Davis, L ERA: 2.71 (7, 1)	2.0		8	2	0	0	2	0	0	0	0	0	0	12	12	0.00	1.000

BOTTOM

San Francisco Giants @ Houston Astros
Astrodome, Houston, TX

Mon Sep 09 1985, 8:05 PM EDT
Att. 3,621 - Unknown

AB	R	H	RBI	BB	SO	LOB
5	0	0	0	0	1	4
4	1	0	0	1	1	2
5	1	3	0	0	0	1
3	1	1	1	2	1	1
4	0	1	1	0	0	4
4	1	3	1	0	1	2
4	0	1	0	0	0	2
2	0	1	0	1	0	1
3	0	1	1	0	1	3
1	0	0	0	0	0	2
0	0	0	0	0	0	0
0	0	0	0	0	0	0

1B:	6	SF:	0
2B:	4	SAC:	1
3B:	1	DP:	0
HR:	0	HBP:	0

WP:	0	PA:	40
PB:	0		
SB:	3		
CS:	0		

livebaseballscorecards.com

AB 35
R 4
H 11
RBI 4
BB 4
SO 5
LOB 22



Batter	1	2	3	4	5	6	7	8	9	AB	R	H	RBI	BB	SO	LOB
Kevin Bass, S (1, 8) OBP: 0.291, SLG: 0.393	0-0 4-3 ①		0-0 6-3 ①	0-0 1-2 2-H 3-H PB 1B		0-0 1-3 ③				4	0	1	2	0	0	1
Craig Reynolds, L (1, 6) OBP: 0.295, SLG: 0.382	0-0 4-3 ②		0-0 F8 ②	0-0 4-3 ③				0-0 4-3 ①		4	0	0	0	0	0	2
Denny Walling, L (1, 5) OBP: 0.317, SLG: 0.378	0-0 F3 ③		0-3 K ③					4-0 5-3 BB		3	1	1	0	1	1	0
Jose Cruz, L (1, 7) OBP: 0.352, SLG: 0.419		0-0 2B 1B		0-0 PB 1B WP 1B		0-0 F8 ①		0-0 5-3 ②		4	1	2	0	0	0	2
Jerry Mumphrey, S (1, 9) OBP: 0.324, SLG: 0.387		0-0 1-3 2B		0-0 F7 ①		0-0 E3 CS		0-0 F7 ③		4	0	1	0	0	0	2
Glenn Davis, R (1, 3) OBP: 0.313, SLG: 0.435		0-0 5-3 ①		0-0 6-3 ②		0-0 F4 ② ③		0-3 K ①		4	0	0	0	0	1	4
Phil Garner, R (1, 4) OBP: 0.316, SLG: 0.388		0-0 F3 ②		4-0 1B BB 2-3 1B BB		0-0 6-3 ①		0-0 CS 1B		3	1	1	0	1	0	2
Mark Bailey, S (1, 2) OBP: 0.393, SLG: 0.428		4-0 1B IBB		4-0 1B BB 1-2 1B BB		0-0 SH1-4 1B		0-3 K ② ③		2	1	1	0	2	1	1
Bob Knepper, L (1, 1) OBP: 0.159, SLG: 0.206		0-3 K ③		0-0 PB 1B 1-2 2-3 3-H 1B		0-0 SH1-4 ②		1-2 K		2	0	1	1	0	1	3

Inning Stats	R: 0	H: 0	E: 0	K: 0	S: 3	LOB: 0	BB: 0	P: 3	R: 0	H: 2	E: 0	K: 1	S: 7	LOB: 3	BB: 1	P: 11	R: 0	H: 0	E: 0	K: 1	S: 5	LOB: 0	BB: 0	P: 5	R: 3	H: 3	E: 0	K: 0	S: 6	LOB: 2	BB: 2	P: 14	R: 1	H: 1	E: 1	K: 0	S: 4	LOB: 0	BB: 0	P: 4	R: 0	H: 1	E: 0	K: 0	S: 4	LOB: 1	BB: 0	P: 4	R: 0	H: 0	E: 0	K: 0	S: 3	LOB: 1	BB: 1	P: 7	R: 0	H: 1	E: 0	K: 2	S: 7	LOB: 0	BB: 0	P: 7
--------------	------	------	------	------	------	--------	-------	------	------	------	------	------	------	--------	-------	-------	------	------	------	------	------	--------	-------	------	------	------	------	------	------	--------	-------	-------	------	------	------	------	------	--------	-------	------	------	------	------	------	------	--------	-------	------	------	------	------	------	------	--------	-------	------	------	------	------	------	------	--------	-------	------

PITCHER	IP	WLS	BF	H	R	ER	SO	BB	IBB	HBP	BLK	WP	HR	S	P	ERA	WHIP
Mike Krukow, R (1, 1) ERA: 3.38	3.2	L	18	4	3	3	2	2	1	0	0	1	0	19	31	7.36	1.636
Frank Williams, R (4, 1) ERA: 4.94	3.1		14	3	1	0	0	1	0	0	0	0	0	13	17	0.00	1.200
Greg Minton, R (8, 1) ERA: 3.36	1.0		3	1	0	0	2	0	0	0	0	0	0	7	7	0.00	1.000

BOTTOM

San Francisco Giants @ Houston Astros
Astrodome, Houston, TX

Tue Sep 10 1985, 8:05 PM EDT
Att. 4,343 - Unknown

livebaseballscorecards.com

AB	30
R	4
H	8
RBI	3
BB	4
SO	4
LOB	17



1B: 6	SF: 0	WP: 1	PA: 35
2B: 2	SAC: 1	PB: 2	
3B: 0	DP: 0	SB: 0	
HR: 0	HBP: 0	CS: 2	

Batter	1	2	3	4	5	6	7	8	9	AB R H RBI BB SO LOB	TOP											
Dan Gladden, R OBP: 0.298, SLG: 0.317 (1, 7) (4, 8)	0-0 4-3 SF7 2B		0-0 1B 1B	0-0 HR	0-0 5-3			0-0 2B E 1B	0-3 K	6 4 4 1 0 1 2												
Manny Trillo, R OBP: 0.285, SLG: 0.288 Mike Woodard, L (1, 4) (9, 4)	0-0 4-3 2-3		0-0 1B SF8 1B	0-0 L9	0-0 6-3			0-0 F9 1B	0-0 L4	6 1 1 0 0 0 4 0 0 0 0 0 0 0												
Chili Davis, S OBP: 0.350, SLG: 0.417 Rob Deer, R OBP: 0.262, SLG: 0.336 (1, 8) (4, 7)	4-0 BB BB		0-3 K	4-0 2B BB				0-0 E7 3-1 1-H 2B		1 1 0 0 2 1 2 2 0 1 0 0 1 0												
Dan Driessen, L OBP: 0.316, SLG: 0.365 (1, 3)	0-0 SF7 3-H		4-0 SF8 1B 1B BB	0-0 F8 1B 2B			0-3 K	0-0 3-1 2-3		3 2 1 2 1 1 1												
Chris Brown, R OBP: 0.355, SLG: 0.459 Brad Wellman, R OBP: 0.257, SLG: 0.296 (1, 5) (6, 5)	4-0 1-2 BB		0-0 1B 1B BB	0-0 F8 2-3			0-0 5-3	0-0 6-3		3 1 1 1 1 0 1 1 0 0 0 0 0 1												
Joel Youngblood, R OBP: 0.333, SLG: 0.332 (1, 9)	0-0 F8		0-0 SF8 2-3 3-H	0-0 1B 3-H			0-0 5-3		0-0 HR	4 1 2 3 0 0 2												
Bob Brenly, R OBP: 0.307, SLG: 0.401 (1, 2)			0-0 F8 1-2 1B BB	0-0 5-3			4-0 BB	0-0 2B 1B		3 0 1 0 2 0 1												
Ricky Adams, R OBP: 0.222, SLG: 0.307 (1, 6)			0-0 5-3 1-2 2-H 3-H 1B		0-0 6-3		0-3 K	0-0 F8		5 0 1 2 0 1 2												
Jim Gott, R OBP: 0.196, SLG: 0.400 (1, 1)			0-3 K	0-3 K	0-0 HR		0-3 K	0-0 2B		5 1 2 1 0 3 3												
Inning Stats	R: 1 E: 0 K: 0 S: 4	H: 1 LOB: 2 BB: 2 P: 12	R: 0 E: 0 K: 1 S: 5	H: 0 LOB: 0 BB: 0 P: 5	R: 4 E: 0 K: 2 S: 11	H: 4 LOB: 2 BB: 2 P: 19	R: 3 E: 0 K: 0 S: 6	H: 3 LOB: 1 BB: 1 P: 10	R: 1 E: 0 K: 0 S: 4	H: 1 LOB: 0 BB: 0 P: 4	R: 0 E: 0 K: 2 S: 7	H: 0 LOB: 0 BB: 0 P: 7	R: 0 E: 0 K: 2 S: 7	H: 0 LOB: 1 BB: 1 P: 11	R: 1 E: 1 K: 0 S: 5	H: 2 LOB: 1 BB: 0 P: 5	R: 1 E: 0 K: 1 S: 8	H: 3 LOB: 2 BB: 0 P: 8	1B: 7 2B: 4 3B: 0 HR: 3	SF: 2 SAC: 0 DP: 0 HBP: 0	WP: 0 PB: 0 SB: 0 CS: 0	PA: 47
PITCHER	IP WLS BF H R ER SO BB IBB HBP BLK WP HR S P ERA WHIP																				PITCHER	IP WLS BF H R ER SO BB IBB HBP BLK WP HR S P ERA WHIP
Joe Niekro, R ERA: 3.72 (1, 1)	3.0 L 18 5 5 5 3 4 0 0 0 0 0 20 36 15.00 3.000																					
Ron Mathis, R ERA: 5.64 (4, 1)	2.0 11 4 4 4 0 1 0 0 0 0 0 2 10 14 18.00 2.500																					
Mike Madden, L ERA: 4.86 (6, 1)	3.0 12 2 1 1 4 1 0 0 0 0 0 0 19 23 3.00 1.000																					
Julio Solano, R ERA: 4.28 (9, 1)	1.0 6 3 1 1 1 0 0 0 0 0 0 1 8 8 9.00 3.000																					

San Francisco Giants @ Houston Astros
 Astrodome, Houston, TX
 Wed Sep 11 1985, 8:05 PM EDT
 Unknown

AB	39
R	11
H	14
RBI	10
BB	6
SO	8
LOB	19



livebaseballscorecards.com

Batter	1	2	3	4	5	6	7	8	9	AB	R	H	RBI	BB	SO	LOB
Kevin Bass, S (1, 8) OBP: 0.292, SLG: 0.390	0-0 F7		4-0 1B BB			0-3 K		4-0 2B BB	0-0 F9	3	1	0	0	2	1	2
Craig Reynolds, L (1, 6) OBP: 0.300, SLG: 0.395	0-0 F6		0-0 1B			0-0 4-3 3B		0-0 2B		4	2	3	1	0	0	0
Denny Walling, L (1, 5) OBP: 0.317, SLG: 0.380	0-0 3-1		0-0 L9			0-0 4-3		0-0 2B		4	0	1	2	0	0	2
Jose Cruz, L (1, 7) OBP: 0.351, SLG: 0.418		0-0 1B 6-3 1B		0-0 L6		0-0 G3		0-3 K		3	0	1	0	0	0	0
Bert Pena, R (7, 4) OBP: 0.300, SLG: 0.400										1	0	0	0	0	1	1
Jerry Mumphrey, S (1, 9) OBP: 0.323, SLG: 0.385		0-0 6-3		0-0 1-3				0-0 6-3	0-0 E8 1B 3-1 1B	4	1	1	0	0	0	1
Glenn Davis, R (1, 3) OBP: 0.312, SLG: 0.432		0-0 2-3 1B		0-0 F9				0-3 K	0-3 K	4	0	1	0	0	2	1
Phil Garner, R (1, 4) OBP: 0.314, SLG: 0.386		0-0 G4-6-3 1B								2	0	0	0	0	0	2
Jim Pankovits, R (6, 4) OBP: 0.344, SLG: 0.361		0-0 G4-6-3 1-2f				0-0 1-3		0-0 5-3	0-0 3-1 1B	2	0	1	0	0	0	0
John Mizerock, L (1, 2) OBP: 0.241, SLG: 0.286			0-0 F3		0-0 F7			0-0 F9	0-0 3-1	4	0	0	1	0	0	1
Joe Niekro, R (1, 1) OBP: 0.297, SLG: 0.285			0-0 L5		0-0 4-3			0-0 F7	0-0 BB	0	0	0	0	0	0	0
Eric Bullock, L (3, PH) OBP: 0.143, SLG: 0.286										1	0	0	0	0	0	0
Ron Mathis, R (4, 1) OBP: 0.133, SLG: 0.071										0	0	0	0	0	0	0
Alan Ashby, S (5, PH) OBP: 0.358, SLG: 0.429										1	0	0	0	0	0	0
Mike Madden, L (6, 1) OBP: 0.182, SLG: 0.206										0	0	0	0	0	0	0
Harry Spilman, L (8, PH) OBP: 0.182, SLG: 0.206										1	0	0	0	0	0	0
Julio Solano, R (9, 1) OBP: 0.385, SLG: 0.428										0	0	0	0	0	0	0
Mark Bailey, S (9, PH)										0	0	0	0	1	0	0

BOTTOM

San Francisco Giants @ Houston Astros
Astrodome, Houston, TX
Wed Sep 11 1985, 8:05 PM EDT
Unknown

livebaseballscorecards.com

AB	34
R	4
H	8
RBI	4
BB	3
SO	4
LOB	10



Inning Stats	R: 0	H: 0	E: 0	K: 0	S: 3	R: 0	H: 2	E: 0	K: 0	S: 4	R: 0	H: 1	E: 0	K: 0	S: 4	R: 0	H: 0	E: 0	K: 0	S: 3	R: 0	H: 0	E: 0	K: 0	S: 3	R: 1	H: 1	E: 0	K: 1	S: 6	R: 0	H: 0	E: 0	K: 1	S: 5	R: 2	H: 2	E: 0	K: 1	S: 7	R: 1	H: 2	E: 1	K: 1	S: 7	1B: 5	SF: 0	2B: 2	SAC: 0	3B: 1	DP: 1	HR: 0	HBP: 0	WP: 0	PA: 37
--------------	------	------	------	------	------	------	------	------	------	------	------	------	------	------	------	------	------	------	------	------	------	------	------	------	------	------	------	------	------	------	------	------	------	------	------	------	------	------	------	------	------	------	------	------	------	-------	-------	-------	--------	-------	-------	-------	--------	-------	--------

PITCHER	IP	WLS	BF	H	R	ER	SO	BB	IBB	HBP	BLK	WP	HR	S	P	ERA	WHIP
Jim Gott, R (1, 1) ERA: 3.73	9.0	W	37	8	4	3	4	3	0	0	0	0	0	42	54	3.00	1.222

Batter	1	2	3	4	5	6	7	8	9	AB	R	H	RBI	BB	SO	LOB	TOP										
Dan Gladden, R OBP: 0.295, SLG: 0.314 (1, 8)	0-0 F7	0-0 FC1-4-6 1B		0-0 6-3	0-0 F9		0-0 F9			5	1	0	0	0	0	4	San Francisco Giants @ Houston Astros Astrodome, Houston, TX Wed Sep 11 1985, 8:05 PM EDT Att. 5,269 - Unknown										
Mike Woodard, L OBP: 0.600, SLG: 0.600 (1, 4)	0-0 1B FC5-4	0-0 CS 1B			0-0 F7	0-3 K		0-0 FC6-4 1B		5	1	3	1	0	1	0											
Ron Roenicke, S OBP: 0.451, SLG: 0.400 (1, 7)	0-0 FC5-4 1B	0-0 CS	0-0 F8		0-0 BB 1B	0-0 F8		0-0 FC6-4 HBP WP		5	2	2	0	0	0	1											
Chris Brown, R OBP: 0.356, SLG: 0.459 Brad Wellman, R OBP: 0.275, SLG: 0.321 (1, 5) (2, 5)	1-0 FC5-4 HBP		0-0 1B		0-0 1B BB	0-0 1B		1-0 HBP		0	0	0	0	0	0	0											
Joel Youngblood, R OBP: 0.339, SLG: 0.332 (1, 9)	0-0 FC5-4 1B		0-0 4-3 1B		4-0 1B BB	0-3 K		1-0 G4-6-3 HBP		3	1	1	2	1	1	3											
David Green, R OBP: 0.301, SLG: 0.354 (1, 3)	0-0 1-3 3-H 1B		0-0 4-3		0-0 1-2 2-3 3-H 1B		0-0 1-3	0-0 G4-6-3		5	0	2	2	0	0	4											
Matt Nokes, L OBP: 0.222, SLG: 0.389 Bob Brenly, R OBP: 0.310, SLG: 0.401 (1, 2) (5, PH) (5, 2)	0-0 4-3		0-0 1-3		0-0 1-3 2-3 3-H 2B		4-0 1B BB		0-0 6-3	2	0	0	0	0	0	3											
Ricky Adams, R OBP: 0.232, SLG: 0.323 (1, 6)		0-0 6-3		0-3 K	0-0 E		0-0 1-2 1B		0-0 6-3	5	1	2	2	0	1	0											
Mike Jeffcoat, L Bobby Moore, R Greg Minton, S Chil Davis, S Mark Davis, L Rob Deer, R (1, 1) (4, 1) (4, 1) (5, PH) (5, 1) (9, PH)		4-0 BB		0-0 4-3	0-0 E4		0-3 K		0-3 K	1	0	0	0	1	0	0											
Inning Stats	R: 2 E: 0 K: 0 S: 6	H: 3 LOB: 2 BB: 0 P: 7	R: 1 E: 0 K: 0 S: 3	H: 1 LOB: 0 BB: 1 P: 7	R: 1 E: 0 K: 0 S: 5	H: 2 LOB: 1 BB: 0 P: 5	R: 0 E: 0 K: 1 S: 5	H: 0 LOB: 0 BB: 0 P: 5	R: 5 E: 1 K: 0 S: 8	H: 5 LOB: 1 BB: 1 P: 12	R: 0 E: 0 K: 2 S: 8	H: 1 LOB: 1 BB: 0 P: 8	R: 0 E: 0 K: 1 S: 6	H: 1 LOB: 2 BB: 1 P: 10	R: 0 E: 0 K: 0 S: 3	H: 1 LOB: 2 BB: 0 P: 5		R: 0 E: 0 K: 1 S: 5	H: 0 LOB: 0 BB: 0 P: 5	1B: 11 2B: 3 3B: 0 HR: 0	SF: 0 SAC: 0 DP: 1 HBP: 3	WP: 1 PB: 0 SB: 1 CS: 1	PA: 46				
PITCHER	IP	WLS	BF	H	R	ER	SO	BB	IBB	HBP	BLK	WP	HR	S	P	ERA	WHIP										
Jeff Heathcock, R ERA: 3.9 (1, 1)	4.0		19	6	4	4	1	1	0	1	0	0	0	19	24	9.00	1.750										
Bill Dawley, R ERA: 4.02 (5, 1)	0.1		5	3	4	4	0	1	0	0	0	0	0	4	8	108.00	12.000										
Jeff Calhoun, L ERA: 2.28 (5, 1)	3.0		15	5	1	0	3	1	0	0	0	0	0	20	24	0.00	2.000										
Frank DiPino, L ERA: 3.65 (8, 1)	1.2	W	6	0	0	0	1	0	0	2	0	1	0	6	8	0.00	0.000										

livebaseballscorecards.com

AB	39
R	9
H	14
RBI	8
BB	3
SO	5
LOB	17



BOTTOM

San Francisco Giants @ Houston Astros
Astrodome, Houston, TX
Wed Sep 11 1985, 8:05 PM EDT
Att. 5,269 - Unknown

livebaseballscorecards.com

AB	34
R	10
H	11
RBI	10
BB	5
SO	5
LOB	13



WP:	0	PA:	40
PB:	0	SB:	0
CS:	1		

AB	R	H	RBI	BB	SO	LOB	
3	1	0	0	2	0	1	
4	2	1	0	1	0	2	
4	2	3	2	0	0	0	
5	0	1	1	0	0	3	
4	1	2	3	0	1	2	
3	1	0	0	1	0	3	
3	1	1	0	1	1	0	
4	1	2	1	0	1	1	
0	0	0	0	0	0	0	
1	0	0	0	0	1	1	
1	1	1	3	0	0	0	
0	0	0	0	0	0	0	
1	0	0	0	0	1	0	
1	0	0	0	0	0	0	
1B:	4	SF:	0	WP:	0	PA:	40
2B:	4	SAC:	0	PB:	0	SB:	0
3B:	0	DP:	0	CS:	1		
HR:	3	HBP:	1				

Batter	1	2	3	4	5	6	7	8	9
Dickie Thon, R OBP: 0.286, SLG: 0.333 (1, 6)	0-0 F8	0-0 L4		0-0 F8		4-0 CS BB		4-0 HR BB	
Jim Pankovits, R OBP: 0.346, SLG: 0.366 (1, 9)	0-0 G3 1B 2B		0-0 F8	4-0 1B 2B BB		0-0 F2		0-0 F9	
Kevin Bass, S OBP: 0.297, SLG: 0.402 (1, 8)	1-0 G3 1B HBP		0-0 L5	0-0 2B 1B		0-0 1-2 2B		0-0 1-H HR	
Jose Cruz, L OBP: 0.350, SLG: 0.418 (1, 7)	0-0 G3		0-0 3-1	0-0 1-3 2B		0-0 5-3		0-0 F7	
Glenn Davis, R OBP: 0.315, SLG: 0.444 (1, 3)	0-0 2-H 3-H 1B			HR			0-3 K		
Phil Garner, R OBP: 0.314, SLG: 0.383 (1, 4)	0-0 F9			1B BB			0-0 L3		
Mark Bailey, S OBP: 0.396, SLG: 0.427 (1, 2)		0-0 F9		2B HR 1B	0-3 K		4-0 BB		
German Rivera, R OBP: 0.294, SLG: 0.355 (1, 5)		0-0		1-3 HR 2B	0-3 K		0-0 F6		
Frank DiPino, L OBP: 0.250, SLG: 0.250 (8, 1)		0-0 1B		2-H 3-H HR	0-3 K			0-0 F7	
Jeff Heathcock, R OBP: 0.318, SLG: 0.391 (1, 1)		0-3 K							
Denny Walling, L OBP: 0.250, SLG: 0.143 (4, PH)									
Bill Dawley, R OBP: 0.250, SLG: 0.143 (5, 1)									
Jeff Calhoun, L OBP: 0.273, SLG: 0.364 (5, 1)									
Bert Pena, R OBP: 0.273, SLG: 0.364 (8, 5)									

Inning	R	H	E	K	S	P	R	H	E	K	S	P	R	H	E	K	S	P	R	H	E	K	S	P	R	H	E	K	S	P
1	2	2	0	5	6	6	0	0	0	6	6	6	0	0	0	0	6	6	0	0	0	0	0	0	0	0	0	0	0	0
2	0	1	0	1	6	6	0	0	0	0	6	6	0	0	0	0	6	6	0	0	0	0	0	0	0	0	0	0	0	0
3	0	0	0	3	0	0	0	0	0	0	0	0	0	0	0	0	0	0	0	0	0	0	0	0	0	0	0	0	0	0
4	6	6	0	9	17	17	0	0	0	6	6	6	0	0	0	6	6	0	0	0	0	0	0	0	0	0	0	0	0	0
5	0	0	0	9	9	9	0	0	0	0	9	9	0	0	0	0	9	9	0	0	0	0	0	0	0	0	0	0	0	0
6	0	1	0	3	7	7	0	0	0	0	1	7	0	0	0	0	1	7	0	0	0	0	0	0	0	0	0	0	0	0
7	0	0	0	5	9	9	0	0	0	0	5	9	0	0	0	0	5	9	0	0	0	0	0	0	0	0	0	0	0	0
8	2	1	0	4	8	8	0	0	0	2	8	8	0	0	0	2	8	8	0	0	0	0	0	0	0	0	0	0	0	0
9	0	0	0	0	0	0	0	0	0	0	0	0	0	0	0	0	0	0	0	0	0	0	0	0	0	0	0	0	0	0

PITCHER	IP	WLS	BF	H	R	ER	SO	BB	IBB	HBP	BLK	WP	HR	S	P	ERA	WHIP
Mike Jeffcoat, L ERA: 4.11 (1, 1)	3.0		17	6	6	6	1	1	0	0	0	0	1	17	22	18.00	2.333
Bobby Moore, R ERA: 54.0 (4, 1)	0.1		5	3	2	2	0	1	0	0	0	0	1	4	8	54.00	12.000
Greg Minton, R ERA: 3.33 (4, 1)	0.2		2	0	0	0	0	0	0	0	0	0	0	2	2	0.00	0.000
Mark Davis, L ERA: 2.78 (5, 1)	4.0	L	16	2	2	2	4	3	0	0	0	0	1	21	33	4.50	1.250

Batter	1	2	3	4	5	6	7	8	9	AB	R	H	RBI	BB	SO	LOB
Bill Doran, S (1, 4) Jerry Mumphrey, S (9, 9) OBP: 0.364, SLG: 0.436 OBP: 0.323, SLG: 0.385	0-0 E6 2B	4-0 1-2 2-3 BB			0-0 F4	0-0 F7		0-0 L6		4	1	0	0	1	0	0
Jim Pankovits, R (1, 9) OBP: 0.344, SLG: 0.362	0-0 F8	0-0 F9			0-0 6-3		0-0 E 1B 1B		4	1	1	0	0	0	0	4
Kevin Bass, S (1, 8) OBP: 0.299, SLG: 0.410	0-0 F8 1-H 2B		0-0 5-3		0-0 1B 3B		0-0 E5 3-1 1B PB		4	2	2	1	0	0	0	1
Jose Cruz, L (1, 7) OBP: 0.349, SLG: 0.417	0-0 F8 2-3		0-0 4-3		0-0 1B 1B		0-3 K		4	1	1	1	0	1	3	
Glenn Davis, R (1, 3) Dave Smith, R (8, 1) OBP: 0.317, SLG: 0.443	0-0 F7		0-3 K		4-0 1B BB		0-0 PB 3-1 1B		3	0	1	1	1	1	1	
Mark Bailey, S (1, 2) OBP: 0.397, SLG: 0.426		4-0 BB 1B BB		0-3 K	0-0 1-2 2-H 1B		0-0 3-1		3	0	1	1	1	1	2	
Dickie Thon, R (1, 6) Craig Reynolds, L (7, PH) OBP: 0.286, SLG: 0.333 OBP: 0.299, SLG: 0.394		0-0 1-2 BB 1B		0-0 4-3	0-0 FC4-6 1-2 1B		0-0 1-3		3	0	1	0	0	0	2	
German Rivera, R (1, 5) OBP: 0.289, SLG: 0.324		0-3 K		4-0 BB	0-0 1-2 F3		0-0 F9		3	0	0	0	1	1	2	
Charlie Kerfeld, R (1, 1) Denny Walling, L (8, 3) OBP: 0.318, SLG: 0.390		0-0 B2		0-0 F9	0-3 K		0-0 G3		3	0	0	0	0	1	3	

Inning Stats	R: 1	H: 1	E: 1	K: 0	S: 5	LOB: 1	BB: 0	P: 5	R: 0	H: 1	E: 0	K: 1	S: 6	LOB: 3	BB: 2	P: 14	R: 0	H: 0	E: 0	K: 1	S: 5	LOB: 0	BB: 0	P: 5	R: 0	H: 0	E: 0	K: 1	S: 5	LOB: 1	BB: 1	P: 9	R: 2	H: 3	E: 0	K: 0	S: 6	LOB: 2	BB: 1	P: 10	R: 0	H: 0	E: 0	K: 1	S: 5	LOB: 0	BB: 0	P: 5	R: 2	H: 2	E: 1	K: 1	S: 8	LOB: 1	BB: 0	P: 8	R: 0	H: 0	E: 0	K: 0	S: 3	LOB: 0	BB: 0	P: 3
--------------	------	------	------	------	------	--------	-------	------	------	------	------	------	------	--------	-------	-------	------	------	------	------	------	--------	-------	------	------	------	------	------	------	--------	-------	------	------	------	------	------	------	--------	-------	-------	------	------	------	------	------	--------	-------	------	------	------	------	------	------	--------	-------	------	------	------	------	------	------	--------	-------	------

1B: 5	SF: 0	WP: 0	PA: 37
2B: 1	SAC: 0	PB: 1	
3B: 1	DP: 0	SB: 0	
HR: 0	HBP: 0	CS: 0	


PITCHER	IP	WLS	BF	H	R	ER	SO	BB	IBB	HBP	BLK	WP	HR	S	P	ERA	WHIP
Dave LaPoint, L (1, 1) ERA: 3.06	6.1	L	31	6	5	3	5	4	0	0	0	0	0	37	53	4.26	1.579
Greg Minton, R (7, 1) ERA: 3.31	0.2		3	1	0	0	0	0	0	0	0	0	0	3	3	0.00	1.500
Scott Garrelts, R (8, 1) ERA: 2.02	1.0		3	0	0	0	0	0	0	0	0	0	0	3	3	0.00	0.000

BOTTOM

San Francisco Giants @ Houston Astros
Astrodome, Houston, TX

Thu Sep 12 1985, 8:05 PM EDT
Att: 4,113 - Unknown

AB	33
R	5
H	7
RBI	4
BB	4
SO	5
LOB	19



Batter	1	2	3	4	5	6	7	8	9	AB R H RBI BB SO LOB	TOP																						
Miguel Dilone, S OBP: 0.260, SLG: 0.250 (1, 7) X	0-0 F6		0-0 1B 1B		0-0 F6		0-0 B4			4 1 1 0 0 0 0																							
Jerry Royster, R OBP: 0.361, SLG: 0.404 (1, 6) B B B	4-0 CS BB		0-0 1B 1B		0-3 K			4-0 G4-6-3 BB		2 0 1 1 2 1 0																							
Tony Gwynn, L OBP: 0.349, SLG: 0.400 (1, 9) X	0-0 1-2 2B		0-0 1-2 2-H 1B		0-0 E3			0-0 F9		4 0 2 1 0 0 1																							
Graig Nettles, L OBP: 0.353, SLG: 0.402 (1, 5) S S S	0-3 K		0-3 K		0-3 K			0-0 G4-6-3 1-2f		4 0 0 0 0 3 5																							
Terry Kennedy, L OBP: 0.296, SLG: 0.382 (1, 2) S S S		0-3 K	0-0 L7		0-3 K			0-0 F8		4 0 0 0 0 2 2																							
Steve Garvey, R OBP: 0.308, SLG: 0.427 (1, 3) X		0-0 1B		0-0 5-3		0-0 5-3		0-0 F9		4 0 1 0 0 0 0																							
Kevin McReynolds, R OBP: 0.285, SLG: 0.368 (1, 8) X		0-0 6-3		0-0 5-3		0-0 F7		0-0 F9		4 0 0 0 0 0 0																							
Tim Flannery, L OBP: 0.384, SLG: 0.351 (1, 4) B B B B			4-0 1B SH1-4 1B BB	4-0 FC5-4 BB			0-0 4-3			1 1 0 0 2 0 0																							
Mark Thurmond, L OBP: 0.133, SLG: 0.107 Al Bumbry, L OBP: 0.274, SLG: 0.284 Craig Lefferts, L OBP: 0.250, SLG: 0.250 (7, 1) X			0-0 SH1-4	0-0 FC5-4 1-2f			0-0 4-3			1 0 0 0 0 0 1 1 0 0 0 0 0 0 0 0 0 0 0 0 0																							
Inning Stats	R: 0 E: 0 K: 1 S: 5	H: 1 LOB: 1 BB: 1 P: 9	R: 0 E: 0 K: 1 S: 5	H: 1 LOB: 0 BB: 0 P: 5	R: 2 E: 0 K: 1 S: 8	H: 3 LOB: 2 BB: 1 P: 12	R: 0 E: 0 K: 0 S: 3	H: 0 LOB: 1 BB: 1 P: 7	R: 0 E: 1 K: 2 S: 8	H: 0 LOB: 1 BB: 0 P: 8	R: 0 E: 0 K: 1 S: 5	H: 0 LOB: 0 BB: 0 P: 5	R: 0 E: 0 K: 0 S: 3	H: 0 LOB: 0 BB: 0 P: 3	R: 0 E: 0 K: 0 S: 2	H: 0 LOB: 0 BB: 1 P: 6	R: 0 E: 0 K: 0 S: 3	H: 0 LOB: 0 BB: 0 P: 3	1B: 4 2B: 1 3B: 0 HR: 0	SF: 0 SAC: 1 DP: 1 HBP: 0	WP: 0 PB: 0 SB: 0 CS: 1	PA: 34											
PITCHER Mike Scott, R ERA: 2.93 (1, 1)	IP 9.0	WLS W	BF 34	H 5	R 2	ER 2	SO 6	BB 4	IBB 0	HBP 0	BLK 0	WP 0	HR 0	S 42	P 58	ERA 2.00	WHIP 1.000																
											PITCHER	IP	WLS	BF	H	R	ER	SO	BB	IBB	HBP	BLK	WP	HR	S	P	ERA	WHIP					

San Diego Padres @ Houston Astros
Astrodome, Houston, TX
Fri Sep 13 1985, 8:05 PM EDT
Att. 8,932 - Unknown

livebaseballscorecards.com

AB	29
R	2
H	5
RBI	2
BB	4
SO	6
LOB	9



Batter	1	2	3	4	5	6	7	8	9	AB R H RBI BB SO LOB	TOP											
Garry Templeton, S (1, 6) OBP: 0.323, SLG: 0.366	0-0 E1 1B		0-0 6-3		0-0 F4		0-0 F2		0-0 F9	5 1 0 0 0 0 3												
Jerry Royster, R (1, 4) OBP: 0.364, SLG: 0.422	0-0 B2		0-0 1B			0-0 HR		0-3 K		4 1 2 1 0 1 1												
Tony Gwynn, L (1, 9) OBP: 0.350, SLG: 0.400	0-0 F8		0-0 1B			0-0 4-3		0-0 1B 6-3		4 1 2 0 0 0 1												
Steve Garvey, R (1, 3) Miguel Dilone, S (8, PR) OBP: 0.309, SLG: 0.428 OBP: 0.260, SLG: 0.250	0-0 1B		0-0 L1			0-0 F9		0-0 1B 6-3		4 0 2 1 0 0 2 0 0 0 0 0 0 0												
Kurt Bevacqua, R (1, 5) OBP: 0.345, SLG: 0.350	0-0 F9			0-0 6-3		0-0 6-3		0-0 1B 6-3		4 0 0 1 0 0 2												
Carmelo Martinez, R (1, 7) OBP: 0.340, SLG: 0.416		0-0 G3		0-0 G3		0-0 1B G6-4-3		0-0 4-3		4 0 1 0 0 0 2												
Kevin McReynolds, R (1, 8) OBP: 0.285, SLG: 0.369			0-0 1-3		0-0 6-3		0-0 G6-4-3		0-0 2B G3	4 0 1 0 0 0 1												
Bruce Bochy, R (1, 2) OBP: 0.295, SLG: 0.451		0-0 6-3			0-0 4-3		0-0 1B		0-0 G3	4 0 1 0 0 0 1												
Dave Dravecky, R (1, 1) Bobby Brown, S (7, PH) Lance McCullers, S (7, 1) Terry Kennedy, L (9, PH) OBP: 0.156, SLG: 0.117 OBP: 0.208, SLG: 0.194			0-0 5-3		0-0 6-3		0-0 1B		0-0 4-3	2 0 0 0 0 0 0 1 0 1 0 0 0 0 0 0 0 0 0 0 0 1 0 0 0 0 0 1												
Inning Stats	R: 1 E: 1 K: 0 S: 5	H: 1 LOB: 1 BB: 0 P: 5	R: 0 E: 0 K: 0 S: 3	H: 0 LOB: 0 BB: 0 P: 3	R: 0 E: 0 K: 0 S: 5	H: 2 LOB: 2 BB: 0 P: 5	R: 0 E: 0 K: 0 S: 3	H: 0 LOB: 0 BB: 0 P: 3	R: 0 E: 0 K: 0 S: 3	H: 0 LOB: 0 BB: 0 P: 3	R: 1 E: 0 K: 0 S: 4	H: 1 LOB: 0 BB: 0 P: 4	R: 0 E: 0 K: 0 S: 5	H: 3 LOB: 2 BB: 0 P: 5	R: 1 E: 0 K: 1 S: 7	H: 2 LOB: 2 BB: 0 P: 7	R: 0 E: 0 K: 0 S: 4	H: 1 LOB: 1 BB: 0 P: 4	1B: 8 2B: 1 3B: 0 HR: 1	SF: 0 SAC: 0 DP: 1 HBP: 0	WP: 0 PB: 0 SB: 2 CS: 0	PA: 37
PITCHER	IP WLS BF H R ER SO BB IBB HBP BLK WP HR S P ERA WHIP																					
Bob Knepper, L (1, 1) ERA: 3.32	7.0 W 28 7 2 1 0 0 0 0 0 0 0 1 28 28 1.29 1.000																					
Bill Dawley, R (8, 1) ERA: 4.09	1.0 5 2 1 1 1 0 0 0 0 0 0 0 7 7 9.00 2.000																					
Dave Smith, R (9, 1) ERA: 2.55	1.0 S 4 1 0 0 0 0 0 0 0 0 0 0 4 4 0.00 1.000																					

San Diego Padres @ Houston Astros
Astrodome, Houston, TX
Sat Sep 14 1985, 8:05 PM EDT
Att. 9,885 - Unknown

livebaseballscorecards.com

AB	37
R	3
H	10
RBI	3
BB	0
SO	1
LOB	14



Batter	1	2	3	4	5	6	7	8	9
Dickie Thon, R OBP: 0.281, SLG: 0.340 (1, 6)	0-0 F5		0-0 HR		0-0 FC5-4 1B		0-3 K		
Jim Pankovits, R OBP: 0.338, SLG: 0.355 (1, 4)	0-0 F6		0-0 6-3		0-0 1B		0-0 6-3		
Kevin Bass, S OBP: 0.298, SLG: 0.406 (1, 8)	0-0 F3		0-0 F4		0-0 1B		0-3 K		
Jose Cruz, L OBP: 0.346, SLG: 0.411 (1, 7)		0-3 K		0-0 1-3		0-0 F8		0-3 BB	
Glenn Davis, R OBP: 0.319, SLG: 0.439 (1, 3)		0-0 F8		0-0 6-3		0-0 1B		0-0 9-3	
Dave Smith, R (9, 1)								1-2f	
Jerry Mumphrey, S OBP: 0.323, SLG: 0.384 (1, 9)		0-0 FC6-4 1B		0-0 6-3		0-0 F4			
Mark Bailey, S OBP: 0.394, SLG: 0.421 (1, 2)		0-0 FC6-4			0-0 F9	0-0 F9			
Bert Pena, R OBP: 0.294, SLG: 0.353 (1, 5)			0-0 4-3		0-0 FC5-4 1B		0-0 E6 SH1-4		
Bob Knepper, L OBP: 0.183, SLG: 0.217 (1, 1)			0-0 HR		0-0 1B		0-0 SH1-4		
Bill Dawley, R OBP: 0.250, SLG: 0.143 (8, 1)					0-0 FC5-4 BB				
Denny Walling, L OBP: 0.318, SLG: 0.390 (9, 3)									

Inning Stats	R: 0	H: 0	E: 0	K: 0	S: 3	R: 0	H: 1	E: 0	K: 1	S: 6	R: 2	H: 2	E: 0	K: 0	S: 5	R: 0	H: 0	E: 0	K: 0	S: 3	R: 2	H: 3	E: 0	K: 0	S: 5	R: 0	H: 1	E: 0	K: 0	S: 4	R: 0	H: 0	E: 1	K: 1	S: 6	R: 0	H: 0	E: 0	K: 1	S: 4
	LOB: 0	BB: 0	P: 3	LOB: 1	BB: 0	P: 6	LOB: 0	BB: 0	P: 5	LOB: 0	BB: 0	P: 3	LOB: 2	BB: 1	P: 9	LOB: 1	BB: 0	P: 4	LOB: 1	BB: 0	P: 6	LOB: 0	BB: 0	P: 8	LOB: 0	BB: 1	P: 8	LOB: 0	BB: 0	P: 8	LOB: 0	BB: 0	P: 8	LOB: 0	BB: 1	P: 8	LOB: 0	BB: 1	P: 8	

PITCHER	IP	WLS	BF	H	R	ER	SO	BB	IBB	HBP	BLK	WP	HR	S	P	ERA	WHIP
Dave Dravecky, L ERA: 2.65 (1, 1)	6.0	L	25	7	4	4	1	1	0	0	0	0	1	26	30	6.00	1.333
Lance McCullers, R ERA: 1.09 (7, 1)	2.0		7	0	0	0	2	1	0	0	0	0	0	10	14	0.00	0.500

BOTTOM

AB	R	H	RBI	BB	SO	LOB
4	2	1	2	0	1	3
4	0	1	1	0	0	1
4	0	1	1	0	1	0
3	0	0	0	1	1	0
4	0	1	0	0	0	1
0	0	0	0	0	0	0
3	0	1	0	0	0	1
3	0	0	0	0	0	2
3	1	1	0	0	0	0
1	1	1	0	1	0	0
0	0	0	0	0	0	0
0	0	0	0	0	0	0

San Diego Padres @ Houston Astros
Astrodome, Houston, TX

Sat Sep 14 1985, 8:05 PM EDT
Att. 9,885 - Unknown

livebaseballscorecards.com

AB	29
R	4
H	7
RBI	4
BB	2
SO	3
LOB	8



WP	PA
0	32
0	0
0	0

Batter	1	2	3	4	5	6	7	8	9	AB R H RBI BB SO LOB	TOP														
Bill Doran, S (1, 4) OBP: 0.365, SLG: 0.440	0-0 SF7 3B		0-0 4-3		0-0 5-3		0-0 HR 1B		0-0 F8	5 2 2 0 0 0 0	<p>Houston Astros @ Atlanta Braves</p> <p>Atlanta-Fulton County Stadium, Atlanta, GA</p> <p>Mon Sep 16 1985, 7:05 PM EDT</p> <p>Att. 2,400 - Unknown</p>														
Craig Reynolds, L (1, 6) OBP: 0.292, SLG: 0.384	0-0 F5		0-3 K		0-0 F6		0-0 F7		0-0 G3	5 0 0 0 0 1 2															
Denny Walling, L (1, 5) OBP: 0.322, SLG: 0.402 (8, 3)	0-0 SF7		0-0 F5		0-0 6-3		0-0 HR		0-0 1B	4 1 2 3 0 0 0															
Jose Cruz, L (1, 7) OBP: 0.348, SLG: 0.419	0-0 HR			0-0 1B SF8 2B		4-0 HR BB		0-0 L8	0-3 K	4 3 2 1 1 1 1															
Jerry Mumphy, S (1, 9) OBP: 0.324, SLG: 0.392	0-3 K			0-0 G3 1B		0-0 HR		0-0 F8		4 1 2 2 0 1 0															
Glenn Davis, R (1, 3) OBP: 0.321, SLG: 0.455		0-0 4-3		0-0 SF8		0-0 F9		0-0 2B		3 0 1 1 0 0 0															
Bert Pena, R (8, PR) OBP: 0.294, SLG: 0.353 (8, 5)				0-0 G3 1B		0-0 4-3		0-3 K		0 0 0 0 0 0 0															
Kevin Bass, S (1, 8) OBP: 0.298, SLG: 0.403		0-0 S 1B		0-0 G3 1-2		0-0 4-3		0-3 K		4 0 1 0 0 1 2															
Mark Bailey, S (1, 2) OBP: 0.395, SLG: 0.418		0-3 K 1-2		4-0 IBB		0-0 F8		4-0 IBB		2 0 0 0 2 1 1															
Jeff Heathcock, R (1, 1)		0-3 K		0-3 K		0-0 4-3		0-3 K		4 0 0 0 0 3 5															
Inning Stats	R: 2 E: 0 K: 1 S: 7	H: 2 LOB: 0 BB: 0 P: 7	R: 0 E: 0 K: 2 S: 8	H: 1 LOB: 1 BB: 0 P: 8	R: 0 E: 0 K: 1 S: 5	H: 0 LOB: 0 BB: 0 P: 5	R: 1 E: 0 K: 1 S: 7	H: 2 LOB: 2 BB: 1 P: 11	R: 0 E: 0 K: 0 S: 3	H: 0 LOB: 0 BB: 0 P: 3	R: 2 E: 0 K: 0 S: 4	H: 1 LOB: 0 BB: 1 P: 8	R: 2 E: 0 K: 0 S: 5	H: 2 LOB: 0 BB: 0 P: 5	R: 0 E: 0 K: 2 S: 8	H: 1 LOB: 2 BB: 1 P: 12	R: 0 E: 0 K: 1 S: 6	H: 1 LOB: 1 BB: 0 P: 6	1B: 4 2B: 2 3B: 1 HR: 3	SF: 2 SAC: 0 DP: 0 HBP: 0	WP: 0 PB: 0 SB: 1 CS: 0	PA: 40			
PITCHER	IP	WLS	BF	H	R	ER	SO	BB	IBB	HBP	BLK	WP	HR	S	P	ERA	WHIP								
Joe Johnson, R (1, 1) ERA: 3.36	7.0	L	31	8	7	7	5	1	1	0	0	0	3	39	47	9.00	1.286								
Terry Forster, L (8, 1) ERA: 2.05	1.0		5	1	0	0	2	0	1	0	0	0	0	8	12	0.00	1.000								
Jeff Dedmon, R (9, 1) ERA: 3.87	1.0		4	1	0	0	1	0	0	0	0	0	0	6	6	0.00	1.000								

livebaseballscorecards.com

AB	35
R	7
H	10
RBI	7
BB	3
SO	8
LOB	11



Houston Astros @ Atlanta Braves
 Atlanta-Fulton County Stadium, Atlanta, GA

Tue Sep 17 1985, 7:05 PM EDT
 Att. 2,484 - Unknown

livebaseballscorecards.com



WP: 0 PA: 46
 PB: 0
 SB: 1
 CS: 0

AB R H RBI BB SO LOB

4	1	2	0	1	0	0
1	0	0	0	0	0	1
4	1	2	1	1	0	1
5	1	1	1	0	1	4
3	1	0	0	2	1	1
3	2	2	3	0	0	0
1	0	0	0	0	0	0
5	2	2	2	0	0	2
2	1	0	0	3	1	1
4	1	1	2	0	0	5
2	0	0	0	0	2	2
2	0	0	0	0	1	2
1	0	0	0	0	0	0

AB 37
 R 10
 H 10
 RBI 9
 BB 7
 SO 6
 LOB 19

Batter	1	2	3	4	5	6	7	8	9
Bill Doran, S (1, 4) OBP: 0.367, SLG: 0.440 Bert Pena, R (7, 5) OBP: 0.278, SLG: 0.333	0-0 G3 1B	4-0 1B BB		0-0 F5		0-0 BB 1B	0-0 4-3		0-0 F8
Jim Pankovits, R (1, 9) OBP: 0.340, SLG: 0.351	0-0 G3 1-2	0-0 1-2 2-H 1B		0-0 5-3		4-0 BB 1B 1-2 HBP BB	0-0 1B		
Kevin Bass, S (1, 7) OBP: 0.297, SLG: 0.401	0-0 L5	0-3 K		0-0 F7		0-0 HBP BB 1-2 2-H 5-3 1B	0-0 L7		
Jose Cruz, L (1, 8) OBP: 0.349, SLG: 0.417	0-3 K		4-0 2B BB		0-0 4-3	4-0 5-3 HBP 1-2 2-3 BB		0-0 4-3	
Glenn Davis, R (1, 3) OBP: 0.327, SLG: 0.471 Denny Walling, L (6, 3) OBP: 0.321, SLG: 0.401		0-0 F9	0-0 1-H 2B 2B		0-0 HR	1-0 5-3 HBP 1-2 2-3 3-H		0-0 F8	
Phil Garner, R (1, 5) OBP: 0.314, SLG: 0.388		0-0 1B 2B	0-0 4-3 SF7 2B 2-H		0-0 E5 BB	0-0 5-3 1-2 2-3 3-H		0-0 6-3	
Mark Bailey, S (1, 2) OBP: 0.397, SLG: 0.415		4-0 1B E BB	0-0 4-3		4-0 1-2 BB	4-0 G6-4-3 IBB		0-3 K	
Dickie Thon, R (1, 6) OBP: 0.279, SLG: 0.338		0-0 1B 1B	0-0 SF7		0-0 L7	0-0 G6-4-3		0-0 L7	
Charlie Kerfeld, R (1, 1) Frank DiPino, L (4, 1) Bill Dawley, R (8, 1)		0-3 K	0-3 K		0-3 K		0-0 4-3		0-0 E5

Inning Stats	R: 0	H: 1	E: 0	LOB: 1	K: 1	BB: 0	S: 6	P: 6
	R: 3	H: 3	E: 0	LOB: 2	K: 2	BB: 2	S: 10	P: 18
	R: 3	H: 2	E: 0	LOB: 0	K: 1	BB: 1	S: 7	P: 11
	R: 0	H: 0	E: 0	LOB: 0	K: 0	BB: 0	S: 3	P: 3
	R: 1	H: 1	E: 1	LOB: 2	K: 1	BB: 1	S: 7	P: 11
	R: 3	H: 2	E: 0	LOB: 2	K: 0	BB: 3	S: 4	P: 17
	R: 0	H: 1	E: 0	LOB: 1	K: 0	BB: 0	S: 4	P: 4
	R: 0	H: 0	E: 0	LOB: 0	K: 0	BB: 0	S: 3	P: 3

PITCHER	IP	WLS	BF	H	R	ER	SO	BB	IBB	HBP	BLK	WP	HR	S	P	ERA	WHIP
Zane Smith, L (1, 1) ERA: 4.06	2.0	L	15	6	6	6	3	3	0	0	0	0	0	18	30	27.00	4.500
Steve Shields, R (3, 1) ERA: 4.75	2.0		6	0	0	0	1	0	0	0	0	0	0	8	8	0.00	0.000
Rick Camp, R (5, 1) ERA: 4.19	1.0		11	3	4	4	1	3	0	1	0	0	1	9	22	36.00	6.000
Jeff Dedmon, R (6, 1) ERA: 3.82	1.0		3	0	0	0	0	0	1	0	0	0	0	2	6	0.00	0.000
Gene Garber, R (7, 1) ERA: 3.83	3.0		11	1	0	0	1	0	0	0	0	0	0	13	13	0.00	0.333

1B	2B	3B	HR	SF	SAC	DP	HBP
6	3	0	1	0	0	1	1

Batter	1	2	3	4	5	6	7	8	9	AB R H RBI BB SO LOB
Milt Thompson, L (1, 7) OBP: 0.324, SLG: 0.363 Terry Harper, R (4, PH) OBP: 0.321, SLG: 0.404 (5, 7)	0-0 L5		0-0 FC3-6	0-3 K			0-0 6-3		0-0 1B	2 0 0 0 0 0 1 3 0 1 0 0 1 3
Rafael Ramirez, R (1, 6) OBP: 0.276, SLG: 0.337	0-3 K		0-0 2-3			0-3 K	0-0 5-3		0-3 K	5 0 0 0 0 3 2
Dale Murphy, R (1, 8) OBP: 0.367, SLG: 0.549	0-0 F9		4-0 BB			0-3 K	0-0 HR		0-0 F4	4 1 1 0 1 1 1
Gerald Perry, L (1, 3) OBP: 0.286, SLG: 0.283		0-0 HR	0-0 4-3			0-0 4-3	0-0 HR			4 2 2 2 0 0 2
Claudell Washington, L (1, 9) OBP: 0.345, SLG: 0.454		0-0 HR		0-0 BB BB		0-0 2B	0-0 F7			4 2 3 2 0 0 0
Glenn Hubbard, R (1, 4) OBP: 0.321, SLG: 0.317	0-3 K		0-3 K			0-0 L7		0-0 F3		4 0 0 0 0 2 2
Paul Runge, R (1, 5) OBP: 0.352, SLG: 0.293	0-0 6-3		4-0 BB			0-0 PB		0-0 F8		3 1 1 1 1 0 0
Bruce Benedict, R (1, 2) OBP: 0.305, SLG: 0.249	0-0 5-3		4-0 BB			0-0 SF8		0-0 F5		2 0 0 1 1 0 0
Zane Smith, L (1, 1) OBP: 0.129, SLG: 0.129 Steve Shields, R (3, 1) OBP: 0.133, SLG: 0.133 Ken Oberkfell, L (4, PH) OBP: 0.365, SLG: 0.371 Rick Camp, R (5, 1) OBP: 0.256, SLG: 0.462 Jeff Dedmon, L (6, 1) OBP: 0.200, SLG: 0.111 Rick Cerone, R (6, PH) OBP: 0.277, SLG: 0.280 Gene Garber, R (7, 1) OBP: 0.250, SLG: 0.250 Chris Chambliss, L (9, PH) OBP: 0.284, SLG: 0.321			0-0 FC3-6	0-3 K		0-0 L8		0-0 F8		0 0 0 0 0 0 0 1 0 1 0 0 0 0 1 0 0 0 0 0 1 3 0 0 0 0 0 0 0 0 0 0 0 0 0 0 1 0 0 0 0 0 0 0 0 0 0 0 0 0 1 0 0 0 0 0 0

Inning Stats	R: 0 E: 0 K: 1 S: 5	H: 0 LOB: 0 BB: 0 P: 5	R: 2 E: 0 K: 1 S: 7	H: 2 LOB: 0 BB: 0 P: 7	R: 0 E: 0 K: 0 S: 4	H: 1 LOB: 2 BB: 1 P: 8	R: 0 E: 0 K: 3 S: 10	H: 1 LOB: 3 BB: 2 P: 18	R: 0 E: 0 K: 2 S: 7	H: 0 LOB: 0 BB: 0 P: 7	R: 2 E: 0 K: 0 S: 5	H: 2 LOB: 0 BB: 0 P: 5	R: 2 E: 0 K: 0 S: 5	H: 2 LOB: 0 BB: 0 P: 5	R: 0 E: 0 K: 0 S: 3	H: 0 LOB: 0 BB: 0 P: 3	R: 0 E: 0 K: 1 S: 6	H: 1 LOB: 1 BB: 0 P: 6	1B: 4 2B: 3 3B: 0 HR: 2	SF: 1 SAC: 0 DP: 0 HBP: 0	WP: 0 PB: 1 SB: 0 CS: 0	PA: 39
--------------	------------------------------	---------------------------------	------------------------------	---------------------------------	------------------------------	---------------------------------	-------------------------------	----------------------------------	------------------------------	---------------------------------	------------------------------	---------------------------------	------------------------------	---------------------------------	------------------------------	---------------------------------	------------------------------	---------------------------------	----------------------------------	------------------------------------	----------------------------------	--------

PITCHER	IP	WLS	BF	H	R	ER	SO	BB	IBB	HBP	BLK	WP	HR	S	P	ERA	WHIP
Charlie Kerfeld, R (1, 1) ERA: 5.68	3.2		18	4	2	2	4	3	0	0	0	0	1	23	35	4.91	1.909
Frank DiPino, L (4, 1) ERA: 3.86	3.1	W	14	4	4	3	3	0	0	0	0	0	1	20	20	8.10	1.200
Bill Dawley, R (8, 1) ERA: 3.97	2.0		7	1	0	0	1	0	0	0	0	0	0	9	9	0.00	0.500

BOTTOM

Houston Astros @ Atlanta Braves
Atlanta-Fulton County Stadium, Atlanta, GA

Tue Sep 17 1985, 7:05 PM EDT
Att. 2,484 - Unknown

livebaseballscorecards.com

AB	35
R	6
H	9
RBI	6
BB	3
SO	8
LOB	14



Batter	1	2	3	4	5	6	7	8	9	AB R H RBI BB SO LOB	TOP																									
Bill Doran, S (1, 4) OBP: 0.370, SLG: 0.443	0-0 G6-3 1B		0-0 2-3 1B		0-0 CS 1B		4-0 BB 1B E IBB		0-0 L4	4 1 3 0 1 0 0	Houston Astros @ Los Angeles Dodgers Dodger Stadium, Los Angeles, CA Wed Sep 18 1985, 7:05 PM PDT Att: 34,251 - Unknown																									
Jim Pankovits, R (1, 9) OBP: 0.342, SLG: 0.353	0-0 G6-3 1-2f		0-3 K		0-0 F3		0-0 1-2 2-H E 1B	0-0 5-3 BB E 1B	5 2 2 1 0 1 3																											
Kevin Bass, S (1, 8) OBP: 0.302, SLG: 0.409	0-0 2B			0-0 SF9 3B	0-0 F6		4-0 1-2 2-3 E BB	4-0 1-2 E 5-3 BB	3 1 2 0 2 0 0																											
Jose Cruz, L (1, 7) OBP: 0.347, SLG: 0.415	0-0 F7			0-0 SF9		0-0 CS 1B	0-0 1-2 2-3 E3 G5-4-3	0-0 5-3 E	4 0 1 2 0 0 4																											
Glenn Davis, R (1, 3) OBP: 0.322, SLG: 0.463		0-3 K	0-3 K	0-3 K		0-0 5-3 1-2	0-0 1-2f G5-4-3	0-0 2-3 3-H E6	5 0 0 0 0 2 4																											
Phil Garner, R (1, 5) OBP: 0.313, SLG: 0.384		0-3 K	4-0 BB 1B BB	4-0 BB 1B BB		0-0 F8		0-0 0-0 F8	4 1 0 0 1 1 2																											
Mark Bailey, S (1, 2) OBP: 0.401, SLG: 0.421		0-0 F8	4-0 1B 1-2 BB	4-0 1B 1-2 BB		0-0 1B SF9 2B	0-0 1B WP 1B		3 1 2 0 1 0 0																											
Dickie Thon, R (1, 6) OBP: 0.287, SLG: 0.350			0-0 1B 2B	0-0 1-3 2-H 1B	0-0 1B	0-0 2-3 1B 1B	0-3 K		4 1 3 1 0 1 1																											
Mike Scott, R (1, 1) OBP: 0.205, SLG: 0.254			0-3 K	0-0 L8	0-0 L8	0-0 SF9	0-0 F8		2 0 0 0 0 1 3																											
Denny Walling, L (7, PH) OBP: 0.321, SLG: 0.401									0 0 0 0 0 0 0																											
Bert Pena, R (7, PH) OBP: 0.263, SLG: 0.333									0 0 0 1 0 0 0																											
Jeff Calhoun, L (7, 1)									1 0 0 0 0 0 1																											
Inning Stats	R: 0 E: 0 K: 0 S: 4	H: 2 LOB: 1 BB: 0 P: 4	R: 0 E: 0 K: 2 S: 7	H: 0 LOB: 0 BB: 0 P: 7	R: 0 E: 0 K: 2 S: 8	H: 2 LOB: 1 BB: 0 P: 8	R: 2 E: 0 K: 1 S: 7	H: 2 LOB: 2 BB: 2 P: 15	R: 0 E: 0 K: 0 S: 3	H: 1 LOB: 0 BB: 0 P: 3	R: 4 E: 1 K: 0 S: 6	H: 3 LOB: 1 BB: 2 P: 14	R: 0 E: 0 K: 1 S: 6	H: 1 LOB: 1 BB: 0 P: 6	R: 1 E: 1 K: 0 S: 5	H: 1 LOB: 2 BB: 1 P: 9	1B: 9 2B: 3 3B: 1 HR: 0	SF: 2 SAC: 0 DP: 2 HBP: 0	WP: 1 PB: 0 SB: 0 CS: 2	PA: 42																
PITCHER	IP WLS BF H R ER SO BB IBB HBP BLK WP HR S P ERA WHIP																																			
Rick Honeycutt, L (1, 1) ERA: 3.36	5.0		21	7	2	2	5	2	0	0	0	0	0	29	37	3.60	1.800																			
Ken Howell, R (6, 1) ERA: 3.49	1.0	L	5	3	2	2	0	0	0	0	0	0	0	5	5	18.00	3.000																			
Dennis Powell, L (7, 1) ERA: 4.62	0.1		3	1	0	0	0	0	1	0	0	1	0	2	6	0.00	3.000																			
Bobby Castillo, R (7, 1) ERA: 5.77	0.0		1	0	0	0	0	1	0	0	0	0	0	0	4	∞	∞																			
Carlos Diaz, L (7, 1) ERA: 2.82	2.2		12	2	3	1	1	1	0	0	0	0	0	13	17	3.38	1.125																			

livebaseballscorecards.com

AB	35
R	7
H	13
RBI	5
BB	5
SO	6
LOB	18



Batter	1	2	3	4	5	6	7	8	9	AB	R	H	RBI	BB	SO	LOB
Mariano Duncan, R OBP: 0.294, SLG: 0.341 (1, 6)	0-0 4-3 ①		0-0 F9 ③		0-0 G6-4-3 ① ② 1-2f 2-3 3-H		0-0 1-3 ③			4	0	0	0	0	0	2
Ken Landreaux, L OBP: 0.317, SLG: 0.417 (1, 8)	0-0 F9 ②			0-0 F5 ① ⑤	0-3 K ③			0-3 K ①		4	0	0	0	0	2	2
Mike Marshall, R OBP: 0.339, SLG: 0.485 (1, 9)	0-0 F4 ③			0-0 CS 1B 1B		0-0 G1 ①		0-3 K ②		4	0	1	0	0	1	0
Greg Brock, L OBP: 0.330, SLG: 0.442 (1, 3)		0-3 K ①		0-0 CS 1B		0-0 F7 ②		4-0 BB		3	0	1	0	0	1	0
Enos Cabell, R OBP: 0.318, SLG: 0.336 (8, PH) (9, 3)				1-2 CS 1B						0	0	0	0	0	1	0
Bill Madlock, R OBP: 0.333, SLG: 0.396 (1, 5)		0-0 4-3 1B		0-0 F8 ② ③ 1-2 2-3		4-0 BB BB		0-0 F6 ③		3	0	1	0	1	0	3
Mike Scioscia, L OBP: 0.418, SLG: 0.435 (1, 2)		0-0 4-3 ② 1-2			4-0 1B BB BB	4-0 BB BB	4-0 1-2 BB		0-0 F8 ①	2	1	0	0	2	0	1
Len Matuszek, L OBP: 0.277, SLG: 0.354 (1, 7)		0-0 5-3 ③			4-0 BB 1B BB	4-0 BB BB	0-0 G3 ③		4-0 G6-4-3 BB	2	1	0	0	1	0	3
Steve Sax, R OBP: 0.353, SLG: 0.318 (1, 4)			0-0 F8 ①		0-0 G6-4-3 BB 1B			0-0 L1 ①	0-0 G6-4-3 ② ③ 1-2f	4	0	1	0	0	0	1
Rick Honeycutt, L Terry Whitfield, L Jose Gonzalez, R Ken Howell, R Dennis Powell, R Bobby Castillo, R Carlos Diaz, R Candy Maldonado, R Anderson, R Dave Anderson, R			0-0 F7 ②		4-0 BB BB			0-3 K ②		1	0	0	0	0	0	0

BOTTOM

Houston Astros @ Los Angeles Dodgers
 Dodger Stadium, Los Angeles, CA
 Wed Sep 18 1985, 7:05 PM PDT
 Att. 34,251 - Unknown

livebaseballscores.com


AB	28
R	2
H	4
RBI	1
BB	7
SO	5
LOB	12



Inning Stats	R: 0	H: 0	E: 0	K: 0	S: 3	R: 0	H: 1	E: 0	K: 1	S: 6	R: 0	H: 0	E: 0	K: 0	S: 3	R: 0	H: 2	E: 0	K: 0	S: 4	R: 2	H: 1	E: 0	K: 1	S: 5	R: 0	H: 0	E: 0	K: 0	S: 3	R: 0	H: 0	E: 0	K: 2	S: 7	R: 0	H: 0	E: 0	K: 0	S: 2	R: 0	H: 0	E: 0	K: 0	S: 2	1B: 4	2B: 0	3B: 0	HR: 0	SF: 0	SAC: 0	DP: 2	HBP: 0	WP: 0	PB: 0	SB: 0	CS: 2	PA: 35
--------------	------	------	------	------	------	------	------	------	------	------	------	------	------	------	------	------	------	------	------	------	------	------	------	------	------	------	------	------	------	------	------	------	------	------	------	------	------	------	------	------	------	------	------	------	------	-------	-------	-------	-------	-------	--------	-------	--------	-------	-------	-------	-------	--------

PITCHER	IP	WLS	BF	H	R	ER	SO	BB	IBB	HBP	BLK	WP	HR	S	P	ERA	WHIP
Mike Scott, R ERA: 2.94 (1, 1)	6.0	W	25	4	2	2	2	5	0	0	0	0	0	24	44	3.00	1.500
Jeff Calhoun, L ERA: 2.08 (7, 1)	3.0	S	10	0	0	0	3	2	0	0	0	0	0	14	22	0.00	0.667

ERA WHIP

Batter	1	2	3	4	5	6	7	8	9	AB R H RBI BB SO LOB	TOP	
Bill Doran, S OBP: 0.372, SLG: 0.442 (1, 4) BBB	4-0 2B BB		0-0 3B 1B	0-0 CS 1B		0-3 K 1-2		0-0 F9	0-3 K	5 2 2 0 1 2 3		
Craig Reynolds, L OBP: 0.296, SLG: 0.398 (1, 6) X	0-0 F6		0-0 1-3 3B	0-0 1-2 3B			0-0 S 1B	0-0 F9		5 2 3 1 0 0 1		
Phil Garner, R OBP: 0.314, SLG: 0.389 (1, 5) X	0-0 1B 1-H 2B		0-0 F7	0-3 K			0-0 F8	0-0		5 0 2 1 0 1 3		
Jose Cruz, L OBP: 0.346, SLG: 0.412 (1, 7) X	0-0 F7		0-0 1-3		0-0 F2		0-0 F5	4-0 IBB		4 0 0 1 1 0 2		
Jerry Mumphy, S OBP: 0.327, SLG: 0.395 (1, 9) X	0-0 S 2-3 1B		0-0 1B 1B		0-0		0-0 1B 1B BB 1B	0-0 F2		5 2 3 1 0 0 2		
Glenn Davis, R OBP: 0.323, SLG: 0.462 (1, 3) SSS	0-3 K 1-2		0-0 1B 1B		0-0 1-3		0-0 BB 1B 1B		0-0 F8	5 0 2 0 0 1 2		
Kevin Bass, S OBP: 0.306, SLG: 0.413 (1, 8)		0-0 F7	0-0 1-2 2-H 1B			0-0 S 1B	0-0 BB 1B		0-0 1B 1B	5 0 4 1 0 0 0	AB 43 R 6 H 17 RBI 6 BB 3 SO 8 LOB 22	
Mark Bailey, S OBP: 0.401, SLG: 0.419 (1, 2)		0-0 F7	0-0 F9			0-0 F2	4-0 1-2 2-3 3-H BB		0-0 1-3 1B	4 0 1 1 1 0 3		
Bob Knepper, L OBP: 0.173, SLG: 0.205 Dave Smith, R (8, 1)		0-3 K		0-3 K		0-0 B1	0-3 K		0-3 K	4 0 0 0 0 3 4 1 0 0 0 0 1 2		
Inning Stats	R: 1 E: 0 K: 1 S: 7 H: 2 LOB: 2 BB: 1 P: 11	R: 0 E: 0 K: 1 S: 5 H: 0 LOB: 0 BB: 0 P: 5	R: 3 E: 0 K: 2 S: 8 H: 5 LOB: 1 BB: 0 P: 8	R: 0 E: 0 K: 2 S: 8 H: 2 LOB: 1 BB: 0 P: 8	R: 0 E: 0 K: 0 S: 3 H: 0 LOB: 0 BB: 0 P: 3	R: 0 E: 0 K: 1 S: 6 H: 1 LOB: 1 BB: 0 P: 6	R: 2 E: 0 K: 1 S: 9 H: 4 LOB: 3 BB: 1 P: 13	R: 0 E: 0 K: 0 S: 4 H: 1 LOB: 2 BB: 1 P: 8	R: 0 E: 0 K: 2 S: 9 H: 2 LOB: 2 BB: 0 P: 9	1B: 13 2B: 2 3B: 2 HR: 0 SF: 0 SAC: 0 DP: 0 HBP: 0	WP: 0 PB: 0 SB: 3 CS: 1 PA: 46	
PITCHER	IP WLS BF H R ER SO BB IBB HBP BLK WP HR S P ERA WHIP	PITCHER										
Bob Welch, R ERA: 2.45 (1, 1)	6.2 L 33 13 6 6 5 1 0 0 0 0 0 0 42 46 8.10 2.100											
Dennis Powell, L ERA: 4.62 (7, 1)	0.0 2 1 0 0 0 1 0 0 0 0 0 0 1 5 ∞ ∞											
Bobby Castillo, R ERA: 5.65 (7, 1)	1.1 6 1 0 0 1 0 1 0 0 0 0 0 7 11 0.00 0.750											
Tom Niedenfuer, R ERA: 2.48 (9, 1)	1.0 5 2 0 0 2 0 0 0 0 0 0 0 9 9 0.00 2.000											

Houston Astros @ Los Angeles Dodgers
Dodger Stadium, Los Angeles, CA
Thu Sep 19 1985, 7:05 PM PDT
Att. 25,466 - Unknown

livebaseballscorecards.com

Batter	1	2	3	4	5	6	7	8	9	AB R H RBI BB SO LOB	TOP	
Eddie Milner, L OBP: 0.345, SLG: 0.345 (1, 8) X	0-0 E7 SF7 1B		0-0 6-3		0-0 F8	0-0 1B			0-3 K	5 1 2 2 0 1 0		
Pete Rose, S OBP: 0.395, SLG: 0.328 (1, 3) X	0-0 SF7		0-0 G3		4-0 BB	0-0 F7			0-0 F7	3 0 0 1 1 0 1		
Dave Parker, L OBP: 0.362, SLG: 0.537 (1, 9) X	0-0 FC6-4 1B		0-0 F7		0-3 K				0-0 F5	4 0 1 0 0 1 1		
Nick Esasky, R OBP: 0.320, SLG: 0.453 Eric Davis, R OBP: 0.233, SLG: 0.440 (1, 7) X (8, 7)	0-0 FC6-4 PB 1-2f		0-0 F8		0-0 6-3 1B				0-3 K	4 1 1 0 0 1 1 0 0 0 0 0 0 0		
Buddy Bell, R OBP: 0.305, SLG: 0.337 (1, 5) B B B B	4-0 FC5-4 1-2 BB		0-0 BB 1B		0-0 6-3				0-0 F8	3 0 1 0 1 0 1		
Dave Concepcion, R OBP: 0.317, SLG: 0.335 (1, 6) X	0-0 FC5-4 1-2f		0-3 K		0-0 6-3 2B 1B				0-3 K	4 1 1 1 0 2 3		
Bo Diaz, R OBP: 0.308, SLG: 0.378 (1, 2) X		0-0 F9		4-0 1-2 BB		0-0 6-3			0-0 6-3	3 0 0 0 1 0 1		
Ron Oester, S OBP: 0.363, SLG: 0.377 (1, 4) X		0-0 4-3		0-0 4-3		4-0 2B 1B IBB			0-3 K	3 1 0 0 1 1 2		
Jay Tibbs, R OBP: 0.100, SLG: 0.069 Max Venable, L OBP: 0.333, SLG: 0.422 Tom Hume, R (6, 1) Wayne Krenchicki, L OBP: 0.361, SLG: 0.387 Ted Power, R (9, 1)		0-0 5-3		0-0 4-3		0-0 1B 2B			0-0 F9	2 0 0 0 0 0 0 1 1 1 1 0 0 0 0 0 0 0 0 0 0 1 0 0 0 0 0 0 0 0 0 0 0 0 0		
Inning Stats	R: 1 H: 2 E: 1 LOB: 2 K: 0 BB: 1 S: 5 P: 9	R: 0 H: 0 E: 0 LOB: 0 K: 0 BB: 0 S: 3 P: 3	R: 0 H: 0 E: 0 LOB: 0 K: 0 BB: 0 S: 3 P: 3	R: 0 H: 1 E: 0 LOB: 2 K: 1 BB: 1 S: 6 P: 10	R: 0 H: 0 E: 0 LOB: 1 K: 1 BB: 1 S: 5 P: 9	R: 4 H: 4 E: 0 LOB: 1 K: 0 BB: 1 S: 7 P: 11	R: 0 H: 0 E: 0 LOB: 0 K: 1 BB: 0 S: 5 P: 5	R: 0 H: 0 E: 0 LOB: 0 K: 2 BB: 0 S: 7 P: 7	R: 0 H: 0 E: 0 LOB: 0 K: 1 BB: 0 S: 5 P: 5	1B: 6 SF: 1 2B: 1 SAC: 0 3B: 0 DP: 0 HR: 0 HBP: 0	WP: 0 PA: 38 PB: 1 SB: 0 CS: 0	
PITCHER Nolan Ryan, R ERA: 3.86 Bill Dawley, R ERA: 3.8	IP WLS BF H R ER SO BB IBB HBP BLK WP HR S P ERA WHIP											PITCHER IP WLS BF H R ER SO BB IBB HBP BLK WP HR S P ERA WHIP
	6.0 L 29 7 5 5 2 3 1 0 0 0 0 0 29 45 7.50 1.667											

Cincinnati Reds @ Houston Astros
Astrodome, Houston, TX
Fri Sep 20 1985, 8:05 PM EDT
Att. 14,776 - Unknown

livebaseballscorecards.com

AB	33
R	5
H	7
RBI	5
BB	4
SO	6
LOB	10



BOTTOM

Cincinnati Reds @ Houston Astros
Astrodome, Houston, TX
Fri Sep 20 1985, 8:05 PM EDT
Att. 14,776 - Unknown

livebaseballscorecards.com

AB 33
R 3
H 8
RBI 3
BB 6
SO 4
LOB 21



WP: 1 PA: 39
PB: 0
SB: 0
CS: 0

AB R H RBI BB SO LOB

4	0	0	0	1	1	4
5	0	1	0	0	1	3
5	0	0	0	0	0	3
3	0	1	0	1	0	2
4	1	1	1	0	0	2
4	2	2	1	0	1	1
2	0	2	0	2	0	0
3	0	0	0	1	1	4
1	0	0	1	1	0	2
1	0	1	0	0	0	0
0	0	0	0	0	0	0
1	0	0	0	0	0	0

Batter	1	2	3	4	5	6	7	8	9
Bill Doran, S OBP: 0.370, SLG: 0.439 (1, 4)	0-3 K		0-0 F8	0-0 F6		0-0 4-3			4-0 BB
Craig Reynolds, L OBP: 0.295, SLG: 0.396 (1, 6)	0-0 4-3		0-0 FC3-6 1B	0-0 FC6-4 1-2f			0-3 K		0-0 L9
Phil Gamier, R OBP: 0.310, SLG: 0.384 (1, 5)	0-0 1-3		0-0 FC3-6 1-2f 2-3		0-0 6-3		0-0 6-3		0-0 F9
Jose Cruz, L OBP: 0.347, SLG: 0.412 (1, 7)		0-0 WP 1-3 1B	0-0 F7		4-0 G1-6-3 BB		0-0 4-3		
Jerry Mumphy, S OBP: 0.327, SLG: 0.400 (1, 9)		0-0 1-3 1-2		0-0 HR	0-0 G1-6-3 1-2f			0-0 4-3	
Glenn Davis, R OBP: 0.325, SLG: 0.473 (1, 3)		0-0 F8		0-0 BB FC6-5 1B		0-0 HR		0-3 K	
Kevin Bass, S OBP: 0.312, SLG: 0.415 (1, 8)		4-0 BB 2-3		0-0 FC6-5 BB 1-2 1B		0-0 G3-6-3 1B		4-0 BB	
Mark Bailey, S OBP: 0.399, SLG: 0.415 (1, 2)		0-0 F8		4-0 FC6-5 BB 1-2 2-3		0-0 G3-6-3 1-2f		0-3 K	
Nolan Ryan, R OBP: 0.143, SLG: 0.121 (1, 1)			4-0 FC3-6 BB	0-0 FC6-5 FC6-4		0-0 1B			0-0 3-1
Eric Bullock, L OBP: 0.222, SLG: 0.333 (6, PH)									
Bill Dawley, R OBP: 0.222, SLG: 0.125 (7, 1)									
Denny Walling, L OBP: 0.320, SLG: 0.400 (9, PH)									

Inning Stats	R: 0	H: 0	E: 0	K: 1	S: 5	LOB: 0	BB: 0	P: 5	R: 0	H: 1	E: 0	K: 0	S: 4	LOB: 2	BB: 1	P: 8	R: 0	H: 1	E: 0	K: 0	S: 4	LOB: 2	BB: 1	P: 8	R: 2	H: 3	E: 0	K: 0	S: 6	LOB: 2	BB: 1	P: 10	R: 0	H: 0	E: 0	K: 0	S: 2	LOB: 0	BB: 1	P: 6	R: 1	H: 3	E: 0	K: 0	S: 5	LOB: 1	BB: 0	P: 5	R: 0	H: 0	E: 0	K: 1	S: 5	LOB: 0	BB: 0	P: 5	R: 0	H: 0	E: 0	K: 2	S: 7	LOB: 1	BB: 1	P: 11	R: 0	H: 0	E: 0	K: 0	S: 3	LOB: 1	BB: 1	P: 7	1B: 6	SF: 0	2B: 0	3B: 0	HR: 2	SAC: 0	DP: 2	HBP: 0	WP: 1	PA: 39
--------------	------	------	------	------	------	--------	-------	------	------	------	------	------	------	--------	-------	------	------	------	------	------	------	--------	-------	------	------	------	------	------	------	--------	-------	-------	------	------	------	------	------	--------	-------	------	------	------	------	------	------	--------	-------	------	------	------	------	------	------	--------	-------	------	------	------	------	------	------	--------	-------	-------	------	------	------	------	------	--------	-------	------	-------	-------	-------	-------	-------	--------	-------	--------	-------	--------

PITCHER	IP	WLS	BF	H	R	ER	SO	BB	IBB	HBP	BLK	WP	HR	S	P	ERA	WHIP
Jay Tibbs, R ERA: 4.13 (1, 1)	5.0	W	23	5	2	2	1	4	0	0	0	1	1	21	37	3.60	1.800
Tom Hume, R ERA: 3.5 (6, 1)	3.0		12	3	1	1	3	1	0	0	0	0	1	17	21	3.00	1.333
Ted Power, R ERA: 2.54 (9, 1)	1.0	S	4	0	0	0	0	1	0	0	0	0	0	3	7	0.00	1.000

Batter	1	2	3	4	5	6	7	8	9
Bill Doran, S OBP: 0.372, SLG: 0.445 (1, 4)	0-0 1-3 1B		0-0 2B		0-0 F8	4-0 IBB		0-0 1B 3B	
Craig Reynolds, L OBP: 0.296, SLG: 0.398 (1, 6)	0-0 4-3 1B		0-0 4-3 WP 2B		0-0 F9	0-0 F8		0-0 1B	
Phil Gamero, R OBP: 0.306, SLG: 0.380 (1, 5)	0-3 K		0-0 5-3		0-0 5-3		0-0 6-3	0-3 K	
Jose Cruz, L OBP: 0.348, SLG: 0.410 (1, 7)		4-0 1B BB	0-0 4-3		0-0 4-3	0-0 1B S	0-0 6-3	0-0 F6	
Jerry Mumphrey, S OBP: 0.325, SLG: 0.400 (1, 9)		0-0 F8	0-3 K		0-0 F7	0-0 1B	0-0 2B	0-0 G3	
Glenn Davis, R OBP: 0.327, SLG: 0.471 (1, 3)		4-0 1B BB		0-0 6-3		0-0 1B BB	0-3 K		
Dave Smith, R (8, 1)		1-2 BB		0-0 S 1B		2-H 1B			
Kevin Bass, S OBP: 0.315, SLG: 0.417 (1, 8)		0-3 K		0-0 S 1B		4-0 1B BB		0-0 E6 1B HR 1B	
Mark Bailey, S OBP: 0.400, SLG: 0.415 (1, 2)		0-0 1B		0-3 K		0-0 F4		0-0 HR 1B	
Jim Pankovits, R OBP: 0.340, SLG: 0.350 (6, PH)		1-2 2-H 1B		1-2 K		1-3 2-H 1B		1-3 HR	
John Mizerock, L OBP: 0.303, SLG: 0.355 (7, 2)		0-3 K		0-3 K					
Jeff Heathcock, R (1, 1)		0-3 K		0-3 K					
Frank DiPino, L OBP: 0.200, SLG: 0.200 (6, 1)									
Bert Pena, R OBP: 0.300, SLG: 0.368 (6, PH)									
Jeff Calhoun, L (7, 1)									
Tim Tolman, R OBP: 0.167, SLG: 0.379 (8, 3)									

Inning Stats	R: 0	H: 0	E: 0	K: 1	S: 5	LOB: 0	BB: 0	P: 5
	R: 1	H: 1	E: 0	K: 2	S: 8	LOB: 2	BB: 2	P: 16
	R: 2	H: 2	E: 0	K: 1	S: 7	LOB: 0	BB: 0	P: 7
	R: 0	H: 1	E: 0	K: 2	S: 8	LOB: 1	BB: 0	P: 8
	R: 0	H: 0	E: 0	K: 0	S: 3	LOB: 0	BB: 0	P: 3
	R: 2	H: 3	E: 0	K: 0	S: 6	LOB: 3	BB: 2	P: 14
	R: 0	H: 1	E: 0	K: 1	S: 6	LOB: 1	BB: 0	P: 6
	R: 4	H: 5	E: 1	K: 1	S: 10	LOB: 1	BB: 0	P: 10

PITCHER	IP	WLS	BF	H	R	ER	SO	BB	IBB	HBP	BLK	WP	HR	S	P	ERA	WHIP
Andy McGaffigan, R ERA: 3.55 (1, 1)	5.1		25	6	5	5	6	3	0	0	0	1	0	34	46	8.44	1.688
Bob Buchanan, L ERA: 7.04 (6, 1)	0.2		4	1	0	0	0	0	1	0	0	0	0	3	7	0.00	1.500
John Franco, L ERA: 2.31 (7, 1)	1.0	L	8	5	4	4	1	0	0	0	0	0	1	10	10	36.00	5.000
John Stuper, R ERA: 4.84 (8, 1)	1.0		4	1	0	0	1	0	0	0	0	0	0	6	6	0.00	1.000

AB	R	H	RBI	BB	SO	LOB
4	2	2	0	1	0	0
5	1	2	2	0	0	3
5	0	0	0	0	2	2
4	2	1	0	1	0	2
5	0	1	0	0	1	3
3	1	1	1	1	1	1
0	0	0	0	0	0	0
3	1	2	0	1	1	2
2	0	1	1	0	1	1
1	0	0	0	0	0	2
1	1	1	0	0	0	0
2	0	0	0	0	2	3
0	0	0	0	0	0	0
1	0	1	1	0	0	0
0	0	0	0	0	0	0
1	1	1	3	0	0	0

WP	HR	S	P	ERA	WHIP
1	0	16	41		
0	0	7	2		
0	0	8	2		
0	0	14	0		
0	0	6	0		
0	0	10	0		
0	0	10	0		

Cincinnati Reds @ Houston Astros
 Astrodome, Houston, TX
 Sat Sep 21 1985, 4:33 AM EDT
 Att. 9,582 - Unknown

AB	37
R	9
H	13
RBI	8
BB	4
SO	8
LOB	19



1B	8	SF	0
2B	3	SAC	0
3B	1	DP	0
HR	1	HBP	0
WP	1	PA	41
PB	0		
SB	2		
CS	0		

Batter	1	2	3	4	5	6	7	8	9	AB R H RBI BB SO LOB	TOP																
Eddie Milner, L (1, 8) OBP: 0.345, SLG: 0.351 Ted Power, R (8, 1)	0-0 F6		0-3 K		0-0 6-3 S 1B	4-0 BB BB BB BB		0-0 F6		4 1 1 0 1 1 2 0 0 0 0 0 0 0	<p>Cincinnati Reds @ Houston Astros Astrodome, Houston, TX</p> <p>Sun Sep 22 1985, 8:05 PM EDT Att: 10,181 - Unknown</p>																
Pete Rose, S (1, 3) OBP: 0.392, SLG: 0.324	0-3 K		0-0 FC5		0-0 6-3	4-0 BB BB		0-0 F8		4 0 0 0 1 1 3																	
Dave Parker, L (1, 9) OBP: 0.364, SLG: 0.543	0-3 K			0-0 6-3	0-0 FC3-6 1B	0-3 K		0-0 SH5-4 SF9 2B		5 1 2 1 0 2 3																	
Nick Esasky, R (1, 7) Max Venable, L (4, PR) OBP: 0.325, SLG: 0.453 OBP: 0.328, SLG: 0.414		4-0 G4-6-3 BB		0-0 1B 1B	0-0 FC3-6 1B	4-0 BB BB BB BB		0-0 SH5-4 2-3		1 0 1 0 1 0 0 1 2 0 0 0 0 1 0 0 0 0 1 1 0 0 0 0 0 0 0 0 0 0 0 0 0 0 0 0 0 0																	
Buddy Bell, R (1, 5) OBP: 0.309, SLG: 0.346		0-0 L6		0-0 1B SF9 1B	4-0 1B BB	0-0 F8		4-0 BB		3 1 1 0 2 0 4																	
Dave Concepcion, R (1, 6) OBP: 0.317, SLG: 0.335		0-0 G4-6-3 1-2f		0-0 1B	0-0 FC6-4 1B		0-3 K	0-0 SF9 3-H		4 0 2 3 0 1 1																	
Bo Diaz, R (1, 2) OBP: 0.301, SLG: 0.366			4-0 FC5-6 1B BB	0-0 SF9	0-0 FC6-4 1B		0-0 F4	0-0 4-3 3-H		3 0 0 1 1 0 3																	
Ron Oester, S (1, 4) OBP: 0.363, SLG: 0.376			0-0 WP FC5-6 1B	4-0 IBB		0-0 E9 BB 1B	0-0 4-3			3 1 2 0 1 0 0																	
Ron Robinson, R (1, 1) Gary Redus, R (6, PH) OBP: 0.053, SLG: 0.053 OBP: 0.368, SLG: 0.416			0-0 FC5-6 WP 1-2 2-3f	0-0 5-3		0-3 K		0-3 K		2 0 0 0 0 0 4 2 0 0 0 0 0 2 1																	
Inning Stats	R: 0 E: 0 K: 2 S: 7	H: 0 LOB: 0 BB: 0 P: 7	R: 0 E: 0 K: 0 S: 2	H: 0 LOB: 0 BB: 1 P: 6	R: 0 E: 0 K: 1 S: 6	H: 1 LOB: 2 BB: 1 P: 10	R: 2 E: 0 K: 0 S: 6	H: 3 LOB: 2 BB: 1 P: 10	R: 2 E: 0 K: 0 S: 6	H: 3 LOB: 2 BB: 1 P: 10		R: 1 E: 1 K: 2 S: 8	H: 1 LOB: 3 BB: 3 P: 20	R: 0 E: 0 K: 1 S: 5	H: 0 LOB: 0 BB: 0 P: 5	R: 0 E: 0 K: 1 S: 5	H: 0 LOB: 0 BB: 0 P: 5	R: 1 E: 0 K: 0 S: 4	H: 1 LOB: 1 BB: 1 P: 8	1B: 8 2B: 1 3B: 0 HR: 0	SF: 2 SAC: 1 DP: 1 HBP: 0	WP: 1 PB: 0 SB: 2 CS: 0	PA: 43				
PITCHER	IP WLS BF H R ER SO BB IBB HBP BLK WP HR S P ERA WHIP																										
Charlie Kerfeld, R (1, 1) ERA: 6.0	4.2		24	7	4	4	3	3	1	0	0	1	0	26	42	7.71	2.143										
Frank DiPino, L (5, 1) ERA: 3.91	1.0		7	1	1	1	2	3	0	0	0	0	0	8	20	9.00	4.000										
Bill Dawley, R (6, 1) ERA: 3.75	3.1	L	12	1	1	1	2	1	0	0	0	0	0	15	19	2.70	0.600										

livebaseballscorecards.com

AB	32
R	6
H	9
RBI	6
BB	8
SO	7
LOB	22



Batter	1	2	3	4	5	6	7	8	9	AB R H RBI BB SO LOB	TOP											
Mariano Duncan, R (1, 6) OBP: 0.290, SLG: 0.339	0-0 L9		0-0 F4		0-0 G3		0-0 B5-3	0-0 F9		5 0 0 0 0 0 4												
Ken Landreaux, L (1, 8) OBP: 0.313, SLG: 0.414	0-0 F7		0-0 G3		4-0 BB		0-0 F8		0-0 3-1	4 0 0 0 1 0 1												
Bill Madlock, R (1, 5) OBP: 0.337, SLG: 0.405	0-3 K			0-0 1B	0-0 F9		0-0 F3		4-0 2B	4 1 1 0 1 1 2												
Pedro Guerrero, R (1, 7) OBP: 0.429, SLG: 0.600		4-0 BB		0-0 1B		0-3 K		0-0 SH3-4	0-0 1B	4 1 3 1 1 1 0												
Mike Marshall, R (1, 9) OBP: 0.334, SLG: 0.482		0-3 K		0-3 K		0-0 3-1		0-0 SH3-4	4-0 1B	2 0 0 0 0 0 2 2												
Jose Gonzalez, R (6, PH) OBP: 0.200, SLG: 0.400										1 1 1 0 0 0 0 0												
Bob Bailor, R (8, PH) OBP: 0.270, SLG: 0.288										1 0 1 0 0 0 0 0												
Reggie Williams, R (8, PR) OBP: 0.200, SLG: 0.200										0 1 0 0 0 0 0 0												
Candy Maldonado, R (8, 9) OBP: 0.280, SLG: 0.337										0 0 0 0 1 0 0 0												
Mike Scioscia, L (1, 2) OBP: 0.418, SLG: 0.435		0-0 F9		0-0 L7		0-0 3-1		0-0 SH3-4	0-0 G3-2-3	4 0 0 0 0 0 6												
Greg Brock, L (1, 3) OBP: 0.326, SLG: 0.435		0-0 F8		0-0 F8		4-0 3B		0-0 1B		2 1 0 0 1 0 2												
Enos Cabell, R (8, PH) OBP: 0.330, SLG: 0.348										0 0 0 0 0 0 0 0												
Steve Sax, R (1, 4) OBP: 0.353, SLG: 0.323			0-0 E4		0-0 G3	0-0 1B	0-0 3B	0-0 FC4-6		4 0 3 2 0 0 0												
Rick Honeycutt, L (1, 1) OBP: 0.200, SLG: 0.162			0-0 SH1-4		0-0 4-3	0-0 F7		0-0 FC4-6		2 0 0 0 0 0 2												
Carlos Diaz, R (6, 1)										0 0 0 0 0 0 0 0												
Terry Whitfield, L (8, PH) OBP: 0.295, SLG: 0.420										1 0 0 0 0 0 2												
Bill Russell, R (8, PR) OBP: 0.333, SLG: 0.308										0 0 0 0 0 0 0 0												
Tom Niedenfuer, R (8, 1) OBP: 0.111, SLG: 0.111										0 0 0 0 0 0 0 0												
Inning Stats	R: 0 E: 0 K: 1 S: 5	H: 0 LOB: 0 BB: 0 P: 5	R: 0 E: 0 K: 1 S: 5	H: 0 LOB: 1 BB: 1 P: 9	R: 0 E: 1 K: 0 S: 4	H: 0 LOB: 1 BB: 0 P: 4	R: 1 E: 0 K: 1 S: 7	H: 2 LOB: 1 BB: 0 P: 7	R: 0 E: 0 K: 0 S: 4	H: 1 LOB: 2 BB: 1 P: 8	R: 2 E: 0 K: 1 S: 7	H: 2 LOB: 1 BB: 1 P: 11	R: 0 E: 0 K: 0 S: 3	H: 0 LOB: 0 BB: 0 P: 3	R: 2 E: 0 K: 0 S: 7	H: 4 LOB: 2 BB: 0 P: 7	R: 0 E: 0 K: 0 S: 3	H: 1 LOB: 2 BB: 2 P: 11	1B: 6 2B: 3 3B: 1 HR: 0	SF: 0 SAC: 2 DP: 1 HBP: 0	WP: 0 PB: 0 SB: 0 CS: 0	PA: 42
PITCHER	IP WLS BF H R ER SO BB IBB HBP BLK WP HR S P ERA WHIP																					
Mike Scott, R (1, 1) ERA: 2.98	6.0		27	5	3	3	4	3	0	0	0	0	0	0	32	44	4.50	1.333				
Jeff Calhoun, L (7, 1) ERA: 2.44	1.1	L	7	3	2	2	0	0	0	0	0	0	0	7	7	13.50	2.250					
Dave Smith, R (8, 1) ERA: 2.38	0.2		3	1	0	0	0	0	0	0	0	0	0	3	3	0.00	1.500					
Frank DiPino, L (9, 1) ERA: 3.86	1.0		5	1	0	0	0	1	1	0	0	0	0	3	11	0.00	2.000					

Los Angeles Dodgers @ Houston Astros
 Astrodome, Houston, TX
 Mon Sep 23 1985, 8:05 PM EDT
 Att. 8,938 - Unknown

AB	34
R	5
H	9
RBI	3
BB	5
SO	4
LOB	21



livebaseballscorecards.com

Batter	1	2	3	4	5	6	7	8	9	AB	R	H	RBI	BB	SO	LOB	TOP										
Mariano Duncan, R OBP: 0.289, SLG: 0.340 (1, 6)	0-0 S 1B 2B		0-3 K		0-0 6-3	0-3 K	0-0 F4			5	1	1	0	0	2	4											
Enos Cabell, R OBP: 0.331, SLG: 0.352 (1, 3)	0-0 6-3		0-0 5-3		0-0 1B		0-0 2B	0-3 K		0	1	0	0	0	0	0											
Bill Madlock, R OBP: 0.339, SLG: 0.407 Dave Anderson, R OBP: 0.321, SLG: 0.298 (1, 5) (9, 5)	0-0 S 1B 2-H 1B		0-0 1B		0-0 1-3 1B		0-3 K 2-3	0-0 4-3		5	1	3	1	0	1	1											
Pedro Guerrero, R OBP: 0.426, SLG: 0.596 Jose Gonzalez, R OBP: 0.200, SLG: 0.400 (1, 7) (8, 7)	0-3 K		0-0 F9		0-0 F9		0-0 1B BB 1B 3-H	0-0 F7		5	1	1	1	0	1	4											
Mike Marshall, R OBP: 0.338, SLG: 0.488 (1, 9)	0-0 CS 1-H 1B				0-0 1-3 SH2-3 1B		0-0 E6 BB 1B	0-0 BB 1B 1B		5	2	4	1	0	0	0											
Mike Scioscia, L OBP: 0.416, SLG: 0.433 (1, 2)	0-0 CS 1-2		0-0 E3 G4-3 1B		0-0 SH2-3 1-2		0-0 F8	0-0 BB 1B 1B		4	1	1	0	0	0	2											
Candy Maldonado, R OBP: 0.282, SLG: 0.338 Ken Landreaux, L OBP: 0.315, SLG: 0.414 (1, 8) (6, PH) (6, 8)			0-0 G4-3 1-2 1B		0-0 1-3 2-3		4-0 SH3 1-2 BB 1B	4-0 1B 1-2 2-3 3-H BB		2	0	1	0	0	0	1											
Steve Sax, R OBP: 0.352, SLG: 0.322 Bob Bailor, R OBP: 0.267, SLG: 0.266 (1, 4) (8, 4)			0-0 G4-3 1-2 2-3		0-0 4-3		0-0 SH3 1-2 2-H 1B	0-3 K		4	0	1	1	0	1	6											
Bob Welch, R OBP: 0.229, SLG: 0.200 (1, 1)			0-0 1-3		0-0 G3		0-0 SH3 1-2 2-3	0-0 1-3 2-H 3-H 1B		3	0	1	2	0	0	1											
Inning Stats	R: 2 E: 0 K: 1 S: 7	H: 3 LOB: 0 BB: 0 P: 7	R: 0 E: 1 K: 0 S: 4	H: 1 LOB: 1 BB: 0 P: 4	R: 0 E: 0 K: 1 S: 6	H: 1 LOB: 1 BB: 0 P: 6	R: 0 E: 0 K: 0 S: 5	H: 2 LOB: 2 BB: 0 P: 5	R: 1 E: 1 K: 1 S: 7	H: 1 LOB: 2 BB: 1 P: 11	R: 4 E: 0 K: 2 S: 12	H: 5 LOB: 2 BB: 1 P: 16	R: 0 E: 0 K: 1 S: 5	H: 0 LOB: 0 BB: 0 P: 5	R: 0 E: 1 K: 0 S: 4	H: 1 LOB: 1 BB: 0 P: 4	1B: 12 2B: 3 3B: 0 HR: 0	SF: 0 SAC: 2 DP: 1 HBP: 0	WP: 0 PB: 1 SB: 2 CS: 1	PA: 45							
PITCHER	IP	WLS	BF	H	R	ER	SO	BB	IBB	HBP	BLK	WP	HR	S	P	ERA	WHIP										
Bob Knepper, L ERA: 3.41 (1, 1)	5.0	L	22	8	2	2	2	0	0	0	0	0	0	26	26	3.60	1.600										
Ron Mathis, R ERA: 6.04 (6, 1)	1.1		11	5	5	4	2	1	0	0	0	0	0	14	18	27.00	4.500										
Mike Madden, L ERA: 4.76 (7, 1)	0.1		3	1	0	0	1	1	0	0	0	0	0	4	8	0.00	6.000										
Jim Deshaies, L ERA: (7, 1)	1.1		4	0	0	0	1	0	0	0	0	0	0	6	6	0.00	0.000										
Julio Solano, R ERA: 4.13 (9, 1)	1.0		4	1	0	0	0	0	0	0	0	0	0	4	4	0.00	1.000										

Los Angeles Dodgers @ Houston Astros
Astrodome, Houston, TX
Tue Sep 24 1985, 8:05 PM EDT
Att: 10,043 - Unknown

AB	35
R	7
H	13
RBI	7
BB	2
SO	5
LOB	21




WP: 0	PA: 45
-------	--------

ERA	WHIP
-----	------

Batter	1	2	3	4	5	6	7	8	9	10	AB R H RBI BB SO LOB
Mariano Duncan, R (1, 6) OBP: 0.287, SLG: 0.337	0-0 4-3	0-0 G3-4		0-0 FC6-4			0-3 K			0-0 SH1-4	4 0 0 1 0 1 4
Ken Landreaux, L (1, 8) OBP: 0.312, SLG: 0.409	0-3 K	0-0 G3		0-0 F7			0-0 F7			0-0 6-3	5 0 0 0 0 1 6
Bill Madlock, R (1, 5) OBP: 0.339, SLG: 0.404	1-0 1B		0-0 F7		0-3 K		0-0 F8		0-0 6-3	0-0 6-3	3 1 0 0 0 1 0
Dave Anderson, R (8, 5) OBP: 0.321, SLG: 0.298	3B										0 0 0 0 0 0 0
Len Matuszek, L (10, PH) OBP: 0.276, SLG: 0.352	HBP										1 0 0 0 0 0 2
Tom Niedenfuer, R (10, 1) OBP: 0.111, SLG: 0.111	3B										0 0 0 0 0 0 0
Pedro Guerrero, R (1, 7) OBP: 0.427, SLG: 0.595	1-2 3B	1B	0-0 F9		0-0 6-3		0-0 G6-4-3 1B				4 1 2 0 0 0 0
Mike Marshall, R (1, 9) OBP: 0.338, SLG: 0.490	1-2 3B	1B	0-0 5-3		0-3 K		0-0 G6-4-3				4 1 1 2 0 1 1
Mike Scioscia, L (1, 2) OBP: 0.413, SLG: 0.429	1-H 2-H 3B	3B	0-0 F7		0-0 F1		0-0 F7		0-3 K		4 0 0 0 0 1 0
Greg Brock, L (1, 3) OBP: 0.328, SLG: 0.434	3-H										4 0 0 0 0 1 0
Enos Cabell, R (9, PH) OBP: 0.330, SLG: 0.350		BB BB BB	4-0 SH3-4 1B BB		4-0 1B FC6-4 BB		0-0 F5		0-0 6-3		1 1 0 0 2 0 0
Steve Sax, R (1, 4) OBP: 0.354, SLG: 0.324			0-0 SH3-4 1B		0-0 FC6-4 1B		0-0 4-3		0-0 F3		0 0 0 0 0 0 0
Fernando Valenzuela, L (1, 1) OBP: 0.200, SLG: 0.255											4 0 2 0 0 0 0
Terry Whitfield, L (10, PH) OBP: 0.302, SLG: 0.420			0-0 SH3-4		0-0 FC6-4 1B		0-0 6-3			4-0 SH1-4 BB	2 0 1 0 0 0 0
Reggie Williams, R (10, PR) OBP: 0.200, SLG: 0.200											0 0 0 0 1 0 0
Bob Bailor, R (10, 5) OBP: 0.287, SLG: 0.286			1-2 2-3		1-2 2-3						0 0 0 0 0 0 0

TOP	
Los Angeles Dodgers @ Houston Astros Astrodome, Houston, TX Wed Sep 25 1985, 8:05 PM EDT Att. 16,955 - Unknown	
AB 32 R 4 H 6 RBI 3 BB 3 SO 5 LOB 13	
WP: 1 PA: 39 PB: 0 SB: 0 CS: 0	

Inning Stats	R: 3	H: 2	E: 0	LOB: 0	K: 1	S: 7	P: 8	R: 0	H: 1	E: 0	LOB: 2	K: 0	S: 4	P: 8	R: 0	H: 0	E: 0	LOB: 0	K: 0	S: 3	P: 3	R: 1	H: 2	E: 0	LOB: 2	K: 0	S: 5	P: 9	R: 0	H: 0	E: 0	LOB: 0	K: 2	S: 7	P: 7	R: 0	H: 0	E: 0	LOB: 0	K: 0	S: 3	P: 3	R: 0	H: 0	E: 0	LOB: 0	K: 1	S: 5	P: 5	R: 0	H: 1	E: 0	LOB: 0	K: 0	S: 3	P: 3	R: 0	H: 0	E: 0	LOB: 0	K: 1	S: 5	P: 5	R: 0	H: 0	E: 0	LOB: 0	K: 0	S: 3	P: 5	R: 0	H: 0	E: 0	LOB: 0	K: 1	S: 5	P: 5	R: 0	H: 0	E: 0	LOB: 2	K: 0	S: 3	P: 7	1B: 5	SF: 0	2B: 0	SAC: 2	3B: 1	DP: 1	HR: 0	HBP: 1	WP: 1	PA: 39
PITCHER	IP	WLS	BF	H	R	ER	SO	BB	IBB	HBP	BLK	WP	HR	S	P	ERA	WHIP																																																																													
Nolan Ryan, R (1, 1) ERA: 3.92	6.0		26	5	4	4	3	2	0	1	0	1	0	29	38	6.00	1.167																																																																													
Bill Dawley, R (7, 1) ERA: 3.7	1.0		3	0	0	0	1	0	0	0	0	0	0	5	5	0.00	0.000																																																																													
Jeff Calhoun, L (8, 1) ERA: 2.36	2.0		6	1	0	0	1	0	0	0	0	0	0	8	8	0.00	0.500																																																																													
Julio Solano, R (10, 1) ERA: 3.99	1.0	W	4	0	0	0	0	1	0	0	0	0	0	3	7	0.00	1.000																																																																													



BOTTOM

Los Angeles Dodgers @ Houston Astros
Astrodome, Houston, TX
Wed Sep 25 1985, 8:05 PM EDT
Att: 16,955 - Unknown

livebaseballscorecards.com

AB 34
R 6
H 8
RBI 6
BB 4
SO 5
LOB 12



WP: 0 PA: 39
PB: 0
SB: 0
CS: 0

AB R H RBI BB SO LOB

3	0	0	1	1	0	0
4	1	1	0	1	2	2
5	1	1	2	0	0	2
3	1	1	1	1	0	1
4	1	2	0	0	0	1
4	0	1	0	0	1	2
3	1	0	0	1	0	2
0	0	0	0	0	0	0
1	0	0	0	0	0	0
3	1	1	0	0	1	1
0	0	0	0	0	0	0
1	0	0	0	0	0	0
0	0	0	0	0	0	1
1	0	0	0	0	0	0

1B: 6 SF: 1
2B: 0 SAC: 0
3B: 0 DP: 2
HR: 2 HBP: 0

Batter	1	2	3	4	5	6	7	8	9	10
Bill Doran, S OBP: 0.368, SLG: 0.440 (1, 4)	F9		F8			BB	SF9			F9
Jim Pankovits, R OBP: 0.331, SLG: 0.336 (1, 7)	BB		F8			K	K			HR 1B
Kevin Bass, S OBP: 0.313, SLG: 0.414 (1, 8)	F8		F8			1-3				HR
Glenn Davis, R OBP: 0.332, SLG: 0.487 (1, 3)	1-3		1-3			BB	HR			HR
Jerry Mumphrey, S OBP: 0.325, SLG: 0.400 (1, 9)			1B			4-3	1B			4-3
Phil Garner, R OBP: 0.307, SLG: 0.376 (1, 5)			G6-4-3			G5-4-3	K			F8
Alan Ashby, S OBP: 0.359, SLG: 0.414 (1, 2)			1-2f			1B	E5			FC5-4
Craig Reynolds, L OBP: 0.295, SLG: 0.397 (9, PR) (10, 6)			6-3			G5-4-3	1B			BB
Dickie Thon, R OBP: 0.282, SLG: 0.344 (1, 6)			6-3			F8	1B			K
Bert Pena, R OBP: 0.292, SLG: 0.348 (4, 6)							SF9			
Mark Bailey, S OBP: 0.400, SLG: 0.415 (10, 2)							1B			
Nolan Ryan, R OBP: 0.141, SLG: 0.119 (1, 1)			4-3			K				FC5-4
Eric Bullock, L OBP: 0.267, SLG: 0.286 (6, PH)							1B			
Bill Dawley, R OBP: 0.200, SLG: 0.111 (7, 1)										
Tim Lincecum, R OBP: 0.212, SLG: 0.387 (7, PH)										
Jeff Calhoun, L OBP: 0.225, SLG: 0.314 (8, 1)										
German Rivera, R OBP: 0.225, SLG: 0.314 (9, PH)										
Julio Solano, R OBP: 0.225, SLG: 0.314 (10, 1)										

Inning Stats	R: 0	H: 0	E: 0	K: 0	S: 3	R: 0	H: 1	E: 0	K: 0	S: 3	R: 0	H: 0	E: 0	K: 0	S: 3	R: 0	H: 0	E: 0	K: 2	S: 7	R: 4	H: 4	E: 1	K: 2	S: 12	R: 0	H: 0	E: 0	K: 0	S: 3	R: 0	H: 0	E: 0	K: 1	S: 5	R: 2	H: 2	E: 0	K: 0	S: 3	
	LOB: 1	BB: 1	BB: 1	BB: 1	BB: 1	LOB: 1	LOB: 1	LOB: 1	LOB: 1	LOB: 1	LOB: 1	LOB: 1	LOB: 1	LOB: 1	LOB: 1	LOB: 1	LOB: 1	LOB: 1	LOB: 1	LOB: 1	LOB: 1	LOB: 1	LOB: 1	LOB: 1	LOB: 1	LOB: 1	LOB: 1	LOB: 1	LOB: 1	LOB: 1	LOB: 1	LOB: 1	LOB: 1	LOB: 1	LOB: 1	LOB: 1	LOB: 1	LOB: 1	LOB: 1	LOB: 1	LOB: 1

PITCHER	IP	WLS	BF	H	R	ER	SO	BB	IBB	HBP	BLK	WP	HR	S	P	ERA	WHIP
Fernando Valenzuela, L ERA: 2.41 (1, 1)	9.0		36	6	4	2	5	4	0	0	0	0	1	42	58	2.00	1.111
Tom Niedenfuhr, R ERA: 2.8 (10, 1)	0.1	L	3	2	2	2	0	0	0	0	0	0	1	3	3	54.00	6.000

Batter	1	2	3	4	5	6	7	8	9	AB R H RBI BB SO LOB	TOP											
Bill Doran, S (1, 4) OBP: 0.367, SLG: 0.444	0-0 F7		0-0 1-H HR		0-0 3-1			0-0 3-1		4 1 1 2 0 0 0												
Craig Reynolds, L (1, 6) OBP: 0.294, SLG: 0.395	0-0 1B		0-0 F5		0-0 4-3			0-0 F5		4 1 1 0 0 0 0												
Kevin Bass, S (1, 8) OBP: 0.314, SLG: 0.415	0-0 1B		0-0 1B					0-0 4-3		4 0 2 1 0 0 0												
Jose Cruz, L (1, 7) OBP: 0.350, SLG: 0.413	0-3 K		0-0 1B					0-0 4-3		4 0 1 0 0 1 1												
Jerry Mumphy, S (1, 9) OBP: 0.325, SLG: 0.399		0-0 F7	0-0 F5					0-3 K		3 0 1 0 0 0 2												
Jim Pankovits, R (9, PH) OBP: 0.329, SLG: 0.333						0-0 FC6-4 1B			0-3 K	1 0 0 0 0 1 0												
Glenn Davis, R (1, 3) OBP: 0.331, SLG: 0.483		0-3 K		4-0 G3-6-1 BB		0-0 FC6-4			0-3 K	3 0 0 0 1 2 1												
Phil Garner, R (1, 5) OBP: 0.305, SLG: 0.373				0-3 K			0-0 4-3			3 0 0 0 0 1 1												
Mark Bailey, S (1, 2) OBP: 0.397, SLG: 0.411			0-0 3-1	0-0 G3-6-1			0-3 K			3 0 0 0 0 1 1												
Jeff Heathcock, R (1, 1) OBP: 0.235, SLG: 0.071			0-0 HR		0-3 K			0-0 6-3		3 1 1 0 0 1 0												
Jeff Calhoun, L (8, 1)										0 0 0 0 0 0 0												
Inning Stats	R: 1 E: 0 K: 1 S: 6	H: 2 LOB: 1 BB: 0 P: 6	R: 0 E: 0 K: 1 S: 5	H: 0 LOB: 0 BB: 0 P: 5	R: 2 E: 0 K: 0 S: 7	H: 4 LOB: 2 BB: 0 P: 7	R: 0 E: 0 K: 1 S: 4	H: 0 LOB: 0 BB: 1 P: 8	R: 0 E: 0 K: 1 S: 5	H: 0 LOB: 0 BB: 0 P: 5	R: 0 E: 0 K: 0 S: 4	H: 1 LOB: 1 BB: 0 P: 4	R: 0 E: 0 K: 1 S: 5	H: 0 LOB: 0 BB: 0 P: 5	R: 0 E: 0 K: 2 S: 7	H: 0 LOB: 0 BB: 0 P: 7	R: 0 E: 0 K: 2 S: 7	H: 0 LOB: 0 BB: 0 P: 7	1B: 6 2B: 1 3B: 0 HR: 1	SF: 0 SAC: 0 DP: 2 HBP: 0	WP: 0 PB: 0 SB: 1 CS: 1	PA: 33
PITCHER	IP WLS BF H R ER SO BB IBB HBP BLK WP HR S P ERA WHIP																					
Ron Robinson, R (1, 1) ERA: 4.1	8.0 W 30 7 3 3 5 1 0 0 0 0 1 39 43 3.38 1.000																					
John Franco, L (9, 1) ERA: 2.23	1.0 S 3 0 0 0 2 0 0 0 0 0 0 0 7 7 0.00 0.000																					

Houston Astros @ Cincinnati Reds
Riverfront Stadium, Cincinnati, OH
Fri Sep 27 1985, 7:05 PM EDT
Att. 19,178 - Unknown

livebaseballscorecards.com

AB 32
R 3
H 7
RBI 3
BB 1
SO 7
LOB 6



Batter	1	2	3	4	5	6	7	8	9	AB R H RBI BB SO LOB	TOP											
Bill Doran, S (1, 4) <small>OBP: 0.365, SLG: 0.442</small> Mike Madden, L (5, 1) German Rivera, R (7, PH) <small>OBP: 0.275, SLG: 0.306</small> Julio Solano, R (7, 1) Denny Walling, L (9, PH) <small>OBP: 0.317, SLG: 0.397</small>	0-0 F8		0-0 F4		0-0 F6		0-3 K		0-0 F8	3 0 0 0 0 0 1												
Jim Pankovits, R (1, 9) <small>OBP: 0.321, SLG: 0.325</small>	0-3 K		0-0 1-3		0-0 5-3		0-0 F7			4 0 0 0 0 1 1												
Kevin Bass, S (1, 8) <small>OBP: 0.317, SLG: 0.417</small>	0-0 S 1B		0-0 F8		4-0 BB			0-0 BB 1B		3 1 2 0 1 0 0												
Jose Cruz, L (1, 7) <small>OBP: 0.348, SLG: 0.412</small> Tim Tolman, R (4, 7) <small>OBP: 0.200, SLG: 0.364</small>	0-3 K 1-2			0-3 K	0-0 F8			0-0 F8		2 0 0 0 0 2 1 2 0 0 0 0 0 3												
Glenn Davis, R (1, 3) <small>OBP: 0.333, SLG: 0.481</small>		0-0 6-3		0-3 K		0-0 G4-3 1B		4-0 BB 1B		3 0 1 0 1 1 0												
Phil Garner, R (1, 5) <small>OBP: 0.311, SLG: 0.380</small>		0-0 5-3 2B		4-0 BB		0-0 1-2 1B		0-0 G6-4-3 1B		3 0 3 1 1 0 0												
Mark Bailey, S (1, 2) <small>OBP: 0.393, SLG: 0.406</small>		0-0 5-3 2-3		0-3 K		0-0 G4-3 1-2 2-3		0-0 G6-4-3 1-2 2-H		4 0 0 0 0 1 6												
Dickie Thon, R (1, 6) <small>OBP: 0.286, SLG: 0.357</small>		4-0 S IBB			0-0 HR		0-0 5-3		0-0 F8	3 1 1 1 1 0 1												
Mike Scott, R (1, 1) <small>OBP: 0.200, SLG: 0.246</small> Jim Deshaies, L (3, 1) Bert Pena, R (5, PH) <small>OBP: 0.308, SLG: 0.400</small> Craig Reynolds, L (9, PH) <small>OBP: 0.293, SLG: 0.394</small>		0-0 1-3			0-0 2B		0-0 1-3		0-0 F9	1 0 0 0 0 0 2 0 0 0 0 0 0 0 2 0 1 0 0 0 0 1 0 0 0 0 0 0												
Inning Stats	R: 0 E: 0 K: 2 S: 8	H: 1 LOB: 1 BB: 0 P: 8	R: 0 E: 0 K: 0 S: 4	H: 1 LOB: 2 BB: 1 P: 8	R: 0 E: 0 K: 0 S: 3	H: 0 LOB: 0 BB: 0 P: 3	R: 0 E: 0 K: 3 S: 9	H: 0 LOB: 1 BB: 1 P: 13	R: 1 E: 0 K: 0 S: 5	H: 2 LOB: 2 BB: 1 P: 9	R: 0 E: 0 K: 0 S: 4	H: 2 LOB: 1 BB: 0 P: 4	R: 0 E: 0 K: 1 S: 5	H: 0 LOB: 0 BB: 0 P: 5	R: 1 E: 0 K: 0 S: 4	H: 2 LOB: 1 BB: 1 P: 8	R: 0 E: 0 K: 0 S: 3	H: 0 LOB: 0 BB: 0 P: 3	1B: 5 2B: 2 3B: 0 HR: 1	SF: 0 SAC: 0 DP: 2 HBP: 0	WP: 0 PB: 0 SB: 2 CS: 0	PA: 37
PITCHER	IP WLS BF H R ER SO BB IBB HBP BLK WP HR S P ERA WHIP																					
Tom Browning, L (1, 1) <small>ERA: 3.52</small> Ted Power, R (8, 1) <small>ERA: 2.26</small>	7.1 W 32 7 2 2 6 3 1 0 0 0 1 40 56 2.46 1.364																					

Houston Astros @ Cincinnati Reds
Riverfront Stadium, Cincinnati, OH
Sat Sep 28 1985, 3:33 AM EDT
Att: 19,088 - Unknown

livebaseballscorecards.com

AB	33
R	2
H	8
RBI	2
BB	4
SO	6
LOB	15



Batter	1	2	3	4	5	6	7	8	9
Eddie Milner, L (1, 8) OBP: 0.343, SLG: 0.352	0-3 K	0-0 F6	0-0 4-3			0-3 K		0-0 4-3	
Max Venable, L (1, 7) OBP: 0.324, SLG: 0.435 Eric Davis, R (6, PH) OBP: 0.236, SLG: 0.431 (7, 7)	0-0 4-3		0-0 1B 2B 1B		0-3 K	4-0 BB 1-2 BB		0-0 F9	
Pete Rose, S (1, 3) OBP: 0.396, SLG: 0.321	4-0 BB		0-0 2B HR 1B		0-0 F9	4-0 BB 1-2 2-3 G6-4-3			
Dave Parker, L (1, 9) OBP: 0.365, SLG: 0.544	0-0 F9		0-0 HR 2B		0-0 F6	0-0 G6-4-3 1-2f			
Buddy Bell, R (1, 5) OBP: 0.311, SLG: 0.351		0-0 6-3	0-0 HR		0-0 5-3		0-3 K		
Dave Concepcion, R (1, 6) OBP: 0.319, SLG: 0.336		0-0 1B 3B	0-0 F8		0-3 K		0-0 6-3		
Dave Vangorder, R (1, 2) OBP: 0.291, SLG: 0.338 Ted Power, R (8, 1)		0-0 BB 1B	0-0 2B		0-0 1B		0-3 K		
Ron Oester, S (1, 4) OBP: 0.359, SLG: 0.370		0-0 F4	0-0 F9		0-3 K		0-0 4-3		
Tom Browning, L (1, 1) OBP: 0.230, SLG: 0.241 Bo Diaz, R (8, 2) OBP: 0.295, SLG: 0.352		4-0 BB 1-2	0-0 1B			0-0 BB BB 1B		0-0 F7	

Inning Stats	R: 0	H: 0	E: 0	K: 1	S: 5	L: 0	LOB: 1	P: 9	R: 1	H: 2	E: 0	K: 0	S: 5	L: 0	LOB: 2	P: 9	R: 4	H: 6	E: 0	K: 0	S: 9	L: 0	LOB: 0	P: 5	R: 0	H: 1	E: 0	K: 2	S: 8	L: 0	LOB: 1	P: 8	R: 0	H: 1	E: 0	K: 1	S: 5	L: 0	LOB: 2	P: 13	R: 0	H: 0	E: 0	K: 2	S: 8	L: 0	LOB: 1	P: 8	R: 0	H: 0	E: 0	K: 0	S: 3	L: 0	LOB: 0	P: 3
--------------	------	------	------	------	------	------	--------	------	------	------	------	------	------	------	--------	------	------	------	------	------	------	------	--------	------	------	------	------	------	------	------	--------	------	------	------	------	------	------	------	--------	-------	------	------	------	------	------	------	--------	------	------	------	------	------	------	------	--------	------

AB	R	H	RBI	BB	SO	LOB
5	0	0	0	0	2	5
3	1	1	0	0	1	0
1	0	0	0	1	0	0
2	1	1	0	2	0	0
4	1	1	1	0	0	4
4	1	1	3	0	1	0
4	1	1	0	0	1	0
4	0	3	1	0	1	0
0	0	0	0	0	0	0
4	0	0	0	0	1	4
2	0	2	0	1	0	0
1	0	0	0	0	0	0


BOTTOM

Houston Astros @ Cincinnati Reds
Riverfront Stadium, Cincinnati, OH

Sat Sep 28 1985, 3:33 AM EDT
Att. 19,088 - Unknown

livebaseballscorecards.com

AB	34
R	5
H	10
RBI	5
BB	4
SO	7
LOB	13



PITCHER	IP	WLS	BF	H	R	ER	SO	BB	IBB	HBP	BLK	WP	HR	S	P	ERA	WHIP
Mike Scott, R (1, 1) ERA: 3.16	2.1	L	16	7	5	5	1	2	0	0	0	0	1	16	24	19.29	3.857
Jim Deshaies, L (3, 1) ERA:	1.2		6	1	0	0	1	0	0	0	0	0	0	8	8	0.00	0.600
Mike Madden, L (5, 1) ERA: 4.26	2.0		9	2	0	0	3	2	0	0	0	0	0	13	21	0.00	2.000
Julio Solano, R (7, 1) ERA: 3.73	2.0		7	0	0	0	2	0	0	0	0	1	0	11	11	0.00	0.000

Batter	1	2	3	4	5	6	7	8	9	AB R H RBI BB SO LOB	TOP											
Bill Doran, S (1, 4) OBP: 0.365, SLG: 0.440	0-0 F5			0-0 K		0-3 K			0-0 F9	4 0 1 0 0 1 0												
Kevin Bass, S (1, 8) OBP: 0.315, SLG: 0.413	0-0 F9			0-0 4-3 1B			0-0 4-3		0-0 4-3	4 0 0 0 0 0 1												
Jose Cruz, L (1, 7) OBP: 0.348, SLG: 0.414	0-0 F8			0-0 F7			0-0 F4		0-0 3B	4 0 1 0 0 0 1												
Glenn Davis, R (1, 3) OBP: 0.332, SLG: 0.478		0-3 K		0-0 6-3			0-0 1B		0-3 K	4 0 1 0 0 2 2												
Jerry Mumphrey, S (1, 9) OBP: 0.326, SLG: 0.399		0-0 1B			0-0 F6		0-0 F7			3 0 1 0 0 0 1												
Julio Solano, R (7, 1)		G4-6-3 1B								0 0 0 0 0 0 0												
Phil Garner, R (1, 5) OBP: 0.309, SLG: 0.377		G4-6-3 1-2f			0-0 6-3			0-3 K		3 0 0 0 0 1 1												
Mark Bailey, S (1, 2) OBP: 0.390, SLG: 0.402			0-0 4-3		0-3 K			0-0 F9		3 0 0 0 0 1 0												
Dickie Thon, R (1, 6) OBP: 0.286, SLG: 0.356			0-3 K			0-0 F8		0-0 1B		3 0 1 0 0 1 0												
Bob Knepper, L (1, 1) OBP: 0.167, SLG: 0.197			0-3 K			0-0 4-3		0-0 F8		2 0 0 0 0 1 0												
Eric Bullock, L (7, 9) OBP: 0.250, SLG: 0.267									0-0 F8	1 0 0 0 0 0 1												
Inning Stats	R: 0 E: 0 K: 0 S: 3	H: 0 LOB: 0 BB: 0 P: 3	R: 0 E: 0 K: 1 S: 5	H: 1 LOB: 0 BB: 0 P: 5	R: 0 E: 0 K: 2 S: 7	H: 0 LOB: 0 BB: 0 P: 7	R: 0 E: 0 K: 0 S: 4	H: 1 LOB: 1 BB: 0 P: 4	R: 0 E: 0 K: 1 S: 5	H: 0 LOB: 0 BB: 0 P: 5	R: 0 E: 0 K: 1 S: 5	H: 0 LOB: 0 BB: 0 P: 5	R: 0 E: 0 K: 0 S: 4	H: 1 LOB: 1 BB: 0 P: 4	R: 0 E: 0 K: 1 S: 6	H: 1 LOB: 1 BB: 0 P: 6	R: 0 E: 0 K: 1 S: 6	H: 1 LOB: 1 BB: 0 P: 6	1B: 4 2B: 0 3B: 1 HR: 0	SF: 0 SAC: 0 DP: 1 HBP: 0	WP: 0 PB: 0 SB: 0 CS: 0	PA: 31
PITCHER Jay Tibbs, R (1, 1) ERA: 3.91	IP: 9.0 WLS: W BF: 31 H: 5 R: 0 ER: 0 SO: 7 BB: 0 IBB: 0 HBP: 0 BLK: 0 WP: 0 HR: 0 S: 45 P: 45 ERA: 0.00 WHIP: 0.556											PITCHER	IP: 9.0 WLS: W BF: 31 H: 5 R: 0 ER: 0 SO: 7 BB: 0 IBB: 0 HBP: 0 BLK: 0 WP: 0 HR: 0 S: 45 P: 45 ERA: 0.00 WHIP: 0.556									

Houston Astros @ Cincinnati Reds
Riverfront Stadium, Cincinnati, OH
Sun Sep 29 1985, 3:33 AM EDT
Att: 33,317 - Unknown

livebaseballscorecards.com

AB	31
R	0
H	5
RBI	0
BB	0
SO	7
LOB	7



Batter	1	2	3	4	5	6	7	8	9	AB	R	H	RBI	BB	SO	LOB
--------	---	---	---	---	---	---	---	---	---	----	---	---	-----	----	----	-----

Eric Davis, R <small>OBP: 0.245, SLG: 0.443</small> (1, 8) (7, 7)	0-0 3B 1B	0-0 1-3 2B			0-0 5-3	0-3 K				4	1	2	0	0	1	3
Buddy Bell, R <small>OBP: 0.311, SLG: 0.355</small> (1, 5)	0-0 1-H FC 3B	0-0 SF8			0-0 F8					3	1	1	2	0	0	0
Dave Parker, L <small>OBP: 0.364, SLG: 0.542</small> (1, 9)	0-0 1-3	0-0 G3			0-3 K					4	0	1	0	0	1	2
Tony Perez, R <small>OBP: 0.405, SLG: 0.470</small> (1, 3)	0-0 FC 1B		0-0 F9		0-0 6-3					4	0	1	1	0	0	0
Nick Esasky, R <small>OBP: 0.326, SLG: 0.456</small> Eddie Milner, L <small>OBP: 0.342, SLG: 0.351</small> (6, PR) (7, 8)	0-0 1-2 1B		0-0 F6		0-0 1B 2B					3	0	2	0	0	0	0
Dave Concepcion, R <small>OBP: 0.317, SLG: 0.334</small> (1, 6)	0-0 F9		0-0 4-3		0-0 6-3					4	0	0	0	0	0	5
Dave Vangorder, R <small>OBP: 0.289, SLG: 0.336</small> (1, 2)	0-0 5-3			0-0 6-3		0-0 2-H 1B 1B				4	1	1	1	0	0	2
Ron Oester, S <small>OBP: 0.360, SLG: 0.371</small> (1, 4)		0-0 2B SF8 1B		0-0 6-3		0-0 1B 1B				4	1	2	0	0	0	0
Jay Tibbs, R <small>OBP: 0.106, SLG: 0.078</small> (1, 1)		0-3 K		0-3 K		0-0 1-3 2-H 1B				4	0	1	1	0	2	1

Inning Stats R: 2 H: 3 E: 0 LOB: 2 K: 0 BB: 0 S: 7 R: 1 H: 2 E: 0 LOB: 1 K: 1 BB: 0 S: 7 R: 0 H: 0 E: 0 LOB: 0 K: 0 BB: 0 S: 3 R: 0 H: 0 E: 0 LOB: 0 K: 1 BB: 0 S: 5 R: 0 H: 0 E: 0 LOB: 0 K: 1 BB: 0 S: 5 R: 2 H: 4 E: 0 LOB: 3 K: 1 BB: 0 S: 9 R: 0 H: 2 E: 0 LOB: 2 K: 0 BB: 0 S: 5 R: 0 H: 0 E: 0 LOB: 0 K: 0 BB: 0 S: 3	R: 2 H: 3 E: 0 LOB: 2 K: 0 BB: 0 S: 7 R: 1 H: 2 E: 0 LOB: 1 K: 1 BB: 0 S: 7 R: 0 H: 0 E: 0 LOB: 0 K: 0 BB: 0 S: 3 R: 0 H: 0 E: 0 LOB: 0 K: 1 BB: 0 S: 5 R: 0 H: 0 E: 0 LOB: 0 K: 1 BB: 0 S: 5 R: 2 H: 4 E: 0 LOB: 3 K: 1 BB: 0 S: 9 R: 0 H: 2 E: 0 LOB: 2 K: 0 BB: 0 S: 5 R: 0 H: 0 E: 0 LOB: 0 K: 0 BB: 0 S: 3	1B: 7 SF: 1 2B: 3 SAC: 0 3B: 1 DP: 0 HR: 0 HBP: 0	WP: 0 PA: 36 PB: 0 SB: 0 CS: 0
PITCHER Bob Knepper, L <small>ERA: 3.52</small> (1, 1) Julio Solano, R <small>ERA: 3.51</small> (7, 1)	IP WLS BF H R ER SO BB IBB HBP BLK WP HR S P ERA WHIP 6.0 L 28 9 5 5 4 0 0 0 0 0 0 0 36 36 7.50 1.500 2.0 8 2 0 0 0 0 0 0 0 0 0 0 8 8 0.00 1.000	PITCHER IP WLS BF H R ER SO BB IBB HBP BLK WP HR S P ERA WHIP	


BOTTOM

Houston Astros @ Cincinnati Reds
 Riverfront Stadium, Cincinnati, OH

Sun Sep 29 1985, 3:33 AM EDT
 Att. 33,317 - Unknown

AB	35
R	5
H	11
RBI	5
BB	0
SO	4
LOB	15

livebaseballscorecards.com

Batter	1	2	3	4	5	6	7	8	9	10	11	AB R H RBI BB SO LOB	TOP				
Milt Thompson, L (1, 7) Terry Harper, R (11, PH) OBP: 0.344, SLG: 0.365 OBP: 0.324, SLG: 0.404	0-0 S 1B	0-0 4-3 3		0-0 2-3 1B		0-0 6-3 3		0-0 F7 3			0-0 1B 2B	5 0 2 0 0 0 4 1 1 1 0 0 0 0					
Glenn Hubbard, R (1, 4) OBP: 0.322, SLG: 0.316	4-0 BB		0-0 G5-4-3 1B	0-3 K 3			0-0 F8 1		0-0 G6-4-3 1B		0-0 F3 1	5 0 2 0 1 1 3					
Dale Murphy, R (1, 8) OBP: 0.388, SLG: 0.545	0-3 K 1		0-0 G5-4-3 1B		4-0 3B BB		0-0 5-3 2		0-0 G6-4-3 1B		0-0 HR 1B	5 2 3 1 1 1 2					
Bob Horner, R (1, 3) OBP: 0.337, SLG: 0.509	0-3 K 2		0-0 G5-4-3 1B		0-0 F6 1		0-0 1B		0-0 G6-4-3 1B		0-0 F5 2	6 0 1 0 0 1 8					
Claudell Washington, L (1, 9) OBP: 0.345, SLG: 0.459	0-0 3-1 3		0-3 K 3		0-0 6-3 3B		0-0 F8 3		4-0 IBB		0-0 HR 1-H	5 2 2 3 1 1 4					
Rick Cerone, R (1, 2) Andres Thomas, R (8, PR) OBP: 0.294, SLG: 0.286 OBP: 0.143, SLG: 0.143		0-0 F9 1		0-0 1B SF8 2B		0-0 6-3		0-0 6-3 SH1-3 1B		0-0 F4 3	0-0 F9 3	4 1 2 1 0 0 0 2 0 0 0 0 0 2					
Paul Zuvella, R (1, 6) OBP: 0.290, SLG: 0.278		0-0 6-3 2		0-0 1B SH3-4 1B		0-0 5-3 3-H		0-0 SH1-3 1-2		0-0 5-3 1		4 0 1 0 0 0 0	AB 43 R 6 H 15 RBI 6 BB 5 SO 6 LOB 25				
Paul Runge, R (1, 5) Chris Chambliss, L (8, PH) Larry Owen, R (8, 2) OBP: 0.349, SLG: 0.309 OBP: 0.301, SLG: 0.323 OBP: 0.315, SLG: 0.385		0-0 BB 1B		0-0 SF8 3-H		0-0 F8 1		0-0 6-3 2		0-0 5-3 2		2 0 1 1 0 0 0 1 0 0 0 0 0 2 1 0 0 0 0 0 0					
Pascual Perez, R (1, 1) Gerald Perry, L (8, PH) Gene Garber, R (8, 1) Albert Hall, S (10, PH) Rick Camp, R (10, 1) OBP: 0.222, SLG: 0.125 OBP: 0.283, SLG: 0.277 OBP: 0.250, SLG: 0.250 OBP: 0.245, SLG: 0.167 OBP: 0.286, SLG: 0.462		4-0 BB		0-0 SH3-4 1-2		0-3 K 2		0-0 BB BB		0-3 K 3		1 0 0 0 1 1 0 0 0 0 0 1 0 0 0 0 0 0 0 0 0 1 0 0 0 0 1 0 0 0 0 0 0 0 0					
Inning Stats	R: 0 H: 1 E: 0 LOB: 2 K: 2 BB: 1 S: 8 P: 12	R: 0 H: 1 E: 0 LOB: 2 K: 0 BB: 1 S: 4 P: 8	R: 0 H: 2 E: 0 LOB: 1 K: 1 BB: 0 S: 6 P: 6	R: 1 H: 3 E: 0 LOB: 2 K: 1 BB: 0 S: 8 P: 8	R: 2 H: 1 E: 0 LOB: 0 K: 0 BB: 1 S: 4 P: 8	R: 0 H: 0 E: 0 LOB: 0 K: 1 BB: 0 S: 5 P: 5	R: 0 H: 1 E: 0 LOB: 1 K: 0 BB: 0 S: 4 P: 4	R: 0 H: 1 E: 0 LOB: 2 K: 0 BB: 1 S: 4 P: 8	R: 0 H: 2 E: 0 LOB: 2 K: 0 BB: 1 S: 4 P: 8	R: 0 H: 0 E: 0 LOB: 0 K: 1 BB: 0 S: 5 P: 5	R: 3 H: 3 E: 0 LOB: 0 K: 0 BB: 0 S: 6 P: 6	1B: 11 SF: 1 2B: 2 SAC: 2 3B: 1 DP: 2 HR: 1 HBP: 0	WP: 0 PA: 51 PB: 0 SB: 1 CS: 0				
PITCHER	IP WLS BF H R ER SO BB IBB HBP BLK WP HR S P ERA WHIP																
Nolan Ryan, R (1, 1) ERA: 3.84	7.0	32	9	3	1	5	3	0	0	0	0	0	0	39	51	1.29	1.714
Bill Dawley, R (8, 1) ERA: 3.66	1.0	6	2	0	0	0	1	0	0	0	0	0	0	5	9	0.00	3.000
Dave Smith, R (9, 1) ERA: 2.32	2.0	7	1	0	0	1	0	1	0	0	0	0	0	8	12	0.00	0.500
Frank DiPino, L (11, 1) ERA: 4.17	1.0	L 6	3	3	3	0	0	0	0	0	0	0	1	6	6	27.00	3.000

Atlanta Braves @ Houston Astros
Astrodome, Houston, TX
Mon Sep 30 1985, 8:05 PM EDT
Att: 9,973 - Unknown

livebaseballscorecards.com



Batter	1	2	3	4	5	6	7	8	9	AB R H RBI BB SO LOB	TOP											
Milt Thompson, L (1, 7) OBP: 0.337, SLG: 0.356	0-0 6-3		0-3 K			0-0 6-3			0-0 4-3	4 0 0 0 0 1 1												
Glenn Hubbard, R (1, 4) Albert Hall, S (9, PH) OBP: 0.320, SLG: 0.314 OBP: 0.260, SLG: 0.167	0-0 F4			0-3 K		0-0 6-3			4-0 F9 WP BB	3 0 0 0 0 1 0 0 0 0 0 1 0 0												
Dale Murphy, R (1, 8) OBP: 0.388, SLG: 0.543	0-0 F3			0-0 6-3			4-0 G4-6-3 BB		0-0 F9	3 0 0 0 1 0 1												
Gerald Perry, L (1, 3) OBP: 0.279, SLG: 0.272		0-0 F7		0-0 G3			0-3 K		0-0 4-3	4 0 0 0 0 1 2												
Claudell Washington, L (1, 9) OBP: 0.343, SLG: 0.458		0-0 4-3			0-0 FC6-4 1B		0-0 G4-6-3 1-2f			3 0 1 0 0 0 1												
Rick Cerone, R (1, 2) OBP: 0.291, SLG: 0.283		0-0 6-3			0-3 K			0-0 F8		3 0 0 0 0 1 1												
Paul Zuvella, R (1, 6) OBP: 0.290, SLG: 0.279			0-0 G1-6-3 1B		0-0 FC6-4 1-2f			0-0 F4		3 0 1 0 0 0 1												
Paul Runge, R (1, 5) OBP: 0.349, SLG: 0.310			0-0 G1-6-3 1-2f		0-3 K 1-2			0-0 1B		3 0 1 0 0 1 2												
Steve Bedrosian, R (1, 1) Chris Chambliss, L (8, PH) Craig McMurtry, R (8, 1) OBP: 0.094, SLG: 0.079 OBP: 0.299, SLG: 0.321 OBP: 0.071, SLG: 0.071			0-0 1B			0-0 4-3		0-3 K		2 0 1 0 0 0 0 1 0 0 0 0 1 1 0 0 0 0 0 0 0												
Inning Stats	R: 0 E: 0 K: 0 S: 3	H: 0 LOB: 0 BB: 0 P: 3	R: 0 E: 0 K: 0 S: 3	H: 0 LOB: 0 BB: 0 P: 3	R: 0 E: 0 K: 1 S: 6	H: 2 LOB: 1 BB: 0 P: 6	R: 0 E: 0 K: 1 S: 5	H: 0 LOB: 0 BB: 0 P: 5	R: 0 E: 0 K: 2 S: 8	H: 1 LOB: 1 BB: 0 P: 8	R: 0 E: 0 K: 0 S: 3	H: 0 LOB: 0 BB: 0 P: 3	R: 0 E: 0 K: 1 S: 4	H: 0 LOB: 0 BB: 1 P: 8	R: 0 E: 0 K: 1 S: 6	H: 1 LOB: 1 BB: 0 P: 6	R: 0 E: 0 K: 0 S: 3	H: 0 LOB: 1 BB: 1 P: 7	1B: 4 2B: 0 3B: 0 HR: 0	SF: 0 SAC: 0 DP: 2 HBP: 0	WP: 1 PB: 0 SB: 1 CS: 0	PA: 31
PITCHER	IP WLS BF H R ER SO BB IBB HBP BLK WP HR S P ERA WHIP																					
Charlie Kerfeld, R (1, 1) ERA: 4.7	8.1 W 29 4 0 0 6 2 0 0 0 0 0 0 39 47 0.00 0.720																					
Dave Smith, R (9, 1) ERA: 2.3	0.2 S 2 0 0 0 0 0 0 0 0 0 1 0 2 2 0.00 0.000																					

Atlanta Braves @ Houston Astros
Astrodome, Houston, TX
Tue Oct 01 1985, 4:33 AM EDT
Att. 2,600 - Unknown

livebaseballscorecards.com

AB 29
R 0
H 4
RBI 0
BB 2
SO 6
LOB 10



Batter	1	2	3	4	5	6	7	8	9
Eric Bullock, L (1, 7) OBP: 0.320, SLG: 0.375	0-0 CS 1B		0-0 1-3			0-0 G4-6-3 2B		0-0 4-3	
Bill Doran, S (1, 4) OBP: 0.363, SLG: 0.437	0-0 F8 1-2		0-3 K			4-0 G4-6-3 BB			
Kevin Bass, S (1, 8) OBP: 0.310, SLG: 0.407	0-0 G3		0-0 F7			0-0 G4-6-3 1-2f 2-3			
Glenn Davis, R (1, 3) OBP: 0.333, SLG: 0.479		0-3 K		0-0 G3-6-1 1B		0-3 K			
Alan Ashby, S (1, 2) OBP: 0.359, SLG: 0.409		4-0 2B BB		0-0 G3-6-1 1-2f		0-0 G3			
Phil Garner, R (1, 5) OBP: 0.312, SLG: 0.382		0-0 1B 2B		0-3 K		0-0 F4			
Jim Pankovits, R (1, 9) OBP: 0.322, SLG: 0.320		4-0 K2-6-2 1B BB			0-0 F7		0-3 K		
Dickie Thon, R (1, 6) OBP: 0.287, SLG: 0.353		0-0 1-2 2-H 1B			0-0 6-3		0-0 6-3		
Charlie Kerfeld, R (1, 1) Dave Smith, R (9, 1)		0-3 K2-6-2 2-2			0-0 F8		0-0 1-3		

Inning Stats	R: 0	H: 1	E: 0	LOB: 0	K: 0	S: 3	P: 3
	R: 2	H: 2	E: 0	LOB: 2	K: 2	S: 8	P: 16
	R: 0	H: 0	E: 0	LOB: 0	K: 1	S: 5	P: 5
	R: 0	H: 1	E: 0	LOB: 0	K: 1	S: 5	P: 5
	R: 0	H: 0	E: 0	LOB: 0	K: 0	S: 3	P: 3
	R: 0	H: 1	E: 0	LOB: 1	K: 1	S: 5	P: 9
	R: 0	H: 0	E: 0	LOB: 0	K: 1	S: 3	P: 5
	R: 0	H: 0	E: 0	LOB: 0	K: 0	S: 3	P: 3

PITCHER	IP	WLS	BF	H	R	ER	SO	BB	IBB	HBP	BLK	WP	HR	S	P	ERA	WHIP
Steve Bedrosian, R (1, 1) ERA: 3.75	7.0	L	25	5	2	2	6	3	0	0	0	0	0	34	46	2.57	1.143
Craig McMurtry, R (8, 1) ERA: 6.75	1.0		3	0	0	0	0	0	0	0	0	0	0	3	3	0.00	0.000

BOTTOM

Atlanta Braves @ Houston Astros
Astrodome, Houston, TX
Tue Oct 01 1985, 4:33 AM EDT
Att. 2,600 - Unknown

AB	25
R	2
H	5
RBI	2
BB	3
SO	6
LOB	7



1B	2B	3B	HR	SF	SAC	DP	HBP	WP	PA
3	3	0	0	0	0	3	0	0	28

Batter	1	2	3	4	5	6	7	8	9	AB R H RBI BB SO LOB
Dan Gladden, R OBP: 0.298, SLG: 0.336 (1, 8)	0-0 HR		0-0 5-3		0-0 F4		0-3 K			4 1 1 1 0 1 1
Mike Woodard, L OBP: 0.308, SLG: 0.284 (1, 4)	0-0 F5		0-0 F4		0-0 L6			0-0 F7		4 0 0 0 0 0 0
Ron Roenicke, S OBP: 0.392, SLG: 0.394 (1, 9)	0-3 K		4-0 S BB		0-0 F2			0-0 F9		3 0 0 0 1 1 0
Bob Brenly, R OBP: 0.308, SLG: 0.390 (1, 2)	4-0 BB		0-3 K		0-0 5-3			0-0 F4		3 0 0 0 1 1 1
Rob Deer, R OBP: 0.278, SLG: 0.368 Jeffrey Leonard, R OBP: 0.273, SLG: 0.395 (1, 7) (8, 7)	0-3 K			4-0 BLK 1B BB		0-3 K		0-3 K		2 1 0 0 1 2 1 1 0 0 0 0 1 0
Dan Driessen, L OBP: 0.320, SLG: 0.360 (1, 3)		0-0 1B		0-0 FC4-6 1B		0-0 F8		0-0 F2		4 0 2 1 0 0 0
Brad Wellman, R OBP: 0.264, SLG: 0.306 (1, 5)		0-0 F4		0-0 F7			0-3 K		0-0 F9	4 0 0 0 0 1 2
Jose Uribe, S OBP: 0.287, SLG: 0.319 (1, 6)		0-0 G5-4-3 1B		0-0 FC4-6 1-2f			4-0 SH1-4 BB			2 0 1 0 1 0 1
Colin Ward, L Mark Davis, L Greg Minton, S Mike Jeffcoat, L (1, 1) (7, 1) (8, 1) (9, 1)		0-0 G5-4-3		0-3 K			0-0 SH1-4			2 0 0 0 0 1 3 0

Inning Stats	R: 1	H: 1	E: 0	K: 2	S: 8	P: 12	R: 0	H: 2	E: 0	K: 0	S: 4	P: 4	R: 0	H: 0	E: 0	K: 1	S: 5	R: 0	H: 1	E: 0	K: 1	S: 6	P: 10	R: 0	H: 0	E: 0	K: 1	S: 3	P: 3	R: 0	H: 0	E: 0	K: 2	S: 7	P: 11	R: 0	H: 0	E: 0	K: 0	S: 3	R: 0	H: 0	E: 0	K: 1	S: 5	P: 5	R: 0	H: 0	E: 0	K: 1	S: 5	P: 5	1B: 3	2B: 0	3B: 0	HR: 1	SF: 0	SAC: 1	DP: 1	HBP: 0	WP: 0	PB: 0	SB: 1	CS: 0	PA: 34
--------------	------	------	------	------	------	-------	------	------	------	------	------	------	------	------	------	------	------	------	------	------	------	------	-------	------	------	------	------	------	------	------	------	------	------	------	-------	------	------	------	------	------	------	------	------	------	------	------	------	------	------	------	------	------	-------	-------	-------	-------	-------	--------	-------	--------	-------	-------	-------	-------	--------


PITCHER	IP	WLS	BF	H	R	ER	SO	BB	IBB	HBP	BLK	WP	HR	S	P	ERA	WHIP
Mike Scott, R ERA: 3.15 (1, 1)	6.0		24	4	2	2	5	3	0	0	1	0	1	31	43	3.00	1.167
Bill Dawley, R ERA: 3.52 (7, 1)	3.0	W	10	0	0	0	3	1	0	0	0	0	0	15	19	0.00	0.333

BOTTOM

Houston Astros @ San Francisco Giants
Candlestick Park, San Francisco, CA

Wed Oct 02 1985, 6:33 AM EDT
Att. 1,213 - Unknown

AB	29
R	2
H	4
RBI	2
BB	4
SO	8
LOB	9



Batter	1	2	3	4	5	6	7	8	9	AB R H RBI BB SO LOB												
Bill Doran, S (1, 4) OBP: 0.364, SLG: 0.437	0-3 K		0-0 1B	0-0 FC5			0-0 2B 1B	4-0 BB		4 1 2 0 1 1 2												
Jim Pankovits, R (1, 9) OBP: 0.315, SLG: 0.331	0-0 5-3		0-3 K			0-0 1B	0-3 K	0-0 G6-4-3		5 0 1 0 0 2 4												
Kevin Bass, S (1, 8) OBP: 0.314, SLG: 0.417	0-0 1B 2B		0-3 K			0-0 G5-4-3	0-0 3B 2B			5 2 2 1 0 1 3												
Glenn Davis, R (1, 3) Harry Spilman, L (7, 3) OBP: 0.339, SLG: 0.487 OBP: 0.174, SLG: 0.197	0-0 1B		0-0 4-3			0-0 4-3	4-0 3B IBB			3 1 1 1 1 0 2 1 0 0 0 0 0 0												
Phil Gamer, R (1, 5) OBP: 0.312, SLG: 0.390	0-0 F3			0-0 1B 3B		0-0 F7	0-0 1B 3B			5 2 2 2 0 0 1												
Alan Ashby, S (1, 2) OBP: 0.371, SLG: 0.432		0-0 F8		0-0 FC2-5 1B 1B		0-0 HR	0-0 1B			4 1 3 3 0 0 0												
Tim Tolman, R (1, 7) OBP: 0.195, SLG: 0.333		0-0 CS 1B		0-0 F6		0-0 F3	0-0 F8			4 0 1 0 0 0 2												
Dickie Thon, R (1, 6) OBP: 0.291, SLG: 0.355		0-0 1-3		0-0 FC5 FC2-5 1B		0-0 1B	0-0 F4			4 0 2 0 0 0 2												
Jeff Heathcock, R (1, 1) Frank DiPino, L (7, 1) OBP: 0.250, SLG: 0.063 OBP: 0.167, SLG: 0.167			4-0 1B BB	0-0 FC2-5		0-3 K		0-3 K		2 0 0 0 1 1 3 1 0 0 0 0 1 0												
Inning Stats	R: 1 E: 0 K: 1 S: 7	H: 2 LOB: 1 BB: 0 P: 7	R: 0 E: 0 K: 0 S: 3	H: 1 LOB: 0 BB: 0 P: 3	R: 0 E: 0 K: 2 S: 8	H: 1 LOB: 2 BB: 1 P: 12	R: 1 E: 0 K: 0 S: 6	H: 3 LOB: 2 BB: 0 P: 6	R: 0 E: 0 K: 0 S: 3	H: 1 LOB: 0 BB: 0 P: 3	R: 1 E: 0 K: 1 S: 7	H: 2 LOB: 1 BB: 0 P: 7	R: 4 E: 0 K: 1 S: 9	H: 4 LOB: 1 BB: 1 P: 13	R: 0 E: 0 K: 1 S: 4	H: 0 LOB: 0 BB: 1 P: 8	R: 0 E: 0 K: 0 S: 3	H: 0 LOB: 0 BB: 0 P: 3	1B: 9 2B: 2 3B: 2 HR: 1	SF: 0 SAC: 0 DP: 2 HBP: 0	WP: 0 PB: 0 SB: 0 CS: 1	PA: 41
PITCHER	IP WLS BF H R ER SO BB IBB HBP BLK WP HR S P ERA WHIP																					
Dave LaPoint, L (1, 1) ERA: 3.57	6.1 L 32 13 7 7 5 1 1 0 0 0 1 40 48 9.95 2.211																					
Frank Williams, R (7, 1) ERA: 4.27	0.2 3 1 0 0 0 0 0 0 0 0 0 3 3 0.00 1.500																					
Jeff Robinson, R (8, 1) ERA: 6.3	1.0 3 0 0 0 1 1 0 0 0 0 0 4 8 0.00 1.000																					
Bobby Moore, R (9, 1) ERA: 2.81	1.0 3 0 0 0 0 0 0 0 0 0 0 3 3 0.00 0.000																					

TOP

Houston Astros @ San Francisco Giants
Candlestick Park, San Francisco, CA

Thu Oct 03 1985, 6:33 AM EDT
Att. 1,427 - Unknown

AB	38
R	7
H	14
RBI	7
BB	3
SO	6
LOB	19



livebaseballscorecards.com

Batter	1	2	3	4	5	6	7	8	9	AB R H RBI BB SO LOB
Dan Gladden, R OBP: 0.301, SLG: 0.339 (1, 8)	0-0 1-3 ①		0-0 1B ①		4-0 BB ①		0-0 1B 2B ①		0-3 K ③	4 0 2 0 1 1 1
Mike Woodard, L OBP: 0.296, SLG: 0.273 Brad Wellman, R OBP: 0.268, SLG: 0.310 (1, 4) (7, PH) (8, 4)	0-0 L3 ②		0-0 4-3 ③		0-0 L6 ③		0-0 2-3 1B ③			3 0 0 0 0 0 2 1 0 1 0 0 0 0
Ron Roenicke, S OBP: 0.395, SLG: 0.412 (1, 9)	0-0 F3 ③			0-0 1B 2B ①		0-0 2B ①		0-0 F8 ③		4 1 2 0 0 0 2
Bob Brenly, R OBP: 0.305, SLG: 0.386 (1, 5)		0-0 F7 ①		0-3 K ①		0-0 F2 ①		0-0 F3 ①		4 0 0 0 0 1 2
Dan Driessen, L OBP: 0.318, SLG: 0.357 (1, 3)		0-3 K ②		0-0 1-3 ②		0-0 F9 ②		0-0 F4 ②		4 0 0 0 0 1 2
Rob Deer, R OBP: 0.283, SLG: 0.372 (1, 7)		0-0 1B ③		0-0 WP 1B ③		0-3 K ③		0-0 F7 ③		4 0 2 1 0 1 1
Alex Trevino, R OBP: 0.303, SLG: 0.375 (1, 2)		0-0 F8 ③		0-0 F7 ③			0-0 4-3 SF7 2B ①		0-0 WP 1B ①	4 1 2 0 0 0 2
Jose Uribe, S OBP: 0.285, SLG: 0.316 (1, 6)			0-0 F1 ①		0-0 F4 ①		0-0 4-3 ①		0-0 F7 ①	4 0 0 0 0 0 2
Dave LaPoint, L OBP: 0.242, SLG: 0.183 Frank Williams, R OBP: 0.300, SLG: 0.348 David Green, R OBP: 0.300, SLG: 0.348 Jeff Robinson, R OBP: 0.241, SLG: 0.365 (1, 1) (7, 1) (7, PH) (8, 1) (8, 1) (9, 1) (9, PH)			0-0 F7 ②		0-0 L5 ②		0-0 SF7 ②		0-3 K ②	2 0 0 0 0 0 0 0 0 0 0 0 0 0 0 0 0 0 1 0 0 0 0 0 0 0 0 0 0 0 0 0 0 0 0 0 0 0 1 0 0 0 0 0 1 1


Inning Stats	R: 0	H: 0	E: 0	K: 0	S: 3	LOB: 0	BB: 0	P: 3	R: 0	H: 1	E: 0	K: 1	S: 6	LOB: 1	BB: 0	P: 6	R: 0	H: 1	E: 0	K: 0	S: 4	LOB: 1	BB: 0	P: 4	R: 1	H: 2	E: 0	K: 1	S: 7	LOB: 1	BB: 0	P: 7	R: 0	H: 0	E: 0	K: 0	S: 3	LOB: 1	BB: 1	P: 7	R: 0	H: 1	E: 0	K: 1	S: 6	LOB: 1	BB: 0	P: 6	R: 1	H: 3	E: 0	K: 0	S: 6	LOB: 2	BB: 0	P: 6	R: 0	H: 0	E: 0	K: 0	S: 3	LOB: 0	BB: 0	P: 3	R: 0	H: 1	E: 0	K: 2	S: 8	LOB: 1	BB: 0	P: 8	1B: 5	SF: 1	2B: 4	SAC: 0	3B: 0	DP: 0	HR: 0	HBP: 0	WP: 2	PA: 37
PITCHER	IP	WLS	BF	H	R	ER	SO	BB	IBB	HBP	BLK	WP	HR	S	P	ERA	WHIP																																																																	
Jeff Heathcock, R ERA: 3.36 (1, 1)	6.2	W	28	7	2	2	3	1	0	0	0	1	0	33	37	2.70	1.200																																																																	
Frank DiPino, L ERA: 4.04 (7, 1)	2.1		9	2	0	0	2	0	0	0	0	1	0	13	13	0.00	0.857																																																																	

BOTTOM

Houston Astros @ San Francisco Giants
Candlestick Park, San Francisco, CA

Thu Oct 03 1985, 6:33 AM EDT
Att. 1,427 - Unknown

AB	35
R	2
H	9
RBI	2
BB	1
SO	5
LOB	15



Batter	1	2	3	4	5	6	7	8	9	AB R H RBI BB SO LOB	TOP											
Bill Doran, S (1, 4) OBP: 0.364, SLG: 0.437	0-0 1B 1B		0-0 G3			0-0 1B 1B	0-0 F8		0-0 G6-4-3 1-2f	5 0 2 0 0 0 4												
Jim Pankovits, R (1, 9) Eric Bullock, L (8, PH) OBP: 0.321, SLG: 0.337 OBP: 0.308, SLG: 0.360	0-0 1-3 1B			0-0 4-3		0-0 1-2 1B G6-4-3		0-0 E6 HR		3 0 2 0 0 0 0 1 1 0 0 0 0 0												
Kevin Bass, S (1, 8) OBP: 0.313, SLG: 0.422	0-3 K			0-0 F8		0-3 K		0-0 HR 1-H		4 1 1 2 0 2 3												
Glenn Davis, R (1, 3) OBP: 0.335, SLG: 0.481	0-0 G3			0-0 1-3		0-0 G6-4-3 1-2f		0-3 K		4 0 0 0 0 1 3												
Phil Gamar, R (1, 5) OBP: 0.315, SLG: 0.400		0-0 E6 G6-4-3			0-0 5-3 1B		0-0 BB 1B 1B	0-0 HR		4 1 3 1 0 0 0												
Alan Ashby, S (1, 2) OBP: 0.364, SLG: 0.422		0-0 G6-4-3 1-2f			0-0 5-3		0-0 F7	0-0 F8		4 0 0 0 0 0 3												
Tim Tolman, R (1, 7) Jerry Mumphy, S (8, PH) OBP: 0.182, SLG: 0.310 OBP: 0.326, SLG: 0.397		0-3 K			0-0 F9		0-0 F7	0-3 K		3 0 0 0 0 1 2 1 0 0 0 0 1 0												
Dickie Thon, R (1, 6) OBP: 0.298, SLG: 0.359			0-0 3-1		4-0 IBB		0-0 BB 1-2 1B		0-0 G6-4-3 1B	3 0 2 0 1 0 0												
Bob Knepper, L (1, 1) Julio Solano, R (6, 1) Bert Pena, R (7, PH) Jeff Calhoun, L (7, 1) Denny Walling, L (9, PH) OBP: 0.163, SLG: 0.192 OBP: 0.290, SLG: 0.345 OBP: 0.316, SLG: 0.394		0-3 K			0-3 K		4-0 BB 1-2 2-3 BB		0-0 F8	2 0 0 0 0 2 2 0 0 0 0 0 0 0 0 0 0 0 1 0 0 0 0 0 0 0 0 0 1 0 0 0 0 0 1												
Inning Stats	R: 0 E: 0 K: 1 S: 6	H: 2 LOB: 1 BB: 0 P: 6	R: 0 E: 1 K: 1 S: 5	H: 0 LOB: 0 BB: 0 P: 5	R: 0 E: 0 K: 1 S: 5	H: 0 LOB: 0 BB: 0 P: 5	R: 0 E: 0 K: 0 S: 3	H: 0 LOB: 0 BB: 0 P: 3	R: 0 E: 0 K: 1 S: 6	H: 1 LOB: 2 BB: 1 P: 10	R: 0 E: 0 K: 1 S: 6	H: 2 LOB: 1 BB: 0 P: 6	R: 0 E: 0 K: 0 S: 5	H: 2 LOB: 3 BB: 1 P: 9	R: 3 E: 1 K: 2 S: 10	H: 2 LOB: 0 BB: 0 P: 10	R: 0 E: 0 K: 0 S: 3	H: 1 LOB: 0 BB: 0 P: 3	1B: 8 2B: 0 3B: 0 HR: 2	SF: 0 SAC: 0 DP: 3 HBP: 0	WP: 0 PB: 0 SB: 0 CS: 0	PA: 37
PITCHER	IP WLS BF H R ER SO BB IBB HBP BLK WP HR S P ERA WHIP																					
Mark Thurmond, L (1, 1) ERA: 3.97	6.2 W 27 7 0 0 5 1 1 0 0 0 0 35 43 0.00 1.200																					
Lance McCullers, R (7, 1) ERA: 2.45	0.2 5 2 3 2 1 0 0 0 0 0 2 7 7 27.00 3.000																					
Rich Gossage, R (8, 1) ERA: 1.82	1.2 S 5 1 0 0 1 0 0 0 0 0 0 7 7 0.00 0.600																					

Houston Astros @ San Diego Padres
Jack Murphy Stadium, San Diego, CA

Fri Oct 04 1985, 10:05 PM EDT
Att: 11,210 - Unknown

livebaseballscorecards.com

AB 35
R 3
H 10
RBI 3
BB 2
SO 7
LOB 18



Batter	1	2	3	4	5	6	7	8	9	AB	R	H	RBI	BB	SO	LOB
Jerry Royster, R OBP: 0.369, SLG: 0.418 (1, 4)	0-0 5-3		0-0 E4 F8 1B	0-0 F8		0-0 1B 3B		4-0 S BB		4	1	1	0	1	0	1
Tony Gwynn, L OBP: 0.363, SLG: 0.409 (1, 9)	0-0 5-3		0-0 F7		0-0 E6 1B SF8	0-0 1B		0-0 1-3 1-2		5	1	1	1	0	0	2
Steve Garvey, R OBP: 0.315, SLG: 0.424 (1, 3)	0-0 1B 2B		0-0 BB 1B		0-0 1B	0-0 F9				4	1	3	0	0	0	1
Carmelo Martinez, R OBP: 0.362, SLG: 0.438 (1, 7)	0-0 1B		0-0 F8		0-0 F9		0-0 4-3			4	0	1	1	0	0	4
Kurt Bevacqua, R OBP: 0.354, SLG: 0.353 (1, 5)	0-0 1-2 1B		4-0 BB		0-0 SF8		0-0 FC4-6 1B			2	0	2	1	1	0	0
Terry Kennedy, L OBP: 0.303, SLG: 0.375 (1, 2)	0-0 F5		0-3 K		0-0 5-3		0-0 FC4-6 FC6-4			4	0	0	0	0	1	7
Bobby Brown, S OBP: 0.193, SLG: 0.171 (1, 8)		0-0 4-3		0-0 F9		0-0 F8		0-0 FC6-4		4	0	0	0	0	0	1
Mario Ramirez, R OBP: 0.305, SLG: 0.375 (1, 6)		0-0 F7		0-0 SH2-4 1B		0-0 HR		0-0 4-3		4	1	2	1	0	0	0
Mark Thurmond, L OBP: 0.111, SLG: 0.088 (1, 1)		0-3 K		0-0 SH2-4		0-0 6-3		0-3 K		2	0	0	0	0	1	0
Lance McCullers, S (7, 1)										0	0	0	0	0	0	0
Rich Gossage, R (8, 1)										1	0	0	0	0	1	0

Inning Stats	R: 1	H: 3	E: 0	K: 0	S: 6	H: 0	LOB: 2	BB: 0	P: 6	R: 0	H: 0	E: 0	K: 1	S: 5	H: 0	LOB: 0	BB: 0	P: 5	R: 0	H: 1	E: 1	K: 1	S: 7	H: 1	LOB: 3	BB: 1	P: 11	R: 0	H: 1	E: 0	K: 0	S: 4	H: 1	LOB: 1	BB: 0	P: 4	R: 1	H: 1	E: 1	K: 0	S: 5	H: 3	LOB: 1	BB: 0	P: 6	R: 0	H: 1	E: 0	K: 0	S: 4	H: 0	LOB: 1	BB: 1	P: 9
--------------	------	------	------	------	------	------	--------	-------	------	------	------	------	------	------	------	--------	-------	------	------	------	------	------	------	------	--------	-------	-------	------	------	------	------	------	------	--------	-------	------	------	------	------	------	------	------	--------	-------	------	------	------	------	------	------	------	--------	-------	------

PITCHER	IP	WLS	BF	H	R	ER	SO	BB	IBB	HBP	BLK	WP	HR	S	P	ERA	WHIP
Bob Knepper, L ERA: 3.55 (1, 1)	5.2	L	29	9	4	3	2	1	0	0	0	0	1	32	36	4.76	1.765
Julio Solano, R ERA: 3.48 (6, 1)	0.1		1	0	0	0	0	0	0	0	0	0	0	1	1	0.00	0.000
Jeff Calhoun, L ERA: 2.54 (7, 1)	2.0		8	1	0	0	1	1	0	0	0	0	0	9	13	0.00	1.000


BOTTOM

Houston Astros @ San Diego Padres
Jack Murphy Stadium, San Diego, CA

Fri Oct 04 1985, 10:05 PM EDT
 Att. 11,210 - Unknown

livebaseballscorecards.com

AB	34
R	4
H	10
RBI	4
BB	2
SO	3
LOB	16



WP	PA	ERA	WHIP
0	38		

Batter	1	2	3	4	5	6	7	8	9	AB R H RBI BB SO LOB	TOP											
Bill Doran, S (1, 4) OBP: 0.362, SLG: 0.434 Jim Pankovits, R (6, PH) OBP: 0.317, SLG: 0.333 (6, 4)	0-0 F7	0-3 K		0-0 F3		0-0 FC6-4		0-3 K		3 0 0 0 0 1 2 2 0 0 0 0 1 3												
Kevin Bass, S (1, 8) OBP: 0.312, SLG: 0.423	0-0 F8	0-0 F8			0-0 F4		0-0 F8		0-0 2B 3B	5 1 1 0 0 0 1												
Jose Cruz, L (1, 7) OBP: 0.348, SLG: 0.421	0-0 1-3				0-0 6-3		0-0 4-3		0-0 F8 1B 2B	5 2 2 2 0 0 0												
Glenn Davis, R (1, 3) OBP: 0.333, SLG: 0.477		0-0 1B HR 1B		0-0 5-3		0-0 E1		0-0 F9	0-0 F8	5 1 1 0 0 0 1												
Jerry Mumphy, S (1, 9) OBP: 0.327, SLG: 0.397		0-0 HBP HR 1B		0-0 F9		0-0 F7		0-3 K	0-0 1B 1B	5 1 2 1 0 1 1												
Phil Garner, R (1, 5) OBP: 0.320, SLG: 0.403		1-0 HR HBP 1B		0-0 P6		0-0 E G3 SF8 1B		0-0 WP 1B 1B	0-0 G6-4-3 1B	4 3 3 0 0 0 0												
Alan Ashby, S (1, 2) OBP: 0.380, SLG: 0.432		0-0 HR		0-0 3-1		0-0 G3		0-0 P6	0-0 G6-4-3	5 1 1 4 0 0 4												
Dickie Thon, R (1, 6) OBP: 0.305, SLG: 0.362		4-0 S SH1-4 BB		4-0 SH1-4 BB		0-0 SF8		0-0 1B 1B		1 0 1 2 2 0 0												
Nolan Ryan, R (1, 1) OBP: 0.162, SLG: 0.143 Frank DiPino, L (8, 1) OBP: 0.167, SLG: 0.167 Bill Dawley, R (8, 1) OBP: 0.273, SLG: 0.200		0-0 SH1-4		0-0 SH1-4		0-0 FC6-4 1B		0-0 1B		2 0 2 0 0 0 0 0 0 0 0 0 0 0 0 0 0 0 0 0 0												
Inning Stats	R: 0 E: 0 K: 0 S: 3	H: 0 LOB: 0 BB: 0 P: 3	R: 4 E: 0 K: 1 S: 8	H: 3 LOB: 1 BB: 1 P: 13	R: 1 E: 0 K: 0 S: 4	H: 1 LOB: 0 BB: 0 P: 4	R: 0 E: 0 K: 0 S: 3	H: 0 LOB: 1 BB: 1 P: 7	R: 0 E: 1 K: 0 S: 4	H: 0 LOB: 1 BB: 0 P: 4	R: 1 E: 1 K: 0 S: 5	H: 2 LOB: 1 BB: 0 P: 5	R: 0 E: 0 K: 0 S: 3	H: 0 LOB: 0 BB: 0 P: 3	R: 1 E: 0 K: 2 S: 10	H: 3 LOB: 2 BB: 0 P: 10	R: 2 E: 0 K: 0 S: 6	H: 4 LOB: 1 BB: 0 P: 6	1B: 9 2B: 1 3B: 1 HR: 2	SF: 1 SAC: 2 DP: 1 HBP: 1	WP: 1 PA: 43 PB: 0 SB: 1 CS: 0	
PITCHER	IP WLS BF H R ER SO BB IBB HBP BLK WP HR S P ERA WHIP	IP WLS BF H R ER SO BB IBB HBP BLK WP HR S P ERA WHIP	IP WLS BF H R ER SO BB IBB HBP BLK WP HR S P ERA WHIP	IP WLS BF H R ER SO BB IBB HBP BLK WP HR S P ERA WHIP	IP WLS BF H R ER SO BB IBB HBP BLK WP HR S P ERA WHIP	IP WLS BF H R ER SO BB IBB HBP BLK WP HR S P ERA WHIP	IP WLS BF H R ER SO BB IBB HBP BLK WP HR S P ERA WHIP	IP WLS BF H R ER SO BB IBB HBP BLK WP HR S P ERA WHIP	IP WLS BF H R ER SO BB IBB HBP BLK WP HR S P ERA WHIP	IP WLS BF H R ER SO BB IBB HBP BLK WP HR S P ERA WHIP	IP WLS BF H R ER SO BB IBB HBP BLK WP HR S P ERA WHIP	IP WLS BF H R ER SO BB IBB HBP BLK WP HR S P ERA WHIP	IP WLS BF H R ER SO BB IBB HBP BLK WP HR S P ERA WHIP	IP WLS BF H R ER SO BB IBB HBP BLK WP HR S P ERA WHIP	IP WLS BF H R ER SO BB IBB HBP BLK WP HR S P ERA WHIP	IP WLS BF H R ER SO BB IBB HBP BLK WP HR S P ERA WHIP	IP WLS BF H R ER SO BB IBB HBP BLK WP HR S P ERA WHIP	IP WLS BF H R ER SO BB IBB HBP BLK WP HR S P ERA WHIP	IP WLS BF H R ER SO BB IBB HBP BLK WP HR S P ERA WHIP	IP WLS BF H R ER SO BB IBB HBP BLK WP HR S P ERA WHIP	IP WLS BF H R ER SO BB IBB HBP BLK WP HR S P ERA WHIP	
Ed Wojna, R (1, 1) ERA: 5.79 Craig Lefferts, L (2, 1) ERA: 3.35 Roy Lee Jackson, R (4, 1) ERA: 2.7 Gene Walter, L (6, 1) ERA: 2.14 Tim Stoddard, R (8, 1) ERA: 4.65	Bob Patterson, L (9, 1) ERA: 24.75																					

Houston Astros @ San Diego Padres
 Jack Murphy Stadium, San Diego, CA
 Sat Oct 05 1985, 6:33 AM EDT
 Att. 9,122 - Unknown

livebaseballscorecards.com

AB	37
R	9
H	13
RBI	9
BB	2
SO	3
LOB	12



Batter	1	2	3	4	5	6	7	8	9	AB R H RBI BB SO LOB
Tim Flannery, L (1, 4) OBP: 0.383, SLG: 0.342	4-0 F9 1B BB		0-3 K		0-0 F7		0-0 F9		4-0 1B 2B BB	3 1 0 0 2 1 2
Tony Gwynn, L (1, 9) OBP: 0.364, SLG: 0.408	0-0		4-0 G4-6-3		0-0 F7		0-0 F7		0-0 P6	3 0 1 0 1 0 1
Bob Patterson, R (8, 1)	1-2 1B		1-2 BB							0 0 0 0 0 0 0
Kurt Bevacqua, R (9, PH) OBP: 0.352, SLG: 0.350	1-2 1B		1-2 BB							0 0 0 0 0 0 0
Steve Garvey, R (1, 3) OBP: 0.317, SLG: 0.430	0-0 F9		0-0 F9			0-0 4-3 2B		0-0 1B 3B	0-0 2B 1B	5 1 3 0 0 0 4
Graig Nettles, L (1, 5) OBP: 0.359, SLG: 0.416	0-0 G4-6-3			4-0 1B BB		0-0 4-3		0-0 1B BB 1B	0-0 1B 2B	4 0 2 2 1 0 3
Terry Kennedy, L (1, 2) OBP: 0.302, SLG: 0.374		0-3 K		0-0 1-3 1B		0-0 1-3		0-3 K	0-0 F9	5 0 1 0 0 2 4
Carmelo Martinez, R (1, 7) OBP: 0.361, SLG: 0.434		0-0 F8		0-3 K		0-3 K		4-0 1B BB	0-0 F3	4 0 0 0 1 2 5
Kevin McReynolds, R (1, 8) OBP: 0.292, SLG: 0.373		0-3 K		0-3 K		4-0 2B BB		0-0 F8		3 1 0 0 1 2 4
Mario Ramirez, R (1, 6) OBP: 0.317, SLG: 0.383			0-0 BB 1B		0-3 K		0-0 F9	0-0 1-2 2-3 1B		4 0 2 0 0 1 3
Ed Wojna, R (1, 1) OBP: 0.167, SLG: 0.167			0-0 F8		0-3 K		0-0 F9	0-3 K		0 0 0 0 0 0 0
Craig Lefferts, L (2, 1) OBP: 0.250, SLG: 0.250										0 0 0 0 0 0 0
Al Burnaby, L (3, PH) OBP: 0.255, SLG: 0.263										1 0 0 0 0 0 1
Roy Lee Jackson, R (4, 1) OBP: 0.255, SLG: 0.263										0 0 0 0 0 0 0
Miguel Dilone, S (5, PH) OBP: 0.250, SLG: 0.246										1 0 0 0 0 1 0
Gene Walter, L (6, 1) OBP: 0.200, SLG: 0.190										0 0 0 0 0 0 0
Bobby Brown, S (7, PH) OBP: 0.200, SLG: 0.190										2 0 1 1 0 1 3

Inning Stats	R: 0	H: 1	E: 0	K: 0	S: 3	H: 0	LOB: 1	BB: 1	P: 7	R: 0	H: 0	E: 0	K: 2	S: 7	R: 0	H: 1	E: 0	K: 1	S: 6	R: 0	H: 1	E: 0	K: 3	S: 10	R: 0	H: 0	E: 0	K: 1	S: 5	R: 0	H: 1	E: 0	K: 1	S: 6	R: 1	H: 1	E: 0	K: 0	S: 4	R: 1	H: 3	E: 0	K: 2	S: 10	R: 1	H: 2	E: 0	K: 0	S: 5	1B: 6	2B: 3	3B: 1	HR: 0	SF: 0	SAC: 0	DP: 1	HBP: 0	WP: 0	PA: 42
PITCHER	IP	WLS	BF	H	R	ER	SO	BB	IBB	HBP	BLK	WP	HR	S	P	ERA	WHIP																																										
Nolan Ryan, R (1, 1) ERA: 3.8	7.0	W	31	7	2	2	8	4	0	0	0	0	0	43	59	2.57	1.571																																										
Frank DiPino, L (8, 1) ERA: 4.03	0.1		2	0	0	0	1	1	0	0	0	0	0	3	7	0.00	3.000																																										
Bill Dawley, R (8, 1) ERA: 3.56	1.2		9	3	1	1	1	1	0	0	0	0	0	10	14	5.40	2.400																																										

BOTTOM

Houston Astros @ San Diego Padres
Jack Murphy Stadium, San Diego, CA

Sat Oct 05 1985, 6:33 AM EDT
Att. 9,122 - Unknown

livebaseballscorecards.com

AB	36
R	3
H	10
RBI	3
BB	6
SO	10
LOB	31



Batter	1	2	3	4	5	6	7	8	9	AB R H RBI BB SO LOB	TOP									
Dickie Thon, R OBP: 0.299, SLG: 0.355 (1, 6)	0-3 K		0-0 F8			0-0 6-3	0-3 K		0-0 5-3	5 0 0 0 0 2 1	Houston Astros @ San Diego Padres Jack Murphy Stadium, San Diego, CA Sun Oct 06 1985, 6:33 AM EDT Att: 22,813 - Unknown livebaseballscorecards.com									
Kevin Bass, S OBP: 0.315, SLG: 0.427 (1, 8)	0-0 1B		0-0 1-3			0-0 HR	0-0 2B		0-0 5-3	5 2 3 1 0 0 0										
Jose Cruz, L OBP: 0.349, SLG: 0.426 (1, 7)	0-0 F7		0-0 F7			0-0 HR	4-0 IBB			3 1 1 2 1 0 1										
Glenn Davis, R OBP: 0.332, SLG: 0.474 Denny Walling, L OBP: 0.316, SLG: 0.394 (1, 3) (7, 3)	0-0 1B			0-0 4-3		0-0 6-3	0-3 K			4 1 1 0 0 1 2 0 0 0 0 0 0 0										
Jerry Mumphrey, S OBP: 0.329, SLG: 0.396 (1, 9)	0-0 1B			0-0 F7		4-0 BB		0-0 F7		3 0 1 1 1 0 0										
Phil Garner, R OBP: 0.317, SLG: 0.400 (1, 5)	0-0 5-3			0-0 F5		0-0 P5		0-0 F9		4 0 0 0 0 0 2										
Alan Ashby, S OBP: 0.363, SLG: 0.450 (1, 2)		0-0 4-3			0-0 F5		0-0 HR	0-0 1B		4 1 2 1 0 0 0										
Jim Pankovits, R OBP: 0.316, SLG: 0.331 (1, 4)		0-3 K			0-3 K		0-0 SH3	0-3 K		4 1 1 0 0 3 1										
Mike Scott, R OBP: 0.192, SLG: 0.236 Charlie Kerfeld, R OBP: 0.178, SLG: 0.302 Tim Tolman, R OBP: 0.178, SLG: 0.302 Dave Smith, R OBP: 0.178, SLG: 0.302 (1, 1) (3, 1) (9, PH) (9, 1)		0-0 5-3			0-3 K		0-0 SH3		0-0 F8	1 0 0 0 0 0 0 1 0 0 0 0 1 0 1 0 0 0 0 0 0 0 0 0 0 0 0 0										
Inning Stats	R: 2 E: 1 K: 1 S: 8	H: 3 LOB: 1 BB: 0 P: 8	R: 0 E: 0 K: 1 S: 5	H: 0 LOB: 0 BB: 0 P: 5	R: 0 E: 0 K: 0 S: 3	H: 0 LOB: 0 BB: 0 P: 3	R: 0 E: 0 K: 0 S: 7	H: 0 LOB: 0 BB: 0 P: 7	R: 2 E: 0 K: 0 S: 5	H: 2 LOB: 1 BB: 1 P: 9		R: 2 E: 0 K: 2 S: 10	H: 3 LOB: 2 BB: 1 P: 14	R: 0 E: 0 K: 1 S: 6	H: 1 LOB: 1 BB: 0 P: 6	R: 0 E: 0 K: 0 S: 3	H: 0 LOB: 0 BB: 0 P: 3	1B: 6 2B: 1 3B: 0 HR: 2	SF: 0 SAC: 1 DP: 0 HBP: 0	WP: 0 PB: 0 SB: 0 CS: 0
PITCHER	IP WLS BF H R ER SO BB IBB HBP BLK WP HR S P ERA WHIP																			
Eric Show, R ERA: 3.09 (1, 1)	6.0 L 26 7 6 5 4 1 0 0 0 0 0 2 33 37 7.50 1.333																			
Lance McCullers, R ERA: 2.31 (7, 1)	2.0 9 2 0 0 3 0 1 0 0 0 0 14 18 0.00 1.000																			
Gene Walter, L ERA: 2.05 (9, 1)	1.0 3 0 0 0 0 0 0 0 0 0 0 3 3 0.00 0.000																			



Batter	1	2	3	4	5	6	7	8	9	AB	R	H	RBI	BB	SO	LOB
Jerry Royster, R OBP: 0.363, SLG: 0.410 (1, 6)	0-3 K	0-0 FC5-4	0-0 L3			0-0 6-3			0-0 5-3	5	0	0	0	0	1	3
Tony Gwynn, L OBP: 0.364, SLG: 0.408 (1, 9)	0-0 1B	0-0 4-3					0-0 F8		0-0 1B	5	1	2	0	0	0	1
Steve Garvey, R OBP: 0.318, SLG: 0.430 (1, 3)	0-0 1B		0-0 1B			0-0 6-3			0-0 F7	5	1	2	0	0	0	1
Graig Nettles, L OBP: 0.363, SLG: 0.420 (1, 5)	0-0 BB		0-0 1B			0-0 G3			0-0 S	5	1	4	1	0	0	0
Miguel Dilone, S OBP: 0.255, SLG: 0.246 (9, PR)	1-3 1B		1-3 1B						1-3 1B	0	0	0	0	0	0	0
Terry Kennedy, L OBP: 0.301, SLG: 0.372 (1, 2)	0-0 FC5-2		0-0 1B			0-0 P5			0-0 G3	5	1	1	1	0	0	5
Carmelo Martinez, R OBP: 0.362, SLG: 0.434 (1, 7)	4-0 BB		0-0 1B			0-0 F7			0-0 6-3	3	0	1	1	1	0	0
Gerry Davis, R OBP: 0.349, SLG: 0.379 (9, 7)	1-2 2-3		1-2 3-H							0	0	0	0	0	0	0
Kevin McReynolds, R OBP: 0.290, SLG: 0.371 (1, 8)	0-3 K		0-0 G4-6-3			0-3 K			0-0 F3	4	0	0	0	0	2	5
Tim Flannery, L OBP: 0.386, SLG: 0.341 (1, 4)		4-0 BB	4-0 1B			0-0 L6			4-0 BB	1	0	0	0	3	0	0
Eric Show, R OBP: 0.138, SLG: 0.165 (1, 1)		0-0 FC5-6	0-0 1B			0-3 K			0-0 F9	3	0	1	1	0	1	1
Lance McCullers, S OBP: 0.349, SLG: 0.348 (7, 1)		0-0 FC5-6	0-0 FC5-4							0	0	0	0	0	0	0
Kurt Bevacqua, R OBP: 0.349, SLG: 0.348 (8, PH)		1-2 3-H	1-2 3-H							1	0	0	0	0	0	1
Gene Walter, L OBP: 0.290, SLG: 0.371 (9, 1)			1-2 3-H							0	0	0	0	0	0	0

Inning Stats	R: 1	H: 3	E: 0	K: 2	S: 10	LOB: 3	BB: 1	P: 14	R: 0	H: 0	E: 0	K: 0	S: 3	LOB: 1	BB: 1	P: 7	R: 3	H: 5	E: 0	K: 0	S: 7	LOB: 2	BB: 1	P: 11	R: 0	H: 0	E: 0	K: 0	S: 3	LOB: 0	BB: 0	P: 3	R: 0	H: 0	E: 0	K: 1	S: 5	LOB: 0	BB: 0	P: 5	R: 0	H: 0	E: 0	K: 1	S: 5	LOB: 0	BB: 0	P: 5	R: 0	H: 1	E: 0	K: 0	S: 4	LOB: 1	BB: 0	P: 4	R: 0	H: 0	E: 0	K: 0	S: 3	LOB: 1	BB: 1	P: 7	R: 0	H: 2	E: 0	K: 0	S: 5	LOB: 3	BB: 0	P: 5
1B: 11	SF: 0	2B: 0	SAC: 0	3B: 0	DP: 1	HR: 0	HBP: 0	WP: 0	PA: 41	ERA	WHIP																																																													

PITCHER	IP	WLS	BF	H	R	ER	SO	BB	IBB	HBP	BLK	WP	HR	S	P	ERA	WHIP
Mike Scott, R ERA: 3.29 (1, 1)	2.0		14	6	4	4	2	2	0	0	0	0	0	16	24	18.00	4.000
Charlie Kerfeld, R ERA: 4.06 (3, 1)	6.0	W	22	3	0	0	2	1	1	0	0	0	0	24	32	0.00	0.667
Dave Smith, R ERA: 2.27 (9, 1)	1.0	S	5	2	0	0	0	0	0	0	0	0	0	5	5	0.00	2.000

BOTTOM

Houston Astros @ San Diego Padres
Jack Murphy Stadium, San Diego, CA

Sun Oct 06 1985, 6:33 AM EDT
Att. 22,813 - Unknown

livebaseballscorecards.com

AB	37
R	4
H	11
RBI	4
BB	4
SO	4
LOB	17

