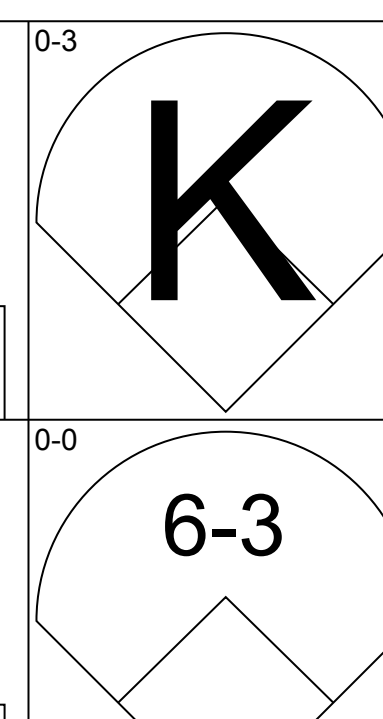
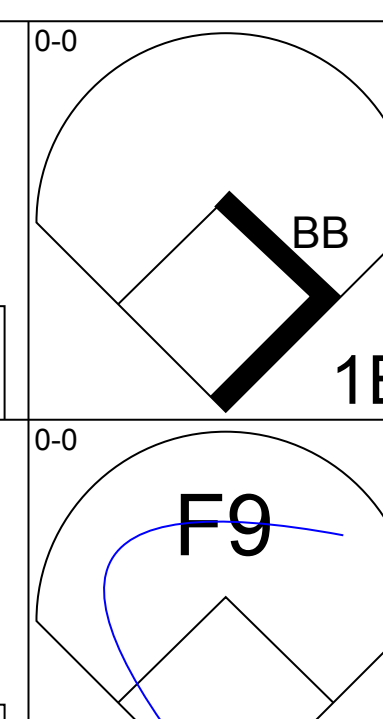
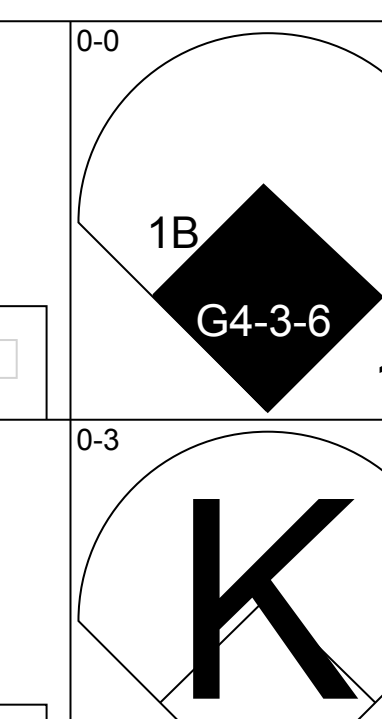
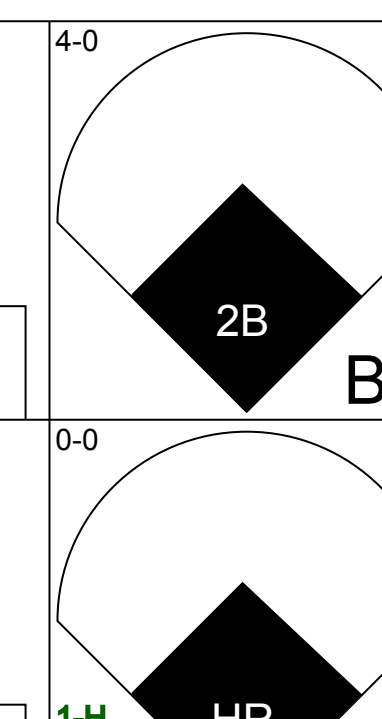
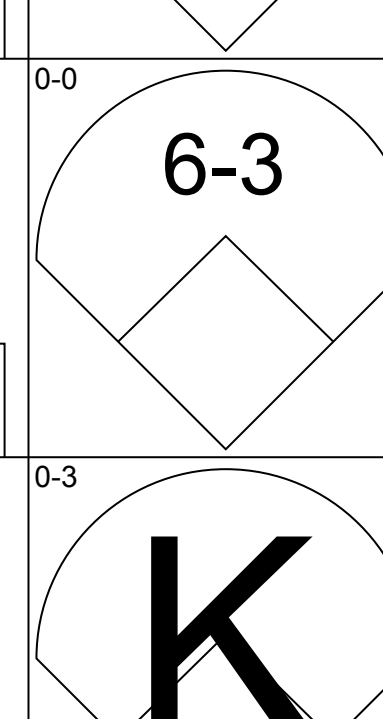
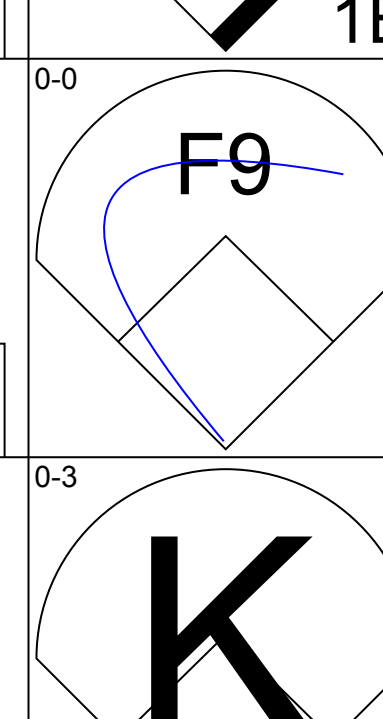
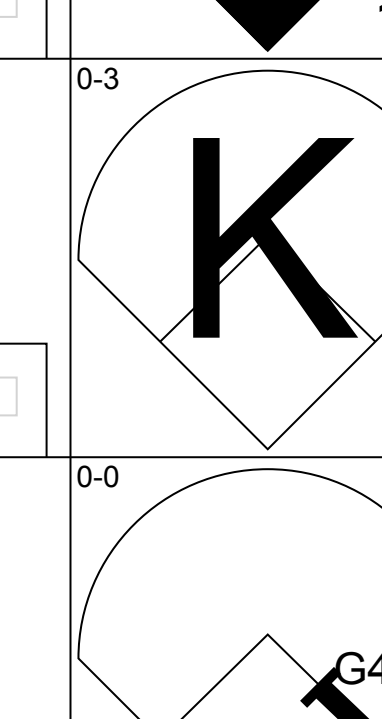
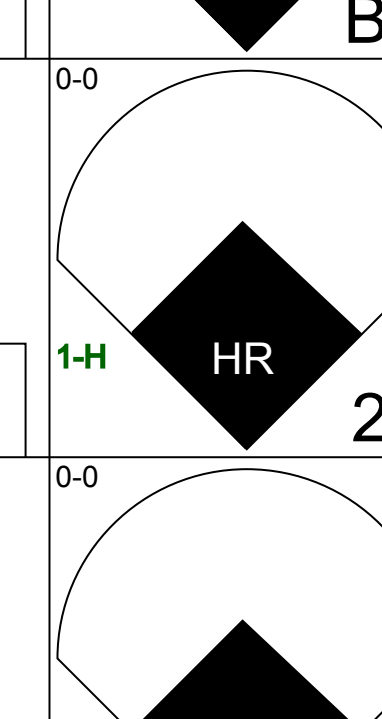
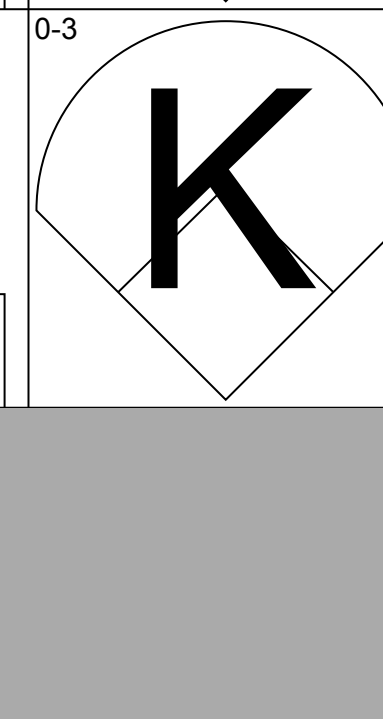
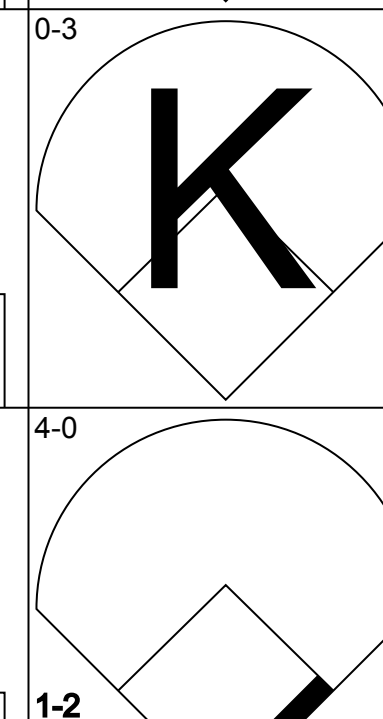
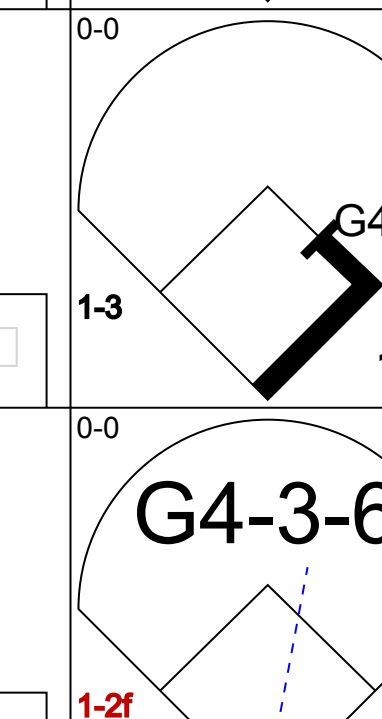
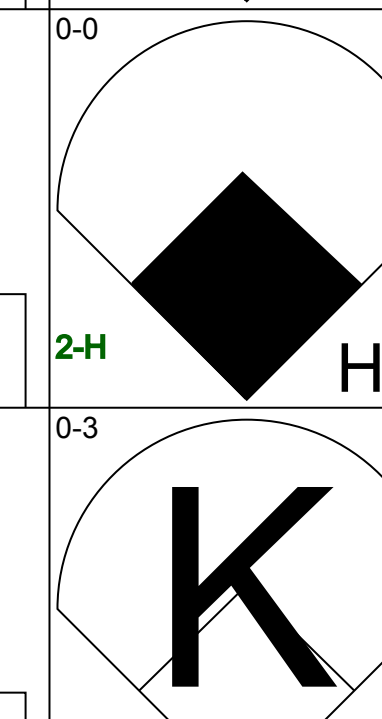
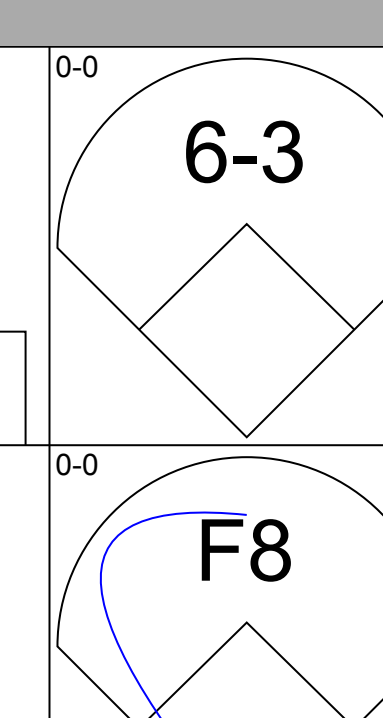
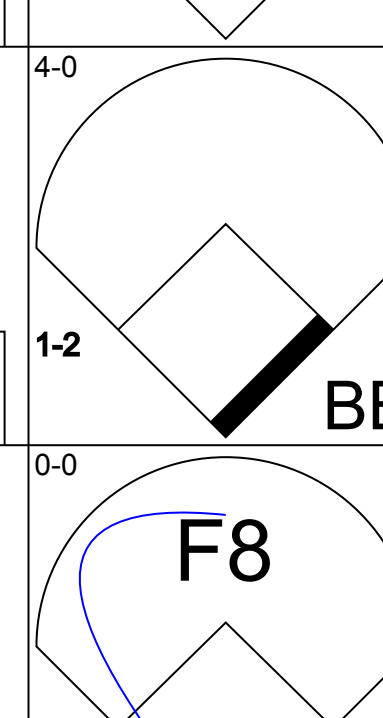
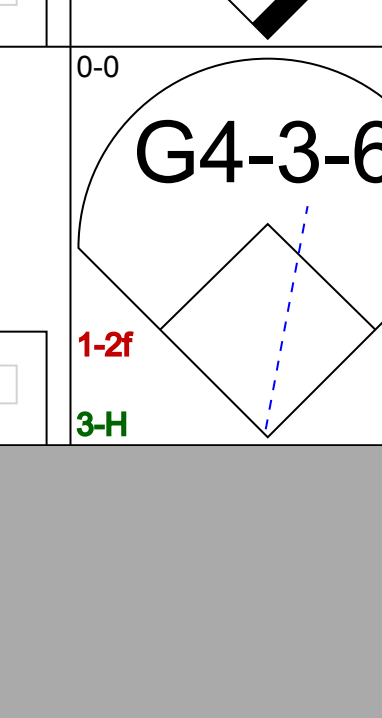
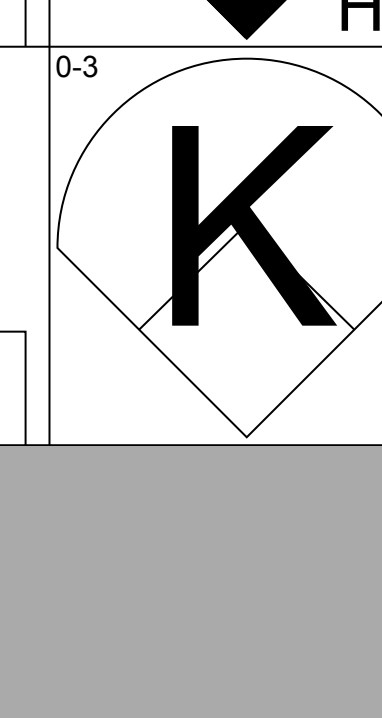
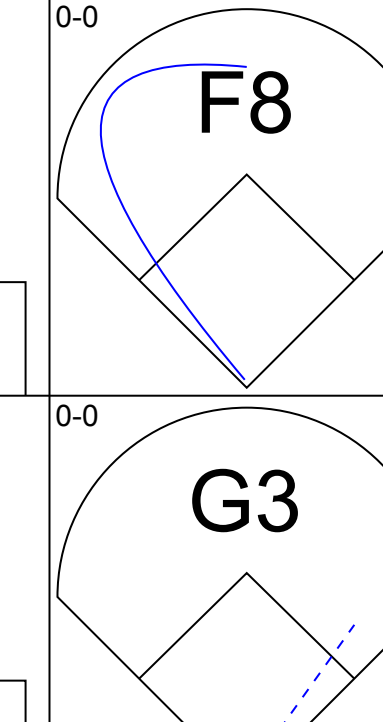
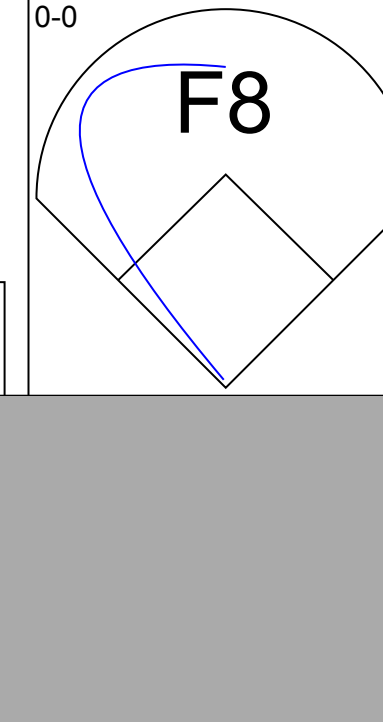
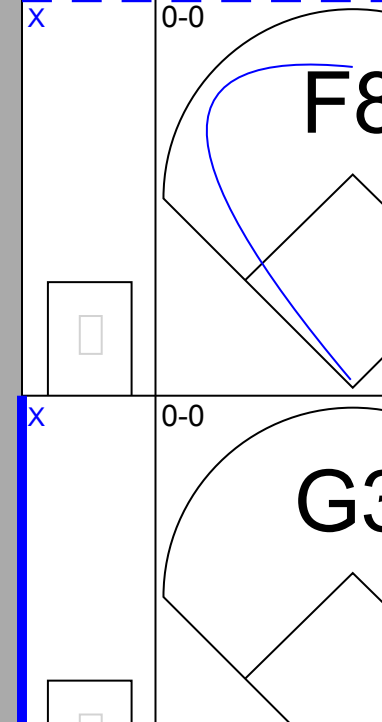
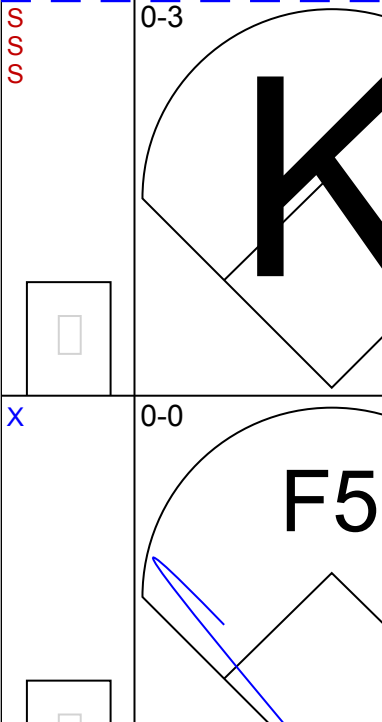
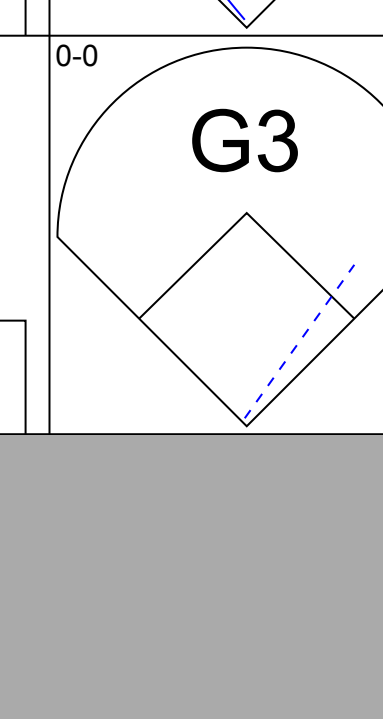
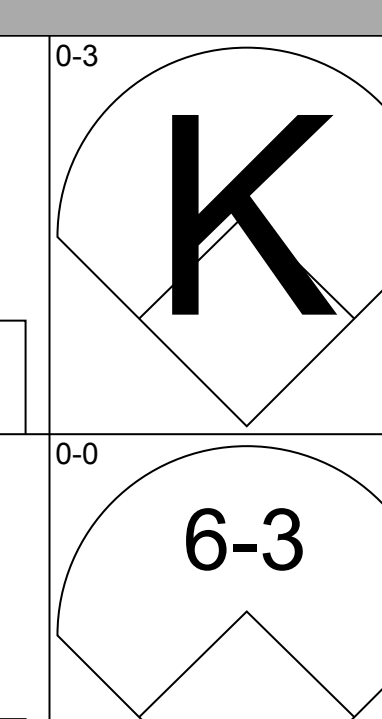
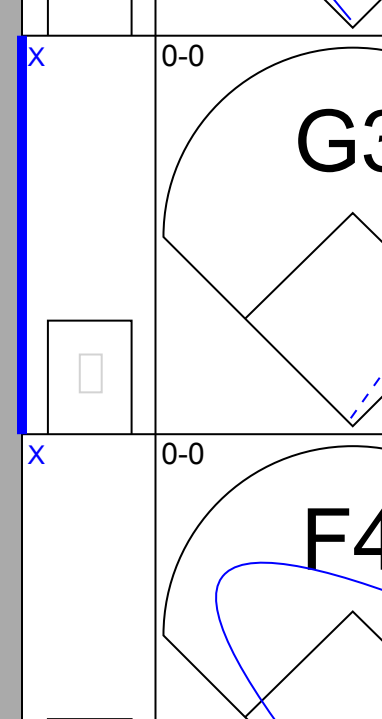
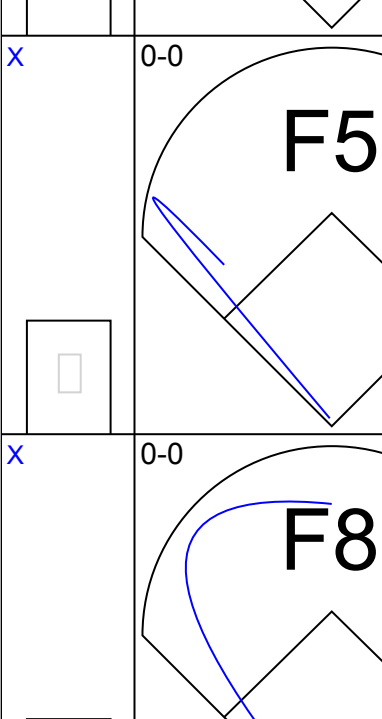
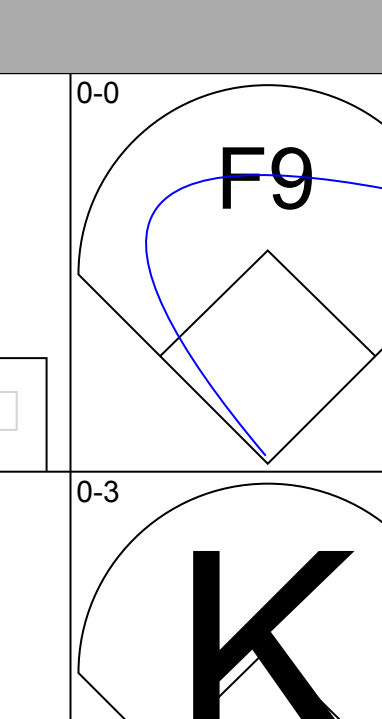
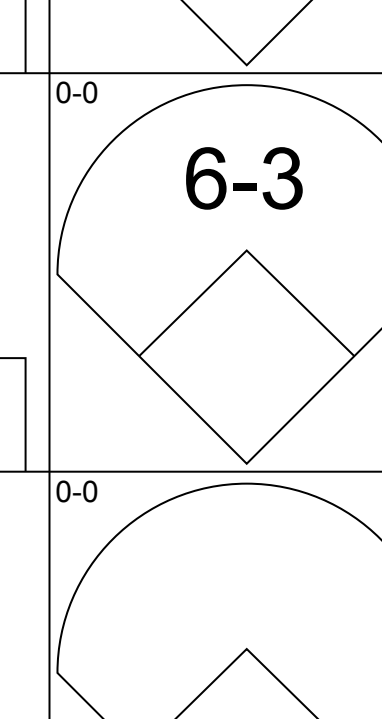
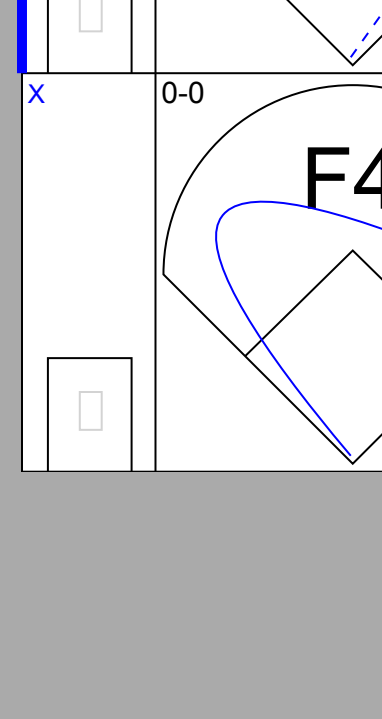
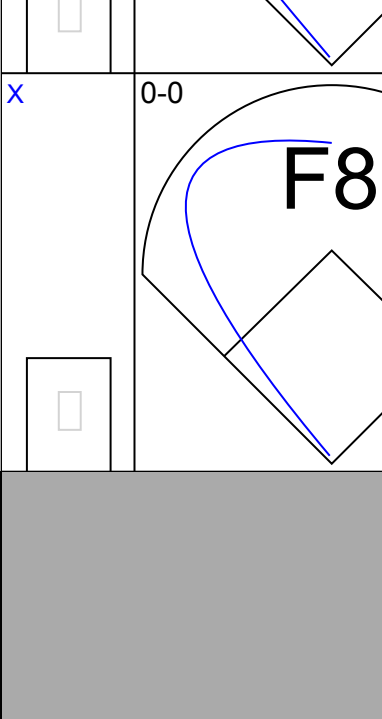
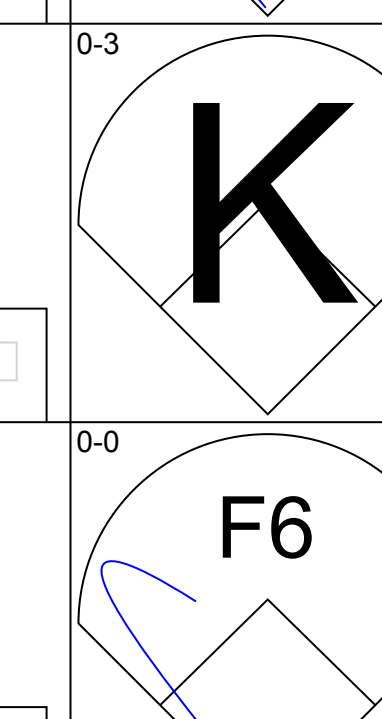
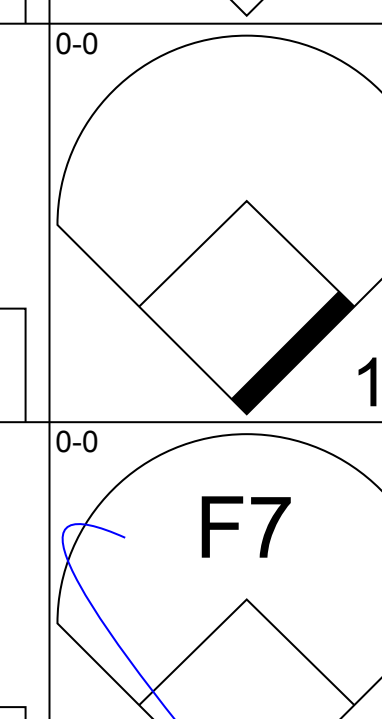
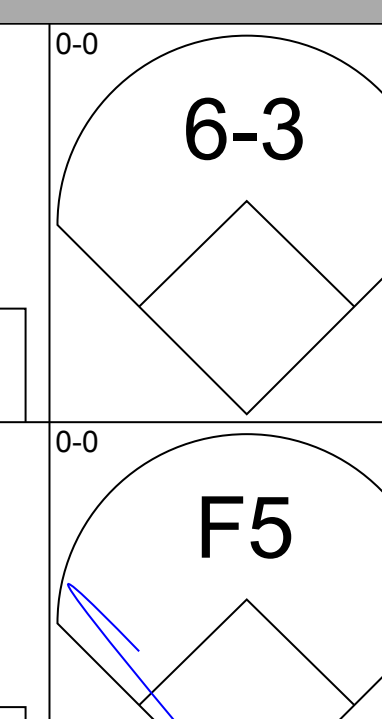
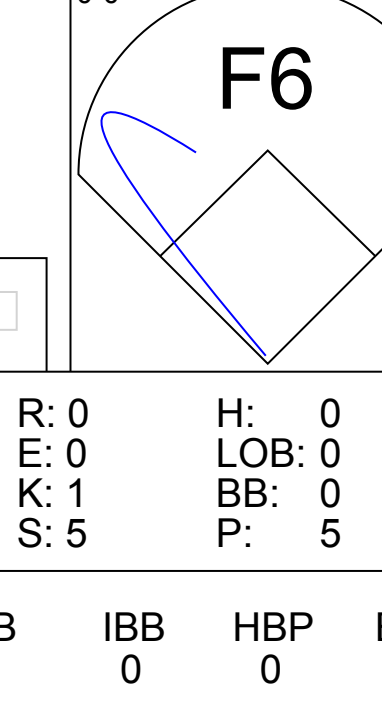
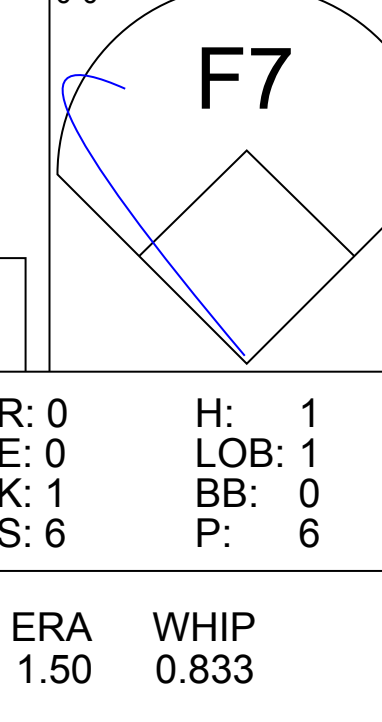
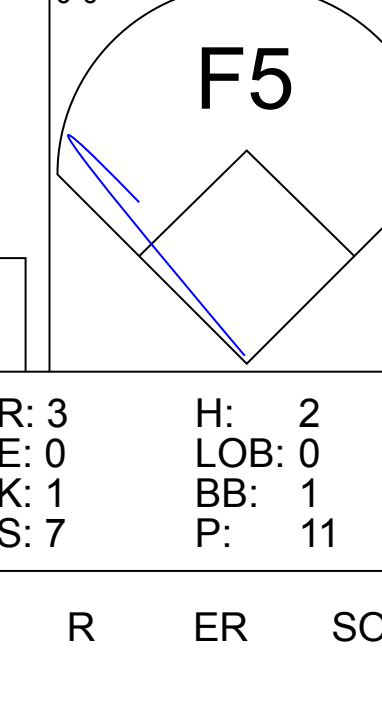



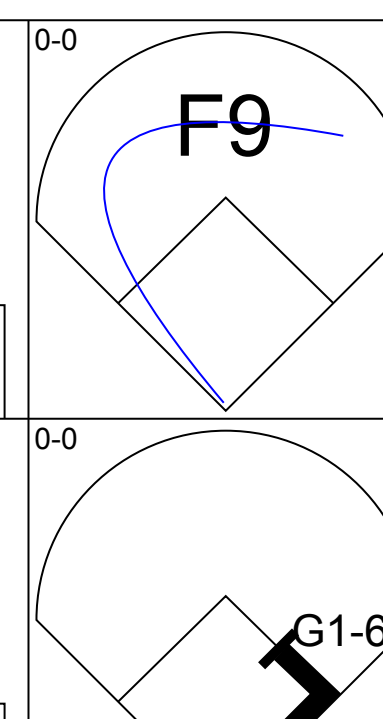
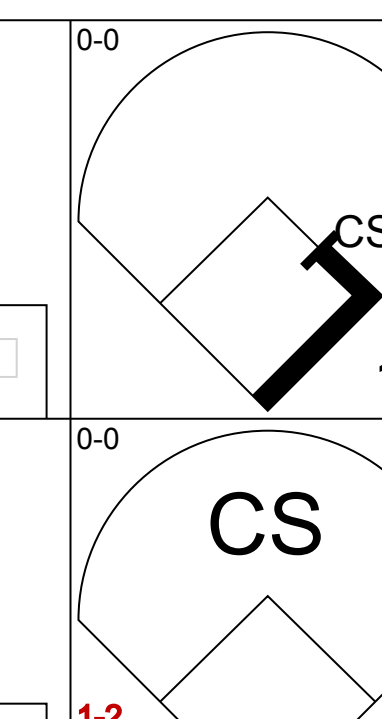
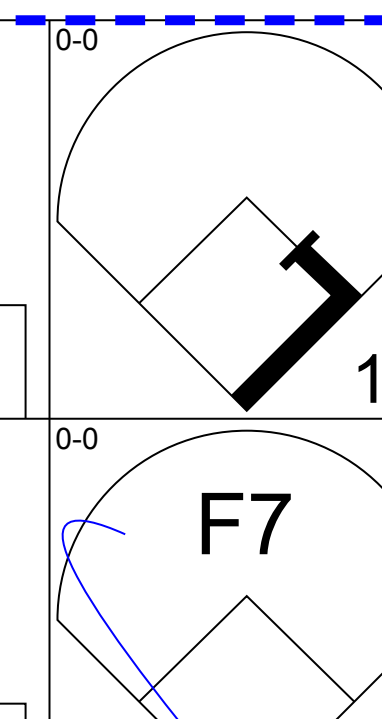
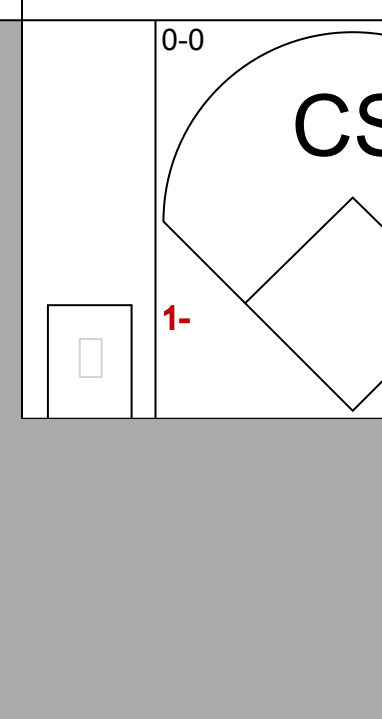
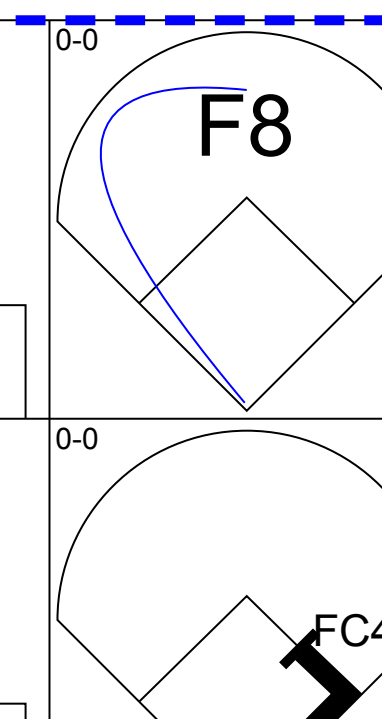
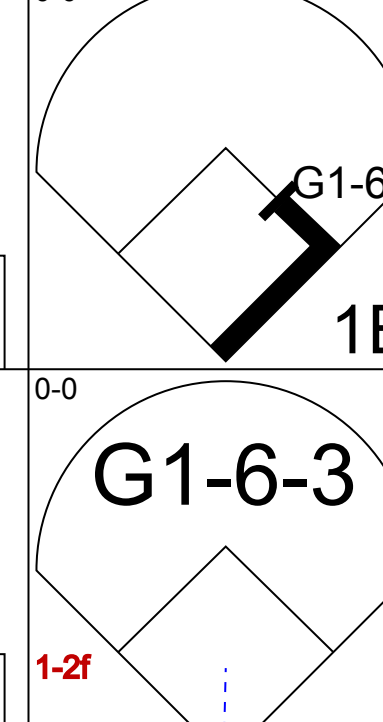
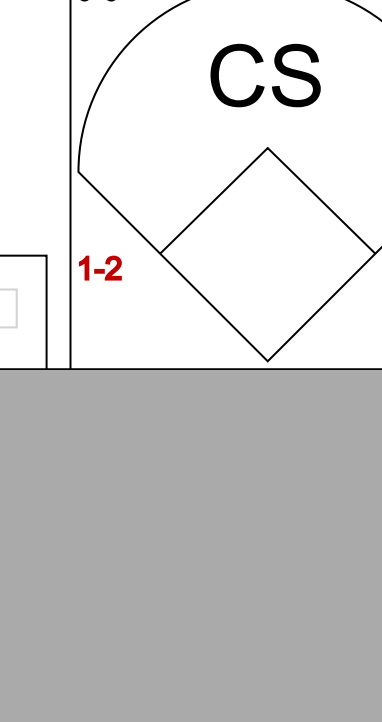
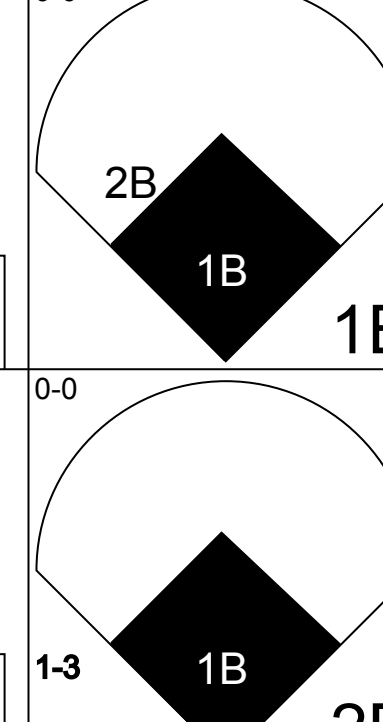
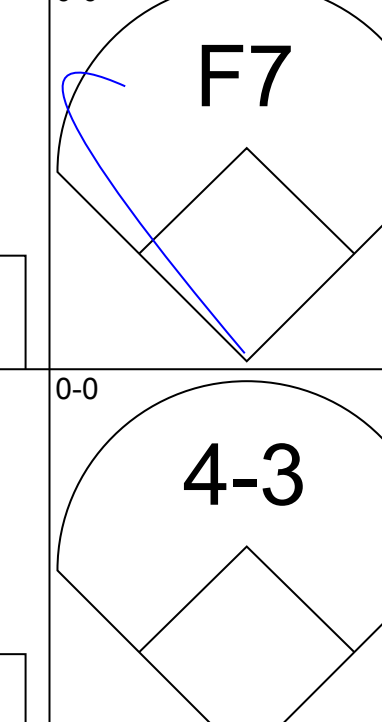
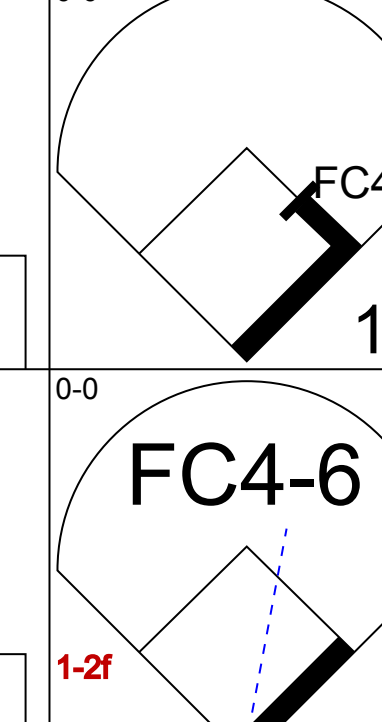
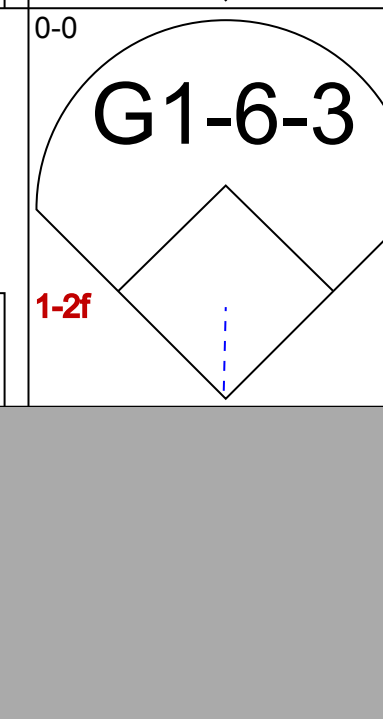
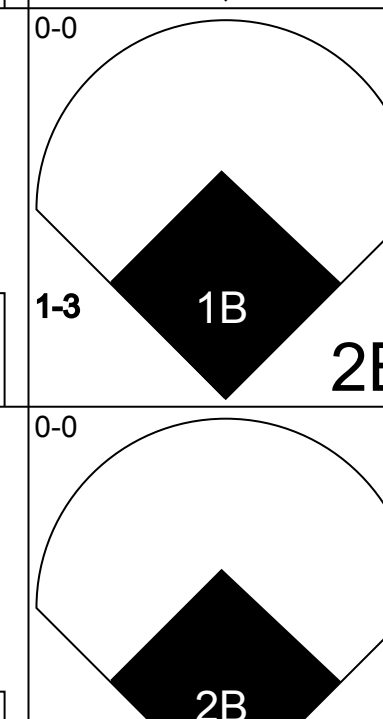
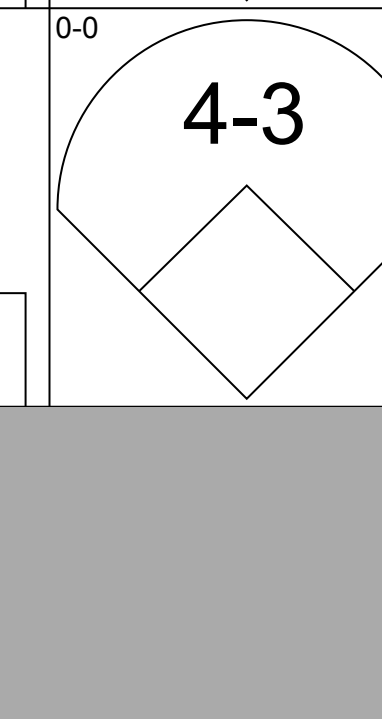
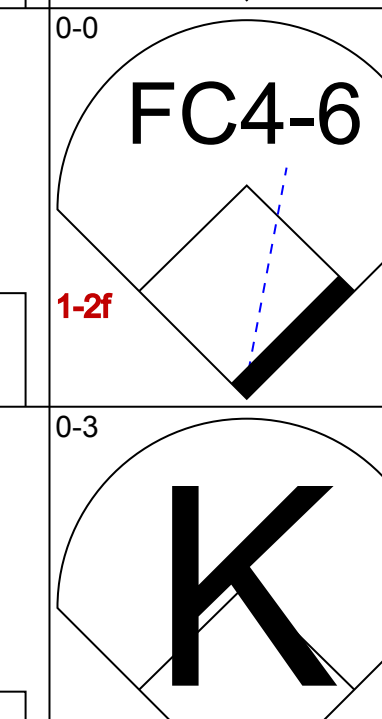
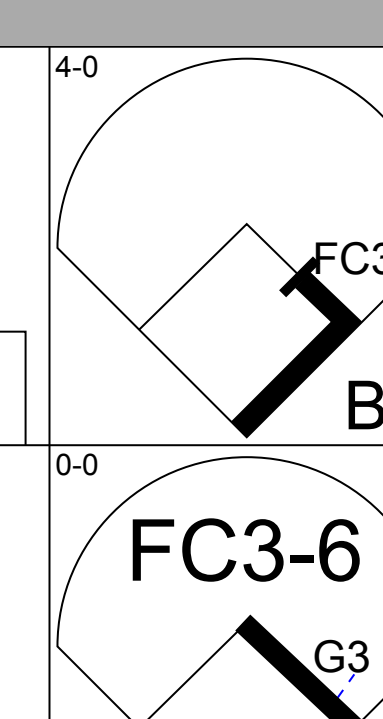
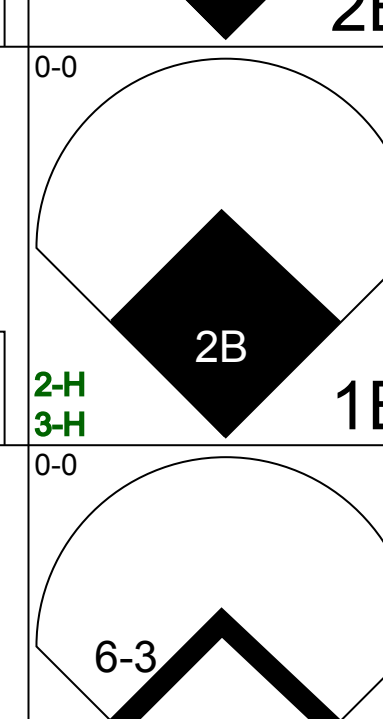
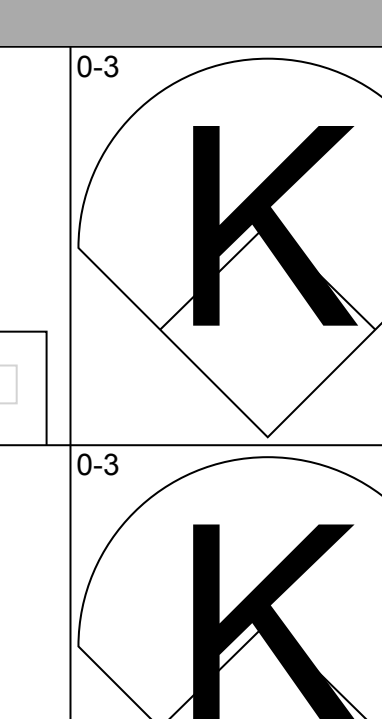
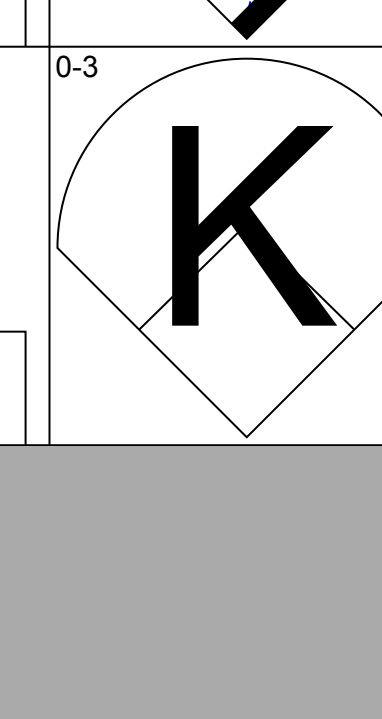
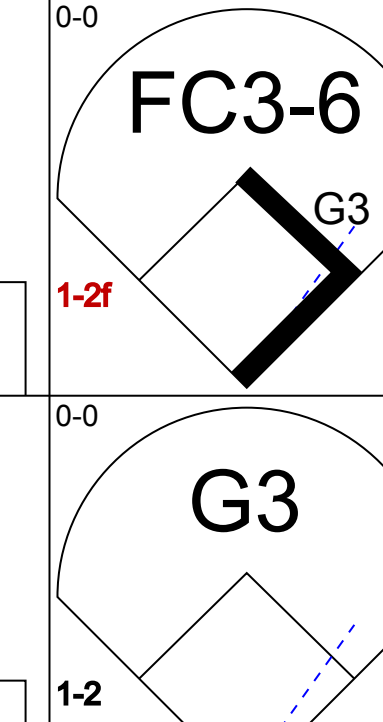
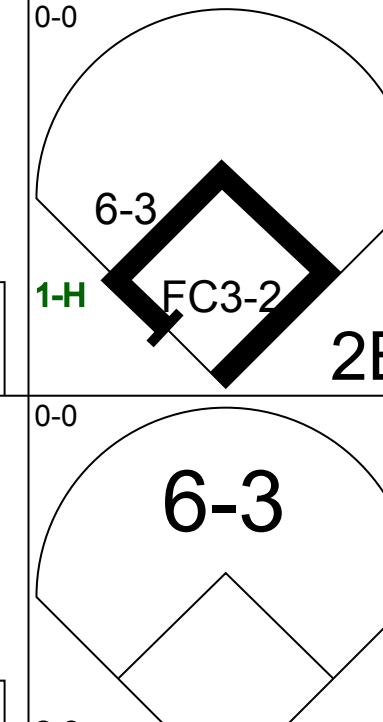
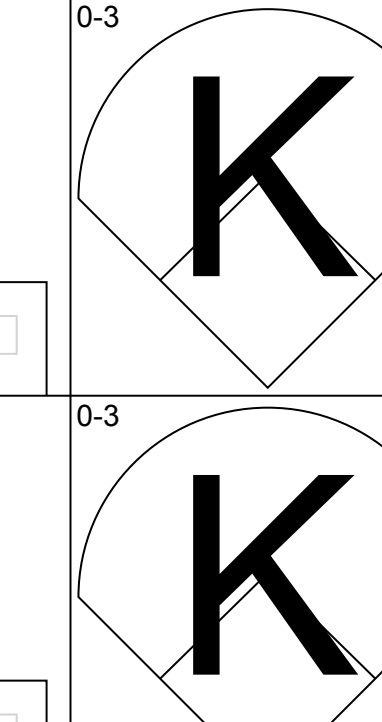
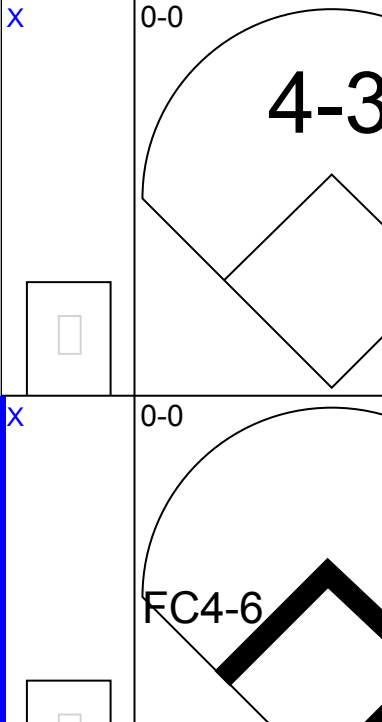
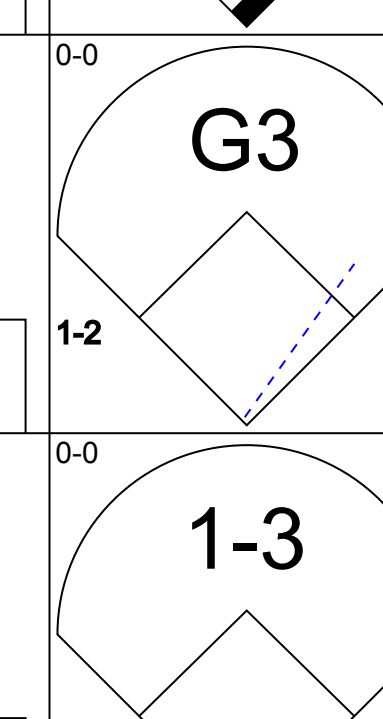
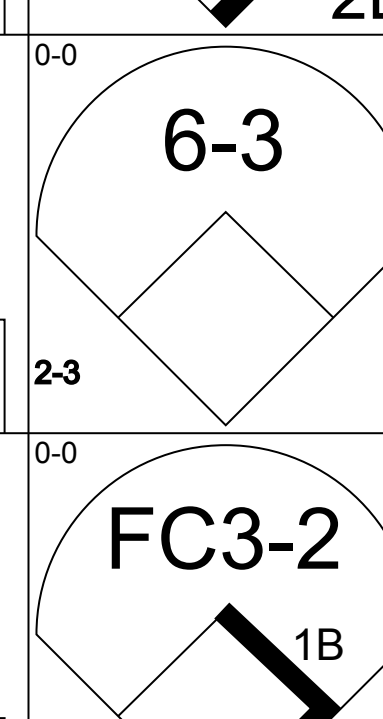
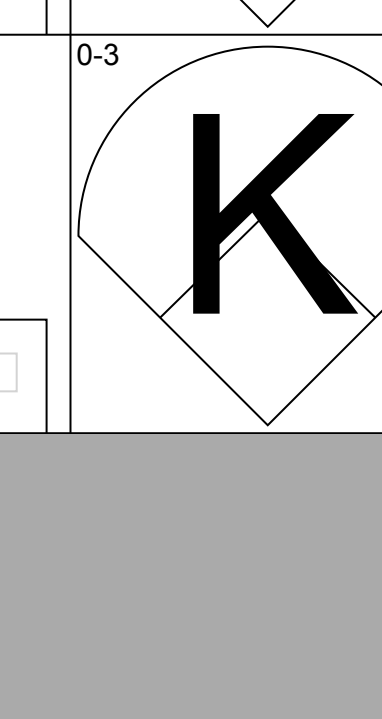

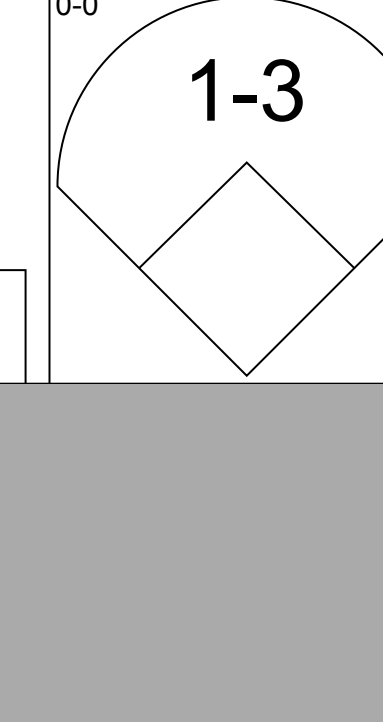
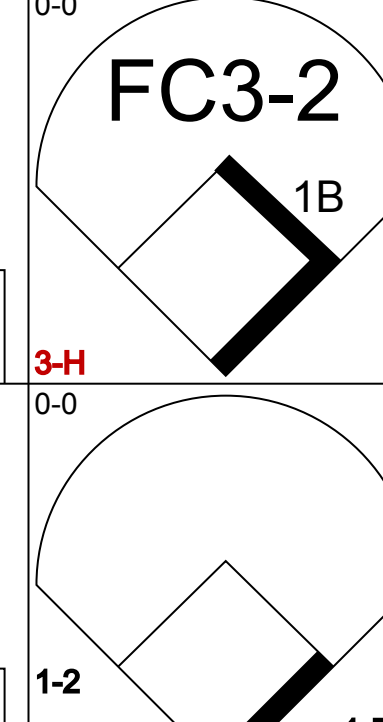
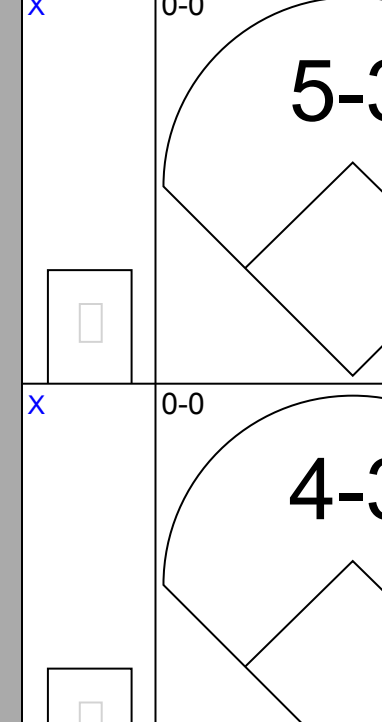
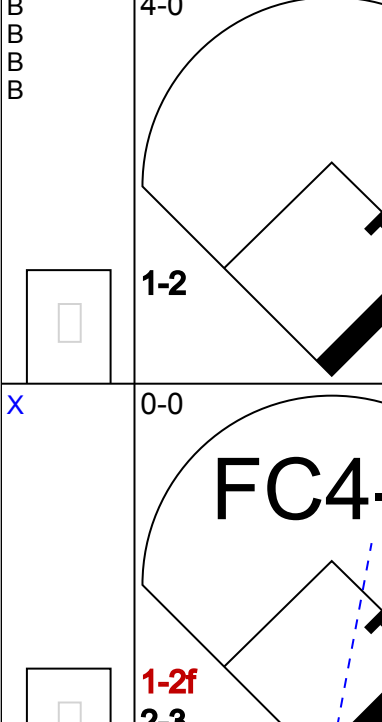
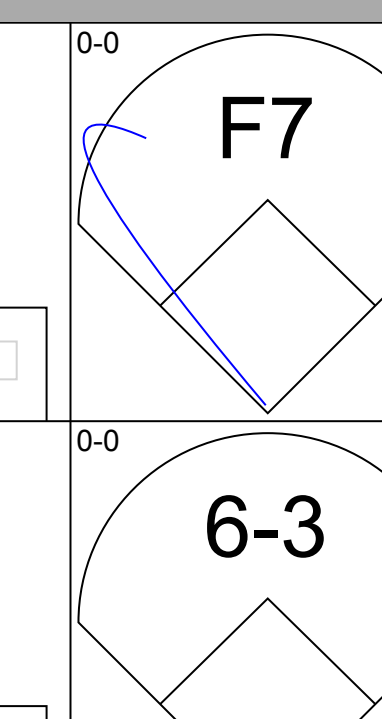
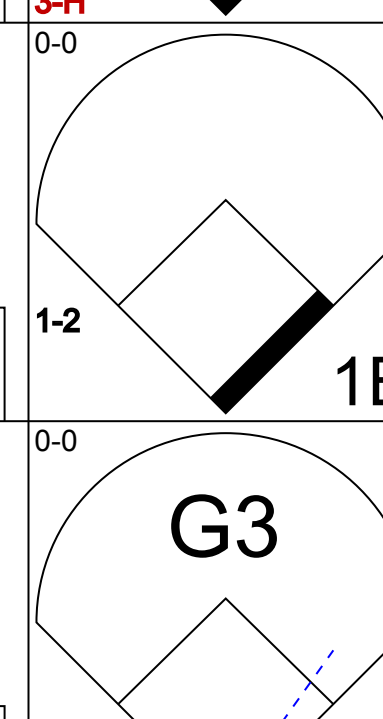
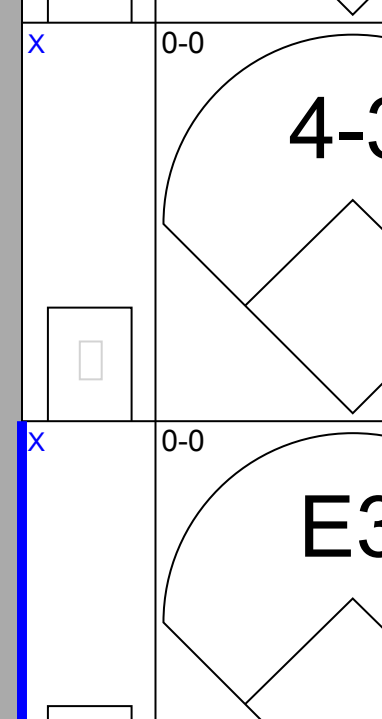
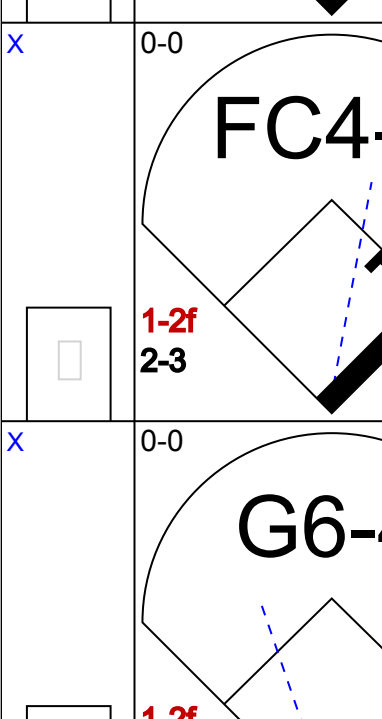
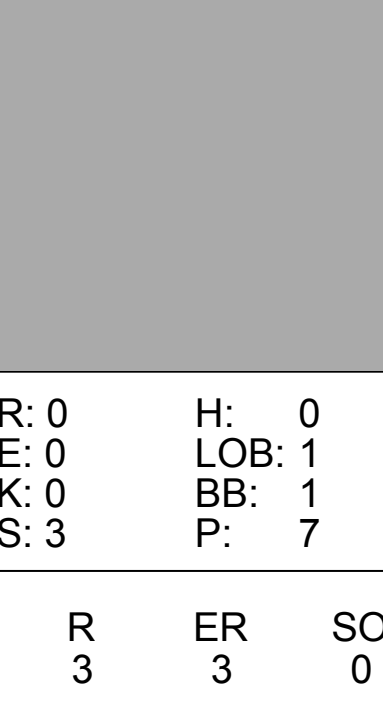
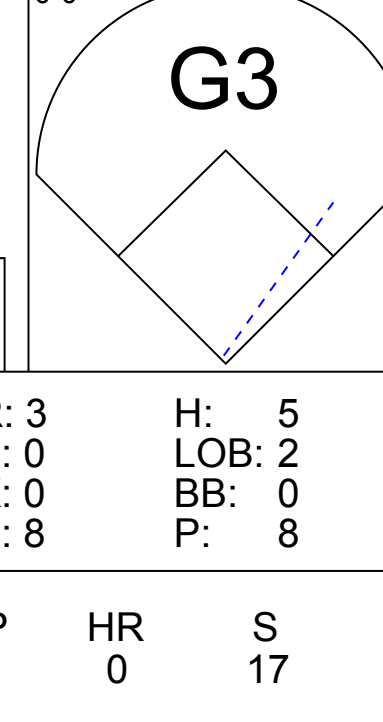
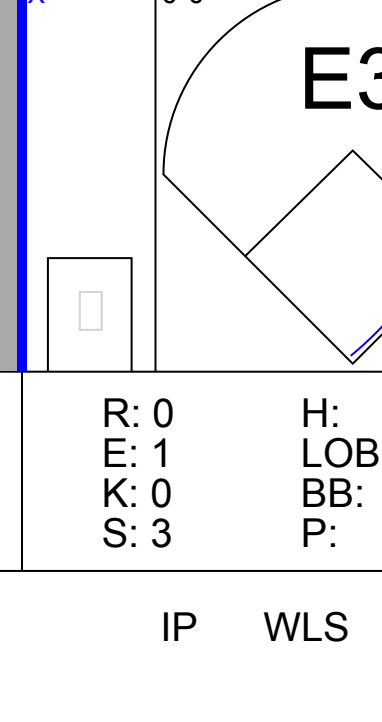
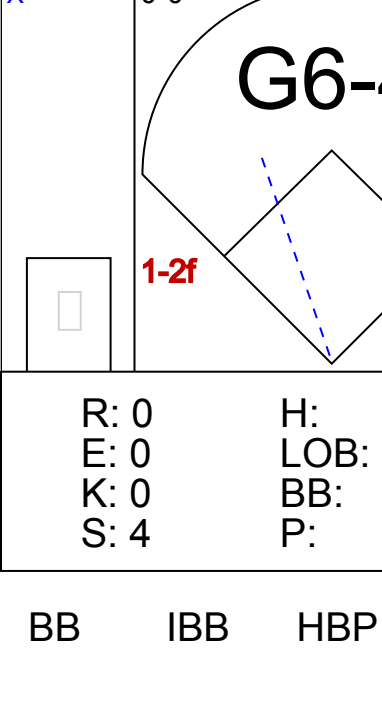
Houston Astros - 1985

Batter	1	2	3	4	5	6	7	8	9	AB	R	H	RBI	BB	SO	LOB	TOP					
Mariano Duncan, R OBP: 0.222, SLG: 0.222										5	1	2	0	0	0	4	Los Angeles Dodgers @ Houston Astros Astrodome, Houston, TX Wed Apr 10 1985, 7:05 PM EST Att: 9,945 - Unknown					
Ken Landreaux, L OBP: 0.125, SLG: 0.500										5	1	1	1	0	1	2						
Al Oliver, L OBP: 0.375, SLG: 0.375 Candy Maldonado, R (7.7)										4	0	2	0	0	0	1						
Pedro Guerrero, R OBP: 0.222, SLG: 0.625										4	2	2	2	0	1	1						
Mike Marshall, R OBP: 0.500, SLG: 0.400 Steve Howe, L (9.1)										2	1	0	0	3	1	1						
Mike Scioscia, L OBP: 0.333, SLG: 0.500										3	0	1	0	0	0	2						
Sid Bream, L OBP: 0.286, SLG: 0.167										3	0	0	0	1	0	2						
Dave Anderson, R (1.6)										4	0	0	0	0	1	5						
Jerry Reuss, L OBP: 0.750, SLG: 0.667 Ken Howell, R (8.1)										3	0	2	2	1	1	0						
Tom Niedenfuer, R (9.7)										0	0	0	0	0	0	0						
Terry Whitfield, L (9.7)										0	0	0	0	0	0	0						
Inning Stats	R: 1 E: 0 K: 0 S: 5	H: 2 LOB: 2 BB: 1 P: 9	R: 0 E: 0 K: 0 S: 4	H: 1 LOB: 1 BB: 0 P: 4	R: 0 E: 0 K: 1 S: 4	H: 1 LOB: 0 BB: 0 P: 4	R: 0 E: 0 K: 1 S: 5	H: 0 LOB: 0 BB: 0 P: 5	R: 0 E: 0 K: 1 S: 6	H: 1 LOB: 1 BB: 0 P: 6	R: 2 E: 0 K: 0 S: 5	H: 2 LOB: 2 BB: 2 P: 13	R: 2 E: 0 K: 0 S: 6	H: 3 LOB: 2 BB: 1 P: 10	R: 0 E: 0 K: 1 S: 4	H: 0 LOB: 0 BB: 1 P: 8	R: 0 E: 0 K: 3 S: 9	H: 0 LOB: 0 BB: 0 P: 9	1B: 8 2B: 0 3B: 0 HR: 2	SF: 1 SAC: 1 DP: 1 HBP: 0	WP: 0 PB: 1 SB: 1 CS: 0	PA: 41
PITCHER	IP WLS BF H R ER SO BB IBB HBP BLK WP HR S P ERA WHIP																					
Joe Niekro, R ERA: 4.5	(1.1) 6.0 L 28 7 3 3 2 2 2 1 0 0 0 0 0 29 41 4.50 1.500																					
Julio Solano, R ERA: 54.0	(7.1) 0.1 5 3 2 2 0 1 0 0 0 0 2 4 8 54.00 12.000																					
Jeff Calhoun, L ERA:	(7.1) 1.2 5 0 0 0 1 1 0 0 0 0 0 6 10 0.00 0.600																					
Dave Smith, R ERA:	(9.1) 1.0 3 0 0 0 3 0 0 0 0 0 0 9 9 0.00 0.000																					

Batter	1	2	3	4	5	6	7	8	9	AB	R	H	RBI	BB	SO	LOB	BOTTOM			
Dickie Thon, R OBP: 0.111, SLG: 0.111										5	0	0	0	0	2	3	Los Angeles Dodgers @ Houston Astros Astrodome, Houston, TX Wed Apr 10 1985, 7:05 PM EST Att: 9,945 - Unknown			
Enos Cabell, R OBP: 0.697, SLG: 1.000										5	0	3	0	0	0	0				
Phil Garner, R OBP: 0.222, SLG: 0.250										4	0	1	1	0	1	2				
Jose Cruz, L OBP: 0.444, SLG: 0.444										5	1	2	0	0	0	3				
Jerry Mumphrey, S (1.8)										2	1	0	0	2	0	1				
Terry Puhl, L (1.9)										3	0	0	0	0	0	3				
Julio Solano, R (7.1)										0	0	0	0	0	0	0				
Jeff Calhoun, L (7.1)										0	0	0	0	0	0	0				
Denny Walling, L (8. PH)										1	0	0	0	0	1	2				
Dave Smith, R (9.1)										0	0	0	0	0	0	0				
Alan Ashby, S OBP: 0.500, SLG: 0.571										3	0	2	2	1	0	0				
Bill Doran, S OBP: 0.250, SLG: 0.375										4	0	0	0	0	1	3				
Joe Niekro, R (1.1)										2	0	0	0	0	0	1				
Kevin Bass, S OBP: 1.000, SLG: 1.000										1	1	1	0	1	0	0				
Inning Stats	R: 0 E: 0 K: 0 S: 4	H: 1 LOB: 1 BB: 0 P: 4	R: 0 E: 0 K: 0 S: 3	H: 0 LOB: 1 BB: 1 P: 7	R: 0 E: 0 K: 1 S: 5	H: 0 LOB: 0 BB: 0 P: 5	R: 0 E: 0 K: 0 S: 4	H: 1 LOB: 1 BB: 0 P: 4	R: 0 E: 0 K: 1 S: 6	H: 1 LOB: 1 BB: 1 P: 10	R: 0 E: 0 K: 0 S: 4	H: 1 LOB: 1 BB: 0 P: 4	R: 3 E: 0 K: 2 S: 10	H: 3 LOB: 1 BB: 1 P: 14	R: 1 E: 0 K: 1 S: 6	H: 1 LOB: 1 BB: 1 P: 10	1B: 7 2B: 2 3B: 0 HR: 0	SF: 1 SAC: 0 DP: 0 HBP: 0	WP: 1 PB: 0 SB: 0 CS: 0	PA: 40
PITCHER	IP WLS BF H R ER SO BB IBB HBP BLK WP HR S P ERA WHIP																			
Jerry Reuss, L ERA: 2.45	(1.1) 7.1 W 31 7 2 2 2 2 2 0 0 0 0 1 0 7 15 2.46 1.227																			
Ken Howell, R ERA: 27.0	(8.1) 0.2 5 1 2 2 2 2 0 0 0 0 1 0 7 15 27.00 4.500																			
Tom Niedenfuer, R ERA:	(9.1) 0.2 3 1 0 0 1 0 0 0 0 0 0 5 5 0.00 1.500																			
Steve Howe, L ERA:	(9.1) 0.1 S 1 0 0 0 0 0 0 0 0 0 0 1 1 0.00 0.000																			



Batter	1	2	3	4	5	6	7	8	9	AB	R	H	RBI	BB	SO	LOB	TOP																	
Mariano Duncan, R (1.4) OBP: 0.385, SLG: 0.333										3	2	2	0	1	1	0	Los Angeles Dodgers @ Houston Astros Astrodome, Houston, TX Thu Apr 11 1985, 4:33 AM EST Att: 5,793 - Unknown																	
Ken Landreux, L (1.8) OBP: 0.167, SLG: 0.500										4	1	1	1	0	1	2																		
Mike Marshall, R (1.9) OBP: 0.500, SLG: 0.778										4	1	2	2	0	2	1																		
Pedro Guerrero, R (1.5) OBP: 0.231, SLG: 0.455										3	0	0	0	1	1	1																		
Candy Maldonado, R (1.7)											4	0	0	0	1	2																		
Steve Yeager, R (1.2) Mike Scioscia, L (7. PH) OBP: 0.250, SLG: 0.375											2	0	0	0	0	1		0																
Sid Bream, L (1.3) OBP: 0.182, SLG: 0.100											4	0	0	0	0	0		0																
Dave Anderson, R (1.6) OBP: 0.100, SLG: 0.100										3	0	1	0	0	1	0																		
Orel Hershiser, R (1.1) Steve Sax, R (5. PH) Carlos Diaz, R (5.1) Jay Johnstone, L (8. PH) Ken Howell, R (8.1)										1	0	0	0	0	0	0																		
Inning Stats	R: 0 E: 0 K: 2 S: 7	H: 0 LOB: 0 BB: 0 P: 7	R: 0 E: 0 K: 0 S: 3	H: 0 LOB: 0 BB: 0 P: 3	R: 0 E: 0 K: 1 S: 5	H: 1 LOB: 2 BB: 1 P: 10	R: 0 E: 0 K: 1 S: 6	H: 1 LOB: 1 BB: 0 P: 6	R: 1 E: 0 K: 1 S: 6	H: 2 LOB: 0 BB: 0 P: 6	R: 0 E: 0 K: 0 S: 3	H: 0 LOB: 0 BB: 0 P: 3	R: 3 E: 0 K: 1 S: 7	H: 2 LOB: 0 BB: 1 P: 11	R: 0 E: 0 K: 1 S: 5	H: 0 LOB: 0 BB: 0 P: 5		1B: 4 2B: 1 3B: 0 HR: 1	SF: 0 SAC: 0 DP: 1 HBP: 0	WP: 0 PB: 0 SB: 0 CS: 0	PA: 34													
PITCHER	IP WLS BF H R ER SO BB IBB HBP BLK WP HR S P ERA WHIP																																	
Bob Knepper, L (1.1) ERA: 1.5	6.0	22	4	1	1	6	1	0	0	0	0	0	0	0	33	37	1.50	0.833																
Bill Dawley, R (7.1) ERA: 13.5	2.0	L	9	2	3	3	1	1	0	0	0	0	0	1	10	14	13.50	1.500																
Frank DiPino, L (9.1) ERA:	1.0		3	0	0	0	1	0	0	0	0	0	0	0	5	5	0.00	0.000																

Batter	1	2	3	4	5	6	7	8	9	AB	R	H	RBI	BB	SO	LOB	BOTTOM																
Dickie Thon, R (1.6) OBP: 0.231, SLG: 0.231										4	0	2	0	0	0	0	Los Angeles Dodgers @ Houston Astros Astrodome, Houston, TX Thu Apr 11 1985, 4:33 AM EST Att: 5,793 - Unknown																
Terry Puhl, L (1.9) OBP: 0.384, SLG: 0.300										4	1	3	0	0	0	0																	
Denny Walling, L (1.5) Frank DiPino, L (9.1)										4	1	1	0	0	0	2																	
Jose Cruz, L (1.7) OBP: 0.462, SLG: 0.417										3	1	1	2	1	2	1																	
Jerry Mumphy, S (1.8) OBP: 0.333, SLG: 0.222										4	0	1	1	0	1	1																	
Harry Spilman, L (1.3) Tim Tolman, R (6. PH) Bill Dawley, R (7.1) Phil Garner, R (9.5) OBP: 0.300, SLG: 0.333										2	0	0	0	0	0	2																	
Mark Bailey, S (1.2) Craig Reynolds, L (9. PR)										3	0	0	0	1	0	2																	
Bill Doran, S (1.4) OBP: 0.250, SLG: 0.333										4	0	1	0	0	0	2																	
Bob Knepper, L (1.1) Enos Cabell, R (7.3) OBP: 0.545, SLG: 0.818										2	0	0	0	0	0	2																	
Inning Stats	R: 0 E: 0 K: 0 S: 3	H: 1 LOB: 0 BB: 0 P: 3	R: 0 E: 0 K: 0 S: 3	H: 0 LOB: 1 BB: 1 P: 7	R: 0 E: 0 K: 0 S: 3	H: 1 LOB: 0 BB: 0 P: 3	R: 3 E: 0 K: 0 S: 8	H: 5 LOB: 2 BB: 0 P: 8	R: 0 E: 0 K: 0 S: 3	H: 1 LOB: 0 BB: 0 P: 3	R: 0 E: 0 K: 3 S: 9	H: 0 LOB: 0 BB: 0 P: 9	R: 0 E: 1 K: 0 S: 3	H: 0 LOB: 0 BB: 0 P: 3	R: 0 E: 0 K: 1 S: 6	H: 1 LOB: 1 BB: 0 P: 6		R: 0 E: 0 K: 0 S: 4	H: 1 LOB: 2 BB: 1 P: 8	1B: 8 2B: 2 3B: 0 HR: 0	SF: 0 SAC: 0 DP: 1 HBP: 0	WP: 0 PB: 0 SB: 0 CS: 2	PA: 38										
PITCHER	IP WLS BF H R ER SO BB IBB HBP BLK WP HR S P ERA WHIP																																
Orel Hershiser, R (1.1) ERA: 6.75	4.0		7	3	3	0	1	0	0	0	0	0	0	17	21	6.75	2.000																
Carlos Diaz, L (5.1) ERA:	3.0	W	9	1	0	0	3	0	0	0	0	0	0	15	15	0.00	0.333																
Ken Howell, R (8.1) ERA: 6.75	2.0	S	9	2	0	0	1	1	0	0	0	0	0	10	14	0.00	1.500																

Batter	1	2	3	4	5	6	7	8	9	AB	R	H	RBI	BB	SO	LOB	TOP					
Jeff Stone, L OBP: 0.231, SLG: 0.385 (1, 7)	G3		5-3			1B S 1B	K			4	1	1	0	0	1	1	Philadelphia Phillies @ Houston Astros Astrodome, Houston, TX Fri Apr 12 1985, 7:05 PM EST Att: 11,879 - Unknown					
Juan Samuel, R OBP: 0.250, SLG: 0.250 (1, 4)	F9		F8			F 1B SF7-4 1B	E5			4	1	1	0	0	0	1						
Von Hayes, L OBP: 0.500, SLG: 0.400 (1, 8) (8, 9)	BB 1B			CS S BB		E6 SF7-4 1B	K			3	0	2	1	1	1	2						
Mike Schmidt, R (1, 5)	BB 1-2			K		SF7-4 1-2 3-H	K			2	0	0	1	1	2	1						
Ozzie Virgil, R OBP: 0.375, SLG: 0.500 (1, 2)	F8		F6			2B	G6-4-3 1B			4	1	2	0	0	0	3						
Glenn Wilson, R OBP: 0.273, SLG: 0.364 Al Holland, R (8, 1)	1-3			5-3		2B	G6-4-3 1-2			4	0	1	1	0	0	1						
John Russell, R Don Carman, L Garry Maddox, R OBP: 0.500, SLG: 0.500 (8, 8)	K			K		F7	G1-4-3 1B			3	0	0	0	0	2	1						
Steve Jeltz, S OBP: 0.375, SLG: 0.286 (1, 6)	K			1B			F9			4	0	2	0	0	1	1						
Jerry Koosman, R Larry Andersen, R Tim Corcoran, L John Wockenfuss, R (8, PH)			F2			K	F7			2	0	0	0	0	1	1						
Inning Stats	R: 0 E: 0 K: 0 S: 4	H: 1 LOB: 2 BB: 1 P: 8	R: 0 E: 0 K: 2 S: 7	H: 0 LOB: 0 BB: 0 P: 7	R: 0 E: 0 K: 0 S: 3	H: 0 LOB: 0 BB: 0 P: 3	R: 0 E: 0 K: 1 S: 4	H: 0 LOB: 0 BB: 1 P: 8	R: 0 E: 0 K: 2 S: 8	H: 1 LOB: 1 BB: 0 P: 8	R: 3 E: 1 K: 0 S: 7	H: 5 LOB: 1 BB: 0 P: 7	R: 0 E: 1 K: 2 S: 9	H: 1 LOB: 2 BB: 0 P: 9	R: 0 E: 0 K: 1 S: 5	H: 1 LOB: 0 BB: 0 P: 5		R: 0 E: 0 K: 0 S: 3	H: 1 LOB: 0 BB: 0 P: 3	1B: 8 2B: 3 3B: 0 HR: 0	SF: 1 SAC: 0 DP: 3 HBP: 0	WP: 0 PB: 0 SB: 2 CS: 1
PITCHER	IP	WLS	BF	H	R	ER	SO	BB	IBB	HBP	BLK	WP	HR	S	P	ERA	WHIP					
Mike Scott, R ERA: 4.76 Dave Smith, R ERA: Jeff Calhoun, L ERA:	5.2		24	7	3	3	5	2	0	0	0	0	0	32	40	4.76	1.588					
	0.1	W	1	0	0	0	0	0	0	0	0	0	0	1	1	0.00	0.000					
	3.0	S	11	3	0	0	3	0	0	0	0	0	0	17	17	0.00	1.000					

Batter	1	2	3	4	5	6	7	8	9	AB	R	H	RBI	BB	SO	LOB	BOTTOM				
Dickie Thon, R OBP: 0.278, SLG: 0.235 (1, 6)	K		F8			FC1-2 1B 1-2 2-3 3-H	FC5-4			4	1	1	1	1	1	1	Philadelphia Phillies @ Houston Astros Astrodome, Houston, TX Fri Apr 12 1985, 7:05 PM EST Att: 11,879 - Unknown				
Enos Cabell, R OBP: 0.625, SLG: 0.813 (1, 3)	1-3 1B				6-3	BB 1B 1-2 2-3 3-H	BB FC1-2 1B			5	2	4	1	0	0	1					
Phil Garner, R OBP: 0.333, SLG: 0.429 (1, 5)	1-3 1-2		F8			1B	F9			5	0	2	0	0	0	5					
Jose Cruz, L OBP: 0.333, SLG: 0.294 (1, 7)	K		4-3			2-3	FC1-2 1B			5	1	0	0	0	1	8					
Jerry Mumphrey, S OBP: 0.471, SLG: 0.333 (1, 8)			G3			E 1B				3	1	2	1	2	0	0					
Terry Puhl, L OBP: 0.438, SLG: 0.571 (1, 9)			S 1B			E4 1-2				4	1	3	4	0	0	1					
Alan Ashby, S OBP: 0.385, SLG: 0.417 (1, 2)			K			K				5	1	1	0	0	3	5					
Bill Doran, S OBP: 0.375, SLG: 0.467 (1, 4)						F2				3	1	2	1	1	0	2					
Mike Scott, R Dave Smith, R Denny Walling, L OBP: 0.333, SLG: 0.400 Jeff Calhoun, L (7, 1)			K			K				2	0	0	0	0	2	4					
										0	0	0	0	0	0	0					
										0	0	0	0	1	0	0					
										1	0	0	0	0	1	1					
Inning Stats	R: 0 E: 0 K: 2 S: 8	H: 1 LOB: 1 BB: 0 P: 8	R: 0 E: 0 K: 2 S: 8	H: 1 LOB: 2 BB: 1 P: 12	R: 0 E: 0 K: 0 S: 4	H: 1 LOB: 1 BB: 0 P: 4	R: 0 E: 1 K: 2 S: 9	H: 1 LOB: 2 BB: 0 P: 9	R: 0 E: 0 K: 0 S: 3	H: 1 LOB: 1 BB: 1 P: 7	R: 7 E: 0 K: 0 S: 9	H: 7 LOB: 2 BB: 2 P: 17	R: 0 E: 0 K: 1 S: 6	H: 1 LOB: 1 BB: 0 P: 6	R: 1 E: 0 K: 1 S: 7	H: 2 LOB: 2 BB: 1 P: 11	1B: 12 2B: 3 3B: 1 HR: 0	SF: 1 SAC: 0 DP: 1 HBP: 0	WP: 0 PB: 0 SB: 1 CS: 0	PA: 43	
PITCHER	IP	WLS	BF	H	R	ER	SO	BB	IBB	HBP	BLK	WP	HR	S	P	ERA	WHIP				
Jerry Koosman, L ERA: 5.4 Larry Andersen, R ERA: 108.0 Don Carman, L ERA: Al Holland, L ERA: 9.0	5.0		25	8	3	3	6	1	1	0	0	0	0	35	43	5.40	1.800				
	0.1	L	5	3	1	1	0	0	1	0	0	0	0	4	8	27.00	9.000				
	1.2		7	2	3	3	1	1	0	0	0	0	0	8	12	16.20	1.800				
	1.0		6	2	1	1	1	0	1	0	0	0	0	7	11	9.00	2.000				

Batter	1	2	3	4	5	6	7	8	9	AB	R	H	RBI	BB	SO	LOB	TOP			
Jeff Stone, L (1, 7) OBP: 0.353, SLG: 0.588	X 0-0 BB 1B			X 0-0 1B 3B		X 0-0 3B 1B	X 0-0 FC6-4			4	2	3	0	0	0	2	Philadelphia Phillies @ Houston Astros Astrodome, Houston, TX Sat Apr 13 1985, 7:05 PM EST Att: 19,772 - Unknown			
Kevin Gross, R (7, 1)	BB 1B			1B		3B 1B	1-2			0	0	0	0	0	0	0				
Al Holland, R (8, 1)	1B									0	0	0	0	0	0	0				
Juan Samuel, R (1, 4) OBP: 0.313, SLG: 0.438	X 0-0 BB 1B			X 0-3 K		X 0-0 SF9 3B		X 0-3 K		4	1	2	1	0	2	1				
Von Hayes, L (1, 8) OBP: 0.438, SLG: 0.308	BB 1B			X 0-0 4-3		X 0-0 6-3		X 0-0 4-3		3	0	0	0	1	0	2				
Mike Schmidt, R (1, 5)	X 0-0 CS			X 4-0 1B BB		X 0-0 SF9		X 0-0 F7		2	0	0	1	1	0	0				
Tim Corcoran, L (1, 3) OBP: 0.286, SLG: 0.167		X 0-0 F8		X 0-0 1B BB		X 0-0 3H F7		X 0-0 4-3		4	0	1	1	0	0	0				
Glenn Wilson, R (1, 9) OBP: 0.287, SLG: 0.333		X 0-3 K		X 0-0 1B		X 0-0 4-3		X 0-0 F8		4	1	1	0	0	1	2				
Ozzie Virgil, R (1, 2) OBP: 0.250, SLG: 0.333			X 0-0 F7		X 0-0 F9		X 0-3 K		X 0-0 F4	4	0	0	0	0	1	1				
Steve Jeltz, S (1, 6) OBP: 0.417, SLG: 0.300			X 0-0 6-3		X 0-3 K		X 4-0 BB BB		X 0-0 1B	3	0	1	1	1	1	0				
Shane Rawley, R (1, 1)			X 0-0 F8		X 0-3 K		X 4-0 BB BB		X 0-0 2H 1B	2	0	0	0	0	1	0				
Don Carman, L (6, 1)							X 0-0 FC6-4			0	0	0	0	0	0	0				
Greg Gross, L (7, 7) OBP: 0.287, SLG: 0.333							X 1-2 BB			1	0	0	0	1	0	1				
Inning Stats	R: 0 H: 2 E: 0 K: 0 S: 2	H: 0 R: 3 ER: 0 LOB: 0 P: 6	R: 0 H: 0 E: 0 K: 1 S: 5	H: 0 R: 0 ER: 0 LOB: 0 P: 5	R: 0 H: 0 E: 0 K: 0 S: 3	H: 0 R: 0 ER: 0 LOB: 0 P: 3	R: 1 H: 2 E: 0 K: 1 S: 7	H: 2 R: 0 ER: 0 LOB: 2 P: 11	R: 0 H: 0 E: 0 K: 2 S: 7	H: 0 R: 0 ER: 0 LOB: 0 P: 7	R: 2 H: 2 E: 0 K: 0 S: 5	H: 2 R: 0 ER: 0 LOB: 0 P: 5	R: 0 H: 0 E: 0 K: 1 S: 5	H: 0 R: 0 ER: 0 LOB: 0 P: 5	R: 1 H: 2 E: 1 K: 0 S: 5	H: 2 R: 0 ER: 0 LOB: 1 P: 5	1B: 6 2B: 0 3B: 2 HR: 0	SF: 1 SAC: 0 DP: 0 HBP: 0	WP: 0 PA: 37 PB: 0 SB: 1 CS: 1	
PITCHER	IP WLS BF H R ER SO BB IBB HBP BLK WP HR S P ERA WHIP	5.1 L 21 6 3 3 4 2 0 0 0 0 0 27 35 5.06 1.500	6.1 7 0 0 0 1 2 0 0 0 0 0 7 15 0.00 1.200	8.1 8 2 1 0 1 0 0 0 0 0 0 10 10 0.00 1.000																

Batter	1	2	3	4	5	6	7	8	9	AB	R	H	RBI	BB	SO	LOB	BOTTOM				
Dickie Thon, R (1, 6) OBP: 0.304, SLG: 0.238	X 0-0 6-3		X 0-0 F8			X 0-0 E6 1B 1B	X 4-0 BB		X 0-0 E5 1B	4	1	1	0	1	0	0	Philadelphia Phillies @ Houston Astros Astrodome, Houston, TX Sat Apr 13 1985, 7:05 PM EST Att: 19,772 - Unknown				
Enos Cabell, R (1, 3) OBP: 0.476, SLG: 0.619	0-3 K			X 0-0 6-3		X 0-0 F5	X 0-0 F8		X 0-0 1-3	5	0	0	0	0	1	4					
Phil Garner, R (1, 5) OBP: 0.368, SLG: 0.444	X 0-0 F9			X 0-0 4-3 PB 1B		X 0-0 1B 1B	X 0-0 F8		X 0-0 F5	4	1	2	0	0	2	0					
Dave Smith, R (8, 1)	BB 1B					X 1-2 1B 1B				0	0	0	0	0	0	0					
Tim Tolman, R (9, PH)										1	0	0	0	0	0	1					
Jose Cruz, L (1, 7) OBP: 0.364, SLG: 0.381		X 0-3 K		X 0-0 4-3		X 0-0 1B 1B	X 0-0 FC1-5 2B			4	0	2	0	0	1	1					
Jerry Mumphrey, S (1, 8) OBP: 0.429, SLG: 0.313		X 0-0 F9		X 0-0 6-3		X 0-0 HBP 1B	X 0-0 FC1-5 S			4	0	1	2	0	0	2					
Terry Puhl, L (1, 9) OBP: 0.500, SLG: 0.533		X 4-0 FC5-4 BB		X 0-0 3-1		X 1-3 2H 3H 1B	X 4-0 FC6-4 HBP		X 4-0 BB	1	0	0	0	2	0	0					
Alan Ashby, S (1, 2) OBP: 0.375, SLG: 0.400		X 0-0 FC5-4		X 0-0 4-3		X 0-0 G5-4-3 1B	X 0-0 FC6-4		X 0-0 F7	3	0	1	0	0	0	4					
Kevin Bass, S (6, PH) OBP: 0.667, SLG: 0.500						X 1-2				1	0	0	0	0	0	2					
Mark Bailey, S (9, 2)										0	0	0	0	0	0	0					
Bill Doran, S (1, 4) OBP: 0.333, SLG: 0.412			X 0-0 4-3		X 0-0 G5-4-3		X 0-3 K		X 0-0 F8	2	0	0	0	0	0	1					
Bill Dawley, R (6, 1)										0	0	0	0	0	0	0					
Craig Reynolds, L (7, PH)										1	0	0	0	1	0	0					
Denny Walling, L (8, 5) OBP: 0.286, SLG: 0.333										1	0	0	0	0	2	0					
Ron Mathis, R (1, 1)			X 0-0 G3			X 0-0 F6	X 0-0 BB 1B		X 0-0 F7	1	0	0	0	0	0	0					
Jim Pankovits, R (6, 4) OBP: 0.333, SLG: 0.333										3	0	1	0	0	0	0					
Inning Stats	R: 0 H: 0 E: 0 K: 1 S: 5	H: 0 R: 2 ER: 0 LOB: 1 P: 9	R: 0 H: 0 E: 0 K: 0 S: 3	H: 0 R: 0 ER: 0 LOB: 0 P: 3	R: 0 H: 1 E: 0 K: 0 S: 4	H: 1 R: 0 ER: 0 LOB: 0 P: 4	R: 0 H: 3 E: 1 K: 0 S: 7	H: 3 R: 0 ER: 0 LOB: 3 P: 8	R: 0 H: 1 E: 0 K: 1 S: 6	H: 1 R: 0 ER: 0 LOB: 2 P: 10	R: 0 H: 1 E: 0 K: 0 S: 4	H: 1 R: 0 ER: 0 LOB: 1 P: 8	R: 0 H: 1 E: 1 K: 0 S: 4	H: 1 R: 0 ER: 0 LOB: 1 P: 4	1B: 7 2B: 1 3B: 0 HR: 0	SF: 0 SAC: 0 DP: 1 HBP: 1	WP: 0 PA: 39 PB: 1 SB: 1 CS: 0				
PITCHER	IP WLS BF H R ER SO BB IBB HBP BLK WP HR S P ERA WHIP	5.2 W 23 5 2 0 2 1 0 0 0 0 0 1 2 0.00 1.059	6.1 2 0 0 0 0 0 0 0 1 0 0 0 1 2 0.00 0.000	7.1 7 2 0 0 1 1 0 0 0 0 0 8 12 0.00 2.250	8.1 7 1 0 0 0 1 0 0 0 0 0 6 10 0.00 1.200																

Batter	1	2	3	4	5	6	7	8	9	AB	R	H	RBI	BB	SO	LOB	TOP			
Jeff Stone, L OBP: 0.286, SLG: 0.476 (1, 7)										4	0	0	0	0	0	1	Philadelphia Phillies @ Houston Astros Astrodome, Houston, TX Sun Apr 14 1985, 4:33 AM EST Att: 15,277 - Unknown			
Juan Samuel, R OBP: 0.250, SLG: 0.350 (1, 4)										4	0	0	0	0	2	0				
Von Hayes, L OBP: 0.450, SLG: 0.412 (1, 8)										4	0	2	0	0	1	0				
Mike Schmidt, R (1, 5)										4	0	0	0	0	2	3				
Tim Corcoran, L OBP: 0.364, SLG: 0.300 (1, 3)										4	0	2	0	0	0	2				
Bo Diaz, R OBP: 0.125, SLG: 0.125 (1, 2)										4	0	0	0	0	1	2				
Glenn Wilson, R OBP: 0.263, SLG: 0.316 (1, 9)										4	1	1	0	0	0	0				
Steve Jeltz, S OBP: 0.400, SLG: 0.250 (1, 6)										2	1	0	0	1	2	1				
Steve Carlton, L OBP: 0.250, SLG: 0.500 (1, 1)										2	1	1	2	0	1	1				
Pat Zachry, R (6, 1)										0	0	0	0	0	0	0				
Greg Gross, L (7, PH)										1	0	0	0	0	0	0	0			
Larry Andersen, R (7, 1)										0	0	0	0	0	0	0				
Inning Stats	R: 0 E: 0 K: 0 S: 3	H: 0 LOB: 0 BB: 0 P: 3	R: 0 E: 0 K: 1 S: 5	H: 1 LOB: 0 BB: 0 P: 5	R: 3 E: 2 K: 1 S: 9	H: 2 LOB: 2 BB: 1 P: 13	R: 0 E: 0 K: 3 S: 10	H: 1 LOB: 1 BB: 0 P: 10	R: 0 E: 0 K: 1 S: 6	H: 1 LOB: 1 BB: 0 P: 6	R: 0 E: 0 K: 0 S: 3	H: 0 LOB: 0 BB: 0 P: 3	R: 0 E: 0 K: 2 S: 7	H: 0 LOB: 0 BB: 0 P: 5	R: 0 E: 0 K: 0 S: 3	H: 0 LOB: 0 BB: 0 P: 3	1B: 4 2B: 2 3B: 0 HR: 0	SF: 0 SAC: 0 DP: 2 HBP: 0	WP: 0 PB: 0 SB: 0 CS: 0	PA: 34
PITCHER Nolan Ryan, R ERA: 1.13 (1, 1)	IP: 9.0 WLS: W BF: 34 H: 6 R: 3 ER: 1 SO: 9 BB: 1 IBB: 0 HBP: 0 BLK: 0 WP: 0 HR: 0 S: 51 P: 55 ERA: 1.00 WHIP: 0.778															PITCHER				

AB	33
R	3
H	6
RBI	2
BB	1
SO	9
LOB	10



Batter	1	2	3	4	5	6	7	8	9	AB	R	H	RBI	BB	SO	LOB	BOTTOM			
Dickie Thon, R OBP: 0.321, SLG: 0.240 (1, 6)										4	0	1	1	1	1	1	Philadelphia Phillies @ Houston Astros Astrodome, Houston, TX Sun Apr 14 1985, 4:33 AM EST Att: 15,277 - Unknown			
Enos Cabell, R OBP: 0.385, SLG: 0.500 (1, 3)										5	0	0	0	0	5	0				
Phil Garner, R OBP: 0.375, SLG: 0.478 (1, 5)										5	1	2	0	0	0	0				
Jose Cruz, L OBP: 0.444, SLG: 0.440 (1, 7)										4	1	3	0	1	0	1				
Jerry Mumphrey, S OBP: 0.480, SLG: 0.421 (1, 8)										3	1	2	0	1	0	2				
Terry Puhl, L OBP: 0.542, SLG: 0.556 (1, 9)										3	2	2	1	1	0	1				
Mark Bailey, S OBP: 0.375, SLG: 0.333 (1, 2)										3	0	1	2	1	0	5				
Bill Doran, S OBP: 0.364, SLG: 0.400 (1, 4)										3	0	1	0	1	2	6				
Nolan Ryan, R (1, 1)										4	0	0	0	0	1	9				
Inning Stats	R: 0 E: 0 K: 0 S: 3	H: 1 LOB: 0 BB: 0 P: 3	R: 2 E: 0 K: 1 S: 7	H: 2 LOB: 3 BB: 3 P: 19	R: 1 E: 0 K: 0 S: 5	H: 3 LOB: 1 BB: 0 P: 5	R: 0 E: 0 K: 1 S: 6	H: 1 LOB: 1 BB: 0 P: 6	R: 2 E: 1 K: 0 S: 5	H: 2 LOB: 2 BB: 2 P: 13	R: 0 E: 0 K: 1 S: 5	H: 0 LOB: 0 BB: 0 P: 5	R: 0 E: 0 K: 1 S: 7	H: 2 LOB: 3 BB: 1 P: 11	R: 0 E: 0 K: 0 S: 4	H: 1 LOB: 1 BB: 0 P: 4		1B: 9 2B: 3 3B: 0 HR: 0	SF: 0 SAC: 0 DP: 2 HBP: 0	WP: 2 PB: 0 SB: 1 CS: 2
PITCHER Steve Carlton, L ERA: 4.09 (1, 1)	IP: 5.0 WLS: L BF: 27 H: 9 R: 5 ER: 4 SO: 2 BB: 4 IBB: 1 HBP: 0 BLK: 0 WP: 1 HR: 0 S: 26 P: 46 ERA: 7.20 WHIP: 2.600															PITCHER				
Pat Zachry, R ERA: 6.75 (6, 1)	IP: 1.0 WLS: L BF: 3 H: 0 R: 0 ER: 0 SO: 1 BB: 0 IBB: 0 HBP: 0 BLK: 0 WP: 0 HR: 0 S: 5 P: 5 ERA: 0.00 WHIP: 0.000															PITCHER				
Larry Andersen, R ERA: 15.43 (7, 1)	IP: 2.0 WLS: L BF: 10 H: 3 R: 0 ER: 0 SO: 1 BB: 0 IBB: 1 HBP: 0 BLK: 0 WP: 0 HR: 0 S: 11 P: 15 ERA: 0.00 WHIP: 1.500															PITCHER				


AB	34
R	5
H	12
RBI	4
BB	6
SO	4
LOB	30



Batter	1	2	3	4	5	6	7	8	9	AB	R	H	RBI	BB	SO	LOB	TOP			
Dickie Thon, R OBP: 0.303, SLG: 0.233 (1, 6)	F4		K	FC3-6 1B		K			K	5	0	1	0	0	3	3				
Terry Puhl, L OBP: 0.483, SLG: 0.455 (1, 9)	K		G3 3B BB	FC3-6			G3		K	4	1	0	0	1	2	3				
Denny Walling, L OBP: 0.250, SLG: 0.273 (1, 5)	5-3		G3		4-3		FC4-6 1B		FC4-6	5	0	1	0	0	0	2				
Jose Cruz, L OBP: 0.452, SLG: 0.429 (1, 7)		1B 1B	3B IBB		6-3		FC4-6 1-2			3	2	1	0	1	0	1				
Jerry Mumphy, S OBP: 0.448, SLG: 0.478 (1, 8)	K		3B		5-3		5-3			4	0	1	2	0	1	2				
Harry Scilman, L OBP: 0.250, SLG: 0.250 Enos Cabell, R OBP: 0.357, SLG: 0.464 (6, PH) (6, 3)	G5-2-3 1B		F8			K2-3			K	2	0	1	0	0	0	1				
Mark Bailey, S OBP: 0.417, SLG: 0.400 (1, 2)		BB 1B		G3		E 1B 1B			F5	4	0	2	1	0	0	0				
Bill Doran, S OBP: 0.385, SLG: 0.391 Bill Dawley, R (8, 1)						K			F8	3	0	1	0	1	1	1				
Joe Niekro, R OBP: 0.200, SLG: 0.200 Jeff Calhoun, L (7, 1)			G5-2-3		K		E7 1B			3	0	1	0	0	1	4				
Jim Pankovits, R OBP: 0.500, SLG: 0.333 (8, 4)									FC4-6 BB	0	0	0	0	0	0	0				
Inning Stats	R: 0 E: 0 K: 1 S: 5	H: 0 LOB: 0 BB: 0 P: 5	R: 1 E: 0 K: 1 S: 7	H: 3 LOB: 2 BB: 1 P: 11	R: 2 E: 0 K: 1 S: 6	H: 1 LOB: 1 BB: 2 P: 14	R: 0 E: 0 K: 1 S: 7	H: 2 LOB: 2 BB: 0 P: 7	R: 0 E: 1 K: 3 S: 11	H: 2 LOB: 2 BB: 0 P: 11	R: 0 E: 0 K: 0 S: 4	H: 1 LOB: 1 BB: 0 P: 4	R: 0 E: 0 K: 1 S: 5	H: 0 LOB: 0 BB: 0 P: 5	R: 0 E: 0 K: 2 S: 7	H: 0 LOB: 1 BB: 1 P: 11	1B: 8 2B: 0 3B: 1 HR: 0	SF: 0 SAC: 0 DP: 1 HBP: 0	WP: 0 PB: 0 SB: 0 CS: 0	PA: 39
PITCHER	IP	WLS	BF	H	R	ER	SO	BB	IBB	HBP	BLK	WP	HR	S	P	ERA	WHIP			
Orel Hershiser, R ERA: 6.75 Carlos Diaz, L ERA: 2.57 Ken Howell, R ERA: 3.18	4.0		20	6	3	3	4	2	1	0	0	0	0	25	37	6.75	2.000			
	3.0	W	12	3	0	0	3	0	0	0	0	0	0	18	18	0.00	1.000			
	2.0	S	7	0	0	0	3	1	0	0	0	0	0	12	16	0.00	0.500			

Houston Astros @ Los Angeles Dodgers
Dodger Stadium, Los Angeles, CA
Mon Apr 15 1985, 6:05 PM PST
Att: 26,541 - Unknown


AB 33
R 3
H 9
RBI 3
BB 4
SO 8
LOB 17



Batter	1	2	3	4	5	6	7	8	9	AB	R	H	RBI	BB	SO	LOB	BOTTOM			
Steve Sax, R (1, 4)			1-3							0	0	0	0	0	0	0				
Mariano Duncan, R OBP: 0.400, SLG: 0.480 (1, PH) (2, 4)	PB SF8 BB				F3					3	2	1	1	1	0	0				
Ken Landreaux, L OBP: 0.115, SLG: 0.269 (1, 8)	F8		F7		G3		K			4	0	0	0	0	1	1				
Al Oliver, L OBP: 0.320, SLG: 0.292 Ken Howell, R (8, 1)			1-3		6-3		3			3	0	0	0	1	0	1				
Pedro Guerrero, R OBP: 0.300, SLG: 0.360 (1, 5)	SF8				6-3					2	1	0	1	1	0	0				
Mike Marshall, R OBP: 0.448, SLG: 0.542 (1, 9)	F7				1B PB 1B		1B SF9 BB			3	2	2	0	1	0	1				
Mike Scioscia, L OBP: 0.400, SLG: 0.353 (1, 2)										2	0	2	0	1	0	0				
Sid Bream, L OBP: 0.269, SLG: 0.286 (1, 3)			F8		K		SF9			2	0	0	1	1	1	3				
Bill Russell, R OBP: 0.400, SLG: 0.400 (1, 6)			F9				B1-3			4	0	2	1	0	0	2				
Orel Hershiser, R (1, 1) Terry Whitfield, L OBP: 0.500, SLG: 0.750 (4, PH) Carlos Diaz, R (5, 1) Jay Johnstone, L OBP: 0.333, SLG: 0.667 (7, PH) Candy Maldonado, R OBP: 0.200, SLG: 0.444 (8, 7)			F6		K					1	0	0	0	0	0	1				
										1	0	0	0	0	1	2				
										0	0	0	0	0	0	0				
										1	0	0	0	0	0	0				
										1	0	0	0	0	3					
Inning Stats	R: 1 E: 0 K: 0 S: 3	H: 0 LOB: 1 BB: 2 P: 11	R: 0 E: 0 K: 0 S: 3	H: 0 LOB: 1 BB: 1 P: 7	R: 0 E: 0 K: 0 S: 3	H: 0 LOB: 0 BB: 0 P: 3	R: 1 E: 0 K: 2 S: 10	H: 3 LOB: 2 BB: 0 P: 10	R: 0 E: 0 K: 0 S: 3	H: 0 LOB: 0 BB: 0 P: 3	R: 1 E: 0 K: 0 S: 4	H: 1 LOB: 1 BB: 1 P: 8	R: 1 E: 0 K: 1 S: 6	H: 1 LOB: 0 BB: 0 P: 6	R: 1 E: 0 K: 0 S: 4	H: 2 LOB: 2 BB: 2 P: 12	1B: 6 2B: 1 3B: 0 HR: 1	SF: 2 SAC: 1 DP: 1 HBP: 0	WP: 1 PB: 2 SB: 1 CS: 1	PA: 36
PITCHER	IP	WLS	BF	H	R	ER	SO	BB	IBB	HBP	BLK	WP	HR	S	P	ERA	WHIP			
Joe Niekro, R ERA: 3.65 Jeff Calhoun, L ERA: 7.71 Bill Dawley, R ERA: 7.71	6.1	L	29	5	4	2	3	4	0	0	0	0	0	31	47	2.84	1.421			
	0.2		1	0	0	0	0	0	0	0	0	0	0	1	1	0.00	0.000			
	1.0		6	2	1	1	0	1	1	0	0	0	0	4	12	9.00	3.000			

Houston Astros @ Los Angeles Dodgers
Dodger Stadium, Los Angeles, CA
Mon Apr 15 1985, 6:05 PM PST
Att: 26,541 - Unknown

AB 27
R 5
H 7
RBI 4
BB 6
SO 3
LOB 14



Batter	1	2	3	4	5	6	7	8	9	AB	R	H	RBI	BB	SO	LOB	TOP	
Dickie Thon, R OBP: 0.297, SLG: 0.235 Craig Reynolds, L OBP: 0.500, SLG: 0.500	K			K		FC4-6 1B		F4	1B	4	0	1	0	0	2	1		
Kevin Bass, S OBP: 0.500, SLG: 0.571	4-3			1B		FC4-6 PO			3H 2B	5	1	2	0	0	0	2		
Denny Walling, L OBP: 0.267, SLG: 0.357 Jim Pankovits, R OBP: 0.800, SLG: 0.500 Frank DiPino, L	1-3			F8		PO			FC6-4 1B	3	0	1	0	0	0	1		
Jose Cruz, L OBP: 0.400, SLG: 0.375		6-3		F8		K			FC6-4 1B	4	1	0	0	0	1	3		
Jerry Mumphy, S OBP: 0.455, SLG: 0.519		F8			4-3 SF7 2B				1B SH	4	2	2	0	0	1	1		
Harry Spillman, L OBP: 0.143, SLG: 0.143 Dave Smith, R Enos Cabell, R OBP: 0.379, SLG: 0.483	F6			4-3		F7			1B	3	0	0	0	0	0	2		
Mark Bailey, S OBP: 0.375, SLG: 0.333			1-3		SF7			4-3	SH E BB	2	1	0	1	1	0	0		
Bill Doran, S OBP: 0.379, SLG: 0.385			F7		F5				SH S 1B	3	1	1	1	0	0	0		
Bob Knepper, L Phil Garner, R OBP: 0.346, SLG: 0.440			4-3			K		K	1-3 2H 3H 1B	2	0	0	0	0	1	0		
Inning Stats	R: 0 E: 0 K: 1 S: 5	H: 0 LOB: 0 BB: 0 P: 5	R: 0 E: 0 K: 0 S: 3	H: 0 LOB: 0 BB: 0 P: 3	R: 0 E: 0 K: 0 S: 3	H: 1 LOB: 1 BB: 0 P: 6	R: 1 E: 0 K: 0 S: 4	H: 1 LOB: 0 BB: 0 P: 4	R: 0 E: 0 K: 1 S: 5	H: 1 LOB: 1 BB: 0 P: 8	R: 0 E: 0 K: 1 S: 6	H: 1 LOB: 1 BB: 0 P: 6	R: 6 E: 2 K: 1 S: 11	H: 5 LOB: 1 BB: 1 P: 15	1B: 7 2B: 3 3B: 0 HR: 0	SF: 1 SAC: 1 DP: 0 HBP: 0	WP: 0 PA: 39 PB: 0 SB: 2 CS: 0	
PITCHER	IP	WLS	BF	H	R	ER	SO	BB	IBB	HBP	BLK	WP	HR	S	P	ERA	WHIP	
Tom Brennan, R ERA: 1.08	5.0		17	2	1	1	2	0	0	0	0	0	0	21	20	1.80	0.400	
Tom Niedenfuer, R ERA: 3.12	3.0		12	4	1	1	4	0	0	0	0	0	0	20	20	3.00	1.333	
Steve Howe, L ERA: 27.0	0.1	L	3	2	0	0	0	0	0	0	0	0	0	3	3	0.00	6.000	
Ken Howell, R ERA: 4.26	0.2		6	2	5	3	1	1	0	0	0	0	0	7	11	40.50	4.500	

Houston Astros @ Los Angeles Dodgers
Dodger Stadium, Los Angeles, CA
Tue Apr 16 1985, 6:05 PM PST
Att: 32,155 - Unknown

AB	34
R	7
H	9
RBI	4
BB	1
SO	7
LOB	12



Batter	1	2	3	4	5	6	7	8	9	AB	R	H	RBI	BB	SO	LOB	BOTTOM		
Mariano Duncan, R OBP: 0.400, SLG: 0.467	4-3	FC6-4		FC4-6 1B		F9			E 1B	5	0	2	0	0	0	4			
Bill Russell, R OBP: 0.300, SLG: 0.222			6-3	FC4-6		E6 S			F6	4	0	0	0	1	0	3			
Mike Marshall, R OBP: 0.412, SLG: 0.586	K			F3		K			E6 G6-4-3	5	1	1	1	0	2	5			
Pedro Guerrero, R OBP: 0.286, SLG: 0.333	F7			HR 1B	5-3	F7			G6-4-3	5	1	1	0	0	0	4			
Candy Maldonado, R OBP: 0.214, SLG: 0.385		1B 2-3 1B		K	F6	K				4	0	1	0	0	2	2			
Sid Bream, L OBP: 0.267, SLG: 0.400		2-3		HR	K				F8	4	1	1	2	0	1	1			
Steve Yeager, R OBP: 0.200, SLG: 0.111		F7		K		SH1-4 1B			F9	4	0	1	0	0	1	1			
Dave Anderson, R OBP: 0.261, SLG: 0.190		1B BB		FC4-6 SH1-4 BB	F9				1B	2	0	1	0	2	0	1			
Tom Brennan, R OBP: 0.500, SLG: 0.500 Tom Niedenfuer, R Steve Howe, L Ken Howell, R				SH1-4	SH1-4				K	1	0	1	0	0	0	0			
Inning Stats	R: 0 E: 0 K: 1 S: 5	H: 2 LOB: 3 BB: 1 P: 9	R: 3 E: 0 K: 2 S: 10	H: 3 LOB: 0 BB: 0 P: 10	R: 0 E: 0 K: 0 S: 4	H: 1 LOB: 2 BB: 1 P: 8	R: 0 E: 0 K: 1 S: 5	H: 0 LOB: 0 BB: 0 P: 5	R: 0 E: 0 K: 0 S: 4	H: 1 LOB: 1 BB: 0 P: 4	R: 0 E: 1 K: 2 S: 8	H: 0 LOB: 1 BB: 0 P: 8	R: 0 E: 0 K: 1 S: 6	H: 1 LOB: 1 BB: 0 P: 6	R: 0 E: 1 K: 0 S: 4	H: 1 LOB: 1 BB: 0 P: 4	1B: 7 2B: 0 3B: 0 HR: 2	SF: 0 SAC: 2 DP: 1 HBP: 0	WP: 0 PA: 40 PB: 0 SB: 1 CS: 0
PITCHER	IP	WLS	BF	H	R	ER	SO	BB	IBB	HBP	BLK	WP	HR	S	P	ERA	WHIP		
Bob Knepper, L ERA: 3.0	6.0		28	7	3	3	4	3	0	0	0	0	0	14	14	0.00	0.500		
Dave Smith, R ERA:	2.0	W	8	1	0	0	3	0	0	0	0	0	0	4	4	0.00	1.000		
Frank DiPino, L ERA:	1.0		4	1	0	0	0	0	0	0	0	0	0	4	4	0.00	1.000		

Houston Astros @ Los Angeles Dodgers
Dodger Stadium, Los Angeles, CA
Tue Apr 16 1985, 6:05 PM PST
Att: 32,155 - Unknown

AB	35
R	3
H	9
RBI	3
BB	3
SO	7
LOB	22



Batter	1	2	3	4	5	6	7	8	9	AB	R	H	RBI	BB	SO	LOB	TOP							
Terry Puhl, L OBP: 0.500, SLG: 0.440 (1, 9)	E5 4-3		4-0 BB		0-0 4-3		0-0 1B 1B		4-0 1B BB	3	2	1	0	2	0	0								
Craig Reynolds, L OBP: 0.143, SLG: 0.143 (1, 6)	4-3		L4		0-0 F7		0-0 E3 1B		0-0 G3	5	0	0	0	0	0	5								
Denny Walling, L OBP: 0.381, SLG: 0.450 (1, 5)	F8				0-0 1B 1B		3-1 4-3 1B		0-0 1B	5	1	4	3	0	0	1								
Jose Cruz, L OBP: 0.364, SLG: 0.366 (1, 7)	F6				0-0 1B G1-2-3 1B		4-3		0-0 F9	5	0	1	0	0	0	5								
Jerry Mumphy, S OBP: 0.390, SLG: 0.429 (1, 8)		0-0 6-3			0-0 FC3 1B		3-1		0-0 G3	4	0	1	1	0	0	1								
Harry Scillman, L OBP: 0.091, SLG: 0.091 (1, 3)	F7				0-0 F7		4-3		0-0 L3	4	0	0	0	0	0	3								
Alan Ashby, S OBP: 0.375, SLG: 0.500 (1, 2)	K				0-0 FC3				0-0 F5 HR	4	1	1	1	0	1	2								
Bill Doran, S OBP: 0.297, SLG: 0.294 (1, 4)					0-0 F7				0-0 G3 F5	4	0	0	0	0	0	3								
Nolan Ryan, R (1, 1)					0-0 4-3				0-0 4-3	2	0	0	0	0	1	0								
Ron Mathis, R (5, 1)										0	0	0	0	0	0	0								
Jim Pankovits, R OBP: 0.667, SLG: 0.600 (7, PH)					4-3					1	1	1	0	0	0	0								
Julio Solano, R (7, 1)										0	0	0	0	0	0	0								
Kevin Bass, S OBP: 0.308, SLG: 0.333 (9, PH)										1	0	0	0	0	0	0								
Inning Stats	R: 0 E: 1 K: 0 S: 4	H: 0 LOB: 1 BB: 0 P: 4	R: 0 E: 0 K: 1 S: 5	H: 0 LOB: 0 BB: 0 P: 5	R: 0 E: 0 K: 0 S: 3	H: 0 LOB: 1 BB: 1 P: 7	R: 1 E: 0 K: 0 S: 6	H: 3 LOB: 2 BB: 0 P: 6	R: 0 E: 0 K: 1 S: 5	H: 0 LOB: 0 BB: 0 P: 5	R: 0 E: 0 K: 0 S: 4	H: 1 LOB: 1 BB: 0 P: 4	R: 2 E: 1 K: 0 S: 7	H: 3 LOB: 2 BB: 0 P: 7	R: 1 E: 0 K: 0 S: 4	H: 1 LOB: 0 BB: 0 P: 4	R: 1 E: 0 K: 0 S: 4	H: 1 LOB: 1 BB: 1 P: 8	1B: 8 2B: 0 3B: 0 HR: 1	SF: 0 SAC: 0 DP: 1 HBP: 0	WP: 0 PB: 0 SB: 0 CS: 0	PA: 40		
PITCHER	IP WLS BF H R ER SO BB IBB HBP BLK WP HR S P ERA WHIP	8.0 W 35 8 4 2 2 1 0 0 0 0 1 38 42 2.25 1.125	1.0 5 1 1 1 0 1 0 0 0 0 0 0 4 8 9.00 2.000																					

Houston Astros @ Atlanta Braves
Atlanta-Fulton County Stadium, Atlanta, GA

AB	38
R	5
H	9
RBI	5
BB	2
SO	2
LOB	20



WP	0	PA	40
PB	0		
SB	0		
CS	0		

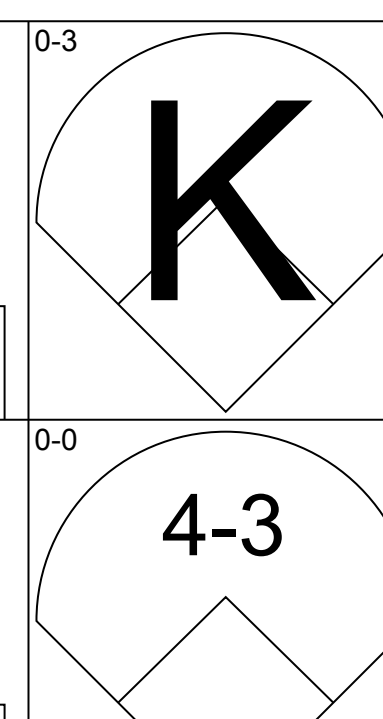
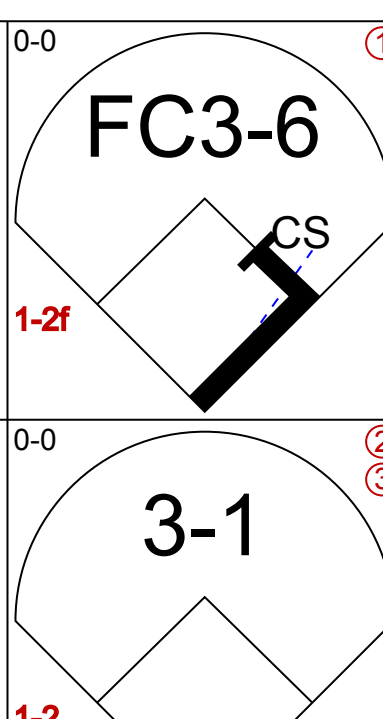
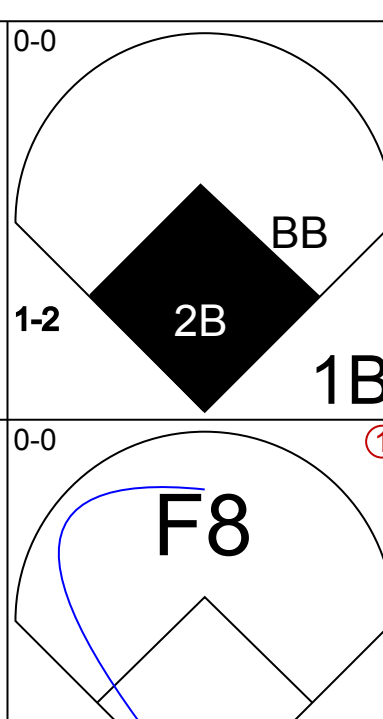
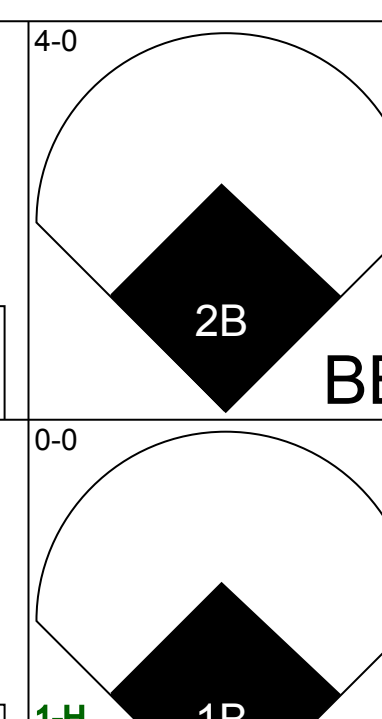
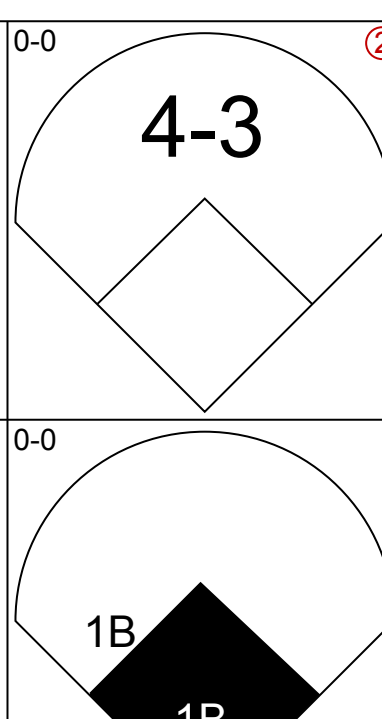
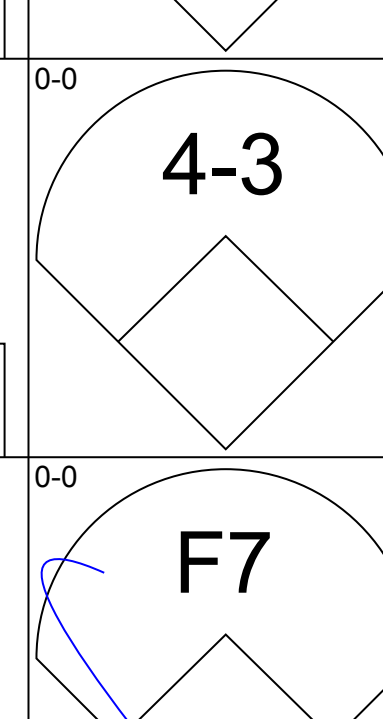
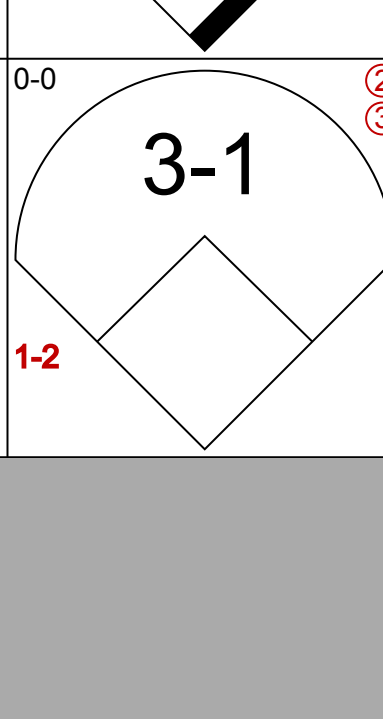
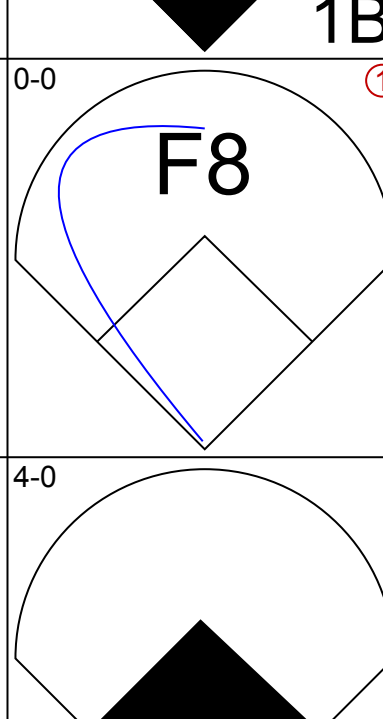
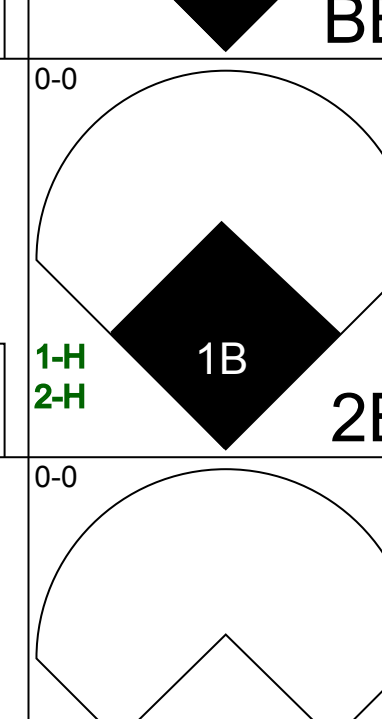
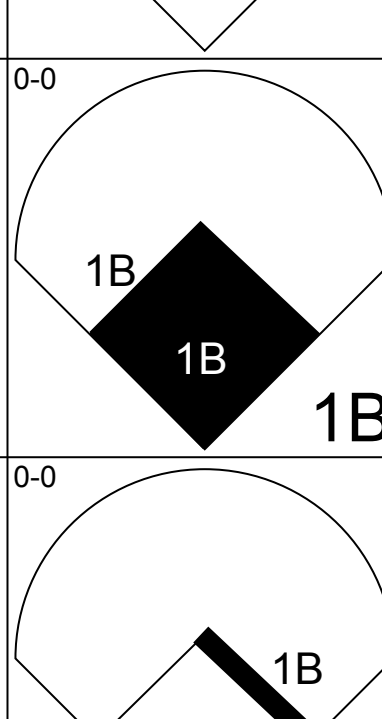
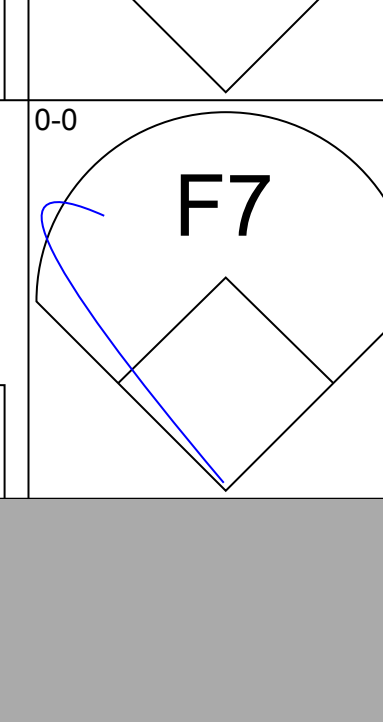
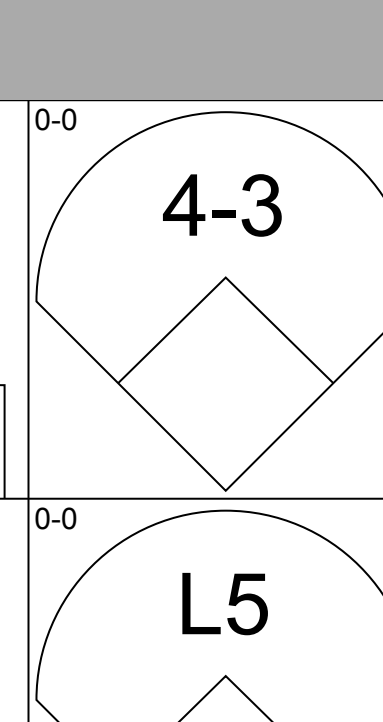
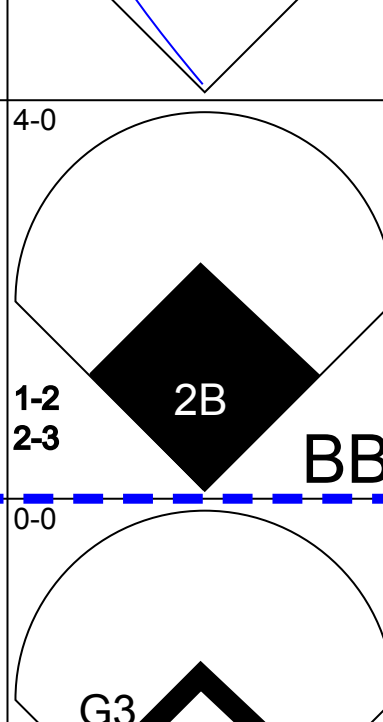
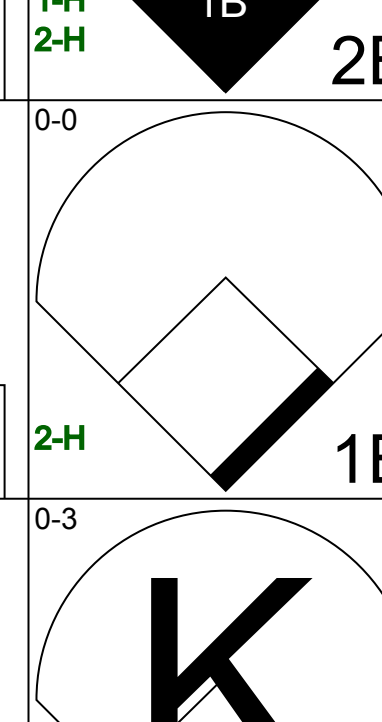
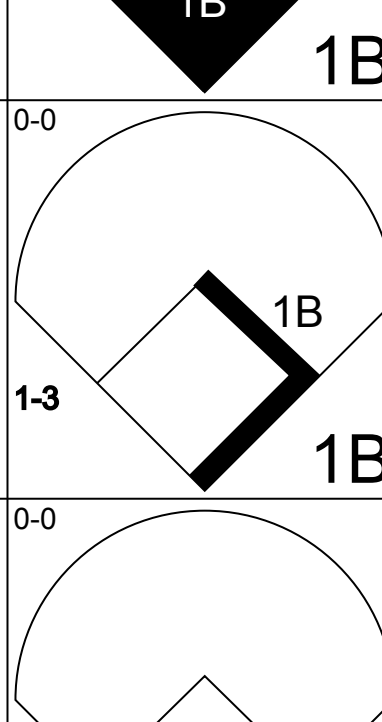
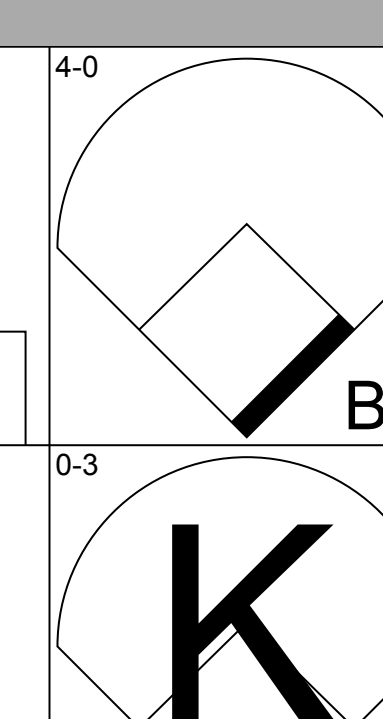
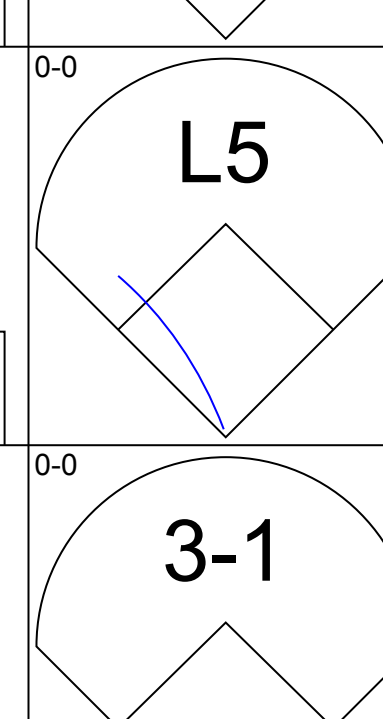
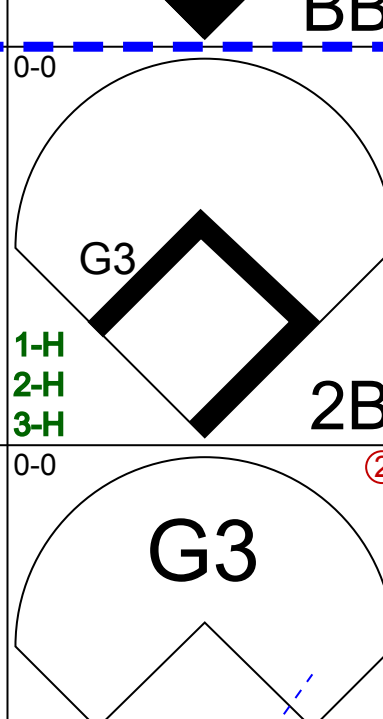
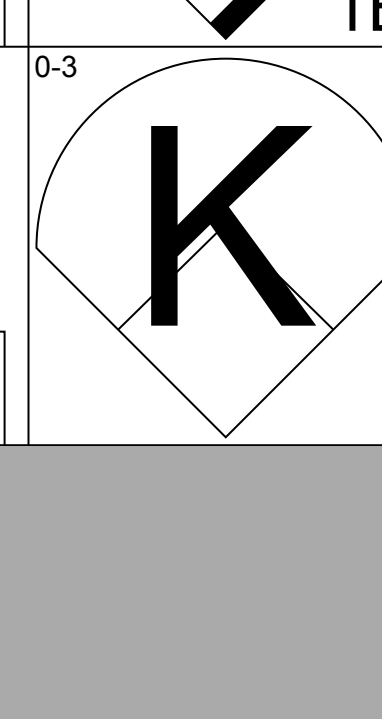
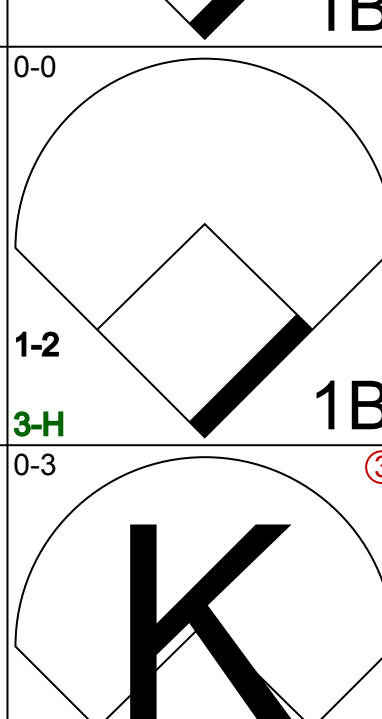

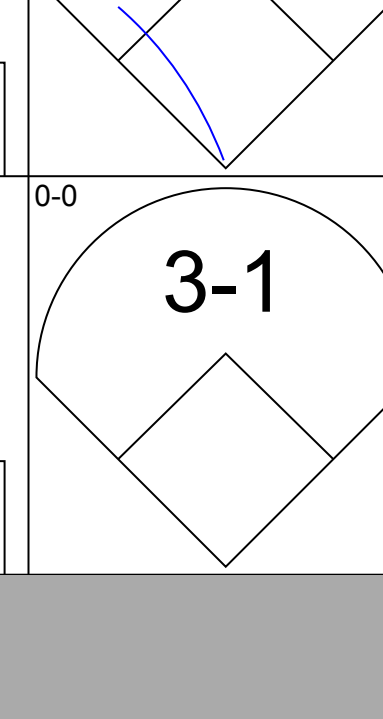
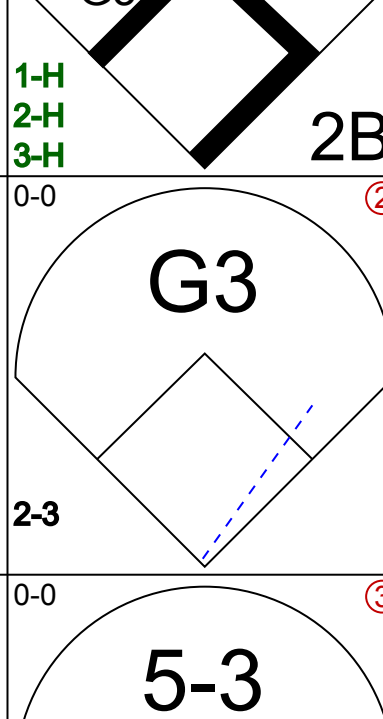
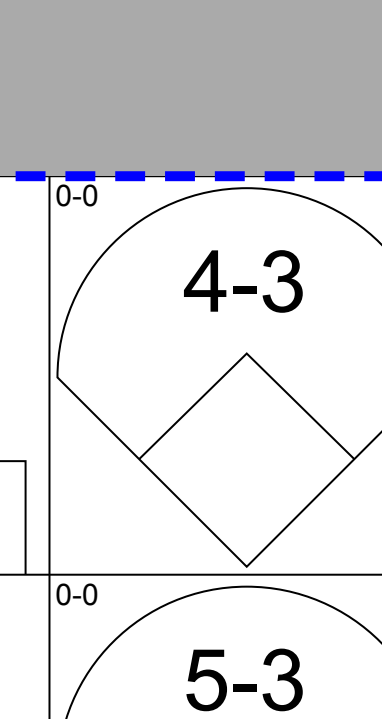
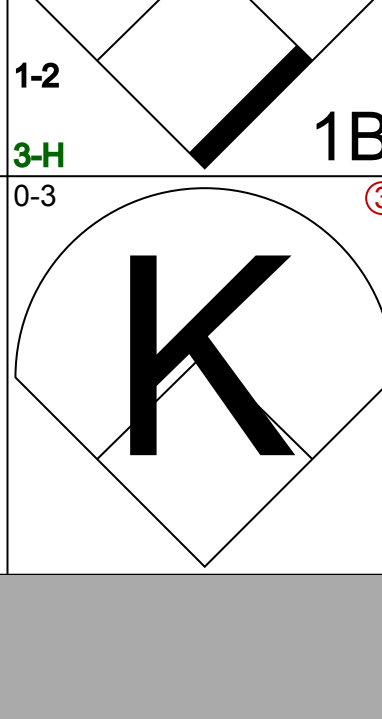
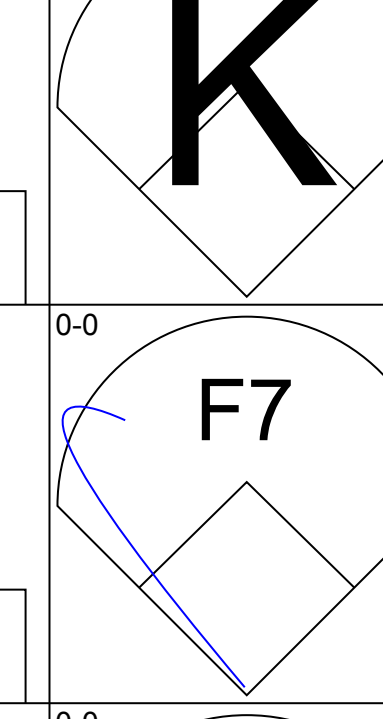
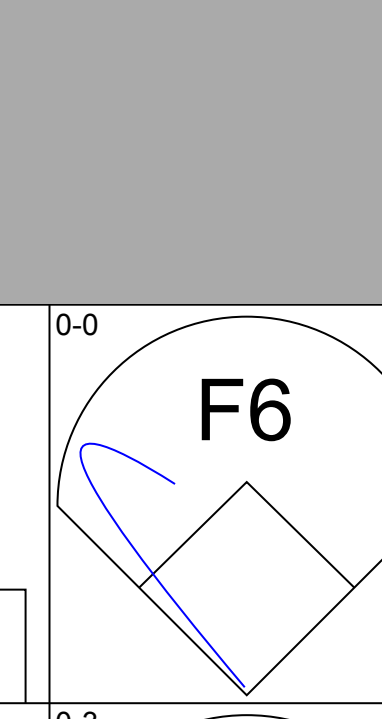
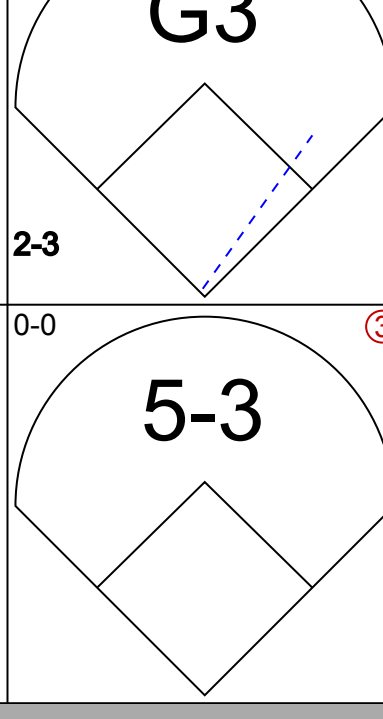
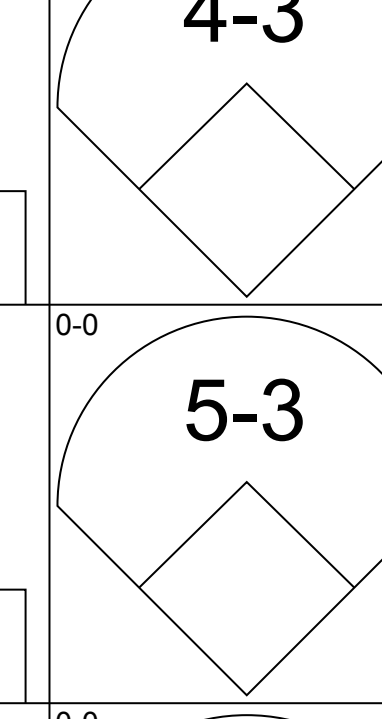
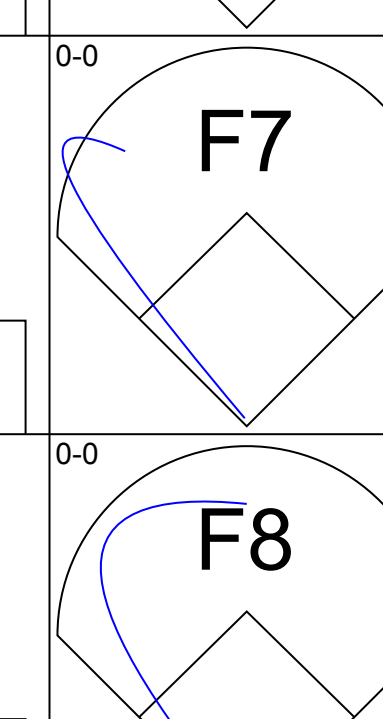
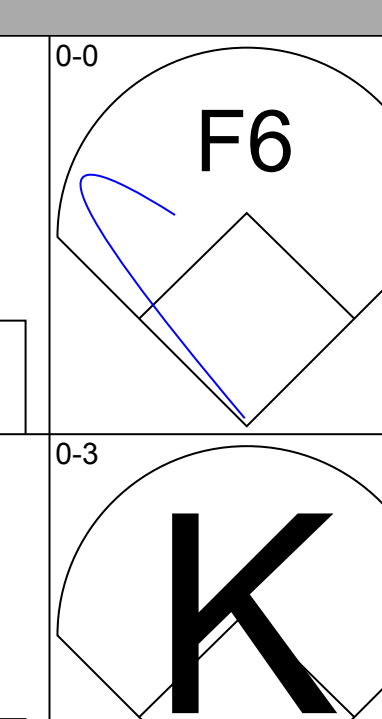
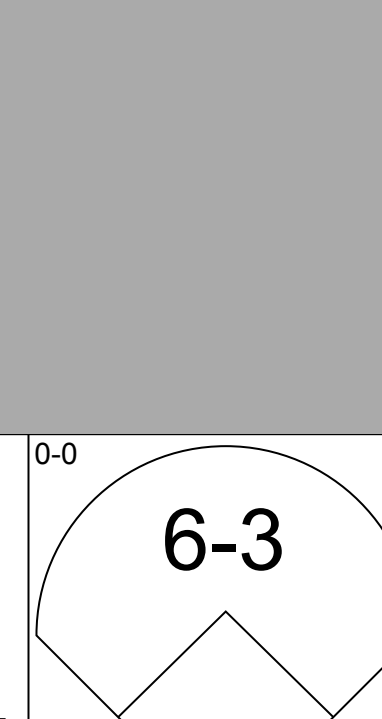
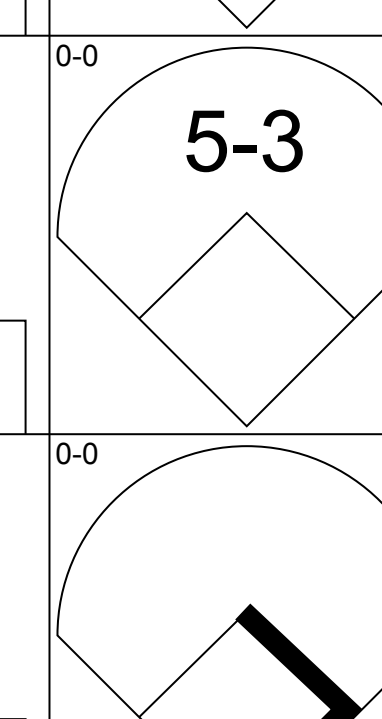

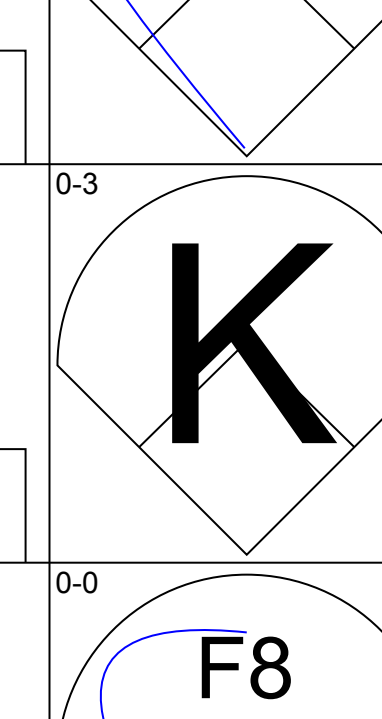
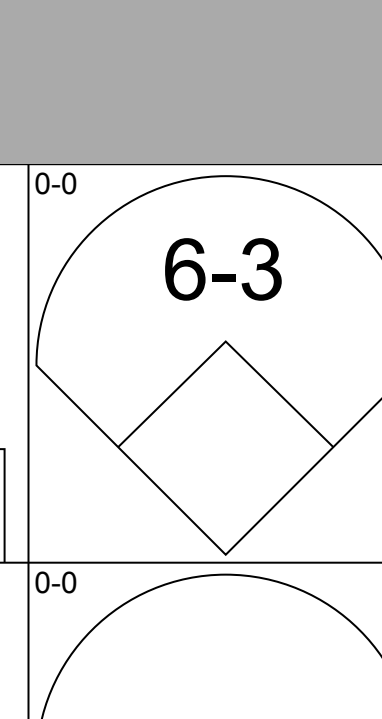
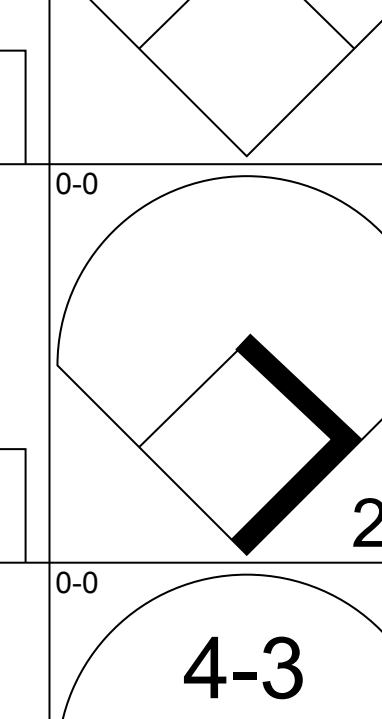
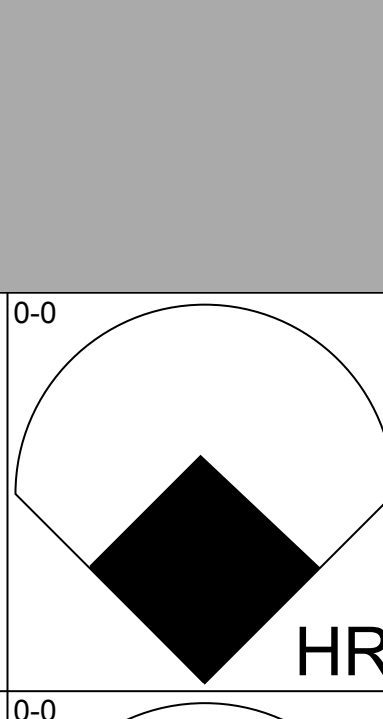

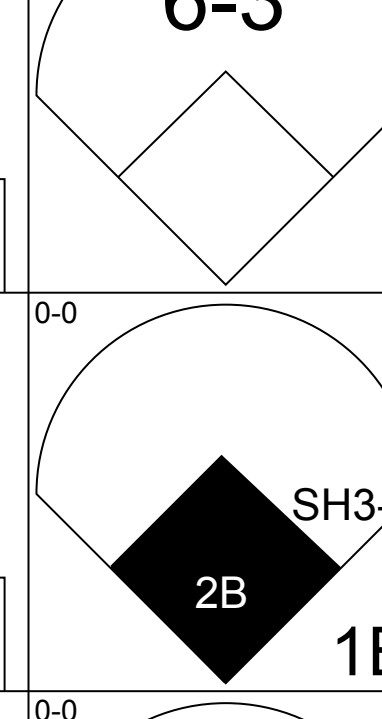

Batter	1	2	3	4	5	6	7	8	9	AB	R	H	RBI	BB	SO	LOB	BOTTOM						
Claudell Washington, L OBP: 0.371, SLG: 0.438 (1, 9)	G6-4-3 1B	4-3			0-0 F7	0-0 HR 1B		0-0 1-3		5	1	2	0	0	0	1							
Rafael Ramirez, R OBP: 0.293, SLG: 0.342 (1, 6)	G6-4-3 1B		0-0 WP 1B 2B		0-0 HR	0-3 K		0-0 4-3		5	2	3	1	0	1	2							
Brad Komminsk, R OBP: 0.350, SLG: 0.278 (1, 7)	G6-4-3		0-0 F9 FC5-2 1B		4-0 2B BB	0-3 K		0-0 5-3		4	1	1	1	1	1	4							
Dale Murphy, R OBP: 0.538, SLG: 1.143 (1, 8)	F9		0-0 F9		0-0 2B 2B	0-0 HR				4	2	2	4	0	0	2							
Bob Horner, R OBP: 0.241, SLG: 0.429 (1, 5)		0-0 HR 1B	0-0 FC5-2		0-0 F8 2B	0-0 2B				4	1	3	1	0	0	1							
Ken Oberkfell, L OBP: 0.091, SLG: 0.091 (9, 5)			0-0 3H K		0-0 2H 2B	0-0 2B				0	0	0	0	0	0	0							
Gerald Perry, L OBP: 0.235, SLG: 0.188 (1, 3)	K	0-3 K	0-0 G3		4-0 BB	0-3 K				3	0	0	0	1	2	3							
Rick Cerone, R OBP: 0.452, SLG: 0.633 (1, 2)		0-0 HR			0-0 G6-4-3 1B	0-0 F8		0-0 5-3		4	1	2	2	0	0	2							
Glenn Hubbard, R OBP: 0.324, SLG: 0.276 (1, 4)		0-0 1B			0-0 G6-4-3	0-3 K		0-0 F4		4	0	1	0	0	1	3							
Rick Mahler, R OBP: 0.200, SLG: 0.200 (1, 1)		0-0 F2-3			0-0 1-3			0-0 6-3		4	1	1	0	0	0	1							
Bruce Sutter, R (9, 1)										0	0	0	0	0	0	0							
Inning Stats	R: 0 E: 0 K: 0 S: 4	H: 2 LOB: 1 BB: 0 P: 4	R: 2 E: 0 K: 1 S: 8	H: 3 LOB: 1 BB: 0 P: 8	R: 1 E: 0 K: 0 S: 5	H: 2 LOB: 1 BB: 0 P: 5	R: 0 E: 0 K: 0 S: 3	H: 1 LOB: 0 BB: 0 P: 3	R: 3 E: 0 K: 1 S: 8	H: 3 LOB: 2 BB: 0 P: 16	R: 3 E: 0 K: 3 S: 13	H: 4 LOB: 1 BB: 0 P: 13	R: 0 E: 0 K: 0 S: 3	H: 0 LOB: 0 BB: 0 P: 3	R: 0 E: 0 K: 0 S: 3	H: 0 LOB: 0 BB: 0 P: 3	1B: 8 2B: 4 3B: 0 HR: 3	SF: 0 SAC: 0 DP: 2 HBP: 0	WP: 1 PB: 0 SB: 1 CS: 0	PA: 39			
PITCHER	IP WLS BF H R ER SO BB IBB HBP BLK WP HR S P ERA WHIP	4.1 L 22 10 6 6 1 1 0 0 0 0 1 18 22 16.20 3.600	1.2 5 3 3 4 1 0 0 0 0 0 0 1 18 22 16.20 3.600	2.0 6 0 0 0 0 0 0 0 0 0 0 0 6 6 0.00 0.000																			

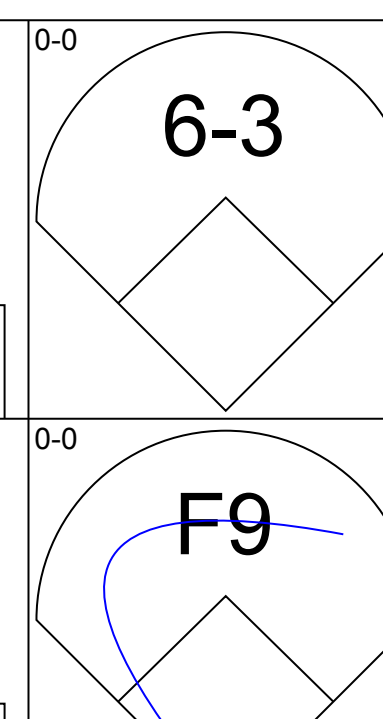
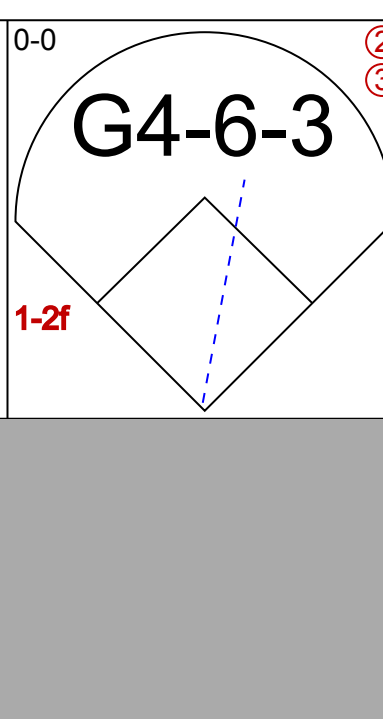
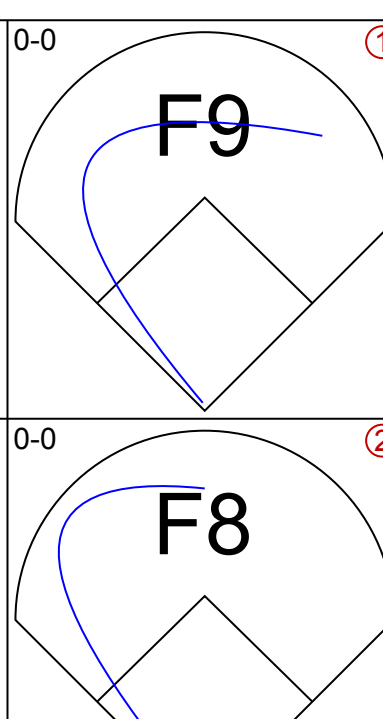
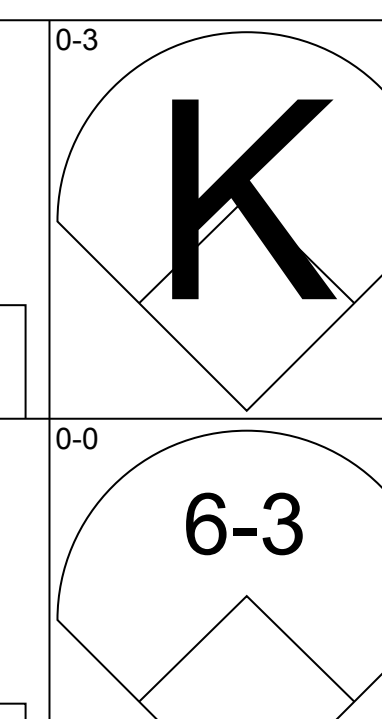
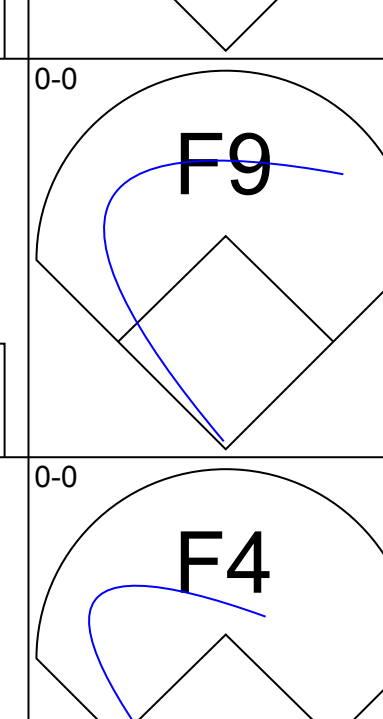
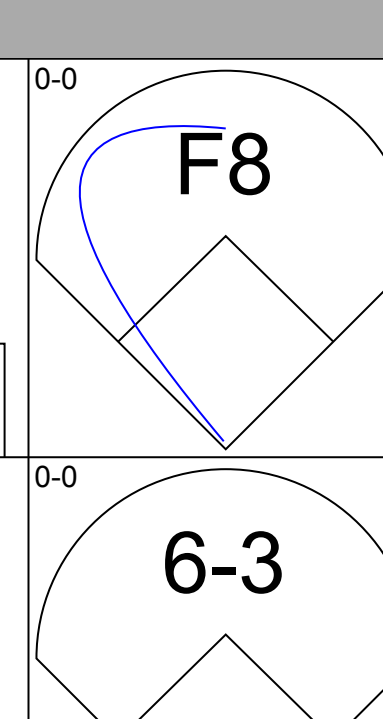
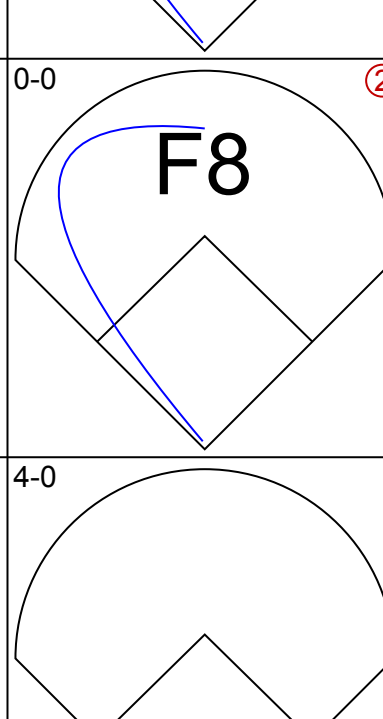
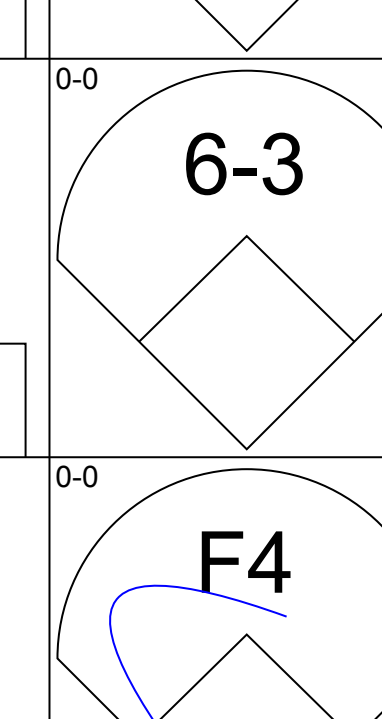
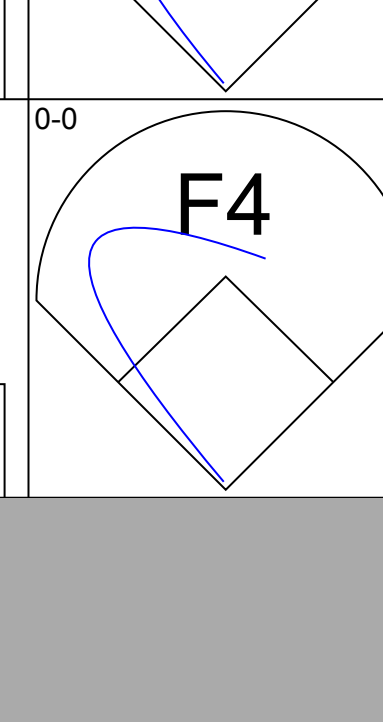
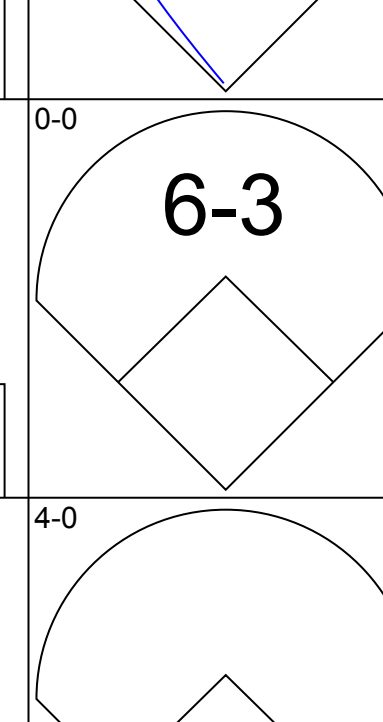
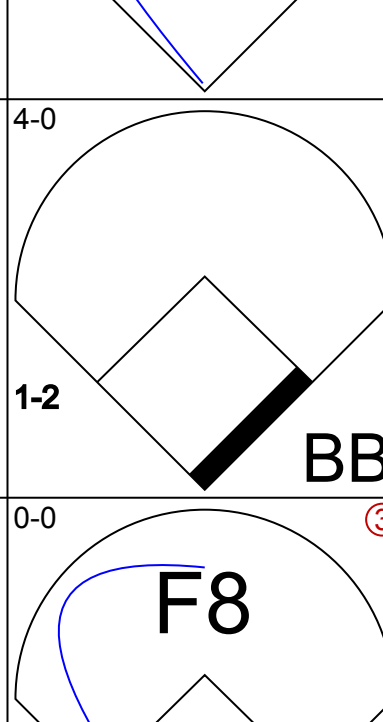
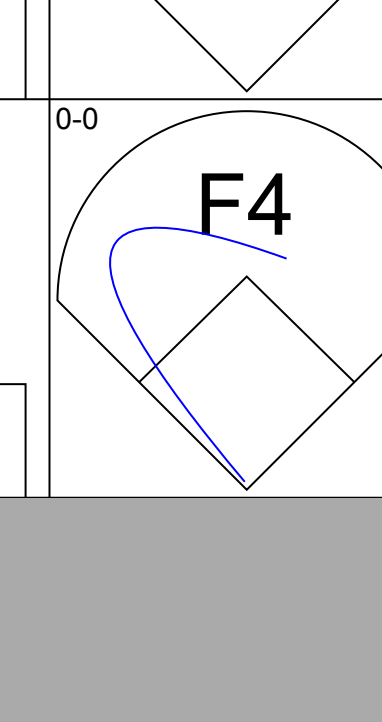
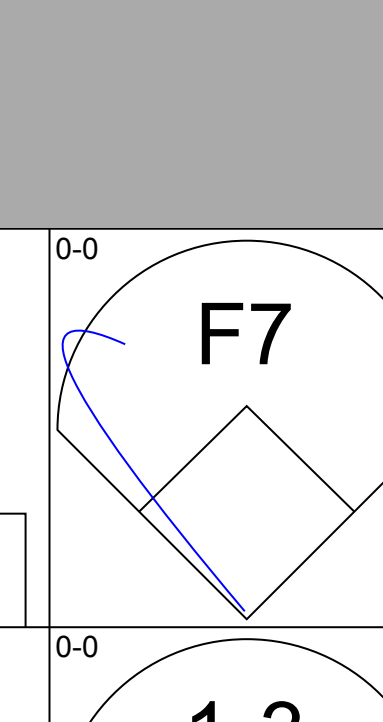
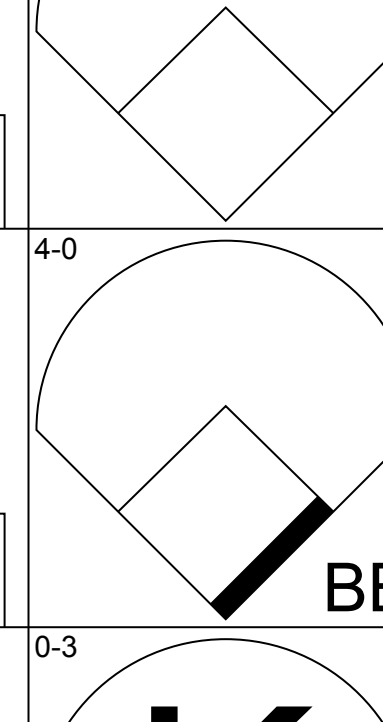
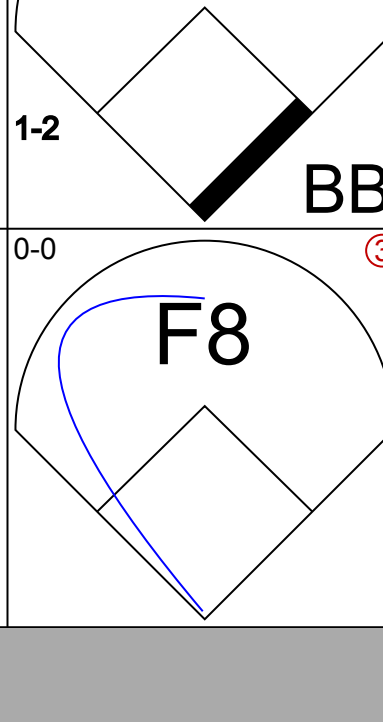
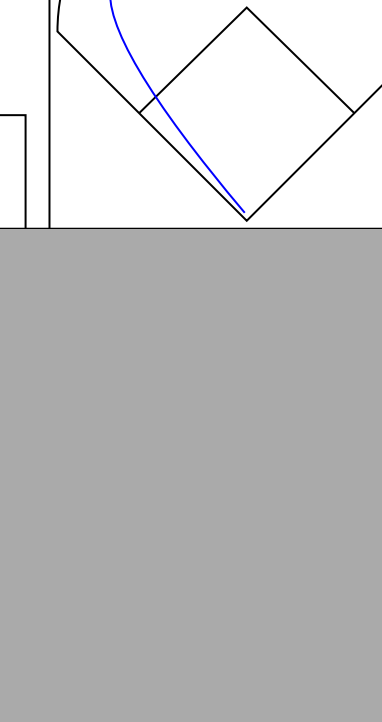
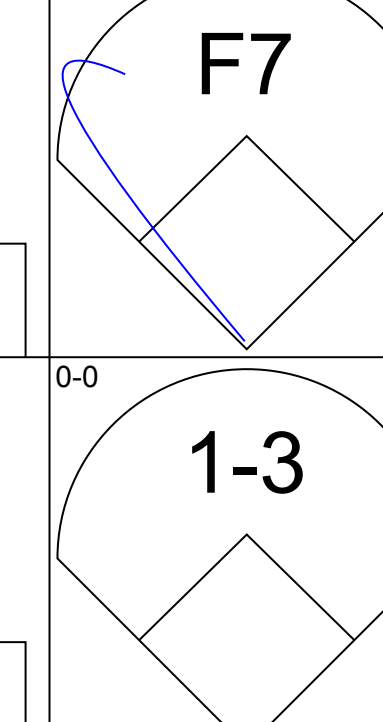
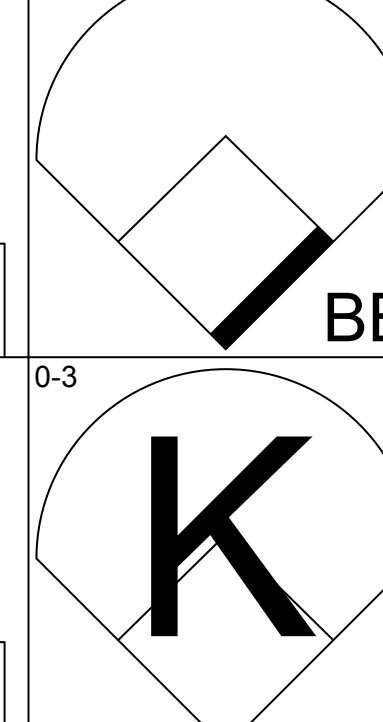
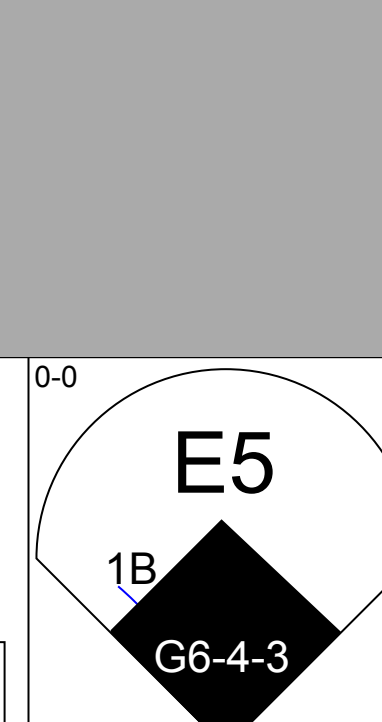
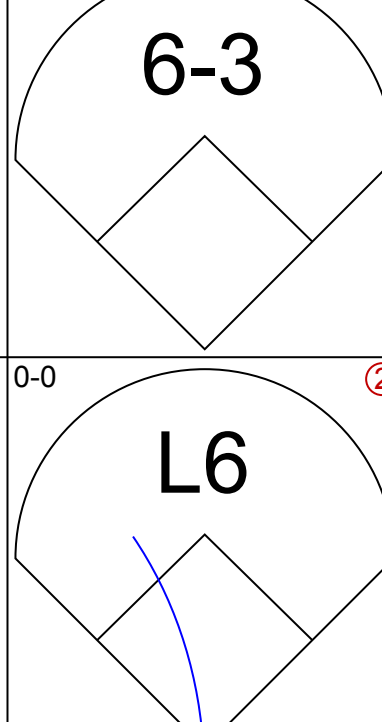
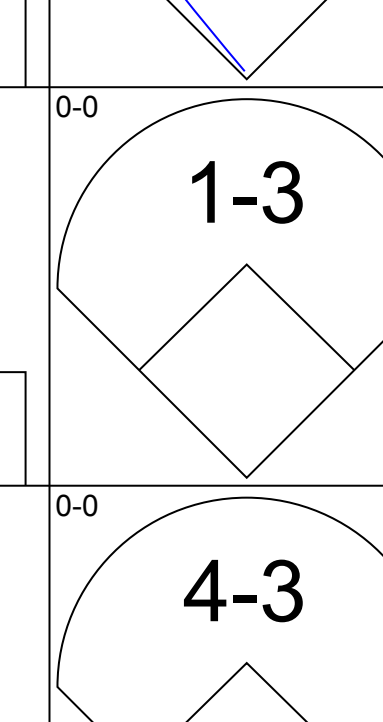
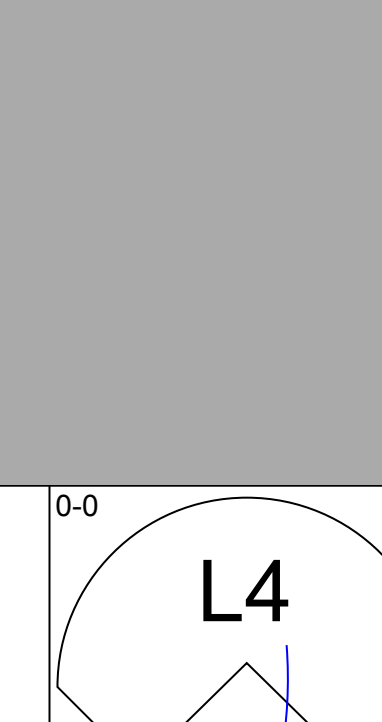
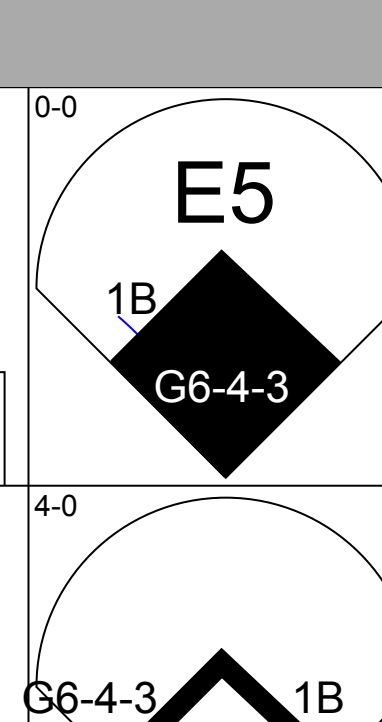
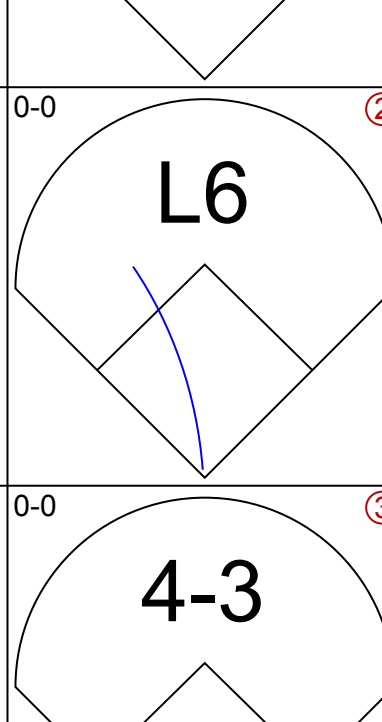

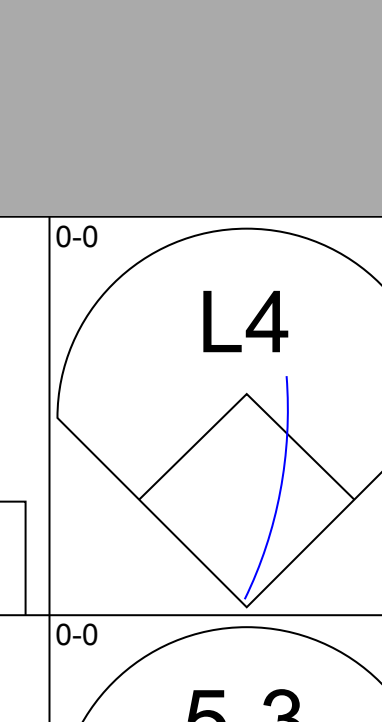
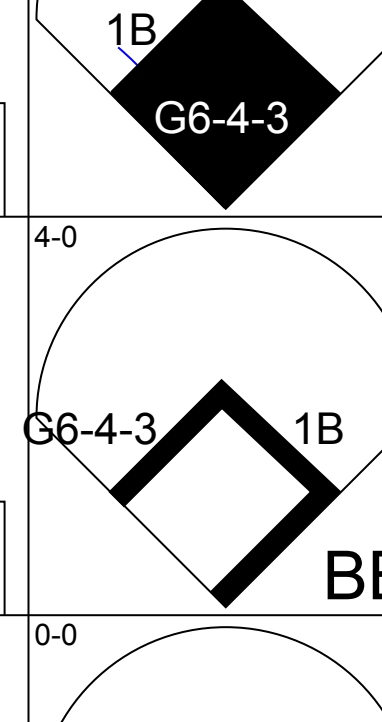
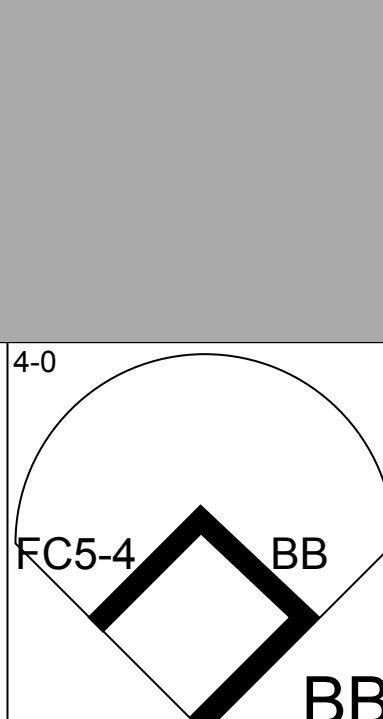
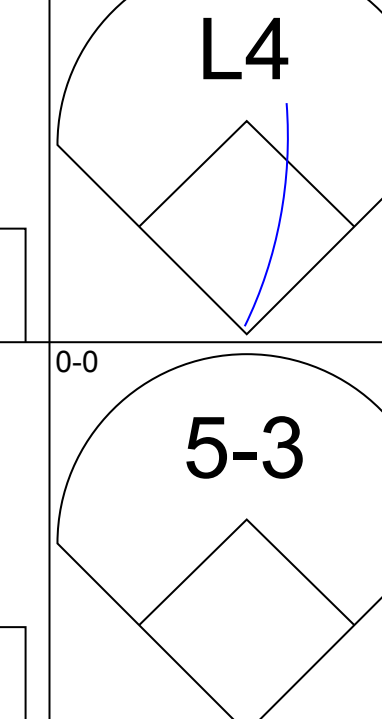
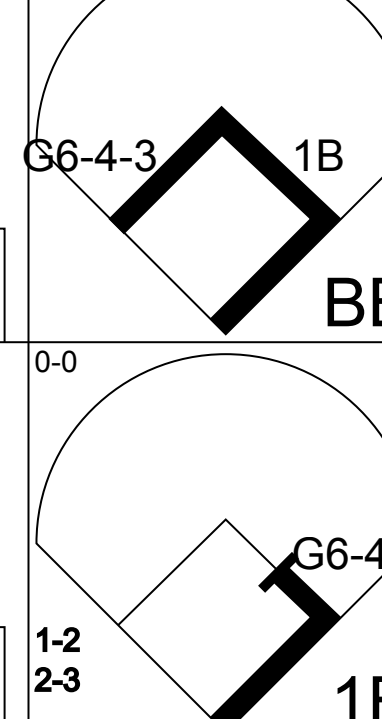
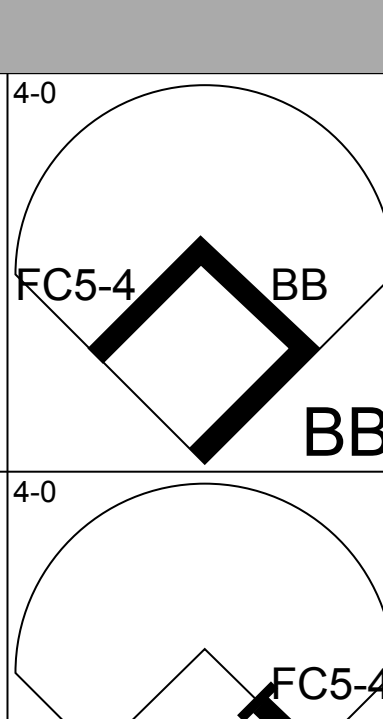
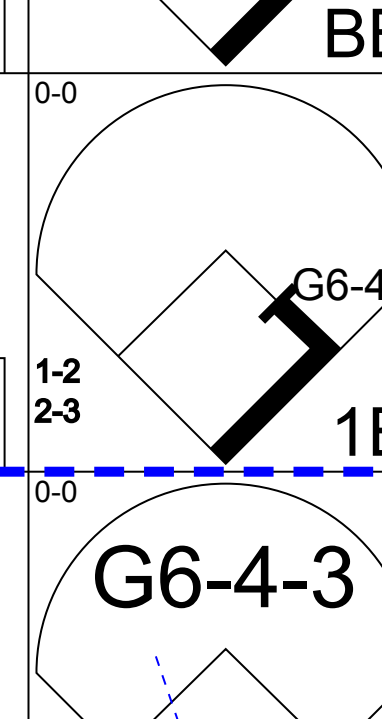
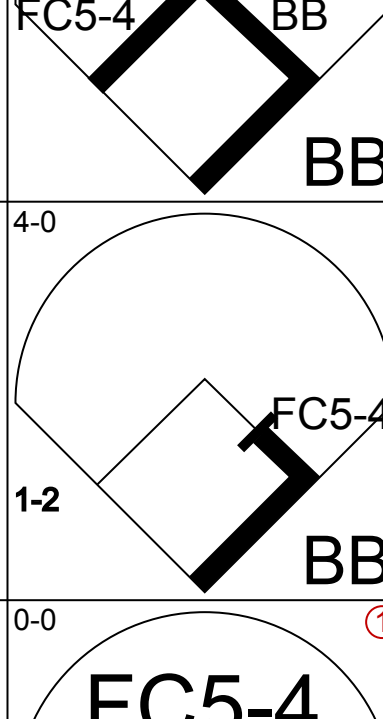

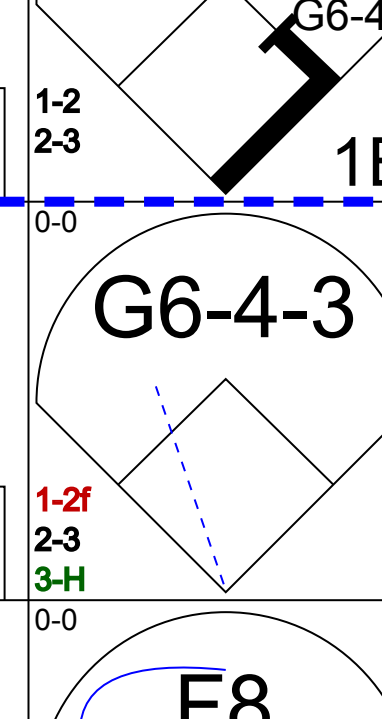
Houston Astros @ Atlanta Braves
Atlanta-Fulton County Stadium, Atlanta, GA

AB	37
R	9
H	15
RBI	9
BB	2
SO	5
LOB	19



WP	1	PA	39
PB	0		
SB	1		
CS	0		

Batter	1	2	3	4	5	6	7	8	9	AB	R	H	RBI	BB	SO	LOB	TOP					
Bill Doran, S OBP: 0.310, SLG: 0.289 (1, 4)										4	2	1	0	1	1	1	Houston Astros @ Atlanta Braves Atlanta-Fulton County Stadium, Atlanta, GA Sat Apr 20 1985, 6:05 PM EST Att: 32,887 - Unknown					
Terry Puhl, L OBP: 0.487, SLG: 0.467 (1, 9)										5	2	2	2	0	0	3						
Denny Walling, L OBP: 0.423, SLG: 0.458 (1, 5)										4	1	2	1	1	0	0						
Jose Cruz, L OBP: 0.388, SLG: 0.400 (1, 7)										4	0	2	4	1	1	1						
Jerry Mumphy, S OBP: 0.348, SLG: 0.375 (1, 8)										5	0	0	0	0	2	4						
Enos Cabell, R OBP: 0.324, SLG: 0.405 (1, 3)										4	0	0	0	0	0	2						
Alan Ashby, S OBP: 0.357, SLG: 0.500 (1, 2)										4	0	1	0	0	1	1						
Craig Reynolds, L OBP: 0.273, SLG: 0.545 (1, 6)										4	2	2	1	0	0	1						
Joe Niekro, R OBP: 0.429, SLG: 0.429 Frank DiPino, L (7, 1)										2	1	2	0	0	0	0						
Inning Stats	R: 0 E: 0 K: 1 S: 5	H: 0 LOB: 0 BB: 0 P: 5	R: 0 E: 0 K: 1 S: 5	H: 0 LOB: 1 BB: 1 P: 9	R: 1 E: 0 K: 0 S: 4	H: 2 LOB: 0 BB: 0 P: 4	R: 0 E: 0 K: 0 S: 3	H: 0 LOB: 0 BB: 0 P: 3	R: 0 E: 0 K: 1 S: 5	H: 0 LOB: 0 BB: 0 P: 5	R: 3 E: 0 K: 0 S: 6	H: 3 LOB: 1 BB: 1 P: 10	R: 3 E: 0 K: 1 S: 8	H: 3 LOB: 1 BB: 1 P: 12	R: 0 E: 0 K: 0 S: 4	H: 1 LOB: 1 BB: 0 P: 4		R: 1 E: 0 K: 1 S: 8	H: 3 LOB: 2 BB: 0 P: 8	1B: 8 2B: 3 3B: 0 HR: 1	SF: 0 SAC: 1 DP: 0 HBP: 0	WP: 0 PB: 0 SB: 0 CS: 1
PITCHER	IP WLS BF H R ER SO BB IBB HBP BLK WP HR S P ERA WHIP																					
Pascual Perez, R ERA: 12.0 (1, 1)	5.1 L 21 4 4 4 3 2 0 0 0 0 0 1 25 33 6.75 1.125																					
Zane Smith, L ERA: 2.03 (6, 1)	1.2 10 4 3 3 1 1 0 0 0 0 0 0 11 15 16.20 3.000																					
Rick Camp, R ERA: 6.75 (8, 1)	2.0 10 4 1 1 1 0 0 0 0 0 0 0 12 12 4.50 2.000																					

Batter	1	2	3	4	5	6	7	8	9	AB	R	H	RBI	BB	SO	LOB	BOTTOM					
Claudell Washington, L OBP: 0.333, SLG: 0.389 (1, 9)										4	0	0	0	0	1	3	Houston Astros @ Atlanta Braves Atlanta-Fulton County Stadium, Atlanta, GA Sat Apr 20 1985, 6:05 PM EST Att: 32,887 - Unknown					
Rafael Ramirez, R OBP: 0.287, SLG: 0.310 (1, 6)										4	0	0	0	0	0	1						
Brad Komminsk, R OBP: 0.341, SLG: 0.256 (1, 7)										3	0	0	0	1	0	0						
Dale Murphy, R OBP: 0.512, SLG: 1.053 (1, 8)										3	0	0	0	1	0	2						
Bob Horner, R OBP: 0.212, SLG: 0.375 (1, 5)										4	1	0	0	0	1	1						
Chris Chambliss, L OBP: 0.300, SLG: 0.286 (1, 3)										3	0	0	0	1	0	0						
Rick Cerone, R OBP: 0.471, SLG: 0.625 (1, 2)										2	0	1	0	1	0	0						
Glenn Hubbard, R OBP: 0.333, SLG: 0.267 Zane Smith, L (6, 1)										1	0	0	0	1	0	0						
Gerald Perry, L OBP: 0.222, SLG: 0.176 Rick Camp, R (8, 1)										0	0	0	0	0	0	0						
Pascual Perez, R OBP: 0.333, SLG: 0.333 Ken Oberkfell, L OBP: 0.154, SLG: 0.154 (6, 4)										1	0	0	0	0	0	2						
Inning Stats	R: 0 E: 0 K: 0 S: 3	H: 0 LOB: 0 BB: 0 P: 3	R: 0 E: 0 K: 0 S: 3	H: 0 LOB: 0 BB: 0 P: 3	R: 0 E: 0 K: 0 S: 2	H: 0 LOB: 2 BB: 2 P: 10	R: 0 E: 0 K: 1 S: 5	H: 0 LOB: 1 BB: 1 P: 9	R: 0 E: 0 K: 0 S: 3	H: 0 LOB: 0 BB: 0 P: 3	R: 0 E: 0 K: 0 S: 4	H: 1 LOB: 2 BB: 1 P: 8	R: 1 E: 0 K: 0 S: 4	H: 1 LOB: 1 BB: 1 P: 8	R: 0 E: 0 K: 1 S: 5	H: 0 LOB: 0 BB: 0 P: 5	R: 0 E: 0 K: 0 S: 3	H: 0 LOB: 0 BB: 0 P: 3	1B: 2 2B: 0 3B: 0 HR: 0	SF: 0 SAC: 0 DP: 2 HBP: 0	WP: 0 PB: 0 SB: 0 CS: 0	PA: 33
PITCHER	IP WLS BF H R ER SO BB IBB HBP BLK WP HR S P ERA WHIP																					
Joe Niekro, R ERA: 2.45 Frank DiPino, L ERA: 1.17 (7, 1)	6.0 W 25 2 1 0 0 5 0 0 0 0 0 0 0 10 10 0.00 0.000																					

AB	37
R	8
H	12
RBI	8
BB	3
SO	5
LOB	13



AB	28
R	1
H	2
RBI	0
BB	5
SO	2
LOB	12



Batter	1	2	3	4	5	6	7	8	9	AB	R	H	RBI	BB	SO	LOB	TOP										
Bill Doran, S OBP: 0.298, SLG: 0.279 (1.4)	F8		F7	F3		F8				5	0	1	0	0	0	4											
Kevin Bass, S OBP: 0.278, SLG: 0.294 (1.9)	3-1		2B	4-3			F9		5-3	5	1	1	1	0	0	3											
Denny Walling, L OBP: 0.433, SLG: 0.500 (1.5)	1B	1B	1B		3-1		G3			4	2	2	1	0	0	0											
Jose Cruz, L OBP: 0.415, SLG: 0.469 (1.7)	1B		G3				F7			4	0	3	1	0	0	0											
Jerry Mumphy, S OBP: 0.340, SLG: 0.349 (1.8)	4-3		G3						F7	3	0	0	0	1	0	2											
Enos Cabell, R OBP: 0.293, SLG: 0.366 (1.3)		F3	F8						L6	4	0	0	0	0	0	3											
Alan Ashby, S OBP: 0.313, SLG: 0.433 (1.2)		F7		E6					F6	4	0	0	0	0	0	0											
Dave Smith, R OBP: 0.293, SLG: 0.366 (8.1)										0	0	0	0	0	0	0											
Craig Reynolds, L OBP: 0.200, SLG: 0.400 (1.6)		4-3		FC4					6-3	4	0	0	0	0	0	2											
Bob Knepper, L OBP: 0.319, SLG: 0.238 (1.1)										2	1	0	0	1	1	3											
Bill Dawley, R OBP: 0.353, SLG: 0.308 (7.1)				F8						0	0	0	0	0	0	0											
Mark Bailey, S OBP: 0.353, SLG: 0.308 (8.2)									4-3	1	0	0	0	0	0	0											
Inning Stats	R: 1 E: 0 K: 0 S: 5	H: 2 LOB: 1 BB: 0 P: 5	R: 0 E: 0 K: 0 S: 3	H: 0 LOB: 0 BB: 0 P: 3	R: 3 E: 1 K: 0 S: 6	H: 3 LOB: 1 BB: 1 P: 10	R: 0 E: 2 K: 0 S: 5	H: 0 LOB: 2 BB: 0 P: 5	R: 0 E: 0 K: 1 S: 6	H: 0 LOB: 0 BB: 0 P: 6	R: 0 E: 0 K: 0 S: 3	H: 0 LOB: 0 BB: 0 P: 3	R: 0 E: 0 K: 0 S: 3	H: 0 LOB: 0 BB: 0 P: 3	R: 0 E: 0 K: 0 S: 4	H: 1 LOB: 1 BB: 0 P: 4	1B: 5 2B: 1 3B: 1 HR: 0	SF: 0 SAC: 0 DP: 0 HBP: 0	WP: 1 PB: 0 SB: 1 CS: 1	PA: 38							
PITCHER	IP	WLS	BF	H	R	ER	SO	BB	IBB	HBP	BLK	WP	HR	S	P	ERA	WHIP										
Len Barker, R ERA: 6.14 (1.1)	2.1	L	13	5	4	4	0	1	0	0	0	1	0	12	16	15.43	2.571										
Craig McMurtry, R ERA: 7.56 (3.1)	3.2		15	1	0	0	1	1	0	0	0	0	0	16	20	0.00	0.545										
Rick Camp, R ERA: 5.4 (7.1)	2.0		6	0	0	0	0	0	0	0	0	0	0	6	6	0.00	0.000										
Terry Forster, L ERA: (9.1)	1.0		4	1	0	0	0	0	0	0	0	0	0	4	4	0.00	1.000										

Houston Astros @ Atlanta Braves
Atlanta-Fulton County Stadium, Atlanta, GA
Sun Apr 21 1985, 3:33 AM EST
Att: 23,453 - Unknown


AB 36
R 4
H 7
RBI 3
BB 2
SO 1
LOB 17



Batter	1	2	3	4	5	6	7	8	9	AB	R	H	RBI	BB	SO	LOB	BOTTOM										
Claudell Washington, L OBP: 0.326, SLG: 0.375 (1.9)	F7		F8			G3				4	0	1	0	0	0	0											
Rafael Ramirez, R OBP: 0.286, SLG: 0.326 (1.6)	5-3			1-3						4	0	2	0	0	0	0											
Brad Komminsk, R OBP: 0.238, SLG: 0.238 (1.7)										3	0	0	0	0	1	1											
Rick Camp, R ERA: 7.56 (7.1)										0	0	0	0	0	0	0											
Albert Hall, S ERA: 5.4 (8.1)										0	0	0	0	0	0	0											
Terry Forster, L ERA: (9.1)										0	0	0	0	0	0	0											
Dale Murphy, R OBP: 0.511, SLG: 1.000 (1.8)										3	0	1	0	1	2	0											
Rick Cerone, R OBP: 0.421, SLG: 0.556 (1.2)		F7				6-3				4	0	0	0	0	0	4											
Chris Chambliss, L OBP: 0.324, SLG: 0.323 (1.3)										3	0	1	0	1	0	0											
Paul Zuvella, R OBP: 0.133, SLG: 0.133 (7.1)										2	0	0	0	0	0	1											
Ken Oberkfell, L OBP: 0.133, SLG: 0.133 (8.5)										2	0	0	0	0	0	2											
Glenn Hubbard, R OBP: 0.375, SLG: 0.281 (1.4)										2	1	1	0	2	0	0											
Len Barker, R ERA: 3.0 (1.1)										0	0	0	0	0	0	0											
Craig McMurtry, R ERA: 7.56 (3.1)										1	0	0	0	0	0	1											
Terry Harper, R OBP: 0.222, SLG: 0.500 (6.1)										2	1	1	2	0	0	3											
Inning Stats	R: 0 E: 0 K: 1 S: 5	H: 0 LOB: 0 BB: 0 P: 5	R: 0 E: 0 K: 1 S: 6	H: 1 LOB: 1 BB: 0 P: 6	R: 0 E: 0 K: 0 S: 2	H: 0 LOB: 0 BB: 1 P: 6	R: 0 E: 0 K: 1 S: 5	H: 0 LOB: 0 BB: 0 P: 5	R: 0 E: 0 K: 0 S: 3	H: 0 LOB: 0 BB: 0 P: 3	R: 2 E: 0 K: 0 S: 5	H: 3 LOB: 0 BB: 0 P: 5	R: 0 E: 0 K: 0 S: 4	H: 1 LOB: 3 BB: 2 P: 12	R: 0 E: 0 K: 0 S: 4	H: 2 LOB: 2 BB: 1 P: 8	R: 0 E: 0 K: 0 S: 3	H: 0 LOB: 0 BB: 0 P: 3	1B: 5 2B: 1 3B: 0 HR: 1	SF: 0 SAC: 1 DP: 3 HBP: 0	WP: 0 PB: 0 SB: 0 CS: 0	PA: 35					
PITCHER	IP	WLS	BF	H	R	ER	SO	BB	IBB	HBP	BLK	WP	HR	S	P	ERA	WHIP										
Bob Knepper, L ERA: 3.0 (1.1)	6.0	W	21	4	2	2	3	1	0	0	0	0	0	7	19	0.00	3.750										
Bill Dawley, R ERA: 6.0 (7.1)	1.1		10	3	0	0	0	2	1	0	0	0	0	7	19	0.00	3.750										
Dave Smith, R ERA: (8.1)	1.2	S	4	0	0	0	0	0	0	0	0	0	0	4	4	0.00	0.000										

Houston Astros @ Atlanta Braves
Atlanta-Fulton County Stadium, Atlanta, GA
Sun Apr 21 1985, 3:33 AM EST
Att: 23,453 - Unknown


AB 30
R 2
H 7
RBI 2
BB 4
SO 3
LOB 12



Batter	1	2	3	4	5	6	7	8	9	AB	R	H	RBI	BB	SO	LOB	TOP				
Eddie Milner, L (1, 8) OBP: 0.400, SLG: 0.500	F8					F6											3 0 1 0 1 0 0				
Pete Rose, S (1, 3) OBP: 0.353, SLG: 0.311	4-3					F7											3 0 0 0 1 0 1				
Dave Parker, L (1, 9) OBP: 0.354, SLG: 0.341	K					4-3											4 0 1 0 0 1 2				
Cesar Cedeno, R (1, 7) OBP: 0.308, SLG: 0.313																	4 0 0 0 0 1 3				
Wayne Krenchicki, L (1, 5) OBP: 0.300, SLG: 0.222	G3					F7											4 0 1 0 0 0 2				
Dave Concepcion, R (1, 6) OBP: 0.285, SLG: 0.209	5-3																3 1 1 0 1 0 2				
Tom Foley, L (1, 4) OBP: 0.111, SLG: 0.111																	4 0 1 0 0 1 3				
Dann Bilardello, R (1, 2) OBP: 0.150, SLG: 0.105																	3 0 0 1 0 0 1				
Jay Tibbs, R (1, 1) Duane Walker, L (8, PH) Joe Price, R (8, 1)																	2 0 0 0 0 1 1 1 0 0 0 0 1 0 0 0 0 0 0 0 0				
Inning Stats	R: 0 E: 0 K: 1 S: 5	H: 0 LOB: 0 BB: 0 P: 5	R: 0 E: 0 K: 0 S: 3	H: 0 LOB: 0 BB: 0 P: 3	R: 0 E: 0 K: 1 S: 5	H: 0 LOB: 0 BB: 0 P: 5	R: 0 E: 0 K: 1 S: 6	H: 1 LOB: 2 BB: 1 P: 10	R: 1 E: 1 K: 0 S: 4	H: 2 LOB: 0 BB: 0 P: 4	R: 0 E: 0 K: 0 S: 3	H: 0 LOB: 1 BB: 1 P: 9	R: 0 E: 0 K: 1 S: 5	H: 0 LOB: 1 BB: 1 P: 9	R: 0 E: 0 K: 0 S: 5	H: 2 LOB: 2 BB: 0 P: 5	1B: 5 2B: 0 3B: 0 HR: 0	SF: 0 SAC: 0 DP: 1 HBP: 0	WP: 0 PB: 0 SB: 0 CS: 0	PA: 34	
PITCHER	IP	WLS	BF	H	R	ER	SO	BB	IBB	HBP	BLK	WP	HR	S	P	ERA	WHIP				
Mike Scott, R (1, 1) ERA: 1.23	8.1	W	32	5	1	0	5	3	0	0	0	0	0	39	51	0.00	0.960				
Dave Smith, R (9, 1) ERA:	0.2	S	2	0	0	0	0	0	0	0	0	0	0	2	2	0.00	0.000				

Cincinnati Reds @ Houston Astros
Astrodome, Houston, TX
Mon Apr 22 1985, 7:05 PM EST
Att: 10,197 - Unknown


AB	31
R	1
H	5
RBI	1
BB	3
SO	5
LOB	15



Batter	1	2	3	4	5	6	7	8	9	AB	R	H	RBI	BB	SO	LOB	BOTTOM				
Bill Doran, S (1, 4) OBP: 0.294, SLG: 0.298	K																4 1 1 0 0 2 1				
Kevin Bass, S (1, 9) OBP: 0.273, SLG: 0.429	4-3																4 1 1 1 0 0 1				
Denny Walling, L (1, 3) OBP: 0.412, SLG: 0.469	4-3																4 1 1 1 0 0 0				
Jose Cruz, L (1, 7) OBP: 0.404, SLG: 0.453																	4 0 1 0 0 0 1				
Jerry Mumphrey, S (1, 8) OBP: 0.340, SLG: 0.391																	3 1 1 1 0 0 1				
Phil Garner, R (1, 5) OBP: 0.303, SLG: 0.375																	3 0 1 0 0 0 1				
Alan Ashby, S (1, 2) OBP: 0.314, SLG: 0.406																	2 0 0 0 1 2 0				
Craig Reynolds, L (1, 6) OBP: 0.278, SLG: 0.471																	2 0 1 1 1 0 2				
Mike Scott, R (1, 1) Dave Smith, R (9, 1)																	3 0 0 0 0 1 4 0 0 0 0 0 0 0				
Inning Stats	R: 0 E: 0 K: 1 S: 5	H: 1 LOB: 0 BB: 0 P: 3	R: 0 E: 0 K: 0 S: 3	H: 1 LOB: 0 BB: 0 P: 3	R: 0 E: 0 K: 1 S: 6	H: 1 LOB: 0 BB: 0 P: 6	R: 0 E: 0 K: 0 S: 3	H: 0 LOB: 0 BB: 0 P: 3	R: 1 E: 1 K: 0 S: 4	H: 1 LOB: 1 BB: 1 P: 8	R: 2 E: 0 K: 0 S: 6	H: 3 LOB: 1 BB: 0 P: 6	R: 0 E: 0 K: 2 S: 6	H: 0 LOB: 1 BB: 1 P: 10	R: 1 E: 0 K: 1 S: 6	H: 1 LOB: 0 BB: 0 P: 6	1B: 3 2B: 2 3B: 1 HR: 1	SF: 0 SAC: 0 DP: 1 HBP: 0	WP: 0 PB: 0 SB: 0 CS: 3	PA: 31	
PITCHER	IP	WLS	BF	H	R	ER	SO	BB	IBB	HBP	BLK	WP	HR	S	P	ERA	WHIP				
Jay Tibbs, R (1, 1) ERA: 3.33	7.0	L	27	6	3	2	4	2	0	0	0	0	0	33	41	2.57	1.143				
Joe Price, L (8, 1) ERA: 3.86	1.0		4	1	1	1	1	0	0	0	0	0	1	6	6	9.00	1.000				

Cincinnati Reds @ Houston Astros
Astrodome, Houston, TX
Mon Apr 22 1985, 7:05 PM EST
Att: 10,197 - Unknown

AB	29
R	4
H	7
RBI	4
BB	2
SO	5
LOB	11



Batter	1	2	3	4	5	6	7	8	9	AB	R	H	RBI	BB	SO	LOB	TOP		
Eric Davis, R OBP: 0.192, SLG: 0.380 (1, 7)										4	1	1	0	0	2	0	Cincinnati Reds @ Houston Astros Astrodome, Houston, TX Tue Apr 23 1985, 7:05 PM EST Att: 10,414 - Unknown		
Eddie Milner, L OBP: 0.333, SLG: 0.412 Gary Redus, R OBP: 1.000, SLG: 1.000 (8, PH)										3	0	0	0	0	0	0			
Dave Parker, L OBP: 0.365, SLG: 0.396 (1, 9)										4	0	2	1	0	0	0			
Cesar Cedeno, R OBP: 0.304, SLG: 0.294 (1, 3)										3	0	0	0	1	0	1			
Nick Esasky, R OBP: 0.341, SLG: 0.450 John Franco, L Carl Willis, L (8, 1)										3	0	1	0	1	0	2			
Dave Concepcion, R OBP: 0.235, SLG: 0.191 (1, 6)										4	0	0	0	0	0	2			
Tom Foley, L OBP: 0.077, SLG: 0.077 (1, 4)										4	0	0	0	0	1	1			
Dann Bilardello, R OBP: 0.174, SLG: 0.136 Duane Walker, L OBP: 0.222, SLG: 0.333 (9, PH)										3	1	1	0	0	0	1			
John Stuper, R OBP: 0.200, SLG: 0.200 Frank Pastore, R Tom Hume, R Wayne Krenchicki, L OBP: 0.364, SLG: 0.222 (8, PH)										2	0	0	0	0	2	0			
Inning Stats	R: 0 E: 0 K: 1 S: 6	H: 1 LOB: 1 BB: 0 P: 6	R: 0 E: 0 K: 0 S: 3	H: 0 LOB: 1 BB: 1 P: 7	R: 0 E: 0 K: 1 S: 5	H: 0 LOB: 0 BB: 0 P: 5	R: 0 E: 0 K: 1 S: 5	H: 0 LOB: 0 BB: 0 P: 5	R: 0 E: 0 K: 1 S: 5	H: 0 LOB: 0 BB: 0 P: 3	R: 4 E: 0 K: 1 S: 8	H: 4 LOB: 1 BB: 2 P: 16	R: 0 E: 0 K: 1 S: 5	H: 0 LOB: 0 BB: 0 P: 5	1B: 4 2B: 2 3B: 0 HR: 0	SF: 0 SAC: 0 DP: 1 HBP: 0		WP: 2 PB: 0 SB: 0 CS: 0	PA: 35
PITCHER	IP WLS BF H R ER SO BB IBB HBP BLK WP HR S P ERA WHIP																		
Ron Mathis, R ERA: 5.02 Jeff Calhoun, L ERA: 3.19 Frank DiPino, L ERA: 1.08 Dave Smith, R ERA:	(1, 1) (8, 1) (8, 1) (9, 1)	7.1 0.0 0.2 1.0	W 2 3 S	27 2 1 3	H 3 2 0	R 2 0 0	ER 2 0 2	SO 5 0 0	BB 2 0 1	IBB 0 0 0	HBP 0 0 0	BLK 0 0 0	WP 1 0 1	HR 0 2 6	S 35 2 6	P 43 2 6	ERA 2.46 ∞ 27.00 0.00	WHIP 0.682 ∞ 3.000 0.000	

Batter	1	2	3	4	5	6	7	8	9	AB	R	H	RBI	BB	SO	LOB	BOTTOM						
Bill Doran, S OBP: 0.309, SLG: 0.314 (1, 4)										4	2	2	0	0	0	1	Cincinnati Reds @ Houston Astros Astrodome, Houston, TX Tue Apr 23 1985, 7:05 PM EST Att: 10,414 - Unknown						
Kevin Bass, S OBP: 0.346, SLG: 0.600 (1, 9)										4	2	3	4	0	1	0							
Denny Walling, L OBP: 0.421, SLG: 0.472 (1, 3)										4	0	2	1	0	0	0							
Jose Cruz, L OBP: 0.410, SLG: 0.456 (1, 7)										4	0	2	0	0	0	0							
Jerry Mumphrey, S OBP: 0.351, SLG: 0.400 (1, 8)										4	0	2	0	0	0	2							
Phil Garner, R OBP: 0.297, SLG: 0.343 (1, 5)										3	0	0	0	1	0	3							
Mark Bailey, S OBP: 0.333, SLG: 0.250 (1, 2)										3	0	0	0	1	0	1							
Craig Reynolds, L OBP: 0.381, SLG: 0.526 Jim Pankovits, R OBP: 0.714, SLG: 0.600 Dickie Thon, R OBP: 0.268, SLG: 0.211 (8, PH)										2	2	2	0	1	0	0							
Ron Mathis, R Jeff Calhoun, L Frank DiPino, L Enos Cabell, R Harry Spilman, L Dave Smith, R (8, PH)	(1, 1) (8, 1) (8, 1) (8, PH) (8, PH) (9, 1)	4.2 1.1 1.0 0.2 0.1	L 5 3 5 1	22 1 0 2 0	H 10 6 4 1	R 6 4 1 0	ER 4 0 0 0	SO 1 0 0 0	BB 1 0 0 0	IBB 0 0 0 0	HBP 0 0 0 0	BLK 0 0 0 0	WP 0 0 0 0	HR 1 6 5 3 1	S 23 10 5 3 11	P 27 10 5 11 1		ERA 7.71 0.00 0.00 0.00 0.00	WHIP 2.357 1.500 0.000 4.500 0.000	1B: 12 2B: 1 3B: 0 HR: 1	SF: 0 SAC: 1 DP: 3 HBP: 0	WP: 0 PB: 0 SB: 0 CS: 0	PA: 36
PITCHER	IP WLS BF H R ER SO BB IBB HBP BLK WP HR S P ERA WHIP																						
John Stuper, R ERA: 6.19 Frank Pastore, R Tom Hume, R John Franco, L Carl Willis, R ERA: 2.16	(1, 1) (5, 1) (7, 1) (8, 1) (8, 1)	4.2 1.1 1.0 0.2 0.1	L 5 3 5 1	22 1 0 2 0	H 10 6 4 1	R 6 4 1 0	ER 4 0 0 0	SO 1 0 0 0	BB 1 0 0 0	IBB 0 0 0 0	HBP 0 0 0 0	BLK 0 0 0 0	WP 0 0 0 0	HR 1 6 5 3 1	S 23 10 5 3 11	P 27 10 5 11 1	ERA 7.71 0.00 0.00 0.00 0.00	WHIP 2.357 1.500 0.000 4.500 0.000					

Batter	1	2	3	4	5	6	7	8	9	AB	R	H	RBI	BB	SO	LOB	TOP								
Eddie Milner, L OBP: 0.304, SLG: 0.364 (1, 8)	0-0 6-3		0-0 3-1			0-0 F7		0-3 K	0-0 1B	5	0	1	2	0	1	0									
Pete Rose, S OBP: 0.339, SLG: 0.300 (1, 3)	0-0 6-3			0-0 6-3			0-3 K	0-0 F8	0-0 1B	5	0	1	1	0	1	0									
Dave Parker, L OBP: 0.351, SLG: 0.377 Ted Power, R (9, 1)	0-3 K			0-0 F7			0-0 HR		F8 F7	5	1	1	0	0	0	1	2								
Duane Walker, L OBP: 0.250, SLG: 0.583 Eric Davis, R OBP: 0.206, SLG: 0.380 (9, PH) (9, 9)		0-0 F9		0-3 K			0-0 HR		4-0 BLK S SF9	3	1	1	2	0	1	0									
Nick Esasky, R OBP: 0.333, SLG: 0.442 (1, 5)		0-0 F4			0-0 F5		0-0 HR		0-0 SF9	3	1	1	1	0	0	0									
Dave Concepcion, R OBP: 0.255, SLG: 0.260 (1, 6)		4-0 S BB			0-0 6-3		0-0 6-4-3		0-0 HR	3	1	1	1	1	0	1									
Tom Foley, L OBP: 0.118, SLG: 0.118 (1, 4)		0-3 K			0-3 K		0-0 E5		0-0 E8	4	1	1	0	0	2	1									
Dave Vangorder, R OBP: 0.280, SLG: 0.190 Wayne Krenchicki, L OBP: 0.417, SLG: 0.222 Dann Bilardello, R OBP: 0.174, SLG: 0.136 (9, PH) (9, 2)			0-0 F9			0-3 K		0-0 FC6-4	4-0 BB	3	0	0	0	0	1	1									
Mario Soto, R OBP: 0.214, SLG: 0.154 Tony Perez, R OBP: 0.500, SLG: 0.333 Cesar Cedeno, R OBP: 0.304, SLG: 0.294 (9, PH) (9, 7)			0-0 3-1			0-0 4-3			0-0 3-1	3	0	0	0	0	0	0									
Inning Stats	R: 0 E: 0 K: 1 S: 5	H: 0 LOB: 0 BB: 0 P: 5	R: 0 E: 0 K: 1 S: 5	H: 0 LOB: 1 BB: 1 P: 9	R: 0 E: 0 K: 0 S: 3	H: 0 LOB: 0 BB: 0 P: 3	R: 0 E: 0 K: 1 S: 5	H: 0 LOB: 0 BB: 0 P: 5	R: 0 E: 0 K: 1 S: 5	H: 0 LOB: 0 BB: 0 P: 5	R: 3 E: 1 K: 1 S: 9	H: 3 LOB: 1 BB: 0 P: 9	R: 0 E: 0 K: 1 S: 5	H: 0 LOB: 0 BB: 0 P: 5	R: 5 E: 1 K: 0 S: 7	H: 4 LOB: 2 BB: 3 P: 19	1B: 5 2B: 0 3B: 0 HR: 2	SF: 1 SAC: 0 DP: 0 HBP: 0	WP: 0 PB: 0 SB: 2 CS: 0	PA: 39					
PITCHER	IP	WLS	BF	H	R	ER	SO	BB	IBB	HBP	BLK	WP	HR	S	P	ERA	WHIP								
Nolan Ryan, R ERA: 3.18	8.0		29	3	3	2	7	1	0	0	0	0	1	42	46	2.25	4.500								
Frank DiPino, L ERA: 4.0	0.2	L	5	2	3	3	0	1	0	0	1	0	1	4	8	40.50	4.500								
Bill Dawley, R ERA: 9.0	0.0		4	2	2	2	0	1	1	0	0	0	0	2	10	∞	∞								
Jeff Calhoun, L ERA: 3.0	0.1		1	0	0	0	0	0	0	0	0	0	0	1	1	0.00	0.000								

Cincinnati Reds @ Houston Astros
Astrodome, Houston, TX
Wed Apr 24 1985, 4:33 AM EST
Att: 8,513 - Unknown

AB 34
R 8
H 7
RBI 7
BB 4
SO 7
LOB 5



Batter	1	2	3	4	5	6	7	8	9	AB	R	H	RBI	BB	SO	LOB	BOTTOM								
Bill Doran, S OBP: 0.317, SLG: 0.296 (1, 4)	0-0 F7		4-0 BB			0-0 3-1		0-0 F8	4-0 BB	3	0	0	0	2	0	1									
Kevin Bass, S OBP: 0.323, SLG: 0.517 (1, 9)	0-0 F6		0-0 4-3			0-0 4-3		4-0 BB	0-0 F7	4	1	0	0	1	0	5									
Denny Walling, L OBP: 0.429, SLG: 0.462 (1, 3)	0-0 G4-1			0-0 F3		0-0 1B		4-0 BB		3	0	1	0	1	0	0									
Jose Cruz, L OBP: 0.400, SLG: 0.443 (1, 7)		0-0 F3		0-0 6-3		0-3 K		0-0 1B		4	0	1	2	0	1	1									
Jerry Mumphrey, S OBP: 0.344, SLG: 0.389 Frank DiPino, L (9, 1)		0-0 CS		0-0 F7			0-0 F7	0-0 F8		4	0	1	0	0	0	2									
Bill Dawley, R Jeff Calhoun, L (9, 1)		0-0 1B								0	0	0	0	0	0	0									
Phil Garner, R OBP: 0.317, SLG: 0.368 (1, 5)	0-3 K				0-0 2B		0-0 F2		4-0 FC4-6	3	1	1	0	1	1	1									
Alan Ashby, S OBP: 0.333, SLG: 0.429 (1, 2)			4-0 SH3-4		0-0 2B		0-0 F8		0-0 FC4-6	3	0	1	1	1	0	1									
Craig Reynolds, L OBP: 0.360, SLG: 0.478 (1, 6)			0-3 K		0-0 2B		0-0 F8		0-0 FC3-6	4	0	1	0	0	1	3									
Nolan Ryan, R Ty Gainey, L (8, PH) (9, 8)			0-0 SH3-4		0-0 6-4			0-0 FC3-6	1-0 HBP	1	0	0	0	0	0	1									
Inning Stats	R: 0 E: 0 K: 0 S: 3	H: 1 LOB: 0 BB: 0 P: 3	R: 0 E: 0 K: 1 S: 5	H: 1 LOB: 1 BB: 0 P: 5	R: 0 E: 0 K: 1 S: 5	H: 0 LOB: 2 BB: 2 P: 13	R: 0 E: 0 K: 0 S: 3	H: 0 LOB: 0 BB: 0 P: 3	R: 1 E: 0 K: 0 S: 4	H: 2 LOB: 0 BB: 0 P: 4	R: 0 E: 0 K: 1 S: 6	H: 1 LOB: 1 BB: 0 P: 6	R: 0 E: 0 K: 0 S: 3	H: 0 LOB: 0 BB: 0 P: 3	R: 2 E: 0 K: 0 S: 5	H: 2 LOB: 2 BB: 2 P: 13	R: 0 E: 0 K: 0 S: 3	H: 0 LOB: 3 BB: 2 P: 12	1B: 4 2B: 4 3B: 0 HR: 0	SF: 0 SAC: 1 DP: 2 HBP: 1	WP: 0 PB: 0 SB: 0 CS: 1	PA: 38			
PITCHER	IP	WLS	BF	H	R	ER	SO	BB	IBB	HBP	BLK	WP	HR	S	P	ERA	WHIP								
Mario Soto, R ERA: 1.58	8.0	W	32	6	3	3	3	4	0	0	0	0	0	34	50	3.38	1.250								
Ted Power, R ERA:	1.0		6	0	0	0	0	2	0	1	0	0	0	3	12	0.00	2.000								

Cincinnati Reds @ Houston Astros
Astrodome, Houston, TX
Wed Apr 24 1985, 4:33 AM EST
Att: 8,513 - Unknown


AB 30
R 3
H 6
RBI 3
BB 6
SO 3
LOB 16



Batter	1	2	3	4	5	6	7	8	9	10	AB	R	H	RBI	BB	SO	LOB	TOP							
Claudell Washington, L OBP: 0.357, SLG: 0.404	4-0 BB		0-0 PB S 1B		0-0 4-3			0-0 S 1B		0-0 FC3-6 1B	4	1	3	0	1	0	0								
Rafael Ramirez, R OBP: 0.284, SLG: 0.313	0-0 5-3		0-3 K		0-0 5-3 1B			0-0 WP 4-3 1B		0-0 FC3-6 FC6-4 1B	5	0	2	1	0	1	3								
Brad Komminsk, R OBP: 0.298, SLG: 0.231	0-3 K		0-0 F6		0-0 F8			0-0 4-3		0-0 FC6-4 1B E	5	1	0	0	0	1	5								
Dale Murphy, R OBP: 0.409, SLG: 0.875	0-3 K			0-0 G4-6-3 E 1B		0-0 5-3		4-0 WP IBB		0-0 E6 1B	4	1	2	0	1	1	2								
Bob Horner, R Zane Smith, L		0-3 K		0-0 E6		0-0 F5		4-0 BB		0-0 1B	3	0	0	0	1	1	2								
Terry Harper, R Bruce Sutter, R				1-2 G4-6-3				1-2 2-3 BB		0-0 1B	0	0	0	0	0	0	0								
Chris Chambliss, L OBP: 0.289, SLG: 0.268	0-0 1B		0-0 G4-6-3		0-0 F8			0-0 4-3		0-0 F7	5	0	1	0	0	1	6								
Ken Oberkfell, L OBP: 0.217, SLG: 0.273	0-0 F9		0-0 F8		0-0 F8			4-0 G1-6-3 BB		0-0 F9	3	0	0	0	1	0	2								
Bruce Benedict, R OBP: 0.083, SLG: 0.083	0-0 F4			0-0 F6				0-0 G1-6-3		0-0 F8	4	0	0	0	0	0	2								
Len Barker, R Gerald Perry, L Glenn Hubbard, R			0-0 F9		0-0 K			0-0 6-3		0-0 F8	2	0	0	0	0	1	0								
Inning Stats	R: 0 E: 0 K: 2 S: 7	H: 0 LOB: 1 BB: 1 P: 11	R: 0 E: 0 K: 1 S: 6	H: 1 LOB: 1 BB: 0 P: 6	R: 0 E: 1 K: 1 S: 4	H: 1 LOB: 1 BB: 0 P: 4	R: 0 E: 0 K: 1 S: 5	H: 0 LOB: 0 BB: 0 P: 5	R: 0 E: 0 K: 0 S: 4	H: 1 LOB: 1 BB: 0 P: 4	R: 0 E: 0 K: 0 S: 3	H: 0 LOB: 0 BB: 1 P: 6	R: 1 E: 0 K: 1 S: 7	H: 2 LOB: 3 BB: 2 P: 15	R: 0 E: 0 K: 0 S: 3	H: 0 LOB: 0 BB: 0 P: 3	R: 2 E: 1 K: 0 S: 6	H: 3 LOB: 1 BB: 0 P: 6	1B: 9 2B: 0 3B: 0 HR: 0	SF: 0 SAC: 0 DP: 2 HBP: 0	WP: 1 PB: 1 SB: 3 CS: 0	PA: 42			
PITCHER	IP 7.2	WLS L	BF 32	H 6	R 1	ER 1	SO 5	BB 3	IBB 0	HBP 0	BLK 0	WP 1	HR 0	S 38	P 54	ERA 1.17	WHIP 1.174								
Joe Niekro, R ERA: 2.08																									
Dave Smith, R ERA: 0.73																									
Frank DiPino, L ERA: 3.86																									

Atlanta Braves @ Houston Astros
Astrodome, Houston, TX
Thu Apr 25 1986, 7:05 PM EST
Att: 9,336 - Unknown


AB 38
R 3
H 9
RBI 2
BB 4
SO 6
LOB 22



Batter	1	2	3	4	5	6	7	8	9	10	AB	R	H	RBI	BB	SO	LOB	BOTTOM							
Bill Doran, S OBP: 0.344, SLG: 0.321	4-0 6-3 CS BB		4-0 BB			0-0 3-1 2B		0-0 F9			2	0	1	0	2	0	0								
Kevin Bass, S OBP: 0.288, SLG: 0.455	0-3 K		0-0 F8			0-0 F6				0-0 6-3	4	0	0	0	0	1	3								
Denny Walling, L OBP: 0.422, SLG: 0.476	0-0 6-3					0-0 3-1				0-0 F7	3	1	1	0	0	0	2								
Enos Cabell, R OBP: 0.286, SLG: 0.357	0-0 6-3					0-0 3-1				0-0 F7	1	0	0	0	0	0	0								
Frank DiPino, L	1-3					2-3 1B				0-0 4-3	0	0	0	0	0	0	0								
Jose Cruz, L OBP: 0.377, SLG: 0.415	0-3 K		0-0 F5			0-0 6-3				0-0 4-3	4	0	0	0	0	1	3								
Jerry Mumphrey, S OBP: 0.338, SLG: 0.379		0-3 K		0-0 6-3 1B				0-0 6-3		0-0 4-3	4	0	1	1	0	1	0								
Phil Garner, R OBP: 0.311, SLG: 0.429		0-0 F8		0-0 5-3				0-0 5-3		0-0 HR	4	1	1	1	0	0	1								
Alan Ashby, S OBP: 0.310, SLG: 0.395		0-3 K				0-0 F8				0-0 4-3	3	0	0	0	0	1	0								
Dave Smith, R								0-0 G3		0-0 4-3	0	0	0	0	0	0	0								
Harry Spilman, L OBP: 0.077, SLG: 0.077										0-0 F3	1	0	0	0	0	0	0								
Craig Reynolds, L OBP: 0.333, SLG: 0.440			0-0 F8			0-0 F9				0-0 K	2	0	0	0	0	0	0								
Dickie Thon, R OBP: 0.256, SLG: 0.200										0-0 F3	2	0	0	0	0	1	0								
Joe Niekro, R OBP: 0.333, SLG: 0.333			0-3 K			0-0 K				0-0 6-3	2	0	0	0	0	2	0								
Mark Bailey, S OBP: 0.318, SLG: 0.235										0-0 6-3	1	0	0	0	0	0	0								
Inning Stats	R: 0 E: 0 K: 2 S: 7	H: 0 LOB: 1 BB: 1 P: 11	R: 0 E: 0 K: 2 S: 7	H: 0 LOB: 0 BB: 0 P: 7	R: 0 E: 0 K: 1 S: 5	H: 0 LOB: 1 BB: 1 P: 9	R: 1 E: 0 K: 0 S: 4	H: 2 LOB: 0 BB: 0 P: 4	R: 0 E: 0 K: 1 S: 5	H: 0 LOB: 0 BB: 0 P: 5	R: 0 E: 0 K: 0 S: 4	H: 1 LOB: 1 BB: 0 P: 4	R: 0 E: 0 K: 0 S: 3	H: 0 LOB: 0 BB: 1 P: 3	R: 0 E: 0 K: 0 S: 3	H: 0 LOB: 0 BB: 0 P: 3	R: 1 E: 0 K: 0 S: 4	H: 1 LOB: 0 BB: 0 P: 4	1B: 1 2B: 3 3B: 0 HR: 1	SF: 0 SAC: 0 DP: 1 HBP: 0	WP: 0 PB: 0 SB: 0 CS: 1	PA: 35			
PITCHER	IP 7.0	WLS W	BF 25	H 3	R 1	ER 1	SO 6	BB 2	IBB 0	HBP 0	BLK 0	WP 0	HR 0	S 35	P 43	ERA 1.29	WHIP 0.714								
Len Barker, R ERA: 3.77																									
Zane Smith, L ERA: 2.76																									
Bruce Sutter, R ERA: 1.86																									

Atlanta Braves @ Houston Astros
Astrodome, Houston, TX
Thu Apr 25 1986, 7:05 PM EST
Att: 9,336 - Unknown

AB 33
R 2
H 4
RBI 2
BB 2
SO 7
LOB 9



Batter	1	2	3	4	5	6	7	8	9	AB	R	H	RBI	BB	SO	LOB	TOP										
Rafael Ramirez, R (1, 6) OBP: 0.296, SLG: 0.353	0-0 S 1B		0-0 6-3			0-0 F6		0-0 1-H 1B 3B		4	1	2	1	0	0	0	Atlanta Braves @ Houston Astros Astrodome, Houston, TX Fri Apr 26 1985, 7:05 PM EST Att: 13,059 - Unknown										
Glenn Hubbard, R (1, 4) OBP: 0.358, SLG: 0.273	0-0 F9		0-0 4-3			0-0 BB 1B		4-0 6-4 1B BB		3	0	1	0	1	0	1											
Terry Harper, R (1, 7) OBP: 0.280, SLG: 0.500	0-3 K 1-2				0-0 F8		0-0 F8	0-0 F7		4	0	0	0	0	1	4											
Dale Murphy, R (1, 8) OBP: 0.485, SLG: 0.862	4-0 IBB				0-3 K		4-0 1-2 BB	0-0 1-2 3-H 1B		2	0	1	1	2	1	0											
Bob Horner, R (1, 5) OBP: 0.205, SLG: 0.333 Ken Oberkfell, L (8, 5) OBP: 0.217, SLG: 0.273	0-0 F8				0-0 2B		0-0 F8	0-0 6-4 2-3f 1B		4	0	1	0	0	0	6											
Rick Cerone, R (1, 2) OBP: 0.347, SLG: 0.435		0-3 K			0-0 F3		0-0 F3	0-0 F8		4	0	0	0	0	1	1											
Brad Komminsk, R (1, 9) Terry Forster, L (7, 1) Claudell Washington, L (9, PH) Rick Camp, R (9, 1)		0-0 CS 1B			0-0 F9		0-3 K	0-0 F9		3	0	1	0	0	1	0											
Gerald Perry, L (1, 3) OBP: 0.129, SLG: 0.100	0-3 K 1-2				0-0 F6		0-0 F7	0-0 F7		4	0	0	0	0	1	1											
Steve Bedrosian, R (1, 1) Albert Hall, S (7, 9) OBP: 0.333, SLG: 0.333			0-0 5-3			0-3 K		0-0 3B 1B		2	0	0	0	0	1	0											
Inning Stats	R: 0 E: 0 K: 1 S: 6	H: 1 LOB: 2 BB: 1 P: 10	R: 0 E: 0 K: 2 S: 7	H: 1 LOB: 0 BB: 0 P: 7	R: 0 E: 0 K: 0 S: 3	H: 0 LOB: 0 BB: 0 P: 3	R: 0 E: 0 K: 1 S: 6	H: 1 LOB: 1 BB: 0 P: 6	R: 0 E: 0 K: 1 S: 5	H: 0 LOB: 0 BB: 0 P: 5	R: 0 E: 0 K: 0 S: 4	H: 1 LOB: 2 BB: 1 P: 8	R: 0 E: 0 K: 1 S: 5	H: 0 LOB: 0 BB: 0 P: 5	R: 2 E: 0 K: 0 S: 5	H: 3 LOB: 1 BB: 1 P: 9		R: 0 E: 0 K: 0 S: 3	H: 0 LOB: 0 BB: 0 P: 3	1B: 5 2B: 2 3B: 1 HR: 0	SF: 0 SAC: 0 DP: 1 HBP: 0	WP: 0 PB: 0 SB: 1 CS: 1	PA: 35				
PITCHER	IP	WLS	BF	H	R	ER	SO	BB	IBB	HBP	BLK	WP	HR	S	P	ERA	WHIP										
Bob Knepper, L (1, 1) ERA: 2.88	7.0		29	6	2	2	6	2	1	0	0	0	0	38	50	2.57	1.143										
Dave Smith, R (8, 1) ERA: 0.69	1.0		3	1	0	0	0	0	0	0	0	0	0	3	3	0.00	1.000										
Frank DiPino, L (9, 1) ERA: 3.48	1.0	W	3	0	0	0	0	0	0	0	0	0	0	3	3	0.00	0.000										

Batter	1	2	3	4	5	6	7	8	9	AB	R	H	RBI	BB	SO	LOB	BOTTOM										
Bill Doran, S (1, 4) OBP: 0.362, SLG: 0.350	0-0 F9 BB 1B		0-3 K			0-0 4-3 E 2B		4-0 S BB		0-0 FC5-4 2-3f 1B		4	1	2	0	1	2										
Kevin Bass, S (1, 9) OBP: 0.300, SLG: 0.432	4-0 1-2 BB		0-0 F9		0-0 4-3	0-0 4-3		0-0 1-2		0-0 G5-4-3 1B		4	0	1	0	1	2										
Denny Walling, L (1, 3) Enos Cabell, R (7, PH) OBP: 0.273, SLG: 0.341	0-0 F7		0-0 2B		0-0 E3 1B BB		0-0 1-3 1B		0-0 G5-4-3 1-2f 1B		3	1	1	0	0	2											
Jose Cruz, L (1, 7) OBP: 0.378, SLG: 0.414	0-0 F9 2-3				0-0 F9		0-0 BB BB 1B		0-0 G3		0-0 E9 1B 1B		5	1	2	0	2										
Jerry Mumphrey, S (1, 8) OBP: 0.343, SLG: 0.361	0-0 4-3				0-0 3-1		4-0 1-2 BB BB		0-0 F9		4-0 1B IBB		3	0	0	2	2										
Phil Garner, R (1, 5) OBP: 0.340, SLG: 0.457		0-0 F9			0-0 2B		4-0 1-2 2-3 3-H BB		0-3 K		0-0 1-2 3-H 1B		4	0	2	2	1										
Mark Bailey, S (1, 2) OBP: 0.306, SLG: 0.200		0-3 K			0-0 IBB		0-0 K		0-0 F9			3	0	0	1	2	3										
Craig Reynolds, L (1, 6) OBP: 0.355, SLG: 0.429		4-0 BB			0-0 3-1		0-0 3-1		0-0 F8		0-0 FC5-4 1B 1B		3	0	1	0	2										
Bob Knepper, L (1, 1) Dave Smith, R (8, 1) Jim Pankovits, R (8, PH) Frank DiPino, L (9, 1)	0-0 F4				0-0 K		0-3 K		0-0 1-2 1B			3	0	0	0	2	1										
Inning Stats	R: 0 E: 0 K: 0 S: 4	H: 1 LOB: 2 BB: 1 P: 8	R: 0 E: 0 K: 1 S: 5	H: 0 LOB: 1 BB: 1 P: 9	R: 0 E: 0 K: 1 S: 5	H: 1 LOB: 0 BB: 0 P: 5	R: 0 E: 0 K: 0 S: 4	H: 1 LOB: 2 BB: 1 P: 8	R: 2 E: 1 K: 2 S: 10	H: 2 LOB: 3 BB: 2 P: 18	R: 0 E: 0 K: 1 S: 5	H: 0 LOB: 1 BB: 1 P: 9	R: 0 E: 0 K: 0 S: 3	H: 0 LOB: 0 BB: 0 P: 3	R: 0 E: 0 K: 1 S: 7	H: 2 LOB: 2 BB: 0 P: 7	R: 1 E: 1 K: 0 S: 4	H: 3 LOB: 2 BB: 1 P: 8	1B: 7 2B: 3 3B: 0 HR: 0	SF: 0 SAC: 0 DP: 1 HBP: 0	WP: 0 PB: 0 SB: 1 CS: 0	PA: 42					
PITCHER	IP	WLS	BF	H	R	ER	SO	BB	IBB	HBP	BLK	WP	HR	S	P	ERA	WHIP										
Steve Bedrosian, R (1, 1) ERA: 2.91	6.0		29	5	2	0	5	5	1	0	0	0	0	10	10	0.00	1.667										
Terry Forster, L (7, 1) ERA: 0.82	2.0		8	2	0	0	1	0	0	0	0	0	0	10	10	0.00	1.000										
Rick Camp, R (9, 1) ERA: 5.73	0.2	L	5	3	1	1	0	0	1	0	0	0	0	4	8	13.50	4.500										

AB 32
R 2
H 7
RBI 2
BB 3
SO 6
LOB 13

AB 35
R 3
H 10
RBI 2
BB 7
SO 6
LOB 17



Batter	1	2	3	4	5	6	7	8	9	AB	R	H	RBI	BB	SO	LOB	TOP										
Claudell Washington, L OBP: 0.319, SLG: 0.344 (1, 9)	0-0 6-3		4-0 BB		0-3 K			0-0 F4		3	0	0	0	1	1	1	Atlanta Braves @ Houston Astros Astrodome, Houston, TX Sun Apr 28 1985, 8:05 PM EDT Att: 14,455 - Unknown										
Rafael Ramirez, R OBP: 0.288, SLG: 0.338 (1, 6)	0-0 1B		0-0 G3		0-0 FC6-4			0-3 K		4	0	1	0	0	1	2											
Brad Komminsk, R OBP: 0.304, SLG: 0.254 (1, 7)	0-3 K			0-0 WP SF8 2B				0-0 F8		4	1	1	0	0	1	1											
Dale Murphy, R OBP: 0.468, SLG: 0.909 (1, 8)	0-0 F9			0-0 SF8 2H				0-0 F9		3	0	1	1	0	0	1											
Bob Horner, R OBP: 0.231, SLG: 0.327 Paul Zuvella, R OBP: 0.222, SLG: 0.333 (1, 5) (9, 4)		0-0 F9		0-0 FC6-4 1B				0-0 6-3		4	0	1	0	0	0	1											
Chris Chambliss, L OBP: 0.296, SLG: 0.286 (1, 3)		0-3 K		0-0 FC6-4 1B				0-3 K		4	0	0	0	0	2	2											
Rick Cerone, R OBP: 0.351, SLG: 0.404 (1, 2)		0-3 K		0-0 F3				0-0 6-3		3	0	0	0	0	1	1											
Ken Oberkfell, L OBP: 0.226, SLG: 0.214 (1, 4) (9, 5)			0-0 4-3		0-0 F9			0-3 K		3	0	0	0	0	1	0											
Pascual Perez, R OBP: 0.286, SLG: 0.286 Zane Smith, L (7, 1) Gerald Perry, L OBP: 0.125, SLG: 0.097 Terry Forster, L (8, 1) (8, 1)			0-3 K		0-0 FC6-4 1B			0-3 K		2	0	1	0	0	1	0											
Inning Stats	R: 0 E: 0 K: 1 S: 6	H: 1 LOB: 1 BB: 0 P: 6	R: 0 E: 0 K: 2 S: 7	H: 0 LOB: 0 BB: 0 P: 7	R: 0 E: 0 K: 1 S: 5	H: 0 LOB: 1 BB: 1 P: 9	R: 1 E: 0 K: 0 S: 5	H: 2 LOB: 1 BB: 0 P: 5	R: 0 E: 0 K: 1 S: 6	H: 1 LOB: 0 BB: 0 P: 6	R: 0 E: 0 K: 0 S: 3	H: 0 LOB: 0 BB: 0 P: 3	R: 0 E: 0 K: 2 S: 7	H: 0 LOB: 0 BB: 0 P: 7	R: 0 E: 0 K: 2 S: 7	H: 0 LOB: 0 BB: 0 P: 7		R: 0 E: 0 K: 0 S: 4	H: 1 LOB: 1 BB: 0 P: 4	1B: 3 2B: 2 3B: 0 HR: 0	SF: 1 SAC: 0 DP: 0 HBP: 0	WP: 1 PB: 0 SB: 0 CS: 0	PA: 33				
PITCHER	IP	WLS	BF	H	R	ER	SO	BB	IBB	HBP	BLK	WP	HR	S	P	ERA	WHIP										
Nolan Ryan, R ERA: 2.8 Dave Smith, R ERA: 0.59 (1, 1) (8, 1)	7.0		26	4	1	1	7	1	0	0	0	1	0	39	43	1.29	0.714										

Batter	1	2	3	4	5	6	7	8	9	AB	R	H	RBI	BB	SO	LOB	BOTTOM										
Bill Doran, S OBP: 0.351, SLG: 0.328 (1, 4)	0-0 F8		0-0 4-3		4-0 S BB			0-0 G1-6-3		3	0	0	0	1	0	2	Atlanta Braves @ Houston Astros Astrodome, Houston, TX Sun Apr 28 1985, 8:05 PM EDT Att: 14,455 - Unknown										
Kevin Bass, S OBP: 0.292, SLG: 0.400 (1, 9)	0-0 F7		0-3 K		0-0 F7			0-0 6-3		4	0	0	0	0	1	1											
Denny Walling, L OBP: 0.429, SLG: 0.481 (1, 3)	4-0 BB			0-0 6-3				0-0 3-1		3	0	1	0	1	0	0											
Jose Cruz, L OBP: 0.366, SLG: 0.397 (1, 7)	0-0 G3			0-0 F9 1B				0-0 E1 S		4	0	1	0	0	0	2											
Jerry Mumphrey, S OBP: 0.338, SLG: 0.353 (1, 8)		0-0 F6		0-0 1B				0-0 F7		4	0	1	0	0	0	2											
Phil Garner, R OBP: 0.293, SLG: 0.389 (1, 5)		0-0 5-3		0-0 F9				0-3 K		4	0	0	0	0	2	3											
Mark Bailey, S OBP: 0.250, SLG: 0.200 Dickie Thon, R OBP: 0.256, SLG: 0.200 Alan Ashby, S OBP: 0.333, SLG: 0.439 (1, 2) (7, PR) (8, 2)		0-0 4-3		0-0 F6				0-0 SH5-4 1B		3	0	1	0	0	0	2											
Craig Reynolds, L OBP: 0.351, SLG: 0.485 (1, 6)			0-0 HR		0-0 6-3			0-0 SH5-4		3	1	1	1	0	1	1											
Nolan Ryan, R Harry Spilman, L OBP: 0.071, SLG: 0.071 Jim Pankovits, R OBP: 0.778, SLG: 0.667 Dave Smith, R (8, 1) Enos Cabell, R OBP: 0.289, SLG: 0.378 (9, PH) (7, PH) (7, PH) (8, 1) (9, PH)			0-0 F7		0-3 K			4-0 G1-6-3 1B		2	0	0	0	0	1	0											
Inning Stats	R: 0 E: 0 K: 0 S: 3	H: 0 LOB: 1 BB: 1 P: 7	R: 0 E: 0 K: 0 S: 3	H: 0 LOB: 0 BB: 0 P: 3	R: 1 E: 0 K: 1 S: 6	H: 1 LOB: 0 BB: 0 P: 6	R: 0 E: 0 K: 0 S: 5	H: 2 LOB: 2 BB: 0 P: 5	R: 0 E: 0 K: 1 S: 5	H: 0 LOB: 1 BB: 1 P: 9	R: 0 E: 1 K: 1 S: 6	H: 0 LOB: 1 BB: 0 P: 6	R: 0 E: 0 K: 0 S: 3	H: 1 LOB: 2 BB: 1 P: 7	R: 0 E: 0 K: 0 S: 4	H: 1 LOB: 1 BB: 0 P: 4		R: 1 E: 0 K: 2 S: 8	H: 2 LOB: 1 BB: 0 P: 8	1B: 5 2B: 1 3B: 0 HR: 1	SF: 0 SAC: 1 DP: 1 HBP: 0	WP: 0 PB: 0 SB: 2 CS: 0	PA: 36				
PITCHER	IP	WLS	BF	H	R	ER	SO	BB	IBB	HBP	BLK	WP	HR	S	P	ERA	WHIP										
Pascual Perez, R ERA: 6.33 Zane Smith, L ERA: 2.65 Terry Forster, L ERA: 1.42 (1, 1) (7, 1) (8, 1)	6.1		26	4	1	1	3	2	0	0	0	0	0	1	5	0.00	0.000										



Batter	1	2	3	4	5	6	7	8	9	AB	R	H	RBI	BB	SO	LOB	TOP										
Bill Doran, S OBP: 0.346, SLG: 0.314 (1, 4)	F6		FC3-6			K			BB	3	0	0	0	1	1	2											
Kevin Bass, S OBP: 0.288, SLG: 0.388 (1, 9)	K		CS	6-3			F8		F8	4	0	1	0	0	1	1											
Denny Walling, L OBP: 0.424, SLG: 0.527 (1, 3)	HR			F9			F8			3	1	1	1	0	0	1											
Jose Cruz, L OBP: 0.353, SLG: 0.383 (1, 7)	6-3			K			K			3	0	0	0	0	2	0											
Jerry Mumphrey, S OBP: 0.338, SLG: 0.352 (1, 8)		G3-6-3			K				5-3	3	0	1	0	0	1	0											
Phil Garner, R OBP: 0.295, SLG: 0.375 (1, 5)	K				K				G3-6-1	2	0	0	0	1	2	1											
Alan Ashby, S OBP: 0.313, SLG: 0.409 (1, 2)	G3-6-3				3-1				G3-6-1	3	0	0	0	0	0	2											
Craig Reynolds, L OBP: 0.350, SLG: 0.472 (1, 6)			FC3-6			F6			F2	3	0	1	0	0	0	0											
Joe Niekro, R OBP: 0.273, SLG: 0.273 (1, 1)										2	0	0	0	0	0	1											
Frank DiPino, L (7, 1)			E1			6-3				0	0	0	0	0	0	0											
Jeff Calhoun, L (8, 1)										0	0	0	0	0	0	0											
Ty Gainey, L (9, PH)										1	0	0	0	0	1	0											
Inning Stats	R: 1 E: 0 K: 1 S: 6	H: 1 LOB: 0 BB: 0 P: 6	R: 0 E: 0 K: 1 S: 5	H: 1 LOB: 0 BB: 0 P: 5	R: 0 E: 1 K: 0 S: 3	H: 1 LOB: 0 BB: 0 P: 3	R: 0 E: 0 K: 1 S: 5	H: 0 LOB: 0 BB: 0 P: 5	R: 0 E: 0 K: 2 S: 7	H: 0 LOB: 0 BB: 0 P: 7	R: 0 E: 0 K: 1 S: 5	H: 1 LOB: 0 BB: 0 P: 5	R: 0 E: 0 K: 0 S: 2	H: 0 LOB: 0 BB: 1 P: 6	R: 0 E: 0 K: 1 S: 5	H: 0 LOB: 1 BB: 1 P: 9	1B: 3 2B: 0 3B: 0 HR: 1	SF: 0 SAC: 0 DP: 2 HBP: 0	WP: 0 PB: 0 SB: 0 CS: 1	PA: 30							
PITCHER	IP	WLS	BF	H	R	ER	SO	BB	IBB	HBP	BLK	WP	HR	S	P	ERA	WHIP										
Dwight Gooden, R ERA: 1.38 (1, 1)	9.0	W	29	4	1	1	8	2	0	0	0	0	1	43	51	1.00	0.667										

Houston Astros @ New York Mets
Shea Stadium, Flushing, NY
Tue Apr 30 1985, 7:05 PM EDT
Att: 31,558 - Unknown

AB 27
R 1
H 4
RBI 1
BB 2
SO 8
LOB 8

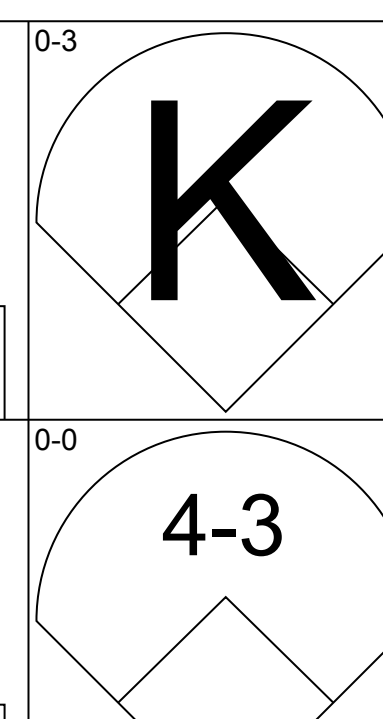
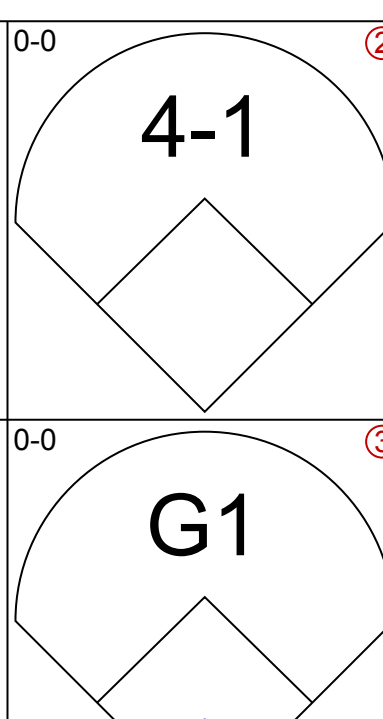
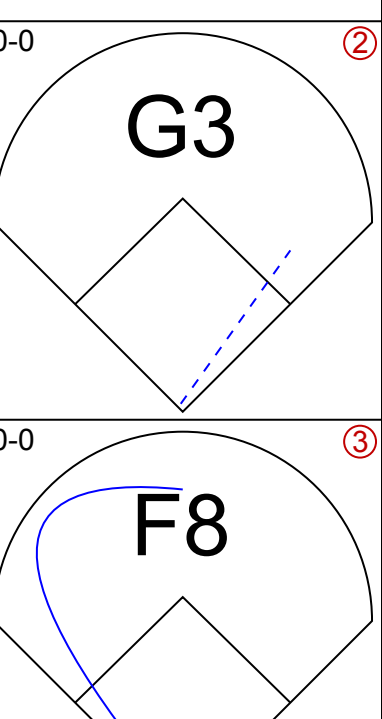
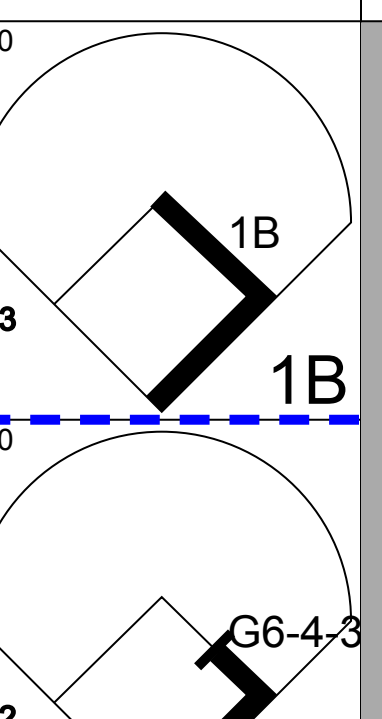
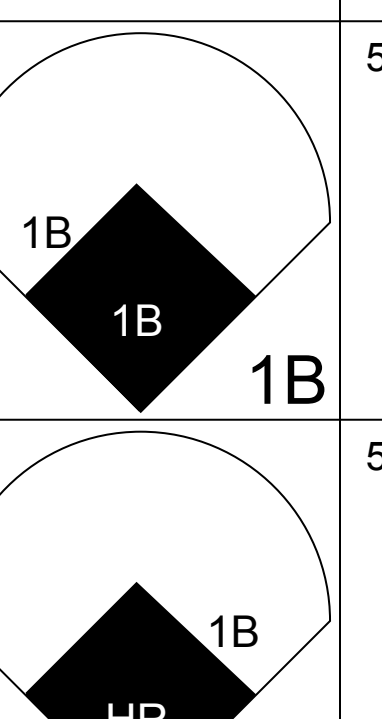
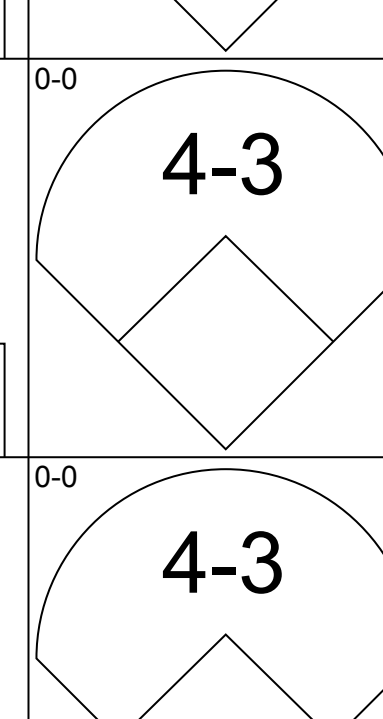
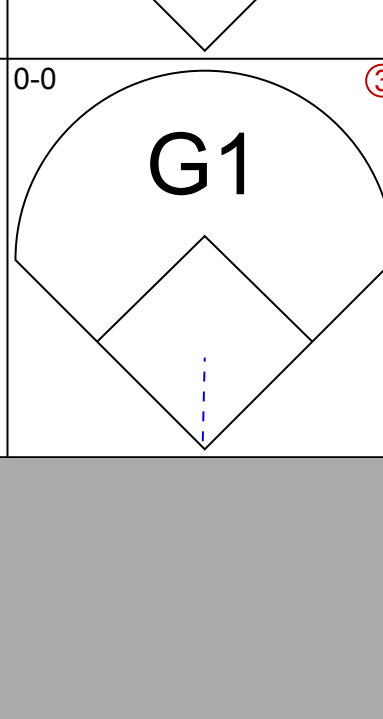
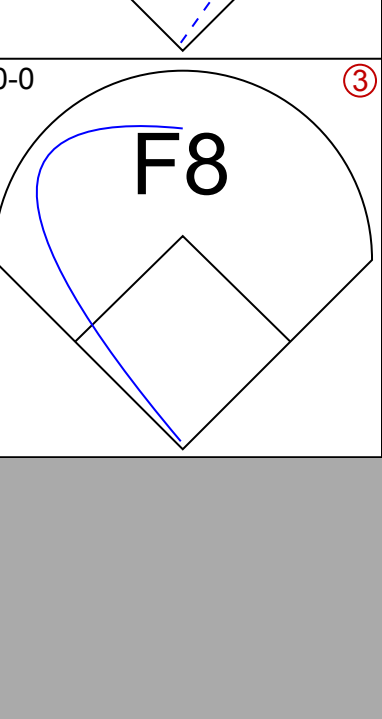
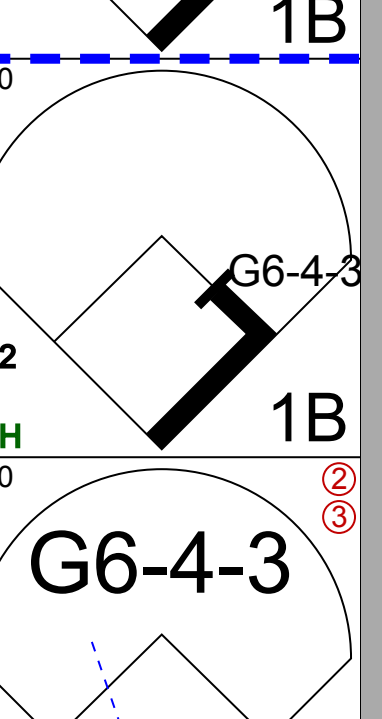
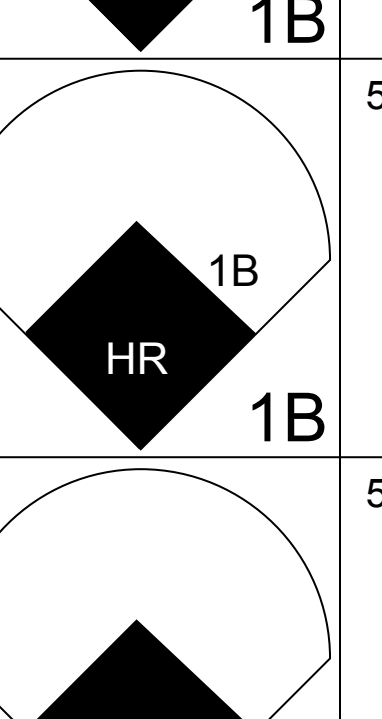
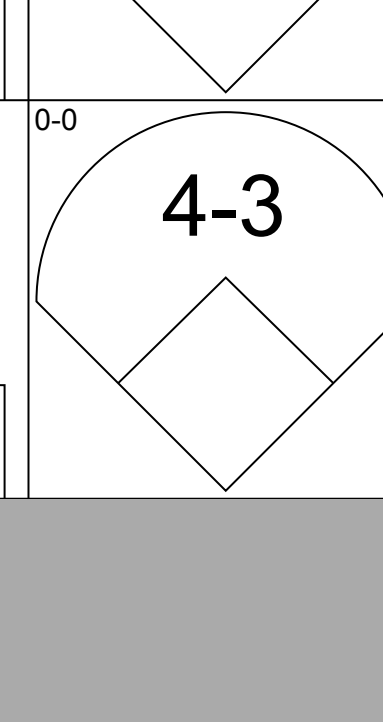
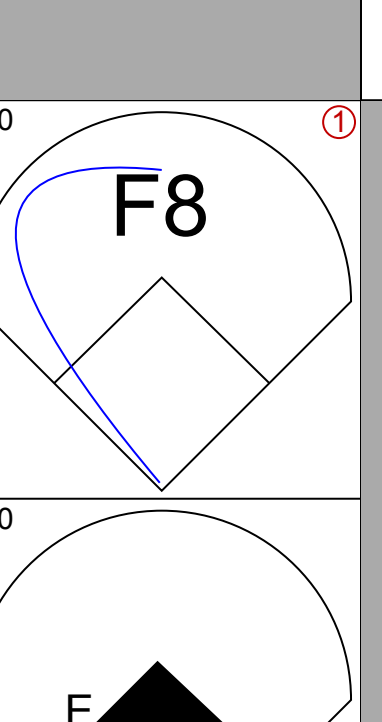
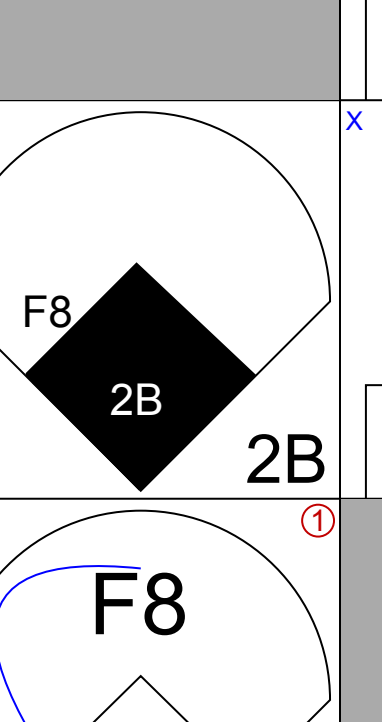
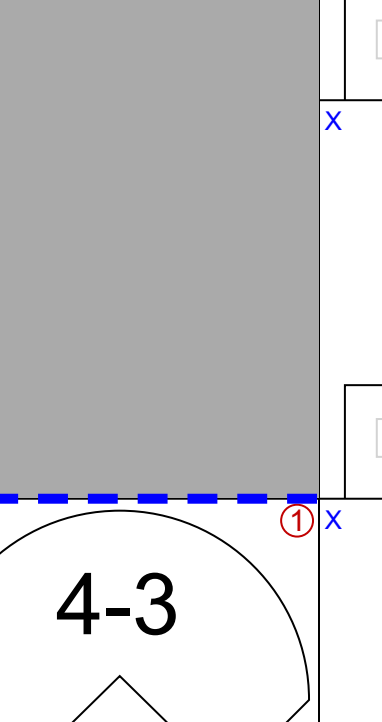
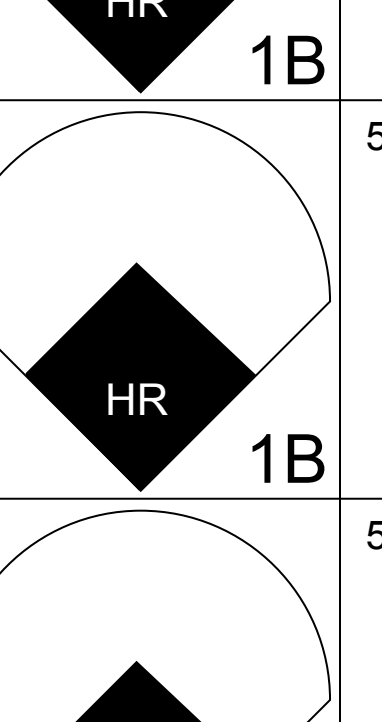
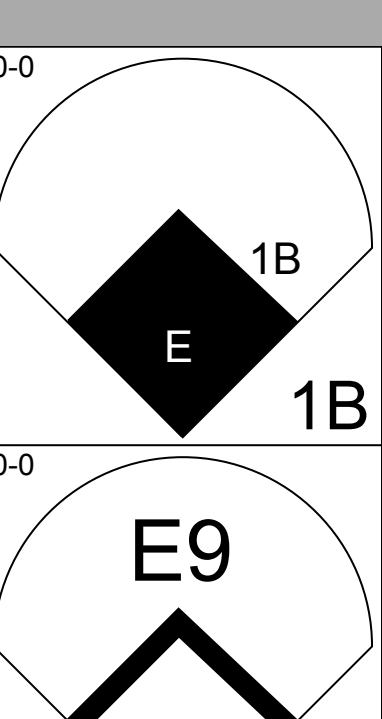
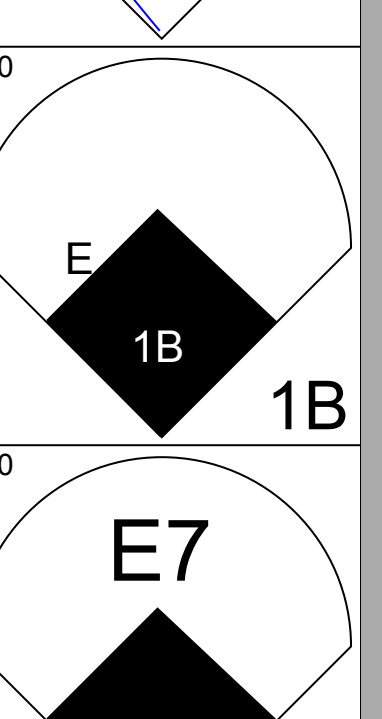
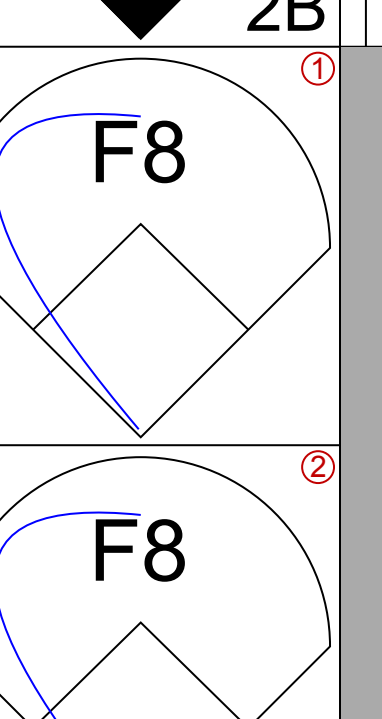
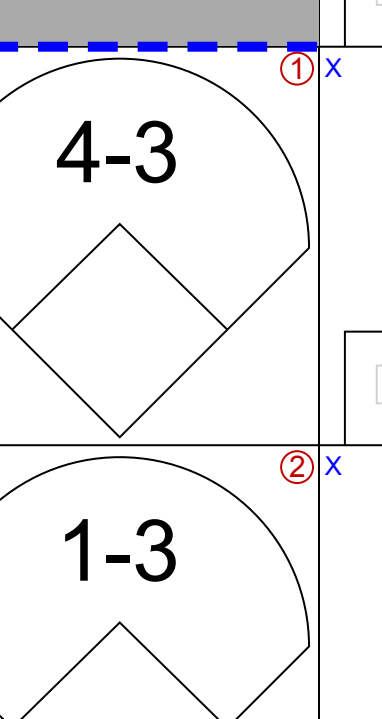
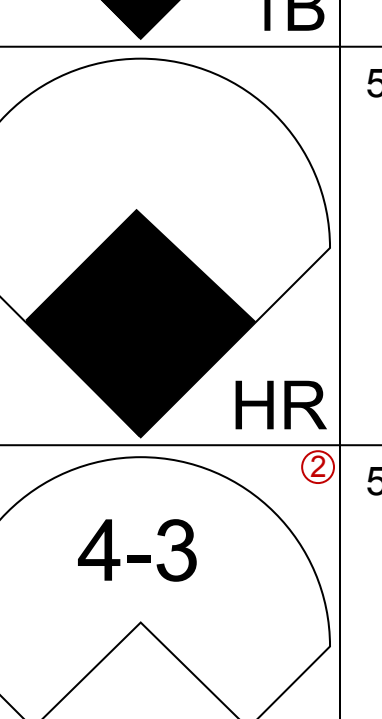
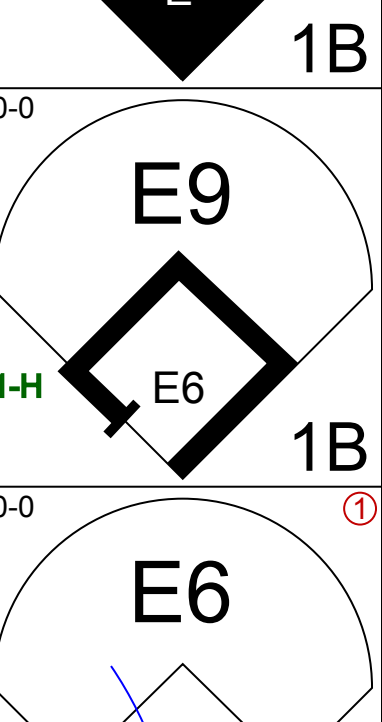
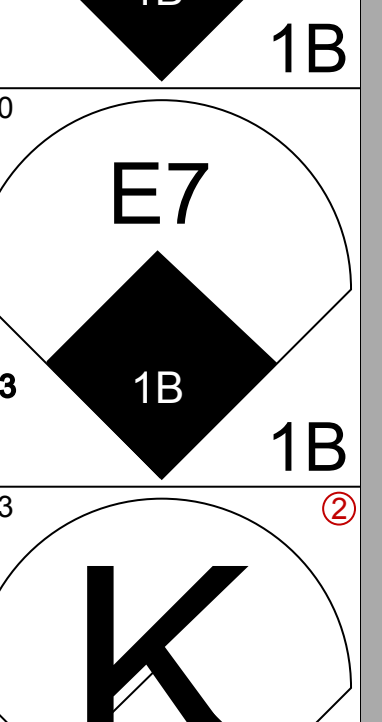
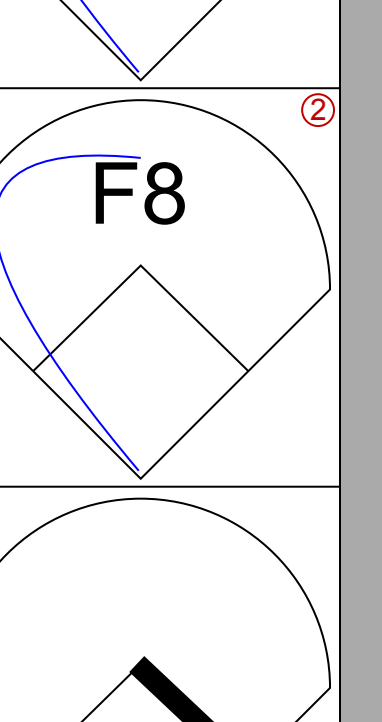
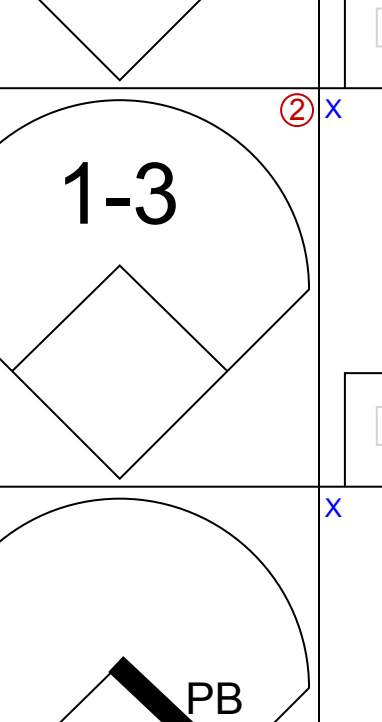
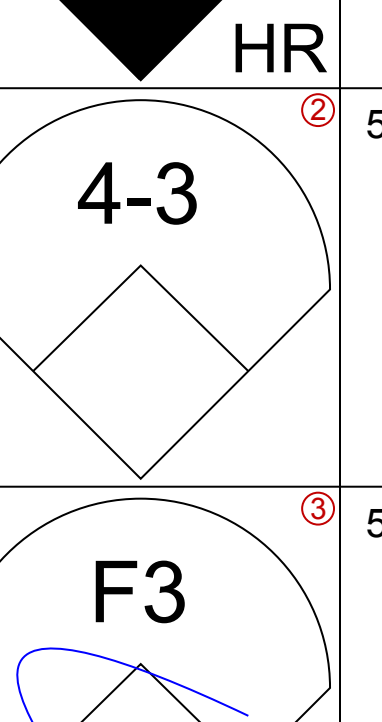
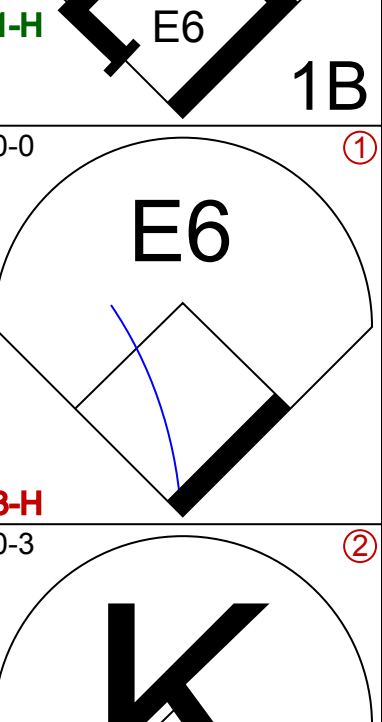
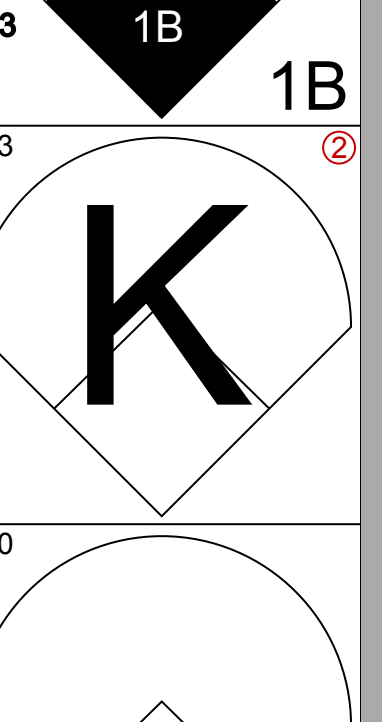
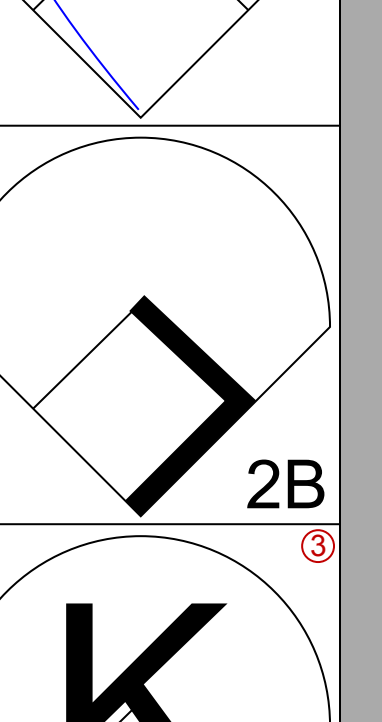
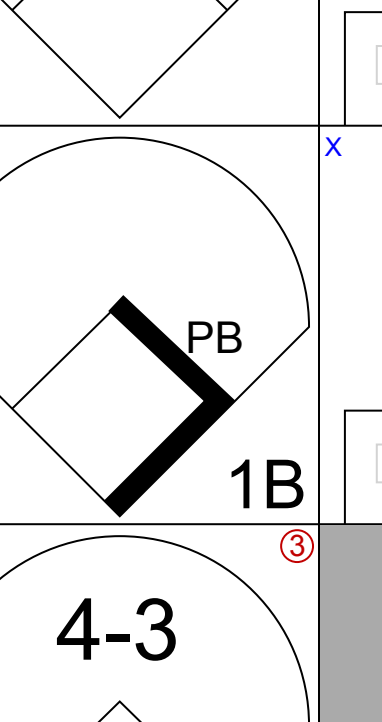
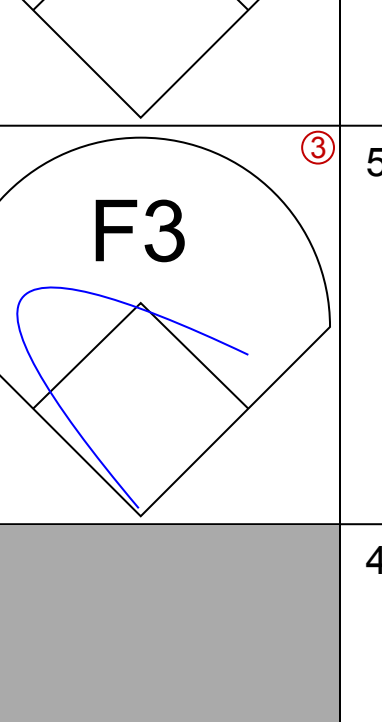

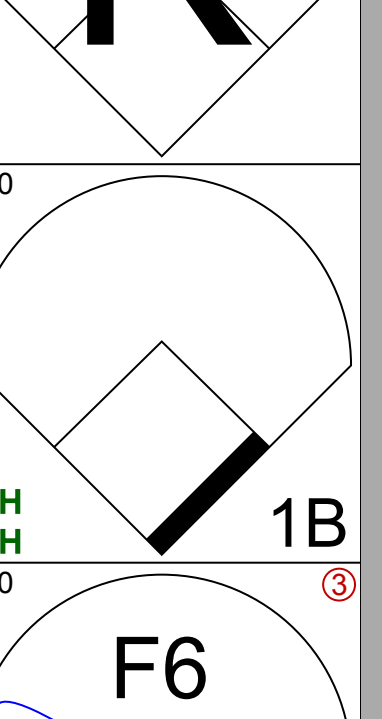
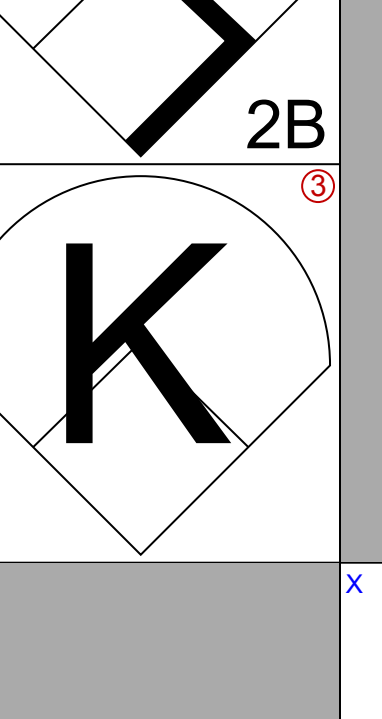
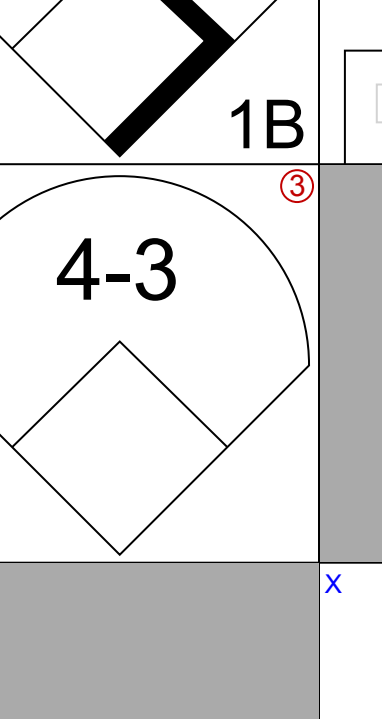
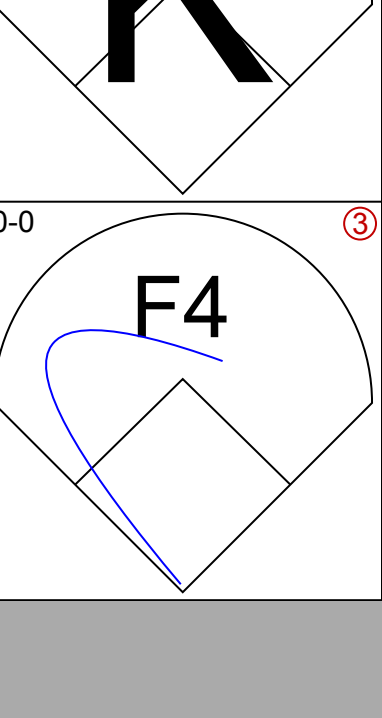
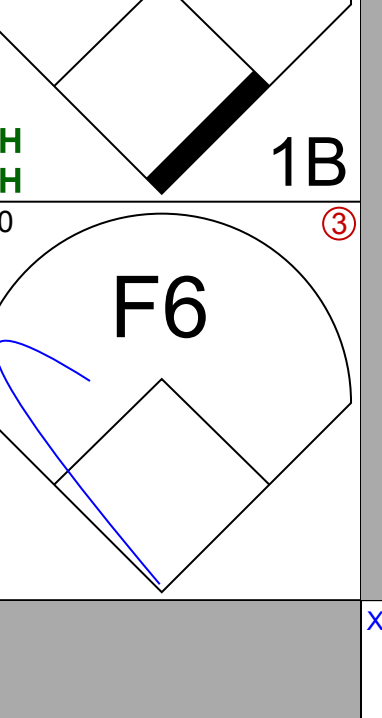
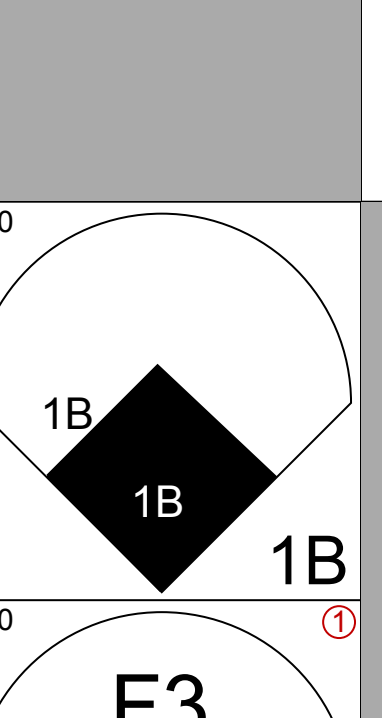
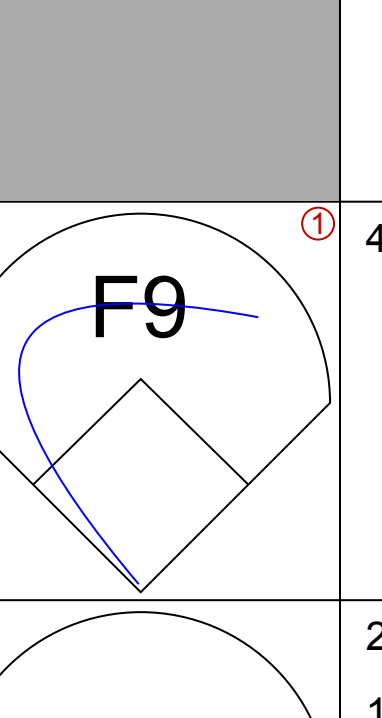
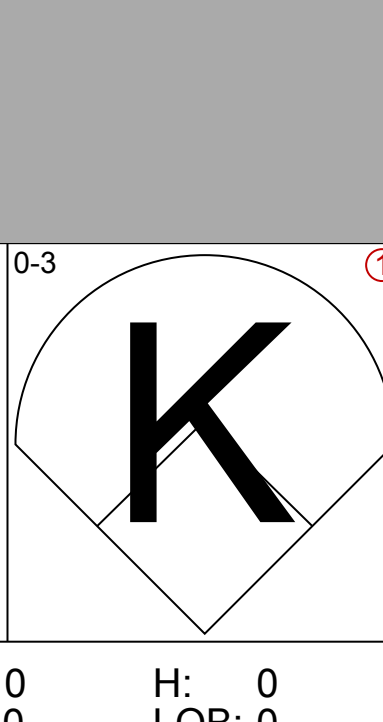
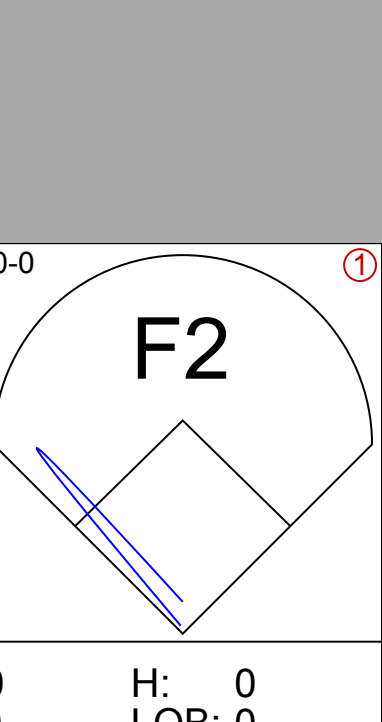
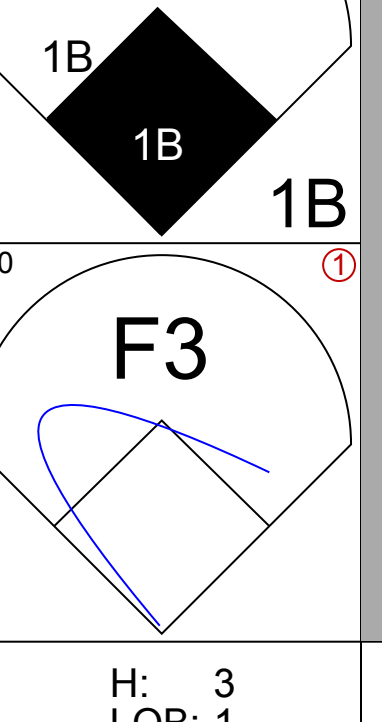
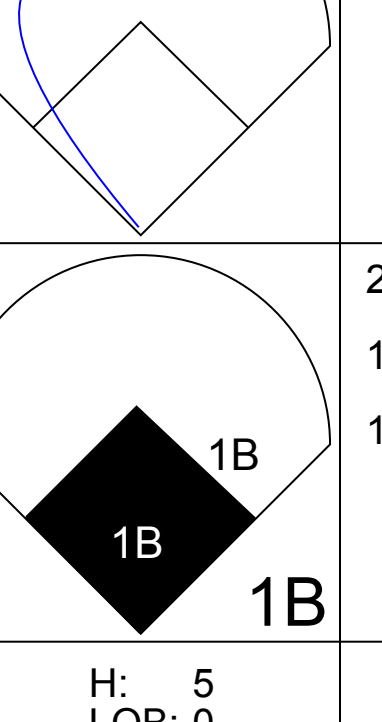
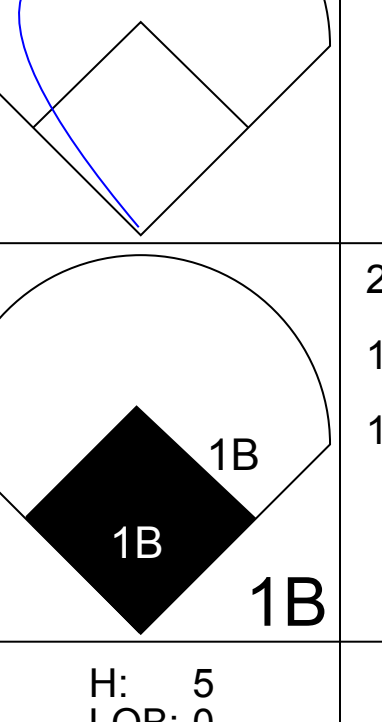
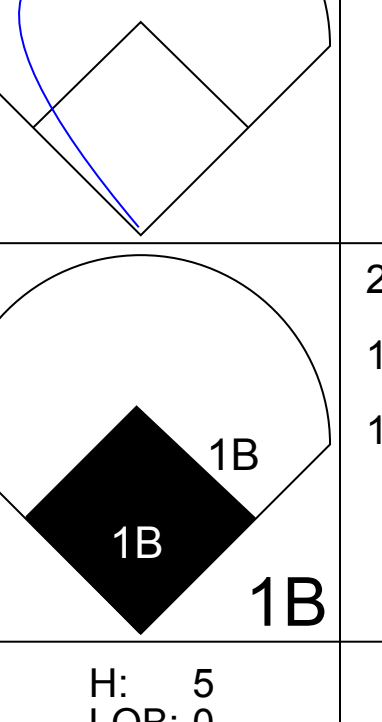


Batter	1	2	3	4	5	6	7	8	9	AB	R	H	RBI	BB	SO	LOB	BOTTOM										
Wally Backman, S OBP: 0.368, SLG: 0.404 (1, 4)	G3		G3			4-3			5-3	4	0	0	0	0	0	2											
Howard Johnson, S OBP: 0.294, SLG: 0.174 (1, 5)										3	0	0	0	0	0	1											
Ray Knight, R OBP: 0.250, SLG: 0.176 (8, PH) (9, 5)	3-1		F2			F9			K	1	0	0	0	0	1	1											
Keith Hernandez, L OBP: 0.405, SLG: 0.353 (1, 3)		BB			F6				1B	2	2	1	0	2	0	0											
Gary Carter, R OBP: 0.355, SLG: 0.435 (1, 2)									1B	2	0	0	0	0	1	1											
Clint Hurdle, L OBP: 0.300, SLG: 0.400 (5, 2)	F9				K				1B	2	1	2	1	0	0	0											
Darryl Strawberry, L OBP: 0.297, SLG: 0.529 (1, 8)			K			F7			F8	3	0	0	0	1	1	2											
George Foster, R OBP: 0.340, SLG: 0.523 (1, 7)										2	0	1	1	1	1	0											
Mookie Wilson, S OBP: 0.398, SLG: 0.410 (7, PR)										0	0	0	0	0	0	0											
John Christensen, R OBP: 0.190, SLG: 0.056 (8, 9)		G6-4-3				K				1	0	1	1	0	0	0											
Danny Heep, L OBP: 0.310, SLG: 0.333 (1, 9) (8, 7)										4	0	2	1	0	0	4											
Rafael Santana, R OBP: 0.250, SLG: 0.273 (1, 6)										3	0	0	0	0	1	3											
Dwight Gooden, R OBP: 0.286, SLG: 0.167 (1, 1)										1	1	0	0	2	0	0											
Inning Stats	R: 0 E: 0 K: 0 S: 3	H: 0 LOB: 1 BB: 1 P: 7	R: 0 E: 0 K: 1 S: 4	H: 0 LOB: 0 BB: 1 P: 8	R: 0 E: 0 K: 0 S: 3	H: 0 LOB: 1 BB: 1 P: 7	R: 0 E: 0 K: 1 S: 5	H: 0 LOB: 0 BB: 0 P: 5	R: 0 E: 0 K: 2 S: 7	H: 1 LOB: 0 BB: 0 P: 7	R: 0 E: 0 K: 0 S: 3	H: 0 LOB: 0 BB: 0 P: 3	R: 2 E: 0 K: 0 S: 6	H: 4 LOB: 2 BB: 0 P: 6	R: 2 E: 0 K: 1 S: 7	H: 2 LOB: 3 BB: 3 P: 19	1B: 7 2B: 0 3B: 0 HR: 0	SF: 0 SAC: 0 DP: 2 HBP: 0	WP: 0 PB: 0 SB: 0 CS: 1	PA: 34							
PITCHER	IP	WLS	BF	H	R	ER	SO	BB	IBB	HBP	BLK	WP	HR	S	P	ERA	WHIP										
Joe Niekro, R ERA: 2.23 (1, 1)	6.1	L	24	4	2	2	4	3	0	0	0	0	0	29	41	2.84	1.105										
Frank DiPino, L ERA: 4.63 (7, 1)	1.1		9	3	2	2	1	1	2	0	0	0	0	8	20	13.50	3.000										
Jeff Calhoun, L ERA: 4.91 (8, 1)	0.1		1	0	0	0	0	0	0	0	0	0	0	1	1	0.00	0.000										

Houston Astros @ New York Mets
Shea Stadium, Flushing, NY
Tue Apr 30 1985, 7:05 PM EDT
Att: 31,558 - Unknown

AB 28
R 4
H 7
RBI 4
BB 6
SO 5
LOB 14

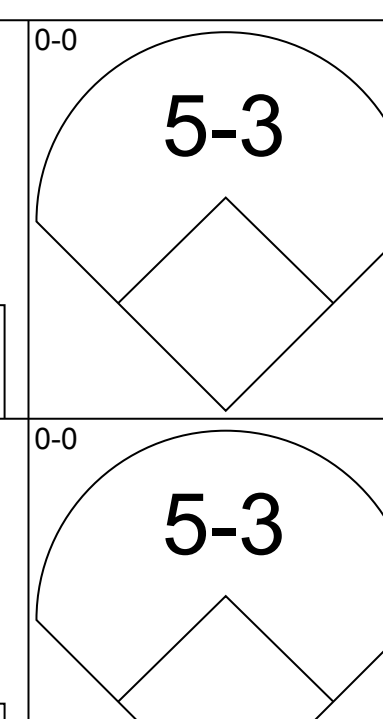
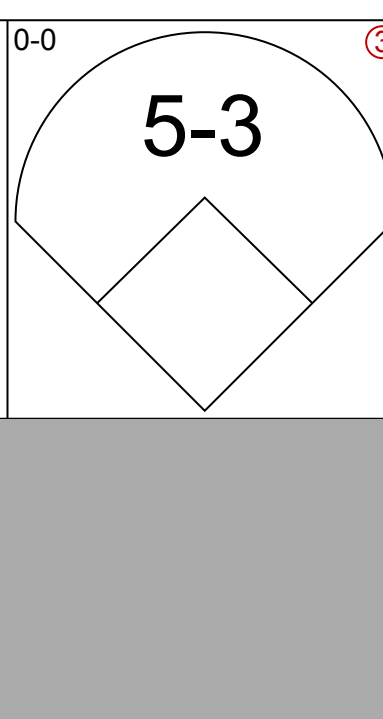
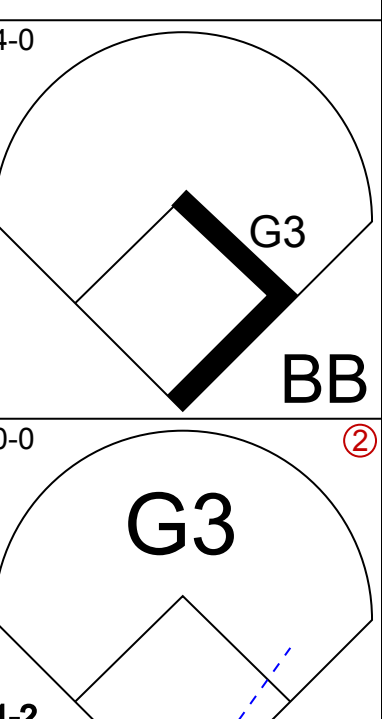
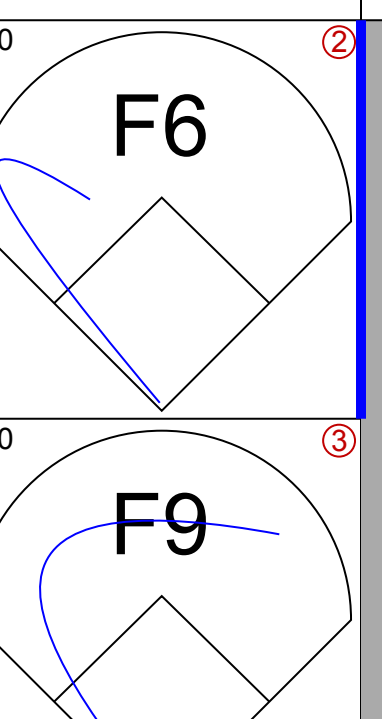
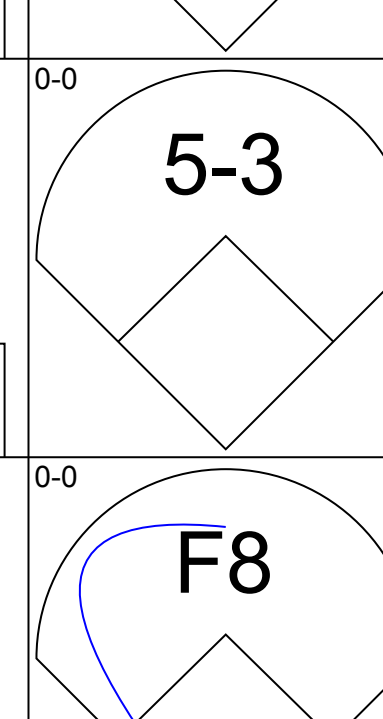
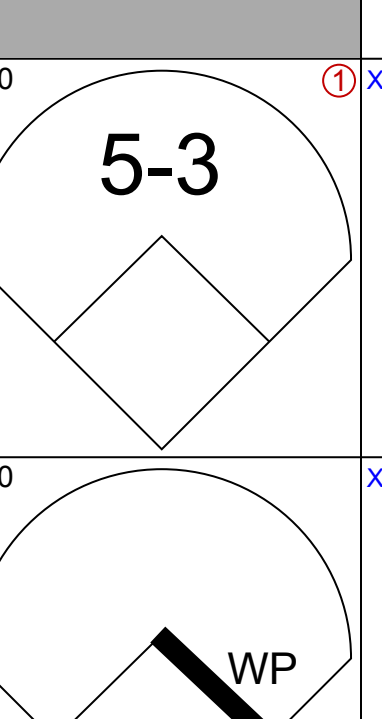
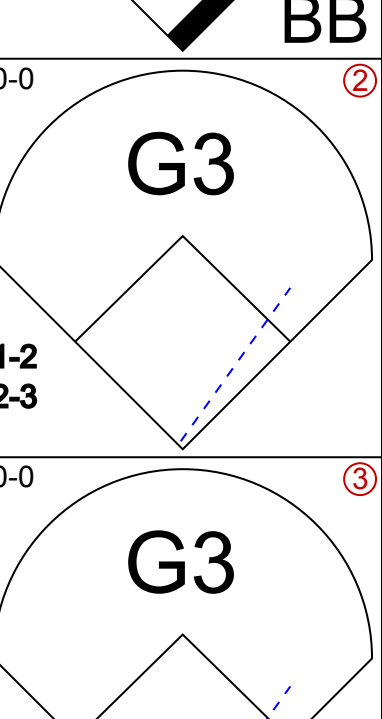
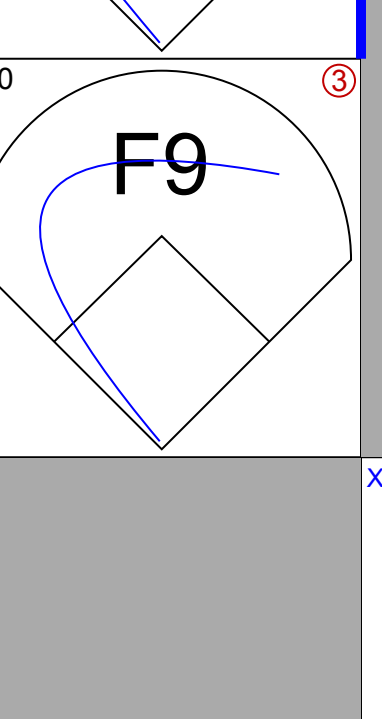
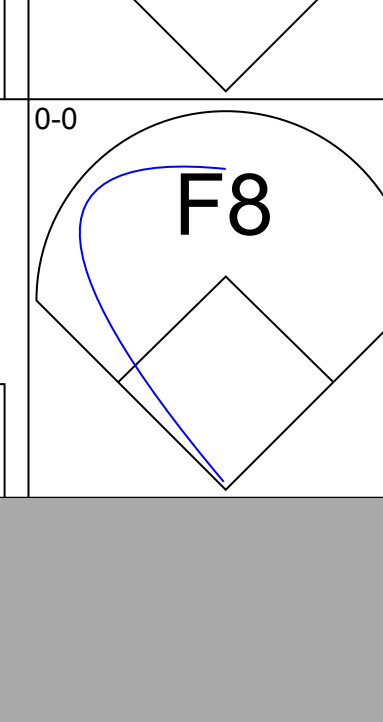
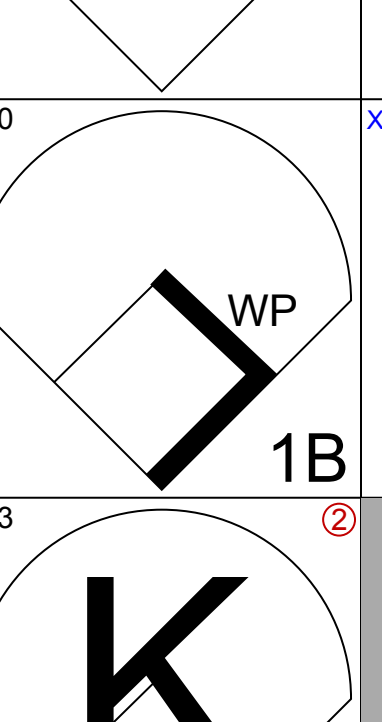
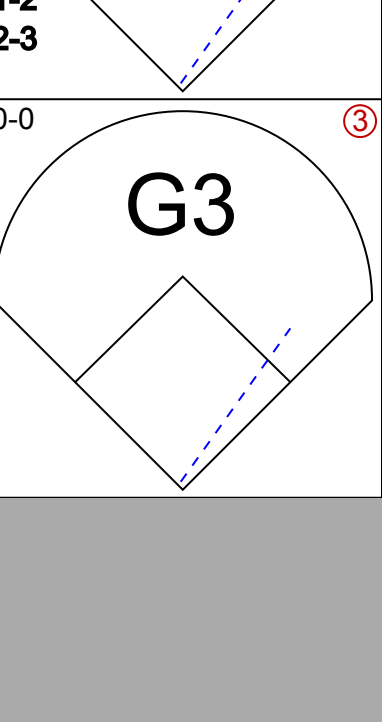
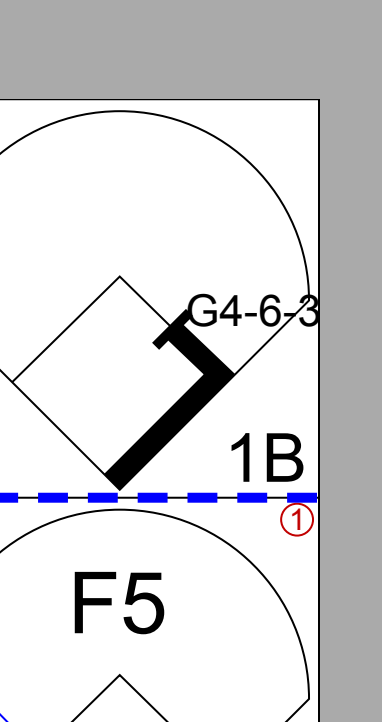

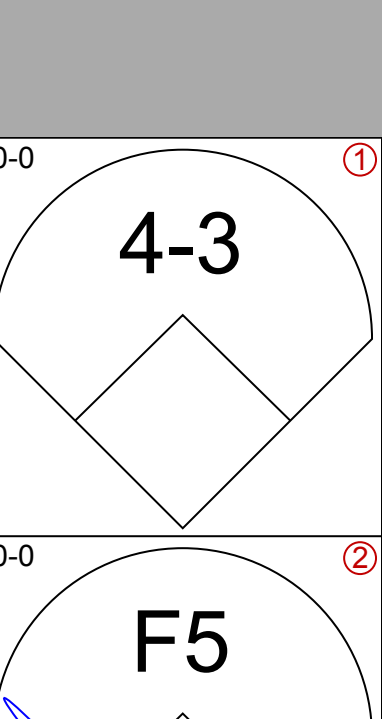
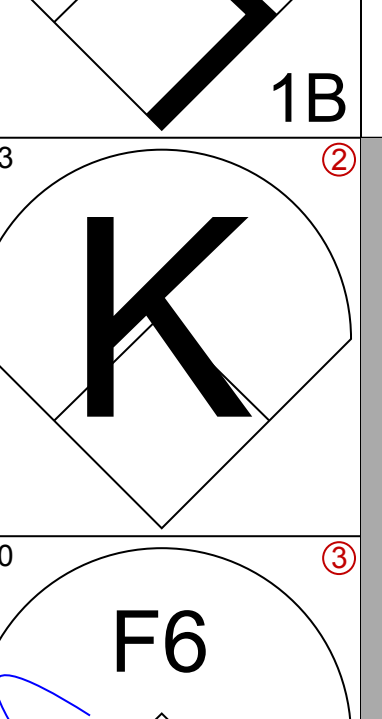
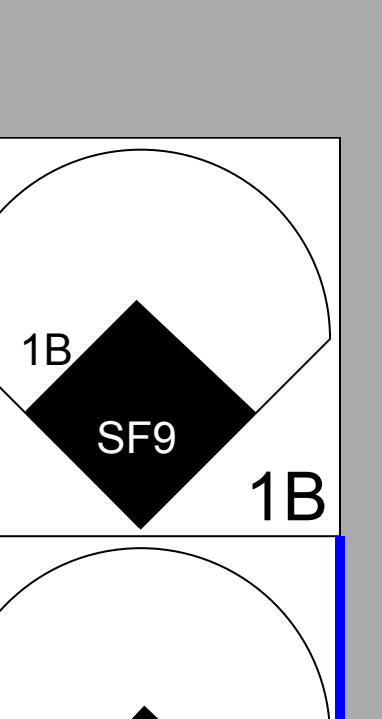

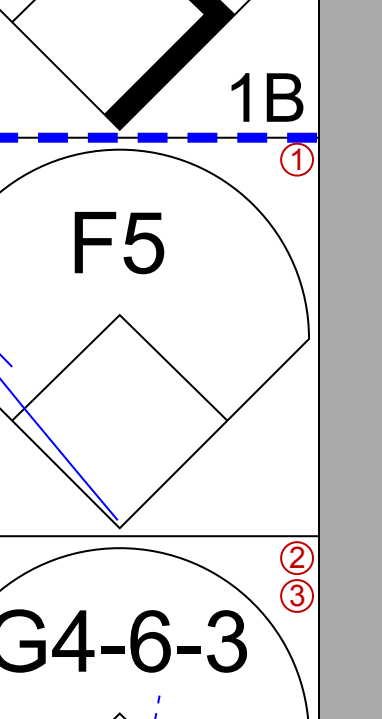
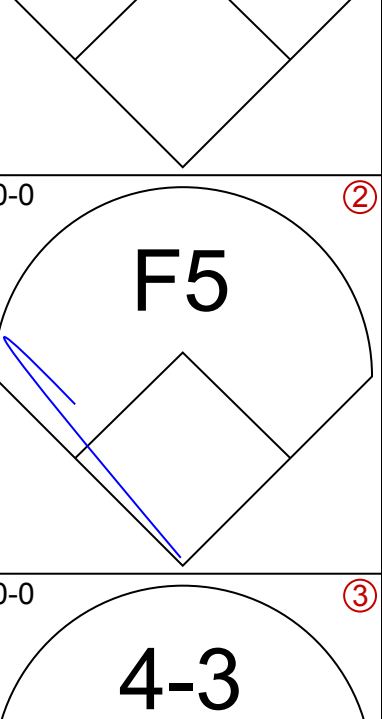
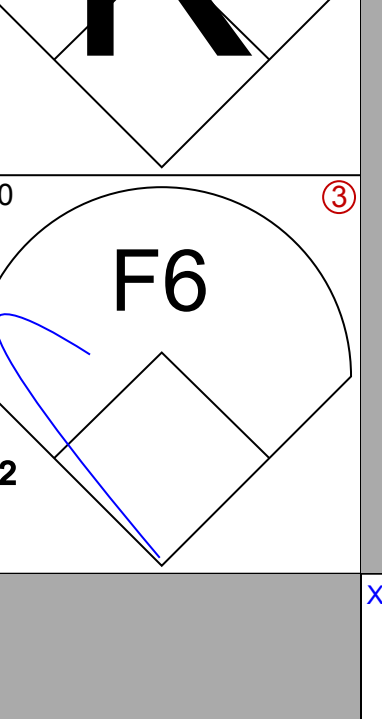
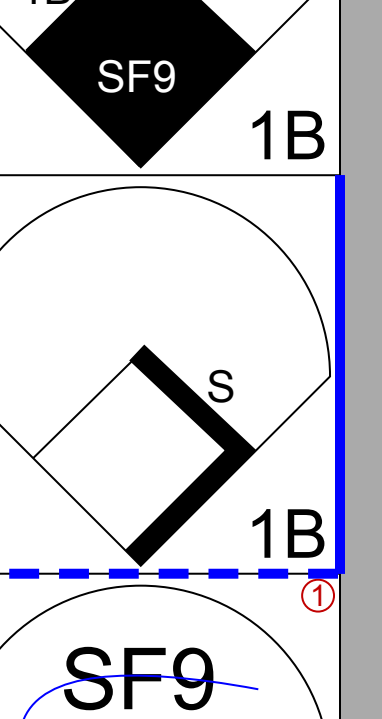
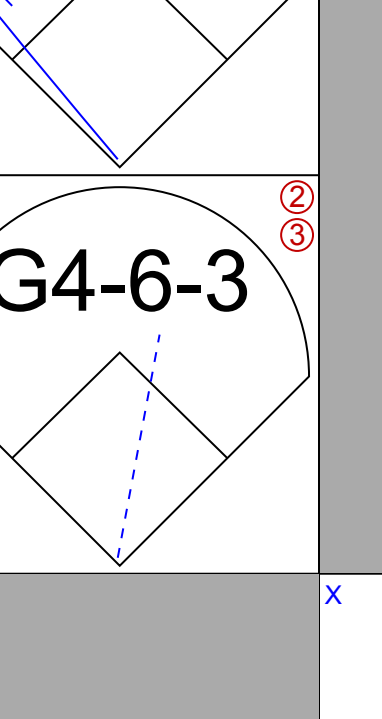

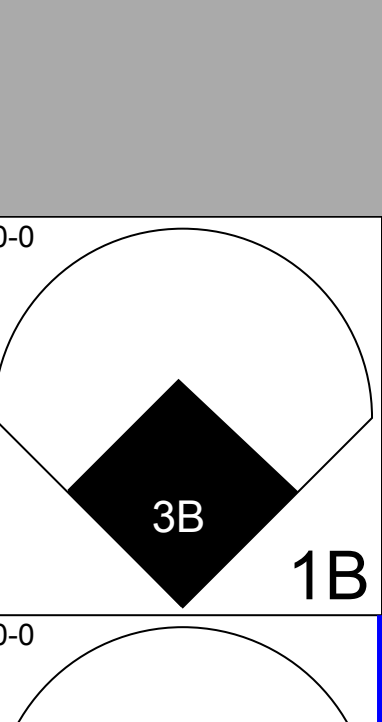
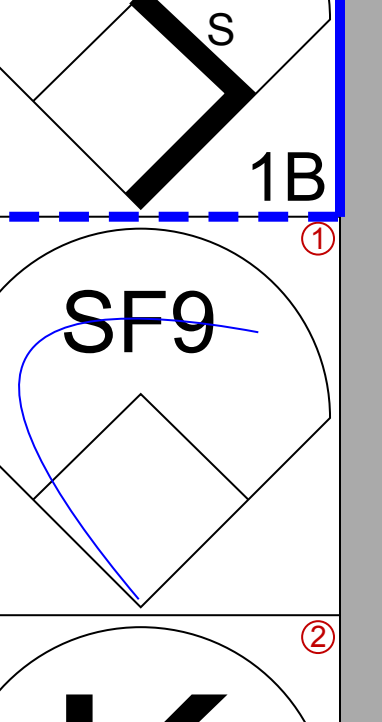

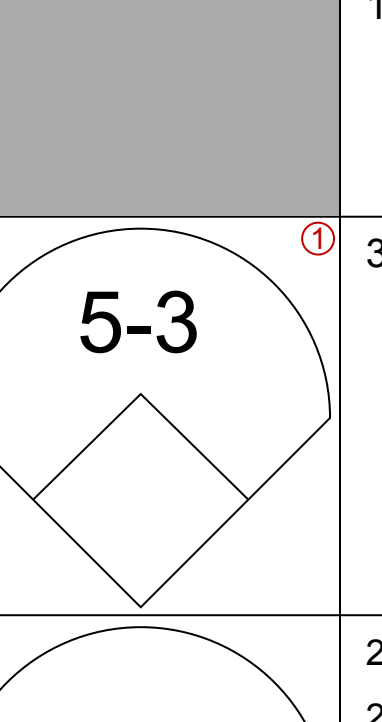
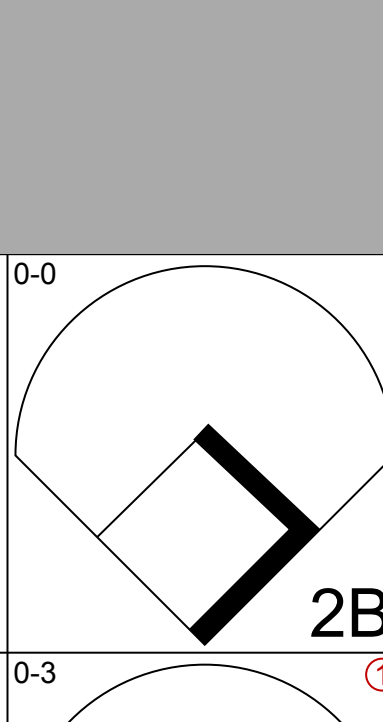
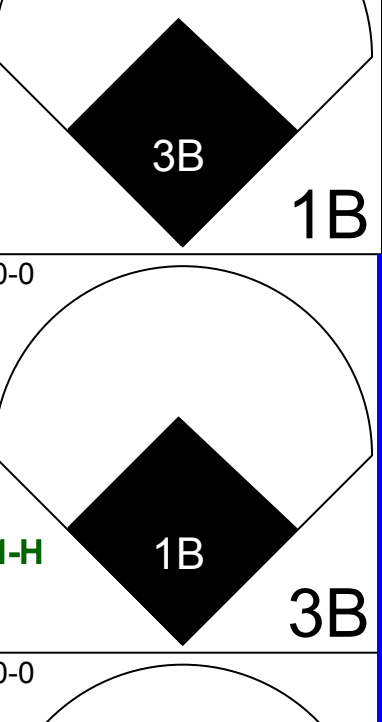
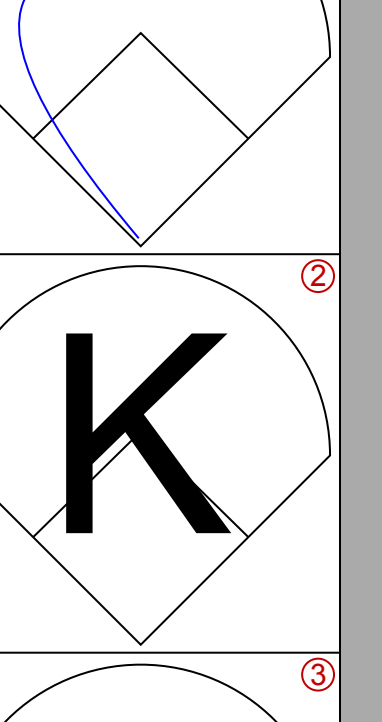

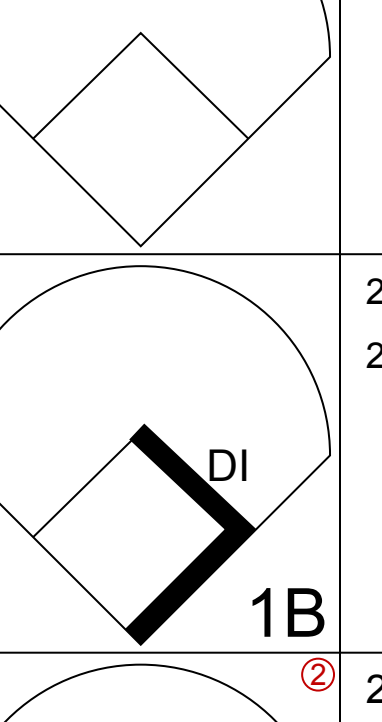
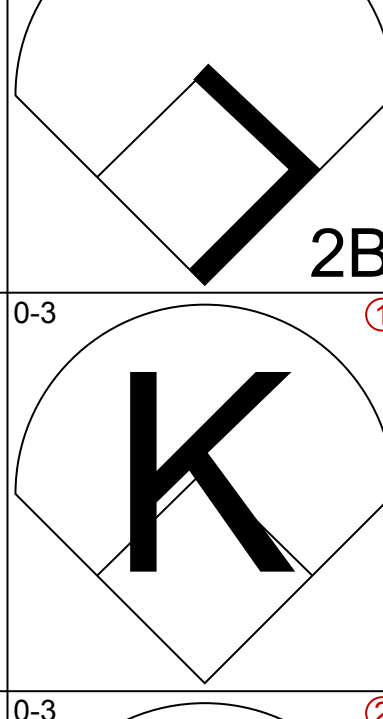
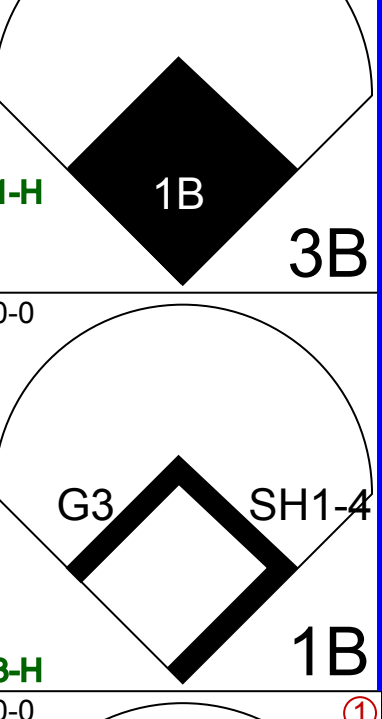
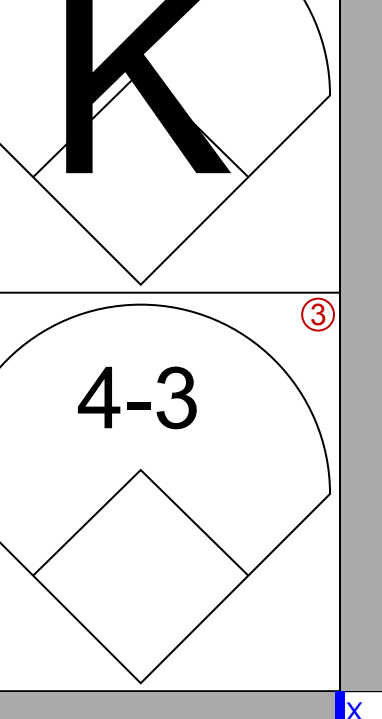

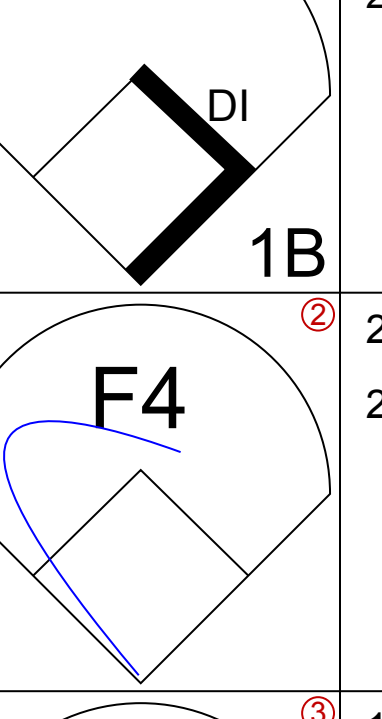
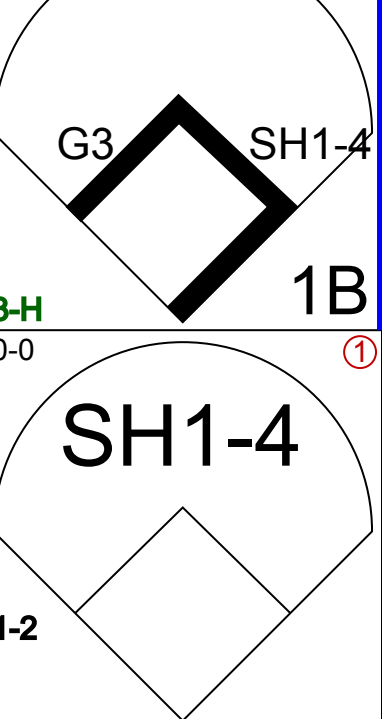
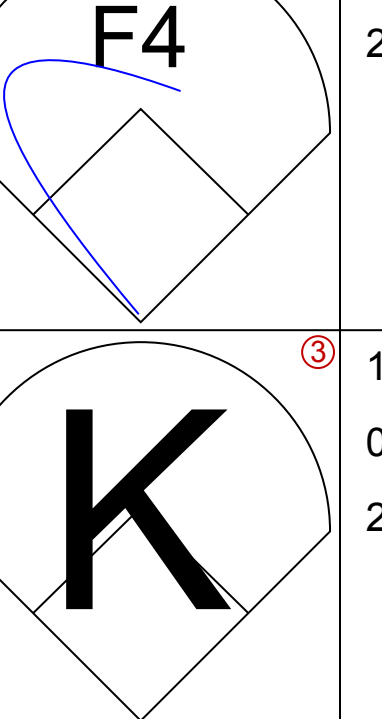
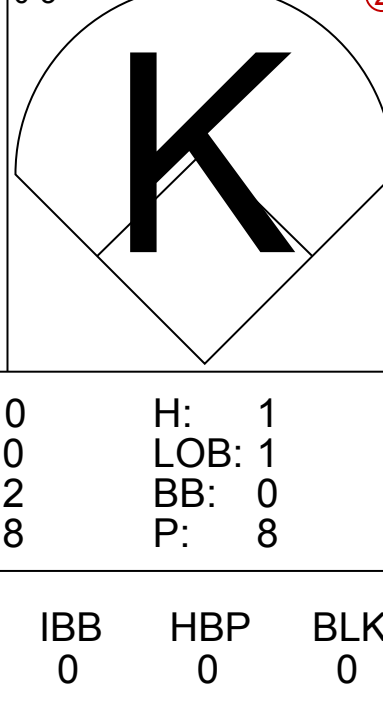
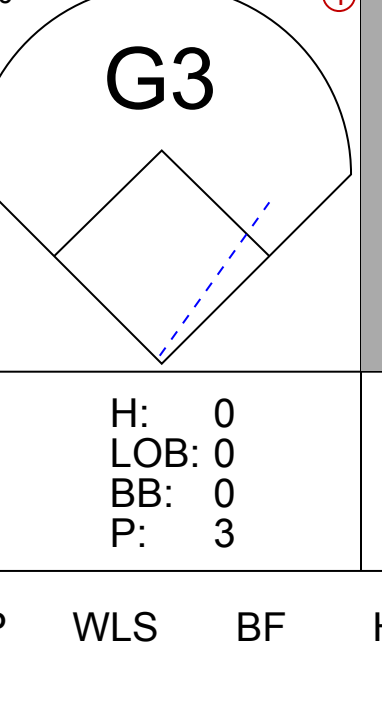


Batter	1	2	3	4	5	6	7	8	9	AB	R	H	RBI	BB	SO	LOB	TOP								
Bill Doran, S OBP: 0.349, SLG: 0.320 (1, 4)										5	1	2	0	0	1	0									
Kevin Bass, S OBP: 0.298, SLG: 0.389 (1, 9)										5	1	2	2	0	0	0									
Denny Walling, L OBP: 0.422, SLG: 0.533 (1, 3)										5	2	2	1	0	0	2									
Jose Cruz, L OBP: 0.367, SLG: 0.430 (1, 7)										5	3	3	3	0	0	1									
Jerry Mumphy, S OBP: 0.341, SLG: 0.355 (1, 8)										5	1	2	0	0	0	1									
Phil Garner, R OBP: 0.303, SLG: 0.393 (1, 5)										5	0	2	1	0	1	3									
Mark Bailey, S OBP: 0.266, SLG: 0.207 (1, 2)										4	0	1	2	0	2	3									
Craig Reynolds, L OBP: 0.341, SLG: 0.450 (1, 6)										4	1	1	0	0	0	2									
Bob Knepper, L (1, 1)										2	0	0	0	0	1	0									
Bill Dawley, R (6, 1)										1	0	0	0	0	0	1									
Frank DiPino, L OBP: 0.333, SLG: 0.333 (8, 1)										1	1	1	0	0	0	0									
Inning Stats	R: 0 E: 0 K: 1 S: 5	H: 0 LOB: 0 BB: 0 P: 5	R: 1 E: 2 K: 1 S: 7	H: 2 LOB: 1 BB: 0 P: 7	R: 0 E: 0 K: 1 S: 5	H: 0 LOB: 0 BB: 0 P: 5	R: 2 E: 1 K: 1 S: 8	H: 3 LOB: 1 BB: 0 P: 8	R: 0 E: 0 K: 0 S: 3	H: 0 LOB: 0 BB: 0 P: 3	R: 1 E: 0 K: 0 S: 7	H: 2 LOB: 1 BB: 0 P: 7	R: 1 E: 0 K: 0 S: 5	H: 3 LOB: 0 BB: 0 P: 5	R: 0 E: 0 K: 0 S: 4	H: 1 LOB: 1 BB: 0 P: 4	R: 5 E: 0 K: 0 S: 8	H: 5 LOB: 0 BB: 0 P: 8	1B: 13 2B: 2 HR: 1	SF: 0 SAC: 0 DP: 1 HBP: 0	WP: 0 PB: 1 SB: 0 CS: 0	PA: 42			
PITCHER	IP	WLS	BF	H	R	ER	SO	BB	IBB	HBP	BLK	WP	HR	S	P	ERA	WHIP								
Ron Darling, R ERA: 2.62 (1, 1)	6.1	L	28	9	5	3	5	0	0	0	0	0	0	38	38	4.26	1.421								
Joe Sambito, L ERA: (7, 1)	0.2		2	1	0	0	0	0	0	0	0	0	0	2	2	0.00	1.500								
Doug Sisk, R ERA: 6.75 (8, 1)	2.0		12	6	5	5	0	0	0	0	0	0	1	12	12	22.50	3.000								

Houston Astros @ New York Mets
Shea Stadium, Flushing, NY
Wed May 01 1985, 7:05 PM EDT
Att: 17,973 - Unknown

AB 42
R 10
H 16
RBI 9
BB 0
SO 5
LOB 13



Batter	1	2	3	4	5	6	7	8	9	AB	R	H	RBI	BB	SO	LOB	BOTTOM								
Kelvin Chapman, R OBP: 0.182, SLG: 0.129 (1, 4)										3	0	0	0	1	0	1									
Doug Sisk, R (8, 1)										0	0	0	0	0	0	0									
Ron Gardenhire, R OBP: 0.283, SLG: 0.222 (1, 6)										1	0	0	0	0	0	0									
Rafael Santana, R OBP: 0.238, SLG: 0.259 (3, 6)										3	0	0	0	0	0	2									
Keith Hernandez, L OBP: 0.409, SLG: 0.361 (1, 3)										4	0	2	0	0	0	2									
Darryl Strawberry, L OBP: 0.295, SLG: 0.514 (1, 8)										4	1	1	0	0	1	2									
George Foster, R OBP: 0.340, SLG: 0.511 (6, PR)										3	0	1	0	0	0	1									
Mookie Wilson, S OBP: 0.308, SLG: 0.410 (6, PR)										0	0	0	0	0	0	0									
Clint Hurdle, L OBP: 0.273, SLG: 0.364 (7, 2)										1	0	0	0	0	0	1									
Ray Knight, R OBP: 0.250, SLG: 0.200 (1, 5)										3	1	1	1	0	0	0									
John Christensen, R OBP: 0.261, SLG: 0.300 (1, 9)										2	1	2	1	0	0	0									
Danny Heep, L OBP: 0.323, SLG: 0.345 (6, PH)										2	0	1	0	0	1	1									
Ronn Reynolds, R OBP: 0.500, SLG: 0.500 (6, PH)										2	0	1	1	0	1	1									
Howard Johnson, S OBP: 0.255, SLG: 0.167 (7, 7)										2	0	0	0	0	0	3									
Ron Darling, R OBP: 0.167, SLG: 0.250 (7, 1)										1	0	0	0	0	1	1									
Joe Sambito, L (7, 1)										0	0	0	0	0	0	0									
Wally Backman, S OBP: 0.356, SLG: 0.389 (8, 4)										2	0	0	0	0	1	1									
Inning Stats	R: 0 E: 0 K: 0 S: 3	H: 0 LOB: 0 BB: 0 P: 3	R: 0 E: 0 K: 0 S: 3	H: 0 LOB: 0 BB: 0 P: 3	R: 0 E: 0 K: 2 S: 8	H: 1 LOB: 1 BB: 0 P: 8	R: 0 E: 0 K: 1 S: 6	H: 1 LOB: 1 BB: 0 P: 6	R: 2 E: 0 K: 0 S: 6	H: 3 LOB: 2 BB: 1 P: 10	R: 1 E: 0 K: 1 S: 7	H: 2 LOB: 2 BB: 0 P: 7	R: 0 E: 0 K: 0 S: 3	H: 0 LOB: 0 BB: 0 P: 3	R: 0 E: 0 K: 0 S: 3	H: 1 LOB: 0 BB: 0 P: 3	R: 0 E: 0 K: 1 S: 6	H: 1 LOB: 1 BB: 0 P: 6	1B: 7 2B: 1 3B: 1 HR: 0	SF: 1 SAC: 1 DP: 1 HBP: 0	WP: 1 PB: 0 SB: 1 CS: 0	PA: 36			
PITCHER	IP	WLS	BF	H	R	ER	SO	BB	IBB	HBP	BLK	WP	HR	S	P	ERA	WHIP								
Bob Knepper, L ERA: 3.3 (1, 1)	5.0	W	23	7	3	3	3	1	0	0	0	0	0	9	9	0.00	0.500								
Bill Dawley, R ERA: 5.4 (6, 1)	2.0		7	1	0	0	1	0	0	0	0	0	0	9	9	0.00	0.500								
Frank DiPino, L ERA: 3.95 (8, 1)	2.0	S	6	1	0	0	1	0	0	0	0	0	0	8	8	0.00	0.500								

Houston Astros @ New York Mets
Shea Stadium, Flushing, NY
Wed May 01 1985, 7:05 PM EDT
Att: 17,973 - Unknown

AB 33
R 3
H 9
RBI 3
BB 1
SO 5
LOB 16



Batter	1	2	3	4	5	6	7	8	9	AB	R	H	RBI	BB	SO	LOB	TOP		
Bill Doran, S OBP: 0.352, SLG: 0.316 (1, 4)	G3		FC5-4 BB		4-3			SH1-4 1B	F7	4	1	1	0	1	0	2	Houston Astros @ Philadelphia Phillies Veterans Stadium, Philadelphia, PA Fri May 03 1985, 7:05 PM EDT Att: 17,330 - Unknown		
Jim Pankovits, R OBP: 0.593, SLG: 0.444 (1, 9)	F3		FC5-4 1-2			6-3		SH1-4		3	0	0	0	0	0	1			
Phil Garner, R OBP: 0.314, SLG: 0.391 (1, 5)	1-3			BLK 1B			K	1B 2B		3	1	1	0	1	1	0			
Jose Cruz, L OBP: 0.362, SLG: 0.422 (1, 7)		G4-1		F3			K	1-2 2B 1B		4	0	1	1	0	1	1			
Jerry Mumphy, S OBP: 0.337, SLG: 0.363 (1, 8)	F9			F9			4-3	1-1 2-H 2B		4	0	1	1	0	0	1			
Enos Cabell, R OBP: 0.306, SLG: 0.375 (1, 3)				F6			1B 1B	K		3	0	1	0	1	1	2			
Mark Bailey, S OBP: 0.256, SLG: 0.182 (1, 2)		F6			6-3			F9	4-3	4	0	0	0	0	0	2			
Dickie Thon, R OBP: 0.267, SLG: 0.214 (7, PH)			L6			SH1-4 1B		4-3		2	0	1	0	0	0	0			
Craig Reynolds, L OBP: 0.346, SLG: 0.452 (7, 6)						1B	1-2 1B	4-3		2	0	1	0	0	0	0			
Nolan Ryan, R (1, 1)				6-3		SH1-4				1	0	0	0	0	0	0			
Denny Walling, L OBP: 0.415, SLG: 0.525 (7, PH)							1-2	FC6		1	0	0	0	0	0	2			
Frank DiPino, L OBP: 0.333, SLG: 0.333 (7, 1)										0	0	0	0	0	0	0			
Ty Gainey, L (8, PH)									BB	0	0	0	0	1	0	0			
Inning Stats	R: 0 E: 0 K: 0 S: 3	H: 0 LOB: 0 BB: 0 P: 3	R: 0 E: 0 K: 0 S: 3	H: 0 LOB: 1 BB: 1 P: 7	R: 0 E: 0 K: 0 S: 3	H: 0 LOB: 1 BB: 1 P: 7	R: 0 E: 0 K: 0 S: 4	H: 1 LOB: 1 BB: 0 P: 4	R: 0 E: 0 K: 2 S: 7	H: 0 LOB: 0 BB: 0 P: 7	R: 0 E: 0 K: 0 S: 5	H: 2 LOB: 2 BB: 0 P: 5	R: 2 E: 0 K: 1 S: 7	H: 3 LOB: 1 BB: 1 P: 11	R: 0 E: 0 K: 0 S: 3	H: 0 LOB: 1 BB: 1 P: 7	1B: 6 2B: 1 3B: 0 HR: 0	SF: 0 SAC: 2 DP: 0 HBP: 0	WP: 0 PA: 37 PB: 0 SB: 0 CS: 0
PITCHER	IP WLS BF H R ER SO BB IBB HBP BLK WP HR S P ERA WHIP																		
Steve Carlton, L ERA: 2.7 (1, 1)	5.0	19	2	0	0	0	0	2	0	0	0	1	0	0	17	25	0.00	0.800	
Kevin Gross, R ERA: 2.99 (6, 1)	1.2	7	2	0	0	2	0	0	0	0	0	0	0	0	11	11	0.00	1.200	
Don Carman, L ERA: (7, 1)	0.1	1	0	0	0	0	0	0	0	0	0	0	0	1	1	0.00	0.000		
Kent Tekulve, R ERA: 5.54 (8, 1)	2.0	W 10	3	2	2	1	2	0	0	0	0	0	0	10	18	9.00	2.500		

Batter	1	2	3	4	5	6	7	8	9	AB	R	H	RBI	BB	SO	LOB	BOTTOM		
Juan Samuel, R OBP: 0.293, SLG: 0.386 (1, 4)	K						6-3			4	0	1	0	0	2	0	Houston Astros @ Philadelphia Phillies Veterans Stadium, Philadelphia, PA Fri May 03 1985, 7:05 PM EDT Att: 17,330 - Unknown		
Jeff Stone, L OBP: 0.370, SLG: 0.463 (1, 7)										3	1	2	0	0	0	1			
Garry Maddox, R OBP: 0.500, SLG: 0.611 (7, PH)	BB SF7 1B		F3				1B	BB		0	0	0	0	1	0	0			
Von Hayes, L OBP: 0.427, SLG: 0.481 (1, 8)	4-0 1-2 BB		6-3				F7	CS BB		2	0	0	0	2	0	2			
Mike Schmidt, R OBP: 0.314, SLG: 0.324 (1, 5)	4-0 1-2 2-3 BB		F8				FC4-6 BB	K		2	0	0	0	2	1	3			
Tim Corcoran, L OBP: 0.375, SLG: 0.367 (1, 3)										2	0	0	1	0	1	1			
John Russell, R OBP: 0.250, SLG: 0.214 (8, PH)	SF7						FC4-6 BB WP	HR BB		0	1	0	0	1	0	0			
Glenn Wilson, R OBP: 0.297, SLG: 0.514 (1, 9)	3-H K						K	HR BB		4	1	2	2	0	2	3			
Ozzie Virgil, R OBP: 0.354, SLG: 0.492 (1, 2)								HR		3	0	1	0	1	1	0			
Steve Jeltz, S OBP: 0.242, SLG: 0.193 (1, 6)								F8		2	0	0	0	0	1	2			
Greg Gross, L OBP: 0.269, SLG: 0.292 (6, PH)								F8		0	0	0	0	1	0	0			
Luis Aguayo, R (7, 6)										1	0	0	0	0	0	0			
Steve Carlton, L OBP: 0.182, SLG: 0.273 (1, 1)										2	0	0	0	0	2	0			
Kevin Gross, R (6, 1)										1	0	0	0	0	1	3			
Don Carman, L (7, 1)										0	0	0	0	0	0	0			
Kent Tekulve, R (8, 1)										1	0	0	0	0	0	0			
Inning Stats	R: 1 E: 0 K: 2 S: 8	H: 1 LOB: 2 BB: 2 P: 16	R: 0 E: 0 K: 3 S: 9	H: 0 LOB: 0 BB: 0 P: 9	R: 0 E: 0 K: 0 S: 4	H: 1 LOB: 1 BB: 0 P: 4	R: 0 E: 0 K: 1 S: 6	H: 2 LOB: 1 BB: 0 P: 6	R: 0 E: 0 K: 2 S: 8	H: 1 LOB: 1 BB: 0 P: 8	R: 0 E: 0 K: 2 S: 7	H: 0 LOB: 3 BB: 3 P: 19	R: 0 E: 1 K: 1 S: 4	H: 0 LOB: 2 BB: 2 P: 12	R: 2 E: 0 K: 0 S: 4	H: 1 LOB: 0 BB: 1 P: 8	1B: 4 2B: 2 3B: 0 HR: 1	SF: 1 SAC: 0 DP: 2 HBP: 0	WP: 1 PA: 36 PB: 0 SB: 1 CS: 1
PITCHER	IP WLS BF H R ER SO BB IBB HBP BLK WP HR S P ERA WHIP																		
Nolan Ryan, R ERA: 2.61 (1, 1)	6.0	27	5	1	1	10	4	1	0	0	0	0	0	42	62	1.50	1.500		
Frank DiPino, L ERA: 4.6 (7, 1)	2.0	L 9	1	2	2	1	3	0	0	0	0	0	1	8	20	9.00	2.000		

Batter	1	2	3	4	5	6	7	8	9	AB	R	H	RBI	BB	SO	LOB	TOP
Jim Pankovits, R OBP: 0.412, SLG: 0.286	5-3	4-3			5-3		F9			4	0	0	0	0	0	1	
Enos Cabell, R OBP: 0.296, SLG: 0.358	4-3		F8		BB SF9 1B		F9			4	1	1	0	0	0	0	
Phil Garner, R OBP: 0.325, SLG: 0.384	HR BB		1-3		BB 1B		F8			3	1	1	0	1	0	0	
Jose Cruz, L OBP: 0.385, SLG: 0.485	1-H HR				1-2 3 BB			3-1		3	1	2	2	1	0	0	
Jerry Mumphy, S OBP: 0.323, SLG: 0.341	4-3				SF9			K		2	0	0	1	1	1	0	
Tim Tolman, R Bill Dawley, R Frank DiPino, L OBP: 0.333, SLG: 0.333		F8	F9		3-H F9			K		4	0	0	0	0	1	4	
Mark Bailey, S OBP: 0.256, SLG: 0.167		FC1-6 BB		F8		6-3		F5		3	0	0	0	1	0	0	
Dickie Thon, R OBP: 0.245, SLG: 0.196		FC1-6 2B			K		F9		K	4	1	0	0	0	2	1	
Joe Niekro, R Denny Walling, L OBP: 0.286, SLG: 0.357 OBP: 0.389, SLG: 0.485				5-3		F9		F7		3	0	1	1	0	0	0	
Inning Stats	R: 2 E: 0 K: 0 S: 4	H: 1 LOB: 0 BB: 1 P: 8	R: 1 E: 0 K: 0 S: 4	H: 1 LOB: 1 BB: 1 P: 8	R: 0 E: 0 K: 1 S: 5	H: 1 LOB: 0 BB: 1 P: 5	R: 0 E: 0 K: 0 S: 3	H: 0 LOB: 0 BB: 0 P: 3	R: 0 E: 0 K: 2 S: 7	H: 0 LOB: 0 BB: 0 P: 7	R: 0 E: 0 K: 1 S: 5	H: 0 LOB: 0 BB: 0 P: 5	1B: 2 2B: 2 3B: 0 HR: 1	SF: 1 SAC: 0 DP: 0 HBP: 0	WP: 0 PB: 0 SB: 0 CS: 0	PA: 36	
PITCHER	IP WLS BF H R ER SO BB IBB HBP BLK WP HR S P ERA WHIP																
Shane Rawley, L ERA: 2.83	(1, 1) 6.0 L 27 5 4 4 1 4 0 0 0 0 0 1 25 41 6.00 1.500																
Charles Hudson, R ERA: 3.14	(7, 1) 3.0 9 0 0 0 3 0 0 0 0 0 0 0 15 15 0.00 0.000																

Houston Astros @ Philadelphia Phillies
Veterans Stadium, Philadelphia, PA
Sun May 05 1985, 3:33 AM EDT
Att: 27,506 - Unknown

AB 31
R 4
H 5
RBI 4
BB 4
SO 4
LOB 6



Batter	1	2	3	4	5	6	7	8	9	AB	R	H	RBI	BB	SO	LOB	BOTTOM						
Juan Samuel, R OBP: 0.272, SLG: 0.354	F8	FC5-4		K			3-1 S 1B		K	5	1	1	0	0	2	4							
Greg Gross, L OBP: 0.318, SLG: 0.286	WP 1B BB		PB 1B		WP BB		F7		G3	3	2	1	0	2	0	2							
Von Hayes, L OBP: 0.410, SLG: 0.477	PB S 1B		F9		F7		3-1		L7	5	0	1	1	0	0	4							
Glenn Wilson, R OBP: 0.310, SLG: 0.494	K		G6-4-3 1B		1-3		S 1B			4	0	2	2	0	1	2							
Tim Corcoran, L OBP: 0.364, SLG: 0.345			G6-4-3 1B		F8		G3			3	0	0	0	1	0	3							
Darren Daulton, L OBP: 0.333, SLG: 0.143	1-3			1B BB		F8		F2		3	0	0	0	1	0	2							
Luis Aguayo, R OBP: 0.294, SLG: 0.647		K		K			PB 1B		K	4	0	1	0	0	3	1							
Steve Jeltz, S OBP: 0.254, SLG: 0.210	F6						F5			2	0	1	0	0	0	0							
Jeff Stone, L Kiko Garcia, R OBP: 0.359, SLG: 0.444 OBP: 0.375, SLG: 0.544 OBP: 0.458, SLG: 0.550				1-2 1B				4-3		1	0	0	0	0	0	1							
Shane Rawley, R Mike Schmidt, R Charles Hudson, S Ozzie Virgil, R Garry Maddox, R OBP: 0.375, SLG: 0.544 OBP: 0.458, SLG: 0.550			FC5-4 BB		B1		5-3		G3 1B	1	0	0	0	1	0	2							
Inning Stats	R: 1 E: 0 K: 1 S: 6	H: 1 LOB: 2 BB: 2 P: 14	R: 0 E: 0 K: 1 S: 5	H: 0 LOB: 1 BB: 1 P: 9	R: 1 E: 0 K: 0 S: 4	H: 2 LOB: 0 BB: 0 P: 4	R: 0 E: 0 K: 2 S: 8	H: 1 LOB: 2 BB: 1 P: 12	R: 0 E: 0 K: 0 S: 3	H: 0 LOB: 1 BB: 1 P: 7	R: 0 E: 0 K: 0 S: 4	H: 1 LOB: 1 BB: 0 P: 4	R: 1 E: 0 K: 0 S: 5	H: 2 LOB: 1 BB: 0 P: 5	R: 0 E: 0 K: 1 S: 5	H: 0 LOB: 0 BB: 0 P: 5	R: 0 E: 0 K: 1 S: 6	H: 1 LOB: 1 BB: 0 P: 6	1B: 8 2B: 0 3B: 0 HR: 0	SF: 0 SAC: 0 DP: 1 HBP: 0	WP: 2 PB: 3 SB: 3 CS: 0	PA: 39	
PITCHER	IP WLS BF H R ER SO BB IBB HBP BLK WP HR S P ERA WHIP																						
Joe Niekro, R ERA: 2.29	(1, 1) 7.0 W 32 7 3 2 4 5 0 0 0 0 0 0 35 55 2.57 1.714																						
Bill Dawley, R ERA: 5.54	(8, 1) 1.2 6 1 0 0 2 0 0 0 0 0 0 0 10 10 0.00 0.600																						
Frank DiPino, L ERA: 4.5	(9, 1) 0.1 S 1 0 0 0 0 0 0 0 0 0 0 0 1 1 0.00 0.000																						

Houston Astros @ Philadelphia Phillies
Veterans Stadium, Philadelphia, PA
Sun May 05 1985, 3:33 AM EDT
Att: 27,506 - Unknown

AB 34
R 3
H 8
RBI 3
BB 5
SO 6
LOB 22



Batter	1	2	3	4	5	6	7	8	9	AB	R	H	RBI	BB	SO	LOB	TOP					
Bill Doran, S OBP: 0.353, SLG: 0.315 (1, 4)	F3		K				SH5-4 BB		G3	4	0	1	1	1	1	2	Houston Astros @ Montreal Expos Olympic Stadium, Montreal, QB Tue May 07 1985, 7:05 PM EDT Att: 11,605 - Unknown					
Terry Puhl, L OBP: 0.442, SLG: 0.412 (1, 9)	E6			K	K		SH5-4		3-1	4	0	0	0	0	2	3						
Denny Walling, L OBP: 0.368, SLG: 0.458 (1, 3)	L4			4-3	G3		F7			4	0	0	0	0	0	4						
Jose Cruz, L OBP: 0.389, SLG: 0.485 (1, 7)	CS	3-1		S 1B		1B 1B	K			4	2	2	0	0	1	1						
Jerry Mumphrey, S OBP: 0.320, SLG: 0.337 (1, 8)		G3		WP 1-H 1B		F5		3-1		4	0	1	1	0	0	1						
Phil Garner, R OBP: 0.321, SLG: 0.377 (1, 5)		4-3		2-3		1B 1B		F8		4	0	1	0	0	0	1						
Mark Bailey, S OBP: 0.296, SLG: 0.205 (1, 2)				FC1-6 1B		FC1-6 1B BB	1-2 2-H 1B	K		3	1	2	1	1	1	0						
Craig Reynolds, L OBP: 0.327, SLG: 0.412 (1, 6)			F7			FC1-6 1B	F5		PB S 1B	4	0	2	0	0	0	3						
Bob Knepper, L OBP: 0.327, SLG: 0.412 (1, 1)			FC1-6		FC1-6 1B	1-3		K		3	0	0	0	0	0	5						
Bill Dawley, R OBP: 0.327, SLG: 0.412 (6, 1)										1	0	0	0	0	1	1						
Inning Stats	R: 0 E: 1 K: 0 S: 3	H: 0 LOB: 0 BB: 0 P: 3	R: 0 E: 0 K: 0 S: 3	H: 0 LOB: 0 BB: 0 P: 3	R: 0 E: 0 K: 1 S: 6	H: 1 LOB: 1 BB: 0 P: 6	R: 1 E: 0 K: 1 S: 7	H: 2 LOB: 1 BB: 0 P: 7	R: 1 E: 0 K: 1 S: 7	H: 2 LOB: 2 BB: 1 P: 11	R: 1 E: 0 K: 0 S: 6	H: 3 LOB: 2 BB: 0 P: 6	R: 0 E: 0 K: 1 S: 5	H: 0 LOB: 1 BB: 1 P: 9	R: 0 E: 0 K: 1 S: 5	H: 0 LOB: 0 BB: 0 P: 5	R: 0 E: 0 K: 1 S: 6	H: 1 LOB: 1 BB: 0 P: 6	1B: 9 2B: 0 3B: 0 HR: 0	SF: 0 SAC: 1 DP: 0 HBP: 0	WP: 1 PB: 1 CS: 2	PA: 39
PITCHER	IP WLS BF H R ER SO BB IBB HBP BLK WP HR S P ERA WHIP																					
David Palmer, R ERA: 4.0 (1, 1)	5.0 L 21 5 2 2 3 1 0 0 0 0 0 0 6 6 3.60 1.200																					
Dan Schatzeder, L ERA: 7.52 (6, 1)	1.0 6 3 1 1 0 0 0 0 0 0 0 0 6 6 9.00 3.000																					
Ed Glynn, L ERA: (7, 1)	1.0 4 0 0 0 1 1 0 0 0 0 0 0 5 9 0.00 1.000																					
Bert Roberge, R ERA: 1.32 (8, 1)	2.0 7 1 0 0 2 0 0 0 0 0 0 0 11 11 0.00 0.500																					

Batter	1	2	3	4	5	6	7	8	9	AB	R	H	RBI	BB	SO	LOB	BOTTOM					
Tim Raines, S OBP: 0.286, SLG: 0.330 (1, 7)	K		6-3		6-3		K			4	0	0	0	0	2	1	Houston Astros @ Montreal Expos Olympic Stadium, Montreal, QB Tue May 07 1985, 7:05 PM EDT Att: 11,605 - Unknown					
U L Washington, S OBP: 0.340, SLG: 0.391 (1, 4)	1-3		K		K			K		4	0	0	0	0	3	0						
Andre Dawson, R OBP: 0.351, SLG: 0.571 (1, 8)			6-3					F8		3	0	0	0	1	1	0						
Hubie Brooks, R OBP: 0.333, SLG: 0.441 (1, 6)		4-3		BB 2B		1B E 1B		6-3		4	1	2	0	0	0	1						
Tim Wallach, R OBP: 0.374, SLG: 0.489 (1, 5)				6-3		K		F7		4	0	1	0	0	1	2						
Jim Wehlford, R OBP: 0.273, SLG: 0.250 (1, 9)				4-3 2B				F8		1	0	0	0	1	0	1						
Terry Francona, L OBP: 0.476, SLG: 0.474 (6, PH) (7, 9)		4-3		L6-4 BB BB		E7 1-H 1B		F8		2	0	1	0	0	0	0						
Vance Law, R OBP: 0.369, SLG: 0.333 (1, 3)				1-2 2-3 BB		F4		G4-1		1	0	0	0	1	0	1						
Dan Driessen, L OBP: 0.368, SLG: 0.544 (6, PH) (7, 3)		G3								2	0	0	0	0	0	1						
Mike Fitzgerald, R OBP: 0.339, SLG: 0.348 (1, 2)				L6-4						2	0	1	0	1	0	3						
David Palmer, R OBP: 0.296, SLG: 0.375 (5, PH) Miguel Olvera, S OBP: 0.290, SLG: 0.242 Dan Schatzeder, L OBP: 0.340, SLG: 0.391 Ed Glynn, R OBP: 0.321, SLG: 0.377 Razor Shines, S OBP: 0.192, SLG: 0.190 Bert Roberge, R OBP: 0.327, SLG: 0.412 (1, 1) (5, PH) (6, 1) (7, 1) (7, PH) (8, 1)			F3		F7		F4			1	0	0	0	0	0	2						
Inning Stats	R: 0 E: 0 K: 1 S: 5	H: 0 LOB: 1 BB: 1 P: 9	R: 0 E: 0 K: 0 S: 4	H: 1 LOB: 2 BB: 1 P: 8	R: 0 E: 0 K: 1 S: 5	H: 0 LOB: 0 BB: 0 P: 5	R: 0 E: 0 K: 0 S: 3	H: 1 LOB: 2 BB: 2 P: 11	R: 0 E: 0 K: 1 S: 5	H: 0 LOB: 0 BB: 0 P: 5	R: 1 E: 1 K: 2 S: 9	H: 2 LOB: 1 BB: 0 P: 9	R: 0 E: 0 K: 1 S: 5	H: 1 LOB: 1 BB: 0 P: 5	R: 0 E: 0 K: 1 S: 5	H: 0 LOB: 0 BB: 0 P: 5	R: 0 E: 0 K: 0 S: 3	H: 0 LOB: 0 BB: 0 P: 3	1B: 3 2B: 4 3B: 0 HR: 0	SF: 0 SAC: 0 DP: 2 HBP: 0	WP: 0 PB: 0 SB: 0 CS: 1	PA: 34
PITCHER	IP WLS BF H R ER SO BB IBB HBP BLK WP HR S P ERA WHIP																					
Bob Knepper, L ERA: 2.8 (1, 1)	5.1 W 22 3 1 0 0 4 0 0 0 0 0 0 26 42 0.00 1.312																					
Bill Dawley, R ERA: 4.32 (6, 1)	3.2 S 12 2 0 0 3 0 0 0 0 0 0 0 18 18 0.00 0.545																					

AB	35
R	3
H	9
RBI	3
BB	2
SO	6
LOB	21



AB	30
R	1
H	5
RBI	0
BB	4
SO	7
LOB	13



Batter	1	2	3	4	5	6	7	8	9	AB	R	H	RBI	BB	SO	LOB	TOP											
Bill Doran, S OBP: 0.349, SLG: 0.323 (1, 4)										4	0	1	0	0	2	1	Houston Astros @ Montreal Expos Olympic Stadium, Montreal, QB Wed May 08 1985, 7:05 PM EDT Att: 10,122 - Unknown											
Enos Cabell, R OBP: 0.281, SLG: 0.339 Denny Walling, L OBP: 0.364, SLG: 0.452 (8, PH) (8, 3)										3	0	0	0	0	2	0												
Phil Garner, R OBP: 0.318, SLG: 0.370 (1, 5)										4	0	1	0	0	1	0												
Jose Cruz, L OBP: 0.375, SLG: 0.467 (1, 7)										4	0	0	0	0	1	1												
Kevin Bass, S OBP: 0.295, SLG: 0.368 (1, 8)										3	0	0	0	1	1	0												
Terry Puhl, L OBP: 0.435, SLG: 0.405 (1, 9)										3	0	1	0	0	0	0												
Mark Bailey, S OBP: 0.300, SLG: 0.214 (1, 2)										3	0	1	0	0	1	2												
Dickie Thon, R OBP: 0.231, SLG: 0.184 (1, 6)										3	0	0	0	0	1	3												
Nolan Ryan, R OBP: 0.369, SLG: 0.267 Jim Pankovits, R OBP: 0.369, SLG: 0.267 Dave Smith, R (8, 1)										2	0	0	0	0	2	3												
										1	0	0	0	0	1	0												
										0	0	0	0	0	0	0												
Inning Stats	R: 0 E: 0 K: 3 S: 9	H: 0 LOB: 0 BB: 0 P: 9	R: 0 E: 0 K: 1 S: 5	H: 0 LOB: 0 BB: 0 P: 5	R: 0 E: 0 K: 1 S: 6	H: 1 LOB: 1 BB: 0 P: 6	R: 0 E: 0 K: 1 S: 5	H: 0 LOB: 0 BB: 0 P: 5	R: 0 E: 0 K: 3 S: 10	H: 1 LOB: 2 BB: 1 P: 14	R: 0 E: 0 K: 0 S: 3	H: 0 LOB: 0 BB: 0 P: 3	R: 0 E: 0 K: 0 S: 6	H: 1 LOB: 1 BB: 0 P: 6	R: 0 E: 0 K: 0 S: 3	H: 0 LOB: 0 BB: 0 P: 3	1B: 3 2B: 1 3B: 0 HR: 0	SF: 0 SAC: 0 DP: 0 HBP: 0	WP: 0 PB: 0 SB: 0 CS: 0	PA: 32								
PITCHER	IP	WLS	BF	H	R	ER	SO	BB	IBB	HBP	BLK	WP	HR	S	P	ERA	WHIP											
Joe Hesketh, L ERA: 1.77	(1, 1)	7.2	W	28	4	0	0	12	1	0	0	1	0	0	51	55	0.00	0.652										
Jeff Reardon, R ERA: 1.4	(8, 1)	1.1	S	4	0	0	0	0	0	0	0	0	0	0	4	4	0.00	0.000										

AB	31
R	0
H	4
RBI	0
BB	1
SO	12
LOB	11



Batter	1	2	3	4	5	6	7	8	9	AB	R	H	RBI	BB	SO	LOB	BOTTOM											
Tim Raines, S OBP: 0.284, SLG: 0.319 (1, 7)										3	0	0	0	0	2	3	Houston Astros @ Montreal Expos Olympic Stadium, Montreal, QB Wed May 08 1985, 7:05 PM EDT Att: 10,122 - Unknown											
Vance Law, R OBP: 0.368, SLG: 0.322 (1, 4)										2	0	0	0	1	1	0												
Andre Dawson, R OBP: 0.337, SLG: 0.547 (1, 9)										4	0	0	0	0	0	2												
Dan Driessen, L OBP: 0.385, SLG: 0.543 (1, 3)										2	1	1	0	2	1	0												
Hubie Brooks, R OBP: 0.340, SLG: 0.438 (1, 6)										3	0	1	0	0	0	4												
Tim Lincecum, R OBP: 0.382, SLG: 0.484 (1, 5)										1	0	0	0	2	1	0												
Herm Winningham, L OBP: 0.311, SLG: 0.278 (1, 8)										2	0	0	1	1	1	1												
Mike Fitzgerald, R OBP: 0.335, SLG: 0.338 (1, 2)										2	0	0	0	0	1	4												
Joe Hesketh, R OBP: 0.182, SLG: 0.182 Jeff Reardon, R OBP: 0.500, SLG: 0.500 (8, 1)										3	0	0	0	0	3	4												
										0	0	0	0	0	0	0												
Inning Stats	R: 0 E: 0 K: 0 S: 3	H: 0 LOB: 3 BB: 3 P: 3	R: 1 E: 0 K: 3 S: 9	H: 0 LOB: 3 BB: 3 P: 22	R: 0 E: 0 K: 0 S: 3	H: 1 LOB: 1 BB: 1 P: 7	R: 0 E: 0 K: 0 S: 2	H: 0 LOB: 0 BB: 1 P: 6	R: 0 E: 0 K: 3 S: 9	H: 0 LOB: 0 BB: 0 P: 9	R: 0 E: 0 K: 1 S: 5	H: 1 LOB: 0 BB: 0 P: 5	R: 0 E: 0 K: 3 S: 9	H: 0 LOB: 1 BB: 0 P: 10	R: 0 E: 0 K: 0 S: 3	H: 0 LOB: 2 BB: 1 P: 8	1B: 2 2B: 1 3B: 0 HR: 0	SF: 0 SAC: 1 DP: 2 HBP: 3	WP: 0 PB: 0 SB: 0 CS: 1	PA: 33								
PITCHER	IP	WLS	BF	H	R	ER	SO	BB	IBB	HBP	BLK	WP	HR	S	P	ERA	WHIP											
Nolan Ryan, R ERA: 2.42	(1, 1)	7.0	L	27	2	1	1	10	5	0	2	0	0	0	40	62	1.29	1.000										
Dave Smith, R ERA: 0.47	(8, 1)	1.0	S	5	0	0	0	0	0	1	1	0	0	0	3	8	0.00	0.000										

AB	22
R	1
H	2
RBI	1
BB	6
SO	10
LOB	18



Batter	1	2	3	4	5	6	7	8	9	AB	R	H	RBI	BB	SO	LOB	TOP								
Bill Doran, S OBP: 0.357, SLG: 0.327 (1, 4)	E6 CS		F9			6-3	5-3 1B 1B		SH5-3 1B	5	2	2	0	0	0	1									
Terry Puhl, L OBP: 0.426, SLG: 0.409 (1, 9)	F5 1-2			F8		2B 2B	1B 5-3 8-2 1B		SH5-3 1-2	4	1	2	0	0	0	1									
Denny Walling, L OBP: 0.363, SLG: 0.461 Enos Cabell, R OBP: 0.270, SLG: 0.311 (7, PH) (7, 3)	K			F5		BB 3B 2B	5-3 1-2 2-3 3-H		1B SF8 BB	3	1	1	1	0	1	0									
Jose Cruz, L OBP: 0.380, SLG: 0.487 (1, 7)		1-3			HR	BB 3B BB	2-3 3-H		S 1B	4	2	3	3	1	0	0									
Jerry Mumphrey, S OBP: 0.312, SLG: 0.323 (1, 8)	4-3			E6 FC6-4		3B BB	8-2		SF8	3	1	0	1	1	0	2									
Phil Garner, R OBP: 0.309, SLG: 0.371 (1, 5)	6-3			FC6-4 1-2		SH1-3 1-H 2-H 3-H	3-H		F8 1B	4	1	1	3	1	0	1									
Mark Bailey, S OBP: 0.296, SLG: 0.217 (1, 2)			E3			SH1-3 3-H			WP 1B	4	0	1	1	0	1	2									
Craig Reynolds, L OBP: 0.300, SLG: 0.375 (1, 6)			F6			F8			K	4	0	0	0	0	1	2									
Mike Scott, R Kevin Bass, S Julio Sojano, R Bill Dawley, R Frank DiPino, L Dave Smith, R (1, 1) (3, PH) (3, 1) (6, 1) (8, 1) (8, 1)			F7			K			1B 5-3 BB	0	0	0	0	0	0	0									
Inning Stats	R: 0 E: 1 K: 1 S: 5	H: 0 LOB: 0 BB: 0 P: 5	R: 0 E: 0 K: 0 S: 3	H: 0 LOB: 0 BB: 0 P: 3	R: 0 E: 1 K: 0 S: 4	H: 0 LOB: 1 BB: 0 P: 4	R: 1 E: 1 K: 0 S: 5	H: 1 LOB: 1 BB: 0 P: 5	R: 0 E: 0 K: 1 S: 5	H: 0 LOB: 0 BB: 0 P: 5	R: 5 E: 0 K: 0 S: 6	H: 3 LOB: 0 BB: 2 P: 14	R: 2 E: 0 K: 0 S: 5	H: 3 LOB: 1 BB: 1 P: 9	R: 0 E: 0 K: 2 S: 8	H: 1 LOB: 1 BB: 0 P: 8	R: 2 E: 0 K: 1 S: 7	H: 2 LOB: 2 BB: 2 P: 15	1B: 6 2B: 3 3B: 1 HR: 1	SF: 1 SAC: 2 DP: 1 HBP: 0	WP: 1 PB: 0 SB: 1 CS: 1	PA: 43			
PITCHER	IP	WLS	BF	H	R	ER	SO	BB	IBB	HBP	BLK	WP	HR	S	P	ERA	WHIP								
Mario Soto, R ERA: 2.73 (1, 1)	6.0	L	26	4	6	6	2	2	0	0	0	0	1	28	36	9.00	1.000								
Joe Price, L ERA: 4.05 (7, 1)	2.0		10	4	2	2	2	1	0	0	0	1	0	13	17	9.00	2.500								
John Franco, L ERA: 4.82 (9, 1)	1.0		7	2	2	2	1	2	0	0	0	0	0	7	15	18.00	4.000								

Houston Astros @ Cincinnati Reds
Riverfront Stadium, Cincinnati, OH
Sat May 11 1985, 7:05 PM EDT
Att: 26,098 - Unknown

AB 35
R 10
H 10
RBI 10
BB 5
SO 5
LOB 13



Batter	1	2	3	4	5	6	7	8	9	AB	R	H	RBI	BB	SO	LOB	BOTTOM								
Eddie Milner, L OBP: 0.361, SLG: 0.306 Gary Redus, R OBP: 0.611, SLG: 0.417 (1, 8) (8, 8)	F7	SF9		CS BB		FC5-6 1B		K		2	0	1	1	1	0	0									
Pete Rose, S OBP: 0.396, SLG: 0.317 Eric Davis, R OBP: 0.208, SLG: 0.435 John Franco, L (1, 3) (8, FR) (9, 1)	1B	SF8		F7		FC5-6 G1-6-3		1B BB		3	1	1	1	1	0	3									
Dave Parker, L OBP: 0.330, SLG: 0.459 (1, 9)	F7	4-3		F7		G1-6-3		1B		5	0	1	0	0	0	4									
Cesar Cedeno, R OBP: 0.343, SLG: 0.330 (1, 7) (9, 3)	1B			2B		G3		F7	F4	5	1	2	0	0	0	2									
Nick Esasky, R OBP: 0.320, SLG: 0.462 (1, 5)	FC6-4 1B			1B		K		K	5-3	5	1	2	2	0	2	0									
Dave Concepcion, R OBP: 0.280, SLG: 0.392 (1, 6)	FC6-4			6-3		2B		F9	G1-6-3 1B	5	0	2	0	0	0	3									
Ron Oester, S OBP: 0.353, SLG: 0.382 (1, 4)				5-3		1B		HR	G1-6-3	5	2	3	0	0	0	2									
Dave Vangorder, R OBP: 0.277, SLG: 0.305 Tom Foley, L OBP: 0.103, SLG: 0.071 Dann Bilardello, R OBP: 0.152, SLG: 0.125 (1, 2) (8, PH) (9, 2)		SF9 1B		SF8 BB		5-3		F7		2	1	1	1	1	0	2									
Mario Soto, R OBP: 0.208, SLG: 0.174 Wayne Krenchicki, L OBP: 0.391, SLG: 0.263 Joe Price, R (1, 1) (6, PH) (7, 1)				6-3		FC5-6 1B		HR		1	0	1	0	0	0	0									
Duane Walker, L OBP: 0.333, SLG: 0.682 (9, 7)				1B						1	1	1	2	0	0	0									
Inning Stats	R: 1 E: 0 K: 0 S: 6	H: 3 LOB: 2 BB: 0 P: 6	R: 2 E: 0 K: 0 S: 5	H: 2 LOB: 1 BB: 1 P: 9	R: 2 E: 0 K: 0 S: 6	H: 3 LOB: 1 BB: 0 P: 6	R: 0 E: 0 K: 0 S: 2	H: 0 LOB: 0 BB: 1 P: 6	R: 0 E: 0 K: 1 S: 7	H: 2 LOB: 2 BB: 0 P: 7	R: 0 E: 0 K: 0 S: 4	H: 2 LOB: 1 BB: 0 P: 4	R: 0 E: 0 K: 1 S: 5	H: 0 LOB: 0 BB: 0 P: 5	R: 2 E: 0 K: 1 S: 8	H: 3 LOB: 2 BB: 1 P: 12	R: 0 E: 0 K: 0 S: 3	H: 1 LOB: 0 BB: 0 P: 3	1B: 12 2B: 3 3B: 0 HR: 1	SF: 2 SAC: 0 DP: 2 HBP: 0	WP: 1 PB: 0 SB: 0 CS: 1	PA: 43			
PITCHER	IP	WLS	BF	H	R	ER	SO	BB	IBB	HBP	BLK	WP	HR	S	P	ERA	WHIP								
Mike Scott, R ERA: 3.93 (1, 1)	2.0		12	5	3	3	0	1	0	0	0	0	0	11	15	13.50	3.000								
Julio Sojano, R ERA: 5.14 (3, 1)	3.0	W	14	5	2	2	1	1	0	0	0	0	0	15	19	6.00	2.000								
Bill Dawley, R ERA: 4.74 (6, 1)	2.1		10	4	2	2	1	0	0	0	0	0	1	12	12	7.71	1.714								
Frank DiPino, L ERA: 4.96 (8, 1)	0.1		3	1	0	0	1	1	0	0	0	0	0	4	8	0.00	6.000								
Dave Smith, R ERA: 0.42 (8, 1)	1.1	S	4	1	0	0	0	0	0	0	0	0	0	4	4	0.00	0.750								

Houston Astros @ Cincinnati Reds
Riverfront Stadium, Cincinnati, OH
Sat May 11 1985, 7:05 PM EDT
Att: 26,098 - Unknown


AB 38
R 7
H 16
RBI 7
BB 3
SO 3
LOB 18



Batter	1	2	3	4	5	6	7	8	9	AB	R	H	RBI	BB	SO	LOB	TOP		
Herm Winningham, L (1, 8) OBP: 0.358, SLG: 0.333	0-0 4-3 5-3 1B		0-0 1-3		0-0 F6		0-0 1-2 1B			4	0	2	0	0	0	1			
U L Washington, S (1, 5) OBP: 0.305, SLG: 0.353	0-0 5-3 1-2		0-0 F6		0-0 F6		0-0 4-3 F9			4	0	0	0	0	0	3			
Andre Dawson, R (1, 9) OBP: 0.316, SLG: 0.491 Jim Wohlford, R (6, 9) OBP: 0.314, SLG: 0.333	0-0 4-3 2-3		0-0 5-3		0-0 6-3		0-0 FC3-6 1B			3	0	0	0	0	0	1			
Dan Driessen, L (1, 3) OBP: 0.360, SLG: 0.510	0-0 6-3		0-0 4-3		0-0 E4 HBP		0-0 FC3-6 1B WP 1-2			4	0	0	0	0	2				
Hubie Brooks, R (1, 6) OBP: 0.298, SLG: 0.372 Doug Flynn, R (6, PR) OBP: 0.200, SLG: 0.200		0-0 F4		0-0 6-3		1-0 FC4-6 HBP		0-0 F9		2	0	0	0	0	0	0			
Terry Francona, L (1, 7) OBP: 0.406, SLG: 0.467		0-0 F9		0-0 F8		0-0 FC4-6 1-2		0-0 4-3		4	0	0	0	0	3				
Vance Law, R (1, 4) OBP: 0.371, SLG: 0.342		0-0 1B 1B		0-3 K		0-0 F9		0-0 5-3		4	0	1	0	0	1	0			
Mike Fitzgerald, R (1, 2) OBP: 0.308, SLG: 0.313 Sal Butera, R (7, 2) OBP: 0.500, SLG: 0.625		0-0 1-2 1B		0-0 FC6-4 1B		4-0 1B BB		0-0 G4-6-3 1B		2	0	2	0	1	0	0			
Steve Rogers, R (1, 1) Ed Glynn, R (3, 1) Tim Burke, R (4, 1) Miguel Dilone, S (5, PH) Dan Schatzeder, R (5, PH) Razor Shines, S (5, PH)		0-0 L3		0-0 FC6-4 1-2		0-3 K		0-0 G4-6-3 1-2		1	0	0	0	0	0	2			
Inning Stats	R: 0 E: 0 K: 0 S: 4	H: 1 LOB: 1 BB: 0 P: 4	R: 0 E: 0 K: 0 S: 5	H: 2 LOB: 2 BB: 0 P: 5	R: 0 E: 0 K: 0 S: 3	H: 0 LOB: 0 BB: 0 P: 3	R: 0 E: 0 K: 1 S: 6	H: 1 LOB: 1 BB: 0 P: 6	R: 0 E: 1 K: 0 S: 4	H: 0 LOB: 2 BB: 0 P: 5	R: 0 E: 0 K: 1 S: 6	H: 1 LOB: 2 BB: 1 P: 10	R: 0 E: 0 K: 0 S: 4	H: 1 LOB: 1 BB: 0 P: 4	R: 0 E: 0 K: 0 S: 3	H: 1 LOB: 0 BB: 0 P: 3	1B: 7 2B: 0 3B: 0 HR: 0	SF: 0 SAC: 0 DP: 1 HBP: 1	WP: 2 PA: 36 PB: 0 SB: 0 CS: 0
PITCHER	IP WLS BF H R ER SO BB IBB HBP BLK WP HR S P ERA WHIP	7.0 W 29 5 0 0 2 1 0 1 0 0 0 31 36 0.00 0.857	2.0 L 7 2 0 0 0 0 0 0 0 0 1 0 7 7 0.00 1.000																

Montreal Expos @ Houston Astros
Astrodome, Houston, TX
Tue May 14 1985, 8:05 PM EDT
Att: 9,148 - Unknown


AB 34
R 0
H 7
RBI 0
BB 1
SO 2
LOB 16





Batter	1	2	3	4	5	6	7	8	9	AB	R	H	RBI	BB	SO	LOB	BOTTOM		
Bill Doran, S (1, 4) OBP: 0.374, SLG: 0.414	0-0 F4		0-0 1-3 1B		0-0 1B 1B		0-0 F8		4-0 E BB	5	2	3	0	1	0	1			
Terry Puhl, L (1, 9) OBP: 0.420, SLG: 0.404 Mark Ross, R (8, 1)	0-3 K		0-0 4-3		0-0 1B 1B		0-0 F8		0-0 E3	5	1	1	0	0	1	3			
Denny Walling, L (1, 3) OBP: 0.385, SLG: 0.506 Tim Tolman, R (6, PH) (9, 3)	4-0 BB		0-0 3-1 E		0-0 1-3 2-H 1B		4-0 BB 1B BB		0-3 K	3	2	2	1	2	0	0			
Jose Cruz, L (1, 7) OBP: 0.381, SLG: 0.500 Jim Pankovits, R (7, PH) OBP: 0.400, SLG: 0.294	0-0 F8		0-0 3-1		4-0 1B 1B		0-0 1-2 3-H 1B		0-0 F9	3	0	1	1	1	0	2			
Jerry Mumphrey, S (1, 8) OBP: 0.333, SLG: 0.333		0-0 3-1		0-0 E7 1B		0-0 FC4-6 1B		4-0 1-2 2-S BB		4	1	3	3	1	0	0			
Phil Garner, R (1, 5) OBP: 0.306, SLG: 0.369		0-0 2B 2B		0-0 6-3		0-3 K		0-0 F9		5	1	1	0	0	1	8			
Mark Bailey, S (1, 2) OBP: 0.313, SLG: 0.281		4-0 2B BB		0-0 1B 2-H		0-3 K		0-0 F9		3	2	1	1	2	1	2			
Craig Reynolds, L (1, 6) OBP: 0.329, SLG: 0.424		0-0 1-H 2-H CS 2B		0-0 FC4-6		0-0 SH1-4 1B		0-0 E5 E 1B		5	1	4	2	0	2				
Ron Mathis, R (1, 1) Kevin Bass, S (8, 9) OBP: 0.296, SLG: 0.403		4-0 1B BB		0-3 K		0-0 4-3		0-3 K		2	0	0	0	1	1	2			
Inning Stats	R: 0 E: 0 K: 1 S: 5	H: 0 LOB: 1 BB: 1 P: 9	R: 2 E: 0 K: 0 S: 5	H: 3 LOB: 2 BB: 2 P: 13	R: 2 E: 1 K: 1 S: 9	H: 4 LOB: 0 BB: 0 P: 9	R: 3 E: 0 K: 2 S: 11	H: 4 LOB: 2 BB: 1 P: 15	R: 1 E: 0 K: 0 S: 5	H: 2 LOB: 3 BB: 2 P: 13	R: 0 E: 0 K: 0 S: 4	H: 1 LOB: 1 BB: 0 P: 4	R: 0 E: 0 K: 0 S: 5	H: 2 LOB: 0 BB: 0 P: 5	R: 2 E: 2 K: 2 S: 9	H: 1 LOB: 2 BB: 2 P: 17	1B: 13 2B: 3 3B: 1 HR: 0	SF: 0 SAC: 1 DP: 0 HBP: 0	WP: 0 PA: 49 PB: 0 SB: 0 CS: 1
PITCHER	IP WLS BF H R ER SO BB IBB HBP BLK WP HR S P ERA WHIP	2.2 L 16 6 4 3 3 1 1 0 0 0 0 0 7 11 81.00 15.000	0.1 L 6 4 3 3 1 1 0 0 0 0 0 0 8 8 0.00 1.000	1.0 L 4 1 0 0 2 0 0 0 0 0 0 0 8 8 0.00 1.000	2.51 L 4.0 6 3 2 2 4 0 0 0 0 0 0 23 39 4.50 2.500														

Montreal Expos @ Houston Astros
Astrodome, Houston, TX
Tue May 14 1985, 8:05 PM EDT
Att: 9,148 - Unknown

AB 40
R 10
H 17
RBI 9
BB 8
SO 6
LOB 27




Batter	1	2	3	4	5	6	7	8	9	AB	R	H	RBI	BB	SO	LOB	TOP										
Wally Backman, S (1,4) OBP: 0.344, SLG: 0.338 Kelvin Chapman, R (8,PH) OBP: 0.204, SLG: 0.174	G3		FC4-6 1B		SF8		6-3	FC6-4 1B		3	0	1	1	0	0	0	New York Mets @ Houston Astros Astrodome, Houston, TX Wed May 15 1985, 8:05 PM EDT Att: 15,717 - Unknown										
Mookie Wilson, S (1,8) OBP: 0.330, SLG: 0.429	SF8 3B		FC4-6 CS		S		4-3	FC6-4 1-2 2-H		5	1	2	1	0	0	3											
Keith Hernandez, L (1,3) OBP: 0.398, SLG: 0.417	SF8		CS		BB		BB			2	0	1	1	2	0	0											
Gary Carter, R (1,2) OBP: 0.355, SLG: 0.434	K				F8		FC6-4 BB			4	0	0	0	1	2	3											
George Foster, R (1,7) OBP: 0.296, SLG: 0.459		5-3			K		F8	FC6-4 1-2		5	0	0	0	0	1	3											
Danny Heep, L (1,9) OBP: 0.381, SLG: 0.444		HR			1-3		WP FC5-2 BB			3	1	2	1	1	0	1											
Ray Knight, R (1,5) OBP: 0.273, SLG: 0.194		1B					1B FC5-2 BB			2	0	1	0	2	0	1											
Rafael Santana, R (1,6) OBP: 0.284, SLG: 0.287	3						FC5-2			4	2	2	0	0	0	3											
Dwight Gooden, R (1,1) OBP: 0.304, SLG: 0.200 Jesse Orosco, R (7,1) OBP: 0.500, SLG: 0.500					5-3		FC5-2-5 1B			3	1	0	0	0	0	4											
							F4			1	0	1	0	0	0	0											
Inning Stats	R: 1 E: 0 K: 1 S: 6	H: 1 LOB: 0 BB: 0 P: 6	R: 1 E: 0 K: 0 S: 4	H: 2 LOB: 0 BB: 0 P: 4	R: 0 E: 0 K: 0 S: 3	H: 1 LOB: 0 BB: 0 P: 3	R: 0 E: 0 K: 1 S: 5	H: 0 LOB: 1 BB: 1 P: 9	R: 2 E: 0 K: 1 S: 7	H: 2 LOB: 2 BB: 2 P: 15	R: 0 E: 0 K: 0 S: 3	H: 0 LOB: 2 BB: 2 P: 11	R: 0 E: 0 K: 0 S: 4	H: 1 LOB: 2 BB: 1 P: 8	R: 1 E: 0 K: 0 S: 6	H: 4 LOB: 2 BB: 0 P: 6	R: 0 E: 0 K: 0 S: 3	H: 0 LOB: 0 BB: 0 P: 3	1B: 9 2B: 1 3B: 1 HR: 1	SF: 2 SAC: 0 DP: 1 HBP: 0	WP: 1 PB: 0 SB: 1 CS: 1	PA: 42					
PITCHER	IP	WLS	BF	H	R	ER	SO	BB	IBB	HBP	BLK	WP	HR	S	P	ERA	WHIP										
Joe Niekro, R (1,1) ERA: 2.79	5.0	L	22	6	4	4	3	2	1	0	0	0	1	25	37	7.20	1.600										
Frank DiPino, L (6,1) ERA: 5.21	2.2		15	5	1	1	0	3	0	0	0	1	0	12	24	3.38	3.000										
Bill Dawley, R (8,1) ERA: 4.66	0.1		1	0	0	0	0	0	0	0	0	0	0	1	1	0.00	0.000										
Jeff Calhoun, L (9,1) ERA: 4.38	1.0		3	0	0	0	0	0	0	0	0	0	0	3	3	0.00	0.000										

Batter	1	2	3	4	5	6	7	8	9	AB	R	H	RBI	BB	SO	LOB	BOTTOM										
Bill Doran, S (1,4) OBP: 0.382, SLG: 0.425	K		BB		FC4-6 1-2 1B		1B			4	1	2	0	1	2	0	New York Mets @ Houston Astros Astrodome, Houston, TX Wed May 15 1985, 8:05 PM EDT Att: 15,717 - Unknown										
Terry Puhl, L (1,9) OBP: 0.425, SLG: 0.410	4-3		F7		FC4-6 1-2 2-H 1B		1B			4	0	2	2	0	0	1											
Denny Walling, L (1,3) OBP: 0.383, SLG: 0.511 Enos Cabell, R (7,PH) OBP: 0.266, SLG: 0.306	4-3				FC4-6 FC4-6		K			3	1	1	0	0	0	2											
Jose Cruz, L (1,7) OBP: 0.370, SLG: 0.485		5-3			4-3 2B		F5			4	0	0	0	0	1	4											
Jerry Mumphy, S (1,8) OBP: 0.325, SLG: 0.324 Frank DiPino, L (6,1) OBP: 0.333, SLG: 0.333 Bill Dawley, R (8,1) OBP: 0.381, SLG: 0.278 Jeff Calhoun, L (9,1) ERA: 4.38		F7			4-3		FC4-6			3	0	0	1	0	0	2											
Phil Garner, R (1,5) OBP: 0.313, SLG: 0.368		1B			1B BB		4-3			3	0	1	0	1	0	0											
Alan Ashby, S (1,2) OBP: 0.311, SLG: 0.386	F8				1-3 1B		G3			4	0	1	0	0	1	1											
Craig Reynolds, L (1,6) OBP: 0.315, SLG: 0.406 Dickie Thon, R (9,PH) OBP: 0.254, SLG: 0.232			F5		F6		F8			3	0	0	0	0	0	2											
Joe Niekro, R (1,1) OBP: 0.278, SLG: 0.353 Kevin Bass, S (5,PH) OBP: 0.297, SLG: 0.400			4-3				1B 1B			1	0	0	0	0	0	0											
							F6			3	1	1	0	0	0	0											
Inning Stats	R: 0 E: 0 K: 1 S: 5	H: 0 LOB: 0 BB: 0 P: 5	R: 0 E: 0 K: 0 S: 4	H: 1 LOB: 1 BB: 0 P: 4	R: 0 E: 0 K: 0 S: 3	H: 0 LOB: 1 BB: 1 P: 7	R: 1 E: 0 K: 0 S: 5	H: 2 LOB: 2 BB: 1 P: 9	R: 1 E: 0 K: 0 S: 6	H: 3 LOB: 2 BB: 0 P: 6	R: 0 E: 0 K: 0 S: 3	H: 0 LOB: 0 BB: 0 P: 3	R: 1 E: 0 K: 2 S: 9	H: 2 LOB: 1 BB: 0 P: 9	R: 0 E: 0 K: 1 S: 5	H: 0 LOB: 0 BB: 0 P: 5	R: 0 E: 0 K: 2 S: 7	H: 0 LOB: 0 BB: 0 P: 7	1B: 6 2B: 2 3B: 0 HR: 0	SF: 0 SAC: 0 DP: 0 HBP: 0	WP: 0 PB: 0 SB: 0 CS: 0	PA: 37					
PITCHER	IP	WLS	BF	H	R	ER	SO	BB	IBB	HBP	BLK	WP	HR	S	P	ERA	WHIP										
Dwight Gooden, R (1,1) ERA: 1.61	6.1	W	29	8	3	3	1	2	0	0	0	0	0	29	37	4.26	1.579										
Jesse Orosco, L (7,1) ERA: 2.19	2.2	S	8	0	0	0	5	0	0	0	0	0	0	18	18	0.00	0.000										

Batter	1	2	3	4	5	6	7	8	9	AB	R	H	RBI	BB	SO	LOB	TOP										
Wally Backman, S (1,4) OBP: 0.340, SLG: 0.333	0-0 FC5-4 1B		0-0 6-3			0-0 F7			0-0 F9	4	0	1	0	0	0	0											
Mookie Wilson, S (1,8) OBP: 0.327, SLG: 0.421	0-0 FC5-4 E 1-2		0-0 F5			0-0 F7			0-0 6-3 1B	4	0	1	0	0	0	1											
Keith Hernandez, L (1,3) OBP: 0.387, SLG: 0.402	0-3 K			0-0 4-3		0-0 G3			0-0 6-3	4	0	0	0	0	1	2											
Gary Carter, R (1,2) OBP: 0.360, SLG: 0.441 Kelvin Chapman, R (9, PR) OBP: 0.204, SLG: 0.174	0-3 K 1-2			0-0 2B				0-3 K	4-0 BB	3	0	1	0	1	2	1											
Danny Heep, L (1,9) OBP: 0.354, SLG: 0.448		0-0 1B 2B		0-0 5-3		0-0 F8			0-0 G3	4	0	1	0	0	0	3											
Ray Knight, R (1,5) OBP: 0.255, SLG: 0.179		0-0 F8		0-0 4-3		0-0 G3				3	0	0	0	0	0	2											
Terry Blocker, L (1,7)		0-3 K				0-0 F9			0-0 F8	3	0	0	0	0	1	1											
Rafael Santana, R (1,6) OBP: 0.286, SLG: 0.289		0-0 2H 1B				0-0 4-3			0-0 6-3	3	0	1	0	0	0	0											
Sid Fernandez, L (1,1) OBP: 0.250, SLG: 0.250 Rusty Staub, L (8, PH) OBP: 0.286, SLG: 0.385 Tom Gorman, L (8, 1)			0-3 K			0-0 4-3			0-0 4-3	2	0	0	0	0	1	0											
Inning Stats	R: 0 E: 1 K: 2 S: 8	H: 1 LOB: 1 BB: 0 P: 8	R: 0 E: 0 K: 1 S: 6	H: 2 LOB: 2 BB: 0 P: 6	R: 0 E: 0 K: 1 S: 5	H: 0 LOB: 0 BB: 0 P: 5	R: 0 E: 0 K: 0 S: 4	H: 1 LOB: 1 BB: 0 P: 4	R: 0 E: 0 K: 0 S: 3	H: 0 LOB: 0 BB: 0 P: 3	R: 0 E: 0 K: 1 S: 5	H: 0 LOB: 0 BB: 0 P: 5	R: 0 E: 0 K: 0 S: 3	H: 0 LOB: 0 BB: 0 P: 3	R: 0 E: 0 K: 0 S: 4	H: 1 LOB: 2 BB: 1 P: 8	1B: 3 2B: 2 3B: 0 HR: 0	SF: 0 SAC: 0 DP: 0 HBP: 0	WP: 0 PB: 0 SB: 0 CS: 0	PA: 32							
PITCHER	IP	WLS	BF	H	R	ER	SO	BB	IBB	HBP	BLK	WP	HR	S	P	ERA	WHIP										
Mike Scott, R (1,1) ERA: 3.14	8.2	W	31	5	0	0	5	1	0	0	0	0	0	40	44	0.00	0.692										
Dave Smith, R (9,1) ERA: 0.35	0.1	S	1	0	0	0	0	0	0	0	0	0	0	1	1	0.00	0.000										

New York Mets @ Houston Astros
Astrodome, Houston, TX
Thu May 16 1985, 8:05 PM EDT
Att: 11,795 - Unknown


AB	31
R	0
H	5
RBI	0
BB	1
SO	5
LOB	10



Batter	1	2	3	4	5	6	7	8	9	AB	R	H	RBI	BB	SO	LOB	BOTTOM										
Bill Doran, S (1,4) OBP: 0.379, SLG: 0.415	4-0 F7 2B BB		0-0 F7			0-0 5-3			0-0 5-3	3	1	0	0	1	0	0											
Enos Cabell, R (1,3) OBP: 0.254, SLG: 0.292	0-0 F8		0-0 5-3			0-0 F8				3	0	0	0	0	0	1											
Phil Garner, R (1,5) OBP: 0.305, SLG: 0.358	0-0 F7 1-2		0-0 5-3			0-3 K				3	0	0	0	0	1	1											
Jose Cruz, L (1,7) OBP: 0.369, SLG: 0.489	0-0 2H 2B			0-0 4-3		0-3 K				3	0	1	1	0	1	0											
Kevin Bass, S (1,8) OBP: 0.299, SLG: 0.397	0-0 1-3			0-0 F5		0-0 S 1B				3	0	1	0	0	0	1											
Terry Puhl, L (1,9) OBP: 0.408, SLG: 0.391		0-3 K		0-0 F9		0-3 K 1-2				3	0	0	0	0	2	1											
Mark Bailey, S (1,2) OBP: 0.300, SLG: 0.267		0-0 F2				0-0 6-3				3	0	0	0	0	1	1											
Dickie Thon, R (1,6) OBP: 0.258, SLG: 0.224		4-0 FC6 BB				0-0 F9			0-0 5-3	2	0	0	0	1	0	0											
Mike Scott, R (1,1) Dave Smith, R (9,1)		0-0 FC6 1-2				0-0 K			0-3 K	3	0	0	0	0	2	1											
Inning Stats	R: 1 E: 0 K: 0 S: 4	H: 1 LOB: 1 BB: 1 P: 8	R: 0 E: 0 K: 1 S: 5	H: 0 LOB: 1 BB: 1 P: 9	R: 0 E: 0 K: 0 S: 3	H: 0 LOB: 0 BB: 0 P: 3	R: 0 E: 0 K: 0 S: 3	H: 0 LOB: 0 BB: 0 P: 3	R: 0 E: 0 K: 1 S: 5	H: 0 LOB: 0 BB: 0 P: 5	R: 0 E: 0 K: 3 S: 10	H: 1 LOB: 1 BB: 0 P: 10	R: 0 E: 0 K: 1 S: 5	H: 0 LOB: 0 BB: 0 P: 5	R: 0 E: 0 K: 1 S: 5	H: 0 LOB: 0 BB: 0 P: 5	1B: 1 2B: 1 3B: 0 HR: 0	SF: 0 SAC: 0 DP: 0 HBP: 0	WP: 0 PB: 0 SB: 1 CS: 0	PA: 28							
PITCHER	IP	WLS	BF	H	R	ER	SO	BB	IBB	HBP	BLK	WP	HR	S	P	ERA	WHIP										
Sid Fernandez, L (1,1) ERA: 0.69	7.0	L	25	2	1	1	6	2	0	0	0	0	0	35	43	1.29	0.571										
Tom Gorman, L (8,1) ERA: 2.7	1.0		3	0	0	0	1	0	0	0	0	0	0	5	5	0.00	0.000										

New York Mets @ Houston Astros
Astrodome, Houston, TX
Thu May 16 1985, 8:05 PM EDT
Att: 11,795 - Unknown

AB	26
R	1
H	2
RBI	1
BB	2
SO	7
LOB	6



Batter	1	2	3	4	5	6	7	8	9	AB	R	H	RBI	BB	SO	LOB	TOP		
Vince Coleman, S OBP: 0.336, SLG: 0.379	0-0 SF8 1B		0-0 CS 1B	0-0 4-3		0-0 F9		0-3 K	5 1 2 1 0 1 3										
Willie McGee, S OBP: 0.393, SLG: 0.432	0-0 F9		0-0 1-2 2B	0-0 F8			0-0 F S 1B	0-0 1B 1B	5 1 3 0 0 0 2										
Tom Herr, S OBP: 0.446, SLG: 0.445	0-0 FC6-4 1B		0-0 5-3		4-0 G4-6-3 BB		0-0 F6	0-0 1B 1B	4 1 2 0 1 0 2										
Jack Clark, R OBP: 0.442, SLG: 0.617	0-0 SF8			0-0 HR	0-0 G4-6-3 1-2		0-3 K	0-0 1B 1B	4 2 2 3 0 1 2										
Brian Harper, R OBP: 0.429, SLG: 0.462	0-0 FC6-4			0-0 2B 1B	0-0 F8		0-0 5-3	0-0 1B 1B	3 1 1 0 0 0 1										
Andy Van Slyke, L OBP: 0.404, SLG: 0.494	0-0 FC6-4			0-0 2B 1B	0-0 F8		0-0 5-3	0-0 1B 1B	2 0 1 1 0 0 1										
Terry Pendleton, S OBP: 0.291, SLG: 0.316		0-0 CS 1B		0-0 2B		0-0 F6		0-0 F9	0-0 1B 1B	5 1 3 1 0 0 0									
Tom Nieto, R OBP: 0.361, SLG: 0.267	0-3 K		0-0 K	0-0 3-1 2B	0-0 FC5-6 BB	4-0 FC5-6 1B	0-0 F8	0-3 K	4 1 1 2 1 2 3										
Ozzie Smith, S OBP: 0.333, SLG: 0.336	0-0 5-3		0-0 K	0-0 4-3 3-1 BB	0-0 FC5-6 1B	0-0 FC5-6 1B	0-0 F5		3 0 1 0 1 0 1										
Danny Cox, R OBP: 0.111, SLG: 0.167			0-0 G3	0-0 3-1		0-0 FC5-6		0-0 5-3	1 0 0 0 0 0 0										
Bob Forsch, R OBP: 0.111, SLG: 0.111				0-0 3-1		0-0 FC5-6		0-0 5-3	0 0 0 0 0 0 0										
Tito Landrum, R OBP: 0.221, SLG: 0.200				0-0 3-1		0-0 FC5-6		0-0 5-3	0 0 0 0 0 0 2										
Steve Braun, L OBP: 0.221, SLG: 0.200				0-0 3-1		0-0 FC5-6		0-0 5-3	1 0 0 0 0 0 2										
Ricky Horton, L OBP: 0.144, SLG: 0.500				0-0 3-1		0-0 FC5-6		0-0 5-3	0 0 0 0 0 0 0										
Bill Campbell, R OBP: 0.144, SLG: 0.500				0-0 3-1		0-0 FC5-6		0-0 5-3	1 0 0 0 0 0 0										
Ivan De Jesus, R OBP: 0.144, SLG: 0.500				0-0 3-1		0-0 FC5-6		0-0 5-3	0 0 0 0 0 0 0										
Ken Dawley, L OBP: 0.200, SLG: 0.500				0-0 3-1		0-0 FC5-6		0-0 5-3	0 0 0 0 0 0 0										
Inning Stats	R: 1 E: 0 K: 0 S: 5	H: 2 LOB: 1 BB: 0 P: 5	R: 0 E: 0 K: 1 S: 5	H: 1 LOB: 0 BB: 5 P: 5	R: 0 E: 0 K: 0 S: 4	H: 2 LOB: 1 BB: 0 P: 4	R: 4 E: 0 K: 0 S: 7	H: 4 LOB: 1 BB: 1 P: 11	R: 0 E: 0 K: 0 S: 2	H: 1 LOB: 2 BB: 1 P: 8	R: 0 E: 0 K: 1 S: 6	H: 1 LOB: 1 BB: 0 P: 6	R: 0 E: 0 K: 0 S: 3	H: 0 LOB: 0 BB: 0 P: 3	R: 3 E: 0 K: 2 S: 12	H: 5 LOB: 0 BB: 0 P: 12	1B: 12 2B: 3 3B: 0 HR: 1	SF: 1 SAC: 0 DP: 1 HBP: 0	WP: 0 PA: 43 PB: 0 SB: 1 CS: 2
PITCHER	IP WLS BF H R ER SO BB IBB HBP BLK WP HR S P ERA WHIP																		
Bob Knepper, L ERA: 3.95	(1, 1) 3.0 17 9 5 5 1 1 0 0 0 0 1 18 22 15.00 3.333																		
Bill Dawley, R ERA: 3.91	(4, 1) 3.2 14 2 0 0 1 2 0 0 0 0 0 14 22 0.00 1.091																		
Jeff Calhoun, L ERA: 5.02	(7, 1) 2.0 L 8 2 2 2 1 0 0 0 0 0 0 10 12 9.00 1.000																		
Dave Smith, R ERA: 0.75	(9, 1) 0.1 4 3 1 1 1 0 0 0 0 0 0 6 6 27.00 9.000																		

St. Louis Cardinals @ Houston Astros
Astrodome, Houston, TX
Fri May 17 1985, 8:05 PM EDT
Att: 14,501 - Unknown

AB 39
R 8
H 16
RBI 8
BB 3
SO 4
LOB 19

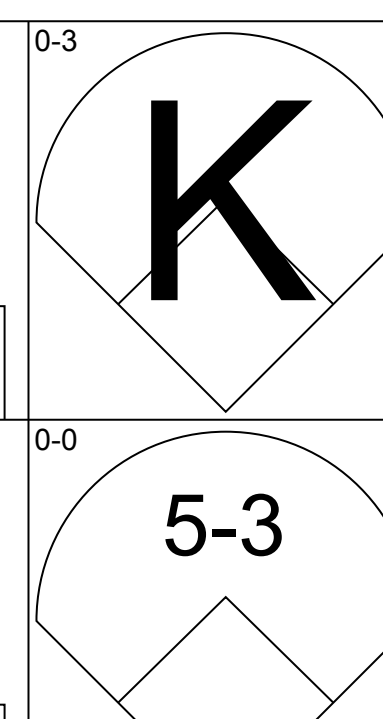
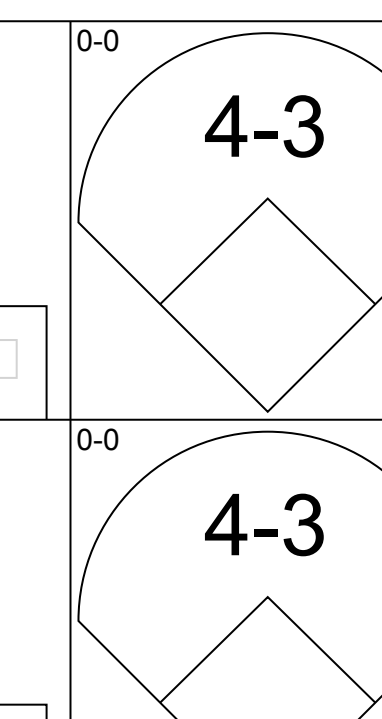
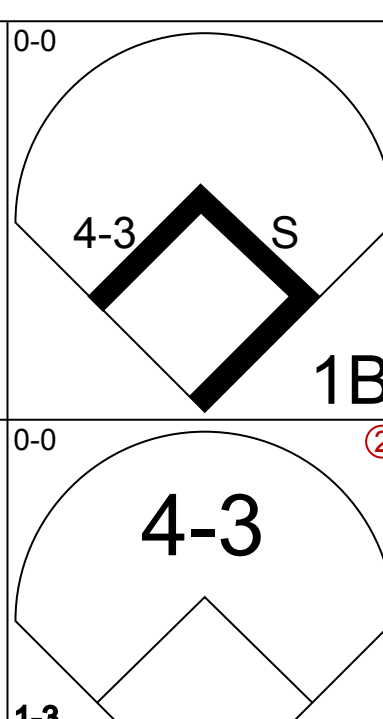
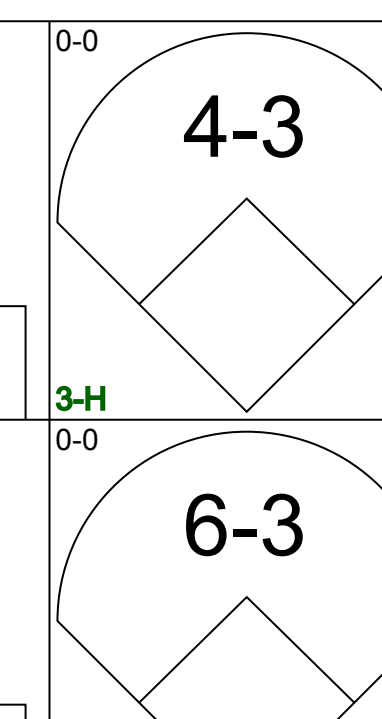
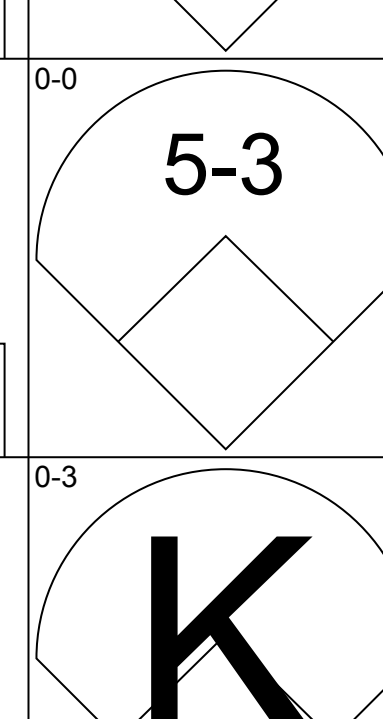
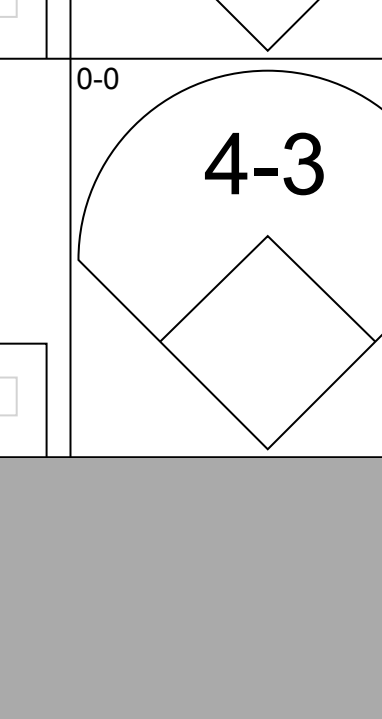
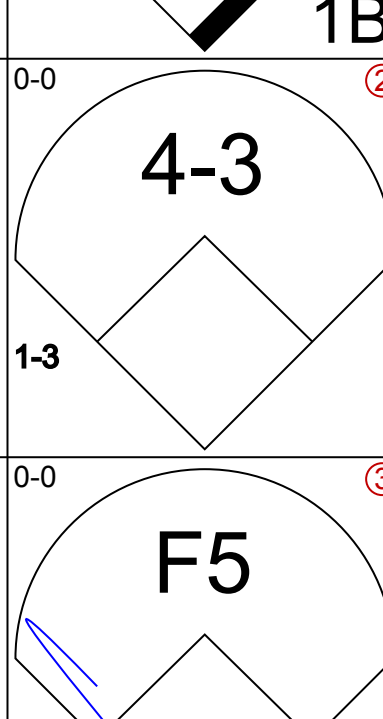
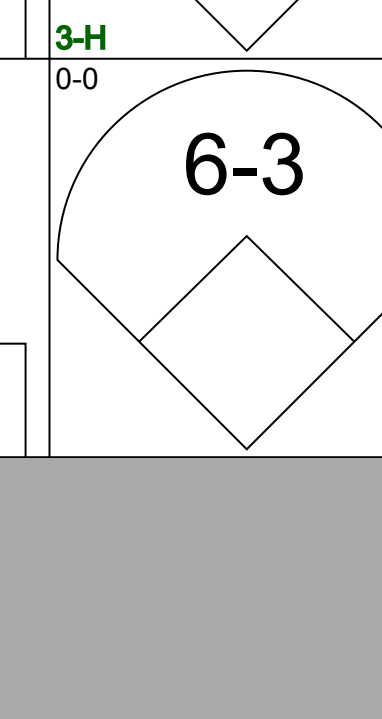
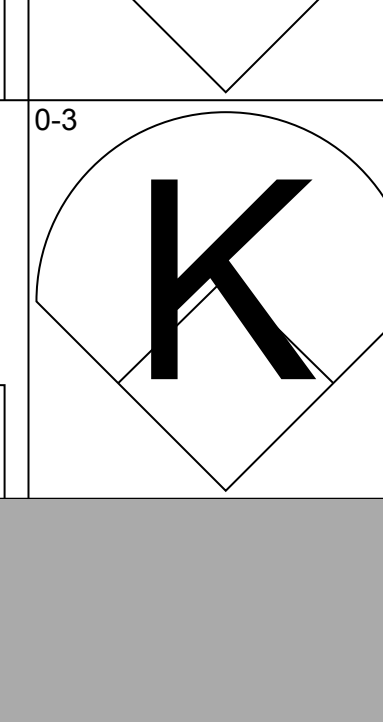
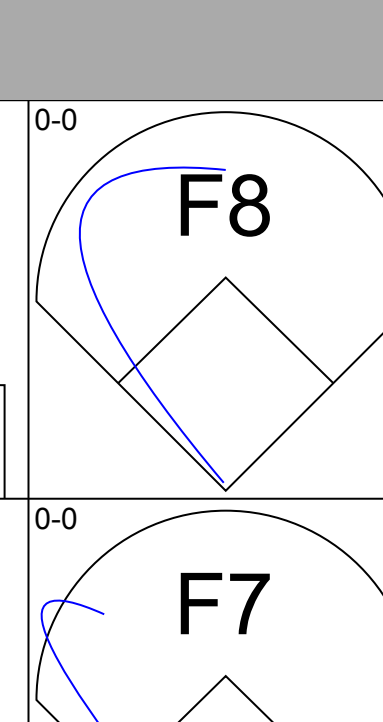
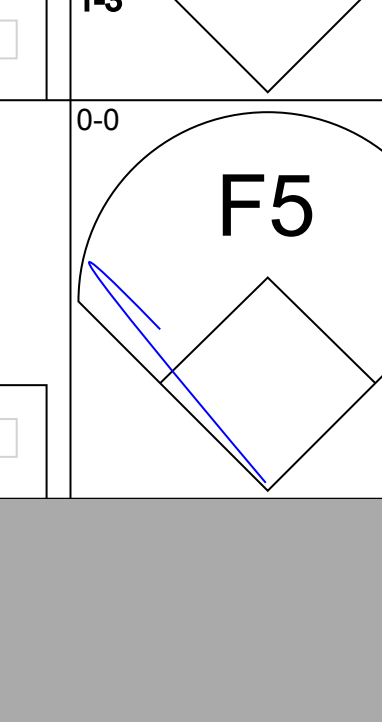
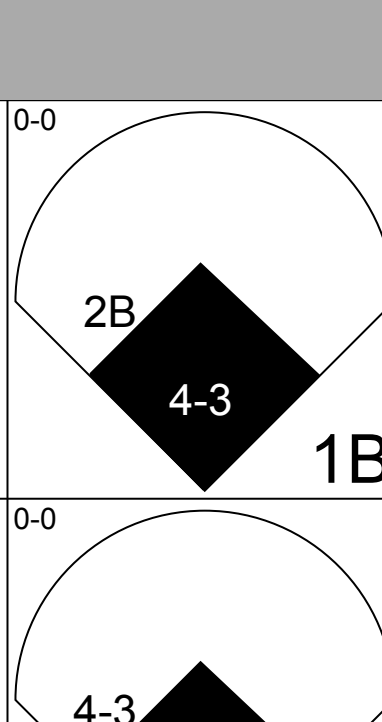
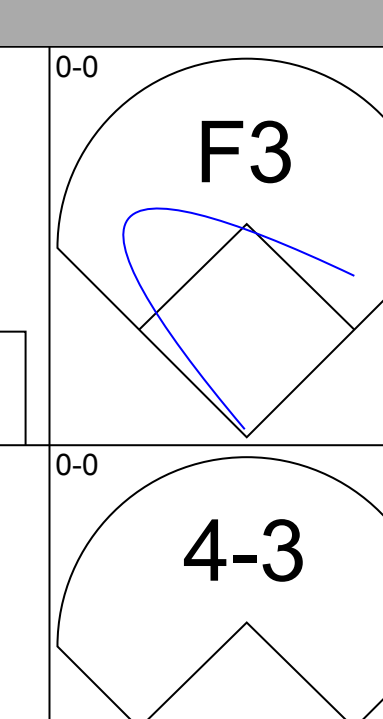
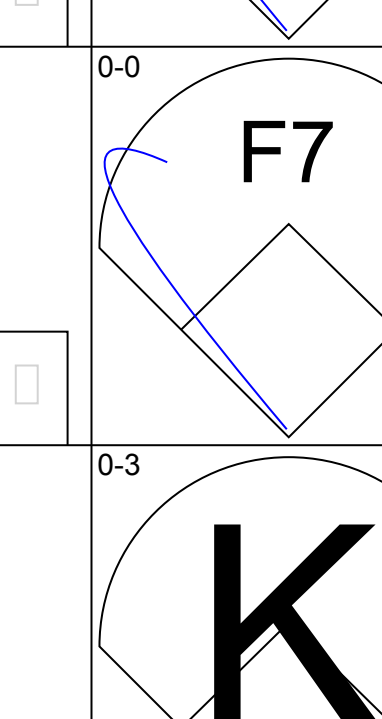
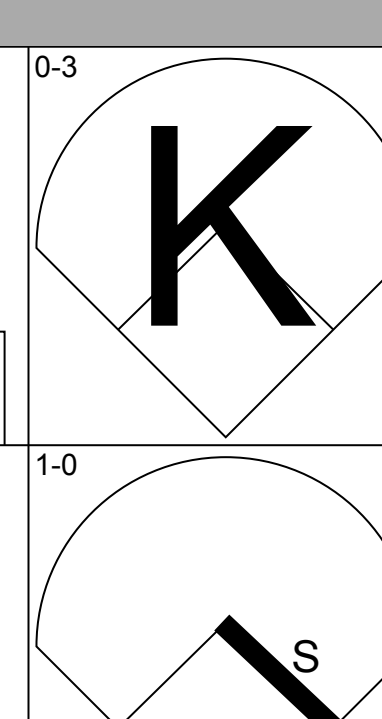
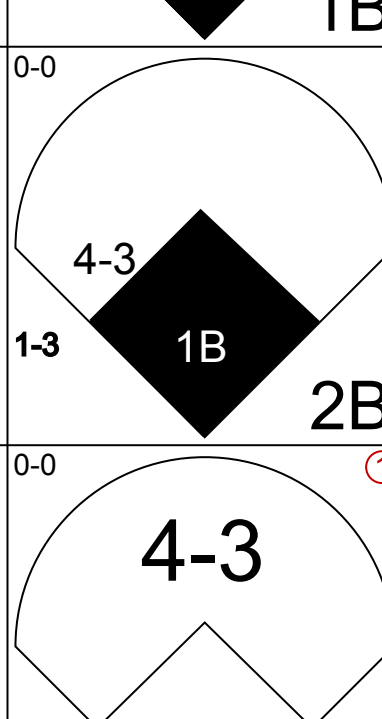
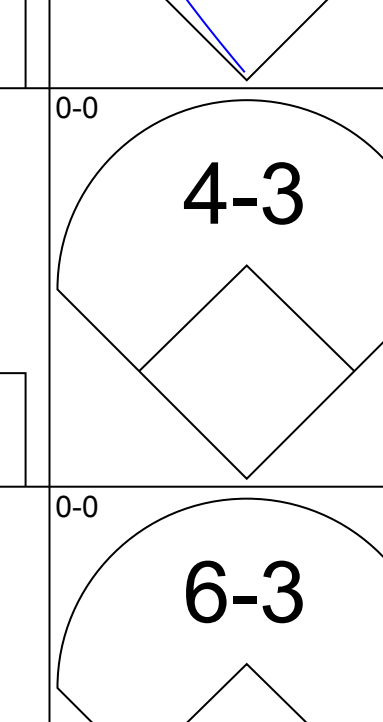
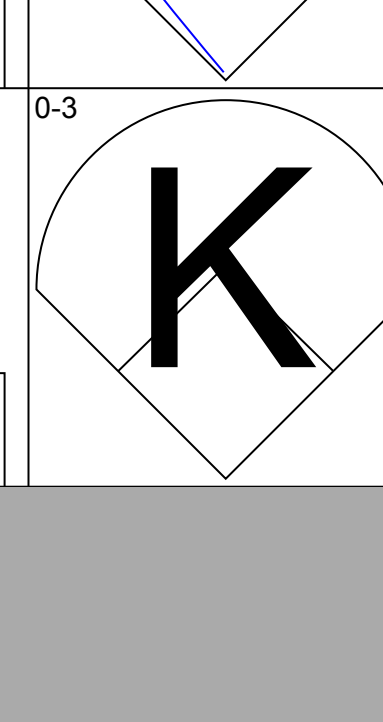
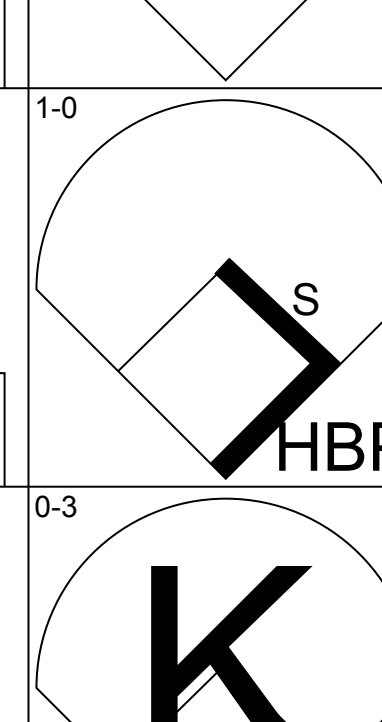
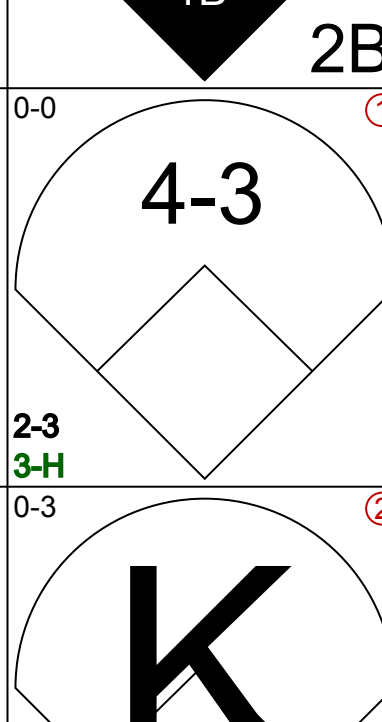
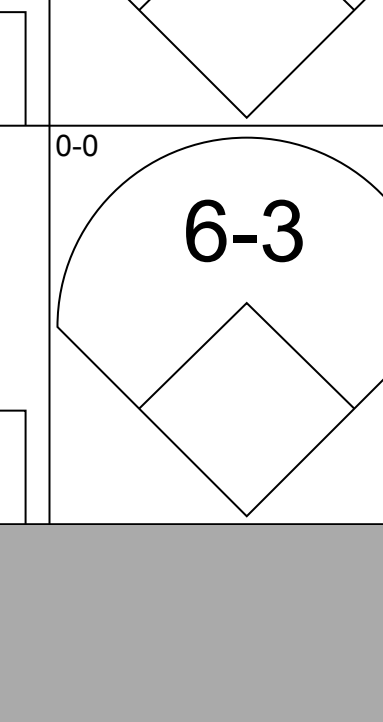
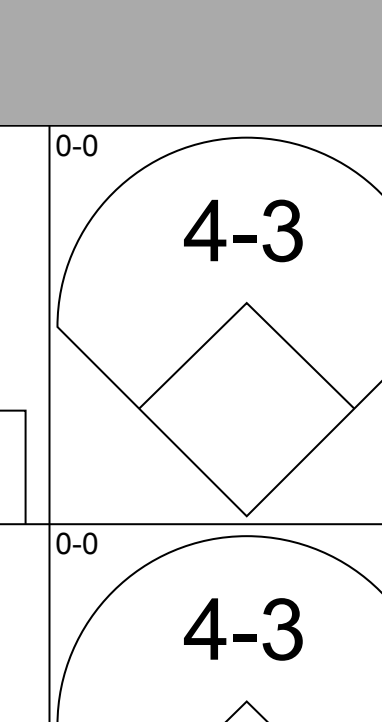
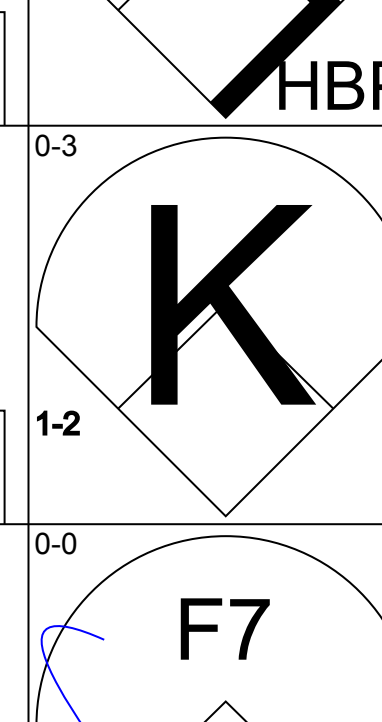
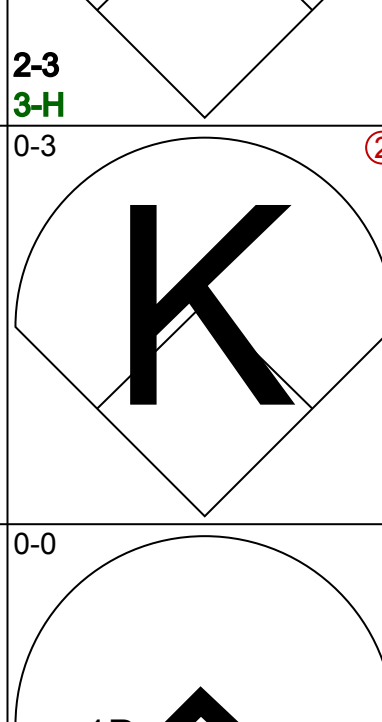
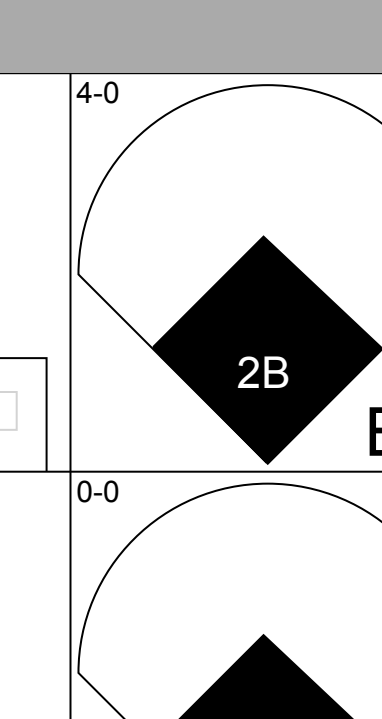
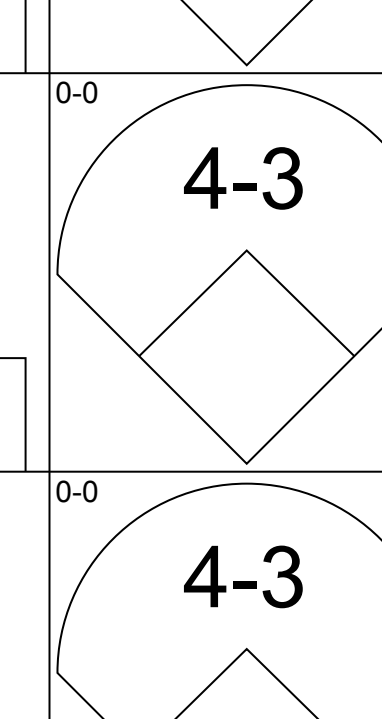
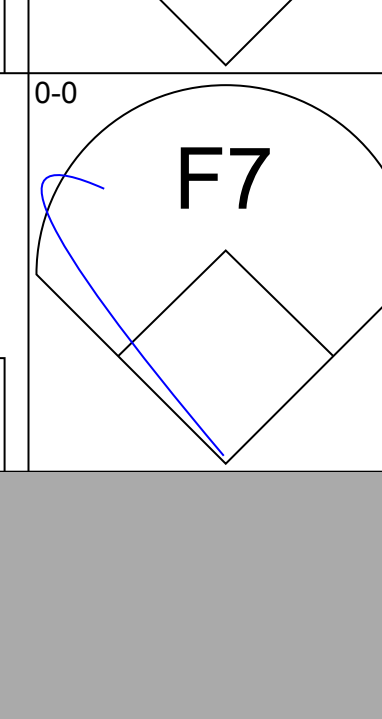
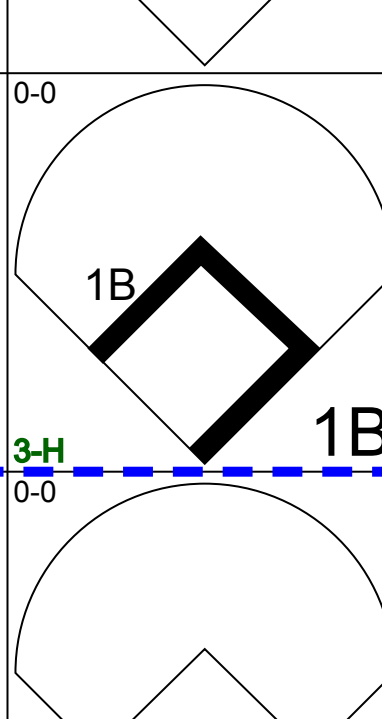
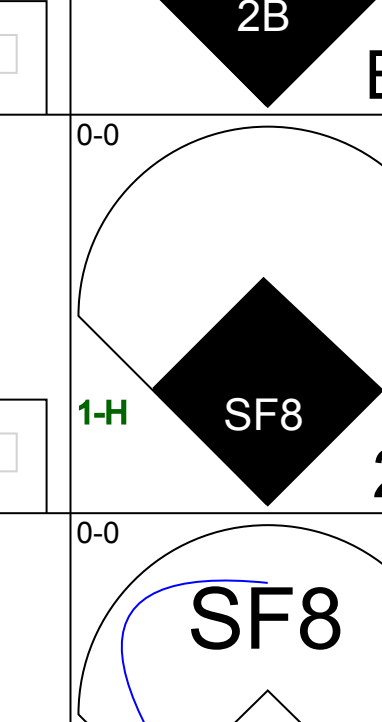
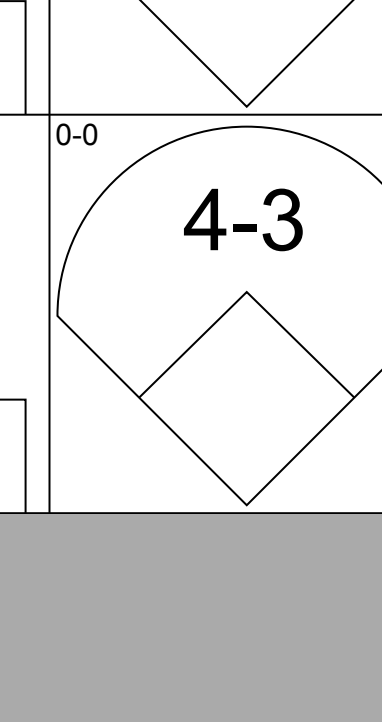
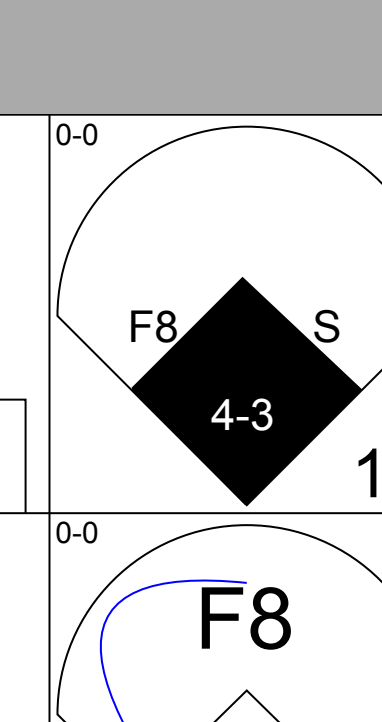
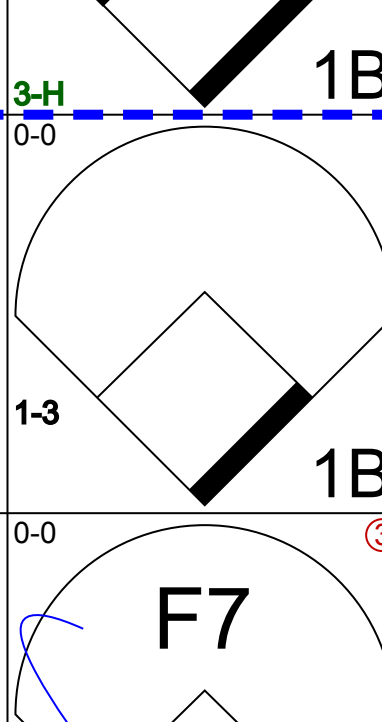
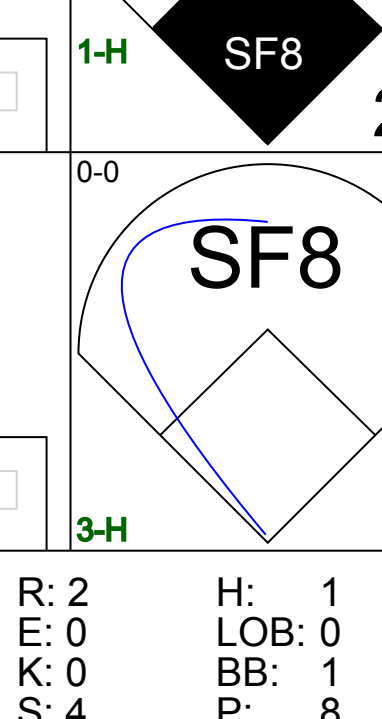
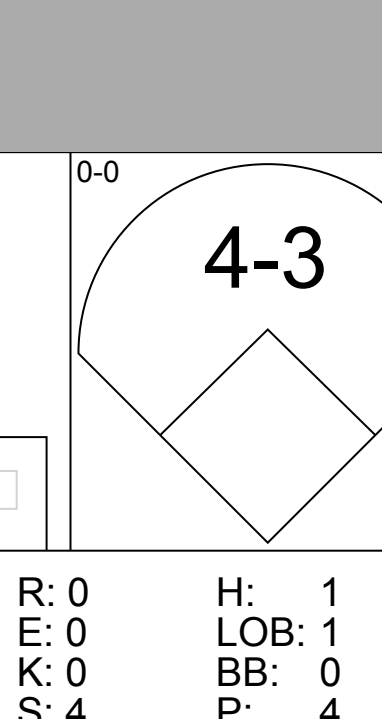
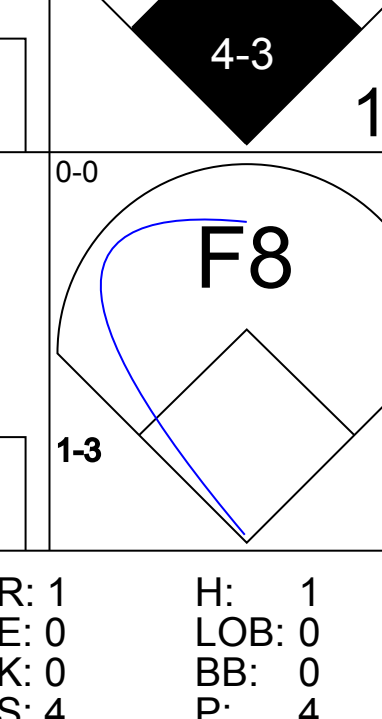
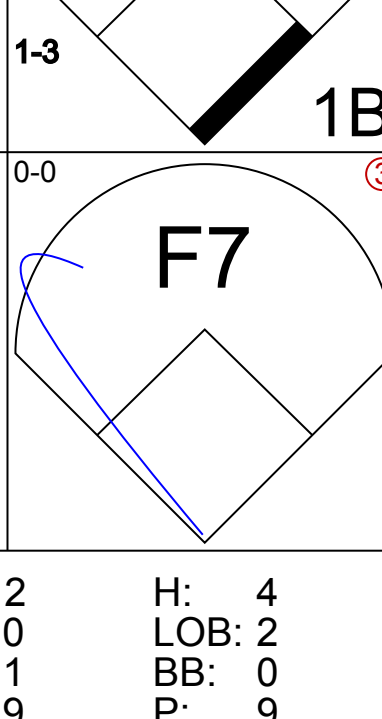


Batter	1	2	3	4	5	6	7	8	9	AB	R	H	RBI	BB	SO	LOB	BOTTOM				
Bill Doran, S OBP: 0.372, SLG: 0.402	0-0 F5	4-0 BB		0-0 6-3			0-0 6-3		0-3 K	4 0 0 0 1 1 0											
Terry Puhl, L OBP: 0.420, SLG: 0.449	0-0 HR	0-3 K		0-0 F7			0-0 1B		0-0 1B	5 1 3 1 0 1 2											
Denny Walling, L OBP: 0.384, SLG: 0.505	0-0 2B	0-0 4-3		0-0 G4-6-3 1B			0-3 K		0-0 G3	5 1 2 0 0 1 4											
Jose Cruz, L OBP: 0.379, SLG: 0.504	0-0 2B		0-0 HR	0-0 G4-6-3 1B			0-0 K		0-0 SH1-3 1B	4 1 3 1 0 0 1											
Jerry Mumphrey, S OBP: 0.333, SLG: 0.369	0-0 HR		0-0 HR	0-0 K			0-0 K		0-0 SH1-3	3 2 2 2 0 1 0											
Phil Garner, R OBP: 0.320, SLG: 0.393	0-0 HR		1-0 1B	0-0 G1-6-3 1B			0-0 F4		4-0 1B IBB	3 1 2 2 1 0 0											
Mark Bailey, S OBP: 0.254	0-3 K		0-0 G1-6-3	0-0 F8			0-0 F8		0-0 1B	3 0 0 0 0 1 1											
Alan Ashby, S OBP: 0.323, SLG: 0.397	0-0 K		0-0 G1-6-3	0-0 F8			0-0 F8		1-3 2-H 1B	1 0 1 0 0 0 0											
Craig Reynolds, L OBP: 0.316, SLG: 0.431		0-0 3B	0-0 F6	0-0 F6			0-0 6-3		0-0 4-3	3 0 1 0 0 0 0											
Jim Pankovits, R OBP: 0.381, SLG: 0.278			0-0 F6	0-0 F6			0-0 6-3		0-0 4-3	0 0 0 0 0 0 0											
Kevin Bass, S OBP: 0.295, SLG: 0.392			0-0 F6	0-0 F6			0-0 6-3		0-0 4-3	1 0 0 0 0 0 2											
Dickie Thon, R OBP: 0.258, SLG: 0.224			0-0 F6	0-0 F6			0-0 6-3		0-0 4-3	0 0 0 0 0 0 0											
Bob Knepper, L ERA: 3.06	(1, 1) 2.0 14 8 6 6 3 1 0 0 0 0 0 3 4 0.00 1.000																				
Bob Forsch, R ERA: 4.45	(3, 1) 1.0 3 1 0 0 0 0 0 0 0 0 0 3 4 0.00 1.000																				
Ricky Horton, L ERA: 0.55	(4, 1) 4.2 17 4 0 0 2 0 1 0 0 0 0 20 24 0.00 0.857																				
Bill Campbell, R ERA: 3.45	(8, 1) 0.1 W 1 0 0 0 0 0 0 0 0 0 0 1 1 0.00 0.000																				
Ken Dawley, L ERA: 0.54	(9, 1) 1.0 S 4 1 0 0 2 0 0 0 0 0 0 8 8 0.00 1.000																				
Inning Stats	R: 4 E: 0 K: 1 S: 9	H: 5 LOB: 0 BB: 0 P: 9	R: 0 E: 0 K: 2 S: 8	H: 1 LOB: 2 BB: 1 P: 12	R: 2 E: 0 K: 0 S: 5	H: 3 LOB: 0 BB: 0 P: 6	R: 0 E: 0 K: 0 S: 3	H: 0 LOB: 0 BB: 0 P: 3	R: 0 E: 0 K: 1 S: 5	H: 1 LOB: 0 BB: 0 P: 5	R: 0 E: 0 K: 0 S: 3	H: 0 LOB: 0 BB: 0 P: 3	R: 0 E: 0 K: 1 S: 6	H: 1 LOB: 1 BB: 0 P: 6	R: 0 E: 0 K: 0 S: 4	H: 2 LOB: 2 BB: 1 P: 8	R: 0 E: 0 K: 2 S: 8	H: 1 LOB: 1 BB: 0 P: 8	1B: 8 2B: 2 3B: 1 HR: 3	SF: 0 SAC: 1 DP: 2 HBP: 0	WP: 0 PA: 39 PB: 0 SB: 0 CS: 0
PITCHER	IP WLS BF H R ER SO BB IBB HBP BLK WP HR S P ERA WHIP																				
Danny Cox, R ERA: 3.06	(1, 1) 2.0 14 8 6 6 3 1 0 0 0 0 0 3 4 0.00 1.000																				
Bob Forsch, R ERA: 4.45	(3, 1) 1.0 3 1 0 0 0 0 0 0 0 0 0 3 4 0.00 1.000																				
Ricky Horton, L ERA: 0.55	(4, 1) 4.2 17 4 0 0 2 0 1 0 0 0 0 20 24 0.00 0.857																				
Bill Campbell, R ERA: 3.45	(8, 1) 0.1 W 1 0 0 0 0 0 0 0 0 0 0 1 1 0.00 0.000																				
Ken Dawley, L ERA: 0.54	(9, 1) 1.0 S 4 1 0 0 2 0 0 0 0 0 0 8 8 0.00 1.000																				

St. Louis Cardinals @ Houston Astros
Astrodome, Houston, TX
Fri May 17 1985, 8:05 PM EDT
Att: 14,501 - Unknown

AB 36
R 6
H 14
RBI 6
BB 2
SO 7
LOB 11

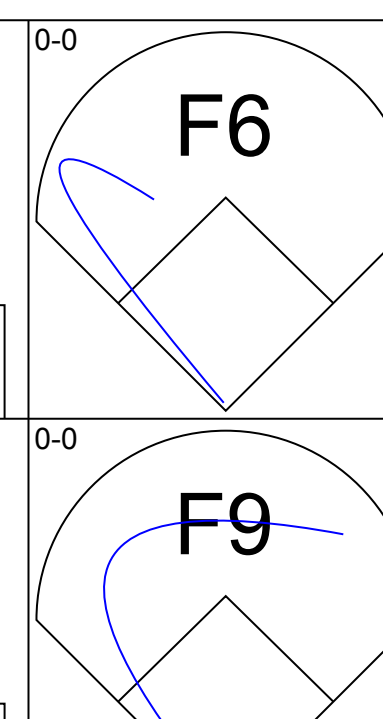
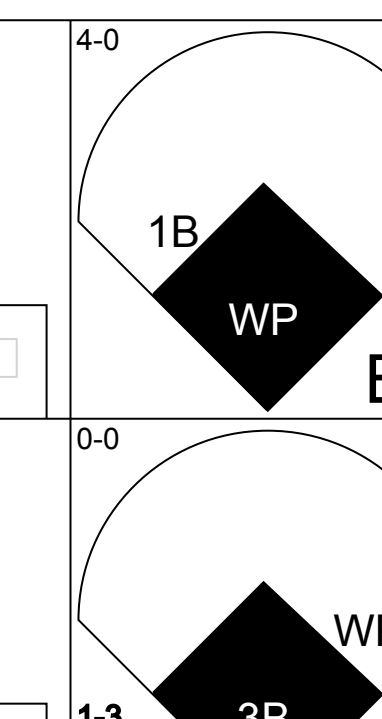
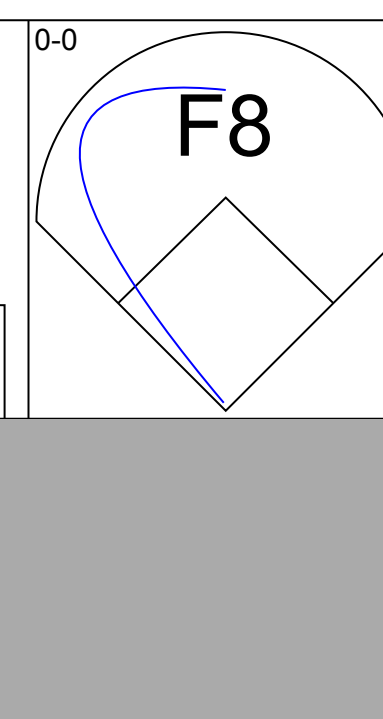
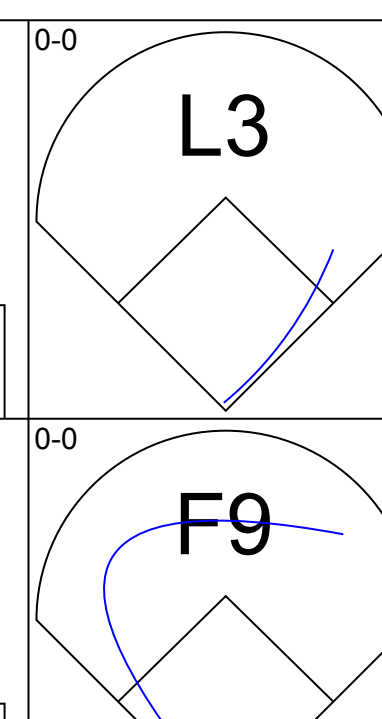
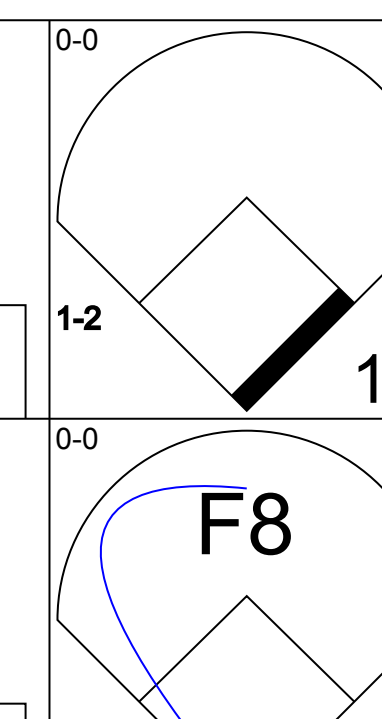
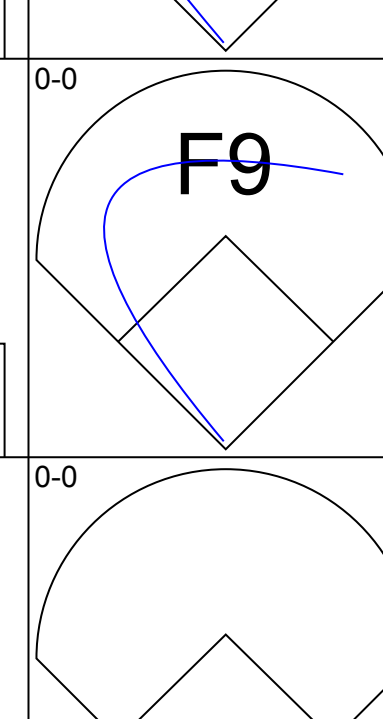
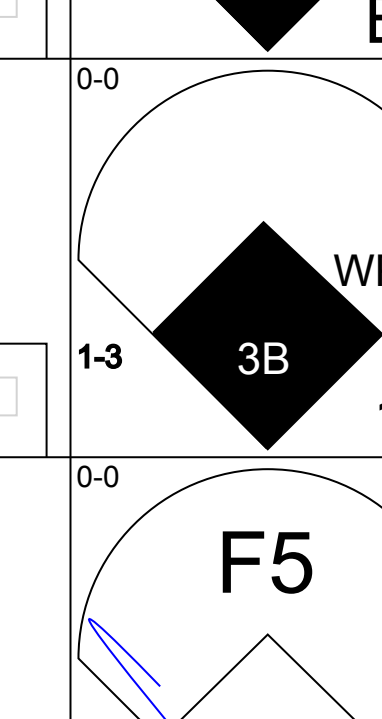
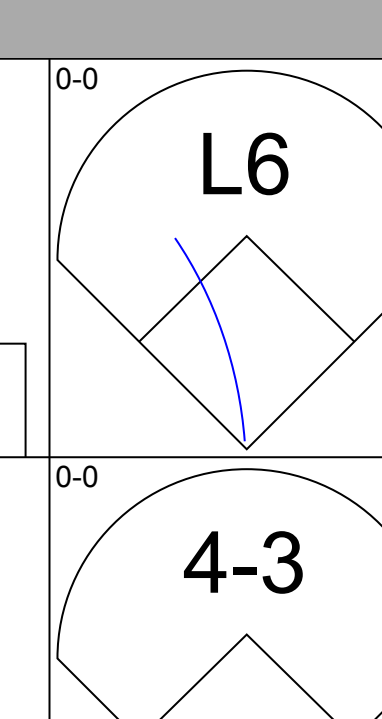
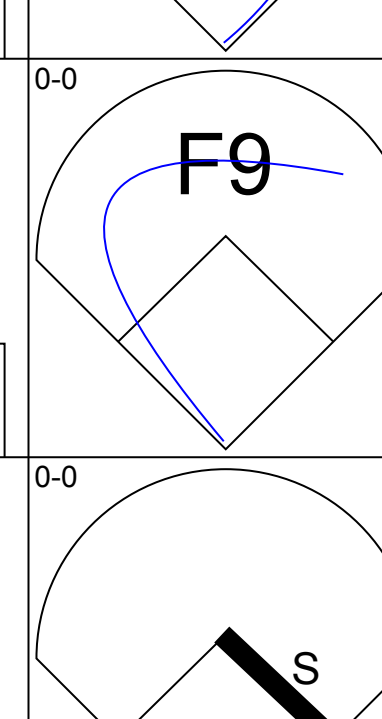
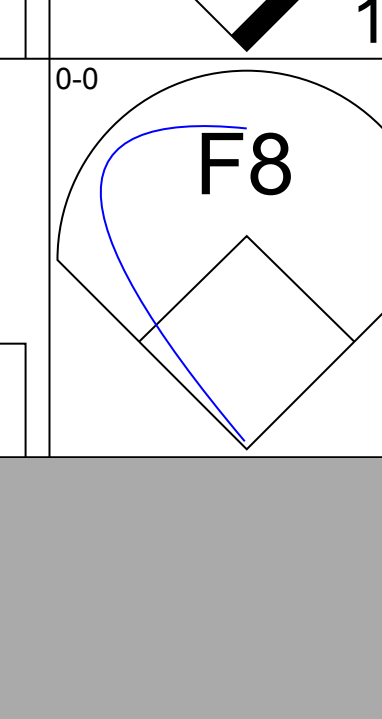
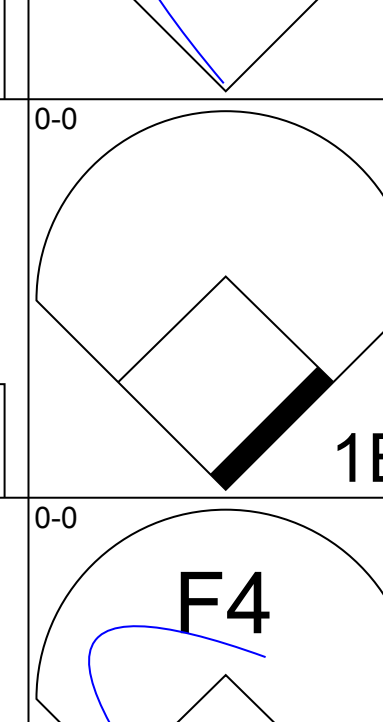
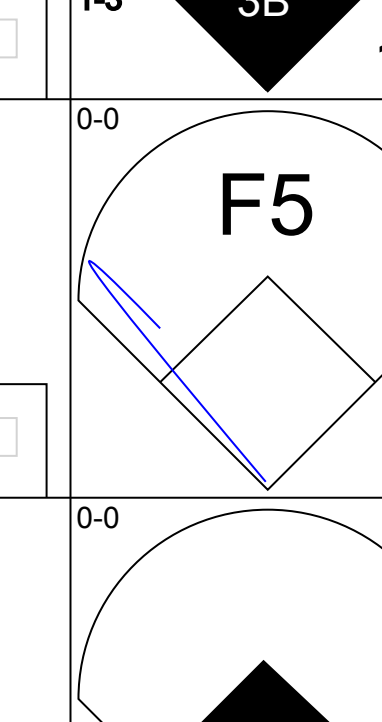
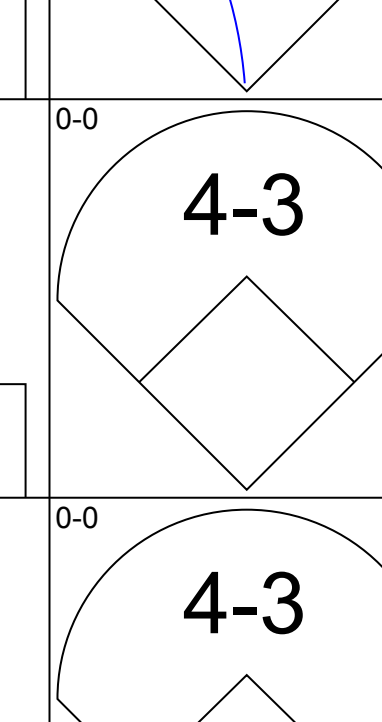
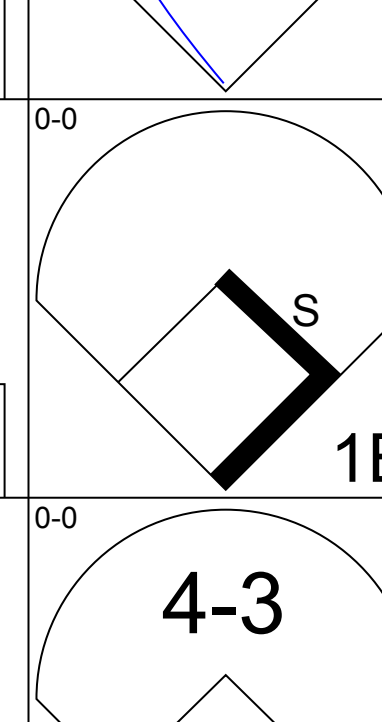
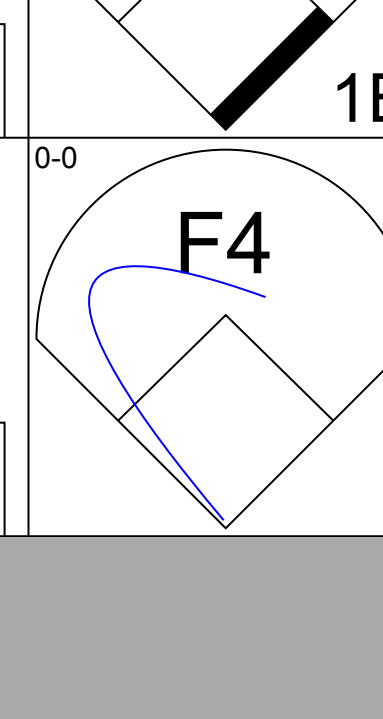
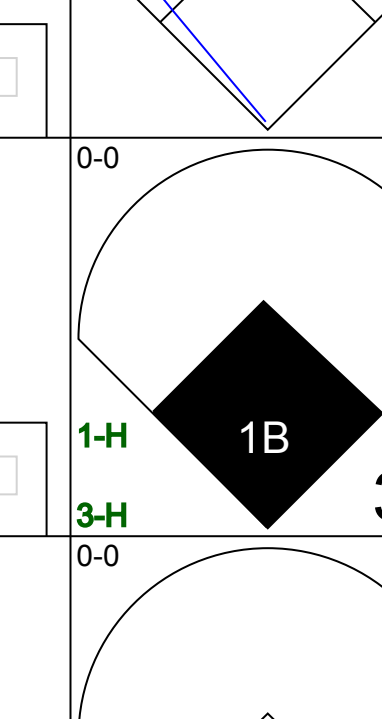
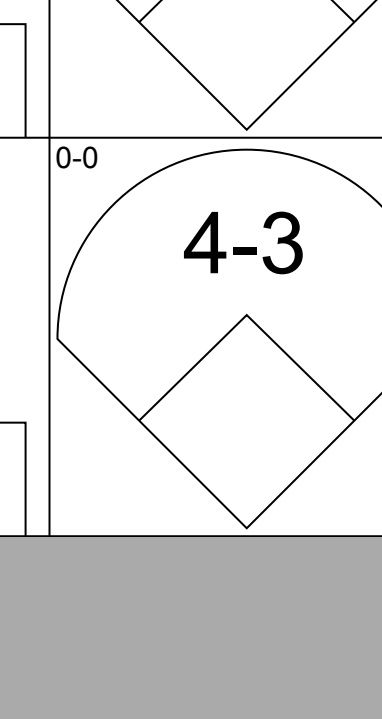
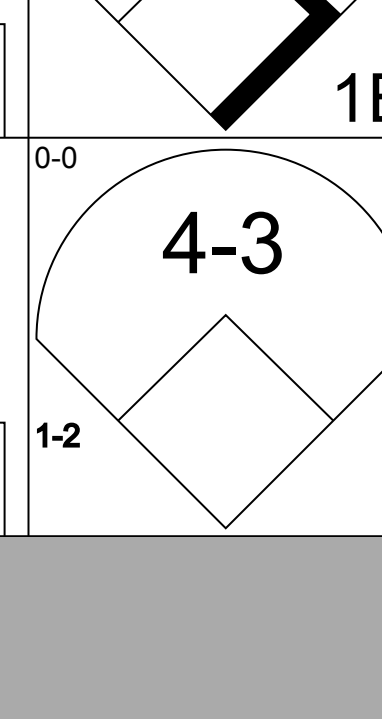
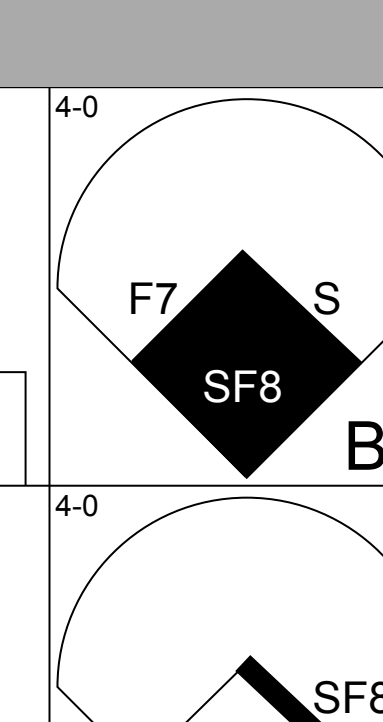
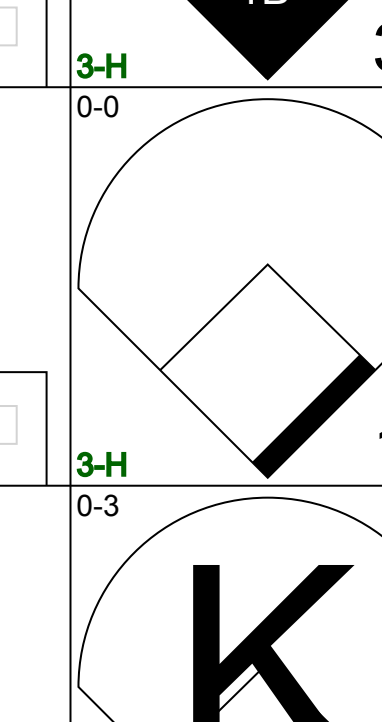
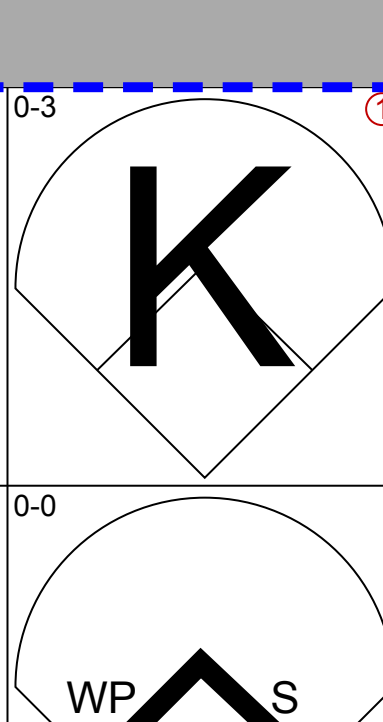
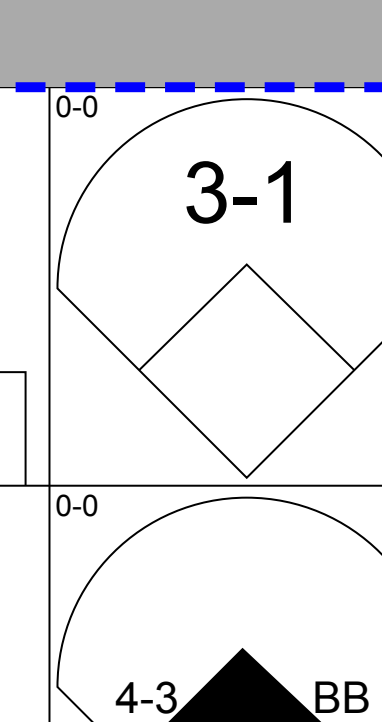
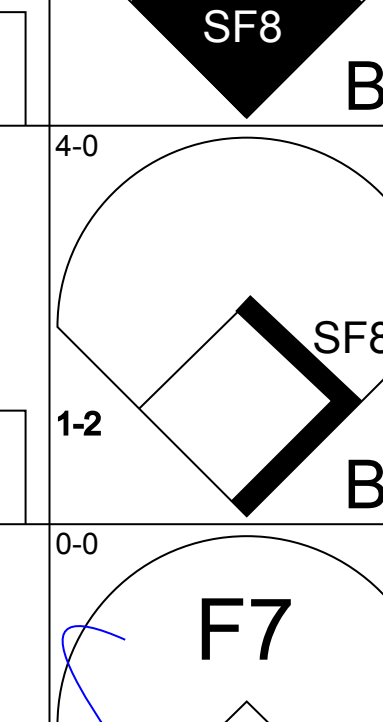
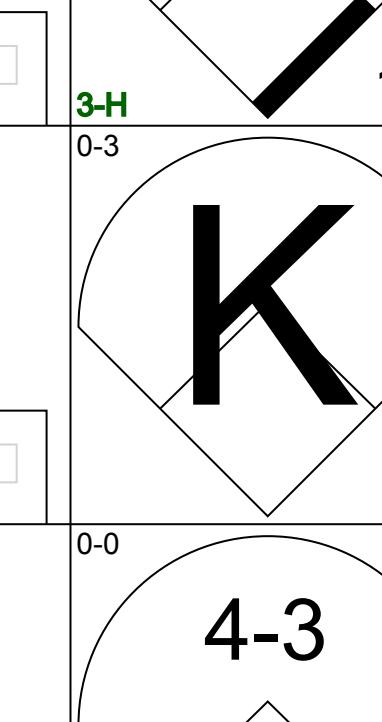
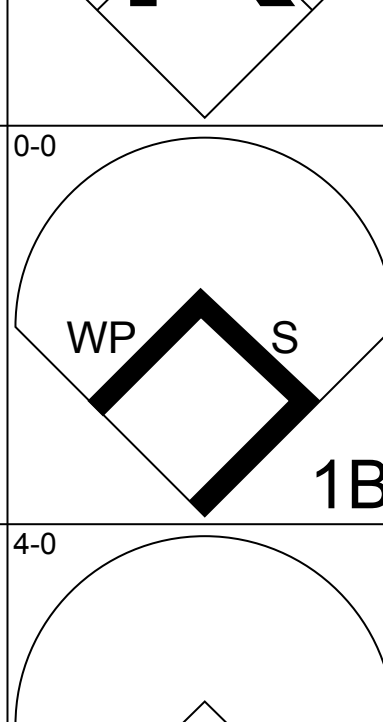
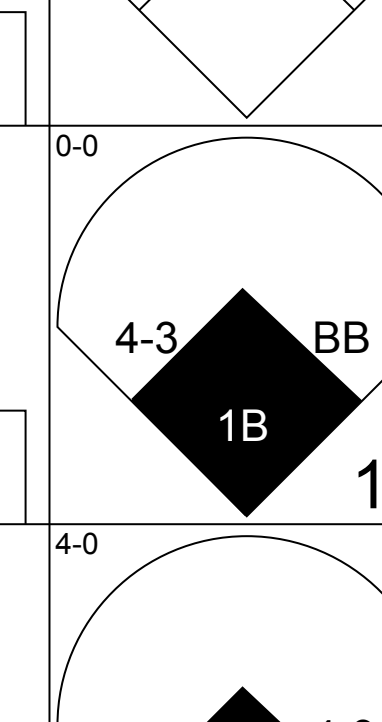
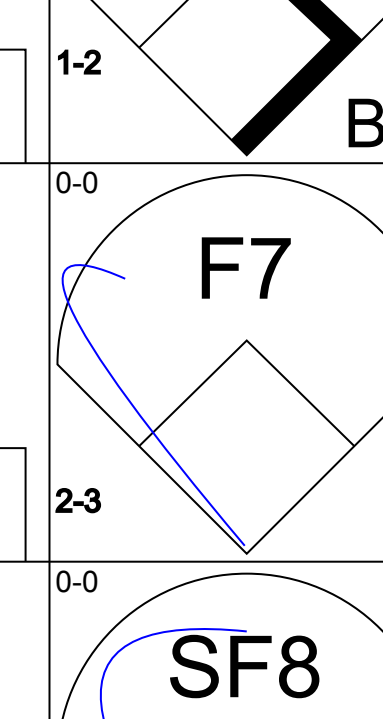
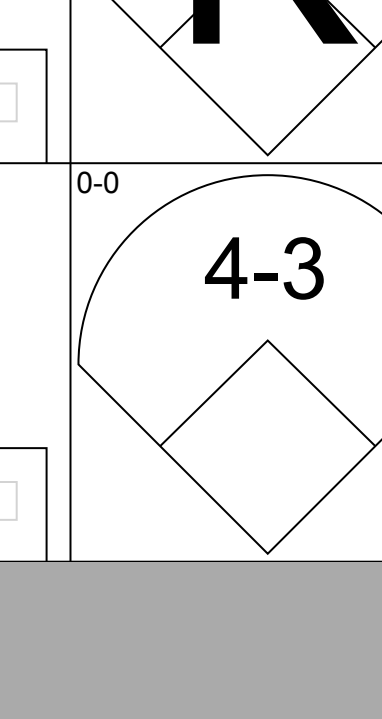
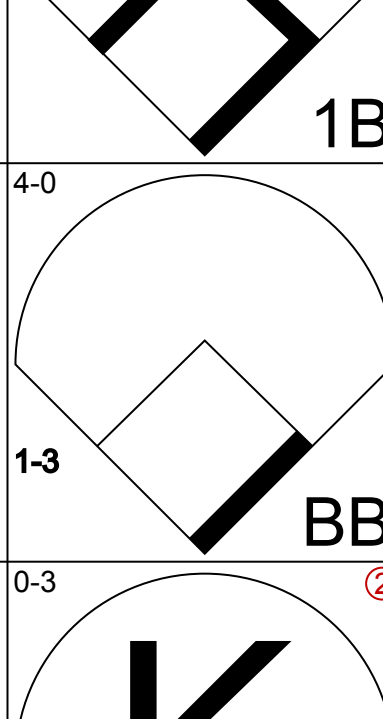
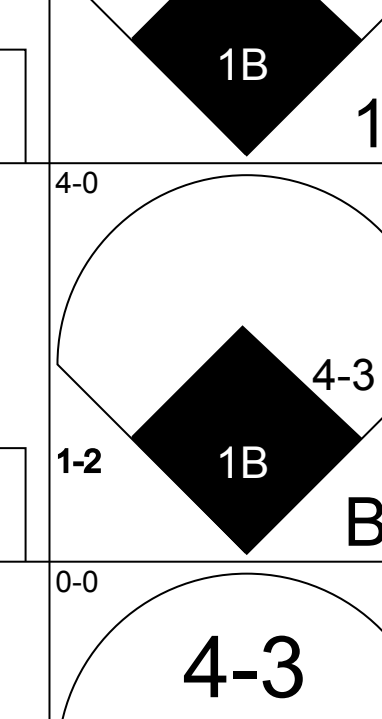
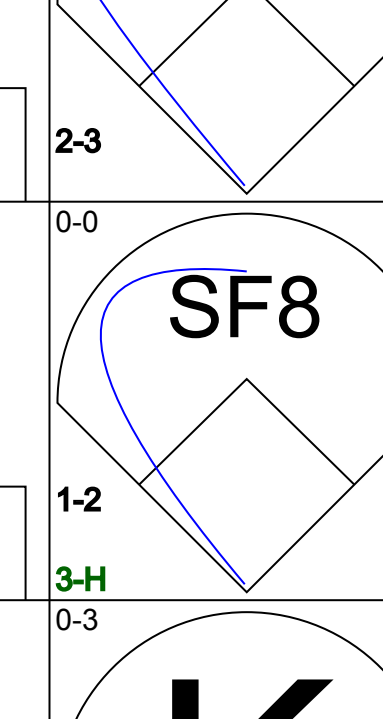
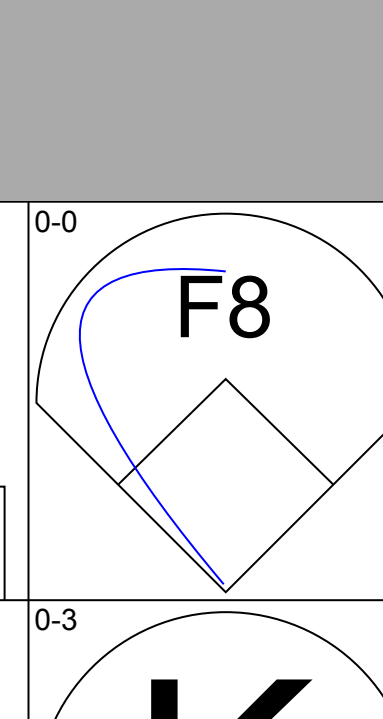
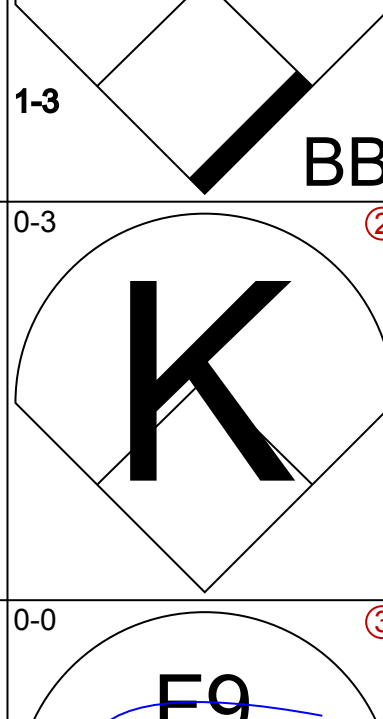
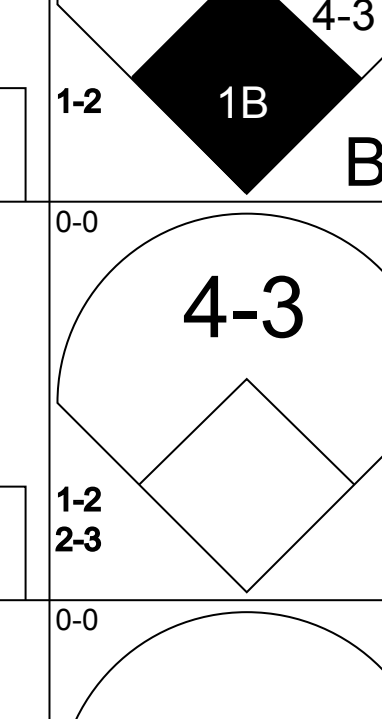

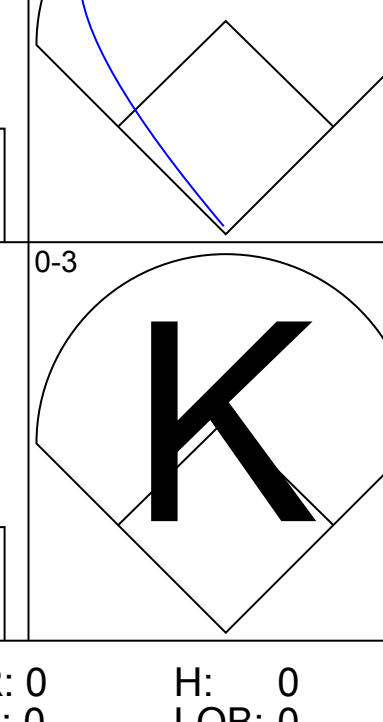
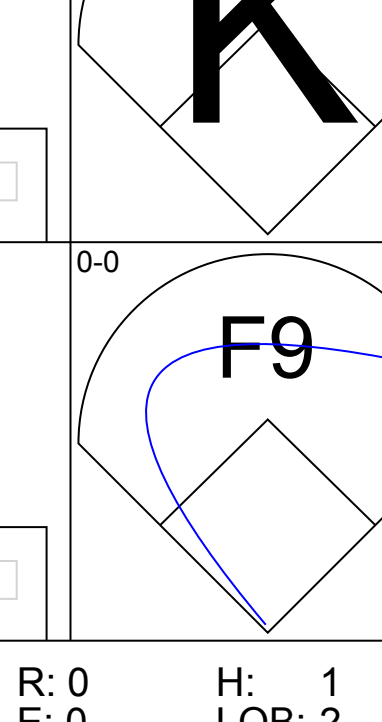
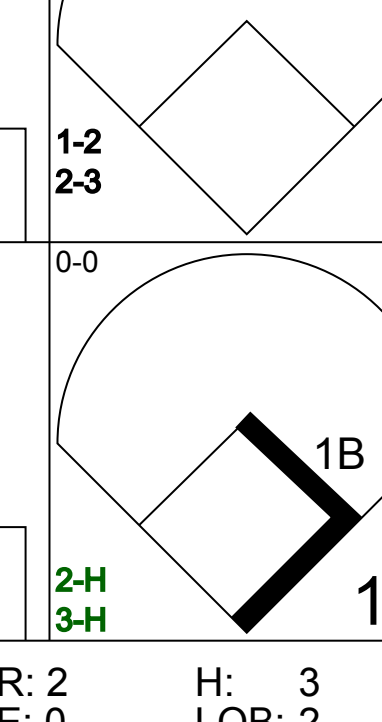


Batter	1	2	3	4	5	6	7	8	9	AB	R	H	RBI	BB	SO	LOB	TOP					
Vince Coleman, S OBP: 0.333, SLG: 0.374 (1, 7)										4	0	1	1	0	1	0						
Willie McGee, S OBP: 0.348, SLG: 0.414 Neil Allen, R (1, 8)										4	0	0	0	0	0	1						
Tom Herr, S OBP: 0.441, SLG: 0.439 (1, 4)										4	1	1	0	0	1	1						
Jack Clark, R OBP: 0.437, SLG: 0.613 (1, 3)										4	1	1	0	0	1	0						
Andy Van Slyke, L OBP: 0.398, SLG: 0.478 (1, 9)										3	0	0	1	0	1	1						
Terry Pendleton, S OBP: 0.283, SLG: 0.307 (1, 5)										4	0	0	0	0	2	2						
Darrell Porter, L OBP: 0.300, SLG: 0.340 Tom Lawless, R (9, PR)										3	1	1	1	1	0	1	AB 33					
Ozzie Smith, S OBP: 0.346, SLG: 0.360 (1, 6)										4	2	3	1	0	0	0	R 5					
Kurt Kepshire, L OBP: 0.083, SLG: 0.091 Steve Braun, L OBP: 0.217, SLG: 0.190 Bill Campbell, R OBP: 0.385, SLG: 0.300 (8, 7)										0	0	0	1	0	0	0	H 7					
Inning Stats	R: 0 E: 0 K: 2 S: 7	H: 0 LOB: 0 BB: 0 P: 7	R: 0 E: 0 K: 0 S: 3	H: 0 LOB: 0 BB: 0 P: 3	R: 2 E: 0 K: 0 S: 4	H: 1 LOB: 0 BB: 1 P: 8	R: 0 E: 0 K: 1 S: 5	H: 0 LOB: 0 BB: 0 P: 5	R: 0 E: 0 K: 0 S: 3	H: 0 LOB: 0 BB: 0 P: 3	R: 0 E: 0 K: 0 S: 4	H: 1 LOB: 1 BB: 0 P: 4	R: 0 E: 0 K: 2 S: 7	H: 0 LOB: 1 BB: 0 P: 8	R: 1 E: 0 K: 0 S: 4	H: 1 LOB: 0 BB: 0 P: 4	R: 2 E: 0 K: 1 S: 9	H: 4 LOB: 2 BB: 0 P: 9	1B: 5 2B: 2 3B: 0 HR: 0	SF: 1 SAC: 0 DP: 0 HBP: 1	WP: 0 PB: 0 SB: 3 CS: 0	PA: 36
PITCHER	IP WLS BF H R ER SO BB IBB HBP BLK WP HR S P ERA WHIP																					
Nolan Ryan, R ERA: 2.63	(1, 1)	8.2 W 34 6 5 5 6 1 0 0 0 0 0 44 49 5.19 0.808																				
Mark Ross, R ERA:	(9, 1)	0.1 S 2 1 0 0 0 0 0 0 0 0 0 2 2 0.00 3.000																				

St. Louis Cardinals @ Houston Astros
Astrodome, Houston, TX
Sat May 18 1985, 8:05 PM EDT
Att: 39,828 - Unknown

AB 33
R 5
H 7
RBI 5
BB 1
SO 6
LOB 9



Batter	1	2	3	4	5	6	7	8	9	AB	R	H	RBI	BB	SO	LOB	BOTTOM	
Bill Doran, S OBP: 0.373, SLG: 0.397 (1, 4)										4	1	1	0	1	0	0		
Terry Puhl, L OBP: 0.407, SLG: 0.432 (1, 9)										5	1	1	0	0	0	2		
Denny Walling, L OBP: 0.388, SLG: 0.505 (1, 3)										4	0	2	0	0	0	2		
Jose Cruz, L OBP: 0.376, SLG: 0.511 (1, 7)										4	1	1	1	0	0	2		
Jerry Mumphrey, S OBP: 0.338, SLG: 0.368 Kevin Bass, S OBP: 0.295, SLG: 0.392 (9, 8)										3	1	1	1	1	1	0		
Phil Garner, R OBP: 0.333, SLG: 0.400 (1, 5)										3	1	2	0	1	1	1		
Alan Ashby, S OBP: 0.333, SLG: 0.383 (1, 2)										2	1	0	0	2	0	3	AB 32	
Craig Reynolds, L OBP: 0.300, SLG: 0.413 (1, 6)										3	0	0	1	0	1	4	R 6	
Nolan Ryan, R OBP: 0.048, SLG: 0.048 Mark Ross, R ERA: 6.46 (9, 1)										4	0	1	2	0	2	3	H 9	
Inning Stats	R: 0 E: 0 K: 0 S: 4	H: 1 LOB: 1 BB: 0 P: 4	R: 1 E: 0 K: 1 S: 5	H: 0 LOB: 2 BB: 2 P: 13	R: 3 E: 0 K: 1 S: 8	H: 3 LOB: 1 BB: 1 P: 12	R: 0 E: 0 K: 1 S: 5	H: 0 LOB: 0 BB: 0 P: 5	R: 0 E: 0 K: 2 S: 8	H: 1 LOB: 2 BB: 1 P: 12	R: 0 E: 0 K: 0 S: 4	H: 1 LOB: 1 BB: 0 P: 4	R: 0 E: 0 K: 0 S: 6	H: 3 LOB: 2 BB: 1 P: 10	1B: 8 2B: 0 3B: 1 HR: 0	SF: 1 SAC: 0 DP: 0 HBP: 0	WP: 2 PB: 0 SB: 3 CS: 0	PA: 38
PITCHER	IP WLS BF H R ER SO BB IBB HBP BLK WP HR S P ERA WHIP																	
Kurt Kepshire, R ERA: 5.75	(1, 1)	5.0 L 22 4 4 4 3 3 0 0 0 0 1 0 25 37 7.20 1.400																
Bill Campbell, R ERA: 3.09	(6, 1)	2.0 9 2 0 0 2 1 0 0 0 0 1 0 12 16 0.00 1.500																
Neil Allen, R ERA: 6.46	(8, 1)	1.0 7 3 2 2 0 1 0 0 0 0 0 0 6 10 18.00 4.000																

St. Louis Cardinals @ Houston Astros
Astrodome, Houston, TX
Sat May 18 1985, 8:05 PM EDT
Att: 39,828 - Unknown

AB 32
R 6
H 9
RBI 5
BB 5
SO 5
LOB 17



Batter	1	2	3	4	5	6	7	8	9	AB	R	H	RBI	BB	SO	LOB	TOP			
Vince Coleman, S OBP: 0.322, SLG: 0.360 (1, 7)	0-0 4-3		0-0 2-3		0-0 F7		0-0 5-3			4	0	0	0	0	0	2	St. Louis Cardinals @ Houston Astros Astrodome, Houston, TX Sun May 19 1985, 4:33 AM EDT Att: 15,652 - Unknown			
Willie McGee, S OBP: 0.345, SLG: 0.417 (1, 8)	0-0 F6		0-0 G3			0-0 1B 2B		0-0 G3		4	1	1	0	0	0	1				
Tom Herr, S OBP: 0.449, SLG: 0.452 (1, 4)	4-0 BB		0-0 2B			0-0 G3 FC5-2 1B		0-0 F8		3	0	2	2	1	0	0				
Jack Clark, R OBP: 0.431, SLG: 0.603 Mike Jorgensen, L OBP: 0.333, SLG: 0.250 (6, PH) (6, 3)	0-0 F4		0-0 F8			0-0 G3		0-3 K		2	0	0	0	0	0	2				
Andy Van Slyke, L OBP: 0.402, SLG: 0.511 (1, 9)		0-0 HR		0-0 3-1		0-0 FC5-2			0-0 FC3-6 1B	4	1	2	1	0	0	1				
Terry Pendleton, S OBP: 0.275, SLG: 0.298 (1, 5)	0-0 5-3		0-3 K		0-0 F5			0-0 F7		4	0	0	0	0	1	2				
Darrell Porter, L OBP: 0.281, SLG: 0.315 (1, 2)	0-3 K		0-0 F8				0-0 F8		0-3 K	4	0	0	0	0	2	1				
Ozzie Smith, S OBP: 0.336, SLG: 0.348 (1, 6)	0-0 6-3				0-0 F8		0-0 4-3		0-0 FC3-6	4	0	0	0	0	0	1				
John Tudor, L OBP: 0.063, SLG: 0.063 Tom Lawless, R OBP: 1.000, SLG: 2.000 Jeff Lahti, R OBP: 0.000, SLG: 0.000 Neil Allen, R OBP: 0.000, SLG: 0.000 (7, PH) (7, 1) (8, 1)			0-0 G3 2-3 2B 1B		0-3 K		0-0 2B			2	1	1	0	0	1	0				
Inning Stats	R: 0 E: 0 K: 0 S: 3	H: 0 LOB: 1 BB: 1 P: 7	R: 1 E: 0 K: 1 S: 6	H: 1 LOB: 0 BB: 0 P: 6	R: 1 E: 0 K: 0 S: 5	H: 2 LOB: 1 BB: 0 P: 5	R: 0 E: 0 K: 1 S: 5	H: 0 LOB: 0 BB: 0 P: 5	R: 0 E: 0 K: 0 S: 5	H: 1 LOB: 1 BB: 0 P: 5	R: 0 E: 0 K: 0 S: 4	H: 0 LOB: 0 BB: 0 P: 4	R: 0 E: 0 K: 1 S: 5	H: 0 LOB: 1 BB: 0 P: 5	R: 0 E: 0 K: 1 S: 6	H: 1 LOB: 1 BB: 0 P: 6		1B: 3 2B: 3 3B: 0 HR: 1	SF: 0 SAC: 0 DP: 0 HBP: 0	WP: 0 PB: 0 SB: 2 CS: 0
PITCHER	IP WLS BF H R ER SO BB IBB HBP BLK WP HR S P ERA WHIP	IP WLS BF H R ER SO BB IBB HBP BLK WP HR S P ERA WHIP																		
Ron Mathis, R ERA: 3.38 Bill Dawley, R ERA: 3.46 (1, 1) (7, 1)	6.0 W 24 5 3 3 3 1 0 0 0 0 1 29 33 4.50 1.000	3.0 S 11 2 0 0 2 0 0 0 0 0 0 15 15 0.00 0.667																		

Batter	1	2	3	4	5	6	7	8	9	AB	R	H	RBI	BB	SO	LOB	BOTTOM			
Jim Pankovits, R OBP: 0.462, SLG: 0.565 (1, 4)	0-0 1B		0-0 G6-4-3 1B		0-0 F7		0-0 HR	0-0 2B		5	1	4	1	0	0	1	St. Louis Cardinals @ Houston Astros Astrodome, Houston, TX Sun May 19 1985, 4:33 AM EDT Att: 15,652 - Unknown			
Enos Cabell, R OBP: 0.274, SLG: 0.343 (1, 3)	0-0 HR		0-0 G6-4-3 1-2		4-0 BB		0-0 FC5-4 1B	0-0 6-3		4	1	2	1	1	0	2				
Phil Garner, R OBP: 0.328, SLG: 0.387 (1, 5)	4-0 1B SF8 BB		0-3 K		0-0 F4		0-0 FC5-4 2B BB	0-0 F8		4	2	0	0	1	1	4				
Jose Cruz, L OBP: 0.379, SLG: 0.517 (1, 7)	0-0 PB 1B		0-3 K		0-0 F5		0-0 BB 2B			4	0	2	0	0	1	0				
Kevin Bass, S OBP: 0.280, SLG: 0.377 (1, 8)	0-0 SF8		0-0 F3		0-0 F7		0-0 G3			3	0	0	1	0	0	2				
Terry Puhl, L OBP: 0.411, SLG: 0.429 (1, 9)	0-0 F9		0-0 L1		0-0 1B		4-0 BB IBB			3	1	1	0	1	0	1				
Alan Ashby, S OBP: 0.357, SLG: 0.435 (1, 2)		0-0 6-3		0-0 HR		4-0 1B BB	4-0 1-2 2-3 3-H BB			2	2	1	2	2	0	0				
Craig Reynolds, L OBP: 0.310, SLG: 0.430 (1, 6)	0-0 F5		0-0 2B		0-0 1B		0-0 F3			4	0	2	2	0	0	3				
Ron Mathis, R Tim Tolman, R Bill Dawley, R (1, 1) (6, PH) (7, 1)	0-0 6-3		0-3 K		0-0 5-3		0-0 6-3			2	0	0	0	0	1	1				
Inning Stats	R: 2 E: 0 K: 0 S: 5	H: 3 LOB: 1 BB: 1 P: 9	R: 0 E: 0 K: 0 S: 3	H: 0 LOB: 0 BB: 0 P: 3	R: 0 E: 0 K: 1 S: 5	H: 1 LOB: 0 BB: 0 P: 5	R: 0 E: 0 K: 1 S: 5	H: 0 LOB: 0 BB: 0 P: 5	R: 1 E: 0 K: 1 S: 7	H: 2 LOB: 2 BB: 1 P: 11	R: 2 E: 0 K: 0 S: 5	H: 2 LOB: 1 BB: 1 P: 9	R: 2 E: 0 K: 0 S: 6	H: 3 LOB: 3 BB: 2 P: 14	R: 0 E: 0 K: 0 S: 4	H: 1 LOB: 1 BB: 0 P: 4		1B: 6 2B: 3 3B: 0 HR: 3	SF: 1 SAC: 0 DP: 1 HBP: 0	WP: 0 PB: 1 SB: 0 CS: 0
PITCHER	IP WLS BF H R ER SO BB IBB HBP BLK WP HR S P ERA WHIP	IP WLS BF H R ER SO BB IBB HBP BLK WP HR S P ERA WHIP																		
John Tudor, L ERA: 3.44 Jeff Lahti, R ERA: 4.35 Neil Allen, R ERA: 6.06 (1, 1) (7, 1) (8, 1)	6.0 L 27 8 5 5 3 3 0 0 0 0 2 30 42 7.50 1.833	1.0 8 3 2 2 0 1 1 0 0 0 1 6 14 18.00 4.000																		

Batter	1	2	3	4	5	6	7	8	9	AB	R	H	RBI	BB	SO	LOB	TOP	
Bill Doran, S OBP: 0.373, SLG: 0.418 Jim Pankovits, R OBP: 0.444, SLG: 0.542 (8, 4)	0-0 HR		0-3 K			0-0 4-3		0-0 F3		3	1	1	1	0	1	1		
Terry Puhl, L OBP: 0.394, SLG: 0.407 (1, 9)	0-0 F8		0-0 F8			0-0 F8		0-3 K		4	0	0	0	0	1	2		
Denny Walling, L OBP: 0.377, SLG: 0.490 Kevin Bass, S OBP: 0.277, SLG: 0.372 (9, PH)	0-0 F8		0-0 F8			0-0 F7			0-0 5-3	3	0	0	0	0	0	1		
Jose Cruz, L OBP: 0.382, SLG: 0.517 (1, 7)	0-0 G3			0-0 F7 1B				0-0 F6		4	0	2	0	0	0	0		
Jerry Mumphy, S OBP: 0.336, SLG: 0.364 (1, 8)		0-0 5-3		0-0 F7 1-2				0-0 FC6-4 1B		4	0	1	0	0	0	2		
Phil Garner, R OBP: 0.318, SLG: 0.374 (1, 5)		0-3 K		0-0 F9				0-0 FC6-4 1-2		4	0	0	0	0	1	2		
Alan Ashby, S OBP: 0.356, SLG: 0.431 (1, 2)		0-0 1B			0-0 F7			0-0 5-3		3	0	1	0	0	0	1		
Craig Reynolds, L OBP: 0.310, SLG: 0.439 (1, 6)		0-0 G3			0-0 L4				0-0 2B	3	0	1	0	0	0	1		
Joe Niekro, R OBP: 0.300, SLG: 0.368 Enos Cabell, R OBP: 0.270, SLG: 0.338 Jeff Calhoun, L (8, 1)			0-0 1B		0-0 F8			0-0 5-3		2	0	1	0	0	0	0		
Inning Stats	R: 1 E: 0 K: 0 S: 4	H: 1 LOB: 0 BB: 0 P: 4	R: 0 E: 0 K: 1 S: 6	H: 1 LOB: 1 BB: 0 P: 6	R: 0 E: 0 K: 1 S: 6	H: 1 LOB: 0 BB: 0 P: 3	R: 0 E: 0 K: 0 S: 3	H: 0 LOB: 0 BB: 0 P: 3	R: 0 E: 0 K: 0 S: 3	H: 1 LOB: 1 BB: 0 P: 4	R: 0 E: 0 K: 1 S: 6	H: 1 LOB: 1 BB: 0 P: 4	R: 0 E: 0 K: 0 S: 4	H: 1 LOB: 1 BB: 0 P: 4	1B: 5 2B: 1 3B: 0 HR: 1	SF: 0 SAC: 0 DP: 0 HBP: 0	WP: 0 PA: 33 PB: 0 SB: 0 CS: 0	
PITCHER	IP WLS BF H R ER SO BB IBB HBP BLK WP HR S P ERA WHIP																	
Rick Rhoden, R ERA: 3.3 Al Holland, L ERA: 1.08	(1, 1) (7, 1)	6.0 W 21 4 1 1 2 0 0 0 0 0 0 1 25 25 1.50 0.667																

Houston Astros @ Pittsburgh Pirates
Three Rivers Stadium, Pittsburgh, PA
Mon May 20 1985, 7:05 PM EDT
Att: 4,768 - Unknown

AB	33
R	1
H	7
RBI	1
BB	0
SO	3
LOB	12



Batter	1	2	3	4	5	6	7	8	9	AB	R	H	RBI	BB	SO	LOB	BOTTOM		
Marvell Wynne, L OBP: 0.208, SLG: 0.211 (1, 8)	0-3 K		0-0 CS 1B		0-0 SH3		0-0 4-3 S 1B			3	0	2	0	0	1	0			
Johnny Ray, S OBP: 0.312, SLG: 0.364 (1, 4)	0-0 1B 1B		0-0 F8		4-0 SF9 BB IBB		0-0 F4			3	1	1	0	1	0	2			
Steve Kemp, L OBP: 0.358, SLG: 0.339 Sixto Lezcano, R OBP: 0.314, SLG: 0.262 (8, 7)	0-0 1B 1-2		4-0 BB		4-0 FC6-4 BB		0-0 4-3			2	0	1	1	2	0	1			
Jason Thompson, L OBP: 0.328, SLG: 0.412 (1, 3)	0-0 F7		0-0 F4		0-0 SF9		0-0 G3			3	0	0	1	0	0	4			
George Hendrick, R OBP: 0.288, SLG: 0.301 (1, 9)	0-0 1-3 2-H 1B			0-3 K	0-0 FC6-4		0-3 K			4	0	1	1	0	2	2			
Tony Peña, R OBP: 0.285, SLG: 0.303 (1, 2)	0-0 F9			0-3 K		0-0 F8		0-0 CS 1B		4	0	1	0	0	1	2			
Jim Morrison, R OBP: 0.293, SLG: 0.278 (1, 5)		0-0 F6		0-0 5-3		0-3 K FC6-4		0-0 F7		4	0	0	0	0	1	1			
Bill Almon, R OBP: 0.347, SLG: 0.345 (1, 6)		0-3 K			0-0 SH3 BB 1B	0-3 K		0-0 CS		3	1	1	0	0	2	1			
Rick Rhoden, R OBP: 0.190, SLG: 0.190 Al Holland, R (7, 1)		0-0 1-3			0-0 BB SH3 SF9 1B	0-0 FC6-4				3	1	1	0	0	0	1			
Inning Stats	R: 1 E: 0 K: 1 S: 8	H: 3 LOB: 2 BB: 0 P: 8	R: 0 E: 0 K: 1 S: 5	H: 0 LOB: 0 BB: 0 P: 5	R: 0 E: 0 K: 0 S: 3	H: 1 LOB: 1 BB: 1 P: 7	R: 0 E: 0 K: 2 S: 7	H: 0 LOB: 0 BB: 0 P: 7	R: 2 E: 0 K: 0 S: 5	H: 2 LOB: 2 BB: 2 P: 13	R: 0 E: 0 K: 2 S: 8	H: 0 LOB: 1 BB: 0 P: 8	R: 0 E: 0 K: 0 S: 4	H: 1 LOB: 1 BB: 0 P: 4	R: 0 E: 0 K: 1 S: 5	H: 1 LOB: 0 BB: 0 P: 5	1B: 8 2B: 0 3B: 0 HR: 0	SF: 1 SAC: 1 DP: 0 HBP: 0	WP: 0 PA: 35 PB: 1 SB: 1 CS: 2
PITCHER	IP WLS BF H R ER SO BB IBB HBP BLK WP HR S P ERA WHIP																		
Joe Niekro, R ERA: 2.91 Jeff Calhoun, L ERA: 4.7	(1, 1) (8, 1)	7.0 L 31 7 3 3 6 2 1 0 0 0 0 0 0 40 52 3.86 1.286																	

Houston Astros @ Pittsburgh Pirates
Three Rivers Stadium, Pittsburgh, PA
Mon May 20 1985, 7:05 PM EDT
Att: 4,768 - Unknown

AB	29
R	3
H	8
RBI	3
BB	3
SO	7
LOB	14



Batter	1	2	3	4	5	6	7	8	9	10	AB	R	H	RBI	BB	SO	LOB	TOP				
Bill Doran, S OBP: 0.370, SLG: 0.404 (1, 4)			G3			G3		K			4	0	1	0	1	1	0					
Terry Puhl, L OBP: 0.366, SLG: 0.375 (1, 9) (8, 7)	K			F6		K		F7	F8		4	0	0	0	0	2	1					
Jim Pankovits, R OBP: 0.414, SLG: 0.500 (9, PH) (9, 7)	K										1	0	0	0	0	0	3					
Denny Walling, L OBP: 0.368, SLG: 0.467 (1, 3)	F9					G3					4	0	1	0	1	1	1					
Jose Cruz, L OBP: 0.362, SLG: 0.506 (1, 7) Bill Dawley, R (8, 1)	K			K				K			4	0	1	0	0	3	3					
Enos Cabell, R OBP: 0.269, SLG: 0.347 (10, PH) Dave Smith, R (10, 1)	K										4	0	0	0	0	0	0					
Jerry Mumphy, S OBP: 0.322, SLG: 0.357 (1, 8)		L4		F9				F8			5	1	1	0	0	0	3					
Phil Garner, R OBP: 0.306, SLG: 0.351 (1, 5)		K						K			4	1	0	0	1	2	2					
Alan Ashby, S OBP: 0.359, SLG: 0.441 (1, 2)		F5						1-3			3	0	1	3	1	0	1					
Craig Reynolds, L OBP: 0.326, SLG: 0.467 (1, 6)				G3							5	1	2	0	0	0	2					
Bob Knepper, L OBP: 0.259, SLG: 0.427 (8, PH) (8, 9)				G3							2	0	0	0	0	0	1					
Inning Stats	R: 0 E: 0 K: 2 S: 8	H: 1 LOB: 1 BB: 0 P: 8	R: 0 E: 0 K: 1 S: 5	H: 0 LOB: 0 BB: 0 P: 5	R: 0 E: 0 K: 0 S: 3	H: 0 LOB: 0 BB: 0 P: 3	R: 0 E: 0 K: 1 S: 6	H: 1 LOB: 1 BB: 0 P: 6	R: 0 E: 0 K: 1 S: 5	H: 0 LOB: 0 BB: 0 P: 5	R: 0 E: 0 K: 1 S: 6	H: 1 LOB: 1 BB: 0 P: 6	R: 2 E: 0 K: 2 S: 9	H: 2 LOB: 1 BB: 1 P: 13	R: 1 E: 0 K: 0 S: 6	H: 3 LOB: 3 BB: 1 P: 10	R: 2 E: 0 K: 1 S: 7	H: 2 LOB: 1 BB: 1 P: 11	1B: 7 2B: 2 3B: 0 HR: 1	SF: 1 SAC: 0 DP: 0 HBP: 0	WP: 0 PB: 0 SB: 2 CS: 0	PA: 44
PITCHER	IP	WLS	BF	H	R	ER	SO	BB	IBB	HBP	BLK	WP	HR	S	P	ERA	WHIP					
Jose DeLeon, R ERA: 5.06 (1, 1)	7.2		30	5	2	2	7	2	0	0	0	0	1	42	50	2.35	0.913					
John Candelaria, L ERA: 3.72 (8, 1)	1.0		7	3	1	1	1	1	0	0	0	0	0	8	12	9.00	4.000					
Al Holland, L ERA: 1.71 (9, 1)	1.1	L	7	2	2	2	1	0	1	0	1	0	0	8	12	13.50	1.500					

Houston Astros @ Pittsburgh Pirates
Three Rivers Stadium, Pittsburgh, PA
Wed May 22 1985, 7:05 PM EDT
Att: 10,681 - Unknown

AB 39
R 5
H 10
RBI 5
BB 4
SO 9
LOB 17



Batter	1	2	3	4	5	6	7	8	9	10	AB	R	H	RBI	BB	SO	LOB	BOTTOM						
Bill Almon, R OBP: 0.333, SLG: 0.323 Jason Thompson, L OBP: 0.331, SLG: 0.402 (1, 6) (10, PH)	F9		SH3-4		6-3			K		K	3	0	0	0	0	1	0							
Jim Morrison, R OBP: 0.302, SLG: 0.288 (1, 5)			F7		K			F9		E8	5	0	2	0	0	1	1							
Bill Madlock, R OBP: 0.285, SLG: 0.323 (1, 3)	F7				P5			6-3		K	4	0	0	0	1	1	3							
George Hendrick, R OBP: 0.286, SLG: 0.298 (1, 9)	F5		F5					6-3		6-3	4	0	0	0	0	0	3							
Tony Peña, R OBP: 0.254, SLG: 0.295 (1, 2)		K		5-3				4-3		F8	4	0	0	0	0	1	0							
Sixto Lezcano, R OBP: 0.321, SLG: 0.261 (1, 7)		6-3			1B			4-3			3	1	1	0	1	0	0							
Johnny Ray, S OBP: 0.306, SLG: 0.374 (1, 4)				F7				4-3		G4-6-3	4	1	1	1	0	0	2							
Marvell Wynne, L OBP: 0.238, SLG: 0.304 (1, 8)		5-3								E	4	1	3	2	0	0	0							
Jose DeLeon, R OBP: 0.188, SLG: 0.071 John Candelaria, L ERA: 3.21 Al Holland, R (9, 1) Lee Mazzilli, S OBP: 0.536, SLG: 0.600 (10, PH)			E6	F9				K		F8	3	0	0	0	0	1	1							
Inning Stats	R: 0 E: 0 K: 0 S: 4	H: 1 LOB: 1 BB: 0 P: 4	R: 1 E: 0 K: 1 S: 6	H: 1 LOB: 0 BB: 0 P: 6	R: 0 E: 1 K: 0 S: 4	H: 0 LOB: 2 BB: 1 P: 8	R: 1 E: 0 K: 0 S: 5	H: 2 LOB: 1 BB: 0 P: 5	R: 0 E: 0 K: 1 S: 5	H: 0 LOB: 0 BB: 0 P: 5	R: 0 E: 0 K: 0 S: 3	H: 0 LOB: 0 BB: 0 P: 3	R: 1 E: 0 K: 2 S: 8	H: 1 LOB: 0 BB: 0 P: 8	R: 0 E: 0 K: 0 S: 3	H: 0 LOB: 0 BB: 0 P: 3	R: 0 E: 0 K: 0 S: 2	H: 0 LOB: 0 BB: 1 P: 6	R: 0 E: 1 K: 2 S: 9	H: 2 LOB: 2 BB: 0 P: 9	1B: 4 2B: 0 3B: 1 HR: 2	SF: 0 SAC: 1 DP: 1 HBP: 0	WP: 0 PB: 0 SB: 0 CS: 0	PA: 39
PITCHER	IP	WLS	BF	H	R	ER	SO	BB	IBB	HBP	BLK	WP	HR	S	P	ERA	WHIP							
Bob Knepper, L ERA: 3.93 (1, 1)	7.0		28	5	3	3	4	1	0	0	0	0	2	35	39	3.86	0.857							
Bill Dawley, R ERA: 3.21 (8, 1)	2.0	W	6	0	0	0	0	1	0	0	0	0	0	5	9	0.00	0.500							
Dave Smith, R ERA: 0.69 (10, 1)	1.0	S	5	2	0	0	2	0	0	0	0	0	0	9	9	0.00	2.000							

Houston Astros @ Pittsburgh Pirates
Three Rivers Stadium, Pittsburgh, PA
Wed May 22 1985, 7:05 PM EDT
Att: 10,681 - Unknown

AB 36
R 3
H 7
RBI 3
BB 2
SO 6
LOB 12



Batter	1	2	3	4	5	6	7	8	9	AB	R	H	RBI	BB	SO	LOB	TOP				
Bill Doran, S OBP: 0.383, SLG: 0.421 (1, 4)	SH5-3 1B 2B		BB BB	BB BB	2H 1B		S 1B		E3 3B	4	3	3	1	1	0	0	Houston Astros @ Chicago Cubs Wrigley Field, Chicago, IL Fri May 24 1985, 3:33 AM CDT Att: 35,743 - Unknown				
Terry Puhl, L OBP: 0.381, SLG: 0.407 (1, 9)	SH5-3 2-3		FC4-6 BB	F6		FC4-6 1B		SF7 3B	3	1	2	2	1	0	1						
Denny Walling, L OBP: 0.361, SLG: 0.459 (1, 3)	1B 1B		F7		4-3		F8	SF7	4	0	1	2	0	0	3						
Jose Cruz, L OBP: 0.376, SLG: 0.503 Kevin Bass, S OBP: 0.299, SLG: 0.427 (9, PR) (9, 7)	F7		FC4-6 1-2		1-3		FC4-6 S	FC5 2B	5	0	1	0	0	0	4						
Jerry Mumphy, S OBP: 0.331, SLG: 0.362 (1, 8)	FC4-6 1-2 1B		G3		FC5-4 1B		4-3	BB FC5 IBB	4	0	2	0	1	0	3						
Phil Garner, R OBP: 0.302, SLG: 0.346 (1, 5)	FC4-6 1-2			1B SF9 1B	FC5-4			FC5 BB	5	1	1	0	0	0	5						
Mark Bailey, S OBP: 0.293, SLG: 0.254 (1, 2)		G3		SH1-4 1B		F7		4-3	4	1	1	0	1	0	0						
Craig Reynolds, L OBP: 0.320, SLG: 0.457 (1, 6)	F7		SF9		F8		F8	BB	4	0	1	1	0	0	3						
Nolan Ryan, R OBP: 0.042, SLG: 0.042 (1, 1)	F5		SH1-4		6-3		K		3	0	0	0	0	1	1						
Inning Stats	R: 1 E: 0 K: 0 S: 6	H: 3 LOB: 2 BB: 0 P: 6	R: 0 E: 0 K: 0 S: 3	H: 0 LOB: 0 BB: 0 P: 3	R: 0 E: 0 K: 0 S: 3	H: 0 LOB: 2 BB: 2 P: 11	R: 2 E: 0 K: 0 S: 6	H: 3 LOB: 1 BB: 0 P: 6	R: 0 E: 0 K: 0 S: 4	H: 0 LOB: 0 BB: 0 P: 3	R: 1 E: 0 K: 0 S: 5	H: 2 LOB: 1 BB: 0 P: 5	R: 0 E: 0 K: 1 S: 6	H: 1 LOB: 3 BB: 2 P: 14	R: 2 E: 1 K: 0 S: 6	H: 2 LOB: 3 BB: 2 P: 14		1B: 9 2B: 2 3B: 1 HR: 0	SF: 2 SAC: 2 DP: 0 HBP: 0	WP: 0 PA: 44 PB: 0 SB: 2 CS: 0	
PITCHER	IP WLS BF H R ER SO BB IBB HBP BLK WP HR S P ERA WHIP	IP WLS BF H R ER SO BB IBB HBP BLK WP HR S P ERA WHIP																			
Dick Ruthven, R ERA: 4.1 (1, 1)	7.0 L 32 9 4 4 0 2 0 0 0 0 0 30 38 5.14 1.571																				
Lary Sorensen, R ERA: 6.1 (8, 1)	2.0 12 3 2 1 1 1 1 0 0 0 0 0 12 20 4.50 2.000																				
Batter	1	2	3	4	5	6	7	8	9	AB	R	H	RBI	BB	SO	LOB	BOTTOM				
Bob Dernier, R OBP: 0.316, SLG: 0.291 (1, 8)	F8			CS 1B	F6		FC5 2-3		4-3	4	0	1	0	0	0	4	Houston Astros @ Chicago Cubs Wrigley Field, Chicago, IL Fri May 24 1985, 3:33 AM CDT Att: 35,743 - Unknown				
Lary Sorensen, R (8, 1)				23 CS 1B						0	0	0	0	0	0						
Richie Hebner, L OBP: 0.370, SLG: 0.417 (9, PH)				BB						1	0	0	0	0	2						
23 Ryne Sandberg, R OBP: 0.297, SLG: 0.445 (1, 4)	CS BB			1-2 2B BB		HR				2	2	1	1	2	0						
Thad Bosley, L OBP: 0.308, SLG: 0.435 (1, 7) (8, 8)	F8			1H 2B		K				4	0	1	1	0	1						
Leon Durham, L OBP: 0.318, SLG: 0.419 (1, 3)	CS	1-3		5-3		K				4	0	1	0	0	1						
Keith Moreland, R OBP: 0.360, SLG: 0.359 (1, 9)		F9		K		F8				4	0	0	0	0	1						
Ron Cey, R OBP: 0.314, SLG: 0.358 (1, 5)		K			E 1-3 1B		FC5 1B		L5	4	0	2	0	0	1						
Jody Davis, R OBP: 0.303, SLG: 0.373 (1, 2)				6-3		F8				3	0	0	0	1	2						
Larry Bowa, S OBP: 0.209, SLG: 0.279 Chico Walker, S OBP: 0.367, SLG: 0.273 (7, PH) (8, 6)				F7		1-3			FC4-6 BB	2	0	0	0	0	1						
Dick Ruthven, R OBP: 0.143, SLG: 0.143 Brian Dayett, R OBP: 0.357, SLG: 0.538 (7, PH) (8, 7)				K		E4 2-3			HBP	2	0	0	0	0	1						
Inning Stats	R: 0 E: 0 K: 0 S: 2	H: 0 LOB: 0 BB: 1 P: 6	R: 0 E: 0 K: 1 S: 5	H: 0 LOB: 0 BB: 0 P: 5	R: 0 E: 0 K: 1 S: 5	H: 0 LOB: 0 BB: 0 P: 5	R: 1 E: 0 K: 1 S: 6	H: 2 LOB: 1 BB: 1 P: 10	R: 0 E: 1 K: 0 S: 5	H: 1 LOB: 2 BB: 0 P: 5	R: 1 E: 0 K: 2 S: 8	H: 1 LOB: 0 BB: 0 P: 8	R: 0 E: 0 K: 2 S: 9	H: 2 LOB: 2 BB: 0 P: 9	R: 0 E: 0 K: 0 S: 4	H: 1 LOB: 1 BB: 0 P: 4	R: 0 E: 0 K: 0 S: 3	H: 0 LOB: 2 BB: 1 P: 8	1B: 5 2B: 1 3B: 0 HR: 1	SF: 0 SAC: 0 DP: 0 HBP: 1	WP: 0 PA: 38 PB: 0 SB: 0 CS: 2
PITCHER	IP WLS BF H R ER SO BB IBB HBP BLK WP HR S P ERA WHIP	IP WLS BF H R ER SO BB IBB HBP BLK WP HR S P ERA WHIP																			
Nolan Ryan, R ERA: 2.55 (1, 1)	9.0 W 37 7 2 2 7 3 0 1 0 0 1 47 60 2.00 1.111																				

Batter	1	2	3	4	5	6	7	8	9	AB	R	H	RBI	BB	SO	LOB	TOP								
Bill Doran, S OBP: 0.384, SLG: 0.423 (1,4)										4	0	2	1	0	0	0	Houston Astros @ Chicago Cubs Wrigley Field, Chicago, IL Sat May 25 1985, 3:33 AM CDT Att: 36,278 - Unknown								
Terry Puhl, L OBP: 0.382, SLG: 0.448 (1,9)										5	1	2	1	0	1	1									
Denny Walling, L OBP: 0.363, SLG: 0.457 (1,5)										5	0	2	0	0	0	3									
Kevin Bass, S OBP: 0.297, SLG: 0.453 (1,7)										4	1	1	1	0	1	2									
Jerry Mumphy, S OBP: 0.329, SLG: 0.381 (1,8)										4	1	1	1	0	0	0									
Harry Scilman, L OBP: 0.095, SLG: 0.238 (8,1) Mark Ross, R										4	0	0	0	0	1	0									
Alan Ashby, S OBP: 0.354, SLG: 0.431 (1,2)										4	0	1	0	0	2	0									
Craig Reynolds, L OBP: 0.346, SLG: 0.469 (1,6)										2	1	2	0	2	0	0									
Joe Niekro, R OBP: 0.261, SLG: 0.318 (1,1) Enos Cabell, R OBP: 0.299, SLG: 0.356 (8,3)										3	0	0	0	0	2	4									
Inning Stats	R: 0 E: 0 K: 0 S: 4	H: 1 LOB: 1 BB: 0 P: 4	R: 0 E: 0 K: 1 S: 6	H: 1 LOB: 2 BB: 1 P: 10	R: 2 E: 0 K: 0 S: 5	H: 3 LOB: 0 BB: 0 P: 5	R: 0 E: 0 K: 2 S: 8	H: 1 LOB: 1 BB: 0 P: 8	R: 0 E: 0 K: 1 S: 6	H: 1 LOB: 1 BB: 0 P: 6	R: 1 E: 0 K: 1 S: 7	H: 2 LOB: 1 BB: 0 P: 7	R: 0 E: 0 K: 0 S: 3	H: 1 LOB: 0 BB: 0 P: 3	R: 0 E: 0 K: 2 S: 7	H: 0 LOB: 0 BB: 0 P: 7	R: 1 E: 0 K: 0 S: 5	H: 2 LOB: 2 BB: 1 P: 9	1B: 8 2B: 1 3B: 0 HR: 3	SF: 1 SAC: 0 DP: 0 HBP: 0	WP: 0 PB: 0 SB: 0 CS: 2	PA: 40			
PITCHER	IP	WLS	BF	H	R	ER	SO	BB	IBB	HBP	BLK	WP	HR	S	P	ERA	WHIP								
Scott Sanderson, R ERA: 2.19 (1,1)	7.0		30	10	3	3	5	1	0	0	0	0	3	39	43	3.86	1.571								
Lee Smith, R ERA: 2.51 (8,1)	2.0	W	9	2	1	1	2	1	0	0	0	0	0	12	16	4.50	1.500								

Batter	1	2	3	4	5	6	7	8	9	AB	R	H	RBI	BB	SO	LOB	BOTTOM								
Bob Dernier, R OBP: 0.315, SLG: 0.297 (1,8)										4	0	1	0	0	1	2	Houston Astros @ Chicago Cubs Wrigley Field, Chicago, IL Sat May 25 1985, 3:33 AM CDT Att: 36,278 - Unknown								
23 Ryne Sandberg, R OBP: 0.286, SLG: 0.440 (1,4)										4	1	1	0	0	2	3									
Davey Lopes, R OBP: 0.425, SLG: 0.460 (1,7)										4	1	1	2	0	0	1									
Leon Durham, L OBP: 0.316, SLG: 0.438 (1,3)										4	1	1	1	0	1	1									
Keith Moreland, R OBP: 0.351, SLG: 0.348 (1,9)										4	0	0	0	0	1	0									
Ron Cey, R OBP: 0.315, SLG: 0.382 (1,5)										3	1	1	1	0	0	0									
Steve Lake, R OBP: 0.250, SLG: 0.400 (1,2)										3	1	1	1	0	0	0									
Chris Speier, R OBP: 0.394, SLG: 0.320 (1,6)										3	0	2	0	0	0	0									
Scott Sanderson, R OBP: 0.071, SLG: 0.071 (1,1) Brian Dayett, R OBP: 0.333, SLG: 0.500 (7,PH) Lee Smith, R ERA: 3.35 (8,1)										0	0	0	0	0	0	0									
Inning Stats	R: 0 E: 0 K: 1 S: 6	H: 1 LOB: 1 BB: 0 P: 6	R: 0 E: 0 K: 1 S: 5	H: 0 LOB: 0 BB: 0 P: 5	R: 0 E: 0 K: 1 S: 6	H: 1 LOB: 1 BB: 0 P: 6	R: 1 E: 0 K: 0 S: 4	H: 1 LOB: 0 BB: 0 P: 4	R: 1 E: 0 K: 1 S: 7	H: 2 LOB: 1 BB: 0 P: 7	R: 0 E: 0 K: 1 S: 5	H: 0 LOB: 0 BB: 0 P: 5	R: 1 E: 0 K: 0 S: 4	H: 1 LOB: 0 BB: 0 P: 4	R: 2 E: 0 K: 0 S: 5	H: 2 LOB: 0 BB: 0 P: 5	1B: 3 2B: 1 3B: 0 HR: 4	SF: 0 SAC: 2 DP: 0 HBP: 0	WP: 0 PB: 0 SB: 1 CS: 0	PA: 32					
PITCHER	IP	WLS	BF	H	R	ER	SO	BB	IBB	HBP	BLK	WP	HR	S	P	ERA	WHIP								
Joe Niekro, R ERA: 3.02 (1,1)	7.0		27	6	3	3	5	0	0	0	0	0	3	37	37	3.86	0.857								
Mark Ross, R ERA: 3.35 (8,1)	1.0	L	5	2	2	2	0	0	0	0	0	0	1	5	5	18.00	2.000								

Batter	1	2	3	4	5	6	7	8	9	AB	R	H	RBI	BB	SO	LOB	TOP
Bill Almon, R OBP: 0.339, SLG: 0.370 (1, 6)	0-0 6-3		0-0 2B 1B		0-0 4-3			0-0 1B		4	1	2	0	0	0	0	
Scott Loucks, R OBP: 0.333, SLG: 0.667 (1, 9)	0-0 1-3		0-0 1-H 2B		0-0 5-3			0-3 K		4	0	1	1	0	1	1	
Bill Madlock, R OBP: 0.282, SLG: 0.340 (1, 3)	0-0 F4		0-3 K		0-0 F7			0-0 L4		4	0	0	0	0	1	2	
Jim Morrison, R OBP: 0.299, SLG: 0.286 (1, 5)		0-3 K	0-0 5-3		0-0 G6-4-3 1B			0-0 5-3		4	0	1	0	0	1	2	
Tony Peña, R OBP: 0.268, SLG: 0.301 (1, 2)		0-0 S 1B		0-0 F7		0-0 G6-4-3 1-2		0-0 1B FC4-6 2B		4	1	2	0	0	0	1	
Johnny Ray, S OBP: 0.311, SLG: 0.369 (1, 4)		0-0 F8		0-0 F7		0-0 6-3		0-0 FC4-6 1B		4	0	1	0	0	0	1	
Sixto Lezcano, R OBP: 0.339, SLG: 0.255 (9, PH)	4-0 BB BB BB	0-0 1-2 BB	0-0 BB	4-0 BB BB	0-0 1B BB		0-0 F8	0-0 FC4-6 4-3 WP		1	0	0	0	2	0	0	AB 34
Steve Kemp, L OBP: 0.361, SLG: 0.333 (9, PH)								1-2 3-H		1	0	0	1	0	0	1	R 2
Marvell Wynne, L OBP: 0.229, SLG: 0.277 (1, 8)	0-0 F6		0-0 1B		0-0 G3			0-0 4-3		4	0	1	0	0	0	3	H 8
Jose DeLeon, R OBP: 0.188, SLG: 0.071 (1, 1)			0-3 K		0-0 4-3			0-0 F7		0	0	0	0	0	0	0	RBI 2
Rod Scurry, L OBP: 0.459, SLG: 0.500 (7, PH)					0-0 5-3					2	0	0	0	0	1	2	BB 2
Lee Mazzilli, S OBP: 0.459, SLG: 0.500 (7, PH)										1	0	0	0	0	0	0	SO 4
Al Holland, R OBP: 0.349, SLG: 0.440 (9, PH)										1	0	0	0	0	0	1	LOB 14
Jason Thompson, L OBP: 0.229, SLG: 0.277 (9, PH)										0	0	0	0	0	0	0	
Bob Knepper, L ERA: 3.7 (1, 1)	IP: 8.0, WLS: W, BF: 33, H: 8, R: 2, ER: 2, SO: 4, BB: 2, IBB: 0, HBP: 0, BLK: 0, WP: 0, HR: 0, S: 39, P: 47, ERA: 2.25, WHIP: 1.250																WP: 1, PA: 36
Dave Smith, R ERA: 0.67 (9, 1)	IP: 1.0, WLS: S, BF: 3, H: 0, R: 0, ER: 0, SO: 0, BB: 0, IBB: 0, HBP: 0, BLK: 0, WP: 1, HR: 0, S: 3, P: 3, ERA: 0.00, WHIP: 0.000																

Pittsburgh Pirates @ Houston Astros
Astrodome, Houston, TX
Mon May 27 1985, 8:05 PM EDT
Att: 9,692 - Unknown

AB	34
R	2
H	8
RBI	2
BB	2
SO	4
LOB	14



Batter	1	2	3	4	5	6	7	8	9	AB	R	H	RBI	BB	SO	LOB	BOTTOM
Terry Puhl, L OBP: 0.378, SLG: 0.467 (1, 9)	0-0 F5	0-0 1B 2B		0-3 K			0-0 1-3			4	1	1	2	0	1	0	
Craig Reynolds, L OBP: 0.339, SLG: 0.455 (1, 6)	0-0 F8	0-0 2-H 3-H 1B			0-0 1-3		0-3 K			4	0	1	1	0	1	0	
Denny Walling, L OBP: 0.349, SLG: 0.438 (1, 5)	0-0 E4 BB	0-3 K			0-0 4-3			0-3 K		4	0	0	0	0	2	1	
Kevin Bass, S OBP: 0.280, SLG: 0.415 (1, 7)	4-0 1-2 BB	0-0 5-3			0-0 F4			0-0 F7		3	0	0	0	1	0	1	
Jerry Mumphrey, S OBP: 0.323, SLG: 0.371 (1, 8)	0-0 4-3		0-0 6-3		0-0 5-3			0-3 K		4	0	0	0	0	1	2	
Harry Spillman, L OBP: 0.200, SLG: 0.292 (1, 3)		0-0 3B 1B		0-0 4-3		0-0 BB 1B				3	1	2	0	0	0	0	
Phil Garner, R OBP: 0.312, SLG: 0.373 (1, 4)		0-0 1-H 2B 3B		0-0 F4		4-0 G6-4-3 BB				2	1	1	1	1	0	0	AB 28
Mark Bailey, S OBP: 0.294, SLG: 0.247 (1, 2)		4-0 SH1-3 2B BB		0-3 K		0-0 G6-4-3 1-2				2	1	0	0	1	1	2	R 4
Bob Knepper, L ERA: 5.55 (1, 1)	IP: 1.1, WLS: L, BF: 11, H: 4, R: 4, ER: 4, SO: 0, BB: 2, IBB: 0, HBP: 0, BLK: 0, WP: 0, HR: 0, S: 9, P: 17, ERA: 27.00, WHIP: 4.500																H 5
Dave Smith, R ERA: 1.59 (9, 1)	IP: 2.0, WLS: 6, BF: 0, H: 0, R: 0, ER: 0, SO: 4, BB: 0, IBB: 0, HBP: 0, BLK: 0, WP: 0, HR: 0, S: 14, P: 14, ERA: 0.00, WHIP: 0.000																RBI 4
Bob Knepper, L ERA: 1.59 (9, 1)	IP: 1.1, WLS: L, BF: 11, H: 4, R: 4, ER: 4, SO: 0, BB: 2, IBB: 0, HBP: 0, BLK: 0, WP: 0, HR: 0, S: 9, P: 17, ERA: 27.00, WHIP: 4.500																BB 3
Dave Smith, R ERA: 1.59 (9, 1)	IP: 2.0, WLS: 6, BF: 0, H: 0, R: 0, ER: 0, SO: 4, BB: 0, IBB: 0, HBP: 0, BLK: 0, WP: 0, HR: 0, S: 14, P: 14, ERA: 0.00, WHIP: 0.000																SO 7
Bob Knepper, L ERA: 1.59 (9, 1)	IP: 1.1, WLS: L, BF: 11, H: 4, R: 4, ER: 4, SO: 0, BB: 2, IBB: 0, HBP: 0, BLK: 0, WP: 0, HR: 0, S: 9, P: 17, ERA: 27.00, WHIP: 4.500																LOB 6
Dave Smith, R ERA: 1.59 (9, 1)	IP: 2.0, WLS: 6, BF: 0, H: 0, R: 0, ER: 0, SO: 4, BB: 0, IBB: 0, HBP: 0, BLK: 0, WP: 0, HR: 0, S: 14, P: 14, ERA: 0.00, WHIP: 0.000																
Joe DeLeon, R ERA: 5.55 (1, 1)	IP: 1.1, WLS: L, BF: 11, H: 4, R: 4, ER: 4, SO: 0, BB: 2, IBB: 0, HBP: 0, BLK: 0, WP: 0, HR: 0, S: 9, P: 17, ERA: 27.00, WHIP: 4.500																WP: 0, PA: 32
Rod Scurry, L ERA: 4.59 (2, 1)	IP: 4.2, WLS: 1, BF: 15, H: 1, R: 0, ER: 0, SO: 3, BB: 1, IBB: 0, HBP: 0, BLK: 0, WP: 0, HR: 0, S: 20, P: 24, ERA: 0.00, WHIP: 0.429																FB: 0
Al Holland, L ERA: 1.59 (7, 1)	IP: 2.0, WLS: 6, BF: 0, H: 0, R: 0, ER: 0, SO: 4, BB: 0, IBB: 0, HBP: 0, BLK: 0, WP: 0, HR: 0, S: 14, P: 14, ERA: 0.00, WHIP: 0.000																SB: 0
Joe DeLeon, R ERA: 5.55 (1, 1)	IP: 1.1, WLS: L, BF: 11, H: 4, R: 4, ER: 4, SO: 0, BB: 2, IBB: 0, HBP: 0, BLK: 0, WP: 0, HR: 0, S: 9, P: 17, ERA: 27.00, WHIP: 4.500																CS: 0
Rod Scurry, L ERA: 4.59 (2, 1)	IP: 4.2, WLS: 1, BF: 15, H: 1, R: 0, ER: 0, SO: 3, BB: 1, IBB: 0, HBP: 0, BLK: 0, WP: 0, HR: 0, S: 20, P: 24, ERA: 0.00, WHIP: 0.429																
Al Holland, L ERA: 1.59 (7, 1)	IP: 2.0, WLS: 6, BF: 0, H: 0, R: 0, ER: 0, SO: 4, BB: 0, IBB: 0, HBP: 0, BLK: 0, WP: 0, HR: 0, S: 14, P: 14, ERA: 0.00, WHIP: 0.000																

Pittsburgh Pirates @ Houston Astros
Astrodome, Houston, TX
Mon May 27 1985, 8:05 PM EDT
Att: 9,692 - Unknown

AB	28
R	4
H	5
RBI	4
BB	3
SO	7
LOB	6



Batter	1	2	3	4	5	6	7	8	9	AB	R	H	RBI	BB	SO	LOB	TOP										
Johnny Ray, S (1,4) OBP: 0.322, SLG: 0.386	F8		4-3			G6-4-3 BB		4-3		3	0	0	0	1	0	0											
Marvell Wynne, L (1,8) OBP: 0.217, SLG: 0.260	6-3		F7			G6-4-3 1-2		5-3		4	0	0	0	0	0	1											
Lee Mazzilli, S (1,3) OBP: 0.300, SLG: 0.485										2	1	1	0	1	1	0											
Bill Madlock, R (7,3) OBP: 0.287, SLG: 0.345										1	0	1	0	0	0	0											
Steve Kemp, L (1,7) OBP: 0.348, SLG: 0.338										3	1	1	1	0	1	1											
Scott Loucks, R (7,7) OBP: 0.444, SLG: 0.571	F7									0	0	0	0	1	0	0											
Jim Morrison, R (1,5) OBP: 0.312, SLG: 0.306										4	1	2	1	0	1	2											
Doug Frobel, L (1,9) OBP: 0.379, SLG: 0.309										1	0	0	0	1	0	0											
Tim Foli, R (9,PH) OBP: 0.278, SLG: 0.188										1	0	0	0	0	0	0											
Bill Almon, R (1,6) OBP: 0.331, SLG: 0.351										3	0	0	0	1	2	2											
Junior Ortiz, R (1,2) OBP: 0.250, SLG: 0.250										4	0	0	0	0	1	3											
Jim Winn, R (1,1)										3	0	0	0	0	2	2											
Ray Krawczyk, R (7,1)										0	0	0	0	0	0	0											
John Candelaria, L (7,1)										0	0	0	0	0	0	0											
Cecilio Guante, R (8,1)										0	0	0	0	0	0	0											
Inning Stats	R: 0 E: 0 K: 0 S: 3	H: 0 LOB: 1 BB: 1 P: 7	R: 1 E: 0 K: 1 S: 5	H: 1 LOB: 1 BB: 1 P: 9	R: 0 E: 0 K: 1 S: 5	H: 0 LOB: 0 BB: 0 P: 5	R: 0 E: 0 K: 3 S: 9	H: 0 LOB: 0 BB: 0 P: 9	R: 0 E: 0 K: 1 S: 5	H: 0 LOB: 0 BB: 0 P: 5	R: 0 E: 0 K: 0 S: 2	H: 0 LOB: 0 BB: 1 P: 6	R: 2 E: 0 K: 2 S: 10	H: 3 LOB: 2 BB: 1 P: 14	R: 0 E: 0 K: 0 S: 4	H: 1 LOB: 2 BB: 1 P: 8	R: 0 E: 0 K: 0 S: 3	H: 0 LOB: 0 BB: 0 P: 3	1B: 3 2B: 3 3B: 0 HR: 0	SF: 0 SAC: 1 DP: 2 HBP: 0	WP: 1 PB: 0 SB: 0 CS: 1	PA: 35					
PITCHER	IP	WLS	BF	H	R	ER	SO	BB	IBB	HBP	BLK	WP	HR	S	P	ERA	WHIP										
Nolan Ryan, R (1,1) ERA: 2.67	7.0	W	27	4	3	3	8	4	0	0	0	1	0	39	55	3.86	1.143										
Frank DiPino, L (8,1) ERA: 4.24	2.0		8	1	0	0	0	1	0	0	0	0	0	7	11	0.00	1.000										

Pittsburgh Pirates @ Houston Astros
Astrodome, Houston, TX
Wed May 29 1985, 8:05 PM EDT
Att: 10,133 - Unknown

AB	29
R	3
H	5
RBI	2
BB	5
SO	8
LOB	11



Batter	1	2	3	4	5	6	7	8	9	AB	R	H	RBI	BB	SO	LOB	BOTTOM										
Jim Pankovits, R (1,4) OBP: 0.447, SLG: 0.588	F7		1B		6-3		1B	K		5	1	2	4	0	1	2											
Craig Reynolds, L (1,6) OBP: 0.325, SLG: 0.429	F9		1B				1B	3-1		5	0	1	1	0	0	3											
Terry Puhl, L (1,9) OBP: 0.384, SLG: 0.442	F8		G3				F7			4	0	0	0	0	0	3											
Denny Walling, L (1,7) OBP: 0.338, SLG: 0.435							F7			4	1	1	0	0	0	0											
Kevin Bass, S (1,8) OBP: 0.291, SLG: 0.408							E3			4	1	2	1	0	0	0											
Harry Spilman, L (1,3) OBP: 0.233, SLG: 0.286							F7			3	1	1	0	0	0	1											
Enos Cabell, R (7,PH) OBP: 0.282, SLG: 0.358							F7			1	0	0	0	0	0	1											
Phil Garner, R (1,5) OBP: 0.313, SLG: 0.377							F9			4	1	2	1	0	0	1											
Mark Bailey, S (1,2) OBP: 0.322, SLG: 0.263										2	1	2	1	2	0	0											
Nolan Ryan, R (1,1) OBP: 0.077, SLG: 0.077										2	1	1	0	0	0	1											
Jose Cruz, L (7,PH) OBP: 0.370, SLG: 0.500										0	0	0	0	1	0	0											
Bert Pena, R (7,PR) OBP: 0.250, SLG: 0.250										0	1	0	0	0	0	0											
Frank DiPino, L (8,1) OBP: 0.250, SLG: 0.250										1	0	0	0	0	1	2											
Inning Stats	R: 0 E: 0 K: 0 S: 3	H: 0 LOB: 0 BB: 0 P: 3	R: 0 E: 0 K: 0 S: 3	H: 0 LOB: 0 BB: 0 P: 3	R: 1 E: 0 K: 0 S: 5	H: 3 LOB: 2 BB: 1 P: 9	R: 0 E: 0 K: 0 S: 4	H: 0 LOB: 1 BB: 0 P: 4	R: 0 E: 0 K: 0 S: 3	H: 1 LOB: 0 BB: 0 P: 3	R: 0 E: 0 K: 0 S: 3	H: 0 LOB: 0 BB: 0 P: 3	R: 7 E: 0 K: 0 S: 10	H: 7 LOB: 1 BB: 1 P: 14	R: 0 E: 0 K: 2 S: 8	H: 1 LOB: 2 BB: 1 P: 12	1B: 9 2B: 2 3B: 0 HR: 1	SF: 0 SAC: 0 DP: 1 HBP: 0	WP: 0 PB: 0 SB: 0 CS: 0	PA: 38							
PITCHER	IP	WLS	BF	H	R	ER	SO	BB	IBB	HBP	BLK	WP	HR	S	P	ERA	WHIP										
Jim Winn, R (1,1) ERA: 3.46	6.0		24	6	3	3	0	1	0	0	1	0	0	23	27	4.50	1.167										
Ray Krawczyk, R (7,1)	0.0	L	3	2	0	0	0	0	1	0	0	0	0	2	6	∞	∞										
John Candelaria, L (7,1) ERA: 4.44	1.0		6	3	5	5	0	0	0	0	0	0	1	6	6	45.00	3.000										
Cecilio Guante, R (8,1) ERA: 2.12	1.0		5	1	0	0	2	1	0	0	0	0	0	8	12	0.00	2.000										


Pittsburgh Pirates @ Houston Astros
Astrodome, Houston, TX
Wed May 29 1985, 8:05 PM EDT
Att: 10,133 - Unknown

AB	35
R	8
H	12
RBI	8
BB	3
SO	2
LOB	14



Batter	1	2	3	4	5	6	7	8	9	10	AB	R	H	RBI	BB	SO	LOB	TOP				
Bob Dernier, R OBP: 0.323, SLG: 0.310 (1, 8)	K		F9				6-3			23 1B	4	1	1	0	1	1	1	Chicago Cubs @ Houston Astros Astrodome, Houston, TX Fri May 31 1985, 8:05 PM EDT Att: 33,440 - Unknown				
23 Ryne Sandberg, R OBP: 0.307, SLG: 0.428 (1, 4)	K		K							1B	5	1	2	1	0	3	3					
Davey Lopes, R OBP: 0.449, SLG: 0.500 (1, 7)	5-3			K			5-3			1B	5	1	2	1	0	1	1					
Keith Moreland, R OBP: 0.369, SLG: 0.401 (1, 9)		K		5-3		F9		F5		1B	5	1	1	3	0	1	1					
Ron Cey, R OBP: 0.315, SLG: 0.458 (1, 5)		K		5-3				5-3		HR	5	0	0	0	0	2	1					
Leon Durham, L OBP: 0.321, SLG: 0.429 (1, 3)		E8 PB			K			F5		FC6-4 BB	3	1	0	0	2	1	0					
Jody Davis, R OBP: 0.307, SLG: 0.378 (1, 2)					BB 1B		F8			K	5	0	2	0	0	2	3					
Larry Bowa, S OBP: 0.216, SLG: 0.260 (1, 6)										K	2	0	0	0	1	0	1					
Thad Bosley, L OBP: 0.281, SLG: 0.357 (9, PH)		4-3					F6			FC6-4	1	0	0	0	0	0	0					
Chris Speier, R OBP: 0.326, SLG: 0.342 (9, 6)					BB BB					1-2	1	0	0	0	0	0	1					
Scott Sanderson, R OBP: 0.118, SLG: 0.063 (9, PH)				4-3			F9				2	1	0	0	0	0	2					
Richie Hebner, L OBP: 0.345, SLG: 0.385 (9, 1)								WP 23 1B HBP			1	0	0	0	0	0	0					
Lee Smith, R (9, 1)											0	0	0	0	0	0	0					
Inning Stats	R: 0 E: 0 K: 2 S: 7	H: 0 LOB: 0 BB: 0 P: 7	R: 1 E: 1 K: 2 S: 9	H: 1 LOB: 1 BB: 0 P: 9	R: 0 E: 0 K: 1 S: 5	H: 0 LOB: 0 BB: 0 P: 5	R: 0 E: 0 K: 1 S: 5	H: 1 LOB: 3 BB: 2 P: 16	R: 0 E: 0 K: 0 S: 6	H: 1 LOB: 2 BB: 1 P: 10	R: 1 E: 0 K: 0 S: 4	H: 1 LOB: 1 BB: 0 P: 5	R: 0 E: 0 K: 0 S: 3	H: 0 LOB: 0 BB: 0 P: 3	R: 0 E: 0 K: 1 S: 5	H: 0 LOB: 0 BB: 0 P: 5	R: 4 E: 0 K: 1 S: 9	H: 4 LOB: 1 BB: 1 P: 13	1B: 7 2B: 0 3B: 0 HR: 1	SF: 0 SAC: 0 DP: 0 HBP: 1	WP: 2 PB: 2 SB: 2 CS: 0	PA: 44
PITCHER	IP 7.0	WLS 30	BF 4	H 2	R 2	ER 1	SO 9	BB 3	IBB 0	HBP 1	BLK 1	WP 1	HR 0	S 44	P 57	ERA 1.29	WHIP 1.000					
Joe Niekro, R ERA: 2.85 (1, 1)	2.0	L	10	4	4	4	1	0	0	0	0	0	1	12	12	18.00	2.000					
Dave Smith, R ERA: 1.8 (8, 1)	1.0		4	0	0	0	1	1	0	0	0	0	0	5	9	0.00	1.000					
Frank DiPino, L ERA: 4.07 (10, 1)																						

AB	39
R	6
H	8
RBI	5
BB	4
SO	11
LOB	14



Batter	1	2	3	4	5	6	7	8	9	10	AB	R	H	RBI	BB	SO	LOB	BOTTOM						
Bill Doran, S OBP: 0.382, SLG: 0.419 (1, 4)	G3			2-3				F5			4	0	0	0	0	0	1	Chicago Cubs @ Houston Astros Astrodome, Houston, TX Fri May 31 1985, 8:05 PM EDT Att: 33,440 - Unknown						
Terry Puhl, L OBP: 0.368, SLG: 0.462 (1, 9)	L4					WP 1B 2B				4-3	4	1	2	0	0	0	0							
Denny Walling, L OBP: 0.336, SLG: 0.430 (1, 3)	K			F6						4-3	4	0	1	1	0	1	1							
Jose Cruz, L OBP: 0.369, SLG: 0.488 (1, 7)		4-3		F8				F8		E6	4	0	0	0	0	0	2							
Jerry Mumphrey, S OBP: 0.321, SLG: 0.367 (1, 8)					4-3						3	0	0	0	0	0	0							
Mark Bailey, S OBP: 0.319, SLG: 0.260 (8, 2)		F7						F7		K	1	0	0	0	0	1	1							
Phil Garner, R OBP: 0.306, SLG: 0.368 (1, 5)					4-3			4-3			4	0	0	0	0	0	0							
Alan Ashby, S OBP: 0.351, SLG: 0.415 (8, 1)											3	0	0	0	0	0	0							
Dave Smith, R (8, 1)					F8			4-3			0	0	0	0	0	0	0							
Frank DiPino, L OBP: 0.250, SLG: 0.250 (10, PH)											0	0	0	0	0	0	0							
Harry Spilman, L OBP: 0.226, SLG: 0.276 (10, PH)											1	0	0	0	0	0	0							
Craig Reynolds, L OBP: 0.331, SLG: 0.431 (1, 6)											4	0	2	0	0	0	0							
Joe Niekro, R OBP: 0.240, SLG: 0.292 (1, 1)											2	1	0	0	0	0	1							
Kevin Bass, S OBP: 0.286, SLG: 0.400 (8, 8)					6-3			G2			2	0	0	0	0	0	1							
Inning Stats	R: 0 E: 0 K: 1 S: 5	H: 0 LOB: 0 BB: 0 P: 5	R: 0 E: 0 K: 0 S: 3	H: 0 LOB: 0 BB: 0 P: 3	R: 0 E: 0 K: 0 S: 3	H: 0 LOB: 0 BB: 0 P: 3	R: 0 E: 0 K: 0 S: 4	H: 1 LOB: 1 BB: 0 P: 4	R: 0 E: 0 K: 0 S: 3	H: 0 LOB: 0 BB: 0 P: 3	R: 0 E: 0 K: 0 S: 3	H: 0 LOB: 0 BB: 0 P: 3	R: 0 E: 1 K: 1 S: 6	H: 0 LOB: 1 BB: 0 P: 6	R: 0 E: 0 K: 0 S: 3	H: 0 LOB: 0 BB: 0 P: 3	R: 0 E: 1 K: 0 S: 6	H: 0 LOB: 1 BB: 0 P: 6	R: 0 E: 0 K: 0 S: 4	H: 1 LOB: 1 BB: 0 P: 4	1B: 3 2B: 2 3B: 0 HR: 0	SF: 0 SAC: 0 DP: 0 HBP: 0	WP: 1 PB: 0 SB: 0 CS: 0	PA: 36
PITCHER	IP 8.0	WLS 28	BF 4	H 2	R 2	ER 2	SO 1	BB 0	IBB 0	HBP 0	BLK 0	WP 1	HR 0	S 30	P 30	ERA 2.25	WHIP 0.500							
Scott Sanderson, R ERA: 2.2 (1, 1)	2.0	W	8	1	0	0	1	0	0	0	0	0	0	10	10	0.00	0.500							
Lee Smith, R ERA: 2.16 (9, 1)																								

AB	36
R	2
H	5
RBI	1
BB	0
SO	2
LOB	7



Batter	1	2	3	4	5	6	7	8	9	AB	R	H	RBI	BB	SO	LOB	TOP					
Bob Dernier, R (1, 8) OBP: 0.325, SLG: 0.324										5	1	2	0	0	1	2						
Chris Speier, R (1, 4) OBP: 0.353, SLG: 0.419										5	1	3	1	0	0	2						
Davey Lopes, R (1, 7) OBP: 0.456, SLG: 0.500										4	0	2	0	1	0	2						
Keith Moreland, R (1, 9) OBP: 0.370, SLG: 0.397										4	0	1	1	1	0	5						
Ron Cey, R (1, 5) OBP: 0.314, SLG: 0.459										4	1	1	0	0	1	4						
Jody Davis, R (1, 2) OBP: 0.351, SLG: 0.381										4	1	1	1	0	0	0						
Leon Durham, L (1, 3) OBP: 0.331, SLG: 0.438										4	0	3	0	0	0	0						
Larry Bowa, S (1, 6) OBP: 0.200, SLG: 0.241										4	0	0	0	0	0	3						
Dennis Eckersley, R (1, 1) OBP: 0.207, SLG: 0.115										4	0	1	0	0	2	3						
Inning Stats	R: 1 E: 0 K: 1 S: 7	H: 2 LOB: 1 BB: 0 P: 7	R: 0 E: 0 K: 1 S: 6	H: 1 LOB: 1 BB: 0 P: 6	R: 0 E: 0 K: 0 S: 4	H: 2 LOB: 2 BB: 1 P: 8	R: 0 E: 0 K: 0 S: 3	H: 0 LOB: 0 BB: 0 P: 3	R: 0 E: 0 K: 0 S: 5	H: 2 LOB: 2 BB: 0 P: 5	R: 2 E: 1 K: 1 S: 8	H: 3 LOB: 1 BB: 0 P: 8	R: 1 E: 0 K: 0 S: 4	H: 2 LOB: 0 BB: 0 P: 4	R: 0 E: 0 K: 1 S: 6	H: 1 LOB: 1 BB: 0 P: 6	R: 0 E: 0 K: 0 S: 3	H: 1 LOB: 1 BB: 0 P: 7	1B: 9 2B: 4 3B: 1 HR: 0	SF: 0 SAC: 0 DP: 3 HBP: 0	WP: 0 PB: 0 SB: 0 CS: 0	PA: 40
PITCHER	IP WLS BF H R ER SO BB IBB HBP BLK WP HR S P ERA WHIP																					
Bob Knepper, L (1, 1) ERA: 3.69	5.0 L 25 10 3 2 2 1 0 0 0 0 0 28 32 3.60 2.200																					
Julio Solano, R (6, 1) ERA: 4.5	3.0 11 3 1 1 2 0 0 0 0 0 0 15 15 3.00 1.000																					
Bill Dawley, R (9, 1) ERA: 3.94	1.0 4 1 0 0 0 1 0 0 0 0 0 3 7 0.00 2.000																					

Chicago Cubs @ Houston Astros
Astrodome, Houston, TX
Sat Jun 01 1985, 8:05 PM EDT
Att: 38,879 - Unknown

AB	38
R	4
H	14
RBI	3
BB	2
SO	4
LOB	21



Batter	1	2	3	4	5	6	7	8	9	AB	R	H	RBI	BB	SO	LOB	BOTTOM					
Bill Doran, S (1, 4) OBP: 0.374, SLG: 0.409										4	0	0	0	0	0	1						
Terry Puhl, L (1, 9) OBP: 0.358, SLG: 0.446										4	0	0	0	0	0	1						
Denny Walling, L (1, 7) OBP: 0.333, SLG: 0.424										4	0	1	0	0	0	0						
Kevin Bass, S (1, 8) OBP: 0.293, SLG: 0.413										4	1	2	0	0	0	1						
Harry Spilman, L (1, 3) OBP: 0.200, SLG: 0.242										4	0	0	0	0	0	3						
Phil Garner, R (1, 5) OBP: 0.306, SLG: 0.367										3	0	1	0	0	0	1						
Mark Bailey, S (1, 2) OBP: 0.312, SLG: 0.253										2	0	0	0	0	0	2						
Bill Dawley, R (9, 1) ERA: 3.94										0	0	0	0	0	0	0						
Craig Reynolds, L (1, 6) OBP: 0.323, SLG: 0.420										3	0	0	0	0	1	0						
Bob Knepper, L (1, 1) ERA: 3.69										1	0	0	0	0	0	0						
Julio Solano, R (6, 1) ERA: 4.5										0	0	0	0	0	0	0						
Alan Ashby, S (6, 2) OBP: 0.354, SLG: 0.417										2	0	1	0	0	0	0						
Enos Cabell, R (8, PH) OBP: 0.279, SLG: 0.354										1	0	0	0	0	0	0						
Inning Stats	R: 0 E: 0 K: 0 S: 3	H: 0 LOB: 0 BB: 0 P: 3	R: 0 E: 0 K: 0 S: 4	H: 1 LOB: 1 BB: 0 P: 4	R: 0 E: 0 K: 0 S: 4	H: 0 LOB: 0 BB: 0 P: 4	R: 0 E: 0 K: 0 S: 3	H: 0 LOB: 0 BB: 0 P: 3	R: 0 E: 0 K: 0 S: 5	H: 1 LOB: 0 BB: 0 P: 5	R: 0 E: 0 K: 0 S: 3	H: 0 LOB: 0 BB: 0 P: 3	R: 1 E: 0 K: 0 S: 4	H: 1 LOB: 0 BB: 0 P: 4	R: 0 E: 0 K: 0 S: 4	H: 1 LOB: 1 BB: 0 P: 4	R: 0 E: 0 K: 0 S: 4	H: 1 LOB: 1 BB: 0 P: 4	1B: 4 2B: 1 3B: 0 HR: 0	SF: 0 SAC: 0 DP: 1 HBP: 0	WP: 0 PB: 0 SB: 0 CS: 0	PA: 32
PITCHER	IP WLS BF H R ER SO BB IBB HBP BLK WP HR S P ERA WHIP																					
Dennis Eckersley, R (1, 1) ERA: 2.46	9.0 W 32 5 1 1 1 0 0 0 0 0 0 34 34 1.00 0.556																					

Chicago Cubs @ Houston Astros
Astrodome, Houston, TX
Sat Jun 01 1985, 8:05 PM EDT
Att: 38,879 - Unknown

AB	32
R	1
H	5
RBI	0
BB	0
SO	1
LOB	9



Batter	1	2	3	4	5	6	7	8	9	AB	R	H	RBI	BB	SO	LOB	TOP								
Bill Doran, S OBP: 0.372, SLG: 0.429 (1, 4)	F8		F9				F9			4	1	1	0	0	0	1	Houston Astros @ St. Louis Cardinals Busch Stadium, St. Louis, MO Mon Jun 03 1985, 7:05 PM CDT Att: 18,891 - Unknown								
Enos Cabell, R OBP: 0.395, SLG: 0.364 (1, 3)	F9			1B		1B		5-3		3	1	1	0	1	0	0									
Jim Pankovits, R OBP: 0.435, SLG: 0.537 (1, 7)	5-3			K				F7		4	1	1	1	0	1	1									
Kevin Bass, S OBP: 0.290, SLG: 0.436 (8, 8)		F8		K				HR		4	2	1	2	0	1	2									
Jerry Mumphy, S OBP: 0.320, SLG: 0.366 Terry Puhl, L OBP: 0.355, SLG: 0.448 (8, 9)	F4									3	0	1	1	0	0	0									
Phil Garner, R OBP: 0.297, SLG: 0.349 (1, 5)	6-3									0	0	0	0	0	0	0									
Mark Bailey, S OBP: 0.307, SLG: 0.253 (1, 2)			F8			F9		F8		4	0	0	0	0	0	0									
Craig Reynolds, L OBP: 0.316, SLG: 0.403 (1, 6)			K			F7		G3		4	0	0	0	0	1	0									
Nolan Ryan, R OBP: 0.107, SLG: 0.074 Bill Dawley, R (5, 1) Tim Tolman, R (7, PH) Ron Mathis, R (7, 1)						F9				1	0	0	0	1	0	0									
										0	0	0	0	0	0	0									
										1	0	0	0	0	1	0									
										0	0	0	0	0	0	0									
Inning Stats	R: 0 E: 0 K: 0 S: 3	H: 0 LOB: 0 BB: 0 P: 3	R: 0 E: 0 K: 0 S: 3	H: 0 LOB: 0 BB: 0 P: 3	R: 0 E: 0 K: 1 S: 5	H: 0 LOB: 1 BB: 1 P: 9	R: 0 E: 0 K: 2 S: 9	H: 2 LOB: 2 BB: 0 P: 9	R: 0 E: 0 K: 0 S: 3	H: 0 LOB: 0 BB: 0 P: 3	R: 4 E: 1 K: 0 S: 6	H: 2 LOB: 0 BB: 1 P: 10	R: 0 E: 0 K: 1 S: 5	H: 0 LOB: 0 BB: 0 P: 5	R: 1 E: 0 K: 0 S: 4	H: 1 LOB: 0 BB: 0 P: 4	R: 0 E: 0 K: 0 S: 3	H: 0 LOB: 0 BB: 0 P: 3	1B: 4 2B: 0 3B: 0 HR: 1	SF: 1 SAC: 0 DP: 0 HBP: 0	WP: 0 PB: 0 SB: 0 CS: 0	PA: 35			
PITCHER	IP	WLS	BF	H	R	ER	SO	BB	IBB	HBP	BLK	WP	HR	S	P	ERA	WHIP								
John Tudor, L ERA: 3.73 Ken Dayley, L ERA: 1.88	(1, 1)	5.0	W	21	4	3	2	3	2	0	0	0	0	25	33	3.60	1.200								
	(6, 1)	4.0	S	14	1	2	1	1	0	0	0	0	0	1	16	2.25	0.250								

Batter	1	2	3	4	5	6	7	8	9	AB	R	H	RBI	BB	SO	LOB	BOTTOM								
Vince Coleman, S OBP: 0.343, SLG: 0.360 (1, 7)	1B	CS	K			K		F7		4	1	1	0	1	2	0	Houston Astros @ St. Louis Cardinals Busch Stadium, St. Louis, MO Mon Jun 03 1985, 7:05 PM CDT Att: 18,891 - Unknown								
Willie McGee, S OBP: 0.376, SLG: 0.487 (1, 8)	CS		2B			F7				4	2	3	0	0	0	0									
Tom Herr, S OBP: 0.444, SLG: 0.480 (1, 4)	E		WP			3-1				3	3	2	2	1	0	0									
Jack Clark, R OBP: 0.408, SLG: 0.575 (1, 3)	K		F3			1-3				4	1	1	2	0	1	2									
Andy Van Slyke, L OBP: 0.406, SLG: 0.552 Tito Landrum, R OBP: 0.462, SLG: 1.167 (6, 9)						HR				3	1	3	2	0	0	0									
Terry Pendleton, S OBP: 0.287, SLG: 0.305 (1, 5)	F2		F7			E4		G4-6-3		1	1	1	0	0	0	0									
						1B		3B		4	0	0	1	0	0	3									
Ozzie Smith, S OBP: 0.332, SLG: 0.327 (1, 6)			K			4-3		F7		3	0	0	0	1	1	0									
Tom Nieto, R OBP: 0.355, SLG: 0.309 (1, 2)			FC3-8			F9		F9		4	0	2	1	0	0	0									
John Tudor, L OBP: 0.045, SLG: 0.045 Ken Dayley, L OBP: 0.333, SLG: 0.333 (6, 1)			FC3-6			K		4-3		3	0	0	0	0	1	3									
										1	0	0	0	0	0	0									
Inning Stats	R: 2 E: 0 K: 1 S: 6	H: 2 LOB: 1 BB: 2 P: 14	R: 0 E: 0 K: 1 S: 5	H: 1 LOB: 0 BB: 0 P: 5	R: 2 E: 0 K: 1 S: 8	H: 3 LOB: 1 BB: 0 P: 8	R: 0 E: 0 K: 1 S: 5	H: 0 LOB: 0 BB: 0 P: 5	R: 4 E: 1 K: 0 S: 8	H: 6 LOB: 2 BB: 1 P: 12	R: 0 E: 0 K: 1 S: 5	H: 0 LOB: 0 BB: 0 P: 5	R: 1 E: 0 K: 0 S: 4	H: 1 LOB: 0 BB: 0 P: 4	R: 0 E: 0 K: 0 S: 3	H: 0 LOB: 0 BB: 0 P: 3	1B: 9 2B: 2 3B: 1 HR: 1	SF: 0 SAC: 0 DP: 0 HBP: 0	WP: 1 PB: 0 SB: 4 CS: 3	PA: 38					
PITCHER	IP	WLS	BF	H	R	ER	SO	BB	IBB	HBP	BLK	WP	HR	S	P	ERA	WHIP								
Nolan Ryan, R ERA: 3.36 Bill Dawley, R ERA: 3.77 Ron Mathis, R ERA: 3.82	(1, 1)	4.2	L	25	11	8	8	4	3	0	0	0	0	30	42	15.43	3.000								
	(5, 1)	1.1		5	1	0	0	1	0	0	0	0	0	7	7	0.00	0.750								
	(7, 1)	2.0		7	1	1	1	0	0	0	0	0	0	7	7	4.50	0.500								

Batter	1	2	3	4	5	6	7	8	9	AB	R	H	RBI	BB	SO	LOB	TOP			
Bill Doran, S OBP: 0.369, SLG: 0.424 (1, 4)	F5			F8		F7		F8		4	0	1	0	0	0	0	Houston Astros @ St. Louis Cardinals Busch Stadium, St. Louis, MO Tue Jun 04 1985, 7:05 PM CDT Att: 23,203 - Unknown AB 31 R 1 H 4 RBI 1 BB 1 SO 2 LOB 8			
Terry Puhl, L OBP: 0.352, SLG: 0.442 (1, 9)	L4			1B FC4-6 1B		F7		F8		4	1	1	0	0	0	2				
Denny Walling, L OBP: 0.329, SLG: 0.417 (1, 5)	F7			FC4-6 1B		F8		F8		4	0	1	0	0	0	0				
Kevin Bass, S OBP: 0.281, SLG: 0.421 (1, 8)		6-3		FC4-6 1B			4-3		5-3	4	0	0	1	0	0	1				
Jim Pankovits, R OBP: 0.400, SLG: 0.489 (1, 7)	F2			5-3			4-3		4-3	4	0	0	0	0	0	1				
Harry Scilman, L OBP: 0.184, SLG: 0.222 (1, 3)	F8				6-3		G3			3	0	0	0	0	0	0				
Alan Ashby, S OBP: 0.364, SLG: 0.419 (1, 2)				G3		E G3 BB		1B 1B		2	0	1	0	1	0	0				
Craig Reynolds, L OBP: 0.309, SLG: 0.394 (1, 6)				4-3		G3		F8		3	0	0	0	0	0	2				
Joe Niekro, R OBP: 0.231, SLG: 0.280 (5, PH)				K		F7		K		1	0	0	0	0	1	0				
Jerry Mumphrey, S OBP: 0.316, SLG: 0.364 (5, PH)										1	0	0	0	0	0	1				
Julio Solano, R OBP: 0.367, SLG: 0.485 (8, PH)										0	0	0	0	0	0	0				
Jose Cruz, L OBP: 0.250, SLG: 0.250 (8, 1)										0	0	0	0	0	0	1				
Frank DiPino, L OBP: 0.250, SLG: 0.250 (8, 1)										0	0	0	0	0	0	0				
Inning Stats	R: 0 E: 0 K: 0 S: 3	H: 0 LOB: 0 BB: 0 P: 3	R: 0 E: 0 K: 0 S: 3	H: 0 LOB: 0 BB: 0 P: 3	R: 0 E: 0 K: 1 S: 5	H: 0 LOB: 0 BB: 0 P: 5	R: 1 E: 0 K: 0 S: 5	H: 2 LOB: 1 BB: 0 P: 5	R: 0 E: 1 K: 0 S: 3	H: 0 LOB: 1 BB: 1 P: 7	R: 0 E: 0 K: 0 S: 3	H: 0 LOB: 0 BB: 0 P: 3	R: 0 E: 0 K: 1 S: 7	H: 2 LOB: 2 BB: 0 P: 7	R: 0 E: 0 K: 0 S: 3	H: 0 LOB: 0 BB: 0 P: 3	1B: 4 2B: 0 3B: 0 HR: 0	SF: 0 SAC: 0 DP: 0 HBP: 0	WP: 0 PB: 0 SB: 1 CS: 0	PA: 32
PITCHER Joaquin Andujar, R ERA: 2.7	IP: 9.0 WLS: W BF: 32 H: 4 R: 1 ER: 1 SO: 2 BB: 1 IBB: 0 HBP: 0 BLK: 0 WP: 0 HR: 0 S: 35 P: 39 ERA: 1.00 WHIP: 0.556															PITCHER				

Batter	1	2	3	4	5	6	7	8	9	AB	R	H	RBI	BB	SO	LOB	BOTTOM			
Vince Coleman, S OBP: 0.357, SLG: 0.375 (1, 7)	BB 2B 1B	S 2B 1B		1B S 1B		S 1B		S 1B		4	4	4	1	0	0	0	Houston Astros @ St. Louis Cardinals Busch Stadium, St. Louis, MO Tue Jun 04 1985, 7:05 PM CDT Att: 23,203 - Unknown AB 33 R 6 H 12 RBI 6 BB 2 SO 2 LOB 9			
Willie McGee, S OBP: 0.391, SLG: 0.503 (1, 8)	2B 1B	2H 2B 1B		S 1B		S 1B		CS 1B		3	1	3	2	1	0	0				
Tom Herr, S OBP: 0.445, SLG: 0.486 (1, 4)	5-3 1H 2H 2B	F7		1B		K		K		4	0	2	3	0	1	2				
Jack Clark, R OBP: 0.405, SLG: 0.567 (1, 3)	5-3			F2		CS F7		F7		4	0	1	0	0	0	1				
Andy Van Slyke, L OBP: 0.408, SLG: 0.547 (1, 9)	2-3 S BB			4-3 1B		F4		F8		3	0	1	0	1	0	2				
Terry Pendleton, S OBP: 0.282, SLG: 0.299 (1, 5)	4-3			4-3		F8		G3		4	0	0	0	0	0	3				
Ozzie Smith, S OBP: 0.324, SLG: 0.320 (1, 6)		F4		G3		4-3		F4		4	0	0	0	0	0	1				
Tom Nieto, R OBP: 0.355, SLG: 0.309 (2, PH)				F9		5-3		F8		0	0	0	0	0	0	0				
Randy Hunt, R OBP: 0.250, SLG: 0.250 (3, 2)		SH2-4 1B 1B								4	1	1	0	0	0	0				
Joaquin Andujar, S OBP: 0.200, SLG: 0.206 (1, 1)		SH2-4		4-3		F3		K		3	0	0	0	0	1	0				
Inning Stats	R: 1 E: 0 K: 0 S: 4	H: 2 LOB: 2 BB: 2 P: 12	R: 2 E: 0 K: 0 S: 6	H: 3 LOB: 1 BB: 0 P: 6	R: 0 E: 0 K: 0 S: 4	H: 1 LOB: 1 BB: 0 P: 4	R: 2 E: 0 K: 0 S: 7	H: 4 LOB: 2 BB: 0 P: 7	R: 0 E: 0 K: 0 S: 3	H: 0 LOB: 0 BB: 0 P: 3	R: 1 E: 0 K: 1 S: 6	H: 2 LOB: 0 BB: 0 P: 6	R: 0 E: 0 K: 0 S: 3	H: 0 LOB: 0 BB: 0 P: 3	R: 0 E: 0 K: 1 S: 5	H: 0 LOB: 0 BB: 0 P: 5	1B: 10 2B: 2 3B: 0 HR: 0	SF: 0 SAC: 1 DP: 0 HBP: 0	WP: 1 PB: 0 SB: 5 CS: 1	PA: 37
PITCHER Joe Niekro, R ERA: 3.29	IP: 4.0 WLS: L BF: 23 H: 10 R: 5 ER: 5 SO: 5 BB: 2 IBB: 0 HBP: 0 BLK: 0 WP: 1 HR: 0 S: 21 P: 29 ERA: 11.25 WHIP: 3.000															PITCHER				
Julio Solano, R ERA: 4.2	3.0	10	2	1	1	1	0	0	0	0	0	12	12	3.00	0.667					
Frank DiPino, L ERA: 3.91	1.0	3	0	0	0	1	0	0	0	0	0	5	5	0.00	0.000					

Batter	1	2	3	4	5	6	7	8	9	AB	R	H	RBI	BB	SO	LOB	TOP										
Dan Gladden, R OBP: 0.299, SLG: 0.327	F9		B1-3		6-3		F9			4	0	0	0	0	0	1	San Francisco Giants @ Houston Astros Astrodome, Houston, TX Fri Jun 07 1985, 8:05 PM EDT Att: 11,202 - Unknown										
Manny Trillo, R OBP: 0.285, SLG: 0.261	P5		4-3			F8		P3	4	0	0	0	0	0	0												
Chili Davis, S OBP: 0.354, SLG: 0.463	BLK 1B			0-6 1B		F8		4-3	4	0	2	0	0	0	0												
Jeffrey Leonard, R OBP: 0.230, SLG: 0.294	L8			9-6 1-2		1B		P4	4	0	1	0	0	0	2												
Gary Rajsich, L OBP: 0.286, SLG: 0.262		FC6-4 BB		1B BB		F8		K	2	0	0	0	2	1	1												
Ricky Adams, R OBP: 0.333, SLG: 0.533	FC6-4 1-2			1B			5-3	4-3 WP 1B	4	0	2	0	0	0	1												
Alex Trevino, R OBP: 0.265, SLG: 0.355 Scot Thompson, L OBP: 0.180, SLG: 0.197	K			L5			HR	4-3 1-3	3	1	1	1	0	1	3												
Jose Uribe, S OBP: 0.253, SLG: 0.307	F7				P6		F9	4-3	4	0	0	0	0	0	2												
Atlee Hamaker, S Duane Kuiper, L OBP: 0.600, SLG: 0.500 Frank Williams, R Greg Minton, S			K		K		1B		2	0	0	0	0	2	0												
Inning Stats	R: 0 E: 0 K: 0 S: 4	H: 1 LOB: 1 BB: 0 P: 4	R: 0 E: 0 K: 1 S: 5	H: 0 LOB: 1 BB: 1 P: 9	R: 0 E: 0 K: 1 S: 5	H: 0 LOB: 0 BB: 0 P: 5	R: 0 E: 0 K: 0 S: 4	H: 2 LOB: 2 BB: 1 P: 8	R: 0 E: 0 K: 1 S: 5	H: 1 LOB: 1 BB: 0 P: 4	R: 1 E: 0 K: 0 S: 5	H: 2 LOB: 1 BB: 0 P: 5	R: 0 E: 0 K: 0 S: 3	H: 0 LOB: 0 BB: 0 P: 3	R: 0 E: 0 K: 1 S: 6	H: 1 LOB: 1 BB: 0 P: 6		1B: 6 2B: 1 3B: 0 HR: 1	SF: 0 SAC: 0 DP: 1 HBP: 0	WP: 1 PB: 0 SB: 0 CS: 0	PA: 35						
PITCHER	IP	WLS	BF	H	R	ER	SO	BB	IBB	HBP	BLK	WP	HR	S	P	ERA	WHIP										
Mike Scott, R ERA: 3.13	8.1	W	33	7	1	1	4	2	0	0	1	0	1	39	47	1.08	1.080										
Dave Smith, R ERA: 1.71	0.2	S	2	0	0	0	0	0	0	0	0	1	0	2	2	0.00	0.000										


Batter	1	2	3	4	5	6	7	8	9	AB	R	H	RBI	BB	SO	LOB	BOTTOM										
Bill Doran, S OBP: 0.363, SLG: 0.411	5-3		SF8 BB 1-2		4-3		1-2 2-3 1B			3	0	1	0	1	0	1	San Francisco Giants @ Houston Astros Astrodome, Houston, TX Fri Jun 07 1985, 8:05 PM EDT Att: 11,202 - Unknown										
Enos Cabell, R OBP: 0.340, SLG: 0.400 Denny Walling, L OBP: 0.333, SLG: 0.422	G6-4-3 BB		1-2 2-3 BB		1B 2B		K		1	1	1	1	2	0	0												
Phil Garner, R OBP: 0.298, SLG: 0.351	G6-4-3 1-2		SF8		1B		1-3		3	0	1	2	0	0	4												
Kevin Bass, S OBP: 0.277, SLG: 0.415		4-3	F9			F7		6-3	4	0	0	0	0	0	2												
Jim Pankovits, R OBP: 0.373, SLG: 0.444		1-3		4-3		6-3		5-3	4	0	0	0	0	0	0												
Terry Puhl, L OBP: 0.331, SLG: 0.413		K		5-3		3-1		6-3	4	0	0	0	0	1	0												
Mark Bailey, S OBP: 0.333, SLG: 0.315			F9 1B	4-3			1B 1B BB		2	1	1	0	1	0	0												
Bert Pena, R OBP: 0.250, SLG: 0.375 Craig Reynolds, L OBP: 0.317, SLG: 0.414			F9		SH1-3 2B 2B		1B 1B		2	1	1	0	0	0	1												
Mike Scott, R OBP: 0.100, SLG: 0.111 Dave Smith, R			BB SF8 1B		SH1-3		K		2	1	1	1	0	1	2												
Inning Stats	R: 0 E: 0 K: 0 S: 2	H: 0 LOB: 0 BB: 1 P: 6	R: 0 E: 0 K: 1 S: 5	H: 0 LOB: 0 BB: 0 P: 5	R: 2 E: 0 K: 0 S: 5	H: 2 LOB: 2 BB: 2 P: 13	R: 0 E: 0 K: 0 S: 3	H: 0 LOB: 0 BB: 0 P: 3	R: 2 E: 0 K: 0 S: 5	H: 3 LOB: 1 BB: 0 P: 5	R: 0 E: 0 K: 2 S: 9	H: 2 LOB: 3 BB: 1 P: 13	R: 0 E: 0 K: 0 S: 3	H: 0 LOB: 0 BB: 0 P: 3	R: 0 E: 0 K: 0 S: 3	H: 0 LOB: 0 BB: 0 P: 3		1B: 4 2B: 3 3B: 0 HR: 0	SF: 1 SAC: 1 DP: 1 HBP: 0	WP: 0 PB: 0 SB: 0 CS: 0	PA: 33						
PITCHER	IP	WLS	BF	H	R	ER	SO	BB	IBB	HBP	BLK	WP	HR	S	P	ERA	WHIP										
Atlee Hamaker, L ERA: 3.06	6.0	L	24	5	4	4	1	3	0	0	0	0	0	23	35	6.00	1.333										
Frank Williams, R ERA: 3.93	0.1		4	2	0	0	1	1	0	0	0	0	0	5	9	0.00	9.000										
Greg Minton, R ERA: 2.12	1.2		5	0	0	0	1	0	0	0	0	0	0	7	7	0.00	0.000										




Batter	1	2	3	4	5	6	7	8	9	AB	R	H	RBI	BB	SO	LOB	TOP										
Ricky Adams, R OBP: 0.316, SLG: 0.474 (1, 4)	0-3 K		0-3 K			0-0 G6-4-3 1B		0-3 K		4	0	1	0	0	3	4	San Francisco Giants @ Houston Astros Astrodome, Houston, TX Sat Jun 08 1985, 8:05 PM EDT Att: 24,675 - Unknown										
Bob Brenly, R OBP: 0.265, SLG: 0.328 (1, 5)	0-0 5-3		0-0 6-3			0-0 G6-4-3 1-2		0-0 BB 1B		4	0	1	1	0	0	3											
Chili Davis, S OBP: 0.352, SLG: 0.455 (1, 9)	0-0 4-3			0-3 K		0-0 G3		1-2 2-3 BB		3	0	0	0	1	1	0											
Jeffrey Leonard, R OBP: 0.230, SLG: 0.293 (1, 7)		0-0 5-3		0-0 S 1B			0-0 F9	0-0 F8		4	0	1	0	0	0	3											
Joel Youngblood, R OBP: 0.250, SLG: 0.191 (1, 8)		0-0 5-3		0-0 P5			0-0 F7		0-0 6-3	4	0	0	0	0	0	1											
Rob Deer, R OBP: 0.303, SLG: 0.500 (1, 3)		0-0 5-3		0-3 K 1-2			0-3 K		0-3 K	4	0	0	0	0	3	1											
Alex Trevino, R OBP: 0.268, SLG: 0.344 Gary Rajsich, L OBP: 0.296, SLG: 0.262 (8, PH)			4-0 FC3-6 1B BB		0-3 K			0-0 5-3	4-0 BB	2	0	0	0	1	1	0											
Jose Uribe, S OBP: 0.259, SLG: 0.312 (1, 6)			0-0 FC3-6 1B 1-2		0-0 4-3			0-0 1B 1B 1B	0-0 P6	4	1	2	0	0	0	1											
Bill Laskey, R OBP: 0.133, SLG: 0.071 Dan Gladden, R OBP: 0.302, SLG: 0.330 Mark Davis, L OBP: 0.200, SLG: 0.600 (8, PH)			0-0 FC3-6 1-2 2-3		0-3 K			0-0 BB 1B 1-3		2	0	0	0	0	1	2											
Inning Stats	R: 0 E: 0 K: 1 S: 5	H: 0 LOB: 0 BB: 0 P: 5	R: 0 E: 0 K: 0 S: 3	H: 0 LOB: 0 BB: 0 P: 3	R: 0 E: 0 K: 1 S: 6	H: 1 LOB: 2 BB: 1 P: 10	R: 0 E: 0 K: 2 S: 8	H: 1 LOB: 1 BB: 0 P: 8	R: 0 E: 0 K: 0 S: 7	H: 0 LOB: 0 BB: 0 P: 7	R: 0 E: 0 K: 0 S: 3	H: 0 LOB: 0 BB: 0 P: 5	R: 1 E: 0 K: 1 S: 8	H: 3 LOB: 3 BB: 1 P: 12	R: 0 E: 0 K: 1 S: 5	H: 0 LOB: 1 BB: 1 P: 9		1B: 6 2B: 0 3B: 0 HR: 0	SF: 0 SAC: 0 DP: 1 HBP: 0	WP: 0 PB: 0 SB: 1 CS: 1	PA: 35						
PITCHER	IP	WLS	BF	H	R	ER	SO	BB	IBB	HBP	BLK	WP	HR	S	P	ERA	WHIP										
Nolan Ryan, R ERA: 3.11 Frank DiPino, L ERA: 3.69 Dave Smith, R ERA: 1.64	(1, 1) (8, 1) (8, 1)	7.0 0.2 1.1	W 6 S	24 3 5	3 1 0	0 1 0	7 1 1	1 1 1	0 0 0	0 0 0	0 0 0	0 0 0	0 7 6	37 11 10	41 11 10	0.00 13.50 0.00	0.571 6.000 0.750										

Batter	1	2	3	4	5	6	7	8	9	AB	R	H	RBI	BB	SO	LOB	BOTTOM										
Bill Doran, S OBP: 0.361, SLG: 0.408 (1, 4)	0-0 2B 1B		0-0 4-3		0-0 4-3			0-3 K		4	1	1	0	0	1	0	San Francisco Giants @ Houston Astros Astrodome, Houston, TX Sat Jun 08 1985, 8:05 PM EDT Att: 24,675 - Unknown										
Craig Reynolds, L OBP: 0.315, SLG: 0.416 (1, 6)	0-0 4-3 1H SF9 2B		0-0 3-1			0-0 P6		0-0 4-3		4	1	1	1	0	0	0											
Kevin Bass, S OBP: 0.270, SLG: 0.403 (1, 7) (8, 8)	0-0 4-3 2-3			0-0 E7 1B		0-0 1-3		0-0 F9		4	1	0	0	0	0	1											
Denny Walling, L OBP: 0.333, SLG: 0.423 (1, 5)	0-0 SF9			0-0 CS 1B 2H		0-0 F5				2	0	1	2	0	0	0											
Jerry Mumphrey, S OBP: 0.313, SLG: 0.357 Chris Jones, L (8, 7)	0-0 4-3			0-3 K 1-2			0-0 4-3			3	0	0	0	0	1	1											
Terry Puhl, L OBP: 0.338, SLG: 0.421 (1, 9)		0-0 1-3		0-0 2B			4-0 S 1B BB			2	1	1	0	1	0	0											
Enos Cabell, R OBP: 0.340, SLG: 0.398 (1, 3)		0-0 6-3		0-0 F8			0-0 WP S 1B 1H			3	0	1	1	0	0	1											
Mark Bailey, S OBP: 0.324, SLG: 0.305 (1, 2)		0-0 F7			0-0 4-3		0-3 K			3	0	0	0	0	1	1											
Nolan Ryan, R OBP: 0.100, SLG: 0.069 Jim Pankovits, R OBP: 0.367, SLG: 0.436 Frank DiPino, L OBP: 0.333, SLG: 0.333 Dave Smith, R (8, 1)			0-0 4-3		0-0 F7		0-0 F8			2	0	0	0	0	0	0											
Inning Stats	R: 2 E: 0 K: 0 S: 5	H: 2 LOB: 0 BB: 0 P: 5	R: 0 E: 0 K: 0 S: 3	H: 0 LOB: 0 BB: 0 P: 3	R: 0 E: 0 K: 0 S: 3	H: 0 LOB: 0 BB: 0 P: 3	R: 1 E: 1 K: 1 S: 7	H: 2 LOB: 1 BB: 0 P: 7	R: 0 E: 0 K: 0 S: 3	H: 0 LOB: 0 BB: 0 P: 3	R: 0 E: 0 K: 0 S: 3	H: 0 LOB: 0 BB: 0 P: 3	R: 1 E: 0 K: 1 S: 6	H: 1 LOB: 1 BB: 1 P: 10	R: 0 E: 0 K: 1 S: 5	H: 0 LOB: 0 BB: 0 P: 5		1B: 3 2B: 2 3B: 0 HR: 0	SF: 1 SAC: 0 DP: 0 HBP: 0	WP: 1 PB: 0 SB: 2 CS: 1	PA: 30						
PITCHER	IP	WLS	BF	H	R	ER	SO	BB	IBB	HBP	BLK	WP	HR	S	P	ERA	WHIP										
Bill Laskey, R ERA: 4.14 Mark Davis, L ERA: 2.0	(1, 1) (8, 1)	7.0 1.0	L	27 3	5 0	3 0	3 0	2 1	0 0	0 0	0 0	0 0	0 5	30 5	34	3.86 0.00	0.857 0.000										

AB 32
R 1
H 6
RBI 1
BB 3
SO 9
LOB 15



AB 28
R 4
H 5
RBI 4
BB 1
SO 3
LOB 5



Batter	1	2	3	4	5	6	7	8	9	AB	R	H	RBI	BB	SO	LOB	TOP				
Dan Gladden, R (1, 8) OBP: 0.297, SLG: 0.323	F8			5-3		FC6-4		F8		4	0	0	0	0	0	1					
Jose Uribe, S (1, 6) OBP: 0.259, SLG: 0.310	3-1			S 1B		F2		5-3		4	0	1	0	0	0	1					
Chili Davis, S (1, 9) OBP: 0.345, SLG: 0.444	K			F9				P4		4	0	0	0	0	1	1					
Jeffrey Leonard, R (1, 7) OBP: 0.227, SLG: 0.289		5-3		5-3				F9		3	0	0	0	0	0	1					
Bob Brently, R (1, 5) OBP: 0.266, SLG: 0.328		F8			6-3			1B		3	0	1	0	0	0	0					
Rob Deer, R (1, 3) OBP: 0.278, SLG: 0.455		K		5-3				1-3		3	0	0	0	0	1	1					
Ricky Adams, R (1, 4) OBP: 0.273, SLG: 0.409			K		F8			K		3	0	0	0	0	2	0					
Alex Trevino, R (1, 2) OBP: 0.257, SLG: 0.328		5-3			6-3			F7		3	0	0	0	0	0	0					
Dave LaPoint, L (1, 1) OBP: 0.348, SLG: 0.333				4-3				1-4-3		1	0	0	0	1	0	0					
Greg Minton, S (7, 1)						FC6-4 BB				0	0	0	0	0	0	0					
Scot Thompson, L (8, PH) OBP: 0.177, SLG: 0.194										1	0	0	0	0	0	0					
Scott Garretts, R (8, 1)										0	0	0	0	0	0	0					
Inning Stats	R: 0 E: 0 K: 1 S: 5	H: 0 LOB: 0 BB: 0 P: 5	R: 0 E: 0 K: 1 S: 5	H: 0 LOB: 0 BB: 0 P: 5	R: 0 E: 0 K: 1 S: 5	H: 0 LOB: 0 BB: 0 P: 5	R: 0 E: 0 K: 0 S: 4	H: 1 LOB: 1 BB: 0 P: 4	R: 0 E: 0 K: 0 S: 3	H: 0 LOB: 0 BB: 0 P: 3	R: 0 E: 0 K: 0 S: 4	H: 1 LOB: 1 BB: 0 P: 4	R: 0 E: 0 K: 1 S: 5	H: 0 LOB: 0 BB: 0 P: 5	R: 0 E: 0 K: 0 S: 3	H: 0 LOB: 0 BB: 0 P: 3	R: 0 E: 0 K: 0 S: 3	H: 0 LOB: 0 BB: 0 P: 3	1B: 2 2B: 0 3B: 0 HR: 0	SF: 0 SAC: 0 DP: 0 HBP: 0	WP: 0 PA: 30 PB: 0 SB: 1 CS: 0
PITCHER Joe Niekro, R (1, 1) ERA: 2.94	IP: 9.0 WLS: W BF: 30 H: 2 R: 0 ER: 0 SO: 4 BB: 1 IBB: 0 HBP: 0 BLK: 0 WP: 0 HR: 0 S: 37 P: 41 ERA: 0.00 WHIP: 0.333															PITCHER	IP: 9.0 WLS: W BF: 30 H: 2 R: 0 ER: 0 SO: 4 BB: 1 IBB: 0 HBP: 0 BLK: 0 WP: 0 HR: 0 S: 37 P: 41 ERA: 0.00 WHIP: 0.333				

San Francisco Giants @ Houston Astros
Astrodome, Houston, TX
Sun Jun 09 1985, 8:05 PM EDT
Att: 9,667 - Unknown

AB 29
R 0
H 2
RBI 0
BB 1
SO 4
LOB 5



Batter	1	2	3	4	5	6	7	8	9	AB	R	H	RBI	BB	SO	LOB	BOTTOM				
Bill Doran, S (1, 4) OBP: 0.358, SLG: 0.404	L5		P4		P5		FC5-4 1B			4	0	1	0	0	0	0					
Enos Cabell, R (1, 3) OBP: 0.327, SLG: 0.381	F9		4-3		6-3		K			4	0	0	0	0	1	1					
Phil Garner, R (1, 5) OBP: 0.297, SLG: 0.349	FC5-4 1B		F9		P4		FC5-4 1-2			4	0	1	0	0	0	1					
Kevin Bass, S (1, 8) OBP: 0.269, SLG: 0.406	FC5-4 1-2			L9 1B 2B		K	5-3			4	1	1	0	0	1	2					
Jim Pankovits, R (1, 7) OBP: 0.375, SLG: 0.431		5-3		L9 1B		1B HR 1B		G6-4-3 BB		3	1	1	0	1	0	1					
Terry Puhl, L (1, 9) OBP: 0.348, SLG: 0.431		E4 3B 1B		BB CS 1B		1-2 HR 1B		P6		4	2	3	1	0	0	1					
Alan Ashby, S (1, 2) OBP: 0.366, SLG: 0.420		6-3		CS BB 1B		1-2 HR		G6-4-3 1-2		2	0	1	0	0	0	1					
Mark Bailey, S (5, 2) OBP: 0.327, SLG: 0.340				1-2 CS BB 1B		1-2 HR				2	1	1	3	0	0	1					
Craig Reynolds, L (1, 6) OBP: 0.322, SLG: 0.432				1-2 CS BB		G3				2	0	1	1	1	0	0					
Joe Niekro, R (1, 1) OBP: 0.207, SLG: 0.250		6-3		1-2 2-3 3-H		6-3				3	0	0	0	0	1	4					
Inning Stats	R: 0 E: 0 K: 0 S: 4	H: 1 LOB: 1 BB: 0 P: 4	R: 1 E: 1 K: 0 S: 5	H: 2 LOB: 1 BB: 0 P: 5	R: 0 E: 0 K: 0 S: 3	H: 0 LOB: 0 BB: 0 P: 3	R: 0 E: 0 K: 1 S: 7	H: 3 LOB: 2 BB: 1 P: 11	R: 0 E: 0 K: 0 S: 3	H: 0 LOB: 0 BB: 0 P: 3	R: 3 E: 0 K: 1 S: 8	H: 3 LOB: 0 BB: 0 P: 8	R: 0 E: 0 K: 1 S: 6	H: 1 LOB: 1 BB: 0 P: 6	R: 0 E: 0 K: 0 S: 2	H: 0 LOB: 0 BB: 1 P: 6	R: 0 E: 0 K: 0 S: 2	H: 0 LOB: 0 BB: 1 P: 6	1B: 7 2B: 1 3B: 1 HR: 1	SF: 0 SAC: 0 DP: 1 HBP: 0	WP: 0 PA: 34 PB: 0 SB: 0 CS: 3
PITCHER Dave LaPoint, L (1, 1) ERA: 2.32	IP: 6.0 WLS: L BF: 27 H: 9 R: 5 ER: 5 SO: 2 BB: 1 IBB: 0 HBP: 0 BLK: 0 WP: 0 HR: 1 S: 30 P: 34 ERA: 7.50 WHIP: 1.667															PITCHER	IP: 6.0 WLS: L BF: 27 H: 9 R: 5 ER: 5 SO: 2 BB: 1 IBB: 0 HBP: 0 BLK: 0 WP: 0 HR: 1 S: 30 P: 34 ERA: 7.50 WHIP: 1.667				
Greg Minton, R (7, 1) ERA: 2.05	1.0 4 1 0 0 1 0 0 0 0 0 0 6 6 0.00 1.000															1.0 3 0 0 0 0 1 0 0 0 0 0 2 6 0.00 1.000					
Scott Garretts, R (8, 1) ERA: 1.49																					

San Francisco Giants @ Houston Astros
Astrodome, Houston, TX
Sun Jun 09 1985, 8:05 PM EDT
Att: 9,667 - Unknown


AB 32
R 5
H 10
RBI 5
BB 2
SO 3
LOB 12



Batter	1	2	3	4	5	6	7	8	9	AB	R	H	RBI	BB	SO	LOB	TOP			
Tim Flannery, L (1.4) OBP: 0.368, SLG: 0.349	0-0 4-3		0-0 G4-6-3 1B			0-0 4-3		0-0 FC6-4		4	0	1	0	0	0	1				
Tony Gwynn, L (1.9) OBP: 0.364, SLG: 0.458	0-0 6-3		0-0 G4-6-3 1-2f			0-0 F7			0-0 F7	4	0	0	0	0	0	1				
Steve Garvey, R (1.3) OBP: 0.299, SLG: 0.466	0-3 K			0-0 F7		0-0 6-3			0-0 1B 1B	4	0	1	0	0	1	0				
Terry Kennedy, L (1.2) OBP: 0.328, SLG: 0.450		0-3 K BB		0-0 6-3			0-3 K		0-0 1B 1B	3	0	0	0	0	2	0				
Bruce Bochy, R (7.2) OBP: 0.265, SLG: 0.364									1-2 1B	1	0	1	0	0	0	0				
Kevin McReynolds, R (1.8) OBP: 0.336, SLG: 0.433		4-0 1-2 BB		0-0 2B		0-0 F8			0-0 F7	3	0	1	0	1	0	2				
Graig Nettles, L (1.5) OBP: 0.385, SLG: 0.364		0-3 K		0-0 3-1		0-0 F9			0-0 4-3	4	0	0	0	0	1	5				
Camelto Martinez, R (1.7) OBP: 0.355, SLG: 0.556						0-0 F7		4-0 FC4-6 BB		2	0	0	0	1	0	2				
Greg Booker, R (8.1) OBP: 0.295, SLG: 0.364									0-0 FC4-6 FC6-4	0	0	0	0	0	0	0				
Garry Templeton, S (1.6) OBP: 0.327, SLG: 0.405						0-0 F8			0-0 FC4-6 FC6-4	3	0	0	0	0	0	3				
Mario Ramirez, R (8. PR) OBP: 0.188, SLG: 0.188									1-2 1B	0	0	0	0	0	0	0				
Mark Thurmond, L (1.1) OBP: 0.200, SLG: 0.250				0-0 F6		0-0 5-3		0-3 K		2	0	0	0	0	0	0				
Craig Lefferts, L (6.1) OBP: 0.500, SLG: 0.500										0	0	0	0	0	0	0				
Bobby Brown, S (8. PH) OBP: 0.200, SLG: 0.250										1	0	0	0	0	1	1				
Inning Stats	R: 0 E: 0 K: 1 S: 5	H: 0 LOB: 0 BB: 0 P: 5	R: 0 E: 0 K: 2 S: 8	H: 0 LOB: 2 BB: 1 P: 12	R: 0 E: 0 K: 0 S: 3	H: 1 LOB: 0 BB: 0 P: 3	R: 0 E: 0 K: 0 S: 4	H: 1 LOB: 1 BB: 0 P: 4	R: 0 E: 0 K: 0 S: 3	H: 0 LOB: 0 BB: 0 P: 3	R: 0 E: 0 K: 0 S: 3	H: 0 LOB: 0 BB: 0 P: 5	R: 0 E: 0 K: 1 S: 5	H: 0 LOB: 1 BB: 1 P: 9	R: 0 E: 0 K: 0 S: 5	H: 2 LOB: 2 BB: 0 P: 5	1B: 3 2B: 1 3B: 0 HR: 0	SF: 0 SAC: 0 DP: 1 HBP: 0	WP: 1 PB: 0 SB: 0 CS: 0	PA: 33
PITCHER Mike Scott, R (1.1) ERA: 2.77	IP: 9.0 WLS: W BF: 33	H: 4 R: 0 ER: 0 SO: 5	BB: 2 IBB: 0 HBP: 0 BLK: 0	WP: 1 HR: 0 S: 41 P: 49	ERA: 0.00 WHIP: 0.667															

San Diego Padres @ Houston Astros
Astrodome, Houston, TX
Tue Jun 11 1985, 8:05 PM EDT
Att: 11,989 - Unknown


AB 31
R 0
H 4
RBI 0
BB 2
SO 5
LOB 15



Batter	1	2	3	4	5	6	7	8	9	AB	R	H	RBI	BB	SO	LOB	BOTTOM			
Bill Doran, S (1.4) OBP: 0.356, SLG: 0.413	0-0 HR		0-0 F6			0-0 1-2 2-H 1B		0-0 SF9		3	1	2	3	1	0	0				
Enos Cabell, R (1.3) OBP: 0.319, SLG: 0.362	0-0 F8		0-0 FC6-4 1B		0-0 F9	0-0 F5		3-H 4-0 WP 1B BB		4	1	1	0	1	0	3				
Denny Walling, L (9.3) OBP: 0.325, SLG: 0.412								1-2 1B BB		0	0	0	0	0	0	0				
Phil Garner, R (1.5) OBP: 0.294, SLG: 0.344	0-0 6-3		0-0 FC6-4 1-2f		0-0 F9		0-0 5-3	1-H 2-H 2B 1B		5	1	1	2	0	0	3				
Kevin Bass, S (1.8) OBP: 0.273, SLG: 0.415	0-0 F8			0-0 F9		0-0 1B HR 1B	0-0 5-3	2-H WP 2B		5	2	2	1	0	0	0				
Jim Pankovits, R (1.7) OBP: 0.386, SLG: 0.444		0-0 F2		0-0 4-3		4-0 1B HR BB	0-0 2B	2-3 WP 1B		4	1	2	0	1	0	0				
Terry Puhl, L (1.9) OBP: 0.353, SLG: 0.431		0-0 G5-3 S 1B		0-0 F4		0-0 1-2 2-3 HR 1B	0-0 F8	1-3 3-H K		5	1	2	0	0	1	2				
Chris Jones, L (9.9) OBP: 0.353, SLG: 0.431										0	0	0	0	0	0	0				
Mark Bailey, S (1.2) OBP: 0.372, SLG: 0.412		4-0 1-2 BB				4-0 FC1-5 1B BB	0-0 1-H 2-H 3-H HR	0-0 3-1 SF9 2B		2	2	2	4	2	0	0				
Craig Reynolds, L (1.6) OBP: 0.323, SLG: 0.426		0-0 G5-3 2-3f				0-0 1-2 1B 1B	0-0 FC1-5 F4	0-0 3-1		4	1	1	0	0	0	3				
Mike Scott, R (1.1) OBP: 0.125, SLG: 0.095				0-0 4-3		0-0 FC1-5 1B	0-0 6-3	4-0 WP BB 1B BB		3	1	0	0	1	0	2				
Inning Stats	R: 1 E: 0 K: 0 S: 4	H: 1 LOB: 0 BB: 0 P: 4	R: 0 E: 0 K: 0 S: 3	H: 1 LOB: 1 BB: 1 P: 7	R: 0 E: 0 K: 0 S: 4	H: 1 LOB: 1 BB: 0 P: 4	R: 0 E: 0 K: 0 S: 3	H: 0 LOB: 0 BB: 0 P: 3	R: 1 E: 0 K: 0 S: 5	H: 2 LOB: 2 BB: 1 P: 9	R: 4 E: 0 K: 0 S: 6	H: 3 LOB: 1 BB: 2 P: 14	R: 0 E: 0 K: 0 S: 4	H: 1 LOB: 1 BB: 0 P: 4	R: 5 E: 0 K: 1 S: 9	H: 4 LOB: 1 BB: 2 P: 17	1B: 8 2B: 3 3B: 0 HR: 2	SF: 1 SAC: 0 DP: 1 HBP: 0	WP: 3 PB: 0 SB: 2 CS: 0	PA: 42
PITCHER Mark Thurmond, L (1.1) ERA: 4.5	IP: 5.0 WLS: L BF: 24	H: 7 R: 5 ER: 5 SO: 0	BB: 3 IBB: 0 HBP: 0 BLK: 0	WP: 0 HR: 1 S: 21 P: 33	ERA: 9.00 WHIP: 2.000															
Craig Lefferts, L (6.1) ERA: 3.81	IP: 2.0 WLS: 9 BF: 9	H: 2 R: 1 ER: 1 SO: 0	BB: 1 IBB: 0 HBP: 0 BLK: 0	WP: 0 HR: 1 S: 8 P: 12	ERA: 4.50 WHIP: 1.500															
Greg Booker, R (8.1) ERA: 6.98	IP: 1.0 WLS: 9 BF: 4	H: 5 R: 5 ER: 5 SO: 1	BB: 2 IBB: 0 HBP: 0 BLK: 0	WP: 2 HR: 0 S: 9 P: 17	ERA: 45.00 WHIP: 6.000															

San Diego Padres @ Houston Astros
Astrodome, Houston, TX
Tue Jun 11 1985, 8:05 PM EDT
Att: 11,989 - Unknown

AB 35
R 11
H 13
RBI 10
BB 6
SO 1
LOB 13



Batter	1	2	3	4	5	6	7	8	9	AB	R	H	RBI	BB	SO	LOB	TOP	
Tim Flannery, L OBP: 0.372, SLG: 0.344 (1, 4)										2	0	0	0	2	0	0	San Diego Padres @ Houston Astros Astrodome, Houston, TX Wed Jun 12 1985, 8:05 PM EDT Att: 15,978 - Unknown	
Tony Gwynn, L OBP: 0.395, SLG: 0.459 (1, 9)										4	0	2	0	0	0	1		
Steve Garvey, R OBP: 0.294, SLG: 0.458 (1, 3)										4	0	0	0	0	0	4		
Terry Kennedy, L OBP: 0.322, SLG: 0.440 (1, 2)										4	0	0	0	0	1	3		
Kevin McReynolds, R OBP: 0.335, SLG: 0.435 (1, 8)										4	1	1	0	0	1	0		
Graig Nettles, L OBP: 0.387, SLG: 0.388 (1, 5)										4	1	2	1	0	0	1		
Camelto Martinez, R OBP: 0.397, SLG: 0.494 (1, 7)										4	0	0	0	0	1	2		
Garry Templeton, S OBP: 0.327, SLG: 0.409 (1, 6)										3	0	1	1	0	0	1		
Eric Show, R OBP: 0.077, SLG: 0.077 (8, PH)										2	0	0	0	0	2	1		
Bobby Brown, S OBP: 0.192, SLG: 0.240 (8, 1)										1	0	0	0	0	0	0		
Tim Stoddard, R (8, 1)										0	0	0	0	0	0	0		
Inning Stats	R: 0 E: 0 K: 1 S: 5	H: 0 LOB: 1 BB: 1 P: 9	R: 1 E: 0 K: 2 S: 9	H: 2 LOB: 1 BB: 0 P: 9	R: 0 E: 0 K: 0 S: 3	H: 1 LOB: 1 BB: 1 P: 7	R: 0 E: 0 K: 0 S: 3	H: 0 LOB: 0 BB: 0 P: 3	R: 0 E: 0 K: 1 S: 6	H: 1 LOB: 1 BB: 0 P: 6	R: 0 E: 0 K: 0 S: 4	H: 1 LOB: 1 BB: 0 P: 4	R: 1 E: 0 K: 0 S: 4	H: 1 LOB: 0 BB: 0 P: 4	1B: 3 2B: 2 3B: 0 HR: 1	SF: 0 SAC: 0 DP: 1 HBP: 0	WP: 0 PB: 1 SB: 0 CS: 0	PA: 34
PITCHER Nolan Ryan, R ERA: 3.01 (1, 1)	IP: 9.0 WLS: W BF: 34 H: 6 R: 2 ER: 2 SO: 5 BB: 2 IBB: 0 HBP: 0 BLK: 0 WP: 0 HR: 1 S: 42 P: 50 ERA: 2.00 WHIP: 0.889															PITCHER		

AB	32
R	2
H	6
RBI	2
BB	2
SO	5
LOB	13



Batter	1	2	3	4	5	6	7	8	9	AB	R	H	RBI	BB	SO	LOB	BOTTOM	
Bill Doran, S OBP: 0.363, SLG: 0.420 (1, 4)										4	0	3	1	0	0	0	San Diego Padres @ Houston Astros Astrodome, Houston, TX Wed Jun 12 1985, 8:05 PM EDT Att: 15,978 - Unknown	
Craig Reynolds, L OBP: 0.315, SLG: 0.414 (1, 6)										4	0	0	0	0	0	2		
Kevin Bass, S OBP: 0.266, SLG: 0.404 (9, 9)										4	0	0	0	0	0	2		
Denny Walling, L OBP: 0.323, SLG: 0.404 (1, 3)										3	0	0	0	1	0	0		
Jim Pankovits, R OBP: 0.378, SLG: 0.424 (1, 7)										3	0	0	0	1	2	0		
Terry Puhl, L OBP: 0.356, SLG: 0.429 Chris Jones, L (9, 8)										3	1	1	0	1	0	3		
Phil Garner, R OBP: 0.295, SLG: 0.355 (1, 5)										3	1	1	1	0	1	1		
Mark Bailey, S OBP: 0.379, SLG: 0.429 (1, 2)										3	1	2	0	0	0	0		
Nolan Ryan, R OBP: 0.094, SLG: 0.065 (1, 1)										2	0	0	0	0	1	1		
Inning Stats	R: 0 E: 0 K: 0 S: 3	H: 0 LOB: 0 BB: 0 P: 3	R: 0 E: 0 K: 2 S: 7	H: 0 LOB: 1 BB: 1 P: 11	R: 1 E: 0 K: 0 S: 5	H: 2 LOB: 1 BB: 0 P: 5	R: 0 E: 0 K: 1 S: 5	H: 0 LOB: 0 BB: 0 P: 5	R: 0 E: 0 K: 0 S: 3	H: 0 LOB: 0 BB: 0 P: 3	R: 2 E: 1 K: 0 S: 5	H: 2 LOB: 0 BB: 0 P: 5	R: 0 E: 0 K: 0 S: 4	H: 1 LOB: 3 BB: 2 P: 12	1B: 5 2B: 1 3B: 1 HR: 0	SF: 0 SAC: 1 DP: 0 HBP: 0		WP: 0 PB: 0 SB: 0 CS: 0
PITCHER Eric Show, R ERA: 3.17 Tim Stoddard, R ERA: 5.12 (8, 1)	IP: 7.0 WLS: L BF: 27 H: 6 R: 3 ER: 2 SO: 4 BB: 1 IBB: 0 HBP: 0 BLK: 0 WP: 0 HR: 0 S: 34 P: 38 ERA: 2.57 WHIP: 1.000															PITCHER		

AB	29
R	3
H	7
RBI	2
BB	3
SO	4
LOB	9



Batter	1	2	3	4	5	6	7	8	9	AB	R	H	RBI	BB	SO	LOB	TOP								
Steve Sax, R OBP: 0.347, SLG: 0.276 (1, 4)	F9		4-3					6-3		4	0	1	0	2	0	0	Los Angeles Dodgers @ Houston Astros Astrodome, Houston, TX Fri Jun 14 1985, 8:05 PM EDT Att: 21,243 - Unknown								
Mariano Duncan, R OBP: 0.303, SLG: 0.338 (1, 6)	F2		K			SF8		K	F6	5	0	0	1	0	2	5									
Ken Landreaux, L OBP: 0.244, SLG: 0.358 (1, 8)				F9	F3	F8		4-3		5	0	1	0	0	0	1									
Pedro Guerrero, R OBP: 0.377, SLG: 0.495 Candy Maldonado, R OBP: 0.239, SLG: 0.275 (9, PR) (9, 7)	6-3			PB 1B	HR			HR	1B BB	3	3	2	2	2	0	1									
Greg Brock, L OBP: 0.303, SLG: 0.462 (1, 3)		PB 4-3 BB		F8	HR			2B 1B	1B E 1B	4	2	3	1	1	0	1									
Mike Marshall, R OBP: 0.309, SLG: 0.443 (1, 9)	F9			1B BB 1B	6-3			1-3 2B	F8	5	1	2	1	0	0	3									
Mike Scioscia, L OBP: 0.326, SLG: 0.358 (1, 2)	4-3			2H 1B BB 1B	4-3			F6	F9	4	1	0	0	1	0	5									
Dave Anderson, R OBP: 0.322, SLG: 0.293 (1, 5)	K			BB 1B 1B		4-0 1B SF8 BB		K	E7 1B 1B	4	2	2	1	1	2	3									
Jerry Reuss, L OBP: 0.226, SLG: 0.200 (1, 1)			F7			SH3-4 BB		F7	BB 1B	4	0	2	3	0	0	2									
Inning Stats	R: 0 E: 0 K: 0 S: 4	H: 1 LOB: 1 BB: 0 P: 4	R: 0 E: 0 K: 1 S: 5	H: 0 LOB: 1 BB: 1 P: 9	R: 0 E: 0 K: 1 S: 5	H: 0 LOB: 0 BB: 0 P: 5	R: 3 E: 0 K: 0 S: 6	H: 3 LOB: 3 BB: 3 P: 18	R: 2 E: 0 K: 0 S: 5	H: 2 LOB: 0 BB: 0 P: 5	R: 1 E: 0 K: 0 S: 4	H: 1 LOB: 1 BB: 1 P: 8	R: 1 E: 0 K: 1 S: 8	H: 3 LOB: 2 BB: 0 P: 8	R: 0 E: 0 K: 1 S: 5	H: 0 LOB: 0 BB: 0 P: 5		R: 3 E: 1 K: 0 S: 6	H: 3 LOB: 2 BB: 2 P: 14	1B: 9 2B: 1 3B: 0 HR: 3	SF: 1 SAC: 1 DP: 0 HBP: 0	WP: 0 PB: 2 SB: 2 CS: 0	PA: 47		
PITCHER	IP	WLS	BF	H	R	ER	SO	BB	IBB	HBP	BLK	WP	HR	S	P	ERA	WHIP								
Joe Niekro, R ERA: 3.3 (1, 1)	4.1	L	23	6	5	5	2	4	0	0	0	0	2	23	39	10.38	2.308								
Ron Mathis, R ERA: 3.89 (5, 1)	1.2		7	1	1	1	0	1	0	0	0	0	0	6	10	5.40	1.200								
Julio Solano, R ERA: 4.91 (7, 1)	2.0		11	4	3	3	2	1	0	0	0	0	1	14	18	13.50	2.500								
Bill Dawley, R ERA: 4.11 (9, 1)	1.0		6	2	1	0	0	1	0	0	0	0	0	5	9	0.00	3.000								

Batter	1	2	3	4	5	6	7	8	9	AB	R	H	RBI	BB	SO	LOB	BOTTOM								
Bill Doran, S OBP: 0.397, SLG: 0.412 (1, 4)	5-3	FC6-4		G3				5-3		4	0	0	1	0	0	3	Los Angeles Dodgers @ Houston Astros Astrodome, Houston, TX Fri Jun 14 1985, 8:05 PM EDT Att: 21,243 - Unknown								
Enos Cabell, R OBP: 0.317, SLG: 0.352 (1, 3)		4-3			4-3			5-3		3	0	0	0	1	0	2									
Phil Garner, R OBP: 0.294, SLG: 0.349 (1, 5)				5-3	K			F7		3	0	0	0	1	1	0									
Jose Cruz, L OBP: 0.370, SLG: 0.485 (1, 7)	K			4-3				1B		4	0	2	0	0	1	2									
Kevin Bass, S OBP: 0.272, SLG: 0.413 (1, 8)								F9		4	0	2	1	0	0	2									
Glenn Davis, R OBP: 0.250, SLG: 0.250 (1, 9)				SH 1B FC6-4 1B	FC5-4			F8	F8	4	1	1	0	0	0	1									
Mark Bailey, S OBP: 0.383, SLG: 0.431 (1, 2)		K						FC5-4 1B	PB 1B	4	0	2	0	0	1	1									
Craig Reynolds, L OBP: 0.319, SLG: 0.418 Dickie Thon, R OBP: 0.246, SLG: 0.213 (4, 6)		FC6-4 SH 1B		FC5-4 SH3-4				K		1	0	1	0	0	0	0									
Joe Niekro, R OBP: 0.287, SLG: 0.250 (5, 1) Ron Mathis, R OBP: 0.375, SLG: 0.418 (9, PR) Julio Solano, R OBP: 0.375, SLG: 0.418 (7, 1) Bill Dawley, R OBP: 0.321, SLG: 0.401 (9, PR)		SH FC6-4		SH3-4				F8		0	0	0	0	0	0	0									
Inning Stats	R: 1 E: 0 K: 1 S: 5	H: 1 LOB: 2 BB: 2 P: 13	R: 1 E: 1 K: 1 S: 8	H: 2 LOB: 2 BB: 0 P: 8	R: 0 E: 0 K: 0 S: 4	H: 1 LOB: 1 BB: 0 P: 4	R: 0 E: 0 K: 0 S: 4	H: 1 LOB: 1 BB: 0 P: 4	R: 0 E: 0 K: 1 S: 6	H: 1 LOB: 1 BB: 0 P: 6	R: 0 E: 0 K: 1 S: 3	H: 0 LOB: 0 BB: 0 P: 3	R: 0 E: 0 K: 0 S: 3	H: 1 LOB: 0 BB: 0 P: 3	R: 0 E: 0 K: 0 S: 3	H: 0 LOB: 0 BB: 0 P: 3		1B: 7 2B: 1 3B: 0 HR: 0	SF: 0 SAC: 2 DP: 1 HBP: 0	WP: 0 PB: 1 SB: 0 CS: 0	PA: 36				
PITCHER	IP	WLS	BF	H	R	ER	SO	BB	IBB	HBP	BLK	WP	HR	S	P	ERA	WHIP								
Jerry Reuss, L ERA: 3.15 (1, 1)	9.0	W	36	8	2	1	4	2	0	0	0	0	0	42	50	1.00	1.111								



Batter	1	2	3	4	5	6	7	8	9	AB	R	H	RBI	BB	SO	LOB	TOP					
Steve Sax, R (1, 4) OBP: 0.344, SLG: 0.272	6-3	G6-4-3				4-3 SH3 HR 1B	F9		5-3 1B 2B BB	5	2	1	0	1	0	4	Los Angeles Dodgers @ Houston Astros Astrodome, Houston, TX Sun Jun 16 1985, 8:05 PM EDT Att: 25,491 - Unknown					
Mariano Duncan, R (1, 6) OBP: 0.295, SLG: 0.327	2B 1B		G2			SH3	FC4-6	F2		4	0	1	0	0	0	2						
Ken Landreaux, L (1, 8) Candy Maldonado, R (8, PH) OBP: 0.250, SLG: 0.286	1-3 2B					4-3	4-3		5-3 2B 1B	4	1	2	0	0	0	2						
Pedro Guerrero, R (1, 7) R.J. Reynolds, S (8, 7) OBP: 0.379, SLG: 0.530	K							5-3	5-3	5	2	2	3	0	1	4						
Greg Brock, L (1, 3) OBP: 0.313, SLG: 0.455	F7					3-H	HR	2B BB	2B BB	2	2	0	0	3	0	3						
Mike Marshall, R (1, 9) OBP: 0.319, SLG: 0.444		1B BB				4-0		2B BB		3	1	2	3	2	1	1						
Mike Scioscia, L (1, 2) OBP: 0.339, SLG: 0.370		BB 1B	CS			4-3		2B BB		3	0	2	2	2	0	0						
Dave Anderson, R (1, 5) OBP: 0.305, SLG: 0.268						F9	F3	FC WP	PO	4	0	0	0	1	1	3						
Fernando Valenzuela, L (1, 1) OBP: 0.200, SLG: 0.225		K				4-3		FC4-6 1B		5	0	1	0	0	1	5						
Inning Stats	R: 0 E: 0 K: 1 S: 7	H: 2 LOB: 2 BB: 0 P: 7	R: 0 E: 0 K: 1 S: 5	H: 1 LOB: 2 BB: 2 P: 13	R: 2 E: 0 K: 0 S: 5	H: 3 LOB: 0 BB: 0 P: 5	R: 0 E: 0 K: 0 S: 3	H: 0 LOB: 0 BB: 0 P: 3	R: 4 E: 0 K: 0 S: 6	H: 3 LOB: 1 BB: 2 P: 14	R: 0 E: 0 K: 0 S: 4	H: 1 LOB: 1 BB: 0 P: 4	R: 1 E: 0 K: 1 S: 6	H: 0 LOB: 2 BB: 2 P: 14	R: 2 E: 0 K: 0 S: 4	H: 2 LOB: 2 BB: 3 P: 16		R: 0 E: 0 K: 1 S: 5	H: 0 LOB: 0 BB: 0 P: 5	1B: 7 2B: 4 3B: 0 HR: 1	SF: 0 SAC: 1 DP: 1 HBP: 0	WP: 1 PB: 0 SB: 0 CS: 1
PITCHER	IP WLS BF H R ER SO BB IBB HBP BLK WP HR S P ERA WHIP																					
Mike Scott, R (1, 1) ERA: 3.27	4.2 L 25 9 6 6 2 4 0 0 0 0 0 1 25 41 11.57 2.786																					
Bill Dawley, R (5, 1) ERA: 4.08	0.1 1 0 0 0 0 0 0 0 0 0 0 0 1 1 0.00 0.000																					
Julio Solano, R (6, 1) ERA: 4.87	2.0 10 1 1 1 1 2 0 0 0 0 1 0 10 18 4.50 1.500																					
Frank DiPino, L (8, 1) ERA: 4.15	1.0 7 2 2 2 0 3 0 0 0 0 0 0 4 16 18.00 5.000																					
Dave Smith, R (9, 1) ERA: 1.59	1.0 3 0 0 0 1 0 0 0 0 0 0 0 5 5 0.00 0.000																					
Batter	1	2	3	4	5	6	7	8	9	AB	R	H	RBI	BB	SO	LOB	BOTTOM					
Bill Doran, S (1, 4) OBP: 0.353, SLG: 0.408	6-3		G3						F7	4	0	1	0	0	0	1	Los Angeles Dodgers @ Houston Astros Astrodome, Houston, TX Sun Jun 16 1985, 8:05 PM EDT Att: 25,491 - Unknown					
Frank DiPino, L (8, 1) OBP: 0.333, SLG: 0.333										0	0	0	0	0	0	0						
Denny Walling, L (9, PH) OBP: 0.318, SLG: 0.395							1B 2B			0	0	0	0	0	0	0						
Enos Cabell, R (1, 3) OBP: 0.323, SLG: 0.351	F8									3	0	1	0	1	1	1						
Kevin Bass, S (1, 8) OBP: 0.266, SLG: 0.407	F8									4	0	0	0	0	0	3						
Jose Cruz, L (1, 7) OBP: 0.356, SLG: 0.466			4-3						F7	4	0	0	0	0	0	0						
Phil Garner, R (1, 5) OBP: 0.294, SLG: 0.344			2-3						6-3	3	0	1	0	1	0	0						
Glenn Davis, R (1, 9) OBP: 0.273, SLG: 0.273			K 1B						F7	4	0	1	0	0	2	1						
Alan Ashby, S (1, 2) OBP: 0.362, SLG: 0.413									2-3	4	0	1	0	0	1	3						
Dickie Thon, R (1, 6) OBP: 0.222, SLG: 0.191			4-3						4-3	4	0	0	0	0	1	2						
Mike Scott, R (1, 1) Bill Dawley, R (5, 1) Chris Jones, L (5, PH) Julio Solano, R (6, 1) Jim Pankovits, R (7, PH) OBP: 0.377, SLG: 0.420			4-3							1	0	0	0	0	0	0						
Inning Stats	R: 0 E: 0 K: 0 S: 3	H: 0 LOB: 0 BB: 0 P: 3	R: 0 E: 0 K: 1 S: 7	H: 1 LOB: 2 BB: 0 P: 7	R: 0 E: 0 K: 0 S: 3	H: 0 LOB: 1 BB: 1 P: 7	R: 0 E: 0 K: 2 S: 7	H: 0 LOB: 1 BB: 1 P: 11	R: 0 E: 0 K: 1 S: 5	H: 0 LOB: 1 BB: 1 P: 9	R: 0 E: 0 K: 0 S: 5	H: 2 LOB: 2 BB: 0 P: 5	R: 0 E: 0 K: 1 S: 7	H: 2 LOB: 2 BB: 0 P: 7	R: 0 E: 0 K: 0 S: 3	H: 0 LOB: 0 BB: 0 P: 3	R: 0 E: 0 K: 0 S: 4	H: 1 LOB: 1 BB: 0 P: 4	1B: 5 2B: 1 3B: 0 HR: 0	SF: 0 SAC: 0 DP: 0 HBP: 0	WP: 1 PB: 0 SB: 0 CS: 0	PA: 37
PITCHER	IP WLS BF H R ER SO BB IBB HBP BLK WP HR S P ERA WHIP																					
Fernando Valenzuela, L (1, 1) ERA: 2.2	9.0 W 37 6 0 0 5 3 0 0 0 0 1 0 44 56 0.00 1.000																					

Batter	1	2	3	4	5	6	7	8	9	AB	R	H	RBI	BB	SO	LOB	TOP								
Bill Doran, S OBP: 0.354, SLG: 0.412 (1, 4)	F8		1B		G3		5-3		F7	5	0	2	1	0	0	0									
Craig Reynolds, L OBP: 0.317, SLG: 0.414 (1, 6)	K		1B		G3		6-3			4	0	1	1	0	1	1									
Kevin Bass, S OBP: 0.266, SLG: 0.404 (1, 8) (8, 9)	F7		G3		4-3					4	0	1	0	0	0	3									
Jose Cruz, L OBP: 0.354, SLG: 0.462 (1, 7)		F9		4-3		G4-6-3 1B	4-3			4	0	1	0	0	0	1									
Denny Walling, L OBP: 0.318, SLG: 0.394 Enos Cabell, R OBP: 0.328, SLG: 0.357 (8, PH) (8, 3)		G5-4-3 1B		4-3		G4-6-3 1-2 1B		G3-6-3 1B		3	0	1	0	0	0	1									
Phil Garner, R OBP: 0.298, SLG: 0.362 (1, 5)	G5-4-3 1-2 1B			HR		1B 2B 1B		K		4	2	2	1	0	1	2									
Glenn Davis, R OBP: 0.267, SLG: 0.267 Chris Jones, L (8, 8)			5-3	F8		2B 1-2 1B		G3-6-3 1-2 1B		4	0	1	0	0	0	1									
Alan Ashby, S OBP: 0.376, SLG: 0.438 (1, 2)			1B SH3-4 1B		2B SH3-4 1B				F4	4	2	3	1	0	0	0									
Nolan Ryan, R OBP: 0.091, SLG: 0.063 Dave Smith, R (7, 1)			SH3-4		SH3-4		4-3		K	1	0	0	0	0	0	2									
										1	0	0	0	0	1	0									
Inning Stats	R: 0 E: 0 K: 1 S: 5	H: 0 LOB: 0 BB: 0 P: 5	R: 0 E: 0 K: 0 S: 3	H: 1 LOB: 0 BB: 0 P: 3	R: 1 E: 0 K: 0 S: 6	H: 3 LOB: 2 BB: 0 P: 6	R: 1 E: 0 K: 0 S: 4	H: 1 LOB: 0 BB: 0 P: 4	R: 1 E: 0 K: 0 S: 5	H: 2 LOB: 1 BB: 0 P: 5	R: 1 E: 0 K: 0 S: 6	H: 4 LOB: 2 BB: 0 P: 6	R: 0 E: 0 K: 0 S: 4	H: 1 LOB: 1 BB: 0 P: 4	R: 0 E: 0 K: 1 S: 5	H: 1 LOB: 0 BB: 0 P: 5	R: 0 E: 0 K: 1 S: 5	H: 0 LOB: 0 BB: 0 P: 5	1B: 10 2B: 2 3B: 0 HR: 1	SF: 0 SAC: 2 DP: 3 HBP: 0	WP: 0 PB: 0 SB: 0 CS: 0	PA: 37			
PITCHER	IP	WLS	BF	H	R	ER	SO	BB	IBB	HBP	BLK	WP	HR	S	P	ERA	WHIP								
Steve Shields, R ERA: 4.15 (1, 1)	5.2	L	25	10	4	4	1	0	0	0	0	0	1	27	27	6.35	1.765								
Jeff Dedmon, R ERA: 2.16 (6, 1)	0.1		2	1	0	0	0	0	0	0	0	0	0	2	2	0.00	3.000								
Terry Forster, L ERA: 1.1 (7, 1)	3.0		10	2	0	0	2	0	0	0	0	0	0	14	14	0.00	0.667								

Houston Astros @ Atlanta Braves
Atlanta-Fulton County Stadium, Atlanta, GA
Mon Jun 17 1985, 7:05 PM EDT
Att: 11,346 - Unknown

AB 35
R 4
H 13
RBI 4
BB 0
SO 3
LOB 11



Batter	1	2	3	4	5	6	7	8	9	AB	R	H	RBI	BB	SO	LOB	BOTTOM								
Brad Komminsk, R OBP: 0.323, SLG: 0.295 (1, 9)	2B 3B		CS BB	K			FC3-6 1B		F2	4	1	2	0	1	1	0									
Glenn Hubbard, R OBP: 0.345, SLG: 0.325 (1, 4)	K		1-2 1B		F3		FC3-6 1B		F7	5	1	1	0	0	1	2									
Dale Murphy, R OBP: 0.375, SLG: 0.544 (1, 8)	F8		2B			3B 1B		F3		4	1	1	0	0	1	3									
Bob Horner, R OBP: 0.332, SLG: 0.488 (1, 3)			BB 1B			1-2 3B				3	0	3	2	1	0	0									
Terry Harper, R OBP: 0.324, SLG: 0.400 (1, 7)	K		BB		5-3		4-3			4	0	1	1	0	1	4									
Ken Oberkfell, L OBP: 0.319, SLG: 0.357 (1, 5)		6-3	1-2 2-3 BB		K				F9	3	0	0	0	1	1	1									
Larry Owen, R OBP: 0.359, SLG: 0.353 (1, 2)		K				6-3			F8	4	0	0	0	0	2	3									
Paul Zuvella, R OBP: 0.238, SLG: 0.205 (1, 6)					6-3				L4	4	0	1	0	0	0	0									
Steve Shields, R OBP: 0.091, SLG: 0.091 Jeff Dedmon, L OBP: 0.250, SLG: 0.250 Gerald Perry, L OBP: 0.271, SLG: 0.263 Terry Forster, L (7, 1) Chris Chambliss, L OBP: 0.272, SLG: 0.252 (8, PH)			K		G3		F7		F6	2	0	0	0	0	1	1									
										0	0	0	0	0	0	0									
										1	0	0	0	0	0	0									
										0	0	0	0	0	0	0									
										1	0	0	0	0	0	0									
Inning Stats	R: 1 E: 0 K: 2 S: 9	H: 2 LOB: 1 BB: 0 P: 9	R: 0 E: 0 K: 2 S: 8	H: 1 LOB: 1 BB: 0 P: 8	R: 1 E: 0 K: 2 S: 8	H: 2 LOB: 3 BB: 3 P: 20	R: 0 E: 0 K: 1 S: 5	H: 0 LOB: 0 BB: 0 P: 5	R: 1 E: 0 K: 1 S: 7	H: 2 LOB: 1 BB: 0 P: 7	R: 0 E: 0 K: 0 S: 3	H: 0 LOB: 0 BB: 0 P: 3	R: 0 E: 0 K: 0 S: 5	H: 2 LOB: 2 BB: 0 P: 5	R: 0 E: 0 K: 0 S: 3	H: 0 LOB: 0 BB: 0 P: 3	R: 0 E: 0 K: 0 S: 3	H: 0 LOB: 0 BB: 0 P: 3	1B: 5 2B: 2 3B: 2 HR: 0	SF: 0 SAC: 0 DP: 0 HBP: 0	WP: 0 PB: 0 SB: 0 CS: 1	PA: 38			
PITCHER	IP	WLS	BF	H	R	ER	SO	BB	IBB	HBP	BLK	WP	HR	S	P	ERA	WHIP								
Nolan Ryan, R ERA: 3.07 (1, 1)	6.2	W	31	9	3	3	8	2	1	0	0	0	0	44	56	4.05	1.650								
Dave Smith, R ERA: 1.49 (7, 1)	2.1	S	7	0	0	0	0	0	0	0	0	0	0	7	7	0.00	0.000								

Houston Astros @ Atlanta Braves
Atlanta-Fulton County Stadium, Atlanta, GA
Mon Jun 17 1985, 7:05 PM EDT
Att: 11,346 - Unknown

AB 35
R 3
H 9
RBI 3
BB 3
SO 8
LOB 14



Batter	1	2	3	4	5	6	7	8	9	AB	R	H	RBI	BB	SO	LOB	TOP																	
Bill Doran, S OBP: 0.360, SLG: 0.427 (1, 4)	6-3		BB														2 2 1 1 2 0 0																	
Enos Cabell, R OBP: 0.320, SLG: 0.348 (1, 3)	5-3		BB														3 0 0 0 0 0 2																	
Denny Walling, L OBP: 0.316, SLG: 0.392 (8, PH)			1-2														1 0 0 0 0 0 0																	
Jim Pankovits, R OBP: 0.372, SLG: 0.414 (1, 6)	6-3																1 0 0 0 0 0 0																	
Dickie Thon, R OBP: 0.227, SLG: 0.197 (3, 6)																	3 0 1 0 0 1 0																	
Jose Cruz, L OBP: 0.352, SLG: 0.457 (1, 7)																	4 0 1 1 0 1 0																	
Kevin Bass, S OBP: 0.260, SLG: 0.394 (1, 8)	5-3																4 0 0 0 0 1 2																	
Phil Garner, R OBP: 0.297, SLG: 0.357 (1, 5)	BB																3 0 0 0 1 0 0																	
Glenn Davis, R OBP: 0.222, SLG: 0.222 (1, 9)	4-3																3 0 0 0 0 0 1																	
Alan Ashby, S OBP: 0.366, SLG: 0.424 (1, 2)																	3 0 0 0 0 1 0																	
Ron Mathis, R (1, 1)																	2 0 0 0 0 0 0																	
Mark Ross, R (7, 1)																	0 0 0 0 0 0 0																	
Chris Jones, L (8, PH)																	1 0 0 0 0 0 0																	
Julio Solano, R (8, 1)																	0 0 0 0 0 0 0																	
Inning Stats	R: 0 E: 0 K: 0 S: 3	H: 0 LOB: 0 BB: 0 P: 3	R: 0 E: 0 K: 0 S: 3	H: 0 LOB: 1 BB: 1 P: 7	R: 0 E: 0 K: 0 S: 3	H: 0 LOB: 1 BB: 1 P: 7	R: 0 E: 0 K: 2 S: 7	H: 0 LOB: 0 BB: 0 P: 7	R: 0 E: 0 K: 0 S: 3	H: 0 LOB: 0 BB: 0 P: 3	R: 1 E: 0 K: 0 S: 5	H: 2 LOB: 2 BB: 1 P: 9	R: 0 E: 0 K: 1 S: 5	H: 0 LOB: 0 BB: 0 P: 5	R: 1 E: 0 K: 1 S: 6	H: 1 LOB: 0 BB: 0 P: 6	R: 0 E: 0 K: 0 S: 3	H: 0 LOB: 0 BB: 0 P: 3	1B: 2 2B: 0 3B: 0 HR: 1	SF: 0 SAC: 0 DP: 0 HBP: 0	WP: 0 PB: 0 SB: 1 CS: 0	PA: 33												
PITCHER	IP WLS BF H R ER SO BB IBB HBP BLK WP HR S P ERA WHIP																																	
Zane Smith, L ERA: 4.17 (1, 1)	7.0		26	2	1	1	3	3	0	0	0	0	0	0	29	41	1.29	0.714																
Bruce Sutter, R ERA: 3.4 (8, 1)	2.0	W	7	1	1	1	1	0	0	0	0	0	0	1	9	9	4.50	0.500																

Houston Astros @ Atlanta Braves
Atlanta-Fulton County Stadium, Atlanta, GA

AB 30
R 2
H 3
RBI 2
BB 3
SO 4
LOB 5



WP: 0 PA: 33
PB: 0
SB: 1
CS: 0

Batter	1	2	3	4	5	6	7	8	9	AB	R	H	RBI	BB	SO	LOB	BOTTOM																	
Brad Komminsk, R OBP: 0.321, SLG: 0.294 (1, 9)	1-4-3																4 0 1 0 0 0 2																	
Glenn Hubbard, R OBP: 0.343, SLG: 0.342 (1, 4)	F8																4 1 1 1 0 0 1																	
Dale Murphy, R OBP: 0.376, SLG: 0.554 (1, 8)	HR																3 1 1 1 1 0 0																	
Bob Horner, R OBP: 0.325, SLG: 0.477 (1, 3)	6-3																4 0 0 0 0 1 1																	
Terry Harper, R OBP: 0.328, SLG: 0.405 (1, 7)																	3 1 1 0 1 0 0																	
Ken Oberkfell, L OBP: 0.319, SLG: 0.356 (1, 5)																	3 0 1 0 0 0 3																	
Larry Owen, R OBP: 0.357, SLG: 0.333 (1, 2)	F9																2 0 0 0 1 0 3																	
Paul Zuvella, R OBP: 0.250, SLG: 0.220 (1, 6)																	2 0 1 0 0 0 1																	
Claude Washington, L OBP: 0.324, SLG: 0.420 (7, PH)	F3																1 0 1 1 0 0 0																	
Rafael Ramirez, R OBP: 0.266, SLG: 0.369 (8, 6)																	0 0 0 0 0 0 0																	
Zane Smith, L (1, 1)																	2 0 0 0 0 0 1																	
Gerald Perry, L OBP: 0.269, SLG: 0.261 (7, PH)																	1 0 0 0 0 0 2																	
Bruce Sutter, R (8, 1)																	0 0 0 0 0 0 0																	
Inning Stats	R: 1 E: 0 K: 0 S: 4	H: 1 LOB: 0 BB: 0 P: 4	R: 0 E: 1 K: 0 S: 4	H: 1 LOB: 0 BB: 0 P: 4	R: 0 E: 0 K: 1 S: 5	H: 1 LOB: 0 BB: 0 P: 3	R: 0 E: 0 K: 1 S: 5	H: 0 LOB: 2 BB: 2 P: 13	R: 0 E: 0 K: 0 S: 3	H: 0 LOB: 0 BB: 0 P: 3	R: 0 E: 0 K: 0 S: 3	H: 0 LOB: 0 BB: 0 P: 3	R: 1 E: 0 K: 0 S: 5	H: 2 LOB: 2 BB: 1 P: 9	R: 1 E: 0 K: 0 S: 4	H: 1 LOB: 0 BB: 0 P: 4	1B: 4 2B: 1 3B: 0 HR: 2	SF: 0 SAC: 0 DP: 1 HBP: 0	WP: 0 PB: 0 SB: 0 CS: 1	PA: 32														
PITCHER	IP WLS BF H R ER SO BB IBB HBP BLK WP HR S P ERA WHIP																																	
Ron Mathis, R (1, 1)	6.1		25	5	2	2	1	3	0	0	0	0	0	0	24	36	2.84	1.263																
Mark Ross, R (7, 1)	0.2		3	1	0	0	0	0	0	0	0	0	0	3	3	0.00	1.500																	
Julio Solano, R ERA: 5.06 (8, 1)	1.0	L	4	1	1	1	0	0	0	0	0	0	0	1	4	4	9.00	1.000																

Houston Astros @ Atlanta Braves
Atlanta-Fulton County Stadium, Atlanta, GA

AB 29
R 3
H 7
RBI 3
BB 3
SO 1
LOB 14



WP: 0 PA: 32
PB: 0
SB: 0
CS: 1

Batter	1	2	3	4	5	6	7	8	9	AB	R	H	RBI	BB	SO	LOB	TOP										
Bill Doran, S OBP: 0.397, SLG: 0.422 (1.4)	F3	G4-1		F5				4-3		5	1	1	1	0	0	4	Houston Astros @ Atlanta Braves Atlanta-Fulton County Stadium, Atlanta, GA Wed Jun 19 1985, 7:05 PM EDT Att: 10,420 - Unknown livebaseballscorecards.com										
Craig Reynolds, L OBP: 0.326, SLG: 0.444 (1.6)	HR		G3		4-3				K	5	1	3	2	0	1	0											
Denny Walling, L OBP: 0.313, SLG: 0.392 (1.3)	F8		G3		4-3				L1	5	0	1	0	0	0	2											
Jose Cruz, L OBP: 0.353, SLG: 0.471 (1.7)	4-3		K		4-3				HR	5	1	2	1	0	1	2											
Kevin Bass, S OBP: 0.258, SLG: 0.394 (7.9)		1B	4-3		6-3				F8	5	1	1	0	0	0	3											
Phil Garner, R OBP: 0.300, SLG: 0.365 (1.5)		K								4	2	2	0	0	1	2											
Glenn Davis, R OBP: 0.286, SLG: 0.286 (7, PH)		SH2-4								3	1	2	1	0	1	1											
Chris Jones, L OBP: 0.400, SLG: 0.250 (7, 8)		1B								1	0	1	0	0	0	0											
Alan Ashby, S OBP: 0.371, SLG: 0.422 (1.2)		SH2-4								3	0	1	1	1	0	3											
Joe Niekro, R OBP: 0.200, SLG: 0.241 (1, 1)		SH2-4								1	0	0	0	0	0	2											
Frank DiPino, L OBP: 0.333, SLG: 0.333 (8, 1)		SH2-4								0	0	0	0	0	0	0											
Inning Stats	R: 1 E: 0 K: 0 S: 4	H: 1 LOB: 0 BB: 0 P: 4	R: 1 E: 0 K: 1 S: 7	H: 2 LOB: 2 BB: 1 P: 11	R: 0 E: 0 K: 1 S: 6	H: 1 LOB: 1 BB: 0 P: 6	R: 1 E: 0 K: 1 S: 7	H: 2 LOB: 1 BB: 0 P: 7	R: 0 E: 0 K: 0 S: 4	H: 1 LOB: 1 BB: 0 P: 4	R: 3 E: 0 K: 0 S: 7	H: 4 LOB: 1 BB: 0 P: 7	R: 0 E: 0 K: 0 S: 3	H: 1 LOB: 0 BB: 0 P: 3	R: 0 E: 0 K: 0 S: 4	H: 1 LOB: 1 BB: 0 P: 4	R: 1 E: 0 K: 1 S: 6	H: 1 LOB: 0 BB: 0 P: 6	1B: 8 2B: 4 3B: 0 HR: 2	SF: 0 SAC: 3 DP: 1 HBP: 0	WP: 0 PB: 0 SB: 1 CS: 1	PA: 42					
PITCHER	IP	WLS	BF	H	R	ER	SO	BB	IBB	HBP	BLK	WP	HR	S	P	ERA	WHIP										
Steve Bedrosian, R ERA: 2.97 (1, 1)	5.0	L	25	9	5	5	3	1	0	0	0	0	1	30	34	9.00	2.000										
Rick Camp, R ERA: 3.59 (6, 1)	1.0		5	2	1	1	0	0	0	0	0	0	0	5	5	9.00	2.000										
Gene Garber, R ERA: 5.81 (7, 1)	2.0		7	2	0	0	0	0	0	0	0	0	0	7	7	0.00	1.000										
Dave Schuler, L ERA: 17.18 (9, 1)	1.0		4	1	1	1	1	0	0	0	0	0	1	6	6	9.00	1.000										

Batter	1	2	3	4	5	6	7	8	9	AB	R	H	RBI	BB	SO	LOB	BOTTOM										
Claudell Washington, L OBP: 0.316, SLG: 0.409 (1.9)	K	F9		4-3					K	5	0	0	0	0	3	5	Houston Astros @ Atlanta Braves Atlanta-Fulton County Stadium, Atlanta, GA Wed Jun 19 1985, 7:05 PM EDT Att: 10,420 - Unknown livebaseballscorecards.com										
Rafael Ramirez, R OBP: 0.297, SLG: 0.380 (1.6)			F8							4	0	3	1	1	0	1											
Dale Murphy, R OBP: 0.373, SLG: 0.547 (1.8)			F8							5	0	1	0	0	2	2											
Chris Chambliss, L OBP: 0.271, SLG: 0.245 (1.3)			FC3-2							3	0	0	0	1	0	1											
Terry Harper, R OBP: 0.326, SLG: 0.401 (1.7)			FC4							4	1	1	0	0	1	3											
Ken Oberkfell, L OBP: 0.338, SLG: 0.382 (1.5)										4	0	4	1	0	0	0											
Glenn Hubbard, R OBP: 0.337, SLG: 0.335 (1.4)										3	0	0	0	0	0	3											
Gene Garber, R OBP: 0.500, SLG: 0.500 (7, 1)										0	0	0	0	0	0	0											
Gerald Perry, L OBP: 0.269, SLG: 0.261 (8, PH)										0	0	0	0	0	0	0											
Brad Komminck, R OBP: 0.319, SLG: 0.292 (8, PH)										1	0	0	0	0	0	1											
Dave Schuler, R OBP: 0.319, SLG: 0.292 (9, 1)										0	0	0	0	0	0	0											
Bruce Benedict, R OBP: 0.328, SLG: 0.222 (1, 2)										3	2	2	0	1	0	0											
Steve Bedrosian, R OBP: 0.074, SLG: 0.074 (1, 1)										2	0	1	1	0	0	2											
Rick Camp, R OBP: 0.261, SLG: 0.233 (7, 4)										0	0	0	0	0	0	0											
Paul Zuvella, R OBP: 0.261, SLG: 0.233 (7, 4)										2	0	1	0	0	0	1											
Inning Stats	R: 0 E: 0 K: 2 S: 8	H: 2 LOB: 2 BB: 1 P: 12	R: 0 E: 0 K: 0 S: 5	H: 2 LOB: 2 BB: 0 P: 5	R: 0 E: 0 K: 0 S: 3	H: 0 LOB: 1 BB: 1 P: 7	R: 1 E: 0 K: 0 S: 5	H: 3 LOB: 0 BB: 0 P: 5	R: 0 E: 0 K: 0 S: 5	H: 1 LOB: 0 BB: 0 P: 5	R: 0 E: 0 K: 1 S: 3	H: 1 LOB: 1 BB: 0 P: 3	R: 0 E: 0 K: 0 S: 6	H: 1 LOB: 1 BB: 0 P: 6	R: 0 E: 0 K: 0 S: 5	H: 2 LOB: 1 BB: 0 P: 5	R: 1 E: 0 K: 2 S: 8	H: 1 LOB: 1 BB: 1 P: 12	1B: 11 2B: 2 3B: 0 HR: 0	SF: 0 SAC: 0 DP: 1 HBP: 0	WP: 0 PB: 1 SB: 0 CS: 0	PA: 39					
PITCHER	IP	WLS	BF	H	R	ER	SO	BB	IBB	HBP	BLK	WP	HR	S	P	ERA	WHIP										
Joe Niekro, R ERA: 3.23 (1, 1)	7.2	W	33	12	2	2	4	2	0	0	0	0	0	39	47	2.35	1.826										
Frank DiPino, L ERA: 4.26 (8, 1)	1.1		6	1	1	1	2	1	0	0	0	0	0	9	13	6.75	1.500										



Batter	1	2	3	4	5	6	7	8	9	AB	R	H	RBI	BB	SO	LOB	TOP					
Bill Doran, S OBP: 0.355, SLG: 0.419 (1, 4)	F8		K2-3			G3			SH2-3 1B	4	0	1	0	0	1	0						
Kevin Bass, S OBP: 0.254, SLG: 0.388 (1, 8) (8, 9)	F7			6-3			6-3		SH2-3 1-2	3	0	0	0	0	0	0						
Denny Walling, L OBP: 0.319, SLG: 0.397 Enos Cabell, R OBP: 0.326, SLG: 0.348 (9, PH) (9, 3)				G1			G4-6-3 1B		S BB	3	0	2	0	0	0	0						
Jose Cruz, L OBP: 0.346, SLG: 0.462 (1, 7)	L3			F8			G4-6-3 1-2		K 1-2 2-3	4	0	0	0	0	1	4						
Alan Ashby, S OBP: 0.375, SLG: 0.413 (1, 2)			K			G1-6-3 BB		HR BB	4-3	2	1	0	0	2	1	2						
Phil Garner, R OBP: 0.301, SLG: 0.379 (1, 5)	F8			G1-6-3 1-2				HR		3	1	1	2	0	0	1						
Glenn Davis, R OBP: 0.250, SLG: 0.250 Chris Jones, L OBP: 0.400, SLG: 0.250 (8, 8)	4-3			G3				G3		3	0	0	0	0	0	0						
Dickie Thon, R OBP: 0.218, SLG: 0.189 (1, 6)			4-3			K		5-3		3	0	0	0	0	1	0						
Bob Knepper, L Dave Smith, R (9, 1)	F5			K				K		3	0	0	0	0	2	0						
Inning Stats	R: 0 E: 0 K: 0 S: 4	H: 1 LOB: 1 BB: 0 P: 4	R: 0 E: 0 K: 1 S: 5	H: 0 LOB: 0 BB: 0 P: 5	R: 0 E: 0 K: 1 S: 5	H: 0 LOB: 0 BB: 0 P: 5	R: 0 E: 0 K: 0 S: 3	H: 0 LOB: 0 BB: 1 P: 3	R: 0 E: 0 K: 0 S: 2	H: 0 LOB: 0 BB: 1 P: 6	R: 0 E: 0 K: 0 S: 7	H: 0 LOB: 0 BB: 0 P: 7	R: 0 E: 0 K: 0 S: 3	H: 1 LOB: 0 BB: 0 P: 3	R: 2 E: 0 K: 1 S: 6	H: 1 LOB: 0 BB: 1 P: 10	R: 0 E: 0 K: 1 S: 6	H: 1 LOB: 2 BB: 1 P: 10	1B: 3 2B: 0 3B: 0 HR: 1	SF: 0 SAC: 1 DP: 2 HBP: 0	WP: 0 PB: 0 CS: 0	PA: 32
PITCHER	IP	WLS	BF	H	R	ER	SO	BB	IBB	HBP	BLK	WP	HR	S	P	ERA	WHIP					
Rick Mahler, R ERA: 3.13 Terry Forster, L ERA: 1.09	8.1	L	29	4	2	2	5	2	0	0	0	0	1	37	45	2.16	0.720					
	0.2	S	3	0	0	0	1	1	0	0	0	0	0	4	8	0.00	1.500					

Houston Astros @ Atlanta Braves
Atlanta-Fulton County Stadium, Atlanta, GA
Thu Jun 20 1985, 7:05 PM EDT
Att: 13,799 - Unknown

AB	28
R	2
H	4
RBI	2
BB	3
SO	6
LOB	7



Batter	1	2	3	4	5	6	7	8	9	AB	R	H	RBI	BB	SO	LOB	BOTTOM				
Brad Kominsk, R OBP: 0.323, SLG: 0.288 Claudell Washington, L OBP: 0.316, SLG: 0.407 (9, PH)	4-3		G6-4-3 HBP			FC5-4 BB		F6	FC4 1-2	2	0	0	0	1	0	0					
Rafael Ramirez, R OBP: 0.292, SLG: 0.373 (1, 6)	6-3		G6-4-3 1-2			FC5-4 1-2 2-3		L3		4	0	0	0	0	0	3					
Dale Murphy, R OBP: 0.375, SLG: 0.544 (1, 8) B B B		4-0		FC5-4 1B		F6		F7		3	0	1	0	1	0	2					
Bob Horner, R OBP: 0.318, SLG: 0.466 (1, 3)	F7		FC5-4 1-2			5-3		F8		4	0	0	0	0	0	2					
Terry Harper, R OBP: 0.325, SLG: 0.398 (1, 7)			K			K		F1		4	0	1	0	0	2	0					
Ken Oberkfell, L OBP: 0.342, SLG: 0.381 (1, 5)			5-3 1B			F4		1-2 BB	F9	3	0	1	0	1	0	0					
Glenn Hubbard, R OBP: 0.335, SLG: 0.333 (1, 4)			5-3 1B			6-3		F7		4	0	1	0	0	0	2					
Bruce Benedict, R OBP: 0.338, SLG: 0.241 (1, 2)			5-3 1-2 2-3			FC5-4 SH5-3 1B		F5		4	0	2	0	0	0	4					
Rick Mahler, R OBP: 0.244, SLG: 0.238 Terry Forster, L (9, 1)			L3			SH5-3		4-3		2	0	0	0	0	0	2					
Paul Runge, R OBP: 0.350, SLG: 0.133 Albert Hall, S OBP: 0.240, SLG: 0.174 (9, FR)						1-2		FC4 BB		0	0	0	0	1	0	0					
Inning Stats	R: 0 E: 0 K: 0 S: 3	H: 0 LOB: 1 BB: 1 P: 7	R: 0 E: 0 K: 1 S: 7	H: 2 LOB: 2 BB: 0 P: 7	R: 0 E: 0 K: 0 S: 3	H: 1 LOB: 1 BB: 0 P: 4	R: 0 E: 0 K: 1 S: 5	H: 0 LOB: 0 BB: 0 P: 5	R: 0 E: 0 K: 0 S: 4	H: 1 LOB: 2 BB: 1 P: 8	R: 0 E: 0 K: 0 S: 3	H: 0 LOB: 0 BB: 0 P: 3	R: 0 E: 0 K: 0 S: 3	H: 0 LOB: 0 BB: 0 P: 3	R: 0 E: 0 K: 0 S: 4	H: 1 LOB: 2 BB: 1 P: 8	1B: 6 2B: 0 3B: 0 HR: 0	SF: 0 SAC: 1 DP: 1 HBP: 1	WP: 0 PB: 0 CS: 0	PA: 37	
PITCHER	IP	WLS	BF	H	R	ER	SO	BB	IBB	HBP	BLK	WP	HR	S	P	ERA	WHIP				
Bob Knepper, L ERA: 3.75 Dave Smith, R ERA: 1.47	8.2	W	36	6	0	0	2	4	0	0	0	0	0	35	52	0.00	1.154				
	0.1	S	1	0	0	0	0	0	0	0	0	0	0	1	1	0.00	0.000				

Houston Astros @ Atlanta Braves
Atlanta-Fulton County Stadium, Atlanta, GA
Thu Jun 20 1985, 7:05 PM EDT
Att: 13,799 - Unknown

AB	31
R	0
H	6
RBI	0
BB	4
SO	2
LOB	17



Batter	1	2	3	4	5	6	7	8	9	AB	R	H	RBI	BB	SO	LOB	TOP										
Bill Doran, S OBP: 0.354, SLG: 0.416 (1, 4)	F8			K	1B			K		4	0	1	1	0	2	0	Houston Astros @ Los Angeles Dodgers Dodger Stadium, Los Angeles, CA Fri Jun 21 1985, 7:05 PM PDT Att: 39,584 - Unknown										
Kevin Bass, S OBP: 0.259, SLG: 0.390 (1, 9)	3-1			S	1B			F9		4	1	2	0	0	0	0											
Denny Walling, L OBP: 0.317, SLG: 0.390 (1, 3)	3-1			FC6-4	BB			4-3		3	0	0	0	1	0	3											
Jose Cruz, L OBP: 0.344, SLG: 0.457 (1, 7)		K		FC6-4	1B			K		4	0	1	0	0	2	1											
Jerry Mumphrey, S OBP: 0.317, SLG: 0.378 (1, 8)		4-3		4-3				F8		3	0	0	0	0	0	2											
Julio Solano, R (6, 1)								G6-3		0	0	0	0	0	0	0											
Glenn Davis, R OBP: 0.240, SLG: 0.240 (9, PH)										1	0	0	0	0	0	0											
Phil Garner, R OBP: 0.300, SLG: 0.373 (1, 5)		5-3			1B	BB		F7		3	1	0	0	1	0	0											
Alan Ashby, S OBP: 0.374, SLG: 0.411 (1, 2)			4-3		1B	1B		G3		3	0	1	0	0	0	0											
Dickie Thon, R OBP: 0.210, SLG: 0.182 (1, 6)			1-3		K			F3		3	0	0	0	0	1	2											
Mike Scott, R OBP: 0.115, SLG: 0.087 (1, 1)								L3		1	0	0	0	0	1	0											
Harry Spilman, L OBP: 0.162, SLG: 0.214 (5, PH)					F8					1	0	0	0	0	0	2											
Bill Dawley, R (5, 1)										0	0	0	0	0	0	0											
Chris Jones, L OBP: 0.333, SLG: 0.200 (6, 8)										1	0	0	0	0	0	0											
Inning Stats	R: 0 E: 0 K: 0 S: 3	H: 0 LOB: 0 BB: 0 P: 3	R: 0 E: 0 K: 1 S: 5	H: 0 LOB: 0 BB: 0 P: 5	R: 0 E: 0 K: 1 S: 5	H: 0 LOB: 0 BB: 1 P: 10	R: 1 E: 1 K: 1 S: 6	H: 1 LOB: 1 BB: 1 P: 10	R: 1 E: 0 K: 1 S: 8	H: 3 LOB: 3 BB: 1 P: 12	R: 0 E: 0 K: 0 S: 3	H: 1 LOB: 0 BB: 0 P: 3	R: 0 E: 0 K: 1 S: 5	H: 0 LOB: 0 BB: 0 P: 5	R: 0 E: 0 K: 1 S: 5	H: 0 LOB: 0 BB: 0 P: 5	1B: 5 2B: 0 3B: 0 HR: 0	SF: 0 SAC: 0 DP: 1 HBP: 0	WP: 0 PB: 0 SB: 1 CS: 0	PA: 33							
PITCHER	IP	WLS	BF	H	R	ER	SO	BB	IBB	HBP	BLK	WP	HR	S	P	ERA	WHIP										
Orel Hershiser, R ERA: 2.1 (1, 1)	7.0	W	27	5	2	1	4	2	0	0	0	0	0	33	41	1.29	1.000										
Tom Niedenfuer, R ERA: 2.57 (8, 1)	2.0		6	0	0	0	2	0	0	0	0	0	0	10	10	0.00	0.000										

AB	31
R	2
H	5
RBI	1
BB	2
SO	6
LOB	10



Batter	1	2	3	4	5	6	7	8	9	AB	R	H	RBI	BB	SO	LOB	BOTTOM										
Mariano Duncan, R OBP: 0.296, SLG: 0.332 (1, 6)	4-3	G3		F2		SH1-4	F2			4	0	0	1	0	0	3	Houston Astros @ Los Angeles Dodgers Dodger Stadium, Los Angeles, CA Fri Jun 21 1985, 7:05 PM PDT Att: 39,584 - Unknown										
Bill Russell, R OBP: 0.328, SLG: 0.303 (1, 4)	5-3	5-3		5-3		1B	F3			5	1	1	1	0	0	3											
Ken Landreaux, L OBP: 0.253, SLG: 0.362 (1, 8)	1B			F8		F9		G3		5	2	2	0	0	0	0											
Pedro Guerrero, R OBP: 0.378, SLG: 0.539 (1, 7)	E8					4-3	BB	F4		4	1	3	2	1	0	0											
Candy Maldonado, R OBP: 0.240, SLG: 0.273 (9, 7)	1B					1-2	1B			0	0	0	0	0	0	0											
Greg Brock, L OBP: 0.307, SLG: 0.446 (1, 3)	F7			F5		G3		4-3		4	0	0	0	1	0	2											
R.J. Reynolds, S OBP: 0.311, SLG: 0.379 (1, 9)		1B		F7		CI		4-3		2	1	0	1	1	0	3											
Mike Scioscia, L OBP: 0.352, SLG: 0.365 (1, 2)		SH3-4				FC5-4				1	1	1	1	3	0	0											
Dave Anderson, R OBP: 0.321, SLG: 0.258 (1, 5)		G3				FC5-4		F9		3	0	0	0	1	0	6											
Orel Hershiser, R OBP: 0.241, SLG: 0.250 (1, 1)										2	1	2	0	0	0	0											
Jay Johnstone, L OBP: 0.200, SLG: 0.490 (7, PH)		SH3-4								1	0	0	0	0	1	0											
Tom Niedenfuer, R OBP: 0.250, SLG: 0.250 (8, 1)										0	0	0	0	0	0	0											
Inning Stats	R: 1 E: 1 K: 0 S: 5	H: 2 LOB: 1 BB: 0 P: 5	R: 2 E: 0 K: 0 S: 4	H: 1 LOB: 1 BB: 2 P: 12	R: 0 E: 0 K: 0 S: 3	H: 0 LOB: 1 BB: 1 P: 7	R: 0 E: 0 K: 0 S: 4	H: 1 LOB: 2 BB: 1 P: 8	R: 1 E: 2 K: 0 S: 5	H: 1 LOB: 2 BB: 1 P: 9	R: 3 E: 0 K: 1 S: 7	H: 4 LOB: 3 BB: 2 P: 15	R: 0 E: 0 K: 1 S: 5	H: 0 LOB: 0 BB: 0 P: 5	R: 0 E: 0 K: 0 S: 3	H: 0 LOB: 0 BB: 0 P: 3		1B: 8 2B: 0 3B: 0 HR: 1	SF: 0 SAC: 2 DP: 0 HBP: 0	WP: 0 PB: 0 SB: 1 CS: 0	PA: 41						
PITCHER	IP	WLS	BF	H	R	ER	SO	BB	IBB	HBP	BLK	WP	HR	S	P	ERA	WHIP										
Mike Scott, R ERA: 3.32 (1, 1)	4.0	L	20	4	3	2	0	4	0	0	0	0	0	16	32	4.50	2.000										
Bill Dawley, R ERA: 4.91 (5, 1)	1.1		11	5	4	4	0	0	1	0	0	0	1	10	14	27.00	3.750										
Julio Solano, R ERA: 4.5 (6, 1)	2.2		10	0	0	0	1	1	1	0	0	0	0	10	18	0.00	0.375										

AB	31
R	7
H	9
RBI	6
BB	7
SO	1
LOB	17



Batter	1	2	3	4	5	6	7	8	9	AB	R	H	RBI	BB	SO	LOB	TOP					
Bill Doran, S OBP: 0.351, SLG: 0.409 (1, 4)	K		K					K	F9	4	0	0	0	1	3	2						
Enos Cabell, R OBP: 0.331, SLG: 0.353 (1, 3)	4-3									0	2	0	0	0	0	0						
Phil Garner, R OBP: 0.299, SLG: 0.368 (1, 5)	K			K	5-3			1B	FC1-6	3	1	0	0	1	2	3						
Jose Cruz, L OBP: 0.343, SLG: 0.453 (1, 7)		K		K					F9	4	0	1	1	0	2	1						
Jerry Mumphy, S OBP: 0.316, SLG: 0.375 (1, 8)	F8			1B				K	FC1-6	4	0	1	2	0	1	1						
Kevin Bass, S OBP: 0.259, SLG: 0.387 (1, 9)	F7							6-3	F3	4	0	1	0	0	0	1						
Mark Bailey, S OBP: 0.370, SLG: 0.409 (1, 2)				SH3-4	K			K	5-3	3	0	0	0	1	2	2						
Dickie Thon, R OBP: 0.212, SLG: 0.198 (1, 6)			K					K	E9	4	0	1	0	0	2	1						
Nolan Ryan, R OBP: 0.091, SLG: 0.063 (7, PH)			SH3-4						K	0	0	0	0	0	0	0						
Glenn Davis, R OBP: 0.231, SLG: 0.231 (7, PH)					SH5-4				K	1	0	0	0	0	1	0						
Jeff Calhoun, L OBP: 0.367, SLG: 0.408 (8, PH)								K	K	0	0	0	0	0	0	0						
Jim Pankovits, R OBP: 0.367, SLG: 0.408 (8, PH)									K	1	0	0	0	0	1	1						
Inning Stats	R: 0 E: 0 K: 2 S: 7	H: 0 LOB: 0 BB: 0 P: 7	R: 0 E: 0 K: 1 S: 5	H: 0 LOB: 0 BB: 0 P: 5	R: 0 E: 0 K: 2 S: 7	H: 0 LOB: 1 BB: 1 P: 11	R: 1 E: 0 K: 3 S: 12	H: 3 LOB: 2 BB: 0 P: 12	R: 0 E: 0 K: 0 S: 4	H: 1 LOB: 2 BB: 1 P: 8	R: 0 E: 0 K: 1 S: 5	H: 0 LOB: 0 BB: 0 P: 5	R: 0 E: 0 K: 3 S: 9	H: 0 LOB: 0 BB: 0 P: 9	R: 2 E: 0 K: 1 S: 7	H: 2 LOB: 1 BB: 1 P: 11	R: 0 E: 1 K: 1 S: 6	H: 0 LOB: 1 BB: 0 P: 6	1B: 5 2B: 1 3B: 0 HR: 0	SF: 0 SAC: 2 DP: 0 HBP: 0	WP: 0 PB: 0 SB: 1 CS: 0	PA: 37
PITCHER Fernando Valenzuela, L ERA: 2.26 (1, 1)	IP: 9.0 WLS: W BF: 37 H: 6 R: 3 ER: 3 SO: 14 BB: 3 IBB: 0 HBP: 0 BLK: 0 WP: 0 HR: 0 S: 62 P: 74 ERA: 3.00 WHIP: 1.000																					

Houston Astros @ Los Angeles Dodgers
 Dodger Stadium, Los Angeles, CA
 Sat Jun 22 1985, 7:05 PM PDT
 Att: 48,313 - Unknown

AB	28
R	3
H	4
RBI	3
BB	3
SO	14
LOB	12



Batter	1	2	3	4	5	6	7	8	9	AB	R	H	RBI	BB	SO	LOB	BOTTOM			
Steve Sax, R OBP: 0.322, SLG: 0.253 (1, 4)	1-3		6-3					F8		5	1	1	0	0	0	0				
Mariano Duncan, R OBP: 0.294, SLG: 0.328 (1, 6)	1-3		F6					K		5	0	1	0	0	1	2				
Ken Landreaux, L OBP: 0.253, SLG: 0.359 (1, 8)	4-3		F8							4	1	1	2	0	0	1				
Pedro Guerrero, R OBP: 0.383, SLG: 0.538 (8, 7)										2	2	1	0	2	0	0				
Candy Maldonado, R OBP: 0.240, SLG: 0.273 (8, 7)										0	0	0	0	0	0	0				
Greg Brock, L OBP: 0.306, SLG: 0.441 (1, 3)		F3						F8		4	0	1	1	0	0	2				
R.J. Reynolds, S OBP: 0.301, SLG: 0.367 (1, 9)		E6						FC6-4		4	0	0	0	0	1	4				
Mike Scioscia, L OBP: 0.360, SLG: 0.371 (1, 2)										3	0	2	2	1	0	1				
Dave Anderson, R OBP: 0.318, SLG: 0.258 (1, 5)		K								4	1	1	0	0	1	6				
Fernando Valenzuela, L OBP: 0.196, SLG: 0.209 (1, 1)		FC5-4								3	1	0	0	0	0	2				
Inning Stats	R: 0 E: 0 K: 0 S: 3	H: 2 LOB: 2 BB: 0 P: 8	R: 1 E: 1 K: 1 S: 8	H: 2 LOB: 2 BB: 0 P: 8	R: 0 E: 0 K: 0 S: 3	H: 0 LOB: 0 BB: 0 P: 3	R: 0 E: 1 K: 0 S: 4	H: 0 LOB: 1 BB: 0 P: 4	R: 5 E: 1 K: 1 S: 11	H: 5 LOB: 2 BB: 1 P: 15	R: 0 E: 0 K: 0 S: 4	H: 1 LOB: 1 BB: 0 P: 4	R: 0 E: 0 K: 0 S: 3	H: 0 LOB: 2 BB: 2 P: 11	R: 0 E: 0 K: 1 S: 5	H: 0 LOB: 0 BB: 0 P: 5	1B: 8 2B: 0 3B: 0 HR: 0	SF: 0 SAC: 1 DP: 0 HBP: 0	WP: 1 PB: 0 SB: 2 CS: 0	PA: 38
PITCHER Nolan Ryan, R ERA: 3.15 (7, 1)	IP: 6.0 WLS: L BF: 30 H: 8 R: 6 ER: 3 SO: 2 BB: 0 IBB: 1 HBP: 0 BLK: 0 WP: 1 HR: 0 S: 33 P: 37 ERA: 4.50 WHIP: 1.333																			
Jeff Calhoun, L ERA: 3.49 (7, 1)	IP: 2.0 WLS: 8 BF: 8 H: 0 R: 0 ER: 0 SO: 1 BB: 2 IBB: 0 HBP: 0 BLK: 0 WP: 0 HR: 0 S: 8 P: 16 ERA: 0.00 WHIP: 1.000																			

Houston Astros @ Los Angeles Dodgers
 Dodger Stadium, Los Angeles, CA
 Sat Jun 22 1985, 7:05 PM PDT
 Att: 48,313 - Unknown

AB	34
R	6
H	8
RBI	5
BB	3
SO	3
LOB	18



Batter	1	2	3	4	5	6	7	8	9	AB	R	H	RBI	BB	SO	LOB	TOP				
Bill Doran, S OBP: 0.350, SLG: 0.403 (1,4)										5	1	1	0	0	1	2					
Enos Cabell, R OBP: 0.331, SLG: 0.354 (1,3)										0	1	0	0	0	0	0					
Kevin Bass, S OBP: 0.262, SLG: 0.400 (1,8) (7,9)										5	2	2	3	0	0	2					
Jose Cruz, L OBP: 0.347, SLG: 0.458 (1,7)										5	1	3	1	0	0	1					
Phil Garner, R OBP: 0.300, SLG: 0.371 (1,5)										5	1	3	1	0	0	2					
Glenn Davis, R OBP: 0.290, SLG: 0.367 (1,9)										3	1	1	2	1	0	2					
Chris Jones, L OBP: 0.286, SLG: 0.167 (7,8)										1	0	0	0	0	0	2					
Alan Ashby, S OBP: 0.362, SLG: 0.396 (1,2)										4	0	0	0	0	1	2					
Dickie Thon, R OBP: 0.228, SLG: 0.216 (1,6)										4	0	2	1	0	0	0					
Joe Niekro, R OBP: 0.212, SLG: 0.250 (1,1)										3	1	1	0	0	0	2					
Inning Stats	R: 1 E: 0 K: 0 S: 5	H: 2 LOB: 1 BB: 0 P: 5	R: 0 E: 0 K: 0 S: 3	H: 0 LOB: 0 BB: 0 P: 3	R: 0 E: 0 K: 0 S: 3	H: 0 LOB: 0 BB: 0 P: 3	R: 2 E: 0 K: 0 S: 5	H: 2 LOB: 0 BB: 0 P: 5	R: 3 E: 0 K: 0 S: 6	H: 3 LOB: 0 BB: 0 P: 6	R: 1 E: 0 K: 1 S: 8	H: 3 LOB: 2 BB: 0 P: 8	R: 0 E: 0 K: 1 S: 6	H: 1 LOB: 1 BB: 0 P: 6	R: 0 E: 0 K: 0 S: 5	H: 2 LOB: 2 BB: 0 P: 5	1B: 11 2B: 2 3B: 0 HR: 2	SF: 0 SAC: 1 DP: 1 HBP: 0	WP: 0 PB: 0 SB: 1 CS: 0	PA: 42	
PITCHER	IP	WLS	BF	H	R	ER	SO	BB	IBB	HBP	BLK	WP	HR	S	P	ERA	WHIP				
Jerry Reuss, L ERA: 3.23 (1,1)	5.0	L	22	7	6	5	0	0	0	0	0	0	2	22	22	9.00	1.400				
Bobby Castillo, R ERA: 4.82 (6,1)	3.0		15	6	2	2	2	1	0	0	0	0	0	18	22	6.00	2.333				
Steve Howe, L ERA: 3.0 (9,1)	1.0		5	2	0	0	0	0	0	0	0	0	0	5	5	0.00	2.000				

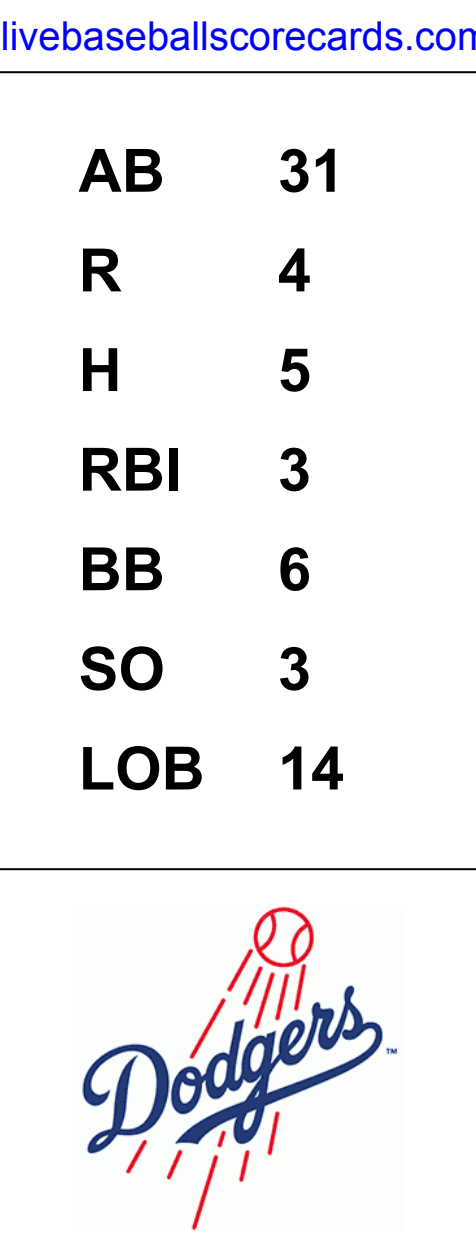
Houston Astros @ Los Angeles Dodgers
Dodger Stadium, Los Angeles, CA
Mon Jun 24 1985, 7:05 PM PDT
Att: 34,459 - Unknown

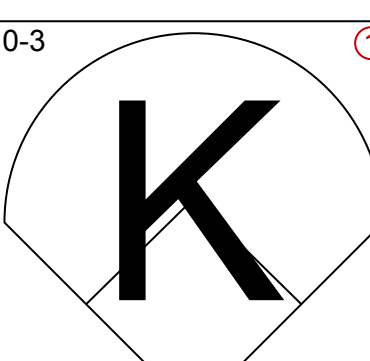
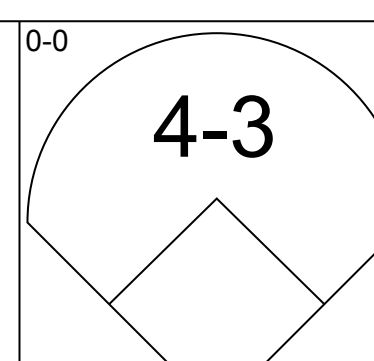
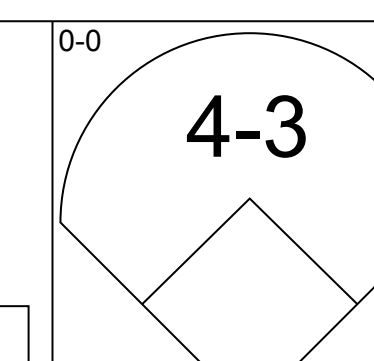
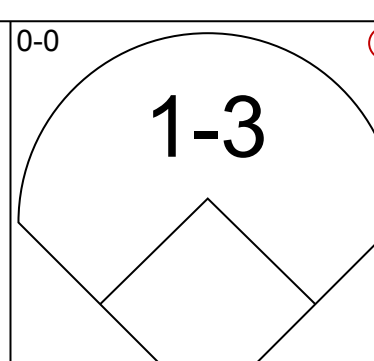
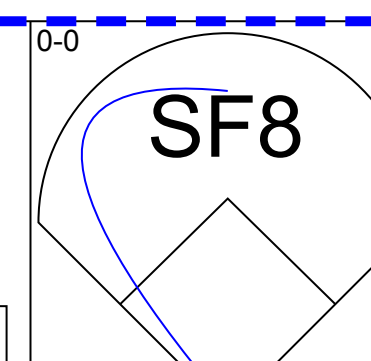
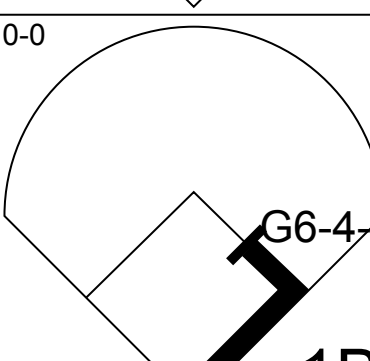
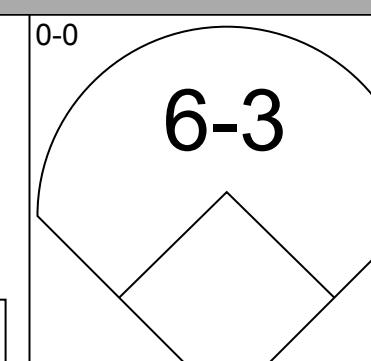
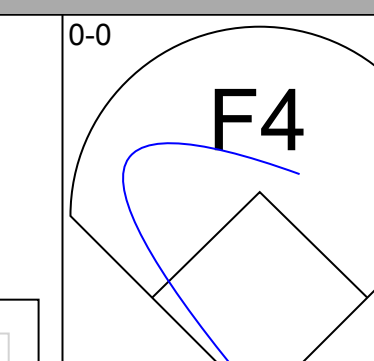
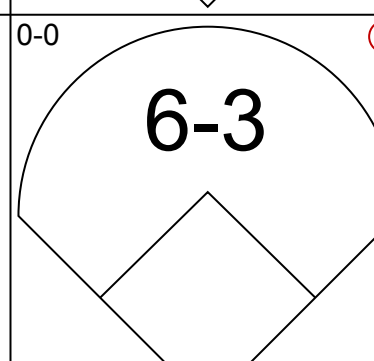
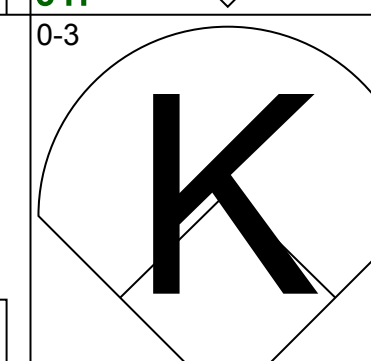
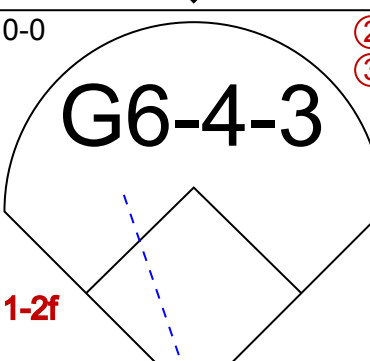
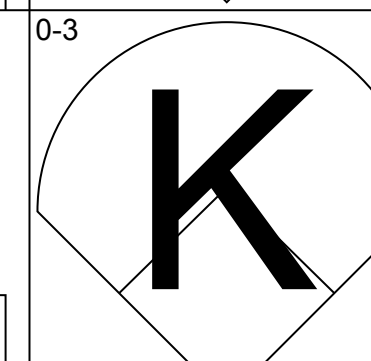
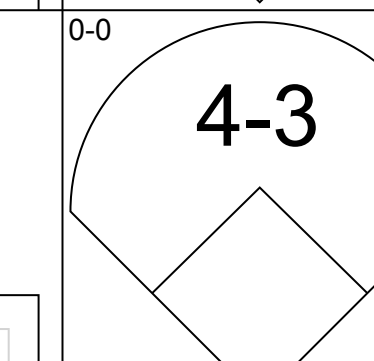
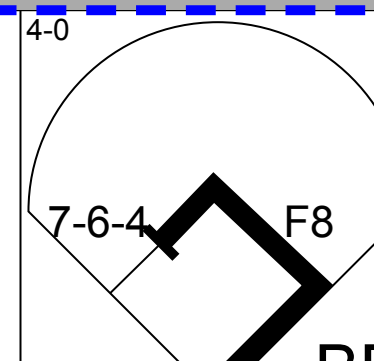
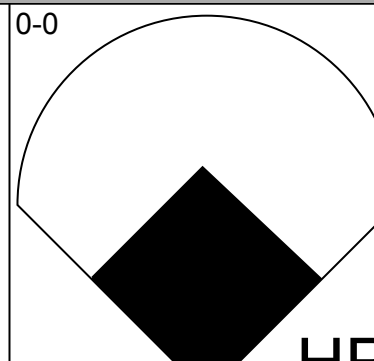
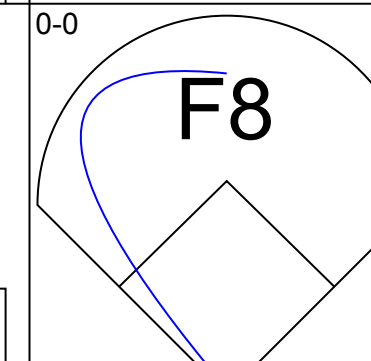
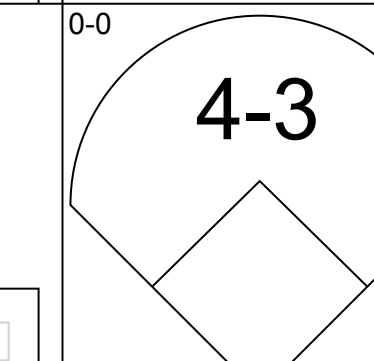
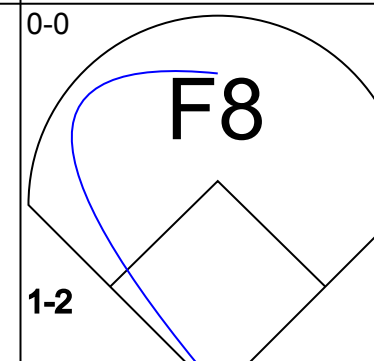
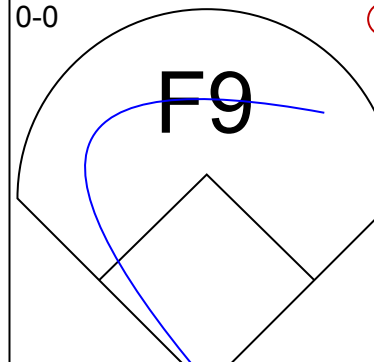
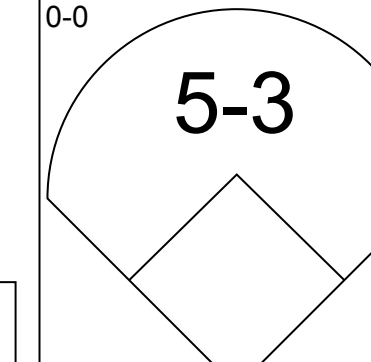
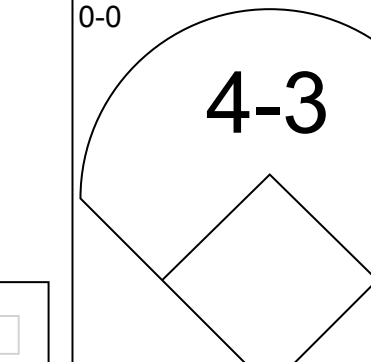
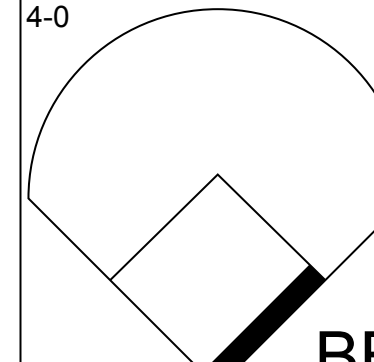
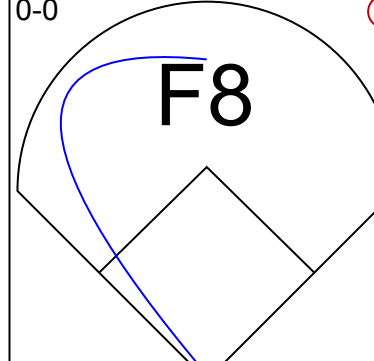
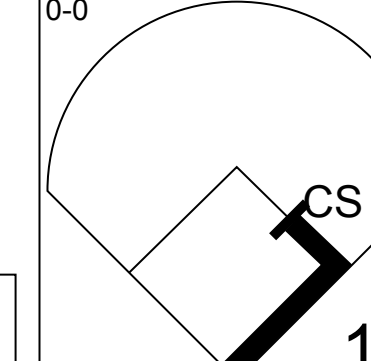
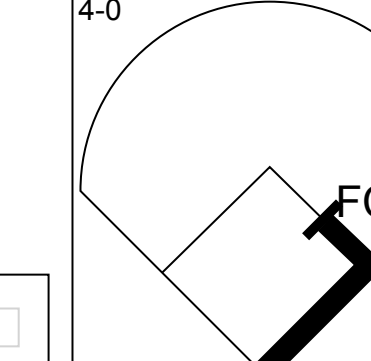
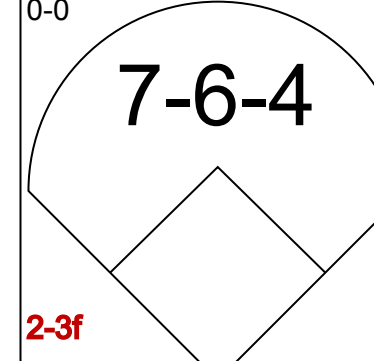
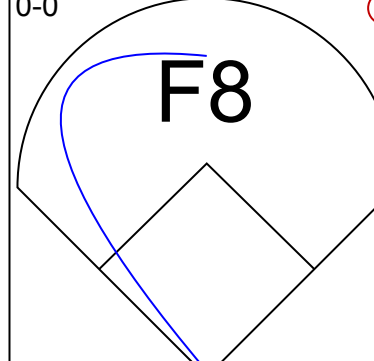
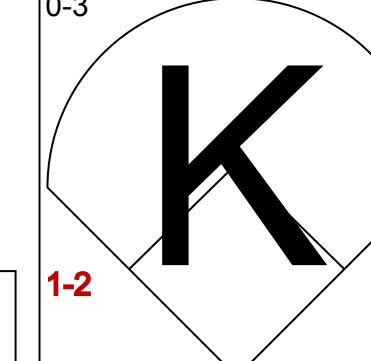
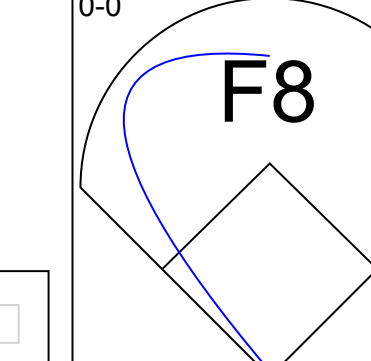
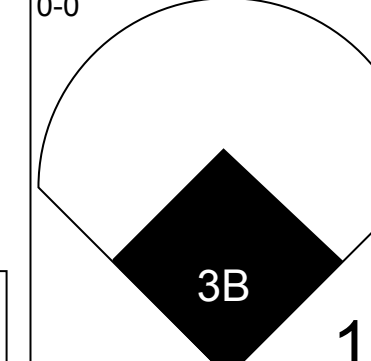
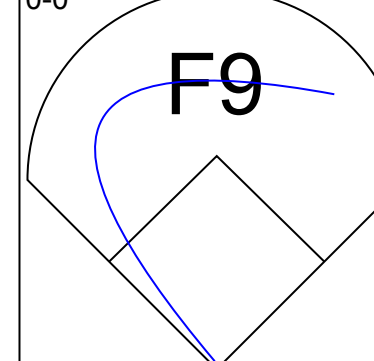
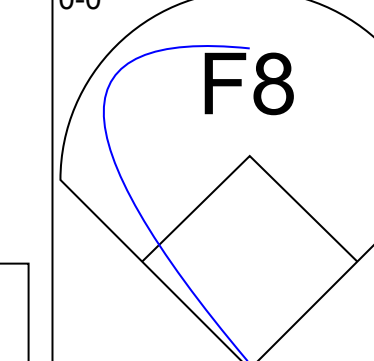
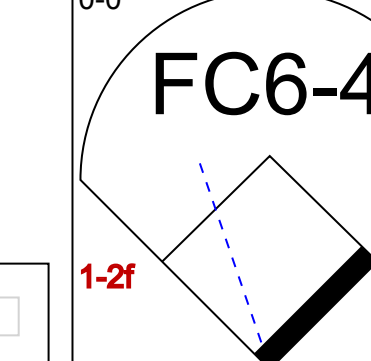
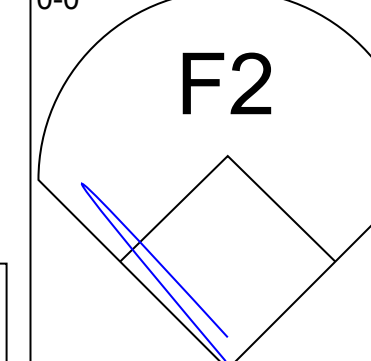
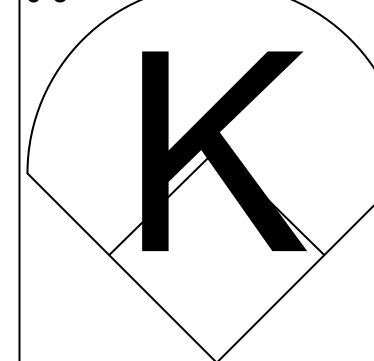
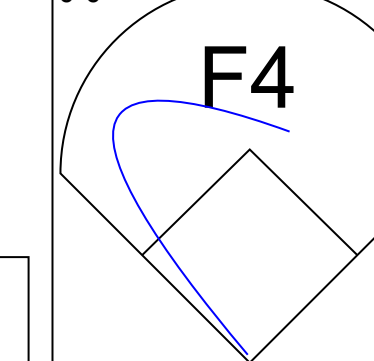
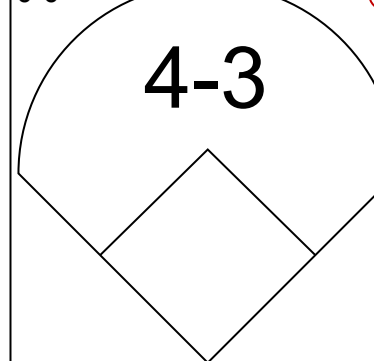
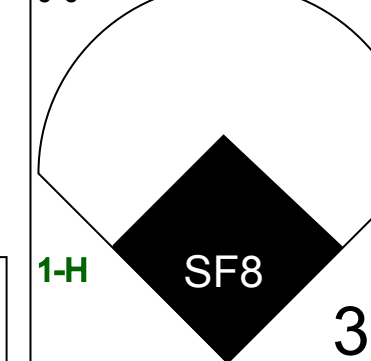
AB	35
R	8
H	13
RBI	8
BB	1
SO	2
LOB	15



Batter	1	2	3	4	5	6	7	8	9	AB	R	H	RBI	BB	SO	LOB	BOTTOM					
Steve Sax, R OBP: 0.320, SLG: 0.256 (1,4)										5	1	1	0	0	0	1						
Mariano Duncan, R OBP: 0.291, SLG: 0.323 (1,6)										5	1	1	0	0	0	1						
Ken Landreaux, L OBP: 0.267, SLG: 0.358 (1,8)										4	1	1	1	1	0	0						
Pedro Guerrero, R OBP: 0.392, SLG: 0.563 (1,7)										4	1	2	1	1	0	1						
Greg Brock, L OBP: 0.313, SLG: 0.437 (1,3)										2	0	0	0	3	0	0						
R.J. Reynolds, S OBP: 0.306, SLG: 0.358 (1,9)										2	0	0	0	1	1	3						
Mike Scioscia, L OBP: 0.365, SLG: 0.366 (1,2)										2	0	0	1	0	0	3						
Dave Anderson, R OBP: 0.305, SLG: 0.248 (1,5)										4	0	0	0	0	1	4						
Jerry Reuss, L OBP: 0.212, SLG: 0.188 (1,1)										1	0	0	0	0	0	0						
Terry Whitfield, L OBP: 0.255, SLG: 0.400 (5,PH)										1	0	0	0	0	1	0						
Bobby Castillo, R OBP: 0.222, SLG: 0.125 (6,1)										0	0	0	0	0	0	0						
Jay Johnstone, L OBP: 0.167, SLG: 0.333 (8,PH)										1	0	0	0	0	1	0						
Steve Howe, L OBP: 0.167, SLG: 0.333 (9,1)										0	0	0	0	0	0	1						
Inning Stats	R: 2 E: 0 K: 0 S: 5	H: 2 LOB: 3 BB: 1 P: 11	R: 1 E: 0 K: 1 S: 6	H: 1 LOB: 3 BB: 3 P: 18	R: 0 E: 0 K: 1 S: 3	H: 0 LOB: 1 BB: 0 P: 4	R: 0 E: 0 K: 0 S: 4	H: 1 LOB: 3 BB: 2 P: 12	R: 0 E: 0 K: 1 S: 5	H: 0 LOB: 0 BB: 0 P: 5	R: 0 E: 0 K: 0 S: 3	H: 0 LOB: 0 BB: 0 P: 3	R: 0 E: 0 K: 0 S: 3	H: 0 LOB: 0 BB: 0 P: 3	R: 0 E: 0 K: 1 S: 5	H: 0 LOB: 0 BB: 0 P: 5	R: 1 E: 0 K: 0 S: 4	H: 1 LOB: 0 BB: 0 P: 4	1B: 4 2B: 0 3B: 0 HR: 1	SF: 0 SAC: 1 DP: 1 HBP: 3	WP: 3 PB: 0 SB: 3 CS: 0	PA: 41
PITCHER	IP	WLS	BF	H	R	ER	SO	BB	IBB	HBP	BLK	WP	HR	S	P	ERA	WHIP					
Joe Niekro, R ERA: 3.29 (1,1)	9.0	W	41	5	4	4	3	6	0	3	0	3	1	38	65	4.00	1.222					

Houston Astros @ Los Angeles Dodgers
Dodger Stadium, Los Angeles, CA
Mon Jun 24 1985, 7:05 PM PDT
Att: 34,459 - Unknown

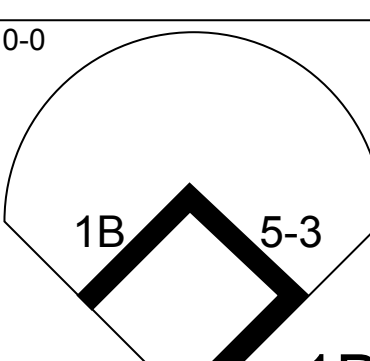
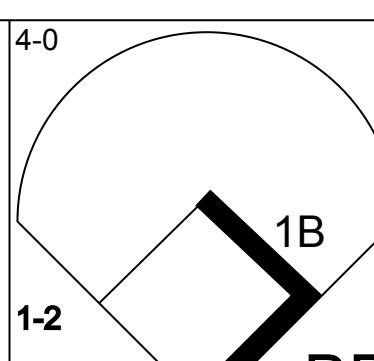
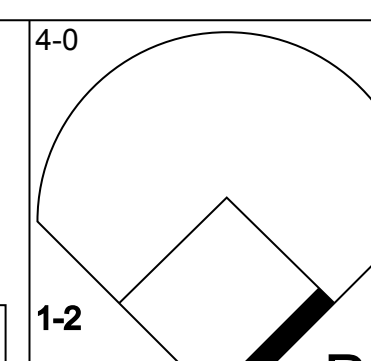
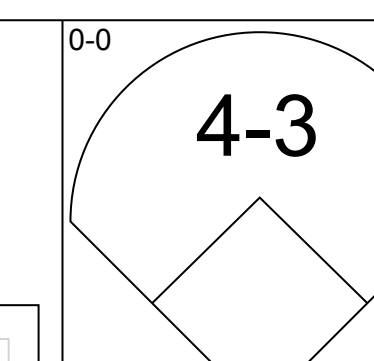
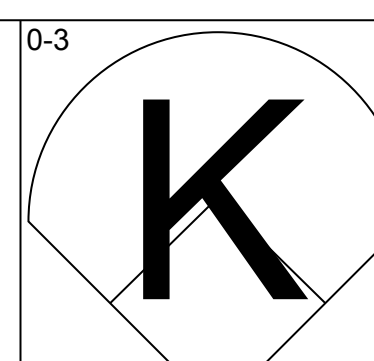
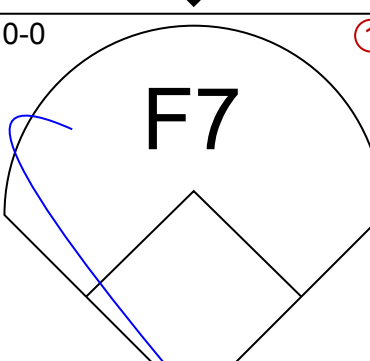
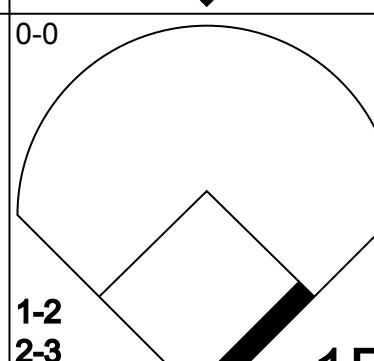
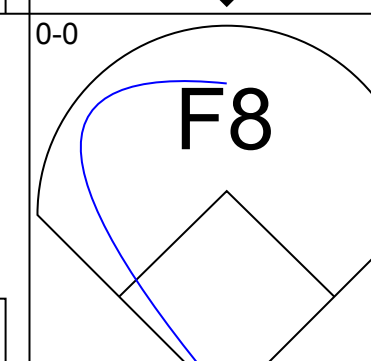
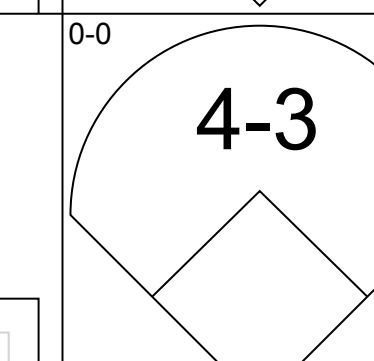
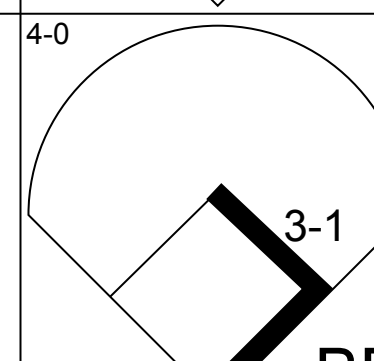
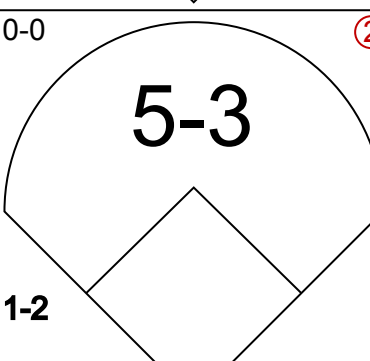
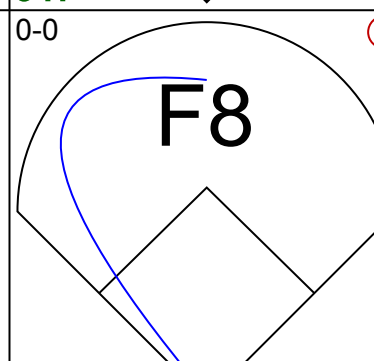
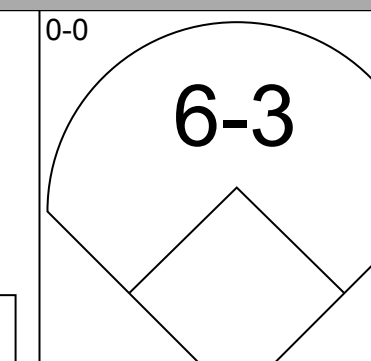
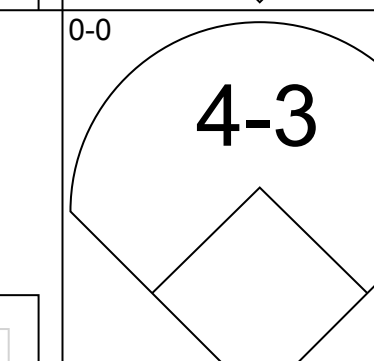
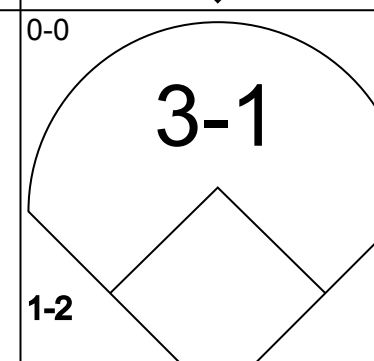
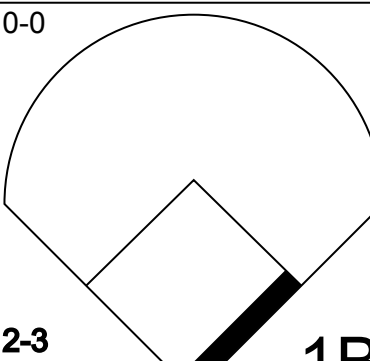
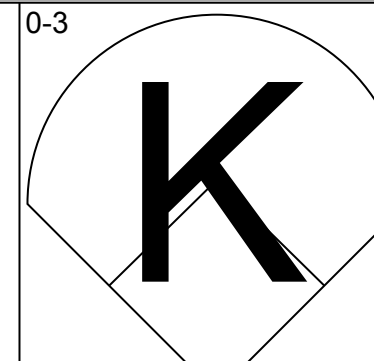
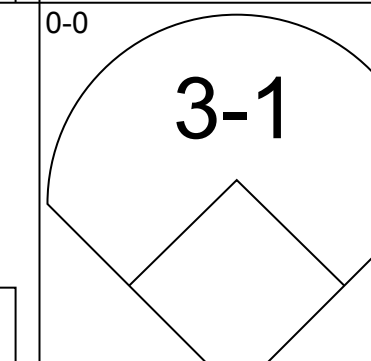
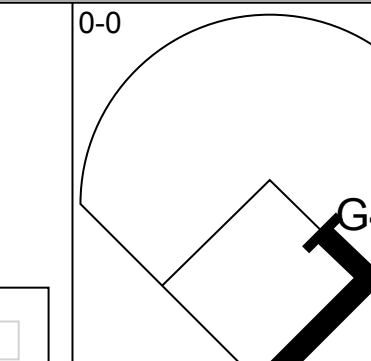
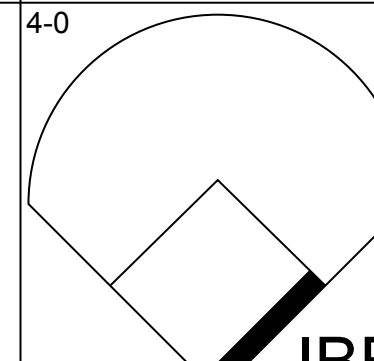
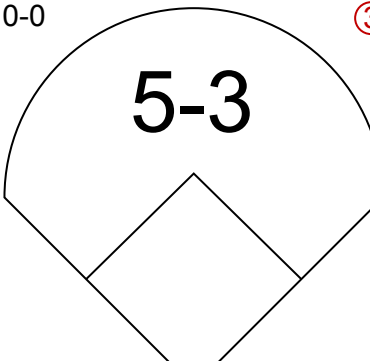
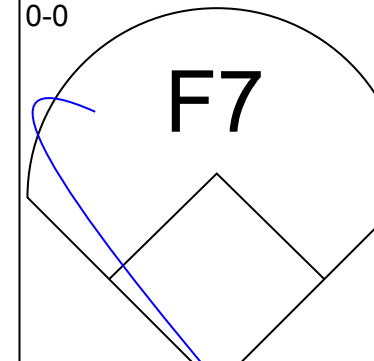
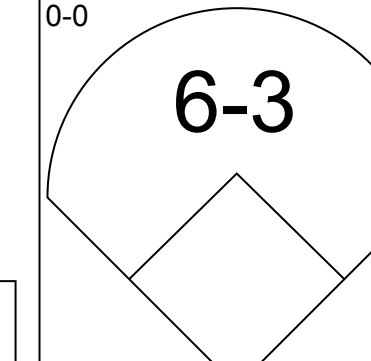
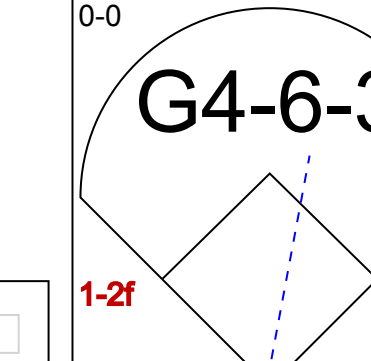
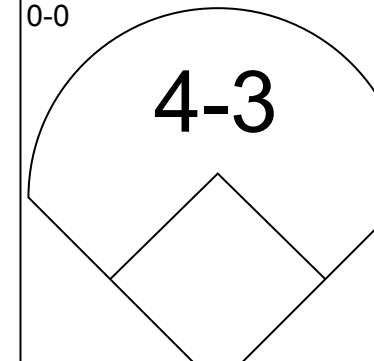
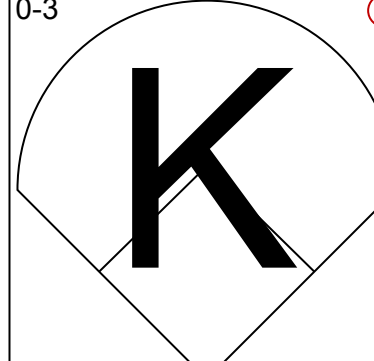
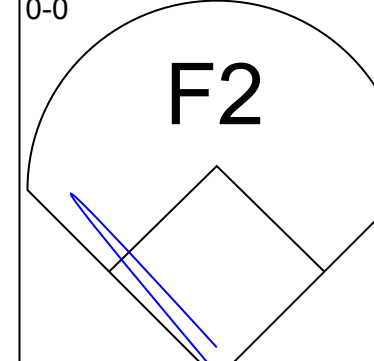
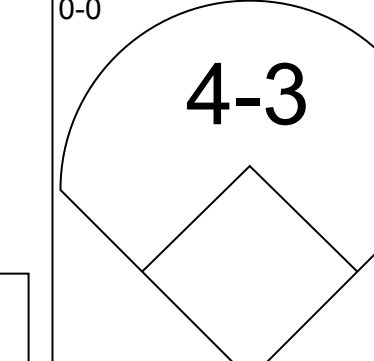
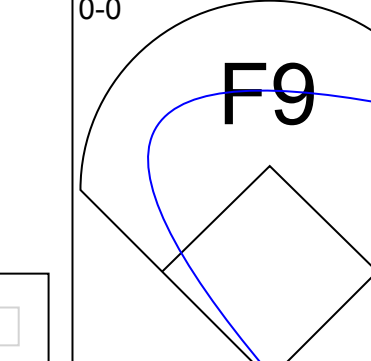
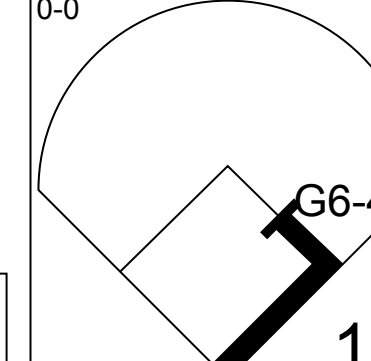
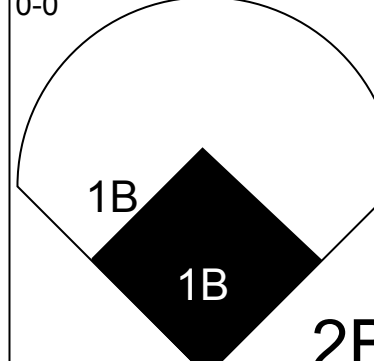
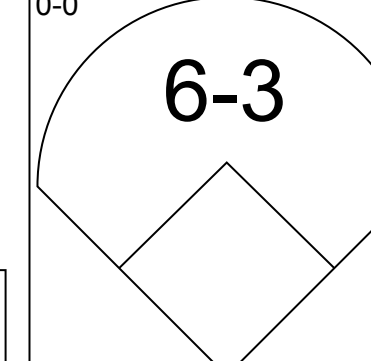
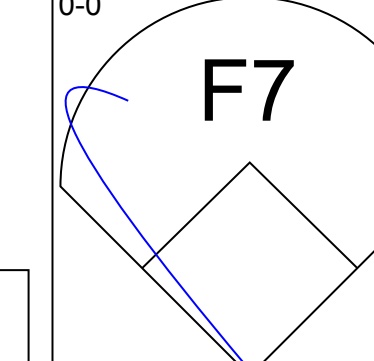
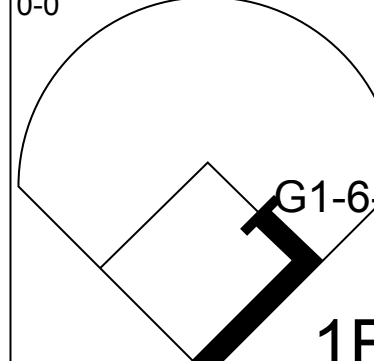
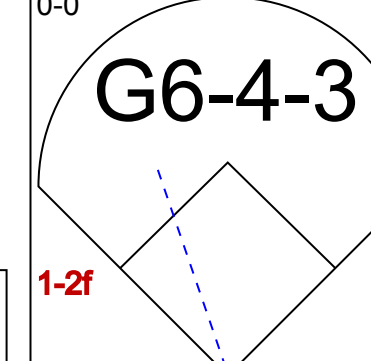
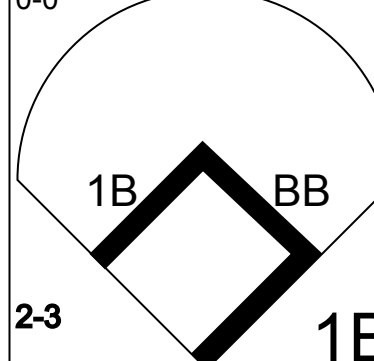
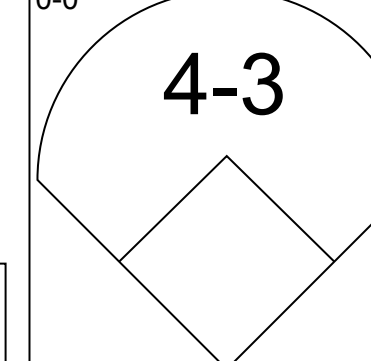
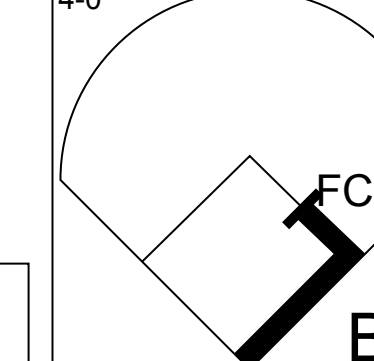
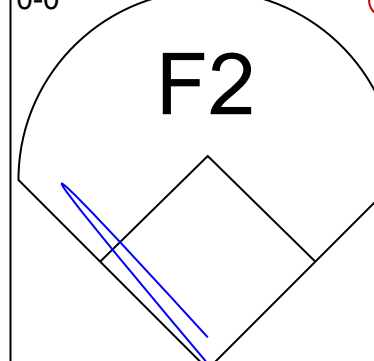
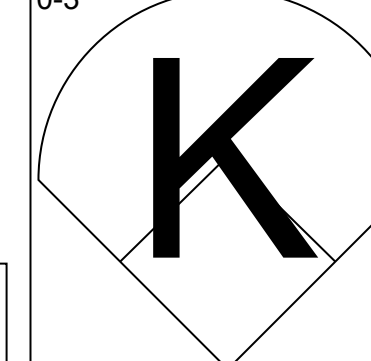
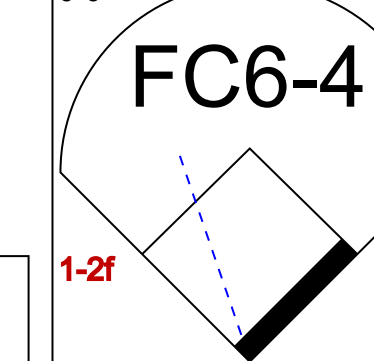
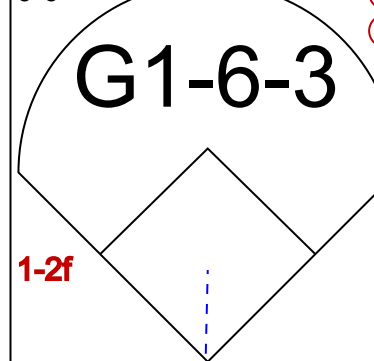


Batter	1	2	3	4	5	6	7	8	9	10	11	AB	R	H	RBI	BB	SO	LOB	TOP	
Claudell Washington, L OBP: 0.316, SLG: 0.423 (1, 9)												4	0	0	1	0	1	0		
Rafael Ramirez, R OBP: 0.288, SLG: 0.369 (1, 6)												5	0	1	0	0	1	0		
Dale Murphy, R OBP: 0.370, SLG: 0.531 (1, 8)												3	0	0	0	1	1	1		
Bob Horner, R OBP: 0.315, SLG: 0.485 (1, 3)												4	1	1	1	0	0	1		
Terry Harper, R OBP: 0.326, SLG: 0.376 (1, 7)												3	0	0	0	1	0	0		
Ken Oberkfell, L OBP: 0.307, SLG: 0.364 (1, 5)											3	0	1	0	1	0	2			
Glenn Hubbard, R OBP: 0.338, SLG: 0.318 (1, 4)												4	1	1	0	0	1	2		
Larry Owen, R OBP: 0.310, SLG: 0.294 (1, 2)												4	0	0	0	0	0	2		
Pascual Perez, R OBP: 0.242, SLG: 0.222 (1, 1)												1	0	0	0	0	1	0		
Inning Stats	R: 0 E: 0 K: 1 S: 5	H: 1 LOB: 0 BB: 0 P: 5	R: 1 E: 0 K: 0 S: 4	H: 1 LOB: 0 BB: 0 P: 4	R: 0 E: 0 K: 1 S: 5	H: 0 LOB: 0 BB: 0 P: 5	R: 0 E: 0 K: 1 S: 5	H: 0 LOB: 0 BB: 0 P: 5	R: 0 E: 0 K: 0 S: 3	H: 0 LOB: 0 BB: 0 P: 3	R: 0 E: 0 K: 0 S: 3	H: 0 LOB: 0 BB: 1 P: 7	R: 0 E: 0 K: 0 S: 2	H: 0 LOB: 1 BB: 2 P: 10	R: 2 E: 0 K: 1 S: 7	H: 2 LOB: 0 BB: 0 P: 7	1B: 3 2B: 1 3B: 1 HR: 1	SF: 1 SAC: 0 DP: 2 HBP: 0	WP: 0 PB: 0 SB: 0 CS: 1	PA: 38
PITCHER	IP 9.0	WLS L	BF 7	H 2	R 2	ER 2	SO 0	BB 2	IBB 0	HBP 0	BLK 0	WP 0	HR 0	S 5	P 13	ERA 13.50	WHIP 3.000			
Mike Scott, R ERA: 3.1 (1, 1)																				
Dave Smith, R ERA: 1.89 (10, 1)																				
Jeff Calhoun, L ERA: 3.22 (11, 1)																				

Atlanta Braves @ Houston Astros
Astrodome, Houston, TX
Wed Jun 26 1985, 8:05 PM EDT
Att: 12,243 - Unknown

AB 34
R 3
H 5
RBI 3
BB 3
SO 5
LOB 8




Batter	1	2	3	4	5	6	7	8	9	10	11	AB	R	H	RBI	BB	SO	LOB	BOTTOM	
Bill Doran, S OBP: 0.359, SLG: 0.408 (1, 4)											3	0	1	0	2	1	0			
Craig Reynolds, L OBP: 0.322, SLG: 0.432 (1, 6)											4	0	1	1	1	0	3			
Denny Walling, L OBP: 0.390, SLG: 0.367 (1, 3)											5	0	0	0	0	0	5			
Jose Cruz, L OBP: 0.355, SLG: 0.459 (1, 7)											4	0	2	0	1	1	0			
Jerry Mumphrey, S OBP: 0.315, SLG: 0.389 (1, 9)											5	0	0	0	0	0	5			
Jeff Calhoun, L (11, 1)												0	0	0	0	0	0			
Kevin Bass, S OBP: 0.281, SLG: 0.392 (1, 8)												5	0	1	0	0	1	0		
Phil Garner, R OBP: 0.299, SLG: 0.371 (1, 5)												5	1	2	0	0	1			
Mark Bailey, S OBP: 0.361, SLG: 0.390 (1, 2)												4	0	1	0	1	1			
Mike Scott, R OBP: 0.138, SLG: 0.080 (1, 1)												2	0	0	0	1	1	3		
Harry Spilman, L OBP: 0.196, SLG: 0.250 (9, PH)												1	0	0	0	0	0	1		
Dave Smith, R (10, 1)												0	0	0	0	0	0	0		
Chris Jones, L OBP: 0.286, SLG: 0.167 (11, 8)												0	0	0	0	0	0	0		
Inning Stats	R: 0 E: 0 K: 0 S: 5	H: 2 LOB: 2 BB: 0 P: 5	R: 1 E: 0 K: 2 S: 10	H: 3 LOB: 3 BB: 14	R: 0 E: 0 K: 1 S: 5	H: 0 LOB: 0 BB: 0 P: 5	R: 0 E: 0 K: 0 S: 3	H: 0 LOB: 2 BB: 11	R: 0 E: 0 K: 0 S: 3	H: 0 LOB: 0 BB: 2 P: 11	R: 0 E: 0 K: 0 S: 3	H: 1 LOB: 1 BB: 0 P: 7	R: 0 E: 0 K: 0 S: 5	H: 0 LOB: 2 BB: 13	R: 0 E: 0 K: 1 S: 5	H: 1 LOB: 0 BB: 5	1B: 7 2B: 1 3B: 0 HR: 0	SF: 0 SAC: 0 DP: 3 HBP: 0	WP: 0 PB: 0 SB: 0 CS: 1	PA: 44
PITCHER	IP 3.0	WLS 8	BF 15	H 5	R 0	ER 0	SO 3	BB 2	IBB 0	HBP 0	BLK 0	WP 0	HR 0	S 20	P 24	ERA 3.00	WHIP 2.000			
Pascual Perez, R ERA: 6.55 (1, 1)																				
Steve Shields, R ERA: 4.3 (4, 1)																				
Rick Camp, R ERA: 3.33 (6, 1)																				
Jeff Dedmon, R ERA: 1.84 (9, 1)																				
Bruce Sutter, R ERA: 3.35 (11, 1)																				

Atlanta Braves @ Houston Astros
Astrodome, Houston, TX
Wed Jun 26 1985, 8:05 PM EDT
Att: 12,243 - Unknown

AB 38
R 1
H 8
RBI 1
BB 6
SO 5
LOB 19



Batter	1	2	3	4	5	6	7	8	9	AB	R	H	RBI	BB	SO	LOB	TOP		
Claudel Washington, L OBP: 0.317, SLG: 0.437 (1, 9)	0-0 6-3	0-3 K		0-0 1B	0-3 K			0-0 HR	5 1 2 1 0 2 4								Atlanta Braves @ Houston Astros Astrodome, Houston, TX Thu Jun 27 1985, 8:05 PM EDT Att: 15,828 - Unknown		
Rafael Ramirez, R OBP: 0.285, SLG: 0.366 (1, 6)	0-0 5-3		0-0 2B SF9 1B	0-3 K		0-0 FC6-4		0-0 1-3	5 1 1 0 0 1 3										
Dale Murphy, R OBP: 0.370, SLG: 0.530 (1, 8)	4-0 S BB		0-0 SF9 FC4-6 2B		0-0 6-3		0-3 K	0-0 F4	4 1 1 0 1 1 0										
Bob Horner, R OBP: 0.308, SLG: 0.476 (1, 3)	0-3 K		0-0 SF9		0-0 5-3		0-0 F3	0-0 F8	4 0 0 1 0 1 1										
Terry Harper, R OBP: 0.333, SLG: 0.381 (1, 7)		0-0 FC5-4 1B FC6-4 1B	0-0 FC4-6 BB		0-0 S 1B		0-3 K		3 1 2 0 1 1 0										
Ken Oberkfell, L OBP: 0.341, SLG: 0.367 (1, 5)		0-0 FC5-4 1B	0-0 FC4-6		0-0 4-3			0-0 SH3-4 1B	4 0 2 1 0 0 2										
Glenn Hubbard, R OBP: 0.338, SLG: 0.318 (1, 4)		0-0 FC5-4 FC6-4 BB	0-3 K			0-0 SH1-4 1B		0-0 SH3-4	3 0 1 0 0 1 3										
Bruce Benedict, R OBP: 0.342, SLG: 0.227 (1, 2)		4-0 FC6-4 BB		0-0 1B SH5-4 1B		0-0 SH1-4		0-0 F8	2 0 1 0 1 0 1										
Zane Smith, L OBP: 0.125, SLG: 0.125 (6, PH)		0-0 FC6-4		0-0 SH5-4		4-0 FC6-4 BB		0-0 F7	1 0 0 1 0 0 2										
Gerald Perry, L OBP: 0.273, SLG: 0.255 (6, PH)									0 0 0 0 1 0 0										
Jeff Dedmon, L OBP: 0.250, SLG: 0.250 (6, PH)									0 0 0 0 0 0 0										
Chris Chambliss, L OBP: 0.268, SLG: 0.243 (8, PH)									1 0 0 0 0 0 1										
Bruce Sutter, R OBP: 0.268, SLG: 0.243 (8, PH)									0 0 0 0 0 0 0										
Inning Stats	R: 0 E: 0 K: 1 S: 5	H: 0 LOB: 1 BB: 1 P: 9	R: 1 E: 0 K: 1 S: 7	H: 2 LOB: 2 BB: 1 P: 11	R: 2 E: 0 K: 1 S: 7	H: 2 LOB: 1 BB: 1 P: 11	R: 0 E: 0 K: 1 S: 6	H: 2 LOB: 1 BB: 0 P: 6	R: 0 E: 0 K: 1 S: 4	H: 1 LOB: 2 BB: 0 P: 4	R: 0 E: 0 K: 2 S: 7	H: 0 LOB: 0 BB: 0 P: 7	R: 0 E: 0 K: 0 S: 4	H: 1 LOB: 1 BB: 0 P: 4	R: 1 E: 0 K: 0 S: 4	H: 1 LOB: 0 BB: 0 P: 4	1B: 8 2B: 1 3B: 0 HR: 1	SF: 1 SAC: 3 DP: 0 HBP: 0	WP: 0 PA: 40 PB: 0 SB: 2 CS: 0
PITCHER	IP WLS BF H R ER SO BB IBB HBP BLK WP HR S P ERA WHIP																		
Nolan Ryan, R ERA: 3.19 (1, 1)	7.0 L 32 8 3 3 7 4 0 0 0 0 0 0 0 0 42 58 3.86 1.714																		
Bill Dawley, R ERA: 4.65 (8, 1)	2.0 8 2 1 1 0 0 0 0 0 0 0 1 8 8 4.50 1.000																		

Batter	1	2	3	4	5	6	7	8	9	AB	R	H	RBI	BB	SO	LOB	BOTTOM				
Bill Doran, S OBP: 0.361, SLG: 0.407 (1, 4)	0-0 4-3		0-3 K		0-0 1-2 3-H 1B			4-0 FC4-6 BB	3 0 1 1 1 1 0								Atlanta Braves @ Houston Astros Astrodome, Houston, TX Thu Jun 27 1985, 8:05 PM EDT Att: 15,828 - Unknown				
Jim Pankovits, R OBP: 0.381, SLG: 0.405 (1, 9)			4-0 BB		0-0 F8			0-0 FC4-6	2 0 1 0 1 0 2												
Denny Walling, L OBP: 0.299, SLG: 0.365 (8, PH)								1-2 FC4-6	1 0 0 0 0 0 1												
Phil Garner, R OBP: 0.295, SLG: 0.366 (1, 5)			0-3 K		0-3 K			0-0 F8	3 0 0 0 0 2 4												
Jerry Mumphy, S OBP: 0.313, SLG: 0.387 (8, PH)								0-0 F8	1 0 0 0 0 0 1												
Jose Cruz, L OBP: 0.349, SLG: 0.451 (1, 7)	0-3 K			0-0 4-3		0-3 K		0-0 F6	4 0 0 0 0 2 2												
Kevin Bass, S OBP: 0.270, SLG: 0.396 (1, 8)		4-0 G6-4-3 BB		0-0 8-3 1B		0-0 F8		0-0 E 1B	3 0 2 0 1 0 0												
Glenn Davis, R OBP: 0.250, SLG: 0.314 (1, 3)		0-0 G6-4-3		0-0 8-3		0-0 5-3		0-3 K	4 0 0 0 0 1 3												
Mark Bailey, S OBP: 0.372, SLG: 0.490 (1, 2)		4-0 1B BB			0-0 6-3 1B 2B		4-0 G6-4-3 BB	0-3 K	2 1 1 0 2 1 1												
Dickie Thon, R OBP: 0.234, SLG: 0.222 (1, 6)					0-0 6-3		0-0 G6-4-3	0-0 E6	2 0 1 0 0 0 1												
Craig Reynolds, L OBP: 0.319, SLG: 0.427 (7, PH)					2-3 1B		1-2 FC4-6	1-2 K	2 0 0 0 0 0 2												
Nolan Ryan, R OBP: 0.114, SLG: 0.061 (1, 1)					4-0 1B		0-0 F8	0-0 G3	1 0 0 0 1 1 0												
Chris Jones, L OBP: 0.250, SLG: 0.143 (7, PH)									1 0 0 0 0 0 0												
Bill Dawley, R OBP: 0.250, SLG: 0.143 (8, 1)									0 0 0 0 0 0 0												
Alan Ashby, S OBP: 0.364, SLG: 0.422 (8, PH)									1 0 0 0 0 0 2												
Inning Stats	R: 0 E: 0 K: 1 S: 6	H: 1 LOB: 1 BB: 0 P: 6	R: 0 E: 0 K: 0 S: 2	H: 1 LOB: 2 BB: 2 P: 10	R: 0 E: 0 K: 3 S: 9	H: 0 LOB: 1 BB: 1 P: 13	R: 0 E: 0 K: 0 S: 3	H: 1 LOB: 0 BB: 0 P: 3	R: 1 E: 0 K: 1 S: 7	H: 2 LOB: 2 BB: 1 P: 11	R: 0 E: 0 K: 1 S: 5	H: 0 LOB: 0 BB: 0 P: 5	R: 0 E: 0 K: 0 S: 2	H: 0 LOB: 1 BB: 1 P: 6	R: 0 E: 0 K: 0 S: 3	H: 0 LOB: 1 BB: 1 P: 7	R: 0 E: 1 K: 2 S: 9	H: 1 LOB: 2 BB: 0 P: 9	1B: 5 2B: 2 3B: 0 HR: 0	SF: 0 SAC: 0 DP: 3 HBP: 0	WP: 0 PA: 36 PB: 0 SB: 0 CS: 0
PITCHER	IP WLS BF H R ER SO BB IBB HBP BLK WP HR S P ERA WHIP																				
Zane Smith, L ERA: 3.88 (1, 1)	5.0 W 21 5 1 1 5 4 0 0 0 0 0 0 0 7 11 0.00 0.500																				
Jeff Dedmon, R ERA: 1.72 (6, 1)	2.0 6 0 0 0 1 1 0 0 0 0 0 0 7 11 0.00 0.500																				
Bruce Sutter, R ERA: 3.22 (8, 1)	2.0 S 9 1 0 0 2 1 0 0 0 0 0 0 12 16 0.00 1.000																				



Batter	1	2	3	4	5	6	7	8	9	AB	R	H	RBI	BB	SO	LOB	TOP					
Bill Doran, S OBP: 0.360, SLG: 0.405 (1, 4)										4	1	1	0	0	0	2	Houston Astros @ San Francisco Giants Candlestick Park, San Francisco, CA Fri Jun 28 1985, 6:33 AM EDT Att: 6,840 - Unknown					
Craig Reynolds, L OBP: 0.317, SLG: 0.423 (1, 6)										4	0	1	0	0	1	1						
Terry Puhl, L OBP: 0.350, SLG: 0.424 Kevin Bass, S OBP: 0.269, SLG: 0.394 (1, 9) (6, 9)										2	0	0	1	0	0	0						
Jose Cruz, L OBP: 0.347, SLG: 0.445 (1, 7)										3	0	0	0	1	0	1						
Jerry Mumphy, S OBP: 0.312, SLG: 0.384 (1, 8)										4	0	1	0	0	0	1						
Denny Walling, L OBP: 0.298, SLG: 0.378 (1, 5)										4	1	1	1	0	0	2						
Glenn Davis, R OBP: 0.231, SLG: 0.289 Enos Cabell, R OBP: 0.331, SLG: 0.354 (1, 3) (7, 3)										3	0	0	0	0	0	0						
Alan Ashby, S OBP: 0.363, SLG: 0.445 (1, 2)										3	1	1	1	0	1	0						
Joe Niekro, R OBP: 0.229, SLG: 0.265 Jeff Calhoun, L (7, 1) Harry Spilman, L OBP: 0.213, SLG: 0.267 Dave Smith, R (8, 1)										2	0	1	0	0	1	1						
Inning Stats	R: 1 E: 0 K: 0 S: 4	H: 1 LOB: 0 BB: 0 P: 4	R: 1 E: 1 K: 1 S: 7	H: 1 LOB: 1 BB: 0 P: 7	R: 0 E: 0 K: 1 S: 5	H: 0 LOB: 0 BB: 1 P: 5	R: 0 E: 0 K: 0 S: 2	H: 0 LOB: 0 BB: 1 P: 6	R: 1 E: 0 K: 0 S: 4	H: 2 LOB: 0 BB: 0 P: 4	R: 0 E: 0 K: 0 S: 3	H: 0 LOB: 0 BB: 0 P: 3	R: 0 E: 0 K: 0 S: 3	H: 0 LOB: 0 BB: 0 P: 3	R: 0 E: 0 K: 1 S: 5	H: 1 LOB: 0 BB: 0 P: 5		R: 0 E: 0 K: 0 S: 5	H: 2 LOB: 2 BB: 0 P: 5	1B: 5 2B: 1 3B: 0 HR: 2	SF: 1 SAC: 0 DP: 3 HBP: 0	WP: 0 PB: 0 SB: 1 CS: 0
PITCHER	IP WLS BF H R ER SO BB IBB HBP BLK WP HR S P ERA WHIP																					
Bill Laskey, R ERA: 3.82 Mark Davis, L ERA: 2.33 Scott Garretts, R ERA: 1.0 (1, 1) (7, 1) (8, 1)	6.0 L 22 4 3 2 2 1 0 0 0 0 0 2 25 29 3.00 0.833																					

Batter	1	2	3	4	5	6	7	8	9	AB	R	H	RBI	BB	SO	LOB	BOTTOM			
Dan Gladden, R OBP: 0.265, SLG: 0.286 (1, 8)										4	0	0	1	0	0	1	Houston Astros @ San Francisco Giants Candlestick Park, San Francisco, CA Fri Jun 28 1985, 6:33 AM EDT Att: 6,840 - Unknown			
Manny Trillo, R OBP: 0.289, SLG: 0.266 (1, 4)										5	0	1	0	0	0	4				
Chili Davis, S OBP: 0.338, SLG: 0.431 (1, 9)										5	0	2	0	0	0	1				
Jeffrey Leonard, R OBP: 0.281, SLG: 0.390 (1, 7)										5	0	1	0	0	0	3				
Bob Brently, R OBP: 0.318, SLG: 0.417 (1, 2)										5	0	1	0	0	2	2				
Chris Brown, R OBP: 0.314, SLG: 0.396 (1, 5)										5	0	3	0	0	0	0				
Gary Rajsich, L OBP: 0.301, SLG: 0.241 Ricky Adams, R OBP: 0.226, SLG: 0.365 Mark Davis, L OBP: 0.229, SLG: 0.444 Joe Niekro, R OBP: 0.229, SLG: 0.210 Scott Garretts, R OBP: 0.281, SLG: 0.333 (1, 3) (5, PH) (7, 1) (8, 1) (8, 1)										3	0	2	0	0	0	1				
Jose Uribe, S OBP: 0.252, SLG: 0.324 (1, 6)										4	0	1	0	0	0	5				
Bill Laskey, R OBP: 0.190, SLG: 0.105 Scot Thompson, L OBP: 0.176, SLG: 0.167 (1, 1) (6, PH) (7, 3)										2	0	0	0	0	1	1				
Inning Stats	R: 0 E: 1 K: 0 S: 5	H: 1 LOB: 2 BB: 0 P: 5	R: 0 E: 0 K: 0 S: 4	H: 1 LOB: 1 BB: 0 P: 4	R: 0 E: 0 K: 1 S: 6	H: 1 LOB: 1 BB: 0 P: 6	R: 0 E: 0 K: 1 S: 7	H: 2 LOB: 2 BB: 0 P: 7	R: 1 E: 0 K: 0 S: 5	H: 2 LOB: 3 BB: 1 P: 10	R: 0 E: 0 K: 0 S: 5	H: 2 LOB: 3 BB: 1 P: 9	R: 0 E: 1 K: 0 S: 4	H: 0 LOB: 1 BB: 0 P: 4	R: 0 E: 0 K: 2 S: 8	H: 1 LOB: 1 BB: 0 P: 8		1B: 9 2B: 2 3B: 0 HR: 0	SF: 0 SAC: 0 DP: 0 HBP: 1	WP: 1 PB: 0 SB: 0 CS: 0
PITCHER	IP WLS BF H R ER SO BB IBB HBP BLK WP HR S P ERA WHIP																			
Joe Niekro, R ERA: 3.18 Jeff Calhoun, L ERA: 3.18 Dave Smith, R ERA: 1.8 (1, 1) (7, 1) (8, 1)	6.2 W 34 10 1 1 2 2 0 0 0 0 0 0 35 44 1.35 1.800																			

Batter	1	2	3	4	5	6	7	8	9	AB	R	H	RBI	BB	SO	LOB	TOP					
Bill Doran, S OBP: 0.397, SLG: 0.401 (1.4)	F9		E4 F3 SF8	FC4-6				6-3		5	1	1	0	0	0	1	Houston Astros @ San Francisco Giants Candlestick Park, San Francisco, CA Sat Jun 29 1985, 6:33 AM EDT Att: 8,820 - Sunny					
Kevin Bass, S OBP: 0.287, SLG: 0.390 (1.9)	F5		F3		6-3	6-3				5	0	1	0	0	0	2						
Phil Garner, R OBP: 0.297, SLG: 0.377 (1.5)	BLK S 1B		SF8				6-3	K		4	0	2	1	0	1	1						
Jose Cruz, L OBP: 0.340, SLG: 0.435 (1.7)	K		4-3		G3		K		E4 G3 S 1B	5	1	0	0	0	2	2						
Jerry Mumphrey, S OBP: 0.310, SLG: 0.384 (1.8)		6-3		K	K				G3	5	1	1	0	0	2	2						
Glenn Davis, R OBP: 0.238, SLG: 0.293 (1.3)		5-3					K			3	1	1	0	0	1	0						
Denny Walling, L OBP: 0.300, SLG: 0.379 (6.3)				4-3 BB 1B			1B		6-3	2	0	1	1	0	0	1						
Mark Bailey, S OBP: 0.392, SLG: 0.438 (1.2)				4-3 BB 1B		FC5-4 BB	1B			3	2	3	2	2	0	0						
Dickie Thon, R OBP: 0.232, SLG: 0.221 (1.6)				4-3		FC5-4 HR	L8		K	5	1	1	0	0	1	6						
Bob Knepper, L OBP: 0.108, SLG: 0.194 (1.1)									K	4	1	2	4	0	2	1						
Inning Stats	R: 0 E: 0 K: 1 S: 6	H: 1 LOB: 1 BB: 0 P: 6	R: 1 E: 0 K: 1 S: 7	H: 2 LOB: 1 BB: 0 P: 7	R: 1 E: 1 K: 0 S: 4	H: 0 LOB: 0 BB: 0 P: 4	R: 2 E: 0 K: 1 S: 7	H: 2 LOB: 1 BB: 1 P: 11	R: 0 E: 0 K: 1 S: 6	H: 1 LOB: 1 BB: 0 P: 6	R: 2 E: 0 K: 1 S: 7	H: 2 LOB: 1 BB: 1 P: 11	R: 1 E: 0 K: 1 S: 8	H: 3 LOB: 2 BB: 0 P: 8	R: 0 E: 0 K: 2 S: 8	H: 1 LOB: 1 BB: 0 P: 8	R: 1 E: 1 K: 1 S: 7	H: 1 LOB: 1 BB: 0 P: 7	1B: 9 2B: 1 3B: 1 HR: 2	SF: 1 SAC: 0 DP: 0 HBP: 0	WP: 0 PB: 0 SB: 2 CS: 0	PA: 44
PITCHER	IP WLS BF H R ER SO BB IBB HBP BLK WP HR S P ERA WHIP																					
Atee Hammaker, L ERA: 3.5 (1.1)	5.0 L 23 6 4 3 4 1 0 0 0 0 0 1 30 34 5.40 1.400																					
Frank Williams, R ERA: 4.4 (6.1)	2.0 12 5 3 3 2 1 0 0 0 0 0 1 15 19 13.50 3.000																					
Mark Davis, L ERA: 2.29 (8.1)	1.0 4 1 0 0 2 0 0 0 0 0 0 0 8 8 0.00 1.000																					
Greg Minton, R ERA: 2.86 (9.1)	1.0 5 1 1 0 1 0 0 0 0 0 0 0 7 7 0.00 1.000																					

Batter	1	2	3	4	5	6	7	8	9	AB	R	H	RBI	BB	SO	LOB	BOTTOM					
Dan Gladden, R OBP: 0.276, SLG: 0.289 (1.8)	5-3 BB									1	0	1	0	3	0	0	Houston Astros @ San Francisco Giants Candlestick Park, San Francisco, CA Sat Jun 29 1985, 6:33 AM EDT Att: 8,820 - Sunny					
Jose Uribe, S OBP: 0.248, SLG: 0.318 (1.6)	5-3		K							4	0	0	0	0	2	5						
Chili Davis, S OBP: 0.337, SLG: 0.428 (1.9)	1-3									4	0	1	0	0	0	1						
Jeffrey Leonard, R OBP: 0.277, SLG: 0.385 (1.7)	K									4	0	0	0	0	1	2						
Bob Brenly, R OBP: 0.317, SLG: 0.418 (1.2)										4	0	1	0	0	0	2						
Chris Brown, R OBP: 0.308, SLG: 0.388 (1.5)										4	0	0	0	0	2	2						
Rob Deer, R OBP: 0.279, SLG: 0.377 (1.3)										4	1	1	1	0	1	0						
Brad Wellman, R OBP: 0.295, SLG: 0.310 (1.4)										4	0	0	0	0	0	0						
Atee Hammaker, S Ricky Adams, R Frank Williams, R Joel Youngblood, R Mark Davis, L Greg Minton, S										1	0	0	0	0	1	0						
Inning Stats	R: 0 E: 0 K: 1 S: 5	H: 0 LOB: 1 BB: 1 P: 9	R: 0 E: 0 K: 0 S: 3	H: 0 LOB: 0 BB: 0 P: 3	R: 0 E: 0 K: 2 S: 8	H: 1 LOB: 1 BB: 0 P: 8	R: 0 E: 1 K: 1 S: 6	H: 0 LOB: 1 BB: 0 P: 6	R: 1 E: 0 K: 1 S: 6	H: 1 LOB: 1 BB: 1 P: 10	R: 0 E: 0 K: 0 S: 4	H: 1 LOB: 1 BB: 0 P: 4	R: 0 E: 1 K: 0 S: 4	H: 0 LOB: 2 BB: 1 P: 8	R: 0 E: 0 K: 0 S: 3	H: 1 LOB: 0 BB: 0 P: 3	R: 0 E: 0 K: 2 S: 7	H: 0 LOB: 0 BB: 0 P: 7	1B: 2 2B: 1 3B: 0 HR: 1	SF: 0 SAC: 0 DP: 1 HBP: 0	WP: 0 PB: 0 SB: 0 CS: 0	PA: 35
PITCHER	IP WLS BF H R ER SO BB IBB HBP BLK WP HR S P ERA WHIP																					
Bob Knepper, L ERA: 3.46 (1.1)	9.0 W 35 4 1 1 7 3 0 0 0 0 0 1 46 58 1.00 0.778																					

Batter	1	2	3	4	5	6	7	8	9	AB R H RBI BB SO LOB	TOP																			
Bill Doran, S OBP: 0.358, SLG: 0.410 (1, 4)	F8	L3							F9	4 1 1 2 1 0 1	Houston Astros @ San Francisco Giants Candlestick Park, San Francisco, CA Sun Jun 30 1985, 6:33 AM EDT Unknown																			
Jim Pankovits, R OBP: 0.282, SLG: 0.436 (1, 9)	HR		F3		F9		6-3			4 1 1 1 1 0 1																				
Phil Garner, R OBP: 0.292, SLG: 0.369 (1, 5)	1-3		K		6-3		K			5 0 0 0 0 3 2																				
Jose Cruz, L OBP: 0.341, SLG: 0.435 (1, 7)	FC5-4 1B		F8						K 4-3 HR	5 1 2 0 0 2 1																				
Kevin Bass, S OBP: 0.267, SLG: 0.384 (1, 8)	FC5-4			G6-3 BB		FC4-6 1B			4-3	3 0 0 0 1 0 3																				
Glenn Davis, R OBP: 0.287, SLG: 0.302 Enos Cabell, R OBP: 0.336, SLG: 0.383 (6, PR) (6, 3)		2B 1B		G6-3						2 1 1 0 1 0 1 1 1 1 2 0 0 0																				
Alan Ashby, S OBP: 0.350, SLG: 0.439 (1, 2)	F7		K			L9			HR	4 0 1 0 0 1 3																				
Dickie Thon, R OBP: 0.223, SLG: 0.212 (1, 6)		K			K	5-3			K	4 0 0 0 0 3 4																				
Mike Scott, R OBP: 0.182, SLG: 0.172 Dave Smith, R (9, 1)		1-H 2B				HR 1B		F5	F9	4 1 2 1 0 0 1 0 0 0 0 0 0 0																				
Inning Stats	R: 1 E: 0 K: 0 S: 5	H: 2 LOB: 1 BB: 0 P: 5	R: 1 E: 0 K: 1 S: 7	H: 2 LOB: 1 BB: 0 P: 7	R: 0 E: 0 K: 1 S: 5	H: 0 LOB: 0 BB: 0 P: 5	R: 0 E: 0 K: 1 S: 4	H: 0 LOB: 0 BB: 1 P: 8	R: 2 E: 0 K: 1 S: 7	H: 2 LOB: 2 BB: 1 P: 7		R: 0 E: 0 K: 1 S: 5	H: 1 LOB: 1 BB: 1 P: 9	R: 0 E: 0 K: 2 S: 10	H: 0 LOB: 1 BB: 1 P: 10	R: 2 E: 0 K: 2 S: 7	H: 2 LOB: 1 BB: 1 P: 11	1B: 5 2B: 1 3B: 0 HR: 3	SF: 0 SAC: 0 DP: 1 HBP: 0	WP: 0 PB: 1 SB: 2 CS: 0	PA: 40									
PITCHER	IP WLS BF H R ER SO BB IBB HBP BLK WP HR S P ERA WHIP											IP WLS BF H R ER SO BB IBB HBP BLK WP HR S P ERA WHIP																		
Dave LaPoint, L ERA: 2.64 Scott Garrelts, R ERA: 1.13	(1, 1) (8, 1)	7.0 10	L 2	30 2	7 2	4 2	4 1	5 4	5 4	3 1	0 0	0 0	0 0	0 0	0 1	2 17	37 21	49 21	5.14 4.50	1.429 1.500										

AB	36
R	6
H	9
RBI	6
BB	4
SO	9
LOB	17



Batter	1	2	3	4	5	6	7	8	9	AB R H RBI BB SO LOB	BOTTOM																		
Dan Gladden, R OBP: 0.276, SLG: 0.300 (1, 8)	HR		9-3		F3			F8		4 1 1 1 0 0 1	Houston Astros @ San Francisco Giants Candlestick Park, San Francisco, CA Sun Jun 30 1985, 6:33 AM EDT Unknown																		
Manny Trillo, R OBP: 0.288, SLG: 0.270 (1, 4)	5-3		2B		F9			F8		4 0 1 0 0 0 0																			
Chili Davis, S OBP: 0.332, SLG: 0.421 (1, 9)	6-3		3-1		4-3			4-3		4 0 0 0 0 0 1																			
Jeffrey Leonard, R OBP: 0.276, SLG: 0.394 (1, 7)	HR			5-3			F8		K	4 1 1 1 0 1 0																			
Bob Brenly, R OBP: 0.316, SLG: 0.415 (1, 2)	F8			2B 1B			F7		4-3	4 0 1 0 0 0 0																			
Chris Brown, R OBP: 0.312, SLG: 0.392 (1, 5)		F3			1-3 2B		F3		FC4-6 BB	3 0 1 0 1 0 0																			
Gary Rajsich, L OBP: 0.299, SLG: 0.233 (1, 3)	F8								FC4-6	3 0 0 0 1 1 1																			
Jose Uribe, S OBP: 0.245, SLG: 0.314 (1, 6)	4-3				F3		G3			3 0 0 0 0 0 3																			
Dave LaPoint, L OBP: 0.344, SLG: 0.310 Scot Thompson, L OBP: 0.173, SLG: 0.164 Scott Garrelts, R (8, 1)					1-3 1B			1-3		2 0 1 0 0 0 3 1 0 0 0 0 0 0 0 0 0 0 0 0 0																			
Inning Stats	R: 2 E: 0 K: 0 S: 5	H: 2 LOB: 0 BB: 0 P: 5	R: 0 E: 0 K: 0 S: 3	H: 0 LOB: 0 BB: 0 P: 3	R: 0 E: 0 K: 0 S: 4	H: 2 LOB: 1 BB: 0 P: 4	R: 0 E: 0 K: 0 S: 5	H: 2 LOB: 3 BB: 1 P: 9	R: 0 E: 0 K: 0 S: 3	H: 0 LOB: 0 BB: 0 P: 3		R: 0 E: 0 K: 1 S: 5	H: 0 LOB: 0 BB: 0 P: 5	R: 0 E: 0 K: 0 S: 3	H: 0 LOB: 0 BB: 0 P: 3	R: 0 E: 0 K: 1 S: 5	H: 0 LOB: 1 BB: 1 P: 9	1B: 2 2B: 3 3B: 0 HR: 2	SF: 0 SAC: 0 DP: 1 HBP: 0	WP: 0 PB: 0 SB: 0 CS: 0	PA: 34								
PITCHER	IP WLS BF H R ER SO BB IBB HBP BLK WP HR S P ERA WHIP											IP WLS BF H R ER SO BB IBB HBP BLK WP HR S P ERA WHIP																	
Mike Scott, R ERA: 3.04 Dave Smith, R ERA: 1.75	(1, 1) (9, 1)	8.0 4	W 0	30 0	7 0	4 0	2 0	2 0	1 1	1 0	0 0	0 0	0 0	0 0	0 5	31 9	35 9	2.25 0.00	0.750 1.000										



Batter	1	2	3	4	5	6	7	8	9	AB	R	H	RBI	BB	SO	LOB	TOP				
Bill Doran, S OBP: 0.355, SLG: 0.406 (1.4)	F3		F9 1B		6-3		FC6-4		K	5	0	1	1	0	1	2					
Jim Pankovits, R OBP: 0.374, SLG: 0.425 (1.7)	K		F9				F8		K	2	0	0	0	0	1	2					
Enos Cabell, R OBP: 0.329, SLG: 0.374 (6.3)			F9						K	3	0	0	0	0	1	0					
Phil Garner, R OBP: 0.291, SLG: 0.371 (1.5)	F8		P6				K			4	1	1	0	0	1	2					
Kevin Bass, S OBP: 0.263, SLG: 0.379 (1.9)																					
Bill Dawley, R (6.1)		F3		E6			F3			3	0	0	0	0	0	0					
Alan Ashby, S OBP: 0.364, SLG: 0.439 (8. PH)				G5-4-3					1B	0	1	0	0	1	0	0					
Craig Reynolds, L OBP: 0.317, SLG: 0.423 (8.6)									1B	0	0	0	0	0	0	0					
Jerry Mumphy, S OBP: 0.313, SLG: 0.387 (1.8)		5-3		G5-4-3						4	1	2	1	0	0	1					
Glenn Davis, R OBP: 0.265, SLG: 0.298 (1.3)																					
Mark Bailey, S OBP: 0.395, SLG: 0.447 (1.2)										4	1	2	1	0	1	2					
Dickie Thon, R OBP: 0.226, SLG: 0.208 (1.6)																					
Jose Cruz, L OBP: 0.340, SLG: 0.433 (8. PH)										2	0	0	0	1	1	1					
Frank DiPino, L OBP: 0.333, SLG: 0.333 (8.1)										1	0	0	0	0	0	2					
Ron Mathis, R OBP: 0.133, SLG: 0.071 (1.1)										2	0	1	0	0	1	0					
Denny Walling, L OBP: 0.301, SLG: 0.381 (6.7)										2	0	1	1	0	1	0					
Inning Stats	R: 0 E: 0 K: 1 S: 5	H: 0 LOB: 0 BB: 0 P: 5	R: 0 E: 0 K: 0 S: 3	H: 0 LOB: 0 BB: 0 P: 3	R: 1 E: 0 K: 1 S: 8	H: 3 LOB: 2 BB: 0 P: 8	R: 0 E: 1 K: 0 S: 4	H: 1 LOB: 1 BB: 0 P: 4	R: 0 E: 0 K: 1 S: 5	H: 0 LOB: 0 BB: 0 P: 5	R: 1 E: 0 K: 1 S: 7	H: 2 LOB: 2 BB: 1 P: 11	R: 2 E: 0 K: 2 S: 10	H: 3 LOB: 2 BB: 1 P: 14	R: 0 E: 0 K: 2 S: 7	H: 0 LOB: 0 BB: 0 P: 7	1B: 7 2B: 2 3B: 0 HR: 0	SF: 0 SAC: 0 DP: 1 HBP: 0	WP: 0 PB: 0 SB: 0 CS: 0	PA: 38	
PITCHER	IP	WLS	BF	H	R	ER	SO	BB	IBB	HBP	BLK	WP	HR	S	P	ERA	WHIP				
Vida Blue, L ERA: 3.26 (1.1)	7.1	W	31	7	4	4	6	2	0	0	0	0	0	41	49	4.91	1.227				
Greg Minton, R ERA: 2.92 (8.1)	0.2		4	2	0	0	1	0	0	0	0	0	0	6	6	0.00	3.000				
Mark Davis, L ERA: 2.25 (9.1)	1.0	S	3	0	0	0	2	0	0	0	0	0	0	7	7	0.00	0.000				

Houston Astros @ San Francisco Giants
Candlestick Park, San Francisco, CA
Sun Jun 30 1985, 6:38 AM EDT
Att: 18,274 - Unknown

AB	36
R	4
H	9
RBI	4
BB	2
SO	9
LOB	15



Batter	1	2	3	4	5	6	7	8	9	AB	R	H	RBI	BB	SO	LOB	BOTTOM				
Dan Gladden, R OBP: 0.274, SLG: 0.306 (1.8)	SF8 3B		F9		F7		P4		4-3	5	1	1	0	0	0	6					
Jose Uribe, S OBP: 0.245, SLG: 0.310 (1.6)	P6		4-3							3	1	0	0	1	1	2					
Chili Davis, S OBP: 0.331, SLG: 0.420 (1.9)	SF8		F8							3	0	1	1	0	0	1					
Jeffrey Leonard, R OBP: 0.273, SLG: 0.388 (1.7)	6-3		5-3							4	0	0	0	0	1	2					
Chris Brown, R OBP: 0.320, SLG: 0.406 (1.5)										3	3	2	1	1	1	0					
Scott Thompson, L OBP: 0.203, SLG: 0.221 (1.3)										4	2	3	1	0	0	1					
Brad Wellman, R OBP: 0.313, SLG: 0.348 (1.4)										4	0	2	2	0	1	3					
Alex Trevino, R OBP: 0.287, SLG: 0.297 (1.2)										2	0	0	1	2	0	3					
Vida Blue, S (1.1)										2	0	0	0	0	1	2					
Greg Minton, S (8.1)										0	0	0	0	0	0	0					
Joel Youngblood, R (8. PH)										1	0	0	0	0	0	2					
Mark Davis, L (9.1)										0	0	0	0	0	0	0					
Inning Stats	R: 1 E: 0 K: 0 S: 4	H: 1 LOB: 0 BB: 0 P: 4	R: 2 E: 1 K: 0 S: 5	H: 1 LOB: 1 BB: 1 P: 9	R: 0 E: 0 K: 0 S: 3	H: 0 LOB: 0 BB: 0 P: 3	R: 1 E: 0 K: 1 S: 8	H: 3 LOB: 2 BB: 0 P: 8	R: 3 E: 1 K: 1 S: 7	H: 2 LOB: 1 BB: 1 P: 11	R: 0 E: 0 K: 1 S: 5	H: 0 LOB: 1 BB: 1 P: 9	R: 0 E: 0 K: 1 S: 6	H: 1 LOB: 2 BB: 1 P: 10	R: 0 E: 0 K: 1 S: 6	H: 0 LOB: 0 BB: 0 P: 10	1B: 4 2B: 3 3B: 2 HR: 0	SF: 1 SAC: 1 DP: 1 HBP: 0	WP: 0 PB: 0 SB: 1 CS: 0	PA: 37	
PITCHER	IP	WLS	BF	H	R	ER	SO	BB	IBB	HBP	BLK	WP	HR	S	P	ERA	WHIP				
Ron Mathis, R ERA: 4.67 (1.1)	5.0	L	25	7	4	4	2	2	0	0	0	0	0	27	35	7.20	1.800				
Bill Dawley, R ERA: 4.43 (6.1)	2.0		7	1	0	0	2	1	0	0	0	0	0	10	14	0.00	1.000				
Frank DiPino, L (8.1)	1.0		5	1	0	0	1	1	0	0	0	0	0	6	10	0.00	2.000				

Houston Astros @ San Francisco Giants
Candlestick Park, San Francisco, CA
Sun Jun 30 1985, 6:38 AM EDT
Att: 18,274 - Unknown

AB	31
R	7
H	9
RBI	6
BB	4
SO	5
LOB	22



Batter	1	2	3	4	5	6	7	8	9	10	AB	R	H	RBI	BB	SO	LOB	TOP	
Bill Doran, S OBP: 0.353, SLG: 0.404 (1, 4)	F7	SF9		K					1-3		4	1	1	1	0	1	0	Houston Astros @ San Diego Padres Jack Murphy Stadium, San Diego, CA Mon Jul 01 1985, 10:05 PM EDT Att: 36,001 - Unknown	
Craig Reynolds, L OBP: 0.325, SLG: 0.433 (1, 8)	BLK HR 1B				F8				F9		5	1	3	2	0	0	0		
Denny Walling, L OBP: 0.304, SLG: 0.396 (1, 5)					F9				F7		5	1	2	2	0	0	2		
Jose Cruz, L OBP: 0.337, SLG: 0.428 (1, 7)	6-3				G4-6-3				F8		5	0	1	0	0	0	1		
Jerry Mumphrey, S OBP: 0.317, SLG: 0.389 (1, 9)					G3				5-3		4	0	2	0	0	0	1		
Kevin Bass, S OBP: 0.259, SLG: 0.372 (1, 8)					F9				E5		4	0	0	0	0	0	3		
Glenn Davis, R OBP: 0.264, SLG: 0.314 Enos Cabell, R OBP: 0.329, SLG: 0.374 (8, 3)					6-3				F7		4	1	1	0	0	0	2		
Mark Bailey, S OBP: 0.391, SLG: 0.441 (1, 2)					F8				4-3		4	1	1	0	0	0	0		
Nolan Ryan, R OBP: 0.105, SLG: 0.056 (1, 1)					F8				F8		3	0	0	0	0	0	0		
Inning Stats	R: 2 E: 0 K: 0 S: 6	H: 3 LOB: 1 BB: 0 P: 6	R: 2 E: 0 K: 0 S: 6	H: 3 LOB: 1 BB: 0 P: 6	R: 0 E: 0 K: 1 S: 5	H: 1 LOB: 0 BB: 0 P: 5	R: 0 E: 0 K: 0 S: 3	H: 1 LOB: 0 BB: 0 P: 3	R: 1 E: 0 K: 0 S: 5	H: 2 LOB: 1 BB: 0 P: 5	R: 0 E: 1 K: 0 S: 4	H: 0 LOB: 1 BB: 0 P: 4	R: 0 E: 0 K: 0 S: 3	H: 0 LOB: 0 BB: 0 P: 3	R: 0 E: 0 K: 0 S: 3	H: 0 LOB: 0 BB: 0 P: 3	1B: 8 2B: 2 3B: 0 HR: 1		SF: 1 SAC: 1 DP: 2 HBP: 0
PITCHER	IP	WLS	BF	H	R	ER	SO	BB	IBB	HBP	BLK	WP	HR	S	P	ERA	WHIP		
LaMarr Hoyt, R ERA: 3.32 (1, 1)	7.0		30	11	5	5	1	0	0	0	0	0	1	32	32	6.43	1.571		
Mark Thurmond, L ERA: 4.59 (8, 1)	2.0		7	0	0	0	0	0	0	0	0	0	0	7	7	0.00	0.000		
Rich Gossage, R ERA: 1.94 (10, 1)	1.0	W	3	0	0	0	0	0	0	0	0	0	0	3	3	0.00	0.000		

AB	38
R	5
H	11
RBI	5
BB	0
SO	1
LOB	9



Batter	1	2	3	4	5	6	7	8	9	10	AB	R	H	RBI	BB	SO	LOB	BOTTOM			
Tim Flannery, L OBP: 0.376, SLG: 0.373 (1, 4)	F7				FC5-4				F7		5	1	2	0	0	0	4	Houston Astros @ San Diego Padres Jack Murphy Stadium, San Diego, CA Mon Jul 01 1985, 10:05 PM EDT Att: 36,001 - Unknown			
Tony Gwynn, L OBP: 0.344, SLG: 0.432 (1, 9)					K				G3		5	0	1	0	0	1	6				
Steve Garvey, R OBP: 0.267, SLG: 0.433 (1, 3)					F8				6-3		5	0	0	1	0	0	2				
Terry Kennedy, L OBP: 0.297, SLG: 0.396 Bobby Brown, S OBP: 0.237, SLG: 0.229 (8, PR) (9, 8)					F9				K		4	0	1	0	0	2	1				
Kevin McReynolds, R Bruce Bochy, R OBP: 0.304, SLG: 0.486 (9, 2)					5-3				K		1	0	0	0	0	1	0				
Kevin McReynolds, R Bruce Bochy, R OBP: 0.304, SLG: 0.486 (9, 2)					4-3				6-3		4	0	0	0	0	0	1				
Graig Nettles, L OBP: 0.369, SLG: 0.376 Jerry Royster, R OBP: 0.378, SLG: 0.412 (10, 5)					4-3				K		2	1	0	0	2	1	0				
Carmelo Martinez, R OBP: 0.349, SLG: 0.483 Gery Davis, R OBP: 0.375, SLG: 0.433 (10, 7)					HR				2B SF9		0	1	0	0	0	0	0				
Garry Templeton, S OBP: 0.335, SLG: 0.405 (1, 6)					4-3				K		4	1	2	2	0	2	0				
LaMarr Hoyt, R OBP: 0.105, SLG: 0.105 Al Bumby, L OBP: 0.251, SLG: 0.259 Mark Thurmond, L (7, PH) (8, 1)					SH2-3				HR		0	0	0	0	0	0	0				
Kurt Bevacqua, R OBP: 0.413, SLG: 0.449 Rich Gossage, R (10, 1)					FC5-4				F5		1	0	1	1	0	0	0				
Inning Stats	R: 0 E: 0 K: 1 S: 6	H: 1 LOB: 1 BB: 0 P: 6	R: 3 E: 0 K: 0 S: 6	H: 3 LOB: 1 BB: 1 P: 10	R: 0 E: 0 K: 0 S: 3	H: 0 LOB: 0 BB: 0 P: 3	R: 0 E: 0 K: 1 S: 5	H: 0 LOB: 0 BB: 0 P: 5	R: 0 E: 0 K: 2 S: 7	H: 0 LOB: 0 BB: 0 P: 7	R: 0 E: 0 K: 0 S: 5	H: 0 LOB: 0 BB: 0 P: 5	R: 1 E: 0 K: 0 S: 5	H: 2 LOB: 2 BB: 0 P: 5	R: 0 E: 0 K: 0 S: 4	H: 1 LOB: 3 BB: 0 P: 12	R: 1 E: 0 K: 1 S: 5	H: 1 LOB: 0 BB: 0 P: 5	1B: 4 2B: 2 3B: 1 HR: 2	SF: 1 SAC: 1 DP: 0 HBP: 0	WP: 0 PA: 41 PB: 0 SB: 1 CS: 0
PITCHER	IP	WLS	BF	H	R	ER	SO	BB	IBB	HBP	BLK	WP	HR	S	P	ERA	WHIP				
Nolan Ryan, R ERA: 3.37 (1, 1)	9.2	L	41	9	6	6	7	2	1	0	0	0	2	52	64	5.59	1.138				

AB	36
R	6
H	9
RBI	6
BB	3
SO	7
LOB	14



Batter	1	2	3	4	5	6	7	8	9	AB	R	H	RBI	BB	SO	LOB	TOP										
Bill Doran, S OBP: 0.353, SLG: 0.399 (1, 4)	4-0 1B BB		0-0 F7		4-0 S BB		0-0 E4 CS		0-0 F7	3	0	0	0	2	0	1	Houston Astros @ San Diego Padres Jack Murphy Stadium, San Diego, CA Tue Jul 02 1985, 10:05 PM EDT Att: 36,138 - Unknown										
Craig Reynolds, L OBP: 0.327, SLG: 0.429 (1, 6)	0-0 BB BB G3 1B		0-0 F6		0-0 F2		0-0 CS	0-0 1-3	4-0 BB	4	1	1	0	1	0	1											
Denny Walling, L OBP: 0.311, SLG: 0.395 (1, 5) (8, 9)	4-0 G3 BB 1-2 BB		0-0 F9		0-0 6-3 S 1B		4-0 1B BB	0-0 4-3	3	2	1	0	2	0	2												
Jose Cruz, L OBP: 0.340, SLG: 0.427 (1, 7)	4-0 G3 BB 1-2 2-3 BB		0-0 4-3		0-0 F5		0-0 2B BB 1B		3	0	1	0	1	0	1												
Jerry Mumphy, S OBP: 0.317, SLG: 0.388 Phil Garner, R OBP: 0.294, SLG: 0.378 (8, PH) (8, 5)	0-0 G3		0-0		0-0 6-3		0-0 1-3	0-0 1B	3	0	1	1	0	0	3												
Kevin Bass, S OBP: 0.258, SLG: 0.370 (1, 8)	0-0 F8		0-0 1B		0-0 F4		0-0 WP 1B	0-0 5-3	4	0	1	1	0	0	5												
Glenn Davis, R OBP: 0.246, SLG: 0.291 Jeff Calhoun, L (8, 1)		0-3 K		0-0 F1		0-0 5-3		0-0 6-3	4	0	0	0	0	1	4												
Alan Ashby, S OBP: 0.361, SLG: 0.433 (1, 2)		0-3 K		0-0 1-3		0-3 K		0-0 BB 1B	4	0	1	0	0	2	0												
Joe Niekro, R OBP: 0.211, SLG: 0.243 Enos Cabell, R OBP: 0.327, SLG: 0.371 (8, 3)		0-0 6-3		0-0 F8		0-3 K		0-3 K	3	0	0	0	0	1	0												
Inning Stats	R: 1 E: 0 K: 0 S: 3	H: 1 LOB: 2 BB: 3 P: 15	R: 0 E: 0 K: 2 S: 7	H: 0 LOB: 0 BB: 0 P: 7	R: 0 E: 0 K: 0 S: 3	H: 0 LOB: 1 BB: 0 P: 3	R: 0 E: 0 K: 0 S: 4	H: 1 LOB: 1 BB: 0 P: 4	R: 0 E: 0 K: 0 S: 3	H: 0 LOB: 1 BB: 1 P: 7	R: 1 E: 0 K: 0 S: 5	H: 2 LOB: 1 BB: 0 P: 5	R: 0 E: 1 K: 2 S: 7	H: 0 LOB: 0 BB: 0 P: 7	R: 1 E: 0 K: 0 S: 5	H: 2 LOB: 2 BB: 1 P: 9		R: 0 E: 0 K: 1 S: 6	H: 1 LOB: 2 BB: 1 P: 10	1B: 6 2B: 1 3B: 0 HR: 0	SF: 0 SAC: 0 DP: 0 HBP: 0	WP: 2 PB: 0 SB: 2 CS: 1	PA: 40				
PITCHER	IP	WLS	BF	H	R	ER	SO	BB	IBB	HBP	BLK	WP	HR	S	P	ERA	WHIP										
Ed Wojna, R ERA: 3.57 (1, 1)	7.1	L	31	5	3	3	4	5	0	0	0	1	0	34	54	3.68	1.364										
Craig Lefferts, L ERA: 3.26 (8, 1)	1.2		8	2	0	0	1	1	0	0	0	0	0	9	13	0.00	1.800										
Batter	1	2	3	4	5	6	7	8	9	AB	R	H	RBI	BB	SO	LOB	BOTTOM										
Tim Flannery, L OBP: 0.375, SLG: 0.373 (1, 4)	4-0 FC3-6 BB		0-0 F9		0-0 PB 2B 1B		0-0 F7		3	1	1	0	1	0	0	0											
Tony Gwynn, L OBP: 0.343, SLG: 0.430 (1, 9)	0-0 FC3-6 PB 1B		0-0 CS 1B		0-0 F5		0-3 K		4	1	1	0	0	1	2												
Steve Garvey, R OBP: 0.290, SLG: 0.437 (1, 3)	0-0 PB PB 1B		0-0 5-3		0-0 2B		0-3 K		4	0	2	1	0	1	1												
Terry Kennedy, L OBP: 0.296, SLG: 0.394 (1, 2)	0-0 F3		0-0 FC6-4 1B		0-0 F8		0-3 K		4	0	1	0	0	1	3												
Kevin McReynolds, R OBP: 0.311, SLG: 0.394 (1, 8)	0-3 K PB		0-0 FC6-4		0-0 5-3		0-3 K		4	0	0	0	0	2	3												
Graig Nettles, L OBP: 0.371, SLG: 0.372 (1, 5)	4-0 BB		0-0 F5		4-0 1B BB		0-0 4-3		2	0	0	0	2	0	0												
Camelo Martinez, R OBP: 0.348, SLG: 0.477 (1, 7)	0-3 K		4-0 G6-3 BB		0-0 F9		0-0 4-3		3	0	0	0	1	1	4												
Garry Templeton, S OBP: 0.333, SLG: 0.403 (1, 6)		0-0 G3		0-0 G6-3		0-0 1B		0-3 K	4	0	1	0	0	1	1												
Ed Wojna, R ERA: 3.07 Craig Lefferts, L ERA: 3.07 Kurt Bevacqua, R OBP: 0.406, SLG: 0.440 (8, PH) (8, 1)		0-3 K		0-0 K		0-0 6-3		0-3 K	3	0	0	0	0	2	2												
Inning Stats	R: 1 E: 0 K: 2 S: 9	H: 1 LOB: 3 BB: 2 P: 17	R: 0 E: 0 K: 1 S: 5	H: 0 LOB: 0 BB: 0 P: 5	R: 0 E: 0 K: 0 S: 4	H: 2 LOB: 1 BB: 0 P: 4	R: 0 E: 0 K: 0 S: 2	H: 0 LOB: 0 BB: 1 P: 6	R: 1 E: 0 K: 1 S: 7	H: 2 LOB: 1 BB: 0 P: 7	R: 0 E: 0 K: 0 S: 4	H: 1 LOB: 2 BB: 1 P: 8	R: 0 E: 0 K: 2 S: 7	H: 0 LOB: 0 BB: 0 P: 7	R: 0 E: 0 K: 2 S: 7	H: 0 LOB: 0 BB: 0 P: 7	R: 0 E: 0 K: 2 S: 7	H: 0 LOB: 0 BB: 0 P: 7	1B: 5 2B: 1 3B: 0 HR: 0	SF: 0 SAC: 0 DP: 1 HBP: 0	WP: 0 PB: 3 SB: 0 CS: 1	PA: 36					
PITCHER	IP	WLS	BF	H	R	ER	SO	BB	IBB	HBP	BLK	WP	HR	S	P	ERA	WHIP										
Joe Niekro, R ERA: 3.07 (1, 1)	7.0	W	30	4	2	1	6	4	0	0	0	0	0	38	54	1.29	1.429										
Jeff Calhoun, L ERA: 2.92 (8, 1)	2.0	S	6	0	0	0	4	0	0	0	0	0	0	14	14	0.00	0.000										

AB	33
R	3
H	7
RBI	3
BB	6
SO	5
LOB	18



WP	2
PB	0
SB	2
CS	1

AB	32
R	2
H	6
RBI	1
BB	4
SO	10
LOB	16



WP	0
PB	3
SB	0
CS	1

Batter	1	2	3	4	5	6	7	8	9	10	11	12	AB	R	H	RBI	BB	SO	LOB	TOP							
Tim Raines, S OBP: 0.397, SLG: 0.424 (1, 7)	4-3		6-3			L5		E5		FC4-6		2B 1B	6	1	1	0	0	0	1								
Vance Law, R OBP: 0.343, SLG: 0.360 (1, 4)	6-3			F9		5-3		FC4 BB		6-3		1B 2B	5	1	1	1	1	0	1								
Andre Dawson, R OBP: 0.295, SLG: 0.426 (1, 9)	F7			G4-6-3 1B		5-3		FC4			G3	1B HR BB	5	1	1	0	1	0	2								
Hubie Brooks, R OBP: 0.311, SLG: 0.391 (1, 6)				G4-6-3			K					1B HR 1B	6	1	4	2	0	1	1								
Tim Wallach, R OBP: 0.324, SLG: 0.436 (1, 5)					5-3		5-3			G4-6-3		1B HR	6	1	1	3	0	0	3								
Dan Driessen, L OBP: 0.326, SLG: 0.392 (1, 3)					1-3		G3					6-3	6	1	2	0	0	0	2								
Mitch Webster, S OBP: 0.250, SLG: 0.600 (1, 8)				4-3			HR			FC6-4 1B		K	5	2	2	3	0	1	2								
Mike Fitzgerald, R OBP: 0.256, SLG: 0.263 (10, PH)				6-3			F8					1B 2B 1B	3	0	0	0	0	0	0								
Miguel Dilone, S OBP: 0.247, SLG: 0.244 (10, 2)													1	0	1	0	0	0	0								
Sal Butera, R OBP: 0.244, SLG: 0.214 (10, 2)													1	1	1	0	0	0	0								
Inning Stats	R: 0 E: 0 K: 3 S: 3	H: 0 LOB: 0 BB: 3 P: 3	R: 0 E: 0 K: 4 S: 4	H: 1 LOB: 1 BB: 0 P: 4	R: 0 E: 0 K: 0 S: 3	H: 0 LOB: 0 BB: 3 P: 3	R: 0 E: 0 K: 0 S: 3	H: 1 LOB: 0 BB: 0 P: 3	R: 2 E: 0 K: 0 S: 5	H: 2 LOB: 0 BB: 0 P: 5	R: 0 E: 0 K: 1 S: 5	H: 0 LOB: 0 BB: 0 P: 5	R: 1 E: 1 K: 0 S: 5	H: 1 LOB: 2 BB: 1 P: 9	R: 0 E: 0 K: 0 S: 4	H: 2 LOB: 1 BB: 0 P: 4	R: 0 E: 0 K: 0 S: 3	H: 1 LOB: 2 BB: 1 P: 7	R: 0 E: 0 K: 1 S: 10	H: 1 LOB: 1 BB: 0 P: 4	R: 6 E: 0 K: 1 S: 10	H: 5 LOB: 0 BB: 1 P: 14	1B: 8 2B: 3 3B: 0 HR: 3	SF: 0 SAC: 0 DP: 2 HBP: 0	WP: 0 PB: 0 SB: 1 CS: 1	PA: 51	
PITCHER	IP	WLS	BF	H	R	ER	SO	BB	IBB	HBP	BLK	WP	HR	S	P	ERA	WHIP										
Bob Knepper, L ERA: 3.43 (1, 1)	9.0		34	7	3	3	1	1	0	0	0	0	0	7	11	3.00	0.889										
Dave Smith, R ERA: 1.67 (10, 1)	2.0	L	8	2	0	0	0	1	0	0	0	0	0	7	11	0.00	1.500										
Frank DiPino, L ERA: 4.58 (12, 1)	0.2	L	5	3	3	3	1	0	0	0	0	0	0	7	7	40.50	4.500										
Bill Dawley, R ERA: 5.02 (12, 1)	0.1		4	2	3	3	0	1	0	0	0	0	1	3	7	81.00	9.000										

Montreal Expos @ Houston Astros
Astrodome, Houston, TX
Thu Jul 04 1985, 8:05 PM EDT
Att. 26,249 - Unknown

AB 48
R 9
H 14
RBI 9
BB 3
SO 2
LOB 13



Batter	1	2	3	4	5	6	7	8	9	10	11	12	AB	R	H	RBI	BB	SO	LOB	BOTTOM							
Bill Doran, S OBP: 0.350, SLG: 0.398 (1, 4)	F6		FC4-6		G3 1B 2B		F8		K			6-3	6	1	1	0	0	1	2								
Craig Reynolds, L OBP: 0.317, SLG: 0.416 (1, 6)	K		F7		G3		1-3			L4		L4	6	0	0	0	0	1	3								
Denny Walling, L OBP: 0.316, SLG: 0.395 (9, 9)	4-3			1B 1B	1B			K		F7		BB	5	1	2	1	1	1	0								
Jose Cruz, L OBP: 0.343, SLG: 0.437 (1, 7)				1B 1B	G3			5-3 1B 2B		F5		F9	6	1	3	0	0	0	2								
Jerry Mumphrey, S OBP: 0.317, SLG: 0.387 (8, PH)													3	0	1	1	0	0	1								
Phil Garner, R OBP: 0.266, SLG: 0.379 (9, 5)													2	0	1	0	0	0	1								
Kevin Bass, S OBP: 0.258, SLG: 0.368 (1, 8)				1B	F7			4-3				SH1-4 1B	4	0	1	1	0	0	3								
Harry Spilman, L OBP: 0.200, SLG: 0.250 (8, PH)													3	0	0	0	0	0	3								
Enos Cabell, R OBP: 0.322, SLG: 0.366 (9, 3)													2	0	0	0	0	0	2								
Frank DiPino, L OBP: 0.333, SLG: 0.333 (12, 1)													0	0	0	0	0	0	0								
Bill Dawley, R (12, 1)													0	0	0	0	0	0	0								
Mark Bailey, S OBP: 0.352, SLG: 0.432 (12, 3)													3	0	0	0	2	1	2								
Bob Knepper, L OBP: 0.126, SLG: 0.211 (8, PH)													2	0	1	0	0	1	0								
Terry Puhl, L OBP: 0.348, SLG: 0.421 (10, 1)													1	0	0	0	0	0	0								
Dave Smith, R (11, PH)													0	0	0	0	0	0	0								
Alan Ashby, S OBP: 0.359, SLG: 0.430 (12, 2)													1	0	0	0	0	0	2								
Inning Stats	R: 0 E: 0 K: 1 S: 5	H: 0 LOB: 0 BB: 0 P: 3	R: 0 E: 0 K: 0 S: 4	H: 1 LOB: 1 BB: 0 P: 4	R: 0 E: 0 K: 0 S: 3	H: 1 LOB: 0 BB: 0 P: 4	R: 1 E: 0 K: 1 S: 8	H: 3 LOB: 2 BB: 0 P: 8	R: 1 E: 0 K: 1 S: 7	H: 2 LOB: 1 BB: 0 P: 7	R: 0 E: 0 K: 0 S: 3	H: 0 LOB: 0 BB: 0 P: 3	R: 0 E: 0 K: 1 S: 7	H: 0 LOB: 1 BB: 1 P: 7	R: 0 E: 0 K: 1 S: 5	H: 0 LOB: 0 BB: 0 P: 5	R: 0 E: 0 K: 0 S: 3	H: 0 LOB: 0 BB: 0 P: 3	R: 0 E: 0 K: 0 S: 4	H: 1 LOB: 2 BB: 1 P: 8	R: 0 E: 0 K: 0 S: 3	H: 0 LOB: 1 BB: 1 P: 7	1B: 7 2B: 3 3B: 0 HR: 0	SF: 0 SAC: 2 DP: 0 HBP: 0	WP: 0 PB: 0 SB: 2 CS: 0	PA: 49	
PITCHER	IP	WLS	BF	H	R	ER	SO	BB	IBB	HBP	BLK	WP	HR	S	P	ERA	WHIP										
Bryn Smith, R ERA: 3.07 (8, 1)	7.0		29	7	2	2	3	1	0	0	0	0	0	34	38	2.57	1.143										
Gary Lucas, L ERA: 2.55 (8, 1)	0.2		4	2	1	1	1	0	0	0	0	0	0	6	6	13.50	3.000										
Tim Burke, R ERA: 1.69 (10, 1)	1.1		4	0	0	0	1	0	0	0	0	0	0	6	6	0.00	0.000										
Randy St. Claire, R ERA: 2.63 (12, 1)	2.0	W	8	1	0	0	0	0	1	0	0	0	0	7	11	0.00	0.500										
Jack O'Connor, L ERA: 10.8 (12, 1)	1.0		4	0	0	0	0	1	0	0	0	0	0	3	7	0.00	1.000										

Montreal Expos @ Houston Astros
Astrodome, Houston, TX
Thu Jul 04 1985, 8:05 PM EDT
Att. 26,249 - Unknown

AB 44
R 3
H 10
RBI 3
BB 3
SO 5
LOB 21



Batter	1	2	3	4	5	6	7	8	9	AB	R	H	RBI	BB	SO	LOB	TOP					
Tim Raines, S (1, 7) OBP: 0.359, SLG: 0.429	F8		2B		K			G4-3		4	1	2	0	0	1	0	Montreal Expos @ Houston Astros Astrodome, Houston, TX Fri Jul 05 1985, 8:05 PM EDT Att: 16,183 - Unknown					
Vance Law, R (1, 4) OBP: 0.345, SLG: 0.364	4-6		K		4-3			G4-3		3	0	1	0	1	1	1						
Andre Dawson, R (1, 9) OBP: 0.298, SLG: 0.429	HBP		2B		4-3			G4-3		3	0	1	1	0	0	2						
Dan Driessen, L (1, 3) OBP: 0.325, SLG: 0.388	4-6		F5					G3		3	0	0	0	0	0	4						
Hubie Brooks, R (1, 6) OBP: 0.307, SLG: 0.385	F8				5-3			G6-3		4	0	0	0	0	0	1						
Tim Lincecum, R (1, 5) OBP: 0.323, SLG: 0.444	K				HR			F3		4	1	1	1	0	1	1						
Mitch Webster, S (1, 8) OBP: 0.275, SLG: 0.615	1B				2B			F9		4	0	2	0	0	0	1						
Mike Fitzgerald, R (1, 2) OBP: 0.292, SLG: 0.258	5-3				K			F4		3	0	0	0	0	1	2						
Terry Francona, L (9, PH) OBP: 0.297, SLG: 0.301	1-2				K			F5		1	0	0	0	0	0	1						
Mickey Mahler, S (1, 1) OBP: 0.154, SLG: 0.154					3-1			F4		2	0	0	0	0	1	1						
Steve Nicosia, R (7, PH) OBP: 0.244, SLG: 0.195					K					1	0	0	0	0	0	0						
Floyd Youmans, R (7, 1)					K					0	0	0	0	0	0	0						
Inning Stats	R: 0 E: 0 K: 0 S: 3	H: 1 LOB: 1 BB: 0 P: 4	R: 0 E: 0 K: 1 S: 6	H: 1 LOB: 1 BB: 0 P: 6	R: 1 E: 0 K: 1 S: 7	H: 2 LOB: 1 BB: 0 P: 7	R: 1 E: 0 K: 2 S: 9	H: 2 LOB: 1 BB: 0 P: 9	R: 0 E: 0 K: 0 S: 5	H: 0 LOB: 0 BB: 0 P: 5	R: 0 E: 0 K: 0 S: 2	H: 0 LOB: 0 BB: 0 P: 3	R: 0 E: 0 K: 0 S: 3	H: 0 LOB: 0 BB: 0 P: 3	R: 0 E: 0 K: 0 S: 3	H: 1 LOB: 1 BB: 1 P: 7	R: 0 E: 1 K: 0 S: 4	H: 0 LOB: 1 BB: 0 P: 4	1B: 2 2B: 5 3B: 0 HR: 1	SF: 0 SAC: 0 DP: 3 HBP: 2	WP: 0 PB: 0 SB: 2 CS: 0	PA: 35
PITCHER	IP WLS BF H R ER SO BB IBB HBP BLK WP HR S P ERA WHIP																					
Mike Scott, R (1, 1) ERA: 3.01	7.0 W 29 7 2 2 5 1 0 2 0 0 1 36 42 2.57 1.143																					
Ron Mathis, R (8, 1) ERA: 4.5	2.0 S 6 0 0 0 0 0 0 0 0 0 0 6 6 0.00 0.000																					

AB	32
R	2
H	7
RBI	2
BB	1
SO	5
LOB	14



Batter	1	2	3	4	5	6	7	8	9	AB	R	H	RBI	BB	SO	LOB	BOTTOM			
Bill Doran, S (1, 4) OBP: 0.352, SLG: 0.401	6-3		4-3	F5				G4-6-3		3	1	1	0	1	0	1	Montreal Expos @ Houston Astros Astrodome, Houston, TX Fri Jul 05 1985, 8:05 PM EDT Att: 16,183 - Unknown			
Enos Cabell, R (1, 3) OBP: 0.320, SLG: 0.362	6-3		1B		6-3			G4-6-3		4	1	1	0	0	0	3				
Phil Garner, R (1, 5) OBP: 0.295, SLG: 0.377	K		SF7		6-3			K		4	0	1	0	0	2	2				
Jose Cruz, L (1, 7) OBP: 0.346, SLG: 0.439	FC5-4		SF7					K		3	0	2	2	0	1	0				
Jerry Mumphrey, S (1, 9) OBP: 0.311, SLG: 0.380	FC5-4		K		K			K		4	0	0	0	0	3	3				
Kevin Bass, S (1, 8) OBP: 0.286, SLG: 0.400			HR		HR			5-3		4	2	3	2	0	0	0				
Mark Bailey, S (1, 2) OBP: 0.356, SLG: 0.423	F3				SH3-4			F9		3	0	0	0	1	0	1				
Dickie Thon, R (1, 6) OBP: 0.220, SLG: 0.202	F7				F9			F8		3	0	0	0	0	0	1				
Mike Scott, R (1, 1) OBP: 0.200, SLG: 0.167	K				SH3-4			F9		1	0	0	0	1	1	0				
Ron Mathis, R (8, 1) OBP: 0.133, SLG: 0.071					1-2			G4-6-3		0	0	0	0	0	0	0				
Inning Stats	R: 1 E: 0 K: 1 S: 7	H: 2 LOB: 1 BB: 0 P: 7	R: 1 E: 0 K: 1 S: 6	H: 1 LOB: 0 BB: 0 P: 6	R: 1 E: 0 K: 1 S: 7	H: 2 LOB: 1 BB: 0 P: 7	R: 1 E: 0 K: 0 S: 4	H: 1 LOB: 1 BB: 1 P: 8	R: 0 E: 0 K: 0 S: 6	H: 1 LOB: 1 BB: 0 P: 6	R: 0 E: 0 K: 0 S: 3	H: 0 LOB: 0 BB: 0 P: 3	R: 0 E: 0 K: 1 S: 4	H: 0 LOB: 1 BB: 2 P: 12	R: 0 E: 0 K: 2 S: 8	H: 1 LOB: 1 BB: 0 P: 8	1B: 5 2B: 1 3B: 0 HR: 2	SF: 1 SAC: 1 DP: 1 HBP: 0	WP: 0 PB: 0 SB: 1 CS: 0	PA: 34
PITCHER	IP WLS BF H R ER SO BB IBB HBP BLK WP HR S P ERA WHIP																			
Mickey Mahler, L (1, 1) ERA: 2.93	6.0 L 26 7 4 4 4 1 0 0 0 0 0 2 33 37 6.00 1.333																			
Floyd Youmans, R (7, 1) ERA: 2.09	2.0 8 1 0 0 3 2 0 0 0 0 0 0 12 20 0.00 1.500																			

AB	29
R	4
H	8
RBI	4
BB	3
SO	7
LOB	11



Batter	1	2	3	4	5	6	7	8	9	AB	R	H	RBI	BB	SO	LOB	TOP					
Juan Samuel, R (1,4) OBP: 0.297, SLG: 0.405	0-0 6-3		0-3 K	0-0 S 1B			0-0 4-3			4	0	1	2	0	1	0	Philadelphia Phillies @ Houston Astros Astrodome, Houston, TX Tue Jul 09 1985, 8:05 PM EDT Att: 9,606 - Unknown					
Rick Schu, R (1,5) OBP: 0.310, SLG: 0.341	0-0 2B			1-3 2-H 3-H 2B			0-0 5-3			4	1	2	0	0	0	2						
Von Hayes, L (1,7) OBP: 0.368, SLG: 0.438	0-0 4-3			0-0 F6			0-3 K			4	0	1	0	0	1	2						
Glenn Wilson, R (1,9) OBP: 0.302, SLG: 0.441	0-0 6-3			0-0 1B 1B			0-3 K	4-0 G5-4-3 BB		3	1	1	0	1	1	2						
Mike Schmidt, R (1,3) OBP: 0.318, SLG: 0.411	0-0 6-3			0-0 1B 1B			0-0 5-3	0-3 K		4	1	1	1	0	1	2						
Tim Corcoran, L (8,3) OBP: 0.327, SLG: 0.283				1-2 3-H 2B 1B			0-0 5-3			0	0	0	0	0	0	0						
Gary Maddox, R (1,8) OBP: 0.318, SLG: 0.380	0-0 F6			0-0 2B FC5-2 1B			0-0 5-3	0-0 G5-4-3		4	0	1	1	0	0	2						
Bo Diaz, R (1,2) OBP: 0.241, SLG: 0.245	0-0 5-3			0-0 FC5-2 1B 2B			4-0 G6-4-3 BB			3	1	1	1	1	0	0						
Luis Aguayo, R (1,6) OBP: 0.348, SLG: 0.378			0-0 6-3	4-0 FC5-2 1B IBB			0-0 G6-4-3	0-3 K		3	1	0	0	1	1	1						
Kevin Gross, R (1,1) OBP: 0.182, SLG: 0.156			0-0 6-3	0-0 FC5-2 1B			0-3 K			3	0	0	0	0	1	3						
Don Carman, L (7,1) Kent Tekulve, R (9,1)				1-2 2-3 3-H				0-0 6-3		1	0	0	0	0	0	0						
Inning Stats	R: 0 E: 0 K: 0 S: 4	H: 1 LOB: 1 BB: 0 P: 4	R: 0 E: 0 K: 0 S: 3	H: 0 LOB: 0 BB: 0 P: 3	R: 0 E: 0 K: 1 S: 5	H: 0 LOB: 0 BB: 0 P: 5	R: 5 E: 0 K: 0 S: 9	H: 6 LOB: 2 BB: 1 P: 13	R: 0 E: 0 K: 1 S: 6	H: 1 LOB: 1 BB: 0 P: 6	R: 0 E: 0 K: 1 S: 4	H: 0 LOB: 0 BB: 1 P: 8	R: 0 E: 0 K: 1 S: 5	H: 0 LOB: 0 BB: 0 P: 5	R: 0 E: 0 K: 1 S: 4	H: 0 LOB: 0 BB: 1 P: 8	R: 0 E: 0 K: 1 S: 5	H: 0 LOB: 0 BB: 0 P: 5	1B: 4 2B: 4 3B: 0 HR: 0	SF: 0 SAC: 0 DP: 2 HBP: 0	WP: 0 PB: 0 SB: 1 CS: 0	PA: 36
PITCHER	IP WLS BF H R ER SO BB IBB HBP BLK WP HR S P ERA WHIP	7.0 L 30 8 5 5 4 1 1 0 0 0 0 0 36 44 6.43 1.286	2.0 6 0 0 0 2 1 0 0 0 0 0 0 9 13 0.00 0.500	PITCHER																		

Batter	1	2	3	4	5	6	7	8	9	AB	R	H	RBI	BB	SO	LOB	BOTTOM					
Bill Doran, S (1,4) OBP: 0.344, SLG: 0.388	0-0 F6		0-0 F8		0-0 F5		0-0 F8		0-0 F8	5	0	0	0	0	0	5	Philadelphia Phillies @ Houston Astros Astrodome, Houston, TX Tue Jul 09 1985, 8:05 PM EDT Att: 9,606 - Unknown					
Ty Gainey, L (1,8) OBP: 0.258, SLG: 0.179	4-0 G6-3 BB			0-0 E5 HBP 2B	0-0 4-3		0-0 BB 1B		0-0 F7	4	1	1	0	1	0	2						
Kevin Bass, S (1,9) OBP: 0.274, SLG: 0.399	0-0 G6-3			1-0 2B 1-2 HBP		0-0 1-3	0-0 F7		0-0 BB BB 1B	4	0	1	1	0	0	4						
Jose Cruz, L (1,7) OBP: 0.341, SLG: 0.421		0-0 6-3		0-0 F2		0-3 K	4-0 BB		4-0 BB BB	3	0	0	1	1	1	2						
Frank DiPino, L (8,1) OBP: 0.333, SLG: 0.333				0-0 F7		0-0 K	1-2 2-3 3-H BB		1-2 BB	0	0	0	0	0	0	0						
Alan Ashby, S (9,PH) OBP: 0.382, SLG: 0.427				0-0 F7		4-0 E S BB	0-0 F8		4-0 BB	2	0	1	1	1	0	0						
Enos Cabell, R (9,PR) OBP: 0.321, SLG: 0.357				1-3 2-H 2B		0-0 K			1-2 2-3 BB	1	0	0	0	1	0	3						
Denny Walling, L (1,5) OBP: 0.309, SLG: 0.383				0-3 K		4-0 FC6-4 BB			0-0 F8	4	0	0	0	1	2	5						
Phil Garner, R (7,PH) OBP: 0.296, SLG: 0.373				0-0 K		0-0 FC6-4 1B			0-3 K	4	0	1	0	0	2	4						
Mark Bailey, S (1,2) OBP: 0.376, SLG: 0.401				0-0 K		0-0 FC6-4 1B			0-0 4-3	3	1	1	0	0	0	1						
Glenn Davis, R (1,3) OBP: 0.274, SLG: 0.333				0-0 FC4-6 1B		0-3 K			0-0 K	4	0	1	0	0	2	4						
Craig Reynolds, L (1,6) OBP: 0.323, SLG: 0.412				0-0 FC4-6 SH1-4		0-0 F9			0-3 K	3	1	1	0	0	0	1						
Dickie Thon, R (9,PH) OBP: 0.226, SLG: 0.248				1-2 SH1-4		0-0 F9			0-0 K	1	0	0	0	0	1	0						
Bob Knepper, L (1,1) OBP: 0.146, SLG: 0.225				0-0 SH1-4		0-0 1B			0-0 1B	1	0	1	0	0	0	0						
Jerry Mumphrey, S (7,PH) OBP: 0.326, SLG: 0.396				1-2 1B		0-0 1B			0-0 1B 2B	2	1	2	0	0	0	0						
Inning Stats	R: 0 E: 0 K: 0 S: 2	H: 0 LOB: 0 BB: 1 P: 6	R: 0 E: 0 K: 1 S: 5	H: 0 LOB: 0 BB: 0 P: 5	R: 0 E: 0 K: 2 S: 4	H: 1 LOB: 1 BB: 0 P: 4	R: 1 E: 0 K: 2 S: 9	H: 1 LOB: 2 BB: 0 P: 10	R: 0 E: 0 K: 1 S: 4	H: 1 LOB: 1 BB: 0 P: 4	R: 0 E: 0 K: 1 S: 5	H: 0 LOB: 2 BB: 2 P: 13	R: 1 E: 0 K: 0 S: 6	H: 3 LOB: 3 BB: 1 P: 10	R: 0 E: 0 K: 2 S: 7	H: 0 LOB: 0 BB: 0 P: 7	R: 1 E: 0 K: 0 S: 5	H: 2 LOB: 3 BB: 2 P: 13	1B: 6 2B: 2 3B: 0 HR: 0	SF: 0 SAC: 1 DP: 1 HBP: 1	WP: 0 PB: 0 SB: 1 CS: 0	PA: 42
PITCHER	IP WLS BF H R ER SO BB IBB HBP BLK WP HR S P ERA WHIP	6.2 W 31 6 2 1 4 4 0 1 0 0 0 0 12 16 4.50 1.500	2.0 9 2 1 1 2 1 0 0 0 0 0 0 1 5 0.00 3.000	PITCHER																		

Batter	1	2	3	4	5	6	7	8	9	AB	R	H	RBI	BB	SO	LOB	TOP				
Juan Samuel, R (1.4) OBP: 0.297, SLG: 0.404 Luis Aguayo, R (6.4) OBP: 0.355, SLG: 0.387										3	0	1	0	0	1	2	Philadelphia Phillies @ Houston Astros Astrodome, Houston, TX Wed Jul 10 1985, 8:05 PM EDT Att: 9,222 - Unknown				
Greg Gross, L (1.7) OBP: 0.370, SLG: 0.327 Von Hayes, L (1.8) OBP: 0.363, SLG: 0.431										3	0	0	0	1	0	2					
Glenn Wilson, R (1.9) OBP: 0.299, SLG: 0.437 John Russell, R (7.7) OBP: 0.314, SLG: 0.329										3	0	0	0	0	2	1					
Mike Schmidt, R (1.3) OBP: 0.316, SLG: 0.408 John Wockenfuss, R (6.3) OBP: 0.325, SLG: 0.156										2	0	0	0	0	0	0					
Ozzie Virgil, R (1.2) OBP: 0.367, SLG: 0.476										3	0	0	0	0	1	0					
Derrel Thomas, S (1.6) OBP: 0.259, SLG: 0.315										3	0	0	0	0	0	0					
Rick Schu, R (1.5) OBP: 0.318, SLG: 0.355										3	0	2	0	0	1	0					
Jerry Koosman, R (1.1) OBP: 0.100, SLG: 0.100 Rocky Childress, R (1.1) Dave Rucker, L (5.1) OBP: 0.600, SLG: 0.800 Tim Corcoran, L (8, PH) OBP: 0.325, SLG: 0.281 Larry Andersen, R (8.1) OBP: 0.325, SLG: 0.281										0	0	0	0	0	0	0					
Inning Stats	R: 0 E: 0 K: 1 S: 5	H: 1 LOB: 0 BB: 0 P: 5	R: 0 E: 0 K: 1 S: 5	H: 0 LOB: 0 BB: 0 P: 5	R: 0 E: 1 K: 0 S: 4	H: 1 LOB: 1 BB: 0 P: 4	R: 0 E: 0 K: 1 S: 5	H: 0 LOB: 0 BB: 0 P: 5	R: 0 E: 0 K: 2 S: 7	H: 0 LOB: 0 BB: 0 P: 7	R: 0 E: 0 K: 2 S: 7	H: 0 LOB: 1 BB: 1 P: 11	R: 0 E: 0 K: 0 S: 4	H: 1 LOB: 1 BB: 0 P: 4	R: 0 E: 0 K: 0 S: 3	H: 1 LOB: 0 BB: 0 P: 3		1B: 3 2B: 1 3B: 0 HR: 0	SF: 0 SAC: 0 DP: 2 HBP: 0	WP: 0 PB: 0 SB: 0 CS: 1	PA: 30
PITCHER Mike Scott, R (1.1) ERA: 2.78	IP: 9.0 WLS: W BF: 30 H: 4 R: 0 ER: 0 SO: 7 BB: 1 IBB: 0 HBP: 0 BLK: 0 WP: 0 HR: 0 S: 43 P: 47 ERA: 0.00 WHIP: 0.556															PITCHER					

Batter	1	2	3	4	5	6	7	8	9	AB	R	H	RBI	BB	SO	LOB	BOTTOM				
Bill Doran, S (1.4) OBP: 0.350, SLG: 0.399										4	1	3	2	1	0	0	Philadelphia Phillies @ Houston Astros Astrodome, Houston, TX Wed Jul 10 1985, 8:05 PM EDT Att: 9,222 - Unknown				
Ty Gainey, L (1.8) OBP: 0.276, SLG: 0.188										4	1	1	0	0	1	4					
Phil Garner, R (1.5) OBP: 0.294, SLG: 0.367										4	1	0	0	1	1	3					
Jose Cruz, L (1.7) OBP: 0.348, SLG: 0.435 Chris Jones, L (6.7) OBP: 0.300, SLG: 0.125										3	2	3	3	0	0	0					
Kevin Bass, S (1.9) OBP: 0.277, SLG: 0.397										4	2	1	0	1	2	2					
Glenn Davis, R (1.3) OBP: 0.295, SLG: 0.342										4	1	2	2	0	2	2					
Alan Ashby, S (1.2) OBP: 0.377, SLG: 0.433										3	1	2	1	1	0	2					
Dickie Thon, R (1.6) OBP: 0.227, SLG: 0.254										5	1	1	1	0	0	7					
Mike Scott, R (1.1) OBP: 0.205, SLG: 0.176										4	0	1	1	0	2	2					
Inning Stats	R: 5 E: 0 K: 0 S: 7	H: 4 LOB: 3 BB: 3 P: 20	R: 0 E: 1 K: 2 S: 8	H: 1 LOB: 1 BB: 0 P: 8	R: 0 E: 0 K: 1 S: 5	H: 1 LOB: 0 BB: 0 P: 5	R: 0 E: 0 K: 1 S: 5	H: 0 LOB: 0 BB: 0 P: 5	R: 5 E: 0 K: 0 S: 9	H: 6 LOB: 1 BB: 0 P: 9	R: 0 E: 0 K: 1 S: 5	H: 0 LOB: 2 BB: 1 P: 10	R: 0 E: 0 K: 1 S: 6	H: 2 LOB: 1 BB: 0 P: 6	R: 0 E: 0 K: 2 S: 7	H: 0 LOB: 2 BB: 1 P: 12		1B: 10 2B: 4 3B: 1 HR: 0	SF: 0 SAC: 0 DP: 2 HBP: 3	WP: 1 PB: 0 SB: 0 CS: 0	PA: 44
PITCHER Jerry Koosman, L (1.1) ERA: 3.45 Rocky Childress, R (1.1) ERA: 9.31 Dave Rucker, L (5.1) ERA: 3.48 Larry Andersen, R (8.1) ERA: 3.4	IP: 0.0 WLS: L BF: 6 H: 3 R: 5 ER: 5 SO: 0 BB: 2 IBB: 0 HBP: 1 BLK: 0 WP: 0 HR: 0 S: 12 P: 12 ERA: ∞ WHIP: ∞															PITCHER					

Batter	1	2	3	4	5	6	7	8	9	10	AB	R	H	RBI	BB	SO	LOB										
Lenny Dykstra, L OBP: 0.344, SLG: 0.338 (1, 8)	K 0-3 ①		1-3 ①		PB SF8 2B 0-0 ①	BB 4-0 ①		4-3 ③		F9 ③	5	1	1	0	1	1	2										
Wally Backman, S OBP: 0.328, SLG: 0.326 (1, 4)	6-3 S BB ①		1B ①		SF8 2-H 0-0 ①	BB 4-0 ①		2-3 ①			2	0	1	1	2	0	0										
Keith Hernandez, L OBP: 0.368, SLG: 0.407 (1, 3)	6-3 ②		1B ②		BB 0-0 ③	BB 1-2 2-3 ③		6-3 ②			5	0	2	0	0	0	4										
Gary Carter, R OBP: 0.364, SLG: 0.415 (1, 2)	5-3 ③		F7 ②		L5 ②		F9 ①		K ③	5	0	0	0	0	0	1	4										
Darryl Strawberry, L OBP: 0.355, SLG: 0.439 (1, 9)		HR ①	3-1 ③		BB 1-2 ②		F S BB 4-0 ①		CS BB 4-0 ①	2	1	1	1	3	0	2											
George Foster, R OBP: 0.310, SLG: 0.472 (1, 7)	5-3 ①				F3 ③	K ③		K 1-3 ②		K 1-2 ③	5	0	0	0	0	3	4										
Howard Johnson, S OBP: 0.279, SLG: 0.320 (1, 5)		1B ②			1B ②		F5 ①	F2 ③		1B 2B ②	5	1	3	0	0	0	1										
Rafael Santana, R OBP: 0.285, SLG: 0.296 (1, 6)		F8 ②			K ②		BB SH1-4 1B ②	F7 ①		1B 2-H ②	5	0	2	1	0	1	2										
Ron Darling, R OBP: 0.184, SLG: 0.229 Rusty Staub, L OBP: 0.375, SLG: 0.423 Roger McDowell, R OBP: 0.167, SLG: 0.091 (10, PH)		L4 ③			F9 ③		SH1-4 1-2 ②	F2 ②		IBB 4-0 ②	3	0	0	0	0	0	2										
Inning Stats	R: 0 E: 0 K: 1 S: 5	H: 0 LOB: 1 BB: 1 P: 9	R: 1 E: 0 K: 0 S: 5	H: 2 LOB: 1 BB: 0 P: 5	R: 0 E: 0 K: 0 S: 5	H: 2 LOB: 2 BB: 0 P: 6	R: 0 E: 0 K: 1 S: 6	H: 1 LOB: 1 BB: 1 P: 7	R: 1 E: 0 K: 1 S: 7	H: 2 LOB: 2 BB: 1 P: 11	R: 0 E: 0 K: 0 S: 4	H: 0 LOB: 1 BB: 1 P: 9	R: 0 E: 0 K: 0 S: 3	H: 0 LOB: 0 BB: 0 P: 3	R: 0 E: 0 K: 1 S: 5	H: 0 LOB: 0 BB: 0 P: 5	R: 1 E: 0 K: 1 S: 6	H: 2 LOB: 2 BB: 2 P: 14	1B: 7 2B: 2 3B: 0 HR: 1	SF: 1 SAC: 1 DP: 0 HBP: 0	WP: 0 PA: 46						
PITCHER	IP 7.0	WLS 34	BF 8	H 2	R 2	ER 2	SO 4	BB 5	IBB 0	HBP 0	BLK 0	WP 0	HR 1	S 37	P 57	ERA 2.57	WHIP 1.857										
Joe Niekro, R ERA: 2.93 (1, 1)	2.0	6	0	0	0	1	0	0	0	0	0	0	0	8	8	0.00	0.000										
Frank DiPino, L ERA: 3.83 (8, 1)	1.0	L	6	2	1	1	1	1	1	0	0	0	0	6	14	9.00	3.000										
Ron Mathis, R ERA: 4.5 (10, 1)																											

TOP

New York Mets @ Houston Astros
Astrodome, Houston, TX
Fri Jul 12 1985, 8:05 PM EDT
Att: 21,035 - Unknown

AB 37
R 3
H 10
RBI 3
BB 7
SO 6
LOB 21




Batter	1	2	3	4	5	6	7	8	9	10	AB	R	H	RBI	BB	SO	LOB										
Bill Doran, S OBP: 0.362, SLG: 0.414 (1, 4)	K2-4 1B ①		FC4-6 BB ②		1-2 1B ③		FC6-4 1-2 ③		F4 ③		4	0	2	0	1	0	3										
Craig Reynolds, L OBP: 0.315, SLG: 0.402 (1, 6)	K2-4 1-2r ②		FC4-6 1-2r 2-3 3-H ②		F9 ③			F9 ①		G3 ①	5	0	0	1	0	1	5										
Terry Puhl, L OBP: 0.344, SLG: 0.415 Chris Jones, L OBP: 0.250, SLG: 0.100 (1, 9)	F8 ③		L5 ③			F8 ①		K ②		L3 ②	3	0	0	0	0	0	2										
Jose Cruz, L OBP: 0.340, SLG: 0.421 (1, 7)		4-3 ①		K ①		4-3 ②		FC6 BB 4-0 ②		4-3 ③	4	0	0	0	1	1	0										
Kevin Bass, S OBP: 0.278, SLG: 0.406 (1, 8)	F8 ②				G5-4-3 1B ②		F9 ③		FC6 1-2r ③		4	0	1	0	0	0	1										
Denny Walling, L OBP: 0.306, SLG: 0.379 (1, 5)	F9 ③				G5-4-3 1-2r ③			SH3-4 1B ①		4-3 ①	4	0	1	0	0	0	1										
Glenn Davis, R OBP: 0.291, SLG: 0.325 (1, 3)			2B FC4-6 BB ②		K ①		SH3-4 1-2 ①		1-3 ②		2	1	0	0	1	1	0										
Alan Ashby, S OBP: 0.352, SLG: 0.474 (1, 2)			FC4-6 1-3 2B ②		FC3-6 1B ②		FC6-4 BB ②		HR ②		3	1	3	1	1	0	0										
Joe Niekro, R OBP: 0.298, SLG: 0.298 (7, PH)			F7 ①		FC3-6 1-2r ②		F7 ②		BB 4-0 ②		2	0	0	0	0	0	3										
Jerry Mumphrey, S OBP: 0.184, SLG: 0.394 (8, 1)											1	0	0	0	0	0	2										
Frank DiPino, L OBP: 0.344, SLG: 0.330 (8, PH)											0	0	0	0	0	0	0										
Harry Spillane, L OBP: 0.172, SLG: 0.245 (8, PH)											0	0	0	0	1	0	0										
Ty Garney, R OBP: 0.144, SLG: 0.162 (8, PH)											0	0	0	0	0	0	0										
Ron Mathis, R OBP: 0.153, SLG: 0.071 (10, 1)											0	0	0	0	0	0	0										
Inning Stats	R: 0 E: 0 K: 1 S: 5	H: 1 LOB: 0 BB: 0 P: 5	R: 0 E: 0 K: 0 S: 3	H: 0 LOB: 0 BB: 0 P: 3	R: 1 E: 0 K: 0 S: 4	H: 1 LOB: 2 BB: 2 P: 12	R: 0 E: 0 K: 1 S: 5	H: 1 LOB: 0 BB: 0 P: 5	R: 0 E: 0 K: 1 S: 7	H: 2 LOB: 2 BB: 0 P: 7	R: 0 E: 0 K: 0 S: 3	H: 0 LOB: 0 BB: 0 P: 3	R: 0 E: 0 K: 0 S: 4	H: 1 LOB: 2 BB: 1 P: 8	R: 0 E: 0 K: 1 S: 5	H: 0 LOB: 1 BB: 1 P: 9	R: 1 E: 0 K: 0 S: 4	H: 1 LOB: 1 BB: 1 P: 8	R: 0 E: 0 K: 0 S: 3	H: 0 LOB: 0 BB: 0 P: 3	1B: 5 2B: 2 3B: 0 HR: 1	SF: 0 SAC: 1 DP: 2 HBP: 0	WP: 0 PA: 40				
PITCHER	IP 9.0	WLS 37	BF 7	H 2	R 2	ER 2	SO 4	BB 5	IBB 0	HBP 0	BLK 0	WP 0	HR 1	S 40	P 60	ERA 2.00	WHIP 1.333										
Ron Darling, R ERA: 2.52 (1, 1)	1.0	S	3	0	0	0	0	0	0	0	0	0	0	3	3	0.00	0.000										
Roger McDowell, R ERA: 2.8 (10, 1)																											

BOTTOM

New York Mets @ Houston Astros
Astrodome, Houston, TX
Fri Jul 12 1985, 8:05 PM EDT
Att: 21,035 - Unknown

AB 34
R 2
H 7
RBI 2
BB 5
SO 4
LOB 17




Batter	1	2	3	4	5	6	7	8	9	AB	R	H	RBI	BB	SO	LOB	TOP					
Lenny Dykstra, L OBP: 0.347, SLG: 0.341 (1, 8)										5	1	2	0	0	0	3	New York Mets @ Houston Astros Astrodome, Houston, TX Sat Jul 13 1985, 8:05 PM EDT Att: 23,234 - Unknown					
Wally Backman, S OBP: 0.329, SLG: 0.325 (1, 4)										4	2	1	1	1	1	1						
Keith Hernandez, L OBP: 0.374, SLG: 0.412 (1, 3)										3	2	2	1	2	0	1						
Gary Carter, R OBP: 0.363, SLG: 0.413 Ron Darling, R OBP: 0.364, SLG: 0.229 Ron Reynolds, R OBP: 0.300, SLG: 0.400 (7, 2)										4	0	1	1	0	1	4						
Darryl Strawberry, L OBP: 0.356, SLG: 0.438 (1, 9)										5	2	2	1	0	2	0						
George Foster, R OBP: 0.320, SLG: 0.488 (1, 7)										5	1	4	4	0	0	0						
Howard Johnson, S OBP: 0.277, SLG: 0.322 (1, 5)										5	0	1	1	0	0	4						
Rafael Santana, R OBP: 0.288, SLG: 0.296 (1, 6)										3	1	1	1	1	1	2						
Ed Lynch, R OBP: 0.162, SLG: 0.088 (1, 1)										3	0	0	0	0	2	4						
Inning Stats	R: 0 E: 0 K: 0 S: 2	H: 1 LOB: 0 BB: 1 P: 6	R: 0 E: 0 K: 1 S: 6	H: 1 LOB: 1 BB: 0 P: 6	R: 2 E: 1 K: 0 S: 5	H: 2 LOB: 1 BB: 1 P: 9	R: 1 E: 0 K: 2 S: 9	H: 2 LOB: 1 BB: 0 P: 9	R: 4 E: 0 K: 1 S: 8	H: 3 LOB: 1 BB: 2 P: 16	R: 0 E: 0 K: 2 S: 7	H: 0 LOB: 0 BB: 0 P: 7	R: 3 E: 0 K: 0 S: 8	H: 5 LOB: 2 BB: 0 P: 8	R: 0 E: 1 K: 1 S: 5	H: 0 LOB: 0 BB: 0 P: 5	R: 0 E: 0 K: 1 S: 5	H: 0 LOB: 0 BB: 0 P: 5	1B: 10 2B: 4 3B: 0 HR: 0	SF: 0 SAC: 1 DP: 1 HBP: 0	WP: 1 PB: 1 SB: 1 CS: 2	PA: 44
PITCHER	IP WLS BF H R ER SO BB IBB HBP BLK WP HR S P ERA WHIP																					
Mark Knudson, R ERA: 9.0 (1, 1)	4.0 L 19 7 4 4 3 2 0 0 0 0 0 0 23 31 9.00 2.250																					
Mike Madden, L ERA: 8.31 (5, 1)	0.1 5 2 3 3 1 2 0 0 0 0 0 0 5 13 81.00 12.000																					
Ron Mathis, R ERA: 4.79 (5, 1)	2.0 11 5 3 3 2 0 0 0 0 0 0 0 15 15 13.50 2.500																					
Jeff Calhoun, L ERA: 2.16 (7, 1)	2.2 8 0 0 0 2 0 0 0 0 0 1 0 12 12 0.00 0.000																					

Batter	1	2	3	4	5	6	7	8	9	AB	R	H	RBI	BB	SO	LOB	BOTTOM			
Bill Doran, S OBP: 0.358, SLG: 0.409 (1, 4)										4	0	0	0	0	0	5	New York Mets @ Houston Astros Astrodome, Houston, TX Sat Jul 13 1985, 8:05 PM EDT Att: 23,234 - Unknown			
Craig Reynolds, L OBP: 0.310, SLG: 0.394 (1, 6)										4	0	0	0	0	0	0				
Terry Puhl, L OBP: 0.342, SLG: 0.411 (1, 9)										4	0	1	0	0	1	0				
Jose Cruz, L OBP: 0.342, SLG: 0.420 (1, 7)										3	1	1	0	1	0	1				
Kevin Bass, S OBP: 0.279, SLG: 0.405 Jeff Calhoun, L (7, 1)										3	0	1	0	0	0	1				
Denny Walling, L OBP: 0.302, SLG: 0.373 (1, 5)										4	0	0	0	0	0	4				
Glenn Davis, R OBP: 0.289, SLG: 0.321 (1, 3)										4	0	1	0	0	0	2				
Alan Ashby, S OBP: 0.394, SLG: 0.475 Ron Mathis, R OBP: 0.133, SLG: 0.071 Chris Jones, L OBP: 0.214, SLG: 0.083 (1, 2)										2	0	1	1	0	0	0				
Mark Knudson, R (1, 1)											0	0	0	0	1	0				
Mike Madden, L (5, 1)											0	0	0	0	0	0				
Mark Bailey, S OBP: 0.397, SLG: 0.388 (5, 2)											3	0	1	0	0	0				
Inning Stats	R: 0 E: 0 K: 1 S: 5	H: 0 LOB: 0 BB: 0 P: 5	R: 1 E: 0 K: 0 S: 6	H: 3 LOB: 3 BB: 1 P: 10	R: 0 E: 0 K: 0 S: 3	H: 0 LOB: 0 BB: 0 P: 7	R: 0 E: 0 K: 0 S: 3	H: 0 LOB: 0 BB: 0 P: 3	R: 0 E: 0 K: 0 S: 3	H: 0 LOB: 0 BB: 0 P: 3	R: 0 E: 0 K: 1 S: 7	H: 2 LOB: 2 BB: 0 P: 7	R: 0 E: 0 K: 0 S: 4	H: 1 LOB: 2 BB: 1 P: 8	R: 0 E: 0 K: 0 S: 3	H: 0 LOB: 0 BB: 0 P: 3	1B: 6 2B: 0 3B: 0 HR: 0	SF: 0 SAC: 0 DP: 0 HBP: 0	WP: 0 PB: 0 SB: 0 CS: 0	PA: 36
PITCHER	IP WLS BF H R ER SO BB IBB HBP BLK WP HR S P ERA WHIP																			
Ed Lynch, R ERA: 2.95 (1, 1)	9.0 W 36 6 1 1 2 3 0 0 0 0 0 0 37 49 1.00 1.000																			


Batter	1	2	3	4	5	6	7	8	9	AB	R	H	RBI	BB	SO	LOB	TOP				
Lenny Dykstra, L (1, 8) OBP: 0.343, SLG: 0.337	0-3 K		0-0 E1		0-3 K			0-0 FC5-4 1B		4	0	1	0	0	2	1	New York Mets @ Houston Astros Astrodome, Houston, TX Sun Jul 14 1985, 8:05 PM EDT Att: 15,117 - Unknown				
Kelvin Chapman, R (1, 4) OBP: 0.238, SLG: 0.200	0-0 E5 1B		0-0 F7			4-0 CS BB		0-0 FC5-4		3	0	0	0	1	0	2					
Keith Hernandez, L (1, 3) OBP: 0.376, SLG: 0.413	0-0 1B			0-0 1B		0-0 4-3		0-0 3-1		4	0	2	0	0	0	1					
George Foster, R (1, 7) OBP: 0.315, SLG: 0.480	0-0 F9			0-0 F9		0-0 F9		0-0 F9		4	0	0	0	0	0	2					
John Christensen, R (1, 9) OBP: 0.315, SLG: 0.333 Daryl Strawberry, L (9, 9) OBP: 0.359, SLG: 0.438		0-0 F7		0-0 F8			0-3 K	0-3 K		4	0	0	0	0	2	1					
Howard Johnson, S (1, 5) OBP: 0.274, SLG: 0.317		0-0 F5		0-0 F9			0-0 L5			0	0	0	0	0	0	0					
Rafael Santana, R (1, 6) OBP: 0.288, SLG: 0.296		0-0 F6			0-0 SH1-4 1B		0-0 5-3			3	0	1	0	0	0	0					
Ronn Reynolds, R (1, 2) OBP: 0.304, SLG: 0.391			0-3 K		0-3 K			0-0 1B E 1B		3	1	1	0	0	2	1					
Dwight Gooden, R (1, 1) OBP: 0.250, SLG: 0.176			0-3 K		0-0 SH1-4			0-3 K		2	0	0	0	0	2	1					
Inning Stats	R: 0 E: 1 K: 1 S: 6	H: 1 LOB: 1 BB: 0 P: 6	R: 0 E: 0 K: 0 S: 3	H: 0 LOB: 0 BB: 0 P: 3	R: 0 E: 1 K: 2 S: 8	H: 0 LOB: 1 BB: 0 P: 8	R: 0 E: 0 K: 0 S: 4	H: 1 LOB: 1 BB: 0 P: 4	R: 0 E: 0 K: 0 S: 2	H: 0 LOB: 0 BB: 1 P: 6	R: 0 E: 0 K: 1 S: 5	H: 0 LOB: 0 BB: 0 P: 5	R: 1 E: 1 K: 1 S: 6	H: 2 LOB: 2 BB: 0 P: 6	R: 0 E: 0 K: 1 S: 5	H: 0 LOB: 0 BB: 0 P: 5	1B: 5 2B: 0 3B: 0 HR: 0	SF: 0 SAC: 1 DP: 0 HBP: 0	WP: 0 PB: 0 SB: 0 CS: 1	PA: 32	
PITCHER	IP WLS BF H R ER SO BB IBB HBP BLK WP HR S P ERA WHIP	8.0 L 29 5 1 0 7 1 0 0 0 0 0 0 42 46 0.00 0.750	1.0 3 0 0 0 1 0 0 0 0 0 0 0 5 5 0.00 0.000																		

Batter	1	2	3	4	5	6	7	8	9	AB	R	H	RBI	BB	SO	LOB	BOTTOM					
Bill Doran, S (1, 4) OBP: 0.362, SLG: 0.416	0-0 G3 S 1B		0-0 1B			0-0 PB G1-2-3 2B		0-3 K		4	0	3	0	0	1	0	New York Mets @ Houston Astros Astrodome, Houston, TX Sun Jul 14 1985, 8:05 PM EDT Att: 15,117 - Unknown					
Craig Reynolds, L (1, 6) OBP: 0.304, SLG: 0.387	0-3 K2-3		0-0 F4			0-3 K BB		0-3 K		4	0	0	0	0	3	3						
Terry Puhl, L (1, 9) OBP: 0.330, SLG: 0.496 Jerry Mumphrey, S (6, 9) OBP: 0.326, SLG: 0.395 Ty Gainey, L (9, PR) OBP: 0.244, SLG: 0.162	0-0 G3			0-3 K		0-3 K		0-0 G4-6-3 1B		2	0	0	0	0	1	1						
Jose Cruz, L (1, 7) OBP: 0.341, SLG: 0.416	0-0 3-1			0-3 K		4-0 1-2 BB		0-0 G4-6-3		3	0	0	0	1	1	2						
Kevin Bass, S (1, 8) OBP: 0.275, SLG: 0.399		0-0 5-3		0-0 6-3		0-0 G1-2-3		0-3 K		4	0	0	0	0	1	4						
Denny Walling, L (1, 5) OBP: 0.306, SLG: 0.374		0-0 F8			0-0 8-6-5 HBP 1B		4-0 G4-6-3 BB			2	0	1	0	1	0	0						
Glenn Davis, R (1, 3) OBP: 0.290, SLG: 0.314		0-0 4-3			1-0 1-2 HBP		0-0 F9			2	0	0	0	0	0	1						
Alan Ashby, S (1, 2) OBP: 0.387, SLG: 0.465			0-0 G3		0-0 8-6-5		0-0 G4-6-3			3	0	0	0	0	0	3						
Bob Knepper, L (1, 1) OBP: 0.140, SLG: 0.214 Chris Jones, L (8, PH) OBP: 0.200, SLG: 0.077 Mike Scott, R (9, 1) OBP: 0.205, SLG: 0.176			0-3 K		0-3 K		0-3 K			2	0	0	0	0	2	1						
Inning Stats	R: 0 E: 0 K: 1 S: 6	H: 1 LOB: 1 BB: 0 P: 6	R: 0 E: 0 K: 0 S: 3	H: 0 LOB: 0 BB: 0 P: 3	R: 0 E: 0 K: 1 S: 6	H: 1 LOB: 1 BB: 0 P: 6	R: 0 E: 0 K: 2 S: 7	H: 0 LOB: 0 BB: 0 P: 7	R: 0 E: 0 K: 1 S: 5	H: 1 LOB: 1 BB: 0 P: 6	R: 0 E: 0 K: 2 S: 8	H: 1 LOB: 2 BB: 1 P: 12	R: 0 E: 0 K: 0 S: 2	H: 0 LOB: 0 BB: 1 P: 6	R: 0 E: 0 K: 3 S: 9	H: 0 LOB: 0 BB: 0 P: 9	R: 0 E: 0 K: 1 S: 5	H: 1 LOB: 1 BB: 0 P: 5	1B: 4 2B: 2 3B: 0 HR: 0	SF: 0 SAC: 0 DP: 4 HBP: 1	WP: 0 PB: 1 SB: 1 CS: 0	PA: 32
PITCHER	IP WLS BF H R ER SO BB IBB HBP BLK WP HR S P ERA WHIP	9.0 W 32 5 0 0 11 2 0 1 0 0 0 51 60 0.00 0.778																				

AB 30
R 1
H 5
RBI 0
BB 1
SO 8
LOB 10



AB 29
R 0
H 5
RBI 0
BB 2
SO 11
LOB 17



livebaseballscores.com

livebaseballscores.com

Batter	1	2	3	4	5	6	7	8	9	AB	R	H	RBI	BB	SO	LOB	TOP					
Bill Doran, S OBP: 0.358, SLG: 0.411 (1,4)										4	0	0	0	0	1	3	Houston Astros @ Montreal Expos Olympic Stadium, Montreal, QB Thu Jul 18 1985, 7:05 PM EDT Att: 23,256 - Unknown					
Phil Garner, R OBP: 0.292, SLG: 0.360 (1,5)										4	0	0	0	0	2	3						
Kevin Bass, S OBP: 0.278, SLG: 0.404 (1,8)										4	0	2	0	0	0	1						
Jose Cruz, L OBP: 0.337, SLG: 0.410 (1,7)										4	0	0	0	0	0	4						
Glenn Davis, R OBP: 0.278, SLG: 0.300 (1,3)										4	0	0	0	0	2	1						
Terry Puhl, L OBP: 0.337, SLG: 0.404 (1,9)										1	0	0	0	0	0	0						
Jerry Mumphrey, S OBP: 0.331, SLG: 0.399 (3,9)										3	0	2	0	0	0	0						
Alan Ashby, S OBP: 0.377, SLG: 0.452 (1,2)										4	0	0	0	0	0	3						
Dickie Thon, R OBP: 0.252, SLG: 0.279 (1,6)										3	0	2	0	0	0	0						
Joe Niekro, R OBP: 0.227, SLG: 0.256 (1,1)										1	0	1	0	0	0	0						
Jim Pankovits, R OBP: 0.370, SLG: 0.420 (8, PH)										1	0	0	0	0	0	1						
Frank DiPino, L OBP: 0.333, SLG: 0.333 (8, 1)										0	0	0	0	0	0	0						
Inning Stats	R: 0 E: 1 K: 1 S: 6	H: 0 LOB: 1 BB: 0 P: 6	R: 0 E: 0 K: 1 S: 5	H: 0 LOB: 0 BB: 0 P: 5	R: 0 E: 0 K: 1 S: 6	H: 1 LOB: 1 BB: 0 P: 6	R: 0 E: 0 K: 0 S: 3	H: 0 LOB: 0 BB: 0 P: 3	R: 0 E: 0 K: 0 S: 3	H: 0 LOB: 0 BB: 0 P: 3	R: 0 E: 0 K: 1 S: 7	H: 2 LOB: 2 BB: 0 P: 7	R: 0 E: 0 K: 0 S: 3	H: 1 LOB: 0 BB: 0 P: 3	R: 0 E: 0 K: 0 S: 4	H: 1 LOB: 1 BB: 0 P: 4	R: 0 E: 0 K: 1 S: 7	H: 2 LOB: 2 BB: 0 P: 7	1B: 6 2B: 1 3B: 0 HR: 0	SF: 0 SAC: 1 DP: 1 HBP: 0	WP: 0 PB: 0 SB: 0 CS: 0	PA: 34
PITCHER	IP WLS BF H R ER SO BB IBB HBP BLK WP HR S P ERA WHIP																					
Joe Hesketh, L ERA: 2.38 (1,1)	8.2 W 33 H 7 R 0 ER 0 SO 5 BB 0 IBB 0 HBP 0 BLK 0 WP 0 HR 0 S 43 P 43 ERA 0.00 WHIP 0.808																					
Jeff Reardon, R ERA: 2.5 (9,1)	0.1 S 1 H 0 R 0 ER 0 SO 0 BB 0 IBB 0 HBP 0 BLK 0 WP 0 HR 1 S 1 P 1 ERA 0.00 WHIP 0.000																					

Batter	1	2	3	4	5	6	7	8	9	AB	R	H	RBI	BB	SO	LOB	BOTTOM			
Tim Raines, S OBP: 0.362, SLG: 0.419 (1,7)										3	0	1	0	1	0	0	Houston Astros @ Montreal Expos Olympic Stadium, Montreal, QB Thu Jul 18 1985, 7:05 PM EDT Att: 23,256 - Unknown			
Vance Law, R OBP: 0.346, SLG: 0.378 (1,4)										3	0	1	0	1	0	1				
Andre Dawson, R OBP: 0.301, SLG: 0.422 (1,9)										3	0	1	0	0	0	2				
Mitch Webster, S OBP: 0.231, SLG: 0.400 (6, PR) (7,9)										1	0	0	0	0	0	1				
Dan Driessen, L OBP: 0.332, SLG: 0.388 (1,3)										3	0	0	0	0	0	2				
Hubie Brooks, R OBP: 0.304, SLG: 0.380 (1,6)										3	1	1	0	0	1	1				
Tim Lincecum, R OBP: 0.323, SLG: 0.439 (1,5)										3	1	0	0	0	1	1				
Herm Winningham, L OBP: 0.333, SLG: 0.356 (1,8)										1	1	0	1	1	0	0				
Mike Fitzgerald, R OBP: 0.305, SLG: 0.295 (1,2)										2	0	0	1	0	1	0				
Joe Hesketh, R OBP: 0.171, SLG: 0.121 (1,1)										3	0	0	0	0	1	0				
Jeff Reardon, R OBP: 0.250, SLG: 0.250 (9,1)										0	0	0	0	0	0	0				
Inning Stats	R: 0 E: 0 K: 0 S: 2	H: 0 LOB: 2 BB: 2 P: 10	R: 1 E: 0 K: 0 S: 4	H: 1 LOB: 0 BB: 0 P: 4	R: 0 E: 0 K: 0 S: 4	H: 1 LOB: 1 BB: 0 P: 4	R: 0 E: 0 K: 0 S: 3	H: 0 LOB: 0 BB: 0 P: 3	R: 1 E: 0 K: 0 S: 3	H: 0 LOB: 0 BB: 1 P: 7	R: 0 E: 0 K: 1 S: 6	H: 1 LOB: 2 BB: 0 P: 6	R: 1 E: 0 K: 3 S: 10	H: 0 LOB: 0 BB: 0 P: 10	R: 0 E: 0 K: 0 S: 3	H: 1 LOB: 0 BB: 0 P: 3	1B: 3 2B: 1 3B: 0 HR: 0	SF: 2 SAC: 0 DP: 0 HBP: 0	WP: 1 PB: 2 SB: 4 CS: 2	PA: 31
PITCHER	IP WLS BF H R ER SO BB IBB HBP BLK WP HR S P ERA WHIP																			
Joe Niekro, R ERA: 2.85 (1,1)	7.0 L 27 H 3 R 3 ER 1 SO 4 BB 3 IBB 0 HBP 0 BLK 0 WP 1 HR 0 S 32 P 44 ERA 1.29 WHIP 0.857																			
Frank DiPino, L ERA: 3.74 (8,1)	1.0 3 H 1 R 0 ER 0 SO 0 BB 0 IBB 0 HBP 0 BLK 0 WP 0 HR 3 S 3 P 3 ERA 0.00 WHIP 1.000																			

Batter	1	2	3	4	5	6	7	8	9	AB	R	H	RBI	BB	SO	LOB	TOP					
Bill Doran, S OBP: 0.357, SLG: 0.409 (1, 4)										4	0	1	0	0	2	1	Houston Astros @ Montreal Expos Olympic Stadium, Montreal, QB Fri Jul 19 1985, 7:05 PM EDT Att: 18,760 - Unknown					
Craig Reynolds, L OBP: 0.303, SLG: 0.385 (1, 6)										4	0	1	0	0	0	2						
Kevin Bass, S OBP: 0.274, SLG: 0.399 (1, 8)										4	0	0	0	0	0	2						
Jose Cruz, L OBP: 0.335, SLG: 0.408 (1, 7)										4	0	1	0	0	0	0						
Jerry Mumphrey, S OBP: 0.325, SLG: 0.392 (1, 9)										4	0	0	0	0	3	1						
Phil Garner, R OBP: 0.292, SLG: 0.360 (1, 5)										3	0	1	0	0	0	0						
Harry Spilman, L OBP: 0.200, SLG: 0.231 (1, 3)										3	0	0	0	0	1	2						
Alan Ashby, S OBP: 0.371, SLG: 0.443 (1, 2)										3	0	0	0	0	1	0						
Bob Knepper, L OBP: 0.156, SLG: 0.227 (8, PH)										2	0	1	0	0	0	0						
Chris Jones, L OBP: 0.250, SLG: 0.143 (8, PH)										1	0	1	0	0	0	0						
Jeff Heathcock, R (8, 1)										0	0	0	0	0	0	0						
Inning Stats	R: 0 E: 0 K: 1 S: 5	H: 0 LOB: 0 BB: 0 P: 5	R: 0 E: 0 K: 0 S: 4	H: 2 LOB: 1 BB: 0 P: 4	R: 0 E: 0 K: 2 S: 7	H: 0 LOB: 0 BB: 0 P: 7	R: 0 E: 0 K: 0 S: 3	H: 0 LOB: 0 BB: 0 P: 3	R: 0 E: 0 K: 2 S: 7	H: 0 LOB: 0 BB: 0 P: 7	R: 0 E: 0 K: 0 S: 5	H: 2 LOB: 2 BB: 0 P: 5	R: 0 E: 0 K: 1 S: 5	H: 0 LOB: 0 BB: 0 P: 5	R: 0 E: 0 K: 0 S: 5	H: 2 LOB: 2 BB: 0 P: 5	R: 0 E: 0 K: 1 S: 5	H: 0 LOB: 0 BB: 0 P: 5	1B: 6 2B: 0 3B: 0 HR: 0	SF: 0 SAC: 0 DP: 1 HBP: 0	WP: 0 PB: 0 SB: 0 CS: 0	PA: 32
PITCHER Bryn Smith, R ERA: 2.8 (1, 1)	IP: 9.0 WLS: W BF: 32 H: 6 R: 0 ER: 0 SO: 7 BB: 0 IBB: 0 HBP: 0 BLK: 0 WP: 0 HR: 0 S: 46 P: 46 ERA: 0.00 WHIP: 0.667															PITCHER						

Batter	1	2	3	4	5	6	7	8	9	AB	R	H	RBI	BB	SO	LOB	BOTTOM					
Tim Raines, S OBP: 0.361, SLG: 0.415 (1, 7)										3	0	0	0	1	0	2	Houston Astros @ Montreal Expos Olympic Stadium, Montreal, QB Fri Jul 19 1985, 7:05 PM EDT Att: 18,760 - Unknown					
Vance Law, R OBP: 0.348, SLG: 0.388 (1, 4)										3	1	1	1	1	0	3						
Andre Dawson, R OBP: 0.300, SLG: 0.420 (8, PH)										4	0	1	0	0	1	3						
Herm Winningham, L OBP: 0.333, SLG: 0.356 (8, 8)										0	0	0	0	0	0	0						
Hubie Brooks, R OBP: 0.304, SLG: 0.382 (1, 6)										4	0	1	0	0	1	2						
Tim Wallach, R OBP: 0.325, SLG: 0.448 (1, 5)										3	2	1	1	1	0	3						
Dan Driessen, L OBP: 0.328, SLG: 0.383 (1, 3)										4	0	0	0	0	1	2						
Mitch Webster, S OBP: 0.244, SLG: 0.405 (8, 9)										4	1	2	0	0	1	0						
Mike Fitzgerald, R OBP: 0.308, SLG: 0.304 (1, 2)										4	0	2	1	0	0	0						
Bryn Smith, R OBP: 0.234, SLG: 0.239 (1, 1)										3	0	1	0	0	0	0						
Inning Stats	R: 0 E: 0 K: 1 S: 6	H: 1 LOB: 2 BB: 1 P: 10	R: 0 E: 0 K: 1 S: 5	H: 0 LOB: 0 BB: 0 P: 5	R: 0 E: 0 K: 0 S: 3	H: 0 LOB: 0 BB: 0 P: 3	R: 0 E: 0 K: 2 S: 8	H: 1 LOB: 1 BB: 0 P: 8	R: 0 E: 0 K: 0 S: 5	H: 2 LOB: 3 BB: 1 P: 9	R: 2 E: 1 K: 0 S: 6	H: 3 LOB: 2 BB: 1 P: 10	R: 2 E: 0 K: 0 S: 5	H: 2 LOB: 0 BB: 0 P: 5	R: 0 E: 0 K: 0 S: 3	H: 0 LOB: 0 BB: 0 P: 3	R: 0 E: 0 K: 0 S: 3	H: 0 LOB: 0 BB: 0 P: 3	1B: 5 2B: 2 3B: 0 HR: 2	SF: 0 SAC: 1 DP: 0 HBP: 0	WP: 0 PB: 0 SB: 0 CS: 0	PA: 36
PITCHER Bob Knepper, L ERA: 3.4 (1, 1)	IP: 7.0 WLS: L BF: 33 H: 9 R: 4 ER: 3 SO: 4 BB: 2 IBB: 1 HBP: 0 BLK: 0 WP: 0 HR: 2 S: 38 P: 50 ERA: 3.86 WHIP: 1.571															PITCHER						
Jeff Heathcock, R (8, 1)	IP: 1.0 WLS: L BF: 3 H: 0 R: 0 ER: 0 SO: 0 BB: 0 IBB: 0 HBP: 0 BLK: 0 WP: 0 HR: 0 S: 3 P: 3 ERA: 0.00 WHIP: 0.000															PITCHER						

Batter	1	2	3	4	5	6	7	8	9	AB	R	H	RBI	BB	SO	LOB	TOP			
Bill Doran, S OBP: 0.353, SLG: 0.405 (1, 4)										4	0	0	0	0	0	0	Houston Astros @ Montreal Expos Olympic Stadium, Montreal, QB Sat Jul 20 1985, 7:05 PM EDT Att: 31,006 - Unknown			
Craig Reynolds, L OBP: 0.296, SLG: 0.378 (1, 6)										4	0	0	0	0	1	0				
Kevin Bass, S OBP: 0.277, SLG: 0.400 (1, 8)										4	1	2	0	0	0	0				
Jose Cruz, L OBP: 0.334, SLG: 0.406 (1, 7)										4	0	1	0	0	1	1				
Jerry Mumphrey, S OBP: 0.328, SLG: 0.394 (1, 9)										4	0	2	1	0	0	0				
Phil Garner, R OBP: 0.292, SLG: 0.358 (1, 5)										4	0	1	0	0	1	3				
Harry Spilman, L OBP: 0.190, SLG: 0.218 (1, 3)										3	0	0	0	0	0	1				
Alan Ashby, S OBP: 0.370, SLG: 0.441 (1, 2)										3	0	1	0	0	1	0				
Nolan Ryan, R OBP: 0.091, SLG: 0.048 Dave Smith, R (7, 1)										2	0	0	0	0	2	0				
Chris Jones, L OBP: 0.235, SLG: 0.133 Jeff Calhoun, L (8, 1)										0	0	0	0	0	0	0				
Inning Stats	R: 0 E: 0 K: 1 S: 6	H: 1 LOB: 1 BB: 0 P: 6	R: 0 E: 0 K: 0 S: 3	H: 1 LOB: 0 BB: 0 P: 3	R: 0 E: 0 K: 2 S: 7	H: 0 LOB: 0 BB: 0 P: 7	R: 0 E: 0 K: 1 S: 5	H: 0 LOB: 0 BB: 0 P: 5	R: 0 E: 0 K: 1 S: 5	H: 0 LOB: 0 BB: 0 P: 5	R: 0 E: 0 K: 0 S: 3	H: 0 LOB: 0 BB: 0 P: 3	R: 0 E: 0 K: 1 S: 7	H: 2 LOB: 2 BB: 0 P: 7	R: 1 E: 0 K: 0 S: 6	H: 3 LOB: 2 BB: 0 P: 6	1B: 7 2B: 0 3B: 0 HR: 0	SF: 0 SAC: 0 DP: 1 HBP: 0	WP: 0 PB: 0 SB: 0 CS: 0	PA: 33
PITCHER Bill Gullickson, R ERA: 3.47 (1, 1)	IP: 9.0 WLS: W BF: 33 H: 7 R: 1 ER: 1 SO: 7 BB: 0 IBB: 0 HBP: 0 BLK: 0 WP: 0 HR: 0 S: 47 P: 47 ERA: 1.00 WHIP: 0.778															PITCHER Bill Gullickson, R ERA: 3.47 (1, 1)	IP: 9.0 WLS: W BF: 33 H: 7 R: 1 ER: 1 SO: 7 BB: 0 IBB: 0 HBP: 0 BLK: 0 WP: 0 HR: 0 S: 47 P: 47 ERA: 1.00 WHIP: 0.778			

AB	33
R	1
H	7
RBI	1
BB	0
SO	7
LOB	7



Batter	1	2	3	4	5	6	7	8	9	AB	R	H	RBI	BB	SO	LOB	BOTTOM			
Tim Raines, S OBP: 0.364, SLG: 0.415 (1, 7)										3	2	1	0	2	0	1	Houston Astros @ Montreal Expos Olympic Stadium, Montreal, QB Sat Jul 20 1985, 7:05 PM EDT Att: 31,006 - Unknown			
Vance Law, R OBP: 0.352, SLG: 0.385 (1, 4)										2	0	0	0	3	0	1				
Andre Dawson, R OBP: 0.303, SLG: 0.419 Mitch Webster, S OBP: 0.241, SLG: 0.400 (7, PR) (8, 9)										3	0	1	1	0	0	2				
Dan Driessen, L OBP: 0.327, SLG: 0.381 (1, 3)										4	1	1	0	0	0	4				
Hubie Brooks, R OBP: 0.306, SLG: 0.382 (1, 6)										2	2	1	2	1	0	0				
Tim Lincecum, R OBP: 0.330, SLG: 0.451 (1, 5)										2	0	1	1	1	0	2				
Herm Winningham, L OBP: 0.337, SLG: 0.360 (1, 8)										4	0	2	2	0	1	1				
Mike Fitzgerald, R OBP: 0.307, SLG: 0.300 (1, 2)										3	0	0	0	1	0	3				
Bill Gullickson, R OBP: 0.156, SLG: 0.188 (1, 1)										4	0	1	0	0	1	3				
Inning Stats	R: 1 E: 0 K: 0 S: 4	H: 1 LOB: 2 BB: 1 P: 9	R: 0 E: 0 K: 0 S: 3	H: 0 LOB: 0 BB: 0 P: 3	R: 0 E: 0 K: 1 S: 2	H: 0 LOB: 1 BB: 2 P: 10	R: 0 E: 0 K: 1 S: 5	H: 0 LOB: 0 BB: 1 P: 9	R: 0 E: 0 K: 1 S: 5	H: 0 LOB: 0 BB: 0 P: 5	R: 1 E: 0 K: 0 S: 4	H: 1 LOB: 3 BB: 2 P: 13	R: 4 E: 0 K: 0 S: 6	H: 5 LOB: 2 BB: 2 P: 14	R: 0 E: 0 K: 0 S: 4	H: 1 LOB: 1 BB: 0 P: 4		1B: 7 2B: 2 3B: 0 HR: 0	SF: 1 SAC: 0 DP: 2 HBP: 2	WP: 0 PB: 0 SB: 4 CS: 0
PITCHER Nolan Ryan, R ERA: 3.64 Dave Smith, R ERA: 1.73 Jeff Calhoun, L ERA: 2.1	IP: 6.1 WLS: L BF: 30 H: 3 R: 4 ER: 4 SO: 2 BB: 7 IBB: 1 HBP: 2 BLK: 0 WP: 0 HR: 0 S: 24 P: 58 ERA: 5.68 WHIP: 1.579															PITCHER Nolan Ryan, R ERA: 3.64 Dave Smith, R ERA: 1.73 Jeff Calhoun, L ERA: 2.1	IP: 6.1 WLS: L BF: 30 H: 3 R: 4 ER: 4 SO: 2 BB: 7 IBB: 1 HBP: 2 BLK: 0 WP: 0 HR: 0 S: 24 P: 58 ERA: 5.68 WHIP: 1.579			

AB	28
R	6
H	8
RBI	6
BB	8
SO	2
LOB	18



Batter	1	2	3	4	5	6	7	8	9	AB R H RBI BB SO LOB	TOP									
Bill Doran, S OBP: 0.356, SLG: 0.406 (1, 4)	L5		S 1B		6-3 1B	4-0 IBB			F6	4 0 2 1 1 0 0	Houston Astros @ Montreal Expos Olympic Stadium, Montreal, QB Sun Jul 21 1985, 3:33 AM EDT Att: 25,201 - Unknown									
Jim Pankovits, R OBP: 0.354, SLG: 0.400 Frank DiPino, L OBP: 0.286, SLG: 0.286 Jeff Calhoun, L (9, 1) Dave Smith, R (9, 1)	5-3		F7		6-3	K			F7	4 0 0 0 0 1 4 1 0										
Kevin Bass, S OBP: 0.279, SLG: 0.398 (1, 8)				E S 1B	K				F7	4 1 1 0 0 1 1										
Jose Cruz, L OBP: 0.333, SLG: 0.402 (1, 7)	CS HBP	G3		6-3					G2	3 0 0 0 1 0 1										
Phil Garner, R OBP: 0.291, SLG: 0.355 (1, 5)		F6		F9 1B BB					F9	3 1 0 0 1 0 2										
Glenn Davis, R OBP: 0.297, SLG: 0.344 (1, 3)				1B					5-3	3 2 2 2 0 1 0										
Mark Bailey, S OBP: 0.370, SLG: 0.387 (1, 2)			6-3 1B WP BB	F9		SH5-4 1B HBP			HR	3 1 1 0 1 0 2										
Dickie Thon, R OBP: 0.254, SLG: 0.280 (1, 6)			K	FC4 1B		SH5-4 1B			K	3 0 1 1 0 2 1										
Mike Scott, R OBP: 0.195, SLG: 0.167 Jerry Mumphy, S (6, PH) OBP: 0.325, SLG: 0.392 (6, 9)			6-3	FC4		SF7			1-3	2 0 0 0 0 0 3 1 0 0 1 0 0 0										
Inning Stats	R: 0 E: 0 K: 0 S: 2	H: 0 LOB: 0 BB: 0 P: 3	R: 0 E: 0 K: 1 S: 5	H: 0 LOB: 0 BB: 0 P: 5	R: 1 E: 0 K: 1 S: 6	H: 1 LOB: 1 BB: 1 P: 10	R: 2 E: 0 K: 0 S: 6	H: 3 LOB: 2 BB: 1 P: 10	R: 0 E: 0 K: 1 S: 6	H: 1 LOB: 2 BB: 1 P: 11		R: 0 E: 0 K: 0 S: 3	H: 0 LOB: 0 BB: 0 P: 3	R: 1 E: 0 K: 1 S: 6	H: 1 LOB: 0 BB: 0 P: 6	R: 0 E: 0 K: 0 S: 3	H: 0 LOB: 0 BB: 0 P: 3	1B: 6 2B: 0 3B: 0 HR: 1	SF: 1 SAC: 1 DP: 0 HBP: 2	WP: 1 PB: 0 SB: 2 CS: 1
PITCHER	IP WLS BF H R ER SO BB IBB HBP BLK WP HR S P ERA WHIP											PITCHER	IP WLS BF H R ER SO BB IBB HBP BLK WP HR S P ERA WHIP							
Mickey Mahler, L ERA: 3.54 Randy St. Claire, R ERA: 2.34 Tim Burke, R ERA: 1.48 Bert Roberge, R ERA: 2.1	(1, 1) (5, 1) (6, 1) (9, 1)	4.0 L 18 4 3 3 2 2 0 1 0 0 1 0 19 28 6.75 1.500																		

Batter	1	2	3	4	5	6	7	8	9	AB R H RBI BB SO LOB	BOTTOM									
Tim Raines, S OBP: 0.370, SLG: 0.417 (1, 7)	F7		S HBP		WP S SF8 1B				FC6-4 BB	3 1 2 0 1 0 0	Houston Astros @ Montreal Expos Olympic Stadium, Montreal, QB Sun Jul 21 1985, 3:33 AM EDT Att: 25,201 - Unknown									
U L Washington, S OBP: 0.375, SLG: 0.448 (1, 4)	6-3 BB		1-2 BB		K				F7	2 0 0 0 3 1 2										
Hubie Brooks, R OBP: 0.302, SLG: 0.378 (1, 6)	6-3		G1-2-3		SF8				FC6-4	4 0 0 1 0 0 7										
Dan Driessen, L OBP: 0.327, SLG: 0.378 Bert Roberge, R (9, 1)	G3			1B SF8 BB	G1				F7	2 1 0 0 1 0 1 0 0 0 0 0 0 0										
Tim Wallach, R OBP: 0.327, SLG: 0.446 (1, 5)		L5		K					K	4 0 0 0 0 3 1										
Terry Francona, L OBP: 0.309, SLG: 0.313 (1, 9) (6, 3)		4-3							F6	2 0 1 0 0 0 0 2 0 0 0 0 0 0										
Skeeter Barnes, R OBP: 0.154, SLG: 0.192 (6, PH) (7, 3)				BB 1B					F7											
Herm Winningham, L OBP: 0.335, SLG: 0.359 (1, 8)				SF8					1-3	3 0 1 1 0 1 0										
Sal Butera, R OBP: 0.275, SLG: 0.234 (1, 2)				3-H 4-0					F9	3 1 1 0 1 0 1										
Mickey Mahler, S OBP: 0.188, SLG: 0.313 Andre Dawson, R OBP: 0.295, SLG: 0.417 Randy St. Claire, R OBP: 0.405, SLG: 0.295 Tim Burke, R OBP: 0.245, SLG: 0.295 Mitch Webster, S OBP: 0.347, SLG: 0.438 Jim Wohlford, R OBP: 0.200, SLG: 0.237 (8, PH)	(1, 1) (4, PH) (5, 1) (6, 1) (8, 9)			G1-2-3 3B	F7				5-3	1 0 1 0 0 0 0 1 0 0 0 0 0 2 0 0 0 0 0 0 0 0 0 0 0 0 0 0 2 1 1 2 0 0 0 1 0 0 0 0 0 0										
Inning Stats	R: 0 E: 0 K: 0 S: 3	H: 0 LOB: 1 BB: 1 P: 7	R: 0 E: 0 K: 1 S: 5	H: 0 LOB: 0 BB: 0 P: 5	R: 0 E: 0 K: 0 S: 3	H: 1 LOB: 2 BB: 1 P: 8	R: 1 E: 0 K: 1 S: 6	H: 1 LOB: 2 BB: 2 P: 14	R: 1 E: 0 K: 1 S: 6	H: 1 LOB: 0 BB: 0 P: 6	R: 0 E: 0 K: 0 S: 3	H: 0 LOB: 1 BB: 1 P: 7	R: 0 E: 0 K: 1 S: 5	H: 0 LOB: 0 BB: 0 P: 5	R: 2 E: 0 K: 0 S: 5	H: 3 LOB: 1 BB: 1 P: 9	1B: 5 2B: 1 3B: 1 HR: 1	SF: 2 SAC: 0 DP: 2 HBP: 1	WP: 1 PB: 0 SB: 2 CS: 0	PA: 39
PITCHER	IP WLS BF H R ER SO BB IBB HBP BLK WP HR S P ERA WHIP											PITCHER	IP WLS BF H R ER SO BB IBB HBP BLK WP HR S P ERA WHIP							
Mike Scott, R ERA: 2.79 Frank DiPino, L ERA: 3.95 Jeff Calhoun, L ERA: 2.1 Dave Smith, R ERA: 1.75	(1, 1) (6, 1) (9, 1) (9, 1)	5.0 W 22 3 2 2 3 4 0 0 0 0 0 1 17 21 5.40 1.200																		

AB	31
R	5
H	7
RBI	5
BB	4
SO	5
LOB	14



AB	30
R	4
H	7
RBI	4
BB	6
SO	5
LOB	14



Batter	1	2	3	4	5	6	7	8	9	AB	R	H	RBI	BB	SO	LOB	TOP																	
Bill Doran, S OBP: 0.357, SLG: 0.409 (1, 4)	0-0 4-3	0-0 G3			0-0 1-2 1B		0-0 2B 2B		0-3 K	5	1	2	0	0	1	2	Houston Astros @ Philadelphia Phillies Veterans Stadium, Philadelphia, PA Mon Jul 22 1985, 7:05 PM EDT Att: 20,450 - Unknown																	
Craig Reynolds, L OBP: 0.296, SLG: 0.378 (1, 6)	0-0 F9		0-0 L4		0-0 F8		0-0 HR 2B		0-3 K	5	1	1	1	0	1	2																		
Kevin Bass, S OBP: 0.281, SLG: 0.394 (1, 8)	0-3 K		0-0 G3		0-3 K		4-0 HR BB		1-0 HBP	3	1	0	0	1	2	2																		
Jose Cruz, L OBP: 0.334, SLG: 0.415 (1, 7)		0-0 1B 1B 2B	0-0 F8		0-0 F9		0-0 HR		0-0 F7	5	2	2	3	0	0	1																		
Jerry Mumphy, S OBP: 0.328, SLG: 0.398 (7, 1)		0-0 1B 2B 1B		0-0 F7		0-0 2B	0-0 6-3			4	1	2	0	0	0	0																		
Phil Garner, R OBP: 0.291, SLG: 0.353 (1, 5)		0-0 2B 1-2 1B		0-0 K		0-0 5-3		0-0 4-3		4	0	1	1	0	1	1																		
Glenn Davis, R OBP: 0.305, SLG: 0.361 (1, 3)		0-0 1-3 2-H 2B		0-0 1B		0-0 F7		0-3 K		4	0	2	1	0	1	1																		
Alan Ashby, S OBP: 0.373, SLG: 0.439 (1, 2)	0-3 K				4-0 F8 1B BB		0-0 F7		0-0 1B	3	0	1	0	1	1	2																		
Joe Niekro, R OBP: 0.217, SLG: 0.244 (7, PH)	0-3 K				0-3 K		0-3 K		0-0 P6	2	0	0	0	0	2	3																		
Chris Jones, L OBP: 0.222, SLG: 0.125 (7, 1)										1	0	0	0	0	1	0																		
Ron Mathis, R OBP: 0.133, SLG: 0.071 (7, 1)										0	0	0	0	0	0	0																		
Jeff Calhoun, L OBP: 0.351, SLG: 0.395 (7, 9)										1	0	0	0	0	0	1																		
Inning Stats	R: 0 E: 0 K: 1 S: 5	H: 0 LOB: 0 BB: 0 P: 5	R: 2 E: 0 K: 2 S: 11	H: 4 LOB: 2 BB: 0 P: 11	R: 0 E: 0 K: 0 S: 3	H: 0 LOB: 0 BB: 0 P: 3	R: 0 E: 0 K: 1 S: 5	H: 1 LOB: 1 BB: 0 P: 5	R: 0 E: 0 K: 0 S: 4	H: 1 LOB: 1 BB: 0 P: 4	R: 4 E: 0 K: 1 S: 8	H: 3 LOB: 0 BB: 1 P: 12	R: 0 E: 0 K: 1 S: 6	H: 1 LOB: 1 BB: 0 P: 6	R: 0 E: 0 K: 2 S: 7	H: 0 LOB: 1 BB: 0 P: 8		1B: 5 2B: 5 3B: 0 HR: 1	SF: 0 SAC: 0 DP: 0 HBP: 1	WP: 0 PB: 0 SB: 0 CS: 0	PA: 40													
PITCHER	IP WLS BF H R ER SO BB IBB HBP BLK WP HR S P ERA WHIP																																	
Charles Hudson, R ERA: 3.93 (1, 1)	6.2	30	9	5	5	7	2	0	0	0	0	0	0	0	42	50		6.75	1.650															
Dave Rucker, L ERA: 4.74 (7, 1)	0.1	2	1	1	1	0	0	0	0	0	0	1	2	2	27.00	3.000																		
Kent Tekulve, R ERA: 3.83 (8, 1)	1.0	4	1	0	0	1	0	0	0	0	0	0	6	6	0.00	1.000																		
Don Carman, L ERA: 2.82 (9, 1)	1.0	W	4	0	0	2	0	0	1	0	0	0	7	8	0.00	0.000																		

AB	37
R	6
H	11
RBI	6
BB	2
SO	10
LOB	15



Batter	1	2	3	4	5	6	7	8	9	AB	R	H	RBI	BB	SO	LOB	BOTTOM																
Juan Samuel, R OBP: 0.300, SLG: 0.430 (1, 4)	0-0 L4	0-3 K			0-0 4-3		0-0 1B 1B		0-3 K	5	0	1	1	0	2	0	Houston Astros @ Philadelphia Phillies Veterans Stadium, Philadelphia, PA Mon Jul 22 1985, 7:05 PM EDT Att: 20,450 - Unknown																
Von Hayes, L OBP: 0.354, SLG: 0.418 (1, 8)	0-0 G3	0-0 3-1			0-0 F8		0-0 1B 1B		0-3 K	5	0	1	1	0	1	0																	
Mike Schmidt, R OBP: 0.328, SLG: 0.430 (1, 3)	4-0 1B HR BB		0-0 F9		0-0 G6-4-3 1B		0-0 P6		0-0 HR	4	2	2	1	1	0	2																	
Glenn Wilson, R OBP: 0.305, SLG: 0.439 (1, 9)	0-0 HR 1B		0-3 K		0-0 P5		0-0 BB BB 1B			4	1	2	0	0	1	1																	
Ozzie Virgil, R OBP: 0.362, SLG: 0.459 (1, 2)	4-0 HR BB		0-0 P4		0-0 G6-4-3		0-0 F9			3	1	0	0	1	0	2																	
John Russell, R OBP: 0.327, SLG: 0.379 (1, 7)	0-0 HR			0-0 P6		0-0 BB 1B	0-3 K			4	2	2	4	0	1	1																	
Rick Schu, R OBP: 0.345, SLG: 0.374 (1, 5)	4-0 S BB			0-0 1-3		0-3 K	4-0 BB BB			2	0	0	0	2	1	1																	
Steve Jeltz, S OBP: 0.274, SLG: 0.219 (1, 6)	0-3 K			0-0 P4		4-0 1B 1B BB	4-0 BB BB		1-2 BB	2	0	0	0	0	1	1																	
Derrel Thomas, S OBP: 0.288, SLG: 0.317 (7, PH)	1-2 K				0-0 P4		1-2 2-3 BB			0	1	0	0	2	0	0																	
Charles Hudson, S OBP: 0.111, SLG: 0.111 (7, 1)		0-3 K2-3			0-0 5-3		0-0 K		0-0 L6	2	0	0	0	0	1	0																	
Dave Rucker, L OBP: 0.000, SLG: 0.000 (7, PH)										0	0	0	0	0	0	0																	
Tim Corcoran, L OBP: 0.000, SLG: 0.000 (7, PH)										0	0	0	0	0	0	0																	
John Wockenfuss, R OBP: 0.000, SLG: 0.000 (7, PH)										0	0	0	0	0	0	0																	
Kent Tekulve, R OBP: 0.000, SLG: 0.000 (8, 1)										0	0	0	0	0	0	0																	
Greg Gross, SLG: 0.322 (8, PH)										0	0	0	0	0	0	0																	
Don Carman, L OBP: 0.351, SLG: 0.395 (9, 1)										0	0	0	0	0	0	0																	
Inning Stats	R: 4 E: 0 K: 1 S: 7	H: 2 LOB: 1 BB: 3 P: 19	R: 0 E: 0 K: 2 S: 7	H: 0 LOB: 0 BB: 0 P: 7	R: 0 E: 0 K: 1 S: 5	H: 0 LOB: 0 BB: 0 P: 5	R: 0 E: 0 K: 0 S: 3	H: 0 LOB: 0 BB: 0 P: 3	R: 0 E: 0 K: 0 S: 3	H: 1 LOB: 0 BB: 0 P: 3	R: 2 E: 0 K: 2 S: 10	H: 3 LOB: 2 BB: 1 P: 14	R: 0 E: 0 K: 1 S: 6	H: 1 LOB: 3 BB: 2 P: 14	R: 1 E: 0 K: 2 S: 7	H: 1 LOB: 0 BB: 0 P: 7	1B: 6 2B: 0 3B: 0 HR: 2	SF: 0 SAC: 0 DP: 1 HBP: 0	WP: 0 PB: 0 SB: 1 CS: 0	PA: 39													
PITCHER	IP WLS BF H R ER SO BB IBB HBP BLK WP HR S P ERA WHIP																																
Joe Niekro, R ERA: 2.97 (1, 1)	6.0	23	3	4	4	4	3	0	0	0	0	0	4	8	54.00	6.000																	
Ron Mathis, R ERA: 5.05 (7, 1)	0.1	3	1	2	2	1	1	0	0	0	0	0	4	5	0.00	6.000																	
Jeff Calhoun, L ERA: 2.08 (7, 1)	0.1	3	2	0	0	1	0	0	0	0	0	0	5	5	0.00	6.000																	
Jeff Heathcock, R ERA: (7, 1)	2.0	L	10	2	1	0	3	2	0	0	0	0	1	14	22	0.00	2.000																

AB	33
R	7
H	8
RBI	7
BB	6
SO	9
LOB	13



Batter	1	2	3	4	5	6	7	8	9	AB	R	H	RBI	BB	SO	LOB	TOP					
Bill Doran, S OBP: 0.358, SLG: 0.412 (1, 4)										4	1	2	0	0	1	1	Houston Astros @ New York Mets Shea Stadium, Flushing, NY Thu Jul 25 1985, 7:05 PM EDT Att: 28,421 - Unknown					
Craig Reynolds, L OBP: 0.299, SLG: 0.387 (1, 6)										4	0	1	0	0	0	2						
Kevin Bass, S OBP: 0.279, SLG: 0.393 (1, 8)										4	0	1	1	0	0	1						
Jose Cruz, L OBP: 0.328, SLG: 0.401 (1, 7)										3	0	0	0	1	0	2						
Jerry Mumphrey, S OBP: 0.336, SLG: 0.413 (1, 9)										4	0	1	0	0	1	2						
Glenn Davis, R OBP: 0.308, SLG: 0.435 (1, 3)										4	1	1	1	0	1	1						
Phil Garner, R OBP: 0.288, SLG: 0.346 (1, 5)										4	0	0	0	0	1	0						
Mark Bailey, S OBP: 0.373, SLG: 0.404 (1, 2)										3	1	1	1	1	1	0						
Mike Scott, R OBP: 0.186, SLG: 0.158 (1, 1)										2	0	0	0	0	1	1						
Chris Jones, L OBP: 0.200, SLG: 0.111 (7, PH)										1	0	0	0	0	0	0						
Jeff Calhoun, L (7, 1)										0	0	0	0	0	0	0						
Inning Stats	R: 1 E: 0 K: 0 S: 4	H: 2 LOB: 0 BB: 0 P: 4	R: 0 E: 0 K: 2 S: 7	H: 0 LOB: 0 BB: 0 P: 7	R: 0 E: 0 K: 2 S: 8	H: 1 LOB: 1 BB: 0 P: 8	R: 0 E: 0 K: 0 S: 4	H: 1 LOB: 1 BB: 0 P: 4	R: 0 E: 0 K: 1 S: 5	H: 0 LOB: 1 BB: 1 P: 9	R: 0 E: 0 K: 0 S: 3	H: 0 LOB: 1 BB: 1 P: 7	R: 2 E: 0 K: 0 S: 5	H: 2 LOB: 0 BB: 0 P: 5	R: 0 E: 0 K: 1 S: 6	H: 1 LOB: 1 BB: 0 P: 6	R: 0 E: 0 K: 0 S: 3	H: 0 LOB: 0 BB: 0 P: 3	1B: 4 2B: 1 3B: 0 HR: 2	SF: 0 SAC: 0 DP: 1 HBP: 0	WP: 0 PB: 0 SB: 0 CS: 0	PA: 35
PITCHER Dwight Gooden, R ERA: 1.74 (1, 1)	IP: 9.0 WLS: W BF: 35 H: 7 R: 3 ER: 3 SO: 6 BB: 2 IBB: 0 HBP: 0 BLK: 0 WP: 0 HR: 2 S: 45 P: 53 ERA: 3.00 WHIP: 1.000															PITCHER						

livebaseballscores.com

AB 33
R 3
H 7
RBI 3
BB 2
SO 6
LOB 10



Batter	1	2	3	4	5	6	7	8	9	AB	R	H	RBI	BB	SO	LOB	BOTTOM			
Lenny Dykstra, L OBP: 0.313, SLG: 0.302 (1, 8)										3	2	2	0	0	1	0	Houston Astros @ New York Mets Shea Stadium, Flushing, NY Thu Jul 25 1985, 7:05 PM EDT Att: 28,421 - Unknown			
Wally Backman, S OBP: 0.325, SLG: 0.336 (1, 4)										4	1	3	1	0	1	1				
Keith Hernandez, L OBP: 0.386, SLG: 0.435 (1, 3)										2	1	2	2	2	0	0				
Gary Carter, R OBP: 0.362, SLG: 0.413 (1, 2)										4	1	1	3	0	1	5				
Darryl Strawberry, L OBP: 0.348, SLG: 0.463 (1, 9)										3	0	0	0	0	1	3				
Tom Pacliorek, R OBP: 0.296, SLG: 0.296 (7, PH) (8, 9)										1	0	1	0	0	0	0				
George Foster, R OBP: 0.322, SLG: 0.477 (1, 7)										4	0	0	0	0	1	1				
Howard Johnson, S OBP: 0.283, SLG: 0.346 (1, 5)										3	0	0	0	1	0	0				
Rafael Santana, R OBP: 0.282, SLG: 0.296 (1, 6)										4	0	0	0	0	2	2				
Dwight Gooden, R OBP: 0.242, SLG: 0.175 (1, 1)										3	1	0	0	0	0	0				
Inning Stats	R: 1 E: 0 K: 1 S: 7	H: 2 LOB: 1 BB: 0 P: 7	R: 0 E: 0 K: 0 S: 3	H: 0 LOB: 0 BB: 0 P: 3	R: 1 E: 0 K: 2 S: 10	H: 3 LOB: 2 BB: 0 P: 10	R: 0 E: 0 K: 1 S: 5	H: 0 LOB: 0 BB: 0 P: 5	R: 3 E: 1 K: 1 S: 7	H: 1 LOB: 0 BB: 1 P: 11	R: 0 E: 0 K: 0 S: 3	H: 0 LOB: 0 BB: 0 P: 3	R: 1 E: 1 K: 0 S: 4	H: 2 LOB: 1 BB: 1 P: 8	R: 0 E: 0 K: 0 S: 3	H: 1 LOB: 1 BB: 1 P: 7	1B: 7 2B: 0 3B: 1 HR: 1	SF: 0 SAC: 1 DP: 1 HBP: 0	WP: 1 PB: 0 SB: 0 CS: 1	PA: 36
PITCHER Mike Scott, R ERA: 2.8 (1, 1)	IP: 6.0 WLS: L BF: 26 H: 6 R: 5 ER: 2 SO: 5 BB: 0 IBB: 1 HBP: 0 BLK: 0 WP: 1 HR: 1 S: 35 P: 39 ERA: 3.00 WHIP: 1.000															PITCHER				
Jeff Calhoun, L ERA: 2.21 (7, 1)	IP: 2.0 WLS: 9 BF: 3 H: 3 R: 1 ER: 1 SO: 0 BB: 2 IBB: 0 HBP: 0 BLK: 0 WP: 1 HR: 0 S: 7 P: 15 ERA: 4.50 WHIP: 2.500															PITCHER				

livebaseballscores.com

AB 31
R 6
H 9
RBI 6
BB 3
SO 5
LOB 12



Batter	1	2	3	4	5	6	7	8	9	AB	R	H	RBI	BB	SO	LOB	TOP								
Bill Doran, S OBP: 0.359, SLG: 0.420 (1, 4)										5	1	2	3	0	2	3	<p>Houston Astros @ New York Mets Shea Stadium, Flushing, NY Sat Jul 27 1985, 3:33 AM EDT Unknown</p> <p>AB 35 R 4 H 9 RBI 4 BB 3 SO 11 LOB 15</p>								
German Rivera, R (1, 5)										3	0	0	0	1	2	2									
Frank DiPino, L OBP: 0.286, SLG: 0.286 (7, 1)	4-3									0	0	0	0	0	0	0									
Mike Madden, L (7, 1)										0	0	0	0	0	0	0									
Mark Bailey, S OBP: 0.371, SLG: 0.402 (9, PH)										1	0	0	0	0	1	2									
Kevin Bass, S OBP: 0.282, SLG: 0.393 (1, 8)										3	0	1	0	1	0	1									
Jose Cruz, L OBP: 0.324, SLG: 0.396 (1, 7)										4	0	0	0	0	1	3									
Jerry Mumphy, S OBP: 0.335, SLG: 0.410 (1, 9)										4	1	1	0	0	1	0									
Chris Jones, L OBP: 0.200, SLG: 0.111 (8, 9)										0	0	0	0	0	0	0									
Glenn Davis, R OBP: 0.306, SLG: 0.423 (1, 3)										3	0	0	0	1	2	0									
Alan Ashby, S OBP: 0.370, SLG: 0.434 (1, 2)										4	0	1	0	0	0	2									
Dickie Thon, R OBP: 0.281, SLG: 0.328 (1, 6)										4	1	2	1	0	1	1									
Bob Knepper, L OBP: 0.167, SLG: 0.234 (1, 1)										1	0	0	0	0	1	1									
Tim Tolman, R (6, PH)										1	0	0	0	0	0	0									
Bill Dawley, R (6, 1)										0	0	0	0	0	0	0									
Phil Garner, R OBP: 0.293, SLG: 0.350 (7, 5)										2	1	2	0	0	0	0									
Inning Stats	R: 0 E: 0 K: 2 S: 7	H: 0 LOB: 1 BB: 1 P: 11	R: 0 E: 0 K: 1 S: 5	H: 0 LOB: 0 BB: 0 P: 5	R: 0 E: 0 K: 2 S: 8	H: 1 LOB: 1 BB: 0 P: 8	R: 0 E: 0 K: 1 S: 5	H: 0 LOB: 0 BB: 0 P: 5	R: 0 E: 0 K: 1 S: 5	H: 0 LOB: 0 BB: 0 P: 5	R: 0 E: 0 K: 1 S: 7	H: 2 LOB: 2 BB: 0 P: 7	R: 4 E: 0 K: 0 S: 6	H: 4 LOB: 1 BB: 2 P: 14	R: 0 E: 0 K: 2 S: 5	H: 0 LOB: 0 BB: 0 P: 5	R: 0 E: 0 K: 2 S: 9	H: 2 LOB: 2 BB: 0 P: 9	1B: 8 2B: 0 3B: 0 HR: 1	SF: 0 SAC: 0 DP: 1 HBP: 0	WP: 0 PB: 0 SB: 3 CS: 0	PA: 38			
PITCHER	IP	WLS	BF	H	R	ER	SO	BB	IBB	HBP	BLK	WP	HR	S	P	ERA	WHIP	PITCHER							
Sid Fernandez, L ERA: 2.74 (1, 1)	6.2		26	5	2	2	8	2	0	0	0	0	0	40	48	2.70	1.050								
Roger McDowell, R ERA: 3.13 (7, 1)	0.1		4	2	2	2	0	1	0	0	0	0	1	3	7	54.00	9.000								
Jesse Orosco, L ERA: 3.18 (8, 1)	2.0	W	8	2	0	0	3	0	0	0	0	0	0	14	14	0.00	1.000								

Batter	1	2	3	4	5	6	7	8	9	AB	R	H	RBI	BB	SO	LOB	BOTTOM									
Lenny Dykstra, L OBP: 0.326, SLG: 0.319 (1, 8)										3	4	2	1	1	0	0	<p>Houston Astros @ New York Mets Shea Stadium, Flushing, NY Sat Jul 27 1985, 3:33 AM EDT Unknown</p> <p>AB 39 R 16 H 15 RBI 14 BB 3 SO 4 LOB 16</p>									
Wally Backman, S OBP: 0.326, SLG: 0.337 (1, 4)										5	2	2	0	0	1	4										
Keith Hernandez, L OBP: 0.383, SLG: 0.433 (1, 3)										4	1	1	3	0	0	4										
Gary Carter, R OBP: 0.368, SLG: 0.425 (1, 2)										5	2	4	3	0	0	1										
George Foster, R OBP: 0.320, SLG: 0.470 (1, 7)										4	2	0	1	1	1	4										
Ray Knight, R OBP: 0.248, SLG: 0.350 (1, 5)										5	2	2	4	0	1	0										
Tom Paciorek, R OBP: 0.299, SLG: 0.278 (1, 9)										5	1	2	2	0	0	0										
Rafael Santana, R OBP: 0.284, SLG: 0.297 (1, 6)										5	1	2	0	0	0	1										
Sid Fernandez, L OBP: 0.143, SLG: 0.143 (1, 1)										1	0	0	0	0	0	1										
Roger McDowell, R OBP: 0.154, SLG: 0.083 (7, 1)										0	0	0	0	0	0	0										
Howard Johnson, S OBP: 0.285, SLG: 0.345 (7, PH)										1	1	0	0	1	1	1										
Jesse Orosco, R OBP: 0.333, SLG: 0.333 (8, 1)										1	0	0	0	0	0	0										
Inning Stats	R: 0 E: 0 K: 0 S: 4	H: 1 LOB: 2 BB: 1 P: 8	R: 0 E: 0 K: 0 S: 4	H: 1 LOB: 0 BB: 0 P: 4	R: 1 E: 1 K: 0 S: 4	H: 2 LOB: 0 BB: 0 P: 4	R: 0 E: 0 K: 1 S: 5	H: 0 LOB: 0 BB: 0 P: 5	R: 3 E: 1 K: 1 S: 9	H: 3 LOB: 1 BB: 0 P: 9	R: 0 E: 0 K: 0 S: 3	H: 0 LOB: 0 BB: 0 P: 3	R: 6 E: 1 K: 2 S: 12	H: 3 LOB: 1 BB: 2 P: 20	R: 6 E: 2 K: 0 S: 9	H: 5 LOB: 0 BB: 0 P: 9		1B: 9 2B: 5 3B: 0 HR: 1	SF: 1 SAC: 2 DP: 1 HBP: 0	WP: 1 PB: 0 SB: 0 CS: 0	PA: 45					
PITCHER	IP	WLS	BF	H	R	ER	SO	BB	IBB	HBP	BLK	WP	HR	S	P	ERA		WHIP	PITCHER							
Bob Knepper, L ERA: 3.56 (1, 1)	5.0		23	7	4	0	2	1	0	0	0	0	0	26	30	0.00		1.600								
Bill Dawley, R ERA: 4.91 (6, 1)	1.0		3	0	0	0	0	0	0	0	0	0	0	3	3	0.00	0.000									
Frank DiPino, L ERA: 3.83 (7, 1)	0.1	L	7	2	6	0	1	2	0	0	0	0	1	7	15	0.00	12.000									
Mike Madden, L ERA: 5.4 (7, 1)	1.2		12	6	6	0	1	0	0	0	0	0	0	14	14	0.00	3.600									

Batter	1	2	3	4	5	6	7	8	9	AB	R	H	RBI	BB	SO	LOB	TOP			
Dickie Thon, R OBP: 0.280, SLG: 0.333 (1, 6)										4	1	1	0	0	2	0	Houston Astros @ New York Mets Shea Stadium, Flushing, NY Sat Jul 27 1985, 3:38 AM EDT Att: 51,284 - Unknown			
Phil Garner, R OBP: 0.292, SLG: 0.349 (1, 4)										4	0	1	1	0	0	0				
Kevin Bass, S OBP: 0.285, SLG: 0.394 (1, 8)										4	1	2	0	0	0	1				
Jose Cruz, L OBP: 0.320, SLG: 0.391 (1, 7)										4	0	0	0	0	0	3				
Glenn Davis, R OBP: 0.312, SLG: 0.447 (1, 3)										3	1	1	2	1	0	1				
Mark Bailey, S OBP: 0.376, SLG: 0.407 (1, 2)										3	0	2	0	1	0	1				
Tim Tolman, R (1, 9)										2	0	0	0	0	1	2				
Frank DiPino, L OBP: 0.286, SLG: 0.286 (4, 1)										0	0	0	0	0	0	1				
Jerry Mumphrey, S OBP: 0.333, SLG: 0.409 (7, PH)										1	0	0	0	0	0	0				
Bill Dawley, R (7, 1)										0	0	0	0	0	0	0				
Alan Ashby, S OBP: 0.374, SLG: 0.438 (9, PH)										1	0	1	0	0	0	0				
German Rivera, R (1, 5)										4	0	0	0	0	1	2				
Charlie Kerfeld, R (1, 1)										1	0	0	0	0	1	0				
Chris Jones, L OBP: 0.192, SLG: 0.100 (4, 9)										2	0	0	0	0	0	0				
Bill Doran, S OBP: 0.358, SLG: 0.419 (9, PH)										1	0	0	0	0	0	2				
Inning Stats	R: 0 E: 0 K: 1 S: 5	H: 0 LOB: 0 BB: 0 P: 5	R: 0 E: 0 K: 0 S: 3	H: 0 LOB: 1 BB: 1 P: 7	R: 0 E: 0 K: 2 S: 7	H: 0 LOB: 0 BB: 0 P: 7	R: 2 E: 0 K: 1 S: 8	H: 3 LOB: 1 BB: 0 P: 8	R: 0 E: 0 K: 0 S: 3	H: 1 LOB: 0 BB: 0 P: 4	R: 0 E: 0 K: 0 S: 3	H: 1 LOB: 0 BB: 0 P: 3	R: 1 E: 0 K: 0 S: 5	H: 2 LOB: 1 BB: 0 P: 5	R: 0 E: 0 K: 1 S: 6	H: 1 LOB: 2 BB: 1 P: 10	1B: 6 2B: 1 3B: 0 HR: 1	SF: 0 SAC: 0 DP: 1 HBP: 0	WP: 1 PB: 0 SB: 0 CS: 0	PA: 36
PITCHER	IP WLS BF H R ER SO BB IBB HBP BLK WP HR S P ERA WHIP																			
Bill Latham, L ERA: 4.15 (1, 1)	7.1 W 29 7 3 3 4 1 0 0 0 1 1 36 40 3.68 1.091																			
Jesse Orosco, L ERA: 3.06 (8, 1)	1.2 S 7 1 0 0 1 1 0 0 0 0 0 8 12 0.00 1.200																			

AB	34
R	3
H	8
RBI	3
BB	2
SO	5
LOB	13



Batter	1	2	3	4	5	6	7	8	9	AB	R	H	RBI	BB	SO	LOB	BOTTOM			
Lenny Dykstra, L OBP: 0.321, SLG: 0.315 (1, 8)										5	0	1	0	0	0	3	Houston Astros @ New York Mets Shea Stadium, Flushing, NY Sat Jul 27 1985, 3:38 AM EDT Att: 51,284 - Unknown			
Wally Backman, S OBP: 0.331, SLG: 0.343 (1, 4)										4	2	2	1	1	0	1				
Keith Hernandez, L OBP: 0.388, SLG: 0.438 (1, 3)										3	1	2	2	2	1	1				
Darryl Strawberry, L OBP: 0.349, SLG: 0.461 (1, 9)										1	0	0	0	1	1	2				
Tom Paciorek, R OBP: 0.295, SLG: 0.274 (4, PH)										2	0	0	0	0	0	2				
Danny Heep, L OBP: 0.326, SLG: 0.427 (1, 7)										4	0	3	1	0	0	2				
Clint Hurdle, L OBP: 0.375, SLG: 0.462 (1, 2)										1	1	0	0	2	0	1				
Howard Johnson, S OBP: 0.288, SLG: 0.353 (1, 5)										3	1	2	2	0	0	0				
Rafael Santana, R OBP: 0.284, SLG: 0.297 (1, 6)										4	1	1	0	0	0	5				
Bill Latham, L OBP: 0.500, SLG: 0.333 (1, 1)										2	1	1	1	1	0	2				
Jesse Orosco, R OBP: 0.333, SLG: 0.333 (8, 1)										0	0	0	0	0	0	0				
Inning Stats	R: 0 E: 0 K: 0 S: 3	H: 1 LOB: 2 BB: 2 P: 11	R: 2 E: 0 K: 0 S: 4	H: 2 LOB: 0 BB: 1 P: 8	R: 2 E: 0 K: 1 S: 7	H: 2 LOB: 2 BB: 2 P: 15	R: 2 E: 0 K: 0 S: 3	H: 1 LOB: 0 BB: 2 P: 11	R: 0 E: 0 K: 0 S: 5	H: 2 LOB: 2 BB: 0 P: 5	R: 0 E: 0 K: 0 S: 4	H: 1 LOB: 1 BB: 0 P: 4	R: 0 E: 0 K: 0 S: 3	H: 1 LOB: 0 BB: 0 P: 3	R: 1 E: 0 K: 1 S: 7	H: 2 LOB: 1 BB: 0 P: 7	1B: 8 2B: 6 3B: 0 HR: 0	SF: 1 SAC: 2 DP: 3 HBP: 0	WP: 0 PB: 0 SB: 1 CS: 0	PA: 39
PITCHER	IP WLS BF H R ER SO BB IBB HBP BLK WP HR S P ERA WHIP																			
Charlie Kerfeld, R ERA: 16.2 (1, 1)	3.1 L 20 4 0 0 0 0 0 0 0 0 0 0 15 43 16.20 3.600																			
Frank DiPino, L ERA: 3.62 (4, 1)	2.2 11 4 0 0 0 0 0 0 0 0 0 0 11 11 0.00 1.500																			
Bill Dawley, R ERA: 4.89 (7, 1)	2.0 8 3 1 1 1 0 0 0 0 0 0 0 10 10 4.50 1.500																			

AB	29
R	7
H	12
RBI	7
BB	7
SO	2
LOB	19



Batter	1	2	3	4	5	6	7	8	9	AB	R	H	RBI	BB	SO	LOB	TOP			
Bill Doran, S <small>OBP: 0.359, SLG: 0.420</small> Phil Garner, R <small>OBP: 0.293, SLG: 0.350</small>	4-3	4-3		BB 1B	1B		K2-3	E6		4	1	2	0	0	0	2	Houston Astros @ New York Mets Shea Stadium, Flushing, NY Sun Jul 28 1985, 3:33 AM EDT Att: 34,298 - Unknown			
Craig Reynolds, L <small>OBP: 0.307, SLG: 0.393</small>	CS		4-3	F8	1-2		2B	1B		6	1	4	1	0	0	1				
Kevin Bass, S <small>OBP: 0.289, SLG: 0.395</small>	1-2		5-3	1B	SF8		1-H	2B		4	2	1	1	2	2	3				
Jose Cruz, L <small>OBP: 0.326, SLG: 0.400</small>	1-H		1B	1B	1-2		1-3			5	3	3	1	1	0	3				
Jerry Mumphy, S <small>OBP: 0.338, SLG: 0.408</small> Chris Jones, L <small>OBP: 0.217, SLG: 0.143</small>	1-3		1B	1B	1-2		F8	FC1-5		3	1	1	1	2	0	2				
Glenn Davis, R <small>OBP: 0.321, SLG: 0.449</small>			BB	SF8	1-2		G3	1B		4	2	2	2	1	0	2				
Alan Ashby, S <small>OBP: 0.370, SLG: 0.432</small> Mark Bailey, S <small>OBP: 0.385, SLG: 0.414</small>	3-1		E3	1B	1-3		F8	FC1-5		2	0	0	0	0	0	2				
German Rivera, R <small>OBP: 0.143, SLG: 0.077</small>	6-3		1B	FC4	1-3		K	E5		6	1	1	1	0	1	8				
Joe Niekro, R <small>OBP: 0.212, SLG: 0.220</small>			K		6-3		5-3	K		5	0	0	0	1	2	8				
Inning Stats	R: 1 E: 0 K: 0 S: 4	H: 2 LOB: 1 BB: 1 P: 8	R: 0 E: 0 K: 0 S: 3	H: 0 LOB: 2 BB: 2 P: 11	R: 3 E: 1 K: 1 S: 9	H: 3 LOB: 2 BB: 1 P: 13	R: 3 E: 0 K: 0 S: 6	H: 3 LOB: 2 BB: 2 P: 14	R: 0 E: 0 K: 1 S: 7	H: 1 LOB: 2 BB: 1 P: 10	R: 1 E: 0 K: 1 S: 7	H: 2 LOB: 1 BB: 0 P: 7	R: 3 E: 2 K: 2 S: 11	H: 3 LOB: 1 BB: 0 P: 11	R: 1 E: 0 K: 0 S: 6	H: 3 LOB: 2 BB: 0 P: 6		1B: 16 2B: 3 3B: 0 HR: 0	SF: 1 SAC: 0 DP: 0 HBP: 0	WP: 0 PB: 0 SB: 1 CS: 1
PITCHER	IP WLS BF H R ER SO BB IBB HBP BLK WP HR S P ERA WHIP																			
Ron Darling, R <small>ERA: 2.95</small> Tom Gorman, L <small>ERA: 5.24</small> Doug Sisk, R <small>ERA: 5.93</small>	4.0 L 26 8 7 5 1 6 0 0 0 0 0 0 22 46 11.25 3.500																			

AB	46
R	12
H	19
RBI	10
BB	7
SO	6
LOB	32



Batter	1	2	3	4	5	6	7	8	9	AB	R	H	RBI	BB	SO	LOB	BOTTOM			
Lenny Dykstra, L <small>OBP: 0.319, SLG: 0.313</small> Doug Sisk, R <small>OBP: 0.333, SLG: 0.349</small>	F8		FC4-6		F7		F7			4	0	1	0	0	0	0	Houston Astros @ New York Mets Shea Stadium, Flushing, NY Sun Jul 28 1985, 3:33 AM EDT Att: 34,298 - Unknown			
Wally Backman, S <small>OBP: 0.365, SLG: 0.421</small> Ronn Reynolds, R <small>OBP: 0.321, SLG: 0.370</small>	K		FC4-6		G3-6			HR		4	2	2	0	0	1	1				
Darryl Strawberry, L <small>OBP: 0.397, SLG: 0.497</small>	S		HR		G3-6			HR		3	2	2	4	1	0	1				
Gary Carter, R <small>OBP: 0.365, SLG: 0.421</small> Ronn Reynolds, R <small>OBP: 0.321, SLG: 0.370</small>	F5		6-3		F3			K		3	0	0	0	0	0	1				
Danny Heep, L <small>OBP: 0.333, SLG: 0.431</small>			1B		WP			4-3		3	0	2	0	1	0	0				
George Foster, R <small>OBP: 0.316, SLG: 0.463</small>	F7		F9		K			F8		4	0	0	0	0	1	3				
Howard Johnson, S <small>OBP: 0.284, SLG: 0.347</small>	F9				F8			F9		4	0	0	0	0	0	2				
Rafael Santana, R <small>OBP: 0.283, SLG: 0.296</small>	FC6		L6					F9		4	0	1	0	0	0	0				
Ron Darling, R <small>OBP: 0.192, SLG: 0.235</small> Rusty Staub, L <small>OBP: 0.342, SLG: 0.355</small> Tom Gorman, L <small>OBP: 0.364, SLG: 0.444</small>	FC6		F5		F7			F8		1	0	0	0	0	0	2				
Clint Hurdle, L <small>OBP: 0.364, SLG: 0.444</small>	1-2									2	0	0	0	0	0	0				
Inning Stats	R: 0 E: 0 K: 1 S: 5	H: 0 LOB: 1 BB: 1 P: 9	R: 0 E: 0 K: 0 S: 5	H: 2 LOB: 0 BB: 0 P: 5	R: 2 E: 0 K: 0 S: 5	H: 2 LOB: 1 BB: 1 P: 9	R: 0 E: 0 K: 0 S: 3	H: 0 LOB: 0 BB: 0 P: 3	R: 0 E: 1 K: 1 S: 6	H: 1 LOB: 1 BB: 0 P: 6	R: 0 E: 0 K: 0 S: 3	H: 0 LOB: 0 BB: 0 P: 3	R: 2 E: 0 K: 1 S: 7	H: 2 LOB: 0 BB: 0 P: 7	R: 0 E: 0 K: 0 S: 3	H: 0 LOB: 0 BB: 0 P: 3	1B: 5 2B: 1 3B: 0 HR: 2	SF: 0 SAC: 0 DP: 1 HBP: 0	WP: 1 PB: 0 SB: 2 CS: 0	PA: 36
PITCHER	IP WLS BF H R ER SO BB IBB HBP BLK WP HR S P ERA WHIP																			
Joe Niekro, R <small>ERA: 3.03</small>	9.0 W 36 8 4 4 3 2 0 0 0 0 1 2 40 48 4.00 1.111																			

AB	34
R	4
H	8
RBI	4
BB	2
SO	3
LOB	10



Batter	1	2	3	4	5	6	7	8	9	AB	R	H	RBI	BB	SO	LOB	TOP					
Bill Doran, S OBP: 0.355, SLG: 0.414 (1,4)										5	0	0	0	0	1	4						
Craig Reynolds, L OBP: 0.310, SLG: 0.359 (1,6)										4	0	2	0	0	0	2						
Kevin Bass, S OBP: 0.288, SLG: 0.392 (1,9)										3	0	0	0	1	1	2						
Jose Cruz, L OBP: 0.331, SLG: 0.405 (1,7)										3	0	2	0	1	0	0						
Jerry Mumphy, S OBP: 0.337, SLG: 0.403 (1,8)										3	0	0	0	1	2	4						
Glenn Davis, R OBP: 0.311, SLG: 0.434 (1,3)										4	0	0	0	0	1	2						
Mark Bailey, S John Mizerock, L (6,2)										1	1	0	0	1	0	0	AB 31					
German Rivera, R Chris Jones, L (9,PH)										2	0	0	0	0	1	0	R 1					
Nolan Ryan, R Denny Walling, L (7,PH)										2	0	1	0	1	1	0	H 7					
Jeff Calhoun, L Bill Dawley, R (7,1)										1	0	1	0	1	1	0	RBI 1					
Harry Spilman, L (9,PH)										1	0	0	0	0	0	0	BB 5					
										1	0	0	1	0	0	0	SO 8					
										1	0	1	0	0	0	0	LOB 15					
										1	0	1	0	0	0	0						
										1	0	1	0	0	0	0						
										1	0	0	0	0	0	0						
										1	0	0	0	0	1	1						
Inning Stats	R: 0 E: 0 K: 2 S: 9	H: 2 LOB: 2 BB: 0 P: 9	R: 1 E: 0 K: 0 S: 4	H: 1 LOB: 1 BB: 1 P: 8	R: 0 E: 0 K: 1 S: 4	H: 0 LOB: 1 BB: 2 P: 12	R: 0 E: 0 K: 1 S: 5	H: 0 LOB: 0 BB: 0 P: 5	R: 0 E: 0 K: 0 S: 4	H: 1 LOB: 1 BB: 0 P: 4	R: 0 E: 0 K: 0 S: 2	H: 0 LOB: 0 BB: 1 P: 6	R: 0 E: 0 K: 1 S: 6	H: 1 LOB: 2 BB: 1 P: 10	R: 0 E: 0 K: 2 S: 8	H: 1 LOB: 1 BB: 0 P: 8	R: 0 E: 0 K: 1 S: 6	H: 1 LOB: 1 BB: 0 P: 6	1B: 3 2B: 4 3B: 0 HR: 0	SF: 1 SAC: 0 DP: 1 HBP: 0	WP: 0 PB: 0 SB: 0 CS: 1	PA: 37
PITCHER	IP WLS BF H R ER SO BB IBB HBP BLK WP HR S P ERA WHIP																	PITCHER	IP WLS BF H R ER SO BB IBB HBP BLK WP HR S P ERA WHIP			
Mario Soto, R ERA: 3.3 (1,1)	9.0 W 37 7 1 1 8 5 0 0 0 0 0 0 48 68 1.00 1.333																					

Houston Astros @ Cincinnati Reds
Riverfront Stadium, Cincinnati, OH
Tue Jul 30 1985, 7:05 PM EDT
Att: 26,822 - Unknown

AB 31
R 1
H 7
RBI 1
BB 5
SO 8
LOB 15



Batter	1	2	3	4	5	6	7	8	9	AB	R	H	RBI	BB	SO	LOB	BOTTOM			
Eddie Milner, L OBP: 0.338, SLG: 0.317 (1,8)										3	1	2	0	1	0	0				
Max Venable, L OBP: 0.293, SLG: 0.343 (1,7)										3	1	0	0	0	1	2				
Pete Rose, S OBP: 0.404, SLG: 0.331 (1,3)										4	1	1	0	0	2	1				
Dave Parker, L OBP: 0.361, SLG: 0.519 (1,9)										4	1	2	1	0	0	3				
Buddy Bell, R OBP: 0.309, SLG: 0.331 (1,5)										4	0	2	2	0	1	1				
Dave Concepcion, R OBP: 0.332, SLG: 0.364 (1,6)										3	0	1	1	1	0	1				
Ron Oester, S OBP: 0.351, SLG: 0.380 (1,4)										3	0	1	0	1	0	2	AB 32			
Dann Bilardello, R OBP: 0.207, SLG: 0.195 (1,2)										4	0	0	0	0	1	4	R 4			
Mario Soto, R OBP: 0.156, SLG: 0.175 (1,1)										4	0	0	0	0	2	4	H 9			
																	RBI 4			
																	BB 3			
																	SO 7			
																	LOB 18			
Inning Stats	R: 2 E: 0 K: 1 S: 9	H: 4 LOB: 2 BB: 0 P: 9	R: 0 E: 0 K: 2 S: 8	H: 1 LOB: 0 BB: 0 P: 8	R: 0 E: 0 K: 1 S: 5	H: 0 LOB: 0 BB: 0 P: 5	R: 0 E: 0 K: 1 S: 6	H: 1 LOB: 1 BB: 0 P: 6	R: 0 E: 0 K: 1 S: 5	H: 0 LOB: 0 BB: 0 P: 5	R: 0 E: 0 K: 1 S: 6	H: 1 LOB: 3 BB: 2 P: 14	R: 2 E: 1 K: 0 S: 5	H: 2 LOB: 1 BB: 1 P: 9	R: 0 E: 0 K: 0 S: 3	H: 0 LOB: 0 BB: 0 P: 3	1B: 7 2B: 1 3B: 1 HR: 0	SF: 0 SAC: 1 DP: 0 HBP: 0	WP: 0 PB: 0 SB: 1 CS: 0	PA: 36
PITCHER	IP WLS BF H R ER SO BB IBB HBP BLK WP HR S P ERA WHIP																	PITCHER	IP WLS BF H R ER SO BB IBB HBP BLK WP HR S P ERA WHIP	
Nolan Ryan, R ERA: 3.62 (7,1)	0.1 L 4 1 2 1 0 1 0 0 0 0 0 0 3 7 27.00 6.000																			
Jeff Calhoun, L ERA: 2.43 (7,1)	1.2 5 1 0 0 0 0 0 0 0 0 0 0 5 5 0.00 0.600																			
Bill Dawley, R ERA: 4.72 (7,1)																				

Houston Astros @ Cincinnati Reds
Riverfront Stadium, Cincinnati, OH
Tue Jul 30 1985, 7:05 PM EDT
Att: 26,822 - Unknown

AB 32
R 4
H 9
RBI 4
BB 3
SO 7
LOB 18



Batter	1	2	3	4	5	6	7	8	9	AB	R	H	RBI	BB	SO	LOB	TOP					
Bill Doran, S OBP: 0.365, SLG: 0.412 (1, 4)										4	0	1	0	1	0	0	Houston Astros @ Cincinnati Reds Riverfront Stadium, Cincinnati, OH Wed Jul 31 1985, 7:05 PM EDT Att: 20,758 - Unknown					
Dickie Thorn, R OBP: 0.277, SLG: 0.329 (1, 6)										5	0	1	0	0	0	1						
Kevin Bass, S OBP: 0.287, SLG: 0.389 (1, 9)										5	1	1	0	0	0	3						
Jose Cruz, L OBP: 0.334, SLG: 0.408 (1, 7)										5	3	3	0	0	0	1						
Jerry Mumphy, S OBP: 0.331, SLG: 0.395 (1, 8)										5	0	0	0	0	0	4						
Glenn Davis, R OBP: 0.324, SLG: 0.464 (1, 3)										3	2	2	4	1	1	0						
German Rivera, R OBP: 0.286, SLG: 0.263 (1, 5)										4	1	2	0	0	0	2						
John Mizerock, L OBP: 0.167, SLG: 0.333 (1, 2)										4	1	1	3	0	0	3						
Mike Scott, R OBP: 0.217, SLG: 0.268 (8, PH)										3	1	2	2	0	0	0						
Chris Jones, L OBP: 0.240, SLG: 0.174 (8, PH)										1	0	0	0	0	1	0						
Frank DiPino, L OBP: 0.286, SLG: 0.286 (8, 1)										0	0	0	0	0	0	0						
Inning Stats	R: 0 E: 0 K: 0 S: 4	H: 1 LOB: 1 BB: 0 P: 4	R: 0 E: 0 K: 1 S: 6	H: 1 LOB: 1 BB: 0 P: 6	R: 0 E: 0 K: 0 S: 3	H: 0 LOB: 0 BB: 0 P: 3	R: 3 E: 0 K: 0 S: 6	H: 3 LOB: 0 BB: 0 P: 6	R: 1 E: 0 K: 0 S: 4	H: 1 LOB: 0 BB: 0 P: 4	R: 4 E: 1 K: 0 S: 7	H: 5 LOB: 2 BB: 2 P: 15	R: 1 E: 1 K: 0 S: 5	H: 2 LOB: 1 BB: 0 P: 5	R: 0 E: 0 K: 1 S: 5	H: 0 LOB: 0 BB: 0 P: 5	R: 0 E: 0 K: 0 S: 3	H: 0 LOB: 0 BB: 0 P: 3	1B: 10 2B: 1 3B: 0 HR: 2	SF: 0 SAC: 0 DP: 1 HBP: 0	WP: 2 PB: 0 SB: 0 CS: 0	PA: 41
PITCHER	IP WLS BF H R ER SO BB IBB HBP BLK WP HR S P ERA WHIP																					
Tom Browning, L ERA: 3.81 (1, 1)	5.1 L 25 8 7 7 1 0 0 0 0 0 0 2 26 30 11.81 1.500																					
Bob Buchanan, L ERA: 4.91 (6, 1)	0.0 3 2 1 1 0 1 0 0 0 0 1 0 2 6 ∞ ∞																					
Tom Hume, R ERA: 3.29 (6, 1)	0.2 2 1 0 0 0 0 0 0 0 0 0 0 2 2 0.00 1.500																					
John Stuper, R ERA: 5.16 (7, 1)	3.0 11 2 1 0 1 0 0 0 0 0 1 0 13 13 0.00 0.667																					

AB	39
R	9
H	13
RBI	9
BB	2
SO	2
LOB	14



Batter	1	2	3	4	5	6	7	8	9	AB	R	H	RBI	BB	SO	LOB	BOTTOM					
Eddie Milner, L OBP: 0.333, SLG: 0.312 (1, 8)										4	0	0	0	0	0	2	Houston Astros @ Cincinnati Reds Riverfront Stadium, Cincinnati, OH Wed Jul 31 1985, 7:05 PM EDT Att: 20,758 - Unknown					
Cesar Cedeno, R OBP: 0.311, SLG: 0.347 (9, PH)										1	0	0	0	0	0	0						
Max Venable, L OBP: 0.304, SLG: 0.378 (1, 7)										4	1	2	0	0	0	0						
Pete Rose, S OBP: 0.405, SLG: 0.337 (1, 3)										4	0	2	1	0	0	1						
Dave Parker, L OBP: 0.360, SLG: 0.524 (1, 9)										4	1	1	1	0	1	2						
Buddy Bell, R OBP: 0.311, SLG: 0.335 (1, 5)										4	0	2	0	0	0	1						
Dave Concepcion, R OBP: 0.332, SLG: 0.361 (1, 6)										3	0	0	0	1	0	1						
Ron Oester, S OBP: 0.353, SLG: 0.381 (1, 4)										4	0	2	0	0	1	2						
Dann Bilardello, R OBP: 0.208, SLG: 0.198 (1, 2)										4	0	1	0	0	1	2						
Tom Browning, L OBP: 0.220, SLG: 0.191 (6, 1)										1	0	0	0	0	1	2						
Bob Buchanan, L OBP: 0.279, SLG: 0.279 (6, 1)										0	0	0	0	0	0	0						
Tom Hume, R OBP: 0.279, SLG: 0.279 (6, 1)										0	0	0	0	0	0	0						
Tom Foley, L OBP: 0.226, SLG: 0.226 (6, PH)										0	0	0	0	0	0	0						
John Stuper, R OBP: 0.226, SLG: 0.226 (7, 1)										0	0	0	0	0	0	0						
Gary Redus, R OBP: 0.226, SLG: 0.226 (6, PH)										0	0	0	0	0	0	0						
Inning Stats	R: 0 E: 0 K: 0 S: 4	H: 1 LOB: 1 BB: 0 P: 4	R: 0 E: 0 K: 2 S: 9	H: 2 LOB: 2 BB: 0 P: 9	R: 1 E: 0 K: 1 S: 7	H: 2 LOB: 1 BB: 0 P: 7	R: 0 E: 0 K: 0 S: 5	H: 2 LOB: 2 BB: 0 P: 5	R: 1 E: 0 K: 1 S: 7	H: 2 LOB: 2 BB: 1 P: 11	R: 0 E: 0 K: 0 S: 3	H: 0 LOB: 0 BB: 0 P: 3	R: 0 E: 0 K: 0 S: 3	H: 1 LOB: 0 BB: 0 P: 3	R: 0 E: 0 K: 0 S: 3	H: 0 LOB: 0 BB: 0 P: 3	R: 0 E: 0 K: 1 S: 5	H: 0 LOB: 0 BB: 0 P: 5	1B: 6 2B: 2 3B: 1 HR: 1	SF: 0 SAC: 1 DP: 1 HBP: 0	WP: 0 PB: 0 SB: 0 CS: 0	PA: 37
PITCHER	IP WLS BF H R ER SO BB IBB HBP BLK WP HR S P ERA WHIP																					
Mike Scott, R ERA: 2.79 (1, 1)	7.0 W 31 10 2 2 4 0 0 0 0 0 0 1 38 42 2.57 1.571																					
Frank DiPino, L ERA: 3.45 (8, 1)	2.0 6 0 0 0 1 0 0 0 0 0 0 0 8 8 0.00 0.000																					

AB	35
R	2
H	10
RBI	2
BB	1
SO	5
LOB	13



Batter	1	2	3	4	5	6	7	8	9	AB	R	H	RBI	BB	SO	LOB	TOP					
Bill Doran, S OBP: 0.356, SLG: 0.411 (1,4)	0-0 1B	4-0 2B BB		0-3 K			0-0 G3		0-3 K	4	0	1	0	1	2	2	Houston Astros @ Cincinnati Reds Riverfront Stadium, Cincinnati, OH Thu Aug 01 1985, 7:05 PM EDT Att: 20,608 - Unknown					
Craig Reynolds, L OBP: 0.316, SLG: 0.407 (1,6)	0-0 1B	0-0 2B		0-0 FC4			0-0 4-3 1B		0-0 F6	5	0	3	0	0	0	2						
Denny Walling, L OBP: 0.304, SLG: 0.374 (1,5)	0-3 K	0-0 4-3		0-0 F7			0-0 4-3			4	0	0	0	0	1	6						
Jose Cruz, L OBP: 0.333, SLG: 0.409 (1,7)	0-0 F8			0-0 2B			0-0 F8			4	0	1	0	0	1	3						
Jerry Mumphrey, S OBP: 0.327, SLG: 0.390 (1,9)	0-0 3-1			0-3 K			0-0 F7		0-0 6-3	4	0	0	0	0	1	3						
Glenn Davis, R OBP: 0.322, SLG: 0.453 (1,3)		0-3 K	1-0 HBP				0-0 1-3		0-0 6-3	3	0	0	0	0	1	0						
Kevin Bass, S OBP: 0.287, SLG: 0.387 (1,8)		0-0 HR 1B	0-3 K				0-0 F2		0-0 F5	4	1	1	0	0	1	2						
Mark Bailey, S OBP: 0.383, SLG: 0.424 (1,2)		0-0 HR 1B	0-3 K				0-0 4-3		0-3 K	4	1	1	2	0	2	2						
Bob Knepper, L OBP: 0.176, SLG: 0.240 (1,1)		0-3 K		0-0 FC4 1B			0-3 K		4-0 BB	3	0	1	0	0	2	0						
Charlie Kerfeld, R (8,1)										0	0	0	0	0	0	0						
Chris Jones, L OBP: 0.269, SLG: 0.174 (9, PH)										0	0	0	0	0	1	0						
Inning Stats	R: 0 E: 0 K: 1 S: 7	H: 2 LOB: 2 BB: 0 P: 7	R: 2 E: 0 K: 2 S: 10	H: 3 LOB: 2 BB: 1 P: 14	R: 0 E: 0 K: 3 S: 10	H: 1 LOB: 2 BB: 0 P: 11	R: 0 E: 0 K: 1 S: 6	H: 1 LOB: 0 BB: 0 P: 6	R: 0 E: 0 K: 0 S: 3	H: 0 LOB: 0 BB: 0 P: 3	R: 0 E: 0 K: 1 S: 5	H: 0 LOB: 0 BB: 0 P: 5	R: 0 E: 0 K: 0 S: 6	H: 1 LOB: 1 BB: 0 P: 6	R: 0 E: 0 K: 0 S: 3	H: 0 LOB: 0 BB: 0 P: 3	R: 0 E: 0 K: 2 S: 7	H: 0 LOB: 1 BB: 1 P: 11	1B: 5 2B: 2 3B: 0 HR: 1	SF: 0 SAC: 0 DP: 0 HBP: 1	WP: 0 PB: 0 SB: 0 CS: 0	PA: 38
PITCHER Andy McGaffigan, R ERA: 1.2 (1,1)	IP: 9.0 WLS: W BF: 38 H: 8 R: 2 ER: 2 SO: 11 BB: 2 IBB: 0 HBP: 1 BLK: 0 WP: 0 HR: 1 S: 57 P: 66 ERA: 2.00 WHIP: 1.111															PITCHER						

AB	35
R	2
H	8
RBI	2
BB	2
SO	11
LOB	20



Batter	1	2	3	4	5	6	7	8	9	AB	R	H	RBI	BB	SO	LOB	BOTTOM			
Gary Redus, R OBP: 0.371, SLG: 0.436 (1,8)	0-0 5-3		0-0 F7		0-0 SF7 3B		0-0 F2			4	1	1	0	0	0	0	Houston Astros @ Cincinnati Reds Riverfront Stadium, Cincinnati, OH Thu Aug 01 1985, 7:05 PM EDT Att: 20,608 - Unknown			
Dave Concepcion, R OBP: 0.336, SLG: 0.362 (1,6)	0-0 CS 1B			4-0 2B 5-3 BB	4-0 BB		0-0 6-3			2	1	1	0	2	0	0				
Dave Parker, L OBP: 0.357, SLG: 0.519 (1,9)	0-0 4-3			0-3 K	0-0 SF7		0-0 F8			3	0	0	1	0	1	2				
Buddy Bell, R OBP: 0.313, SLG: 0.340 (1,5)		0-0 F6		0-0 HR 2B	0-0 F4			0-0 G4-3 1B		4	1	2	0	0	0	1				
Tony Perez, R OBP: 0.400, SLG: 0.505 (1,3)		0-0 FC5-4 1B		0-0 5-3		0-0 5-3 1B		0-3 K		4	1	2	1	0	1	2				
Nick Esasky, R OBP: 0.346, SLG: 0.446 (1,7)		0-0 FC5-4		0-0 HR		0-0 5-3		0-0 G4-3		4	1	1	2	0	0	3				
Eddie Milner, L OBP: 0.333, SLG: 0.312 (9,8)		0-0 FC5-4		0-0 HR		0-0 5-3		0-0 G4-3		0	0	0	0	0	0	0				
Ron Oester, S OBP: 0.353, SLG: 0.381 (1,4)		0-3 K		0-0 FC6-4 1B		0-0 5-3				3	0	1	0	0	1	2				
Dann Bilardello, R OBP: 0.212, SLG: 0.202 (1,2)			0-0 6-3	0-0 FC6-4		0-0 5-3		0-0 2H 1B		3	0	1	1	0	0	1				
Andy McGaffigan, R (1,1)			0-3 K		0-3 K		0-3 K			3	0	0	0	0	3	1				
Inning Stats	R: 0 E: 0 K: 0 S: 3	H: 1 LOB: 0 BB: 0 P: 3	R: 0 E: 0 K: 1 S: 6	H: 1 LOB: 1 BB: 0 P: 6	R: 0 E: 0 K: 1 S: 5	H: 0 LOB: 0 BB: 0 P: 5	R: 3 E: 0 K: 1 S: 8	H: 3 LOB: 1 BB: 1 P: 12	R: 1 E: 0 K: 1 S: 6	H: 1 LOB: 1 BB: 1 P: 10	R: 1 E: 0 K: 1 S: 7	H: 2 LOB: 1 BB: 0 P: 7	R: 0 E: 0 K: 0 S: 3	H: 0 LOB: 0 BB: 0 P: 3	R: 0 E: 0 K: 1 S: 5	H: 1 LOB: 0 BB: 0 P: 5	1B: 6 2B: 1 3B: 1 HR: 1	SF: 1 SAC: 0 DP: 1 HBP: 0	WP: 0 PB: 0 SB: 0 CS: 1	PA: 33
PITCHER Bob Knepper, L ERA: 3.69 (1,1)	IP: 7.0 WLS: L BF: 30 H: 8 R: 5 ER: 5 SO: 5 BB: 2 IBB: 0 HBP: 0 BLK: 0 WP: 0 HR: 1 S: 38 P: 46 ERA: 6.43 WHIP: 1.429															PITCHER				
Charlie Kerfeld, R ERA: 12.46 (8,1)	IP: 1.0 WLS: 3 BF: 1 H: 0 R: 0 ER: 0 SO: 1 BB: 0 IBB: 0 HBP: 0 BLK: 0 WP: 0 HR: 0 S: 5 P: 5 ERA: 0.00 WHIP: 1.000															PITCHER				

AB	30
R	5
H	9
RBI	5
BB	2
SO	6
LOB	12



Batter	1	2	3	4	5	6	7	8	9	AB	R	H	RBI	BB	SO	LOB	TOP
Tim Flannery, L <small>OBP: 0.386, SLG: 0.361</small> 										5	0	2	1	1	1	3	San Diego Padres @ Houston Astros Astrodome, Houston, TX Fri Aug 02 1985, 8:05 PM EDT Att: 20,675 - Unknown
Tony Gwynn, L <small>OBP: 0.344, SLG: 0.410</small> Kurt Bevacqua, R <small>OBP: 0.348, SLG: 0.360</small> Tim Stoddard, R <small>OBP: 0.348, SLG: 0.360</small>										3	0	0	0	0	0	2	
Steve Garvey, R <small>OBP: 0.383, SLG: 0.428</small> Ed Wojna, R <small>OBP: 0.167, SLG: 0.167</small> Gery Davis, R <small>OBP: 0.350, SLG: 0.395</small> Roy Lee Jackson, R <small>OBP: 0.350, SLG: 0.395</small> Bruce Bochy, R <small>OBP: 0.302, SLG: 0.483</small>										3	0	1	0	0	0	1	
Graig Nettles, L <small>OBP: 0.397, SLG: 0.450</small>										5	3	4	1	0	0	0	
Terry Kennedy, L <small>OBP: 0.303, SLG: 0.412</small>										5	3	3	1	0	0	2	
Carmelo Martinez, R <small>OBP: 0.349, SLG: 0.442</small>										4	1	1	1	1	1	2	
Kevin McReynolds, R <small>OBP: 0.283, SLG: 0.371</small> Mario Ramirez, R <small>OBP: 0.310, SLG: 0.370</small>										3	0	0	0	0	1	2	
Garry Templeton, S <small>OBP: 0.349, SLG: 0.394</small> Bobby Brown, S <small>OBP: 0.221, SLG: 0.206</small>										2	0	0	0	0	1	2	
LaMarr Hoyt, R <small>OBP: 0.100, SLG: 0.082</small> Mark Thurmond, L <small>ERA: 4.74</small> Al Bumbry, L <small>OBP: 0.289, SLG: 0.271</small>										1	0	0	0	0	0	1	
Inning Stats	R: 0 H: 3 E: 0 LOB: 2 K: 0 BB: 0 S: 5 P: 5	R: 0 H: 0 E: 0 LOB: 1 K: 3 BB: 0 S: 10 P: 10	R: 0 H: 0 E: 0 LOB: 0 K: 0 BB: 0 S: 3 P: 3	R: 1 H: 2 E: 0 LOB: 1 K: 0 BB: 0 S: 5 P: 5	R: 0 H: 1 E: 0 LOB: 1 K: 0 BB: 0 S: 4 P: 4	R: 5 H: 5 E: 0 LOB: 1 K: 1 BB: 1 S: 10 P: 14	R: 1 H: 1 E: 0 LOB: 0 K: 0 BB: 0 S: 4 P: 4	R: 0 H: 0 E: 0 LOB: 2 K: 1 BB: 2 S: 5 P: 13	R: 2 H: 3 E: 0 LOB: 2 K: 1 BB: 1 S: 8 P: 12	1B: 10 SF: 2 2B: 4 SAC: 0 3B: 0 DP: 0 HR: 1 HBP: 0	WP: 3 PA: 46 PB: 3 SB: 0 CS: 0						
PITCHER	IP WLS BF H R ER SO BB IBB HBP BLK WP HR S P ERA WHIP											IP WLS BF H R ER SO BB IBB HBP BLK WP HR S P ERA WHIP					
Joe Niekro, R <small>ERA: 3.21</small> Bill Dawley, R <small>ERA: 4.74</small> Frank DiPino, L <small>ERA: 3.46</small> Dave Smith, R <small>ERA: 2.01</small>	5.1 W 27 10 6 5 3 1 0 0 0 0 2 0 32 36 8.44 2.062											5.1 W 27 10 6 5 3 1 0 0 0 0 2 0 32 36 8.44 2.062					
Bill Doran, S <small>OBP: 0.359, SLG: 0.419</small>										4	2	2	3	1	1	0	San Diego Padres @ Houston Astros Astrodome, Houston, TX Fri Aug 02 1985, 8:05 PM EDT Att: 20,675 - Unknown
Craig Reynolds, L <small>OBP: 0.310, SLG: 0.359</small>										5	0	0	0	0	4		
Denny Walling, L <small>OBP: 0.298, SLG: 0.367</small>										5	1	0	0	0	1		
Jose Cruz, L <small>OBP: 0.340, SLG: 0.420</small>										5	3	4	1	0	0		
Jerry Mumphrey, S <small>OBP: 0.331, SLG: 0.397</small>										5	2	3	1	0	0		
Glenn Davis, R <small>OBP: 0.324, SLG: 0.459</small>										5	2	2	2	0	4		
Kevin Bass, S <small>OBP: 0.292, SLG: 0.391</small>										4	0	3	2	0	1		
Mark Bailey, S <small>OBP: 0.381, SLG: 0.421</small>										4	1	1	0	0	5		
Joe Niekro, R <small>OBP: 0.236, SLG: 0.245</small> Bill Dawley, R <small>ERA: 4.85</small> Harry Spilman, L <small>OBP: 0.180, SLG: 0.207</small> Frank DiPino, L <small>OBP: 0.286, SLG: 0.286</small> Dave Smith, R <small>ERA: 4.09</small>										3	1	2	3	0	0		
Inning Stats	R: 0 H: 1 E: 1 LOB: 2 K: 0 BB: 0 S: 4 P: 4	R: 4 H: 4 E: 0 LOB: 0 K: 0 BB: 0 S: 7 P: 7	R: 3 H: 4 E: 0 LOB: 0 K: 0 BB: 0 S: 6 P: 6	R: 0 H: 0 E: 0 LOB: 0 K: 1 BB: 0 S: 5 P: 5	R: 3 H: 4 E: 1 LOB: 3 K: 0 BB: 1 S: 8 P: 12	R: 0 H: 0 E: 0 LOB: 0 K: 0 BB: 0 S: 3 P: 3	R: 0 H: 1 E: 0 LOB: 1 K: 1 BB: 0 S: 6 P: 6	R: 2 H: 3 E: 0 LOB: 1 K: 1 BB: 0 S: 8 P: 8	1B: 12 SF: 0 2B: 4 SAC: 0 3B: 0 DP: 1 HR: 1 HBP: 0	WP: 0 PA: 42 PB: 0 SB: 0 CS: 0							
PITCHER	IP WLS BF H R ER SO BB IBB HBP BLK WP HR S P ERA WHIP											IP WLS BF H R ER SO BB IBB HBP BLK WP HR S P ERA WHIP					
LaMarr Hoyt, R <small>ERA: 3.36</small> Mark Thurmond, L <small>ERA: 4.85</small> Ed Wojna, R <small>ERA: 4.89</small> Roy Lee Jackson, R <small>ERA: 3.48</small> Tim Stoddard, R <small>ERA: 4.09</small>	2.1 L 16 9 7 0 0 1 0 0 0 0 0 0 6 6 0.00 0.000											2.1 L 16 9 7 0 0 1 0 0 0 0 0 0 6 6 0.00 0.000					


Batter	1	2	3	4	5	6	7	8	9	AB	R	H	RBI	BB	SO	LOB	TOP										
Tim Flannery, L OBP: 0.386, SLG: 0.362 (1,4)										5	2	1	0	3	0		San Diego Padres @ Houston Astros Astrodome, Houston, TX Sat Aug 03 1985, 8:05 PM EDT Att: 27,858 - Unknown										
Tony Gwynn, L OBP: 0.346, SLG: 0.411 (1,9)										4	0	2	0	0	1	0											
Steve Garvey, R OBP: 0.295, SLG: 0.430 (1,3)										3	0	2	2	0	0	0											
Graig Nettles, L OBP: 0.395, SLG: 0.447 (1,5)										4	0	1	0	0	1	3											
Terry Kennedy, L OBP: 0.302, SLG: 0.411 (1,2)										4	0	1	0	0	2	2											
Carmelo Martinez, R OBP: 0.346, SLG: 0.436 (1,7)										4	0	0	0	0	2	3											
Kevin McReynolds, R OBP: 0.283, SLG: 0.366 (1,8)										3	1	0	0	1	0	1											
Garry Templeton, S OBP: 0.348, SLG: 0.390 (1,6)										3	0	0	0	1	0	1											
Eric Show, R OBP: 0.102, SLG: 0.102 (1,1)										3	0	0	0	0	0	2											
Craig Lefferts, L OBP: 0.333, SLG: 0.333 (9,1)										0	0	0	0	0	0	0											
Inning Stats	R: 1 E: 0 K: 2 S: 10	H: 3 LOB: 2 BB: 0 P: 10	R: 2 E: 0 K: 0 S: 6	H: 3 LOB: 2 BB: 1 P: 10	R: 0 E: 0 K: 1 S: 6	H: 1 LOB: 2 BB: 1 P: 10	R: 0 E: 0 K: 3 S: 10	H: 1 LOB: 1 BB: 0 P: 10	R: 0 E: 0 K: 1 S: 5	H: 0 LOB: 0 BB: 0 P: 5	R: 0 E: 0 K: 0 S: 3	H: 0 LOB: 0 BB: 0 P: 3	R: 0 E: 0 K: 0 S: 3	H: 0 LOB: 0 BB: 0 P: 3	R: 0 E: 0 K: 1 S: 5	H: 0 LOB: 0 BB: 0 P: 5	1B: 8 2B: 0 3B: 0 HR: 0	SF: 1 SAC: 1 DP: 0 HBP: 0	WP: 0 PB: 0 SB: 0 CS: 0	PA: 37							
PITCHER	IP	WLS	BF	H	R	ER	SO	BB	IBB	HBP	BLK	WP	HR	S	P	ERA	WHIP										
Nolan Ryan, R ERA: 3.63 (1,1)	7.0		31	8	3	3	8	1	1	0	0	0	0	45	53	3.86	1.286										
Jeff Calhoun, L ERA: 2.37 (8,1)	1.0		3	0	0	0	0	0	0	0	0	0	0	3	3	0.00	0.000										
Charlie Kerfeld, R ERA: 10.13 (9,1)	1.0	W	3	0	0	0	1	0	0	0	0	0	0	5	5	0.00	0.000										


AB	33
R	3
H	8
RBI	3
BB	2
SO	9
LOB	12



Batter	1	2	3	4	5	6	7	8	9	AB	R	H	RBI	BB	SO	LOB	BOTTOM										
Bill Doran, S OBP: 0.358, SLG: 0.418 (1,4)										4	0	1	0	0	0	2	San Diego Padres @ Houston Astros Astrodome, Houston, TX Sat Aug 03 1985, 8:05 PM EDT Att: 27,858 - Unknown										
Craig Reynolds, L OBP: 0.313, SLG: 0.398 (1,6)										3	1	1	0	1	0	0											
Denny Walling, L OBP: 0.301, SLG: 0.369 (1,5)										4	0	2	0	0	0	1											
Jose Cruz, L OBP: 0.341, SLG: 0.421 (1,7)										4	1	2	1	0	0	1											
Jerry Mumphrey, S OBP: 0.330, SLG: 0.395 (1,9)										4	1	1	0	0	0	2											
Glenn Davis, R OBP: 0.328, SLG: 0.467 (1,3)										4	0	2	1	0	0	2											
Dickie Thon, R OBP: 0.277, SLG: 0.329 (9, FR)										0	1	0	0	0	0	0											
Kevin Bass, S OBP: 0.294, SLG: 0.391 (1,8)										3	0	1	0	1	0	1											
Mark Bailey, S OBP: 0.379, SLG: 0.417 (1,2)										4	0	1	2	0	0	2											
Nolan Ryan, R OBP: 0.120, SLG: 0.106 (1,1)										2	0	1	0	0	0	0											
Jeff Calhoun, L (8,1)										0	0	0	0	0	0	0											
Chris Jones, L OBP: 0.296, SLG: 0.208 (9, PH)										1	0	1	0	0	0	0											
Charlie Kerfeld, R (9,1)										0	0	0	0	0	0	0											
Inning Stats	R: 1 E: 0 K: 0 S: 6	H: 4 LOB: 2 BB: 0 P: 6	R: 0 E: 0 K: 0 S: 4	H: 1 LOB: 1 BB: 0 P: 4	R: 0 E: 0 K: 0 S: 3	H: 1 LOB: 0 BB: 0 P: 3	R: 0 E: 0 K: 0 S: 4	H: 1 LOB: 1 BB: 0 P: 4	R: 0 E: 0 K: 0 S: 3	H: 0 LOB: 0 BB: 0 P: 3	R: 0 E: 0 K: 0 S: 3	H: 1 LOB: 1 BB: 0 P: 3	R: 0 E: 0 K: 0 S: 3	H: 1 LOB: 1 BB: 1 P: 7	R: 3 E: 0 K: 0 S: 4	H: 4 LOB: 2 BB: 1 P: 8	1B: 11 2B: 3 3B: 0 HR: 0	SF: 0 SAC: 0 DP: 3 HBP: 0	WP: 0 PB: 0 SB: 0 CS: 1	PA: 35							
PITCHER	IP	WLS	BF	H	R	ER	SO	BB	IBB	HBP	BLK	WP	HR	S	P	ERA	WHIP										
Eric Show, R ERA: 3.47 (1,1)	8.0		32	11	3	3	0	1	0	0	0	0	0	31	35	3.38	1.500										
Craig Lefferts, L ERA: 3.56 (9,1)	0.0	L	3	2	1	1	0	0	1	0	0	0	0	2	6	∞	∞										



Batter	1	2	3	4	5	6	7	8	9	AB	R	H	RBI	BB	SO	LOB	TOP										
Tim Flannery, L (1,4) OBP: 0.384, SLG: 0.358	0-0 1-3		0-0 F5			0-0 F8			4-0 1B BB	3	0	0	0	1	0	1	San Diego Padres @ Houston Astros Astrodome, Houston, TX Sun Aug 04 1985, 8:05 PM EDT Att: 15,912 - Unknown										
Tony Gwynn, L (1,9) OBP: 0.345, SLG: 0.410	0-0 5-3			0-0 3-1		0-0 G3			0-0 4-3 1B	4	0	1	0	0	0	0											
Steve Garvey, R (1,3) OBP: 0.292, SLG: 0.426	0-0 F6			0-0 F9			0-0 F9		0-0 4-3 1-2	4	0	0	0	0	0	2											
Graig Nettles, L (1,5) OBP: 0.393, SLG: 0.442		0-0 3-1		0-0 F8			0-0 G3		4-0 1B IBB	3	0	0	0	1	0	0											
Terry Kennedy, L (1,2) OBP: 0.302, SLG: 0.409		0-0 G3			0-0 G3-6-3 1B		0-0 F9		0-3 K	4	0	1	0	0	1	3											
Carmelo Martinez, R (1,7) OBP: 0.342, SLG: 0.431		0-0 F7			0-0 G3-6-3 1-2			0-0 5-3	0-0 5-3	4	0	0	0	0	0	4											
Kevin McReynolds, R (1,8) OBP: 0.286, SLG: 0.369			0-0 6-3			4-0 G4-6-3 1B				2	0	1	0	1	0	0											
Garry Templeton, S (1,6) OBP: 0.345, SLG: 0.387			0-3 K		0-3 K 1-2			0-0 G4-6-3 1-2		3	0	0	0	0	2	2											
Dave Dravecky, R (1,1) OBP: 0.167, SLG: 0.133			0-0 1B			0-3 K			0-0 HR	2	0	1	0	0	1	0											
Al Bumbry, L (9, PH) OBP: 0.299, SLG: 0.324										1	1	1	1	0	0	0											
Inning Stats	R: 0 E: 0 K: 0 S: 3	H: 0 LOB: 0 BB: 0 P: 3	R: 0 E: 0 K: 0 S: 3	H: 0 LOB: 0 BB: 0 P: 3	R: 0 E: 0 K: 1 S: 6	H: 1 LOB: 1 BB: 0 P: 6	R: 0 E: 0 K: 0 S: 3	H: 0 LOB: 0 BB: 0 P: 3	R: 0 E: 0 K: 1 S: 5	H: 1 LOB: 1 BB: 1 P: 9	R: 0 E: 0 K: 0 S: 3	H: 0 LOB: 0 BB: 0 P: 3	R: 0 E: 0 K: 0 S: 3	H: 1 LOB: 0 BB: 0 P: 3	R: 1 E: 0 K: 1 S: 7	H: 2 LOB: 3 BB: 2 P: 15	1B: 4 2B: 0 3B: 0 HR: 1	SF: 0 SAC: 0 DP: 2 HBP: 0	WP: 0 PB: 0 SB: 1 CS: 0	PA: 33							
PITCHER	IP	WLS	BF	H	R	ER	SO	BB	IBB	HBP	BLK	WP	HR	S	P	ERA	WHIP										
Mike Scott, R (1,1) ERA: 2.7	8.0	W	28	4	1	1	3	2	0	0	0	0	1	32	40	1.12	0.750										
Dave Smith, R (9,1) ERA: 1.98	1.0	S	5	1	0	0	1	0	1	0	0	0	0	6	10	0.00	1.000										

Batter	1	2	3	4	5	6	7	8	9	AB	R	H	RBI	BB	SO	LOB	BOTTOM										
Bill Doran, S (1,4) OBP: 0.355, SLG: 0.413	0-0 6-3	0-0 5-3			0-0 6-3		0-0 5-3			4	0	0	0	0	0	2	San Diego Padres @ Houston Astros Astrodome, Houston, TX Sun Aug 04 1985, 8:05 PM EDT Att: 15,912 - Unknown										
Phil Garner, R (1,5) OBP: 0.296, SLG: 0.355			0-0 F8		0-0 4-3 2B		0-0 F3			4	0	2	0	0	0	0											
Kevin Bass, S (1,8) OBP: 0.294, SLG: 0.389	0-0 F8		0-3 K		0-0 4-3 2-3			0-0 6-3 1B		4	0	1	0	0	1	2											
Jose Cruz, L (1,7) OBP: 0.340, SLG: 0.419	0-3 K		0-0 E7 2B 1B		0-3 K			0-0 F8		4	1	1	0	0	2	3											
Jerry Mumphrey, S (1,9) OBP: 0.332, SLG: 0.400		0-0 F8		0-0 2B		0-0 G6-3 1B		0-0 6-3 1-2		4	0	2	1	0	0	1											
Glenn Davis, R (1,3) OBP: 0.333, SLG: 0.486		0-0 HR		0-0 5-3		0-0 G6-3 1-2		4-0 1B		3	1	1	1	1	0	2											
Mark Bailey, S (1,2) OBP: 0.351, SLG: 0.419		0-0 2B 1B			0-0 F4		0-0 FC6-4 1B		0-0 F4	4	0	2	0	0	0	2											
Dickie Thon, R (1,6) OBP: 0.272, SLG: 0.322		0-0 F9			0-0 6-3		0-0 FC6-4 1-2			3	0	0	0	0	0	2											
Mike Scott, R (1,1) OBP: 0.224, SLG: 0.295		0-0 1-3 2B			0-3 K				0-0 F8	3	0	1	0	0	1	0											
Dave Smith, R (9,1) ERA: 2.15										0	0	0	0	0	0	0											
Inning Stats	R: 0 E: 0 K: 1 S: 6	H: 1 LOB: 1 BB: 0 P: 6	R: 1 E: 0 K: 0 S: 6	H: 3 LOB: 2 BB: 0 P: 6	R: 1 E: 1 K: 1 S: 7	H: 2 LOB: 1 BB: 0 P: 7	R: 0 E: 0 K: 1 S: 5	H: 0 LOB: 0 BB: 0 P: 5	R: 0 E: 0 K: 0 S: 6	H: 1 LOB: 1 BB: 0 P: 6	R: 0 E: 0 K: 0 S: 4	H: 2 LOB: 1 BB: 0 P: 4	R: 0 E: 0 K: 0 S: 3	H: 0 LOB: 0 BB: 0 P: 3	R: 0 E: 0 K: 0 S: 4	H: 1 LOB: 2 BB: 1 P: 8	1B: 6 2B: 3 3B: 0 HR: 1	SF: 0 SAC: 0 DP: 1 HBP: 0	WP: 0 PB: 0 SB: 0 CS: 0	PA: 34							
PITCHER	IP	WLS	BF	H	R	ER	SO	BB	IBB	HBP	BLK	WP	HR	S	P	ERA	WHIP										
Dave Dravecky, L (1,1) ERA: 2.15	8.0	L	34	10	2	2	4	0	1	0	0	0	1	41	45	2.25	1.250										

Batter	1	2	3	4	5	6	7	8	9	AB	R	H	RBI	BB	SO	LOB	TOP								
Joel Youngblood, R (1, 9) OBP: 0.348, SLG: 0.362	FC4-6 1B		4-3		6-3		1-3 1B		1-H 2-H HR	5	1	3	3	0	0	1	San Francisco Giants @ Houston Astros Astrodome, Houston, TX Mon Aug 05 1985, 8:05 PM EDT Att: 12,482 - Unknown								
Manny Trillo, R (1, 4) OBP: 0.300, SLG: 0.306	L8		6-3		F9		P6		BB	4	0	0	0	0	0	4									
Dan Driessen, L (9, PH) OBP: 0.326, SLG: 0.366										0	0	0	0	1	0	0									
Brad Wellman, R (9, PR) OBP: 0.302, SLG: 0.346										0	0	0	0	0	0	0									
Chili Davis, S (1, 8) OBP: 0.345, SLG: 0.408	FC4-6 1-2 WP			S 1B		1B		L8	F9	5	0	2	0	0	0	2									
Jeffrey Leonard, R (1, 7) OBP: 0.283, SLG: 0.405	K 1-2			6-3		1-3 1B	G5-4-3 1B		G6-4-3 1B	4	0	2	0	0	1	2									
Chris Brown, R (1, 5) OBP: 0.344, SLG: 0.464		HR		L3		1-2 G5-4-3			1-2 G6-4-3	4	1	1	1	0	0	3									
David Green, R (1, 3) OBP: 0.295, SLG: 0.342	K			FC6-4 BB					G4-1	3	0	0	0	1	2	0									
Bob Brenly, R (1, 2) OBP: 0.313, SLG: 0.418	L6			FC6-4 1-2					K	4	1	1	1	0	1	2									
Jose Uribe, S (1, 6) OBP: 0.276, SLG: 0.314	6-3								5-3	4	1	2	0	0	0	0									
Atlee Hammaker, S (1, 1) OBP: 0.063, SLG: 0.063									SH1-3 1B	1	0	0	0	0	1	0									
Frank Williams, R (6, 1)										0	0	0	0	0	0	0									
Dan Gladden, R (7, PH) OBP: 0.287, SLG: 0.301										1	0	1	0	0	0	0									
Mark Davis, L (7, 1) OBP: 0.200, SLG: 0.400										0	0	0	0	0	0	0									
Ron Roenicke, S (9, PH) OBP: 0.457, SLG: 0.360									1-2 HR BB	0	1	0	0	1	0	0									
Inning Stats	R: 0 E: 0 K: 1 S: 6	H: 1 LOB: 1 BB: 0 P: 6	R: 1 E: 0 K: 1 S: 6	H: 1 LOB: 0 BB: 0 P: 6	R: 0 E: 0 K: 1 S: 5	H: 0 LOB: 0 BB: 0 P: 5	R: 0 E: 0 K: 0 S: 4	H: 1 LOB: 2 BB: 1 P: 8	R: 0 E: 0 K: 0 S: 4	H: 1 LOB: 1 BB: 0 P: 4	R: 0 E: 0 K: 0 S: 3	H: 2 LOB: 0 BB: 0 P: 3	R: 1 E: 0 K: 1 S: 8	H: 3 LOB: 2 BB: 0 P: 8	R: 0 E: 0 K: 0 S: 3	H: 1 LOB: 0 BB: 0 P: 3	R: 3 E: 0 K: 1 S: 7	H: 2 LOB: 1 BB: 2 P: 15	1B: 9 2B: 3 3B: 0 HR: 3	SF: 0 SAC: 1 DP: 2 HBP: 0	WP: 1 PB: 0 SB: 1 CS: 0	PA: 39			
PITCHER	IP	WLS	BF	H	R	ER	SO	BB	IBB	HBP	BLK	WP	HR	S	P	ERA	WHIP								
Bob Knepper, L (1, 1) ERA: 3.64	7.0	W	29	9	2	2	4	1	0	0	0	1	2	36	40	2.57	1.429								
Charlie Kerfeld, R (8, 1) ERA: 11.57	1.2		9	3	3	3	1	2	0	0	0	0	1	9	17	16.20	3.000								
Dave Smith, R (9, 1) ERA: 1.96	0.1	S	1	0	0	0	0	0	0	0	0	0	0	1	1	0.00	0.000								

Batter	1	2	3	4	5	6	7	8	9	AB	R	H	RBI	BB	SO	LOB	BOTTOM									
Bill Doran, S (1, 4) OBP: 0.356, SLG: 0.414	4-3		6-3		S 1B		WP 1B			4	2	2	0	0	0	0	San Francisco Giants @ Houston Astros Astrodome, Houston, TX Mon Aug 05 1985, 8:05 PM EDT Att: 12,482 - Unknown									
Phil Garner, R (1, 5) OBP: 0.298, SLG: 0.358					F2		SF9			3	1	2	1	0	0	1										
Kevin Bass, S (1, 8) OBP: 0.299, SLG: 0.392	F7				2B		3-H		1-H	3	1	2	2	1	0	1										
Jose Cruz, L (1, 7) OBP: 0.339, SLG: 0.420	1-3				1B		L8			4	1	1	1	0	0	3										
Jerry Mumphrey, S (1, 9) OBP: 0.331, SLG: 0.401			F8		G3		K			4	1	1	0	0	1	3										
Glenn Davis, R (1, 3) OBP: 0.338, SLG: 0.486	6-3				FC6-4 1B		2-H 1B		K	4	0	2	3	0	1	0										
Mark Bailey, S (1, 2) OBP: 0.374, SLG: 0.411	K				L7		4-3		6-3	4	0	0	0	0	1	1										
Dickie Thon, R (1, 6) OBP: 0.271, SLG: 0.320			K		FC6-4 1-2		6-3			4	0	1	0	0	1	1										
Bob Knepper, L (1, 1) OBP: 0.170, SLG: 0.231										2	0	0	0	0	1	0										
Tim Tolman, R (7, PH) OBP: 0.095, SLG: 0.100										1	1	1	0	0	0	0										
Charlie Kerfeld, R (8, 1)										1	0	0	0	0	1	1										
Dave Smith, R (9, 1)									1B SF9 2B	0	0	0	0	0	0	0										
Inning Stats	R: 0 E: 0 K: 0 S: 4	H: 1 LOB: 1 BB: 0 P: 4	R: 0 E: 0 K: 1 S: 5	H: 0 LOB: 0 BB: 0 P: 5	R: 0 E: 0 K: 2 S: 7	H: 0 LOB: 0 BB: 0 P: 7	R: 3 E: 0 K: 0 S: 6	H: 3 LOB: 1 BB: 1 P: 10	R: 1 E: 0 K: 0 S: 5	H: 2 LOB: 1 BB: 0 P: 5	R: 1 E: 0 K: 0 S: 4	H: 2 LOB: 0 BB: 0 P: 4	R: 2 E: 0 K: 1 S: 8	H: 3 LOB: 1 BB: 0 P: 8	R: 0 E: 0 K: 2 S: 8	H: 1 LOB: 1 BB: 0 P: 8		1B: 9 2B: 3 3B: 0 HR: 0	SF: 1 SAC: 0 DP: 0 HBP: 0	WP: 1 PB: 0 SB: 1 CS: 0	PA: 36					
PITCHER	IP	WLS	BF	H	R	ER	SO	BB	IBB	HBP	BLK	WP	HR	S	P	ERA		WHIP								
Atlee Hammaker, L (1, 1) ERA: 3.47	5.0	L	22	6	4	4	3	1	0	0	0	0	0	4	4	9.00		2.000								
Frank Williams, R (6, 1) ERA: 5.85	1.0		4	2	1	1	0	0	0	0	0	0	0	4	4	9.00	2.000									
Mark Davis, L (7, 1) ERA: 2.68	2.0		10	4	2	2	3	0	0	0	0	1	0	16	16	9.00	2.000									

Batter	1	2	3	4	5	6	7	8	9	AB	R	H	RBI	BB	SO	LOB	TOP										
Bill Doran, S OBP: 0.361, SLG: 0.420 (1, 4)	0-0 FC4-6 1B	0-0 1B		0-0 CS 1B		0-0 2H 1B	4-0 G4-6-3 BB		0-0 F8	4	1	3	2	1	0	0											
Phil Garner, R OBP: 0.295, SLG: 0.353 (1, 5)	0-0 6-3 1-3	0-0 F4		0-0 CS 1-2	0-0 F8		0-0 G4-6-3 1-2			4	0	0	0	0	0	4											
Kevin Bass, S OBP: 0.301, SLG: 0.395 (1, 8)	1-0 FC4-6 HBP		0-0 F3		0-0 F9		0-3 K			3	0	0	0	0	1	0											
Jose Cruz, L OBP: 0.344, SLG: 0.422 (1, 7)	0-0 FC4-6 1-2 3H		0-0 E PB 1B		0-0 S 1B			0-3 K		4	1	2	1	0	1	1											
Jerry Mumphy, S OBP: 0.334, SLG: 0.411 (1, 9)	0-0 4-3		0-0 6-3 1-H		0-0 1-3 1-2			0-0 5-3 1B		4	0	1	0	0	0	2											
Glenn Davis, R OBP: 0.320, SLG: 0.458 (1, 3)		0-0 4-3	0-0 F4		0-0 F7			0-0 5-3 1-2		4	0	0	0	0	0	1											
Mark Bailey, S OBP: 0.375, SLG: 0.407 (1, 2)		4-0 SH3 1B BB		0-0 6-3		0-0 4-3		0-3 K		3	1	0	0	1	1												
Dickie Thon, R OBP: 0.277, SLG: 0.325 (1, 6)		0-0 1B SH3 1B 1-2		0-0 6-3		0-0 1B		0-0 F8		4	0	2	0	0	0	0											
Nolan Ryan, R OBP: 0.135, SLG: 0.143 Frank DiPino, L OBP: 0.286, SLG: 0.286 Tim Tolman, R OBP: 0.091, SLG: 0.095 (9, PH)		0-0 SH3 1-2 2-3		0-0 1B 2B		0-0 L9		0-0 F8		2	1	1	0	0	0	1											
Inning Stats	R: 1 E: 0 K: 0 S: 4	H: 1 LOB: 1 BB: 0 P: 5	R: 1 E: 0 K: 0 S: 5	H: 2 LOB: 2 BB: 1 P: 9	R: 1 E: 1 K: 0 S: 4	H: 1 LOB: 0 BB: 0 P: 4	R: 1 E: 0 K: 0 S: 4	H: 2 LOB: 0 BB: 0 P: 4	R: 0 E: 0 K: 0 S: 4	H: 1 LOB: 1 BB: 0 P: 4	R: 0 E: 0 K: 1 S: 4	H: 0 LOB: 0 BB: 1 P: 8	R: 0 E: 0 K: 2 S: 8	H: 1 LOB: 1 BB: 0 P: 8	R: 0 E: 0 K: 0 S: 3	H: 0 LOB: 0 BB: 0 P: 3	1B: 8 2B: 1 3B: 0 HR: 0	SF: 0 SAC: 1 DP: 1 HBP: 1	WP: 0 PB: 1 SB: 2 CS: 1	PA: 38							
PITCHER	IP	WLS	BF	H	R	ER	SO	BB	IBB	HBP	BLK	WP	HR	S	P	ERA	WHIP										
Dave Dravecky, L ERA: 2.24	(1, 1)	6.0	W	27	8	4	3	0	1	0	1	0	0	25	30	4.50	1.500										
Gene Walter, L ERA:	(7, 1)	3.0	S	10	1	0	0	3	1	0	0	0	0	15	19	0.00	0.667										

Houston Astros @ San Diego Padres
Jack Murphy Stadium, San Diego, CA
Fri Aug 09 1985, 10:05 PM EDT
Unknown

AB 33
R 4
H 9
RBI 3
BB 2
SO 3
LOB 10

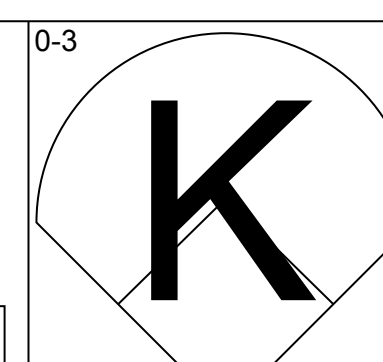
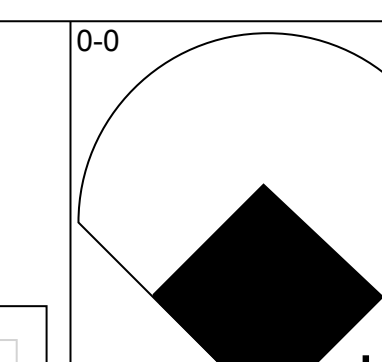
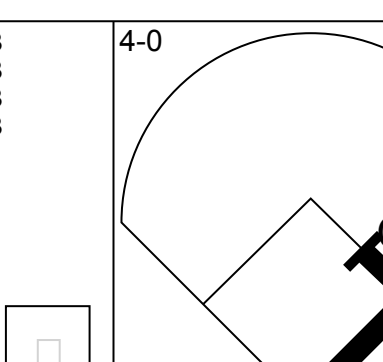
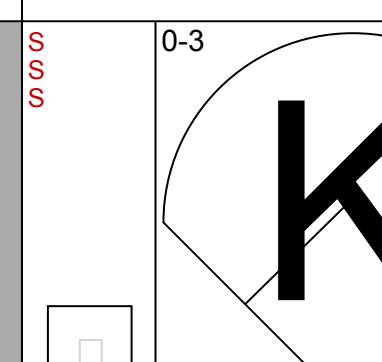
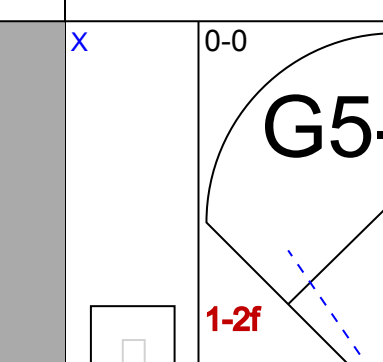

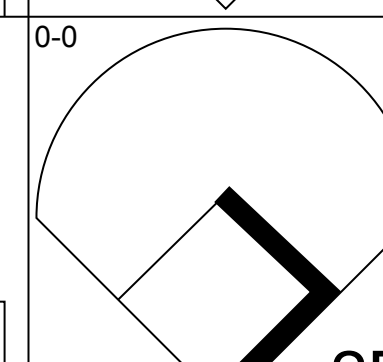
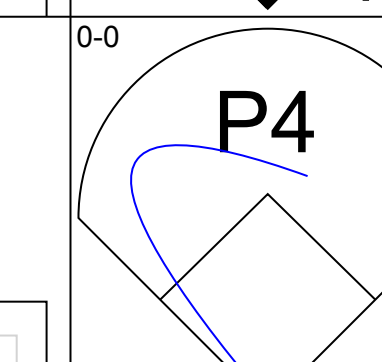
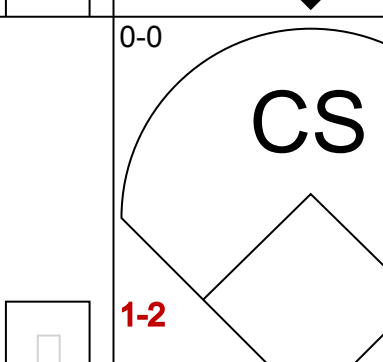
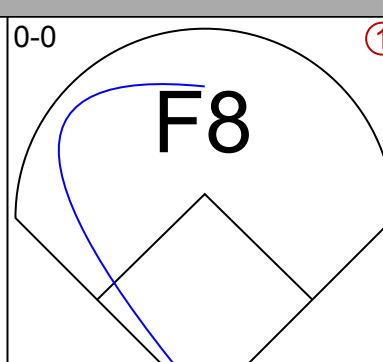
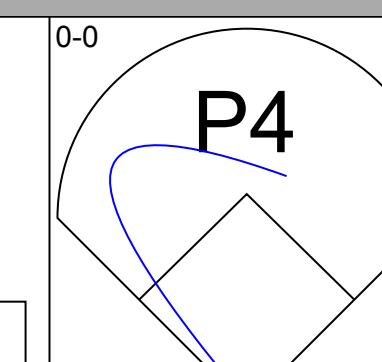
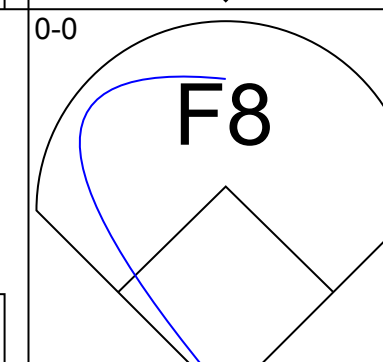

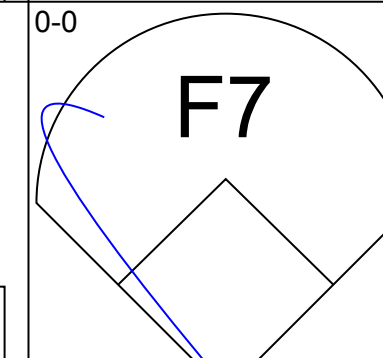

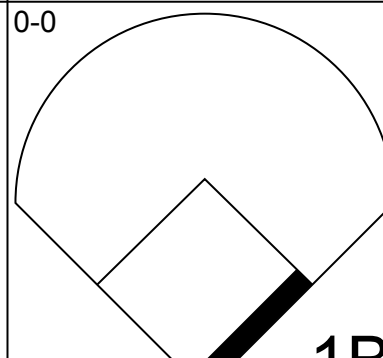
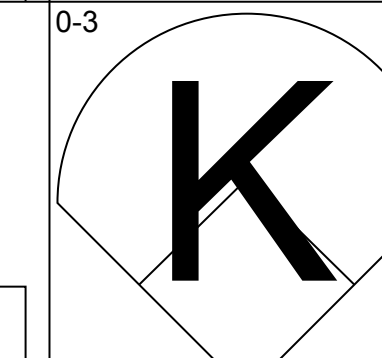

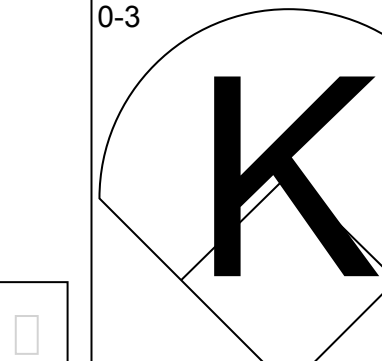
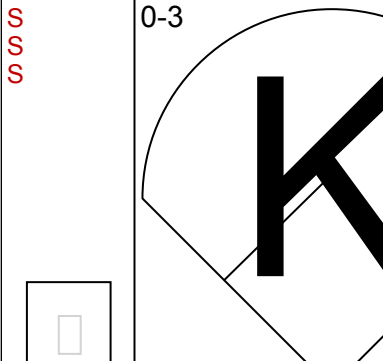
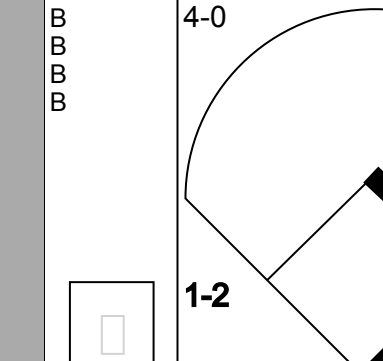
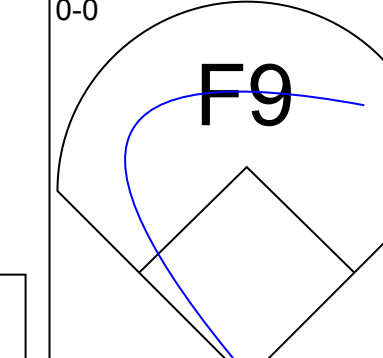
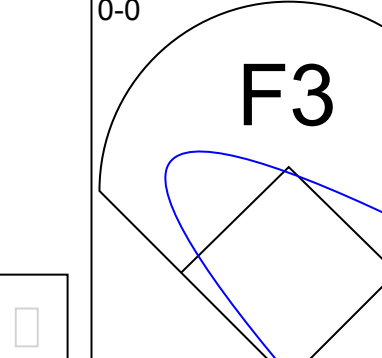

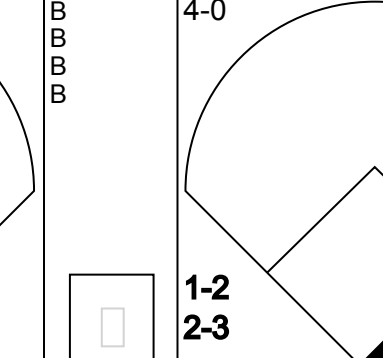
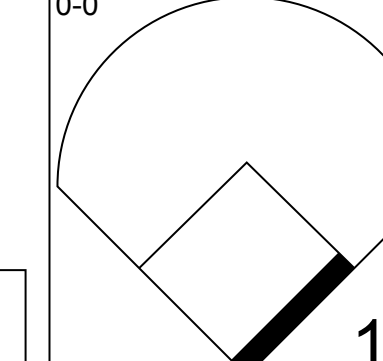
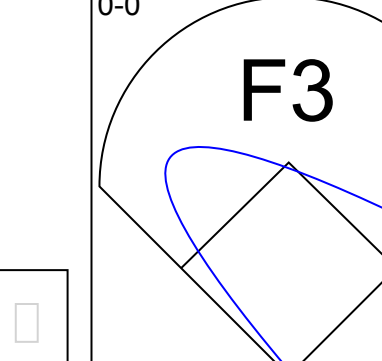
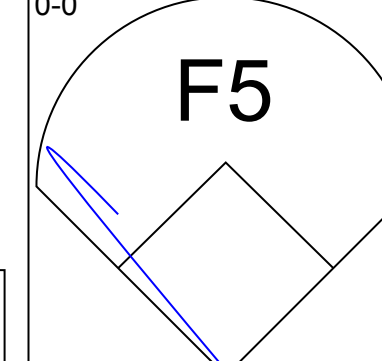
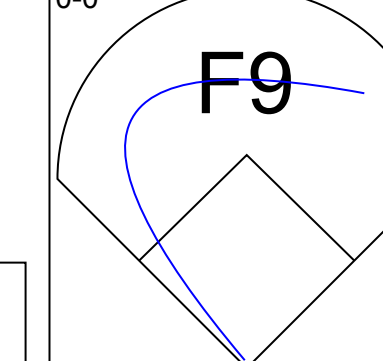

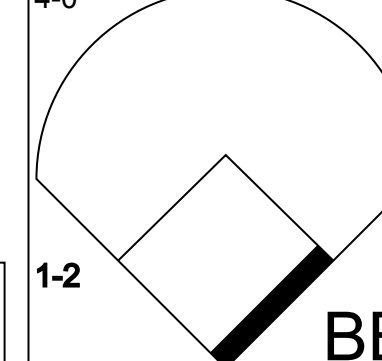

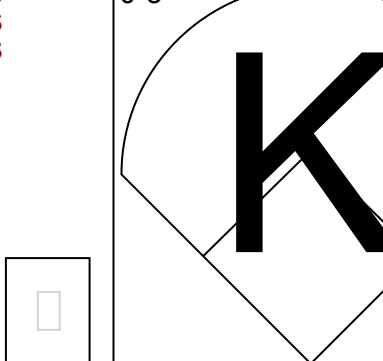
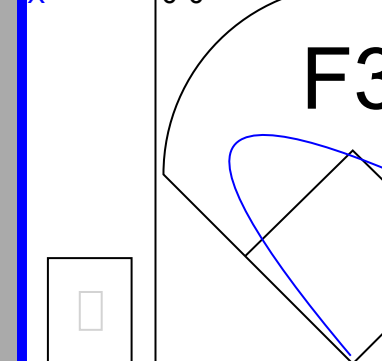
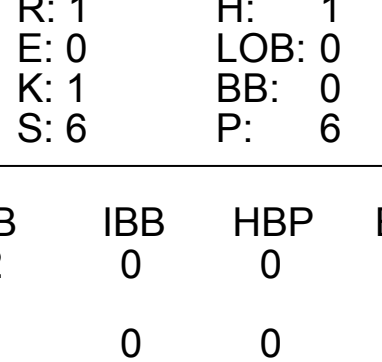
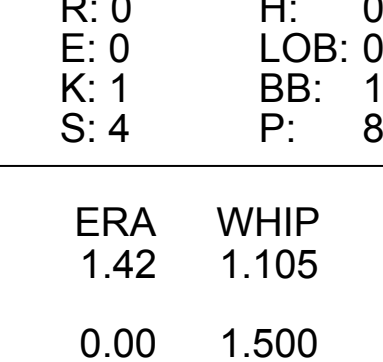
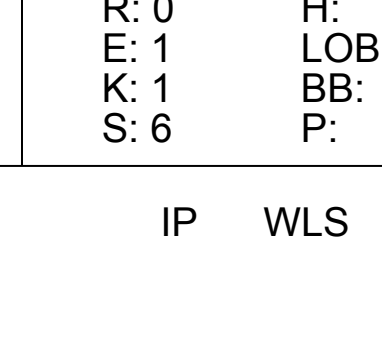
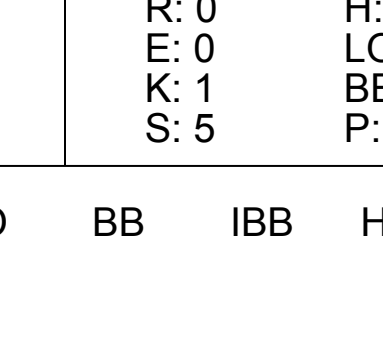



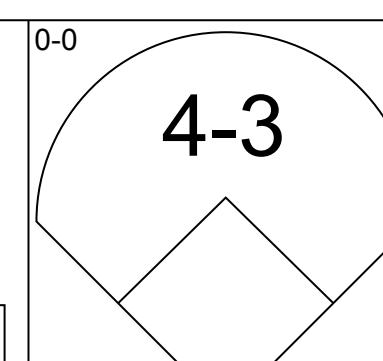
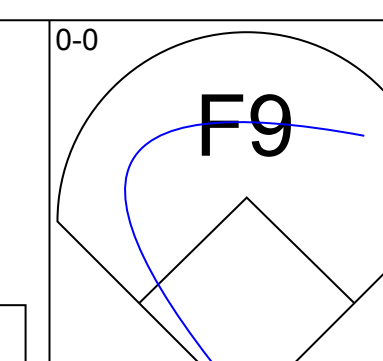
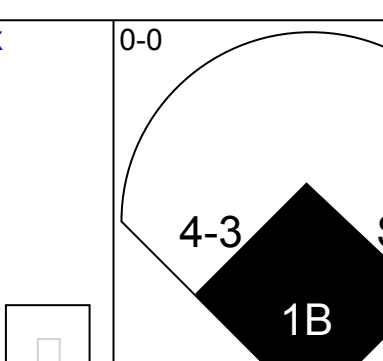
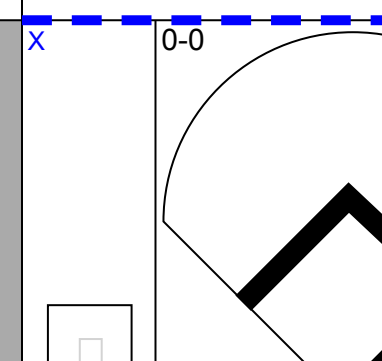
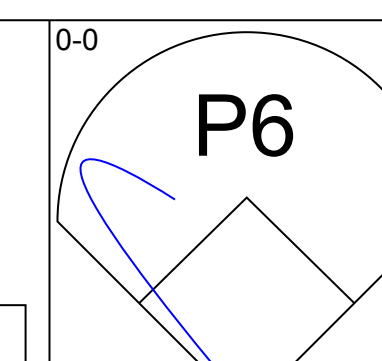

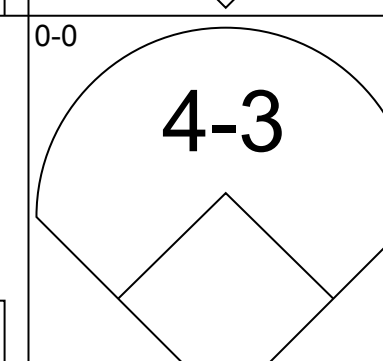
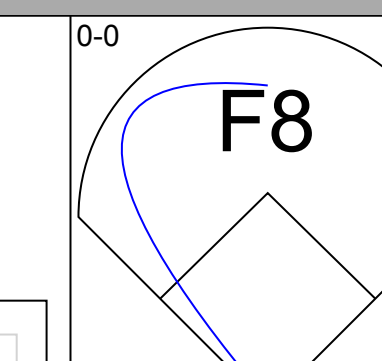
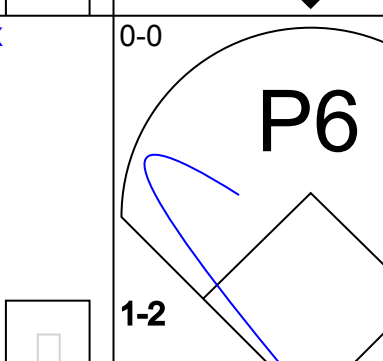
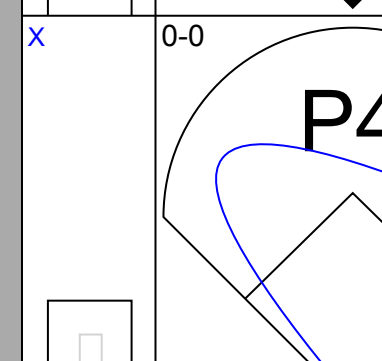

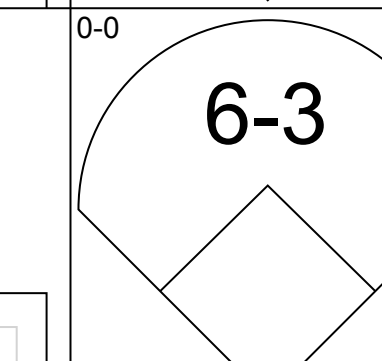
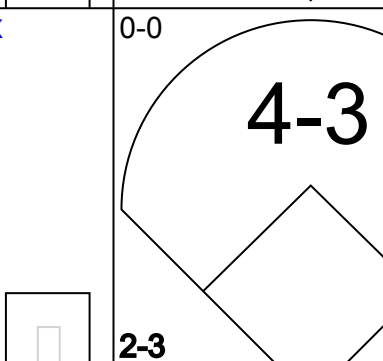
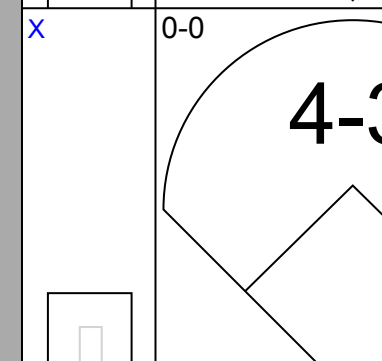
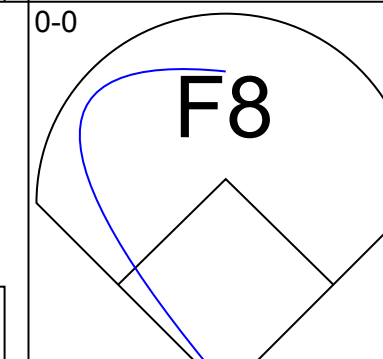
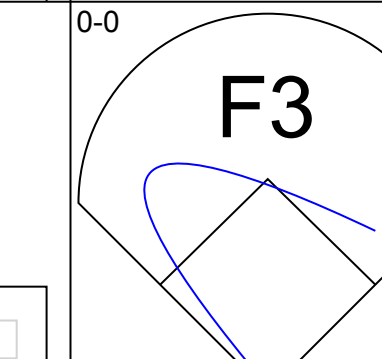
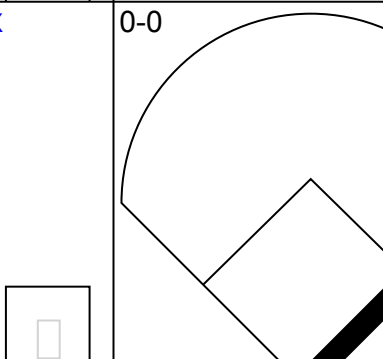
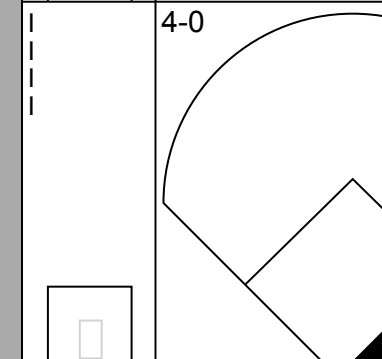
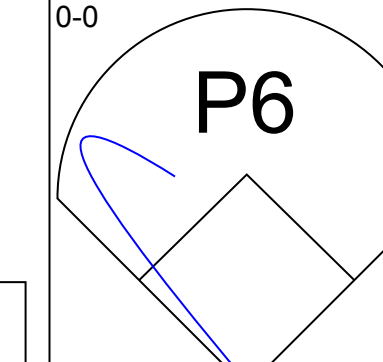
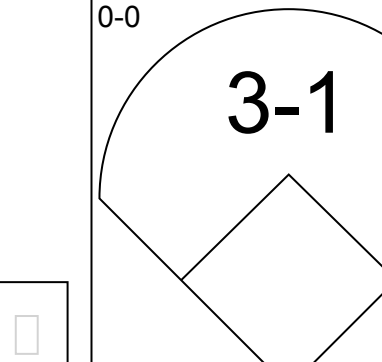
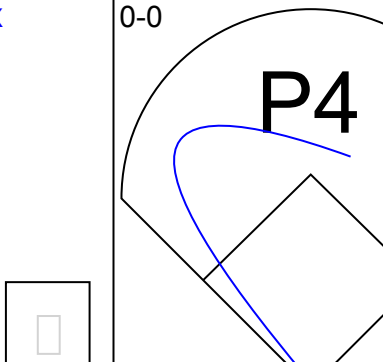
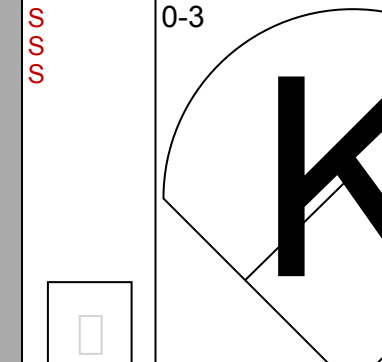
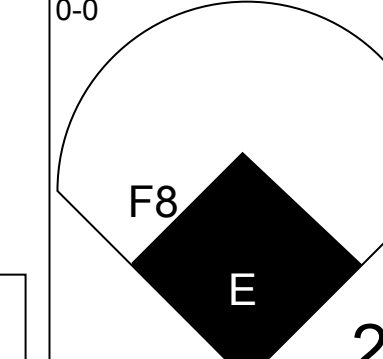
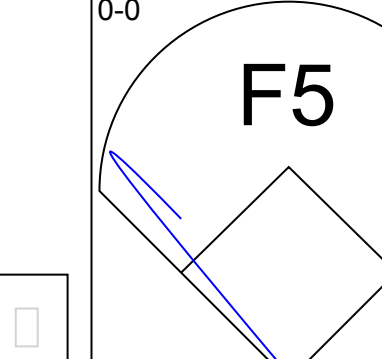

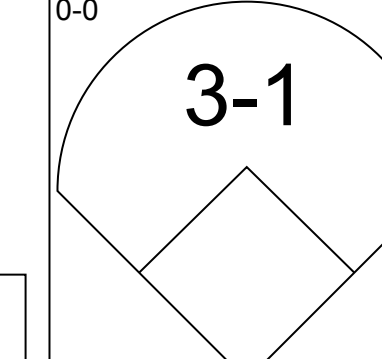
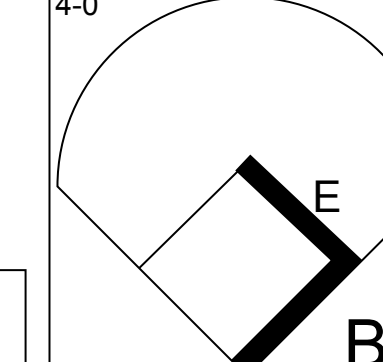
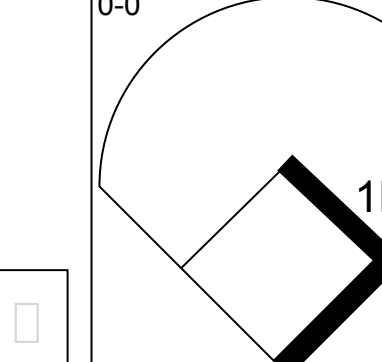

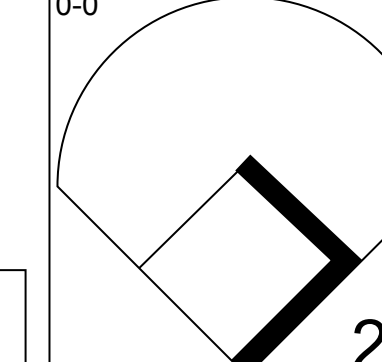
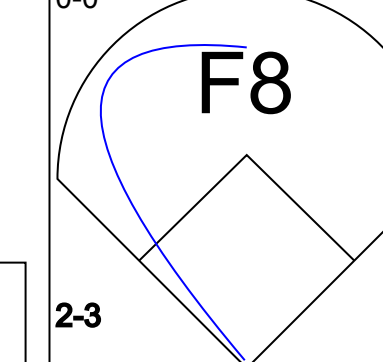
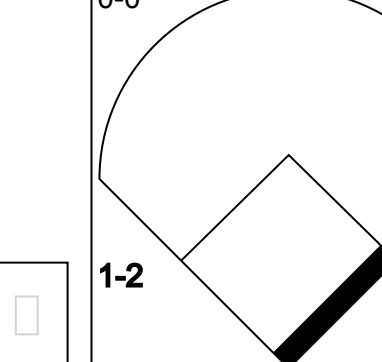

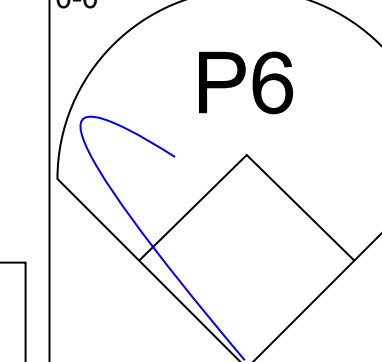
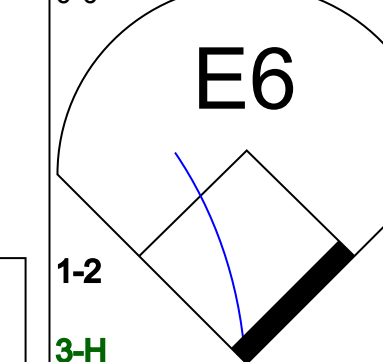
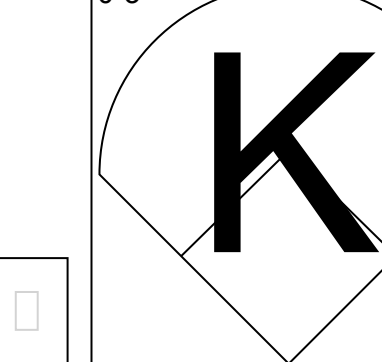

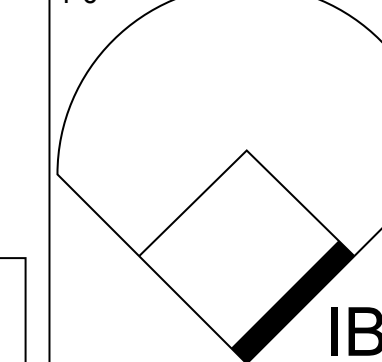
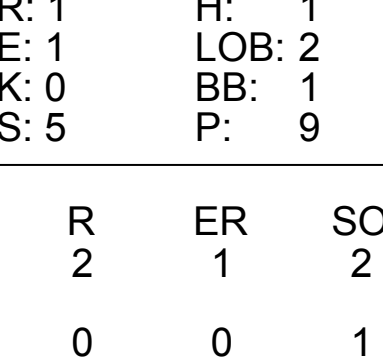

Batter	1	2	3	4	5	6	7	8	9	AB	R	H	RBI	BB	SO	LOB	BOTTOM												
Miguel Dilone, S OBP: 0.271, SLG: 0.261 (1, 8)	4-0 1B BLK BB		0-0 1B 1B		0-3 K	0-0 1-3 3H 1B		0-0 1-3 FC1-5 1B		4	2	3	1	1	1	0													
Gary Templeton, S OBP: 0.348, SLG: 0.395 (1, 6)	0-0 CS 1B 1-3		0-0 6-3 1-2		0-0 K HR	0-3 K		0-0 FC1-5 1-3 2-3		5	1	2	1	0	1	5													
Tony Gwynn, L OBP: 0.350, SLG: 0.409 (1, 9)	0-0 6-3 1-2 3H		0-0 BB 1B 2H		4-0 BB 1B		4-0 1B BB SF8-2-3	0-0 1-3		3	1	1	1	2	0	3													
Steve Garvey, R OBP: 0.303, SLG: 0.437 (1, 3)	0-0 1B		4-0 1-2 BB		0-0 F6		0-0 1B 1-3	4-0 IBB		3	0	2	0	2	0	1													
Graig Nettles, L OBP: 0.384, SLG: 0.433 (1, 5)	0-0 F4		0-3 K		0-0 6-3	0-0 SF8-2-3	0-0 4-3			4	0	0	1	0	1	6													
Carmelo Martinez, R OBP: 0.348, SLG: 0.441 (1, 7)		4-0 BB 6-3		0-0 5-3		0-0 1B 1B	4-0 1B BB			2	1	1	0	2	0	0													
Tim Flannery, L OBP: 0.385, SLG: 0.357 (1, 4)	0-0 6-3 1-2		0-3 K		0-3 K		0-0 1B 1B 1-3	0-0 1B		4	1	2	0	0	1	1													
Bruce Bochy, R OBP: 0.299, SLG: 0.469 (1, 2)	0-3 K		0-3 K		0-3 K		0-0 1B 1B 1-3	0-3 K		4	0	1	1	0	3	2													
Dave Dravecky, R OBP: 0.160, SLG: 0.128 Al Bumbry, L OBP: 0.279, SLG: 0.300 Gene Walter, L ERA:	(1, 1)	5.2	L	28	9	5	7	4	0	0	1	1	2	3	1	0													
Inning Stats	R: 1 E: 0 K: 0 S: 4	H: 2 LOB: 1 BB: 1 P: 8	R: 0 E: 0 K: 1 S: 4	H: 0 LOB: 0 BB: 1 P: 8	R: 1 E: 0 K: 1 S: 7	H: 2 LOB: 2 BB: 1 P: 11	R: 0 E: 0 K: 2 S: 7	H: 0 LOB: 0 BB: 0 P: 7	R: 1 E: 0 K: 2 S: 8	H: 1 LOB: 1 BB: 1 P: 12	R: 2 E: 0 K: 2 S: 11	H: 4 LOB: 2 BB: 0 P: 11	R: 1 E: 0 K: 1 S: 6	H: 2 LOB: 2 BB: 2 P: 14	R: 0 E: 0 K: 0 S: 4	H: 1 LOB: 3 BB: 2 P: 12	1B: 11 2B: 2 3B: 0 HR: 1	SF: 1 SAC: 0 DP: 2 HBP: 0	WP: 0 PB: 0 SB: 2 CS: 1	PA: 41									
PITCHER	IP	WLS	BF	H	R	ER	SO	BB	IBB	HBP	BLK	WP	HR	S	P	ERA	WHIP												
Nolan Ryan, R ERA: 3.77	(1, 1)	5.2	L	28	9	5	7	4	0	0	1	1	2	3	1	0													
Frank DiPino, L ERA: 3.45	(6, 1)	2.1		13	3	1	1	2	3	1	0	0	0	0	0	13	29	3.86	2.571										

Houston Astros @ San Diego Padres
Jack Murphy Stadium, San Diego, CA
Fri Aug 09 1985, 10:05 PM EDT
Unknown

AB 32
R 6
H 12
RBI 5
BB 8
SO 9
LOB 20



Batter	1	2	3	4	5	6	7	8	9	AB	R	H	RBI	BB	SO	LOB	TOP			
Bill Doran, S OBP: 0.362, SLG: 0.425 (1, 4)										4	1	1	1	1	2	3	<p>Houston Astros @ San Diego Padres Jack Murphy Stadium, San Diego, CA Fri Aug 09 1985, 10:05 PM EDT Att: 23,656 - Unknown</p> <p>AB 33 R 1 H 7 RBI 1 BB 4 SO 9 LOB 17</p> 			
Craig Reynolds, L OBP: 0.311, SLG: 0.398 (1, 6)										3	0	1	0	0	0	0				
Dickie Thon, R OBP: 0.275, SLG: 0.323 (8, 6)										1	0	0	0	0	0	0				
Denny Walling, L OBP: 0.302, SLG: 0.365 (1, 9)										4	0	1	0	0	0	1				
Jose Cruz, L OBP: 0.346, SLG: 0.423 (1, 7)										4	0	2	0	0	1	2				
Jerry Mumphrey, S OBP: 0.333, SLG: 0.407 (1, 8)										3	0	0	0	1	2	2				
Glenn Davis, R OBP: 0.318, SLG: 0.449 (1, 3)										3	0	0	0	1	0	1				
Phil Garner, R OBP: 0.294, SLG: 0.352 (1, 5)										4	0	1	0	0	1	5				
Mark Bailey, S OBP: 0.373, SLG: 0.401 (1, 2)										3	0	0	0	1	1	1				
Mike Scott, R OBP: 0.216, SLG: 0.283 (1, 1)										2	0	0	0	0	2	0				
Harry Spilman, L OBP: 0.190, SLG: 0.207 (7, PH)										0	0	0	0	0	0	0				
Tim Tolman, R OBP: 0.087, SLG: 0.091 (7, PH)										1	0	0	0	0	2	0				
Jeff Calhoun, L OBP: 0.302, SLG: 0.397 (7, 1)										0	0	0	0	0	0	0				
Kevin Bass, S OBP: 0.358, SLG: 0.397 (9, PH)										1	0	1	0	0	0	0				
Inning Stats	R: 0 E: 0 K: 1 S: 6	H: 1 LOB: 1 BB: 0 P: 6	R: 0 E: 0 K: 0 S: 4	H: 1 LOB: 1 BB: 0 P: 4	R: 1 E: 0 K: 1 S: 6	H: 1 LOB: 0 BB: 0 P: 6	R: 0 E: 0 K: 1 S: 6	H: 0 LOB: 1 BB: 0 P: 8	R: 0 E: 0 K: 1 S: 6	H: 1 LOB: 1 BB: 0 P: 6	R: 0 E: 1 K: 1 S: 6	H: 0 LOB: 2 BB: 1 P: 10	R: 0 E: 0 K: 2 S: 8	H: 1 LOB: 3 BB: 2 P: 16	R: 0 E: 0 K: 1 S: 5	H: 1 LOB: 0 BB: 0 P: 5		1B: 5 2B: 1 3B: 0 HR: 1	SF: 0 SAC: 0 DP: 1 HBP: 0	WP: 0 PB: 0 SB: 0 CS: 1
PITCHER	IP WLS BF H R ER SO BB IBB HBP BLK WP HR S P ERA WHIP																			
Eric Show, R ERA: 3.39 (1, 1)	6.1 W 26 5 1 1 5 2 0 0 0 0 0 1 34 42 1.42 1.105																			
Craig Lefferts, L ERA: 3.39 (7, 1)	1.1 6 1 0 0 2 1 0 0 0 0 0 0 9 13 0.00 1.500																			
Roy Lee Jackson, R ERA: 3.29 (8, 1)	0.1 2 0 0 0 1 1 0 0 0 0 0 0 3 7 0.00 3.000																			
Mark Thurmond, L ERA: 4.82 (9, 1)	1.0 S 3 1 0 0 1 0 0 0 0 0 0 0 5 5 0.00 1.000																			

Batter	1	2	3	4	5	6	7	8	9	AB	R	H	RBI	BB	SO	LOB	BOTTOM				
Miguel Dilone, S OBP: 0.277, SLG: 0.290 (1, 8)										5	1	2	0	0	0	4	<p>Houston Astros @ San Diego Padres Jack Murphy Stadium, San Diego, CA Fri Aug 09 1985, 10:05 PM EDT Att: 23,656 - Unknown</p> <p>AB 34 R 2 H 9 RBI 1 BB 3 SO 3 LOB 19</p> 				
Gary Templeton, S OBP: 0.345, SLG: 0.391 (1, 6)										4	0	0	0	0	2	0					
Tony Gwynn, L OBP: 0.349, SLG: 0.407 (1, 9)										4	0	1	0	0	2	0					
Steve Garvey, R OBP: 0.304, SLG: 0.436 (1, 3)										3	0	1	1	1	0	1					
Graig Nettles, L OBP: 0.379, SLG: 0.427 (1, 5)										4	0	0	0	0	1	3					
Terry Kennedy, L OBP: 0.299, SLG: 0.402 (1, 2)										4	1	1	0	0	0	0					
Carmelo Martinez, R OBP: 0.350, SLG: 0.445 (1, 7)										3	0	2	0	1	1	0					
Tim Flannery, L OBP: 0.386, SLG: 0.359 (1, 4)										4	0	2	0	0	3	0					
Eric Show, R OBP: 0.096, SLG: 0.096 (1, 1)										3	0	0	0	0	1	4					
Craig Lefferts, L OBP: 0.333, SLG: 0.333 (7, 1)										0	0	0	0	0	0	0					
Roy Lee Jackson, R OBP: 0.358, SLG: 0.355 (8, PH)										0	0	0	0	0	0	0					
Mark Thurmond, L OBP: 0.302, SLG: 0.397 (9, 1)										0	0	0	0	0	0	0					
Inning Stats	R: 0 E: 0 K: 0 S: 4	H: 1 LOB: 1 BB: 1 P: 4	R: 1 E: 1 K: 0 S: 5	H: 1 LOB: 2 BB: 1 P: 9	R: 0 E: 0 K: 0 S: 3	H: 0 LOB: 0 BB: 0 P: 3	R: 0 E: 0 K: 1 S: 7	H: 2 LOB: 2 BB: 0 P: 7	R: 1 E: 0 K: 0 S: 5	H: 2 LOB: 1 BB: 0 P: 5	R: 0 E: 0 K: 1 S: 6	H: 1 LOB: 1 BB: 0 P: 6	R: 0 E: 0 K: 1 S: 6	H: 1 LOB: 2 BB: 1 P: 10	R: 0 E: 0 K: 0 S: 4	H: 1 LOB: 2 BB: 1 P: 8		1B: 6 2B: 2 3B: 1 HR: 0	SF: 0 SAC: 0 DP: 0 HBP: 0	WP: 0 PB: 0 SB: 1 CS: 0	PA: 37
PITCHER	IP WLS BF H R ER SO BB IBB HBP BLK WP HR S P ERA WHIP																				
Mike Scott, R ERA: 2.65 (1, 1)	6.0 L 27 7 2 1 2 1 0 0 0 0 0 0 30 34 1.50 1.333																				
Jeff Calhoun, L ERA: 2.25 (7, 1)	2.0 10 2 0 0 1 0 2 0 0 0 0 0 10 18 0.00 1.000																				

Batter	1	2	3	4	5	6	7	8	9	AB	R	H	RBI	BB	SO	LOB	TOP										
Bill Doran, S OBP: 0.364, SLG: 0.437 (1,4)										5	1	3	3	0	0	1											
Craig Reynolds, L OBP: 0.309, SLG: 0.394 (1,6)										5	1	1	0	0	1	2											
Denny Walling, L OBP: 0.301, SLG: 0.364 (1,5)										4	0	1	0	0	0	1											
Jose Cruz, L OBP: 0.345, SLG: 0.421 (1,7)										4	1	1	0	0	0	3											
Jerry Mumphrey, S OBP: 0.332, SLG: 0.405 (1,9)										4	0	1	1	0	0	1											
Glenn Davis, R OBP: 0.316, SLG: 0.453 (1,3)										3	1	1	1	0	0	0											
Kevin Bass, S OBP: 0.302, SLG: 0.398 (1,8)										4	0	1	0	0	1	2											
Mark Bailey, S OBP: 0.375, SLG: 0.414 (1,2)										3	1	1	1	1	0	1											
Bob Knepper, L OBP: 0.175, SLG: 0.232 (1,1)										4	2	1	0	0	1	2											
Inning Stats	R: 0 E: 0 K: 0 S: 3	H: 1 LOB: 0 BB: 0 P: 3	R: 0 E: 0 K: 0 S: 3	H: 0 LOB: 0 BB: 0 P: 3	R: 0 E: 0 K: 1 S: 6	H: 1 LOB: 1 BB: 0 P: 6	R: 2 E: 1 K: 0 S: 6	H: 2 LOB: 1 BB: 0 P: 6	R: 0 E: 0 K: 0 S: 3	H: 1 LOB: 0 BB: 0 P: 3	R: 0 E: 0 K: 0 S: 3	H: 0 LOB: 0 BB: 0 P: 3	R: 3 E: 0 K: 0 S: 7	H: 4 LOB: 1 BB: 0 P: 7	R: 2 E: 1 K: 2 S: 9	H: 2 LOB: 1 BB: 1 P: 13	1B: 6 2B: 3 3B: 0 HR: 2	SF: 1 SAC: 0 DP: 1 HBP: 0	WP: 0 PB: 0 SB: 0 CS: 0	PA: 39							
PITCHER	IP	WLS	BF	H	R	ER	SO	BB	IBB	HBP	BLK	WP	HR	S	P	ERA	WHIP										
Andy Hawkins, R ERA: 3.15 (1,1)	7.1	L	30	9	5	3	1	0	0	0	0	0	2	32	32	3.68	1.227										
Craig Lefferts, L ERA: 3.43 (8,1)	1.2		8	2	2	1	2	1	0	0	0	0	0	11	15	5.40	1.800										

Houston Astros @ San Diego Padres
Jack Murphy Stadium, San Diego, CA
Sun Aug 11 1985, 6:33 AM EDT
Att: 23,324 - Unknown

AB 36
R 7
H 11
RBI 6
BB 1
SO 3
LOB 13



Batter	1	2	3	4	5	6	7	8	9	AB	R	H	RBI	BB	SO	LOB	BOTTOM										
Miguel Dilone, S OBP: 0.276, SLG: 0.289 (1,8)										4	1	1	0	0	0	1											
Gary Templeton, S OBP: 0.346, SLG: 0.392 (1,6)										4	0	2	0	0	0	1											
Tony Gwynn, L OBP: 0.350, SLG: 0.407 (1,9)										3	1	1	0	1	0	1											
Steve Garvey, R OBP: 0.302, SLG: 0.432 (1,3)										4	0	0	0	0	1	4											
Carmelo Martinez, R OBP: 0.346, SLG: 0.440 (1,7)										4	0	0	0	0	1	2											
Terry Kennedy, L OBP: 0.302, SLG: 0.406 (1,2)										4	0	2	1	0	2	0											
Graig Nettles, L OBP: 0.375, SLG: 0.421 (1,5)										4	0	0	0	0	0	2											
Jerry Royster, R OBP: 0.360, SLG: 0.378 (1,4)										3	0	1	0	0	0	1											
Andy Hawkins, R OBP: 0.143, SLG: 0.111 (1,1)										2	0	0	0	0	0	1											
Craig Lefferts, L OBP: 0.333, SLG: 0.333 (8,1)										0	0	0	0	0	0	0											
Inning Stats	R: 1 E: 0 K: 0 S: 4	H: 2 LOB: 1 BB: 1 P: 8	R: 0 E: 0 K: 1 S: 5	H: 0 LOB: 0 BB: 0 P: 5	R: 0 E: 0 K: 0 S: 3	H: 0 LOB: 0 BB: 0 P: 3	R: 1 E: 0 K: 1 S: 7	H: 2 LOB: 1 BB: 0 P: 7	R: 0 E: 0 K: 0 S: 4	H: 1 LOB: 1 BB: 0 P: 4	R: 0 E: 0 K: 0 S: 5	H: 0 LOB: 0 BB: 0 P: 5	R: 0 E: 0 K: 0 S: 4	H: 1 LOB: 1 BB: 0 P: 4	R: 0 E: 0 K: 1 S: 5	H: 0 LOB: 0 BB: 0 P: 5	1B: 6 2B: 1 3B: 0 HR: 0	SF: 0 SAC: 1 DP: 1 HBP: 0	WP: 0 PB: 0 SB: 0 CS: 0	PA: 34							
PITCHER	IP	WLS	BF	H	R	ER	SO	BB	IBB	HBP	BLK	WP	HR	S	P	ERA	WHIP										
Bob Knepper, L ERA: 3.55 (1,1)	9.0	W	34	7	2	2	4	1	0	0	0	0	0	41	45	2.00	0.889										

Houston Astros @ San Diego Padres
Jack Murphy Stadium, San Diego, CA
Sun Aug 11 1985, 6:33 AM EDT
Att: 23,324 - Unknown

AB 32
R 2
H 7
RBI 1
BB 1
SO 4
LOB 13



Batter	1	2	3	4	5	6	7	8	9	AB	R	H	RBI	BB	SO	LOB	TOP					
Bill Doran, S OBP: 0.365, SLG: 0.440 (1, 4)	SH1-3 2B		K		6-3												4 0 2 0 0 1 1					
Craig Reynolds, L OBP: 0.309, SLG: 0.397 (1, 6)	SH1-3 2-3		F5														3 1 1 0 0 0 2					
Denny Walling, L OBP: 0.301, SLG: 0.362 (1, 5)	F5																4 0 1 0 0 1 1					
Jose Cruz, L OBP: 0.344, SLG: 0.418 (1, 7)	K																3 1 0 0 1 3 3					
Jerry Mumphrey, S OBP: 0.331, SLG: 0.403 (1, 9)																	4 0 1 1 0 1 1					
Glenn Davis, R OBP: 0.309, SLG: 0.444 (1, 3)																	3 0 0 1 0 1 2					
Kevin Bass, S OBP: 0.299, SLG: 0.394 (1, 8)																	4 0 0 0 0 1 3					
Mark Bailey, S OBP: 0.376, SLG: 0.410 (1, 2)																	2 0 0 0 2 2 0					
Joe Niekro, R OBP: 0.290, SLG: 0.259 (1, 1)																	2 0 0 0 0 1 0					
Harry Spilman, L OBP: 0.177, SLG: 0.203 (9, PH)																	1 0 0 0 0 1 1					
Inning Stats	R: 0 E: 0 K: 1 S: 6	H: 1 LOB: 1 BB: 0 P: 6	R: 0 E: 0 K: 1 S: 5	H: 0 LOB: 0 BB: 0 P: 5	R: 0 E: 0 K: 1 S: 5	H: 0 LOB: 1 BB: 1 P: 9	R: 1 E: 0 K: 2 S: 8	H: 1 LOB: 1 BB: 1 P: 12	R: 0 E: 0 K: 2 S: 7	H: 0 LOB: 0 BB: 0 P: 7	R: 1 E: 1 K: 2 S: 10	H: 2 LOB: 2 BB: 0 P: 10	R: 0 E: 0 K: 1 S: 6	H: 1 LOB: 1 BB: 0 P: 6	R: 0 E: 0 K: 1 S: 5	H: 0 LOB: 0 BB: 0 P: 5	R: 0 E: 0 K: 1 S: 5	H: 0 LOB: 1 BB: 1 P: 9	1B: 3 2B: 2 3B: 0 HR: 0	SF: 1 SAC: 2 DP: 0 HBP: 0	WP: 0 PB: 0 SB: 0 CS: 0	PA: 36
PITCHER Mike Krukow, R ERA: 3.47 (1, 1)	IP: 9.0 WLS: W BF: 36 H: 5 R: 2 ER: 2 SO: 12 BB: 3 IBB: 0 HBP: 0 BLK: 0 WP: 0 HR: 0 S: 57 P: 69 ERA: 2.00 WHIP: 0.889															PITCHER Mike Krukow, R ERA: 3.47 (1, 1)	IP: 9.0 WLS: W BF: 36 H: 5 R: 2 ER: 2 SO: 12 BB: 3 IBB: 0 HBP: 0 BLK: 0 WP: 0 HR: 0 S: 57 P: 69 ERA: 2.00 WHIP: 0.889					

Houston Astros @ San Francisco Giants
Candlestick Park, San Francisco, CA
Tue Aug 13 1985, 6:33 AM EDT
Att: 2,916 - Sunny

AB	30
R	2
H	5
RBI	2
BB	3
SO	12
LOB	14



Batter	1	2	3	4	5	6	7	8	9	AB	R	H	RBI	BB	SO	LOB	BOTTOM					
Joel Youngblood, R OBP: 0.348, SLG: 0.348 (1, 9)	F9 4-3 1B	F3															3 1 1 0 1 0 0					
Brad Wellman, R OBP: 0.309, SLG: 0.352 (1, 4)	4-3 1-2																4 0 0 0 0 1 2					
Chili Davis, S OBP: 0.345, SLG: 0.403 (1, 8)	F9 2-3																4 0 0 0 0 0 1					
Jeffrey Leonard, R OBP: 0.283, SLG: 0.415 (1, 7)	PB 1B BB																3 1 1 1 1 1 0					
Dan Driessen, L OBP: 0.326, SLG: 0.366 (1, 3)	PB 1-2 3-H 1B																3 0 1 1 1 1 1					
Chris Brown, R OBP: 0.336, SLG: 0.450 (1, 5)	K 1-2 2-3																4 0 0 0 0 2 3					
Bob Brenly, R OBP: 0.311, SLG: 0.417 (1, 2)																	3 1 1 1 0 0 0					
Jose Uribe, S OBP: 0.275, SLG: 0.304 (1, 6)																	3 0 1 0 0 0 0					
Mike Krukow, R OBP: 0.255, SLG: 0.378 (1, 1)																	3 1 1 1 0 1 1					
Inning Stats	R: 1 E: 0 K: 1 S: 7	H: 2 LOB: 2 BB: 1 P: 11	R: 1 E: 0 K: 0 S: 4	H: 1 LOB: 0 BB: 0 P: 4	R: 0 E: 0 K: 2 S: 8	H: 0 LOB: 1 BB: 0 P: 8	R: 0 E: 0 K: 0 S: 4	H: 1 LOB: 1 BB: 0 P: 4	R: 0 E: 0 K: 0 S: 3	H: 0 LOB: 0 BB: 0 P: 3	R: 0 E: 0 K: 0 S: 2	H: 0 LOB: 0 BB: 1 P: 6	R: 1 E: 0 K: 2 S: 8	H: 1 LOB: 1 BB: 1 P: 12	R: 1 E: 0 K: 1 S: 6	H: 1 LOB: 0 BB: 0 P: 6	R: 1 E: 0 K: 1 S: 6	H: 1 LOB: 0 BB: 0 P: 6	1B: 3 2B: 0 3B: 0 HR: 3	SF: 0 SAC: 0 DP: 1 HBP: 0	WP: 0 PB: 2 SB: 2 CS: 0	PA: 33
PITCHER Joe Niekro, R ERA: 3.24 (1, 1)	IP: 8.0 WLS: L BF: 33 H: 6 R: 4 ER: 4 SO: 6 BB: 3 IBB: 0 HBP: 0 BLK: 0 WP: 0 HR: 3 S: 42 P: 54 ERA: 4.50 WHIP: 1.125															PITCHER Joe Niekro, R ERA: 3.24 (1, 1)	IP: 8.0 WLS: L BF: 33 H: 6 R: 4 ER: 4 SO: 6 BB: 3 IBB: 0 HBP: 0 BLK: 0 WP: 0 HR: 3 S: 42 P: 54 ERA: 4.50 WHIP: 1.125					

Houston Astros @ San Francisco Giants
Candlestick Park, San Francisco, CA
Tue Aug 13 1985, 6:33 AM EDT
Att: 2,916 - Sunny

AB	30
R	4
H	6
RBI	4
BB	3
SO	6
LOB	8



Batter	1	2	3	4	5	6	7	8	9	AB	R	H	RBI	BB	SO	LOB	TOP											
Bill Doran, S OBP: 0.365, SLG: 0.442 (1, 4)	0-0 4-3	0-3 K		0-0 HR			0-0 F8			4	1	1	1	0	1	3												
Phil Garner, R OBP: 0.295, SLG: 0.358 (1, 5)	0-0 6-3		0-0 6-3	0-0 6-3			0-0 4-3			4	0	0	0	0	0	0												
Kevin Bass, S OBP: 0.295, SLG: 0.388 (1, 8)	0-3 K		0-0 1B		0-0 3-1			0-0 F8		4	0	1	0	0	1	0												
Jose Cruz, L OBP: 0.342, SLG: 0.419 (1, 7)		0-0 4-3	0-0 L4		0-0 G3			0-0 6-3		4	0	0	0	0	0	1												
Jerry Mumphy, S OBP: 0.332, SLG: 0.398 (1, 9)	4-0 BB 1B BB		0-0 6-3		0-0 F7			0-3 K		3	1	0	0	1	1	1												
Glenn Davis, R OBP: 0.307, SLG: 0.432 (9, PR)	0-0 BB 1-2 1B			0-0 E6 1B		0-0 5-3			1-6 G1-6-3 HBP	3	1	1	0	0	0	0												
Denny Walling, L OBP: 0.300, SLG: 0.358 (9, 3)	0-0 BB 1-2 1B			0-0 E6 1B		0-0 5-3				0	0	0	0	0	0	0												
Mark Bailey, S OBP: 0.376, SLG: 0.404 (1, 2)	4-0 BB 1-2 2-3 BB			0-0 1B G6-4-3 1B		0-3 K			0-0 G1-6-3 1-2	3	1	1	0	1	1	1												
Dickie Thon, R OBP: 0.289, SLG: 0.350 (1, 6)	4-0 BB 1-2 2-3 3-H BB			0-0 1B G6-4-3 1B		0-0 6-3			0-0 1-3	3	0	1	2	1	0	1												
Mike Scott, R OBP: 0.204, SLG: 0.265 (1, 1)	0-0 F3			0-0 G6-4-3 1-2 3-H			0-0 5-3			3	0	0	0	0	0	4												
Inning Stats	R: 0 E: 0 K: 1 S: 5	H: 0 LOB: 0 BB: 0 P: 5	R: 1 E: 0 K: 1 S: 6	H: 1 LOB: 3 BB: 3 P: 18	R: 0 E: 0 K: 0 S: 4	H: 1 LOB: 1 BB: 0 P: 4	R: 3 E: 1 K: 0 S: 6	H: 3 LOB: 0 BB: 0 P: 6	R: 0 E: 0 K: 0 S: 3	H: 0 LOB: 0 BB: 0 P: 3	R: 0 E: 0 K: 1 S: 5	H: 0 LOB: 0 BB: 0 P: 5	R: 0 E: 0 K: 0 S: 3	H: 0 LOB: 0 BB: 0 P: 3	R: 0 E: 0 K: 0 S: 2	H: 0 LOB: 1 BB: 0 P: 3	1B: 4 2B: 0 3B: 0 HR: 1	SF: 0 SAC: 0 DP: 2 HBP: 1	WP: 0 PB: 0 SB: 0 CS: 0	PA: 35								
PITCHER	IP	WLS	BF	H	R	ER	SO	BB	IBB	HBP	BLK	WP	HR	S	P	ERA	WHIP											
Dave LaPoint, L ERA: 3.11 (1, 1)	4.0	L	20	5	4	1	2	3	0	0	0	0	0	1	21	33	2.25	2.000										
Frank Williams, R ERA: 5.4 (5, 1)	3.0		9	0	0	0	1	0	0	0	0	0	0	0	11	11	0.00	0.000										
Mike Jeffcoat, L ERA: 2.42 (8, 1)	1.0		3	0	0	0	1	0	0	0	0	0	0	5	5	0.00	0.000											
Scott Garretts, R ERA: 1.61 (9, 1)	1.0		3	0	0	0	0	0	0	1	0	0	0	2	3	0.00	0.000											

Houston Astros @ San Francisco Giants
Candlestick Park, San Francisco, CA
Thu Aug 15 1985, 6:33 AM EDT
Att. 2,384 - Overcast

AB	31
R	4
H	5
RBI	3
BB	3
SO	4
LOB	11



Batter	1	2	3	4	5	6	7	8	9	AB	R	H	RBI	BB	SO	LOB	BOTTOM										
Joel Youngblood, R OBP: 0.353, SLG: 0.349 (1, 9)	0-0 BB 1B		4-0 1B BB	0-0 1-3 2-H 1B			0-0 F3			3	0	2	1	1	0	0											
Manny Trillo, R OBP: 0.289, SLG: 0.293 (1, 4)	0-0 F4		0-0 F9	0-0 5-3			0-0 6-3			4	0	0	0	0	0	4											
Chili Davis, S OBP: 0.349, SLG: 0.406 (1, 8)	4-0 BB 1-2 BB		0-0 1-3 1B		0-0 6-3			0-0 4-3		3	0	1	0	1	0	0											
Jeffrey Leonard, R OBP: 0.280, SLG: 0.411 (1, 7)	0-3 K		0-3 K		0-0 F9			0-0 F7		4	0	0	0	0	2	4											
Dan Driessen, L OBP: 0.324, SLG: 0.371 (1, 3)	0-0 F5		0-0 F8		0-3 K			0-0 G3-4-1		4	0	0	0	0	1	4											
Chris Brown, R OBP: 0.342, SLG: 0.450 (1, 5)		0-3 K		4-0 1B BB		0-0 F8			0-0 FC4-6 1B	3	1	1	0	1	1	0											
Bob Brenly, R OBP: 0.309, SLG: 0.409 (1, 2)		0-0 1B		0-0 F8		0-0 1-3			0-0 F7	4	0	1	0	0	0	2											
Jose Uribe, S OBP: 0.277, SLG: 0.307 (1, 6)		0-0 F9		0-0 1B 1-2 1B		0-0 G3			0-0 FC4-6 1-2	4	0	1	0	0	0	2											
Dave LaPoint, L OBP: 0.319, SLG: 0.282 (4, PR)				0-0 F7					0-3 K	1	0	0	0	0	0	1											
Dan Giardina, R OBP: 0.287, SLG: 0.304 (5, 1)										1	0	0	0	0	0	2											
Frank Williams, R OBP: 0.287, SLG: 0.304 (5, 1)										0	0	0	0	0	0	0											
Brad Wellman, R OBP: 0.307, SLG: 0.333 (7, PR)										0	0	0	0	0	0	0											
Mike Jeffcoat, L OBP: 0.222, SLG: 0.125 (9, 1)										0	0	0	0	0	0	0											
Scott Garretts, R OBP: 0.450, SLG: 0.379 (9, PR)										0	0	0	0	0	1	1											
Inning Stats	R: 0 E: 0 K: 1 S: 6	H: 1 LOB: 2 BB: 1 P: 10	R: 0 E: 0 K: 1 S: 6	H: 1 LOB: 1 BB: 0 P: 6	R: 0 E: 0 K: 1 S: 6	H: 1 LOB: 2 BB: 1 P: 10	R: 1 E: 0 K: 1 S: 7	H: 2 LOB: 2 BB: 1 P: 11	R: 0 E: 0 K: 1 S: 5	H: 0 LOB: 0 BB: 0 P: 5	R: 0 E: 0 K: 0 S: 3	H: 0 LOB: 0 BB: 0 P: 3	R: 0 E: 0 K: 0 S: 3	H: 0 LOB: 0 BB: 0 P: 3	R: 0 E: 0 K: 1 S: 6	H: 1 LOB: 1 BB: 0 P: 6	1B: 6 2B: 0 3B: 0 HR: 0	SF: 0 SAC: 0 DP: 0 HBP: 0	WP: 0 PB: 0 SB: 0 CS: 0	PA: 36							
PITCHER	IP	WLS	BF	H	R	ER	SO	BB	IBB	HBP	BLK	WP	HR	S	P	ERA	WHIP										
Mike Scott, R ERA: 2.56 (1, 1)	9.0	W	36	6	1	1	6	3	0	0	0	0	0	45	57	1.00	1.000										

Houston Astros @ San Francisco Giants
Candlestick Park, San Francisco, CA
Thu Aug 15 1985, 6:33 AM EDT
Att. 2,384 - Overcast

AB	33
R	1
H	6
RBI	1
BB	3
SO	6
LOB	20



Batter	1	2	3	4	5	6	7	8	9	AB	R	H	RBI	BB	SO	LOB	TOP			
Cesar Cedeno, R OBP: 0.308, SLG: 0.338 (1, 8)	5-3		CS		F7			F4									4 0 1 1 0 0 1			
Ron Oester, S OBP: 0.338, SLG: 0.366 (1, 4)	F8		CS	1B		F8		G4-3-6									4 1 2 0 0 0 0			
Dave Parker, L OBP: 0.358, SLG: 0.537 (1, 9)	4-3			G5-4-3		K		G4-3-6									4 0 1 0 0 1 1			
Tony Perez, R OBP: 0.410, SLG: 0.504 Gary Redus, R OBP: 0.373, SLG: 0.423 (1, 3)	5-3			G5-4-3		F9											3 0 1 0 1 0 0			
Buddy Bell, R OBP: 0.311, SLG: 0.326 (1, 5)				1B													0 0 0 0 0 0 0			
Nick Esasky, R OBP: 0.340, SLG: 0.456 (1, 7)				G5-4-3		K											4 0 1 0 0 1 3			
Dave Concepcion, R Ted Power, R (1, 6)				1B													4 2 1 1 0 1 2			
Bo Diaz, R OBP: 0.250, SLG: 0.318 (1, 2)				G6-4-3		K											4 0 1 1 0 0 0			
Mario Soto, R OBP: 0.153, SLG: 0.169 Wayne Krenchicki, L OBP: 0.351, SLG: 0.425 John Franco, L OBP: 0.250, SLG: 0.250 Tom Runnells, S OBP: 0.154, SLG: 0.154 (1, 1)				2B													0 0 0 0 0 0 0			
Inning Stats	R: 0 E: 0 K: 0 S: 3	H: 0 LOB: 0 BB: 0 P: 3	R: 0 E: 0 K: 0 S: 3	H: 1 LOB: 0 BB: 0 P: 3	R: 1 E: 0 K: 0 S: 4	H: 2 LOB: 0 BB: 0 P: 4	R: 1 E: 0 K: 1 S: 7	H: 3 LOB: 1 BB: 0 P: 7	R: 0 E: 0 K: 1 S: 5	H: 0 LOB: 0 BB: 0 P: 5	R: 1 E: 1 K: 1 S: 7	H: 1 LOB: 1 BB: 0 P: 7	R: 0 E: 0 K: 0 S: 3	H: 1 LOB: 0 BB: 0 P: 3	R: 1 E: 0 K: 0 S: 3	H: 1 LOB: 0 BB: 1 P: 7	1B: 6 2B: 2 3B: 0 HR: 1	SF: 0 SAC: 0 DP: 4 HBP: 0	WP: 0 PA: 35 PB: 0 SB: 0 CS: 1	
PITCHER	IP	WLS	BF	H	R	ER	SO	BB	IBB	HBP	BLK	WP	HR	S	P	ERA	WHIP			
Bob Knepper, L ERA: 3.53 Dave Smith, R ERA: 2.44	(1, 1)	6.1	25	7	3	2	4	1	0	0	0	0	0	32	36	2.84	1.263			
PITCHER	IP	WLS	BF	H	R	ER	SO	BB	IBB	HBP	BLK	WP	HR	S	P	ERA	WHIP			

Cincinnati Reds @ Houston Astros
Astrodome, Houston, TX
Fri Aug 16 1985, 8:05 PM EDT
Att: 17,483 - Unknown

AB 32
R 4
H 9
RBI 3
BB 2
SO 4
LOB 11



Batter	1	2	3	4	5	6	7	8	9	AB	R	H	RBI	BB	SO	LOB	BOTTOM				
Bill Doran, S OBP: 0.364, SLG: 0.439 (1, 4)	K		4-3		F8				SH								3 0 0 0 1 1 0				
Craig Reynolds, L OBP: 0.304, SLG: 0.393 (1, 6)	F7		F9		4-3				F5								5 0 0 0 0 0 4				
Denny Walling, L OBP: 0.300, SLG: 0.369 Phil Garner, R OBP: 0.296, SLG: 0.359 (1, 5)	3-1		4-3														3 1 1 1 0 0 0				
Jose Cruz, L OBP: 0.341, SLG: 0.418 (1, 7)					F8												2 0 1 1 0 1 1				
Jerry Mumphy, S OBP: 0.334, SLG: 0.401 (1, 9)																	4 0 1 0 0 1 0				
Glenn Davis, R OBP: 0.311, SLG: 0.430 (1, 3)																	3 1 1 0 1 2 1				
Kevin Bass, S OBP: 0.295, SLG: 0.395 (1, 8)																	3 0 1 0 1 1 2				
Mark Bailey, S OBP: 0.382, SLG: 0.424 Dickie Thon, R OBP: 0.289, SLG: 0.350 (1, 2)																	3 0 1 1 2 0 4				
Bob Knepper, L OBP: 0.169, SLG: 0.224 Dave Smith, R OBP: 0.340, SLG: 0.404 (1, 1)																	4 1 1 2 0 0 4				
Bob Knepper, L OBP: 0.169, SLG: 0.224 Dave Smith, R OBP: 0.340, SLG: 0.404 (1, 1)																	4 1 1 2 0 0 4				
Inning Stats	R: 0 E: 0 K: 1 S: 5	H: 0 LOB: 0 BB: 0 P: 5	R: 0 E: 0 K: 2 S: 8	H: 1 LOB: 2 BB: 2 P: 16	R: 0 E: 0 K: 0 S: 3	H: 0 LOB: 0 BB: 0 P: 3	R: 0 E: 0 K: 0 S: 4	H: 1 LOB: 0 BB: 0 P: 4	R: 1 E: 0 K: 1 S: 6	H: 1 LOB: 0 BB: 0 P: 6	R: 3 E: 0 K: 2 S: 9	H: 2 LOB: 0 BB: 1 P: 13	R: 0 E: 0 K: 1 S: 5	H: 0 LOB: 1 BB: 1 P: 9	R: 0 E: 0 K: 1 S: 6	H: 1 LOB: 0 BB: 0 P: 6	R: 1 E: 1 K: 0 S: 4	H: 2 LOB: 3 BB: 1 P: 8	1B: 3 2B: 2 3B: 0 HR: 3	SF: 0 SAC: 1 DP: 0 HBP: 0	WP: 0 PA: 39 PB: 0 SB: 4 CS: 0
PITCHER	IP	WLS	BF	H	R	ER	SO	BB	IBB	HBP	BLK	WP	HR	S	P	ERA	WHIP				
Mario Soto, R ERA: 3.38 John Franco, L ERA: 1.79 Ted Power, R ERA: 2.06	(1, 1)	6.0	26	4	4	4	6	2	1	0	0	0	0	35	47	6.00	1.167				
PITCHER	IP	WLS	BF	H	R	ER	SO	BB	IBB	HBP	BLK	WP	HR	S	P	ERA	WHIP				

Cincinnati Reds @ Houston Astros
Astrodome, Houston, TX
Fri Aug 16 1985, 8:05 PM EDT
Att: 17,483 - Unknown

AB 33
R 5
H 8
RBI 5
BB 5
SO 8
LOB 15



Batter	1	2	3	4	5	6	7	8	9	AB	R	H	RBI	BB	SO	LOB	TOP										
Eddie Milner, L OBP: 0.331, SLG: 0.313 (1, 8)										3	1	0	1	1	1	2	Cincinnati Reds @ Houston Astros Astrodome, Houston, TX Sat Aug 17 1985, 8:05 PM EDT Att: 22,703 - Unknown										
Pete Rose, S OBP: 0.395, SLG: 0.329 (1, 3)										4	1	3	2	1	1	1											
Dave Parker, L OBP: 0.355, SLG: 0.532 Max Venable, L OBP: 0.307, SLG: 0.370 (1, 9) (8, 9)										4	0	0	0	0	1	4											
Buddy Bell, R OBP: 0.310, SLG: 0.323 (1, 5)										4	1	0	0	1	0	2											
Nick Esasky, R OBP: 0.341, SLG: 0.471 (1, 7)										5	1	2	1	0	1	4											
Dave Concepcion, R OBP: 0.318, SLG: 0.345 (1, 6)										3	1	1	4	1	1	0											
Bo Diaz, R OBP: 0.242, SLG: 0.306 (1, 2)										4	0	0	0	0	1	2											
Ron Oester, S OBP: 0.343, SLG: 0.370 (1, 4)										4	2	3	0	0	0	0											
Tom Browning, L OBP: 0.197, SLG: 0.190 (1, 1)										3	1	0	0	0	0	2											
Inning Stats	R: 4 E: 0 K: 1 S: 6	H: 1 LOB: 0 BB: 3 P: 18	R: 0 E: 0 K: 1 S: 6	H: 1 LOB: 1 BB: 0 P: 6	R: 0 E: 0 K: 0 S: 4	H: 1 LOB: 2 BB: 1 P: 8	R: 1 E: 0 K: 1 S: 7	H: 2 LOB: 1 BB: 0 P: 7	R: 1 E: 0 K: 0 S: 4	H: 1 LOB: 0 BB: 0 P: 4	R: 2 E: 1 K: 1 S: 8	H: 2 LOB: 1 BB: 0 P: 8	R: 0 E: 0 K: 1 S: 5	H: 0 LOB: 0 BB: 0 P: 5	R: 0 E: 0 K: 0 S: 3	H: 0 LOB: 0 BB: 0 P: 3	R: 0 E: 0 K: 1 S: 6	H: 1 LOB: 1 BB: 0 P: 6	1B: 5 2B: 2 3B: 0 HR: 2	SF: 1 SAC: 1 DP: 0 HBP: 0	WP: 1 PA: 41 PB: 1 SB: 0 CS: 0						
PITCHER	IP	WLS	BF	H	R	ER	SO	BB	IBB	HBP	BLK	WP	HR	S	P	ERA	WHIP										
Joe Niekro, R ERA: 3.49 (1, 1)	5.1	L	29	8	8	7	3	4	0	0	0	1	2	31	47	11.81	2.250										
Mike Madden, L ERA: 4.91 (6, 1)	0.2		2	0	0	0	1	0	0	0	0	0	0	4	4	0.00	0.000										
Bill Dawley, R ERA: 4.42 (7, 1)	1.0		3	0	0	0	1	0	0	0	0	0	0	5	5	0.00	0.000										
Frank DiPino, L ERA: 3.36 (8, 1)	2.0		7	1	0	0	1	0	0	0	0	0	0	9	9	0.00	0.500										

Batter	1	2	3	4	5	6	7	8	9	AB	R	H	RBI	BB	SO	LOB	BOTTOM										
Bill Doran, S OBP: 0.362, SLG: 0.436 (1, 4)										3	0	0	0	0	1	2	Cincinnati Reds @ Houston Astros Astrodome, Houston, TX Sat Aug 17 1985, 8:05 PM EDT Att: 22,703 - Unknown										
Bill Dawley, R (7, 1)										0	0	0	0	0	0	0											
Tim Tolman, R OBP: 0.125, SLG: 0.130 (8, 9)										1	0	1	0	0	0	0											
Phil Garner, R OBP: 0.298, SLG: 0.360 (1, 5) (7, 4)										4	0	2	0	0	0	0											
Kevin Bass, S OBP: 0.292, SLG: 0.390 (1, 8)										4	0	0	0	0	1	3											
Jose Cruz, L OBP: 0.338, SLG: 0.414 (1, 7)										4	0	0	0	0	0	2											
Jerry Mumphrey, S OBP: 0.331, SLG: 0.397 Frank DiPino, L OBP: 0.286, SLG: 0.286 (1, 9) (8, 1)										3	0	0	0	0	1	0											
Glenn Davis, R OBP: 0.306, SLG: 0.423 (1, 3)										3	0	0	0	0	0	1											
Dickie Thon, R OBP: 0.290, SLG: 0.350 (1, 6)										3	0	1	0	0	0	0											
John Mizerock, L OBP: 0.222, SLG: 0.333 (1, 2)										3	0	1	0	0	1	1											
Joe Niekro, R OBP: 0.262, SLG: 0.271 Mike Madden, L German Rivera, R (6, PH) (7, 5)										1	0	1	0	0	0	0											
Joe Niekro, R OBP: 0.262, SLG: 0.271 Mike Madden, L German Rivera, R (6, PH) (7, 5)										0	0	0	0	0	0	0											
German Rivera, R (6, PH) (7, 5)										2	0	0	0	0	0	2											
Inning Stats	R: 0 E: 0 K: 0 S: 3	H: 0 LOB: 0 BB: 0 P: 3	R: 0 E: 0 K: 0 S: 3	H: 0 LOB: 0 BB: 0 P: 3	R: 0 E: 0 K: 1 S: 6	H: 1 LOB: 1 BB: 0 P: 6	R: 0 E: 0 K: 1 S: 5	H: 0 LOB: 0 BB: 0 P: 5	R: 0 E: 0 K: 1 S: 3	H: 0 LOB: 0 BB: 0 P: 3	R: 0 E: 0 K: 1 S: 7	H: 2 LOB: 2 BB: 0 P: 7	R: 0 E: 0 K: 1 S: 5	H: 0 LOB: 0 BB: 0 P: 5	R: 0 E: 0 K: 0 S: 3	H: 1 LOB: 0 BB: 0 P: 3	R: 0 E: 1 K: 0 S: 4	H: 2 LOB: 1 BB: 0 P: 4	1B: 6 2B: 0 3B: 0 HR: 0	SF: 0 SAC: 0 DP: 3 HBP: 0	WP: 0 PA: 31 PB: 0 SB: 0 CS: 0						
PITCHER	IP	WLS	BF	H	R	ER	SO	BB	IBB	HBP	BLK	WP	HR	S	P	ERA	WHIP										
Tom Browning, L ERA: 3.56 (1, 1)	9.0	W	31	6	0	0	4	0	0	0	0	0	0	39	39	0.00	0.667										

AB 35
R 8
H 9
RBI 8
BB 4
SO 6
LOB 18

AB 31
R 0
H 6
RBI 0
BB 0
SO 4
LOB 11

Batter	1	2	3	4	5	6	7	8	9	AB	R	H	RBI	BB	SO	LOB	TOP							
Vince Coleman, S OBP: 0.323, SLG: 0.356 (1, 7)										5	1	3	0	0	0	1								
Willie McGee, S OBP: 0.397, SLG: 0.518 (1, 8)										5	1	1	0	0	1	3								
Tom Herr, S OBP: 0.396, SLG: 0.428 (1, 4)										4	1	0	1	1	0	2								
Jack Clark, R OBP: 0.396, SLG: 0.515 Jeff Lahti, R (8, 1)										3	1	1	1	1	1	0								
Tito Landrum, R OBP: 0.356, SLG: 0.475 Andy Van Slyke, L OBP: 0.333, SLG: 0.436 (9, PH) (9, 9)										3	0	0	0	0	1	3								
Brian Harper, R OBP: 0.306, SLG: 0.324 Terry Pendleton, S OBP: 0.260, SLG: 0.281 (1, 5) (7, 5)										3	0	1	2	0	0	0								
Ozzie Smith, S OBP: 0.336, SLG: 0.353 (1, 6)										4	1	2	0	0	0	0								
Tom Nieto, R OBP: 0.294, SLG: 0.265 Darrell Porter, L OBP: 0.303, SLG: 0.425 (9, PH) (9, 2)										3	0	0	0	0	1	2								
Danny Cox, R OBP: 0.221, SLG: 0.175 Ken Dayley, L OBP: 0.250, SLG: 0.250 Mike Jorgensen, L OBP: 0.415, SLG: 0.325 (1, 1) (7, 1) (8, 3)										3	0	0	0	0	2	1								
Inning Stats	R: 4 E: 1 K: 1 S: 9	H: 4 LOB: 0 BB: 0 P: 9	R: 0 E: 0 K: 0 S: 3	H: 0 LOB: 0 BB: 0 P: 3	R: 0 E: 0 K: 1 S: 5	H: 0 LOB: 1 BB: 1 P: 9	R: 0 E: 1 K: 0 S: 3	H: 0 LOB: 0 BB: 0 P: 3	R: 0 E: 0 K: 1 S: 6	H: 1 LOB: 1 BB: 0 P: 6	R: 0 E: 0 K: 0 S: 3	H: 0 LOB: 0 BB: 0 P: 3	R: 0 E: 0 K: 2 S: 8	H: 1 LOB: 1 BB: 0 P: 8	R: 0 E: 0 K: 1 S: 5	H: 0 LOB: 0 BB: 0 P: 5	R: 3 E: 0 K: 2 S: 12	H: 5 LOB: 3 BB: 1 P: 16	1B: 7 2B: 3 3B: 0 HR: 1	SF: 0 SAC: 0 DP: 1 HBP: 0	WP: 0 PB: 0 SB: 1 CS: 0	PA: 40		
PITCHER	IP WLS BF H R ER SO BB IBB HBP BLK WP HR S P ERA WHIP																							
Bob Knepper, L ERA: 3.54 (1, 1)	7.0	28	6	4	3	5	1	0	0	0	0	0	0	0	37	41	3.86	1.000						
Jeff Calhoun, L ERA: 2.14 (8, 1)	1.0	3	0	0	0	1	0	0	0	0	0	0	0	5	5	0.00	0.000							
Dave Smith, R ERA: 2.85 (9, 1)	0.1	L	6	5	3	3	1	0	0	0	0	0	1	8	8	81.00	15.000							
Frank DiPino, L ERA: 3.32 (9, 1)	0.2	3	0	0	0	1	1	0	0	0	0	0	0	4	8	0.00	1.500							

St. Louis Cardinals @ Houston Astros
Astrodome, Houston, TX
Wed Aug 21 1985, 8:05 PM EDT
Att: 14,164 - Unknown

AB 38
R 7
H 11
RBI 7
BB 2
SO 8
LOB 16



Batter	1	2	3	4	5	6	7	8	9	AB	R	H	RBI	BB	SO	LOB	BOTTOM					
Bill Doran, S OBP: 0.365, SLG: 0.437 (1, 4)										5	0	0	0	0	0	2						
Terry Puhl, L OBP: 0.350, SLG: 0.432 (1, 9)										4	1	2	0	1	0	0						
Denny Walling, L OBP: 0.303, SLG: 0.380 Phil Garner, R OBP: 0.300, SLG: 0.361 (1, 5) (7, PH) (8, 5)										3	1	1	1	0	0	1						
Jose Cruz, L OBP: 0.339, SLG: 0.412 (1, 7)										3	0	0	1	0	1	2						
Jerry Mumphrey, S OBP: 0.337, SLG: 0.400 (1, 8)										3	1	2	0	1	1	0						
Glenn Davis, R OBP: 0.317, SLG: 0.427 (1, 3)										2	0	1	0	1	0	1						
Mark Bailey, S OBP: 0.365, SLG: 0.434 (1, 2)										3	0	1	1	1	2	3						
Dickie Thon, R OBP: 0.280, SLG: 0.364 (1, 6)										4	0	0	0	0	2	4						
Bob Knepper, L ERA: 3.54 (1, 1) Craig Reynolds, S OBP: 0.307, SLG: 0.395 (7, PH) Jeff Calhoun, L (8, 1) Kevin Bass, S OBP: 0.260, SLG: 0.388 (9, 1) Dave Smith, R (9, 1) Frank DiPino, L OBP: 0.296, SLG: 0.296										2	0	0	0	0	1	3						
Inning Stats	R: 2 E: 0 K: 0 S: 6	H: 3 LOB: 1 BB: 0 P: 6	R: 0 E: 0 K: 1 S: 5	H: 0 LOB: 1 BB: 1 P: 9	R: 0 E: 0 K: 0 S: 3	H: 2 LOB: 2 BB: 0 P: 7	R: 0 E: 0 K: 1 S: 7	H: 0 LOB: 0 BB: 0 P: 3	R: 0 E: 0 K: 3 S: 9	H: 0 LOB: 1 BB: 1 P: 13	R: 1 E: 0 K: 1 S: 7	H: 2 LOB: 2 BB: 1 P: 11	R: 1 E: 0 K: 2 S: 8	H: 1 LOB: 1 BB: 1 P: 12	R: 0 E: 0 K: 1 S: 5	H: 0 LOB: 0 BB: 0 P: 5	1B: 7 2B: 1 3B: 1 HR: 0	SF: 1 SAC: 1 DP: 1 HBP: 0	WP: 0 PB: 0 SB: 1 CS: 0	PA: 39		
PITCHER	IP WLS BF H R ER SO BB IBB HBP BLK WP HR S P ERA WHIP																					
Danny Cox, R ERA: 2.97 (1, 1)	6.2	29	7	3	3	6	3	0	0	0	0	0	4	8	13.50	4.500						
Ken Dayley, L ERA: 2.37 (7, 1)	0.2	5	2	1	1	0	1	0	0	0	0	0	4	8	13.50	4.500						
Jeff Lahti, R ERA: 2.17 (8, 1)	1.2	W	5	0	0	3	0	0	0	0	0	0	11	11	0.00	0.000						

St. Louis Cardinals @ Houston Astros
Astrodome, Houston, TX
Wed Aug 21 1985, 8:05 PM EDT
Att: 14,164 - Unknown

AB 33
R 4
H 9
RBI 4
BB 4
SO 9
LOB 17



Batter	1	2	3	4	5	6	7	8	9	10	AB	R	H	RBI	BB	SO	LOB	TOP	
Bill Doran, S OBP: 0.361, SLG: 0.430 (1, 4)	3-1		F7			4-3			F8 SH1-3 BB	F3	4	0	0	0	1	0	1		
Terry Puhl, L OBP: 0.341, SLG: 0.417 (1, 9)	F7		F6			F7			SH1-3		3	0	0	0	1	0	0		
Denny Walling, L OBP: 0.350, SLG: 0.376 Phil Garner, R OBP: 0.299, SLG: 0.359 (9, PH) (9, 5)	K			5-3			4-3		F8	K	3	0	0	0	0	1	0		
Jose Cruz, L OBP: 0.344, SLG: 0.416 (1, 7)				4-3							4	0	3	0	0	0	0		
Jerry Mumphrey, S OBP: 0.356, SLG: 0.401 (1, 8)				1-3							4	0	1	0	0	1	3		
Glenn Davis, R OBP: 0.315, SLG: 0.417 Jim Pankovits, R OBP: 0.350, SLG: 0.385 Tim Tolman, R OBP: 0.120, SLG: 0.125 (10, PR) (10, 3)		5-3				F8					3	0	0	0	1	0	1		
Mark Bailey, S OBP: 0.387, SLG: 0.430 (1, 2)						F7					2	0	0	0	2	0	1		
Dickie Thon, R OBP: 0.282, SLG: 0.356 Craig Reynolds, L OBP: 0.310, SLG: 0.401 (8, PH) (8, 6)						5-3					2	0	0	0	0	0	2		
Nolan Ryan, R OBP: 0.136, SLG: 0.127 Bill Dawley, R OBP: 0.291, SLG: 0.388 Kevin Bass, S OBP: 0.291, SLG: 0.388 Frank DiPino, L OBP: 0.286, SLG: 0.286 (10, PH) (10, 1)					6-3						3	0	0	0	0	1	1		
Inning Stats	R: 0 E: 0 K: 1 S: 5	H: 0 LOB: 0 BB: 0 P: 5	R: 0 E: 0 K: 0 S: 4	H: 2 LOB: 2 BB: 1 P: 8	R: 0 E: 0 K: 0 S: 3	H: 0 LOB: 0 BB: 0 P: 3	R: 0 E: 0 K: 0 S: 3	H: 0 LOB: 0 BB: 0 P: 3	R: 0 E: 0 K: 1 S: 5	H: 1 LOB: 0 BB: 0 P: 5	R: 0 E: 0 K: 1 S: 5	H: 0 LOB: 1 BB: 1 P: 9	R: 0 E: 0 K: 0 S: 4	H: 1 LOB: 2 BB: 1 P: 8	R: 2 E: 0 K: 1 S: 7	H: 2 LOB: 2 BB: 2 P: 15	1B: 4 2B: 2 3B: 0 HR: 0	SF: 0 SAC: 1 DP: 0 HBP: 0	WP: 0 PA: 40 PB: 0 SB: 0 CS: 2
PITCHER	IP WLS BF H R ER SO ERA WHIP	IP WLS BF H R ER SO ERA WHIP	IP WLS BF H R ER SO ERA WHIP	IP WLS BF H R ER SO ERA WHIP	IP WLS BF H R ER SO ERA WHIP	IP WLS BF H R ER SO ERA WHIP	IP WLS BF H R ER SO ERA WHIP	IP WLS BF H R ER SO ERA WHIP	IP WLS BF H R ER SO ERA WHIP	IP WLS BF H R ER SO ERA WHIP	IP WLS BF H R ER SO ERA WHIP	IP WLS BF H R ER SO ERA WHIP	IP WLS BF H R ER SO ERA WHIP	IP WLS BF H R ER SO ERA WHIP	IP WLS BF H R ER SO ERA WHIP	IP WLS BF H R ER SO ERA WHIP	IP WLS BF H R ER SO ERA WHIP	IP WLS BF H R ER SO ERA WHIP	
Lee Tunnell, R ERA: 3.8 (1, 1)	8.0	WLS L	27	3	0	0	3	2	0	0	0	0	0	0	0	0	0	0.00	0.625
Pat Clements, L ERA: 3.88 (9, 1)	1.2	WLS L	11	3	2	2	0	3	0	0	0	0	0	0	0	0	0	10.80	3.600
Don Robinson, R ERA: 4.15 (10, 1)	0.1	WLS L	1	0	0	0	1	0	0	0	0	0	0	0	0	0	0	0.00	0.000

Houston Astros @ Pittsburgh Pirates
Three Rivers Stadium, Pittsburgh, PA
Fri Aug 23 1985, 7:05 PM EDT
Att: 4,198 - Unknown

AB	33
R	2
H	6
RBI	2
BB	5
SO	4
LOB	13



Batter	1	2	3	4	5	6	7	8	9	10	AB	R	H	RBI	BB	SO	LOB	BOTTOM			
Joe Orsulak, L OBP: 0.318, SLG: 0.347 (1, 8) (10, 7)	F7		F7			P4		1-3			4	0	0	0	0	0	0				
Johnny Ray, S OBP: 0.298, SLG: 0.362 Maneill Wynne, L OBP: 0.255, SLG: 0.267 (9, PR) (10, 8)	5-3					F7					3	0	0	0	1	0	0				
Bill Madlock, R OBP: 0.328, SLG: 0.395 (1, 5)	K					F7					2	0	0	0	1	1	0				
Jason Thompson, L OBP: 0.381, SLG: 0.404 (1, 3)											2	0	0	0	2	0	1				
Mike Brown, R OBP: 0.312, SLG: 0.422 (1, 9)											2	0	1	0	2	1	0				
Tony Peña, R OBP: 0.286, SLG: 0.343 (1, 2)											4	0	1	0	0	0	6				
Denny Gonzalez, R OBP: 0.257, SLG: 0.471 (1, 7) (10, 4)											4	0	0	0	0	1	2				
Sam Khalifa, R OBP: 0.283, SLG: 0.315 (1, 6)											4	0	0	0	0	1	0				
Lee Tunnell, R OBP: 0.091, SLG: 0.063 Lee Mazzilli, S OBP: 0.422, SLG: 0.379 Pat Clements, R OBP: 0.274, SLG: 0.328 (10, PH) (10, 1)											2	0	0	0	0	1	0				
Inning Stats	R: 0 E: 0 K: 1 S: 5	H: 0 LOB: 0 BB: 0 P: 5	R: 0 E: 0 K: 1 S: 6	H: 1 LOB: 1 BB: 0 P: 6	R: 0 E: 0 K: 2 S: 7	H: 0 LOB: 0 BB: 0 P: 7	R: 0 E: 0 K: 0 S: 3	H: 0 LOB: 2 BB: 2 P: 11	R: 0 E: 0 K: 1 S: 5	H: 0 LOB: 0 BB: 0 P: 5	R: 0 E: 0 K: 0 S: 3	H: 1 LOB: 1 BB: 0 P: 7	R: 0 E: 0 K: 1 S: 5	H: 0 LOB: 0 BB: 0 P: 5	R: 0 E: 0 K: 0 S: 2	H: 0 LOB: 2 BB: 3 P: 14	R: 0 E: 0 K: 1 S: 5	H: 0 LOB: 0 BB: 0 P: 5	1B: 1 2B: 1 3B: 0 HR: 0	SF: 0 SAC: 1 DP: 1 HBP: 0	WP: 1 PA: 36 PB: 0 SB: 0 CS: 1
PITCHER	IP WLS BF H R ER SO ERA WHIP	IP WLS BF H R ER SO ERA WHIP	IP WLS BF H R ER SO ERA WHIP	IP WLS BF H R ER SO ERA WHIP	IP WLS BF H R ER SO ERA WHIP	IP WLS BF H R ER SO ERA WHIP	IP WLS BF H R ER SO ERA WHIP	IP WLS BF H R ER SO ERA WHIP	IP WLS BF H R ER SO ERA WHIP	IP WLS BF H R ER SO ERA WHIP	IP WLS BF H R ER SO ERA WHIP	IP WLS BF H R ER SO ERA WHIP	IP WLS BF H R ER SO ERA WHIP	IP WLS BF H R ER SO ERA WHIP	IP WLS BF H R ER SO ERA WHIP	IP WLS BF H R ER SO ERA WHIP	IP WLS BF H R ER SO ERA WHIP	IP WLS BF H R ER SO ERA WHIP			
Nolan Ryan, R ERA: 3.88 (1, 1)	8.0	WLS W	28	2	0	0	6	3	0	0	0	0	0	0	0	0	0	0.00	0.625		
Bill Dawley, R ERA: 4.28 (9, 1)	1.0	WLS W	5	0	0	0	0	1	2	0	0	1	0	2	14	0.00	1.000				
Frank DiPino, L ERA: 3.26 (10, 1)	1.0	WLS S	3	0	0	0	1	0	0	0	0	0	0	5	5	0.00	0.000				

Houston Astros @ Pittsburgh Pirates
Three Rivers Stadium, Pittsburgh, PA
Fri Aug 23 1985, 7:05 PM EDT
Att: 4,198 - Unknown

AB	29
R	0
H	2
RBI	0
BB	6
SO	7
LOB	9



Batter	1	2	3	4	5	6	7	8	9	AB	R	H	RBI	BB	SO	LOB	TOP			
Bill Doran, S OBP: 0.359, SLG: 0.426 (1, 4)	4-3		F8		5-3		3-1			4	0	0	0	0	0	2	Houston Astros @ Pittsburgh Pirates Three Rivers Stadium, Pittsburgh, PA Sun Aug 25 1985, 3:33 AM EDT Unknown			
Terry Puhl, L OBP: 0.343, SLG: 0.418 Kevin Bass, S OBP: 0.289, SLG: 0.386 (1, 9) (3, 9)	G3		1B		F8		3-1			2	1	1	0	0	0	0				
Denny Walling, L OBP: 0.296, SLG: 0.371 Mike Madden, L (7, 1)	4-3		E6		4-3		F7			4	1	0	0	0	2					
Jose Cruz, L OBP: 0.345, SLG: 0.416 (1, 7)			1B							3	0	1	1	1	1	0				
Jerry Mumphy, S OBP: 0.332, SLG: 0.396 (1, 8)	G4-6-3		1B		F7		4-3			4	0	0	1	0	2					
Glenn Davis, R OBP: 0.314, SLG: 0.410 (1, 3)			K		E6		4-3			3	0	0	0	1	1					
Mark Bailey, S OBP: 0.365, SLG: 0.431 (1, 2)					G3					4	0	1	0	0	1					
Dickie Thon, R OBP: 0.281, SLG: 0.350 (1, 6)					F8		E5			3	1	0	0	1	0					
Mike Scott, R OBP: 0.200, SLG: 0.255 Jeff Calhoun, L (4, 1)	6-3				6-3					2	0	0	0	0	3					
Harry Spilman, L OBP: 0.190, SLG: 0.217 Phil Garner, R OBP: 0.299, SLG: 0.358 (7, PH) (7, 5)							1B			1	0	1	0	0	0					
Inning Stats	R: 0 E: 0 K: 0 S: 3	H: 0 LOB: 0 BB: 0 P: 3	R: 0 E: 0 K: 0 S: 3	H: 1 LOB: 3 BB: 3 P: 15	R: 2 E: 1 K: 1 S: 8	H: 2 LOB: 1 BB: 0 P: 8	R: 0 E: 0 K: 0 S: 3	H: 0 LOB: 0 BB: 0 P: 3	R: 0 E: 0 K: 1 S: 6	H: 0 LOB: 1 BB: 0 P: 6	R: 1 E: 1 K: 0 S: 5	H: 1 LOB: 1 BB: 0 P: 5	R: 0 E: 0 K: 1 S: 5	H: 0 LOB: 0 BB: 0 P: 5	R: 0 E: 0 K: 0 S: 3	H: 0 LOB: 0 BB: 0 P: 3	1B: 3 2B: 1 3B: 0 HR: 0	SF: 0 SAC: 0 DP: 1 HBP: 0	WP: 0 PB: 0 SB: 1 CS: 0	PA: 36
PITCHER Rick Reuschel, R ERA: 2.61 (1, 1)	IP: 9.0 WLS: W BF: 36 H: 4 R: 3 ER: 1 SO: 3 BB: 2 IBB: 1 HBP: 0 BLK: 0 WP: 0 HR: 0 S: 39 P: 51 ERA: 1.00 WHIP: 0.667																			

Batter	1	2	3	4	5	6	7	8	9	AB	R	H	RBI	BB	SO	LOB	BOTTOM			
Joe Orsulak, L OBP: 0.320, SLG: 0.347 (1, 8) (7, 7)	WP	G3		SF9		BB		F9		3	1	1	1	1	0	1	Houston Astros @ Pittsburgh Pirates Three Rivers Stadium, Pittsburgh, PA Sun Aug 25 1985, 3:33 AM EDT Unknown			
Johnny Ray, S OBP: 0.301, SLG: 0.364 (1, 4)	F9		F9		2B		BB			3	1	1	1	2	0	1				
Bill Madlock, R OBP: 0.327, SLG: 0.396 Marvell Wynne, L OBP: 0.254, SLG: 0.266 (6, PR) (7, 8)	F7		6-3		K					4	0	1	1	0	1	2				
Jason Thompson, L OBP: 0.381, SLG: 0.401 (1, 3)	FC5-4		F7		K					3	0	0	0	2	2	3				
Mike Brown, R OBP: 0.314, SLG: 0.427 (1, 9)	FC5-4				E		K			5	1	2	1	0	1	2				
Tony Peña, R OBP: 0.288, SLG: 0.344 (1, 2)			F9		BB		K			5	1	2	1	0	1	2				
Denny Gonzalez, R OBP: 0.256, SLG: 0.526 (7, 5)			HR		E1		F3			4	2	1	1	0	2					
Sam Khalifa, R OBP: 0.287, SLG: 0.321 (1, 6)					2B		F9			3	1	1	0	1	0	1				
Rick Reuschel, R OBP: 0.214, SLG: 0.317 (1, 1)	F9		SF9		2B		1-3			4	2	2	3	0	0	1				
Inning Stats	R: 0 E: 0 K: 0 S: 3	H: 0 LOB: 2 BB: 2 P: 11	R: 1 E: 0 K: 0 S: 5	H: 2 LOB: 1 BB: 0 P: 5	R: 0 E: 0 K: 0 S: 3	H: 0 LOB: 0 BB: 0 P: 3	R: 5 E: 2 K: 2 S: 12	H: 4 LOB: 1 BB: 1 P: 16	R: 0 E: 0 K: 2 S: 7	H: 0 LOB: 0 BB: 0 P: 7	R: 1 E: 0 K: 1 S: 7	H: 2 LOB: 2 BB: 1 P: 11	R: 0 E: 0 K: 0 S: 4	H: 1 LOB: 1 BB: 0 P: 4	R: 2 E: 0 K: 1 S: 7	H: 2 LOB: 2 BB: 2 P: 15		1B: 4 2B: 5 3B: 0 HR: 2	SF: 1 SAC: 0 DP: 0 HBP: 0	WP: 0 PB: 0 SB: 1 CS: 0
PITCHER Mike Scott, R ERA: 2.78 Jeff Calhoun, L ERA: 2.4 Mike Madden, L ERA: 5.79 (1, 1) (4, 1) (7, 1)	IP: 3.0 WLS: L BF: 18 H: 5 R: 6 ER: 5 SO: 0 BB: 3 IBB: 0 HBP: 0 BLK: 0 WP: 1 HR: 1 S: 15 P: 27 ERA: 15.00 WHIP: 2.667																			

Batter	1	2	3	4	5	6	7	8	9	AB	R	H	RBI	BB	SO	LOB	TOP								
Bob Dernier, R OBP: 0.307, SLG: 0.317 (1, 8)	5-3	K			E5			1-3		5	0	2	0	0	1	2									
Davey Lopes, R OBP: 0.394, SLG: 0.428 (1, 9) (9, 7)	F4		5-3		6-3	F3		6-3		5	0	0	0	0	0	2									
23 Ryne Sandberg, R OBP: 0.343, SLG: 0.482 (1, 4)	F8		5-3		5-3		1B	2B	1B	5	1	2	0	0	0	0									
Keith Moreland, R OBP: 0.369, SLG: 0.426 (1, 3)		F9	6-3			E	1B	2B	4-3	5	2	2	0	0	0	1									
Ron Cey, R OBP: 0.330, SLG: 0.430 Chris Speier, R OBP: 0.293, SLG: 0.356 (9, PR) (9, 5)		1B		K		1B	E	2B		5	2	4	1	0	1	0									
Gary Matthews, R OBP: 0.380, SLG: 0.379 Gary Woods, R OBP: 0.333, SLG: 0.246 (1, 7) (9, 9)		1B		F7		1B	E5	K		4	2	0	0	1	2	5									
Jody Davis, R OBP: 0.293, SLG: 0.391 (1, 2)		F4		6-3		SF8		FC4-6		3	0	1	2	1	0	2									
Shawon Dunston, R OBP: 0.235, SLG: 0.296 (1, 6)		1B			F4		HR	FC4-6		5	1	2	3	0	0	4									
Steve Engel, R OBP: 0.300, SLG: 0.667 (1, 1)		1B		K		HR		K		5	1	2	4	0	3	4									
Inning Stats	R: 0 E: 0 K: 0 S: 3	H: 0 LOB: 0 BB: 0 P: 3	R: 2 E: 0 K: 1 S: 8	H: 3 LOB: 2 BB: 1 P: 12	R: 0 E: 0 K: 0 S: 3	H: 0 LOB: 0 BB: 0 P: 3	R: 0 E: 0 K: 1 S: 5	H: 0 LOB: 0 BB: 0 P: 5	R: 0 E: 1 K: 1 S: 6	H: 1 LOB: 1 BB: 0 P: 6	R: 5 E: 1 K: 0 S: 9	H: 5 LOB: 1 BB: 0 P: 9	R: 2 E: 0 K: 2 S: 10	H: 3 LOB: 2 BB: 1 P: 14	R: 0 E: 0 K: 0 S: 4	H: 1 LOB: 1 BB: 0 P: 4	R: 1 E: 0 K: 2 S: 9	H: 2 LOB: 2 BB: 0 P: 9	1B: 11 2B: 3 3B: 0 HR: 1	SF: 1 SAC: 0 DP: 0 HBP: 0	WP: 1 PB: 0 SB: 0 CS: 0	PA: 45			
PITCHER	IP	WLS	BF	H	R	ER	SO	BB	IBB	HBP	BLK	WP	HR	S	P	ERA	WHIP								
Bob Knepper, L ERA: 3.62 (1, 1)	6.0	L	31	11	9	4	3	1	0	0	0	0	1	36	40	6.00	2.000								
Bill Dawley, R ERA: 4.08 (7, 1)	2.0		9	2	0	0	2	0	1	0	0	1	0	12	16	0.00	1.000								
Mike Madden, L ERA: 6.1 (9, 1)	1.0		5	2	1	1	2	0	0	0	0	0	0	9	9	9.00	2.000								

Chicago Cubs @ Houston Astros
Astrodome, Houston, TX
Mon Aug 26 1985, 8:05 PM EDT
Att: 9,557 - Unknown

AB	42
R	10
H	15
RBI	10
BB	2
SO	7
LOB	20

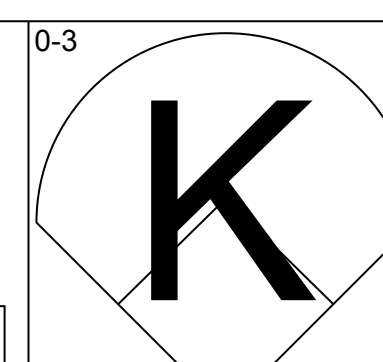
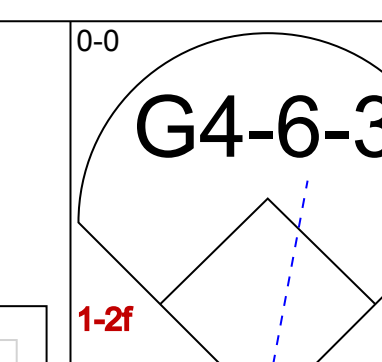
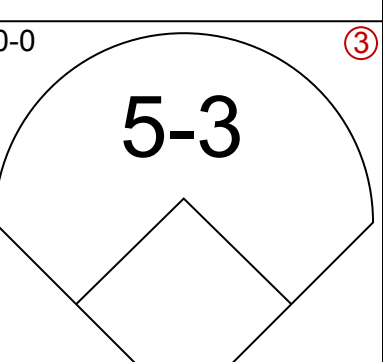
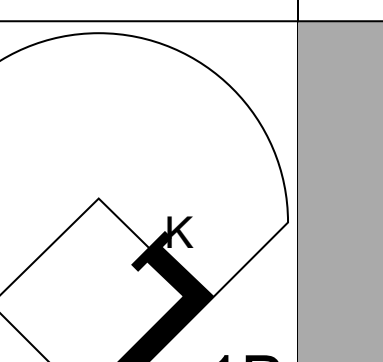
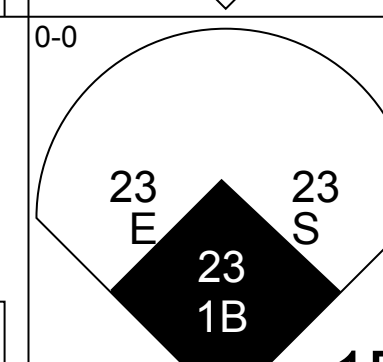
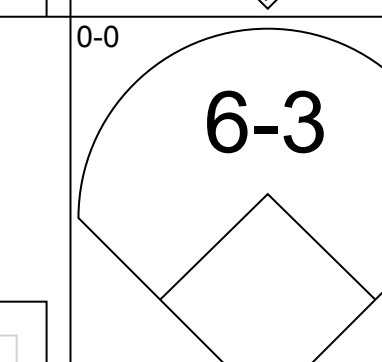
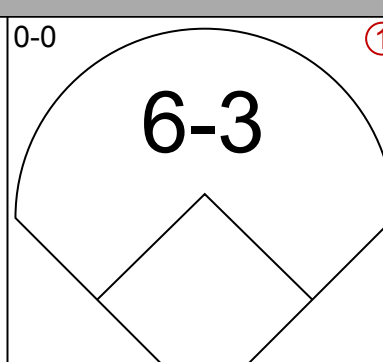
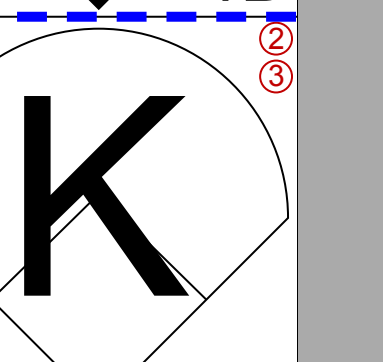
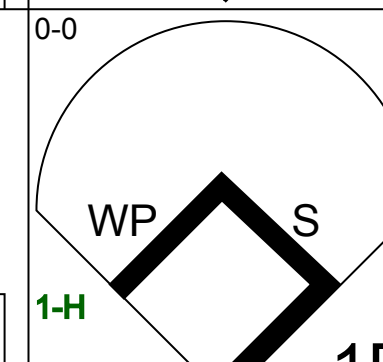
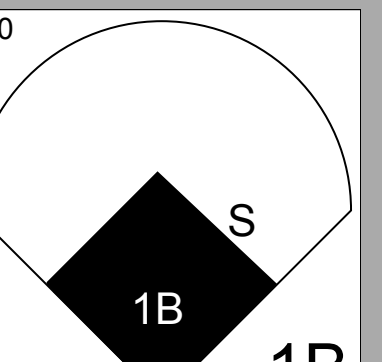
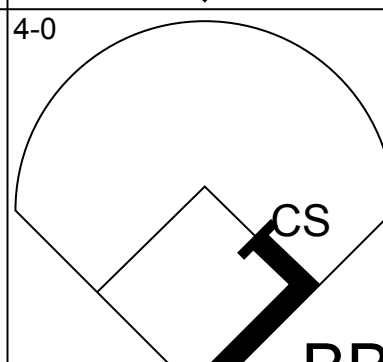
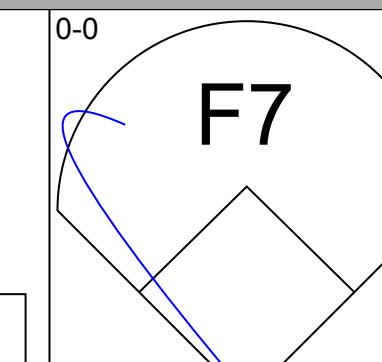
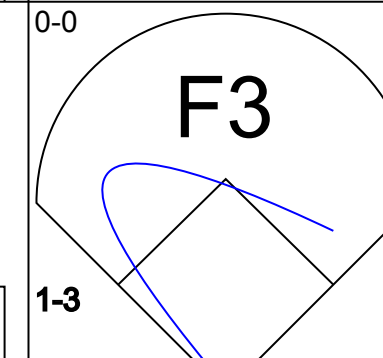
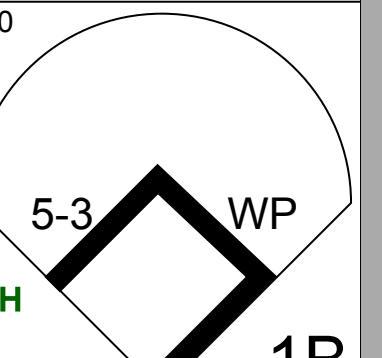
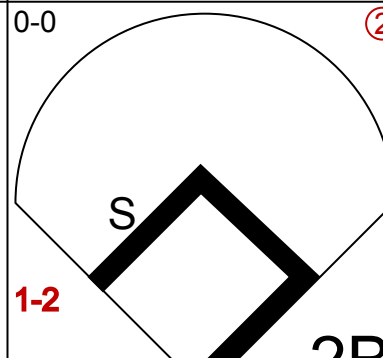
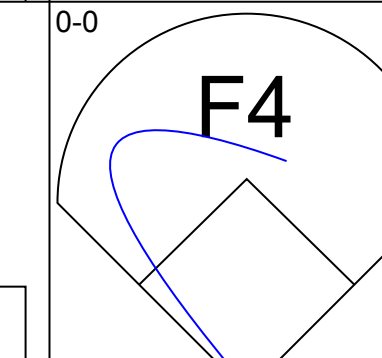
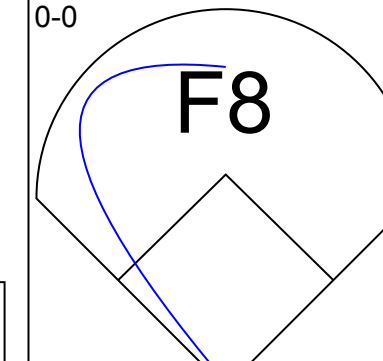
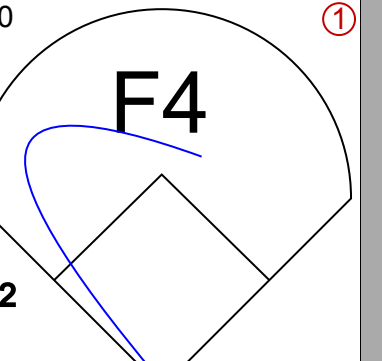
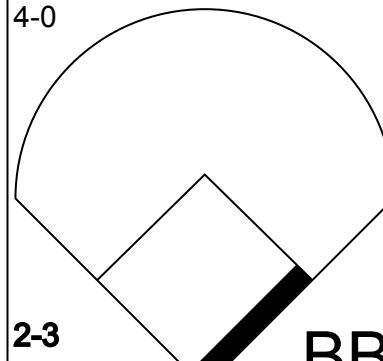
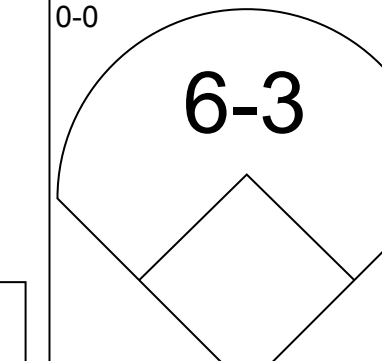
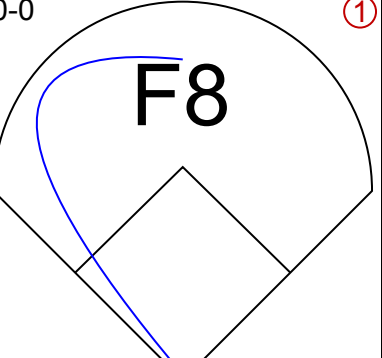
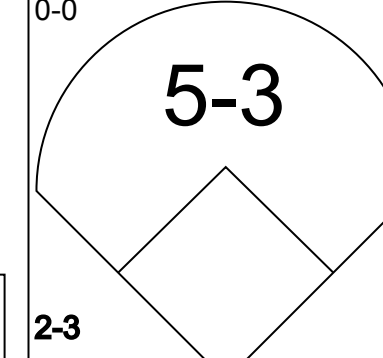
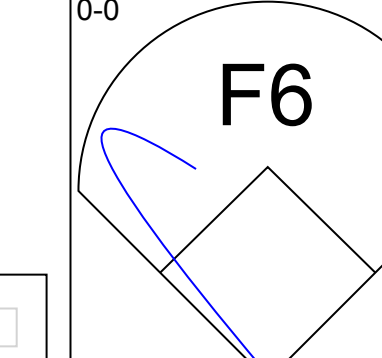
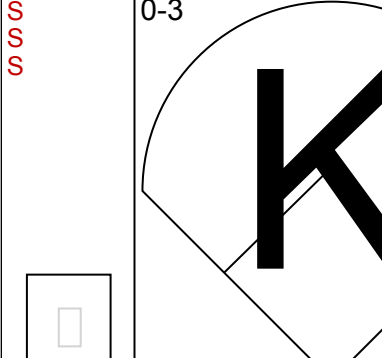
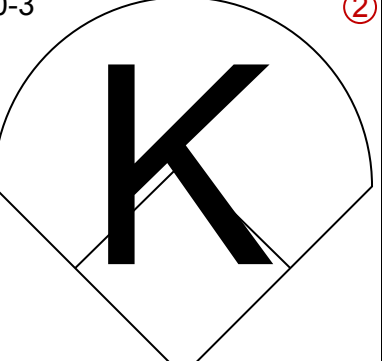
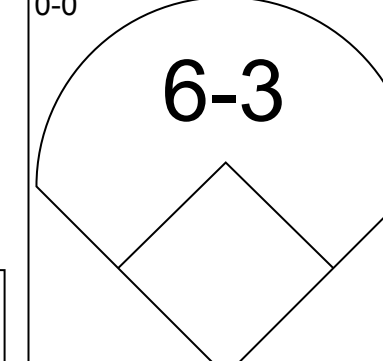
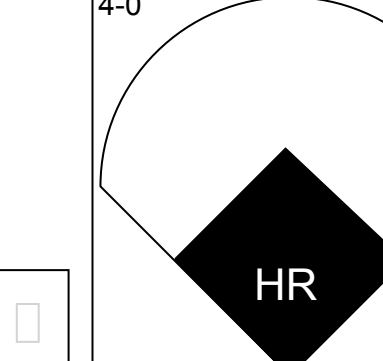
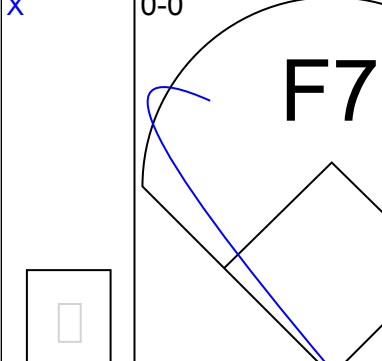
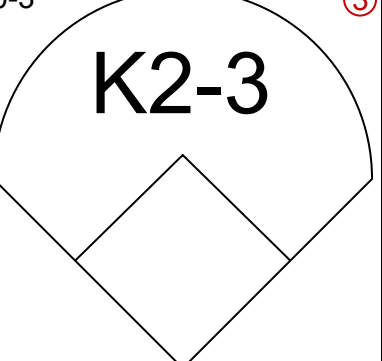
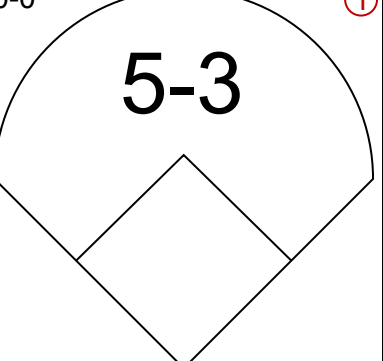
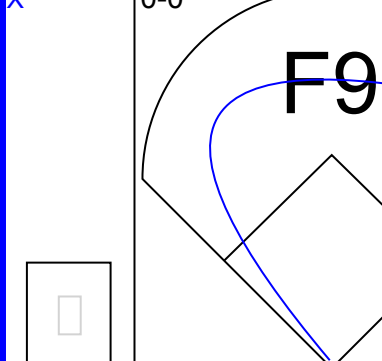
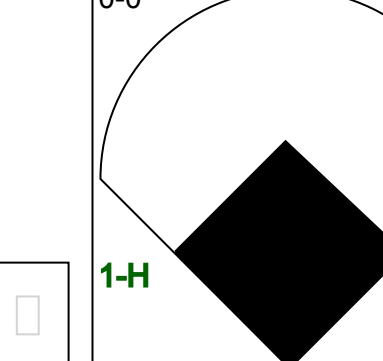
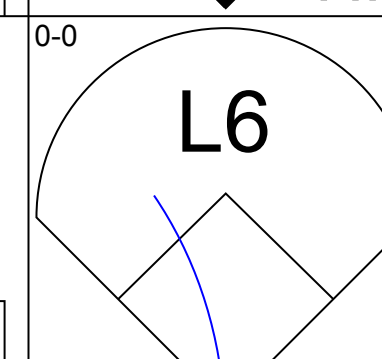
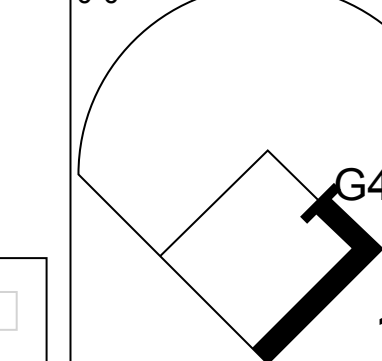
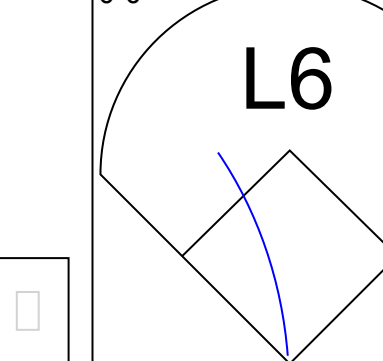


Batter	1	2	3	4	5	6	7	8	9	AB	R	H	RBI	BB	SO	LOB	BOTTOM								
Bill Doran, S OBP: 0.360, SLG: 0.433 (1, 4)	F9		HR		F8		FC5-4		BB	4	1	1	1	1	0	2									
Phil Garner, R OBP: 0.307, SLG: 0.365 (1, 5)	1B		6-3						F8	4	2	2	0	1	0	2									
Kevin Bass, S OBP: 0.292, SLG: 0.402 (1, 8)	K		6-3		F9					4	1	1	2	0	1	3									
Jose Cruz, L OBP: 0.347, SLG: 0.412 (1, 7)	1B		6-3			B1-3		G3		4	0	1	1	0	0	0									
Jerry Mumphrey, S OBP: 0.331, SLG: 0.391 Mike Madden, L (9, 1)					F8		G3	4-3		3	0	0	0	1	0	0									
Glenn Davis, R OBP: 0.311, SLG: 0.404 (1, 3)			6-3		K		5-3	4-3		3	0	0	0	0	1	2									
Mark Bailey, S OBP: 0.365, SLG: 0.429 (1, 2)		F9		F9			FC5-4		E6	4	0	1	0	0	0	0									
Dickie Thon, R OBP: 0.281, SLG: 0.348 (1, 6)		4-3			1B		F8		F4	4	0	1	0	0	0	2									
Bob Knepper, L OBP: 0.161, SLG: 0.213 Bill Dawley, R (7, 1)					SH1-4				F9	1	0	0	0	0	1	0									
Tim Tolman, R OBP: 0.111, SLG: 0.115 Eric Bullock, L (8, PH) (9, 9)		K							K	2	0	0	0	0	1	2									
Inning Stats	R: 1 E: 0 K: 1 S: 6	H: 1 LOB: 2 BB: 2 P: 14	R: 0 E: 0 K: 1 S: 5	H: 0 LOB: 0 BB: 0 P: 5	R: 1 E: 0 K: 0 S: 4	H: 1 LOB: 0 BB: 0 P: 4	R: 0 E: 0 K: 1 S: 5	H: 0 LOB: 0 BB: 0 P: 5	R: 0 E: 0 K: 0 S: 3	H: 0 LOB: 2 BB: 0 P: 3	R: 0 E: 0 K: 0 S: 4	H: 1 LOB: 1 BB: 0 P: 4	R: 2 E: 0 K: 0 S: 5	H: 2 LOB: 0 BB: 0 P: 5	R: 0 E: 1 K: 1 S: 6	H: 0 LOB: 2 BB: 1 P: 10	1B: 4 2B: 1 3B: 0 HR: 2	SF: 0 SAC: 1 DP: 0 HBP: 0	WP: 0 PB: 0 SB: 2 CS: 0	PA: 38					
PITCHER	IP	WLS	BF	H	R	ER	SO	BB	IBB	HBP	BLK	WP	HR	S	P	ERA	WHIP								
Steve Engel, L ERA: 6.45 (1, 1)	9.0	W	38	7	4	4	4	3	0	0	0	0	2	43	55	4.00	1.111								

Chicago Cubs @ Houston Astros
Astrodome, Houston, TX
Mon Aug 26 1985, 8:05 PM EDT
Att: 9,557 - Unknown

AB	34
R	4
H	7
RBI	4
BB	3
SO	4
LOB	13

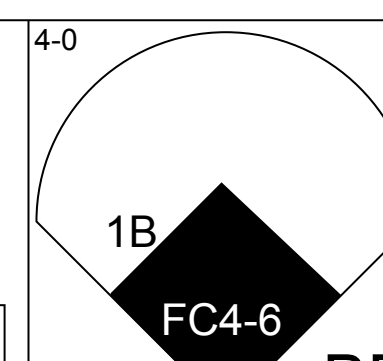
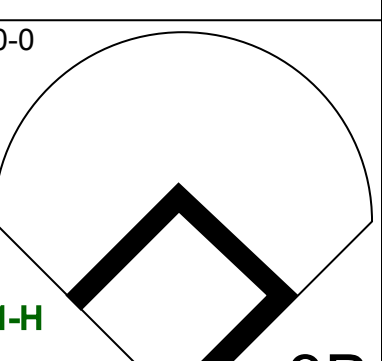
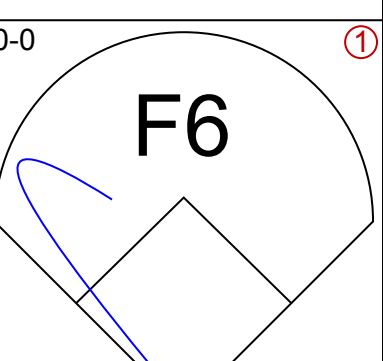
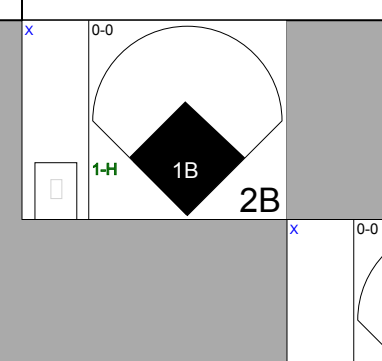
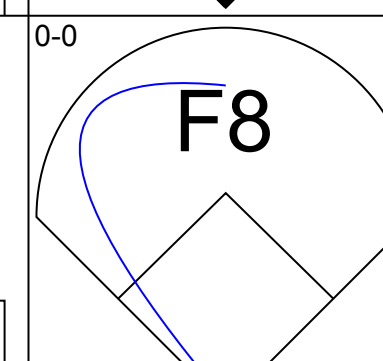
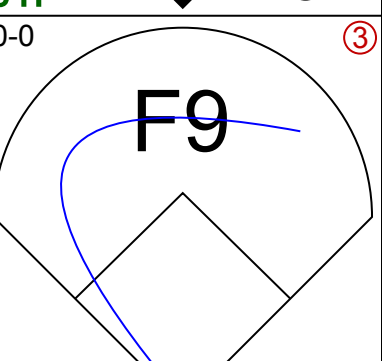
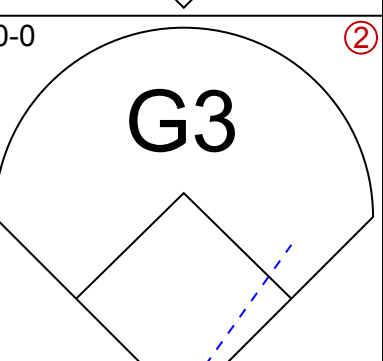
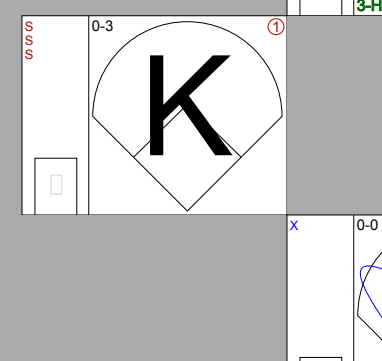
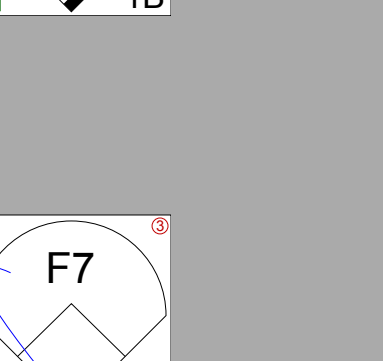
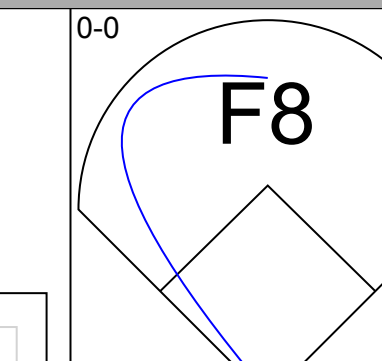
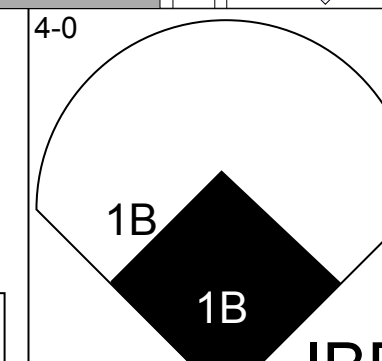
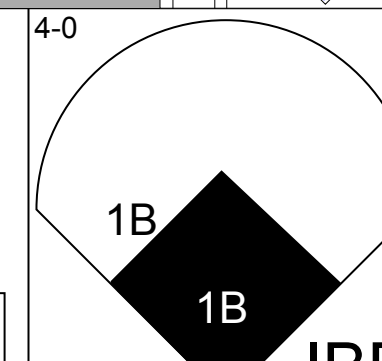

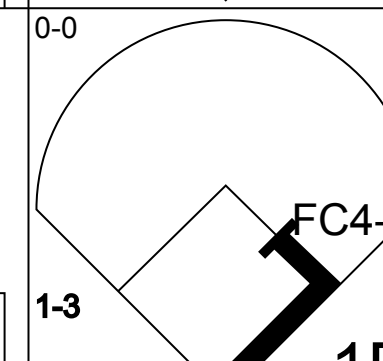
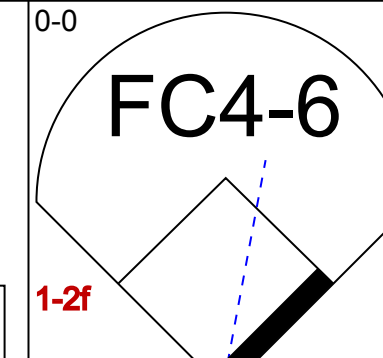
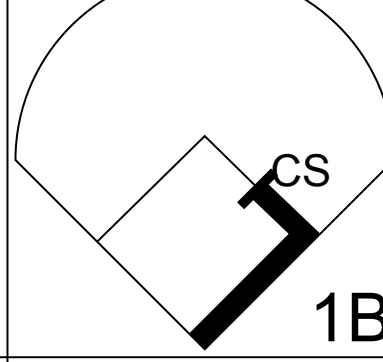
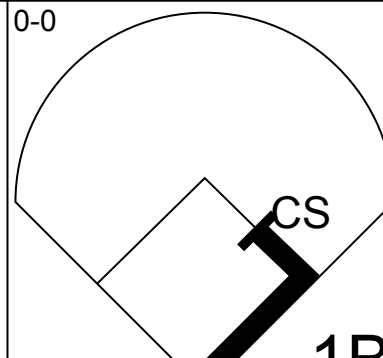
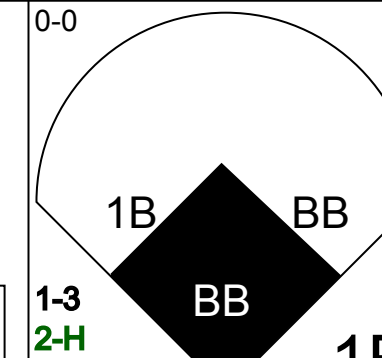
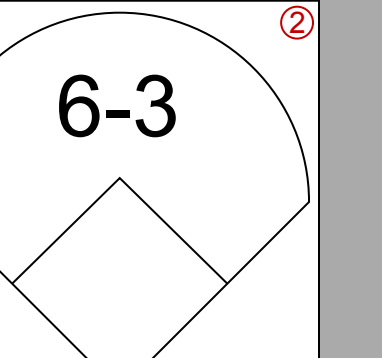
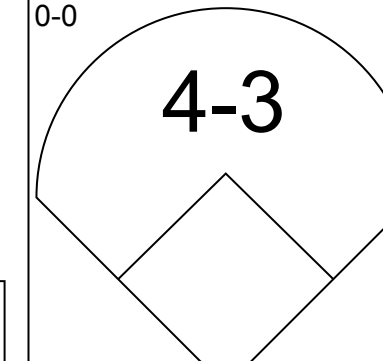
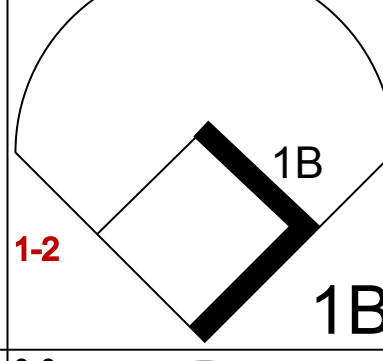
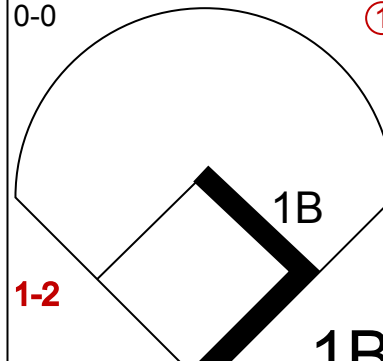
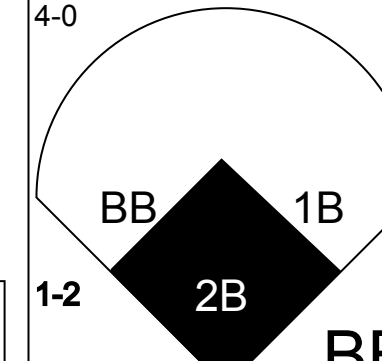
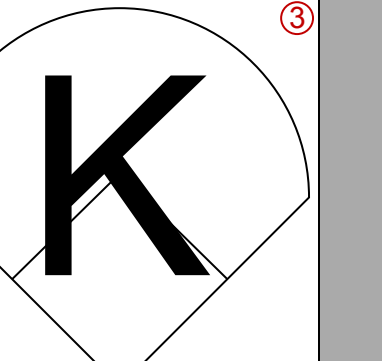
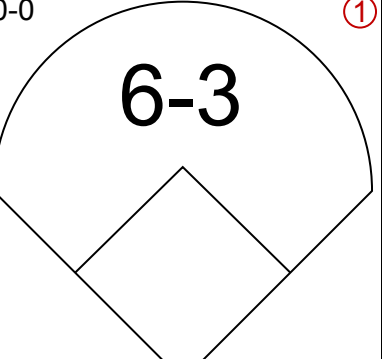
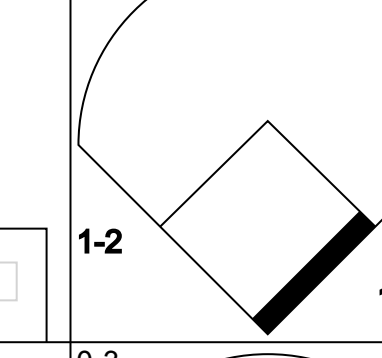
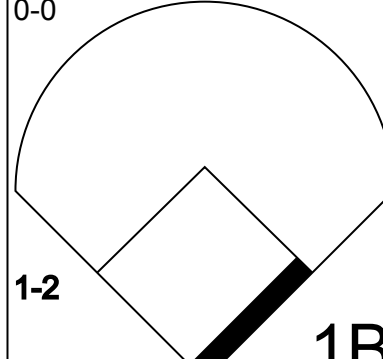
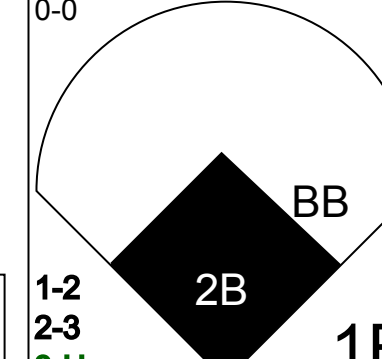
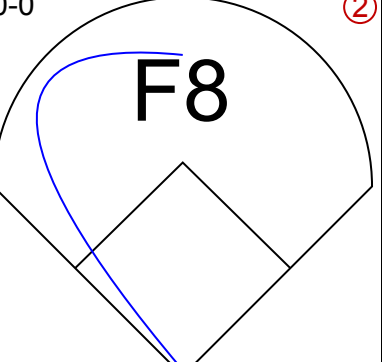
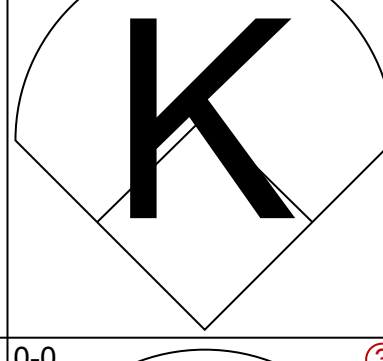
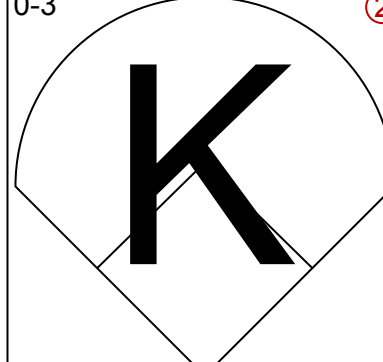
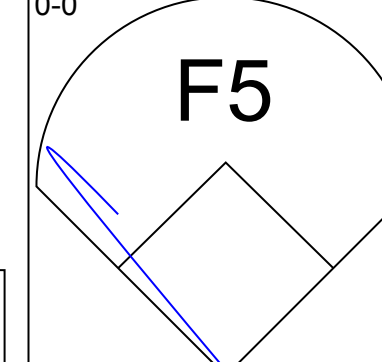
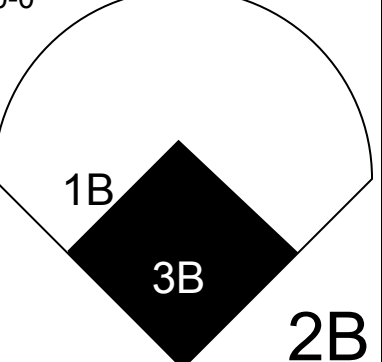
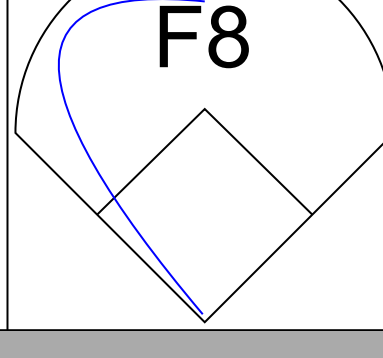
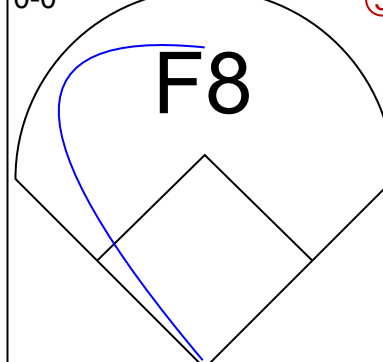
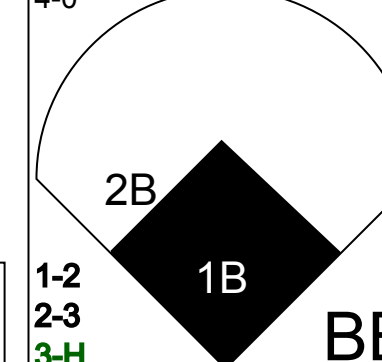
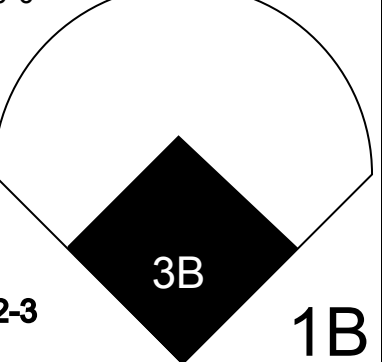
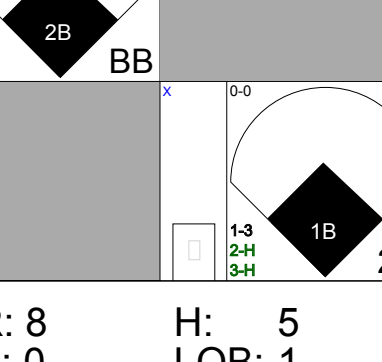


Batter	1	2	3	4	5	6	7	8	9	AB	R	H	RBI	BB	SO	LOB	TOP					
Bob Dernier, R OBP: 0.307, SLG: 0.316 (1, 8)										4	0	1	0	0	1	1						
Davey Lopes, R OBP: 0.382, SLG: 0.425 (1, 9)										4	1	1	0	0	1	1						
23 Ryne Sandberg, R OBP: 0.346, SLG: 0.483 (1, 4)										3	1	2	1	1	0	0						
Keith Moreland, R OBP: 0.371, SLG: 0.429 (1, 3)										4	0	2	1	0	0	1						
Ron Cey, R OBP: 0.329, SLG: 0.426 (1, 5)										3	0	0	0	1	0	2						
Gary Matthews, R OBP: 0.354, SLG: 0.372 (1, 7)										4	0	0	0	0	1	3						
Jody Davis, R OBP: 0.293, SLG: 0.388 (1, 2)										3	1	0	0	1	1	1	AB 32					
Shawn Dunston, R OBP: 0.231, SLG: 0.291 (7, PH)										2	0	0	0	0	1	0	R 4					
Thad Bosley, L OBP: 0.376, SLG: 0.537 (7, 1)										1	1	1	2	0	0	0	H 8					
Ron Meridith, L (7, 1)										0	0	0	0	0	0	0	RBI 4					
George Frazier, R (7, 1)										0	0	0	0	0	0	0	BB 3					
Richie Hebner, L OBP: 0.290, SLG: 0.310 (9, PH)										1	0	0	0	0	0	0	SO 5					
Derek Botelho, R OBP: 0.200, SLG: 0.200 (1, 1)										2	0	1	0	0	0	0	LOB 9					
Chris Speier, R OBP: 0.292, SLG: 0.354 (7, 6)										1	0	0	0	0	0	0						
Inning Stats	R: 1 E: 0 K: 1 S: 7	H: 2 LOB: 1 BB: 0 P: 7	R: 0 E: 0 K: 2 S: 7	H: 0 LOB: 0 BB: 0 P: 7	R: 0 E: 0 K: 0 S: 3	H: 1 LOB: 0 BB: 0 P: 3	R: 1 E: 0 K: 0 S: 5	H: 2 LOB: 1 BB: 0 P: 5	R: 0 E: 0 K: 0 S: 3	H: 0 LOB: 0 BB: 0 P: 3	R: 0 E: 0 K: 0 S: 3	H: 1 LOB: 2 BB: 2 P: 11	R: 2 E: 0 K: 1 S: 6	H: 2 LOB: 1 BB: 1 P: 10	R: 0 E: 0 K: 0 S: 3	H: 0 LOB: 0 BB: 0 P: 3	R: 0 E: 0 K: 1 S: 5	H: 0 LOB: 0 BB: 0 P: 5	1B: 6 2B: 1 3B: 0 HR: 1	SF: 0 SAC: 0 DP: 1 HBP: 0	WP: 2 PB: 0 SB: 4 CS: 2	PA: 35
PITCHER	IP WLS BF H R ER SO BB IBB HBP BLK WP HR S P ERA WHIP																					
Joe Niekro, R ERA: 3.41 (1, 1)	6.1	28	8	4	4	3	3	0	0	0	0	2	1	31	43	5.68	1.737					
Dave Smith, R ERA: 2.67 (7, 1)	2.2	7	0	0	0	2	0	0	0	0	0	0	0	11	11	0.00	0.000					

Chicago Cubs @ Houston Astros
Astrodome, Houston, TX
Tue Aug 27 1985, 8:05 PM EDT
Att: 10,810 - Unknown

AB	32
R	4
H	8
RBI	4
BB	3
SO	5
LOB	9



Batter	1	2	3	4	5	6	7	8	9	AB	R	H	RBI	BB	SO	LOB	BOTTOM					
Bill Doran, S OBP: 0.365, SLG: 0.442 (1, 4)										4	2	3	5	1	0	0						
Craig Reynolds, L OBP: 0.305, SLG: 0.407 (1, 6)										5	0	0	0	0	1	4						
Denny Walling, L OBP: 0.299, SLG: 0.368 (7, PH)										3	0	1	0	0	0	0						
Phil Garner, R OBP: 0.308, SLG: 0.364 (8, 5)										1	1	0	0	1	1	0						
Jose Cruz, L OBP: 0.348, SLG: 0.412 (1, 7)										5	1	2	2	0	0	1						
Jerry Mumphrey, S OBP: 0.332, SLG: 0.390 (1, 9)										4	1	1	0	1	2	1						
Glenn Davis, R OBP: 0.315, SLG: 0.406 (1, 3)										4	1	2	1	0	0	0						
Kevin Bass, S OBP: 0.292, SLG: 0.399 (1, 8)										3	0	0	0	1	1	5	AB 35					
John Mizerock, L OBP: 0.286, SLG: 0.350 (1, 2)										3	1	2	0	0	0	2	R 11					
Dave Smith, R (7, 1)										0	1	0	1	1	0	0	H 13					
Joe Niekro, R OBP: 0.273, SLG: 0.281 (1, 1)										2	1	1	0	0	0	1	RBI 11					
Mark Bailey, S OBP: 0.389, SLG: 0.435 (7, 2)										1	2	1	2	1	0	0	BB 6					
Inning Stats	R: 1 E: 0 K: 0 S: 4	H: 1 LOB: 1 BB: 1 P: 8	R: 2 E: 0 K: 0 S: 6	H: 3 LOB: 1 BB: 0 P: 6	R: 0 E: 0 K: 1 S: 5	H: 0 LOB: 0 BB: 0 P: 5	R: 0 E: 0 K: 0 S: 3	H: 1 LOB: 1 BB: 1 P: 7	R: 0 E: 0 K: 0 S: 3	H: 0 LOB: 0 BB: 0 P: 3	R: 0 E: 0 K: 1 S: 7	H: 3 LOB: 2 BB: 0 P: 7	R: 8 E: 0 K: 1 S: 10	H: 5 LOB: 1 BB: 4 P: 26	R: 0 E: 0 K: 2 S: 7	H: 0 LOB: 0 BB: 0 P: 7	R: 0 E: 0 K: 2 S: 7	H: 0 LOB: 0 BB: 0 P: 7	1B: 9 2B: 3 3B: 1 HR: 0	SF: 0 SAC: 0 DP: 0 HBP: 0	WP: 0 PB: 0 SB: 0 CS: 2	PA: 41
PITCHER	IP WLS BF H R ER SO BB IBB HBP BLK WP HR S P ERA WHIP																					
Derek Botelho, R ERA: 5.72 (1, 1)	6.0	26	8	3	3	2	2	0	0	0	0	0	0	28	36	4.50	1.667					
Ron Meridith, L ERA: 4.13 (7, 1)	0.1	6	2	5	5	1	2	1	0	0	0	0	0	5	17	135.00	12.000					
George Frazier, R ERA: 5.37 (7, 1)	1.2	9	3	3	3	2	1	0	0	0	0	0	0	12	16	16.20	2.400					

Chicago Cubs @ Houston Astros
Astrodome, Houston, TX
Tue Aug 27 1985, 8:05 PM EDT
Att: 10,810 - Unknown

AB	35
R	11
H	13
RBI	11
BB	6
SO	5
LOB	14



Batter	1	2	3	4	5	6	7	8	9	AB	R	H	RBI	BB	SO	LOB	TOP
Bob Dernier, R OBP: 0.306, SLG: 0.315 (1, 8)	1-3		G3			CS 1B		5-3		4	0	1	0	0	0	0	
Gary Matthews, R OBP: 0.353, SLG: 0.367 (1, 7)	K			K		23 FC5-4 BB			K	3	0	0	0	1	3	0	
23 Ryne Sandberg, R OBP: 0.346, SLG: 0.480 (1, 4)				F9		FC5-4			F7	3	0	0	0	1	0	1	
Keith Moreland, R OBP: 0.368, SLG: 0.425 (1, 9)	F4			F6		4-3			K	4	0	0	0	0	1	2	
Ron Cey, R OBP: 0.331, SLG: 0.428 (1, 5)										3	0	2	0	0	0	0	
Leon Durham, L OBP: 0.357, SLG: 0.450 (1, 3)										3	0	0	0	0	3	2	
Jody Davis, R OBP: 0.293, SLG: 0.390 (1, 2)										3	0	1	0	0	1	1	
Shawon Dunston, R OBP: 0.227, SLG: 0.286 (8, PH)										2	0	0	0	0	1	2	
Thad Bosley, L OBP: 0.375, SLG: 0.533 (8, PH)										1	0	0	0	0	0	0	
Chris Speier, R OBP: 0.292, SLG: 0.354 (8, 6)										0	0	0	0	0	0	0	
Jay Baller, R (1, 1)										2	0	0	0	0	2	2	
Richie Hebner, L (8, PH)										1	0	0	0	0	0	0	
Ron Meredith, L (8, 1)										0	0	0	0	0	0	0	
Lee Smith, R (8, 1)										0	0	0	0	0	0	0	
Inning Stats	R: 0 E: 0 K: 1 S: 5	H: 0 LOB: 1 BB: 1 P: 9	R: 0 E: 0 K: 1 S: 5	H: 1 LOB: 0 BB: 0 P: 5	R: 0 E: 0 K: 1 S: 5	H: 0 LOB: 0 BB: 0 P: 5	R: 0 E: 0 K: 3 S: 11	H: 2 LOB: 2 BB: 0 P: 11	R: 0 E: 0 K: 2 S: 7	H: 0 LOB: 0 BB: 0 P: 7	R: 0 E: 0 K: 0 S: 3	H: 0 LOB: 0 BB: 0 P: 3	R: 0 E: 0 K: 2 S: 7	H: 0 LOB: 0 BB: 0 P: 7	1B: 3 2B: 1 3B: 0 HR: 0	SF: 0 SAC: 0 DP: 1 HBP: 0	WP: 0 PA: 31 PB: 0 SB: 0 CS: 1
PITCHER	IP WLS BF H R ER SO BB IBB HBP BLK WP HR S P ERA WHIP																
Nolan Ryan, R ERA: 3.75 (1, 1)	6.2 W 24 4 0 0 8 2 0 0 0 0 0 0 38 46 0.00 0.900																
Jeff Heathcock, R ERA: 2.3 (7, 1)	2.1 S 7 0 0 0 3 0 0 0 0 0 0 0 13 13 0.00 0.000																

Chicago Cubs @ Houston Astros
Astrodome, Houston, TX
Wed Aug 28 1985, 4:33 AM EDT
Att: 6,979 - Unknown

AB	29
R	0
H	4
RBI	0
BB	2
SO	11
LOB	10



Batter	1	2	3	4	5	6	7	8	9	AB	R	H	RBI	BB	SO	LOB	BOTTOM
Bill Doran, S OBP: 0.364, SLG: 0.442 (1, 4)	SH5-3 1B 2B	3-1								4	1	1	0	0	0	2	
Craig Reynolds, L OBP: 0.306, SLG: 0.403 (1, 6)	SH5-3 2-3		F3		G3		F6			3	0	0	0	0	0	0	
Denny Walling, L OBP: 0.305, SLG: 0.376 (1, 5)										2	0	2	1	1	0	0	
Phil Garner, R OBP: 0.307, SLG: 0.363 (8, PH) (9, 5)	FC4-6 1B				2B BB					1	0	0	0	0	1	0	
Jose Cruz, L OBP: 0.349, SLG: 0.417 (1, 7)	FC4-6 BB		5-3							4	1	2	0	0	0	2	
Jerry Mumphrey, S OBP: 0.333, SLG: 0.387 (1, 9)			4-3		6-3					2	1	0	0	2	0	3	
Glenn Davis, R OBP: 0.314, SLG: 0.408 (1, 3)	F8									4	0	1	2	0	0	2	
Kevin Bass, S OBP: 0.289, SLG: 0.395 (1, 8)										4	0	0	0	0	0	1	
Mark Bailey, S OBP: 0.394, SLG: 0.440 (1, 2)										4	0	3	0	0	0	0	
Nolan Ryan, R OBP: 0.133, SLG: 0.125 (1, 1)										1	0	0	0	0	0	1	
Jeff Heathcock, R ERA: 4.64 (7, 1)										1	0	0	0	1	1	2	
Inning Stats	R: 1 E: 0 K: 0 S: 5	H: 2 LOB: 2 BB: 1 P: 9	R: 0 E: 0 K: 0 S: 4	H: 1 LOB: 1 BB: 0 P: 4	R: 0 E: 0 K: 0 S: 4	H: 1 LOB: 1 BB: 0 P: 4	R: 0 E: 0 K: 0 S: 3	H: 0 LOB: 0 BB: 0 P: 3	R: 0 E: 0 K: 2 S: 10	H: 3 LOB: 2 BB: 1 P: 14	R: 2 E: 0 K: 2 S: 10	H: 3 LOB: 2 BB: 1 P: 14	1B: 4 2B: 5 3B: 0 HR: 0	SF: 0 SAC: 2 DP: 1 HBP: 0	WP: 0 PA: 36 PB: 0 SB: 0 CS: 0		
PITCHER	IP WLS BF H R ER SO BB IBB HBP BLK WP HR S P ERA WHIP																
Jay Baller, R ERA: 3.38 (1, 1)	7.0 L 29 6 1 1 1 0 3 0 0 0 0 0 26 38 1.29 1.286																
Ron Meredith, L ERA: 4.64 (8, 1)	0.1 3 1 2 2 1 0 1 0 0 0 0 0 4 8 54.00 3.000																
Lee Smith, R ERA: 2.85 (8, 1)	0.2 4 2 0 0 0 1 0 0 0 0 0 0 6 6 0.00 3.000																

Chicago Cubs @ Houston Astros
Astrodome, Houston, TX
Wed Aug 28 1985, 4:33 AM EDT
Att: 6,979 - Unknown

AB	30
R	3
H	9
RBI	3
BB	4
SO	2
LOB	13



Batter	1	2	3	4	5	6	7	8	9	AB	R	H	RBI	BB	SO	LOB	TOP			
Bill Doran, S OBP: 0.364, SLG: 0.444 (1, 4)										5	1	2	0	0	1	0	Houston Astros @ St. Louis Cardinals Busch Stadium, St. Louis, MO Fri Aug 30 1985, 7:05 PM CDT Att: 31,975 - Unknown			
Craig Reynolds, L OBP: 0.307, SLG: 0.403 (1, 6)										5	2	2	0	0	0	2				
Denny Walling, L OBP: 0.310, SLG: 0.380 (1, 5)										5	2	3	3	0	0	0				
Jose Cruz, L OBP: 0.350, SLG: 0.420 (1, 7)										4	0	2	2	0	0	2				
Jerry Mumphrey, S OBP: 0.332, SLG: 0.384 (1, 9)										3	0	0	0	1	1	1				
Glenn Davis, R OBP: 0.317, SLG: 0.428 (1, 3)										4	1	2	1	0	0	4				
Kevin Bass, S OBP: 0.286, SLG: 0.392 (1, 8)										3	0	0	1	0	1	1				
Mark Bailey, S OBP: 0.389, SLG: 0.433 (1, 2)										4	0	0	0	0	2	3				
Mike Scott, R OBP: 0.206, SLG: 0.246 (1, 1)										2	1	0	0	1	1	1				
Frank DiPino, L OBP: 0.250, SLG: 0.250 (7, 1)										1	0	0	0	0	1	0				
Dave Smith, R OBP: 0.250, SLG: 0.250 (9, 1)										0	0	0	0	0	0	0				
Inning Stats	R: 3 E: 0 K: 0 S: 7	H: 4 LOB: 2 BB: 1 P: 11	R: 1 E: 0 K: 0 S: 4	H: 2 LOB: 1 BB: 1 P: 8	R: 1 E: 0 K: 1 S: 6	H: 1 LOB: 0 BB: 0 P: 6	R: 0 E: 0 K: 0 S: 3	H: 0 LOB: 0 BB: 0 P: 3	R: 0 E: 0 K: 2 S: 8	H: 1 LOB: 1 BB: 0 P: 8	R: 2 E: 0 K: 2 S: 10	H: 3 LOB: 1 BB: 0 P: 10	R: 0 E: 0 K: 2 S: 7	H: 0 LOB: 0 BB: 0 P: 7	R: 0 E: 0 K: 0 S: 3	H: 0 LOB: 0 BB: 0 P: 3	1B: 7 2B: 3 3B: 0 HR: 1	SF: 1 SAC: 0 DP: 1 HBP: 0	WP: 0 PB: 0 SB: 2 CS: 1	PA: 39
PITCHER	IP WLS BF H R ER SO BB IBB HBP BLK WP HR S P ERA WHIP																			
Kurt Kephre, R ERA: 4.53 (1, 1)	1.0 L 10 5 4 4 0 0 1 1 0 0 0 0 0 8 16 36.00 6.000																			
Ricky Horton, L ERA: 3.05 (2, 1)	5.1 21 6 3 2 4 0 0 0 0 0 0 1 29 29 3.38 1.125																			
Bill Campbell, R ERA: 3.83 (7, 1)	1.2 5 0 0 0 3 0 0 0 0 0 0 0 0 11 0.00 0.000																			
Bob Forsch, R ERA: 4.17 (9, 1)	1.0 3 0 0 0 0 0 0 0 0 0 0 0 0 3 0.00 0.000																			

Batter	1	2	3	4	5	6	7	8	9	AB	R	H	RBI	BB	SO	LOB	BOTTOM					
Vince Coleman, S OBP: 0.322, SLG: 0.350 (1, 7)										5	1	1	1	0	0	1	Houston Astros @ St. Louis Cardinals Busch Stadium, St. Louis, MO Fri Aug 30 1985, 7:05 PM CDT Att: 31,975 - Unknown					
Willie McGee, S OBP: 0.395, SLG: 0.524 (1, 8)										5	1	4	1	0	0	0						
Tom Herr, S OBP: 0.396, SLG: 0.433 (1, 4)										5	0	3	1	0	0	1						
Darrell Porter, L OBP: 0.321, SLG: 0.395 (8, PH)										2	0	0	0	1	1	3						
Ivan De Jesus, R OBP: 0.277, SLG: 0.311 (9, PH)										1	0	0	0	0	1	0						
Steve Braun, L OBP: 0.328, SLG: 0.365 (9, PH)										1	0	0	0	0	0	2						
Andy Van Slyke, L OBP: 0.329, SLG: 0.442 (8, PH)										3	0	0	0	0	1	2						
Tito Landrum, R OBP: 0.367, SLG: 0.472 (9, 9)										0	0	0	0	1	0	0						
Terry Pendleton, S OBP: 0.285, SLG: 0.293 (1, 5)										4	0	0	0	0	0	2						
Bob Forsch, R OBP: 0.296, SLG: 0.444 (9, 1)										0	0	0	0	0	0	0						
Mike Jorgensen, L OBP: 0.407, SLG: 0.302 (1, 3)										3	0	0	0	0	0	1						
Bill Campbell, R OBP: 0.625, SLG: 0.400 (7, 1)										0	0	0	0	0	0	0						
Brian Harper, R OBP: 0.333, SLG: 0.378 (9, 2)										1	1	1	0	0	0	0						
Ozzie Smith, S OBP: 0.330, SLG: 0.342 (1, 6)										3	1	0	0	1	1	1						
Kurt Kephre, L OBP: 0.137, SLG: 0.184 (1, 1)										0	0	0	0	0	0	0						
Ricky Horton, L ERA: 3.84 (2, 1)										2	0	0	0	0	0	1						
Cesar Cedeno, R OBP: 0.309, SLG: 0.351 (7, 3)										2	1	1	1	0	0	2						
Inning Stats	R: 1 E: 1 K: 2 S: 9	H: 2 LOB: 1 BB: 0 P: 9	R: 0 E: 0 K: 0 S: 3	H: 0 LOB: 1 BB: 1 P: 7	R: 0 E: 0 K: 0 S: 3	H: 0 LOB: 0 BB: 0 P: 3	R: 0 E: 0 K: 0 S: 3	H: 0 LOB: 1 BB: 1 P: 7	R: 1 E: 0 K: 1 S: 8	H: 3 LOB: 2 BB: 0 P: 8	R: 0 E: 0 K: 0 S: 3	H: 0 LOB: 0 BB: 0 P: 3	R: 1 E: 0 K: 0 S: 5	H: 2 LOB: 1 BB: 0 P: 5	R: 0 E: 0 K: 1 S: 4	H: 0 LOB: 0 BB: 1 P: 8	R: 2 E: 1 K: 0 S: 7	H: 3 LOB: 2 BB: 0 P: 7	1B: 8 2B: 1 3B: 0 HR: 1	SF: 0 SAC: 0 DP: 1 HBP: 0	WP: 0 PB: 0 SB: 1 CS: 0	PA: 40
PITCHER	IP WLS BF H R ER SO BB IBB HBP BLK WP HR S P ERA WHIP																					
Mike Scott, R ERA: 2.78 (1, 1)	6.2 W 29 7 3 2 3 2 0 0 0 0 0 0 11 15 0.00 2.000																					
Frank DiPino, L ERA: 3.84 (7, 1)	2.0 10 3 2 0 1 1 0 0 0 0 0 0 11 15 0.00 2.000																					
Dave Smith, R ERA: 2.66 (9, 1)	0.1 S 1 0 0 0 0 0 0 0 0 0 0 0 1 1 0.00 0.000																					

AB	36
R	7
H	11
RBI	7
BB	2
SO	7
LOB	14



Batter	1	2	3	4	5	6	7	8	9	AB	R	H	RBI	BB	SO	LOB	TOP																					
Bill Doran, S OBP: 0.364, SLG: 0.446 (1, 4)			4-3		F9		F7			5	0	2	0	0	0	1																						
Craig Reynolds, L OBP: 0.306, SLG: 0.399 (1, 6)			6-3		F9					5	1	1	0	0	2	2																						
Denny Walling, L OBP: 0.314, SLG: 0.384 (1, 5) (8, 3)										4	1	2	0	1	1	2																						
Jose Cruz, L OBP: 0.351, SLG: 0.423 (1, 7)										4	0	2	1	0	1	2																						
Jerry Mumphrey, S OBP: 0.332, SLG: 0.382 (1, 9)										4	0	1	0	0	0	3																						
Glenn Davis, R OBP: 0.324, SLG: 0.445 Phil Garner, R OBP: 0.307, SLG: 0.363 (8, PR) (8, 5)										3	1	2	1	1	0	2																						
Kevin Bass, S OBP: 0.286, SLG: 0.391 (1, 8)			F4		6-3					4	0	1	0	0	0	4																						
Mark Bailey, S OBP: 0.364, SLG: 0.426 (1, 2)					4-3					4	0	0	0	0	1	5																						
Bob Knepper, L OBP: 0.154, SLG: 0.203 (1, 1)					F2					3	0	0	0	0	1	2																						
Inning Stats	R: 0 E: 0 K: 1 S: 6	H: 1 LOB: 1 BB: 0 P: 6	R: 0 E: 0 K: 2 S: 9	H: 2 LOB: 2 BB: 0 P: 9	R: 0 E: 0 K: 1 S: 6	H: 1 LOB: 1 BB: 0 P: 6	R: 1 E: 0 K: 0 S: 4	H: 1 LOB: 0 BB: 0 P: 4	R: 0 E: 0 K: 0 S: 3	H: 0 LOB: 0 BB: 0 P: 3	R: 0 E: 0 K: 0 S: 3	H: 1 LOB: 1 BB: 1 P: 7	R: 0 E: 0 K: 0 S: 4	H: 1 LOB: 0 BB: 0 P: 4	R: 2 E: 1 K: 0 S: 6	H: 3 LOB: 2 BB: 1 P: 10	R: 0 E: 0 K: 2 S: 8	H: 1 LOB: 1 BB: 0 P: 8	1B: 7 2B: 3 3B: 0 HR: 1	SF: 0 SAC: 1 DP: 1 HBP: 0	WP: 0 PB: 0 SB: 1 CS: 0	PA: 39																
PITCHER	IP WLS BF H R ER SO BB IBB HBP BLK WP HR S P ERA WHIP																																					
Danny Cox, R ERA: 2.87 Ken Dayley, L ERA: 2.17	(1, 1) (8, 1)	7.0 8	L 8	31 1	10 0	3 0	3 2	4 0	1 0	0 0	0 2	0 0	1 0	0 0	0 0	0 11	42 15	3.86 0.00	1.571 0.500																			

Houston Astros @ St. Louis Cardinals
 Busch Stadium, St. Louis, MO
 Sat Aug 31 1985, 7:05 PM CDT
 Att: 38,387 - Unknown

AB	36
R	3
H	11
RBI	2
BB	2
SO	6
LOB	23



Batter	1	2	3	4	5	6	7	8	9	AB	R	H	RBI	BB	SO	LOB	BOTTOM																
Vince Coleman, S OBP: 0.320, SLG: 0.347 (1, 7)				6-3		5-3				4	0	0	0	0	1	0																	
Willie McGee, S OBP: 0.391, SLG: 0.519 (1, 8)			6-3		5-3					4	0	0	0	0	0	0																	
Tom Herr, S OBP: 0.393, SLG: 0.429 (1, 4)			5-3		F9					4	0	0	0	0	0	0																	
Cesar Cedeno, R OBP: 0.309, SLG: 0.356 (1, 3)										3	0	1	0	0	1	0																	
Tito Landrum, R OBP: 0.359, SLG: 0.462 (1, 9)										3	0	0	0	0	0	1																	
Brian Harper, R OBP: 0.310, SLG: 0.350 (9, 9)			5-3							3	0	0	0	0	1	0																	
Ozzie Smith, S OBP: 0.335, SLG: 0.349 (1, 6)										3	1	3	0	0	0	0																	
Tom Nieto, R OBP: 0.293, SLG: 0.265 Tom Lawless, R OBP: 0.228, SLG: 0.208 Darrell Porter, L OBP: 0.321, SLG: 0.395 (8, PR) (9, 2)					6-3					3	0	1	0	0	0	2																	
Danny Cox, R OBP: 0.208, SLG: 0.167 Ken Dayley, L OBP: 0.250, SLG: 0.250 Andy Van Slyke, L OBP: 0.329, SLG: 0.442 Terry Pendleton, S OBP: 0.269, SLG: 0.292 (8, PH) (9, 5)					F9					1	0	0	1	0	0	0																	
Inning Stats	R: 0 E: 0 K: 0 S: 3	H: 0 LOB: 0 BB: 0 P: 3	R: 0 E: 0 K: 1 S: 5	H: 0 LOB: 0 BB: 0 P: 5	R: 0 E: 0 K: 0 S: 3	H: 1 LOB: 0 BB: 0 P: 3	R: 0 E: 0 K: 0 S: 3	H: 0 LOB: 0 BB: 0 P: 3	R: 0 E: 0 K: 1 S: 5	H: 0 LOB: 0 BB: 0 P: 5	R: 0 E: 0 K: 0 S: 4	H: 1 LOB: 0 BB: 0 P: 4	R: 0 E: 0 K: 0 S: 4	H: 1 LOB: 1 BB: 0 P: 4	R: 0 E: 0 K: 0 S: 4	H: 2 LOB: 2 BB: 0 P: 4	R: 0 E: 0 K: 1 S: 5	H: 0 LOB: 0 BB: 0 P: 5	1B: 3 2B: 2 3B: 0 HR: 0	SF: 1 SAC: 0 DP: 1 HBP: 0	WP: 0 PB: 0 SB: 0 CS: 1	PA: 30											
PITCHER	IP WLS BF H R ER SO BB IBB HBP BLK WP HR S P ERA WHIP																																
Bob Knepper, L ERA: 3.5	(1, 1)	9.0 W	30 30	5 1	1 1	1 1	3 3	0 0	0 0	0 0	0 0	0 36	36 36	1.00 0.556																			

Houston Astros @ St. Louis Cardinals
 Busch Stadium, St. Louis, MO
 Sat Aug 31 1985, 7:05 PM CDT
 Att: 38,387 - Unknown

AB	29
R	1
H	5
RBI	1
BB	0
SO	3
LOB	5



Batter	1	2	3	4	5	6	7	8	9	AB	R	H	RBI	BB	SO	LOB	TOP					
Bill Doran, S OBP: 0.362, SLG: 0.442 (1,4)	5-3		6-3			K		F3		4	0	0	0	0	1	1						
Phil Garner, R OBP: 0.307, SLG: 0.362 (1,5)	F9					6-3		FC4 1B		4	0	1	0	0	0	0						
Kevin Bass, S OBP: 0.288, SLG: 0.392 (1,8)	F3					1B		FC4 1-2		4	0	2	0	0	0	2						
Jose Cruz, L OBP: 0.353, SLG: 0.424 (1,7)						K				4	0	2	0	0	1	1						
Jerry Mumphy, S OBP: 0.328, SLG: 0.378 (1,9)	F7 1-2					K				4	0	0	0	0	1	2						
Glenn Davis, R OBP: 0.318, SLG: 0.437 (1,3)	F6					5-3		F7		4	0	0	0	0	0	1						
Dickie Thon, R OBP: 0.281, SLG: 0.347 (1,6)	3-1							F9		3	0	1	0	0	0	1						
John Mizerock, L OBP: 0.261, SLG: 0.318 (8, PH)										2	0	0	0	0	1	1						
Jim Pankovits, R OBP: 0.358, SLG: 0.387 (8, PH)						K		F7		1	0	0	0	0	0	0						
Bill Dawley, R (8, 1)										0	0	0	0	0	0	0						
Joe Niekro, R OBP: 0.265, SLG: 0.273 (6, 1)										2	0	0	0	0	1	1						
Mike Madden, L (8, PH)										0	0	0	0	0	0	0						
Mark Bailey, S OBP: 0.386, SLG: 0.429 (8, 2)										1	0	1	0	0	0	0						
Inning Stats	R: 0 E: 0 K: 0 S: 3	H: 0 LOB: 0 BB: 0 P: 3	R: 0 E: 0 K: 0 S: 4	H: 1 LOB: 1 BB: 0 P: 4	R: 0 E: 0 K: 2 S: 7	H: 0 LOB: 0 BB: 0 P: 7	R: 0 E: 0 K: 1 S: 6	H: 2 LOB: 1 BB: 0 P: 6	R: 0 E: 0 K: 0 S: 4	H: 1 LOB: 1 BB: 0 P: 4	R: 0 E: 0 K: 2 S: 8	H: 1 LOB: 1 BB: 0 P: 8	R: 0 E: 0 K: 0 S: 3	H: 0 LOB: 0 BB: 0 P: 3	R: 0 E: 0 K: 0 S: 5	H: 2 LOB: 2 BB: 0 P: 5	R: 0 E: 0 K: 0 S: 3	H: 0 LOB: 0 BB: 0 P: 3	1B: 7 2B: 0 3B: 0 HR: 0	SF: 0 SAC: 0 DP: 0 HBP: 0	WP: 0 PB: 0 SB: 0 CS: 1	PA: 33
PITCHER John Tudor, L ERA: 2.03 (1, 1)	IP: 9.0 WLS: W BF: 33 H: 7 R: 0 ER: 0 SO: 5 BB: 0 IBB: 0 HBP: 0 BLK: 0 WP: 0 HR: 0 S: 43 P: 43 ERA: 0.00 WHIP: 0.778															PITCHER	IP: 9.0 WLS: W BF: 33 H: 7 R: 0 ER: 0 SO: 5 BB: 0 IBB: 0 HBP: 0 BLK: 0 WP: 0 HR: 0 S: 43 P: 43 ERA: 0.00 WHIP: 0.778					

Houston Astros @ St. Louis Cardinals
 Busch Stadium, St. Louis, MO
 Sun Sep 01 1985, 3:33 AM CDT
 Att: 31,927 - Unknown

AB 33
 R 0
 H 7
 RBI 0
 BB 0
 SO 5
 LOB 10



Batter	1	2	3	4	5	6	7	8	9	AB	R	H	RBI	BB	SO	LOB	BOTTOM			
Vince Coleman, S OBP: 0.319, SLG: 0.346 (1,7)	4-3		F3		4-3	FC6-4 1B CS 1B		G1		5	0	1	0	0	0	0				
Willie McGee, S OBP: 0.394, SLG: 0.528 (1,8)	1-3		G3 1B		HR	FC6-4 1B				4	1	3	2	0	0	0				
Tom Herr, S OBP: 0.392, SLG: 0.428 (1,4)	K		G3 1-2		G3 1B	FC6-4 1B				4	0	1	1	0	1	3				
Darrell Porter, L OBP: 0.325, SLG: 0.394 (1,2)			F2		G3	CS				3	1	1	0	1	0	2				
Andy Van Slyke, L OBP: 0.333, SLG: 0.447 (1,9)			2B 1B		S 1B	3H				3	1	2	1	1	0	1				
Terry Pendleton, S OBP: 0.271, SLG: 0.294 (1,5)			1B 4-3		1B BB	5-3 BB				4	0	2	0	0	0	3				
Mike Jorgensen, L OBP: 0.400, SLG: 0.299 (1,3)	F9 1-2				K	FC1-6 1B		F5		4	0	1	0	0	1	4				
Ozzie Smith, S OBP: 0.336, SLG: 0.349 (1,6)	4-3					1B FC1-6 1B		4-3		3	1	1	1	1	0	1				
John Tudor, L OBP: 0.179, SLG: 0.203 (1, 1)	4-3				K	FC1-6 1B FC6-4		K		4	1	0	0	0	2	5				
Inning Stats	R: 0 E: 0 K: 1 S: 5	H: 0 LOB: 0 BB: 0 P: 5	R: 2 E: 0 K: 0 S: 6	H: 3 LOB: 1 BB: 0 P: 6	R: 0 E: 0 K: 2 S: 8	H: 1 LOB: 1 BB: 0 P: 4	R: 0 E: 0 K: 2 S: 8	H: 1 LOB: 2 BB: 1 P: 12	R: 1 E: 0 K: 0 S: 5	H: 2 LOB: 2 BB: 1 P: 9	R: 2 E: 0 K: 0 S: 6	H: 4 LOB: 1 BB: 0 P: 6	R: 0 E: 0 K: 0 S: 3	H: 1 LOB: 1 BB: 1 P: 7	R: 0 E: 0 K: 1 S: 5	H: 0 LOB: 0 BB: 0 P: 5	1B: 10 2B: 2 3B: 0 HR: 1	SF: 0 SAC: 0 DP: 1 HBP: 0	WP: 0 PB: 0 SB: 4 CS: 1	PA: 38
PITCHER Joe Niekro, R ERA: 3.55 (1, 1)	IP: 5.1 WLS: L BF: 28 H: 10 R: 5 ER: 3 SO: 3 BB: 1 IBB: 0 HBP: 0 BLK: 0 WP: 0 HR: 1 S: 32 P: 40 ERA: 8.44 WHIP: 2.062															PITCHER	IP: 5.1 WLS: L BF: 28 H: 10 R: 5 ER: 3 SO: 3 BB: 1 IBB: 0 HBP: 0 BLK: 0 WP: 0 HR: 1 S: 32 P: 40 ERA: 8.44 WHIP: 2.062			
Mike Madden, L ERA: 5.25 (6, 1)	1.2 6 2 0 0 0 1 0 0 0 0 0 0 5 9 0.00 1.800															PITCHER	1.2 6 2 0 0 0 1 0 0 0 0 0 0 5 9 0.00 1.800			
Bill Dawley, R ERA: 4.01 (8, 1)	1.0 3 0 0 0 0 1 0 0 0 0 0 0 5 5 0.00 0.000															PITCHER	1.0 3 0 0 0 0 1 0 0 0 0 0 0 5 5 0.00 0.000			

Houston Astros @ St. Louis Cardinals
 Busch Stadium, St. Louis, MO
 Sun Sep 01 1985, 3:33 AM CDT
 Att: 31,927 - Unknown

AB 34
 R 5
 H 12
 RBI 5
 BB 3
 SO 4
 LOB 19



Batter	1	2	3	4	5	6	7	8	9	AB	R	H	RBI	BB	SO	LOB	TOP			
R.J. Reynolds, S OBP: 0.318, SLG: 0.372 (1, 7)										4	1	1	0	0	0	2	Pittsburgh Pirates @ Houston Astros Astrodome, Houston, TX Thu Sep 05 1985, 8:05 PM EDT Att: 6,003 - Unknown			
Denny Gonzalez, R OBP: 0.297, SLG: 0.400 (1, 5)										3	0	0	0	0	1	0				
Johnny Ray, S OBP: 0.300, SLG: 0.361 (1, 4)										4	1	2	0	0	0	0				
Mike Brown, R OBP: 0.331, SLG: 0.455 (1, 9)										4	0	2	2	0	0	1				
Jason Thompson, L OBP: 0.372, SLG: 0.388 (1, 3)										4	0	0	0	0	1	1				
Tony Peña, R OBP: 0.287, SLG: 0.351 (1, 2)										3	1	2	0	0	0	0				
Sam Khalifa, R OBP: 0.268, SLG: 0.295 (1, 6)										2	0	1	0	0	0	1				
Joe Orsulak, L OBP: 0.321, SLG: 0.337 (7, PH)										2	0	0	0	0	0	1				
Bill Almon, R OBP: 0.336, SLG: 0.412 (7, 7)										1	0	0	0	0	0	1				
Bob Walk, R (1, 1)										1	0	0	0	0	1	0				
Sixto Lezcano, R OBP: 0.397, SLG: 0.315 (8, PH)										0	0	0	0	1	0	0				
Pat Clements, R (8, 1)										0	0	0	0	0	0	0				
Inning Stats	R: 2 E: 0 K: 0 S: 5	H: 3 LOB: 0 BB: 0 P: 5	R: 1 E: 0 K: 0 S: 4	H: 1 LOB: 1 BB: 0 P: 5	R: 0 E: 0 K: 0 S: 3	H: 0 LOB: 0 BB: 0 P: 3	R: 0 E: 0 K: 1 S: 5	H: 1 LOB: 0 BB: 0 P: 5	R: 0 E: 0 K: 1 S: 6	H: 1 LOB: 1 BB: 0 P: 6	R: 0 E: 0 K: 0 S: 3	H: 1 LOB: 0 BB: 0 P: 3	R: 0 E: 0 K: 0 S: 2	H: 0 LOB: 0 BB: 1 P: 6	R: 0 E: 0 K: 0 S: 3	H: 1 LOB: 0 BB: 0 P: 3	1B: 6 2B: 2 3B: 0 HR: 0	SF: 0 SAC: 2 DP: 2 HBP: 1	WP: 1 PB: 0 SB: 1 CS: 2	PA: 33
PITCHER	IP WLS BF H R ER SO BB IBB HBP BLK WP HR S P ERA WHIP	IP WLS BF H R ER SO BB IBB HBP BLK WP HR S P ERA WHIP																		
Bob Knepper, L ERA: 3.49 (1, 1)	8.0 W 30 8 3 3 3 1 0 1 0 1 0 34 39 3.38 1.125	1.0 S 2 0 0 0 0 0 0 0 0 0 0 2 2 0.00 0.000																		
Dave Smith, R ERA: 2.54 (9, 1)																				

AB 28
R 3
H 8
RBI 2
BB 1
SO 3
LOB 7



Batter	1	2	3	4	5	6	7	8	9	AB	R	H	RBI	BB	SO	LOB	BOTTOM			
Bill Doran, S OBP: 0.363, SLG: 0.437 (1, 4)										3	0	0	0	1	1	0	Pittsburgh Pirates @ Houston Astros Astrodome, Houston, TX Thu Sep 05 1985, 8:05 PM EDT Att: 6,003 - Unknown			
Craig Reynolds, L OBP: 0.303, SLG: 0.393 (1, 6)										4	1	1	0	0	0	2				
Denny Walling, L OBP: 0.316, SLG: 0.380 (1, 5)										3	2	1	0	1	0	0				
Jose Cruz, L OBP: 0.349, SLG: 0.418 (1, 7)										2	1	1	0	1	0	0				
Phil Garner, R OBP: 0.311, SLG: 0.382 (8, 5)										1	0	0	0	0	0	0				
Jerry Mumphy, S OBP: 0.326, SLG: 0.389 (1, 9)										3	0	0	2	0	0	2				
Glenn Davis, R OBP: 0.317, SLG: 0.435 (1, 3)										3	0	1	2	0	2	1				
Kevin Bass, S OBP: 0.292, SLG: 0.396 (1, 8)										3	0	0	0	0	0	1				
Mark Bailey, S OBP: 0.390, SLG: 0.434 (1, 2)										3	0	1	0	0	0	0				
Bob Knepper, L OBP: 0.149, SLG: 0.197 (1, 1)										2	0	0	0	0	0	0				
Dave Smith, R (9, 1)										0	0	0	0	0	0	0				
Inning Stats	R: 3 E: 0 K: 0 S: 5	H: 2 LOB: 1 BB: 2 P: 13	R: 0 E: 0 K: 1 S: 5	H: 0 LOB: 0 BB: 0 P: 5	R: 1 E: 0 K: 1 S: 7	H: 2 LOB: 1 BB: 0 P: 7	R: 0 E: 0 K: 0 S: 3	H: 0 LOB: 0 BB: 0 P: 3	R: 0 E: 0 K: 1 S: 5	H: 0 LOB: 0 BB: 0 P: 5	R: 0 E: 0 K: 0 S: 4	H: 1 LOB: 2 BB: 1 P: 8	R: 0 E: 0 K: 0 S: 3	H: 0 LOB: 0 BB: 0 P: 3	R: 0 E: 0 K: 0 S: 3	H: 0 LOB: 0 BB: 0 P: 3	1B: 5 2B: 0 3B: 0 HR: 0	SF: 1 SAC: 1 DP: 0 HBP: 0	WP: 0 PB: 0 SB: 0 CS: 0	PA: 32
PITCHER	IP WLS BF H R ER SO BB IBB HBP BLK WP HR S P ERA WHIP	IP WLS BF H R ER SO BB IBB HBP BLK WP HR S P ERA WHIP																		
Bob Walk, R ERA: 3.27 (1, 1)	7.0 L 29 5 4 4 3 3 0 0 0 0 3 44 5.14 1.143	1.0 3 0 0 0 0 0 0 0 0 0 0 3 3 0.00 0.000																		
Pat Clements, L ERA: 3.15 (8, 1)																				



Batter	1	2	3	4	5	6	7	8	9	10	AB	R	H	RBI	BB	SO	LOB	TOP							
Joe Orsulak, L OBP: 0.315, SLG: 0.331 (1, 8)	6-3		4-3	4-3		6-3			F7		5	0	0	0	0	0	3								
R.J. Reynolds, S OBP: 0.315, SLG: 0.368 (1, 7)	G3		WP FC3-2 1B		3-1			F8	4-3		5	0	1	0	0	0	0								
Johnny Ray, S OBP: 0.299, SLG: 0.358 (1, 4)	E BB		FC3-2 BB 3B		F6			3-1	F7		4	1	0	0	1	0	1								
Jason Thompson, L OBP: 0.372, SLG: 0.585 (1, 3)	E3		BB 3B		F4			BB			3	1	0	0	2	1	1								
Mike Brown, R OBP: 0.336, SLG: 0.463 (1, 9)	F7		BB 3B					PB WP SH BB	5-3		4	1	2	2	1	0	3								
Tony Peña, R OBP: 0.284, SLG: 0.347 (1, 2)		F8	5-3					K	F4		5	0	0	0	0	1	3								
Denny Gonzalez, R OBP: 0.275, SLG: 0.392 (1, 5)	F8							SH BB	F9		4	0	1	0	1	1	1								
Sam Khalifa, R OBP: 0.274, SLG: 0.301 (1, 6)								SH BB			2	0	2	1	0	0	0								
Rick Rhoden, R OBP: 0.221, SLG: 0.242 Don Robinson, R OBP: 0.250, SLG: 0.316 (9, 1)	1B							1-2 3-H	F9		4	0	0	0	0	1	5								
	K										0	0	0	0	0	0	0								
Inning Stats	R: 0 E: 1 K: 0 S: 4	H: 0 LOB: 2 BB: 1 P: 8	R: 0 E: 0 K: 1 S: 6	H: 1 LOB: 1 BB: 0 P: 6	R: 2 E: 0 K: 0 S: 5	H: 2 LOB: 1 BB: 1 P: 9	R: 0 E: 0 K: 0 S: 4	H: 1 LOB: 1 BB: 0 P: 4	R: 0 E: 0 K: 1 S: 6	H: 0 LOB: 2 BB: 2 P: 14	R: 0 E: 0 K: 0 S: 3	H: 0 LOB: 1 BB: 1 P: 7	R: 0 E: 0 K: 0 S: 4	H: 1 LOB: 1 BB: 0 P: 4	R: 0 E: 0 K: 0 S: 3	H: 0 LOB: 0 BB: 0 P: 3	R: 0 E: 1 K: 2 S: 8	H: 1 LOB: 0 BB: 0 P: 8	1B: 5 2B: 0 3B: 1 HR: 0	SF: 0 SAC: 2 DP: 0 HBP: 0	WP: 2 PB: 1 SB: 1 CS: 0	PA: 43			
PITCHER	IP 7.0	WLS 32	BF 4	H 3	R 3	ER 3	SO 2	BB 5	IBB 0	HBP 0	BLK 0	WP 2	HR 0	S 31	P 51	ERA 3.86	WHIP 1.286								
Joe Niekro, R ERA: 3.56 Bill Dawley, R ERA: 3.62 (8, 1)	3.0	W	11	2	0	0	2	0	0	0	0	0	0	15	15	0.00	0.667								

Pittsburgh Pirates @ Houston Astros
Astrodome, Houston, TX
Fri Sep 06 1985, 8:05 PM EDT
Att: 7,163 - Unknown

AB	36
R	3
H	6
RBI	3
BB	5
SO	4
LOB	17



Batter	1	2	3	4	5	6	7	8	9	10	AB	R	H	RBI	BB	SO	LOB	BOTTOM						
Bill Doran, S OBP: 0.365, SLG: 0.438 (1, 4)	5-3 1B		CS 1B		FC6-4 1-2f					CS WP BB	4	1	2	1	1	1	3							
Craig Reynolds, L OBP: 0.301, SLG: 0.390 (1, 6)	5-3 1-2		FC6-4 1B		F4 3-H				4-3		5	0	1	0	0	1	3							
Denny Walling, L OBP: 0.315, SLG: 0.376 (1, 7)	BB		FC6-4 1-2f						6-3		4	0	0	0	1	0	1							
Jerry Mumfrey, S OBP: 0.325, SLG: 0.387 (1, 9)	5-3 2-3f				4-3				1-3 1B		4	1	1	0	0	0	2							
Glenn Davis, R OBP: 0.320, SLG: 0.448 (1, 3)					F6				K		4	1	2	2	0	1	0							
Phil Garner, R OBP: 0.310, SLG: 0.383 (1, 5)					4-3				6-3		4	0	1	0	0	1	0							
Kevin Bass, S OBP: 0.290, SLG: 0.392 (1, 8)					4-3				F5		4	0	0	0	0	1	1							
John Mizerock, L OBP: 0.280, SLG: 0.333 Mark Bailey, S OBP: 0.391, SLG: 0.433 (7, PH) (8, 2)					4-3						2	1	1	0	0	0	0							
Joe Niekro, R OBP: 0.257, SLG: 0.265 Eric Bullock, S OBP: 0.200, SLG: 0.400 Bill Dawley, R OBP: 0.250, SLG: 0.143 Jim Pankovits, R OBP: 0.345, SLG: 0.370 (10, PH)					1-3						1	0	0	0	0	0	2							
					E6 FC6-4				FC5-4 BB		1	0	0	0	0	0	0							
									FC5-4 1-2f 2-3		1	0	0	0	0	0	0							
											2	0	0	0	0	0	1							
											1	0	0	0	0	0	2							
											1	0	0	0	0	0	0							
											1	0	0	0	0	0	0							
Inning Stats	R: 0 E: 0 K: 0 S: 3	H: 1 LOB: 1 BB: 1 P: 7	R: 1 E: 0 K: 1 S: 6	H: 1 LOB: 0 BB: 0 P: 6	R: 0 E: 0 K: 0 S: 4	H: 2 LOB: 1 BB: 0 P: 4	R: 0 E: 0 K: 0 S: 3	H: 0 LOB: 0 BB: 0 P: 3	R: 1 E: 1 K: 0 S: 5	H: 1 LOB: 1 BB: 0 P: 5	R: 0 E: 0 K: 1 S: 5	H: 0 LOB: 2 BB: 1 P: 12	R: 1 E: 0 K: 0 S: 4	H: 2 LOB: 1 BB: 0 P: 4	R: 0 E: 0 K: 1 S: 5	H: 0 LOB: 0 BB: 0 P: 5	R: 0 E: 0 K: 1 S: 5	H: 0 LOB: 0 BB: 1 P: 8	1B: 6 2B: 2 3B: 0 HR: 1	SF: 0 SAC: 0 DP: 1 HBP: 0	WP: 2 PB: 0 SB: 0 CS: 2	PA: 39		
PITCHER	IP 8.0	WLS 32	BF 8	H 3	R 3	ER 2	SO 4	BB 2	IBB 0	HBP 0	BLK 0	WP 1	HR 1	S 38	P 46	ERA 2.25	WHIP 1.250							
Rick Rhoden, R ERA: 3.97 Don Robinson, R ERA: 4.23 (9, 1)	1.2	L	7	0	1	0	2	1	0	0	0	1	0	9	13	0.00	0.600							

Pittsburgh Pirates @ Houston Astros
Astrodome, Houston, TX
Fri Sep 06 1985, 8:05 PM EDT
Att: 7,163 - Unknown

AB	36
R	4
H	8
RBI	3
BB	3
SO	6
LOB	13



Batter	1	2	3	4	5	6	7	8	9	AB	R	H	RBI	BB	SO	LOB	TOP					
Joe Orsulak, L (1, 8) OBP: 0.320, SLG: 0.336										5	2	3	0	0	0	0						
R.J. Reynolds, S (1, 7) OBP: 0.321, SLG: 0.373										5	1	3	0	0	1	1						
Johnny Ray, S (1, 4) OBP: 0.300, SLG: 0.357										4	2	1	0	1	0	3						
Jason Thompson, L (1, 3) OBP: 0.374, SLG: 0.384										3	1	1	1	2	0	1						
Mike Brown, R (1, 9) OBP: 0.337, SLG: 0.462										5	0	2	1	0	1	3						
Tony Peña, R (1, 2) OBP: 0.281, SLG: 0.344										4	0	0	1	0	0	4						
Denny Gonzalez, R (1, 5) OBP: 0.262, SLG: 0.372										4	0	0	0	0	1	4						
Sam Khalifa, R (1, 6) OBP: 0.274, SLG: 0.310										3	1	1	1	0	2	0						
Lee Tunnell, R (1, 1) OBP: 0.125, SLG: 0.158										2	0	0	1	0	1	2						
Lee Mazzilli, S (8, PH) OBP: 0.414, SLG: 0.364										1	0	0	0	0	1	0						
Pat Clements, R (8, 1)										0	0	0	0	0	0	0						
Inning Stats	R: 3 E: 1 K: 1 S: 9	H: 4 LOB: 1 BB: 0 P: 9	R: 0 E: 0 K: 1 S: 7	H: 2 LOB: 2 BB: 0 P: 7	R: 1 E: 1 K: 2 S: 9	H: 1 LOB: 2 BB: 1 P: 13	R: 2 E: 1 K: 1 S: 6	H: 1 LOB: 1 BB: 2 P: 14	R: 1 E: 0 K: 0 S: 4	H: 1 LOB: 0 BB: 0 P: 4	R: 0 E: 0 K: 0 S: 3	H: 0 LOB: 0 BB: 0 P: 3	R: 0 E: 0 K: 0 S: 3	H: 0 LOB: 0 BB: 0 P: 3	R: 0 E: 0 K: 2 S: 7	H: 0 LOB: 2 BB: 0 P: 7	R: 0 E: 0 K: 0 S: 5	H: 2 LOB: 2 BB: 0 P: 5	1B: 10 2B: 0 3B: 1 HR: 0	SF: 2 SAC: 1 DP: 0 HBP: 0	WP: 0 PB: 0 SB: 2 CS: 0	PA: 42
PITCHER	IP WLS BF H R ER SO BB IBB HBP BLK WP HR S P ERA WHIP																					
Charlie Kerfeld, R (1, 1) ERA: 7.98	3.1 L 21 8 6 4 5 2 0 0 0 0 0 0 29 37 10.80 3.000																					
Mike Madden, L (4, 1) ERA: 5.27	1.2 7 1 1 1 0 1 0 0 0 0 0 0 6 10 5.40 1.200																					
Jeff Heathcock, R (6, 1) ERA: 3.04	2.0 6 0 0 0 0 0 0 0 0 0 0 0 6 6 0.00 0.000																					
Ron Mathis, R (8, 1) ERA: 5.27	2.0 8 2 0 0 2 0 0 0 0 0 0 0 12 12 0.00 1.000																					

Pittsburgh Pirates @ Houston Astros
Astrodome, Houston, TX
Sat Sep 07 1985, 8:05 PM EDT
Att: 15,999 - Unknown

AB	36
R	7
H	11
RBI	5
BB	3
SO	7
LOB	18



Batter	1	2	3	4	5	6	7	8	9	AB	R	H	RBI	BB	SO	LOB	BOTTOM					
Bill Doran, S (1, 4) OBP: 0.366, SLG: 0.440										2	0	1	0	0	0	0						
Jim Pankovits, R (6, PH) OBP: 0.348, SLG: 0.373										2	0	1	0	0	1	0						
Craig Reynolds, L (1, 6) OBP: 0.299, SLG: 0.387										3	0	0	0	0	0	1						
Dickie Thon, R (8, PH) OBP: 0.290, SLG: 0.347										1	0	0	0	0	0	1						
Denny Walling, L (1, 5) OBP: 0.315, SLG: 0.376										3	0	1	0	0	0	0						
Phil Garner, R (8, PH) OBP: 0.310, SLG: 0.382										1	0	0	0	0	0	1						
Jose Cruz, L (1, 7) OBP: 0.348, SLG: 0.417										4	1	1	0	0	1	1						
Jerry Mumphy, S (1, 9) OBP: 0.325, SLG: 0.386										4	0	1	0	0	1	0						
Glenn Davis, R (1, 3) OBP: 0.318, SLG: 0.445										4	0	1	0	0	0	0						
Kevin Bass, S (1, 8) OBP: 0.288, SLG: 0.389										3	0	0	0	0	1	3						
Mark Bailey, S (1, 2) OBP: 0.391, SLG: 0.430										2	0	0	1	1	1	2						
Charlie Kerfeld, R (1, 1) ERA: 7.98										1	0	0	0	0	1	0						
Mike Madden, L (4, 1) ERA: 5.27										0	0	0	0	0	0	0						
Harry Spilman, L (5, PH) OBP: 0.186, SLG: 0.210										1	0	0	0	0	0	1						
Jeff Heathcock, R (8, 1) ERA: 3.04										0	0	0	0	0	0	0						
Eric Bullock, L (7, PH) OBP: 0.167, SLG: 0.333										1	0	0	0	0	1	2						
Ron Mathis, R (8, 1) ERA: 5.27										0	0	0	0	0	0	0						
Inning Stats	R: 0 E: 0 K: 0 S: 4	H: 1 LOB: 1 BB: 0 P: 4	R: 0 E: 0 K: 0 S: 3	H: 0 LOB: 0 BB: 0 P: 3	R: 0 E: 0 K: 2 S: 8	H: 1 LOB: 1 BB: 0 P: 8	R: 0 E: 0 K: 2 S: 7	H: 0 LOB: 0 BB: 0 P: 7	R: 0 E: 0 K: 0 S: 3	H: 0 LOB: 1 BB: 1 P: 7	R: 0 E: 0 K: 1 S: 5	H: 0 LOB: 0 BB: 0 P: 5	R: 1 E: 0 K: 2 S: 10	H: 3 LOB: 2 BB: 0 P: 10	R: 0 E: 0 K: 0 S: 3	H: 1 LOB: 0 BB: 0 P: 3	R: 0 E: 0 K: 0 S: 3	H: 0 LOB: 0 BB: 0 P: 3	1B: 5 2B: 2 3B: 0 HR: 0	SF: 0 SAC: 0 DP: 1 HBP: 0	WP: 0 PB: 0 SB: 0 CS: 0	PA: 33
PITCHER	IP WLS BF H R ER SO BB IBB HBP BLK WP HR S P ERA WHIP																					
Lee Tunnell, R (1, 1) ERA: 3.95	7.0 W 27 5 1 1 7 1 0 0 0 0 0 0 40 44 1.29 0.857																					
Pat Clements, L (8, 1) ERA: 3.07	2.0 6 1 0 0 0 0 0 0 0 0 0 0 6 6 0.00 0.500																					

Pittsburgh Pirates @ Houston Astros
Astrodome, Houston, TX
Sat Sep 07 1985, 8:05 PM EDT
Att: 15,999 - Unknown

AB	32
R	1
H	6
RBI	1
BB	1
SO	7
LOB	12



Batter	1	2	3	4	5	6	7	8	9	AB	R	H	RBI	BB	SO	LOB	TOP
Dan Gladden, R OBP: 0.293, SLG: 0.303 (1, 8)	0-0 6-3		0-0 F9			0-3 K			0-0 6-3	4	0	0	0	0	1	0	San Francisco Giants @ Houston Astros Astrodome, Houston, TX Tue Sep 10 1985, 8:05 PM EDT Att: 4,343 - Unknown livebaseballscorecards.com
Manny Trillo, R OBP: 0.287, SLG: 0.289 (1, 4)	0-0 F4			0-0 F8		0-0 F5			0-0 F4	4	0	0	0	0	0	0	
Joel Youngblood, R OBP: 0.332, SLG: 0.314 (1, 9)	0-0 5-3			0-0 4-3		0-0 F7			0-3 K	4	0	0	0	0	1	0	
Chris Brown, R OBP: 0.353, SLG: 0.460 (1, 5)		0-0 5-3		0-0 HR					0-0 F3	3	1	1	1	0	0	0	
Bob Brenly, R OBP: 0.303, SLG: 0.401 (1, 2)		0-0 5-3		0-0 F7					0-0 F6	3	0	0	0	0	0	0	
David Green, R OBP: 0.299, SLG: 0.354 (1, 3)		0-0 1B			0-0 F9				0-3 K	3	0	1	0	0	1	0	
Rob Deer, R OBP: 0.258, SLG: 0.324 (1, 7)		0-3 K			0-0 1B				0-3 K	3	0	1	0	0	2	1	
Ricky Adams, R OBP: 0.224, SLG: 0.313 (1, 6)			0-0 4-3		0-0 F8				0-0 F8	3	0	0	0	0	0	1	
Mike Krukow, R OBP: 0.259, SLG: 0.345 Frank Williams, R (4, 1)			0-3 K		0-0 G3				0-0 F8	1	0	0	0	0	1	0	
Brad Weisman, R OBP: 0.259, SLG: 0.297 Greg Minton, S (8, 1)										1	0	0	0	0	0	0	
Inning Stats	R: 0 E: 0 K: 0 S: 3	H: 0 LOB: 0 BB: 0 P: 3	R: 0 E: 0 K: 1 S: 6	H: 1 LOB: 1 BB: 0 P: 6	R: 0 E: 0 K: 1 S: 5	H: 0 LOB: 0 BB: 0 P: 5	R: 1 E: 0 K: 0 S: 4	H: 1 LOB: 0 BB: 0 P: 4	R: 0 E: 0 K: 1 S: 5	H: 0 LOB: 0 BB: 0 P: 5	R: 0 E: 0 K: 1 S: 5	H: 0 LOB: 0 BB: 0 P: 5	R: 0 E: 0 K: 1 S: 5	H: 0 LOB: 0 BB: 0 P: 5	1B: 2 2B: 0 3B: 0 HR: 1	SF: 0 SAC: 0 DP: 0 HBP: 0	WP: 0 PA: 30 PB: 0 SB: 0 CS: 0
PITCHER Bob Knepper, L ERA: 3.39 (1, 1)	IP: 9.0 WLS: W BF: 30 H: 3 R: 1 ER: 1 SO: 6 BB: 0 IBB: 0 HBP: 0 BLK: 0 WP: 0 HR: 1 S: 42 P: 42 ERA: 1.00 WHIP: 0.333																

Batter	1	2	3	4	5	6	7	8	9	AB	R	H	RBI	BB	SO	LOB	BOTTOM
Kevin Bass, S OBP: 0.291, SLG: 0.393 (1, 8)	0-0 4-3		0-0 6-3	0-0 PB 1B		0-0 1-3				4	0	1	2	0	0	1	San Francisco Giants @ Houston Astros Astrodome, Houston, TX Tue Sep 10 1985, 8:05 PM EDT Att: 4,343 - Unknown livebaseballscorecards.com
Craig Reynolds, L OBP: 0.295, SLG: 0.382 (1, 6)	0-0 4-3		0-0 F8	0-0 4-3					0-0 4-3	4	0	0	0	0	0	2	
Denny Walling, L OBP: 0.317, SLG: 0.378 (1, 5)	0-0 F3		0-3 K		0-0 E 2B				4-0 5-3 BB	3	1	1	0	1	1	0	
Jose Cruz, L OBP: 0.352, SLG: 0.419 (1, 7)		0-0 2B 1B		0-0 PB WP 1B 1B		0-0 F8			0-0 5-3	4	1	2	0	0	0	2	
Jerry Mumphrey, S OBP: 0.324, SLG: 0.387 (1, 9)		0-0 1-3 2B		0-0 F7	0-0 E3 CS				0-0 F7	4	0	1	0	0	0	2	
Glenn Davis, R OBP: 0.313, SLG: 0.435 (1, 3)		0-0 5-3		0-0 6-3	0-0 F4				0-3 K	4	0	0	0	0	1	4	
Phil Garner, R OBP: 0.316, SLG: 0.388 (1, 4)		0-0 F3		4-0 1B BB 1B BB		0-0 6-3			0-0 CS 1B	3	1	1	0	1	0	2	
Mark Bailey, S OBP: 0.393, SLG: 0.428 (1, 2)		4-0 IBB		4-0 1B BB		0-0 SH1-4 1B			0-3 K	2	1	1	0	2	1	1	
Bob Knepper, L OBP: 0.159, SLG: 0.206 (1, 1)		0-3 K		0-0 PB 1B 1B		0-0 SH1-4				2	0	1	1	0	1	3	
Inning Stats	R: 0 E: 0 K: 0 S: 3	H: 2 LOB: 3 BB: 1 P: 11	R: 0 E: 0 K: 1 S: 5	H: 0 LOB: 0 BB: 0 P: 5	R: 3 E: 0 K: 0 S: 6	H: 3 LOB: 2 BB: 2 P: 14	R: 1 E: 1 K: 0 S: 4	H: 1 LOB: 0 BB: 0 P: 4	R: 0 E: 0 K: 0 S: 3	H: 1 LOB: 1 BB: 0 P: 4	R: 0 E: 0 K: 2 S: 7	H: 0 LOB: 1 BB: 1 P: 7	R: 0 E: 0 K: 2 S: 7	H: 1 LOB: 0 BB: 0 P: 7	1B: 6 2B: 2 3B: 0 HR: 0	SF: 0 SAC: 1 DP: 0 HBP: 0	
PITCHER Mike Krukow, R ERA: 3.38 Frank Williams, R ERA: 4.84 Greg Minton, R ERA: 3.36 (1, 1)	IP: 3.2 WLS: L BF: 18 H: 4 R: 3 ER: 3 SO: 2 BB: 2 IBB: 1 HBP: 0 BLK: 0 WP: 0 HR: 0 S: 19 P: 31 ERA: 7.36 WHIP: 1.636																

Batter	1	2	3	4	5	6	7	8	9	AB	R	H	RBI	BB	SO	LOB	TOP										
Dan Gladden, R OBP: 0.295, SLG: 0.314	F7	FC1-4-6 1B		6-3	F9		F9			5	1	0	0	0	0	4	San Francisco Giants @ Houston Astros Astrodome, Houston, TX Wed Sep 11, 1985, 8:05 PM EDT Att: 5,269 - Unknown										
Mike Woodard, L OBP: 0.500, SLG: 0.600	1B	1B			F7	K		FC6-4 1B		5	1	3	1	0	1	0											
Ron Roenicke, S OBP: 0.451, SLG: 0.400	FC5-4 1B	CS			BB 1B		F8	FC6-4 HBP WP		5	2	2	0	0	0	1											
Chris Brown, R OBP: 0.356, SLG: 0.459					1B BB					0	0	0	0	0	0	0											
Brad Wellman, R OBP: 0.275, SLG: 0.321	FC5-4 HBP				1B 1B			HBP		3	2	3	0	0	0	0											
Joel Youngblood, R OBP: 0.339, SLG: 0.332	FC5-4 1B				1B BB			G4-6-3 HBP		3	1	1	2	1	1	3											
David Green, R OBP: 0.301, SLG: 0.354					1B BB					5	0	2	2	0	0	4											
Matt Nokes, L OBP: 0.389	4-3				1B BB					2	0	0	0	0	0	3											
Bob Brenly, R OBP: 0.310, SLG: 0.401	4-3				2B 1B			6-3		2	1	1	1	1	0	0											
Ricky Adams, R OBP: 0.232, SLG: 0.323					2B E			6-3		5	1	2	2	0	1	0											
Mike Jeffcoat, L OBP: 0.318, SLG: 0.418					E4					1	0	0	0	1	0	0											
Bobby Moore, R OBP: 0.396, SLG: 0.427										0	0	0	0	0	0	0											
Greg Minton, S OBP: 0.250, SLG: 0.250										0	0	0	0	0	0	0											
Chili Davis, S OBP: 0.294, SLG: 0.355										1	0	0	0	0	0	0											
Mark Davis, L OBP: 0.250, SLG: 0.250										1	0	0	0	0	1	2											
Rob Deer, R OBP: 0.293, SLG: 0.333										1	0	0	0	1	0	0											
Inning Stats	R: 2 E: 0 K: 0 S: 6	H: 3 LOB: 2 BB: 0 P: 7	R: 1 E: 0 K: 0 S: 3	H: 1 LOB: 0 BB: 1 P: 7	R: 1 E: 0 K: 0 S: 5	H: 2 LOB: 1 BB: 0 P: 5	R: 0 E: 0 K: 1 S: 5	H: 0 LOB: 0 BB: 0 P: 5	R: 5 E: 1 K: 0 S: 8	H: 5 LOB: 1 BB: 1 P: 12	R: 0 E: 0 K: 2 S: 8	H: 1 LOB: 1 BB: 0 P: 8	R: 0 E: 0 K: 1 S: 6	H: 1 LOB: 2 BB: 1 P: 10	R: 0 E: 0 K: 0 S: 3	H: 1 LOB: 2 BB: 0 P: 5	R: 0 E: 0 K: 1 S: 5	H: 0 LOB: 0 BB: 0 P: 5	1B: 11 2B: 3 3B: 0 HR: 0	SF: 0 SAC: 0 DP: 1 HBP: 3	WP: 1 PB: 0 SB: 1 CS: 1	PA: 46					
PITCHER	IP	WLS	BF	H	R	ER	SO	BB	IBB	HBP	BLK	WP	HR	S	P	ERA	WHIP										
Jeff Heathcock, R ERA: 3.9	4.0		19	6	4	4	1	1	0	1	0	0	0	19	24	9.00	1.750										
Bill Dawley, R ERA: 4.02	0.1		5	3	4	4	0	1	0	0	0	0	0	4	8	108.00	12.000										
Jeff Calhoun, L ERA: 2.28	3.0		15	5	1	0	3	1	0	0	0	0	0	20	24	0.00	2.000										
Frank DiPino, L ERA: 3.85	1.2	W	6	0	0	0	1	0	0	2	0	1	0	6	8	0.00	0.000										

Batter	1	2	3	4	5	6	7	8	9	AB	R	H	RBI	BB	SO	LOB	BOTTOM										
Dickie Thon, R OBP: 0.286, SLG: 0.333	F8	L4		F8		CS BB		HR BB		3	1	0	0	2	0	1	San Francisco Giants @ Houston Astros Astrodome, Houston, TX Wed Sep 11, 1985, 8:05 PM EDT Att: 5,269 - Unknown										
Jim Pankovits, R OBP: 0.346, SLG: 0.366	G3 1B			F8	1B BB		F2	F9		4	2	1	0	1	0	2											
Kevin Bass, S OBP: 0.297, SLG: 0.402	G3 HBP			L5	2B 1B			HR		4	2	3	2	0	0	0											
Jose Cruz, L OBP: 0.350, SLG: 0.418	G3			3-1	1-3 3-H		5-3	F7		5	0	1	1	0	0	3											
Glenn Davis, R OBP: 0.315, SLG: 0.444				HR	6-3		K			4	1	2	3	0	1	2											
Phil Garner, R OBP: 0.314, SLG: 0.383	F9			BB	F9		L3			3	1	0	0	1	0	3											
Mark Bailey, S OBP: 0.396, SLG: 0.427				HR	2B HR					3	1	1	0	1	1	0											
German Rivera, R OBP: 0.294, SLG: 0.355				HR	HR		F6			4	1	2	1	0	1	1											
Frank DiPino, L OBP: 0.250, SLG: 0.250				HR	HR					0	0	0	0	0	0	0											
Jeff Heathcock, R ERA: 3.9				HR	HR			F7		1	0	0	0	0	1	1											
Denny Walling, L ERA: 4.11										1	1	1	3	0	0	0											
Bill Dawley, R OBP: 0.250, SLG: 0.143										0	0	0	0	0	0	0											
Jeff Calhoun, L ERA: 3.33										1	0	0	0	0	1	0											
Bert Pena, R OBP: 0.273, SLG: 0.364										1	0	0	0	0	0	0											
Inning Stats	R: 2 E: 0 K: 0 S: 5	H: 2 LOB: 1 BB: 0 P: 6	R: 0 E: 0 K: 1 S: 6	H: 1 LOB: 1 BB: 0 P: 6	R: 0 E: 0 K: 0 S: 3	H: 0 LOB: 0 BB: 0 P: 3	R: 6 E: 0 K: 0 S: 9	H: 6 LOB: 2 BB: 2 P: 17	R: 0 E: 0 K: 3 S: 9	H: 0 LOB: 0 BB: 0 P: 9	R: 0 E: 0 K: 0 S: 3	H: 1 LOB: 1 BB: 1 P: 7	R: 0 E: 0 K: 1 S: 5	H: 0 LOB: 1 BB: 1 P: 9	R: 2 E: 0 K: 0 S: 4	H: 1 LOB: 0 BB: 1 P: 8	1B: 4 2B: 4 3B: 0 HR: 3	SF: 0 SAC: 0 DP: 0 HBP: 1	WP: 0 PB: 0 SB: 0 CS: 1	PA: 40							
PITCHER	IP	WLS	BF	H	R	ER	SO	BB	IBB	HBP	BLK	WP	HR	S	P	ERA	WHIP										
Mike Jeffcoat, L ERA: 4.11	3.0		17	6	2	2	0	1	0	0	0	0	1	4	8	54.00	12.000										
Bobby Moore, R ERA: 54.0	0.1		5	3	2	2	0	1	0	0	0	0	1	4	8	54.00	12.000										
Greg Minton, R ERA: 3.33	0.2		2	0	0	0	0	0	0	0	0	0	0	2	2	0.00	0.000										
Mark Davis, L ERA: 2.78	4.0	L	16	2	2	2	4	3	0	0	0	0	1	21	33	4.50	1.250										



Batter	1	2	3	4	5	6	7	8	9	AB	R	H	RBI	BB	SO	LOB	TOP					
Miguel Dilone, S OBP: 0.260, SLG: 0.250 (1, 7)	F6		1B		F6		B4			4	1	1	0	0	0	0	San Diego Padres @ Houston Astros Astrodome, Houston, TX Fri Sep 13 1985, 8:05 PM EDT Att: 8,932 - Unknown					
Jerry Royster, R OBP: 0.361, SLG: 0.404 (1, 6)	CS		1B		K			G4-6-3	BB	2	0	1	1	2	1	0						
Tony Gwynn, L OBP: 0.349, SLG: 0.400 (1, 9)	BB		1B		E3			F9		4	0	2	1	0	0	1						
Graig Nettles, L OBP: 0.353, SLG: 0.402 (1, 5)	BB		1B		K			G4-6-3		4	0	0	0	0	3	5						
Terry Kennedy, L OBP: 0.296, SLG: 0.382 (1, 2)		K	L7		K			F8		4	0	0	0	0	2	2						
Steve Garvey, R OBP: 0.308, SLG: 0.427 (1, 3)		1B			5-3			F9		4	0	1	0	0	0	0						
Kevin McReynolds, R OBP: 0.285, SLG: 0.368 (1, 8)		6-3			5-3			F9		4	0	0	0	0	0	0						
Tim Flannery, L OBP: 0.384, SLG: 0.351 (1, 4)			1B	SH1-4	FC5-4			4-3		1	1	0	0	2	0	0						
Mark Thurmond, L OBP: 0.133, SLG: 0.107 (7, PH)			1B	BB	BB			4-3		1	0	0	0	0	0	1						
Al Bumbry, L OBP: 0.274, SLG: 0.284 (7, 1)			SH1-4	FC5-4	FC5-4			4-3		1	0	0	0	0	0	0						
Craig Lefferts, L OBP: 0.250, SLG: 0.250 (7, 1)			1-2	1-2	1-2					0	0	0	0	0	0	0						
Inning Stats	R: 0 E: 0 K: 1 S: 5	H: 1 LOB: 1 BB: 1 P: 9	R: 0 E: 0 K: 1 S: 5	H: 1 LOB: 0 BB: 0 P: 5	R: 2 E: 0 K: 1 S: 8	H: 3 LOB: 2 BB: 1 P: 12	R: 0 E: 0 K: 0 S: 3	H: 0 LOB: 1 BB: 1 P: 7	R: 0 E: 1 K: 2 S: 8	H: 0 LOB: 0 BB: 0 P: 8	R: 0 E: 0 K: 1 S: 5	H: 0 LOB: 0 BB: 0 P: 5	R: 0 E: 0 K: 0 S: 3	H: 0 LOB: 0 BB: 0 P: 3	R: 0 E: 0 K: 0 S: 2	H: 0 LOB: 0 BB: 1 P: 6	R: 0 E: 0 K: 0 S: 3	H: 0 LOB: 0 BB: 0 P: 3	1B: 4 2B: 1 3B: 0 HR: 0	SF: 0 SAC: 1 DP: 1 HBP: 0	WP: 0 PB: 0 SB: 0 CS: 1	PA: 34
PITCHER Mike Scott, R ERA: 2.93 (1, 1)	IP: 9.0 WLS: W BF: 34 H: 5 R: 2 ER: 2 SO: 6	IP: 0.0 WLS: 0 BF: 0 H: 0 R: 0 ER: 0 SO: 0	IP: 0.0 WLS: 0 BF: 0 H: 0 R: 0 ER: 0 SO: 0	IP: 0.0 WLS: 0 BF: 0 H: 0 R: 0 ER: 0 SO: 0	IP: 0.0 WLS: 0 BF: 0 H: 0 R: 0 ER: 0 SO: 0	IP: 0.0 WLS: 0 BF: 0 H: 0 R: 0 ER: 0 SO: 0	IP: 0.0 WLS: 0 BF: 0 H: 0 R: 0 ER: 0 SO: 0	IP: 0.0 WLS: 0 BF: 0 H: 0 R: 0 ER: 0 SO: 0	IP: 0.0 WLS: 0 BF: 0 H: 0 R: 0 ER: 0 SO: 0	IP: 0.0 WLS: 0 BF: 0 H: 0 R: 0 ER: 0 SO: 0	IP: 0.0 WLS: 0 BF: 0 H: 0 R: 0 ER: 0 SO: 0	IP: 0.0 WLS: 0 BF: 0 H: 0 R: 0 ER: 0 SO: 0	IP: 0.0 WLS: 0 BF: 0 H: 0 R: 0 ER: 0 SO: 0	IP: 0.0 WLS: 0 BF: 0 H: 0 R: 0 ER: 0 SO: 0	IP: 0.0 WLS: 0 BF: 0 H: 0 R: 0 ER: 0 SO: 0	IP: 0.0 WLS: 0 BF: 0 H: 0 R: 0 ER: 0 SO: 0	IP: 0.0 WLS: 0 BF: 0 H: 0 R: 0 ER: 0 SO: 0	ERA: 2.00 WHIP: 1.000	ERA: 4.50 WHIP: 1.167			

AB 29
R 2
H 5
RBI 2
BB 4
SO 6
LOB 9



Batter	1	2	3	4	5	6	7	8	9	AB	R	H	RBI	BB	SO	LOB	BOTTOM			
Dickie Thon, R OBP: 0.281, SLG: 0.327 (1, 6)	6-3	FC5-4			1-3		K			4	0	0	0	0	1	2	San Diego Padres @ Houston Astros Astrodome, Houston, TX Fri Sep 13 1985, 8:05 PM EDT Att: 8,932 - Unknown			
Jim Pankovits, R OBP: 0.341, SLG: 0.358 (1, 4)	F9		F8		S			4-3		4	0	1	0	0	0	0				
Kevin Bass, S OBP: 0.299, SLG: 0.407 (1, 8)	L9		F7		5-3			G3	BB	3	0	0	0	1	0	1				
Jose Cruz, L OBP: 0.347, SLG: 0.413 (1, 7)		K	F9		6-3			G3		4	0	0	0	0	1	2				
Glenn Davis, R OBP: 0.320, SLG: 0.442 (1, 3)		BB	1B		F9			F9		3	1	1	0	1	0	0				
Jerry Mumfhey, S OBP: 0.322, SLG: 0.384 (1, 9)		BB	1B		6-3			F6		4	1	1	0	0	0	2				
Bert Pena, R OBP: 0.286, SLG: 0.357 (1, 5)		F3			E			K		3	1	1	0	0	1	2				
John Mizerock, L OBP: 0.281, SLG: 0.333 (1, 2)		1B	BB		E7			K		2	0	1	1	1	1	0				
Mike Scott, R OBP: 0.211, SLG: 0.262 (1, 1)		FC5-4	1B		6-3			K		3	0	1	2	0	1	1				
Inning Stats	R: 2 E: 0 K: 0 S: 3	H: 3 LOB: 2 BB: 1 P: 12	R: 2 E: 0 K: 1 S: 8	H: 3 LOB: 1 BB: 1 P: 12	R: 0 E: 0 K: 0 S: 3	H: 0 LOB: 0 BB: 0 P: 3	R: 1 E: 1 K: 0 S: 5	H: 2 LOB: 1 BB: 0 P: 5	R: 0 E: 0 K: 3 S: 9	H: 0 LOB: 0 BB: 0 P: 9	R: 0 E: 0 K: 0 S: 3	H: 0 LOB: 2 BB: 2 P: 11	R: 0 E: 0 K: 0 S: 3	H: 0 LOB: 0 BB: 0 P: 11	R: 0 E: 0 K: 0 S: 3	H: 0 LOB: 0 BB: 0 P: 11		1B: 5 2B: 1 3B: 0 HR: 0	SF: 0 SAC: 0 DP: 0 HBP: 0	WP: 0 PB: 0 SB: 1 CS: 0
PITCHER Mark Thurmond, L ERA: 4.46 Craig Lefferts, L ERA: 3.04 (7, 1)	IP: 6.0 WLS: L BF: 25 H: 6 R: 3 ER: 3 SO: 2	IP: 0.0 WLS: 0 BF: 0 H: 0 R: 0 ER: 0 SO: 0	IP: 0.0 WLS: 0 BF: 0 H: 0 R: 0 ER: 0 SO: 0	IP: 0.0 WLS: 0 BF: 0 H: 0 R: 0 ER: 0 SO: 0	IP: 0.0 WLS: 0 BF: 0 H: 0 R: 0 ER: 0 SO: 0	IP: 0.0 WLS: 0 BF: 0 H: 0 R: 0 ER: 0 SO: 0	IP: 0.0 WLS: 0 BF: 0 H: 0 R: 0 ER: 0 SO: 0	IP: 0.0 WLS: 0 BF: 0 H: 0 R: 0 ER: 0 SO: 0	IP: 0.0 WLS: 0 BF: 0 H: 0 R: 0 ER: 0 SO: 0	IP: 0.0 WLS: 0 BF: 0 H: 0 R: 0 ER: 0 SO: 0	IP: 0.0 WLS: 0 BF: 0 H: 0 R: 0 ER: 0 SO: 0	IP: 0.0 WLS: 0 BF: 0 H: 0 R: 0 ER: 0 SO: 0	IP: 0.0 WLS: 0 BF: 0 H: 0 R: 0 ER: 0 SO: 0	IP: 0.0 WLS: 0 BF: 0 H: 0 R: 0 ER: 0 SO: 0	IP: 0.0 WLS: 0 BF: 0 H: 0 R: 0 ER: 0 SO: 0	IP: 0.0 WLS: 0 BF: 0 H: 0 R: 0 ER: 0 SO: 0	IP: 0.0 WLS: 0 BF: 0 H: 0 R: 0 ER: 0 SO: 0	ERA: 4.50 WHIP: 1.167	ERA: 0.00 WHIP: 0.500	

AB 30
R 3
H 6
RBI 3
BB 3
SO 5
LOB 10

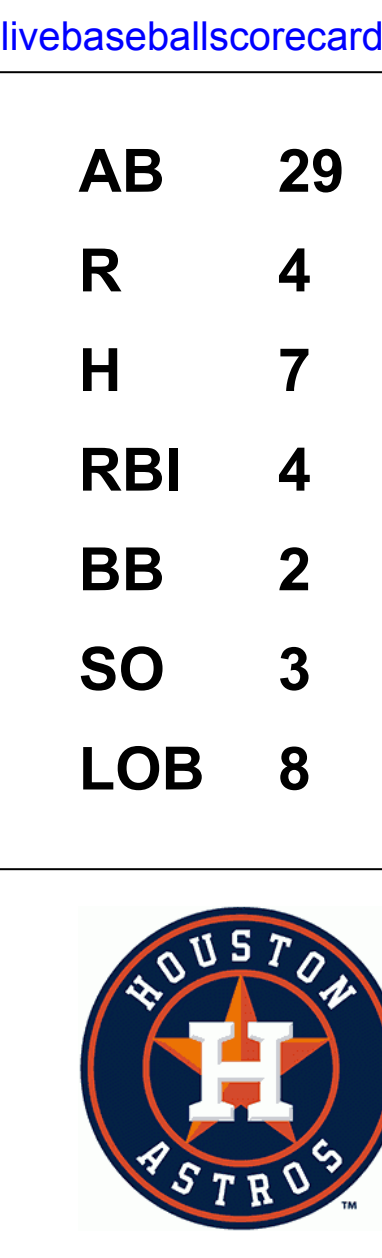


Batter	1	2	3	4	5	6	7	8	9	AB	R	H	RBI	BB	SO	LOB	TOP					
Garry Templeton, S OBP: 0.323, SLG: 0.366	E1 1B		6-3		F4		F2		F9	5	1	0	0	0	0	3	San Diego Padres @ Houston Astros Astrodome, Houston, TX Sat Sep 14 1985, 8:05 PM EDT Att: 9,885 - Unknown					
Jerry Royster, R OBP: 0.394, SLG: 0.422	B2		1B			HR		K		4	1	2	1	0	1	1						
Tony Gwynn, L OBP: 0.350, SLG: 0.400	F8		1B			4-3		1B	6-3	4	1	2	0	0	0	1						
Steve Garvey, R OBP: 0.309, SLG: 0.428	1B		L1			F9		1B	6-3	4	0	2	1	0	0	2						
Miguel Dilone, S OBP: 0.290, SLG: 0.250	1B							1B	6-3	0	0	0	0	0	0	0						
Kurt Bevacqua, R OBP: 0.345, SLG: 0.350	F9				6-3			6-3	6-3	4	0	0	1	0	0	2						
Carmelo Martinez, R OBP: 0.340, SLG: 0.416		G3			G3			6-3	4-3	4	0	1	0	0	0	2						
Kevin McReynolds, R OBP: 0.285, SLG: 0.369		1-3			6-3			G6-4-3	1B	4	0	1	0	0	0	1						
Bruce Bochy, R OBP: 0.295, SLG: 0.451		6-3				4-3		1B	G3	4	0	1	0	0	0	1						
Dave Dravecky, R OBP: 0.156, SLG: 0.117					5-3			1B	4-3	2	0	0	0	0	0	0						
Bobby Brown, S OBP: 0.208, SLG: 0.194						6-3		1B	4-3	1	0	1	0	0	0	0						
Lance McCullers, S OBP: 0.295, SLG: 0.381								1B	4-3	0	0	0	0	0	0	0						
Terry Kennedy, L OBP: 0.295, SLG: 0.381								1B	4-3	1	0	0	0	0	0	1						
Inning Stats	R: 1 E: 1 K: 0 S: 5	H: 1 LOB: 1 BB: 0 P: 5	R: 0 E: 0 K: 0 S: 3	H: 0 LOB: 0 BB: 0 P: 3	R: 0 E: 0 K: 0 S: 5	H: 2 LOB: 2 BB: 0 P: 5	R: 0 E: 0 K: 0 S: 3	H: 0 LOB: 0 BB: 0 P: 3	R: 0 E: 0 K: 0 S: 3	H: 0 LOB: 0 BB: 0 P: 3	R: 1 E: 0 K: 0 S: 4	H: 1 LOB: 0 BB: 0 P: 4	R: 0 E: 0 K: 0 S: 5	H: 3 LOB: 2 BB: 0 P: 5	R: 1 E: 0 K: 1 S: 7	H: 2 LOB: 2 BB: 0 P: 7	R: 0 E: 0 K: 0 S: 4	H: 1 LOB: 1 BB: 0 P: 4	1B: 8 2B: 1 3B: 0 HR: 1	SF: 0 SAC: 0 DP: 1 HBP: 0	WP: 0 PB: 0 SB: 2 CS: 0	PA: 37
PITCHER	IP WLS BF H R ER SO BB IBB HBP BLK WP HR S P ERA WHIP																					
Bob Knepper, L ERA: 3.32	(1, 1) 7.0 W 28 7 2 1 0 0 0 0 0 0 0 1 28 28 1.29 1.000																					
Bill Dawley, R ERA: 4.09	(8, 1) 1.0 5 2 1 1 1 0 0 0 0 0 0 0 7 7 9.00 2.000																					
Dave Smith, R ERA: 2.55	(9, 1) 1.0 S 4 1 0 0 0 0 0 0 0 0 0 0 4 4 0.00 1.000																					

AB 37
R 3
H 10
RBI 3
BB 0
SO 1
LOB 14



Batter	1	2	3	4	5	6	7	8	9	AB	R	H	RBI	BB	SO	LOB	BOTTOM			
Dickie Thon, R OBP: 0.281, SLG: 0.340	F5		HR		FC5-4 1B		K			4	2	1	2	0	1	3	San Diego Padres @ Houston Astros Astrodome, Houston, TX Sat Sep 14 1985, 8:05 PM EDT Att: 9,885 - Unknown			
Jim Pankovits, R OBP: 0.338, SLG: 0.355	F6		6-3		1B		6-3			4	0	1	1	0	0	1				
Kevin Bass, S OBP: 0.298, SLG: 0.406	F3		F4		1B				K	4	0	1	1	0	1	0				
Jose Cruz, L OBP: 0.346, SLG: 0.411		K			1-3		F8		9-3	3	0	0	0	1	1	0				
Glenn Davis, R OBP: 0.319, SLG: 0.439		F8			6-3				9-3	4	0	1	0	0	0	1				
Dave Smith, R ERA: 2.55							1B		9-3	0	0	0	0	0	0	0				
Jerry Mumphrey, S OBP: 0.323, SLG: 0.384			FC6-4 1B		6-3		F4			3	0	1	0	0	0	1				
Mark Bailey, S OBP: 0.394, SLG: 0.421		FC6-4 1B			F9		F9			3	0	0	0	0	0	2				
Bert Pena, R OBP: 0.294, SLG: 0.353			4-3				FC5-4 1B		E6	3	1	1	0	0	0	0				
Bob Knepper, L OBP: 0.183, SLG: 0.217							FC5-4 1B		SH1-4	1	1	1	0	1	0	0				
Bill Dawley, R OBP: 0.250, SLG: 0.143							FC5-4 1B		SH1-4	0	0	0	0	0	0	0				
Denny Walling, L OBP: 0.318, SLG: 0.390			HR				1B		SH1-4	0	0	0	0	0	0	0				
Inning Stats	R: 0 E: 0 K: 0 S: 3	H: 0 LOB: 0 BB: 0 P: 3	R: 0 E: 0 K: 1 S: 6	H: 1 LOB: 1 BB: 0 P: 6	R: 2 E: 0 K: 0 S: 5	H: 2 LOB: 0 BB: 0 P: 5	R: 0 E: 0 K: 0 S: 3	H: 0 LOB: 0 BB: 0 P: 3	R: 2 E: 0 K: 0 S: 5	H: 3 LOB: 2 BB: 1 P: 9	R: 0 E: 0 K: 0 S: 4	H: 1 LOB: 1 BB: 0 P: 4	R: 0 E: 0 K: 1 S: 6	H: 0 LOB: 1 BB: 0 P: 6	R: 0 E: 0 K: 1 S: 4	H: 0 LOB: 0 BB: 1 P: 8	1B: 6 2B: 1 3B: 0 HR: 1	SF: 0 SAC: 1 DP: 1 HBP: 0	WP: 0 PB: 0 SB: 0 CS: 0	PA: 32
PITCHER	IP WLS BF H R ER SO BB IBB HBP BLK WP HR S P ERA WHIP																			
Dave Dravecky, L ERA: 2.65	(1, 1) 6.0 L 25 7 4 4 1 0 0 0 0 0 0 1 26 30 6.00 1.333																			
Lance McCullers, R ERA: 1.09	(7, 1) 2.0 7 0 0 0 2 1 0 0 0 0 0 0 10 14 0.00 0.500																			



Batter	1	2	3	4	5	6	7	8	9	AB	R	H	RBI	BB	SO	LOB	TOP																
Miguel Dilone, S OBP: 0.259, SLG: 0.250 (1, 8)										4	1	1	0	0	1	2	San Diego Padres @ Houston Astros Astrodome, Houston, TX Sun Sep 15 1985, 8:05 PM EDT Att: 6,412 - Unknown																
Gary Templeton, S OBP: 0.323, SLG: 0.368 (1, 6)										3	0	1	0	0	0	0																	
Tony Gwynn, L OBP: 0.347, SLG: 0.398 (1, 9)										3	0	0	1	0	1	1																	
Graig Nettles, L OBP: 0.352, SLG: 0.400 (6, PR)										2	0	0	0	1	1	0																	
Bobby Brown, S OBP: 0.208, SLG: 0.194 (6, PR)										0	0	0	0	0	0	0																	
Jerry Royster, R OBP: 0.362, SLG: 0.420 (6, 5)										1	0	0	0	0	0	1																	
Terry Kennedy, L OBP: 0.297, SLG: 0.381 (1, 2)										3	0	1	0	1	0	1																	
Steve Garvey, R OBP: 0.305, SLG: 0.427 (1, 3)										4	0	1	0	0	0	2																	
Carmelo Martinez, R OBP: 0.342, SLG: 0.417 (9, PR)										4	0	2	0	0	0	1																	
Gerry Davis, R OBP: 0.311, SLG: 0.349 (9, PR)										0	0	0	0	0	0	0																	
Tim Flannery, L OBP: 0.385, SLG: 0.353 (1, 4)										4	0	2	0	0	0	1																	
LaMarr Hoyt, R OBP: 0.086, SLG: 0.070 (7, PH)										1	0	0	0	0	1	2																	
Kevin Reynolds, R OBP: 0.285, SLG: 0.389 (7, 1)										1	0	0	0	0	1	0																	
Craig Lefferts, L OBP: 0.250, SLG: 0.250 (7, 1)										0	0	0	0	0	0	0																	
Lance McCullers, S OBP: 0.362, SLG: 0.420 (8, 1)										0	0	0	0	0	0	0																	
Inning Stats	R: 1 E: 0 K: 0 S: 4	H: 1 LOB: 1 BB: 1 P: 8	R: 0 E: 0 K: 1 S: 7	H: 2 LOB: 2 BB: 0 P: 7	R: 0 E: 0 K: 1 S: 5	H: 0 LOB: 0 BB: 0 P: 5	R: 0 E: 0 K: 1 S: 7	H: 3 LOB: 2 BB: 0 P: 7	R: 0 E: 0 K: 1 S: 5	H: 0 LOB: 0 BB: 0 P: 5	R: 0 E: 1 K: 0 S: 2	H: 0 LOB: 1 BB: 1 P: 6	R: 0 E: 0 K: 1 S: 5	H: 0 LOB: 0 BB: 0 P: 5	R: 0 E: 0 K: 0 S: 4	H: 1 LOB: 1 BB: 0 P: 4	R: 0 E: 0 K: 0 S: 4	H: 1 LOB: 1 BB: 0 P: 4	1B: 7 2B: 2 3B: 0 HR: 0	SF: 1 SAC: 2 DP: 2 HBP: 0	WP: 0 PB: 0 SB: 1 CS: 1	PA: 35											
PITCHER	IP WLS BF H R ER SO BB IBB HBP BLK WP HR S P ERA WHIP																																
Nolan Ryan, R ERA: 3.76 (1, 1)	6.0	24	6	1	1	4	2	0	0	0	0	0	0	30	38	1.50	1.333																
Jeff Calhoun, L ERA: 2.19 (7, 1)	2.0	7	1	0	0	1	0	0	0	0	0	0	0	9	9	0.00	0.500																
Dave Smith, R ERA: 2.51 (9, 1)	1.0	4	1	0	0	0	0	0	0	0	0	0	0	4	4	0.00	1.000																

Batter	1	2	3	4	5	6	7	8	9	AB	R	H	RBI	BB	SO	LOB	BOTTOM																
Kevin Bass, S OBP: 0.298, SLG: 0.404 (1, 8)										4	0	1	0	0	2	2	San Diego Padres @ Houston Astros Astrodome, Houston, TX Sun Sep 15 1985, 8:05 PM EDT Att: 6,412 - Unknown																
Craig Reynolds, L OBP: 0.296, SLG: 0.390 (1, 6)										4	0	0	0	0	0	3																	
Denny Walling, L OBP: 0.320, SLG: 0.392 (1, 5)										3	1	2	0	0	0	0																	
Jose Cruz, L OBP: 0.346, SLG: 0.410 (1, 7)										3	0	1	1	0	0	1																	
Jerry Mumphrey, S OBP: 0.323, SLG: 0.383 (1, 9)										3	0	1	0	0	0	1																	
Glenn Davis, R OBP: 0.322, SLG: 0.453 (1, 3)										3	1	2	1	0	0	0																	
Dave Smith, R (9, 1)										0	0	0	0	0	0	0																	
Jim Pankovits, R OBP: 0.331, SLG: 0.346 (1, 4)										3	0	0	0	0	0	2																	
Mark Bailey, S OBP: 0.393, SLG: 0.421 (1, 2)										3	0	1	0	0	0	0																	
Nolan Ryan, R OBP: 0.131, SLG: 0.123 (1, 1)										1	0	0	0	0	0	0																	
Eric Bullock, L OBP: 0.125, SLG: 0.250 (6, PH)										1	0	0	0	0	0	0																	
Phil Garner, R OBP: 0.313, SLG: 0.382 (8, PH)										1	0	0	0	0	0	1																	
Inning Stats	R: 0 E: 0 K: 0 S: 3	H: 0 LOB: 0 BB: 0 P: 3	R: 0 E: 0 K: 0 S: 4	H: 1 LOB: 1 BB: 0 P: 4	R: 0 E: 0 K: 1 S: 5	H: 0 LOB: 0 BB: 0 P: 5	R: 1 E: 0 K: 0 S: 4	H: 2 LOB: 0 BB: 0 P: 4	R: 0 E: 0 K: 0 S: 3	H: 0 LOB: 0 BB: 0 P: 3	R: 0 E: 0 K: 0 S: 3	H: 1 LOB: 0 BB: 0 P: 3	R: 0 E: 0 K: 0 S: 3	H: 2 LOB: 0 BB: 0 P: 3	R: 1 E: 1 K: 1 S: 8	H: 2 LOB: 2 BB: 0 P: 8	1B: 7 2B: 2 3B: 0 HR: 1	SF: 0 SAC: 0 DP: 4 HBP: 0	WP: 0 PB: 1 SB: 0 CS: 1	PA: 30													
PITCHER	IP WLS BF H R ER SO BB IBB HBP BLK WP HR S P ERA WHIP																																
LaMarr Hoyt, R ERA: 3.57 (1, 1)	6.0	20	4	1	0	1	0	0	0	0	0	0	0	22	22	0.00	0.667																
Craig Lefferts, L ERA: 3.1 (7, 1)	1.1	6	4	1	1	0	0	0	0	0	0	1	6	6	6.75	3.000																	
Lance McCullers, R ERA: 1.07 (8, 1)	0.2	3	0	0	0	1	0	0	0	0	0	0	5	5	0.00	0.000																	

AB 30
R 1
H 8
RBI 1
BB 2
SO 5
LOB 11



AB 29
R 2
H 8
RBI 2
BB 0
SO 2
LOB 10



Batter	1	2	3	4	5	6	7	8	9	AB	R	H	RBI	BB	SO	LOB	TOP								
Bill Doran, S OBP: 0.365, SLG: 0.440 (1, 4)										5	2	2	0	0	0	0									
Craig Reynolds, L OBP: 0.292, SLG: 0.384 (1, 6)										5	0	0	0	0	1	2									
Denny Walling, L OBP: 0.322, SLG: 0.402 (1, 5) (8, 3)										4	1	2	3	0	0	0									
Jose Cruz, L OBP: 0.348, SLG: 0.419 (1, 7)										4	3	2	1	1	1	1									
Jerry Mumphy, S OBP: 0.324, SLG: 0.392 (1, 9)										4	1	2	2	0	1	0									
Glenn Davis, R OBP: 0.321, SLG: 0.455 (8, PR) Bert Pena, R OBP: 0.294, SLG: 0.353 (8, 5)										3	0	1	1	0	0	0									
Kevin Bass, S OBP: 0.298, SLG: 0.403 (1, 8)										4	0	1	0	0	1	2									
Mark Bailey, S OBP: 0.395, SLG: 0.418 (1, 2)										2	0	0	0	2	1	1									
Jeff Heathcock, R (1, 1)										4	0	0	0	0	3	5									
Inning Stats	R: 2 E: 0 K: 1 S: 7	H: 2 LOB: 0 BB: 7	R: 0 E: 0 K: 2 S: 8	H: 1 LOB: 1 BB: 0 P: 8	R: 0 E: 0 K: 1 S: 5	H: 0 LOB: 0 BB: 0 P: 5	R: 1 E: 0 K: 1 S: 7	H: 2 LOB: 2 BB: 1 P: 11	R: 0 E: 0 K: 0 S: 3	H: 0 LOB: 0 BB: 0 P: 3	R: 2 E: 0 K: 0 S: 4	H: 1 LOB: 0 BB: 1 P: 8	R: 2 E: 0 K: 0 S: 5	H: 2 LOB: 0 BB: 0 P: 5	R: 0 E: 0 K: 2 S: 8	H: 1 LOB: 2 BB: 1 P: 12	R: 0 E: 0 K: 1 S: 6	H: 1 LOB: 1 BB: 0 P: 6	1B: 4 2B: 2 3B: 1 HR: 3	SF: 2 SAC: 0 DP: 0 HBP: 0	WP: 0 PB: 0 SB: 1 CS: 0	PA: 40			
PITCHER	IP	WLS	BF	H	R	ER	SO	BB	IBB	HBP	BLK	WP	HR	S	P	ERA	WHIP								
Joe Johnson, R ERA: 3.36 (1, 1)	7.0	L	31	8	7	7	5	1	1	0	0	0	3	39	47	9.00	1.286								
Terry Forster, L ERA: 2.05 (8, 1)	1.0		5	1	0	0	2	0	1	0	0	0	0	8	12	0.00	1.000								
Jeff Dedmon, R ERA: 3.87 (9, 1)	1.0		4	1	0	0	1	0	0	0	0	0	0	6	6	0.00	1.000								

Houston Astros @ Atlanta Braves
Atlanta-Fulton County Stadium, Atlanta, GA
Mon Sep 16 1985, 7:05 PM EDT
Att: 2,400 - Unknown


AB 35
R 7
H 10
RBI 7
BB 3
SO 8
LOB 11



Batter	1	2	3	4	5	6	7	8	9	AB	R	H	RBI	BB	SO	LOB	BOTTOM								
Rafael Ramirez, R OBP: 0.278, SLG: 0.340 (1, 6)										4	1	1	0	0	0	1									
Glenn Hubbard, R OBP: 0.324, SLG: 0.320 (1, 4)										4	0	1	0	0	0	1									
Dale Murphy, R OBP: 0.387, SLG: 0.550 (1, 8)										4	1	1	2	0	1	1									
Gerald Perry, L OBP: 0.283, SLG: 0.265 (1, 3)										4	0	0	0	0	0	1									
Claudell Washington, L OBP: 0.341, SLG: 0.439 (1, 9)										3	0	0	0	1	0	1									
Terry Harper, R OBP: 0.321, SLG: 0.404 (1, 7)										3	0	0	0	0	1	1									
Ken Oberkfell, L OBP: 0.366, SLG: 0.372 (1, 5)										3	0	1	0	0	0	0									
Bruce Benedict, R OBP: 0.306, SLG: 0.251 (1, 2)										3	0	0	0	0	0	1									
Joe Johnson, R OBP: 0.182, SLG: 0.105 (1, 1)										2	0	0	0	0	0	1									
Terry Forster, L (8, 1)										0	0	0	0	0	0	0									
Milt Thompson, L OBP: 0.328, SLG: 0.368 (8, PH)										1	0	0	0	0	0	0									
Jeff Dedmon, L OBP: 0.200, SLG: 0.111 (9, 1)										0	0	0	0	0	0	0									
Inning Stats	R: 2 E: 0 K: 0 S: 5	H: 2 LOB: 0 BB: 0 P: 5	R: 0 E: 0 K: 0 S: 3	H: 0 LOB: 0 BB: 0 P: 3	R: 0 E: 0 K: 1 S: 5	H: 0 LOB: 1 BB: 1 P: 9	R: 0 E: 0 K: 0 S: 4	H: 0 LOB: 0 BB: 0 P: 4	R: 0 E: 0 K: 0 S: 3	H: 0 LOB: 0 BB: 0 P: 3	R: 0 E: 0 K: 0 S: 3	H: 0 LOB: 0 BB: 0 P: 3	R: 0 E: 0 K: 1 S: 6	H: 1 LOB: 1 BB: 0 P: 6	R: 0 E: 0 K: 1 S: 6	H: 1 LOB: 1 BB: 0 P: 6	1B: 1 2B: 1 3B: 1 HR: 1	SF: 0 SAC: 0 DP: 0 HBP: 0	WP: 1 PB: 0 SB: 0 CS: 0	PA: 32					
PITCHER	IP	WLS	BF	H	R	ER	SO	BB	IBB	HBP	BLK	WP	HR	S	P	ERA	WHIP								
Jeff Heathcock, R ERA: 3.44 (1, 1)	9.0	W	32	4	2	2	2	1	0	0	0	1	1	35	39	2.00	0.556								

Houston Astros @ Atlanta Braves
Atlanta-Fulton County Stadium, Atlanta, GA
Mon Sep 16 1985, 7:05 PM EDT
Att: 2,400 - Unknown

AB 31
R 2
H 4
RBI 2
BB 1
SO 2
LOB 8




Batter	1	2	3	4	5	6	7	8	9	AB	R	H	RBI	BB	SO	LOB	TOP							
Bill Doran, S OBP: 0.370, SLG: 0.443 (1, 4)											4	1	3	0	1	0	0							
Jim Pankovits, R OBP: 0.342, SLG: 0.353 (1, 9)											5	2	2	1	0	1	3							
Kevin Bass, S OBP: 0.302, SLG: 0.409 (1, 8)											3	1	2	0	2	0	0							
Jose Cruz, L OBP: 0.347, SLG: 0.415 (1, 7)											4	0	1	2	0	0	4							
Glenn Davis, R OBP: 0.322, SLG: 0.463 (1, 3)											5	0	0	0	0	2	4							
Phil Garner, R OBP: 0.313, SLG: 0.384 (1, 5)											4	1	0	0	1	1	2							
Mark Bailey, S OBP: 0.401, SLG: 0.421 (1, 2)											3	1	2	0	1	0	0							
Dickie Thon, R OBP: 0.287, SLG: 0.350 (1, 6)											4	1	3	1	0	1	1							
Mike Scott, R OBP: 0.205, SLG: 0.254 (7, PH)											2	0	0	0	0	1	3							
Denny Walling, L OBP: 0.321, SLG: 0.401 (7, PH)											0	0	0	0	0	0	0							
Bert Pena, R OBP: 0.263, SLG: 0.333 (7, PH)											0	0	0	1	0	0	0							
Jeff Calhoun, L OBP: 0.263, SLG: 0.333 (7, 1)											1	0	0	0	0	0	1							
Inning Stats	R: 0 E: 0 K: 0 S: 4	H: 2 LOB: 1 BB: 0 P: 4	R: 0 E: 0 K: 2 S: 7	H: 0 LOB: 0 BB: 0 P: 7	R: 0 E: 0 K: 2 S: 8	H: 2 LOB: 1 BB: 0 P: 8	R: 2 E: 0 K: 1 S: 7	H: 2 LOB: 2 BB: 2 P: 15	R: 0 E: 0 K: 0 S: 3	H: 1 LOB: 0 BB: 0 P: 3	R: 0 E: 0 K: 0 S: 3	H: 1 LOB: 0 BB: 0 P: 3	R: 4 E: 1 K: 0 S: 6	H: 3 LOB: 1 BB: 2 P: 14	R: 0 E: 0 K: 1 S: 6	H: 1 LOB: 1 BB: 0 P: 6	R: 1 E: 1 K: 0 S: 5	H: 1 LOB: 2 BB: 1 P: 9	1B: 9 2B: 3 3B: 1 HR: 0	SF: 2 SAC: 0 DP: 2 HBP: 0	WP: 1 PB: 0 CS: 0 SB: 2	PA: 42		
PITCHER	IP WLS BF H R ER SO BB IBB HBP BLK WP HR S P ERA WHIP	IP WLS BF H R ER SO BB IBB HBP BLK WP HR S P ERA WHIP	IP WLS BF H R ER SO BB IBB HBP BLK WP HR S P ERA WHIP	IP WLS BF H R ER SO BB IBB HBP BLK WP HR S P ERA WHIP	IP WLS BF H R ER SO BB IBB HBP BLK WP HR S P ERA WHIP	IP WLS BF H R ER SO BB IBB HBP BLK WP HR S P ERA WHIP	IP WLS BF H R ER SO BB IBB HBP BLK WP HR S P ERA WHIP	IP WLS BF H R ER SO BB IBB HBP BLK WP HR S P ERA WHIP	IP WLS BF H R ER SO BB IBB HBP BLK WP HR S P ERA WHIP	IP WLS BF H R ER SO BB IBB HBP BLK WP HR S P ERA WHIP	IP WLS BF H R ER SO BB IBB HBP BLK WP HR S P ERA WHIP	IP WLS BF H R ER SO BB IBB HBP BLK WP HR S P ERA WHIP	IP WLS BF H R ER SO BB IBB HBP BLK WP HR S P ERA WHIP	IP WLS BF H R ER SO BB IBB HBP BLK WP HR S P ERA WHIP	IP WLS BF H R ER SO BB IBB HBP BLK WP HR S P ERA WHIP	IP WLS BF H R ER SO BB IBB HBP BLK WP HR S P ERA WHIP	IP WLS BF H R ER SO BB IBB HBP BLK WP HR S P ERA WHIP	IP WLS BF H R ER SO BB IBB HBP BLK WP HR S P ERA WHIP	IP WLS BF H R ER SO BB IBB HBP BLK WP HR S P ERA WHIP	IP WLS BF H R ER SO BB IBB HBP BLK WP HR S P ERA WHIP	IP WLS BF H R ER SO BB IBB HBP BLK WP HR S P ERA WHIP	IP WLS BF H R ER SO BB IBB HBP BLK WP HR S P ERA WHIP	IP WLS BF H R ER SO BB IBB HBP BLK WP HR S P ERA WHIP	IP WLS BF H R ER SO BB IBB HBP BLK WP HR S P ERA WHIP
Rick Honeycutt, L ERA: 3.36 (1, 1)	5.0	21	7	2	2	5	2	0	0	0	0	0	0	0	0	29	37	3.60	1.800					
Ken Howell, R ERA: 3.49 (6, 1)	1.0	5	3	2	2	0	0	0	0	0	0	0	0	0	0	5	5	18.00	3.000					
Dennis Powell, L ERA: 4.62 (7, 1)	0.1	3	1	0	0	0	0	1	0	0	0	1	0	0	2	6	0.00	3.000						
Bobby Castillo, R ERA: 5.77 (7, 1)	0.0	1	0	0	0	0	1	0	0	0	0	0	0	0	4	∞	∞	∞						
Carlos Diaz, L ERA: 2.82 (7, 1)	2.2	12	2	3	1	1	1	0	0	0	0	0	0	13	17	3.38	1.125							

Houston Astros @ Los Angeles Dodgers
Dodger Stadium, Los Angeles, CA
Wed Sep 18 1985, 7:05 PM PDT
Att: 34,251 - Unknown

livebaseballscorecards.com

AB 35
R 7
H 13
RBI 5
BB 5
SO 6
LOB 18




Batter	1	2	3	4	5	6	7	8	9	AB	R	H	RBI	BB	SO	LOB	BOTTOM							
Mariano Duncan, R OBP: 0.294, SLG: 0.341 (1, 6)										4	0	0	0	0	0	2								
Ken Landreaux, L OBP: 0.317, SLG: 0.417 (1, 8)										4	0	0	0	0	2	2								
Mike Marshall, R OBP: 0.339, SLG: 0.485 (1, 9)										4	0	1	0	0	1	0								
Greg Brock, L OBP: 0.330, SLG: 0.442 (1, 3)										3	0	1	0	0	1	0								
Enos Cabell, R OBP: 0.318, SLG: 0.336 (8, PH) (9, 3)										0	0	0	0	1	0	0								
Bill Madlock, R OBP: 0.333, SLG: 0.396 (1, 5)										3	0	1	0	1	0	3								
Mike Scioscia, L OBP: 0.418, SLG: 0.435 (1, 2)										2	1	0	0	2	0	1								
Len Matuszek, L OBP: 0.277, SLG: 0.354 (1, 7)										2	1	0	0	1	0	3								
Steve Sax, R OBP: 0.353, SLG: 0.318 (1, 4)										4	0	1	0	0	0	1								
Rick Honeycutt, L Terry Whiteford, L Jose Gonzalez, R Ken Howell, R Dennis Powell, R Bobby Castillo, R Carlos Diaz, L Candy Maldonado, R Dane Anderson, R										1	0	0	0	0	0	0								
Inning Stats	R: 0 E: 0 K: 0 S: 3	H: 0 LOB: 0 BB: 0 P: 3	R: 0 E: 0 K: 1 S: 6	H: 1 LOB: 0 BB: 0 P: 6	R: 0 E: 0 K: 0 S: 3	H: 0 LOB: 0 BB: 0 P: 3	R: 0 E: 0 K: 0 S: 4	H: 2 LOB: 1 BB: 0 P: 4	R: 0 E: 0 K: 1 S: 5	H: 1 LOB: 2 BB: 3 P: 17	R: 0 E: 0 K: 0 S: 3	H: 0 LOB: 2 BB: 2 P: 11	R: 0 E: 0 K: 1 S: 5	H: 0 LOB: 0 BB: 0 P: 5	R: 0 E: 0 K: 2 S: 7	H: 0 LOB: 1 BB: 1 P: 11	R: 0 E: 0 K: 0 S: 2	H: 0 LOB: 0 BB: 1 P: 6	1B: 4 2B: 0 3B: 0 HR: 0	SF: 0 SAC: 0 DP: 2 HBP: 0	WP: 0 PB: 0 CS: 0 SB: 0	PA: 35		
PITCHER	IP WLS BF H R ER SO BB IBB HBP BLK WP HR S P ERA WHIP	IP WLS BF H R ER SO BB IBB HBP BLK WP HR S P ERA WHIP	IP WLS BF H R ER SO BB IBB HBP BLK WP HR S P ERA WHIP	IP WLS BF H R ER SO BB IBB HBP BLK WP HR S P ERA WHIP	IP WLS BF H R ER SO BB IBB HBP BLK WP HR S P ERA WHIP	IP WLS BF H R ER SO BB IBB HBP BLK WP HR S P ERA WHIP	IP WLS BF H R ER SO BB IBB HBP BLK WP HR S P ERA WHIP	IP WLS BF H R ER SO BB IBB HBP BLK WP HR S P ERA WHIP	IP WLS BF H R ER SO BB IBB HBP BLK WP HR S P ERA WHIP	IP WLS BF H R ER SO BB IBB HBP BLK WP HR S P ERA WHIP	IP WLS BF H R ER SO BB IBB HBP BLK WP HR S P ERA WHIP	IP WLS BF H R ER SO BB IBB HBP BLK WP HR S P ERA WHIP	IP WLS BF H R ER SO BB IBB HBP BLK WP HR S P ERA WHIP	IP WLS BF H R ER SO BB IBB HBP BLK WP HR S P ERA WHIP	IP WLS BF H R ER SO BB IBB HBP BLK WP HR S P ERA WHIP	IP WLS BF H R ER SO BB IBB HBP BLK WP HR S P ERA WHIP	IP WLS BF H R ER SO BB IBB HBP BLK WP HR S P ERA WHIP	IP WLS BF H R ER SO BB IBB HBP BLK WP HR S P ERA WHIP	IP WLS BF H R ER SO BB IBB HBP BLK WP HR S P ERA WHIP	IP WLS BF H R ER SO BB IBB HBP BLK WP HR S P ERA WHIP	IP WLS BF H R ER SO BB IBB HBP BLK WP HR S P ERA WHIP	IP WLS BF H R ER SO BB IBB HBP BLK WP HR S P ERA WHIP	IP WLS BF H R ER SO BB IBB HBP BLK WP HR S P ERA WHIP	IP WLS BF H R ER SO BB IBB HBP BLK WP HR S P ERA WHIP
Mike Scott, R ERA: 2.94 (1, 1)	6.0	25	4	2	2	2	5	0	0	0	0	0	0	24	44	3.00	1.500							
Jeff Calhoun, L ERA: 2.08 (7, 1)	3.0	10	0	0	0	3	2	0	0	0	0	0	0	14	22	0.00	0.667							

Houston Astros @ Los Angeles Dodgers
Dodger Stadium, Los Angeles, CA
Wed Sep 18 1985, 7:05 PM PDT
Att: 34,251 - Unknown

livebaseballscorecards.com

AB 28
R 2
H 4
RBI 1
BB 7
SO 5
LOB 12



Batter	1	2	3	4	5	6	7	8	9	AB	R	H	RBI	BB	SO	LOB	TOP										
Bill Doran, S OBP: 0.372, SLG: 0.442 (1, 4)										5	2	0	1	2	3												
Craig Reynolds, L OBP: 0.296, SLG: 0.398 (1, 6)										5	2	3	1	0	0	1											
Phil Garner, R OBP: 0.314, SLG: 0.389 (1, 5)										5	0	2	1	0	1	3											
Jose Cruz, L OBP: 0.346, SLG: 0.412 (1, 7)										4	0	0	1	1	0	2											
Jerry Mumphy, S OBP: 0.327, SLG: 0.395 (1, 9)										5	2	3	1	0	0	2											
Glenn Davis, R OBP: 0.323, SLG: 0.462 (1, 3)										5	0	2	0	0	1	2											
Kevin Bass, S OBP: 0.306, SLG: 0.413 (1, 8)										5	0	4	1	0	0	0											
Mark Bailey, S OBP: 0.401, SLG: 0.419 (1, 2)										4	0	1	1	1	0	3											
Bob Knepper, L OBP: 0.173, SLG: 0.205 Dave Smith, R (8, 1)										4	0	0	0	0	3	4											
Inning Stats	R: 1 E: 0 K: 1 S: 7	H: 2 LOB: 2 BB: 1 P: 11	R: 0 E: 0 K: 1 S: 5	H: 0 LOB: 0 BB: 0 P: 5	R: 3 E: 0 K: 0 S: 8	H: 5 LOB: 2 BB: 0 P: 8	R: 0 E: 0 K: 2 S: 8	H: 2 LOB: 1 BB: 0 P: 8	R: 0 E: 0 K: 0 S: 3	H: 0 LOB: 0 BB: 0 P: 3	R: 0 E: 0 K: 1 S: 6	H: 1 LOB: 1 BB: 0 P: 6	R: 2 E: 0 K: 1 S: 9	H: 4 LOB: 3 BB: 1 P: 13	R: 0 E: 0 K: 0 S: 4	H: 1 LOB: 2 BB: 1 P: 8	R: 0 E: 0 K: 2 S: 9	H: 2 LOB: 2 BB: 0 P: 9	1B: 13 2B: 2 3B: 2 HR: 0	SF: 0 SAC: 0 DP: 0 HBP: 0	WP: 0 PB: 0 SB: 3 CS: 1	PA: 46					
PITCHER	IP	WLS	BF	H	R	ER	SO	BB	IBB	HBP	BLK	WP	HR	S	P	ERA	WHIP										
Bob Welch, R ERA: 2.45 (1, 1)	6.2	L	33	13	6	6	5	1	0	0	0	0	0	42	46	8.10	2.100										
Dennis Powell, L ERA: 4.52 (7, 1)	0.0		2	1	0	0	0	1	0	0	0	0	0	1	5	∞	∞										
Bobby Castillo, R ERA: 5.65 (7, 1)	1.1		6	1	0	0	1	0	1	0	0	0	0	7	11	0.00	0.750										
Tom Niedenfuer, R ERA: 2.48 (9, 1)	1.0		5	2	0	0	2	0	0	0	0	0	0	9	9	0.00	2.000										

Houston Astros @ Los Angeles Dodgers
Dodger Stadium, Los Angeles, CA
Thu Sep 19 1985, 7:05 PM PDT
Att: 25,466 - Unknown

AB	43
R	6
H	17
RBI	6
BB	3
SO	8
LOB	22

Batter	1	2	3	4	5	6	7	8	9	AB	R	H	RBI	BB	SO	LOB	BOTTOM										
Mariano Duncan, R OBP: 0.295, SLG: 0.343 (1, 6)										5	2	2	0	0	0	2											
Ken Landreaux, L OBP: 0.316, SLG: 0.414 (1, 8)										4	0	0	0	1	2	3											
Enos Cabell, R OBP: 0.322, SLG: 0.341 (1, 3)										4	0	2	1	1	0	3											
Mike Marshall, R OBP: 0.338, SLG: 0.485 Greg Brock, L OBP: 0.329, SLG: 0.441 (9, PH)										4	0	1	1	0	1	4											
Bill Madlock, R OBP: 0.333, SLG: 0.395 (1, 5)										4	0	1	2	0	1	2											
Candy Maldonado, R OBP: 0.275, SLG: 0.332 Mike Scioscia, L OBP: 0.419, SLG: 0.439 (8, PH)										3	0	1	0	0	0	0											
Steve Yeager, R OBP: 0.224 Terry Whitfield, L OBP: 0.291, SLG: 0.418 Tom Niedenfuer, R OBP: 0.111, SLG: 0.111 (9, 1)										3	0	0	0	0	1	1											
Steve Sax, R OBP: 0.352, SLG: 0.317 (1, 4)										4	0	1	0	0	1	1											
Bob Welch, R OBP: 0.222, SLG: 0.190 Dennis Powell, R OBP: 0.162, SLG: 0.100 Bobby Castillo, R OBP: 0.232, SLG: 0.250 Dave Anderson, R OBP: 0.232, SLG: 0.250 Reggie Williams, R OBP: 0.232, SLG: 0.250 Bob Bailor, R OBP: 0.232, SLG: 0.250 Jose Gonzalez, R OBP: 0.232, SLG: 0.250 (11, 1)										2	0	0	0	0	1	1											
Inning Stats	R: 1 E: 0 K: 0 S: 5	H: 2 LOB: 1 BB: 0 P: 5	R: 0 E: 0 K: 2 S: 8	H: 1 LOB: 0 BB: 0 P: 8	R: 1 E: 0 K: 1 S: 7	H: 2 LOB: 1 BB: 0 P: 7	R: 0 E: 0 K: 0 S: 3	H: 0 LOB: 0 BB: 0 P: 3	R: 0 E: 0 K: 1 S: 5	H: 0 LOB: 0 BB: 0 P: 5	R: 0 E: 0 K: 1 S: 5	H: 0 LOB: 0 BB: 0 P: 5	R: 0 E: 1 K: 2 S: 11	H: 0 LOB: 2 BB: 1 P: 15	R: 3 E: 1 K: 0 S: 5	H: 4 LOB: 3 BB: 1 P: 9	1B: 6 2B: 4 3B: 0 HR: 0	SF: 0 SAC: 1 DP: 0 HBP: 0	WP: 0 PB: 0 SB: 0 CS: 0	PA: 40							
PITCHER	IP	WLS	BF	H	R	ER	SO	BB	IBB	HBP	BLK	WP	HR	S	P	ERA	WHIP										
Bob Knepper, L ERA: 3.41 (1, 1)	7.1		30	7	5	5	6	1	0	0	0	0	0	41	45	6.14	1.091										
Dave Smith, R ERA: 2.45 (8, 1)	1.2	S	10	3	0	0	1	1	0	0	0	0	0	11	15	0.00	2.400										

Houston Astros @ Los Angeles Dodgers
Dodger Stadium, Los Angeles, CA
Thu Sep 19 1985, 7:05 PM PDT
Att: 25,466 - Unknown

AB	37
R	3
H	10
RBI	5
BB	2
SO	7
LOB	22

Batter	1	2	3	4	5	6	7	8	9	AB	R	H	RBI	BB	SO	LOB	TOP			
Eddie Milner, L OBP: 0.345, SLG: 0.345 (1, 8)										5	1	2	2	0	1	0	Cincinnati Reds @ Houston Astros Astrodome, Houston, TX Fri Sep 20 1985, 8:05 PM EDT Att: 14,776 - Unknown			
Pete Rose, S OBP: 0.395, SLG: 0.328 (1, 3)										3	0	0	1	1	0	1				
Dave Parker, L OBP: 0.362, SLG: 0.537 (1, 9)										4	0	1	0	0	1	1				
Nick Esasky, R OBP: 0.320, SLG: 0.453 Eric Davis, R OBP: 0.233, SLG: 0.440 (8, 7)										4	1	1	0	0	1	1				
Buddy Bell, R OBP: 0.305, SLG: 0.337 (1, 5)										3	0	1	0	1	0	1				
Dave Concepcion, R OBP: 0.317, SLG: 0.335 (1, 6)										4	1	1	1	0	2	3				
Bo Diaz, R OBP: 0.308, SLG: 0.378 (1, 2)										3	0	0	0	1	0	1				
Ron Oester, S OBP: 0.363, SLG: 0.377 (1, 4)										3	1	0	0	1	1	2				
Jay Tibbs, R OBP: 0.100, SLG: 0.069 Max Venable, L OBP: 0.333, SLG: 0.422 Tom Hume, R (6, 1)										2	0	0	0	0	0	0				
Wayne Krenchicki, L OBP: 0.361, SLG: 0.387 Ted Power, R (9, 1)										1	1	1	0	0	0	0				
Inning Stats	R: 1 E: 1 K: 0 S: 5	H: 2 LOB: 2 BB: 1 P: 9	R: 0 E: 0 K: 0 S: 3	H: 0 LOB: 0 BB: 0 P: 3	R: 0 E: 0 K: 1 S: 6	H: 1 LOB: 2 BB: 1 P: 10	R: 0 E: 0 K: 1 S: 5	H: 0 LOB: 1 BB: 1 P: 9	R: 4 E: 0 K: 0 S: 7	H: 4 LOB: 1 BB: 1 P: 11	R: 0 E: 0 K: 1 S: 5	H: 0 LOB: 0 BB: 0 P: 5	R: 0 E: 0 K: 2 S: 7	H: 0 LOB: 0 BB: 0 P: 7	R: 0 E: 0 K: 1 S: 5	H: 0 LOB: 0 BB: 0 P: 5	1B: 6 2B: 1 3B: 0 HR: 0	SF: 1 SAC: 0 DP: 0 HBP: 0	WP: 0 PB: 1 SB: 0 CS: 0	PA: 38
PITCHER	IP WLS BF H R ER SO BB IBB HBP BLK WP HR S P ERA WHIP																			
Nolan Ryan, R ERA: 3.86 Bill Dawley, R ERA: 3.6 (7, 1)	6.0 L 29 7 5 5 2 3 1 0 0 0 0 0 29 45 7.50 1.667																			

AB	33
R	5
H	7
RBI	5
BB	4
SO	6
LOB	10



Batter	1	2	3	4	5	6	7	8	9	AB	R	H	RBI	BB	SO	LOB	BOTTOM					
Bill Doran, S OBP: 0.370, SLG: 0.439 (1, 4)										4	0	0	0	1	1	4	Cincinnati Reds @ Houston Astros Astrodome, Houston, TX Fri Sep 20 1985, 8:05 PM EDT Att: 14,776 - Unknown					
Craig Reynolds, L OBP: 0.295, SLG: 0.396 (1, 6)										5	0	1	0	0	1	3						
Phil Garner, R OBP: 0.310, SLG: 0.384 (1, 5)										5	0	0	0	0	0	3						
Jose Cruz, L OBP: 0.347, SLG: 0.412 (1, 7)										3	0	1	0	1	0	2						
Jerry Mumphy, S OBP: 0.327, SLG: 0.400 (1, 9)										4	1	1	1	0	0	2						
Glenn Davis, R OBP: 0.325, SLG: 0.473 (1, 3)										4	2	2	1	0	1	1						
Kevin Bass, S OBP: 0.312, SLG: 0.415 (1, 8)										2	0	2	0	2	0	0						
Mark Bailey, S OBP: 0.399, SLG: 0.415 (1, 2)										3	0	0	0	1	1	4						
Nolan Ryan, R OBP: 0.143, SLG: 0.121 Eric Bullock, L OBP: 0.222, SLG: 0.333 Bill Dawley, R OBP: 0.222, SLG: 0.125 Denny Walling, L OBP: 0.320, SLG: 0.400 (9, 1)										1	0	0	1	1	0	2						
Inning Stats	R: 0 E: 0 K: 1 S: 5	H: 0 LOB: 0 BB: 0 P: 5	R: 0 E: 0 K: 0 S: 4	H: 1 LOB: 2 BB: 1 P: 8	R: 0 E: 0 K: 0 S: 4	H: 1 LOB: 2 BB: 1 P: 8	R: 2 E: 0 K: 0 S: 6	H: 3 LOB: 2 BB: 1 P: 10	R: 0 E: 0 K: 0 S: 2	H: 0 LOB: 0 BB: 1 P: 6	R: 1 E: 0 K: 0 S: 5	H: 3 LOB: 1 BB: 0 P: 5	R: 0 E: 0 K: 1 S: 5	H: 0 LOB: 0 BB: 0 P: 5	R: 0 E: 0 K: 2 S: 7	H: 0 LOB: 1 BB: 1 P: 11		R: 0 E: 0 K: 0 S: 3	H: 0 LOB: 1 BB: 1 P: 7	1B: 6 2B: 0 3B: 0 HR: 2	SF: 0 SAC: 0 DP: 2 HBP: 0	WP: 1 PB: 0 SB: 0 CS: 0
PITCHER	IP WLS BF H R ER SO BB IBB HBP BLK WP HR S P ERA WHIP																					
Jay Tibbs, R ERA: 4.13 Tom Hume, R ERA: 3.5 Ted Power, R ERA: 2.54 (9, 1)	5.0 W 23 5 2 2 1 4 0 0 0 0 0 1 21 37 3.60 1.800																					
	3.0 S 12 3 1 1 3 1 0 0 0 0 0 1 17 21 3.00 1.333																					
	1.0 S 4 0 0 0 0 0 1 0 0 0 0 0 0 3 7 0.00 1.000																					

AB	33
R	3
H	8
RBI	3
BB	6
SO	4
LOB	21



Batter	1	2	3	4	5	6	7	8	9	AB	R	H	RBI	BB	SO	LOB	TOP										
Eddie Milner, L (1.8) OBP: 0.345, SLG: 0.352	F9		G4-6-3			HR	K		FC4	3	1	1	1	0	0	1	Cincinnati Reds @ Houston Astros Astrodome, Houston, TX Sat Sep 21 1985, 4:33 AM EDT Att: 9,582 - Unknown										
Eric Davis, R (7, PH) OBP: 0.231, SLG: 0.436										1	0	0	0	0	1	0											
John Franco, L (7.1) OBP: 0.333, SLG: 0.333										0	0	0	0	0	0	0											
John Stuper, R (8.1) OBP: 0.235, SLG: 0.071										0	0	0	0	0	0	0											
Max Venable, L (9, PH) OBP: 0.331, SLG: 0.418										1	0	0	0	0	0	1											
Pete Rose, S (1.3) OBP: 0.394, SLG: 0.327	4-3					HR				4	1	1	0	0	0	0											
Dave Parker, L (1.9) OBP: 0.363, SLG: 0.542	1-3									4	2	2	1	0	0	1											
Nick Esasky, R (1.7) OBP: 0.322, SLG: 0.452										3	0	1	0	1	0	1											
Buddy Bell, R (1.5) OBP: 0.307, SLG: 0.346										4	1	2	3	0	0	1											
Dave Concepcion, R (1.6) OBP: 0.316, SLG: 0.333										3	0	0	0	1	1	3											
Bo Diaz, R (1.2) OBP: 0.303, SLG: 0.371										4	0	0	0	0	1	2											
Ron Oester, S (1.4) OBP: 0.361, SLG: 0.374										4	0	0	0	0	1	0											
Andy McGaffigan, R (1.1)										2	0	0	0	0	1	1											
Bob Buchanan, L (6.1)										0	0	0	0	0	0	0											
Gary Redus, R (7, PH) OBP: 0.370, SLG: 0.420										1	0	0	0	1	0	0											
Inning Stats	R: 0 E: 0 K: 0 S: 3	H: 0 LOB: 0 BB: 0 P: 3	R: 0 E: 0 K: 1 S: 6	H: 1 LOB: 1 BB: 0 P: 6	R: 0 E: 1 K: 1 S: 5	H: 0 LOB: 0 BB: 0 P: 5	R: 1 E: 1 K: 1 S: 7	H: 1 LOB: 1 BB: 0 P: 7	R: 0 E: 0 K: 0 S: 3	H: 0 LOB: 0 BB: 0 P: 3	R: 0 E: 0 K: 0 S: 6	H: 3 LOB: 1 BB: 1 P: 10	R: 0 E: 0 K: 2 S: 7	H: 0 LOB: 0 BB: 0 P: 7	R: 1 E: 0 K: 0 S: 4	H: 2 LOB: 1 BB: 1 P: 8	R: 0 E: 0 K: 0 S: 3	H: 0 LOB: 1 BB: 1 P: 7	1B: 3 2B: 1 3B: 0 HR: 3	SF: 0 SAC: 0 DP: 1 HBP: 0	WP: 0 PA: 37 PB: 1 SB: 0 CS: 0						
PITCHER	IP	WLS	BF	H	R	ER	SO	BB	IBB	HBP	BLK	WP	HR	S	P	ERA	WHIP	PITCHER									
Jeff Heathcock, R (1.1) ERA: 3.83	5.2		24	5	4	4	3	1	0	0	0	0	3	29	33	6.35	1.059										
Frank DiPino, L (6.1) ERA: 3.94	0.1		1	0	0	0	0	0	0	0	0	0	0	1	1	0.00	0.000										
Jeff Calhoun, L (7.1) ERA: 2.18	1.1		6	1	1	1	2	1	0	0	0	0	0	9	13	6.75	1.500										
Dave Smith, R (8.1) ERA: 2.4	1.2	W	6	1	0	0	0	1	0	0	0	0	0	5	9	0.00	1.200										

Batter	1	2	3	4	5	6	7	8	9	AB	R	H	RBI	BB	SO	LOB	BOTTOM										
Bill Doran, S (1.4) OBP: 0.372, SLG: 0.445	1-3									4	2	2	0	1	0	0	Cincinnati Reds @ Houston Astros Astrodome, Houston, TX Sat Sep 21 1985, 4:33 AM EDT Att: 9,582 - Unknown										
Craig Reynolds, L (1.6) OBP: 0.296, SLG: 0.398										5	1	2	2	0	0	3											
Phil Garner, R (1.5) OBP: 0.306, SLG: 0.380										5	0	0	0	0	2	2											
Jose Cruz, L (1.7) OBP: 0.348, SLG: 0.410										4	2	1	0	1	0	2											
Jerry Mumphrey, S (1.9) OBP: 0.325, SLG: 0.400										5	0	1	0	0	1	3											
Glenn Davis, R (1.3) OBP: 0.327, SLG: 0.471										3	1	1	1	1	1	1											
Dave Smith, R (8.1)										0	0	0	0	0	0	0											
Kevin Bass, S (1.8) OBP: 0.315, SLG: 0.417										3	1	2	0	1	1	2											
Mark Bailey, S (1.2) OBP: 0.400, SLG: 0.415										2	0	1	1	0	1	1											
Jim Parkovits, R (6, PH) OBP: 0.340, SLG: 0.350										1	0	0	0	0	0	2											
John Mizerock, L (7.2) OBP: 0.303, SLG: 0.355										1	1	1	0	0	0	0											
Jeff Heathcock, R (1.1) ERA: 3.55										2	0	0	0	0	2	3											
Frank DiPino, L (6.1) OBP: 0.200, SLG: 0.200										0	0	0	0	0	0	0											
Bert Pena, R (6, PH) OBP: 0.300, SLG: 0.368										1	0	1	1	0	0	0											
Jeff Calhoun, L (7.1) ERA: 7.04										0	0	0	0	0	0	0											
Tim Tolman, R (8.3) OBP: 0.167, SLG: 0.379										1	1	1	3	0	0	0											
Inning Stats	R: 0 E: 0 K: 1 S: 5	H: 0 LOB: 0 BB: 0 P: 5	R: 1 E: 0 K: 2 S: 8	H: 1 LOB: 2 BB: 2 P: 16	R: 2 E: 0 K: 1 S: 7	H: 2 LOB: 0 BB: 0 P: 7	R: 0 E: 0 K: 2 S: 8	H: 1 LOB: 1 BB: 0 P: 8	R: 0 E: 0 K: 0 S: 3	H: 0 LOB: 0 BB: 0 P: 3	R: 2 E: 0 K: 0 S: 6	H: 3 LOB: 3 BB: 2 P: 14	R: 0 E: 0 K: 1 S: 6	H: 1 LOB: 1 BB: 0 P: 6	R: 4 E: 1 K: 1 S: 10	H: 5 LOB: 1 BB: 0 P: 10	1B: 8 2B: 3 3B: 1 HR: 1	SF: 0 SAC: 0 DP: 0 HBP: 0	WP: 1 PA: 41 PB: 0 SB: 2 CS: 0								
PITCHER	IP	WLS	BF	H	R	ER	SO	BB	IBB	HBP	BLK	WP	HR	S	P	ERA	WHIP	PITCHER									
Andy McGaffigan, R (1.1) ERA: 3.55	5.1		25	6	5	5	6	3	0	0	0	0	3	34	4	8.44	1.688										
Bob Buchanan, L (6.1) ERA: 7.04	0.2		4	1	0	0	0	0	1	0	0	0	0	3	7	0.00	1.500										
John Franco, L (7.1) ERA: 2.31	1.0	L	8	5	4	4	1	0	0	0	0	0	1	10	10	36.00	5.000										
John Stuper, R (8.1) ERA: 4.84	1.0		4	1	0	0	1	0	0	0	0	0	0	6	6	0.00	1.000										



Batter	1	2	3	4	5	6	7	8	9	AB	R	H	RBI	BB	SO	LOB	TOP					
Eddie Milner, L OBP: 0.345, SLG: 0.351 Ted Power, R (8, 1)	F6		K					F6		4	1	1	0	1	1	2	Cincinnati Reds @ Houston Astros Astrodome, Houston, TX Sun Sep 22 1985, 8:05 PM EDT Att: 10,181 - Unknown					
Pete Rose, S OBP: 0.392, SLG: 0.324	K		FC5					F8		4	0	0	0	1	1	3						
Dave Parker, L OBP: 0.364, SLG: 0.543	K			6-3						5	1	2	1	0	2	3						
Nick Esasky, R Max Venables, L Tony Perez, R Tom Hume, R Eric Davis, R		G4-6-3		1B	FC3-6				SH5-4	1	0	1	0	1	0	0						
Buddy Bell, R OBP: 0.309, SLG: 0.346	L6			1B	FC3-6				SH5-4	1	2	0	0	0	0	1						
Dave Concepcion, R OBP: 0.317, SLG: 0.335	G4-6-3			1B	FC3-6				SH5-4	0	0	0	1	1	0	0						
Bo Diaz, R OBP: 0.301, SLG: 0.366				1B	FC3-6				SH5-4	0	0	0	0	0	0	0						
Ron Oester, S OBP: 0.363, SLG: 0.376				1B	FC3-6				SH5-4	0	0	0	0	0	0	0						
Ron Robinson, R Gary Redus, R				5-3						2	0	0	0	0	0	4						
Inning Stats	R: 0 E: 0 K: 2 S: 7	H: 0 LOB: 0 BB: 7	R: 0 E: 0 K: 0 S: 2	H: 0 LOB: 0 BB: 1 P: 6	R: 0 E: 0 K: 1 S: 6	H: 1 LOB: 2 BB: 1 P: 10	R: 2 E: 0 K: 0 S: 6	H: 3 LOB: 2 BB: 1 P: 10	R: 2 E: 0 K: 0 S: 6	H: 3 LOB: 2 BB: 1 P: 10	R: 1 E: 1 K: 2 S: 8	H: 1 LOB: 3 BB: 3 P: 20	R: 0 E: 0 K: 1 S: 5	H: 0 LOB: 0 BB: 0 P: 5	R: 0 E: 0 K: 1 S: 5	H: 0 LOB: 0 BB: 0 P: 5	R: 1 E: 0 K: 0 S: 4	H: 1 LOB: 1 BB: 1 P: 8	1B: 8 2B: 1 3B: 0 HR: 0	SF: 2 SAC: 1 DP: 1 HBP: 0	WP: 1 PB: 0 SB: 2 CS: 0	PA: 43
PITCHER	IP WLS BF H R ER SO BB IBB HBP BLK WP HR S P ERA WHIP																					
Charlie Kerfeld, R ERA: 6.0	(1, 1) 4.2 0 24 7 4 4 3 3 1 0 0 1 0 26 42 7.71 2.143																					
Frank DiPino, L ERA: 3.91	(5, 1) 1.0 0 7 1 1 1 2 3 0 0 0 0 0 8 20 9.00 4.000																					
Bill Dawley, R ERA: 3.75	(6, 1) 3.1 L 12 1 1 1 2 1 0 0 0 0 0 0 15 19 2.70 0.600																					

AB	32
R	6
H	9
RBI	6
BB	8
SO	7
LOB	22



Batter	1	2	3	4	5	6	7	8	9	AB	R	H	RBI	BB	SO	LOB	BOTTOM					
Bill Doran, S OBP: 0.371, SLG: 0.443	FC5-4	F5			K			G3	F5	5	0	1	0	0	1	1	Cincinnati Reds @ Houston Astros Astrodome, Houston, TX Sun Sep 22 1985, 8:05 PM EDT Att: 10,181 - Unknown					
Craig Reynolds, L OBP: 0.295, SLG: 0.396	F8		4-3					4-3	F8	5	1	1	0	0	0	2						
Phil Garner, R OBP: 0.308, SLG: 0.379	FC5-4							F8		3	2	1	0	1	0	1						
Jose Cruz, L OBP: 0.350, SLG: 0.415										4	2	3	1	0	0	1						
Jerry Mumphrey, S OBP: 0.327, SLG: 0.402										3	0	1	2	1	0	2						
Glenn Davis, R OBP: 0.326, SLG: 0.468										4	0	1	2	0	1	2						
Kevin Bass, S OBP: 0.317, SLG: 0.416	F8									3	0	1	0	1	0	3						
John Mizerock, L Denny Walling, L										3	0	0	0	0	1	2						
Charlie Kerfeld, R Frank DiPino, L Bill Dawley, R Eric Bullock, L										1	0	0	0	0	1	0						
Inning Stats	R: 2 E: 0 K: 0 S: 6	H: 3 LOB: 2 BB: 1 P: 10	R: 0 E: 0 K: 2 S: 7	H: 0 LOB: 0 BB: 0 P: 7	R: 0 E: 0 K: 0 S: 4	H: 1 LOB: 1 BB: 0 P: 4	R: 0 E: 0 K: 1 S: 5	H: 1 LOB: 0 BB: 0 P: 5	R: 3 E: 0 K: 2 S: 10	H: 3 LOB: 1 BB: 1 P: 14	R: 0 E: 0 K: 1 S: 4	H: 0 LOB: 0 BB: 1 P: 8	R: 0 E: 0 K: 0 S: 3	H: 0 LOB: 0 BB: 0 P: 3	R: 0 E: 0 K: 0 S: 4	H: 1 LOB: 1 BB: 0 P: 4	R: 0 E: 0 K: 0 S: 4	H: 1 LOB: 1 BB: 0 P: 4	1B: 8 2B: 2 3B: 0 HR: 0	SF: 0 SAC: 0 DP: 2 HBP: 0	WP: 0 PB: 0 SB: 1 CS: 0	PA: 38
PITCHER	IP WLS BF H R ER SO BB IBB HBP BLK WP HR S P ERA WHIP																					
Ron Robinson, R ERA: 4.16	(1, 1) 5.0 0 24 8 5 5 5 1 1 0 0 0 0 0 9 13 0.00 0.857																					
Tom Hume, R ERA: 3.39	(6, 1) 2.1 0 8 1 0 0 1 1 0 0 0 0 0 0 9 13 0.00 0.857																					
Ted Power, R ERA: 2.48	(8, 1) 1.2 W 6 1 0 0 0 0 0 0 0 0 0 0 0 6 6 0.00 0.600																					



Batter	1	2	3	4	5	6	7	8	9	AB	R	H	RBI	BB	SO	LOB	TOP										
Mariano Duncan, R OBP: 0.290, SLG: 0.339	L9		F4		G3		B5-3	F9		5	0	0	0	0	0	4	Los Angeles Dodgers @ Houston Astros Astrodome, Houston, TX Mon Sep 23 1985, 8:05 PM EDT Att: 8,938 - Unknown										
Ken Landreaux, L OBP: 0.313, SLG: 0.414	F7		G3				F8		3-1	4	0	0	0	1	0	1											
Bill Madlock, R OBP: 0.337, SLG: 0.495	K			1B	F9		F3		2B G3-2-3	4	1	1	0	1	1	2											
Pedro Guerrero, R OBP: 0.429, SLG: 0.600		BB		2H		K		SH3-4	1B	4	1	3	1	1	1	0											
Mike Marshall, R OBP: 0.334, SLG: 0.482 Jose Gonzalez, R OBP: 0.200, SLG: 0.400	K			1B				1B	2B	2	0	0	0	0	2	2											
Bob Bailor, R OBP: 0.295, SLG: 0.398 Reggie Williams, R OBP: 0.333, SLG: 0.308 Candy Maldonado, R OBP: 0.200, SLG: 0.337	K					3-1		SH3-4		1	0	1	0	0	0	0											
Mike Scioscia, L OBP: 0.418, SLG: 0.435	F9					3-1		SH3-4	IBB	4	0	0	0	0	0	6											
Greg Brock, L OBP: 0.326, SLG: 0.435 Enos Cabell, R OBP: 0.330, SLG: 0.348	F8									2	1	0	0	1	0	2											
Steve Sax, R OBP: 0.353, SLG: 0.323			E4		G3				FC4-6	4	0	3	2	0	0	0											
Rick Honeycutt, L OBP: 0.200, SLG: 0.162 Carlos Diaz, R OBP: 0.295, SLG: 0.420 Terry Whitfield, L OBP: 0.333, SLG: 0.308 Tom Niedenfuer, R OBP: 0.111, SLG: 0.111	SH1-4		SH1-4		4-3		F7	FC4-6		2	0	0	0	0	0	2											
Inning Stats	R: 0 E: 0 K: 1 S: 5	H: 0 LOB: 0 BB: 0 P: 5	R: 0 E: 0 K: 1 S: 5	H: 0 LOB: 1 BB: 1 P: 9	R: 0 E: 1 K: 0 S: 4	H: 0 LOB: 1 BB: 0 P: 4	R: 1 E: 0 K: 1 S: 7	H: 2 LOB: 1 BB: 0 P: 7	R: 0 E: 0 K: 0 S: 4	H: 1 LOB: 2 BB: 1 P: 8	R: 2 E: 0 K: 1 S: 7	H: 2 LOB: 1 BB: 1 P: 11	R: 0 E: 0 K: 0 S: 3	H: 0 LOB: 0 BB: 0 P: 3	R: 2 E: 0 K: 0 S: 7	H: 4 LOB: 2 BB: 0 P: 7	R: 0 E: 0 K: 0 S: 3	H: 1 LOB: 2 BB: 2 P: 11	1B: 6 2B: 3 3B: 1 HR: 0	SF: 0 SAC: 2 DP: 1 HBP: 0	WP: 0 PB: 0 SB: 0 CS: 0	PA: 42					
PITCHER	IP	WLS	BF	H	R	ER	SO	BB	IBB	HBP	BLK	WP	HR	S	P	ERA	WHIP										
Mike Scott, R ERA: 2.98	(1, 1)	6.0	27	5	3	3	4	3	0	0	0	0	0	32	44	4.50	1.333										
Jeff Calhoun, L ERA: 2.44	(7, 1)	1.1	L	7	3	2	2	0	0	0	0	0	0	7	7	13.50	2.250										
Dave Smith, R ERA: 2.38	(8, 1)	0.2		3	1	0	0	0	0	0	0	0	0	3	3	0.00	1.500										
Frank DiPino, L ERA: 3.86	(9, 1)	1.0		5	1	0	0	1	1	0	0	0	0	3	11	0.00	2.000										
Batter	1	2	3	4	5	6	7	8	9	AB	R	H	RBI	BB	SO	LOB	BOTTOM										
Bill Doran, S OBP: 0.370, SLG: 0.445	F9			F4		FC4-6		K		4	1	1	2	0	1	0	Los Angeles Dodgers @ Houston Astros Astrodome, Houston, TX Mon Sep 23 1985, 8:05 PM EDT Att: 8,938 - Unknown										
Jim Pankovits, R OBP: 0.331, SLG: 0.340 Frank DiPino, L OBP: 0.182, SLG: 0.182	5-3			5-3		5-3		K		4	0	0	0	0	1	1											
Kevin Bass, S OBP: 0.316, SLG: 0.414	F7			5-3		FC4-6		F2		3	0	0	0	1	0	0											
Jose Cruz, L OBP: 0.350, SLG: 0.414 Eric Bullock, L OBP: 0.300, SLG: 0.400 Jeff Calhoun, L			G4-3		F6	FC4-6		K		3	0	1	1	0	0	1											
Dave Smith, R Jerry Mumphrey, S OBP: 0.326, SLG: 0.401 Glenn Davis, R OBP: 0.325, SLG: 0.466			1B			1-2 3-H		K		0	0	0	0	0	0	0											
Phil Garner, R OBP: 0.305, SLG: 0.376			G4-3		FC6-4		K		6-3	4	0	1	0	0	1	2											
Dickie Thon, R OBP: 0.283, SLG: 0.345			1-3		F9		E8		F2	4	0	0	0	0	1	1											
John Mizerock, L OBP: 0.282, SLG: 0.351			6-3		FC6-4		6-3			3	0	0	0	0	2	2											
Mike Scott, R OBP: 0.203, SLG: 0.250 Tim Tolman, R OBP: 0.188, SLG: 0.367			5-3				K			3	1	1	0	0	1	1											
			6-3				3B		F8	1	0	0	0	0	0	1											
Inning Stats	R: 0 E: 0 K: 0 S: 3	H: 0 LOB: 0 BB: 0 P: 3	R: 0 E: 0 K: 0 S: 3	H: 1 LOB: 0 BB: 0 P: 3	R: 0 E: 0 K: 0 S: 3	H: 0 LOB: 0 BB: 0 P: 3	R: 0 E: 0 K: 0 S: 3	H: 0 LOB: 0 BB: 0 P: 3	R: 0 E: 0 K: 1 S: 6	H: 0 LOB: 1 BB: 0 P: 6	R: 0 E: 1 K: 2 S: 7	H: 0 LOB: 0 BB: 0 P: 7	R: 0 E: 0 K: 1 S: 5	H: 0 LOB: 0 BB: 0 P: 5	1B: 2 2B: 1 3B: 1 HR: 0	SF: 0 SAC: 0 DP: 1 HBP: 0	WP: 0 PB: 0 SB: 0 CS: 0	PA: 33									
PITCHER	IP	WLS	BF	H	R	ER	SO	BB	IBB	HBP	BLK	WP	HR	S	P	ERA	WHIP										
Rick Honeycutt, L ERA: 3.37	(1, 1)	5.0	18	3	2	2	0	1	0	0	0	0	0	17	21	3.60	0.800										
Carlos Diaz, L ERA: 2.82	(6, 1)	2.0	W	9	1	1	1	2	1	0	0	0	0	12	16	4.50	1.000										
Tom Niedenfuer, R ERA: 2.63	(8, 1)	2.0	S	6	0	0	0	3	0	0	0	0	0	12	12	0.00	0.000										



Batter	1	2	3	4	5	6	7	8	9	AB	R	H	RBI	BB	SO	LOB	TOP			
Mariano Duncan, R OBP: 0.289, SLG: 0.340 (1, 6)										5	1	1	0	0	2	4	Los Angeles Dodgers @ Houston Astros Astrodome, Houston, TX Tue Sep 24 1985, 8:05 PM EDT Att: 10,043 - Unknown			
Enos Cabell, R OBP: 0.331, SLG: 0.352 (1, 3)										0	1	0	0	0	0	0				
Bill Madlock, R OBP: 0.426, SLG: 0.596 Dave Anderson, R OBP: 0.321, SLG: 0.298 (1, 5) (9, 5)										5	1	3	1	0	1	1				
Pedro Guerrero, R OBP: 0.426, SLG: 0.596 Jose Gonzalez, R OBP: 0.200, SLG: 0.400 (1, 7) (8, 7)										5	1	1	1	0	1	4				
Mike Marshall, R OBP: 0.338, SLG: 0.488 (1, 9)										5	2	4	1	0	0	0				
Mike Scioscia, L OBP: 0.416, SLG: 0.433 (1, 2)										4	1	1	0	0	0	2				
Candy Maldonado, R OBP: 0.282, SLG: 0.338 Ken Landreaux, L OBP: 0.315, SLG: 0.414 (6, PH) (6, 8)										2	0	1	0	0	0	1				
Steve Sax, R OBP: 0.352, SLG: 0.322 Bob Ballor, R OBP: 0.287, SLG: 0.286 (1, 4) (8, 4)										4	0	1	1	0	1	6				
Bob Welch, R OBP: 0.229, SLG: 0.200 (1, 1)										3	0	1	2	0	0	1				
Inning Stats	R: 2 E: 0 K: 1 S: 7	H: 3 LOB: 0 BB: 0 P: 7	R: 0 E: 1 K: 0 S: 4	H: 1 LOB: 1 BB: 0 P: 4	R: 0 E: 0 K: 1 S: 6	H: 1 LOB: 1 BB: 0 P: 6	R: 0 E: 0 K: 0 S: 4	H: 1 LOB: 2 BB: 0 P: 5	R: 1 E: 0 K: 1 S: 7	H: 1 LOB: 2 BB: 1 P: 11	R: 4 E: 0 K: 2 S: 12	H: 5 LOB: 2 BB: 1 P: 16	R: 0 E: 0 K: 1 S: 5	H: 0 LOB: 0 BB: 0 P: 5	R: 0 E: 1 K: 0 S: 4	H: 1 LOB: 1 BB: 0 P: 4		1B: 12 2B: 3 3B: 0 HR: 0	SF: 0 SAC: 2 DP: 1 HBP: 0	WP: 0 PB: 1 SB: 2 CS: 1
PITCHER	IP WLS BF H R ER SO BB IBB HBP BLK WP HR S P ERA WHIP																			
Bob Knepper, L ERA: 3.41 (1, 1)	5.0 L 22 8 2 2 2 0 0 0 0 0 0 0 0 26 26 3.60 1.600																			
Ron Mathis, R ERA: 8.04 (6, 1)	1.1 11 5 5 4 2 1 0 0 0 0 0 0 0 14 18 27.00 4.500																			
Mike Madden, L ERA: 4.76 (7, 1)	0.1 3 1 0 0 1 0 0 0 0 0 0 0 0 4 8 0.00 6.000																			
Jim Deshaies, L ERA: (7, 1)	1.1 4 0 0 0 1 0 0 0 0 0 0 0 0 6 6 0.00 0.000																			
Julio Solano, R ERA: 4.13 (9, 1)	1.0 4 1 0 0 0 0 0 0 0 0 0 0 0 4 4 0.00 1.000																			

Batter	1	2	3	4	5	6	7	8	9	AB	R	H	RBI	BB	SO	LOB	BOTTOM			
Bill Doran, S OBP: 0.369, SLG: 0.443 (1, 4)										3	0	0	0	1	1	3	Los Angeles Dodgers @ Houston Astros Astrodome, Houston, TX Tue Sep 24 1985, 8:05 PM EDT Att: 10,043 - Unknown			
Craig Reynolds, L OBP: 0.295, SLG: 0.397 (1, 6)										4	1	1	0	0	0	1				
Kevin Bass, S OBP: 0.314, SLG: 0.411 (1, 8)										4	0	0	1	0	0	2				
Jerry Mumphy, S OBP: 0.324, SLG: 0.399 Jim Deshaies, L OBP: 0.318, SLG: 0.398 (1, 9) (7, 1)										3	0	0	0	0	0	1				
Bert Pena, R OBP: 0.286, SLG: 0.350 Julio Solano, R ERA: 4.13 (8, PH) (9, 1)										0	0	0	0	0	0	0				
Glenn Davis, R OBP: 0.330, SLG: 0.479 (1, 3)										4	1	3	1	0	0	0				
Phil Garner, R OBP: 0.307, SLG: 0.377 (1, 5)										4	0	2	0	0	0	1				
Alan Ashby, S OBP: 0.362, SLG: 0.422 Harry Spilman, L OBP: 0.179, SLG: 0.203 (1, 2) (8, 2)										3	0	0	0	0	0	3				
Eric Bullock, L OBP: 0.286, SLG: 0.308 (1, 7)										3	0	0	0	1	1	2				
Bob Knepper, L OBP: 0.171, SLG: 0.203 Denny Walling, L OBP: 0.133, SLG: 0.071 Ron Mathis, R OBP: 0.133, SLG: 0.071 Mike Madden, L OBP: 0.329, SLG: 0.338 (1, 1) (5, PH) (6, 1) (7, 1) (7, 9)										1	0	0	0	0	1	0				
Inning Stats	R: 0 E: 0 K: 0 S: 3	H: 0 LOB: 0 BB: 0 P: 3	R: 0 E: 0 K: 1 S: 5	H: 0 LOB: 0 BB: 0 P: 5	R: 0 E: 1 K: 0 S: 3	H: 0 LOB: 1 BB: 1 P: 7	R: 0 E: 0 K: 1 S: 7	H: 2 LOB: 3 BB: 1 P: 11	R: 0 E: 0 K: 0 S: 3	H: 0 LOB: 0 BB: 0 P: 3	R: 1 E: 0 K: 1 S: 7	H: 2 LOB: 1 BB: 0 P: 7	R: 1 E: 0 K: 0 S: 4	H: 1 LOB: 0 BB: 0 P: 4	R: 0 E: 0 K: 1 S: 6	H: 1 LOB: 1 BB: 0 P: 6	1B: 4 2B: 1 3B: 0 HR: 1	SF: 0 SAC: 0 DP: 1 HBP: 0	WP: 1 PB: 0 SB: 0 CS: 0	PA: 35
PITCHER	IP WLS BF H R ER SO BB IBB HBP BLK WP HR S P ERA WHIP																			
Bob Welch, R ERA: 2.42 (1, 1)	9.0 W 35 6 2 2 4 2 0 0 0 1 1 41 49 2.00 0.889																			



Batter	1	2	3	4	5	6	7	8	9	10	AB	R	H	RBI	BB	SO	LOB	TOP	
Mariano Duncan, R OBP: 0.287, SLG: 0.337	4-3	G3-4		FC6-4			K			SH1-4	4	0	0	1	0	1	4	Los Angeles Dodgers @ Houston Astros Astrodome, Houston, TX Wed Sep 25 1985, 8:05 PM EDT Att: 16,955 - Unknown	
Ken Landreaux, L OBP: 0.312, SLG: 0.409	K	G3		F7			F7			6-3	5	0	0	0	0	1	6		
Bill Madlock, R OBP: 0.339, SLG: 0.404				F7			F8			6-3	3	1	0	0	0	1	0		
Dave Anderson, R OBP: 0.321, SLG: 0.298											0	0	0	0	0	0	0		
Len Matuszek, L OBP: 0.276, SLG: 0.352	1B										1	0	0	0	0	0	2		
Tom Niedenfuer, R OBP: 0.111, SLG: 0.111	3B										0	0	0	0	0	0	0		
Pedro Guerrero, R OBP: 0.427, SLG: 0.595				F9							4	1	2	0	0	0	0		
Mike Marshall, R OBP: 0.338, SLG: 0.490											4	1	1	2	0	1	1		
Mike Sotocia, L OBP: 0.413, SLG: 0.429											4	0	0	0	0	1	0		
Greg Brock, L OBP: 0.328, SLG: 0.434											1	1	0	0	2	0	0		
Enos Cabell, R OBP: 0.330, SLG: 0.350											0	0	0	0	0	0	0		
Steve Sax, R OBP: 0.354, SLG: 0.324											4	0	2	0	0	0	0		
Fernando Valenzuela, L OBP: 0.200, SLG: 0.255											2	0	1	0	0	0	0		
Terry Whitfield, L OBP: 0.302, SLG: 0.420											0	0	0	0	1	0	0		
Reggie Williams, R OBP: 0.200, SLG: 0.200											0	0	0	0	0	0	0		
Bob Bailor, R OBP: 0.267, SLG: 0.286											0	0	0	0	0	0	0		
Inning Stats	R: 3 E: 0 K: 1 S: 7	H: 2 LOB: 0 BB: 0 P: 8	R: 0 E: 0 K: 0 S: 4	H: 1 LOB: 2 BB: 1 P: 8	R: 0 E: 0 K: 0 S: 3	H: 0 LOB: 0 BB: 0 P: 3	R: 1 E: 0 K: 0 S: 5	H: 2 LOB: 2 BB: 1 P: 9	R: 0 E: 0 K: 2 S: 7	H: 0 LOB: 0 BB: 0 P: 7	R: 0 E: 0 K: 1 S: 5	H: 0 LOB: 0 BB: 0 P: 5	R: 0 E: 0 K: 0 S: 3	H: 1 LOB: 0 BB: 0 P: 3	R: 0 E: 0 K: 1 S: 5	H: 0 LOB: 2 BB: 1 P: 7	1B: 5 2B: 0 3B: 1 HR: 0	SF: 0 SAC: 2 DP: 1 HBP: 1	WP: 1 PA: 39 PB: 0 SB: 0 CS: 0
PITCHER	IP WLS BF H R ER SO BB IBB HBP BLK WP HR S P ERA WHIP	IP WLS BF H R ER SO BB IBB HBP BLK WP HR S P ERA WHIP	IP WLS BF H R ER SO BB IBB HBP BLK WP HR S P ERA WHIP	IP WLS BF H R ER SO BB IBB HBP BLK WP HR S P ERA WHIP	IP WLS BF H R ER SO BB IBB HBP BLK WP HR S P ERA WHIP	IP WLS BF H R ER SO BB IBB HBP BLK WP HR S P ERA WHIP	IP WLS BF H R ER SO BB IBB HBP BLK WP HR S P ERA WHIP	IP WLS BF H R ER SO BB IBB HBP BLK WP HR S P ERA WHIP	IP WLS BF H R ER SO BB IBB HBP BLK WP HR S P ERA WHIP	IP WLS BF H R ER SO BB IBB HBP BLK WP HR S P ERA WHIP	IP WLS BF H R ER SO BB IBB HBP BLK WP HR S P ERA WHIP	IP WLS BF H R ER SO BB IBB HBP BLK WP HR S P ERA WHIP	IP WLS BF H R ER SO BB IBB HBP BLK WP HR S P ERA WHIP	IP WLS BF H R ER SO BB IBB HBP BLK WP HR S P ERA WHIP	IP WLS BF H R ER SO BB IBB HBP BLK WP HR S P ERA WHIP	IP WLS BF H R ER SO BB IBB HBP BLK WP HR S P ERA WHIP	IP WLS BF H R ER SO BB IBB HBP BLK WP HR S P ERA WHIP	IP WLS BF H R ER SO BB IBB HBP BLK WP HR S P ERA WHIP	
Nolan Ryan, R ERA: 3.92	6.0	3	0	0	1	0	0	0	0	0	5	5	0.00	0.000					
Bill Dawley, R ERA: 3.7	7.1	1.0	3	0	0	0	1	0	0	0	0	0	0.00	0.000					
Jeff Calhoun, L ERA: 2.36	8.1	2.0	6	1	0	0	1	0	0	0	0	8	0.00	0.500					
Julio Solano, R ERA: 3.99	10.1	1.0	W	4	0	0	0	1	0	0	0	3	0.00	1.000					

Batter	1	2	3	4	5	6	7	8	9	10	AB	R	H	RBI	BB	SO	LOB	BOTTOM			
Bill Doran, S OBP: 0.368, SLG: 0.440	F9									F9	3	0	0	1	1	0	0	Los Angeles Dodgers @ Houston Astros Astrodome, Houston, TX Wed Sep 25 1985, 8:05 PM EDT Att: 16,955 - Unknown			
Jim Pankovits, R OBP: 0.331, SLG: 0.336											4	1	1	0	1	2	2				
Kevin Bass, S OBP: 0.313, SLG: 0.414											5	1	1	2	0	0	2				
Glenn Davis, R OBP: 0.332, SLG: 0.487											3	1	1	1	1	0	1				
Jerry Mumphrey, S OBP: 0.325, SLG: 0.400											4	1	2	0	0	0	1				
Phil Garner, R OBP: 0.307, SLG: 0.376											4	0	1	0	0	1	2				
Alan Ashby, S OBP: 0.359, SLG: 0.414											3	1	0	0	1	0	2				
Craig Reynolds, L OBP: 0.295, SLG: 0.397											0	0	0	0	0	0	0				
Dickie Thorn, R OBP: 0.282, SLG: 0.344											1	0	0	0	0	0	0				
Bert Pena, R OBP: 0.292, SLG: 0.348											3	1	1	0	0	1	1				
Mark Bailey, S OBP: 0.400, SLG: 0.415											0	0	0	0	0	0	0				
Nolan Ryan, R ERA: 3.92	9.0	3	6	4	2	5	4	0	0	0	2.00	1.111									
Eric Blount, R ERA: 2.41	10.1	0.1	L	3	2	2	0	0	0	0	54.00	6.000									
Inning Stats	R: 0 E: 0 K: 0 S: 3	H: 0 LOB: 1 BB: 1 P: 7	R: 0 E: 0 K: 0 S: 3	H: 1 LOB: 0 BB: 0 P: 3	R: 0 E: 0 K: 0 S: 3	H: 0 LOB: 0 BB: 0 P: 3	R: 0 E: 0 K: 0 S: 3	H: 0 LOB: 1 BB: 1 P: 7	R: 0 E: 0 K: 2 S: 7	H: 0 LOB: 0 BB: 0 P: 11	R: 4 E: 1 K: 2 S: 12	H: 4 LOB: 1 BB: 0 P: 12	R: 0 E: 0 K: 0 S: 3	H: 0 LOB: 0 BB: 0 P: 3	R: 0 E: 0 K: 1 S: 5	H: 0 LOB: 1 BB: 1 P: 9	R: 2 E: 0 K: 0 S: 3	H: 2 LOB: 0 BB: 0 P: 3	1B: 6 2B: 0 3B: 0 HR: 2	SF: 1 SAC: 0 DP: 2 HBP: 0	WP: 0 PA: 39 PB: 0 SB: 0 CS: 0
PITCHER	IP WLS BF H R ER SO BB IBB HBP BLK WP HR S P ERA WHIP	IP WLS BF H R ER SO BB IBB HBP BLK WP HR S P ERA WHIP	IP WLS BF H R ER SO BB IBB HBP BLK WP HR S P ERA WHIP	IP WLS BF H R ER SO BB IBB HBP BLK WP HR S P ERA WHIP	IP WLS BF H R ER SO BB IBB HBP BLK WP HR S P ERA WHIP	IP WLS BF H R ER SO BB IBB HBP BLK WP HR S P ERA WHIP	IP WLS BF H R ER SO BB IBB HBP BLK WP HR S P ERA WHIP	IP WLS BF H R ER SO BB IBB HBP BLK WP HR S P ERA WHIP	IP WLS BF H R ER SO BB IBB HBP BLK WP HR S P ERA WHIP	IP WLS BF H R ER SO BB IBB HBP BLK WP HR S P ERA WHIP	IP WLS BF H R ER SO BB IBB HBP BLK WP HR S P ERA WHIP	IP WLS BF H R ER SO BB IBB HBP BLK WP HR S P ERA WHIP	IP WLS BF H R ER SO BB IBB HBP BLK WP HR S P ERA WHIP	IP WLS BF H R ER SO BB IBB HBP BLK WP HR S P ERA WHIP	IP WLS BF H R ER SO BB IBB HBP BLK WP HR S P ERA WHIP	IP WLS BF H R ER SO BB IBB HBP BLK WP HR S P ERA WHIP	IP WLS BF H R ER SO BB IBB HBP BLK WP HR S P ERA WHIP	IP WLS BF H R ER SO BB IBB HBP BLK WP HR S P ERA WHIP			
Fernando Valenzuela, L ERA: 2.41	9.0	3	6	4	2	5	4	0	0	0	2.00	1.111									
Tom Niedenfuer, R ERA: 2.8	10.1	0.1	L	3	2	2	0	0	0	0	54.00	6.000									

Batter	1	2	3	4	5	6	7	8	9	AB	R	H	RBI	BB	SO	LOB	TOP										
Bill Doran, S OBP: 0.367, SLG: 0.444 (1,4)										4	1	1	2	0	0	0	Houston Astros @ Cincinnati Reds Riverfront Stadium, Cincinnati, OH Fri Sep 27 1985, 7:05 PM EDT Att: 19,178 - Unknown										
Craig Reynolds, L OBP: 0.294, SLG: 0.395 (1,6)										4	1	1	0	0	0	0											
Kevin Bass, S OBP: 0.314, SLG: 0.415 (1,8)										4	0	2	1	0	0	0											
Jose Cruz, L OBP: 0.350, SLG: 0.413 (1,7)										4	0	1	0	0	1	1											
Jerry Mumphrey, S OBP: 0.325, SLG: 0.399 (9, PH)										3	0	1	0	0	0	2											
Jim Pankovits, R OBP: 0.329, SLG: 0.333 (9, PH)										1	0	0	0	0	1	0											
Glenn Davis, R OBP: 0.331, SLG: 0.483 (1,3)										3	0	0	0	1	2	1											
Phil Garner, R OBP: 0.305, SLG: 0.373 (1,5)										3	0	0	0	0	1	1											
Mark Bailey, S OBP: 0.397, SLG: 0.411 (1,2)										3	0	0	0	0	1	1											
Jeff Heathcock, R OBP: 0.235, SLG: 0.071 (1,1)										3	1	1	0	0	1	0											
Jeff Calhoun, L (8,1)										0	0	0	0	0	0	0											
Inning Stats	R: 1 E: 0 K: 1 S: 6	H: 2 LOB: 1 BB: 0 P: 6	R: 0 E: 0 K: 1 S: 5	H: 0 LOB: 0 BB: 0 P: 5	R: 2 E: 0 K: 0 S: 7	H: 4 LOB: 2 BB: 0 P: 7	R: 0 E: 0 K: 1 S: 4	H: 0 LOB: 0 BB: 1 P: 8	R: 0 E: 0 K: 1 S: 5	H: 0 LOB: 0 BB: 0 P: 5	R: 0 E: 0 K: 0 S: 4	H: 1 LOB: 1 BB: 0 P: 4	R: 0 E: 0 K: 1 S: 5	H: 0 LOB: 0 BB: 0 P: 5	R: 0 E: 0 K: 2 S: 7	H: 0 LOB: 0 BB: 0 P: 7	1B: 6 2B: 1 3B: 0 HR: 1	SF: 0 SAC: 0 DP: 2 HBP: 0	WP: 0 PB: 0 SB: 1 CS: 1	PA: 33							
PITCHER	IP	WLS	BF	H	R	ER	SO	BB	IBB	HBP	BLK	WP	HR	S	P	ERA	WHIP										
Ron Robinson, R ERA: 4.1 (1,1)	8.0	W	30	7	3	3	5	1	0	0	0	0	1	39	43	3.38	1.000										
John Franco, L ERA: 2.23 (9,1)	1.0	S	3	0	0	0	2	0	0	0	0	0	0	7	7	0.00	0.000										

Batter	1	2	3	4	5	6	7	8	9	AB	R	H	RBI	BB	SO	LOB	BOTTOM										
Eddie Milner, L OBP: 0.346, SLG: 0.356 (1,8)										4	1	1	0	0	0	2	Houston Astros @ Cincinnati Reds Riverfront Stadium, Cincinnati, OH Fri Sep 27 1985, 7:05 PM EDT Att: 19,178 - Unknown										
Max Venable, L OBP: 0.324, SLG: 0.438 (1,7)										3	1	1	0	0	0	0											
Tony Perez, R OBP: 0.409, SLG: 0.469 (8, PH)										1	0	0	0	0	0	1											
Pete Rose, S OBP: 0.393, SLG: 0.320 (1,3)										4	0	2	0	0	0	1											
Gary Redus, R OBP: 0.368, SLG: 0.416 (6, PR)										0	1	0	0	0	0	0											
Dave Parker, L OBP: 0.366, SLG: 0.544 (1,9)										4	1	1	4	0	0	1											
Buddy Bell, R OBP: 0.312, SLG: 0.346 (1,5)										2	0	0	0	2	0	1											
John Franco, L OBP: 0.333, SLG: 0.333 (9,1)										0	0	0	0	0	0	0											
Dave Concepcion, R OBP: 0.320, SLG: 0.333 (1,6)										3	0	1	0	0	1	2											
Bo Diaz, R OBP: 0.296, SLG: 0.354 (1,2)										3	0	1	0	0	0	1											
Ron Oester, S OBP: 0.362, SLG: 0.373 (1,4)										2	0	0	0	1	0	2											
Ron Robinson, R OBP: 0.048, SLG: 0.048 (1,1)										2	0	0	0	0	2	2											
Wayne Krenchicki, L OBP: 0.374, SLG: 0.365 (8, PH)										1	0	0	0	0	0	0											
Inning Stats	R: 0 E: 0 K: 0 S: 3	H: 0 LOB: 0 BB: 0 P: 3	R: 0 E: 0 K: 0 S: 2	H: 0 LOB: 1 BB: 1 P: 6	R: 0 E: 0 K: 1 S: 5	H: 0 LOB: 1 BB: 1 P: 9	R: 1 E: 1 K: 1 S: 6	H: 1 LOB: 1 BB: 1 P: 10	R: 0 E: 0 K: 1 S: 3	H: 1 LOB: 1 BB: 0 P: 3	R: 0 E: 0 K: 0 S: 4	H: 1 LOB: 1 BB: 0 P: 4	R: 3 E: 0 K: 0 S: 6	H: 3 LOB: 1 BB: 0 P: 6	1B: 6 2B: 0 3B: 0 HR: 1	SF: 0 SAC: 0 DP: 2 HBP: 0	WP: 0 PB: 0 SB: 0 CS: 0	PA: 32									
PITCHER	IP	WLS	BF	H	R	ER	SO	BB	IBB	HBP	BLK	WP	HR	S	P	ERA	WHIP										
Jeff Heathcock, R ERA: 3.44 (1,1)	7.1	L	28	5	2	1	3	3	0	0	0	0	1	31	43	1.23	1.091										
Jeff Calhoun, L ERA: 2.63 (8,1)	0.2	L	4	2	2	2	0	0	0	0	0	0	1	4	4	27.00	3.000										

Batter	1	2	3	4	5	6	7	8	9	AB	R	H	RBI	BB	SO	LOB	TOP				
Bill Doran, S OBP: 0.365, SLG: 0.442 Mike Madden, L (5, 1)	F8		F4		F6		K		F8	3	0	0	0	0	0	1	Houston Astros @ Cincinnati Reds Riverfront Stadium, Cincinnati, OH Sat Sep 28 1985, 3:33 AM EDT Att: 19,088 - Unknown				
German Rivera, R OBP: 0.275, SLG: 0.306 Julio Solano, R (7, 1)										0	0	0	0	0	0	0					
Denny Walling, L OBP: 0.317, SLG: 0.397 Jim Pankovits, R OBP: 0.321, SLG: 0.325 (1, 9)	K		1-3		5-3		F7			1	0	0	0	0	0	0					
Kevin Bass, S OBP: 0.317, SLG: 0.417 (1, 8)			F8							3	1	2	0	1	0	0					
Jose Cruz, L OBP: 0.348, SLG: 0.412 Tim Tolman, R OBP: 0.200, SLG: 0.364 (4, 7)	K				F8					2	0	0	0	0	2	1					
Glenn Davis, R OBP: 0.333, SLG: 0.481 (1, 3)		6-3								3	0	1	0	1	1	0					
Phil Garner, R OBP: 0.311, SLG: 0.380 (5, 4)										3	0	3	1	1	0	0					
Mark Bailey, S OBP: 0.393, SLG: 0.406 (1, 2)										4	0	0	0	0	1	6					
Dickie Thon, R OBP: 0.286, SLG: 0.357 (1, 6)										3	1	1	1	1	0	1					
Mike Scott, R OBP: 0.200, SLG: 0.246 Jim Deshaies, L (3, 1)										1	0	0	0	0	0	2					
Bert Pena, R OBP: 0.308, SLG: 0.400 (5, 5)										2	0	1	0	0	0	0					
Craig Reynolds, L OBP: 0.293, SLG: 0.394 (9, PH)										1	0	0	0	0	0	0					
Inning Stats	R: 0 E: 0 K: 2 S: 8	H: 1 LOB: 1 BB: 0 P: 8	R: 0 E: 0 K: 0 S: 4	H: 1 LOB: 2 BB: 1 P: 8	R: 0 E: 0 K: 0 S: 3	H: 0 LOB: 0 BB: 0 P: 3	R: 0 E: 0 K: 3 S: 9	H: 0 LOB: 1 BB: 1 P: 13	R: 1 E: 0 K: 0 S: 5	H: 2 LOB: 2 BB: 1 P: 9	R: 0 E: 0 K: 0 S: 4	H: 2 LOB: 1 BB: 0 P: 4	R: 0 E: 0 K: 1 S: 5	H: 0 LOB: 0 BB: 0 P: 5	R: 1 E: 0 K: 0 S: 4	H: 2 LOB: 1 BB: 1 P: 8	R: 0 E: 0 K: 0 S: 3	H: 0 LOB: 0 BB: 0 P: 3	1B: 5 2B: 2 3B: 0 HR: 1	SF: 0 SAC: 0 DP: 2 HBP: 0	WP: 0 PA: 37 PB: 0 SB: 2 CS: 0
PITCHER	IP WLS BF H R ER SO BB IBB HBP BLK WP HR S P ERA WHIP	7.1 W 32 7 2 2 6 3 1 0 0 0 1 40 56 2.46 1.364	1.2 S 5 1 0 0 0 0 0 0 0 0 0 5 5 0.00 0.600																		

AB	33
R	2
H	8
RBI	2
BB	4
SO	6
LOB	15



Batter	1	2	3	4	5	6	7	8	9	AB	R	H	RBI	BB	SO	LOB	BOTTOM		
Eddie Milner, L OBP: 0.343, SLG: 0.352 (1, 8)	K		F6		4-3					5	0	0	0	0	2	5	Houston Astros @ Cincinnati Reds Riverfront Stadium, Cincinnati, OH Sat Sep 28 1985, 3:33 AM EDT Att: 19,088 - Unknown		
Max Venable, L OBP: 0.324, SLG: 0.435 Eric Davis, R OBP: 0.236, SLG: 0.431 (6, PH)	4-3									3	1	1	0	0	1	0			
Pete Rose, S OBP: 0.396, SLG: 0.321 (1, 3)										2	1	1	0	2	0	0			
Dave Parker, L OBP: 0.365, SLG: 0.544 (1, 9)										4	1	1	1	0	0	4			
Buddy Bell, R OBP: 0.311, SLG: 0.351 (1, 5)										4	1	1	3	0	1	0			
Dave Concepcion, R OBP: 0.319, SLG: 0.336 (1, 6)										4	1	1	0	0	1	0			
Dave Vangorder, R OBP: 0.291, SLG: 0.338 Ted Power, R (8, 1)										4	0	3	1	0	1	0			
Ron Oester, S OBP: 0.359, SLG: 0.370 (1, 4)										4	0	0	0	0	1	4			
Tom Browning, L OBP: 0.230, SLG: 0.241 Bo Diaz, R OBP: 0.295, SLG: 0.352 (8, 2)										2	0	2	0	1	0	0			
Inning Stats	R: 0 E: 0 K: 1 S: 5	H: 0 LOB: 1 BB: 1 P: 9	R: 1 E: 0 K: 0 S: 5	H: 2 LOB: 2 BB: 1 P: 9	R: 4 E: 0 K: 0 S: 9	H: 6 LOB: 2 BB: 0 P: 9	R: 0 E: 0 K: 1 S: 5	H: 0 LOB: 0 BB: 0 P: 5	R: 0 E: 0 K: 2 S: 8	H: 1 LOB: 1 BB: 0 P: 8	R: 0 E: 0 K: 1 S: 5	H: 1 LOB: 2 BB: 2 P: 13	R: 0 E: 0 K: 2 S: 8	H: 0 LOB: 1 BB: 0 P: 8	R: 0 E: 0 K: 0 S: 3	H: 0 LOB: 0 BB: 0 P: 3		1B: 6 2B: 2 3B: 1 HR: 1	SF: 0 SAC: 0 DP: 1 HBP: 0
PITCHER	IP WLS BF H R ER SO BB IBB HBP BLK WP HR S P ERA WHIP	2.1 L 16 7 5 0 1 2 0 0 0 0 0 8 8 0.00 0.600	1.2 6 1 0 0 1 0 0 0 0 0 0 8 8 0.00 0.600	2.0 9 2 0 0 3 2 0 0 0 0 0 13 21 0.00 2.000	2.0 7 0 0 0 2 0 0 0 0 1 0 11 11 0.00 0.000														

AB	34
R	5
H	10
RBI	5
BB	4
SO	7
LOB	13




Batter	1	2	3	4	5	6	7	8	9	AB	R	H	RBI	BB	SO	LOB	TOP			
Bill Doran, S OBP: 0.365, SLG: 0.440 (1, 4)	F5								F9	4	0	1	0	0	1	0	Houston Astros @ Cincinnati Reds Riverfront Stadium, Cincinnati, OH Sun Sep 29 1985, 3:33 AM EDT Att: 33,317 - Unknown			
Kevin Bass, S OBP: 0.315, SLG: 0.413 (1, 8)	F9								4-3	4	0	0	0	0	0	1				
Jose Cruz, L OBP: 0.348, SLG: 0.414 (1, 7)	F8								F4	4	0	1	0	0	0	1				
Glenn Davis, R OBP: 0.332, SLG: 0.478 (1, 3)		K							K	4	0	1	0	0	2	2				
Jerry Mumphrey, S OBP: 0.326, SLG: 0.399 Julio Solano, R (7, 1)									F6	3	0	1	0	0	0	1				
Phil Garner, R OBP: 0.309, SLG: 0.377 (1, 5)									F7	0	0	0	0	0	0	0				
Mark Bailey, S OBP: 0.390, SLG: 0.402 (1, 2)									K	3	0	0	0	0	1	1				
Dickie Thon, R OBP: 0.286, SLG: 0.356 (1, 6)									F9	3	0	0	0	0	1	0				
Bob Knepper, L OBP: 0.167, SLG: 0.197 Eric Bullock, L OBP: 0.250, SLG: 0.267 (1, 1) (7, 9)									K	2	0	0	0	0	1	0				
									F8	1	0	0	0	0	0	1				
Inning Stats	R: 0 E: 0 K: 0 S: 3	H: 0 LOB: 0 BB: 0 P: 3	R: 0 E: 0 K: 1 S: 5	H: 1 LOB: 0 BB: 0 P: 5	R: 0 E: 0 K: 2 S: 7	H: 0 LOB: 0 BB: 0 P: 7	R: 0 E: 0 K: 0 S: 4	H: 1 LOB: 1 BB: 0 P: 4	R: 0 E: 0 K: 1 S: 5	H: 0 LOB: 0 BB: 0 P: 5	R: 0 E: 0 K: 0 S: 4	H: 1 LOB: 1 BB: 0 P: 4	R: 0 E: 0 K: 1 S: 6	H: 1 LOB: 1 BB: 0 P: 6	R: 0 E: 0 K: 1 S: 6	H: 1 LOB: 1 BB: 0 P: 6	1B: 4 2B: 0 3B: 1 HR: 0	SF: 0 SAC: 0 DP: 1 HBP: 0	WP: 0 PB: 0 SB: 0 CS: 0	PA: 31
PITCHER Jay Tibbs, R ERA: 3.91 (1, 1)	IP: 9.0 WLS: W BF: 31 H: 5 R: 0 ER: 0 SO: 7 BB: 0 IBB: 0 HBP: 0 BLK: 0 WP: 0 HR: 0 S: 45 P: 45 ERA: 0.00 WHIP: 0.556															PITCHER				

Batter	1	2	3	4	5	6	7	8	9	AB	R	H	RBI	BB	SO	LOB	BOTTOM			
Eric Davis, R OBP: 0.245, SLG: 0.443 (1, 8) (7, 7)									5-3	4	1	2	0	0	1	3	Houston Astros @ Cincinnati Reds Riverfront Stadium, Cincinnati, OH Sun Sep 29 1985, 3:33 AM EDT Att: 33,317 - Unknown			
Buddy Bell, R OBP: 0.311, SLG: 0.355 (1, 5)									F8	3	1	1	2	0	0	0				
Dave Parker, L OBP: 0.364, SLG: 0.542 (1, 9)									K	4	0	1	0	0	1	2				
Tony Perez, R OBP: 0.405, SLG: 0.470 (1, 3)									F9	4	0	1	1	0	0	0				
Nick Esasky, R OBP: 0.326, SLG: 0.456 Eddie Milner, L OBP: 0.342, SLG: 0.351 (6, PR) (7, 8)									F6	3	0	2	0	0	0	0				
Dave Concepcion, R OBP: 0.317, SLG: 0.334 (1, 6)									F8	1	1	0	0	0	0	2				
Dave Vangorder, R OBP: 0.289, SLG: 0.336 (1, 2)									4-3	4	0	0	0	0	0	5				
Ron Oester, S OBP: 0.360, SLG: 0.371 (1, 4)									5-3	4	1	1	1	0	0	2				
Jay Tibbs, R OBP: 0.106, SLG: 0.078 (1, 1)									6-3	4	0	1	1	0	2	1				
									F4											
Inning Stats	R: 2 E: 0 K: 0 S: 7	H: 3 LOB: 2 BB: 0 P: 7	R: 1 E: 0 K: 1 S: 7	H: 2 LOB: 1 BB: 0 P: 7	R: 0 E: 0 K: 0 S: 3	H: 0 LOB: 0 BB: 0 P: 3	R: 0 E: 0 K: 1 S: 5	H: 0 LOB: 0 BB: 0 P: 5	R: 0 E: 0 K: 1 S: 5	H: 0 LOB: 0 BB: 0 P: 5	R: 2 E: 0 K: 0 S: 9	H: 4 LOB: 3 BB: 0 P: 9	R: 0 E: 0 K: 0 S: 5	H: 2 LOB: 2 BB: 0 P: 5	R: 0 E: 0 K: 0 S: 3	H: 0 LOB: 0 BB: 0 P: 3	1B: 7 2B: 3 3B: 1 HR: 0	SF: 1 SAC: 0 DP: 0 HBP: 0	WP: 0 PB: 0 SB: 0 CS: 0	PA: 36
PITCHER Bob Knepper, L ERA: 3.52 Julio Solano, R ERA: 3.51 (1, 1) (7, 1)	IP: 6.0 WLS: L BF: 28 H: 9 R: 5 ER: 5 SO: 4 BB: 0 IBB: 0 HBP: 0 BLK: 0 WP: 0 HR: 0 S: 36 P: 36 ERA: 7.50 WHIP: 1.500															PITCHER				

Batter	1	2	3	4	5	6	7	8	9	10	11	AB	R	H	RBI	BB	SO	LOB	TOP							
Milt Thompson, L OBP: 0.344, SLG: 0.365 Terry Harper, R OBP: 0.524, SLG: 0.404	0-0 1B	0-0 4-3	0-0 K	0-0 1B	0-0 K	0-0 6-3	0-0 K	0-0 F7	0-0 K	0-0 K	0-0 1B 2B	5	0	2	0	0	0	4								
Glenn Hubbard, R OBP: 0.322, SLG: 0.316	4-0 1-2 BB		0-0 C5-4-3 1B	0-3 K				0-0 F8	0-0 G6-4-3 1B	0-0 F3	0-0 F3	5	0	2	0	1	1	3								
Dale Murphy, R OBP: 0.388, SLG: 0.545	0-3 K		0-0 G5-4-3 1B					0-0 5-3	0-0 G6-4-3 1B	0-0 HR	0-0 HR	5	2	3	1	1	1	2								
Bob Horner, R OBP: 0.337, SLG: 0.509	0-3 K		0-0 G5-4-3 1B					0-0 F6	0-0 G6-4-3 1B	0-0 F5	0-0 F5	6	0	1	0	0	1	8								
Claudell Washington, L OBP: 0.345, SLG: 0.459	0-0 3-1		0-0 K					0-0 F8	0-0 1B	0-0 HR	0-0 HR	5	2	2	3	1	1	4								
Rick Carone, R OBP: 0.294, SLG: 0.286 Andres Thomas, R OBP: 0.143, SLG: 0.143			0-0 F9					0-0 1B SF8	0-0 6-3 SH1-3 1B	0-0 F4	0-0 F9	4	1	2	1	0	0	0								
Paul Zuvella, R OBP: 0.290, SLG: 0.278	0-0 6-3		0-0 K					0-0 1B SH3-4	0-0 5-3	0-0 SH1-3	0-0 5-3	4	0	1	0	0	0	0								
Paul Runge, R OBP: 0.349, SLG: 0.309 Chris Chambliss, L OBP: 0.301, SLG: 0.323 Larry Owen, R OBP: 0.315, SLG: 0.385	0-0 BB 1B		0-0 SF8					0-0 F8	0-0 6-3	0-0 5-3	0-0 5-3	2	0	1	1	0	0	0								
Pascual Perez, R OBP: 0.222, SLG: 0.125 Gerald Perry, L OBP: 0.283, SLG: 0.277 Gene Garber, R OBP: 0.250, SLG: 0.250 Albert Hall, S OBP: 0.245, SLG: 0.167 Rick Camp, R OBP: 0.259, SLG: 0.462	4-0 BB 1B		0-0 SH3-4					0-0 K	0-0 K	0-0 K	0-0 K	1	0	0	0	0	0	0								
Inning Stats	R: 0 E: 0 K: 2 S: 8	H: 1 LOB: 2 BB: 1 P: 12	R: 0 E: 0 K: 0 S: 4	H: 1 LOB: 2 BB: 1 P: 8	R: 0 E: 0 K: 1 S: 6	H: 2 LOB: 1 BB: 0 P: 6	R: 1 E: 0 K: 1 S: 8	H: 3 LOB: 2 BB: 0 P: 8	R: 2 E: 0 K: 0 S: 4	H: 1 LOB: 0 BB: 1 P: 8	R: 0 E: 0 K: 1 S: 5	H: 0 LOB: 1 BB: 0 P: 5	R: 0 E: 0 K: 0 S: 4	H: 1 LOB: 1 BB: 0 P: 4	R: 0 E: 0 K: 0 S: 4	H: 1 LOB: 2 BB: 1 P: 8	R: 0 E: 0 K: 1 S: 5	H: 0 LOB: 0 BB: 0 P: 5	R: 0 E: 0 K: 1 S: 6	H: 3 LOB: 1 BB: 0 P: 6	R: 3 E: 0 K: 0 S: 6	H: 3 LOB: 0 BB: 0 P: 6	1B: 11 2B: 2 3B: 1 HR: 1	SF: 1 SAC: 2 DP: 2 HBP: 0	WP: 0 PB: 0 SB: 1 CS: 0	PA: 51
PITCHER	IP 7.0	WLS 1.0	BF 32	H 9	R 3	ER 1	SO 5	BB 3	IBB 0	HBP 0	BLK 0	WP 0	HR 0	S 39	P 51	ERA 3.84	WHIP 1.714									
Nolan Ryan, R ERA: 3.84	1.0	6	2	0	0	0	1	0	0	0	0	0	0	5	9	0.00	3.000									
Bill Dawley, R ERA: 3.66	2.0	7	1	0	0	1	0	1	0	0	0	0	0	8	12	0.00	0.500									
Dave Smith, R ERA: 2.92	1.0	L	6	3	3	3	0	0	0	0	0	0	1	6	6	27.00	3.000									

Atlanta Braves @ Houston Astros
Astrodome, Houston, TX
Mon Sep 30 1985, 8:05 PM EDT
Att: 9,973 - Unknown

AB 43
R 6
H 15
RBI 6
BB 5
SO 6
LOB 25



Batter	1	2	3	4	5	6	7	8	9	10	11	AB	R	H	RBI	BB	SO	LOB	BOTTOM						
Eric Bullock, L OBP: 0.286, SLG: 0.300	0-0 1B FC3-6	0-0 G3			0-0 F4			0-0 4-3		0-0 FC3-6 1B		5	1	2	0	0	0	0							
Bill Doran, S OBP: 0.363, SLG: 0.438	0-0 FC3-6 1B	0-0 3-1			0-0 F6			0-0 E6 CS		0-0 FC3-6		5	0	1	0	0	0	1							
Kevin Bass, S OBP: 0.312, SLG: 0.409	0-0 FC3-6 2B		0-0 G3		0-0 K			0-0 G3		0-0 K		5	1	0	1	0	2	3							
Glenn Davis, R OBP: 0.333, SLG: 0.480	0-0 4-3 2B		0-0 5-3					0-0 K		0-0 G3-6-3 BB 1B	0-0 4-3	5	1	2	0	0	1	0							
Jerry Mumphrey, S OBP: 0.326, SLG: 0.397	0-0 4-3		0-0 F7					0-0 F6		0-0 G3-6-3 BB	0-0 HBP 1B	4	0	1	1	1	0	1							
Phil Garner, R OBP: 0.312, SLG: 0.380	0-0 2B				0-0 F8			0-0 CS 1B		0-0 K	0-0 G4-6-3 HBP	4	0	2	1	0	1	2							
Mark Bailey, S OBP: 0.388, SLG: 0.398	0-0 IBB				0-0 K			0-0 CS	0-0 F7	0-0 G3-6-3	0-0 G4-6-3	4	0	0	0	1	1	4							
Dickie Thon, R OBP: 0.287, SLG: 0.353 Craig Reynolds, L OBP: 0.293, SLG: 0.393	0-0 F7				0-0 BB			0-0 F6		0-0 F4		2	0	0	0	1	0	2							
Nolan Ryan, R ERA: 3.84 Harry Schrier, L ERA: 2.00 Dave Smith, R ERA: 2.92 Denny Walling, L ERA: 3.98 Frank DiPino, L ERA: 4.17	0-0 F6				0-0 F8			0-0 G3		0-0 F7		2	0	0	0	0	0	1							
Inning Stats	R: 3 E: 0 K: 0 S: 7	H: 4 LOB: 2 BB: 1 P: 11	R: 0 E: 0 K: 0 S: 3	H: 0 LOB: 0 BB: 0 P: 3	R: 0 E: 0 K: 0 S: 3	H: 0 LOB: 0 BB: 0 P: 3	R: 0 E: 0 K: 1 S: 5	H: 1 LOB: 1 BB: 0 P: 9	R: 0 E: 0 K: 1 S: 5	H: 0 LOB: 0 BB: 0 P: 5	R: 0 E: 1 K: 0 S: 3	H: 0 LOB: 0 BB: 0 P: 3	R: 0 E: 0 K: 0 S: 6	H: 1 LOB: 1 BB: 1 P: 10	R: 0 E: 0 K: 1 S: 6	H: 1 LOB: 1 BB: 0 P: 6	R: 0 E: 0 K: 0 S: 3	H: 1 LOB: 1 BB: 0 P: 4	1B: 6 2B: 2 3B: 0 HR: 0	SF: 0 SAC: 0 DP: 1 HBP: 1	WP: 0 PB: 0 SB: 0 CS: 2	PA: 44			
PITCHER	IP 6.0	WLS 2.0	BF 27	H 5	R 1	ER 0	SO 3	BB 1	IBB 1	HBP 0	BLK 0	WP 0	HR 0	S 31	P 39	ERA 3.86	WHIP 0.857								
Pascual Perez, R ERA: 6.06	8	1	0	0	1	1	0	0	0	0	0	0	0	9	13	0.00	1.000								
Gene Garber, R ERA: 3.8	2.0	W	8	2	0	0	1	0	0	1	0	0	0	9	10	0.00	1.000								
Rick Camp, R ERA: 3.98																									

Atlanta Braves @ Houston Astros
Astrodome, Houston, TX
Mon Sep 30 1985, 8:05 PM EDT
Att: 9,973 - Unknown

AB 39
R 3
H 8
RBI 3
BB 3
SO 5
LOB 16



Batter	1	2	3	4	5	6	7	8	9	AB	R	H	RBI	BB	SO	LOB	TOP											
Bill Doran, S OBP: 0.364, SLG: 0.437 (1, 4)										5	0	2	0	0	0	4	Houston Astros @ San Diego Padres Jack Murphy Stadium, San Diego, CA Fri Oct 04 1985, 10:05 PM EDT Att: 11,210 - Unknown livebaseballscores.com											
Jim Pankovits, R OBP: 0.321, SLG: 0.337 Eric Bullock, L OBP: 0.308, SLG: 0.360 (1, 9) (8, PH) (8, 7)										3	0	2	0	0	0	0												
Kevin Bass, S OBP: 0.313, SLG: 0.422 (1, 8)										4	1	1	2	0	2	3												
Glenn Davis, R OBP: 0.335, SLG: 0.481 (1, 3)										4	0	0	0	0	1	3												
Phil Garner, R OBP: 0.315, SLG: 0.400 (1, 5)										4	1	3	1	0	0	0												
Alan Ashby, S OBP: 0.364, SLG: 0.422 (1, 2)										4	0	0	0	0	0	3												
Tim Tolman, R OBP: 0.192, SLG: 0.310 Jerry Mumphy, S OBP: 0.326, SLG: 0.397 (1, 7) (8, PH) (8, 9)										3	0	0	0	0	1	2												
Dickie Thon, R OBP: 0.298, SLG: 0.359 (1, 6)										3	0	2	0	1	0	0												
Bob Knepper, L OBP: 0.163, SLG: 0.192 Julio Solano, R (6, 1)										2	0	0	0	0	2	2												
Bert Pena, R OBP: 0.290, SLG: 0.345 Jeff Calhoun, L (7, PH) (7, 1)										0	0	0	0	0	0	0												
Denny Walling, L OBP: 0.316, SLG: 0.394 (9, PH)										1	0	0	0	0	0	1												
Inning Stats	R: 0 E: 0 K: 1 S: 6	H: 2 LOB: 1 BB: 0 P: 6	R: 0 E: 1 K: 1 S: 5	H: 0 LOB: 0 BB: 0 P: 5	R: 0 E: 0 K: 1 S: 5	H: 0 LOB: 0 BB: 0 P: 5	R: 0 E: 0 K: 0 S: 3	H: 0 LOB: 0 BB: 0 P: 3	R: 0 E: 0 K: 1 S: 6	H: 1 LOB: 2 BB: 1 P: 10	R: 0 E: 0 K: 1 S: 6	H: 2 LOB: 1 BB: 0 P: 6	R: 0 E: 0 K: 0 S: 5	H: 2 LOB: 3 BB: 1 P: 9	R: 3 E: 1 K: 2 S: 10	H: 2 LOB: 0 BB: 0 P: 10		R: 0 E: 0 K: 0 S: 3	H: 1 LOB: 0 BB: 0 P: 3	1B: 8 2B: 0 3B: 0 HR: 2	SF: 0 SAC: 0 DP: 3 HBP: 0	WP: 0 PB: 0 SB: 0 CS: 0	PA: 37					
PITCHER	IP	WLS	BF	H	R	ER	SO	BB	IBB	HBP	BLK	WP	HR	S	P	ERA		WHIP										
Mark Thurmond, L ERA: 3.97 Lance McCullers, R ERA: 2.45 Rich Gossage, R ERA: 1.82	(1, 1) (7, 1) (8, 1)	6.2 0.2 1.2	W 5 S	27 2 5	7 2 1	0 3 0	5 1 0	1 0 0	1 0 0	0 0 0	0 0 0	0 0 0	0 2 0	0 7 7	35 7 7	0.00 27.00 0.00		1.200 3.000 0.600										

Batter	1	2	3	4	5	6	7	8	9	AB	R	H	RBI	BB	SO	LOB	BOTTOM											
Jerry Royster, R OBP: 0.369, SLG: 0.418 (1, 4)										4	1	1	0	1	0	1	Houston Astros @ San Diego Padres Jack Murphy Stadium, San Diego, CA Fri Oct 04 1985, 10:05 PM EDT Att: 11,210 - Unknown livebaseballscores.com											
Tony Gwynn, L OBP: 0.383, SLG: 0.409 (1, 9)										5	1	1	1	0	0	2												
Steve Garvey, R OBP: 0.315, SLG: 0.424 (1, 3)										4	1	3	0	0	0	1												
Carmelo Martinez, R OBP: 0.362, SLG: 0.438 (1, 7)										4	0	1	1	0	0	4												
Kurt Bevacqua, R OBP: 0.354, SLG: 0.353 (1, 5)										2	0	2	1	1	0	0												
Terry Kennedy, L OBP: 0.303, SLG: 0.375 (1, 2)										4	0	0	0	0	1	7												
Bobby Brown, S OBP: 0.193, SLG: 0.171 (1, 8)										4	0	0	0	0	0	1												
Mario Ramirez, R OBP: 0.305, SLG: 0.375 (1, 6)										4	1	2	1	0	0	0												
Mark Thurmond, L OBP: 0.111, SLG: 0.088 Lance McCullers, S ERA: 3.48 Rich Gossage, R ERA: 2.54 (1, 1) (7, 1) (8, 1)										2	0	0	0	0	1	0												
Inning Stats	R: 1 E: 0 K: 0 S: 6	H: 3 LOB: 2 BB: 0 P: 6	R: 0 E: 0 K: 1 S: 5	H: 0 LOB: 0 BB: 0 P: 5	R: 0 E: 1 K: 1 S: 7	H: 1 LOB: 3 BB: 1 P: 11	R: 0 E: 0 K: 0 S: 4	H: 1 LOB: 1 BB: 0 P: 4	R: 1 E: 1 K: 0 S: 5	H: 1 LOB: 1 BB: 0 P: 5	R: 2 E: 0 K: 0 S: 6	H: 3 LOB: 1 BB: 0 P: 6	R: 0 E: 0 K: 0 S: 4	H: 1 LOB: 1 BB: 0 P: 4	R: 0 E: 0 K: 1 S: 5	H: 0 LOB: 1 BB: 1 P: 9		1B: 7 2B: 1 3B: 1 HR: 1	SF: 1 SAC: 1 DP: 0 HBP: 0	WP: 0 PB: 0 SB: 1 CS: 0	PA: 38							
PITCHER	IP	WLS	BF	H	R	ER	SO	BB	IBB	HBP	BLK	WP	HR	S	P	ERA		WHIP										
Bob Knepper, L ERA: 3.55 Julio Solano, R ERA: 3.48 Jeff Calhoun, L ERA: 2.54	(1, 1) (6, 1) (7, 1)	5.2 0.1 2.0	L 1 8	29 0 1	9 0 0	4 0 0	3 0 0	2 0 1	1 0 0	0 0 0	0 0 0	0 0 0	0 0 0	1 1 9	36 1 13	4.76 0.00 0.00		1.765 0.000 1.000										

Batter	1	2	3	4	5	6	7	8	9	AB	R	H	RBI	BB	SO	LOB	TOP			
Dickie Thon, R OBP: 0.299, SLG: 0.355 (1, 6)										5	0	0	0	0	2	1	Houston Astros @ San Diego Padres Jack Murphy Stadium, San Diego, CA Sun Oct 06 1985, 6:33 AM EDT Att: 22,813 - Unknown AB 35 R 6 H 9 RBI 5 BB 2 SO 7 LOB 7			
Kevin Bass, S OBP: 0.315, SLG: 0.427 (1, 8)										5	2	3	1	0	0	0				
Jose Cruz, L OBP: 0.349, SLG: 0.426 (1, 7)										3	1	1	2	1	0	1				
Glenn Davis, R OBP: 0.332, SLG: 0.474 Denny Walling, L OBP: 0.316, SLG: 0.394 (1, 3) (7, 3)										4	1	1	0	0	1	2				
Jerry Mumphrey, S OBP: 0.329, SLG: 0.396 (1, 9)										3	0	1	1	1	0	0				
Phil Garner, R OBP: 0.317, SLG: 0.400 (1, 5)										4	0	0	0	0	0	2				
Alan Ashby, S OBP: 0.363, SLG: 0.450 (1, 2)										4	1	2	1	0	0	0				
Jim Pankovits, R OBP: 0.316, SLG: 0.331 (1, 4)										4	1	1	0	0	3	1				
Mike Scott, R OBP: 0.192, SLG: 0.236 Charlie Kerfeld, R (3, 1)										1	0	0	0	0	0	0				
Tim Tolman, R OBP: 0.178, SLG: 0.302 Dave Smith, R (9, 1)										1	0	0	0	0	1	0				
										1	0	0	0	0	0	0				
Inning Stats	R: 2 E: 1 K: 1 S: 8	H: 3 LOB: 1 BB: 0 P: 8	R: 0 E: 0 K: 1 S: 5	H: 0 LOB: 0 BB: 0 P: 5	R: 0 E: 0 K: 0 S: 3	H: 0 LOB: 0 BB: 0 P: 3	R: 0 E: 0 K: 0 S: 7	H: 0 LOB: 0 BB: 0 P: 7	R: 2 E: 0 K: 0 S: 5	H: 2 LOB: 1 BB: 1 P: 9	R: 2 E: 0 K: 2 S: 10	H: 3 LOB: 2 BB: 1 P: 14	R: 0 E: 0 K: 1 S: 6	H: 1 LOB: 1 BB: 0 P: 6	R: 0 E: 0 K: 0 S: 3	H: 0 LOB: 0 BB: 0 P: 3	1B: 6 2B: 1 3B: 0 HR: 2	SF: 0 SAC: 1 DP: 0 HBP: 0	WP: 0 PB: 0 SB: 0 CS: 0	PA: 38
PITCHER	IP WLS BF H R ER SO BB IBB HBP BLK WP HR S P ERA WHIP	IP WLS BF H R ER SO BB IBB HBP BLK WP HR S P ERA WHIP																		
Eric Show, R ERA: 3.09 (1, 1)	6.0 L 26 7 6 5 4 1 0 0 0 0 0 2 33 37 7.50 1.333																			
Lance McCullers, R ERA: 2.31 (7, 1)	2.0 9 2 0 0 3 0 1 0 0 0 0 0 14 18 0.00 1.000																			
Gene Walter, L ERA: 2.05 (9, 1)	1.0 3 0 0 0 0 0 0 0 0 0 0 0 3 3 0.00 0.000																			
Batter	1	2	3	4	5	6	7	8	9	AB	R	H	RBI	BB	SO	LOB	BOTTOM			
Jerry Royster, R OBP: 0.363, SLG: 0.410 (1, 6)										5	0	0	0	0	1	3	Houston Astros @ San Diego Padres Jack Murphy Stadium, San Diego, CA Sun Oct 06 1985, 6:33 AM EDT Att: 22,813 - Unknown AB 37 R 4 H 11 RBI 4 BB 4 SO 4 LOB 17			
Tony Gwynn, L OBP: 0.394, SLG: 0.408 (1, 9)										5	1	2	0	0	0	1				
Steve Garvey, R OBP: 0.318, SLG: 0.430 (1, 3)										5	1	2	0	0	0	1				
Graig Nettles, L OBP: 0.363, SLG: 0.420 Miguel Dilone, S OBP: 0.255, SLG: 0.246 (1, 5) (9, PR)										5	1	4	1	0	0	0				
Terry Kennedy, L OBP: 0.301, SLG: 0.372 (1, 2)										5	1	1	1	0	0	5				
Carmelo Martinez, R OBP: 0.362, SLG: 0.434 Gery Davis, R OBP: 0.349, SLG: 0.379 (1, 7) (9, 7)										3	0	1	1	1	0	0				
Kevin McReynolds, R OBP: 0.290, SLG: 0.371 (1, 8)										4	0	0	0	0	2	5				
Tim Flannery, L OBP: 0.386, SLG: 0.341 (1, 4)										1	0	0	0	3	0	0				
Eric Show, R OBP: 0.138, SLG: 0.165 Lance McCullers, S (7, 1)										3	0	1	1	0	1	1				
Kurt Bevacqua, R OBP: 0.348, SLG: 0.348 Gene Walter, L (9, 1)										1	0	0	0	0	0	1				
										0	0	0	0	0	0	0				
Inning Stats	R: 1 E: 0 K: 2 S: 10	H: 3 LOB: 3 BB: 1 P: 14	R: 0 E: 0 K: 0 S: 3	H: 0 LOB: 1 BB: 1 P: 7	R: 3 E: 0 K: 0 S: 7	H: 5 LOB: 2 BB: 1 P: 11	R: 0 E: 0 K: 0 S: 3	H: 0 LOB: 0 BB: 0 P: 3	R: 0 E: 0 K: 1 S: 5	H: 0 LOB: 0 BB: 0 P: 5	R: 0 E: 0 K: 0 S: 4	H: 1 LOB: 1 BB: 0 P: 4	R: 0 E: 0 K: 0 S: 3	H: 0 LOB: 1 BB: 1 P: 7	R: 0 E: 0 K: 0 S: 5	H: 2 LOB: 3 BB: 0 P: 5	1B: 11 2B: 0 3B: 0 HR: 0	SF: 0 SAC: 0 DP: 1 HBP: 0	WP: 0 PB: 0 SB: 1 CS: 0	PA: 41
PITCHER	IP WLS BF H R ER SO BB IBB HBP BLK WP HR S P ERA WHIP	IP WLS BF H R ER SO BB IBB HBP BLK WP HR S P ERA WHIP																		
Mike Scott, R ERA: 3.29 (1, 1)	2.0 W 22 3 0 0 2 1 1 0 0 0 0 0 24 32 0.00 0.667																			
Charlie Kerfeld, R ERA: 4.09 (3, 1)	6.0 W 22 3 0 0 2 1 1 0 0 0 0 0 24 32 0.00 0.667																			
Dave Smith, R ERA: 2.27 (9, 1)	1.0 S 5 2 0 0 0 0 0 0 0 0 0 0 5 5 0.00 2.000																			