Houston Astros - 1986

Batter	1	2	3	4	5	6	7	8	9	AB	R	H	RBI	BB	SO	LOB
Dan Gladden, R (1, 8) OBP: 0.250, SLG: 0.250	6-3		S 1B		F4		F3 3-H			4	0	1	0	0	0	1
Will Clark, L (1, 3) OBP: 0.250, SLG: 1.000	HR		K 1-2			4-3		E7 FC6		4	1	1	1	0	1	1
Chili Davis, S (1, 9)	F9			4-3		F8		FC6 WP S 5-3 1-2f		4	1	0	0	0	0	1
Jeffrey Leonard, R (1, 7) OBP: 0.250, SLG: 1.000	F4			HR		F8		5-3 1-H		4	1	1	2	0	0	0
Chris Brown, R (1, 5) OBP: 0.250, SLG: 0.250		F7		F9			SH3-4 BB 3B 1B	4-3		4	1	1	0	0	0	0
Bob Brenly, R (1, 2) OBP: 0.500, SLG: 1.333		K		F8			BB 4-0 SH3-4 1-2 3B		HR	3	2	1	1	1	1	0
Robby Thompson, R (1, 4) OBP: 0.333, SLG: 0.667		K			E7 1B 2B		SH3-4 1-2 2-3		F9	3	1	1	0	0	1	0
Jose Uribe, S (1, 6) OBP: 0.500, SLG: 0.500			F2		CS 1B 3-H		3B IBB		F6	2	0	1	1	0	0	0
Brad Gulden, L (7, PH)										0	1	0	0	1	0	0
Brad Wellman, R (7, 6)										1	0	0	0	0	0	0
Mike Krukow, R (1, 1)			L6		K 1-2		CS 1-H 2-H 3-H 3B		K	2	0	0	0	0	1	1
Dan Driessen, L (7, PH)										0	0	0	0	0	0	0
Candy Maldonado, R (7, PH) OBP: 1.000, SLG: 3.000										1	0	1	3	0	0	0
Mark Davis, L (7, 1)										1	0	0	0	0	1	0
Inning Stats	R: 1 E: 0 K: 0 S: 4 H: 1 LOB: 0 BB: 0 P: 4	R: 0 E: 0 K: 2 S: 7 H: 0 LOB: 0 BB: 0 P: 7	R: 0 E: 0 K: 1 S: 6 H: 1 LOB: 1 BB: 0 P: 6	R: 1 E: 0 K: 0 S: 4 H: 1 LOB: 0 BB: 0 P: 4	R: 1 E: 1 K: 1 S: 6 H: 2 LOB: 0 BB: 0 P: 6	R: 0 E: 0 K: 0 S: 3 H: 0 LOB: 0 BB: 0 P: 3	R: 3 E: 0 K: 0 S: 4 H: 2 LOB: 0 BB: 2 P: 12	R: 1 E: 1 K: 0 S: 4 H: 0 LOB: 0 BB: 0 P: 4	R: 1 E: 0 K: 1 S: 6 H: 1 LOB: 0 BB: 0 P: 6	1B: 3 2B: 1 3B: 1 HR: 3 SF: 0 SAC: 1 DP: 0 HBP: 0						

PITCHER		IP	WLS	BF	H	R	ER	SO	BB	IBB	HBP	BLK	WP	HR	S	P	ERA	WHIP
Nolan Ryan, R ERA: 8.53	(1, 1)	6.1	L	26	6	6	6	4	1	1	0	0	0	2	32	40	8.53	1.105
Jeff Calhoun, L ERA: 3.38	(7, 1)	2.2		10	2	2	1	1	0	0	0	0	1	1	12	12	3.38	0.750

PITCHER		IP	WLS	BF	H	R	ER	SO	BB	IBB	HBP	BLK	WP	HR	S	P	ERA	WHIP

San Francisco Giants @ Houston Astros

Astrodome, Houston, TX

Tue Apr 08 1986, 7:05 PM EST

Att. 22,935 - Unknown

TOP

livebaseballscorecards.com

AB	33
R	8
H	8
RBI	8
BB	2
SO	5
LOB	4

WP: 1	PA: 36
PB: 0	
SB: 2	
CS: 2	

San Francisco Giants @ Houston Astros

Astrodome, Houston, TX

Tue Apr 08 1986, 7:05 PM EST

Att. 22,935 - Unknown

livebaseballscorecards.com

BOTTOM

Batter	1	2	3	4	5	6	7	8	9	AB	R	H	RBI	BB	SO	LOB
Eric Bullock, L (1, 7) Jim Pankovits, R (7, PH) (8, 7)	6-3		L8		3-1		K			3 1	0 0	0 0	0 0	0 0	0 1	0 0
Bill Doran, S (1, 4)	HR, S, BB		BB, S		P6		F7			2	1	0	0	2	0	0
Denny Walling, L (1, 5) OBP: 0.250, SLG: 0.250	F8		K 1-2		1B		1-3			4	0	1	0	0	1	2
Glenn Davis, R (1, 3) OBP: 0.250, SLG: 1.000	HR 1-H		6-3		F8			F4		4	1	1	2	0	0	2
Mark Bailey, S (1, 2)	K			K	K	K		6-3		4	0	0	0	0	3	0
Kevin Bass, S (1, 9) OBP: 0.500, SLG: 1.000 (7, 8)		SH5-3 3B		F9	S 1B			F8		4	1	2	0	0	0	0
Tony Walker, R (1, 8) OBP: 0.333, SLG: 0.667 Billy Hatcher, R (7, 9)	K			2B	5-3 1-2				5-3	3 1	0 0	1 0	0 0	0 0	1 0	2 0
Dickie Thon, R (1, 6)		SH5-3 3-H		IBB	IBB				P3	1	0	0	1	2	0	0
Nolan Ryan, R (1, 1) Jeff Calhoun, L (7, 1) Phil Garner, R (9, PH)	K		1-3		K				5-3	3 0 1	0 0 0	0 0 0	0 0 0	0 0 0	2 0 0	4 0 0

	AB	31
	R	3
	H	5
	RBI	3
	BB	4
	SO	8
	LOB	10

Inning Stats	1	2	3	4	5	6	7	8	9
	R: 2 E: 0 K: 1 S: 6	H: 1 LOB: 0 BB: 1 P: 10	R: 1 E: 0 K: 2 S: 8	H: 1 LOB: 0 BB: 0 P: 8	R: 0 E: 0 K: 1 S: 5	H: 0 LOB: 1 BB: 1 P: 9	R: 0 E: 0 K: 1 S: 6	H: 1 LOB: 2 BB: 1 P: 10	R: 0 E: 0 K: 0 S: 4	H: 1 LOB: 1 BB: 0 P: 4
	R: 0 E: 0 K: 2 S: 8	H: 1 LOB: 2 BB: 1 P: 12	R: 0 E: 0 K: 1 S: 5	H: 0 LOB: 0 BB: 0 P: 5	R: 0 E: 0 K: 0 S: 3	H: 0 LOB: 0 BB: 0 P: 3	R: 0 E: 0 K: 0 S: 3	H: 0 LOB: 0 BB: 0 P: 3		

	1B: 2	SF: 0	WP: 0	PA: 36
	2B: 1	SAC: 1	PB: 0	
	3B: 1	DP: 0	SB: 3	
	HR: 1	HBP: 0	CS: 0	

PITCHER		IP	WLS	BF	H	R	ER	SO	BB	IBB	HBP	BLK	WP	HR	S	P	ERA	WHIP
Mike Krukow, R ERA: 4.5	(1, 1)	6.0	W	27	5	3	3	7	2	2	0	0	0	1	37	53	4.50	1.167
Mark Davis, L ERA:	(7, 1)	3.0	S	9	0	0	0	1	0	0	0	0	0	0	11	11	0.00	0.000

PITCHER	IP	WLS	BF	H	R	ER	SO	BB	IBB	HBP	BLK	WP	HR	S	P	ERA	WHIP

Batter	1	2	3	4	5	6	7	8	9	AB	R	H	RBI	BB	SO	LOB
Dan Gladden, R (1, 8) OBP: 0.444, SLG: 0.556	S 1B		2B 2B		SSS K		4-3		SF9 F8 1-2 1B	5	1	3	0	0	1	0
Will Clark, L (1, 3) OBP: 0.222, SLG: 0.667	F2		2-H 2B		4-3		3-1		F8 1-2 2-3	5	0	1	1	0	0	3
Chili Davis, S (1, 9)	SSS K 1-2		1-3		L5		L5		SF9 2-3 3-H	4	0	0	1	0	1	2
Jeffrey Leonard, R (1, 7) OBP: 0.429, SLG: 0.857 Joel Youngblood, R (6, 7)	4-3			S 2B 1B		1B 1B G6-3 1B		L4	F9	3 2	2 0	2 0	0 0	0 0	0 0	1 1
Chris Brown, R (1, 5) OBP: 0.375, SLG: 0.375		6-3		F8		G6-3 1-2 1B		S 1B		4	0	2	0	0	0	1
Bob Melvin, R (1, 2) OBP: 0.500, SLG: 0.750		6-3		1-H 2B		G6-3 1-2 2-3 1B		SSS K		4	0	2	1	0	1	1
Robby Thompson, R (1, 4) OBP: 0.286, SLG: 0.333		6-3		P1		G6-3 1-2f 2-3 3-H		BBBB 1-2 BB		3	0	0	0	1	0	3
Jose Uribe, S (1, 6) OBP: 0.500, SLG: 0.250			4-3	IBB		S IBB		F7		2	0	0	0	2	0	2
Scott Garrelts, R (1, 1) Greg Minton, S (8, 1)			SSS K	SSS K		SSS K 1-2			BBBB F8 1B SF9 BB	3 0	0 1	0 0	0 0	0 1	3 0	4 0
Inning Stats	R: 0 H: 1 E: 0 LOB: 1 K: 1 BB: 0 S: 6 P: 6	R: 0 H: 0 E: 0 LOB: 0 K: 0 BB: 0 S: 3 P: 3	R: 1 H: 2 E: 0 LOB: 1 K: 1 BB: 0 S: 7 P: 7	R: 1 H: 2 E: 0 LOB: 2 K: 1 BB: 1 S: 7 P: 11	R: 0 H: 0 E: 0 LOB: 0 K: 1 BB: 0 S: 5 P: 5	R: 1 H: 3 E: 0 LOB: 2 K: 1 BB: 1 S: 7 P: 11	R: 0 H: 0 E: 0 LOB: 0 K: 0 BB: 0 S: 3 P: 3	R: 0 H: 1 E: 0 LOB: 2 K: 1 BB: 1 S: 6 P: 10	R: 1 H: 1 E: 0 LOB: 1 K: 0 BB: 1 S: 4 P: 8	1B: 7 SF: 1 2B: 3 SAC: 0 3B: 0 DP: 1 HR: 0 HBP: 0						WP: 0 PA: 40 PB: 0 SB: 4 CS: 0

PITCHER		IP	WLS	BF	H	R	ER	SO	BB	IBB	HBP	BLK	WP	HR	S	P	ERA	WHIP
Mike Scott, R ERA: 5.4	(1, 1)	5.0	L	24	8	3	3	4	0	1	0	0	0	0	31	35	5.40	1.600
Charlie Kerfeld, R ERA:	(6, 1)	3.0		11	1	0	0	2	1	1	0	0	0	0	13	21	0.00	0.667
Frank DiPino, L ERA: 9.0	(9, 1)	1.0		5	1	1	1	0	1	0	0	0	0	0	4	8	9.00	2.000

PITCHER	IP	WLS	BF	H	R	ER	SO	BB	IBB	HBP	BLK	WP	HR	S	P	ERA	WHIP

TOP

San Francisco Giants @ Houston Astros

Astrodome, Houston, TX

Wed Apr 09 1986, 7:05 PM EST

Att. 6,875 - Unknown

livebaseballscorecards.com

AB	35
R	4
H	10
RBI	3
BB	4
SO	6
LOB	18

San Francisco Giants @ Houston Astros

Astrodome, Houston, TX

Wed Apr 09 1986, 7:05 PM EST

Att. 6,875 - Unknown

livebaseballscorecards.com

BOTTOM

Batter	1	2	3	4	5	6	7	8	9	AB	R	H	RBI	BB	SO	LOB
Eric Bullock, L (1, 7)	K		F8			F9		FC3-6 1-2f 2-3		4	0	0	0	0	1	4
Bill Doran, S (1, 4) OBP: 0.625, SLG: 0.250	CS BB			FC4-6 1B		K		BB 1-2		2	0	1	0	2	1	1
Denny Walling, L (1, 5) (6, 9) OBP: 0.250, SLG: 0.143	PO BB 1-2			FC4-6 G5-4-3 1-2f		5-3		4-3		3	0	0	0	1	0	5
Glenn Davis, R (1, 3) OBP: 0.125, SLG: 0.500	PO 1-2	6-3		G5-4-3 1-2f			5-3		5-3	4	0	0	0	0	0	1
Kevin Bass, S (1, 8) OBP: 0.375, SLG: 0.625		5-3			F2		F8		G4-6-3 1B	4	0	1	0	0	0	0
Mark Bailey, S (1, 2)		K			K		3-1		G4-6-3 1-2f	4	0	0	0	0	2	1
Billy Hatcher, R (1, 9)			6-3		K			G3		2	0	0	0	0	1	0
Frank DiPino, L (9, 1)										0	0	0	0	0	0	0
Dickie Thon, R (1, 6) OBP: 0.833, SLG: 1.000			SH1-3 1B			1B 2B		FC3-6 1B 1B		3	1	3	0	0	0	0
Mike Scott, R (1, 1)			SH1-3 1-2			2-H 1B		FC3-6 1-2 1B		0	0	0	0	0	0	0
Charlie Kerfeld, R (6, 1)										0	0	0	0	0	0	0
Craig Reynolds, L (6, 5) OBP: 1.000, SLG: 1.000										2	0	2	1	0	0	0
Alan Ashby, S (8, PH)										1	0	0	0	0	0	0

Inning Stats	1	2	3	4	5	6	7	8	9
	R: 0 E: 0 K: 1 S: 3	H: 0 LOB: 0 BB: 2 P: 11	R: 0 E: 0 K: 1 S: 5	H: 0 LOB: 0 BB: 0 P: 5	R: 0 E: 0 K: 0 S: 4	H: 1 LOB: 1 BB: 0 P: 4	R: 0 E: 0 K: 0 S: 3	H: 1 LOB: 0 BB: 0 P: 3	R: 0 E: 0 K: 2 S: 7	H: 0 LOB: 0 BB: 0 P: 7	R: 1 E: 0 K: 1 S: 7	H: 2 LOB: 1 BB: 0 P: 7	R: 0 E: 0 K: 0 S: 3	H: 0 LOB: 0 BB: 0 P: 3	R: 0 E: 0 K: 0 S: 5	H: 2 LOB: 3 BB: 1 P: 9	R: 0 E: 0 K: 0 S: 3	H: 1 LOB: 0 BB: 0 P: 3

	AB	R	H	RBI	BB	SO	LOB
	29	1	7	1	3	5	12

1B: 6	SF: 0
2B: 1	SAC: 1
3B: 0	DP: 2
HR: 0	HBP: 0

WP: 0	PA: 34
PB: 0	
SB: 1	
CS: 1	

PITCHER		IP	WLS	BF	H	R	ER	SO	BB	IBB	HBP	BLK	WP	HR	S	P	ERA	WHIP
Scott Garrelts, R ERA: 1.17	(1, 1)	7.2	W	29	6	1	1	5	3	0	0	0	0	0	36	48	1.17	1.174
Greg Minton, R ERA:	(8, 1)	1.1	S	4	1	0	0	0	0	0	0	0	0	0	4	4	0.00	0.750

PITCHER	IP	WLS	BF	H	R	ER	SO	BB	IBB	HBP	BLK	WP	HR	S	P	ERA	WHIP

Batter	1	2	3	4	5	6	7	8	9	AB	R	H	RBI	BB	SO	LOB
Dan Gladden, R (1, 8) OBP: 0.308, SLG: 0.385	K		F7			F2			5-3	4	0	0	0	0	1	0
Will Clark, L (1, 3) OBP: 0.308, SLG: 0.615	G4-6-3 1B		K			K			1B	4	0	2	0	0	2	0
Chili Davis, S (1, 9)	G4-6-3 1-2f			F7			6-3		F3	4	0	0	0	0	0	2
Jeffrey Leonard, R (1, 7) OBP: 0.300, SLG: 0.600		6-3		F8			F9			3	0	0	0	0	0	0
Chris Brown, R (1, 5) OBP: 0.273, SLG: 0.273		5-3		F8			F9			3	0	0	0	0	0	0
Bob Brenly, R (1, 2) OBP: 0.571, SLG: 1.000		2B 1B			CS 1B				F8	3	0	2	0	0	0	0
Robby Thompson, R (1, 4) OBP: 0.300, SLG: 0.444		1-3 2B			1-3 1-2				5-3	3	0	1	0	0	0	1
Jose Uribe, S (1, 6) OBP: 0.375, SLG: 0.167		K			F8				F5	2	0	0	0	0	1	2
Joel Youngblood, R (8, PH)										1	0	0	0	0	0	0
Brad Wellman, R (8, 6)										0	0	0	0	0	0	0
Vida Blue, S (1, 1)			4-3			K			F9	2	0	0	0	0	1	0
Jeff Robinson, R (6, 1)										0	0	0	0	0	0	0
Bill Laskey, R (8, 1)										0	0	0	0	0	0	0
Candy Maldonado, R (9, PH) OBP: 0.500, SLG: 1.500										1	0	0	0	0	0	0

TOP

San Francisco Giants @ Houston Astros

Astrodome, Houston, TX

Thu Apr 10 1986, 7:05 PM EST

Att. 6,070 - Unknown

livebaseballscorecards.com

AB	30
R	0
H	5
RBI	0
BB	0
SO	5
LOB	5

Inning Stats	1	2	3	4	5	6	7	8	9
	R: 0 E: 0 K: 1 S: 5	H: 1 LOB: 0 BB: 0 P: 5	R: 0 E: 0 K: 1 S: 7	H: 2 LOB: 2 BB: 0 P: 7	R: 0 E: 0 K: 1 S: 5	H: 0 LOB: 0 BB: 0 P: 5	R: 0 E: 0 K: 0 S: 3	H: 0 LOB: 0 BB: 0 P: 3	R: 0 E: 0 K: 0 S: 3	H: 1 LOB: 0 BB: 0 P: 3	R: 0 E: 0 K: 2 S: 7	H: 0 LOB: 0 BB: 0 P: 7	R: 0 E: 0 K: 0 S: 3	H: 0 LOB: 0 BB: 0 P: 3	R: 0 E: 0 K: 0 S: 3	H: 0 LOB: 0 BB: 0 P: 3	R: 0 E: 0 K: 0 S: 4	H: 1 LOB: 1 BB: 0 P: 4

1B: 4	SF: 0	WP: 0	PA: 30
2B: 1	SAC: 0	PB: 0	
3B: 0	DP: 1	SB: 0	
HR: 0	HBP: 0	CS: 1	

PITCHER	IP	WLS	BF	H	R	ER	SO	BB	IBB	HBP	BLK	WP	HR	S	P	ERA	WHIP
Bob Knepper, L (1, 1) ERA:	9.0	W	30	5	0	0	5	0	0	0	0	0	0	40	40	0.00	0.556

PITCHER	IP	WLS	BF	H	R	ER	SO	BB	IBB	HBP	BLK	WP	HR	S	P	ERA	WHIP

Batter	1	2	3	4	5	6	7	8	9	AB	R	H	RBI	BB	SO	LOB
Billy Hatcher, R (1, 9) OBP: 0.143, SLG: 0.143	K2-3		6-3			E WP S 1B		K		4	1	1	0	0	2	0
Bill Doran, S (1, 4) OBP: 0.667, SLG: 0.500	F8 2B			F9		1-H S BB		WP S 2B BB		2	1	1	0	2	0	0
Phil Garner, R (1, 5) OBP: 0.400, SLG: 0.500	F8 2-3			1B 2B		F9		1-3 2B BB		3	1	1	0	1	0	2
Glenn Davis, R (1, 3) OBP: 0.167, SLG: 0.500	5-3			F9		K 1-2		1-H 2B 3-H 2B		4	1	1	1	0	1	3
Kevin Bass, S (1, 8) OBP: 0.500, SLG: 0.600		K		2-H 1B		IBB		2B IBB		2	0	1	1	2	1	0
Dickie Thon, R (1, 6) OBP: 0.700, SLG: 0.857		CS BB		G3		K		1-3 2-H 2B		3	0	1	1	1	1	3
Mark Bailey, S (1, 2)		K 1-2	K		K	K	K	4-3		4	0	0	0	0	3	3
Eric Bullock, L (1, 7)			G3		4-3		5-3			3	0	0	0	0	0	0
Bob Knepper, L (1, 1)			4-3		K		4-3			3	0	0	0	0	1	0
Inning Stats	R: 0 H: 1 E: 0 LOB: 1 K: 1 BB: 0 S: 6 P: 6	R: 0 H: 0 E: 0 LOB: 0 K: 2 BB: 1 S: 6 P: 10	R: 0 H: 0 E: 0 LOB: 0 K: 0 BB: 0 S: 3 P: 3	R: 1 H: 2 E: 0 LOB: 1 K: 0 BB: 0 S: 5 P: 5	R: 0 H: 0 E: 0 LOB: 0 K: 2 BB: 0 S: 7 P: 7	R: 1 H: 1 E: 0 LOB: 2 K: 2 BB: 2 S: 8 P: 16	R: 0 H: 0 E: 0 LOB: 0 K: 1 BB: 0 S: 5 P: 5	R: 2 H: 2 E: 0 LOB: 2 K: 1 BB: 3 S: 6 P: 18		1B: 2 SF: 0 2B: 4 SAC: 0 3B: 0 DP: 0 HR: 0 HBP: 0						

PITCHER		IP	WLS	BF	H	R	ER	SO	BB	IBB	HBP	BLK	WP	HR	S	P	ERA	WHIP
Vida Blue, L ERA: 3.38	(1, 1)	5.1	L	21	4	2	2	5	2	0	0	0	1	0	29	37	3.38	1.125
Jeff Robinson, R ERA: 7.71	(6, 1)	2.1		12	2	2	2	4	2	2	0	0	1	0	16	32	7.71	1.714
Bill Laskey, R ERA:	(8, 1)	0.1		1	0	0	0	0	0	0	0	0	0	0	1	1	0.00	0.000

PITCHER	IP	WLS	BF	H	R	ER	SO	BB	IBB	HBP	BLK	WP	HR	S	P	ERA	WHIP

BOTTOM

San Francisco Giants @ Houston Astros

Astrodome, Houston, TX

Thu Apr 10 1986, 7:05 PM EST

Att. 6,070 - Unknown

livebaseballscorecards.com

AB	28
R	4
H	6
RBI	3
BB	6
SO	9
LOB	11

WP: 2 PA: 34
PB: 0
SB: 3
CS: 1

Batter	1	2	3	4	5	6	7	8	9	AB	R	H	RBI	BB	SO	LOB
Claudell Washington, L (1, 9) OBP: 0.214, SLG: 0.231	F8		CS 1B			K		4-3		4	0	1	0	0	1	0
Rafael Ramirez, R (1, 6) OBP: 0.231, SLG: 0.417	L4		K 1-2			HR			5-3	4	1	1	1	0	1	1
Dale Murphy, R (1, 8) OBP: 0.583, SLG: 1.000	FC6-4 BB			K		1B			3-1	3	0	1	0	1	1	0
Bob Horner, R (1, 3)	FC6-4 1-2f			5-3		F8			K	4	0	0	0	0	1	2
Terry Harper, R (1, 7)		6-3		K			F9			3	0	0	0	0	1	0
Ozzie Virgil, R (1, 2) OBP: 0.091, SLG: 0.091		F5			F9		K			3	0	0	0	0	1	0
Ken Oberkfell, L (1, 5) OBP: 0.545, SLG: 0.444		S 1B			K		F7			3	0	1	0	0	1	0
Glenn Hubbard, R (1, 4) OBP: 0.400, SLG: 0.286		F8 1-2			F4			K		3	0	0	0	0	1	1
David Palmer, R (1, 1)			F2			F4		4-3		2	0	0	0	0	0	0
Ted Simmons, S (8, PH)										1	0	0	0	0	0	0
Bruce Sutter, R (8, 1)										0	0	0	0	0	0	0
Inning Stats	R: 0 E: 0 K: 0 S: 3 H: 0 LOB: 1 BB: 1 P: 7	R: 0 E: 0 K: 0 S: 4 H: 1 LOB: 1 BB: 0 P: 4	R: 0 E: 0 K: 1 S: 5 H: 1 LOB: 0 BB: 0 P: 5	R: 0 E: 0 K: 2 S: 7 H: 0 LOB: 0 BB: 0 P: 7	R: 0 E: 0 K: 1 S: 5 H: 0 LOB: 0 BB: 0 P: 5	R: 1 E: 0 K: 1 S: 7 H: 2 LOB: 1 BB: 0 P: 7	R: 0 E: 0 K: 1 S: 5 H: 0 LOB: 0 BB: 0 P: 5	R: 0 E: 0 K: 1 S: 5 H: 0 LOB: 0 BB: 0 P: 5	R: 0 E: 0 K: 1 S: 5 H: 0 LOB: 0 BB: 0 P: 5	1B: 3 2B: 0 3B: 0 HR: 1	SF: 0 SAC: 0 DP: 0 HBP: 0						

TOP

Atlanta Braves @ Houston Astros

Astrodome, Houston, TX

Fri Apr 11 1986, 7:05 PM EST

Att. 9,357 - Unknown

livebaseballscorecards.com

AB	30
R	1
H	4
RBI	1
BB	1
SO	8
LOB	4

WP: 0 PB: 0 SB: 1 CS: 1 PA: 31

PITCHER		IP	WLS	BF	H	R	ER	SO	BB	IBB	HBP	BLK	WP	HR	S	P	ERA	WHIP
Jim Deshaies, L ERA: 1.5	(1, 1)	6.0		22	4	1	1	5	1	0	0	0	0	1	31	35	1.50	0.833
Charlie Kerfeld, R ERA:	(7, 1)	2.0	W	6	0	0	0	2	0	0	0	0	0	0	10	10	0.00	0.000
Dave Smith, R ERA:	(9, 1)	1.0	S	3	0	0	0	1	0	0	0	0	0	0	5	5	0.00	0.000

PITCHER	IP	WLS	BF	H	R	ER	SO	BB	IBB	HBP	BLK	WP	HR	S	P	ERA	WHIP

Batter	1	2	3	4	5	6	7	8	9	AB	R	H	RBI	BB	SO	LOB
Bill Doran, S (1, 4) OBP: 0.563, SLG: 0.333	B B B B 4-0 L1-3 BB		S S S 0-3 ② K			X 0-0 ② 1-3		S S S 0-3 ② K 1-2		3	0	0	0	1	2	1
Eric Bullock, L (1, 7) OBP: 0.071, SLG: 0.071	X 0-0 ① ② L1-3 1-2		X 0-0 ③ 3-1			S S S 0-3 ③ K		X 0-0 S 2-3 1B		4	0	1	0	0	1	1
Denny Walling, L (1, 5) OBP: 0.167, SLG: 0.091 (7, 9)	X 0-0 ③ 4-3			S S S 0-3 ① K			X 0-0 ① 1-6-3	X 0-0 ③ F9 1-2		4	0	0	0	0	1	2
Glenn Davis, R (1, 3) OBP: 0.267, SLG: 0.733		X 0-0 FC4-6 1B FC6-4 1B		S S S 0-3 ② K			X 0-0 HR			3	2	2	1	0	1	0
Kevin Bass, S (1, 8) OBP: 0.467, SLG: 0.538		X 0-0 FC4-6 1-2 1B		S S S 0-3 ③ K			X 0-0 ② 4-3			3	0	1	0	0	1	0
Mark Bailey, S (1, 2) OBP: 0.067, SLG: 0.067		X 0-0 ① FC4-6 FC6-4 1-2f 2-3			S S S 0-3 ① K		X 0-0 1B			3	0	1	0	0	1	2
Dickie Thon, R (1, 6) OBP: 0.538, SLG: 0.600		X 0-0 ② FC6-4 S 1-2f 3-H			S S S 0-3 ② K		X 0-0 ③ 6-3			3	0	0	1	0	1	2
Billy Hatcher, R (1, 9) OBP: 0.111, SLG: 0.111 Charlie Kerfeld, R (7, 1) Alan Ashby, S (8, PH) Dave Smith, R (9, 1)		S S S 0-3 ③ K 1-2			S S S 0-3 ③ K			X 0-0 ① F8		2 0 1 0	0 0 0 0	0 0 0 0	0 0 0 0	0 0 0 0	2 0 0 0	1 0 0 0
Jim Deshaies, L (1, 1) Craig Reynolds, L (6, PH) OBP: 0.750, SLG: 0.667 (7, 5)			S S S 0-3 ① K			X 0-0 ① G3		B B B B 4-0 1B S BB		1 1	0 0	0 0	0 0	0 1	1 0	0 0
Inning Stats	R: 0 E: 0 K: 0 S: 2 H: 0 LOB: 0 BB: 1 P: 6	R: 1 E: 0 K: 1 S: 7 H: 2 LOB: 1 BB: 0 P: 7	R: 0 E: 0 K: 2 S: 7 H: 0 LOB: 0 BB: 0 P: 7	R: 0 E: 0 K: 3 S: 9 H: 0 LOB: 0 BB: 0 P: 9	R: 0 E: 0 K: 3 S: 9 H: 0 LOB: 0 BB: 0 P: 9	R: 0 E: 0 K: 1 S: 5 H: 0 LOB: 0 BB: 0 P: 5	R: 1 E: 0 K: 0 S: 5 H: 2 LOB: 1 BB: 0 P: 5	R: 0 E: 0 K: 1 S: 6 H: 1 LOB: 2 BB: 1 P: 10		1B: 4 2B: 1 3B: 0 HR: 1 SF: 0 SAC: 0 DP: 1 HBP: 0						

PITCHER		IP	WLS	BF	H	R	ER	SO	BB	IBB	HBP	BLK	WP	HR	S	P	ERA	WHIP
David Palmer, R ERA: 2.57	(1, 1)	7.0	L	25	4	2	2	10	1	0	0	0	0	1	44	48	2.57	0.714
Bruce Sutter, R ERA: 3.38	(8, 1)	1.0		5	1	0	0	1	1	0	0	0	0	0	6	10	0.00	2.000

PITCHER	IP	WLS	BF	H	R	ER	SO	BB	IBB	HBP	BLK	WP	HR	S	P	ERA	WHIP

BOTTOM

Atlanta Braves @ Houston Astros

Astrodome, Houston, TX

Fri Apr 11 1986, 7:05 PM EST

Att. 9,357 - Unknown

livebaseballscorecards.com

AB	28
R	2
H	5
RBI	2
BB	2
SO	11
LOB	9

Atlanta Braves @ Houston Astros

Astrodome, Houston, TX

Sat Apr 12 1986, 7:05 PM EST

Att. 19,803 - Unknown

TOP

livebaseballscorecards.com

Batter	1	2	3	4	5	6	7	8	9	AB	R	H	RBI	BB	SO	LOB
Claudell Washington, L (1, 9) OBP: 0.222, SLG: 0.294	SSS 0-3 ① K		x 0-0 ③ FC4-6 1-2f			x 0-0 G3 2B 2B		SSS 0-3 ② K		4	1	1	0	0	2	1
Rafael Ramirez, R (1, 6) OBP: 0.294, SLG: 0.438	x 0-0 ② F7			x 0-0 E S SF8 1B		x 0-0 ② G3 2-3		x 0-0 1B		4	1	2	0	0	0	1
Dale Murphy, R (1, 8) OBP: 0.500, SLG: 0.846	SSS 0-3 ③ K			SSS 0-3 ① K 1-3		x 0-0 2B 3-H		SSS 0-3 ③ K		4	0	1	1	0	3	2
Bob Horner, R (1, 3)		x 0-0 ① 6-3		BBB 4-0 CS BB		x 0-0 F8			x 0-0 ① F5	3	0	0	0	1	0	1
Terry Harper, R (1, 7) OBP: 0.267, SLG: 0.091		x 0-0 ② 5-3		x 0-0 ② SF8 3-H			x 0-0 ① F5		x 0-0 FC4-6 1B 1B 1B	3	1	1	1	0	0	0
Ozzie Virgil, R (1, 2) OBP: 0.071, SLG: 0.071 Chris Chambliss, L (9, PH) OBP: 1.000, SLG: 2.500		x 0-0 ③ 1-3		0-0 ③ CS 1-2	x 0-0 ① F9		x 0-0 ② F3		x 0-0 FC4-6 1-2 1B	3 1	0 0	0 1	0 0	0 0	0 0	0 0
Ken Oberkfell, L (1, 5) OBP: 0.467, SLG: 0.333			x 0-0 ① F8		x 0-0 ② G3		BBB 4-0 BB		x 0-0 ② FC4-6 FC6-4 1B 1-2f 2-3	3	0	0	0	1	0	2
Glenn Hubbard, R (1, 4) OBP: 0.385, SLG: 0.300 Ted Simmons, S (9, PH) OBP: 0.333, SLG: 0.333 Andres Thomas, R (9, PR)			x 0-0 FC4-6 1B		x 0-0 ③ 5-3		x 0-0 ③ F2		x 0-0 1-2 3-H 1B	3 1 0	0 0 0	1 1 0	0 1 0	0 0 0	0 0 0	1 0 0
Rick Mahler, R (1, 1) OBP: 0.167, SLG: 0.167 Paul Assenmacher, L (6, 1) Omar Moreno, L (8, PH) Duane Ward, R (8, 1) Bill Sample, R (9, PH)			SSS 0-3 ② K			SSS 0-3 ① K		x 0-0 ① 3-1	x 0-0 ③ FC6-4 2-3f	2 0 1 0 1	0 0 0 0 0	0 0 0 0 0	0 0 0 0 0	0 0 0 0 0	2 0 0 0 0	1 0 0 0 2

	AB	33
	R	3
	H	8
	RBI	3
	BB	2
	SO	7
	LOB	11

Inning Stats										
	R: 0 E: 0 K: 2 S: 7	H: 0 LOB: 0 BB: 0 P: 7	R: 0 E: 0 K: 0 S: 3	H: 0 LOB: 0 BB: 0 P: 3	R: 0 E: 0 K: 1 S: 6	H: 1 LOB: 1 BB: 0 P: 6	R: 1 E: 0 K: 1 S: 5	H: 1 LOB: 0 BB: 1 P: 9	R: 0 E: 0 K: 0 S: 3	H: 0 LOB: 0 BB: 0 P: 3
	R: 1 E: 0 K: 1 S: 7	H: 2 LOB: 1 BB: 0 P: 7	R: 0 E: 0 K: 0 S: 3	H: 0 LOB: 1 BB: 1 P: 7	R: 0 E: 0 K: 2 S: 8	H: 1 LOB: 1 BB: 0 P: 8	R: 1 E: 0 K: 0 S: 6	H: 3 LOB: 2 BB: 0 P: 6	1B: 6 2B: 2 3B: 0 HR: 0	SF: 1 SAC: 0 DP: 0 HBP: 0

WP: 0 PB: 0 SB: 1 CS: 1 PA: 37

PITCHER		IP	WLS	BF	H	R	ER	SO	BB	IBB	HBP	BLK	WP	HR	S	P	ERA	WHIP
Nolan Ryan, R ERA: 4.73	(1, 1)	7.0	W	26	4	2	1	5	2	0	0	0	0	0	34	42	1.29	0.857
Dave Smith, R ERA: 3.0	(8, 1)	2.0	S	10	4	1	1	2	0	0	0	0	0	0	14	14	4.50	2.000

PITCHER	IP	WLS	BF	H	R	ER	SO	BB	IBB	HBP	BLK	WP	HR	S	P	ERA	WHIP

Batter	1	2	3	4	5	6	7	8	9	AB	R	H	RBI	BB	SO	LOB
Bill Doran, S (1, 4) OBP: 0.550, SLG: 0.462	6-3 G3 1B		F8		G3	1-3 2B				4	0	2	0	0	0	0
Eric Bullock, L (1, 7) OBP: 0.056, SLG: 0.056	G3 1-2		F9		F2	1-3				4	0	0	0	0	0	4
Dave Smith, R (8, 1)										0	0	0	0	0	0	0
Denny Walling, L (1, 5) OBP: 0.313, SLG: 0.214	BBBB 6-3 BB		1B			BB 1B HR 1B	SSS K			3	1	2	0	1	1	0
(7, 9)																
Glenn Davis, R (1, 3) OBP: 0.211, SLG: 0.579	6-3 1-2 2-3		F6			SSS K	F7			4	0	0	0	0	1	4
Kevin Bass, S (1, 8) OBP: 0.421, SLG: 0.471	F8			CS 1B		F9	5-3			4	0	1	0	0	0	3
(8, 7)																
Alan Ashby, S (1, 2) OBP: 0.200, SLG: 0.200		1-3		F8 1-2		BB HR 1-2 1B		SSS K		3	0	1	0	0	0	1
Jim Pankovits, R (6, PR)										0	1	0	0	0	0	0
Mark Bailey, S (7, 2) OBP: 0.063, SLG: 0.063										1	0	0	0	0	1	0
Dickie Thon, R (1, 6) OBP: 0.647, SLG: 0.846		5-3 2B		1B		BBBB HR BB 1-2 2-3		4-3 2B		3	1	3	0	1	0	0
Billy Hatcher, R (1, 9) OBP: 0.091, SLG: 0.091		5-3 2-3		G3		HR 1-H 2-H 3-H		4-3 2-3		2	0	0	0	0	0	2
Craig Reynolds, L (6, PH) OBP: 0.667, SLG: 1.200										2	1	1	4	0	0	1
(7, 5)																
Nolan Ryan, R (1, 1) OBP: 0.167, SLG: 0.167		4-3			SSS K	2B 1B		G3		3	0	1	0	0	1	1
Tony Walker, R (8, 8) OBP: 0.250, SLG: 0.500										1	0	0	0	0	0	1
Inning Stats	R: 0 H: 1 E: 0 LOB: 2 K: 0 BB: 1 S: 4 P: 8	R: 0 H: 1 E: 0 LOB: 1 K: 0 BB: 0 S: 4 P: 4	R: 0 H: 1 E: 0 LOB: 1 K: 0 BB: 0 S: 4 P: 4	R: 0 H: 2 E: 0 LOB: 1 K: 0 BB: 0 S: 4 P: 4	R: 0 H: 0 E: 0 LOB: 0 K: 1 BB: 0 S: 5 P: 5	R: 4 H: 5 E: 0 LOB: 3 K: 1 BB: 1 S: 10 P: 14	R: 0 H: 0 E: 0 LOB: 0 K: 1 BB: 0 S: 5 P: 5	R: 0 H: 1 E: 0 LOB: 1 K: 1 BB: 0 S: 6 P: 6		1B: 7 SF: 0 2B: 3 SAC: 0 3B: 0 DP: 0 HR: 1 HBP: 0						

BOTTOM

Atlanta Braves @ Houston Astros

Astrodome, Houston, TX

Sat Apr 12 1986, 7:05 PM EST

Att. 19,803 - Unknown

livebaseballscorecards.com

AB	34
R	4
H	11
RBI	4
BB	2
SO	4
LOB	17

WP: 0 PA: 36
PB: 0
SB: 0
CS: 1

PITCHER		IP	WLS	BF	H	R	ER	SO	BB	IBB	HBP	BLK	WP	HR	S	P	ERA	WHIP
Rick Mahler, R ERA: 2.45	(1, 1)	5.2	L	27	9	4	4	2	2	0	0	0	0	1	29	37	6.35	1.941
Paul Assenmacher, L ERA:	(6, 1)	1.1		5	1	0	0	1	0	0	0	0	0	0	7	7	0.00	0.750
Duane Ward, R ERA:	(8, 1)	1.0		4	1	0	0	1	0	0	0	0	0	0	6	6	0.00	1.000

PITCHER	IP	WLS	BF	H	R	ER	SO	BB	IBB	HBP	BLK	WP	HR	S	P	ERA	WHIP

Batter	1	2	3	4	5	6	7	8	9	AB	R	H	RBI	BB	SO	LOB
Bill Doran, S (1, 4) OBP: 0.567, SLG: 0.524	HR 1B 1B	G5-4-3 1-2f			F8		HR SH2-3 BB	3-1		4	2	1	0	1	0	2
Billy Hatcher, R (1, 7) OBP: 0.235, SLG: 0.188	HR 1-2 1B		F3		5-3 BB BB		SH2-3 1-2		G6-4-3 1B	3	1	2	0	1	0	0
Phil Garner, R (1, 5) OBP: 0.667, SLG: 1.500	HR 1-H 2-H		HR		5-3 1-2 BB		HR 1B		G6-4-3 1-2f	4	3	3	4	1	0	1
Glenn Davis, R (1, 3) OBP: 0.207, SLG: 0.536	BB		F3		5-3 1-2 2-3		HR 1-H 2-H		5-3	4	1	1	3	1	0	2
Kevin Bass, S (1, 9) OBP: 0.370, SLG: 0.500	F8		HR		IBB		K			3	1	1	1	1	1	1
Dickie Thon, R (1, 6) OBP: 0.440, SLG: 0.524	K		L5		K		K			4	0	0	0	0	3	4
Mark Bailey, S (1, 2) OBP: 0.125, SLG: 0.167	K			F7	K			2B		4	0	1	0	0	2	1
Tony Walker, R (1, 8) OBP: 0.250, SLG: 0.375		FC3-6 1B		5-3	4-3			F8		4	0	1	0	0	0	1
Bob Knepper, L (1, 1)		FC3-6 G5-4-3 1-2f		K	F9			F8		3	0	0	0	0	1	1
Charlie Kerfeld, R (6, 1)										1	0	0	0	0	0	1
Inning Stats	R: 3 H: 3 E: 0 LOB: 1 K: 2 BB: 1 S: 10 P: 14	R: 0 H: 1 E: 0 LOB: 0 K: 0 BB: 0 S: 3 P: 3	R: 2 H: 2 E: 0 LOB: 0 K: 0 BB: 0 S: 5 P: 5	R: 0 H: 0 E: 0 LOB: 0 K: 1 BB: 0 S: 5 P: 5	R: 0 H: 0 E: 0 LOB: 3 K: 1 BB: 3 S: 5 P: 17	R: 0 H: 0 E: 0 LOB: 0 K: 1 BB: 0 S: 5 P: 5	R: 3 H: 2 E: 0 LOB: 0 K: 2 BB: 1 S: 9 P: 13	R: 0 H: 1 E: 0 LOB: 1 K: 0 BB: 0 S: 4 P: 4	R: 0 H: 1 E: 0 LOB: 0 K: 0 BB: 0 S: 3 P: 3	1B: 5 SF: 0 2B: 1 SAC: 1 3B: 0 DP: 2 HR: 4 HBP: 0						

PITCHER		IP	WLS	BF	H	R	ER	SO	BB	IBB	HBP	BLK	WP	HR	S	P	ERA	WHIP
Vida Blue, L ERA: 7.56	(1, 1)	3.0	L	15	6	5	5	2	1	0	0	0	0	3	18	22	15.00	2.333
Michael LaCoss, R ERA: 18.0	(4, 1)	1.0		3	0	0	0	1	0	0	0	0	0	0	5	5	0.00	0.000
Jim Gott, R ERA: 2.7	(5, 1)	2.0		9	0	0	0	2	2	1	0	0	0	0	10	22	0.00	1.000
Mark Davis, L ERA: 4.26	(7, 1)	1.0		7	3	3	3	2	1	0	0	0	0	1	10	14	27.00	4.000
Bill Laskey, R ERA: 4.15	(8, 1)	2.0		6	1	0	0	0	0	0	0	0	0	0	6	6	0.00	0.500

PITCHER	IP	WLS	BF	H	R	ER	SO	BB	IBB	HBP	BLK	WP	HR	S	P	ERA	WHIP

TOP

Houston Astros @ San Francisco Giants

Candlestick Park, San Francisco, CA

Tue Apr 15 1986, 6:33 AM EST
Att. 46,638 - Unknown

livebaseballscorecards.com

AB	34
R	8
H	10
RBI	8
BB	5
SO	7
LOB	14

WP: 0 PA: 40
PB: 0
SB: 0
CS: 0

Batter	1	2	3	4	5	6	7	8	9	AB	R	H	RBI	BB	SO	LOB
Dan Gladden, R (1, 8) OBP: 0.412, SLG: 0.455	0-0 1B		0-0 G6-4-3	0-3 K		0-0 WP 1-2		0-3 K		5	0	3	0	0	2	3
Robby Thompson, R (1, 4) OBP: 0.333, SLG: 0.250	0-3 K		0-0 G6-4-3 1-2f		4-0 HR BB	0-3 K 1-2 2-3		0-0 F8		4	1	0	0	1	2	5
Will Clark, L (1, 3) OBP: 0.412, SLG: 0.613	0-0 1-2		0-0 E		0-0 1-H HR	0-0 1-3			0-0 F6	5	1	3	2	0	0	2
Jeffrey Leonard, R (1, 7) OBP: 0.379, SLG: 0.704	0-0 L7		0-0 E5 1-2		0-0 F9	0-0 6-3			0-0 6-3	5	0	1	0	0	0	5
Bob Brenly, R (1, 5) OBP: 0.480, SLG: 0.700	0-0 6-3		0-0 F9		0-0 HR		0-3 K		0-0 6-3 1-2	5	1	1	1	0	1	5
Candy Maldonado, R (1, 9) OBP: 0.385, SLG: 0.583		0-3 K		0-0 F7	0-0 6-3		0-3 K		0-3 K2-3	5	0	0	0	0	3	1
Bob Melvin, R (1, 2) OBP: 0.208, SLG: 0.261		0-0 1B		0-0 HBP 1B	0-0 1B		0-3 K			4	0	3	0	0	1	0
Jose Uribe, S (1, 6) OBP: 0.273, SLG: 0.158		0-0 F5		0-0 F4	0-0 F3			0-0 1B		4	0	1	0	0	0	3
Vida Blue, S (1, 1) Michael LaCoss, R (4, 1) Jim Gott, R (4, PH) (5, 1) Brad Wellman, R (6, PH) OBP: 0.286, SLG: 0.167 Mark Davis, L (7, 1) Bill Laskey, R (8, 1) Brad Gulden, L (8, 2) OBP: 0.400, SLG: 0.250		0-0 4-3		1-0 1-2 HBP		4-0 WP 1B BB		0-0 F8		1 0 0 0 0 0 1	0 0 0 0 0 0 0	0 0 0 0 0 0 0	0 0 0 1 0 0 0	0 0 0 0 0 0 0	0 0 0 0 0 0 0	1 0 0 0 0 0 1
Inning Stats	R: 0 E: 0 K: 1 S: 7 H: 2 LOB: 2 BB: 0 P: 7	R: 0 E: 0 K: 1 S: 6 H: 1 LOB: 1 BB: 0 P: 6	R: 0 E: 1 K: 0 S: 5 H: 2 LOB: 2 BB: 0 P: 5	R: 0 E: 0 K: 1 S: 6 H: 1 LOB: 2 BB: 0 P: 7	R: 3 E: 0 K: 0 S: 6 H: 3 LOB: 1 BB: 1 P: 10	R: 0 E: 0 K: 1 S: 6 H: 1 LOB: 2 BB: 1 P: 10	R: 0 E: 0 K: 3 S: 9 H: 0 LOB: 0 BB: 0 P: 9	R: 0 E: 0 K: 1 S: 6 H: 1 LOB: 1 BB: 0 P: 6	R: 0 E: 0 K: 1 S: 6 H: 1 LOB: 1 BB: 0 P: 6	1B: 10 2B: 0 3B: 0 HR: 2 SF: 0 SAC: 0 DP: 1 HBP: 1						

PITCHER		IP	WLS	BF	H	R	ER	SO	BB	IBB	HBP	BLK	WP	HR	S	P	ERA	WHIP
Bob Knepper, L ERA: 1.93	(1, 1)	5.0	W	26	9	3	3	3	1	0	1	0	0	2	30	35	5.40	2.000
Charlie Kerfeld, R ERA:	(6, 1)	4.0	S	16	3	0	0	6	1	0	0	0	1	0	27	31	0.00	1.000

PITCHER	IP	WLS	BF	H	R	ER	SO	BB	IBB	HBP	BLK	WP	HR	S	P	ERA	WHIP

BOTTOM

Houston Astros @ San Francisco Giants

Candlestick Park, San Francisco, CA

Tue Apr 15 1986, 6:33 AM EST

Att. 46,638 - Unknown

livebaseballscorecards.com

AB	39
R	3
H	12
RBI	3
BB	2
SO	9
LOB	26

WP: 1 PA: 42
PB: 0
SB: 0
CS: 0

Batter	1	2	3	4	5	6	7	8	9	AB	R	H	RBI	BB	SO	LOB
Bill Doran, S (1, 4) OBP: 0.529, SLG: 0.480	3-1	L4			CS 1B			G3		4	0	1	0	0	0	2
Terry Puhl, L (1, 9) Tony Walker, R (8, 8) OBP: 0.250, SLG: 0.375	G3		F5		G3 1-2			F4		4 0	0 0	0 0	0 0	0 0	0 0	1 0
Phil Garner, R (1, 5) OBP: 0.625, SLG: 1.286	F6		1B 2B			5-3			1B BB 1B	4	2	2	0	0	0	0
Glenn Davis, R (1, 3) OBP: 0.182, SLG: 0.469		6-3	6-3			K			K	4	0	0	0	0	2	2
Kevin Bass, S (1, 8) (8, 9) OBP: 0.387, SLG: 0.536		BB 1B 2B	CS 1B 2-H			G3			K	4	1	2	1	0	1	1
Denny Walling, L (1, 7) OBP: 0.391, SLG: 0.263		BB 1B BB	CS 1-2	K			K		BB BB 1B 1-3	3	1	1	0	1	2	0
Mark Bailey, S (1, 2) OBP: 0.148, SLG: 0.154 Alan Ashby, S (9, PH) (9, 2) OBP: 0.286, SLG: 0.167		E 1B BB 1-2 2-3		K			F6		BB BB 1-2	2 0	0 0	0 0	0 0	1 1	1 0	0 0
Dickie Thon, R (1, 6) OBP: 0.414, SLG: 0.458		K		F6			2-3		BB 1-2 2-3 3-H	3	0	0	1	1	1	3
Nolan Ryan, R (1, 1) OBP: 0.222, SLG: 0.222 Dave Smith, R (8, 1)		E7 1B 1-3 2-H 3-H			6-3			K	5-3	3 1	0 0	1 0	2 0	0 0	1 0	0 3
Inning Stats	R: 0 E: 0 K: 0 S: 3 H: 0 LOB: 0 BB: 0 P: 3	R: 2 E: 1 K: 1 S: 7 H: 2 LOB: 2 BB: 2 P: 15	R: 1 E: 0 K: 0 S: 4 H: 2 LOB: 0 BB: 0 P: 4	R: 0 E: 0 K: 2 S: 7 H: 0 LOB: 0 BB: 0 P: 7	R: 0 E: 0 K: 0 S: 3 H: 1 LOB: 0 BB: 0 P: 3	R: 0 E: 0 K: 1 S: 5 H: 0 LOB: 0 BB: 0 P: 5	R: 0 E: 0 K: 1 S: 5 H: 0 LOB: 0 BB: 0 P: 5	R: 0 E: 0 K: 1 S: 5 H: 0 LOB: 0 BB: 0 P: 5	R: 1 E: 0 K: 2 S: 9 H: 2 LOB: 3 BB: 2 P: 17	1B: 5 2B: 2 3B: 0 HR: 0 SF: 0 SAC: 0 DP: 0 HBP: 0						

PITCHER		IP	WLS	BF	H	R	ER	SO	BB	IBB	HBP	BLK	WP	HR	S	P	ERA	WHIP
Roger Mason, R ERA: 2.77	(1, 1)	7.0	L	26	5	3	3	5	2	0	0	0	0	0	34	42	3.86	1.000
Jeff Robinson, R ERA: 3.86	(8, 1)	2.0		10	2	1	1	3	2	0	0	0	0	0	14	22	4.50	2.000

PITCHER	IP	WLS	BF	H	R	ER	SO	BB	IBB	HBP	BLK	WP	HR	S	P	ERA	WHIP

TOP

Houston Astros @ San Francisco Giants

Candlestick Park, San Francisco, CA

Wed Apr 16 1986, 6:33 AM EST

Att. 3,590 - Unknown

livebaseballscorecards.com

AB	32
R	4
H	7
RBI	4
BB	4
SO	8
LOB	12

WP: 0 PA: 37
PB: 0
SB: 0
CS: 2

Batter	1	2	3	4	5	6	7	8	9	AB	R	H	RBI	BB	SO	LOB
Dan Gladden, R (1, 8) OBP: 0.385, SLG: 0.421	CS 1B		K		6-3			5-3	5-3	5	0	1	0	0	1	1
Will Clark, L (1, 3) OBP: 0.368, SLG: 0.543	K		F7		K			F8		4	0	0	0	0	2	1
Joel Youngblood, R (1, 9) OBP: 0.455, SLG: 0.444	WP 1-2 2B		1B			L5		E 1B BB		3	1	2	0	1	0	0
Jeffrey Leonard, R (1, 7) OBP: 0.364, SLG: 0.633	2-3 BB		5-3			K		E5 1B 1-2		3	0	0	0	1	1	2
Bob Brenly, R (1, 5) OBP: 0.483, SLG: 0.667	K			1B		K		FC6-4 1-3 2-H 1B		4	0	2	1	0	2	2
Bob Melvin, R (1, 2) OBP: 0.179, SLG: 0.222		F8	K				5-3	FC6-4 1-2f		4	0	0	0	0	1	3
Robby Thompson, R (1, 4) OBP: 0.294, SLG: 0.214		F8	F9				3-1		6-3	4	0	0	0	0	0	1
Jose Uribe, S (1, 6) OBP: 0.292, SLG: 0.190		S 1B	F4				BB		K	2	0	1	0	0	0	1
Chili Davis, S (7, PH) OBP: 0.259, SLG: 0.208										0	0	0	0	1	0	0
Brad Wellman, R (7, PR) OBP: 0.286, SLG: 0.167										0	0	0	0	0	0	0
(8, 6)																
Brad Gulden, L (9, PH) OBP: 0.333, SLG: 0.200										1	0	0	0	0	1	0
Roger Mason, R (1, 1) OBP: 0.250, SLG: 0.250		K 1-2			K					2	0	0	0	0	2	1
Dan Driessen, L (7, PH)							F6		1B	1	0	0	0	0	0	1
Jeff Robinson, R (8, 1)										0	0	0	0	0	0	0
Candy Maldonado, R (9, PH) OBP: 0.429, SLG: 0.615										1	0	1	0	0	0	0
Inning Stats	R: 0 E: 0 K: 2 S: 8 H: 2 LOB: 2 BB: 1 P: 12	R: 0 E: 0 K: 1 S: 6 H: 1 LOB: 1 BB: 0 P: 6	R: 0 E: 0 K: 1 S: 6 H: 1 LOB: 1 BB: 0 P: 6	R: 0 E: 0 K: 1 S: 6 H: 1 LOB: 1 BB: 0 P: 6	R: 0 E: 0 K: 2 S: 7 H: 0 LOB: 0 BB: 0 P: 7	R: 0 E: 0 K: 2 S: 7 H: 0 LOB: 0 BB: 0 P: 7	R: 0 E: 0 K: 0 S: 3 H: 0 LOB: 1 BB: 1 P: 7	R: 1 E: 1 K: 0 S: 5 H: 1 LOB: 2 BB: 1 P: 9	R: 0 E: 0 K: 1 S: 6 H: 1 LOB: 1 BB: 0 P: 6	1B: 6 2B: 1 3B: 0 HR: 0	SF: 0 SAC: 0 DP: 0 HBP: 0					

PITCHER	IP	WLS	BF	H	R	ER	SO	BB	IBB	HBP	BLK	WP	HR	S	P	ERA	WHIP
Nolan Ryan, R (1, 1) ERA: 3.0	7.2	W	32	6	1	0	9	3	0	0	0	1	0	47	59	0.00	1.174
Dave Smith, R (8, 1) ERA: 2.08	1.1	S	5	1	0	0	1	0	0	0	0	0	0	7	7	0.00	0.750

PITCHER	IP	WLS	BF	H	R	ER	SO	BB	IBB	HBP	BLK	WP	HR	S	P	ERA	WHIP

BOTTOM

Houston Astros @ San Francisco Giants

Candlestick Park, San Francisco, CA

Wed Apr 16 1986, 6:33 AM EST

Att. 3,590 - Unknown

livebaseballscorecards.com

AB	34
R	1
H	7
RBI	1
BB	3
SO	10
LOB	13

WP: 1	PA: 37		
PB: 0			
SB: 1			
CS: 1			

Houston Astros @ Cincinnati Reds

Riverfront Stadium, Cincinnati, OH

Fri Apr 18 1986, 6:05 PM EST

Att. 26,126 - Unknown

TOP

livebaseballscorecards.com

Batter	1	2	3	4	5	6	7	8	9	AB	R	H	RBI	BB	SO	LOB
Bill Doran, S (1, 4) OBP: 0.538, SLG: 0.464	G3		F8 BB		BB S SF8 1B		4-3 S BB		F6	3	1	1	0	2	0	0
Terry Puhl, L (1, 9) Tony Walker, R (8, 8) OBP: 0.222, SLG: 0.333	F7		F8 1-2		E BB 1-2 BB		K 1-2		K	3	0	0	0	1	1	2
										1	0	0	0	0	1	0
Phil Garner, R (1, 5) OBP: 0.619, SLG: 1.278	HR			K	E 1-2 2-3 BB		4-3 2-3		S 1B	4	1	2	1	1	1	1
Glenn Davis, R (1, 3) OBP: 0.184, SLG: 0.429	5-3			F8	SF8 1-2 2-3 3-H		BB		K 1-2	3	0	0	1	1	1	1
Kevin Bass, S (1, 8) (8, 9) OBP: 0.371, SLG: 0.500		3-1		E PB 1B	K		F8			4	1	1	0	0	1	4
Denny Walling, L (1, 7) OBP: 0.444, SLG: 0.478		FC3-6 1B		E8 PB HR 1-3 1B		HR		4-3		4	2	3	1	0	0	0
Mark Bailey, S (1, 2) OBP: 0.148, SLG: 0.154		FC3-6 1-2f		2-H 3-H HR		4-3		F3		0	0	0	0	0	0	0
Alan Ashby, S (1, 2) OBP: 0.273, SLG: 0.500										4	1	1	2	0	0	1
Dickie Thon, R (1, 6) OBP: 0.394, SLG: 0.429		K		F7		F4		1B		4	0	1	0	0	1	1
Mike Scott, R (1, 1)			K		K	K		K		4	0	0	0	0	4	1
Dave Smith, R (9, 1)										0	0	0	0	0	0	0
Inning Stats	R: 1 E: 0 K: 0 S: 4 / H: 1 LOB: 0 BB: 0 P: 4	R: 0 E: 0 K: 1 S: 6 / H: 1 LOB: 1 BB: 0 P: 6	R: 0 E: 0 K: 1 S: 4 / H: 0 LOB: 0 BB: 1 P: 8	R: 3 E: 1 K: 1 S: 8 / H: 3 LOB: 0 BB: 0 P: 8	R: 1 E: 1 K: 2 S: 8 / H: 1 LOB: 2 BB: 2 P: 16	R: 1 E: 0 K: 1 S: 6 / H: 1 LOB: 0 BB: 0 P: 6	R: 0 E: 0 K: 1 S: 5 / H: 0 LOB: 2 BB: 2 P: 13	R: 0 E: 0 K: 1 S: 6 / H: 1 LOB: 1 BB: 0 P: 6	R: 0 E: 0 K: 2 S: 8 / H: 1 LOB: 1 BB: 0 P: 8	1B: 6 2B: 0 3B: 0 HR: 3 / SF: 1 SAC: 0 DP: 0 HBP: 0							

	AB	34
	R	6
	H	9
	RBI	5
	BB	5
	SO	10
	LOB	11

WP: 0 PB: 1 SB: 3 CS: 0 PA: 40

PITCHER		IP	WLS	BF	H	R	ER	SO	BB	IBB	HBP	BLK	WP	HR	S	P	ERA	WHIP
Mario Soto, R ERA: 4.08	(1, 1)	5.0	L	23	6	5	5	5	3	0	0	0	0	2	30	42	9.00	1.800
Scott Terry, R ERA: 2.08	(6, 1)	2.0		9	1	1	1	2	2	0	0	0	0	1	11	19	4.50	1.500
Joe Price, L ERA: 9.0	(8, 1)	1.0		4	1	0	0	1	0	0	0	0	0	0	6	6	0.00	1.000
Ted Power, R ERA: 9.0	(9, 1)	1.0		4	1	0	0	2	0	0	0	0	0	0	8	8	0.00	1.000

Houston Astros @ Cincinnati Reds

Riverfront Stadium, Cincinnati, OH

Fri Apr 18 1986, 6:05 PM EST

Att. 26,126 - Unknown

BOTTOM

Batter	1	2	3	4	5	6	7	8	9	AB	R	H	RBI	BB	SO	LOB
Kal Daniels, L (1, 7) OBP: 0.389, SLG: 0.563	K		1B 3-H 1B			K		6-3		4	0	1	1	0	2	0
Eric Davis, R (1, 8) OBP: 0.200, SLG: 0.357	F7		G3-6-3 1-3 1B			S BB			K	3	0	1	0	1	1	0
Dave Parker, L (1, 9) OBP: 0.457, SLG: 0.909	3-1		G3-6-3 1-2f			F2			HR 1B	4	1	1	0	0	0	3
Nick Esasky, R (1, 3) OBP: 0.412, SLG: 0.655		3-1 SF7 2B		K		K 1-2			1-H HR	4	2	2	2	0	2	1
Buddy Bell, R (1, 5) OBP: 0.100, SLG: 0.138		3-1 2-3		K			K		F7	4	0	0	0	0	2	1
Dave Concepcion, R (1, 6) OBP: 0.257, SLG: 0.438		SF7 3-H		6-3			5-3		K	3	0	0	1	0	1	0
Bo Diaz, R (1, 2) OBP: 0.387, SLG: 0.448		5-3		L6			1-3			3	0	0	0	0	0	0
Ron Oester, S (1, 4) OBP: 0.281, SLG: 0.267			SH1-4 1B 2B	F6				F9		3	1	1	0	0	0	0
Mario Soto, R (1, 1) Eddie Milner, L (5, PH) OBP: 0.333, SLG: 0.364 Scott Terry, R (6, 1) Joe Price, R (8, 1) Max Venable, L (8, PH) OBP: 0.500, SLG: 0.750 Ted Power, R (9, 1)			SH1-4 2-3		K			K		0 1 0 0 1 0	0 0 0 0 0 0	0 0 0 0 0 0	0 0 0 0 0 0	0 1 0 0 0 0	0 0 0 0 1 0	0 0 0 0 0 0
Inning Stats	R: 0 E: 0 K: 1 S: 5 H: 0 LOB: 0 BB: 0 P: 5	R: 1 E: 0 K: 0 S: 4 H: 1 LOB: 0 BB: 0 P: 4	R: 1 E: 0 K: 0 S: 5 H: 3 LOB: 1 BB: 0 P: 5	R: 0 E: 0 K: 2 S: 7 H: 0 LOB: 0 BB: 0 P: 7	R: 0 E: 0 K: 1 S: 5 H: 0 LOB: 0 BB: 0 P: 5	R: 0 E: 0 K: 2 S: 7 H: 0 LOB: 1 BB: 1 P: 11	R: 0 E: 0 K: 1 S: 5 H: 0 LOB: 0 BB: 0 P: 5	R: 0 E: 0 K: 1 S: 5 H: 0 LOB: 0 BB: 0 P: 5	R: 2 E: 0 K: 2 S: 9 H: 2 LOB: 0 BB: 0 P: 9	1B: 3 2B: 2 3B: 0 HR: 1	SF: 1 SAC: 1 DP: 1 HBP: 0					

livebaseballscorecards.com

AB	30
R	4
H	6
RBI	4
BB	1
SO	10
LOB	5

WP: 0 PB: 0 SB: 1 CS: 0 PA: 33

PITCHER		IP	WLS	BF	H	R	ER	SO	BB	IBB	HBP	BLK	WP	HR	S	P	ERA	WHIP
Mike Scott, R ERA: 5.89	(1, 1)	8.1	W	31	6	4	4	9	1	0	0	0	0	1	48	52	4.32	0.840
Dave Smith, R ERA: 1.8	(9, 1)	0.2	S	2	0	0	0	1	0	0	0	0	0	0	4	4	0.00	0.000

PITCHER	IP	WLS	BF	H	R	ER	SO	BB	IBB	HBP	BLK	WP	HR	S	P	ERA	WHIP

Batter	1	2	3	4	5	6	7	8	9	AB	R	H	RBI	BB	SO	LOB
Bill Doran, S (1, 4) OBP: 0.523, SLG: 0.455	0-0 1B 2B 1B	0-0 F7			0-0 F7		0-0 FC4-6 1B 1-3 1B		0-0 F8	5	1	2	0	0	0	1
Billy Hatcher, R (1, 7) OBP: 0.238, SLG: 0.200	0-0 2B 1B 1-3	0-0 1-3			0-3 K SSS		0-0 FC4-6 1-2f			4	1	1	0	0	1	2
Phil Garner, R (1, 5) OBP: 0.600, SLG: 1.182	0-0 SF8 2B 1-H 3-H		0-0 5-3			0-0 CS 1B		0-3 K SSS		4	1	2	2	0	1	0
Glenn Davis, R (1, 3) OBP: 0.167, SLG: 0.395	0-0 SF8 3-H		0-0 5-3			0-0 F9		0-0 F2		3	0	0	1	0	0	1
Kevin Bass, S (1, 9) OBP: 0.410, SLG: 0.600	0-0 HR		0-0 F7			4-0 S BB 1-2 BBBB		0-0 1B		3	1	2	1	1	0	0
Dickie Thon, R (1, 6) OBP: 0.378, SLG: 0.406	0-0 1B			0-3 K SSS		0-0 F9 1-2		0-0 F7		4	0	1	0	0	1	2
Alan Ashby, S (1, 2) OBP: 0.267, SLG: 0.429	0-0 F8			0-0 6-3			0-0 1B 1B		0-0 1-3	4	0	1	0	0	0	1
Tony Walker, R (1, 8) OBP: 0.154, SLG: 0.231	0-3 K SSS			0-0 6-3			0-0 F8		0-0 L5	4	0	0	0	0	1	2
Bob Knepper, L (1, 1) Charlie Kerfeld, R (6, 1) Denny Walling, L (9, PH) OBP: 0.464, SLG: 0.500 Dave Smith, R (9, 1)		0-3 K SSS			0-0 F3		0-3 K SSS		0-0 1B	2 1 1 0	0 0 0 0	0 0 1 0	0 0 0 0	0 0 0 0	1 1 0 0	0 1 0 0
Inning Stats	R: 4 H: 5 E: 0 LOB: 1 K: 1 BB: 0 S: 10 P: 10	R: 0 H: 0 E: 0 LOB: 0 K: 1 BB: 0 S: 5 P: 5	R: 0 H: 0 E: 0 LOB: 0 K: 0 BB: 0 S: 3 P: 3	R: 0 H: 0 E: 0 LOB: 0 K: 1 BB: 0 S: 5 P: 5	R: 0 H: 0 E: 0 LOB: 0 K: 1 BB: 0 S: 5 P: 5	R: 0 H: 1 E: 0 LOB: 1 K: 0 BB: 1 S: 3 P: 7	R: 0 H: 2 E: 0 LOB: 2 K: 1 BB: 0 S: 7 P: 7	R: 0 H: 1 E: 0 LOB: 1 K: 1 BB: 0 S: 6 P: 6	R: 0 H: 1 E: 0 LOB: 1 K: 0 BB: 0 S: 4 P: 4	1B: 8 SF: 1 2B: 1 SAC: 0 3B: 0 DP: 0 HR: 1 HBP: 0						

PITCHER		IP	WLS	BF	H	R	ER	SO	BB	IBB	HBP	BLK	WP	HR	S	P	ERA	WHIP
Tom Browning, L ERA: 6.14	(1, 1)	0.1	L	6	5	4	4	0	0	0	0	0	0	1	6	6	108.00	15.000
Ron Robinson, R ERA: 0.73	(1, 1)	4.2		14	0	0	0	4	0	0	0	0	0	0	22	22	0.00	0.000
Scott Terry, R ERA: 1.42	(6, 1)	2.0		9	3	0	0	1	1	0	0	0	0	0	10	14	0.00	2.000
Joe Price, L ERA: 4.5	(8, 1)	1.0		4	1	0	0	1	0	0	0	0	0	0	6	6	0.00	1.000
John Franco, L ERA: 1.13	(9, 1)	1.0		4	1	0	0	0	0	0	0	0	0	0	4	4	0.00	1.000

PITCHER	IP	WLS	BF	H	R	ER	SO	BB	IBB	HBP	BLK	WP	HR	S	P	ERA	WHIP

TOP

Houston Astros @ Cincinnati Reds

Riverfront Stadium, Cincinnati, OH

Sat Apr 19 1986, 3:33 AM EST

Att. 17,564 - Unknown

livebaseballscorecards.com

AB	35
R	4
H	10
RBI	4
BB	1
SO	6
LOB	10

WP: 0 PA: 37
PB: 0
SB: 1
CS: 1

Houston Astros @ Cincinnati Reds

Riverfront Stadium, Cincinnati, OH

Sat Apr 19 1986, 3:33 AM EST

Att. 17,564 - Unknown

BOTTOM

Batter	1	2	3	4	5	6	7	8	9	AB	R	H	RBI	BB	SO	LOB
Eric Davis, R (1, 8) (9, 7) OBP: 0.257, SLG: 0.375	G5-4-3 1B		6-3			1B S 1B		WP S E BB	G6-4-3 1-2f	4	1	2	0	1	0	1
Buddy Bell, R (1, 5) OBP: 0.118, SLG: 0.152	G5-4-3 1-2f			K		1-3 1B		F8 1-2		4	0	1	0	0	1	2
Dave Parker, L (1, 9) OBP: 0.410, SLG: 0.811	F8			4-3		F9		K 2-3		4	0	0	0	0	1	3
Nick Esasky, R (1, 7) (9, 3) OBP: 0.368, SLG: 0.576		F9		K		K		E6 1B 3-H		4	1	0	0	0	2	2
Tony Perez, R (1, 3) OBP: 0.300, SLG: 0.222		BB			F8	5-3		2-H 1B		3	0	1	1	1	0	2
Eddie Milner, L (8, PR) (9, 8) OBP: 0.333, SLG: 0.364										0	0	0	0	0	0	0
Dave Concepcion, R (1, 6) OBP: 0.231, SLG: 0.389		F8			6-3		1-3	F8		4	0	0	0	0	0	2
Bo Diaz, R (1, 2) OBP: 0.400, SLG: 0.576		F7				2B	4-3		HR	4	1	2	1	0	0	1
Ron Oester, S (1, 4) OBP: 0.306, SLG: 0.303			K		BB		2B		F8	3	0	1	0	1	1	0
Tom Browning, L (1, 1) OBP: 0.167, SLG: 0.167			3-1		K		4-1		G6-4-3 1B	0	0	0	0	0	0	0
Ron Robinson, R (1, 1)										1	0	0	0	0	0	0
Tracy Jones, R (5, PH) OBP: 0.357, SLG: 0.364										1	0	0	0	0	1	2
Scott Terry, R (6, 1)										0	0	0	0	0	0	0
Max Venable, L (7, PH) OBP: 0.400, SLG: 0.600										1	0	0	0	0	0	1
Joe Price, R (8, 1)										0	0	0	0	0	0	0
John Franco, L (9, 1)										0	0	0	0	0	0	0
Kal Daniels, L (9, PH) OBP: 0.421, SLG: 0.588										1	0	1	0	0	0	0
Inning Stats	R: 0 E: 0 K: 0 S: 3 H: 1 LOB: 0 BB: 0 P: 3	R: 0 E: 0 K: 0 S: 3 H: 0 LOB: 1 BB: 1 P: 7	R: 0 E: 0 K: 1 S: 5 H: 0 LOB: 0 BB: 0 P: 5	R: 0 E: 0 K: 2 S: 7 H: 0 LOB: 0 BB: 0 P: 7	R: 0 E: 0 K: 1 S: 6 H: 1 LOB: 2 BB: 1 P: 10	R: 0 E: 0 K: 1 S: 7 H: 2 LOB: 2 BB: 0 P: 7	R: 0 E: 0 K: 0 S: 4 H: 1 LOB: 1 BB: 0 P: 4	R: 2 E: 1 K: 1 S: 7 H: 1 LOB: 1 BB: 1 P: 11	R: 1 E: 0 K: 0 S: 4 H: 2 LOB: 0 BB: 0 P: 4	1B: 5 2B: 2 3B: 0 HR: 1	SF: 0 SAC: 0 DP: 2 HBP: 0						

livebaseballscorecards.com

AB	34
R	3
H	8
RBI	2
BB	3
SO	6
LOB	16

WP: 1 PB: 0 SB: 2 CS: 0 PA: 37

PITCHER		IP	WLS	BF	H	R	ER	SO	BB	IBB	HBP	BLK	WP	HR	S	P	ERA	WHIP
Bob Knepper, L ERA: 1.4	(1, 1)	5.1	W	21	4	0	0	4	2	0	0	0	0	0	27	35	0.00	1.125
Charlie Kerfeld, R ERA:	(6, 1)	2.2		12	2	2	0	2	1	0	0	0	1	0	15	19	0.00	1.125
Dave Smith, R ERA: 3.0	(9, 1)	1.0	S	4	2	1	1	0	0	0	0	0	0	1	4	4	9.00	2.000

PITCHER	IP	WLS	BF	H	R	ER	SO	BB	IBB	HBP	BLK	WP	HR	S	P	ERA	WHIP

Batter	1	2	3	4	5	6	7	8	9	AB	R	H	RBI	BB	SO	LOB
Bill Doran, S (1, 4) OBP: 0.510, SLG: 0.447	SH1-3 1B		CS 1-3 1B		F4		F4		K	5	0	2	0	0	1	0
Terry Puhl, L (1, 9) Tony Walker, R (9, PH) (9, 8) OBP: 0.143, SLG: 0.214	SH1-3 1-2		SF9 3-H		BB		K		F7	1 1	0 0	0 0	1 0	1 0	1 0	0 0
Phil Garner, R (1, 5) OBP: 0.552, SLG: 1.154	F7		CS 1-2	HR	F8		K			4	1	1	1	0	1	2
Jose Cruz, L (1, 7) OBP: 0.333, SLG: 0.667 Billy Hatcher, R (6, PR) (6, 7) OBP: 0.273, SLG: 0.238	F4			F9		1B 2B		BLK 2B 1B		3 1	0 2	1 1	0 0	0 0	0 0	1 0
Glenn Davis, R (1, 3) OBP: 0.174, SLG: 0.381		1-3		F4		1B 2-H 1B		K 1-2		4	0	1	1	0	1	1
Kevin Bass, S (1, 8) (9, 9) OBP: 0.419, SLG: 0.615		F7		HR 1B		F8		2B 2-H		4	1	2	1	0	0	2
Alan Ashby, S (1, 2) OBP: 0.263, SLG: 0.556		F6		HR 1-H		F9		5-3		4	1	1	2	0	0	3
Craig Reynolds, L (1, 6) OBP: 0.615, SLG: 0.818			1B SF9 1B	F8		1B 1-2		3-1		4	1	2	0	0	0	1
Jim Deshaies, L (1, 1) Mike Madden, L (3, 1) Julio Solano, R (6, 1) Jeff Calhoun, L (9, 1) Charlie Kerfeld, R (9, 1)		F5			K	K			K	1 2 1 0 0	0 0 0 0 0	0 0 0 0 0	0 0 0 0 0	0 2 1 0 0	0 2 0 0 0	1 2 0 0 0
Inning Stats	R: 0 E: 0 K: 0 S: 4 H: 1 LOB: 1 BB: 0 P: 4	R: 0 E: 0 K: 0 S: 3 H: 0 LOB: 0 BB: 0 P: 3	R: 1 E: 0 K: 0 S: 4 H: 2 LOB: 0 BB: 0 P: 4	R: 3 E: 0 K: 0 S: 6 H: 3 LOB: 0 BB: 0 P: 6	R: 0 E: 0 K: 1 S: 5 H: 0 LOB: 1 BB: 1 P: 9	R: 1 E: 0 K: 1 S: 8 H: 3 LOB: 2 BB: 0 P: 8	R: 0 E: 0 K: 2 S: 7 H: 0 LOB: 0 BB: 0 P: 7	R: 1 E: 0 K: 1 S: 7 H: 2 LOB: 1 BB: 0 P: 7	R: 0 E: 0 K: 2 S: 7 H: 0 LOB: 0 BB: 0 P: 7	1B: 7 2B: 2 3B: 0 HR: 2	SF: 1 SAC: 1 DP: 0 HBP: 0						

PITCHER	IP	WLS	BF	H	R	ER	SO	BB	IBB	HBP	BLK	WP	HR	S	P	ERA	WHIP
Bill Gullickson, R (1, 1) ERA: 5.4	5.2	L	26	9	5	5	1	1	0	0	0	0	2	27	31	7.94	1.765
Joe Price, L (6, 1) ERA: 2.7	1.1		4	0	0	0	3	0	0	0	0	0	0	10	10	0.00	0.000
John Franco, L (8, 1) ERA: 1.8	2.0		8	2	1	1	3	0	0	0	1	0	0	14	14	4.50	1.000

PITCHER	IP	WLS	BF	H	R	ER	SO	BB	IBB	HBP	BLK	WP	HR	S	P	ERA	WHIP

Houston Astros @ Cincinnati Reds

Riverfront Stadium, Cincinnati, OH

Sun Apr 20 1986, 3:33 AM EST

Att. 17,878 - Unknown

TOP

livebaseballscorecards.com

AB	35
R	6
H	11
RBI	6
BB	1
SO	7
LOB	13

WP: 0 PB: 0 SB: 0 CS: 1 PA: 39

Houston Astros @ Cincinnati Reds

Riverfront Stadium, Cincinnati, OH

Sun Apr 20 1986, 3:33 AM EST

Att. 17,878 - Unknown

BOTTOM

Batter	1	2	3	4	5	6	7	8	9	AB	R	H	RBI	BB	SO	LOB
Eric Davis, R (1, 8) OBP: 0.325, SLG: 0.471	BBBB 4-0 4-3 S 1B BB		x 0-0 1-H HR		BBBB 4-0 BB		x 0-0 ① 5-3		BBBB 4-0 BB BB	2	2	1	2	3	0	1
Tracy Jones, R (1, 7) OBP: 0.278, SLG: 0.267	x 0-0 ① 4-3 1-3		x 0-0 ① L4		x 0-0 ③ 5-3		x 0-0 ② F8		x 0-0 ① F2	4	0	0	0	0	0	3
John Franco, L (8, 1)										0	0	0	0	0	0	0
Max Venable, L (9, PH) OBP: 0.333, SLG: 0.500										1	0	0	0	0	0	1
Dave Parker, L (1, 9) OBP: 0.409, SLG: 0.756	x 0-0 CS 3-H 1B		x 0-0 ② F9			x 0-0 ① G3	IIII 4-0 BB IBB		x 0-0 ② F4	4	0	1	1	1	0	1
Nick Esasky, R (1, 3) OBP: 0.372, SLG: 0.528	SSS 0-3 ② K		SSS 0-3 ③ K			x 0-0 ② F9	BBBB 4-0 1-2 2-3 BB		BBBB 4-0 1-2 BB	3	0	0	0	2	2	1
Bo Diaz, R (1, 2) OBP: 0.395, SLG: 0.583	0-0 ③ CS 1-2	x 0-0 ① F7		x 0-0 ① 5-3		x 0-0 1B 2B	x 0-0 ③ F3		x 0-0 ③ 4-3	3	0	1	0	0	0	0
Eddie Milner, L (6, PR) OBP: 0.333, SLG: 0.364										0	1	0	0	0	0	0
Sal Butera, R (7, 2) OBP: 0.333, SLG: 1.333										1	0	0	0	0	0	3
Paul O'Neill, L (9, PH)										1	0	0	0	0	0	2
Dave Concepcion, R (1, 6) OBP: 0.233, SLG: 0.375		x 0-0 ② F4		x 0-0 ② 6-3		x 0-0 BLK HBP 2-H 1B		x 0-0 ① 6-3		4	0	1	1	0	0	0
Buddy Bell, R (1, 5) OBP: 0.158, SLG: 0.194		x 0-0 2B		x 0-0 ③ 5-3		H 1-0 BLK 1-2 HBP		x 0-0 ② F7		3	0	1	0	0	0	0
Ron Oester, S (1, 4) OBP: 0.300, SLG: 0.297		x 0-0 ③ L6			x 0-0 ① 5-3	x 0-0 ③ 4-3 1-2 2-3		x 0-0 1B		4	0	1	0	0	0	3
Bill Gullickson, R (1, 1) OBP: 0.250, SLG: 0.250			x 0-0 HR 1B		x 0-0 ② F9		x 0-0 BB 2B	x 0-0 ③ F2		2	1	1	0	0	0	0
Joe Price, R (6, 1)										0	0	0	0	0	0	0
Kal Daniels, L (7, PH) OBP: 0.429, SLG: 0.632										2	0	1	0	0	0	1
(8, 7)																
Inning Stats	R: 1 H: 1 E: 0 LOB: 0 K: 1 BB: 1 S: 5 P: 9	R: 0 H: 1 E: 0 LOB: 1 K: 0 BB: 0 S: 4 P: 4	R: 2 H: 2 E: 0 LOB: 0 K: 1 BB: 0 S: 7 P: 7	R: 0 H: 0 E: 0 LOB: 0 K: 0 BB: 0 S: 3 P: 3	R: 0 H: 0 E: 0 LOB: 1 K: 0 BB: 1 S: 3 P: 7	R: 1 H: 2 E: 0 LOB: 2 K: 0 BB: 0 S: 5 P: 6	R: 0 H: 1 E: 0 LOB: 3 K: 0 BB: 2 S: 4 P: 12	R: 0 H: 1 E: 0 LOB: 1 K: 0 BB: 0 S: 4 P: 4	R: 0 H: 0 E: 0 LOB: 2 K: 0 BB: 2 S: 3 P: 11	1B: 4 SF: 0 2B: 3 SAC: 0 3B: 0 DP: 0 HR: 1 HBP: 1						WP: 0 PA: 42 PB: 0 SB: 1 CS: 1	

livebaseballscorecards.com

AB	34
R	4
H	8
RBI	4
BB	6
SO	2
LOB	16

PITCHER		IP	WLS	BF	H	R	ER	SO	BB	IBB	HBP	BLK	WP	HR	S	P	ERA	WHIP
Jim Deshaies, L ERA: 4.15	(1, 1)	2.2		12	4	3	3	1	1	0	0	0	0	1	13	17	10.12	1.875
Mike Madden, L ERA: 3.6	(3, 1)	3.0	W	12	2	1	1	1	1	0	0	0	0	0	13	17	3.00	1.000
Julio Solano, R ERA:	(6, 1)	2.2		14	2	0	0	0	2	1	1	1	0	0	10	23	0.00	1.500
Jeff Calhoun, L ERA: 3.0	(9, 1)	0.1		1	0	0	0	0	0	0	0	0	0	0	1	1	0.00	0.000
Charlie Kerfeld, R ERA:	(9, 1)	0.1	S	2	0	0	0	0	1	0	0	0	0	0	1	5	0.00	3.000

PITCHER	IP	WLS	BF	H	R	ER	SO	BB	IBB	HBP	BLK	WP	HR	S	P	ERA	WHIP

Houston Astros @ Atlanta Braves

Atlanta-Fulton County Stadium, Atlanta, GA

Mon Apr 21 1986, 6:05 PM EST

Att. 5,361 - Unknown

TOP

livebaseballscorecards.com

Batter	1	2	3	4	5	6	7	8	9	AB	R	H	RBI	BB	SO	LOB
Bill Doran, S (1, 4)	0-0 1-3 BB 1B		0-0 F8 ①		0-3 K ③			0-0 6-3 ①		4	0	1	0	0	1	0
Julio Solano, R (8, 1)										0	0	0	0	0	0	0
Terry Puhl, L (1, 9) OBP: 0.267, SLG: 0.182	B B B B 4-0 1-2 1-3 BB		0-0 2B			0-0 6-3 ①		0-0 1-3 ②		3	0	1	0	1	0	0
Phil Garner, R (1, 5) OBP: 0.515, SLG: 1.033	0-0 1-3 ① 1-2 2-3		0-3 K ② S S S			0-0 6-3 ②		0-0 1B		4	0	1	0	0	1	3
Jose Cruz, L (1, 7) OBP: 0.167, SLG: 0.333	0-3 K ② S S S		0-0 4-3 ③			0-0 4-3 ③		0-0 3-1 ③		3	0	0	0	0	1	3
Billy Hatcher, R (6, 7) OBP: 0.261, SLG: 0.227										1	0	0	0	0	0	1
Glenn Davis, R (1, 3) OBP: 0.180, SLG: 0.391	0-0 5-3 ③			0-0 6-3 ①			0-0 4-3 E 2B		0-0 G1-4-3 ①	4	1	1	0	0	0	2
Kevin Bass, S (1, 8) OBP: 0.404, SLG: 0.581		0-0 1B ①		0-0 5-3 ②			0-0 4-3 ① 2-3		0-0 F9 ②	4	0	1	0	0	0	1
Alan Ashby, S (1, 2) OBP: 0.348, SLG: 0.619		B B B B 4-0 FC5-4 BB		0-0 4-3 ③			0-0 E9 6-3 3-H 1B		0-0 2B	3	1	2	1	1	0	0
Dickie Thon, R (1, 6) OBP: 0.366, SLG: 0.389		0-0 FC5-4 FC6-4 ② 1-2f			0-0 G6-4-3 1B		0-0 6-3 ② 3-H		0-0 6-3 ③	4	0	1	1	0	0	2
Nolan Ryan, R (1, 1) OBP: 0.200, SLG: 0.200		0-0 FC6-4 ③ 1-2f			0-0 G6-4-3 ① ② 1-2f		0-0 F8 ③			1	0	0	0	0	0	1
Frank DiPino, L (4, 1)										1	0	0	0	0	0	1
Denny Walling, L (7, PH) OBP: 0.448, SLG: 0.480										1	0	0	0	0	0	0
Jeff Calhoun, L (7, 1)										0	0	0	0	0	0	0
Jim Pankovits, R (8, 4) OBP: 0.667, SLG: 0.500										0	0	0	0	0	0	0

	AB	33
	R	2
	H	8
	RBI	2
	BB	2
	SO	3
	LOB	14

Inning Stats	1	2	3	4	5	6	7	8	9
	R: 0 E: 0 K: 1 S: 6	R: 0 E: 0 K: 0 S: 3	R: 0 E: 0 K: 1 S: 6	R: 0 E: 0 K: 0 S: 3	R: 0 E: 0 K: 1 S: 5	R: 0 E: 0 K: 0 S: 3	R: 2 E: 1 K: 0 S: 5	R: 0 E: 0 K: 0 S: 4	R: 0 E: 0 K: 0 S: 4
	H: 1 LOB: 2 BB: 1 P: 10	H: 1 LOB: 1 BB: 1 P: 7	H: 1 LOB: 1 BB: 0 P: 6	H: 0 LOB: 0 BB: 0 P: 3	H: 1 LOB: 0 BB: 0 P: 5	H: 0 LOB: 0 BB: 0 P: 3	H: 2 LOB: 0 BB: 0 P: 5	H: 1 LOB: 1 BB: 0 P: 4	H: 1 LOB: 1 BB: 0 P: 4

	1B: 5	SF: 0	WP: 0	PA: 35
	2B: 3	SAC: 0	PB: 0	
	3B: 0	DP: 1	SB: 0	
	HR: 0	HBP: 0	CS: 0	

PITCHER		IP	WLS	BF	H	R	ER	SO	BB	IBB	HBP	BLK	WP	HR	S	P	ERA	WHIP
Joe Johnson, R ERA: 1.88	(1, 1)	9.0	W	35	8	2	1	3	2	0	0	0	0	0	39	47	1.00	1.111

PITCHER		IP	WLS	BF	H	R	ER	SO	BB	IBB	HBP	BLK	WP	HR	S	P	ERA	WHIP

Houston Astros @ Atlanta Braves

Atlanta-Fulton County Stadium, Atlanta, GA

Mon Apr 21 1986, 6:05 PM EST

Att. 5,361 - Unknown

BOTTOM

Batter	1	2	3	4	5	6	7	8	9	AB	R	H	RBI	BB	SO	LOB
Omar Moreno, L (1, 8) OBP: 0.263, SLG: 0.412	K	3B		2B 1B		K		F7		5	1	2	0	0	2	1
Rafael Ramirez, R (1, 6) OBP: 0.289, SLG: 0.386	5-3	K		E 1-H 2-H 2B		F4		1-H 2B		5	0	2	3	0	1	1
Dale Murphy, R (1, 9) OBP: 0.478, SLG: 0.763	1B		HR 3B	6-3		1B		K		5	1	3	0	0	1	2
Bob Horner, R (1, 3) OBP: 0.220, SLG: 0.286	F6		3-H HR	K 2-3		K				4	1	1	2	0	2	3
Terry Harper, R (1, 7) OBP: 0.359, SLG: 0.313		BB CS	4-3 2B	5-3			6-3			3	0	1	0	1	0	1
Ken Oberkfell, L (1, 5) OBP: 0.432, SLG: 0.417		1-2 HBP HR 1B	F3		F7		CS 1B			4	1	2	0	0	0	1
Bruce Benedict, R (1, 2) OBP: 0.500, SLG: 0.333		1-2 HR HBP	4-3 2-3		F6		F5 1-2			3	1	0	0	0	0	2
Glenn Hubbard, R (1, 4) OBP: 0.342, SLG: 0.344		1-H 2-H HR	K		E4			F5		4	1	1	3	0	1	1
Joe Johnson, R (1, 1) OBP: 0.500, SLG: 0.400		K		1B 2B BB	G3			2B 1B		3	2	1	0	1	1	1
Inning Stats	R: 0 E: 0 K: 1 S: 6 H: 1 LOB: 1 BB: 0 P: 6	R: 3 E: 0 K: 2 S: 9 H: 3 LOB: 1 BB: 1 P: 14	R: 2 E: 0 K: 1 S: 8 H: 3 LOB: 1 BB: 0 P: 8	R: 2 E: 1 K: 1 S: 7 H: 2 LOB: 1 BB: 1 P: 11	R: 0 E: 1 K: 0 S: 4 H: 0 LOB: 1 BB: 0 P: 4	R: 0 E: 0 K: 2 S: 8 H: 1 LOB: 1 BB: 0 P: 8	R: 0 E: 0 K: 0 S: 3 H: 1 LOB: 0 BB: 0 P: 3	R: 1 E: 0 K: 1 S: 7 H: 2 LOB: 1 BB: 0 P: 7		1B: 6 2B: 3 3B: 2 HR: 2	SF: 0 SAC: 0 DP: 0 HBP: 1			WP: 0 PB: 0 SB: 0 CS: 2		PA: 39	

livebaseballscorecards.com

AB	36
R	8
H	13
RBI	8
BB	2
SO	8
LOB	13

PITCHER		IP	WLS	BF	H	R	ER	SO	BB	IBB	HBP	BLK	WP	HR	S	P	ERA	WHIP
Nolan Ryan, R ERA: 5.25	(1, 1)	3.0	L	20	9	7	7	4	2	0	1	0	0	2	25	34	21.00	3.667
Frank DiPino, L ERA: 2.84	(4, 1)	3.0		11	1	0	0	3	0	0	0	0	0	0	17	17	0.00	0.333
Jeff Calhoun, L ERA: 2.25	(7, 1)	1.0		3	1	0	0	0	0	0	0	0	0	0	3	3	0.00	1.000
Julio Solano, R ERA: 2.45	(8, 1)	1.0		5	2	1	1	1	0	0	0	0	0	0	7	7	9.00	2.000

PITCHER	IP	WLS	BF	H	R	ER	SO	BB	IBB	HBP	BLK	WP	HR	S	P	ERA	WHIP

Houston Astros @ Atlanta Braves

Atlanta-Fulton County Stadium, Atlanta, GA

Tue Apr 22 1986, 6:05 PM EST

Att. 6,316 - Unknown

TOP

livebaseballscorecards.com

Batter	1	2	3	4	5	6	7	8	9	AB	R	H	RBI	BB	SO	LOB
Bill Doran, S (1, 4) OBP: 0.500, SLG: 0.422	4-3			3-1 S 1B		BBBB 4-0 G6-4-3 1-2 BB	IIII 4-0 IBB		1-3	3	0	1	0	2	0	0
Terry Puhl, L (1, 9) OBP: 0.211, SLG: 0.133	3-1			3-1 1-3		SSS 0-3 K	SSS 0-3 K			4	0	0	0	0	2	6
Tony Walker, R (9, 8) OBP: 0.143, SLG: 0.214										0	0	0	0	0	0	0
Phil Garner, R (1, 5) OBP: 0.459, SLG: 0.912	F8			L6		G6-4-3 1-2f		F9		4	0	0	0	0	0	3
Jose Cruz, L (1, 7) OBP: 0.200, SLG: 0.222		F9		SSS 0-3 K			BBBB 4-0 1B 1B 2B BB	SSS 0-3 K		3	1	0	0	1	2	1
Glenn Davis, R (1, 3) OBP: 0.185, SLG: 0.380		F9			L8		1B 2B 1-2 1B	E3		4	1	1	0	0	0	0
Kevin Bass, S (1, 8) OBP: 0.392, SLG: 0.553 (9, 9)		F7			F8		2B 1-2 2-3 1B	G3		4	0	1	0	0	0	1
Alan Ashby, S (1, 2) OBP: 0.370, SLG: 0.708			SSS 0-3 K		BBBB 4-0 BB		F6		HR	3	1	1	1	1	1	3
Craig Reynolds, L (1, 6) OBP: 0.529, SLG: 0.733		4-3			4-3		1-3 2-H 3-H 2B		F9	4	0	1	2	0	0	1
Mike Scott, R (1, 1)		1-3				BBBB 4-0 BB BB	SSS 0-3 K		SSS 0-3 K	1	0	0	0	1	0	0
Denny Walling, L (7, PH) OBP: 0.448, SLG: 0.480										0	0	0	0	0	0	0
Billy Hatcher, R (7, PH) OBP: 0.250, SLG: 0.217										1	0	0	0	0	1	2
Charlie Kerfeld, R (7, 1)										1	0	0	0	0	1	0

	AB	32
	R	3
	H	5
	RBI	3
	BB	5
	SO	7
	LOB	17

Inning Stats	1	2	3	4	5	6	7	8	9	1B: 3	SF: 0	WP: 0	PA: 37
R:	0	0	0	0	0	0	2	0	1	2B: 1	SAC: 0	PB: 0	
E:	0	0	0	1	0	0	0	0	0	3B: 0	DP: 1	SB: 1	
K:	0	0	1	1	0	1	2	1	1	HR: 1	HBP: 0	CS: 0	
S:	3	3	5	6	3	4	10	6	6				
H:	0	0	0	1	0	0	3	0	1				
LOB:	0	0	0	1	1	1	3	1	1				
BB:	0	0	0	0	1	2	2	0	0				
P:	3	3	5	6	7	12	18	6	6				

PITCHER		IP	WLS	BF	H	R	ER	SO	BB	IBB	HBP	BLK	WP	HR	S	P	ERA	WHIP
David Palmer, R ERA: 2.7	(1, 1)	6.1		26	4	2	2	3	4	0	0	0	0	0	28	44	2.84	1.263
Paul Assenmacher, L ERA:	(7, 1)	0.2		3	0	0	0	2	0	1	0	0	0	0	6	10	0.00	0.000
Duane Ward, R ERA: 2.45	(8, 1)	2.0	L	8	1	1	1	2	0	0	0	0	0	1	12	12	4.50	0.500

PITCHER		IP	WLS	BF	H	R	ER	SO	BB	IBB	HBP	BLK	WP	HR	S	P	ERA	WHIP

Houston Astros @ Atlanta Braves

Atlanta-Fulton County Stadium, Atlanta, GA

Tue Apr 22 1986, 6:05 PM EST

Att. 6,316 - Unknown

livebaseballscorecards.com

Batter	1	2	3	4	5	6	7	8	9	AB	R	H	RBI	BB	SO	LOB
Omar Moreno, L (1, 8) OBP: 0.217, SLG: 0.333	4-3		6-3		G1		L7			4	0	0	0	0	0	0
Duane Ward, R (8, 1)										0	0	0	0	0	0	0
Rafael Ramirez, R (1, 6) OBP: 0.286, SLG: 0.375	1B SF8 1B		K		E5 FC5-4			K		4	1	1	0	0	2	0
Dale Murphy, R (1, 9) OBP: 0.460, SLG: 0.714	1-3 1B		K		FC5-4 1-2f			L9		4	0	1	0	0	1	1
(8, 8)																
Bob Horner, R (1, 3) OBP: 0.222, SLG: 0.270	SF8 3-H			1-3 1B BB	F6			F9		2	1	0	1	1	0	1
Ted Simmons, S (1, 2) OBP: 0.400, SLG: 0.250	F8			1-3 1-2		G6-3 BB			3-1	3	0	0	0	1	0	2
Terry Harper, R (1, 7) OBP: 0.326, SLG: 0.278		F8		K		K			G3	4	0	0	0	0	2	2
Ken Oberkfell, L (1, 5) OBP: 0.417, SLG: 0.400		K		2-H 1B		G6-3 1-2f			E6 S	4	0	1	1	0	1	1
Bill Sample, R (9, PR) OBP: 0.375, SLG: 0.750										0	0	0	0	0	0	0
Glenn Hubbard, R (1, 4) OBP: 0.366, SLG: 0.353		1B		IBB			K		G3 1-2	2	0	1	0	1	1	0
Chris Chambliss, L (9, PH) OBP: 0.700, SLG: 1.000										1	0	0	0	0	0	1
David Palmer, R (1, 1)		K		3-1			4-3			2	0	0	0	0	1	3
Paul Assenmacher, L (7, 1)										0	0	0	0	0	0	0
Claudell Washington, L (7, PH) OBP: 0.237, SLG: 0.278										1	0	0	0	0	0	0
(8, 9)																

Inning Stats	1	2	3	4	5	6	7	8	9
	R: 1 H: 2 E: 0 LOB: 1 K: 0 BB: 0 S: 5 P: 5	R: 0 H: 1 E: 0 LOB: 1 K: 2 BB: 0 S: 8 P: 8	R: 0 H: 0 E: 0 LOB: 0 K: 2 BB: 0 S: 7 P: 7	R: 1 H: 1 E: 0 LOB: 2 K: 1 BB: 2 S: 6 P: 14	R: 0 H: 0 E: 1 LOB: 1 K: 0 BB: 0 S: 4 P: 4	R: 0 H: 0 E: 0 LOB: 0 K: 1 BB: 1 S: 4 P: 8	R: 0 H: 0 E: 0 LOB: 0 K: 1 BB: 0 S: 5 P: 5	R: 0 H: 0 E: 0 LOB: 0 K: 1 BB: 0 S: 5 P: 5	R: 0 H: 0 E: 1 LOB: 2 K: 0 BB: 0 S: 4 P: 4

	1B: 4	SF: 1
	2B: 0	SAC: 0
	3B: 0	DP: 1
	HR: 0	HBP: 0

	WP: 0	PA: 35
	PB: 0	
	SB: 1	
	CS: 0	

PITCHER		IP	WLS	BF	H	R	ER	SO	BB	IBB	HBP	BLK	WP	HR	S	P	ERA	WHIP
Mike Scott, R	(1, 1)	6.0		25	4	2	2	6	2	1	0	0	0	0	34	46	3.00	1.000
ERA: 5.18																		
Charlie Kerfeld, R	(7, 1)	3.0	W	10	0	0	0	2	0	0	0	0	0	0	14	14	0.00	0.000
ERA:																		

PITCHER	IP	WLS	BF	H	R	ER	SO	BB	IBB	HBP	BLK	WP	HR	S	P	ERA	WHIP

Batter	1	2	3	4	5	6	7	8	9	AB	R	H	RBI	BB	SO	LOB
Bill Doran, S (1, 4) OBP: 0.468, SLG: 0.388	K		G6-3 1-2f			6-3		FC6-4 1-2f		4	0	0	0	0	1	2
Billy Hatcher, R (1, 9) (9, 7) OBP: 0.250, SLG: 0.222	1-3			S 1B		K			F9	4	0	1	0	0	1	0
Phil Garner, R (1, 5) OBP: 0.439, SLG: 0.842	1B			F6 1-2			E5 6-3		4-3	4	0	1	0	0	0	1
Glenn Davis, R (1, 3) OBP: 0.190, SLG: 0.370	K			5-3			6-3 2-3		BB 1B	4	1	1	0	0	1	3
Kevin Bass, S (1, 8) (9, 9) OBP: 0.382, SLG: 0.520		K		4-3			5-3		BB 1B 1-2 1B	3	1	0	0	1	1	2
Jose Cruz, L (1, 7) OBP: 0.214, SLG: 0.231 Tony Walker, R (9, PR) OBP: 0.143, SLG: 0.214 (9, 8)		6-3			4-3		K		S 1B 1-3 2-H 1B	4 0	0 1	1 0	1 0	0 0	1 0	1 0
Alan Ashby, S (1, 2) OBP: 0.355, SLG: 0.630		K			F7			5-3	1B 1-2 BB	3	0	0	0	1	1	0
Dickie Thon, R (1, 6) OBP: 0.341, SLG: 0.359 Craig Reynolds, L (9, PH) OBP: 0.556, SLG: 0.750 (9, 6)			4-3		K			K	1B 1-2 2-H 3-H	3 1	0 0	0 1	0 2	0 0	2 0	0 0
Bob Knepper, L (1, 1) OBP: 0.100, SLG: 0.100 Jim Pankovits, R (8, PH) OBP: 0.750, SLG: 0.667 Julio Solano, R (8, 1) Mark Bailey, S (9, PH) OBP: 0.143, SLG: 0.148 Dave Smith, R (9, 1)			G6-3 1B			K		FC6-4 1B	K	2 1 0 1 0	0 0 0 0 0	1 1 0 0 0	0 0 0 0 0	1 0 0 1 0	0 0 0 2 0	0 0 0 0 0
Inning Stats	R: 0 E: 0 K: 2 S: 8 H: 1 LOB: 1 BB: 0 P: 8	R: 0 E: 0 K: 2 S: 7 H: 0 LOB: 0 BB: 0 P: 7	R: 0 E: 0 K: 0 S: 3 H: 1 LOB: 0 BB: 0 P: 3	R: 0 E: 0 K: 0 S: 4 H: 1 LOB: 1 BB: 0 P: 4	R: 0 E: 0 K: 1 S: 5 H: 0 LOB: 0 BB: 0 P: 5	R: 0 E: 0 K: 2 S: 7 H: 0 LOB: 0 BB: 0 P: 7	R: 0 E: 1 K: 1 S: 6 H: 0 LOB: 1 BB: 0 P: 6	R: 0 E: 0 K: 1 S: 6 H: 1 LOB: 1 BB: 0 P: 6	R: 3 E: 0 K: 1 S: 8 H: 3 LOB: 2 BB: 2 P: 16	1B: 7 2B: 0 3B: 0 HR: 0 SF: 0 SAC: 0 DP: 1 HBP: 0						

PITCHER		IP	WLS	BF	H	R	ER	SO	BB	IBB	HBP	BLK	WP	HR	S	P	ERA	WHIP
Zane Smith, L ERA: 1.47	(1, 1)	8.2	L	33	6	3	3	9	1	0	0	0	0	0	50	54	3.12	0.808
Bruce Sutter, R ERA: 5.68	(9, 1)	0.1		3	1	0	0	1	1	0	0	0	0	0	4	8	0.00	6.000

PITCHER	IP	WLS	BF	H	R	ER	SO	BB	IBB	HBP	BLK	WP	HR	S	P	ERA	WHIP

TOP

Houston Astros @ Atlanta Braves

Atlanta-Fulton County Stadium, Atlanta, GA

Wed Apr 23 1986, 3:33 AM EST

Att. 7,666 - Unknown

livebaseballscorecards.com

AB	34
R	3
H	7
RBI	3
BB	2
SO	10
LOB	11

WP: 0	PA: 36
PB: 0	
SB: 2	
CS: 0	

BOTTOM

Houston Astros @ Atlanta Braves

Atlanta-Fulton County Stadium, Atlanta, GA

Wed Apr 23 1986, 3:33 AM EST

Att. 7,666 - Unknown

Batter	1	2	3	4	5	6	7	8	9	AB	R	H	RBI	BB	SO	LOB
Bill Sample, R (1, 9) OBP: 0.333, SLG: 0.583	6-3		1B		4-3		F9		1B	4	0	1	0	0	0	0
Chris Chambliss, L (9, PH) OBP: 0.727, SLG: 1.000										1	0	1	0	0	0	0
Omar Moreno, L (9, PR) OBP: 0.217, SLG: 0.333										0	0	0	0	0	0	0
Rafael Ramirez, R (1, 5) OBP: 0.283, SLG: 0.365	G5-3, 1B, 1B		F3		L1		K		F8	4	0	1	0	0	1	1
Ken Oberkfell, L (8, 5) OBP: 0.408, SLG: 0.390										1	0	0	0	0	0	1
Dale Murphy, R (1, 8) OBP: 0.481, SLG: 0.705	1-2, 1B			SH5-3, 1B, SF7, BB	BB		K			2	1	1	0	2	1	0
Bob Horner, R (1, 3) OBP: 0.245, SLG: 0.275	G5-3, 2-3f			SH5-3, 1-2, 2B, 1B	F2			1B, HBP		3	1	1	0	0	0	3
Terry Harper, R (1, 7) OBP: 0.326, SLG: 0.282		K		SH5-3, 1-2, 2-3		F8		CS, 1-3, 1B		3	0	1	0	0	1	0
Glenn Hubbard, R (1, 4) OBP: 0.333, SLG: 0.324		5-3		SF7, 3-H		F9		K		3	0	0	1	0	1	2
Bruce Benedict, R (1, 2) OBP: 0.500, SLG: 0.444		5-3		2B, IBB		2B		K, 1-2		3	0	1	0	1	1	2
Andres Thomas, R (1, 6) OBP: 0.333, SLG: 0.500			6-3	1-3, 2-H, 2B		IBB			1-3	3	0	1	1	1	0	0
Zane Smith, L (1, 1)			F6	3-1		6-3			4-3	3	0	0	0	0	0	4
Bruce Sutter, R (9, 1)										0	0	0	0	0	0	0
Claudell Washington, L (9, PH) OBP: 0.231, SLG: 0.270										1	0	0	0	0	0	0
Inning Stats	R: 0 E: 0 K: 0 S: 4 H: 2 LOB: 1 BB: 0 P: 4	R: 0 E: 0 K: 1 S: 5 H: 0 LOB: 0 BB: 0 P: 5	R: 0 E: 0 K: 0 S: 4 H: 1 LOB: 1 BB: 0 P: 4	R: 2 E: 0 K: 0 S: 5 H: 2 LOB: 2 BB: 2 P: 13	R: 0 E: 0 K: 0 S: 3 H: 0 LOB: 1 BB: 1 P: 7	R: 0 E: 0 K: 0 S: 4 H: 1 LOB: 2 BB: 1 P: 8	R: 0 E: 0 K: 2 S: 7 H: 0 LOB: 0 BB: 0 P: 7	R: 0 E: 0 K: 2 S: 7 H: 1 LOB: 2 BB: 0 P: 8	R: 0 E: 0 K: 0 S: 4 H: 1 LOB: 1 BB: 0 P: 4	1B: 6 2B: 3 3B: 0 HR: 0		SF: 1 SAC: 1 DP: 2 HBP: 1				

livebaseballscorecards.com

AB	31
R	2
H	8
RBI	2
BB	4
SO	5
LOB	13

WP: 0 PB: 0 SB: 0 CS: 1 PA: 38

PITCHER	IP	WLS	BF	H	R	ER	SO	BB	IBB	HBP	BLK	WP	HR	S	P	ERA	WHIP
Bob Knepper, L (1, 1) ERA: 1.71	7.0		30	6	2	2	3	2	2	0	0	0	0	32	48	2.57	1.143
Julio Solano, R (8, 1) ERA: 1.93	1.0	W	4	1	0	0	2	0	0	1	0	0	0	7	8	0.00	1.000
Dave Smith, R (9, 1) ERA: 2.57	1.0	S	4	1	0	0	0	0	0	0	0	0	0	4	4	0.00	1.000

PITCHER	IP	WLS	BF	H	R	ER	SO	BB	IBB	HBP	BLK	WP	HR	S	P	ERA	WHIP

Cincinnati Reds @ Houston Astros

Astrodome, Houston, TX

Thu Apr 24 1986, 7:05 PM EST

Att. 10,245 - Unknown

TOP

livebaseballscorecards.com

Batter	1	2	3	4	5	6	7	8	9	AB	R	H	RBI	BB	SO	LOB
Eric Davis, R (1, 8) OBP: 0.320, SLG: 0.429	F9		S, E, 2B		BBBB, 4-0, 1-2, 1B, BB		BBBB, 4-0, 1-2, FC3-6, BB	1-3		3	1	1	0	2	0	2
Tracy Jones, R (1, 7) OBP: 0.304, SLG: 0.300	1B		SSS, 0-3, K, 2-3		0-0, 1-2, 2-3, 1B		F9		5-3	5	0	2	0	0	1	3
Dave Parker, L (1, 9) OBP: 0.358, SLG: 0.700	SSS, 0-3, K		E4, CS, 3-H		L1-5, 3-H		FC3-6, 1-2f, 2-3		F6	5	0	0	0	0	1	6
Nick Esasky, R (1, 3) OBP: 0.346, SLG: 0.523	F9		CS, 1-2	HR	F9		F8		F8	5	1	1	1	0	0	5
Bo Diaz, R (1, 2) OBP: 0.326, SLG: 0.477		L1		5-3		F8		5-3		4	0	0	0	0	0	0
Dave Concepcion, R (1, 6) OBP: 0.234, SLG: 0.364		4-3		6-3		SSS, 0-3, K		S, 1B, 1B		4	1	1	0	0	1	0
Buddy Bell, R (1, 5) OBP: 0.217, SLG: 0.195		1B		BBBB, 4-0, BB		E5		BBBB, 4-0, 1B, 1-2, BB		2	0	1	0	2	0	0
Ron Oester, S (1, 4) OBP: 0.298, SLG: 0.295		SSS, 0-3, K		SSS, 0-3, K		4-3		SH1-3, 1-3, 2-H		4	0	1	1	0	2	3
Mario Soto, R (1, 1) OBP: 0.143, SLG: 0.143			5-3		1B, BB, L1-5		E3, FC3-6, BB	SH1-3, 1-2		3	0	1	0	0	0	0

	AB	35
	R	3
	H	8
	RBI	2
	BB	4
	SO	5
	LOB	19

Inning Stats																								
	R: 0	E: 0	K: 1	S: 6	H: 1	LOB: 1	BB: 0	P: 6	R: 0	E: 0	K: 1	S: 6	H: 1	LOB: 1	BB: 0	P: 6	R: 1	E: 1	K: 1	S: 6	H: 1	LOB: 1	BB: 0	P: 6
	R: 1	E: 0	K: 1	S: 6	H: 1	LOB: 1	BB: 1	P: 10	R: 0	E: 0	K: 0	S: 4	H: 2	LOB: 2	BB: 1	P: 8	R: 0	E: 1	K: 1	S: 6	H: 0	LOB: 1	BB: 0	P: 6
	R: 0	E: 1	K: 0	S: 4	H: 0	LOB: 2	BB: 1	P: 8	R: 1	E: 0	K: 0	S: 5	H: 2	LOB: 2	BB: 1	P: 9	R: 0	E: 0	K: 0	S: 3	H: 0	LOB: 0	BB: 0	P: 3
	1B: 6	2B: 2	3B: 0	HR: 1	SF: 0	SAC: 1	DP: 1	HBP: 0	WP: 0	PB: 0	SB: 2	CS: 1	PA: 41											

PITCHER		IP	WLS	BF	H	R	ER	SO	BB	IBB	HBP	BLK	WP	HR	S	P	ERA	WHIP
Mike Madden, L ERA: 3.0	(1, 1)	4.0	L	20	6	2	1	4	2	0	0	0	0	1	26	34	2.25	2.000
Frank DiPino, L ERA: 2.0	(5, 1)	2.2		10	0	0	0	1	1	0	0	0	0	0	11	15	0.00	0.375
Julio Solano, R ERA: 3.0	(7, 1)	1.1		7	2	1	1	0	1	0	0	0	0	0	6	10	6.75	2.250
Jeff Calhoun, L ERA: 1.8	(9, 1)	1.0		3	0	0	0	0	0	0	0	0	0	0	3	3	0.00	0.000

PITCHER		IP	WLS	BF	H	R	ER	SO	BB	IBB	HBP	BLK	WP	HR	S	P	ERA	WHIP

Batter	1	2	3	4	5	6	7	8	9	AB	R	H	RBI	BB	SO	LOB
Bill Doran, S (1, 4) OBP: 0.455, SLG: 0.365	F8		4-3			F6		BB		3	0	0	0	1	0	1
Terry Puhl, L (1, 9) OBP: 0.174, SLG: 0.105	F9			F8		F8		F9		4	0	0	0	0	0	2
Phil Garner, R (1, 5) OBP: 0.422, SLG: 0.786	K			F9		K			G3 1B	4	0	1	0	0	2	0
Jose Cruz, L (1, 7) OBP: 0.222, SLG: 0.188		G3		BB			F9		F3	3	0	0	0	1	0	1
Glenn Davis, R (1, 3) OBP: 0.194, SLG: 0.351		5-3		BB 1-2			F7		G3 1-2	3	0	0	0	1	0	1
Kevin Bass, S (1, 8) OBP: 0.356, SLG: 0.481		F7		F7			4-3		K	4	0	0	0	0	1	3
Alan Ashby, S (1, 2) OBP: 0.324, SLG: 0.567			4-3		G3			K		3	0	0	0	0	1	0
Craig Reynolds, L (1, 6) OBP: 0.571, SLG: 0.737			SH1-4 1B		F6			BB 1B		3	0	2	0	0	0	0
Mike Madden, L (1, 1)			SH1-4 1-2		K			F6		0	0	0	0	0	0	0
Frank DiPino, L (5, 1)										1	0	0	0	0	1	0
Julio Solano, R (7, 1)										0	0	0	0	0	0	0
Denny Walling, L (8, PH) OBP: 0.433, SLG: 0.462										1	0	0	0	0	0	1
Jeff Calhoun, L (9, 1)										0	0	0	0	0	0	0
Inning Stats	R: 0 H: 0 E: 0 LOB: 0 K: 1 BB: 0 S: 5 P: 5	R: 0 H: 0 E: 0 LOB: 0 K: 0 BB: 0 S: 3 P: 3	R: 0 H: 1 E: 0 LOB: 1 K: 0 BB: 0 S: 4 P: 4	R: 0 H: 0 E: 0 LOB: 2 K: 0 BB: 2 S: 3 P: 11	R: 0 H: 0 E: 0 LOB: 0 K: 1 BB: 0 S: 5 P: 5	R: 0 H: 0 E: 0 LOB: 0 K: 1 BB: 0 S: 5 P: 5	R: 0 H: 0 E: 0 LOB: 0 K: 0 BB: 0 S: 3 P: 3	R: 0 H: 1 E: 0 LOB: 2 K: 1 BB: 1 S: 6 P: 10	R: 0 H: 1 E: 0 LOB: 1 K: 1 BB: 0 S: 6 P: 6	1B: 3 SF: 0 2B: 0 SAC: 1 3B: 0 DP: 0 HR: 0 HBP: 0						

PITCHER	IP	WLS	BF	H	R	ER	SO	BB	IBB	HBP	BLK	WP	HR	S	P	ERA	WHIP
Mario Soto, R (1, 1) ERA: 2.7	9.0	W	33	3	0	0	5	3	0	0	0	0	0	40	52	0.00	0.667

PITCHER	IP	WLS	BF	H	R	ER	SO	BB	IBB	HBP	BLK	WP	HR	S	P	ERA	WHIP

Cincinnati Reds @ Houston Astros

Astrodome, Houston, TX

Thu Apr 24 1986, 7:05 PM EST

Att. 10,245 - Unknown

BOTTOM

livebaseballscorecards.com

AB	29
R	0
H	3
RBI	0
BB	3
SO	5
LOB	9

WP: 0 PB: 0 SB: 0 CS: 0 PA: 33

Cincinnati Reds @ Houston Astros

Astrodome, Houston, TX

Fri Apr 25 1986, 7:05 PM EST

Att. 16,296 - Unknown

Batter	1	2	3	4	5	6	7	8	9	AB	R	H	RBI	BB	SO	LOB
Eddie Milner, L (1, 8) OBP: 0.353, SLG: 0.375	F9		4-3		4-3		S 1B 2-H			4	0	1	1	0	0	0
John Franco, L (7, 1)										0	0	0	0	0	0	0
Pete Rose, S (1, 3)	G3		1B BB			G3 1B BB	F8 1-2			2	0	0	0	2	0	1
Dave Parker, L (1, 9) OBP: 0.368, SLG: 0.685	4-3		G4-6-3 1-2 1B			G3 1-2 1B		K2-3		4	0	2	0	0	1	0
Kal Daniels, L (1, 7) OBP: 0.345, SLG: 0.481		HBP S 1B	G4-6-3 1-2f			G3 1-2 2-3		F7		4	0	1	0	0	0	4
Bo Diaz, R (1, 2) OBP: 0.320, SLG: 0.447		HBP 1-2 BB		6-3		F6		K		3	0	0	0	1	1	2
Dave Concepcion, R (1, 6) OBP: 0.216, SLG: 0.333		K		6-3		K			5-3	4	0	0	0	0	2	4
Buddy Bell, R (1, 5) OBP: 0.240, SLG: 0.227		1-2 2-3 HBP		F9			1B 2B		F8	3	1	1	0	0	0	0
Ron Oester, S (1, 4) OBP: 0.275, SLG: 0.271		F5			K		F4		F9	4	0	0	0	0	1	4
Tom Browning, L (1, 1) OBP: 0.125, SLG: 0.125		K			G3		K			2	0	0	0	0	1	3
Max Venable, L (7, PH) OBP: 0.286, SLG: 0.429 (7, 8)										1	0	0	0	0	1	1

Inning Stats	1	2	3	4	5	6	7	8	9	
R	0	0	0	0	0	0	1	0	0	1B: 4
E	0	0	0	0	0	0	0	0	0	2B: 1
K	0	2	0	0	0	0	1	2	0	3B: 0
S	3	8	3	3	5	6	7	7	3	HR: 0
H	0	1	1	0	0	1	2	0	0	SF: 0
LOB	0	3	1	0	0	2	1	0	0	SAC: 0
BB	0	1	1	0	0	1	0	0	0	DP: 1
P	3	13	7	3	5	10	7	7	3	HBP: 1

WP: 0 PA: 35
PB: 0
SB: 2
CS: 0

PITCHER	IP	WLS	BF	H	R	ER	SO	BB	IBB	HBP	BLK	WP	HR	S	P	ERA	WHIP
Nolan Ryan, R (1, 1) ERA: 4.09	9.0	W	35	5	1	1	7	3	0	1	0	0	0	45	58	1.00	0.889

PITCHER	IP	WLS	BF	H	R	ER	SO	BB	IBB	HBP	BLK	WP	HR	S	P	ERA	WHIP

TOP

AB	31
R	1
H	5
RBI	1
BB	3
SO	7
LOB	19

livebaseballscorecards.com

Batter	1	2	3	4	5	6	7	8	9	AB	R	H	RBI	BB	SO	LOB
Bill Doran, S (1, 4) OBP: 0.449, SLG: 0.382	2B		F4			G3		SH, G6-4-3 1-2 3-H		3	1	1	1	0	0	0
Dickie Thon, R (1, 6) OBP: 0.333, SLG: 0.372	3-1 1B 2-H 2B		5-3			F9		G6-4-3 1-2f		4	1	1	1	0	0	2
Phil Garner, R (1, 5) OBP: 0.396, SLG: 0.733	3-1 2-3		6-3			F8				3	0	0	0	0	0	1
Glenn Davis, R (1, 3) OBP: 0.200, SLG: 0.350	G6-4-3 3-H 1B			F9			K			3	0	1	1	0	1	0
Kevin Bass, S (1, 9) OBP: 0.339, SLG: 0.456	G6-4-3 1-2f			F7			6-3			3	0	0	0	0	0	1
Jose Cruz, L (1, 7) OBP: 0.190, SLG: 0.158		1-6-3		K			K			3	0	0	0	0	2	0
Alan Ashby, S (1, 2) OBP: 0.324, SLG: 0.545		1B			F8			1-3		3	0	1	0	0	0	0
Tony Walker, R (1, 8) OBP: 0.176, SLG: 0.188		F3			F7			BB, 1B, S, SH		2	1	0	0	1	0	1
Nolan Ryan, R (1, 1) OBP: 0.231, SLG: 0.231		K			K			SH 1-3 1B		3	0	1	0	0	2	1
Inning Stats	R: 2 E: 0 K: 0 S: 5 H: 3 LOB: 0 BB: 0 P: 5	R: 0 E: 0 K: 1 S: 6 H: 1 LOB: 1 BB: 0 P: 6	R: 0 E: 0 K: 0 S: 3 H: 0 LOB: 0 BB: 0 P: 3	R: 0 E: 0 K: 1 S: 5 H: 0 LOB: 0 BB: 0 P: 5	R: 0 E: 0 K: 1 S: 5 H: 0 LOB: 0 BB: 0 P: 5	R: 0 E: 0 K: 0 S: 3 H: 0 LOB: 0 BB: 0 P: 3	R: 0 E: 0 K: 2 S: 7 H: 0 LOB: 0 BB: 0 P: 7	R: 1 E: 0 K: 0 S: 4 H: 1 LOB: 1 BB: 1 P: 8		1B: 3 2B: 2 3B: 0 HR: 0 SF: 0 SAC: 1 DP: 2 HBP: 0						

PITCHER		IP	WLS	BF	H	R	ER	SO	BB	IBB	HBP	BLK	WP	HR	S	P	ERA	WHIP
Tom Browning, L ERA: 5.23	(1, 1)	6.0	L	21	4	2	2	3	0	0	0	0	0	0	27	27	3.00	0.667
John Franco, L ERA: 3.46	(7, 1)	2.0		8	1	1	1	2	1	0	0	0	0	0	11	15	4.50	1.000

PITCHER	IP	WLS	BF	H	R	ER	SO	BB	IBB	HBP	BLK	WP	HR	S	P	ERA	WHIP

BOTTOM

Cincinnati Reds @ Houston Astros

Astrodome, Houston, TX

Fri Apr 25 1986, 7:05 PM EST

Att. 16,296 - Unknown

livebaseballscorecards.com

AB	27
R	3
H	5
RBI	3
BB	1
SO	5
LOB	6

WP: 0 PA: 29
PB: 0
SB: 1
CS: 0

Batter	1	2	3	4	5	6	7	8	9	AB	R	H	RBI	BB	SO	LOB
Eddie Milner, L (1, 8) OBP: 0.286, SLG: 0.300	F8		F4			F8			G3	4	0	0	0	0	0	0
Max Venable, L (1, 7) OBP: 0.364, SLG: 0.500	G3 2B			3-1		K			BB	3	0	1	0	1	1	0
Dave Parker, L (1, 9) OBP: 0.344, SLG: 0.638	G3 2-3			3-1			F9		F7	4	0	0	0	0	0	2
Nick Esasky, R (1, 3) OBP: 0.321, SLG: 0.479	F5			F4			K		F9	4	0	0	0	0	1	2
Buddy Bell, R (1, 5) OBP: 0.245, SLG: 0.255		6-3			F9		2B			3	0	1	0	0	0	0
Kurt Stillwell, S (1, 6) OBP: 0.500, SLG: 0.400		1B			WP 1B		F9			3	0	2	0	0	0	1
Sal Butera, R (1, 2) OBP: 0.200, SLG: 0.800		5-3			K 1-2			G3		2	0	0	0	0	1	1
Pete Rose, S (8, PH)										1	0	0	0	0	0	0
Bo Diaz, R (8, 2) OBP: 0.320, SLG: 0.447										0	0	0	0	0	0	0
Ron Oester, S (1, 4) OBP: 0.259, SLG: 0.255			L4		K			G3		3	0	0	0	0	1	1
Bill Gullickson, R (1, 1) OBP: 0.143, SLG: 0.143			6-3			5-3		K		3	0	0	0	0	1	0
Inning Stats	R: 0 H: 1 E: 0 LOB: 1 K: 0 BB: 0 S: 4 P: 4	R: 0 H: 1 E: 0 LOB: 0 K: 0 BB: 0 S: 3 P: 3	R: 0 H: 0 E: 0 LOB: 0 K: 0 BB: 0 S: 3 P: 3	R: 0 H: 0 E: 0 LOB: 0 K: 0 BB: 0 S: 3 P: 3	R: 0 H: 1 E: 0 LOB: 1 K: 2 BB: 0 S: 8 P: 8	R: 0 H: 0 E: 0 LOB: 0 K: 1 BB: 0 S: 5 P: 5	R: 0 H: 1 E: 0 LOB: 1 K: 1 BB: 0 S: 6 P: 6	R: 0 H: 0 E: 0 LOB: 0 K: 1 BB: 0 S: 5 P: 5	R: 0 H: 0 E: 0 LOB: 1 K: 0 BB: 1 S: 3 P: 7	1B: 2 SF: 0 2B: 2 SAC: 0 3B: 0 DP: 0 HR: 0 HBP: 0						WP: 1 PA: 31 PB: 0 SB: 0 CS: 0

PITCHER	IP	WLS	BF	H	R	ER	SO	BB	IBB	HBP	BLK	WP	HR	S	P	ERA	WHIP
Mike Scott, R (1, 1) ERA: 3.78	9.0	W	31	4	0	0	5	1	0	0	0	1	0	40	44	0.00	0.556

PITCHER	IP	WLS	BF	H	R	ER	SO	BB	IBB	HBP	BLK	WP	HR	S	P	ERA	WHIP

TOP

Cincinnati Reds @ Houston Astros

Astrodome, Houston, TX

Sat Apr 26 1986, 7:05 PM EST

Att. 38,442 - Unknown

livebaseballscorecards.com

AB	30
R	0
H	4
RBI	0
BB	1
SO	5
LOB	7

BOTTOM

Cincinnati Reds @ Houston Astros

Astrodome, Houston, TX

Sat Apr 26 1986, 7:05 PM EST

Att. 38,442 - Unknown

Batter	1	2	3	4	5	6	7	8	9	AB	R	H	RBI	BB	SO	LOB
Bill Doran, S (1, 4) OBP: 0.425, SLG: 0.356	F6		F9			F8		1-3		4	0	0	0	0	0	0
Terry Puhl, L (1, 9) OBP: 0.185, SLG: 0.130	6-3		F6			1B		F7		4	0	1	0	0	0	0
Jose Cruz, L (1, 7) OBP: 0.200, SLG: 0.174	4-3			4-3		6-3			FC4-6 S PB 1B	4	0	1	0	0	0	1
Billy Hatcher, R (9, PR) OBP: 0.250, SLG: 0.222										0	1	0	0	0	0	0
Glenn Davis, R (1, 3) OBP: 0.217, SLG: 0.375		FC3-6 1B		F4			2B		F9	4	0	2	0	0	0	1
Kevin Bass, S (1, 8) OBP: 0.333, SLG: 0.433		F8		G3			F4		FC4-6 IBB 1-2	3	0	0	0	1	0	2
Denny Walling, L (1, 5) OBP: 0.382, SLG: 0.400		FC3-6 S 1-2f			F8		F8		FC4-6 1-2f 2-3	4	0	0	0	0	0	4
Alan Ashby, S (1, 2) OBP: 0.350, SLG: 0.529		BB 1-2			F8		IBB		PB 3-H	2	0	0	0	2	0	1
Dickie Thon, R (1, 6) OBP: 0.320, SLG: 0.356		F8			4-3		F5			2	0	0	0	0	0	2
Craig Reynolds, L (7, PH) OBP: 0.545, SLG: 0.700										1	0	0	0	0	0	2
(8, 6)																
Mike Scott, R (1, 1)			K			F9		6-3		3	0	0	0	0	1	0

	AB	31
	R	1
	H	4
	RBI	0
	BB	3
	SO	1
	LOB	13

Inning Stats	1	2	3	4	5	6	7	8	9	1B: 3	SF: 0	WP: 0	PA: 34
R:	0	0	0	0	0	0	0	0	1	2B: 1	SAC: 0	PB: 1	
E:	0	0	0	0	0	1	0	0	0	3B: 0	DP: 0	SB: 2	
H:	0	1	0	0	0	1	1	0	1	HR: 0	HBP: 0	CS: 0	
K:	0	0	1	0	0	0	0	0	0				
LOB:	0	2	0	0	0	1	2	0	1				
BB:	0	1	0	0	0	0	1	0	1				
S:	3	4	5	3	3	4	4	3	3				
P:	3	8	5	3	3	4	8	3	7				

PITCHER		IP	WLS	BF	H	R	ER	SO	BB	IBB	HBP	BLK	WP	HR	S	P	ERA	WHIP
Bill Gullickson, R ERA: 3.1	(1, 1)	8.2	L	34	4	1	0	1	1	2	0	0	0	0	32	44	0.00	0.577

PITCHER		IP	WLS	BF	H	R	ER	SO	BB	IBB	HBP	BLK	WP	HR	S	P	ERA	WHIP

livebaseballscorecards.com

Batter	1	2	3	4	5	6	7	8	9	AB	R	H	RBI	BB	SO	LOB
Eric Davis, R (1, 8) OBP: 0.315, SLG: 0.413	1-3			F9		F8		E4 1B		4	0	1	0	0	0	0
Ted Power, R (8, 1)										0	0	0	0	0	0	0
Kurt Stillwell, S (1, 6) OBP: 0.375, SLG: 0.286	4-3			5-3		K		1-3		4	0	0	0	0	1	1
Dave Parker, L (1, 9) OBP: 0.338, SLG: 0.613	4-3			1B		K			K	4	0	1	0	0	2	0
Nick Esasky, R (1, 3) OBP: 0.317, SLG: 0.451 (8, 7)		6-3		F8			5-3		BBBB G6-4-3 BB	3	0	0	0	1	0	1
Tracy Jones, R (1, 7) OBP: 0.333, SLG: 0.333 (8, 8)		6-3			FC6-4 1B		FC5-4 1B		G6-4-3 1-2f	4	0	2	0	0	0	1
Buddy Bell, R (1, 5) OBP: 0.232, SLG: 0.240		5-3			FC6-4 FC5-4 BB 1-2f		F8			3	0	0	0	0	0	2
Bo Diaz, R (1, 2) OBP: 0.321, SLG: 0.429			F8		BBBB 4-0 FC5-4 1-2 BB		FC5-4 1-2f			2	0	0	0	1	0	1
Ron Oester, S (1, 4) OBP: 0.246, SLG: 0.241			4-3		FC5-4 1-2f 2-3			SSS K		3	0	0	0	0	1	2
John Denny, R (1, 1) OBP: 0.286, SLG: 0.167			6-3		1-3			F8		1	0	0	0	0	0	0
Dave Concepcion, R (5, PH) OBP: 0.212, SLG: 0.327										1	0	0	0	0	0	2
Joe Price, R (5, 1)										0	0	0	0	0	0	0
Tony Perez, R (8, PH) OBP: 0.333, SLG: 0.200 (8, 3)										1	0	0	0	0	0	0
Inning Stats	R: 0 E: 0 K: 0 S: 3 H: 0 LOB: 0 BB: 0 P: 3	R: 0 E: 0 K: 0 S: 3 H: 0 LOB: 0 BB: 0 P: 3	R: 0 E: 0 K: 0 S: 3 H: 0 LOB: 0 BB: 0 P: 3	R: 0 E: 0 K: 0 S: 4 H: 1 LOB: 1 BB: 0 P: 4	R: 0 E: 0 K: 0 S: 4 H: 1 LOB: 2 BB: 1 P: 8	R: 0 E: 0 K: 2 S: 7 H: 0 LOB: 0 BB: 0 P: 7	R: 0 E: 0 K: 0 S: 4 H: 1 LOB: 1 BB: 0 P: 4	R: 0 E: 1 K: 1 S: 6 H: 1 LOB: 1 BB: 0 P: 6	R: 0 E: 0 K: 1 S: 4 H: 0 LOB: 0 BB: 1 P: 8	1B: 4 2B: 0 3B: 0 HR: 0	SF: 0 SAC: 0 DP: 1 HBP: 0					

PITCHER	IP	WLS	BF	H	R	ER	SO	BB	IBB	HBP	BLK	WP	HR	S	P	ERA	WHIP
Bob Knepper, L (1, 1) ERA: 1.27	9.0	W	32	4	0	0	4	2	0	0	0	0	0	38	46	0.00	0.667

PITCHER	IP	WLS	BF	H	R	ER	SO	BB	IBB	HBP	BLK	WP	HR	S	P	ERA	WHIP

TOP

Cincinnati Reds @ Houston Astros

Astrodome, Houston, TX

Sun Apr 27 1986, 4:33 AM EDT

Att. 12,185 - Unknown

livebaseballscorecards.com

AB	30
R	0
H	4
RBI	0
BB	2
SO	4
LOB	10

Batter	1	2	3	4	5	6	7	8	9	AB	R	H	RBI	BB	SO	LOB
Bill Doran, S (1, 4) OBP: 0.423, SLG: 0.359	E E 1B	E9 S 1-3		F8 ①		1-4-3 ③		1-3 2-H 1B		5	1	2	1	0	0	1
Craig Reynolds, L (1, 6) OBP: 0.500, SLG: 0.750	E6 E 1-3 G4-6-3	4-3 ③ 1-2 3-H		HR			K ①			4	2	1	1	0	1	2
Jose Cruz, L (1, 7) OBP: 0.207, SLG: 0.154 Billy Hatcher, R (9, 7) OBP: 0.250, SLG: 0.222	E4 G4-6-3 1-3 3-H		BBB 1B 1B SF8 BB	6-3 ②			K ②			3 0	1 0	0 0	1 0	1 0	1 0	1 0
Glenn Davis, R (1, 3) OBP: 0.247, SLG: 0.388	G4-6-3 1B		G4-6-3 1B 1-2 1B	5-3 ③			BBBB BB			3	0	2	0	1	0	0
Kevin Bass, S (1, 8) OBP: 0.329, SLG: 0.422 (9, 9)	G4-6-3 ①② 1-2f 2-3 3-H		G4-6-3 1-2 2-3 1B		5-3 ①		F5 ③			4	0	1	0	0	0	3
Denny Walling, L (1, 5) OBP: 0.368, SLG: 0.424	4-3 ③		SF8 ① 3-H		F7 ②			1B 2B		3	1	1	1	0	0	1
Terry Puhl, L (1, 9) OBP: 0.226, SLG: 0.154 Tony Walker, R (9, 8) OBP: 0.176, SLG: 0.188		E E 1B	G4-6-3 ② 1-2 2-3		4-3 ③			BBBB 1B BB		3 0	1 0	1 0	0 0	1 0	0 0	2 0
John Mizerock, L (1, 2)		F9 ①	IBB			F8 ①		F8 ①		3	0	0	0	1	0	3
Bob Knepper, L (1, 1) OBP: 0.071, SLG: 0.071		F5 ②	5-3 ③			SSS K ②		SSS K ②		4	0	0	0	0	2	6
Inning Stats	R: 2 E: 2 K: 0 S: 6 H: 2 LOB: 1 BB: 0 P: 6	R: 1 E: 1 K: 0 S: 5 H: 1 LOB: 1 BB: 0 P: 5	R: 1 E: 0 K: 0 S: 5 H: 2 LOB: 3 BB: 2 P: 13	R: 1 E: 0 K: 0 S: 4 H: 1 LOB: 0 BB: 0 P: 4	R: 0 E: 0 K: 0 S: 3 H: 0 LOB: 0 BB: 0 P: 3	R: 0 E: 0 K: 1 S: 5 H: 0 LOB: 0 BB: 0 P: 5	R: 0 E: 0 K: 2 S: 7 H: 0 LOB: 1 BB: 1 P: 11	R: 1 E: 0 K: 1 S: 6 H: 2 LOB: 2 BB: 1 P: 10		1B: 6 2B: 1 3B: 0 HR: 1 SF: 1 SAC: 0 DP: 1 HBP: 0				WP: 0 PB: 0 SB: 1 CS: 0 PA: 37		

PITCHER		IP	WLS	BF	H	R	ER	SO	BB	IBB	HBP	BLK	WP	HR	S	P	ERA	WHIP
John Denny, R ERA: 4.5	(1, 1)	4.0	L	22	6	5	2	0	1	1	0	0	0	1	20	28	4.50	1.750
Joe Price, L ERA: 1.42	(5, 1)	3.0		10	0	0	0	3	1	0	0	0	0	0	15	19	0.00	0.333
Ted Power, R ERA: 6.75	(8, 1)	1.0		5	2	1	1	1	1	0	0	0	0	0	6	10	9.00	3.000

PITCHER	IP	WLS	BF	H	R	ER	SO	BB	IBB	HBP	BLK	WP	HR	S	P	ERA	WHIP

BOTTOM

Cincinnati Reds @ Houston Astros

Astrodome, Houston, TX

Sun Apr 27 1986, 4:33 AM EDT

Att. 12,185 - Unknown

livebaseballscorecards.com

AB	32
R	6
H	8
RBI	4
BB	4
SO	4
LOB	19

Houston Astros @ Philadelphia Phillies

Veterans Stadium, Philadelphia, PA

Tue Apr 29 1986, 7:05 PM EDT

Att. 16,313 - Unknown

TOP

livebaseballscorecards.com

Batter	1	2	3	4	5	6	7	8	9	AB	R	H	RBI	BB	SO	LOB
Bill Doran, S (1, 4) OBP: 0.422, SLG: 0.362	F7 0-0 ①	BB 1B 0-0 1-3 2-H		L9 0-0 ②		S 1B 0-0	F7 0-0 ③			5	0	2	1	0	0	2
Dickie Thon, R (1, 6) OBP: 0.327, SLG: 0.347	FC5 3-1 1B 0-0 B B B	BB 4-0 1-2		F7 0-0 ③		L7 0-0 ①		6-3 0-0 ①		4	0	1	0	1	0	1
Phil Garner, R (1, 5) OBP: 0.377, SLG: 0.700	3-1 0-0 ② 1-2	L8 0-0 ③			2B 2B 0-0	F8 0-0 ② 1-2		K 0-3 ② S S S		5	1	1	0	0	1	5
Glenn Davis, R (1, 3) OBP: 0.256, SLG: 0.394	BB 4-0 B B B	F8 0-0 ①			1B FC6-4 2B 0-0 2-H	F2 0-0 ③		6-3 0-0 ③		4	1	1	1	1	0	1
Kevin Bass, S (1, 9) OBP: 0.320, SLG: 0.406	FC5 0-0 ③ 2-3f	K 0-3 ② S S S			FC6-4 1B 0-0 2-3		F9 0-0 ①		6-3 0-0 ①	5	0	1	0	0	1	2
Jose Cruz, L (1, 7) OBP: 0.219, SLG: 0.172 Jeff Calhoun, L (5, 1) Terry Puhl, L (7, PH) OBP: 0.250, SLG: 0.185 Frank DiPino, L (7, 1) Charlie Kerfeld, R (8, 1) Craig Reynolds, L (9, PH) OBP: 0.481, SLG: 0.720	4-3 0-0 ①	2B 1B 0-0		FC6-4 1B 0-0 ① 1-2 3-H		BB 2B 1B 0-0		F8 0-0 ②	3 0 1 1 0 0 1 0 0 0 0 0 0 0 1 1 1 0 0 0 0 0 0 0 0 0 0 0 0 0 0 0 0 0 0 1 0 0 0 0 0 0							
Alan Ashby, S (1, 2) OBP: 0.400, SLG: 0.579	L7 0-0 ②	2B 0-0 1-3			1B 0-0 1-2	BB 4-0 B B B B 1-2		1B 0-0	4 0 3 0 1 0 0							
Tony Walker, R (1, 8) OBP: 0.273, SLG: 0.300	1B 1B BB 4-0 B B B B	6-3 0-0 ③			F8 0-0 ②	1B 0-0 1-3 2-H		1B 0-0 1-2	4 1 2 1 1 0 4							
Nolan Ryan, R (1, 1) OBP: 0.231, SLG: 0.231 Mark Bailey, S (2, PH) OBP: 0.176, SLG: 0.176 Julio Solano, R (2, 1) Mike Scott, R (4, PH) Mike Madden, L (4, 1) Jim Pankovits, R (5, PH) OBP: 0.600, SLG: 0.500 (5, 1) Denny Walling, L (7, PH) OBP: 0.385, SLG: 0.462 (7, 1)	1B 0-0 1-2	K 0-3 ① S S S			F3 0-0 ③	F7 0-0 ②		G3 0-0 ③	0 0 0 0 0 0 0 1 0 1 0 0 0 0 0 0 0 0 0 0 0 1 0 0 0 0 1 0 0 0 0 0 0 0 0 1 0 0 0 0 0 2 2 0 0 0 0 0 4							
Inning Stats	R: 0 E: 0 K: 0 S: 4 H: 1 LOB: 2 BB: 1 P: 8	R: 1 E: 0 K: 0 S: 5 H: 2 LOB: 3 BB: 2 P: 13	R: 0 E: 0 K: 1 S: 7 H: 2 LOB: 2 BB: 0 P: 7	R: 0 E: 0 K: 1 S: 5 H: 0 LOB: 0 BB: 0 P: 5	R: 2 E: 0 K: 0 S: 7 H: 4 LOB: 2 BB: 0 P: 7	R: 0 E: 0 K: 0 S: 4 H: 1 LOB: 1 BB: 0 P: 4	R: 1 E: 0 K: 0 S: 5 H: 2 LOB: 2 BB: 1 P: 9	R: 0 E: 0 K: 1 S: 5 H: 0 LOB: 0 BB: 0 P: 5	R: 0 E: 0 K: 0 S: 5 H: 2 LOB: 2 BB: 0 P: 5	1B: 10 2B: 4 3B: 0 HR: 0 SF: 0 SAC: 0 DP: 0 HBP: 0							

	AB	41
	R	4
	H	14
	RBI	4
	BB	4
	SO	3
	LOB	22

		WP: 0	PA: 45
		PB: 0	
		SB: 1	
		CS: 0	

PITCHER		IP	WLS	BF	H	R	ER	SO	BB	IBB	HBP	BLK	WP	HR	S	P	ERA	WHIP
Shane Rawley, L ERA: 2.41	(1, 1)	6.1	W	35	12	4	4	2	4	0	0	0	0	0	35	51	5.68	2.526
Kent Tekulve, R ERA: 1.93	(7, 1)	2.2		10	2	0	0	1	0	0	0	0	0	0	12	12	0.00	0.750

PITCHER	IP	WLS	BF	H	R	ER	SO	BB	IBB	HBP	BLK	WP	HR	S	P	ERA	WHIP

Batter	1	2	3	4	5	6	7	8	9	AB	R	H	RBI	BB	SO	LOB
Milt Thompson, L (1, 8) OBP: 0.238, SLG: 0.271	BBBB 4-0 WP S FC3 BB	x 0-0 1B SF9 1B	x 0-0 ② F8		x 0-0 ①② G4-6-3 1-2f		x 0-0 E5 S			4	2	1	0	1	0	2
Rick Schu, R (1, 5) OBP: 0.474, SLG: 0.778	BBBB 4-0 FC3 1-2 HR BB	x 0-0 1B 1-3 1B	x 0-0 1B 3-H 1B		x 0-0 1B		SSS 0-3 ② K 1-2			4	1	3	1	1	1	1
Von Hayes, L (1, 7) OBP: 0.266, SLG: 0.286	x 0-0 FC3 1-2 2-H HR	x 0-0 ① F9	x 0-0 1-3 1B		x 0-0 ③ F9		x 0-0 ③ F3			5	1	1	1	0	0	5
Mike Schmidt, R (1, 3) OBP: 0.378, SLG: 0.594	x 0-0 1-H 2-H HR	x 0-0 ② SF9 3-H	x 0-0 ③ F8			BBBB 4-0 BB E BB		SSS 0-3 K HR		3	3	1	4	1	1	2
Glenn Wilson, R (1, 9) OBP: 0.261, SLG: 0.186	SSS 0-3 ① K	x 0-0 1-2 1B		x 0-0 ① F3		x 0-0 ① F9		x 0-0 ① F9		5	0	1	0	0	1	2
Darren Daulton, L (1, 2) OBP: 0.476, SLG: 0.719	BBBB 4-0 HR BB	SSS 0-3 ③ K		BBBB 4-0 BB		BBBB 4-0 FC6 1-2 BB		x 0-0 1-H HR		2	2	1	2	3	1	2
Luis Aguayo, R (1, 4) OBP: 0.212, SLG: 0.313	x 0-0 1-H HR	x 0-0 E 2B	x 0-0 ② F8		x 0-0 ② FC6 1-2f 2-H		x 0-0 5-3			5	2	2	2	0	0	2
Steve Jeltz, S (1, 6) OBP: 0.375, SLG: 0.321	SSS 0-3 ② K	x 0-0 E7 4-3 2-H 1B 1B	x 0-0 ③ 1-3		x 0-0 ③ F9		x 0-0 ③ G2			5	1	1	0	0	1	2
Shane Rawley, R (1, 1) Kent Tekulve, R (7, 1)	x 0-0 ③ 2-3	x 0-0 ① 4-3 2-3			BBBB 4-0 G4-6-3 BB		x 0-0 ① G1			2 1	0 0	0 0	0 0	1 0	0 0	1 0
Inning Stats	R: 6 E: 0 K: 2 S: 10 H: 2 LOB: 0 BB: 3 P: 22	R: 1 E: 0 K: 1 S: 8 H: 3 LOB: 2 BB: 0 P: 8	R: 2 E: 1 K: 0 S: 7 H: 4 LOB: 2 BB: 0 P: 7	R: 0 E: 0 K: 0 S: 3 H: 0 LOB: 1 BB: 1 P: 7	R: 0 E: 0 K: 0 S: 3 H: 1 LOB: 1 BB: 1 P: 7	R: 1 E: 1 K: 0 S: 3 H: 0 LOB: 1 BB: 2 P: 11	R: 0 E: 1 K: 1 S: 6 H: 0 LOB: 1 BB: 0 P: 6	R: 2 E: 0 K: 1 S: 7 H: 1 LOB: 0 BB: 0 P: 7		1B: 7 2B: 1 3B: 0 HR: 3 SF: 1 SAC: 0 DP: 1 HBP: 0						

PITCHER		IP	WLS	BF	H	R	ER	SO	BB	IBB	HBP	BLK	WP	HR	S	P	ERA	WHIP
Nolan Ryan, R ERA: 5.56	(1, 1)	1.0	L	9	2	6	6	2	3	0	0	0	1	2	10	22	54.00	5.000
Julio Solano, R ERA: 5.63	(2, 1)	2.0		13	7	3	3	1	0	0	0	0	0	0	15	15	13.50	3.500
Mike Madden, L ERA: 2.7	(4, 1)	1.0		4	0	0	0	0	1	0	0	0	0	0	3	7	0.00	1.000
Jeff Calhoun, L ERA: 1.29	(5, 1)	2.0		9	1	1	0	0	3	0	0	0	0	0	6	18	0.00	2.000
Frank DiPino, L ERA: 1.8	(7, 1)	1.0		4	0	0	0	1	0	0	0	0	0	0	6	6	0.00	0.000

PITCHER		IP	WLS	BF	H	R	ER	SO	BB	IBB	HBP	BLK	WP	HR	S	P	ERA	WHIP
Charlie Kerfeld, R ERA: 0.56	(8, 1)	1.0		5	1	2	1	1	0	0	0	0	0	1	7	7	9.00	1.000

BOTTOM

Houston Astros @ Philadelphia Phillies

Veterans Stadium, Philadelphia, PA

Tue Apr 29 1986, 7:05 PM EDT

Att. 16,313 - Unknown

livebaseballscorecards.com

AB	36
R	12
H	11
RBI	10
BB	7
SO	5
LOB	19

Batter	1	2	3	4	5	6	7	8	9	AB	R	H	RBI	BB	SO	LOB
Bill Doran, S (1, 4) OBP: 0.425, SLG: 0.361	BBBB 4-0 CS BB		x 0-0 1-2 1B		SSS 0-3 ③ K			x 0-0 ① 4-3		3	0	1	0	1	1	1
Craig Reynolds, L (1, 6) OBP: 0.419, SLG: 0.621	x 0-0 ① F7		x 0-0 ③ L8			x 0-0 ① 3-1		x 0-0 ② F5		4	0	0	0	0	0	3
Jose Cruz, L (1, 7) OBP: 0.194, SLG: 0.152 Billy Hatcher, R (8, 7) OBP: 0.250, SLG: 0.222	x 0-0 ② F7			x 0-0 ① F8		x 0-0 ② 4-3		SSS 0-3 ③ K		4 0	0 0	0 0	0 0	0 0	1 0	1 0
Glenn Davis, R (1, 3) OBP: 0.268, SLG: 0.467	0-0 ③ CS 1-2	x 0-0 ① F6		x 0-0 HR		x 0-0 3B			x 0-0 ① 6-3	4	1	2	1	0	0	0
Kevin Bass, S (1, 8) (8, 9) OBP: 0.316, SLG: 0.397		SSS 0-3 ② K		x 0-0 ② F8		x 0-0 ③ 4-3			x 0-0 G6-4-3 1B	4	0	1	0	0	1	1
Denny Walling, L (1, 5) Phil Garner, R (9, PH) (9, 5) OBP: 0.349, SLG: 0.395 OBP: 0.370, SLG: 0.686		x 0-0 ③ F4		x 0-0 ③ L8			x 0-0 G3-6-3 1B		x 0-0 ② ③ G6-4-3 1-2f	3 1	0 0	1 0	0 0	0 0	0 1	0 1
Alan Ashby, S (1, 2) OBP: 0.396, SLG: 0.550			BBBB 4-0 1B BB		x 0-0 ① F8		x 0-0 ① ② G3-6-3 1-2f			2	0	0	0	1	0	1
Terry Puhl, L (1, 9) OBP: 0.286, SLG: 0.207 Tony Walker, R (8, 8) OBP: 0.273, SLG: 0.300			x 0-0 ① F8		BBBB 4-0 SH3 BB		x 0-0 1B			2 0	0 0	1 0	0 0	1 0	0 0	1 0
Mike Scott, R (1, 1) Frank DiPino, L (7, 1) Charlie Kerfeld, R (7, 1) Dave Smith, R (9, 1)			SSS 0-3 ② K		x 0-0 ② SH3 1-2		x 0-0 ③ 4-3			2 0 0 0	0 0 0 0	0 0 0 0	0 0 0 0	0 0 0 0	1 0 0 0	2 0 0 0
Inning Stats	R: 0 E: 0 K: 0 S: 2 / H: 0 LOB: 0 BB: 1 P: 6	R: 0 E: 0 K: 1 S: 5 / H: 0 LOB: 0 BB: 0 P: 5	R: 0 E: 0 K: 1 S: 6 / H: 1 LOB: 2 BB: 1 P: 10	R: 1 E: 0 K: 0 S: 4 / H: 1 LOB: 0 BB: 0 P: 4	R: 0 E: 0 K: 1 S: 5 / H: 0 LOB: 1 BB: 1 P: 9	R: 0 E: 0 K: 0 S: 4 / H: 1 LOB: 1 BB: 0 P: 4	R: 0 E: 0 K: 0 S: 4 / H: 2 LOB: 1 BB: 0 P: 4	R: 0 E: 0 K: 1 S: 5 / H: 0 LOB: 0 BB: 0 P: 5	R: 0 E: 0 K: 0 S: 3 / H: 1 LOB: 0 BB: 0 P: 3	1B: 4 2B: 0 3B: 1 HR: 1	SF: 0 SAC: 1 DP: 2 HBP: 0						

PITCHER		IP	WLS	BF	H	R	ER	SO	BB	IBB	HBP	BLK	WP	HR	S	P	ERA	WHIP
Kevin Gross, R ERA: 4.3	(1, 1)	7.0	L	27	5	1	1	3	3	0	0	0	0	1	30	42	1.29	1.143
Don Carman, L ERA: 5.0	(8, 1)	2.0		6	1	0	0	1	0	0	0	0	0	0	8	8	0.00	0.500

PITCHER	IP	WLS	BF	H	R	ER	SO	BB	IBB	HBP	BLK	WP	HR	S	P	ERA	WHIP

TOP

Houston Astros @ Philadelphia Phillies

Veterans Stadium, Philadelphia, PA

Wed Apr 30 1986, 7:05 PM EDT

Att. 17,134 - Unknown

livebaseballscorecards.com

AB	29
R	1
H	6
RBI	1
BB	3
SO	4
LOB	11

Batter	1	2	3	4	5	6	7	8	9	AB	R	H	RBI	BB	SO	LOB
Milt Thompson, L (1, 8) OBP: 0.250, SLG: 0.258	B1-3	K			S BB		B5		L4-6 SH1-3 BB	3	0	0	0	2	1	4
Rick Schu, R (1, 5) OBP: 0.435, SLG: 0.682	K		F6		K 1-2		G3 1B 1-2		SH1-3 1-2	4	0	1	0	0	2	1
Von Hayes, L (1, 7) OBP: 0.275, SLG: 0.300 (8, 9)	2B		F7		BB		G3 1-2 2-3		L4-6 2-3	4	0	1	0	1	0	3
Mike Schmidt, R (1, 3) OBP: 0.385, SLG: 0.582	K		BB 1B		K		IBB			3	0	1	0	1	2	3
Glenn Wilson, R (1, 9) OBP: 0.260, SLG: 0.177		L8	BB 1-2		F4		F4			3	0	0	0	1	0	5
Don Carman, L (8, 1)										0	0	0	0	0	0	0
Darren Daulton, L (1, 2) OBP: 0.457, SLG: 0.667		1B BB 1B	F4			4-3		F7		4	0	1	0	0	0	2
Luis Aguayo, R (1, 4) OBP: 0.214, SLG: 0.294		1B BB 1-2		K		F8		L7		3	0	0	0	1	1	0
Steve Jeltz, S (1, 6) OBP: 0.382, SLG: 0.321		1B 1-2 2-3		4-3		F9		S BB		3	0	1	0	1	0	0
Kevin Gross, R (1, 1) OBP: 0.100, SLG: 0.100		K		4-3			G3 1B 1B	6-3 1-2		2	0	0	0	0	1	3
Greg Gross, L (7, PH) OBP: 0.417, SLG: 0.222 (8, 7)										2	0	1	0	0	0	1
Inning Stats	R: 0 E: 0 K: 2 S: 8 H: 1 LOB: 1 BB: 0 P: 8	R: 0 E: 0 K: 2 S: 9 H: 2 LOB: 3 BB: 1 P: 13	R: 0 E: 0 K: 0 S: 4 H: 1 LOB: 2 BB: 1 P: 8	R: 0 E: 0 K: 1 S: 5 H: 0 LOB: 0 BB: 0 P: 5	R: 0 E: 0 K: 2 S: 7 H: 0 LOB: 2 BB: 2 P: 15	R: 0 E: 0 K: 0 S: 3 H: 0 LOB: 0 BB: 0 P: 3	R: 0 E: 0 K: 0 S: 5 H: 2 LOB: 3 BB: 1 P: 9	R: 0 E: 0 K: 0 S: 3 H: 0 LOB: 1 BB: 1 P: 7	R: 0 E: 0 K: 0 S: 2 H: 0 LOB: 0 BB: 1 P: 6	1B: 5 2B: 2 3B: 0 HR: 0	SF: 0 SAC: 1 DP: 1 HBP: 0						

PITCHER		IP	WLS	BF	H	R	ER	SO	BB	IBB	HBP	BLK	WP	HR	S	P	ERA	WHIP
Mike Scott, R ERA: 3.18	(1, 1)	6.1	W	29	6	0	0	7	4	0	0	0	0	0	39	55	0.00	1.579
Frank DiPino, L ERA: 1.74	(7, 1)	0.1		1	0	0	0	0	0	0	0	0	0	0	1	1	0.00	0.000
Charlie Kerfeld, R ERA: 0.52	(7, 1)	1.1		6	0	0	0	0	1	1	0	0	0	0	4	12	0.00	0.750
Dave Smith, R ERA: 2.25	(9, 1)	1.0	S	3	0	0	0	0	1	0	0	0	0	0	2	6	0.00	1.000

PITCHER	IP	WLS	BF	H	R	ER	SO	BB	IBB	HBP	BLK	WP	HR	S	P	ERA	WHIP

BOTTOM

Houston Astros @ Philadelphia Phillies

Veterans Stadium, Philadelphia, PA

Wed Apr 30 1986, 7:05 PM EDT

Att. 17,134 - Unknown

livebaseballscorecards.com

AB	31
R	0
H	6
RBI	0
BB	7
SO	7
LOB	22

Batter	1	2	3	4	5	6	7	8	9	AB	R	H	RBI	BB	SO	LOB
Bill Doran, S (1, 4) OBP: 0.446, SLG: 0.365	BBBB 4-0 G3 S 1B BB	x 0-0 2-H 1B			x 0-0 ② F7		BBBB 4-0 3B BB		BBBB 4-0 BB	2	2	1	1	3	0	0
Craig Reynolds, L (1, 6) OBP: 0.417, SLG: 0.636	x 0-0 ① G3 1-3	x 0-0 ③ F8			BBBB 4-0 BB		x 0-0 1-H 1B 3B		x 0-0 ③ F9	4	1	1	1	1	0	3
Jose Cruz, L (1, 7) OBP: 0.225, SLG: 0.189 Billy Hatcher, R (7, 7) OBP: 0.250, SLG: 0.222	x 0-0 S 3-H 1B		x 0-0 ① F8		x 0-0 ③ F2		x 0-0 3-H 1B			4	0	2	2	0	0	1
										0	0	0	0	0	0	0
Glenn Davis, R (1, 3) OBP: 0.256, SLG: 0.443	SSS 0-3 ② K		x 0-0 ② 6-3			SSS 0-3 ① K	x 0-0 ③ 5-3			4	0	0	0	0	2	2
Denny Walling, L (1, 5) OBP: 0.319, SLG: 0.357	x 0-0 ③ F8 1-2		x 0-0 ③ 4-3			x 0-0 ② 4-3		x 0-0 ① F7		4	0	0	0	0	0	1
Alan Ashby, S (1, 2) OBP: 0.385, SLG: 0.512		BBBB 4-0 1B WP SF7 BB		x 0-0 ① F5		x 0-0 ③ 4-3		x 0-0 ② F5		3	1	0	0	1	0	0
Kevin Bass, S (1, 8) OBP: 0.325, SLG: 0.416 (7, 9)	x 0-0 S 1-3 1B 1B			x 0-0 ② F8			x 0-0 1-3 SF8 2B	x 0-0 ③ F8		4	2	2	0	0	0	0
Terry Puhl, L (1, 9) OBP: 0.263, SLG: 0.194 Tony Walker, R (7, 8) OBP: 0.261, SLG: 0.286	x 0-0 ① SF7 3-H			x 0-0 ③ 3-1			x 0-0 ① 1-3 2-3		x 0-0 ① 6-3	2	0	0	1	0	0	1
										1	0	0	0	0	0	0
Bob Knepper, L (1, 1) OBP: 0.063, SLG: 0.063 Mark Bailey, S (7, PH) OBP: 0.167, SLG: 0.179 Charlie Kerfeld, R (7, 1) Jim Pankovits, R (9, PH) OBP: 0.500, SLG: 0.400 Jeff Calhoun, L (9, 1) Dave Smith, R (9, 1)		SSS 0-3 ② K 1-2			SSS 0-3 ① K		x 0-0 ② SF8 3-H		x 0-0 ② F8	2	0	0	0	0	2	1
										0	0	0	1	0	0	0
										0	0	0	0	0	0	0
										1	0	0	0	0	0	0
										0	0	0	0	0	0	0
										0	0	0	0	0	0	0
Inning Stats	R: 1 H: 1 E: 0 LOB: 1 K: 1 BB: 1 S: 6 P: 10	R: 2 H: 2 E: 0 LOB: 1 K: 1 BB: 1 S: 7 P: 11	R: 0 H: 0 E: 0 LOB: 0 K: 0 BB: 0 S: 3 P: 3	R: 0 H: 0 E: 0 LOB: 0 K: 0 BB: 0 S: 3 P: 3	R: 0 H: 0 E: 0 LOB: 0 K: 1 BB: 1 S: 5 P: 9	R: 0 H: 0 E: 0 LOB: 0 K: 1 BB: 0 S: 5 P: 5	R: 3 H: 3 E: 0 LOB: 1 K: 0 BB: 1 S: 6 P: 10	R: 0 H: 0 E: 0 LOB: 0 K: 0 BB: 0 S: 3 P: 3	R: 0 H: 0 E: 0 LOB: 1 K: 0 BB: 1 S: 3 P: 7	1B: 4 SF: 2 2B: 1 SAC: 0 3B: 1 DP: 0 HR: 0 HBP: 0						

TOP

Houston Astros @ Montreal Expos

Olympic Stadium, Montreal, QB

Fri May 02 1986, 3:33 AM EDT

Att. 6,781 - Unknown

livebaseballscorecards.com

AB	31
R	6
H	6
RBI	6
BB	5
SO	4
LOB	9

WP: 1 PA: 38
PB: 0
SB: 3
CS: 0

PITCHER		IP	WLS	BF	H	R	ER	SO	BB	IBB	HBP	BLK	WP	HR	S	P	ERA	WHIP
Floyd Youmans, R ERA: 7.25	(1, 1)	6.2	L	29	5	6	6	4	4	0	0	0	1	0	33	49	8.10	1.350
George Riley, L ERA: 4.7	(7, 1)	0.1		2	1	0	0	0	0	0	0	0	0	0	2	2	0.00	3.000
Jeff Parrett, R ERA: 2.08	(8, 1)	2.0		7	0	0	0	0	1	0	0	0	0	0	6	10	0.00	0.500

PITCHER	IP	WLS	BF	H	R	ER	SO	BB	IBB	HBP	BLK	WP	HR	S	P	ERA	WHIP

Batter	1	2	3	4	5	6	7	8	9	AB	R	H	RBI	BB	SO	LOB
Tim Raines, S (1, 7) OBP: 0.394, SLG: 0.513	F6		F6			SF8 3B		BBBB 4-0 S 1B BB	1-3 2B	4	2	2	0	1	0	1
Mitch Webster, S (1, 8) OBP: 0.278, SLG: 0.356	6-3			4-3		SF8 3-H		SSS 0-3 K 1-2	F6	4	0	0	1	0	1	3
Andre Dawson, R (1, 9) OBP: 0.413, SLG: 0.696	K			BB 1B		2B FC6-2 1B		BBBB 4-0 G5-3 1B BB		3	0	2	0	1	1	0
Hubie Brooks, R (1, 6) OBP: 0.411, SLG: 0.608		BBBB 4-0 G1-6-3 BB		BBBB 4-0 1-2 BB		FC6-2 1-3 2B		0-0 1-2 2-H 1B		2	0	2	1	2	0	0
Tim Wallach, R (1, 5) OBP: 0.364, SLG: 0.515		F7		F3		FC6-2 2-3 3-H		G5-3 2-3f		4	0	0	0	0	0	7
Andres Galarraga, R (1, 3) OBP: 0.463, SLG: 0.622		G1-6-3 1-2f		6-3		SSS 0-3 K			5-3	4	0	0	0	0	1	5
Vance Law, R (1, 4) OBP: 0.308, SLG: 0.371			L6		5-3		SSS 0-3 K		HR	4	1	1	1	0	1	0
Mike Fitzgerald, R (1, 2) OBP: 0.250, SLG: 0.625			6-3		F8		F3		2B 1B	4	0	1	0	0	0	0
Floyd Youmans, R (1, 1)			BBBB 4-0 BB		SSS 0-3 K		F8		F4	1	0	0	0	1	1	0
George Riley, L (7, 1)										0	0	0	0	0	0	0
Wayne Krenchicki, L (7, PH) OBP: 0.250, SLG: 0.400										1	0	0	0	0	0	0
Jeff Parrett, R (8, 1)										0	0	0	0	0	0	0
Jim Wohlford, R (9, PH) OBP: 0.077, SLG: 0.154										1	0	0	0	0	0	1
Inning Stats	R: 0 H: 0 E: 0 LOB: 0 K: 1 BB: 0 S: 5 P: 5	R: 0 H: 0 E: 0 LOB: 0 K: 0 BB: 1 S: 2 P: 6	R: 0 H: 0 E: 0 LOB: 1 K: 0 BB: 1 S: 3 P: 7	R: 0 H: 1 E: 0 LOB: 2 K: 0 BB: 1 S: 4 P: 8	R: 0 H: 0 E: 0 LOB: 0 K: 1 BB: 0 S: 5 P: 5	R: 1 H: 3 E: 0 LOB: 2 K: 1 BB: 0 S: 8 P: 8	R: 0 H: 0 E: 0 LOB: 0 K: 1 BB: 0 S: 5 P: 5	R: 1 H: 1 E: 0 LOB: 1 K: 1 BB: 2 S: 5 P: 13	R: 1 H: 3 E: 0 LOB: 2 K: 0 BB: 0 S: 6 P: 6							

PITCHER		IP	WLS	BF	H	R	ER	SO	BB	IBB	HBP	BLK	WP	HR	S	P	ERA	WHIP
Bob Knepper, L ERA: 1.31	(1, 1)	6.0	W	24	4	1	1	3	3	0	0	0	0	0	27	39	1.50	1.167
Charlie Kerfeld, R ERA: 0.93	(7, 1)	2.0		8	1	1	1	2	2	0	0	0	0	0	10	18	4.50	1.500
Jeff Calhoun, L ERA: 2.35	(9, 1)	0.2		5	3	1	1	0	0	0	0	0	0	1	5	5	13.50	4.500
Dave Smith, R ERA: 2.16	(9, 1)	0.1	S	1	0	0	0	0	0	0	0	0	0	0	1	1	0.00	0.000

PITCHER		IP	WLS	BF	H	R	ER	SO	BB	IBB	HBP	BLK	WP	HR	S	P	ERA	WHIP

BOTTOM

Houston Astros @ Montreal Expos

Olympic Stadium, Montreal, QB

Fri May 02 1986, 3:33 AM EDT

Att. 6,781 - Unknown

livebaseballscorecards.com

AB	32
R	3
H	8
RBI	3
BB	5
SO	5
LOB	17

1B: 4	SF: 1	WP: 0	PA: 38
2B: 2	SAC: 0	PB: 0	
3B: 1	DP: 2	SB: 1	
HR: 1	HBP: 0	CS: 0	

Batter	1	2	3	4	5	6	7	8	9	10	AB	R	H	RBI	BB	SO	LOB
Bill Doran, S (1, 4) OBP: 0.439, SLG: 0.363	6-3	1-2 2-3 1B	F8			F4		1B S FC4-2 1B		K	6	0	2	0	0	1	2
Dickie Thon, R (1, 6) OBP: 0.305, SLG: 0.321	F9	F4		F8		5-3		FC4-2 1-3 1B		F5	4	0	0	0	0	0	3
Craig Reynolds, L (8, PH) OBP: 0.421, SLG: 0.629 (8, 6)											2	1	1	0	0	0	0
Jose Cruz, L (1, 7) OBP: 0.244, SLG: 0.214	K		HR 1B	1-3		BB 1B		FC4-2 L4-6 1B 1-2 3-H			5	1	2	0	0	1	2
Billy Hatcher, R (8, PR) OBP: 0.250, SLG: 0.222 (8, 7)											0	0	0	0	0	0	0
Glenn Davis, R (1, 3) OBP: 0.275, SLG: 0.482		F9	1-H HR	F5		FC6-4 1-2 BB		1-2 2-H 1B			4	1	2	3	1	0	0
Phil Garner, R (1, 5) OBP: 0.379, SLG: 0.685		E S 2B BB	1B 2B		5-3	FC6-4 1-2f		L4-6 2-3			3	2	1	0	1	0	2
Denny Walling, L (8, PH) OBP: 0.313, SLG: 0.349 (8, 5)											1	0	0	0	0	0	2
Kevin Bass, S (1, 9) OBP: 0.318, SLG: 0.415 (9, 8)		1-H 1B 2B	F8		6-3		F8		B1-3		5	1	1	1	0	0	1
Mark Bailey, S (1, 2) OBP: 0.200, SLG: 0.188		K	2-H E 1B		2B BB		5-3		F7		4	0	1	1	1	1	1
Tony Walker, R (1, 8) OBP: 0.321, SLG: 0.333		1B 1B IBB	E5 1-2		1-3 2B		BB		1-3		3	0	1	0	2	0	1
Frank DiPino, L (9, 1)											0	0	0	0	0	0	0
Nolan Ryan, R (1, 1) OBP: 0.250, SLG: 0.250											3	0	1	1	0	0	4
Julio Solano, R (6, 1)										6-3	1	0	0	0	0	1	1
Charlie Kerfeld, R (7, 1)											0	0	0	0	0	0	0
Terry Puhl, L (9, 9) OBP: 0.256, SLG: 0.188		1-2 2-H 1B	F4		F3		K				1	0	0	0	0	0	0
Inning Stats	R: 0 E: 0 K: 1 S: 5 H: 0 LOB: 0 BB: 0 P: 5	R: 2 E: 0 K: 1 S: 8 H: 3 LOB: 3 BB: 2 P: 16	R: 3 E: 1 K: 0 S: 8 H: 4 LOB: 2 BB: 0 P: 8	R: 0 E: 0 K: 0 S: 3 H: 0 LOB: 0 BB: 0 P: 3	R: 0 E: 0 K: 0 S: 4 H: 1 LOB: 2 BB: 1 P: 8	R: 0 E: 0 K: 0 S: 4 H: 1 LOB: 2 BB: 1 P: 8	R: 0 E: 0 K: 1 S: 5 H: 0 LOB: 1 BB: 1 P: 9	R: 1 E: 0 K: 0 S: 5 H: 3 LOB: 1 BB: 0 P: 5	R: 0 E: 0 K: 0 S: 3 H: 0 LOB: 0 BB: 0 P: 3	R: 0 E: 0 K: 1 S: 5 H: 0 LOB: 0 BB: 0 P: 5	1B: 8 2B: 4 3B: 0 HR: 1 SF: 0 SAC: 0 DP: 1 HBP: 0	WP: 0 PB: 0 SB: 2 CS: 0 PA: 47					

PITCHER		IP	WLS	BF	H	R	ER	SO	BB	IBB	HBP	BLK	WP	HR	S	P	ERA	WHIP
Joe Hesketh, L ERA: 9.17	(1, 1)	2.1		16	7	5	5	2	1	1	0	0	0	1	18	26	19.29	3.429
Dan Schatzeder, L ERA: 2.61	(3, 1)	4.2		20	2	0	0	1	3	0	0	0	0	0	19	31	0.00	1.071
Tim Burke, R ERA: 1.31	(8, 1)	2.0		8	3	1	1	0	0	0	0	0	0	0	8	8	4.50	1.500
Jeff Reardon, R ERA: 3.6	(10, 1)	1.0	W	3	0	0	0	1	0	0	0	0	0	0	5	5	0.00	0.000

PITCHER	IP	WLS	BF	H	R	ER	SO	BB	IBB	HBP	BLK	WP	HR	S	P	ERA	WHIP

TOP

Houston Astros @ Montreal Expos

Olympic Stadium, Montreal, QB

Sat May 03 1986, 3:33 AM EDT
Att. 11,769 - Unknown

livebaseballscorecards.com

AB	42
R	6
H	12
RBI	6
BB	5
SO	4
LOB	19

Batter	1	2	3	4	5	6	7	8	9	10	AB	R	H	RBI	BB	SO	LOB
Tim Raines, S (1, 7) OBP: 0.400, SLG: 0.506 Jeff Reardon, R (10, 1)	K G1-6-3	G3-6 1-2f		F7		1-2 1B	1-2 3-H 1B		1-2 2-3 BB		5	0	2	1	1	1	2
											0	0	0	0	0	0	0
Herm Winningham, L (1, 8) OBP: 0.364, SLG: 0.333	G1-6-3 1-2f		S 2B 1B	4-3		K	G3		K		6	1	1	0	0	2	9
Andre Dawson, R (1, 9) OBP: 0.407, SLG: 0.662 Jim Wohlford, R (10, PR) OBP: 0.077, SLG: 0.154	2B HBP	K 1-2		4-3		F9		K		3B 1B	5	1	1	0	0	2	3
											0	1	0	0	0	0	0
Hubie Brooks, R (1, 6) OBP: 0.417, SLG: 0.635	HBP 1-H 2B	F4		G3 1B 1B			K	6-3		1-H 3B	6	1	3	2	0	1	1
Jason Thompson, L (1, 3) OBP: 0.476, SLG: 0.419 Mike Fitzgerald, R (8, 2) OBP: 0.235, SLG: 0.588	HBP BB	2-H 2B		G3 1-2			BB SF8 1B BB	K			2	1	1	1	2	0	1
											1	0	0	0	0	1	0
Tim Wallach, R (1, 5) OBP: 0.402, SLG: 0.529 Al Newman, S (9, PR) OBP: 0.333, SLG: 0.286 (10, 4)	1-2 2-3 HBP	BB		2-H 1B			SF8 BB 1-2 1B		BB SH3-4 HBP		2	1	2	1	1	0	0
											0	0	0	0	0	0	0
Vance Law, R (1, 4) OBP: 0.305, SLG: 0.356 (10, 5)	K	6-3		F9			1B 1-2 1B 2-3 BB		SH3-4 1-2		3	1	0	0	1	1	6
Dann Bilardello, R (1, 2) OBP: 0.290, SLG: 0.423 Wayne Krenchicki, L (7, PH) OBP: 0.235, SLG: 0.400 Tim Burke, R (8, 1) Mitch Webster, S (9, PH) OBP: 0.288, SLG: 0.356 (10, 7)		FC5-6 BB	K			1B BB	SF8 2-3 3-H		BB		1	0	0	0	2	1	0
											0	0	0	1	0	0	0
											0	0	0	0	0	0	0
											0	0	0	0	1	0	0
Joe Hesketh, R (1, 1) Dan Schatzeder, L (3, 1) OBP: 0.556, SLG: 0.875 Andres Galarraga, R (7, PH) OBP: 0.464, SLG: 0.617 (8, 3)		FC5-6 G3-6 1-2f	E7 1B			K	1B 1-3 3-H 1B		K		1	0	0	0	0	0	1
											2	0	1	0	0	1	1
											2	0	1	1	0	1	2
Inning Stats	R: 1 E: 0 S: 8 H: 1 LOB: 3 BB: 1 P: 14	R: 0 E: 0 S: 2 H: 0 LOB: 0 BB: 1 P: 6	R: 1 E: 0 S: 7 H: 2 LOB: 2 BB: 1 P: 11	R: 0 E: 1 S: 6 H: 1 LOB: 1 BB: 0 P: 6	R: 1 E: 0 S: 5 H: 2 LOB: 1 BB: 0 P: 5	R: 0 E: 0 K: 2 S: 8 H: 1 LOB: 2 BB: 1 P: 12	R: 3 E: 0 K: 1 S: 8 H: 3 LOB: 2 BB: 2 P: 16	R: 0 E: 0 K: 2 S: 7 H: 0 LOB: 0 BB: 0 P: 7	R: 0 E: 0 K: 2 S: 7 H: 0 LOB: 3 BB: 2 P: 16	R: 1 E: 0 K: 0 S: 2 H: 2 LOB: 2 BB: 0 P: 2	1B: 9 2B: 2 3B: 1 HR: 0	SF: 1 SAC: 1 DP: 2 HBP: 3	WP: 0 PB: 1 SB: 1 CS: 0	PA: 49			

PITCHER	IP	WLS	BF	H	R	ER	SO	BB	IBB	HBP	BLK	WP	HR	S	P	ERA	WHIP
Nolan Ryan, R (1, 1) ERA: 5.31	5.0		25	6	3	2	4	3	0	2	0	0	0	28	42	3.60	1.800
Julio Solano, R (6, 1) ERA: 7.71	1.1		9	2	3	3	3	3	0	0	0	0	0	12	24	20.25	3.750
Charlie Kerfeld, R (7, 1) ERA: 0.83	2.1		11	2	0	0	3	1	0	1	0	0	0	15	20	0.00	1.286
Frank DiPino, L (9, 1) ERA: 2.53	0.1	L	4	2	1	1	1	1	0	0	0	0	0	5	9	27.00	9.000

PITCHER	IP	WLS	BF	H	R	ER	SO	BB	IBB	HBP	BLK	WP	HR	S	P	ERA	WHIP

BOTTOM

Houston Astros @ Montreal Expos

Olympic Stadium, Montreal, QB

Sat May 03 1986, 3:33 AM EDT

Att. 11,769 - Unknown

livebaseballscorecards.com

AB	36
R	7
H	12
RBI	7
BB	8
SO	11
LOB	26

Batter	1	2	3	4	5	6	7	8	9	AB	R	H	RBI	BB	SO	LOB
Bill Doran, S (1, 4) OBP: 0.427, SLG: 0.353	G6-4-3, 1B	FC1-2-5, 1-2, 3-H		G3		F7			F7	5	0	1	0	0	0	4
Craig Reynolds, L (1, 6) OBP: 0.372, SLG: 0.550	G6-4-3, 1-2f	F5		F4		F8			1-3	5	0	0	0	0	0	5
Jose Cruz, L (1, 7) OBP: 0.245, SLG: 0.217	1B		5-3	6-3			F9			4	0	1	0	0	0	0
Glenn Davis, R (1, 3) OBP: 0.263, SLG: 0.460	F2		5-3		5-3		E5, L6-3			4	0	0	0	0	0	1
Denny Walling, L (1, 5) OBP: 0.327, SLG: 0.383		BB, E, BB, 1B	BB, HR, 2B		4-3		L6-3, 1-2			4	2	2	0	0	0	1
Kevin Bass, S (1, 8) OBP: 0.315, SLG: 0.400 (8, 9)		F8	BBBB, BB, HR, BB		F7			SSS, K		3	1	0	0	1	1	1
Alan Ashby, S (1, 2) OBP: 0.411, SLG: 0.500		BBBB, BB, E, 1-2, BB	BBBB, BB, HR, 1-2, 2-3, BB			BBBB, BB, 1-2, BB		F8		1	2	0	0	3	0	0
Dave Smith, R (8, 1)										0	0	0	0	0	0	0
Terry Puhl, L (1, 9) OBP: 0.302, SLG: 0.294		BBBB, E, 1-2, 2-3, FC1-2-5, BB	1-H, 2-H, 3-H, HR			BBBB, 1-2, BB		G3		2	1	1	4	2	0	0
Tony Walker, R (8, 8) OBP: 0.321, SLG: 0.333										0	0	0	0	0	0	0
Mike Scott, R (1, 1)		FC3, 1-3, 2-H, 3-H	F9			F5			SSS, K	2	0	0	0	0	0	1
Jim Pankovits, R (6, PH) OBP: 0.429, SLG: 0.333										1	0	0	0	0	0	2
Julio Solano, R (6, 1)										0	0	0	0	0	0	0
Mark Bailey, S (8, 2) OBP: 0.194, SLG: 0.182										1	0	0	0	0	1	0
Inning Stats	R: 0 E: 0 K: 0 S: 4 H: 2 LOB: 1 BB: 0 P: 4	R: 2 E: 1 K: 0 S: 5 H: 1 LOB: 2 BB: 2 P: 13	R: 4 E: 0 K: 0 S: 5 H: 2 LOB: 0 BB: 2 P: 13	R: 0 E: 0 K: 0 S: 3 H: 0 LOB: 0 BB: 0 P: 3	R: 0 E: 0 K: 0 S: 3 H: 0 LOB: 0 BB: 0 P: 3	R: 0 E: 0 K: 0 S: 3 H: 0 LOB: 2 BB: 2 P: 11	R: 0 E: 1 K: 0 S: 3 H: 0 LOB: 0 BB: 0 P: 3	R: 0 E: 0 K: 1 S: 5 H: 0 LOB: 0 BB: 0 P: 5	R: 0 E: 0 K: 1 S: 5 H: 0 LOB: 0 BB: 0 P: 5	1B: 3 2B: 2 3B: 0 HR: 1 SF: 0 SAC: 0 DP: 2 HBP: 0						

PITCHER		IP	WLS	BF	H	R	ER	SO	BB	IBB	HBP	BLK	WP	HR	S	P	ERA	WHIP
Bryn Smith, R ERA: 4.17	(1, 1)	4.0		21	5	6	4	0	4	0	0	0	0	1	17	33	9.00	2.250
George Riley, L ERA: 4.15	(5, 1)	1.0		3	0	0	0	0	0	0	0	0	0	0	3	3	0.00	0.000
Tim Burke, R ERA: 1.14	(6, 1)	3.0		11	0	0	0	1	2	0	0	0	0	0	11	19	0.00	0.667
Jeff Reardon, R ERA: 3.38	(9, 1)	1.0	W	3	0	0	0	1	0	0	0	0	0	0	5	5	0.00	0.000

PITCHER	IP	WLS	BF	H	R	ER	SO	BB	IBB	HBP	BLK	WP	HR	S	P	ERA	WHIP

Houston Astros @ Montreal Expos

Olympic Stadium, Montreal, QB

Sun May 04 1986, 3:33 AM EDT

Att. 13,810 - Unknown

TOP

livebaseballscorecards.com

AB	32
R	6
H	5
RBI	4
BB	6
SO	2
LOB	15

WP: 0	PA: 38
PB: 0	
SB: 0	
CS: 0	

Houston Astros @ Montreal Expos

Olympic Stadium, Montreal, QB

Sun May 04 1986, 3:33 AM EDT

Att. 13,810 - Unknown

BOTTOM

Batter	1	2	3	4	5	6	7	8	9	AB	R	H	RBI	BB	SO	LOB
Tim Raines, S (1, 7) OBP: 0.410, SLG: 0.500	K		F7	1B	BB			BB		3	0	1	1	2	1	0
Herm Winningham, L (1, 8) OBP: 0.368, SLG: 0.300	BB		K	K	F8			BB		3	0	0	0	2	2	5
Mitch Webster, S (1, 9) OBP: 0.294, SLG: 0.372	K		2B		PB S 5-3 1B	F9		F8		5	1	2	0	0	1	3
Hubie Brooks, R (1, 6) OBP: 0.406, SLG: 0.607 Jeff Reardon, R (9, 1)	BB		K		K	F2		K		4 0	0 0	0 0	0 0	1 0	3 0	4 0
Jason Thompson, L (1, 3) OBP: 0.457, SLG: 0.382 Andres Galarraga, R (7, 3) OBP: 0.474, SLG: 0.646	K			F1	1B PB 1B BB	F7			1B E 2B	3 1	1 1	0 1	0 0	1 0	1 0	2 0
Tim Wallach, R (1, 5) OBP: 0.414, SLG: 0.568		HR		1B 1B SF8 BB	5-3		F7		E 1B	4	2	2	2	1	0	1
Al Newman, S (1, 4) (9, 6) OBP: 0.350, SLG: 0.316	K			1B 1B	S 1B		K		E3	5	2	2	1	0	2	1
Mike Fitzgerald, R (1, 2) OBP: 0.333, SLG: 0.600	BB			1B	BB 1B		K			3	0	2	2	1	1	0
Bryn Smith, R (1, 1) Wayne Krenchicki, L (4, PH) OBP: 0.222, SLG: 0.400 George Riley, L (5, 1) Dan Schatzeder, L (5, PH) OBP: 0.600, SLG: 0.889 Tim Burke, R (6, 1) Vance Law, R (8, PH) OBP: 0.301, SLG: 0.351 (9, 4)	K			SF8	BB				5-3	1 0 0 1 0 1	0 0 0 0 0 0	0 0 0 1 0 0	0 0 0 0 0 0	0 0 0 0 0 0	1 0 0 0 0 0	1 0 0 0 0 0
Inning Stats	R: 0 E: 0 K: 3 S: 9 H: 0 LOB: 2 BB: 2 P: 17	R: 1 E: 0 K: 2 S: 7 H: 1 LOB: 0 BB: 1 P: 11	R: 0 E: 0 K: 2 S: 8 H: 1 LOB: 1 BB: 0 P: 8	R: 2 E: 0 K: 1 S: 8 H: 3 LOB: 2 BB: 1 P: 12	R: 3 E: 0 K: 1 S: 9 H: 4 LOB: 3 BB: 2 P: 17	R: 0 E: 0 K: 0 S: 3 H: 0 LOB: 0 BB: 0 P: 3	R: 0 E: 0 K: 2 S: 7 H: 0 LOB: 0 BB: 0 P: 7	R: 0 E: 0 K: 1 S: 5 H: 0 LOB: 2 BB: 2 P: 13	R: 1 E: 1 K: 0 S: 3 H: 2 LOB: 2 BB: 0 P: 3	1B: 8 2B: 2 3B: 0 HR: 1	SF: 1 SAC: 0 DP: 0 HBP: 0					

livebaseballscorecards.com

AB	34
R	7
H	11
RBI	7
BB	8
SO	12
LOB	17

WP: 0 PA: 43
PB: 1
SB: 3
CS: 1

PITCHER		IP	WLS	BF	H	R	ER	SO	BB	IBB	HBP	BLK	WP	HR	S	P	ERA	WHIP
Mike Scott, R ERA: 4.03	(1, 1)	5.0		29	9	6	6	9	6	0	0	0	0	1	41	65	10.80	3.000
Julio Solano, R ERA: 6.35	(6, 1)	2.0		6	0	0	0	2	0	0	0	0	0	0	10	10	0.00	0.000
Dave Smith, R ERA: 2.89	(8, 1)	1.0	L	8	2	1	1	1	2	0	0	0	0	0	8	16	9.00	4.000

PITCHER	IP	WLS	BF	H	R	ER	SO	BB	IBB	HBP	BLK	WP	HR	S	P	ERA	WHIP

Batter	1	2	3	4	5	6	7	8	9	AB	R	H	RBI	BB	SO	LOB
Bill Doran, S (1, 4) OBP: 0.411, SLG: 0.337	F7			3-1		6-3			FC3-6 E 1B 1-2f G1-2-3	4	0	0	0	0	0	1
Craig Reynolds, L (1, 6) OBP: 0.362, SLG: 0.523	K			3-1		L4			E 1-2 1B	4	0	1	0	0	1	0
Jose Cruz, L (1, 7) OBP: 0.226, SLG: 0.200	K			F8			3-1		E4 1-2 2-3	4	0	0	0	0	1	2
Glenn Davis, R (1, 3) OBP: 0.263, SLG: 0.451		5-3			BB 1B		K		G1-2-3 3-Hf	4	0	1	0	0	1	3
Denny Walling, L (1, 5) OBP: 0.309, SLG: 0.360		4-3			F8		4-3			3	0	0	0	0	0	1
Alan Ashby, S (1, 2) OBP: 0.390, SLG: 0.468 Mike Madden, L (8, 1)		G3			K			K		3 0	0 0	0 0	0 0	0 0	2 0	1 0
Kevin Bass, S (1, 8) OBP: 0.316, SLG: 0.391			F8		4-0 1-2 BB			K		2	0	0	0	1	1	0
Terry Puhl, L (1, 9) OBP: 0.283, SLG: 0.270			K		F7			F8		3	0	0	0	0	1	2
Bob Knepper, L (1, 1) OBP: 0.056, SLG: 0.056 Charlie Kerfeld, R (7, 1) Mark Bailey, S (8, 2) OBP: 0.216, SLG: 0.182			6-3			F8			4-0 FC3-6 BB	2 0 0	0 0 0	0 0 0	0 0 0	0 0 1	0 0 0	0 0 0
Inning Stats	R: 0 H: 0 E: 0 LOB: 0 K: 2 BB: 0 S: 7 P: 7	R: 0 H: 0 E: 0 LOB: 0 K: 0 BB: 0 S: 3 P: 3	R: 0 H: 0 E: 0 LOB: 0 K: 1 BB: 0 S: 5 P: 5	R: 0 H: 0 E: 0 LOB: 0 K: 0 BB: 0 S: 3 P: 3	R: 0 H: 1 E: 0 LOB: 2 K: 1 BB: 1 S: 6 P: 10	R: 0 H: 0 E: 0 LOB: 0 K: 0 BB: 0 S: 3 P: 3	R: 0 H: 0 E: 0 LOB: 0 K: 1 BB: 0 S: 5 P: 5	R: 0 H: 0 E: 0 LOB: 0 K: 2 BB: 0 S: 7 P: 7	R: 0 H: 1 E: 1 LOB: 2 K: 0 BB: 1 S: 4 P: 8	1B: 2 SF: 0 2B: 0 SAC: 0 3B: 0 DP: 1 HR: 0 HBP: 0						

PITCHER	IP	WLS	BF	H	R	ER	SO	BB	IBB	HBP	BLK	WP	HR	S	P	ERA	WHIP
Dwight Gooden, R (1, 1) ERA: 1.04	9.0	W	31	2	0	0	7	2	0	0	0	0	0	43	51	0.00	0.444

PITCHER	IP	WLS	BF	H	R	ER	SO	BB	IBB	HBP	BLK	WP	HR	S	P	ERA	WHIP

TOP

Houston Astros @ New York Mets

Shea Stadium, Flushing, NY

Tue May 06 1986, 7:05 PM EDT

Att. 41,722 - Unknown

livebaseballscorecards.com

AB	29
R	0
H	2
RBI	0
BB	2
SO	7
LOB	10

WP: 0 PA: 31
PB: 0
SB: 0
CS: 0

Houston Astros @ New York Mets

Shea Stadium, Flushing, NY

Tue May 06 1986, 7:05 PM EDT

Att. 41,722 - Unknown

BOTTOM

Batter	1	2	3	4	5	6	7	8	9	AB	R	H	RBI	BB	SO	LOB
Kevin Mitchell, R (1, 8) OBP: 0.333, SLG: 0.500	1-3			5-3		1-3	FC4-6 1B 3-H			4	0	1	1	0	0	0
Lenny Dykstra, L (7, PR) (8, 8) OBP: 0.380, SLG: 0.406										0	0	0	0	0	0	0
Tim Teufel, R (1, 4) OBP: 0.321, SLG: 0.400	K			5-3		2B	FC4-6 BB 1-2f			4	0	1	0	0	1	1
Keith Hernandez, L (1, 3) OBP: 0.424, SLG: 0.482	F7			2B		BB	BB 1-2			2	0	1	0	2	0	0
Gary Carter, R (1, 2) OBP: 0.347, SLG: 0.410		6-3		F8		F8	K			4	0	0	0	0	1	5
Darryl Strawberry, L (1, 9) OBP: 0.396, SLG: 0.550		4-3			K	K		K		4	0	0	0	0	3	2
George Foster, R (1, 7) OBP: 0.375, SLG: 0.414		6-3			HR		BB E 3B	K		3	2	1	1	1	1	0
Ray Knight, R (1, 5) OBP: 0.395, SLG: 0.672			F8		2B		K	5-3		4	0	1	0	0	1	1
Rafael Santana, R (1, 6) OBP: 0.210, SLG: 0.179			K		5-3		E5 1-3 3B			3	1	0	0	0	1	2
Dwight Gooden, R (1, 1) OBP: 0.235, SLG: 0.353			L1		F7		1B 3B 2-H 3-H			3	1	1	2	0	0	1
Inning Stats	R: 0 E: 0 K: 1 S: 5 H: 0 LOB: 0 BB: 0 P: 5	R: 0 E: 0 K: 0 S: 3 H: 0 LOB: 0 BB: 0 P: 3	R: 0 E: 0 K: 1 S: 5 H: 0 LOB: 0 BB: 0 P: 5	R: 0 E: 0 K: 0 S: 4 H: 1 LOB: 1 BB: 0 P: 4	R: 1 E: 0 K: 1 S: 7 H: 2 LOB: 1 BB: 0 P: 7	R: 0 E: 0 K: 1 S: 6 H: 1 LOB: 2 BB: 1 P: 10	R: 3 E: 1 K: 2 S: 10 H: 2 LOB: 2 BB: 2 P: 18	R: 0 E: 0 K: 2 S: 7 H: 0 LOB: 0 BB: 0 P: 7		1B: 1 2B: 3 3B: 1 HR: 1 SF: 0 SAC: 0 DP: 0 HBP: 0					

livebaseballscorecards.com

AB	31
R	4
H	6
RBI	4
BB	3
SO	8
LOB	12

PITCHER		IP	WLS	BF	H	R	ER	SO	BB	IBB	HBP	BLK	WP	HR	S	P	ERA	WHIP
Bob Knepper, L ERA: 1.7	(1, 1)	6.1	L	27	5	4	3	5	2	0	0	0	0	1	35	43	4.26	1.105
Charlie Kerfeld, R ERA: 0.81	(7, 1)	0.2		4	1	0	0	1	1	0	0	0	0	0	5	9	0.00	3.000
Mike Madden, L ERA: 2.45	(8, 1)	1.0		3	0	0	0	2	0	0	0	0	0	0	7	7	0.00	0.000

PITCHER	IP	WLS	BF	H	R	ER	SO	BB	IBB	HBP	BLK	WP	HR	S	P	ERA	WHIP

Batter	1	2	3	4	5	6	7	8	9	AB	R	H	RBI	BB	SO	LOB
Bill Doran, S (1, 4) OBP: 0.393, SLG: 0.323	L6		F8		K		SF8 3-H		K	4	0	0	1	0	2	2
Billy Hatcher, R (1, 7) OBP: 0.242, SLG: 0.219	F9		F9			2B 1B	P5		F7	5	1	1	0	0	0	3
Phil Garner, R (1, 5) OBP: 0.381, SLG: 0.661	1B		K			F2		1-3	1-2 2-3 1B	5	0	2	0	0	1	1
Glenn Davis, R (1, 3) OBP: 0.260, SLG: 0.448	F8			5-3		F9 1-H 2B		K	F9	5	0	1	1	0	1	4
Kevin Bass, S (1, 9) OBP: 0.313, SLG: 0.385		5-3		F8		F9 2-3		1B 1B		4	0	1	0	0	0	1
Dickie Thon, R (1, 6) OBP: 0.323, SLG: 0.327		E 1B		BB		F9		1-2 1B		2	0	1	0	1	0	1
Jose Cruz, L (8, PH) OBP: 0.241, SLG: 0.216										1	0	1	0	0	0	0
Craig Reynolds, L (8, 6) OBP: 0.362, SLG: 0.523										0	0	0	0	0	0	0
Mark Bailey, S (1, 2) OBP: 0.220, SLG: 0.167		E9 1-2		L4			4-0 1B SF8 BB	L4		3	1	0	0	1	0	4
Tony Walker, R (1, 8) OBP: 0.290, SLG: 0.296		F8			5-3		P4		1B 1B 1B	3	0	0	0	0	0	3
Denny Walling, L (9, PH) OBP: 0.321, SLG: 0.373										1	0	1	0	0	0	0
Nolan Ryan, R (1, 1) OBP: 0.222, SLG: 0.222		K			F8		1-3 1B		1B 1-2 1B	2	0	0	0	0	1	2
Jeff Calhoun, L (6, 1)										0	0	0	0	0	0	0
Jim Pankovits, R (7, PH) OBP: 0.500, SLG: 0.429										1	0	1	0	0	0	0
Frank DiPino, L (7, 1)										0	0	0	0	0	0	0
Terry Puhl, L (9, PH) OBP: 0.298, SLG: 0.289										1	0	1	0	0	0	0
Inning Stats	R: 0 E: 0 K: 0 S: 4 H: 1 LOB: 1 BB: 0 P: 4	R: 0 E: 1 K: 1 S: 7 H: 1 LOB: 2 BB: 0 P: 7	R: 0 E: 0 K: 1 S: 5 H: 0 LOB: 0 BB: 0 P: 5	R: 0 E: 0 K: 0 S: 3 H: 0 LOB: 1 BB: 1 P: 7	R: 0 E: 0 K: 1 S: 5 H: 0 LOB: 0 BB: 0 P: 5	R: 1 E: 0 K: 0 S: 5 H: 2 LOB: 1 BB: 0 P: 5	R: 1 E: 0 K: 0 S: 4 H: 1 LOB: 1 BB: 1 P: 8	R: 0 E: 0 K: 1 S: 7 H: 2 LOB: 2 BB: 0 P: 7	R: 0 E: 0 K: 1 S: 8 H: 3 LOB: 3 BB: 0 P: 8	1B: 9 2B: 1 3B: 0 HR: 0	SF: 1 SAC: 0 DP: 0 HBP: 0						

TOP

Houston Astros @ New York Mets

Shea Stadium, Flushing, NY

Wed May 07 1986, 7:05 PM EDT

Att. 26,956 - Unknown

livebaseballscorecards.com

AB	37
R	2
H	10
RBI	2
BB	2
SO	5
LOB	21

WP: 0 PB: 0 SB: 0 CS: 0 PA: 40

PITCHER	IP	WLS	BF	H	R	ER	SO	BB	IBB	HBP	BLK	WP	HR	S	P	ERA	WHIP
Sid Fernandez, L (1, 1) ERA: 2.76	7.0	W	29	5	2	2	3	2	0	0	0	0	0	33	41	2.57	1.000
Roger McDowell, R (8, 1) ERA: 4.26	1.0		6	3	0	0	1	0	0	0	0	0	0	8	8	0.00	3.000
Jesse Orosco, L (9, 1) ERA:	1.0	S	5	2	0	0	1	0	0	0	0	0	0	7	7	0.00	2.000

PITCHER	IP	WLS	BF	H	R	ER	SO	BB	IBB	HBP	BLK	WP	HR	S	P	ERA	WHIP

Batter	1	2	3	4	5	6	7	8	9	AB	R	H	RBI	BB	SO	LOB
Lenny Dykstra, L (1, 8) OBP: 0.386, SLG: 0.425	SSS 0-3 ① K	x 0-0 ③ F7		x 0-0 2-H 2B		x 0-0 2-H ③ 1B				4	0	2	1	0	1	1
Howard Johnson, S (1, 6) OBP: 0.383, SLG: 0.476	x 0-0 BB 2B		SSS 0-3 ① K	x 0-0 ③ 3-1			H 1-0 1-3 HBP			3	0	1	0	0	1	1
Keith Hernandez, L (1, 3) OBP: 0.427, SLG: 0.477	BBBB 4-0 BB BB		x 0-0 HR 1B		x 0-0 ① L4		x 0-0 ① 1-3 1-2			3	1	1	0	1	0	1
Darryl Strawberry, L (1, 9) OBP: 0.390, SLG: 0.571	SSS 0-3 ② K		x 0-0 1-H HR		x 0-0 ② 3-1		SSS 0-3 ② K			4	1	1	2	0	2	3
Gary Carter, R (1, 2) OBP: 0.354, SLG: 0.407	BBBB 4-0 1-2 2-3 BB		x 0-0 ② 6-3		x 0-0 WP 1B		x 0-0 ③ 5-3			3	0	1	0	1	0	1
George Foster, R (1, 7) OBP: 0.353, SLG: 0.387	x 0-0 ③ F7		x 0-0 ③ 6-3		x 0-0 ③ L5 1-2			x 0-0 E6		4	0	0	0	0	0	4
Ray Knight, R (1, 5) OBP: 0.388, SLG: 0.648		x 0-0 ① F9		x 0-0 SH1-3 2B 1B		x 0-0 E5 B5-6-4 BB		x 0-0 ① F9		4	1	1	0	0	0	1
Tim Teufel, R (1, 4) OBP: 0.316, SLG: 0.375		x 0-0 ② F3		x 0-0 ① F8		BBBB 4-0 1-2 B5-6-4 1B BB		x 0-0 ② F8		3	0	0	0	1	0	2
Sid Fernandez, L (1, 1) OBP: 0.308, SLG: 0.250 Roger McDowell, R (8, 1) OBP: 0.250, SLG: 0.250 Jesse Orosco, R (9, 1)		x 0-0 E6		x 0-0 ② SH1-3 1-2		x 0-0 ① ② B5-6-4 1-2 2-3f		x 0-0 ③ 4-3		2 1 0	0 0 0	0 0 0	0 0 0	0 0 0	0 0 0	2 1 0
Inning Stats	R: 0 E: 0 K: 2 S: 8 H: 1 LOB: 3 BB: 2 P: 16	R: 0 E: 1 K: 0 S: 4 H: 0 LOB: 1 BB: 0 P: 4	R: 2 E: 0 K: 1 S: 7 H: 2 LOB: 0 BB: 0 P: 7	R: 1 E: 0 K: 0 S: 5 H: 2 LOB: 1 BB: 0 P: 5	R: 0 E: 0 K: 0 S: 4 H: 1 LOB: 1 BB: 0 P: 4	R: 0 E: 1 K: 0 S: 3 H: 1 LOB: 2 BB: 1 P: 7	R: 0 E: 0 K: 1 S: 5 H: 0 LOB: 1 BB: 0 P: 6	R: 0 E: 1 K: 0 S: 4 H: 0 LOB: 1 BB: 0 P: 4		1B: 4 2B: 2 3B: 0 HR: 1	SF: 0 SAC: 1 DP: 1 HBP: 1					

PITCHER	IP	WLS	BF	H	R	ER	SO	BB	IBB	HBP	BLK	WP	HR	S	P	ERA	WHIP
Nolan Ryan, R (1, 1) ERA: 5.32	5.0	L	24	6	3	3	3	2	0	0	0	1	1	28	36	5.40	1.600
Jeff Calhoun, L (6, 1) ERA: 2.08	1.0		4	1	0	0	0	1	0	0	0	0	0	3	7	0.00	2.000
Frank DiPino, L (7, 1) ERA: 2.13	2.0		8	0	0	0	1	0	0	1	0	0	0	9	10	0.00	0.000

PITCHER	IP	WLS	BF	H	R	ER	SO	BB	IBB	HBP	BLK	WP	HR	S	P	ERA	WHIP

BOTTOM

Houston Astros @ New York Mets

Shea Stadium, Flushing, NY

Wed May 07 1986, 7:05 PM EDT

Att. 26,956 - Unknown

livebaseballscorecards.com

AB	31
R	3
H	7
RBI	3
BB	3
SO	4
LOB	17

WP: 1	PA: 36		
PB: 0			
SB: 0			
CS: 0			

Batter	1	2	3	4	5	6	7	8	9	AB	R	H	RBI	BB	SO	LOB
Bill Doran, S (1, 4) OBP: 0.379, SLG: 0.309	S S S 0-3 ① K		x 0-0 ③ F7		x 0-0 ③ F8			x 0-0 ② F7		4	0	0	0	0	1	1
Charlie Kerfeld, R (8, 1)										0	0	0	0	0	0	0
Dave Smith, R (9, 1)										0	0	0	0	0	0	0
Billy Hatcher, R (1, 8) OBP: 0.270, SLG: 0.250	x 0-0 CS 1B			x 0-0 BLK S 1B		x 0-0 ① 6-3		S S S 0-3 ③ K		4	1	2	0	0	1	0
(9, 7)																
Jose Cruz, L (1, 7) OBP: 0.224, SLG: 0.200	x 0-0 ②③ P6 1-2			S S S 0-3 ① K 1-2		x 0-0 ② 4-3			S S S 0-3 ① K	4	0	0	0	0	2	2
Craig Reynolds, L (9, 3) OBP: 0.362, SLG: 0.523										0	0	0	0	0	0	0
Glenn Davis, R (1, 3) OBP: 0.269, SLG: 0.444		x 0-0 ① F8		S S S 0-3 ② K		B B B 4-0 BB			x 0-0 1B WP 1B	3	0	1	0	1	1	1
Tony Walker, R (9, PR) OBP: 0.290, SLG: 0.296										0	1	0	0	0	0	0
(9, 8)																
Phil Garner, R (1, 5) OBP: 0.379, SLG: 0.645		x 0-0 ② 6-3		x 0-0 2-H 1B		x 0-0 ③ F8			x 0-0 WP 1-3 1B	3	0	1	1	0	0	1
Denny Walling, L (9, PH) OBP: 0.333, SLG: 0.385										1	0	1	0	0	0	0
(9, 5)																
Kevin Bass, S (1, 9) OBP: 0.311, SLG: 0.372		S S S 0-3 ③ K		x 0-0 ③ F8			x 0-0 ① F9		4-0 1-2 3-H G6-4-3 IBB	3	0	0	0	1	1	1
Dickie Thon, R (1, 6) OBP: 0.333, SLG: 0.356			x 0-0 ① F9		x 0-0 2B		x 0-0 G6-4-3 1B		x 0-0 ②③ G6-4-3 1-2f	4	0	2	0	0	0	2
Mark Bailey, S (1, 2) OBP: 0.227, SLG: 0.256			x 0-0 HR		x 0-0 ① 5-3		x 0-0 ②③ G6-4-3 1-2f			3	1	1	1	0	0	2
Mike Scott, R (1, 1)			S S S 0-3 ② K		S S S 0-3 ② K			x 0-0 ① 6-3		2	0	0	0	0	2	1
Jim Pankovits, R (8, PH) OBP: 0.444, SLG: 0.375										1	0	0	0	0	0	0
(8, 4)																
Inning Stats	R: 0 E: 0 K: 1 S: 5 H: 1 LOB: 0 BB: 0 P: 5	R: 0 E: 0 K: 1 S: 5 H: 0 LOB: 0 BB: 0 P: 5	R: 1 E: 0 K: 1 S: 6 H: 1 LOB: 0 BB: 0 P: 6	R: 1 E: 0 K: 2 S: 9 H: 2 LOB: 1 BB: 0 P: 9	R: 0 E: 0 K: 1 S: 6 H: 1 LOB: 1 BB: 0 P: 6	R: 0 E: 0 K: 0 S: 3 H: 0 LOB: 1 BB: 1 P: 7	R: 0 E: 0 K: 0 S: 3 H: 1 LOB: 0 BB: 0 P: 3	R: 0 E: 0 K: 1 S: 5 H: 0 LOB: 0 BB: 0 P: 5	R: 1 E: 0 K: 1 S: 6 H: 2 LOB: 2 BB: 1 P: 10	1B: 6 2B: 1 3B: 0 HR: 1 SF: 0 SAC: 0 DP: 2 HBP: 0							

PITCHER		IP	WLS	BF	H	R	ER	SO	BB	IBB	HBP	BLK	WP	HR	S	P	ERA	WHIP
Bob Kipper, L ERA: 5.09	(1, 1)	8.0		29	6	2	2	7	1	0	0	1	0	1	42	46	2.25	0.875
Pat Clements, L ERA: 2.45	(9, 1)	0.1		1	0	0	0	1	0	0	0	0	0	0	3	3	0.00	0.000
Jim Winn, R ERA: 1.93	(9, 1)	0.2	L	4	2	1	1	0	0	1	0	0	1	0	3	7	13.50	3.000

PITCHER	IP	WLS	BF	H	R	ER	SO	BB	IBB	HBP	BLK	WP	HR	S	P	ERA	WHIP

TOP

Houston Astros @ Pittsburgh Pirates

Three Rivers Stadium, Pittsburgh, PA

Fri May 09 1986, 7:05 PM EDT

Att. 17,296 - Unknown

livebaseballscorecards.com

AB	32
R	3
H	8
RBI	2
BB	2
SO	8
LOB	11

1B: 6 SF: 0
2B: 1 SAC: 0
3B: 0 DP: 2
HR: 1 HBP: 0

WP: 1 PA: 34
PB: 0
SB: 1
CS: 1

Batter	1	2	3	4	5	6	7	8	9	AB	R	H	RBI	BB	SO	LOB
Trench Davis, L (1, 8) OBP: 0.111, SLG: 0.111	P6		6-3			E 1B 1B		K		4	1	1	0	0	1	0
Joe Orsulak, L (1, 7) OBP: 0.326, SLG: 0.420	K		4-3			K			6-3	4	0	0	0	0	2	1
Johnny Ray, S (1, 4) OBP: 0.444, SLG: 0.490	G3			4-3		K			1B	4	0	1	0	0	1	1
Sid Bream, L (1, 3) OBP: 0.367, SLG: 0.542		HR		5-3		1-H 1B			F8	4	1	2	2	0	0	1
Mike Brown, R (1, 9) OBP: 0.365, SLG: 0.393		CS S 1B		F7			K		5-3	4	0	1	0	0	1	1
Jim Morrison, R (1, 5) OBP: 0.298, SLG: 0.474		K 1-2			G6-4-3 1B		K			3	0	1	0	0	2	1
Junior Ortiz, R (1, 2) OBP: 0.118, SLG: 0.176		K2 2-3			G6-4-3 1-2f		F9			3	0	0	0	0	1	2
Sam Khalifa, R (1, 6) OBP: 0.236, SLG: 0.180		K			FC6 1B			F3		2	0	1	0	0	1	1
Lee Mazzilli, S (8, PH) OBP: 0.433, SLG: 0.190										1	0	0	0	0	0	0
Rafael Belliard, R (9, 6) OBP: 0.229, SLG: 0.235										0	0	0	0	0	0	0
Bob Kipper, R (1, 1)			K		FC6 1-2f			4-3		2	0	0	0	0	1	1
R.J. Reynolds, S (8, PH) OBP: 0.366, SLG: 0.455										1	0	0	0	0	0	0
Pat Clements, R (9, 1)										0	0	0	0	0	0	0
Jim Winn, R (9, 1)										0	0	0	0	0	0	0
Inning Stats	R: 0 E: 0 K: 1 S: 5 H: 0 LOB: 0 BB: 0 P: 5	R: 1 E: 0 K: 3 S: 11 H: 2 LOB: 1 BB: 0 P: 11	R: 0 E: 0 K: 1 S: 5 H: 0 LOB: 0 BB: 0 P: 5	R: 0 E: 0 K: 0 S: 3 H: 0 LOB: 0 BB: 0 P: 3	R: 0 E: 0 K: 0 S: 4 H: 2 LOB: 1 BB: 0 P: 4	R: 1 E: 1 K: 2 S: 8 H: 2 LOB: 1 BB: 0 P: 8	R: 0 E: 0 K: 2 S: 7 H: 0 LOB: 0 BB: 0 P: 7	R: 0 E: 0 K: 1 S: 5 H: 0 LOB: 0 BB: 0 P: 5	R: 0 E: 0 K: 0 S: 4 H: 1 LOB: 1 BB: 0 P: 4	1B: 6 2B: 0 3B: 0 HR: 1	SF: 0 SAC: 0 DP: 1 HBP: 0						

PITCHER		IP	WLS	BF	H	R	ER	SO	BB	IBB	HBP	BLK	WP	HR	S	P	ERA	WHIP
Mike Scott, R ERA: 3.66	(1, 1)	7.0		25	6	2	1	9	0	0	0	0	0	1	43	43	1.29	0.857
Charlie Kerfeld, R ERA: 0.76	(8, 1)	1.1	W	5	1	0	0	1	0	0	0	0	0	0	7	7	0.00	0.750
Dave Smith, R ERA: 2.7	(9, 1)	0.2	S	2	0	0	0	0	0	0	0	0	0	0	2	2	0.00	0.000

PITCHER	IP	WLS	BF	H	R	ER	SO	BB	IBB	HBP	BLK	WP	HR	S	P	ERA	WHIP

BOTTOM

Houston Astros @ Pittsburgh Pirates

Three Rivers Stadium, Pittsburgh, PA

Fri May 09 1986, 7:05 PM EDT

Att. 17,296 - Unknown

livebaseballscorecards.com

AB	32
R	2
H	7
RBI	2
BB	0
SO	10
LOB	9

Batter	1	2	3	4	5	6	7	8	9	AB	R	H	RBI	BB	SO	LOB
Bill Doran, S (1, 4) OBP: 0.380, SLG: 0.314	3-1		4-3		G3			5-3 S HR 1B	1B 1-2 1B	5	1	2	0	0	0	1
Terry Puhl, L (1, 9) OBP: 0.308, SLG: 0.302	CS 1B			F7		F8		K 1-2	FC6-4 1-2 2-3 1B	5	0	2	0	0	1	1
Jose Cruz, L (1, 7) OBP: 0.230, SLG: 0.193	6-3 1-2			1-3		BB CS		5-3 2-3	FC6-4 1-2f	2	0	0	0	1	0	1
Billy Hatcher, R (7, 7) OBP: 0.256, SLG: 0.237										2	0	0	0	0	0	4
Glenn Davis, R (1, 3) OBP: 0.295, SLG: 0.529		BB FC3-6		2B		1-2 HR		3-H HR		3	3	3	3	1	0	0
Denny Walling, L (1, 5) OBP: 0.328, SLG: 0.393		F7		2-H 1B 2B		F9		F7		4	1	1	1	0	0	1
Kevin Bass, S (1, 8) OBP: 0.318, SLG: 0.408		FC3-6 PO 1-2f		2-H 1B			4-3		HR	4	1	2	2	0	0	1
Tony Walker, R (9, 8) OBP: 0.290, SLG: 0.296										0	0	0	0	0	0	0
Mark Bailey, S (1, 2) OBP: 0.250, SLG: 0.262		PO 1-2	S 1B	F8			BB FC6-4		4-3	3	0	1	0	1	0	1
Dickie Thon, R (1, 6) OBP: 0.314, SLG: 0.333			K		P4		FC6-4 1-2f		5-3	4	0	0	0	0	1	2
Bob Knepper, L (1, 1) OBP: 0.048, SLG: 0.048			K 1-2		G3		K		1B 1B 1B	3	0	0	0	0	2	2
Frank DiPino, L (8, 1) OBP: 0.333, SLG: 0.333										1	0	1	0	0	0	0

TOP

Houston Astros @ Pittsburgh Pirates

Three Rivers Stadium, Pittsburgh, PA

Sat May 10 1986, 7:05 PM EDT

Att. 13,344 - Unknown

livebaseballscorecards.com

AB	36
R	6
H	12
RBI	6
BB	3
SO	4
LOB	14

Inning Stats	1	2	3	4	5	6	7	8	9
R	0	0	0	2	0	1	0	2	1
E	0	0	0	0	0	0	0	0	0
K	0	0	2	0	0	0	1	1	0
S	3	2	8	6	3	3	5	7	7
H	1	0	1	3	0	1	0	2	4
LOB	0	0	1	0	0	0	1	0	0
BB	0	1	0	0	0	1	1	0	0
P	3	6	8	6	3	7	9	7	7

1B	7
2B	2
3B	0
HR	3
SF	0
SAC	0
DP	0
HBP	0

WP	0
PB	0
SB	2
CS	2
PA	40

PITCHER		IP	WLS	BF	H	R	ER	SO	BB	IBB	HBP	BLK	WP	HR	S	P	ERA	WHIP
Rick Rhoden, R ERA: 2.55	(1, 1)	7.0	L	27	6	3	3	3	3	0	0	0	0	1	30	42	3.86	1.286
Bob Walk, R ERA: 2.54	(8, 1)	1.2		10	5	3	3	1	0	0	0	0	0	2	12	12	16.20	3.000
Pat Clements, L ERA: 2.38	(9, 1)	0.1		2	1	0	0	0	0	0	0	0	0	0	2	2	0.00	3.000

PITCHER	IP	WLS	BF	H	R	ER	SO	BB	IBB	HBP	BLK	WP	HR	S	P	ERA	WHIP

Houston Astros @ Pittsburgh Pirates

Three Rivers Stadium, Pittsburgh, PA

Sat May 10 1986, 7:05 PM EDT

Att. 13,344 - Unknown

BOTTOM

Batter	1	2	3	4	5	6	7	8	9	AB	R	H	RBI	BB	SO	LOB
Bill Almon, R (1, 7) OBP: 0.364, SLG: 0.684	E6 SH1-3	K 1-2 2-3			F8		P4 1-2		F8	5	0	0	0	0	1	5
Sam Khalifa, R (1, 6) OBP: 0.259, SLG: 0.208	SH1-3 1-2		G1-6-3 1B		G4-6-3 1-2 1B			F3		3	0	2	0	0	0	0
Johnny Ray, S (1, 4) OBP: 0.430, SLG: 0.472	F8		G1-6-3 1-2f		G4-6-3 1-2f			K		4	0	0	0	0	1	4
Mike Brown, R (1, 9) OBP: 0.360, SLG: 0.379	K		K			5-3		E 1B BB		3	1	0	0	1	2	1
Sid Bream, L (1, 3) OBP: 0.392, SLG: 0.581		2B BB		3B		1B		E8 1-H 1B		3	1	3	0	1	0	0
Tony Peña, R (1, 2) OBP: 0.313, SLG: 0.344		1B SF9 1-H 2B		1-3		F9		G3		4	1	1	1	0	0	3
Jim Morrison, R (1, 5) OBP: 0.318, SLG: 0.475		CS BB 2-3 1B		G6-4-3 BB		K			BB	2	0	1	0	2	1	1
Trench Davis, L (1, 8) OBP: 0.091, SLG: 0.100 Mike Diaz, R (7, PH) OBP: 0.292, SLG: 0.227 Bob Walk, R (8, 1) OBP: 0.286, SLG: 0.571 Pat Clements, R (9, 1) Joe Orsulak, L (9, PH) OBP: 0.323, SLG: 0.416		SF9 3-H		G6-4-3 1-2f			K		F5	1 1 0 0 1	0 0 0 0 0	0 0 0 0 0	1 0 0 0 0	0 0 0 0 0	0 1 0 0 0	2 0 0 0 1
Rick Rhoden, R (1, 1) OBP: 0.231, SLG: 0.091 Lee Mazzilli, S (7, PH) OBP: 0.438, SLG: 0.217 (8, 8)		CS 1-2 BB			1B			CS 1B	K	1 2	0 0	1 1	0 0	1 0	0 1	0 1
Inning Stats	R: 0 H: 0 E: 1 LOB: 1 K: 1 BB: 0 S: 6 P: 6	R: 2 H: 2 E: 0 LOB: 1 K: 1 BB: 2 S: 6 P: 14	R: 0 H: 1 E: 0 LOB: 0 K: 1 BB: 0 S: 5 P: 5	R: 0 H: 1 E: 0 LOB: 1 K: 0 BB: 1 S: 3 P: 7	R: 0 H: 2 E: 0 LOB: 1 K: 0 BB: 0 S: 4 P: 4	R: 0 H: 1 E: 0 LOB: 1 K: 1 BB: 0 S: 6 P: 6	R: 0 H: 1 E: 0 LOB: 0 K: 1 BB: 0 S: 5 P: 5	R: 1 H: 1 E: 1 LOB: 1 K: 1 BB: 1 S: 6 P: 10	R: 0 H: 0 E: 0 LOB: 1 K: 1 BB: 1 S: 5 P: 9	1B: 7 SF: 1 2B: 1 SAC: 1 3B: 1 DP: 3 HR: 0 HBP: 0						

livebaseballscorecards.com

AB	30
R	3
H	9
RBI	2
BB	5
SO	7
LOB	18

PITCHER		IP	WLS	BF	H	R	ER	SO	BB	IBB	HBP	BLK	WP	HR	S	P	ERA	WHIP
Bob Knepper, L ERA: 1.81	(1, 1)	7.0	W	28	8	2	2	5	3	0	0	0	0	0	35	47	2.57	1.571
Frank DiPino, L ERA: 1.84	(8, 1)	2.0	S	9	1	1	0	2	2	0	0	0	0	0	11	19	0.00	1.500

PITCHER	IP	WLS	BF	H	R	ER	SO	BB	IBB	HBP	BLK	WP	HR	S	P	ERA	WHIP

Batter	1	2	3	4	5	6	7	8	9	10	11	12	AB	R	H	RBI	BB	SO	LOB
Bill Doran, S (1, 4) OBP: 0.378, SLG: 0.318	G3		L4		1-3		P6		SH3-4 2B		BBB SH1-4 BB		5	0	1	0	1	0	3
Craig Reynolds, L (1, 6) OBP: 0.340, SLG: 0.489 Jim Pankovits, R (7, PH) OBP: 0.444, SLG: 0.375 Alan Ashby, S (7, PH) OBP: 0.353, SLG: 0.458 Mike Madden, L (7, 1) Dave Smith, R (9, 1) Bob Knepper, L (11, PH) OBP: 0.048, SLG: 0.048 Charlie Kerfeld, R (11, 1)	G3		3-1		F2		SSS K		SH3-4 2-3		SH1-4 1-2		3 0 1 0 0 0 0	0 0 0 0 0 0 0	0 0 0 0 0 0 0	0 0 0 0 0 0 0	0 0 0 0 0 0 0	0 0 1 0 0 0 0	0 0 3 0 0 0 0
Denny Walling, L (1, 7) OBP: 0.373, SLG: 0.433	BB 1B		FC6-4 1B			1B 2B	FC6-4 1-2f		IBB		IBB		4	1	3	0	2	0	3
Glenn Davis, R (1, 3) OBP: 0.288, SLG: 0.505	BBBB 1-2 BB		FC6-4 1-2f			P4		E5	F6		P5		5	0	0	0	1	0	6
Kevin Bass, S (1, 8) OBP: 0.319, SLG: 0.413	F7			2B		2-H CS 1B		SSS K	L3			F7	6	0	2	1	0	1	5
Phil Garner, R (1, 5) OBP: 0.347, SLG: 0.588		5-3		6-3		SSS 1-2 K		SSS K		F9		SSS K	6	0	0	0	0	3	3
Terry Puhl, L (1, 9) OBP: 0.328, SLG: 0.367		E8 2B		5-3			BB 2B	SSS K		4-3		S 1B	6	0	3	0	0	1	2
Mark Bailey, S (1, 2) OBP: 0.278, SLG: 0.326	SSS K			3-1			BBBB BB BB		HR	SSS K		BBBB 1-2 BB	4	1	1	1	2	2	2
Nolan Ryan, R (1, 1) OBP: 0.200, SLG: 0.200 Jose Cruz, L (7, PH) OBP: 0.242, SLG: 0.193 Billy Hatcher, R (7, PR) OBP: 0.256, SLG: 0.237 Dickie Thon, R (7, 6) OBP: 0.315, SLG: 0.379	F8				SSS K		BBBB 1-2 2-3 FC6-4 BB		HR		5-3	SSS K	2 0 0 3	0 0 0 1	0 0 0 1	0 1 0 1	0 0 0 2	1 0 0 2	1 0 0 3
Inning Stats	R: 0 E: 0 K: 0 S: 4 H: 1 LOB: 2 BB: 1 P: 8	R: 0 E: 1 K: 1 S: 6 H: 1 LOB: 1 BB: 0 P: 6	R: 0 E: 0 K: 0 S: 4 H: 1 LOB: 1 BB: 0 P: 4	R: 0 E: 0 K: 0 S: 4 H: 1 LOB: 1 BB: 0 P: 4	R: 0 E: 0 K: 1 S: 5 H: 0 LOB: 0 BB: 0 P: 5	R: 1 E: 0 K: 1 S: 6 H: 2 LOB: 0 BB: 0 P: 6	R: 0 E: 0 K: 1 S: 6 H: 1 LOB: 3 BB: 2 P: 14	R: 0 E: 1 K: 3 S: 10 H: 0 LOB: 1 BB: 0 P: 10	R: 2 E: 0 K: 0 S: 6 H: 3 LOB: 2 BB: 1 P: 10	R: 0 E: 0 K: 1 S: 5 H: 0 LOB: 0 BB: 0 P: 5	R: 0 E: 0 K: 0 S: 3 H: 0 LOB: 2 BB: 2 P: 11	R: 0 E: 0 K: 2 S: 8 H: 1 LOB: 2 BB: 1 P: 12	1B: 4 2B: 5 3B: 0 HR: 2	SF: 0 SAC: 2 DP: 0 HBP: 0		WP: 0 PB: 0 SB: 1 CS: 1	PA: 54		

PITCHER		IP	WLS	BF	H	R	ER	SO	BB	IBB	HBP	BLK	WP	HR	S	P	ERA	WHIP
Rick Reuschel, R ERA: 4.54	(1, 1)	6.0		26	7	1	1	3	2	0	0	0	0	0	30	38	1.50	1.500
Pat Clements, L ERA: 2.31	(7, 1)	0.1		2	0	0	0	0	1	0	0	0	0	0	1	5	0.00	3.000
Cecilio Guante, R ERA: 1.25	(7, 1)	1.2		6	0	0	0	4	0	0	0	0	0	0	14	14	0.00	0.000
Jim Winn, R ERA: 3.14	(9, 1)	0.1		5	3	2	2	0	0	1	0	0	0	2	4	8	54.00	9.000
Jose DeLeon, R ERA:	(9, 1)	3.2	W	15	1	0	0	3	2	1	0	0	0	0	18	30	0.00	0.818

PITCHER	IP	WLS	BF	H	R	ER	SO	BB	IBB	HBP	BLK	WP	HR	S	P	ERA	WHIP

TOP

Houston Astros @ Pittsburgh Pirates

Three Rivers Stadium, Pittsburgh, PA

Sun May 11 1986, 3:33 AM EDT

Att. 13,170 - Unknown

livebaseballscorecards.com

AB	45
R	3
H	11
RBI	3
BB	7
SO	10
LOB	30

Batter	1	2	3	4	5	6	7	8	9	10	11	12	AB	R	H	RBI	BB	SO	LOB
Trench Davis, L (1, 8) OBP: 0.125, SLG: 0.133	K		6-3		1B		F7			F9			5	0	1	0	0	1	0
Joe Orsulak, L (1, 9) (9, 7) OBP: 0.307, SLG: 0.394	F7		F7		L9		P4			G3			5	0	0	0	0	0	2
Johnny Ray, S (1, 4) OBP: 0.429, SLG: 0.473	CS BB		2B		K			4-3		P6			4	0	1	0	1	1	2
Sid Bream, L (1, 3) OBP: 0.383, SLG: 0.571	CS	1B 2B 2B	L5			F7		L7			F8		5	1	1	0	0	0	1
Lee Mazzilli, S (1, 7) OBP: 0.472, SLG: 0.240		L1-4-3 1B		CS BB		S HR BB		K			HBP		2	1	1	0	2	1	0
Jim Winn, R (9, 1)													0	0	0	0	0	0	0
Jose DeLeon, R (9, 1)													0	0	0	0	0	0	0
Jim Morrison, R (1, 5) OBP: 0.312, SLG: 0.494		L1-4-3		F8		HR			K		K		5	1	1	2	0	2	4
Junior Ortiz, R (1, 2) OBP: 0.150, SLG: 0.250		2B		K		3-1			K		G3		3	0	1	1	0	1	0
Tony Peña, R (9, PH) (10, 2) OBP: 0.307, SLG: 0.337													2	0	0	0	0	1	1
Sam Khalifa, R (1, 6) OBP: 0.262, SLG: 0.200	BB				6-3	6-3			FC5-4 1B			4-3	2	0	0	0	1	0	0
Cecilio Guante, R (7, 1)													0	0	0	0	0	0	0
Mike Brown, R (9, 9) OBP: 0.363, SLG: 0.382													2	0	1	0	0	0	0
Rick Reuschel, R (1, 1) OBP: 0.214, SLG: 0.286	5-3				1B 2B		L7		FC5-4 1B			HR	2	0	1	0	0	0	2
Pat Clements, R (7, 1)													0	0	0	0	0	0	0
Bill Almon, R (7, 6) OBP: 0.362, SLG: 0.732													3	1	1	1	0	0	1
Inning Stats	R: 0 E: 0 K: 1 S: 4 / H: 0 LOB: 0 BB: 1 P: 8	R: 1 E: 0 K: 0 S: 5 / H: 3 LOB: 2 BB: 1 P: 9	R: 0 E: 0 K: 0 S: 4 / H: 1 LOB: 1 BB: 0 P: 4	R: 0 E: 0 K: 1 S: 4 / H: 0 LOB: 0 BB: 1 P: 8	R: 0 E: 0 K: 1 S: 7 / H: 2 LOB: 2 BB: 0 P: 7	R: 2 E: 0 K: 0 S: 4 / H: 1 LOB: 0 BB: 1 P: 8	R: 0 E: 0 K: 0 S: 3 / H: 0 LOB: 0 BB: 0 P: 3	R: 0 E: 0 K: 1 S: 5 / H: 0 LOB: 0 BB: 0 P: 5	R: 0 E: 0 K: 2 S: 8 / H: 1 LOB: 1 BB: 0 P: 8	R: 0 E: 0 K: 0 S: 3 / H: 0 LOB: 0 BB: 0 P: 3	R: 0 E: 0 K: 1 S: 5 / H: 0 LOB: 1 BB: 0 P: 6	R: 1 E: 0 K: 0 S: 2 / H: 1 LOB: 0 BB: 0 P: 2	1B: 3 2B: 5 3B: 0 HR: 2	SF: 0 SAC: 0 DP: 1 HBP: 1	WP: 0 PB: 0 SB: 1 CS: 2	PA: 46				

PITCHER		IP	WLS	BF	H	R	ER	SO	BB	IBB	HBP	BLK	WP	HR	S	P	ERA	WHIP
Nolan Ryan, R ERA: 5.22	(1, 1)	6.0		26	7	3	3	3	4	0	0	0	0	1	28	44	4.50	1.833
Mike Madden, L ERA: 2.08	(7, 1)	2.0		6	0	0	0	1	0	0	0	0	0	0	8	8	0.00	0.000
Dave Smith, R ERA: 2.25	(9, 1)	2.0		7	1	0	0	2	0	0	0	0	0	0	11	11	0.00	0.500
Charlie Kerfeld, R ERA: 1.08	(11, 1)	1.1	L	6	1	1	1	1	0	0	1	0	0	1	7	8	6.75	0.750

PITCHER	IP	WLS	BF	H	R	ER	SO	BB	IBB	HBP	BLK	WP	HR	S	P	ERA	WHIP

BOTTOM

Houston Astros @ Pittsburgh Pirates

Three Rivers Stadium, Pittsburgh, PA

Sun May 11 1986, 3:33 AM EDT

Att. 13,170 - Unknown

livebaseballscorecards.com

AB	40
R	4
H	9
RBI	4
BB	4
SO	7
LOB	13

Batter	1	2	3	4	5	6	7	8	9	AB	R	H	RBI	BB	SO	LOB
Ron Roenicke, S (1, 8) OBP: 0.273, SLG: 0.273	F8			6-3	2B 1B; 1-2 2-H 3-H		F9		F8; 2-3	5	0	1	2	0	0	1
Von Hayes, L (1, 7) OBP: 0.366, SLG: 0.383	K			1B 2B	2B; 1-3 2-H		BB		2B; 3-H	4	1	3	2	1	1	0
Juan Samuel, R (1, 4) OBP: 0.344, SLG: 0.382	F9			1B; 2-H	K		F9		F8	5	0	1	1	0	1	4
Mike Schmidt, R (1, 3) OBP: 0.393, SLG: 0.520		CS BB		6-3	FC6-4 IBB			F9		2	0	0	0	2	0	1
Rick Schu, R (1, 5) OBP: 0.348, SLG: 0.467		6-3; 1-2		K	FC6-4; 1-2f			E5 S		4	0	0	0	0	1	5
John Russell, R (1, 2) OBP: 0.356, SLG: 0.385		K			F4	F9		K; 1-2		4	0	0	0	0	2	1
Glenn Wilson, R (1, 9) OBP: 0.236, SLG: 0.156		K			1B BB 1B; 1B	G6-4-3 BB		L9		3	1	1	0	1	1	1
Steve Jeltz, S (1, 6) OBP: 0.333, SLG: 0.295		K			1B 1B; 1-2 BB	G6-4-3; 1-2f			F8 SH1-4 2B BB	2	2	0	0	2	1	1
Shane Rawley, R (1, 1) OBP: 0.125, SLG: 0.067		K			1B 2B; 1-2 2-3		K		SH1-4; 1-2	3	1	1	0	0	2	0
Inning Stats	R: 0 E: 0 K: 1 S: 5 H: 0 LOB: 0 BB: 0 P: 5	R: 0 E: 0 K: 1 S: 4 H: 0 LOB: 0 BB: 1 P: 8	R: 0 E: 0 K: 3 S: 9 H: 0 LOB: 0 BB: 0 P: 9	R: 1 E: 0 K: 1 S: 7 H: 2 LOB: 1 BB: 0 P: 7	R: 3 E: 0 K: 1 S: 9 H: 4 LOB: 3 BB: 2 P: 17	R: 0 E: 0 K: 0 S: 2 H: 0 LOB: 0 BB: 1 P: 6	R: 0 E: 0 K: 1 S: 5 H: 0 LOB: 1 BB: 1 P: 9	R: 0 E: 1 K: 1 S: 6 H: 0 LOB: 1 BB: 0 P: 6	R: 1 E: 0 K: 0 S: 4 H: 1 LOB: 1 BB: 1 P: 8	1B: 4 2B: 3 3B: 0 HR: 0 SF: 0 SAC: 1 DP: 1 HBP: 0							

TOP

Philadelphia Phillies @ Houston Astros

Astrodome, Houston, TX

Mon May 12 1986, 8:05 PM EDT

Att. 8,354 - Unknown

livebaseballscorecards.com

AB	32
R	5
H	7
RBI	5
BB	6
SO	9
LOB	14

WP: 0 PB: 0 SB: 1 CS: 1 PA: 39

PITCHER		IP	WLS	BF	H	R	ER	SO	BB	IBB	HBP	BLK	WP	HR	S	P	ERA	WHIP
Jim Deshaies, L (1, 1) ERA: 5.54		4.1	L	19	5	4	4	6	2	0	0	0	0	0	29	37	8.31	1.615
Julio Solano, R (5, 1) ERA: 5.54		1.2		7	1	0	0	1	1	1	0	0	0	0	7	15	0.00	1.200
Jeff Calhoun, L (7, 1) ERA: 1.69		2.0		8	0	0	0	2	1	0	0	0	0	0	11	15	0.00	0.500
Frank DiPino, L (9, 1) ERA: 2.3		1.0		5	1	1	1	0	1	0	0	0	0	0	4	8	9.00	2.000

PITCHER	IP	WLS	BF	H	R	ER	SO	BB	IBB	HBP	BLK	WP	HR	S	P	ERA	WHIP

BOTTOM

Philadelphia Phillies @ Houston Astros

Astrodome, Houston, TX

Mon May 12 1986, 8:05 PM EDT

Att. 8,354 - Unknown

Batter	1	2	3	4	5	6	7	8	9	AB	R	H	RBI	BB	SO	LOB
Bill Doran, S (1, 4) OBP: 0.369, SLG: 0.309	F8		K			F7		FC6-4 1B		3	0	0	0	0	1	0
Jeff Calhoun, L (7, 1)										0	0	0	0	0	0	0
Alan Ashby, S (8, PH) OBP: 0.393, SLG: 0.469										1	0	1	0	0	0	0
Frank DiPino, L (9, 1) OBP: 0.333, SLG: 0.333										0	0	0	0	0	0	0
Billy Hatcher, R (1, 7) OBP: 0.279, SLG: 0.262	L9-3 1B			L7		1B		FC6-4 1-2f		4	0	2	0	0	0	1
Phil Garner, R (1, 5) OBP: 0.342, SLG: 0.569	L9-3 1-2			F9		L1			FC6-4 1B	4	0	1	0	0	0	2
Glenn Davis, R (1, 3) OBP: 0.287, SLG: 0.491		S BB		L8			F2		F4	3	0	0	0	1	0	1
Kevin Bass, S (1, 9) OBP: 0.316, SLG: 0.407		F7			6-3		1B 1B		L6	4	0	1	0	0	0	2
Dickie Thon, R (1, 6) OBP: 0.325, SLG: 0.377		G6-4-3 1-2 BB			F6		G4-6-3 1-2 1B		FC6-4 1-2f	3	0	1	0	1	0	1
Mark Bailey, S (1, 2) OBP: 0.263, SLG: 0.306		G6-4-3 1-2f			6-3		G4-6-3 1-2f			3	0	0	0	0	0	4
Tony Walker, R (1, 8) OBP: 0.294, SLG: 0.400			K			HR		5-3		3	1	1	1	0	1	0
Jim Deshaies, L (1, 1)			K			6-3		6-3		1	0	0	0	0	1	0
Julio Solano, R (5, 1)										0	0	0	0	0	0	0
Jim Pankovits, R (6, PH) OBP: 0.364, SLG: 0.300										2	0	0	0	0	0	0
(7, 4)																

Inning Stats									
	R: 0 E: 0 K: 0 S: 3	H: 1 LOB: 0 BB: 0 P: 3	R: 0 E: 0 K: 0 S: 2	H: 0 LOB: 1 BB: 2 P: 10	R: 0 E: 0 K: 3 S: 9	H: 0 LOB: 0 BB: 0 P: 9	R: 0 E: 0 K: 0 S: 3	H: 0 LOB: 0 BB: 0 P: 3	R: 0 E: 0 K: 0 S: 3	H: 0 LOB: 0 BB: 0 P: 3
	R: 1 E: 0 K: 0 S: 5	H: 2 LOB: 1 BB: 0 P: 5	R: 0 E: 0 K: 0 S: 4	H: 2 LOB: 1 BB: 0 P: 4	R: 0 E: 0 K: 0 S: 4	H: 1 LOB: 1 BB: 0 P: 4	R: 0 E: 0 K: 0 S: 4	H: 1 LOB: 1 BB: 0 P: 4		

	1B: 6	SF: 0	WP: 0	PA: 33
	2B: 1	SAC: 0	PB: 0	
	3B: 0	DP: 3	SB: 1	
	HR: 1	HBP: 0	CS: 0	

PITCHER	IP	WLS	BF	H	R	ER	SO	BB	IBB	HBP	BLK	WP	HR	S	P	ERA	WHIP
Shane Rawley, L (1, 1) ERA: 3.05	9.0	W	33	7	1	1	3	2	0	0	0	0	1	37	45	1.00	1.000

PITCHER	IP	WLS	BF	H	R	ER	SO	BB	IBB	HBP	BLK	WP	HR	S	P	ERA	WHIP

AB	31
R	1
H	7
RBI	1
BB	2
SO	3
LOB	11

livebaseballscorecards.com

Batter	1	2	3	4	5	6	7	8	9	10	11	AB	R	H	RBI	BB	SO	LOB
Milt Thompson, L (1, 8) OBP: 0.243, SLG: 0.265	1-3		F7		K			6-3		1-3 1B		5	0	1	0	0	1	0
Rick Schu, R (1, 5) OBP: 0.324, SLG: 0.431	F9		F9			K		F9			F6	5	0	0	0	0	1	0
Juan Samuel, R (1, 4) OBP: 0.318, SLG: 0.350	K			K		F5		4-3			5-3	5	0	0	0	0	2	0
Mike Schmidt, R (1, 3) OBP: 0.383, SLG: 0.505 Greg Gross, L (6, 7) OBP: 0.435, SLG: 0.368		6-3		3-1		F9			6-3		4-3	3 2	0 0	0 0	0 0	0 0	0 0	0 0
Von Hayes, L (1, 7) OBP: 0.379, SLG: 0.402 (6, 3)		2B		BB			F8 BB 1B 1B		F5			3	1	2	0	1	0	0
Darren Daulton, L (1, 2) OBP: 0.405, SLG: 0.446		BB		K 1-2			1B 1-2 BB		F7			2	0	0	0	2	1	1
Glenn Wilson, R (1, 9) OBP: 0.245, SLG: 0.194		K			HR		F8 2-3			1B BB		3	1	1	1	1	1	4
Steve Jeltz, S (1, 6) OBP: 0.327, SLG: 0.289 Ron Roenicke, S (7, PH) OBP: 0.333, SLG: 0.333 Luis Aguayo, R (7, 6) OBP: 0.220, SLG: 0.296		F7			K		G4-6-3 1-2 3-H 1B			F1		2 1 1	0 0 0	0 1 0	0 1 0	0 0 0	1 0 0	2 0 1
Freddie Toliver, R (1, 1) Joe Lefebvre, L (7, PH) OBP: 0.238, SLG: 0.111 Don Carman, L (7, 1) Kent Tekulve, R (8, 1) John Russell, R (10, PH) OBP: 0.348, SLG: 0.375 Dave Rucker, L (10, 1)			F8		6-3		G4-6-3 1-2f			F8		2 1 0 0 1 0	0 0 0 0 0 0	0 0 0 0 0 0	0 0 0 0 0 0	0 0 0 0 0 0	0 2 0 0 1 0	0 0 0 0 0 0
Inning Stats	R: 0 E: 0 K: 1 S: 5 H: 0 LOB: 0 BB: 0 P: 5	R: 0 E: 0 K: 1 S: 6 H: 1 LOB: 2 BB: 1 P: 10	R: 0 E: 0 K: 0 S: 3 H: 0 LOB: 0 BB: 0 P: 3	R: 0 E: 0 K: 2 S: 7 H: 0 LOB: 1 BB: 1 P: 11	R: 1 E: 0 K: 2 S: 8 H: 1 LOB: 0 BB: 0 P: 8	R: 0 E: 0 K: 1 S: 5 H: 0 LOB: 0 BB: 0 P: 5	R: 1 E: 0 K: 0 S: 4 H: 2 LOB: 1 BB: 1 P: 8	R: 0 E: 0 K: 0 S: 3 H: 0 LOB: 0 BB: 0 P: 3	R: 0 E: 0 K: 0 S: 3 H: 0 LOB: 0 BB: 0 P: 3	R: 0 E: 0 K: 0 S: 3 H: 1 LOB: 2 BB: 1 P: 7	R: 0 E: 0 K: 0 S: 3 H: 0 LOB: 0 BB: 0 P: 3							

PITCHER		IP	WLS	BF	H	R	ER	SO	BB	IBB	HBP	BLK	WP	HR	S	P	ERA	WHIP
Mike Scott, R ERA: 3.59	(1, 1)	6.0		24	3	2	2	7	3	0	0	0	0	1	35	47	3.00	1.000
Charlie Kerfeld, R ERA: 1.0	(7, 1)	2.0		6	1	0	0	0	0	0	0	0	0	0	6	6	0.00	0.500
Frank DiPino, L ERA: 2.04	(9, 1)	2.0		7	1	0	0	0	1	0	0	0	0	0	6	10	0.00	1.000
Julio Solano, R ERA: 5.14	(11, 1)	1.0	W	3	0	0	0	0	0	0	0	0	0	0	3	3	0.00	0.000

PITCHER	IP	WLS	BF	H	R	ER	SO	BB	IBB	HBP	BLK	WP	HR	S	P	ERA	WHIP

TOP

Philadelphia Phillies @ Houston Astros

Astrodome, Houston, TX

Tue May 13 1986, 8:05 PM EDT

Att. 7,087 - Unknown

livebaseballscorecards.com

AB	36
R	2
H	5
RBI	2
BB	4
SO	7
LOB	11

1B: 3	SF: 0	WP: 0	PA: 40
2B: 1	SAC: 0	PB: 0	
3B: 0	DP: 1	SB: 1	
HR: 1	HBP: 0	CS: 0	

Batter	1	2	3	4	5	6	7	8	9	10	11	AB	R	H	RBI	BB	SO	LOB
Bill Doran, S (1, 4) OBP: 0.373, SLG: 0.316	F9 4-3 1B		4-3		S 1B 2-3 3-H			SH1-4 1-2		G5-4-3 1-2f		4	0	2	1	0	0	2
Craig Reynolds, L (1, 6) OBP: 0.321, SLG: 0.460	4-3 1-2			F8	K 1-2 3-H			F6			F8	3	0	0	0	0	1	2
Alan Ashby, S (8, PH) OBP: 0.387, SLG: 0.460												1	0	0	0	0	0	1
Frank DiPino, L (9, 1) OBP: 0.333, SLG: 0.333												0	0	0	0	0	0	0
Julio Solano, R (11, 1)												0	0	0	0	0	0	0
Jose Cruz, L (11, PH) OBP: 0.238, SLG: 0.190												1	0	0	0	0	0	0
Phil Garner, R (1, 5) OBP: 0.333, SLG: 0.558	F9 2-3			F9	K			4-3			1B 2B	5	1	1	0	0	1	2
Glenn Davis, R (1, 3) OBP: 0.291, SLG: 0.482	5-3			1B	5-3		6-3				1B IBB	4	0	1	0	1	0	1
Denny Walling, L (1, 7) OBP: 0.375, SLG: 0.431		G1-6-3 1B		F6	F9		6-3				1B 1-2 2-H	5	0	2	1	0	0	1
Terry Puhl, L (1, 9) OBP: 0.323, SLG: 0.358		L5			SH1-4 1B 1B		F9		4-3			4	1	1	0	0	0	1
Mark Bailey, S (1, 2) OBP: 0.279, SLG: 0.321		G1-6-3 1-2f			1B SH1-4 1-2 E		F7			SH1-4 1B		4	1	2	0	0	0	1
Billy Hatcher, R (1, 8) OBP: 0.261, SLG: 0.244			5-3		F2		5-3			SH1-4 1-2		3	0	0	0	0	0	2
Mike Scott, R (1, 1)												1	0	0	0	0	1	0
Charlie Kerfeld, R (7, 1)												0	0	0	0	0	0	0
Jim Pankovits, R (8, PH) OBP: 0.417, SLG: 0.364												1	0	1	0	0	0	0
Dickie Thon, R (9, 6) OBP: 0.333, SLG: 0.377			K		SH1-4 1-2 2-3			SH1-4 1B		G5-4-3 IBB		0	0	0	0	1	0	0
Inning Stats	R: 0 E: 0 K: 0 S: 4 H: 1 LOB: 1 BB: 0 P: 4	R: 0 E: 0 K: 0 S: 3 H: 1 LOB: 0 BB: 0 P: 3	R: 0 E: 0 K: 1 S: 5 H: 0 LOB: 0 BB: 0 P: 5	R: 0 E: 0 K: 0 S: 4 H: 1 LOB: 1 BB: 0 P: 4	R: 2 E: 0 K: 1 S: 8 H: 3 LOB: 1 BB: 1 P: 8	R: 0 E: 0 K: 1 S: 5 H: 0 LOB: 0 BB: 0 P: 5	R: 0 E: 0 K: 0 S: 3 H: 0 LOB: 0 BB: 0 P: 3	R: 0 E: 0 K: 0 S: 4 H: 1 LOB: 1 BB: 0 P: 4	R: 0 E: 0 K: 0 S: 3 H: 0 LOB: 0 BB: 0 P: 3	R: 0 E: 0 K: 0 S: 3 H: 1 LOB: 1 BB: 1 P: 7	R: 1 E: 0 K: 0 S: 3 H: 2 LOB: 2 BB: 1 P: 7							

PITCHER		IP	WLS	BF	H	R	ER	SO	BB	IBB	HBP	BLK	WP	HR	S	P	ERA	WHIP
Freddie Toliver, R ERA: 1.5	(1, 1)	6.0		23	6	2	1	3	0	0	0	0	0	0	29	29	1.50	1.000
Don Carman, L ERA: 6.23	(7, 1)	1.2		6	1	0	0	0	0	0	0	0	0	0	6	6	0.00	0.600
Kent Tekulve, R ERA: 1.84	(8, 1)	1.1		4	0	0	0	0	0	0	0	0	0	0	4	4	0.00	0.000
Dave Rucker, L ERA: 2.03	(10, 1)	1.1	L	8	3	1	1	0	0	2	0	0	0	0	6	14	6.75	2.250

PITCHER	IP	WLS	BF	H	R	ER	SO	BB	IBB	HBP	BLK	WP	HR	S	P	ERA	WHIP

BOTTOM

Philadelphia Phillies @ Houston Astros

Astrodome, Houston, TX

Tue May 13 1986, 8:05 PM EDT

Att. 7,087 - Unknown

livebaseballscorecards.com

AB	36
R	3
H	10
RBI	2
BB	2
SO	3
LOB	13

1B: 9	SF: 0	WP: 0	PA: 41
2B: 1	SAC: 3	PB: 0	
3B: 0	DP: 2	SB: 1	
HR: 0	HBP: 0	CS: 0	

Batter	1	2	3	4	5	6	7	8	9	AB	R	H	RBI	BB	SO	LOB
Mookie Wilson, S (1, 8) OBP: 0.294, SLG: 0.286	4-3		F8			F9		6-3 2-3		4	0	0	0	0	0	1
Kevin Mitchell, R (1, 6) (7, 5) OBP: 0.295, SLG: 0.465	F4		6-3			6-3		3-H 2B		4	0	1	1	0	0	0
Keith Hernandez, L (1, 3) OBP: 0.433, SLG: 0.463	BB 1B			F8		F7		K		4	0	1	0	0	1	1
Gary Carter, R (1, 2) OBP: 0.336, SLG: 0.431	1-2 BB			E5			HR		5-3	3	1	1	1	1	0	0
Darryl Strawberry, L (1, 9) OBP: 0.341, SLG: 0.481	4-3			F7			K		3-1	4	0	0	0	0	1	3
George Foster, R (1, 7) OBP: 0.310, SLG: 0.364		K		F8			F6		5-3	4	0	0	0	0	1	1
Ray Knight, R (1, 5) OBP: 0.373, SLG: 0.602		F8			G6-4-3 1B		6-3			3	0	1	0	0	0	0
Terry Leach, R (7, 1)										0	0	0	0	0	0	0
Randy Niemann, L (8, 1)										0	0	0	0	0	0	0
Tim Teufel, R (1, 4) OBP: 0.342, SLG: 0.348		F8			1-2f G6-4-3			1-3		3	0	0	0	0	0	1
Bob Ojeda, L (1, 1) OBP: 0.125, SLG: 0.125			K		K			6-3 2B		2	0	0	0	0	2	0
Rafael Santana, R (7, 6) OBP: 0.219, SLG: 0.207										1	1	1	0	0	0	0
Inning Stats	R: 0 E: 0 K: 0 S: 4 H: 1 LOB: 2 BB: 1 P: 8	R: 0 E: 0 K: 1 S: 5 H: 0 LOB: 0 BB: 0 P: 5	R: 0 E: 0 K: 1 S: 5 H: 0 LOB: 0 BB: 0 P: 5	R: 0 E: 1 K: 0 S: 4 H: 0 LOB: 1 BB: 0 P: 4	R: 0 E: 0 K: 1 S: 5 H: 1 LOB: 0 BB: 0 P: 5	R: 0 E: 0 K: 0 S: 3 H: 0 LOB: 0 BB: 0 P: 3	R: 1 E: 0 K: 1 S: 6 H: 1 LOB: 0 BB: 0 P: 6	R: 1 E: 0 K: 1 S: 7 H: 2 LOB: 1 BB: 0 P: 7	R: 0 E: 0 K: 0 S: 3 H: 0 LOB: 0 BB: 0 P: 3	1B: 2 2B: 2 3B: 0 HR: 1 SF: 0 SAC: 0 DP: 1 HBP: 0						

PITCHER	IP	WLS	BF	H	R	ER	SO	BB	IBB	HBP	BLK	WP	HR	S	P	ERA	WHIP
Bob Knepper, L (1, 1) ERA: 1.84	9.0	W	33	5	2	2	5	1	0	0	0	0	1	42	46	2.00	0.667

PITCHER	IP	WLS	BF	H	R	ER	SO	BB	IBB	HBP	BLK	WP	HR	S	P	ERA	WHIP

TOP

New York Mets @ Houston Astros

Astrodome, Houston, TX

Wed May 14 1986, 8:05 PM EDT

Att. 11,626 - Unknown

livebaseballscorecards.com

AB	32
R	2
H	5
RBI	2
BB	1
SO	5
LOB	7

WP: 0 PB: 0 SB: 0 CS: 0 PA: 33

BOTTOM

New York Mets @ Houston Astros

Astrodome, Houston, TX

Wed May 14 1986, 8:05 PM EDT

Att. 11,626 - Unknown

Batter	1	2	3	4	5	6	7	8	9	AB	R	H	RBI	BB	SO	LOB
Billy Hatcher, R (1, 8) (8, 7) OBP: 0.275, SLG: 0.245	F8		BBBB S S E BB	FC6-4 1-2f		F3		FC6-4 1B		4	1	1	0	1	0	4
Jim Pankovits, R (1, 4) OBP: 0.294, SLG: 0.250	K		SSS K 1-2		3-1		SSS K	FC6-4 1-2f		5	0	0	0	0	3	2
Jose Cruz, L (1, 7) OBP: 0.269, SLG: 0.226	F9		E9 2-H 1B		G6-4-3 1B		6-3 1B 1B			4	0	3	1	0	0	0
Tony Walker, R (7, PR) (8, 8) OBP: 0.294, SLG: 0.400										0	1	0	0	0	0	0
Glenn Davis, R (1, 3) OBP: 0.282, SLG: 0.466		SSS K	5-3		G6-4-3 1-2f		6-3 1-2			4	0	0	0	0	1	3
Phil Garner, R (1, 5) OBP: 0.341, SLG: 0.556		E6 2B	6-3			5-3 3B 1B	1B 2-H 1B 1B			4	3	2	1	0	0	1
Kevin Bass, S (1, 9) OBP: 0.331, SLG: 0.438		1B 1-H 2B		2B		5-3 1-2	1B 1-H 1B			4	1	3	2	0	0	1
Dickie Thon, R (1, 6) OBP: 0.329, SLG: 0.397		SSS K		6-3		3B 2-H	L6			4	0	1	1	0	1	3
Mark Bailey, S (1, 2) OBP: 0.308, SLG: 0.327		1B 2-H		BBBB FC6-4 BB		IIII IBB		G3		2	0	1	1	2	0	0
Bob Knepper, L (1, 1) OBP: 0.040, SLG: 0.040		SSS K		SSS K		SSS K		1-3		4	0	0	0	0	3	5
Inning Stats	R: 0 E: 0 K: 1 S: 5 H: 0 LOB: 0 BB: 0 P: 5	R: 2 E: 1 K: 3 S: 12 H: 2 LOB: 1 BB: 0 P: 12	R: 1 E: 1 K: 1 S: 6 H: 1 LOB: 1 BB: 1 P: 10	R: 0 E: 0 K: 1 S: 6 H: 1 LOB: 2 BB: 1 P: 10	R: 0 E: 0 K: 0 S: 3 H: 1 LOB: 0 BB: 0 P: 3	R: 1 E: 0 K: 1 S: 7 H: 2 LOB: 2 BB: 1 P: 11	R: 2 E: 0 K: 1 S: 8 H: 3 LOB: 1 BB: 0 P: 8	R: 0 E: 0 K: 0 S: 4 H: 1 LOB: 1 BB: 0 P: 4		1B: 8 2B: 2 3B: 1 HR: 0 SF: 0 SAC: 0 DP: 1 HBP: 0						

livebaseballscorecards.com

AB	35
R	6
H	11
RBI	6
BB	3
SO	8
LOB	19

PITCHER		IP	WLS	BF	H	R	ER	SO	BB	IBB	HBP	BLK	WP	HR	S	P	ERA	WHIP
Bob Ojeda, L ERA: 1.7	(1, 1)	6.0	L	28	7	4	2	7	2	1	0	0	0	0	39	51	3.00	1.500
Terry Leach, R ERA: 2.7	(7, 1)	1.0		6	3	2	2	1	0	0	0	0	0	0	8	8	18.00	3.000
Randy Niemann, L ERA: 5.14	(8, 1)	1.0		4	1	0	0	0	0	0	0	0	0	0	4	4	0.00	1.000

PITCHER		IP	WLS	BF	H	R	ER	SO	BB	IBB	HBP	BLK	WP	HR	S	P	ERA	WHIP

Batter	1	2	3	4	5	6	7	8	9	AB	R	H	RBI	BB	SO	LOB
Lenny Dykstra, L (1, 8) OBP: 0.375, SLG: 0.396	K		1B		K		S 1B		K	5	1	2	0	0	3	0
Howard Johnson, S (1, 6) OBP: 0.397, SLG: 0.448	L4		1B SF7 BB		BB		F3		WP 1B	2	1	0	0	2	0	1
Rafael Santana, R (7, 6) OBP: 0.231, SLG: 0.220										1	0	1	0	0	0	0
Keith Hernandez, L (1, 3) OBP: 0.432, SLG: 0.455	5-3		1B		K		FC5-4 IBB		F8	4	0	1	1	1	1	2
Darryl Strawberry, L (1, 9) OBP: 0.344, SLG: 0.495		BB	SF7			HR 3B	FC5-4		5-3	3	2	1	1	1	0	3
Gary Carter, R (1, 2) OBP: 0.333, SLG: 0.453		K	F7			6-3		HR		4	1	1	1	0	1	3
Danny Heep, L (1, 7) OBP: 0.429, SLG: 0.667		G3		CS 1B		HR		K		3	1	2	2	0	0	1
Mookie Wilson, S (7, 7) OBP: 0.278, SLG: 0.267										1	0	0	0	0	1	0
Ray Knight, R (1, 5) OBP: 0.368, SLG: 0.588		1B		K		3-1		6-3		4	0	1	1	0	1	1
Tim Teufel, R (1, 4) OBP: 0.337, SLG: 0.333		F5		F3		K		BB		3	0	0	0	1	1	1
Ron Darling, R (1, 1) OBP: 0.100, SLG: 0.053			4-3		K		F9		K	4	0	0	0	0	2	1
Jesse Orosco, R (9, 1)										0	0	0	0	0	0	0
Inning Stats	R: 0 E: 0 K: 1 S: 5 H: 0 LOB: 0 BB: 0 P: 5	R: 1 E: 0 K: 1 S: 6 H: 1 LOB: 1 BB: 1 P: 10	R: 2 E: 0 K: 0 S: 5 H: 2 LOB: 1 BB: 1 P: 9	R: 0 E: 0 K: 1 S: 5 H: 1 LOB: 0 BB: 0 P: 5	R: 0 E: 0 K: 3 S: 9 H: 0 LOB: 1 BB: 1 P: 13	R: 2 E: 0 K: 1 S: 7 H: 2 LOB: 0 BB: 0 P: 7	R: 0 E: 0 K: 0 S: 4 H: 1 LOB: 2 BB: 1 P: 8	R: 1 E: 0 K: 2 S: 8 H: 1 LOB: 1 BB: 1 P: 12	R: 0 E: 0 K: 1 S: 6 H: 1 LOB: 1 BB: 0 P: 6	1B: 6 2B: 0 3B: 1 HR: 2	SF: 1 SAC: 0 DP: 0 HBP: 0					

TOP

New York Mets @ Houston Astros

Astrodome, Houston, TX

Thu May 15 1986, 8:05 PM EDT

Att. 13,856 - Unknown

livebaseballscorecards.com

AB	34
R	6
H	9
RBI	6
BB	5
SO	10
LOB	13

WP: 1 PB: 0 SB: 3 CS: 1 PA: 40

PITCHER		IP	WLS	BF	H	R	ER	SO	BB	IBB	HBP	BLK	WP	HR	S	P	ERA	WHIP
Nolan Ryan, R ERA: 5.46	(1, 1)	6.0	L	26	6	5	5	7	3	0	0	0	0	1	37	49	7.50	1.500
Mike Madden, L ERA: 2.4	(7, 1)	2.0		10	2	1	1	2	1	1	0	0	0	1	12	20	4.50	1.500
Jeff Calhoun, L ERA: 1.54	(9, 1)	1.0		4	1	0	0	1	0	0	0	0	1	0	6	6	0.00	1.000

PITCHER	IP	WLS	BF	H	R	ER	SO	BB	IBB	HBP	BLK	WP	HR	S	P	ERA	WHIP

New York Mets @ Houston Astros

Astrodome, Houston, TX

Thu May 15 1986, 8:05 PM EDT

Att. 13,856 - Unknown

BOTTOM

Batter	1	2	3	4	5	6	7	8	9	AB	R	H	RBI	BB	SO	LOB
Bill Doran, S (1, 4) OBP: 0.384, SLG: 0.339	G1-6-3 1B		F9			1B 1-3 2B		1B 1B		4	1	3	0	0	0	0
Craig Reynolds, L (1, 6) OBP: 0.316, SLG: 0.444	G1-6-3 1-2f			1-3		FC6-4 2-H 3-H 1B		F9		4	0	1	2	0	0	2
Jose Cruz, L (1, 7) OBP: 0.282, SLG: 0.231	K			FC6-4 B B B BB		F8		1-3 1B		3	0	1	0	1	1	1
Denny Walling, L (1, 3) OBP: 0.355, SLG: 0.406		G3		FC6-4 1-2f		F7		1-3		4	0	0	0	0	0	4
Phil Garner, R (1, 5) OBP: 0.348, SLG: 0.553		CS 1B		F9		FC6-4 1-2f			G5-4-3 1B	4	0	2	0	0	0	2
Kevin Bass, S (1, 8) OBP: 0.328, SLG: 0.431		1-2 1B			4-3		F9		G5-4-3 1-2f	4	0	1	0	0	0	1
Terry Puhl, L (1, 9) OBP: 0.303, SLG: 0.333		1-3			3-1		F7		K	4	0	0	0	0	1	1
Mark Bailey, S (1, 2) OBP: 0.294, SLG: 0.310			1-3		K		K			3	0	0	0	0	2	0
Nolan Ryan, R (1, 1) OBP: 0.190, SLG: 0.190			6-3			BB 2B 1B		F8		1	0	0	0	0	0	0
Jim Pankovits, R (6, PH) OBP: 0.333, SLG: 0.250										0	1	0	0	1	0	0
Mike Madden, L (7, 1)										0	0	0	0	0	0	0
Alan Ashby, S (8, PH) OBP: 0.381, SLG: 0.451										1	0	0	0	0	0	0
Jeff Calhoun, L (9, 1)										0	0	0	0	0	0	0
Inning Stats	R: 0 E: 0 K: 1 S: 5 H: 1 LOB: 0 BB: 0 P: 5	R: 0 E: 0 K: 0 S: 4 H: 2 LOB: 1 BB: 0 P: 4	R: 0 E: 0 K: 0 S: 3 H: 0 LOB: 0 BB: 0 P: 3	R: 0 E: 0 K: 0 S: 3 H: 0 LOB: 1 BB: 1 P: 7	R: 0 E: 0 K: 1 S: 5 H: 0 LOB: 0 BB: 0 P: 5	R: 2 E: 0 K: 0 S: 5 H: 2 LOB: 1 BB: 1 P: 9	R: 0 E: 0 K: 1 S: 5 H: 0 LOB: 0 BB: 0 P: 5	R: 0 E: 0 K: 0 S: 5 H: 2 LOB: 2 BB: 0 P: 5	R: 0 E: 0 K: 1 S: 5 H: 1 LOB: 0 BB: 0 P: 5	1B: 7 2B: 1 3B: 0 HR: 0 SF: 0 SAC: 0 DP: 2 HBP: 0						

livebaseballscorecards.com

AB	32
R	2
H	8
RBI	2
BB	2
SO	4
LOB	11

WP: 0 PB: 0 SB: 0 CS: 1 PA: 34

PITCHER		IP	WLS	BF	H	R	ER	SO	BB	IBB	HBP	BLK	WP	HR	S	P	ERA	WHIP
Ron Darling, R ERA: 4.01	(1, 1)	8.0	W	32	8	2	2	3	2	0	0	0	0	0	36	44	2.25	1.250
Jesse Orosco, L ERA:	(9, 1)	1.0		2	0	0	0	1	0	0	0	0	0	0	4	4	0.00	0.000

PITCHER	IP	WLS	BF	H	R	ER	SO	BB	IBB	HBP	BLK	WP	HR	S	P	ERA	WHIP

Chicago Cubs @ Houston Astros

Astrodome, Houston, TX

Fri May 16 1986, 8:05 PM EDT

Att. 17,802 - Unknown

TOP

livebaseballscorecards.com

Batter	1	2	3	4	5	6	7	8	9	AB	R	H	RBI	BB	SO	LOB
Shawon Dunston, R (1, 6) OBP: 0.309, SLG: 0.454	0-0 F8 23 SF9 BLK 1B	0-3 K		0-0 5-3			0-0 F7		0-3 K	5	1	1	0	0	2	1
Gary Matthews, R (1, 7) OBP: 0.330, SLG: 0.324	0-0 F8 1-3		4-0 23 2B 1B BB		0-0 F8		0-0 23 1B 1B		0-0 F8	3	1	1	0	1	0	1
George Frazier, R (7, 1)										0	0	0	0	0	0	0
Terry Francona, L (9, PH) OBP: 0.207, SLG: 0.207										1	0	0	0	0	0	0
23 Ryne Sandberg, R (1, 4) OBP: 0.364, SLG: 0.455	0-0 SF9 3-H		0-0 1B WP 1-3 2B		4-0 CS BB		0-0 FC6-4 1-2 1B			2	1	2	1	1	0	0
Keith Moreland, R (1, 9) OBP: 0.336, SLG: 0.435	0-0 HR		0-0 1B 2-3 3-H		0-0 5-3 1-2		0-0 FC6-4 1-2f			4	1	2	2	0	0	3
Ron Cey, R (1, 5) OBP: 0.342, SLG: 0.426	0-0 1B		0-3 K 3-H			0-0 6-3		0-0 4-3		4	0	1	0	0	1	0
Leon Durham, L (1, 3) OBP: 0.330, SLG: 0.396	0-0 F7		0-0 F9			0-0 3-1		4-0 BB		3	0	0	0	1	0	1
Jody Davis, R (1, 2) OBP: 0.318, SLG: 0.479		0-0 HR		0-3 K		0-0 HR		0-3 K		4	2	2	2	0	2	1
Bob Dernier, R (1, 8) OBP: 0.270, SLG: 0.272	0-0 F3			4-0 S BB		0-0 5-3		0-0 5-3		2	0	0	0	1	0	0
Jerry Mumphrey, S (8, PH) OBP: 0.327, SLG: 0.383										1	0	0	0	0	0	1
(8, 8)																
Dennis Eckersley, R (1, 1) OBP: 0.250, SLG: 0.438	0-0 5-3			0-3 K 1-2			0-0 4-3		0-3 K	2	0	0	0	0	1	1
Jay Baller, R (6, 1)										0	0	0	0	0	0	0
Guy Hoffman, L (6, 1)										0	0	0	0	0	0	0
Thad Bosley, L (7, PH) OBP: 0.313, SLG: 0.321										2	0	0	0	0	1	0
(7, 7)																

Inning Stats																								
	R: 2	H: 3	R: 1	H: 1	R: 2	H: 2	R: 0	H: 0	R: 0	H: 0	R: 1	H: 1	R: 0	H: 2	R: 0	H: 0	R: 0	H: 0	1B: 5	SF: 1	WP: 1	PA: 38		
	E: 0	LOB: 1	E: 0	LOB: 0	E: 0	LOB: 0	E: 0	LOB: 1	E: 0	LOB: 0	E: 0	LOB: 0	E: 0	LOB: 2	E: 0	LOB: 1	E: 0	LOB: 0	2B: 1	SAC: 0	PB: 0			
	K: 0	BB: 0	K: 1	BB: 0	K: 1	BB: 1	K: 2	BB: 1	K: 0	BB: 1	K: 0	BB: 0	K: 0	BB: 0	K: 1	BB: 1	K: 2	BB: 0	3B: 0	DP: 0	SB: 1			
	S: 6	P: 6	S: 6	P: 6	S: 6	P: 10	S: 7	P: 11	S: 2	P: 6	S: 4	P: 4	S: 5	P: 5	S: 5	P: 9	S: 7	P: 7	HR: 3	HBP: 0	CS: 1			

PITCHER		IP	WLS	BF	H	R	ER	SO	BB	IBB	HBP	BLK	WP	HR	S	P	ERA	WHIP
Jim Deshaies, L ERA: 6.6	(1, 1)	2.0		10	4	3	3	1	0	0	0	1	0	2	12	12	13.50	2.000
Julio Solano, R ERA: 5.5	(3, 1)	4.0	W	16	3	3	3	3	3	0	0	0	1	1	19	31	6.75	1.500
Larry Andersen, R ERA: 3.68	(7, 1)	2.0		9	2	0	0	1	1	0	0	0	0	0	10	14	0.00	1.500
Dave Smith, R ERA: 2.08	(9, 1)	1.0	S	3	0	0	0	2	0	0	0	0	0	0	7	7	0.00	0.000

PITCHER		IP	WLS	BF	H	R	ER	SO	BB	IBB	HBP	BLK	WP	HR	S	P	ERA	WHIP

AB	33
R	6
H	9
RBI	5
BB	4
SO	7
LOB	9

BOTTOM

Chicago Cubs @ Houston Astros

Astrodome, Houston, TX

Fri May 16 1986, 8:05 PM EDT

Att. 17,802 - Unknown

Batter	1	2	3	4	5	6	7	8	9	AB	R	H	RBI	BB	SO	LOB
Bill Doran, S (1, 4) OBP: 0.392, SLG: 0.344	4-3	G4-6-3 1-2 3-H		6-3		2B 1-H		BBB 1B		4	1	2	2	1	0	1
Craig Reynolds, L (1, 6) OBP: 0.317, SLG: 0.439	2B 1B	G4-6-3 1-2f			F9	2B 1-H		6-3 1-3		3	1	1	0	0	0	2
Dickie Thon, R (6, PH) OBP: 0.345, SLG: 0.427 (7, 6)										2	1	2	1	0	0	0
Jose Cruz, L (1, 7) OBP: 0.293, SLG: 0.275	1B 1-3		6-3		K	1B 2-H		6-3 1-2f		4	2	2	1	0	1	0
Larry Andersen, R (7, 1)										0	0	0	0	0	0	0
Denny Walling, L (8, PH) OBP: 0.351, SLG: 0.400										1	0	0	0	0	0	2
Dave Smith, R (9, 1)										0	0	0	0	0	0	0
Glenn Davis, R (1, 3) OBP: 0.294, SLG: 0.472	FC6-4 2-H 3-H		1B		F8	1B 2-H		K		5	0	3	3	0	1	1
Kevin Bass, S (1, 8) OBP: 0.326, SLG: 0.425	FC6-4 S 1-2f		F7			6-3 1B				4	1	1	0	0	0	3
(7, 7)						F8										
Billy Hatcher, R (9, 7) OBP: 0.275, SLG: 0.245										0	0	0	0	0	0	0
Phil Garner, R (1, 5) OBP: 0.333, SLG: 0.528	K 1-2		K			6-3 1-2	F9			4	0	0	0	0	2	3
Terry Puhl, L (1, 9) OBP: 0.314, SLG: 0.344		1B 1B		4-3		G4-1 2-H 1B	6-3			4	2	2	1	0	0	0
Mark Bailey, S (1, 2) OBP: 0.319, SLG: 0.328		1B 1-3		SH3		G4-1 1-2		BBB BB		3	0	2	0	1	0	1
Jim Deshaies, L (1, 1)		B1		SH3 1-2		WP 2-H 1B	F8			0	0	0	0	0	0	0
Bob Knepper, L (2, PH) OBP: 0.038, SLG: 0.038										1	0	0	0	0	0	2
Julio Solano, R (3, 1)										0	0	0	0	0	0	0
Alan Ashby, S (6, PH) OBP: 0.391, SLG: 0.462										1	0	1	1	0	0	0
Tony Walker, R (6, PR) OBP: 0.286, SLG: 0.387										1	1	0	0	0	0	1
(7, 8)																
Inning Stats	R: 2 E: 0 K: 1 S: 8 H: 3 LOB: 1 BB: 0 P: 8	R: 1 E: 0 K: 0 S: 5 H: 3 LOB: 1 BB: 0 P: 5	R: 0 E: 0 K: 1 S: 6 H: 1 LOB: 1 BB: 0 P: 6	R: 0 E: 0 K: 0 S: 4 H: 1 LOB: 1 BB: 0 P: 4	R: 0 E: 0 K: 1 S: 5 H: 0 LOB: 0 BB: 0 P: 5	R: 6 E: 0 K: 0 S: 10 H: 7 LOB: 1 BB: 0 P: 10	R: 0 E: 0 K: 0 S: 3 H: 0 LOB: 1 BB: 1 P: 7	R: 0 E: 0 K: 1 S: 5 H: 1 LOB: 1 BB: 1 P: 9		1B: 13 2B: 4 3B: 0 HR: 0 SF: 0 SAC: 1 DP: 2 HBP: 0						

livebaseballscorecards.com

AB	37
R	9
H	16
RBI	9
BB	2
SO	4
LOB	16

WP: 1 PA: 40
PB: 0
SB: 1
CS: 0

PITCHER		IP	WLS	BF	H	R	ER	SO	BB	IBB	HBP	BLK	WP	HR	S	P	ERA	WHIP
Dennis Eckersley, R ERA: 4.94	(1, 1)	5.1		25	10	5	5	3	0	0	0	0	0	0	31	31	8.44	1.875
Jay Baller, R ERA: 5.06	(6, 1)	0.1	L	3	2	1	1	0	0	0	0	0	1	0	3	3	27.00	6.000
Guy Hoffman, L ERA: 5.79	(6, 1)	0.1		4	3	3	3	0	0	0	0	0	0	0	4	4	81.00	9.000
George Frazier, R ERA: 3.32	(7, 1)	2.0		8	1	0	0	1	2	0	0	0	0	0	8	16	0.00	1.500

PITCHER	IP	WLS	BF	H	R	ER	SO	BB	IBB	HBP	BLK	WP	HR	S	P	ERA	WHIP

Batter	1	2	3	4	5	6	7	8	9	AB	R	H	RBI	BB	SO	LOB
Bob Dernier, R (1, 8) OBP: 0.256, SLG: 0.256	F7	SH3 1-2 2-3 3-H		K		6-3		G6-4-3 1-2f		4	0	0	1	0	1	3
Davey Lopes, R (1, 9) (7, 7) OBP: 0.393, SLG: 0.444	5-3	2-H 3-H 2B			1B		BB		BB	0	1	0	0	0	0	0
23 Ryne Sandberg, R (1, 4) OBP: 0.371, SLG: 0.465	2B	F4			FC5-4 1-2 1B		SH1-3 1-2		F9 1-2	4	0	2	0	0	0	2
Keith Moreland, R (1, 3) (7, 9) OBP: 0.342, SLG: 0.423	K	5-3 BB			FC5-4 BB 1-2f 2-3		FC6-4 BB		1B IBB	2	0	0	0	3	1	3
Ron Cey, R (1, 5) OBP: 0.349, SLG: 0.414 Manny Trillo, R (7, 5) OBP: 0.281, SLG: 0.214 Thad Bosley, L (9, PH) OBP: 0.303, SLG: 0.310 Chris Speier, R (9, PH) OBP: 0.458, SLG: 0.474 (9, 5)	SH1-3 1B HBP BB	5-3 1-2			G6-4-3 1-2 BB		K		1B 1-3 2-H	2 0 0 1	1 0 0 0	0 0 0 1	0 0 0 1	2 0 0 0	1 0 0 0	3 0 0 0
Gary Matthews, R (1, 7) OBP: 0.326, SLG: 0.321 Terry Francona, L (7, 3) OBP: 0.200, SLG: 0.200 Lee Smith, R (7, 1)	HBP SH1-3 SH3 1-2 1B	6-3			G6-4-3 1-2f		FC6-4 1-2f		K	4 0 1	1 0 0	1 0 0	0 0 0	0 0 1	0 0 1	6 0 2
Jody Davis, R (1, 2) OBP: 0.321, SLG: 0.468	SH1-3 1-2 2-3	G3				SH1-4 BB		SH2-4 1B	F8	3	0	1	0	1	0	3
Shawon Dunston, R (1, 6) OBP: 0.308, SLG: 0.441	SH3 HBP 2B IBB			K		F7		SH2-4 1-2		2	1	0	0	1	1	1
Scott Sanderson, R (1, 1) OBP: 0.154, SLG: 0.083 Guy Hoffman, L (2, 1) Jay Baller, R (7, 1) Leon Durham, L (7, 3) OBP: 0.333, SLG: 0.390	SH3 1-2 2-3 3-H 2B HBP			K		SH1-4 1-2		G6-4-3 IBB		0 1 0 0	1 0 0 0	0 0 0 0	1 0 0 0	0 1 0 1	0 0 0 0	0 0 0 0
Inning Stats	R: 0 E: 0 K: 1 S: 6 H: 1 LOB: 1 BB: 0 P: 6	R: 4 E: 0 K: 0 S: 5 H: 2 LOB: 1 BB: 2 P: 14	R: 0 E: 0 K: 0 S: 3 H: 0 LOB: 1 BB: 1 P: 7	R: 0 E: 0 K: 3 S: 9 H: 0 LOB: 0 BB: 0 P: 9	R: 0 E: 0 K: 0 S: 4 H: 2 LOB: 2 BB: 1 P: 8	R: 0 E: 0 K: 0 S: 3 H: 0 LOB: 1 BB: 1 P: 7	R: 0 E: 0 K: 1 S: 5 H: 0 LOB: 2 BB: 2 P: 13	R: 0 E: 0 K: 0 S: 3 H: 1 LOB: 1 BB: 1 P: 7	R: 1 E: 0 K: 1 S: 6 H: 1 LOB: 2 BB: 2 P: 14	1B: 5 2B: 2 3B: 0 HR: 0 SF: 0 SAC: 5 DP: 2 HBP: 1						

TOP

Chicago Cubs @ Houston Astros

Astrodome, Houston, TX

Sun May 18 1986, 4:33 AM EDT

Att. 14,483 - Unknown

livebaseballscorecards.com

AB	24
R	5
H	5
RBI	3
BB	8
SO	6
LOB	23

PITCHER		IP	WLS	BF	H	R	ER	SO	BB	IBB	HBP	BLK	WP	HR	S	P	ERA	WHIP
Bob Knepper, L ERA: 2.23	(1, 1)	5.0	L	24	5	4	4	4	3	1	1	0	0	0	27	44	7.20	1.600
Mike Madden, L ERA: 2.12	(6, 1)	2.0		9	0	0	0	1	3	0	0	0	0	0	8	20	0.00	1.500
Larry Andersen, R ERA: 3.94	(8, 1)	1.1		7	1	1	1	0	1	2	0	0	0	0	4	16	6.75	1.500
Frank DiPino, L ERA: 2.0	(9, 1)	0.1		2	1	0	0	1	0	0	0	0	0	0	4	4	0.00	3.000
Charlie Kerfeld, R ERA: 0.95	(9, 1)	0.1		1	0	0	0	0	0	0	0	0	0	0	1	1	0.00	0.000

PITCHER	IP	WLS	BF	H	R	ER	SO	BB	IBB	HBP	BLK	WP	HR	S	P	ERA	WHIP

WP: 0	PA: 43
PB: 0	
SB: 1	
CS: 0	

Batter	1	2	3	4	5	6	7	8	9	AB	R	H	RBI	BB	SO	LOB
Bill Doran, S (1, 4) OBP: 0.397, SLG: 0.346	BBBB 4-0 G6-4-3 BB			BBBB 4-0 CS BB		x 0-0 ① 5-3	SSS 0-3 ③ K			2	0	0	0	2	1	2
Craig Reynolds, L (1, 6) OBP: 0.297, SLG: 0.410	x 0-0 ① F9			SSS 0-3 ①② K 1-2		SSS 0-3 ② K		x 0-0 ① F6		4	0	0	0	0	2	2
Jose Cruz, L (1, 7) OBP: 0.313, SLG: 0.312	x 0-0 ②③ G6-4-3 1-2f			x 0-0 2B		x 0-0 ③ F4		SSS 0-3 ② K		4	0	1	0	0	1	1
Glenn Davis, R (1, 3) OBP: 0.306, SLG: 0.477		H 1-0 4-3 HBP		x 0-0 ③ 6-3			x 0-0 2B G3 1B	x 0-0 WP 2B		3	1	2	0	0	0	1
Kevin Bass, S (1, 8) (6, 9) OBP: 0.336, SLG: 0.445		x 0-0 ① F7			x 0-0 6-3 2B		x 0-0 G3 1-3 2B 2B	SSS 0-3 ③ K 2-3		4	1	2	0	0	1	2
Denny Walling, L (1, 5) OBP: 0.346, SLG: 0.384		x 0-0 ②③ 4-3 1-2f			BBBB 4-0 6-3 BB		x 0-0 ① G3 2-3 3-H		x 0-0 ① F8	3	0	0	1	1	0	2
Terry Puhl, L (1, 9) OBP: 0.306, SLG: 0.333 Billy Hatcher, R (5, PH) (6, 8) OBP: 0.310, SLG: 0.291			x 0-0 ① F7		SSS 0-3 ① K		x 0-0 3-H 2B		x 0-0 S 1B	1 3	0 0	0 2	0 1	0 0	0 1	0 2
Mark Bailey, S (1, 2) OBP: 0.300, SLG: 0.294			SSS 0-3 ② K		x 0-0 ② 6-3 1-2 2-3		SSS 0-3 ② K		SSS 0-3 ② K 1-2	4	0	0	0	0	3	4
Bob Knepper, L (1, 1) OBP: 0.037, SLG: 0.037 Jim Pankovits, R (5, PH) OBP: 0.316, SLG: 0.235 Mike Madden, L (6, 1) Phil Garner, R (7, PH) OBP: 0.337, SLG: 0.516 Larry Andersen, R (8, 1) Frank DiPino, L (9, 1) OBP: 0.333, SLG: 0.333 Charlie Kerfeld, R (9, 1) Alan Ashby, S (9, PH) OBP: 0.385, SLG: 0.453			SSS 0-3 ③ K		x 0-0 ③ F8		BBBB 4-0 BB		x 0-0 ③ F8	1 1 0 0 0 0 0 0 1	0 0 0 0 0 0 0 0 0	0 0 0 0 0 0 0 0 1	0 0 0 1 0 0 0 0 0	0 0 0 0 0 0 0 0 0	1 2 0 0 0 0 0 0 1	0 0 0 0 0 0 0 0 0
Inning Stats	R: 0 H: 0 E: 0 LOB: 0 K: 0 BB: 1 S: 2 P: 6	R: 0 H: 0 E: 0 LOB: 0 K: 0 BB: 0 S: 2 P: 3	R: 0 H: 0 E: 0 LOB: 0 K: 2 BB: 0 S: 7 P: 7	R: 0 H: 1 E: 0 LOB: 1 K: 1 BB: 1 S: 5 P: 9	R: 0 H: 1 E: 0 LOB: 2 K: 1 BB: 1 S: 6 P: 10	R: 0 H: 0 E: 0 LOB: 0 K: 1 BB: 0 S: 5 P: 5	R: 2 H: 3 E: 0 LOB: 2 K: 2 BB: 1 S: 10 P: 14	R: 0 H: 1 E: 0 LOB: 1 K: 2 BB: 0 S: 8 P: 8	R: 0 H: 1 E: 0 LOB: 1 K: 1 BB: 0 S: 6 P: 6	1B: 2 2B: 6 3B: 0 HR: 0	SF: 0 SAC: 0 DP: 2 HBP: 1			WP: 1 PB: 0 SB: 1 CS: 1	PA: 36		

PITCHER		IP	WLS	BF	H	R	ER	SO	BB	IBB	HBP	BLK	WP	HR	S	P	ERA	WHIP
Scott Sanderson, R ERA: 4.78	(1, 1)	1.0		3	0	0	0	0	1	0	0	0	0	0	2	6	0.00	1.000
Guy Hoffman, L ERA: 5.25	(2, 1)	5.1	W	21	4	2	2	5	2	0	1	0	0	0	28	37	3.38	1.125
Jay Baller, R ERA: 5.0	(7, 1)	0.1		3	1	0	0	1	1	0	0	0	0	0	4	8	0.00	6.000
Lee Smith, R ERA: 4.2	(7, 1)	2.1	S	9	2	0	0	4	0	0	0	0	1	0	17	17	0.00	0.857

PITCHER	IP	WLS	BF	H	R	ER	SO	BB	IBB	HBP	BLK	WP	HR	S	P	ERA	WHIP

Chicago Cubs @ Houston Astros

Astrodome, Houston, TX

Sun May 18 1986, 4:33 AM EDT

Att. 14,483 - Unknown

BOTTOM

livebaseballscorecards.com

AB	31
R	2
H	7
RBI	2
BB	4
SO	10
LOB	19

Pittsburgh Pirates @ Houston Astros

Astrodome, Houston, TX

Tue May 20 1986, 8:05 PM EDT

Att. 8,711 - Unknown

TOP

livebaseballscorecards.com

Batter	1	2	3	4	5	6	7	8	9	AB	R	H	RBI	BB	SO	LOB
Joe Orsulak, L (1, 8) OBP: 0.295, SLG: 0.363	F7		6-3			4-3 S 1B		L3 1-2		4	0	1	0	0	0	1
R.J. Reynolds, S (1, 7) OBP: 0.351, SLG: 0.429	4-3		K			K			FC3-6 1B HR 1B	4	1	1	0	0	2	1
Johnny Ray, S (1, 4) OBP: 0.428, SLG: 0.463	F9			K		4-3 1-3			FC3-6 1-2 1B	4	0	1	0	0	1	1
Sid Bream, L (1, 3) OBP: 0.397, SLG: 0.569		BB F8 WP BB		BB WP BB		K			FC3-6 1-2f HR 2-3	2	1	0	0	2	1	3
Mike Brown, R (1, 9) OBP: 0.362, SLG: 0.414		F9		K 1-3			F9		HR 1-H 3-H	4	1	1	3	0	1	2
Jim Morrison, R (1, 5) OBP: 0.308, SLG: 0.472		BB 1-2		K2-3			K G5-4-3		F6	3	0	0	0	1	2	1
Junior Ortiz, R (1, 2) OBP: 0.167, SLG: 0.292		F8 2-3			1-3		G5-4-3 1-2f		1B 2B	4	1	1	0	0	0	3
Sam Khalifa, R (1, 6) OBP: 0.288, SLG: 0.225 Trench Davis, L (8, PH) OBP: 0.100, SLG: 0.105 Rafael Belliard, R (8, 6) OBP: 0.250, SLG: 0.235		K			K			4-3	1B IBB	2 1 0	0 0 0	0 0 0	0 0 0	0 0 1	2 0 0	2 0 0
Bob Kipper, R (1, 1) Lee Mazzilli, S (8, PH) OBP: 0.447, SLG: 0.235 Bob Walk, R (8, 1) OBP: 0.375, SLG: 0.625			5-3		F8			L3 1B	1-3 2-H 1B	2 1 1	0 0 0	0 1 1	0 0 1	0 0 0	0 0 0	0 0 0
Inning Stats	R: 0 H: 0 E: 0 LOB: 0 K: 0 BB: 0 S: 3 P: 3	R: 0 H: 0 E: 0 LOB: 2 K: 1 BB: 2 S: 5 P: 13	R: 0 H: 0 E: 0 LOB: 0 K: 1 BB: 0 S: 5 P: 5	R: 0 H: 0 E: 0 LOB: 1 K: 3 BB: 1 S: 9 P: 13	R: 0 H: 0 E: 0 LOB: 0 K: 1 BB: 0 S: 5 P: 5	R: 0 H: 1 E: 0 LOB: 1 K: 2 BB: 0 S: 8 P: 8	R: 0 H: 0 E: 0 LOB: 0 K: 1 BB: 0 S: 5 P: 5	R: 0 H: 1 E: 0 LOB: 0 K: 0 BB: 0 S: 3 P: 3	R: 4 H: 5 E: 0 LOB: 2 K: 0 BB: 1 S: 7 P: 11	1B: 5 SF: 0 2B: 2 SAC: 0 3B: 0 DP: 2 HR: 1 HBP: 0						WP: 4 PA: 36 PB: 0 SB: 1 CS: 0	

	AB	32
	R	4
	H	7
	RBI	4
	BB	4
	SO	9
	LOB	14

PITCHER		IP	WLS	BF	H	R	ER	SO	BB	IBB	HBP	BLK	WP	HR	S	P	ERA	WHIP
Nolan Ryan, R ERA: 5.29	(1, 1)	8.2	L	34	6	4	4	9	3	0	0	0	3	1	49	61	4.15	1.038
Dave Smith, R ERA: 2.03	(9, 1)	0.1		2	1	0	0	0	0	1	0	0	0	0	1	5	0.00	3.000

PITCHER	IP	WLS	BF	H	R	ER	SO	BB	IBB	HBP	BLK	WP	HR	S	P	ERA	WHIP

Batter	1	2	3	4	5	6	7	8	9	AB	R	H	RBI	BB	SO	LOB
Bill Doran, S (1, 4) OBP: 0.400, SLG: 0.374	HR	K			4-3 1B		F9			4	1	2	1	0	1	2
Billy Hatcher, R (1, 8) OBP: 0.306, SLG: 0.305 (9, 7)	F8		5-3		4-3 1-2		2B			4	0	1	0	0	0	1
Jose Cruz, L (1, 7) OBP: 0.299, SLG: 0.296 Tony Walker, R (9, 8) OBP: 0.286, SLG: 0.387	F9	K			K		1-3			4 0	0 0	0 0	0 0	0 0	2 0	2 0
Glenn Davis, R (1, 3) OBP: 0.304, SLG: 0.470	E3		2B 1B		F8			5-3		4	0	1	0	0	0	1
Phil Garner, R (1, 5) OBP: 0.343, SLG: 0.536	F7		1-3 2B			4-3 SF8 2B		K		4	1	2	0	0	1	1
Kevin Bass, S (1, 9) OBP: 0.333, SLG: 0.439 Dave Smith, R (9, 1)		FC6-3 1B	F7			4-3 2-3		K		4 0	0 0	1 0	0 0	0 0	1 0	3 0
Dickie Thon, R (1, 6) OBP: 0.319, SLG: 0.395 Denny Walling, L (9, PH) OBP: 0.341, SLG: 0.378	FC6-3 PB BB 1-2f			5-3		SF8 3-H			L3	2 1	0 0	0 0	1 0	0 0	0 0	1 0
Mark Bailey, S (1, 2) OBP: 0.298, SLG: 0.282		PB BB 1-2		5-3		5-3			G3	3	0	0	0	1	0	0
Nolan Ryan, R (1, 1) OBP: 0.167, SLG: 0.167 Terry Puhl, L (9, 9) OBP: 0.301, SLG: 0.328		5-3 1-2 2-3		K			F8		4-3	3 1	0 0	0 0	0 0	0 0	1 0	2 0
Inning Stats	R: 1 E: 1 K: 0 S: 5 H: 1 LOB: 1 BB: 0 P: 5	R: 0 E: 0 K: 1 S: 6 H: 1 LOB: 2 BB: 1 P: 10	R: 0 E: 0 K: 1 S: 7 H: 2 LOB: 2 BB: 0 P: 7	R: 0 E: 0 K: 1 S: 5 H: 0 LOB: 0 BB: 0 P: 5	R: 0 E: 0 K: 1 S: 6 H: 1 LOB: 1 BB: 0 P: 6	R: 1 E: 0 K: 0 S: 4 H: 1 LOB: 0 BB: 0 P: 4	R: 0 E: 0 K: 0 S: 4 H: 1 LOB: 1 BB: 0 P: 4	R: 0 E: 0 K: 2 S: 7 H: 0 LOB: 0 BB: 0 P: 7	R: 0 E: 0 K: 0 S: 3 H: 0 LOB: 0 BB: 0 P: 3	1B: 3 2B: 3 3B: 0 HR: 1	SF: 1 SAC: 0 DP: 0 HBP: 0			WP: 0 PB: 1 SB: 0 CS: 0	PA: 36		

PITCHER		IP	WLS	BF	H	R	ER	SO	BB	IBB	HBP	BLK	WP	HR	S	P	ERA	WHIP
Bob Kipper, L ERA: 5.0	(1, 1)	7.0		30	7	2	2	4	1	0	0	0	0	1	37	41	2.57	1.143
Bob Walk, R ERA: 2.16	(8, 1)	2.0	W	6	0	0	0	2	0	0	0	0	0	0	10	10	0.00	0.000

PITCHER	IP	WLS	BF	H	R	ER	SO	BB	IBB	HBP	BLK	WP	HR	S	P	ERA	WHIP

BOTTOM

Pittsburgh Pirates @ Houston Astros

Astrodome, Houston, TX

Tue May 20 1986, 8:05 PM EDT

Att. 8,711 - Unknown

livebaseballscorecards.com

AB	34
R	2
H	7
RBI	2
BB	1
SO	6
LOB	13

Batter	1	2	3	4	5	6	7	8	9	AB	R	H	RBI	BB	SO	LOB
Joe Orsulak, L (1, 8) (9, 9) OBP: 0.294, SLG: 0.359	1-3		S 1B		K			F9		4	0	1	0	0	1	1
R.J. Reynolds, S (1, 7) OBP: 0.341, SLG: 0.415	F7		F7 1-2		K			F9		4	0	0	0	0	1	2
Johnny Ray, S (1, 4) OBP: 0.417, SLG: 0.449	G3		F2			F5		F7		4	0	0	0	0	0	1
Sid Bream, L (1, 3) OBP: 0.407, SLG: 0.607		1B 1B 2B		HR		F5			BB G1-6-3	3	2	2	1	1	0	0
Mike Brown, R (1, 9) OBP: 0.359, SLG: 0.409		1B 2-3 1B		1-3		K			G1-6-3 1-2f	4	0	1	0	0	1	1
Rafael Belliard, R (9, 6) OBP: 0.250, SLG: 0.235										0	0	0	0	0	0	0
Jim Morrison, R (1, 5) OBP: 0.314, SLG: 0.473		G6-4-3 1-2 3-H 1B		5-3			K		1B	4	0	2	1	0	1	0
Junior Ortiz, R (1, 2) OBP: 0.179, SLG: 0.259		K	K				BB		5-3	3	0	0	0	1	2	3
Sam Khalifa, R (1, 6) OBP: 0.289, SLG: 0.243		G6-4-3 1-2f			2B		K			3	0	1	0	0	1	3
Trench Davis, L (9, 8) OBP: 0.100, SLG: 0.105										0	0	0	0	0	0	0
Rick Rhoden, R (1, 1) OBP: 0.211, SLG: 0.118			K		K		F6			3	0	0	0	0	2	2
Inning Stats	R: 0 E: 0 K: 0 S: 3 H: 0 LOB: 0 BB: 0 P: 3	R: 1 E: 0 K: 1 S: 7 H: 3 LOB: 1 BB: 0 P: 7	R: 0 E: 0 K: 1 S: 6 H: 1 LOB: 0 BB: 0 P: 6	R: 1 E: 0 K: 1 S: 6 H: 1 LOB: 0 BB: 0 P: 6	R: 0 E: 0 K: 3 S: 10 H: 1 LOB: 1 BB: 0 P: 10	R: 0 E: 0 K: 1 S: 5 H: 0 LOB: 0 BB: 0 P: 5	R: 0 E: 0 K: 2 S: 7 H: 0 LOB: 1 BB: 1 P: 11	R: 0 E: 0 K: 0 S: 3 H: 0 LOB: 0 BB: 0 P: 3	R: 0 E: 0 K: 0 S: 3 H: 1 LOB: 1 BB: 1 P: 7	1B: 4 2B: 2 3B: 0 HR: 1	SF: 0 SAC: 0 DP: 2 HBP: 0						

TOP

Pittsburgh Pirates @ Houston Astros

Astrodome, Houston, TX

Wed May 21 1986, 8:05 PM EDT

Att. 6,990 - Unknown

livebaseballscorecards.com

AB	32
R	2
H	7
RBI	2
BB	2
SO	9
LOB	13

WP: 0 PB: 0 SB: 1 CS: 0 PA: 34

PITCHER		IP	WLS	BF	H	R	ER	SO	BB	IBB	HBP	BLK	WP	HR	S	P	ERA	WHIP
Mike Scott, R ERA: 3.22	(1, 1)	7.0	L	27	6	2	2	9	1	0	0	0	0	1	44	48	2.57	1.000
Frank DiPino, L ERA: 1.89	(8, 1)	1.0		4	0	0	0	0	1	0	0	0	0	0	3	7	0.00	1.000
Charlie Kerfeld, R ERA: 0.92	(9, 1)	1.0		3	1	0	0	0	0	0	0	0	0	0	3	3	0.00	1.000

PITCHER	IP	WLS	BF	H	R	ER	SO	BB	IBB	HBP	BLK	WP	HR	S	P	ERA	WHIP

BOTTOM

Pittsburgh Pirates @ Houston Astros

Astrodome, Houston, TX

Wed May 21 1986, 8:05 PM EDT

Att. 6,990 - Unknown

Batter	1	2	3	4	5	6	7	8	9	AB	R	H	RBI	BB	SO	LOB
Bill Doran, S (1, 4) OBP: 0.390, SLG: 0.363	3-1		4-3		G3 1-2		4-3			4	0	0	0	0	0	2
Terry Puhl, L (1, 9) OBP: 0.312, SLG: 0.338	G6-4-3 1B			F3	F2			G3-6-3 1B		4	0	2	0	0	0	1
Jose Cruz, L (1, 7) OBP: 0.297, SLG: 0.286	G6-4-3 1-2f			1B 1B BB		K		G3-6-3 1-2f		3	1	0	0	1	1	2
Glenn Davis, R (1, 3) OBP: 0.303, SLG: 0.460		F4		K		1B BB		5-3		3	0	0	0	1	1	1
Kevin Bass, S (1, 8) OBP: 0.331, SLG: 0.434		6-3		WP 1B 1-2 1B		F7			K	4	0	1	0	0	1	1
Denny Walling, L (1, 5) OBP: 0.349, SLG: 0.385		F8		WP 1-2 2-H 1B		1-2 1B			4-3	4	0	2	1	0	0	0
Alan Ashby, S (1, 2) OBP: 0.362, SLG: 0.421			K	K 1-2 2-3		F9			F7	4	0	0	0	0	2	4
Dickie Thon, R (1, 6) OBP: 0.319, SLG: 0.386			1B SH1-4 BB		F9		K			2	0	0	0	1	1	0
Mike Scott, R (1, 1) OBP: 0.091, SLG: 0.048			SH1-4 1-2		E3 G3		F7			1	0	0	0	0	0	0
Phil Garner, R (7, PH) OBP: 0.340, SLG: 0.531										1	0	0	0	0	0	0
Frank DiPino, L (8, 1) OBP: 0.333, SLG: 0.333										0	0	0	0	0	0	0
Charlie Kerfeld, R (9, 1)										0	0	0	0	0	0	0
Inning Stats	R: 0 H: 1 E: 0 LOB: 0 K: 0 BB: 0 S: 3 P: 3	R: 0 H: 0 E: 0 LOB: 0 K: 0 BB: 0 S: 3 P: 3	R: 0 H: 0 E: 0 LOB: 1 K: 1 BB: 1 S: 5 P: 9	R: 1 H: 2 E: 0 LOB: 2 K: 2 BB: 1 S: 9 P: 13	R: 0 H: 0 E: 1 LOB: 1 K: 0 BB: 0 S: 4 P: 4	R: 0 H: 1 E: 0 LOB: 2 K: 1 BB: 1 S: 6 P: 10	R: 0 H: 0 E: 0 LOB: 0 K: 1 BB: 0 S: 5 P: 5	R: 0 H: 1 E: 0 LOB: 0 K: 0 BB: 0 S: 3 P: 3	R: 0 H: 0 E: 0 LOB: 0 K: 1 BB: 0 S: 5 P: 5	1B: 5 SF: 0 2B: 0 SAC: 1 3B: 0 DP: 2 HR: 0 HBP: 0						

livebaseballscorecards.com

AB	30
R	1
H	5
RBI	1
BB	3
SO	6
LOB	11

WP: 1 PA: 34
PB: 0
SB: 0
CS: 0

PITCHER		IP	WLS	BF	H	R	ER	SO	BB	IBB	HBP	BLK	WP	HR	S	P	ERA	WHIP
Rick Rhoden, R ERA: 2.67	(1, 1)	9.0	W	34	5	1	1	6	3	0	0	0	1	0	43	55	1.00	0.889

PITCHER	IP	WLS	BF	H	R	ER	SO	BB	IBB	HBP	BLK	WP	HR	S	P	ERA	WHIP

Batter	1	2	3	4	5	6	7	8	9	AB	R	H	RBI	BB	SO	LOB
Bill Almon, R (1, 7) (8, 6) OBP: 0.355, SLG: 0.611	0-0 5-3 1B 1B		0-3 K ②			0-0 G1-6-3 E 1B		0-0 FC5-4 1B		4	0	3	0	0	1	0
Sam Khalifa, R (1, 6) OBP: 0.291, SLG: 0.247	0-0 5-3 1-2 1B		0-0 1-3 ③			0-0 FC5 G1-6-3 1-2		0-0 FC5-4 FC5-4 1-2f ②		3	0	1	0	0	0	1
Mike Diaz, R (8, PH) OBP: 0.321, SLG: 0.280										1	0	0	0	0	0	1
Pat Clements, R (8, 1)										0	0	0	0	0	0	0
Jose DeLeon, R (8, 1)										0	0	0	0	0	0	0
Lee Mazzilli, S (1, 8) OBP: 0.431, SLG: 0.237	0-3 K ①			0-0 G4-6-3 1B		0-0 G1-6-3 ① ② 1-2f 2-3		0-0 FC5-4 ③ 1-2f		4	0	1	0	0	1	5
Mike Brown, R (1, 9) OBP: 0.348, SLG: 0.395	0-0 5-3 ② 1-2 2-3			0-0 G4-6-3 ① ② 1-2f		0-3 K ③			0-3 K ①	4	0	0	0	0	2	4
Sid Bream, L (1, 3) OBP: 0.396, SLG: 0.586	0-0 3-1 ③			0-0 F8 ③			0-0 F9 ①		0-0 1-3 ②	4	0	0	0	0	0	2
Tony Peña, R (1, 2) OBP: 0.288, SLG: 0.322		0-0 3-1 ①			0-0 1B		0-3 K ②		0-0 3B	4	0	2	0	0	1	0
Jim Morrison, R (1, 5) OBP: 0.312, SLG: 0.460		0-0 F9 ②			0-0 L6 ①		B B B B 4-0 BB		0-0 F7 ③	3	0	0	0	1	0	2
Rafael Belliard, R (1, 4) OBP: 0.237, SLG: 0.222	0-0 5-3 ③				0-0 F9 ②		0-0 L6 ③			2	0	0	0	0	0	1
Johnny Ray, S (7, PH) OBP: 0.414, SLG: 0.446										1	0	0	0	0	0	1
(7, 4)																
Rick Reuschel, R (1, 1) OBP: 0.158, SLG: 0.211			0-0 6-3 ①		0-0 4-3 ③			0-0 F4 ①		2	0	0	0	0	0	1
R.J. Reynolds, S (8, PH) OBP: 0.338, SLG: 0.411										1	0	0	0	0	0	0
(8, 7)																
Inning Stats	R: 0 E: 0 K: 1 S: 7 H: 2 LOB: 2 BB: 0 P: 7	R: 0 E: 0 K: 0 S: 3 H: 0 LOB: 0 BB: 0 P: 3	R: 0 E: 0 K: 1 S: 5 H: 0 LOB: 0 BB: 0 P: 5	R: 0 E: 0 K: 0 S: 3 H: 1 LOB: 0 BB: 0 P: 3	R: 0 E: 0 K: 0 S: 4 H: 1 LOB: 1 BB: 0 P: 4	R: 0 E: 1 K: 1 S: 6 H: 1 LOB: 1 BB: 0 P: 6	R: 0 E: 0 K: 1 S: 5 H: 0 LOB: 1 BB: 1 P: 9	R: 0 E: 0 K: 0 S: 4 H: 1 LOB: 1 BB: 0 P: 4	R: 0 E: 0 K: 1 S: 6 H: 1 LOB: 1 BB: 0 P: 6	1B: 6 2B: 0 3B: 1 HR: 0 SF: 0 SAC: 0 DP: 2 HBP: 0							

TOP

Pittsburgh Pirates @ Houston Astros

Astrodome, Houston, TX

Thu May 22 1986, 4:33 AM EDT

Att. 4,784 - Unknown

livebaseballscorecards.com

AB	33
R	0
H	7
RBI	0
BB	1
SO	5
LOB	18

WP: 0 PB: 0 SB: 0 CS: 0 PA: 34

PITCHER		IP	WLS	BF	H	R	ER	SO	BB	IBB	HBP	BLK	WP	HR	S	P	ERA	WHIP
Bob Knepper, L ERA: 1.97	(1, 1)	9.0	W	34	7	0	0	5	1	0	0	0	0	0	43	47	0.00	0.889

PITCHER		IP	WLS	BF	H	R	ER	SO	BB	IBB	HBP	BLK	WP	HR	S	P	ERA	WHIP

Batter	1	2	3	4	5	6	7	8	9	AB	R	H	RBI	BB	SO	LOB
Bill Doran, S (1, 4) OBP: 0.380, SLG: 0.353	F7		F8		F7		F8			4	0	0	0	0	0	2
Terry Puhl, L (1, 9) OBP: 0.321, SLG: 0.338 Tony Walker, R (8, PR) OBP: 0.286, SLG: 0.387 (9, 8)	F8			G6-3 1B	6-3			BB 1B		3 0	1 1	1 0	0 0	1 0	0 0	1 0
Denny Walling, L (1, 5) OBP: 0.348, SLG: 0.383 Phil Garner, R (8, PH) OBP: 0.346, SLG: 0.531 (9, 5)	F7			G6-3 1-3 1B		L6		1B 1-2 BB		3 0	0 1	1 0	0 0	0 1	0 0	0 0
Jose Cruz, L (1, 7) OBP: 0.316, SLG: 0.299 Billy Hatcher, R (8, PR) OBP: 0.306, SLG: 0.305 (9, 7)		F7		BB G6-3		1B 1B 1B		BB G3 1-3 2-H 1B		3 0	0 0	2 0	1 0	1 0	0 0	0 0
Kevin Bass, S (1, 8) OBP: 0.329, SLG: 0.429 (9, 9)		K		G6-3 1-2f 2-3 3-H		1B 1-2 1B		G3 1-2		4	0	1	0	0	1	4
Glenn Davis, R (1, 3) OBP: 0.301, SLG: 0.454	5-3			5-3		G6-4-3 1-2 2-3 1B		F2		4	0	1	0	0	0	4
Craig Reynolds, L (1, 6) OBP: 0.309, SLG: 0.406			1B		G3	G6-4-3 1-2f		BB IBB		3	0	1	0	1	0	3
Mark Bailey, S (1, 2) OBP: 0.307, SLG: 0.297			F5		1B 2B		4-1	1-2 2-3 3-H BB		3	1	1	1	1	0	1
Bob Knepper, L (1, 1) OBP: 0.065, SLG: 0.065			F7		2-H 1B		1-3	K		4	0	1	1	0	1	4
Inning Stats	R: 0 E: 0 K: 0 S: 3 H: 0 LOB: 0 BB: 0 P: 3	R: 0 E: 0 K: 1 S: 5 H: 0 LOB: 0 BB: 0 P: 5	R: 0 E: 0 K: 0 S: 4 H: 1 LOB: 1 BB: 0 P: 4	R: 1 E: 0 K: 0 S: 4 H: 2 LOB: 1 BB: 1 P: 8	R: 1 E: 0 K: 0 S: 5 H: 2 LOB: 1 BB: 0 P: 5	R: 0 E: 0 K: 0 S: 5 H: 3 LOB: 2 BB: 0 P: 5	R: 0 E: 0 K: 0 S: 3 H: 0 LOB: 0 BB: 0 P: 3	R: 2 E: 0 K: 1 S: 6 H: 1 LOB: 3 BB: 4 P: 22		1B: 8 2B: 1 3B: 0 HR: 0	SF: 0 SAC: 0 DP: 2 HBP: 0			WP: 0 PB: 0 SB: 0 CS: 0	PA: 36	

PITCHER		IP	WLS	BF	H	R	ER	SO	BB	IBB	HBP	BLK	WP	HR	S	P	ERA	WHIP
Rick Reuschel, R ERA: 3.52	(1, 1)	7.0	L	28	8	2	2	1	1	0	0	0	0	0	29	33	2.57	1.286
Pat Clements, L ERA: 4.5	(8, 1)	0.0		3	1	2	2	0	2	0	0	0	0	0	1	9	∞	∞
Jose DeLeon, R ERA: 3.0	(8, 1)	1.0		5	0	0	0	1	1	1	0	0	0	0	5	13	0.00	1.000

PITCHER	IP	WLS	BF	H	R	ER	SO	BB	IBB	HBP	BLK	WP	HR	S	P	ERA	WHIP

BOTTOM

Pittsburgh Pirates @ Houston Astros

Astrodome, Houston, TX

Thu May 22 1986, 4:33 AM EDT

Att. 4,784 - Unknown

livebaseballscorecards.com

AB	31
R	4
H	9
RBI	3
BB	5
SO	2
LOB	19

Batter	1	2	3	4	5	6	7	8	9	AB	R	H	RBI	BB	SO	LOB
Bill Doran, S (1, 4) OBP: 0.383, SLG: 0.352	x 0-0 S 1B 1B		BBB 4-0 CS BB		x 0-0 ③ L7			x 0-0 ① F6		3	1	1	0	1	0	0
Terry Puhl, L (1, 9) OBP: 0.318, SLG: 0.333	x 0-0 ① F8		x 0-0 ② FC6 1-2 1B			x 0-0 ① 6-3		x 0-0 ② F8		4	0	1	0	0	0	1
Denny Walling, L (1, 5) OBP: 0.366, SLG: 0.393	x 0-0 1-H 1B		x 0-0 ③ FC6 1-2f			BBBB 4-0 G3 BB		x 0-0 1B		3	0	2	1	1	0	1
Jose Cruz, L (1, 7) OBP: 0.303, SLG: 0.286	x 0-0 ② F9			x 0-0 ① 6-3		x 0-0 ② G3 1-2		x 0-0 ③ G3		4	0	0	0	0	0	3
Kevin Bass, S (1, 8) OBP: 0.320, SLG: 0.417	x 0-0 ③ F8			x 0-0 ② F6		SSS 0-3 ③ K			x 0-0 ① F7	4	0	0	0	0	1	2
Glenn Davis, R (1, 3) OBP: 0.300, SLG: 0.455		SSS 0-3 ① K		x 0-0 2B			x 0-0 ① F6		x 0-0 E6 FC3-6	4	0	1	0	0	1	0
Craig Reynolds, L (1, 6) OBP: 0.292, SLG: 0.382		SSS 0-3 ② K		x 0-0 ③ 4-3			SSS 0-3 ② K2-3		x 0-0 ② FC3-6 FC3-6 1-2f	4	0	0	0	0	2	2
Mark Bailey, S (1, 2) OBP: 0.304, SLG: 0.286		x 0-0 ③ F8			SSS 0-3 ① K		BBBB 4-0 BB		x 0-0 ③ FC3-6 1-2f	3	0	0	0	1	1	1
Julio Solano, R (1, 1) Larry Andersen, R (5, 1) Phil Garner, R (7, PH) OBP: 0.343, SLG: 0.525 Charlie Kerfeld, R (7, 1)		SSS 0-3 ① K			SSS 0-3 ② K		x 0-0 ③ F9			2 0 1 0	0 0 0 0	0 0 0 0	0 0 0 0	0 0 0 0	2 0 0 0	0 0 1 0
Inning Stats	R: 1 E: 0 K: 0 S: 5 H: 2 LOB: 1 BB: 0 P: 5	R: 0 E: 0 K: 2 S: 7 H: 0 LOB: 0 BB: 0 P: 7	R: 0 E: 0 K: 1 S: 5 H: 1 LOB: 1 BB: 1 P: 9	R: 0 E: 0 K: 0 S: 4 H: 1 LOB: 1 BB: 0 P: 4	R: 0 E: 0 K: 2 S: 7 H: 0 LOB: 0 BB: 0 P: 7	R: 0 E: 0 K: 1 S: 5 H: 0 LOB: 1 BB: 1 P: 9	R: 0 E: 0 K: 1 S: 5 H: 0 LOB: 1 BB: 1 P: 9	R: 0 E: 0 K: 0 S: 4 H: 1 LOB: 1 BB: 0 P: 4	R: 0 E: 1 K: 0 S: 4 H: 0 LOB: 1 BB: 0 P: 4	1B: 4 2B: 1 3B: 0 HR: 0	SF: 0 SAC: 0 DP: 0 HBP: 0						

TOP

Houston Astros @ Chicago Cubs

Wrigley Field, Chicago, IL

Fri May 23 1986, 3:33 AM CDT

Att. 20,532 - Unknown

livebaseballscorecards.com

AB	32
R	1
H	5
RBI	1
BB	3
SO	7
LOB	11

PITCHER		IP	WLS	BF	H	R	ER	SO	BB	IBB	HBP	BLK	WP	HR	S	P	ERA	WHIP
Rick Sutcliffe, R ERA: 4.41	(1, 1)	9.0	W	35	5	1	1	7	3	0	0	0	0	0	46	58	1.00	0.889

PITCHER	IP	WLS	BF	H	R	ER	SO	BB	IBB	HBP	BLK	WP	HR	S	P	ERA	WHIP

Batter	1	2	3	4	5	6	7	8	9	AB	R	H	RBI	BB	SO	LOB
Bob Dernier, R (1, 8) OBP: 0.257, SLG: 0.258	L7			WP, 1B, 2B / 1B	6-3		K			4	1	1	0	0	1	2
Davey Lopes, R (1, 7) OBP: 0.391, SLG: 0.412	BB			1-2 / 1B	BB		1-2 / L3			2	0	1	0	2	0	1
23 Ryne Sandberg, R (1, 4) OBP: 0.343, SLG: 0.419	F8			F6	1-3, 2-H / 1B			K		4	0	1	1	0	1	3
Keith Moreland, R (1, 9) OBP: 0.351, SLG: 0.416	CS 1-	F6		K 1-2, 2-3	G3			F8		4	0	0	0	0	1	4
Leon Durham, L (1, 3) OBP: 0.341, SLG: 0.432		L7		2-H, 3-H / 1B / 2B		CS / 1B		K		4	1	2	2	0	1	0
Ron Cey, R (1, 5) OBP: 0.356, SLG: 0.419 Chris Speier, R (7, 5) OBP: 0.440, SLG: 0.450	F8	F8		2-H / 1B		F8				3 0	0 0	1 0	1 0	0 0	0 0	1 0
Jody Davis, R (1, 2) OBP: 0.318, SLG: 0.482		K	4-3			1-2 / 3B				3	0	1	0	0	1	1
Shawon Dunston, R (1, 6) OBP: 0.327, SLG: 0.477		4-3			23, 1B / 2B	4-3				3	1	1	0	0	0	1
Rick Sutcliffe, L (1, 1) OBP: 0.211, SLG: 0.474		F9			K		L3 / 1B			3	0	1	0	0	1	1
Inning Stats	R: 0 E: 0 K: 0 S: 2 H: 0 LOB: 0 BB: 1 P: 6	R: 0 E: 0 K: 0 S: 3 H: 0 LOB: 0 BB: 0 P: 3	R: 0 E: 0 K: 1 S: 5 H: 0 LOB: 0 BB: 0 P: 5	R: 3 E: 0 K: 1 S: 9 H: 4 LOB: 1 BB: 0 P: 9	R: 1 E: 0 K: 1 S: 7 H: 2 LOB: 2 BB: 1 P: 11	R: 0 E: 0 K: 0 S: 4 H: 2 LOB: 1 BB: 0 P: 4	R: 0 E: 0 K: 1 S: 5 H: 1 LOB: 0 BB: 0 P: 5	R: 0 E: 0 K: 2 S: 7 H: 0 LOB: 0 BB: 0 P: 7		1B: 6 2B: 3 3B: 1 HR: 0 SF: 0 SAC: 0 DP: 1 HBP: 0						

PITCHER		IP	WLS	BF	H	R	ER	SO	BB	IBB	HBP	BLK	WP	HR	S	P	ERA	WHIP
Julio Solano, R ERA: 5.96	(1, 1)	4.2	L	20	5	4	4	3	2	0	0	0	1	0	24	32	7.71	1.500
Larry Andersen, R ERA: 3.63	(5, 1)	1.1		6	3	0	0	0	0	0	0	0	0	0	6	6	0.00	2.250
Charlie Kerfeld, R ERA: 0.86	(7, 1)	2.0		6	1	0	0	3	0	0	0	0	0	0	12	12	0.00	0.500

PITCHER	IP	WLS	BF	H	R	ER	SO	BB	IBB	HBP	BLK	WP	HR	S	P	ERA	WHIP

BOTTOM

Houston Astros @ Chicago Cubs

Wrigley Field, Chicago, IL

Fri May 23 1986, 3:33 AM CDT

Att. 20,532 - Unknown

livebaseballscorecards.com

AB	30
R	3
H	9
RBI	4
BB	2
SO	6
LOB	14

Batter	1	2	3	4	5	6	7	8	9	AB	R	H	RBI	BB	SO	LOB
Bill Doran, S (1, 4) OBP: 0.384, SLG: 0.354	0-0 1B G5-4-3 1B	0-0 4-3			0-0 5-3		0-0 FC6-4 1B 1B		0-0 F6	5	1	2	0	0	0	2
Billy Hatcher, R (1, 8) OBP: 0.303, SLG: 0.302	0-0 G5-4-3 1-3 1B		0-3 K		0-0 6-3		0-3 K		0-3 K	4	0	1	0	0	2	1
Denny Walling, L (9, PH) OBP: 0.362, SLG: 0.388										1	0	0	0	0	1	0
Phil Garner, R (1, 5) OBP: 0.358, SLG: 0.544	0-0 G5-4-3 1-2f 3-H	0-0 2B				0-0 1B S SF8 1B	0-0 FC6-4 1-2 1B			4	1	3	0	0	0	1
Jose Cruz, L (1, 7) OBP: 0.311, SLG: 0.295	0-0 1B		0-0 F7			0-0 SF8 1-3 2B 1B	0-0 FC6-4 1-2f 2-3			4	1	2	0	0	0	3
Glenn Davis, R (1, 3) OBP: 0.293, SLG: 0.446	0-0 F6		0-3 K			0-0 SF8 1-2 3-H	0-0 F6			3	0	0	1	0	1	4
Kevin Bass, S (1, 9) OBP: 0.325, SLG: 0.426		0-0 6-3		0-0 5-3		0-0 2-H 2B		0-0 CS 1B		4	0	2	1	0	0	0
Dickie Thon, R (1, 6) OBP: 0.306, SLG: 0.368		0-0 E5 WP 5-3		0-0 6-3		0-0 F4		0-0 F4 1-2		4	0	0	0	0	0	2
Mark Bailey, S (1, 2) OBP: 0.302, SLG: 0.275		0-0 5-3 1-2		0-0 5-3		4-0 IBB		0-3 K		3	0	0	0	1	1	1
Mike Madden, L (1, 1)		B B B 4-0 2-3 BB			S S S 0-3 K	S S S 0-3 K			0-0 F7	2	0	0	0	1	2	2
Charlie Kerfeld, R (6, 1)										0	0	0	0	0	0	0
Dave Smith, R (8, 1)										0	0	0	0	0	0	0
Alan Ashby, S (8, 2) OBP: 0.357, SLG: 0.414										1	0	0	0	0	0	0

TOP

Houston Astros @ Chicago Cubs

Wrigley Field, Chicago, IL

Sat May 24 1986, 3:33 AM CDT

Att. 33,555 - Unknown

livebaseballscorecards.com

	AB	R	H	RBI	BB	SO	LOB
	35	3	10	2	2	7	16

Inning Stats																												
	R: 1	H: 3	R: 0	H: 0	R: 0	H: 1	R: 0	H: 0	R: 0	H: 0	R: 2	H: 3	R: 0	H: 2	R: 0	H: 1	R: 0	H: 0	1B: 8	SF: 1	WP: 1	PA: 38
	E: 0	LOB: 1	E: 1	LOB: 2	E: 0	LOB: 1	E: 0	LOB: 0	E: 0	LOB: 0	E: 0	LOB: 2	E: 0	LOB: 2	E: 0	LOB: 0	E: 0	LOB: 0	2B: 2	SAC: 0	PB: 0	
	K: 0	BB: 0	K: 0	BB: 1	K: 2	BB: 0	K: 0	BB: 0	K: 1	BB: 0	K: 1	BB: 1	K: 1	BB: 0	K: 1	BB: 0	K: 1	BB: 0	3B: 0	DP: 1	SB: 1	
	S: 5	P: 5	S: 4	P: 8	S: 8	P: 8	S: 3	P: 3	S: 5	P: 5	S: 8	P: 12	S: 7	P: 7	S: 5	P: 5	S: 5	P: 5	HR: 0	HBP: 0	CS: 1	

PITCHER		IP	WLS	BF	H	R	ER	SO	BB	IBB	HBP	BLK	WP	HR	S	P	ERA	WHIP
Guy Hoffman, L ERA: 5.22	(1, 1)	5.1		24	7	3	3	3	1	0	0	0	1	0	29	33	5.06	1.500
Matt Keough, R ERA: 4.94	(6, 1)	0.2		3	0	0	0	1	0	1	0	0	0	0	4	8	0.00	0.000
Jay Baller, R ERA: 5.02	(7, 1)	0.1		3	2	0	0	1	0	0	0	0	0	0	5	5	0.00	6.000
Ray Fontenot, L ERA: 1.64	(7, 1)	0.2		2	0	0	0	0	0	0	0	0	0	0	2	2	0.00	0.000
George Frazier, R ERA: 2.67	(8, 1)	1.0	W	3	1	0	0	1	0	0	0	0	0	0	5	5	0.00	1.000

PITCHER		IP	WLS	BF	H	R	ER	SO	BB	IBB	HBP	BLK	WP	HR	S	P	ERA	WHIP
Lee Smith, R ERA: 3.2	(9, 1)	1.0	S	3	0	0	0	1	0	0	0	0	0	0	5	5	0.00	0.000

Houston Astros @ Chicago Cubs

Wrigley Field, Chicago, IL

Sat May 24 1986, 3:33 AM CDT

Att. 33,555 - Unknown

BOTTOM

Batter	1	2	3	4	5	6	7	8	9	AB	R	H	RBI	BB	SO	LOB
Bob Dernier, R (1, 8) OBP: 0.260, SLG: 0.256	6-3			BBBB 4-0 G6-4-3 BB		1-3 1-2 2-3		BBBB 4-0 1B 23 WP BB		1	0	0	0	1	0	0
Jerry Mumphrey, S (6, PH) (7, 8) OBP: 0.347, SLG: 0.385										1	1	0	0	1	0	2
Gary Matthews, R (1, 7) OBP: 0.321, SLG: 0.333	F7			G6-4-3 1-2f		BBBB 4-0 BB		0-0 1-3 1B		3	0	1	0	1	0	1
Davey Lopes, R (8, PR) (9, 7) OBP: 0.391, SLG: 0.412										0	0	0	0	0	0	0
23 Ryne Sandberg, R (1, 4) OBP: 0.346, SLG: 0.420	5-3			FC6-4 1B		SF8 2-3 3-H		BBBB 4-0 FC6-4 1-3 3-H BB		2	0	1	1	1	0	0
Keith Moreland, R (1, 9) OBP: 0.349, SLG: 0.411		CS 1B		FC6-4 1-2f		5-3		FC6-4 G3 1-2f		4	0	1	0	0	0	5
Leon Durham, L (1, 3) OBP: 0.338, SLG: 0.426		SSS 0-3 K	SSS 0-3 K		SSS 0-3 K		2B 4-3 1B	G3 1-2 3-H		4	1	1	1	0	2	2
Ron Cey, R (1, 5) OBP: 0.352, SLG: 0.423		SSS 0-3 K 1-2	SSS 0-3 K		SSS 0-3 K		4-3 1-3 2B	6-3		4	0	1	0	0	2	3
Lee Smith, R (9, 1)										0	0	0	0	0	0	0
Jody Davis, R (1, 2) OBP: 0.312, SLG: 0.472			SSS 0-3 K		SSS 0-3 K		2-3			3	0	0	0	0	2	2
Shawon Dunston, R (1, 6) OBP: 0.327, SLG: 0.481			F7			1-3 23 SF8 2B	4-3 2-3 3-H			3	1	1	1	0	0	1
Guy Hoffman, L (1, 1)			5-3			23 SF8 1-3 1B	G3			1	0	0	0	0	0	0
Matt Keough, R (6, 1) OBP: 0.250, SLG: 0.250										0	0	0	0	0	0	0
Manny Trillo, R (6, PH) OBP: 0.303, SLG: 0.241										1	0	1	0	0	0	0
Jay Baller, R (7, 1)										0	0	0	0	0	0	0
Ray Fontenot, L (7, 1)										0	0	0	0	0	0	0
Thad Bosley, L (7, PH) OBP: 0.350, SLG: 0.250										1	0	0	0	0	0	1
George Frazier, R (8, 1)										0	0	0	0	0	0	0
Chris Speier, R (9, 5) OBP: 0.440, SLG: 0.450										0	0	0	0	0	0	0
Inning Stats	R: 0 E: 0 K: 0 S: 3 H: 0 LOB: 0 BB: 0 P: 3	R: 0 E: 0 K: 2 S: 7 H: 1 LOB: 1 BB: 0 P: 7	R: 0 E: 0 K: 1 S: 5 H: 0 LOB: 0 BB: 0 P: 5	R: 0 E: 0 K: 0 S: 3 H: 1 LOB: 1 BB: 1 P: 7	R: 0 E: 0 K: 3 S: 9 H: 0 LOB: 0 BB: 0 P: 9	R: 1 E: 0 K: 0 S: 5 H: 2 LOB: 2 BB: 1 P: 9	R: 1 E: 0 K: 0 S: 5 H: 2 LOB: 1 BB: 0 P: 5	R: 2 E: 0 K: 0 S: 4 H: 1 LOB: 2 BB: 2 P: 12		1B: 5 2B: 3 3B: 0 HR: 0		SF: 1 SAC: 0 DP: 2 HBP: 0		WP: 2 PB: 0 SB: 0 CS: 1		PA: 33	

livebaseballscorecards.com

	AB	28
	R	3
	H	7
	RBI	3
	BB	4
	SO	6
	LOB	17

PITCHER		IP	WLS	BF	H	R	ER	SO	BB	IBB	HBP	BLK	WP	HR	S	P	ERA	WHIP
Mike Madden, L ERA: 2.05	(1, 1)	5.0		18	4	1	1	6	1	0	0	0	0	0	29	33	1.80	1.000
Charlie Kerfeld, R ERA: 1.35	(6, 1)	2.0		10	2	2	2	0	2	0	0	0	0	0	8	16	9.00	2.000
Dave Smith, R ERA: 2.51	(8, 1)	1.0	L	5	1	1	1	0	1	0	0	0	1	0	4	8	9.00	2.000

PITCHER	IP	WLS	BF	H	R	ER	SO	BB	IBB	HBP	BLK	WP	HR	S	P	ERA	WHIP

Batter	1	2	3	4	5	6	7	8	9	10	11	AB	R	H	RBI	BB	SO	LOB
Bill Doran, S (1, 4) OBP: 0.384, SLG: 0.347	x 0-0 ① G3		BBBB 4-0 BB		x 0-0 ② F6			BBBB 4-0 G3 SH3-4 BB		x 0-0 ① 4-3		3	0	0	0	2	0	1
Terry Puhl, L (1, 9) OBP: 0.303, SLG: 0.316	x 0-0 ② F6		x 0-0 ② F9		x 0-0 ③ L9			x 0-0 ① SH3-4 1-2		x 0-0 ② F8		4	0	0	0	0	0	2
Jose Cruz, L (1, 7) OBP: 0.296, SLG: 0.280	x 0-0 ③ 1-3		x 0-0 ③ 4-3			x 0-0 ① F7		x 0-0 ② G3 2-3		x 0-0 ③ 4-3		5	0	0	0	0	0	2
Denny Walling, L (1, 5) OBP: 0.371, SLG: 0.409 Phil Garner, R (8, PH) OBP: 0.360, SLG: 0.538 (8, 5)		x 0-0 1B G3 1B		SSS 0-3 ① K		x 0-0 2B		x 0-0 ③ 6-3			BBBB 4-0 S 2B BB	3 1	1 1	2 0	0 1	1 0	0 1	0 1
Kevin Bass, S (1, 8) OBP: 0.321, SLG: 0.418		x 0-0 G3 1-3 1B		x 0-0 ② 6-3		x 0-0 ② 6-3			x 0-0 ① 5-3		SSS 0-3 ① K 1-2	5	0	1	0	0	1	2
Glenn Davis, R (1, 3) OBP: 0.298, SLG: 0.447 Billy Hatcher, R (9, PR) OBP: 0.303, SLG: 0.302 Craig Reynolds, L (9, 3) OBP: 0.301, SLG: 0.382		SSS 0-3 ① K		x 0-0 1B		x 0-0 ③ 6-3			x 0-0 4-3 S 1B		III 4-0 2B IBB	4 0 0	0 0 1	2 0 0	0 0 0	1 0 1	0 0 0	3 0 0
Mark Bailey, S (1, 2) OBP: 0.297, SLG: 0.282 Dave Smith, R (11, 1)	x 0-0 ② G3 1-2 3-H	SSS 0-3 ③ K			x 0-0 ① F7			x 0-0 ② 4-3 1-3		x 0-0 6-3 PO 2B 1-H 2-H		5 0	0 0	1 0	3 0	0 0	1 0	3 0
Dickie Thon, R (1, 6) OBP: 0.311, SLG: 0.363	x 0-0 ③ 1-3		x 0-0 SH2 1B		x 0-0 ② F9			III 4-0 IBB		x 0-0 ② 6-3 2-3		4	0	1	0	1	0	2
Mike Scott, R (1, 1) OBP: 0.083, SLG: 0.043 Jim Pankovits, R (9, PH) OBP: 0.300, SLG: 0.222 Charlie Kerfeld, R (9, 1) Alan Ashby, S (11, PH) OBP: 0.357, SLG: 0.414 (11, 2)			x 0-0 ① F9		x 0-0 ① SH2 1-2		SSS 0-3 ③ K		x 0-0 ③ F8		x 0-0 ③ PO 3-H	2 1 0 0	0 0 0 0	0 0 0 0	0 0 0 0	1 0 0 0	0 0 0 0	0 2 0 0

Inning Stats											
	R: 0 E: 0 K: 0 S: 3	H: 0 LOB: 0 BB: 0 P: 3	R: 1 E: 0 K: 1 S: 7	H: 2 LOB: 1 BB: 0 P: 7	R: 0 E: 0 K: 0 S: 3	H: 0 LOB: 1 BB: 1 P: 7	R: 0 E: 0 K: 2 S: 8	H: 1 LOB: 1 BB: 0 P: 8	R: 0 E: 0 K: 0 S: 4	H: 1 LOB: 1 BB: 0 P: 4	R: 0 E: 0 K: 0 S: 4	H: 1 LOB: 1 BB: 0 P: 4	R: 0 E: 0 K: 1 S: 5	H: 0 LOB: 0 BB: 0 P: 5	R: 0 E: 0 K: 0 S: 3	H: 0 LOB: 1 BB: 1 P: 7	R: 0 E: 0 K: 0 S: 4	H: 1 LOB: 2 BB: 1 P: 8	R: 0 E: 0 K: 0 S: 3	H: 0 LOB: 0 BB: 0 P: 3	R: 2 E: 0 K: 1 S: 5	H: 1 LOB: 0 BB: 2 P: 13	1B: 5 2B: 2 3B: 0 HR: 0	SF: 0 SAC: 2 DP: 0 HBP: 0	WP: 0 PB: 0 SB: 2 CS: 0	PA: 45
---	---	---	---	---	---	---	---	---	---	---	---	---	---	---	---	---	---	---	---	---	---	---	---	---

PITCHER		IP	WLS	BF	H	R	ER	SO	BB	IBB	HBP	BLK	WP	HR	S	P	ERA	WHIP
Scott Sanderson, R ERA: 4.72	(1, 1)	7.0		27	5	1	1	4	1	0	0	0	0	0	34	38	1.29	0.857
Ray Fontenot, L ERA: 1.38	(8, 1)	2.0		9	1	0	0	0	1	1	0	0	0	0	7	15	0.00	1.000
Lee Smith, R ERA: 3.74	(10, 1)	2.0	L	8	1	2	2	1	1	1	0	0	0	0	8	16	9.00	1.000

PITCHER	IP	WLS	BF	H	R	ER	SO	BB	IBB	HBP	BLK	WP	HR	S	P	ERA	WHIP

TOP

Houston Astros @ Chicago Cubs

Wrigley Field, Chicago, IL

Sun May 25 1986, 3:33 AM CDT

Att. 36,000 - Unknown

livebaseballscorecards.com

AB	37
R	3
H	7
RBI	3
BB	5
SO	5
LOB	18

Batter	1	2	3	4	5	6	7	8	9	10	11	AB	R	H	RBI	BB	SO	LOB
Bob Dernier, R (1, 8) OBP: 0.258, SLG: 0.254	F6		K			1B	F7			B1-3		5	0	1	0	0	1	2
Terry Francona, L (1, 7) OBP: 0.225, SLG: 0.225	4-3			K		1-2 1B		23 SH1-4 1B		1-3		5	0	2	0	0	1	0
23 Ryne Sandberg, R (1, 4) OBP: 0.339, SLG: 0.410	F3			F5		K		SH1-4 1-2		F4		4	0	0	0	0	1	2
Leon Durham, L (1, 3) OBP: 0.340, SLG: 0.421		CS 1B		5-3		K		IBB			4-3	4	0	1	0	1	1	2
Ron Cey, R (1, 5) OBP: 0.348, SLG: 0.418	K				5-3		SH5-4 3B BB	K			K	1	0	0	0	0	1	1
Chris Speier, R (3, 5) OBP: 0.414, SLG: 0.391												3	1	0	0	1	2	2
Jerry Mumphrey, S (1, 9) OBP: 0.355, SLG: 0.382		1-2 BB			1B		SH5-4 1-2	K			L4	3	0	1	0	1	1	2
Jody Davis, R (1, 2) OBP: 0.304, SLG: 0.459		K			F9		F8		K			4	0	0	0	0	2	3
Shawon Dunston, R (1, 6) OBP: 0.325, SLG: 0.487			K		F9		2-H 3B		K			4	0	1	1	0	2	1
Scott Sanderson, R (1, 1) OBP: 0.125, SLG: 0.067			F7			K	IBB		4-3			2	0	0	0	0	1	0
Thad Bosley, L (7, PH) OBP: 0.318, SLG: 0.250												0	0	0	0	1	0	0
Ray Fontenot, L (8, 1)												0	0	0	0	0	0	0
Gary Matthews, R (9, PH) OBP: 0.318, SLG: 0.330												1	0	0	0	0	0	0
Lee Smith, R (10, 1)												0	0	0	0	0	0	0
Inning Stats	R: 0 E: 0 K: 0 S: 3 H: 0 LOB: 0 BB: 0 P: 3	R: 0 E: 0 K: 2 S: 7 H: 1 LOB: 1 BB: 1 P: 11	R: 0 E: 0 K: 2 S: 7 H: 0 LOB: 0 BB: 0 P: 7	R: 0 E: 0 K: 1 S: 5 H: 0 LOB: 0 BB: 0 P: 5	R: 0 E: 0 K: 0 S: 4 H: 1 LOB: 1 BB: 0 P: 4	R: 0 E: 0 K: 3 S: 11 H: 2 LOB: 2 BB: 0 P: 11	R: 1 E: 0 K: 0 S: 4 H: 1 LOB: 2 BB: 2 P: 12	R: 0 E: 0 K: 2 S: 8 H: 1 LOB: 2 BB: 1 P: 12	R: 0 E: 0 K: 2 S: 7 H: 0 LOB: 0 BB: 0 P: 7	R: 0 E: 0 K: 0 S: 3 H: 0 LOB: 0 BB: 0 P: 3	R: 0 E: 0 K: 1 S: 5 H: 0 LOB: 0 BB: 0 P: 5	1B: 5 2B: 0 3B: 1 HR: 0	SF: 0 SAC: 2 DP: 0 HBP: 0		WP: 0 PB: 0 SB: 0 CS: 1	PA: 42		

PITCHER	IP	WLS	BF	H	R	ER	SO	BB	IBB	HBP	BLK	WP	HR	S	P	ERA	WHIP
Mike Scott, R (1, 1) ERA: 3.01	8.0		33	6	1	1	10	2	2	0	0	0	0	49	65	1.12	1.000
Charlie Kerfeld, R (9, 1) ERA: 1.27	2.0	W	6	0	0	0	2	0	0	0	0	0	0	10	10	0.00	0.000
Dave Smith, R (11, 1) ERA: 2.35	1.0	S	3	0	0	0	1	0	0	0	0	0	0	5	5	0.00	0.000

PITCHER	IP	WLS	BF	H	R	ER	SO	BB	IBB	HBP	BLK	WP	HR	S	P	ERA	WHIP

BOTTOM

Houston Astros @ Chicago Cubs

Wrigley Field, Chicago, IL

Sun May 25 1986, 3:33 AM CDT

Att. 36,000 - Unknown

livebaseballscorecards.com

AB	36
R	1
H	6
RBI	1
BB	4
SO	13
LOB	15

Batter	1	2	3	4	5	6	7	8	9	AB	R	H	RBI	BB	SO	LOB
Bill Doran, S (1, 4) OBP: 0.379, SLG: 0.338	6-3		4-3		BB, E 1B		F3		4-3	4	1	0	0	1	0	0
Terry Puhl, L (1, 9) OBP: 0.323, SLG: 0.349	F8			FC3-6 1B, 1B S	E2, 1B FC5-2 1B, 1-3, 2-H		1B 2B			4	1	3	1	0	0	0
Jose Cruz, L (1, 7) OBP: 0.313, SLG: 0.291 Billy Hatcher, R (9, 7) OBP: 0.303, SLG: 0.302	6-3			FC3-6, 1-3, 1B	FC5-2, 1B IBB		G1-6-3, 2-3, 1B			3 0	0 0	2 0	0 0	1 0	0 0	0 0
Denny Walling, L (1, 5) OBP: 0.370, SLG: 0.407 Phil Garner, R (7, PH) (7, 5) OBP: 0.357, SLG: 0.533		K		FC3-6, WP, 1B, 1-2, 3-H	FC5-2, 1B, 1-2, 2-3, 3-H		G1-6-3, 1-2f			3 1	1 0	1 0	2 0	0 0	1 0	1 2
Kevin Bass, S (1, 8) OBP: 0.319, SLG: 0.414 Tony Walker, R (9, 8) OBP: 0.286, SLG: 0.387		S, 1B		F8	FC5-2, FC5-4, 1-2, 2-3, 3-H			K		4 0	0 0	1 0	0 0	0 0	1 0	4 0
Glenn Davis, R (1, 3) OBP: 0.302, SLG: 0.445		BB, G3-6-3, 1-2		1-H, 1B	FC5-4, 1-2f			F6		3	0	1	1	1	0	3
Mark Bailey, S (1, 2) OBP: 0.295, SLG: 0.273		G3-6-3, 1-2f		F9		BB, G5-4-3		F8		3	0	0	0	1	0	3
Dickie Thon, R (1, 6) OBP: 0.308, SLG: 0.358			5-3		E, SH5-3 1B, 1-2	G5-4-3, 1-2f			F9	4	1	1	0	0	0	1
Jim Deshaies, L (1, 1) Frank DiPino, L (8, 1) OBP: 0.250, SLG: 0.250			K		SH5-3, 1-2	4-3			F8	2 1	0 0	0 0	0 0	1 0	0 0	0 0
Inning Stats	R: 0 E: 0 K: 0 S: 3 H: 0 LOB: 0 BB: 0 P: 3	R: 0 E: 0 K: 1 S: 5 H: 1 LOB: 1 BB: 1 P: 9	R: 0 E: 0 K: 1 S: 5 H: 0 LOB: 0 BB: 0 P: 5	R: 2 E: 0 K: 0 S: 6 H: 3 LOB: 1 BB: 0 P: 6	R: 2 E: 1 K: 0 S: 6 H: 3 LOB: 3 BB: 2 P: 14	R: 0 E: 0 K: 0 S: 2 H: 0 LOB: 0 BB: 1 P: 6	R: 0 E: 0 K: 0 S: 4 H: 2 LOB: 1 BB: 0 P: 4	R: 0 E: 0 K: 1 S: 5 H: 0 LOB: 0 BB: 0 P: 5	R: 0 E: 0 K: 0 S: 3 H: 0 LOB: 0 BB: 0 P: 3	1B: 8 2B: 1 3B: 0 HR: 0 SF: 0 SAC: 1 DP: 3 HBP: 0						

TOP

Houston Astros @ St. Louis Cardinals

Busch Stadium, St. Louis, MO

Mon May 26 1986, 7:05 PM CDT

Att. 20,099 - Unknown

livebaseballscorecards.com

AB	32
R	4
H	9
RBI	4
BB	4
SO	3
LOB	14

WP: 1 PB: 0 SB: 2 CS: 0 PA: 37

PITCHER		IP	WLS	BF	H	R	ER	SO	BB	IBB	HBP	BLK	WP	HR	S	P	ERA	WHIP
Bob Forsch, R ERA: 2.93	(1, 1)	4.1	L	22	7	4	4	2	2	1	0	0	1	0	23	35	8.31	2.077
Pat Perry, L ERA: 4.5	(5, 1)	3.2		12	2	0	0	1	1	0	0	0	0	0	13	17	0.00	0.818
Greg Bargar, R ERA: 4.11	(9, 1)	1.0		3	0	0	0	0	0	0	0	0	0	0	3	3	0.00	0.000

PITCHER	IP	WLS	BF	H	R	ER	SO	BB	IBB	HBP	BLK	WP	HR	S	P	ERA	WHIP

BOTTOM

Houston Astros @ St. Louis Cardinals

Busch Stadium, St. Louis, MO

Mon May 26 1986, 7:05 PM CDT

Att. 20,099 - Unknown

livebaseballscorecards.com

Batter	1	2	3	4	5	6	7	8	9	AB	R	H	RBI	BB	SO	LOB
Vince Coleman, S (1, 7) OBP: 0.316, SLG: 0.348	K		F4			CS, BLK 1B		FC6-4 1-2		4	0	1	0	0	1	1
Willie McGee, S (1, 8) OBP: 0.279, SLG: 0.316	K		F9			F9		F1		4	0	0	0	0	1	2
Tom Herr, S (1, 4) OBP: 0.258, SLG: 0.199	BB		K			K 1-3			F9	3	0	0	0	1	2	1
Jack Clark, R (1, 3) OBP: 0.374, SLG: 0.400	K			K			K		5-3	4	0	0	0	0	3	1
Tito Landrum, R (1, 9) OBP: 0.250, SLG: 0.290		F9		K			BB		K	3	0	0	0	1	2	0
Terry Pendleton, S (1, 5) OBP: 0.278, SLG: 0.261		2B 1B		F8			F6			3	1	1	0	0	0	1
Mike Heath, R (1, 2) OBP: 0.290, SLG: 0.275		1-H 2B			F7		F7			3	0	1	1	0	0	1
Ozzie Smith, S (1, 6) OBP: 0.399, SLG: 0.381		F4			F7			BB FC6-4		2	0	0	0	1	0	1
Bob Forsch, R (1, 1) Pat Perry, L (5, 1) José Oquendo, S (8, PH) OBP: 0.500, SLG: 0.519 Greg Bargar, R (9, 1)	K				K			K		1 1 1 0	0 0 0 0	0 0 0 0	0 0 0 0	0 0 0 0	1 1 1 0	1 0 1 0
Inning Stats	R: 0 E: 0 K: 3 S: 9 H: 0 LOB: 1 BB: 1 P: 13	R: 1 E: 0 K: 1 S: 7 H: 2 LOB: 1 BB: 0 P: 7	R: 0 E: 0 K: 1 S: 5 H: 0 LOB: 0 BB: 0 P: 5	R: 0 E: 0 K: 2 S: 7 H: 0 LOB: 0 BB: 0 P: 7	R: 0 E: 0 K: 1 S: 5 H: 0 LOB: 0 BB: 0 P: 5	R: 0 E: 0 K: 1 S: 5 H: 1 LOB: 1 BB: 0 P: 5	R: 0 E: 0 K: 1 S: 5 H: 0 LOB: 1 BB: 1 P: 9	R: 0 E: 0 K: 1 S: 5 H: 0 LOB: 1 BB: 1 P: 9	R: 0 E: 0 K: 1 S: 5 H: 0 LOB: 0 BB: 0 P: 5	1B: 2 2B: 2 3B: 0 HR: 0	SF: 0 SAC: 0 DP: 1 HBP: 0						

PITCHER	IP	WLS	BF	H	R	ER	SO	BB	IBB	HBP	BLK	WP	HR	S	P	ERA	WHIP
Jim Deshaies, L (1, 1) ERA: 4.91	7.0	W	26	3	1	1	10	3	0	0	1	0	0	43	55	1.29	0.857
Frank DiPino, L (8, 1) ERA: 1.71	2.0	S	6	0	0	0	2	0	0	0	0	0	0	10	10	0.00	0.000

PITCHER	IP	WLS	BF	H	R	ER	SO	BB	IBB	HBP	BLK	WP	HR	S	P	ERA	WHIP

AB	29
R	1
H	3
RBI	1
BB	3
SO	12
LOB	10

WP: 0 PB: 0 SB: 0 CS: 1 PA: 32

Houston Astros @ St. Louis Cardinals

Busch Stadium, St. Louis, MO

Tue May 27 1986, 7:05 PM CDT

Att. 20,146 - Unknown

TOP

livebaseballscorecards.com

Batter	1	2	3	4	5	6	7	8	9	AB	R	H	RBI	BB	SO	LOB
Bill Doran, S (1, 4) OBP: 0.375, SLG: 0.333	S S S 0-3 ① K		x 0-0 ① F5		x 0-0 ③ 5-3			S S S 0-3 ① K		2	0	0	0	0	1	0
Phil Garner, R (4, 4) OBP: 0.351, SLG: 0.523										2	0	0	0	0	1	2
Terry Puhl, L (1, 9) OBP: 0.313, SLG: 0.337	S S S 0-3 ② K		x 0-0 ② F8			x 0-0 ① G3		x 0-0 ② FC4-6 S E 1-2f 3-H		3	0	0	0	0	1	0
Billy Hatcher, R (8, PH) OBP: 0.299, SLG: 0.297										1	1	0	1	0	0	1
(8, 7)																
Jose Cruz, L (1, 7) OBP: 0.319, SLG: 0.311	B B B B 4-0 1B BB		x 0-0 ③ 4-3			x 0-0 ② F3		x 0-0 E9 1-H 3B		3	1	1	1	1	0	0
Charlie Kerfeld, R (8, 1)										0	0	0	0	0	0	0
Frank DiPino, L (8, 1) OBP: 0.250, SLG: 0.250										0	0	0	0	0	0	0
Dave Smith, R (8, 1)										0	0	0	0	0	0	0
Denny Walling, L (1, 5) OBP: 0.365, SLG: 0.400	x 0-0 1-2 1B			x 0-0 ① F8		x 0-0 ③ G3		x 0-0 ③ F6		4	0	1	0	0	0	0
Kevin Bass, S (1, 8) OBP: 0.318, SLG: 0.410	x 0-0 ③ F8			x 0-0 ② 2-3			x 0-0 ① 3-1		x 0-0 E 4-3 1B	4	1	1	0	0	0	2
(8, 9)																
Glenn Davis, R (1, 3) OBP: 0.301, SLG: 0.437		S S S 0-3 ① K		B B B B 4-0 BB			x 0-0 ② 5-3		x 0-0 ① 4-3 1-2	3	0	0	0	1	1	1
Mark Bailey, S (1, 2) OBP: 0.303, SLG: 0.308		x 0-0 HR		x 0-0 ③ F7			x 0-0 ③ G3		4-0 FC1-6 IBB	3	1	1	1	1	0	1
Dickie Thon, R (1, 6) OBP: 0.306, SLG: 0.354		S S S 0-3 ② K			x 0-0 ① 5-3			x 0-0 1B FC4-6 1B	x 0-0 ② FC1-6 1-2f 2-H	4	1	1	0	0	1	1
Bob Knepper, L (1, 1) OBP: 0.061, SLG: 0.061		S S S 0-3 ③ K			x 0-0 ② F8			x 0-0 1-3 FC4-6 1B	x 0-0 ③ 1-3	2	0	0	0	0	1	0
Craig Reynolds, L (8, PH) OBP: 0.311, SLG: 0.391										1	0	1	0	0	0	0
Tony Walker, R (8, 8) OBP: 0.278, SLG: 0.375										1	0	0	0	0	0	1
Inning Stats	R: 0 E: 0 K: 2 S: 8 H: 1 LOB: 2 BB: 1 P: 12	R: 1 E: 0 K: 3 S: 10 H: 1 LOB: 0 BB: 0 P: 10	R: 0 E: 0 K: 0 S: 3 H: 0 LOB: 0 BB: 0 P: 3	R: 0 E: 0 K: 0 S: 3 H: 0 LOB: 1 BB: 1 P: 7	R: 0 E: 0 K: 0 S: 3 H: 0 LOB: 0 BB: 0 P: 3	R: 0 E: 0 K: 0 S: 3 H: 0 LOB: 0 BB: 0 P: 3	R: 0 E: 0 K: 0 S: 3 H: 0 LOB: 0 BB: 0 P: 3	R: 3 E: 1 K: 1 S: 8 H: 3 LOB: 0 BB: 0 P: 8	R: 1 E: 1 K: 0 S: 4 H: 1 LOB: 1 BB: 1 P: 8	1B: 4 2B: 0 3B: 1 HR: 1	SF: 0 SAC: 0 DP: 0 HBP: 0						

	AB	33
	R	5
	H	6
	RBI	3
	BB	3
	SO	6
	LOB	9

WP: 0 PB: 0 SB: 1 CS: 0 PA: 36

PITCHER		IP	WLS	BF	H	R	ER	SO	BB	IBB	HBP	BLK	WP	HR	S	P	ERA	WHIP
Danny Cox, R ERA: 4.09	(1, 1)	7.1		28	4	3	3	6	2	0	0	0	0	1	38	46	3.68	0.818
Ken Dayley, L ERA: 5.66	(8, 1)	0.2	L	4	2	2	0	0	0	0	0	0	0	0	4	4	0.00	3.000
Todd Worrell, R ERA: 1.17	(9, 1)	1.0		4	0	0	0	0	0	1	0	0	0	0	3	7	0.00	0.000

PITCHER		IP	WLS	BF	H	R	ER	SO	BB	IBB	HBP	BLK	WP	HR	S	P	ERA	WHIP

Batter	1	2	3	4	5	6	7	8	9	AB	R	H	RBI	BB	SO	LOB
Vince Coleman, S (1, 7) OBP: 0.318, SLG: 0.342	F8			F9		BB, 1B		BB, SH3-4, 1B	K	3	1	0	0	2	1	1
Ozzie Smith, S (1, 6) OBP: 0.404, SLG: 0.388	5-3			G6-4-3, 1B		1-2, 2-3, 1B		SH3-4, 1-2		3	0	2	0	0	0	0
Willie McGee, S (1, 8) OBP: 0.283, SLG: 0.320	CS, 1B			G6-4-3, 1-2f		F9		BB, 2-H, 1B		4	0	2	1	0	0	4
Jack Clark, R (1, 3) OBP: 0.377, SLG: 0.406	CS, 1-2	F3			6-3		2B, 2B	BB, 1-2		3	1	1	0	1	0	0
Tito Landrum, R (1, 9) OBP: 0.254, SLG: 0.308 Andy Van Slyke, L (8, PH) OBP: 0.324, SLG: 0.305 (9, 9)		F8			K		SH2-4, HR, 2-H, 2B	F7		3 1	1 0	1 0	1 0	0 0	1 0	0 2
Terry Pendleton, S (1, 5) OBP: 0.273, SLG: 0.255		F9			G1		SH2-4, 2-3	K		3	0	0	0	0	1	2
Tom Herr, S (1, 4) OBP: 0.264, SLG: 0.229			6-3			1-3	HR, 3-H	G3, SH3-4, 1B		4	1	2	2	0	0	0
Mike Heath, R (1, 2) OBP: 0.291, SLG: 0.277			5-3			1B, SH1-4, 1B	5-3	SH3-4, 1-2		3	0	1	0	0	0	0
Danny Cox, R (1, 1) OBP: 0.200, SLG: 0.400 Ken Dayley, L (8, 1) OBP: 0.333, SLG: 0.200 Todd Worrell, R (9, 1) Jerry White, S (9, 9) OBP: 0.167, SLG: 0.238			K			SH1-4, 1-2	6-3		G3, 2-3	2 0 0 1	0 0 0 0	0 0 0 0	0 0 0 0	0 0 0 0	1 0 0 0	0 0 0 1
Inning Stats	R: 0 E: 0 K: 0 S: 3 H: 1 LOB: 0 BB: 0 P: 3	R: 0 E: 0 K: 0 S: 3 H: 0 LOB: 0 BB: 0 P: 3	R: 0 E: 0 K: 1 S: 5 H: 0 LOB: 0 BB: 0 P: 5	R: 0 E: 0 K: 0 S: 3 H: 1 LOB: 0 BB: 0 P: 3	R: 0 E: 0 K: 1 S: 5 H: 0 LOB: 0 BB: 0 P: 5	R: 0 E: 0 K: 0 S: 5 H: 2 LOB: 3 BB: 1 P: 9	R: 3 E: 0 K: 0 S: 6 H: 3 LOB: 0 BB: 0 P: 6	R: 1 E: 0 K: 1 S: 6 H: 1 LOB: 2 BB: 2 P: 14	R: 0 E: 0 K: 1 S: 6 H: 1 LOB: 1 BB: 0 P: 6	1B: 6 2B: 2 3B: 0 HR: 1	SF: 0 SAC: 4 DP: 1 HBP: 0						

PITCHER		IP	WLS	BF	H	R	ER	SO	BB	IBB	HBP	BLK	WP	HR	S	P	ERA	WHIP
Bob Knepper, L ERA: 2.13	(1, 1)	7.0		27	7	3	3	2	1	0	0	0	0	1	30	34	3.86	1.143
Charlie Kerfeld, R ERA: 1.53	(8, 1)	0.0		1	0	1	1	0	1	0	0	0	0	0	0	4	∞	∞
Frank DiPino, L ERA: 1.69	(8, 1)	0.1		2	1	0	0	0	0	0	0	0	0	0	2	2	0.00	3.000
Dave Smith, R ERA: 2.12	(8, 1)	1.2	W	7	1	0	0	2	1	0	0	0	0	0	10	14	0.00	1.200

PITCHER	IP	WLS	BF	H	R	ER	SO	BB	IBB	HBP	BLK	WP	HR	S	P	ERA	WHIP

BOTTOM

Houston Astros @ St. Louis Cardinals

Busch Stadium, St. Louis, MO

Tue May 27 1986, 7:05 PM CDT

Att. 20,146 - Unknown

livebaseballscorecards.com

AB	30
R	4
H	9
RBI	4
BB	3
SO	4
LOB	10

Batter	1	2	3	4	5	6	7	8	9	10	11	AB	R	H	RBI	BB	SO	LOB
Billy Hatcher, R (1, 7) OBP: 0.306, SLG: 0.319	0-0 S E 1B		0-0 5-3			0-0 E5 CS		0-0 5-3 ①		0-0 2B		5	1	2	0	0	0	0
Jim Pankovits, R (1, 4) OBP: 0.292, SLG: 0.190 Terry Puhl, L (10, PH) OBP: 0.309, SLG: 0.333 Charlie Kerfeld, R (10, 1)	0-0 E4 G1-6-3 1-H			0-0 ① 1-3		4-0 ① G5-4-3 BB 1-2		0-0 ② 4-3		0-3 ③ K		3 1 0	0 0 0	0 0 0	0 0 0	1 0 0	0 1 0	0 1 0
Phil Garner, R (1, 5) OBP: 0.345, SLG: 0.509 (10, 4)	0-0 ①② G1-6-3 1-2f			0-0 ② F4		0-0 ②③ G5-4-3 1-2f		0-0 ③ 6-3			0-0 CS 1B	5	0	1	0	0	0	2
Glenn Davis, R (1, 3) OBP: 0.315, SLG: 0.451	0-0 ③ F6			0-0 HR 1B			H 1-0 BB BB HBP		0-0 1B		0-0 ① 3-1 1-2 3B 2B	4	2	3	0	0	0	0
Kevin Bass, S (1, 9) OBP: 0.314, SLG: 0.422		0-0 ① F7		0-0 1-H HR			0-0 ① F8		0-0 ① F5		0-0 ② 3-1 2-3	5	1	1	2	0	0	3
Dickie Thon, R (1, 6) OBP: 0.316, SLG: 0.366 Craig Reynolds, L (9, PH) OBP: 0.316, SLG: 0.423 (9, 6)		0-0 L7-4 2B		0-0 ③ F7			4-0 BB 1-2 BB		0-0 ② F5		0-0 3-H 3B	2 2	0 0	1 1	0 1	1 1	0 0	0 1
Mark Bailey, S (1, 2) OBP: 0.298, SLG: 0.302		0-0 ②③ L7-4 2-3			0-0 G5-4-3 1B		0-0 ② F9		0-0 ③ F9		0-0 ③ F9	5	0	1	0	0	0	5
Tony Walker, R (1, 8) OBP: 0.275, SLG: 0.343			0-0 ① F7		0-0 ①② G5-4-3 1-2f		4-0 BB 1-2 2-3 BB			0-0 ① F2		3	0	0	0	1	0	1
Mike Madden, L (1, 1) Jose Cruz, L (7, PH) OBP: 0.316, SLG: 0.308 Frank DiPino, L (7, 1) OBP: 0.250, SLG: 0.250 Larry Andersen, R (7, 1) Alan Ashby, S (10, PH) OBP: 0.352, SLG: 0.407 Denny Walling, L (10, 5) OBP: 0.365, SLG: 0.400			0-0 ② 5-3		0-3 ③ K S S S		0-0 ③ F9			0-0 ② F6		2 1 0 0 1 0	0 0 0 0 0 0	0 0 0 0 0 0	0 0 0 0 0 0	0 0 0 0 0 0	1 0 0 0 0 0	0 3 0 0 0 0
Inning Stats	R: 1 E: 1 K: 0 S: 4 H: 1 LOB: 0 BB: 0 P: 4	R: 0 E: 0 K: 0 S: 3 H: 1 LOB: 0 BB: 0 P: 3	R: 0 E: 0 K: 0 S: 3 H: 0 LOB: 0 BB: 0 P: 3	R: 2 E: 0 K: 0 S: 5 H: 2 LOB: 0 BB: 0 P: 5	R: 0 E: 0 K: 1 S: 5 H: 1 LOB: 0 BB: 0 P: 5	R: 0 E: 1 K: 0 S: 2 H: 0 LOB: 0 BB: 1 P: 6	R: 0 E: 0 K: 0 S: 3 H: 0 LOB: 3 BB: 2 P: 12	R: 0 E: 0 K: 0 S: 3 H: 0 LOB: 0 BB: 0 P: 3	R: 0 E: 0 K: 0 S: 4 H: 1 LOB: 1 BB: 0 P: 4	R: 0 E: 0 K: 1 S: 6 H: 1 LOB: 1 BB: 0 P: 6	R: 1 E: 0 K: 0 S: 5 H: 3 LOB: 1 BB: 0 P: 5	1B: 5 2B: 4 3B: 1 HR: 1	SF: 0 SAC: 0 DP: 4 HBP: 1					

TOP

Houston Astros @ St. Louis Cardinals

Busch Stadium, St. Louis, MO

Wed May 28 1986, 3:33 AM CDT

Att. 17,582 - Unknown

livebaseballscorecards.com

AB	39
R	4
H	10
RBI	3
BB	3
SO	2
LOB	16

WP: 0 PB: 0 SB: 1 CS: 2 PA: 43

PITCHER		IP	WLS	BF	H	R	ER	SO	BB	IBB	HBP	BLK	WP	HR	S	P	ERA	WHIP
John Tudor, L ERA: 2.79	(1, 1)	8.0		30	5	3	2	1	3	0	1	0	0	1	28	41	2.25	1.000
Todd Worrell, R ERA: 1.34	(9, 1)	3.0	L	13	5	1	1	1	0	0	0	0	0	0	15	15	3.00	1.667

PITCHER	IP	WLS	BF	H	R	ER	SO	BB	IBB	HBP	BLK	WP	HR	S	P	ERA	WHIP

Houston Astros @ St. Louis Cardinals

Busch Stadium, St. Louis, MO

Wed May 28 1986, 3:33 AM CDT

Att. 17,582 - Unknown

BOTTOM

Batter	1	2	3	4	5	6	7	8	9	10	11	AB	R	H	RBI	BB	SO	LOB
Vince Coleman, S (1, 7) OBP: 0.332, SLG: 0.354	0-0 2B BB 1B	0-0 S 2B		4-0 S BB			4-0 S SH1-4 4-1-2 BB		0-0 F7 ②			3	1	2	0	2	0	1
José Oquendo, S (1, 6) OBP: 0.500, SLG: 0.483	4-0 2B 1-2 BB	4-0 2-3 BB		0-0 F7 ③ 1-2			0-0 SH1-4 ① 1-2		0-3 K ③ 1-2			2	1	0	0	2	1	2
Willie McGee, S (1, 8) OBP: 0.276, SLG: 0.311	0-3 K ①	0-0 G3 ③			0-0 E5 1B FC4-6		0-0 E3 S			0-3 K ①		5	1	0	0	0	2	5
Jack Clark, R (1, 3) OBP: 0.378, SLG: 0.413	0-0 1-H 2-H 2B		0-0 5-3 ①		0-0 FC4-6 2-3 1B		0-0 ② ③ 4-1-2 1-2 2-Hf			0-3 K ②		5	0	2	2	0	1	2
Tito Landrum, R (1, 9) OBP: 0.243, SLG: 0.294 Andy Van Slyke, L (8, 9) OBP: 0.318, SLG: 0.299	0-0 6-3 ②		0-0 G3 ②		0-0 FC4-6 ① 1-2f 3-H G5-4-3			0-3 K ①		0-0 3-1 ③		3	0	0	1	0	0	2
												2	0	0	0	0	1	0
Tom Herr, S (1, 4) OBP: 0.268, SLG: 0.229	4-0 FC5-4 BB		0-0 FC6-4 1B		0-0 ② ③ G5-4-3 1-2f			0-3 K ②			0-3 K ①	4	0	1	0	1	2	1
Terry Pendleton, S (1, 5) OBP: 0.273, SLG: 0.255 Todd Worrell, R (9, 1) Ozzie Smith, S (11, PH) OBP: 0.401, SLG: 0.385	0-0 FC5-4 ③ 1-2f		0-0 FC6-4 ③ 1-2f			0-0 G6-4-3 1B		0-0 F8 ③			0-0 F9 ②	4	0	1	0	0	0	3
												0	0	0	0	0	0	0
												1	0	0	0	0	0	0
Mike Heath, R (1, 2) OBP: 0.289, SLG: 0.276 Clint Hurdle, L (11, PH) OBP: 0.238, SLG: 0.231		0-0 F7 ①		0-0 F8 ①		0-0 ① ② G6-4-3 1-2f			0-0 E 1B		0-0 F8 ③	4	0	1	0	0	0	1
												1	0	0	0	0	0	0
John Tudor, L (1, 1) OBP: 0.071, SLG: 0.071 Tom Lawless, R (9, 5)		0-0 F6 ②		0-0 F7 ②		0-3 K ③			0-0 F3 ①			3	0	0	0	1	0	
												1	0	0	0	0	1	
Inning Stats	R: 2 H: 2 E: 0 LOB: 2 K: 1 BB: 2 S: 7 P: 15	R: 0 H: 1 E: 0 LOB: 2 K: 0 BB: 1 S: 4 P: 8	R: 0 H: 1 E: 0 LOB: 1 K: 0 BB: 0 S: 4 P: 4	R: 0 H: 0 E: 0 LOB: 1 K: 0 BB: 1 S: 3 P: 7	R: 1 H: 1 E: 1 LOB: 0 K: 0 BB: 0 S: 4 P: 4	R: 0 H: 1 E: 0 LOB: 0 K: 1 BB: 0 S: 5 P: 5	R: 0 H: 0 E: 1 LOB: 1 K: 0 BB: 1 S: 3 P: 7	R: 0 H: 0 E: 0 LOB: 0 K: 2 BB: 0 S: 7 P: 7	R: 0 H: 1 E: 1 LOB: 1 K: 1 BB: 0 S: 6 P: 6	R: 0 H: 0 E: 0 LOB: 0 K: 2 BB: 0 S: 7 P: 7	R: 0 H: 0 E: 0 LOB: 0 K: 1 BB: 0 S: 5 P: 5	1B: 5 SF: 0 2B: 3 SAC: 1 3B: 0 DP: 3 HR: 0 HBP: 0						

livebaseballscorecards.com

AB	38
R	3
H	7
RBI	3
BB	5
SO	8
LOB	18

WP: 0 PA: 44
PB: 0
SB: 4
CS: 0

PITCHER		IP	WLS	BF	H	R	ER	SO	BB	IBB	HBP	BLK	WP	HR	S	P	ERA	WHIP
Mike Madden, L ERA: 2.25	(1, 1)	6.0		27	6	3	2	2	4	0	0	0	0	0	27	43	3.00	1.667
Frank DiPino, L ERA: 1.66	(7, 1)	0.1		3	0	0	0	0	1	0	0	0	0	0	2	6	0.00	3.000
Larry Andersen, R ERA: 3.15	(7, 1)	2.2		8	1	0	0	3	0	0	0	0	0	0	14	14	0.00	0.375
Charlie Kerfeld, R ERA: 1.45	(10, 1)	2.0	W	6	0	0	0	3	0	0	0	0	0	0	12	12	0.00	0.000

PITCHER	IP	WLS	BF	H	R	ER	SO	BB	IBB	HBP	BLK	WP	HR	S	P	ERA	WHIP

Batter	1	2	3	4	5	6	7	8	9	AB	R	H	RBI	BB	SO	LOB
Herm Winningham, L (1, 8) OBP: 0.329, SLG: 0.388	x 0-0 ① 5-3		x 0-0 ② F5			S S S 0-3 ① K			x 0-0 ① 4-3	4	0	0	0	0	1	1
Mitch Webster, S (1, 7) OBP: 0.355, SLG: 0.418	B B B B 4-0 S BB		x 0-0 ③ F5			x 0-0 ② 1-3			B B B B 4-0 CS BB	2	0	0	0	2	0	1
Andre Dawson, R (1, 9) OBP: 0.354, SLG: 0.548	S S S 0-3 ② K 1-2			S S S 0-3 ① K		x 0-0 ③ 6-3			x 0-0 ②③ 5-3 1-2	4	0	0	0	0	2	2
Hubie Brooks, R (1, 6) OBP: 0.381, SLG: 0.648	S S S 0-3 ③ K			S S S 0-3 ② K			x 0-0 ① 4-3			2	0	0	0	0	2	1
Al Newman, S (4, 6) OBP: 0.345, SLG: 0.286										1	0	0	0	0	0	0
Tim Wallach, R (1, 5) OBP: 0.337, SLG: 0.494		S S S 0-3 ① K		S S S 0-3 ③ K			x 0-0 ② 6-3			3	0	0	0	0	2	0
Andres Galarraga, R (1, 3) OBP: 0.351, SLG: 0.426		S S S 0-3 ② K			x 0-0 ① 6-3		x 0-0 ③ F6			3	0	0	0	0	1	0
Vance Law, R (1, 4) OBP: 0.303, SLG: 0.345		S S S 0-3 ③ K			x 0-0 ② 6-3			S S S 0-3 ① K		3	0	0	0	0	2	0
Mike Fitzgerald, R (1, 2) OBP: 0.296, SLG: 0.459			x 0-0 SH3 1B		x 0-0 HR			S S S 0-3 ② K		3	1	2	1	0	1	0
Bryn Smith, R (1, 1)			x 0-0 ① SH3 1-2		x 0-0 ③ 6-3			x 0-0 ③ F7		2	0	0	0	0	0	0
Jeff Reardon, R (8, 1)										0	0	0	0	0	0	0
Inning Stats	R: 0 H: 0 E: 0 LOB: 1 K: 2 BB: 1 S: 7 P: 11	R: 0 H: 0 E: 0 LOB: 0 K: 3 BB: 0 S: 9 P: 9	R: 0 H: 1 E: 0 LOB: 1 K: 0 BB: 0 S: 4 P: 4	R: 0 H: 0 E: 0 LOB: 0 K: 3 BB: 0 S: 9 P: 9	R: 1 H: 1 E: 0 LOB: 0 K: 0 BB: 0 S: 4 P: 4	R: 0 H: 0 E: 0 LOB: 0 K: 1 BB: 0 S: 5 P: 5	R: 0 H: 0 E: 0 LOB: 0 K: 0 BB: 0 S: 3 P: 3	R: 0 H: 0 E: 0 LOB: 0 K: 2 BB: 0 S: 7 P: 7	R: 0 H: 0 E: 0 LOB: 0 K: 0 BB: 1 S: 2 P: 6	1B: 1 SF: 0 2B: 0 SAC: 1 3B: 0 DP: 0 HR: 1 HBP: 0						

TOP

Montreal Expos @ Houston Astros

Astrodome, Houston, TX

Fri May 30 1986, 8:05 PM EDT

Att. 13,854 - Unknown

livebaseballscorecards.com

AB	27
R	1
H	2
RBI	1
BB	2
SO	11
LOB	5

WP: 0 PA: 30
PB: 0
SB: 1
CS: 1

PITCHER		IP	WLS	BF	H	R	ER	SO	BB	IBB	HBP	BLK	WP	HR	S	P	ERA	WHIP
Mike Scott, R ERA: 2.84	(1, 1)	8.0	L	27	2	1	1	11	1	0	0	0	0	1	48	52	1.12	0.375
Charlie Kerfeld, R ERA: 1.41	(9, 1)	1.0		3	0	0	0	0	1	0	0	0	0	0	2	6	0.00	1.000

PITCHER	IP	WLS	BF	H	R	ER	SO	BB	IBB	HBP	BLK	WP	HR	S	P	ERA	WHIP

Batter	1	2	3	4	5	6	7	8	9	AB	R	H	RBI	BB	SO	LOB
Kevin Bass, S (1, 8) OBP: 0.313, SLG: 0.418	6-3		K			G1-6-3 1B			F6	4	0	1	0	0	1	0
Terry Puhl, L (1, 9) OBP: 0.297, SLG: 0.319	L1			4-3		G1-6-3 1-2f			K	4	0	0	0	0	1	1
Jose Cruz, L (1, 7) OBP: 0.306, SLG: 0.297	5-3			K			F6		4-3	4	0	0	0	0	1	0
Denny Walling, L (1, 5) OBP: 0.355, SLG: 0.388		4-3		G3			L5			3	0	0	0	0	0	0
Glenn Davis, R (1, 3) OBP: 0.321, SLG: 0.451		FC4-6 1B			BB		5-3			2	0	1	0	1	0	0
Phil Garner, R (1, 4) OBP: 0.336, SLG: 0.496		FC4-6 S 1-2f			F8			5-3		3	0	0	0	0	0	2
Mark Bailey, S (1, 2) OBP: 0.299, SLG: 0.303 Billy Hatcher, R (8, PR) OBP: 0.306, SLG: 0.319 Charlie Kerfeld, R (9, 1)		4-3 1-2			K			S 1B		3 0 0	0 0 0	1 0 0	0 0 0	0 0 0	1 0 0	2 0 0
Dickie Thon, R (1, 6) OBP: 0.310, SLG: 0.359 Craig Reynolds, L (8, PH) OBP: 0.312, SLG: 0.417 (9, 6)			5-3		5-3			F7 1-2		2 1	0 0	0 0	0 0	0 0	0 0	1 1
Mike Scott, R (1, 1) OBP: 0.077, SLG: 0.040 Alan Ashby, S (8, PH) OBP: 0.347, SLG: 0.400 (9, 2)			K			5-3			K	2 1	0 0	0 0	0 0	0 0	1 1	0 2
Inning Stats	R: 0 E: 0 K: 0 S: 3 H: 0 LOB: 0 BB: 0 P: 3	R: 0 E: 0 K: 0 S: 4 H: 1 LOB: 1 BB: 0 P: 4	R: 0 E: 0 K: 2 S: 7 H: 0 LOB: 0 BB: 0 P: 7	R: 0 E: 0 K: 1 S: 5 H: 0 LOB: 0 BB: 0 P: 5	R: 0 E: 0 K: 1 S: 5 H: 0 LOB: 1 BB: 1 P: 9	R: 0 E: 0 K: 0 S: 3 H: 1 LOB: 0 BB: 0 P: 3	R: 0 E: 0 K: 0 S: 3 H: 0 LOB: 0 BB: 0 P: 3	R: 0 E: 0 K: 1 S: 6 H: 1 LOB: 2 BB: 0 P: 6	R: 0 E: 0 K: 1 S: 5 H: 0 LOB: 0 BB: 0 P: 5	1B: 3 2B: 0 3B: 0 HR: 0 SF: 0 SAC: 0 DP: 1 HBP: 0						

PITCHER	IP	WLS	BF	H	R	ER	SO	BB	IBB	HBP	BLK	WP	HR	S	P	ERA	WHIP
Bryn Smith, R (1, 1) ERA: 3.88	7.1	W	25	3	0	0	4	1	0	0	0	0	0	32	36	0.00	0.545
Jeff Reardon, R (8, 1) ERA: 2.27	1.2	S	5	0	0	0	2	0	0	0	0	0	0	9	9	0.00	0.000

PITCHER	IP	WLS	BF	H	R	ER	SO	BB	IBB	HBP	BLK	WP	HR	S	P	ERA	WHIP

Montreal Expos @ Houston Astros

Astrodome, Houston, TX

Fri May 30 1986, 8:05 PM EDT

Att. 13,854 - Unknown

BOTTOM

livebaseballscorecards.com

AB	29
R	0
H	3
RBI	0
BB	1
SO	6
LOB	9

Batter	1	2	3	4	5	6	7	8	9	AB	R	H	RBI	BB	SO	LOB
Al Newman, S (1, 6) OBP: 0.322, SLG: 0.264	K		F6		G3 2-3		SH1-3 2-3		G4-6-3 1-2f	4	0	0	0	0	1	3
Mitch Webster, S (1, 7) OBP: 0.353, SLG: 0.409	K			F7	F8		BB			3	0	0	0	1	1	1
Andre Dawson, R (1, 9) OBP: 0.352, SLG: 0.540	5-3			5-3 2B 1B		F9	F4			4	1	1	0	0	0	2
Tim Wallach, R (1, 5) OBP: 0.341, SLG: 0.506		G3 FC5-2-5-2-6 2B		5-3 1-2		G3 E 2B		K		4	1	2	0	0	1	1
Wayne Krenchicki, L (1, 3) OBP: 0.205, SLG: 0.375 Andres Galarraga, R (6, 3) OBP: 0.348, SLG: 0.422		G3 2-3		2-H 2B		G3 2-3		4-3		3 1	0 0	1 0	1 0	0 0	0 0	2 0
Vance Law, R (1, 4) OBP: 0.296, SLG: 0.336		FC5-2-5-2-6 3-H		K		E1 3-H		F3		4	0	0	0	0	1	2
Herm Winningham, L (1, 8) OBP: 0.337, SLG: 0.408		K			1B 2B	F7			1B FC1 1B	4	1	2	0	0	1	2
Dann Bilardello, R (1, 2) OBP: 0.237, SLG: 0.315 Tim Raines, S (7, PH) OBP: 0.417, SLG: 0.500 Tim Burke, R (7, 1) Jim Wohlford, R (9, PH) OBP: 0.174, SLG: 0.217			F7	G3 SH3-4 2-H 1B			SH1-3 SH3-4 BB		FC1 1-3 1B	2 0 0 1	0 0 0 0	1 0 0 1	1 0 0 0	0 1 0 0	0 0 0 0	0 0 0 0
Jay Tibbs, R (1, 1) OBP: 0.238, SLG: 0.211 Mike Fitzgerald, R (7, PH) OBP: 0.293, SLG: 0.453 (7, 2)			K	SH3-4 1-2			SH3-4 1-2		FC1 G4-6-3 1-2 3-H	1 1	0 0	0 0	0 0	0 0	1 0	0 2
Inning Stats	R: 0 E: 0 K: 2 S: 7 H: 0 LOB: 0 BB: 0 P: 7	R: 0 E: 0 K: 1 S: 6 H: 1 LOB: 1 BB: 0 P: 6	R: 0 E: 0 K: 1 S: 5 H: 0 LOB: 0 BB: 0 P: 5	R: 1 E: 0 K: 1 S: 7 H: 2 LOB: 1 BB: 0 P: 7	R: 1 E: 0 K: 0 S: 5 H: 2 LOB: 1 BB: 0 P: 5	R: 1 E: 1 K: 0 S: 5 H: 1 LOB: 1 BB: 0 P: 5	R: 0 E: 0 K: 0 S: 3 H: 0 LOB: 2 BB: 2 P: 11	R: 0 E: 0 K: 1 S: 5 H: 0 LOB: 0 BB: 0 P: 5	R: 0 E: 0 K: 0 S: 4 H: 2 LOB: 1 BB: 0 P: 4	1B: 4 2B: 4 3B: 0 HR: 0 SF: 0 SAC: 3 DP: 1 HBP: 0						

PITCHER	IP	WLS	BF	H	R	ER	SO	BB	IBB	HBP	BLK	WP	HR	S	P	ERA	WHIP
Nolan Ryan, R (1, 1) ERA: 5.21	1.0		3	0	0	0	2	0	0	0	0	0	0	7	7	0.00	0.000
Julio Solano, R (2, 1) ERA: 5.53	5.0		22	6	3	2	3	0	0	0	0	0	0	28	28	3.60	1.200
Larry Andersen, R (7, 1) ERA: 3.0	1.0		5	0	0	0	0	2	0	0	0	0	0	3	11	0.00	2.000
Frank DiPino, L (8, 1) ERA: 1.59	1.0	W	4	1	0	0	1	0	0	0	0	0	0	6	6	0.00	1.000
Dave Smith, R (9, 1) ERA: 2.0	1.0	S	3	1	0	0	0	0	0	0	0	0	0	3	3	0.00	1.000

PITCHER	IP	WLS	BF	H	R	ER	SO	BB	IBB	HBP	BLK	WP	HR	S	P	ERA	WHIP

Montreal Expos @ Houston Astros

Astrodome, Houston, TX

Sat May 31 1986, 8:05 PM EDT

Att. 25,381 - Unknown

TOP

livebaseballscorecards.com

AB	32
R	3
H	8
RBI	2
BB	2
SO	6
LOB	15

WP: 0	PB: 0	SB: 0
CS: 0	PA: 37	

Montreal Expos @ Houston Astros

Astrodome, Houston, TX

Sat May 31 1986, 8:05 PM EDT

Att. 25,381 - Unknown

BOTTOM

Batter	1	2	3	4	5	6	7	8	9	AB	R	H	RBI	BB	SO	LOB
Bill Doran, S (1, 4) OBP: 0.372, SLG: 0.331	F7		CS 1B			5-3	K			4	0	1	0	0	1	1
Terry Puhl, L (1, 9) OBP: 0.295, SLG: 0.316	G3		K 1-2			4-3	1B 2-H			4	0	1	0	0	1	1
Frank DiPino, L (8, 1) OBP: 0.250, SLG: 0.250										0	0	0	0	0	0	0
Dave Smith, R (9, 1)										0	0	0	0	0	0	0
Jose Cruz, L (1, 7) OBP: 0.304, SLG: 0.296	5-3			4-3		2B 1B		F9		4	1	1	0	0	0	0
Tony Walker, R (9, 8) OBP: 0.275, SLG: 0.343										0	0	0	0	0	0	0
Denny Walling, L (1, 5) OBP: 0.351, SLG: 0.392		6-3		L6		1B 2B 1-H		1-3		4	1	1	1	0	0	0
Glenn Davis, R (1, 3) OBP: 0.330, SLG: 0.476		E6 1B		FC4-6 1B		1B 2-H		HR		4	1	3	2	0	0	0
Kevin Bass, S (1, 8) OBP: 0.311, SLG: 0.414		1B 1-2		FC4-6 1-2f		F8		F9		4	0	1	0	0	0	2
Alan Ashby, S (1, 2) OBP: 0.333, SLG: 0.381		F7			K		F7			3	0	0	0	0	1	2
Billy Hatcher, R (8, 8) OBP: 0.306, SLG: 0.319										0	0	0	0	0	0	0
(9, 7)																
Dickie Thon, R (1, 6) OBP: 0.305, SLG: 0.352		K			K		2B 1B			2	0	0	0	0	2	2
Craig Reynolds, L (7, PH) OBP: 0.321, SLG: 0.425										1	1	1	0	0	0	0
(8, 6)																
Nolan Ryan, R (1, 1) OBP: 0.167, SLG: 0.167			1-3		K		1B 2B 1-H			0	0	0	0	0	0	0
Julio Solano, R (2, 1)										2	0	0	0	0	1	0
Larry Andersen, R (7, 1)										0	0	0	0	0	0	0
Mark Bailey, S (7, PH) OBP: 0.305, SLG: 0.320										1	0	1	1	0	0	0
(8, 2)																
Inning Stats	R: 0 E: 0 K: 0 S: 3 H: 0 LOB: 0 BB: 0 P: 3	R: 0 E: 1 K: 1 S: 7 H: 1 LOB: 2 BB: 0 P: 7	R: 0 E: 0 K: 1 S: 5 H: 1 LOB: 0 BB: 0 P: 5	R: 0 E: 0 K: 0 S: 4 H: 1 LOB: 1 BB: 0 P: 4	R: 0 E: 0 K: 3 S: 9 H: 0 LOB: 0 BB: 0 P: 9	R: 2 E: 0 K: 0 S: 6 H: 3 LOB: 1 BB: 0 P: 6	R: 1 E: 0 K: 1 S: 7 H: 3 LOB: 2 BB: 0 P: 7	R: 1 E: 0 K: 0 S: 4 H: 1 LOB: 0 BB: 0 P: 4		1B: 7 2B: 2 3B: 0 HR: 1	SF: 0 SAC: 0 DP: 0 HBP: 0						

livebaseballscorecards.com

AB	33
R	4
H	10
RBI	4
BB	0
SO	6
LOB	8

WP: 0 PB: 0 SB: 0 CS: 1 PA: 33

PITCHER		IP	WLS	BF	H	R	ER	SO	BB	IBB	HBP	BLK	WP	HR	S	P	ERA	WHIP
Jay Tibbs, R ERA: 2.74	(1, 1)	6.0		24	6	2	2	5	0	0	0	0	0	0	34	34	3.00	1.000
Tim Burke, R ERA: 1.56	(7, 1)	2.0	L	9	4	2	2	1	0	0	0	0	0	1	11	11	9.00	2.000

PITCHER	IP	WLS	BF	H	R	ER	SO	BB	IBB	HBP	BLK	WP	HR	S	P	ERA	WHIP

Batter	1	2	3	4	5	6	7	8	9	AB	R	H	RBI	BB	SO	LOB
Jim Wohlford, R (1, 7) OBP: 0.185, SLG: 0.296	F9		6-3			HR 3B	6-3			4	1	1	0	0	0	2
Mitch Webster, S (1, 8) OBP: 0.351, SLG: 0.401	3-1			1-3		HR HBP		F9		3	1	0	0	0	0	0
Andre Dawson, R (1, 9) OBP: 0.355, SLG: 0.576	F8			HR		1-H 3-H HR		6-3		4	2	2	4	0	0	0
Tim Wallach, R (1, 5) OBP: 0.342, SLG: 0.506		F8		G1-4-3 1B		F6		1B		2	0	1	0	0	0	0
Wayne Krenchicki, L (4, PR) OBP: 0.217, SLG: 0.381 (4, 5)										2	0	1	0	0	0	0
Andres Galarraga, R (1, 3) OBP: 0.346, SLG: 0.417		6-3		G1-4-3 1-2f		K		1-2 1B		4	0	1	0	0	1	1
Vance Law, R (1, 4) OBP: 0.288, SLG: 0.327		F7			F7	6-3		4-3		4	0	0	0	0	0	2
Al Newman, S (1, 6) OBP: 0.333, SLG: 0.286			F9		2B		4-3 BLK BB		F6	3	0	1	0	1	0	0
Mike Fitzgerald, R (1, 2) OBP: 0.291, SLG: 0.443			SH2-4 1B		5-3		4-3 1-3		K	4	0	1	0	0	1	2
Joe Hesketh, R (1, 1)			SH2-4 1-2		K		K		K	0	0	0	0	0	0	0
Andy McGaffigan, R (4, 1)										0	0	0	0	0	0	0
Herm Winningham, L (5, PH) OBP: 0.333, SLG: 0.403										1	0	0	0	0	1	1
Bert Roberge, R (5, 1)										0	0	0	0	0	0	0
Tim Raines, S (7, PH) OBP: 0.415, SLG: 0.497										1	0	0	0	0	1	1
Tim Burke, R (7, 1)										0	0	0	0	0	0	0
Jason Thompson, L (9, PH) OBP: 0.361, SLG: 0.271										1	0	0	0	0	1	0
Inning Stats	R: 0 E: 0 K: 0 S: 3 H: 0 LOB: 0 BB: 0 P: 3	R: 0 E: 0 K: 0 S: 3 H: 0 LOB: 0 BB: 0 P: 3	R: 0 E: 0 K: 0 S: 4 H: 1 LOB: 1 BB: 0 P: 4	R: 1 E: 0 K: 0 S: 4 H: 2 LOB: 1 BB: 0 P: 4	R: 0 E: 0 K: 1 S: 6 H: 1 LOB: 1 BB: 0 P: 6	R: 3 E: 0 K: 1 S: 7 H: 2 LOB: 0 BB: 0 P: 8	R: 0 E: 0 K: 1 S: 5 H: 0 LOB: 1 BB: 1 P: 9	R: 0 E: 0 K: 0 S: 5 H: 2 LOB: 2 BB: 0 P: 5	R: 0 E: 0 K: 2 S: 7 H: 0 LOB: 0 BB: 0 P: 7	1B: 4 2B: 1 3B: 1 HR: 2 SF: 0 SAC: 1 DP: 1 HBP: 1						

TOP

Montreal Expos @ Houston Astros

Astrodome, Houston, TX

Sun Jun 01 1986, 4:33 AM EDT

Att. 13,325 - Unknown

livebaseballscorecards.com

AB	33
R	4
H	8
RBI	4
BB	1
SO	5
LOB	9

WP: 0 PB: 0 SB: 0 CS: 0 PA: 36

PITCHER		IP	WLS	BF	H	R	ER	SO	BB	IBB	HBP	BLK	WP	HR	S	P	ERA	WHIP
Bob Knepper, L ERA: 2.38	(1, 1)	6.0	W	25	6	4	4	2	1	0	1	0	0	2	27	32	6.00	1.167
Charlie Kerfeld, R ERA: 1.34	(7, 1)	2.0		8	2	0	0	1	0	0	0	1	0	0	10	10	0.00	1.000
Dave Smith, R ERA: 1.89	(9, 1)	1.0		3	0	0	0	2	0	0	0	0	0	0	7	7	0.00	0.000

PITCHER	IP	WLS	BF	H	R	ER	SO	BB	IBB	HBP	BLK	WP	HR	S	P	ERA	WHIP

Montreal Expos @ Houston Astros

Astrodome, Houston, TX

Sun Jun 01 1986, 4:33 AM EDT

Att. 13,325 - Unknown

livebaseballscorecards.com

BOTTOM

Batter	1	2	3	4	5	6	7	8	9	AB	R	H	RBI	BB	SO	LOB
Bill Doran, S (1, 4) OBP: 0.378, SLG: 0.341	1B	4-3	G3	F8	FC6-4	BB				4	2	2	0	1	0	0
Billy Hatcher, R (1, 8) (9, 7) OBP: 0.312, SLG: 0.338	SF7	4-3	4-3	5-3	FC6-4					5	1	2	0	0	0	4
Jose Cruz, L (1, 7) OBP: 0.318, SLG: 0.311	F9 CS	HR	4-3		2B	1B				4	1	3	2	0	0	1
Tony Walker, R (8, PR) (9, 8) OBP: 0.275, SLG: 0.343										0	1	0	0	0	0	0
Glenn Davis, R (1, 3) OBP: 0.333, SLG: 0.503	SF7	HR	F7			1B				3	2	2	4	0	0	1
Kevin Bass, S (1, 9) OBP: 0.310, SLG: 0.410	1B	F6		K	1-3					4	0	1	0	0	1	2
Phil Garner, R (1, 5) OBP: 0.333, SLG: 0.487	F9	F9		6-3						4	1	1	0	0	0	2
Dave Smith, R (9, 1)								1B S		0	0	0	0	0	0	0
Mark Bailey, S (1, 2) OBP: 0.311, SLG: 0.314	CS	F8		K		BB		IBB		2	0	0	0	2	1	0
Dickie Thon, R (1, 6) OBP: 0.298, SLG: 0.343		K	K			F6		1B		3	0	0	0	0	2	1
Bob Knepper, L (1, 1) OBP: 0.057, SLG: 0.057		F8	4-3				G1	BB		2	0	0	0	0	0	0
Charlie Kerfeld, R (7, 1)										0	0	0	0	0	0	0
Craig Reynolds, L (7, 6) OBP: 0.325, SLG: 0.427										2	0	1	1	0	0	0
Denny Walling, L (8, PH) (9, 5) OBP: 0.357, SLG: 0.398										1	0	1	1	0	0	0
Inning Stats	R: 2 E: 0 K: 0 S: 6 H: 4 LOB: 1 BB: 0 P: 6	R: 0 E: 0 K: 1 S: 5 H: 0 LOB: 0 BB: 0 P: 5	R: 3 E: 0 K: 0 S: 6 H: 3 LOB: 0 BB: 0 P: 6	R: 0 E: 0 K: 2 S: 7 H: 0 LOB: 0 BB: 0 P: 7	R: 0 E: 0 K: 0 S: 4 H: 1 LOB: 1 BB: 0 P: 4	R: 0 E: 0 K: 1 S: 5 H: 0 LOB: 1 BB: 1 P: 9	R: 0 E: 0 K: 0 S: 3 H: 0 LOB: 0 BB: 0 P: 3	R: 3 E: 0 K: 0 S: 7 H: 5 LOB: 3 BB: 2 P: 15		1B: 9 2B: 3 3B: 0 HR: 1 SF: 1 SAC: 0 DP: 0 HBP: 0						

	AB	34
	R	8
	H	13
	RBI	8
	BB	3
	SO	4
	LOB	11

WP: 0 PB: 0 SB: 1 CS: 1 PA: 39

PITCHER		IP	WLS	BF	H	R	ER	SO	BB	IBB	HBP	BLK	WP	HR	S	P	ERA	WHIP
Joe Hesketh, L ERA: 6.31	(1, 1)	3.0	L	15	7	5	5	1	0	0	0	0	0	1	17	17	15.00	2.333
Andy McGaffigan, R ERA: 3.74	(4, 1)	1.0		3	0	0	0	2	0	0	0	0	0	0	7	7	0.00	0.000
Bert Roberge, R ERA: 7.88	(5, 1)	2.0		8	1	0	0	1	1	0	0	0	0	0	9	13	0.00	1.000
Tim Burke, R ERA: 2.13	(7, 1)	2.0		12	5	3	3	0	1	1	0	0	0	0	10	18	13.50	3.000

PITCHER	IP	WLS	BF	H	R	ER	SO	BB	IBB	HBP	BLK	WP	HR	S	P	ERA	WHIP

Batter	1	2	3	4	5	6	7	8	9	AB	R	H	RBI	BB	SO	LOB
Vince Coleman, S (1, 7) OBP: 0.348, SLG: 0.359	F8		FC4-6 S 1B 1B	6-3 2-3		5-3 1-2	G1-4-3		4-3	6	1	1	0	0	0	4
Willie McGee, S (1, 8) OBP: 0.297, SLG: 0.335	1B 1B		FC4-6 1-2 1B		FC3-6 S 1B	SF8 BB IBB		4-3	HR BB	4	1	3	0	2	0	0
Andy Van Slyke, L (1, 9) OBP: 0.318, SLG: 0.348	F7		FC4-6 FC5 1B 1-2f 2-3		F9	SF8 1-2 2-3 3-H BB		K	1-H HR	5	1	1	3	1	1	4
Jack Clark, R (1, 3) OBP: 0.382, SLG: 0.418	1-2 1B		K		FC3-6 1-2 IBB	SF8 1-2 2-3 3-H		BB 1B 2B	BB WP BB	3	1	2	1	2	1	2
Tom Herr, S (1, 4) OBP: 0.280, SLG: 0.234	4-3		1-2 3-H 1B		FC3-6 1-2f 2-3	IBB		BB 1B IBB	K	4	1	1	1	2	1	5
Mike Heath, R (1, 2) OBP: 0.293, SLG: 0.296		E5 WP	FC5 2-3f		F9	4-3		1B 1-2 2-3 1B BB	BB 1-2 BB	4	1	0	0	2	0	7
Ozzie Smith, S (1, 6) OBP: 0.418, SLG: 0.404		F9		FC6-4 1B		S 1B 1B	G3 S 1B	1B 1-3 2-H 3-H 1B	1-2 2-3 BB	5	1	4	2	1	0	1
Terry Pendleton, S (1, 5) OBP: 0.280, SLG: 0.268		K		FC6-4 WP SH1-4 1-2f		SH WP 1-H BB 1B	G3 1-3	1-2 3-H 1B	1-3	6	1	2	2	0	1	6
John Tudor, L (1, 1) OBP: 0.065, SLG: 0.065		G3 1-2		SH1-4 1-2		SH BB 5-3 1-3 SF8	4-3	6-3		3	1	0	0	0	0	4
Inning Stats	R: 0 E: 0 K: 0 S: 5 H: 2 LOB: 2 BB: 0 P: 5	R: 0 E: 1 K: 1 S: 6 H: 0 LOB: 1 BB: 0 P: 6	R: 1 E: 0 K: 1 S: 8 H: 3 LOB: 2 BB: 0 P: 8	R: 0 E: 0 K: 0 S: 4 H: 1 LOB: 1 BB: 0 P: 4	R: 0 E: 0 K: 0 S: 4 H: 1 LOB: 2 BB: 1 P: 8	R: 3 E: 0 K: 0 S: 6 H: 2 LOB: 3 BB: 3 P: 18	R: 0 E: 0 K: 0 S: 4 H: 1 LOB: 1 BB: 0 P: 4	R: 3 E: 0 K: 1 S: 8 H: 3 LOB: 2 BB: 2 P: 16	R: 2 E: 0 K: 1 S: 6 H: 1 LOB: 3 BB: 4 P: 22	1B: 12 2B: 1 3B: 0 HR: 1 SF: 1 SAC: 2 DP: 0 HBP: 0							

TOP

St. Louis Cardinals @ Houston Astros

Astrodome, Houston, TX

Mon Jun 02 1986, 8:05 PM EDT

Att. 11,669 - Unknown

livebaseballscorecards.com

AB	40
R	9
H	14
RBI	9
BB	10
SO	4
LOB	33

WP: 4 PA: 53
PB: 0
SB: 4
CS: 0

PITCHER		IP	WLS	BF	H	R	ER	SO	BB	IBB	HBP	BLK	WP	HR	S	P	ERA	WHIP
Mike Madden, L ERA: 2.97	(1, 1)	5.1	L	30	9	4	4	2	1	2	0	0	3	0	31	43	6.75	1.875
Larry Andersen, R ERA: 3.8	(6, 1)	2.2		15	4	3	3	1	1	2	0	0	0	0	14	26	10.12	1.875
Julio Solano, R ERA: 5.97	(9, 1)	1.0		8	1	2	2	1	4	0	0	0	1	1	6	22	18.00	5.000

PITCHER	IP	WLS	BF	H	R	ER	SO	BB	IBB	HBP	BLK	WP	HR	S	P	ERA	WHIP

BOTTOM

St. Louis Cardinals @ Houston Astros

Astrodome, Houston, TX

Mon Jun 02 1986, 8:05 PM EDT

Att. 11,669 - Unknown

Batter	1	2	3	4	5	6	7	8	9	AB	R	H	RBI	BB	SO	LOB
Bill Doran, S (1, 4) OBP: 0.376, SLG: 0.339	F9			F7		5-3 E 1B		F8		4	0	1	0	0	0	0
Billy Hatcher, R (1, 8) (9, 7) OBP: 0.296, SLG: 0.321	F7			5-3		E5 5-3 1-2		F7		4	0	0	0	0	0	1
Jose Cruz, L (1, 7) OBP: 0.311, SLG: 0.303 Tony Walker, R (9, 8) OBP: 0.268, SLG: 0.333	K			3-1		K			F3	3 1	0 0	0 0	0 0	0 0	2 0	2 0
Glenn Davis, R (1, 3) OBP: 0.332, SLG: 0.514		F7			HR	5-3 1-2 2-3			F9	4	1	1	1	0	0	2
Kevin Bass, S (1, 9) OBP: 0.314, SLG: 0.429		F9			HR	6-3			1B	4	1	2	1	0	0	2
Phil Garner, R (1, 5) OBP: 0.323, SLG: 0.472		F8			F6		F8		1-3	4	0	0	0	0	0	1
Mark Bailey, S (1, 2) OBP: 0.312, SLG: 0.308			K		BB		F7			2	0	0	0	1	1	0
Dickie Thon, R (1, 6) OBP: 0.290, SLG: 0.333			4-3		K		K			3	0	0	0	0	2	1
Mike Madden, L (1, 1) Larry Andersen, R (6, 1) Jim Pankovits, R (8, PH) OBP: 0.280, SLG: 0.182 Julio Solano, R (9, 1)			K		K			4-3		2 0 1 0	0 0 0 0	0 0 0 0	0 0 0 0	0 0 0 0	2 0 0 0	1 0 0 0
Inning Stats	R: 0 H: 0 E: 0 LOB: 0 K: 1 BB: 0 S: 5 P: 5	R: 0 H: 0 E: 0 LOB: 0 K: 0 BB: 0 S: 3 P: 3	R: 0 H: 0 E: 0 LOB: 0 K: 2 BB: 0 S: 7 P: 7	R: 0 H: 0 E: 0 LOB: 0 K: 0 BB: 0 S: 3 P: 3	R: 2 H: 2 E: 0 LOB: 1 K: 2 BB: 1 S: 9 P: 13	R: 0 H: 1 E: 1 LOB: 2 K: 1 BB: 0 S: 7 P: 7	R: 0 H: 0 E: 0 LOB: 0 K: 1 BB: 0 S: 5 P: 5	R: 0 H: 0 E: 0 LOB: 0 K: 0 BB: 0 S: 3 P: 3	R: 0 H: 1 E: 0 LOB: 1 K: 0 BB: 0 S: 4 P: 4	1B: 2 2B: 0 3B: 0 HR: 2	SF: 0 SAC: 0 DP: 0 HBP: 0						

livebaseballscorecards.com

	AB	32
	R	2
	H	4
	RBI	2
	BB	1
	SO	7
	LOB	10

WP: 0 PB: 0 SB: 0 CS: 0 PA: 33

PITCHER	IP	WLS	BF	H	R	ER	SO	BB	IBB	HBP	BLK	WP	HR	S	P	ERA	WHIP
John Tudor, L (1, 1) ERA: 2.71	9.0	W	33	4	2	2	7	1	0	0	0	0	2	46	50	2.00	0.556

PITCHER	IP	WLS	BF	H	R	ER	SO	BB	IBB	HBP	BLK	WP	HR	S	P	ERA	WHIP

Batter	1	2	3	4	5	6	7	8	9	AB	R	H	RBI	BB	SO	LOB
Vince Coleman, S (1, 7) OBP: 0.341, SLG: 0.351	SSS 0-3 ① K		SSS 0-3 ③ K		x 0-0 ③ F4			x 0-0 ②③ FC5-4-5-3 1-3		4	0	0	0	0	2	1
Willie McGee, S (1, 8) OBP: 0.292, SLG: 0.328	SSS 0-3 ② K			SSS 0-3 ① K		x 0-0 ① F4			x 0-0 ① 4-3	4	0	0	0	0	2	0
Andy Van Slyke, L (1, 9) OBP: 0.316, SLG: 0.345	x 0-0 ③ F6			x 0-0 HR 1B		SSS 0-3 ② K			x 0-0 ② 4-3	4	1	1	0	0	1	0
Jack Clark, R (1, 3) OBP: 0.379, SLG: 0.432		SSS 0-3 ① K		x 0-0 1-H HR		x 0-0 ③ F5			x 0-0 ③ 6-3	4	1	1	2	0	1	0
Tom Herr, S (1, 4) OBP: 0.281, SLG: 0.231		BBBB 4-0 BLK BB		x 0-0 ② 3-1			x 0-0 ① F8			2	0	0	0	1	0	0
Mike Heath, R (1, 2) OBP: 0.287, SLG: 0.288		SSS 0-3 ② K 1-2		x 0-0 ③ F9			x 0-0 ② 6-3			3	0	0	0	0	1	1
Ozzie Smith, S (1, 6) OBP: 0.416, SLG: 0.399		x 0-0 ③ F5			BBBB 4-0 5-3 BLK SH1 BB		x 0-0 ③ 5-3			2	1	0	0	1	0	1
Terry Pendleton, S (1, 5) OBP: 0.281, SLG: 0.269			x 0-0 ① F3		x 0-0 ① 5-3 1-3			x 0-0 FC5-4-5-3 S 1B		3	0	1	0	0	0	1
Greg Mathews, R (1, 1) Todd Worrell, R (9, 1)			SSS 0-3 ② K		x 0-0 ② SH1 3-H			x 0-0 ① B1		2 0	0 0	0 0	1 0	0 0	1 0	1 0
Inning Stats	R: 0 H: 0 E: 0 LOB: 0 K: 2 BB: 0 S: 7 P: 7	R: 0 H: 0 E: 0 LOB: 1 K: 2 BB: 1 S: 7 P: 11	R: 0 H: 0 E: 0 LOB: 0 K: 2 BB: 0 S: 7 P: 7	R: 2 H: 2 E: 0 LOB: 0 K: 1 BB: 0 S: 7 P: 7	R: 1 H: 0 E: 0 LOB: 0 K: 0 BB: 1 S: 3 P: 7	R: 0 H: 0 E: 0 LOB: 0 K: 1 BB: 0 S: 5 P: 5	R: 0 H: 0 E: 0 LOB: 0 K: 0 BB: 0 S: 3 P: 3	R: 0 H: 1 E: 0 LOB: 0 K: 0 BB: 0 S: 3 P: 3	R: 0 H: 0 E: 0 LOB: 0 K: 0 BB: 0 S: 3 P: 3	1B: 2 SF: 0 2B: 1 SAC: 1 3B: 0 DP: 1 HR: 1 HBP: 0						

TOP

St. Louis Cardinals @ Houston Astros

Astrodome, Houston, TX

Tue Jun 03 1986, 8:05 PM EDT

Att. 6,430 - Unknown

livebaseballscorecards.com

AB	28
R	3
H	3
RBI	3
BB	2
SO	8
LOB	5

WP: 0 PA: 31
PB: 0
SB: 1
CS: 0

PITCHER		IP	WLS	BF	H	R	ER	SO	BB	IBB	HBP	BLK	WP	HR	S	P	ERA	WHIP
Jim Deshaies, L ERA: 4.82	(1, 1)	6.0	L	22	2	3	3	8	2	0	0	2	0	1	36	44	4.50	0.667
Frank DiPino, L ERA: 1.46	(7, 1)	2.0		6	1	0	0	0	0	0	0	0	0	0	6	6	0.00	0.500
Charlie Kerfeld, R ERA: 1.31	(9, 1)	1.0		3	0	0	0	0	0	0	0	0	0	0	3	3	0.00	0.000

PITCHER	IP	WLS	BF	H	R	ER	SO	BB	IBB	HBP	BLK	WP	HR	S	P	ERA	WHIP

St. Louis Cardinals @ Houston Astros

Astrodome, Houston, TX

Tue Jun 03 1986, 8:05 PM EDT

Att. 6,430 - Unknown

BOTTOM

Batter	1	2	3	4	5	6	7	8	9	AB	R	H	RBI	BB	SO	LOB
Bill Doran, S (1, 4) OBP: 0.373, SLG: 0.337	4-3			F6		FC6-4 1B		K		4	0	1	0	0	1	0
Billy Hatcher, R (1, 8) OBP: 0.294, SLG: 0.317	F9			6-3		FC6-4 1-2f			S 1B 1B	4	1	1	0	0	0	1
Jose Cruz, L (1, 7) OBP: 0.309, SLG: 0.296	F9			BB		6-3			K 1-2	3	0	0	0	1	1	2
Glenn Davis, R (1, 3) OBP: 0.330, SLG: 0.506		F9		F9			1B BB		5-3	3	0	0	0	1	0	2
Kevin Bass, S (1, 9) OBP: 0.313, SLG: 0.425		F8			F8		F7		1B 2-H 1B	4	0	1	1	0	0	1
Phil Garner, R (1, 5) OBP: 0.336, SLG: 0.480		6-3			BLK 1B		L6-4 1-2 1B		1B 1-3 1B	4	0	3	0	0	0	0
Mark Bailey, S (1, 2) OBP: 0.310, SLG: 0.306			G6-4-3 1B		F8 1-2		L6-4 1-2		L4	4	0	1	0	0	0	5
Dickie Thon, R (1, 6) OBP: 0.283, SLG: 0.325			G6-4-3 1-2f		5-3			F9		3	0	0	0	0	0	2
Jim Deshaies, L (1, 1)			5-3			K		2-3		1	0	0	0	0	0	0
Tony Walker, R (6, PH) OBP: 0.262, SLG: 0.324										1	0	0	0	0	1	0
Frank DiPino, L (7, 1) OBP: 0.250, SLG: 0.250										0	0	0	0	0	0	0
Jim Pankovits, R (8, PH) OBP: 0.269, SLG: 0.174										1	0	0	0	0	0	0
Charlie Kerfeld, R (9, 1)										0	0	0	0	0	0	0
Inning Stats	R: 0 H: 0 E: 0 LOB: 0 K: 0 BB: 0 S: 3 P: 3	R: 0 H: 0 E: 0 LOB: 0 K: 0 BB: 0 S: 3 P: 3	R: 0 H: 1 E: 0 LOB: 0 K: 0 BB: 0 S: 3 P: 3	R: 0 H: 0 E: 0 LOB: 1 K: 0 BB: 1 S: 3 P: 7	R: 0 H: 1 E: 0 LOB: 1 K: 0 BB: 0 S: 4 P: 4	R: 0 H: 1 E: 0 LOB: 1 K: 1 BB: 0 S: 6 P: 6	R: 0 H: 1 E: 0 LOB: 1 K: 0 BB: 1 S: 3 P: 7	R: 0 H: 0 E: 0 LOB: 0 K: 1 BB: 0 S: 5 P: 5	R: 1 H: 3 E: 0 LOB: 2 K: 1 BB: 0 S: 8 P: 8	1B: 7 SF: 0 2B: 1 SAC: 0 3B: 0 DP: 2 HR: 0 HBP: 0						

livebaseballscorecards.com

AB	32
R	1
H	7
RBI	1
BB	2
SO	3
LOB	13

PITCHER		IP	WLS	BF	H	R	ER	SO	BB	IBB	HBP	BLK	WP	HR	S	P	ERA	WHIP
Greg Mathews, L ERA: 1.04	(1, 1)	8.2	W	33	7	1	1	3	2	0	0	1	0	0	37	45	1.04	1.038
Todd Worrell, R ERA: 1.24	(9, 1)	0.1	S	1	0	0	0	0	0	0	0	0	0	0	1	1	0.00	0.000

PITCHER	IP	WLS	BF	H	R	ER	SO	BB	IBB	HBP	BLK	WP	HR	S	P	ERA	WHIP

Batter	1	2	3	4	5	6	7	8	9	AB	R	H	RBI	BB	SO	LOB
Vince Coleman, S (1, 7) OBP: 0.349, SLG: 0.362	BBBB 4-0 S S BB		x 0-0 ③ 4-3			x 0-0 1B S 1-3 1B		x 0-0 1B 2B		3	1	2	0	1	0	0
Willie McGee, S (1, 8) OBP: 0.295, SLG: 0.332	x 0-0 ① F5 1-2			x 0-0 ① 1-3		x 0-0 S 1-3 3-H 1B		x 0-0 G3 2-H 1B		4	0	2	2	0	0	1
Andy Van Slyke, L (1, 9) OBP: 0.307, SLG: 0.333	SSS 0-3 ② K 2-3			x 0-0 ② F8		SSS 0-3 ① K 1-2		x 0-0 ① G3 1-2		4	0	0	0	0	2	4
Jack Clark, R (1, 3) OBP: 0.372, SLG: 0.422	SSS 0-3 ③ K			x 0-0 ③ 6-3		SSS 0-3 ② K		x 0-0 ② F8		4	0	0	0	0	2	4
Tom Herr, S (1, 4) OBP: 0.280, SLG: 0.227		x 0-0 ① F8			SSS 0-3 ① K	BBBB 4-0 BB		x 0-0 ③ F4		3	0	0	0	1	1	1
Terry Pendleton, S (1, 5) OBP: 0.275, SLG: 0.263		x 0-0 ② 1-3			SSS 0-3 ② K	SSS 0-3 ③ K			x 0-0 ① 4-3	4	0	0	0	0	2	3
Ozzie Smith, S (1, 6) OBP: 0.412, SLG: 0.395		x 0-0 ③ F6			x 0-0 1B		x 0-0 ① 4-3		x 0-0 ② 4-3	4	0	1	0	0	0	0
Mike Heath, R (1, 2) OBP: 0.283, SLG: 0.283 Pat Perry, L (5, 1) Clint Hurdle, L (9, PH) OBP: 0.233, SLG: 0.225			x 0-0 ① 5-3		SSS 0-3 ③ K		x 0-0 ② F9		SSS 0-3 ③ K	2 1 1	0 0 0	0 0 0	0 0 0	0 0 0	1 0 1	1 0 0
Ray Burris, R (1, 1) OBP: 0.400, SLG: 0.700 Michael LaValliere, L (5, 2) OBP: 0.333, SLG: 0.263			x 0-0 ② 5-3			x 0-0 1B 1B	x 0-0 ③ F9			1 2	0 1	0 1	0 0	0 0	0 0	0 0
Inning Stats	R: 0 E: 0 K: 2 S: 7 H: 0 LOB: 1 BB: 1 P: 11	R: 0 E: 0 K: 0 S: 3 H: 0 LOB: 0 BB: 0 P: 3	R: 0 E: 0 K: 0 S: 3 H: 0 LOB: 0 BB: 0 P: 3	R: 0 E: 0 K: 0 S: 3 H: 0 LOB: 0 BB: 0 P: 3	R: 0 E: 0 K: 3 S: 10 H: 1 LOB: 1 BB: 0 P: 10	R: 1 E: 0 K: 3 S: 12 H: 3 LOB: 3 BB: 1 P: 16	R: 0 E: 0 K: 0 S: 3 H: 0 LOB: 0 BB: 0 P: 3	R: 1 E: 0 K: 0 S: 5 H: 2 LOB: 1 BB: 0 P: 5	R: 0 E: 0 K: 1 S: 5 H: 0 LOB: 0 BB: 0 P: 5	1B: 5 2B: 1 3B: 0 HR: 0 SF: 0 SAC: 0 DP: 0 HBP: 0						

TOP

St. Louis Cardinals @ Houston Astros

Astrodome, Houston, TX

Wed Jun 04 1986, 8:05 PM EDT

Att. 11,396 - Unknown

livebaseballscorecards.com

AB	33
R	2
H	6
RBI	2
BB	2
SO	9
LOB	14

WP: 0 PB: 0 SB: 4 CS: 0 PA: 35

PITCHER		IP	WLS	BF	H	R	ER	SO	BB	IBB	HBP	BLK	WP	HR	S	P	ERA	WHIP
Mike Scott, R ERA: 2.79	(1, 1)	8.0	W	32	6	2	2	8	2	0	0	0	0	0	46	54	2.25	1.000
Dave Smith, R ERA: 1.8	(9, 1)	1.0	S	3	0	0	0	1	0	0	0	0	0	0	5	5	0.00	0.000

PITCHER		IP	WLS	BF	H	R	ER	SO	BB	IBB	HBP	BLK	WP	HR	S	P	ERA	WHIP

St. Louis Cardinals @ Houston Astros

Astrodome, Houston, TX

Wed Jun 04 1986, 8:05 PM EDT

Att. 11,396 - Unknown

BOTTOM

Batter	1	2	3	4	5	6	7	8	9	AB	R	H	RBI	BB	SO	LOB
Bill Doran, S (1, 4) OBP: 0.371, SLG: 0.352	HR	F6			F8	6-3				4	1	1	1	0	0	0
Craig Reynolds, L (1, 6) OBP: 0.333, SLG: 0.430	FC6-4 1B		L4		F3		G1-6-3 1B			4	0	2	0	0	0	0
Denny Walling, L (1, 5) OBP: 0.353, SLG: 0.393	F9		4-3		BB 1B		G1-6-3 1-2f			4	1	1	0	0	0	2
Glenn Davis, R (1, 3) OBP: 0.328, SLG: 0.497	FC6-4 2B 1-2f		4-3		1B 1B BB 1-2		F7			3	2	0	0	1	0	1
Jose Cruz, L (1, 7) OBP: 0.314, SLG: 0.310 Tony Walker, R (9, 8) OBP: 0.262, SLG: 0.324	1-H 2B			6-3	1B 1B 1-2 2-H			3-1		4 0	0 0	2 0	2 0	0 0	0 0	0 0
Kevin Bass, S (1, 8) OBP: 0.322, SLG: 0.426 (9, 9)	BB			S BB	FC6-4 1B 1-2 2-H			F7		2	0	1	1	2	0	0
Terry Puhl, L (1, 9) OBP: 0.284, SLG: 0.303 Dave Smith, R (9, 1)	G3			K	FC6-4 1-2f			K		4 0	0 0	0 0	0 0	0 0	2 0	5 0
Mark Bailey, S (1, 2) OBP: 0.311, SLG: 0.300		K		IBB 1-2		5-3				2	0	0	0	1	1	0
Mike Scott, R (1, 1) OBP: 0.069, SLG: 0.036 Billy Hatcher, R (9, 7) OBP: 0.294, SLG: 0.317		5-3		F8		K				3 0	0 0	0 0	0 0	0 0	1 0	2 0
Inning Stats	R: 2 E: 0 K: 0 S: 6 H: 3 LOB: 2 BB: 1 P: 10	R: 0 E: 0 K: 1 S: 5 H: 0 LOB: 0 BB: 0 P: 5	R: 0 E: 0 K: 0 S: 3 H: 0 LOB: 0 BB: 0 P: 3	R: 0 E: 0 K: 1 S: 5 H: 0 LOB: 2 BB: 2 P: 13	R: 2 E: 0 K: 0 S: 6 H: 3 LOB: 2 BB: 1 P: 10	R: 0 E: 0 K: 1 S: 5 H: 0 LOB: 0 BB: 0 P: 5	R: 0 E: 0 K: 0 S: 3 H: 1 LOB: 0 BB: 0 P: 3	R: 0 E: 0 K: 1 S: 5 H: 0 LOB: 0 BB: 0 P: 5		1B: 5 2B: 1 3B: 0 HR: 1 SF: 0 SAC: 0 DP: 1 HBP: 0				WP: 0 PB: 0 SB: 1 CS: 0 PA: 34		

livebaseballscorecards.com

	AB	30
	R	4
	H	7
	RBI	4
	BB	4
	SO	4
	LOB	10

PITCHER		IP	WLS	BF	H	R	ER	SO	BB	IBB	HBP	BLK	WP	HR	S	P	ERA	WHIP
Ray Burris, R ERA: 4.62	(1, 1)	4.2	L	24	6	4	4	2	3	1	0	0	0	1	24	40	7.71	1.929
Pat Perry, L ERA: 3.32	(5, 1)	3.1		10	1	0	0	2	0	0	0	0	0	0	14	14	0.00	0.300

PITCHER	IP	WLS	BF	H	R	ER	SO	BB	IBB	HBP	BLK	WP	HR	S	P	ERA	WHIP

Houston Astros @ Los Angeles Dodgers

Dodger Stadium, Los Angeles, CA

Thu Jun 05 1986, 7:05 PM PDT

Att. 32,545 - Unknown

TOP

livebaseballscorecards.com

Batter	1	2	3	4	5	6	7	8	9	AB	R	H	RBI	BB	SO	LOB
Bill Doran, S (1, 4) OBP: 0.368, SLG: 0.346	5-3			F4		IBB			6-3	3	0	0	0	1	0	0
Billy Hatcher, R (1, 8) OBP: 0.284, SLG: 0.306	K			K		F7			CS, BB	3	0	0	0	0	2	2
Denny Walling, L (9, PH) OBP: 0.359, SLG: 0.393										0	0	0	0	1	0	0
Jose Cruz, L (1, 7) OBP: 0.306, SLG: 0.301	F2			K			6-3		K, 1-2	4	0	0	0	0	2	1
Glenn Davis, R (1, 3) OBP: 0.324, SLG: 0.489		4-3			5-3		4-3			3	0	0	0	0	0	0
Kevin Bass, S (1, 9) OBP: 0.322, SLG: 0.424		F7			CS, 1B		1-3			3	0	1	0	0	0	0
Phil Garner, R (1, 5) OBP: 0.336, SLG: 0.477		F7			F7			FC6-4, 1B		3	0	1	0	0	0	1
Mark Bailey, S (1, 2) OBP: 0.304, SLG: 0.292			K		CS, 1-2	E5		K		3	0	0	0	0	2	1
Dickie Thon, R (1, 6) OBP: 0.277, SLG: 0.316			K			6-3		FC6-4, FC5-4, 1-2		3	0	0	0	0	1	2
Manny Hernandez, R (1, 1)			3-1			K2-3		FC5-4, 1-2f		2	0	0	0	0	1	1
Aurelio Lopez, R (6, 1)										0	0	0	0	0	0	0
Jim Pankovits, R (8, PH) OBP: 0.259, SLG: 0.167										1	0	0	0	0	0	1
Charlie Kerfeld, R (8, 1)										0	0	0	0	0	0	0
Inning Stats	R: 0 E: 0 K: 1 S: 5 H: 0 LOB: 0 BB: 0 P: 5	R: 0 E: 0 K: 0 S: 3 H: 0 LOB: 0 BB: 0 P: 3	R: 0 E: 0 K: 2 S: 7 H: 0 LOB: 0 BB: 0 P: 7	R: 0 E: 0 K: 2 S: 7 H: 0 LOB: 0 BB: 0 P: 7	R: 0 E: 0 K: 0 S: 3 H: 1 LOB: 0 BB: 0 P: 3	R: 0 E: 1 K: 1 S: 6 H: 0 LOB: 2 BB: 1 P: 10	R: 0 E: 0 K: 0 S: 3 H: 0 LOB: 0 BB: 0 P: 3	R: 0 E: 0 K: 1 S: 6 H: 1 LOB: 1 BB: 0 P: 6	R: 0 E: 0 K: 1 S: 4 H: 0 LOB: 1 BB: 1 P: 8	1B: 2 2B: 1 3B: 0 HR: 0 SF: 0 SAC: 0 DP: 1 HBP: 0						

	AB	28
	R	0
	H	2
	RBI	0
	BB	2
	SO	8
	LOB	9

WP: 0 PB: 0 SB: 0 CS: 2 PA: 31

PITCHER		IP	WLS	BF	H	R	ER	SO	BB	IBB	HBP	BLK	WP	HR	S	P	ERA	WHIP
Rick Honeycutt, L ERA: 2.63	(1, 1)	8.0	W	27	2	0	0	7	0	1	0	0	0	0	40	44	0.00	0.250
Ken Howell, R ERA: 1.03	(9, 1)	1.0	S	3	0	0	0	1	1	0	0	0	0	0	4	8	0.00	1.000

PITCHER	IP	WLS	BF	H	R	ER	SO	BB	IBB	HBP	BLK	WP	HR	S	P	ERA	WHIP

Batter	1	2	3	4	5	6	7	8	9	AB	R	H	RBI	BB	SO	LOB
Steve Sax, R (1, 4) OBP: 0.374, SLG: 0.459	BBBB 4-0 S BB		x 0-0 1B			x 0-0 SF8 3B		SSS 0-3 ① K		3	1	2	0	1	1	0
Ken Landreaux, L (1, 8) OBP: 0.322, SLG: 0.392	x 0-0 ① F8 1-2		x 0-0 ③ F8			x 0-0 ① SF8 3-H		x 0-0 ② F7		3	0	0	1	0	0	2
Bill Madlock, R (1, 5) OBP: 0.250, SLG: 0.262 Ken Howell, R (9, 1)	x 0-0 ② F8			x 0-0 ① 5-3		x 0-0 ② F3		x 0-0 ③ 4-3		4 0	0 0	0 0	0 0	0 0	0 0	1 0
Mike Marshall, R (1, 9) OBP: 0.315, SLG: 0.500	x 0-0 ③ F7			SSS 0-3 ② K		x 0-0 2B				3	0	1	0	0	1	1
Mike Scioscia, L (1, 2) OBP: 0.414, SLG: 0.366		x 0-0 ① 3-1		BBBB 4-0 BB		BBBB 4-0 BB				1	0	0	0	2	0	0
Greg Brock, L (1, 3) OBP: 0.311, SLG: 0.401		x 0-0 ② F9		x 0-0 ③ 4-3		x 0-0 ③ F7				3	0	0	0	0	0	3
Franklin Stubbs, L (1, 7) OBP: 0.302, SLG: 0.513		x 0-0 ③ F7			x 0-0 ① F8		x 0-0 ① F8			3	0	0	0	0	0	0
Mariano Duncan, R (1, 6) OBP: 0.276, SLG: 0.284			x 0-0 ① G3		x 0-0 ② F9		x 0-0 ② L6			3	0	0	0	0	0	0
Rick Honeycutt, L (1, 1) Dave Anderson, R (9, 5) OBP: 0.280, SLG: 0.277			x 0-0 ② F8		x 0-0 ③ 1-3		SSS 0-3 ③ K			3 0	0 0	0 0	0 0	0 0	1 0	0 0
Inning Stats	R: 0 E: 0 K: 0 S: 3 H: 0 LOB: 1 BB: 1 P: 7	R: 0 E: 0 K: 0 S: 3 H: 0 LOB: 0 BB: 0 P: 3	R: 0 E: 0 K: 0 S: 4 H: 1 LOB: 1 BB: 0 P: 4	R: 0 E: 0 K: 1 S: 5 H: 0 LOB: 1 BB: 1 P: 9	R: 0 E: 0 K: 0 S: 3 H: 0 LOB: 0 BB: 0 P: 3	R: 1 E: 0 K: 0 S: 5 H: 2 LOB: 2 BB: 1 P: 9	R: 0 E: 0 K: 1 S: 5 H: 0 LOB: 0 BB: 0 P: 5	R: 0 E: 0 K: 1 S: 5 H: 0 LOB: 0 BB: 0 P: 5		1B: 1 2B: 1 3B: 1 HR: 0 SF: 1 SAC: 0 DP: 0 HBP: 0						

PITCHER		IP	WLS	BF	H	R	ER	SO	BB	IBB	HBP	BLK	WP	HR	S	P	ERA	WHIP
Manny Hernandez, R ERA: 1.59	(1, 1)	5.2	L	23	3	1	1	1	3	0	0	0	0	0	22	34	1.59	1.059
Aurelio Lopez, R ERA:	(6, 1)	1.1		4	0	0	0	1	0	0	0	0	0	0	6	6	0.00	0.000
Charlie Kerfeld, R ERA: 1.28	(8, 1)	1.0		3	0	0	0	1	0	0	0	0	0	0	5	5	0.00	0.000

PITCHER	IP	WLS	BF	H	R	ER	SO	BB	IBB	HBP	BLK	WP	HR	S	P	ERA	WHIP

BOTTOM

Houston Astros @ Los Angeles Dodgers

Dodger Stadium, Los Angeles, CA

Thu Jun 05 1986, 7:05 PM PDT

Att. 32,545 - Unknown

livebaseballscorecards.com

AB	26
R	1
H	3
RBI	1
BB	3
SO	3
LOB	7

Houston Astros @ Los Angeles Dodgers

Dodger Stadium, Los Angeles, CA

Fri Jun 06 1986, 7:05 PM PDT

Att. 38,991 - Unknown

TOP

livebaseballscorecards.com

Batter	1	2	3	4	5	6	7	8	9	AB	R	H	RBI	BB	SO	LOB
Bill Doran, S (1, 4) OBP: 0.364, SLG: 0.353	6-3		K		FC2-5 1-H 3B		F9		FC4-6 CS 1-2f	5	0	1	1	0	1	1
Craig Reynolds, L (1, 6) OBP: 0.326, SLG: 0.417	F6		1B		FC2-5 S 3-H		F5		F6 1-2	5	0	1	0	0	0	2
Denny Walling, L (1, 5) OBP: 0.347, SLG: 0.378	F8		F6		F8 1-2		F7			4	0	0	0	0	0	2
Glenn Davis, R (1, 3) OBP: 0.327, SLG: 0.489		F8		K	1B 1B 1B			1B 1B		4	1	2	0	0	1	0
Jose Cruz, L (1, 7) OBP: 0.311, SLG: 0.307		F7		3-1	1B 1-2 1B			1B 1-3 1B		4	0	2	0	0	0	0
Terry Puhl, L (1, 9) OBP: 0.292, SLG: 0.330		1B 2B		2B	K			K		4	0	2	0	0	2	4
Alan Ashby, S (1, 2) OBP: 0.342, SLG: 0.388										4	0	2	1	0	1	3
Tony Walker, R (8, 8) OBP: 0.262, SLG: 0.324		FC4-6 2-3 1B		F8	1-3 2-H 1B			K		0	0	0	0	0	0	0
Billy Hatcher, R (1, 8) OBP: 0.275, SLG: 0.295		FC4-6 1-2f			K S 3B			K		3	1	0	0	0	2	4
Mark Bailey, S (8, PH) OBP: 0.301, SLG: 0.289 (8, 2)										1	0	0	0	0	1	2
Bob Knepper, L (1, 1) OBP: 0.053, SLG: 0.053			F8		B5	5-3				3	0	0	0	0	0	3
Kevin Bass, S (9, PH) OBP: 0.325, SLG: 0.427									FC4-6 1B	1	0	1	0	0	0	0

Inning Stats	1	2	3	4	5	6	7	8	9
	R: 0 E: 0 K: 0 S: 3	H: 0 LOB: 0 BB: 0 P: 3	R: 0 E: 0 K: 0 S: 5	H: 2 LOB: 2 BB: 0 P: 5	R: 0 E: 0 K: 1 S: 6	H: 1 LOB: 1 BB: 0 P: 6	R: 0 E: 0 K: 1 S: 6	H: 1 LOB: 1 BB: 0 P: 6	R: 1 E: 0 K: 1 S: 7	H: 1 LOB: 1 BB: 0 P: 7	R: 1 E: 0 K: 2 S: 10	H: 3 LOB: 2 BB: 0 P: 10	R: 0 E: 0 K: 0 S: 3	H: 0 LOB: 0 BB: 0 P: 3	R: 0 E: 0 K: 3 S: 11	H: 2 LOB: 2 BB: 0 P: 11	R: 0 E: 0 K: 0 S: 3	H: 1 LOB: 0 BB: 0 P: 3

	AB	38
	R	2
	H	11
	RBI	2
	BB	0
	SO	8
	LOB	21

	1B: 8	SF: 0	WP: 1	PA: 38
	2B: 2	SAC: 0	PB: 0	
	3B: 1	DP: 0	SB: 2	
	HR: 0	HBP: 0	CS: 1	

PITCHER		IP	WLS	BF	H	R	ER	SO	BB	IBB	HBP	BLK	WP	HR	S	P	ERA	WHIP
Bob Welch, R ERA: 4.0	(1, 1)	6.0		27	8	2	2	5	0	0	0	0	1	0	37	37	3.00	1.333
Ed Vande Berg, L ERA: 3.52	(7, 1)	1.1		6	2	0	0	1	0	0	0	0	0	0	8	8	0.00	1.500
Ken Howell, R ERA: 0.98	(8, 1)	1.2	W	5	1	0	0	2	0	0	0	0	0	0	9	9	0.00	0.600

PITCHER	IP	WLS	BF	H	R	ER	SO	BB	IBB	HBP	BLK	WP	HR	S	P	ERA	WHIP

Batter	1	2	3	4	5	6	7	8	9	AB	R	H	RBI	BB	SO	LOB
Mariano Duncan, R (1, 6) OBP: 0.281, SLG: 0.289	5-3		B3-4		S 1B (3-H)			4-3 E SF8 1B		4	1	2	1	0	0	1
Steve Sax, R (1, 4) OBP: 0.372, SLG: 0.452	BB (CS)		6-3		G3 (1-2)			FC2 SF8 4-3 (1-2)		3	0	0	0	1	0	3
Enos Cabell, R (1, 3) OBP: 0.287, SLG: 0.264 Ed Vande Berg, R (7, 1) Bill Russell, R (8, 7) OBP: 0.250, SLG: 0.262	K			F9		6-3		4-3 (1-2 2-3)		3 0 1	0 0 0	0 0 0	0 0 0	0 0 0	1 0 0	1 0 2
Bill Madlock, R (1, 5) OBP: 0.250, SLG: 0.256 Dave Anderson, R (8, PR) (9, 5) OBP: 0.280, SLG: 0.277	CS (1-2)	5-3		K		F7		SF8 IBB		3 0	0 0	0 0	0 0	1 0	1 0	0 0
Mike Marshall, R (1, 9) OBP: 0.314, SLG: 0.495		BB (CS)		K		K		SF8 (1-2 2-3 3-H)		2	0	0	1	1	2	0
Mike Scioscia, L (1, 2) OBP: 0.416, SLG: 0.369		1B (1-2)			4-3		3-1 SH1-4 1B	6-3		4	0	2	0	0	0	3
Reggie Williams, R (1, 8) OBP: 0.324, SLG: 0.365		4-3			E 3B		SH1-4 (1-2)			2	1	1	0	0	0	1
Franklin Stubbs, L (1, 7) (8, 3) OBP: 0.310, SLG: 0.534			SH1-4 2B		4-3 1B (3-H) 2B		3-1 (2-3)			3	1	2	0	0	0	1
Bob Welch, R (1, 1) OBP: 0.107, SLG: 0.185 Greg Brock, L (7, 3) OBP: 0.310, SLG: 0.399 Ken Howell, R (8, 1)			SH1-4 (2-3)		4-3 (2-3)		F7			1 1 0	0 0 0	0 0 0	0 0 0	0 0 0	0 0 0	1 1 0
Inning Stats	R: 0 E: 0 K: 1 S: 4 H: 0 LOB: 0 BB: 1 P: 8	R: 0 E: 0 K: 0 S: 3 H: 1 LOB: 1 BB: 1 P: 7	R: 0 E: 0 K: 0 S: 4 H: 1 LOB: 1 BB: 0 P: 4	R: 0 E: 0 K: 2 S: 7 H: 0 LOB: 0 BB: 0 P: 7	R: 2 E: 1 K: 0 S: 6 H: 3 LOB: 1 BB: 0 P: 6	R: 0 E: 0 K: 1 S: 5 H: 0 LOB: 0 BB: 0 P: 5	R: 0 E: 0 K: 0 S: 4 H: 1 LOB: 1 BB: 0 P: 4	R: 1 E: 1 K: 0 S: 5 H: 1 LOB: 3 BB: 1 P: 9		1B: 4 2B: 2 3B: 1 HR: 0	SF: 1 SAC: 2 DP: 0 HBP: 0					

PITCHER	IP	WLS	BF	H	R	ER	SO	BB	IBB	HBP	BLK	WP	HR	S	P	ERA	WHIP
Bob Knepper, L (1, 1) ERA: 2.37	8.0	L	33	7	3	2	4	2	1	0	0	0	0	38	50	2.25	1.125

PITCHER	IP	WLS	BF	H	R	ER	SO	BB	IBB	HBP	BLK	WP	HR	S	P	ERA	WHIP

BOTTOM

Houston Astros @ Los Angeles Dodgers

Dodger Stadium, Los Angeles, CA

Fri Jun 06 1986, 7:05 PM PDT

Att. 38,991 - Unknown

livebaseballscorecards.com

AB	27
R	3
H	7
RBI	2
BB	3
SO	4
LOB	14

WP: 0 PB: 0 SB: 1 CS: 2 PA: 34

Batter	1	2	3	4	5	6	7	8	9	AB	R	H	RBI	BB	SO	LOB
Bill Doran, S (1, 4) OBP: 0.370, SLG: 0.367	6-3		BBB 4-0 FC6-4 BB		x 0-0 2-H 1B		x 0-0 F9		x 0-0 2B 3B	4	1	2	1	1	0	2
Billy Hatcher, R (1, 8) (6, 9) OBP: 0.292, SLG: 0.323	x 0-0 FC6-4 1B		x 0-0 FC6-4 CS 1-2f		x 0-0 F2			x 0-0 E S 2B 1B	x 0-0 CS 3-H 2B	5	1	3	1	0	0	2
Jose Cruz, L (1, 7) OBP: 0.307, SLG: 0.298	x 0-0 FC6-4 HR 1-2f		0-0 CS 1-2	x 0-0 6-3		x 0-0 F8		SSS 0-3 K	I I I 4-0 BB IBB	4	1	0	0	1	1	2
Glenn Davis, R (1, 3) OBP: 0.333, SLG: 0.503	x 0-0 1-H HR			x 0-0 F7		x 0-0 F7		BBBB 4-0 BB 1-3 2B BB	BBBB 4-0 1-2 2-3 BB	3	2	1	2	2	0	0
Kevin Bass, S (1, 9) OBP: 0.320, SLG: 0.421 Charlie Kerfeld, R (6, 1) Aurelio Lopez, R (7, 1) Denny Walling, L (8, PH) OBP: 0.350, SLG: 0.375 (8, 5)	x 0-0 5-3			x 0-0 6-3		x 0-0 F9	BBBB	4-0 2B 1-2 BB	x 0-0 G3	3 0 0 1	0 0 0 0	0 0 0 0	0 0 0 0	0 0 0 1	0 0 0 0	0 0 0 2
Phil Garner, R (1, 5) OBP: 0.340, SLG: 0.485 Dave Smith, R (8, 1)		x 0-0 F8			x 0-0 6-3 1B 1B		x 0-0 F8	x 0-0 1-3 2-H 3-H 2B		4 0	1 0	2 0	2 0	0 0	0 0	0 0
Alan Ashby, S (1, 2) OBP: 0.337, SLG: 0.380		x 0-0 6-3			x 0-0 6-3 1-2		x 0-0 FC3-6 1B	x 0-0 G3		4	0	1	0	0	0	3
Craig Reynolds, L (1, 6) OBP: 0.323, SLG: 0.409		x 0-0 F9			x 0-0 SH1-4 2-H 1B 1B		x 0-0 FC3-6 BB 1-2f	x 0-0 F9		4	1	1	1	0	0	3
Mike Madden, L (1, 1) Larry Andersen, R (5, 1) Frank DiPino, L (6, 1) OBP: 0.250, SLG: 0.250 Tony Walker, R (6, 8) OBP: 0.273, SLG: 0.316			SSS 0-3 K		x 0-0 SH1-4 1-2		BBBB 4-0 1-2 BB		SSS 0-3 K	1 0 0 1	0 0 0 0	0 0 0 0	0 0 0 1	1 0 0 1	0 0 0 0	0 0 0 0
Inning Stats	R: 2 E: 0 K: 0 S: 5 / H: 2 LOB: 0 BB: 0 P: 5	R: 0 E: 0 K: 0 S: 3 / H: 0 LOB: 0 BB: 0 P: 3	R: 0 E: 0 K: 1 S: 4 / H: 0 LOB: 0 BB: 1 P: 8	R: 0 E: 0 K: 0 S: 3 / H: 0 LOB: 0 BB: 0 P: 3	R: 2 E: 0 K: 0 S: 6 / H: 3 LOB: 1 BB: 0 P: 6	R: 0 E: 0 K: 0 S: 3 / H: 0 LOB: 0 BB: 0 P: 3	R: 0 E: 0 K: 0 S: 4 / H: 1 LOB: 2 BB: 1 P: 8	R: 2 E: 0 K: 1 S: 7 / H: 2 LOB: 2 BB: 2 P: 15	R: 1 E: 0 K: 1 S: 6 / H: 2 LOB: 2 BB: 2 P: 14	1B: 6 2B: 2 3B: 1 HR: 1	SF: 0 SAC: 1 DP: 0 HBP: 0						

TOP

Houston Astros @ Los Angeles Dodgers

Dodger Stadium, Los Angeles, CA

Sat Jun 07 1986, 3:33 AM PDT

Att. 32,902 - Unknown

livebaseballscorecards.com

AB	34
R	7
H	10
RBI	7
BB	6
SO	3
LOB	14

WP: 0 PB: 0 SB: 1 CS: 2 PA: 42

PITCHER		IP	WLS	BF	H	R	ER	SO	BB	IBB	HBP	BLK	WP	HR	S	P	ERA	WHIP
Jerry Reuss, L ERA: 6.26	(1, 1)	6.0		23	5	4	4	1	1	0	0	0	0	1	24	28	6.00	1.000
Alejandro Pena, R ERA: 3.52	(7, 1)	1.0		5	1	0	0	0	1	0	0	0	0	0	4	8	0.00	2.000
Ken Howell, R ERA: 1.64	(8, 1)	1.2	L	12	4	3	3	2	3	1	0	0	0	0	12	28	16.20	4.200
Carlos Diaz, L ERA: 9.0	(9, 1)	0.1		1	0	0	0	0	0	0	0	0	0	0	1	1	0.00	0.000

PITCHER	IP	WLS	BF	H	R	ER	SO	BB	IBB	HBP	BLK	WP	HR	S	P	ERA	WHIP

Batter	1	2	3	4	5	6	7	8	9	AB	R	H	RBI	BB	SO	LOB
Mariano Duncan, R (1, 6) OBP: 0.282, SLG: 0.290	F3	5-3		K		K S	S 1B		L5-3 1B	6	0	2	0	0	2	3
Steve Sax, R (1, 4) OBP: 0.385, SLG: 0.455	1B 1B		FC6-4 1B	WP BB		BB BB	S BB		L5-3	3	1	2	0	3	0	2
Franklin Stubbs, L (1, 7) OBP: 0.313, SLG: 0.529	1B 1B		FC6-4 1B	F9		F9 K	K			5	0	2	0	0	1	6
Bill Madlock, R (1, 5) OBP: 0.263, SLG: 0.271 Ken Howell, R (8, 1) Carlos Diaz, R (9, 1)			FC6-4 BB		G6-4-3 2B	BB	F4			4 0 0	1 0 0	2 0 0	1 0 0	1 0 0	0 0 0	4 0 0
Mike Marshall, R (1, 9) OBP: 0.316, SLG: 0.490	L7		K		G6-4-3 BB	F8		G4-3 1B		4	0	1	0	1	1	7
Alex Trevino, R (1, 2) OBP: 0.273, SLG: 0.225 Mike Scioscia, L (5, PH) OBP: 0.415, SLG: 0.375 (6, 2)	F9		BB		G6-4-3	1B HR		G4-3		1 3	0 1	0 1	0 0	1 0	0 0	2 3
Greg Brock, L (1, 3) OBP: 0.312, SLG: 0.399		K	K		1B	HR	G3			5	1	2	1	0	2	3
Reggie Williams, R (1, 8) OBP: 0.329, SLG: 0.385 Ken Landreaux, L (5, PH) OBP: 0.316, SLG: 0.385 (6, 8)	2B			K	F9	F5			G3	2 3	0 0	1 0	0 0	0 0	1 0	0 3
Jerry Reuss, L (1, 1) OBP: 0.313, SLG: 0.375 Bill Russell, R (6, PH) OBP: 0.267, SLG: 0.302 Alejandro Pena, R (7, 1) Len Matuszek, L (7, PH) OBP: 0.571, SLG: 1.000 Dave Anderson, R (8, 5) OBP: 0.287, SLG: 0.284	5-3			WP 2B		F9 2B	1-H 3-H HR		1B 1B	2 1 0 1 1	0 0 0 1 0	1 1 0 1 0	0 0 0 3 0	0 0 0 0 0	0 0 0 0 0	1 0 0 0 0
Inning Stats	R: 1 E: 0 K: 0 S: 6 H: 3 LOB: 2 BB: 0 P: 6	R: 0 E: 0 K: 1 S: 6 H: 1 LOB: 1 BB: 0 P: 6	R: 0 E: 0 K: 2 S: 9 H: 2 LOB: 3 BB: 1 P: 13	R: 0 E: 0 K: 2 S: 8 H: 1 LOB: 2 BB: 1 P: 12	R: 1 E: 0 K: 0 S: 4 H: 2 LOB: 1 BB: 1 P: 8	R: 0 E: 0 K: 1 S: 6 H: 1 LOB: 3 BB: 2 P: 14	R: 3 E: 0 K: 1 S: 9 H: 4 LOB: 2 BB: 1 P: 13	R: 0 E: 0 K: 0 S: 3 H: 1 LOB: 0 BB: 0 P: 3	R: 0 E: 0 K: 0 S: 4 H: 2 LOB: 1 BB: 0 P: 4	1B: 11 2B: 6 3B: 0 HR: 1 SF: 0 SAC: 0 DP: 3 HBP: 0						

PITCHER		IP	WLS	BF	H	R	ER	SO	BB	IBB	HBP	BLK	WP	HR	S	P	ERA	WHIP
Mike Madden, L ERA: 3.13	(1, 1)	4.0		23	8	2	2	5	3	0	0	0	1	0	30	42	4.50	2.750
Larry Andersen, R ERA: 3.6	(5, 1)	1.1		6	2	0	0	1	1	0	0	0	0	0	7	11	0.00	2.250
Frank DiPino, L ERA: 1.44	(6, 1)	0.1		2	0	0	0	0	1	0	0	0	0	0	1	5	0.00	3.000
Charlie Kerfeld, R ERA: 1.88	(6, 1)	0.2		7	4	3	3	0	1	0	0	0	0	1	6	10	40.50	7.500
Aurelio Lopez, R ERA:	(7, 1)	0.2	W	2	0	0	0	1	0	0	0	0	0	0	4	4	0.00	0.000

PITCHER		IP	WLS	BF	H	R	ER	SO	BB	IBB	HBP	BLK	WP	HR	S	P	ERA	WHIP
Dave Smith, R ERA: 1.64	(8, 1)	2.0	S	7	3	0	0	0	0	0	0	0	0	0	7	7	0.00	1.500

BOTTOM

Houston Astros @ Los Angeles Dodgers

Dodger Stadium, Los Angeles, CA

Sat Jun 07 1986, 3:33 AM PDT

Att. 32,902 - Unknown

livebaseballscorecards.com

AB	41
R	5
H	17
RBI	5
BB	6
SO	7
LOB	34

WP: 1	PA: 47		
PB: 0			
SB: 3			
CS: 0			

Houston Astros @ Los Angeles Dodgers

Dodger Stadium, Los Angeles, CA

Sun Jun 08 1986, 3:33 AM PDT

Att. 47,404 - Unknown

TOP

livebaseballscorecards.com

Batter	1	2	3	4	5	6	7	8	9	AB	R	H	RBI	BB	SO	LOB
Bill Doran, S (1, 4) OBP: 0.366, SLG: 0.363	L1	F9			6-3		F8		1B S 1B	5	0	1	0	0	0	1
Billy Hatcher, R (1, 8) (9, 7) OBP: 0.317, SLG: 0.388	1B 2B		K		1B		HR		1-3 S 1B	5	1	4	1	0	1	0
Jose Cruz, L (1, 7) OBP: 0.297, SLG: 0.288	K		G3		F5		K		K 1-2	5	0	0	0	0	3	4
Tony Walker, R (9, 8) OBP: 0.273, SLG: 0.316										0	0	0	0	0	0	0
Glenn Davis, R (1, 3) OBP: 0.339, SLG: 0.503	2-3 1B		F4			BB 1B 1B	K		BBBB BB	4	1	2	0	1	1	0
Kevin Bass, S (1, 9) OBP: 0.313, SLG: 0.410	K			F7		F9		F9	F4	5	0	0	0	0	1	6
Phil Garner, R (1, 5) OBP: 0.359, SLG: 0.493		3-1 WP 1B 1B		BBBB S BB		BBBB 1-2 1B FC1-2-5-2 BB		FC6-4 1B		2	1	2	0	2	0	0
Mark Bailey, S (1, 2) OBP: 0.300, SLG: 0.288		K 1-2		K 1-2		1-3 2-H 1B FC1-2-5-2		FC6-4 1-2f		4	0	1	1	0	2	3
Craig Reynolds, L (1, 6) OBP: 0.309, SLG: 0.391		3-1 2-3		3-1		1-3 3-H FC1-2-5-2		G3		4	0	0	0	0	0	5
Mike Scott, R (1, 1) OBP: 0.091, SLG: 0.063										4	0	1	1	0	3	2
Dave Smith, R (9, 1)		3-H 1B			K	K			K	0	0	0	0	0	0	0

	AB	38
	R	3
	H	11
	RBI	3
	BB	3
	SO	11
	LOB	21

Inning Stats										
	R: 0 E: 0 K: 2 S: 9	H: 2 LOB: 2 BB: 0 P: 9	R: 1 E: 0 K: 1 S: 7	H: 2 LOB: 1 BB: 0 P: 7	R: 0 E: 0 K: 1 S: 5	H: 0 LOB: 0 BB: 0 P: 5	R: 0 E: 0 K: 1 S: 5	H: 0 LOB: 1 BB: 1 P: 9	R: 0 E: 0 K: 1 S: 6	H: 1 LOB: 1 BB: 0 P: 6
	R: 1 E: 0 K: 1 S: 7	H: 2 LOB: 2 BB: 1 P: 11	R: 1 E: 0 K: 2 S: 8	H: 1 LOB: 0 BB: 0 P: 8	R: 0 E: 0 K: 0 S: 4	H: 1 LOB: 1 BB: 0 P: 4	R: 0 E: 0 K: 2 S: 9	H: 2 LOB: 3 BB: 1 P: 13	1B: 9 2B: 1 3B: 0 HR: 1	SF: 0 SAC: 0 DP: 0 HBP: 0
	WP: 1 PB: 0 SB: 3 CS: 0	PA: 41								

PITCHER		IP	WLS	BF	H	R	ER	SO	BB	IBB	HBP	BLK	WP	HR	S	P	ERA	WHIP
Fernando Valenzuela, L ERA: 2.86	(1, 1)	7.0	L	31	8	3	3	9	2	0	0	0	1	1	47	55	3.86	1.429
Ed Vande Berg, L ERA: 3.31	(8, 1)	2.0		10	3	0	0	2	1	0	0	0	0	0	13	17	0.00	2.000

PITCHER	IP	WLS	BF	H	R	ER	SO	BB	IBB	HBP	BLK	WP	HR	S	P	ERA	WHIP

Batter	1	2	3	4	5	6	7	8	9	AB	R	H	RBI	BB	SO	LOB
Steve Sax, R (1, 4) OBP: 0.378, SLG: 0.446	F5		6-3		K			K		4	0	0	0	0	2	1
Ken Landreaux, L (1, 8) OBP: 0.315, SLG: 0.388	2B		K			K		4-3		4	0	1	0	0	2	0
Franklin Stubbs, L (1, 7) OBP: 0.319, SLG: 0.548	F8			1B, SF7, BB		K			HR	3	2	1	1	1	1	1
Bill Madlock, R (1, 5) OBP: 0.255, SLG: 0.263	K			K		F7			L7	4	0	0	0	0	2	2
Mike Scioscia, L (1, 2) OBP: 0.411, SLG: 0.372		F2		CS, 1-3, 1B			F5		F4	4	0	1	0	0	0	0
Greg Brock, L (1, 3) OBP: 0.305, SLG: 0.391		4-3		SF7, 3-H			F7		3-1	3	0	0	1	0	0	0
Mariano Duncan, R (1, 6) OBP: 0.287, SLG: 0.292		E, S, 1B		CS, 1-2	F2				BB	2	0	1	0	1	0	0
Reggie Williams, R (1, 9) OBP: 0.319, SLG: 0.373		1-3, 1-3			K		4-3			2	0	0	0	0	1	1
Len Matuszek, L (7, PH) OBP: 0.500, SLG: 0.875										1	0	0	0	0	0	1
Ed Vande Berg, R (8, 1)										0	0	0	0	0	0	0
Fernando Valenzuela, L (1, 1) OBP: 0.186, SLG: 0.186			K		1B			6-3		2	0	1	0	0	1	0
Bill Russell, R (8, 9) OBP: 0.261, SLG: 0.295										1	0	0	0	0	0	0
Inning Stats	R: 0 H: 1 E: 0 LOB: 1 K: 1 BB: 0 S: 6 P: 6	R: 0 H: 1 E: 0 LOB: 1 K: 0 BB: 0 S: 4 P: 4	R: 0 H: 0 E: 0 LOB: 0 K: 2 BB: 0 S: 7 P: 7	R: 1 H: 1 E: 0 LOB: 0 K: 1 BB: 1 S: 5 P: 9	R: 0 H: 1 E: 0 LOB: 1 K: 2 BB: 0 S: 8 P: 8	R: 0 H: 0 E: 0 LOB: 0 K: 2 BB: 0 S: 7 P: 7	R: 0 H: 0 E: 0 LOB: 1 K: 0 BB: 1 S: 3 P: 7	R: 0 H: 0 E: 0 LOB: 0 K: 1 BB: 0 S: 5 P: 5	R: 1 H: 1 E: 0 LOB: 0 K: 0 BB: 0 S: 4 P: 4	1B: 3 SF: 1 2B: 1 SAC: 0 3B: 0 DP: 0 HR: 1 HBP: 0						

PITCHER	IP	WLS	BF	H	R	ER	SO	BB	IBB	HBP	BLK	WP	HR	S	P	ERA	WHIP
Mike Scott, R (1, 1) ERA: 2.73	8.2	W	32	5	2	2	9	2	0	0	0	0	1	48	56	2.08	0.808
Dave Smith, R (9, 1) ERA: 1.61	0.1	S	1	0	0	0	0	0	0	0	0	0	0	1	1	0.00	0.000

PITCHER	IP	WLS	BF	H	R	ER	SO	BB	IBB	HBP	BLK	WP	HR	S	P	ERA	WHIP

BOTTOM

Houston Astros @ Los Angeles Dodgers

Dodger Stadium, Los Angeles, CA

Sun Jun 08 1986, 3:33 AM PDT

Att. 47,404 - Unknown

livebaseballscorecards.com

AB	30
R	2
H	5
RBI	2
BB	2
SO	9
LOB	6

PA: 34

WP: 0
PB: 0
SB: 1
CS: 1

Houston Astros @ San Diego Padres

Jack Murphy Stadium, San Diego, CA

Mon Jun 09 1986, 10:05 PM EDT

Att. 19,167 - Unknown

TOP

livebaseballscorecards.com

Batter	1	2	3	4	5	6	7	8	9	AB	R	H	RBI	BB	SO	LOB
Bill Doran, S (1, 4) OBP: 0.362, SLG: 0.374	F6		K		HR		F8		F7	5	1	1	1	0	1	0
Billy Hatcher, R (1, 8) OBP: 0.324, SLG: 0.386	1B		BLK 1B BB		F8		K			3	1	1	0	1	1	0
Jose Cruz, L (1, 7) OBP: 0.302, SLG: 0.293	BB 1-3 1B		1-H 1B		F9		3-1			4	0	2	1	0	0	0
Glenn Davis, R (1, 3) OBP: 0.342, SLG: 0.515	G4-6-3 1-2 BB		F7		HR			4-3		3	1	1	1	1	0	0
Kevin Bass, S (1, 9) OBP: 0.316, SLG: 0.431	G4-6-3 1-2f			HR	2B			F7		4	1	2	1	0	0	3
Denny Walling, L (1, 5) OBP: 0.354, SLG: 0.368		6-3		8-3 BB		6-3 SH1-4 BB		F7		2	0	0	0	2	0	0
Craig Reynolds, L (1, 6) OBP: 0.320, SLG: 0.442		2B		8-3 1-2f		SH1-4 1-2			HR	3	1	2	1	0	0	1
Mark Bailey, S (1, 2) OBP: 0.299, SLG: 0.287		F6		FC5-4 1B		6-3 2-3			F5	4	0	1	0	0	0	2
Jim Deshaies, L (1, 1)		L5		FC5-4 1-2f		K			K	2	0	0	0	0	0	2
Jim Pankovits, R (6, PH) OBP: 0.250, SLG: 0.160										1	0	0	0	0	1	1
Larry Andersen, R (6, 1)										0	0	0	0	0	0	0
Frank DiPino, L (7, 1) OBP: 0.250, SLG: 0.250										0	0	0	0	0	0	0
Aurelio Lopez, R (8, 1)										1	0	0	0	0	1	0

Inning Stats	1	2	3	4	5	6	7	8	9
	R: 0 E: 0 K: 0 S: 4	H: 2 LOB: 2 BB: 1 P: 8	R: 0 E: 0 K: 0 S: 4	H: 1 LOB: 1 BB: 0 P: 4	R: 1 E: 0 K: 1 S: 5	H: 1 LOB: 0 BB: 1 P: 9	R: 1 E: 0 K: 0 S: 4	H: 2 LOB: 1 BB: 1 P: 8	R: 2 E: 0 K: 0 S: 5	H: 3 LOB: 1 BB: 0 P: 5
	R: 0 E: 0 K: 1 S: 5	H: 0 LOB: 1 BB: 1 P: 9	R: 0 E: 0 K: 1 S: 5	H: 0 LOB: 0 BB: 0 P: 5	R: 0 E: 0 K: 0 S: 3	H: 0 LOB: 0 BB: 0 P: 3	R: 1 E: 0 K: 1 S: 6	H: 1 LOB: 0 BB: 0 P: 6	1B: 4 2B: 3 3B: 0 HR: 4	SF: 0 SAC: 1 DP: 2 HBP: 0	WP: 0 PB: 0 SB: 0 CS: 0	PA: 37

PITCHER	IP	WLS	BF	H	R	ER	SO	BB	IBB	HBP	BLK	WP	HR	S	P	ERA	WHIP
Eric Show, R (1, 1) ERA: 3.1	5.0	L	23	9	4	4	1	3	0	0	1	0	3	22	34	7.20	2.400
Gene Walter, L (6, 1) ERA: 2.94	2.0		7	0	0	0	2	1	0	0	0	0	0	10	14	0.00	0.500
Tim Stoddard, R (8, 1) ERA: 4.05	2.0		7	1	1	1	1	0	0	0	0	0	1	9	9	4.50	0.500

PITCHER	IP	WLS	BF	H	R	ER	SO	BB	IBB	HBP	BLK	WP	HR	S	P	ERA	WHIP

AB	32
R	5
H	10
RBI	5
BB	4
SO	4
LOB	9

Houston Astros @ San Diego Padres

Jack Murphy Stadium, San Diego, CA

Mon Jun 09 1986, 10:05 PM EDT

Att. 19,167 - Unknown

BOTTOM

Batter	1	2	3	4	5	6	7	8	9	AB	R	H	RBI	BB	SO	LOB
Bip Roberts, S (1, 4) OBP: 0.293, SLG: 0.318	4-3		F3		2B		F3			4	0	1	2	0	0	2
Tony Gwynn, L (1, 9) OBP: 0.402, SLG: 0.472	1-3		F7		F8		4-3			4	0	0	0	0	0	3
Kevin McReynolds, R (1, 8) OBP: 0.351, SLG: 0.515	2B			K		2B		6-3		4	1	2	0	0	1	0
Steve Garvey, R (1, 3) OBP: 0.283, SLG: 0.459	F7			F7		6-3		F3		4	0	0	0	0	0	2
Carmelo Martinez, R (1, 7) OBP: 0.359, SLG: 0.441		BB FC5-4		1-3		1B 2-H 2B		F7		3	0	1	1	1	0	0
Jerry Royster, R (1, 5) OBP: 0.296, SLG: 0.361		FC5-4 9-3 1-2			BB 2B 1B	G5-4-3 2-3 1B			K	2	1	1	0	0	0	1
Graig Nettles, L (6, PH) OBP: 0.302, SLG: 0.405 (7, 5)										2	0	1	0	0	1	0
Terry Kennedy, L (1, 2) OBP: 0.308, SLG: 0.354		9-3 1-2f		BB 1-2 2B		G5-4-3 1-2f		2B		3	1	1	0	1	0	3
Garry Templeton, S (1, 6) OBP: 0.256, SLG: 0.211			K	K			3-1 1B	F8		4	0	1	0	0	2	3
Eric Show, R (1, 1) OBP: 0.207, SLG: 0.276			2B	K			3-1 1-2	3-1		1	0	1	0	0	0	0
John Kruk, L (5, PH) OBP: 0.338, SLG: 0.400										1	0	0	0	0	1	2
Gene Walter, L (6, 1) OBP: 0.400, SLG: 0.500										0	0	0	0	0	0	0
Dane Iorg, L (7, PH) OBP: 0.224, SLG: 0.313										1	0	0	0	0	0	1
Tim Stoddard, R (8, 1)										0	0	0	0	0	0	0
Marvell Wynne, L (9, PH) OBP: 0.316, SLG: 0.423										1	0	0	0	0	0	1
Inning Stats	R: 0 E: 0 K: 0 S: 4 H: 1 LOB: 1 BB: 0 P: 4	R: 0 E: 0 K: 0 S: 2 H: 0 LOB: 0 BB: 1 P: 6	R: 0 E: 0 K: 1 S: 6 H: 1 LOB: 1 BB: 0 P: 6	R: 0 E: 0 K: 1 S: 5 H: 0 LOB: 0 BB: 0 P: 5	R: 2 E: 0 K: 2 S: 9 H: 2 LOB: 1 BB: 1 P: 13	R: 1 E: 0 K: 0 S: 5 H: 3 LOB: 1 BB: 0 P: 5	R: 0 E: 0 K: 0 S: 4 H: 1 LOB: 1 BB: 0 P: 4	R: 0 E: 0 K: 0 S: 3 H: 0 LOB: 0 BB: 0 P: 3	R: 0 E: 0 K: 1 S: 6 H: 1 LOB: 1 BB: 0 P: 6	1B: 3 2B: 7 3B: 0 HR: 0	SF: 0 SAC: 0 DP: 2 HBP: 0						

livebaseballscorecards.com

AB	34
R	3
H	9
RBI	3
BB	2
SO	5
LOB	18

WP: 0 PB: 0 SB: 0 CS: 0 PA: 36

PITCHER		IP	WLS	BF	H	R	ER	SO	BB	IBB	HBP	BLK	WP	HR	S	P	ERA	WHIP
Jim Deshaies, L ERA: 4.64	(1, 1)	5.0	W	20	4	2	2	4	2	0	0	0	0	0	26	34	3.60	1.200
Larry Andersen, R ERA: 3.81	(6, 1)	1.0		6	4	1	1	0	0	0	0	0	0	0	6	6	9.00	4.000
Frank DiPino, L ERA: 1.38	(7, 1)	1.0		3	0	0	0	0	0	0	0	0	0	0	3	3	0.00	0.000
Aurelio Lopez, R ERA:	(8, 1)	2.0	S	7	1	0	0	1	0	0	0	0	0	0	9	9	0.00	0.500

PITCHER	IP	WLS	BF	H	R	ER	SO	BB	IBB	HBP	BLK	WP	HR	S	P	ERA	WHIP

Batter	1	2	3	4	5	6	7	8	9	AB	R	H	RBI	BB	SO	LOB
Bill Doran, S (1, 4) OBP: 0.369, SLG: 0.396	G5-3 BB 1B	5-3			HR	G6-4-3 1-2 1B		1-2 3B 1B	K	4	1	3	1	0	0	0
Jim Pankovits, R (8, PH) OBP: 0.267, SLG: 0.185 (8, 4)										2	1	1	0	0	1	0
Billy Hatcher, R (1, 7) OBP: 0.324, SLG: 0.396	B B B B 1-2 2B BB		6-3		F9	F4		1-H 2-H 2B 3B	3-1	5	2	1	2	1	0	2
Tony Walker, R (1, 8) OBP: 0.280, SLG: 0.326	G5-3 2-3f		K		F8	G6-4-3 1-2f		FC6-4 1B 3-H 2B	B B B B BB	5	1	1	1	1	1	4
Glenn Davis, R (1, 3) OBP: 0.343, SLG: 0.522	1-H HR 2B		F7		E 2B		6-3	E5 FC6-4	F9	5	2	2	1	0	0	1
Alan Ashby, S (8, 2) OBP: 0.333, SLG: 0.375										1	0	0	0	0	0	1
Kevin Bass, S (1, 9) OBP: 0.327, SLG: 0.457	2-H HR			6-3 2B	E IBB		BB 1B G1-2-3 1B	1-2f 2-3 FC6-4 1B E		4	3	3	2	1	0	2
Phil Garner, R (1, 5) OBP: 0.367, SLG: 0.507	B B B B S BB			2-3 6-3 2B	1-H 2-H E6 3B		1-2 BB 1B	S S S K		4	1	2	2	1	1	3
Mark Bailey, S (1, 2) OBP: 0.309, SLG: 0.288 (8, 3)	1-2 F4			F4 2B	B B B B BB		B B B B 1-2 2-3 BB	E 1-2 3-H 1B		3	0	1	1	2	0	2
Bert Pena, R (1, 6)		F9		IBB	F7		G1-2-3 3-Hf	E5 1-3 2-H		4	0	0	0	1	0	5
Bob Knepper, L (1, 1) OBP: 0.070, SLG: 0.070		S S S K		S S S K		1B 1B		E1 3B K		5	1	1	0	0	3	4
Inning Stats	R: 3 E: 0 K: 0 S: 5 H: 3 LOB: 1 BB: 2 P: 13	R: 0 E: 0 K: 1 S: 5 H: 0 LOB: 0 BB: 0 P: 5	R: 0 E: 0 K: 1 S: 5 H: 0 LOB: 0 BB: 0 P: 5	R: 0 E: 0 K: 1 S: 6 H: 1 LOB: 2 BB: 1 P: 10	R: 4 E: 1 K: 0 S: 6 H: 3 LOB: 1 BB: 2 P: 14	R: 0 E: 0 K: 0 S: 4 H: 2 LOB: 2 BB: 1 P: 8	R: 0 E: 0 K: 0 S: 4 H: 2 LOB: 2 BB: 1 P: 8	R: 5 E: 3 K: 2 S: 14 H: 4 LOB: 2 BB: 0 P: 14	R: 0 E: 0 K: 1 S: 5 H: 0 LOB: 1 BB: 1 P: 9	1B: 7 2B: 4 3B: 2 HR: 2 SF: 0 SAC: 0 DP: 3 HBP: 0						

TOP

Houston Astros @ San Diego Padres

Jack Murphy Stadium, San Diego, CA

Tue Jun 10 1986, 10:05 PM EDT

Att. 13,966 - Unknown

livebaseballscorecards.com

AB	42
R	12
H	15
RBI	10
BB	7
SO	6
LOB	24

PITCHER		IP	WLS	BF	H	R	ER	SO	BB	IBB	HBP	BLK	WP	HR	S	P	ERA	WHIP
Dave Dravecky, L ERA: 2.74	(1, 1)	4.2	L	24	7	7	6	3	2	2	0	0	0	2	26	42	11.57	1.929
Tim Stoddard, R ERA: 4.01	(5, 1)	0.1		2	0	0	0	0	1	0	0	0	0	0	1	5	0.00	3.000
Craig Lefferts, L ERA: 2.54	(6, 1)	2.0		9	4	0	0	0	1	0	0	0	0	0	8	12	0.00	2.500
Gene Walter, L ERA: 3.38	(8, 1)	1.0		10	4	5	2	2	0	0	0	0	0	0	14	14	18.00	4.000
Lance McCullers, R ERA: 1.91	(9, 1)	1.0		4	0	0	0	1	1	0	0	0	0	0	5	9	0.00	1.000

PITCHER	IP	WLS	BF	H	R	ER	SO	BB	IBB	HBP	BLK	WP	HR	S	P	ERA	WHIP

BOTTOM

Houston Astros @ San Diego Padres

Jack Murphy Stadium, San Diego, CA

Tue Jun 10 1986, 10:05 PM EDT

Att. 13,966 - Unknown

Batter	1	2	3	4	5	6	7	8	9	AB	R	H	RBI	BB	SO	LOB
Bip Roberts, S (1, 4) OBP: 0.281, SLG: 0.304	F7		B1			F8		1-3 1-2		4	0	0	0	0	0	1
Tony Gwynn, L (1, 9) OBP: 0.395, SLG: 0.464	4-3			G3		F7		F5		4	0	0	0	0	0	1
Kevin McReynolds, R (1, 8) (8, 7) OBP: 0.349, SLG: 0.515	2B			5-3		L6			6-3	4	0	1	0	0	0	0
Steve Garvey, R (1, 3) OBP: 0.279, SLG: 0.453	K			F6			6-3		F3	3	0	0	0	0	1	1
Gene Walter, L (8, 1) OBP: 0.400, SLG: 0.500										0	0	0	0	0	0	0
Lance McCullers, S (9, 1)										0	0	0	0	0	0	0
Bruce Bochy, R (9, PH) OBP: 0.381, SLG: 0.571										1	0	0	0	0	0	0
Carmelo Martinez, R (1, 7) (8, 3) OBP: 0.349, SLG: 0.427		K			F8		6-3		F7	4	0	0	0	0	1	0
Jerry Royster, R (1, 5) (7, 6) OBP: 0.288, SLG: 0.350		K			K		4-3			3	0	0	0	0	2	0
Terry Kennedy, L (1, 2) OBP: 0.308, SLG: 0.371		F5			E1 1B			HR		3	1	1	1	0	0	0
Garry Templeton, S (1, 6) OBP: 0.259, SLG: 0.214			K		FC6-4 1-2 1B			4-3		2	0	1	0	0	1	0
Tim Flannery, L (7, 5) OBP: 0.369, SLG: 0.390										1	0	0	0	0	0	0
Dave Dravecky, R (1, 1) OBP: 0.200, SLG: 0.276			1-3		FC6-4 1-2f			1-3 1B		1	0	0	0	0	0	0
Tim Stoddard, R (5, 1)										0	0	0	0	0	0	0
John Kruk, L (5, PH) OBP: 0.333, SLG: 0.393										1	0	0	0	0	0	2
Craig Lefferts, L (6, 1) OBP: 0.333, SLG: 1.333										0	0	0	0	0	0	0
Marvell Wynne, L (8, 8) OBP: 0.325, SLG: 0.431										1	0	1	0	0	0	0

Inning Stats																																	
	R: 0	E: 0	K: 1	S: 6	H: 1	LOB: 1	BB: 0	P: 6	R: 0	E: 0	K: 2	S: 7	H: 0	LOB: 0	BB: 0	P: 7	R: 0	E: 0	K: 1	S: 5	H: 0	LOB: 0	BB: 0	P: 5	R: 0	E: 0	K: 0	S: 3	H: 0	LOB: 0	BB: 0	P: 3
	R: 0	E: 1	K: 1	S: 7	H: 1	LOB: 2	BB: 0	P: 7	R: 0	E: 0	K: 0	S: 3	H: 0	LOB: 0	BB: 0	P: 3	R: 0	E: 0	K: 0	S: 3	H: 0	LOB: 0	BB: 0	P: 3	R: 1	E: 0	K: 0	S: 5	H: 2	LOB: 1	BB: 0	P: 5
	R: 0	E: 0	K: 0	S: 3	H: 0	LOB: 0	BB: 0	P: 3																								

PITCHER	IP	WLS	BF	H	R	ER	SO	BB	IBB	HBP	BLK	WP	HR	S	P	ERA	WHIP
Bob Knepper, L (1, 1) ERA: 2.26	9.0	W	32	4	1	1	5	0	0	0	0	0	1	42	42	1.00	0.444

PITCHER	IP	WLS	BF	H	R	ER	SO	BB	IBB	HBP	BLK	WP	HR	S	P	ERA	WHIP

	1B: 2	2B: 1	3B: 0	HR: 1	SF: 0	SAC: 0	DP: 0	HBP: 0																								

	WP: 0	PB: 0	SB: 0	CS: 0	PA: 32																											

livebaseballscorecards.com

AB	32
R	1
H	4
RBI	1
BB	0
SO	5
LOB	5

Houston Astros @ San Diego Padres

Jack Murphy Stadium, San Diego, CA

Wed Jun 11 1986, 6:33 AM EDT

Att. 13,686 - Unknown

TOP

livebaseballscorecards.com

Batter	1	2	3	4	5	6	7	8	9	AB	R	H	RBI	BB	SO	LOB
Bill Doran, S (1, 4) OBP: 0.370, SLG: 0.390	BBBB 4-0 S 1B BB	SSS 0-3 ③ K			x 0-0 E5 G4-6-3		BBBB 4-0 1B 1-2 E BB	x 0-0 ②③ F8 1-2		3	2	0	0	2	1	2
Craig Reynolds, L (1, 6) OBP: 0.314, SLG: 0.430	SSS 0-3 ① K		x 0-0 ① F9		x 0-0 ①② G4-6-3 1-2f		x 0-0 BB E 1-3 2-H 1B		x 0-0 ① F6	5	1	1	1	0	1	2
Jose Cruz, L (1, 7) OBP: 0.311, SLG: 0.299	x 0-0 HBP 1-H 1B		x 0-0 FC6-4 1B		x 0-0 ③ F9		BBBB 4-0 E 1-2 SF9 BB		SSS 0-3 ② K	4	1	2	1	1	1	0
Glenn Davis, R (1, 3) OBP: 0.336, SLG: 0.510	x 0-0 ② F9		x 0-0 ② FC6-4 BB 1-2f			x 0-0 ① F9	x 0-0 E5 1-3 2-H 3-H		x 0-0 ③ 6-3	5	0	0	1	0	0	3
Kevin Bass, S (1, 8) (7, 9) OBP: 0.335, SLG: 0.455	H 1-0 1-2 HBP		BBBB 4-0 1-2 BB			BBBB 4-0 HR BB	SSS 0-3 ① K			1	1	0	0	2	1	2
Denny Walling, L (1, 5) OBP: 0.351, SLG: 0.393	x 0-0 ③ F9		x 0-0 ③ 3-1			x 0-0 1-H HR	x 0-0 ② SF9 3-H			3	1	1	3	0	0	4
Terry Puhl, L (1, 9) OBP: 0.291, SLG: 0.321		BBBB 4-0 SH1-4 BB		x 0-0 ① F6		x 0-0 ② F7	x 0-0 ③ 5-3			3	0	0	0	1	0	1
Frank DiPino, L (7, 1) OBP: 0.250, SLG: 0.250										0	0	0	0	0	0	0
Alan Ashby, S (1, 2) OBP: 0.330, SLG: 0.368		SSS 0-3 ① K		x 0-0 ② F7		x 0-0 ③ F6		x 0-0 CS 1B		4	0	1	0	0	1	1
Tony Walker, R (8, PR) OBP: 0.280, SLG: 0.326										0	0	0	0	0	0	0
Mark Bailey, S (8, 2) OBP: 0.309, SLG: 0.288										0	0	0	0	0	0	0
Mike Madden, L (1, 1)		x 0-0 ② SH1-4 1-2		x 0-0 ③ 4-3			x 0-0 SSS BB 1B 1B	x 0-3 ① K		0	0	0	0	0	0	0
Larry Andersen, R (3, 1)										1	0	0	0	0	0	0
Jim Pankovits, R (7, PH) OBP: 0.290, SLG: 0.214										1	1	1	0	0	0	0
Billy Hatcher, R (7, 8) OBP: 0.321, SLG: 0.393										1	0	0	0	0	1	1

	AB	31
	R	7
	H	6
	RBI	6
	BB	6
	SO	6
	LOB	16

Inning Stats																																
	R: 1	H: 1	R: 0	H: 0	R: 0	H: 1	R: 0	H: 0	R: 0	H: 0	R: 2	H: 1	R: 4	H: 2	R: 0	H: 1	R: 0	H: 0	1B: 5	SF: 1	WP: 0	PA: 40
	E: 0	LOB: 2	E: 0	LOB: 1	E: 0	LOB: 2	E: 0	LOB: 0	E: 1	LOB: 0	E: 0	LOB: 1	E: 1	LOB: 1	E: 0	LOB: 1	E: 0	LOB: 0	2B: 0	SAC: 1	PB: 0	
	K: 1	BB: 1	K: 2	BB: 1	K: 0	BB: 1	K: 0	BB: 0	K: 0	BB: 0	K: 0	BB: 1	K: 1	BB: 2	K: 1	BB: 0	K: 1	BB: 0	3B: 0	DP: 1	SB: 1	
	S: 6	P: 11	S: 7	P: 11	S: 4	P: 8	S: 3	P: 3	S: 3	P: 3	S: 4	P: 8	S: 8	P: 16	S: 5	P: 5	S: 5	P: 5	HR: 1	HBP: 1	CS: 1	

PITCHER		IP	WLS	BF	H	R	ER	SO	BB	IBB	HBP	BLK	WP	HR	S	P	ERA	WHIP
Andy Hawkins, R ERA: 4.76	(1, 1)	6.0		26	3	3	3	3	4	0	1	0	0	1	27	44	4.50	1.167
LaMarr Hoyt, R ERA: 5.55	(7, 1)	0.0		4	2	4	2	0	2	0	0	0	0	0	2	10	∞	∞
Lance McCullers, R ERA: 1.75	(7, 1)	3.0	W	10	1	0	0	3	0	0	0	0	0	0	16	16	0.00	0.333

PITCHER	IP	WLS	BF	H	R	ER	SO	BB	IBB	HBP	BLK	WP	HR	S	P	ERA	WHIP

Houston Astros @ San Diego Padres

Jack Murphy Stadium, San Diego, CA

Wed Jun 11 1986, 6:33 AM EDT

Att. 13,686 - Unknown

BOTTOM

Batter	1	2	3	4	5	6	7	8	9	AB	R	H	RBI	BB	SO	LOB
Bip Roberts, S (1, 4) OBP: 0.290, SLG: 0.333	K		FC1-6 S 1B		2B 3B		SH3-4	1B		4	2	2	2	0	1	1
Tony Gwynn, L (1, 9) OBP: 0.400, SLG: 0.469	CS 1B		1B WP 1B		2B		F4	6-3		2	1	2	1	0	0	0
Marvell Wynne, L (5, 8) OBP: 0.325, SLG: 0.440					3-H					3	0	1	1	0	0	2
Kevin McReynolds, R (1, 8) (5, 9) OBP: 0.347, SLG: 0.510	K 1-2		WP 1B 1-3		F9		K			4	1	1	0	0	2	3
Steve Garvey, R (1, 3) OBP: 0.279, SLG: 0.449		K2-3	P3 1B 1-H 3-H		F5			F7		4	0	1	1	0	1	1
Carmelo Martinez, R (1, 7) OBP: 0.353, SLG: 0.425		HR 1B	P3 1-2f		F3			2B 2B BB		3	1	1	0	1	0	2
John Kruk, L (8, PR) OBP: 0.333, SLG: 0.393										0	1	0	0	0	0	0
(9, 7)																
Bruce Bochy, R (1, 2) OBP: 0.391, SLG: 0.667		HR 1-H		F3		L8		2B 1-3		4	2	2	2	0	0	0
Jerry Royster, R (1, 5) OBP: 0.287, SLG: 0.340		K		K		5-3		2B SH2-3 IBB		3	1	0	0	1	2	0
Garry Templeton, S (1, 6) OBP: 0.259, SLG: 0.220		4-3		4-3		G3		SH2-3 1B 2B 1-3 2-H 3-H		4	1	1	2	0	0	0
Andy Hawkins, R (1, 1) OBP: 0.231, SLG: 0.200			FC1-6 BB		3B 1B		SH3-4 BB	SH2-3 2-3 3-H		1	1	1	0	1	0	0
LaMarr Hoyt, R (7, 1) OBP: 0.133, SLG: 0.133										0	0	0	0	0	0	0
Lance McCullers, S (7, 1)										0	0	0	1	1	0	0
Inning Stats	R: 0 E: 0 K: 2 S: 7 H: 1 LOB: 0 BB: 0 P: 7	R: 2 E: 0 K: 2 S: 9 H: 2 LOB: 0 BB: 0 P: 9	R: 3 E: 0 K: 0 S: 5 H: 3 LOB: 0 BB: 1 P: 9	R: 0 E: 0 K: 1 S: 5 H: 0 LOB: 0 BB: 0 P: 5	R: 2 E: 0 K: 0 S: 6 H: 3 LOB: 1 BB: 0 P: 6	R: 0 E: 0 K: 0 S: 3 H: 0 LOB: 0 BB: 0 P: 3	R: 0 E: 0 K: 1 S: 5 H: 0 LOB: 1 BB: 1 P: 9	R: 4 E: 0 K: 0 S: 6 H: 3 LOB: 1 BB: 2 P: 14		1B: 7 2B: 4 3B: 1 HR: 1	SF: 0 SAC: 2 DP: 1 HBP: 0					

livebaseballscorecards.com

AB	32
R	11
H	12
RBI	10
BB	4
SO	6
LOB	9

WP: 1 PB: 0 SB: 1 CS: 1 PA: 38

PITCHER		IP	WLS	BF	H	R	ER	SO	BB	IBB	HBP	BLK	WP	HR	S	P	ERA	WHIP
Mike Madden, L ERA: 4.08	(1, 1)	2.1		13	6	5	5	4	1	0	0	0	1	1	20	24	19.29	3.000
Larry Andersen, R ERA: 3.94	(3, 1)	3.2		13	3	2	2	1	0	0	0	0	0	0	15	15	4.91	0.818
Frank DiPino, L ERA: 2.57	(7, 1)	2.0	L	12	3	4	4	1	2	1	0	0	0	0	11	23	18.00	2.500

PITCHER	IP	WLS	BF	H	R	ER	SO	BB	IBB	HBP	BLK	WP	HR	S	P	ERA	WHIP

Batter	1	2	3	4	5	6	7	8	9	AB	R	H	RBI	BB	SO	LOB
Candy Maldonado, R (1, 9) OBP: 0.295, SLG: 0.520	SSS 0-3 ① K		x 0-0 2B 2B		x 0-0 ① 6-3		x 0-0 1-3 2B		BBBB 4-0 BB BB	4	1	2	0	1	1	0
Mike Aldrete, L (1, 3) OBP: 0.340, SLG: 0.333	x 0-0 ② 4-3		x 0-0 ① F7		x 0-0 ② F7		x 0-0 ① L6		BBBB 4-0 1-2 BB	4	0	0	0	1	0	3
Chris Brown, R (1, 5) OBP: 0.381, SLG: 0.444	x 0-0 ③ 1-3		BBBB 4-0 2B BB		x 0-0 1B		SSS 0-3 ② K		x 0-0 ② P8	4	0	1	0	1	1	4
Jeffrey Leonard, R (1, 7) OBP: 0.350, SLG: 0.452		SSS 0-3 ① K	x 0-0 ② L9		x 0-0 ③ 5-3		x 0-0 ③ F8		SSS 0-3 ③ K	5	0	0	0	0	2	7
Chili Davis, S (1, 8) OBP: 0.350, SLG: 0.444		x 0-0 ② 4-3	x 0-0 1-3 2-H 2B			x 0-0 6-3 2B		SSS 0-3 ① K		4	0	2	1	0	1	0
Bob Brenly, R (1, 2) OBP: 0.369, SLG: 0.333		x 0-0 1B 1B 1B	x 0-0 ③ F9			x 0-0 ① 6-3 2-3		x 0-0 ② F8		4	0	1	0	0	0	3
Robby Thompson, R (1, 4) OBP: 0.326, SLG: 0.357		x 0-0 1-2 1B 1B		x 0-0 ① P6		x 0-0 ② 6-3		x 0-0 1B		4	0	2	0	0	0	1
Jose Uribe, S (1, 6) OBP: 0.330, SLG: 0.294		x 0-0 1-2 2-3 1B		x 0-0 ② F8		x 0-0 ③ G3		SSS 0-3 ③ K		4	0	1	0	0	1	2
Mike Krukow, R (1, 1) OBP: 0.200, SLG: 0.176 Mike Woodard, L (7, PH) OBP: 0.385, SLG: 0.286 Juan Berenguer, R (7, 1) Chris Jones, L (9, PH)		x 0-0 ③ L5		SSS 0-3 ③ K			x 0-0 2B 1B		x 0-0 ① F9	2 1 0 1	0 0 0 0	0 1 0 0	0 0 0 0	0 0 0 0	1 0 0 0	3 0 0 0
Inning Stats	R: 0 E: 0 K: 1 S: 5 H: 0 LOB: 0 BB: 0 P: 5	R: 0 E: 0 K: 1 S: 8 H: 3 LOB: 3 BB: 0 P: 8	R: 1 E: 0 K: 0 S: 5 H: 2 LOB: 2 BB: 1 P: 9	R: 0 E: 0 K: 1 S: 5 H: 0 LOB: 0 BB: 0 P: 5	R: 0 E: 0 K: 0 S: 4 H: 1 LOB: 1 BB: 0 P: 4	R: 0 E: 0 K: 0 S: 4 H: 1 LOB: 1 BB: 0 P: 4	R: 0 E: 0 K: 1 S: 7 H: 2 LOB: 2 BB: 0 P: 7	R: 0 E: 0 K: 2 S: 8 H: 1 LOB: 1 BB: 0 P: 8	R: 0 E: 0 K: 1 S: 5 H: 0 LOB: 2 BB: 2 P: 13	1B: 6 2B: 4 3B: 0 HR: 0 SF: 0 SAC: 0 DP: 0 HBP: 0						

PITCHER		IP	WLS	BF	H	R	ER	SO	BB	IBB	HBP	BLK	WP	HR	S	P	ERA	WHIP
Manny Hernandez, R ERA: 1.59	(1, 1)	5.2	W	25	7	1	1	3	1	0	0	0	0	0	30	34	1.59	1.412
Aurelio Lopez, R ERA:	(6, 1)	2.2		13	3	0	0	3	2	0	0	0	0	0	17	25	0.00	1.875
Dave Smith, R ERA: 1.57	(9, 1)	0.2	S	2	0	0	0	1	0	0	0	0	0	0	4	4	0.00	0.000

PITCHER	IP	WLS	BF	H	R	ER	SO	BB	IBB	HBP	BLK	WP	HR	S	P	ERA	WHIP

TOP

San Francisco Giants @ Houston Astros

Astrodome, Houston, TX

Thu Jun 12 1986, 8:05 PM EDT

Att. 16,342 - Unknown

livebaseballscorecards.com

AB	37
R	1
H	10
RBI	1
BB	3
SO	7
LOB	23

1B: 6	SF: 0	WP: 0	PA: 40
2B: 4	SAC: 0	PB: 0	
3B: 0	DP: 0	SB: 0	
HR: 0	HBP: 0	CS: 0	

Batter	1	2	3	4	5	6	7	8	9	AB	R	H	RBI	BB	SO	LOB
Bill Doran, S (1, 4) OBP: 0.368, SLG: 0.388	E6 (4-3 S, SF7)	F7 ③		CS ③ (1-2)	4-3 S, FC4-2, 1B		K ①			4	1	1	0	0	1	1
Billy Hatcher, R (1, 8) (8, 7) OBP: 0.319, SLG: 0.387	4-3 ① (1-3)		1-3, 1B		4-3 ① (1-3)		K ②			4	0	1	0	0	1	2
Jose Cruz, L (1, 7) OBP: 0.310, SLG: 0.295 Tony Walker, R (7, PR) (8, 8) OBP: 0.280, SLG: 0.326	SF7 ② (3-H)		1-3 ① (1-2)		FC4-2 ② (3-H)		BB, S			2 0	0 0	0 0	1 0	1 0	0 0	2 0
Glenn Davis, R (1, 3) OBP: 0.339, SLG: 0.512	2B		5-3 ②		F7 ③		BB (1-2)			3	0	1	0	1	0	2
Kevin Bass, S (1, 9) OBP: 0.333, SLG: 0.448	K ③		BB			F9 ①	F9 ③			3	0	0	0	1	1	3
Denny Walling, L (1, 5) OBP: 0.356, SLG: 0.392		E 1B, 1B ③	3-1			HR BB		K ①		3	2	1	0	1	1	2
Craig Reynolds, L (1, 6) OBP: 0.312, SLG: 0.423		FC3-6 ① (1-2) 1B		2-3 ①		F8 ②		P6 ②		4	0	1	0	0	0	1
Mark Bailey, S (1, 2) OBP: 0.314, SLG: 0.313		FC3-6 ① (1-2f, 2-H)		BB (CS)		HR (1-H)		G3 ③		3	1	1	2	1	0	1
Manny Hernandez, R (1, 1) Aurelio Lopez, R (6, 1) Dave Smith, R (9, 1)		F3 ②		K ②		K ③				2 1 0	0 0 0	0 0 0	0 0 0	0 0 0	1 1 0	2 0 0
Inning Stats	R: 1 E: 1 K: 1 S: 7 H: 1 LOB: 1 BB: 0 P: 7	R: 1 E: 1 K: 0 S: 5 H: 2 LOB: 1 BB: 0 P: 5	R: 0 E: 0 K: 0 S: 4 H: 1 LOB: 2 BB: 1 P: 8	R: 0 E: 0 K: 1 S: 4 H: 0 LOB: 0 BB: 1 P: 8	R: 0 E: 0 K: 0 S: 4 H: 1 LOB: 1 BB: 0 P: 4	R: 2 E: 0 K: 1 S: 6 H: 1 LOB: 0 BB: 1 P: 10	R: 0 E: 0 K: 2 S: 7 H: 0 LOB: 2 BB: 2 P: 15	R: 0 E: 0 K: 1 S: 5 H: 0 LOB: 0 BB: 0 P: 5		1B: 4 2B: 1 3B: 0 HR: 1	SF: 1 SAC: 0 DP: 0 HBP: 0					

PITCHER	IP	WLS	BF	H	R	ER	SO	BB	IBB	HBP	BLK	WP	HR	S	P	ERA	WHIP
Mike Krukow, R (1, 1) ERA: 3.43	6.0	L	27	6	4	2	3	3	0	0	0	0	1	30	42	3.00	1.500
Juan Berenguer, R (7, 1) ERA: 2.93	2.0		8	0	0	0	3	2	0	0	0	0	0	12	20	0.00	1.000

PITCHER	IP	WLS	BF	H	R	ER	SO	BB	IBB	HBP	BLK	WP	HR	S	P	ERA	WHIP

BOTTOM

San Francisco Giants @ Houston Astros

Astrodome, Houston, TX

Thu Jun 12 1986, 8:05 PM EDT

Att. 16,342 - Unknown

livebaseballscorecards.com

AB	29
R	4
H	6
RBI	3
BB	5
SO	6
LOB	16

WP: 0 PB: 0 SB: 3 CS: 1 PA: 36

San Francisco Giants @ Houston Astros

Astrodome, Houston, TX

Fri Jun 13 1986, 8:05 PM EDT

Att. 23,532 - Unknown

TOP

livebaseballscorecards.com

Batter	1	2	3	4	5	6	7	8	9	AB	R	H	RBI	BB	SO	LOB
Candy Maldonado, R (1, 9) OBP: 0.286, SLG: 0.504	5-3		P3			6-3		5-3		4	0	0	0	0	0	3
Harry Spilman, L (1, 3) OBP: 0.268, SLG: 0.434	F7			4-3		4-3			F7	4	0	0	0	0	0	0
Chris Brown, R (1, 5) OBP: 0.384, SLG: 0.442	6-3			S 1B			K		HR 1B BB	3	1	1	0	1	1	0
Jeffrey Leonard, R (1, 7) OBP: 0.349, SLG: 0.448		G3		L5 1-2			5-3		1-2 HR 1B	4	1	1	0	0	0	1
Chili Davis, S (1, 8) OBP: 0.349, SLG: 0.456		F4		K			G3		1-H 2-H HR	4	1	1	3	0	1	1
Bob Melvin, R (1, 2) OBP: 0.221, SLG: 0.318		K			K			S 1B	5-3	3	0	1	0	0	2	0
Chris Jones, L (8, PR)										0	0	0	0	0	0	0
Bob Brenly, R (8, 2) OBP: 0.368, SLG: 0.331										1	0	0	0	0	0	0
Robby Thompson, R (1, 4) OBP: 0.324, SLG: 0.355			6-3		K			B3	CS 1B	4	0	1	0	0	1	1
Jose Uribe, S (1, 6) OBP: 0.325, SLG: 0.290			K		F3			K 1-2	CS 1-2	3	0	0	0	0	2	1
Michael LaCoss, R (1, 1) OBP: 0.308, SLG: 0.320			1B			5-3		BB		2	0	1	0	0	0	0
Mike Aldrete, L (8, PH) OBP: 0.353, SLG: 0.333										0	0	0	0	1	0	0
Mark Davis, L (8, 1)										0	0	0	0	0	0	0
Inning Stats	R: 0 E: 0 K: 0 S: 3 H: 0 LOB: 0 BB: 0 P: 3	R: 0 E: 0 K: 1 S: 5 H: 0 LOB: 0 BB: 0 P: 5	R: 0 E: 0 K: 1 S: 6 H: 1 LOB: 1 BB: 0 P: 6	R: 0 E: 0 K: 1 S: 6 H: 1 LOB: 1 BB: 0 P: 6	R: 0 E: 0 K: 2 S: 7 H: 0 LOB: 0 BB: 0 P: 7	R: 0 E: 0 K: 0 S: 3 H: 0 LOB: 0 BB: 0 P: 3	R: 0 E: 0 K: 1 S: 5 H: 0 LOB: 0 BB: 0 P: 5	R: 0 E: 0 K: 1 S: 6 H: 1 LOB: 2 BB: 1 P: 10	R: 3 E: 0 K: 0 S: 5 H: 3 LOB: 0 BB: 1 P: 9	1B: 5 2B: 0 3B: 0 HR: 1 SF: 0 SAC: 0 DP: 0 HBP: 0						

		AB	32
		R	3
		H	6
		RBI	3
		BB	2
		SO	7
		LOB	7

PITCHER		IP	WLS	BF	H	R	ER	SO	BB	IBB	HBP	BLK	WP	HR	S	P	ERA	WHIP
Mike Scott, R ERA: 2.69	(1, 1)	8.1	L	31	4	2	2	7	2	0	0	0	0	0	43	51	2.16	0.720
Dave Smith, R ERA: 1.9	(9, 1)	0.2		3	2	1	1	0	0	0	0	0	0	1	3	3	13.50	3.000

PITCHER	IP	WLS	BF	H	R	ER	SO	BB	IBB	HBP	BLK	WP	HR	S	P	ERA	WHIP

BOTTOM

San Francisco Giants @ Houston Astros

Astrodome, Houston, TX

Fri Jun 13 1986, 8:05 PM EDT

Att. 23,532 - Unknown

livebaseballscorecards.com

Batter	1	2	3	4	5	6	7	8	9	AB	R	H	RBI	BB	SO	LOB
Bill Doran, S (1, 4) OBP: 0.366, SLG: 0.382	L3			6-3		BB CS			K	3	0	0	0	1	1	0
Billy Hatcher, R (1, 8) (9, 7) OBP: 0.317, SLG: 0.383	6-3			CS 1B		1-6-3 1-2			K	4	0	1	0	0	1	1
Jose Cruz, L (1, 7) OBP: 0.305, SLG: 0.289	6-3			3-1 1-2			L9		6-3	3	0	0	0	0	0	1
Tony Walker, R (9, 8) OBP: 0.280, SLG: 0.326										0	0	0	0	0	0	0
Phil Garner, R (9, PH) OBP: 0.364, SLG: 0.504										1	0	0	0	0	0	0
Glenn Davis, R (1, 3) OBP: 0.335, SLG: 0.505		K			5-3		6-3			3	0	0	0	0	1	0
Kevin Bass, S (1, 9) OBP: 0.342, SLG: 0.451		BB CS			HBP 4-3 1B		1B			1	1	1	0	1	0	0
Denny Walling, L (1, 5) OBP: 0.348, SLG: 0.382		K 1-2			4-3 1-2		6-3			3	0	0	0	0	1	3
Craig Reynolds, L (1, 6) OBP: 0.313, SLG: 0.421			F8		1B 2-H			5-3		3	0	1	1	0	0	0
Mark Bailey, S (1, 2) OBP: 0.308, SLG: 0.305			K		F8			P6		3	0	0	0	0	1	1
Mike Scott, R (1, 1) OBP: 0.083, SLG: 0.057			F9			5-3		F9		3	0	0	0	0	0	0
Dave Smith, R (9, 1)										0	0	0	0	0	0	0

Inning Stats	1	2	3	4	5	6	7	8	9
	R: 0	R: 0	R: 0	R: 0	R: 1	R: 0	R: 0	R: 0	R: 0
	E: 0	E: 0	E: 0	E: 0	E: 0	E: 0	E: 0	E: 0	E: 0
	K: 0	K: 2	K: 1	K: 0	K: 0	K: 0	K: 0	K: 3	K: 2
	S: 3	S: 6	S: 5	S: 3	S: 4	S: 2	S: 4	S: 3	S: 7
	H: 0	H: 0	H: 0	H: 1	H: 1	H: 0	H: 1	H: 0	H: 0
	LOB: 0	LOB: 1	LOB: 0	LOB: 0	LOB: 1	LOB: 0	LOB: 1	LOB: 0	LOB: 0
	BB: 0	BB: 1	BB: 0	BB: 0	BB: 0	BB: 1	BB: 0	BB: 0	BB: 0
	P: 3	P: 10	P: 5	P: 3	P: 5	P: 6	P: 4	P: 3	P: 7

1B: 3	SF: 0
2B: 1	SAC: 0
3B: 0	DP: 1
HR: 0	HBP: 1

WP: 0	PA: 30
PB: 0	
SB: 0	
CS: 3	

AB	27
R	1
H	3
RBI	1
BB	2
SO	5
LOB	6

PITCHER	IP	WLS	BF	H	R	ER	SO	BB	IBB	HBP	BLK	WP	HR	S	P	ERA	WHIP
Michael LaCoss, R (1, 1) ERA: 2.64	7.0		24	3	1	1	3	2	0	1	0	0	0	27	36	1.29	0.714
Mark Davis, L (8, 1) ERA: 2.08	2.0	W	6	0	0	0	2	0	0	0	0	0	0	10	10	0.00	0.000

PITCHER	IP	WLS	BF	H	R	ER	SO	BB	IBB	HBP	BLK	WP	HR	S	P	ERA	WHIP

Batter	1	2	3	4	5	6	7	8	9	AB	R	H	RBI	BB	SO	LOB
Candy Maldonado, R (1, 9) OBP: 0.285, SLG: 0.496	K		K			1B		K		4	1	1	0	0	3	0
Bob Brenly, R (1, 3) OBP: 0.365, SLG: 0.329	K			F6		1B, FC1		5-3		4	0	1	0	0	1	0
Chris Brown, R (1, 5) OBP: 0.386, SLG: 0.461	5-3			HR		WP, S		K		4	1	2	2	0	1	0
Jeffrey Leonard, R (1, 7) OBP: 0.343, SLG: 0.440		4-3		6-3		FC1, WP			F9	4	0	0	0	0	0	2
Chili Davis, S (1, 8) OBP: 0.351, SLG: 0.451		F9		6-3		G6-4-3			DI, 1B	2	1	0	0	2	0	0
Bob Melvin, R (1, 2) OBP: 0.244, SLG: 0.348		1B			SH3, 2B	G6-4-3			1-H, 1B	4	0	3	1	0	0	3
Robby Thompson, R (1, 4) OBP: 0.320, SLG: 0.350		F3			SH3		F9		F8	3	0	0	0	0	0	2
Jose Uribe, S (1, 6) OBP: 0.319, SLG: 0.283			F6		5-3		F2		G3	4	0	0	0	0	0	2
Terry Mulholland, R (1, 1)			K		K		F9			1	0	0	0	0	1	0
Joel Youngblood, R (5, PH) OBP: 0.348, SLG: 0.333										1	0	0	0	0	1	1
Juan Berenguer, R (5, 1)										0	0	0	0	0	0	0
Mike Aldrete, L (7, PH) OBP: 0.346, SLG: 0.326										1	0	0	0	0	0	0
Greg Minton, S (7, 1)										0	0	0	0	0	0	0
Jeff Robinson, R (7, 1) OBP: 0.143, SLG: 0.167										0	0	0	0	0	0	0
Bill Laskey, R (8, 1)										0	0	0	0	0	0	0
Inning Stats	R: 0 E: 0 K: 2 S: 7 H: 0 LOB: 0 BB: 0 P: 7	R: 0 E: 0 K: 0 S: 4 H: 1 LOB: 1 BB: 0 P: 4	R: 0 E: 0 K: 2 S: 7 H: 0 LOB: 0 BB: 0 P: 7	R: 1 E: 0 K: 0 S: 4 H: 1 LOB: 0 BB: 0 P: 4	R: 0 E: 0 K: 1 S: 6 H: 1 LOB: 1 BB: 0 P: 6	R: 1 E: 0 K: 0 S: 5 H: 3 LOB: 2 BB: 1 P: 9	R: 0 E: 0 K: 0 S: 3 H: 0 LOB: 0 BB: 0 P: 3	R: 0 E: 0 K: 2 S: 7 H: 0 LOB: 0 BB: 0 P: 7	R: 1 E: 0 K: 0 S: 4 H: 1 LOB: 1 BB: 1 P: 8	1B: 5 2B: 1 3B: 0 HR: 1 SF: 0 SAC: 1 DP: 1 HBP: 0						

PITCHER		IP	WLS	BF	H	R	ER	SO	BB	IBB	HBP	BLK	WP	HR	S	P	ERA	WHIP
Jim Deshaies, L ERA: 4.5	(1, 1)	5.0	W	20	5	2	2	5	0	0	0	0	0	1	30	30	3.60	1.000
Larry Andersen, R ERA: 3.82	(6, 1)	1.0		4	1	0	0	0	0	1	0	0	1	0	3	7	0.00	1.000
Aurelio Lopez, R ERA: 0.93	(7, 1)	3.0	S	11	1	1	1	2	1	0	0	0	0	0	14	18	3.00	0.667

PITCHER	IP	WLS	BF	H	R	ER	SO	BB	IBB	HBP	BLK	WP	HR	S	P	ERA	WHIP

TOP

San Francisco Giants @ Houston Astros

Astrodome, Houston, TX

Sat Jun 14 1986, 8:05 PM EDT

Att. 32,477 - Unknown

livebaseballscorecards.com

AB	32
R	3
H	7
RBI	3
BB	2
SO	7
LOB	10

Batter	1	2	3	4	5	6	7	8	9	AB	R	H	RBI	BB	SO	LOB
Bill Doran, S (1, 4) OBP: 0.359, SLG: 0.373	2-3	6-3		F8			F7	F9		5	0	0	0	0	0	1
Billy Hatcher, R (1, 8) (9, 7) OBP: 0.323, SLG: 0.387	1B 3B 1B	6-3		4-3			G3 BB HR 1B			4	2	2	0	0	0	1
Jose Cruz, L (1, 7) OBP: 0.309, SLG: 0.290 Tony Walker, R (9, 8) OBP: 0.280, SLG: 0.326	1-3 3B 1B	6-3			K		1-2 G3 HR BB			3 0	2 0	1 0	0 0	1 0	1 0	0 0
Glenn Davis, R (1, 3) OBP: 0.333, SLG: 0.509	1-H 3-H BB 3B		5-3		F9		1-2 2-3 G3			4	1	1	2	0	0	2
Kevin Bass, S (1, 9) OBP: 0.340, SLG: 0.444	K		4-3		F7		HR IBB			3	1	0	0	1	1	1
Phil Garner, R (1, 5) OBP: 0.374, SLG: 0.524	BB BB BB		BB WP BB			F7	1-H 2-H 3-H HR			2	1	1	4	2	0	0
Mark Bailey, S (1, 2) OBP: 0.313, SLG: 0.313	1-2 BB BB		1-2 F9			2B	K			3	0	1	0	1	1	1
Bert Pena, R (1, 6) Craig Reynolds, L (6, PH) (7, 6) OBP: 0.307, SLG: 0.413	1-2 2-3 3-H BB			L6		F8		4-3		1 2	0 0	0 0	1 0	1 0	0 0	0 1
Jim Deshaies, L (1, 1) Larry Andersen, R (6, 1) Terry Puhl, L (6, PH) OBP: 0.288, SLG: 0.318 Aurelio Lopez, R (7, 1)	K			BB		K		4-3		1 0 1 1	0 0 0 0	0 0 0 0	0 0 0 0	1 0 1 0	1 0 1 0	3 0 1 0
Inning Stats	R: 3 H: 3 E: 0 LOB: 3 K: 2 BB: 3 S: 10 P: 22	R: 0 H: 0 E: 0 LOB: 0 K: 0 BB: 0 S: 3 P: 3	R: 0 H: 0 E: 0 LOB: 1 K: 0 BB: 1 S: 3 P: 7	R: 0 H: 0 E: 0 LOB: 1 K: 0 BB: 1 S: 3 P: 7	R: 0 H: 0 E: 0 LOB: 0 K: 1 BB: 0 S: 5 P: 5	R: 0 H: 1 E: 0 LOB: 1 K: 1 BB: 0 S: 6 P: 6	R: 4 H: 2 E: 0 LOB: 0 K: 1 BB: 2 S: 7 P: 15	R: 0 H: 0 E: 0 LOB: 0 K: 0 BB: 0 S: 3 P: 3		1B: 3 SF: 0 2B: 1 SAC: 0 3B: 1 DP: 0 HR: 1 HBP: 0						

PITCHER		IP	WLS	BF	H	R	ER	SO	BB	IBB	HBP	BLK	WP	HR	S	P	ERA	WHIP
Terry Mulholland, L ERA: 3.18	(1, 1)	4.0	L	20	3	3	3	2	5	0	0	0	1	0	19	39	6.75	2.000
Juan Berenguer, R ERA: 2.73	(5, 1)	2.0		7	1	0	0	2	0	0	0	0	0	0	11	11	0.00	0.500
Greg Minton, R ERA: 5.11	(7, 1)	0.2		5	1	3	3	0	1	1	0	0	0	0	3	11	40.50	3.000
Jeff Robinson, R ERA: 3.29	(7, 1)	0.1		2	1	1	1	1	0	0	0	0	0	1	4	4	27.00	3.000
Bill Laskey, R ERA: 2.84	(8, 1)	1.0		3	0	0	0	0	0	0	0	0	0	0	3	3	0.00	0.000

PITCHER	IP	WLS	BF	H	R	ER	SO	BB	IBB	HBP	BLK	WP	HR	S	P	ERA	WHIP

BOTTOM

San Francisco Giants @ Houston Astros

Astrodome, Houston, TX

Sat Jun 14 1986, 8:05 PM EDT

Att. 32,477 - Unknown

livebaseballscorecards.com

AB	30
R	7
H	6
RBI	7
BB	7
SO	5
LOB	11

WP: 1 PA: 37
PB: 0
SB: 0
CS: 0

San Francisco Giants @ Houston Astros

Astrodome, Houston, TX

Sun Jun 15 1986, 4:33 AM EDT

Att. 22,958 - Unknown

TOP

livebaseballscorecards.com

Batter	1	2	3	4	5	6	7	8	9	AB	R	H	RBI	BB	SO	LOB
Candy Maldonado, R (1, 9) OBP: 0.296, SLG: 0.493	1B		L3	FC5-4 IBB		F9	IBB			3	0	1	0	2	0	0
Jeff Robinson, R (7, 1) OBP: 0.143, SLG: 0.167										0	0	0	0	0	0	0
Mark Davis, L (9, 1)										0	0	0	0	0	0	0
Mike Aldrete, L (1, 3) OBP: 0.316, SLG: 0.292	K		K	FC5-4 1-2f		1-3	FC5 2-3f			5	0	0	0	0	2	6
Chris Brown, R (1, 5) OBP: 0.392, SLG: 0.477	1-2 1B			1B 2B	5-3	1B 2B		5-3		5	2	3	0	0	0	0
Jeffrey Leonard, R (1, 7) OBP: 0.348, SLG: 0.443	F8			2-H 3B 1B	1B S SH1-4 1B	2-H S 1B		6-3		5	2	3	2	0	0	2
Chili Davis, S (1, 8) OBP: 0.357, SLG: 0.480	F5			1-H SH 3B	SH1-4 1B 1-3 1B	K 1-2		HR		5	2	3	2	0	1	3
Bob Melvin, R (1, 2) OBP: 0.253, SLG: 0.351		G1-6-3 1B		6-3	SH1-4 1-2 1B		F9	F9		5	0	2	0	0	0	1
Robby Thompson, R (1, 4) OBP: 0.316, SLG: 0.344		F7		SH SH1-4 1B 3-H	SH1-4 1-2 2-3 3-H		E6 2B		5-3	3	1	0	2	0	0	1
Jose Uribe, S (1, 6) OBP: 0.321, SLG: 0.283		G1-6-3 1-2f		SH1-4 1-2 1B	IBB		F9		F7	4	0	1	0	1	0	2
Vida Blue, S (1, 1)			K	SH1-4 1-2 2-3	4-3		FC5 2-H 2B		F8	2	0	0	0	0	1	3
Joel Youngblood, R (7, PH) OBP: 0.354, SLG: 0.366 (7, 9)										2	0	1	1	0	0	0

	AB	39
	R	7
	H	14
	RBI	7
	BB	3
	SO	4
	LOB	18

Inning Stats																																		
	R: 0	H: 2	R: 0	H: 1	R: 0	H: 0	R: 3	H: 4	R: 1	H: 3	R: 1	H: 2	R: 1	H: 1	R: 1	H: 1	R: 0	H: 0	1B: 9	SF: 0	WP: 0	PA: 45
	E: 0	LOB: 2	E: 0	LOB: 0	E: 0	LOB: 0	E: 1	LOB: 3	E: 0	LOB: 3	E: 0	LOB: 1	E: 1	LOB: 2	E: 0	LOB: 0	E: 0	LOB: 0	2B: 3	SAC: 3	PB: 0	
	K: 1	BB: 0	K: 0	BB: 0	K: 2	BB: 0	K: 0	BB: 1	K: 0	BB: 1	K: 1	BB: 0	E: 1	BB: 1	E: 0	BB: 0	E: 0	BB: 0	3B: 1	DP: 1	SB: 2	
	S: 7	P: 7	S: 3	P: 3	S: 7	P: 7	S: 8	P: 12	S: 6	P: 10	S: 7	P: 7	K: 0	P: 9	S: 4	P: 4	K: 0	P: 3	HR: 1	HBP: 0	CS: 0	

PITCHER		IP	WLS	BF	H	R	ER	SO	BB	IBB	HBP	BLK	WP	HR	S	P	ERA	WHIP
Bob Knepper, L ERA: 2.48	(1, 1)	5.0	L	27	10	4	4	3	0	2	0	0	0	0	31	39	7.20	2.000
Jeff Calhoun, L ERA: 1.98	(6, 1)	2.0		11	3	2	1	1	0	1	0	0	0	0	12	16	4.50	1.500
Frank DiPino, L ERA: 2.7	(8, 1)	2.0		7	1	1	1	0	0	0	0	0	0	1	7	7	4.50	0.500

PITCHER	IP	WLS	BF	H	R	ER	SO	BB	IBB	HBP	BLK	WP	HR	S	P	ERA	WHIP

BOTTOM

San Francisco Giants @ Houston Astros

Astrodome, Houston, TX

Sun Jun 15 1986, 4:33 AM EDT

Att. 22,958 - Unknown

Batter	1	2	3	4	5	6	7	8	9	AB	R	H	RBI	BB	SO	LOB
Billy Hatcher, R (1, 8) OBP: 0.313, SLG: 0.374	F8		5-3			L7		F8		4	0	0	0	0	0	0
Jim Pankovits, R (1, 4) OBP: 0.286, SLG: 0.281	F9			1B 3B		K		K		4	1	1	0	0	2	0
Phil Garner, R (1, 5) OBP: 0.384, SLG: 0.524	5-3			CS 1B 3-H		BB		1B BB		2	0	1	1	2	0	0
Glenn Davis, R (1, 3) OBP: 0.336, SLG: 0.509		1B		F8		P3		1B 1-2		4	0	2	0	0	0	2
Kevin Bass, S (1, 9) OBP: 0.339, SLG: 0.441		K		F8			3-1 1B SF8 1B	K		4	1	1	0	0	2	4
Jose Cruz, L (1, 7) OBP: 0.308, SLG: 0.289		K		CS 1-2	K		3-1 1-2 1B		6-3	4	0	1	0	0	2	1
Mark Bailey, S (1, 2) OBP: 0.317, SLG: 0.319		F9			1B		3-1 1-2 2-3		L6-4 1B	4	0	2	0	0	0	3
Bert Pena, R (1, 6) Craig Reynolds, L (7, PH) (8, 6) OBP: 0.310, SLG: 0.418			P6		F8		SF8 3-H		1B 1-2	2 1	0 0	0 1	0 1	0 0	1 0	1 0
Bob Knepper, L (1, 1) OBP: 0.068, SLG: 0.068 Tony Walker, R (5, PH) OBP: 0.275, SLG: 0.318 Jeff Calhoun, L (6, 1) Alan Ashby, S (7, PH) OBP: 0.529, SLG: 0.364 Frank DiPino, L (8, 1) OBP: 0.250, SLG: 0.250 Denny Walling, L (9, PH) OBP: 0.345, SLG: 0.379			K		K		4-3		L6-4 2-3	1 1 0 1 0 1	0 0 0 0 0 0	0 0 0 0 0 0	0 1 0 0 0 0	1 1 0 0 0 0	0 0 0 0 0 0	0 1 0 1 0 2

	AB	33
	R	2
	H	9
	RBI	2
	BB	2
	SO	8
	LOB	15

Inning Stats																		
	R: 0	H: 0	R: 0	H: 1	R: 0	H: 0	R: 1	H: 2	R: 0	H: 1	R: 0	H: 0	R: 1	H: 2	R: 0	H: 1	R: 0	H: 2
	E: 0	LOB: 0	E: 0	LOB: 1	E: 0	LOB: 0	E: 0	LOB: 0	E: 0	LOB: 1	E: 0	LOB: 1	E: 0	LOB: 1	E: 0	LOB: 2	E: 0	LOB: 1
	K: 0	BB: 0	K: 2	BB: 0	K: 1	BB: 0	K: 0	BB: 0	K: 2	BB: 0	K: 1	BB: 1	K: 0	BB: 0	K: 2	BB: 1	K: 0	BB: 0
	S: 3	P: 3	S: 8	P: 8	S: 5	P: 5	S: 4	P: 4	S: 8	P: 8	S: 5	P: 9	S: 5	P: 5	S: 8	P: 12	S: 4	P: 4

	1B: 8	SF: 1	WP: 0	PA: 37
	2B: 1	SAC: 0	PB: 0	
	3B: 1	DP: 1	SB: 0	
	HR: 0	HBP: 0	CS: 1	

PITCHER		IP	WLS	BF	H	R	ER	SO	BB	IBB	HBP	BLK	WP	HR	S	P	ERA	WHIP
Vida Blue, L ERA: 3.58	(1, 1)	6.0	W	22	4	1	1	6	1	0	0	0	0	0	33	37	1.50	0.833
Jeff Robinson, R ERA: 3.32	(7, 1)	2.1		13	5	1	1	2	1	0	0	0	0	0	16	20	3.86	2.571
Mark Davis, L ERA: 2.03	(9, 1)	0.2		1	0	0	0	0	0	0	0	0	0	0	1	1	0.00	0.000

PITCHER		IP	WLS	BF	H	R	ER	SO	BB	IBB	HBP	BLK	WP	HR	S	P	ERA	WHIP

livebaseballscorecards.com

Batter	1	2	3	4	5	6	7	8	9	AB	R	H	RBI	BB	SO	LOB
Bill Doran, S (1, 4) OBP: 0.359, SLG: 0.373	5-3	6-3			2-3 1B		BBB S 1B BB		SF8 3-H	3	1	1	1	1	0	2
Billy Hatcher, R (1, 8) OBP: 0.308, SLG: 0.367	F7		F7		SSS K		S 1-H 1B		G3	5	0	1	1	0	1	4
Phil Garner, R (1, 5) OBP: 0.380, SLG: 0.537	HR		F9		5-3		6-3 1-2			4	1	1	1	0	0	3
Glenn Davis, R (1, 3) OBP: 0.339, SLG: 0.507	5-3		SSS K			BB HBP		L4-3 1B		3	0	1	0	0	1	0
Kevin Bass, S (1, 9) OBP: 0.342, SLG: 0.442		1B 4-3 1B		CS 1B		F9		L4-3 1-2		4	1	2	0	0	0	2
Jose Cruz, L (1, 7) OBP: 0.312, SLG: 0.290		4-3 BB 1-3 1B		F9 1-2		BBB G6-4-3 1-2 BB		6-3		3	0	1	0	1	0	1
Mark Bailey, S (1, 2) OBP: 0.321, SLG: 0.314 Terry Puhl, L (9, PR) OBP: 0.288, SLG: 0.318	BBB 4-3 1-2 BB			5-3		G6-4-3 1-2f			BBB FC1-6 1B SF8 BB	2 0	0 1	0 0	0 0	2 0	0 0	2 0
Bert Pena, R (1, 6) OBP: 0.308, SLG: 0.182	SSS K				1B SH3-4 1B		L5		FC1-6 1-2 1B	4	0	2	0	0	1	3
Manny Hernandez, R (1, 1) Jim Pankovits, R (7, PH) OBP: 0.278, SLG: 0.273 Larry Andersen, R (7, 1) Tony Walker, R (9, PH) OBP: 0.269, SLG: 0.311		4-3 1-2 2-3 3-H			SH3-4 1-2		5-3		FC1-6 1-2f 2-3	1 1 0 1	0 0 0 0	0 0 0 0	1 0 0 0	0 0 0 0	0 0 0 0	2 0 0 2
Inning Stats	R: 1 E: 0 K: 0 S: 4 H: 1 LOB: 0 BB: 0 P: 4	R: 1 E: 0 K: 1 S: 7 H: 2 LOB: 2 BB: 1 P: 11	R: 0 E: 0 K: 1 S: 5 H: 0 LOB: 0 BB: 0 P: 5	R: 0 E: 0 K: 0 S: 3 H: 1 LOB: 0 BB: 0 P: 3	R: 0 E: 0 K: 1 S: 7 H: 2 LOB: 2 BB: 0 P: 7	R: 0 E: 0 K: 0 S: 2 H: 0 LOB: 1 BB: 1 P: 7	R: 1 E: 0 K: 0 S: 4 H: 1 LOB: 1 BB: 1 P: 8	R: 0 E: 0 K: 0 S: 3 H: 1 LOB: 0 BB: 0 P: 3	R: 1 E: 0 K: 0 S: 4 H: 1 LOB: 2 BB: 1 P: 8	1B: 8 2B: 1 3B: 0 HR: 1	SF: 1 SAC: 1 DP: 2 HBP: 1						

TOP

Houston Astros @ Cincinnati Reds

Riverfront Stadium, Cincinnati, OH

Tue Jun 17 1986, 7:05 PM EDT

Att. 16,824 - Unknown

livebaseballscorecards.com

AB	31
R	4
H	9
RBI	4
BB	4
SO	3
LOB	21

WP: 0 PB: 0 SB: 2 CS: 1 PA: 38

PITCHER		IP	WLS	BF	H	R	ER	SO	BB	IBB	HBP	BLK	WP	HR	S	P	ERA	WHIP
Chris Welsh, L ERA: 2.7	(1, 1)	6.2	W	29	7	3	3	3	3	0	1	0	0	1	31	44	4.05	1.500
Ted Power, R ERA: 4.45	(7, 1)	1.1		4	1	0	0	0	0	0	0	0	0	0	4	4	0.00	0.750
John Franco, L ERA: 2.6	(9, 1)	1.0	S	5	1	1	1	0	1	0	0	0	0	0	4	8	9.00	2.000

PITCHER	IP	WLS	BF	H	R	ER	SO	BB	IBB	HBP	BLK	WP	HR	S	P	ERA	WHIP

Batter	1	2	3	4	5	6	7	8	9	AB	R	H	RBI	BB	SO	LOB
Eddie Milner, L (1, 8) OBP: 0.296, SLG: 0.364	4-3		F6		F7	F7				4	0	0	0	0	0	2
Pete Rose, S (1, 3) OBP: 0.311, SLG: 0.252	G3		F8		2-H 2B		5-3			4	0	1	1	0	0	0
Max Venable, L (1, 7) OBP: 0.264, SLG: 0.313	F7		1B		F6		L6			4	0	1	0	0	0	1
Eric Davis, R (1, 9) OBP: 0.320, SLG: 0.409		WP S 6-3 1B	F7			E5 S SH1-4 1B	F9			4	2	1	0	0	0	1
Wade Rowdon, R (1, 5) OBP: 0.333, SLG: 0.421		6-3 1-H		5-3		SH1-4 1-2		F4		3	0	0	1	0	0	0
Dave Concepcion, R (1, 6) OBP: 0.312, SLG: 0.324		6-3		4-3		1B 2-H 1B		B B B B FC4-6 1B BB		3	0	1	1	1	0	0
Bo Diaz, R (1, 2) OBP: 0.320, SLG: 0.354		E6 1B		6-3		2B 1-3 1B		FC4-6 1-2 1B		4	1	3	0	0	0	0
Ron Oester, S (1, 4) OBP: 0.308, SLG: 0.370		IBB			SH3-4 2B 1B	1-3 1B 2B		FC4-6 1-2f 2-3		3	2	2	0	1	0	2
Chris Welsh, L (1, 1) OBP: 0.143, SLG: 0.143		K			SH3-4 1-2	2-H 3-H 1B		1-3		2	0	1	2	0	1	2
Ted Power, R (7, 1)										0	0	0	0	0	0	0
Dave Parker, L (8, PH) OBP: 0.344, SLG: 0.511										1	0	0	0	0	0	2
John Franco, L (9, 1)										0	0	0	0	0	0	0
Inning Stats	R: 0 E: 0 K: 0 S: 3 H: 0 LOB: 0 BB: 0 P: 3	R: 1 E: 1 K: 1 S: 7 H: 2 LOB: 2 BB: 1 P: 11	R: 0 E: 0 K: 0 S: 4 H: 1 LOB: 1 BB: 0 P: 4	R: 0 E: 0 K: 0 S: 3 H: 0 LOB: 0 BB: 0 P: 3	R: 1 E: 0 K: 0 S: 5 H: 2 LOB: 1 BB: 0 P: 5	R: 3 E: 1 K: 0 S: 7 H: 4 LOB: 1 BB: 0 P: 7	R: 0 E: 0 K: 0 S: 3 H: 0 LOB: 0 BB: 0 P: 3	R: 0 E: 0 K: 0 S: 4 H: 1 LOB: 2 BB: 1 P: 8		1B: 8 2B: 2 3B: 0 HR: 0	SF: 0 SAC: 2 DP: 0 HBP: 0			WP: 1 PB: 0 SB: 2 CS: 0	PA: 36		

Houston Astros @ Cincinnati Reds

Riverfront Stadium, Cincinnati, OH

Tue Jun 17 1986, 7:05 PM EDT

Att. 16,824 - Unknown

BOTTOM

livebaseballscorecards.com

AB	32
R	5
H	10
RBI	5
BB	2
SO	1
LOB	10

PITCHER		IP	WLS	BF	H	R	ER	SO	BB	IBB	HBP	BLK	WP	HR	S	P	ERA	WHIP
Manny Hernandez, R ERA: 2.08	(1, 1)	6.0	L	28	9	5	2	1	0	1	0	0	1	0	29	33	3.00	1.500
Larry Andersen, R ERA: 3.58	(7, 1)	2.0		8	1	0	0	0	1	0	0	0	0	0	7	11	0.00	1.000

PITCHER	IP	WLS	BF	H	R	ER	SO	BB	IBB	HBP	BLK	WP	HR	S	P	ERA	WHIP

Batter	1	2	3	4	5	6	7	8	9	AB	R	H	RBI	BB	SO	LOB
Bill Doran, S (1, 4) OBP: 0.364, SLG: 0.375	0-0 6-3 1B	4-0 FC6-4 IBB		0-0 F8 ②			0-0 FC1-6-5 S 1B		0-0 L4 ③	4	0	2	0	1	0	1
Billy Hatcher, R (1, 8) OBP: 0.299, SLG: 0.356	0-0 ① 6-3 1-2	0-0 ③ FC6-4 1-2f		0-3 ③ K			0-0 ② FC1-6-5 1-3			4	0	0	0	0	1	6
Denny Walling, L (1, 7) OBP: 0.350, SLG: 0.378	0-0 ② 5-3		0-0 ① 4-3		0-0 G6-3 1B		4-0 IBB			3	0	1	0	1	0	1
Glenn Davis, R (1, 3) OBP: 0.337, SLG: 0.515	0-3 ③ K		0-0 HR		0-0 ① F9		0-0 ③ 4-3			4	1	1	1	0	1	4
Phil Garner, R (1, 5) OBP: 0.377, SLG: 0.529		0-0 5-3 1B 1B	0-0 ② F7		0-0 ②③ G6-3 1-2f			0-0 ① 5-3		4	1	1	0	0	0	1
Kevin Bass, S (1, 9) OBP: 0.348, SLG: 0.445		0-0 ① 5-3 1-2	0-0 S 1B			4-0 G1-6-3 BB		0-0 CS 1B		3	0	2	0	1	0	1
Mark Bailey, S (1, 2) OBP: 0.320, SLG: 0.308		4-0 SH1-4 1B BB	0-3 ③ K 1-2			0-3 ① K		0-0 ②③ G3 1-2		3	0	0	0	1	2	3
Bert Pena, R (1, 6) OBP: 0.294, SLG: 0.200		0-0 SH1-4 1-2 2-H 1B	0-3 ① K			0-0 ②③ G1-6-3 1-2f			0-0 ① F7	4	0	1	1	0	1	1
Mike Scott, R (1, 1) OBP: 0.103, SLG: 0.079 Frank DiPino, L (9, 1) OBP: 0.250, SLG: 0.250 Dave Smith, R (9, 1)		0-0 ② SH1-4 1-2 2-3		0-0 1B			0-0 ① 4-3		0-3 ② K	3	0	1	0	0	1	0
										0	0	0	0	0	0	0
										0	0	0	0	0	0	0

TOP

Houston Astros @ Cincinnati Reds

Riverfront Stadium, Cincinnati, OH

Wed Jun 18 1986, 7:05 PM EDT

Att. 17,426 - Unknown

livebaseballscorecards.com

AB	32
R	2
H	9
RBI	2
BB	4
SO	6
LOB	18

Inning Stats	1	2	3	4	5	6	7	8	9
R	0	1	1	0	0	0	0	0	0
E	0	0	0	0	0	0	0	0	0
K	1	0	1	2	0	1	0	0	1
S	6	5	7	8	3	4	4	3	5
H	1	2	2	1	1	0	1	1	0
LOB	1	3	1	1	0	0	2	0	0
BB	0	2	0	0	0	1	1	0	0
P	6	13	7	8	3	8	8	3	5

| | | | | | | | | | |

Batter	1	2	3	4	5	6	7	8	9	AB	R	H	RBI	BB	SO	LOB
Eddie Milner, L (1, 8) OBP: 0.295, SLG: 0.380	G3		F9			HR		F8		4	1	1	1	0	0	1
Pete Rose, S (1, 3) OBP: 0.302, SLG: 0.244	6-3		4-3			F8		CS 1-2	K	4	0	0	0	0	1	0
Dave Parker, L (1, 9) OBP: 0.346, SLG: 0.508	BB			K		L4			HR	3	1	1	0	1	1	0
Eric Davis, R (1, 7) OBP: 0.318, SLG: 0.430	F4			K			F8		HR 1-H	4	1	1	2	0	1	1
Wade Rowdon, R (1, 5) OBP: 0.333, SLG: 0.381		BB		F7			K			2	0	0	0	1	1	0
Dave Concepcion, R (1, 6) OBP: 0.312, SLG: 0.324		K			F9		1B			3	0	1	0	0	1	1
Bo Diaz, R (1, 2) OBP: 0.315, SLG: 0.348		K			F7		F4			3	0	0	0	0	1	2
Ron Oester, S (1, 4) OBP: 0.304, SLG: 0.364		G3 1-2			F7			F8		3	0	0	0	0	0	1
John Denny, R (1, 1) OBP: 0.214, SLG: 0.185			K			K		CS 1B		2	0	0	0	0	2	0
Max Venable, L (8, PH) OBP: 0.274, SLG: 0.324										1	0	1	0	0	0	0
Ron Robinson, R (9, 1)										0	0	0	0	0	0	0
Inning Stats	R: 0 E: 0 K: 0 S: 3 H: 0 LOB: 1 BB: 1 P: 7	R: 0 E: 0 K: 2 S: 7 H: 0 LOB: 1 BB: 1 P: 11	R: 0 E: 0 K: 1 S: 5 H: 0 LOB: 0 BB: 0 P: 5	R: 0 E: 0 K: 2 S: 7 H: 0 LOB: 0 BB: 0 P: 7	R: 0 E: 0 K: 0 S: 3 H: 0 LOB: 0 BB: 0 P: 3	R: 1 E: 0 K: 1 S: 6 H: 1 LOB: 0 BB: 0 P: 6	R: 0 E: 0 K: 1 S: 6 H: 1 LOB: 1 BB: 0 P: 6	R: 0 E: 0 K: 0 S: 3 H: 1 LOB: 0 BB: 0 P: 3	R: 2 E: 0 K: 1 S: 5 H: 2 LOB: 0 BB: 0 P: 5	1B: 3 2B: 0 3B: 0 HR: 2 SF: 0 SAC: 0 DP: 0 HBP: 0						

PITCHER		IP	WLS	BF	H	R	ER	SO	BB	IBB	HBP	BLK	WP	HR	S	P	ERA	WHIP
Mike Scott, R ERA: 2.58	(1, 1)	8.1		29	3	1	1	8	2	0	0	0	0	1	43	51	1.08	0.600
Frank DiPino, L ERA: 3.0	(9, 1)	0.0		1	1	0	0	0	0	0	0	0	0	0	1	1	∞	∞
Dave Smith, R ERA: 2.28	(9, 1)	0.0	L	1	1	2	2	0	0	0	0	0	0	1	1	1	∞	∞

PITCHER	IP	WLS	BF	H	R	ER	SO	BB	IBB	HBP	BLK	WP	HR	S	P	ERA	WHIP

BOTTOM

Houston Astros @ Cincinnati Reds

Riverfront Stadium, Cincinnati, OH

Wed Jun 18 1986, 7:05 PM EDT

Att. 17,426 - Unknown

livebaseballscorecards.com

AB	29
R	3
H	5
RBI	3
BB	2
SO	8
LOB	6

WP: 0 PA: 32
PB: 0
SB: 1
CS: 1

Houston Astros @ Cincinnati Reds

Riverfront Stadium, Cincinnati, OH

Thu Jun 19 1986, 7:05 PM EDT

Att. 25,920 - Unknown

TOP

livebaseballscorecards.com

Batter	1	2	3	4	5	6	7	8	9	AB	R	H	RBI	BB	SO	LOB
Bill Doran, S (1, 4) OBP: 0.372, SLG: 0.383	F9 1B 2B	2-H 1B 1B	IBB		BBBB G4-3 1-2 2-3 3-H BB			5-3		3	1	2	2	2	0	0
Terry Puhl, L (1, 9) OBP: 0.293, SLG: 0.321	F9 2-3	1-2 BB 1B	F7		G4-3 1-2f			2B 1B		5	0	2	0	0	0	7
Jose Cruz, L (1, 7) OBP: 0.319, SLG: 0.301	HR 3-H 1B	BBBB 1-2 BB		F7		F3		1-3 2B		4	1	2	1	1	0	0
Glenn Davis, R (1, 3) OBP: 0.338, SLG: 0.526	1-H HR	F6		4-3		G1-6-3 1B		4-3		5	1	2	2	0	0	4
Kevin Bass, S (1, 8) OBP: 0.349, SLG: 0.448	F8 2B		S 2B 1B	F9		G1-6-3 1-2f		G3		5	1	2	0	0	0	3
Denny Walling, L (1, 5) OBP: 0.351, SLG: 0.374	F8 2-3		BBBB 2B 1-2 BB		BB 1B BB 1B		6-3		4-3	4	1	1	0	1	0	1
Alan Ashby, S (1, 2) OBP: 0.330, SLG: 0.378	F8		1-3 2-H 2B		BB BB 1-2 1B		3-1		K2-3	5	0	2	1	0	1	1
Bert Pena, R (1, 6) OBP: 0.364, SLG: 0.263		E9 1B	6-3		BBBB BB 1-2 2-3 BB		1B		6-3	4	1	2	0	1	0	2
Jim Deshaies, L (1, 1)		SSS K	SSS K		SSS K		SSS K			4	0	0	0	0	4	7
Aurelio Lopez, R (8, 1)										1	0	0	0	0	0	1
Inning Stats	R: 3 E: 0 K: 0 S: 7 H: 4 LOB: 1 BB: 0 P: 7	R: 1 E: 1 K: 1 S: 7 H: 2 LOB: 2 BB: 1 P: 11	R: 1 E: 0 K: 1 S: 7 H: 2 LOB: 3 BB: 2 P: 15	R: 0 E: 0 K: 0 S: 3 H: 0 LOB: 0 BB: 0 P: 3	R: 1 E: 0 K: 1 S: 6 H: 2 LOB: 2 BB: 2 P: 14	R: 0 E: 0 K: 0 S: 3 H: 1 LOB: 0 BB: 0 P: 3	R: 0 E: 0 K: 1 S: 6 H: 1 LOB: 1 BB: 0 P: 6	R: 0 E: 0 K: 0 S: 5 H: 2 LOB: 2 BB: 0 P: 5	R: 0 E: 0 K: 1 S: 6 H: 1 LOB: 1 BB: 0 P: 6	1B: 10 2B: 4 3B: 0 HR: 1 SF: 0 SAC: 0 DP: 2 HBP: 0						

	AB	40
	R	6
	H	15
	RBI	6
	BB	5
	SO	5
	LOB	26

WP: 0 PB: 0 SB: 1 CS: 0 PA: 45

PITCHER		IP	WLS	BF	H	R	ER	SO	BB	IBB	HBP	BLK	WP	HR	S	P	ERA	WHIP
Mario Soto, R ERA: 3.97	(1, 1)	1.0	L	7	4	3	3	0	0	0	0	0	0	1	7	7	27.00	4.000
Joe Price, L ERA: 4.11	(2, 1)	3.0		16	4	2	1	2	2	1	0	0	0	0	17	29	3.00	2.000
Scott Terry, R ERA: 6.14	(5, 1)	2.0		9	3	1	1	1	2	0	0	0	0	0	9	17	4.50	2.500
Ted Power, R ERA: 4.18	(7, 1)	2.0		9	3	0	0	1	0	0	0	0	0	0	11	11	0.00	1.500
John Franco, L ERA: 2.54	(9, 1)	1.0		4	1	0	0	1	0	0	0	0	0	0	6	6	0.00	1.000

PITCHER	IP	WLS	BF	H	R	ER	SO	BB	IBB	HBP	BLK	WP	HR	S	P	ERA	WHIP

Houston Astros @ Cincinnati Reds

Riverfront Stadium, Cincinnati, OH

Thu Jun 19 1986, 7:05 PM EDT

Att. 25,920 - Unknown

BOTTOM

Batter	1	2	3	4	5	6	7	8	9	AB	R	H	RBI	BB	SO	LOB
Tracy Jones, R (1, 7) OBP: 0.382, SLG: 0.459	HR		4-3	F9			F6		F4	5	1	1	1	0	0	2
Dave Concepcion, R (1, 6) OBP: 0.314, SLG: 0.326	L9		1B		F8		1B		E6	5	0	2	0	0	0	0
Dave Parker, L (1, 9) OBP: 0.347, SLG: 0.510	F7		F2		F9		FC5-4		G3	5	0	2	0	0	0	2
Eric Davis, R (1, 8) OBP: 0.306, SLG: 0.412	F9		K		F9		F4		K	5	0	0	0	0	2	5
Buddy Bell, R (1, 5) OBP: 0.314, SLG: 0.344		F8		5-3	5-3		FC5-4			4	0	0	0	0	0	3
Tony Perez, R (1, 3) OBP: 0.274, SLG: 0.170		FC4-6 BB		1B 2B BB		F2		F8		2	1	0	0	2	0	0
Bo Diaz, R (1, 2) OBP: 0.323, SLG: 0.359		FC4-6 BB		2B 1B		F8		2B		3	0	2	0	1	0	0
Ron Oester, S (1, 4) OBP: 0.307, SLG: 0.372		FC4-6		2B		1B		F7		4	0	2	1	0	0	3
Mario Soto, R (1, 1) OBP: 0.053, SLG: 0.053		K		K		K		4-3		0	0	0	0	0	0	0
Joe Price, R (2, 1) OBP: 0.200, SLG: 0.200										1	0	0	0	0	1	2
Kurt Stillwell, S (4, PH) OBP: 0.282, SLG: 0.216										1	0	0	0	0	1	2
Scott Terry, R (5, 1)										0	0	0	0	0	0	0
Wade Rowdon, R (6, PH) OBP: 0.320, SLG: 0.364										1	0	0	0	0	1	1
Ted Power, R (7, 1)										0	0	0	0	0	0	0
Eddie Milner, L (8, PH) OBP: 0.293, SLG: 0.377										1	0	0	0	0	0	1
John Franco, L (9, 1)										0	0	0	0	0	0	0
Inning Stats	R: 1 E: 0 K: 0 S: 4 H: 1 LOB: 0 BB: 0 P: 4	R: 0 E: 0 K: 1 S: 5 H: 0 LOB: 2 BB: 2 P: 13	R: 0 E: 0 K: 1 S: 6 H: 1 LOB: 1 BB: 0 P: 6	R: 1 E: 0 K: 1 S: 7 H: 2 LOB: 2 BB: 1 P: 11	R: 0 E: 0 K: 0 S: 4 H: 1 LOB: 1 BB: 0 P: 4	R: 0 E: 0 K: 1 S: 6 H: 1 LOB: 1 BB: 0 P: 6	R: 0 E: 0 K: 0 S: 5 H: 2 LOB: 2 BB: 0 P: 5	R: 0 E: 0 K: 0 S: 4 H: 1 LOB: 1 BB: 0 P: 4	R: 0 E: 2 K: 1 S: 6 H: 0 LOB: 1 BB: 0 P: 6	1B: 5 2B: 3 3B: 0 HR: 1 SF: 0 SAC: 0 DP: 0 HBP: 0						WP: 0 PB: 0 SB: 0 CS: 0 PA: 40

livebaseballscorecards.com

AB	37
R	2
H	9
RBI	2
BB	3
SO	5
LOB	21

PITCHER		IP	WLS	BF	H	R	ER	SO	BB	IBB	HBP	BLK	WP	HR	S	P	ERA	WHIP
Jim Deshaies, L ERA: 4.2	(1, 1)	7.0	W	32	8	2	2	4	3	0	0	0	0	1	37	49	2.57	1.571
Aurelio Lopez, R ERA: 0.77	(8, 1)	2.0		8	1	0	0	1	0	0	0	0	0	0	10	10	0.00	0.500

PITCHER	IP	WLS	BF	H	R	ER	SO	BB	IBB	HBP	BLK	WP	HR	S	P	ERA	WHIP

Batter	1	2	3	4	5	6	7	8	9	AB	R	H	RBI	BB	SO	LOB
Bill Doran, S (1, 4) OBP: 0.374, SLG: 0.380	4-3		BB			BB		F9		2	0	0	0	2	0	0
Billy Hatcher, R (1, 8) OBP: 0.293, SLG: 0.348	5-3		F3			F9			K	3	0	0	0	0	0	2
Terry Puhl, L (9, PH) OBP: 0.290, SLG: 0.319										1	0	0	0	0	1	0
Phil Garner, R (1, 5) OBP: 0.374, SLG: 0.519	K			F2		F4			BB	3	0	0	0	1	1	1
Glenn Davis, R (1, 3) OBP: 0.333, SLG: 0.517		F8		L6			6-3		F6	4	0	0	0	0	0	1
Kevin Bass, S (1, 9) OBP: 0.348, SLG: 0.458		F3		F3			HR		F9	4	1	1	1	0	0	1
Jose Cruz, L (1, 7) OBP: 0.320, SLG: 0.301		1B			F7		F6			3	0	1	0	0	0	0
Mark Bailey, S (1, 2) OBP: 0.314, SLG: 0.301		F3			K		5-3			3	0	0	0	0	1	1
Bert Pena, R (1, 6) OBP: 0.333, SLG: 0.238			K		5-3			K		2	0	0	0	0	1	0
Craig Reynolds, L (8, PH) OBP: 0.308, SLG: 0.414										1	0	0	0	0	1	0
(8, 6)																
Bob Knepper, L (1, 1) OBP: 0.065, SLG: 0.065			K			K		K		2	0	0	0	0	2	0
Denny Walling, L (8, PH) OBP: 0.349, SLG: 0.371										1	0	0	0	0	1	0
Aurelio Lopez, R (8, 1)										0	0	0	0	0	0	0
Inning Stats	R: 0 E: 0 K: 1 S: 5 H: 0 LOB: 0 BB: 0 P: 5	R: 0 E: 0 K: 0 S: 4 H: 1 LOB: 1 BB: 0 P: 4	R: 0 E: 0 K: 2 S: 7 H: 0 LOB: 1 BB: 1 P: 11	R: 0 E: 0 K: 0 S: 3 H: 0 LOB: 0 BB: 0 P: 3	R: 0 E: 0 K: 1 S: 5 H: 0 LOB: 0 BB: 0 P: 5	R: 0 E: 0 K: 1 S: 5 H: 0 LOB: 1 BB: 1 P: 9	R: 1 E: 0 K: 0 S: 4 H: 1 LOB: 0 BB: 0 P: 4	R: 0 E: 0 K: 2 S: 7 H: 0 LOB: 0 BB: 0 P: 7	R: 0 E: 0 K: 1 S: 5 H: 0 LOB: 1 BB: 1 P: 9	1B: 1 2B: 0 3B: 0 HR: 1 SF: 0 SAC: 0 DP: 0 HBP: 0						

PITCHER		IP	WLS	BF	H	R	ER	SO	BB	IBB	HBP	BLK	WP	HR	S	P	ERA	WHIP
Vida Blue, L ERA: 3.22	(1, 1)	7.0	W	25	2	1	1	5	2	0	0	0	0	1	33	41	1.29	0.571
Juan Berenguer, R ERA: 2.29	(8, 1)	2.0	S	7	0	0	0	3	1	0	0	0	0	0	12	16	0.00	0.500

PITCHER	IP	WLS	BF	H	R	ER	SO	BB	IBB	HBP	BLK	WP	HR	S	P	ERA	WHIP

TOP

Houston Astros @ San Francisco Giants

Candlestick Park, San Francisco, CA

Fri Jun 20 1986, 10:05 PM EDT

Att. 25,116 - Unknown

livebaseballscorecards.com

AB	29
R	1
H	2
RBI	1
BB	3
SO	8
LOB	6

WP: 0 PB: 0 SB: 0 CS: 0 PA: 32

Houston Astros @ San Francisco Giants

Candlestick Park, San Francisco, CA

Fri Jun 20 1986, 10:05 PM EDT

Att. 25,116 - Unknown

BOTTOM

livebaseballscorecards.com

Batter	1	2	3	4	5	6	7	8	9	AB	R	H	RBI	BB	SO	LOB
Randy Kutcher, R (1, 8) OBP: 0.333, SLG: 0.667	E 1B		K		1-3		F4 1-2			4	0	1	0	0	1	3
Robby Thompson, R (1, 4) OBP: 0.316, SLG: 0.336	K 1-2			S 1B		6-3		F8 S 1B 1B		4	1	2	0	0	1	1
Jeffrey Leonard, R (1, 7) OBP: 0.343, SLG: 0.433	F4			5-3 1-2		F3		F3		4	0	0	0	0	0	3
Chili Davis, S (1, 9) OBP: 0.368, SLG: 0.479	L3			K		6-3		F8 1-3		4	0	0	0	0	1	3
Chris Brown, R (1, 5) OBP: 0.382, SLG: 0.474		F8		F6			SH FC6-4 1B	CS 1B 3-H		4	1	2	1	0	0	1
Bob Brenly, R (1, 3) OBP: 0.383, SLG: 0.335 Mike Aldrete, L (9, 3) OBP: 0.333, SLG: 0.310		F9			FC6-4 1B SH1-3 1B		SH FC6-4 SH2-3 1-3	CS 1-2		2 0	1 0	1 0	0 0	0 0	0 0	0 0
Bob Melvin, R (1, 2) OBP: 0.255, SLG: 0.365		6-3			FC6-4 1-2		SH2-3 1-2			2	0	1	0	0	0	0
Jose Uribe, S (1, 6) OBP: 0.315, SLG: 0.290			6-3		FC6-4 SH1-3 1-2f 2-3		FC6-4 IBB			2	0	0	0	1	0	2
Vida Blue, S (1, 1) Candy Maldonado, R (7, PH) OBP: 0.283, SLG: 0.462 Juan Berenguer, R (8, 1)			4-3		SH1-3 1-2 3-H		FC6-4 S 1-2f 2-3 3-H			1 1 0	0 0 0	0 0 0	1 1 0	0 0 0	0 0 0	0 2 0

	AB	28
	R	3
	H	7
	RBI	3
	BB	1
	SO	3
	LOB	15

Inning Stats	1	2	3	4	5	6	7	8	9
	R: 0 H: 1 E: 1 LOB: 1 K: 1 BB: 0 S: 6 P: 6	R: 0 H: 0 E: 0 LOB: 0 K: 0 BB: 0 S: 3 P: 3	R: 0 H: 0 E: 0 LOB: 0 K: 1 BB: 0 S: 5 P: 5	R: 0 H: 1 E: 0 LOB: 1 K: 1 BB: 0 S: 6 P: 6	R: 1 H: 2 E: 0 LOB: 1 K: 0 BB: 0 S: 5 P: 5	R: 0 H: 0 E: 0 LOB: 0 K: 0 BB: 0 S: 3 P: 3	R: 1 H: 1 E: 1 LOB: 2 K: 0 BB: 1 S: 5 P: 9	R: 1 H: 2 E: 0 LOB: 0 K: 0 BB: 0 S: 4 P: 4	

	1B: 7	SF: 0	WP: 0	PA: 33
	2B: 0	SAC: 3	PB: 0	
	3B: 0	DP: 0	SB: 3	
	HR: 0	HBP: 0	CS: 1	

PITCHER		IP	WLS	BF	H	R	ER	SO	BB	IBB	HBP	BLK	WP	HR	S	P	ERA	WHIP
Bob Knepper, L ERA: 2.41	(1, 1)	7.0	L	28	5	2	1	3	0	1	0	0	0	0	33	37	1.29	0.714
Aurelio Lopez, R ERA: 1.42	(8, 1)	1.0		4	2	1	1	0	0	0	0	0	0	0	4	4	9.00	2.000

PITCHER	IP	WLS	BF	H	R	ER	SO	BB	IBB	HBP	BLK	WP	HR	S	P	ERA	WHIP

Batter	1	2	3	4	5	6	7	8	9	AB	R	H	RBI	BB	SO	LOB
Bill Doran, S (1, 4) OBP: 0.372, SLG: 0.378	5-3		F7		4-3			E BLK 1B		4	0	1	0	0	0	0
Craig Reynolds, L (1, 6) OBP: 0.317, SLG: 0.421	L6-4 BB 1B		FC6-4 1B			K		F8 1-2		3	0	2	0	0	1	0
Phil Garner, R (8, PH) OBP: 0.372, SLG: 0.516										1	0	0	0	0	0	1
Dave Smith, R (8, 1)										0	0	0	0	0	0	0
Jose Cruz, L (1, 7) OBP: 0.318, SLG: 0.296	BBBB 1-2 BB		FC6-4 1-2			1-3		E9 S 2-3		3	0	0	0	1	0	2
Billy Hatcher, R (8, PR) OBP: 0.293, SLG: 0.348										0	0	0	0	0	0	0
(8, 7)																
Glenn Davis, R (1, 3) OBP: 0.328, SLG: 0.508	L6-4 2-3		K			5-3		P3 1-2		4	0	0	0	0	1	5
Kevin Bass, S (1, 8) OBP: 0.342, SLG: 0.450		3-1		F8			F5	F9		4	0	0	0	0	0	3
Denny Walling, L (1, 5) OBP: 0.359, SLG: 0.390		4-3 2B		G4-6-3 1B			1B		F7	4	0	3	0	0	0	0
Terry Puhl, L (1, 9) OBP: 0.281, SLG: 0.308		4-3 2-3		G4-6-3 1-2f			F8		K	4	0	0	0	0	1	3
Alan Ashby, S (1, 2) OBP: 0.337, SLG: 0.369		IIII IBB			F8		K		BB	2	0	0	0	2	1	1
Tony Walker, R (9, PR) OBP: 0.269, SLG: 0.311										0	0	0	0	0	0	0
Mark Knudson, R (1, 1)		K			K			HR	K	2	0	0	0	0	2	2
Jim Pankovits, R (8, PH) OBP: 0.297, SLG: 0.382										1	1	1	1	0	0	0
Bert Pena, R (8, 6) OBP: 0.333, SLG: 0.238										0	0	0	0	0	0	0
Mark Bailey, S (9, PH) OBP: 0.313, SLG: 0.299										1	0	0	0	0	1	1
Inning Stats	R: 0 E: 0 K: 0 S: 3 H: 1 LOB: 1 BB: 1 P: 7	R: 0 E: 0 K: 1 S: 6 H: 1 LOB: 2 BB: 1 P: 10	R: 0 E: 0 K: 1 S: 6 H: 1 LOB: 1 BB: 0 P: 6	R: 0 E: 0 K: 0 S: 3 H: 1 LOB: 0 BB: 0 P: 3	R: 0 E: 0 K: 1 S: 5 H: 0 LOB: 0 BB: 0 P: 5	R: 0 E: 0 K: 1 S: 5 H: 0 LOB: 0 BB: 0 P: 5	R: 0 E: 0 K: 1 S: 6 H: 1 LOB: 1 BB: 0 P: 6	R: 1 E: 1 K: 0 S: 6 H: 2 LOB: 3 BB: 0 P: 6	R: 0 E: 0 K: 2 S: 7 H: 0 LOB: 1 BB: 1 P: 11	1B: 5 2B: 2 3B: 0 HR: 1	SF: 0 SAC: 0 DP: 2 HBP: 0						

TOP

Houston Astros @ San Francisco Giants

Candlestick Park, San Francisco, CA

Sat Jun 21 1986, 6:33 AM EDT

Att. 24,927 - Unknown

livebaseballscorecards.com

AB	33
R	1
H	7
RBI	1
BB	3
SO	7
LOB	18

WP: 0 PB: 0 SB: 1 CS: 0 PA: 36

PITCHER		IP	WLS	BF	H	R	ER	SO	BB	IBB	HBP	BLK	WP	HR	S	P	ERA	WHIP
Scott Garrelts, R ERA: 3.06	(1, 1)	7.0	W	28	7	1	1	5	1	1	0	0	0	1	36	44	1.29	1.143
Chuck Hensley, L ERA: 2.25	(8, 1)	0.1		2	0	0	0	0	0	0	0	1	0	0	2	2	0.00	0.000
Juan Berenguer, R ERA: 2.19	(8, 1)	1.2	S	6	0	0	0	2	1	0	0	0	0	0	9	13	0.00	0.600

PITCHER	IP	WLS	BF	H	R	ER	SO	BB	IBB	HBP	BLK	WP	HR	S	P	ERA	WHIP

Batter	1	2	3	4	5	6	7	8	9	AB	R	H	RBI	BB	SO	LOB
Randy Kutcher, R (1, 8) OBP: 0.308, SLG: 0.615	1B 2B		F8		5-3	6-3				4	1	1	0	0	0	2
Robby Thompson, R (1, 4) OBP: 0.316, SLG: 0.336	L3		F8		FC6-4 BB 1B		F9			3	0	1	0	0	0	1
Mike Woodard, L (7, 4) OBP: 0.357, SLG: 0.261										1	0	0	0	0	0	0
Jeffrey Leonard, R (1, 7) OBP: 0.342, SLG: 0.430	K			E8 2B 1B	K		F9			4	1	1	0	0	2	2
Chili Davis, S (1, 9) OBP: 0.374, SLG: 0.486	CS S 1B			2B 2B	FC6-4 BB		F8			3	0	2	2	1	0	0
Chris Brown, R (1, 5) OBP: 0.384, SLG: 0.469	BB			F9	FC6-4			S BB		2	0	0	0	2	0	3
Mike Aldrete, L (1, 3) OBP: 0.342, SLG: 0.339	CS	P6		2B		1B 1B		K		4	0	2	0	0	1	1
Bob Melvin, R (1, 2) OBP: 0.264, SLG: 0.364		K		IBB		1B		K		3	0	1	0	1	2	1
Jose Uribe, S (1, 6) OBP: 0.314, SLG: 0.286		G3		F9		F9		IBB		3	0	0	0	1	0	5
Scott Garrelts, R (1, 1) OBP: 0.152, SLG: 0.182			F7	F7		K		K		3	0	0	0	0	1	5
Chuck Hensley, L (8, 1)										0	0	0	0	0	0	0
Juan Berenguer, R (8, 1)										1	0	0	0	0	1	2
Inning Stats	R: 1 E: 0 K: 1 S: 6 H: 2 LOB: 1 BB: 1 P: 10	R: 0 E: 0 K: 1 S: 5 H: 0 LOB: 0 BB: 0 P: 5	R: 0 E: 0 K: 0 S: 3 H: 0 LOB: 0 BB: 0 P: 3	R: 1 E: 1 K: 0 S: 6 H: 3 LOB: 3 BB: 1 P: 10	R: 0 E: 0 K: 1 S: 6 H: 1 LOB: 2 BB: 1 P: 10	R: 0 E: 0 K: 1 S: 7 H: 2 LOB: 2 BB: 0 P: 7	R: 0 E: 0 K: 0 S: 3 H: 0 LOB: 0 BB: 0 P: 3	R: 0 E: 0 K: 3 S: 9 H: 0 LOB: 2 BB: 2 P: 17		1B: 5 2B: 3 3B: 0 HR: 0 SF: 0 SAC: 0 DP: 0 HBP: 0						

PITCHER	IP	WLS	BF	H	R	ER	SO	BB	IBB	HBP	BLK	WP	HR	S	P	ERA	WHIP
Mark Knudson, R (1, 1) ERA: 2.57	7.0	L	31	8	2	2	4	2	1	0	0	0	0	36	48	2.57	1.429
Dave Smith, R (8, 1) ERA: 2.19	1.0		5	0	0	0	3	1	1	0	0	0	0	9	17	0.00	1.000

PITCHER	IP	WLS	BF	H	R	ER	SO	BB	IBB	HBP	BLK	WP	HR	S	P	ERA	WHIP

BOTTOM

Houston Astros @ San Francisco Giants

Candlestick Park, San Francisco, CA

Sat Jun 21 1986, 6:33 AM EDT

Att. 24,927 - Unknown

livebaseballscorecards.com

AB	31
R	2
H	8
RBI	2
BB	5
SO	7
LOB	22

Batter	1	2	3	4	5	6	7	8	9	AB	R	H	RBI	BB	SO	LOB
Bill Doran, S (1, 4) OBP: 0.374, SLG: 0.384	S S S 0-3 ① K		x 0-0 CS 1B			S S S 0-3 ② K		x 0-0 FC6-4 2B		4	0	2	0	0	2	0
Billy Hatcher, R (1, 8) OBP: 0.292, SLG: 0.345	x 0-0 ② F8		x 0-0 ②③ 2-3 1-2			x 0-0 S 1B		x 0-0 ② 5-3		4	0	1	0	0	0	2
Jose Cruz, L (1, 7) OBP: 0.317, SLG: 0.291	x 0-0 E3			x 0-0 ① 6-3		S S S 0-3 ③ K 1-2		B B B B 4-0 FC6-4 BB		3	0	0	0	1	1	1
Glenn Davis, R (1, 3) OBP: 0.327, SLG: 0.504	x 0-0 ③ P3			x 0-0 ② F8			x 0-0 2B 1B	x 0-0 ③ FC6-4 1-2 2-3		4	0	1	0	0	0	3
Kevin Bass, S (1, 9) OBP: 0.345, SLG: 0.471		x 0-0 SF9 3B		S S S 0-3 ③ K			x 0-0 ① P6		x 0-0 HR	4	2	2	1	0	1	1
Craig Reynolds, L (1, 6) OBP: 0.306, SLG: 0.410		x 0-0 ① SF9 3-H			x 0-0 ① F9		x 0-0 ② P4		x 0-0 ① F8	3	0	0	1	0	0	1
Denny Walling, L (1, 5) OBP: 0.357, SLG: 0.393		x 0-0 ② F8			x 0-0 ② F7		x 0-0 1-3 2B		x 0-0 ② F5	4	0	1	0	0	0	0
Alan Ashby, S (1, 2) OBP: 0.330, SLG: 0.360 Larry Andersen, R (5, 1) Terry Puhl, L (7, PH) OBP: 0.279, SLG: 0.305 Aurelio Lopez, R (7, 1) Phil Garner, R (9, PH) OBP: 0.370, SLG: 0.513		S S S 0-3 ③ K			S S S 0-3 ③ K		x 0-0 ③ F2		x 0-0 ③ P5	2 0 1 0 1	0 0 0 0 0	0 0 0 0 0	0 0 0 0 0	2 0 0 0 0	0 0 2 0 0	0 0 0 0 0
Manny Hernandez, R (1, 1) Mark Bailey, S (5, 2) OBP: 0.309, SLG: 0.295			x 0-0 ① 1-3			S S S 0-3 ① K		x 0-0 ① F8		1 2	0 0	0 0	0 0	0 0	0 1	0 0
Inning Stats	R: 0 E: 1 K: 1 S: 6 H: 0 LOB: 1 BB: 0 P: 6	R: 1 E: 0 K: 1 S: 6 H: 1 LOB: 0 BB: 0 P: 6	R: 0 E: 0 K: 0 S: 3 H: 1 LOB: 0 BB: 0 P: 3	R: 0 E: 0 K: 1 S: 5 H: 0 LOB: 0 BB: 0 P: 5	R: 0 E: 0 K: 1 S: 5 H: 0 LOB: 0 BB: 0 P: 5	R: 0 E: 0 K: 3 S: 10 H: 1 LOB: 1 BB: 0 P: 10	R: 0 E: 0 K: 0 S: 5 H: 2 LOB: 2 BB: 0 P: 5	R: 0 E: 0 K: 0 S: 4 H: 1 LOB: 2 BB: 1 P: 8	R: 1 E: 0 K: 0 S: 4 H: 1 LOB: 0 BB: 0 P: 4	1B: 3 2B: 2 3B: 1 HR: 1 SF: 1 SAC: 0 DP: 0 HBP: 0						

PITCHER	IP	WLS	BF	H	R	ER	SO	BB	IBB	HBP	BLK	WP	HR	S	P	ERA	WHIP
Mike Krukow, R (1, 1) ERA: 3.55	9.0	W	35	7	2	2	7	1	0	0	0	0	1	48	52	2.00	0.889

PITCHER	IP	WLS	BF	H	R	ER	SO	BB	IBB	HBP	BLK	WP	HR	S	P	ERA	WHIP

TOP

Houston Astros @ San Francisco Giants

Candlestick Park, San Francisco, CA

Sun Jun 22 1986, 6:33 AM EDT

Unknown

livebaseballscorecards.com

AB	33
R	2
H	7
RBI	2
BB	1
SO	7
LOB	10

WP: 0 PB: 0 SB: 1 CS: 1 PA: 35

BOTTOM

Houston Astros @ San Francisco Giants

Candlestick Park, San Francisco, CA

Sun Jun 22 1986, 6:33 AM EDT

Unknown

livebaseballscorecards.com

Batter	1	2	3	4	5	6	7	8	9	AB	R	H	RBI	BB	SO	LOB
Randy Kutcher, R (1, 8) OBP: 0.353, SLG: 0.765	G6-4-3 1B		HR		SH3-4 1-2		F7	K		4	1	2	1	0	1	1
Robby Thompson, R (1, 4) OBP: 0.323, SLG: 0.343	G6-4-3 1-2f		5-3 S 1B		CS 2-H 1B		FC5-4 1B 1B 1B			4	1	3	1	0	0	1
Jeffrey Leonard, R (1, 7) OBP: 0.348, SLG: 0.437	BB BB		5-3 1-3		2B 1-2 2B		FC5-4 1-2 1B			3	1	2	0	1	0	1
Chili Davis, S (1, 9) OBP: 0.376, SLG: 0.482	BB 1-2 BB		L3		2B IBB		FC5-4 1B 1-2 2-3			2	0	0	0	2	0	3
Chris Brown, R (1, 5) OBP: 0.386, SLG: 0.474	F8			F3	2B 1-3 2-H		1B 1-2 3-H			4	0	2	2	0	0	2
Harry Spilman, L (1, 3) OBP: 0.246, SLG: 0.397		F9		F9	K		F8			4	0	0	0	0	1	4
Mike Aldrete, L (8, 3) OBP: 0.342, SLG: 0.339										0	0	0	0	0	0	0
Bob Brenly, R (1, 2) OBP: 0.381, SLG: 0.330		F7		BB		F7		F9		3	0	0	0	1	0	0
Jose Uribe, S (1, 6) OBP: 0.308, SLG: 0.281		F8		F9		F9		G3		4	0	0	0	0	0	1
Mike Krukow, R (1, 1) OBP: 0.262, SLG: 0.250			F7		SH3-4 1B 1B		K		1B	4	1	2	0	0	1	0
Inning Stats	R: 0 E: 0 K: 0 S: 3 H: 1 LOB: 2 BB: 2 P: 11	R: 0 E: 0 K: 0 S: 3 H: 0 LOB: 0 BB: 0 P: 3	R: 1 E: 0 K: 0 S: 5 H: 2 LOB: 1 BB: 0 P: 5	R: 0 E: 0 K: 0 S: 3 H: 0 LOB: 1 BB: 1 P: 7	R: 2 E: 0 K: 1 S: 8 H: 4 LOB: 2 BB: 1 P: 12	R: 0 E: 0 K: 1 S: 5 H: 0 LOB: 0 BB: 0 P: 5	R: 1 E: 0 K: 0 S: 6 H: 3 LOB: 2 BB: 0 P: 6	R: 0 E: 0 K: 1 S: 6 H: 1 LOB: 1 BB: 0 P: 6		1B: 8 2B: 2 3B: 0 HR: 1	SF: 0 SAC: 1 DP: 1 HBP: 0					

	AB	32
	R	4
	H	11
	RBI	4
	BB	4
	SO	3
	LOB	13

WP: 0 PB: 0 SB: 1 CS: 1 PA: 37

PITCHER		IP	WLS	BF	H	R	ER	SO	BB	IBB	HBP	BLK	WP	HR	S	P	ERA	WHIP
Manny Hernandez, R ERA: 2.86	(1, 1)	4.2	L	22	6	3	3	0	3	1	0	0	0	1	18	34	5.79	1.929
Larry Andersen, R ERA: 3.44	(5, 1)	1.1		5	1	0	0	2	0	0	0	0	0	0	9	9	0.00	0.750
Aurelio Lopez, R ERA: 1.84	(7, 1)	2.0		10	4	1	1	1	0	0	0	0	0	0	12	12	4.50	2.000

PITCHER	IP	WLS	BF	H	R	ER	SO	BB	IBB	HBP	BLK	WP	HR	S	P	ERA	WHIP

Batter	1	2	3	4	5	6	7	8	9	AB	R	H	RBI	BB	SO	LOB
Bill Doran, S (1, 4) OBP: 0.372, SLG: 0.382	0-0 1B		0-0 P5 ③			0-0 6-3 ②		0-0 G3 ② 1-2 2-3		4	0	1	0	0	0	2
Billy Hatcher, R (1, 8) OBP: 0.291, SLG: 0.343	0-0 F7 ①			0-0 F8 ①		0-0 F9 ③		0-0 S 1B 2-H 3-H		4	0	1	2	0	0	1
Phil Garner, R (1, 5) OBP: 0.367, SLG: 0.503	0-0 F7 ②			B B B B 4-0 FC6-4 BB			0-0 4-3 ①	0-0 F8 ③ 1-2		3	0	0	0	1	0	2
Glenn Davis, R (1, 3) OBP: 0.323, SLG: 0.496	0-0 F7 ③			S S S 0-3 K ②			S S S 0-3 K ②		0-0 F8 ①	4	0	0	0	0	2	2
Kevin Bass, S (1, 9) OBP: 0.347, SLG: 0.470		0-0 F8 ①		0-0 FC6-4 ③ 1-2f			0-0 1B		B B B B 4-0 1B BB	3	0	1	0	1	0	1
Jim Pankovits, R (1, 7) OBP: 0.308, SLG: 0.389 Jose Cruz, L (7, PH) OBP: 0.319, SLG: 0.293 (7, 7) Tony Walker, R (9, PR) OBP: 0.269, SLG: 0.311		0-0 CS 1B			S S S 0-3 K ①		S S S 0-3 K ③		0-0 1B 1-3	2 2 0	0 0 0	1 1 0	0 0 0	0 1 0	1 1 0	0 1 0
Mark Bailey, S (1, 2) OBP: 0.302, SLG: 0.288		0-0 F9 ②③ 1-2			0-0 F9 ②			S S S 0-3 K ①	S S S 0-3 K ②	4	0	0	0	0	2	3
Bert Pena, R (1, 6) OBP: 0.308, SLG: 0.217 Craig Reynolds, L (8, PH) OBP: 0.310, SLG: 0.412 (8, 6)			S S S 0-3 K ①		0-0 P4 ③			0-0 G3 1B 1B	0-0 L3 ③	2 2	0 1	0 1	0 0	0 0	1 0	0 2
Mike Scott, R (1, 1) OBP: 0.098, SLG: 0.075 Denny Walling, L (8, PH) OBP: 0.361, SLG: 0.397 Dave Smith, R (8, 1)			S S S 0-3 K ②			0-0 F9 ①		0-0 G3 1-2 1B		2 1 0	0 1 0	0 1 0	0 0 0	0 0 0	1 0 0	0 0 0
Inning Stats	R: 0 E: 0 K: 0 S: 4 H: 1 LOB: 1 BB: 0 P: 4	R: 0 E: 0 K: 0 S: 3 H: 1 LOB: 0 BB: 0 P: 3	R: 0 E: 0 K: 2 S: 7 H: 0 LOB: 0 BB: 0 P: 7	R: 0 E: 0 K: 1 S: 5 H: 0 LOB: 1 BB: 1 P: 9	R: 0 E: 0 K: 1 S: 5 H: 0 LOB: 0 BB: 0 P: 5	R: 0 E: 0 K: 0 S: 3 H: 0 LOB: 0 BB: 0 P: 3	R: 0 E: 0 K: 2 S: 8 H: 1 LOB: 1 BB: 0 P: 8	R: 2 E: 0 K: 1 S: 8 H: 3 LOB: 1 BB: 0 P: 8	R: 0 E: 0 K: 1 S: 6 H: 1 LOB: 2 BB: 1 P: 10	1B: 7 2B: 0 3B: 0 HR: 0 SF: 0 SAC: 0 DP: 0 HBP: 0						

TOP

Houston Astros @ San Francisco Giants

Candlestick Park, San Francisco, CA

Sun Jun 22 1986, 6:38 AM EDT

Att. 47,030 - Unknown

livebaseballscorecards.com

AB	33
R	2
H	7
RBI	2
BB	2
SO	8
LOB	14

WP: 0 PB: 0 SB: 1 CS: 1 PA: 35

PITCHER		IP	WLS	BF	H	R	ER	SO	BB	IBB	HBP	BLK	WP	HR	S	P	ERA	WHIP
Mark Davis, L ERA: 1.91	(1, 1)	6.0		20	2	0	0	4	1	0	0	0	0	0	27	31	0.00	0.500
Jeff Robinson, R ERA: 3.97	(7, 1)	1.1		7	3	2	2	3	0	0	0	0	0	0	13	13	13.50	2.250
Juan Berenguer, R ERA: 2.13	(8, 1)	1.0	W	6	2	0	0	0	1	0	0	0	0	0	5	9	0.00	3.000
Chuck Hensley, L ERA: 1.93	(9, 1)	0.2	S	2	0	0	0	1	0	0	0	0	0	0	4	4	0.00	0.000

PITCHER	IP	WLS	BF	H	R	ER	SO	BB	IBB	HBP	BLK	WP	HR	S	P	ERA	WHIP

Batter	1	2	3	4	5	6	7	8	9	AB	R	H	RBI	BB	SO	LOB
Randy Kutcher, R (1, 8) OBP: 0.286, SLG: 0.619	P4		K		K		K 1-2			4	0	0	0	0	3	2
Juan Berenguer, R (8, 1)										0	0	0	0	0	0	0
Chuck Hensley, L (9, 1)										0	0	0	0	0	0	0
Robby Thompson, R (1, 4) OBP: 0.322, SLG: 0.339	5-3		K			E6 S 1B		BB 1B FC3-6 BB		3	2	0	0	1	1	1
Jeffrey Leonard, R (1, 7) OBP: 0.343, SLG: 0.430	6-3			F8		K		P4		4	0	0	0	0	1	2
Chili Davis, S (1, 9) OBP: 0.375, SLG: 0.480		F8		F8		CS 1-H 1B		FC3-6 1-2 BB 1B		3	0	1	1	0	0	0
Jeff Robinson, R (7, 1) OBP: 0.125, SLG: 0.143										0	0	0	0	0	0	0
Candy Maldonado, R (8, 8) OBP: 0.288, SLG: 0.466										1	0	1	0	0	0	0
Chris Brown, R (1, 5) OBP: 0.397, SLG: 0.480		S BB		2B 1B		1-2 1B		FC3-6 1-2 2-3 BB		2	1	2	0	2	0	0
Mike Aldrete, L (1, 3) OBP: 0.338, SLG: 0.348	K 1-2			1-H 2B		G3		FC3-6 1-2 2-3 3-H		4	0	1	2	0	1	4
Bob Melvin, R (1, 2) OBP: 0.254, SLG: 0.351	K			F9			L4	1-3		4	0	0	0	0	1	4
Jose Uribe, S (1, 6) OBP: 0.309, SLG: 0.282			F3		3-1		S 1B			3	0	1	0	0	0	0
Mark Davis, L (1, 1) OBP: 0.333, SLG: 0.667			2B		F8		F7			2	0	1	0	0	0	0
Joel Youngblood, R (7, 9) OBP: 0.390, SLG: 0.440										1	0	0	0	0	0	1
Inning Stats	R: 0 E: 0 K: 0 S: 3 H: 0 LOB: 0 BB: 0 P: 3	R: 0 E: 0 K: 2 S: 7 H: 0 LOB: 1 BB: 1 P: 11	R: 0 E: 0 K: 2 S: 8 H: 1 LOB: 1 BB: 0 P: 8	R: 1 E: 0 K: 0 S: 5 H: 2 LOB: 1 BB: 0 P: 5	R: 0 E: 0 K: 1 S: 5 H: 0 LOB: 0 BB: 0 P: 5	R: 1 E: 1 K: 1 S: 7 H: 2 LOB: 1 BB: 0 P: 7	R: 0 E: 0 K: 1 S: 6 H: 1 LOB: 1 BB: 0 P: 6	R: 1 E: 0 K: 0 S: 4 H: 1 LOB: 2 BB: 2 P: 12		1B: 5 2B: 2 3B: 0 HR: 0 SF: 0 SAC: 0 DP: 0 HBP: 0						

PITCHER		IP	WLS	BF	H	R	ER	SO	BB	IBB	HBP	BLK	WP	HR	S	P	ERA	WHIP
Mike Scott, R ERA: 2.51	(1, 1)	7.0		28	6	2	1	7	1	0	0	0	0	0	41	45	1.29	1.000
Dave Smith, R ERA: 2.45	(8, 1)	1.0	L	6	1	1	1	0	2	0	0	0	0	0	4	12	9.00	3.000

PITCHER	IP	WLS	BF	H	R	ER	SO	BB	IBB	HBP	BLK	WP	HR	S	P	ERA	WHIP

BOTTOM

Houston Astros @ San Francisco Giants

Candlestick Park, San Francisco, CA

Sun Jun 22 1986, 6:38 AM EDT

Att. 47,030 - Unknown

livebaseballscorecards.com

AB	31
R	3
H	7
RBI	3
BB	3
SO	7
LOB	14

WP: 0	PB: 0	SB: 3	CS: 1	PA:	34

Batter	1	2	3	4	5	6	7	8	9	AB	R	H	RBI	BB	SO	LOB
Tracy Jones, R (1, 7) OBP: 0.405, SLG: 0.493	S S 1B	G5-4-3 1-2f 2-3 3-H			F9	2-H 2B			FC6-4 1B	5	0	3	1	0	0	2
Dave Concepcion, R (1, 6) OBP: 0.315, SLG: 0.332	F9	F9			E6 S	F7			FC6-4 BB 1-2f 1B	5	1	0	0	0	0	4
Dave Parker, L (1, 9) OBP: 0.348, SLG: 0.494	K 1-2		BB		F5		F2		F5	4	0	0	0	1	1	3
Eric Davis, R (1, 8) OBP: 0.348, SLG: 0.455	S 2-3 BB		K		1-2 BB		S 1B		S 1B 1-2 1B BB	2	1	1	0	3	1	1
Buddy Bell, R (1, 5) OBP: 0.310, SLG: 0.343	F6 1-2		F7		F8		F5 1-2		1B 1-2 2-1 2-H 1B	5	0	1	1	0	0	6
Tony Perez, R (1, 3) OBP: 0.294, SLG: 0.207		E E BB BB	F9			E 2B	F8		1-3 2-H 1B	4	2	2	1	1	0	2
Bo Diaz, R (1, 2) OBP: 0.318, SLG: 0.352		E5 BB E 1-2 G5-4-3		K	F9			F9	2-1 3-H	4	1	0	0	0	1	2
Ron Oester, S (1, 4) OBP: 0.308, SLG: 0.363		E5 G5-4-3 BB 1-2 2-3		F9	E5 2B 2-H			K		4	1	0	0	0	1	2
Joe Price, R (1, 1) OBP: 0.286, SLG: 0.167 Scott Terry, R (5, 1) Wade Rowdon, R (6, PH) OBP: 0.308, SLG: 0.348 Carl Willis, L (6, 1) Max Venable, L (8, PH) OBP: 0.282, SLG: 0.329 Ted Power, R (8, 1)		G5-4-3 1-2 2-3 3-H BB		F8	F8			F4		1 0 1 0 1 0	0 0 0 0 0 0	0 0 0 0 0 0	1 0 0 0 0 0	1 0 0 0 0 0	0 0 0 0 0 0	0 0 1 0 0 0
Inning Stats	R: 0 E: 0 K: 1 S: 6 H: 1 LOB: 2 BB: 1 P: 10	R: 2 E: 2 K: 0 S: 4 H: 0 LOB: 1 BB: 2 P: 12	R: 0 E: 0 K: 1 S: 5 H: 0 LOB: 1 BB: 1 P: 9	R: 0 E: 0 K: 1 S: 5 H: 0 LOB: 0 BB: 0 P: 5	R: 0 E: 1 K: 0 S: 4 H: 0 LOB: 2 BB: 1 P: 8	R: 2 E: 1 K: 0 S: 6 H: 2 LOB: 1 BB: 0 P: 6	R: 0 E: 0 K: 0 S: 4 H: 1 LOB: 1 BB: 0 P: 4	R: 0 E: 0 K: 1 S: 5 H: 0 LOB: 0 BB: 0 P: 5	R: 2 E: 0 K: 0 S: 5 H: 3 LOB: 2 BB: 1 P: 9	1B: 5 2B: 2 3B: 0 HR: 0 SF: 0 SAC: 0 DP: 1 HBP: 0						

TOP

Cincinnati Reds @ Houston Astros

Astrodome, Houston, TX

Mon Jun 23 1986, 8:05 PM EDT

Att. 12,953 - Unknown

livebaseballscorecards.com

AB	36
R	6
H	7
RBI	4
BB	6
SO	4
LOB	23

PITCHER		IP	WLS	BF	H	R	ER	SO	BB	IBB	HBP	BLK	WP	HR	S	P	ERA	WHIP
Jim Deshaies, L ERA: 3.68	(1, 1)	6.1		31	4	4	0	3	5	0	0	0	0	0	32	52	0.00	1.421
Aurelio Lopez, R ERA: 2.65	(7, 1)	2.1		11	3	2	2	1	1	0	0	0	0	0	12	16	7.71	1.714
Larry Andersen, R ERA: 3.41	(9, 1)	0.1	W	1	0	0	0	0	0	0	0	0	0	0	0	0	0.00	0.000

PITCHER	IP	WLS	BF	H	R	ER	SO	BB	IBB	HBP	BLK	WP	HR	S	P	ERA	WHIP

Cincinnati Reds @ Houston Astros

Astrodome, Houston, TX

Mon Jun 23 1986, 8:05 PM EDT

Att. 12,953 - Unknown

BOTTOM

livebaseballscorecards.com

Batter	1	2	3	4	5	6	7	8	9	AB	R	H	RBI	BB	SO	LOB
Bill Doran, S (1, 4) OBP: 0.376, SLG: 0.381	1B S 1B 1B	F7 ②			BBB 4-0 WP S 1B BB	0-0 ① 4-3		BBB 4-0 BB		3	2	1	0	2	0	1
Billy Hatcher, R (1, 8) (9, 7) OBP: 0.288, SLG: 0.338	0-0 ① F5	0-0 1-2 1B			SSS 0-3 ① K 1-2	0-0 ② 4-3		0-0 ③ L3		5	0	1	0	0	1	4
Phil Garner, R (1, 5) OBP: 0.374, SLG: 0.500	BBBB 4-0 1B 1-2 1B BB	0-0 ③ F8			BBBB 4-0 1B 2B BB	0-0 ③ 5-3			0-0 HR 1B	3	3	1	0	2	0	2
Glenn Davis, R (1, 3) OBP: 0.324, SLG: 0.506	0-0 ② F7		0-0 ① 6-3		0-0 1-2 2-H 2B 1B		0-0 ① 5-3		0-0 1-H HR	5	2	2	3	0	0	2
Kevin Bass, S (1, 9) OBP: 0.353, SLG: 0.476	0-0 1B 1-2 2-3 1B		SSS 0-3 ② K		0-0 4-3 1-H 2-H 2B		H 1-0 G6-4-3 HBP			3	0	2	2	0	1	0
Jose Cruz, L (1, 7) OBP: 0.322, SLG: 0.294 Mark Bailey, S (9, 2) OBP: 0.302, SLG: 0.288	0-0 FC4 1-2 2-H 3-H 1B		0-0 ③ F7		4-0 4-3 IBB		0-0 ②③ G6-4-3 1-2f			3	0	1	2	1	0	1
										0	0	0	0	0	0	0
Dickie Thon, R (1, 6) OBP: 0.273, SLG: 0.311 Craig Reynolds, L (5, PH) (6, 6) OBP: 0.305, SLG: 0.405	0-0 ③ FC4 1-2f			0-0 ① 4-3	0-0 ② 4-3 1-2 2-3			0-0 ① 3-1		2	0	0	0	0	0	2
										2	0	0	0	0	0	2
Alan Ashby, S (1, 2) OBP: 0.337, SLG: 0.360 Tony Walker, R (8, PR) OBP: 0.269, SLG: 0.311 (9, 8)	SSS 0-3 ① K			0-0 ② 6-3	4-0 IBB			0-0 SH3-4 1B		3	0	1	0	1	1	0
										0	0	0	0	0	0	0
Jim Deshaies, L (1, 1) OBP: 0.118, SLG: 0.063 Aurelio Lopez, R (7, 1) Larry Andersen, R (9, 1)	0-0 1B 1B			SSS 0-3 ③ K	SSS 0-3 ③ K			0-0 ② SH3-4 1-2		3	0	1	0	0	2	3
										0	0	0	0	0	0	0
										0	0	0	0	0	0	0
Inning Stats	R: 2 E: 0 K: 0 S: 6 H: 3 LOB: 2 BB: 1 P: 10	R: 0 E: 0 K: 1 S: 7 H: 2 LOB: 2 BB: 0 P: 7	R: 0 E: 0 K: 1 S: 5 H: 0 LOB: 0 BB: 0 P: 5	R: 0 E: 0 K: 1 S: 5 H: 0 LOB: 0 BB: 0 P: 5	R: 3 E: 0 K: 2 S: 9 H: 2 LOB: 3 BB: 4 P: 25	R: 0 E: 0 K: 0 S: 3 H: 0 LOB: 0 BB: 0 P: 3	R: 0 E: 0 K: 0 S: 2 H: 0 LOB: 0 BB: 0 P: 3	R: 0 E: 0 K: 0 S: 4 H: 1 LOB: 2 BB: 1 P: 8	R: 2 E: 0 K: 0 S: 2 H: 2 LOB: 0 BB: 0 P: 2	1B: 8 2B: 1 3B: 0 HR: 1	SF: 0 SAC: 1 DP: 1 HBP: 1						

	AB	32
	R	7
	H	10
	RBI	7
	BB	6
	SO	5
	LOB	17

WP: 1 PA: 40
PB: 0
SB: 2
CS: 0

PITCHER		IP	WLS	BF	H	R	ER	SO	BB	IBB	HBP	BLK	WP	HR	S	P	ERA	WHIP
Joe Price, L ERA: 4.89	(1, 1)	4.1		23	7	5	5	4	3	0	0	0	1	0	28	40	10.38	2.308
Scott Terry, R ERA: 5.81	(5, 1)	0.2		4	0	0	0	1	0	2	0	0	0	0	4	12	0.00	0.000
Carl Willis, R ERA:	(6, 1)	2.0		6	0	0	0	0	0	0	1	0	0	0	5	6	0.00	0.000
Ted Power, R ERA: 5.13	(8, 1)	1.0	L	7	3	2	2	0	1	0	0	0	0	1	6	10	18.00	4.000

PITCHER		IP	WLS	BF	H	R	ER	SO	BB	IBB	HBP	BLK	WP	HR	S	P	ERA	WHIP

Batter	1	2	3	4	5	6	7	8	9	AB	R	H	RBI	BB	SO	LOB
Eddie Milner, L (1, 8) OBP: 0.298, SLG: 0.381	F8	FC6-4 1-2f		K			G3	F7		5	0	0	0	0	1	4
Pete Rose, S (1, 3) OBP: 0.315, SLG: 0.264	BB SF8		4-3		G3-6 BB		4-3		F8	2	1	0	0	2	0	0
Tracy Jones, R (9, PH) OBP: 0.400, SLG: 0.485										1	0	0	0	0	0	0
Dave Parker, L (1, 9) OBP: 0.349, SLG: 0.492	FC5 1-2		K		G3-6 1-2f		FC5		K	5	0	2	0	0	2	1
Eric Davis, R (1, 7) OBP: 0.356, SLG: 0.474	1-2 2-3		E1		K		1-2		HR	3	2	1	1	2	1	-1
Buddy Bell, R (1, 5) OBP: 0.312, SLG: 0.339	SF8 3-H		BB			F4	FC5 2-3f		BB	2	0	0	1	2	0	2
Dave Concepcion, R (1, 6) OBP: 0.312, SLG: 0.329	FC5 2-3f		F9			4-3 1B		5-3	K	5	1	1	0	0	1	4
Sal Butera, R (1, 2) OBP: 0.380, SLG: 0.350		FC1-6 BB		SH5-4 1B		4-3 1-2		1B BB		2	0	1	0	2	0	1
Ron Oester, S (1, 4) OBP: 0.307, SLG: 0.361		K		F7		2-H 1B		F9		4	0	1	1	0	1	3
Tom Browning, L (1, 1) OBP: 0.176, SLG: 0.176		FC1-6 FC6-4 1-2f		SH5-4 1-2		F6		1-3 1B		1	0	0	0	0	0	1
Kurt Stillwell, S (6, PH) OBP: 0.283, SLG: 0.212										1	0	0	0	0	0	1
Carl Willis, L (6, 1)										0	0	0	0	0	0	0
Max Venable, L (8, PH) OBP: 0.291, SLG: 0.338										1	0	1	0	0	0	0
Scott Terry, R (8, 1)										0	0	0	0	0	0	0
Inning Stats	R: 1 E: 0 K: 0 S: 4 H: 1 LOB: 2 BB: 2 P: 12	R: 0 E: 0 K: 1 S: 5 H: 0 LOB: 1 BB: 1 P: 9	R: 1 E: 1 K: 1 S: 6 H: 0 LOB: 1 BB: 1 P: 10	R: 0 E: 0 K: 1 S: 6 H: 1 LOB: 1 BB: 0 P: 6	R: 0 E: 0 K: 1 S: 4 H: 0 LOB: 0 BB: 1 P: 8	R: 1 E: 0 K: 0 S: 5 H: 2 LOB: 1 BB: 0 P: 5	R: 0 E: 0 K: 0 S: 4 H: 1 LOB: 2 BB: 1 P: 8	R: 0 E: 0 K: 0 S: 4 H: 1 LOB: 2 BB: 1 P: 8	R: 1 E: 0 K: 2 S: 8 H: 1 LOB: 1 BB: 1 P: 12	1B: 6 2B: 0 3B: 0 HR: 1 SF: 1 SAC: 1 DP: 1 HBP: 0						

PITCHER	IP	WLS	BF	H	R	ER	SO	BB	IBB	HBP	BLK	WP	HR	S	P	ERA	WHIP
Nolan Ryan, R (1, 1) ERA: 4.97	5.0	W	22	2	2	1	4	5	0	0	0	0	0	25	45	1.80	1.400
Mark Knudson, R (6, 1) ERA: 2.7	3.0		15	4	1	1	0	2	0	0	0	0	0	13	21	3.00	2.000
Frank DiPino, L (9, 1) ERA: 3.19	1.0		5	1	1	1	2	1	0	0	0	0	1	8	12	9.00	2.000

PITCHER	IP	WLS	BF	H	R	ER	SO	BB	IBB	HBP	BLK	WP	HR	S	P	ERA	WHIP

TOP

Cincinnati Reds @ Houston Astros

Astrodome, Houston, TX

Tue Jun 24 1986, 8:05 PM EDT

Att. 17,487 - Unknown

livebaseballscorecards.com

AB	32
R	4
H	7
RBI	3
BB	8
SO	6
LOB	16

WP: 0 PB: 0 SB: 0 CS: 0 PA: 42

Batter	1	2	3	4	5	6	7	8	9	AB	R	H	RBI	BB	SO	LOB
Bill Doran, S (1, 4) OBP: 0.373, SLG: 0.378	6-3		FC1-5 CS 2-3		FC5-4 S E 1-2f 2-3	G1-4-3 1-2f		1B		5	1	1	0	0	0	5
Billy Hatcher, R (1, 8) (9, 7) OBP: 0.285, SLG: 0.333	E S SF7 1B		CS 1-2	F7	E7 1B 1-H 3-H		K	6-3		5	2	1	0	0	1	1
Phil Garner, R (1, 5) OBP: 0.371, SLG: 0.497	SF7 1-H			5-3	HR 3-H 1B		F8			3	1	1	2	0	0	0
Glenn Davis, R (1, 3) OBP: 0.330, SLG: 0.525	F7			FC5 1B 1B	1-H HR		2B 2B			4	2	3	2	0	0	0
Kevin Bass, S (1, 9) OBP: 0.359, SLG: 0.478		F8		1-2 1B	S 1B		2B BB			3	1	2	0	1	0	0
Jose Cruz, L (1, 7) OBP: 0.321, SLG: 0.298 Tony Walker, R (9, 8) OBP: 0.269, SLG: 0.311	6-3			FC5 2-3f	4-3 1-2		1-H 2-H 2B			4 0	0 0	1 0	2 0	0 0	0 0	3 0
Dickie Thon, R (1, 6) OBP: 0.272, SLG: 0.309		K			5-3	1B 1B	F8			4	0	1	0	0	1	1
John Mizerock, L (1, 2) OBP: 0.556, SLG: 0.333			FC1-5 SH1-4 BB		FC5-4 BB E BB	G1-4-3 1-3 1B		G4-6-3 1B		2	1	2	0	2	0	0
Nolan Ryan, R (1, 1) OBP: 0.200, SLG: 0.167 Mark Knudson, R (6, 1) Terry Puhl, L (8, PH) OBP: 0.277, SLG: 0.303 Frank DiPino, L (9, 1) OBP: 0.250, SLG: 0.250			SH1-4 1-2		FC5-4 1-2 BB	F4		G4-6-3 1-2f		0 1 1 0	0 0 0 0	0 0 0 0	0 0 0 0	1 0 0 0	0 0 0 0	0 2 1 0
Inning Stats	R: 1 H: 1 E: 0 LOB: 0 K: 0 BB: 0 S: 4 P: 4	R: 0 H: 0 E: 0 LOB: 0 K: 1 BB: 0 S: 5 P: 5	R: 0 H: 0 E: 0 LOB: 0 K: 0 BB: 1 S: 2 P: 6	R: 0 H: 2 E: 0 LOB: 2 K: 0 BB: 0 S: 5 P: 5	R: 5 H: 3 E: 1 LOB: 1 K: 0 BB: 2 S: 7 P: 15	R: 0 H: 2 E: 0 LOB: 1 K: 0 BB: 0 S: 4 P: 4	R: 2 H: 2 E: 0 LOB: 1 K: 1 BB: 1 S: 7 P: 11	R: 0 H: 2 E: 0 LOB: 1 K: 0 BB: 0 S: 4 P: 4		1B: 9 SF: 1 2B: 2 SAC: 1 3B: 0 DP: 2 HR: 1 HBP: 0						

PITCHER		IP	WLS	BF	H	R	ER	SO	BB	IBB	HBP	BLK	WP	HR	S	P	ERA	WHIP
Tom Browning, L ERA: 4.74	(1, 1)	5.0	L	24	6	6	0	1	3	0	0	0	0	1	23	35	0.00	1.800
Carl Willis, R ERA: 3.86	(6, 1)	2.0		10	4	2	2	1	1	0	0	0	0	0	11	15	9.00	2.500
Scott Terry, R ERA: 5.63	(8, 1)	1.0		4	2	0	0	0	0	0	0	0	0	0	4	4	0.00	2.000

PITCHER	IP	WLS	BF	H	R	ER	SO	BB	IBB	HBP	BLK	WP	HR	S	P	ERA	WHIP

BOTTOM

Cincinnati Reds @ Houston Astros

Astrodome, Houston, TX

Tue Jun 24 1986, 8:05 PM EDT

Att. 17,487 - Unknown

livebaseballscorecards.com

AB	32
R	8
H	12
RBI	6
BB	4
SO	2
LOB	13

Cincinnati Reds @ Houston Astros

Astrodome, Houston, TX

Wed Jun 25 1986, 8:05 PM EDT

Att. 13,313 - Unknown

TOP

Batter	1	2	3	4	5	6	7	8	9	10	AB	R	H	RBI	BB	SO	LOB
Tracy Jones, R (1, 7) OBP: 0.400, SLG: 0.479 Eddie Milner, L (10, 8) OBP: 0.298, SLG: 0.381	F8		F7		E 1B		F6			5-3 1B	5	1	2	0	0	0	0
											0	0	0	0	0	0	0
Dave Concepcion, R (1, 6) OBP: 0.314, SLG: 0.335 (8, 5)	1B 1B 1B		F9		F7 1-3			F9 2B		5-3 1-2	5	1	2	0	0	0	2
Dave Parker, L (1, 9) OBP: 0.350, SLG: 0.491	1B SF8 1-2 1B		SSS K		SSS K			F9 2-3		2-H 1B	5	1	2	1	0	2	2
Eric Davis, R (1, 8) OBP: 0.358, SLG: 0.472 (10, 7)	S 1-3 2-H 1B			E S E 1B		6-3		SSS K		SSS K	5	1	2	1	0	2	2
Buddy Bell, R (1, 5) OBP: 0.307, SLG: 0.335 John Franco, L (8, 1)	SF8 3-H			E5 1B 1-H		SSS K		6-3			3	0	0	1	0	1	1
											0	0	0	0	0	0	0
Tony Perez, R (1, 3) OBP: 0.306, SLG: 0.226	5-3 1-2			G5-4-3 1-3 1B		FC5-4 1B			5-3		4	0	2	0	0	0	1
Bo Diaz, R (1, 2) OBP: 0.312, SLG: 0.345		F7		SSS K		FC5-4 1-2f			F4		4	0	0	0	0	1	3
Ron Oester, S (1, 4) OBP: 0.302, SLG: 0.354		F9		G5-4-3 1-2f			6-3		F6		4	0	0	0	0	0	2
Chris Welsh, L (1, 1) OBP: 0.083, SLG: 0.083 Wade Rowdon, R (7, PH) OBP: 0.296, SLG: 0.333 Ron Robinson, R (7, 1) Kurt Stillwell, S (8, 6) OBP: 0.281, SLG: 0.210		SSS K			6-3		5-3			F8	2	0	0	0	0	1	0
											1	0	0	0	0	0	0
											0	0	0	0	0	0	0
											1	0	0	0	0	0	0
Inning Stats	R: 2 H: 3 E: 0 LOB: 1 K: 0 BB: 0 S: 6 P: 6	R: 0 H: 0 E: 0 LOB: 0 K: 1 BB: 0 S: 5 P: 5	R: 0 H: 0 E: 0 LOB: 0 K: 1 BB: 0 S: 5 P: 5	R: 1 H: 2 E: 1 LOB: 1 K: 1 BB: 0 S: 7 P: 7	R: 0 H: 1 E: 1 LOB: 1 K: 1 BB: 0 S: 6 P: 6	R: 0 H: 1 E: 0 LOB: 1 K: 1 BB: 0 S: 6 P: 6	R: 0 H: 0 E: 0 LOB: 0 K: 0 BB: 0 S: 3 P: 3	R: 0 H: 1 E: 0 LOB: 1 K: 1 BB: 0 S: 6 P: 6	R: 0 H: 0 E: 0 LOB: 0 K: 0 BB: 0 S: 3 P: 3	R: 1 H: 2 E: 0 LOB: 1 K: 1 BB: 0 S: 7 P: 7	1B: 9 SF: 1 2B: 1 SAC: 0 3B: 0 DP: 1 HR: 0 HBP: 0						

livebaseballscorecards.com

AB	39
R	4
H	10
RBI	3
BB	0
SO	7
LOB	13

WP: 0 PA: 40
PB: 0
SB: 2
CS: 0

PITCHER		IP	WLS	BF	H	R	ER	SO	BB	IBB	HBP	BLK	WP	HR	S	P	ERA	WHIP
Bob Knepper, L ERA: 2.45	(1, 1)	9.0		35	8	3	3	6	0	0	0	0	0	0	47	47	3.00	0.889
Aurelio Lopez, R ERA: 3.0	(10, 1)	1.0	L	5	2	1	1	1	0	0	0	0	0	0	7	7	9.00	2.000

PITCHER		IP	WLS	BF	H	R	ER	SO	BB	IBB	HBP	BLK	WP	HR	S	P	ERA	WHIP

Batter	1	2	3	4	5	6	7	8	9	10	AB	R	H	RBI	BB	SO	LOB
Bill Doran, S (1, 4) OBP: 0.374, SLG: 0.375	6-3		CS 1B		6-3		FC6-4 E S 1-2f		SH1-4 1-2 IBB		4	0	1	0	1	0	1
Billy Hatcher, R (1, 8) (10, 9) OBP: 0.278, SLG: 0.325	5-3		F7		6-3		E6 S 1-3		SH1-4 1-2 2-3		4	0	0	0	0	0	2
Phil Garner, R (1, 5) OBP: 0.361, SLG: 0.483	6-3		CS 1-2	F7		F8	K 1-2		K		5	0	0	0	0	2	4
Glenn Davis, R (1, 3) OBP: 0.338, SLG: 0.532		4-3 5-3 2B 1B		1B 2B		1B 1B		F8	IBB		4	2	3	0	1	0	0
Kevin Bass, S (1, 9) OBP: 0.363, SLG: 0.481 Aurelio Lopez, R (10, 1)		5-3 1-2		E G3 1B 2-H 1B		1-2 1B		BB S F4-2 1B	L5		5 0	1 0	3 0	1 0	0 0	0 0	4 0
Jose Cruz, L (1, 7) OBP: 0.323, SLG: 0.297		4-3 2-3		G3 1-3		K		BB 1-2 IBB		FC1-6 1B	4	0	1	0	1	1	4
Dickie Thon, R (1, 6) OBP: 0.281, SLG: 0.312 Denny Walling, L (8, PH) OBP: 0.365, SLG: 0.397 Alan Ashby, S (9, 2) OBP: 0.333, SLG: 0.356		B B B B 2B BB		3-H 1B		F9		1-2 2-3 BB		FC1-6 FC6-4 1-2f	2 0 1	0 0 0	1 0 0	1 0 0	1 1 0	0 0 0	2 0 1
John Mizerock, L (1, 2) OBP: 0.500, SLG: 0.444 Jim Pankovits, R (8, PH) OBP: 0.300, SLG: 0.378 Craig Reynolds, L (9, 6) OBP: 0.302, SLG: 0.402		1-H 3-H 2B		K			5-3	F4-2 3-H		FC6-4 1-2f	3 1 1	0 0 0	1 0 0	1 0 0	0 0 0	1 0 0	1 3 1
Bob Knepper, L (1, 1) OBP: 0.082, SLG: 0.082 Tony Walker, R (9, PH) OBP: 0.278, SLG: 0.319 (10, 8)	F3				K		FC6-4 1B		SH1-4 E 1B	4-3	3 2	0 0	1 1	0 0	0 0	1 0	0 1
Inning Stats	R: 0 E: 0 K: 0 S: 3 H: 0 LOB: 0 BB: 0 P: 3	R: 1 E: 0 K: 0 S: 4 H: 2 LOB: 2 BB: 1 P: 8	R: 0 E: 0 K: 0 S: 3 H: 1 LOB: 0 BB: 0 P: 3	R: 2 E: 1 K: 1 S: 8 H: 3 LOB: 1 BB: 0 P: 8	R: 0 E: 0 K: 1 S: 5 H: 0 LOB: 0 BB: 0 P: 5	R: 0 E: 0 K: 1 S: 7 H: 2 LOB: 2 BB: 0 P: 7	R: 0 E: 1 K: 1 S: 7 H: 1 LOB: 2 BB: 0 P: 7	R: 0 E: 0 K: 0 S: 3 H: 1 LOB: 2 BB: 2 P: 11	R: 0 E: 1 K: 1 S: 6 H: 1 LOB: 3 BB: 2 P: 14	R: 0 E: 0 K: 0 S: 4 H: 1 LOB: 1 BB: 0 P: 4	1B: 10 2B: 3 3B: 0 HR: 0	SF: 0 SAC: 1 DP: 1 HBP: 0						

PITCHER	IP	WLS	BF	H	R	ER	SO	BB	IBB	HBP	BLK	WP	HR	S	P	ERA	WHIP
Chris Welsh, L (1, 1) ERA: 3.15	6.0		25	8	3	2	3	1	0	0	0	0	0	30	34	3.00	1.500
Ron Robinson, R (7, 1) ERA: 1.63	1.1		9	2	0	0	1	1	1	0	0	0	0	9	17	0.00	2.250
John Franco, L (8, 1) ERA: 2.44	2.2	W	11	2	0	0	1	0	2	0	0	0	0	11	19	0.00	0.750

PITCHER	IP	WLS	BF	H	R	ER	SO	BB	IBB	HBP	BLK	WP	HR	S	P	ERA	WHIP

BOTTOM

Cincinnati Reds @ Houston Astros

Astrodome, Houston, TX

Wed Jun 25 1986, 8:05 PM EDT

Att. 13,313 - Unknown

livebaseballscorecards.com

AB	39
R	3
H	12
RBI	3
BB	5
SO	5
LOB	24

1B: 10 SF: 0
2B: 3 SAC: 1
3B: 0 DP: 1
HR: 0 HBP: 0

WP: 0 PA: 46
PB: 0
SB: 3
CS: 1

Batter	1	2	3	4	5	6	7	8	9	AB	R	H	RBI	BB	SO	LOB
Steve Sax, R (1, 4) OBP: 0.373, SLG: 0.421	F8			F9		4-3			F8	4	0	0	0	0	0	0
Ken Landreaux, L (1, 8) OBP: 0.312, SLG: 0.383	CS 1B			FC1-6 1B		K			K	4	0	2	0	0	2	0
Enos Cabell, R (1, 5) OBP: 0.290, SLG: 0.279	F9 1-2			FC1-6 E 1-2f			F7			3	0	0	0	0	0	2
Mike Marshall, R (1, 9) OBP: 0.332, SLG: 0.498		F8		E5 1-2			K			3	0	0	0	0	1	1
Franklin Stubbs, L (1, 7) OBP: 0.341, SLG: 0.548		K		K			F3			3	0	0	0	0	2	2
Len Matuszek, L (1, 3) OBP: 0.423, SLG: 0.591		G3			4-3			K		3	0	0	0	0	1	0
Bill Russell, R (1, 6) OBP: 0.278, SLG: 0.288			F6		K			F4		3	0	0	0	0	1	0
Jack Fimple, R (1, 2) OBP: 0.364, SLG: 0.125 Alex Trevino, R (8, PH) OBP: 0.360, SLG: 0.395 (8, 2)			5-3		K			K		2 1	0 0	0 0	0 0	0 0	1 1	0 0
Jerry Reuss, L (1, 1) OBP: 0.300, SLG: 0.316 Fernando Valenzuela, L (6, PH) OBP: 0.189, SLG: 0.192 Carlos Diaz, R (6, 1) Ed Amelung, L (9, PH)			K			L4			K	1 1 0 1	0 0 0 0	0 0 0 0	0 0 0 0	0 0 0 0	1 0 0 1	0 0 0 0
Inning Stats	R: 0 E: 0 K: 0 S: 3 H: 1 LOB: 0 BB: 0 P: 3	R: 0 E: 0 K: 1 S: 5 H: 0 LOB: 0 BB: 0 P: 5	R: 0 E: 0 K: 1 S: 5 H: 0 LOB: 0 BB: 0 P: 5	R: 0 E: 1 K: 1 S: 7 H: 1 LOB: 2 BB: 0 P: 7	R: 0 E: 0 K: 2 S: 7 H: 0 LOB: 0 BB: 0 P: 7	R: 0 E: 0 K: 1 S: 5 H: 0 LOB: 0 BB: 0 P: 5	R: 0 E: 0 K: 1 S: 5 H: 0 LOB: 0 BB: 0 P: 5	R: 0 E: 0 K: 2 S: 7 H: 0 LOB: 0 BB: 0 P: 7	R: 0 E: 0 K: 2 S: 7 H: 0 LOB: 0 BB: 0 P: 7	1B: 2 2B: 0 3B: 0 HR: 0 SF: 0 SAC: 0 DP: 0 HBP: 0	WP: 0 PB: 0 SB: 0 CS: 1 PA: 29					

PITCHER	IP	WLS	BF	H	R	ER	SO	BB	IBB	HBP	BLK	WP	HR	S	P	ERA	WHIP
Mike Scott, R (1, 1) ERA: 2.35	9.0	W	29	2	0	0	11	0	0	0	0	0	0	51	51	0.00	0.222

PITCHER	IP	WLS	BF	H	R	ER	SO	BB	IBB	HBP	BLK	WP	HR	S	P	ERA	WHIP

Los Angeles Dodgers @ Houston Astros

Astrodome, Houston, TX

Fri Jun 27 1986, 8:05 PM EDT

Att. 25,760 - Unknown

TOP

livebaseballscorecards.com

AB	29
R	0
H	2
RBI	0
BB	0
SO	11
LOB	5

Batter	1	2	3	4	5	6	7	8	9	AB	R	H	RBI	BB	SO	LOB
Bill Doran, S (1, 4) OBP: 0.375, SLG: 0.389	HR	4-3			4-3 S E 1B		F8			4	2	2	1	0	0	1
Billy Hatcher, R (1, 8) Tony Walker, R (7, PR) (8, 8) OBP: 0.277, SLG: 0.323 OBP: 0.278, SLG: 0.319	5-3		K2-3		4-3 1-3		1B			4 0	0 0	1 0	0 0	0 0	1 0	1 0
Phil Garner, R (1, 5) OBP: 0.354, SLG: 0.472	K		K		E5 1B 3-H		F8			4	0	0	0	0	2	1
Glenn Davis, R (1, 3) OBP: 0.340, SLG: 0.532	1-3		5-3		1-2 1B		1-2 1B			4	0	2	0	0	0	0
Kevin Bass, S (1, 9) OBP: 0.365, SLG: 0.492		G6-4-3 1B 1B 1B		HR	F7		F4			4	2	2	1	0	0	4
Jose Cruz, L (1, 7) OBP: 0.326, SLG: 0.307		G6-4-3 1B 1B 1-2		4-3	3-1			G6-4-3 2B		4	1	2	0	0	0	0
Dickie Thon, R (1, 6) OBP: 0.294, SLG: 0.320		G6-4-3 1-2 2-3		6-3	B B B B 4-0 1B K BB			G6-4-3		3	0	2	0	1	0	0
John Mizerock, L (1, 2) OBP: 0.438, SLG: 0.385		G6-4-3 1-2f 2-3 3-H		4-3	1-3			G6-4-3 1-2f 2-3		4	0	1	0	0	0	4
Mike Scott, R (1, 1) OBP: 0.111, SLG: 0.091	3-H				1-3		K 3-H	K		4	0	1	1	0	2	3
Inning Stats	R: 1 E: 0 K: 1 S: 6 H: 1 LOB: 0 BB: 0 P: 6	R: 2 E: 0 K: 0 S: 6 H: 4 LOB: 1 BB: 0 P: 6	R: 0 E: 0 K: 2 S: 7 H: 0 LOB: 0 BB: 0 P: 7	R: 1 E: 0 K: 0 S: 4 H: 1 LOB: 0 BB: 0 P: 4	R: 1 E: 1 K: 0 S: 6 H: 2 LOB: 2 BB: 0 P: 6	R: 0 E: 0 K: 1 S: 5 H: 1 LOB: 1 BB: 1 P: 9	R: 0 E: 0 K: 0 S: 5 H: 2 LOB: 2 BB: 0 P: 5	R: 0 E: 0 K: 1 S: 6 H: 2 LOB: 1 BB: 0 P: 6		1B: 10 2B: 1 3B: 0 HR: 2 SF: 0 SAC: 0 DP: 2 HBP: 0						

PITCHER	IP	WLS	BF	H	R	ER	SO	BB	IBB	HBP	BLK	WP	HR	S	P	ERA	WHIP
Jerry Reuss, L (1, 1) ERA: 5.86	5.0	L	23	8	5	4	3	0	0	0	0	0	2	29	29	7.20	1.600
Carlos Diaz, L (6, 1) ERA: 6.35	3.0		13	5	0	0	2	1	0	0	0	0	0	16	20	0.00	2.000

PITCHER	IP	WLS	BF	H	R	ER	SO	BB	IBB	HBP	BLK	WP	HR	S	P	ERA	WHIP

BOTTOM

Los Angeles Dodgers @ Houston Astros

Astrodome, Houston, TX

Fri Jun 27 1986, 8:05 PM EDT

Att. 25,760 - Unknown

livebaseballscorecards.com

AB	35
R	5
H	13
RBI	3
BB	1
SO	5
LOB	14

WP: 0 PB: 0 SB: 1 CS: 0 PA: 36

Los Angeles Dodgers @ Houston Astros

Astrodome, Houston, TX

Sat Jun 28 1986, 8:05 PM EDT

Att. 34,252 - Unknown

TOP

livebaseballscorecards.com

Batter	1	2	3	4	5	6	7	8	9	AB	R	H	RBI	BB	SO	LOB
Steve Sax, R (1, 4) OBP: 0.380, SLG: 0.433	BB SF8 BB BB	1-H 2B			4-3 FC3-2 2B	F8 ②			S 1B 2-H 3-H	4	1	3	3	1	0	0
Bill Russell, R (1, 9) OBP: 0.277, SLG: 0.276 Len Matuszek, L (9, PH) OBP: 0.407, SLG: 0.565	SF8 BB 1-2 BB	F7 ③			4-3 2-3	6-3 ③			K ③ 1-2	3 1	0 0	0 0	0 0	1 0	0 1	2 1
Enos Cabell, R (1, 3) OBP: 0.281, SLG: 0.270	F5 ①	6-3 ①			FC3-2 ② S 3-H			F6 ①		4	0	0	0	0	0	3
Franklin Stubbs, L (1, 7) OBP: 0.340, SLG: 0.540	SF8 1-2 2-3 BB	F5 ②			F9 ③ 1-2			F5 ②		3	0	0	0	1	0	1
Jeff Hamilton, R (1, 5) OBP: 0.250, SLG: 0.333	SF8 ② 1-2 2-3 3-H	F7 ③				G6-4-3 1B		5-3 ③		3	0	1	1	0	0	0
Reggie Williams, R (1, 8) OBP: 0.361, SLG: 0.398	K ③			1B		G6-4-3 ①② 1-2f			3-1 1B 1B	4	1	2	0	0	1	3
Alex Trevino, R (1, 2) OBP: 0.375, SLG: 0.433		FC6-5 2B		F7 ①		2B			3-1 1-2 1B	4	1	3	0	0	0	1
Craig Shipley, R (1, 6) OBP: 0.200, SLG: 0.200		FC6-5 ① 2B 2-3		F8 ②		6-3 ③			3-1 ① 1-2 2-3	4	1	0	0	0	0	5
Bob Welch, R (1, 1) OBP: 0.132, SLG: 0.167 Jack Fimple, R (7, PH) OBP: 0.333, SLG: 0.111 Ed Vande Berg, R (7, 1) Ken Landreaux, L (9, PH) OBP: 0.310, SLG: 0.380		F1 ②		K ③			K ①		F7 ②	2 1 0 1	0 0 0 0	0 0 0 0	0 0 0 0	1 1 0 0	2 0 0 2	2 0 0 2

	AB	34
	R	4
	H	9
	RBI	4
	BB	3
	SO	4
	LOB	20

Inning Stats	1	2	3	4	5	6	7	8	9			
	R: 1 E: 0 K: 1 S: 5	H: 0 LOB: 2 BB: 3 P: 17	R: 1 E: 0 K: 0 S: 5	H: 2 LOB: 1 BB: 0 P: 5	R: 0 E: 0 K: 0 S: 3	H: 0 LOB: 0 BB: 0 P: 3	R: 0 E: 0 K: 1 S: 6	H: 1 LOB: 1 BB: 0 P: 6	R: 0 E: 0 K: 0 S: 4	H: 1 LOB: 1 BB: 0 P: 4	R: 0 E: 0 K: 0 S: 4	H: 2 LOB: 1 BB: 0 P: 4
	R: 0 E: 0 K: 1 S: 5	H: 0 LOB: 0 BB: 0 P: 5	R: 0 E: 0 K: 0 S: 3	H: 0 LOB: 0 BB: 0 P: 3	R: 2 E: 0 K: 1 S: 8	H: 3 LOB: 1 BB: 0 P: 8	1B: 5 2B: 4 3B: 0 HR: 0	SF: 1 SAC: 0 DP: 1 HBP: 0	WP: 0 PB: 0 SB: 2 CS: 0	PA: 38		

PITCHER		IP	WLS	BF	H	R	ER	SO	BB	IBB	HBP	BLK	WP	HR	S	P	ERA	WHIP
Jim Deshaies, L ERA: 3.75	(1, 1)	8.2	W	37	9	4	4	3	3	0	0	0	0	0	40	52	4.15	1.385
Aurelio Lopez, R ERA: 2.95	(9, 1)	0.1	S	1	0	0	0	1	0	0	0	0	0	0	3	3	0.00	0.000

PITCHER	IP	WLS	BF	H	R	ER	SO	BB	IBB	HBP	BLK	WP	HR	S	P	ERA	WHIP

BOTTOM

Los Angeles Dodgers @ Houston Astros

Astrodome, Houston, TX

Sat Jun 28 1986, 8:05 PM EDT

Att. 34,252 - Unknown

livebaseballscorecards.com

Batter	1	2	3	4	5	6	7	8	9	AB	R	H	RBI	BB	SO	LOB
Bill Doran, S (1, 4) OBP: 0.376, SLG: 0.389	0-0 S 1B 1B	0-0 ① F7	0-0 ③ F7			0-0 ① F8		0-0 1-2 1B		5	1	2	0	0	0	2
Craig Reynolds, L (1, 6) OBP: 0.306, SLG: 0.402	0-0 HBP 1-H 2B 1B	0-0 ② G3		0-0 S 1B		0-3 ② K		0-0 ② F9		5	1	2	1	0	1	2
Denny Walling, L (1, 5) (5, 3) OBP: 0.360, SLG: 0.390	0-0 ① F7	0-0 1B		0-0 ① F7		0-0 ③ 6-3		0-0 ③ F7		5	0	1	0	0	0	4
Glenn Davis, R (1, 3) OBP: 0.340, SLG: 0.528 Phil Garner, R (5, 5) OBP: 0.352, SLG: 0.469	1-0 2B 1-2 BB HBP	0-0 ③ F7		0-0 ② F5			0-3 ① K			2 1	1 0	0 0	0 0	0 0	0 1	2 0
Kevin Bass, S (1, 8) OBP: 0.367, SLG: 0.508	0-0 BB 1-3 2-H 2B		0-0 ① F8	0-0 ③ 4-3 1-2			0-0 HR			4	1	2	2	0	0	1
Jose Cruz, L (1, 7) OBP: 0.329, SLG: 0.307	4-0 BB BB		0-0 4-3 1B 1B 1B		0-0 ① F5		0-0 ② 4-3			3	1	1	0	1	0	0
Terry Puhl, L (1, 9) OBP: 0.291, SLG: 0.341	0-3 ② K		0-0 1B 4-3 1-2 1B		0-0 HR		0-0 CS 1B			4	1	3	1	0	1	3
John Mizerock, L (1, 2) OBP: 0.450, SLG: 0.333	4-0 1-2 2-3 3-H BB		0-0 ② 4-3 1-2 2-3		0-0 ② F9		0-0 ③ CS 1-2	4-0 1B BB		2	0	0	1	2	0	2
Jim Deshaies, L (1, 1) OBP: 0.143, SLG: 0.100 Aurelio Lopez, R (9, 1)	0-3 ③ K		0-0 2-3 3-H 1B		0-3 ③ K			0-3 ① K		4 0	0 0	1 0	1 0	0 0	3 0	4 0
Inning Stats	R: 3 H: 3 E: 0 LOB: 3 K: 2 BB: 2 S: 10 P: 19	R: 0 H: 1 E: 0 LOB: 1 K: 0 BB: 0 S: 4 P: 4	R: 1 H: 3 E: 0 LOB: 2 K: 0 BB: 0 S: 6 P: 6	R: 0 H: 1 E: 0 LOB: 1 K: 0 BB: 0 S: 4 P: 4	R: 1 H: 1 E: 0 LOB: 0 K: 1 BB: 0 S: 6 P: 6	R: 0 H: 0 E: 0 LOB: 0 K: 1 BB: 0 S: 5 P: 5	R: 1 H: 2 E: 0 LOB: 0 K: 1 BB: 0 S: 6 P: 6	R: 0 H: 1 E: 0 LOB: 2 K: 1 BB: 1 S: 6 P: 10		1B: 9 2B: 1 3B: 0 HR: 2	SF: 0 SAC: 0 DP: 0 HBP: 1			WP: 0 PB: 0 SB: 2 CS: 1	PA: 40	

	AB	35
	R	6
	H	12
	RBI	6
	BB	3
	SO	6
	LOB	20

PITCHER		IP	WLS	BF	H	R	ER	SO	BB	IBB	HBP	BLK	WP	HR	S	P	ERA	WHIP
Bob Welch, R ERA: 4.04	(1, 1)	6.0	L	30	9	5	5	4	2	0	1	0	0	1	35	44	7.50	1.833
Ed Vande Berg, L ERA: 3.35	(7, 1)	2.0		9	3	1	1	2	1	0	0	0	0	1	12	16	4.50	2.000

PITCHER	IP	WLS	BF	H	R	ER	SO	BB	IBB	HBP	BLK	WP	HR	S	P	ERA	WHIP

Batter	1	2	3	4	5	6	7	8	9	AB	R	H	RBI	BB	SO	LOB
Reggie Williams, R (1, 8) OBP: 0.357, SLG: 0.393	4-3 1B		3-1		K		F9			4	0	1	0	0	1	1
Steve Sax, R (1, 4) OBP: 0.378, SLG: 0.434	4-3 1-2		2B		K			6-3		4	0	1	0	0	1	1
Ken Landreaux, L (1, 9) OBP: 0.309, SLG: 0.374	F8		BB		4-3			K		3	0	0	0	1	1	1
Franklin Stubbs, L (1, 7) OBP: 0.333, SLG: 0.528	F8		F9			L4		3-1		4	0	0	0	0	0	3
Len Matuszek, L (1, 3) OBP: 0.367, SLG: 0.500 Enos Cabell, R (9, PH) OBP: 0.279, SLG: 0.268		K	K	K		6-3			K	3 1	0 0	0 0	0 0	0 0	2 1	0 0
Jeff Hamilton, R (1, 5) OBP: 0.125, SLG: 0.143		K	K	K		K2-3			6-3	4	0	0	0	0	3	0
Alex Trevino, R (1, 2) OBP: 0.389, SLG: 0.446		BB	2B BB				SH1-4 2B		5-3	2	1	1	0	2	0	0
Craig Shipley, R (1, 6) OBP: 0.250, SLG: 0.333		K	1-H 2B				SH1-4 2-3			2	0	1	1	0	1	1
Fernando Valenzuela, L (1, 1) OBP: 0.179, SLG: 0.182			4-3	6-3			1-3			3	0	0	0	0	0	2

TOP

Los Angeles Dodgers @ Houston Astros

Astrodome, Houston, TX

Sun Jun 29 1986, 4:33 AM EDT

Att. 32,723 - Unknown

livebaseballscorecards.com

AB	30
R	1
H	4
RBI	1
BB	3
SO	10
LOB	9

Inning Stats	1	2	3	4	5	6	7	8	9						
	R: 0 E: 0 K: 0 S: 4	H: 1 LOB: 1 BB: 0 P: 4	R: 0 E: 0 K: 3 S: 9	H: 0 LOB: 1 BB: 1 P: 13	R: 0 E: 0 K: 0 S: 4	H: 1 LOB: 2 BB: 1 P: 8	R: 1 E: 0 K: 2 S: 8	H: 1 LOB: 1 BB: 1 P: 12	R: 0 E: 0 K: 2 S: 7	H: 0 LOB: 0 BB: 0 P: 7	R: 0 E: 0 K: 1 S: 5	H: 0 LOB: 0 BB: 0 P: 5	R: 0 E: 0 K: 0 S: 4	H: 1 LOB: 1 BB: 0 P: 4	R: 0 E: 0 K: 1 S: 5	H: 0 LOB: 0 BB: 0 P: 5	R: 0 E: 0 K: 1 S: 5	H: 0 LOB: 0 BB: 0 P: 5	1B: 1 2B: 3 3B: 0 HR: 0	SF: 0 SAC: 1 DP: 0 HBP: 0	WP: 0 PB: 0 SB: 0 CS: 0	PA: 34

PITCHER		IP	WLS	BF	H	R	ER	SO	BB	IBB	HBP	BLK	WP	HR	S	P	ERA	WHIP
Nolan Ryan, R ERA: 4.7	(1, 1)	6.0		24	3	1	1	8	3	0	0	0	0	0	37	49	1.50	1.000
Manny Hernandez, R ERA: 2.74	(7, 1)	1.0	W	4	1	0	0	0	0	0	0	0	0	0	4	4	0.00	1.000
Frank DiPino, L ERA: 3.0	(8, 1)	2.0	S	6	0	0	0	2	0	0	0	0	0	0	10	10	0.00	0.000

PITCHER	IP	WLS	BF	H	R	ER	SO	BB	IBB	HBP	BLK	WP	HR	S	P	ERA	WHIP

Batter	1	2	3	4	5	6	7	8	9	AB	R	H	RBI	BB	SO	LOB
Bill Doran, S (1, 4) OBP: 0.377, SLG: 0.389	E5 CS		BBBB 4-0 PO BB			0-0 2-3 1-2		E 1B 1B		3	0	1	0	1	0	1
Terry Puhl, L (1, 9) OBP: 0.285, SLG: 0.333	0-0 F8		0-0 PO 1-2	0-0 F8		0-0 F9		0-0 E9 G5-4-3 1-3 1B		3	0	0	0	0	0	3
Manny Hernandez, R (7, 1)										0	0	0	0	0	0	0
Alan Ashby, S (8, 2) OBP: 0.340, SLG: 0.363										1	0	1	0	0	0	0
Phil Garner, R (1, 5) OBP: 0.350, SLG: 0.464	0-0 1-2 1B			0-0 F8			0-0 E6 WP 1B	0-0 G5-4-3 1-2f		4	1	1	0	0	0	2
Glenn Davis, R (1, 3) OBP: 0.337, SLG: 0.522	0-0 F5			SSS 0-3 K2-3			SSS 0-3 K 1B 1B 2-3			3	1	0	0	0	2	2
Kevin Bass, S (1, 8) (7, 9) OBP: 0.366, SLG: 0.506		SSS 0-3 K			0-0 1-3		0-0 1B 1-3 3-H 1B			3	0	1	1	0	1	0
Jose Cruz, L (1, 7) OBP: 0.329, SLG: 0.307		0-0 G3			SSS 0-3 K		0-0 FC6-4 1-2 3-H 1B			3	0	1	1	0	1	0
Dickie Thon, R (1, 6) OBP: 0.288, SLG: 0.313		0-0 6-3			0-0 6-3		0-0 FC6-4 G6-4-3 1-2f			3	0	0	0	0	0	2
John Mizerock, L (1, 2) OBP: 0.455, SLG: 0.313			SSS 0-3 K			BBBB 4-0 FC1-6 BB				1	0	0	0	1	1	0
Jim Pankovits, R (7, PH) OBP: 0.293, SLG: 0.368							0-0 G6-4-3 1-2f			1	0	0	0	0	0	2
Frank DiPino, L (8, 1) OBP: 0.250, SLG: 0.250										0	0	0	0	0	0	0
Nolan Ryan, R (1, 1) OBP: 0.185, SLG: 0.154			SSS 0-3 K			0-0 FC1-6 2-3 1-2f		SSS 0-3 K		2	0	0	0	0	1	1
Tony Walker, R (6, PR) (7, 8) OBP: 0.273, SLG: 0.313										1	0	0	0	0	1	0
Inning Stats	R: 0 E: 1 K: 0 S: 4 H: 1 LOB: 1 BB: 0 P: 4	R: 0 E: 0 K: 1 S: 5 H: 0 LOB: 0 BB: 0 P: 5	R: 0 E: 0 K: 2 S: 6 H: 0 LOB: 0 BB: 1 P: 10	R: 0 E: 0 K: 1 S: 5 H: 0 LOB: 0 BB: 0 P: 5	R: 0 E: 0 K: 1 S: 5 H: 0 LOB: 0 BB: 0 P: 5	R: 0 E: 0 K: 0 S: 3 H: 0 LOB: 2 BB: 1 P: 7	R: 2 E: 1 K: 1 S: 8 H: 2 LOB: 1 BB: 0 P: 8	R: 0 E: 1 K: 1 S: 6 H: 2 LOB: 1 BB: 0 P: 6		1B: 5 2B: 0 3B: 0 HR: 0	SF: 0 SAC: 0 DP: 2 HBP: 0					

PITCHER		IP	WLS	BF	H	R	ER	SO	BB	IBB	HBP	BLK	WP	HR	S	P	ERA	WHIP
Fernando Valenzuela, L ERA: 2.86	(1, 1)	8.0	L	30	5	2	0	7	2	0	0	0	1	0	42	50	0.00	0.875

PITCHER		IP	WLS	BF	H	R	ER	SO	BB	IBB	HBP	BLK	WP	HR	S	P	ERA	WHIP

BOTTOM

Los Angeles Dodgers @ Houston Astros

Astrodome, Houston, TX

Sun Jun 29 1986, 4:33 AM EDT

Att. 32,723 - Unknown

livebaseballscorecards.com

AB	28
R	2
H	5
RBI	2
BB	2
SO	7
LOB	13

1B: 5	SF: 0	WP: 1	PA: 31
2B: 0	SAC: 0	PB: 0	
3B: 0	DP: 2	SB: 0	
HR: 0	HBP: 0	CS: 1	

Batter	1	2	3	4	5	6	7	8	9	AB	R	H	RBI	BB	SO	LOB
Marvell Wynne, L (1, 8) OBP: 0.320, SLG: 0.417	F8	F8			F8	K		5-3		5	0	0	0	0	1	3
Tony Gwynn, L (1, 9) OBP: 0.407, SLG: 0.495	HR		F7		F8		L6		F7	5	1	1	1	0	0	0
Kevin McReynolds, R (1, 7) OBP: 0.345, SLG: 0.491	E HR 1B		F7			FC4-6 1B 2B 1B	6-3		F9	5	2	2	0	0	0	0
Steve Garvey, R (1, 3) OBP: 0.263, SLG: 0.413 Carmelo Martinez, R (8, 3) OBP: 0.361, SLG: 0.395	FC6 1-2 HR		F7			FC4-6 1-2 1B	6-3	B B B B	BB 1B BB	4 0	1 0	1 0	0 0	0 1	0 0	1 0
Garry Templeton, S (1, 6) OBP: 0.285, SLG: 0.278	1-H 2-H HR			F9		FC4-6 2B 1B 1-2f 2-3		1B 1B	BB 1-2 1B	5	3	3	3	0	0	2
Jerry Royster, R (1, 5) OBP: 0.290, SLG: 0.317	5-3			6-3		F4		1B FC4 1-2 1B	B B B B BB 1-2 2-3	4	1	1	0	1	0	2
Terry Kennedy, L (1, 2) OBP: 0.332, SLG: 0.396	F8			2B		1B 1-3 3-H 2B		FC4 1-3 2-H 1B	F6	5	1	3	2	0	0	3
Bip Roberts, S (1, 4) OBP: 0.255, SLG: 0.282		K		5-3		1B IBB		FC4 1-2f 3-H 4-3		3	0	0	1	1	1	2
Dave Dravecky, R (1, 1) OBP: 0.200, SLG: 0.256 Dane Iorg, L (8, PH) OBP: 0.222, SLG: 0.290 Lance McCullers, S (8, 1)		F8			K	1B 1-3 2-H 3-H		4-3 1-2		3 1 0	0 0 0	1 0 0	2 0 0	0 0 0	1 0 0	0 1 0
Inning Stats	R: 4 E: 1 K: 0 S: 7 H: 3 LOB: 0 BB: 0 P: 7	R: 0 E: 0 K: 1 S: 5 H: 0 LOB: 0 BB: 0 P: 5	R: 0 E: 0 K: 0 S: 3 H: 0 LOB: 0 BB: 0 P: 3	R: 0 E: 0 K: 0 S: 4 H: 1 LOB: 1 BB: 0 P: 4	R: 0 E: 0 K: 1 S: 5 H: 0 LOB: 0 BB: 0 P: 5	R: 3 E: 0 K: 1 S: 9 H: 4 LOB: 2 BB: 1 P: 13	R: 0 E: 0 K: 0 S: 3 H: 0 LOB: 0 BB: 0 P: 3	R: 2 E: 0 K: 0 S: 6 H: 3 LOB: 1 BB: 0 P: 6	R: 0 E: 0 K: 0 S: 4 H: 1 LOB: 3 BB: 2 P: 12	1B: 8 2B: 2 3B: 0 HR: 2 SF: 0 SAC: 0 DP: 0 HBP: 0						

TOP

San Diego Padres @ Houston Astros

Astrodome, Houston, TX

Mon Jun 30 1986, 8:05 PM EDT

Att. 11,141 - Unknown

livebaseballscorecards.com

AB	40
R	9
H	12
RBI	9
BB	3
SO	3
LOB	14

WP: 0 PB: 0 SB: 0 CS: 0 PA: 43

PITCHER		IP	WLS	BF	H	R	ER	SO	BB	IBB	HBP	BLK	WP	HR	S	P	ERA	WHIP
Bob Knepper, L ERA: 2.74	(1, 1)	6.0	L	28	8	7	6	3	0	1	0	0	0	2	33	37	9.00	1.333
Larry Andersen, R ERA: 3.62	(7, 1)	3.0		15	4	2	2	0	2	0	0	0	0	0	13	21	6.00	2.000

PITCHER	IP	WLS	BF	H	R	ER	SO	BB	IBB	HBP	BLK	WP	HR	S	P	ERA	WHIP

Batter	1	2	3	4	5	6	7	8	9	AB	R	H	RBI	BB	SO	LOB
Bill Doran, S (1, 4) OBP: 0.371, SLG: 0.381	5-3	G6-3 1-2f			F9		F9		F4	5	0	0	0	0	0	2
Dickie Thon, R (1, 6) OBP: 0.300, SLG: 0.333	6-3 2B		5-3		1B		1B			4	0	3	0	0	0	0
Phil Garner, R (1, 5) OBP: 0.343, SLG: 0.454	6-3 2-3		5-3		F8		1-3			4	0	0	0	0	0	3
Glenn Davis, R (1, 3) OBP: 0.332, SLG: 0.514	F8		F6		F6			4-3		4	0	0	0	0	0	2
Kevin Bass, S (1, 9) OBP: 0.368, SLG: 0.504		BB 3B		1B		5-3		F9		3	1	1	0	1	0	0
Jose Cruz, L (1, 7) OBP: 0.332, SLG: 0.321		1-H 2B 3B		1-3 1B		F8		E4		4	1	2	1	0	0	0
Tony Walker, R (1, 8) OBP: 0.288, SLG: 0.346		3-H 2B		F4		E6 1B		G3		4	0	2	1	0	0	3
John Mizerock, L (1, 2) OBP: 0.440, SLG: 0.278		BB G6-3		F5		G3			5-3	2	0	0	0	1	0	3
Larry Andersen, R (7, 1)										0	0	0	0	0	0	0
Denny Walling, L (9, PH) OBP: 0.358, SLG: 0.388										1	0	0	0	0	0	0
Bob Knepper, L (1, 1) OBP: 0.078, SLG: 0.078		B1		F7			5-3		4-3	2	0	0	0	0	0	4
Alan Ashby, S (7, 2) OBP: 0.333, SLG: 0.355										2	0	0	0	0	0	0
Inning Stats	R: 0 E: 0 K: 0 S: 4 H: 1 LOB: 1 BB: 0 P: 4	R: 2 E: 0 K: 0 S: 4 H: 2 LOB: 1 BB: 2 P: 12	R: 0 E: 0 K: 0 S: 3 H: 0 LOB: 0 BB: 0 P: 3	R: 0 E: 0 K: 0 S: 5 H: 2 LOB: 2 BB: 0 P: 5	R: 0 E: 0 K: 0 S: 4 H: 1 LOB: 1 BB: 0 P: 4	R: 0 E: 1 K: 0 S: 4 H: 1 LOB: 1 BB: 0 P: 4	R: 0 E: 0 K: 0 S: 4 H: 1 LOB: 1 BB: 0 P: 4	R: 0 E: 1 K: 0 S: 4 H: 0 LOB: 1 BB: 0 P: 4	R: 0 E: 0 K: 0 S: 3 H: 0 LOB: 0 BB: 0 P: 3	1B: 5 2B: 2 3B: 1 HR: 0 SF: 0 SAC: 0 DP: 1 HBP: 0						WP: 0 PB: 0 SB: 0 CS: 0 PA: 37

PITCHER		IP	WLS	BF	H	R	ER	SO	BB	IBB	HBP	BLK	WP	HR	S	P	ERA	WHIP
Dave Dravecky, L ERA: 2.6	(1, 1)	7.0	W	30	8	2	2	0	2	0	0	0	0	0	28	36	2.57	1.429
Lance McCullers, R ERA: 1.78	(8, 1)	2.0		7	0	0	0	0	0	0	0	0	0	0	7	7	0.00	0.000

PITCHER	IP	WLS	BF	H	R	ER	SO	BB	IBB	HBP	BLK	WP	HR	S	P	ERA	WHIP

BOTTOM

San Diego Padres @ Houston Astros

Astrodome, Houston, TX

Mon Jun 30 1986, 8:05 PM EDT

Att. 11,141 - Unknown

livebaseballscorecards.com

AB	35
R	2
H	8
RBI	2
BB	2
SO	0
LOB	17

Batter	1	2	3	4	5	6	7	8	9	AB	R	H	RBI	BB	SO	LOB
Marvell Wynne, L (1, 8) OBP: 0.323, SLG: 0.425	5-3		1-H 2B		4-3	1B 1-2 3-H 1B	F8			5	1	2	2	0	0	1
Tony Gwynn, L (1, 9) OBP: 0.410, SLG: 0.495	3-1		IBB		1B 1B	1-3 2-H 1B		4-3		4	2	2	1	1	0	0
Kevin McReynolds, R (1, 7) OBP: 0.346, SLG: 0.487	F9		K		1-2 1B	1B IBB		5-3		4	0	1	0	1	1	2
Steve Garvey, R (1, 3) OBP: 0.262, SLG: 0.410		F9		F6	1-2 2-H 1B	F4		5-3		5	0	1	1	0	0	3
Garry Templeton, S (1, 6) OBP: 0.290, SLG: 0.285		1-3		S 2B 1B	F7	1-3 2-H 3-H 1B			G3-6-3 1B	5	1	3	2	0	0	2
Graig Nettles, L (1, 5) OBP: 0.306, SLG: 0.431		K		F7	F9	4-3			G3-6-3 1-2f	5	0	0	0	0	1	6
Terry Kennedy, L (1, 2) OBP: 0.337, SLG: 0.402			2B 1B	1-H 2B		B B B F9	F8 G3 BB		K	4	1	2	1	1	1	0
Tim Flannery, L (1, 4) OBP: 0.390, SLG: 0.405			F7	IBB		B B B 1B 1B BB	G3 1-2			2	1	0	0	2	0	2
Eric Show, R (1, 1) OBP: 0.162, SLG: 0.216			B3	6-3		1-3 1B 1B	F8 2-3			2	0	0	0	0	0	3
Dane Iorg, L (6, PH) OBP: 0.234, SLG: 0.302										1	0	1	0	0	0	0
Lance McCullers, S (6, PR)										0	1	0	0	0	0	0
Gene Walter, L (6, 1) OBP: 0.333, SLG: 0.400										1	0	0	0	0	0	1
Rich Gossage, R (9, 1)										0	0	0	0	0	0	0
Inning Stats	R: 0 E: 0 K: 0 S: 3 H: 0 LOB: 0 BB: 0 P: 3	R: 0 E: 0 K: 1 S: 5 H: 0 LOB: 0 BB: 0 P: 5	R: 1 E: 0 K: 1 S: 7 H: 2 LOB: 2 BB: 1 P: 11	R: 1 E: 0 K: 0 S: 5 H: 2 LOB: 2 BB: 1 P: 9	R: 1 E: 0 K: 0 S: 6 H: 3 LOB: 2 BB: 0 P: 6	R: 4 E: 0 K: 0 S: 7 H: 4 LOB: 2 BB: 2 P: 15	R: 0 E: 0 K: 0 S: 3 H: 0 LOB: 1 BB: 1 P: 7	R: 0 E: 0 K: 0 S: 3 H: 0 LOB: 0 BB: 0 P: 3	R: 0 E: 0 K: 1 S: 5 H: 1 LOB: 0 BB: 0 P: 5	1B: 10 2B: 2 3B: 0 HR: 0	SF: 0 SAC: 0 DP: 1 HBP: 0						

TOP

San Diego Padres @ Houston Astros

Astrodome, Houston, TX

Tue Jul 01 1986, 8:05 PM EDT

Att. 13,866 - Unknown

livebaseballscorecards.com

AB	38
R	7
H	12
RBI	7
BB	5
SO	3
LOB	20

WP: 0 PB: 0 SB: 1 CS: 0 PA: 43

PITCHER		IP	WLS	BF	H	R	ER	SO	BB	IBB	HBP	BLK	WP	HR	S	P	ERA	WHIP
Mark Knudson, R ERA: 3.6	(1, 1)	5.0	L	24	7	3	3	2	0	2	0	0	0	0	26	34	5.40	1.400
Manny Hernandez, R ERA: 4.24	(6, 1)	0.1		6	3	4	4	0	1	1	0	0	0	0	4	12	108.00	12.000
Aurelio Lopez, R ERA: 2.7	(6, 1)	1.2		7	1	0	0	0	1	0	0	0	0	0	6	10	0.00	1.200
Frank DiPino, L ERA: 2.83	(8, 1)	2.0		6	1	0	0	1	0	0	0	0	0	0	8	8	0.00	0.500

PITCHER	IP	WLS	BF	H	R	ER	SO	BB	IBB	HBP	BLK	WP	HR	S	P	ERA	WHIP

San Diego Padres @ Houston Astros

Astrodome, Houston, TX

Tue Jul 01 1986, 8:05 PM EDT

Att. 13,866 - Unknown

BOTTOM

Batter	1	2	3	4	5	6	7	8	9	AB	R	H	RBI	BB	SO	LOB
Bill Doran, S (1, 4) OBP: 0.370, SLG: 0.383	F7		F9		SH3 1-2 2-3		F9	2-H 2B		4	0	1	1	0	0	1
Ty Gainey, L (1, 8) OBP: 0.667, SLG: 0.667 Manny Hernandez, R (6, 1) Aurelio Lopez, R (6, 1) Phil Garner, R (7, PH) OBP: 0.346, SLG: 0.454 Frank DiPino, L (8, 1) OBP: 0.250, SLG: 0.250 Jim Pankovits, R (9, PH) OBP: 0.286, SLG: 0.359	BB 1B 1B		5-3		G3 2-3 3-H 1B		B B B B 4-0 1-2 BB		L5	3 0 0 0 0 1 0	0 0 0 0 0 0 0	2 0 0 0 0 0 0	1 0 0 0 0 0 0	0 0 0 0 0 0 0	0 0 0 0 0 0 0	0 0 0 0 0 0 1
Denny Walling, L (1, 5) OBP: 0.353, SLG: 0.382	BB 1-2 1B		F7		G3 1-2 3-H		4-3		F9	5	0	1	1	0	0	4
Glenn Davis, R (1, 3) OBP: 0.331, SLG: 0.521	L6			F4	F5			HR		4	1	1	1	0	0	3
Kevin Bass, S (1, 9) OBP: 0.370, SLG: 0.500	B B B B 4-0 1-2 2-3 BB			B B B B 4-0 BB		F8		5-3		2	0	0	0	2	0	0
Jose Cruz, L (1, 7) OBP: 0.326, SLG: 0.315	F9			F4	S S S 0-3 K			F8		4	0	0	0	0	1	4
Craig Reynolds, L (1, 6) OBP: 0.297, SLG: 0.389		4-3		F9		5-3		F5		4	0	0	0	0	0	1
John Mizerock, L (1, 2) OBP: 0.464, SLG: 0.263 Dickie Thon, R (9, PH) OBP: 0.305, SLG: 0.338		F9			B B B B 4-0 SH3 BB 1B BB		B B B B 4-0 BB BB		5-3 2B 1B	1 1	1 1	0 1	0 0	2 0	0 0	0 0
Mark Knudson, R (1, 1) Alan Ashby, S (5, PH) OBP: 0.339, SLG: 0.355 Tony Walker, R (6, 8) OBP: 0.279, SLG: 0.333		S S S 0-3 K			B B B B 4-0 1B SH3 1-2 G3 BB		S S S 0-3 K		5-3 1-2	1 0 2	0 1 0	0 0 0	0 0 0	1 1 1	0 0 2	0 0 1
Inning Stats	R: 0 H: 2 E: 0 LOB: 3 K: 0 BB: 1 S: 5 P: 9	R: 0 H: 0 E: 0 LOB: 0 K: 1 BB: 0 S: 5 P: 5	R: 0 H: 0 E: 0 LOB: 0 K: 0 BB: 0 S: 3 P: 3	R: 0 H: 0 E: 0 LOB: 1 K: 0 BB: 1 S: 3 P: 7	R: 2 H: 1 E: 0 LOB: 1 K: 0 BB: 2 S: 4 P: 12	R: 0 H: 0 E: 0 LOB: 0 K: 1 BB: 0 S: 5 P: 5	R: 0 H: 0 E: 0 LOB: 2 K: 1 BB: 2 S: 5 P: 13	R: 1 H: 1 E: 0 LOB: 0 K: 0 BB: 0 S: 4 P: 4	R: 1 H: 2 E: 0 LOB: 1 K: 0 BB: 0 S: 5 P: 5	1B: 4 SF: 0 2B: 1 SAC: 1 3B: 0 DP: 0 HR: 1 HBP: 0						WP: 0 PA: 39 PB: 0 SB: 0 CS: 0	

livebaseballscorecards.com

	AB	32
	R	4
	H	6
	RBI	4
	BB	6
	SO	3
	LOB	16

PITCHER	IP	WLS	BF	H	R	ER	SO	BB	IBB	HBP	BLK	WP	HR	S	P	ERA	WHIP
Eric Show, R (1, 1) ERA: 2.76	5.0	W	22	3	2	2	1	4	0	0	0	0	0	20	36	3.60	1.400
Gene Walter, L (6, 1) ERA: 3.94	3.1		15	3	2	2	2	2	0	0	0	0	1	17	25	5.40	1.500
Rich Gossage, R (9, 1) ERA: 4.06	0.2	S	2	0	0	0	0	0	0	0	0	0	0	2	2	0.00	0.000

PITCHER	IP	WLS	BF	H	R	ER	SO	BB	IBB	HBP	BLK	WP	HR	S	P	ERA	WHIP

Batter	1	2	3	4	5	6	7	8	9	AB	R	H	RBI	BB	SO	LOB
Marvell Wynne, L (1, 8) OBP: 0.336, SLG: 0.444	CS 1B		1B 2B		F7			1B		4	1	3	0	0	0	1
Tony Gwynn, L (1, 9) OBP: 0.408, SLG: 0.492	4-3 1-2		2-H 1B			F7		F7		4	0	1	1	0	0	2
Kevin McReynolds, R (1, 7) OBP: 0.342, SLG: 0.480	F8		F7			6-3			F4	4	0	0	0	0	0	1
Steve Garvey, R (1, 3) Mark Thurmond, L (6, 1) Tim Stoddard, R (8, 1) Dane Iorg, L (9, PH) OBP: 0.262, SLG: 0.409 OBP: 0.250, SLG: 0.292 OBP: 0.250, SLG: 1.000 OBP: 0.231, SLG: 0.297		FC4-6 1B		F8		K			F7	3 0 0 1	0 0 0 0	1 0 0 0	0 0 0 0	0 0 0 0	1 0 0 0	0 0 0 0
Garry Templeton, S (1, 6) OBP: 0.286, SLG: 0.280		FC4-6 S 1-2f		F7			F6		G3	4	0	0	0	0	0	1
Graig Nettles, L (1, 5) OBP: 0.302, SLG: 0.424		F7		F6			4-3			3	0	0	0	0	0	1
Terry Kennedy, L (1, 2) OBP: 0.333, SLG: 0.397		K 1-2			1-3		F9			3	0	0	0	0	1	1
Tim Flannery, L (1, 4) OBP: 0.384, SLG: 0.398			F7		K			G3		3	0	0	0	0	1	0
Andy Hawkins, R (1, 1) John Kruk, L (6, 3) OBP: 0.235, SLG: 0.212 OBP: 0.378, SLG: 0.389			F4		1B			4-3		2 1	0 0	1 0	0 0	0 0	0 0	0 0
Inning Stats	R: 0 E: 0 K: 0 S: 3 H: 1 LOB: 0 BB: 0 P: 3	R: 0 E: 0 K: 1 S: 6 H: 1 LOB: 1 BB: 0 P: 6	R: 1 E: 0 K: 0 S: 5 H: 2 LOB: 1 BB: 0 P: 5	R: 0 E: 0 K: 0 S: 3 H: 0 LOB: 0 BB: 0 P: 3	R: 0 E: 0 K: 1 S: 6 H: 1 LOB: 1 BB: 0 P: 6	R: 0 E: 0 K: 1 S: 5 H: 0 LOB: 0 BB: 0 P: 5	R: 0 E: 0 K: 0 S: 3 H: 0 LOB: 0 BB: 0 P: 3	R: 0 E: 0 K: 0 S: 4 H: 1 LOB: 1 BB: 0 P: 4	R: 0 E: 0 K: 0 S: 3 H: 0 LOB: 0 BB: 0 P: 3	1B: 5 2B: 1 3B: 0 HR: 0	SF: 0 SAC: 0 DP: 0 HBP: 0					

PITCHER	IP	WLS	BF	H	R	ER	SO	BB	IBB	HBP	BLK	WP	HR	S	P	ERA	WHIP
Mike Scott, R (1, 1) ERA: 2.27	9.0	W	32	6	1	1	3	0	0	0	0	0	0	38	38	1.00	0.667

PITCHER	IP	WLS	BF	H	R	ER	SO	BB	IBB	HBP	BLK	WP	HR	S	P	ERA	WHIP

TOP

San Diego Padres @ Houston Astros

Astrodome, Houston, TX

Wed Jul 02 1986, 4:33 AM EDT

Att. 10,148 - Unknown

livebaseballscorecards.com

AB	32
R	1
H	6
RBI	1
BB	0
SO	3
LOB	7

WP: 0 PA: 32
PB: 0
SB: 1
CS: 1

BOTTOM

San Diego Padres @ Houston Astros

Astrodome, Houston, TX

Wed Jul 02 1986, 4:33 AM EDT

Att. 10,148 - Unknown

Batter	1	2	3	4	5	6	7	8	9	AB	R	H	RBI	BB	SO	LOB
Bill Doran, S (1, 4) OBP: 0.373, SLG: 0.380	F6		HR, 1B, BB		F4	BB, 1-2, 2-3, 3-H		BB, 1B, IBB		2	2	0	1	3	0	0
Ty Gainey, L (1, 8) OBP: 0.429, SLG: 0.429 Phil Garner, R (8, PH) OBP: 0.350, SLG: 0.454 John Mizerock, L (9, 2) OBP: 0.464, SLG: 0.263	K		1-2, HR, 1B		K	K		1B, 1-2, 2-3, 3-H, BB		4 0 0	1 0 0	1 0 0	1 1 0	0 1 0	3 0 0	3 0 0
Denny Walling, L (1, 5) OBP: 0.366, SLG: 0.433	1B		1-H, 2-H, HR		HR		4-3	1-2, 2-H, 3-H, 1B		5	2	4	6	0	0	0
Glenn Davis, R (1, 3) OBP: 0.329, SLG: 0.516	1-2, 1B		F5		5-3		K	F9		5	0	1	0	0	1	2
Kevin Bass, S (1, 9) OBP: 0.368, SLG: 0.496	F9		G3-6, 1B			F5	F8			4	0	1	0	0	0	2
Jose Cruz, L (1, 7) OBP: 0.325, SLG: 0.310		K	G3-6, 1-2f			2B, BB, BB		K		3	1	0	0	1	2	1
Craig Reynolds, L (1, 6) OBP: 0.303, SLG: 0.400		F6		F7		BB, 1-3, 2B		SH1-4, BLK, BB, 1B		4	1	2	0	0	0	0
Alan Ashby, S (1, 2) OBP: 0.348, SLG: 0.351 Tony Walker, R (8, PH) OBP: 0.290, SLG: 0.333 (9, 8)		BB		G3		BB, IBB		BB, SH1-4, 1-2, 1B, IBB		1 0	0 1	0 0	0 0	2 1	0 0	0 0
Mike Scott, R (1, 1) OBP: 0.104, SLG: 0.085		K		1-3		K		SH1-4, 1-2, 2-3		3	0	0	0	0	2	4
Inning Stats	R: 0 E: 0 K: 1 S: 7 H: 2 LOB: 2 BB: 0 P: 7	R: 0 E: 0 K: 2 S: 7 H: 0 LOB: 1 BB: 1 P: 11	R: 3 E: 0 K: 0 S: 5 H: 3 LOB: 0 BB: 1 P: 9	R: 0 E: 0 K: 0 S: 3 H: 0 LOB: 0 BB: 0 P: 3	R: 1 E: 0 K: 1 S: 6 H: 1 LOB: 0 BB: 0 P: 6	R: 1 E: 0 K: 2 S: 8 H: 1 LOB: 3 BB: 3 P: 20	R: 0 E: 0 K: 1 S: 5 H: 0 LOB: 0 BB: 0 P: 5	R: 3 E: 0 K: 1 S: 7 H: 2 LOB: 2 BB: 3 P: 19		1B: 6 2B: 1 3B: 0 HR: 2 SF: 0 SAC: 1 DP: 1 HBP: 0						

livebaseballscorecards.com

AB	31
R	8
H	9
RBI	8
BB	8
SO	8
LOB	12

PITCHER		IP	WLS	BF	H	R	ER	SO	BB	IBB	HBP	BLK	WP	HR	S	P	ERA	WHIP
Andy Hawkins, R ERA: 4.47	(1, 1)	5.2	L	28	7	5	5	5	4	1	0	0	0	2	33	53	7.94	1.941
Mark Thurmond, L ERA: 6.5	(6, 1)	2.0		11	2	3	3	3	1	2	0	1	0	0	14	26	13.50	1.500
Tim Stoddard, R ERA: 3.77	(8, 1)	0.1		1	0	0	0	0	0	0	0	0	0	0	1	1	0.00	0.000

PITCHER	IP	WLS	BF	H	R	ER	SO	BB	IBB	HBP	BLK	WP	HR	S	P	ERA	WHIP

Batter	1	2	3	4	5	6	7	8	9	10	AB	R	H	RBI	BB	SO	LOB
Bill Doran, S (1, 4) OBP: 0.371, SLG: 0.381	0-0 1B 2B		0-0 F7 ②		0-0 G3 ③			0-0 F7 ③		0-0 F7 ③	5	1	1	0	0	0	0
Ty Gainey, L (1, 8) OBP: 0.455, SLG: 0.545 (10, 7)	0-0 4-3 S 1B 2-H 1B		SSS 0-3 K ③			SSS 0-3 K ①			0-0 4-3 2B		4	1	2	1	0	2	0
Denny Walling, L (1, 5) OBP: 0.363, SLG: 0.425	0-0 4-3 ① 1-3			BBB 4-0 2B SF7 BB		SSS 0-3 K ②			0-0 4-3 ① 2-3		3	1	0	0	1	1	2
Glenn Davis, R (1, 3) OBP: 0.328, SLG: 0.512	0-0 G1-6-3 1B 3-H			SSS 0-3 K ①		0-0 F8 ③			0-0 F4 ②		4	0	1	1	0	1	2
Kevin Bass, S (1, 9) OBP: 0.367, SLG: 0.496	0-0 G1-6-3 ② ③ 1-2f			0-0 2B 1-3			0-0 F9 ①		0-0 4-3 ③		4	0	1	0	0	0	2
Jose Cruz, L (1, 7) OBP: 0.320, SLG: 0.306 Tony Walker, R (10, 8) OBP: 0.290, SLG: 0.333		0-0 F6 ①		0-0 SF7 ② 3-H			SSS 0-3 K ②			0-0 F6 ①	3 0	0 0	0 0	1 0	0 0	1 0	0 0
Craig Reynolds, L (1, 6) OBP: 0.297, SLG: 0.391 Dickie Thon, R (10, PH) OBP: 0.303, SLG: 0.336 (10, 6)		0-0 F3 ②		SSS 0-3 K ③			0-0 F8 ③			0-0 F9 ②	3 1	0 0	0 0	0 0	1 0	1 0	1 0
John Mizerock, L (1, 2) OBP: 0.419, SLG: 0.227 Jim Pankovits, R (10, PH) OBP: 0.302, SLG: 0.359 Alan Ashby, S (10, 2) OBP: 0.348, SLG: 0.351		0-0 4-3 ③			SSS 0-3 K ①			SSS 0-3 K ①		BBBB 4-0 HR BB	3 0 0	0 1 0	0 0 0	0 1 0	0 0 0	2 0 0	0 0 0
Jim Deshaies, L (1, 1) OBP: 0.130, SLG: 0.091 Louie Meadows, L (8, PH) Charlie Kerfeld, R (8, 1) Phil Garner, R (10, PH) OBP: 0.353, SLG: 0.473 Frank DiPino, L (10, 1) OBP: 0.250, SLG: 0.250			SSS 0-3 K ①		0-0 5-3 ②			0-0 F8 ②		0-0 HR 1-H	2 1 0 1 0	0 0 0 1 0	0 0 0 1 0	0 0 0 2 0	1 0 0 0 0	0 0 0 0 0	0 0 0 0 0
Inning Stats	R: 2 E: 0 K: 0 S: 5 H: 3 LOB: 0 BB: 0 P: 5	R: 0 E: 0 K: 0 S: 3 H: 0 LOB: 0 BB: 0 P: 3	R: 0 E: 0 K: 2 S: 7 H: 0 LOB: 0 BB: 0 P: 7	R: 1 E: 0 K: 2 S: 8 H: 1 LOB: 1 BB: 1 P: 12	R: 0 E: 0 K: 1 S: 5 H: 0 LOB: 0 BB: 0 P: 5	R: 0 E: 0 K: 2 S: 7 H: 0 LOB: 0 BB: 0 P: 7	R: 0 E: 0 K: 1 S: 5 H: 0 LOB: 0 BB: 0 P: 5	R: 0 E: 0 K: 1 S: 5 H: 0 LOB: 0 BB: 0 P: 5	R: 0 E: 0 K: 0 S: 4 H: 1 LOB: 1 BB: 0 P: 4	R: 2 E: 0 K: 0 S: 4 H: 1 LOB: 0 BB: 1 P: 8	1B: 2 2B: 3 3B: 0 HR: 1 SF: 1 SAC: 0 DP: 1 HBP: 0						WP: 0 PB: 0 SB: 1 CS: 0 PA: 37

PITCHER	IP	WLS	BF	H	R	ER	SO	BB	IBB	HBP	BLK	WP	HR	S	P	ERA	WHIP
Ron Darling, R (1, 1) ERA: 3.18	9.0		32	5	3	3	9	1	0	0	0	0	0	49	53	3.00	0.667
Jesse Orosco, L (10, 1) ERA: 3.13	1.0	W	5	1	2	2	0	1	0	0	0	0	1	4	8	18.00	2.000

PITCHER	IP	WLS	BF	H	R	ER	SO	BB	IBB	HBP	BLK	WP	HR	S	P	ERA	WHIP

TOP

Houston Astros @ New York Mets

Shea Stadium, Flushing, NY

Thu Jul 03 1986, 7:05 PM EDT

Att. 48,839 - Unknown

livebaseballscorecards.com

AB	34
R	5
H	6
RBI	5
BB	2
SO	9
LOB	7

Houston Astros @ New York Mets

Shea Stadium, Flushing, NY

Thu Jul 03 1986, 7:05 PM EDT

Att. 48,839 - Unknown

BOTTOM

Batter	1	2	3	4	5	6	7	8	9	10	AB	R	H	RBI	BB	SO	LOB
Mookie Wilson, S (1, 8) (9, 7) OBP: 0.339, SLG: 0.471	E 2B		BBBB 4-0 G6-4-3 BB		SSS 0-3 ② K		SSS 0-3 ③ K		x 0-0 ③ F8		4	0	1	0	1	2	1
Kevin Mitchell, R (1, 6) OBP: 0.423, SLG: 0.574	x 0-0 ① F8 2-3		x 0-0 ① ② G6-4-3 1-2f		BBBB 4-0 HR BB			x 0-0 1B 1B		BBBB 4-0 HR BB	3	1	1	0	1	0	2
Lenny Dykstra, L (8, PR) (9, 8) OBP: 0.386, SLG: 0.437											0	1	0	0	1	0	0
Darryl Strawberry, L (1, 9) OBP: 0.400, SLG: 0.567	SSS 0-3 ② K		x 0-0 2B		x 0-0 1-H HR			x 0-0 1-2 1B		x 0-0 1-H HR	5	2	4	4	0	1	1
Gary Carter, R (1, 3) OBP: 0.332, SLG: 0.431	BBBB 4-0 BB		SSS 0-3 ③ K		x 0-0 ③ 1-3			x 0-0 ① F3		x 0-0 ① 5-3	4	0	0	0	1	1	3
George Foster, R (1, 7) OBP: 0.321, SLG: 0.500	SSS 0-3 ③ K			x 0-0 FC4-6 1B		x 0-0 ① F6		x 0-0 ② F5		SSS 0-3 ② K	4	0	1	0	0	1	4
Rafael Santana, R (9, 6) OBP: 0.235, SLG: 0.191											1	0	0	0	0	1	0
Ray Knight, R (1, 5) OBP: 0.355, SLG: 0.474		SSS 0-3 ① K		SSS 0-3 ① K		SSS 0-3 ② K		SSS 0-3 ③ K		x 0-0 HR	5	1	1	1	0	4	3
Tim Teufel, R (1, 4) OBP: 0.302, SLG: 0.366	x 0-0 ② 6-3			x 0-0 ② F5		SSS 0-3 ③ K			x 0-0 ① 4-3		3	0	0	0	0	1	1
Wally Backman, S (9, PH) (10, 4) OBP: 0.401, SLG: 0.420											1	0	0	0	0	0	0
Ed Hearn, R (1, 2) OBP: 0.375, SLG: 0.629	x 0-0 HR			x 0-0 ③ FC4-6 1-2f			x 0-0 ① 5-3		BBBB 4-0 BB		3	1	1	1	1	0	1
Ron Darling, R (1, 1) OBP: 0.136, SLG: 0.095	SSS 0-3 ③ K				SSS 0-3 ① K		x 0-0 ② 6-3		SSS 0-3 ② K		3	0	0	0	0	2	0
Howard Johnson, S (9, PH) OBP: 0.355, SLG: 0.421											1	0	0	0	0	1	1
Jesse Orosco, R (10, 1)											0	0	0	0	0	0	0
Inning Stats	R: 0 H: 1 E: 1 LOB: 2 K: 2 BB: 1 S: 8 P: 12	R: 1 H: 1 E: 0 LOB: 0 K: 2 BB: 0 S: 8 P: 8	R: 0 H: 1 E: 0 LOB: 1 K: 1 BB: 1 S: 5 P: 9	R: 0 H: 1 E: 0 LOB: 1 K: 1 BB: 0 S: 6 P: 6	R: 2 H: 1 E: 0 LOB: 0 K: 2 BB: 1 S: 8 P: 12	R: 0 H: 0 E: 0 LOB: 0 K: 2 BB: 0 S: 7 P: 7	R: 0 H: 0 E: 0 LOB: 0 K: 1 BB: 0 S: 5 P: 5	R: 0 H: 2 E: 0 LOB: 2 K: 1 BB: 0 S: 7 P: 7	R: 0 H: 0 E: 0 LOB: 1 K: 1 BB: 1 S: 5 P: 9	R: 3 H: 2 E: 0 LOB: 0 K: 1 BB: 1 S: 6 P: 10	1B: 3 SF: 0 2B: 2 SAC: 0 3B: 0 DP: 1 HR: 4 HBP: 0						

	AB	37
	R	6
	H	9
	RBI	6
	BB	5
	SO	14
	LOB	17

PITCHER		IP	WLS	BF	H	R	ER	SO	BB	IBB	HBP	BLK	WP	HR	S	P	ERA	WHIP
Jim Deshaies, L ERA: 3.76	(1, 1)	7.0		28	5	3	3	11	3	0	0	0	0	2	47	59	3.86	1.143
Charlie Kerfeld, R ERA: 1.8	(8, 1)	2.0		9	2	0	0	2	1	0	0	0	0	0	12	16	0.00	1.500
Frank DiPino, L ERA: 3.53	(10, 1)	0.2	L	5	2	3	3	1	1	0	0	0	0	2	6	10	40.50	4.500

PITCHER	IP	WLS	BF	H	R	ER	SO	BB	IBB	HBP	BLK	WP	HR	S	P	ERA	WHIP

WP: 0 PA: 42
PB: 0
SB: 0
CS: 0

livebaseballscorecards.com

Batter	1	2	3	4	5	6	7	8	9	AB	R	H	RBI	BB	SO	LOB
Bill Doran, S (1, 4) OBP: 0.369, SLG: 0.377	F8		G3			BB		F8		3	0	0	0	1	0	0
Ty Gainey, L (1, 8) (7, 7) OBP: 0.467, SLG: 0.571	2B			4-3		K		5-3-6 BB		3	0	1	0	1	1	1
Denny Walling, L (1, 5) OBP: 0.361, SLG: 0.427	F8			2B		F8		5-3-6 1-3f		4	0	1	0	0	0	3
Glenn Davis, R (1, 3) OBP: 0.324, SLG: 0.505	F4			F3			F8		6-3	4	0	0	0	0	0	2
Kevin Bass, S (1, 9) OBP: 0.369, SLG: 0.507		CS 1B		3-1			HR		K	4	1	2	1	0	1	1
Jose Cruz, L (1, 7) OBP: 0.320, SLG: 0.303		K 1-2			F7		1B BB		BB	2	0	0	0	1	1	1
Tony Walker, R (7, PR) (7, 8) OBP: 0.290, SLG: 0.333										0	0	0	0	0	0	0
Phil Garner, R (9, PH) OBP: 0.356, SLG: 0.473										0	0	0	0	1	0	0
Craig Reynolds, L (1, 6) OBP: 0.289, SLG: 0.380		3-1			F9		F4		G3	4	0	0	0	0	0	2
John Mizerock, L (1, 2) OBP: 0.441, SLG: 0.250			B3-6-4 BB		F6		1B 1-3			2	0	1	0	1	0	0
Nolan Ryan, R (1, 1) OBP: 0.179, SLG: 0.148			B3-6-4 1-2f			F4	K			1	0	0	0	0	0	1
Louie Meadows, L (6, PH)										1	0	0	0	0	0	0
Larry Andersen, R (6, 1)										0	0	0	0	0	0	0
Alan Ashby, S (7, PH) OBP: 0.345, SLG: 0.347										1	0	0	0	0	1	2
Dave Smith, R (7, 1)										0	0	0	0	0	0	0
Inning Stats	R: 0 E: 0 K: 0 S: 4 H: 1 LOB: 1 BB: 0 P: 4	R: 0 E: 0 K: 1 S: 5 H: 1 LOB: 0 BB: 0 P: 5	R: 0 E: 0 K: 0 S: 2 H: 0 LOB: 0 BB: 1 P: 6	R: 0 E: 0 K: 0 S: 4 H: 1 LOB: 1 BB: 0 P: 4	R: 0 E: 0 K: 0 S: 3 H: 0 LOB: 0 BB: 0 P: 3	R: 0 E: 0 K: 1 S: 5 H: 0 LOB: 1 BB: 1 P: 9	R: 1 E: 0 K: 1 S: 7 H: 2 LOB: 2 BB: 1 P: 11	R: 0 E: 0 K: 0 S: 2 H: 0 LOB: 0 BB: 1 P: 6	R: 0 E: 0 K: 1 S: 5 H: 0 LOB: 1 BB: 1 P: 9	1B: 2 2B: 3 3B: 0 HR: 1 SF: 0 SAC: 0 DP: 2 HBP: 0						

PITCHER	IP	WLS	BF	H	R	ER	SO	BB	IBB	HBP	BLK	WP	HR	S	P	ERA	WHIP
Dwight Gooden, R (1, 1) ERA: 2.58	9.0	W	34	5	1	1	4	5	0	0	0	0	1	37	57	1.00	1.111

PITCHER	IP	WLS	BF	H	R	ER	SO	BB	IBB	HBP	BLK	WP	HR	S	P	ERA	WHIP

TOP

Houston Astros @ New York Mets

Shea Stadium, Flushing, NY

Fri Jul 04 1986, 3:33 AM EDT

Att. 28,557 - Unknown

livebaseballscorecards.com

AB	29
R	1
H	5
RBI	1
BB	5
SO	4
LOB	13

Houston Astros @ New York Mets

Shea Stadium, Flushing, NY

Fri Jul 04 1986, 3:33 AM EDT

Att. 28,557 - Unknown

BOTTOM

Batter	1	2	3	4	5	6	7	8	9	AB	R	H	RBI	BB	SO	LOB
Lenny Dykstra, L (1, 8) OBP: 0.393, SLG: 0.452	4-3	FC6-4 1-2f			BB		G3 2-H			3	1	2	1	1	0	2
Wally Backman, S (1, 4) OBP: 0.393, SLG: 0.411	4-3 2-3		4-3		L7		G3 2-3			4	0	0	0	0	0	3
Keith Hernandez, L (1, 3) OBP: 0.380, SLG: 0.402	1B 3-H		K		6-3		F7			4	0	1	1	0	1	2
Darryl Strawberry, L (1, 9) OBP: 0.394, SLG: 0.557	K		K			F8		F5		4	0	0	0	0	2	1
Gary Carter, R (1, 2) OBP: 0.331, SLG: 0.428	K			E5 FC4-6		1B		6-3		4	0	1	0	0	1	1
Danny Heep, L (1, 7) OBP: 0.407, SLG: 0.439		G4-6-3 BB 1B		FC4-6 1-2f		K		F8		4	0	1	0	0	1	2
Mookie Wilson, S (9, 7) OBP: 0.339, SLG: 0.471										0	0	0	0	0	0	0
Howard Johnson, S (1, 5) OBP: 0.354, SLG: 0.412		BB G4-6-3 1-2		K		G3				2	0	0	0	1	1	2
Rafael Santana, R (1, 6) OBP: 0.236, SLG: 0.189		G4-6-3 1-2f 2-3		K			SH3-4 2B BB			2	1	0	0	1	1	3
Dwight Gooden, R (1, 1) OBP: 0.133, SLG: 0.140		FC6-4 BB			4-3		SH3-4 1-2			1	0	0	0	1	0	0
Inning Stats	R: 1 E: 0 K: 2 S: 9 H: 2 LOB: 1 BB: 0 P: 9	R: 0 E: 0 K: 0 S: 3 H: 1 LOB: 2 BB: 2 P: 11	R: 0 E: 0 K: 2 S: 7 H: 0 LOB: 0 BB: 0 P: 7	R: 0 E: 1 K: 2 S: 8 H: 0 LOB: 1 BB: 0 P: 8	R: 0 E: 0 K: 0 S: 3 H: 0 LOB: 1 BB: 1 P: 7	R: 0 E: 0 K: 1 S: 6 H: 1 LOB: 1 BB: 0 P: 6	R: 1 E: 0 K: 0 S: 4 H: 1 LOB: 1 BB: 1 P: 8	R: 0 E: 0 K: 0 S: 3 H: 0 LOB: 0 BB: 0 P: 3								

livebaseballscorecards.com

AB	28
R	2
H	5
RBI	2
BB	4
SO	7
LOB	16

1B: 3 SF: 0
2B: 2 SAC: 1
3B: 0 DP: 1
HR: 0 HBP: 0

WP: 0 PA: 33
PB: 0
SB: 0
CS: 0

PITCHER		IP	WLS	BF	H	R	ER	SO	BB	IBB	HBP	BLK	WP	HR	S	P	ERA	WHIP
Nolan Ryan, R ERA: 4.52	(1, 1)	5.0		21	3	1	1	6	3	0	0	0	0	0	30	42	1.80	1.200
Larry Andersen, R ERA: 3.52	(6, 1)	1.0		4	1	0	0	1	0	0	0	0	0	0	6	6	0.00	1.000
Dave Smith, R ERA: 2.6	(7, 1)	2.0	L	8	1	1	1	0	1	0	0	0	0	0	7	11	4.50	1.000

PITCHER	IP	WLS	BF	H	R	ER	SO	BB	IBB	HBP	BLK	WP	HR	S	P	ERA	WHIP

Houston Astros @ New York Mets

Shea Stadium, Flushing, NY

Sat Jul 05 1986, 7:05 PM EDT

Att. 50,939 - Unknown

TOP

livebaseballscorecards.com

Batter	1	2	3	4	5	6	7	8	9	AB	R	H	RBI	BB	SO	LOB
Bill Doran, S (1, 4) OBP: 0.365, SLG: 0.372	5-3		F4			K		F9 1-2		4	0	0	0	0	1	2
Dickie Thon, R (1, 6) OBP: 0.301, SLG: 0.333	F8			F6		F4		PO 1B		4	0	1	0	0	0	1
Phil Garner, R (1, 5) OBP: 0.354, SLG: 0.484	K			K			HR	PO 1-2	4-3	4	1	1	1	0	2	0
Glenn Davis, R (1, 3) OBP: 0.326, SLG: 0.505		S 1B		L3			4-3		E 1B	4	1	2	0	0	0	0
Kevin Bass, S (1, 9) OBP: 0.367, SLG: 0.503		K			F3		K		E9 1-3 1B	4	0	1	0	0	2	1
Jose Cruz, L (1, 7) OBP: 0.323, SLG: 0.304		K 1-2			3-1		1B		1B IBB	3	0	1	0	1	1	1
Alan Ashby, S (1, 2) OBP: 0.345, SLG: 0.347		K			4-3		1-2 1B		1-2 2-H 3-H 1B	3	0	1	0	0	1	1
Denny Walling, L (9, PH) OBP: 0.364, SLG: 0.430										1	0	1	1	0	0	0
John Mizerock, L (9, 2) OBP: 0.441, SLG: 0.250										0	0	0	0	0	0	0
Tony Walker, R (1, 8) OBP: 0.288, SLG: 0.328			6-3			FC5-6 1B	6-3		1-3	4	0	1	0	0	0	4
Bob Knepper, L (1, 1) OBP: 0.075, SLG: 0.075			F7			FC5-6 1-2f		BB F9		2	0	0	0	0	0	1
Ty Gainey, L (8, PH) OBP: 0.500, SLG: 0.571										0	0	0	0	1	0	0
Charlie Kerfeld, R (8, 1)										0	0	0	0	0	0	0

AB	33
R	2
H	9
RBI	2
BB	2
SO	7
LOB	11

Inning Stats	1	2	3	4	5	6	7	8	9
	R: 0 E: 0 K: 1 S: 5	H: 0 LOB: 0 BB: 0 P: 5	R: 0 E: 0 K: 3 S: 10	H: 1 LOB: 1 BB: 0 P: 10	R: 0 E: 0 K: 0 S: 3	H: 0 LOB: 0 BB: 0 P: 3	R: 0 E: 0 K: 1 S: 5	H: 0 LOB: 0 BB: 0 P: 5	R: 0 E: 0 K: 0 S: 3	H: 0 LOB: 0 BB: 0 P: 3
	R: 0 E: 0 K: 1 S: 6	H: 1 LOB: 1 BB: 0 P: 6	R: 1 E: 0 K: 1 S: 8	H: 3 LOB: 2 BB: 0 P: 8	R: 0 E: 0 K: 0 S: 2	H: 1 LOB: 0 BB: 1 P: 6	R: 1 E: 1 K: 0 S: 5	H: 3 LOB: 2 BB: 1 P: 9	1B: 8 2B: 0 3B: 0 HR: 1	SF: 0 SAC: 0 DP: 0 HBP: 0

WP: 0 PB: 0 SB: 1 CS: 0 PA: 36

PITCHER	IP	WLS	BF	H	R	ER	SO	BB	IBB	HBP	BLK	WP	HR	S	P	ERA	WHIP
Bob Ojeda, L (1, 1) ERA: 2.43	8.0		29	6	1	1	7	1	0	0	0	0	1	42	46	1.12	0.875
Roger McDowell, R (9, 1) ERA: 2.14	1.0	L	6	3	1	1	0	0	1	0	0	0	0	5	9	9.00	3.000

PITCHER	IP	WLS	BF	H	R	ER	SO	BB	IBB	HBP	BLK	WP	HR	S	P	ERA	WHIP

Batter	1	2	3	4	5	6	7	8	9	AB	R	H	RBI	BB	SO	LOB
Mookie Wilson, S (1, 8) (9, 7) OBP: 0.331, SLG: 0.459	L4		L5			6-3			6-3	4	0	0	0	0	0	1
Tim Teufel, R (1, 4) OBP: 0.296, SLG: 0.358	F8		L6			6-3			K	3	0	0	0	0	0	1
Darryl Strawberry, L (9, PH) OBP: 0.393, SLG: 0.555										1	0	0	0	0	1	0
Keith Hernandez, L (1, 3) OBP: 0.379, SLG: 0.412	HR			4-3			K			3	1	1	1	0	1	0
Gary Carter, R (1, 2) OBP: 0.328, SLG: 0.423	F7			F4			5-3			3	0	0	0	0	0	0
Kevin Mitchell, R (1, 9) OBP: 0.421, SLG: 0.576		4-3 9-2 2B		F4			F6			3	0	1	0	0	0	0
George Foster, R (1, 7) OBP: 0.321, SLG: 0.497		4-3 2-3			G4-6-3 1B			4-3		3	0	1	0	0	0	1
Roger McDowell, R (9, 1) OBP: 0.400, SLG: 0.333										0	0	0	0	0	0	0
Ray Knight, R (1, 5) OBP: 0.351, SLG: 0.468		9-2 3-Hf			G4-6-3 1-2f			L8		3	0	0	0	0	0	2
Rafael Santana, R (1, 6) OBP: 0.238, SLG: 0.192			E8 1B		K			5-3		3	0	1	0	0	1	0
Bob Ojeda, L (1, 1) OBP: 0.079, SLG: 0.079			K			K			F8	2	0	0	0	0	2	1
Lenny Dykstra, L (9, 8) OBP: 0.392, SLG: 0.449										1	0	0	0	0	0	0
Inning Stats	R: 1 H: 1 E: 0 LOB: 0 K: 0 BB: 0 S: 4 P: 4	R: 0 H: 1 E: 0 LOB: 0 K: 0 BB: 0 S: 3 P: 3	R: 0 H: 1 E: 1 LOB: 1 K: 1 BB: 0 S: 6 P: 6	R: 0 H: 0 E: 0 LOB: 0 K: 0 BB: 0 S: 3 P: 3	R: 0 H: 1 E: 0 LOB: 0 K: 1 BB: 0 S: 5 P: 5	R: 0 H: 0 E: 0 LOB: 0 K: 1 BB: 0 S: 5 P: 5	R: 0 H: 0 E: 0 LOB: 0 K: 1 BB: 0 S: 5 P: 5	R: 0 H: 0 E: 0 LOB: 0 K: 0 BB: 0 S: 3 P: 3	R: 0 H: 0 E: 0 LOB: 0 K: 1 BB: 0 S: 5 P: 5	1B: 2 SF: 0 2B: 2 SAC: 0 3B: 0 DP: 2 HR: 1 HBP: 0						

PITCHER		IP	WLS	BF	H	R	ER	SO	BB	IBB	HBP	BLK	WP	HR	S	P	ERA	WHIP
Bob Knepper, L ERA: 2.67	(1, 1)	7.0		23	4	1	1	4	0	0	0	0	0	1	31	31	1.29	0.571
Charlie Kerfeld, R ERA: 1.72	(8, 1)	2.0	W	6	0	0	0	1	0	0	0	0	0	0	8	8	0.00	0.000

PITCHER	IP	WLS	BF	H	R	ER	SO	BB	IBB	HBP	BLK	WP	HR	S	P	ERA	WHIP

BOTTOM

Houston Astros @ New York Mets

Shea Stadium, Flushing, NY

Sat Jul 05 1986, 7:05 PM EDT

Att. 50,939 - Unknown

livebaseballscorecards.com

AB	29
R	1
H	4
RBI	1
BB	0
SO	5
LOB	6

WP: 0 PA: 29
PB: 0
SB: 0
CS: 0

Houston Astros @ New York Mets

Shea Stadium, Flushing, NY

Sun Jul 06 1986, 3:33 AM EDT

Att. 31,017 - Unknown

TOP

Batter	1	2	3	4	5	6	7	8	9	AB	R	H	RBI	BB	SO	LOB
Bill Doran, S (1, 4) OBP: 0.365, SLG: 0.372	S 1B	6-3			K		1B SF8 1B	3-1		5	1	2	0	0	1	4
Dickie Thon, R (1, 6) OBP: 0.300, SLG: 0.331	F8		F8		F8		1-3 BB 1B		K	4	0	1	0	0	0	1
Jose Cruz, L (9, PH) OBP: 0.321, SLG: 0.302										1	0	0	0	0	1	0
Phil Garner, R (1, 5) OBP: 0.355, SLG: 0.479	1-2 F8		BBBB FC5-4 BB		F9		3-H SF8		BBBB 1B 1B BB	2	1	0	1	2	0	1
Glenn Davis, R (1, 3) OBP: 0.326, SLG: 0.502	BBBB BB		1-2f FC5-4 1B			SSS K	1-2 BB		1-2 1B 1B	2	0	0	0	1	1	1
Aurelio Lopez, R (6, 1)						BBBB				0	0	0	0	0	0	0
Ty Gainey, L (7, PH) OBP: 0.529, SLG: 0.571										0	0	0	0	1	0	0
Frank DiPino, L (7, 1) OBP: 0.250, SLG: 0.250										0	0	0	0	0	0	0
Denny Walling, L (9, PH) OBP: 0.368, SLG: 0.434										1	1	1	0	0	0	0
Kevin Bass, S (1, 9) OBP: 0.371, SLG: 0.505	F7		1-2 1B			FC9-5 BB 1B	4-3		1-2 2-H 1B	5	0	3	1	0	0	4
Jim Pankovits, R (1, 7) OBP: 0.333, SLG: 0.372		F5				BBBB 1-2 FC9-5 BB		BB 1B	1-2 2-H 1B	4	0	2	1	1	1	2
Tony Walker, R (1, 8) OBP: 0.282, SLG: 0.317		S 1B		F8		1-2 2-3f FC9-5				5	0	1	0	0	2	5
John Mizerock, L (1, 2) OBP: 0.417, SLG: 0.231		1-2 K		K		F3		BBBB 1-2 BB	4-3	2	0	0	0	0	2	1
Alan Ashby, S (6, PH) OBP: 0.345, SLG: 0.340										2	0	0	0	1	0	4
(6, 2)																
Mark Knudson, R (1, 1)	BBBB BB			F8			F9	F8		0	0	0	0	1	0	0
Louie Meadows, L (4, PH)										1	0	0	0	0	0	0
Larry Andersen, R (4, 1)										0	0	0	0	0	0	0
Craig Reynolds, L (6, 3) OBP: 0.285, SLG: 0.375										2	0	0	0	0	0	2

	AB	36
	R	3
	H	10
	RBI	3
	BB	7
	SO	8
	LOB	25

livebaseballscorecards.com

Inning Stats	1	2	3	4	5	6	7	8	9
	R: 0 E: 0 K: 0 S: 4 H: 1 LOB: 2 BB: 1 P: 8	R: 0 E: 0 K: 1 S: 6 H: 1 LOB: 2 BB: 1 P: 10	R: 0 E: 0 K: 1 S: 6 H: 1 LOB: 2 BB: 1 P: 10	R: 0 E: 0 K: 1 S: 5 H: 0 LOB: 0 BB: 0 P: 5	R: 0 E: 0 K: 1 S: 5 H: 0 LOB: 0 BB: 0 P: 5	R: 0 E: 0 K: 1 S: 6 H: 1 LOB: 2 BB: 1 P: 10	R: 1 E: 0 K: 0 S: 5 H: 2 LOB: 2 BB: 1 P: 9	R: 0 E: 0 K: 1 S: 6 H: 1 LOB: 2 BB: 1 P: 10	R: 2 E: 0 K: 2 S: 10 H: 3 LOB: 2 BB: 1 P: 14

1B: 10	SF: 1	WP: 0	PA: 44
2B: 0	SAC: 0	PB: 0	
3B: 0	DP: 0	SB: 2	
HR: 0	HBP: 0	CS: 0	

PITCHER		IP	WLS	BF	H	R	ER	SO	BB	IBB	HBP	BLK	WP	HR	S	P	ERA	WHIP
Sid Fernandez, L ERA: 2.89	(1, 1)	6.2	W	31	6	1	1	5	5	0	0	0	0	0	36	56	1.35	1.650
Doug Sisk, R ERA: 2.05	(7, 1)	1.2		11	4	2	2	2	2	0	0	0	0	0	13	21	10.80	3.600
Roger McDowell, R ERA: 2.12	(9, 1)	0.2	S	2	0	0	0	1	0	0	0	0	0	0	4	4	0.00	0.000

PITCHER	IP	WLS	BF	H	R	ER	SO	BB	IBB	HBP	BLK	WP	HR	S	P	ERA	WHIP

Batter	1	2	3	4	5	6	7	8	9	AB	R	H	RBI	BB	SO	LOB
Lenny Dykstra, L (1, 8) OBP: 0.401, SLG: 0.461	x 0-0 S 1B	x 0-0 BB 1B 2-H		x 0-0 ② 6-3		x 0-0 4-3 2B		B B B B 4-0 CS BB		4	0	3	1	1	0	1
Wally Backman, S (1, 4) OBP: 0.393, SLG: 0.408	x 0-0 ① F7	B B B B 4-0 1-2 BB		x 0-0 ③ 2-H 1B		x 0-0 ② 4-3 2-3		S S S 0-3 ② ③ K 1-2		4	0	1	0	1	1	3
Keith Hernandez, L (1, 3) OBP: 0.378, SLG: 0.408	B B B B 4-0 1-2 BB	x 0-0 ③ 4-3			S S S 0-3 ① K	x 0-0 ③ F8				3	0	0	0	1	1	3
Darryl Strawberry, L (1, 9) OBP: 0.391, SLG: 0.549	S S S 0-3 ② K		x 0-0 ① F7		x 0-0 1B S 1B		S S S 0-3 ① K			4	0	1	0	0	2	2
Kevin Mitchell, R (1, 6) OBP: 0.430, SLG: 0.600 Rafael Santana, R (8, 6) OBP: 0.238, SLG: 0.192	S S S 0-3 ③ K		x 0-0 HR		B B B B 4-0 1-2 1B BB		x 0-0 HR 1B			3 0	2 0	2 0	1 0	1 0	1 0	2 0
Danny Heep, L (1, 7) OBP: 0.405, SLG: 0.436 Mookie Wilson, S (7, PH) OBP: 0.329, SLG: 0.456 (8, 7)		x 0-0 ① F7	x 0-0 ② 6-3		x 0-0 1-2 2-3 1B		x 0-0 ② F8			3 1	0 0	1 0	0 0	0 0	0 0	0 1
Howard Johnson, S (1, 5) OBP: 0.359, SLG: 0.455		x 0-0 E 2B	x 0-0 ③ F8		x 0-0 ② F6		x 0-0 1-H HR			4	2	2	2	0	0	3
Ed Hearn, R (1, 2) OBP: 0.364, SLG: 0.590		x 0-0 E4 SH3-4 1B 2-H		x 0-0 SH3-4 1B 1B		x 0-0 ③ F9	S S S 0-3 ③ K			4	1	1	0	0	1	3
Sid Fernandez, L (1, 1) OBP: 0.184, SLG: 0.139 Doug Sisk, R (7, 1) Roger McDowell, R (9, 1) OBP: 0.400, SLG: 0.333		x 0-0 ② SH3-4 1-2		x 0-0 ① SH3-4 1-2		S S S 0-3 ① K		S S S 0-3 ① K		1 1 0	0 0 0	0 0 0	0 0 0	0 0 0	1 1 0	0 0 0
Inning Stats	R: 0 E: 0 K: 2 S: 8 H: 1 LOB: 2 BB: 1 P: 12	R: 2 E: 1 K: 0 S: 6 H: 2 LOB: 2 BB: 1 P: 10	R: 1 E: 0 K: 0 S: 4 H: 1 LOB: 0 BB: 0 P: 4	R: 0 E: 0 K: 0 S: 4 H: 2 LOB: 2 BB: 0 P: 4	R: 0 E: 0 K: 1 S: 7 H: 2 LOB: 3 BB: 1 P: 11	R: 0 E: 0 K: 1 S: 6 H: 1 LOB: 1 BB: 0 P: 6	R: 2 E: 0 K: 2 S: 9 H: 2 LOB: 0 BB: 0 P: 9	R: 0 E: 0 K: 2 S: 6 H: 0 LOB: 0 BB: 1 P: 10		1B: 7 2B: 2 3B: 0 HR: 2 SF: 0 SAC: 2 DP: 0 HBP: 0						

PITCHER		IP	WLS	BF	H	R	ER	SO	BB	IBB	HBP	BLK	WP	HR	S	P	ERA	WHIP
Mark Knudson, R ERA: 3.5	(1, 1)	3.0	L	16	4	3	1	2	2	0	0	0	0	1	18	26	3.00	2.000
Larry Andersen, R ERA: 3.35	(4, 1)	2.0		10	4	0	0	1	1	0	0	0	0	0	11	15	0.00	2.500
Aurelio Lopez, R ERA: 2.57	(6, 1)	1.0		4	1	0	0	1	0	0	0	0	0	0	6	6	0.00	1.000
Frank DiPino, L ERA: 3.82	(7, 1)	2.0		8	2	2	2	4	1	0	0	0	0	1	15	19	9.00	1.500

PITCHER	IP	WLS	BF	H	R	ER	SO	BB	IBB	HBP	BLK	WP	HR	S	P	ERA	WHIP

BOTTOM

Houston Astros @ New York Mets

Shea Stadium, Flushing, NY

Sun Jul 06 1986, 3:33 AM EDT

Att. 31,017 - Unknown

livebaseballscorecards.com

AB	32
R	5
H	11
RBI	4
BB	4
SO	8
LOB	18

1B: 7 SF: 0 WP: 0 PA: 38
2B: 2 SAC: 2 PB: 0
3B: 0 DP: 0 SB: 2
HR: 2 HBP: 0 CS: 1

Batter	1	2	3	4	5	6	7	8	9	AB	R	H	RBI	BB	SO	LOB
Bill Doran, S (1, 4) OBP: 0.366, SLG: 0.376	F9		S HR 2B		F7		F3		FC6 1B 1-2 HR 1B	5	2	2	0	0	0	1
Ty Gainey, L (1, 8) (8, 7) OBP: 0.455, SLG: 0.474	6-3		K		F8		5-3		E HR 1-2 2-3 1B	5	1	1	0	0	1	2
Denny Walling, L (1, 5) OBP: 0.368, SLG: 0.426	4-3		L4 2-3		4-0 HR 1-2 BB		4-0 BB		FC6 HR 1-2 2-3 3-H	3	2	0	1	2	0	3
Glenn Davis, R (1, 3) OBP: 0.330, SLG: 0.521		1-0 BB 2B HBP	0-0 HR 3-H		0-0 HR 1-H 2-H		0-0 6-3		K	4	3	2	5	0	1	4
Kevin Bass, S (1, 9) OBP: 0.371, SLG: 0.512		4-0 2B CS 1-2 BB	F8		K			F8	HR 1-H 2-H 3-H	4	1	1	4	1	1	0
Jose Cruz, L (1, 7) OBP: 0.324, SLG: 0.319 Aurelio Lopez, R (8, 1)		CS 1-3 2-H 2B		F7		SF7 3B		K	K	4 1	1 0	2 0	1 0	0 0	1 1	0 0
Craig Reynolds, L (1, 6) OBP: 0.277, SLG: 0.365		K		F2		4-3		6-3		4	0	0	0	0	1	3
John Mizerock, L (1, 2) OBP: 0.400, SLG: 0.214 Jim Pankovits, R (9, 2) OBP: 0.333, SLG: 0.372		CS IBB		K		SF7 3-H			K	2 0	0 0	0 0	1 0	1 0	2 0	0 0
Mike Scott, R (1, 1) OBP: 0.118, SLG: 0.100 Tony Walker, R (8, 8) OBP: 0.292, SLG: 0.328		K 1-2 2-3 3-H			BB HR 1B	K			1B 1B FC6 1B	3 1	1 1	1 1	0 0	0 0	2 0	3 0
Inning Stats	R: 0 E: 0 K: 0 S: 3 H: 0 LOB: 0 BB: 0 P: 3	R: 1 E: 0 K: 2 S: 7 H: 1 LOB: 2 BB: 2 P: 16	R: 2 E: 0 K: 1 S: 7 H: 2 LOB: 0 BB: 0 P: 7	R: 0 E: 0 K: 1 S: 5 H: 0 LOB: 0 BB: 0 P: 5	R: 3 E: 0 K: 1 S: 7 H: 2 LOB: 0 BB: 1 P: 11	R: 1 E: 0 K: 1 S: 6 H: 1 LOB: 0 BB: 0 P: 6	R: 0 E: 0 K: 0 S: 3 H: 0 LOB: 1 BB: 1 P: 7	R: 0 E: 0 K: 1 S: 5 H: 0 LOB: 0 BB: 0 P: 5	R: 5 E: 1 K: 3 S: 14 H: 4 LOB: 0 BB: 0 P: 14	1B: 4 2B: 2 3B: 1 HR: 3	SF: 1 SAC: 0 DP: 0 HBP: 1					

PITCHER	IP	WLS	BF	H	R	ER	SO	BB	IBB	HBP	BLK	WP	HR	S	P	ERA	WHIP
Dennis Martinez, R (1, 1) ERA: 8.17	5.0	L	23	5	6	6	5	2	1	1	0	0	2	29	42	10.80	1.400
Bob McClure, L (6, 1) ERA: 3.19	2.0		8	1	1	1	1	1	0	0	0	0	0	9	13	4.50	1.000
Dan Schatzeder, L (8, 1) ERA: 3.0	2.0		11	4	5	1	4	0	0	0	0	0	1	19	19	4.50	2.000

PITCHER	IP	WLS	BF	H	R	ER	SO	BB	IBB	HBP	BLK	WP	HR	S	P	ERA	WHIP

Houston Astros @ Montreal Expos

Olympic Stadium, Montreal, QB

Mon Jul 07 1986, 7:05 PM EDT

Att. 17,694 - Unknown

TOP

livebaseballscorecards.com

AB	36
R	12
H	10
RBI	12
BB	4
SO	10
LOB	16

Houston Astros @ Montreal Expos

Olympic Stadium, Montreal, QB

Mon Jul 07 1986, 7:05 PM EDT

Att. 17,694 - Unknown

BOTTOM

Batter	1	2	3	4	5	6	7	8	9	AB	R	H	RBI	BB	SO	LOB
Tim Raines, S (1, 7) OBP: 0.416, SLG: 0.512	S 1B		4-3 BB		2B			F7		3	0	2	0	1	0	0
Mitch Webster, S (1, 8) OBP: 0.355, SLG: 0.406	K 1-2		4-3 1-2		5-3			6-3		4	0	0	0	0	1	3
Andre Dawson, R (1, 9) OBP: 0.329, SLG: 0.537	K		K			F7		F8		4	0	0	0	0	2	1
Hubie Brooks, R (1, 6) OBP: 0.379, SLG: 0.576	K			6-3		WP 1B			F9	4	0	1	0	0	1	1
Tim Wallach, R (1, 5) OBP: 0.366, SLG: 0.507		K		BB		F3 1-2			F8	3	0	0	0	1	1	1
Wayne Krenchicki, L (1, 3) OBP: 0.309, SLG: 0.379		2B SF7 BB		F7		4-3			F7	3	1	0	0	1	0	2
Dann Bilardello, R (1, 2) OBP: 0.250, SLG: 0.299		SF7 1-3 2B		F8			K			3	0	1	0	0	1	1
Al Newman, S (1, 4) OBP: 0.320, SLG: 0.286		SF7 2-3 3-H			1-3		L1			2	0	0	1	0	0	0
Dennis Martinez, R (1, 1) OBP: 0.250, SLG: 0.500 Wallace Johnson, S (5, PH) Bob McClure, R (6, 1) Dan Schatzeder, L (7, PH) OBP: 0.542, SLG: 0.737 (8, 1)		K			F5		L1			1 1 0 1	0 0 0 0	0 0 0 0	0 0 0 0	0 0 0 0	1 0 0 0	1 0 0 0
Inning Stats	R: 0 E: 0 K: 3 S: 10 H: 1 LOB: 1 BB: 0 P: 10	R: 1 E: 0 K: 2 S: 8 H: 1 LOB: 1 BB: 1 P: 12	R: 0 E: 0 K: 1 S: 4 H: 0 LOB: 0 BB: 1 P: 8	R: 0 E: 0 K: 0 S: 3 H: 0 LOB: 1 BB: 1 P: 7	R: 0 E: 0 K: 0 S: 4 H: 1 LOB: 1 BB: 0 P: 4	R: 0 E: 0 K: 0 S: 4 H: 1 LOB: 1 BB: 0 P: 4	R: 0 E: 0 K: 1 S: 5 H: 0 LOB: 0 BB: 0 P: 5	R: 0 E: 0 K: 0 S: 3 H: 0 LOB: 0 BB: 0 P: 3	R: 0 E: 0 K: 0 S: 3 H: 0 LOB: 0 BB: 0 P: 3	1B: 2 2B: 2 3B: 0 HR: 0 SF: 1 SAC: 0 DP: 0 HBP: 0				WP: 1 PB: 0 SB: 1 CS: 0		PA: 33

	AB	29
	R	1
	H	4
	RBI	1
	BB	3
	SO	7
	LOB	10

livebaseballscorecards.com

PITCHER		IP	WLS	BF	H	R	ER	SO	BB	IBB	HBP	BLK	WP	HR	S	P	ERA	WHIP
Mike Scott, R ERA: 2.22	(1, 1)	7.0	W	27	4	1	1	7	3	0	0	0	1	0	38	50	1.29	1.000
Aurelio Lopez, R ERA: 2.35	(8, 1)	2.0		6	0	0	0	0	0	0	0	0	0	0	6	6	0.00	0.000

PITCHER	IP	WLS	BF	H	R	ER	SO	BB	IBB	HBP	BLK	WP	HR	S	P	ERA	WHIP

Batter	1	2	3	4	5	6	7	8	9	AB	R	H	RBI	BB	SO	LOB
Bill Doran, S (1, 4) OBP: 0.368, SLG: 0.375	x 0-0 G4-6-3 1B		BBBB 4-0 BB			SSS 0-3 ② K		x 0-0 ② 6-3 1-2 3-H		3	0	1	1	1	1	1
Ty Gainey, L (1, 8) OBP: 0.462, SLG: 0.565	SSS 0-3 ① K		SSS 0-3 ③ K			x 0-0 3B		x 0-0 2-H HR 1B		4	1	2	1	0	2	3
Denny Walling, L (1, 5) OBP: 0.366, SLG: 0.439	x 0-0 ②③ G4-6-3 1-2f			x 0-0 ① 3-1		x 0-0 ③ 3-1		x 0-0 2-H HR		4	1	1	2	0	0	2
Glenn Davis, R (1, 3) OBP: 0.329, SLG: 0.518		SSS 0-3 ① K		x 0-0 ② 1-3			x 0-0 FC6-4 1B	x 0-0 ③ 6-3		4	0	1	0	0	1	1
Kevin Bass, S (1, 9) OBP: 0.367, SLG: 0.505		x 0-0 ② 4-3		x 0-0 ③ 4-3			x 0-0 ① FC6-4 G4-6-3 1-2f		x 0-0 ① F4	4	0	0	0	0	0	1
Jose Cruz, L (1, 7) OBP: 0.323, SLG: 0.318		x 0-0 ③ F7			x 0-0 CS 1B		x 0-0 ②③ G4-6-3 1-2f		x 0-0 ② L6	4	0	1	0	0	0	1
Craig Reynolds, L (1, 6) OBP: 0.272, SLG: 0.358			x 0-0 ① 6-3		x 0-0 ① F7			x 0-0 ① F8	x 0-0 ③ 6-3	3	0	0	0	0	0	1
Dickie Thon, R (9, PH) OBP: 0.298, SLG: 0.329 (9, 6)										1	0	0	0	0	0	0
John Mizerock, L (1, 2) OBP: 0.419, SLG: 0.207			BBBB 4-0 SH3 BB		SSS 0-3 ②③ K 1-2			BBBB 4-0 1B 6-3 BB		1	0	0	0	2	1	1
Tony Walker, R (8, PR) OBP: 0.292, SLG: 0.328										0	1	0	0	0	0	0
Alan Ashby, S (8, 2) OBP: 0.345, SLG: 0.340										0	0	0	0	0	0	0
Nolan Ryan, R (1, 1) OBP: 0.172, SLG: 0.143			x 0-0 ② SH3 1-2			SSS 0-3 ① K		x 0-0 6-3 1-3 1B		1	0	0	0	0	1	0
Louie Meadows, L (8, PH) OBP: 0.250, SLG: 0.250										1	1	1	0	0	0	0
Charlie Kerfeld, R (8, 1)										0	0	0	0	0	0	0
Inning Stats	R: 0 E: 0 K: 1 S: 5 H: 1 LOB: 0 BB: 0 P: 5	R: 0 E: 0 K: 1 S: 5 H: 0 LOB: 0 BB: 0 P: 5	R: 0 E: 0 K: 1 S: 5 H: 0 LOB: 2 BB: 2 P: 13	R: 0 E: 0 K: 0 S: 3 H: 0 LOB: 0 BB: 0 P: 3	R: 0 E: 0 K: 1 S: 5 H: 1 LOB: 1 BB: 0 P: 5	R: 0 E: 0 K: 2 S: 8 H: 1 LOB: 0 BB: 0 P: 8	R: 0 E: 0 K: 0 S: 3 H: 1 LOB: 0 BB: 0 P: 3	R: 4 E: 0 K: 0 S: 6 H: 3 LOB: 1 BB: 1 P: 10	R: 0 E: 0 K: 0 S: 3 H: 0 LOB: 0 BB: 0 P: 3	1B: 5 2B: 1 3B: 1 HR: 1	SF: 0 SAC: 1 DP: 3 HBP: 0						

TOP

Houston Astros @ Montreal Expos

Olympic Stadium, Montreal, QB

Tue Jul 08 1986, 7:05 PM EDT

Att. 16,382 - Unknown

livebaseballscorecards.com

AB	30
R	4
H	7
RBI	4
BB	3
SO	6
LOB	11

WP: 0 PB: 0 SB: 0 CS: 1 PA: 34

PITCHER		IP	WLS	BF	H	R	ER	SO	BB	IBB	HBP	BLK	WP	HR	S	P	ERA	WHIP
Jay Tibbs, R ERA: 3.66	(1, 1)	7.1	L	27	5	2	2	6	3	0	0	0	0	0	36	48	2.46	1.091
Jeff Reardon, R ERA: 3.28	(8, 1)	0.2		4	2	2	2	0	0	0	0	0	0	1	4	4	27.00	3.000
Bob McClure, L ERA: 3.09	(9, 1)	1.0		3	0	0	0	0	0	0	0	0	0	0	3	3	0.00	0.000

PITCHER	IP	WLS	BF	H	R	ER	SO	BB	IBB	HBP	BLK	WP	HR	S	P	ERA	WHIP

Batter	1	2	3	4	5	6	7	8	9	AB	R	H	RBI	BB	SO	LOB
Tim Raines, S (1, 7) OBP: 0.414, SLG: 0.508	x 0-0 S 1B		S S S 0-3 K ①		x 0-0 G3 ③		x 0-0 F7 ③			4	0	1	0	0	1	0
George Wright, S (1, 8) OBP: 0.263, SLG: 0.340	B B B B 4-0 1-2 BB		x 0-0 F9 ②			x 0-0 1B SF8 2B		S S S 0-3 K ①		3	1	1	0	1	1	0
Andre Dawson, R (1, 9) OBP: 0.332, SLG: 0.537	S S S 0-3 K ①		x 0-0 F8 ③			x 0-0 6-3 SF8 2-3 1B		x 0-0 1B 1B		4	0	2	0	0	1	2
Hubie Brooks, R (1, 6) OBP: 0.377, SLG: 0.574	S S S 0-3 K ②			x 0-0 F8 ①		x 0-0 SF8 ① 1-2 3-H		x 0-0 G4-6-3 1-2 1B		3	0	1	1	0	1	2
Tim Wallach, R (1, 5) OBP: 0.362, SLG: 0.500	S S S 0-3 K ③			S S S 0-3 K ②		x 0-0 6-3 ② 2-3		x 0-0 ② ③ G4-6-3 1-2f		4	0	0	0	0	2	5
Wayne Krenchicki, L (1, 3) OBP: 0.320, SLG: 0.382 Andres Galarraga, R (8, 3) OBP: 0.320, SLG: 0.392		x 0-0 F5 ①		x 0-0 1B		B B B B 4-0 FC6-4 BB			x 0-0 L4 ①	2 1	0 0	1 0	0 0	1 0	0 0	0 0
Mike Fitzgerald, R (1, 2) OBP: 0.386, SLG: 0.476		x 0-0 1B		S S S 0-3 K ③		x 0-0 FC6-4 ③ 1-2f			x 0-0 F9 ②	4	0	1	0	0	1	3
Al Newman, S (1, 4) OBP: 0.318, SLG: 0.284		S S S 0-3 K ②			x 0-0 6-3 ①		x 0-0 4-3 ①		x 0-0 FC6-4 1B	4	0	1	0	0	1	1
Jay Tibbs, R (1, 1) OBP: 0.212, SLG: 0.194 Jeff Reardon, R (8, 1) OBP: 0.167, SLG: 0.167 Bob McClure, R (9, 1) Wallace Johnson, S (9, PH)		S S S 0-3 K ③			S S S 0-3 K ②		x 0-0 F8 ②		x 0-0 FC6-4 ③ 1-2f	3 0 0 1	0 0 0 0	0 0 0 0	0 0 0 0	0 0 0 0	2 0 0 0	1 0 0 1
Inning Stats	R: 0 E: 0 K: 3 S: 10 H: 1 LOB: 2 BB: 1 P: 14	R: 0 E: 0 K: 2 S: 8 H: 1 LOB: 1 BB: 0 P: 8	R: 0 E: 0 K: 1 S: 5 H: 0 LOB: 0 BB: 0 P: 5	R: 0 E: 0 K: 2 S: 8 H: 1 LOB: 1 BB: 0 P: 8	R: 0 E: 0 K: 1 S: 5 H: 0 LOB: 0 BB: 0 P: 5	R: 1 E: 0 K: 0 S: 5 H: 2 LOB: 2 BB: 1 P: 9	R: 0 E: 0 K: 0 S: 3 H: 0 LOB: 0 BB: 0 P: 3	R: 0 E: 0 K: 1 S: 6 H: 2 LOB: 1 BB: 0 P: 6	R: 0 E: 0 K: 0 S: 4 H: 1 LOB: 1 BB: 0 P: 4	1B: 7 2B: 1 3B: 0 HR: 0	SF: 1 SAC: 0 DP: 1 HBP: 0						

PITCHER	IP	WLS	BF	H	R	ER	SO	BB	IBB	HBP	BLK	WP	HR	S	P	ERA	WHIP
Nolan Ryan, R (1, 1) ERA: 4.26	7.0	W	28	5	1	1	9	2	0	0	0	0	0	44	52	1.29	1.000
Charlie Kerfeld, R (8, 1) ERA: 1.65	2.0	S	8	3	0	0	1	0	0	0	0	0	0	10	10	0.00	1.500

PITCHER	IP	WLS	BF	H	R	ER	SO	BB	IBB	HBP	BLK	WP	HR	S	P	ERA	WHIP

BOTTOM

Houston Astros @ Montreal Expos

Olympic Stadium, Montreal, QB

Tue Jul 08 1986, 7:05 PM EDT

Att. 16,382 - Unknown

livebaseballscorecards.com

AB	33
R	1
H	8
RBI	1
BB	2
SO	10
LOB	15

1B: 7	SF: 1	WP: 0	PA: 36
2B: 1	SAC: 0	PB: 0	
3B: 0	DP: 1	SB: 1	
HR: 0	HBP: 0	CS: 0	

Batter	1	2	3	4	5	6	7	8	9	AB	R	H	RBI	BB	SO	LOB
Bill Doran, S (1, 4) OBP: 0.366, SLG: 0.374	S S S 0-3 ① K			x 0-0 1-3 S SF8 1B		x 0-0 ① G3		S S S 0-3 ② K 2-3		4	1	1	0	0	2	2
Ty Gainey, L (1, 8) OBP: 0.400, SLG: 0.481 Aurelio Lopez, R (8, 1)	S S S 0-3 ② K			x 0-0 ① 1-3 1-3		S S S 0-3 ② K		S S S 0-3 ③ K 1-2		4 0	0 0	0 0	0 0	0 0	3 0	3 0
Denny Walling, L (1, 5) OBP: 0.359, SLG: 0.432	S S S 0-3 ③ K			x 0-0 ② SF8 3-H		x 0-0 ③ F8			x 0-0 ① F8	3	0	0	1	0	1	0
Glenn Davis, R (1, 3) OBP: 0.328, SLG: 0.513		x 0-0 ① F7		B B B 4-0 BB			S S S 0-3 ① K		x 0-0 ② F8	3	0	0	0	1	1	0
Kevin Bass, S (1, 9) OBP: 0.365, SLG: 0.500 (8, 8)		x 0-0 ② L6		x 0-0 ③ F8			x 0-0 ② F3		B B B B 4-0 BB	3	0	0	0	1	0	1
Jose Cruz, L (1, 7) OBP: 0.318, SLG: 0.312		x 0-0 ③ 6-3			S S S 0-3 ① K		x 0-0 ③ G3		S S S 0-3 ③ K	4	0	0	0	0	2	1
Craig Reynolds, L (1, 6) OBP: 0.267, SLG: 0.351			x 0-0 ① G3	x 0-0 ② 4-3				x 0-0 ① F8		3	0	0	0	0	0	0
John Mizerock, L (1, 2) OBP: 0.435, SLG: 0.200 Tony Walker, R (8, PR) OBP: 0.292, SLG: 0.328 Alan Ashby, S (8, 2) OBP: 0.345, SLG: 0.340			S S S 0-3 ② K	B B B B 4-0 BB				B B B B 4-0 S S BB		1 0 0	0 0 0	0 0 0	0 0 0	2 0 0	1 0 0	0 0 0
Bob Knepper, L (1, 1) OBP: 0.073, SLG: 0.073 Louie Meadows, L (8, PH) OBP: 0.400, SLG: 0.400 (8, 9)			x 0-0 ③ F7	S S S 0-3 ③ K				x 0-0 S 1-2 1B		2 1	0 0	0 1	0 0	0 0	1 0	1 0
Inning Stats	R: 0 H: 0 E: 0 LOB: 0 K: 3 BB: 0 S: 9 P: 9	R: 0 H: 0 E: 0 LOB: 0 K: 0 BB: 0 S: 3 P: 3	R: 0 H: 0 E: 0 LOB: 0 K: 1 BB: 0 S: 5 P: 5	R: 1 H: 1 E: 0 LOB: 1 K: 0 BB: 1 S: 4 P: 8	R: 0 H: 0 E: 0 LOB: 1 K: 2 BB: 1 S: 7 P: 11	R: 0 H: 0 E: 0 LOB: 0 K: 1 BB: 0 S: 5 P: 5	R: 0 H: 0 E: 0 LOB: 0 K: 1 BB: 0 S: 5 P: 5	R: 0 H: 1 E: 0 LOB: 3 K: 2 BB: 1 S: 8 P: 12	R: 0 H: 0 E: 0 LOB: 1 K: 1 BB: 1 S: 5 P: 9	1B: 2 SF: 1 2B: 0 SAC: 0 3B: 0 DP: 0 HR: 0 HBP: 0						WP: 0 PA: 33 PB: 0 SB: 4 CS: 0

PITCHER	IP	WLS	BF	H	R	ER	SO	BB	IBB	HBP	BLK	WP	HR	S	P	ERA	WHIP
Floyd Youmans, R (1, 1) ERA: 4.13	9.0	W	33	2	1	1	11	4	0	0	0	0	0	51	67	1.00	0.667

PITCHER	IP	WLS	BF	H	R	ER	SO	BB	IBB	HBP	BLK	WP	HR	S	P	ERA	WHIP

TOP

Houston Astros @ Montreal Expos

Olympic Stadium, Montreal, QB

Wed Jul 09 1986, 7:05 PM EDT

Att. 15,316 - Unknown

livebaseballscorecards.com

AB	28
R	1
H	2
RBI	1
BB	4
SO	11
LOB	8

Batter	1	2	3	4	5	6	7	8	9	AB	R	H	RBI	BB	SO	LOB
Tim Raines, S (1, 7) OBP: 0.409, SLG: 0.502	6-3		F6		K			F7		4	0	0	0	0	1	1
Vance Law, R (1, 4) (9, 3) OBP: 0.284, SLG: 0.293	6-3		F8		K			F6		4	0	0	0	0	1	1
Andre Dawson, R (1, 9) OBP: 0.335, SLG: 0.548	HR		1B, HBP (1-2)		4-3			F8		3	1	1	1	0	0	0
Hubie Brooks, R (1, 6) OBP: 0.384, SLG: 0.578	1B		1B (1-3, 2-H)			G6-4-3, 1B				3	0	3	1	0	0	0
Tim Wallach, R (1, 5) OBP: 0.359, SLG: 0.495	F9		F2			K				3	0	0	0	0	1	4
Mitch Webster, S (1, 8) OBP: 0.355, SLG: 0.409		4-3		2B (1-3)		G6-4-3 (1-2f)				3	0	1	0	0	0	1
Andres Galarraga, R (1, 3) OBP: 0.320, SLG: 0.391 Al Newman, S (9, 4) OBP: 0.318, SLG: 0.284		4-3	1-3 (2-3)				1B (G6-4-3)			3 0	0 0	1 0	0 0	0 0	0 0	1 0
Mike Fitzgerald, R (1, 2) OBP: 0.380, SLG: 0.468		1-3	F3				G6-4-3 (1-2f)			3	0	0	0	0	0	2
Floyd Youmans, R (1, 1) OBP: 0.279, SLG: 0.263			1B, HBP	1B			K			3	1	1	0	0	1	1
Inning Stats	R: 1 E: 0 K: 0 S: 5 H: 2 LOB: 1 BB: 0 P: 5	R: 0 E: 0 K: 0 S: 3 H: 0 LOB: 0 BB: 0 P: 3	R: 1 E: 0 K: 0 S: 5 H: 2 LOB: 2 BB: 0 P: 6	R: 0 E: 0 K: 0 S: 4 H: 1 LOB: 1 BB: 0 P: 4	R: 0 E: 0 K: 2 S: 7 H: 0 LOB: 0 BB: 0 P: 7	R: 0 E: 0 K: 1 S: 5 H: 1 LOB: 0 BB: 0 P: 5	R: 0 E: 0 K: 1 S: 5 H: 1 LOB: 0 BB: 0 P: 5	R: 0 E: 0 K: 0 S: 3 H: 0 LOB: 0 BB: 0 P: 3		1B: 5 2B: 1 3B: 0 HR: 1	SF: 0 SAC: 0 DP: 2 HBP: 1						

PITCHER		IP	WLS	BF	H	R	ER	SO	BB	IBB	HBP	BLK	WP	HR	S	P	ERA	WHIP
Bob Knepper, L ERA: 2.66	(1, 1)	7.0	L	27	7	2	2	4	0	0	1	0	0	1	34	35	2.57	1.000
Aurelio Lopez, R ERA: 2.25	(8, 1)	1.0		3	0	0	0	0	0	0	0	0	0	0	3	3	0.00	0.000

PITCHER	IP	WLS	BF	H	R	ER	SO	BB	IBB	HBP	BLK	WP	HR	S	P	ERA	WHIP

BOTTOM

Houston Astros @ Montreal Expos

Olympic Stadium, Montreal, QB

Wed Jul 09 1986, 7:05 PM EDT

Att. 15,316 - Unknown

livebaseballscorecards.com

AB	29
R	2
H	7
RBI	2
BB	0
SO	4
LOB	11

Batter	1	2	3	4	5	6	7	8	9	AB	R	H	RBI	BB	SO	LOB
Gary Redus, R (1, 7) OBP: 0.356, SLG: 0.478	E S 4-3 1B	5-3			F7		PB 1B 1-2 2-H		K	5	1	2	1	0	1	1
Juan Samuel, R (1, 4) OBP: 0.301, SLG: 0.441	E3 4-3 S 1-3 FC3-2	6-3			6-3		5-3 1-2 2-3			4	0	0	0	0	0	4
Ron Roenicke, S (1, 8) OBP: 0.387, SLG: 0.424 Tom Gorman, L (7, 1) Steve Bedrosian, R (8, 1)	4-3 1-3 3-H		F9			1-3	3-1			4 0 0	0 0 0	0 0 0	1 0 0	0 0 0	0 0 0	3 0 0
Mike Schmidt, R (1, 5) OBP: 0.365, SLG: 0.517 Rick Schu, R (7, 5) OBP: 0.337, SLG: 0.401	BBB FC3-2 1B BB		F5			5-3		G4-6-3 1B		2 1	1 0	0 1	0 0	1 0	0 0	0 0
Von Hayes, L (1, 3) OBP: 0.374, SLG: 0.411	FC3-2 1B 1-2 3-H		K			F8		G4-6-3 1-2f		4	0	0	0	0	1	3
Glenn Wilson, R (1, 9) OBP: 0.303, SLG: 0.367	WP 1B 1-3 2-H			F9			5-3	1B		4	0	2	1	0	0	0
John Russell, R (1, 2) OBP: 0.346, SLG: 0.518	K 1-2			K			1B 1B	F7		4	1	1	0	0	2	3
Tom Foley, L (1, 6) OBP: 0.407, SLG: 0.388		SH3-4 1B		5-3			1B 1B 1-2		K	4	1	2	0	0	1	0
Charles Hudson, S (1, 1) Steve Jeltz, S (5, PH) OBP: 0.364, SLG: 0.291 Rocky Childress, R (5, 1) Greg Gross, L (7, PH) OBP: 0.425, SLG: 0.350 (7, 8)		SH3-4 1-2			F8		PB 1B 1-2 2-H		4-3	0 1 0 2	0 0 0 0	0 0 0 1	0 0 0 1	0 0 0 0	0 0 0 0	0 0 0 0
Inning Stats	R: 2 E: 1 K: 1 S: 8 H: 2 LOB: 2 BB: 1 P: 12	R: 0 E: 0 K: 0 S: 4 H: 1 LOB: 1 BB: 0 P: 4	R: 0 E: 0 K: 1 S: 5 H: 0 LOB: 0 BB: 0 P: 5	R: 0 E: 0 K: 1 S: 5 H: 0 LOB: 0 BB: 0 P: 5	R: 0 E: 0 K: 0 S: 3 H: 0 LOB: 0 BB: 0 P: 3	R: 0 E: 0 K: 0 S: 3 H: 0 LOB: 0 BB: 0 P: 3	R: 2 E: 0 K: 0 S: 7 H: 4 LOB: 2 BB: 0 P: 7	R: 0 E: 0 K: 0 S: 4 H: 2 LOB: 1 BB: 0 P: 4	R: 0 E: 0 K: 2 S: 7 H: 0 LOB: 0 BB: 0 P: 7	1B: 9 2B: 0 3B: 0 HR: 0 SF: 0 SAC: 1 DP: 1 HBP: 0						

PITCHER		IP	WLS	BF	H	R	ER	SO	BB	IBB	HBP	BLK	WP	HR	S	P	ERA	WHIP
Mark Knudson, R ERA: 3.7	(1, 1)	6.1	W	28	7	4	3	3	1	0	0	0	1	0	33	37	4.26	1.263
Larry Andersen, R ERA: 3.14	(7, 1)	2.2		9	2	0	0	2	0	0	0	0	0	0	13	13	0.00	0.750

PITCHER	IP	WLS	BF	H	R	ER	SO	BB	IBB	HBP	BLK	WP	HR	S	P	ERA	WHIP

TOP

Philadelphia Phillies @ Houston Astros

Astrodome, Houston, TX

Thu Jul 10 1986, 8:05 PM EDT

Att. 18,289 - Unknown

livebaseballscorecards.com

AB	35
R	4
H	9
RBI	4
BB	1
SO	5
LOB	14

WP: 1	PA: 37
PB: 1	
SB: 2	
CS: 0	

BOTTOM

Philadelphia Phillies @ Houston Astros

Astrodome, Houston, TX

Thu Jul 10 1986, 8:05 PM EDT

Att. 18,289 - Unknown

Batter	1	2	3	4	5	6	7	8	9	AB	R	H	RBI	BB	SO	LOB
Bill Doran, S (1, 4) OBP: 0.367, SLG: 0.372	BBB 4-0 E 1B BB	x 0-0 ③ F8		SSS 0-3 ② K		x 0-0 ② F9		x 0-0 1B 1B 1B		4	2	1	0	1	1	2
Jim Pankovits, R (9, 4) OBP: 0.333, SLG: 0.372										0	0	0	0	0	0	0
Craig Reynolds, L (1, 6) OBP: 0.277, SLG: 0.358	x 0-0 E 1-2 SF9 1B		x 0-0 ① F7	x 0-0 ③ 2-H 1B		x 0-0 ③ F4		x 0-0 BB 1-3 1B 1B		5	2	3	1	0	0	0
Denny Walling, L (1, 5) OBP: 0.374, SLG: 0.456	x 0-0 E2 SF9 1-3 2-H SF9 1B		x 0-0 FC4-6 1B 2B		x 0-0 2B 2B		x 0-0 WP FC3-5 1B	BBB 4-0 1B 1-2 BB		4	3	4	1	1	0	0
Glenn Davis, R (1, 3) OBP: 0.332, SLG: 0.518	x 0-0 ① SF9 2-3 3-H		BBB 4-0 FC4-6 BB		x 0-0 E 2-H 2B		x 0-0 ① F6 1-3	x 0-0 ③ 1-3 2-H 3-H 1B		3	1	2	4	1	0	1
Kevin Bass, S (1, 9) OBP: 0.364, SLG: 0.498	x 0-0 ② SF9 3-H		x 0-0 ② FC4-6 S 1-2f 2-3 1B		x 0-0 E7 2-H 1B		x 0-0 ② FC3-5 BB 3-H			3	2	1	2	0	0	3
Jose Cruz, L (1, 7) OBP: 0.321, SLG: 0.313	x 0-0 ③ 6-3		x 0-0 FC5-4 1-H 3-H 1B		x 0-0 ① 5-3		BBBB 4-0 1-2 BB			3	0	1	2	1	0	1
Ty Gainey, L (1, 8) OBP: 0.394, SLG: 0.467	SSS 0-3 ① K	x 0-0 ③ FC5-4 1-2f			x 0-0 G3-6-3 3-H 1B		x 0-0 ③ F9			3	0	1	1	0	1	1
Tony Walker, R (7, PH) OBP: 0.288, SLG: 0.323 (8, 8)										1	0	0	0	0	0	2
John Mizerock, L (1, 2) OBP: 0.440, SLG: 0.188	BBBB 4-0 SH3-4 BB		BBBB 4-0 SH1-4 1B BB		x 0-0 ②③ G3-6-3 1-2f			SSS 0-3 ① K		2	1	0	0	2	1	1
Mark Knudson, R (1, 1)	x 0-0 ② SH3-4 1-2		x 0-0 ① SH1-4 1-2			SSS 0-3 ① K		SSS 0-3 ② K		1	0	0	0	0	1	0
Larry Andersen, R (7, 1)										1	0	0	0	0	1	0
Inning Stats	R: 3 H: 2 E: 1 LOB: 0 K: 0 BB: 1 S: 5 P: 9	R: 0 H: 0 E: 0 LOB: 1 K: 1 BB: 1 S: 5 P: 9	R: 2 H: 2 E: 0 LOB: 1 K: 0 BB: 1 S: 5 P: 9	R: 1 H: 1 E: 0 LOB: 1 K: 1 BB: 1 S: 5 P: 9	R: 3 H: 4 E: 1 LOB: 0 K: 0 BB: 0 S: 6 P: 6	R: 0 H: 0 E: 0 LOB: 0 K: 1 BB: 0 S: 5 P: 5	R: 0 H: 1 E: 0 LOB: 2 K: 0 BB: 1 S: 4 P: 8	R: 2 H: 3 E: 0 LOB: 2 K: 2 BB: 1 S: 9 P: 13		1B: 10 SF: 2 2B: 3 SAC: 2 3B: 0 DP: 1 HR: 0 HBP: 0						

livebaseballscorecards.com

AB	30
R	11
H	13
RBI	11
BB	6
SO	5
LOB	11

		WP: 2	PA: 40
		PB: 0	
		SB: 1	
		CS: 0	

PITCHER		IP	WLS	BF	H	R	ER	SO	BB	IBB	HBP	BLK	WP	HR	S	P	ERA	WHIP
Charles Hudson, R ERA: 5.13	(1, 1)	4.0	L	20	5	6	5	2	4	0	0	0	0	0	20	36	11.25	2.250
Rocky Childress, R ERA: 9.0	(5, 1)	2.0		9	4	3	2	1	0	0	0	0	0	0	11	11	9.00	2.000
Tom Gorman, L ERA: 6.75	(7, 1)	1.2		10	3	2	2	2	2	0	0	0	1	0	12	20	10.80	3.000
Steve Bedrosian, R ERA: 3.7	(8, 1)	0.1		1	1	0	0	0	0	0	0	0	0	0	1	1	0.00	3.000

PITCHER	IP	WLS	BF	H	R	ER	SO	BB	IBB	HBP	BLK	WP	HR	S	P	ERA	WHIP

Batter	1	2	3	4	5	6	7	8	9	AB	R	H	RBI	BB	SO	LOB
Gary Redus, R (1, 7) OBP: 0.352, SLG: 0.469	6-3		K		F8			E SF8 1B		4	1	1	0	0	1	0
Juan Samuel, R (1, 4) OBP: 0.304, SLG: 0.445	G4-6-3 BB		6-3			4-3 2B		SF8 1-H		2	0	1	1	1	0	0
Ron Roenicke, S (1, 8) OBP: 0.385, SLG: 0.417	G4-6-3 1-2f			HR BB		4-3 2-3		2-3		3	1	0	0	1	0	2
Mike Schmidt, R (1, 5) OBP: 0.367, SLG: 0.515		1B SF8 BB		F4		K		1B		3	1	1	0	1	1	2
Von Hayes, L (1, 3) OBP: 0.379, SLG: 0.423		SF8 1-3 1B		1-H HR		IBB		G4-1		3	1	2	2	1	0	1
Glenn Wilson, R (1, 9) OBP: 0.302, SLG: 0.365		SF8 1-2 3-H		K		K			FC5-4 BB	2	0	0	1	1	2	2
John Russell, R (1, 2) OBP: 0.338, SLG: 0.503		K		K			K		K	4	0	0	0	0	4	2
Tom Foley, L (1, 6) OBP: 0.381, SLG: 0.358		F7			G3		F8		FC5-4 FC5-4 1-2f	4	0	0	0	0	0	2
Don Carman, L (1, 1)			L4		K		K		FC5-4 1-2f	2	0	0	0	0	1	0
Tom Hume, R (6, 1)										1	0	0	0	0	1	0
Steve Bedrosian, R (8, 1)										1	0	0	0	0	0	1
Inning Stats	R: 0 E: 0 K: 0 S: 2 H: 0 LOB: 0 BB: 1 P: 6	R: 1 E: 0 K: 1 S: 6 H: 1 LOB: 1 BB: 1 P: 10	R: 0 E: 0 K: 1 S: 5 H: 0 LOB: 0 BB: 0 P: 5	R: 2 E: 0 K: 2 S: 8 H: 1 LOB: 0 BB: 1 P: 12	R: 0 E: 0 K: 1 S: 5 H: 0 LOB: 0 BB: 0 P: 5	R: 0 E: 0 K: 2 S: 8 H: 1 LOB: 2 BB: 1 P: 12	R: 0 E: 0 K: 2 S: 7 H: 0 LOB: 0 BB: 0 P: 7	R: 1 E: 0 K: 0 S: 5 H: 2 LOB: 1 BB: 0 P: 5	R: 0 E: 0 K: 1 S: 5 H: 0 LOB: 1 BB: 1 P: 9	1B: 3 2B: 1 3B: 0 HR: 1	SF: 2 SAC: 0 DP: 1 HBP: 0			WP: 0 PB: 0 SB: 1 CS: 0		PA: 36	

TOP

Philadelphia Phillies @ Houston Astros

Astrodome, Houston, TX

Fri Jul 11 1986, 8:05 PM EDT

Att. 18,047 - Unknown

livebaseballscorecards.com

AB	29
R	4
H	5
RBI	4
BB	5
SO	10
LOB	12

PITCHER		IP	WLS	BF	H	R	ER	SO	BB	IBB	HBP	BLK	WP	HR	S	P	ERA	WHIP
Mike Scott, R ERA: 2.29	(1, 1)	7.0	L	27	3	3	3	9	3	1	0	0	0	1	41	57	3.86	0.857
Charlie Kerfeld, R ERA: 1.8	(8, 1)	1.0		5	2	1	1	0	0	0	0	0	0	0	5	5	9.00	2.000
Dave Smith, R ERA: 2.51	(9, 1)	1.0		4	0	0	0	1	1	0	0	0	0	0	5	9	0.00	1.000

PITCHER	IP	WLS	BF	H	R	ER	SO	BB	IBB	HBP	BLK	WP	HR	S	P	ERA	WHIP

Batter	1	2	3	4	5	6	7	8	9	AB	R	H	RBI	BB	SO	LOB
Bill Doran, S (1, 4) OBP: 0.371, SLG: 0.375	BBB 4-0 CS BB			x 0-0 E S 1B		x 0-0 ① F8		x 0-0 BB 1B 1-2		3	0	2	0	1	0	0
Dickie Thon, R (1, 6) OBP: 0.294, SLG: 0.324	x 0-0 ① F4			x 0-0 ① F9		x 0-0 WP 1B		x 0-0 ① L9		2	0	0	0	0	0	2
Craig Reynolds, L (6, PH) OBP: 0.280, SLG: 0.360 (7, 6)										2	0	1	0	0	0	2
Phil Garner, R (1, 5) OBP: 0.353, SLG: 0.472	x 0-0 ②③ 1-3 1-2			H 1-0 S HBP 1-3		x 0-0 ② F2 1-2		SSS 0-3 ② K		3	0	0	0	0	1	4
Glenn Davis, R (1, 3) OBP: 0.331, SLG: 0.513		x 0-0 ① F5		x 0-0 ② F2		SSS 0-3 ③ K		BBB 4-0 BB 1-2 2-3		3	0	0	0	1	1	3
Kevin Bass, S (1, 9) OBP: 0.360, SLG: 0.492		x 0-0 ② F9		SSS 0-3 ③ K 1-2			x 0-0 ① L9	SSS 0-3 ③ K		4	0	0	0	0	2	5
Dave Smith, R (9, 1)										0	0	0	0	0	0	0
Jose Cruz, L (1, 7) OBP: 0.320, SLG: 0.324		x 0-0 ③ F7			x 0-0 ① 6-3		x 0-0 HR		x 0-0 ① 1-3	4	1	1	1	0	0	0
Tony Walker, R (1, 8) OBP: 0.280, SLG: 0.313			x 0-0 ① F8		x 0-0 ② F3		SSS 0-3 ② K		SSS 0-3 ② K	2	0	0	0	0	0	0
Ty Gainey, L (7, PH) OBP: 0.371, SLG: 0.438 (8, 8)										2	0	0	0	0	2	0
John Mizerock, L (1, 2) OBP: 0.442, SLG: 0.182			x 0-0 ② F7		H 1-0 HBP		x 0-0 ③ 4-3		x 0-0 ③ 1-3	1	0	0	0	0	0	0
Louie Meadows, L (7, PH) OBP: 0.333, SLG: 0.333										1	0	0	0	0	0	0
Charlie Kerfeld, R (8, 1)										0	0	0	0	0	0	0
Denny Walling, L (9, 9) OBP: 0.373, SLG: 0.453										1	0	0	0	0	0	0
Mike Scott, R (1, 1) OBP: 0.113, SLG: 0.096			SSS 0-3 ③ K		SSS 0-3 ③ K			x 0-0 BB 1B 1B		2	0	0	0	0	2	1
Alan Ashby, S (8, 2) OBP: 0.350, SLG: 0.347										1	0	1	0	0	0	0
Inning Stats	R: 0 E: 0 K: 0 S: 2 H: 0 LOB: 0 BB: 1 P: 6	R: 0 E: 0 K: 0 S: 3 H: 0 LOB: 0 BB: 0 P: 3	R: 0 E: 0 K: 1 S: 5 H: 0 LOB: 0 BB: 0 P: 5	R: 0 E: 0 K: 1 S: 6 H: 1 LOB: 2 BB: 0 P: 7	R: 0 E: 0 K: 1 S: 5 H: 0 LOB: 1 BB: 0 P: 6	R: 0 E: 0 K: 1 S: 6 H: 1 LOB: 1 BB: 0 P: 6	R: 1 E: 0 K: 1 S: 6 H: 1 LOB: 0 BB: 0 P: 6	R: 0 E: 0 K: 2 S: 9 H: 2 LOB: 3 BB: 1 P: 13	R: 0 E: 0 K: 1 S: 5 H: 0 LOB: 0 BB: 0 P: 5	1B: 4 2B: 0 3B: 0 HR: 1 SF: 0 SAC: 0 DP: 0 HBP: 2						

PITCHER		IP	WLS	BF	H	R	ER	SO	BB	IBB	HBP	BLK	WP	HR	S	P	ERA	WHIP
Don Carman, L ERA: 4.44	(1, 1)	5.0	W	18	1	0	0	3	1	0	2	0	0	0	21	27	0.00	0.400
Tom Hume, R ERA: 3.79	(6, 1)	2.0		10	4	1	1	2	0	0	0	0	1	1	14	14	4.50	2.000
Steve Bedrosian, R ERA: 3.53	(8, 1)	2.0	S	7	0	0	0	3	1	0	0	0	0	0	12	16	0.00	0.500

PITCHER	IP	WLS	BF	H	R	ER	SO	BB	IBB	HBP	BLK	WP	HR	S	P	ERA	WHIP

BOTTOM

Philadelphia Phillies @ Houston Astros

Astrodome, Houston, TX

Fri Jul 11 1986, 8:05 PM EDT

Att. 18,047 - Unknown

livebaseballscorecards.com

AB	31
R	1
H	5
RBI	1
BB	2
SO	8
LOB	17

WP: 1	PA: 35		
PB: 0			
SB: 2			
CS: 1			

Batter	1	2	3	4	5	6	7	8	9	AB	R	H	RBI	BB	SO	LOB
Gary Redus, R (1, 7) OBP: 0.363, SLG: 0.475	BBBB 4-0 E S WP BB		x 0-0 3B 2B		x 0-0 ① F4		BBBB 4-0 S 1-2 BB		x 0-0 ③ F9	3	2	1	0	2	0	0
Juan Samuel, R (1, 4) OBP: 0.303, SLG: 0.449	SSS 0-3 K WP S 1-H		x 0-0 2B 3B 2-H		SSS 0-3 ② K		SSS 0-3 ① K			4	1	1	1	0	3	2
Greg Gross, L (1, 9) OBP: 0.416, SLG: 0.333	x 0-0 ① F6 1-2		x 0-0 ② 4-3		BBBB 4-0 BB		SSS 0-3 ② K 1-2 2-3			3	0	0	0	1	1	4
Mike Schmidt, R (1, 5) OBP: 0.365, SLG: 0.515	x 0-0 ② F4 2-3		x 0-0 2B 3-H		SSS 0-3 ③ K		SSS 0-3 ③ K			4	0	1	1	0	2	4
Von Hayes, L (1, 3) OBP: 0.377, SLG: 0.419	x 0-0 ③ 4-3		IIII 4-0 IBB			x 0-0 E5 4-3		x 0-0 ① 3-1		3	0	0	0	1	0	1
Ron Roenicke, S (1, 8) OBP: 0.377, SLG: 0.408		x 0-0 ① G3	SSS 0-3 ③ K			x 0-0 ① 4-3 2-3		x 0-0 ② F9		4	0	0	0	0	1	3
Ronn Reynolds, R (1, 2) OBP: 0.313, SLG: 0.714		SSS 0-3 ② K	x 0-0 ① F8			SSS 0-3 ② K		x 0-0 ③ F8		4	0	0	0	0	2	1
Tom Foley, L (1, 6) OBP: 0.358, SLG: 0.333		x 0-0 ③ 6-3	x 0-0 ② F4			SSS 0-3 ③ K			x 0-0 ① F8	4	0	0	0	0	1	1
Shane Rawley, R (1, 1) OBP: 0.179, SLG: 0.204 Steve Jeltz, S (4, PH) OBP: 0.362, SLG: 0.290 Kevin Gross, R (4, 1) OBP: 0.214, SLG: 0.317 Jeff Stone, L (7, PH) OBP: 0.331, SLG: 0.365 Kent Tekulve, R (7, 1) Glenn Wilson, R (9, PH) OBP: 0.301, SLG: 0.364			x 0-0 ① 1-3	SSS 0-3 ③ K			BBBB 4-0 S S BB		SSS 0-3 ② K	1 1 0 0 0 1	0 0 0 0 0 0	0 0 0 0 0 0	0 0 0 0 0 0	0 1 0 1 0 1	0 0 0 0 0 0	0 0 0 0 0 0
Inning Stats	R: 1 E: 0 K: 1 S: 6 H: 0 LOB: 1 BB: 1 P: 10	R: 0 E: 0 K: 1 S: 5 H: 0 LOB: 0 BB: 0 P: 5	R: 2 E: 0 K: 1 S: 8 H: 3 LOB: 2 BB: 1 P: 12	R: 0 E: 0 K: 1 S: 5 H: 0 LOB: 0 BB: 0 P: 5	R: 0 E: 0 K: 2 S: 7 H: 0 LOB: 1 BB: 1 P: 11	R: 0 E: 1 K: 2 S: 8 H: 0 LOB: 1 BB: 0 P: 8	R: 0 E: 0 K: 3 S: 9 H: 0 LOB: 2 BB: 2 P: 17	R: 0 E: 0 K: 0 S: 3 H: 0 LOB: 0 BB: 0 P: 3	R: 0 E: 0 K: 1 S: 5 H: 0 LOB: 0 BB: 0 P: 5	1B: 0 2B: 2 3B: 1 HR: 0 SF: 0 SAC: 0 DP: 0 HBP: 0						

PITCHER		IP	WLS	BF	H	R	ER	SO	BB	IBB	HBP	BLK	WP	HR	S	P	ERA	WHIP
Nolan Ryan, R ERA: 4.28	(1, 1)	6.0	W	28	3	3	3	8	4	1	0	0	2	0	39	59	4.50	1.167
Dave Smith, R ERA: 2.27	(7, 1)	3.0	S	9	0	0	0	4	0	0	0	0	0	0	17	17	0.00	0.000

PITCHER	IP	WLS	BF	H	R	ER	SO	BB	IBB	HBP	BLK	WP	HR	S	P	ERA	WHIP

TOP

Philadelphia Phillies @ Houston Astros

Astrodome, Houston, TX

Sat Jul 12 1986, 4:33 AM EDT

Att. 17,491 - Unknown

livebaseballscorecards.com

AB	32
R	3
H	3
RBI	2
BB	5
SO	12
LOB	16

WP: 2 PA: 37
PB: 0
SB: 5
CS: 0

Batter	1	2	3	4	5	6	7	8	9	AB	R	H	RBI	BB	SO	LOB
Bill Doran, S (1, 4) OBP: 0.374, SLG: 0.380	CS 1B	1-3 2B		F8		F8		IBB		4	0	2	0	1	0	0
Dickie Thon, R (1, 6) OBP: 0.298, SLG: 0.333	5-3 1-2	F3		S 1B		2B		1-3		5	0	2	0	0	0	5
Phil Garner, R (1, 5) OBP: 0.347, SLG: 0.462	F6		K	F7 1-2		6-3				4	0	0	0	0	1	2
Glenn Davis, R (1, 3) OBP: 0.331, SLG: 0.513		F7	1B FC5-2 2B	5-3			K			4	0	1	0	0	1	1
Kevin Bass, S (1, 9) OBP: 0.361, SLG: 0.492		K	FC5-2 1B 2-3		K		L6 1B			4	1	2	0	0	2	0
Jose Cruz, L (1, 7) OBP: 0.322, SLG: 0.324		HR 1B	FC5-2 BB 1B 1-2 3-H		BB		L6 1-2			3	1	1	0	1	0	3
Tony Walker, R (1, 8) OBP: 0.304, SLG: 0.380		1-H HR	BB 1-2 2-H 1B		F8			CS 1B		4	1	3	3	0	0	1
John Mizerock, L (1, 2) OBP: 0.446, SLG: 0.250		1B 3B	BB 1-2 2-3 BB		F9			4-3 1-2		3	1	1	0	1	0	2
Nolan Ryan, R (1, 1) OBP: 0.188, SLG: 0.161 Dave Smith, R (7, 1) Denny Walling, L (7, 5) OBP: 0.376, SLG: 0.462		2B 3-H 1B	L4			K		2B		3 0 1	0 0 0	1 0 1	1 0 0	0 0 0	1 0 0	3 0 0
Inning Stats	R: 0 E: 0 K: 0 S: 3 H: 1 LOB: 0 BB: 0 P: 3	R: 3 E: 0 K: 1 S: 10 H: 5 LOB: 2 BB: 0 P: 10	R: 1 E: 0 K: 1 S: 8 H: 3 LOB: 3 BB: 1 P: 12	R: 0 E: 0 K: 0 S: 4 H: 1 LOB: 1 BB: 0 P: 4	R: 0 E: 0 K: 1 S: 5 H: 0 LOB: 1 BB: 1 P: 9	R: 0 E: 0 K: 1 S: 6 H: 1 LOB: 1 BB: 0 P: 6	R: 0 E: 0 K: 1 S: 5 H: 1 LOB: 0 BB: 0 P: 5	R: 0 E: 0 K: 0 S: 4 H: 2 LOB: 2 BB: 1 P: 8		1B: 8 2B: 5 3B: 1 HR: 1	SF: 0 SAC: 0 DP: 1 HBP: 0					

PITCHER		IP	WLS	BF	H	R	ER	SO	BB	IBB	HBP	BLK	WP	HR	S	P	ERA	WHIP
Shane Rawley, L ERA: 2.96	(1, 1)	3.0	L	18	9	4	4	2	1	0	0	0	0	1	21	25	12.00	3.333
Kevin Gross, R ERA: 4.26	(4, 1)	3.0		12	2	0	0	2	1	0	0	0	0	0	15	19	0.00	1.000
Kent Tekulve, R ERA: 3.0	(7, 1)	2.0		8	3	0	0	1	0	1	0	0	0	0	9	13	0.00	1.500

PITCHER	IP	WLS	BF	H	R	ER	SO	BB	IBB	HBP	BLK	WP	HR	S	P	ERA	WHIP

BOTTOM

Philadelphia Phillies @ Houston Astros

Astrodome, Houston, TX

Sat Jul 12 1986, 4:33 AM EDT

Att. 17,491 - Unknown

livebaseballscorecards.com

AB	35
R	4
H	14
RBI	4
BB	3
SO	5
LOB	17

WP: 0 PB: 0 SB: 1 CS: 2 PA: 38

Batter	1	2	3	4	5	6	7	8	9	10	11	AB	R	H	RBI	BB	SO	LOB
Gary Redus, R (1, 7) OBP: 0.364, SLG: 0.461	BBBB 4-0 FC4-6 BB		BBBB 4-0 S 1B BB			x 0-0 F9 ①		SSS 0-3 K ②		SSS 0-3 K ②		3	1	0	0	2	2	2
Rick Schu, R (1, 5) OBP: 0.339, SLG: 0.401	x 0-0 F4 ①		x 0-0 CS 1B 1-H			x 0-0 HR 1B 1-2		SSS 0-3 K ③		x 0-0 F9 ③		5	1	2	1	0	1	2
Juan Samuel, R (1, 4) OBP: 0.301, SLG: 0.448	x 0-0 FC4-6 S ② 1-2f		0-0 CS ③ 1-2	x 0-0 5-3 ①		SSS 0-3 K ②			x 0-0 F9 2B		x 0-0 5-3 ①	5	0	1	0	0	1	3
Mike Schmidt, R (1, 3) OBP: 0.366, SLG: 0.533	x 0-0 F8 ③ 1-2			x 0-0 6-3 ②		x 0-0 HR 1-H 2-H			x 0-0 F9 ① 2-3		x 0-0 HR	5	2	2	4	0	0	2
Von Hayes, L (1, 8) OBP: 0.372, SLG: 0.413		x 0-0 F8 ①		SSS 0-3 K ③		x 0-0 F9 ③			SSS 0-3 K ②		x 0-0 5-3 ②	5	0	0	0	0	2	1
Glenn Wilson, R (1, 9) OBP: 0.301, SLG: 0.360		x 0-0 4-3 ②			x 0-0 F7 ①		x 0-0 3-1 ①		BBBB 4-0 S BB		x 0-0 1B	3	0	0	0	1	0	0
Steve Bedrosian, R (9, 1) OBP: 0.500, SLG: 0.333												1	0	1	0	0	0	0
John Russell, R (1, 2) OBP: 0.327, SLG: 0.487		x 0-0 G3 ③			x 0-0 F9 ②		x 0-0 5-3 ②		SSS 0-3 K ③ 1-2		SSS 0-3 K ③	5	0	0	0	0	2	3
Luis Aguayo, R (1, 6) OBP: 0.233, SLG: 0.304			x 0-0 6-3 ①		x 0-0 F9 ③		x 0-0 6-3 ③			BBBB 4-0 FC2-6 BB		3	0	0	0	0	0	0
Tom Foley, L (7, 6) OBP: 0.368, SLG: 0.333												0	0	0	0	1	0	0
Bruce Ruffin, S (1, 1) OBP: 0.182, SLG: 0.273			SSS 0-3 K ②			x 0-0 HR 1B 1B		x 0-0 F7 ①		x 0-0 FC2-6 ① 1-2f		2	1	1	0	0	1	0
Tom Hume, R (7, 1)												0	0	0	0	0	0	0
Greg Gross, L (8, PH) OBP: 0.410, SLG: 0.328												1	0	0	0	0	0	0
Kent Tekulve, R (8, 1)												0	0	0	0	0	0	0
Ron Roenicke, S (9, 9) OBP: 0.376, SLG: 0.406												1	0	0	0	0	0	1
Inning Stats	R: 0 E: 0 K: 0 S: 3 H: 0 LOB: 1 BB: 1 P: 7	R: 0 E: 0 K: 0 S: 3 H: 0 LOB: 0 BB: 0 P: 3	R: 1 E: 0 K: 1 S: 5 H: 1 LOB: 0 BB: 1 P: 9	R: 0 E: 0 K: 1 S: 5 H: 0 LOB: 0 BB: 0 P: 5	R: 0 E: 0 K: 0 S: 3 H: 0 LOB: 0 BB: 0 P: 3	R: 3 E: 0 K: 1 S: 8 H: 3 LOB: 0 BB: 0 P: 8	R: 0 E: 0 K: 0 S: 3 H: 0 LOB: 0 BB: 0 P: 3	R: 0 E: 0 K: 2 S: 7 H: 0 LOB: 0 BB: 0 P: 7	R: 0 E: 0 K: 2 S: 8 H: 1 LOB: 2 BB: 1 P: 12	R: 0 E: 0 K: 1 S: 5 H: 0 LOB: 1 BB: 1 P: 9	R: 1 E: 0 K: 1 S: 7 H: 2 LOB: 1 BB: 0 P: 7	1B: 4 2B: 1 3B: 0 HR: 2	SF: 0 SAC: 0 DP: 0 HBP: 0					

PITCHER		IP	WLS	BF	H	R	ER	SO	BB	IBB	HBP	BLK	WP	HR	S	P	ERA	WHIP
Bob Knepper, L ERA: 2.78	(1, 1)	7.0		26	4	4	4	3	2	0	0	0	0	1	30	38	5.14	0.857
Aurelio Lopez, R ERA: 2.13	(8, 1)	1.1		5	1	0	0	2	0	0	0	0	0	0	9	9	0.00	0.750
Frank DiPino, L ERA: 3.79	(9, 1)	0.1		1	0	0	0	1	0	0	0	0	0	0	3	3	0.00	0.000
Charlie Kerfeld, R ERA: 1.79	(9, 1)	0.1		2	0	0	0	1	1	0	0	0	0	0	3	7	0.00	3.000
Dave Smith, R ERA: 2.41	(10, 1)	2.0	L	9	2	1	1	2	1	0	0	0	0	1	12	16	4.50	1.500

PITCHER	IP	WLS	BF	H	R	ER	SO	BB	IBB	HBP	BLK	WP	HR	S	P	ERA	WHIP

TOP

Philadelphia Phillies @ Houston Astros

Astrodome, Houston, TX

Sun Jul 13 1986, 4:33 AM EDT

Att. 20,597 - Unknown

livebaseballscorecards.com

AB	39
R	5
H	7
RBI	5
BB	4
SO	9
LOB	14

WP: 0 PB: 0 SB: 3 CS: 1

PA: 44

Batter	1	2	3	4	5	6	7	8	9	10	11	AB	R	H	RBI	BB	SO	LOB
Bill Doran, S (1, 4) OBP: 0.374, SLG: 0.380	1-3		5-3 1B		PB 1B		FC3-6 4-3 S E 1-2f 2-3 3-H		F8			5	1	2	1	0	0	2
Billy Hatcher, R (1, 7) OBP: 0.275, SLG: 0.319 (9, 8)	4-3		5-3 1-2 2-3		F7 1-2		4-3 1-3 3-H		1B			5	0	1	1	0	0	4
Phil Garner, R (1, 5) OBP: 0.341, SLG: 0.453 Aurelio Lopez, R (8, 1) Frank DiPino, L (9, 1) OBP: 0.250, SLG: 0.250 Charlie Kerfeld, R (9, 1) Alan Ashby, S (9, PH) OBP: 0.347, SLG: 0.343 Dave Smith, R (10, 1)	6-3		3-1			1-3	E5 S 3-H		F8			4 0 0 0 1 0	0 0 0 0 0 0	0 0 0 0 0 0	0 0 0 0 0 0	0 0 0 0 0 0	0 0 0 0 1 0	2 0 0 0 1 0
Glenn Davis, R (1, 3) OBP: 0.331, SLG: 0.523		5-3		HR		2B	F7 1-2			K	K	5	1	2	1	0	1	1
Kevin Bass, S (1, 9) OBP: 0.359, SLG: 0.488		K		F9		K		S 1B		K	K	5	0	1	0	0	3	1
Dickie Thon, R (1, 6) OBP: 0.298, SLG: 0.333 Craig Reynolds, L (8, PH) OBP: 0.276, SLG: 0.356 (9, 6)		1B		F9		F8		F5		K		3 2	0 0	1 0	0 0	0 0	0 1	1 1
Tony Walker, R (1, 8) OBP: 0.305, SLG: 0.370 Jose Cruz, L (8, PH) OBP: 0.320, SLG: 0.321 (9, 7)		K		K		BB FC3-6 PB BB		F8			F6	2 2	1 0	0 0	0 0	1 0	2 0	1 1
John Mizerock, L (1, 2) OBP: 0.443, SLG: 0.231			FC1-6 BB		L7		FC3-6 BB 1-2 4-3			K 1-2	K	3	1	0	0	2	2	1
Bob Knepper, L (1, 1) OBP: 0.070, SLG: 0.070 Jim Pankovits, R (7, PH) OBP: 0.333, SLG: 0.372 Denny Walling, L (7, PH) OBP: 0.375, SLG: 0.457 (8, 5)			FC1-6 5-3 1B 1-2f		K		FC3-6 BB 1-2 2-3		F5		F7	2 0 2	0 0 0	0 0 0	0 0 0	0 0 1	1 0 0	1 0 0
Inning Stats	R: 0 H: 0 E: 0 LOB: 0 K: 0 BB: 0 S: 3 P: 3	R: 0 H: 1 E: 0 LOB: 1 K: 2 BB: 0 S: 8 P: 8	R: 0 H: 1 E: 0 LOB: 2 K: 0 BB: 1 S: 4 P: 8	R: 1 H: 1 E: 0 LOB: 0 K: 1 BB: 0 S: 6 P: 6	R: 0 H: 1 E: 0 LOB: 1 K: 1 BB: 0 S: 6 P: 6	R: 0 H: 1 E: 0 LOB: 1 K: 1 BB: 0 S: 6 P: 6	R: 3 H: 0 E: 1 LOB: 1 K: 0 BB: 3 S: 4 P: 16	R: 0 H: 1 E: 0 LOB: 1 K: 1 BB: 0 S: 6 P: 6	R: 0 H: 1 E: 0 LOB: 1 K: 0 BB: 0 S: 4 P: 4	R: 0 H: 0 E: 0 LOB: 0 K: 3 BB: 0 S: 9 P: 9	R: 0 H: 0 E: 0 LOB: 0 K: 1 BB: 0 S: 5 P: 5	1B: 5 SF: 0 2B: 1 SAC: 0 3B: 0 DP: 0 HR: 1 HBP: 0						WP: 0 PA: 45 PB: 2 SB: 3 CS: 0

PITCHER		IP	WLS	BF	H	R	ER	SO	BB	IBB	HBP	BLK	WP	HR	S	P	ERA	WHIP
Bruce Ruffin, L ERA: 2.79	(1, 1)	6.0		26	5	3	3	5	3	0	0	0	0	1	33	45	4.50	1.333
Tom Hume, R ERA: 3.69	(7, 1)	1.0		5	0	1	0	0	1	0	0	0	0	0	4	8	0.00	1.000
Kent Tekulve, R ERA: 2.95	(8, 1)	1.0		4	1	0	0	1	0	0	0	0	0	0	6	6	0.00	1.000
Steve Bedrosian, R ERA: 3.3	(9, 1)	3.0	W	10	1	0	0	4	0	0	0	0	0	0	18	18	0.00	0.333

PITCHER	IP	WLS	BF	H	R	ER	SO	BB	IBB	HBP	BLK	WP	HR	S	P	ERA	WHIP

BOTTOM

Philadelphia Phillies @ Houston Astros

Astrodome, Houston, TX

Sun Jul 13 1986, 4:33 AM EDT

Att. 20,597 - Unknown

livebaseballscorecards.com

AB	41
R	4
H	7
RBI	3
BB	4
SO	10
LOB	17

Batter	1	2	3	4	5	6	7	8	9	AB	R	H	RBI	BB	SO	LOB
Lenny Dykstra, L (1, 8) OBP: 0.420, SLG: 0.523	1-3		G3 2-3		G3		1B 1-3 2-H 3-H	SF7 3-H	FC5-4 1B 1-2 2-3 BB	4	1	1	3	1	0	1
Wally Backman, S (1, 4) OBP: 0.383, SLG: 0.397	4-3		K			4-3	E 2B 2-H 3-H 1B	SF9 BB 1-2 2-H 1B	FC5-4 1-2 2-H 3-H 1B	6	1	3	5	0	1	1
Keith Hernandez, L (1, 3) OBP: 0.374, SLG: 0.400 Kevin Mitchell, R (9, PH) OBP: 0.405, SLG: 0.551 (9, 3)	1B			G3		F8	E5 BB 2B 2-3	1-2 2-3 BB	FC5-4 1-2f 2-3	4 1	1 0	1 0	0 0	1 0	0 0	1 2
Gary Carter, R (1, 2) OBP: 0.345, SLG: 0.455 Ed Hearn, R (8, 2) OBP: 0.367, SLG: 0.568	K			1B		F9	2B BB 1-2	SF9 2-3 3-H	F7	3 1	1 0	1 0	1 0	1 0	1 0	1 2
Darryl Strawberry, L (1, 9) OBP: 0.397, SLG: 0.550		F7		K			K 2B	G3		5	0	1	3	0	2	3
Danny Heep, L (1, 7) OBP: 0.389, SLG: 0.414 Roger McDowell, R (7, 1) OBP: 0.455, SLG: 0.400 Randy Myers, L (9, 1)		K		1B 1-2			F8 5-3		E4 1B	4 1 0	0 1 0	1 1 0	0 0 0	0 0 0	1 0 0	1 0 0
Ray Knight, R (1, 5) OBP: 0.351, SLG: 0.454		K		K			BB BB 1B BB	1B SF7 BB	BB WP 2-H 1B	3	3	1	1	2	2	2
Rafael Santana, R (1, 6) OBP: 0.235, SLG: 0.189 Howard Johnson, S (7, PH) OBP: 0.359, SLG: 0.468 (7, 6)			G3 SH1-4 1B		F3		BB 1B 1-2 BB	BB 1-3 1B	K	2 2	0 2	1 1	0 1	0 1	0 1	0 1
Bob Ojeda, L (1, 1) OBP: 0.095, SLG: 0.095 Mookie Wilson, S (7, PH) OBP: 0.339, SLG: 0.443 (7, 7)			SH1-4 1-2		K		1B 1B 1-2 2-3 BB	BB 1B SF9 1-2 BB	BB 1-2 1B BB	1 0	0 3	0 0	0 0	0 3	1 0	0 0
Inning Stats	R: 0 E: 0 K: 1 S: 6 H: 1 LOB: 1 BB: 0 P: 6	R: 0 E: 0 K: 2 S: 7 H: 0 LOB: 0 BB: 0 P: 7	R: 0 E: 0 K: 1 S: 6 H: 1 LOB: 1 BB: 0 P: 6	R: 0 E: 0 K: 2 S: 9 H: 2 LOB: 2 BB: 0 P: 9	R: 0 E: 0 K: 1 S: 5 H: 0 LOB: 0 BB: 0 P: 5	R: 0 E: 0 K: 0 S: 3 H: 0 LOB: 0 BB: 0 P: 3	R: 7 E: 1 K: 1 S: 9 H: 3 LOB: 1 BB: 4 P: 25	R: 3 E: 0 K: 0 S: 5 H: 2 LOB: 2 BB: 3 P: 17	R: 3 E: 1 K: 1 S: 8 H: 3 LOB: 2 BB: 2 P: 16	1B: 11 2B: 1 3B: 0 HR: 0 SF: 2 SAC: 1 DP: 0 HBP: 0						

TOP

New York Mets @ Houston Astros

Astrodome, Houston, TX

Thu Jul 17 1986, 8:05 PM EDT

Att. 21,536 - Unknown

livebaseballscorecards.com

AB	37
R	13
H	12
RBI	13
BB	9
SO	9
LOB	15

WP: 1 PB: 0 SB: 0 CS: 0 PA: 49

PITCHER		IP	WLS	BF	H	R	ER	SO	BB	IBB	HBP	BLK	WP	HR	S	P	ERA	WHIP
Nolan Ryan, R ERA: 4.35	(1, 1)	6.2	L	28	5	4	4	8	3	0	0	0	0	0	41	53	5.40	1.200
Frank DiPino, L ERA: 4.03	(7, 1)	0.0		2	1	0	0	0	0	0	0	0	0	0	2	2	∞	∞
Charlie Kerfeld, R ERA: 2.47	(7, 1)	0.2		8	3	6	5	0	3	0	0	0	0	0	5	17	67.50	9.000
Aurelio Lopez, R ERA: 2.08	(8, 1)	0.2		3	0	0	0	0	1	0	0	0	0	0	2	6	0.00	1.500
Craig Reynolds, R ERA: 27.0	(9, 1)	1.0		8	3	3	3	1	2	0	0	0	1	0	8	16	27.00	5.000

PITCHER	IP	WLS	BF	H	R	ER	SO	BB	IBB	HBP	BLK	WP	HR	S	P	ERA	WHIP

Batter	1	2	3	4	5	6	7	8	9	AB	R	H	RBI	BB	SO	LOB
Bill Doran, S (1, 4) OBP: 0.373, SLG: 0.377	E6 6-3 1B		F3			F3		BB HBP BB 1-2		3	1	0	0	1	0	0
Billy Hatcher, R (1, 8) OBP: 0.280, SLG: 0.325	6-3 1-2		1B 2B			F9		BB HBP 1-2 2-3		3	0	1	0	0	0	1
Phil Garner, R (1, 5) OBP: 0.341, SLG: 0.451	F9		2-H 1B			K		FC5-4 BB 1-2 2-3 3-H		3	0	1	0	0	1	1
Denny Walling, L (8, PH) (9, 5) OBP: 0.378, SLG: 0.457										0	0	0	1	1	0	0
Glenn Davis, R (1, 3) OBP: 0.333, SLG: 0.523	2-H 1B			G5-4-3 1B			L4	FC5-4 1-2f		4	0	2	1	0	0	3
Kevin Bass, S (1, 9) OBP: 0.358, SLG: 0.485	F7			G5-4-3 1-2f			3-1		G5-4-3 1B	4	0	1	0	0	0	2
Jose Cruz, L (1, 7) OBP: 0.317, SLG: 0.317		K		F6			K		G5-4-3 1-2f	3	0	0	0	0	2	0
Aurelio Lopez, R (8, 1)										0	0	0	0	0	0	0
Craig Reynolds, L (9, 1) OBP: 0.276, SLG: 0.356										0	0	0	0	0	0	0
Jim Pankovits, R (9, PH) OBP: 0.327, SLG: 0.364										1	0	0	0	0	0	1
Alan Ashby, S (1, 2) OBP: 0.344, SLG: 0.349		F6			6-3			K	2B	4	0	1	0	0	1	0
Dickie Thon, R (1, 6) OBP: 0.291, SLG: 0.325		F9			F9			3-1	5-3	4	0	0	0	0	0	1
Nolan Ryan, R (1, 1) OBP: 0.176, SLG: 0.152			6-3		6-3			HBP S BB BB		2	0	0	0	0	0	0
Frank DiPino, L (7, 1) OBP: 0.250, SLG: 0.250										0	0	0	0	0	0	0
Charlie Kerfeld, R (7, 1)										0	0	0	0	0	0	0
Ty Gainey, L (8, 7) OBP: 0.389, SLG: 0.438										0	1	0	0	1	0	0
Inning Stats	R: 1 E: 1 K: 0 S: 5 H: 1 LOB: 1 BB: 0 P: 5	R: 0 E: 0 K: 1 S: 5 H: 0 LOB: 0 BB: 0 P: 5	R: 0 E: 0 K: 0 S: 4 H: 2 LOB: 2 BB: 0 P: 4	R: 0 E: 0 K: 0 S: 3 H: 1 LOB: 0 BB: 0 P: 3	R: 0 E: 0 K: 0 S: 3 H: 0 LOB: 0 BB: 0 P: 3	R: 0 E: 0 K: 1 S: 5 H: 0 LOB: 0 BB: 0 P: 5	R: 0 E: 0 K: 1 S: 5 H: 0 LOB: 0 BB: 0 P: 5	R: 1 E: 0 K: 1 S: 5 H: 0 LOB: 3 BB: 3 P: 18	R: 0 E: 0 K: 0 S: 4 H: 2 LOB: 1 BB: 0 P: 4	1B: 4 2B: 2 3B: 0 HR: 0	SF: 0 SAC: 0 DP: 2 HBP: 1						

PITCHER	IP	WLS	BF	H	R	ER	SO	BB	IBB	HBP	BLK	WP	HR	S	P	ERA	WHIP
Bob Ojeda, L (1, 1) ERA: 2.13	6.0	W	21	4	1	0	2	0	0	0	0	0	0	25	25	0.00	0.667
Roger McDowell, R (7, 1) ERA: 2.25	2.0		10	0	1	1	2	3	0	1	0	0	0	10	23	4.50	1.500
Randy Myers, L (9, 1) ERA:	1.0		4	2	0	0	0	0	0	0	0	0	0	4	4	0.00	2.000

PITCHER	IP	WLS	BF	H	R	ER	SO	BB	IBB	HBP	BLK	WP	HR	S	P	ERA	WHIP

BOTTOM

New York Mets @ Houston Astros

Astrodome, Houston, TX

Thu Jul 17 1986, 8:05 PM EDT

Att. 21,536 - Unknown

livebaseballscorecards.com

AB	31
R	2
H	6
RBI	2
BB	3
SO	4
LOB	9

WP: 0 PB: 0 SB: 1 CS: 0 PA: 35

New York Mets @ Houston Astros

Astrodome, Houston, TX

Fri Jul 18 1986, 8:05 PM EDT

Att. 22,906 - Unknown

livebaseballscorecards.com

Batter	1	2	3	4	5	6	7	8	9	AB	R	H	RBI	BB	SO	LOB
Mookie Wilson, S (1, 8) OBP: 0.337, SLG: 0.438	0-3 K		0-0 FC5-4 1B			0-0 F8		0-0 FC5-4 1-2f		4	0	1	0	0	1	1
Kevin Mitchell, R (1, 6) OBP: 0.395, SLG: 0.536	0-3 K		0-0 FC5-4 1-2f			0-0 6-3			0-0 F9	4	0	0	0	0	1	1
Keith Hernandez, L (1, 3) OBP: 0.372, SLG: 0.398	0-0 1B			0-3 K		0-0 4-3			0-0 F4	4	0	1	0	0	1	0
Gary Carter, R (1, 2) OBP: 0.341, SLG: 0.448	0-0 F9			0-0 F7			0-3 K		0-0 F4	4	0	0	0	0	1	1
Darryl Strawberry, L (1, 9) OBP: 0.394, SLG: 0.544		0-0 G3		0-3 K			0-3 K			3	0	0	0	0	2	0
George Foster, R (1, 7) OBP: 0.297, SLG: 0.456		0-3 K			0-3 K2-3		0-0 5-3			3	0	0	0	0	2	0
Ray Knight, R (1, 5) OBP: 0.351, SLG: 0.451		0-0 6-3			4-0 WP BB			0-0 6-3		2	0	0	0	1	0	0
Tim Teufel, R (1, 4) OBP: 0.287, SLG: 0.338			0-0 F6		0-0 F9			0-0 6-3		3	0	0	0	0	0	1
Ron Darling, R (1, 1) OBP: 0.115, SLG: 0.080			0-3 K		0-0 F9 1-2			0-0 FC5-4 1B		2	0	0	0	0	1	1
Wally Backman, S (8, PH) OBP: 0.386, SLG: 0.400										1	0	1	0	0	0	0
Randy Myers, L (8, 1)										0	0	0	0	0	0	0
Doug Sisk, R (8, 1)										0	0	0	0	0	0	0

Inning Stats	1	2	3	4	5	6	7	8	9		
	R: 0 H: 1	R: 0 H: 0	R: 0 H: 1	R: 0 H: 0	R: 0 H: 0	R: 0 H: 0	R: 0 H: 0	R: 0 H: 1	R: 0 H: 0	1B: 3 SF: 0	WP: 1 PA: 31
	E: 0 LOB: 1	E: 0 LOB: 0	E: 0 LOB: 1	E: 0 LOB: 0	E: 0 LOB: 1	E: 0 LOB: 0	E: 0 LOB: 0	E: 0 LOB: 1	E: 0 LOB: 0	2B: 0 SAC: 0	PB: 0
	K: 2 BB: 0	K: 1 BB: 0	K: 1 BB: 0	K: 2 BB: 0	K: 1 BB: 1	K: 0 BB: 0	K: 2 BB: 0	K: 0 BB: 0	K: 0 BB: 0	3B: 0 DP: 0	SB: 0
	S: 8 P: 8	S: 5 P: 5	S: 6 P: 6	S: 7 P: 7	S: 5 P: 9	S: 3 P: 3	S: 7 P: 7	S: 4 P: 4	S: 3 P: 3	HR: 0 HBP: 0	CS: 0

PITCHER	IP	WLS	BF	H	R	ER	SO	BB	IBB	HBP	BLK	WP	HR	S	P	ERA	WHIP
Bob Knepper, L (1, 1) ERA: 2.62	9.0	W	31	3	0	0	9	1	0	0	0	1	0	48	52	0.00	0.444

PITCHER	IP	WLS	BF	H	R	ER	SO	BB	IBB	HBP	BLK	WP	HR	S	P	ERA	WHIP

BOTTOM

Batter	1	2	3	4	5	6	7	8	9	AB	R	H	RBI	BB	SO	LOB
Bill Doran, S (1, 4) OBP: 0.369, SLG: 0.372	F8		6-3			6-3	4-3			4	0	0	0	0	0	3
Craig Reynolds, L (1, 6) OBP: 0.272, SLG: 0.349	4-3			K		K		K		3	0	0	0	0	2	0
Dickie Thon, R (8, PH) (9, 6) OBP: 0.290, SLG: 0.323										1	0	0	0	0	1	0
Denny Walling, L (1, 5) OBP: 0.376, SLG: 0.452	F7			G3			SH2-3 BB 1B 1B	F8		4	1	1	0	0	0	0
Glenn Davis, R (1, 3) OBP: 0.338, SLG: 0.527		K		2B			BB 4-0 SH2-3 1B 1-2	HBP 2B 1B		3	2	2	0	1	1	0
Kevin Bass, S (1, 9) OBP: 0.358, SLG: 0.482		K		F9			SH2-3 1-2 2-3	2B HBP 1-2		2	0	0	0	0	1	1
Jose Cruz, L (1, 7) OBP: 0.320, SLG: 0.319		1B		F6			IBB WP 1B	2B 1-3 2-H		2	0	1	0	1	0	0
Tony Walker, R (7, PR) (8, 8) OBP: 0.313, SLG: 0.392										1	0	1	1	0	0	0
Alan Ashby, S (1, 2) OBP: 0.341, SLG: 0.345		G4-1		K			WP 1-2 2-H 3-H	4-3		4	0	1	2	0	1	3
Ty Gainey, L (1, 8) (8, 7) OBP: 0.410, SLG: 0.441			CS 1B				BB 1-2 2-3			2	0	1	0	1	0	0
Bob Knepper, L (1, 1) OBP: 0.067, SLG: 0.067			F8 1-2			3-1	K			3	0	0	0	0	1	4
Inning Stats	R: 0 E: 0 K: 0 S: 3 H: 0 LOB: 0 BB: 0 P: 3	R: 0 E: 0 K: 2 S: 8 H: 1 LOB: 1 BB: 0 P: 8	R: 0 E: 0 K: 0 S: 3 H: 1 LOB: 0 BB: 0 P: 3	R: 0 E: 0 K: 1 S: 6 H: 1 LOB: 1 BB: 0 P: 6	R: 0 E: 0 K: 1 S: 5 H: 0 LOB: 0 BB: 0 P: 5	R: 0 E: 0 K: 1 S: 5 H: 0 LOB: 0 BB: 0 P: 5	R: 2 E: 0 K: 1 S: 7 H: 2 LOB: 3 BB: 3 P: 19	R: 1 E: 0 K: 1 S: 7 H: 2 LOB: 2 BB: 0 P: 8		1B: 5 2B: 2 3B: 0 HR: 0	SF: 0 SAC: 1 DP: 0 HBP: 1						

PITCHER		IP	WLS	BF	H	R	ER	SO	BB	IBB	HBP	BLK	WP	HR	S	P	ERA	WHIP
Ron Darling, R ERA: 2.82	(1, 1)	7.0	L	28	5	2	2	6	2	1	0	0	1	0	37	49	2.57	1.000
Randy Myers, L ERA: 5.4	(8, 1)	0.2		4	1	1	1	1	0	0	1	0	0	0	5	6	13.50	1.500
Doug Sisk, R ERA: 2.49	(8, 1)	0.1		2	1	0	0	0	0	0	0	0	0	0	2	2	0.00	3.000

PITCHER	IP	WLS	BF	H	R	ER	SO	BB	IBB	HBP	BLK	WP	HR	S	P	ERA	WHIP

New York Mets @ Houston Astros

Astrodome, Houston, TX

Fri Jul 18 1986, 8:05 PM EDT

Att. 22,906 - Unknown

livebaseballscorecards.com

AB	29
R	3
H	7
RBI	3
BB	3
SO	7
LOB	11

1B: 5 2B: 2 3B: 0 HR: 0 SF: 0 SAC: 1 DP: 0 HBP: 1

WP: 1 PB: 0 SB: 0 CS: 1 PA: 34

Batter	1	2	3	4	5	6	7	8	9	AB	R	H	RBI	BB	SO	LOB
Lenny Dykstra, L (1, 8) OBP: 0.418, SLG: 0.532	F7		4-3			F4			HR	4	1	1	1	0	0	0
Wally Backman, S (1, 4) OBP: 0.384, SLG: 0.402	F7			G3 2B		K			B1	4	0	1	0	0	1	0
Keith Hernandez, L (1, 3) OBP: 0.371, SLG: 0.396	4-3			G3 2-3			K		2B 1B	4	1	1	0	0	1	1
Gary Carter, R (1, 2) OBP: 0.340, SLG: 0.449		5-3		K			F8		1-H HR 2B	4	1	1	1	0	1	1
Darryl Strawberry, L (1, 9) OBP: 0.392, SLG: 0.551		K		F7			L3		2-H HR	4	1	1	2	0	1	1
Danny Heep, L (1, 7) OBP: 0.385, SLG: 0.404		BB			1-3			F2	3-1	3	0	0	0	1	0	0
Howard Johnson, S (1, 5) OBP: 0.356, SLG: 0.461		F4			K			K	BB 1B	4	0	1	0	0	2	1
Rafael Santana, R (1, 6) OBP: 0.233, SLG: 0.187			1-3		6-3			E1 1B	1-2 BB	2	0	0	0	0	0	0
Mookie Wilson, S (8, PH) OBP: 0.340, SLG: 0.441										1	0	1	0	0	0	0
Doug Sisk, R (8, 1)										0	0	0	0	0	0	0
George Foster, R (9, PH) OBP: 0.300, SLG: 0.456										0	0	0	0	1	0	0
Roger McDowell, R (9, 1) OBP: 0.455, SLG: 0.400										0	0	0	0	0	0	0
Dwight Gooden, R (1, 1) OBP: 0.125, SLG: 0.130			1-3			F8		K	1-3	2	0	0	0	0	0	0
Jesse Orosco, R (6, 1)										0	0	0	0	0	0	0
Kevin Mitchell, R (8, PH) OBP: 0.391, SLG: 0.529										2	0	0	0	0	1	3
(8, 6)																

TOP

New York Mets @ Houston Astros

Astrodome, Houston, TX

Sat Jul 19 1986, 8:05 PM EDT

Att. 44,502 - Unknown

livebaseballscorecards.com

AB	34
R	4
H	7
RBI	4
BB	2
SO	7
LOB	7

Inning Stats	1	2	3	4	5	6	7	8	9	1B: 3	SF: 0	WP: 0	PA: 36
R	0	0	0	0	0	0	0	0	4	2B: 2	SAC: 0	PB: 0	
E	0	0	0	1	0	0	0	1	0	3B: 0	DP: 0	SB: 0	
K	0	1	0	1	1	1	1	2	0	HR: 2	HBP: 0	CS: 0	
S	3	5	3	6	5	5	5	8	8				
LOB	0	1	0	1	0	0	0	1	5				
BB	0	1	0	0	0	0	0	1	1				
P	3	9	3	6	5	5	5	8	12				

PITCHER		IP	WLS	BF	H	R	ER	SO	BB	IBB	HBP	BLK	WP	HR	S	P	ERA	WHIP
Mike Scott, R ERA: 2.34	(1, 1)	8.1		31	5	3	3	7	1	0	0	0	0	1	44	48	3.24	0.720
Dave Smith, R ERA: 2.62	(9, 1)	0.2	W	5	2	1	1	0	1	0	0	0	0	1	4	8	13.50	4.500

PITCHER		IP	WLS	BF	H	R	ER	SO	BB	IBB	HBP	BLK	WP	HR	S	P	ERA	WHIP

Batter	1	2	3	4	5	6	7	8	9	AB	R	H	RBI	BB	SO	LOB
Bill Doran, S (1, 4) OBP: 0.367, SLG: 0.369	3-1		E S 1B		3-1	FC4-6 1-2f			1-3	5	0	1	0	0	0	2
Craig Reynolds, L (1, 6) OBP: 0.281, SLG: 0.374	FC4-6 1B		F6 1-3		HR 1B		K		HR	5	2	3	1	0	1	1
Denny Walling, L (1, 5) OBP: 0.373, SLG: 0.464	FC4-6 1-2f		F7		1-H HR		F7			4	1	1	2	0	0	2
Glenn Davis, R (1, 3) OBP: 0.337, SLG: 0.524	5-3			F9	F7		1B			4	0	1	0	0	0	1
Kevin Bass, S (1, 9) OBP: 0.359, SLG: 0.485		5-3		6-3 1B 2B		1B SF8 1B	F7			4	2	2	0	0	0	1
Jose Cruz, L (1, 7) OBP: 0.319, SLG: 0.318		5-3		6-3 2-3		SF8 BB 1-3 1B		3-1		4	0	1	0	0	0	1
Alan Ashby, S (1, 2) OBP: 0.353, SLG: 0.354		FC4-6 1B		FC6-4 3-H 1B		BBB 4-0 FC4-6 1-2 BB		F8		3	0	2	1	1	0	0
Ty Gainey, L (1, 8) OBP: 0.390, SLG: 0.417		FC4-6 1-2f		FC6-4 1-2f		SF8 2-3 3-H		5-3		2	0	0	0	0	0	2
Billy Hatcher, R (6, PH) (7, 8) OBP: 0.277, SLG: 0.324										1	0	0	1	0	0	0
Mike Scott, R (1, 1) OBP: 0.107, SLG: 0.091			SSS K		1-6-3	SSS K			SSS K	3	0	0	0	0	2	2
Dave Smith, R (9, 1)										0	0	0	0	0	0	0
Phil Garner, R (9, PH) OBP: 0.339, SLG: 0.449										1	0	0	0	0	1	0
Inning Stats	R: 0 E: 0 K: 0 S: 4 H: 1 LOB: 1 BB: 0 P: 4	R: 0 E: 0 K: 0 S: 4 H: 1 LOB: 1 BB: 0 P: 4	R: 0 E: 0 K: 1 S: 6 H: 1 LOB: 1 BB: 0 P: 6	R: 1 E: 0 K: 0 S: 5 H: 2 LOB: 1 BB: 0 P: 5	R: 2 E: 0 K: 0 S: 5 H: 2 LOB: 0 BB: 0 P: 5	R: 1 E: 0 K: 1 S: 7 H: 2 LOB: 2 BB: 1 P: 11	R: 0 E: 0 K: 1 S: 6 H: 1 LOB: 1 BB: 0 P: 6	R: 0 E: 0 K: 0 S: 3 H: 0 LOB: 0 BB: 0 P: 3	R: 1 E: 0 K: 1 S: 5 H: 1 LOB: 0 BB: 0 P: 5	1B: 8 2B: 1 3B: 0 HR: 2	SF: 1 SAC: 0 DP: 0 HBP: 0					

PITCHER		IP	WLS	BF	H	R	ER	SO	BB	IBB	HBP	BLK	WP	HR	S	P	ERA	WHIP
Dwight Gooden, R ERA: 2.93	(1, 1)	5.0		25	9	4	4	1	1	0	0	0	0	1	26	30	7.20	2.000
Jesse Orosco, L ERA: 3.19	(6, 1)	2.0		7	1	0	0	2	0	0	0	0	0	0	11	11	0.00	0.500
Doug Sisk, R ERA: 2.39	(8, 1)	1.0		3	0	0	0	0	0	0	0	0	0	0	3	3	0.00	0.000
Roger McDowell, R ERA: 2.35	(9, 1)	0.2	L	3	1	1	1	1	0	0	0	0	0	1	5	5	13.50	1.500

PITCHER	IP	WLS	BF	H	R	ER	SO	BB	IBB	HBP	BLK	WP	HR	S	P	ERA	WHIP

BOTTOM

New York Mets @ Houston Astros

Astrodome, Houston, TX

Sat Jul 19 1986, 8:05 PM EDT

Att. 44,502 - Unknown

livebaseballscorecards.com

AB	36
R	5
H	11
RBI	5
BB	1
SO	4
LOB	12

WP: 0	PA: 38		
PB: 0			
SB: 1			
CS: 0			

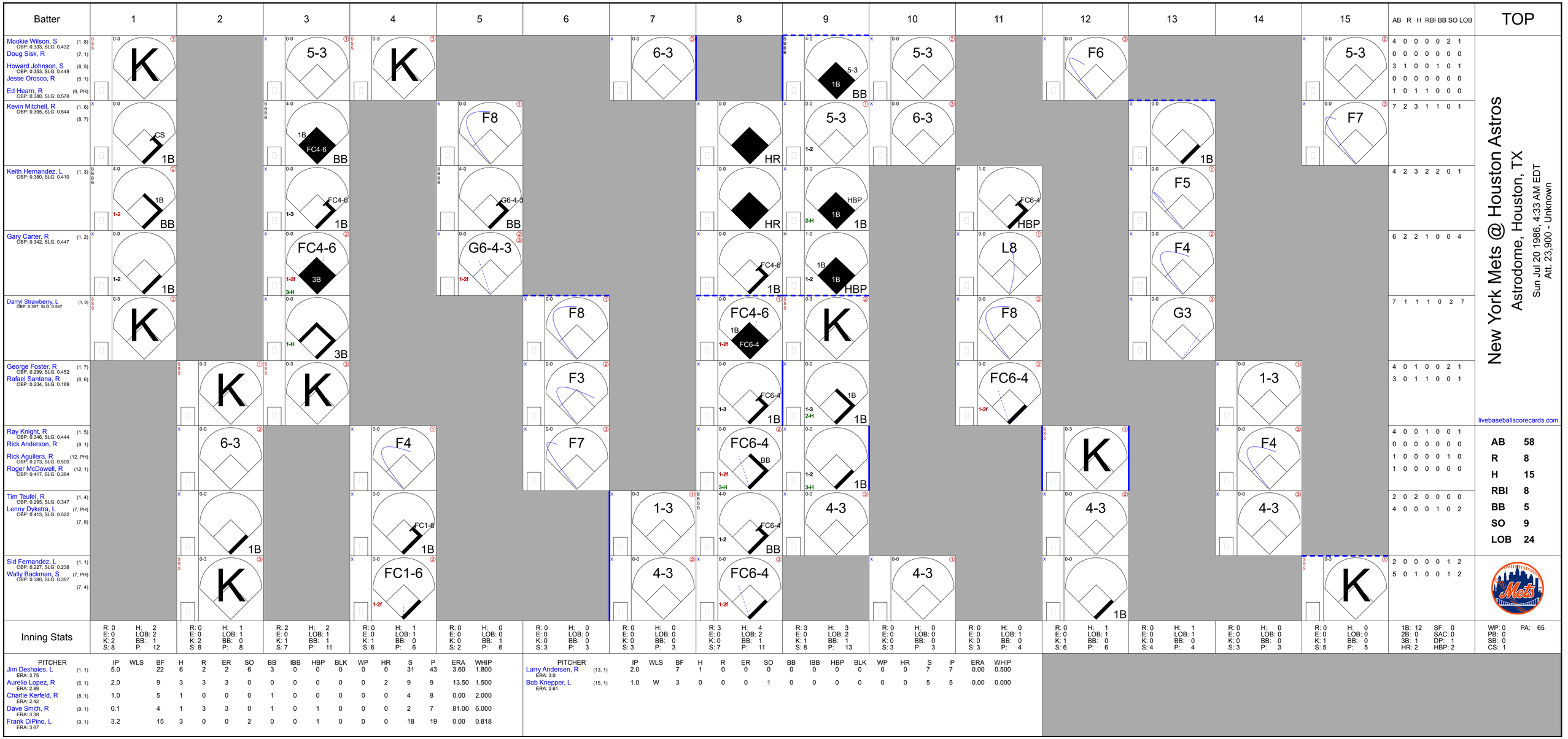
Batter
1
2
3
4
5
6
7
8
9
10
11
12
13
14
15
AB R H RBI BB SO LOB
TOP
Mookie Wilson, S (1, 8)
OBP: 0.333, SLG: 0.432
Doug Sisk, R (7, 1)
Howard Johnson, S (8, 5)
OBP: 0.353, SLG: 0.449
Jesse Orosco, R (8, 1)
Ed Hearn, R (9, PH)
OBP: 0.380, SLG: 0.578
Kevin Mitchell, R (1, 6)
OBP: 0.395, SLG: 0.544
(8, 7)
Keith Hernandez, L (1, 3)
OBP: 0.380, SLG: 0.410
Gary Carter, R (1, 2)
OBP: 0.342, SLG: 0.447
Darryl Strawberry, L (1, 9)
OBP: 0.387, SLG: 0.547
George Foster, R (1, 7)
OBP: 0.299, SLG: 0.452
Rafael Santana, R (8, 6)
OBP: 0.234, SLG: 0.189
Ray Knight, R (1, 5)
OBP: 0.346, SLG: 0.444
Rick Anderson, R (9, 1)
Rick Aguilera, R (12, PH)
OBP: 0.273, SLG: 0.500
Roger McDowell, R (12, 1)
OBP: 0.417, SLG: 0.364
Tim Teufel, R (1, 4)
OBP: 0.286, SLG: 0.347
Lenny Dykstra, L (7, PH)
OBP: 0.413, SLG: 0.522
(7, 8)
Sid Fernandez, L (1, 1)
OBP: 0.227, SLG: 0.238
Wally Backman, S (7, PH)
OBP: 0.380, SLG: 0.397
(7, 4)
Inning Stats
R: 0 H: 2 E: 0 LOB: 2 K: 2 BB: 1 S: 8 P: 12
R: 0 H: 1 E: 0 LOB: 1 K: 2 BB: 0 S: 8 P: 8
R: 2 H: 2 E: 0 LOB: 1 K: 1 BB: 1 S: 7 P: 11
R: 0 H: 1 E: 0 LOB: 1 K: 1 BB: 0 S: 6 P: 6
R: 0 H: 0 E: 0 LOB: 0 K: 0 BB: 1 S: 2 P: 6
R: 0 H: 0 E: 0 LOB: 0 K: 0 BB: 0 S: 3 P: 3
R: 0 H: 0 E: 0 LOB: 0 K: 0 BB: 0 S: 3 P: 3
R: 3 H: 4 E: 0 LOB: 2 K: 0 BB: 1 S: 7 P: 11
R: 3 H: 3 E: 0 LOB: 2 K: 1 BB: 1 S: 8 P: 13
R: 0 H: 0 E: 0 LOB: 0 K: 0 BB: 0 S: 3 P: 3
R: 0 H: 0 E: 0 LOB: 1 K: 0 BB: 0 S: 3 P: 4
R: 0 H: 1 E: 0 LOB: 1 K: 1 BB: 0 S: 6 P: 6
R: 0 H: 1 E: 0 LOB: 1 K: 0 BB: 0 S: 4 P: 4
R: 0 H: 0 E: 0 LOB: 0 K: 0 BB: 0 S: 3 P: 3
R: 0 H: 0 E: 0 LOB: 0 K: 1 BB: 0 S: 5 P: 5
1B: 12 SF: 0 2B: 0 SAC: 0 3B: 1 DP: 1 HR: 2 HBP: 2
WP: 0 PA: 65 PB: 0 SB: 0 CS: 1
PITCHER IP WLS BF H R ER SO BB IBB HBP BLK WP HR S P ERA WHIP
Jim Deshaies, L (1, 1) ERA: 3.75 5.0 22 6 2 2 6 3 0 0 0 0 0 1 43 3.60 1.800
Aurelio Lopez, R (6, 1) ERA: 2.89 2.0 9 3 3 3 0 0 0 0 0 0 2 9 9 13.50 1.500
Charlie Kerfeld, R (8, 1) ERA: 2.42 1.0 5 1 0 0 0 1 0 0 0 0 0 4 8 0.00 2.000
Dave Smith, R (9, 1) ERA: 3.38 0.1 4 1 3 3 0 1 0 1 0 0 0 2 7 81.00 6.000
Frank DiPino, L (9, 1) ERA: 3.67 3.2 15 3 0 0 2 0 0 1 0 0 0 18 19 0.00 0.818
PITCHER IP WLS BF H R ER SO BB IBB HBP BLK WP HR S P ERA WHIP
Larry Andersen, R (13, 1) ERA: 3.0 2.0 7 1 0 0 1 0 0 0 0 0 0 0 5 7 0.00 0.500
Bob Knepper, L (15, 1) ERA: 2.61 1.0 W 3 0 0 0 0 0 0 0 0 0 0 0 5 5 0.00 0.000
New York Mets @ Houston Astros
Astrodome, Houston, TX
Sun Jul 20 1986, 4:33 AM EDT
Att. 23,900 - Unknown
livebaseballscorecards.com
AB 58
R 8
H 15
RBI 8
BB 5
SO 9
LOB 24

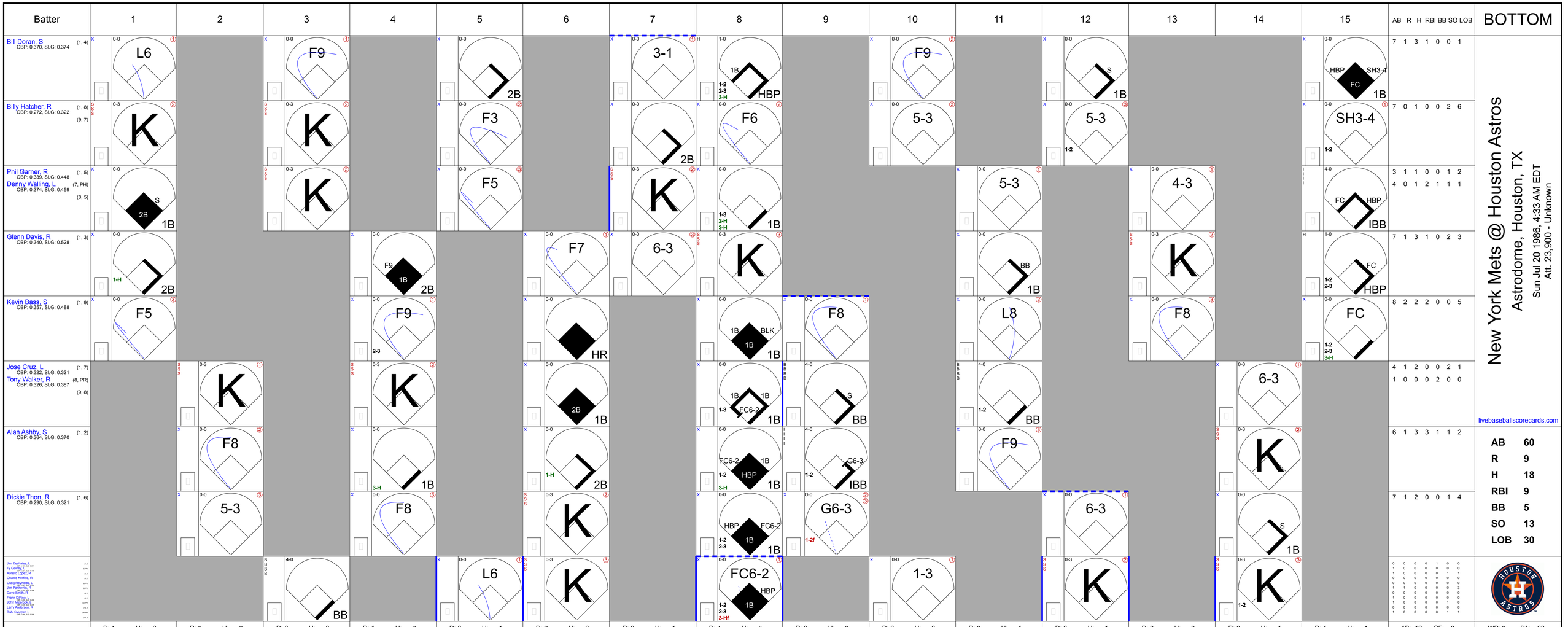
Batter
1
2
3
4
5
6
7
8
9
10
11
12
13
14
15
AB R H RBI BB SO LOB
BOTTOM
Bill Doran, S (1, 4) OBP: 0.370, SLG: 0.374
L6
2B
3-1
1B 1-2 2-3 3-H HBP
F9
5-3
HBP SH3-4 FC 1B
7 1 3 1 0 0 1
Billy Hatcher, R (1, 8) (9, 7) OBP: 0.272, SLG: 0.322
K
F3
2B
F6
S 1B
5-3 1-2
SH3-4 1-2
7 0 1 0 0 2 6
Phil Garner, R (1, 5) OBP: 0.339, SLG: 0.448
Denny Walling, L (7, PH) (8, 5) OBP: 0.374, SLG: 0.459
S 2B 1B
K
F5
K
1-3 2-H 3-H 1B
5-3
4-3
FC HBP IBB
3 1 1 0 0 1 2
4 0 1 2 1 1 1
Glenn Davis, R (1, 3) OBP: 0.340, SLG: 0.528
1-H 2B
F9 1B 2B
F7
6-3
K
BB 1B
K
1-2 2-3 FC HBP
7 1 3 1 0 2 3
Kevin Bass, S (1, 9) OBP: 0.357, SLG: 0.488
F5
F9 2-3
HR
1B BLK 1B
F8
L8
F8
FC 1-2 2-3 3-H
8 2 2 2 0 0 5
Jose Cruz, L (1, 7) OBP: 0.322, SLG: 0.321
Tony Walker, R (8, PR) (9, 8) OBP: 0.326, SLG: 0.387
K
K
2B 1B
1B 1B FC6-2 1-3 1B
S BB
BB 1-2
6-3
4 1 2 0 0 2 1
1 0 0 0 2 0 0
Alan Ashby, S (1, 2) OBP: 0.364, SLG: 0.370
F8
3-H 1B
1-H 2B
FC6-2 1B HBP 1-2 3-H 1B
G6-3 1-2 IBB
F9
K
S 1B
6 1 3 3 1 1 2
Dickie Thon, R (1, 6) OBP: 0.290, SLG: 0.321
5-3
F8
K
HBP FC6-2 1B 1-2 2-3 1B
G6-3 1-2f
6-3
S 1B
7 1 2 0 0 1 4
Jim Deshaies, L (1, 3) OBP: 0.000, SLG: 0.000
Ty Gainey, L (1, 4) OBP: 0.000, SLG: 0.000
Aurelio Lopez, R (8, 3) OBP: 0.000, SLG: 0.000
Charlie Kerfeld, R (8, 7) OBP: 0.000, SLG: 0.000
Craig Reynolds, L (8, 9) OBP: 0.000, SLG: 0.000
Jim Pankovits, R (8, 9) OBP: 0.000, SLG: 0.000
Dave Smith, R (9, 1) OBP: 0.000, SLG: 0.000
Frank DiPino, L (9, 1) OBP: 0.000, SLG: 0.000
John Mizerock, L (9, 2) OBP: 0.000, SLG: 0.000
Larry Andersen, R (9, 3) OBP: 0.000, SLG: 0.000
Bob Knepper, L (9, 4) OBP: 0.000, SLG: 0.000
BB
L6
K
FC6-2 1-2 2-3 3-Hf HBP 1B
1-3
K
Inning Stats
R: 1 E: 0 K: 1 S: 7
H: 2 LOB: 1 BB: 0 P: 7
R: 0 E: 0 K: 1 S: 5
H: 0 LOB: 0 BB: 0 P: 5
R: 0 E: 0 K: 2 S: 7
H: 0 LOB: 1 BB: 1 P: 11
R: 1 E: 0 K: 1 S: 7
H: 2 LOB: 1 BB: 0 P: 7
R: 0 E: 0 K: 0 S: 4
H: 1 LOB: 1 BB: 0 P: 4
R: 2 E: 0 K: 2 S: 10
H: 3 LOB: 1 BB: 0 P: 10
R: 0 E: 0 K: 1 S: 6
H: 1 LOB: 1 BB: 0 P: 6
R: 4 E: 0 K: 1 S: 10
H: 5 LOB: 2 BB: 0 P: 11
R: 0 E: 0 K: 0 S: 2
H: 0 LOB: 1 BB: 2 P: 10
R: 0 E: 0 K: 0 S: 3
H: 0 LOB: 0 BB: 0 P: 3
R: 0 E: 0 K: 0 S: 4
H: 1 LOB: 2 BB: 1 P: 8
R: 0 E: 0 K: 1 S: 6
H: 1 LOB: 1 BB: 0 P: 6
R: 0 E: 0 K: 1 S: 5
H: 0 LOB: 0 BB: 0 P: 5
R: 0 E: 0 K: 2 S: 8
H: 1 LOB: 1 BB: 0 P: 8
R: 1 E: 0 K: 0 S: 3
H: 1 LOB: 3 BB: 1 P: 8
1B: 12 2B: 5 3B: 0 HR: 1
SF: 0 SAC: 1 DP: 1 HBP: 2
WP: 0 PB: 0 SB: 4 CS: 0
PA: 68
New York Mets @ Houston Astros
Astrodome, Houston, TX
Sun Jul 20 1986, 4:33 AM EDT
Att. 23,900 - Unknown
livebaseballscorecards.com
AB 60
R 9
H 18
RBI 9
BB 5
SO 13
LOB 30
PITCHER IP WLS BF H R ER SO BB IBB HBP BLK WP HR P ERA WHIP
Sid Fernandez, L (1, 1) ERA: 2.83 6.0 27 8 4 4 7 1 0 0 0 0 1 44 6.00 1.500
Doug Sisk, R (7, 1) ERA: 3.62 1.0 8 5 4 4 1 0 0 0 1 0 0 10 36.00 5.000
Jesse Orosco, L (8, 1) ERA: 3.12 1.0 5 1 0 0 1 0 0 1 0 0 0 7 0.00 1.000
Rick Anderson, R (9, 1) ERA: 3.0 12 1 0 0 0 2 1 0 0 0 0 0 21 0.00 1.000
Roger McDowell, R (12, 1) ERA: 2.37 3.1 L 16 3 1 1 4 0 1 1 0 0 0 27 2.70 0.900
PITCHER IP WLS BF H R ER SO BB IBB HBP BLK WP HR S P ERA WHIP

Montreal Expos @ Houston Astros

Astrodome, Houston, TX

Mon Jul 21 1986, 8:05 PM EDT

Att. 13,753 - Unknown

TOP

livebaseballscorecards.com

Batter	1	2	3	4	5	6	7	8	9	AB	R	H	RBI	BB	SO	LOB
Tim Raines, S (1, 7) OBP: 0.405, SLG: 0.497	K		L6		S 1B 1B 1B 3-H		1-H HR		6-3	5	2	2	3	0	1	1
Mitch Webster, S (1, 8) OBP: 0.359, SLG: 0.410	F7		F9		S 1B 1B 1-2		S 1B 1B		3B	5	2	3	0	0	0	1
Andre Dawson, R (1, 9) OBP: 0.349, SLG: 0.538	1B BB		F8		1-H 2-H 1B		4-3-6-3-5 1-H 1B		G6-4-3 IBB	3	0	2	3	2	0	1
Tim Wallach, R (1, 5) OBP: 0.341, SLG: 0.459	S 1B 1-3			4-3	F8		4-3-6-3-5 1-3f		G6-4-3 1-2f	5	0	1	0	0	0	4
Wayne Krenchicki, L (1, 3) OBP: 0.331, SLG: 0.380	F9 1-2			F9	F8	SH3-4 E 1B				4	1	1	0	0	0	2
Mike Fitzgerald, R (1, 2) OBP: 0.357, SLG: 0.436		F7		6-3		F8		SH3-4 1-2		2	0	0	0	0	0	0
Dann Bilardello, R (5, 2) OBP: 0.250, SLG: 0.296										1	0	0	0	0	0	0
Rene Gonzales, R (1, 6)		F9			6-3	F3		E6 1B 2-H		4	0	0	0	0	0	0
Al Newman, S (1, 4) OBP: 0.320, SLG: 0.273		4-3			E S 1B BB		F7	1-2 1B		3	1	1	0	1	0	0
Dan Schatzeder, L (1, 1) OBP: 0.536, SLG: 0.714			1B		K 1-3		HR 1B			1	0	1	0	0	0	0
Andy McGaffigan, R (4, 1) OBP: 0.077, SLG: 0.077										0	0	0	0	0	0	0
George Wright, S (5, PH) OBP: 0.267, SLG: 0.327										1	0	0	0	0	1	1
Randy St. Claire, R (5, 1)										0	0	0	0	0	0	0
Jim Wohlford, R (7, PH) OBP: 0.259, SLG: 0.280										1	1	1	0	0	0	0
Tim Burke, R (7, 1)										0	0	0	0	0	0	0
Bill Moore, R (8, PH) OBP: 0.250, SLG: 0.250										1	0	0	0	0	1	1
Jeff Reardon, R (8, 1) OBP: 0.167, SLG: 0.167										0	0	0	0	0	0	0
Inning Stats	R: 0 E: 0 K: 1 S: 6 H: 1 LOB: 2 BB: 1 P: 10	R: 0 E: 0 K: 0 S: 3 H: 0 LOB: 0 BB: 0 P: 3	R: 0 E: 0 K: 0 S: 4 H: 1 LOB: 1 BB: 0 P: 4	R: 0 E: 0 K: 0 S: 3 H: 0 LOB: 0 BB: 0 P: 3	R: 3 E: 1 K: 1 S: 8 H: 3 LOB: 1 BB: 1 P: 12	R: 0 E: 0 K: 0 S: 3 H: 0 LOB: 0 BB: 0 P: 3	R: 3 E: 0 K: 0 S: 6 H: 4 LOB: 0 BB: 0 P: 6	R: 1 E: 1 K: 1 S: 7 H: 2 LOB: 1 BB: 0 P: 7	R: 0 E: 0 K: 0 S: 3 H: 1 LOB: 1 BB: 1 P: 7	1B: 10 2B: 1 3B: 1 HR: 1 SF: 0 SAC: 1 DP: 2 HBP: 0						

	AB	36
	R	7
	H	12
	RBI	6
	BB	3
	SO	3
	LOB	11

PITCHER		IP	WLS	BF	H	R	ER	SO	BB	IBB	HBP	BLK	WP	HR	S	P	ERA	WHIP	PITCHER	IP	WLS	BF	H	R	ER	SO	BB	IBB	HBP	BLK	WP	HR	S	P	ERA	WHIP
Mark Knudson, R ERA: 4.11	(1, 1)	6.1		27	6	4	4	2	2	0	0	0	0	0	29	37	5.68	1.263																	
Larry Andersen, R ERA: 3.35	(7, 1)	0.2		4	3	2	2	0	0	0	0	0	0	1	4	4	27.00	4.500																	
Charlie Kerfeld, R ERA: 2.5	(8, 1)	2.0	W	9	3	1	1	1	0	1	0	0	0	0	10	14	4.50	1.500																	

WP: 0 PB: 0 SB: 5 CS: 0 PA: 40

Montreal Expos @ Houston Astros

Astrodome, Houston, TX

Mon Jul 21 1986, 8:05 PM EDT

Att. 13,753 - Unknown

BOTTOM

Batter	1	2	3	4	5	6	7	8	9	AB	R	H	RBI	BB	SO	LOB
Bill Doran, S (1, 4) OBP: 0.368, SLG: 0.369	BBBB 4-0 2B 4-3 BB		x 0-0 F7 ②		x 0-0 F8 ①	x 0-0 G3 ③		x 0-0 G6-3 ②③ 1-2f		4	1	0	0	1	0	3
Billy Hatcher, R (1, 8) OBP: 0.286, SLG: 0.341	x 0-0 ② 4-3 SF8 1-3 2B		x 0-0 1B		x 0-0 5-3 ②		x 0-0 F9 S 1B 1B		x 0-0 S 1B 1B	5	3	4	0	0	0	0
Phil Garner, R (1, 5) OBP: 0.339, SLG: 0.446 Denny Walling, L (7, PH) OBP: 0.375, SLG: 0.457 (8, 5)	x 0-0 ① 4-3 2-3 3-H		x 0-0 ③ F8		x 0-0 1B 1B		x 0-0 ① F9 1-3		BBBB 4-0 1B 1B 1B 1-2 BB	3 1	0 1	1 1	1 0	0 1	0 0	2 1
Glenn Davis, R (1, 3) OBP: 0.344, SLG: 0.530	x 0-0 ② SF8 3-H			x 0-0 E5 2B	x 0-0 1-2 1B		x 0-0 3-H 1B		x 0-0 1B 1B 1-2 2-H 1B	4	1	3	3	0	0	0
Kevin Bass, S (1, 9) OBP: 0.353, SLG: 0.483 Charlie Kerfeld, R (8, 1) Jim Pankovits, R (9, PH) OBP: 0.333, SLG: 0.370	x 0-0 ③ 5-3			x 0-0 5-3 ①	x 0-0 1-3 ③		x 0-0 ② F8		x 0-0 1B 1-2 2-3 1B	4 0 1	0 0 0	0 0 1	0 0 0	0 0 0	0 0 0	4 0 0
Jose Cruz, L (1, 7) OBP: 0.330, SLG: 0.345		x 0-0 G6-4-3 1B		x 0-0 1B 2-H 2B		x 0-0 HR	SSS 0-3 ③ K		x 0-0 1-2 2-3 3-H 1B	5	2	4	3	0	1	1
Alan Ashby, S (1, 2) OBP: 0.375, SLG: 0.382 Tony Walker, R (8, PR) OBP: 0.326, SLG: 0.387 John Mizerock, L (9, 2) OBP: 0.435, SLG: 0.225		x 0-0 ① F3		x 0-0 E 2-H 1B		x 0-0 1B		x 0-0 S 1B		4 0 0	0 0 0	3 0 0	1 0 0	0 0 0	0 0 0	1 0 0
Dickie Thon, R (1, 6) OBP: 0.286, SLG: 0.318 Craig Reynolds, L (6, PH) OBP: 0.278, SLG: 0.370 (7, 6)		x 0-0 ②③ G6-4-3 1-2f		x 0-0 ② F3 1-2	SSS 0-3 ① K			x 0-0 ① F9 1-2		2 2	0 0	0 0	0 0	0 0	0 1	2 2
Mark Knudson, R (1, 1) Larry Andersen, R (7, 1) Ty Gainey, L (8, 9) OBP: 0.395, SLG: 0.405			x 0-0 ① F8 SSS	0-3 ③ K		x 0-0 ② B3		BBBB 4-0 G6-3 BB		3 0 0	0 0 0	0 0 0	0 0 0	0 0 1	1 0 0	2 0 0
Inning Stats	R: 2 H: 1 E: 0 LOB: 0 K: 0 BB: 1 S: 4 P: 8	R: 0 H: 1 E: 0 LOB: 0 K: 0 BB: 0 S: 3 P: 3	R: 0 H: 1 E: 0 LOB: 1 K: 0 BB: 0 S: 4 P: 4	R: 2 H: 2 E: 2 LOB: 1 K: 1 BB: 0 S: 8 P: 8	R: 0 H: 2 E: 0 LOB: 2 K: 0 BB: 0 S: 5 P: 5	R: 1 H: 2 E: 0 LOB: 1 K: 1 BB: 0 S: 7 P: 7	R: 1 H: 2 E: 0 LOB: 1 K: 1 BB: 0 S: 7 P: 7	R: 0 H: 1 E: 0 LOB: 2 K: 0 BB: 1 S: 3 P: 7	R: 2 H: 4 E: 0 LOB: 3 K: 0 BB: 1 S: 4 P: 8	1B: 13 SF: 1 2B: 2 SAC: 0 3B: 0 DP: 2 HR: 1 HBP: 0						

livebaseballscorecards.com

AB	38
R	8
H	16
RBI	8
BB	3
SO	3
LOB	18

WP: 0 PA: 42
PB: 0
SB: 3
CS: 0

PITCHER		IP	WLS	BF	H	R	ER	SO	BB	IBB	HBP	BLK	WP	HR	S	P	ERA	WHIP
Dan Schatzeder, L ERA: 3.2	(1, 1)	3.1		16	5	4	3	0	1	0	0	0	0	0	15	19	8.10	1.800
Andy McGaffigan, R ERA: 3.43	(4, 1)	0.2		2	0	0	0	1	0	0	0	0	0	0	4	4	0.00	0.000
Randy St. Claire, R ERA: 7.36	(5, 1)	2.0		10	4	1	1	1	0	0	0	0	0	1	12	12	4.50	2.000
Tim Burke, R ERA: 2.18	(7, 1)	1.0		5	2	1	1	1	0	0	0	0	0	0	7	7	9.00	2.000
Jeff Reardon, R ERA: 3.3	(8, 1)	1.0	L	9	5	2	2	0	2	0	0	0	0	0	7	15	18.00	7.000

PITCHER		IP	WLS	BF	H	R	ER	SO	BB	IBB	HBP	BLK	WP	HR	S	P	ERA	WHIP

Batter	1	2	3	4	5	6	7	8	9	10	AB	R	H	RBI	BB	SO	LOB
Tim Raines, S (1, 7) OBP: 0.401, SLG: 0.491	K			K		F8			1-3		4	0	0	0	0	2	0
Mitch Webster, S (1, 8) OBP: 0.358, SLG: 0.406	K			BB		K			K		3	0	0	0	1	3	0
Andre Dawson, R (1, 9) OBP: 0.343, SLG: 0.529	K			K		K			F8		4	0	0	0	0	3	1
Tim Wallach, R (1, 5) OBP: 0.340, SLG: 0.455		F3		F9			K			BB	3	0	0	0	1	1	1
Wayne Krenchicki, L (1, 3) OBP: 0.320, SLG: 0.366		1-3			K		F7			F8	4	0	0	0	0	1	1
Mike Fitzgerald, R (1, 2) OBP: 0.360, SLG: 0.439		K			2B		F9			1-2 BB	3	0	1	0	1	1	0
Rene Gonzales, R (1, 6)			6-3		6-3			K2-3		K	3	0	0	0	0	1	1
Vance Law, R (10, PH) OBP: 0.279, SLG: 0.290 (10, 4)											1	0	0	0	0	1	2
Al Newman, S (1, 4) OBP: 0.318, SLG: 0.267 (10, 6)			F8		IBB			K		G3	3	0	0	0	1	1	2
Floyd Youmans, R (1, 1) OBP: 0.250, SLG: 0.233			K		5-3			5-3			3	0	0	0	0	1	2
Inning Stats	R: 0 E: 0 K: 3 S: 9 / H: 0 LOB: 0 BB: 0 P: 9	R: 0 E: 0 K: 1 S: 5 / H: 0 LOB: 0 BB: 0 P: 5	R: 0 E: 0 K: 1 S: 5 / H: 0 LOB: 0 BB: 0 P: 5	R: 0 E: 0 K: 2 S: 7 / H: 0 LOB: 1 BB: 1 P: 11	R: 0 E: 0 K: 1 S: 6 / H: 1 LOB: 2 BB: 1 P: 10	R: 0 E: 0 K: 2 S: 7 / H: 0 LOB: 0 BB: 0 P: 7	R: 0 E: 0 K: 1 S: 5 / H: 0 LOB: 0 BB: 0 P: 5	R: 0 E: 0 K: 2 S: 7 / H: 0 LOB: 0 BB: 0 P: 7	R: 0 E: 0 K: 1 S: 5 / H: 0 LOB: 0 BB: 0 P: 5	R: 0 E: 0 K: 1 S: 5 / H: 0 LOB: 2 BB: 2 P: 13	1B: 0 2B: 1 3B: 0 HR: 0	SF: 0 SAC: 0 DP: 0 HBP: 0						

PITCHER	IP	WLS	BF	H	R	ER	SO	BB	IBB	HBP	BLK	WP	HR	S	P	ERA	WHIP
Nolan Ryan, R (1, 1) ERA: 3.98	9.1		33	1	0	0	14	3	1	0	0	0	0	57	73	0.00	0.429
Dave Smith, R (10, 1) ERA: 3.31	0.2	W	2	0	0	0	1	0	0	0	0	0	0	4	4	0.00	0.000

PITCHER	IP	WLS	BF	H	R	ER	SO	BB	IBB	HBP	BLK	WP	HR	S	P	ERA	WHIP

TOP

Montreal Expos @ Houston Astros

Astrodome, Houston, TX

Tue Jul 22 1986, 8:05 PM EDT

Att. 19,271 - Unknown

livebaseballscorecards.com

AB	31
R	0
H	1
RBI	0
BB	4
SO	15
LOB	10

WP: 0 PB: 0 SB: 1 CS: 0 PA: 35

Batter	1	2	3	4	5	6	7	8	9	10	AB	R	H	RBI	BB	SO	LOB
Bill Doran, S (1, 4) OBP: 0.364, SLG: 0.365	F3		G3			4-3			3-1		4	0	0	0	0	0	0
Billy Hatcher, R (1, 8) Dave Smith, R (10, 1)	K			6-3 S 1B		4-3			6-3		4 0	0 0	1 0	0 0	0 0	1 0	0 0
Denny Walling, L (1, 5) OBP: 0.368, SLG: 0.448	4-3			F8			K		6-3		4	0	0	0	0	1	1
Glenn Davis, R (1, 3) OBP: 0.343, SLG: 0.536		F4		6-3 1-3			K			HR	4	1	1	1	0	1	1
Kevin Bass, S (1, 9) OBP: 0.353, SLG: 0.481		4-3		F8			1B				3	0	1	0	0	0	1
Jose Cruz, L (1, 7) OBP: 0.327, SLG: 0.341		E4			K		F4				3	0	0	0	0	1	1
Alan Ashby, S (1, 2) OBP: 0.367, SLG: 0.373		1-3			K			F7			3	0	0	0	0	1	1
Craig Reynolds, L (1, 6) OBP: 0.273, SLG: 0.364			K		F9			F6			3	0	0	0	0	1	0
Nolan Ryan, R (1, 1) OBP: 0.162, SLG: 0.139 Ty Gainey, L (10, 8) OBP: 0.395, SLG: 0.405			F3			K		K			3 0	0 0	0 0	0 0	0 0	2 0	0 0
Inning Stats	R: 0 E: 0 K: 1 S: 5 H: 0 LOB: 0 BB: 0 P: 5	R: 0 E: 1 K: 0 S: 4 H: 0 LOB: 1 BB: 0 P: 4	R: 0 E: 0 K: 1 S: 5 H: 0 LOB: 0 BB: 0 P: 5	R: 0 E: 0 K: 0 S: 4 H: 1 LOB: 1 BB: 0 P: 4	R: 0 E: 0 K: 2 S: 7 H: 0 LOB: 0 BB: 0 P: 7	R: 0 E: 0 K: 1 S: 5 H: 0 LOB: 0 BB: 0 P: 5	R: 0 E: 0 K: 2 S: 8 H: 1 LOB: 1 BB: 0 P: 8	R: 0 E: 0 K: 1 S: 5 H: 0 LOB: 0 BB: 0 P: 5	R: 0 E: 0 K: 0 S: 3 H: 0 LOB: 0 BB: 0 P: 3	R: 1 E: 0 K: 0 S: 1 H: 1 LOB: 0 BB: 0 P: 1	1B: 2 2B: 0 3B: 0 HR: 1 SF: 0 SAC: 0 DP: 0 HBP: 0	WP: 0 PB: 0 SB: 1 CS: 0 PA: 31					

PITCHER	IP	WLS	BF	H	R	ER	SO	BB	IBB	HBP	BLK	WP	HR	S	P	ERA	WHIP
Floyd Youmans, R (1, 1) ERA: 3.82	9.0	L	31	3	1	1	8	0	0	0	0	0	1	47	47	1.00	0.333

PITCHER	IP	WLS	BF	H	R	ER	SO	BB	IBB	HBP	BLK	WP	HR	S	P	ERA	WHIP

Montreal Expos @ Houston Astros

Astrodome, Houston, TX

Tue Jul 22 1986, 8:05 PM EDT

Att. 19,271 - Unknown

BOTTOM

livebaseballscorecards.com

AB	31
R	1
H	3
RBI	1
BB	0
SO	8
LOB	5

Batter	1	2	3	4	5	6	7	8	9	10	11	AB	R	H	RBI	BB	SO	LOB
Tim Raines, S (1, 7) OBP: 0.398, SLG: 0.487	F9			K		F3		SF8 1B 3-H 1B		F6		5	0	1	1	0	1	0
Mitch Webster, S (1, 8) OBP: 0.356, SLG: 0.403	K			F4		F9		FC6-4 1-2 2-3 1B			F7	5	0	1	0	0	1	0
Andre Dawson, R (1, 9) OBP: 0.337, SLG: 0.520	F8			6-3			F7	SF8 2-3 3-H			F7	4	0	0	1	0	0	0
Tim Wallach, R (1, 5) OBP: 0.338, SLG: 0.451		1-3			1B 1B		K	FC6-4 1-2f			F7	5	0	1	0	0	1	2
Bill Moore, R (1, 3) OBP: 0.125, SLG: 0.125		1-3			F5		F7		6-3			4	0	0	0	0	0	1
Mike Fitzgerald, R (1, 2) OBP: 0.358, SLG: 0.436		6-3			K			1B FC G3 1B	6-3			4	1	1	0	0	1	1
Vance Law, R (1, 4) OBP: 0.279, SLG: 0.289			6-3		1-3 1B			FC G3 1B 1-2 1B	4-3			4	1	1	0	0	0	1
Rene Gonzales, R (1, 6) George Wright, S (10, PH) Al Newman, S (10, 6) OBP: 0.100, SLG: 0.100 OBP: 0.265, SLG: 0.325 OBP: 0.318, SLG: 0.267			6-3		F9			1B G3 SF8 1-2 2-3 1B		F8		3 1 0	1 0 0	1 0 0	0 0 0	0 0 0	0 0 0	2 0 0
Bryn Smith, R (1, 1) Jim Wohlford, R (8, PH) Bob McClure, R (8, 1) Wayne Krenchicki, L (10, PH) Tim Burke, R (10, 1) OBP: 0.171, SLG: 0.162 OBP: 0.255, SLG: 0.275 OBP: 0.317, SLG: 0.363			6-3			6-3		G3 1-2 2-3 3-H		F7		2 1 0 1 0	0 0 0 0 0	0 0 0 0 0	0 1 0 0 0	0 0 0 0 0	0 0 0 0 0	0 2 0 0 0
Inning Stats	R: 0 E: 0 K: 1 S: 5 H: 0 LOB: 0 P: 5	R: 0 E: 0 K: 0 S: 3 H: 0 LOB: 0 P: 3	R: 0 E: 0 K: 0 S: 3 H: 0 LOB: 0 BB: 0 P: 3	R: 0 E: 0 K: 1 S: 5 H: 0 LOB: 0 BB: 0 P: 5	R: 0 E: 0 K: 1 S: 7 H: 2 LOB: 2 BB: 0 P: 7	R: 0 E: 0 K: 0 S: 3 H: 0 LOB: 0 BB: 0 P: 3	R: 0 E: 0 K: 1 S: 5 H: 0 LOB: 0 BB: 0 P: 5	R: 3 E: 0 K: 0 S: 8 H: 4 LOB: 2 BB: 0 P: 8	R: 0 E: 0 K: 0 S: 3 H: 0 LOB: 0 BB: 0 P: 3	R: 0 E: 0 K: 0 S: 3 H: 0 LOB: 0 BB: 0 P: 3	R: 0 E: 0 K: 0 S: 3 H: 0 LOB: 0 BB: 0 P: 3	1B: 6 2B: 0 3B: 0 HR: 0	SF: 1 SAC: 0 DP: 0 HBP: 0					

PITCHER		IP	WLS	BF	H	R	ER	SO	BB	IBB	HBP	BLK	WP	HR	S	P	ERA	WHIP
Bob Knepper, L ERA: 2.65	(1, 1)	7.1		29	6	3	3	4	0	0	0	0	0	0	37	37	3.68	0.818
Charlie Kerfeld, R ERA: 2.43	(8, 1)	1.2		5	0	0	0	0	0	0	0	0	0	0	5	5	0.00	0.000
Aurelio Lopez, R ERA: 2.7	(10, 1)	2.0	W	6	0	0	0	0	0	0	0	0	0	0	6	6	0.00	0.000

PITCHER	IP	WLS	BF	H	R	ER	SO	BB	IBB	HBP	BLK	WP	HR	S	P	ERA	WHIP

TOP

Montreal Expos @ Houston Astros

Astrodome, Houston, TX

Wed Jul 23 1986, 8:05 PM EDT

Att. 15,364 - Unknown

livebaseballscorecards.com

AB	39
R	3
H	6
RBI	3
BB	0
SO	4
LOB	9

WP: 0 PB: 0 SB: 0 CS: 0 PA: 40

Montreal Expos @ Houston Astros

Astrodome, Houston, TX

Wed Jul 23 1986, 8:05 PM EDT

Att. 15,364 - Unknown

BOTTOM

livebaseballscorecards.com

Batter	1	2	3	4	5	6	7	8	9	10	11	AB	R	H	RBI	BB	SO	LOB
Bill Doran, S (1, 4) OBP: 0.366, SLG: 0.367	E7 4-3 4-3 1B	HBP 1-2 3-H 1B		FC5-4 1-2 1B			1-3		K 1-2		K	6	1	3	1	0	2	2
Billy Hatcher, R (1, 8) OBP: 0.283, SLG: 0.332 Kevin Bass, S (11, PH) OBP: 0.354, SLG: 0.481	4-3 2-3	HBP 1-2 2-3		FC5-4 S 1-2f 2-3			F7			1-3	1B IBB	4 0	0 0	0 0	0 1	0 0	0 0	3 0
Davey Lopes, R (1, 9) OBP: 0.421, SLG: 0.500	4-3 3-H	6-3		5-3 1-2			3B			F8 S BB	1-2 2-H 1B	5	0	2	2	1	0	5
Glenn Davis, R (1, 3) OBP: 0.341, SLG: 0.530	6-3		4-3		F9		K			IBB 1-2 BB		4	0	0	0	1	1	1
Denny Walling, L (1, 5) OBP: 0.369, SLG: 0.451		1B G3 1B	2B		G3			F8		F8 2-3		5	1	2	0	0	0	2
Jose Cruz, L (1, 7) OBP: 0.331, SLG: 0.343		PB G3 1-3 1B 1B	6-3		K			G5-4-3 1B		IBB 1-2		4	1	2	0	1	1	1
Alan Ashby, S (1, 2) OBP: 0.355, SLG: 0.359		G3 1-2 3-H	6-3			K		G5-4-3 1-2f		1-3		5	0	0	1	0	1	6
Craig Reynolds, L (1, 6) OBP: 0.280, SLG: 0.365 Dickie Thon, R (9, PH) OBP: 0.294, SLG: 0.322 (10, 6)	HBP 2-3 1B BB			FC5-4 1B 1B			G3		CS 1B		SH1-4 1B BB	2 1	0 1	1 1	0 0	1 1	0 0	0 0
Bob Knepper, L (1, 1) OBP: 0.063, SLG: 0.063 Charlie Kerfeld, R (8, 1) Jim Pankovits, R (9, PH) OBP: 0.327, SLG: 0.362 Aurelio Lopez, R (10, 1) Terry Puhl, L (11, PH) OBP: 0.285, SLG: 0.333	K			K		K			K		SH1-4 1-2	3 0 1 0 0	0 0 0 0 0	0 0 0 0 0	0 0 0 0 0	0 0 1 0 0	3 0 1 0 0	3 0 1 0 0
Inning Stats	R: 1 H: 1 E: 1 LOB: 0 K: 0 BB: 0 S: 4 P: 4	R: 2 H: 3 E: 0 LOB: 3 K: 1 BB: 1 S: 8 P: 13	R: 0 H: 1 E: 0 LOB: 1 K: 0 BB: 0 S: 4 P: 4	R: 0 H: 2 E: 0 LOB: 2 K: 1 BB: 0 S: 7 P: 7	R: 0 H: 2 E: 0 LOB: 0 K: 1 BB: 0 S: 5 P: 5	R: 0 H: 0 E: 0 LOB: 0 K: 2 BB: 0 S: 7 P: 7	R: 0 H: 1 E: 0 LOB: 1 K: 1 BB: 0 S: 6 P: 6	R: 0 H: 1 E: 0 LOB: 0 K: 0 BB: 0 S: 3 P: 3	R: 0 H: 1 E: 0 LOB: 1 K: 2 BB: 0 S: 7 P: 7	R: 0 H: 0 E: 0 LOB: 3 K: 0 BB: 3 S: 3 P: 15	R: 1 H: 1 E: 0 LOB: 2 K: 1 BB: 2 S: 5 P: 13	1B: 9 SF: 0 2B: 2 SAC: 1 3B: 1 DP: 2 HR: 0 HBP: 1						

PITCHER		IP	WLS	BF	H	R	ER	SO	BB	IBB	HBP	BLK	WP	HR	S	P	ERA	WHIP
Bryn Smith, R ERA: 3.76	(1, 1)	7.0		31	8	3	2	6	1	0	1	0	0	0	41	46	2.57	1.286
Bob McClure, L ERA: 3.63	(8, 1)	2.0		6	2	0	0	2	0	0	0	0	0	0	10	10	0.00	1.000
Tim Burke, R ERA: 2.25	(10, 1)	1.2	L	11	1	1	1	1	3	2	0	0	0	0	8	28	5.40	2.400

PITCHER	IP	WLS	BF	H	R	ER	SO	BB	IBB	HBP	BLK	WP	HR	S	P	ERA	WHIP

AB	40
R	4
H	11
RBI	4
BB	6
SO	9
LOB	24

WP: 0	PA: 48		
PB: 1			
SB: 2			
CS: 1			

Houston Astros @ Philadelphia Phillies

Veterans Stadium, Philadelphia, PA

Thu Jul 24 1986, 7:05 PM EDT

Att. 31,094 - Unknown

TOP

livebaseballscorecards.com

Batter	1	2	3	4	5	6	7	8	9	AB	R	H	RBI	BB	SO	LOB
Bill Doran, S (1, 4) OBP: 0.370, SLG: 0.370 Jim Pankovits, R (8, PH) OBP: 0.321, SLG: 0.354 (8, 4)	CS 1B		BB BB 1B BB	FC6-4 1B		F8		K		3 1	1 0	2 0	0 0	1 0	0 1	1 0
Billy Hatcher, R (1, 8) OBP: 0.276, SLG: 0.323	F7		K	FC6-4 G6-4-3 1-2f		FC5-4 1-2f		F3		5	0	0	0	0	1	5
Davey Lopes, R (1, 7) OBP: 0.416, SLG: 0.488 Larry Andersen, R (8, 1) Craig Reynolds, L (9, 3) OBP: 0.280, SLG: 0.365	K 1-2		BB 1B BB 1-2 2-3	G6-4-3 1-2f		L8		5-3		4 0 0	1 0 0	0 0 0	0 0 0	1 0 0	1 0 0	3 0 0
Glenn Davis, R (1, 3) OBP: 0.339, SLG: 0.524 Tom Funk, L (9, 1)		F4	1B 2B BB 1-2 2-3 3-H		5-3		4-3		K	4 0	1 0	0 0	1 0	1 0	1 0	0 0
Kevin Bass, S (1, 9) OBP: 0.363, SLG: 0.489		CS 1B	2B 1B 1-2 2-H 3-H		1B WP 1B		1B 1B 1B		1B	5	2	5	2	0	0	0
Phil Garner, R (1, 5) OBP: 0.340, SLG: 0.450	F9 1-2		WP 2B 2B 1-H 2-H		F9		1B 1B 1-3		F8	5	1	2	2	0	0	3
Alan Ashby, S (1, 2) OBP: 0.372, SLG: 0.396 John Mizerock, L (9, PH) OBP: 0.429, SLG: 0.220 (9, 2)			HR WP 2B IBB		1B 1-3		1B 1-2 3-H		F8	3 1	2 0	3 0	2 0	1 0	0 0	0 1
Dickie Thon, R (1, 6) OBP: 0.298, SLG: 0.331			6-3 1-H 2-H 2B		F8		1B 1-2 2-H			4	0	2	2	0	0	2
Mike Scott, R (1, 1) OBP: 0.133, SLG: 0.136 Terry Puhl, L (8, 7) OBP: 0.285, SLG: 0.333			BB BB 2B K			FC5-4 1B	L4			4 0	1 0	2 0	0 0	0 0	1 0	3 0

	AB	R	H	RBI	BB	SO	LOB
	39	9	16	9	4	5	18

Inning Stats																																
	R: 0 E: 0 K: 1 S: 5	H: 1 LOB: 0 BB: 0 P: 5	R: 0 E: 0 K: 0 S: 3	H: 1 LOB: 0 BB: 0 P: 3	R: 8 E: 0 K: 2 S: 12	H: 5 LOB: 1 BB: 4 P: 28	R: 0 E: 0 K: 0 S: 3	H: 1 LOB: 0 BB: 0 P: 3	R: 0 E: 0 K: 0 S: 5	H: 2 LOB: 2 BB: 0 P: 5	R: 0 E: 0 K: 0 S: 4	H: 1 LOB: 1 BB: 0 P: 4	R: 1 E: 0 K: 0 S: 6	H: 4 LOB: 2 BB: 0 P: 6	R: 0 E: 0 K: 1 S: 5	H: 0 LOB: 0 BB: 0 P: 5	R: 0 E: 0 K: 1 S: 6	H: 1 LOB: 1 BB: 0 P: 6	1B: 12 2B: 3 3B: 0 HR: 1	SF: 0 SAC: 0 DP: 1 HBP: 0	WP: 2 PB: 0 SB: 0 CS: 2	PA: 43

PITCHER		IP	WLS	BF	H	R	ER	SO	BB	IBB	HBP	BLK	WP	HR	S	P	ERA	WHIP
Shane Rawley, L ERA: 3.49	(1, 1)	2.2	L	16	6	8	8	2	3	1	0	0	0	1	16	32	27.00	3.375
Tom Hume, R ERA: 3.57	(3, 1)	1.1		5	2	0	0	1	0	0	0	0	1	0	7	7	0.00	1.500
Tom Gorman, L ERA: 5.19	(5, 1)	3.0		15	7	1	1	0	0	0	0	0	1	0	15	15	3.00	2.333
Dan Schatzeder, L ERA: 3.15	(8, 1)	1.0		3	0	0	0	1	0	0	0	0	0	0	5	5	0.00	0.000
Kent Tekulve, R ERA: 2.95	(9, 1)	1.0		4	1	0	0	1	0	0	0	0	0	0	6	6	0.00	1.000

PITCHER	IP	WLS	BF	H	R	ER	SO	BB	IBB	HBP	BLK	WP	HR	S	P	ERA	WHIP

Batter	1	2	3	4	5	6	7	8	9	AB	R	H	RBI	BB	SO	LOB
Gary Redus, R (1, 7) OBP: 0.318, SLG: 0.391	BBBB 4-0 E S BB		x 0-0 ① F6			x 0-0 2B 2B	SSS 0-3 ① K		x 0-0 ③ F8	3	1	1	0	1	1	2
Luis Aguayo, R (8, 4) OBP: 0.236, SLG: 0.305										1	0	0	0	0	0	0
Jeff Stone, L (1, 8) OBP: 0.324, SLG: 0.351	SSS 0-3 ① K 1-3		x 0-0 ② F2			x 0-0 ② 2-H 1B 2B	x 0-0 ② 1-2 2-3 1-3			4	1	1	1	0	1	3
Juan Samuel, R (1, 4) OBP: 0.306, SLG: 0.446	SSS 0-3 ② K		x 0-0 ③ F8			SSS 0-3 ① K	SSS 0-3 ③ K			4	0	0	0	0	3	4
Dan Schatzeder, L (8, 1) OBP: 0.538, SLG: 0.714										0	0	0	0	0	0	0
Francisco Melendez, L (9, 3)										0	0	0	0	0	0	0
Mike Schmidt, R (1, 5) OBP: 0.375, SLG: 0.533	BBBB 4-0 BB			SSS 0-3 ① K		BBBB 4-0 1B BB		x 0-0 ① 5-3		2	0	0	0	2	1	0
Von Hayes, L (1, 3) OBP: 0.380, SLG: 0.438	x 0-0 ③ 4-3			x 0-0 ② F7		x 0-0 1-2 2-H 1B		x 0-0 L4-3 1B		4	0	2	1	0	0	2
Kent Tekulve, R (9, 1)										0	0	0	0	0	0	0
Glenn Wilson, R (1, 9) OBP: 0.301, SLG: 0.350		x 0-0 PB 1B		x 0-0 ③ 5-3		SSS 0-3 ② K		x 0-0 ② ③ L4-3 1-2		4	0	1	0	0	1	3
John Russell, R (1, 2) OBP: 0.313, SLG: 0.463		SSS 0-3 ① K			SSS 0-3 ① K	SSS 0-3 ③ K			x 0-0 HR	4	1	1	1	0	3	3
Steve Jeltz, S (1, 6) OBP: 0.357, SLG: 0.273		SSS 0-3 ② K 1-2			SSS 0-3 ② K		BBBB 4-0 1-3 1B BB		x 0-0 ① 5-3	3	0	0	0	1	2	1
Shane Rawley, R (1, 1) OBP: 0.170, SLG: 0.196		SSS 0-3 ③ K			x 0-0 ③ F7		x 0-0 1-2 1-3 1B		x 0-0 ② 4-3	1	0	0	0	0	1	1
Tom Hume, R (3, 1)										0	0	0	0	0	0	0
Tom Gorman, L (5, 1)										1	0	0	0	0	0	0
Greg Gross, L (7, PH) OBP: 0.405, SLG: 0.319										2	0	1	0	0	0	0
(8, 7)																
Inning Stats	R: 0 E: 0 K: 2 S: 7 H: 0 LOB: 2 BB: 2 P: 15	R: 0 E: 0 K: 3 S: 10 H: 1 LOB: 1 BB: 0 P: 10	R: 0 E: 0 K: 0 S: 3 H: 0 LOB: 0 BB: 0 P: 3	R: 0 E: 0 K: 1 S: 5 H: 0 LOB: 0 BB: 0 P: 5	R: 0 E: 0 K: 2 S: 7 H: 0 LOB: 0 BB: 0 P: 7	R: 2 E: 0 K: 3 S: 12 H: 3 LOB: 2 BB: 1 P: 16	R: 0 E: 0 K: 2 S: 8 H: 1 LOB: 2 BB: 1 P: 12	R: 0 E: 0 K: 0 S: 3 H: 1 LOB: 0 BB: 0 P: 3	R: 1 E: 0 K: 0 S: 4 H: 1 LOB: 0 BB: 0 P: 4	1B: 4 2B: 3 3B: 0 HR: 1 SF: 0 SAC: 0 DP: 1 HBP: 0							

PITCHER		IP	WLS	BF	H	R	ER	SO	BB	IBB	HBP	BLK	WP	HR	S	P	ERA	WHIP
Mike Scott, R ERA: 2.35	(1, 1)	7.0	W	30	5	2	2	13	4	0	0	0	0	0	52	68	2.57	1.286
Larry Andersen, R ERA: 3.28	(8, 1)	1.0		3	1	0	0	0	0	0	0	0	0	0	3	3	0.00	1.000
Tom Funk, L ERA: 9.0	(9, 1)	1.0		4	1	1	1	0	0	0	0	0	0	1	4	4	9.00	1.000

PITCHER	IP	WLS	BF	H	R	ER	SO	BB	IBB	HBP	BLK	WP	HR	S	P	ERA	WHIP

BOTTOM

Houston Astros @ Philadelphia Phillies

Veterans Stadium, Philadelphia, PA

Thu Jul 24 1986, 7:05 PM EDT

Att. 31,094 - Unknown

livebaseballscorecards.com

AB	33
R	3
H	7
RBI	3
BB	4
SO	13
LOB	19

WP: 0 PB: 1 SB: 1 CS: 0 PA: 37

Houston Astros @ Philadelphia Phillies

Veterans Stadium, Philadelphia, PA

Fri Jul 25 1986, 7:05 PM EDT

Att. 23,387 - Unknown

TOP

livebaseballscorecards.com

Batter	1	2	3	4	5	6	7	8	9	AB	R	H	RBI	BB	SO	LOB
Bill Doran, S (1, 4) OBP: 0.368, SLG: 0.367	S S S 0-3 ① K		x 0-0 E6 BB S FC4-6		x 0-0 9-3 1B		x 0-0 ③ 5-3		x 0-0 ② F7	5	1	1	0	0	1	1
Craig Reynolds, L (1, 6) OBP: 0.280, SLG: 0.361 Dickie Thon, R (8, PH) OBP: 0.301, SLG: 0.333 (8, 6)	x 0-0 ② F7		B B B 4-0 FC4-6 BB 1-2 BB		x 0-0 ① ② 9-3 1-2f			x 0-0 F8 BB E 1B	x 0-0 ③ F9	2 2	0 1	0 1	0 0	1 0	0 0	1 1
Denny Walling, L (1, 5) OBP: 0.376, SLG: 0.457	x 0-0 2B		B B B B 4-0 FC4-6 1-2 2-3 BB		x 0-0 ③ F7			B B B B 4-0 E 1-2 BB		2	0	1	0	2	0	0
Glenn Davis, R (1, 3) OBP: 0.336, SLG: 0.518	x 0-0 ③ F9		x 0-0 ① F5			x 0-0 ① F7		x 0-0 ① F8 2-3		4	0	0	0	0	0	6
Kevin Bass, S (1, 9) OBP: 0.362, SLG: 0.489		x 0-0 E 2B	x 0-0 ② FC4-6 S 1-2f 2-3 3-H			x 0-0 ② F8		x 0-0 ② F6		4	0	1	1	0	0	4
Jose Cruz, L (1, 7) OBP: 0.330, SLG: 0.342		S S S 0-3 ① K	x 0-0 ③ 4-3 1-2			x 0-0 1B		x 0-0 E4 1-3 3-H		4	0	1	0	0	1	4
Alan Ashby, S (1, 2) OBP: 0.363, SLG: 0.384		x 0-0 E4 2-3		x 0-0 ① F7		x 0-0 ③ G3		x 0-0 ③ F2		4	0	0	0	0	0	4
Billy Hatcher, R (1, 8) OBP: 0.275, SLG: 0.322		x 0-0 ② F3		x 0-0 ② F8			x 0-0 G6-4-3 1B		x 0-0 ① 6-3	4	0	1	0	0	0	2
Jim Deshaies, L (1, 1) OBP: 0.160, SLG: 0.087 Larry Andersen, R (2, 1) Terry Puhl, L (7, PH) OBP: 0.285, SLG: 0.333 Davey Lopes, R (7, PH) OBP: 0.414, SLG: 0.485 Aurelio Lopez, R (7, 1) Phil Garner, R (9, PH) OBP: 0.343, SLG: 0.452		S S S 0-3 ③ K		x 0-0 ③ 4-3			x 0-0 ① ② G6-4-3 1-2f		x 0-0 1B	1 1 0 1 0 1	0 0 0 0 0 0	0 0 0 0 0 1	0 0 0 0 0 0	1 0 0 0 0 0	2 0 0 1 0 0	0 0 0 0 0 0
Inning Stats	R: 0 H: 1 E: 0 LOB: 1 K: 1 BB: 0 S: 6 P: 6	R: 0 H: 1 E: 1 LOB: 2 K: 2 BB: 0 S: 9 P: 9	R: 1 H: 0 E: 1 LOB: 2 K: 0 BB: 2 S: 4 P: 12	R: 0 H: 0 E: 0 LOB: 0 K: 0 BB: 0 S: 3 P: 3	R: 0 H: 1 E: 0 LOB: 0 K: 0 BB: 0 S: 3 P: 3	R: 0 H: 1 E: 0 LOB: 1 K: 0 BB: 0 S: 4 P: 4	R: 0 H: 1 E: 0 LOB: 0 K: 0 BB: 0 S: 3 P: 3	R: 1 H: 1 E: 1 LOB: 2 K: 0 BB: 1 S: 5 P: 9	R: 0 H: 1 E: 0 LOB: 1 K: 0 BB: 0 S: 4 P: 4	1B: 5 2B: 3 3B: 0 HR: 0	SF: 0 SAC: 0 DP: 2 HBP: 0			WP: 0 PB: 0 SB: 2 CS: 0	PA: 38		

	AB	35
	R	2
	H	7
	RBI	1
	BB	3
	SO	3
	LOB	26

PITCHER		IP	WLS	BF	H	R	ER	SO	BB	IBB	HBP	BLK	WP	HR	S	P	ERA	WHIP
Charles Hudson, R ERA: 4.68	(1, 1)	6.0	W	26	5	1	0	3	2	0	0	0	0	0	30	38	0.00	1.167
Dan Schatzeder, L ERA: 3.1	(7, 1)	1.0		4	1	1	0	0	1	0	0	0	0	0	3	7	0.00	2.000
Steve Bedrosian, R ERA: 3.04	(8, 1)	2.0	S	8	1	0	0	0	0	0	0	0	0	0	8	8	0.00	0.500

PITCHER		IP	WLS	BF	H	R	ER	SO	BB	IBB	HBP	BLK	WP	HR	S	P	ERA	WHIP

Batter	1	2	3	4	5	6	7	8	9	AB	R	H	RBI	BB	SO	LOB
Gary Redus, R (1, 7) OBP: 0.323, SLG: 0.397	0-0 1B 2B	4-0 BB 1-2 2-3 BB		0-0 ② F9		0-0 ③ F9				3	1	1	0	1	0	1
Ron Roenicke, S (1, 8) OBP: 0.378, SLG: 0.397	0-0 ① F9	4-0 FC6-4 1-2 2-3 3-H BB		0-3 ③ K			0-0 ① F9			3	0	0	1	1	1	2
Juan Samuel, R (1, 4) OBP: 0.305, SLG: 0.442	0-3 ② K	0-0 ③ FC6-4 1-2f			4-0 1B SF9 BB		0-0 ② 6-3			3	1	0	0	1	1	4
Mike Schmidt, R (1, 5) OBP: 0.379, SLG: 0.542	4-0 1B IBB		0-0 HR		0-0 ① F8		4-0 BB			2	1	1	1	2	0	1
Von Hayes, L (1, 3) OBP: 0.381, SLG: 0.439	0-0 PO 1-2 2-H 1B		0-0 ① F5		0-0 1-3 1B		0-0 ③ G3			4	0	2	1	0	0	1
Glenn Wilson, R (1, 9) OBP: 0.300, SLG: 0.348	0-0 ③ PO 1-2	4-0 BB BB BB BB	0-0 ② F4		0-0 ② SF9 3-H			0-0 ① F3		2	1	0	1	1	0	0
John Russell, R (1, 2) OBP: 0.307, SLG: 0.453		0-3 ① K	0-3 ③ K		0-0 ③ 1-3			0-0 ② 6-3		4	0	0	0	0	2	2
Luis Aguayo, R (1, 6) OBP: 0.247, SLG: 0.314		0-0 ② F6		0-0 SH3-4 1B		0-0 ① F3		0-0 1B		4	0	2	0	0	0	1
Steve Jeltz, S (9, 6) OBP: 0.357, SLG: 0.273										0	0	0	0	0	0	0
Charles Hudson, S (1, 1) OBP: 0.061, SLG: 0.031		4-0 BB BB BB 1-2 BB		0-0 ① SH3-4 1-2		0-0 ② F8		0-3 ③ K		1	0	0	0	1	0	0
Dan Schatzeder, L (7, 1) OBP: 0.538, SLG: 0.714										0	0	0	0	0	0	0
Steve Bedrosian, R (8, 1) OBP: 0.400, SLG: 0.250										1	0	0	0	0	1	1
Inning Stats	R: 1 E: 0 K: 1 S: 6 H: 2 LOB: 1 BB: 1 P: 10	R: 1 E: 0 K: 1 S: 5 H: 0 LOB: 3 BB: 4 P: 21	R: 1 E: 0 K: 1 S: 6 H: 1 LOB: 0 BB: 0 P: 6	R: 0 E: 0 K: 1 S: 6 H: 1 LOB: 1 BB: 0 P: 6	R: 1 E: 0 K: 0 S: 4 H: 1 LOB: 1 BB: 1 P: 8	R: 0 E: 0 K: 0 S: 3 H: 0 LOB: 0 BB: 0 P: 3	R: 0 E: 0 K: 0 S: 3 H: 0 LOB: 1 BB: 1 P: 7	R: 0 E: 0 K: 1 S: 6 H: 1 LOB: 1 BB: 0 P: 6		1B: 4 2B: 1 3B: 0 HR: 1 SF: 1 SAC: 1 DP: 0 HBP: 0						

PITCHER		IP	WLS	BF	H	R	ER	SO	BB	IBB	HBP	BLK	WP	HR	S	P	ERA	WHIP
Jim Deshaies, L ERA: 3.91	(1, 1)	1.2	L	11	2	2	2	2	4	1	0	0	0	0	10	30	10.80	3.600
Larry Andersen, R ERA: 3.35	(2, 1)	4.1		17	3	2	2	2	1	0	0	0	0	1	20	24	4.15	0.923
Aurelio Lopez, R ERA: 2.53	(7, 1)	2.0		8	1	0	0	1	1	0	0	0	0	0	9	13	0.00	1.000

PITCHER	IP	WLS	BF	H	R	ER	SO	BB	IBB	HBP	BLK	WP	HR	S	P	ERA	WHIP

BOTTOM

Houston Astros @ Philadelphia Phillies

Veterans Stadium, Philadelphia, PA

Fri Jul 25 1986, 7:05 PM EDT

Att. 23,387 - Unknown

livebaseballscorecards.com

AB	27
R	4
H	6
RBI	4
BB	7
SO	5
LOB	13

Batter	1	2	3	4	5	6	7	8	9	AB	R	H	RBI	BB	SO	LOB
Bill Doran, S (1, 4) OBP: 0.366, SLG: 0.367	G6-4-3, 1B		F4		SF9, 2-H		4-3			3	0	1	1	0	0	1
Billy Hatcher, R (1, 8) OBP: 0.281, SLG: 0.323	G6-4-3, 1-2f		1B, 1-2, 1B		BBBB, CS, BB			4-3		2	0	1	0	1	0	1
Jose Cruz, L (8, PH) OBP: 0.329, SLG: 0.341										1	0	0	0	0	0	0
Jose Cruz, L (8, 7)																
Davey Lopes, R (1, 7) OBP: 0.411, SLG: 0.480	4-3		1-2, 2-H, 1B		CS, 1-2	F7		F9		4	0	1	1	0	0	0
Davey Lopes, R (8, 8)																
Glenn Davis, R (1, 3) OBP: 0.335, SLG: 0.514		6-3	F9			BBBB, FC5-4, 1B, BB		6-3		3	0	0	0	1	0	2
Kevin Bass, S (1, 9) OBP: 0.363, SLG: 0.492		1-3		F6		FC5-4, 1-2, 1B			2B	4	0	2	0	0	0	0
Phil Garner, R (1, 5) OBP: 0.341, SLG: 0.448		1B	SSS, K			FC5-4, FC6-4, 1-2f, 2-3			SSS, K	4	0	1	0	0	2	3
Alan Ashby, S (1, 2) OBP: 0.354, SLG: 0.373		F8	6-3			FC6-4, 1-2f			SSS, K2-3	4	0	0	0	0	1	4
Dickie Thon, R (1, 6) OBP: 0.306, SLG: 0.335			BBBB, 1B, 1B, BB		WP, SH1-4, SF9, 1B		F4		4-3	2	2	1	0	1	0	0
Denny Walling, L (9, PH) OBP: 0.374, SLG: 0.455										1	0	0	0	0	0	1
Mark Knudson, R (1, 1)			SSS, K		SH1-4, 1-2		4-3			1	0	0	0	0	1	1
Terry Puhl, L (7, PH) OBP: 0.283, SLG: 0.331										1	0	0	0	0	0	0
Charlie Kerfeld, R (7, 1)										0	0	0	0	0	0	0
Inning Stats	R: 0 E: 0 K: 0 S: 3 H: 1 LOB: 0 BB: 0 P: 3	R: 0 E: 0 K: 0 S: 4 H: 1 LOB: 1 BB: 0 P: 4	R: 1 E: 0 K: 1 S: 7 H: 2 LOB: 2 BB: 1 P: 11	R: 0 E: 0 K: 1 S: 5 H: 0 LOB: 0 BB: 0 P: 5	R: 1 E: 0 K: 0 S: 3 H: 1 LOB: 0 BB: 1 P: 7	R: 0 E: 0 K: 0 S: 4 H: 1 LOB: 2 BB: 1 P: 8	R: 0 E: 0 K: 0 S: 3 H: 0 LOB: 0 BB: 0 P: 3	R: 0 E: 0 K: 0 S: 3 H: 0 LOB: 0 BB: 0 P: 3	R: 0 E: 0 K: 2 S: 8 H: 1 LOB: 1 BB: 0 P: 8	1B: 6 2B: 1 3B: 0 HR: 0	SF: 1 SAC: 1 DP: 1 HBP: 0						

TOP

Houston Astros @ Philadelphia Phillies

Veterans Stadium, Philadelphia, PA

Sat Jul 26 1986, 7:05 PM EDT

Att. 34,075 - Unknown

livebaseballscorecards.com

AB	30
R	2
H	7
RBI	2
BB	3
SO	4
LOB	13

PITCHER		IP	WLS	BF	H	R	ER	SO	BB	IBB	HBP	BLK	WP	HR	S	P	ERA	WHIP
Don Carman, L ERA: 3.84	(1, 1)	6.0	W	25	6	2	2	2	3	0	0	0	1	0	26	38	3.00	1.500
Tom Hume, R ERA: 3.38	(7, 1)	2.2		9	1	0	0	2	0	0	0	0	0	0	13	13	0.00	0.375
Dan Schatzeder, L ERA: 3.08	(9, 1)	0.1	S	1	0	0	0	0	0	0	0	0	0	0	1	1	0.00	0.000

PITCHER	IP	WLS	BF	H	R	ER	SO	BB	IBB	HBP	BLK	WP	HR	S	P	ERA	WHIP

Batter	1	2	3	4	5	6	7	8	9	AB	R	H	RBI	BB	SO	LOB
Gary Redus, R (1, 7) OBP: 0.321, SLG: 0.414	S S S 0-3 ① K		x 0-0 HR		x 0-0 ① 5-3		x 0-0 ③ 5-3			4	1	1	1	0	1	1
Jeff Stone, L (1, 8) OBP: 0.328, SLG: 0.367	x 0-0 6-3 3B		x 0-0 ① F7		x 0-0 ② 6-3			x 0-0 1B 1B		4	1	2	0	0	0	0
Juan Samuel, R (1, 4) OBP: 0.304, SLG: 0.440	x 0-0 ② 6-3 3-H		x 0-0 S 1B		S S S 0-3 ③ K			x 0-0 ① F7		4	0	1	1	0	1	1
Mike Schmidt, R (1, 5) OBP: 0.377, SLG: 0.538	x 0-0 ③ F8		x 0-0 ② F6 1-2			x 0-0 ① F2		x 0-0 G6-4-3 1-2 1B		4	0	1	0	0	0	1
Von Hayes, L (1, 3) OBP: 0.382, SLG: 0.447		x 0-0 HR	I I I I 4-0 IBB			x 0-0 ② 6-3		x 0-0 ② ③ G6-4-3 1-2f		3	1	1	1	1	0	2
Glenn Wilson, R (1, 9) OBP: 0.298, SLG: 0.345		x 0-0 ① 6-3	x 0-0 ③ 6-3			x 0-0 ③ 6-3				3	0	0	0	0	0	2
Ronn Reynolds, R (1, 2) OBP: 0.273, SLG: 0.600		x 0-0 ② L8		x 0-0 ① F4			x 0-0 ① L6			3	0	0	0	0	0	0
Steve Jeltz, S (1, 6) OBP: 0.360, SLG: 0.272		B B B B 4-0 BB		S S S 0-3 ② K			B B B B 4-0 SH3-4 BB			1	0	0	0	2	1	0
Don Carman, L (1, 1) Tom Hume, R (7, 1) Dan Schatzeder, L (9, 1) OBP: 0.538, SLG: 0.714		S S S 0-3 ③ K		x 0-0 ③ 6-3			x 0-0 ② SH3-4 1-2			2 0 0	0 0 0	0 0 0	0 0 0	0 0 0	1 0 0	1 0 0
Inning Stats	R: 1 H: 1 E: 0 LOB: 0 K: 1 BB: 0 S: 6 P: 6	R: 1 H: 1 E: 0 LOB: 1 K: 1 BB: 1 S: 6 P: 10	R: 1 H: 2 E: 0 LOB: 2 K: 0 BB: 1 S: 5 P: 9	R: 0 H: 0 E: 0 LOB: 0 K: 1 BB: 0 S: 5 P: 5	R: 0 H: 0 E: 0 LOB: 0 K: 1 BB: 0 S: 5 P: 5	R: 0 H: 0 E: 0 LOB: 0 K: 0 BB: 0 S: 3 P: 3	R: 0 H: 0 E: 0 LOB: 1 K: 0 BB: 1 S: 3 P: 7	R: 0 H: 2 E: 0 LOB: 1 K: 0 BB: 0 S: 4 P: 4		1B: 3 SF: 0 2B: 0 SAC: 1 3B: 1 DP: 1 HR: 2 HBP: 0						

PITCHER		IP	WLS	BF	H	R	ER	SO	BB	IBB	HBP	BLK	WP	HR	S	P	ERA	WHIP
Mark Knudson, R ERA: 4.17	(1, 1)	6.0	L	24	4	3	3	4	1	1	0	0	0	2	30	38	4.50	0.833
Charlie Kerfeld, R ERA: 2.34	(7, 1)	2.0		8	2	0	0	0	1	0	0	0	0	0	7	11	0.00	1.500

PITCHER	IP	WLS	BF	H	R	ER	SO	BB	IBB	HBP	BLK	WP	HR	S	P	ERA	WHIP

BOTTOM

Houston Astros @ Philadelphia Phillies

Veterans Stadium, Philadelphia, PA

Sat Jul 26 1986, 7:05 PM EDT

Att. 34,075 - Unknown

livebaseballscorecards.com

AB	28
R	3
H	6
RBI	3
BB	3
SO	4
LOB	8

Batter	1	2	3	4	5	6	7	8	9	AB	R	H	RBI	BB	SO	LOB
Bill Doran, S (1, 4) OBP: 0.368, SLG: 0.367	0-0 1B		BBBB 4-0 E S 2B BB		x 0-0 ① 3-1			x 0-0 ① F7		3	1	1	0	1	0	0
Billy Hatcher, R (1, 8) OBP: 0.280, SLG: 0.327	0-0 ① F9		x 0-0 1-H 1B 2B		SSS 0-3 ② K			x 0-0 ② 6-3		4	1	1	1	0	1	1
Denny Walling, L (1, 5) OBP: 0.368, SLG: 0.446	0-0 ② F2		x 0-0 ① F2		x 0-0 ③ 1-3			x 0-0 ③ 4-3		4	0	0	0	0	0	2
Glenn Davis, R (1, 3) OBP: 0.332, SLG: 0.508	0-0 ③ 5-3		x 0-0 ② F3			x 0-0 ① G4-3-6			SSS 0-3 ① K	4	0	0	0	0	1	2
Kevin Bass, S (1, 9) OBP: 0.362, SLG: 0.489		SSS 0-3 ① K	x 0-0 2-H 1B			SSS 0-3 ② K			x 0-0 ② 6-3	4	0	1	1	0	2	0
Jose Cruz, L (1, 7) OBP: 0.331, SLG: 0.340		x 0-0 ② F4	x 0-0 ③ 6-3			BBBB 4-0 CS BB			x 0-0 BB 1B	3	0	1	0	1	0	1
Craig Reynolds, L (1, 6) OBP: 0.281, SLG: 0.377 Dickie Thon, R (9, PH) OBP: 0.310, SLG: 0.335 (9, 6)		x 0-0 HR		x 0-0 ① F9		0-0 ③ CS 1-2	x 0-0 ① G3		BBBB 4-0 1-2 BB	3	1	1	1	0	0	0
										0	0	0	0	1	0	0
John Mizerock, L (1, 2) OBP: 0.409, SLG: 0.205 Davey Lopes, R (9, PH) OBP: 0.409, SLG: 0.477 Alan Ashby, S (9, 2) OBP: 0.354, SLG: 0.373		x 0-0 E6		x 0-0 ② F5			x 0-0 ② 4-3		SSS 0-3 ③ K	3	0	0	0	0	0	0
										1	0	0	0	0	1	2
										0	0	0	0	0	0	0
Nolan Ryan, R (1, 1) OBP: 0.154, SLG: 0.132 Aurelio Lopez, R (6, 1)		SSS 0-3 ③ K		x 0-0 ③ F4			SSS 0-3 ③ K			2	0	0	0	0	1	1
										1	0	0	0	0	1	0
Inning Stats	R: 0 E: 0 K: 0 S: 4 H: 1 LOB: 1 BB: 0 P: 4	R: 1 E: 1 K: 2 S: 9 H: 1 LOB: 1 BB: 0 P: 9	R: 2 E: 0 K: 0 S: 5 H: 2 LOB: 1 BB: 1 P: 9	R: 0 E: 0 K: 0 S: 3 H: 0 LOB: 0 BB: 0 P: 3	R: 0 E: 0 K: 1 S: 5 H: 0 LOB: 0 BB: 0 P: 5	R: 0 E: 0 K: 1 S: 4 H: 0 LOB: 0 BB: 1 P: 8	R: 0 E: 0 K: 1 S: 5 H: 0 LOB: 0 BB: 0 P: 5	R: 0 E: 0 K: 0 S: 3 H: 0 LOB: 0 BB: 0 P: 3	R: 0 E: 0 K: 2 S: 8 H: 1 LOB: 2 BB: 1 P: 12	1B: 3 2B: 1 3B: 0 HR: 1	SF: 0 SAC: 0 DP: 0 HBP: 0						

TOP

Houston Astros @ Philadelphia Phillies

Veterans Stadium, Philadelphia, PA

Sun Jul 27 1986, 3:33 AM EDT

Att. 33,192 - Unknown

livebaseballscorecards.com

AB	32
R	3
H	5
RBI	3
BB	3
SO	7
LOB	9

WP: 0 PB: 0 SB: 1 CS: 1 PA: 36

PITCHER		IP	WLS	BF	H	R	ER	SO	BB	IBB	HBP	BLK	WP	HR	S	P	ERA	WHIP
Kevin Gross, R ERA: 4.12	(1, 1)	8.0	L	30	4	3	3	5	2	0	0	0	0	1	38	46	3.38	0.750
Dan Schatzeder, L ERA: 3.05	(9, 1)	0.2		4	1	0	0	1	1	0	0	0	0	0	5	9	0.00	3.000
Kent Tekulve, R ERA: 2.94	(9, 1)	0.1		1	0	0	0	1	0	0	0	0	0	0	3	3	0.00	0.000

PITCHER	IP	WLS	BF	H	R	ER	SO	BB	IBB	HBP	BLK	WP	HR	S	P	ERA	WHIP

Batter	1	2	3	4	5	6	7	8	9	AB	R	H	RBI	BB	SO	LOB
Gary Redus, R (1, 7) OBP: 0.314, SLG: 0.403	K		K			F8			L9	4	0	0	0	0	2	0
Jeff Stone, L (1, 8) OBP: 0.320, SLG: 0.358	4-3		K			4-3			F9	4	0	0	0	0	1	0
Juan Samuel, R (1, 4) OBP: 0.304, SLG: 0.436	BB			L9		F8			5-3	3	1	0	0	1	0	0
Mike Schmidt, R (1, 5) OBP: 0.377, SLG: 0.537	E6 1-H 1B			K			5-3			3	0	1	1	0	1	0
Von Hayes, L (1, 3) OBP: 0.382, SLG: 0.444	1-3			4-3			BB CS			2	0	0	0	1	0	1
Glenn Wilson, R (1, 9) OBP: 0.298, SLG: 0.354		K			HR		F4			3	1	1	1	0	1	1
John Russell, R (1, 2) OBP: 0.303, SLG: 0.448 Greg Gross, L (8, PH) OBP: 0.400, SLG: 0.314 Ronn Reynolds, R (9, 2) OBP: 0.273, SLG: 0.600		K	K				CS 1-2	4-3		2 1 0	0 0 0	0 0 0	0 0 0	0 0 0	2 0 0	0 0 0
Steve Jeltz, S (1, 6) OBP: 0.357, SLG: 0.269		K		4-3				6-3		3	0	0	0	0	1	0
Kevin Gross, R (1, 1) OBP: 0.184, SLG: 0.271 Francisco Melendez, L (8, PH) Dan Schatzeder, L (9, 1) OBP: 0.538, SLG: 0.714 Kent Tekulve, R (9, 1)			K		K			K		2 1 0 0	0 0 0 0	0 0 0 0	0 0 0 0	0 0 0 0	2 1 0 0	0 0 0 0
Inning Stats	R: 1 E: 1 K: 1 S: 6 H: 1 LOB: 1 BB: 1 P: 10	R: 0 E: 0 K: 3 S: 9 H: 0 LOB: 0 BB: 0 P: 9	R: 0 E: 0 K: 3 S: 9 H: 0 LOB: 0 BB: 0 P: 9	R: 0 E: 0 K: 1 S: 5 H: 0 LOB: 0 BB: 0 P: 5	R: 1 E: 0 K: 2 S: 8 H: 1 LOB: 0 BB: 0 P: 8	R: 0 E: 0 K: 0 S: 3 H: 0 LOB: 0 BB: 0 P: 3	R: 0 E: 0 K: 0 S: 2 H: 0 LOB: 0 BB: 1 P: 6	R: 0 E: 0 K: 1 S: 5 H: 0 LOB: 0 BB: 0 P: 5	R: 0 E: 0 K: 0 S: 3 H: 0 LOB: 0 BB: 0 P: 3	1B: 1 2B: 0 3B: 0 HR: 1	SF: 0 SAC: 0 DP: 0 HBP: 0					

PITCHER	IP	WLS	BF	H	R	ER	SO	BB	IBB	HBP	BLK	WP	HR	S	P	ERA	WHIP
Nolan Ryan, R (1, 1) ERA: 3.89	5.0	W	18	2	2	1	10	1	0	0	0	0	1	37	41	1.80	0.600
Aurelio Lopez, R (6, 1) ERA: 2.25	4.0	S	12	0	0	0	1	1	0	0	0	0	0	13	17	0.00	0.250

PITCHER	IP	WLS	BF	H	R	ER	SO	BB	IBB	HBP	BLK	WP	HR	S	P	ERA	WHIP

BOTTOM

Houston Astros @ Philadelphia Phillies

Veterans Stadium, Philadelphia, PA

Sun Jul 27 1986, 3:33 AM EDT

Att. 33,192 - Unknown

livebaseballscorecards.com

AB	28
R	2
H	2
RBI	2
BB	2
SO	11
LOB	2

WP: 0	PA: 31		
PB: 0			
SB: 1			
CS: 1			

Batter	1	2	3	4	5	6	7	8	9	AB	R	H	RBI	BB	SO	LOB
Bill Sample, R (1, 9) OBP: 0.302, SLG: 0.384	6-3		1-2 1B			2B 2B	F7			4	1	2	0	0	0	2
Ken Griffey, L (1, 7) OBP: 0.347, SLG: 0.486	4-3		F8			2-H 2B 2B		F9		4	1	1	1	0	0	2
Dale Murphy, R (1, 8) OBP: 0.363, SLG: 0.451	F9			F4		2-H 2B		5-3		4	0	1	1	0	0	0
Bob Horner, R (1, 3) OBP: 0.334, SLG: 0.472		4-3		5-3		4-0 0-4 IBB		F4		3	0	0	0	1	0	0
Rafael Ramirez, R (1, 5) OBP: 0.256, SLG: 0.311		6-3		5-3		9-4 1-2f			4-3	3	0	0	0	0	0	2
Ken Oberkfell, L (9, PH) OBP: 0.392, SLG: 0.399										1	0	0	0	0	0	0
Andres Thomas, R (1, 6) OBP: 0.320, SLG: 0.497		3-1			6-3		SH1-3 2B		2B	4	0	2	0	0	0	0
Bruce Benedict, R (1, 2) OBP: 0.367, SLG: 0.372			4-3		5-3		SH1-3 2-3		F9	2	0	0	0	0	0	0
Chris Chambliss, L (9, PH) OBP: 0.405, SLG: 0.437										1	0	0	0	0	0	1
Glenn Hubbard, R (1, 4) OBP: 0.369, SLG: 0.340			1B 1B		S S S 0-3 K		I I I 4-0 SH1-4 IBB		F6	2	0	1	0	1	1	0
Ted Simmons, S (9, PH) OBP: 0.343, SLG: 0.396										1	0	0	0	0	0	1
Doyle Alexander, R (1, 1) OBP: 0.167, SLG: 0.167			B1			S S S 0-3 K	SH1-4 1-2			2	0	0	0	0	1	1
Paul Assenmacher, L (8, 1)										0	0	0	0	0	0	0

TOP

Atlanta Braves @ Houston Astros

Astrodome, Houston, TX

Mon Jul 28 1986, 8:05 PM EDT

Att. 24,597 - Unknown

livebaseballscorecards.com

AB	31
R	2
H	7
RBI	2
BB	2
SO	2
LOB	9

Inning Stats	1	2	3	4	5	6	7	8	9
	R: 0 E: 0 K: 0 S: 3	H: 0 LOB: 0 BB: 0 P: 3	R: 0 E: 0 K: 0 S: 3	H: 0 LOB: 0 BB: 0 P: 3	R: 0 E: 0 K: 0 S: 5	H: 2 LOB: 2 BB: 0 P: 5	R: 0 E: 0 K: 0 S: 3	H: 0 LOB: 0 BB: 0 P: 3	R: 0 E: 0 K: 1 S: 5	H: 0 LOB: 0 BB: 0 P: 5
	R: 2 E: 0 K: 1 S: 7	H: 3 LOB: 1 BB: 1 P: 11	R: 0 E: 0 K: 0 S: 4	H: 1 LOB: 2 BB: 1 P: 8	R: 0 E: 0 K: 0 S: 3	H: 0 LOB: 0 BB: 0 P: 3	R: 0 E: 0 K: 0 S: 4	H: 1 LOB: 1 BB: 0 P: 4	1B: 2 2B: 6 3B: 0 HR: 0	SF: 0 SAC: 2 DP: 1 HBP: 0

WP: 0 PB: 0 SB: 0 CS: 0 PA: 35

PITCHER	IP	WLS	BF	H	R	ER	SO	BB	IBB	HBP	BLK	WP	HR	S	P	ERA	WHIP
Bob Knepper, L (1, 1) ERA: 2.64	8.0	W	31	6	2	2	2	0	2	0	0	0	0	33	41	2.25	0.750
Dave Smith, R (9, 1) ERA: 3.22	1.0	S	4	1	0	0	0	0	0	0	0	0	0	4	4	0.00	1.000

PITCHER	IP	WLS	BF	H	R	ER	SO	BB	IBB	HBP	BLK	WP	HR	S	P	ERA	WHIP

Batter	1	2	3	4	5	6	7	8	9	AB	R	H	RBI	BB	SO	LOB
Bill Doran, S (1, 4) OBP: 0.367, SLG: 0.368	F9	G4-6-3 1-2f			K			HR 2B		4	1	1	0	0	1	2
Billy Hatcher, R (1, 8) OBP: 0.280, SLG: 0.325	1B 1B 1B		5-3		6-3			5-3		4	1	1	0	0	0	1
Denny Walling, L (1, 5) OBP: 0.374, SLG: 0.449	1B 1-2 1B		1B			F7		HR BB		3	1	2	0	1	0	0
Glenn Davis, R (1, 3) OBP: 0.333, SLG: 0.516	1-2 2-H 1B		F8			F9		1-H 2-H HR		4	1	2	4	0	0	1
Kevin Bass, S (1, 9) OBP: 0.361, SLG: 0.486	F7		K			6-3		1B		4	0	1	0	0	1	3
Jose Cruz, L (1, 7) OBP: 0.327, SLG: 0.336	F8			F9			3-1	4-3		4	0	0	0	0	0	3
Alan Ashby, S (1, 2) OBP: 0.347, SLG: 0.366		K		F5			K			3	0	0	0	0	2	0
Craig Reynolds, L (1, 6) OBP: 0.282, SLG: 0.373		1B BB		L6			F4			2	0	0	0	1	0	0
Bob Knepper, L (1, 1) OBP: 0.076, SLG: 0.076		G4-6-3 1-2 1B			F8			F7		2	0	1	0	0	0	0
Terry Puhl, L (8, PH) OBP: 0.281, SLG: 0.328										1	0	0	0	0	0	0
Dave Smith, R (9, 1)										0	0	0	0	0	0	0
Inning Stats	R: 1 E: 0 K: 0 S: 6 H: 3 LOB: 2 BB: 0 P: 6	R: 0 E: 0 K: 1 S: 5 H: 1 LOB: 1 BB: 1 P: 9	R: 0 E: 0 K: 1 S: 6 H: 1 LOB: 1 BB: 0 P: 6	R: 0 E: 0 K: 0 S: 3 H: 0 LOB: 0 BB: 0 P: 3	R: 0 E: 0 K: 1 S: 5 H: 0 LOB: 0 BB: 0 P: 5	R: 0 E: 0 K: 0 S: 3 H: 0 LOB: 0 BB: 0 P: 3	R: 0 E: 0 K: 1 S: 5 H: 0 LOB: 0 BB: 0 P: 5	R: 3 E: 0 K: 0 S: 6 H: 3 LOB: 1 BB: 1 P: 10		1B: 6 2B: 1 3B: 0 HR: 1 SF: 0 SAC: 0 DP: 1 HBP: 0						

PITCHER		IP	WLS	BF	H	R	ER	SO	BB	IBB	HBP	BLK	WP	HR	S	P	ERA	WHIP
Doyle Alexander, R ERA: 4.11	(1, 1)	7.2	L	32	8	4	4	4	2	0	0	0	0	1	38	46	4.70	1.304
Paul Assenmacher, L ERA: 2.93	(8, 1)	0.1		1	0	0	0	0	0	0	0	0	0	0	1	1	0.00	0.000

PITCHER	IP	WLS	BF	H	R	ER	SO	BB	IBB	HBP	BLK	WP	HR	S	P	ERA	WHIP

Atlanta Braves @ Houston Astros

Astrodome, Houston, TX

Mon Jul 28 1986, 8:05 PM EDT

Att. 24,597 - Unknown

BOTTOM

livebaseballscorecards.com

AB	31
R	4
H	8
RBI	4
BB	2
SO	4
LOB	10

Atlanta Braves @ Houston Astros

Astrodome, Houston, TX

Tue Jul 29 1986, 8:05 PM EDT

Att. 26,610 - Unknown

TOP

livebaseballscorecards.com

Batter	1	2	3	4	5	6	7	8	9	AB	R	H	RBI	BB	SO	LOB
Omar Moreno, L (1, 9) OBP: 0.285, SLG: 0.371	F7			K		4-3			K	4	0	0	0	0	2	1
Ken Oberkfell, L (1, 5) OBP: 0.387, SLG: 0.394	F8			K			4-3		6-3	4	0	0	0	0	1	0
Dale Murphy, R (1, 8) OBP: 0.362, SLG: 0.457	K			K			HR		5-3	4	1	1	1	0	2	0
Ted Simmons, S (1, 3) OBP: 0.343, SLG: 0.394		1-3			5-3		FC4-6 1B			3	0	1	0	0	0	0
Ken Griffey, L (1, 7) OBP: 0.344, SLG: 0.481		3-1			3-1		FC4-6 1-2f			3	0	0	0	0	0	1
Andres Thomas, R (1, 6) OBP: 0.315, SLG: 0.490		6-3			K		5-3			3	0	0	0	0	1	1
Ozzie Virgil, R (1, 2) OBP: 0.331, SLG: 0.371			K			K		2-3		3	0	0	0	0	2	0
Glenn Hubbard, R (1, 4) OBP: 0.369, SLG: 0.340			K			1B		F8		3	0	1	0	0	1	0
David Palmer, R (1, 1) OBP: 0.149, SLG: 0.239			K			K		F8		3	0	0	0	0	2	1
Gene Garber, R (8, 1) OBP: 0.400, SLG: 0.250										0	0	0	0	0	0	0

Inning Stats	1	2	3	4	5	6	7	8	9
R	0	0	0	0	0	0	1	0	0
H	0	0	0	0	0	1	2	0	0
E	0	0	0	0	0	0	0	0	0
LOB	0	0	0	0	0	1	1	0	0
K	1	0	3	3	1	2	0	3	1
BB	0	0	0	0	0	0	0	0	0
S	5	3	9	9	5	8	5	3	5
P	5	3	9	9	5	8	5	3	5

1B	2
2B	0
3B	0
HR	1
SF	0
SAC	0
DP	0
HBP	0

WP	0
PB	0
SB	0
CS	0
PA	30

AB	30
R	1
H	3
RBI	1
BB	0
SO	11
LOB	4

PITCHER	IP	WLS	BF	H	R	ER	SO	BB	IBB	HBP	BLK	WP	HR	S	P	ERA	WHIP
Mike Scott, R (1, 1) ERA: 2.29	8.0	L	27	3	1	1	10	0	0	0	0	0	1	47	47	1.12	0.375
Charlie Kerfeld, R (9, 1) ERA: 2.3	1.0		3	0	0	0	1	0	0	0	0	0	0	5	5	0.00	0.000

Atlanta Braves @ Houston Astros

Astrodome, Houston, TX

Tue Jul 29 1986, 8:05 PM EDT

Att. 26,610 - Unknown

BOTTOM

Batter	1	2	3	4	5	6	7	8	9	AB	R	H	RBI	BB	SO	LOB
Bill Doran, S (1, 4) OBP: 0.368, SLG: 0.368	BBBB 4-0 CS BB			x 0-0 S 1B		x 0-0 ② 4-3		x 0-0 ③ 4-3		3	0	1	0	1	0	2
Billy Hatcher, R (1, 8) OBP: 0.275, SLG: 0.319	x 0-0 ①② 4-3 1-2			SSS 0-3 ① K		x 0-0 ③ L5			x 0-0 ① 5-3	4	0	0	0	0	1	2
Denny Walling, L (1, 5) OBP: 0.372, SLG: 0.445	x 0-0 ③ 5-3			SSS 0-3 ② K 1-2			x 0-0 ① L7		x 0-0 1B	4	0	1	0	0	1	1
Glenn Davis, R (1, 3) OBP: 0.330, SLG: 0.511		x 0-0 ① 6-3		x 0-0 ③ 6-3			x 0-0 ② 5-3		SSS 0-3 ② K	4	0	0	0	0	1	2
Kevin Bass, S (1, 9) OBP: 0.360, SLG: 0.484		x 0-0 ② 3-1			SSS 0-3 ① K		x 0-0 CS 1B		x 0-0 ③ F9	4	0	1	0	0	1	1
Jose Cruz, L (1, 7) OBP: 0.324, SLG: 0.332		SSS 0-3 ③ K			SSS 0-3 ② K		0-0 ③ CS 1-2	SSS 0-3 ① K		3	0	0	0	0	3	0
Alan Ashby, S (1, 2) OBP: 0.353, SLG: 0.367			x 0-0 ① 4-3		BBBB 4-0 BB			x 0-0 CS 1B		2	0	1	0	1	0	0
Davey Lopes, R (8, PR) OBP: 0.409, SLG: 0.477										0	0	0	0	0	0	0
John Mizerock, L (9, 2) OBP: 0.409, SLG: 0.205										0	0	0	0	0	0	0
Craig Reynolds, L (1, 6) OBP: 0.283, SLG: 0.372			x 0-0 ② 4-3		SSS 0-3 ③ K			x 0-0 ② BB 1-2 1B		3	0	1	0	0	1	1
Mike Scott, R (1, 1) OBP: 0.129, SLG: 0.131			x 0-0 ③ L9			x 0-0 ① 5-3		BBBB 4-0 1-2 BB		2	0	0	0	0	0	0
Terry Puhl, L (8, PH) OBP: 0.286, SLG: 0.328										0	0	0	0	1	0	0
Charlie Kerfeld, R (9, 1)										0	0	0	0	0	0	0
Inning Stats	R: 0 E: 0 K: 0 S: 2 H: 0 LOB: 0 BB: 1 P: 6	R: 0 E: 0 K: 1 S: 5 H: 0 LOB: 0 BB: 0 P: 5	R: 0 E: 0 K: 0 S: 3 H: 0 LOB: 0 BB: 0 P: 3	R: 0 E: 0 K: 2 S: 8 H: 1 LOB: 1 BB: 0 P: 8	R: 0 E: 0 K: 3 S: 9 H: 0 LOB: 1 BB: 1 P: 13	R: 0 E: 0 K: 0 S: 3 H: 0 LOB: 0 BB: 0 P: 3	R: 0 E: 0 K: 0 S: 3 H: 1 LOB: 0 BB: 0 P: 3	R: 0 E: 0 K: 1 S: 6 H: 2 LOB: 2 BB: 1 P: 10	R: 0 E: 0 K: 1 S: 6 H: 1 LOB: 1 BB: 0 P: 6	1B: 5 2B: 0 3B: 0 HR: 0		SF: 0 SAC: 0 DP: 0 HBP: 0				

livebaseballscorecards.com

AB	29
R	0
H	5
RBI	0
BB	3
SO	8
LOB	9

WP: 0 PB: 0 SB: 1 CS: 3 PA: 33

PITCHER		IP	WLS	BF	H	R	ER	SO	BB	IBB	HBP	BLK	WP	HR	S	P	ERA	WHIP
David Palmer, R ERA: 3.42	(1, 1)	7.2	W	27	4	0	0	7	3	0	0	0	0	0	38	50	0.00	0.913
Gene Garber, R ERA: 1.35	(8, 1)	1.1	S	5	1	0	0	1	0	0	0	0	0	0	7	7	0.00	0.750

PITCHER	IP	WLS	BF	H	R	ER	SO	BB	IBB	HBP	BLK	WP	HR	S	P	ERA	WHIP

Batter	1	2	3	4	5	6	7	8	9	AB	R	H	RBI	BB	SO	LOB
Bill Sample, R (1, 9) OBP: 0.295, SLG: 0.374	F4			F3		4-3			K	4	0	0	0	0	1	1
Ken Griffey, L (1, 7) OBP: 0.343, SLG: 0.488	4-3			4-3		K			1-H HR	4	1	1	2	0	1	0
Dale Murphy, R (1, 8) OBP: 0.358, SLG: 0.452	3-1			1-3			K		F8	4	0	0	0	0	1	0
Ted Simmons, S (1, 3) OBP: 0.349, SLG: 0.408		K			2B		K		1B	4	0	2	0	0	2	0
Ozzie Virgil, R (1, 2) OBP: 0.331, SLG: 0.368		K			BB		4-3		K	2	0	0	0	1	1	0
Chris Chambliss, L (9, PH) OBP: 0.400, SLG: 0.431										1	0	0	0	0	1	1
Andres Thomas, R (1, 6) OBP: 0.315, SLG: 0.487		CS 1B			L8			F4		3	0	1	0	0	0	2
Ken Oberkfell, L (1, 5) OBP: 0.384, SLG: 0.390 (5, 4)		CS 1-2	F7		K			F8		3	0	0	0	0	1	2
Glenn Hubbard, R (1, 4) OBP: 0.366, SLG: 0.338			F3		F2			K		2	0	0	0	0	0	2
Ed Olwine, R (5, 1)										0	0	0	0	0	0	0
Terry Harper, R (8, PH) OBP: 0.310, SLG: 0.347										1	0	0	0	0	1	0
Cliff Speck, R (8, 1)										0	0	0	0	0	0	0
Jim Acker, R (1, 1)			K			6-3			HR 1B	1	0	0	0	0	1	0
Rafael Ramirez, R (5, 5) OBP: 0.257, SLG: 0.312										2	1	1	0	0	0	0
Inning Stats	R: 0 E: 0 K: 0 S: 3 H: 0 LOB: 0 BB: 0 P: 3	R: 0 E: 0 K: 2 S: 7 H: 1 LOB: 0 BB: 0 P: 7	R: 0 E: 0 K: 1 S: 5 H: 0 LOB: 0 BB: 0 P: 5	R: 0 E: 0 K: 0 S: 3 H: 0 LOB: 0 BB: 0 P: 3	R: 0 E: 0 K: 1 S: 6 H: 1 LOB: 2 BB: 1 P: 10	R: 0 E: 0 K: 1 S: 5 H: 0 LOB: 0 BB: 0 P: 5	R: 0 E: 0 K: 2 S: 7 H: 0 LOB: 0 BB: 0 P: 7	R: 0 E: 0 K: 1 S: 5 H: 0 LOB: 0 BB: 0 P: 5	R: 2 E: 0 K: 2 S: 10 H: 3 LOB: 1 BB: 0 P: 10	1B: 3 2B: 1 3B: 0 HR: 1 SF: 0 SAC: 0 DP: 0 HBP: 0	WP: 0 PB: 0 SB: 0 CS: 1 PA: 33					

PITCHER		IP	WLS	BF	H	R	ER	SO	BB	IBB	HBP	BLK	WP	HR	S	P	ERA	WHIP
Jim Deshaies, L ERA: 3.72	(1, 1)	8.2	W	31	5	2	2	9	1	0	0	0	0	1	48	52	2.08	0.692
Dave Smith, R ERA: 3.19	(9, 1)	0.1	S	1	0	0	0	1	0	0	0	0	0	0	3	3	0.00	0.000

PITCHER	IP	WLS	BF	H	R	ER	SO	BB	IBB	HBP	BLK	WP	HR	S	P	ERA	WHIP

Atlanta Braves @ Houston Astros

Astrodome, Houston, TX

Wed Jul 30 1986, 8:05 PM EDT

Att. 34,102 - Unknown

TOP

livebaseballscorecards.com

AB	31
R	2
H	5
RBI	2
BB	1
SO	10
LOB	8

Atlanta Braves @ Houston Astros

Astrodome, Houston, TX

Wed Jul 30 1986, 8:05 PM EDT

Att. 34,102 - Unknown

BOTTOM

Batter	1	2	3	4	5	6	7	8	9	AB	R	H	RBI	BB	SO	LOB
Bill Doran, S (1, 4) OBP: 0.368, SLG: 0.368	F8	4-3		CS 1B		WP S 1B		G3		5	0	2	0	0	0	0
Davey Lopes, R (1, 8) OBP: 0.404, SLG: 0.469	E6 6-3 S 1B	6-3 S 1B		F8 1-2		K 1-2		F9		5	1	1	0	0	1	2
Denny Walling, L (1, 5) OBP: 0.370, SLG: 0.439	6-3 1-3	6-3 1-2 BB		F7		K 2-3				3	0	0	0	1	1	2
Glenn Davis, R (1, 3) OBP: 0.334, SLG: 0.518	1B 1B 1B BB	6-3 1-2 2-3			HR	BB				2	2	1	1	2	0	2
Kevin Bass, S (1, 9) OBP: 0.359, SLG: 0.481	1B 1B 1B 1-2 3-H 1B	F7			F7	K				4	1	1	1	0	1	4
Jose Cruz, L (1, 7) OBP: 0.326, SLG: 0.334	1B 1B 1-2 2-3 1B		E G3 1B		E6 BB		K			4	0	2	0	0	1	0
Alan Ashby, S (1, 2) OBP: 0.356, SLG: 0.367	1B 1-2 2-3 3-H 1B		G3 1-3		BB 1-2		5-3			3	0	1	1	1	0	1
Craig Reynolds, L (1, 6) OBP: 0.285, SLG: 0.374 Dickie Thon, R (5, PH) OBP: 0.307, SLG: 0.331 (6, 6)	1-2 2-3 3-H 1B	4-3			K		F9			2 2	0 0	1 0	1 0	0 0	0 1	1 2
Jim Deshaies, L (1, 1) OBP: 0.138, SLG: 0.074 Dave Smith, R (9, 1)	K	K		K				K		4 0	0 0	0 0	0 0	0 0	4 0	6 0
Inning Stats	R: 3 E: 1 K: 1 S: 10 H: 4 LOB: 3 BB: 1 P: 14	R: 0 E: 0 K: 0 S: 4 H: 1 LOB: 2 BB: 1 P: 8	R: 0 E: 1 K: 1 S: 6 H: 1 LOB: 1 BB: 0 P: 6	R: 0 E: 0 K: 0 S: 3 H: 1 LOB: 0 BB: 0 P: 3	R: 1 E: 1 K: 2 S: 9 H: 1 LOB: 2 BB: 1 P: 13	R: 0 E: 0 K: 3 S: 10 H: 1 LOB: 2 BB: 1 P: 14	R: 0 E: 0 K: 1 S: 5 H: 0 LOB: 0 BB: 0 P: 5	R: 0 E: 0 K: 1 S: 5 H: 0 LOB: 0 BB: 0 P: 5		1B: 8 2B: 0 3B: 0 HR: 1 SF: 0 SAC: 0 DP: 0 HBP: 0						

livebaseballscorecards.com

AB	34
R	4
H	9
RBI	4
BB	4
SO	9
LOB	20

WP: 1 PB: 0 SB: 3 CS: 1 PA: 38

PITCHER		IP	WLS	BF	H	R	ER	SO	BB	IBB	HBP	BLK	WP	HR	S	P	ERA	WHIP
Jim Acker, R ERA: 4.2	(1, 1)	4.1	L	25	8	4	1	2	3	0	0	0	0	1	26	38	2.08	2.538
Ed Olwine, L ERA: 2.79	(5, 1)	2.2		10	1	0	0	6	1	0	0	0	1	0	21	25	0.00	0.750
Cliff Speck, R ERA:	(8, 1)	1.0		3	0	0	0	1	0	0	0	0	0	0	5	5	0.00	0.000

PITCHER	IP	WLS	BF	H	R	ER	SO	BB	IBB	HBP	BLK	WP	HR	S	P	ERA	WHIP

Houston Astros @ San Diego Padres

Jack Murphy Stadium, San Diego, CA

Fri Aug 01 1986, 10:05 PM EDT

Att. 22,108 - Unknown

TOP

livebaseballscorecards.com

Batter	1	2	3	4	5	6	7	8	9	AB	R	H	RBI	BB	SO	LOB
Bill Doran, S (1, 4) OBP: 0.371, SLG: 0.371	BBBB 4-0 4-3 3B BB	x 0-0 2B			SSS 0-3 ① K		BBBB 4-0 1B E BB	x 0-0 ②③ 9-2 3-Hf		3	2	1	0	2	1	4
Davey Lopes, R (1, 8) OBP: 0.404, SLG: 0.467	x 0-0 ① 4-3 1-2	x 0-0 ③ F9			x 0-0 ② F5		x 0-0 L7-4 E 1-3 1B		x 0-0 1B 1B	5	0	2	0	0	0	3
Denny Walling, L (1, 5) OBP: 0.375, SLG: 0.452	x 0-0 HR 2-H 3B		x 0-0 ① F6		x 0-0 2-H 1B		x 0-0 E7 1-2 3-H		x 0-0 G4-3 1-2 1B	5	1	3	2	0	0	1
Glenn Davis, R (1, 3) OBP: 0.330, SLG: 0.512	x 0-0 ② F4		x 0-0 ② F4		x 0-0 ③ 5-3		x 0-0 ②③ L7-4 2-3		x 0-0 ① F7	5	0	0	0	0	0	6
Kevin Bass, S (1, 9) OBP: 0.359, SLG: 0.488	x 0-0 3-H HR		x 0-0 ③ F5			x 0-0 ① 4-3		x 0-0 1B 1B 1B	x 0-0 ②③ G4-3 1-2f	5	2	2	2	0	0	2
Jose Cruz, L (1, 7) OBP: 0.325, SLG: 0.337	x 0-0 2B			x 0-0 ① L8		SSS 0-3 ② K		x 0-0 ① F8		4	0	1	0	0	1	1
Alan Ashby, S (1, 2) OBP: 0.360, SLG: 0.370	x 0-0 ③ F8			x 0-0 ② F8		x 0-0 1B		x 0-0 1B BB 1-3 9-2 1B		4	0	2	0	0	0	1
Craig Reynolds, L (1, 6) OBP: 0.281, SLG: 0.368		x 0-0 ① F9		x 0-0 ③ F7		x 0-0 ③ F5	BBBB	4-0 1B 1-2 BB		3	0	0	0	0	0	1
Dickie Thon, R (8, PH) OBP: 0.310, SLG: 0.331 (8, 6)										0	0	0	0	1	0	0
Bob Knepper, L (1, 1) OBP: 0.087, SLG: 0.101		x 0-0 ② 4-3			x 0-0 1B 2B		x 0-0 ① F7	x 0-0 1-2 2-3 3-H 1B		3	1	1	0	0	0	0
Charlie Kerfeld, R (7, 1) OBP: 0.250, SLG: 0.250										1	0	1	1	0	0	0
Dave Smith, R (9, 1)										0	0	0	0	0	0	0
Inning Stats	R: 3 E: 0 K: 0 S: 6 H: 3 LOB: 1 BB: 1 P: 10	R: 0 E: 0 K: 0 S: 4 H: 1 LOB: 1 BB: 0 P: 4	R: 0 E: 0 K: 0 S: 3 H: 0 LOB: 0 BB: 0 P: 3	R: 0 E: 0 K: 0 S: 3 H: 0 LOB: 0 BB: 0 P: 3	R: 1 E: 0 K: 1 S: 7 H: 2 LOB: 1 BB: 0 P: 7	R: 0 E: 0 K: 1 S: 6 H: 1 LOB: 1 BB: 0 P: 6	R: 1 E: 1 K: 0 S: 4 H: 1 LOB: 1 BB: 1 P: 8	R: 1 E: 0 K: 0 S: 5 H: 3 LOB: 2 BB: 1 P: 9	R: 0 E: 0 K: 0 S: 4 H: 2 LOB: 1 BB: 0 P: 4	1B: 8 2B: 5 3B: 1 HR: 1	SF: 0 SAC: 0 DP: 3 HBP: 0						

	AB	38
	R	6
	H	13
	RBI	5
	BB	3
	SO	2
	LOB	19

WP: 0 PB: 0 SB: 0 CS: 0 PA: 41

PITCHER		IP	WLS	BF	H	R	ER	SO	BB	IBB	HBP	BLK	WP	HR	S	P	ERA	WHIP
LaMarr Hoyt, R ERA: 4.92	(1, 1)	6.0	L	26	7	4	4	2	1	0	0	0	0	1	29	33	6.00	1.333
Dave LaPoint, L ERA: 6.16	(7, 1)	1.1		10	4	2	1	0	2	0	0	0	0	0	8	16	6.75	4.500
Lance McCullers, R ERA: 2.4	(8, 1)	0.2		1	0	0	0	0	0	0	0	0	0	0	1	1	0.00	0.000
Gene Walter, L ERA: 3.47	(9, 1)	1.0		4	2	0	0	0	0	0	0	0	0	0	4	4	0.00	2.000

PITCHER		IP	WLS	BF	H	R	ER	SO	BB	IBB	HBP	BLK	WP	HR	S	P	ERA	WHIP

Batter	1	2	3	4	5	6	7	8	9	AB	R	H	RBI	BB	SO	LOB
Bip Roberts, S (1, 4) OBP: 0.265, SLG: 0.281	L8		F6			B1-3		1B		4	1	1	0	0	0	0
Tony Gwynn, L (1, 9) OBP: 0.390, SLG: 0.492	4-3			6-3			6-3	1B		4	1	1	0	0	0	0
Kevin McReynolds, R (1, 7) OBP: 0.359, SLG: 0.473 Gene Walter, L (9, 1) OBP: 0.286, SLG: 0.333	1B			5-3			BBBB 1B 2B	1B 1-3 2-H	1B	3 0	1 0	2 0	1 0	1 0	0 0	0 0
Steve Garvey, R (1, 3) OBP: 0.271, SLG: 0.389	F8			F8			2B 1-2	1B 1-2 3-H	1B	4	0	2	1	0	0	1
Garry Templeton, S (1, 6) OBP: 0.269, SLG: 0.274		6-3			6-3		1-3 2-H	2B F8		4	0	1	1	0	0	2
Terry Kennedy, L (1, 2) OBP: 0.327, SLG: 0.394		F6			G1-6-3		F6		F6	4	0	0	0	0	0	2
Graig Nettles, L (1, 5) OBP: 0.296, SLG: 0.411 Jerry Royster, R (7, PH) OBP: 0.331, SLG: 0.352 (8, 5) (9, 7)	SSS K		SSS K		SSS K		SSS K		BBBB WP BB	2 1	0 0	0 0	0 0	0 1	2 1	0 2
Marvell Wynne, L (1, 8) OBP: 0.300, SLG: 0.445			F3			L4		4-3	SSS K 1-2	4	0	0	0	0	1	1
LaMarr Hoyt, R (1, 1) OBP: 0.167, SLG: 0.200 Dane Iorg, L (6, PH) OBP: 0.243, SLG: 0.319 Dave LaPoint, L (7, 1) Lance McCullers, S (8, 1) OBP: 0.176, SLG: 0.133 Tim Flannery, L (8, PH) OBP: 0.387, SLG: 0.379 (9, 5)		6-3				SSS K		4-3	F8	1 1 0 0 2	0 0 0 0 0	0 0 0 0 0	0 0 0 0 0	0 1 0 0 0	0 0 0 0 0	0 0 0 0 1
Inning Stats	R: 0 H: 1 E: 0 LOB: 1 K: 0 BB: 0 S: 4 P: 4	R: 0 H: 0 E: 0 LOB: 0 K: 1 BB: 0 S: 5 P: 5	R: 0 H: 0 E: 0 LOB: 0 K: 0 BB: 0 S: 3 P: 3	R: 0 H: 0 E: 0 LOB: 0 K: 0 BB: 0 S: 3 P: 3	R: 0 H: 0 E: 0 LOB: 0 K: 1 BB: 0 S: 5 P: 5	R: 0 H: 0 E: 0 LOB: 0 K: 1 BB: 0 S: 5 P: 5	R: 1 H: 2 E: 0 LOB: 2 K: 1 BB: 1 S: 7 P: 11	R: 2 H: 4 E: 0 LOB: 2 K: 0 BB: 0 S: 7 P: 7	R: 0 H: 0 E: 0 LOB: 1 K: 1 BB: 1 S: 5 P: 9	1B: 6 2B: 1 3B: 0 HR: 0	SF: 0 SAC: 0 DP: 0 HBP: 0			WP: 1 PB: 0 SB: 0 CS: 0	PA: 36		

PITCHER		IP	WLS	BF	H	R	ER	SO	BB	IBB	HBP	BLK	WP	HR	S	P	ERA	WHIP
Bob Knepper, L ERA: 2.59	(1, 1)	6.2	W	24	3	1	1	3	1	0	0	0	0	0	29	33	1.35	0.600
Charlie Kerfeld, R ERA: 2.55	(7, 1)	1.1		8	4	2	2	1	0	0	0	0	0	0	10	10	13.50	3.000
Dave Smith, R ERA: 3.11	(9, 1)	1.0	S	4	0	0	0	1	1	0	0	0	1	0	5	9	0.00	1.000

PITCHER	IP	WLS	BF	H	R	ER	SO	BB	IBB	HBP	BLK	WP	HR	S	P	ERA	WHIP

BOTTOM

Houston Astros @ San Diego Padres

Jack Murphy Stadium, San Diego, CA

Fri Aug 01 1986, 10:05 PM EDT

Att. 22,108 - Unknown

livebaseballscorecards.com

AB	34
R	3
H	7
RBI	3
BB	2
SO	5
LOB	9

Batter	1	2	3	4	5	6	7	8	9	AB	R	H	RBI	BB	SO	LOB
Bill Doran, S (1, 4) OBP: 0.370, SLG: 0.368	BBBB 4-0 HR BB	SSS 0-3 ② K			x 0-0 ① 6-3		SSS 0-3 ③ K			3	1	0	0	1	2	0
Davey Lopes, R (1, 8) OBP: 0.401, SLG: 0.478	x 0-0 1-H HR	x 0-0 ③ F8			x 0-0 ② F8			x 0-0 ① F8		4	1	1	2	0	0	0
Phil Garner, R (1, 5) OBP: 0.336, SLG: 0.441	x 0-0 ① F7		x 0-0 ① F9		SSS 0-3 ③ K			x 0-0 ② 4-3		4	0	0	0	0	1	0
Glenn Davis, R (1, 3) OBP: 0.329, SLG: 0.508	BBBB 4-0 BB HR BB		SSS 0-3 ② K			x 0-0 ① F7		x 0-0 ③ F7		3	1	0	0	1	1	0
Kevin Bass, S (1, 9) OBP: 0.361, SLG: 0.487	BBBB 4-0 1-2 HR BB		x 0-0 ③ F9			x 0-0 1B			x 0-0 ① F9	3	1	1	0	1	0	0
Jose Cruz, L (1, 7) OBP: 0.324, SLG: 0.346	x 0-0 1-H 2-H HR			x 0-0 ① F9		x 0-0 ② F4			x 0-0 ② 4-3	4	1	1	3	0	0	1
Alan Ashby, S (1, 2) OBP: 0.357, SLG: 0.367	x 0-0 ② F7			x 0-0 1B		SSS 0-3 ③ K			x 0-0 ③ L3	4	0	1	0	0	1	1
Craig Reynolds, L (1, 6) OBP: 0.277, SLG: 0.362	x 0-0 ③ F6			x 0-0 ② F4			x 0-0 ① 4-3			3	0	0	0	0	0	1
Mike Scott, R (1, 1) OBP: 0.123, SLG: 0.125		SSS 0-3 ① K		x 0-0 ③ F9			SSS 0-3 ② K			3	0	0	0	0	2	1
Aurelio Lopez, R (8, 1)										0	0	0	0	0	0	0
Dave Smith, R (9, 1)										0	0	0	0	0	0	0
Inning Stats	R: 5 H: 2 E: 0 LOB: 0 K: 0 BB: 3 S: 5 P: 17	R: 0 H: 0 E: 0 LOB: 0 K: 2 BB: 0 S: 7 P: 7	R: 0 H: 0 E: 0 LOB: 0 K: 1 BB: 0 S: 5 P: 5	R: 0 H: 1 E: 0 LOB: 1 K: 0 BB: 0 S: 4 P: 4	R: 0 H: 0 E: 0 LOB: 0 K: 1 BB: 0 S: 5 P: 5	R: 0 H: 1 E: 0 LOB: 1 K: 1 BB: 0 S: 6 P: 6	R: 0 H: 0 E: 0 LOB: 0 K: 2 BB: 0 S: 7 P: 7	R: 0 H: 0 E: 0 LOB: 0 K: 0 BB: 0 S: 3 P: 3	R: 0 H: 0 E: 0 LOB: 0 K: 0 BB: 0 S: 3 P: 3	1B: 2 SF: 0 2B: 0 SAC: 0 3B: 0 DP: 0 HR: 2 HBP: 0				WP: 0 PA: 34 PB: 0 SB: 0 CS: 0		

PITCHER		IP	WLS	BF	H	R	ER	SO	BB	IBB	HBP	BLK	WP	HR	S	P	ERA	WHIP
Eric Show, R ERA: 2.95	(1, 1)	0.1	L	4	1	3	3	0	2	0	0	0	0	1	2	10	81.00	9.000
Lance McCullers, R ERA: 2.33	(1, 1)	6.2		24	3	2	2	7	1	0	0	0	0	1	37	41	2.70	0.600
Craig Lefferts, L ERA: 2.0	(8, 1)	2.0		6	0	0	0	0	0	0	0	0	0	0	6	6	0.00	0.000

PITCHER	IP	WLS	BF	H	R	ER	SO	BB	IBB	HBP	BLK	WP	HR	S	P	ERA	WHIP

TOP

Houston Astros @ San Diego Padres

Jack Murphy Stadium, San Diego, CA

Sat Aug 02 1986, 10:05 PM EDT

Att. 28,612 - Unknown

livebaseballscorecards.com

AB	31
R	5
H	4
RBI	5
BB	3
SO	7
LOB	4

BOTTOM

Houston Astros @ San Diego Padres

Jack Murphy Stadium, San Diego, CA

Sat Aug 02 1986, 10:05 PM EDT

Att. 28,612 - Unknown

Batter	1	2	3	4	5	6	7	8	9	AB	R	H	RBI	BB	SO	LOB
Tim Flannery, L (1, 4) OBP: 0.395, SLG: 0.381	4-0 2B BB		0-3 ① K		4-0 G6-4-3 1-2 BB		4-0 G4-3-6 BB		0-0 G3 1B 1-2 1B	2	1	1	0	3	1	0
Tony Gwynn, L (1, 9) OBP: 0.388, SLG: 0.489	x 0-0 ① F7		x 0-0 ② F8		x 0-0 ①② G6-4-3 1-2f 2-3		x 0-0 ②③ G4-3-6 1-2f		x 0-0 G3 1-2 2-3 1B	5	0	1	0	0	0	4
John Kruk, L (1, 7) OBP: 0.400, SLG: 0.432	x 0-0 1-4-3 1-H 2B		x 0-0 2B		x 0-0 3-H 1B			x 0-0 ① 6-3	x 0-0 ② G3 1-2 2-3 3-H	5	0	3	3	0	0	2
Graig Nettles, L (1, 5) OBP: 0.295, SLG: 0.404	x 0-0 ② 1-4-3 2-3		0-3 ③ K		x 0-0 ③ F8			BB 4-0 2B BB	0-3 ③ K	4	1	0	0	1	2	5
Steve Garvey, R (1, 3) OBP: 0.273, SLG: 0.393	x 0-0 ③ F7			x 0-0 1B	x 0-0 ① 4-3			x 0-0 1-H 2B		4	0	2	1	0	0	1
Terry Kennedy, L (1, 2) OBP: 0.327, SLG: 0.392		0-3 ① K		0-3 ① K	x 0-0 1B			0-3 ② K		4	0	1	0	0	3	2
Marvell Wynne, L (1, 8) OBP: 0.299, SLG: 0.442		x 0-0 1B		0-3 ② K		0-3 ② K		0-3 ③ K		4	0	1	0	0	3	3
Garry Templeton, S (1, 6) OBP: 0.269, SLG: 0.274		0-3 ② K		0-3 ③ K		0-3 ③ K			x 0-0 1B 1B G3 1B	4	1	1	0	0	3	3
Eric Show, R (1, 1) OBP: 0.158, SLG: 0.211		0-3 ③ K			x 0-0 E3 G6-4-3 BB 1B		S S S 0-3 ① K		S S S 0-3 ① K	0	0	0	0	0	0	0
Lance McCullers, S (1, 1) OBP: 0.158, SLG: 0.118										2	1	0	0	0	1	1
Dane Iorg, L (7, PH) OBP: 0.240, SLG: 0.315										1	0	0	0	0	1	0
Craig Lefferts, L (8, 1) OBP: 0.167, SLG: 0.667										0	0	0	0	0	0	0
Kevin McReynolds, R (9, PH) OBP: 0.358, SLG: 0.472										1	0	0	0	0	1	1
Inning Stats	R: 1 E: 0 K: 0 S: 4 H: 1 LOB: 1 BB: 1 P: 8	R: 0 E: 0 K: 3 S: 10 H: 1 LOB: 1 BB: 0 P: 10	R: 0 E: 0 K: 2 S: 8 H: 1 LOB: 1 BB: 0 P: 8	R: 0 E: 0 K: 3 S: 10 H: 1 LOB: 1 BB: 0 P: 10	R: 1 E: 1 K: 0 S: 4 H: 1 LOB: 1 BB: 1 P: 8	R: 0 E: 0 K: 2 S: 8 H: 1 LOB: 1 BB: 0 P: 8	R: 0 E: 0 K: 1 S: 4 H: 0 LOB: 0 BB: 1 P: 8	R: 1 E: 0 K: 2 S: 8 H: 1 LOB: 1 BB: 1 P: 12	R: 1 E: 0 K: 2 S: 10 H: 3 LOB: 2 BB: 0 P: 10	1B: 7 2B: 3 3B: 0 HR: 0	SF: 0 SAC: 0 DP: 2 HBP: 0						

PITCHER		IP	WLS	BF	H	R	ER	SO	BB	IBB	HBP	BLK	WP	HR	S	P	ERA	WHIP
Mike Scott, R ERA: 2.26	(1, 1)	7.0	W	29	6	2	1	11	3	0	0	0	0	0	48	60	1.29	1.286
Aurelio Lopez, R ERA: 2.65	(8, 1)	1.1		8	3	2	2	3	1	0	0	0	0	0	13	17	13.50	3.000
Dave Smith, R ERA: 3.05	(9, 1)	0.2	S	3	1	0	0	1	0	0	0	0	0	0	5	5	0.00	1.500

PITCHER	IP	WLS	BF	H	R	ER	SO	BB	IBB	HBP	BLK	WP	HR	S	P	ERA	WHIP

AB	36
R	4
H	10
RBI	4
BB	4
SO	15
LOB	22

WP: 0 PB: 0 SB: 0 CS: 0 PA: 40

livebaseballscorecards.com

Houston Astros @ San Diego Padres

Jack Murphy Stadium, San Diego, CA

Sun Aug 03 1986, 6:33 AM EDT

Att. 21,850 - Unknown

TOP

livebaseballscorecards.com

Batter	1	2	3	4	5	6	7	8	9	AB	R	H	RBI	BB	SO	LOB
Bill Doran, S (1, 4) OBP: 0.371, SLG: 0.369	K			FC4-6 1B		1B		F9		4	0	2	0	0	1	1
Billy Hatcher, R (1, 8) OBP: 0.271, SLG: 0.315	4-3			FC4-6 S 1-2f		L4		1-3 1B		3	0	0	0	0	0	2
Kevin Bass, S (8, PH) OBP: 0.362, SLG: 0.488 (8, 8)										1	0	1	0	0	0	0
Phil Garner, R (1, 5) OBP: 0.335, SLG: 0.437	CS 1B			6-3 1-2		F3		F8		4	0	1	0	0	0	4
Glenn Davis, R (1, 3) OBP: 0.326, SLG: 0.503	CS 1-2	3-1		F6			F8		F3	4	0	0	0	0	0	2
Jose Cruz, L (1, 7) OBP: 0.326, SLG: 0.348		5-3 1B			K		F6		G4-3 1B	4	0	2	0	0	1	0
Terry Puhl, L (1, 9) OBP: 0.285, SLG: 0.326		5-3 1-2f			FC6 1B		4-3		G4-3 1-2f	4	0	1	0	0	0	2
Dickie Thon, R (1, 6) OBP: 0.310, SLG: 0.348			4-3		K			HR		3	1	1	1	0	1	1
John Mizerock, L (1, 2) OBP: 0.397, SLG: 0.196			F7		FC6 1-2f			K		2	0	0	0	0	0	1
Alan Ashby, S (8, PH) OBP: 0.355, SLG: 0.365 (8, 2)										1	0	0	0	0	1	0
Mark Knudson, R (1, 1)			K			K		1B 1B		1	0	0	0	0	1	0
Craig Reynolds, L (6, PH) OBP: 0.275, SLG: 0.360										1	0	0	0	0	1	0
Tom Funk, L (6, 1)										0	0	0	0	0	0	0
Jim Pankovits, R (8, PH) OBP: 0.333, SLG: 0.367										1	0	1	0	0	0	0
Larry Andersen, R (8, 1)										0	0	0	0	0	0	0

Totals	
AB	33
R	1
H	9
RBI	1
BB	0
SO	6
LOB	13

Inning Stats	1	2	3	4	5	6	7	8	9
	R: 0 E: 0 K: 1 S: 5	H: 1 LOB: 0 BB: 0 P: 5	R: 0 E: 0 K: 0 S: 3	H: 1 LOB: 0 BB: 0 P: 3	R: 0 E: 0 K: 1 S: 5	H: 0 LOB: 0 BB: 0 P: 5	R: 0 E: 1 K: 0 S: 4	H: 1 LOB: 2 BB: 0 P: 4	R: 0 E: 0 K: 2 S: 8	H: 1 LOB: 1 BB: 0 P: 8
	R: 0 E: 0 K: 1 S: 6	H: 1 LOB: 1 BB: 0 P: 6	R: 0 E: 0 K: 0 S: 3	H: 0 LOB: 0 BB: 0 P: 3	R: 1 E: 0 K: 1 S: 8	H: 3 LOB: 2 BB: 0 P: 8	R: 0 E: 0 K: 0 S: 3	H: 1 LOB: 0 BB: 0 P: 3	

1B: 8	SF: 0
2B: 1	SAC: 0
3B: 0	DP: 2
HR: 1	HBP: 0

WP: 0	PA: 34
PB: 0	
SB: 1	
CS: 1	

PITCHER		IP	WLS	BF	H	R	ER	SO	BB	IBB	HBP	BLK	WP	HR	S	P	ERA	WHIP
Andy Hawkins, R ERA: 4.27	(1, 1)	7.1	W	27	7	1	1	6	0	0	0	0	0	1	39	39	1.23	0.955
Rich Gossage, R ERA: 3.81	(8, 1)	1.2	S	6	2	0	0	0	0	0	0	0	0	0	6	6	0.00	1.200

PITCHER		IP	WLS	BF	H	R	ER	SO	BB	IBB	HBP	BLK	WP	HR	S	P	ERA	WHIP

BOTTOM

Houston Astros @ San Diego Padres

Jack Murphy Stadium, San Diego, CA

Sun Aug 03 1986, 6:33 AM EDT

Att. 21,850 - Unknown

Batter	1	2	3	4	5	6	7	8	9	AB	R	H	RBI	BB	SO	LOB
Tim Flannery, L (1, 4) OBP: 0.393, SLG: 0.378	S S S 0-3 ① K	x 0-0 ③ F5			x 0-0 FC4-6 1B		x 0-0 ③ F8			4	0	1	0	0	1	2
Tony Gwynn, L (1, 9) OBP: 0.387, SLG: 0.486	x 0-0 ② F7		x 0-0 ① F8		x 0-0 ① FC4-6 CS 1-2f			x 0-0 SH1-3 1B 1B 1B		4	1	1	0	0	0	1
John Kruk, L (1, 7) OBP: 0.395, SLG: 0.426 Marvell Wynne, L (8, PR) OBP: 0.299, SLG: 0.442 (9, 8)	x 0-0 ③ 6-3		S S S 0-3 ② K		S S S 0-3 ② ③ K 1-2			x 0-0 SH1-3 1-2 1B 1B		4 0	0 1	1 0	0 0	0 0	2 0	1 0
Kevin McReynolds, R (1, 8) OBP: 0.360, SLG: 0.473 (9, 7)		x 0-0 HR 1B	x 0-0 CS 1B			x 0-0 ① 6-3		x 0-0 ① SH1-3 1-2 2-3		3	1	2	0	0	0	0
Graig Nettles, L (1, 5) OBP: 0.297, SLG: 0.415		x 0-0 1-H HR	0-0 ③ CS 1-2	x 0-0 ① 4-3		x 0-0 ② G3		4-0 1B IBB		3	1	1	2	1	0	0
Steve Garvey, R (1, 3) OBP: 0.276, SLG: 0.402		x 0-0 HR		x 0-0 ② F7		x 0-0 ③ 5-3		x 0-0 G4-6-3 1-2 2-H 3-H 1B		4	1	2	3	0	0	0
Terry Kennedy, L (1, 2) OBP: 0.326, SLG: 0.390		x 0-0 ① F7		x 0-0 HBP 1B			x 0-0 ① F3	x 0-0 ② ③ G4-6-3 1-2f		4	0	1	0	0	0	2
Garry Templeton, S (1, 6) OBP: 0.270, SLG: 0.272		x 0-0 ② F7		H 1-0 1-2 HBP			x 0-0 ② 5-3			2	0	0	0	0	0	0
Andy Hawkins, R (1, 1) OBP: 0.222, SLG: 0.227 Rich Gossage, R (8, 1)		x 0-0 1B		x 0-0 ③ F9			x 0-0 2B			3 0	0 0	2 0	0 0	0 0	0 0	2 0
Inning Stats	R: 0 H: 0 E: 0 LOB: 0 K: 1 BB: 0 S: 5 P: 5	R: 3 H: 4 E: 0 LOB: 1 K: 0 BB: 0 S: 7 P: 7	R: 0 H: 1 E: 0 LOB: 0 K: 1 BB: 0 S: 5 P: 5	R: 0 H: 1 E: 0 LOB: 2 K: 0 BB: 0 S: 4 P: 5	R: 0 H: 1 E: 0 LOB: 0 K: 1 BB: 0 S: 5 P: 5	R: 0 H: 0 E: 0 LOB: 0 K: 0 BB: 0 S: 3 P: 3	R: 0 H: 1 E: 0 LOB: 1 K: 0 BB: 0 S: 4 P: 4	R: 2 H: 3 E: 0 LOB: 2 K: 0 BB: 1 S: 5 P: 9		1B: 8 SF: 0 2B: 1 SAC: 1 3B: 0 DP: 1 HR: 2 HBP: 1						

livebaseballscorecards.com

	AB	31
	R	5
	H	11
	RBI	5
	BB	1
	SO	3
	LOB	8

WP: 0 PB: 0 SB: 0 CS: 2 PA: 35

PITCHER		IP	WLS	BF	H	R	ER	SO	BB	IBB	HBP	BLK	WP	HR	S	P	ERA	WHIP
Mark Knudson, R ERA: 4.32	(1, 1)	5.0	L	21	7	3	3	3	0	0	1	0	0	2	26	27	5.40	1.400
Tom Funk, L ERA: 3.0	(6, 1)	2.0		7	1	0	0	0	0	0	0	0	0	0	7	7	0.00	0.500
Larry Andersen, R ERA: 3.63	(8, 1)	1.0		6	3	2	2	0	0	1	0	0	0	0	5	9	18.00	3.000

PITCHER		IP	WLS	BF	H	R	ER	SO	BB	IBB	HBP	BLK	WP	HR	S	P	ERA	WHIP

Batter	1	2	3	4	5	6	7	8	9	AB	R	H	RBI	BB	SO	LOB
Bill Doran, S (1, 4) OBP: 0.371, SLG: 0.370	4-3 SH1-3 1B		K		FC1-5 1B 1-2 2-3f		FC6-4 1B		FC6-4 1-2f	5	0	2	0	0	1	3
Billy Hatcher, R (1, 8) OBP: 0.276, SLG: 0.320	SH1-3 1-2			FC5-4 1B	S 1-3 2-H 1B		FC6-4 CS 1-2f			3	0	2	1	0	0	1
Davey Lopes, R (1, 7) OBP: 0.394, SLG: 0.468	4-3 2-3			FC5-4 2B 1-2f	K		CS 1-2	5-3		4	1	0	0	0	1	4
Glenn Davis, R (1, 3) OBP: 0.330, SLG: 0.506	K			2B 1-H	FC6-4 BB 1-2			FC5-4 1B		3	1	2	1	1	1	1
Kevin Bass, S (1, 9) OBP: 0.361, SLG: 0.488		K		WP 2B 2-H	FC6-4 1-2f			FC5-4 FC6-4 1-2f		4	0	1	1	0	1	4
Phil Garner, R (1, 5) OBP: 0.330, SLG: 0.430		6-3		K 2-3		K		FC6-4 1-2f		4	0	0	0	0	2	2
Alan Ashby, S (1, 2) OBP: 0.348, SLG: 0.356		F8		F7		K			F8	4	0	0	0	0	1	1
Dickie Thon, R (1, 6) OBP: 0.309, SLG: 0.346			K	FC1-5 SH 1B		F9			K	4	0	1	0	0	2	0
Jim Deshaies, L (1, 1) OBP: 0.129, SLG: 0.069 Charlie Kerfeld, R (7, 1) OBP: 0.250, SLG: 0.250 Jim Pankovits, R (9, PH) OBP: 0.345, SLG: 0.367			K	SH FC1-5 1B 1-2			K		FC6-4 BB	2 0 0	1 0 0	0 0 0	0 0 0	0 0 1	2 0 0	0 0 0
Inning Stats	R: 0 E: 0 K: 1 S: 6 H: 1 LOB: 1 BB: 0 P: 6	R: 0 E: 0 K: 1 S: 5 H: 0 LOB: 0 BB: 0 P: 5	R: 0 E: 0 K: 3 S: 9 H: 0 LOB: 0 BB: 0 P: 9	R: 2 E: 0 K: 1 S: 8 H: 3 LOB: 1 BB: 0 P: 8	R: 1 E: 0 K: 1 S: 8 H: 2 LOB: 3 BB: 1 P: 12	R: 0 E: 0 K: 2 S: 7 H: 0 LOB: 0 BB: 0 P: 7	R: 0 E: 0 K: 1 S: 5 H: 1 LOB: 0 BB: 0 P: 5	R: 0 E: 0 K: 0 S: 4 H: 1 LOB: 1 BB: 0 P: 4	R: 0 E: 0 K: 1 S: 5 H: 0 LOB: 1 BB: 1 P: 9	1B: 6 2B: 2 3B: 0 HR: 0	SF: 0 SAC: 2 DP: 0 HBP: 0						

PITCHER	IP	WLS	BF	H	R	ER	SO	BB	IBB	HBP	BLK	WP	HR	S	P	ERA	WHIP
Fernando Valenzuela, L (1, 1) ERA: 2.83	9.0	W	37	8	3	3	11	2	0	0	0	1	0	57	65	3.00	1.111

PITCHER	IP	WLS	BF	H	R	ER	SO	BB	IBB	HBP	BLK	WP	HR	S	P	ERA	WHIP

Houston Astros @ Los Angeles Dodgers

Dodger Stadium, Los Angeles, CA

Mon Aug 04 1986, 7:05 PM PDT

Att. 32,182 - Unknown

TOP

livebaseballscorecards.com

AB	33
R	3
H	8
RBI	3
BB	2
SO	11
LOB	16

Batter	1	2	3	4	5	6	7	8	9	AB	R	H	RBI	BB	SO	LOB
Steve Sax, R (1, 4) OBP: 0.387, SLG: 0.438	F9			2B	BB		BB	1-3 2B		3	2	2	0	2	0	0
Enos Cabell, R (1, 3) OBP: 0.284, SLG: 0.315	K			2-H 2B	FC5 2-3f		E3 1B SH 1-2 2-3 3-H	6-3		5	1	1	2	0	1	6
Bill Madlock, R (1, 5) OBP: 0.312, SLG: 0.355 Jeff Hamilton, R (7, PR) OBP: 0.243, SLG: 0.366 (8, 5)	CS HBP			F6		5-3	SH 1B 1-3 2-H 3-H	K		3 1	0 0	1 0	2 0	0 0	0 1	1 2
Pedro Guerrero, R (1, 7) Bill Russell, R (5, 7) OBP: 0.289, SLG: 0.275	CS 1-2	K		K		K	SH 1-2 3-H			2 1	0 0	0 1	0 0	0 1	2 0	1 0
Mike Marshall, R (1, 9) OBP: 0.315, SLG: 0.471		K		IBB		F6	F9			3	0	0	0	1	1	2
Mike Scioscia, L (1, 2) OBP: 0.408, SLG: 0.385		1B		F6			1B E G3			4	1	2	0	0	0	4
Mariano Duncan, R (1, 6) OBP: 0.286, SLG: 0.304		5-3			K		S E 1B 1-3	6-3		4	1	1	0	0	1	0
Reggie Williams, R (1, 8) OBP: 0.330, SLG: 0.394 Franklin Stubbs, L (7, PH) OBP: 0.322, SLG: 0.507 (8, 8)		1-3			FC5 BLK 1B		E SH1-3 1B BB 1-3 3-H	HR		2 1	0 2	1 1	0 1	0 1	0 0	0 0
Fernando Valenzuela, L (1, 1) OBP: 0.218, SLG: 0.247		K			6-3 1-2		SH1-3 1-2	2B 1B		3	0	1	0	0	1	1
Inning Stats	R: 0 E: 0 K: 1 S: 4 H: 0 LOB: 0 BB: 0 P: 5	R: 0 E: 0 K: 2 S: 7 H: 1 LOB: 1 BB: 0 P: 7	R: 0 E: 0 K: 1 S: 5 H: 0 LOB: 0 BB: 0 P: 5	R: 1 E: 0 K: 1 S: 7 H: 2 LOB: 2 BB: 1 P: 11	R: 0 E: 0 K: 1 S: 6 H: 1 LOB: 2 BB: 1 P: 10	R: 0 E: 0 K: 1 S: 5 H: 0 LOB: 0 BB: 0 P: 5	R: 5 E: 1 K: 0 S: 8 H: 3 LOB: 2 BB: 2 P: 16	R: 1 E: 0 K: 1 S: 8 H: 3 LOB: 2 BB: 0 P: 8		1B: 6 2B: 3 3B: 0 HR: 1	SF: 0 SAC: 2 DP: 0 HBP: 1					

PITCHER		IP	WLS	BF	H	R	ER	SO	BB	IBB	HBP	BLK	WP	HR	S	P	ERA	WHIP
Jim Deshaies, L ERA: 3.77	(1, 1)	6.0		25	6	3	3	7	1	1	1	1	0	0	36	45	4.50	1.167
Charlie Kerfeld, R ERA: 2.9	(7, 1)	2.0	L	14	4	4	3	1	2	0	0	0	0	1	14	22	13.50	3.000

PITCHER	IP	WLS	BF	H	R	ER	SO	BB	IBB	HBP	BLK	WP	HR	S	P	ERA	WHIP

BOTTOM

Houston Astros @ Los Angeles Dodgers

Dodger Stadium, Los Angeles, CA

Mon Aug 04 1986, 7:05 PM PDT

Att. 32,182 - Unknown

livebaseballscorecards.com

AB	32
R	7
H	10
RBI	6
BB	4
SO	8
LOB	17

Houston Astros @ Los Angeles Dodgers

Dodger Stadium, Los Angeles, CA

Tue Aug 05 1986, 7:05 PM PDT

Att. 45,525 - Unknown

TOP

livebaseballscorecards.com

Batter	1	2	3	4	5	6	7	8	9	AB	R	H	RBI	BB	SO	LOB
Bill Doran, S (1, 4) OBP: 0.367, SLG: 0.365	F7	FC5 2-3f			F9		K	L3		5	0	0	0	0	1	5
Craig Reynolds, L (1, 6) OBP: 0.269, SLG: 0.351	4-3		F4		F5		F7		6-3	5	0	0	0	0	0	1
Denny Walling, L (1, 5) OBP: 0.383, SLG: 0.485	FC5-4 1B		G6-4-3 1B		F8			HR	HR	5	2	4	2	0	0	0
Glenn Davis, R (1, 3) OBP: 0.331, SLG: 0.504	FC5-4 1-2f		G6-4-3 1-2f			F8		3B 1B	1B 1B HR BB	4	2	1	0	1	0	2
Kevin Bass, S (1, 9) OBP: 0.364, SLG: 0.497		E4 2B		3-1 SF9 2B		K		1-H 1B 3B	1B 1-2 HR 1B	5	3	3	1	0	1	0
Jose Cruz, L (1, 7) OBP: 0.330, SLG: 0.352		F8		3-1 2-3		1B		5-3 4-3 1B 3-H 1B	1-2 2-3 HR 1B	5	2	3	1	0	0	2
Alan Ashby, S (1, 2) OBP: 0.344, SLG: 0.359		FC5 1-3 2B		SF9 3-H		3-1		4-3 1-2	F5	4	0	1	1	0	0	5
Billy Hatcher, R (1, 8) OBP: 0.283, SLG: 0.336		BB		1B			K	5-3 2-3	1-H 2-H 3-H HR	4	1	2	4	1	1	1
Bob Knepper, L (1, 1) OBP: 0.085, SLG: 0.099		K		K			BB	3-H 1B	3-1	2	0	0	0	0	2	4
Terry Puhl, L (7, PH) OBP: 0.290, SLG: 0.326										0	0	0	0	1	0	0
Aurelio Lopez, R (7, 1)										0	0	0	0	0	0	0
Davey Lopes, R (8, PH) OBP: 0.396, SLG: 0.471										1	0	1	1	0	0	0
Dave Smith, R (8, 1)										1	0	0	0	0	0	0

	AB	41
	R	10
	H	15
	RBI	10
	BB	3
	SO	5
	LOB	20

Inning Stats																																		
	R: 0	H: 1	R: 0	H: 1	R: 0	H: 1	R: 1	H: 2	R: 0	H: 0	R: 0	H: 1	R: 0	H: 0	R: 4	H: 5	R: 5	H: 4	1B: 9	SF: 1	WP: 0	PA: 45
	E: 0	LOB: 1	E: 1	LOB: 3	E: 0	LOB: 0	E: 0	LOB: 1	E: 0	LOB: 1	E: 0	LOB: 1	E: 0	LOB: 1	E: 0	LOB: 1	E: 0	LOB: 0	2B: 2	SAC: 0	PB: 0	
	K: 0	BB: 0	K: 1	BB: 1	K: 0	BB: 0	K: 1	BB: 0	K: 0	BB: 0	K: 1	BB: 0	K: 2	BB: 1	K: 0	BB: 0	K: 0	BB: 1	3B: 1	DP: 1	SB: 0	
	S: 4	P: 4	S: 7	P: 11	S: 3	P: 3	S: 7	P: 7	S: 3	P: 3	S: 6	P: 6	S: 7	P: 11	S: 8	P: 8	S: 7	P: 11	HR: 3	HBP: 0	CS: 0	

PITCHER		IP	WLS	BF	H	R	ER	SO	BB	IBB	HBP	BLK	WP	HR	S	P	ERA	WHIP
Bob Welch, R ERA: 3.55	(1, 1)	7.0		30	7	2	2	5	2	0	0	0	0	1	38	46	2.57	1.286
Ken Howell, R ERA: 2.87	(8, 1)	1.0	L	7	4	3	3	0	0	0	0	0	0	0	7	7	27.00	4.000
Joe Beckwith, R ERA: 108.0	(9, 1)	0.1		5	3	4	4	0	1	0	0	0	0	1	4	8	108.00	12.000
Dennis Powell, L ERA: 5.26	(9, 1)	0.2		3	1	1	1	0	0	0	0	0	0	1	3	3	13.50	1.500

PITCHER		IP	WLS	BF	H	R	ER	SO	BB	IBB	HBP	BLK	WP	HR	S	P	ERA	WHIP

Batter	1	2	3	4	5	6	7	8	9	AB	R	H	RBI	BB	SO	LOB
Steve Sax, R (1, 4) OBP: 0.387, SLG: 0.437	1B	1-3			6-3		E FC3-2 1B		F4	5	0	2	0	0	0	3
Mariano Duncan, R (1, 6) OBP: 0.290, SLG: 0.309	4-3 S 1B		5-3 F8 1B		S 1B		B2		K	5	1	3	0	0	1	1
Bill Madlock, R (1, 5) OBP: 0.311, SLG: 0.353	4-3 1-3		F8 1-2		1-H 1B		E5 FC3-2 1-3		K	4	0	1	1	0	0	3
Jeff Hamilton, R (7, PR) OBP: 0.243, SLG: 0.366 (8, 5)										0	0	0	0	0	0	0
Len Matuszek, L (9, PH) OBP: 0.340, SLG: 0.511										1	0	0	0	0	1	0
Mike Marshall, R (1, 9) OBP: 0.314, SLG: 0.466	F8		5-3 2-3		K		FC3-2 BB			3	0	0	0	1	1	3
Franklin Stubbs, L (1, 7) OBP: 0.322, SLG: 0.504 (8, 3)		4-3 1B 1B	F1			K	FC3-2 1-2 2-3 3-Hf			4	0	1	0	0	1	4
Enos Cabell, R (1, 3) OBP: 0.290, SLG: 0.337				F4		HR	F8			3	1	2	1	0	0	0
Greg Brock, L (7, PH) OBP: 0.313, SLG: 0.397 (8, 3)										1	0	0	0	0	0	3
Joe Beckwith, L (9, 1)		4-3 1-2 1B								0	0	0	0	0	0	0
Dennis Powell, R (9, 1) OBP: 0.200, SLG: 0.400										0	0	0	0	0	0	0
Mike Scioscia, L (1, 2) OBP: 0.402, SLG: 0.377		4-3 1-2 2-3		1-3		5-3		F7		4	0	0	0	0	0	2
Reggie Williams, R (1, 8) OBP: 0.329, SLG: 0.389		IBB		6-3		E4		F2		3	0	0	0	1	0	0
Bob Welch, R (1, 1) OBP: 0.145, SLG: 0.154		K			6-3	2-3		K		3	0	0	0	0	1	4
Ken Howell, R (8, 1)										0	0	0	0	0	0	0
Bill Russell, R (8, 7) OBP: 0.287, SLG: 0.273										1	0	0	0	0	1	0
Inning Stats	R: 0 H: 2 E: 0 LOB: 1 K: 0 BB: 0 S: 4 P: 4	R: 0 H: 2 E: 0 LOB: 3 K: 1 BB: 1 S: 7 P: 11	R: 0 H: 1 E: 0 LOB: 1 K: 0 BB: 0 S: 4 P: 4	R: 0 H: 0 E: 0 LOB: 0 K: 0 BB: 0 S: 3 P: 3	R: 1 H: 2 E: 0 LOB: 1 K: 1 BB: 0 S: 7 P: 7	R: 1 H: 1 E: 1 LOB: 1 K: 1 BB: 0 S: 7 P: 7	R: 0 H: 1 E: 1 LOB: 3 K: 0 BB: 1 S: 5 P: 9	R: 0 H: 0 E: 0 LOB: 0 K: 1 BB: 0 S: 5 P: 5	R: 0 H: 0 E: 0 LOB: 0 K: 2 BB: 0 S: 7 P: 7	1B: 8 SF: 0 2B: 0 SAC: 0 3B: 0 DP: 0 HR: 1 HBP: 0						WP: 0 PA: 39 PB: 0 SB: 2 CS: 0	

PITCHER		IP	WLS	BF	H	R	ER	SO	BB	IBB	HBP	BLK	WP	HR	S	P	ERA	WHIP
Bob Knepper, L ERA: 2.6	(1, 1)	6.0		27	8	2	2	3	0	1	0	0	0	1	32	36	3.00	1.333
Aurelio Lopez, R ERA: 2.58	(7, 1)	1.0	W	6	1	0	0	0	1	0	0	0	0	0	5	9	0.00	2.000
Dave Smith, R ERA: 2.9	(8, 1)	2.0	S	6	0	0	0	3	0	0	0	0	0	0	12	12	0.00	0.000

PITCHER	IP	WLS	BF	H	R	ER	SO	BB	IBB	HBP	BLK	WP	HR	S	P	ERA	WHIP

BOTTOM

Houston Astros @ Los Angeles Dodgers

Dodger Stadium, Los Angeles, CA

Tue Aug 05 1986, 7:05 PM PDT

Att. 45,525 - Unknown

livebaseballscorecards.com

AB	37
R	2
H	9
RBI	2
BB	2
SO	6
LOB	23

Batter	1	2	3	4	5	6	7	8	9	AB	R	H	RBI	BB	SO	LOB
Bill Doran, S (1, 4) OBP: 0.365, SLG: 0.363	5-3		E6, 1B	5-3	F9		E, 2-H	5	1	1	1	0	0	1
Billy Hatcher, R (1, 8) OBP: 0.286, SLG: 0.338	F4		BB, 1B, 1-3	1B	E6, G4-6-3, 1-2		E6, 1-2	5	0	2	0	0	0	2
Phil Garner, R (1, 5) OBP: 0.330, SLG: 0.429	K		BB, 1-2, 3-H	F7	G4-6-3, 1-2f		F8	3	0	1	1	0	1	1
Denny Walling, L (7, PH) OBP: 0.380, SLG: 0.481 (7, 5)		HBP	FC5-4, BB, 1-2, 2-3		2B, 4-3, 1B	F4		2	1	1	0	1	0	0
Glenn Davis, R (1, 3) OBP: 0.335, SLG: 0.504		K	FC5-4, 1-2f		4-3, SF9, 1-3, 2B	4-3		4	1	1	0	0	1	4
Kevin Bass, S (1, 9) OBP: 0.363, SLG: 0.497		F9		G6-3, BB	4-3, 2-3, 3-H	F7		3	0	0	1	1	0	2
Jose Cruz, L (1, 7) OBP: 0.329, SLG: 0.348		K	G6-3, 1-2f		SF9, 3-H		F7	3	0	0	1	0	1	2
Mark Knudson, R (8, 1)								0	0	0	0	0	0	0
Alan Ashby, S (1, 2) OBP: 0.337, SLG: 0.353			5-3	6-3	4-3		1B, 2B	3	0	0	0	0	0	0
Dickie Thon, R (1, 6) OBP: 0.305, SLG: 0.340								0	0	0	0	0	0	0
Aurelio Lopez, R (6, 1)								1	1	1	0	0	0	0
Terry Puhl, L (8, 7) OBP: 0.295, SLG: 0.338			4-3		1-3	E, 1B		1	0	0	0	0	0	0
Matt Keough, R (1, 1) OBP: 0.333, SLG: 0.500								1	0	0	0	0	0	0
Larry Andersen, R (4, 1)								0	0	0	0	0	0	0
Tom Funk, L (5, 1)								0	0	0	0	0	0	0
Craig Reynolds, L (6, 6) OBP: 0.271, SLG: 0.353								2	0	1	0	0	0	1
Inning Stats	R: 0 E: 0 K: 1 S: 5 H: 0 LOB: 0 BB: 0 P: 5	R: 0 E: 0 K: 2 S: 7 H: 0 LOB: 1 BB: 0 P: 8	R: 1 E: 1 K: 0 S: 6 H: 2 LOB: 3 BB: 1 P: 10	R: 0 E: 0 K: 0 S: 2 H: 0 LOB: 0 BB: 1 P: 6	R: 0 E: 0 K: 0 S: 4 H: 1 LOB: 1 BB: 0 P: 4	R: 2 E: 0 K: 0 S: 5 H: 2 LOB: 0 BB: 0 P: 5	R: 0 E: 1 K: 0 S: 4 H: 1 LOB: 1 BB: 0 P: 4	R: 0 E: 0 K: 0 S: 3 H: 0 LOB: 0 BB: 0 P: 3	R: 1 E: 1 K: 0 S: 6 H: 2 LOB: 2 BB: 0 P: 6	1B: 6 2B: 2 3B: 0 HR: 0 SF: 1 SAC: 0 DP: 2 HBP: 1	WP: 0 PB: 0 SB: 0 CS: 0 PA: 39					

PITCHER		IP	WLS	BF	H	R	ER	SO	BB	IBB	HBP	BLK	WP	HR	S	P	ERA	WHIP
Rick Honeycutt, L ERA: 2.73	(1, 1)	5.1	W	24	5	3	2	3	2	0	1	0	0	0	27	36	3.38	1.312
Tom Niedenfuer, R ERA: 3.13	(6, 1)	3.2	S	15	3	1	1	0	0	0	0	0	0	0	15	15	2.46	0.818

PITCHER		IP	WLS	BF	H	R	ER	SO	BB	IBB	HBP	BLK	WP	HR	S	P	ERA	WHIP

TOP

Houston Astros @ Los Angeles Dodgers

Dodger Stadium, Los Angeles, CA

Wed Aug 06 1986, 3:33 AM PDT

Att. 40,709 - Unknown

livebaseballscorecards.com

AB	35
R	4
H	8
RBI	4
BB	2
SO	3
LOB	17

BOTTOM

Houston Astros @ Los Angeles Dodgers

Dodger Stadium, Los Angeles, CA

Wed Aug 06 1986, 3:33 AM PDT

Att. 40,709 - Unknown

livebaseballscorecards.com

Batter	1	2	3	4	5	6	7	8	9	AB	R	H	RBI	BB	SO	LOB
Steve Sax, R (1, 4) OBP: 0.389, SLG: 0.438	BBBB 4-0 G4-6-3 BB		x 0-0 ① 4-3	x 0-0 ③ FC6-4 1-2f		x 0-0 G3 S E 1B		x 0-0 SH1-2 1B		4	1	2	0	1	0	3
Mike Scioscia, L (1, 2) OBP: 0.398, SLG: 0.370	x 0-0 ①② G4-6-3 1-2f		BBBB 4-0 BB BB		x 0-0 ① 3-1	x 0-0 ② G3 1-3		x 0-0 ① F5		4	0	0	0	1	0	3
Bill Madlock, R (1, 5) OBP: 0.314, SLG: 0.353 Reggie Williams, R (8, 8) OBP: 0.329, SLG: 0.389	SSS 0-3 ③ K		BBBB 4-0 G4-6-3 1-2 BB		x 0-0 1B 1B 1B	x 0-0 E5 S 3-H		x 0-0 ② SH1-2 1-2		3 0	1 0	1 0	0 0	1 0	1 0	0 0
Franklin Stubbs, L (1, 8) OBP: 0.326, SLG: 0.502 (8, 7)		BBBB 4-0 HR BB	x 0-0 ②③ G4-6-3 1-2f		x 0-0 ③ 1-3 1B 1B	x 0-0 ③ F6 1-2		4-0 IBB		3	2	1	0	2	0	3
Mike Marshall, R (1, 9) OBP: 0.315, SLG: 0.464		x 0-0 ① F8		BBBB 4-0 1B BB	x 0-0 CS 2-H 3-H 1B		x 0-0 ① 5-3	x 0-0 ③ F9		4	0	1	2	1	0	3
Len Matuszek, L (1, 7) OBP: 0.355, SLG: 0.583 Jeff Hamilton, R (8, 5) OBP: 0.243, SLG: 0.366		x 0-0 1-H HR	x 0-0 ① F9	x 0-0 ② 1-2 BB 1B			x 0-0 HR			4 0	2 0	3 0	3 0	0 0	0 0	1 0
Greg Brock, L (1, 3) OBP: 0.322, SLG: 0.403 Tom Niedenfuer, R (6, 1) OBP: 0.500, SLG: 0.500		x 0-0 1B	x 0-0 1-3 BB 1B	BBBB 4-0 1-2 BB			x 0-0 ② F3			2 1	0 0	2 0	0 0	1 0	0 0	0 0
Mariano Duncan, R (1, 6) OBP: 0.290, SLG: 0.317		SSS 0-3 ② K	x 0-0 ② F5	SSS 0-3 ③ K			x 0-0 HR			4	1	1	1	0	2	5
Rick Honeycutt, L (1, 1) OBP: 0.129, SLG: 0.103 Enos Cabell, R (6, 3) OBP: 0.287, SLG: 0.333		x 0-0 ③ F8		BBBB 4-0 FC6-4 1-2 BB		x 0-0 ① 6-3	x 0-0 ③ 5-3			1 2	0 0	0 0	0 0	1 0	0 0	1 0
Inning Stats	R: 0 E: 0 K: 1 S: 4 H: 0 LOB: 0 BB: 1 P: 8	R: 2 E: 0 K: 1 S: 7 H: 2 LOB: 1 BB: 1 P: 11	R: 0 E: 0 K: 0 S: 2 H: 0 LOB: 1 BB: 2 P: 10	R: 0 E: 0 K: 0 S: 4 H: 1 LOB: 3 BB: 2 P: 12	R: 2 E: 0 K: 1 S: 8 H: 4 LOB: 2 BB: 1 P: 12	R: 1 E: 1 K: 0 S: 5 H: 1 LOB: 1 BB: 0 P: 5	R: 2 E: 0 K: 0 S: 5 H: 2 LOB: 0 BB: 0 P: 5	R: 0 E: 0 K: 0 S: 4 H: 1 LOB: 2 BB: 1 P: 8		1B: 8 2B: 0 3B: 0 HR: 3	SF: 0 SAC: 1 DP: 2 HBP: 0						

	AB	32
	R	7
	H	11
	RBI	6
	BB	8
	SO	3
	LOB	19

WP: 0 PB: 0 SB: 2 CS: 1 PA: 41

PITCHER		IP	WLS	BF	H	R	ER	SO	BB	IBB	HBP	BLK	WP	HR	S	P	ERA	WHIP
Matt Keough, R ERA: 4.96	(1, 1)	3.2	L	18	3	2	2	2	6	0	0	0	0	1	16	40	4.91	2.455
Larry Andersen, R ERA: 3.93	(4, 1)	0.2		5	3	2	2	0	0	0	0	0	0	0	5	5	27.00	4.500
Tom Funk, L ERA: 2.45	(5, 1)	0.2		3	1	0	0	1	1	0	0	0	0	0	4	8	0.00	3.000
Aurelio Lopez, R ERA: 2.9	(6, 1)	2.0		10	3	3	2	0	0	0	0	0	0	2	10	10	9.00	1.500
Mark Knudson, R ERA: 4.22	(8, 1)	1.0		5	1	0	0	0	0	1	0	0	0	0	4	8	0.00	1.000

PITCHER	IP	WLS	BF	H	R	ER	SO	BB	IBB	HBP	BLK	WP	HR	S	P	ERA	WHIP

Batter	1	2	3	4	5	6	7	8	9	AB	R	H	RBI	BB	SO	LOB
Tim Flannery, L (1, 4) OBP: 0.393, SLG: 0.377	CS 1B			K		F9		FC4-6 1B		4	0	2	0	0	1	0
Tony Gwynn, L (1, 9) OBP: 0.387, SLG: 0.481	F7 1-2			S 1B		F8		FC4-6 S 1-2f		4	0	1	0	0	0	2
John Kruk, L (1, 7) OBP: 0.408, SLG: 0.448	K			FC6-4 BB 1-2		3B		F8 1-2		3	0	1	0	1	1	1
Steve Garvey, R (1, 3) OBP: 0.275, SLG: 0.397		K		F7		F8			1B	4	0	1	0	0	1	3
Marvell Wynne, L (1, 8) OBP: 0.294, SLG: 0.429		5-3		FC6-4 1-2f			F2		F9	4	0	0	0	0	0	3
Terry Kennedy, L (1, 2) OBP: 0.326, SLG: 0.385		4-3			K		3-1		F8	4	0	0	0	0	1	1
Graig Nettles, L (1, 5) OBP: 0.296, SLG: 0.403			K		1B		BB		F9	3	0	1	0	1	1	1
Garry Templeton, S (1, 6) OBP: 0.263, SLG: 0.265			K		F6		4-3			3	0	0	0	0	1	2
Lance McCullers, S (1, 1) OBP: 0.143, SLG: 0.105			K		K			K		2	0	0	0	0	2	1
Gene Walter, L (6, 1) OBP: 0.286, SLG: 0.333										0	0	0	0	0	0	0
Carmelo Martinez, R (8, PH) OBP: 0.352, SLG: 0.386										1	0	0	0	0	1	0
Eric Show, R (8, 1) OBP: 0.158, SLG: 0.211										0	0	0	0	0	0	0
Inning Stats	R: 0 E: 0 K: 1 S: 5 H: 1 LOB: 0 BB: 0 P: 5	R: 0 E: 0 K: 1 S: 5 H: 0 LOB: 0 BB: 0 P: 5	R: 0 E: 0 K: 3 S: 9 H: 0 LOB: 0 BB: 0 P: 9	R: 0 E: 0 K: 1 S: 6 H: 1 LOB: 2 BB: 1 P: 10	R: 0 E: 0 K: 2 S: 8 H: 1 LOB: 1 BB: 0 P: 8	R: 0 E: 0 K: 0 S: 4 H: 1 LOB: 1 BB: 0 P: 4	R: 0 E: 0 K: 0 S: 3 H: 0 LOB: 1 BB: 1 P: 7	R: 0 E: 0 K: 1 S: 6 H: 1 LOB: 1 BB: 0 P: 6	R: 0 E: 0 K: 0 S: 4 H: 1 LOB: 1 BB: 0 P: 4	1B: 5 2B: 0 3B: 1 HR: 0 SF: 0 SAC: 0 DP: 0 HBP: 0						

PITCHER	IP	WLS	BF	H	R	ER	SO	BB	IBB	HBP	BLK	WP	HR	S	P	ERA	WHIP
Mike Scott, R (1, 1) ERA: 2.16	9.0	W	34	6	0	0	9	2	0	0	0	0	0	50	58	0.00	0.889

PITCHER	IP	WLS	BF	H	R	ER	SO	BB	IBB	HBP	BLK	WP	HR	S	P	ERA	WHIP

TOP

San Diego Padres @ Houston Astros

Astrodome, Houston, TX

Fri Aug 08 1986, 8:05 PM EDT

Att. 31,142 - Unknown

livebaseballscorecards.com

AB	32
R	0
H	6
RBI	0
BB	2
SO	9
LOB	14

WP: 0	PA: 34
PB: 0	
SB: 2	
CS: 1	

BOTTOM

San Diego Padres @ Houston Astros

Astrodome, Houston, TX

Fri Aug 08 1986, 8:05 PM EDT

Att. 31,142 - Unknown

livebaseballscorecards.com

Batter	1	2	3	4	5	6	7	8	9	AB	R	H	RBI	BB	SO	LOB
Bill Doran, S (1, 4)	SSS 0-3 K ①		x 0-0 F7 ③			H 1-0 SF8 SH 1B HBP	x 0-0 1B			2	1	0	0	0	1	0
Jim Pankovits, R (7, 4)										1	0	1	0	0	0	0
Davey Lopes, R (1, 8)	x 0-0 F7 ②			x 0-0 F5 ①		x 0-0 SH 1B S 1B 1-2 2-3	x 0-0 F7 ③			3	1	0	0	0	0	1
Denny Walling, L (1, 5)	x 0-0 4-3 ③			x 0-0 F5 ②		x 0-0 SF8 ① 2-3 3-H		x 0-0 F7 ①		3	0	0	1	0	0	0
Glenn Davis, R (1, 3)		x 0-0 F8 ①		x 0-0 5-3 ③		BBBB 4-0 1B 1B 1-2 BB		x 0-0 1B 2B		3	2	1	0	1	0	0
Kevin Bass, S (1, 9)		x 0-0 G3 ②			x 0-0 F8 ①	x 0-0 1B 1-2 2-3 3-H 1B		x 0-0 2-H 1B		4	0	2	2	0	0	0
Jose Cruz, L (1, 7)		x 0-0 1B			x 0-0 F7 ②	x 0-0 G5-4-3 1B 1-3 2-H 3-H		x 0-0 F6 ②		4	0	2	2	0	0	1
Alan Ashby, S (1, 2)		x 0-0 F8 ③			x 0-0 1B	x 0-0 G5-4-3 ② ③ 1-2f		4-0 IBB		3	0	1	0	1	0	3
Craig Reynolds, L (1, 6)			x 0-0 F9 ①		x 0-0 L4 ③		x 0-0 F8 ①	x 0-0 F9 ③		2	0	0	0	0	0	1
Dickie Thon, R (7, PH) (8, 6)										2	0	0	0	0	0	2
Mike Scott, R (1, 1)			x 0-0 F8 ②			x 0-0 SH SF8 2B	x 0-0 5-3 ②			3	1	1	0	0	0	0
Inning Stats	R: 0 E: 0 K: 1 S: 5 H: 0 LOB: 0 BB: 0 P: 5	R: 0 E: 0 K: 0 S: 4 H: 1 LOB: 1 BB: 0 P: 4	R: 0 E: 0 K: 0 S: 3 H: 0 LOB: 0 BB: 0 P: 3	R: 0 E: 0 K: 0 S: 3 H: 0 LOB: 0 BB: 0 P: 3	R: 0 E: 0 K: 0 S: 4 H: 1 LOB: 1 BB: 0 P: 4	R: 4 E: 0 K: 0 S: 6 H: 3 LOB: 1 BB: 1 P: 11	R: 0 E: 0 K: 0 S: 4 H: 1 LOB: 1 BB: 0 P: 4	R: 1 E: 0 K: 0 S: 5 H: 2 LOB: 2 BB: 1 P: 9		1B: 6 2B: 2 3B: 0 HR: 0	SF: 1 SAC: 1 DP: 1 HBP: 1			WP: 0 PB: 0 SB: 1 CS: 0	PA: 35		

	AB	30
	R	5
	H	8
	RBI	5
	BB	2
	SO	1
	LOB	8

PITCHER		IP	WLS	BF	H	R	ER	SO	BB	IBB	HBP	BLK	WP	HR	S	P	ERA	WHIP
Lance McCullers, R ERA: 2.58	(1, 1)	5.1	L	24	5	4	4	1	1	0	1	0	0	0	24	29	6.75	1.125
Gene Walter, L ERA: 3.38	(6, 1)	1.2		5	1	0	0	0	0	0	0	0	0	0	5	5	0.00	0.600
Eric Show, R ERA: 3.0	(8, 1)	1.0		6	2	1	1	0	0	1	0	0	0	0	5	9	9.00	2.000

PITCHER	IP	WLS	BF	H	R	ER	SO	BB	IBB	HBP	BLK	WP	HR	S	P	ERA	WHIP

Batter	1	2	3	4	5	6	7	8	9	AB	R	H	RBI	BB	SO	LOB
Jerry Royster, R (1, 4) OBP: 0.328, SLG: 0.344	S S S 0-3 ① K		S S S 0-3 ② K		B B B 4-0 BB			S S S 0-3 ① K		2	0	0	0	1	2	1
Tim Flannery, L (8, PH) OBP: 0.392, SLG: 0.376										1	0	0	0	0	1	0
(8, 4)																
Tony Gwynn, L (1, 9) OBP: 0.383, SLG: 0.477	X 0-0 ② L7		X 0-0 ③ F4		X 0-0 ③ F7			X 0-0 ② 4-3		4	0	0	0	0	0	2
John Kruk, L (1, 7) OBP: 0.418, SLG: 0.449	X 0-0 1B			X 0-0 ① F7		B B B B 4-0 5-3 BB		B B B B 4-0 BB		2	0	1	0	2	0	0
Kevin McReynolds, R (1, 8) OBP: 0.356, SLG: 0.462	S S S 0-3 ③ K			B B B 4-0 HR BB		X 0-0 ① 5-3 1-2		X 0-0 ③ F8		3	1	0	0	1	1	3
Steve Garvey, R (1, 3) OBP: 0.275, SLG: 0.404		X 0-0 ① 6-3		X 0-0 1-H HR		X 0-0 ② 6-3			X 0-0 ① 5-3	4	1	1	2	0	0	1
Bruce Bochy, R (1, 2) OBP: 0.326, SLG: 0.532		S S S 0-3 ② K		X 0-0 ② F4		S S S 0-3 ③ K			S S S 0-3 ② K	2	0	0	0	0	1	0
Terry Kennedy, L (6, PH) OBP: 0.324, SLG: 0.382										2	0	0	0	0	2	1
(6, 2)																
Graig Nettles, L (1, 5) OBP: 0.292, SLG: 0.397		X 0-0 ③ G4-1		X 0-0 ③ 3-1			X 0-0 ① 4-3		S S S 0-3 ③ K	4	0	0	0	0	1	0
Garry Templeton, S (1, 6) OBP: 0.263, SLG: 0.265			X 0-0 1B		X 0-0 ① F9		X 0-0 ② 4-3			3	0	1	0	0	0	0
Andy Hawkins, R (1, 1) OBP: 0.222, SLG: 0.227			S S S 0-3 ① K		X 0-0 ② F8		X 0-0 ③ 5-3			0	0	0	0	0	0	0
Dane Iorg, L (3, PH) OBP: 0.244, SLG: 0.329										1	0	0	0	0	1	1
Dave LaPoint, L (3, 1)										1	0	0	0	0	0	0
Bip Roberts, S (7, PH) OBP: 0.264, SLG: 0.280										1	0	0	0	0	0	0
Gene Walter, L (7, 1) OBP: 0.286, SLG: 0.333										0	0	0	0	0	0	0
Inning Stats	R: 0 E: 0 K: 2 S: 8 H: 1 LOB: 1 BB: 0 P: 8	R: 0 E: 0 K: 1 S: 5 H: 0 LOB: 0 BB: 0 P: 5	R: 0 E: 0 K: 2 S: 8 H: 1 LOB: 1 BB: 0 P: 8	R: 2 E: 0 K: 0 S: 4 H: 1 LOB: 0 BB: 1 P: 8	R: 0 E: 0 K: 0 S: 3 H: 0 LOB: 1 BB: 1 P: 7	R: 0 E: 0 K: 1 S: 5 H: 0 LOB: 1 BB: 1 P: 9	R: 0 E: 0 K: 0 S: 3 H: 0 LOB: 0 BB: 0 P: 3	R: 0 E: 0 K: 1 S: 5 H: 0 LOB: 1 BB: 1 P: 9	R: 0 E: 0 K: 2 S: 7 H: 0 LOB: 0 BB: 0 P: 7	1B: 2 2B: 0 3B: 0 HR: 1 SF: 0 SAC: 0 DP: 0 HBP: 0						

PITCHER	IP	WLS	BF	H	R	ER	SO	BB	IBB	HBP	BLK	WP	HR	S	P	ERA	WHIP
Jim Deshaies, L (1, 1) ERA: 3.76	5.0	W	21	3	2	2	5	3	0	0	0	0	1	28	40	3.60	1.200
Charlie Kerfeld, R (6, 1) ERA: 2.73	4.0	S	13	0	0	0	4	1	0	0	0	0	0	20	24	0.00	0.250

PITCHER	IP	WLS	BF	H	R	ER	SO	BB	IBB	HBP	BLK	WP	HR	S	P	ERA	WHIP

TOP

San Diego Padres @ Houston Astros

Astrodome, Houston, TX

Sat Aug 09 1986, 8:05 PM EDT

Att. 38,169 - Unknown

livebaseballscorecards.com

AB	30
R	2
H	3
RBI	2
BB	4
SO	9
LOB	9

WP: 0	PA: 34
PB: 0	
SB: 0	
CS: 0	

BOTTOM

San Diego Padres @ Houston Astros

Astrodome, Houston, TX

Sat Aug 09 1986, 8:05 PM EDT

Att. 38,169 - Unknown

livebaseballscorecards.com

Batter	1	2	3	4	5	6	7	8	9	AB	R	H	RBI	BB	SO	LOB
Bill Doran, S (1, 4) OBP: 0.366, SLG: 0.359	BBBB 4-0 1B HR BB	BBBB 4-0 6-3 S 2B BB		x 0-0 ① F4	x 0-0 ③ F6		x 0-0 ②③ B1-5 3-Hf			3	2	0	0	2	0	5
Billy Hatcher, R (1, 8) OBP: 0.288, SLG: 0.339	x 0-0 HR 1-2 1B	x 0-0 ① 6-3 1-3		x 0-0 ② 1-3		x 0-0 ① F5		x 0-0 4-3 S 1B		5	1	2	0	0	0	1
Denny Walling, L (1, 5) OBP: 0.375, SLG: 0.490	x 0-0 1-H 2-H HR	x 0-0 F9 1B 3-H 2B		x 0-0 E4 FC6-4		x 0-0 ② 4-3		x 0-0 ① 4-3 1-3		5	2	2	4	0	0	1
Glenn Davis, R (1, 3) OBP: 0.337, SLG: 0.510	BBBB 4-0 1B BB BB	x 0-0 ② F9 2-3		x 0-0 ③ FC6-4 1-2f		x 0-0 HR		x 0-0 ② L6		4	1	1	1	1	0	3
Kevin Bass, S (1, 9) OBP: 0.364, SLG: 0.495	x 0-0 ① F7	BBBB 4-0 1B BB			x 0-0 ① F2	x 0-0 1B		x 0-0 ③ 3-1		4	0	1	0	1	0	2
Jose Cruz, L (1, 7) OBP: 0.333, SLG: 0.355	x 0-0 ② F8	x 0-0 ③ 1-3 3-H 1B			x 0-0 BB 2B	SSS 0-3 ③ K				4	0	2	1	0	1	2
Alan Ashby, S (1, 2) OBP: 0.348, SLG: 0.360	BBBB 4-0 1B 1-2 BB	SSS 0-3 ① K		IIII 4-0 BB IBB			x 0-0 WP B1-5 2B			2	0	1	0	2	1	0
Craig Reynolds, L (1, 6) OBP: 0.269, SLG: 0.349 Dickie Thon, R (7, PH) OBP: 0.300, SLG: 0.335 (8, 6)	x 0-0 1-2 2-3 1B	x 0-0 ② 3-1			x 0-0 ② F9		x 0-0 ① 6-3			3 1	0 0	1 0	0 0	0 0	0 0	2 1
Jim Deshaies, L (1, 1) OBP: 0.147, SLG: 0.065 Charlie Kerfeld, R (6, 1) OBP: 0.400, SLG: 0.250	SSS 0-3 ③ K	SSS 0-3 ③ K			BBBB 4-0 1-2 2-3 BB		BBBB 4-0 2-3 BB			2 0	0 0	0 0	0 0	1 1	2 0	3 0
Inning Stats	R: 3 E: 0 K: 1 S: 8 H: 3 LOB: 3 BB: 3 P: 20	R: 2 E: 0 K: 0 S: 4 H: 2 LOB: 2 BB: 2 P: 12	R: 0 E: 0 K: 2 S: 7 H: 0 LOB: 0 BB: 0 P: 7	R: 0 E: 1 K: 0 S: 4 H: 0 LOB: 1 BB: 0 P: 4	R: 0 E: 0 K: 0 S: 4 H: 1 LOB: 3 BB: 2 P: 12	R: 1 E: 0 K: 1 S: 7 H: 2 LOB: 1 BB: 0 P: 7	R: 0 E: 0 K: 0 S: 3 H: 1 LOB: 1 BB: 1 P: 7	R: 0 E: 0 K: 0 S: 4 H: 1 LOB: 1 BB: 0 P: 4		1B: 5 2B: 4 3B: 0 HR: 2 SF: 0 SAC: 0 DP: 1 HBP: 0						

	AB	33
	R	6
	H	10
	RBI	6
	BB	8
	SO	4
	LOB	20

WP: 1 PB: 0 SB: 2 CS: 0 PA: 41

PITCHER		IP	WLS	BF	H	R	ER	SO	BB	IBB	HBP	BLK	WP	HR	S	P	ERA	WHIP
Andy Hawkins, R ERA: 4.53	(1, 1)	2.0	L	15	5	5	5	1	5	0	0	0	0	1	12	32	22.50	5.000
Dave LaPoint, L ERA: 5.89	(3, 1)	4.0		18	3	1	1	3	1	1	0	0	0	1	22	30	2.25	1.000
Gene Walter, L ERA: 3.26	(7, 1)	2.0		8	2	0	0	0	1	0	0	0	1	0	7	11	0.00	1.500

PITCHER	IP	WLS	BF	H	R	ER	SO	BB	IBB	HBP	BLK	WP	HR	S	P	ERA	WHIP

Batter	1	2	3	4	5	6	7	8	9	AB	R	H	RBI	BB	SO	LOB
Jerry Royster, R (1, 5) OBP: 0.321, SLG: 0.335	4-3	6-3			K		6-3			4	0	0	0	0	1	1
Tony Gwynn, L (1, 9) OBP: 0.382, SLG: 0.473	4-0 BBBB 1B 2B BB		F8			F7		L6		3	1	0	0	1	0	0
John Kruk, L (1, 7) OBP: 0.427, SLG: 0.454	0-0 1-2 2B 1B		0-0 L5-3 1B			0-3 SSS K		4-0 BBBB E BB		3	1	2	0	1	1	0
Marvell Wynne, L (8, PR) OBP: 0.294, SLG: 0.429 (8, 8)										0	0	0	0	0	0	0
Kevin McReynolds, R (1, 8) OBP: 0.355, SLG: 0.468 (8, 7)	F7		L5-3 1-2			HR		E6 G6-4-3 1-2		4	1	1	1	0	0	4
Steve Garvey, R (1, 3) OBP: 0.275, SLG: 0.404	WP 1-H 2-H 2B			6-3		L6		G6-4-3 1-2f		4	1	1	2	0	0	2
Garry Templeton, S (1, 6) OBP: 0.266, SLG: 0.271	2-H 2B			F8			PB SH 2B 1B		6-3	4	1	2	1	0	0	0
Terry Kennedy, L (1, 2) OBP: 0.321, SLG: 0.379	0-3 SSS K			F9			SH PB 1-2 2B		G3	3	0	0	0	0	1	1
Bip Roberts, S (1, 4) OBP: 0.264, SLG: 0.280		F7			G1-6-3 1B		5-3 1-2 2-3		5-3	4	0	1	0	0	0	2
Dave Dravecky, R (1, 1) OBP: 0.160, SLG: 0.204 Bruce Bochy, R (7, PH) OBP: 0.333, SLG: 0.550 Lance McCullers, S (7, PR) OBP: 0.143, SLG: 0.105 Craig Lefferts, L (7, 1) OBP: 0.167, SLG: 0.667 Rich Gossage, R (9, 1) Tim Flannery, L (9, 4) OBP: 0.392, SLG: 0.376		0-3 SSS K			G1-6-3 1-2f		2-H 3-H 2B			2 1 0 0 0 0	0 0 0 0 0 0	0 1 0 0 0 0	0 1 0 0 0 0	1 0 0 0 0 0	1 0 0 0 0 0	1 0 0 0 0 0
Inning Stats	R: 3 E: 0 K: 1 S: 8 H: 3 LOB: 1 BB: 1 P: 12	R: 0 E: 0 K: 1 S: 5 H: 0 LOB: 0 BB: 0 P: 5	R: 0 E: 0 K: 0 S: 3 H: 1 LOB: 0 BB: 0 P: 3	R: 0 E: 0 K: 0 S: 3 H: 0 LOB: 0 BB: 0 P: 3	R: 0 E: 0 K: 1 S: 5 H: 1 LOB: 0 BB: 0 P: 5	R: 1 E: 0 K: 1 S: 6 H: 1 LOB: 0 BB: 0 P: 6	R: 1 E: 0 K: 0 S: 5 H: 2 LOB: 1 BB: 0 P: 5	R: 0 E: 1 K: 0 S: 3 H: 0 LOB: 2 BB: 1 P: 7	R: 0 E: 0 K: 0 S: 3 H: 0 LOB: 0 BB: 0 P: 3	1B: 4 2B: 4 3B: 0 HR: 1	SF: 0 SAC: 1 DP: 3 HBP: 0					

PITCHER		IP	WLS	BF	H	R	ER	SO	BB	IBB	HBP	BLK	WP	HR	S	P	ERA	WHIP
Bob Knepper, L ERA: 2.74	(1, 1)	7.0	L	28	8	5	5	4	1	0	0	0	1	1	35	39	6.43	1.286
Tom Funk, L ERA: 2.25	(8, 1)	0.1		3	0	0	0	0	1	0	0	0	0	0	2	6	0.00	3.000
Aurelio Lopez, R ERA: 2.79	(8, 1)	1.2		4	0	0	0	0	0	0	0	0	0	0	4	4	0.00	0.000

PITCHER	IP	WLS	BF	H	R	ER	SO	BB	IBB	HBP	BLK	WP	HR	S	P	ERA	WHIP

TOP

San Diego Padres @ Houston Astros

Astrodome, Houston, TX

Sun Aug 10 1986, 4:33 AM EDT

Att. 20,839 - Unknown

livebaseballscorecards.com

AB	32
R	5
H	8
RBI	5
BB	2
SO	4
LOB	11

WP: 1	PA: 35																	
PB: 1																		
SB: 0																		
CS: 0																		

Batter	1	2	3	4	5	6	7	8	9	AB	R	H	RBI	BB	SO	LOB
Davey Lopes, R (1, 5) OBP: 0.396, SLG: 0.465	F9		BBB 4-0 E BB		SH3 1B 1-2		F4		1-2 2-H 1B	4	0	2	1	1	0	0
Billy Hatcher, R (1, 8) OBP: 0.289, SLG: 0.347	PB 3B		E6 1-2		SH3 1-2 2-3			F8	5-3	3	1	1	0	0	0	1
Terry Puhl, L (9, PH) OBP: 0.293, SLG: 0.336										1	0	0	0	0	0	2
Phil Garner, R (1, 4) OBP: 0.328, SLG: 0.426	G5-4-3 1B 3-H		L3		5-3			4-3		4	0	1	0	0	0	4
Glenn Davis, R (1, 3) OBP: 0.334, SLG: 0.505	G5-4-3 1-2f			4-3	SSS K			6-3		4	0	0	0	0	1	3
Kevin Bass, S (1, 9) OBP: 0.363, SLG: 0.500		6-3		F8	SSS K				HR	4	1	1	1	0	1	0
Jose Cruz, L (1, 7) OBP: 0.335, SLG: 0.355		4-3	BBB 4-0 1B BB			6-3			1B 1B	3	1	1	0	1	0	0
Alan Ashby, S (1, 2) OBP: 0.346, SLG: 0.358		5-3		0-0 1-3 1B		5-3			F7	4	0	1	0	0	0	1
Dickie Thon, R (1, 6) OBP: 0.296, SLG: 0.330			6-3	F8			F8		1B 1-2 1B	3	0	0	0	0	0	2
Craig Reynolds, L (9, PH) OBP: 0.273, SLG: 0.352										1	0	1	0	0	0	0
Bob Knepper, L (1, 1) OBP: 0.096, SLG: 0.110			SSS K		SH3 1B		F9		F8	2	0	1	0	0	1	0
Jim Pankovits, R (7, PH) OBP: 0.351, SLG: 0.373										1	0	0	0	0	0	0
Tom Funk, L (8, 1)										0	0	0	0	0	0	0
Aurelio Lopez, R (8, 1)										0	0	0	0	0	0	0
Denny Walling, L (9, PH) OBP: 0.373, SLG: 0.488										1	0	0	0	0	0	2
Inning Stats	R: 1 E: 0 K: 0 S: 4 H: 2 LOB: 0 BB: 0 P: 4	R: 0 E: 0 K: 0 S: 3 H: 0 LOB: 0 BB: 0 P: 3	R: 0 E: 1 K: 1 S: 6 H: 0 LOB: 2 BB: 1 P: 10	R: 0 E: 0 K: 0 S: 4 H: 1 LOB: 2 BB: 1 P: 8	R: 0 E: 0 K: 1 S: 7 H: 2 LOB: 2 BB: 0 P: 7	R: 0 E: 0 K: 1 S: 5 H: 0 LOB: 0 BB: 0 P: 5	R: 0 E: 0 K: 0 S: 3 H: 0 LOB: 0 BB: 0 P: 3	R: 0 E: 0 K: 0 S: 3 H: 0 LOB: 0 BB: 0 P: 3	R: 2 E: 0 K: 0 S: 7 H: 4 LOB: 2 BB: 0 P: 7	1B: 7 2B: 0 3B: 1 HR: 1 SF: 0 SAC: 1 DP: 1 HBP: 0	WP: 0 PB: 1 SB: 0 CS: 0 PA: 38					

PITCHER		IP	WLS	BF	H	R	ER	SO	BB	IBB	HBP	BLK	WP	HR	S	P	ERA	WHIP
Dave Dravecky, L ERA: 2.8	(1, 1)	6.0	W	25	5	1	1	3	2	0	0	0	0	0	29	37	1.50	1.167
Craig Lefferts, L ERA: 2.2	(7, 1)	2.0		8	2	2	2	0	0	0	0	0	0	1	8	8	9.00	1.000
Rich Gossage, R ERA: 3.86	(9, 1)	1.0	S	5	2	0	0	0	0	0	0	0	0	0	5	5	0.00	2.000

PITCHER	IP	WLS	BF	H	R	ER	SO	BB	IBB	HBP	BLK	WP	HR	S	P	ERA	WHIP

BOTTOM

San Diego Padres @ Houston Astros

Astrodome, Houston, TX

Sun Aug 10 1986, 4:33 AM EDT

Att. 20,839 - Unknown

livebaseballscorecards.com

AB	35
R	3
H	9
RBI	2
BB	2
SO	3
LOB	15

Batter	1	2	3	4	5	6	7	8	9	AB	R	H	RBI	BB	SO	LOB
Steve Sax, R (1, 4) OBP: 0.382, SLG: 0.427	HR 1B		L5		K		5-3	G6-4-3 1-2f		5	1	1	0	0	1	4
Mike Scioscia, L (1, 2) OBP: 0.396, SLG: 0.374	F8		F9		1-2 BB 1B		BBBB BB		F9	4	0	1	0	1	0	1
Bill Madlock, R (1, 5) OBP: 0.320, SLG: 0.369 Jeff Hamilton, R (9, 5) OBP: 0.243, SLG: 0.366	1-H HR			BBBB F8 1B SF7 BB	1-2 2-3 BB		SF8 3-H		SSS K	2 0	2 0	1 0	3 0	2 0	1 0	0 0
Len Matuszek, L (1, 7) OBP: 0.328, SLG: 0.523 Tom Niedenfuer, R (7, 1) OBP: 0.500, SLG: 0.500 Reggie Williams, R (8, 8) OBP: 0.329, SLG: 0.385	4-3			1-2 1B	SSS K		F7		BBBB BB	4 0 0	0 0 0	1 0 0	0 0 0	0 0 1	1 0 0	4 0 0
Mike Marshall, R (1, 9) OBP: 0.302, SLG: 0.438	5-3			F8 2-3		BBBB BB		F8	SSS K	4	0	0	0	1	1	3
Greg Brock, L (1, 3) OBP: 0.327, SLG: 0.444		G1		SF7 3-H		F9		1B 2B		3	1	1	1	0	0	1
Franklin Stubbs, L (1, 8) OBP: 0.319, SLG: 0.482 (7, 7)		F5		G3		F7		1B 1B IBB		3	1	0	0	1	0	2
Bill Russell, R (1, 6) OBP: 0.275, SLG: 0.261		SSS K			F3	F7		1-3 2-H 1B		4	0	1	1	0	1	1
Bob Welch, R (1, 1) OBP: 0.158, SLG: 0.167 Ed Vande Berg, R (6, 1) Jose Gonzalez, R (7, PH) OBP: 0.375, SLG: 0.571 (7, 8) Ken Howell, R (8, 1)			SSS K		BB 1B 1B		SF8 3B	1-2 3-H G6-4-3 1B		2 0 2 0	0 0 1 0	1 0 2 0	0 0 1 0	0 0 0 0	1 0 0 0	0 0 0 0
Inning Stats	R: 2 E: 0 K: 0 S: 5 H: 2 LOB: 0 BB: 0 P: 5	R: 0 E: 0 K: 1 S: 5 H: 0 LOB: 0 BB: 0 P: 5	R: 0 E: 0 K: 1 S: 5 H: 0 LOB: 0 BB: 0 P: 5	R: 1 E: 0 K: 0 S: 4 H: 1 LOB: 1 BB: 1 P: 8	R: 0 E: 0 K: 2 S: 9 H: 2 LOB: 3 BB: 1 P: 13	R: 0 E: 0 K: 0 S: 3 H: 0 LOB: 1 BB: 1 P: 7	R: 1 E: 0 K: 0 S: 4 H: 1 LOB: 1 BB: 1 P: 8	R: 2 E: 0 K: 0 S: 5 H: 3 LOB: 1 BB: 1 P: 9	R: 0 E: 0 K: 2 S: 7 H: 0 LOB: 1 BB: 1 P: 11	1B: 6 2B: 1 3B: 1 HR: 1	SF: 2 SAC: 0 DP: 1 HBP: 0					

TOP

Los Angeles Dodgers @ Houston Astros

Astrodome, Houston, TX

Mon Aug 11 1986, 8:05 PM EDT

Att. 23,206 - Unknown

livebaseballscorecards.com

AB	33
R	6
H	9
RBI	6
BB	6
SO	6
LOB	16

PITCHER		IP	WLS	BF	H	R	ER	SO	BB	IBB	HBP	BLK	WP	HR	S	P	ERA	WHIP
Matt Keough, R ERA: 5.06	(1, 1)	4.2		21	5	3	3	3	2	0	0	0	0	1	25	33	5.79	1.500
Tom Funk, L ERA: 1.69	(5, 1)	1.1		5	0	0	0	1	1	0	0	0	0	0	6	10	0.00	0.750
Aurelio Lopez, R ERA: 3.27	(7, 1)	2.0		11	4	3	3	0	1	1	0	0	0	0	9	17	13.50	2.500
Dave Smith, R ERA: 2.83	(9, 1)	1.0	W	4	0	0	0	2	1	0	0	0	0	0	7	11	0.00	1.000

PITCHER	IP	WLS	BF	H	R	ER	SO	BB	IBB	HBP	BLK	WP	HR	S	P	ERA	WHIP

WP: 0 PB: 0 SB: 0 CS: 0 PA: 41

Batter	1	2	3	4	5	6	7	8	9	AB	R	H	RBI	BB	SO	LOB
Bill Doran, S (1, 4) OBP: 0.366, SLG: 0.360	4-3		F8 1-H 2B		F4		F7	S BB		4	0	1	1	1	0	1
Davey Lopes, R (1, 8) OBP: 0.392, SLG: 0.458	5-3		F9		E5 FC4-6		1B 1-3 1B	5-3 1-2		5	0	1	0	0	0	3
Dave Smith, R (9, 1)										0	0	0	0	0	0	0
Denny Walling, L (1, 5) OBP: 0.374, SLG: 0.486	4-3		F8 2-3		FC4-6 1-2f		1B 1-2 1B		BB 1B 1B	5	0	2	0	0	0	2
Glenn Davis, R (1, 3) OBP: 0.337, SLG: 0.504		FC6-4 1B BB	2-3			1B 1B 1B	F5		1B 1-2 2B BB	3	2	1	0	2	0	3
Kevin Bass, S (1, 9) OBP: 0.366, SLG: 0.506		K		SF9 3B		1B 1-3 1B		F8	1-3 2-H 2B 1B	5	2	3	0	0	1	1
Jose Cruz, L (1, 7) OBP: 0.342, SLG: 0.369		FC6-4 1-2 1B	K			L6-4 1-2 3-H 1B		HR	2B IBB	4	1	3	2	1	1	1
Alan Ashby, S (1, 2) OBP: 0.347, SLG: 0.366		FC6-4 1-2f 2-3	SF9 3-H			L6-4 1-2		E BB 1B	1-3 2-H 3-H 2B	4	1	2	3	0	0	4
Craig Reynolds, L (1, 6) OBP: 0.270, SLG: 0.349	F9		F6		K			E9 1-2 BB		2	0	0	0	0	0	2
Jim Pankovits, R (6, PH) OBP: 0.345, SLG: 0.365										1	0	0	0	0	1	1
Aurelio Lopez, R (7, 1)										0	0	0	0	0	0	0
Terry Puhl, L (8, PH) OBP: 0.297, SLG: 0.336										0	0	0	0	1	0	0
Billy Hatcher, R (9, 8) OBP: 0.289, SLG: 0.347										0	0	0	0	0	0	0
Matt Keough, R (1, 1) OBP: 0.429, SLG: 0.571			2B 1B		K		1B 1B	E9 1-H 2-H		1	1	1	0	0	0	0
Tom Funk, L (5, 1)										1	0	0	0	0	1	0
Dickie Thon, R (7, 6) OBP: 0.298, SLG: 0.332										2	0	1	0	0	0	1
Inning Stats	R: 0 E: 0 K: 0 S: 3 H: 0 LOB: 0 BB: 0 P: 3	R: 0 E: 0 K: 1 S: 6 H: 1 LOB: 2 BB: 1 P: 10	R: 1 E: 0 K: 0 S: 5 H: 2 LOB: 1 BB: 0 P: 5	R: 1 E: 0 K: 1 S: 6 H: 1 LOB: 0 BB: 0 P: 6	R: 0 E: 1 K: 1 S: 6 H: 0 LOB: 1 BB: 0 P: 6	R: 1 E: 0 K: 1 S: 7 H: 3 LOB: 1 BB: 0 P: 7	R: 0 E: 0 K: 0 S: 5 H: 3 LOB: 2 BB: 0 P: 5	R: 2 E: 1 K: 0 S: 5 H: 2 LOB: 2 BB: 2 P: 13	R: 2 E: 0 K: 0 S: 3 H: 3 LOB: 2 BB: 2 P: 11	1B: 11 2B: 3 3B: 1 HR: 1	SF: 1 SAC: 0 DP: 1 HBP: 0						

PITCHER		IP	WLS	BF	H	R	ER	SO	BB	IBB	HBP	BLK	WP	HR	S	P	ERA	WHIP
Bob Welch, R ERA: 3.6	(1, 1)	5.0		24	7	3	3	3	1	0	0	0	0	0	29	33	5.40	1.600
Ed Vande Berg, L ERA: 3.31	(6, 1)	1.0		2	0	0	0	1	0	0	0	0	0	0	4	4	0.00	0.000
Tom Niedenfuer, R ERA: 3.2	(7, 1)	1.1		9	5	2	1	0	1	0	0	0	0	1	8	12	6.75	4.500
Ken Howell, R ERA: 3.01	(8, 1)	1.0	L	8	3	2	2	0	2	1	0	0	0	0	5	17	18.00	5.000

PITCHER	IP	WLS	BF	H	R	ER	SO	BB	IBB	HBP	BLK	WP	HR	S	P	ERA	WHIP

BOTTOM

Los Angeles Dodgers @ Houston Astros

Astrodome, Houston, TX

Mon Aug 11 1986, 8:05 PM EDT

Att. 23,206 - Unknown

livebaseballscorecards.com

AB	37
R	7
H	15
RBI	6
BB	5
SO	4
LOB	19

1B: 11 SF: 1
2B: 3 SAC: 0
3B: 1 DP: 1
HR: 1 HBP: 0

WP: 0 PA: 43
PB: 0
SB: 1
CS: 0

Los Angeles Dodgers @ Houston Astros

Astrodome, Houston, TX

Tue Aug 12 1986, 8:05 PM EDT

Att. 37,973 - Unknown

TOP

livebaseballscorecards.com

Batter	1	2	3	4	5	6	7	8	9	AB	R	H	RBI	BB	SO	LOB
Steve Sax, R (1, 4) OBP: 0.383, SLG: 0.428	F3			F2		1B		PO		4	0	2	0	0	0	0
Mike Scioscia, L (1, 2) OBP: 0.394, SLG: 0.369	K			BB		F6		PO 1-2	4-3	3	0	0	0	1	1	1
Bill Madlock, R (1, 5) OBP: 0.319, SLG: 0.367	F6			F3		1-3			K	4	0	1	0	0	1	1
Len Matuszek, L (1, 7) OBP: 0.325, SLG: 0.509		K		BB 1-2		K			F8	3	0	0	0	1	2	2
Greg Brock, L (1, 3) OBP: 0.323, SLG: 0.438		F9		K			6-3			3	0	0	0	0	1	2
Franklin Stubbs, L (1, 9) OBP: 0.317, SLG: 0.477		F8			F8		4-3			3	0	0	0	0	0	0
Bill Russell, R (1, 6) OBP: 0.269, SLG: 0.255			5-3		F8		5-3			3	0	0	0	0	0	0
Reggie Williams, R (1, 8) OBP: 0.325, SLG: 0.380			K		F9			1-3		3	0	0	0	0	1	0
Rick Honeycutt, L (1, 1) OBP: 0.125, SLG: 0.100			K			F9		5-3		1	0	0	0	0	1	0
Mariano Duncan, R (6, PH) OBP: 0.286, SLG: 0.315										1	0	0	0	0	0	0
Ed Vande Berg, R (6, 1)										0	0	0	0	0	0	0
Enos Cabell, R (8, PH) OBP: 0.295, SLG: 0.337										1	0	0	0	0	0	0
Joe Beckwith, L (8, 1)										0	0	0	0	0	0	0

	AB	29
	R	0
	H	3
	RBI	0
	BB	2
	SO	7
	LOB	6

Inning Stats	1	2	3	4	5	6	7	8	9
	R: 0 E: 0 K: 1 S: 5	H: 0 LOB: 0 BB: 0 P: 5	R: 0 E: 0 K: 1 S: 5	H: 0 LOB: 0 BB: 0 P: 5	R: 0 E: 0 K: 2 S: 7	H: 0 LOB: 0 BB: 0 P: 7	R: 0 E: 0 K: 1 S: 5	H: 0 LOB: 2 BB: 2 P: 13	R: 0 E: 0 K: 0 S: 3	H: 0 LOB: 0 BB: 0 P: 3
	R: 0 E: 0 K: 1 S: 7	H: 2 LOB: 2 BB: 0 P: 7	R: 0 E: 0 K: 0 S: 3	H: 0 LOB: 0 BB: 0 P: 3	R: 0 E: 0 K: 0 S: 3	H: 1 LOB: 0 BB: 0 P: 3	R: 0 E: 0 K: 1 S: 5	H: 0 LOB: 0 BB: 0 P: 5		

	1B: 3	SF: 0	WP: 0	PA: 32
	2B: 0	SAC: 0	PB: 0	
	3B: 0	DP: 0	SB: 0	
	HR: 0	HBP: 0	CS: 0	

PITCHER		IP	WLS	BF	H	R	ER	SO	BB	IBB	HBP	BLK	WP	HR	S	P	ERA	WHIP
Nolan Ryan, R ERA: 3.7	(1, 1)	6.0	W	22	2	0	0	6	2	0	0	0	0	0	32	40	0.00	0.667
Charlie Kerfeld, R ERA: 2.61	(7, 1)	3.0	S	9	1	0	0	1	0	0	0	0	0	0	11	11	0.00	0.333

PITCHER		IP	WLS	BF	H	R	ER	SO	BB	IBB	HBP	BLK	WP	HR	S	P	ERA	WHIP

Batter	1	2	3	4	5	6	7	8	9	AB	R	H	RBI	BB	SO	LOB
Bill Doran, S (1, 4) OBP: 0.369, SLG: 0.363	BBBB 4-0 K 4-3 BB		x 0-0 ① F7		x 0-0 1B 2B			BBBB 4-0 FC5 1B BB		2	1	1	0	2	0	0
Billy Hatcher, R (1, 8) OBP: 0.292, SLG: 0.350	x 0-0 ① 4-3 1-2		x 0-0 ② 5-3		x 0-0 CS 2-H 1B			x 0-0 1B FC5 1-2 1B		4	0	2	1	0	0	1
Davey Lopes, R (1, 5) OBP: 0.385, SLG: 0.449	SSS 0-3 ②③ K 2-3		x 0-0 ③ F8		0-0 ③ CS 1-2	x 0-0 ① F4		x 0-0 ② FC5 1B 1-2 2-3f		4	0	0	0	0	1	3
Glenn Davis, R (1, 3) OBP: 0.338, SLG: 0.502		BBBB 4-0 1B 3B BB		x 0-0 ① F9		x 0-0 ② 4-3		x 0-0 1-2 2-3 1B		3	1	1	0	1	0	0
Kevin Bass, S (1, 9) OBP: 0.365, SLG: 0.504		x 0-0 1-2 3B 1B		x 0-0 ② 6-3		x 0-0 ③ 4-3		x 0-0 ③ F8		4	1	1	0	0	0	3
Jose Cruz, L (1, 7) OBP: 0.344, SLG: 0.378		x 0-0 1-H 2-H 3B		x 0-0 1B			SSS 0-3 ① K			3	0	2	2	0	1	0
Alan Ashby, S (1, 2) OBP: 0.343, SLG: 0.360		x 0-0 ① 5-3	SSS 0-3 ③ K				x 0-0 ② F7			3	0	0	0	0	1	2
Dickie Thon, R (1, 6) OBP: 0.294, SLG: 0.327		SSS 0-3 ② K			x 0-0 ① 5-3		x 0-0 ③ 5-3			3	0	0	0	0	1	1
Nolan Ryan, R (1, 1) OBP: 0.146, SLG: 0.125 Charlie Kerfeld, R (7, 1) OBP: 0.333, SLG: 0.200		SSS 0-3 ③ K			x 0-0 ② 4-3			SSS 0-3 ① K		2 1	0 0	0 0	0 0	0 0	1 1	1 0
Inning Stats	R: 0 E: 0 K: 1 S: 4 H: 0 LOB: 0 BB: 1 P: 8	R: 2 E: 0 K: 2 S: 9 H: 2 LOB: 1 BB: 1 P: 13	R: 0 E: 0 K: 0 S: 3 H: 0 LOB: 0 BB: 0 P: 3	R: 0 E: 0 K: 1 S: 6 H: 1 LOB: 1 BB: 0 P: 6	R: 1 E: 0 K: 0 S: 4 H: 2 LOB: 0 BB: 0 P: 4	R: 0 E: 0 K: 0 S: 3 H: 0 LOB: 0 BB: 0 P: 3	R: 0 E: 0 K: 1 S: 5 H: 0 LOB: 0 BB: 0 P: 5	R: 0 E: 0 K: 1 S: 7 H: 2 LOB: 3 BB: 1 P: 11		1B: 5 2B: 1 3B: 1 HR: 0 SF: 0 SAC: 0 DP: 0 HBP: 0						

PITCHER		IP	WLS	BF	H	R	ER	SO	BB	IBB	HBP	BLK	WP	HR	S	P	ERA	WHIP
Rick Honeycutt, L ERA: 2.85	(1, 1)	5.0	L	20	5	3	3	4	2	0	0	0	0	0	26	34	5.40	1.400
Ed Vande Berg, L ERA: 3.19	(6, 1)	2.0		6	0	0	0	1	0	0	0	0	0	0	8	8	0.00	0.000
Joe Beckwith, R ERA: 13.5	(8, 1)	1.0		6	2	0	0	1	1	0	0	0	0	0	7	11	0.00	3.000

PITCHER	IP	WLS	BF	H	R	ER	SO	BB	IBB	HBP	BLK	WP	HR	S	P	ERA	WHIP

BOTTOM

Los Angeles Dodgers @ Houston Astros

Astrodome, Houston, TX

Tue Aug 12 1986, 8:05 PM EDT

Att. 37,973 - Unknown

livebaseballscorecards.com

AB	29
R	3
H	7
RBI	3
BB	3
SO	6
LOB	11

WP: 0 PB: 0 SB: 0 CS: 1 PA: 33

Batter	1	2	3	4	5	6	7	8	9	AB	R	H	RBI	BB	SO	LOB
Steve Sax, R (1, 4) OBP: 0.383, SLG: 0.427	K	L6		F9		S 1B		1-2 1B		5	0	2	0	0	1	1
Bill Russell, R (1, 6) OBP: 0.273, SLG: 0.273	BB 2B 2B	2B 2B		K		K 1-2		F7		5	2	2	0	0	2	4
Bill Madlock, R (1, 5) OBP: 0.322, SLG: 0.371	BB 2B HBP	2-H 2B			F8		F6		F4	3	1	1	1	0	0	0
Jeff Hamilton, R (7, 5) OBP: 0.240, SLG: 0.361										1	0	0	0	0	0	0
Len Matuszek, L (1, 7) OBP: 0.326, SLG: 0.500	2B 1B 1-2 2-3 BB	F9			K		BB		4-3	2	1	0	0	1	1	1
Reggie Williams, R (7, PH) (7, 7) (8, 9) OBP: 0.326, SLG: 0.378										1	0	0	0	1	0	0
Greg Brock, L (1, 3) OBP: 0.324, SLG: 0.441	1B 1-3 2-H 3-H 2B		K		BB 1B		F8		K	5	1	2	2	0	2	1
Tom Niedenfuer, R (9, 1) OBP: 0.500, SLG: 0.500										0	0	0	0	0	0	0
Mike Scioscia, L (1, 2) OBP: 0.396, SLG: 0.369	2-H 3-H 1B		1-3		1-2 BB		F8			3	0	1	2	1	0	1
Franklin Stubbs, L (1, 9) (8, 7) OBP: 0.316, SLG: 0.474	1B		K		K			3-1		4	0	1	0	0	2	2
Jose Gonzalez, R (1, 8) OBP: 0.333, SLG: 0.400	6-3			F9 SH3-4 BB		K		F9		3	0	0	0	1	1	1
Orel Hershiser, R (1, 1) OBP: 0.255, SLG: 0.260		6-3		SH3-4 1-2		G1		1B 1B		3	0	1	0	0	0	0
Enos Cabell, R (9, 3) OBP: 0.295, SLG: 0.337										0	0	0	0	0	0	0
Inning Stats	R: 4 E: 0 K: 1 S: 8 H: 4 LOB: 1 BB: 1 P: 13	R: 1 E: 0 K: 0 S: 5 H: 2 LOB: 1 BB: 0 P: 5	R: 0 E: 0 K: 2 S: 7 H: 0 LOB: 0 BB: 0 P: 7	R: 0 E: 0 K: 1 S: 5 H: 0 LOB: 1 BB: 1 P: 9	R: 0 E: 0 K: 2 S: 8 H: 1 LOB: 2 BB: 1 P: 12	R: 0 E: 0 K: 2 S: 8 H: 1 LOB: 1 BB: 0 P: 8	R: 0 E: 0 K: 0 S: 3 H: 0 LOB: 1 BB: 1 P: 7	R: 0 E: 0 K: 0 S: 5 H: 2 LOB: 2 BB: 0 P: 5	R: 0 E: 0 K: 1 S: 5 H: 0 LOB: 0 BB: 0 P: 5	1B: 6 2B: 4 3B: 0 HR: 0	SF: 0 SAC: 1 DP: 0 HBP: 1						

TOP

Los Angeles Dodgers @ Houston Astros

Astrodome, Houston, TX

Wed Aug 13 1986, 8:05 PM EDT

Att. 33,327 - Unknown

livebaseballscorecards.com

AB	35
R	5
H	10
RBI	5
BB	4
SO	9
LOB	11

WP: 0 PB: 0 SB: 1 CS: 0 PA: 41

PITCHER		IP	WLS	BF	H	R	ER	SO	BB	IBB	HBP	BLK	WP	HR	S	P	ERA	WHIP
Mike Scott, R ERA: 2.32	(1, 1)	5.0	L	25	7	5	5	6	3	0	1	0	0	0	33	46	9.00	2.000
Larry Andersen, R ERA: 3.86	(6, 1)	1.0		4	1	0	0	2	0	0	0	0	0	0	8	8	0.00	1.000
Tom Funk, L ERA: 1.23	(7, 1)	2.0		9	2	0	0	0	1	0	0	0	0	0	8	12	0.00	1.500
Aurelio Lopez, R ERA: 3.2	(9, 1)	1.0		3	0	0	0	1	0	0	0	0	0	0	5	5	0.00	0.000

PITCHER	IP	WLS	BF	H	R	ER	SO	BB	IBB	HBP	BLK	WP	HR	S	P	ERA	WHIP

Batter	1	2	3	4	5	6	7	8	9	AB	R	H	RBI	BB	SO	LOB
Bill Doran, S (1, 4) OBP: 0.368, SLG: 0.362	S S S 0-3 ① K		x 0-0 ③ L5			S S S 0-3 ③ K			x 0-0 FC6-4 1-3 1-2 1B 1B	4	1	1	0	0	2	1
Billy Hatcher, R (1, 8) OBP: 0.287, SLG: 0.344	x 0-0 ② 4-3			x 0-0 ① 3-1			S S S 0-3 ① K2-3		x 0-0 ① 1-3 1-2 2-3	4	0	0	0	0	1	2
Denny Walling, L (1, 5) OBP: 0.372, SLG: 0.480	x 0-0 ③ 3-1			x 0-0 ② 4-3			x 0-0 ② 4-3		B B B B 4-0 FC6-4 BB	3	0	0	0	1	0	0
Glenn Davis, R (1, 3) OBP: 0.338, SLG: 0.500 Dickie Thon, R (8, 6) OBP: 0.293, SLG: 0.325		x 0-0 ① F9		S S S 0-3 ③ K			H 1-0 HBP		x 0-0 ② FC6-4 DI 1-2f 2-3 3-H 1B	2	0	0	0	0	1	0
										1	1	0	1	0	0	2
Kevin Bass, S (1, 9) OBP: 0.364, SLG: 0.501		x 0-0 ② F7			S S S 0-3 ① K		x 0-0 ③ 4-3		x 0-0 BB 1-H 3-H 1B	4	0	1	2	0	1	1
Jose Cruz, L (1, 7) OBP: 0.346, SLG: 0.377		x 0-0 ③ 6-3			x 0-0 ② 4-3			x 0-0 G6-3 1B	B B B B 4-0 1-2 BB	3	0	1	0	1	0	0
Alan Ashby, S (1, 2) OBP: 0.338, SLG: 0.354			x 0-0 ① F8		S S S 0-3 ③ K			S S S 0-3 ① K	S S S 0-3 ③ K	3	0	0	0	0	2	1
Aurelio Lopez, R (9, 1)										0	0	0	0	0	0	0
Phil Garner, R (9, PH) OBP: 0.327, SLG: 0.424										1	0	0	0	0	1	2
Craig Reynolds, L (1, 6) OBP: 0.271, SLG: 0.349			x 0-0 SH1-4 1B			x 0-0 ① 3-1		x 0-0 ② ③ G6-3 1-2f		3	0	1	0	0	0	1
(8, 3)																
Mike Scott, R (1, 1) OBP: 0.132, SLG: 0.149			x 0-0 ② SH1-4 1-2			x 0-0 ② 4-3			x 0-0 1-3 1B FC6-4 1B	0	0	0	0	0	0	0
Larry Andersen, R (6, 1)										0	0	0	0	0	0	0
Terry Puhl, L (6, PH) OBP: 0.295, SLG: 0.333										1	0	0	0	0	0	0
Tom Funk, L (7, 1)										0	0	0	0	0	0	0
John Mizerock, L (9, 2) OBP: 0.406, SLG: 0.213										1	1	1	0	0	0	0
Inning Stats	R: 0 E: 0 K: 1 S: 5 H: 0 LOB: 0 BB: 0 P: 5	R: 0 E: 0 K: 0 S: 3 H: 0 LOB: 0 BB: 0 P: 3	R: 0 E: 0 K: 0 S: 4 H: 1 LOB: 1 BB: 0 P: 4	R: 0 E: 0 K: 1 S: 5 H: 0 LOB: 0 BB: 0 P: 5	R: 0 E: 0 K: 2 S: 7 H: 0 LOB: 0 BB: 0 P: 7	R: 0 E: 0 K: 1 S: 5 H: 0 LOB: 0 BB: 0 P: 5	R: 0 E: 0 K: 1 S: 5 H: 0 LOB: 1 BB: 0 P: 6	R: 0 E: 0 K: 1 S: 5 H: 1 LOB: 0 BB: 0 P: 5	R: 3 E: 0 K: 1 S: 8 H: 3 LOB: 2 BB: 2 P: 16	1B: 5 2B: 0 3B: 0 HR: 0	SF: 0 SAC: 1 DP: 1 HBP: 1						

PITCHER	IP	WLS	BF	H	R	ER	SO	BB	IBB	HBP	BLK	WP	HR	S	P	ERA	WHIP
Orel Hershiser, R (1, 1) ERA: 3.68	8.2	W	33	5	3	3	7	2	0	1	0	0	0	44	53	3.12	0.808
Tom Niedenfuer, R (9, 1) ERA: 3.18	0.1	S	1	0	0	0	1	0	0	0	0	0	0	3	3	0.00	0.000

PITCHER	IP	WLS	BF	H	R	ER	SO	BB	IBB	HBP	BLK	WP	HR	S	P	ERA	WHIP

BOTTOM

Los Angeles Dodgers @ Houston Astros

Astrodome, Houston, TX

Wed Aug 13 1986, 8:05 PM EDT

Att. 33,327 - Unknown

livebaseballscorecards.com

AB	30
R	3
H	5
RBI	3
BB	2
SO	8
LOB	10

1B: 5	SF: 0	WP: 0	PA: 34
2B: 0	SAC: 1	PB: 0	
3B: 0	DP: 1	SB: 0	
HR: 0	HBP: 1	CS: 0	

Batter	1	2	3	4	5	6	7	8	9	AB	R	H	RBI	BB	SO	LOB
Steve Sax, R (1, 4) OBP: 0.380, SLG: 0.423	F9		K		4-3		5-3			4	0	0	0	0	1	0
Bill Russell, R (1, 6) OBP: 0.279, SLG: 0.275	F9		1B		HR BB		6-3			3	1	1	0	1	0	0
Bill Madlock, R (1, 5) OBP: 0.324, SLG: 0.388	2B		F9		1-H HR		K			4	1	2	2	0	1	1
Franklin Stubbs, L (1, 7) OBP: 0.312, SLG: 0.468	4-3		F7		F6			4-3		4	0	0	0	0	0	2
Enos Cabell, R (1, 3) OBP: 0.299, SLG: 0.340		BB 1B		F7	S 1B			6-3		4	0	2	0	0	0	0
Mike Scioscia, L (1, 2) OBP: 0.397, SLG: 0.368		1-2 BB		HBP 7-5 1B	F8 1-2			4-3		3	0	1	0	1	0	1
Jose Gonzalez, R (1, 8) OBP: 0.267, SLG: 0.308		F8		E1 HBP 1-2		K			K	3	0	0	0	0	1	3
Len Matuszek, L (9, PH) OBP: 0.323, SLG: 0.496										1	0	0	0	0	1	0
Reggie Williams, R (1, 9) OBP: 0.326, SLG: 0.374		F8		1-2 2-3 HBP		1-3			F8	2	0	0	0	0	0	2
Greg Brock, L (9, PH) OBP: 0.323, SLG: 0.439										1	0	0	0	0	0	0
Fernando Valenzuela, L (1, 1) OBP: 0.205, SLG: 0.232		F7		7-5 3-Hf		G1			F7	3	0	0	0	0	0	5
Alex Trevino, R (9, PH) OBP: 0.363, SLG: 0.386										1	0	0	0	0	0	0

Inning Stats	1	2	3	4	5	6	7	8	9
	R: 0 H: 1 E: 0 LOB: 1 K: 0 BB: 0 S: 4 P: 4	R: 0 H: 1 E: 0 LOB: 2 K: 0 BB: 1 S: 4 P: 8	R: 0 H: 1 E: 0 LOB: 1 K: 1 BB: 0 S: 6 P: 6	R: 0 H: 1 E: 1 LOB: 2 K: 0 BB: 0 S: 4 P: 5	R: 2 H: 2 E: 0 LOB: 1 K: 0 BB: 1 S: 5 P: 9	R: 0 H: 0 E: 0 LOB: 0 K: 1 BB: 0 S: 5 P: 5	R: 0 H: 0 E: 0 LOB: 0 K: 1 BB: 0 S: 5 P: 5	R: 0 H: 0 E: 0 LOB: 0 K: 0 BB: 0 S: 3 P: 3	R: 0 H: 0 E: 0 LOB: 0 K: 1 BB: 0 S: 5 P: 5

PITCHER		IP	WLS	BF	H	R	ER	SO	BB	IBB	HBP	BLK	WP	HR	S	P	ERA	WHIP
Jim Deshaies, L ERA: 3.75	(1, 1)	5.0		24	6	2	2	1	2	0	1	0	0	1	23	32	3.60	1.600
Larry Andersen, R ERA: 3.65	(6, 1)	3.0	W	9	0	0	0	2	0	0	0	0	0	0	13	13	0.00	0.000
Dave Smith, R ERA: 2.76	(9, 1)	1.0	S	3	0	0	0	1	0	0	0	0	0	0	5	5	0.00	0.000

PITCHER	IP	WLS	BF	H	R	ER	SO	BB	IBB	HBP	BLK	WP	HR	S	P	ERA	WHIP

TOP

Los Angeles Dodgers @ Houston Astros

Astrodome, Houston, TX

Thu Aug 14 1986, 8:05 PM EDT

Att. 42,118 - Unknown

livebaseballscorecards.com

AB	33
R	2
H	6
RBI	2
BB	2
SO	4
LOB	14

1B: 4	SF: 0	WP: 0	PA: 36
2B: 2	SAC: 0	PB: 0	
3B: 0	DP: 1	SB: 1	
HR: 1	HBP: 1	CS: 0	

BOTTOM

Los Angeles Dodgers @ Houston Astros

Astrodome, Houston, TX

Thu Aug 14 1986, 8:05 PM EDT

Att. 42,118 - Unknown

livebaseballscorecards.com

Batter	1	2	3	4	5	6	7	8	9	AB	R	H	RBI	BB	SO	LOB
Bill Doran, S (1, 4) OBP: 0.369, SLG: 0.362	BBBB 4-0 FC4-6 BB		x 0-0 ②③ L6-3 1-2			x 0-0 ① 6-3		x 0-0 1B 1-3 4-3 1B		3	1	1	0	1	0	1
Billy Hatcher, R (1, 8) OBP: 0.287, SLG: 0.343	x 0-0 ① FC4-6 G6-4-3 1-2f			x 0-0 ① F6		x 0-0 ② F8		x 0-0 4-3 E 1-3 3-H 1B		4	1	1	1	0	0	1
Phil Garner, R (1, 5) OBP: 0.330, SLG: 0.420 Dave Smith, R (9, 1)	x 0-0 ②③ G6-4-3 1-2f			BBBB 4-0 FC4-6 BB		BBBB 4-0 BB		x 0-0 ② 4-3 1-2 3-H		2 0	0 0	0 0	1 0	2 0	0 0	2 0
Glenn Davis, R (1, 3) OBP: 0.338, SLG: 0.498		x 0-0 ① 6-3		x 0-0 ② FC4-6 1-2f		x 0-0 ③ 4-3		x 0-0 E8 2-H 1B		4	0	1	1	0	0	2
Kevin Bass, S (1, 9) OBP: 0.365, SLG: 0.499		BBBB 4-0 1B BB		x 0-0 ③ F7			SSS 0-3 ① K	III 4-0 IBB		2	0	0	0	2	1	1
Jose Cruz, L (1, 7) OBP: 0.348, SLG: 0.379		x 0-0 G6-4-3 1-2 1B			x 0-0 1B		x 0-0 ② 1-3	x 0-0 ③ F7		4	0	2	0	0	0	2
Alan Ashby, S (1, 2) OBP: 0.333, SLG: 0.349		x 0-0 ②③ G6-4-3 1-2f			x 0-0 ① F3		x 0-0 ③ 6-3			3	0	0	0	0	0	3
Dickie Thon, R (1, 6) OBP: 0.293, SLG: 0.325			x 0-0 ① F9		SSS 0-3 ② K			x 0-0 FC6-4 1B		3	0	1	0	0	1	1
Jim Deshaies, L (1, 1) OBP: 0.171, SLG: 0.065 Jim Pankovits, R (5, PH) OBP: 0.339, SLG: 0.358 Larry Andersen, R (6, 1) Davey Lopes, R (8, PH) OBP: 0.384, SLG: 0.447 (9, 5)			BBBB 4-0 L6-3 BB		SSS 0-3 ③ K			x 0-0 ① FC6-4 1B 1-2f 1B		0 1 0 1	0 0 0 1	0 0 0 1	0 0 0 0	1 0 0 0	0 1 0 0	0 1 0 1
Inning Stats	R: 0 H: 0 E: 0 LOB: 0 K: 0 BB: 1 S: 2 P: 6	R: 0 H: 1 E: 0 LOB: 1 K: 0 BB: 1 S: 3 P: 7	R: 0 H: 0 E: 0 LOB: 0 K: 0 BB: 1 S: 2 P: 6	R: 0 H: 0 E: 0 LOB: 1 K: 0 BB: 1 S: 3 P: 7	R: 0 H: 1 E: 0 LOB: 1 K: 2 BB: 0 S: 8 P: 8	R: 0 H: 0 E: 0 LOB: 1 K: 0 BB: 1 S: 3 P: 7	R: 0 H: 0 E: 0 LOB: 0 K: 1 BB: 0 S: 5 P: 5	R: 3 H: 4 E: 1 LOB: 2 K: 0 BB: 1 S: 7 P: 11		1B: 6 SF: 0 2B: 1 SAC: 0 3B: 0 DP: 3 HR: 0 HBP: 0						WP: 0 PA: 33 PB: 0 SB: 0 CS: 0

PITCHER	IP	WLS	BF	H	R	ER	SO	BB	IBB	HBP	BLK	WP	HR	S	P	ERA	WHIP
Fernando Valenzuela, L (1, 1) ERA: 2.99	8.0	L	33	6	3	3	3	5	1	0	0	0	0	33	57	3.38	1.375

PITCHER	IP	WLS	BF	H	R	ER	SO	BB	IBB	HBP	BLK	WP	HR	S	P	ERA	WHIP

Houston Astros @ Atlanta Braves

Atlanta-Fulton County Stadium, Atlanta, GA

Fri Aug 15 1986, 7:05 PM EDT

Att. 26,625 - Unknown

TOP

livebaseballscorecards.com

Batter	1	2	3	4	5	6	7	8	9	AB	R	H	RBI	BB	SO	LOB
Bill Doran, S (1, 4) OBP: 0.368, SLG: 0.363	E4 G6-3-5		4-3 2-3		4-3 4-3 2B		1-3			4	1	1	0	0	0	1
Billy Hatcher, R (1, 8) OBP: 0.282, SLG: 0.337	G6-3-5 1-3f		4-3		4-3 2-3			F6		4	0	0	0	0	0	3
Denny Walling, L (1, 5) OBP: 0.377, SLG: 0.496	1B			HR	4-3 3-H			1B		4	1	3	2	0	0	0
Glenn Davis, R (1, 3) OBP: 0.337, SLG: 0.495	F8			E 1B 1B	F7			F9		4	1	1	0	0	0	2
Kevin Bass, S (1, 9) OBP: 0.362, SLG: 0.494		L9		E4 1B 1-3		4-3		L4		4	0	0	0	0	0	2
Jose Cruz, L (1, 7) OBP: 0.344, SLG: 0.374		K		F7		4-3			K	4	0	0	0	0	2	2
Craig Reynolds, L (1, 6) OBP: 0.275, SLG: 0.356		5-3		1-3 3-H 1B		F9			3-1 2B	4	0	2	1	0	0	0
John Mizerock, L (1, 2) OBP: 0.397, SLG: 0.200			BBBB 4-3 SH2-4 BB	F2			G3		3-1 2-3	3	0	0	0	1	0	3
Bob Knepper, L (1, 1) OBP: 0.092, SLG: 0.105			SH2-4 1-2	4-3			4-3		K	3	0	0	0	0	1	3

AB	34
R	3
H	7
RBI	3
BB	1
SO	3
LOB	16

Inning Stats	1	2	3	4	5	6	7	8	9	1B: 4 SF: 0	WP: 0 PA: 36
R:	0	0	0	2	1	0	0	0	0	2B: 3 SAC: 1	PB: 0
E:	1	0	0	1	0	0	0	0	0	3B: 0 DP: 1	SB: 0
K:	0	1	0	0	0	0	0	0	2	HR: 1 HBP: 0	CS: 0
S:	4	5	3	7	4	3	3	4	8		
H:	1	0	0	3	1	0	0	1	1		
LOB:	1	0	1	0	0	0	0	1	1		
BB:	0	0	1	0	0	0	0	0	0		
P:	4	5	7	7	4	3	3	4	8		

PITCHER		IP	WLS	BF	H	R	ER	SO	BB	IBB	HBP	BLK	WP	HR	S	P	ERA	WHIP
Jim Acker, R ERA: 3.77	(1, 1)	7.0	L	28	5	3	2	1	1	0	0	0	0	1	29	33	2.57	0.857
Cliff Speck, R ERA: 1.23	(8, 1)	0.2		3	1	0	0	0	0	0	0	0	0	0	3	3	0.00	1.500
Ed Olwine, L ERA: 2.42	(8, 1)	1.1		5	1	0	0	2	0	0	0	0	0	0	9	9	0.00	0.750

PITCHER		IP	WLS	BF	H	R	ER	SO	BB	IBB	HBP	BLK	WP	HR	S	P	ERA	WHIP

Batter	1	2	3	4	5	6	7	8	9	AB	R	H	RBI	BB	SO	LOB
Bill Sample, R (1, 9) OBP: 0.315, SLG: 0.388	BB 1B		K		E3			6-3		4	0	1	0	0	1	0
Rafael Ramirez, R (1, 5) OBP: 0.253, SLG: 0.316	F7		BB 1B		K			6-3		4	0	1	0	0	1	2
Dale Murphy, R (1, 8) OBP: 0.372, SLG: 0.498	BB		BB			6-3		K		2	0	0	0	2	1	0
Bob Horner, R (1, 3) OBP: 0.338, SLG: 0.472	K		L3			G3 2B			2B 1B	4	0	2	0	0	1	4
Ken Griffey, L (1, 7) OBP: 0.350, SLG: 0.508	F4			F9		G3			F8	4	0	0	0	0	0	4
Andres Thomas, R (1, 6) OBP: 0.300, SLG: 0.441		F6		6-3		5-3			F7	4	0	0	0	0	0	2
Bruce Benedict, R (1, 2) OBP: 0.336, SLG: 0.340		6-3		6-3			F9		2B	4	0	1	0	0	0	0
Glenn Hubbard, R (1, 4) OBP: 0.358, SLG: 0.322		5-3			F7		6-3		5-3	3	0	0	0	0	0	0
Ted Simmons, S (9, PH) OBP: 0.320, SLG: 0.383										1	0	0	0	0	0	2
Jim Acker, R (1, 1) OBP: 0.167, SLG: 0.250			5-3		K		F8			2	0	0	0	0	1	0
Terry Harper, R (7, PH) OBP: 0.307, SLG: 0.347										1	0	0	0	0	0	0
Cliff Speck, R (8, 1)										0	0	0	0	0	0	0
Ed Olwine, R (8, 1) OBP: 0.500, SLG: 0.500										0	0	0	0	0	0	0
Inning Stats	R: 0 H: 1 E: 0 LOB: 2 K: 1 BB: 1 S: 6 P: 10	R: 0 H: 0 E: 0 LOB: 0 K: 0 BB: 0 S: 3 P: 3	R: 0 H: 1 E: 0 LOB: 2 K: 1 BB: 1 S: 6 P: 10	R: 0 H: 0 E: 0 LOB: 0 K: 0 BB: 0 S: 3 P: 3	R: 0 H: 0 E: 1 LOB: 1 K: 2 BB: 0 S: 8 P: 8	R: 0 H: 1 E: 0 LOB: 1 K: 0 BB: 0 S: 4 P: 4	R: 0 H: 0 E: 0 LOB: 0 K: 0 BB: 0 S: 3 P: 3	R: 0 H: 0 E: 0 LOB: 0 K: 1 BB: 0 S: 5 P: 5	R: 0 H: 2 E: 0 LOB: 2 K: 0 BB: 0 S: 5 P: 5	1B: 3 SF: 0 2B: 2 SAC: 0 3B: 0 DP: 0 HR: 0 HBP: 0						

PITCHER	IP	WLS	BF	H	R	ER	SO	BB	IBB	HBP	BLK	WP	HR	S	P	ERA	WHIP
Bob Knepper, L (1, 1) ERA: 2.62	9.0	W	35	5	0	0	5	2	0	0	0	0	0	43	51	0.00	0.778

PITCHER	IP	WLS	BF	H	R	ER	SO	BB	IBB	HBP	BLK	WP	HR	S	P	ERA	WHIP

BOTTOM

Houston Astros @ Atlanta Braves

Atlanta-Fulton County Stadium, Atlanta, GA

Fri Aug 15 1986, 7:05 PM EDT

Att. 26,625 - Unknown

livebaseballscorecards.com

AB	33
R	0
H	5
RBI	0
BB	2
SO	5
LOB	14

Batter	1	2	3	4	5	6	7	8	9	AB	R	H	RBI	BB	SO	LOB
Bill Doran, S (1, 4) OBP: 0.367, SLG: 0.361	x 0-0 ① G3		S S S 0-3 ③ K 1-2		x 0-0 ② G3 2-3		x 0-0 ① F8		x 0-0 S 1B	5	0	1	0	0	1	2
Billy Hatcher, R (1, 8) OBP: 0.281, SLG: 0.332	x 0-0 ② F5		S S S 0-3 ① K		B B B B 4-0 BB		x 0-0 ② 5-3		S S S 0-3 ① K 1-2	4	0	0	0	1	2	1
Denny Walling, L (1, 5) OBP: 0.374, SLG: 0.490	x 0-0 ③ F7			x 0-0 ② F7	0-0 ③ CS 3-H	x 0-0 1B 3B 1B	S S S 0-3 ③ K		x 0-0 ② 5-3	5	1	1	0	0	1	1
Glenn Davis, R (1, 3) OBP: 0.337, SLG: 0.494		S S S 0-3 ① K		x 0-0 1B		x 0-0 1-2 3B 1B		x 0-0 ① 1-3	x 0-0 ③ F7	5	1	2	0	0	1	1
Kevin Bass, S (1, 9) OBP: 0.363, SLG: 0.506		x 0-0 ② F7		x 0-0 ③ 2-3		x 0-0 1-H 2-H 1B 3B		x 0-0 HR		4	2	2	3	0	0	1
Jose Cruz, L (1, 7) OBP: 0.343, SLG: 0.373		x 0-0 ③ G3			x 0-0 E4 2B 1B	x 0-0 3-H 5-3 1B		x 0-0 ② F7		4	1	1	1	0	0	0
Alan Ashby, S (1, 2) OBP: 0.336, SLG: 0.354			x 0-0 ① G3		x 0-0 1-3 1B 2B	x 0-0 ① 1-2 5-3		B B B B 4-0 BB		3	1	1	0	1	0	1
Dave Smith, R (8, 1)										0	0	0	0	0	0	0
Craig Reynolds, L (1, 6) OBP: 0.275, SLG: 0.354			S S S 0-3 ② K		x 0-0 G3 CS 2-H 3-H 1B	x 0-0 ② F5		x 0-0 ③ F6		4	0	1	2	0	1	2
Matt Keough, R (1, 1) OBP: 0.400, SLG: 0.500			x 0-0 S 1B		x 0-0 ① F8	x 0-0 ③ 4-3			x 0-0 HR	3	0	1	0	0	0	2
Charlie Kerfeld, R (6, 1) OBP: 0.333, SLG: 0.200										0	0	0	0	0	0	0
John Mizerock, L (8, 2) OBP: 0.405, SLG: 0.275										1	1	1	1	0	0	0
Inning Stats	R: 0 E: 0 K: 0 S: 3 H: 0 LOB: 0 BB: 0 P: 3	R: 0 E: 0 K: 1 S: 5 H: 0 LOB: 0 BB: 0 P: 5	R: 0 E: 0 K: 2 S: 8 H: 1 LOB: 1 BB: 0 P: 8	R: 0 E: 0 K: 1 S: 6 H: 1 LOB: 1 BB: 0 P: 6	R: 2 E: 1 K: 0 S: 5 H: 2 LOB: 1 BB: 1 P: 9	R: 3 E: 0 K: 0 S: 7 H: 4 LOB: 1 BB: 0 P: 7	R: 0 E: 0 K: 1 S: 5 H: 0 LOB: 0 BB: 0 P: 5	R: 1 E: 0 K: 0 S: 4 H: 1 LOB: 1 BB: 1 P: 8	R: 1 E: 0 K: 1 S: 7 H: 2 LOB: 1 BB: 0 P: 7	1B: 7 2B: 1 3B: 1 HR: 2 SF: 0 SAC: 0 DP: 0 HBP: 0						

TOP

Houston Astros @ Atlanta Braves

Atlanta-Fulton County Stadium, Atlanta, GA

Sat Aug 16 1986, 7:05 PM EDT

Att. 31,862 - Unknown

livebaseballscorecards.com

AB	38
R	7
H	11
RBI	7
BB	2
SO	6
LOB	11

WP: 0 PB: 0 SB: 2 CS: 1 PA: 41

PITCHER		IP	WLS	BF	H	R	ER	SO	BB	IBB	HBP	BLK	WP	HR	S	P	ERA	WHIP
Rick Mahler, R ERA: 5.19	(1, 1)	5.0	L	23	7	5	4	4	1	0	0	0	0	0	30	34	7.20	1.600
Paul Assenmacher, L ERA: 2.79	(6, 1)	1.0		4	1	0	0	0	0	0	0	0	0	0	4	4	0.00	1.000
Cliff Speck, R ERA: 1.08	(7, 1)	1.0		3	0	0	0	1	0	0	0	0	0	0	5	5	0.00	0.000
Jeff Dedmon, R ERA: 3.05	(8, 1)	2.0		10	3	2	2	1	1	0	0	0	0	2	11	15	9.00	2.000

PITCHER		IP	WLS	BF	H	R	ER	SO	BB	IBB	HBP	BLK	WP	HR	S	P	ERA	WHIP

Houston Astros @ Atlanta Braves

Atlanta-Fulton County Stadium, Atlanta, GA

Sat Aug 16 1986, 7:05 PM EDT

Att. 31,862 - Unknown

BOTTOM

Batter	1	2	3	4	5	6	7	8	9	AB	R	H	RBI	BB	SO	LOB
Omar Moreno, L (1, 9) OBP: 0.286, SLG: 0.387	S S S 0-3 K ①		x 0-0 G1-4-3 ③			x 0-0 6-3 ②	x 0-0 G3 ③ 1-3 3-H			4	0	0	0	0	1	1
Ken Oberkfell, L (1, 5) OBP: 0.383, SLG: 0.372	S S S 0-3 K ②			x 0-0 5-3 ①		x 0-0 HR 1B		S S S 0-3 K ①		4	1	1	0	0	2	0
Dale Murphy, R (1, 8) OBP: 0.373, SLG: 0.503	x 0-0 F7 ③			B B B 4-0 BB		x 0-0 1-H HR		x 0-0 F9 ②		3	1	1	2	1	0	0
Bob Horner, R (1, 3) OBP: 0.335, SLG: 0.467		x 0-0 F8 ①		S S S 0-3 K ②		x 0-0 4-3 ③		x 0-0 F7 ③		4	0	0	0	0	1	1
Ken Griffey, L (1, 7) OBP: 0.346, SLG: 0.503		x 0-0 G3 ②		x 0-0 F7 ③			x 0-0 F7 ①		x 0-0 G3 ①	4	0	0	0	0	0	1
Rafael Ramirez, R (1, 6) OBP: 0.255, SLG: 0.317		x 0-0 1B			x 0-0 F4 ①		x 0-0 WP 1B SF9 1B		x 0-0 F8 ②	4	1	2	0	0	0	0
Ozzie Virgil, R (1, 2) OBP: 0.333, SLG: 0.373	S S S 0-3 K ③				S S S 0-3 K ②		x 0-0 SF9 WP 1-2 WP 1B		S S S 0-3 K ③	4	1	1	0	0	3	1
Glenn Hubbard, R (1, 4) OBP: 0.361, SLG: 0.321			B B B B 4-0 G1-6-3 BB		x 0-0 L5 ③		B B B B 4-0 WP S 1-2 2-3 BB			1	0	0	0	2	0	0
Rick Mahler, R (1, 1) OBP: 0.217, SLG: 0.200 Paul Assenmacher, L (6, 1) Bill Sample, R (6, PH) OBP: 0.313, SLG: 0.386 Cliff Speck, R (7, 1) Chris Chambliss, L (7, PH) OBP: 0.392, SLG: 0.444 Jeff Dedmon, L (8, 1) OBP: 0.167, SLG: 0.167			x 0-0 G1-6-3 ① ② 1-2f			x 0-0 5-3 ①	x 0-0 SF9 ② 2-3 3-H			1 0 1 0 0 0	0 0 0 0 0 0	0 0 0 0 1 0	0 0 0 0 0 0	0 0 0 0 0 0	0 0 0 0 0 0	1 0 0 0 0 0
Inning Stats	R: 0 E: 0 K: 2 S: 7 H: 0 LOB: 0 BB: 0 P: 7	R: 0 E: 0 K: 1 S: 6 H: 1 LOB: 1 BB: 0 P: 6	R: 0 E: 0 K: 0 S: 2 H: 0 LOB: 0 BB: 1 P: 6	R: 0 E: 0 K: 1 S: 5 H: 0 LOB: 1 BB: 1 P: 9	R: 0 E: 0 K: 1 S: 5 H: 0 LOB: 0 BB: 0 P: 5	R: 2 E: 0 K: 0 S: 5 H: 2 LOB: 0 BB: 0 P: 5	R: 2 E: 0 K: 0 S: 5 H: 2 LOB: 1 BB: 1 P: 9	R: 0 E: 0 K: 1 S: 5 H: 0 LOB: 0 BB: 0 P: 5	R: 0 E: 0 K: 1 S: 5 H: 0 LOB: 0 BB: 0 P: 5	1B: 4 2B: 0 3B: 0 HR: 1	SF: 1 SAC: 0 DP: 1 HBP: 0				WP: 2 PB: 0 SB: 1 CS: 0	PA: 34	

PITCHER		IP	WLS	BF	H	R	ER	SO	BB	IBB	HBP	BLK	WP	HR	S	P	ERA	WHIP
Matt Keough, R ERA: 4.81	(1, 1)	5.2	W	21	3	2	2	5	2	0	0	0	0	1	29	37	3.18	0.882
Charlie Kerfeld, R ERA: 2.82	(6, 1)	1.1		7	2	2	2	0	1	0	0	0	2	0	6	10	13.50	2.250
Dave Smith, R ERA: 2.64	(8, 1)	2.0	S	6	0	0	0	2	0	0	0	0	0	0	10	10	0.00	0.000

PITCHER	IP	WLS	BF	H	R	ER	SO	BB	IBB	HBP	BLK	WP	HR	S	P	ERA	WHIP

livebaseballscorecards.com

Batter	1	2	3	4	5	6	7	8	9	AB	R	H	RBI	BB	SO	LOB
Bill Doran, S (1, 4) OBP: 0.365, SLG: 0.360	0-0 G4-6-3 1B		0-0 6-3 ①		0-0 L8 ①	0-0 SF8 ② 3-H			0-0 1-3 ①	4	0	1	1	0	0	0
Billy Hatcher, R (1, 8) OBP: 0.280, SLG: 0.328	0-0 G4-6-3 ① ② 1-2f		0-0 L8 ②		4-0 BBBB 1B BB	0-0 F7 ③			0-0 4-3 ②	3	0	0	0	1	0	2
Craig Reynolds, L (9, PH) OBP: 0.274, SLG: 0.353										1	0	0	0	0	0	0
Davey Lopes, R (1, 7) OBP: 0.388, SLG: 0.445	4-0 BBBB BB		4-0 BBBB HR BB		0-0 S 1-3 1B		0-0 5-3 ①		0-0 5-3 ③	3	1	1	0	2	0	0
Glenn Davis, R (1, 3) OBP: 0.339, SLG: 0.500	0-0 F9 ③		0-0 1-H HR		4-0 BBBB 1-2 BB		0-0 5-3 ②			3	1	1	2	1	0	1
Kevin Bass, S (1, 9) OBP: 0.362, SLG: 0.503		0-0 5-3 ①	0-0 CS 1B		0-0 F6 ②		0-0 4-3 ③			4	0	1	0	0	0	3
Phil Garner, R (1, 5) OBP: 0.326, SLG: 0.415		0-0 F8 ②	0-0 CS ③ 1-2	0-0 L8 ①	0-3 SSS K2-3 ③			0-3 SSS K ①		3	0	0	0	0	1	3
Denny Walling, L (8, PH) OBP: 0.373, SLG: 0.489 (8, 5)										1	0	0	0	0	1	0
Alan Ashby, S (1, 2) OBP: 0.339, SLG: 0.357	0-0 1B 1B			0-0 F5 ②		0-0 1B WP SF8 1B		0-3 SSS K ②		4	1	2	0	0	1	0
Dickie Thon, R (1, 6) OBP: 0.301, SLG: 0.327	0-0 1-2 1B			4-0 BBBB BB		0-3 SSS K ① 1-2		4-0 BBBB BB		2	0	1	0	2	1	1
Nolan Ryan, R (1, 1) OBP: 0.140, SLG: 0.119	0-3 SSS K ③			0-0 F8 ③		0-0 2-3 1B		0-0 L3 ③		2	0	0	0	0	1	3
Jim Pankovits, R (6, PH) OBP: 0.350, SLG: 0.370										1	0	1	0	0	0	0
Tom Funk, L (6, 1)										0	0	0	0	0	0	0
Larry Andersen, R (6, 1)										0	0	0	0	0	0	0
Jose Cruz, L (8, PH) OBP: 0.342, SLG: 0.372										1	0	0	0	0	0	1
Aurelio Lopez, R (8, 1)										0	0	0	0	0	0	0
Inning Stats	R: 0 E: 0 K: 0 S: 3 H: 1 LOB: 1 BB: 1 P: 7	R: 0 E: 0 K: 1 S: 7 H: 2 LOB: 2 BB: 0 P: 7	R: 2 E: 0 K: 0 S: 4 H: 2 LOB: 0 BB: 1 P: 8	R: 0 E: 0 K: 0 S: 3 H: 0 LOB: 1 BB: 1 P: 7	R: 0 E: 0 K: 1 S: 6 H: 1 LOB: 3 BB: 2 P: 14	R: 1 E: 0 K: 1 S: 7 H: 2 LOB: 1 BB: 0 P: 7	R: 0 E: 0 K: 0 S: 3 H: 0 LOB: 0 BB: 0 P: 3	R: 0 E: 0 K: 2 S: 7 H: 0 LOB: 1 BB: 1 P: 11	R: 0 E: 0 K: 0 S: 3 H: 0 LOB: 0 BB: 0 P: 3	1B: 7 2B: 0 3B: 0 HR: 1 SF: 1 SAC: 0 DP: 1 HBP: 0						

PITCHER		IP	WLS	BF	H	R	ER	SO	BB	IBB	HBP	BLK	WP	HR	S	P	ERA	WHIP
Zane Smith, L ERA: 3.44	(1, 1)	6.0		29	8	3	3	3	5	0	0	0	1	1	30	50	4.50	2.167
Cliff Speck, R ERA: 0.9	(7, 1)	1.2	W	6	0	0	0	2	1	0	0	0	0	0	9	13	0.00	0.600
Ed Olwine, L ERA: 2.36	(8, 1)	0.2		2	0	0	0	0	0	0	0	0	0	0	2	2	0.00	0.000
Gene Garber, R ERA: 1.8	(9, 1)	0.2	S	2	0	0	0	0	0	0	0	0	0	0	2	2	0.00	0.000

PITCHER	IP	WLS	BF	H	R	ER	SO	BB	IBB	HBP	BLK	WP	HR	S	P	ERA	WHIP

TOP

Houston Astros @ Atlanta Braves

Atlanta-Fulton County Stadium, Atlanta, GA

Sun Aug 17 1986, 3:33 AM EDT

Att. 17,618 - Unknown

livebaseballscorecards.com

AB	32
R	3
H	8
RBI	3
BB	6
SO	5
LOB	14

WP: 1	PA: 40		
PB: 0			
SB: 1			
CS: 1			

Batter	1	2	3	4	5	6	7	8	9	AB	R	H	RBI	BB	SO	LOB
Omar Moreno, L (1, 9) OBP: 0.282, SLG: 0.381	F8		F7		F8	K				4	0	0	0	0	1	4
Rafael Ramirez, R (1, 6) (7, 5) OBP: 0.260, SLG: 0.325	F6			1B 2B	WP PB 1B		E S SF9 1B			4	2	3	0	0	0	0
Dale Murphy, R (1, 8) OBP: 0.373, SLG: 0.500	K			K	1-2 WP BB		F9			3	0	0	0	1	2	2
Bob Horner, R (1, 3) OBP: 0.332, SLG: 0.463		F8		F2	6-3 1-2 2-3		SF9 1-H			3	0	0	1	0	0	3
Ken Griffey, L (1, 7) OBP: 0.348, SLG: 0.503		K		2-H S 1B 1B		SH2-4 BB 4-3 1B	4-3			4	2	2	1	0	1	0
Ken Oberkfell, L (1, 5) (7, 4) OBP: 0.386, SLG: 0.371		4-3		1-2 BB		4-3 SH2-4 1-2 BB		FC1-6 BB		1	0	0	0	3	0	0
Bruce Benedict, R (1, 2) OBP: 0.345, SLG: 0.343			FC2-6 BB	1-2 2-H 1B		SH2-4 1-2 2-3		FC1-6 G6-4-3 1-2f		2	0	1	1	1	0	1
Glenn Hubbard, R (1, 4) OBP: 0.359, SLG: 0.318			F5			4-3 IBBB		G6-4-3 1-2f		2	0	0	0	0	1	3
Chris Chambliss, L (6, PH) OBP: 0.398, SLG: 0.444										0	0	0	0	1	0	0
Andres Thomas, R (6, PR) (7, 6) OBP: 0.299, SLG: 0.439										1	0	0	0	0	0	1
Zane Smith, L (1, 1) OBP: 0.125, SLG: 0.093			FC2-6 1-2f		K	4-3 1-2 2-3 3-H				2	0	0	0	0	1	1
Ted Simmons, S (6, PH) OBP: 0.318, SLG: 0.379										1	0	0	1	0	0	2
Cliff Speck, R (7, 1)										0	0	0	0	0	0	0
Ed Olwine, R (8, 1) OBP: 0.500, SLG: 0.500										0	0	0	0	0	0	0
Gene Garber, R (9, 1) OBP: 0.400, SLG: 0.250										0	0	0	0	0	0	0
Inning Stats	R: 0 E: 0 K: 1 S: 5 H: 0 LOB: 0 BB: 0 P: 5	R: 0 E: 0 K: 1 S: 5 H: 0 LOB: 0 BB: 0 P: 5	R: 0 E: 0 K: 0 S: 3 H: 0 LOB: 1 BB: 1 P: 7	R: 2 E: 0 K: 2 S: 10 H: 3 LOB: 2 BB: 1 P: 14	R: 0 E: 0 K: 1 S: 6 H: 1 LOB: 2 BB: 1 P: 10	R: 1 E: 0 K: 1 S: 6 H: 1 LOB: 3 BB: 2 P: 14	R: 1 E: 0 K: 0 S: 4 H: 1 LOB: 0 BB: 0 P: 4	R: 0 E: 0 K: 0 S: 2 H: 0 LOB: 0 BB: 1 P: 6		1B: 5 2B: 1 3B: 0 HR: 0 SF: 1 SAC: 1 DP: 1 HBP: 0	WP: 1 PB: 1 SB: 2 CS: 0 PA: 35					

BOTTOM

Houston Astros @ Atlanta Braves

Atlanta-Fulton County Stadium, Atlanta, GA

Sun Aug 17 1986, 3:33 AM EDT

Att. 17,618 - Unknown

livebaseballscorecards.com

AB	27
R	4
H	6
RBI	4
BB	6
SO	6
LOB	17

PITCHER		IP	WLS	BF	H	R	ER	SO	BB	IBB	HBP	BLK	WP	HR	S	P	ERA	WHIP
Nolan Ryan, R ERA: 3.69	(1, 1)	5.0		22	4	2	2	5	3	0	0	0	1	0	29	41	3.60	1.400
Tom Funk, L ERA: 2.45	(6, 1)	0.0		2	1	1	1	0	1	0	0	0	0	0	1	5	∞	∞
Larry Andersen, R ERA: 3.53	(6, 1)	2.0	L	8	1	1	0	1	0	1	0	0	0	0	9	13	0.00	0.500
Aurelio Lopez, R ERA: 3.13	(8, 1)	1.0		3	0	0	0	0	1	0	0	0	0	0	2	6	0.00	1.000

PITCHER	IP	WLS	BF	H	R	ER	SO	BB	IBB	HBP	BLK	WP	HR	S	P	ERA	WHIP

Batter	1	2	3	4	5	6	7	8	9	AB	R	H	RBI	BB	SO	LOB
Bill Doran, S (1, 4) OBP: 0.368, SLG: 0.362	F7		BBB 4-0 FC6-4 1-2 BB		0-0 1B		0-0 1B			3	0	2	0	1	0	0
Billy Hatcher, R (1, 8) OBP: 0.280, SLG: 0.327	0-0 G4-6-3 1B		0-0 FC6-4 1B 1-2f 2-3		SSS 0-3 K		0-0 5-3			4	0	1	0	0	1	4
Denny Walling, L (1, 5) OBP: 0.371, SLG: 0.485	0-0 G4-6-3 1-2f		0-0 PO 1B 1-2 3-H			0-0 G1-4-3		0-0 F7		4	0	1	1	0	0	1
Glenn Davis, R (1, 3) OBP: 0.338, SLG: 0.498		0-0 E5 G3-6	0-0 PO 1-2	0-0 4-3 WP 1B		0-0 F9		0-0 F5		4	0	1	0	0	0	0
Kevin Bass, S (1, 9) OBP: 0.361, SLG: 0.501		0-0 G3-6 1-2f	SSS 0-3 K			0-0 HR 1B		0-0 6-3		4	1	1	0	0	1	2
Jose Cruz, L (1, 7) OBP: 0.344, SLG: 0.385		0-0 2B	0-0 4-3 1-3			0-0 HR 1-H			0-0 L6	4	1	2	2	0	0	1
Alan Ashby, S (1, 2) OBP: 0.338, SLG: 0.355		0-0 3-1	0-0 6-3			0-0 G3			0-0 FC6-4 1B	4	0	1	0	0	0	2
Craig Reynolds, L (1, 6) OBP: 0.270, SLG: 0.348			SSS 0-3 K		0-0 F9		0-0 G3		0-0 FC6-4 1-2f	3	0	0	0	0	1	0
Dickie Thon, R (9, PH) (9, 6) OBP: 0.300, SLG: 0.325										1	0	0	0	0	0	1
Mike Scott, R (1, 1) OBP: 0.139, SLG: 0.155			0-0 FC6-4 BB 1B 1B		SSS 0-3 K		0-0 4-3		SSS 0-3 K	4	1	1	0	0	2	1
Inning Stats	R: 0 E: 0 K: 0 S: 3 H: 1 LOB: 0 BB: 0 P: 3	R: 0 E: 1 K: 0 S: 4 H: 1 LOB: 1 BB: 0 P: 4	R: 1 E: 0 K: 1 S: 6 H: 2 LOB: 1 BB: 1 P: 10	R: 0 E: 0 K: 1 S: 6 H: 1 LOB: 1 BB: 0 P: 6	R: 0 E: 0 K: 2 S: 8 H: 1 LOB: 1 BB: 0 P: 8	R: 2 E: 0 K: 0 S: 5 H: 2 LOB: 0 BB: 0 P: 5	R: 0 E: 0 K: 0 S: 4 H: 1 LOB: 1 BB: 0 P: 4	R: 0 E: 0 K: 0 S: 3 H: 0 LOB: 0 BB: 0 P: 3	R: 0 E: 0 K: 1 S: 6 H: 1 LOB: 1 BB: 0 P: 6	1B: 8 2B: 1 3B: 0 HR: 1 SF: 0 SAC: 0 DP: 2 HBP: 0							

TOP

Houston Astros @ Pittsburgh Pirates

Three Rivers Stadium, Pittsburgh, PA

Mon Aug 18 1986, 7:05 PM EDT

Att. 7,965 - Unknown

livebaseballscorecards.com

AB	35
R	3
H	10
RBI	3
BB	1
SO	5
LOB	12

WP: 1 PB: 0 SB: 0 CS: 0 PA: 37

PITCHER		IP	WLS	BF	H	R	ER	SO	BB	IBB	HBP	BLK	WP	HR	S	P	ERA	WHIP
Bob Walk, R ERA: 3.63	(1, 1)	8.0	L	32	9	3	3	4	1	0	0	0	1	1	39	43	3.38	1.250
Pat Clements, L ERA: 3.31	(9, 1)	1.0		4	1	0	0	1	0	0	0	0	0	0	6	6	0.00	1.000

PITCHER		IP	WLS	BF	H	R	ER	SO	BB	IBB	HBP	BLK	WP	HR	S	P	ERA	WHIP

Batter	1	2	3	4	5	6	7	8	9	AB	R	H	RBI	BB	SO	LOB
Joe Orsulak, L (1, 9) OBP: 0.300, SLG: 0.347	4-3		4-3			F9		L6		4	0	0	0	0	0	0
Barry Bonds, L (1, 8) OBP: 0.329, SLG: 0.472	2B			F8		K			4-3	4	0	1	0	0	1	0
Johnny Ray, S (1, 4) OBP: 0.370, SLG: 0.410	K			G3		F8			2B	4	0	1	0	0	1	0
Sid Bream, L (1, 3) OBP: 0.351, SLG: 0.464		K		S BB			E8 G3 1B		K	3	0	1	0	1	2	1
R.J. Reynolds, S (1, 7) OBP: 0.346, SLG: 0.440		2B		FC6-4 1-2 BB			G3 2-3		1-3	3	0	1	0	1	0	2
Tony Peña, R (1, 2) OBP: 0.342, SLG: 0.395		K		FC6-4 1-2f			L4			3	0	0	0	0	1	4
Jim Morrison, R (1, 5) OBP: 0.319, SLG: 0.430		K	K			5-3				3	0	0	0	0	2	2
U L Washington, S (1, 6) OBP: 0.296, SLG: 0.263			F8	K				6-3		3	0	0	0	0	1	0
Bob Walk, R (1, 1) OBP: 0.194, SLG: 0.265			F5	K				K		2	0	0	0	0	1	0
Bobby Bonilla, S (8, PH) OBP: 0.367, SLG: 0.360										1	0	0	0	0	1	0
Pat Clements, R (9, 1)										0	0	0	0	0	0	0
Inning Stats	R: 0 E: 0 K: 1 S: 5 H: 1 LOB: 0 BB: 0 P: 5	R: 0 E: 0 K: 3 S: 10 H: 1 LOB: 1 BB: 0 P: 10	R: 0 E: 0 K: 0 S: 3 H: 0 LOB: 0 BB: 0 P: 3	R: 0 E: 0 K: 0 S: 3 H: 0 LOB: 2 BB: 2 P: 11	R: 0 E: 0 K: 3 S: 9 H: 0 LOB: 0 BB: 0 P: 9	R: 0 E: 0 K: 1 S: 5 H: 0 LOB: 0 BB: 0 P: 5	R: 0 E: 1 K: 0 S: 4 H: 1 LOB: 1 BB: 0 P: 4	R: 0 E: 0 K: 1 S: 5 H: 0 LOB: 0 BB: 0 P: 5	R: 0 E: 0 K: 1 S: 6 H: 1 LOB: 1 BB: 0 P: 6	1B: 1 2B: 3 3B: 0 HR: 0 SF: 0 SAC: 0 DP: 0 HBP: 0						

PITCHER	IP	WLS	BF	H	R	ER	SO	BB	IBB	HBP	BLK	WP	HR	S	P	ERA	WHIP
Mike Scott, R (1, 1) ERA: 2.23	9.0	W	32	4	0	0	10	2	0	0	0	0	0	50	58	0.00	0.667

PITCHER	IP	WLS	BF	H	R	ER	SO	BB	IBB	HBP	BLK	WP	HR	S	P	ERA	WHIP

BOTTOM

Houston Astros @ Pittsburgh Pirates

Three Rivers Stadium, Pittsburgh, PA

Mon Aug 18 1986, 7:05 PM EDT

Att. 7,965 - Unknown

livebaseballscorecards.com

AB	30
R	0
H	4
RBI	0
BB	2
SO	10
LOB	9

Houston Astros @ Pittsburgh Pirates

Three Rivers Stadium, Pittsburgh, PA

Tue Aug 19 1986, 7:05 PM EDT

Att. 9,128 - Unknown

TOP

livebaseballscorecards.com

Batter	1	2	3	4	5	6	7	8	9	AB	R	H	RBI	BB	SO	LOB
Bill Doran, S (1, 4) OBP: 0.368, SLG: 0.363	4-3		1B		2B			E6 CS		2	0	1	0	0	0	0
Phil Garner, R (3, 4) OBP: 0.327, SLG: 0.420										2	0	1	0	0	0	0
Billy Hatcher, R (1, 8) OBP: 0.283, SLG: 0.333	3-1 2B		G6-4-3 1-2 1B		6-3			F7 1-2		4	0	2	0	0	0	2
Denny Walling, L (1, 5) OBP: 0.366, SLG: 0.478	3-1 2-3		F8			1-3		K		4	0	0	0	0	1	3
Glenn Davis, R (1, 3) OBP: 0.337, SLG: 0.494	K		G6-4-3 1-2f			F9			BB	3	0	0	0	1	1	3
Kevin Bass, S (1, 9) OBP: 0.365, SLG: 0.509		HR	F9			1B			BB 1-2	3	1	2	1	1	0	0
Jose Cruz, L (1, 7) OBP: 0.340, SLG: 0.380		4-3	L3			F5			K	4	0	0	0	0	1	3
Craig Reynolds, L (1, 6) OBP: 0.266, SLG: 0.342		F9	1-3				F7		F8	4	0	0	0	0	0	2
John Mizerock, L (1, 2) OBP: 0.397, SLG: 0.259		BB			F7		F9		3-1	3	0	0	0	1	0	2
Jim Deshaies, L (1, 1) OBP: 0.158, SLG: 0.059		K			K		6-3			3	0	0	0	0	2	1
Dave Smith, R (9, 1)										0	0	0	0	0	0	0
Inning Stats	R: 0 H: 1 E: 0 LOB: 1 K: 1 BB: 0 S: 6 P: 6	R: 1 H: 1 E: 0 LOB: 1 K: 1 BB: 1 S: 6 P: 10	R: 0 H: 2 E: 0 LOB: 1 K: 0 BB: 0 S: 4 P: 4	R: 0 H: 0 E: 0 LOB: 0 K: 0 BB: 0 S: 3 P: 3	R: 0 H: 1 E: 0 LOB: 1 K: 1 BB: 0 S: 6 P: 6	R: 0 H: 1 E: 0 LOB: 1 K: 0 BB: 0 S: 4 P: 4	R: 0 H: 0 E: 0 LOB: 0 K: 0 BB: 0 S: 3 P: 3	R: 0 H: 0 E: 1 LOB: 0 K: 1 BB: 0 S: 5 P: 5	R: 0 H: 0 E: 0 LOB: 2 K: 1 BB: 2 S: 5 P: 13	1B: 3 SF: 0 2B: 2 SAC: 0 3B: 0 DP: 1 HR: 1 HBP: 0						

	AB	32
	R	1
	H	6
	RBI	1
	BB	3
	SO	5
	LOB	16

WP: 0 PA: 35
PB: 0
SB: 0
CS: 1

PITCHER		IP	WLS	BF	H	R	ER	SO	BB	IBB	HBP	BLK	WP	HR	S	P	ERA	WHIP
Mike Bielecki, R ERA: 4.56	(1, 1)	8.0	L	30	6	1	1	4	1	0	0	0	0	1	37	41	1.12	0.875
Don Robinson, R ERA: 3.33	(9, 1)	1.0		5	0	0	0	1	2	0	0	0	0	0	5	13	0.00	2.000

PITCHER	IP	WLS	BF	H	R	ER	SO	BB	IBB	HBP	BLK	WP	HR	S	P	ERA	WHIP

Houston Astros @ Pittsburgh Pirates

Three Rivers Stadium, Pittsburgh, PA

Tue Aug 19 1986, 7:05 PM EDT

Att. 9,128 - Unknown

BOTTOM

Batter	1	2	3	4	5	6	7	8	9	AB	R	H	RBI	BB	SO	LOB
Barry Bonds, L (1, 8) OBP: 0.328, SLG: 0.467	BBBB 4-0 BB BB		x 0-0 ② F7			x 0-0 ① G3		SSS 0-3 ② K		3	0	0	0	1	1	1
Bobby Bonilla, S (1, 3) (7, 7) OBP: 0.366, SLG: 0.357	BBBB 4-0 L5-4 1-2 BB		x 0-0 ③ 1-3			SSS 0-3 ② K		x 0-0 ③ 1-3		3	0	0	0	1	1	1
Johnny Ray, S (1, 4) OBP: 0.371, SLG: 0.409	SSS 0-3 ① K			x 0-0 1B		BBBB 4-0 BB			x 0-0 ① F8	3	0	1	0	1	1	2
Mike Diaz, R (1, 7) OBP: 0.336, SLG: 0.520 Sid Bream, L (7, 3) OBP: 0.350, SLG: 0.463	x 0-0 ②③ L5-4 1-2			SSS 0-3 ① K		SSS 0-3 ③ K			SSS 0-3 ② K	3 1	0 0	0 0	0 0	0 0	2 1	4 0
Jim Morrison, R (1, 5) OBP: 0.318, SLG: 0.431		x 0-0 1B 2B		x 0-0 ② F7			x 0-0 ① F7		x 0-0 ③ F8	4	0	1	0	0	0	1
Tony Peña, R (1, 2) OBP: 0.342, SLG: 0.395		x 0-0 ① 2-H 1B		x 0-0 ③ 6-3			x 0-0 ② 6-3			3	0	1	0	0	0	1
R.J. Reynolds, S (1, 9) OBP: 0.344, SLG: 0.437		x 0-0 ② 1-3			x 0-0 ① 4-3		x 0-0 ③ 3-1			3	0	0	0	0	0	1
Rafael Belliard, R (1, 6) OBP: 0.297, SLG: 0.260		SSS 0-3 ③ K			x 0-0 ② F9			x 0-0 ① F8		3	0	0	0	0	1	1
Mike Bielecki, R (1, 1) OBP: 0.071, SLG: 0.049 Junior Ortiz, R (8, PH) OBP: 0.361, SLG: 0.378 U L Washington, S (8, PR) OBP: 0.296, SLG: 0.263 Don Robinson, R (9, 1) OBP: 0.500, SLG: 0.500			SSS 0-3 ① K		SSS 0-3 ③ K			x 0-0 1B		2 1 0 0	0 0 0 0	0 1 0 0	0 0 0 0	0 0 0 0	2 0 0 0	0 0 0 0
Inning Stats	R: 0 H: 0 E: 0 LOB: 1 K: 1 BB: 2 S: 4 P: 12	R: 0 H: 2 E: 0 LOB: 1 K: 1 BB: 0 S: 6 P: 6	R: 0 H: 0 E: 0 LOB: 0 K: 1 BB: 0 S: 5 P: 5	R: 0 H: 1 E: 0 LOB: 1 K: 1 BB: 0 S: 6 P: 6	R: 0 H: 0 E: 0 LOB: 0 K: 1 BB: 0 S: 5 P: 5	R: 0 H: 0 E: 0 LOB: 1 K: 2 BB: 1 S: 7 P: 11	R: 0 H: 0 E: 0 LOB: 0 K: 0 BB: 0 S: 3 P: 3	R: 0 H: 1 E: 0 LOB: 1 K: 1 BB: 0 S: 6 P: 6	R: 0 H: 0 E: 0 LOB: 0 K: 1 BB: 0 S: 5 P: 5	1B: 3 SF: 0 2B: 2 SAC: 0 3B: 0 DP: 1 HR: 0 HBP: 0						WP: 0 PA: 32 PB: 0 SB: 0 CS: 0

livebaseballscorecards.com

	AB	29
	R	0
	H	4
	RBI	0
	BB	3
	SO	9
	LOB	12

PITCHER		IP	WLS	BF	H	R	ER	SO	BB	IBB	HBP	BLK	WP	HR	S	P	ERA	WHIP
Jim Deshaies, L ERA: 3.45	(1, 1)	8.2	W	31	4	0	0	9	3	0	0	0	0	0	46	58	0.00	0.808
Dave Smith, R ERA: 2.62	(9, 1)	0.1	S	1	0	0	0	0	0	0	0	0	0	0	1	1	0.00	0.000

PITCHER	IP	WLS	BF	H	R	ER	SO	BB	IBB	HBP	BLK	WP	HR	S	P	ERA	WHIP

Batter	1	2	3	4	5	6	7	8	9	AB	R	H	RBI	BB	SO	LOB
Davey Lopes, R (1, 8) OBP: 0.386, SLG: 0.447	0-0 1B 2B	0-0 4-3 2-3			0-0 6-3			0-0 6-3		4	1	1	0	0	0	1
Craig Reynolds, L (1, 6) OBP: 0.269, SLG: 0.345	0-0 FC4-6 1B 2-H		0-0 1B		0-0 4-3			0-0 F3		4	0	2	1	0	0	0
Denny Walling, L (1, 5) OBP: 0.362, SLG: 0.471	0-0 FC4-6 BB 1-2f		0-3 K S S S		0-0 4-3			0-0 F7		4	0	0	0	0	1	2
Glenn Davis, R (1, 3) OBP: 0.337, SLG: 0.491	4-0 BB 1-2 B B B B		0-3 K S S S			0-0 F9			0-0 F8	3	0	0	0	1	1	1
Jose Cruz, L (1, 7) OBP: 0.337, SLG: 0.376	0-3 K S S S		0-0 F9			0-0 6-3			0-0 F8	4	0	0	0	0	1	3
Terry Puhl, L (1, 9) OBP: 0.288, SLG: 0.324	0-0 F9			0-0 F2		0-0 F8			0-0 4-3	4	0	0	0	0	0	2
Phil Garner, R (1, 4) OBP: 0.324, SLG: 0.415		0-0 4-3		0-0 5-3			0-0 F9			3	0	0	0	0	0	0
John Mizerock, L (1, 2) OBP: 0.395, SLG: 0.263		0-0 6-3		0-0 1B			0-0 F5			3	0	1	0	0	0	0
Bob Knepper, L (1, 1) OBP: 0.103, SLG: 0.128 Alan Ashby, S (7, PH) OBP: 0.336, SLG: 0.353 Danny Darwin, R (7, 1)	0-0 WP 2B		0-3 K S S S				0-3 K S S S			2	0	1	0	0	1	1
										1	0	0	0	0	1	0
										0	0	0	0	0	0	0

TOP

Houston Astros @ Pittsburgh Pirates

Three Rivers Stadium, Pittsburgh, PA

Wed Aug 20 1986, 7:05 PM EDT

Att. 16,997 - Unknown

livebaseballscorecards.com

AB	32
R	1
H	5
RBI	1
BB	1
SO	5
LOB	10

Inning Stats																																		
	R: 1	H: 2		R: 0	H: 1		R: 0	H: 1		R: 0	H: 1		R: 0	H: 0		R: 0	H: 0		R: 0	H: 0		R: 0	H: 0		1B: 3	SF: 0		WP: 1	PA: 33					
	E: 0	LOB: 2		E: 0	LOB: 1		E: 0	LOB: 1		E: 0	LOB: 1		E: 0	LOB: 0		E: 0	LOB: 0		E: 0	LOB: 0		E: 0	LOB: 0		2B: 2	SAC: 0		PB: 0						
	K: 1	BB: 1		K: 0	BB: 0		K: 2	BB: 0		K: 1	BB: 0		K: 0	BB: 0		K: 0	BB: 0		K: 1	BB: 0		K: 0	BB: 0		3B: 0	DP: 0		SB: 0						
	S: 7	P: 11		S: 4	P: 4		S: 8	P: 8		S: 6	P: 6		S: 3	P: 3		S: 3	P: 3		S: 5	P: 5		S: 3	P: 3		HR: 0	HBP: 0		CS: 0						

PITCHER		IP	WLS	BF	H	R	ER	SO	BB	IBB	HBP	BLK	WP	HR	S	P	ERA	WHIP
Rick Rhoden, R ERA: 2.28	(1, 1)	9.0	W	33	5	1	1	5	1	0	0	0	1	0	42	46	1.00	0.667

PITCHER		IP	WLS	BF	H	R	ER	SO	BB	IBB	HBP	BLK	WP	HR	S	P	ERA	WHIP

Batter	1	2	3	4	5	6	7	8	9	AB	R	H	RBI	BB	SO	LOB
Barry Bonds, L (1, 8) OBP: 0.327, SLG: 0.462	S S S 0-3 ① K	B B B B 4-0 1-2 2B 2-3 BB		x 0-0 ② 3-1			x 0-0 ② F7			3	1	0	0	1	1	0
Bobby Bonilla, S (1, 7) OBP: 0.370, SLG: 0.363	x 0-0 1B 1B	x 0-0 1-H 2-H 3-H 2B		x 0-0 ③ F9			B B B B 4-0 BB			3	0	2	3	1	0	0
Johnny Ray, S (1, 4) OBP: 0.368, SLG: 0.405	x 0-0 ② F8	x 0-0 ② 5-3			x 0-0 ① F7		x 0-0 ③ 4-3			4	0	0	0	0	0	3
Jim Morrison, R (1, 5) OBP: 0.317, SLG: 0.429	x 0-0 1-2 1B	x 0-0 ③ F8			x 0-0 ② 5-3			x 0-0 ① 5-3		4	0	1	0	0	0	1
Sid Bream, L (1, 3) OBP: 0.349, SLG: 0.461	x 0-0 ③ 3-1		x 0-0 ① F8		x 0-0 ③ F6			x 0-0 BB 1B		4	0	1	0	0	0	2
Tony Peña, R (1, 2) OBP: 0.343, SLG: 0.397		S S S 0-3 ① K	x 0-0 2B			x 0-0 ① F8		B B B B 4-0 1-2 BB		3	0	1	0	1	1	0
R.J. Reynolds, S (1, 9) OBP: 0.343, SLG: 0.435		x 0-0 E 1B 1B	x 0-0 ② 6-3			x 0-0 ② F4		S S S 0-3 ② K		4	1	1	0	0	1	3
Rafael Belliard, R (1, 6) OBP: 0.291, SLG: 0.255		x 0-0 E5 BB 1B 1-2 2B	x 0-0 ③ F3			x 0-0 ③ 1-3		x 0-0 ③ 5-3		4	1	0	0	0	0	4
Rick Rhoden, R (1, 1) OBP: 0.329, SLG: 0.403		x 0-0 BB 1-2 2-H 2B 1B		x 0-0 ① 5-3			x 0-0 ① 6-3			3	1	1	1	0	0	0
Inning Stats	R: 0 H: 2 E: 0 LOB: 2 K: 1 BB: 0 S: 7 P: 7	R: 4 H: 3 E: 1 LOB: 1 K: 1 BB: 1 S: 9 P: 13	R: 0 H: 1 E: 0 LOB: 1 K: 0 BB: 0 S: 4 P: 4	R: 0 H: 0 E: 0 LOB: 0 K: 0 BB: 0 S: 3 P: 3	R: 0 H: 0 E: 0 LOB: 0 K: 0 BB: 0 S: 3 P: 3	R: 0 H: 0 E: 0 LOB: 0 K: 0 BB: 0 S: 3 P: 3	R: 0 H: 0 E: 0 LOB: 1 K: 0 BB: 1 S: 3 P: 7	R: 0 H: 1 E: 0 LOB: 2 K: 1 BB: 1 S: 6 P: 10		1B: 5 SF: 0 2B: 2 SAC: 0 3B: 0 DP: 0 HR: 0 HBP: 0						

PITCHER		IP	WLS	BF	H	R	ER	SO	BB	IBB	HBP	BLK	WP	HR	S	P	ERA	WHIP
Bob Knepper, L ERA: 2.67	(1, 1)	6.0	L	26	6	4	3	2	1	0	0	0	0	0	29	33	4.50	1.167
Danny Darwin, R ERA: 3.47	(7, 1)	2.0		9	1	0	0	1	2	0	0	0	0	0	9	17	0.00	1.500

PITCHER	IP	WLS	BF	H	R	ER	SO	BB	IBB	HBP	BLK	WP	HR	S	P	ERA	WHIP

BOTTOM

Houston Astros @ Pittsburgh Pirates

Three Rivers Stadium, Pittsburgh, PA

Wed Aug 20 1986, 7:05 PM EDT

Att. 16,997 - Unknown

livebaseballscorecards.com

AB	32
R	4
H	7
RBI	4
BB	3
SO	3
LOB	13

Houston Astros @ St. Louis Cardinals

Busch Stadium, St. Louis, MO

Fri Aug 22 1986, 7:05 PM CDT

Att. 33,918 - Unknown

TOP

livebaseballscorecards.com

Batter	1	2	3	4	5	6	7	8	9	AB	R	H	RBI	BB	SO	LOB
Davey Lopes, R (1, 5) OBP: 0.380, SLG: 0.438	L7		F8		K		K		HR	4	0	0	0	0	2	2
Denny Walling, L (9, PH) OBP: 0.364, SLG: 0.484										1	1	1	3	0	0	0
Billy Hatcher, R (1, 8) OBP: 0.285, SLG: 0.335	E5 4-3 2B		G4-6-3 1B		K			G6-4-3 1B	5-3	5	1	2	0	0	1	0
Phil Garner, R (1, 4) OBP: 0.320, SLG: 0.410	4-3 1-2		G4-6-3 1-2f			F9		G6-4-3 1-2		3	0	0	0	0	0	2
Aurelio Lopez, R (6, 1)										0	0	0	0	0	0	0
Terry Puhl, L (8, PH) OBP: 0.292, SLG: 0.329										1	0	1	0	0	0	0
Charlie Kerfeld, R (8, 1) OBP: 0.333, SLG: 0.200										0	0	0	0	0	0	0
Glenn Davis, R (1, 3) OBP: 0.338, SLG: 0.492	1B 2-H 2B			F6		CS BB		G6-4-3 1-2f 2-3		3	0	1	1	1	0	2
Kevin Bass, S (1, 9) OBP: 0.364, SLG: 0.506	1B IBB			K		K 1-2		K		3	0	0	0	1	3	2
Jose Cruz, L (1, 7) OBP: 0.341, SLG: 0.386	1-2 2-H 1B			1B 2B			4-3		1B HR 2B	4	2	3	0	0	0	0
Alan Ashby, S (1, 2) OBP: 0.339, SLG: 0.356		4-3		2-H 1B			2B 1B		F8	4	0	2	1	0	0	1
Dickie Thon, R (1, 6) OBP: 0.296, SLG: 0.321		L4		K			F3		HR 1B	3	0	0	0	0	1	2
Craig Reynolds, L (9, PH) OBP: 0.272, SLG: 0.347									2-3	1	1	1	0	0	0	0
Nolan Ryan, R (1, 1) OBP: 0.133, SLG: 0.114		K			F9		1-3 2B		K	2	0	0	0	0	1	0
Jim Pankovits, R (6, 4) OBP: 0.355, SLG: 0.393										2	0	1	0	0	1	2

Inning Stats	1	2	3	4	5	6	7	8	9
R	1	0	0	1	0	0	0	0	3
E	1	0	0	0	0	0	0	0	0
K	0	1	0	2	2	1	1	1	1
S	5	5	3	9	7	4	7	6	8
H	2	0	1	2	0	0	2	2	3
LOB	2	0	0	1	0	1	2	1	3
BB	1	0	0	0	0	1	0	0	0
P	9	5	3	9	7	8	7	6	8

1B	7
2B	5
3B	0
HR	1
SF	0
SAC	0
DP	3
HBP	0

AB	36
R	5
H	12
RBI	5
BB	2
SO	9
LOB	13

WP	0
PB	0
SB	0
CS	1
PA	38

PITCHER		IP	WLS	BF	H	R	ER	SO	BB	IBB	HBP	BLK	WP	HR	S	P	ERA	WHIP
John Tudor, L ERA: 2.93	(1, 1)	7.0	W	30	9	2	1	7	1	1	0	0	0	0	42	50	1.29	1.429
Todd Worrell, R ERA: 1.87	(8, 1)	2.0	S	8	3	3	3	2	0	0	0	0	0	1	12	12	13.50	1.500

PITCHER	IP	WLS	BF	H	R	ER	SO	BB	IBB	HBP	BLK	WP	HR	S	P	ERA	WHIP

Batter	1	2	3	4	5	6	7	8	9	AB	R	H	RBI	BB	SO	LOB
Vince Coleman, S (1, 7) OBP: 0.316, SLG: 0.300	x 0-0 G3 ①		x 0-0 4-3 ②	S S S 0-3 K ③		B B B 4-0 BB 1-2 E BB		x 0-0 4-3 ③		4	1	0	0	1	1	3
Ozzie Smith, S (1, 6) OBP: 0.371, SLG: 0.332	x 0-0 WP 2B		S S S 0-3 K ③		S S S 0-3 K ①	B B B 4-0 FC4-6 1-2 2-3 BB				3	0	1	0	1	2	0
Tom Herr, S (1, 4) OBP: 0.322, SLG: 0.310	x 0-0 F6 ② 2-3			x 0-0 1B 2B	B B B 4-0 WP 2B BB	x 0-0 FC4-6 S ② 1-2f 2-H 3-H				3	2	1	1	1	0	2
Andy Van Slyke, L (1, 8) OBP: 0.349, SLG: 0.441	B B B B 4-0 BB			x 0-0 FC4-6 S 1B 2-H 1B	S S S 0-3 K ② 1-2	S S S 0-3 K ③ 1-2				3	1	1	1	1	2	2
Curt Ford, L (1, 9) OBP: 0.320, SLG: 0.376	x 0-0 F8 ③			B B B B 4-0 FC4-6 1-2 BB	x 0-0 2-H 2B		S S S 0-3 K ①			3	0	1	1	1	1	2
Terry Pendleton, S (1, 5) OBP: 0.275, SLG: 0.289		S S S 0-3 K ①		x 0-0 FC4-6 1B S ① 1-2f 2-3	x 0-0 4-3 ③		x 0-0 6-3 ②			4	0	0	0	0	1	3
Clint Hurdle, L (1, 3) OBP: 0.315, SLG: 0.299		x 0-0 F9 ②		S S S 0-3 K ② 1-2		x 0-0 4-3 1B 2B	x 0-0 F7 ③			4	1	1	0	0	1	2
Michael LaValliere, L (1, 2) OBP: 0.312, SLG: 0.283		x 0-0 L9 ③		4-0 1B IBB		x 0-0 4-3 ① 2-3		x 0-0 4-3 ①		3	0	0	0	1	0	1
John Tudor, L (1, 1) OBP: 0.176, SLG: 0.179 Todd Worrell, R (8, 1) OBP: 0.167, SLG: 0.500 John Morris, L (8, 9) OBP: 0.358, SLG: 0.340			x 0-0 L6 ①	x 0-0 1-2 2-3 3-H 1B		x 0-0 BB WP FC4-6 3-H 1B		S S S 0-3 K ②		3 0 1	1 0 0	2 0 0	2 0 0	0 0 1	0 0 0	0 0 0
Inning Stats	R: 0 H: 1 E: 0 LOB: 2 K: 0 BB: 1 S: 4 P: 8	R: 0 H: 0 E: 0 LOB: 0 K: 1 BB: 0 S: 5 P: 5	R: 0 H: 0 E: 0 LOB: 0 K: 1 BB: 0 S: 5 P: 5	R: 2 H: 3 E: 0 LOB: 3 K: 2 BB: 2 S: 10 P: 18	R: 1 H: 1 E: 0 LOB: 1 K: 2 BB: 1 S: 8 P: 12	R: 3 H: 2 E: 1 LOB: 1 K: 1 BB: 2 S: 7 P: 15	R: 0 H: 0 E: 0 LOB: 0 K: 1 BB: 0 S: 5 P: 5	R: 0 H: 0 E: 0 LOB: 0 K: 1 BB: 0 S: 5 P: 5		1B: 3 SF: 0 2B: 4 SAC: 0 3B: 0 DP: 0 HR: 0 HBP: 0						

PITCHER		IP	WLS	BF	H	R	ER	SO	BB	IBB	HBP	BLK	WP	HR	S	P	ERA	WHIP
Nolan Ryan, R ERA: 3.89	(1, 1)	5.1	L	28	7	6	5	6	4	1	0	0	3	0	35	55	8.44	2.062
Aurelio Lopez, R ERA: 3.02	(6, 1)	1.2		6	0	0	0	2	1	0	0	0	0	0	9	13	0.00	0.600
Charlie Kerfeld, R ERA: 2.78	(8, 1)	1.0		3	0	0	0	1	0	0	0	0	0	0	5	5	0.00	0.000

PITCHER	IP	WLS	BF	H	R	ER	SO	BB	IBB	HBP	BLK	WP	HR	S	P	ERA	WHIP

BOTTOM

Houston Astros @ St. Louis Cardinals

Busch Stadium, St. Louis, MO

Fri Aug 22 1986, 7:05 PM CDT

Att. 33,918 - Unknown

livebaseballscorecards.com

AB	31
R	6
H	7
RBI	5
BB	6
SO	9
LOB	15

WP: 3	PA: 37		
PB: 0			
SB: 3			
CS: 0			

Batter	1	2	3	4	5	6	7	8	9	AB	R	H	RBI	BB	SO	LOB
Billy Hatcher, R (1, 8) OBP: 0.288, SLG: 0.335	5-3		G3-6-3 1B 1-3		E BB B B B			5-3		3	0	1	0	1	0	0
Craig Reynolds, L (1, 6) OBP: 0.268, SLG: 0.342	G4-1		G3-6-3 1-2f 3-H		K S S S 1-3			F7		4	0	0	0	0	1	2
Denny Walling, L (1, 5) OBP: 0.369, SLG: 0.486	1B		FC6-4 1B			F6			1B BB B B B B	3	0	2	0	1	0	0
Glenn Davis, R (1, 3) OBP: 0.335, SLG: 0.488	F7		FC6-4 1-2f			K S S S			F2	4	0	0	0	0	1	3
Kevin Bass, S (1, 9) OBP: 0.363, SLG: 0.502		4-3		6-3		4-3			1B 1-2 B B B B	3	0	0	0	1	0	0
Jose Cruz, L (1, 7) OBP: 0.345, SLG: 0.388		1B		G3-6-3 BB B B B B			6-3		1-2 2-3 1B	3	0	2	0	1	0	0
Alan Ashby, S (1, 2) OBP: 0.333, SLG: 0.349		K S S S		G3-6-3 1-2f			4-3		L3	4	0	0	0	0	1	5
Jim Pankovits, R (1, 4) OBP: 0.333, SLG: 0.367		F4			4-3		F8		L5	4	0	0	0	0	0	4
Mike Scott, R (1, 1) OBP: 0.149, SLG: 0.164			1B G3-6-3 1B		K S S S			F7		2	1	1	0	0	1	0
Terry Puhl, L (8, PH) OBP: 0.290, SLG: 0.326										1	0	0	0	0	0	0
Tom Funk, L (8, 1)										0	0	0	0	0	0	0
Inning Stats	R: 0 E: 0 K: 0 S: 4 H: 1 LOB: 1 BB: 0 P: 4	R: 0 E: 0 K: 1 S: 6 H: 1 LOB: 1 BB: 0 P: 6	R: 1 E: 0 K: 0 S: 5 H: 3 LOB: 1 BB: 0 P: 5	R: 0 E: 0 K: 0 S: 2 H: 0 LOB: 0 BB: 1 P: 6	R: 0 E: 1 K: 2 S: 7 H: 0 LOB: 1 BB: 1 P: 11	R: 0 E: 0 K: 1 S: 5 H: 0 LOB: 0 BB: 0 P: 5	R: 0 E: 0 K: 0 S: 3 H: 0 LOB: 0 BB: 0 P: 3	R: 0 E: 0 K: 0 S: 3 H: 0 LOB: 0 BB: 0 P: 3	R: 0 E: 0 K: 0 S: 4 H: 1 LOB: 3 BB: 2 P: 12	1B: 6 2B: 0 3B: 0 HR: 0 SF: 0 SAC: 0 DP: 2 HBP: 0						

TOP

Houston Astros @ St. Louis Cardinals

Busch Stadium, St. Louis, MO

Sat Aug 23 1986, 7:05 PM CDT
Att. 40,944 - Unknown

livebaseballscorecards.com

AB	31
R	1
H	6
RBI	0
BB	4
SO	4
LOB	14

WP: 0 PB: 0 SB: 0 CS: 0 PA: 35

PITCHER	IP	WLS	BF	H	R	ER	SO	BB	IBB	HBP	BLK	WP	HR	S	P	ERA	WHIP
Danny Cox, R (1, 1) ERA: 3.28	9.0	W	35	6	1	1	4	4	0	0	0	0	0	39	55	1.00	1.111

PITCHER	IP	WLS	BF	H	R	ER	SO	BB	IBB	HBP	BLK	WP	HR	S	P	ERA	WHIP

Batter	1	2	3	4	5	6	7	8	9	AB	R	H	RBI	BB	SO	LOB
Vince Coleman, S (1, 7) OBP: 0.314, SLG: 0.297	F8		4-3		G3		F7			4	0	0	0	0	0	0
Ozzie Smith, S (1, 6) OBP: 0.370, SLG: 0.330	5-3		4-3			BB, S, 1B		6-3		3	1	0	0	1	0	0
Tom Herr, S (1, 4) OBP: 0.324, SLG: 0.310	1-3			BB, FC4-6		1-H, FC3-6, 1B		F2		3	0	1	1	1	0	0
Andy Van Slyke, L (1, 8) OBP: 0.348, SLG: 0.442		SSS, K		F7		1-2f, FC3-6, 3B		1B, 2B		4	2	1	0	0	1	2
Curt Ford, L (1, 9) OBP: 0.328, SLG: 0.392		BBBB, 3B, S, BB		1-2f, FC4-6, S		1-H, 3B		2-H, BB, 1B		3	2	2	2	1	0	1
Clint Hurdle, L (1, 3) OBP: 0.319, SLG: 0.295		1-2, F6		BBBB, 1-2, BB		L3		BBBB, 1-2, 1B, 2B, BB		2	1	0	0	2	0	2
Terry Pendleton, S (1, 5) OBP: 0.277, SLG: 0.296	2-H, 3B		G3			4-3		1-3, 2-H, 2B, 1B		4	1	2	2	0	0	3
Michael LaValliere, L (1, 2) OBP: 0.311, SLG: 0.287	4-3			3-1			F6	1-H, 3-H, 2B		4	0	1	2	0	0	1
Danny Cox, R (1, 1) OBP: 0.149, SLG: 0.156			F8		F4		SSS, K	6-3		4	0	0	0	0	1	1
Inning Stats	R: 0 E: 0 K: 0 S: 3 H: 0 LOB: 0 BB: 0 P: 3	R: 1 E: 0 K: 1 S: 6 H: 1 LOB: 1 BB: 1 P: 10	R: 0 E: 0 K: 0 S: 3 H: 0 LOB: 0 BB: 0 P: 3	R: 0 E: 0 K: 0 S: 3 H: 0 LOB: 2 BB: 2 P: 11	R: 0 E: 0 K: 0 S: 3 H: 0 LOB: 0 BB: 0 P: 3	R: 2 E: 0 K: 0 S: 5 H: 2 LOB: 1 BB: 1 P: 9	R: 0 E: 0 K: 1 S: 5 H: 0 LOB: 0 BB: 0 P: 5	R: 4 E: 0 K: 0 S: 7 H: 4 LOB: 1 BB: 1 P: 11		1B: 3 2B: 2 3B: 2 HR: 0	SF: 0 SAC: 0 DP: 0 HBP: 0			WP: 0 PB: 0 SB: 3 CS: 0	PA: 36		

PITCHER		IP	WLS	BF	H	R	ER	SO	BB	IBB	HBP	BLK	WP	HR	S	P	ERA	WHIP
Mike Scott, R ERA: 2.28	(1, 1)	7.0	L	28	3	3	3	2	4	0	0	0	0	0	28	44	3.86	1.000
Tom Funk, L ERA: 6.48	(8, 1)	1.0		8	4	4	4	0	1	0	0	0	0	0	7	11	36.00	5.000

PITCHER	IP	WLS	BF	H	R	ER	SO	BB	IBB	HBP	BLK	WP	HR	S	P	ERA	WHIP

BOTTOM

Houston Astros @ St. Louis Cardinals

Busch Stadium, St. Louis, MO

Sat Aug 23 1986, 7:05 PM CDT

Att. 40,944 - Unknown

livebaseballscorecards.com

AB	31
R	7
H	7
RBI	7
BB	5
SO	2
LOB	10

Houston Astros @ St. Louis Cardinals

Busch Stadium, St. Louis, MO

Sun Aug 24 1986, 3:33 AM CDT

Att. 33,687 - Unknown

TOP

livebaseballscorecards.com

Batter	1	2	3	4	5	6	7	8	9	AB	R	H	RBI	BB	SO	LOB
Billy Hatcher, R (1, 8) OBP: 0.290, SLG: 0.339	5-3	1B 1-2 2-H 1B		1B 1-3 2B		4-3		6-3		5	0	2	1	0	0	0
Jim Pankovits, R (1, 4) OBP: 0.366, SLG: 0.400	E 1B	 1-2 2-3 1B		G6-4-3 2-3 3-H 1B		BB 1B		F9		5	0	4	1	0	0	0
Davey Lopes, R (1, 5) OBP: 0.380, SLG: 0.435	E5 G5-4-3 1-2	F5-2 3-H		G6-4-3 1-2f		B B B B 4-0 1-2 BB			CS 1B	4	0	1	0	1	0	6
Glenn Davis, R (1, 3) OBP: 0.334, SLG: 0.484	G5-4-3 1-2f		5-3		B B B 4-0 1B 1B BB	F8			F9	4	1	0	0	1	0	5
Kevin Bass, S (1, 9) OBP: 0.361, SLG: 0.498		F8	H 1-0 1B HBP		F7	1-3			F8 1-2	4	0	0	0	0	0	4
Jose Cruz, L (1, 7) OBP: 0.346, SLG: 0.388		B B B B 4-0 1B FC1 BB 1-3 1B		S S S 0-3 K			F8			3	1	1	0	1	1	1
Alan Ashby, S (1, 2) OBP: 0.336, SLG: 0.352		E E 1-3 1B 5-3		1B 1-3 1B		S S S 0-3 K				4	1	2	0	0	1	1
Dickie Thon, R (1, 6) OBP: 0.300, SLG: 0.324		FC1 E 1B 1-2 3-H		CS 1B 1-2 3-H 1B			6-3			4	1	2	2	0	0	1
Jim Deshaies, L (1, 1) OBP: 0.171, SLG: 0.056 Aurelio Lopez, R (6, 1)		E1 1B 1B F5-2 1-2 2-H		B B B 4-0 2B 1B 1-2 BB	S S S 0-3 K			F4		2 1	1 0	0 0	0 0	1 0	1 0	3 0

	AB	36
	R	5
	H	12
	RBI	4
	BB	4
	SO	3
	LOB	21

Inning Stats																		
	R: 0	H: 1	R: 3	H: 3	R: 0	H: 1	R: 1	H: 3	R: 1	H: 2	R: 0	H: 1	R: 0	H: 0	R: 0	H: 1	R: 0	H: 1
	E: 1	LOB: 1	E: 2	LOB: 2	E: 0	LOB: 1	E: 0	LOB: 1	E: 0	LOB: 2	E: 0	LOB: 2	E: 0	LOB: 0	E: 0	LOB: 0	E: 0	LOB: 0
	K: 0	BB: 0	K: 0	BB: 1	K: 0	BB: 0	K: 0	BB: 1	K: 2	BB: 1	K: 0	BB: 1	K: 1	BB: 0	K: 0	BB: 0	K: 0	BB: 0
	S: 4	P: 4	S: 7	P: 11	S: 3	P: 4	S: 4	P: 8	S: 9	P: 13	S: 4	P: 8	S: 5	P: 5	S: 3	P: 3	S: 3	P: 3

	1B: 11	SF: 0	WP: 0	PA: 41
	2B: 2	SAC: 0	PB: 0	
	3B: 0	DP: 3	SB: 0	
	HR: 0	HBP: 1	CS: 2	

PITCHER		IP	WLS	BF	H	R	ER	SO	BB	IBB	HBP	BLK	WP	HR	S	P	ERA	WHIP
Tim Conroy, L ERA: 5.03	(1, 1)	3.1	L	20	8	4	2	0	2	0	1	0	0	0	17	26	5.40	3.000
Ray Burris, R ERA: 5.6	(4, 1)	0.2		1	0	0	0	0	0	0	0	0	0	0	1	1	0.00	0.000
Ray Soff, R ERA: 3.18	(5, 1)	2.0		11	3	1	1	2	2	0	0	0	0	0	13	21	4.50	2.500
Pat Perry, L ERA: 3.83	(7, 1)	3.0		9	1	0	0	1	0	0	0	0	0	0	11	11	0.00	0.333

PITCHER		IP	WLS	BF	H	R	ER	SO	BB	IBB	HBP	BLK	WP	HR	S	P	ERA	WHIP

BOTTOM

Houston Astros @ St. Louis Cardinals

Busch Stadium, St. Louis, MO

Sun Aug 24 1986, 3:33 AM CDT

Att. 33,687 - Unknown

livebaseballscorecards.com

Batter	1	2	3	4	5	6	7	8	9	AB	R	H	RBI	BB	SO	LOB
Vince Coleman, S (1, 7) OBP: 0.313, SLG: 0.294	K		4-3	BB		F7		K		4	0	0	0	1	2	3
Ozzie Smith, S (1, 6) OBP: 0.367, SLG: 0.327	F2		F8	F6		K			F7	3	0	0	0	0	0	3
Ray Soff, R (5, 1)										0	0	0	0	0	0	0
John Morris, L (6, PH) OBP: 0.352, SLG: 0.333										1	0	0	0	0	1	1
Pat Perry, L (7, 1)										0	0	0	0	0	0	0
Curt Ford, L (9, PH) OBP: 0.327, SLG: 0.390										1	0	0	0	0	0	0
Tom Herr, S (1, 4) OBP: 0.326, SLG: 0.310	1B BB		S BB		1B 1B		4-3		K	3	0	1	0	2	1	0
Tito Landrum, R (1, 9) OBP: 0.271, SLG: 0.273	1B		F9		F4		6-3		1B	5	0	2	0	0	0	2
Terry Pendleton, S (1, 5) OBP: 0.277, SLG: 0.295	5-3			BB S 5-3 BB	1B		F7		K	1	0	0	0	0	0	2
Tom Lawless, R (4, PH) OBP: 0.342, SLG: 0.343										3	1	1	0	1	1	1
(5, 5)																
Andy Van Slyke, L (1, 8) OBP: 0.347, SLG: 0.437		B1-3		5-3 BB BB	F7			K		3	0	0	0	1	1	2
Alan Knicely, R (1, 3) OBP: 0.351, SLG: 0.289		K		5-3 BB	4-3			6-3		3	0	0	0	1	1	2
Steve Lake, R (1, 2) OBP: 0.395, SLG: 0.415		1B		5-3		FC6-4 1B		1B BB		3	0	2	1	1	0	2
Tim Conroy, L (1, 1) OBP: 0.217, SLG: 0.238		F7		F8		FC6-4				1	0	0	0	0	0	1
Ray Burris, R (4, 1) OBP: 0.148, SLG: 0.259										0	0	0	0	0	0	0
José Oquendo, S (4, PH) OBP: 0.359, SLG: 0.345										3	0	1	0	0	0	3
(5, 6)																
Inning Stats	R: 0 E: 0 K: 1 S: 6 H: 1 LOB: 2 BB: 1 P: 10	R: 0 E: 0 K: 1 S: 6 H: 1 LOB: 1 BB: 0 P: 6	R: 0 E: 0 K: 0 S: 3 H: 0 LOB: 1 BB: 1 P: 7	R: 1 E: 0 K: 0 S: 3 H: 0 LOB: 3 BB: 4 P: 19	R: 0 E: 0 K: 0 S: 5 H: 2 LOB: 2 BB: 0 P: 5	R: 0 E: 0 K: 1 S: 6 H: 1 LOB: 1 BB: 0 P: 6	R: 0 E: 0 K: 0 S: 3 H: 0 LOB: 0 BB: 0 P: 3	R: 0 E: 0 K: 2 S: 8 H: 1 LOB: 2 BB: 1 P: 12	R: 0 E: 0 K: 2 S: 8 H: 1 LOB: 1 BB: 0 P: 8	1B: 7 2B: 0 3B: 0 HR: 0 SF: 0 SAC: 0 DP: 0 HBP: 0							

	AB	34
	R	1
	H	7
	RBI	1
	BB	7
	SO	7
	LOB	22

WP: 0 PB: 0 SB: 2 CS: 0 PA: 41

PITCHER	IP	WLS	BF	H	R	ER	SO	BB	IBB	HBP	BLK	WP	HR	S	P	ERA	WHIP
Jim Deshaies, L (1, 1) ERA: 3.38	5.0	W	25	4	1	1	2	6	0	0	0	0	0	23	47	1.80	2.000
Aurelio Lopez, R (6, 1) ERA: 2.79	4.0	S	16	3	0	0	5	1	0	0	0	0	0	25	29	0.00	1.000

PITCHER	IP	WLS	BF	H	R	ER	SO	BB	IBB	HBP	BLK	WP	HR	S	P	ERA	WHIP

Batter	1	2	3	4	5	6	7	8	9	AB	R	H	RBI	BB	SO	LOB
Jerry Mumphrey, S (1, 8) (7, 7) OBP: 0.363, SLG: 0.401	F9	K		L4		BLK 1B			4-3	5	0	1	0	0	1	2
Shawon Dunston, R (1, 6) OBP: 0.290, SLG: 0.421	F3		K	CS 1B			K		K	5	0	1	0	0	3	1
Gary Matthews, R (1, 7) OBP: 0.358, SLG: 0.476			F2	BB			F3		F7	3	0	1	0	1	0	1
Bob Dernier, R (7, 8) OBP: 0.258, SLG: 0.280	2B									1	0	0	0	0	0	0
Keith Moreland, R (1, 9) OBP: 0.330, SLG: 0.373	BB		F4		F9		K			3	0	0	0	1	1	2
Jody Davis, R (1, 2) OBP: 0.282, SLG: 0.408	F8			L5		G5-6-3		K		4	0	0	0	0	1	2
Ron Cey, R (1, 5) OBP: 0.378, SLG: 0.506		F9 1B BB		6-3		HR 1B		K		3	1	1	0	1	1	0
Terry Francona, L (8, 3) OBP: 0.262, SLG: 0.297										0	0	0	0	0	0	0
Leon Durham, L (1, 3) OBP: 0.334, SLG: 0.422		F3		1B		K		BB 1B		0	0	0	0	0	0	0
Manny Trillo, R (2, PH) (2, 3) (8, 4) OBP: 0.380, SLG: 0.433										4	0	2	0	0	1	2
Chris Speier, R (1, 4) (8, 5) OBP: 0.357, SLG: 0.455		1-2 1B		1-2 1B		1-H HR		BB		3	1	3	2	1	0	0
Dennis Eckersley, R (1, 1) OBP: 0.169, SLG: 0.316		F9		K		1-3		L6		3	0	0	0	0	1	4
Thad Bosley, L (8, PH) OBP: 0.371, SLG: 0.356		2-3								1	0	0	0	0	0	2
Lee Smith, R (8, 1)										0	0	0	0	0	0	0
Inning Stats	R: 0 E: 0 K: 0 S: 4 H: 1 LOB: 2 BB: 1 P: 8	R: 0 E: 0 K: 1 S: 6 H: 1 LOB: 2 BB: 1 P: 10	R: 0 E: 0 K: 1 S: 5 H: 0 LOB: 0 BB: 0 P: 5	R: 0 E: 0 K: 1 S: 7 H: 2 LOB: 2 BB: 0 P: 7	R: 0 E: 0 K: 0 S: 3 H: 1 LOB: 1 BB: 1 P: 7	R: 2 E: 0 K: 1 S: 7 H: 2 LOB: 0 BB: 0 P: 7	R: 0 E: 0 K: 2 S: 8 H: 1 LOB: 1 BB: 0 P: 8	R: 0 E: 0 K: 2 S: 8 H: 1 LOB: 2 BB: 1 P: 12	R: 0 E: 0 K: 1 S: 5 H: 0 LOB: 0 BB: 0 P: 5	1B: 7 2B: 1 3B: 0 HR: 1	SF: 0 SAC: 0 DP: 0 HBP: 0						

TOP

Chicago Cubs @ Houston Astros

Astrodome, Houston, TX

Mon Aug 25 1986, 8:05 PM EDT

Att. 24,211 - Unknown

livebaseballscorecards.com

AB	35
R	2
H	9
RBI	2
BB	4
SO	9
LOB	16

		WP: 0	PA: 39
		PB: 0	
		SB: 0	
		CS: 1	

PITCHER		IP	WLS	BF	H	R	ER	SO	BB	IBB	HBP	BLK	WP	HR	S	P	ERA	WHIP
Bob Knepper, L ERA: 2.68	(1, 1)	6.0		27	7	2	2	4	3	0	0	0	0	1	32	44	3.00	1.667
Charlie Kerfeld, R ERA: 2.7	(7, 1)	2.0	W	9	2	0	0	4	1	0	0	1	0	0	16	20	0.00	1.500
Dave Smith, R ERA: 2.56	(9, 1)	1.0	S	3	0	0	0	1	0	0	0	0	0	0	5	5	0.00	0.000

PITCHER	IP	WLS	BF	H	R	ER	SO	BB	IBB	HBP	BLK	WP	HR	S	P	ERA	WHIP

Chicago Cubs @ Houston Astros

Astrodome, Houston, TX

Mon Aug 25 1986, 8:05 PM EDT

Att. 24,211 - Unknown

BOTTOM

Batter	1	2	3	4	5	6	7	8	9	AB	R	H	RBI	BB	SO	LOB
Bill Doran, S (1, 4) OBP: 0.369, SLG: 0.362	0-0 BLK 1B 1B		0-0 6-3 ②		0-0 F7 ①		0-0 F9 ① BBB	4-0 1-2 BB		4	1	1	0	1	0	0
Billy Hatcher, R (1, 8) OBP: 0.295, SLG: 0.347	0-0 F8 BLK 1-H 1B		0-0 E 1B		0-0 2B		0-0 F7 ②	0-0 F9 ③		5	0	3	1	0	0	2
Denny Walling, L (1, 5) OBP: 0.370, SLG: 0.484	SSS 0-3 K ① 1-2		BBB 4-0 1-3 BB		0-0 F7 ②		0-0 FC4-6 1B			3	0	1	0	1	1	2
Glenn Davis, R (1, 3) OBP: 0.331, SLG: 0.479	0-0 F8 ② 2-3		SSS 0-3 K ③		0-0 F9 ③		0-0 FC4-6 ③ 1-2f			4	0	0	0	0	1	5
Kevin Bass, S (1, 9) OBP: 0.358, SLG: 0.493	0-0 4-3 ③			0-0 F7 ①		0-0 G3 ①		0-0 F5 ①		4	0	0	0	0	0	1
Jose Cruz, L (1, 7) OBP: 0.345, SLG: 0.386		0-0 G3 ①		0-0 3-1 ②		SSS 0-3 K ②		0-0 2B 1B		4	1	1	0	0	1	0
Alan Ashby, S (1, 2) OBP: 0.343, SLG: 0.361 Davey Lopes, R (8, PR) OBP: 0.380, SLG: 0.435 John Mizerock, L (9, 2) OBP: 0.395, SLG: 0.263		0-0 4-3 ②		0-0 2B 1B		BBBB 4-0 1B BB		0-0 1-H 2B		3 0 0	0 0 0	2 0 0	1 0 0	1 0 0	0 0 0	0 0 0
Craig Reynolds, L (1, 6) OBP: 0.276, SLG: 0.352 Dickie Thon, R (8, PR) OBP: 0.300, SLG: 0.324 (9, 6)		0-0 F4 ③		0-0 1-3 2B		0-0 1-3 1B		0-0 BB 2-H 1B		4 0	0 0	3 0	1 0	0 0	0 0	0 0
Bob Knepper, L (1, 1) OBP: 0.100, SLG: 0.125 Terry Puhl, L (6, PH) OBP: 0.288, SLG: 0.324 Charlie Kerfeld, R (7, 1) OBP: 0.333, SLG: 0.200 Jim Pankovits, R (8, PH) OBP: 0.361, SLG: 0.394 Dave Smith, R (9, 1)			SSS 0-3 K ①	0-0 F9 ③		0-0 F8 ③		SSS 0-3 K ②		2 1 0 1 0	0 0 0 0 0	0 0 0 0 0	0 0 0 0 0	0 0 0 1 0	1 0 0 0 0	2 2 0 2 0
Inning Stats	R: 1 E: 0 K: 1 S: 7 H: 2 LOB: 1 BB: 0 P: 7	R: 0 E: 0 K: 0 S: 3 H: 0 LOB: 0 BB: 0 P: 3	R: 0 E: 1 K: 2 S: 8 H: 1 LOB: 2 BB: 1 P: 12	R: 0 E: 0 K: 0 S: 5 H: 2 LOB: 2 BB: 0 P: 5	R: 0 E: 0 K: 0 S: 4 H: 1 LOB: 1 BB: 0 P: 4	R: 0 E: 0 K: 1 S: 6 H: 1 LOB: 2 BB: 1 P: 10	R: 0 E: 0 K: 0 S: 4 H: 1 LOB: 1 BB: 0 P: 4	R: 2 E: 0 K: 1 S: 8 H: 3 LOB: 2 BB: 1 P: 12		1B: 8 2B: 3 3B: 0 HR: 0 SF: 0 SAC: 0 DP: 0 HBP: 0				WP: 0 PB: 1 SB: 0 CS: 0 PA: 38	

PITCHER		IP	WLS	BF	H	R	ER	SO	BB	IBB	HBP	BLK	WP	HR	S	P	ERA	WHIP
Dennis Eckersley, R ERA: 4.53	(1, 1)	7.0		31	8	1	1	4	2	0	0	2	0	0	37	45	1.29	1.429
Lee Smith, R ERA: 2.79	(8, 1)	1.0	L	7	3	2	2	1	1	0	0	0	0	0	8	12	18.00	4.000

PITCHER		IP	WLS	BF	H	R	ER	SO	BB	IBB	HBP	BLK	WP	HR	S	P	ERA	WHIP

AB	35
R	2
H	11
RBI	3
BB	3
SO	5
LOB	16

livebaseballscorecards.com

Chicago Cubs @ Houston Astros

Astrodome, Houston, TX

Tue Aug 26 1986, 8:05 PM EDT

Att. 22,579 - Unknown

TOP

livebaseballscorecards.com

Batter	1	2	3	4	5	6	7	8	9	AB	R	H	RBI	BB	SO	LOB
Jerry Mumphrey, S (1, 8) (6, 7) OBP: 0.365, SLG: 0.406	E 1B		WP CS 2B		G3		6-3			4	0	2	0	0	0	0
Manny Trillo, R (1, 4) OBP: 0.384, SLG: 0.430	F6 1-3		G3 2-3			E 1B	BB			3	1	1	0	1	0	2
Gary Matthews, R (1, 7) OBP: 0.355, SLG: 0.471	K		FC			E4 6-3 SF8 1-H	F3			3	1	0	0	0	1	2
Bob Dernier, R (6, 8) OBP: 0.258, SLG: 0.279										1	0	0	0	0	0	1
Keith Moreland, R (1, 3) OBP: 0.328, SLG: 0.369	F7		1-3 3-H			6-3 2-3		6-3		4	0	0	0	0	0	4
Jody Davis, R (1, 2) OBP: 0.279, SLG: 0.405		K		5-3		SF8 3-H		F9		3	0	0	1	0	1	0
Terry Francona, L (1, 9) OBP: 0.270, SLG: 0.333		2B 1B		F6		HR		4-3		4	2	2	1	0	0	0
Shawon Dunston, R (1, 6) OBP: 0.287, SLG: 0.417		K		L8		G3			F5	4	0	0	0	0	1	1
Chris Speier, R (1, 5) OBP: 0.354, SLG: 0.457		1-H 2B			5-3		F9		4-3	4	0	1	1	0	0	0
Ed Lynch, R (1, 1) OBP: 0.115, SLG: 0.042		6-3			K		HR		K	2	0	0	0	0	1	1
Ron Cey, R (7, PH) OBP: 0.380, SLG: 0.520										1	1	1	1	0	0	0
Frank DiPino, L (7, 1) OBP: 0.167, SLG: 0.167										1	0	0	0	0	1	0
Lee Smith, R (9, 1)										0	0	0	0	0	0	0
Inning Stats	R: 0 E: 1 K: 1 S: 6 / H: 1 LOB: 1 BB: 0 P: 6	R: 1 E: 0 K: 2 S: 9 / H: 2 LOB: 1 BB: 0 P: 9	R: 0 E: 0 K: 0 S: 4 / H: 1 LOB: 1 BB: 0 P: 4	R: 0 E: 0 K: 0 S: 3 / H: 0 LOB: 0 BB: 0 P: 3	R: 0 E: 0 K: 1 S: 5 / H: 0 LOB: 0 BB: 0 P: 5	R: 3 E: 1 K: 0 S: 6 / H: 2 LOB: 0 BB: 0 P: 6	R: 1 E: 0 K: 0 S: 4 / H: 1 LOB: 1 BB: 1 P: 8	R: 0 E: 0 K: 0 S: 3 / H: 0 LOB: 0 BB: 0 P: 3	R: 0 E: 0 K: 1 S: 5 / H: 0 LOB: 0 BB: 0 P: 5	1B: 3 2B: 2 3B: 0 HR: 2	SF: 1 SAC: 0 DP: 0 HBP: 0						

	AB	34
	R	5
	H	7
	RBI	4
	BB	1
	SO	5
	LOB	11

WP: 1 PB: 0 SB: 0 CS: 1 PA: 36

PITCHER		IP	WLS	BF	H	R	ER	SO	BB	IBB	HBP	BLK	WP	HR	S	P	ERA	WHIP
Danny Darwin, R ERA: 3.58	(1, 1)	6.0	L	25	6	4	4	4	0	0	0	0	1	1	33	33	6.00	1.000
Aurelio Lopez, R ERA: 2.91	(7, 1)	1.0		5	1	1	1	0	1	0	0	0	0	1	4	8	9.00	2.000
Larry Andersen, R ERA: 3.41	(8, 1)	2.0		6	0	0	0	1	0	0	0	0	0	0	8	8	0.00	0.000

PITCHER		IP	WLS	BF	H	R	ER	SO	BB	IBB	HBP	BLK	WP	HR	S	P	ERA	WHIP

Batter	1	2	3	4	5	6	7	8	9	AB	R	H	RBI	BB	SO	LOB
Bill Doran, S (1, 4) OBP: 0.368, SLG: 0.363	L6		6-3		1B 2B		L8		K	4	1	1	0	0	0	0
Larry Andersen, R (8, 1)										0	0	0	0	0	0	0
Glenn Davis, R (9, PH) OBP: 0.331, SLG: 0.478										1	0	0	0	0	1	1
Billy Hatcher, R (1, 8) OBP: 0.295, SLG: 0.346	F6		5-3		2-H 1B		K			4	0	1	1	0	1	0
Denny Walling, L (1, 3) OBP: 0.372, SLG: 0.484	1B		1B		G3		K			4	0	2	0	0	1	0
Jose Cruz, L (1, 7) OBP: 0.342, SLG: 0.382	L7		6-3			F7		K		4	0	0	0	0	1	2
Kevin Bass, S (1, 9) OBP: 0.359, SLG: 0.494		1B 1B		K		HR 1B		F9		4	1	2	0	0	1	0
Alan Ashby, S (1, 2) OBP: 0.341, SLG: 0.359		G3 1-3 1B		4-3		F8		K		4	0	1	0	0	1	1
Craig Reynolds, L (1, 6) OBP: 0.280, SLG: 0.372		G3 1-2		2B		1-H HR			1-3	3	1	2	2	0	0	2
Dickie Thon, R (9, PH) OBP: 0.298, SLG: 0.323										1	0	0	0	0	0	0
Phil Garner, R (1, 5) OBP: 0.326, SLG: 0.413		K		PO IBB		1B			FC5-4 1B	3	0	2	0	1	1	2
Danny Darwin, R (1, 1)		K		PO 1-2	K	K			FC5-4 1-2f	2	0	0	0	0	2	2
Terry Puhl, L (6, PH) OBP: 0.287, SLG: 0.322										1	0	0	0	0	1	1
Aurelio Lopez, R (7, 1)										0	0	0	0	0	0	0
Jim Pankovits, R (8, 4) OBP: 0.356, SLG: 0.388										1	0	0	0	0	0	1
Inning Stats	R: 0 E: 0 K: 0 S: 4 H: 1 LOB: 1 BB: 0 P: 4	R: 0 E: 0 K: 2 S: 9 H: 2 LOB: 2 BB: 0 P: 9	R: 0 E: 0 K: 0 S: 4 H: 1 LOB: 1 BB: 0 P: 4	R: 0 E: 0 K: 1 S: 5 H: 1 LOB: 1 BB: 1 P: 9	R: 1 E: 0 K: 1 S: 6 H: 2 LOB: 0 BB: 0 P: 6	R: 2 E: 0 K: 1 S: 8 H: 3 LOB: 1 BB: 0 P: 8	R: 0 E: 0 K: 2 S: 7 H: 0 LOB: 0 BB: 0 P: 7	R: 0 E: 0 K: 2 S: 7 H: 0 LOB: 0 BB: 0 P: 7	R: 0 E: 0 K: 1 S: 6 H: 1 LOB: 1 BB: 0 P: 6	1B: 8 2B: 2 3B: 0 HR: 1	SF: 0 SAC: 0 DP: 0 HBP: 0						

PITCHER		IP	WLS	BF	H	R	ER	SO	BB	IBB	HBP	BLK	WP	HR	S	P	ERA	WHIP
Ed Lynch, R ERA: 3.57	(1, 1)	6.0	W	27	10	3	3	5	0	1	0	0	0	1	36	40	4.50	1.667
Frank DiPino, L ERA: 4.1	(7, 1)	2.0		6	0	0	0	4	0	0	0	0	0	0	14	14	0.00	0.000
Lee Smith, R ERA: 2.76	(9, 1)	1.0	S	4	1	0	0	1	0	0	0	0	0	0	6	6	0.00	1.000

PITCHER	IP	WLS	BF	H	R	ER	SO	BB	IBB	HBP	BLK	WP	HR	S	P	ERA	WHIP

BOTTOM

Chicago Cubs @ Houston Astros

Astrodome, Houston, TX

Tue Aug 26 1986, 8:05 PM EDT

Att. 22,579 - Unknown

livebaseballscorecards.com

AB	36
R	3
H	11
RBI	3
BB	1
SO	10
LOB	12

1B: 8 2B: 2 3B: 0 HR: 1 SF: 0 SAC: 0 DP: 0 HBP: 0

WP: 0 PB: 0 SB: 0 CS: 0 PA: 38

Batter	1	2	3	4	5	6	7	8	9	AB	R	H	RBI	BB	SO	LOB
Jerry Mumphrey, S (1, 8) OBP: 0.363, SLG: 0.404	FC4-6 1B		K			4-3		K 1-2		4	0	1	0	0	2	2
23 Ryne Sandberg, R (1, 4) OBP: 0.325, SLG: 0.417	K		FC5-4 1-2f			F8		K		4	0	0	0	0	2	3
Thad Bosley, L (1, 7) OBP: 0.367, SLG: 0.352	FC4-6 1-2f			1-3			1B BB 5-3 1B	3-1		4	1	1	0	0	0	2
Keith Moreland, R (1, 3) OBP: 0.327, SLG: 0.367	6-3			K			5-3 1B 1-2 BB		G3	3	0	0	0	1	1	1
Terry Francona, L (1, 9) OBP: 0.278, SLG: 0.333		CS BB		3-1			5-3 1-2 2-3 1B		K	3	0	1	0	1	1	0
Shawon Dunston, R (1, 6) OBP: 0.285, SLG: 0.414		K			1-3		L5		K	4	0	0	0	0	2	4
Chris Speier, R (1, 5) OBP: 0.346, SLG: 0.445		K 1-2			F8		5-3 1-2 2-3 3-H			3	0	0	1	0	1	3
Mike Martin, L (1, 2) Jody Davis, R (7, PH) OBP: 0.279, SLG: 0.404 (7, 2)			4-3		F9		K			2 1	0 0	0 0	0 0	0 0	0 1	0 2
Jamie Moyer, L (1, 1) OBP: 0.278, SLG: 0.071 Ron Davis, R (4, 1) Manny Trillo, R (6, PH) OBP: 0.381, SLG: 0.426 Steve Trout, L (6, 1) OBP: 0.200, SLG: 0.205 Bob Dernier, R (8, PH) OBP: 0.260, SLG: 0.281 Dave Gumpert, R (8, 1)			23 FC5-4 BB			5-3		S 1B		0 0 1 0 1 0	0 0 0 0 0 0	0 0 0 0 1 0	0 0 0 0 0 0	1 0 0 0 0 0	0 0 0 0 0 0	0 0 0 0 0 0
Inning Stats	R: 0 H: 1 E: 0 LOB: 1 K: 1 BB: 0 S: 6 P: 6	R: 0 H: 0 E: 0 LOB: 0 K: 2 BB: 1 S: 6 P: 10	R: 0 H: 0 E: 0 LOB: 1 K: 1 BB: 1 S: 5 P: 9	R: 0 H: 0 E: 0 LOB: 0 K: 1 BB: 0 S: 5 P: 5	R: 0 H: 0 E: 0 LOB: 0 K: 0 BB: 0 S: 3 P: 3	R: 0 H: 0 E: 0 LOB: 0 K: 0 BB: 0 S: 3 P: 3	R: 1 H: 2 E: 0 LOB: 2 K: 1 BB: 1 S: 7 P: 11	R: 0 H: 1 E: 0 LOB: 1 K: 2 BB: 0 S: 8 P: 8	R: 0 H: 0 E: 0 LOB: 0 K: 2 BB: 0 S: 7 P: 7	1B: 4 SF: 0 2B: 0 SAC: 0 3B: 0 DP: 0 HR: 0 HBP: 0						

PITCHER		IP	WLS	BF	H	R	ER	SO	BB	IBB	HBP	BLK	WP	HR	S	P	ERA	WHIP
Nolan Ryan, R ERA: 3.72	(1, 1)	6.0	W	20	1	0	0	5	2	0	0	0	0	0	28	36	0.00	0.500
Charlie Kerfeld, R ERA: 2.71	(7, 1)	3.0	S	13	3	1	1	5	1	0	0	0	0	0	22	26	3.00	1.333

PITCHER	IP	WLS	BF	H	R	ER	SO	BB	IBB	HBP	BLK	WP	HR	S	P	ERA	WHIP

TOP

Chicago Cubs @ Houston Astros

Astrodome, Houston, TX

Wed Aug 27 1986, 8:05 PM EDT

Att. 24,198 - Unknown

livebaseballscorecards.com

AB	30
R	1
H	4
RBI	1
BB	3
SO	10
LOB	17

WP: 0 PA: 33
PB: 0
SB: 1
CS: 1

Batter	1	2	3	4	5	6	7	8	9	AB	R	H	RBI	BB	SO	LOB
Billy Hatcher, R (1, 8) OBP: 0.296, SLG: 0.345	6-3		S 1B BB	F6		1B		F3		4	1	1	0	1	0	2
Jim Pankovits, R (1, 4) OBP: 0.372, SLG: 0.386	1B BB		1B 1-2 SF8 BB	S 1B 1-H 3-H 1B		K		K		3	2	1	2	2	2	1
Phil Garner, R (1, 5) OBP: 0.334, SLG: 0.420	FC6-4 1-2 1B		SF8 1-3 2-H 1B	S 1-H 1B			G3-6-3 1B	6-3		5	1	4	2	0	0	0
Glenn Davis, R (1, 3) OBP: 0.328, SLG: 0.475	F3		SF8 1-2 3-H	4-3 1-2			G3-6-3 1-2f			3	0	0	1	0	0	4
Kevin Bass, S (1, 9) OBP: 0.360, SLG: 0.494	FC6-4 1-2f		BLK 2-H 1B		4-3		S 1B 1B			4	1	2	1	0	0	2
Jose Cruz, L (1, 7) OBP: 0.341, SLG: 0.381		F9	3-1 1-2		5-3		BB BB 1-H 1B			4	0	1	1	0	0	1
Alan Ashby, S (1, 2) OBP: 0.344, SLG: 0.358		6-3		S 1B 1B 1B	3-1		BB 1-2 BB			3	1	1	0	1	0	0
Dickie Thon, R (1, 6) OBP: 0.302, SLG: 0.323		3-1		S 1-2 1B 1B		5-3	FC6 1-2 2-3 BB			3	1	1	0	1	0	0
Nolan Ryan, R (1, 1) OBP: 0.128, SLG: 0.109			G1-5-3	K 2-3		F6	FC6 1-2f			2	0	0	0	0	1	2
Terry Puhl, L (6, PH) OBP: 0.285, SLG: 0.319										1	0	0	0	0	0	0
Charlie Kerfeld, R (7, 1) OBP: 0.286, SLG: 0.167										1	0	0	0	0	0	3
Inning Stats	R: 0 E: 0 K: 0 S: 4 H: 1 LOB: 2 BB: 1 P: 8	R: 0 E: 0 K: 0 S: 3 H: 0 LOB: 0 BB: 0 P: 3	R: 3 E: 0 K: 0 S: 5 H: 2 LOB: 1 BB: 2 P: 13	R: 3 E: 0 K: 1 S: 9 H: 4 LOB: 1 BB: 0 P: 9	R: 0 E: 0 K: 0 S: 3 H: 0 LOB: 0 BB: 0 P: 3	R: 0 E: 0 K: 1 S: 6 H: 1 LOB: 1 BB: 0 P: 6	R: 1 E: 0 K: 0 S: 5 H: 3 LOB: 3 BB: 2 P: 13	R: 0 E: 0 K: 1 S: 5 H: 0 LOB: 0 BB: 0 P: 5		1B: 11 2B: 0 3B: 0 HR: 0 SF: 1 SAC: 0 DP: 1 HBP: 0						

BOTTOM

Chicago Cubs @ Houston Astros

Astrodome, Houston, TX

Wed Aug 27 1986, 8:05 PM EDT

Att. 24,198 - Unknown

AB	33
R	7
H	11
RBI	7
BB	5
SO	3
LOB	15

WP: 0 PB: 0 SB: 6 CS: 0 PA: 39

livebaseballscorecards.com

PITCHER		IP	WLS	BF	H	R	ER	SO	BB	IBB	HBP	BLK	WP	HR	S	P	ERA	WHIP
Jamie Moyer, L ERA: 5.4	(1, 1)	3.1	L	18	5	5	5	1	3	0	0	1	0	0	17	29	13.50	2.400
Ron Davis, R ERA: 9.0	(4, 1)	1.2		7	2	1	1	0	0	0	0	0	0	0	7	7	5.40	1.200
Steve Trout, L ERA: 5.05	(6, 1)	2.0		11	4	1	1	1	2	0	0	0	0	0	11	19	4.50	3.000
Dave Gumpert, R ERA: 3.65	(8, 1)	1.0		3	0	0	0	1	0	0	0	0	0	0	5	5	0.00	0.000

PITCHER	IP	WLS	BF	H	R	ER	SO	BB	IBB	HBP	BLK	WP	HR	S	P	ERA	WHIP

Batter	1	2	3	4	5	6	7	8	9	AB	R	H	RBI	BB	SO	LOB
Joe Orsulak, L (1, 9) OBP: 0.304, SLG: 0.352	S S S 0-3 ① K		x 0-0 ② F8			x 0-0 ② L6		S S S 0-3 ① K	x 0-0 ③ 6-3	5	0	0	0	0	2	1
Barry Bonds, L (1, 8) OBP: 0.331, SLG: 0.453	B B B B 4-0 FC5 CI BB		x 0-0 ③ 4-3			x 0-0 ③ 4-3		x 0-0 ② 4-3		3	0	0	0	1	0	0
Johnny Ray, S (1, 4) OBP: 0.372, SLG: 0.406	S 0-1 CI 1-2			x 0-0 G1-4-3 1B			x 0-0 E 1B 1B	x 0-0 BB 1B 1B		3	1	3	0	0	0	0
Sid Bream, L (1, 3) OBP: 0.351, SLG: 0.467	x 0-0 ② F7			x 0-0 ① F7			S S S 0-3 ① K	x 0-0 BB 1-2 1B		4	0	1	0	0	1	4
Mike Diaz, R (1, 7) OBP: 0.364, SLG: 0.578 Larry McWilliams, L (8, 1) OBP: 0.200, SLG: 0.179	x 0-0 ③ FC5 2-3f			x 0-0 ② ③ G1-4-3 1-2f			x 0-0 E6 1B 1-3 1B	B B B B 4-0 FC6-4 1-2 2-3 BB		3	1	1	0	1	0	3
										0	0	0	0	0	0	0
Tony Peña, R (1, 2) OBP: 0.345, SLG: 0.401		S S S 0-3 ① K			x 0-0 ① 6-3		x 0-0 3-1 2-H 3-H 1B	x 0-0 ③ FC6-4 1-2f		4	0	1	2	0	1	3
Bobby Bonilla, S (1, 5) OBP: 0.365, SLG: 0.356 (8, 7)		x 0-0 ② 6-3			x 0-0 ② F2		x 0-0 ② 3-1 1-2		S S S 0-3 ① K	4	0	0	0	0	1	1
Rafael Belliard, R (1, 6) OBP: 0.299, SLG: 0.268 Benny Distefano, L (7, PH) OBP: 0.143, SLG: 0.083 U L Washington, S (7, PR) OBP: 0.297, SLG: 0.265 (7, 6)		x 0-0 ③ 5-3			x 0-0 ③ F7		B B B B 4-0 BB		x 0-0 1B	2	0	0	0	0	0	0
										0	0	0	0	1	0	0
										1	0	1	0	0	0	0
Rick Reuschel, R (1, 1) OBP: 0.133, SLG: 0.153 R.J. Reynolds, S (7, PH) OBP: 0.340, SLG: 0.432 Pat Clements, R (7, 1) Barry Jones, R (8, 1) OBP: 0.250, SLG: 0.250 Jim Morrison, R (8, 5) OBP: 0.315, SLG: 0.426			x 0-0 ① F5			S S S 0-3 ① K	S S S 0-3 ③ K		x 0-0 ② F3	2	0	0	0	0	1	0
										1	0	0	0	0	1	2
										0	0	0	0	0	0	0
										0	0	0	0	0	0	0
										1	0	0	0	0	0	1
Inning Stats	R: 0 E: 1 K: 1 S: 6 H: 0 LOB: 2 BB: 1 P: 10	R: 0 E: 0 K: 1 S: 5 H: 0 LOB: 0 BB: 0 P: 5	R: 0 E: 0 K: 0 S: 3 H: 0 LOB: 0 BB: 0 P: 3	R: 0 E: 0 K: 0 S: 3 H: 1 LOB: 0 BB: 0 P: 3	R: 0 E: 0 K: 0 S: 3 H: 0 LOB: 0 BB: 0 P: 3	R: 0 E: 0 K: 1 S: 5 H: 0 LOB: 0 BB: 0 P: 5	R: 2 E: 1 K: 2 S: 10 H: 3 LOB: 2 BB: 1 P: 14	R: 0 E: 0 K: 1 S: 7 H: 2 LOB: 3 BB: 1 P: 11	R: 0 E: 0 K: 1 S: 6 H: 1 LOB: 1 BB: 0 P: 6	1B: 7 2B: 0 3B: 0 HR: 0	SF: 0 SAC: 0 DP: 1 HBP: 0						

PITCHER		IP	WLS	BF	H	R	ER	SO	BB	IBB	HBP	BLK	WP	HR	S	P	ERA	WHIP
Mike Scott, R ERA: 2.24	(1, 1)	7.2	W	32	6	2	1	6	3	0	0	0	0	0	41	53	1.17	1.174
Dave Smith, R ERA: 2.49	(8, 1)	1.1	S	5	1	0	0	1	0	0	0	0	0	0	7	7	0.00	0.750

PITCHER	IP	WLS	BF	H	R	ER	SO	BB	IBB	HBP	BLK	WP	HR	S	P	ERA	WHIP

TOP

Pittsburgh Pirates @ Houston Astros

Astrodome, Houston, TX

Fri Aug 29 1986, 8:05 PM EDT
Att. 22,801 - Unknown

livebaseballscorecards.com

AB	33
R	2
H	7
RBI	2
BB	3
SO	7
LOB	15

1B: 7	SF: 0	WP: 0	PA: 37
2B: 0	SAC: 0	PB: 0	
3B: 0	DP: 1	SB: 0	
HR: 0	HBP: 0	CS: 0	

Batter	1	2	3	4	5	6	7	8	9	AB	R	H	RBI	BB	SO	LOB
Billy Hatcher, R (1, 8) OBP: 0.296, SLG: 0.347	E 2B		6-3		K		G2-6-3 1-2f			4	1	1	0	0	1	1
Craig Reynolds, L (1, 6) OBP: 0.281, SLG: 0.372	E1 2-H 1B		4-3			E3 2B 1B	6-3			3	1	1	0	0	0	0
Dickie Thon, R (7, PH) (8, 6) OBP: 0.300, SLG: 0.321										1	0	0	0	0	0	0
Denny Walling, L (1, 5) OBP: 0.370, SLG: 0.481	F8		K			F8		FC1-5 1B 1B		4	0	1	0	0	1	2
Glenn Davis, R (1, 3) OBP: 0.330, SLG: 0.478	K			F7		1-3 1B 2B		1-2 FC1-5 1B		4	1	2	0	0	1	1
Kevin Bass, S (1, 9) OBP: 0.362, SLG: 0.494	L5			6-3 1B		1B HBP		1-2 2-3f FC1-5		2	0	1	0	0	0	1
Terry Puhl, L (8, 9) OBP: 0.283, SLG: 0.317										1	0	0	0	0	0	2
Jose Cruz, L (1, 7) OBP: 0.340, SLG: 0.379		4-3		6-3 1-2		1-3 FC5-4 2-H 1B 3-H		K		4	0	1	2	0	1	3
Alan Ashby, S (1, 2) OBP: 0.338, SLG: 0.352		K		3-1		F8		F8		4	0	0	0	0	1	5
Jim Pankovits, R (1, 4) OBP: 0.370, SLG: 0.384		1B			K	1-2f FC5-4				3	0	1	0	0	1	2
Mike Scott, R (1, 1) OBP: 0.156, SLG: 0.160		5-3			K		BB G2-6-3			2	0	0	0	1	1	1
Dave Smith, R (8, 1)										0	0	0	0	0	0	0
Inning Stats	R: 1 E: 1 K: 1 S: 7 H: 2 LOB: 1 BB: 0 P: 7	R: 0 E: 0 K: 1 S: 6 H: 1 LOB: 1 BB: 0 P: 6	R: 0 E: 0 K: 1 S: 5 H: 0 LOB: 0 BB: 0 P: 5	R: 0 E: 0 K: 0 S: 4 H: 1 LOB: 1 BB: 0 P: 4	R: 0 E: 0 K: 3 S: 9 H: 0 LOB: 0 BB: 0 P: 9	R: 2 E: 1 K: 0 S: 6 H: 2 LOB: 2 BB: 0 P: 7	R: 0 E: 0 K: 0 S: 2 H: 0 LOB: 0 BB: 1 P: 6	R: 0 E: 0 K: 1 S: 7 H: 2 LOB: 2 BB: 0 P: 7		1B: 6 2B: 2 3B: 0 HR: 0	SF: 0 SAC: 0 DP: 1 HBP: 1					

PITCHER		IP	WLS	BF	H	R	ER	SO	BB	IBB	HBP	BLK	WP	HR	S	P	ERA	WHIP
Rick Reuschel, R ERA: 4.2	(1, 1)	6.0	L	26	6	3	2	6	0	0	1	0	0	0	37	38	3.00	1.000
Pat Clements, L ERA: 3.09	(7, 1)	1.0		4	1	0	0	0	1	0	0	0	0	0	3	7	0.00	2.000
Barry Jones, R ERA: 2.84	(8, 1)	0.1		2	1	0	0	0	0	0	0	0	0	0	2	2	0.00	3.000
Larry McWilliams, L ERA: 5.28	(8, 1)	0.2		2	0	0	0	1	0	0	0	0	0	0	4	4	0.00	0.000

PITCHER	IP	WLS	BF	H	R	ER	SO	BB	IBB	HBP	BLK	WP	HR	S	P	ERA	WHIP

BOTTOM

Pittsburgh Pirates @ Houston Astros

Astrodome, Houston, TX

Fri Aug 29 1986, 8:05 PM EDT

Att. 22,801 - Unknown

livebaseballscorecards.com

AB	32
R	3
H	8
RBI	2
BB	1
SO	7
LOB	18

Batter	1	2	3	4	5	6	7	8	9	AB	R	H	RBI	BB	SO	LOB
Barry Bonds, L (1, 8) OBP: 0.340, SLG: 0.463	BBBB 4-0 BLK S 1B BB	BBB 4-0 8-3 BB			x 0-0 HR	BBBB 4-0 1B 2B BB	BBBB 4-0 1B 1-2 2-3 BB		x 0-0 ① F9	2	3	1	1	4	0	0
Bobby Bonilla, S (1, 9) (5, 7) OBP: 0.361, SLG: 0.353	x 0-0 ① F3 1-2	x 0-0 ②③ 8-3 1-2f			x 0-0 ① F9	x 0-0 2B 1B 1-2	x 0-0 ② F8		SSS 0-3 ② K	6	1	1	0	0	1	6
Johnny Ray, S (1, 4) OBP: 0.372, SLG: 0.406 U L Washington, S (7, 6) OBP: 0.295, SLG: 0.263	x 0-0 ② F3 2-3		x 0-0 ① 5-3		x 0-0 E 2B 1B	x 0-0 ② F8	x 0-0 1-2 2-3 3-H 1B		x 0-0 ③ F7	5 1	1 0	2 0	1 0	0 0	0 0	3 0
Jim Morrison, R (1, 5) OBP: 0.318, SLG: 0.433 Bill Almon, R (8, 5) OBP: 0.315, SLG: 0.381	x 0-0 3-H 1B		x 0-0 S 2B		x 0-0 ② F7 1-2	x 0-0 ③ 1-H 2-H 2B	x 0-0 ③ F7			5 0	0 0	3 0	3 0	0 0	0 0	4 0
Mike Diaz, R (1, 7) OBP: 0.364, SLG: 0.568 Joe Orsulak, L (5, PR) OBP: 0.308, SLG: 0.356 (5, 9)	x 0-0 ③ F6		SSS 0-3 ② K 2-3		BBBB 4-0 2B BB		x 0-0 1B 4-3 FC 1B	x 0-0 2B 1B		2 2	0 3	0 2	0 0	1 0	1 0	2 0
Sid Bream, L (1, 3) OBP: 0.354, SLG: 0.471		x 0-0 E 1B 1B	x 0-0 ③ F7		x 0-0 1-H 2-H 1B 2B		x 0-0 ① 4-3 1-2	x 0-0 1-2 2B 1B		5	2	3	2	0	0	2
Junior Ortiz, R (1, 2) OBP: 0.387, SLG: 0.417		x 0-0 E5 1B 1-3 SF7 1B		x 0-0 ① F2	x 0-0 3-H 1B		x 0-0 E 2-3 1B 1B	x 0-0 ① 1-H 2-H 2B		5	2	4	2	0	0	0
Rafael Belliard, R (1, 6) (7, 4) OBP: 0.297, SLG: 0.266		x 0-0 SF7 2-3 3-H 1B		x 0-0 ② F8	x 0-0 ③ 4-3		x 0-0 FC BB 1B 1B 1-2 3-H	x 0-0 ② F2		5	1	1	2	0	0	3
Rick Rhoden, R (1, 1) OBP: 0.316, SLG: 0.387		x 0-0 ① SF7 1-2 3-H		x 0-0 ③ 5-3		x 0-0 ① 5-3	x 0-0 1B BB 1-2 2-H 1B	x 0-0 ③ F4		4	0	1	2	0	0	1
Inning Stats	R: 1 E: 0 K: 0 S: 4 H: 1 LOB: 1 BB: 1 P: 8	R: 2 E: 1 K: 0 S: 5 H: 3 LOB: 1 BB: 1 P: 9	R: 0 E: 0 K: 1 S: 6 H: 1 LOB: 1 BB: 0 P: 6	R: 0 E: 0 K: 0 S: 3 H: 0 LOB: 0 BB: 0 P: 3	R: 4 E: 1 K: 0 S: 7 H: 4 LOB: 1 BB: 1 P: 11	R: 2 E: 0 K: 0 S: 4 H: 2 LOB: 1 BB: 1 P: 8	R: 3 E: 1 K: 0 S: 8 H: 4 LOB: 3 BB: 1 P: 12	R: 1 E: 0 K: 0 S: 5 H: 3 LOB: 1 BB: 0 P: 5	R: 0 E: 0 K: 1 S: 5 H: 0 LOB: 0 BB: 0 P: 5	1B: 13 2B: 5 3B: 0 HR: 1		SF: 1 SAC: 0 DP: 1 HBP: 0				

PITCHER		IP	WLS	BF	H	R	ER	SO	BB	IBB	HBP	BLK	WP	HR	S	P	ERA	WHIP
Jim Deshaies, L ERA: 3.56	(1, 1)	4.1	L	21	7	5	4	1	2	0	0	1	0	1	21	29	8.31	2.077
Larry Andersen, R ERA: 3.67	(5, 1)	0.2		5	2	2	2	0	1	0	0	0	0	0	4	8	27.00	4.500
Jeff Calhoun, L ERA: 3.52	(6, 1)	1.2		13	6	5	3	0	2	0	0	0	0	0	11	19	16.20	4.800
Aurelio Lopez, R ERA: 2.95	(7, 1)	2.1		9	3	1	1	1	0	0	0	0	0	0	11	11	3.86	1.286

PITCHER	IP	WLS	BF	H	R	ER	SO	BB	IBB	HBP	BLK	WP	HR	S	P	ERA	WHIP

TOP

Pittsburgh Pirates @ Houston Astros

Astrodome, Houston, TX

Sat Aug 30 1986, 8:05 PM EDT

Att. 30,598 - Unknown

livebaseballscorecards.com

AB	42
R	13
H	18
RBI	13
BB	5
SO	2
LOB	21

1B: 13	SF: 1	WP: 0	PA: 48
2B: 5	SAC: 0	PB: 0	
3B: 0	DP: 1	SB: 2	
HR: 1	HBP: 0	CS: 0	

BOTTOM

Pittsburgh Pirates @ Houston Astros

Astrodome, Houston, TX

Sat Aug 30 1986, 8:05 PM EDT

Att. 30,598 - Unknown

Batter	1	2	3	4	5	6	7	8	9	AB	R	H	RBI	BB	SO	LOB
Davey Lopes, R (1, 8) OBP: 0.381, SLG: 0.434	F3		S, 1B		3-1, 1B, 1-2		1-3		4-3	5	1	2	0	0	0	2
Craig Reynolds, L (1, 6) (9, 7) OBP: 0.280, SLG: 0.370	G3		F8		3-1, 1-2, 2-3		6-3			4	0	1	0	0	0	1
Denny Walling, L (1, 5) OBP: 0.372, SLG: 0.485	PB, 2B		WP, 1-H, 1B		3-1, 1-2, 2-3, 3-H			4-3		4	0	2	2	0	0	2
Phil Garner, R (9, 5) OBP: 0.334, SLG: 0.420										0	0	0	0	0	0	0
Glenn Davis, R (1, 3) OBP: 0.331, SLG: 0.483	BBBB, 2-3, BB		4-3, 1-2		F5			HR		3	1	1	1	1	0	3
Kevin Bass, S (1, 9) OBP: 0.359, SLG: 0.489	F9			6-3	4-3			6-3		4	0	0	0	0	0	4
Jose Cruz, L (1, 7) OBP: 0.340, SLG: 0.376		BBBB, G6-4-3, BB		G3	G3			F9		3	0	0	0	1	0	0
Dickie Thon, R (9, 6) OBP: 0.300, SLG: 0.321										0	0	0	0	0	0	0
Alan Ashby, S (1, 2) OBP: 0.338, SLG: 0.352		F4		1B	F7				BBBB, S, BB	3	0	1	0	0	0	1
Aurelio Lopez, R (7, 1)										0	0	0	0	0	0	0
Bill Doran, S (9, PH) OBP: 0.369, SLG: 0.363										0	0	0	0	1	0	0
Billy Hatcher, R (9, PR) OBP: 0.296, SLG: 0.347										0	0	0	0	0	0	0
Jim Pankovits, R (1, 4) OBP: 0.353, SLG: 0.364		G6-4-3, 1-2f		F9	SSS, K				L5, 1-2	4	0	0	0	0	1	3
Jim Deshaies, L (1, 1) OBP: 0.167, SLG: 0.054			F7		1B, 1B, 3-1, 1B		F9		F8	1	0	0	0	0	0	0
Larry Andersen, R (5, 1)										0	0	0	0	0	0	0
Terry Puhl, L (5, PH) OBP: 0.288, SLG: 0.322										1	1	1	0	0	0	0
Jeff Calhoun, L (6, 1)										0	0	0	0	0	0	0
John Mizerock, L (7, 2) OBP: 0.386, SLG: 0.254										2	0	0	0	0	0	2
Inning Stats	R: 0 E: 0 K: 0 S: 4 H: 1 LOB: 2 BB: 1 P: 8	R: 0 E: 0 K: 0 S: 2 H: 0 LOB: 0 BB: 1 P: 6	R: 1 E: 0 K: 0 S: 5 H: 2 LOB: 1 BB: 0 P: 5	R: 0 E: 0 K: 0 S: 4 H: 1 LOB: 1 BB: 0 P: 4	R: 1 E: 0 K: 0 S: 6 H: 3 LOB: 2 BB: 0 P: 6	R: 0 E: 0 K: 1 S: 5 H: 0 LOB: 0 BB: 0 P: 5	R: 0 E: 0 K: 0 S: 3 H: 0 LOB: 0 BB: 0 P: 3	R: 1 E: 0 K: 0 S: 4 H: 1 LOB: 0 BB: 0 P: 4	R: 0 E: 0 K: 0 S: 3 H: 0 LOB: 2 BB: 1 P: 7	1B: 6 2B: 1 3B: 0 HR: 1 SF: 0 SAC: 0 DP: 1 HBP: 0	WP: 1 PB: 1 SB: 2 CS: 0 PA: 37					

PITCHER	IP	WLS	BF	H	R	ER	SO	BB	IBB	HBP	BLK	WP	HR	S	P	ERA	WHIP
Rick Rhoden, R (1, 1) ERA: 2.41	9.0	W	37	8	3	3	1	3	0	0	0	1	1	36	48	3.00	1.222

PITCHER	IP	WLS	BF	H	R	ER	SO	BB	IBB	HBP	BLK	WP	HR	S	P	ERA	WHIP

AB	34
R	3
H	8
RBI	3
BB	3
SO	1
LOB	18

livebaseballscorecards.com

Batter	1	2	3	4	5	6	7	8	9	AB	R	H	RBI	BB	SO	LOB
Joe Orsulak, L (1, 8) (5, 9) OBP: 0.312, SLG: 0.368	4-3 SH2-3 1B 1B	F7			E 3B		F9		6-3 1B 2B	5	3	3	0	0	0	0
Bobby Bonilla, S (1, 9) (5, 7) OBP: 0.360, SLG: 0.349	SH2-3 1-2		6-3		E 2B BB		K		6-3 2-3	3	1	0	0	1	1	1
Johnny Ray, S (1, 4) OBP: 0.371, SLG: 0.403	4-3 2-3		F7		E5 2B SF8 1-2 3-H		6-3		3-H 1B	5	1	1	2	0	0	2
Jim Morrison, R (1, 5) OBP: 0.319, SLG: 0.435 Bill Almon, R (9, 5) OBP: 0.315, SLG: 0.381	3-H 1B		5-3		1-3 2-H 2B				F4	5 0	0 0	2 0	2 0	0 0	1 0	1 0
Mike Diaz, R (1, 7) OBP: 0.363, SLG: 0.592 Barry Bonds, L (5, 8) OBP: 0.339, SLG: 0.462	6-3			HR	SF8 3-H			F8		2 1	1 0	1 0	2 0	0 0	0 0	1 0
Tony Peña, R (1, 2) OBP: 0.346, SLG: 0.401		K		G5-4-3 1B	K			2B BB		3	0	1	0	1	2	1
Sid Bream, L (1, 3) OBP: 0.355, SLG: 0.476		E 2B		K	3-1			1-3 2B		4	1	2	0	0	1	1
Rafael Belliard, R (1, 6) OBP: 0.296, SLG: 0.266		E8 SH1-3 2-H 1B		G5-4-3 1-2f	K			6-3		4	1	1	0	0	1	3
Bob Walk, R (1, 1) OBP: 0.171, SLG: 0.231 Larry McWilliams, L (8, 1) OBP: 0.194, SLG: 0.172		SH1-3 3-H			K	F4			6-3	2 1	0 0	0 0	1 0	0 0	1 0	0 0
Inning Stats	R: 1 H: 2 E: 0 LOB: 1 K: 0 BB: 0 S: 5 P: 5	R: 2 H: 2 E: 1 LOB: 0 K: 1 BB: 0 S: 7 P: 7	R: 0 H: 0 E: 0 LOB: 0 K: 0 BB: 0 S: 3 P: 3	R: 1 H: 2 E: 0 LOB: 0 K: 1 BB: 0 S: 6 P: 6	R: 3 H: 2 E: 1 LOB: 1 K: 2 BB: 1 S: 10 P: 14	R: 0 H: 0 E: 0 LOB: 0 K: 1 BB: 0 S: 5 P: 5	R: 0 H: 0 E: 0 LOB: 0 K: 1 BB: 0 S: 5 P: 5	R: 0 H: 1 E: 0 LOB: 2 K: 1 BB: 1 S: 6 P: 10	R: 1 H: 2 E: 0 LOB: 1 K: 0 BB: 0 S: 5 P: 5	1B: 5 SF: 1 2B: 4 SAC: 2 3B: 1 DP: 1 HR: 1 HBP: 0						WP: 0 PA: 40 PB: 0 SB: 0 CS: 0

TOP

Pittsburgh Pirates @ Houston Astros

Astrodome, Houston, TX

Sun Aug 31 1986, 4:33 AM EDT

Att. 25,405 - Unknown

livebaseballscorecards.com

AB	35
R	8
H	11
RBI	7
BB	2
SO	7
LOB	10

PITCHER		IP	WLS	BF	H	R	ER	SO	BB	IBB	HBP	BLK	WP	HR	S	P	ERA	WHIP
Bob Knepper, L ERA: 2.79	(1, 1)	4.1	L	22	8	7	4	3	1	0	0	0	0	1	27	31	8.31	2.077
Larry Andersen, R ERA: 3.63	(5, 1)	0.2		2	0	0	0	1	0	0	0	0	0	0	4	4	0.00	0.000
Aurelio Lopez, R ERA: 2.84	(6, 1)	2.0		6	0	0	0	2	0	0	0	0	0	0	10	10	0.00	0.000
Charlie Kerfeld, R ERA: 2.68	(8, 1)	1.0		5	1	0	0	1	1	0	0	0	0	0	6	10	0.00	2.000
Jeff Calhoun, L ERA: 3.86	(9, 1)	1.0		5	2	1	1	0	0	0	0	0	0	0	5	5	9.00	2.000

PITCHER	IP	WLS	BF	H	R	ER	SO	BB	IBB	HBP	BLK	WP	HR	S	P	ERA	WHIP

BOTTOM

Pittsburgh Pirates @ Houston Astros

Astrodome, Houston, TX

Sun Aug 31 1986, 4:33 AM EDT

Att. 25,405 - Unknown

Batter	1	2	3	4	5	6	7	8	9	AB	R	H	RBI	BB	SO	LOB
Billy Hatcher, R (1, 8) OBP: 0.302, SLG: 0.360	BBBB 4-0 1B G6-3 BB		x 0-0 HR		x 0-0 ③ F9			x 0-0 F8 BB 1B		3	2	2	1	1	0	2
Craig Reynolds, L (1, 6) OBP: 0.285, SLG: 0.374 Dickie Thon, R (8, PH) OBP: 0.303, SLG: 0.321 (9, 6)	x 0-0 G6-3 1B 1-3		x 0-0 ③ F5			x 0-0 FC6-4 1B		BBBB 4-0 G6-4-3 BB 1-2		3	0	2	0	0	0	0
										0	0	0	0	1	0	0
Denny Walling, L (1, 5) OBP: 0.370, SLG: 0.481 (5, 3)	x 0-0 ①② G6-3 1-2f 3-H			x 0-0 G4-6-3 1B		x 0-0 ① FC6-4 G4-3 1-2f		x 0-0 ① F8 2-3		4	0	1	0	0	0	4
Glenn Davis, R (1, 3) OBP: 0.330, SLG: 0.481 Phil Garner, R (5, 5) OBP: 0.332, SLG: 0.417	SSS 0-3 ③ K			x 0-0 ①② G4-6-3 1-2f		x 0-0 ②③ G4-3 1-2f		x 0-0 ②③ G6-4-3 1-2f		2	0	0	0	0	1	1
										2	0	0	0	0	0	3
Kevin Bass, S (1, 9) OBP: 0.357, SLG: 0.485		x 0-0 ① F8		SSS 0-3 ③ K			x 0-0 ① F6		x 0-0 ① F8	4	0	0	0	0	1	0
Jose Cruz, L (1, 7) OBP: 0.339, SLG: 0.373		x 0-0 ② F9			x 0-0 ① G3		BBBB 4-0 2B BB		SSS 0-3 ② K	3	0	0	0	1	1	0
Jim Pankovits, R (1, 4) OBP: 0.348, SLG: 0.370		x 0-0 ③ 5-3			x 0-0 ② 5-3		x 0-0 1-3 2B		SSS 0-3 ③ K	4	0	1	0	0	1	0
John Mizerock, L (1, 2) OBP: 0.384, SLG: 0.258			x 0-0 ① 6-3		x 0-0 2B 1B		x 0-0 ② F8			3	0	1	0	0	0	2
Bob Knepper, L (1, 1) OBP: 0.099, SLG: 0.123 Larry Andersen, R (5, 1) Terry Puhl, L (5, PH) OBP: 0.292, SLG: 0.333 Aurelio Lopez, R (6, 1) Alan Ashby, S (7, PH) OBP: 0.357, SLG: 0.350 Charlie Kerfeld, R (8, 1) OBP: 0.286, SLG: 0.167 Jeff Calhoun, L (9, 1)			SSS 0-3 ② K		x 0-0 1-3 2B		x 0-0 ③ 4-3			1	0	0	0	0	1	0
										0	0	0	0	0	0	0
										1	0	1	0	0	0	0
										0	0	0	0	0	0	0
										1	0	0	0	0	0	2
										0	0	0	0	0	0	0
										0	0	0	0	0	0	0
Inning Stats	R: 1 E: 0 K: 1 S: 5 H: 1 LOB: 0 BB: 1 P: 9	R: 0 E: 0 K: 0 S: 3 H: 0 LOB: 0 BB: 0 P: 3	R: 1 E: 0 K: 1 S: 6 H: 1 LOB: 0 BB: 0 P: 6	R: 0 E: 0 K: 1 S: 5 H: 1 LOB: 0 BB: 0 P: 5	R: 0 E: 0 K: 0 S: 5 H: 2 LOB: 2 BB: 0 P: 5	R: 0 E: 0 K: 0 S: 3 H: 1 LOB: 0 BB: 0 P: 3	R: 0 E: 0 K: 0 S: 4 H: 1 LOB: 2 BB: 1 P: 8	R: 0 E: 0 K: 0 S: 3 H: 1 LOB: 1 BB: 1 P: 7	R: 0 E: 0 K: 2 S: 7 H: 0 LOB: 0 BB: 0 P: 7	1B: 5 2B: 2 3B: 0 HR: 1	SF: 0 SAC: 0 DP: 4 HBP: 0					

livebaseballscorecards.com

AB	31
R	2
H	8
RBI	1
BB	3
SO	5
LOB	14

PITCHER		IP	WLS	BF	H	R	ER	SO	BB	IBB	HBP	BLK	WP	HR	S	P	ERA	WHIP
Bob Walk, R ERA: 3.59	(1, 1)	7.0	W	27	7	2	2	3	2	0	0	0	0	1	31	39	2.57	1.286
Larry McWilliams, L ERA: 5.19	(8, 1)	2.0		7	1	0	0	2	1	0	0	0	0	0	10	14	0.00	1.000

PITCHER		IP	WLS	BF	H	R	ER	SO	BB	IBB	HBP	BLK	WP	HR	S	P	ERA	WHIP

Houston Astros @ Chicago Cubs

Wrigley Field, Chicago, IL

Mon Sep 01 1986, 3:33 AM CDT

Att. 25,547 - Unknown

TOP

livebaseballscorecards.com

Batter	1	2	3	4	5	6	7	8	9	AB	R	H	RBI	BB	SO	LOB
Billy Hatcher, R (1, 8) OBP: 0.301, SLG: 0.359 Davey Lopes, R (8, 8) OBP: 0.383, SLG: 0.434	1-3		F8			BB, 2B, 1B	F9		BB	4 0	1 0	1 0	0 0	0 0	0 0	1 0
Craig Reynolds, L (1, 6) OBP: 0.284, SLG: 0.369 Dickie Thon, R (9, PH) OBP: 0.306, SLG: 0.321 (9, 6)	F3			F8		1-2, 2B, BB	6-3		1-2, G6-4-3, BB	3 0	1 0	0 0	0 0	1 1	0 0	0 0
Denny Walling, L (1, 5) OBP: 0.368, SLG: 0.480	F7			F8		4-3, SF7, 2B 1-H 2-H		1-3	G6-4-3 1-2f	5	1	1	2	0	0	2
Dan Driessen, L (1, 3) OBP: 0.375, SLG: 0.350		F2		1B		4-3 2-3		2B, 1B		4	1	2	0	0	0	1
Kevin Bass, S (1, 9) OBP: 0.358, SLG: 0.489		E8, 8-2, 1B		K		SF7 3-H		E, 1B, 2B 1-H		3	1	2	2	0	1	1
Jose Cruz, L (1, 7) OBP: 0.340, SLG: 0.382		8-2 3-Hf			1B	HR		E6, 1B 2-3		4	1	2	1	0	0	2
Alan Ashby, S (1, 2) OBP: 0.339, SLG: 0.350			F8		K	BB		G4-3, 1B 1-2 3-H		3	0	1	1	1	1	1
Jim Pankovits, R (1, 4) OBP: 0.344, SLG: 0.376			PB, 2B		F8	K		G4-3 1-2f		4	0	1	0	0	1	4
Danny Darwin, R (1, 1) Phil Garner, R (7, PH) OBP: 0.331, SLG: 0.416 Charlie Kerfeld, R (7, 1) OBP: 0.250, SLG: 0.143 Dave Smith, R (9, 1)			K 2-3		K		6-3		K	2 1 1 0	0 0 0 0	0 0 0 0	0 0 0 0	2 0 1 0	2 0 0 0	2 0 0 0

Inning Stats	1	2	3	4	5	6	7	8	9
	R: 0 E: 0 K: 0 S: 3	H: 0 LOB: 0 BB: 0 P: 3	R: 0 E: 1 K: 0 S: 3	H: 1 LOB: 0 BB: 0 P: 3	R: 0 E: 0 K: 1 S: 6	H: 1 LOB: 1 BB: 0 P: 6	R: 0 E: 0 K: 1 S: 6	H: 1 LOB: 1 BB: 0 P: 6	R: 0 E: 0 K: 2 S: 8	H: 1 LOB: 1 BB: 0 P: 8	R: 4 E: 0 K: 1 S: 8	H: 3 LOB: 1 BB: 2 P: 16	R: 0 E: 0 K: 0 S: 3	H: 0 LOB: 0 BB: 0 P: 3	R: 2 E: 1 K: 0 S: 6	H: 3 LOB: 1 BB: 0 P: 6	R: 0 E: 0 K: 1 S: 4	H: 0 LOB: 1 BB: 2 P: 12

AB	34
R	6
H	10
RBI	6
BB	3
SO	6
LOB	14

1B: 6 SF: 1 WP: 0 PA: 39
2B: 4 SAC: 0 PB: 1
3B: 0 DP: 3 SB: 0
HR: 1 HBP: 0 CS: 0

PITCHER	IP	WLS	BF	H	R	ER	SO	BB	IBB	HBP	BLK	WP	HR	S	P	ERA	WHIP
Ed Lynch, R (1, 1) ERA: 3.76	5.2	L	24	7	4	4	4	1	0	0	0	0	1	31	35	6.35	1.412
Dave Gumpert, R (6, 1) ERA: 3.31	1.1		5	0	0	0	1	1	0	0	0	0	0	6	10	0.00	0.750
Frank DiPino, L (8, 1) ERA: 4.36	0.1		4	2	2	2	0	0	0	0	0	0	0	4	4	54.00	6.000
Ron Davis, R (8, 1) ERA: 8.39	0.2		2	1	0	0	0	0	0	0	0	0	0	2	2	0.00	1.500
Steve Trout, L (9, 1) ERA: 5.01	1.0		4	0	0	0	1	2	0	0	0	0	0	4	12	0.00	2.000

PITCHER	IP	WLS	BF	H	R	ER	SO	BB	IBB	HBP	BLK	WP	HR	S	P	ERA	WHIP

Batter	1	2	3	4	5	6	7	8	9	AB	R	H	RBI	BB	SO	LOB
Jerry Mumphrey, S (1, 8) OBP: 0.360, SLG: 0.398	F8		F7		BB, 1B 1-3 1B		K		PB, 23 BB 1-2 BB	4	1	1	0	0	1	0
Frank DiPino, L (8, 1) OBP: 0.167, SLG: 0.167										0	0	0	0	0	0	0
Ron Davis, R (8, 1)										0	0	0	0	0	0	0
Steve Trout, L (9, 1) OBP: 0.200, SLG: 0.205										0	0	0	0	0	0	0
Thad Bosley, L (9, PH) OBP: 0.369, SLG: 0.349										0	0	0	0	1	0	0
23 Ryne Sandberg, R (1, 4) OBP: 0.325, SLG: 0.413	F8		K		SF7 3-H		S 1B		PB 1-2 2-3 BB	3	0	1	1	1	1	0
Gary Matthews, R (1, 7) OBP: 0.359, SLG: 0.460	BB			3-1	1B 1-2 BB		1-2 BB		K	2	0	0	0	3	1	3
Keith Moreland, R (1, 9) OBP: 0.329, SLG: 0.371	F7			1B 1B	1-2 2-H 1B		F7		F6	5	0	2	1	0	0	6
Leon Durham, L (1, 3) OBP: 0.336, SLG: 0.427		S 1B		1-2 1B	K			HR	F6 1-2 2-3 3-H	5	1	3	1	0	1	4
Jody Davis, R (1, 2) OBP: 0.277, SLG: 0.402		F7		F8		G6-4-3 1B		6-3		4	0	1	0	0	0	3
Ron Cey, R (1, 5) OBP: 0.385, SLG: 0.516		K 1-2		F6		G6-4-3 1-2f		K		4	0	0	0	0	2	4
Shawon Dunston, R (1, 6) OBP: 0.283, SLG: 0.415		F2			1B 23 SF7 1B		4-3	5-3		4	1	1	0	0	0	1
Ed Lynch, R (1, 1) OBP: 0.107, SLG: 0.038			K		K		4-3		23 BB, BB PB BB	2	0	0	0	0	2	1
Dave Gumpert, R (6, 1)										0	0	0	0	0	0	0
Terry Francona, L (7, PH) OBP: 0.282, SLG: 0.330 (8, 8)										1	1	0	0	1	0	0
Inning Stats	R: 0 E: 0 K: 0 S: 3 H: 0 LOB: 1 BB: 1 P: 7	R: 0 E: 0 K: 1 S: 6 H: 1 LOB: 1 BB: 0 P: 6	R: 0 E: 0 K: 2 S: 7 H: 0 LOB: 0 BB: 0 P: 7	R: 0 E: 0 K: 0 S: 5 H: 2 LOB: 2 BB: 0 P: 5	R: 2 E: 0 K: 2 S: 10 H: 3 LOB: 2 BB: 1 P: 14	R: 0 E: 0 K: 0 S: 3 H: 1 LOB: 0 BB: 0 P: 3	R: 0 E: 0 K: 1 S: 6 H: 1 LOB: 2 BB: 1 P: 10	R: 1 E: 0 K: 1 S: 6 H: 1 LOB: 0 BB: 0 P: 6	R: 1 E: 0 K: 1 S: 5 H: 0 LOB: 2 BB: 3 P: 17	1B: 8 2B: 0 3B: 0 HR: 1 SF: 1 SAC: 0 DP: 1 HBP: 0						

PITCHER	IP	WLS	BF	H	R	ER	SO	BB	IBB	HBP	BLK	WP	HR	S	P	ERA	WHIP
Danny Darwin, R (1, 1) ERA: 3.55	6.0	W	26	7	2	2	5	2	0	0	0	0	0	34	42	3.00	1.500
Charlie Kerfeld, R (7, 1) ERA: 2.72	2.0		12	2	2	1	2	4	0	0	0	0	1	12	28	4.50	3.000
Dave Smith, R (9, 1) ERA: 2.44	1.0	S	3	0	0	0	1	0	0	0	0	0	0	5	5	0.00	0.000

PITCHER	IP	WLS	BF	H	R	ER	SO	BB	IBB	HBP	BLK	WP	HR	S	P	ERA	WHIP

BOTTOM

Houston Astros @ Chicago Cubs

Wrigley Field, Chicago, IL

Mon Sep 01 1986, 3:33 AM CDT

Att. 25,547 - Unknown

livebaseballscorecards.com

AB	34
R	4
H	9
RBI	3
BB	6
SO	8
LOB	22

WP: 0 PA: 41
PB: 1
SB: 2
CS: 0

Batter	1	2	3	4	5	6	7	8	9	AB	R	H	RBI	BB	SO	LOB
Billy Hatcher, R (1, 8) OBP: 0.305, SLG: 0.375 (8, 7)	F4	4-3		1-2 1B		4-0 WP HR IBB		0-0 3B		4	1	2	0	1	0	0
Craig Reynolds, L (1, 6) OBP: 0.283, SLG: 0.366	HR 1B	1B 2B 1B	F4			1-H 2-H HR		4-3		3	2	2	0	0	0	2
Dickie Thon, R (6, PH) OBP: 0.308, SLG: 0.333 (6, 6)										2	1	1	3	0	0	1
Denny Walling, L (1, 5) OBP: 0.372, SLG: 0.494	1-H HR	2B SF9 1B 1-3	F7			1B		F5		5	2	3	2	0	0	3
Dan Driessen, L (1, 3) OBP: 0.375, SLG: 0.393	F9	SF9 2B 1-3 3-H		F5	6-3			G3		5	0	1	1	0	0	2
Kevin Bass, S (1, 9) OBP: 0.358, SLG: 0.489	2B 1B	SF9 2-3 3-H		E4 G4-6-3			E7 G3 1B		5-3	4	1	2	1	0	0	0
Ty Gainey, L (9, 9) OBP: 0.395, SLG: 0.405										0	0	0	0	0	0	0
Jose Cruz, L (1, 7) OBP: 0.336, SLG: 0.381	WP 2B 1-H	K		G4-6-3 1-2f			G3 2-3		5-3	4	0	1	1	0	1	3
Tony Walker, R (8, 8) OBP: 0.322, SLG: 0.382										1	0	0	0	0	0	0
Alan Ashby, S (1, 2) OBP: 0.335, SLG: 0.344	K 2-3	4-3				6-3	6-3		K	5	0	0	0	0	2	3
Jim Pankovits, R (1, 4) OBP: 0.362, SLG: 0.383		F6		FC1-6 1B		WP HR 2B	IBB			3	1	2	0	1	0	0
Mike Scott, R (1, 1) OBP: 0.148, SLG: 0.152		K		FC1-6 1B 1-2f		4-3	K			4	0	0	0	0	2	4
Aurelio Lopez, R (8, 1)										0	0	0	0	0	0	0
Inning Stats	R: 3 E: 0 K: 1 S: 9 H: 4 LOB: 1 BB: 0 P: 9	R: 0 E: 0 K: 1 S: 5 H: 0 LOB: 0 BB: 0 P: 5	R: 2 E: 0 K: 1 S: 8 H: 3 LOB: 1 BB: 0 P: 8	R: 0 E: 0 K: 0 S: 5 H: 2 LOB: 2 BB: 0 P: 5	R: 0 E: 1 K: 0 S: 3 H: 0 LOB: 0 BB: 0 P: 3	R: 3 E: 0 K: 0 S: 6 H: 3 LOB: 1 BB: 1 P: 10	R: 0 E: 1 K: 1 S: 6 H: 1 LOB: 2 BB: 1 P: 10	R: 0 E: 0 K: 0 S: 4 H: 1 LOB: 1 BB: 0 P: 4	R: 0 E: 0 K: 1 S: 5 H: 0 LOB: 0 BB: 0 P: 5	1B: 8 2B: 3 3B: 1 HR: 2	SF: 1 SAC: 0 DP: 1 HBP: 0						

TOP

Houston Astros @ Chicago Cubs

Wrigley Field, Chicago, IL

Wed Sep 03 1986, 3:33 AM CDT

Att. 7,051 - Unknown

livebaseballscorecards.com

AB	40
R	8
H	14
RBI	8
BB	2
SO	5
LOB	18

WP: 2 PB: 0 SB: 0 CS: 0 PA: 43

PITCHER		IP	WLS	BF	H	R	ER	SO	BB	IBB	HBP	BLK	WP	HR	S	P	ERA	WHIP
Scott Sanderson, R ERA: 4.47	(1, 1)	5.0	L	24	9	5	5	3	0	0	0	0	1	1	30	30	9.00	1.800
Guy Hoffman, L ERA: 4.57	(6, 1)	2.0		12	4	3	3	1	0	2	0	0	1	1	12	20	13.50	2.000
Frank DiPino, L ERA: 4.1	(8, 1)	2.0		7	1	0	0	1	0	0	0	0	0	0	9	9	0.00	0.500

PITCHER	IP	WLS	BF	H	R	ER	SO	BB	IBB	HBP	BLK	WP	HR	S	P	ERA	WHIP

BOTTOM

Houston Astros @ Chicago Cubs

Wrigley Field, Chicago, IL

Wed Sep 03 1986, 3:33 AM CDT

Att. 7,051 - Unknown

Batter	1	2	3	4	5	6	7	8	9	AB	R	H	RBI	BB	SO	LOB
Dave Martinez, L (1, 8) OBP: 0.177, SLG: 0.176	0-0 23 F8 1B			B B B 4-0 E BB	S S S 0-3 ② K		x 0-0 ③ 5-3		x 0-0 ③ F7	3	0	1	0	1	1	1
Frank DiPino, L (8, 1) OBP: 0.167, SLG: 0.167										0	0	0	0	0	0	0
Terry Francona, L (9, PH) OBP: 0.277, SLG: 0.324										1	0	0	0	0	0	1
23 Ryne Sandberg, R (1, 4) OBP: 0.322, SLG: 0.407	x 0-0 ①② F8 1-2			S S S 0-3 ① K	S S S 0-3 ③ K			S S S 0-3 ① K		4	0	0	0	0	3	3
Jerry Mumphrey, S (1, 9) OBP: 0.355, SLG: 0.391 (8, 8)	x 0-0 ③ 1-3			x 0-0 E6 1-3		x 0-0 ① G3		x 0-0 ② 4-3		4	0	0	0	0	0	1
Gary Matthews, R (1, 7) OBP: 0.358, SLG: 0.455		S S S 0-3 ① K		S S S 0-3 ② K		x 0-0 ② 4-3		B B B B 4-0 1B BB		3	0	0	0	1	2	2
Leon Durham, L (1, 3) OBP: 0.338, SLG: 0.433		S S S 0-3 ② K		x 0-0 ③ F9		B B B B 4-0 BB BB		x 0-0 1-2 1B		3	0	1	0	1	1	2
Jody Davis, R (1, 2) OBP: 0.279, SLG: 0.405		x 0-0 ③ 1-3			x 0-0 HR	B B B 4-0 1-2 BB		S S S 0-3 ③ K		3	1	1	1	1	1	2
Chris Speier, R (1, 5) OBP: 0.359, SLG: 0.461			S S S 0-3 ① K		S S S 0-3 K 2B	S S S 0-3 ③ K			x 0-0 ① 4-3	4	1	0	0	0	3	2
Shawon Dunston, R (1, 6) OBP: 0.282, SLG: 0.412			x 0-0 ② F7		x 0-0 1-H 2B		S S S 0-3 ① K		S S S 0-3 ② K	4	0	1	1	0	2	0
Scott Sanderson, R (1, 1) OBP: 0.060, SLG: 0.061			S S S 0-3 ③ K		S S S 0-3 ① K		x 0-0 ② 5-3		B B B B 4-0 BB	1	0	0	0	0	1	0
Chico Walker, S (5, PH)										1	0	0	0	0	1	1
Guy Hoffman, L (6, 1)										0	0	0	0	0	0	0
Thad Bosley, L (7, PH) OBP: 0.359, SLG: 0.333 (8, 9)										1	0	0	0	1	0	0
Inning Stats	R: 0 E: 0 K: 0 S: 3 H: 1 LOB: 0 BB: 0 P: 3	R: 0 E: 0 K: 2 S: 7 H: 0 LOB: 0 BB: 0 P: 7	R: 0 E: 0 K: 2 S: 7 H: 0 LOB: 0 BB: 0 P: 7	R: 0 E: 1 K: 2 S: 8 H: 0 LOB: 2 BB: 1 P: 12	R: 2 E: 0 K: 4 S: 14 H: 2 LOB: 1 BB: 0 P: 14	R: 0 E: 0 K: 1 S: 5 H: 0 LOB: 2 BB: 2 P: 13	R: 0 E: 0 K: 1 S: 5 H: 0 LOB: 0 BB: 0 P: 5	R: 0 E: 0 K: 2 S: 8 H: 1 LOB: 2 BB: 1 P: 12	R: 0 E: 0 K: 1 S: 5 H: 0 LOB: 1 BB: 1 P: 9	1B: 2 2B: 1 3B: 0 HR: 1 SF: 0 SAC: 0 DP: 0 HBP: 0							

	AB	32
	R	2
	H	4
	RBI	2
	BB	5
	SO	15
	LOB	15

livebaseballscorecards.com

PITCHER	IP	WLS	BF	H	R	ER	SO	BB	IBB	HBP	BLK	WP	HR	S	P	ERA	WHIP
Mike Scott, R (1, 1) ERA: 2.25	7.0	W	28	3	2	2	12	3	0	0	0	1	1	49	61	2.57	0.857
Aurelio Lopez, R (8, 1) ERA: 2.7	2.0		9	1	0	0	3	2	0	0	0	0	0	13	21	0.00	1.500

PITCHER	IP	WLS	BF	H	R	ER	SO	BB	IBB	HBP	BLK	WP	HR	S	P	ERA	WHIP

WP: 1 PA: 37
PB: 0
SB: 0
CS: 0

Batter	1	2	3	4	5	6	7	8	9	AB	R	H	RBI	BB	SO	LOB
Vince Coleman, S (1, 7) OBP: 0.318, SLG: 0.296	F3		K		S, BLK, E, 1B		G3, 2-3		BB, 1-2, 3B	4	2	1	0	1	1	2
Tom Herr, S (1, 4) OBP: 0.336, SLG: 0.322	BB, CS		1B, 3-H		F9, 1-H		1B, 3-H		3B, 1-H, 2-H	4	0	3	4	1	0	0
Willie McGee, S (1, 8) OBP: 0.302, SLG: 0.356	K, 1-2		F9		BB		4-3		K	4	0	0	0	1	2	4
Jim Lindeman, R (1, 3) OBP: 0.429, SLG: 1.000		HR		E4, 4-3, 1B	6-3			F9	K	3	1	2	1	0	0	1
John Morris, L (8, PH) OBP: 0.325, SLG: 0.300 (8, 9)										2	0	0	0	0	1	1
Terry Pendleton, S (1, 5) OBP: 0.279, SLG: 0.300		4-3		4-3, 2-3		F9		L6		4	0	0	0	0	0	1
Andy Van Slyke, L (1, 9) OBP: 0.350, SLG: 0.447 (8, 3)		K		K		6-3		4-3		4	0	0	0	0	2	1
Ozzie Smith, S (1, 6) OBP: 0.361, SLG: 0.324		K		F3		4-3			SH2-4, 1B	4	1	1	0	0	1	1
Michael LaValliere, L (1, 2) OBP: 0.310, SLG: 0.302			E1, SH5-4, 1B		5-3		G3, SH1-4, 1B		SH2-4, 1-2	3	2	2	0	0	0	0
Tim Conroy, L (1, 1) OBP: 0.231, SLG: 0.250			SH5-4, 2-3		HR		SH1-4, 1-2		S, 3B, 1B, 2-H	0	0	0	0	0	0	0
Fred Manrique, R (5, PH) OBP: 1.000, SLG: 4.000										1	1	1	1	0	0	0
Ray Soff, R (5, 1)										0	0	0	0	0	0	0
Ricky Horton, L (8, 1) OBP: 0.167, SLG: 0.091										0	0	0	0	0	0	0
Curt Ford, L (9, PH) OBP: 0.316, SLG: 0.373										1	1	1	1	0	0	0
Todd Worrell, R (9, 1) OBP: 0.143, SLG: 0.429										0	0	0	0	0	0	0
Inning Stats	R: 0 E: 0 K: 1 S: 4	H: 0 LOB: 0 BB: 1 P: 8	R: 1 E: 0 K: 2 S: 8	H: 1 LOB: 0 BB: 0 P: 8	R: 1 E: 1 K: 1 S: 7	H: 2 LOB: 1 BB: 0 P: 7	R: 0 E: 1 K: 1 S: 6	H: 1 LOB: 1 BB: 0 P: 6	R: 2 E: 0 K: 0 S: 5	H: 2 LOB: 1 BB: 1 P: 9	R: 0 E: 0 K: 0 S: 3	H: 0 LOB: 0 BB: 0 P: 3	R: 1 E: 0 K: 0 S: 5	H: 2 LOB: 1 BB: 0 P: 5	R: 0 E: 0 K: 0 S: 3	H: 0 LOB: 0 BB: 0 P: 3	R: 3 E: 0 K: 2 S: 10	H: 3 LOB: 1 BB: 1 P: 14	1B: 8 2B: 0 3B: 1 HR: 2	SF: 0 SAC: 3 DP: 0 HBP: 0	WP: 0 PB: 0 SB: 2 CS: 1	PA: 40

TOP

St. Louis Cardinals @ Houston Astros

Astrodome, Houston, TX

Fri Sep 05 1986, 8:05 PM EDT

Att. 23,547 - Unknown

livebaseballscorecards.com

AB	34
R	8
H	11
RBI	7
BB	3
SO	7
LOB	11

PITCHER		IP	WLS	BF	H	R	ER	SO	BB	IBB	HBP	BLK	WP	HR	S	P	ERA	WHIP
Jim Deshaies, L ERA: 3.64	(1, 1)	4.2		21	6	4	3	5	2	0	0	1	0	2	29	37	5.79	1.714
Larry Andersen, R ERA: 3.53	(5, 1)	1.1		4	0	0	0	0	0	0	0	0	0	0	4	4	0.00	0.000
Aurelio Lopez, R ERA: 3.18	(7, 1)	2.1	L	12	4	4	4	0	1	0	0	0	0	0	11	15	15.43	2.143
Charlie Kerfeld, R ERA: 2.81	(9, 1)	0.2		3	1	0	0	2	0	0	0	0	0	0	7	7	0.00	1.500

PITCHER	IP	WLS	BF	H	R	ER	SO	BB	IBB	HBP	BLK	WP	HR	S	P	ERA	WHIP

BOTTOM

St. Louis Cardinals @ Houston Astros

Astrodome, Houston, TX

Fri Sep 05 1986, 8:05 PM EDT

Att. 23,547 - Unknown

livebaseballscorecards.com

Batter	1	2	3	4	5	6	7	8	9	AB	R	H	RBI	BB	SO	LOB
Billy Hatcher, R (1, 8) OBP: 0.306, SLG: 0.391	SF8 3B		F7	1-H HR		5-3 1-2			F3	5	2	2	2	0	0	1
Bill Doran, S (1, 4) OBP: 0.368, SLG: 0.361	SF8 3-H		BBBB BB 1B	1B			F8		G3	3	1	1	1	1	0	0
Phil Garner, R (1, 5) OBP: 0.334, SLG: 0.415	1-3		BBBB 1B 1-2 BB	1-3 1B			1B		FC6-4 1B	2	0	1	0	1	0	0
Denny Walling, L (7, PH) OBP: 0.375, SLG: 0.497 (8, 5)										2	0	2	0	0	0	0
Glenn Davis, R (1, 3) OBP: 0.331, SLG: 0.484	1B		F9		L4		F3		FC6-4 1-2f	5	0	1	0	0	0	4
Kevin Bass, S (1, 9) OBP: 0.358, SLG: 0.487	SSS K		1-3 1B 2-H		3-1		4-3			4	0	1	1	0	1	2
Jose Cruz, L (1, 7) OBP: 0.335, SLG: 0.380		F6	F9		FC4-6 1B			6-3		4	0	1	0	0	0	2
Alan Ashby, S (1, 2) OBP: 0.330, SLG: 0.339		6-3		F5	FC4-6 1-2f			5-3		4	0	0	0	0	0	1
Dickie Thon, R (1, 6) OBP: 0.311, SLG: 0.333		1B		SSS K		BBBB CS BB		5-3		3	0	1	0	1	1	0
Jim Deshaies, L (1, 1) OBP: 0.182, SLG: 0.053 Larry Andersen, R (5, 1) Terry Puhl, L (6, PH) OBP: 0.288, SLG: 0.329 Aurelio Lopez, R (7, 1) Charlie Kerfeld, R (9, 1) OBP: 0.250, SLG: 0.143 Dan Driessen, L (9, PH) OBP: 0.394, SLG: 0.517		SSS K		BBBB HR BB		F8			HR	1 0 1 0 0 0 1	1 0 0 0 0 0 1	0 0 0 0 0 0 1	0 0 0 0 0 0 1	1 0 0 0 0 0 0	1 0 1 0 0 0 0	1 0 1 0 0 0 0
Inning Stats	R: 1 E: 0 K: 1 S: 7 H: 2 LOB: 1 BB: 0 P: 7	R: 0 E: 0 K: 1 S: 6 H: 1 LOB: 1 BB: 0 P: 6	R: 1 E: 0 K: 0 S: 4 H: 1 LOB: 2 BB: 2 P: 12	R: 2 E: 0 K: 1 S: 7 H: 3 LOB: 2 BB: 1 P: 11	R: 0 E: 0 K: 0 S: 4 H: 1 LOB: 1 BB: 0 P: 4	R: 0 E: 0 K: 0 S: 2 H: 0 LOB: 0 BB: 1 P: 6	R: 0 E: 0 K: 0 S: 4 H: 1 LOB: 1 BB: 0 P: 4	R: 0 E: 0 K: 0 S: 3 H: 0 LOB: 0 BB: 0 P: 3	R: 1 E: 0 K: 0 S: 5 H: 2 LOB: 1 BB: 0 P: 5	1B: 8 2B: 0 3B: 1 HR: 2	SF: 1 SAC: 0 DP: 0 HBP: 0						

	AB	35
	R	5
	H	11
	RBI	5
	BB	4
	SO	3
	LOB	12

	WP: 0	PA: 40
	PB: 0	
	SB: 0	
	CS: 1	

PITCHER		IP	WLS	BF	H	R	ER	SO	BB	IBB	HBP	BLK	WP	HR	S	P	ERA	WHIP
Tim Conroy, L ERA: 4.93	(1, 1)	4.0		21	7	4	4	3	3	0	0	0	0	1	24	36	9.00	2.500
Ray Soff, R ERA: 2.53	(5, 1)	3.0	W	11	2	0	0	0	1	0	0	0	0	0	10	14	0.00	1.000
Ricky Horton, L ERA: 2.32	(8, 1)	1.0		3	0	0	0	0	0	0	0	0	0	0	3	3	0.00	0.000
Todd Worrell, R ERA: 2.0	(9, 1)	1.0		5	2	1	1	0	0	0	0	0	0	1	5	5	9.00	2.000

PITCHER	IP	WLS	BF	H	R	ER	SO	BB	IBB	HBP	BLK	WP	HR	S	P	ERA	WHIP

St. Louis Cardinals @ Houston Astros

Astrodome, Houston, TX

Sat Sep 06 1986, 4:33 AM EDT

Att. 21,802 - Unknown

TOP

livebaseballscorecards.com

Batter	1	2	3	4	5	6	7	8	9	AB	R	H	RBI	BB	SO	LOB
Vince Coleman, S (1, 7) OBP: 0.317, SLG: 0.295	1B S 1B		6-3 ①		F8 ②	4-3 ②		5-3 ①		5	0	1	0	0	0	1
Tom Herr, S (1, 4) OBP: 0.340, SLG: 0.330	1-3 1B		L5 ②		1-2 1B	2B		G4-6-3 1B		5	0	4	0	0	0	0
Willie McGee, S (1, 8) OBP: 0.301, SLG: 0.354	S S S K ①		1B		F8 ③	G1 ③		G4-6-3 ②③ 1-2f		5	0	1	0	0	1	6
Jim Lindeman, R (1, 3) OBP: 0.400, SLG: 0.778	S S S K ②		S S S K ③			1B 1B 1B	E3 1B S 6-3		F8 ①	3	1	1	0	0	2	3
Andy Van Slyke, L (7, PH) (7, 3) (9, 9) OBP: 0.348, SLG: 0.444										2	1	0	0	0	0	0
Tito Landrum, R (1, 9) OBP: 0.276, SLG: 0.265	S S S K ③			F7 ①		1B 1-2 1B 1B	6-3 1-3 1B		F5 ②	3	1	1	0	0	1	2
John Morris, L (7, PH) (7, 9) OBP: 0.329, SLG: 0.306										2	0	1	0	0	0	0
Todd Worrell, R (9, 1) OBP: 0.143, SLG: 0.429										0	0	0	0	0	0	0
Ozzie Smith, S (1, 6) OBP: 0.364, SLG: 0.326		G3 S 1B		6-3 ②		1B 1-3 2-H HR 1B	6-3 ① 1-2 3-H		B B B B 4-0 BB	4	1	2	2	1	0	1
Terry Pendleton, S (1, 5) OBP: 0.279, SLG: 0.299		F9 ①	5-3 ③			1-2 3-H HR 1B	S S S 0-3 K ②		F7 ③	5	1	1	1	0	1	3
Steve Lake, R (1, 2) OBP: 0.356, SLG: 0.411		G3 ② 1-3			1B 1B	1-H 2-H HR	4-0 IBB			3	1	2	3	0	0	1
Mike Laga, L (7, PH) OBP: 0.294, SLG: 0.422										0	0	0	0	1	0	0
Michael LaValliere, L (7, 2) OBP: 0.310, SLG: 0.302										0	0	0	0	0	0	0
Bob Forsch, R (1, 1) OBP: 0.164, SLG: 0.299		F7 ③			S S S 0-3 K ①	6-3 ①	F4 ③			1	0	0	0	0	0	1
Pat Perry, L (3, 1)										2	0	0	0	0	1	1
Curt Ford, L (7, PH) OBP: 0.313, SLG: 0.371										1	0	0	0	0	0	2
Ricky Horton, L (7, 1) OBP: 0.167, SLG: 0.091										0	0	0	0	0	0	0
Clint Hurdle, L (9, 3) OBP: 0.318, SLG: 0.294										0	0	0	0	0	0	0
Inning Stats	R: 0 E: 0 K: 3 S: 11 H: 2 LOB: 2 BB: 0 P: 11	R: 0 E: 0 K: 0 S: 4 H: 1 LOB: 1 BB: 0 P: 4	R: 0 E: 0 K: 1 S: 6 H: 1 LOB: 1 BB: 0 P: 6	R: 0 E: 0 K: 0 S: 3 H: 0 LOB: 0 BB: 0 P: 3	R: 0 E: 0 K: 1 S: 7 H: 2 LOB: 2 BB: 0 P: 7	R: 5 E: 0 K: 0 S: 9 H: 6 LOB: 1 BB: 0 P: 9	R: 1 E: 1 K: 1 S: 7 H: 1 LOB: 2 BB: 1 P: 11	R: 0 E: 0 K: 0 S: 3 H: 1 LOB: 0 BB: 0 P: 3	R: 0 E: 0 K: 0 S: 3 H: 0 LOB: 1 BB: 1 P: 7	1B: 12 2B: 1 3B: 0 HR: 1 SF: 0 SAC: 0 DP: 1 HBP: 0							

AB	41
R	6
H	14
RBI	6
BB	2
SO	6
LOB	21

WP: 0 PB: 0 SB: 3 CS: 0 PA: 43

PITCHER		IP	WLS	BF	H	R	ER	SO	BB	IBB	HBP	BLK	WP	HR	S	P	ERA	WHIP
Bob Knepper, L ERA: 2.88	(1, 1)	6.0		30	12	5	5	5	0	0	0	0	0	1	40	40	7.50	2.000
Larry Andersen, R ERA: 3.43	(7, 1)	2.0		9	2	1	0	1	0	1	0	0	0	0	10	14	0.00	1.000
Charlie Kerfeld, R ERA: 2.78	(9, 1)	1.0	W	4	0	0	0	0	1	0	0	0	0	0	3	7	0.00	1.000

PITCHER	IP	WLS	BF	H	R	ER	SO	BB	IBB	HBP	BLK	WP	HR	S	P	ERA	WHIP

Batter	1	2	3	4	5	6	7	8	9	AB	R	H	RBI	BB	SO	LOB
Billy Hatcher, R (1, 8) OBP: 0.305, SLG: 0.388	F8		F8	F7		1-3		1-2 2-3 1B		5	0	1	0	0	0	2
Bill Doran, S (1, 4) OBP: 0.368, SLG: 0.362	F8		HR 1B 1B		1-3		1B	2-3f FC5		5	1	2	0	0	0	3
Denny Walling, L (1, 5) OBP: 0.376, SLG: 0.498	F5		1-2 HR 1B		2B		L6		L6	5	1	2	0	0	0	1
Glenn Davis, R (1, 3) OBP: 0.335, SLG: 0.493 Tony Walker, R (9, PR) OBP: 0.322, SLG: 0.382		4-3 2B 1B	1-H 2-H HR		G5-4-3 IBB		F8		HR 1B	4 0	2 1	3 0	3 0	1 0	0 0	1 0
Kevin Bass, S (1, 9) OBP: 0.354, SLG: 0.482		4-3 1-2	F8		G5-4-3 1-2f		F9		F8	5	0	0	0	0	0	5
Jose Cruz, L (1, 7) OBP: 0.340, SLG: 0.391		1B 2-H 2B	B B B BB			B B B 1B BB		F4	1-H HR	3	2	2	3	2	0	0
Craig Reynolds, L (1, 6) OBP: 0.281, SLG: 0.363 Dickie Thon, R (6, PH) OBP: 0.313, SLG: 0.332 (7, 6)	F9	L6				F8		1B BB BB		2 1	0 0	0 0	0 0	0 1	0 0	2 1
John Mizerock, L (1, 2) OBP: 0.386, SLG: 0.266 Davey Lopes, R (6, PH) OBP: 0.382, SLG: 0.436 Robbie Wine, R (7, 2) OBP: 0.250, SLG: 0.250	2-H 1B		F9			F6		F8		2 1 1	0 0 0	1 0 0	1 0 0	0 0 0	0 0 0	0 1 1
Bob Knepper, L (1, 1) OBP: 0.096, SLG: 0.120 Jim Pankovits, R (6, PH) OBP: 0.368, SLG: 0.389 Larry Andersen, R (7, 1) Phil Garner, R (8, PH) OBP: 0.337, SLG: 0.415 Charlie Kerfeld, R (9, 1) OBP: 0.250, SLG: 0.143	F2		S S S K			1-3 1B		B B B FC5 1-2 1B BB		2 1 0 0 0	0 0 0 0 0	0 1 0 0 0	0 0 0 0 0	1 0 0 1 0	1 0 0 0 0	1 0 0 0 0
Inning Stats	R: 0 E: 0 K: 0 S: 3 H: 0 LOB: 0 BB: 0 P: 3	R: 2 E: 0 K: 0 S: 6 H: 3 LOB: 1 BB: 0 P: 6	R: 3 E: 0 K: 0 S: 6 H: 3 LOB: 1 BB: 1 P: 10	R: 0 E: 0 K: 1 S: 5 H: 0 LOB: 0 BB: 0 P: 5	R: 0 E: 0 K: 0 S: 3 H: 1 LOB: 1 BB: 1 P: 7	R: 0 E: 0 K: 0 S: 4 H: 1 LOB: 2 BB: 1 P: 8	R: 0 E: 0 K: 0 S: 4 H: 1 LOB: 1 BB: 0 P: 4	R: 0 E: 0 K: 0 S: 4 H: 1 LOB: 3 BB: 2 P: 12	R: 2 E: 0 K: 0 S: 4 H: 2 LOB: 1 BB: 0 P: 4	1B: 8 2B: 2 3B: 0 HR: 2 SF: 0 SAC: 0 DP: 1 HBP: 0						

PITCHER		IP	WLS	BF	H	R	ER	SO	BB	IBB	HBP	BLK	WP	HR	S	P	ERA	WHIP
Bob Forsch, R ERA: 2.89	(1, 1)	2.2		15	6	5	5	0	1	0	0	0	0	1	14	18	16.88	2.625
Pat Perry, L ERA: 3.71	(3, 1)	3.1		13	2	0	0	1	1	1	0	0	0	0	13	21	0.00	0.900
Ricky Horton, L ERA: 2.24	(7, 1)	2.1		11	2	0	0	0	2	0	0	0	0	0	9	17	0.00	1.714
Todd Worrell, R ERA: 2.19	(9, 1)	0.1	L	3	2	2	2	0	0	0	0	0	0	1	3	3	54.00	6.000

PITCHER	IP	WLS	BF	H	R	ER	SO	BB	IBB	HBP	BLK	WP	HR	S	P	ERA	WHIP

BOTTOM

St. Louis Cardinals @ Houston Astros

Astrodome, Houston, TX

Sat Sep 06 1986, 4:33 AM EDT

Att. 21,802 - Unknown

livebaseballscorecards.com

AB	37
R	7
H	12
RBI	7
BB	5
SO	1
LOB	18

WP: 0 PA: 42
PB: 0
SB: 0
CS: 0

Batter	1	2	3	4	5	6	7	8	9	AB	R	H	RBI	BB	SO	LOB
Vince Coleman, S (1, 7) OBP: 0.314, SLG: 0.292	SSS 0-3 ① K	x 0-0 ① F7			SSS 0-3 ① K		x 0-0 ① F8		x 0-0 ① F8	5	0	0	0	0	2	2
Tom Herr, S (1, 4) OBP: 0.339, SLG: 0.328	x 0-0 ② BB 1B 1B	SSS 0-3 ② K 1-2 2-3			x 0-0 ② F7		x 0-0 ② 4-3		x 0-0 ② 4-3	5	1	1	0	0	1	2
Willie McGee, S (1, 8) OBP: 0.302, SLG: 0.354 Curt Ford, L (1, PR) OBP: 0.317, SLG: 0.376 (1, 9)	BBBB 4-0 1B 1-2 BB	x 0-0 ③ F7			x 0-0 1B 2B		x 0-0 E1 BB		BBBB 4-0 BB	0 3	0 1	0 1	0 0	1 1	0 0	0 2
Andy Van Slyke, L (1, 3) OBP: 0.349, SLG: 0.442	x 0-0 ② F8		SSS 0-3 ① K		x 0-0 2-H 1B		BBBB 4-0 1-2 BB		x 0-0 ③ G3	4	0	1	1	1	1	3
Terry Pendleton, S (1, 5) OBP: 0.278, SLG: 0.299	x 0-0 1-3 2-H 1B		x 0-0 ② 1-3		x 0-0 ③ F7		x 0-0 ③ G3			4	0	1	1	0	0	3
John Morris, L (1, 9) OBP: 0.313, SLG: 0.289 (1, 8)	x 0-0 ③ F5		x 0-0 ③ F6			x 0-0 ① 6-3		x 0-0 ① 4-3		4	0	0	0	0	0	2
Ozzie Smith, S (1, 6) OBP: 0.367, SLG: 0.328		x 0-0 1B S FC 1B		x 0-0 ① F7		BBBB 4-0 BB		x 0-0 S 1B		3	1	2	0	1	0	0
Michael LaValliere, L (1, 2) OBP: 0.309, SLG: 0.301		x 0-0 BLK FC 1-3 1B		x 0-0 ② 4-3		SSS 0-3 ② K		x 0-0 ② F9 1-2		4	0	1	0	0	1	2
Greg Mathews, R (1, 1) OBP: 0.075, SLG: 0.026 Greg Bargar, R (6, 1) Mike Laga, L (8, PH) OBP: 0.275, SLG: 0.413 Joe Boever, R (8, 1)		x 0-0 FC BLK 1-2 3-H		SSS 0-3 ③ K		SSS 0-3 ③ K		x 0-0 ③ 4-3		3 0 1 0	0 0 0 0	0 0 0 0	1 0 0 0	0 0 0 0	2 0 0 0	2 0 1 0
Inning Stats	R: 1 E: 0 K: 1 S: 7 H: 2 LOB: 2 BB: 1 P: 11	R: 1 E: 0 K: 1 S: 8 H: 2 LOB: 2 BB: 0 P: 8	R: 0 E: 0 K: 1 S: 5 H: 0 LOB: 0 BB: 0 P: 5	R: 0 E: 0 K: 1 S: 5 H: 0 LOB: 0 BB: 0 P: 5	R: 1 E: 0 K: 1 S: 7 H: 2 LOB: 1 BB: 0 P: 7	R: 0 E: 0 K: 2 S: 7 H: 0 LOB: 1 BB: 1 P: 11	R: 0 E: 1 K: 0 S: 4 H: 0 LOB: 2 BB: 1 P: 8	R: 0 E: 0 K: 0 S: 4 H: 1 LOB: 1 BB: 0 P: 4	R: 0 E: 0 K: 0 S: 3 H: 0 LOB: 1 BB: 1 P: 7	1B: 6 2B: 1 3B: 0 HR: 0	SF: 0 SAC: 0 DP: 0 HBP: 0						

TOP

St. Louis Cardinals @ Houston Astros

Astrodome, Houston, TX

Sun Sep 07 1986, 4:33 AM EDT

Att. 20,773 - Unknown

livebaseballscorecards.com

AB	36
R	3
H	7
RBI	3
BB	4
SO	7
LOB	19

WP: 0 PB: 0 SB: 2 CS: 0 PA: 40

PITCHER		IP	WLS	BF	H	R	ER	SO	BB	IBB	HBP	BLK	WP	HR	S	P	ERA	WHIP
Danny Darwin, R ERA: 3.58	(1, 1)	5.0		23	6	3	3	5	1	0	0	1	0	0	32	36	5.40	1.400
Jeff Calhoun, L ERA: 3.63	(6, 1)	1.0	W	4	0	0	0	2	1	0	0	0	0	0	7	11	0.00	1.000
Aurelio Lopez, R ERA: 3.08	(7, 1)	2.0		9	1	0	0	0	1	0	0	0	0	0	8	12	0.00	1.000
Dave Smith, R ERA: 2.36	(9, 1)	1.0	S	4	0	0	0	0	1	0	0	0	0	0	3	7	0.00	1.000

PITCHER	IP	WLS	BF	H	R	ER	SO	BB	IBB	HBP	BLK	WP	HR	S	P	ERA	WHIP

Batter	1	2	3	4	5	6	7	8	9	AB	R	H	RBI	BB	SO	LOB
Billy Hatcher, R (1, 8) OBP: 0.309, SLG: 0.386	BBBB 4-0 CS BB		x 0-0 ② F4		BBBB 4-0 SH5-4 1-2 BB	H 1-0 1B 1-2 HBP		SSS 0-3 ① K 1-2		2	0	0	0	2	1	3
Bill Doran, S (1, 4) OBP: 0.367, SLG: 0.361	x 0-0 ①② F7 1-2		x 0-0 ③ F7		x 0-0 ① SH5-4 1-2 2-3	x 0-0 1B 1-2 2-3 3-H		x 0-0 ② F7		4	0	1	1	0	0	5
Phil Garner, R (1, 5) OBP: 0.337, SLG: 0.425 Denny Walling, L (6, PH) OBP: 0.376, SLG: 0.497 (7, 5)	x 0-0 ③ 5-3			x 0-0 HR	x 0-0 ② F4	x 0-0 ③ 4-3		BBBB 4-0 BB 2-3 BB		3 1	1 0	1 0	1 0	0 1	0 0	2 3
Glenn Davis, R (1, 3) OBP: 0.336, SLG: 0.495		x 0-0 ① F9		x 0-0 ① F4	x 0-0 ③ F7		x 0-0 WP 3B	BBBB 4-0 1-2 BB		4	1	1	0	1	0	2
Kevin Bass, S (1, 9) OBP: 0.355, SLG: 0.483		x 0-0 ② G3		x 0-0 G4-6-3 1B		x 0-0 1B FC6-4 2B	x 0-0 ① F8 3-H	x 0-0 ③ F6		5	1	2	0	0	0	3
Jose Cruz, L (1, 7) OBP: 0.339, SLG: 0.388		x 0-0 ③ 4-3		x 0-0 ②③ G4-6-3 1-2f		SSS 0-3 ① K BBBB	4-0 3-1 S BB			3	0	0	0	1	1	2
Alan Ashby, S (1, 2) OBP: 0.336, SLG: 0.346			x 0-0 1B 1B	x 0-0 1B 1B 2B		4-0 FC6-4 1B 1B IBB	x 0-0 ② 3-1 1-3			3	2	2	0	1	0	1
Dickie Thon, R (1, 6) OBP: 0.319, SLG: 0.339			x 0-0 1-2 1B	x 0-0 1B 2-3 1B		x 0-0 FC6-4 1-2 2-3 1B	x 0-0 ③ F4			4	1	3	0	0	0	1
Danny Darwin, R (1, 1) Davey Lopes, R (5, PH) OBP: 0.385, SLG: 0.440 Jeff Calhoun, L (6, 1) Jim Pankovits, R (6, PH) OBP: 0.364, SLG: 0.385 Aurelio Lopez, R (7, 1) Dan Driessen, L (8, PH) OBP: 0.412, SLG: 0.533 Tony Walker, R (8, PR) OBP: 0.322, SLG: 0.382 Dave Smith, R (9, 1)			SSS 0-3 ① K		x 0-0 SH5-4 WP 2-H 3-H 1B	x 0-0 ② FC6-4 1B HBP 1-2f 2-3 3-H		x 0-0 WP S 1B		1 1 0 1 0 0 1 0	0 0 0 0 0 0 0 0	0 1 0 1 0 0 1 0	0 2 0 0 0 0 0 0	1 0 0 0 0 0 0 0	2 0 0 0 0 0 0 0	2 0 0 0 0 0 0 0
Inning Stats	R: 0 E: 0 K: 0 S: 2 H: 0 LOB: 0 BB: 1 P: 6	R: 0 E: 0 K: 0 S: 3 H: 0 LOB: 0 BB: 0 P: 3	R: 0 E: 0 K: 1 S: 7 H: 2 LOB: 2 BB: 0 P: 7	R: 1 E: 0 K: 0 S: 4 H: 2 LOB: 0 BB: 0 P: 4	R: 2 E: 0 K: 0 S: 6 H: 3 LOB: 2 BB: 1 P: 10	R: 2 E: 0 K: 0 S: 8 H: 3 LOB: 3 BB: 1 P: 13	R: 1 E: 0 K: 0 S: 4 H: 1 LOB: 1 BB: 1 P: 8	R: 0 E: 0 K: 1 S: 6 H: 1 LOB: 3 BB: 2 P: 14		1B: 8 2B: 2 3B: 1 HR: 1	SF: 0 SAC: 1 DP: 1 HBP: 1					

BOTTOM

St. Louis Cardinals @ Houston Astros

Astrodome, Houston, TX

Sun Sep 07 1986, 4:33 AM EDT

Att. 20,773 - Unknown

livebaseballscorecards.com

AB	33
R	6
H	12
RBI	5
BB	6
SO	3
LOB	26

WP: 3 PB: 0 SB: 2 CS: 1 PA: 41

PITCHER		IP	WLS	BF	H	R	ER	SO	BB	IBB	HBP	BLK	WP	HR	S	P	ERA	WHIP
Greg Mathews, L ERA: 3.38	(1, 1)	5.2	L	27	9	5	5	2	2	1	0	0	1	1	28	40	7.94	1.941
Greg Bargar, R ERA: 6.04	(6, 1)	1.1		8	2	1	1	0	1	0	1	0	1	0	6	11	6.75	2.250
Joe Boever, R ERA:	(8, 1)	1.0		6	1	0	0	1	2	0	0	0	1	0	6	14	0.00	3.000

PITCHER	IP	WLS	BF	H	R	ER	SO	BB	IBB	HBP	BLK	WP	HR	S	P	ERA	WHIP

Batter	1	2	3	4	5	6	7	8	9	AB	R	H	RBI	BB	SO	LOB
Barry Larkin, R (1, 6) OBP: 0.307, SLG: 0.390	F7		4-3			BB		FC6-4 1B 1-3		3	0	1	0	1	0	0
Buddy Bell, R (1, 5) OBP: 0.364, SLG: 0.448	1B BB		PB 1B			F8		FC6-4 1-2f 3-H		3	0	1	1	1	0	2
Dave Parker, L (1, 9) OBP: 0.341, SLG: 0.496	1B 1-3		K 1-2			F7 1-2		6-3		4	0	1	0	0	1	3
Eric Davis, R (1, 7) OBP: 0.387, SLG: 0.534	K			K		K 2-3			4-3	4	0	0	0	0	3	2
Bo Diaz, R (1, 2) OBP: 0.322, SLG: 0.380		K		1-3			K		4-3	4	0	0	0	0	2	0
Eddie Milner, L (1, 8) OBP: 0.294, SLG: 0.404		BB		K			G3		BB	2	0	0	0	2	1	0
Nick Esasky, R (1, 3) OBP: 0.320, SLG: 0.426		K 1-2			F8		K		K	4	0	0	0	0	3	2
Ron Oester, S (1, 4) OBP: 0.311, SLG: 0.336		K 2-3			3-1			4-3		3	0	0	0	0	1	1
Chris Welsh, L (1, 1) OBP: 0.200, SLG: 0.303			K		K			BB		2	0	0	0	0	2	0
Max Venable, L (8, PH) OBP: 0.290, SLG: 0.282										0	1	0	0	1	0	0
Rob Murphy, L (8, 1)										0	0	0	0	0	0	0
Inning Stats	R: 0 E: 0 K: 1 S: 5 H: 1 LOB: 1 BB: 1 P: 9	R: 0 E: 0 K: 3 S: 9 H: 0 LOB: 1 BB: 1 P: 13	R: 0 E: 0 K: 2 S: 8 H: 1 LOB: 1 BB: 0 P: 8	R: 0 E: 0 K: 2 S: 7 H: 0 LOB: 0 BB: 0 P: 7	R: 0 E: 0 K: 1 S: 5 H: 0 LOB: 0 BB: 0 P: 5	R: 0 E: 0 K: 1 S: 5 H: 0 LOB: 1 BB: 1 P: 9	R: 0 E: 0 K: 2 S: 7 H: 0 LOB: 0 BB: 0 P: 7	R: 1 E: 0 K: 0 S: 4 H: 1 LOB: 1 BB: 1 P: 8	R: 0 E: 0 K: 1 S: 5 H: 0 LOB: 1 BB: 1 P: 9	1B: 3 2B: 0 3B: 0 HR: 0 SF: 0 SAC: 0 DP: 0 HBP: 0							

PITCHER		IP	WLS	BF	H	R	ER	SO	BB	IBB	HBP	BLK	WP	HR	S	P	ERA	WHIP
Nolan Ryan, R ERA: 3.58	(1, 1)	6.0	W	22	2	0	0	10	3	0	0	0	1	0	39	51	0.00	0.833
Charlie Kerfeld, R ERA: 2.79	(7, 1)	3.0	S	12	1	1	1	3	2	0	0	0	0	0	16	24	3.00	1.000

PITCHER	IP	WLS	BF	H	R	ER	SO	BB	IBB	HBP	BLK	WP	HR	S	P	ERA	WHIP

TOP

Cincinnati Reds @ Houston Astros

Astrodome, Houston, TX

Mon Sep 08 1986, 8:05 PM EDT

Att. 26,997 - Unknown

livebaseballscorecards.com

AB	29
R	1
H	3
RBI	1
BB	5
SO	13
LOB	10

WP: 1 PB: 1 SB: 3 CS: 0 PA: 34

Batter	1	2	3	4	5	6	7	8	9	AB	R	H	RBI	BB	SO	LOB
Billy Hatcher, R (1, 8) OBP: 0.311, SLG: 0.387	5-3	2-H 1B			6-3		1-2 G4-3 1B			4	0	2	1	0	0	0
Bill Doran, S (1, 4) OBP: 0.366, SLG: 0.362	4-3 1B 2B	F9			4-3		1-2f 2-3 G4-3			4	1	1	0	0	0	3
Phil Garner, R (1, 5) OBP: 0.337, SLG: 0.424 Charlie Kerfeld, R (7, 1) OBP: 0.222, SLG: 0.125	4-3 2-3		G6-4-3 1B			6-3	K			3 1	0 0	1 0	0 0	0 0	0 1	1 1
Glenn Davis, R (1, 3) OBP: 0.335, SLG: 0.493	WP E 3-H 1B		L5			F8		5-3		4	1	1	1	0	0	1
Kevin Bass, S (1, 9) OBP: 0.356, SLG: 0.483	E9 WP 1-H 1B		G6-4-3 1-2f			E4 1B 1B		F9		4	0	2	1	0	0	1
Jose Cruz, L (1, 7) OBP: 0.341, SLG: 0.387	6-3 2-3			B B B 4-0 G5-4-3 BB		B B B B 4-0 1B BB		S S S 0-3 K		2	0	0	0	2	1	1
Alan Ashby, S (1, 2) OBP: 0.336, SLG: 0.346		6-3		G5-4-3 1-2f		1-2 2-3 FC6-4 1B				3	0	1	0	0	0	1
Dickie Thon, R (1, 6) OBP: 0.319, SLG: 0.339		SH1-4 1B 1B		5-3		1-2f FC6-4				3	1	1	0	0	0	3
Nolan Ryan, R (1, 1) OBP: 0.118, SLG: 0.100 Denny Walling, L (7, 5) OBP: 0.378, SLG: 0.498		SH1-4 1-2			F8		G4-3 1B 1B			1 1	0 0	0 1	0 0	0 0	0 0	0 0
Inning Stats	R: 2 E: 1 K: 0 S: 6 H: 3 LOB: 1 BB: 0 P: 6	R: 1 E: 0 K: 0 S: 5 H: 2 LOB: 1 BB: 0 P: 5	R: 0 E: 0 K: 0 S: 3 H: 1 LOB: 0 BB: 0 P: 3	R: 0 E: 0 K: 0 S: 2 H: 0 LOB: 0 BB: 1 P: 6	R: 0 E: 0 K: 0 S: 3 H: 0 LOB: 0 BB: 0 P: 3	R: 0 E: 1 K: 0 S: 5 H: 2 LOB: 3 BB: 1 P: 9	R: 0 E: 0 K: 1 S: 6 H: 2 LOB: 1 BB: 0 P: 6	R: 0 E: 0 K: 1 S: 5 H: 0 LOB: 0 BB: 0 P: 5		1B: 9 2B: 1 3B: 0 HR: 0 SF: 0 SAC: 1 DP: 3 HBP: 0						

PITCHER		IP	WLS	BF	H	R	ER	SO	BB	IBB	HBP	BLK	WP	HR	S	P	ERA	WHIP
Chris Welsh, L ERA: 4.36	(1, 1)	7.0	L	30	10	3	3	1	2	0	0	0	2	0	30	38	3.86	1.714
Rob Murphy, L ERA: 1.03	(8, 1)	1.0		3	0	0	0	1	0	0	0	0	0	0	5	5	0.00	0.000

PITCHER	IP	WLS	BF	H	R	ER	SO	BB	IBB	HBP	BLK	WP	HR	S	P	ERA	WHIP

BOTTOM

Cincinnati Reds @ Houston Astros

Astrodome, Houston, TX

Mon Sep 08 1986, 8:05 PM EDT

Att. 26,997 - Unknown

livebaseballscorecards.com

AB	30
R	3
H	10
RBI	3
BB	2
SO	2
LOB	12

1B: 9 SF: 0
2B: 1 SAC: 1
3B: 0 DP: 3
HR: 0 HBP: 0

WP: 2 PA: 33
PB: 0
SB: 0
CS: 0

Batter	1	2	3	4	5	6	7	8	9	AB	R	H	RBI	BB	SO	LOB
Barry Larkin, R (1, 6) OBP: 0.293, SLG: 0.372	S S S 0-3 ① K			x 0-0 ① F9		S S S 0-3 ③ K			x 0-0 ① 6-3	4	0	0	0	0	2	0
Buddy Bell, R (1, 5) OBP: 0.364, SLG: 0.448	x 0-0 ② F8			x 0-0 ② 6-3			x 0-0 G3 HR 2B		x 0-0 ② 6-3	4	1	1	0	0	0	0
Dave Parker, L (1, 9) OBP: 0.338, SLG: 0.493	S S S 0-3 ③ K			x 0-0 ③ F5			x 0-0 ① G3 2-3		x 0-0 ③ F6	4	0	0	0	0	1	1
Eric Davis, R (1, 7) OBP: 0.386, SLG: 0.541		S S S 0-3 ① K			S S S 0-3 ① K		x 0-0 3-H HR			3	1	1	2	0	2	0
Bo Diaz, R (1, 2) OBP: 0.319, SLG: 0.377		x 0-0 ② F7			x 0-0 ② F9		x 0-0 ② 6-3			3	0	0	0	0	0	0
Eddie Milner, L (1, 8) OBP: 0.294, SLG: 0.403		x 0-0 ③ 1-3			x 0-0 S 1B		x 0-0 ③ 4-3			3	0	1	0	0	0	0
Nick Esasky, R (1, 3) OBP: 0.320, SLG: 0.425			x 0-0 FC4-6 1B		S S S 0-3 ③ K 1-2			x 0-0 ① F3		3	0	1	0	0	1	1
Ron Oester, S (1, 4) OBP: 0.311, SLG: 0.336			x 0-0 ① FC4-6 G4-6-3 1-2f			x 0-0 G6-4-3 1B		S S S 0-3 ② K		3	0	1	0	0	1	1
Tom Browning, L (1, 1) OBP: 0.167, SLG: 0.176 Ron Robinson, R (6, 1) OBP: 0.077, SLG: 0.077 Rob Murphy, L (7, 1) Max Venable, L (8, PH) OBP: 0.288, SLG: 0.279 Bill Landrum, R (8, 1) John Franco, L (8, 1)			x 0-0 ② ③ G4-6-3 1-2f			x 0-0 ① ② G6-4-3 1-2f		x 0-0 ③ 3-1		2 0 0 1 0 0	0 0 0 0 0 0	0 0 0 0 0 0	0 0 0 0 0 0	0 0 0 0 0 0	0 0 0 0 0 0	2 0 0 0 0 0
Inning Stats	R: 0 H: 0 E: 0 LOB: 0 K: 2 BB: 0 S: 7 P: 7	R: 0 H: 0 E: 0 LOB: 0 K: 1 BB: 0 S: 5 P: 5	R: 0 H: 1 E: 0 LOB: 0 K: 0 BB: 0 S: 3 P: 3	R: 0 H: 0 E: 0 LOB: 0 K: 0 BB: 0 S: 3 P: 3	R: 0 H: 1 E: 0 LOB: 1 K: 2 BB: 0 S: 8 P: 8	R: 0 H: 1 E: 0 LOB: 0 K: 1 BB: 0 S: 5 P: 5	R: 2 H: 2 E: 0 LOB: 0 K: 0 BB: 0 S: 5 P: 5	R: 0 H: 0 E: 0 LOB: 0 K: 1 BB: 0 S: 5 P: 5	R: 0 H: 0 E: 0 LOB: 0 K: 0 BB: 0 S: 3 P: 3	1B: 3 SF: 0 2B: 1 SAC: 0 3B: 0 DP: 2 HR: 1 HBP: 0						WP: 0 PA: 30 PB: 0 SB: 1 CS: 0

Cincinnati Reds @ Houston Astros

Astrodome, Houston, TX

Tue Sep 09 1986, 8:05 PM EDT

Att. 22,711 - Unknown

TOP

livebaseballscorecards.com

AB	30
R	2
H	5
RBI	2
BB	0
SO	7
LOB	5

PITCHER		IP	WLS	BF	H	R	ER	SO	BB	IBB	HBP	BLK	WP	HR	S	P	ERA	WHIP
Mike Scott, R ERA: 2.25	(1, 1)	8.0	W	27	5	2	2	7	0	0	0	0	0	1	41	41	2.25	0.625
Matt Keough, R ERA: 4.22	(9, 1)	1.0		3	0	0	0	0	0	0	0	0	0	0	3	3	0.00	0.000

PITCHER	IP	WLS	BF	H	R	ER	SO	BB	IBB	HBP	BLK	WP	HR	S	P	ERA	WHIP

Batter	1	2	3	4	5	6	7	8	9	AB	R	H	RBI	BB	SO	LOB
Billy Hatcher, R (1, 8) (9, 7) OBP: 0.315, SLG: 0.390	F4		6-3			1B 2B 1B	S 1B 1B	G3 S 2B 1B 2-H		5	3	3	1	0	0	0
Bill Doran, S (1, 4) OBP: 0.367, SLG: 0.361	4-3		6-3			F8	1-H 2B 1B	BBBB 1-2 G3 2B BB		4	2	1	1	1	0	1
Phil Garner, R (1, 5) OBP: 0.340, SLG: 0.427	PB 1B			F9		1-3 2B 1B	1-H 2B	1-2 2-3 G3		3	1	2	0	0	0	0
Denny Walling, L (7, 5) OBP: 0.379, SLG: 0.502										2	0	1	1	0	0	2
Glenn Davis, R (1, 3) OBP: 0.336, SLG: 0.493	4-3 1-2			F8		1-H 1B 2B 3-H	K	2B IBB		4	1	1	2	1	1	2
Kevin Bass, S (1, 9) OBP: 0.360, SLG: 0.487		F8		1B		2-H 1B S SF8 1B	BB	1-3 2-H 3-H 2B		4	1	3	3	1	0	0
Jose Cruz, L (1, 7) OBP: 0.339, SLG: 0.384		4-3		K		1-3 1B 1B	K	4-3		5	0	1	0	0	2	5
Tony Walker, R (9, 8) OBP: 0.322, SLG: 0.382										0	0	0	0	0	0	0
Alan Ashby, S (1, 2) OBP: 0.334, SLG: 0.346		1B			K	SF8 3-H	4-3			3	0	1	1	0	1	2
Dickie Thon, R (1, 6) OBP: 0.322, SLG: 0.346		F9			F9	1-2 1B		1B 2B		4	1	2	0	0	0	1
Mike Scott, R (1, 1) OBP: 0.141, SLG: 0.145			K		K	K		K		4	0	0	0	0	4	3
Matt Keough, R (9, 1) OBP: 0.333, SLG: 0.417										0	0	0	0	0	0	0
Inning Stats	R: 0 E: 0 K: 0 S: 4 H: 1 LOB: 1 BB: 0 P: 4	R: 0 E: 0 K: 0 S: 4 H: 1 LOB: 1 BB: 0 P: 4	R: 0 E: 0 K: 1 S: 5 H: 0 LOB: 0 BB: 0 P: 5	R: 0 E: 0 K: 1 S: 6 H: 1 LOB: 1 BB: 0 P: 6	R: 0 E: 0 K: 2 S: 7 H: 0 LOB: 0 BB: 0 P: 7	R: 4 E: 0 K: 1 S: 11 H: 6 LOB: 2 BB: 0 P: 11	R: 2 E: 0 K: 2 S: 10 H: 3 LOB: 2 BB: 1 P: 14	R: 3 E: 0 K: 1 S: 8 H: 3 LOB: 2 BB: 2 P: 16		1B: 11 2B: 4 3B: 0 HR: 0 SF: 1 SAC: 0 DP: 0 HBP: 0						

PITCHER		IP	WLS	BF	H	R	ER	SO	BB	IBB	HBP	BLK	WP	HR	S	P	ERA	WHIP
Tom Browning, L ERA: 4.08	(1, 1)	5.2	L	26	9	4	4	4	0	0	0	0	0	0	34	34	6.35	1.588
Ron Robinson, R ERA: 3.07	(6, 1)	0.2		6	3	2	2	2	1	0	0	0	0	0	9	13	27.00	6.000
Rob Murphy, L ERA: 1.01	(7, 1)	0.2		2	0	0	0	1	0	0	0	0	0	0	4	4	0.00	0.000
Bill Landrum, R ERA: 23.14	(8, 1)	0.1		4	2	3	3	1	1	0	0	0	0	0	5	9	81.00	9.000
John Franco, L ERA: 2.57	(8, 1)	0.2		4	1	0	0	0	0	1	0	0	0	0	3	7	0.00	1.500

PITCHER	IP	WLS	BF	H	R	ER	SO	BB	IBB	HBP	BLK	WP	HR	S	P	ERA	WHIP

BOTTOM

Cincinnati Reds @ Houston Astros

Astrodome, Houston, TX

Tue Sep 09 1986, 8:05 PM EDT

Att. 22,711 - Unknown

livebaseballscorecards.com

AB	38
R	9
H	15
RBI	9
BB	3
SO	8
LOB	16

Houston Astros @ Los Angeles Dodgers

Dodger Stadium, Los Angeles, CA

Wed Sep 10 1986, 7:05 PM PDT

Att. 27,534 - Unknown

TOP

livebaseballscorecards.com

Batter	1	2	3	4	5	6	7	8	9	AB	R	H	RBI	BB	SO	LOB
Billy Hatcher, R (1, 8) OBP: 0.319, SLG: 0.393	FC1-5 S 1B		6-3		CS 1B		G6-4-3 1B		F2	5	0	3	0	0	0	3
Bill Doran, S (1, 4) OBP: 0.363, SLG: 0.357	F9		5-3		4-3 1-2		G6-4-3 1-2f		F7	5	0	0	0	0	0	6
Denny Walling, L (1, 5) OBP: 0.380, SLG: 0.500	BB 1-2 FC1-5		FC6-4 1B		L3			K		3	0	1	0	1	1	0
Glenn Davis, R (1, 3) OBP: 0.333, SLG: 0.489	FC1-5 1-2 2-3f		FC6-4 1-2f			L5		K		4	0	0	0	0	1	3
Kevin Bass, S (1, 9) OBP: 0.357, SLG: 0.484	G3			4-3		6-3		F5		4	0	0	0	0	0	2
Jose Cruz, L (1, 7) OBP: 0.340, SLG: 0.384		5-3		F4		BB 1B			1B 1B 1B	3	0	1	0	1	0	0
Alan Ashby, S (1, 2) OBP: 0.340, SLG: 0.347		BB		BB	1-2 1B				K	2	0	1	0	2	1	1
Craig Reynolds, L (1, 6) OBP: 0.281, SLG: 0.361		F6		F8		L3			1-2 1B	4	0	1	0	0	0	4
Jim Deshaies, L (1, 1) OBP: 0.179, SLG: 0.051 Ty Gainey, L (5, PH) OBP: 0.409, SLG: 0.500 Larry Andersen, R (5, 1) Davey Lopes, R (7, PH) OBP: 0.384, SLG: 0.438 Aurelio Lopez, R (7, 1) Manny Hernandez, R (8, 1) Terry Puhl, L (9, PH) OBP: 0.293, SLG: 0.333		K			HR		4-3		1-2 2-3 1B	1 1 0 1 0 0 1	0 1 0 0 0 0 0	0 1 0 0 0 0 1	0 1 0 0 0 0 0	1 0 0 0 0 0 0	0 0 0 0 0 0 0	1 0 0 0 0 0 0
Inning Stats	R: 0 H: 1 E: 0 LOB: 2 K: 0 BB: 1 S: 4 P: 8	R: 0 H: 0 E: 0 LOB: 1 K: 1 BB: 1 S: 5 P: 9	R: 0 H: 1 E: 0 LOB: 1 K: 0 BB: 0 S: 4 P: 4	R: 0 H: 0 E: 0 LOB: 1 K: 0 BB: 1 S: 3 P: 7	R: 1 H: 2 E: 0 LOB: 0 K: 0 BB: 0 S: 4 P: 4	R: 0 H: 1 E: 0 LOB: 2 K: 0 BB: 1 S: 4 P: 8	R: 0 H: 1 E: 0 LOB: 0 K: 0 BB: 0 S: 3 P: 3	R: 0 H: 0 E: 0 LOB: 0 K: 2 BB: 0 S: 7 P: 7	R: 0 H: 3 E: 0 LOB: 3 K: 1 BB: 0 S: 8 P: 8	1B: 8 SF: 0 2B: 0 SAC: 0 3B: 0 DP: 1 HR: 1 HBP: 0						

	AB	34
	R	1
	H	9
	RBI	1
	BB	4
	SO	4
	LOB	20

WP: 0 PA: 38
PB: 0
SB: 1
CS: 1

PITCHER		IP	WLS	BF	H	R	ER	SO	BB	IBB	HBP	BLK	WP	HR	S	P	ERA	WHIP
Orel Hershiser, R ERA: 3.82	(1, 1)	6.0	W	26	5	1	1	1	4	0	0	0	0	1	24	40	1.50	1.500
Dennis Powell, L ERA: 4.35	(7, 1)	1.0		3	1	0	0	0	0	0	0	0	0	0	3	3	0.00	1.000
Ken Howell, R ERA: 3.13	(8, 1)	2.0		9	3	0	0	3	0	0	0	0	0	0	15	15	0.00	1.500

PITCHER	IP	WLS	BF	H	R	ER	SO	BB	IBB	HBP	BLK	WP	HR	S	P	ERA	WHIP

Batter	1	2	3	4	5	6	7	8	9	AB	R	H	RBI	BB	SO	LOB
Steve Sax, R (1, 4) OBP: 0.383, SLG: 0.431	CS 1B		1B 2B 3-H		FC5 HBP 1B		E5 S 1B 1B			4	2	4	1	0	0	0
Dave Anderson, R (1, 6) OBP: 0.309, SLG: 0.299	9-3 1B 1-2		FC8-6-4 1B 2-H		K		1B SF9 1B 2-H			4	1	3	2	0	1	1
Enos Cabell, R (1, 9) OBP: 0.303, SLG: 0.335 Mike Marshall, R (8, 9) OBP: 0.298, SLG: 0.439	9-3 1-2f		FC8-6-4 1-2f		1-2 HBP		S 1-3 1B			3 0	0 0	1 0	0 0	0 0	0 0	2 0
Bill Madlock, R (1, 5) OBP: 0.335, SLG: 0.401 Ken Howell, R (8, 1)		F4	F2		FC5 2-3f		SF9 3-H			3 0	0 0	0 0	1 0	0 0	0 0	3 0
Larry See, R (1, 3) OBP: 0.300, SLG: 0.400 Greg Brock, L (6, PH) OBP: 0.310, SLG: 0.422 (7, 3)	K			K		G4-1 1B	F7 1-2			2 2	0 0	0 1	0 0	0 0	2 0	0 1
Mike Scioscia, L (1, 2) OBP: 0.387, SLG: 0.376	1B			3-1		G4-1 1-2		2B		4	0	2	0	0	0	1
Jose Gonzalez, R (1, 8) OBP: 0.230, SLG: 0.286	K			HR		5-3		6-3		4	1	1	1	0	1	3
Reggie Williams, R (1, 7) OBP: 0.324, SLG: 0.365 Franklin Stubbs, L (6, PH) OBP: 0.292, SLG: 0.431 (7, 7)		E8 SH1-4 2B 1B		6-3		L3		F4		2 2	1 0	1 0	0 0	0 0	0 0	0 2
Orel Hershiser, R (1, 1) OBP: 0.241, SLG: 0.246 Dennis Powell, R (7, 1) OBP: 0.273, SLG: 0.545 Ken Landreaux, L (7, PH) OBP: 0.317, SLG: 0.375 Jeff Hamilton, R (8, 5) OBP: 0.245, SLG: 0.337		SH1-4 2-3			K		F7	K		1 0 1 1	0 0 0 0	0 0 0 0	0 0 0 0	1 0 0 0	0 0 0 1	0 0 0 1
Inning Stats	R: 0 E: 0 K: 0 S: 3 H: 2 LOB: 0 BB: 0 P: 3	R: 0 E: 0 K: 2 S: 8 H: 1 LOB: 1 BB: 0 P: 8	R: 2 E: 1 K: 0 S: 6 H: 3 LOB: 1 BB: 0 P: 6	R: 1 E: 0 K: 1 S: 6 H: 1 LOB: 0 BB: 0 P: 6	R: 0 E: 0 K: 2 S: 8 H: 1 LOB: 2 BB: 0 P: 9	R: 0 E: 0 K: 0 S: 4 H: 1 LOB: 1 BB: 0 P: 4	R: 2 E: 1 K: 0 S: 6 H: 3 LOB: 1 BB: 0 P: 6	R: 0 E: 0 K: 1 S: 6 H: 1 LOB: 1 BB: 0 P: 6		1B: 10 2B: 3 3B: 0 HR: 1 SF: 1 SAC: 1 DP: 1 HBP: 1				WP: 0 PB: 0 SB: 2 CS: 1 PA: 36		

PITCHER		IP	WLS	BF	H	R	ER	SO	BB	IBB	HBP	BLK	WP	HR	S	P	ERA	WHIP
Jim Deshaies, L ERA: 3.74	(1, 1)	4.0	L	17	7	3	3	3	0	0	0	0	0	1	23	23	6.75	1.750
Larry Andersen, R ERA: 3.33	(5, 1)	2.0		9	2	0	0	2	0	0	1	0	0	0	12	13	0.00	1.000
Aurelio Lopez, R ERA: 3.31	(7, 1)	1.0		6	3	2	2	0	0	0	0	0	0	0	6	6	18.00	3.000
Manny Hernandez, R ERA: 4.07	(8, 1)	1.0		4	1	0	0	1	0	0	0	0	0	0	6	6	0.00	1.000

PITCHER	IP	WLS	BF	H	R	ER	SO	BB	IBB	HBP	BLK	WP	HR	S	P	ERA	WHIP

BOTTOM

Houston Astros @ Los Angeles Dodgers

Dodger Stadium, Los Angeles, CA

Wed Sep 10 1986, 7:05 PM PDT

Att. 27,534 - Unknown

livebaseballscorecards.com

AB	33
R	5
H	13
RBI	5
BB	0
SO	6
LOB	14

Batter	1	2	3	4	5	6	7	8	9	AB	R	H	RBI	BB	SO	LOB
Billy Hatcher, R (1, 8) OBP: 0.317, SLG: 0.390	F9	4-3 2-3 3-H			4-3		5-3		3-1 1-3	3	0	0	1	0	0	1
Tony Walker, R (6, 8) OBP: 0.315, SLG: 0.372										2	0	0	0	0	0	1
Bill Doran, S (1, 4) OBP: 0.364, SLG: 0.358	E3 2B	1B 3-H			K S S S		L3 1B		4-3	5	1	2	1	0	1	1
Phil Garner, R (1, 5) OBP: 0.339, SLG: 0.428	1B 2B 1-H S S S	K			F9		L3 1-2			4	0	1	1	0	1	2
Glenn Davis, R (1, 3) OBP: 0.336, SLG: 0.497	1B 2-3		F7			HR 1B		HR		4	2	3	1	0	0	0
Kevin Bass, S (1, 9) OBP: 0.356, SLG: 0.488	K S S S		5-3			HR 1-H		F9		4	1	1	2	0	1	2
Jose Cruz, L (1, 7) OBP: 0.338, SLG: 0.381	G3		F7			4-3		K S S S		3	0	0	0	0	0	2
Ty Gainey, L (6, 7) OBP: 0.400, SLG: 0.487										1	0	0	0	0	1	0
Dickie Thon, R (1, 6) OBP: 0.321, SLG: 0.344		1B 4-3 1B		K S S S		F4		F7		4	1	1	0	0	1	0
John Mizerock, L (1, 2) OBP: 0.396, SLG: 0.284		4-3 SH1-4 1-3 1B		3-1		1B			L5	3	1	2	0	0	0	0
Robbie Wine, R (9, PH) OBP: 0.200, SLG: 0.200										1	0	0	0	0	0	0
Bob Knepper, L (1, 1) OBP: 0.095, SLG: 0.119		SH1-4 1-2		K S S S		K S S S			3-1 WP 1B	1	0	0	0	0	1	0
Jeff Calhoun, L (5, 1)										0	0	0	0	0	0	0
Davey Lopes, R (6, PH) OBP: 0.383, SLG: 0.436										1	0	0	0	0	1	1
Julio Solano, R (6, 1)										0	0	0	0	0	0	0
Matt Keough, R (8, 1) OBP: 0.353, SLG: 0.417										0	0	0	0	0	0	0
Jim Pankovits, R (9, PH) OBP: 0.370, SLG: 0.392										1	0	1	0	0	0	0
Inning Stats	R: 1 E: 1 K: 1 S: 8 H: 2 LOB: 2 BB: 0 P: 8	R: 2 E: 0 K: 1 S: 8 H: 3 LOB: 1 BB: 0 P: 8	R: 0 E: 0 K: 0 S: 3 H: 0 LOB: 0 BB: 0 P: 3	R: 0 E: 0 K: 2 S: 7 H: 0 LOB: 0 BB: 0 P: 7	R: 0 E: 0 K: 1 S: 5 H: 0 LOB: 0 BB: 0 P: 5	R: 2 E: 0 K: 1 S: 8 H: 3 LOB: 1 BB: 0 P: 8	R: 0 E: 0 K: 0 S: 3 H: 1 LOB: 0 BB: 0 P: 3	R: 1 E: 0 K: 1 S: 6 H: 1 LOB: 0 BB: 0 P: 6	R: 0 E: 0 K: 0 S: 4 H: 1 LOB: 1 BB: 0 P: 4	1B: 8 2B: 2 3B: 0 HR: 2 SF: 0 SAC: 1 DP: 1 HBP: 0						

PITCHER		IP	WLS	BF	H	R	ER	SO	BB	IBB	HBP	BLK	WP	HR	S	P	ERA	WHIP
Fernando Valenzuela, L ERA: 3.06	(1, 1)	7.0	W	30	9	5	4	6	0	0	0	0	0	1	42	42	5.14	1.286
Dennis Powell, L ERA: 4.41	(8, 1)	1.1		6	2	1	1	1	0	0	0	0	0	1	8	8	6.75	1.500
Ken Howell, R ERA: 3.1	(9, 1)	0.2		2	0	0	0	0	0	0	0	0	1	0	2	2	0.00	0.000

PITCHER	IP	WLS	BF	H	R	ER	SO	BB	IBB	HBP	BLK	WP	HR	S	P	ERA	WHIP

Houston Astros @ Los Angeles Dodgers

Dodger Stadium, Los Angeles, CA

Thu Sep 11 1986, 7:05 PM PDT

Att. 34,816 - Unknown

TOP

livebaseballscorecards.com

AB	37
R	6
H	11
RBI	6
BB	0
SO	7
LOB	10

Batter	1	2	3	4	5	6	7	8	9	AB	R	H	RBI	BB	SO	LOB
Steve Sax, R (1, 4) OBP: 0.385, SLG: 0.435	4-3 1B 2B	6-3		S 1B 2B 3-H	K		L6-3 HBP			4	2	2	1	0	1	1
Dave Anderson, R (1, 6) OBP: 0.312, SLG: 0.298	4-3 2-3		BB	CS 1B 2-H		K	L6-3 1-2			4	0	1	1	1	1	2
Enos Cabell, R (1, 9) OBP: 0.303, SLG: 0.332 Franklin Stubbs, L (6, PH) OBP: 0.290, SLG: 0.428 (7, 7)	1B E BB	F8	6-3 1-2		6-3	4-3				2 2	1 0	0 0	0 0	1 0	0 0	2 0
Bill Madlock, R (1, 5) OBP: 0.334, SLG: 0.399 Jeff Hamilton, R (8, 5) OBP: 0.242, SLG: 0.333	E9 E 1B 1-H 3-H	L5			F7	G3		6-3		4 1	1 0	1 0	1 0	0 0	0 0	1 0
Larry See, R (1, 3) OBP: 0.231, SLG: 0.308 Greg Brock, L (7, 3) OBP: 0.314, SLG: 0.437	K	L5			K		HR	1B		3 2	0 1	0 2	0 1	0 0	2 0	2 0
Mike Scioscia, L (1, 2) OBP: 0.388, SLG: 0.375	E4 WP 3-H			1B FC E 1B	BB 1B HR		F9	K		4	2	1	0	1	1	1
Jose Gonzalez, R (1, 8) OBP: 0.246, SLG: 0.288	F9 1-2			FC E E 1-2	1-2 HR 1B		BB HR BB			3	3	1	0	1	0	2
Reggie Williams, R (1, 7) OBP: 0.330, SLG: 0.380 (7, 9)		B1		E5 2B 1B 1-H 2-H	1-H HR 2-H		1-2 HR BB			3	3	2	3	1	0	0
Fernando Valenzuela, L (1, 1) OBP: 0.212, SLG: 0.245 Pedro Guerrero, R (7, PH) OBP: 0.154, SLG: 0.385 Dennis Powell, R (8, 1) OBP: 0.273, SLG: 0.545 Ken Howell, R (9, 1)		F4		L1	1B		1-H 2-H HR			3 1 0 0	0 1 0 0	1 1 0 0	0 3 0 0	0 0 0 0	0 0 0 0	1 0 0 0
Inning Stats	R: 3 H: 2 E: 2 LOB: 1 K: 1 BB: 1 S: 8 P: 12	R: 0 H: 0 E: 0 LOB: 0 K: 0 BB: 0 S: 3 P: 3	R: 0 H: 0 E: 0 LOB: 1 K: 0 BB: 1 S: 3 P: 7	R: 4 H: 4 E: 1 LOB: 0 K: 0 BB: 0 S: 7 P: 7	R: 3 H: 3 E: 0 LOB: 1 K: 2 BB: 1 S: 10 P: 14	R: 0 H: 0 E: 0 LOB: 0 K: 1 BB: 0 S: 5 P: 5	R: 4 H: 2 E: 0 LOB: 0 K: 0 BB: 2 S: 4 P: 13	R: 0 H: 1 E: 0 LOB: 1 K: 1 BB: 0 S: 6 P: 6		1B: 7 SF: 0 2B: 3 SAC: 0 3B: 0 DP: 1 HR: 3 HBP: 1						

PITCHER	IP	WLS	BF	H	R	ER	SO	BB	IBB	HBP	BLK	WP	HR	S	P	ERA	WHIP
Bob Knepper, L (1, 1) ERA: 3.03	4.0	L	21	6	7	5	1	2	0	0	0	1	0	21	29	11.25	2.000
Jeff Calhoun, L (5, 1) ERA: 4.91	1.0		7	3	3	3	2	1	0	0	0	0	1	10	14	27.00	4.000
Julio Solano, R (6, 1) ERA: 7.55	2.0		10	2	4	4	1	2	0	1	0	0	2	9	18	18.00	2.000
Matt Keough, R (8, 1) ERA: 4.14	1.0		4	1	0	0	1	0	0	0	0	0	0	6	6	0.00	1.000

PITCHER	IP	WLS	BF	H	R	ER	SO	BB	IBB	HBP	BLK	WP	HR	S	P	ERA	WHIP

BOTTOM

Houston Astros @ Los Angeles Dodgers

Dodger Stadium, Los Angeles, CA

Thu Sep 11 1986, 7:05 PM PDT

Att. 34,816 - Unknown

livebaseballscorecards.com

AB	36
R	14
H	12
RBI	10
BB	5
SO	5
LOB	12

WP: 1 PA: 42
PB: 0
SB: 1
CS: 1

Batter	1	2	3	4	5	6	7	8	9	AB	R	H	RBI	BB	SO	LOB
Billy Hatcher, R (1, 8) OBP: 0.315, SLG: 0.387	5-3		F4		FC6-4 1-2f			B2	1B 1-2 2-H 3-H 1B	5	0	1	2	0	0	3
Bill Doran, S (1, 4) OBP: 0.366, SLG: 0.362	K			2B 2B	K			S 1-3 1B	1B 1-3 2-H 1B	5	1	3	0	0	2	1
Denny Walling, L (1, 5) OBP: 0.375, SLG: 0.492	F9			K		F9		K	K	5	0	0	0	0	3	5
Glenn Davis, R (1, 3) OBP: 0.334, SLG: 0.493		F3		K		5-3		4-3 1-2		4	0	0	0	0	1	3
Kevin Bass, S (1, 9) OBP: 0.357, SLG: 0.490		G1-6-3		2-H 2B		F8			SH3 BB BB 1B	4	1	2	1	0	0	0
Jose Cruz, L (1, 7) OBP: 0.338, SLG: 0.379		F6		F7			F9		BB BB SH3 1-2 1B BB	3	1	0	0	1	0	1
Alan Ashby, S (1, 2) OBP: 0.343, SLG: 0.360			K		HR		G5-4-3 BB		SH3 1-2 2-3	2	1	1	1	1	1	0
Dickie Thon, R (1, 6) OBP: 0.321, SLG: 0.344 Craig Reynolds, L (9, PH) OBP: 0.283, SLG: 0.361 (9, 6)			SH1-4 1B		K		G5-4-3 1-2f		BB 1B IBB	3 0	0 1	1 0	0 0	1 1	1 0	1 0
Danny Darwin, R (1, 1) OBP: 0.143, SLG: 0.143 Dan Driessen, L (8, PH) OBP: 0.429, SLG: 0.533 Tony Walker, R (8, PR) OBP: 0.315, SLG: 0.372 Charlie Kerfeld, R (8, 1) OBP: 0.222, SLG: 0.125 Terry Puhl, L (9, PH) OBP: 0.297, SLG: 0.333 Dave Smith, R (9, 1)			SH1-4 1-2		FC6-4 1B			1B S BB	1B 1-2 2-3 3-H 1B BB	1 0 0 0 0 0	0 0 0 0 0 0	1 0 0 0 1 0	0 1 0 0 1 0	0 0 0 0 0 0	0 0 0 0 0 0	0 0 0 0 0 0
Inning Stats	R: 0 E: 0 K: 1 S: 5 H: 0 LOB: 0 BB: 0 P: 5	R: 0 E: 0 K: 0 S: 3 H: 0 LOB: 0 BB: 0 P: 3	R: 0 E: 0 K: 1 S: 6 H: 1 LOB: 1 BB: 0 P: 6	R: 1 E: 0 K: 2 S: 9 H: 2 LOB: 1 BB: 0 P: 9	R: 1 E: 0 K: 2 S: 9 H: 2 LOB: 1 BB: 0 P: 9	R: 0 E: 0 K: 0 S: 3 H: 0 LOB: 0 BB: 0 P: 3	R: 0 E: 0 K: 0 S: 2 H: 0 LOB: 0 BB: 1 P: 6	R: 0 E: 0 K: 1 S: 6 H: 1 LOB: 3 BB: 1 P: 10	R: 3 E: 0 K: 1 S: 7 H: 3 LOB: 2 BB: 3 P: 19	1B: 6 2B: 2 3B: 0 HR: 1 SF: 0 SAC: 2 DP: 1 HBP: 0				WP: 0 PB: 0 SB: 2 CS: 0	PA: 39	

TOP

Houston Astros @ San Diego Padres

Jack Murphy Stadium, San Diego, CA

Fri Sep 12 1986, 10:05 PM EDT

Att. 11,319 - Unknown

livebaseballscorecards.com

AB	32
R	5
H	9
RBI	5
BB	5
SO	8
LOB	14

PITCHER		IP	WLS	BF	H	R	ER	SO	BB	IBB	HBP	BLK	WP	HR	S	P	ERA	WHIP
Dave LaPoint, L ERA: 4.98	(1, 1)	7.0		26	5	2	2	6	1	0	0	0	0	1	37	41	2.57	0.857
Lance McCullers, R ERA: 2.71	(8, 1)	1.1	L	10	2	3	3	1	3	1	0	0	0	0	8	24	20.25	3.750
Craig Lefferts, L ERA: 2.67	(9, 1)	0.2		3	2	0	0	1	0	0	0	0	0	0	5	5	0.00	3.000

PITCHER	IP	WLS	BF	H	R	ER	SO	BB	IBB	HBP	BLK	WP	HR	S	P	ERA	WHIP

BOTTOM

Houston Astros @ San Diego Padres

Jack Murphy Stadium, San Diego, CA

Fri Sep 12 1986, 10:05 PM EDT

Att. 11,319 - Unknown

livebaseballscorecards.com

Batter	1	2	3	4	5	6	7	8	9	AB	R	H	RBI	BB	SO	LOB
Tim Flannery, L (1, 4) (8, 5) OBP: 0.388, SLG: 0.359	F9		K			K		BB FC5-6 1B		3	0	0	0	1	2	0
Tony Gwynn, L (1, 9) OBP: 0.382, SLG: 0.467	4-3		F4			4-3 2B		WP FC5-6 1-2 SF9 1B		4	1	2	0	0	0	0
John Kruk, L (1, 7) OBP: 0.414, SLG: 0.445 Marvell Wynne, L (9, 8) OBP: 0.289, SLG: 0.400	4-3			1-3		4-3 2-3		FC5-6 SF9 1-2 2-3f		4 0	0 0	0 0	0 0	0 0	0 0	3 0
Kevin McReynolds, R (1, 8) (9, 7) OBP: 0.352, SLG: 0.482		5-3		F8		F9		SF9 1-2 2-H		3	0	0	1	0	0	1
Steve Garvey, R (1, 3) OBP: 0.288, SLG: 0.418		6-3		F7			E4 1B 1B	6-3		4	1	1	0	0	0	1
Terry Kennedy, L (1, 2) OBP: 0.316, SLG: 0.394		HR			6-3		1-3		K	4	1	1	1	0	1	1
Graig Nettles, L (1, 5) OBP: 0.296, SLG: 0.381 Bip Roberts, S (7, PR) (8, 4) OBP: 0.285, SLG: 0.302		BB FC6-4			G4-1		2-H 1B		6-3	2 1	0 0	1 0	1 0	1 0	0 0	0 0
Jerry Royster, R (1, 6) OBP: 0.346, SLG: 0.381		1-2f FC6-4			E5		F9		1B	4	0	1	0	0	0	2
Dave LaPoint, L (1, 1) Dane Iorg, L (7, PH) OBP: 0.245, SLG: 0.344 Lance McCullers, S (8, 1) OBP: 0.200, SLG: 0.182 Craig Lefferts, L (9, 1) OBP: 0.125, SLG: 0.500 Carmelo Martinez, R (9, PH) OBP: 0.337, SLG: 0.378			F7		K		F5		F7	2 1 0 0 1	0 0 0 0 0	0 0 0 0 0	0 0 0 0 0	1 0 0 0 0	1 1 0 0 1	1 1 0 0 1
Inning Stats	R: 0 H: 0 E: 0 LOB: 0 K: 0 BB: 0 S: 3 P: 3	R: 1 H: 1 E: 0 LOB: 1 K: 0 BB: 1 S: 4 P: 8	R: 0 H: 0 E: 0 LOB: 0 K: 1 BB: 0 S: 5 P: 5	R: 0 H: 0 E: 0 LOB: 0 K: 0 BB: 0 S: 3 P: 3	R: 0 H: 0 E: 1 LOB: 1 K: 1 BB: 0 S: 6 P: 6	R: 0 H: 1 E: 0 LOB: 1 K: 1 BB: 0 S: 6 P: 6	R: 1 H: 2 E: 1 LOB: 1 K: 0 BB: 0 S: 5 P: 5	R: 1 H: 1 E: 0 LOB: 1 K: 0 BB: 1 S: 4 P: 8	R: 0 H: 1 E: 0 LOB: 1 K: 1 BB: 0 S: 6 P: 6	1B: 4 SF: 1 2B: 1 SAC: 0 3B: 0 DP: 0 HR: 1 HBP: 0							

	AB	33
	R	3
	H	6
	RBI	3
	BB	2
	SO	4
	LOB	11

WP: 1 PA: 36
PB: 0
SB: 0
CS: 0

PITCHER		IP	WLS	BF	H	R	ER	SO	BB	IBB	HBP	BLK	WP	HR	S	P	ERA	WHIP
Danny Darwin, R ERA: 3.53	(1, 1)	7.0		27	4	2	2	3	1	0	0	0	0	1	32	36	2.57	0.714
Charlie Kerfeld, R ERA: 2.86	(8, 1)	1.0	W	5	1	1	1	0	1	0	0	0	1	0	4	8	9.00	2.000
Dave Smith, R ERA: 2.31	(9, 1)	1.0	S	4	1	0	0	1	0	0	0	0	0	0	6	6	0.00	1.000

PITCHER		IP	WLS	BF	H	R	ER	SO	BB	IBB	HBP	BLK	WP	HR	S	P	ERA	WHIP

Houston Astros @ San Diego Padres

Jack Murphy Stadium, San Diego, CA

Sat Sep 13 1986, 10:05 PM EDT

Att. 32,729 - Unknown

TOP

livebaseballscorecards.com

Batter	1	2	3	4	5	6	7	8	9	AB	R	H	RBI	BB	SO	LOB
Billy Hatcher, R (1, 8) (8, 7) OBP: 0.316, SLG: 0.384	H 1-0 BB E BB HBP	x 0-0 ③ 6-3			B B B 4-0 S E BB		x 0-0 ② 6-3		x 0-0 ② F4	3	2	0	0	1	0	1
Bill Doran, S (1, 4) OBP: 0.369, SLG: 0.363	B B B B 4-0 BB BB 1-2 SF8 BB		x 0-0 ① L3		x 0-0 E8 1-H 1B		B B B 4-0 BB		0-0 ③ CS 1-2	2	1	1	1	2	0	0
Denny Walling, L (1, 5) OBP: 0.374, SLG: 0.488	B B B B 4-0 PB BB 1-2 2-3 FC4-2 BB		x 0-0 ② 6-3		x 0-0 ③ 4-3		x 0-0 ③ F9			3	0	0	0	1	0	2
Glenn Davis, R (1, 3) OBP: 0.335, SLG: 0.492	B B B B 4-0 FC4-2 PB 1-2 2-3 3-H BB		x 0-0 ③ F7			x 0-0 ① F2		x 0-0 1B		3	0	1	1	1	0	0
Kevin Bass, S (1, 9) OBP: 0.357, SLG: 0.489	x 0-0 ① SF8 3-H			x 0-0 ① F4		x 0-0 S 1B		x 0-0 ① F8		3	0	1	1	0	0	1
Jose Cruz, L (1, 7) OBP: 0.335, SLG: 0.375 Charlie Kerfeld, R (8, 1) OBP: 0.222, SLG: 0.125 Dave Smith, R (8, 1)	x 0-0 ② FC4-2 1-3 2-H			x 0-0 ② F5		S S S 0-3 ② K		x 0-0 ② F9		4 0 0	0 0 0	0 0 0	0 0 0	0 0 0	1 0 0	4 0 0
Alan Ashby, S (1, 2) OBP: 0.342, SLG: 0.356	x 0-0 ③ 5-3			x 0-0 ③ 6-3		B B B 4-0 1-2 BB		S S S 0-3 ③ K		3	0	0	0	1	1	3
Craig Reynolds, L (1, 6) OBP: 0.280, SLG: 0.357 Dickie Thon, R (9, PH) (9, 6) OBP: 0.320, SLG: 0.343		S S S 0-3 ① K			S S S 0-3 ① K	x 0-0 ③ F9			x 0-0 ① F4	3 1	0 0	0 0	0 0	0 0	2 0	2 0
Nolan Ryan, R (1, 1) OBP: 0.111, SLG: 0.094 Tony Walker, R (8, 8) OBP: 0.322, SLG: 0.380		x 0-0 ② 6-3			x 0-0 ② F9		x 0-0 ① F9		x 0-0 CS 1B	3 1	0 0	0 1	0 0	0 0	0 0	0 0
Inning Stats	R: 2 E: 1 K: 0 S: 3 H: 0 LOB: 2 BB: 3 P: 16	R: 0 E: 0 K: 1 S: 5 H: 0 LOB: 0 BB: 0 P: 5	R: 0 E: 0 K: 0 S: 3 H: 0 LOB: 0 BB: 0 P: 3	R: 0 E: 0 K: 0 S: 3 H: 0 LOB: 0 BB: 0 P: 3	R: 1 E: 1 K: 1 S: 6 H: 1 LOB: 1 BB: 1 P: 10	R: 0 E: 0 K: 1 S: 6 H: 1 LOB: 2 BB: 1 P: 10	R: 0 E: 0 K: 0 S: 3 H: 0 LOB: 1 BB: 1 P: 7	R: 0 E: 0 K: 1 S: 6 H: 1 LOB: 1 BB: 0 P: 6	R: 0 E: 0 K: 0 S: 3 H: 1 LOB: 0 BB: 0 P: 3	1B: 4 2B: 0 3B: 0 HR: 0	SF: 1 SAC: 0 DP: 0 HBP: 1						

	AB	29
	R	3
	H	4
	RBI	3
	BB	6
	SO	4
	LOB	13

WP: 0 PB: 1 SB: 2 CS: 1 PA: 38

PITCHER		IP	WLS	BF	H	R	ER	SO	BB	IBB	HBP	BLK	WP	HR	S	P	ERA	WHIP
LaMarr Hoyt, R ERA: 5.27	(1, 1)	0.0		4	0	2	2	0	3	0	1	0	0	0	0	13	∞	∞
Gene Walter, L ERA: 3.86	(1, 1)	4.2		16	1	1	1	2	1	0	0	0	0	0	19	23	1.93	0.429
Bob Stoddard, R ERA: 2.16	(5, 1)	1.1		6	1	0	0	1	1	0	0	0	0	0	7	11	0.00	1.500
Ed Whitson, R ERA: 6.37	(7, 1)	2.0		8	1	0	0	1	1	0	0	0	0	0	9	13	0.00	1.000
Craig Lefferts, L ERA: 2.65	(9, 1)	1.0	W	3	1	0	0	0	0	0	0	0	0	0	3	3	0.00	1.000

PITCHER	IP	WLS	BF	H	R	ER	SO	BB	IBB	HBP	BLK	WP	HR	S	P	ERA	WHIP

Batter	1	2	3	4	5	6	7	8	9	AB	R	H	RBI	BB	SO	LOB
Tim Flannery, L (1, 4) (9, 5) OBP: 0.384, SLG: 0.354	S S S 0-3 ① K		x 0-0 ② G3			S S S 0-3 ① K		x 0-0 ③ 4-3		4	0	0	0	0	2	4
Tony Gwynn, L (1, 9) OBP: 0.381, SLG: 0.465	x 0-0 ② 4-3		x 0-0 ③ F8			x 0-0 ② ③ G6-4-3 1-2f			x 0-0 E S 1B 1B	4	1	1	0	0	0	1
John Kruk, L (1, 7) OBP: 0.410, SLG: 0.441 Marvell Wynne, L (6, 8) OBP: 0.291, SLG: 0.401	x 0-0 ③ F7			S S S 0-3 ① K			x 0-0 ① F6		x 0-0 1B 1-H 1B 1B	2 2	0 1	0 1	0 1	0 0	1 0	0 0
Kevin McReynolds, R (1, 8) (6, 7) OBP: 0.351, SLG: 0.480		x 0-0 ① 5-3		x 0-0 ② F8			x 0-0 ② F4		x 0-0 1-3 1B 1B	4	1	1	0	0	0	0
Steve Garvey, R (1, 3) OBP: 0.288, SLG: 0.416		S S S 0-3 ② K		S S S 0-3 ③ K			x 0-0 ③ F8		x 0-0 2-H 3-H 1B	4	0	1	2	0	2	0
Terry Kennedy, L (1, 2) OBP: 0.319, SLG: 0.399 Bip Roberts, S (8, PR) (9, 4) OBP: 0.285, SLG: 0.302		x 0-0 2B 1B			S S S 0-3 ① K			x 0-0 SH3-4 2B		3 0	1 0	2 0	0 0	0 0	1 0	0 0
Graig Nettles, L (1, 5) OBP: 0.299, SLG: 0.385 Dave Dravecky, R (8, PR) OBP: 0.157, SLG: 0.200 Craig Lefferts, L (9, 1) OBP: 0.125, SLG: 0.500		x 0-0 1-H 2B			x 0-0 ② F8			B B B B 4-0 SH3-4 BB		2 0 0	0 0 0	1 0 0	1 0 0	1 0 0	0 0 0	0 0 0
Jerry Royster, R (1, 6) OBP: 0.344, SLG: 0.378		x 0-0 ③ F8			x 0-0 ③ F3			x 0-0 ① SH3-4 1-2 2-3		2	0	0	0	0	0	1
LaMarr Hoyt, R (1, 1) OBP: 0.152, SLG: 0.156 Gene Walter, L (1, 1) OBP: 0.273, SLG: 0.300 Bob Stoddard, R (5, 1) OBP: 0.263, SLG: 0.344 Dane Iorg, L (6, PH) OBP: 0.118, SLG: 0.118 Ed Whitson, R (7, 1) OBP: 0.333, SLG: 0.529 Bruce Bochy, R (8, PH) (9, 2)			x 0-0 ① 4-3			B B B B 4-0 G6-4-3 BB		x 0-0 ② F6		0 1 0 0 0 1	0 0 0 0 0 0	0 0 0 0 0 0	0 0 0 0 0 0	0 0 0 1 0 0	0 0 0 0 0 3	0 0 0 0 0 0
Inning Stats	R: 0 E: 0 K: 1 S: 5 H: 0 LOB: 0 BB: 0 P: 5	R: 1 E: 0 K: 1 S: 7 H: 2 LOB: 1 BB: 0 P: 7	R: 0 E: 0 K: 0 S: 3 H: 0 LOB: 0 BB: 0 P: 3	R: 0 E: 0 K: 2 S: 7 H: 0 LOB: 0 BB: 0 P: 7	R: 0 E: 0 K: 1 S: 5 H: 0 LOB: 0 BB: 0 P: 5	R: 0 E: 0 K: 1 S: 4 H: 0 LOB: 0 BB: 1 P: 8	R: 0 E: 0 K: 0 S: 3 H: 0 LOB: 0 BB: 0 P: 3	R: 0 E: 0 K: 0 S: 4 H: 1 LOB: 3 BB: 1 P: 8	R: 3 E: 0 K: 0 S: 4 H: 4 LOB: 1 BB: 0 P: 4	1B: 5 2B: 2 3B: 0 HR: 0	SF: 0 SAC: 1 DP: 1 HBP: 0						

BOTTOM

Houston Astros @ San Diego Padres

Jack Murphy Stadium, San Diego, CA

Sat Sep 13 1986, 10:05 PM EDT

Att. 32,729 - Unknown

livebaseballscorecards.com

AB	29
R	4
H	7
RBI	4
BB	2
SO	6
LOB	9

PITCHER		IP	WLS	BF	H	R	ER	SO	BB	IBB	HBP	BLK	WP	HR	S	P	ERA	WHIP
Nolan Ryan, R ERA: 3.47	(1, 1)	7.0		23	2	1	1	6	1	0	0	0	0	0	34	38	1.29	0.429
Charlie Kerfeld, R ERA: 2.85	(8, 1)	0.1		3	1	0	0	0	1	0	0	0	0	0	2	6	0.00	6.000
Dave Smith, R ERA: 2.81	(8, 1)	0.2	L	6	4	3	3	0	0	0	0	0	0	0	6	6	40.50	6.000

PITCHER	IP	WLS	BF	H	R	ER	SO	BB	IBB	HBP	BLK	WP	HR	S	P	ERA	WHIP

Batter	1	2	3	4	5	6	7	8	9	AB	R	H	RBI	BB	SO	LOB
Billy Hatcher, R (1, 8) OBP: 0.312, SLG: 0.379	F3		F8		FC1 BB 2-3		F8		G3	5	0	0	0	0	0	1
Bill Doran, S (1, 4) OBP: 0.372, SLG: 0.369	1B 2B		G3		BBBB 1-2 BB		2B		BBBB BB	3	1	2	0	2	0	0
Denny Walling, L (1, 5) OBP: 0.374, SLG: 0.485	2-H 1B			5-3	F8		FC6-4 IBB		F7	4	0	1	1	1	0	3
Glenn Davis, R (1, 3) OBP: 0.334, SLG: 0.492	F9			F8		PB 2B	FC6-4 1-2f			4	0	1	0	0	0	3
Kevin Bass, S (1, 9) OBP: 0.356, SLG: 0.492	G3			HR		6-3		5-3		4	1	1	1	0	0	2
Jose Cruz, L (1, 7) OBP: 0.340, SLG: 0.380		BBBB G4-6-3 BB		2B		BBBB 2-3 BB		4-3 1B		2	0	2	0	2	0	0
Craig Reynolds, L (1, 6) OBP: 0.277, SLG: 0.354		F6		F5		F9		4-3 1-2		3	0	0	0	0	0	4
Dickie Thon, R (8, PH) OBP: 0.319, SLG: 0.341 (8, 6)										1	0	0	0	0	0	1
John Mizerock, L (1, 2) OBP: 0.389, SLG: 0.282		G4-6-3 1-2f			FC1 SH1-4 1B	3-1		SSS K		4	0	1	0	0	1	4
Mike Scott, R (1, 1) OBP: 0.136, SLG: 0.140			SSS K		SH1-4 1-2		F7		6-3	3	0	0	0	0	1	0
Inning Stats	R: 1 E: 0 K: 0 S: 5 H: 2 LOB: 1 BB: 0 P: 5	R: 0 E: 0 K: 0 S: 2 H: 0 LOB: 0 BB: 1 P: 6	R: 0 E: 0 K: 1 S: 5 H: 0 LOB: 0 BB: 0 P: 5	R: 1 E: 0 K: 0 S: 5 H: 2 LOB: 1 BB: 0 P: 5	R: 0 E: 0 K: 0 S: 4 H: 1 LOB: 2 BB: 1 P: 8	R: 0 E: 0 K: 0 S: 4 H: 1 LOB: 2 BB: 1 P: 8	R: 0 E: 0 K: 0 S: 4 H: 1 LOB: 2 BB: 1 P: 8	R: 0 E: 0 K: 1 S: 6 H: 1 LOB: 1 BB: 0 P: 6	R: 0 E: 0 K: 0 S: 3 H: 0 LOB: 1 BB: 1 P: 7	1B: 3 2B: 4 3B: 0 HR: 1 SF: 0 SAC: 1 DP: 1 HBP: 0						

PITCHER		IP	WLS	BF	H	R	ER	SO	BB	IBB	HBP	BLK	WP	HR	S	P	ERA	WHIP
Andy Hawkins, R ERA: 4.25	(1, 1)	7.0		31	7	2	2	1	3	1	0	0	0	1	29	45	2.57	1.429
Craig Lefferts, L ERA: 2.59	(8, 1)	2.0	W	8	1	0	0	1	1	0	0	0	0	0	9	13	0.00	1.000

PITCHER	IP	WLS	BF	H	R	ER	SO	BB	IBB	HBP	BLK	WP	HR	S	P	ERA	WHIP

TOP

Houston Astros @ San Diego Padres

Jack Murphy Stadium, San Diego, CA

Sun Sep 14 1986, 6:33 AM EDT

Att. 13,279 - Unknown

livebaseballscorecards.com

AB	33
R	2
H	8
RBI	2
BB	5
SO	2
LOB	18

Houston Astros @ San Diego Padres

Jack Murphy Stadium, San Diego, CA

Sun Sep 14 1986, 6:33 AM EDT

Att. 13,279 - Unknown

BOTTOM

Batter	1	2	3	4	5	6	7	8	9	AB	R	H	RBI	BB	SO	LOB
Tim Flannery, L (1, 4) OBP: 0.383, SLG: 0.353	E 1B		F6		G6-4-3 1-2f 3-H			F8		4	0	1	0	0	0	1
Tony Gwynn, L (1, 9) OBP: 0.382, SLG: 0.467	E3 1-2		3-1		S 1B			2B		4	0	2	0	0	0	1
Marvell Wynne, L (1, 8) OBP: 0.287, SLG: 0.395	F5		6-3		K 1-2			K		4	0	0	0	0	2	4
Kevin McReynolds, R (1, 7) OBP: 0.351, SLG: 0.481	K			2B		F7		K		4	0	1	0	0	2	3
Tim Pyznarski, R (1, 3) Dane Iorg, L (9, PH) OBP: 0.250, SLG: 0.340	6-3			K		K			1-3	3 1	0 0	0 0	0 0	0 0	2 0	3 0
Benito Santiago, R (1, 2) OBP: 0.333, SLG: 0.667 Terry Kennedy, L (9, PH) OBP: 0.320, SLG: 0.400 Bip Roberts, S (9, PR) OBP: 0.285, SLG: 0.302		2B		F9		K			HR 1B	3 1 0	0 0 1	1 1 0	0 0 0	0 0 0	1 0 0	1 0 0
Randy Asadoor, R (1, 5) Carmelo Martinez, R (9, PH) OBP: 0.340, SLG: 0.395		K		K		K			HR 1-H	3 1	0 1	0 1	0 2	0 0	3 0	2 0
Gary Green, R (1, 6) OBP: 0.333, SLG: 0.667		K			FC3 G6-4-3 2B	K		K		3	1	1	0	0	2	1
Andy Hawkins, R (1, 1) OBP: 0.177, SLG: 0.180 Steve Garvey, R (7, PH) OBP: 0.288, SLG: 0.416 Craig Lefferts, L (8, 1) OBP: 0.125, SLG: 0.500		K			FC3 G6-4-3 2-3	K		K		2 1 0	0 0 0	0 0 0	0 0 0	0 0 0	1 1 0	2 0 0
Inning Stats	R: 0 E: 1 K: 1 S: 7 H: 1 LOB: 2 BB: 0 P: 7	R: 0 E: 0 K: 3 S: 10 H: 1 LOB: 1 BB: 0 P: 10	R: 0 E: 0 K: 0 S: 3 H: 0 LOB: 0 BB: 0 P: 3	R: 0 E: 0 K: 2 S: 8 H: 1 LOB: 1 BB: 0 P: 8	R: 1 E: 0 K: 1 S: 7 H: 2 LOB: 1 BB: 0 P: 7	R: 0 E: 0 K: 2 S: 7 H: 0 LOB: 0 BB: 0 P: 7	R: 0 E: 0 K: 3 S: 9 H: 0 LOB: 0 BB: 0 P: 9	R: 0 E: 0 K: 2 S: 8 H: 1 LOB: 1 BB: 0 P: 8	R: 2 E: 0 K: 0 S: 3 H: 2 LOB: 1 BB: 0 P: 3	1B: 3 2B: 4 3B: 0 HR: 1	SF: 0 SAC: 0 DP: 1 HBP: 0			WP: 0 PB: 0 SB: 1 CS: 0	PA: 34		

livebaseballscorecards.com

AB	34
R	3
H	8
RBI	2
BB	0
SO	14
LOB	18

PITCHER	IP	WLS	BF	H	R	ER	SO	BB	IBB	HBP	BLK	WP	HR	S	P	ERA	WHIP
Mike Scott, R (1, 1) ERA: 2.28	8.1	L	34	8	3	3	14	0	0	0	0	0	1	62	62	3.24	0.960

Houston Astros @ Cincinnati Reds

Riverfront Stadium, Cincinnati, OH

Tue Sep 16 1986, 7:05 PM EDT

Att. 16,927 - Unknown

TOP

livebaseballscorecards.com

Batter	1	2	3	4	5	6	7	8	9	AB	R	H	RBI	BB	SO	LOB
Billy Hatcher, R (1, 8) OBP: 0.311, SLG: 0.384	5-3		HR		6-3		K		5-3	5	1	1	1	0	1	0
Bill Doran, S (1, 4) OBP: 0.373, SLG: 0.373	2B 3B		K		F9			E 1B 1B 1B	F7	5	2	2	0	0	1	0
Denny Walling, L (1, 5) OBP: 0.374, SLG: 0.487	1-3		2B		4-3			E9 WP 1B G3 1-3 1B	6-3	5	1	2	0	0	0	1
Glenn Davis, R (1, 3) OBP: 0.336, SLG: 0.494	3-H 2B		F6			5-3		G3 WP 2B 1-2 3-H 1B		4	1	2	2	0	0	1
Dan Driessen, L (8, 3) OBP: 0.429, SLG: 0.533										0	0	0	0	0	0	0
Kevin Bass, S (1, 9) OBP: 0.357, SLG: 0.494	4-3			F9 SF7 1B		6-3 2B		K		4	1	2	0	0	1	3
Jose Cruz, L (1, 7) OBP: 0.339, SLG: 0.379		K		SF7 1-2 1B		6-3 2-3		G3 1-3 2-H		4	0	1	1	0	1	2
Alan Ashby, S (1, 2) OBP: 0.344, SLG: 0.365		L9-6 2B		F9 2-3		F8		3-H 2B		4	0	2	1	0	0	3
Craig Reynolds, L (1, 6) OBP: 0.277, SLG: 0.351		L9-6 2-3		SF7 1-2 3-H			F8	4-0 IBB		2	0	0	1	1	0	1
Bob Knepper, L (1, 1) OBP: 0.093, SLG: 0.116		K		K			K	K		2	0	0	0	0	2	1
Larry Andersen, R (6, 1)										2	0	0	0	0	2	2

	AB	37
	R	6
	H	12
	RBI	6
	BB	1
	SO	8
	LOB	14

Inning Stats																																
	R: 1	H: 2	R: 0	H: 1	R: 1	H: 2	R: 1	H: 2	R: 0	H: 0	R: 0	H: 1	R: 0	H: 0	R: 3	H: 4	R: 0	H: 0	1B: 5	SF: 1	WP: 1	PA: 39
	E: 0	LOB: 1	E: 0	LOB: 0	E: 0	LOB: 1	E: 0	LOB: 1	E: 0	LOB: 0	E: 0	LOB: 1	E: 0	LOB: 0	E: 1	LOB: 2	E: 0	LOB: 0	2B: 6	SAC: 0	PB: 0	
	K: 0	BB: 0	K: 1	BB: 0	K: 2	BB: 0	K: 1	BB: 1	K: 0	BB: 0	K: 0	BB: 0	K: 2	BB: 0	K: 2	BB: 1	K: 0	BB: 0	3B: 1	DP: 1	SB: 0	
	S: 5	P: 5	S: 5	P: 5	S: 9	P: 9	S: 7	P: 7	S: 3	P: 3	S: 4	P: 4	S: 7	P: 7	S: 11	P: 15	S: 3	P: 3	HR: 1	HBP: 0	CS: 0	

PITCHER		IP	WLS	BF	H	R	ER	SO	BB	IBB	HBP	BLK	WP	HR	S	P	ERA	WHIP
Bill Gullickson, R ERA: 3.02	(1, 1)	4.0	L	18	7	3	3	4	0	0	0	0	0	1	26	26	6.75	1.750
Rob Murphy, L ERA: 0.91	(5, 1)	2.0		7	1	0	0	0	0	0	0	0	0	0	7	7	0.00	0.500
Ron Robinson, R ERA: 3.16	(7, 1)	2.0		11	4	3	3	4	0	1	0	0	1	0	18	22	13.50	2.000
Mike Smith, R ERA:	(9, 1)	1.0		3	0	0	0	0	0	0	0	0	0	0	3	3	0.00	0.000

PITCHER		IP	WLS	BF	H	R	ER	SO	BB	IBB	HBP	BLK	WP	HR	S	P	ERA	WHIP

Houston Astros @ Cincinnati Reds

Riverfront Stadium, Cincinnati, OH

Tue Sep 16 1986, 7:05 PM EDT

Att. 16,927 - Unknown

BOTTOM

Batter	1	2	3	4	5	6	7	8	9	AB	R	H	RBI	BB	SO	LOB
Barry Larkin, R (1, 6) OBP: 0.317, SLG: 0.374	5-3	F8		F8		F3			6-3	5	0	0	0	0	0	6
Buddy Bell, R (1, 5) OBP: 0.355, SLG: 0.431	BB 2B FC5		F8		1B		BB		6-3	3	1	1	0	2	0	0
Dave Parker, L (1, 9) OBP: 0.336, SLG: 0.483	2B FC5 1-3		4-3		F8		F5		4-3	5	0	1	0	0	0	2
Eric Davis, R (1, 8) OBP: 0.392, SLG: 0.555	IBB FC5		K		F8		F9			3	0	0	0	1	1	2
Bo Diaz, R (1, 2) OBP: 0.326, SLG: 0.387	FC5 1-2 2-3f 3-H			BB F7 1B	F9		F8			3	0	0	1	1	0	4
Tony Perez, R (1, 3) OBP: 0.320, SLG: 0.303	F4			BB 1-2 1B	F3			F9		4	0	1	0	0	0	2
Nick Esasky, R (1, 7) OBP: 0.333, SLG: 0.417		F8		K		BB		K		3	0	0	0	1	2	2
Dave Concepcion, R (1, 4) OBP: 0.312, SLG: 0.330		BB SH1-4		F7 2-3		BB 1-2		1B		2	0	1	0	2	0	2
Bill Gullickson, R (1, 1) OBP: 0.107, SLG: 0.082 Kurt Stillwell, S (4, PH) OBP: 0.500, SLG: 0.247 Rob Murphy, L (5, 1) Dave Vangorder, R (6, PH) Max Venable, L (6, PH) OBP: 0.278, SLG: 0.269 Ron Robinson, R (7, 1) OBP: 0.077, SLG: 0.077 Ron Oester, S (8, PH) OBP: 0.312, SLG: 0.333 Mike Smith, R (9, 1)		SH1-4 1-2		BB 1-2		K		K		0 0 0 0 1 0 1 0	0 0 0 0 0 0 0 0	0 0 0 0 0 0 0 0	0 0 0 0 0 0 0 0	0 1 0 0 1 0 1 0	0 0 0 0 2 0 1 0	0 0 0 0 0 0 1 0
Inning Stats	R: 1 E: 0 K: 0 S: 4 H: 1 LOB: 2 BB: 2 P: 12	R: 0 E: 0 K: 0 S: 3 H: 0 LOB: 1 BB: 1 P: 7	R: 0 E: 0 K: 1 S: 5 H: 0 LOB: 0 BB: 0 P: 5	R: 0 E: 0 K: 1 S: 6 H: 1 LOB: 3 BB: 2 P: 14	R: 0 E: 0 K: 0 S: 4 H: 1 LOB: 1 BB: 0 P: 4	R: 0 E: 0 K: 1 S: 5 H: 0 LOB: 2 BB: 2 P: 13	R: 0 E: 0 K: 0 S: 3 H: 0 LOB: 1 BB: 1 P: 7	R: 0 E: 0 K: 2 S: 8 H: 1 LOB: 1 BB: 0 P: 8	R: 0 E: 0 K: 0 S: 3 H: 0 LOB: 0 BB: 0 P: 3	1B: 3 2B: 1 3B: 0 HR: 0	SF: 0 SAC: 1 DP: 0 HBP: 0					

livebaseballscorecards.com

AB	30
R	1
H	4
RBI	1
BB	8
SO	5
LOB	23

WP: 0 PB: 0 SB: 0 CS: 0 PA: 39

PITCHER		IP	WLS	BF	H	R	ER	SO	BB	IBB	HBP	BLK	WP	HR	S	P	ERA	WHIP
Bob Knepper, L ERA: 3.0	(1, 1)	5.1	W	26	3	1	1	2	6	1	0	0	0	0	23	51	1.69	1.688
Larry Andersen, R ERA: 3.15	(6, 1)	3.2	S	13	1	0	0	3	1	0	0	0	0	0	18	22	0.00	0.545

PITCHER	IP	WLS	BF	H	R	ER	SO	BB	IBB	HBP	BLK	WP	HR	S	P	ERA	WHIP

Batter	1	2	3	4	5	6	7	8	9	AB	R	H	RBI	BB	SO	LOB
Billy Hatcher, R (1, 8) OBP: 0.312, SLG: 0.385	G1-6-3 1B		F9		5-3		K		G6-3 1B	5	0	2	0	0	1	3
Bill Doran, S (1, 4) OBP: 0.369, SLG: 0.369	F8		6-3 2-3			6-3		5-3	G6-3 1-2f	5	0	0	0	0	0	3
Phil Garner, R (1, 5) OBP: 0.341, SLG: 0.429	G1-6-3 1-2			5-3 HR 1B		1B		F7	2B	4	1	2	0	0	0	1
Denny Walling, L (9, PH) (9, 5) OBP: 0.376, SLG: 0.491										1	0	1	0	0	0	0
Glenn Davis, R (1, 3) OBP: 0.335, SLG: 0.491	F9			F8		F8		BBBB 1B HR BB	F9	3	1	0	0	1	0	3
Dan Driessen, L (8, 3) OBP: 0.417, SLG: 0.516										1	0	0	0	0	0	1
Kevin Bass, S (1, 9) OBP: 0.356, SLG: 0.493		6-3		5-3 1-2		F9		HR 1-2 1B		4	1	1	0	0	0	2
Jose Cruz, L (1, 7) OBP: 0.341, SLG: 0.394		3-1		HR 2-H			F4	HR 1-H 2-H		4	2	2	5	0	0	0
Alan Ashby, S (1, 2) OBP: 0.346, SLG: 0.369		5-3		6-3			BBBB 1B BB	2B 2B		3	1	1	0	1	0	0
Dickie Thon, R (1, 6) OBP: 0.325, SLG: 0.349			BBBB WP SH1-4 BB		F8		1-3 1B	2-H 2B		3	0	2	1	1	0	0
Danny Darwin, R (1, 1) OBP: 0.100, SLG: 0.100			SH1-4 1-2		F8		SSS K	SSS K		3	0	0	0	0	2	3
Inning Stats	R: 0 H: 1 E: 0 LOB: 1 K: 0 BB: 0 S: 4 P: 4	R: 0 H: 0 E: 0 LOB: 0 K: 0 BB: 0 S: 3 P: 3	R: 0 H: 0 E: 0 LOB: 1 K: 0 BB: 1 S: 3 P: 7	R: 2 H: 2 E: 0 LOB: 0 K: 0 BB: 0 S: 5 P: 5	R: 0 H: 0 E: 0 LOB: 0 K: 0 BB: 0 S: 3 P: 3	R: 0 H: 1 E: 0 LOB: 1 K: 0 BB: 0 S: 4 P: 4	R: 0 H: 1 E: 0 LOB: 2 K: 2 BB: 1 S: 8 P: 12	R: 4 H: 4 E: 0 LOB: 1 K: 1 BB: 1 S: 9 P: 13	R: 0 H: 2 E: 0 LOB: 1 K: 0 BB: 0 S: 4 P: 4	1B: 6 SF: 0 2B: 3 SAC: 1 3B: 0 DP: 1 HR: 2 HBP: 0						

PITCHER		IP	WLS	BF	H	R	ER	SO	BB	IBB	HBP	BLK	WP	HR	S	P	ERA	WHIP
Chris Welsh, L ERA: 4.46	(1, 1)	7.2	L	34	8	6	6	2	3	0	0	0	1	2	35	47	7.04	1.435
John Franco, L ERA: 2.6	(8, 1)	0.1		2	1	0	0	1	0	0	0	0	0	0	4	4	0.00	3.000
Bill Landrum, R ERA: 10.13	(9, 1)	1.0		4	2	0	0	0	0	0	0	0	0	0	4	4	0.00	2.000

PITCHER	IP	WLS	BF	H	R	ER	SO	BB	IBB	HBP	BLK	WP	HR	S	P	ERA	WHIP

TOP

Houston Astros @ Cincinnati Reds

Riverfront Stadium, Cincinnati, OH

Wed Sep 17 1986, 7:05 PM EDT

Att. 15,195 - Unknown

livebaseballscorecards.com

AB	36
R	6
H	11
RBI	6
BB	3
SO	3
LOB	16

1B: 6	SF: 0	WP: 1	PA: 40
2B: 3	SAC: 1	PB: 0	
3B: 0	DP: 1	SB: 0	
HR: 2	HBP: 0	CS: 0	

BOTTOM

Houston Astros @ Cincinnati Reds

Riverfront Stadium, Cincinnati, OH

Wed Sep 17 1986, 7:05 PM EDT

Att. 15,195 - Unknown

Batter	1	2	3	4	5	6	7	8	9	AB	R	H	RBI	BB	SO	LOB
Barry Larkin, R (1, 6) OBP: 0.307, SLG: 0.361	6-3			3-1		5-3		5-3		4	0	0	0	0	0	0
Buddy Bell, R (1, 5) OBP: 0.354, SLG: 0.429	F8			FC6-4 1B		5-3			F7	4	0	1	0	0	0	0
Dave Parker, L (1, 9) OBP: 0.334, SLG: 0.480	1-3			F1		F7			F5	4	0	0	0	0	0	1
Eric Davis, R (1, 7) OBP: 0.391, SLG: 0.554		6-3		FC6-4 1-2f			CS 2B		K	4	0	1	0	0	1	1
Bo Diaz, R (1, 2) OBP: 0.324, SLG: 0.385		F8			F9		F3 2-3			3	0	0	0	0	0	1
Eddie Milner, L (1, 8) OBP: 0.306, SLG: 0.412		K			S 1B		S 1B			3	1	2	0	0	1	0
Nick Esasky, R (1, 3) OBP: 0.331, SLG: 0.413			F8		F8		5-3 1-2			3	0	0	0	0	0	2
Ron Oester, S (1, 4) OBP: 0.312, SLG: 0.333			F6		1-H 1B			4-3		3	0	1	1	0	0	0
Chris Welsh, L (1, 1) OBP: 0.175, SLG: 0.263			G3		K			2-3		2	0	0	0	0	1	1
John Franco, L (8, 1)										0	0	0	0	0	0	0
Max Venable, L (8, PH) OBP: 0.276, SLG: 0.267										1	0	0	0	0	0	0
Bill Landrum, R (9, 1)										0	0	0	0	0	0	0
Inning Stats	R: 0 E: 0 K: 0 S: 3 H: 0 LOB: 0 BB: 0 P: 3	R: 0 E: 0 K: 1 S: 5 H: 0 LOB: 0 BB: 0 P: 5	R: 0 E: 0 K: 0 S: 3 H: 0 LOB: 0 BB: 0 P: 3	R: 0 E: 0 K: 0 S: 4 H: 1 LOB: 1 BB: 0 P: 4	R: 1 E: 0 K: 1 S: 7 H: 2 LOB: 1 BB: 0 P: 7	R: 0 E: 0 K: 0 S: 3 H: 0 LOB: 0 BB: 0 P: 3	R: 0 E: 0 K: 0 S: 4 H: 2 LOB: 1 BB: 0 P: 4	R: 0 E: 0 K: 0 S: 3 H: 0 LOB: 0 BB: 0 P: 3	R: 0 E: 0 K: 1 S: 5 H: 0 LOB: 0 BB: 0 P: 5	1B: 4 2B: 1 3B: 0 HR: 0	SF: 0 SAC: 0 DP: 0 HBP: 0						

PITCHER	IP	WLS	BF	H	R	ER	SO	BB	IBB	HBP	BLK	WP	HR	S	P	ERA	WHIP
Danny Darwin, R (1, 1) ERA: 3.4	9.0	W	31	5	1	1	3	0	0	0	0	0	0	37	37	1.00	0.556

PITCHER	IP	WLS	BF	H	R	ER	SO	BB	IBB	HBP	BLK	WP	HR	S	P	ERA	WHIP

livebaseballscorecards.com

AB	31
R	1
H	5
RBI	1
BB	0
SO	3
LOB	6

1B: 4 SF: 0 WP: 0 PA: 31
2B: 1 SAC: 0 PB: 0
3B: 0 DP: 0 SB: 2
HR: 0 HBP: 0 CS: 1

Batter	1	2	3	4	5	6	7	8	9	AB	R	H	RBI	BB	SO	LOB
Billy Hatcher, R (1, 8) OBP: 0.308, SLG: 0.379	F8	F7			4-3		F9		K	5	0	0	0	0	1	1
Bill Doran, S (1, 4) OBP: 0.370, SLG: 0.370	2B BB 1B	F9			1B		F3		PO 1-2	4	1	2	0	0	0	0
Phil Garner, R (1, 5) OBP: 0.341, SLG: 0.426	2B WP 1-2 BB		K		F3			4-3		2	1	0	0	1	1	1
Denny Walling, L (8, PH) OBP: 0.375, SLG: 0.490										1	0	0	0	0	0	0
Glenn Davis, R (1, 3) OBP: 0.339, SLG: 0.498	WP SF8 1-3 2-H 2B		G5-4-3		1B	SH5-4 1B SF7 BB		WP SF8 2B		3	3	3	1	1	0	0
Kevin Bass, S (1, 9) OBP: 0.359, SLG: 0.493	SF8 BB 2-3 3-H BB		G5-4-3 1-2f			SH5-4 1-2 1B		WP IBB		2	0	1	0	2	0	1
Davey Lopes, R (1, 7) OBP: 0.382, SLG: 0.435	1-2 BB			F9		SH5-4 1-2 2-3		SF8 1-2 2-H		1	0	0	1	1	0	0
Alan Ashby, S (1, 2) OBP: 0.342, SLG: 0.366	SF8 2-3 3-H			F8		SF7 3-H		F6		2	0	0	2	0	0	1
Dickie Thon, R (1, 6) OBP: 0.324, SLG: 0.348	4-3			F7		F9			PO 1B	4	0	1	0	0	0	3
Matt Keough, R (1, 1) OBP: 0.286, SLG: 0.357		F9			K		G1		K	2	0	0	0	0	1	0
Bert Pena, R (7, PH) OBP: 0.296, SLG: 0.208										1	0	0	0	0	0	0
Aurelio Lopez, R (7, 1)										1	0	0	0	0	1	1
Inning Stats	R: 3 E: 0 K: 0 S: 5 H: 2 LOB: 2 BB: 3 P: 17	R: 0 E: 0 K: 0 S: 3 H: 0 LOB: 0 BB: 0 P: 3	R: 0 E: 0 K: 1 S: 5 H: 1 LOB: 0 BB: 0 P: 5	R: 0 E: 0 K: 0 S: 3 H: 0 LOB: 0 BB: 0 P: 3	R: 0 E: 0 K: 1 S: 6 H: 1 LOB: 1 BB: 0 P: 6	R: 1 E: 0 K: 0 S: 4 H: 1 LOB: 1 BB: 1 P: 8	R: 0 E: 0 K: 0 S: 3 H: 0 LOB: 0 BB: 0 P: 3	R: 1 E: 0 K: 0 S: 4 H: 1 LOB: 1 BB: 1 P: 8	R: 0 E: 0 K: 2 S: 7 H: 1 LOB: 0 BB: 0 P: 7	1B: 5 2B: 2 3B: 0 HR: 0	SF: 3 SAC: 1 DP: 1 HBP: 0					

TOP

Houston Astros @ Cincinnati Reds

Riverfront Stadium, Cincinnati, OH

Thu Sep 18 1986, 7:05 PM EDT

Att. 11,825 - Unknown

livebaseballscorecards.com

AB	28
R	5
H	7
RBI	4
BB	5
SO	4
LOB	8

WP: 2 PB: 0 SB: 0 CS: 0 PA: 38

PITCHER		IP	WLS	BF	H	R	ER	SO	BB	IBB	HBP	BLK	WP	HR	S	P	ERA	WHIP
Tom Browning, L ERA: 3.94	(1, 1)	7.0	L	29	5	4	4	2	4	0	0	0	1	0	29	45	5.14	1.286
Ron Robinson, R ERA: 3.18	(8, 1)	2.0		8	2	1	1	2	0	1	0	0	1	0	11	15	4.50	1.000

PITCHER	IP	WLS	BF	H	R	ER	SO	BB	IBB	HBP	BLK	WP	HR	S	P	ERA	WHIP

Houston Astros @ Cincinnati Reds

Riverfront Stadium, Cincinnati, OH

Thu Sep 18 1986, 7:05 PM EDT

Att. 11,825 - Unknown

livebaseballscorecards.com

BOTTOM

Batter	1	2	3	4	5	6	7	8	9	AB	R	H	RBI	BB	SO	LOB
Kurt Stillwell, S (1, 6) OBP: 0.296, SLG: 0.243	F9		K		F2		K			4	0	0	0	0	2	2
Buddy Bell, R (1, 5) OBP: 0.354, SLG: 0.430	F8		2B		F9			6-3		4	0	1	1	0	0	0
Dave Parker, L (1, 9) OBP: 0.333, SLG: 0.483	F7		4-1			HR		K		4	1	1	1	0	1	1
Eric Davis, R (1, 7) OBP: 0.387, SLG: 0.548		F9		G3		K		F8		4	0	0	0	0	1	0
Tony Perez, R (1, 3) OBP: 0.313, SLG: 0.295		L6		F6		5-3			6-3	4	0	0	0	0	0	0
Eddie Milner, L (1, 8) OBP: 0.305, SLG: 0.413		F9		2B		F6			6-3	4	0	1	0	0	0	0
Sal Butera, R (1, 2) OBP: 0.351, SLG: 0.340 Max Venable, L (9, PH) OBP: 0.274, SLG: 0.264			6-3	BB			L5		5-3	2 1	0 0	0 0	0 0	1 0	0 0	0 0
Ron Oester, S (1, 4) OBP: 0.314, SLG: 0.334			SH BB	L5			1B			2	1	1	0	1	0	2
Tom Browning, L (1, 1) OBP: 0.188, SLG: 0.177 Kal Daniels, L (7, PH) OBP: 0.380, SLG: 0.492 Ron Robinson, R (8, 1) OBP: 0.077, SLG: 0.077			SH 2B		K		F7			1 1 0	1 0 0	0 0 0	0 0 0	0 0 0	1 0 0	0 1 0
Inning Stats	R: 0 E: 0 K: 0 S: 3 H: 0 LOB: 0 BB: 0 P: 3	R: 0 E: 0 K: 0 S: 3 H: 0 LOB: 0 BB: 0 P: 3	R: 2 E: 1 K: 1 S: 7 H: 1 LOB: 1 BB: 1 P: 11	R: 0 E: 0 K: 0 S: 4 H: 1 LOB: 2 BB: 1 P: 8	R: 0 E: 0 K: 1 S: 5 H: 0 LOB: 0 BB: 0 P: 5	R: 1 E: 0 K: 1 S: 6 H: 1 LOB: 0 BB: 0 P: 6	R: 0 E: 0 K: 1 S: 6 H: 1 LOB: 1 BB: 0 P: 6	R: 0 E: 0 K: 1 S: 5 H: 0 LOB: 0 BB: 0 P: 5	R: 0 E: 0 K: 0 S: 3 H: 0 LOB: 0 BB: 0 P: 3	1B: 1 2B: 2 3B: 0 HR: 1 SF: 0 SAC: 1 DP: 0 HBP: 0						

	AB	31
	R	3
	H	4
	RBI	2
	BB	2
	SO	5
	LOB	6

WP: 0 PB: 0 SB: 0 CS: 0 PA: 34

PITCHER		IP	WLS	BF	H	R	ER	SO	BB	IBB	HBP	BLK	WP	HR	S	P	ERA	WHIP
Matt Keough, R ERA: 3.86	(1, 1)	6.0	W	24	3	3	1	3	2	0	0	0	0	1	28	36	1.50	0.833
Aurelio Lopez, R ERA: 3.16	(7, 1)	3.0	S	10	1	0	0	2	0	0	0	0	0	0	14	14	0.00	0.333

PITCHER	IP	WLS	BF	H	R	ER	SO	BB	IBB	HBP	BLK	WP	HR	S	P	ERA	WHIP

Batter	1	2	3	4	5	6	7	8	9	AB	R	H	RBI	BB	SO	LOB
Tim Flannery, L (1, 4) OBP: 0.379, SLG: 0.347	K		K		BB E BB	K			K	4	1	0	0	1	4	2
Tony Gwynn, L (1, 9) OBP: 0.382, SLG: 0.470	F7			BB 1B 1B	K		4-3		FC4-6 1-2 1B	5	1	2	0	0	1	1
John Kruk, L (1, 7) OBP: 0.420, SLG: 0.439				1B 1-2 1B BB	FC6-4 1-2 BB		6-3		FC4-6 1-2f 2-3 DI	1	1	0	0	3	0	0
Marvell Wynne, L (7, 8) OBP: 0.291, SLG: 0.405	FC5-4 BB									1	0	0	0	0	0	2
Kevin McReynolds, R (1, 8) (7, 7) OBP: 0.349, SLG: 0.479	FC5-4 1-2f			WP 1B SH 1-3 2-H 1B	FC6-4 1B 1-2f 2-H		6-3 1B		K 1-2	5	1	2	1	0	1	4
Steve Garvey, R (1, 3) OBP: 0.288, SLG: 0.415		5-3		SH WP CS 1-2 3-H 1B	2-3 1B		6-3			4	0	2	1	0	0	1
Benito Santiago, R (1, 2) OBP: 0.267, SLG: 0.571		F8		K 1-2 2-3	F8			K		4	0	0	0	0	2	4
Graig Nettles, L (1, 5) OBP: 0.298, SLG: 0.380		K		SH IBB		3-1		F6		3	0	0	0	1	1	0
Gary Green, R (1, 6) OBP: 0.250, SLG: 0.333			K	SH 1-2 2-3 3-H		SH2-4 1B		4-3		2	0	1	1	0	1	0
Terry Kennedy, L (8, PH) OBP: 0.323, SLG: 0.404										1	0	0	0	0	0	0
Jerry Royster, R (8, 6) OBP: 0.338, SLG: 0.371										0	0	0	0	0	0	0
Andy Hawkins, R (1, 1) OBP: 0.172, SLG: 0.175										2	0	0	0	0	1	3
Craig Lefferts, L (6, 1) OBP: 0.125, SLG: 0.500										0	0	0	0	0	0	0
Dave LaPoint, L (7, 1)										0	0	0	0	0	0	0
Bob Stoddard, R (7, 1)										0	0	0	0	0	0	0
Lance McCullers, S (7, 1) OBP: 0.200, SLG: 0.182										0	0	0	0	0	0	0
Carmelo Martinez, R (7, 3) OBP: 0.340, SLG: 0.394			F3	K 3-H		SH2-4 1-2			FC4-6 1B 1B	1	0	1	0	0	0	0
Tim Pyznarski, R (9, PR)										0	0	0	0	0	0	0
Inning Stats	R: 0 E: 0 K: 1 S: 5 H: 0 LOB: 1 BB: 1 P: 9	R: 0 E: 0 K: 1 S: 5 H: 0 LOB: 0 BB: 0 P: 5	R: 0 E: 0 K: 2 S: 7 H: 0 LOB: 0 BB: 0 P: 7	R: 3 E: 1 K: 2 S: 10 H: 3 LOB: 2 BB: 2 P: 18	R: 1 E: 1 K: 1 S: 6 H: 1 LOB: 2 BB: 2 P: 14	R: 0 E: 0 K: 1 S: 6 H: 1 LOB: 1 BB: 0 P: 6	R: 0 E: 0 K: 0 S: 4 H: 1 LOB: 1 BB: 0 P: 4	R: 0 E: 0 K: 1 S: 5 H: 0 LOB: 0 BB: 0 P: 5	R: 0 E: 0 K: 2 S: 9 H: 2 LOB: 3 BB: 0 P: 9	1B: 8 2B: 0 3B: 0 HR: 0 SF: 0 SAC: 2 DP: 0 HBP: 0						

PITCHER		IP	WLS	BF	H	R	ER	SO	BB	IBB	HBP	BLK	WP	HR	S	P	ERA	WHIP
Nolan Ryan, R ERA: 3.59	(1, 1)	5.0		24	4	4	4	7	4	1	0	0	1	0	33	53	7.20	1.600
Jeff Calhoun, L ERA: 4.66	(6, 1)	1.0		4	1	0	0	1	0	0	0	0	0	0	6	6	0.00	1.000
Charlie Kerfeld, R ERA: 2.77	(7, 1)	2.1	W	10	3	0	0	2	0	0	0	0	0	0	14	14	0.00	1.286
Dave Smith, R ERA: 2.77	(9, 1)	0.2	S	2	0	0	0	1	0	0	0	0	0	0	4	4	0.00	0.000

PITCHER	IP	WLS	BF	H	R	ER	SO	BB	IBB	HBP	BLK	WP	HR	S	P	ERA	WHIP

TOP

San Diego Padres @ Houston Astros

Astrodome, Houston, TX

Fri Sep 19 1986, 8:05 PM EDT

Att. 23,805 - Unknown

livebaseballscorecards.com

AB	33
R	4
H	8
RBI	3
BB	5
SO	11
LOB	17

WP: 1 PA: 40
PB: 0
SB: 0
CS: 1

BOTTOM

San Diego Padres @ Houston Astros

Astrodome, Houston, TX

Fri Sep 19 1986, 8:05 PM EDT

Att. 23,805 - Unknown

Batter	1	2	3	4	5	6	7	8	9	AB	R	H	RBI	BB	SO	LOB
Billy Hatcher, R (1, 8) OBP: 0.309, SLG: 0.376	BBBB 4-0 F8 G3 1B BB		x 0-0 ① F8		x 0-0 ① F9		BBBB 4-0 FC4 BB	x 0-0 ③ 5-3		3	1	0	0	2	0	1
Bill Doran, S (1, 4) OBP: 0.369, SLG: 0.368	x 0-0 ① G3 1-2		BBBB 4-0 FC5-4 BB		x 0-0 ② L3		x 0-0 ① FC4 WP 1B 1B 1-2f			3	1	0	0	1	0	3
Denny Walling, L (1, 5) OBP: 0.376, SLG: 0.489	x 0-0 ② F8 2-3		x 0-0 ② F8		BBBB 4-0 1-2 BB		x 0-0 1B WP 1B 1-2 1B			3	1	1	0	1	0	2
Glenn Davis, R (1, 3) OBP: 0.341, SLG: 0.498 Tony Walker, R (7, PR) OBP: 0.322, SLG: 0.380 Dan Driessen, L (8, 3) OBP: 0.417, SLG: 0.516	x 0-0 3-H 1B		x 0-0 ③ FC5-4 1-2f		x 0-0 ③ F8		x 0-0 1B 1-3 2-H 1B			4 0 0	0 0 0	2 0 0	2 0 0	0 0 0	0 0 0	3 0 0
Kevin Bass, S (1, 9) OBP: 0.361, SLG: 0.498	x 0-0 ③ G3			x 0-0 1B 2B		x 0-0 F9 2B 2B	x 0-0 1-2 3-H 1B			4	2	3	1	0	0	1
Jose Cruz, L (1, 7) OBP: 0.342, SLG: 0.393		BBBB 4-0 BB		x 0-0 G4-6-3 2-H 1B		x 0-0 ① F9 2-3	x 0-0 ② F5			3	0	1	1	1	0	3
Alan Ashby, S (1, 2) OBP: 0.341, SLG: 0.368		x 0-0 ① F8		x 0-0 ① F9		x 0-0 1B 3-H 2B	x 0-0 ③ F9			4	0	1	1	0	0	4
Craig Reynolds, L (1, 6) OBP: 0.275, SLG: 0.349 Dickie Thon, R (6, PH) OBP: 0.322, SLG: 0.345 (7, 6)		x 0-0 ② F9		x 0-0 ② ③ G4-6-3 1-2f		x 0-0 ② F4		S S S 0-3 ① K		2 2	0 0	0 0	0 0	0 0	0 1	2 1
Nolan Ryan, R (1, 1) OBP: 0.109, SLG: 0.093 Ty Gainey, L (5, PH) OBP: 0.413, SLG: 0.500 Jeff Calhoun, L (6, 1) Davey Lopes, R (6, PH) OBP: 0.384, SLG: 0.437 Charlie Kerfeld, R (7, 1) OBP: 0.200, SLG: 0.111 Dave Smith, R (9, 1)		x 0-0 ③ 6-3			x 0-0 BB 1B	x 0-0 ③ 2-H 1B		S S S 0-3 ② K		1 1 0 1 1 0	0 0 0 0 0 0	0 1 0 1 0 0	0 0 0 0 0 0	0 0 0 0 0 0	0 0 0 0 1 0	1 0 0 0 0 0
Inning Stats	R: 1 E: 0 K: 0 S: 4 H: 1 LOB: 1 BB: 1 P: 8	R: 0 E: 0 K: 0 S: 3 H: 0 LOB: 1 BB: 1 P: 7	R: 0 E: 0 K: 0 S: 3 H: 0 LOB: 1 BB: 1 P: 7	R: 1 E: 0 K: 0 S: 4 H: 2 LOB: 0 BB: 0 P: 4	R: 0 E: 0 K: 0 S: 4 H: 1 LOB: 2 BB: 1 P: 8	R: 1 E: 0 K: 0 S: 5 H: 3 LOB: 2 BB: 0 P: 5	R: 2 E: 0 K: 0 S: 6 H: 3 LOB: 2 BB: 1 P: 10	R: 0 E: 0 K: 2 S: 7 H: 0 LOB: 0 BB: 0 P: 7		1B: 7 2B: 3 3B: 0 HR: 0	SF: 0 SAC: 0 DP: 1 HBP: 0			WP: 1 PB: 0 SB: 0 CS: 0	PA: 37	

livebaseballscorecards.com

	AB	32
	R	5
	H	10
	RBI	5
	BB	5
	SO	2
	LOB	21

PITCHER		IP	WLS	BF	H	R	ER	SO	BB	IBB	HBP	BLK	WP	HR	S	P	ERA	WHIP
Andy Hawkins, R ERA: 4.27	(1, 1)	5.1		25	6	3	3	0	4	0	0	0	0	0	21	37	5.06	1.875
Craig Lefferts, L ERA: 2.66	(6, 1)	0.2		3	1	1	1	0	1	0	0	0	0	0	2	6	13.50	3.000
Dave LaPoint, L ERA: 4.93	(7, 1)	0.1	L	2	1	0	0	0	0	0	0	0	0	0	2	2	0.00	3.000
Bob Stoddard, R ERA: 2.41	(7, 1)	0.0		1	1	0	0	0	0	0	0	0	1	0	1	1	∞	∞
Lance McCullers, R ERA: 2.64	(7, 1)	1.2		6	1	1	1	2	0	0	0	0	0	0	10	10	5.40	0.600

PITCHER	IP	WLS	BF	H	R	ER	SO	BB	IBB	HBP	BLK	WP	HR	S	P	ERA	WHIP

Batter	1	2	3	4	5	6	7	8	9	AB	R	H	RBI	BB	SO	LOB
Tim Flannery, L (1, 4) (7, 6) OBP: 0.376, SLG: 0.345	K		F9		3-1			4-3	2B 1-2 2-H 1B	5	0	1	1	0	1	0
Tony Gwynn, L (1, 9) OBP: 0.385, SLG: 0.474	S S HR 1B		F5			S S 1B		E4 S 1B 1B	1-3 2-H 2B	5	2	4	1	0	0	0
John Kruk, L (1, 7) OBP: 0.416, SLG: 0.432	K 1-2		1-3			K 1-2		1B 2-3 BB	F9	4	0	0	0	1	2	4
Kevin McReynolds, R (1, 8) OBP: 0.352, SLG: 0.491	2-H HR			3B		K		1-2 3-H 1B		4	1	3	3	0	1	1
Steve Garvey, R (1, 3) OBP: 0.286, SLG: 0.412	K2-3			K		K 2-3		F3		4	0	0	0	0	3	4
Benito Santiago, R (1, 2) OBP: 0.316, SLG: 0.722		HR		K			5-3		1B 1B	4	2	2	1	0	1	1
Graig Nettles, L (1, 5) OBP: 0.297, SLG: 0.379		4-3		F5			K		1B 1-2 2B 1B	4	1	1	0	0	1	1
Gary Green, R (1, 6) OBP: 0.214, SLG: 0.286 Dane Iorg, L (7, PH) OBP: 0.245, SLG: 0.333 Bip Roberts, S (7, 4) OBP: 0.288, SLG: 0.305 Terry Kennedy, L (9, PH) OBP: 0.322, SLG: 0.403		K			K		F4		K	2	0	0	0	0	2	0
										1	0	0	0	0	0	0
										0	0	0	0	0	0	0
										1	0	0	0	0	1	2
Ray Hayward, L (1, 1) Ed Whitson, R (2, 1) OBP: 0.118, SLG: 0.118 Mark Parent, R (5, PH) LaMarr Hoyt, R (5, 1) OBP: 0.152, SLG: 0.156 Marvell Wynne, L (8, PH) OBP: 0.290, SLG: 0.404 Greg Booker, R (8, 1) Carmelo Martinez, R (9, PH) OBP: 0.339, SLG: 0.393		F5			4-3			5-3	K	1	0	0	0	0	0	0
										0	0	0	0	0	0	0
										1	0	0	0	0	0	0
										0	0	0	0	0	0	0
										1	0	0	0	0	0	0
										0	0	0	0	0	0	0
										1	0	0	0	0	1	2
Inning Stats	R: 2 E: 0 K: 3 S: 11 H: 2 LOB: 0 BB: 0 P: 11	R: 1 E: 0 K: 1 S: 6 H: 1 LOB: 0 BB: 0 P: 6	R: 0 E: 0 K: 0 S: 3 H: 0 LOB: 0 BB: 0 P: 3	R: 0 E: 0 K: 2 S: 8 H: 1 LOB: 1 BB: 0 P: 8	R: 0 E: 0 K: 1 S: 5 H: 0 LOB: 0 BB: 0 P: 5	R: 0 E: 0 K: 3 S: 10 H: 1 LOB: 1 BB: 0 P: 10	R: 0 E: 0 K: 1 S: 5 H: 0 LOB: 0 BB: 0 P: 5	R: 1 E: 1 K: 0 S: 5 H: 2 LOB: 2 BB: 1 P: 9	R: 2 E: 0 K: 2 S: 11 H: 4 LOB: 2 BB: 0 P: 11	1B: 7 2B: 1 3B: 1 HR: 2	SF: 0 SAC: 0 DP: 0 HBP: 0						

TOP

San Diego Padres @ Houston Astros

Astrodome, Houston, TX

Sat Sep 20 1986, 8:05 PM EDT

Att. 36,878 - Unknown

livebaseballscorecards.com

AB	38
R	6
H	11
RBI	6
BB	1
SO	13
LOB	15

WP: 0 PB: 0 SB: 5 CS: 0 PA: 39

PITCHER		IP	WLS	BF	H	R	ER	SO	BB	IBB	HBP	BLK	WP	HR	S	P	ERA	WHIP
Mike Scott, R ERA: 2.33	(1, 1)	7.0	W	26	5	3	3	11	0	0	0	0	0	2	48	48	3.86	0.714
Aurelio Lopez, R ERA: 3.45	(8, 1)	2.0		13	6	3	3	2	1	0	0	0	0	0	16	20	13.50	3.500

PITCHER	IP	WLS	BF	H	R	ER	SO	BB	IBB	HBP	BLK	WP	HR	S	P	ERA	WHIP

Batter	1	2	3	4	5	6	7	8	9	AB	R	H	RBI	BB	SO	LOB
Billy Hatcher, R (1, 8) OBP: 0.313, SLG: 0.379 (8, 7) (9, 8)	2B 1B	1B 1B 1-2		F7 ①		4-3 ①		E 1B 1B		5	3	3	0	0	0	0
Bill Doran, S (1, 4) OBP: 0.370, SLG: 0.370	4-3 6-3 2B 1-H	1B 1B 1-2 2-H		K ②		K ②		E1 1B G4-3-6 1-2		5	3	2	2	0	2	1
Phil Garner, R (1, 5) OBP: 0.338, SLG: 0.426	4-3 ① 2-3	K ②		2B		5-3 ③		F8 ①		5	0	1	0	0	1	5
Glenn Davis, R (1, 3) OBP: 0.342, SLG: 0.498	6-3 ② 3-H	1B 1-3 2-H		6-3 ③			S HR 1B	G4-3-6 1-3 2-H		4	0	2	2	0	0	1
Tony Walker, R (7, PR) OBP: 0.322, SLG: 0.380 (8, 8)										0	1	0	0	0	0	0
Terry Puhl, L (8, PH) OBP: 0.301, SLG: 0.338 (9, 7)										1	0	1	1	0	0	0
Kevin Bass, S (1, 9) OBP: 0.363, SLG: 0.501	PB WP 1B 1B	1B 1-2 3-H			2B		F8 ① 1B	G4-3-6 ② ③ 1-2f 3-H		5	1	3	1	0	0	2
Jose Cruz, L (1, 7) OBP: 0.343, SLG: 0.401	1-H 1B	4-3 ③ 1B			F5 ①		1-H HR			4	1	2	3	0	0	3
Aurelio Lopez, R (8, 1)										0	0	0	0	0	0	0
Alan Ashby, S (1, 2) OBP: 0.339, SLG: 0.366	F7 ③		G3 ①		F8 ②		1B			4	0	1	0	0	0	2
Dickie Thon, R (1, 6) OBP: 0.321, SLG: 0.341		5-3 ① 1B	K ②		IBB		K ②			3	0	0	0	1	2	1
Mike Scott, R (1, 1) OBP: 0.143, SLG: 0.146		1B 1B 1B	K ③		K ③		G3 ③			3	1	1	0	0	2	2
Dan Driessen, L (7, PH) OBP: 0.405, SLG: 0.500 (8, 3)										1	0	0	0	0	0	1
Inning Stats	R: 3 E: 0 K: 0 S: 7 H: 4 LOB: 1 BB: 0 P: 7	R: 3 E: 0 K: 1 S: 10 H: 5 LOB: 2 BB: 0 P: 10	R: 0 E: 0 K: 2 S: 7 H: 0 LOB: 0 BB: 0 P: 7	R: 0 E: 0 K: 1 S: 6 H: 1 LOB: 1 BB: 0 P: 6	R: 0 E: 0 K: 1 S: 6 H: 1 LOB: 2 BB: 1 P: 10	R: 0 E: 0 K: 1 S: 5 H: 0 LOB: 0 BB: 0 P: 5	R: 2 E: 0 K: 1 S: 8 H: 3 LOB: 1 BB: 0 P: 8	R: 2 E: 1 K: 0 S: 5 H: 2 LOB: 0 BB: 0 P: 5		1B: 12 2B: 3 3B: 0 HR: 1 SF: 0 SAC: 0 DP: 1 HBP: 0						

PITCHER		IP	WLS	BF	H	R	ER	SO	BB	IBB	HBP	BLK	WP	HR	S	P	ERA	WHIP
Ray Hayward, L ERA: 40.5	(1, 1)	1.1	L	11	7	6	6	0	0	0	0	0	1	0	11	11	40.50	5.250
Ed Whitson, R ERA: 6.2	(2, 1)	2.2		11	3	0	0	4	0	0	0	0	0	0	19	19	0.00	1.125
LaMarr Hoyt, R ERA: 5.28	(5, 1)	3.0		14	4	2	2	3	0	1	0	0	0	1	19	23	6.00	1.333
Greg Booker, R ERA:	(8, 1)	1.0		5	2	2	0	0	0	0	0	0	0	0	5	5	0.00	2.000

PITCHER	IP	WLS	BF	H	R	ER	SO	BB	IBB	HBP	BLK	WP	HR	S	P	ERA	WHIP

BOTTOM

San Diego Padres @ Houston Astros

Astrodome, Houston, TX

Sat Sep 20 1986, 8:05 PM EDT

Att. 36,878 - Unknown

livebaseballscorecards.com

AB	40
R	10
H	16
RBI	9
BB	1
SO	7
LOB	18

1B: 12	SF: 0	WP: 1	PA: 41
2B: 3	SAC: 0	PB: 1	
3B: 0	DP: 1	SB: 1	
HR: 1	HBP: 0	CS: 0	

Batter	1	2	3	4	5	6	7	8	9	AB	R	H	RBI	BB	SO	LOB
Jerry Royster, R (1, 4) OBP: 0.340, SLG: 0.376	6-3	1-3 3-H 1B		2B		F6		F7		5	1	2	1	0	0	0
Tony Gwynn, L (1, 9) OBP: 0.385, SLG: 0.472	K	1B 1-2 BB		BB		4-3		G3		3	0	0	0	2	1	0
John Kruk, L (1, 7) OBP: 0.423, SLG: 0.439	1B	1-3 2-H 3-H 1B		K		BB		1B		5	0	4	2	0	1	2
Marvell Wynne, L (8, PR) OBP: 0.290, SLG: 0.404 (8, 8)										0	0	0	0	0	0	0
Kevin McReynolds, R (1, 8) OBP: 0.356, SLG: 0.499 (8, 7)	1-2 1B	6-3			HR	1-2 BB		FC6-4 1-3 1B		4	1	3	1	1	0	0
Benito Santiago, R (1, 2) OBP: 0.333, SLG: 0.652	F7	FC6-4 1B			1B 1B	5-3		FC6-4 1-2f		5	1	2	0	0	0	6
Tim Pyznarski, R (1, 3) OBP: 0.214, SLG: 0.083		K	FC6-4 S 1-2f		1B 1-3 1B		BB		F8	4	0	1	0	1	1	1
Randy Asadoor, R (1, 5) OBP: 0.333, SLG: 0.286		1B 1B	F6 1-2		K 1-2 3-H 1B		F8		F9	5	1	2	1	0	0	2
Gary Green, R (1, 6) OBP: 0.158, SLG: 0.211		F8		5-3	K 1-2		F9		F8	5	0	0	0	0	1	4
Jimmy Jones, R (1, 1) OBP: 0.250, SLG: 0.250		1B 1-3 1B		K	K		K			4	1	1	0	0	3	2

TOP

San Diego Padres @ Houston Astros

Astrodome, Houston, TX

Sun Sep 21 1986, 4:33 AM EDT

Att. 23,385 - Unknown

livebaseballscorecards.com

AB	40
R	5
H	15
RBI	5
BB	4
SO	7
LOB	17

Inning Stats	1	2	3	4	5	6	7	8	9
	R: 0 E: 0 K: 1 S: 7	H: 2 LOB: 2 BB: 0 P: 7	R: 3 E: 0 K: 1 S: 8	H: 4 LOB: 2 BB: 1 P: 12	R: 0 E: 0 K: 0 S: 4	H: 1 LOB: 1 BB: 0 P: 4	R: 0 E: 0 K: 2 S: 8	H: 1 LOB: 2 BB: 1 P: 12	R: 2 E: 0 K: 2 S: 10	H: 4 LOB: 1 BB: 0 P: 10	R: 0 E: 0 K: 0 S: 4	H: 1 LOB: 2 BB: 1 P: 8	R: 0 E: 0 K: 1 S: 5	H: 0 LOB: 1 BB: 1 P: 9	R: 0 E: 0 K: 0 S: 5	H: 2 LOB: 2 BB: 0 P: 5	R: 0 E: 0 K: 0 S: 3	H: 0 LOB: 0 BB: 0 P: 3

| | | | | | | | | | |

Batter	1	2	3	4	5	6	7	8	9	AB	R	H	RBI	BB	SO	LOB
Billy Hatcher, R (1, 8) OBP: 0.309, SLG: 0.375	4-3		4-3			4-3			K	4	0	0	0	0	1	1
Bill Doran, S (1, 4) OBP: 0.368, SLG: 0.368	4-3			K			4-3			3	0	0	0	0	1	0
Denny Walling, L (1, 5) OBP: 0.373, SLG: 0.484	4-3			F8			4-3			3	0	0	0	0	0	0
Glenn Davis, R (1, 3) OBP: 0.340, SLG: 0.495		5-3		F7			5-3			3	0	0	0	0	0	0
Kevin Bass, S (1, 9) OBP: 0.362, SLG: 0.498		G3			6-3			F6		3	0	0	0	0	0	0
Jose Cruz, L (1, 7) OBP: 0.341, SLG: 0.398		F9			K			4-3		3	0	0	0	0	1	0
Craig Reynolds, L (1, 6) OBP: 0.272, SLG: 0.345			K		F6			F9		3	0	0	0	0	1	0
John Mizerock, L (1, 2) OBP: 0.378, SLG: 0.270			F9			3-1			G3	3	0	0	0	0	0	0
Bob Knepper, L (1, 1) OBP: 0.103, SLG: 0.149			3B			K			F7	1	0	1	0	0	0	0
Manny Hernandez, R (5, 1)										0	0	0	0	0	0	0
Ty Gainey, L (6, PH) OBP: 0.404, SLG: 0.488										1	0	0	0	0	1	0
Jeff Calhoun, L (7, 1)										0	0	0	0	0	0	0
Terry Puhl, L (9, PH) OBP: 0.299, SLG: 0.336										1	0	0	0	0	0	0
Inning Stats	R: 0 E: 0 K: 0 S: 3 H: 0 LOB: 0 BB: 0 P: 3	R: 0 E: 0 K: 0 S: 3 H: 0 LOB: 0 BB: 0 P: 3	R: 0 E: 0 K: 1 S: 6 H: 1 LOB: 1 BB: 0 P: 6	R: 0 E: 0 K: 1 S: 5 H: 0 LOB: 0 BB: 0 P: 5	R: 0 E: 0 K: 1 S: 5 H: 0 LOB: 0 BB: 0 P: 5	R: 0 E: 0 K: 1 S: 5 H: 0 LOB: 0 BB: 0 P: 5	R: 0 E: 0 K: 0 S: 3 H: 0 LOB: 0 BB: 0 P: 3	R: 0 E: 0 K: 0 S: 3 H: 0 LOB: 0 BB: 0 P: 3	R: 0 E: 0 K: 1 S: 5 H: 0 LOB: 0 BB: 0 P: 5	1B: 0 2B: 0 3B: 1 HR: 0 SF: 0 SAC: 0 DP: 0 HBP: 0						

PITCHER	IP	WLS	BF	H	R	ER	SO	BB	IBB	HBP	BLK	WP	HR	S	P	ERA	WHIP
Jimmy Jones, R (1, 1) ERA:	9.0	W	28	1	0	0	5	0	0	0	0	0	0	38	38	0.00	0.111

PITCHER	IP	WLS	BF	H	R	ER	SO	BB	IBB	HBP	BLK	WP	HR	S	P	ERA	WHIP

BOTTOM

San Diego Padres @ Houston Astros

Astrodome, Houston, TX

Sun Sep 21 1986, 4:33 AM EDT

Att. 23,385 - Unknown

livebaseballscorecards.com

AB	28
R	0
H	1
RBI	0
BB	0
SO	5
LOB	1

WP: 0 PA: 28
PB: 0
SB: 0
CS: 0

Batter	1	2	3	4	5	6	7	8	9	AB	R	H	RBI	BB	SO	LOB
Steve Sax, R (1, 4) OBP: 0.384, SLG: 0.436	F7		F9	1-H, 2-H, 1B, 2B		2-H, 2B		4-3		5	1	2	3	0	0	0
Franklin Stubbs, L (1, 8) (6, 7)	K		K	2-H, 1B		F9		HR		5	1	2	2	0	2	1
Ralph Bryant, L (1, 9) OBP: 0.383, SLG: 0.738	2B			HR		BB		G3		4	1	2	1	1	1	1
Reggie Williams, R (8, 9) OBP: 0.332, SLG: 0.377				K						0	0	0	0	0	0	0
Pedro Guerrero, R (1, 7) OBP: 0.265, SLG: 0.455	5-3			1B, E, SF9, 1B	HR	F8			K	4	2	2	1	0	0	3
Jose Gonzalez, R (6, 8) OBP: 0.275, SLG: 0.315										1	0	0	0	0	1	0
Greg Brock, L (1, 3) OBP: 0.315, SLG: 0.436		F9	F8		4-3		4-3, 2B		G3	5	0	1	0	0	0	1
Mike Scioscia, L (1, 2) OBP: 0.370, SLG: 0.354		L3	E3, 1B, 1B	1-2	F9		4-3	2-3	G3	5	1	0	0	0	0	2
Jeff Hamilton, R (1, 5) OBP: 0.237, SLG: 0.315		1B	1B	1-2, 2B, 1B	5-3		F3			4	1	2	0	0	0	1
Dave Anderson, R (1, 6) OBP: 0.320, SLG: 0.314		F8	SF9	3-H		SH1-3, 2B, 1B	5-3			3	1	1	1	0	0	2
Fernando Valenzuela, L (1, 1) OBP: 0.219, SLG: 0.260			K	1-2, 2B, 1B		SH1-3, 1-2		F8		3	1	1	1	0	1	0
Inning Stats	R: 0 E: 0 K: 1 S: 6 H: 1 LOB: 1 BB: 0 P: 6	R: 0 E: 0 K: 0 S: 4 H: 1 LOB: 1 BB: 0 P: 4	R: 0 E: 0 K: 2 S: 7 H: 0 LOB: 0 BB: 0 P: 7	R: 6 E: 1 K: 1 S: 12 H: 6 LOB: 1 BB: 0 P: 12	R: 1 E: 0 K: 0 S: 4 H: 1 LOB: 0 BB: 0 P: 4	R: 1 E: 0 K: 0 S: 5 H: 2 LOB: 2 BB: 1 P: 9	R: 0 E: 0 K: 0 S: 4 H: 1 LOB: 1 BB: 0 P: 4	R: 1 E: 0 K: 0 S: 4 H: 1 LOB: 0 BB: 0 P: 4	R: 0 E: 0 K: 1 S: 5 H: 0 LOB: 0 BB: 0 P: 5	1B: 6 2B: 4 3B: 0 HR: 3 SF: 1 SAC: 1 DP: 0 HBP: 0						

TOP

Los Angeles Dodgers @ Houston Astros

Astrodome, Houston, TX

Mon Sep 22 1986, 8:05 PM EDT

Att. 27,641 - Unknown

livebaseballscorecards.com

AB	39
R	9
H	13
RBI	9
BB	1
SO	5
LOB	11

PITCHER		IP	WLS	BF	H	R	ER	SO	BB	IBB	HBP	BLK	WP	HR	S	P	ERA	WHIP
Danny Darwin, R ERA: 3.38	(1, 1)	3.2	L	20	8	6	1	3	0	0	0	0	0	1	26	26	2.46	2.182
Manny Hernandez, R ERA: 3.9	(4, 1)	1.1		5	1	1	1	1	0	0	0	0	0	1	7	7	6.75	0.750
Julio Solano, R ERA: 7.59	(6, 1)	1.0		6	2	1	1	0	1	0	0	0	0	0	5	9	9.00	3.000
Matt Keough, R ERA: 3.79	(7, 1)	1.0		4	1	0	0	0	0	0	0	0	0	0	4	4	0.00	1.000
Aurelio Lopez, R ERA: 3.53	(8, 1)	1.0		4	1	1	1	0	0	0	0	0	0	1	4	4	9.00	1.000

PITCHER		IP	WLS	BF	H	R	ER	SO	BB	IBB	HBP	BLK	WP	HR	S	P	ERA	WHIP
Jeff Calhoun, L ERA: 3.86	(9, 1)	1.0		3	0	0	0	1	0	0	0	0	0	0	5	5	0.00	0.000

WP: 0	PA: 42																	
PB: 0																		
SB: 0																		
CS: 0																		

BOTTOM

Los Angeles Dodgers @ Houston Astros

Astrodome, Houston, TX

Mon Sep 22 1986, 8:05 PM EDT

Att. 27,641 - Unknown

livebaseballscorecards.com

Batter	1	2	3	4	5	6	7	8	9	AB	R	H	RBI	BB	SO	LOB
Billy Hatcher, R (1, 8) OBP: 0.306, SLG: 0.371	F9		L4			F8		F4		4	0	0	0	0	0	0
Bill Doran, S (1, 4) OBP: 0.367, SLG: 0.366	6-3		BBBB, 4-0, CS, BB			E9		F2		3	0	0	0	1	0	0
Jeff Calhoun, L (9, 1)										0	0	0	0	0	0	0
Davey Lopes, R (1, 7) OBP: 0.382, SLG: 0.434	BB, 1B		CS, 1-2	F7		5-3		F4		4	0	1	0	0	0	1
Glenn Davis, R (1, 3) OBP: 0.339, SLG: 0.493	BBBB, 1-2, BB			SSS, K		F7			F5	3	0	0	0	1	1	1
Kevin Bass, S (1, 9) OBP: 0.359, SLG: 0.495	SSS, K			F8			E9		F7	4	1	0	0	0	1	1
Phil Garner, R (1, 5) OBP: 0.337, SLG: 0.430		SSS, K			1-4-3		6-3, 3B		F8	4	1	1	0	0	1	0
Alan Ashby, S (1, 2) OBP: 0.339, SLG: 0.364		SSS, K			BBBB, 5-3, BB		6-3, 3-H			2	0	0	1	1	1	0
Dickie Thon, R (1, 6) OBP: 0.317, SLG: 0.337		5-3			5-3, 1-2		F2			3	0	0	0	0	0	1
Danny Darwin, R (1, 1)			SSS, K		6-3		5-3			1	0	0	0	0	1	0
Manny Hernandez, R (4, 1)										0	0	0	0	0	0	0
Jim Pankovits, R (5, PH) OBP: 0.367, SLG: 0.388										1	0	0	0	0	0	1
Julio Solano, R (6, 1)										0	0	0	0	0	0	0
Matt Keough, R (7, 1) OBP: 0.286, SLG: 0.357										0	0	0	0	0	0	0
Tony Walker, R (7, PH) OBP: 0.310, SLG: 0.375										1	0	0	0	0	0	0
Aurelio Lopez, R (8, 1)										0	0	0	0	0	0	0
Bert Pena, R (9, 4) OBP: 0.296, SLG: 0.208										0	0	0	0	0	0	0

	AB	30
	R	2
	H	2
	RBI	1
	BB	3
	SO	5
	LOB	5

Inning Stats	1	2	3	4	5	6	7	8	9
	R: 0 H: 1 E: 0 LOB: 2 K: 1 BB: 1 S: 6 P: 10	R: 0 H: 0 E: 0 LOB: 0 K: 2 BB: 0 S: 7 P: 7	R: 0 H: 0 E: 0 LOB: 0 K: 1 BB: 1 S: 4 P: 8	R: 0 H: 0 E: 0 LOB: 0 K: 1 BB: 0 S: 5 P: 5	R: 0 H: 0 E: 0 LOB: 1 K: 0 BB: 1 S: 3 P: 7	R: 0 H: 0 E: 1 LOB: 1 K: 0 BB: 0 S: 4 P: 4	R: 2 H: 1 E: 1 LOB: 0 K: 0 BB: 0 S: 5 P: 5	R: 0 H: 0 E: 0 LOB: 0 K: 0 BB: 0 S: 3 P: 3	R: 0 H: 0 E: 0 LOB: 0 K: 0 BB: 0 S: 3 P: 3

	1B	1	SF	0	WP	0	PA	34
	2B	0	SAC	0	PB	0		
	3B	1	DP	0	SB	0		
	HR	0	HBP	0	CS	1		

PITCHER		IP	WLS	BF	H	R	ER	SO	BB	IBB	HBP	BLK	WP	HR	S	P	ERA	WHIP
Fernando Valenzuela, L ERA: 3.03	(1, 1)	9.0	W	33	2	2	1	5	3	0	0	0	0	0	40	52	1.00	0.556

PITCHER		IP	WLS	BF	H	R	ER	SO	BB	IBB	HBP	BLK	WP	HR	S	P	ERA	WHIP

Batter	1	2	3	4	5	6	7	8	9	AB	R	H	RBI	BB	SO	LOB
Steve Sax, R (1, 4) OBP: 0.383, SLG: 0.435	K			1B		4-3			6-3	4	0	1	0	0	1	0
Reggie Williams, R (1, 7) OBP: 0.331, SLG: 0.373	K			F9			6-3		BB	3	0	0	0	1	1	1
Enos Cabell, R (1, 9) OBP: 0.293, SLG: 0.320	K			F4			1B		5-3	4	0	1	0	0	1	2
Pedro Guerrero, R (1, 3) OBP: 0.243, SLG: 0.417 Len Matuszek, L (7, 3) OBP: 0.325, SLG: 0.418		K		K			F8			3 0	0 0	0 0	0 0	0 0	2 0	2 0
Alex Trevino, R (1, 2) OBP: 0.345, SLG: 0.381		K			F6		L5			3	0	0	0	0	1	1
Jeff Hamilton, R (1, 5) OBP: 0.231, SLG: 0.307		K			F5			F7		3	0	0	0	0	1	0
Dave Anderson, R (1, 6) OBP: 0.316, SLG: 0.309			K		F8			F6		3	0	0	0	0	1	0
Jose Gonzalez, R (1, 8) OBP: 0.265, SLG: 0.303			K			F3		F7		3	0	0	0	0	1	0
Dennis Powell, R (1, 1) OBP: 0.250, SLG: 0.500 Larry See, R (3, PH) OBP: 0.294, SLG: 0.313 Balvino Galvez, R (3, 1) Bill Russell, R (6, PH) OBP: 0.307, SLG: 0.306 Alejandro Pena, R (6, 1) OBP: 0.176, SLG: 0.176 Mariano Duncan, R (9, PH) OBP: 0.294, SLG: 0.323			F4			F4			K	0 1 0 1 0 1	0 0 0 0 0 0	0 0 0 0 0 0	0 0 0 0 0 0	0 0 0 0 0 0	0 0 0 0 0 0	0 0 0 0 0 0
Inning Stats	R: 0 E: 0 K: 3 S: 9 H: 0 LOB: 0 BB: 0 P: 9	R: 0 E: 0 K: 3 S: 9 H: 0 LOB: 0 BB: 0 P: 9	R: 0 E: 0 K: 2 S: 7 H: 0 LOB: 0 BB: 0 P: 7	R: 0 E: 0 K: 1 S: 6 H: 1 LOB: 1 BB: 0 P: 6	R: 0 E: 0 K: 0 S: 3 H: 0 LOB: 0 BB: 0 P: 3	R: 0 E: 0 K: 0 S: 3 H: 0 LOB: 0 BB: 0 P: 3	R: 0 E: 0 K: 0 S: 4 H: 1 LOB: 1 BB: 0 P: 4	R: 0 E: 0 K: 0 S: 3 H: 0 LOB: 0 BB: 0 P: 3	R: 0 E: 0 K: 1 S: 5 H: 0 LOB: 1 BB: 1 P: 9	1B: 2 2B: 0 3B: 0 HR: 0	SF: 0 SAC: 0 DP: 0 HBP: 0			WP: 0 PB: 0 SB: 0 CS: 0		PA: 30

PITCHER	IP	WLS	BF	H	R	ER	SO	BB	IBB	HBP	BLK	WP	HR	S	P	ERA	WHIP
Jim Deshaies, L (1, 1) ERA: 3.49	9.0	W	30	2	0	0	10	1	0	0	0	0	0	49	53	0.00	0.333

PITCHER	IP	WLS	BF	H	R	ER	SO	BB	IBB	HBP	BLK	WP	HR	S	P	ERA	WHIP

TOP

Los Angeles Dodgers @ Houston Astros

Astrodome, Houston, TX

Tue Sep 23 1986, 8:05 PM EDT

Att. 27,734 - Unknown

livebaseballscorecards.com

AB	29
R	0
H	2
RBI	0
BB	1
SO	10
LOB	6

Batter	1	2	3	4	5	6	7	8	9	AB	R	H	RBI	BB	SO	LOB
Billy Hatcher, R (1, 8) OBP: 0.308, SLG: 0.371	BBB 4-0 2B SF9 BB	x 0-0 ② F9		x 0-0 S 1B			x 0-0 ② F5			3	1	1	0	1	0	1
Bill Doran, S (1, 4) OBP: 0.366, SLG: 0.367	x 0-0 SF9 E 1-3 2B	SSS 0-3 ③ K		x 0-0 ③ F8 1-2			x 0-0 ③ L6			4	1	1	0	0	1	2
Phil Garner, R (1, 5) OBP: 0.334, SLG: 0.427 Denny Walling, L (8, PH) OBP: 0.375, SLG: 0.486 (9, 5)	x 0-0 ① SF9 2-3 3-H		x 0-0 ① F9		x 0-0 ① 6-3			x 0-0 BB E 1B		2 1	0 1	0 1	1 0	0 0	0 0	0 0
Glenn Davis, R (1, 3) OBP: 0.340, SLG: 0.491	BBBB 4-0 FC4-6 E BB		x 0-0 ② F9		x 0-0 ② F4			BBBB 4-0 FC3-6 1-2 BB		2	0	0	0	2	0	0
Kevin Bass, S (1, 9) OBP: 0.357, SLG: 0.491	x 0-0 E5 FC4-6 1-2 3-H		x 0-0 E1 S		x 0-0 ③ 4-3			x 0-0 ① FC3-6 S 1-2f 2-H		4	0	0	0	0	0	2
Jose Cruz, L (1, 7) OBP: 0.342, SLG: 0.398	x 0-0 ② FC4-6 FC6-4 1-2f 2-3	SSS 0-3 ③ K 1-2				x 0-0 G4-6-3 1B		III 4-0 S IBB		3	0	1	0	1	1	3
Alan Ashby, S (1, 2) OBP: 0.338, SLG: 0.372	x 0-0 ③ FC6-4 1-2f			x 0-0 HR		SSS 0-3 ① K		SSS 0-3 ② K 2-3		4	1	1	1	0	2	5
Dickie Thon, R (1, 6) OBP: 0.319, SLG: 0.336 Bert Pena, R (5, 6) OBP: 0.310, SLG: 0.200		BBBB 4-0 SH5-4 BB		SSS 0-3 ① K		x 0-0 ②③ G4-6-3 1-2f		III 4-0 1-2 IBB		1 1	0 0	0 0	0 0	1 1	1 0	0 1
Jim Deshaies, L (1, 1) OBP: 0.167, SLG: 0.048		x 0-0 ① SH5-4 1-2		x 0-0 ② F7			SSS 0-3 ① K	SSS 0-3 ③ K		3	0	0	0	0	2	3
Inning Stats	R: 2 E: 1 K: 0 S: 5 H: 1 LOB: 2 BB: 2 P: 13	R: 0 E: 0 K: 1 S: 5 H: 0 LOB: 1 BB: 1 P: 9	R: 0 E: 1 K: 1 S: 6 H: 0 LOB: 1 BB: 0 P: 6	R: 1 E: 0 K: 1 S: 7 H: 2 LOB: 1 BB: 0 P: 7	R: 0 E: 0 K: 0 S: 3 H: 0 LOB: 0 BB: 0 P: 3	R: 0 E: 0 K: 1 S: 5 H: 1 LOB: 0 BB: 0 P: 5	R: 0 E: 0 K: 1 S: 5 H: 0 LOB: 0 BB: 0 P: 5	R: 1 E: 1 K: 2 S: 8 H: 1 LOB: 3 BB: 3 P: 20		1B: 3 2B: 1 3B: 0 HR: 1 SF: 1 SAC: 1 DP: 1 HBP: 0						

PITCHER		IP	WLS	BF	H	R	ER	SO	BB	IBB	HBP	BLK	WP	HR	S	P	ERA	WHIP
Dennis Powell, L ERA: 4.58	(1, 1)	2.0	L	11	1	2	2	1	3	0	0	0	0	0	10	22	9.00	2.000
Balvino Galvez, R ERA: 3.18	(3, 1)	3.0		12	2	1	1	2	0	0	0	0	0	1	16	16	3.00	0.667
Alejandro Pena, R ERA: 4.65	(6, 1)	3.0		13	2	1	1	4	1	2	0	0	0	0	18	30	3.00	1.000

PITCHER	IP	WLS	BF	H	R	ER	SO	BB	IBB	HBP	BLK	WP	HR	S	P	ERA	WHIP

BOTTOM

Los Angeles Dodgers @ Houston Astros

Astrodome, Houston, TX

Tue Sep 23 1986, 8:05 PM EDT

Att. 27,734 - Unknown

livebaseballscorecards.com

AB	28
R	4
H	5
RBI	2
BB	6
SO	7
LOB	17

1B: 3	SF: 1	WP: 0	PA: 36
2B: 1	SAC: 1	PB: 0	
3B: 0	DP: 1	SB: 4	
HR: 1	HBP: 0	CS: 0	

Batter	1	2	3	4	5	6	7	8	9	AB	R	H	RBI	BB	SO	LOB
Will Clark, L (1, 3) OBP: 0.348, SLG: 0.458	F8		E4 FC5-4			F5		K		4	0	0	0	0	1	0
Robby Thompson, R (1, 4) OBP: 0.327, SLG: 0.371	K		F7			K			6-3	4	0	0	0	0	2	1
Bob Brenly, R (1, 5) OBP: 0.362, SLG: 0.422	K		FC5-4 1-2f			BB			5-3	3	0	0	0	1	1	1
Candy Maldonado, R (1, 9) OBP: 0.294, SLG: 0.467		K		K		K			1B BB	3	0	0	0	1	3	1
Chili Davis, S (1, 8) OBP: 0.366, SLG: 0.407		S BB		L6			3-1		1-2 1B	3	0	1	0	1	0	0
Mike Aldrete, L (1, 7) OBP: 0.357, SLG: 0.392		1-2 BB		1-3			G6-4-3 1B		3-1	3	0	1	0	1	0	2
Bob Melvin, R (1, 2) OBP: 0.259, SLG: 0.324		K			K		G6-4-3 1-2f			3	0	0	0	0	2	3
Jose Uribe, S (1, 6) OBP: 0.316, SLG: 0.284		F7			K			K		2	0	0	0	0	1	2
Brad Gulden, L (8, PH) OBP: 0.174, SLG: 0.095										1	0	0	0	0	1	0
Luis Quinones, S (8, 6) OBP: 0.214, SLG: 0.255					K					0	0	0	0	0	0	0
Michael LaCoss, R (1, 1) OBP: 0.258, SLG: 0.356			B2-3							1	0	0	0	0	0	0
Mike Woodard, L (5, PH) OBP: 0.333, SLG: 0.292										1	0	0	0	0	0	0
Randy Bockus, L (5, 1)										0	0	0	0	0	0	0
Rick Lancellotti, L (8, PH) OBP: 0.286, SLG: 0.714					6-3					1	0	0	0	0	1	0
Mark Grant, R (8, 1)								K		0	0	0	0	0	0	0

TOP

San Francisco Giants @ Houston Astros

Astrodome, Houston, TX

Wed Sep 24 1986, 8:05 PM EDT

Att. 37,611 - Unknown

livebaseballscorecards.com

AB	29
R	0
H	2
RBI	0
BB	4
SO	12
LOB	10

Inning Stats	1	2	3	4	5	6	7	8	9
	R: 0 E: 0 K: 2 S: 7	R: 0 E: 0 K: 2 S: 7	R: 0 E: 1 K: 0 S: 4	R: 0 E: 0 K: 1 S: 5	R: 0 E: 0 K: 2 S: 7	R: 0 E: 0 K: 2 S: 7	R: 0 E: 0 K: 0 S: 3	R: 0 E: 0 K: 3 S: 9	R: 0 E: 0 K: 0 S: 4
	H: 0 LOB: 0 BB: 0 P: 7	H: 0 LOB: 2 BB: 2 P: 15	H: 0 LOB: 1 BB: 0 P: 4	H: 0 LOB: 0 BB: 0 P: 5	H: 0 LOB: 0 BB: 0 P: 7	H: 0 LOB: 1 BB: 1 P: 11	H: 1 LOB: 0 BB: 0 P: 3	H: 0 LOB: 0 BB: 0 P: 9	H: 1 LOB: 2 BB: 1 P: 8

1B: 2 SF: 0
2B: 0 SAC: 0
3B: 0 DP: 1
HR: 0 HBP: 0

WP: 0 PA: 33
PB: 0
SB: 1
CS: 0

PITCHER		IP	WLS	BF	H	R	ER	SO	BB	IBB	HBP	BLK	WP	HR	S	P	ERA	WHIP
Nolan Ryan, R ERA: 3.42	(1, 1)	8.0	W	28	1	0	0	12	3	0	0	0	0	0	49	61	0.00	0.500
Charlie Kerfeld, R ERA: 2.74	(9, 1)	1.0		5	1	0	0	0	1	0	0	0	0	0	4	8	0.00	2.000

PITCHER	IP	WLS	BF	H	R	ER	SO	BB	IBB	HBP	BLK	WP	HR	S	P	ERA	WHIP

BOTTOM

San Francisco Giants @ Houston Astros

Astrodome, Houston, TX

Wed Sep 24 1986, 8:05 PM EDT

Att. 37,611 - Unknown

livebaseballscorecards.com

Batter	1	2	3	4	5	6	7	8	9	AB	R	H	RBI	BB	SO	LOB
Billy Hatcher, R (1, 8) OBP: 0.309, SLG: 0.370	5-3	CS 1-2	6-3	1B 1-H 2-H		BB S		6-3		4	0	1	2	1	0	0
Bill Doran, S (1, 4) OBP: 0.370, SLG: 0.368	BB WP 1B		BB		1B 2B	BB 1-2				1	2	1	0	3	0	0
Denny Walling, L (1, 5) OBP: 0.371, SLG: 0.480	F8		K		F5	1-3				4	0	0	0	0	1	5
Glenn Davis, R (1, 3) OBP: 0.341, SLG: 0.495	BB 1B 1-3		F6		F7		HR			3	1	1	1	1	0	2
Kevin Bass, S (1, 9) OBP: 0.358, SLG: 0.493	1B 1-3 3-H			F8	2B 1-H		1-3			4	0	2	2	0	0	0
Jose Cruz, L (1, 7) OBP: 0.344, SLG: 0.397	6-3			1B FC4-6 E	IBB		1-3			3	1	1	0	1	0	2
Alan Ashby, S (1, 2) OBP: 0.337, SLG: 0.369		6-3		BB FC4-6 1-2	4-3		5-3			3	0	0	0	1	0	2
Craig Reynolds, L (1, 6) OBP: 0.269, SLG: 0.340		4-3		1B FC4-6 PB E 1-2f 2-3		4-3		K		4	1	0	0	0	1	2
Nolan Ryan, R (1, 1) OBP: 0.121, SLG: 0.105 Terry Puhl, L (8, PH) OBP: 0.298, SLG: 0.333 Charlie Kerfeld, R (9, 1) OBP: 0.200, SLG: 0.111		CS 1B		E5 PB 1B 1-2 3-H		K		K		3 1 0	1 0 0	1 0 0	0 0 0	0 0 0	1 1 0	1 0 0
Inning Stats	R: 1 H: 1 E: 0 LOB: 2 K: 0 BB: 2 S: 4 P: 12	R: 0 H: 1 E: 0 LOB: 0 K: 0 BB: 0 S: 3 P: 3	R: 0 H: 0 E: 0 LOB: 1 K: 1 BB: 1 S: 5 P: 9	R: 3 H: 2 E: 1 LOB: 1 K: 0 BB: 1 S: 5 P: 9	R: 1 H: 2 E: 0 LOB: 2 K: 0 BB: 1 S: 5 P: 9	R: 0 H: 0 E: 0 LOB: 2 K: 1 BB: 2 S: 5 P: 13	R: 1 H: 1 E: 0 LOB: 0 K: 0 BB: 0 S: 4 P: 4	R: 0 H: 0 E: 0 LOB: 0 K: 2 BB: 0 S: 7 P: 7		1B: 5 SF: 0 2B: 1 SAC: 0 3B: 0 DP: 0 HR: 1 HBP: 0						

	AB	30
	R	6
	H	7
	RBI	5
	BB	7
	SO	4
	LOB	14

WP: 1 PA: 38
PB: 1
SB: 1
CS: 1

PITCHER		IP	WLS	BF	H	R	ER	SO	BB	IBB	HBP	BLK	WP	HR	S	P	ERA	WHIP
Michael LaCoss, R ERA: 3.54	(1, 1)	4.0	L	19	4	4	1	1	4	0	0	0	1	0	17	33	2.25	2.000
Randy Bockus, R ERA: 3.6	(5, 1)	3.0		15	3	2	2	1	2	1	0	0	0	1	14	26	6.00	1.667
Mark Grant, R ERA: 9.0	(8, 1)	1.0		3	0	0	0	2	0	0	0	0	0	0	7	7	0.00	0.000

PITCHER	IP	WLS	BF	H	R	ER	SO	BB	IBB	HBP	BLK	WP	HR	S	P	ERA	WHIP

Batter	1	2	3	4	5	6	7	8	9	AB	R	H	RBI	BB	SO	LOB
Dan Gladden, R (1, 8) OBP: 0.354, SLG: 0.360	H 1-0 2-3 S HBP		x 0-0 ② 5-3			S S S 0-3 ② K			S S S 0-3 ① K	3	0	0	0	0	2	0
Robby Thompson, R (1, 4) OBP: 0.325, SLG: 0.368	x 0-0 ① F6 1-2		S S S 0-3 ③ K			S S S 0-3 ③ K			S S S 0-3 ② K	4	0	0	0	0	3	1
Will Clark, L (1, 3) OBP: 0.345, SLG: 0.453	x 0-0 ② 2-3 2-3			x 0-0 ① 4-3			S S S 0-3 ① K		x 0-0 ③ G3	4	0	0	0	0	1	1
Candy Maldonado, R (1, 7) OBP: 0.291, SLG: 0.463	x 0-0 ③ F3			S S S 0-3 ② K			S S S 0-3 ② K			3	0	0	0	0	2	1
Chili Davis, S (1, 9) OBP: 0.366, SLG: 0.406		B B B B 4-0 S BB		x 0-0 ③ 6-3			x 0-0 ③ G3			2	0	0	0	1	0	0
Bob Brenly, R (1, 5) OBP: 0.360, SLG: 0.419		S S S 0-3 ① K 1-2			S S S 0-3 ① K			S S S 0-3 ① K		3	0	0	0	0	3	1
Phil Ouellette, S (1, 2) OBP: 0.222, SLG: 0.125		S S S 0-3 ② K			x 0-0 ② 3-1			B B B B 4-0 FC4-6 BB		2	0	0	0	1	1	1
Jose Uribe, S (1, 6) OBP: 0.314, SLG: 0.283 Harry Spilman, L (8, PH) OBP: 0.324, SLG: 0.440 Luis Quinones, S (8, PR) OBP: 0.214, SLG: 0.255 (8, 6)		x 0-0 ③ F4			x 0-0 ③ F9			x 0-0 ② FC4-6 1-2f		2 1 0	0 0 0	0 0 0	0 0 0	0 0 0	0 0 0	1 1 0
Juan Berenguer, R (1, 1) OBP: 0.143, SLG: 0.143 Rick Lancellotti, L (6, PH) OBP: 0.267, SLG: 0.667 Mark Davis, L (6, 1) OBP: 0.143, SLG: 0.286 Mike Aldrete, L (8, PH) OBP: 0.356, SLG: 0.389 Scott Garrelts, R (8, 1) OBP: 0.205, SLG: 0.279			x 0-0 ① 5-3			S S S 0-3 ① K			x 0-0 ③ F8	1 1 0 1 0	0 0 0 0 0	0 0 0 0 0	0 0 0 0 0	0 1 0 0 0	0 0 0 0 0	0 0 0 1 0

San Francisco Giants @ Houston Astros

Astrodome, Houston, TX

Thu Sep 25 1986, 4:33 AM EDT

Att. 32,808 - Unknown

TOP

livebaseballscorecards.com

AB	27
R	0
H	0
RBI	0
BB	2
SO	13
LOB	8

Inning Stats	1	2	3	4	5	6	7	8	9
	R: 0 H: 0 E: 0 LOB: 1 K: 0 BB: 0 S: 3 P: 4	R: 0 H: 0 E: 0 LOB: 1 K: 2 BB: 1 S: 7 P: 11	R: 0 H: 0 E: 0 LOB: 0 K: 1 BB: 0 S: 5 P: 5	R: 0 H: 0 E: 0 LOB: 0 K: 1 BB: 0 S: 5 P: 5	R: 0 H: 0 E: 0 LOB: 0 K: 1 BB: 0 S: 5 P: 5	R: 0 H: 0 E: 0 LOB: 0 K: 3 BB: 0 S: 9 P: 9	R: 0 H: 0 E: 0 LOB: 0 K: 2 BB: 0 S: 7 P: 7	R: 0 H: 0 E: 0 LOB: 1 K: 1 BB: 1 S: 5 P: 9	R: 0 H: 0 E: 0 LOB: 0 K: 2 BB: 0 S: 7 P: 7

1B: 0 SF: 0
2B: 0 SAC: 0
3B: 0 DP: 0
HR: 0 HBP: 1

WP: 0 PA: 30
PB: 0
SB: 2
CS: 0

PITCHER		IP	WLS	BF	H	R	ER	SO	BB	IBB	HBP	BLK	WP	HR	S	P	ERA	WHIP
Mike Scott, R ERA: 2.25	(1, 1)	9.0	W	30	0	0	0	13	2	0	1	0	0	0	53	62	0.00	0.222

PITCHER	IP	WLS	BF	H	R	ER	SO	BB	IBB	HBP	BLK	WP	HR	S	P	ERA	WHIP

Batter	1	2	3	4	5	6	7	8	9	AB	R	H	RBI	BB	SO	LOB
Billy Hatcher, R (1, 8) OBP: 0.308, SLG: 0.366	1-0 CS S HBP	0-0 ③ 6-3		0-0 ③ F6 1-2		0-0 ③ F7		0-3 ③ K		4	0	0	0	0	1	3
Bill Doran, S (1, 4) OBP: 0.371, SLG: 0.369	0-3 ① K 1-2		0-0 G4-6-3 1B		0-0 ① 4-3		0-0 FC6-4 1B			4	0	2	0	0	1	1
Denny Walling, L (1, 5) OBP: 0.373, SLG: 0.489	0-0 ② 1B 2-3 1B		0-0 ① ② G4-6-3 1-2f		0-0 HR		0-0 ① FC6-4 WP 1-2f 1B			4	2	2	1	0	0	2
Glenn Davis, R (1, 3) OBP: 0.344, SLG: 0.495	0-0 1-2 1B		4-0 1B BB		0-0 ② 5-3		4-0 1B 1-2 IBB			2	0	1	0	2	0	0
Kevin Bass, S (1, 9) OBP: 0.359, SLG: 0.492	0-0 ③ F9		0-0 1-2 1B		4-0 S 1B BB		0-3 ② K			3	0	1	0	1	1	4
Jose Cruz, L (1, 7) OBP: 0.347, SLG: 0.398		4-0 FC1-5 1B BB	0-3 ③ K		4-0 1B 1-2 IBB		0-0 FC5-4 1-2 2-H 1B			2	0	1	1	2	1	2
Alan Ashby, S (1, 2) OBP: 0.339, SLG: 0.370		0-0 FC1-5 1-2 1B		0-0 ① F9	0-0 ③ 1-2 2-H 1B		0-0 ③ FC5-4 1-2f			4	0	2	0	0	0	2
Craig Reynolds, L (1, 6) OBP: 0.267, SLG: 0.338 Dickie Thon, R (6, PH) (7, 6) OBP: 0.316, SLG: 0.333	0-0 ① F7		0-0 ② F9		0-3 ① K			0-3 ① K		2 2	0 0	0 0	0 0	0 0	0 2	2 0
Mike Scott, R (1, 1) OBP: 0.147, SLG: 0.151	0-0 ② FC1-5 1-2 2-3f		0-0 WP 1B		0-3 ② K			0-3 ② K		4	0	1	0	0	2	2
Inning Stats	R: 0 H: 2 E: 0 LOB: 2 K: 1 BB: 0 S: 6 P: 7	R: 0 H: 1 E: 0 LOB: 2 K: 0 BB: 1 S: 4 P: 8	R: 0 H: 2 E: 0 LOB: 2 K: 1 BB: 1 S: 6 P: 10	R: 0 H: 1 E: 0 LOB: 1 K: 0 BB: 0 S: 4 P: 4	R: 1 H: 2 E: 0 LOB: 2 K: 0 BB: 2 S: 4 P: 12	R: 0 H: 0 E: 0 LOB: 0 K: 2 BB: 0 S: 7 P: 7	R: 1 H: 2 E: 0 LOB: 2 K: 1 BB: 1 S: 7 P: 11	R: 0 H: 0 E: 0 LOB: 0 K: 3 BB: 0 S: 9 P: 9		1B: 9 SF: 0 2B: 0 SAC: 0 3B: 0 DP: 1 HR: 1 HBP: 1						

PITCHER		IP	WLS	BF	H	R	ER	SO	BB	IBB	HBP	BLK	WP	HR	S	P	ERA	WHIP
Juan Berenguer, R ERA: 2.7	(1, 1)	5.0	L	25	8	1	1	2	3	1	1	0	1	1	24	41	1.80	2.200
Mark Davis, L ERA: 3.15	(6, 1)	2.0		9	2	1	1	3	0	1	0	0	1	0	14	18	4.50	1.000
Scott Garrelts, R ERA: 3.22	(8, 1)	1.0		3	0	0	0	3	0	0	0	0	0	0	9	9	0.00	0.000

PITCHER	IP	WLS	BF	H	R	ER	SO	BB	IBB	HBP	BLK	WP	HR	S	P	ERA	WHIP

BOTTOM

San Francisco Giants @ Houston Astros

Astrodome, Houston, TX

Thu Sep 25 1986, 4:33 AM EDT

Att. 32,808 - Unknown

livebaseballscorecards.com

AB	31
R	2
H	10
RBI	2
BB	5
SO	8
LOB	18

WP: 2	PA: 37		
PB: 0			
SB: 2			
CS: 1			

Batter	1	2	3	4	5	6	7	8	9	AB	R	H	RBI	BB	SO	LOB
Tony Walker, R (1, 8) OBP: 0.323, SLG: 0.388	0-0 2B		0-0 F9 ①		0-0 L8 ②		0-0 1-3 ③		0-0 WP 1-2 2-H 3-H 1B 1B	5	1	2	2	0	0	3
Craig Reynolds, L (1, 6) OBP: 0.267, SLG: 0.337 Davey Lopes, R (9, PH) OBP: 0.385, SLG: 0.436	0-3 K ①		0-0 F5 ②		0-0 1-2 1B			0-0 F8 ①	0-0 1-H 2-H 1B	4 1	0 0	1 1	0 2	0 0	1 0	2 0
Ty Gainey, L (1, 9) OBP: 0.373, SLG: 0.444 Phil Garner, R (9, PH) OBP: 0.333, SLG: 0.426	0-3 K ②		0-0 4-3 ③		0-0 F8 ③			0-3 K ②	0-0 F9 ③	4 1	0 0	0 0	0 0	0 0	2 0	4 1
Glenn Davis, R (1, 3) OBP: 0.343, SLG: 0.494	0-3 K ③			0-0 L7 ①		0-0 G6-3 1B		0-0 F8 ③		4	0	1	0	0	1	1
Terry Puhl, L (1, 7) OBP: 0.291, SLG: 0.325		0-3 K ①		0-0 F9 ②		0-0 G6-3 ① ② 1-2f			0-0 E6 2B 1B	4	1	0	0	0	1	1
Jim Pankovits, R (1, 4) OBP: 0.363, SLG: 0.392		0-3 K ②		0-0 2B		0-0 F9 ③			0-0 L6 ①	4	0	1	0	0	1	1
John Mizerock, L (1, 2) OBP: 0.373, SLG: 0.269		0-0 1B		0-0 1-3 ③			0-0 6-3 ①		0-0 L9 ②	4	0	1	0	0	0	2
Bert Pena, R (1, 5) OBP: 0.303, SLG: 0.241		0-3 K ③			0-0 6-3 ①		0-0 L8 ②		0-0 1-3 1B 2B	4	1	1	0	0	1	1
Matt Keough, R (1, 1) OBP: 0.375, SLG: 0.438 Alan Ashby, S (7, PH) OBP: 0.341, SLG: 0.372 Jeff Calhoun, L (7, 1) Dan Driessen, L (9, PH) OBP: 0.421, SLG: 0.500			0-0 1B		0-0 1B 1B		0-0 1B		4-0 WP 1B 1B BB	2 1 0 0	0 0 0 1	2 1 0 0	0 0 0 0	0 0 0 1	0 0 0 0	0 0 0 0
Inning Stats	R: 0 E: 0 K: 3 S: 10 H: 1 LOB: 1 BB: 0 P: 10	R: 0 E: 0 K: 3 S: 10 H: 1 LOB: 1 BB: 0 P: 10	R: 0 E: 0 K: 0 S: 4 H: 1 LOB: 1 BB: 0 P: 4	R: 0 E: 0 K: 0 S: 4 H: 1 LOB: 1 BB: 0 P: 4	R: 0 E: 0 K: 0 S: 5 H: 2 LOB: 2 BB: 0 P: 5	R: 0 E: 0 K: 0 S: 3 H: 1 LOB: 0 BB: 0 P: 3	R: 0 E: 0 K: 0 S: 4 H: 1 LOB: 1 BB: 0 P: 4	R: 0 E: 0 K: 1 S: 5 H: 0 LOB: 0 BB: 0 P: 5	R: 4 E: 1 K: 0 S: 7 H: 3 LOB: 1 BB: 1 P: 11	1B: 8 2B: 3 3B: 0 HR: 0 SF: 0 SAC: 0 DP: 1 HBP: 0						

TOP

Houston Astros @ Atlanta Braves

Atlanta-Fulton County Stadium, Atlanta, GA

Fri Sep 26 1986, 7:05 PM EDT

Att. 6,754 - Unknown

livebaseballscorecards.com

AB	38
R	4
H	11
RBI	4
BB	1
SO	7
LOB	16

PITCHER		IP	WLS	BF	H	R	ER	SO	BB	IBB	HBP	BLK	WP	HR	S	P	ERA	WHIP
Doyle Alexander, R ERA: 4.09	(1, 1)	8.2	W	37	10	4	0	7	1	0	0	0	0	0	50	54	0.00	1.269
Zane Smith, L ERA: 3.97	(9, 1)	0.1	S	2	1	0	0	0	0	0	0	0	1	0	2	2	0.00	3.000

PITCHER	IP	WLS	BF	H	R	ER	SO	BB	IBB	HBP	BLK	WP	HR	S	P	ERA	WHIP

WP: 1 PB: 0 SB: 0 CS: 0

PA: 39

Batter	1	2	3	4	5	6	7	8	9	AB	R	H	RBI	BB	SO	LOB
Albert Hall, S (1, 9) OBP: 0.341, SLG: 0.282	B3	K			F8			F9		4	0	0	0	0	1	2
Ken Oberkfell, L (1, 5) OBP: 0.376, SLG: 0.370	F5		F8			6-3		4-3		4	0	0	0	0	0	0
Dale Murphy, R (1, 8) OBP: 0.355, SLG: 0.496	K		F9			HR 1B		2B 3B		4	2	2	0	0	1	0
Bob Horner, R (1, 3) OBP: 0.331, SLG: 0.460		K	K			1-H HR		2B BB		3	1	1	2	1	2	0
Ken Griffey, L (1, 7) OBP: 0.344, SLG: 0.485		1B WP 1B		4-3		4-3		1-3 3-H 2B		4	1	2	1	0	0	0
Andres Thomas, R (1, 6) OBP: 0.272, SLG: 0.388		WP WP 1-3 1B 1B		F5		K		F9		4	1	1	0	0	1	2
Bruce Benedict, R (1, 2) OBP: 0.307, SLG: 0.313		5-3 1-2 3-H		5-3			F3			3	0	0	0	0	0	1
Glenn Hubbard, R (1, 4) OBP: 0.343, SLG: 0.310		1B 2-3 BB			6-3		K			2	0	0	0	1	1	0
Doyle Alexander, R (1, 1) OBP: 0.216, SLG: 0.250 Zane Smith, L (9, 1) OBP: 0.119, SLG: 0.088		1-2 3-H 1B			F8		F9			3 0	0 0	1 0	1 0	0 0	0 0	0 0
Inning Stats	R: 0 E: 0 K: 1 S: 5 H: 0 LOB: 0 BB: 0 P: 5	R: 2 E: 0 K: 2 S: 10 H: 3 LOB: 2 BB: 1 P: 14	R: 0 E: 0 K: 1 S: 5 H: 0 LOB: 0 BB: 0 P: 5	R: 0 E: 0 K: 0 S: 3 H: 0 LOB: 0 BB: 0 P: 3	R: 0 E: 0 K: 0 S: 3 H: 0 LOB: 0 BB: 0 P: 3	R: 2 E: 0 K: 1 S: 7 H: 2 LOB: 0 BB: 0 P: 7	R: 0 E: 0 K: 1 S: 5 H: 0 LOB: 0 BB: 0 P: 5	R: 1 E: 0 K: 0 S: 5 H: 2 LOB: 2 BB: 1 P: 9		1B: 4 2B: 1 3B: 1 HR: 1 SF: 0 SAC: 0 DP: 0 HBP: 0						

PITCHER		IP	WLS	BF	H	R	ER	SO	BB	IBB	HBP	BLK	WP	HR	S	P	ERA	WHIP
Matt Keough, R ERA: 4.0	(1, 1)	6.0	L	24	5	4	4	5	1	0	0	0	2	1	33	37	6.00	1.000
Jeff Calhoun, L ERA: 3.91	(7, 1)	2.0		9	2	1	1	1	1	0	0	0	0	0	10	14	4.50	1.500

PITCHER	IP	WLS	BF	H	R	ER	SO	BB	IBB	HBP	BLK	WP	HR	S	P	ERA	WHIP

BOTTOM

Houston Astros @ Atlanta Braves

Atlanta-Fulton County Stadium, Atlanta, GA

Fri Sep 26 1986, 7:05 PM EDT

Att. 6,754 - Unknown

livebaseballscorecards.com

AB	31
R	5
H	7
RBI	4
BB	2
SO	6
LOB	5

Batter	1	2	3	4	5	6	7	8	9	AB	R	H	RBI	BB	SO	LOB
Tony Walker, R (1, 8) OBP: 0.310, SLG: 0.371	F9		E5 1-3 1B		K		6-3 2-3			4	1	0	0	0	1	2
Craig Reynolds, L (1, 6) OBP: 0.270, SLG: 0.339	K		2-H 3-H 1B			L3	3-H 1B			4	0	2	3	0	1	0
Denny Walling, L (1, 5) OBP: 0.371, SLG: 0.489	F6		K			2B 2B	1-3			4	1	1	0	0	1	2
Jose Cruz, L (1, 7) OBP: 0.348, SLG: 0.401		1-3		1-3 6-3 1B		F8 2-H 2B		K		4	0	2	1	0	1	0
Dan Driessen, L (1, 3) OBP: 0.405, SLG: 0.457		K		6-3 1-2		IBB		G3		3	0	0	0	1	1	1
Jim Pankovits, R (1, 4) OBP: 0.350, SLG: 0.377		G3		1-3 2-3		F8 2-3		2-3		4	0	0	0	0	0	3
Terry Puhl, L (1, 9) OBP: 0.284, SLG: 0.317			6-3	4-3		L1			4-3	4	0	0	0	0	0	3
Robbie Wine, R (1, 2) OBP: 0.333, SLG: 0.444			E 1B 1B		F4		6-3 1B 2B		K	4	2	2	0	0	1	0
Danny Darwin, R (1, 1) OBP: 0.071, SLG: 0.071			K		K		K		1-3	3	0	0	0	0	3	2
Larry Andersen, R (8, 1)										0	0	0	0	0	0	0
Alan Ashby, S (9, PH) OBP: 0.340, SLG: 0.371										1	0	0	0	0	0	0
Charlie Kerfeld, R (9, 1) OBP: 0.200, SLG: 0.111										0	0	0	0	0	0	0

TOP

Houston Astros @ Atlanta Braves

Atlanta-Fulton County Stadium, Atlanta, GA

Sat Sep 27 1986, 3:33 AM EDT

Att. 13,545 - Unknown

livebaseballscorecards.com

AB	35
R	4
H	7
RBI	4
BB	1
SO	9
LOB	13

Inning Stats	1	2	3	4	5	6	7	8	9
R	0	0	2	0	0	1	1	0	0
E	0	0	1	0	0	0	0	0	0
K	1	1	2	0	2	0	1	1	1
S	5	5	10	4	7	5	7	5	5
H	0	0	2	1	0	2	2	0	0
LOB	0	0	1	1	2	2	1	0	0
BB	0	0	0	0	0	1	0	0	0
P	5	5	10	4	7	9	7	5	5

1B	4	SF: 0
2B	3	SAC: 0
3B	0	DP: 0
HR	0	HBP: 0

WP	0	PA: 36
PB	0	
SB	0	
CS	0	

PITCHER		IP	WLS	BF	H	R	ER	SO	BB	IBB	HBP	BLK	WP	HR	S	P	ERA	WHIP
David Palmer, R ERA: 3.66	(1, 1)	7.0	L	30	7	4	2	7	0	1	0	0	0	0	43	47	2.57	1.000
Ed Olwine, L ERA: 3.47	(8, 1)	1.0		3	0	0	0	1	0	0	0	0	0	0	5	5	0.00	0.000
Gene Garber, R ERA: 2.48	(9, 1)	1.0		3	0	0	0	1	0	0	0	0	0	0	5	5	0.00	0.000

PITCHER	IP	WLS	BF	H	R	ER	SO	BB	IBB	HBP	BLK	WP	HR	S	P	ERA	WHIP

Batter	1	2	3	4	5	6	7	8	9	AB	R	H	RBI	BB	SO	LOB
Albert Hall, S (1, 9) OBP: 0.333, SLG: 0.279	F5		S 1B		F9			K		4	0	1	0	0	1	1
Ken Oberkfell, L (1, 4) OBP: 0.375, SLG: 0.369	WP 1B		F6 1-2			F9		K		4	0	1	0	0	1	1
Dale Murphy, R (1, 8) OBP: 0.354, SLG: 0.494	K		F3			K			WP BB 1B	4	0	1	0	0	2	2
Bob Horner, R (1, 3) OBP: 0.332, SLG: 0.460	WP 1-2 1B			G3-6 1B		F4			K2-3	4	0	2	0	0	1	1
Ken Griffey, L (1, 7) OBP: 0.343, SLG: 0.483	L4 1-2 2-3			G3-6 1-2f			S 1B		K	4	0	1	0	0	1	4
Rafael Ramirez, R (1, 5) OBP: 0.274, SLG: 0.336		F6	K				F8		WP BB 1-2	3	0	0	0	1	1	1
Ozzie Virgil, R (1, 2) OBP: 0.337, SLG: 0.364 Chris Chambliss, L (9, PH) OBP: 0.379, SLG: 0.414		K			K		K 1-2		K 1-2 2-3	3 1	0 0	0 0	0 0	0 0	3 1	1 2
Andres Thomas, R (1, 6) OBP: 0.273, SLG: 0.388		6-3			SH3-4 1B		K			3	0	1	0	0	1	1
David Palmer, R (1, 1) OBP: 0.200, SLG: 0.281 Ed Olwine, R (8, 1) OBP: 0.500, SLG: 0.333 Omar Moreno, L (8, PH) OBP: 0.278, SLG: 0.353 Gene Garber, R (9, 1) OBP: 0.286, SLG: 0.167			F6		SH3-4 1-2			K		1 0 1 0	0 0 0 0	0 0 0 0	0 0 0 0	0 0 1 0	0 0 0 0	0 0 0 0
Inning Stats	R: 0 H: 2 E: 0 LOB: 2 K: 1 BB: 0 S: 7 P: 7	R: 0 H: 0 E: 0 LOB: 0 K: 1 BB: 0 S: 5 P: 5	R: 0 H: 1 E: 0 LOB: 1 K: 0 BB: 0 S: 4 P: 4	R: 0 H: 1 E: 0 LOB: 0 K: 1 BB: 0 S: 5 P: 5	R: 0 H: 1 E: 0 LOB: 1 K: 1 BB: 0 S: 6 P: 6	R: 0 H: 0 E: 0 LOB: 0 K: 1 BB: 0 S: 5 P: 5	R: 0 H: 1 E: 0 LOB: 1 K: 2 BB: 0 S: 8 P: 8	R: 0 H: 0 E: 0 LOB: 0 K: 3 BB: 0 S: 9 P: 9	R: 0 H: 1 E: 0 LOB: 2 K: 3 BB: 1 S: 10 P: 14	1B: 7 SF: 0 2B: 0 SAC: 1 3B: 0 DP: 1 HR: 0 HBP: 0						

PITCHER		IP	WLS	BF	H	R	ER	SO	BB	IBB	HBP	BLK	WP	HR	S	P	ERA	WHIP
Danny Darwin, R ERA: 3.24	(1, 1)	7.0	W	26	6	0	0	7	0	0	0	0	1	0	40	40	0.00	0.857
Larry Andersen, R ERA: 3.11	(8, 1)	1.0		3	0	0	0	3	0	0	0	0	0	0	9	9	0.00	0.000
Charlie Kerfeld, R ERA: 2.71	(9, 1)	1.0		5	1	0	0	3	1	0	0	0	1	0	10	14	0.00	2.000

PITCHER	IP	WLS	BF	H	R	ER	SO	BB	IBB	HBP	BLK	WP	HR	S	P	ERA	WHIP

BOTTOM

Houston Astros @ Atlanta Braves

Atlanta-Fulton County Stadium, Atlanta, GA

Sat Sep 27 1986, 3:33 AM EDT

Att. 13,545 - Unknown

livebaseballscorecards.com

AB	32
R	0
H	7
RBI	0
BB	1
SO	13
LOB	14

WP: 2	PA: 34		
PB: 0			
SB: 2			
CS: 0			

Houston Astros @ Atlanta Braves

Atlanta-Fulton County Stadium, Atlanta, GA

Sun Sep 28 1986, 3:33 AM EDT

Att. 6,280 - Unknown

TOP

livebaseballscorecards.com

Batter	1	2	3	4	5	6	7	8	9	AB	R	H	RBI	BB	SO	LOB
Billy Hatcher, R (1, 8) OBP: 0.308, SLG: 0.368	F6		F8 1-2			4-3 1B 2B		6-3 1-2		4	1	1	0	0	0	2
Bill Doran, S (1, 4) OBP: 0.369, SLG: 0.367	4-3		6-3			4-3 2-3		F8		4	0	0	0	0	0	3
Davey Lopes, R (1, 7) OBP: 0.383, SLG: 0.433	F9			4-3		3-H 1B		1-3		4	0	1	1	0	0	1
Glenn Davis, R (1, 3) OBP: 0.343, SLG: 0.494 Dave Smith, R (9, 1)		4-3 2B		6-3		6-3			4-3	4 0	0 0	1 0	0 0	0 0	0 0	1 0
Kevin Bass, S (1, 9) OBP: 0.356, SLG: 0.489		K		1-3			L3		L9	4	0	0	0	0	1	1
Alan Ashby, S (1, 2) OBP: 0.340, SLG: 0.371 Robbie Wine, R (7, 2) OBP: 0.400, SLG: 0.444	4-3 2-3				G6-3 1B		K		BB	3 0	0 0	1 0	0 0	0 1	1 0	1 0
Phil Garner, R (1, 5) OBP: 0.329, SLG: 0.420	K				G6-3 1-2f		6-3		K	4	0	0	0	0	2	3
Dickie Thon, R (1, 6) OBP: 0.320, SLG: 0.337		S 1B			K			S 1B 1B		3	1	2	0	0	1	0
Jim Deshaies, L (1, 1) OBP: 0.163, SLG: 0.047 Ty Gainey, L (6, PH) OBP: 0.365, SLG: 0.435 Aurelio Lopez, R (6, 1) Terry Puhl, L (8, PH) OBP: 0.289, SLG: 0.321 Charlie Kerfeld, R (8, 1) OBP: 0.200, SLG: 0.111 Dan Driessen, L (9, 3) OBP: 0.405, SLG: 0.457		K				F8		6-3 1-H 1B		1 1 0 1 0 0	0 0 0 0 0 0	0 0 0 1 0 0	0 0 0 1 0 0	1 0 0 0 0 0	1 0 0 0 0 0	1 0 0 0 0 0
Inning Stats	R: 0 E: 0 K: 0 S: 3 H: 0 LOB: 0 BB: 0 P: 3	R: 0 E: 0 K: 2 S: 8 H: 1 LOB: 1 BB: 0 P: 8	R: 0 E: 0 K: 1 S: 6 H: 1 LOB: 1 BB: 0 P: 6	R: 0 E: 0 K: 0 S: 3 H: 0 LOB: 0 BB: 0 P: 3	R: 0 E: 0 K: 1 S: 5 H: 1 LOB: 0 BB: 0 P: 5	R: 1 E: 0 K: 0 S: 5 H: 2 LOB: 1 BB: 0 P: 5	R: 0 E: 0 K: 1 S: 5 H: 0 LOB: 0 BB: 0 P: 5	R: 1 E: 0 K: 0 S: 5 H: 2 LOB: 1 BB: 0 P: 5	R: 0 E: 0 K: 1 S: 5 H: 0 LOB: 1 BB: 1 P: 9	1B: 5 2B: 2 3B: 0 HR: 0 SF: 0 SAC: 0 DP: 1 HBP: 0						

AB	33
R	2
H	7
RBI	2
BB	1
SO	6
LOB	13

WP: 0 PB: 0 SB: 2 CS: 0 PA: 34

PITCHER		IP	WLS	BF	H	R	ER	SO	BB	IBB	HBP	BLK	WP	HR	S	P	ERA	WHIP
Jim Acker, R ERA: 3.89	(1, 1)	7.0	L	25	5	1	1	5	0	0	0	0	0	0	35	35	1.29	0.714
Jeff Dedmon, R ERA: 2.93	(8, 1)	2.0		9	2	1	1	1	1	0	0	0	0	0	10	14	4.50	1.500

PITCHER	IP	WLS	BF	H	R	ER	SO	BB	IBB	HBP	BLK	WP	HR	S	P	ERA	WHIP

Batter	1	2	3	4	5	6	7	8	9	AB	R	H	RBI	BB	SO	LOB
Albert Hall, S (1, 9) OBP: 0.308, SLG: 0.255	F3		1-3		L8		K			4	0	0	0	0	1	2
Jeff Dedmon, L (8, 1) OBP: 0.133, SLG: 0.133										0	0	0	0	0	0	0
Rafael Ramirez, R (1, 5) OBP: 0.274, SLG: 0.335	4-3		1B		K			K		4	0	1	0	0	2	1
Dale Murphy, R (1, 8) OBP: 0.352, SLG: 0.491	F8		F9			F9		F9		4	0	0	0	0	0	1
Bob Horner, R (1, 3) OBP: 0.335, SLG: 0.465		1B 1B		1B		E8 2B		5-3		4	0	3	0	0	0	0
Terry Harper, R (1, 7) OBP: 0.322, SLG: 0.371 (8, 9)		K		2B		G3			BB G5-4-3	3	0	1	0	1	1	2
Andres Thomas, R (1, 6) OBP: 0.270, SLG: 0.384		F3		F7		F9			G5-4-3 1-2f	3	0	0	0	0	0	3
Ken Oberkfell, L (9, PH) OBP: 0.375, SLG: 0.369										1	0	0	0	0	0	1
Ozzie Virgil, R (1, 2) OBP: 0.337, SLG: 0.365		1-3 1B		F4			1-3		F8	2	0	1	0	0	0	1
Gerald Perry, L (7, PH) (8, 7) OBP: 0.355, SLG: 0.403										2	0	0	0	0	0	0
Paul Runge, R (1, 4) OBP: 0.571, SLG: 0.400		K			BB		BB			1	0	0	0	2	1	2
Jim Acker, R (1, 1) OBP: 0.115, SLG: 0.154			K		F2		K			2	0	0	0	0	1	1
Chris Chambliss, L (7, PH) OBP: 0.376, SLG: 0.410										1	0	0	0	0	1	1
Bruce Benedict, R (8, 2) OBP: 0.307, SLG: 0.313										0	0	0	0	0	0	0
Inning Stats	R: 0 E: 0 K: 0 S: 3 H: 0 LOB: 0 BB: 0 P: 3	R: 0 E: 0 K: 2 S: 9 H: 2 LOB: 2 BB: 0 P: 9	R: 0 E: 0 K: 1 S: 6 H: 1 LOB: 1 BB: 0 P: 6	R: 0 E: 0 K: 0 S: 4 H: 2 LOB: 1 BB: 0 P: 4	R: 0 E: 0 K: 1 S: 5 H: 0 LOB: 1 BB: 1 P: 9	R: 0 E: 1 K: 0 S: 4 H: 1 LOB: 1 BB: 0 P: 4	R: 0 E: 0 K: 2 S: 7 H: 0 LOB: 1 BB: 1 P: 11	R: 0 E: 0 K: 1 S: 5 H: 0 LOB: 0 BB: 0 P: 5	R: 0 E: 0 K: 0 S: 2 H: 0 LOB: 0 BB: 1 P: 6	1B: 4 2B: 2 3B: 0 HR: 0 SF: 0 SAC: 0 DP: 1 HBP: 0	WP: 0 PB: 0 SB: 0 CS: 0 PA: 34					

PITCHER		IP	WLS	BF	H	R	ER	SO	BB	IBB	HBP	BLK	WP	HR	S	P	ERA	WHIP
Jim Deshaies, L ERA: 3.37	(1, 1)	5.0	W	20	5	0	0	4	1	0	0	0	0	0	27	31	0.00	1.200
Aurelio Lopez, R ERA: 3.44	(6, 1)	2.0		8	1	0	0	2	1	0	0	0	0	0	11	15	0.00	1.000
Charlie Kerfeld, R ERA: 2.68	(8, 1)	1.0		3	0	0	0	1	0	0	0	0	0	0	5	5	0.00	0.000
Dave Smith, R ERA: 2.72	(9, 1)	1.0	S	3	0	0	0	0	1	0	0	0	0	0	2	6	0.00	1.000

PITCHER	IP	WLS	BF	H	R	ER	SO	BB	IBB	HBP	BLK	WP	HR	S	P	ERA	WHIP

BOTTOM

Houston Astros @ Atlanta Braves

Atlanta-Fulton County Stadium, Atlanta, GA

Sun Sep 28 1986, 3:33 AM EDT

Att. 6,280 - Unknown

livebaseballscorecards.com

AB	31
R	0
H	6
RBI	0
BB	3
SO	7
LOB	15

Batter	1	2	3	4	5	6	7	8	9	AB	R	H	RBI	BB	SO	LOB
Billy Hatcher, R (1, 8) OBP: 0.307, SLG: 0.365	F8		6-3		K		FC3-6 BB			3	0	0	0	1	1	1
Craig Reynolds, L (1, 6) OBP: 0.270, SLG: 0.342	4-3		1B 2B (2-H)		4-3		FC3-6 CS (1-2)			3	1	1	1	0	0	0
Dickie Thon, R (7, PH) OBP: 0.319, SLG: 0.336 (7, 6)										1	0	0	0	0	0	1
Denny Walling, L (1, 5) OBP: 0.373, SLG: 0.489	1B		1B (2-H)		F8		F8			4	0	2	1	0	0	1
Dan Driessen, L (1, 3) OBP: 0.370, SLG: 0.410	G3		F8			E3 2B (3-1)	CS (1-2)	K		4	1	0	0	0	1	2
Kevin Bass, S (1, 9) OBP: 0.354, SLG: 0.485		P3		F8		3-1 (1-2)		P3		4	0	0	0	0	0	1
Terry Puhl, L (1, 7) OBP: 0.293, SLG: 0.327		1-3		S E 2B		2B G3 IBB		K		3	2	1	0	1	1	0
Jim Pankovits, R (1, 4) OBP: 0.355, SLG: 0.391		6-3		1B (2-H)		G3 2B (1-3 2-H)			K	4	0	2	1	0	1	0
John Mizerock, L (1, 2) OBP: 0.371, SLG: 0.263			BB SH1-3 2B	F7		G3 (2-3 3-H)		F3		2	1	0	1	1	0	2
Davey Lopes, R (9, PH) OBP: 0.381, SLG: 0.431										1	0	0	0	0	0	0
Robbie Wine, R (9, 2) OBP: 0.400, SLG: 0.444										0	0	0	0	0	0	0
Bob Knepper, L (1, 1) OBP: 0.101, SLG: 0.146			SH1-3 (1-2)	4-3		K		K		2	0	0	0	0	1	2
Larry Andersen, R (6, 1)										0	0	0	0	0	0	0
Glenn Davis, R (9, PH) OBP: 0.342, SLG: 0.493										1	0	0	0	0	1	0
Aurelio Lopez, R (9, 1)										0	0	0	0	0	0	0
Inning Stats	R: 0 E: 0 K: 0 S: 4 H: 1 LOB: 1 BB: 0 P: 4	R: 0 E: 0 K: 0 S: 3 H: 0 LOB: 0 BB: 0 P: 3	R: 2 E: 0 K: 0 S: 5 H: 2 LOB: 1 BB: 1 P: 9	R: 1 E: 0 K: 0 S: 5 H: 2 LOB: 1 BB: 0 P: 5	R: 0 E: 0 K: 1 S: 5 H: 0 LOB: 0 BB: 0 P: 5	R: 2 E: 1 K: 1 S: 7 H: 1 LOB: 1 BB: 1 P: 11	R: 0 E: 0 K: 0 S: 2 H: 0 LOB: 0 BB: 1 P: 6	R: 0 E: 0 K: 2 S: 7 H: 0 LOB: 0 BB: 0 P: 7	R: 0 E: 0 K: 2 S: 7 H: 0 LOB: 0 BB: 0 P: 7	1B: 3 2B: 3 3B: 0 HR: 0	SF: 0 SAC: 1 DP: 0 HBP: 0					

PITCHER	IP	WLS	BF	H	R	ER	SO	BB	IBB	HBP	BLK	WP	HR	S	P	ERA	WHIP
Michael LaCoss, R (1, 1) ERA: 3.57	6.0		27	6	5	3	2	1	1	0	0	0	0	29	37	4.50	1.167
Mark Davis, L (7, 1) ERA: 2.99	3.0	W	9	0	0	0	4	1	0	0	0	0	0	16	20	0.00	0.333

PITCHER	IP	WLS	BF	H	R	ER	SO	BB	IBB	HBP	BLK	WP	HR	S	P	ERA	WHIP

TOP

Houston Astros @ San Francisco Giants

Candlestick Park, San Francisco, CA

Tue Sep 30 1986, 10:05 PM EDT

Att. 13,358 - Unknown

livebaseballscorecards.com

AB	32
R	5
H	6
RBI	4
BB	3
SO	6
LOB	10

WP: 0 PB: 0 SB: 1 CS: 1 PA: 37

Batter	1	2	3	4	5	6	7	8	9	AB	R	H	RBI	BB	SO	LOB
Randy Kutcher, R (1, 8) (7, 6) OBP: 0.273, SLG: 0.409	K2-3			K	K		1B 2B		E SH1-3 SF8 1B	5	2	2	0	0	3	1
Will Clark, L (1, 3) OBP: 0.347, SLG: 0.447	1-3			WP 1B 1B		2B G5-4-3 1B	2-H 1B		SH1-3 1-2	4	2	3	1	0	0	0
Bob Brenly, R (1, 5) OBP: 0.358, SLG: 0.414	4-3			1B 1-2 BB		G5-4-3 WP 1-3 2B	K		E4 2-3	4	1	1	0	1	1	2
Candy Maldonado, R (1, 7) (7, 9) OBP: 0.283, SLG: 0.454		G3		F9		E5 G5-4-3	F8		SF8 3-H	4	0	0	1	0	0	5
Chili Davis, S (1, 9) (7, 8) OBP: 0.371, SLG: 0.422		F9		1-2 2-H 1B		G5-4-3 1-2f 2-3 3-H	IBB			3	0	1	1	1	0	2
Bob Melvin, R (1, 2) OBP: 0.263, SLG: 0.338	5-3			4-3		1B 1B 2B 3-H	F3			4	1	1	0	0	0	4
Jose Uribe, S (1, 6) OBP: 0.313, SLG: 0.281		6-3			BB	1B 2-3 1B		F9		1	0	0	0	1	0	0
Joel Youngblood, R (6, PH) OBP: 0.323, SLG: 0.408										1	0	1	0	0	0	0
Mike Woodard, L (6, PR) (7, 4) OBP: 0.338, SLG: 0.321										1	0	0	0	0	0	0
Luis Quinones, S (1, 4) OBP: 0.204, SLG: 0.243		K			G6-4-3 1-2f	1-3 3-H 1B		4-3		2	0	0	0	0	1	1
Harry Spilman, L (6, PH) OBP: 0.336, SLG: 0.450										1	0	1	1	0	0	0
Dan Gladden, R (6, PR) OBP: 0.358, SLG: 0.363										0	0	0	0	0	0	0
Mark Davis, L (7, 1) OBP: 0.125, SLG: 0.250										1	0	0	0	0	0	0
Michael LaCoss, R (1, 1) OBP: 0.266, SLG: 0.361		K			1B	F7		F2		2	0	1	0	0	1	0
Mike Aldrete, L (6, PH) (7, 7) OBP: 0.356, SLG: 0.399										2	0	0	0	0	0	2
Inning Stats	R: 0 E: 0 K: 1 S: 5 H: 0 LOB: 0 BB: 0 P: 5	R: 0 E: 0 K: 0 S: 3 H: 0 LOB: 0 BB: 0 P: 3	R: 0 E: 0 K: 2 S: 7 H: 0 LOB: 0 BB: 0 P: 7	R: 1 E: 0 K: 1 S: 7 H: 2 LOB: 2 BB: 1 P: 11	R: 0 E: 0 K: 1 S: 5 H: 1 LOB: 1 BB: 1 P: 9	R: 3 E: 1 K: 0 S: 8 H: 5 LOB: 2 BB: 0 P: 8	R: 1 E: 0 K: 1 S: 7 H: 2 LOB: 2 BB: 1 P: 11	R: 0 E: 0 K: 0 S: 3 H: 0 LOB: 0 BB: 0 P: 3	R: 1 E: 1 K: 0 S: 4 H: 1 LOB: 1 BB: 0 P: 4	1B: 8 2B: 3 3B: 0 HR: 0	SF: 1 SAC: 1 DP: 2 HBP: 0						

PITCHER	IP	WLS	BF	H	R	ER	SO	BB	IBB	HBP	BLK	WP	HR	S	P	ERA	WHIP
Bob Knepper, L (1, 1) ERA: 3.2	5.2		24	6	4	4	5	2	0	0	0	2	0	32	40	6.35	1.412
Larry Andersen, R (6, 1) ERA: 3.13	2.1		12	4	1	1	1	0	1	0	0	0	0	13	17	3.86	1.714
Aurelio Lopez, R (9, 1) ERA: 3.41	0.2	L	4	1	1	0	0	0	0	0	0	0	0	4	4	0.00	1.500

PITCHER	IP	WLS	BF	H	R	ER	SO	BB	IBB	HBP	BLK	WP	HR	S	P	ERA	WHIP

BOTTOM

Houston Astros @ San Francisco Giants

Candlestick Park, San Francisco, CA

Tue Sep 30 1986, 10:05 PM EDT

Att. 13,358 - Unknown

livebaseballscorecards.com

AB	35
R	6
H	11
RBI	4
BB	3
SO	6
LOB	17

1B: 8	SF: 1	WP: 2	PA: 40
2B: 3	SAC: 1	PB: 0	
3B: 0	DP: 2	SB: 0	
HR: 0	HBP: 0	CS: 0	

Houston Astros @ San Francisco Giants

Candlestick Park, San Francisco, CA

Wed Oct 01 1986, 6:33 AM EDT

Att. 9,881 - Unknown

TOP

livebaseballscorecards.com

Batter	1	2	3	4	5	6	7	8	9	AB	R	H	RBI	BB	SO	LOB
Bill Doran, S (1, 4) OBP: 0.369, SLG: 0.368	L3		K		HR BB		BB 2B	K		4	1	1	0	1	2	2
Terry Puhl, L (1, 9) OBP: 0.306, SLG: 0.361	2B 1B		2B		1-H HR		F8	1-2 2-3 BB		4	2	3	2	1	0	1
Denny Walling, L (1, 5) OBP: 0.368, SLG: 0.483 Charlie Kerfeld, R (8, 1) OBP: 0.200, SLG: 0.111 Tony Walker, R (9, 8) OBP: 0.310, SLG: 0.371	F7		F8		4-3		K	4-3		5 0 0	0 0 0	0 0 0	0 0 0	0 0 0	1 0 0	6 0 0
Glenn Davis, R (1, 3) OBP: 0.344, SLG: 0.494	1-H 2B			6-3	F9		IBB		G1-6-3 BB	3	0	1	1	2	0	0
Jose Cruz, L (1, 7) OBP: 0.348, SLG: 0.402 Dave Smith, R (9, 1)	K			4-3 2B 2B	K		1-2 2-3 FC6-4 BB		G1-6-3 1-2f	4 0	1 0	1 0	0 0	1 0	2 0	2 0
Alan Ashby, S (1, 2) OBP: 0.340, SLG: 0.380 Robbie Wine, R (6, 2) OBP: 0.333, SLG: 0.364		6-3		4-3 2-3		HR	FC6-4 1-2f		K	3 2	1 0	1 0	1 0	0 0	0 1	1 3
Ty Gainey, L (1, 8) OBP: 0.375, SLG: 0.460 (9, 7)		1-3		2B 3-H	F9			BB S 1B		4	0	2	1	0	0	0
Craig Reynolds, L (1, 6) OBP: 0.270, SLG: 0.339		F9		FC6-4 IBB	F2			F7		3	0	0	0	1	0	1
Danny Darwin, R (1, 1) OBP: 0.063, SLG: 0.063 Jim Pankovits, R (6, PH) OBP: 0.352, SLG: 0.387 Aurelio Lopez, R (6, 1) Dan Driessen, L (8, PH) OBP: 0.383, SLG: 0.410 Bert Pena, R (8, PR) OBP: 0.303, SLG: 0.241 (8, 5)		2-3		FC6-4 1-2f	6-3			BB 1-2 BB		2 1 0 0 0	0 0 0 0 0	0 0 0 0 0	0 0 0 0 0	0 0 0 1 0	0 0 0 0 0	2 0 0 0 0

	AB	R	H	RBI	BB	SO	LOB
	35	5	9	5	7	6	18

| Inning Stats | | |

BOTTOM

Houston Astros @ San Francisco Giants

Candlestick Park, San Francisco, CA

Wed Oct 01 1986, 6:33 AM EDT

Att. 9,881 - Unknown

Batter	1	2	3	4	5	6	7	8	9	AB	R	H	RBI	BB	SO	LOB
Mike Woodard, L (1, 4) OBP: 0.348, SLG: 0.367	F7		L5		3B			WP, 1B		4	0	2	0	0	0	0
Will Clark, L (1, 3) OBP: 0.348, SLG: 0.450	2B		1B		K			K		4	0	2	0	0	2	2
Mike Aldrete, L (1, 7) OBP: 0.358, SLG: 0.398	BB		F8			BB, 1B		K		3	0	1	0	1	1	2
Candy Maldonado, R (1, 9) OBP: 0.280, SLG: 0.450	F7			K		F7		G3		4	0	0	0	0	1	4
Chili Davis, S (1, 8) OBP: 0.372, SLG: 0.420	K			BB		L6-3, BB			F5	2	0	0	0	2	1	2
Bob Brenly, R (1, 2) OBP: 0.356, SLG: 0.411 Terry Mulholland, R (7, 1) OBP: 0.053, SLG: 0.053 Randy Bockus, L (7, 1) Greg Minton, S (8, 1) OBP: 0.571, SLG: 0.600 Mark Grant, R (9, 1) Harry Spilman, L (9, PH) OBP: 0.340, SLG: 0.450		K	K	K		L6-3			BB	3 0 0 0 0 0 0	0 0 0 0 0 0 0	0 0 0 0 0 0 0	0 0 0 0 0 0 0	0 0 0 0 0 0 1	2 0 0 0 0 0 0	3 0 0 0 0 0 0
Chris Brown, R (1, 5) OBP: 0.377, SLG: 0.422		K	L4				4-3		K	4	0	0	0	0	2	2
Jose Uribe, S (1, 6) OBP: 0.312, SLG: 0.279 Rick Lancellotti, L (9, PH) OBP: 0.235, SLG: 0.588		F8			F8		F3		G3	3 1	0 0	0 0	0 0	0 0	0 0	0 1
Mike Krukow, R (1, 1) OBP: 0.179, SLG: 0.150 Phil Ouellette, S (7, 2) OBP: 0.238, SLG: 0.111			K		K		4-3			2 1	0 0	0 0	0 0	0 0	2 0	0 0
Inning Stats	R: 0 E: 0 K: 1 S: 6 H: 1 LOB: 2 BB: 1 P: 10	R: 0 E: 0 K: 2 S: 7 H: 0 LOB: 0 BB: 0 P: 7	R: 0 E: 0 K: 1 S: 6 H: 1 LOB: 1 BB: 0 P: 6	R: 0 E: 0 K: 2 S: 7 H: 0 LOB: 1 BB: 1 P: 11	R: 0 E: 0 K: 2 S: 8 H: 1 LOB: 1 BB: 0 P: 8	R: 0 E: 0 K: 0 S: 3 H: 1 LOB: 1 BB: 1 P: 7	R: 0 E: 0 K: 0 S: 3 H: 0 LOB: 0 BB: 0 P: 3	R: 0 E: 0 K: 2 S: 8 H: 1 LOB: 1 BB: 0 P: 8	R: 0 E: 0 K: 1 S: 5 H: 0 LOB: 1 BB: 1 P: 9	1B: 3 2B: 2 3B: 1 HR: 0 SF: 0 SAC: 0 DP: 1 HBP: 0						

livebaseballscorecards.com

AB	31
R	0
H	5
RBI	0
BB	4
SO	11
LOB	16

WP: 1 PA: 35
PB: 0
SB: 0
CS: 0

PITCHER		IP	WLS	BF	H	R	ER	SO	BB	IBB	HBP	BLK	WP	HR	S	P	ERA	WHIP
Danny Darwin, R ERA: 3.15	(1, 1)	5.0	W	20	3	0	0	8	2	0	0	0	0	0	34	42	0.00	1.000
Aurelio Lopez, R ERA: 3.32	(6, 1)	2.0		7	1	0	0	0	1	0	0	0	0	0	6	10	0.00	1.000
Charlie Kerfeld, R ERA: 2.65	(8, 1)	1.0		4	1	0	0	2	0	0	0	0	1	0	8	8	0.00	1.000
Dave Smith, R ERA: 2.67	(9, 1)	1.0		4	0	0	0	1	1	0	0	0	0	0	5	9	0.00	1.000

PITCHER	IP	WLS	BF	H	R	ER	SO	BB	IBB	HBP	BLK	WP	HR	S	P	ERA	WHIP

Batter	1	2	3	4	5	6	7	8	9	10	AB	R	H	RBI	BB	SO	LOB
Billy Hatcher, R (1, 8) OBP: 0.306, SLG: 0.361	K		F2		6-3		CS, BB		K, 1-2, 2-3, 3-H		4	0	0	0	1	2	3
Bill Doran, S (1, 4) OBP: 0.369, SLG: 0.373	BB, 1B		4-3		L4		CS, 1-2	F7		HR	5	1	2	1	0	0	1
Davey Lopes, R (1, 7) OBP: 0.385, SLG: 0.428	1-2, BB			S, BB		HBP, BB		P4		5-3	2	0	0	0	3	0	0
Glenn Davis, R (1, 3) OBP: 0.343, SLG: 0.490	K			F8, 1-2		1-2, HBP		K		K	4	0	0	0	0	3	3
Kevin Bass, S (1, 9) OBP: 0.353, SLG: 0.482	K			F8		F8			SH1-3, 1B, WP, BB	4-3	4	1	0	0	1	1	5
Phil Garner, R (1, 5) OBP: 0.329, SLG: 0.417		5-3		IBB		F3			WP, SH1-3, 1-2, 1B		2	0	0	0	1	0	2
Denny Walling, L (9, PH) OBP: 0.370, SLG: 0.484											1	0	1	0	0	0	0
(9, 5)																	
Alan Ashby, S (1, 2) OBP: 0.337, SLG: 0.377		F5		P4		K			SH1-3, 1-2, 2-3		3	0	0	0	0	1	4
John Mizerock, L (8, 2) OBP: 0.371, SLG: 0.263											0	0	0	0	0	0	0
Terry Puhl, L (9, PH) OBP: 0.306, SLG: 0.361											0	0	0	0	0	0	0
Robbie Wine, R (9, 2) OBP: 0.333, SLG: 0.364											0	0	0	0	0	0	0
Dickie Thon, R (1, 6) OBP: 0.318, SLG: 0.335		4-3			SH1-4, 1B		K		K		4	0	1	0	0	2	2
Mike Scott, R (1, 1) OBP: 0.144, SLG: 0.147			5-3		SH1-4, 1-2		K		WP, IBB		2	0	0	0	0	1	0
Larry Andersen, R (8, 1)											0	0	0	0	0	0	0
Jeff Calhoun, L (8, 1)											0	0	0	0	0	0	0
Jose Cruz, L (9, PH) OBP: 0.350, SLG: 0.402											0	0	0	0	1	0	0
Tony Walker, R (9, PR) OBP: 0.310, SLG: 0.371											0	0	0	0	0	0	0
Matt Keough, R (9, 1) OBP: 0.375, SLG: 0.438											0	0	0	0	0	0	0
Dave Smith, R (10, 1)											0	0	0	0	0	0	0
Inning Stats	R: 0 E: 0 K: 3 S: 10	H: 1 LOB: 2 BB: 1 P: 14	R: 0 E: 0 K: 0 S: 3	H: 0 LOB: 0 BB: 0 P: 3	R: 0 E: 0 K: 0 S: 3	H: 0 LOB: 0 BB: 0 P: 3	R: 0 E: 0 K: 0 S: 3	H: 0 LOB: 2 BB: 2 P: 11	R: 0 E: 0 K: 0 S: 4	H: 1 LOB: 1 BB: 0 P: 4	R: 0 E: 0 K: 1 S: 5	H: 0 LOB: 2 BB: 1 P: 10	R: 0 E: 0 K: 2 S: 6	H: 0 LOB: 0 BB: 1 P: 10	R: 0 E: 0 K: 1 S: 5	H: 0 LOB: 0 BB: 0 P: 5	R: 1 E: 0 K: 2 S: 8	H: 1 LOB: 3 BB: 2 P: 16	R: 1 E: 0 K: 1 S: 6	H: 1 LOB: 0 BB: 0 P: 6

PITCHER		IP	WLS	BF	H	R	ER	SO	BB	IBB	HBP	BLK	WP	HR	S	P	ERA	WHIP
Vida Blue, L ERA: 3.27	(1, 1)	5.0		21	2	0	0	3	3	1	0	0	0	0	23	39	0.00	1.000
Frank Williams, R ERA: 1.2	(6, 1)	2.0		7	0	0	0	3	1	0	1	0	0	0	11	16	0.00	0.500
Scott Garrelts, R ERA: 3.16	(8, 1)	2.0		9	1	1	1	3	1	1	0	0	1	0	13	21	4.50	1.000
Jeff Robinson, R ERA: 3.36	(10, 1)	1.0	L	4	1	1	1	1	0	0	0	0	0	1	6	6	9.00	1.000

PITCHER	IP	WLS	BF	H	R	ER	SO	BB	IBB	HBP	BLK	WP	HR	S	P	ERA	WHIP

TOP

Houston Astros @ San Francisco Giants

Candlestick Park, San Francisco, CA

Thu Oct 02 1986, 10:05 PM EDT

Att. 8,656 - Unknown

livebaseballscorecards.com

AB	31
R	2
H	4
RBI	1
BB	7
SO	10
LOB	20

1B: 3	SF: 0	WP: 1	PA: 42
2B: 0	SAC: 2	PB: 0	
3B: 0	DP: 0	SB: 1	
HR: 1	HBP: 1	CS: 1	

Batter	1	2	3	4	5	6	7	8	9	10	AB	R	H	RBI	BB	SO	LOB
Mike Woodard, L (1, 4) OBP: 0.338, SLG: 0.354	4-3			4-3		G1-6-3		1B		4-3	5	0	1	0	0	0	2
Will Clark, L (1, 3) OBP: 0.346, SLG: 0.450	K			G3			SH1-4 2B	K		F5	5	1	1	0	0	2	3
Mike Aldrete, L (1, 7) OBP: 0.355, SLG: 0.394	F5			4-3			SH1-4		BB		2	0	0	0	0	0	0
Scott Garrelts, R (8, 1) OBP: 0.200, SLG: 0.273											0	0	0	0	0	0	0
Harry Spilman, L (9, PH) OBP: 0.344, SLG: 0.450											0	0	0	0	1	0	0
Dan Gladden, R (9, PR) OBP: 0.358, SLG: 0.363											0	0	0	0	0	0	0
Chris Brown, R (10, 5) OBP: 0.377, SLG: 0.422											0	0	0	0	0	0	0
Candy Maldonado, R (1, 9) OBP: 0.280, SLG: 0.450 (8, 7)		K			K		CS 2B		K		4	0	1	1	0	3	1
Chili Davis, S (1, 8) OBP: 0.373, SLG: 0.419 (8, 9)		F5			K		IBB		IBB		2	0	0	0	2	1	0
Bob Brenly, R (1, 5) OBP: 0.353, SLG: 0.407 (9, 2)		K2-3			K		K		K		4	0	0	0	0	4	4
Bob Melvin, R (1, 2) OBP: 0.263, SLG: 0.338			K			5-3		1B SH1-4 1B	3-1		3	0	1	0	0	1	0
Luis Quinones, S (8, PR) OBP: 0.204, SLG: 0.243 (9, 5)											0	0	0	0	0	0	0
Rick Lancellotti, L (9, PH) OBP: 0.222, SLG: 0.556											1	0	0	0	0	0	2
Jeff Robinson, R (10, 1) OBP: 0.063, SLG: 0.067											0	0	0	0	0	0	0
Jose Uribe, S (1, 6) OBP: 0.314, SLG: 0.278		4-3				SH3-4		SH1-4		SH2-4	1	0	0	0	2	0	0
Vida Blue, S (1, 1) OBP: 0.204, SLG: 0.186											1	0	0	0	0	0	0
Frank Williams, R (6, 1) OBP: 0.500, SLG: 0.500											0	0	0	0	0	0	0
Randy Kutcher, R (8, 8) OBP: 0.271, SLG: 0.407		4-3				SH3-4		P6		SH2-4	1	0	0	0	0	0	2
Inning Stats	R: 0 E: 0 K: 1 S: 5 H: 0 LOB: 0 BB: 0 P: 5	R: 0 E: 0 K: 2 S: 7 H: 0 LOB: 0 BB: 0 P: 7	R: 0 E: 0 K: 1 S: 5 H: 0 LOB: 0 BB: 0 P: 5	R: 0 E: 0 K: 0 S: 3 H: 0 LOB: 0 BB: 0 P: 3	R: 0 E: 0 K: 3 S: 9 H: 0 LOB: 0 BB: 0 P: 9	R: 0 E: 0 K: 0 S: 3 H: 0 LOB: 1 BB: 1 P: 7	R: 1 E: 0 K: 1 S: 6 H: 2 LOB: 1 BB: 1 P: 10	R: 0 E: 0 K: 1 S: 7 H: 2 LOB: 2 BB: 0 P: 7	R: 0 E: 0 K: 2 S: 7 H: 0 LOB: 2 BB: 2 P: 15	R: 0 E: 0 K: 0 S: 3 H: 0 LOB: 1 BB: 1 P: 7	1B: 2 2B: 2 3B: 0 HR: 0	SF: 0 SAC: 4 DP: 0 HBP: 0					

PITCHER		IP	WLS	BF	H	R	ER	SO	BB	IBB	HBP	BLK	WP	HR	S	P	ERA	WHIP
Mike Scott, R ERA: 2.22	(1, 1)	7.0		24	2	1	1	8	1	1	0	0	0	0	38	46	1.29	0.429
Larry Andersen, R ERA: 3.11	(8, 1)	0.2		4	2	0	0	0	0	0	0	0	0	0	4	4	0.00	3.000
Jeff Calhoun, L ERA: 3.86	(8, 1)	0.1		1	0	0	0	1	0	0	0	0	0	0	3	3	0.00	0.000
Matt Keough, R ERA: 3.94	(9, 1)	1.0	W	5	0	0	0	2	1	1	0	0	0	0	7	15	0.00	1.000
Dave Smith, R ERA: 2.62	(10, 1)	1.0	S	4	0	0	0	0	1	0	0	0	0	0	3	7	0.00	1.000

PITCHER	IP	WLS	BF	H	R	ER	SO	BB	IBB	HBP	BLK	WP	HR	S	P	ERA	WHIP

BOTTOM

Houston Astros @ San Francisco Giants

Candlestick Park, San Francisco, CA

Thu Oct 02 1986, 10:05 PM EDT

Att. 8,656 - Unknown

livebaseballscorecards.com

AB	29
R	1
H	4
RBI	1
BB	5
SO	11
LOB	14

WP: 0 PA: 38
PB: 0
SB: 1
CS: 1

Batter	1	2	3	4	5	6	7	8	9	AB	R	H	RBI	BB	SO	LOB
Andres Thomas, R (1, 6) OBP: 0.272, SLG: 0.379	F2			F7		G3 1B		G3 2-3		4	0	1	0	0	0	1
Ken Oberkfell, L (1, 5) OBP: 0.374, SLG: 0.363	F2			F6		G3 1-2		BB 1B		3	0	0	0	1	0	1
Dale Murphy, R (1, 8) OBP: 0.349, SLG: 0.482	K			6-3		K		F6		4	0	0	0	0	2	3
Bob Horner, R (1, 3) OBP: 0.336, SLG: 0.476		F5			HR	5-3		1-2 3-H 1B		4	1	2	2	0	0	1
Ken Griffey, L (1, 7) OBP: 0.350, SLG: 0.492		4-3			K		WP S 1B	F7		4	0	1	0	0	1	2
Terry Harper, R (1, 9) OBP: 0.334, SLG: 0.399		5-3			1B 1B		F9 1-2		K	4	0	1	0	0	1	1
Bruce Benedict, R (1, 2) OBP: 0.301, SLG: 0.304			F9		1-2 1B		BB 4-6-3 2-3		K	2	0	1	0	1	0	0
Omar Moreno, L (9, PH) OBP: 0.277, SLG: 0.352										1	0	0	0	0	1	0
Glenn Hubbard, R (1, 4) OBP: 0.342, SLG: 0.305			K		F6		G4-6-3 1-2f		K	3	0	0	0	0	1	4
Gerald Perry, L (9, PH) OBP: 0.351, SLG: 0.397										1	0	0	0	0	1	0
Jim Acker, R (1, 1) OBP: 0.107, SLG: 0.143			K		K			G3 1B 2B		2	0	0	0	0	2	2
Chris Chambliss, L (8, PH) OBP: 0.375, SLG: 0.417										1	1	1	0	0	0	0
Ed Olwine, R (8, 1) OBP: 0.500, SLG: 0.333										0	0	0	0	0	0	0
Inning Stats	R: 0 E: 0 K: 1 S: 5 H: 0 LOB: 0 BB: 0 P: 5	R: 0 E: 0 K: 0 S: 3 H: 0 LOB: 0 BB: 0 P: 3	R: 0 E: 0 K: 2 S: 7 H: 0 LOB: 0 BB: 0 P: 7	R: 0 E: 0 K: 0 S: 3 H: 0 LOB: 0 BB: 0 P: 3	R: 1 E: 0 K: 2 S: 10 H: 3 LOB: 2 BB: 0 P: 10	R: 0 E: 0 K: 1 S: 6 H: 1 LOB: 1 BB: 0 P: 6	R: 0 E: 0 K: 0 S: 3 H: 1 LOB: 1 BB: 1 P: 7	R: 1 E: 0 K: 0 S: 5 H: 2 LOB: 2 BB: 1 P: 9	R: 0 E: 0 K: 3 S: 9 H: 0 LOB: 0 BB: 0 P: 9	1B: 5 2B: 1 3B: 0 HR: 1 SF: 0 SAC: 0 DP: 1 HBP: 0	WP: 1 PB: 0 SB: 1 CS: 0 PA: 35					

PITCHER		IP	WLS	BF	H	R	ER	SO	BB	IBB	HBP	BLK	WP	HR	S	P	ERA	WHIP
Nolan Ryan, R ERA: 3.34	(1, 1)	7.0	W	26	5	1	1	6	1	0	0	0	1	1	37	41	1.29	0.857
Danny Darwin, R ERA: 3.19	(8, 1)	1.0		6	2	1	1	0	1	0	0	0	0	0	5	9	9.00	3.000
Charlie Kerfeld, R ERA: 2.62	(9, 1)	1.0		3	0	0	0	3	0	0	0	0	0	0	9	9	0.00	0.000

PITCHER	IP	WLS	BF	H	R	ER	SO	BB	IBB	HBP	BLK	WP	HR	S	P	ERA	WHIP

TOP

Atlanta Braves @ Houston Astros

Astrodome, Houston, TX

Fri Oct 03 1986, 8:05 PM EDT

Att. 25,068 - Unknown

livebaseballscorecards.com

AB	33
R	2
H	7
RBI	2
BB	2
SO	9
LOB	15

Batter	1	2	3	4	5	6	7	8	9	AB	R	H	RBI	BB	SO	LOB
Billy Hatcher, R (1, 8) OBP: 0.305, SLG: 0.360	F8	CS 1B 3-H			F9		5-3			4	0	1	1	0	0	0
Danny Darwin, R (8, 1) OBP: 0.063, SLG: 0.063										0	0	0	0	0	0	0
Charlie Kerfeld, R (9, 1) OBP: 0.200, SLG: 0.111										0	0	0	0	0	0	0
Bill Doran, S (1, 4) OBP: 0.369, SLG: 0.374	2B	4-3 1-2			G3		F8			4	0	1	0	0	0	1
Denny Walling, L (1, 5) OBP: 0.368, SLG: 0.481	5-3		F8		HR 1B			E5 2B		4	2	1	0	0	0	1
Glenn Davis, R (1, 3) OBP: 0.344, SLG: 0.495	BB		F7		HR 1-H			F7		3	1	1	2	1	0	1
Kevin Bass, S (1, 9) OBP: 0.352, SLG: 0.482	K		4-3		F8			2B 2-H		4	0	1	1	0	1	2
Jose Cruz, L (1, 7) OBP: 0.351, SLG: 0.401		BB 1B 3B		B5-6-4 1B		4-3		L3		3	1	1	0	1	0	1
Alan Ashby, S (1, 2) OBP: 0.337, SLG: 0.376		1-3 3B 1B		K		F8		K		3	1	1	0	0	1	1
Robbie Wine, R (7, 2) OBP: 0.308, SLG: 0.333										1	0	0	0	0	1	1
Craig Reynolds, L (1, 6) OBP: 0.274, SLG: 0.348		1-H 1B 3B 3-H		1-2 1B		4-3				3	1	2	2	0	0	0
Nolan Ryan, R (1, 1) OBP: 0.117, SLG: 0.102		K		B5-6-4 2-3f			4-3			2	0	0	0	0	1	3
Terry Puhl, L (7, PH) OBP: 0.305, SLG: 0.359										1	0	0	0	0	0	0
Tony Walker, R (8, 8) OBP: 0.310, SLG: 0.371										0	0	0	0	0	0	0
Inning Stats	R: 0 E: 0 K: 1 S: 6 H: 1 LOB: 2 BB: 1 P: 10	R: 3 E: 0 K: 1 S: 7 H: 3 LOB: 0 BB: 1 P: 11	R: 0 E: 0 K: 0 S: 3 H: 0 LOB: 0 BB: 0 P: 3	R: 0 E: 0 K: 1 S: 6 H: 2 LOB: 1 BB: 0 P: 6	R: 2 E: 0 K: 0 S: 5 H: 2 LOB: 0 BB: 0 P: 5	R: 0 E: 0 K: 0 S: 3 H: 0 LOB: 0 BB: 0 P: 3	R: 0 E: 0 K: 0 S: 3 H: 0 LOB: 0 BB: 0 P: 3	R: 1 E: 1 K: 1 S: 7 H: 1 LOB: 1 BB: 0 P: 7		1B: 5 2B: 2 3B: 1 HR: 1 SF: 0 SAC: 0 DP: 1 HBP: 0						

PITCHER		IP	WLS	BF	H	R	ER	SO	BB	IBB	HBP	BLK	WP	HR	S	P	ERA	WHIP
Jim Acker, R ERA: 4.01	(1, 1)	7.0	L	29	8	5	5	3	2	0	0	0	0	1	33	41	6.43	1.429
Ed Olwine, L ERA: 3.4	(8, 1)	1.0		5	1	1	0	1	0	0	0	0	0	0	7	7	0.00	1.000

PITCHER	IP	WLS	BF	H	R	ER	SO	BB	IBB	HBP	BLK	WP	HR	S	P	ERA	WHIP

Atlanta Braves @ Houston Astros

Astrodome, Houston, TX

Fri Oct 03 1986, 8:05 PM EDT

Att. 25,068 - Unknown

BOTTOM

livebaseballscorecards.com

AB	32
R	6
H	9
RBI	6
BB	2
SO	4
LOB	11

Batter	1	2	3	4	5	6	7	8	9	AB	R	H	RBI	BB	SO	LOB
Andres Thomas, R (1, 6) OBP: 0.267, SLG: 0.373	F8		L8		F6		CS 1-2	4-3	F4	5	0	0	0	0	0	0
Ken Oberkfell, L (1, 5) OBP: 0.375, SLG: 0.362	F7		F7		BB			1B BB 1B BB		2	1	0	0	2	0	0
Dale Murphy, R (1, 8) OBP: 0.349, SLG: 0.480	1B		5-3		F9			K		4	0	1	0	0	1	2
Bob Horner, R (1, 3) OBP: 0.337, SLG: 0.475	1-3 1B			5-3	6-3			1-2 1B BB		3	1	1	0	1	0	0
Terry Harper, R (1, 7) (8, 9) OBP: 0.333, SLG: 0.397		F3		5-3	6-3			1-2 2-3 1B		4	0	1	0	0	0	0
Darryl Motley, R (1, 9) OBP: 0.243, SLG: 0.348		BB 1B		E9 2B	6-3			FC6-4 1-2 2-H 3-H 1B		3	0	2	0	0	0	0
Ken Griffey, L (8, PH) (8, 7) OBP: 0.351, SLG: 0.493										1	0	1	2	0	0	0
Ozzie Virgil, R (1, 2) OBP: 0.343, SLG: 0.373		1-2 BB		BB			L7	FC6-4 1-2f		2	0	0	0	2	0	2
Glenn Hubbard, R (1, 4) OBP: 0.340, SLG: 0.303		F7		K			K		K	3	0	0	0	0	2	4
Gerald Perry, L (9, PH) OBP: 0.346, SLG: 0.391										1	0	0	0	0	1	0
Zane Smith, L (1, 1) OBP: 0.115, SLG: 0.085		K			K		CS 1B		F8	2	0	0	0	0	2	2
Craig McMurtry, R (5, 1) OBP: 0.176, SLG: 0.125										0	0	0	0	0	0	0
Chris Chambliss, L (7, PH) OBP: 0.380, SLG: 0.421										1	0	1	0	0	0	0
Brad Komminsk, R (7, PR) OBP: 0.400, SLG: 0.400										0	0	0	0	0	0	0
Jeff Dedmon, L (7, 1) OBP: 0.125, SLG: 0.125										0	0	0	0	0	0	0
Ted Simmons, S (9, PH) OBP: 0.308, SLG: 0.381										1	0	0	0	0	0	0
Inning Stats	R: 0 E: 0 K: 0 S: 4 H: 2 LOB: 2 BB: 0 P: 4	R: 0 E: 0 K: 1 S: 6 H: 1 LOB: 2 BB: 1 P: 10	R: 0 E: 0 K: 0 S: 3 H: 0 LOB: 0 BB: 0 P: 3	R: 0 E: 1 K: 1 S: 6 H: 1 LOB: 2 BB: 1 P: 10	R: 0 E: 0 K: 1 S: 5 H: 0 LOB: 1 BB: 1 P: 9	R: 0 E: 0 K: 0 S: 3 H: 0 LOB: 0 BB: 0 P: 3	R: 0 E: 0 K: 1 S: 5 H: 1 LOB: 1 BB: 0 P: 5	R: 2 E: 0 K: 1 S: 7 H: 2 LOB: 2 BB: 2 P: 15	R: 0 E: 0 K: 1 S: 5 H: 0 LOB: 0 BB: 0 P: 5	1B: 6 2B: 1 3B: 0 HR: 0	SF: 0 SAC: 0 DP: 0 HBP: 0						

PITCHER	IP	WLS	BF	H	R	ER	SO	BB	IBB	HBP	BLK	WP	HR	S	P	ERA	WHIP
Jim Deshaies, L (1, 1) ERA: 3.25	5.0	W	21	4	0	0	3	3	0	0	0	0	0	24	36	0.00	1.400
Larry Andersen, R (6, 1) ERA: 3.03	2.0		6	1	0	0	1	0	0	0	0	0	0	8	8	0.00	0.500
Aurelio Lopez, R (8, 1) ERA: 3.46	2.0	S	10	2	2	2	2	2	0	0	0	0	0	12	20	9.00	2.000

PITCHER	IP	WLS	BF	H	R	ER	SO	BB	IBB	HBP	BLK	WP	HR	S	P	ERA	WHIP

TOP

Atlanta Braves @ Houston Astros

Astrodome, Houston, TX

Sat Oct 04 1986, 4:33 AM EDT

Att. 17,314 - Unknown

livebaseballscorecards.com

AB	32
R	2
H	7
RBI	2
BB	5
SO	6
LOB	10

1B: 6	SF: 0
2B: 1	SAC: 0
3B: 0	DP: 0
HR: 0	HBP: 0

WP: 0	PA: 38
PB: 0	
SB: 0	
CS: 1	

Atlanta Braves @ Houston Astros

Astrodome, Houston, TX

Sat Oct 04 1986, 4:33 AM EDT

Att. 17,314 - Unknown

livebaseballscorecards.com

BOTTOM

Batter	1	2	3	4	5	6	7	8	9	AB	R	H	RBI	BB	SO	LOB
Billy Hatcher, R (1, 8) OBP: 0.305, SLG: 0.359	K		6-3 2-3		1B S 1B 1-2 1B		E6 F8			4	1	1	0	0	1	1
Aurelio Lopez, R (8, 1)										0	0	0	0	0	0	0
Bill Doran, S (1, 4) OBP: 0.369, SLG: 0.374	6-3		S 3-H 1B		K 2-3		F8 1-2			3	0	1	1	0	1	2
Larry Andersen, R (6, 1)										0	0	0	0	0	0	0
Terry Puhl, L (7, PH) OBP: 0.303, SLG: 0.357										1	0	0	0	0	0	1
(8, 9)																
Davey Lopes, R (1, 7) OBP: 0.383, SLG: 0.423	4-3		6-3 1-2		1B 1B 1-2 BB		K			3	0	0	0	1	1	1
Glenn Davis, R (1, 3) OBP: 0.344, SLG: 0.494		6-3		F7	1B 1-2 2-3 3-H 1B			F7		3	0	1	1	0	0	0
Dan Driessen, L (8, 3) OBP: 0.375, SLG: 0.400										1	0	0	0	0	0	0
Kevin Bass, S (1, 9) OBP: 0.354, SLG: 0.483		K		S 1B	 1-2 2-3 3-H 1B			F3		3	0	2	1	0	1	0
Tony Walker, R (8, 8) OBP: 0.307, SLG: 0.367										1	0	0	0	0	0	0
Phil Garner, R (1, 5) OBP: 0.329, SLG: 0.415		1B		5-3 1-2	F3			F7		4	0	1	0	0	0	4
Alan Ashby, S (1, 2) OBP: 0.335, SLG: 0.374		5-3		K		G5-4-3 BB				2	0	0	0	0	1	2
John Mizerock, L (6, 2) OBP: 0.377, SLG: 0.263										0	0	0	0	1	0	0
Dickie Thon, R (1, 6) OBP: 0.318, SLG: 0.335			6-3 SH5-4 1B 1B		F8		G5-4-3 1-2f			3	1	1	0	0	0	1
Jim Deshaies, L (1, 1) OBP: 0.163, SLG: 0.047			SH5-4 1-2		S 1B 1B BB		K			0	0	0	0	0	0	0
Bert Pena, R (5, PH) OBP: 0.324, SLG: 0.241										0	1	0	0	1	0	0
Jim Pankovits, R (6, 4) OBP: 0.350, SLG: 0.384										1	0	0	0	0	1	0

Inning Stats	1	2	3	4	5	6	7	8	9
	R: 0 H: 0 E: 0 LOB: 0 K: 1 BB: 0 S: 5 P: 5	R: 0 H: 1 E: 0 LOB: 1 K: 1 BB: 0 S: 6 P: 6	R: 1 H: 2 E: 0 LOB: 1 K: 0 BB: 0 S: 5 P: 5	R: 0 H: 1 E: 0 LOB: 1 K: 1 BB: 0 S: 6 P: 6	R: 2 H: 3 E: 0 LOB: 3 K: 1 BB: 2 S: 8 P: 16	R: 0 H: 0 E: 0 LOB: 0 K: 1 BB: 1 S: 4 P: 8	R: 0 H: 0 E: 1 LOB: 0 K: 1 BB: 0 S: 5 P: 5	R: 0 H: 0 E: 0 LOB: 0 K: 0 BB: 0 S: 3 P: 3	

AB	29	
R	3	
H	7	
RBI	3	
BB	3	
SO	6	
LOB	12	

1B: 7	SF: 0	
2B: 0	SAC: 1	
3B: 0	DP: 1	
HR: 0	HBP: 0	

WP: 0	PA: 33	
PB: 0		
SB: 4		
CS: 0		

PITCHER		IP	WLS	BF	H	R	ER	SO	BB	IBB	HBP	BLK	WP	HR	S	P	ERA	WHIP
Zane Smith, L ERA: 4.05	(1, 1)	4.2	L	21	5	3	3	4	2	0	0	0	0	0	27	35	5.79	1.500
Craig McMurtry, R ERA: 4.74	(5, 1)	1.1		6	2	0	0	1	1	0	0	0	0	0	7	11	0.00	2.250
Jeff Dedmon, R ERA: 2.98	(7, 1)	2.0		6	0	0	0	1	0	0	0	0	0	0	8	8	0.00	0.000

PITCHER	IP	WLS	BF	H	R	ER	SO	BB	IBB	HBP	BLK	WP	HR	S	P	ERA	WHIP

Atlanta Braves @ Houston Astros

Astrodome, Houston, TX

Sun Oct 05 1986, 4:33 AM EDT

Att. 37,531 - Unknown

TOP

livebaseballscorecards.com

Batter	1	2	3	4	5	6	7	8	9	AB	R	H	RBI	BB	SO	LOB
Bill Sample, R (1, 9) OBP: 0.338, SLG: 0.430 Ken Griffey, L (9, PH) OBP: 0.350, SLG: 0.492	F9			F9			5-3		F4	3 1	0 0	0 0	0 0	0 0	0 0	0 2
Andres Thomas, R (1, 6) OBP: 0.267, SLG: 0.372	5-3			1-3			6-3		1-2 2-H 1B	4	0	1	1	0	0	0
Dale Murphy, R (1, 8) OBP: 0.347, SLG: 0.477	G3			S S S K			F1		1-3	4	0	0	0	0	1	2
Bob Horner, R (1, 3) OBP: 0.336, SLG: 0.472		F8			F7			S S S K		3	0	0	0	0	1	0
Terry Harper, R (1, 7) OBP: 0.330, SLG: 0.392		1-3			3-1			4-3		3	0	0	0	0	0	0
Ken Oberkfell, L (1, 5) OBP: 0.373, SLG: 0.360		3-1			6-3			4-3		3	0	0	0	0	0	0
Bruce Benedict, R (1, 2) OBP: 0.298, SLG: 0.300 Omar Moreno, L (9, PH) OBP: 0.276, SLG: 0.351			4-3			6-3			F6	2 1	0 0	0 0	0 0	0 0	0 0	0 0
Glenn Hubbard, R (1, 4) OBP: 0.340, SLG: 0.304 Chris Chambliss, L (9, PH) OBP: 0.384, SLG: 0.426			F7			G4-6-3 1B			1B 1B 1B	2 1	0 1	1 1	0 0	0 0	0 0	0 0
Rick Mahler, R (1, 1) OBP: 0.230, SLG: 0.229 Gerald Perry, L (6, PH) OBP: 0.342, SLG: 0.386 Charlie Puleo, R (6, 1) OBP: 0.333, SLG: 0.333 Ted Simmons, S (9, PH) OBP: 0.313, SLG: 0.386			F9			1-2f G4-6-3			1-2 1B	1 1 0 1	0 0 0 0	0 0 0 1	0 0 0 0	0 0 0 0	0 0 0 0	0 1 0 0

Inning Stats										
	R: 0 E: 0 K: 0 S: 3	H: 0 LOB: 0 BB: 0 P: 3	R: 0 E: 0 K: 0 S: 3	H: 0 LOB: 0 BB: 0 P: 3	R: 0 E: 0 K: 0 S: 3	H: 0 LOB: 0 BB: 0 P: 3	R: 0 E: 0 K: 1 S: 5	H: 0 LOB: 0 BB: 0 P: 5	R: 0 E: 0 K: 0 S: 3	H: 0 LOB: 0 BB: 0 P: 3
	R: 0 E: 0 K: 0 S: 3	H: 1 LOB: 0 BB: 0 P: 3	R: 0 E: 0 K: 0 S: 3	H: 0 LOB: 0 BB: 0 P: 3	R: 0 E: 0 K: 1 S: 5	H: 0 LOB: 0 BB: 0 P: 5	R: 1 E: 0 K: 0 S: 6	H: 3 LOB: 2 BB: 0 P: 6	1B: 4 2B: 0 3B: 0 HR: 0	SF: 0 SAC: 0 DP: 1 HBP: 0

AB	30
R	1
H	4
RBI	1
BB	0
SO	2
LOB	5

WP: 0 PA: 30
PB: 0
SB: 0
CS: 0

PITCHER		IP	WLS	BF	H	R	ER	SO	BB	IBB	HBP	BLK	WP	HR	S	P	ERA	WHIP
Bob Knepper, L ERA: 3.14	(1, 1)	5.0	W	15	0	0	0	1	0	0	0	0	0	0	17	17	0.00	0.000
Danny Darwin, R ERA: 3.17	(6, 1)	1.0		3	1	0	0	0	0	0	0	0	0	0	3	3	0.00	1.000
Jeff Calhoun, L ERA: 3.71	(7, 1)	1.0		3	0	0	0	0	0	0	0	0	0	0	3	3	0.00	0.000
Charlie Kerfeld, R ERA: 2.59	(8, 1)	1.0		3	0	0	0	1	0	0	0	0	0	0	5	5	0.00	0.000
Dave Smith, R ERA: 2.73	(9, 1)	1.0		6	3	1	1	0	0	0	0	0	0	0	6	6	9.00	3.000

PITCHER	IP	WLS	BF	H	R	ER	SO	BB	IBB	HBP	BLK	WP	HR	S	P	ERA	WHIP

Atlanta Braves @ Houston Astros

Astrodome, Houston, TX

Sun Oct 05 1986, 4:33 AM EDT

Att. 37,531 - Unknown

livebaseballscorecards.com

BOTTOM

Batter	1	2	3	4	5	6	7	8	9	AB	R	H	RBI	BB	SO	LOB
Billy Hatcher, R (1, 8) OBP: 0.302, SLG: 0.356	F4	K2-3			F8		1-3			4	0	0	0	0	1	1
Bill Doran, S (1, 4) OBP: 0.368, SLG: 0.373	G3		F9		BB, G6-4-3			F7		2	0	0	0	1	0	0
Jim Pankovits, R (8, 4) OBP: 0.347, SLG: 0.381										1	0	0	0	0	0	0
Denny Walling, L (1, 5) OBP: 0.367, SLG: 0.479	4-3		FC4-6, 1B		G6-4-3, 1-2f			F9		4	0	1	0	0	0	1
Glenn Davis, R (1, 3) OBP: 0.344, SLG: 0.493		1B, 2B, 1B	FC4-6, S, 1-2f, 1B			F8		BB		3	2	1	0	0	0	1
Dan Driessen, L (7, 3) OBP: 0.388, SLG: 0.400										0	0	0	0	1	0	0
Kevin Bass, S (1, 9) OBP: 0.357, SLG: 0.486		1-2, 2B, 1B	1-H, 1B			1B		F3		3	1	3	1	0	0	0
Jeff Calhoun, L (7, 1)										0	0	0	0	0	0	0
Charlie Kerfeld, R (8, 1) OBP: 0.200, SLG: 0.111										0	0	0	0	0	0	0
Davey Lopes, R (8, PH) OBP: 0.382, SLG: 0.421										1	0	0	0	0	0	1
Dave Smith, R (9, 1)										0	0	0	0	0	0	0
Jose Cruz, L (1, 7) OBP: 0.351, SLG: 0.403		F8, E, 1-H, 2-H, 2B	F3			F4				3	1	1	2	0	0	2
Alan Ashby, S (1, 2) OBP: 0.333, SLG: 0.371	F8, 2-3		G3			F6				2	0	0	0	0	0	1
John Mizerock, L (6, 2) OBP: 0.374, SLG: 0.259										1	0	0	0	0	0	1
Craig Reynolds, L (1, 6) OBP: 0.274, SLG: 0.348	E9, 3-H, 1B		3-1				F9			3	0	1	1	0	0	0
Bob Knepper, L (1, 1) OBP: 0.099, SLG: 0.143	K		K				G3			2	0	0	0	0	2	1
Danny Darwin, R (6, 1) OBP: 0.063, SLG: 0.063										0	0	0	0	0	0	0
Terry Puhl, L (7, 9) OBP: 0.302, SLG: 0.355										1	0	0	0	0	0	0
Inning Stats	R: 0 E: 0 K: 0 S: 3 H: 0 LOB: 0 BB: 0 P: 3	R: 3 E: 1 K: 2 S: 11 H: 4 LOB: 1 BB: 0 P: 11	R: 1 E: 0 K: 0 S: 5 H: 2 LOB: 1 BB: 0 P: 5	R: 0 E: 0 K: 1 S: 5 H: 0 LOB: 0 BB: 0 P: 5	R: 0 E: 0 K: 0 S: 2 H: 0 LOB: 0 BB: 1 P: 6	R: 0 E: 0 K: 0 S: 4 H: 1 LOB: 1 BB: 0 P: 4	R: 0 E: 0 K: 0 S: 3 H: 0 LOB: 0 BB: 0 P: 3	R: 0 E: 0 K: 0 S: 3 H: 0 LOB: 1 BB: 1 P: 7		1B: 6 2B: 1 3B: 0 HR: 0 SF: 0 SAC: 0 DP: 1 HBP: 0				WP: 0 PB: 0 SB: 1 CS: 0 PA: 32		

	AB	30
	R	4
	H	7
	RBI	4
	BB	2
	SO	3
	LOB	9

PITCHER		IP	WLS	BF	H	R	ER	SO	BB	IBB	HBP	BLK	WP	HR	S	P	ERA	WHIP
Rick Mahler, R ERA: 4.88	(1, 1)	5.0	L	21	6	4	4	3	1	0	0	0	0	0	26	30	7.20	1.400
Charlie Puleo, R ERA: 2.96	(6, 1)	3.0		11	1	0	0	0	1	0	0	0	0	0	10	14	0.00	0.667

PITCHER		IP	WLS	BF	H	R	ER	SO	BB	IBB	HBP	BLK	WP	HR	S	P	ERA	WHIP

Batter	1	2	3	4	5	6	7	8	9	AB	R	H	RBI	BB	SO	LOB
Lenny Dykstra, L (1, 8) OBP: 0.500, SLG: 0.333	B3		4-3			BB S		1B 1-2		3	0	1	0	1	0	0
Wally Backman, S (1, 4)	E6			F7		F7		K		4	0	0	0	0	1	3
Keith Hernandez, L (1, 3) OBP: 0.250, SLG: 0.250	K			FC4-6 1B		K 1-2		K		4	0	1	0	0	3	4
Gary Carter, R (1, 2)	K			K		K			5-3	4	0	0	0	0	3	3
Darryl Strawberry, L (1, 9) OBP: 0.250, SLG: 0.250		K		FC4-6 1-2f			K		1B 3-1 S	4	0	1	0	0	2	1
Mookie Wilson, S (1, 7)		K			1-3		F9		3-1 1-3	4	0	0	0	0	1	1
Ray Knight, R (1, 5)		F8			K		1-3		K	4	0	0	0	0	2	1
Rafael Santana, R (1, 6) OBP: 0.500, SLG: 0.500 Lee Mazzilli, S (8, PH) Jesse Orosco, R (8, 1)			L4		1B			K		2 1 0	0 0 0	1 0 0	0 0 0	0 1 0	0 0 0	0 0 0
Dwight Gooden, R (1, 1) Danny Heep, L (8, PH) OBP: 1.000, SLG: 1.000 Kevin Elster, R (8, PR) (8, 6)			K		4-3			1B		2 1 0	0 0 0	0 1 0	0 0 0	0 0 0	1 0 0	1 0 0
Inning Stats	R: 0 E: 1 K: 2 S: 8 H: 0 LOB: 1 BB: 0 P: 8	R: 0 E: 0 K: 2 S: 8 H: 0 LOB: 0 BB: 0 P: 11	R: 0 E: 0 K: 1 S: 9 H: 0 LOB: 0 BB: 0 P: 10	R: 0 E: 0 K: 1 S: 6 H: 1 LOB: 1 BB: 0 P: 10	R: 0 E: 0 K: 1 S: 11 H: 1 LOB: 1 BB: 0 P: 14	R: 0 E: 0 K: 2 S: 11 H: 0 LOB: 1 BB: 1 P: 21	R: 0 E: 0 K: 1 S: 9 H: 0 LOB: 0 BB: 0 P: 15	R: 0 E: 0 K: 3 S: 12 H: 2 LOB: 2 BB: 0 P: 17	R: 0 E: 0 K: 1 S: 15 H: 1 LOB: 1 BB: 0 P: 19	1B: 5 2B: 0 3B: 0 HR: 0 SF: 0 SAC: 0 DP: 0 HBP: 0						

PITCHER		IP	WLS	BF	H	R	ER	SO	BB	IBB	HBP	BLK	WP	HR	S	P	ERA	WHIP
Mike Scott, R	(1, 1)	9.0	W	34	5	0	0	14	1	0	0	0	0	0	89	125	0.00	0.667
ERA:																		

PITCHER	IP	WLS	BF	H	R	ER	SO	BB	IBB	HBP	BLK	WP	HR	S	P	ERA	WHIP

TOP

New York Mets @ Houston Astros

Astrodome, Houston, TX

Wed Oct 08 1986, 8:05 PM EDT

Att. 44,131 - Dome

livebaseballscorecards.com

AB	33
R	0
H	5
RBI	0
BB	1
SO	14
LOB	14

New York Mets @ Houston Astros

Astrodome, Houston, TX

Wed Oct 08 1986, 8:05 PM EDT

Att. 44,131 - Dome

BOTTOM

Batter	1	2	3	4	5	6	7	8	9	AB	R	H	RBI	BB	SO	LOB
Billy Hatcher, R (1, 8)	F7	FC5 2-3f			4-1 G3 S FC6-2 BB		K			3	0	0	0	1	1	3
Bill Doran, S (1, 4)	F7		3-1		G3 1-3		F7			4	0	0	0	0	0	1
Denny Walling, L (1, 5)	F7		3-1		FC6-2 3-H		K			4	0	0	0	0	1	1
Glenn Davis, R (1, 3) OBP: 0.250, SLG: 1.000		HR	5-3		F9			5-3		4	1	1	1	0	0	1
Kevin Bass, S (1, 9) OBP: 0.500, SLG: 0.750		1B 2B	G3			F9 S 1B		F9		4	0	2	0	0	0	0
Jose Cruz, L (1, 7) OBP: 0.250, SLG: 0.250		F8	1B 1B 1B			K		K		4	0	1	0	0	2	2
Alan Ashby, S (1, 2) OBP: 1.000, SLG: 1.000		FC5 1B BB	1B 1-2 1B			BB 1-2				1	0	1	0	2	0	0
Craig Reynolds, L (1, 6) OBP: 0.667, SLG: 0.667		1B 1-2 2-3	G6-4-3 1-2 2-3 1B			F9 2-3				3	0	2	0	0	0	2
Dickie Thon, R (9, 6)										0	0	0	0	0	0	0
Mike Scott, R (1, 1)	K			G6-4-3 1-2f		K				3	0	0	0	0	2	8
Inning Stats	R: 0 E: 0 K: 0 S: 9 H: 0 LOB: 0 BB: 0 P: 13	R: 1 E: 0 K: 1 S: 19 H: 3 LOB: 3 BB: 1 P: 30	R: 0 E: 0 K: 0 S: 5 H: 0 LOB: 0 BB: 0 P: 9	R: 0 E: 0 K: 0 S: 10 H: 3 LOB: 2 BB: 0 P: 13	R: 0 E: 0 K: 0 S: 10 H: 0 LOB: 1 BB: 1 P: 17	R: 0 E: 0 K: 2 S: 10 H: 1 LOB: 2 BB: 1 P: 16	R: 0 E: 0 K: 2 S: 10 H: 0 LOB: 0 BB: 0 P: 13	R: 0 E: 0 K: 1 S: 8 H: 0 LOB: 0 BB: 0 P: 9		1B: 5 2B: 1 3B: 0 HR: 1 SF: 0 SAC: 0 DP: 1 HBP: 0						

livebaseballscorecards.com

AB	30
R	1
H	7
RBI	1
BB	3
SO	6
LOB	18

WP: 0 PB: 0 SB: 2 CS: 0 PA: 33

PITCHER		IP	WLS	BF	H	R	ER	SO	BB	IBB	HBP	BLK	WP	HR	S	P	ERA	WHIP
Dwight Gooden, R ERA: 1.29	(1, 1)	7.0	L	30	7	1	1	5	3	0	0	0	0	1	73	111	1.29	1.429
Jesse Orosco, L ERA:	(8, 1)	1.0		3	0	0	0	1	0	0	0	0	0	0	8	9	0.00	0.000

PITCHER	IP	WLS	BF	H	R	ER	SO	BB	IBB	HBP	BLK	WP	HR	S	P	ERA	WHIP

Batter	1	2	3	4	5	6	7	8	9	AB	R	H	RBI	BB	SO	LOB
Lenny Dykstra, L (1, 8) OBP: 0.444, SLG: 0.500	B S X 1-1 B1-3 ①			B X 1-0 G3 ①	F B C X 1-2 E 3B 1B		B B C F X 2-2 E3 4-3		B B X 2-0 2B	5	1	2	0	0	0	0
Wally Backman, S (1, 4) OBP: 0.222, SLG: 0.222	B B C X 2-1 L5 ②			B B X 2-0 2B 1B 1B	B B X 2-0 E8 1-3 2-H 3B 1B		X 0-0 4-3 ② 1-2		C X 0-1 B2 ①	5	2	2	1	0	0	2
Keith Hernandez, L (1, 3) OBP: 0.556, SLG: 0.714	C X 0-1 F6 ③			C S X 0-2 2B 1-2 SF7 1B	X 0-0 2-H 3-H 3B		I I I I 4-0 IBB		I I I I 4-0 G6-4-3 IBB	3	1	2	2	2	0	0
Gary Carter, R (1, 2) OBP: 0.111, SLG: 0.222		B S S S T S 1-3 K ①		B X 1-0 1-3 2-H 2B	B X 1-0 F8 ③		B F F X 1-2 F8 ③		X 0-0 ② ③ 1-2f G6-4-3	5	0	1	1	0	1	5
Darryl Strawberry, L (1, 9) OBP: 0.125, SLG: 0.143		B C T S S 1-3 K ②		X 0-0 3-H SF7 ②		B B B X 2-1 F9 ①		B B C S S 2-3 K ①		3	0	0	1	0	2	0
Mookie Wilson, S (1, 7) OBP: 0.125, SLG: 0.125		C S X 0-2 F8 ③		S X 0-1 F7 ③		B B F X 2-1 3-1 ②		B X 1-0 FC6-4 S 1B		4	0	1	0	0	0	1
Ray Knight, R (1, 5) OBP: 0.250, SLG: 0.143			B F B F S 2-3 K ①	C B C F F B X 2-2 F4 ①	S B C X 1-2 1B			B I I I 4-0 1-2 FC6-4 IBB		3	0	1	0	1	1	0
Rafael Santana, R (1, 6) OBP: 0.333, SLG: 0.333			B S F B B S 2-3 K ②	B F B F F X 2-2 FC5-6 1B	M C S 0-3 K ③			C S X 0-2 ② 1-2f 2-3 FC6-4		4	0	1	0	0	2	3
Bob Ojeda, L (1, 1)		S B F S 1-3 K ③		L L X 0-2 ② 1-2f FC5-6 1B E			F F C 0-3 ① K	F X 0-1 ③ F7		4	1	0	0	0	2	3
Inning Stats	R: 0 E: 0 K: 0 S: 6 H: 0 LOB: 0 BB: 0 P: 9	R: 0 E: 0 K: 2 S: 10 H: 0 LOB: 0 BB: 0 P: 12	R: 0 E: 0 K: 3 S: 9 H: 0 LOB: 0 BB: 0 P: 14	R: 2 E: 0 K: 0 S: 9 H: 3 LOB: 1 BB: 0 P: 13	R: 3 E: 1 K: 0 S: 18 H: 4 LOB: 1 BB: 0 P: 26	R: 0 E: 0 K: 1 S: 10 H: 1 LOB: 1 BB: 0 P: 15	R: 0 E: 1 K: 1 S: 10 H: 0 LOB: 2 BB: 1 P: 17	R: 0 E: 0 K: 1 S: 9 H: 1 LOB: 2 BB: 1 P: 16	R: 0 E: 0 K: 0 S: 4 H: 1 LOB: 1 BB: 1 P: 10	1B: 7 2B: 2 3B: 1 HR: 0 SF: 1 SAC: 0 DP: 1 HBP: 0						

TOP

New York Mets @ Houston Astros

Astrodome, Houston, TX

Thu Oct 09 1986, 8:05 PM EDT

Att. 44,391 - Dome

livebaseballscorecards.com

AB	36
R	5
H	10
RBI	5
BB	3
SO	8
LOB	14

WP: 0 PB: 0 SB: 1 CS: 0 PA: 40

PITCHER	IP	WLS	BF	H	R	ER	SO	BB	IBB	HBP	BLK	WP	HR	S	P	ERA	WHIP
Nolan Ryan, R (1, 1) ERA: 9.0	5.0	L	22	7	5	5	5	0	0	0	0	0	0	52	74	9.00	1.400
Larry Andersen, R (6, 1) ERA:	2.0		9	1	0	0	2	0	1	0	0	0	0	20	32	0.00	0.500
Aurelio Lopez, R (8, 1) ERA:	1.1		8	2	0	0	1	0	2	0	0	0	0	12	25	0.00	1.500
Charlie Kerfeld, R (9, 1) ERA:	0.2		1	0	0	0	0	0	0	0	0	0	0	1	1	0.00	0.000

PITCHER	IP	WLS	BF	H	R	ER	SO	BB	IBB	HBP	BLK	WP	HR	S	P	ERA	WHIP

Batter	1	2	3	4	5	6	7	8	9	AB	R	H	RBI	BB	SO	LOB
Billy Hatcher, R (1, 8) OBP: 0.222, SLG: 0.125	C F F B F C 1-3 K ①		B B F B X 3-1 4-3 1B		B X 1-0 F6 ②		F X 0-1 FC6-4 G3 1B 1-2f ①		S B X 1-1 5-3 ③	5	1	1	0	0	1	2
Bill Doran, S (1, 4) OBP: 0.125, SLG: 0.125	B B C F S 2-3 K ②		B C F X 1-2 4-3 1-2f ②③		B C X 1-1 1-3 1B		X 0-0 G3 1-2 ②			4	0	1	0	0	1	2
Phil Garner, R (1, 5) OBP: 0.500, SLG: 0.333	B X 1-0 6-3 ③			B B B C B 4-1 FC5 5-3 BB	X 0-0 F8 ③		X 0-0 FC6-4 2-H 1B			3	0	1	1	1	0	2
Glenn Davis, R (1, 3) OBP: 0.250, SLG: 0.625		X 0-0 1-3 ①		B F B B X 3-1 5-3 1-2 ①		B S S X 1-2 FC6-4 BB 1B	B X 1-0 FC6-4 1-2f ③			4	0	1	0	0	0	2
Kevin Bass, S (1, 9) OBP: 0.625, SLG: 0.857		F B C T F F X 1-2 1B FC1-2 2B		B B F F X 2-2 1B		B B C B F B 4-2 FC6-4 1-2 BB		X 0-0 F7 ①		3	0	2	0	1	0	0
Jose Cruz, L (1, 7) OBP: 0.250, SLG: 0.250		X 0-0 FC1-2 2-3 1B		C C B S 1-3 K ②		C X 0-1 F8 ①		S B B B F F F X 3-2 F2 ②		4	0	1	0	0	1	4
Alan Ashby, S (1, 2) OBP: 0.429, SLG: 0.200	C X 0-1 FC1-2 1-2 3-H ②			B X 1-0 FC5 2-3f ③		B B X 2-0 FC6-4 1-2f 2-3 ②		B S X 1-1 1-3 ③		4	0	0	0	0	0	6
Dickie Thon, R (1, 6) OBP: 0.500, SLG: 0.500		S T F C 0-3 K ③			B B F F X 2-2 1B 1B	B C X 1-1 F9 ③			B C X 1-1 G6-4-3 1B	4	0	2	0	0	1	4
Nolan Ryan, R (1, 1) Jim Pankovits, R (5, PH) Larry Andersen, R (6, 1) Terry Puhl, L (7, PH) OBP: 1.000, SLG: 1.000 Aurelio Lopez, R (8, 1) Charlie Kerfeld, R (9, 1) Davey Lopes, R (9, PH)			X 0-0 5-3 ①		F B S F B S 2-3 K ①		B B C B X 3-1 FC6-4 1B		B X 1-0 G6-4-3 1-2f ①②	1 1 0 1 0 0 0 1	0 0 0 0 0 0 0 0	0 0 0 1 0 0 0 0	0 0 0 0 0 0 0 0	0 1 0 0 0 0 0 0	0 1 0 0 0 0 0 1	0 1 0 0 0 0 0 1
Inning Stats	R: 0 E: 0 K: 2 S: 9 H: 0 LOB: 0 BB: 0 P: 13	R: 0 E: 0 K: 1 S: 14 H: 2 LOB: 2 BB: 0 P: 15	R: 0 E: 0 K: 0 S: 6 H: 1 LOB: 0 BB: 0 P: 10	R: 0 E: 0 K: 1 S: 10 H: 1 LOB: 2 BB: 1 P: 21	R: 0 E: 0 K: 1 S: 11 H: 2 LOB: 2 BB: 0 P: 17	R: 0 E: 0 K: 0 S: 10 H: 1 LOB: 2 BB: 1 P: 18	R: 1 E: 0 K: 0 S: 7 H: 2 LOB: 1 BB: 0 P: 11	R: 0 E: 0 K: 0 S: 9 H: 0 LOB: 0 BB: 0 P: 13	R: 0 E: 0 K: 0 S: 5 H: 1 LOB: 0 BB: 0 P: 8	1B: 9 2B: 2 3B: 0 HR: 0	SF: 0 SAC: 0 DP: 2 HBP: 0					

PITCHER	IP	WLS	BF	H	R	ER	SO	BB	IBB	HBP	BLK	WP	HR	S	P	ERA	WHIP
Bob Ojeda, L (1, 1) ERA: 1.0	9.0	W	37	10	1	1	5	2	0	0	0	0	0	81	126	1.00	1.333

PITCHER	IP	WLS	BF	H	R	ER	SO	BB	IBB	HBP	BLK	WP	HR	S	P	ERA	WHIP

BOTTOM

New York Mets @ Houston Astros

Astrodome, Houston, TX

Thu Oct 09 1986, 8:05 PM EDT

Att. 44,391 - Dome

livebaseballscorecards.com

AB	35
R	1
H	10
RBI	1
BB	2
SO	5
LOB	24

1B: 9	SF: 0	WP: 0	PA: 37
2B: 2	SAC: 0	PB: 0	
3B: 0	DP: 2	SB: 0	
HR: 0	HBP: 0	CS: 0	

Houston Astros @ New York Mets

Shea Stadium, Flushing, NY

Sat Oct 11 1986, 3:33 AM EDT

Att. 55,052 - Unknown

TOP

Batter	1	2	3	4	5	6	7	8	9	AB	R	H	RBI	BB	SO	LOB
Bill Doran, S (1, 4) OBP: 0.308, SLG: 0.500	3-1	HR		6-3			SH FC4-6 BB		CS 1B	4	2	2	2	1	0	0
Billy Hatcher, R (1, 8) OBP: 0.385, SLG: 0.273	S 1B 1B	S 1B			1-3		SH FC4-6 1-3		1-2 BB	3	1	2	0	1	0	0
Denny Walling, L (1, 5) OBP: 0.111, SLG: 0.111	WP 1B 1-H 1B	K 1-2			L4		FC4-6 1-2f 3-H		K	5	1	1	2	0	2	3
Glenn Davis, R (1, 3) OBP: 0.333, SLG: 0.545	PO 1B 1-2 HBP		5-3		1B		K			3	0	1	0	0	1	1
Kevin Bass, S (1, 9) OBP: 0.500, SLG: 0.600	K		S BB		F9		F8			3	0	0	0	1	1	4
Jose Cruz, L (1, 7) OBP: 0.333, SLG: 0.273	1-2 2-H 1B		K 1-2			G5-4-3 BB		K		3	0	1	1	1	2	1
Alan Ashby, S (1, 2) OBP: 0.273, SLG: 0.111	PO 2-3	4-3	6-3			G5-4-3 1-2f		6-3		4	0	0	0	0	0	2
Craig Reynolds, L (1, 6) OBP: 0.667, SLG: 0.600		HR BB		K		1B		5-3		2	1	1	0	1	1	0
Davey Lopes, R (8, PH)										1	0	0	0	0	0	0
Charlie Kerfeld, R (8, 1)										0	0	0	0	0	0	0
Dave Smith, R (9, 1)										0	0	0	0	0	0	0
Bob Knepper, L (1, 1)		F7		K		F8			6-3	3	0	0	0	0	1	2
Dickie Thon, R (8, 6) OBP: 0.400, SLG: 0.400										1	0	0	0	0	0	0
Inning Stats	R: 2 E: 0 K: 1 S: 17 H: 3 LOB: 1 BB: 0 P: 26	R: 2 E: 0 K: 1 S: 10 H: 2 LOB: 1 BB: 1 P: 16	R: 0 E: 0 K: 1 S: 8 H: 0 LOB: 1 BB: 1 P: 17	R: 0 E: 0 K: 2 S: 9 H: 0 LOB: 0 BB: 0 P: 15	R: 0 E: 0 K: 0 S: 10 H: 1 LOB: 1 BB: 0 P: 16	R: 0 E: 0 K: 0 S: 7 H: 1 LOB: 1 BB: 1 P: 14	R: 1 E: 1 K: 1 S: 7 H: 0 LOB: 1 BB: 1 P: 15	R: 0 E: 0 K: 1 S: 6 H: 0 LOB: 0 BB: 0 P: 12	R: 0 E: 0 K: 1 S: 11 H: 1 LOB: 1 BB: 1 P: 18	1B: 7 2B: 0 3B: 0 HR: 1 SF: 0 SAC: 1 DP: 1 HBP: 1						

PITCHER	IP	WLS	BF	H	R	ER	SO	BB	IBB	HBP	BLK	WP	HR	S	P	ERA	WHIP
Ron Darling, R (1, 1) ERA: 7.2	5.0		23	6	4	4	5	2	0	1	0	1	1	54	90	7.20	1.600
Rick Aguilera, R (6, 1) ERA:	2.0		9	1	1	0	1	2	0	0	0	0	0	14	29	0.00	1.500
Jesse Orosco, L (8, 1) ERA:	2.0	W	7	1	0	0	2	1	0	0	0	0	0	17	30	0.00	1.000

PITCHER	IP	WLS	BF	H	R	ER	SO	BB	IBB	HBP	BLK	WP	HR	S	P	ERA	WHIP

AB	32
R	5
H	8
RBI	5
BB	5
SO	8
LOB	13

WP: 1 PB: 0 SB: 3 CS: 1 PA: 40

livebaseballscorecards.com

Houston Astros @ New York Mets

Shea Stadium, Flushing, NY

Sat Oct 11 1986, 3:33 AM EDT

Att. 55,052 - Unknown

livebaseballscorecards.com

Batter	1	2	3	4	5	6	7	8	9	AB	R	H	RBI	BB	SO	LOB
Mookie Wilson, S (1, 8) (8, 7) OBP: 0.083, SLG: 0.083	C F S 0-3 K ①		C S B F F F X 1-2 F7 ③		F B B X 2-1 L4 ③ 1-2		B F X 1-1 F3 ②			4	0	0	0	0	1	1
Kevin Mitchell, R (1, 7) OBP: 0.500, SLG: 0.500	F C B F X 1-2 6-3 ②			X 0-0 F8 ①		C B B B X 3-1 E 1B 1B	F S X 0-2 1B			4	1	2	0	0	0	0
Jesse Orosco, R (8, 1)										0	0	0	0	0	0	0
Keith Hernandez, L (1, 3) OBP: 0.538, SLG: 0.636	B C X 1-1 G3 ③			C X 0-1 1B 1B		B B B C X 3-1 E 1-2 HR 1B	C B B X 2-1 F8 ③			4	1	2	0	0	0	1
Gary Carter, R (1, 2) OBP: 0.077, SLG: 0.154		X 0-0 6-3 ①		B F X 1-1 F9 ②		S B B C X 2-2 E6 1-2 2-H HR		S B B X 2-1 1-3 ①		4	1	0	0	0	0	2
Darryl Strawberry, L (1, 9) OBP: 0.250, SLG: 0.545		B B B C F S 3-3 K ②		X 0-0 1-2 1B		X 0-0 1-H 2-H HR		B B C S F B S 3-3 K ②		4	1	2	3	0	2	0
Ray Knight, R (1, 5) OBP: 0.250, SLG: 0.182		X 0-0 FC4-6 1B		B B C S X 2-2 F9 ③		X 0-0 5-3 ①		F B X 1-1 F9 ③		4	0	1	0	0	0	2
Tim Teufel, R (1, 4)		B X 1-0 FC4-6 ③ 1-2f			B C S F B X 2-2 F6 ①	F B X 1-1 F9 ②			B C X 1-1 PB HR 1B	3	0	0	0	0	0	1
Wally Backman, S (9, 4) OBP: 0.300, SLG: 0.300										1	1	1	0	0	0	0
Rafael Santana, R (1, 6) OBP: 0.222, SLG: 0.222			C B X 1-1 6-3 ①		C F B X 1-2 5-3 ②	B C X 1-1 F7 ③			F B B B B F X 3-2 F8 1-2 ①	3	0	0	0	0	0	0
Danny Heep, L (9, PH) OBP: 0.500, SLG: 0.500										1	0	0	0	0	0	1
Ron Darling, R (1, 1)			C S X 0-2 1-3 ②		X 0-0 PB 1B		B C F S B B T S 3-3 K ①		F X 0-1 2-H HR	1	0	0	0	0	0	0
Lee Mazzilli, S (5, PH) OBP: 0.500, SLG: 0.500										1	0	1	0	0	0	0
Rick Aguilera, R (6, 1)										0	0	0	0	0	0	0
Lenny Dykstra, L (7, PH) OBP: 0.455, SLG: 0.800										2	1	1	2	0	1	0
(8, 8)																
Inning Stats	R: 0 E: 0 K: 1 S: 9 H: 0 LOB: 0 BB: 0 P: 11	R: 0 E: 0 K: 1 S: 6 H: 1 LOB: 1 BB: 0 P: 10	R: 0 E: 0 K: 0 S: 11 H: 0 LOB: 0 BB: 0 P: 13	R: 0 E: 0 K: 0 S: 9 H: 2 LOB: 2 BB: 0 P: 12	R: 0 E: 0 K: 0 S: 10 H: 1 LOB: 1 BB: 0 P: 15	R: 4 E: 1 K: 0 S: 13 H: 3 LOB: 0 BB: 0 P: 23	R: 0 E: 0 K: 1 S: 11 H: 1 LOB: 1 BB: 0 P: 17	R: 0 E: 0 K: 1 S: 8 H: 0 LOB: 0 BB: 0 P: 14	R: 2 E: 0 K: 0 S: 7 H: 2 LOB: 0 BB: 0 P: 11	1B: 8 2B: 0 3B: 0 HR: 2	SF: 0 SAC: 0 DP: 0 HBP: 0						

BOTTOM	
AB	36
R	6
H	10
RBI	5
BB	0
SO	4
LOB	8

WP: 0 PB: 2 SB: 0 CS: 0 PA: 36

PITCHER		IP	WLS	BF	H	R	ER	SO	BB	IBB	HBP	BLK	WP	HR	S	P	ERA	WHIP
Bob Knepper, L	(1, 1)	7.0		30	8	4	3	3	0	0	0	0	0	1	69	101	3.86	1.143
ERA: 3.86																		
Charlie Kerfeld, R	(8, 1)	1.0		3	0	0	0	1	0	0	0	0	0	0	8	14	0.00	0.000
ERA:																		
Dave Smith, R	(9, 1)	0.1	L	3	2	2	2	0	0	0	0	0	0	1	7	11	54.00	6.000
ERA: 54.0																		

PITCHER	IP	WLS	BF	H	R	ER	SO	BB	IBB	HBP	BLK	WP	HR	S	P	ERA	WHIP

Houston Astros @ New York Mets

Shea Stadium, Flushing, NY

Sun Oct 12 1986, 7:05 PM EDT

Att. 55,038 - Unknown

TOP

livebaseballscorecards.com

Batter	1	2	3	4	5	6	7	8	9	AB	R	H	RBI	BB	SO	LOB
Bill Doran, S (1, 4) OBP: 0.235, SLG: 0.375	5-3		4-3		F7			6-3		4	0	0	0	0	0	0
Billy Hatcher, R (1, 8) OBP: 0.294, SLG: 0.200	6-3		F8			F8			5-3	4	0	0	0	0	0	0
Phil Garner, R (1, 5) OBP: 0.286, SLG: 0.167	K			F4		F8			FC5 2B	3	0	0	0	0	1	0
Denny Walling, L (9, PH) OBP: 0.200, SLG: 0.300										1	0	1	0	0	0	0
(9, 5)																
Glenn Davis, R (1, 3) OBP: 0.375, SLG: 0.500		HR 1B		BB		F2			6-3	3	1	1	0	1	0	1
Kevin Bass, S (1, 9) OBP: 0.438, SLG: 0.462		K		F4			F7		BB	3	0	0	0	1	1	2
Jose Cruz, L (1, 7) OBP: 0.250, SLG: 0.200		K		F9			4-3		FC5 2-3f	4	0	0	0	0	1	4
Alan Ashby, S (1, 2) OBP: 0.286, SLG: 0.417		1-H HR			F8		6-3			3	1	1	2	0	0	0
Dickie Thon, R (1, 6) OBP: 0.375, SLG: 0.750		F8			HR			5-3		3	1	1	1	0	0	0
Mike Scott, R (1, 1)			K		K			K		3	0	0	0	0	3	0
Inning Stats	R: 0 E: 0 K: 1 S: 7 H: 0 LOB: 0 BB: 0 P: 9	R: 2 E: 0 K: 2 S: 16 H: 2 LOB: 0 BB: 0 P: 19	R: 0 E: 0 K: 1 S: 8 H: 0 LOB: 0 BB: 0 P: 12	R: 0 E: 0 K: 0 S: 6 H: 0 LOB: 1 BB: 1 P: 11	R: 1 E: 0 K: 1 S: 16 H: 1 LOB: 0 BB: 0 P: 21	R: 0 E: 0 K: 0 S: 7 H: 0 LOB: 0 BB: 0 P: 11	R: 0 E: 0 K: 0 S: 4 H: 0 LOB: 0 BB: 0 P: 4	R: 0 E: 0 K: 1 S: 7 H: 0 LOB: 0 BB: 0 P: 10	R: 0 E: 0 K: 0 S: 9 H: 1 LOB: 2 BB: 1 P: 18	1B: 1 2B: 1 3B: 0 HR: 2 SF: 0 SAC: 0 DP: 0 HBP: 0	WP: 0 PB: 0 SB: 0 CS: 0 PA: 33					

	AB	31
	R	3
	H	4
	RBI	3
	BB	2
	SO	6
	LOB	7

PITCHER		IP	WLS	BF	H	R	ER	SO	BB	IBB	HBP	BLK	WP	HR	S	P	ERA	WHIP
Sid Fernandez, L ERA: 4.5	(1, 1)	6.0	L	22	3	3	3	5	1	0	0	0	0	2	60	83	4.50	0.667
Roger McDowell, R ERA:	(7, 1)	2.0		6	0	0	0	1	0	0	0	0	0	0	11	14	0.00	0.000
Doug Sisk, R ERA:	(9, 1)	1.0		5	1	0	0	0	1	0	0	0	0	0	9	18	0.00	2.000

PITCHER		IP	WLS	BF	H	R	ER	SO	BB	IBB	HBP	BLK	WP	HR	S	P	ERA	WHIP

BOTTOM

Houston Astros @ New York Mets

Shea Stadium, Flushing, NY

Sun Oct 12 1986, 7:05 PM EDT

Att. 55,038 - Unknown

Batter	1	2	3	4	5	6	7	8	9	AB	R	H	RBI	BB	SO	LOB
Lenny Dykstra, L (1, 8) OBP: 0.400, SLG: 0.643	6-3			F4		K			4-3, B1-3, 1B	4	0	1	0	0	1	0
Wally Backman, S (1, 4) OBP: 0.214, SLG: 0.214	F7			E1		G3			B1-3 1-2	4	0	0	0	0	0	1
Keith Hernandez, L (1, 3) OBP: 0.412, SLG: 0.467	4-3			6-3 1-2			F4		4-3 2-3	4	0	0	0	0	0	2
Gary Carter, R (1, 2) OBP: 0.059, SLG: 0.118		F6		K			1-3		F8	4	0	0	0	0	1	2
Darryl Strawberry, L (1, 9) OBP: 0.200, SLG: 0.429		K			K		4-3			3	0	0	0	0	2	0
Mookie Wilson, S (1, 7) OBP: 0.133, SLG: 0.133		6-3			6-3			5-3, SF8, 1B		3	1	1	0	0	0	0
Ray Knight, R (1, 5) OBP: 0.267, SLG: 0.214			5-3		1B			5-3 1-3		3	0	1	0	0	0	1
Rafael Santana, R (1, 6) OBP: 0.182, SLG: 0.182			5-3		F3			SF8 3-H		2	0	0	0	0	0	1
Danny Heep, L (8, PH) OBP: 0.333, SLG: 0.500										0	0	0	1	0	0	0
Kevin Elster, R (9, 6)										0	0	0	0	0	0	0
Sid Fernandez, L (1, 1)			F1			K			F9	1	0	0	0	0	0	0
Lee Mazzilli, S (6, PH) OBP: 0.333, SLG: 0.333										1	0	0	0	0	1	0
Roger McDowell, R (7, 1)										0	0	0	0	0	0	0
Howard Johnson, S (8, PH)										1	0	0	0	0	0	0
Doug Sisk, R (9, 1)										0	0	0	0	0	0	0

	AB	30
	R	1
	H	3
	RBI	1
	BB	0
	SO	5
	LOB	7

livebaseballscorecards.com

Inning Stats	1	2	3	4	5	6	7	8	9
R	0	0	0	0	0	0	0	1	0
E	0	0	0	1	0	0	0	0	0
K	0	1	0	1	1	2	0	0	0
S	4	8	4	12	9	11	7	10	9
H	0	0	0	0	1	0	0	1	1
LOB	0	0	0	1	1	0	0	0	1
BB	0	0	0	0	0	0	0	0	0
P	7	12	6	17	10	19	11	16	13

1B	3
2B	0
3B	0
HR	0
SF	1
SAC	0
DP	0
HBP	0

WP	0
PB	0
SB	1
CS	0
PA	31

PITCHER	IP	WLS	BF	H	R	ER	SO	BB	IBB	HBP	BLK	WP	HR	S	P	ERA	WHIP
Mike Scott, R (1, 1) ERA: 0.5	9.0	W	31	3	1	1	5	0	0	0	0	0	0	74	111	1.00	0.333

Batter	1	2	3	4	5	6	7	8	9	10	11	12	AB	R	H	RBI	BB	SO	LOB
Bill Doran, S (1, 4) OBP: 0.273, SLG: 0.350	C S B F B B X 3-2 ① 4-3		X 0-0 ② 1-3		X 0-0 ② FC4-6 S 1-2f 3-H			X 0-0 7-6 SH3 1B		B C B B B 4-1 1-2 BB			4	0	1	1	1	0	1
Billy Hatcher, R (1, 8) OBP: 0.333, SLG: 0.222	C X 0-1 ② 4-3		X 0-0 1B		B B B B 4-0 1-2 BB			L X 0-1 ① SH3 1-2		F F X 0-2 ③ F9			3	0	1	0	1	0	2
Denny Walling, L (1, 5) OBP: 0.200, SLG: 0.267	B X 1-0 1B		X 0-0 ③ F7		X 0-0 ③ F7			X 0-0 ② ③ 7-6 2-3f			F F X 0-2 ① K		5	0	1	0	0	1	4
Glenn Davis, R (1, 3) OBP: 0.286, SLG: 0.368	X 0-0 ③ F9			X 0-0 ① F7		X 0-0 ① 4-3			B F X 1-1 ① F6		B S C C 1-3 ② K		5	0	0	0	0	1	1
Kevin Bass, S (1, 9) OBP: 0.429, SLG: 0.444		C B F F B X 2-2 1B 1B		X 0-0 ② 6-3		X 0-0 CS 1B			B C X 1-1 ② 4-3		C B C X 1-2 ③ 1-3		5	0	2	0	0	0	0
Jose Cruz, L (1, 7) OBP: 0.238, SLG: 0.200		S B S B X 2-2 G4-6-3 1-3 1B		X 0-0 ③ 6-3		S S S 0-3 ② ③ K 1-2			B B C B X 3-1 ③ F7			B S X 1-1 ① F5	5	0	1	0	0	1	1
Alan Ashby, S (1, 2) OBP: 0.263, SLG: 0.412	F F B B B C 3-3 ① K		X 0-0 1B FC4-6 2B		C X 0-1 ① 4-3			X 0-0 ① 4-3				S B B X 2-1 ② 5-3	5	1	1	0	0	1	2
Craig Reynolds, L (1, 6) OBP: 0.500, SLG: 0.444 Dickie Thon, R (12, PH) OBP: 0.333, SLG: 0.667 (12, 6)	X 0-0 ② ③ G4-6-3 1-2f		X 0-0 FC1-6 2-3 1B		S B B X 2-1 ② 3-1			C C X 0-2 ② 4-3				B B C C B X 3-2 ③ F8	4 1	0 0	1 0	0 0	0 0	2 0	2 0
Nolan Ryan, R (1, 1) Terry Puhl, L (10, PH) OBP: 1.000, SLG: 1.000 Charlie Kerfeld, R (10, 1)	S S S 0-3 ① K		X 0-0 ① FC1-6 FC4-6 1-2f		B S F B F C 2-3 ③ K			B C F X 1-2 S 1B					3 1 0	0 0 0	0 1 0	0 0 0	0 0 0	2 0 0	2 0 0
Inning Stats	R: 0 H: 1 E: 0 LOB: 1 K: 0 BB: 0 S: 8 P: 12	R: 0 H: 2 E: 0 LOB: 1 K: 1 BB: 0 S: 11 P: 18	R: 0 H: 1 E: 0 LOB: 1 K: 1 BB: 0 S: 6 P: 6	R: 0 H: 0 E: 0 LOB: 0 K: 0 BB: 0 S: 3 P: 3	R: 1 H: 2 E: 0 LOB: 2 K: 0 BB: 1 S: 5 P: 9	R: 0 H: 1 E: 0 LOB: 0 K: 1 BB: 0 S: 5 P: 5	R: 0 H: 0 E: 0 LOB: 0 K: 1 BB: 0 S: 8 P: 12	R: 0 H: 1 E: 0 LOB: 0 K: 0 BB: 0 S: 4 P: 4	R: 0 H: 0 E: 0 LOB: 0 K: 0 BB: 0 S: 6 P: 11	R: 0 H: 1 E: 0 LOB: 2 K: 0 BB: 1 S: 11 P: 16	R: 0 H: 0 E: 0 LOB: 0 K: 2 BB: 0 S: 9 P: 11	R: 0 H: 0 E: 0 LOB: 0 K: 0 BB: 0 S: 7 P: 13	1B: 8 2B: 2 3B: 0 HR: 0	SF: 0 SAC: 1 DP: 2 HBP: 0		WP: 0 PB: 0 SB: 2 CS: 1		PA: 44	

PITCHER	IP	WLS	BF	H	R	ER	SO	BB	IBB	HBP	BLK	WP	HR	S	P	ERA	WHIP
Dwight Gooden, R (1, 1) ERA: 1.06	10.0		38	9	1	1	4	2	0	0	0	0	0	67	96	0.90	1.100
Jesse Orosco, L (11, 1) ERA:	2.0	W	6	0	0	0	2	0	0	0	0	0	0	16	24	0.00	0.000

PITCHER	IP	WLS	BF	H	R	ER	SO	BB	IBB	HBP	BLK	WP	HR	S	P	ERA	WHIP

TOP

Houston Astros @ New York Mets

Shea Stadium, Flushing, NY

Tue Oct 14 1986, 3:33 AM EDT

Att. 54,986 - Overcast

livebaseballscorecards.com

AB	41
R	1
H	9
RBI	1
BB	2
SO	6
LOB	15

Batter	1	2	3	4	5	6	7	8	9	10	11	12	AB	R	H	RBI	BB	SO	LOB
Lenny Dykstra, L (1, 8) OBP: 0.300, SLG: 0.474	2-3 K			0-3 K		0-0 F5			2-2 F9			2-2 G3	5	0	0	0	0	2	0
Wally Backman, S (1, 4) OBP: 0.211, SLG: 0.211	3-2 K			0-0 F7			1-3 K		1-3 K			2-2 E 1B	5	1	1	0	0	3	0
Keith Hernandez, L (1, 3) OBP: 0.409, SLG: 0.421	0-2 F9			0-3 K			2-1 BB 1B		3-1 F9			4-1 SAFE 1B 1-2 IBB	4	0	1	0	1	1	0
Gary Carter, R (1, 2) OBP: 0.091, SLG: 0.136		1-1 1-3			0-0 F9		3-2 F6			2-0 5-3		3-2 1-2 2-H 1B	5	0	1	1	0	0	1
Darryl Strawberry, L (1, 9) OBP: 0.263, SLG: 0.588		0-3 K			0-0 HR		4-2 1-2 BB			2-3 K			3	1	1	1	1	2	0
Mookie Wilson, S (1, 7) OBP: 0.105, SLG: 0.105		3-3 K			0-3 K		1-0 F7			1-3 K			4	0	0	0	0	3	2
Jesse Orosco, R (11, 1)													0	0	0	0	0	0	0
Ray Knight, R (1, 5) OBP: 0.211, SLG: 0.167			0-3 K		0-0 F9			0-0 F9			0-2 4-3		4	0	0	0	0	1	0
Rafael Santana, R (1, 6) OBP: 0.143, SLG: 0.143			0-0 4-3			3-2 6-3		0-3 K			3-2 G3		3	0	0	0	0	1	0
Lee Mazzilli, S (11, PH) OBP: 0.250, SLG: 0.250													1	0	0	0	0	0	0
Kevin Elster, R (12, 6)													0	0	0	0	0	0	0
Dwight Gooden, R (1, 1)			0-3 K			2-1 F9		0-1 F4			1-3 K		3	0	0	0	0	1	0
Danny Heep, L (11, 7) OBP: 0.250, SLG: 0.333													1	0	0	0	0	1	0
Inning Stats	R: 0 E: 0 K: 2 S: 11 H: 0 LOB: 0 BB: 0 P: 16	R: 0 E: 0 K: 2 S: 8 H: 0 LOB: 0 BB: 0 P: 12	R: 0 E: 0 K: 2 S: 7 H: 0 LOB: 0 BB: 0 P: 7	R: 0 E: 0 K: 2 S: 7 H: 0 LOB: 0 BB: 0 P: 7	R: 1 E: 0 K: 1 S: 6 H: 1 LOB: 0 BB: 0 P: 6	R: 0 E: 0 K: 0 S: 7 H: 0 LOB: 0 BB: 0 P: 12	R: 0 E: 0 K: 1 S: 13 H: 1 LOB: 2 BB: 1 P: 24	R: 0 E: 0 K: 1 S: 6 H: 0 LOB: 0 BB: 0 P: 6	R: 0 E: 0 K: 1 S: 9 H: 0 LOB: 0 BB: 0 P: 15	R: 0 E: 0 K: 2 S: 8 H: 0 LOB: 0 BB: 0 P: 13	R: 0 E: 0 K: 1 S: 10 H: 0 LOB: 0 BB: 0 P: 14	R: 1 E: 1 K: 0 S: 13 H: 2 LOB: 2 BB: 1 P: 24	1B: 3 2B: 0 3B: 0 HR: 1	SF: 0 SAC: 0 DP: 0 HBP: 0		WP: 0 PB: 0 SB: 0 CS: 0	PA: 40	

PITCHER	IP	WLS	BF	H	R	ER	SO	BB	IBB	HBP	BLK	WP	HR	S	P	ERA	WHIP
Nolan Ryan, R (1, 1) ERA: 3.86	9.0		30	2	1	1	12	1	0	0	0	0	1	74	105	1.00	0.333
Charlie Kerfeld, R (10, 1) ERA: 2.25	2.1	L	10	2	1	1	3	0	1	0	0	0	0	31	51	3.86	0.857

PITCHER	IP	WLS	BF	H	R	ER	SO	BB	IBB	HBP	BLK	WP	HR	S	P	ERA	WHIP

BOTTOM

Houston Astros @ New York Mets

Shea Stadium, Flushing, NY

Tue Oct 14 1986, 3:33 AM EDT

Att. 54,986 - Overcast

livebaseballscorecards.com

AB	38
R	2
H	4
RBI	2
BB	2
SO	15
LOB	3

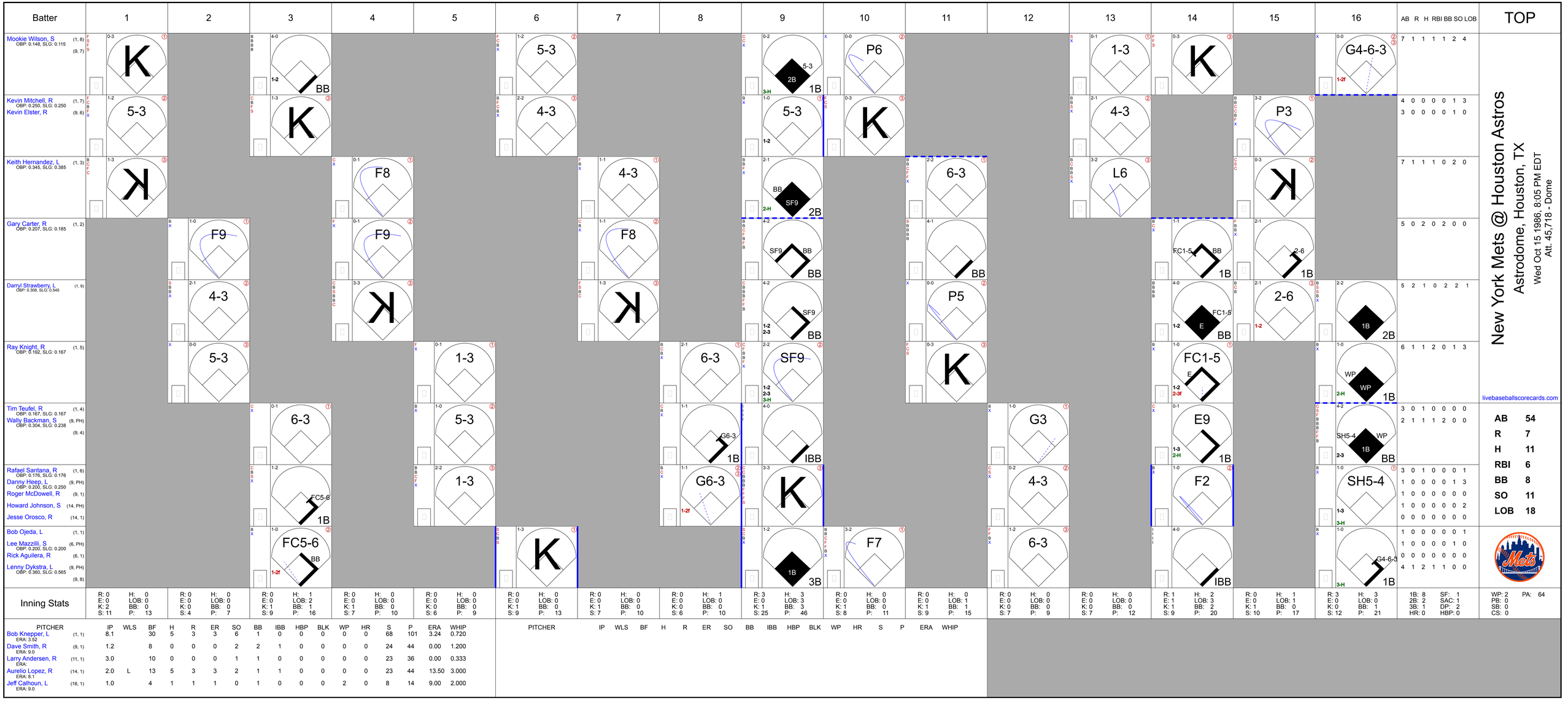

New York Mets @ Houston Astros

Astrodome, Houston, TX

Wed Oct 15 1986, 8:05 PM EDT

Att. 45,718 - Dome

livebaseballscorecards.com

Batter	1	2	3	4	5	6	7	8	9	10	11	12	13	14	15	16	AB	R	H	RBI	BB	SO	LOB
Mookie Wilson, S (1, 8) OBP: 0.148, SLG: 0.115 (9, 7)	K		BB			5-3			5-3 2B 1B	P6			1-3	K		G4-6-3	7	1	1	1	1	2	4
Kevin Mitchell, R (1, 7) OBP: 0.250, SLG: 0.250	5-3		K			4-3			5-3	K			4-3		P3		4	0	0	0	0	1	3
Kevin Elster, R (9, 6)																	3	0	0	0	0	1	0
Keith Hernandez, L (1, 3) OBP: 0.345, SLG: 0.385	K			F8			4-3		BB SF9 2B		6-3		L6		K		7	1	1	1	0	2	0
Gary Carter, R (1, 2) OBP: 0.207, SLG: 0.185		F9		F9			F8		SF9 BB BB		BB			FC1-5 BB 1B	2-6 1B		5	0	2	0	2	0	0
Darryl Strawberry, L (1, 9) OBP: 0.308, SLG: 0.545		4-3		K			K		SF9 BB		P5			E FC1-5 BB	2-6	1B 2B	5	2	1	0	2	2	1
Ray Knight, R (1, 5) OBP: 0.192, SLG: 0.167		5-3			1-3			6-3	SF9		K			FC1-5 E		WP WP 1B	6	1	1	2	0	1	3
Tim Teufel, R (1, 4) OBP: 0.167, SLG: 0.167			6-3		5-3			G6-3 1B	IBB			G3		E9 1B		SH5-4 WP 1B BB	3	0	1	0	0	0	0
Wally Backman, S (9, PH) OBP: 0.304, SLG: 0.238 (9, 4)																	2	1	1	1	2	0	0
Rafael Santana, R (1, 6) OBP: 0.176, SLG: 0.176			FC5-6 1B		1-3			G6-3	K			4-3		F2		SH5-4	3	0	1	0	0	0	1
Danny Heep, L (9, PH) OBP: 0.200, SLG: 0.250																	1	0	0	0	0	1	3
Roger McDowell, R (9, 1)																	1	0	0	0	0	0	0
Howard Johnson, S (14, PH)																	1	0	0	0	0	0	2
Jesse Orosco, R (14, 1)																	0	0	0	0	0	0	0
Bob Ojeda, L (1, 1)			FC5-6 BB			K			1B 3B	F7		6-3		IBB		G4-6-3 1B	1	0	0	0	0	0	1
Lee Mazzilli, S (6, PH) OBP: 0.200, SLG: 0.200																	1	0	0	0	0	1	0
Rick Aguilera, R (6, 1)																	0	0	0	0	0	0	0
Lenny Dykstra, L (9, PH) OBP: 0.360, SLG: 0.565 (9, 8)																	4	1	2	1	1	0	0

Inning Stats	1	2	3	4	5	6	7	8	9	10	11	12	13	14	15	16	AB	R	H	RBI	BB	SO	LOB
	R: 0 E: 0 K: 2 S: 11	H: 0 LOB: 0 BB: 0 P: 13	R: 0 E: 0 K: 0 S: 4	H: 0 LOB: 0 BB: 0 P: 7	R: 0 E: 0 K: 1 S: 9	H: 1 LOB: 2 BB: 1 P: 16	R: 0 E: 0 K: 1 S: 7	H: 0 LOB: 0 BB: 0 P: 10	R: 0 E: 0 K: 0 S: 6	H: 0 LOB: 0 BB: 0 P: 9	R: 0 E: 0 K: 1 S: 9	H: 0 LOB: 0 BB: 0 P: 13	R: 0 E: 0 K: 1 S: 7	H: 0 LOB: 0 BB: 0 P: 10	R: 0 E: 0 K: 0 S: 6	H: 1 LOB: 0 BB: 0 P: 10	R: 3 E: 0 K: 1 S: 25	H: 3 LOB: 3 BB: 3 P: 46	R: 0 E: 0 K: 1 S: 8	H: 0 LOB: 0 BB: 0 P: 11	R: 0 E: 0 K: 1 S: 9	H: 0 LOB: 1 BB: 1 P: 15	R: 0 E: 0 K: 0 S: 7	H: 0 LOB: 0 BB: 0 P: 9	R: 0 E: 0 K: 0 S: 7	H: 0 LOB: 0 BB: 0 P: 12	R: 1 E: 1 K: 1 S: 9	H: 2 LOB: 3 BB: 2 P: 20	R: 0 E: 0 K: 1 S: 10	H: 1 LOB: 1 BB: 0 P: 17	R: 3 E: 0 K: 0 S: 12	H: 3 LOB: 0 BB: 1 P: 21	1B: 8 2B: 2 3B: 1 HR: 0	SF: 1 SAC: 1 DP: 2 HBP: 0	WP: 2 PB: 0 SB: 0 CS: 0	PA: 64

PITCHER	IP	WLS	BF	H	R	ER	SO	BB	IBB	HBP	BLK	WP	HR	S	P	ERA	WHIP
Bob Knepper, L (1, 1) ERA: 3.52	8.1		30	5	3	3	6	1	0	0	0	0	0	68	101	3.24	0.720
Dave Smith, R (9, 1) ERA: 9.0	1.2		8	0	0	0	2	2	1	0	0	0	0	24	44	0.00	1.200
Larry Andersen, R (11, 1) ERA:	3.0		10	0	0	0	1	1	0	0	0	0	0	23	36	0.00	0.333
Aurelio Lopez, R (14, 1) ERA: 8.1	2.0	L	13	5	3	3	2	1	1	0	0	0	0	23	44	13.50	3.000
Jeff Calhoun, L (16, 1) ERA: 9.0	1.0		4	1	1	1	0	1	0	0	0	2	0	8	14	9.00	2.000

PITCHER	IP	WLS	BF	H	R	ER	SO	BB	IBB	HBP	BLK	WP	HR	S	P	ERA	WHIP

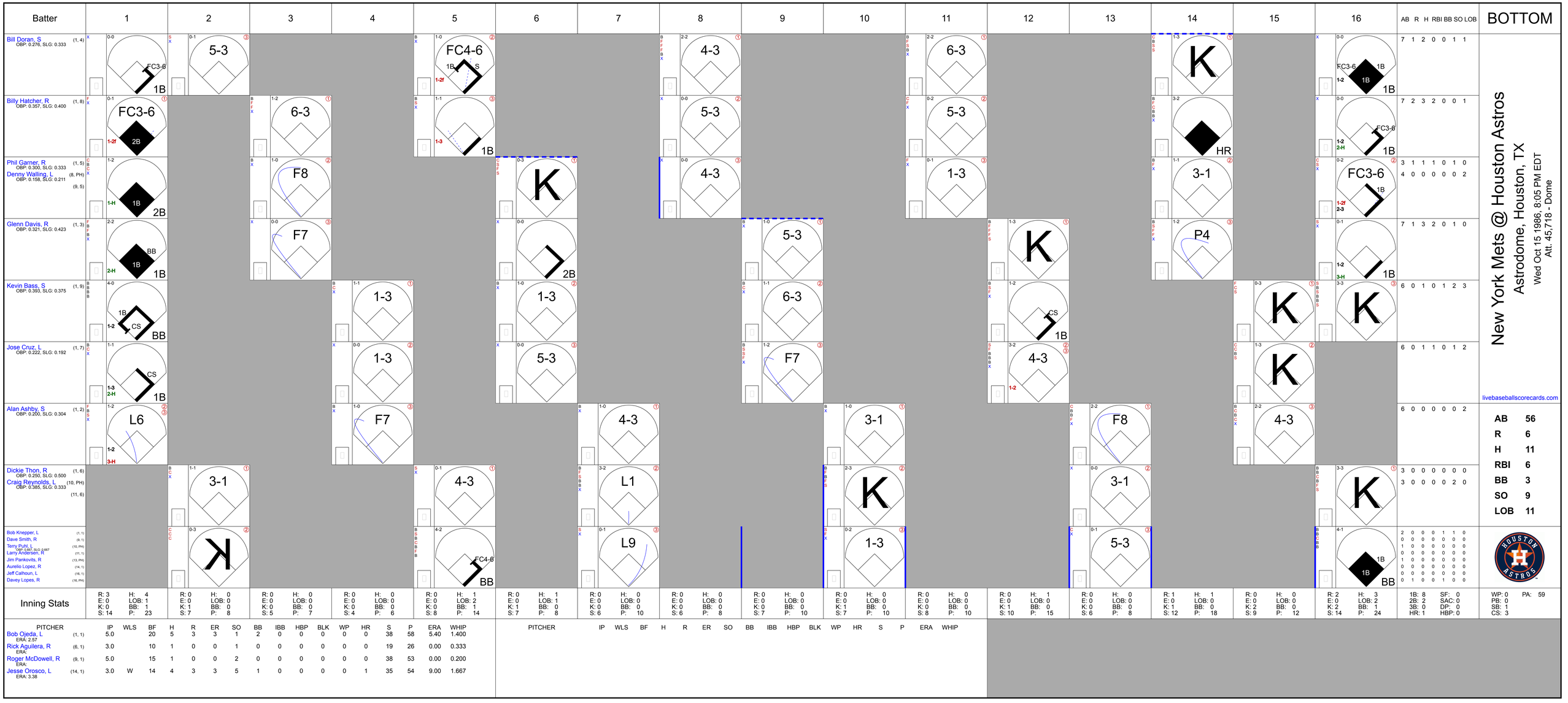
Batter
1
2
3
4
5
6
7
8
9
10
11
12
13
14
15
16
AB R H RBI BB SO LOB
BOTTOM
Bill Doran, S (1, 4) OBP: 0.276, SLG: 0.333
Billy Hatcher, R (1, 8) OBP: 0.357, SLG: 0.400
Phil Garner, R (1, 5) OBP: 0.300, SLG: 0.333
Denny Walling, L (8, PH) OBP: 0.158, SLG: 0.211 (9, 5)
Glenn Davis, R (1, 3) OBP: 0.321, SLG: 0.423
Kevin Bass, S (1, 9) OBP: 0.393, SLG: 0.375
Jose Cruz, L (1, 7) OBP: 0.222, SLG: 0.192
Alan Ashby, S (1, 2) OBP: 0.200, SLG: 0.304
Dickie Thon, R (1, 6) OBP: 0.250, SLG: 0.500
Craig Reynolds, L (10, PH) OBP: 0.385, SLG: 0.333 (11, 6)
Bob Knepper, L (1, 1)
Dave Smith, R (9, 1)
Terry Puhl, L (10, PH) OBP: 0.667, SLG: 0.667
Larry Andersen, R (11, 1)
Jim Pankovits, R (13, PH)
Aurelio Lopez, R (14, 1)
Jeff Calhoun, L (16, 1)
Davey Lopes, R (16, PH)
7 1 2 0 0 1 1
7 2 3 2 0 0 1
3 1 1 1 0 1 0
4 0 0 0 0 0 2
7 1 3 2 0 1 0
6 0 1 0 1 2 3
6 0 1 1 0 1 2
6 0 0 0 0 0 2
3 0 0 0 0 0 0
3 0 0 0 0 2 0
2 0 0 0 1 1 0
0 0 0 0 0 0 0
1 0 0 0 0 0 0
0 0 0 0 0 0 0
1 0 0 0 0 0 0
0 0 0 0 0 0 0
0 0 0 0 0 0 0
0 1 0 0 1 0 0
New York Mets @ Houston Astros
Astrodome, Houston, TX
Wed Oct 15 1986, 8:05 PM EDT
Att. 45,718 - Dome
livebaseballscorecards.com
AB 56
R 6
H 11
RBI 6
BB 3
SO 9
LOB 11
Inning Stats
R: 3 E: 0 K: 0 S: 14 H: 4 LOB: 1 BB: 1 P: 23
R: 0 E: 0 K: 1 S: 7 H: 0 LOB: 0 BB: 0 P: 8
R: 0 E: 0 K: 0 S: 5 H: 0 LOB: 0 BB: 0 P: 7
R: 0 E: 0 K: 0 S: 4 H: 0 LOB: 0 BB: 0 P: 6
R: 0 E: 0 K: 0 S: 8 H: 1 LOB: 2 BB: 1 P: 14
R: 0 E: 0 K: 1 S: 7 H: 1 LOB: 1 BB: 0 P: 8
R: 0 E: 0 K: 0 S: 6 H: 0 LOB: 0 BB: 0 P: 10
R: 0 E: 0 K: 0 S: 6 H: 0 LOB: 0 BB: 0 P: 8
R: 0 E: 0 K: 0 S: 7 H: 0 LOB: 0 BB: 0 P: 10
R: 0 E: 0 K: 1 S: 7 H: 0 LOB: 0 BB: 0 P: 10
R: 0 E: 0 K: 0 S: 8 H: 0 LOB: 0 BB: 0 P: 10
R: 0 E: 0 K: 1 S: 10 H: 1 LOB: 0 BB: 0 P: 15
R: 0 E: 0 K: 0 S: 6 H: 0 LOB: 0 BB: 0 P: 8
R: 1 E: 0 K: 1 S: 12 H: 1 LOB: 0 BB: 0 P: 18
R: 0 E: 0 K: 2 S: 9 H: 0 LOB: 0 BB: 0 P: 12
R: 2 E: 0 K: 2 S: 14 H: 3 LOB: 2 BB: 1 P: 24
1B: 8 2B: 2 3B: 0 HR: 1
SF: 0 SAC: 0 DP: 0 HBP: 0
WP: 0 PB: 0 SB: 1 CS: 3
PA: 59
PITCHER IP WLS BF H R ER SO BB IBB HBP BLK WP HR S P ERA WHIP
Bob Ojeda, L (1, 1) ERA: 2.57 5.0 20 5 3 3 1 2 0 0 0 0 0 38 58 5.40 1.400
Rick Aguilera, R (6, 1) ERA: 3.0 10 1 0 0 1 0 0 0 0 0 0 19 26 0.00 0.333
Roger McDowell, R (9, 1) ERA: 5.0 15 1 0 0 2 0 0 0 0 0 0 38 53 0.00 0.200
Jesse Orosco, L (14, 1) ERA: 3.38 3.0 W 14 4 3 3 5 1 0 0 0 0 1 35 54 9.00 1.667
PITCHER IP WLS BF H R ER SO BB IBB HBP BLK WP HR S P ERA WHIP