

Houston Astros - 1986

Batter	1	2	3	4	5	6	7	8	9	AB	R	H	RBI	BB	SO	LOB	TOP								
Dan Gladden, R (1, 8) OBP: 0.250, SLG: 0.250	6-3		1B		F4		F3			4	0	1	0	0	0	1	San Francisco Giants @ Houston Astros Astrodome, Houston, TX Tue Apr 08 1986, 7:05 PM EST Att: 22,935 - Unknown								
Will Clark, L (1, 3) OBP: 0.250, SLG: 1.000	HR		K			4-3		E7	FC6	4	1	1	1	0	1	1									
Chili Davis, S (1, 9)	F9			4-3		F8		FC6	WP, S	4	1	0	0	0	0	1									
Jeffrey Leonard, R (1, 7) OBP: 0.250, SLG: 1.000	F4			HR		F8		5-3	1-2	4	1	1	2	0	0	0									
Chris Brown, R (1, 5) OBP: 0.250, SLG: 0.250		F7		F9			SH3-4	BB	4-3	4	1	1	0	0	0	0									
Bob Brenly, R (1, 2) OBP: 0.500, SLG: 1.333		K		F8			SH3-4	BB	HR	3	2	1	1	1	1	0									
Robby Thompson, R (1, 4) OBP: 0.333, SLG: 0.667		K			E7	1B	2B	F9		3	1	1	0	0	1	0									
Jose Uribe, S (1, 6) OBP: 0.500, SLG: 0.500			F2					F6		2	0	1	1	0	0	0									
Brad Gulden, L (7, PH)						CS	1B			0	1	0	0	1	0	0									
Brad Wellman, R (7, 6)						3-H	1B			1	0	0	0	0	0	0									
Mike Krukow, R (1, 1)			L6					K		2	0	0	0	0	1	1									
Dan Driessen, L (7, PH)										0	0	0	0	0	0	0									
Candy Maldonado, R (7, PH) OBP: 1.000, SLG: 3.000										1	0	1	3	0	0	0									
Mark Davis, L (7, 1)										1	0	0	0	0	1	0									
Inning Stats	R: 1 E: 0 K: 0 S: 4	H: 1 LOB: 0 BB: 0 P: 4	R: 0 E: 0 K: 2 S: 7	H: 0 LOB: 0 BB: 0 P: 7	R: 0 E: 0 K: 1 S: 6	H: 1 LOB: 1 BB: 0 P: 6	R: 1 E: 0 K: 0 S: 4	H: 1 LOB: 0 BB: 0 P: 4	R: 1 E: 1 K: 1 S: 6	H: 2 LOB: 0 BB: 0 P: 6	R: 0 E: 0 K: 0 S: 3	H: 0 LOB: 0 BB: 0 P: 3	R: 3 E: 0 K: 0 S: 4	H: 2 LOB: 0 BB: 2 P: 12	R: 1 E: 1 K: 0 S: 4	H: 0 LOB: 0 BB: 0 P: 4	R: 1 E: 0 K: 1 S: 6	H: 1 LOB: 0 BB: 0 P: 6	1B: 3 2B: 1 3B: 1 HR: 3	SF: 0 SAC: 1 DP: 0 HBP: 0	WP: 1 PB: 0 SB: 2 CS: 2	PA: 36			
PITCHER	IP	WLS	BF	H	R	ER	SO	BB	IBB	HBP	BLK	WP	HR	S	P	ERA	WHIP								
Nolan Ryan, R (1, 1) ERA: 8.53	6.1	L	26	6	6	6	4	1	1	0	0	0	2	32	40	8.53	1.105								
Jeff Calhoun, L (7, 1) ERA: 3.38	2.2		10	2	2	1	1	0	0	0	0	1	1	12	12	3.38	0.750								

Batter	1	2	3	4	5	6	7	8	9	AB	R	H	RBI	BB	SO	LOB	BOTTOM								
Eric Bullock, L (1, 7)	6-3		L8		3-1		K			3	0	0	0	0	0	0	San Francisco Giants @ Houston Astros Astrodome, Houston, TX Tue Apr 08 1986, 7:05 PM EST Att: 22,935 - Unknown								
Jim Pankovits, R (7, PH) (8, 7)										1	0	0	0	0	1	0									
Bill Doran, S (1, 4) BB	HR		BB		P6		F7			2	1	0	0	2	0	0									
Denny Walling, L (1, 5) OBP: 0.250, SLG: 0.250	F8		K				1-3			4	0	1	0	0	1	2									
Glenn Davis, R (1, 3) OBP: 0.250, SLG: 1.000	HR		6-3		F8			F4		4	1	1	2	0	0	2									
Mark Bailey, S (1, 2)	K			K		K		6-3		4	0	0	0	0	3	0									
Kevin Baas, S (1, 9) (7, 8)		SH5-3	3B		F9		S	F8		4	1	2	0	0	0	0									
Tony Walker, R (1, 8) OBP: 0.333, SLG: 0.667										3	0	1	0	0	1	2									
Billy Hatcher, R (7, 9)		K				5-3				1	0	0	0	0	0	0									
Dickie Thon, R (1, 6)		SH5-3						P3		1	0	0	1	2	0	0									
Nolan Ryan, R (1, 1)										3	0	0	0	0	2	4									
Jeff Calhoun, L (7, 1)										0	0	0	0	0	0	0									
Phil Garner, R (9, PH)										1	0	0	0	0	0	0									
Inning Stats	R: 2 E: 0 K: 1 S: 6	H: 1 LOB: 1 BB: 1 P: 10	R: 1 E: 0 K: 2 S: 8	H: 1 LOB: 0 BB: 0 P: 8	R: 0 E: 0 K: 1 S: 5	H: 0 LOB: 1 BB: 1 P: 9	R: 0 E: 0 K: 1 S: 6	H: 1 LOB: 2 BB: 1 P: 10	R: 0 E: 0 K: 0 S: 4	H: 1 LOB: 1 BB: 0 P: 4	R: 0 E: 0 K: 2 S: 8	H: 1 LOB: 2 BB: 1 P: 12	R: 0 E: 0 K: 1 S: 5	H: 0 LOB: 0 BB: 0 P: 5	R: 0 E: 0 K: 0 S: 3	H: 0 LOB: 0 BB: 0 P: 3	R: 0 E: 0 K: 0 S: 3	H: 0 LOB: 0 BB: 0 P: 3	1B: 2 2B: 1 3B: 1 HR: 1	SF: 0 SAC: 1 DP: 0 HBP: 0	WP: 0 PB: 0 SB: 3 CS: 0	PA: 36			
PITCHER	IP	WLS	BF	H	R	ER	SO	BB	IBB	HBP	BLK	WP	HR	S	P	ERA	WHIP								
Mike Krukow, R (1, 1) ERA: 4.5	6.0	W	27	5	3	3	7	2	2	0	0	0	1	37	53	4.50	1.167								
Mark Davis, L (7, 1) ERA:	3.0	S	9	0	0	0	1	0	0	0	0	0	0	11	11	0.00	0.000								

Batter	1	2	3	4	5	6	7	8	9	AB	R	H	RBI	BB	SO	LOB	TOP								
Dan Gladden, R OBP: 0.444, SLG: 0.556 (1, 8)										5	1	3	0	0	1	0	San Francisco Giants @ Houston Astros Astrodome, Houston, TX Wed Apr 09 1986, 7:05 PM EST Att: 6,875 - Unknown								
Will Clark, L OBP: 0.222, SLG: 0.667 (1, 3)										5	0	1	1	0	0	3									
Chili Davis, S (1, 9)										4	0	0	1	0	1	2									
Jeffrey Leonard, R OBP: 0.429, SLG: 0.857 Joel Youngblood, R (6, 7)										3	2	2	0	0	0	1									
Chris Brown, R OBP: 0.375, SLG: 0.375 (1, 5)										4	0	2	0	0	0	1									
Bob Melvin, R OBP: 0.500, SLG: 0.750 (1, 2)										4	0	2	1	0	1	1									
Robby Thompson, R OBP: 0.286, SLG: 0.333 (1, 4)										3	0	0	0	1	0	3									
Jose Uribe, S OBP: 0.500, SLG: 0.250 (1, 6)										2	0	0	0	2	0	2									
Scott Garretts, R Greg Minton, S (8, 1)										3	0	0	0	0	3	4									
										0	1	0	0	1	0	0	GIANTS								
Inning Stats	R: 0 E: 0 K: 1 S: 6	H: 1 LOB: 1 BB: 0 P: 6	R: 0 E: 0 K: 0 S: 3	H: 0 LOB: 0 BB: 0 P: 3	R: 1 E: 0 K: 1 S: 7	H: 2 LOB: 1 BB: 0 P: 7	R: 1 E: 0 K: 1 S: 7	H: 2 LOB: 2 BB: 1 P: 11	R: 0 E: 0 K: 1 S: 5	H: 0 LOB: 0 BB: 0 P: 5	R: 1 E: 0 K: 1 S: 7	H: 3 LOB: 2 BB: 1 P: 11	R: 0 E: 0 K: 0 S: 3	H: 0 LOB: 0 BB: 0 P: 3	R: 0 E: 0 K: 1 S: 6	H: 1 LOB: 2 BB: 1 P: 10		R: 1 E: 0 K: 0 S: 4	H: 1 LOB: 1 BB: 1 P: 8	1B: 7 2B: 3 3B: 0 HR: 0	SF: 1 SAC: 0 DP: 1 HBP: 0	WP: 0 PB: 0 SB: 4 CS: 0	PA: 40		
PITCHER	IP	WLS	BF	H	R	ER	SO	BB	IBB	HBP	BLK	WP	HR	S	P	ERA	WHIP								
Mike Scott, R ERA: 5.4 (1, 1)	5.0	L	24	8	3	3	4	0	1	0	0	0	0	31	35	5.40	1.600								
Charlie Kerfeld, R ERA: (6, 1)	3.0		11	1	0	0	2	1	1	0	0	0	0	13	21	0.00	0.667								
Frank DiPino, L ERA: 9.0 (9, 1)	1.0		5	1	1	1	0	1	0	0	0	0	0	4	8	9.00	2.000								

Batter	1	2	3	4	5	6	7	8	9	AB	R	H	RBI	BB	SO	LOB	BOTTOM								
Eric Bullock, L (1, 7)										4	0	0	0	0	1	4	San Francisco Giants @ Houston Astros Astrodome, Houston, TX Wed Apr 09 1986, 7:05 PM EST Att: 6,875 - Unknown								
Bill Doran, S OBP: 0.625, SLG: 0.250 (1, 4)										2	0	1	0	2	1	1									
Denny Walling, L OBP: 0.250, SLG: 0.143 (6, 9)										3	0	0	0	1	0	5									
Glenn Davis, R OBP: 0.125, SLG: 0.500 (1, 3)										4	0	0	0	0	0	1									
Kevin Bass, S OBP: 0.375, SLG: 0.625 (1, 8)										4	0	1	0	0	0	0									
Mark Bailey, S (1, 2)										4	0	0	0	0	2	1									
Billy Hatcher, R Frank DiPino, L (9, 1)										2	0	0	0	0	1	0									
Dickie Thon, R OBP: 0.833, SLG: 1.000 (1, 6)										3	1	3	0	0	0	0									
Mike Scott, R Charlie Kerfeld, R Craig Reynolds, L OBP: 1.000, SLG: 1.000 Alan Ashby, S (8, PH)										0	0	0	0	0	0	0									
										2	0	2	1	0	0	0	HOUSTON ASTROS								
Inning Stats	R: 0 E: 0 K: 1 S: 3	H: 0 LOB: 0 BB: 2 P: 11	R: 0 E: 0 K: 1 S: 5	H: 0 LOB: 0 BB: 0 P: 5	R: 0 E: 0 K: 0 S: 4	H: 1 LOB: 1 BB: 0 P: 4	R: 0 E: 0 K: 0 S: 3	H: 1 LOB: 0 BB: 0 P: 3	R: 0 E: 0 K: 2 S: 7	H: 0 LOB: 0 BB: 0 P: 7	R: 1 E: 0 K: 1 S: 7	H: 2 LOB: 1 BB: 0 P: 7	R: 0 E: 0 K: 0 S: 3	H: 0 LOB: 0 BB: 0 P: 3	R: 0 E: 0 K: 0 S: 5	H: 2 LOB: 3 BB: 1 P: 9		R: 0 E: 0 K: 0 S: 3	H: 1 LOB: 0 BB: 0 P: 3	1B: 6 2B: 1 3B: 0 HR: 0	SF: 0 SAC: 1 DP: 2 HBP: 0	WP: 0 PB: 0 SB: 1 CS: 1	PA: 34		
PITCHER	IP	WLS	BF	H	R	ER	SO	BB	IBB	HBP	BLK	WP	HR	S	P	ERA	WHIP								
Scott Garretts, R ERA: 1.17 (8, 1)	1.1	S	4	1	0	0	0	0	0	0	0	0	0	4	4	0.00	0.750								

Batter	1	2	3	4	5	6	7	8	9	AB	R	H	RBI	BB	SO	LOB	TOP			
Dan Gladden, R (1,8) OBP: 0.308, SLG: 0.385										4	0	0	0	0	1	0				
Will Clark, L (1,3) OBP: 0.308, SLG: 0.615										4	0	2	0	0	2	0				
Chili Davis, S (1,9)										4	0	0	0	0	0	2				
Jeffrey Leonard, R (1,7) OBP: 0.300, SLG: 0.600										3	0	0	0	0	0	0				
Chris Brown, R (1,5) OBP: 0.273, SLG: 0.273										3	0	0	0	0	0	0				
Bob Brenly, R (1,2) OBP: 0.571, SLG: 1.000										3	0	2	0	0	0	0				
Robby Thompson, R (1,4) OBP: 0.300, SLG: 0.444										3	0	1	0	0	0	1				
Jose Uribe, S (1,6) OBP: 0.375, SLG: 0.167										2	0	0	0	0	1	2				
Joel Youngblood, R (8,PH)										1	0	0	0	0	0	0				
Brad Wellman, R (8,6)										0	0	0	0	0	0	0				
Vida Blue, S (1,1)										2	0	0	0	0	1	0				
Jeff Robinson, R (6,1)										0	0	0	0	0	0	0				
Bill Laskey, R (8,1)										0	0	0	0	0	0	0				
Candy Maldonado, R (8,PH) OBP: 0.500, SLG: 1.500										1	0	0	0	0	0	0				
Inning Stats	R: 0 E: 0 K: 1 S: 5	H: 1 LOB: 0 BB: 0 P: 5	R: 0 E: 0 K: 1 S: 7	H: 2 LOB: 2 BB: 0 P: 7	R: 0 E: 0 K: 1 S: 5	H: 0 LOB: 0 BB: 0 P: 5	R: 0 E: 0 K: 0 S: 3	H: 0 LOB: 0 BB: 0 P: 3	R: 0 E: 0 K: 0 S: 3	H: 0 LOB: 0 BB: 0 P: 3	R: 0 E: 0 K: 0 S: 3	H: 0 LOB: 0 BB: 0 P: 3	R: 0 E: 0 K: 0 S: 3	H: 0 LOB: 0 BB: 0 P: 3	R: 0 E: 0 K: 0 S: 4	H: 1 LOB: 1 BB: 0 P: 4	1B: 4 2B: 1 3B: 0 HR: 0	SF: 0 SAC: 0 DP: 1 HBP: 0	WP: 0 PB: 0 SB: 0 CS: 1	PA: 30
PITCHER	IP WLS BF H R ER SO BB IBB HBP BLK WP HR S P ERA WHIP																			
Bob Knepper, L (1,1) ERA:	9.0 W 30 5 0 0 5 0 0 0 0 0 0 40 40 0.00 0.556																			

San Francisco Giants @ Houston Astros
Astrodome, Houston, TX
Thu Apr 10 1986, 7:05 PM EST
Att: 6,070 - Unknown

AB	30
R	0
H	5
RBI	0
BB	0
SO	5
LOB	5




Batter	1	2	3	4	5	6	7	8	9	AB	R	H	RBI	BB	SO	LOB	BOTTOM			
Billy Hatcher, R (1,9) OBP: 0.143, SLG: 0.143										4	1	1	0	0	2	0				
Bill Doran, S (1,4) OBP: 0.967, SLG: 0.500										2	1	1	0	2	0	0				
Phil Garner, R (1,5) OBP: 0.400, SLG: 0.500										3	1	1	0	1	0	2				
Glenn Davis, R (1,3) OBP: 0.167, SLG: 0.500										4	1	1	1	0	1	3				
Kevin Bass, S (1,8) OBP: 0.500, SLG: 0.600										2	0	1	1	2	1	0				
Dickie Thon, R (1,6) OBP: 0.700, SLG: 0.857										3	0	1	1	1	1	3				
Mark Bailey, S (1,2)										4	0	0	0	0	3	3				
Eric Bullock, L (1,7)										3	0	0	0	0	0	0				
Bob Knepper, L (1,1)										3	0	0	0	0	1	0				
Inning Stats	R: 0 E: 0 K: 1 S: 6	H: 1 LOB: 1 BB: 0 P: 6	R: 0 E: 0 K: 2 S: 6	H: 0 LOB: 1 BB: 1 P: 10	R: 0 E: 0 K: 0 S: 3	H: 0 LOB: 0 BB: 0 P: 3	R: 1 E: 0 K: 0 S: 5	H: 2 LOB: 1 BB: 0 P: 5	R: 0 E: 0 K: 2 S: 7	H: 0 LOB: 0 BB: 0 P: 7	R: 1 E: 0 K: 2 S: 8	H: 1 LOB: 2 BB: 2 P: 16	R: 0 E: 0 K: 1 S: 5	H: 0 LOB: 0 BB: 0 P: 5	R: 2 E: 0 K: 1 S: 6	H: 2 LOB: 2 BB: 3 P: 18	1B: 2 2B: 4 3B: 0 HR: 0	SF: 0 SAC: 0 DP: 0 HBP: 0	WP: 2 PB: 0 SB: 3 CS: 1	PA: 34
PITCHER	IP WLS BF H R ER SO BB IBB HBP BLK WP HR S P ERA WHIP																			
Vida Blue, L (1,1) ERA: 3.38	5.1 L 21 4 2 2 5 2 2 0 0 1 0 16 32 7.71 1.125																			
Jeff Robinson, R (6,1) ERA: 7.71	2.1 12 2 2 2 4 2 2 0 0 1 0 16 32 7.71 1.714																			
Bill Laskey, R (8,1) ERA:	0.1 1 0 0 0 0 0 0 0 0 0 0 1 1 0.00 0.000																			

San Francisco Giants @ Houston Astros
Astrodome, Houston, TX
Thu Apr 10 1986, 7:05 PM EST
Att: 6,070 - Unknown

AB	28
R	4
H	6
RBI	3
BB	6
SO	9
LOB	11



Batter	1	2	3	4	5	6	7	8	9	AB	R	H	RBI	BB	SO	LOB	TOP			
Claudell Washington, L (1.9)	F8		CS 1B			K		4-3		4	0	1	0	0	1	0				
Rafael Ramirez, R (1.6)	L4		K			HR		5-3		4	1	1	1	0	1	1				
Dale Murphy, R (1.8)	FC6-4 BB			K		1B		3-1		3	0	1	0	1	1	0				
Bob Horner, R (1.3)	FC6-4			5-3		F8		K		4	0	0	0	0	1	2				
Terry Harper, R (1.7)		6-3		K			F9			3	0	0	0	0	1	0				
Ozzie Virgil, R (1.2)		F5			F9		K			3	0	0	0	0	1	0				
Ken Oberkfell, L (1.5)				K			F7			3	0	1	0	0	1	0				
Glenn Hubbard, R (1.4)		F8			F4			K		3	0	0	0	0	1	1				
David Palmer, R (1.1)			F2			F4				2	0	0	0	0	0	0				
Ted Simmons, S (8, PH)								4-3		1	0	0	0	0	0	0				
Bruce Sutter, R (8.1)										0	0	0	0	0	0	0				
Inning Stats	R: 0 E: 0 K: 0 S: 3	H: 0 LOB: 1 BB: 1 P: 7	R: 0 E: 0 K: 0 S: 4	H: 1 LOB: 1 BB: 0 P: 4	R: 0 E: 0 K: 1 S: 5	H: 1 LOB: 0 BB: 0 P: 5	R: 0 E: 0 K: 2 S: 7	H: 0 LOB: 0 BB: 0 P: 7	R: 0 E: 0 K: 1 S: 5	H: 0 LOB: 0 BB: 0 P: 5	R: 1 E: 0 K: 1 S: 7	H: 2 LOB: 1 BB: 0 P: 7	R: 0 E: 0 K: 1 S: 5	H: 0 LOB: 0 BB: 0 P: 5	R: 0 E: 0 K: 1 S: 5	H: 0 LOB: 0 BB: 0 P: 5	1B: 3 2B: 0 3B: 0 HR: 1	SF: 0 SAC: 0 DP: 0 HBP: 0	WP: 0 PB: 0 SB: 1 CS: 1	PA: 31
PITCHER	IP	WLS	BF	H	R	ER	SO	BB	IBB	HBP	BLK	WP	HR	S	P	ERA	WHIP			
Jim Deshaies, L (1.1)	6.0		22	4	1	1	5	1	0	0	0	0	1	31	35	1.50	0.833			
Charlie Kerfeld, R (7.1)	2.0	W	6	0	0	0	2	0	0	0	0	0	0	10	10	0.00	0.000			
Dave Smith, R (9.1)	1.0	S	3	0	0	0	1	0	0	0	0	0	0	5	5	0.00	0.000			

Atlanta Braves @ Houston Astros
Astrodome, Houston, TX
Fri Apr 11 1986, 7:05 PM EST
Att: 9,357 - Unknown

AB 30
R 1
H 4
RBI 1
BB 1
SO 8
LOB 4



Batter	1	2	3	4	5	6	7	8	9	AB	R	H	RBI	BB	SO	LOB	BOTTOM			
Bill Doran, S (1.4)	L1-3 BB		K			1-3		K		3	0	0	0	1	2	1				
Eric Bullock, L (1.7)	L1-3		3-1			K		S 1B		4	0	1	0	0	1	1				
Denny Walling, L (1.5)	4-3			K		1-6-3		F9		4	0	0	0	0	1	2				
Glenn Davis, R (1.3)		FC4-6 1B FC6-4 1B		K		HR				3	2	2	1	0	1	0				
Kevin Bass, S (1.8)		FC4-6 1B		K		4-3				3	0	1	0	0	1	0				
Mark Bailey, S (1.2)		FC4-6 FC6-4		K		1B				3	0	1	0	0	1	2				
Dickie Thon, R (1.6)		FC6-4		K		6-3				3	0	0	1	0	1	2				
Billy Hatcher, R (1.9)					K			F8		2	0	0	0	0	2	1				
Charlie Kerfeld, R (7.1)					K					0	0	0	0	0	0	0				
Alan Ashby, S (8, PH)					K					1	0	0	0	0	0	0				
Dave Smith, R (9.1)										0	0	0	0	0	0	0				
Jim Deshaies, L (1.1)										1	0	0	0	0	1	0				
Craig Reynolds, L (6, PH)			K			G3		1B S BB		1	0	0	0	1	0	0				
Inning Stats	R: 0 E: 0 K: 0 S: 2	H: 0 LOB: 0 BB: 1 P: 6	R: 1 E: 0 K: 1 S: 7	H: 2 LOB: 1 BB: 0 P: 7	R: 0 E: 0 K: 2 S: 7	H: 0 LOB: 0 BB: 0 P: 7	R: 0 E: 0 K: 3 S: 9	H: 0 LOB: 0 BB: 0 P: 9	R: 0 E: 0 K: 3 S: 9	H: 0 LOB: 0 BB: 0 P: 9	R: 0 E: 0 K: 1 S: 5	H: 0 LOB: 0 BB: 0 P: 5	R: 1 E: 0 K: 0 S: 5	H: 2 LOB: 1 BB: 0 P: 5	R: 0 E: 0 K: 1 S: 6	H: 1 LOB: 2 BB: 1 P: 10	1B: 4 2B: 1 3B: 0 HR: 1	SF: 0 SAC: 0 DP: 1 HBP: 0	WP: 0 PB: 0 SB: 3 CS: 0	PA: 30
PITCHER	IP	WLS	BF	H	R	ER	SO	BB	IBB	HBP	BLK	WP	HR	S	P	ERA	WHIP			
David Palmer, R (1.1)	7.0	L	25	4	2	2	10	1	0	0	0	0	1	44	48	2.57	0.714			
Bruce Sutter, R (8.1)	1.0		5	1	0	0	1	1	0	0	0	0	0	6	10	0.00	2.000			

Atlanta Braves @ Houston Astros
Astrodome, Houston, TX
Fri Apr 11 1986, 7:05 PM EST
Att: 9,357 - Unknown

AB 28
R 2
H 5
RBI 2
BB 2
SO 11
LOB 9



Batter	1	2	3	4	5	6	7	8	9	AB	R	H	RBI	BB	SO	LOB	TOP				
Claudell Washington, L (1.9) OBP: 0.222, SLG: 0.294	0-3 K		0-0 FC4-6			0-0 G3 2B		0-3 K		4	1	1	0	0	2	1	Atlanta Braves @ Houston Astros Astrodome, Houston, TX Sat Apr 12 1986, 7:05 PM EST Att: 19,803 - Unknown				
Rafael Ramirez, R (1.6) OBP: 0.294, SLG: 0.438	0-0 F7			0-0 SF8 1B		0-0 G3		0-0 1B		4	1	2	0	0	0	1					
Dale Murphy, R (1.8) OBP: 0.500, SLG: 0.846	0-3 K			0-3 K		0-0 2B		0-3 K		4	0	1	1	0	3	2					
Bob Horner, R (1.3)		0-0 6-3		4-0 CS BB		0-0 F8		0-0 F5		3	0	0	0	1	0	1					
Terry Harper, R (1.7) OBP: 0.267, SLG: 0.091		0-0 5-3		0-0 SF8				0-0 FC4-6 1B 1B		3	1	1	1	0	0	0					
Ozzie Virgil, R (1.2) OBP: 0.071, SLG: 0.071		0-0 1-3		0-0 CS	0-0 F9			0-0 FC4-6 1B		3	0	0	0	0	0	0					
Chris Chambliss, L (9, PH) OBP: 1.000, SLG: 2.500				0-0 CS	0-0 F9			0-0 FC4-6 1B		1	0	1	0	0	0	0					
Ken Oberkfell, L (1.5) OBP: 0.467, SLG: 0.333			0-0 F8		0-0 G3		4-0 BB	0-0 FC4-6 1B		3	0	0	0	0	1	0					
Glenn Hubbard, R (1.4) OBP: 0.385, SLG: 0.300			0-0 FC4-6 1B		0-0 5-3			0-0 FC4-6 1B		3	0	1	0	0	0	0					
Ted Simmons, S (9, PH) OBP: 0.333, SLG: 0.333					0-0 5-3			0-0 FC4-6 1B		1	0	1	1	0	0	0					
Andrew Thomas, R (9, FR)								0-0 FC4-6 1B		0	0	0	0	0	0	0					
Rick Mahler, R (1.1) OBP: 0.167, SLG: 0.167			0-3 K			0-3 K		0-0 3-1		2	0	0	0	0	2	1					
Paul Assenmacher, L (6, 1)								0-0 FC6-4		0	0	0	0	0	0	0					
Omar Moreno, L (8, PH)								0-0 FC6-4		1	0	0	0	0	0	0					
Duane Ward, R (8, 1)								0-0 FC6-4		0	0	0	0	0	0	0					
Bill Sample, R (9, PH)								0-0 FC6-4		1	0	0	0	0	0	2					
Inning Stats	R: 0 E: 0 K: 2 S: 7	H: 0 LOB: 0 BB: 0 P: 7	R: 0 E: 0 K: 0 S: 3	H: 0 LOB: 0 BB: 0 P: 3	R: 0 E: 0 K: 1 S: 6	H: 1 LOB: 1 BB: 0 P: 6	R: 1 E: 0 K: 1 S: 5	H: 1 LOB: 0 BB: 1 P: 9	R: 0 E: 0 K: 0 S: 3	H: 0 LOB: 0 BB: 0 P: 3	R: 1 E: 0 K: 1 S: 7	H: 2 LOB: 1 BB: 0 P: 7	R: 0 E: 0 K: 0 S: 3	H: 0 LOB: 1 BB: 1 P: 7	R: 0 E: 0 K: 2 S: 8	H: 1 LOB: 1 BB: 0 P: 8	R: 1 E: 0 K: 0 S: 6	H: 3 LOB: 2 BB: 0 P: 6	1B: 6 2B: 2 3B: 0 HR: 0	SF: 1 SAC: 0 DP: 0 HBP: 0	WP: 0 PA: 37 PB: 0 SB: 1 CS: 1
PITCHER	IP WLS BF H R ER SO BB IBB HBP BLK WP HR S P ERA WHIP	7.0 W 26 4 2 1 5 2 0 0 0 0 0 0 34 42 1.29 0.857	2.0 S 10 4 1 1 2 0 0 0 0 0 0 0 14 14 4.50 2.000																		

Batter	1	2	3	4	5	6	7	8	9	AB	R	H	RBI	BB	SO	LOB	BOTTOM			
Bill Doran, S (1.4) OBP: 0.550, SLG: 0.462	0-0 6-3 G3 1B		0-0 F8		0-0 G3	0-0 1-3 2B				4	0	2	0	0	0	0	Atlanta Braves @ Houston Astros Astrodome, Houston, TX Sat Apr 12 1986, 7:05 PM EST Att: 19,803 - Unknown			
Eric Bullock, L (1.7) OBP: 0.056, SLG: 0.056	0-0 G3		0-0 F9		0-0 F2	0-0 1-3				4	0	0	0	0	0	4				
Dave Smith, R (8, 1)	0-0 1-2									0	0	0	0	0	0	0				
Denny Walling, L (1.5) OBP: 0.313, SLG: 0.214	4-0 6-3 BB		0-0 1B		0-0 1B	0-0 BB HR 1B	0-3 K			3	1	2	0	1	1	0				
Glenn Davis, R (1.3) OBP: 0.211, SLG: 0.579	0-0 6-3		0-0 F6		0-3 K	0-0 F7				4	0	0	0	0	1	4				
Kevin Bass, S (1.8) OBP: 0.421, SLG: 0.471	0-0 F8			0-0 CS 1B	0-0 F9	0-0 5-3				4	0	1	0	0	0	3				
Alan Ashby, S (1.2) OBP: 0.200, SLG: 0.200		0-0 1-3		0-0 F8		0-0 BB HR 1B		0-3 K		3	0	1	0	0	0	1				
Jim Pankovits, R (6, FR)				0-0 1-2		0-0 HR 1B		0-0 K		0	1	0	0	0	0	0				
Mark Bailey, S (7, 2) OBP: 0.063, SLG: 0.063				0-0 1-2		0-0 HR 1B		0-0 K		1	0	0	0	0	1	0				
Dickie Thon, R (1.6) OBP: 0.647, SLG: 0.846		0-0 5-3 2B		0-0 1B		4-0 1-2 2-3 HR BB		0-0 4-3 2B		3	1	3	0	1	0	0				
Billy Hatcher, R (1.9) OBP: 0.091, SLG: 0.091		0-0 5-3		0-0 G3		0-0 HR		0-0 4-3 2B		2	0	0	0	0	0	2				
Craig Reynolds, L (6, PH) OBP: 0.597, SLG: 1.200		2-3				1-2 2-3 HR		0-0 4-3		2	1	1	4	0	0	1				
Nolan Ryan, R (1.1) OBP: 0.167, SLG: 0.167		0-0 4-3			0-3 K	0-0 2B 1B		0-0 G3		3	0	1	0	0	1	1				
Tony Walker, R (8, 8) OBP: 0.250, SLG: 0.500								0-0 G3		1	0	0	0	0	0	1				
Inning Stats	R: 0 E: 0 K: 0 S: 4	H: 1 LOB: 2 BB: 1 P: 8	R: 0 E: 0 K: 0 S: 4	H: 1 LOB: 1 BB: 0 P: 4	R: 0 E: 0 K: 0 S: 4	H: 1 LOB: 0 BB: 0 P: 4	R: 0 E: 0 K: 0 S: 4	H: 2 LOB: 1 BB: 0 P: 4	R: 0 E: 0 K: 1 S: 5	H: 0 LOB: 0 BB: 0 P: 5	R: 4 E: 0 K: 1 S: 10	H: 5 LOB: 3 BB: 1 P: 14	R: 0 E: 0 K: 1 S: 5	H: 0 LOB: 0 BB: 0 P: 5	R: 0 E: 0 K: 1 S: 6	H: 1 LOB: 1 BB: 0 P: 6		1B: 7 2B: 3 3B: 0 HR: 1	SF: 0 SAC: 0 DP: 0 HBP: 0	WP: 0 PA: 36 PB: 0 SB: 0 CS: 1
PITCHER	IP WLS BF H R ER SO BB IBB HBP BLK WP HR S P ERA WHIP	5.2 L 27 9 4 4 2 2 0 0 0 0 0 0 29 37 6.35 1.941	1.1 5 1 0 0 1 0 0 0 0 0 0 0 7 7 0.00 0.750	1.0 4 1 0 0 1 0 0 0 0 0 0 0 6 6 0.00 1.000																



Batter	1	2	3	4	5	6	7	8	9	AB	R	H	RBI	BB	SO	LOB	TOP			
Bill Doran, S OBP: 0.567, SLG: 0.524 (1, 4)										4	2	1	0	1	0	2				
Billy Hatcher, R OBP: 0.235, SLG: 0.188 (1, 7)										3	1	2	0	1	0	0				
Phil Garner, R OBP: 0.667, SLG: 1.500 (1, 5)										4	3	3	4	1	0	1				
Glenn Davis, R OBP: 0.207, SLG: 0.536 (1, 3)										4	1	1	3	1	0	2				
Kevin Bass, S OBP: 0.370, SLG: 0.500 (1, 9)										3	1	1	1	1	1	1				
Dickie Thon, R OBP: 0.440, SLG: 0.524 (1, 6)										4	0	0	0	0	3	4				
Mark Bailey, S OBP: 0.125, SLG: 0.167 (1, 2)										4	0	1	0	0	2	1				
Tony Walker, R OBP: 0.250, SLG: 0.375 (1, 8)										4	0	1	0	0	0	1				
Bob Knepper, L Charlie Kerfeld, R (6, 1)										3	0	0	0	0	1	1				
Inning Stats	R: 3 E: 0 K: 2 S: 10	H: 3 LOB: 1 BB: 1 P: 14	R: 0 E: 0 K: 0 S: 3	H: 1 LOB: 0 BB: 0 P: 3	R: 2 E: 0 K: 0 S: 5	H: 2 LOB: 0 BB: 0 P: 5	R: 0 E: 0 K: 1 S: 5	H: 0 LOB: 0 BB: 0 P: 5	R: 0 E: 0 K: 1 S: 5	H: 0 LOB: 3 BB: 3 P: 17	R: 3 E: 0 K: 2 S: 9	H: 2 LOB: 0 BB: 1 P: 13	R: 0 E: 0 K: 0 S: 4	H: 1 LOB: 1 BB: 0 P: 4	R: 0 E: 0 K: 0 S: 3	H: 1 LOB: 0 BB: 0 P: 3	1B: 5 2B: 1 3B: 0 HR: 4	SF: 0 SAC: 1 DP: 2 HBP: 0	WP: 0 PB: 0 SB: 0 CS: 0	PA: 40
PITCHER	IP WLS BF H R ER SO BB IBB HBP BLK WP HR S P ERA WHIP																			
Vida Blue, L ERA: 7.56 (1, 1)	3.0 L 15 6 5 5 2 1 0 0 0 0 0 3 18 22 15.00 2.333																			
Michael LaCoss, R ERA: 18.0 (4, 1)	1.0 3 0 0 0 1 0 0 0 0 0 0 0 5 5 0.00 0.000																			
Jim Gott, R ERA: 2.7 (5, 1)	2.0 9 0 0 0 2 2 1 0 0 0 0 0 10 22 0.00 1.000																			
Mark Davis, L ERA: 4.26 (7, 1)	1.0 7 3 3 3 2 1 0 0 0 0 0 1 10 14 27.00 4.000																			
Bill Laskey, R ERA: 4.15 (8, 1)	2.0 6 1 0 0 0 0 0 0 0 0 0 0 6 6 0.00 0.500																			

Houston Astros @ San Francisco Giants
Candlestick Park, San Francisco, CA
Tue Apr 15 1986, 6:33 AM EST
Att: 46,638 - Unknown

AB	34
R	8
H	10
RBI	8
BB	5
SO	7
LOB	14



Batter	1	2	3	4	5	6	7	8	9	AB	R	H	RBI	BB	SO	LOB	BOTTOM					
Dan Gladden, R OBP: 0.412, SLG: 0.455 (1, 8)										5	0	3	0	0	2	3						
Robby Thompson, R OBP: 0.333, SLG: 0.250 (1, 4)										4	1	0	0	1	2	5						
Will Clark, L OBP: 0.412, SLG: 0.613 (1, 3)										5	1	3	2	0	0	2						
Jeffrey Leonard, R OBP: 0.379, SLG: 0.704 (1, 7)										5	0	1	0	0	0	5						
Bob Brenly, R OBP: 0.480, SLG: 0.700 (1, 5)										5	1	1	1	0	1	5						
Candy Maldonado, R OBP: 0.385, SLG: 0.583 (1, 9)										5	0	0	0	0	3	1						
Bob Melvin, R OBP: 0.208, SLG: 0.261 (1, 2)										4	0	3	0	0	1	0						
Jose Uribe, S OBP: 0.273, SLG: 0.158 (1, 6)										4	0	1	0	0	0	3						
Vida Blue, S Michael LaCoss, R Jim Gott, R (4, 1)										1	0	0	0	0	0	1						
Brad Weisman, R Mark Davis, L Bill Laskey, R Brad Gulden, L (8, 2)										0	0	0	0	0	0	0						
Inning Stats	R: 0 E: 0 K: 1 S: 7	H: 2 LOB: 2 BB: 0 P: 7	R: 0 E: 0 K: 1 S: 6	H: 1 LOB: 1 BB: 0 P: 6	R: 0 E: 1 K: 0 S: 5	H: 2 LOB: 2 BB: 0 P: 5	R: 0 E: 0 K: 1 S: 6	H: 1 LOB: 2 BB: 0 P: 7	R: 3 E: 0 K: 0 S: 6	H: 3 LOB: 1 BB: 1 P: 10	R: 0 E: 0 K: 1 S: 6	H: 1 LOB: 2 BB: 1 P: 10	R: 0 E: 0 K: 3 S: 9	H: 0 LOB: 0 BB: 0 P: 9	R: 0 E: 0 K: 1 S: 6	H: 1 LOB: 1 BB: 0 P: 6	R: 0 E: 0 K: 1 S: 6	H: 1 LOB: 1 BB: 0 P: 6	1B: 10 2B: 0 3B: 0 HR: 2	SF: 0 SAC: 0 DP: 1 HBP: 1	WP: 1 PB: 0 SB: 0 CS: 0	PA: 42
PITCHER	IP WLS BF H R ER SO BB IBB HBP BLK WP HR S P ERA WHIP																					
Bob Knepper, L ERA: 1.93 (1, 1)	5.0 W 26 9 3 3 3 1 0 0 0 0 1 0 27 35 5.40 2.000																					
Charlie Kerfeld, R ERA: (6, 1)	4.0 S 16 3 0 0 6 1 0 0 0 0 1 0 27 31 0.00 1.000																					

Houston Astros @ San Francisco Giants
Candlestick Park, San Francisco, CA
Tue Apr 15 1986, 6:33 AM EST
Att: 46,638 - Unknown

AB	39
R	3
H	12
RBI	3
BB	2
SO	9
LOB	26



Batter	1	2	3	4	5	6	7	8	9	AB	R	H	RBI	BB	SO	LOB	TOP																	
Bill Doran, S OBP: 0.529, SLG: 0.480 (1, 4)	3-1	L4						G3		4	0	1	0	0	0	2	Houston Astros @ San Francisco Giants Candlestick Park, San Francisco, CA Wed Apr 16 1986, 6:33 AM EST Att: 3,590 - Unknown livebaseballscorecards.com																	
Terry Puhl, L (1, 9) Tony Walker, R OBP: 0.250, SLG: 0.375 (8, 8)	G3		F5				G3	F4		4	0	0	0	0	0	1																		
Phil Garner, R OBP: 0.625, SLG: 1.286 (1, 5)	F6		1B	2B			5-3	1B	BB	1B	4	2	2	0	0	0																		
Glenn Davis, R OBP: 0.182, SLG: 0.469 (1, 3)		6-3	6-3				K		K	4	0	0	0	0	2	2																		
Kevin Bass, S OBP: 0.387, SLG: 0.536 (1, 8) (8, 9)		BB	1B	2B	CS	1B		G3		K	4	1	2	1	0	1																		
Denny Welling, L OBP: 0.391, SLG: 0.263 (1, 7)		BB	1B	BB	CS	1B		K		BB	3	1	1	0	1	2																		
Mark Bailey, S OBP: 0.149, SLG: 0.154 (9, PH) Alan Ashby, S OBP: 0.286, SLG: 0.167 (9, 2)		E	1B	BB			K		F6	BB	2	0	0	0	1	1																		
Dickie Thon, R OBP: 0.414, SLG: 0.458 (1, 6)		1-2	2-3	BB			F6		2-3	BB	3	0	0	1	1	1																		
Nolan Ryan, R OBP: 0.222, SLG: 0.222 Dave Smith, R (8, 1)		E7	1B				6-3		K	5-3	3	0	1	2	0	1																		
		1-3	2-H	3-H							1	0	0	0	0	3																		
Inning Stats	R: 0 E: 0 K: 0 S: 3	H: 0 LOB: 0 BB: 3	R: 2 E: 1 K: 1 S: 7	H: 2 LOB: 2 BB: 15	R: 1 E: 0 K: 2 S: 4	H: 2 LOB: 0 BB: 4	R: 0 E: 0 K: 2 S: 7	H: 0 LOB: 0 BB: 7	R: 0 E: 0 K: 1 S: 5	H: 1 LOB: 0 BB: 0	R: 0 E: 0 K: 1 S: 5	H: 0 LOB: 0 BB: 5	R: 0 E: 0 K: 1 S: 5	H: 0 LOB: 0 BB: 5	R: 1 E: 0 K: 2 S: 9	H: 2 LOB: 3 BB: 17	1B: 5 2B: 2 3B: 0 HR: 0	SF: 0 SAC: 0 DP: 0 HBP: 0	WP: 0 PB: 0 SB: 0 CS: 2	PA: 37														
PITCHER	IP WLS BF H R ER SO BB IBB HBP BLK WP HR S P ERA WHIP																																	
Roger Mason, R ERA: 2.77 Jeff Robinson, R ERA: 3.95	(1, 1) (8, 1)	7.0 L	26 26	5 5	3 3	3 3	5 5	2 2	0 0	0 0	0 0	0 0	0 0	0 0	34 14	42 22	3.86 4.50	1.000 2.000																

Batter	1	2	3	4	5	6	7	8	9	AB	R	H	RBI	BB	SO	LOB	BOTTOM																	
Dan Gladden, R OBP: 0.385, SLG: 0.421 (1, 8)	CS		K					5-3	5-3	5	0	1	0	0	1	1	Houston Astros @ San Francisco Giants Candlestick Park, San Francisco, CA Wed Apr 16 1986, 6:33 AM EST Att: 3,590 - Unknown livebaseballscorecards.com																	
Will Clark, L OBP: 0.368, SLG: 0.543 (1, 3)	K		F7				K	F8		4	0	0	0	0	2	1																		
Joel Youngblood, R OBP: 0.455, SLG: 0.444 (1, 9)	WP	2B					L5	E	BB	3	1	2	0	1	0	0																		
Jeffrey Leonard, R OBP: 0.364, SLG: 0.633 (1, 7)	2-3	BB					K	E5	1B	3	0	0	0	1	1	2																		
Bob Brenly, R OBP: 0.483, SLG: 0.667 (1, 5)	K						K	FC6-4	1B	4	0	2	1	0	2	2																		
Bob Melvin, R OBP: 0.178, SLG: 0.222 (1, 2)		F8					K	5-3	FC6-4	4	0	0	0	0	1	3																		
Robby Thompson, R OBP: 0.294, SLG: 0.214 (1, 4)		F8					F9	3-1		4	0	0	0	0	0	1																		
Jose Uribe, S OBP: 0.292, SLG: 0.190 Chili Davis, S OBP: 0.259, SLG: 0.208 Brad Wellman, R OBP: 0.286, SLG: 0.167 (7, PR) (8, 6)							F4		K	2	0	1	0	0	0	1																		
Brad Gulden, L OBP: 0.333, SLG: 0.200 (9, PH) Roger Mason, R OBP: 0.250, SLG: 0.250 Dan Driessen, L (7, PH) Jeff Robinson, R (8, 1) Candy Maldonado, R OBP: 0.429, SLG: 0.615 (9, PH)							K		F6	BB	1	0	0	0	1	0																		
																		GIANTS																
Inning Stats	R: 0 E: 0 K: 2 S: 8	H: 2 LOB: 2 BB: 1	R: 0 E: 0 K: 1 S: 6	H: 1 LOB: 1 BB: 0	R: 0 E: 0 K: 1 S: 6	H: 1 LOB: 1 BB: 0	R: 0 E: 0 K: 1 S: 6	H: 1 LOB: 1 BB: 0	R: 0 E: 0 K: 2 S: 7	H: 0 LOB: 0 BB: 7	R: 0 E: 0 K: 2 S: 7	H: 0 LOB: 0 BB: 7	R: 0 E: 0 K: 0 S: 3	H: 0 LOB: 1 BB: 1	R: 1 E: 1 K: 0 S: 5	H: 1 LOB: 2 BB: 9	R: 0 E: 0 K: 1 S: 6	H: 1 LOB: 1 BB: 6	1B: 6 2B: 1 3B: 0 HR: 0	SF: 0 SAC: 0 DP: 0 HBP: 0	WP: 1 PB: 0 SB: 1 CS: 1	PA: 37												
PITCHER	IP WLS BF H R ER SO BB IBB HBP BLK WP HR S P ERA WHIP																																	
Nolan Ryan, R ERA: 3.0 Dave Smith, R ERA: 2.05	(1, 1) (8, 1)	7.2 W	32 32	6 6	1 1	0 0	0 1	0 0	0 0	0 0	0 0	0 0	0 0	0 0	7 7	7 7	0.00 0.750	1.174																

Batter	1	2	3	4	5	6	7	8	9	AB	R	H	RBI	BB	SO	LOB	TOP					
Bill Doran, S OBP: 0.510, SLG: 0.447 (1, 4)	0-0 SH1-3 1B		0-0 CS 1B		0-0 F4		0-0 F4		0-3 K	5	0	2	0	0	1	0	Houston Astros @ Cincinnati Reds Riverfront Stadium, Cincinnati, OH Sun Apr 20 1986, 3:33 AM EST Att: 17,878 - Unknown					
Terry Puhl, L (1, 9)	0-0 SH1-3		0-0 SF9		4-0 BB		0-3 K		0-0 F7	1	0	0	1	1	1	0						
Tony Walker, R OBP: 0.143, SLG: 0.214 (9, PH) (9, 8)	1-2		3-H 0-0 CS		0-0 BB		0-3 K			1	0	0	0	0	0	0						
Phil Garner, R OBP: 0.552, SLG: 1.154 (1, 5)	0-0 F7		0-0 HR		0-0 F8		0-3 K			4	1	1	1	0	1	2						
Jose Cruz, L OBP: 0.333, SLG: 0.667 Billy Hatcher, R OBP: 0.273, SLG: 0.238 (6, PR) (6, 7)	0-0 F4		0-0 F9		0-0 1B 2B		0-0 BLK 2B 1B			3	0	1	0	0	0	1						
Glenn Davis, R OBP: 0.174, SLG: 0.381 (1, 3)		0-0 1-3		0-0 F4		0-0 1B 2B		0-3 K		4	0	1	1	0	1	1						
Kevin Bass, S OBP: 0.419, SLG: 0.615 (1, 8) (9, 9)	0-0 F7		0-0 HR 1B		0-0 F8		0-0 2B			4	1	2	1	0	0	2						
Alan Ashby, S OBP: 0.283, SLG: 0.556 (1, 2)	0-0 F6		1-H HR		0-0 F9		0-0 5-3			4	1	1	2	0	0	3						
Craig Reynolds, L OBP: 0.615, SLG: 0.818 (1, 6)			0-0 1B SF9 1B		0-0 F8		0-0 1-2 1B			4	1	2	0	0	0	1						
Jim Deshaies, L (1, 1)			0-0 F5				0-3 K		0-3 K	1	0	0	0	0	0	1						
Mike Madden, L (3, 1)							0-3 K			2	0	0	0	0	2	2						
Julio Solano, R (6, 1)										1	0	0	0	0	1	0						
Jeff Calhoun, L (9, 1)										0	0	0	0	0	0	0						
Charlie Kerfeld, R (9, 1)										0	0	0	0	0	0	0						
Inning Stats	R: 0 E: 0 K: 0 S: 4	H: 1 LOB: 1 BB: 0 P: 4	R: 0 E: 0 K: 0 S: 3	H: 0 LOB: 0 BB: 0 P: 3	R: 1 E: 0 K: 0 S: 4	H: 2 LOB: 0 BB: 0 P: 4	R: 3 E: 0 K: 0 S: 6	H: 3 LOB: 0 BB: 0 P: 6	R: 0 E: 0 K: 1 S: 5	H: 0 LOB: 1 BB: 1 P: 9	R: 1 E: 0 K: 1 S: 8	H: 3 LOB: 2 BB: 0 P: 8	R: 0 E: 0 K: 2 S: 7	H: 0 LOB: 0 BB: 0 P: 7	R: 1 E: 0 K: 1 S: 7	H: 2 LOB: 1 BB: 0 P: 7		R: 0 E: 0 K: 2 S: 7	H: 0 LOB: 0 BB: 0 P: 7	1B: 7 2B: 2 3B: 0 HR: 2	SF: 1 SAC: 1 DP: 0 HBP: 0	WP: 0 PB: 0 SB: 0 CS: 1
PITCHER	IP WLS BF H R ER SO BB IBB HBP BLK WP HR S P ERA WHIP	5.2 L 26 9 5 5 1 1 0 0 0 0 2 27 31 7.94 1.765	1.1 4 0 0 0 3 0 0 0 0 0 0 10 10 0.00 0.000	2.0 8 2 1 1 3 0 0 0 0 1 0 0 14 14 4.50 1.000	PITCHER										IP WLS BF H R ER SO BB IBB HBP BLK WP HR S P ERA WHIP							

AB	35
R	6
H	11
RBI	6
BB	1
SO	7
LOB	13



Batter	1	2	3	4	5	6	7	8	9	AB	R	H	RBI	BB	SO	LOB	BOTTOM						
Eric Davis, R OBP: 0.325, SLG: 0.471 (1, 8)	4-0 4-3 1B BB		0-0 1-H HR		4-0 BB		0-0 5-3		4-0 BB BB	2	2	1	2	3	0	1	Houston Astros @ Cincinnati Reds Riverfront Stadium, Cincinnati, OH Sun Apr 20 1986, 3:33 AM EST Att: 17,878 - Unknown						
Tracy Jones, R OBP: 0.278, SLG: 0.267 John Franco, L (8, 1)	0-0 4-3		0-0 L4		0-0 5-3		0-0 F8		0-0 F2	4	0	0	0	0	0	3							
Max Venable, L OBP: 0.333, SLG: 0.500 (9, PH)	1-3									1	0	0	0	0	0	1							
Dave Parker, L OBP: 0.409, SLG: 0.756 (1, 9)	0-0 CS 1B		0-0 F9		0-0 G3		4-0 BB IBB		0-0 F4	4	0	1	1	1	0	1							
Nick Esasky, R OBP: 0.372, SLG: 0.528 (1, 3)	0-3 K		0-3 K		0-0 F9		4-0 1-2 2-3 BB		4-0 1-2 BB	3	0	0	0	2	2	1							
Bo Diaz, R OBP: 0.395, SLG: 0.583 Eddie Milner, L OBP: 0.333, SLG: 0.364 Sal Butera, R OBP: 0.333, SLG: 1.333 Paul O'Neill, L (9, PH)	0-0 CS	0-0 F7		0-0 5-3		0-0 1B 2B	0-0 F3		0-0 4-3	3	0	1	0	0	0	0							
Dave Concepcion, R OBP: 0.233, SLG: 0.375 (1, 6)		0-0 F4		0-0 6-3		0-0 BLK HBP 1B		0-0 6-3		4	0	1	1	0	0	0							
Buddy Bell, R OBP: 0.158, SLG: 0.194 (1, 5)		0-0 2B		0-0 5-3		1-0 BLK HBP		0-0 F7		3	0	1	0	0	0	0							
Ron Oester, S OBP: 0.300, SLG: 0.297 (1, 4)		0-0 L6		0-0 5-3		1-2 2-3 4-3		0-0 1B		4	0	1	0	0	0	3							
Bill Gullickson, R OBP: 0.250, SLG: 0.250 Joe Price, R (6, 1)			0-0 HR 1B		0-0 F9		0-0 BB 2B		0-0 F2	2	1	1	0	0	0	0							
Kal Daniels, L OBP: 0.429, SLG: 0.632 (7, PH) (8, 7)										2	0	1	0	0	0	1							
Inning Stats	R: 1 E: 0 K: 1 S: 5	H: 1 LOB: 1 BB: 1 P: 9	R: 0 E: 0 K: 0 S: 4	H: 1 LOB: 0 BB: 0 P: 4	R: 2 E: 0 K: 1 S: 7	H: 2 LOB: 0 BB: 0 P: 7	R: 0 E: 0 K: 0 S: 3	H: 0 LOB: 0 BB: 0 P: 3	R: 0 E: 0 K: 0 S: 3	H: 0 LOB: 1 BB: 1 P: 7	R: 1 E: 0 K: 0 S: 5	H: 2 LOB: 2 BB: 0 P: 6	R: 0 E: 0 K: 0 S: 4	H: 1 LOB: 3 BB: 2 P: 12	R: 0 E: 0 K: 0 S: 4	H: 1 LOB: 1 BB: 0 P: 4		R: 0 E: 0 K: 0 S: 3	H: 0 LOB: 2 BB: 2 P: 11	1B: 4 2B: 3 3B: 0 HR: 1	SF: 0 SAC: 0 DP: 0 HBP: 1	WP: 0 PB: 0 SB: 1 CS: 1	PA: 42
PITCHER	IP WLS BF H R ER SO BB IBB HBP BLK WP HR S P ERA WHIP	2.2 W 12 2 1 1 1 1 0 0 0 0 0 13 17 3.00 1.000	3.0 12 2 1 1 1 1 0 0 0 0 0 0 13 17 3.00 1.000	2.2 14 2 0 0 0 2 1 1 1 0 0 0 10 23 0.00 1.500	0.1 1 0 0 0 0 0 0 0 0 0 0 1 1 0.00 0.000	0.1 S 2 0 0 0 0 1 0 0 0 0 0 1 5 0.00 3.000	PITCHER											IP WLS BF H R ER SO BB IBB HBP BLK WP HR S P ERA WHIP					

AB	34
R	4
H	8
RBI	4
BB	6
SO	2
LOB	16



Batter	1	2	3	4	5	6	7	8	9	AB	R	H	RBI	BB	SO	LOB	TOP					
Bill Doran, S OBP: 0.491, SLG: 0.429 Julio Solano, R (8, 1)	0-0 1-3 BB 1B		0-0 F8		0-3 K			0-0 6-3		4	0	1	0	0	1	0						
Terry Puhl, L OBP: 0.267, SLG: 0.182	4-0 1-3 BB		0-0 2B			0-0 6-3		0-0 1-3		3	0	1	0	1	0	0						
Phil Garner, R OBP: 0.515, SLG: 1.033	0-0 1-3		0-3 K			0-0 6-3		0-0 1B		4	0	1	0	0	1	3						
Jose Cruz, L OBP: 0.167, SLG: 0.333 Billy Hatcher, R OBP: 0.261, SLG: 0.227	0-3 K		0-0 4-3			0-0 4-3		0-0 3-1		3	0	0	0	0	1	3						
Glenn Davis, R OBP: 0.180, SLG: 0.391	0-0 5-3			0-0 6-3			0-0 E 2B	0-0 G1-4-3		4	1	1	0	0	0	2						
Kevin Bass, S OBP: 0.404, SLG: 0.581		0-0 1B		0-0 5-3			0-0 4-3	0-0 F9		4	0	1	0	0	0	1						
Alan Ashby, S OBP: 0.348, SLG: 0.619		4-0 FC5-4 BB		0-0 4-3			0-0 E9 6-3 1B	0-0 2B		3	1	2	1	1	0	0						
Dickie Thon, R OBP: 0.366, SLG: 0.389		0-0 FC5-4 FC6-4 1-2			0-0 G6-4-3 1B		0-0 6-3	0-0 6-3		4	0	1	1	0	0	2						
Nolan Ryan, R OBP: 0.200, SLG: 0.200 Frank DiPino, L (4, 1)		0-0 FC6-4			0-0 G6-4-3		0-0 F8			1	0	0	0	0	0	1						
Denny Walling, L OBP: 0.448, SLG: 0.480 Jeff Calhoun, L (7, 1)		0-0 1-2								1	0	0	0	0	0	0						
Jim Pankovits, R OBP: 0.697, SLG: 0.500										0	0	0	0	0	0	0						
Inning Stats	R: 0 E: 0 K: 1 S: 6	H: 1 LOB: 2 BB: 1 P: 10	R: 0 E: 0 K: 0 S: 3	H: 1 LOB: 1 BB: 1 P: 7	R: 0 E: 0 K: 1 S: 6	H: 1 LOB: 1 BB: 0 P: 6	R: 0 E: 0 K: 0 S: 3	H: 0 LOB: 0 BB: 0 P: 3	R: 0 E: 0 K: 1 S: 5	H: 1 LOB: 0 BB: 0 P: 5	R: 0 E: 0 K: 0 S: 3	H: 0 LOB: 0 BB: 0 P: 3	R: 2 E: 1 K: 0 S: 5	H: 2 LOB: 0 BB: 0 P: 5	R: 0 E: 0 K: 0 S: 4	H: 1 LOB: 1 BB: 0 P: 4	R: 0 E: 0 K: 0 S: 4	H: 1 LOB: 1 BB: 0 P: 4	1B: 5 2B: 3 3B: 0 HR: 0	SF: 0 SAC: 0 DP: 1 HBP: 0	WP: 0 PB: 0 SB: 0 CS: 0	PA: 35
PITCHER Joe Johnson, R ERA: 1.88	IP: 9.0 WLS: W BF: 35 H: 8 R: 2 ER: 1 SO: 3 BB: 2 IBB: 0 HBP: 0 BLK: 0 WP: 0 HR: 0 S: 39 P: 47 ERA: 1.00 WHIP: 1.111															PITCHER	IP: 9.0 WLS: W BF: 35 H: 8 R: 2 ER: 1 SO: 3 BB: 2 IBB: 0 HBP: 0 BLK: 0 WP: 0 HR: 0 S: 39 P: 47 ERA: 1.00 WHIP: 1.111					

Houston Astros @ Atlanta Braves
Atlanta-Fulton County Stadium, Atlanta, GA
Mon Apr 21 1986, 6:05 PM EST
Att: 5,361 - Unknown


AB 33
R 2
H 8
RBI 2
BB 2
SO 3
LOB 14



Batter	1	2	3	4	5	6	7	8	9	AB	R	H	RBI	BB	SO	LOB	BOTTOM			
Omar Moreno, L OBP: 0.263, SLG: 0.412	0-3 K		0-0 2B 1B		0-3 K			0-0 F7		5	1	2	0	0	2	1				
Rafael Ramirez, R OBP: 0.289, SLG: 0.386	0-0 5-3		0-0 K		0-0 E 1-H 2-H 2B		0-0 F4	0-0 1-H 2B		5	0	2	3	0	1	1				
Dale Murphy, R OBP: 0.476, SLG: 0.763	0-0 1B		0-0 HR 3B		0-0 6-3		0-0 1B	0-3 K		5	1	3	0	0	1	2				
Bob Horner, R OBP: 0.220, SLG: 0.286	0-0 F6		0-0 HR		0-3 K		0-3 K			4	1	1	2	0	2	3				
Terry Harper, R OBP: 0.359, SLG: 0.313		4-0 CS BB	0-0 4-3 2B		0-0 5-3		0-0 6-3			3	0	1	0	1	0	1				
Ken Oberkfell, L OBP: 0.432, SLG: 0.417		0-0 HR 1B	0-0 F3		0-0 F7		0-0 CS 1B			4	1	2	0	0	0	1				
Bruce Benedict, R OBP: 0.500, SLG: 0.333		1-0 HR HBP	0-0 4-3		0-0 F6		0-0 F5			3	1	0	0	0	0	2				
Glenn Hubbard, R OBP: 0.342, SLG: 0.344		0-0 HR	0-3 K		0-0 E4		0-0 F5			4	1	1	3	0	1	1				
Joe Johnson, R OBP: 0.500, SLG: 0.400	0-3 K		0-0 K		4-0 1B 2B BB		0-0 G3		0-0 2B 1B	3	2	1	0	1	1	1				
Inning Stats	R: 0 E: 0 K: 1 S: 6	H: 3 LOB: 1 BB: 1 P: 14	R: 3 E: 0 K: 2 S: 9	H: 3 LOB: 1 BB: 1 P: 14	R: 2 E: 0 K: 1 S: 8	H: 3 LOB: 1 BB: 0 P: 8	R: 2 E: 1 K: 1 S: 7	H: 2 LOB: 1 BB: 1 P: 11	R: 0 E: 1 K: 0 S: 4	H: 0 LOB: 1 BB: 0 P: 4	R: 0 E: 0 K: 2 S: 8	H: 1 LOB: 1 BB: 0 P: 8	R: 0 E: 0 K: 0 S: 3	H: 1 LOB: 0 BB: 0 P: 3	R: 1 E: 0 K: 1 S: 7	H: 2 LOB: 1 BB: 0 P: 7	1B: 6 2B: 3 3B: 2 HR: 2	SF: 0 SAC: 0 DP: 0 HBP: 1	WP: 0 PB: 0 SB: 0 CS: 2	PA: 39
PITCHER Nolan Ryan, R ERA: 5.25 Frank DiPino, L ERA: 2.54 Jeff Calhoun, L ERA: 2.25 Julio Solano, R ERA: 2.45	IP: 3.0 WLS: L BF: 20 H: 9 R: 7 ER: 7 SO: 4 BB: 2 IBB: 0 HBP: 1 BLK: 0 WP: 0 HR: 2 S: 25 P: 34 ERA: 21.00 WHIP: 3.667															PITCHER	IP: 3.0 WLS: L BF: 20 H: 9 R: 7 ER: 7 SO: 4 BB: 2 IBB: 0 HBP: 1 BLK: 0 WP: 0 HR: 2 S: 25 P: 34 ERA: 21.00 WHIP: 3.667			

Houston Astros @ Atlanta Braves
Atlanta-Fulton County Stadium, Atlanta, GA
Mon Apr 21 1986, 6:05 PM EST
Att: 5,361 - Unknown

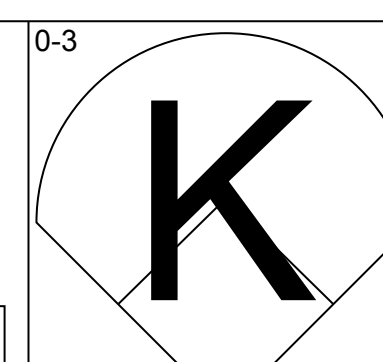
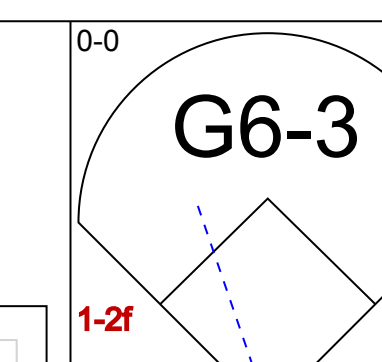
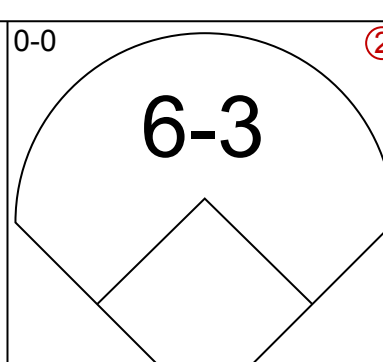
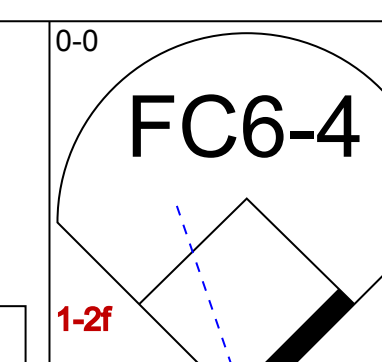
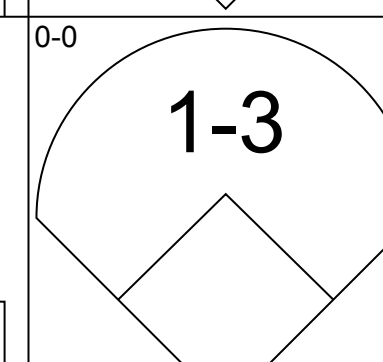
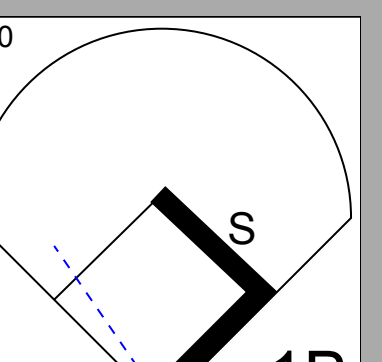
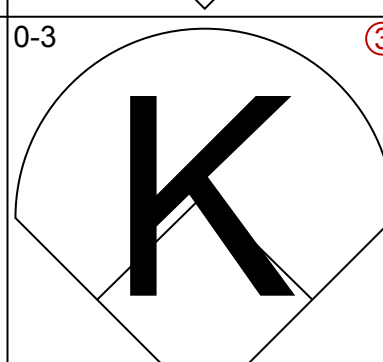
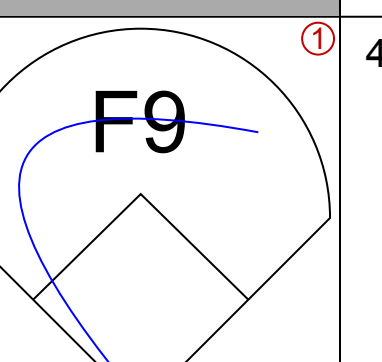
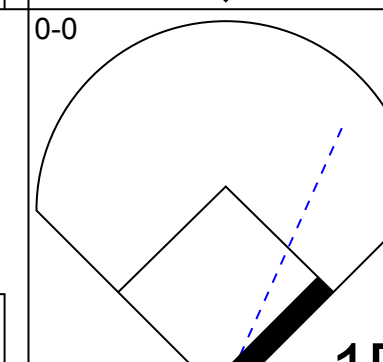
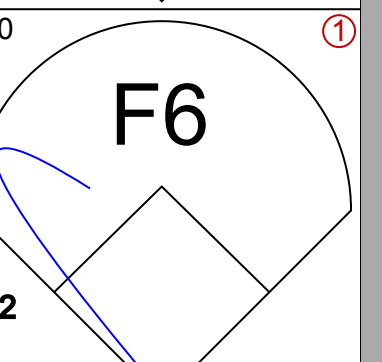
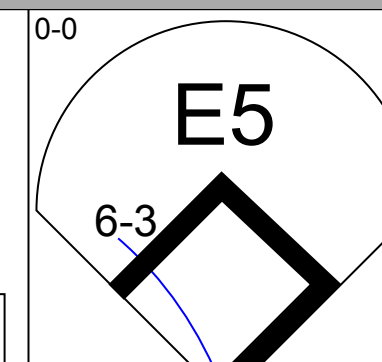
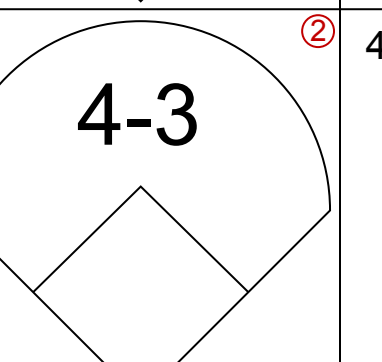
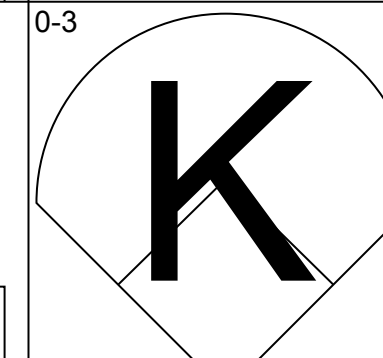
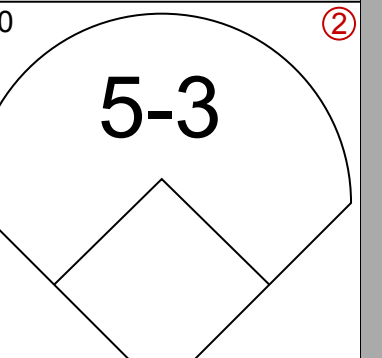
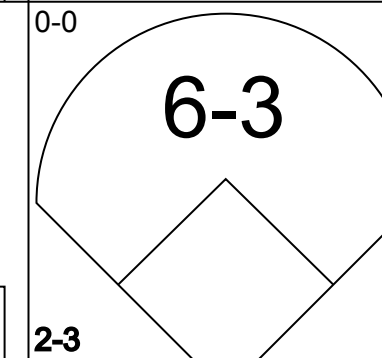
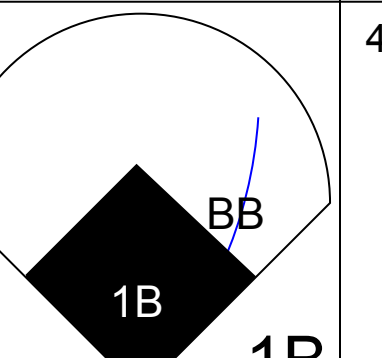

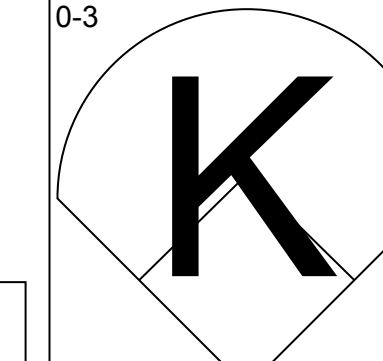
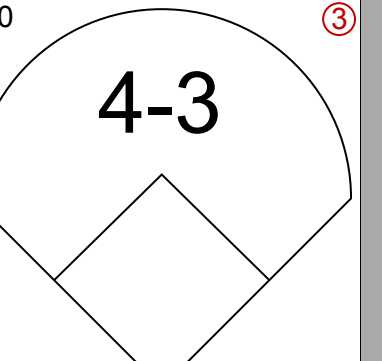
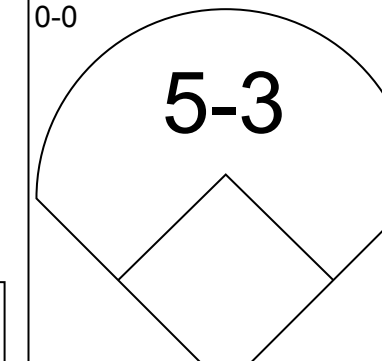
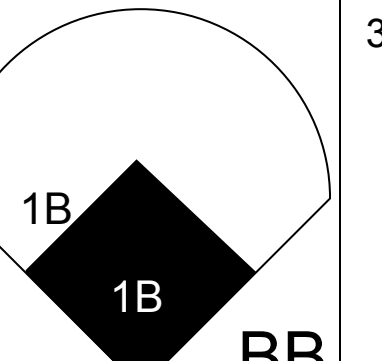

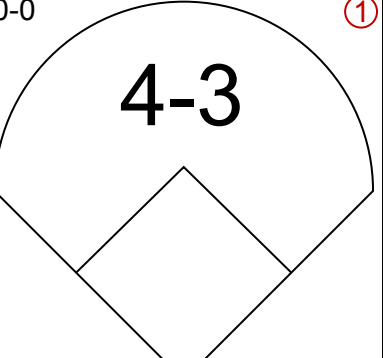
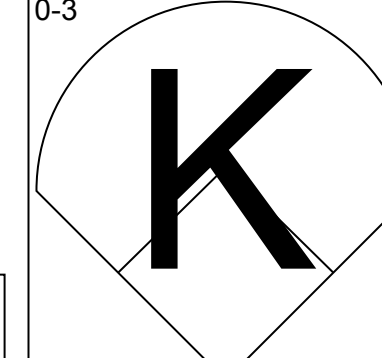
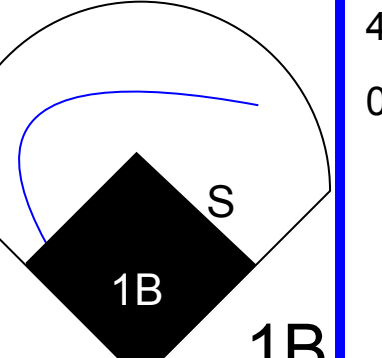

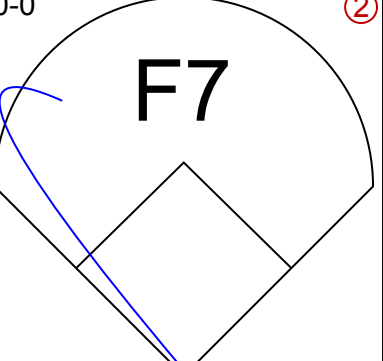
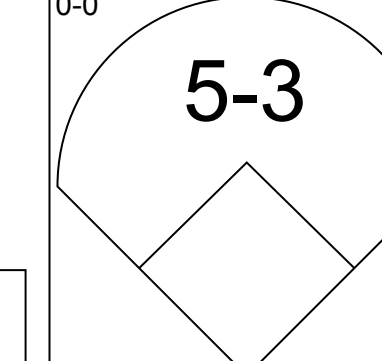
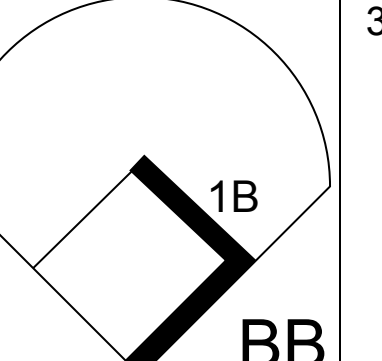
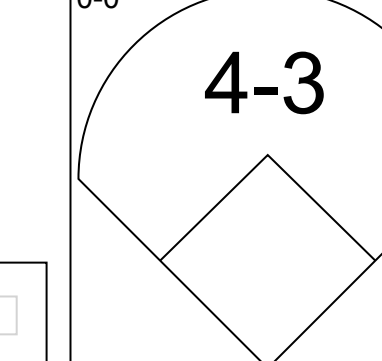
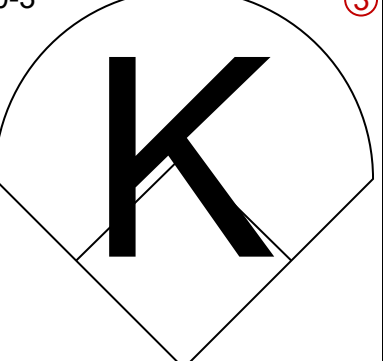
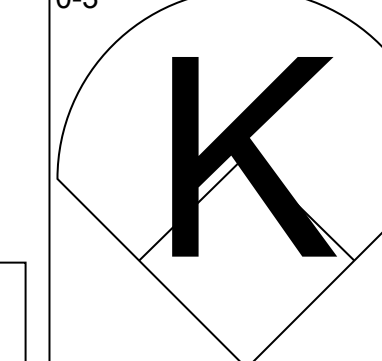
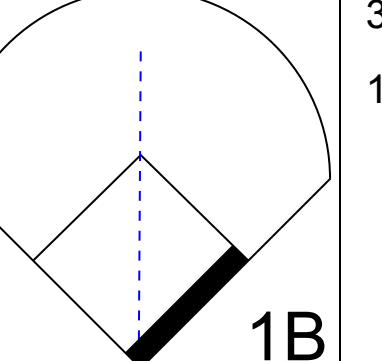
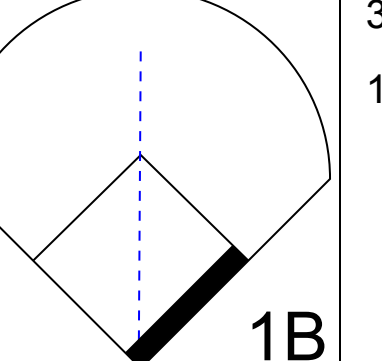


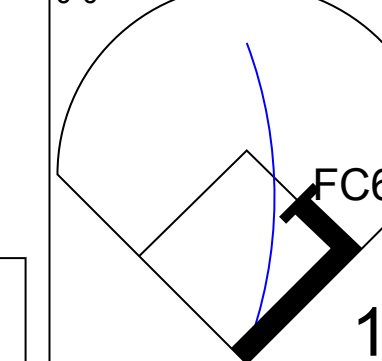
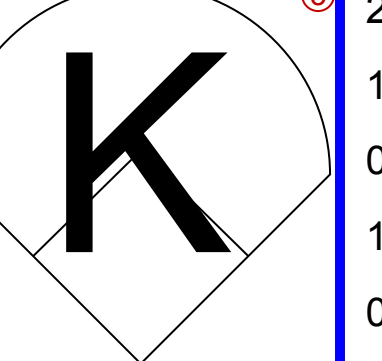
AB 36
R 8
H 13
RBI 8
BB 2
SO 8
LOB 13



Batter	1	2	3	4	5	6	7	8	9	AB	R	H	RBI	BB	SO	LOB	TOP										
Bill Doran, S OBP: 0.500, SLG: 0.422 (1,4)	4-3			3-1 1B		G6-4-3 BB	IBB		1-3	3	0	1	0	2	0	0	Houston Astros @ Atlanta Braves Atlanta-Fulton County Stadium, Atlanta, GA Tue Apr 22 1986, 6:05 PM EST Att: 6,316 - Unknown										
Terry Puhl, L OBP: 0.211, SLG: 0.133 (1,9) Tony Walker, R OBP: 0.143, SLG: 0.214 (9,8)	3-1			3-1		K	K			4	0	0	0	0	2	6											
Phil Garner, R OBP: 0.459, SLG: 0.912 (1,5)	F8			L6		G6-4-3 1-2		F9		4	0	0	0	0	0	3											
Jose Cruz, L OBP: 0.200, SLG: 0.222 (1,7)		F9		K			1B 2B BB	K		3	1	0	0	1	2	1											
Glenn Davis, R OBP: 0.185, SLG: 0.380 (1,3)		F9			L8		1-2 1B 2B	E3		4	1	1	0	0	0	0											
Kevin Bass, S OBP: 0.392, SLG: 0.553 (1,8) (9,9)		F7			F8		2B 1-2 2-3 1B	G3		4	0	1	0	0	0	1											
Alan Ashby, S OBP: 0.370, SLG: 0.708 (1,2)			K			F6			HR	3	1	1	1	1	1	3											
Craig Reynolds, L OBP: 0.529, SLG: 0.733 (1,6)			4-3		4-3		1-3 2B 3-H	F9		4	0	1	2	0	0	1											
Mike Scott, R (1,1) Denny Walling, L (7, PH) Billy Hatcher, R (7, PH) Charlie Kerfeld, R (7,1)			1-3			BB BB	K	K		1	0	0	0	1	0	0											
Inning Stats	R: 0 E: 0 K: 0 S: 3	H: 0 LOB: 0 BB: 0 P: 3	R: 0 E: 0 K: 0 S: 3	H: 0 LOB: 0 BB: 0 P: 3	R: 0 E: 0 K: 1 S: 5	H: 1 LOB: 1 BB: 0 P: 6	R: 0 E: 0 K: 0 S: 6	H: 0 LOB: 1 BB: 1 P: 7	R: 0 E: 0 K: 1 S: 4	H: 0 LOB: 1 BB: 2 P: 12	R: 2 E: 0 K: 2 S: 10	H: 3 LOB: 3 BB: 2 P: 18	R: 0 E: 1 K: 1 S: 6	H: 0 LOB: 0 BB: 0 P: 6	R: 1 E: 0 K: 1 S: 6	H: 1 LOB: 0 BB: 0 P: 6		1B: 3 2B: 1 3B: 0 HR: 1	SF: 0 SAC: 0 DP: 1 HBP: 0	WP: 0 PB: 0 SB: 1 CS: 0	PA: 37						
PITCHER	IP	WLS	BF	H	R	ER	SO	BB	IBB	HBP	BLK	WP	HR	S	P	ERA	WHIP										
David Palmer, R (1,1) ERA: 2.7	6.1		26	4	2	2	3	4	0	0	0	0	0	28	44	2.84	1.263										
Paul Assenmacher, L (7,1) ERA:	0.2		3	0	0	0	2	0	1	0	0	0	0	6	10	0.00	0.000										
Duane Ward, R (8,1) ERA: 2.45	2.0	L	8	1	1	1	2	0	0	0	0	0	1	12	12	4.50	0.500										

Batter	1	2	3	4	5	6	7	8	9	AB	R	H	RBI	BB	SO	LOB	BOTTOM										
Omar Moreno, L (1,8) Duane Ward, R (8,1)	4-3		6-3		G1		L7			4	0	0	0	0	0	0	Houston Astros @ Atlanta Braves Atlanta-Fulton County Stadium, Atlanta, GA Tue Apr 22 1986, 6:05 PM EST Att: 6,316 - Unknown										
Rafael Ramirez, R (1,6)	1B SF8		K		E5 FC5-4		K			4	1	1	0	0	2	0											
Dale Murphy, R (1,9) (8,8)	1-3 1B		K		FC5-4 1-2		L9			4	0	1	0	0	1	1											
Bob Horner, R (1,3) OBP: 0.222, SLG: 0.270	SF8			1-3 1B BB	F6		F9			2	1	0	1	1	0	1											
Ted Simmons, S (1,2)	F8			1-3		G6-3 BB		3-1		3	0	0	0	1	0	2											
Terry Harper, R (1,7)		F8		1-2	K		K		G3	4	0	0	0	0	2	2											
Ken Oberkfell, L (1,5) Bill Sample, R (9, PR)		K		2-H 1B		G6-3 1-2		E6		4	0	1	1	0	1	1											
Glenn Hubbard, R (1,4) Chris Chambliss, L (9, PH)							K		G3	2	0	1	0	1	1	0											
David Palmer, R (1,1) Paul Assenmacher, L (7,1) Claudell Washington, L (7, PH)					3-1		4-3			0	0	0	0	0	0	0											
Inning Stats	R: 1 E: 0 K: 0 S: 5	H: 2 LOB: 1 BB: 0 P: 5	R: 0 E: 0 K: 2 S: 8	H: 1 LOB: 1 BB: 0 P: 8	R: 0 E: 0 K: 2 S: 7	H: 0 LOB: 0 BB: 0 P: 7	R: 1 E: 0 K: 1 S: 6	H: 1 LOB: 2 BB: 2 P: 14	R: 0 E: 1 K: 0 S: 4	H: 0 LOB: 1 BB: 0 P: 4	R: 0 E: 0 K: 1 S: 5	H: 0 LOB: 0 BB: 0 P: 5	R: 0 E: 0 K: 1 S: 5	H: 0 LOB: 0 BB: 0 P: 5	R: 0 E: 1 K: 0 S: 4	H: 0 LOB: 2 BB: 0 P: 4		1B: 4 2B: 0 3B: 0 HR: 0	SF: 1 SAC: 0 DP: 1 HBP: 0	WP: 0 PB: 0 SB: 1 CS: 0	PA: 35						
PITCHER	IP	WLS	BF	H	R	ER	SO	BB	IBB	HBP	BLK	WP	HR	S	P	ERA	WHIP										
Mike Scott, R (1,1) ERA: 5.18	6.0		25	4	2	2	6	2	0	0	0	0	0	14	46	3.00	1.000										
Charlie Kerfeld, R (7,1) ERA:	3.0	W	10	0	0	0	2	0	0	0	0	0	0	14	14	0.00	0.000										

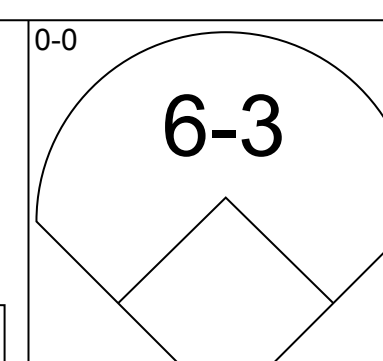
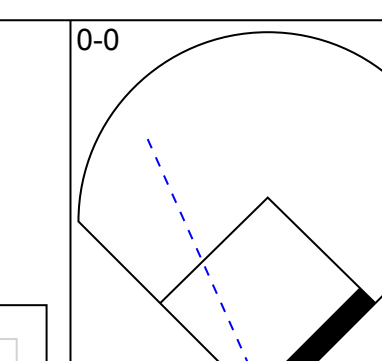
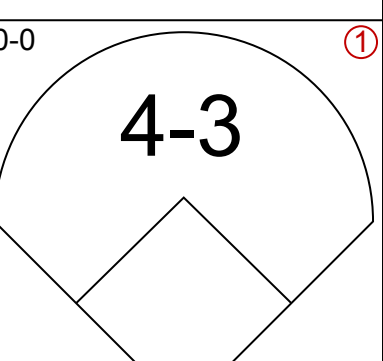
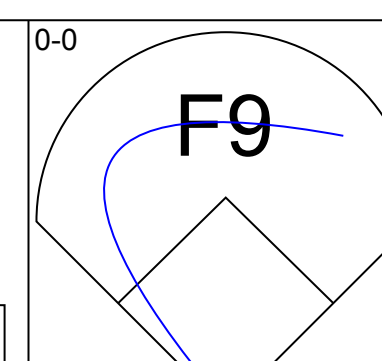
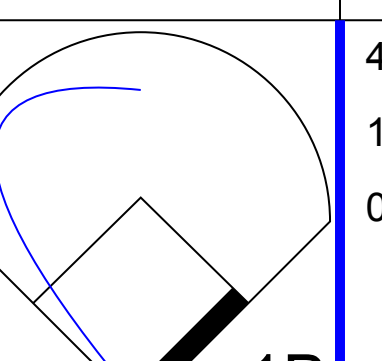
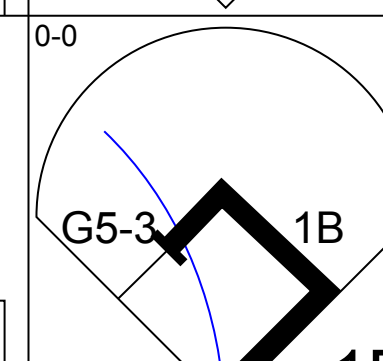
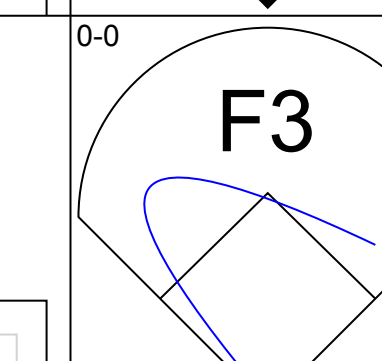
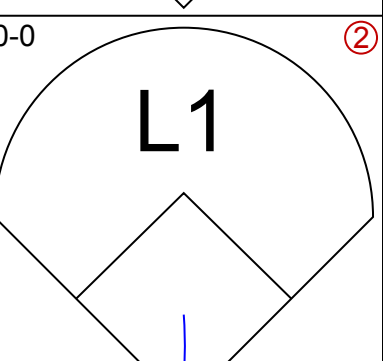
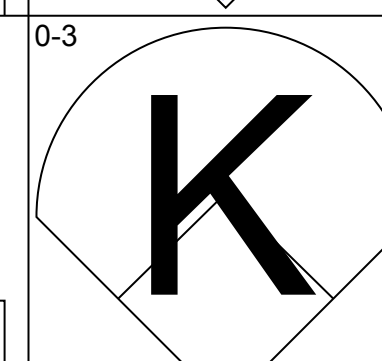
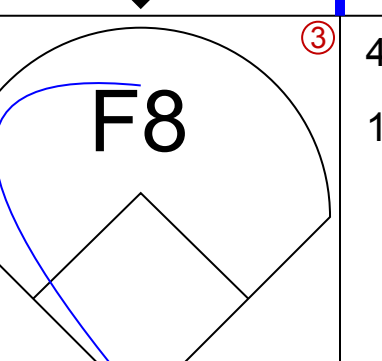
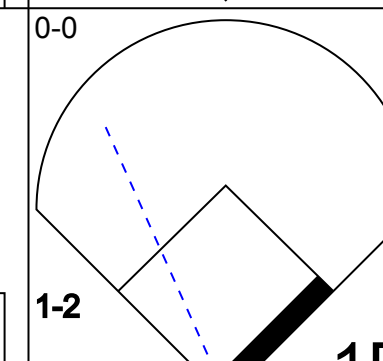
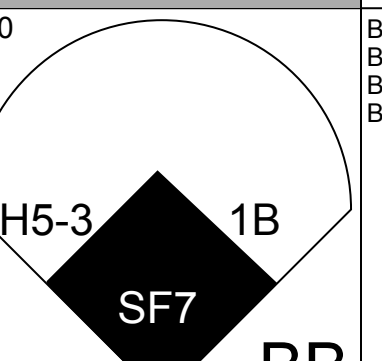
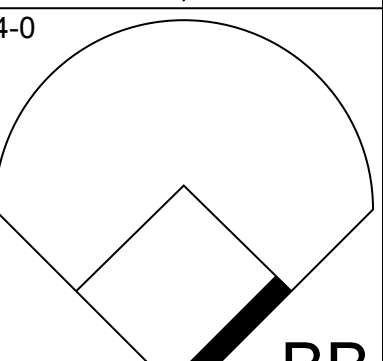
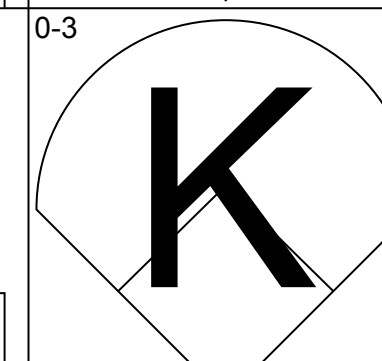
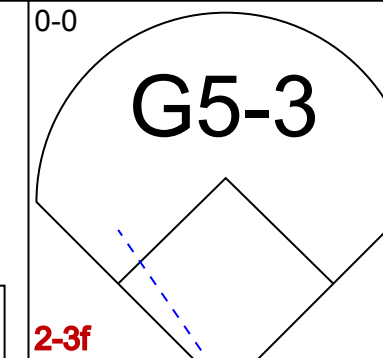
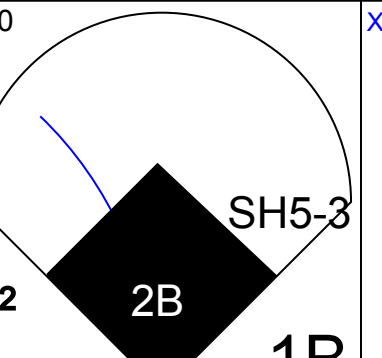
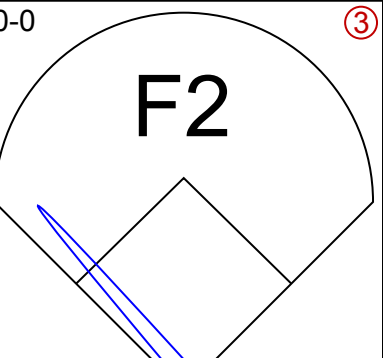
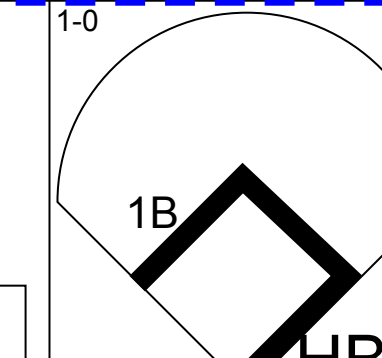


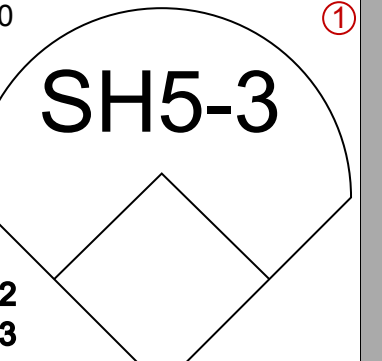
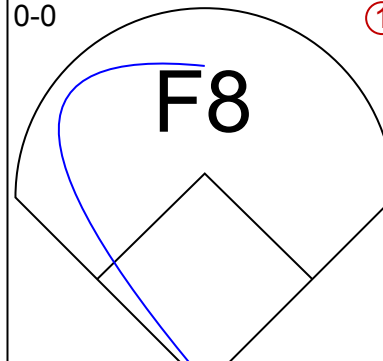
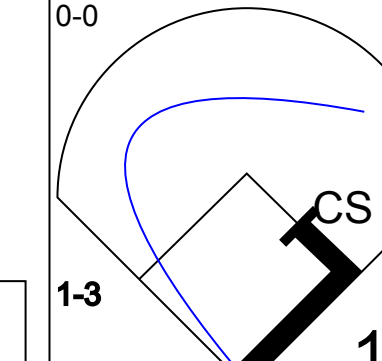


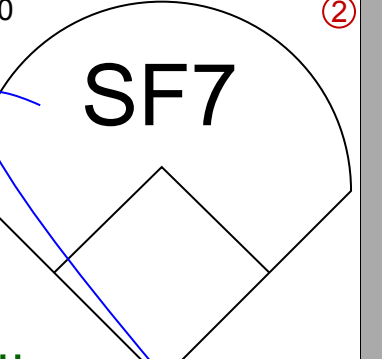
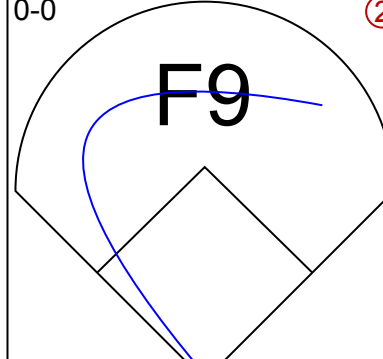
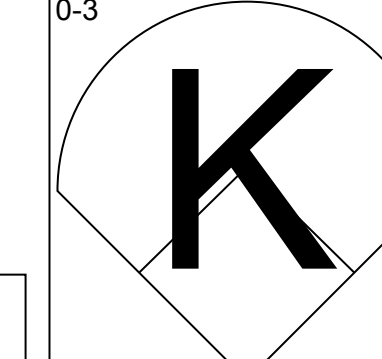

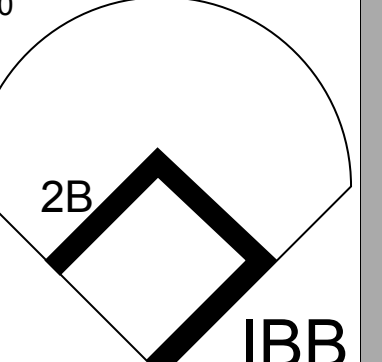

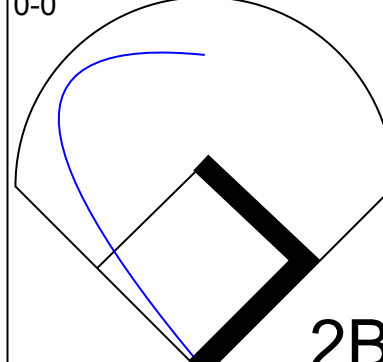
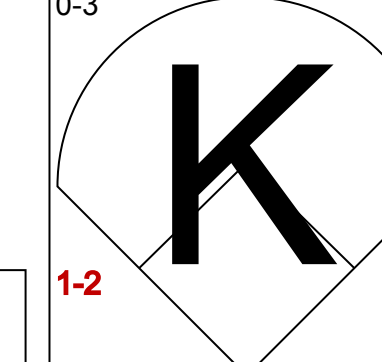
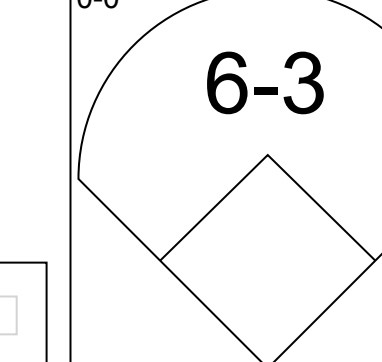
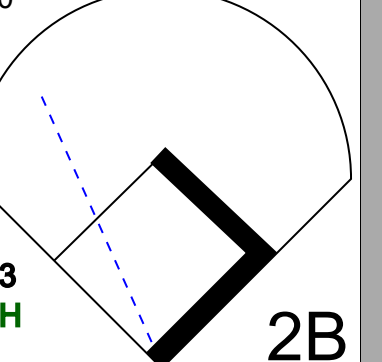
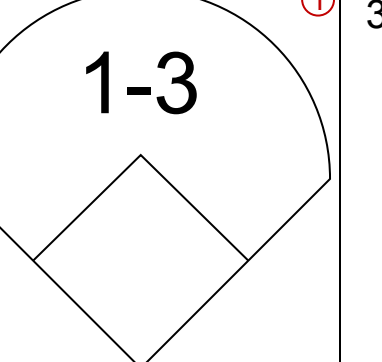

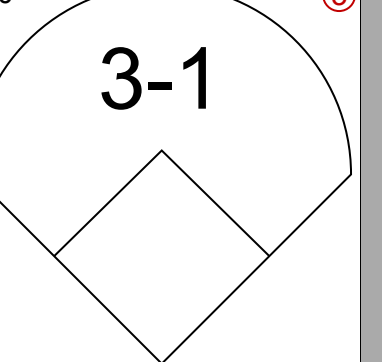
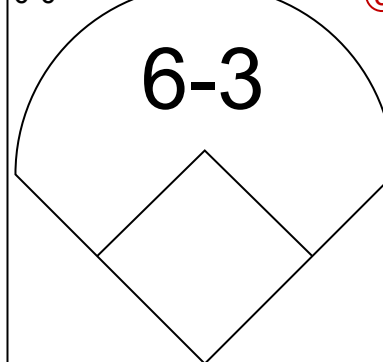
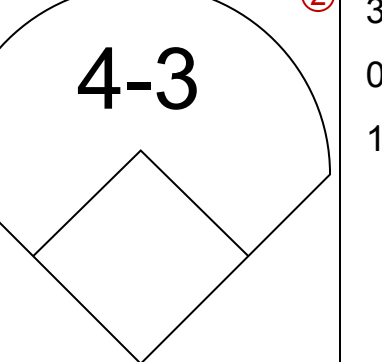


Batter	1	2	3	4	5	6	7	8	9	AB	R	H	RBI	BB	SO	LOB	TOP																				
Bill Doran, S OBP: 0.468, SLG: 0.388 (1, 4)										4	0	0	0	0	1	2																					
Billy Hatcher, R OBP: 0.250, SLG: 0.222 (1, 9) (9, 7)										4	0	1	0	0	1	0																					
Phil Garner, R OBP: 0.439, SLG: 0.842 (1, 5)											4	0	1	0	0	1																					
Glenn Davis, R OBP: 0.190, SLG: 0.370 (1, 3)											4	1	1	0	0	1																					
Kevin Bass, S OBP: 0.382, SLG: 0.520 (1, 8) (9, 9)											3	1	0	0	1	1																					
Jose Cruz, L OBP: 0.214, SLG: 0.231 (1, 7) Tony Walker, R OBP: 0.143, SLG: 0.214 (9, PR) (9, 8)											4	0	1	1	0	1																					
Alan Ashby, S OBP: 0.355, SLG: 0.630 (1, 2)											3	0	0	0	1	1																					
Dickie Thon, R OBP: 0.341, SLG: 0.359 (1, 6) Craig Reynolds, L OBP: 0.556, SLG: 0.750 (9, PH) (9, 6)											3	0	0	0	2	0																					
Bob Knepper, L OBP: 0.100, SLG: 0.100 (1, 1) Jim Pankovits, R OBP: 0.750, SLG: 0.667 (8, PH) Julio Solano, R (8, 1) Mark Bailey, S OBP: 0.143, SLG: 0.148 (9, PH) Dave Smith, R (9, 1)											2	0	1	0	0	1																					
Inning Stats	R: 0 E: 0 K: 2 S: 8	H: 1 LOB: 1 BB: 0 P: 8	R: 0 E: 0 K: 2 S: 7	H: 0 LOB: 0 BB: 0 P: 7	R: 0 E: 0 K: 0 S: 3	H: 1 LOB: 0 BB: 0 P: 3	R: 0 E: 0 K: 0 S: 4	H: 1 LOB: 1 BB: 0 P: 4	R: 0 E: 0 K: 1 S: 5	H: 0 LOB: 0 BB: 0 P: 5	R: 0 E: 0 K: 2 S: 7	H: 0 LOB: 0 BB: 0 P: 7	R: 0 E: 0 K: 1 S: 6	H: 0 LOB: 1 BB: 0 P: 6	R: 0 E: 0 K: 1 S: 6	H: 1 LOB: 1 BB: 0 P: 6	R: 3 E: 0 K: 1 S: 8	H: 3 LOB: 2 BB: 2 P: 16	1B: 7 2B: 0 3B: 0 HR: 0	SF: 0 SAC: 0 DP: 1 HBP: 0	WP: 0 PB: 0 SB: 2 CS: 0	PA: 36															
PITCHER	IP WLS BF H R ER SO BB IBB HBP BLK WP HR S P ERA WHIP																																				
Zane Smith, L ERA: 1.47 Bruce Sutter, R ERA: 5.68	(1, 1) (9, 1)	8.2 0.1	L 3	33 1	6 0	3 0	3 0	9 1	1 1	0 0	0 0	0 0	0 0	0 4	50 8	54 8	3.12 0.00	0.808 6.000																			

Houston Astros @ Atlanta Braves
Atlanta-Fulton County Stadium, Atlanta, GA
Wed Apr 23 1986, 3:33 AM EST
Att: 7,666 - Unknown

AB 34
R 3
H 7
RBI 3
BB 2
SO 10
LOB 11



Batter	1	2	3	4	5	6	7	8	9	AB	R	H	RBI	BB	SO	LOB	BOTTOM																	
Bill Sample, R OBP: 0.333, SLG: 0.583 (1, 9) Chris Chambliss, L OBP: 0.727, SLG: 1.000 (9, PH) Omar Moreno, L OBP: 0.217, SLG: 0.333 (9, PR)											4	0	1	0	0	0																		
Rafael Ramirez, R OBP: 0.283, SLG: 0.365 (1, 5) Ken Oberkfell, L OBP: 0.408, SLG: 0.390 (8, 5)											4	0	1	0	0	1																		
Dale Murphy, R OBP: 0.481, SLG: 0.705 (1, 8)											2	1	1	0	2	1																		
Bob Horner, R OBP: 0.245, SLG: 0.275 (1, 3)											3	1	1	0	0	3																		
Terry Harper, R OBP: 0.326, SLG: 0.282 (1, 7)											3	0	1	0	0	1																		
Glenn Hubbard, R OBP: 0.333, SLG: 0.324 (1, 4)											3	0	0	1	0	1																		
Bruce Benedict, R OBP: 0.500, SLG: 0.444 (1, 2)											3	0	1	0	1	1																		
Andres Thomas, R OBP: 0.333, SLG: 0.500 (1, 6)											3	0	1	1	1	0																		
Zane Smith, L Bruce Sutter, R Claudel Washington, L OBP: 0.231, SLG: 0.270 (1, 1) (9, 1) (9, PH)											3	0	0	0	0	4																		
Inning Stats	R: 0 E: 0 K: 0 S: 4	H: 2 LOB: 1 BB: 0 P: 4	R: 0 E: 0 K: 1 S: 5	H: 0 LOB: 0 BB: 0 P: 5	R: 0 E: 0 K: 0 S: 4	H: 1 LOB: 0 BB: 0 P: 4	R: 2 E: 0 K: 0 S: 5	H: 2 LOB: 2 BB: 2 P: 13	R: 0 E: 0 K: 0 S: 3	H: 0 LOB: 1 BB: 1 P: 7	R: 0 E: 0 K: 0 S: 4	H: 1 LOB: 2 BB: 1 P: 8	R: 0 E: 0 K: 2 S: 7	H: 0 LOB: 0 BB: 0 P: 7	R: 0 E: 0 K: 2 S: 7	H: 1 LOB: 2 BB: 0 P: 8	R: 0 E: 0 K: 0 S: 4	H: 1 LOB: 1 BB: 0 P: 4	1B: 6 2B: 3 3B: 0 HR: 0	SF: 1 SAC: 1 DP: 2 HBP: 1	WP: 0 PB: 0 SB: 0 CS: 1	PA: 38												
PITCHER	IP WLS BF H R ER SO BB IBB HBP BLK WP HR S P ERA WHIP																																	
Bob Knepper, L ERA: 1.71 Julio Solano, R ERA: 1.93 Dave Smith, R ERA: 2.57	(1, 1) (8, 1) (9, 1)	7.0 1.0 1.0	L W S	30 4 4	6 1 1	2 0 0	2 0 0	3 2 0	0 0 0	0 1 0	0 0 0	0 7 4	0 8 4	0.00 0.00 0.00	1.000 1.000 1.000																			

Houston Astros @ Atlanta Braves
Atlanta-Fulton County Stadium, Atlanta, GA
Wed Apr 23 1986, 3:33 AM EST
Att: 7,666 - Unknown

AB 31
R 2
H 8
RBI 2
BB 4
SO 5
LOB 13



Batter	1	2	3	4	5	6	7	8	9	AB	R	H	RBI	BB	SO	LOB	TOP					
Eric Davis, R OBP: 0.320, SLG: 0.429 (1, 8)										3	1	1	0	2	0	2	Cincinnati Reds @ Houston Astros Astrodome, Houston, TX Thu Apr 24 1986, 7:05 PM EST Att: 10,245 - Unknown					
Tracy Jones, R OBP: 0.394, SLG: 0.300 (1, 7)										5	0	2	0	0	1	3						
Dave Parker, L OBP: 0.358, SLG: 0.700 (1, 9)										5	0	0	0	0	1	6						
Nick Esasky, R OBP: 0.346, SLG: 0.523 (1, 3)										5	1	1	1	0	0	5						
Bo Diaz, R OBP: 0.326, SLG: 0.477 (1, 2)										4	0	0	0	0	0	0						
Dave Concepcion, R OBP: 0.234, SLG: 0.364 (1, 6)										4	1	1	0	0	1	0						
Buddy Bell, R OBP: 0.217, SLG: 0.195 (1, 5)										2	0	1	0	2	0	0						
Ron Oester, S OBP: 0.298, SLG: 0.295 (1, 4)										4	0	1	1	0	2	3						
Mario Soto, R OBP: 0.143, SLG: 0.143 (1, 1)										3	0	1	0	0	0	0						
Inning Stats	R: 0 E: 0 K: 1 S: 6	H: 1 LOB: 1 BB: 0 P: 6	R: 0 E: 0 K: 1 S: 6	H: 1 LOB: 1 BB: 0 P: 6	R: 1 E: 1 K: 1 S: 6	H: 1 LOB: 0 BB: 0 P: 6	R: 1 E: 0 K: 1 S: 6	H: 1 LOB: 1 BB: 1 P: 10	R: 0 E: 0 K: 0 S: 4	H: 2 LOB: 2 BB: 1 P: 8	R: 0 E: 1 K: 0 S: 4	H: 0 LOB: 1 BB: 0 P: 6	R: 0 E: 1 K: 0 S: 4	H: 0 LOB: 2 BB: 1 P: 8	R: 1 E: 0 K: 0 S: 5	H: 2 LOB: 2 BB: 1 P: 9	R: 0 E: 0 K: 0 S: 3	H: 0 LOB: 0 BB: 0 P: 3	1B: 6 2B: 2 3B: 0 HR: 1	SF: 0 SAC: 1 DP: 1 HBP: 0	WP: 0 PB: 0 SB: 2 CS: 1	PA: 41
PITCHER	IP WLS BF H R ER SO BB IBB HBP BLK WP HR S P ERA WHIP																					
Mike Madden, L ERA: 3.0 (1, 1)	4.0 L 20 6 2 1 4 2 0 0 0 0 0 1 26 34 2.25 2.000																					
Frank DiPino, L ERA: 2.0 (5, 1)	2.2 10 0 0 0 1 1 0 0 0 0 0 0 11 15 0.00 0.375																					
Julio Solano, R ERA: 3.0 (7, 1)	1.1 7 2 1 1 0 1 0 0 0 0 0 0 6 10 6.75 2.250																					
Jeff Calhoun, L ERA: 1.8 (9, 1)	1.0 3 0 0 0 0 0 0 0 0 0 0 0 3 3 0.00 0.000																					

Batter	1	2	3	4	5	6	7	8	9	AB	R	H	RBI	BB	SO	LOB	BOTTOM					
Bill Doran, S OBP: 0.455, SLG: 0.365 (1, 4)										3	0	0	0	1	0	1	Cincinnati Reds @ Houston Astros Astrodome, Houston, TX Thu Apr 24 1986, 7:05 PM EST Att: 10,245 - Unknown					
Terry Puhl, L OBP: 0.174, SLG: 0.105 (1, 9)										4	0	0	0	0	0	2						
Phil Garner, R OBP: 0.422, SLG: 0.786 (1, 5)										4	0	1	0	0	2	0						
Jose Cruz, L OBP: 0.222, SLG: 0.188 (1, 7)										3	0	0	0	1	0	1						
Glenn Davis, R OBP: 0.194, SLG: 0.351 (1, 3)										3	0	0	0	1	0	1						
Kevin Bass, S OBP: 0.356, SLG: 0.481 (1, 8)										4	0	0	0	0	1	3						
Alan Ashby, S OBP: 0.324, SLG: 0.567 (1, 2)										3	0	0	0	0	1	0						
Craig Reynolds, L OBP: 0.571, SLG: 0.737 (1, 6)										3	0	2	0	0	0	0						
Mike Madden, L ERA: 3.0 (1, 1)										0	0	0	0	0	0	0						
Frank DiPino, L ERA: 2.0 (5, 1)										1	0	0	0	0	1	0						
Julio Solano, R ERA: 3.0 (7, 1)										0	0	0	0	0	0	0						
Denny Walling, L OBP: 0.433, SLG: 0.462 (8, PH)										1	0	0	0	0	0	1						
Jeff Calhoun, L ERA: 1.8 (9, 1)										0	0	0	0	0	0	0						
Inning Stats	R: 0 E: 0 K: 1 S: 5	H: 0 LOB: 0 BB: 0 P: 5	R: 0 E: 0 K: 0 S: 3	H: 0 LOB: 0 BB: 0 P: 3	R: 0 E: 0 K: 0 S: 4	H: 1 LOB: 1 BB: 0 P: 4	R: 0 E: 0 K: 0 S: 3	H: 0 LOB: 2 BB: 2 P: 11	R: 0 E: 0 K: 1 S: 5	H: 0 LOB: 0 BB: 0 P: 5	R: 0 E: 0 K: 1 S: 5	H: 0 LOB: 0 BB: 0 P: 5	R: 0 E: 0 K: 0 S: 3	H: 0 LOB: 0 BB: 0 P: 3	R: 0 E: 0 K: 1 S: 6	H: 1 LOB: 2 BB: 1 P: 10	R: 0 E: 0 K: 1 S: 6	H: 1 LOB: 1 BB: 0 P: 6	1B: 3 2B: 0 3B: 0 HR: 0	SF: 0 SAC: 1 DP: 0 HBP: 0	WP: 0 PB: 0 SB: 0 CS: 0	PA: 33
PITCHER	IP WLS BF H R ER SO BB IBB HBP BLK WP HR S P ERA WHIP																					
Mario Soto, R ERA: 2.7 (1, 1)	9.0 W 33 3 0 0 5 3 0 0 0 0 0 0 40 52 0.00 0.667																					

AB 35
R 3
H 8
RBI 2
BB 4
SO 5
LOB 19



AB 29
R 0
H 3
RBI 0
BB 3
SO 5
LOB 9



Batter	1	2	3	4	5	6	7	8	9	AB	R	H	RBI	BB	SO	LOB	TOP					
Eddie Milner, L OBP: 0.353, SLG: 0.375 John Franco, L (7, 1)	F9		4-3		4-3												4 0 1 1 0 0 0 0 0 0 0 0 0 0					
Pete Rose, S (1, 3)	G3		1B BB			G3 1B BB		F8									2 0 0 0 2 0 1					
Dave Parker, L OBP: 0.368, SLG: 0.685 (1, 9)	4-3		1B G4-6-3			G3 1B		K2-3									4 0 2 0 0 1 0					
Kal Daniels, L OBP: 0.345, SLG: 0.481 (1, 7)		HBP S 1B	G4-6-3			G3		F7									4 0 1 0 0 0 4					
Bo Diaz, R OBP: 0.320, SLG: 0.447 (1, 2)		HBP BB		6-3		F6		K									3 0 0 0 1 1 2					
Dave Concepcion, R OBP: 0.216, SLG: 0.333 (1, 6)		K		6-3		K			5-3								4 0 0 0 0 2 4					
Buddy Bell, R OBP: 0.240, SLG: 0.227 (1, 5)		1-2 2-3 HBP		F9					F8								3 1 1 0 0 0 0					
Ron Oester, S OBP: 0.275, SLG: 0.271 (1, 4)		F5				K		F4									4 0 0 0 0 1 4					
Tom Browning, L OBP: 0.125, SLG: 0.125 Max Venable, L OBP: 0.286, SLG: 0.429 (7, PH) (7, 8)		K				G3			K								2 0 0 0 0 1 3 1 0 0 0 0 1 1					
Inning Stats	R: 0 E: 0 K: 0 S: 3	H: 0 LOB: 0 BB: 0 P: 3	R: 0 E: 0 K: 2 S: 8	H: 1 LOB: 3 BB: 1 P: 13	R: 0 E: 0 K: 0 S: 3	H: 1 LOB: 1 BB: 1 P: 7	R: 0 E: 0 K: 0 S: 3	H: 0 LOB: 0 BB: 0 P: 3	R: 0 E: 0 K: 1 S: 5	H: 0 LOB: 0 BB: 0 P: 5	R: 0 E: 0 K: 1 S: 6	H: 1 LOB: 2 BB: 1 P: 10	R: 1 E: 0 K: 1 S: 7	H: 2 LOB: 1 BB: 0 P: 7	R: 0 E: 0 K: 2 S: 7	H: 0 LOB: 0 BB: 0 P: 7	R: 0 E: 0 K: 0 S: 3	H: 0 LOB: 0 BB: 0 P: 3	1B: 4 2B: 1 3B: 0 HR: 0	SF: 0 SAC: 0 DP: 1 HBP: 1	WP: 0 PB: 0 SB: 2 CS: 0	PA: 35
PITCHER Nolan Ryan, R ERA: 4.09 (1, 1)	IP: 9.0 WLS: W BF: 35 H: 5 R: 1 ER: 1 SO: 7 BB: 3 IBB: 0 HBP: 1 BLK: 0 WP: 0 HR: 0 S: 45 P: 58 ERA: 1.00 WHIP: 0.889																					

Cincinnati Reds @ Houston Astros
Astrodome, Houston, TX
Fri Apr 25 1986, 7:05 PM EST
Att: 16,296 - Unknown

AB	31
R	1
H	5
RBI	1
BB	3
SO	7
LOB	19



Batter	1	2	3	4	5	6	7	8	9	AB	R	H	RBI	BB	SO	LOB	BOTTOM			
Bill Doran, S OBP: 0.449, SLG: 0.382 (1, 4)	2B		F4			G3		SH									3 1 1 1 0 0 0			
Dickie Thon, R OBP: 0.333, SLG: 0.372 (1, 6)	1B		5-3			F9		G6-4-3									4 1 1 1 0 0 2			
Phil Garner, R OBP: 0.396, SLG: 0.733 (1, 5)	3-1		6-3			F8											3 0 0 0 0 0 1			
Glenn Davis, R OBP: 0.200, SLG: 0.350 (1, 3)		G6-4-3 1B		F9				K									3 0 1 1 0 1 0			
Kevin Bass, S OBP: 0.339, SLG: 0.456 (1, 9)		G6-4-3		F7		6-3											3 0 0 0 0 0 1			
Jose Cruz, L OBP: 0.190, SLG: 0.158 (1, 7)		1-6-3		K				K									3 0 0 0 0 2 0			
Alan Ashby, S OBP: 0.324, SLG: 0.545 (1, 2)						F8		1-3									3 0 1 0 0 0 0			
Tony Walker, R OBP: 0.176, SLG: 0.188 (1, 8)		F3				F7		1B S SH BB									2 1 0 0 1 0 1			
Nolan Ryan, R OBP: 0.231, SLG: 0.231 (1, 1)		K				K			SH 1B								3 0 1 0 0 2 1			
Inning Stats	R: 2 E: 0 K: 0 S: 5	H: 3 LOB: 0 BB: 0 P: 5	R: 0 E: 0 K: 1 S: 6	H: 1 LOB: 0 BB: 0 P: 6	R: 0 E: 0 K: 0 S: 3	H: 0 LOB: 0 BB: 0 P: 3	R: 0 E: 0 K: 1 S: 5	H: 0 LOB: 0 BB: 0 P: 5	R: 0 E: 0 K: 1 S: 5	H: 0 LOB: 0 BB: 0 P: 5	R: 0 E: 0 K: 2 S: 7	H: 0 LOB: 0 BB: 0 P: 7	R: 1 E: 0 K: 0 S: 4	H: 1 LOB: 1 BB: 1 P: 8	R: 0 E: 0 K: 0 S: 4	H: 0 LOB: 0 BB: 0 P: 8	1B: 3 2B: 2 3B: 0 HR: 0	SF: 0 SAC: 1 DP: 2 HBP: 0	WP: 0 PB: 0 SB: 1 CS: 0	PA: 29
PITCHER Tom Browning, L ERA: 5.23 John Franco, L ERA: 3.46 (7, 1)	IP: 6.0 WLS: L BF: 21 H: 4 R: 2 ER: 2 SO: 3 BB: 0 IBB: 2 HBP: 0 BLK: 0 WP: 0 HR: 0 S: 27 P: 27 ERA: 3.00 WHIP: 0.667																			

Cincinnati Reds @ Houston Astros
Astrodome, Houston, TX
Fri Apr 25 1986, 7:05 PM EST
Att: 16,296 - Unknown

AB	27
R	3
H	5
RBI	3
BB	1
SO	5
LOB	6



Batter	1	2	3	4	5	6	7	8	9	AB	R	H	RBI	BB	SO	LOB	TOP
Eddie Milner, L OBP: 0.286, SLG: 0.300 (1, 8)										4	0	0	0	0	0	0	Cincinnati Reds @ Houston Astros Astrodome, Houston, TX Sat Apr 26 1986, 7:05 PM EST Att: 38,442 - Unknown
Max Venable, L OBP: 0.394, SLG: 0.500 (1, 7)										3	0	1	0	1	1	0	
Dave Parker, L OBP: 0.344, SLG: 0.638 (1, 9)										4	0	0	0	0	2		
Nick Esasky, R OBP: 0.321, SLG: 0.479 (1, 3)										4	0	0	0	1	2		
Buddy Bell, R OBP: 0.245, SLG: 0.255 (1, 5)										3	0	1	0	0	0		
Kurt Stillwell, S OBP: 0.500, SLG: 0.400 (1, 6)										3	0	2	0	0	1		
Sal Butera, R OBP: 0.200, SLG: 0.800 (8, PH)										2	0	0	0	1	1		
Bo Diaz, R OBP: 0.320, SLG: 0.447 (8, 2)										1	0	0	0	0	0		
Ron Oester, S OBP: 0.259, SLG: 0.255 (1, 4)										3	0	0	0	1	1		
Bill Gullickson, R OBP: 0.143, SLG: 0.143 (1, 1)										3	0	0	0	1	0		
Inning Stats	R: 0 E: 0 K: 0 S: 4	H: 1 LOB: 1 BB: 0 P: 4	R: 0 E: 0 K: 0 S: 3	H: 1 LOB: 0 BB: 0 P: 3	R: 0 E: 0 K: 0 S: 3	H: 0 LOB: 0 BB: 0 P: 3	R: 0 E: 0 K: 0 S: 8	H: 1 LOB: 1 BB: 0 P: 8	R: 0 E: 0 K: 1 S: 6	H: 1 LOB: 1 BB: 0 P: 6	R: 0 E: 0 K: 1 S: 5	H: 0 LOB: 0 BB: 1 P: 5	R: 0 E: 0 K: 0 S: 3	H: 0 LOB: 1 BB: 1 P: 7	1B: 2 2B: 2 3B: 0 HR: 0	SF: 0 SAC: 0 DP: 0 HBP: 0	WP: 1 PA: 31 PB: 0 SB: 0 CS: 0
PITCHER Mike Scott, R ERA: 3.78 (1, 1)	IP: 9.0 WLS: W BF: 31 H: 4 R: 0 ER: 0 SO: 5 BB: 1 IBB: 0 HBP: 0 BLK: 0 WP: 1 HR: 0 S: 40 P: 44 ERA: 0.00 WHIP: 0.556																

AB	30
R	0
H	4
RBI	0
BB	1
SO	5
LOB	7





Batter	1	2	3	4	5	6	7	8	9	AB	R	H	RBI	BB	SO	LOB	BOTTOM		
Bill Doran, S OBP: 0.425, SLG: 0.356 (1, 4)										4	0	0	0	0	0		Cincinnati Reds @ Houston Astros Astrodome, Houston, TX Sat Apr 26 1986, 7:05 PM EST Att: 38,442 - Unknown		
Terry Puhl, L OBP: 0.185, SLG: 0.130 (1, 9)										4	0	1	0	0	0				
Jose Cruz, L OBP: 0.200, SLG: 0.174 (1, 7)										4	0	1	0	0	1				
Billy Hatcher, R OBP: 0.250, SLG: 0.222 (9, PR)										0	1	0	0	0	0				
Glenn Davis, R OBP: 0.217, SLG: 0.375 (1, 3)										4	0	2	0	0	1				
Kevin Bass, S OBP: 0.333, SLG: 0.433 (1, 8)										3	0	0	0	1	2				
Denny Walling, L OBP: 0.382, SLG: 0.400 (1, 5)										4	0	0	0	0	4				
Alan Ashby, S OBP: 0.350, SLG: 0.529 (1, 2)										2	0	0	0	2	1				
Dickie Thon, R OBP: 0.320, SLG: 0.356 (1, 6)										2	0	0	0	0	2				
Craig Reynolds, L OBP: 0.545, SLG: 0.700 (7, PH) (8, 6)										1	0	0	0	0	2				
Mike Scott, R (1, 1)										3	0	0	0	1	0				
Inning Stats	R: 0 E: 0 K: 0 S: 3	H: 0 LOB: 0 BB: 0 P: 3	R: 0 E: 0 K: 0 S: 4	H: 1 LOB: 2 BB: 1 P: 8	R: 0 E: 0 K: 1 S: 5	H: 0 LOB: 0 BB: 0 P: 5	R: 0 E: 0 K: 0 S: 3	H: 0 LOB: 0 BB: 0 P: 3	R: 0 E: 0 K: 0 S: 4	H: 1 LOB: 1 BB: 0 P: 4	R: 0 E: 0 K: 0 S: 4	H: 1 LOB: 2 BB: 1 P: 8	R: 0 E: 0 K: 0 S: 3	H: 0 LOB: 0 BB: 0 P: 3	R: 1 E: 0 K: 0 S: 3	H: 1 LOB: 1 BB: 1 P: 7	1B: 3 2B: 1 3B: 0 HR: 0	SF: 0 SAC: 0 DP: 0 HBP: 0	WP: 0 PA: 34 PB: 1 SB: 2 CS: 0
PITCHER Bill Gullickson, R ERA: 3.1 (1, 1)	IP: 8.2 WLS: L BF: 34 H: 4 R: 1 ER: 0 SO: 1 BB: 1 IBB: 2 HBP: 0 BLK: 0 WP: 0 HR: 0 S: 32 P: 44 ERA: 0.00 WHIP: 0.577																		



Batter	1	2	3	4	5	6	7	8	9	AB	R	H	RBI	BB	SO	LOB	TOP
Eric Davis, R OBP: 0.315, SLG: 0.413 Ted Power, R (8, 1)	0-0 1-3			0-0 F9		0-0 F8		0-0 E4		4	0	1	0	0	0	0	Cincinnati Reds @ Houston Astros Astrodome, Houston, TX Sun Apr 27 1986, 4:33 AM EDT Att: 12,185 - Unknown
Kurt Stillwell, S OBP: 0.375, SLG: 0.286 (1, 6)	0-0 4-3			0-0 5-3		0-3 K		0-0 1-3		4	0	0	0	0	1	1	
Dave Parker, L OBP: 0.338, SLG: 0.613 (1, 9)	0-0 4-3			0-0 1B		0-3 K			0-3 K	4	0	1	0	0	2	0	
Nick Esasky, R OBP: 0.317, SLG: 0.451 (8, 7)		0-0 6-3		0-0 F8			0-0 5-3		4-0 G6-4-3 BB	3	0	0	0	1	0	1	
Tracy Jones, R OBP: 0.333, SLG: 0.333 (8, 8)		0-0 6-3			0-0 FC6-4 1B		0-0 FC5-4 1B		0-0 G6-4-3 BB	4	0	2	0	0	0	1	
Buddy Bell, R OBP: 0.232, SLG: 0.240 (1, 5)		0-0 5-3			0-0 FC6-4 FC5-4 BB 1-2		0-0 F8			3	0	0	0	0	0	2	
Bo Diaz, R OBP: 0.321, SLG: 0.429 (1, 2)			0-0 F8		4-0 FC5-4 1-2 BB		0-0 FC5-4 1-2			2	0	0	0	1	0	1	
Ron Oester, S OBP: 0.246, SLG: 0.241 (1, 4)			0-0 4-3		0-0 FC5-4 1-2 2-3		0-3 K			3	0	0	0	0	1	2	
John Denny, R OBP: 0.286, SLG: 0.167 Dave Concepcion, R OBP: 0.212, SLG: 0.327 Joe Price, R (5, PH) Tony Perez, R OBP: 0.333, SLG: 0.200 (8, PH)	0-0 6-3			0-0 1-3			0-0 F8			1	0	0	0	0	0	0	
										1	0	0	0	0	0	2	
										0	0	0	0	0	0	0	
										1	0	0	0	0	0	0	
Inning Stats	R: 0 E: 0 K: 0 S: 3	H: 0 LOB: 0 BB: 0 P: 3	R: 0 E: 0 K: 0 S: 3	H: 0 LOB: 0 BB: 0 P: 3	R: 0 E: 0 K: 0 S: 3	H: 1 LOB: 1 BB: 0 P: 4	R: 0 E: 0 K: 2 S: 7	H: 0 LOB: 0 BB: 0 P: 7	R: 0 E: 1 K: 1 S: 6	H: 1 LOB: 1 BB: 0 P: 6	R: 0 E: 0 K: 1 S: 4	H: 0 LOB: 0 BB: 1 P: 8	1B: 4 2B: 0 3B: 0 HR: 0	SF: 0 SAC: 0 DP: 1 HBP: 0	WP: 0 PB: 0 SB: 0 CS: 0	PA: 32	
PITCHER Bob Knepper, L ERA: 1.27 (1, 1)	IP: 9.0 WLS: W BF: 32 H: 4 R: 0 ER: 0 SO: 4 BB: 2 IBB: 0 HBP: 0 BLK: 0 WP: 0 HR: 0 S: 38 P: 46 ERA: 0.00 WHIP: 0.667																

Batter	1	2	3	4	5	6	7	8	9	AB	R	H	RBI	BB	SO	LOB	BOTTOM	
Bill Doran, S OBP: 0.423, SLG: 0.359 (1, 4)	0-0 E E 1B	0-0 E9 S 1-3		0-0 F8		0-0 1-4-3		0-0 1-3 2H 1B		5	1	2	1	0	0	1	Cincinnati Reds @ Houston Astros Astrodome, Houston, TX Sun Apr 27 1986, 4:33 AM EDT Att: 12,185 - Unknown	
Craig Reynolds, L OBP: 0.500, SLG: 0.750 (1, 6)	0-0 E6 E G4-6-3 1-3	0-0 4-3 1-2 3H		0-0 HR		0-3 K				4	2	1	1	0	1	2		
Jose Cruz, L OBP: 0.207, SLG: 0.154 Billy Hatcher, R OBP: 0.250, SLG: 0.222 (9, 7)	0-0 E4 G4-6-3 1-3 3H		4-0 1B SF8 BB	0-0 6-3		0-3 K				3	1	0	1	1	1	1		
Glenn Davis, R OBP: 0.247, SLG: 0.388 (1, 3)	0-0 G4-6-3 1B		0-0 G4-6-3 1B 1-2	0-0 5-3		0-0 K				3	0	2	0	1	0	0		
Kevin Bass, S OBP: 0.329, SLG: 0.422 (9, 9)	0-0 G4-6-3 1-2 2-3 3H		0-0 G4-6-3 1B 1-2 2-3	0-0 5-3		0-0 F5				4	0	1	0	0	0	3		
Denny Walling, L OBP: 0.388, SLG: 0.424 (1, 5)	0-0 4-3		0-0 SF8 3H	0-0 F7		0-0 K		0-0 1B 2B		3	1	1	1	0	0	1		
Terry Puhl, L OBP: 0.226, SLG: 0.154 Tony Walker, R OBP: 0.176, SLG: 0.188 (9, 8)		0-0 E E 1B	0-0 G4-6-3 1-2 2-3	0-0 4-3		0-0 K		4-0 1B BB		3	1	1	0	1	0	2		
John Mizerock, L (1, 2)		0-0 F9	4-0 IBB		0-0 F8		0-0 F8			3	0	0	0	1	0	3		
Bob Knepper, L OBP: 0.071, SLG: 0.071 (1, 1)		0-0 F5	0-0 5-3		0-3 K		0-3 K			4	0	0	0	0	2	6		
Inning Stats	R: 2 E: 2 K: 0 S: 6	H: 2 LOB: 1 BB: 0 P: 6	R: 1 E: 1 K: 0 S: 5	H: 1 LOB: 1 BB: 0 P: 5	R: 1 E: 0 K: 0 S: 5	H: 2 LOB: 3 BB: 2 P: 13	R: 1 E: 0 K: 0 S: 4	H: 1 LOB: 0 BB: 0 P: 4	R: 0 E: 0 K: 1 S: 5	H: 0 LOB: 0 BB: 0 P: 5	R: 0 E: 0 K: 2 S: 7	H: 0 LOB: 1 BB: 1 P: 11	R: 1 E: 0 K: 1 S: 6	H: 2 LOB: 2 BB: 1 P: 10	1B: 6 2B: 1 3B: 0 HR: 1	SF: 1 SAC: 0 DP: 1 HBP: 0		WP: 0 PB: 0 SB: 1 CS: 0
PITCHER John Denny, R ERA: 4.5 Joe Price, L ERA: 1.42 Ted Power, R ERA: 6.75	IP: 4.0 WLS: L BF: 22 H: 6 R: 5 ER: 2 SO: 0 BB: 1 IBB: 5 HBP: 0 BLK: 0 WP: 0 HR: 1 S: 20 P: 28 ERA: 4.50 WHIP: 1.750																	

Batter	1	2	3	4	5	6	7	8	9	AB	R	H	RBI	BB	SO	LOB	TOP
Bill Doran, S OBP: 0.422, SLG: 0.362 (1, 4)	F7	BB		L9		S	F7			5	0	2	1	0	0	2	Houston Astros @ Philadelphia Phillies Veterans Stadium, Philadelphia, PA Tue Apr 29 1986, 7:05 PM EDT Att: 16,313 - Unknown AB 41 R 4 H 14 RBI 4 BB 4 SO 3 LOB 22 
Dickie Thon, R OBP: 0.327, SLG: 0.347 (1, 6)	FC5	BB		F7		L7		6-3		4	0	1	0	1	0	1	
Phil Garner, R OBP: 0.377, SLG: 0.700 (1, 5)	3-1	BB				F8		K		5	1	1	0	0	1	5	
Glenn Davis, R OBP: 0.256, SLG: 0.394 (1, 3)	BB			F8		F2		6-3		4	1	1	1	1	0	1	
Kevin Bass, S OBP: 0.320, SLG: 0.406 (1, 9)	FC5			K		FC6-4		F9		5	0	1	0	0	1	2	
Jose Cruz, L OBP: 0.212, SLG: 0.172 (8, 7)										3	0	1	1	0	0	1	
Jan Cifuentes, L OBP: 0.225, SLG: 0.185 (7, 9)										1	1	1	0	0	0	0	
Terry Puhl, L OBP: 0.225, SLG: 0.185 (7, 9)										0	0	0	0	0	0	0	
Frank DiPino, L OBP: 0.225, SLG: 0.185 (7, 9)										0	0	0	0	0	0	0	
Charlie Kerfeld, R OBP: 0.481, SLG: 0.720 (8, 9)										1	0	0	0	0	0	0	
Craig Reynolds, L OBP: 0.481, SLG: 0.720 (8, 9)										0	0	0	0	0	0	0	
Denny Walling, L OBP: 0.481, SLG: 0.720 (8, 9)										2	0	0	0	0	0	4	
Alan Ashby, S OBP: 0.400, SLG: 0.579 (1, 2)	L7			2B		1B		2B		4	0	3	0	1	0	0	
Tony Walker, R OBP: 0.273, SLG: 0.300 (1, 8)	BB			6-3		F8		2B		4	1	2	1	1	0	4	
Inning Stats	R: 0 H: 1 E: 0 K: 0 S: 4	H: 2 R: 4 ER: 4 SO: 2 BB: 2 P: 8	H: 2 R: 0 ER: 0 SO: 1 BB: 2 P: 13	H: 2 R: 0 ER: 0 SO: 1 BB: 2 P: 7	H: 0 R: 0 ER: 0 SO: 12 BB: 0 P: 5	H: 4 R: 0 ER: 0 SO: 12 BB: 0 P: 7	H: 1 R: 0 ER: 0 SO: 12 BB: 1 P: 4	H: 2 R: 1 ER: 0 SO: 9 BB: 1 P: 9	H: 0 R: 0 ER: 0 SO: 5 BB: 0 P: 5	H: 2 R: 0 ER: 0 SO: 5 BB: 0 P: 5	1B: 10 2B: 4 3B: 0 HR: 0	SF: 0 SAC: 0 DP: 0 HBP: 0	WP: 0 PA: 45 PB: 0 SB: 1 CS: 0				
PITCHER	IP WLS BF H R ER SO BB IBB HBP BLK WP HR S P ERA WHIP																
Shane Rawley, L ERA: 2.41 (1, 1)	6.1 W 35 12 4 4 2 4 0 0 0 0 0 0 35 51 5.68 2.526																
Kent Tekulve, R ERA: 1.93 (7, 1)	2.2 10 2 0 0 1 0 0 0 0 0 0 0 12 12 0.00 0.750																

Batter	1	2	3	4	5	6	7	8	9	AB	R	H	RBI	BB	SO	LOB	BOTTOM
Mitt Thompson, L OBP: 0.238, SLG: 0.271 (1, 8)	WP	1B	F8		G4-6-3		E5			4	2	1	0	1	0	2	Houston Astros @ Philadelphia Phillies Veterans Stadium, Philadelphia, PA Tue Apr 29 1986, 7:05 PM EDT Att: 16,313 - Unknown AB 36 R 12 H 11 RBI 10 BB 7 SO 5 LOB 19 
Rick Schu, R OBP: 0.474, SLG: 0.778 (1, 5)	FC3	1B	1B	1B	1B		K			4	1	3	1	1	1	1	
Von Hayes, L OBP: 0.286, SLG: 0.286 (1, 7)	FC3	F9			F9		F3			5	1	1	1	0	0	5	
Mike Schmidt, R OBP: 0.378, SLG: 0.594 (1, 3)	HR	SF9	F8			BB	K			3	3	1	4	1	1	2	
Glenn Wilson, R OBP: 0.261, SLG: 0.186 (1, 9)	K	1B		F3		F9	F9			5	0	1	0	0	1	2	
Darren Daulton, L OBP: 0.476, SLG: 0.719 (1, 2)	HR	K			BB	FC6	HR			2	2	1	2	3	1	2	
Luis Aguayo, R OBP: 0.212, SLG: 0.313 (1, 4)	HR		E	F8		FC6	5-3			5	2	2	2	0	0	2	
Steve Jeltz, S OBP: 0.375, SLG: 0.321 (1, 6)	K		E7	1-3		F9	G2			5	1	1	0	0	1	2	
Shane Rawley, R ERA: 2.41 (1, 1)	2-3		4-3				G1			2	0	0	0	1	0	1	
Kent Tekulve, R ERA: 1.93 (7, 1)			4-3							1	0	0	0	0	0	0	
Inning Stats	R: 6 H: 2 E: 0 K: 2 S: 10	H: 3 R: 6 ER: 6 SO: 2 BB: 0 P: 8	H: 4 R: 2 ER: 1 SO: 7 BB: 0 P: 7	H: 0 R: 0 ER: 0 SO: 22 BB: 1 P: 7	H: 1 R: 0 ER: 0 SO: 10 BB: 1 P: 7	H: 0 R: 0 ER: 0 SO: 15 BB: 1 P: 11	H: 0 R: 0 ER: 0 SO: 7 BB: 2 P: 6	H: 1 R: 2 ER: 1 SO: 1 BB: 0 P: 7	H: 0 R: 0 ER: 0 SO: 7 BB: 0 P: 5	1B: 7 2B: 1 3B: 0 HR: 3	SF: 1 SAC: 0 DP: 1 HBP: 0	WP: 1 PA: 44 PB: 1 SB: 2 CS: 0					
PITCHER	IP WLS BF H R ER SO BB IBB HBP BLK WP HR S P ERA WHIP																
Nolan Ryan, R ERA: 5.56 (1, 1)	1.0 L 9 2 6 6 2 3 0 0 0 0 0 0 10 22 54.00 5.000																
Julio Solano, R ERA: 5.63 (2, 1)	2.0 13 7 3 3 1 0 0 0 0 0 0 15 15 13.50 3.500																
Mike Madden, L ERA: 2.7 (4, 1)	1.0 4 0 0 0 0 1 0 0 0 0 0 3 7 0.00 1.000																
Jeff Calhoun, L ERA: 1.29 (5, 1)	2.0 9 1 1 0 0 3 0 0 0 0 0 6 18 0.00 2.000																
Frank DiPino, L ERA: 1.0 (7, 1)	1.0 4 0 0 0 1 0 0 0 0 0 0 6 6 0.00 0.000																

Batter	1	2	3	4	5	6	7	8	9	AB	R	H	RBI	BB	SO	LOB	TOP		
Bill Doran, S OBP: 0.425, SLG: 0.361 (1, 4)	4-0 CS BB		X 0-0 1-2 1B		0-3 K			X 0-0 4-3		3	0	1	0	1	1	1	Houston Astros @ Philadelphia Phillies Veterans Stadium, Philadelphia, PA Wed Apr 30 1986, 7:05 PM EDT Att: 17,134 - Unknown AB 29 R 1 H 6 RBI 1 BB 3 SO 4 LOB 11		
Craig Reynolds, L OBP: 0.419, SLG: 0.621 (1, 6)	0-0 F7		X 0-0 L8			X 0-0 3-1		X 0-0 F5		4	0	0	0	0	0	3			
Jose Cruz, L OBP: 0.194, SLG: 0.152 Billy Hatcher, R OBP: 0.250, SLG: 0.222 (8, 7)	0-0 F7			X 0-0 F8		X 0-0 4-3		X 0-3 K		4	0	0	0	0	1	1			
Glenn Davis, R OBP: 0.268, SLG: 0.467 (1, 3)	0-0 CS	0-0 F6		X 0-0 HR		X 0-0 3B		X 0-0 6-3		4	1	2	1	0	0	0			
Kevin Bass, S OBP: 0.316, SLG: 0.397 (1, 8) (8, 9)		0-3 K		X 0-0 F8		X 0-0 4-3		X 0-0 G6-4-3 1B		4	0	1	0	0	1	1			
Denny Walling, L OBP: 0.349, SLG: 0.395 Phil Garner, R OBP: 0.370, SLG: 0.686 (9, PH) (9, 5)		0-0 F4		X 0-0 L8			X 0-0 G3-6-3 1B		X 0-0 G6-4-3 1B	3	0	1	0	0	0	0			
Alan Ashby, S OBP: 0.396, SLG: 0.550 (1, 2)			4-0 1B BB		X 0-0 F8		X 0-0 G3-6-3 1B			2	0	0	0	1	0	1			
Terry Puhl, L OBP: 0.286, SLG: 0.207 Tony Walker, R OBP: 0.275, SLG: 0.300 (8, 8)			X 0-0 F8		4-0 SH3 BB		X 0-0 1B			2	0	1	0	1	0	1			
Mike Scott, R Frank DiPino, L Charlie Kerfeld, R Dave Smith, R (1, 1) (7, 1) (7, 1) (9, 1)			0-3 K		X 0-0 SH3		X 0-0 4-3			2	0	0	0	0	1	2			
Inning Stats	R: 0 E: 0 K: 0 S: 2	H: 0 LOB: 0 BB: 1 P: 6	R: 0 E: 0 K: 1 S: 5	H: 0 LOB: 0 BB: 0 P: 5	R: 0 E: 0 K: 1 S: 6	H: 1 LOB: 2 BB: 1 P: 10	R: 1 E: 0 K: 0 S: 4	H: 1 LOB: 0 BB: 0 P: 4	R: 0 E: 0 K: 0 S: 4	H: 2 LOB: 1 BB: 0 P: 4	R: 0 E: 0 K: 1 S: 5	H: 0 LOB: 0 BB: 0 P: 3	R: 0 E: 0 K: 0 S: 3	H: 1 LOB: 0 BB: 0 P: 3	1B: 4 2B: 0 3B: 1 HR: 1	SF: 0 SAC: 1 DP: 2 HBP: 0		WP: 0 PB: 0 SB: 0 CS: 1	PA: 34
PITCHER	IP WLS BF H R ER SO BB IBB HBP BLK WP HR S P ERA WHIP																		
Kevin Gross, R ERA: 4.3 Don Carman, L ERA: 5.0 (1, 1) (8, 1)	7.0 L 27 5 1 1 3 3 0 0 0 0 0 1 30 42 1.29 1.143																		

Batter	1	2	3	4	5	6	7	8	9	AB	R	H	RBI	BB	SO	LOB	BOTTOM						
Mitt Thompson, L OBP: 0.250, SLG: 0.258 (1, 8)	0-0 B1-3		X 0-0 K		4-0 S BB		X 0-0 B5		X 4-0 L4-6 SH1-3 BB	3	0	0	0	2	1	4	Houston Astros @ Philadelphia Phillies Veterans Stadium, Philadelphia, PA Wed Apr 30 1986, 7:05 PM EDT Att: 17,134 - Unknown AB 31 R 0 H 6 RBI 0 BB 7 SO 7 LOB 22						
Rick Schu, R OBP: 0.435, SLG: 0.682 (1, 5)	0-3 K		X 0-0 F6		0-3 K		X 0-0 G3 1B		X 0-0 SH1-3	4	0	1	0	0	2	1							
Von Hayes, L OBP: 0.275, SLG: 0.300 (1, 7) (8, 9)	0-0 2B		X 0-0 F7		4-0 BB		X 0-0 G3		X 0-0 L4-6	4	0	1	0	1	0	3							
Mike Schmidt, R OBP: 0.385, SLG: 0.582 (1, 3)	0-3 K		X 0-0 BB 1B		0-3 K		X 4-0 1B			3	0	1	0	1	2	3							
Glenn Wilson, R OBP: 0.260, SLG: 0.177 Don Carman, L (8, 1)		X 0-0 L8		X 4-0 BB		X 0-0 F4		X 0-0 F4		3	0	0	0	1	0	5							
Darren Daulton, L OBP: 0.457, SLG: 0.667 (1, 2)		X 0-0 1B BB 1B		X 0-0 F4		X 0-0 4-3		X 0-0 F7		4	0	1	0	0	0	2							
Luis Aguayo, R OBP: 0.214, SLG: 0.294 (1, 4)		4-0 1B BB		X 0-3 K		X 0-0 F8		X 0-0 L7		3	0	0	0	1	1	0							
Steve Jeltz, S OBP: 0.382, SLG: 0.321 (1, 6)		0-0 1-2 2-3 1B		X 0-0 4-3		X 0-0 F9		X 4-0 S BB		3	0	1	0	1	0	0							
Kevin Gross, R OBP: 0.100, SLG: 0.100 Greg Gross, L OBP: 0.417, SLG: 0.222 (7, PH) (8, 7)		0-3 K		X 0-0 4-3		X 0-0 4-3		X 0-0 G3 1B		2	0	0	0	0	1	3							
Inning Stats	R: 0 E: 0 K: 2 S: 8	H: 1 LOB: 1 BB: 0 P: 8	R: 0 E: 0 K: 2 S: 9	H: 2 LOB: 3 BB: 1 P: 13	R: 0 E: 0 K: 0 S: 4	H: 1 LOB: 2 BB: 1 P: 8	R: 0 E: 0 K: 1 S: 5	H: 0 LOB: 0 BB: 0 P: 5	R: 0 E: 0 K: 2 S: 7	H: 0 LOB: 2 BB: 2 P: 15	R: 0 E: 0 K: 0 S: 3	H: 0 LOB: 0 BB: 0 P: 3	R: 0 E: 0 K: 0 S: 5	H: 2 LOB: 3 BB: 1 P: 9	R: 0 E: 0 K: 0 S: 3	H: 0 LOB: 1 BB: 1 P: 7		R: 0 E: 0 K: 0 S: 2	H: 0 LOB: 0 BB: 1 P: 6	1B: 5 2B: 2 3B: 0 HR: 0	SF: 0 SAC: 1 DP: 1 HBP: 0	WP: 0 PB: 0 SB: 2 CS: 0	PA: 39
PITCHER	IP WLS BF H R ER SO BB IBB HBP BLK WP HR S P ERA WHIP																						
Mike Scott, R ERA: 3.18 Frank DiPino, L ERA: 1.74 Charlie Kerfeld, R ERA: 0.52 Dave Smith, R ERA: 2.25 (1, 1) (7, 1) (7, 1) (9, 1)	6.1 W 29 6 0 0 0 0 4 0 0 0 0 0 0 1 1 0.00 0.000																						

Batter	1	2	3	4	5	6	7	8	9	AB	R	H	RBI	BB	SO	LOB	TOP											
Bill Doran, S OBP: 0.446, SLG: 0.365 (1, 4)										2	2	1	1	3	0	0	Houston Astros @ Montreal Expos Olympic Stadium, Montreal, QB Fri May 02 1986, 3:33 AM EDT Att: 6,781 - Unknown											
Craig Reynolds, L OBP: 0.417, SLG: 0.636 (1, 6)										4	1	1	1	1	0	3												
Jose Cruz, L OBP: 0.225, SLG: 0.189 Billy Hatcher, R OBP: 0.250, SLG: 0.222 (7, 7)										4	0	2	2	0	0	1												
Glenn Davis, R OBP: 0.256, SLG: 0.443 (1, 3)										4	0	0	0	0	2	2												
Denny Walling, L OBP: 0.319, SLG: 0.357 (1, 5)										4	0	0	0	0	0	1												
Alan Ashby, S OBP: 0.385, SLG: 0.512 (1, 2)										3	1	0	0	1	0	0												
Kevin Bass, S OBP: 0.325, SLG: 0.416 (7, 9)										4	2	2	0	0	0	0												
Terry Puhl, L OBP: 0.263, SLG: 0.194 Tony Walker, R OBP: 0.291, SLG: 0.286 (7, 8)										2	0	0	1	0	0	1												
Bob Knepper, L OBP: 0.563, SLG: 0.063 Mark Salvo, S OBP: 0.189, SLG: 0.179 Charlie Kerfeld, R OBP: 0.336, SLG: 0.400 Jim Pankovits, R OBP: 0.250, SLG: 0.400 Jeff Calhoun, L OBP: 0.291, SLG: 0.286 Dave Smith, R OBP: 0.291, SLG: 0.286 (9, 9)										2	0	0	0	0	2	1												
Inning Stats	R: 1 E: 0 K: 1 S: 6	H: 1 LOB: 1 BB: 1 P: 10	R: 2 E: 0 K: 1 S: 7	H: 2 LOB: 1 BB: 1 P: 11	R: 0 E: 0 K: 0 S: 3	H: 0 LOB: 0 BB: 0 P: 3	R: 0 E: 0 K: 0 S: 3	H: 0 LOB: 1 BB: 1 P: 9	R: 0 E: 0 K: 1 S: 5	H: 0 LOB: 0 BB: 0 P: 5	R: 3 E: 0 K: 0 S: 6	H: 3 LOB: 1 BB: 1 P: 10	R: 0 E: 0 K: 0 S: 3	H: 0 LOB: 0 BB: 0 P: 3	R: 0 E: 0 K: 0 S: 3	H: 0 LOB: 1 BB: 1 P: 7		1B: 4 2B: 1 3B: 1 HR: 0	SF: 2 SAC: 0 DP: 0 HBP: 0	WP: 1 PB: 0 SB: 3 CS: 0	PA: 38							
PITCHER	IP	WLS	BF	H	R	ER	SO	BB	IBB	HBP	BLK	WP	HR	S	P	ERA	WHIP											
Floyd Youmans, R ERA: 7.25	(1, 1)	6.2	L	29	5	6	6	4	4	0	0	0	1	0	33	49	8.10	1.350										
George Riley, L ERA: 4.7	(7, 1)	0.1		2	1	0	0	0	0	0	0	0	0	2	2	0.00	3.000											
Jeff Parrett, R ERA: 2.08	(8, 1)	2.0		7	0	0	0	0	1	0	0	0	0	6	10	0.00	0.500											

AB	31
R	6
H	6
RBI	6
BB	5
SO	4
LOB	9



Batter	1	2	3	4	5	6	7	8	9	AB	R	H	RBI	BB	SO	LOB	BOTTOM										
Tim Raines, S OBP: 0.394, SLG: 0.513 (1, 7)										4	2	2	0	1	0	1	Houston Astros @ Montreal Expos Olympic Stadium, Montreal, QB Fri May 02 1986, 3:33 AM EDT Att: 6,781 - Unknown										
Mitch Webster, S OBP: 0.278, SLG: 0.356 (1, 8)										4	0	0	1	0	1	3											
Andre Dawson, R OBP: 0.413, SLG: 0.696 (1, 9)										3	0	2	0	1	1	0											
Hubie Brooks, R OBP: 0.411, SLG: 0.608 (1, 6)										2	0	2	1	2	0	0											
Tim Wallach, R OBP: 0.364, SLG: 0.515 (1, 5)										4	0	0	0	0	0	7											
Andres Galarraga, R OBP: 0.463, SLG: 0.622 (1, 3)										4	0	0	0	0	1	5											
Vance Law, R OBP: 0.308, SLG: 0.371 (1, 4)										4	1	1	1	0	1	0											
Mike Fitzgerald, R OBP: 0.250, SLG: 0.625 (1, 2)										4	0	1	0	0	0	0											
Floyd Youmans, R ERA: 1.31 George Riley, L ERA: 0.93 Wayne Krenchicki, L OBP: 0.250, SLG: 0.400 Jeff Parrett, R ERA: 2.35 Jim Wohlford, R OBP: 0.077, SLG: 0.154 (9, 9)										1	0	0	0	1	1	0											
Inning Stats	R: 0 E: 0 K: 1 S: 5	H: 0 LOB: 0 BB: 0 P: 5	R: 0 E: 0 K: 0 S: 2	H: 0 LOB: 0 BB: 1 P: 6	R: 0 E: 0 K: 0 S: 3	H: 0 LOB: 1 BB: 1 P: 7	R: 0 E: 0 K: 0 S: 4	H: 1 LOB: 2 BB: 1 P: 8	R: 0 E: 0 K: 1 S: 5	H: 0 LOB: 0 BB: 0 P: 5	R: 1 E: 0 K: 1 S: 8	H: 3 LOB: 2 BB: 0 P: 8	R: 0 E: 0 K: 1 S: 5	H: 0 LOB: 0 BB: 0 P: 5	R: 1 E: 0 K: 1 S: 5	H: 1 LOB: 1 BB: 2 P: 13		R: 1 E: 0 K: 0 S: 6	H: 3 LOB: 2 BB: 0 P: 6	1B: 4 2B: 2 3B: 1 HR: 1	SF: 1 SAC: 0 DP: 2 HBP: 0	WP: 0 PB: 0 SB: 1 CS: 0	PA: 38				
PITCHER	IP	WLS	BF	H	R	ER	SO	BB	IBB	HBP	BLK	WP	HR	S	P	ERA	WHIP										
Bob Knepper, L ERA: 1.31	(1, 1)	6.0	W	24	4	1	1	3	3	0	0	0	0	27	39	1.50	1.167										
Charlie Kerfeld, R ERA: 0.93	(7, 1)	2.0		8	1	1	1	2	2	0	0	0	0	10	18	4.50	1.500										
Jeff Calhoun, L ERA: 2.35	(9, 1)	0.2		5	3	1	1	0	0	0	0	0	1	5	5	13.50	4.500										
Dave Smith, R ERA: 2.16	(9, 1)	0.1	S	1	0	0	0	0	0	0	0	0	0	1	1	0.00	0.000										

AB	32
R	3
H	8
RBI	3
BB	5
SO	5
LOB	17



Batter	1	2	3	4	5	6	7	8	9	10	AB	R	H	RBI	BB	SO	LOB	TOP					
Bill Doran, S OBP: 0.439, SLG: 0.363 (1, 4)	6-3		F8			F4		1B FC4-2 1B		K	6	0	2	0	0	1	2						
Dickie Thon, R OBP: 0.305, SLG: 0.321 (1, 6)	F9		F4			5-3		1B FC4-2 1B		F5	4	0	0	0	0	0	3						
Craig Reynolds, L OBP: 0.421, SLG: 0.629 (8, PH) (8, 6)								1B FC4-2 1B			2	1	1	0	0	0	0						
Jose Cruz, L OBP: 0.244, SLG: 0.214 (1, 7)	K					1-3		FC4-2 1B			5	1	2	0	0	1	2						
Billy Hatcher, R OBP: 0.250, SLG: 0.222 (8, PR) (8, 7)			HR					L4-6 1B			0	0	0	0	0	0	0						
Glenn Davis, R OBP: 0.275, SLG: 0.482 (1, 3)						F5		1B			4	1	2	3	1	0	0						
Phil Garner, R OBP: 0.379, SLG: 0.685 (1, 5)								1B															
Denny Walling, L OBP: 0.313, SLG: 0.349 (8, PH) (8, 5)						5-3		FC6-4 BB			3	2	1	0	1	0	2						
Kevin Bass, S OBP: 0.318, SLG: 0.415 (1, 9) (9, 8)								L4-6 1B			1	0	0	0	0	0	2						
Mark Bailey, S OBP: 0.200, SLG: 0.188 (1, 2)						6-3		1B			5	1	1	1	0	0	1						
Tony Walker, R OBP: 0.321, SLG: 0.333 (1, 8)								1B															
Frank DiPino, L (9, 1)								2B			4	0	1	1	1	1	1						
Nolan Ryan, R OBP: 0.250, SLG: 0.250 (6, 1)								BB															
Julio Solano, R (6, 1)								1B															
Charlie Kerfeld, R (7, 1)								BB															
Terry Puhl, L OBP: 0.256, SLG: 0.188 (9, 9)								BB															
Inning Stats	R: 0 E: 0 K: 1 S: 5	H: 0 LOB: 0 BB: 0 P: 5	R: 2 E: 0 K: 1 S: 8	H: 3 LOB: 3 BB: 2 P: 16	R: 3 E: 1 K: 0 S: 8	H: 4 LOB: 2 BB: 0 P: 3	R: 0 E: 0 K: 0 S: 3	H: 0 LOB: 0 BB: 0 P: 3	R: 0 E: 0 K: 0 S: 4	H: 1 LOB: 2 BB: 1 P: 8	R: 0 E: 0 K: 1 S: 5	H: 0 LOB: 1 BB: 0 P: 9	R: 1 E: 0 K: 0 S: 5	H: 3 LOB: 1 BB: 0 P: 5	R: 0 E: 0 K: 0 S: 3	H: 0 LOB: 0 BB: 0 P: 3	R: 0 E: 0 K: 1 S: 5	H: 0 LOB: 0 BB: 0 P: 5	1B: 8 2B: 4 3B: 0 HR: 1	SF: 0 SAC: 0 DP: 1 HBP: 0	WP: 0 PB: 0 SB: 2 CS: 0	PA: 47	
PITCHER	IP WLS BF H R ER SO BB IBB HBP BLK WP HR S P ERA WHIP	IP WLS BF H R ER SO BB IBB HBP BLK WP HR S P ERA WHIP	IP WLS BF H R ER SO BB IBB HBP BLK WP HR S P ERA WHIP	IP WLS BF H R ER SO BB IBB HBP BLK WP HR S P ERA WHIP	IP WLS BF H R ER SO BB IBB HBP BLK WP HR S P ERA WHIP	IP WLS BF H R ER SO BB IBB HBP BLK WP HR S P ERA WHIP	IP WLS BF H R ER SO BB IBB HBP BLK WP HR S P ERA WHIP	IP WLS BF H R ER SO BB IBB HBP BLK WP HR S P ERA WHIP	IP WLS BF H R ER SO BB IBB HBP BLK WP HR S P ERA WHIP	IP WLS BF H R ER SO BB IBB HBP BLK WP HR S P ERA WHIP	IP WLS BF H R ER SO BB IBB HBP BLK WP HR S P ERA WHIP	IP WLS BF H R ER SO BB IBB HBP BLK WP HR S P ERA WHIP	IP WLS BF H R ER SO BB IBB HBP BLK WP HR S P ERA WHIP	IP WLS BF H R ER SO BB IBB HBP BLK WP HR S P ERA WHIP	IP WLS BF H R ER SO BB IBB HBP BLK WP HR S P ERA WHIP	IP WLS BF H R ER SO BB IBB HBP BLK WP HR S P ERA WHIP	IP WLS BF H R ER SO BB IBB HBP BLK WP HR S P ERA WHIP	IP WLS BF H R ER SO BB IBB HBP BLK WP HR S P ERA WHIP	IP WLS BF H R ER SO BB IBB HBP BLK WP HR S P ERA WHIP	IP WLS BF H R ER SO BB IBB HBP BLK WP HR S P ERA WHIP	IP WLS BF H R ER SO BB IBB HBP BLK WP HR S P ERA WHIP	IP WLS BF H R ER SO BB IBB HBP BLK WP HR S P ERA WHIP	IP WLS BF H R ER SO BB IBB HBP BLK WP HR S P ERA WHIP
Joe Hesketh, L ERA: 9.17 (1, 1)	2.1	16	7	5	5	2	BB: 1	IBB: 0	HBP: 0	BLK: 0	WP: 0	HR: 1	S: 18	P: 26	0.00	1.071							
Dan Schatzeder, L ERA: 2.61 (3, 1)	4.2	20	2	0	0	1	BB: 3	IBB: 0	HBP: 0	BLK: 0	WP: 0	HR: 0	S: 19	P: 31	0.00	1.071							
Tim Burke, R ERA: 1.31 (8, 1)	2.0	8	3	1	1	0	BB: 0	IBB: 0	HBP: 0	BLK: 0	WP: 0	HR: 0	S: 8	P: 8	4.50	1.500							
Jeff Reardon, R ERA: 3.6 (10, 1)	1.0	3	0	0	0	1	BB: 0	IBB: 0	HBP: 0	BLK: 0	WP: 0	HR: 0	S: 5	P: 5	0.00	0.000							

Houston Astros @ Montreal Expos
Olympic Stadium, Montreal, QB
Sat May 03 1986, 3:33 AM EDT
Att. 11,769 - Unknown

AB 42
R 6
H 12
RBI 6
BB 5
SO 4
LOB 19

WP: 0 PA: 47
PB: 0
SB: 2
CS: 0

Batter	1	2	3	4	5	6	7	8	9	10	AB	R	H	RBI	BB	SO	LOB	BOTTOM						
Tim Raines, S OBP: 0.400, SLG: 0.506 (1, 7)	K										5	0	2	1	1	1	2							
Jeff Reardon, R (10, 1)											0	0	0	0	0	0	0							
Herm Winningham, L OBP: 0.364, SLG: 0.333 (1, 8)	G1-6-3										6	1	1	0	0	2	9							
Andre Dawson, R OBP: 0.407, SLG: 0.662 (1, 9)											5	1	1	0	0	2	3							
Jim Wohlford, R OBP: 0.077, SLG: 0.154 (10, PR)											0	1	0	0	0	0	0							
Hubie Brooks, R OBP: 0.417, SLG: 0.635 (1, 6)											6	1	3	2	0	1	1							
Jason Thompson, L OBP: 0.476, SLG: 0.419 (1, 3)											2	1	1	1	2	0	1							
Mike Fitzgerald, R OBP: 0.235, SLG: 0.588 (8, 2)											1	0	0	0	0	1	0							
Tim Wallach, R OBP: 0.402, SLG: 0.529 (1, 5)											2	1	2	1	1	0	0							
Al Newman, S OBP: 0.333, SLG: 0.286 (9, PR) (10, 4)											0	0	0	0	0	0	0							
Vance Law, R OBP: 0.305, SLG: 0.356 (1, 4) (10, 5)											3	1	0	0	1	1	6							
Dann Biledello, R OBP: 0.290, SLG: 0.423 (1, 2)											1	0	0	0	2	1	0							
Wayne Krenchicki, L OBP: 0.235, SLG: 0.490 (7, PH) (8, 1)											0	0	0	1	0	0	0							
Tim Burke, R (8, 1)											0	0	0	0	0	0	0							
Mitch Webster, S OBP: 0.288, SLG: 0.356 (9, PH) (10, 7)											0	0	0	0	1	0	0							
Joe Hesketh, R (1, 1)											1	0	0	0	0	0	1							
Dan Schatzeder, L OBP: 0.556, SLG: 0.875 (3, 1)											2	0	1	0	0	1	1							
Andres Galarraga, R OBP: 0.494, SLG: 0.617 (7, PH) (8, 3)											2	0	1	1	0	1	2							
Inning Stats	R: 1 E: 0 K: 2 S: 8	H: 1 LOB: 3 BB: 1 P: 14	R: 0 E: 0 K: 0 S: 2	H: 0 LOB: 0 BB: 1 P: 6	R: 1 E: 0 K: 1 S: 7	H: 2 LOB: 2 BB: 1 P: 11	R: 0 E: 1 K: 1 S: 6	H: 1 LOB: 1 BB: 0 P: 6	R: 1 E: 0 K: 0 S: 5	H: 2 LOB: 1 BB: 0 P: 5	R: 0 E: 0 K: 0 S: 2	H: 1 LOB: 2 BB: 1 P: 12	R: 3 E: 0 K: 1 S: 8	H: 3 LOB: 2 BB: 2 P: 16	R: 0 E: 0 K: 2 S: 7	H: 0 LOB: 0 BB: 0 P: 7	R: 0 E: 0 K: 2 S: 7	H: 0 LOB: 3 BB: 0 P: 16	R: 1 E: 0 K: 0 S: 2	H: 2 LOB: 2 BB: 0 P: 2	1B: 9 2B: 2 3B: 1 HR: 0	SF: 1 SAC: 1 DP: 2 HBP: 3	WP: 0 PB: 1 SB: 1 CS: 0	PA: 49
PITCHER	IP WLS BF H R ER SO BB IBB HBP BLK WP HR S P ERA WHIP	IP WLS BF H R ER SO BB IBB HBP BLK WP HR S P ERA WHIP	IP WLS BF H R ER SO BB IBB HBP BLK WP HR S P ERA WHIP	IP WLS BF H R ER SO BB IBB HBP BLK WP HR S P ERA WHIP	IP WLS BF H R ER SO BB IBB HBP BLK WP HR S P ERA WHIP	IP WLS BF H R ER SO BB IBB HBP BLK WP HR S P ERA WHIP	IP WLS BF H R ER SO BB IBB HBP BLK WP HR S P ERA WHIP	IP WLS BF H R ER SO BB IBB HBP BLK WP HR S P ERA WHIP	IP WLS BF H R ER SO BB IBB HBP BLK WP HR S P ERA WHIP	IP WLS BF H R ER SO BB IBB HBP BLK WP HR S P ERA WHIP	IP WLS BF H R ER SO BB IBB HBP BLK WP HR S P ERA WHIP	IP WLS BF H R ER SO BB IBB HBP BLK WP HR S P ERA WHIP	IP WLS BF H R ER SO BB IBB HBP BLK WP HR S P ERA WHIP	IP WLS BF H R ER SO BB IBB HBP BLK WP HR S P ERA WHIP	IP WLS BF H R ER SO BB IBB HBP BLK WP HR S P ERA WHIP	IP WLS BF H R ER SO BB IBB HBP BLK WP HR S P ERA WHIP	IP WLS BF H R ER SO BB IBB HBP BLK WP HR S P ERA WHIP	IP WLS BF H R ER SO BB IBB HBP BLK WP HR S P ERA WHIP	IP WLS BF H R ER SO BB IBB HBP BLK WP HR S P ERA WHIP	IP WLS BF H R ER SO BB IBB HBP BLK WP HR S P ERA WHIP	IP WLS BF H R ER SO BB IBB HBP BLK WP HR S P ERA WHIP	IP WLS BF H R ER SO BB IBB HBP BLK WP HR S P ERA WHIP	IP WLS BF H R ER SO BB IBB HBP BLK WP HR S P ERA WHIP	IP WLS BF H R ER SO BB IBB HBP BLK WP HR S P ERA WHIP
Nolan Ryan, R ERA: 5.31 (6, 1)	5.0	25	6	3	2	4	BB: 3	IBB: 0	HBP: 0	BLK: 0	WP: 0	HR: 0	S: 28	P: 42	3.60	1.800								
Julio Solano, R ERA: 7.71 (6, 1)	1.1	9	2	3	3	3	BB: 0	IBB: 0	HBP: 0	BLK: 0	WP: 0	HR: 0	S: 12	P: 24	20.25	3.750								
Charlie Kerfeld, R ERA: 0.83 (7, 1)	2.1	11	2	0	0	3	BB: 1	IBB: 0	HBP: 1	BLK: 0	WP: 0	HR: 0	S: 15	P: 20	0.00	1.286								
Frank DiPino, L ERA: 2.53 (9, 1)	0.1	4	2	1	1	1	BB: 0	IBB: 0	HBP: 0	BLK: 0	WP: 0	HR: 0	S: 5	P: 9	27.00	9.000								

Houston Astros @ Montreal Expos
Olympic Stadium, Montreal, QB
Sat May 03 1986, 3:33 AM EDT
Att. 11,769 - Unknown

AB 36
R 7
H 12
RBI 7
BB 8
SO 11
LOB 26

WP: 0 PA: 49
PB: 1
SB: 1
CS: 0



Batter	1	2	3	4	5	6	7	8	9	AB	R	H	RBI	BB	SO	LOB	TOP			
Bill Doran, S OBP: 0.427, SLG: 0.353 (1, 4)										5	0	1	0	0	0	4	Houston Astros @ Montreal Expos Olympic Stadium, Montreal, QB Sun May 04 1986, 3:33 AM EDT Att: 13,810 - Unknown			
Craig Reynolds, L OBP: 0.372, SLG: 0.550 (1, 6)										5	0	0	0	0	0	5				
Jose Cruz, L OBP: 0.245, SLG: 0.217 (1, 7)										4	0	1	0	0	0	0				
Glenn Davis, R OBP: 0.263, SLG: 0.460 (1, 3)										4	0	0	0	0	0	1				
Denny Walling, L OBP: 0.327, SLG: 0.383 (1, 5)										4	2	2	0	0	0	1				
Kevin Bass, S OBP: 0.315, SLG: 0.400 (1, 8) (8, 9)										3	1	0	0	1	1	1				
Alan Ashby, S OBP: 0.411, SLG: 0.500 Dave Smith, R (8, 1)										1	2	0	0	3	0	0				
Terry Puhl, L OBP: 0.302, SLG: 0.294 Tony Walker, R OBP: 0.321, SLG: 0.333 (8, 8)										2	1	1	4	2	0	0				
Mike Scott, R (1, 1)										2	0	0	0	0	0	1				
Jim Pankovits, R OBP: 0.429, SLG: 0.333 Julio Solano, R (6, 1) Mark Bailey, S OBP: 0.194, SLG: 0.182 (8, 2)										1	0	0	0	0	0	2				
Inning Stats	R: 0 E: 0 K: 0 S: 4	H: 2 LOB: 1 BB: 0 P: 4	R: 2 E: 1 K: 0 S: 5	H: 1 LOB: 2 BB: 2 P: 13	R: 4 E: 0 K: 0 S: 5	H: 2 LOB: 0 BB: 0 P: 13	R: 0 E: 0 K: 0 S: 3	H: 0 LOB: 0 BB: 0 P: 3	R: 0 E: 0 K: 0 S: 3	H: 0 LOB: 2 BB: 2 P: 11	R: 0 E: 1 K: 0 S: 3	H: 0 LOB: 0 BB: 0 P: 3	R: 0 E: 0 K: 1 S: 5	H: 0 LOB: 0 BB: 0 P: 5	R: 0 E: 0 K: 1 S: 5	H: 0 LOB: 0 BB: 0 P: 5	1B: 3 2B: 2 3B: 0 HR: 1	SF: 0 SAC: 0 DP: 2 HBP: 0	WP: 0 PB: 0 SB: 0 CS: 0	PA: 38
PITCHER	IP WLS BF H R ER SO BB IBB HBP BLK WP HR S P ERA WHIP																			
Bryn Smith, R ERA: 4.17 George Riley, L ERA: 4.15 Tim Burke, R ERA: 1.14 Jeff Reardon, R ERA: 3.38	(1, 1) (5, 1) (6, 1) (9, 1)	4.0 1.0 3.0 1.0	WLS 3 0 3	BF 21 0 11 3	H 5 0 0 0	R 6 0 0 0	ER 4 0 0 0	SO 0 0 1 1	BB 4 0 2 0	IBB 0 0 0 0	HBP 0 0 0 0	BLK 0 0 0 0	WP 0 0 0 0	HR 1 0 0 5	S 17 3 11 5	P 33 3 19 5	ERA 9.00 0.00 0.00 0.00	WHIP 2.250 0.000 0.667 0.000		

AB	32
R	6
H	5
RBI	4
BB	6
SO	2
LOB	15



Batter	1	2	3	4	5	6	7	8	9	AB	R	H	RBI	BB	SO	LOB	BOTTOM			
Tim Raines, S OBP: 0.410, SLG: 0.500 (1, 7)										3	0	1	1	2	1	0	Houston Astros @ Montreal Expos Olympic Stadium, Montreal, QB Sun May 04 1986, 3:33 AM EDT Att: 13,810 - Unknown			
Herm Winningham, L OBP: 0.368, SLG: 0.300 (1, 8)										3	0	0	0	2	2	5				
Mitch Webster, S OBP: 0.294, SLG: 0.372 (1, 9)										5	1	2	0	0	1	3				
Hubie Brooks, R OBP: 0.406, SLG: 0.607 Jeff Reardon, R (9, 1)										4	0	0	0	1	3	4				
Jason Thompson, L OBP: 0.457, SLG: 0.382 Andres Galarraga, R OBP: 0.474, SLG: 0.646 (7, 3)										3	1	0	0	1	1	2				
Tim Wallach, R OBP: 0.414, SLG: 0.568 (1, 5)										4	2	2	2	1	0	1				
Al Newman, S OBP: 0.350, SLG: 0.316 (9, 6)										5	2	2	1	0	2	1				
Mike Fitzgerald, R OBP: 0.333, SLG: 0.600 (1, 2)										3	0	2	2	1	1	0				
Bryn Smith, R Wayne Krenchicki, L OBP: 0.322, SLG: 0.400 George Riley, L (5, 1) Dan Schatzeder, L OBP: 0.349, SLG: 0.589 Tim Burke, R (8, 1) Vance Law, R OBP: 0.301, SLG: 0.391 (9, 4)										1	0	0	0	0	1	1				
Inning Stats	R: 0 E: 0 K: 3 S: 9	H: 0 LOB: 2 BB: 2 P: 17	R: 1 E: 0 K: 2 S: 7	H: 1 LOB: 1 BB: 1 P: 11	R: 0 E: 0 K: 2 S: 8	H: 1 LOB: 1 BB: 0 P: 8	R: 2 E: 0 K: 1 S: 8	H: 3 LOB: 2 BB: 1 P: 12	R: 3 E: 0 K: 1 S: 9	H: 4 LOB: 3 BB: 2 P: 17	R: 0 E: 0 K: 2 S: 7	H: 0 LOB: 0 BB: 0 P: 7	R: 0 E: 0 K: 1 S: 5	H: 0 LOB: 2 BB: 2 P: 13	R: 1 E: 1 K: 0 S: 3	H: 2 LOB: 2 BB: 0 P: 3		1B: 8 2B: 2 3B: 0 HR: 1	SF: 1 SAC: 0 DP: 0 HBP: 0	WP: 0 PB: 1 SB: 3 CS: 1
PITCHER	IP WLS BF H R ER SO BB IBB HBP BLK WP HR S P ERA WHIP																			
Mike Scott, R ERA: 4.03 Julio Solano, R ERA: 6.35 Dave Smith, R ERA: 2.89	(1, 1) (6, 1) (8, 1)	5.0 2.0 1.0	WLS 0 L	BF 29 6 8	H 9 0 2	R 6 0 1	ER 6 0 1	SO 0 2 1	BB 6 0 2	IBB 0 0 0	HBP 0 0 0	BLK 0 0 0	WP 0 0 0	HR 1 0 8	S 41 10 8	P 65 10 16	ERA 10.80 0.00 9.00	WHIP 3.000 0.000 4.000		

AB	34
R	7
H	11
RBI	7
BB	8
SO	12
LOB	17



Batter	1	2	3	4	5	6	7	8	9	AB	R	H	RBI	BB	SO	LOB	TOP																			
Bill Doran, S OBP: 0.411, SLG: 0.337 (1, 4)	F7			3-1		6-3			FC3-6 E 1B	4	0	0	0	0	0	1																				
Craig Reynolds, L OBP: 0.392, SLG: 0.523 (1, 6)	K			3-1		L4			E 1B	4	0	1	0	0	1	0																				
Jose Cruz, L OBP: 0.226, SLG: 0.200 (1, 7)	K			F8			3-1		E4	4	0	0	0	0	1	2																				
Glenn Davis, R OBP: 0.263, SLG: 0.451 (1, 3)		5-3			BB 1B		K		G1-2-3	4	0	1	0	0	1	3																				
Denny Walling, L OBP: 0.309, SLG: 0.360 (1, 5)		4-3			F8		4-3			3	0	0	0	0	0	1																				
Alan Ashby, S OBP: 0.390, SLG: 0.468 Mike Madden, L (8, 1)		G3			K			K		3	0	0	0	0	2	1																				
Kevin Bass, S OBP: 0.316, SLG: 0.391 (1, 8)			F8		1-2 BB			K		2	0	0	0	1	1	0																				
Terry Puhl, L OBP: 0.283, SLG: 0.270 (1, 9)			K		F7			F8		3	0	0	0	0	1	2																				
Bob Knepper, L OBP: 0.056, SLG: 0.056 Charlie Kerfeld, R (7, 1) Mark Bailey, S OBP: 0.216, SLG: 0.182 (8, 2)			6-3		F8				FC3-6 BB	2	0	0	0	0	0	0																				
Inning Stats	R: 0 H: 0 E: 0 LOB: 0 K: 2 S: 7	H: 0 R: 0 ER: 0 SO: 7 BB: 0 IBB: 0 HBP: 0 BLK: 0 WP: 0 HR: 0 S: 43 P: 51 ERA: 0.00 WHIP: 0.444	R: 0 H: 0 E: 0 LOB: 0 K: 0 S: 3	H: 0 R: 0 ER: 0 SO: 7 BB: 0 IBB: 0 HBP: 0 BLK: 0 WP: 0 HR: 0 S: 43 P: 51 ERA: 0.00 WHIP: 0.444	R: 0 H: 0 E: 0 LOB: 0 K: 1 S: 5	H: 0 R: 0 ER: 0 SO: 7 BB: 0 IBB: 0 HBP: 0 BLK: 0 WP: 0 HR: 0 S: 43 P: 51 ERA: 0.00 WHIP: 0.444	R: 0 H: 1 E: 0 LOB: 2 K: 1 S: 6	H: 0 R: 0 ER: 0 SO: 7 BB: 0 IBB: 0 HBP: 0 BLK: 0 WP: 0 HR: 0 S: 43 P: 51 ERA: 0.00 WHIP: 0.444	R: 0 H: 1 E: 1 LOB: 2 K: 0 S: 4	H: 0 R: 0 ER: 0 SO: 7 BB: 0 IBB: 0 HBP: 0 BLK: 0 WP: 0 HR: 0 S: 43 P: 51 ERA: 0.00 WHIP: 0.444	H: 1 R: 0 ER: 0 SO: 7 BB: 1 IBB: 0 HBP: 0 BLK: 0 WP: 0 HR: 0 S: 43 P: 51 ERA: 0.00 WHIP: 0.444	H: 0 R: 0 ER: 0 SO: 7 BB: 0 IBB: 0 HBP: 0 BLK: 0 WP: 0 HR: 0 S: 43 P: 51 ERA: 0.00 WHIP: 0.444	H: 0 R: 0 ER: 0 SO: 7 BB: 0 IBB: 0 HBP: 0 BLK: 0 WP: 0 HR: 0 S: 43 P: 51 ERA: 0.00 WHIP: 0.444	H: 1 R: 0 ER: 0 SO: 7 BB: 1 IBB: 0 HBP: 0 BLK: 0 WP: 0 HR: 0 S: 43 P: 51 ERA: 0.00 WHIP: 0.444	H: 0 R: 0 ER: 0 SO: 7 BB: 0 IBB: 0 HBP: 0 BLK: 0 WP: 0 HR: 0 S: 43 P: 51 ERA: 0.00 WHIP: 0.444	H: 0 R: 0 ER: 0 SO: 7 BB: 0 IBB: 0 HBP: 0 BLK: 0 WP: 0 HR: 0 S: 43 P: 51 ERA: 0.00 WHIP: 0.444	WP: 0 PA: 31 RBI: 0 BB: 2 SO: 7 LOB: 10																			
PITCHER	IP	WLS	BF	H	R	ER	SO	BB	IBB	HBP	BLK	WP	HR	S	P	ERA	WHIP	PITCHER	IP	WLS	BF	H	R	ER	SO	BB	IBB	HBP	BLK	WP	HR	S	P	ERA	WHIP	
Dwight Gooden, R ERA: 1.04 (1, 1)	9.0	W	31	2	0	0	7	2	0	0	0	0	0	43	51	0.00	0.444																			

Houston Astros @ New York Mets
Shea Stadium, Flushing, NY
Tue May 06 1986, 7:05 PM EDT
Att: 41,722 - Unknown

AB	29
R	0
H	2
RBI	0
BB	2
SO	7
LOB	10



Batter	1	2	3	4	5	6	7	8	9	AB	R	H	RBI	BB	SO	LOB	BOTTOM																			
Kevin Mitchell, R OBP: 0.333, SLG: 0.500 Lenny Dykstra, L OBP: 0.380, SLG: 0.406 (7, FR) (8, 8)	1-3			5-3		1-3	FC4-6 1B			4	0	1	1	0	0	0																				
Tim Lincecum, R OBP: 0.321, SLG: 0.400 (1, 4)	K			5-3		2B	FC4-6 BB			4	0	1	0	0	1	1																				
Keith Hernandez, L OBP: 0.424, SLG: 0.482 (1, 3)	F7			2B		BB	1-2 BB			2	0	1	0	2	0	0																				
Gary Carter, R OBP: 0.347, SLG: 0.410 (1, 2)		6-3		F8		F8	K			4	0	0	0	0	1	5																				
Darryl Strawberry, L OBP: 0.396, SLG: 0.550 (1, 9)		4-3			K	K		K		4	0	0	0	0	3	2																				
George Foster, R OBP: 0.375, SLG: 0.414 (1, 7)		6-3			HR		E 3B BB	K		3	2	1	1	1	1	0																				
Ray Knight, R OBP: 0.395, SLG: 0.672 (1, 5)			F8		2B		K	5-3		4	0	1	0	0	1	1																				
Rafael Santana, R OBP: 0.210, SLG: 0.179 (1, 6)			K		5-3		E5 3B			3	1	0	0	0	1	2																				
Dwight Gooden, R OBP: 0.235, SLG: 0.353 (1, 1)			L1		F7		1B 3B			3	1	1	2	0	0	1																				
Inning Stats	R: 0 H: 0 E: 0 LOB: 0 K: 1 S: 5	H: 0 R: 0 ER: 0 SO: 3 BB: 0 IBB: 0 HBP: 0 BLK: 0 WP: 0 HR: 0 S: 27 P: 27 ERA: 1.7	R: 0 H: 0 E: 0 LOB: 0 K: 0 S: 3	H: 0 R: 0 ER: 0 SO: 3 BB: 0 IBB: 0 HBP: 0 BLK: 0 WP: 0 HR: 0 S: 27 P: 27 ERA: 1.7	R: 0 H: 1 E: 0 LOB: 1 K: 0 S: 4	H: 2 R: 0 ER: 0 SO: 3 BB: 0 IBB: 0 HBP: 0 BLK: 0 WP: 0 HR: 1 S: 35 P: 43 ERA: 4.26 WHIP: 1.105	R: 0 H: 1 E: 0 LOB: 2 K: 1 S: 6	H: 2 R: 0 ER: 0 SO: 3 BB: 2 IBB: 0 HBP: 0 BLK: 0 WP: 0 HR: 1 S: 18 P: 18 ERA: 0.00 WHIP: 0.000	R: 0 H: 0 E: 0 LOB: 0 K: 2 S: 7	H: 0 R: 0 ER: 0 SO: 3 BB: 0 IBB: 0 HBP: 0 BLK: 0 WP: 0 HR: 0 S: 27 P: 27 ERA: 0.00 WHIP: 0.000	H: 0 R: 0 ER: 0 SO: 3 BB: 0 IBB: 0 HBP: 0 BLK: 0 WP: 0 HR: 0 S: 27 P: 27 ERA: 0.00 WHIP: 0.000	H: 0 R: 0 ER: 0 SO: 3 BB: 0 IBB: 0 HBP: 0 BLK: 0 WP: 0 HR: 0 S: 27 P: 27 ERA: 0.00 WHIP: 0.000	H: 0 R: 0 ER: 0 SO: 3 BB: 0 IBB: 0 HBP: 0 BLK: 0 WP: 0 HR: 0 S: 27 P: 27 ERA: 0.00 WHIP: 0.000	H: 0 R: 0 ER: 0 SO: 3 BB: 0 IBB: 0 HBP: 0 BLK: 0 WP: 0 HR: 0 S: 27 P: 27 ERA: 0.00 WHIP: 0.000	H: 0 R: 0 ER: 0 SO: 3 BB: 0 IBB: 0 HBP: 0 BLK: 0 WP: 0 HR: 0 S: 27 P: 27 ERA: 0.00 WHIP: 0.000	H: 0 R: 0 ER: 0 SO: 3 BB: 0 IBB: 0 HBP: 0 BLK: 0 WP: 0 HR: 0 S: 27 P: 27 ERA: 0.00 WHIP: 0.000	WP: 0 PA: 34 RBI: 4 BB: 3 SO: 8 LOB: 12																			
PITCHER	IP	WLS	BF	H	R	ER	SO	BB	IBB	HBP	BLK	WP	HR	S	P	ERA	WHIP	PITCHER	IP	WLS	BF	H	R	ER	SO	BB	IBB	HBP	BLK	WP	HR	S	P	ERA	WHIP	
Bob Knepper, L ERA: 1.7 (1, 1)	6.1	L	27	5	4	3	5	2	0	0	0	0	0	35	43	4.26	1.105																			
Charlie Kerfeld, R ERA: 0.81 (7, 1)	0.2		4	1	0	0	1	1	0	0	0	0	0	5	9	0.00	3.000																			
Mike Madden, L ERA: 2.45 (8, 1)	1.0		3	0	0	0	2	0	0	0	0	0	0	7	7	0.00	0.000																			

Houston Astros @ New York Mets
Shea Stadium, Flushing, NY
Tue May 06 1986, 7:05 PM EDT
Att: 41,722 - Unknown

AB	31
R	4
H	6
RBI	4
BB	3
SO	8
LOB	12



Batter	1	2	3	4	5	6	7	8	9	AB	R	H	RBI	BB	SO	LOB	TOP						
Bill Doran, S OBP: 0.393, SLG: 0.323 (1,4)	L6		F8		K		SF8		K	4	0	0	1	0	2	2	Houston Astros @ New York Mets Shea Stadium, Flushing, NY Wed May 07 1986, 7:05 PM EDT Att: 26,956 - Unknown						
Billy Hatcher, R OBP: 0.242, SLG: 0.219 (1,7)	F9		F9			2B	P5		F7	5	1	1	0	0	0	3							
Phil Garner, R OBP: 0.381, SLG: 0.661 (1,5)			K				F2		1-3	5	0	2	0	0	1	1							
Glenn Davis, R OBP: 0.260, SLG: 0.448 (1,3)	F8			5-3			F9		K	5	0	1	1	0	1	4							
Kevin Bass, S OBP: 0.313, SLG: 0.385 (1,9)		5-3		F8			F9			4	0	1	0	0	0	1							
Dickie Thon, R OBP: 0.323, SLG: 0.327 (1,6)										2	0	1	0	1	0	1							
Jose Cruz, L OBP: 0.241, SLG: 0.216 (8, PH)										1	0	1	0	0	0	0							
Craig Reynolds, L OBP: 0.362, SLG: 0.523 (8,6)										0	0	0	0	0	0	0							
Mark Bailey, S OBP: 0.220, SLG: 0.167 (1,2)										3	1	0	0	1	0	4							
Tony Walker, R OBP: 0.290, SLG: 0.296 (1,8)										3	0	0	0	0	0	3							
Denny Walling, L OBP: 0.321, SLG: 0.373 (9, PH)										1	0	1	0	0	0	0							
Nolan Ryan, R OBP: 0.222, SLG: 0.222 (1,1)										2	0	0	0	0	1	2							
Jeff Calhoun, L (6,1)										0	0	0	0	0	0	0							
Jim Pankovits, R OBP: 0.500, SLG: 0.429 (7, PH)										1	0	1	0	0	0	0							
Frank DiPino, L (7,1)										0	0	0	0	0	0	0							
Terry Puhl, L OBP: 0.289, SLG: 0.289 (9, PH)										1	0	1	0	0	0	0							
Inning Stats	R: 0 E: 0 K: 0 S: 4	H: 1 LOB: 1 BB: 0 P: 4	R: 0 E: 1 K: 1 S: 7	H: 1 LOB: 2 BB: 0 P: 7	R: 0 E: 0 K: 1 S: 5	H: 0 LOB: 0 BB: 0 P: 5	R: 0 E: 0 K: 0 S: 3	H: 0 LOB: 1 BB: 1 P: 7	R: 0 E: 0 K: 1 S: 5	H: 0 LOB: 0 BB: 0 P: 5	R: 1 E: 0 K: 0 S: 5	H: 2 LOB: 1 BB: 0 P: 5	R: 1 E: 0 K: 0 S: 4	H: 1 LOB: 1 BB: 1 P: 8	R: 0 E: 0 K: 1 S: 7	H: 2 LOB: 2 BB: 0 P: 7	R: 0 E: 0 K: 1 S: 8	H: 3 LOB: 3 BB: 0 P: 8	R: 0 E: 0 K: 1 S: 8	H: 3 LOB: 3 BB: 0 P: 8	1B: 9 2B: 1 3B: 0 HR: 0	SF: 1 SAC: 0 DP: 0 HBP: 0	WP: 0 PA: 40 PB: 0 SB: 0 CS: 0
PITCHER	IP WLS BF H R ER SO BB IBB HBP BLK WP HR S P ERA WHIP																						
Sid Fernandez, L ERA: 2.76 (1,1)	7.0 W 29 5 2 2 3 2 0 0 0 0 0 0 33 41 2.57 1.000																						
Roger McDowell, R ERA: 4.29 (8,1)	1.0 S 6 3 0 0 1 0 0 0 0 0 0 0 8 8 0.00 3.000																						
Jesse Orosco, L ERA: (9,1)	1.0 S 5 2 0 0 1 0 0 0 0 0 0 0 7 7 0.00 2.000																						

Batter	1	2	3	4	5	6	7	8	9	AB	R	H	RBI	BB	SO	LOB	BOTTOM				
Lenny Dykstra, L OBP: 0.386, SLG: 0.425 (1,8)	K									4	0	2	1	0	1	1	Houston Astros @ New York Mets Shea Stadium, Flushing, NY Wed May 07 1986, 7:05 PM EDT Att: 26,956 - Unknown				
Howard Johnson, S OBP: 0.383, SLG: 0.476 (1,6)										3	0	1	0	0	1	1					
Keith Hernandez, L OBP: 0.427, SLG: 0.477 (1,3)										3	1	1	0	1	0	1					
Darryl Strawberry, L OBP: 0.390, SLG: 0.571 (1,9)										4	1	1	2	0	2	3					
Gary Carter, R OBP: 0.354, SLG: 0.407 (1,2)										3	0	1	0	1	0	1					
George Foster, R OBP: 0.353, SLG: 0.387 (1,7)										4	0	0	0	0	0	4					
Ray Knight, R OBP: 0.388, SLG: 0.648 (1,5)										4	1	1	0	0	0	1					
Tim Lincecum, R OBP: 0.316, SLG: 0.375 (1,4)										3	0	0	0	1	0	2					
Sid Fernandez, L OBP: 0.308, SLG: 0.250 (1,1)										2	0	0	0	0	0	2					
Roger McDowell, R OBP: 0.250, SLG: 0.250 (8,1)										1	0	0	0	0	0	1					
Jesse Orosco, R ERA: 2.13 (9,1)										0	0	0	0	0	0	0					
Inning Stats	R: 0 E: 0 K: 2 S: 8	H: 1 LOB: 3 BB: 2 P: 16	R: 0 E: 1 K: 0 S: 4	H: 0 LOB: 1 BB: 0 P: 4	R: 2 E: 0 K: 1 S: 7	H: 2 LOB: 0 BB: 0 P: 7	R: 1 E: 0 K: 0 S: 5	H: 2 LOB: 1 BB: 0 P: 5	R: 0 E: 0 K: 0 S: 4	H: 1 LOB: 1 BB: 0 P: 4	R: 0 E: 1 K: 0 S: 3	H: 1 LOB: 2 BB: 1 P: 7	R: 0 E: 0 K: 1 S: 5	H: 0 LOB: 1 BB: 0 P: 6	R: 0 E: 1 K: 0 S: 4	H: 0 LOB: 1 BB: 0 P: 4	R: 0 E: 0 K: 0 S: 8	H: 0 LOB: 1 BB: 0 P: 4	1B: 4 2B: 2 3B: 0 HR: 1	SF: 0 SAC: 1 DP: 1 HBP: 1	WP: 1 PA: 36 PB: 0 SB: 0 CS: 0
PITCHER	IP WLS BF H R ER SO BB IBB HBP BLK WP HR S P ERA WHIP																				
Nolan Ryan, R ERA: 5.32 (1,1)	5.0 L 24 6 3 3 3 2 0 0 0 0 0 0 3 36 5.40 1.600																				
Jeff Calhoun, L ERA: 2.08 (6,1)	1.0 4 1 0 0 0 1 0 0 0 0 0 0 3 7 0.00 2.000																				
Frank DiPino, L ERA: 2.13 (7,1)	2.0 8 0 0 0 1 0 0 0 1 0 0 0 9 10 0.00 0.000																				

Batter	1	2	3	4	5	6	7	8	9	AB	R	H	RBI	BB	SO	LOB	TOP														
Bill Doran, S (1,4) <small>OBP: 0.379, SLG: 0.309</small> Charlie Kerfeld, R (8,1) Dave Smith, R (9,1)										4	0	0	0	0	1	1	Houston Astros @ Pittsburgh Pirates Three Rivers Stadium, Pittsburgh, PA Fri May 09 1986, 7:05 PM EDT Att: 17,296 - Unknown														
Billy Hatcher, R (1,8) <small>OBP: 0.270, SLG: 0.250</small>										4	1	2	0	0	1	0															
Jose Cruz, L (1,7) <small>OBP: 0.224, SLG: 0.200</small> Craig Reynolds, L (9,3) <small>OBP: 0.362, SLG: 0.523</small>										4	0	0	0	0	2	2															
Glenn Davis, R (1,3) <small>OBP: 0.269, SLG: 0.444</small> Tony Walker, R (9, PR) <small>OBP: 0.290, SLG: 0.296</small>										3	0	1	0	1	1	1															
Phil Garner, R (1,5) <small>OBP: 0.379, SLG: 0.645</small> Denny Walling, L (9, PH) <small>OBP: 0.333, SLG: 0.385</small>										3	0	1	1	0	0	1															
Kevin Bass, S (1,9) <small>OBP: 0.311, SLG: 0.372</small>										3	0	0	0	1	1	1															
Dickie Thon, R (1,6) <small>OBP: 0.333, SLG: 0.356</small>										4	0	2	0	0	0	2															
Mark Bailey, S (1,2) <small>OBP: 0.227, SLG: 0.256</small>										3	1	1	1	0	0	2															
Mike Scott, R (1,1) Jim Pankovits, R (8, PH) <small>OBP: 0.444, SLG: 0.375</small>										2	0	0	0	0	2	1															
Inning Stats	R: 0 E: 0 K: 1 S: 5	H: 1 LOB: 0 BB: 0 P: 5	R: 0 E: 0 K: 1 S: 5	H: 0 LOB: 0 BB: 0 P: 5	R: 1 E: 0 K: 1 S: 6	H: 1 LOB: 0 BB: 0 P: 6	R: 1 E: 0 K: 2 S: 9	H: 2 LOB: 1 BB: 0 P: 9	R: 0 E: 0 K: 1 S: 6	H: 1 LOB: 1 BB: 0 P: 6	R: 0 E: 0 K: 0 S: 3	H: 0 LOB: 0 BB: 1 P: 7	R: 0 E: 0 K: 0 S: 3	H: 1 LOB: 0 BB: 0 P: 3	R: 0 E: 0 K: 1 S: 5	H: 0 LOB: 0 BB: 0 P: 5		R: 1 E: 0 K: 1 S: 6	H: 2 LOB: 2 BB: 1 P: 10	1B: 6 2B: 1 3B: 0 HR: 1	SF: 0 SAC: 0 DP: 2 HBP: 0	WP: 1 PB: 0 SB: 1 CS: 1	PA: 34								
PITCHER	IP WLS BF H R ER SO BB IBB HBP BLK WP HR S P ERA WHIP																														
Bob Kipper, L (1,1) <small>ERA: 5.09</small>	8.0	29	6	2	2	7	1	0	0	0	1	42	46	2.25	0.875																
Pat Clements, L (9,1) <small>ERA: 2.45</small>	0.1	1	0	0	0	1	0	0	0	0	0	3	3	0.00	0.000																
Jim Winn, R (9,1) <small>ERA: 1.93</small>	0.2	L	4	2	1	1	0	0	1	0	0	3	7	13.50	3.000																

Batter	1	2	3	4	5	6	7	8	9	AB	R	H	RBI	BB	SO	LOB	BOTTOM														
Trench Davis, L (1,8) <small>OBP: 0.111, SLG: 0.111</small>										4	1	1	0	0	1	0	Houston Astros @ Pittsburgh Pirates Three Rivers Stadium, Pittsburgh, PA Fri May 09 1986, 7:05 PM EDT Att: 17,296 - Unknown														
Joe Orsulak, L (1,7) <small>OBP: 0.326, SLG: 0.420</small>										4	0	0	0	0	2	1															
Johnny Ray, S (1,4) <small>OBP: 0.444, SLG: 0.490</small>										4	0	1	0	0	1	1															
Sid Bream, L (1,3) <small>OBP: 0.367, SLG: 0.542</small>										4	1	2	2	0	0	1															
Mike Brown, R (1,9) <small>OBP: 0.365, SLG: 0.393</small>										4	0	1	0	0	1	1															
Jim Morrison, R (1,5) <small>OBP: 0.298, SLG: 0.474</small>										3	0	1	0	0	2	1															
Junior Ortiz, R (1,2) <small>OBP: 0.118, SLG: 0.176</small>										3	0	0	0	0	1	2															
Sam Khalifa, R (1,6) <small>OBP: 0.236, SLG: 0.180</small> Lee Mazzilli, S (8, PH) <small>OBP: 0.433, SLG: 0.190</small> Rafael Belliard, R (9,6) <small>OBP: 0.229, SLG: 0.235</small>										2	0	1	0	0	1	1															
Bob Kipper, R (1,1) R.J. Reynolds, S (8, PH) <small>OBP: 0.366, SLG: 0.455</small> Pat Clements, R (9,1) Jim Winn, R (9,1)										2	0	0	0	0	1	1															
Inning Stats	R: 0 E: 0 K: 1 S: 5	H: 0 LOB: 0 BB: 0 P: 5	R: 1 E: 0 K: 3 S: 11	H: 2 LOB: 1 BB: 0 P: 11	R: 0 E: 0 K: 1 S: 5	H: 0 LOB: 0 BB: 0 P: 5	R: 0 E: 0 K: 0 S: 3	H: 0 LOB: 0 BB: 0 P: 3	R: 0 E: 0 K: 0 S: 4	H: 2 LOB: 1 BB: 0 P: 4	R: 1 E: 1 K: 2 S: 8	H: 2 LOB: 1 BB: 0 P: 8	R: 0 E: 0 K: 2 S: 7	H: 0 LOB: 0 BB: 0 P: 7	R: 0 E: 0 K: 1 S: 5	H: 0 LOB: 0 BB: 0 P: 5		R: 0 E: 0 K: 0 S: 4	H: 1 LOB: 1 BB: 0 P: 4	1B: 6 2B: 0 3B: 0 HR: 1	SF: 0 SAC: 0 DP: 1 HBP: 0	WP: 0 PB: 0 SB: 1 CS: 1	PA: 32								
PITCHER	IP WLS BF H R ER SO BB IBB HBP BLK WP HR S P ERA WHIP																														
Mike Scott, R (1,1) <small>ERA: 3.66</small>	7.0	25	6	2	1	9	0	0	0	0	0	43	43	1.29	0.857																
Charlie Kerfeld, R (8,1) <small>ERA: 0.79</small>	1.1	W	5	1	0	0	1	0	0	0	0	7	7	0.00	0.750																
Dave Smith, R (9,1) <small>ERA: 2.7</small>	0.2	S	2	0	0	0	0	0	0	0	0	2	2	0.00	0.000																

Batter	1	2	3	4	5	6	7	8	9	AB	R	H	RBI	BB	SO	LOB	TOP								
Bill Doran, S OBP: 0.380, SLG: 0.314 (1, 4)	3-1		4-3		G3			5-3 HR	1B	5	1	2	0	0	0	1									
Terry Puhl, L OBP: 0.308, SLG: 0.302 (1, 9)				F7		F8		K	1B	5	0	2	0	0	0	1									
Jose Cruz, L OBP: 0.230, SLG: 0.193 Billy Hatcher, R OBP: 0.256, SLG: 0.237 (7, 7)	6-3			1-3				5-3	FC6-4	2	0	0	0	0	1	0									
Glenn Davis, R OBP: 0.295, SLG: 0.529 (1, 3)					2B			HR		3	3	3	3	1	0	0									
Denny Walling, L OBP: 0.328, SLG: 0.393 (1, 5)		F7		1B	2B			F7		4	1	1	1	0	0	1									
Kevin Bass, S OBP: 0.318, SLG: 0.408 Tony Walker, R OBP: 0.290, SLG: 0.296 (9, 8)	FC3-6									4	1	2	2	0	0	1									
Mark Bailey, S OBP: 0.250, SLG: 0.262 (1, 2)					1B				HR	3	0	1	0	1	0	1									
Dickie Thon, R OBP: 0.314, SLG: 0.333 (1, 6)			K					FC6-4		4	0	0	0	0	1	2									
Bob Knepper, L OBP: 0.048, SLG: 0.048 Frank DiPino, L OBP: 0.333, SLG: 0.333 (8, 1)			K		G3			K		3	0	0	0	0	2	2									
Inning Stats	R: 0 E: 0 K: 0 S: 3	H: 1 LOB: 0 BB: 0 P: 3	R: 0 E: 0 K: 0 S: 2	H: 0 LOB: 0 BB: 1 P: 6	R: 0 E: 0 K: 2 S: 8	H: 1 LOB: 1 BB: 0 P: 8	R: 2 E: 0 K: 0 S: 6	H: 3 LOB: 1 BB: 0 P: 6	R: 0 E: 0 K: 0 S: 3	H: 0 LOB: 0 BB: 0 P: 3	R: 1 E: 0 K: 0 S: 3	H: 1 LOB: 0 BB: 1 P: 7	R: 0 E: 0 K: 1 S: 5	H: 0 LOB: 1 BB: 1 P: 9	R: 2 E: 0 K: 1 S: 7	H: 2 LOB: 0 BB: 0 P: 7	R: 1 E: 0 K: 0 S: 7	H: 4 LOB: 3 BB: 0 P: 7	1B: 7 2B: 2 3B: 0 HR: 3	SF: 0 SAC: 0 DP: 0 HBP: 0	WP: 0 PB: 0 SB: 2 CS: 2	PA: 40			
PITCHER	IP	WLS	BF	H	R	ER	SO	BB	IBB	HBP	BLK	WP	HR	S	P	ERA	WHIP								
Rick Rhoden, R ERA: 2.55 (1, 1)	7.0	L	27	6	3	3	3	3	0	0	0	0	1	30	42	3.86	1.286								
Bob Walk, R ERA: 2.54 (8, 1)	1.2		10	5	3	3	1	0	0	0	0	0	2	12	12	16.20	3.000								
Pat Clements, L ERA: 2.38 (9, 1)	0.1		2	1	0	0	0	0	0	0	0	0	0	2	2	0.00	3.000								

Houston Astros @ Pittsburgh Pirates
Three Rivers Stadium, Pittsburgh, PA
Sat May 10 1986, 7:05 PM EDT
Att: 13,344 - Unknown

AB	36
R	6
H	12
RBI	6
BB	3
SO	4
LOB	14



Batter	1	2	3	4	5	6	7	8	9	AB	R	H	RBI	BB	SO	LOB	BOTTOM								
Bill Almon, R OBP: 0.364, SLG: 0.684 (1, 7)	E6				F8			P4	F8	5	0	0	0	0	1	5									
Sam Khalifa, R OBP: 0.259, SLG: 0.208 (1, 6)	SH1-3									3	0	2	0	0	0	0									
Johnny Ray, S OBP: 0.430, SLG: 0.472 (1, 4)					G1-6-3					4	0	0	0	0	1	4									
Mike Brown, R OBP: 0.360, SLG: 0.379 (1, 9)										3	1	0	0	1	2	1									
Sid Bream, L OBP: 0.392, SLG: 0.581 (1, 3)										3	1	3	0	1	0	0									
Tony Peña, R OBP: 0.313, SLG: 0.344 (1, 2)										4	1	1	1	0	0	3									
Jim Morrison, R OBP: 0.318, SLG: 0.475 (1, 5)										2	0	1	0	2	1	1									
Trench Davis, L OBP: 0.091, SLG: 0.100 Mike Diaz, R OBP: 0.292, SLG: 0.227 Bob Walk, R OBP: 0.286, SLG: 0.571 Pat Clements, R (9, 1) Joe Orsulak, L OBP: 0.323, SLG: 0.416 (9, PH)										1	0	0	1	0	0	2									
Rick Rhoden, R OBP: 0.231, SLG: 0.091 Lee Mazzilli, S OBP: 0.438, SLG: 0.217 (7, PH) (8, 8)										1	0	1	0	1	0	0									
Inning Stats	R: 0 E: 1 K: 1 S: 6	H: 0 LOB: 1 BB: 0 P: 6	R: 2 E: 0 K: 1 S: 6	H: 2 LOB: 1 BB: 2 P: 14	R: 0 E: 0 K: 1 S: 5	H: 1 LOB: 0 BB: 0 P: 5	R: 0 E: 0 K: 0 S: 3	H: 1 LOB: 1 BB: 1 P: 7	R: 0 E: 0 K: 0 S: 4	H: 2 LOB: 1 BB: 0 P: 4	R: 0 E: 0 K: 1 S: 6	H: 1 LOB: 0 BB: 0 P: 6	R: 0 E: 1 K: 1 S: 5	H: 1 LOB: 1 BB: 1 P: 10	R: 0 E: 0 K: 1 S: 5	H: 0 LOB: 1 BB: 1 P: 9	1B: 7 2B: 1 3B: 1 HR: 0	SF: 1 SAC: 1 DP: 3 HBP: 0	WP: 0 PB: 0 SB: 0 CS: 3	PA: 37					
PITCHER	IP	WLS	BF	H	R	ER	SO	BB	IBB	HBP	BLK	WP	HR	S	P	ERA	WHIP								
Bob Knepper, L ERA: 1.81 (1, 1)	7.0	W	28	8	2	2	5	3	0	0	0	0	0	35	47	2.57	1.571								
Frank DiPino, L ERA: 1.84 (8, 1)	2.0	S	9	1	1	0	2	2	0	0	0	0	0	11	19	0.00	1.500								

Houston Astros @ Pittsburgh Pirates
Three Rivers Stadium, Pittsburgh, PA
Sat May 10 1986, 7:05 PM EDT
Att: 13,344 - Unknown

AB	30
R	3
H	9
RBI	2
BB	5
SO	7
LOB	18



Batter	1	2	3	4	5	6	7	8	9	AB	R	H	RBI	BB	SO	LOB	TOP								
Ron Roenicke, S (1.8) OBP: 0.273, SLG: 0.273	F8			6-3	2B 1B		F9		F8	5	0	1	2	0	0	1	Philadelphia Phillies @ Houston Astros Astrodome, Houston, TX Mon May 12 1986, 8:05 PM EDT Att: 8,354 - Unknown								
Von Hayes, L (1.7) OBP: 0.366, SLG: 0.383	K			1B 2B	1-2 2-H 2-H				2B	4	1	3	2	1	1	0									
Juan Samuel, R (1.4) OBP: 0.344, SLG: 0.382	F9			1B	1-3 2-H				2B	5	0	1	1	0	1	4									
Mike Schmidt, R (1.3) OBP: 0.393, SLG: 0.520		4-0 CS BB		6-3	FC6-4 IBB				F9	2	0	0	0	2	0	1									
Rick Schu, R (1.5) OBP: 0.348, SLG: 0.467	6-3			K	FC6-4				E5	4	0	0	0	0	1	5									
John Russell, R (1.2) OBP: 0.356, SLG: 0.385	K				F4		F9		K	4	0	0	0	0	2	1									
Glenn Wilson, R (1.9) OBP: 0.236, SLG: 0.156			K		1B 1B				L9	3	1	1	0	1	1	1									
Steve Jeltz, S (1.6) OBP: 0.333, SLG: 0.295			K		1B BB		G6-4-3		F8 SH1-4 2B BB	2	2	0	0	2	1	1									
Shane Rawley, R (1.1) OBP: 0.125, SLG: 0.067			K		1B 2B 1B				SH1-4	3	1	1	0	0	2	0									
Inning Stats	R: 0 E: 0 K: 1 S: 5	H: 0 LOB: 0 BB: 0 P: 5	R: 0 E: 0 K: 1 S: 4	H: 0 LOB: 0 BB: 1 P: 8	R: 0 E: 0 K: 3 S: 9	H: 0 LOB: 0 BB: 0 P: 9	R: 1 E: 0 K: 1 S: 7	H: 2 LOB: 1 BB: 0 P: 7	R: 3 E: 0 K: 1 S: 9	H: 4 LOB: 3 BB: 2 P: 17	R: 0 E: 0 K: 0 S: 2	H: 0 LOB: 0 BB: 0 P: 6	R: 0 E: 0 K: 1 S: 5	H: 0 LOB: 1 BB: 1 P: 9	R: 0 E: 1 K: 1 S: 6	H: 0 LOB: 1 BB: 0 P: 6	R: 1 E: 0 K: 0 S: 4	H: 1 LOB: 1 BB: 1 P: 8	1B: 4 2B: 3 3B: 0 HR: 0	SF: 0 SAC: 1 DP: 1 HBP: 0	WP: 0 PB: 0 SB: 1 CS: 1	PA: 39			
PITCHER	IP	WLS	BF	H	R	ER	SO	BB	IBB	HBP	BLK	WP	HR	S	P	ERA	WHIP								
Jim Deshaies, L (1.1) ERA: 5.54	4.1	L	19	5	4	4	6	2	0	0	0	0	0	29	37	8.31	1.615								
Julio Solano, R (5.1) ERA: 5.54	1.2		7	1	0	0	1	1	1	0	0	0	0	7	15	0.00	1.200								
Jeff Calhoun, L (7.1) ERA: 1.69	2.0		8	0	0	0	2	1	0	0	0	0	0	11	15	0.00	0.500								
Frank DiPino, L (9.1) ERA: 2.3	1.0		5	1	1	1	0	1	0	0	0	0	0	4	8	9.00	2.000								

Batter	1	2	3	4	5	6	7	8	9	AB	R	H	RBI	BB	SO	LOB	BOTTOM								
Bill Doran, S (1.4) OBP: 0.369, SLG: 0.309	F8		K			F7		FC6-4 1B		3	0	0	0	0	1	0	Philadelphia Phillies @ Houston Astros Astrodome, Houston, TX Mon May 12 1986, 8:05 PM EDT Att: 8,354 - Unknown								
Jeff Calhoun, L (7.1)										0	0	0	0	0	0	0									
Alan Ashby, S (8. PH) OBP: 0.350, SLG: 0.469										1	0	1	0	0	0	0									
Frank DiPino, L (9.1) OBP: 0.333, SLG: 0.333										0	0	0	0	0	0	0									
Billy Hatcher, R (1.7) OBP: 0.279, SLG: 0.262	L9-3 1B			L7		1B		FC6-4		4	0	2	0	0	0	1									
Phil Garner, R (1.5) OBP: 0.342, SLG: 0.569	L9-3			F9		L1				4	0	1	0	0	0	2									
Glenn Davis, R (1.3) OBP: 0.287, SLG: 0.491		4-0 S BB		L8		F2		F4		3	0	0	0	1	0	1									
Kevin Bass, S (1.9) OBP: 0.316, SLG: 0.407	F7				6-3	1B		L6		4	0	1	0	0	0	2									
Dickie Thorn, R (1.6) OBP: 0.325, SLG: 0.377		4-0 G6-4-3 BB			F6	1B		FC6-4		3	0	1	0	1	0	1									
Mark Bailey, S (1.2) OBP: 0.263, SLG: 0.306	G6-4-3				6-3	1B		G4-6-3		3	0	0	0	0	0	4									
Tony Walker, R (1.8) OBP: 0.294, SLG: 0.400			K			HR		5-3		3	1	1	1	0	1	0									
Jim Deshaies, L (1.1)								6-3		1	0	0	0	0	1	0									
Julio Solano, R (5.1)										0	0	0	0	0	0	0									
Jim Pankovits, R (6. PH) OBP: 0.364, SLG: 0.300			K							2	0	0	0	0	0	0									
Inning Stats	R: 0 E: 0 K: 0 S: 3	H: 1 LOB: 0 BB: 0 P: 3	R: 0 E: 0 K: 0 S: 2	H: 0 LOB: 1 BB: 2 P: 10	R: 0 E: 0 K: 3 S: 9	H: 0 LOB: 0 BB: 0 P: 9	R: 0 E: 0 K: 0 S: 3	H: 0 LOB: 0 BB: 0 P: 3	R: 1 E: 0 K: 0 S: 5	H: 2 LOB: 1 BB: 0 P: 5	R: 0 E: 0 K: 0 S: 4	H: 2 LOB: 1 BB: 0 P: 4	R: 0 E: 0 K: 0 S: 4	H: 1 LOB: 1 BB: 0 P: 4	R: 0 E: 0 K: 0 S: 4	H: 1 LOB: 1 BB: 0 P: 4	1B: 6 2B: 1 3B: 0 HR: 1	SF: 0 SAC: 0 DP: 3 HBP: 0	WP: 0 PB: 0 SB: 1 CS: 0	PA: 33					
PITCHER	IP	WLS	BF	H	R	ER	SO	BB	IBB	HBP	BLK	WP	HR	S	P	ERA	WHIP								
Shane Rawley, L (1.1) ERA: 3.05	9.0	W	33	7	1	1	3	2	0	0	0	0	1	37	45	1.00	1.000								

Batter	1	2	3	4	5	6	7	8	9	AB	R	H	RBI	BB	SO	LOB	TOP			
Mookie Wilson, S OBP: 0.294, SLG: 0.286 (1, 8)	0-0 4-3		0-0 F8			0-0 F9		0-0 6-3		4	0	0	0	0	0	1				
Kevin Mitchell, R OBP: 0.295, SLG: 0.465 (1, 6) (7, 5)	0-0 F4		0-0 6-3			0-0 6-3		0-0 2B		4	0	1	1	0	0	0				
Keith Hernandez, L OBP: 0.433, SLG: 0.463 (1, 3)	0-0 BB 1B			0-0 F8		0-0 F7		0-0 K		4	0	1	0	0	1	1				
Gary Carter, R OBP: 0.336, SLG: 0.431 (1, 2)	4-0 BB 1-2 BB			0-0 E5				0-0 HR		3	1	1	1	1	0	0				
Darryl Strawberry, L OBP: 0.341, SLG: 0.481 (1, 9)	0-0 4-3			0-0 F7				0-3 K		4	0	0	0	0	1	3				
George Foster, R OBP: 0.310, SLG: 0.364 (1, 7)		0-3 K		0-0 F8				0-0 F6		4	0	0	0	0	1	1				
Ray Knight, R OBP: 0.373, SLG: 0.602 Terry Leach, R Randy Niemann, L (1, 5) (7, 1) (8, 1)	0-0 F8				0-0 G6-4-3 1B			0-0 6-3		3	0	1	0	0	0	0				
Tim Teufel, R OBP: 0.342, SLG: 0.348 (1, 4)	0-0 F8				0-0 G6-4-3 1-2			0-0 1-3		3	0	0	0	0	0	1				
Bob Ojeda, L OBP: 0.125, SLG: 0.125 Rafael Santana, R OBP: 0.219, SLG: 0.207 (1, 1) (7, 6)			0-3 K		0-3 K			0-0 6-3 2B		2	0	0	0	0	2	0				
Inning Stats	R: 0 E: 0 K: 0 S: 4	H: 1 LOB: 2 BB: 1 P: 8	R: 0 E: 0 K: 1 S: 5	H: 0 LOB: 0 BB: 0 P: 5	R: 0 E: 1 K: 0 S: 4	H: 0 LOB: 1 BB: 0 P: 4	R: 0 E: 0 K: 0 S: 5	H: 1 LOB: 0 BB: 0 P: 5	R: 0 E: 0 K: 1 S: 3	H: 0 LOB: 0 BB: 0 P: 3	R: 1 E: 0 K: 1 S: 6	H: 1 LOB: 0 BB: 0 P: 6	R: 1 E: 0 K: 1 S: 7	H: 2 LOB: 1 BB: 0 P: 7	R: 0 E: 0 K: 0 S: 3	H: 0 LOB: 0 BB: 0 P: 3	1B: 2 2B: 2 3B: 0 HR: 1	SF: 0 SAC: 0 DP: 1 HBP: 0	WP: 0 PB: 0 SB: 0 CS: 0	PA: 33
PITCHER Bob Knepper, L ERA: 1.84 (1, 1)	IP: 9.0 WLS: W BF: 33	H: 5 R: 2 ER: 2 SO: 5	BB: 1 IBB: 0 HBP: 0 BLK: 0	WP: 0 HR: 1 S: 42 P: 46	ERA: 2.00 WHIP: 0.667	PITCHER	IP: 9.0 WLS: W BF: 33	H: 5 R: 2 ER: 2 SO: 5	BB: 1 IBB: 0 HBP: 0 BLK: 0	WP: 0 HR: 1 S: 42 P: 46	ERA: 2.00 WHIP: 0.667									

New York Mets @ Houston Astros
Astrodome, Houston, TX
Wed May 14, 1986, 8:05 PM EDT
Att: 11,626 - Unknown

AB 32
R 2
H 5
RBI 2
BB 1
SO 5
LOB 7

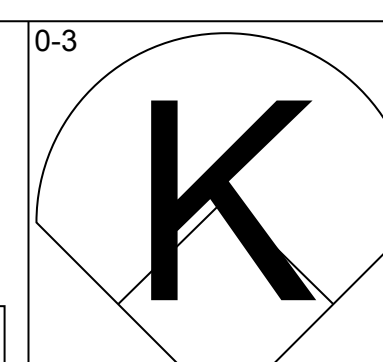
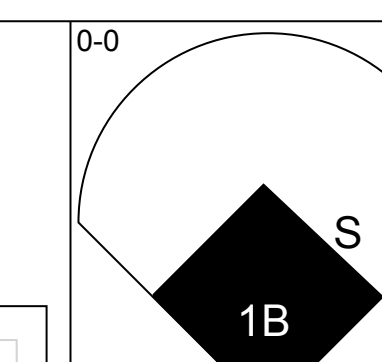
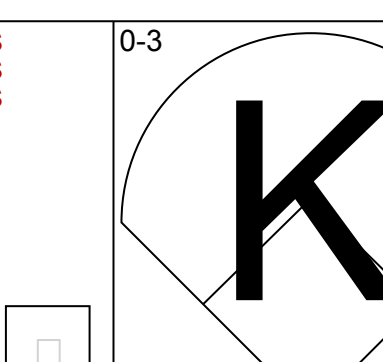
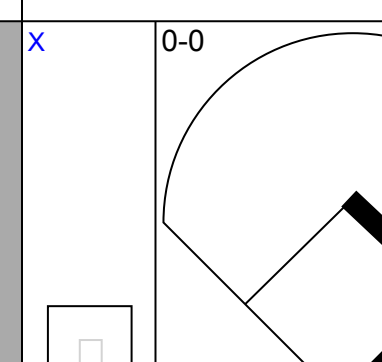
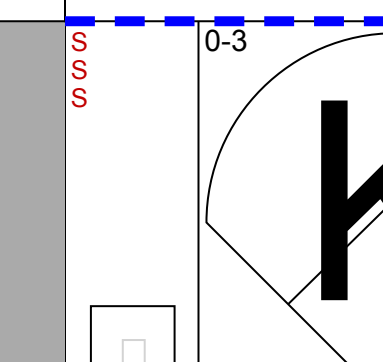
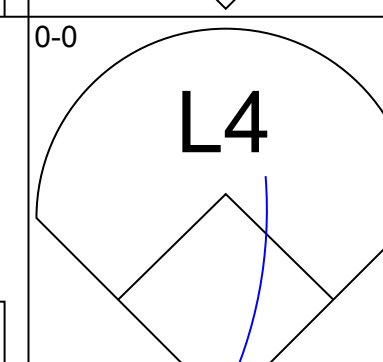
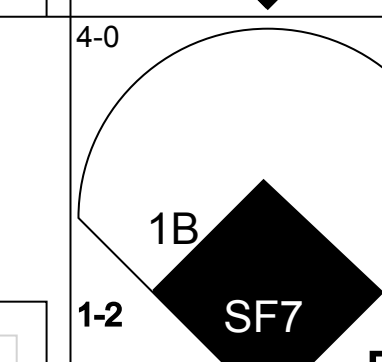
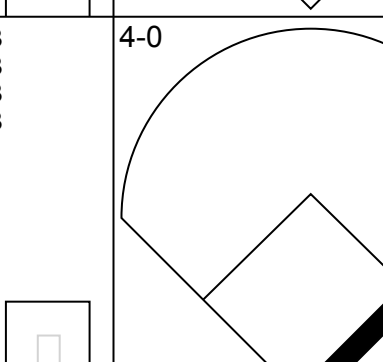
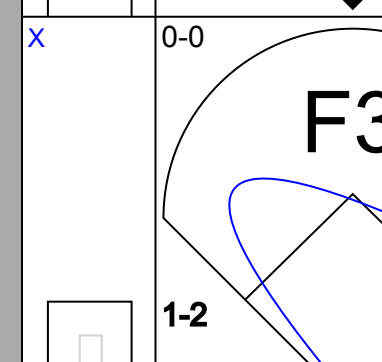
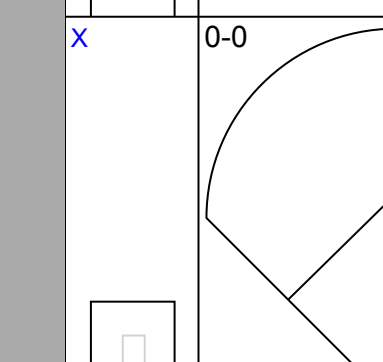
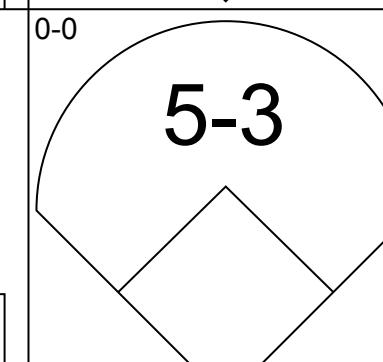
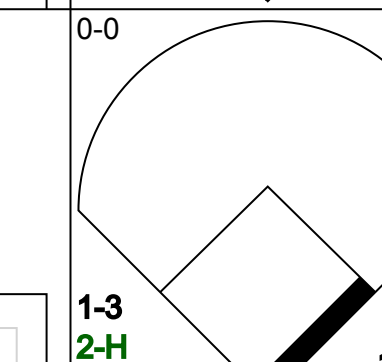
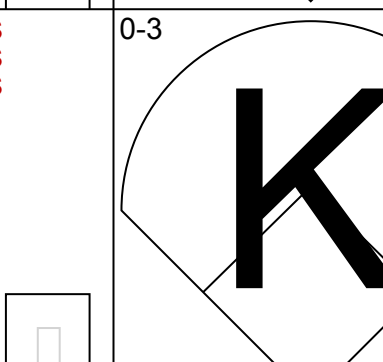
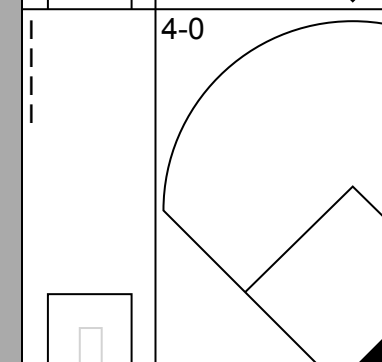
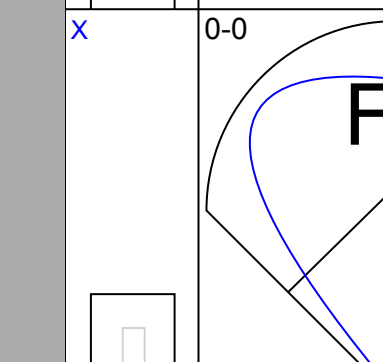
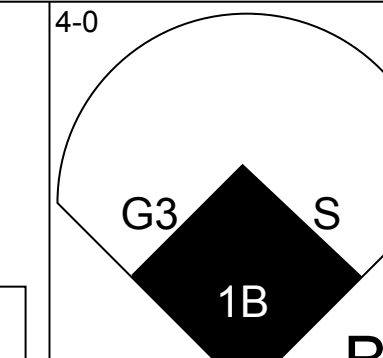
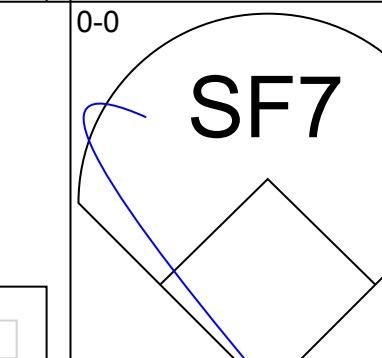
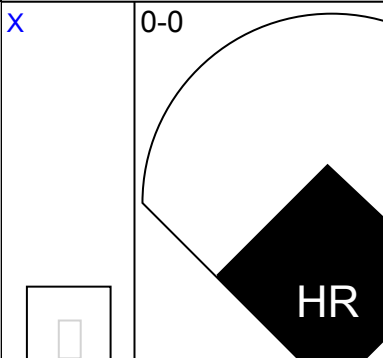
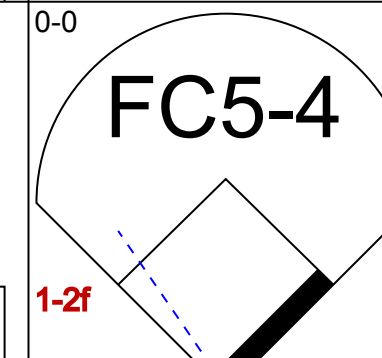
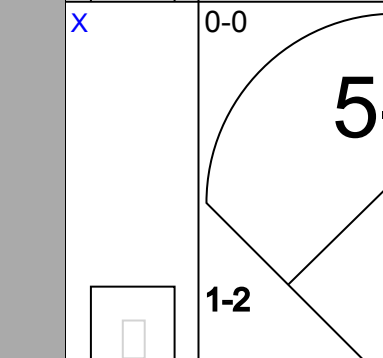

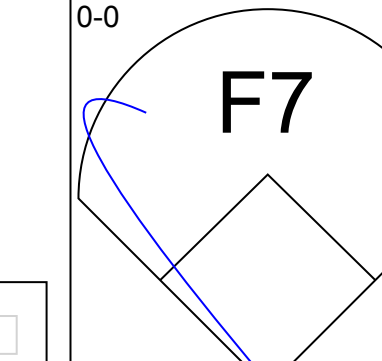
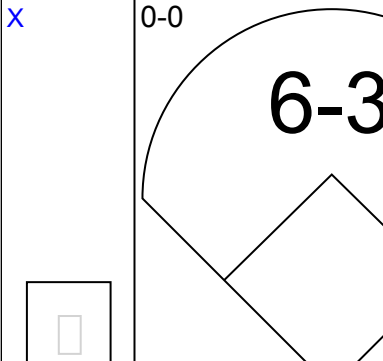
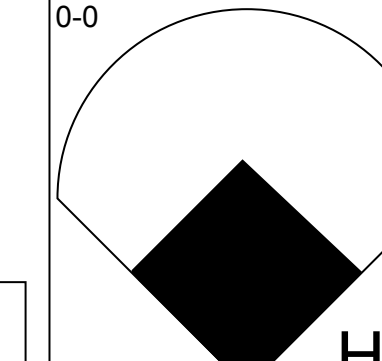

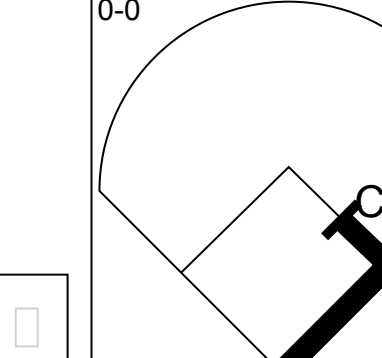
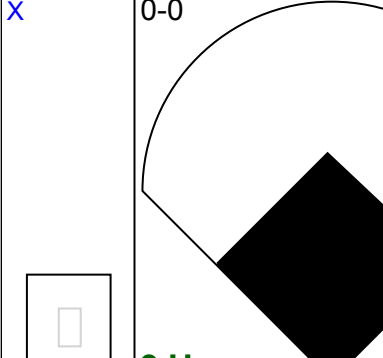
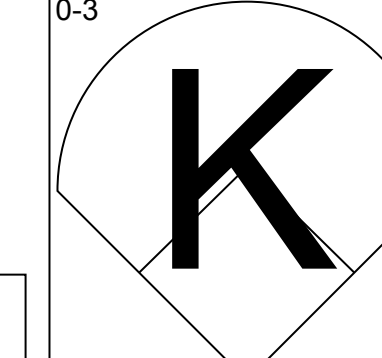

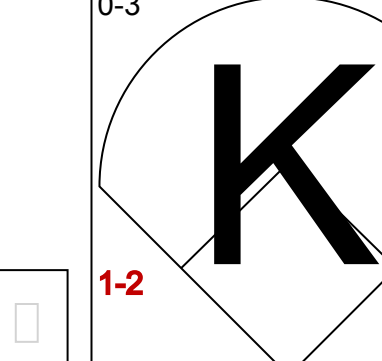
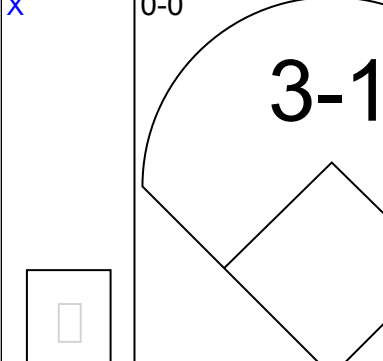
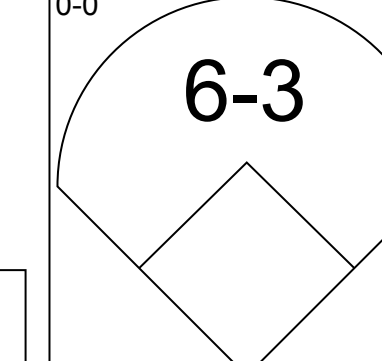

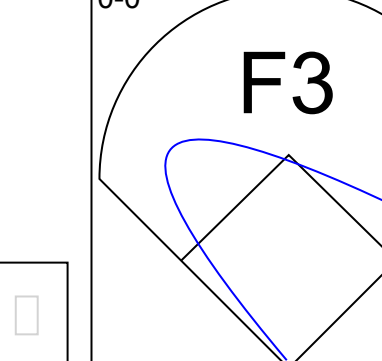
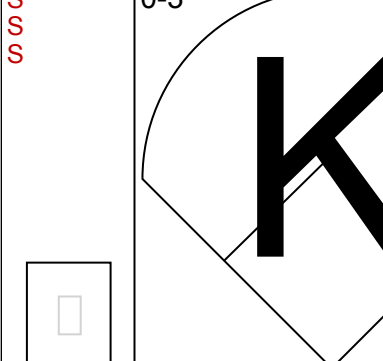
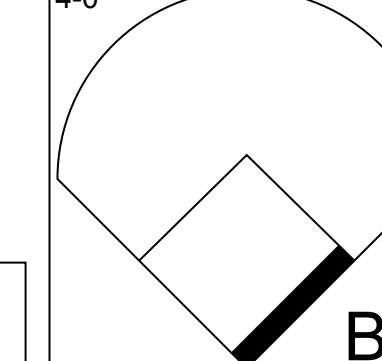
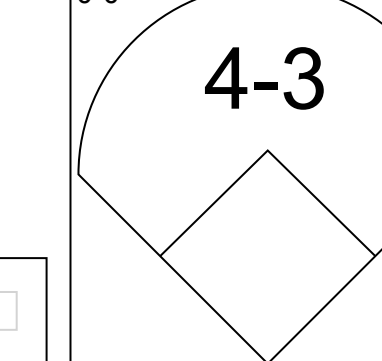
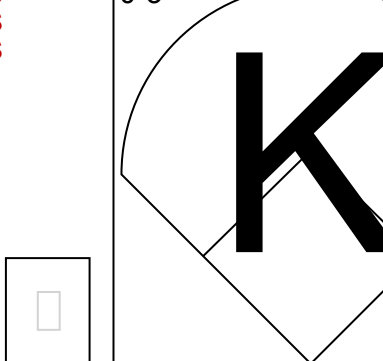
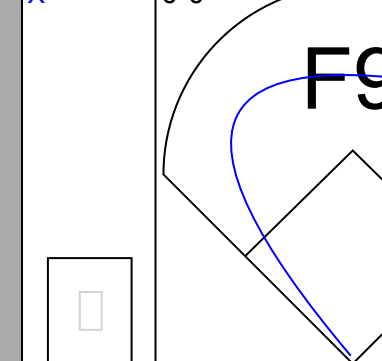
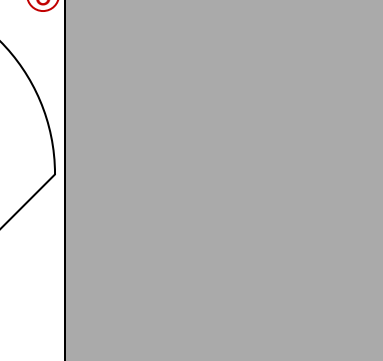


Batter	1	2	3	4	5	6	7	8	9	AB	R	H	RBI	BB	SO	LOB	BOTTOM			
Billy Hatcher, R OBP: 0.275, SLG: 0.245 (1, 8) (8, 7)	0-0 F8		4-0 S E BB	0-0 FC6-4 1-2		0-0 F3		0-0 FC6-4 1B		4	1	1	0	1	0	4				
Jim Pankovits, R OBP: 0.294, SLG: 0.250 (1, 4)	0-3 K		0-3 K 1-2		0-0 3-1		0-3 K	0-0 FC6-4 1-2		5	0	0	0	0	3	2				
Jose Cruz, L OBP: 0.289, SLG: 0.226 Tony Walker, R OBP: 0.294, SLG: 0.400 (1, 7) (7, PR) (8, 8)	0-0 F9		0-0 E9 2H 1B		0-0 G6-4-3 1B		0-0 6-3 1B			4	0	3	1	0	0	0				
Glenn Davis, R OBP: 0.282, SLG: 0.466 (1, 3)		0-3 K	0-0 5-3		0-0 G6-4-3 1-2		0-0 6-3			4	0	0	0	0	1	3				
Phil Garner, R OBP: 0.341, SLG: 0.556 (1, 5)		0-0 E6 2B	0-0 6-3			0-0 5-3 3B 1B	0-0 1B 2H 1B			4	3	2	1	0	0	1				
Kevin Bass, S OBP: 0.331, SLG: 0.438 (1, 9)		0-0 1H 1B 2B		0-0 2B		0-0 5-3	0-0 1H 1B			4	1	3	2	0	0	1				
Dickie Thon, R OBP: 0.329, SLG: 0.397 (1, 6)		0-3 K		0-0 6-3		0-0 2H 3B	0-0 L6			4	0	1	1	0	1	3				
Mark Bailey, S OBP: 0.308, SLG: 0.327 (1, 2)		0-0 2H 1B		4-0 FC6-4 BB		4-0 IBB		0-0 G3		2	0	1	1	2	0	0				
Bob Knepper, L OBP: 0.040, SLG: 0.040 (1, 1)		0-3 K		0-3 K		0-3 K		0-0 1-3		4	0	0	0	0	3	5				
Inning Stats	R: 0 E: 0 K: 1 S: 5	H: 0 LOB: 0 BB: 0 P: 5	R: 2 E: 1 K: 3 S: 12	H: 2 LOB: 1 BB: 0 P: 12	R: 1 E: 1 K: 1 S: 6	H: 1 LOB: 1 BB: 1 P: 10	R: 0 E: 0 K: 1 S: 6	H: 1 LOB: 2 BB: 1 P: 10	R: 1 E: 0 K: 1 S: 7	H: 2 LOB: 2 BB: 1 P: 11	R: 2 E: 0 K: 1 S: 8	H: 3 LOB: 1 BB: 0 P: 8	R: 0 E: 0 K: 0 S: 4	H: 1 LOB: 1 BB: 0 P: 4	R: 0 E: 0 K: 0 S: 3	H: 0 LOB: 0 BB: 0 P: 3	1B: 8 2B: 2 3B: 1 HR: 0	SF: 0 SAC: 0 DP: 1 HBP: 0	WP: 0 PB: 0 SB: 2 CS: 0	PA: 38
PITCHER Bob Ojeda, L ERA: 1.7 Terry Leach, R ERA: 2.7 Randy Niemann, L ERA: 5.14 (1, 1) (7, 1) (8, 1)	IP: 6.0 WLS: L BF: 28	H: 7 R: 4 ER: 2 SO: 7	BB: 2 IBB: 1 HBP: 0 BLK: 0	WP: 0 HR: 0 S: 39 P: 51	ERA: 3.00 WHIP: 1.500	PITCHER	IP: 1.0 WLS: L BF: 6	H: 3 R: 2 ER: 2 SO: 1	BB: 0 IBB: 0 HBP: 0 BLK: 0	WP: 0 HR: 0 S: 8 P: 8	ERA: 18.00 WHIP: 3.000									

New York Mets @ Houston Astros
Astrodome, Houston, TX
Wed May 14, 1986, 8:05 PM EDT
Att: 11,626 - Unknown

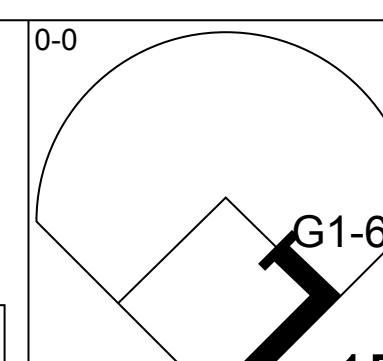
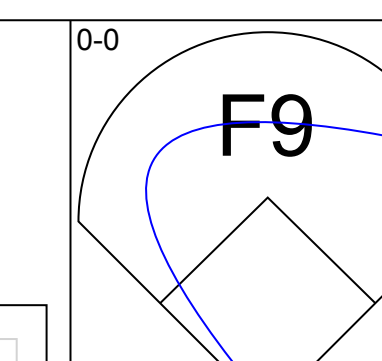
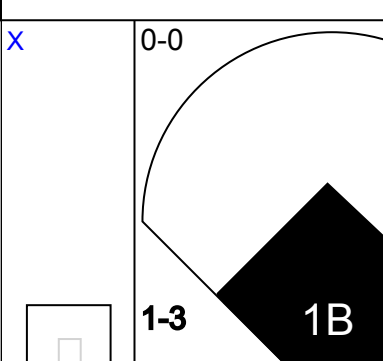
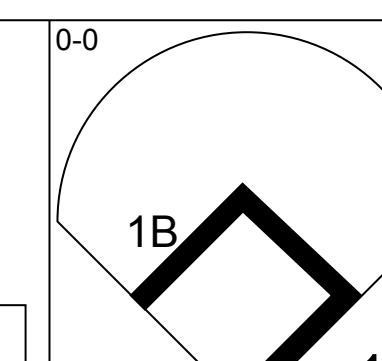
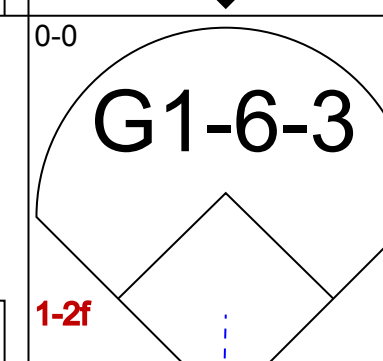
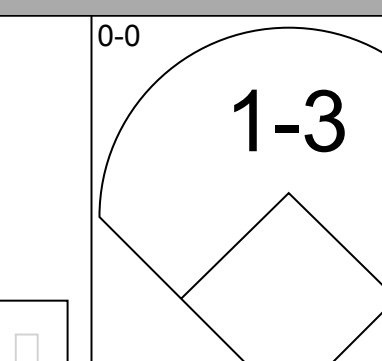
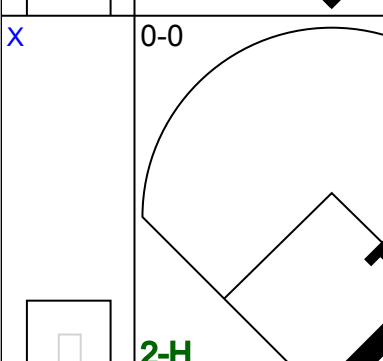
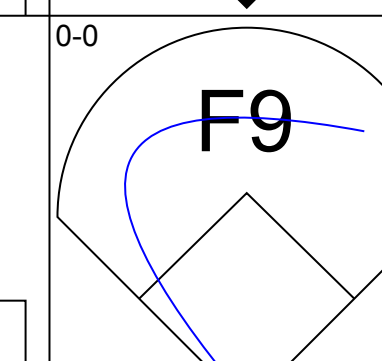
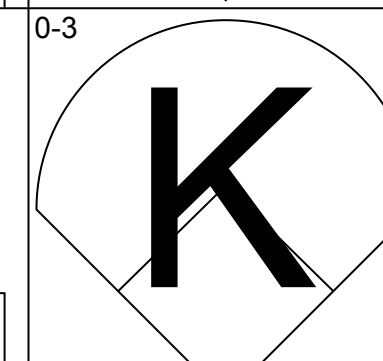
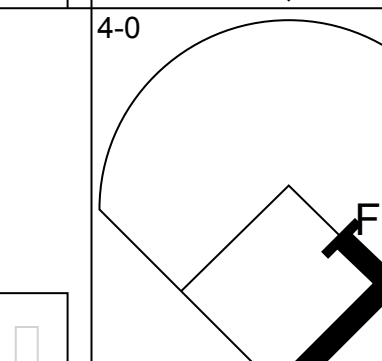
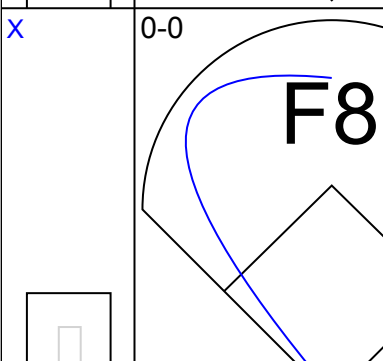
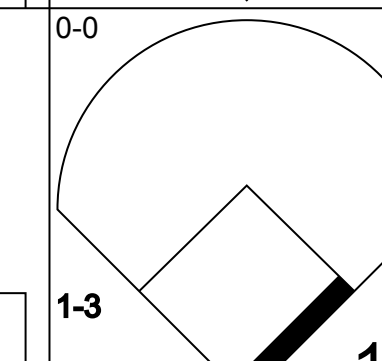
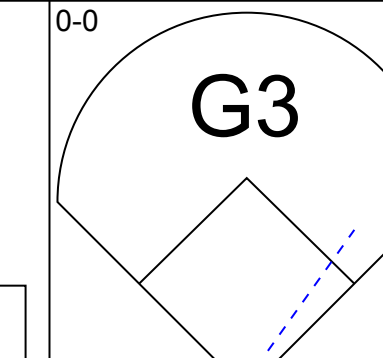
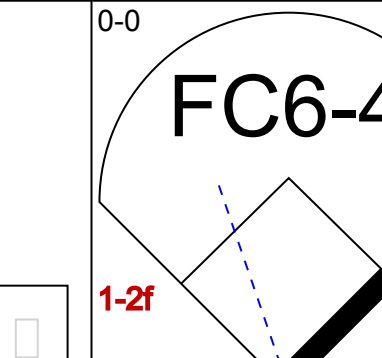
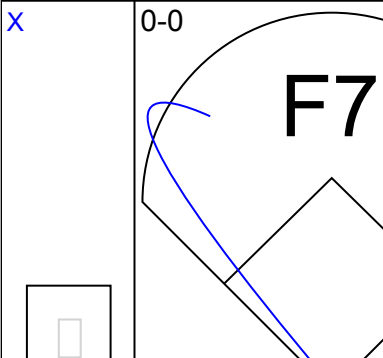
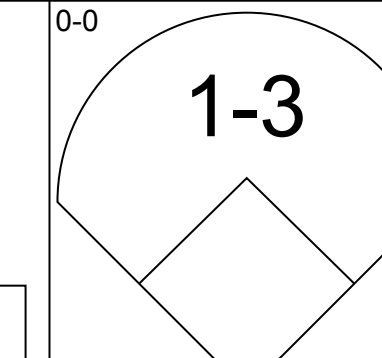
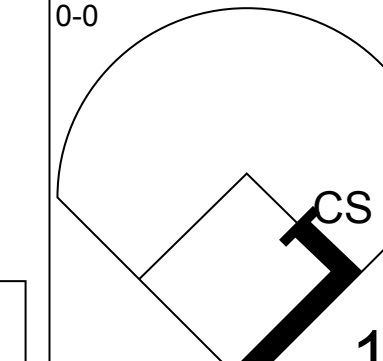
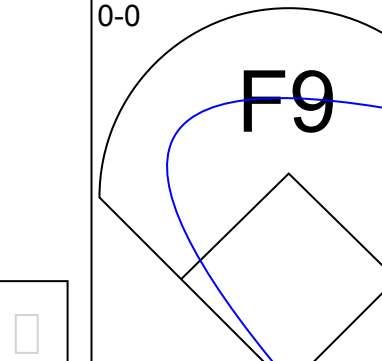
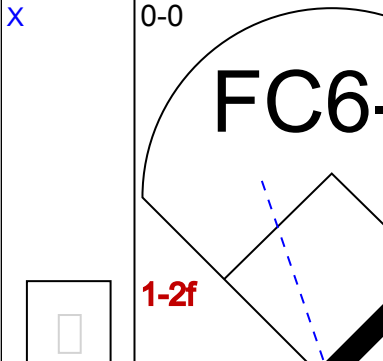
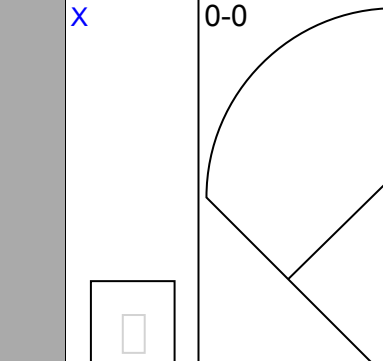

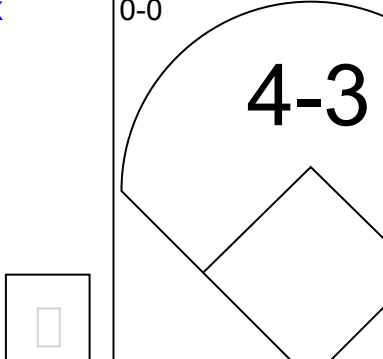
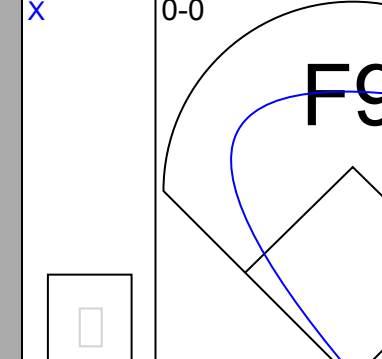
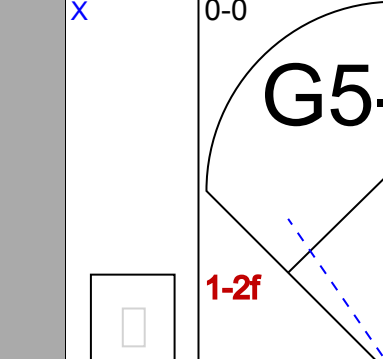

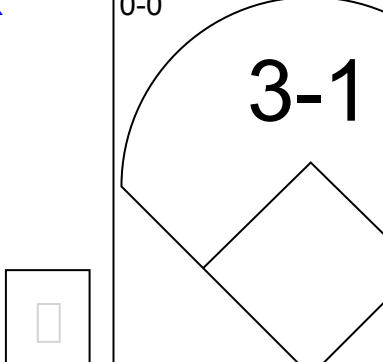
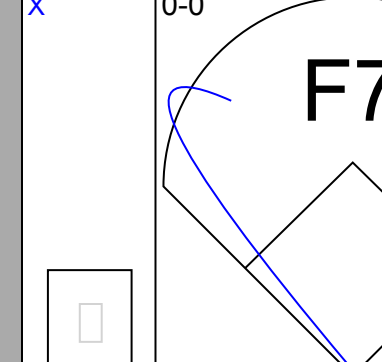
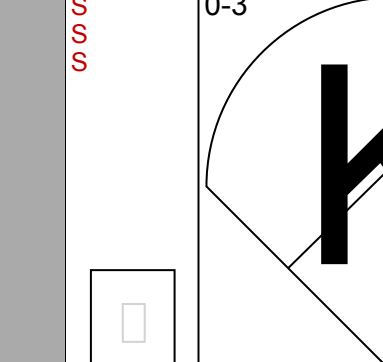
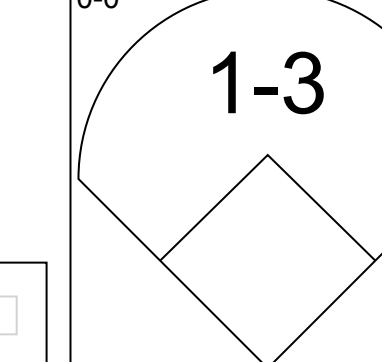
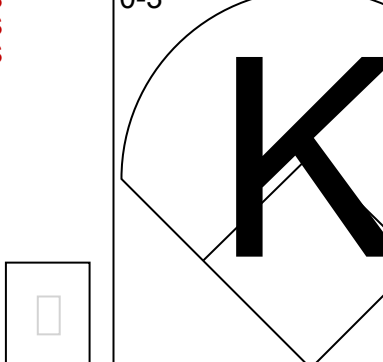
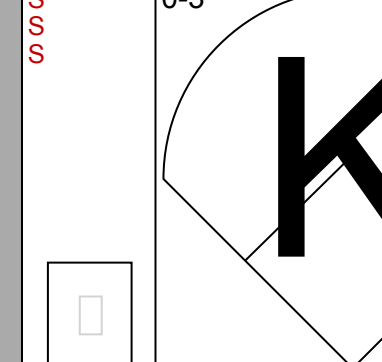
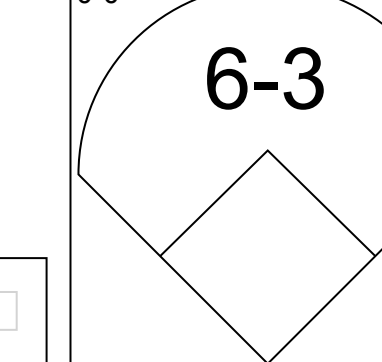
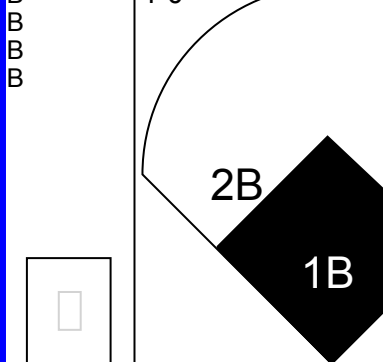
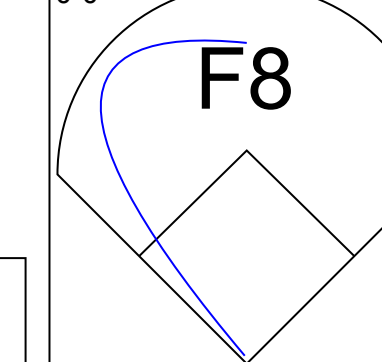
AB 35
R 6
H 11
RBI 6
BB 3
SO 8
LOB 19



Batter	1	2	3	4	5	6	7	8	9	AB	R	H	RBI	BB	SO	LOB	TOP					
Lenny Dykstra, L OBP: 0.375, SLG: 0.396 (1, 8)										5	1	2	0	0	3	0	New York Mets @ Houston Astros Astrodome, Houston, TX Thu May 15 1986, 8:05 PM EDT Att: 13,856 - Unknown					
Howard Johnson, S OBP: 0.397, SLG: 0.448 Rafael Santana, R OBP: 0.231, SLG: 0.220 (1, 6) (7, 6)										2	1	0	0	2	0	1						
Keith Hernandez, L OBP: 0.432, SLG: 0.455 (1, 3)										4	0	1	1	1	1	2						
Darryl Strawberry, L OBP: 0.344, SLG: 0.495 (1, 9)											3	2	1	1	1	0		3				
Gary Carter, R OBP: 0.333, SLG: 0.453 (1, 2)											4	1	1	1	0	1		3				
Danny Heep, L OBP: 0.425, SLG: 0.667 Mookie Wilson, S OBP: 0.278, SLG: 0.267 (1, 7) (7, 7)										3	1	2	2	0	0	1						
Ray Knight, R OBP: 0.368, SLG: 0.588 (1, 5)										4	0	1	1	0	1	1						
Tim Teufel, R OBP: 0.337, SLG: 0.333 (1, 4)										3	0	0	0	1	1	1						
Ron Darling, R OBP: 0.100, SLG: 0.053 Jesse Orosco, R (9, 1)											4	0	0	0	0	2		1				
										0	0	0	0	0	0	0						
Inning Stats	R: 0 E: 0 K: 1 S: 5	H: 0 LOB: 0 BB: 0 P: 5	R: 1 E: 0 K: 1 S: 6	H: 1 LOB: 1 BB: 1 P: 10	R: 2 E: 0 K: 0 S: 5	H: 2 LOB: 1 BB: 1 P: 9	R: 0 E: 0 K: 1 S: 5	H: 1 LOB: 0 BB: 0 P: 5	R: 0 E: 0 K: 3 S: 9	H: 0 LOB: 1 BB: 1 P: 13	R: 2 E: 0 K: 1 S: 7	H: 2 LOB: 0 BB: 0 P: 7	R: 0 E: 0 K: 0 S: 4	H: 1 LOB: 2 BB: 1 P: 8	R: 1 E: 0 K: 2 S: 8	H: 1 LOB: 1 BB: 0 P: 12	R: 0 E: 0 K: 1 S: 6	H: 1 LOB: 1 BB: 0 P: 6	1B: 6 2B: 0 3B: 1 HR: 2	SF: 1 SAC: 0 DP: 0 HBP: 0	WP: 1 PB: 0 SB: 3 CS: 1	PA: 40
PITCHER	IP	WLS	BF	H	R	ER	SO	BB	IBB	HBP	BLK	WP	HR	S	P	ERA	WHIP					
Nolan Ryan, R ERA: 5.46 (1, 1)	6.0	L	26	6	5	5	7	3	0	0	0	0	1	37	49	7.50	1.500					
Mike Madden, L ERA: 2.5 (7, 1)	2.0		10	2	1	1	2	1	1	0	0	0	1	12	20	4.50	1.500					
Jeff Calhoun, L ERA: 1.54 (9, 1)	1.0		4	1	0	0	1	0	0	0	0	1	0	6	6	0.00	1.000					

AB	34
R	6
H	9
RBI	6
BB	5
SO	10
LOB	13



Batter	1	2	3	4	5	6	7	8	9	AB	R	H	RBI	BB	SO	LOB	BOTTOM					
Bill Doran, S OBP: 0.384, SLG: 0.339 (1, 4)										4	1	3	0	0	0	0	New York Mets @ Houston Astros Astrodome, Houston, TX Thu May 15 1986, 8:05 PM EDT Att: 13,856 - Unknown					
Craig Reynolds, L OBP: 0.316, SLG: 0.444 (1, 6)										4	0	1	2	0	0	2						
Jose Cruz, L OBP: 0.282, SLG: 0.231 (1, 7)										3	0	1	0	1	1	1						
Denny Walling, L OBP: 0.355, SLG: 0.406 (1, 3)										4	0	0	0	0	0	4						
Phil Garner, R OBP: 0.348, SLG: 0.553 (1, 5)										4	0	2	0	0	0	2						
Kevin Bass, S OBP: 0.328, SLG: 0.431 (1, 8)										4	0	1	0	0	0	1						
Terry Puhl, L OBP: 0.303, SLG: 0.333 (1, 9)										4	0	0	0	0	1	1						
Mark Bailey, S OBP: 0.284, SLG: 0.310 (1, 2)										3	0	0	0	0	2	0						
Nolan Ryan, R OBP: 0.190, SLG: 0.190 Jim Pankovits, R OBP: 0.333, SLG: 0.250 Mike Madden, L (1, 1) (6, PH) (7, 1)										1	0	0	0	0	0	0						
Alan Ashby, S OBP: 0.381, SLG: 0.451 Jeff Calhoun, L (8, PH) (9, 1)										0	0	0	0	0	0	0						
Inning Stats	R: 0 E: 0 K: 1 S: 5	H: 1 LOB: 0 BB: 0 P: 5	R: 0 E: 0 K: 0 S: 4	H: 2 LOB: 1 BB: 0 P: 4	R: 0 E: 0 K: 0 S: 3	H: 0 LOB: 0 BB: 0 P: 3	R: 0 E: 0 K: 0 S: 3	H: 0 LOB: 1 BB: 1 P: 7	R: 0 E: 0 K: 1 S: 5	H: 0 LOB: 0 BB: 0 P: 5	R: 2 E: 0 K: 0 S: 5	H: 2 LOB: 1 BB: 1 P: 9	R: 0 E: 0 K: 1 S: 5	H: 0 LOB: 0 BB: 0 P: 5	R: 0 E: 0 K: 0 S: 5	H: 2 LOB: 2 BB: 0 P: 5	R: 0 E: 0 K: 1 S: 5	H: 1 LOB: 0 BB: 0 P: 5	1B: 7 2B: 1 3B: 0 HR: 0	SF: 0 SAC: 0 DP: 2 HBP: 0	WP: 0 PB: 0 SB: 0 CS: 1	PA: 34
PITCHER	IP	WLS	BF	H	R	ER	SO	BB	IBB	HBP	BLK	WP	HR	S	P	ERA	WHIP					
Ron Darling, R ERA: 4.01 (1, 1)	8.0	W	32	8	2	2	3	2	0	0	0	0	0	36	44	2.25	1.250					
Jesse Orosco, L ERA: (9, 1)	1.0		2	0	0	0	1	0	0	0	0	0	0	4	4	0.00	0.000					




Batter	1	2	3	4	5	6	7	8	9	AB	R	H	RBI	BB	SO	LOB	TOP										
Shawn Dunston, R OBP: 0.309, SLG: 0.454	F8 23 SF9 1B	K		5-3			F7		K	5	1	1	0	0	2	1	Chicago Cubs @ Houston Astros Astrodome, Houston, TX Fri May 16 1986, 8:05 PM EDT Att: 17,802 - Unknown										
Gary Matthews, R OBP: 0.330, SLG: 0.324 George Frazier, R (7, 1)	F8		23 2B 1B		F8		23 1B		F8	3	1	1	0	1	0	1											
Terry Francona, L OBP: 0.207, SLG: 0.207	1-3		1B WP 2B				CS BB		FC6-4 1B	0	0	0	0	0	0	0											
23 Ryne Sandberg, R OBP: 0.364, SLG: 0.455	SF9		1B WP 2B				CS BB		FC6-4 1B	2	1	2	1	1	0	0											
Keith Moreland, R OBP: 0.336, SLG: 0.435	HR		2-3 3-H 1B		5-3		1-2		FC6-4	4	1	2	2	0	0	3											
Ron Cey, R OBP: 0.342, SLG: 0.426	1B		K				6-3		4-3	4	0	1	0	0	1	0											
Leon Durham, L OBP: 0.330, SLG: 0.396	F7		F9				3-1		BB	3	0	0	0	1	0	1											
Jody Davis, R OBP: 0.318, SLG: 0.479			HR		K				K	4	2	2	2	0	2	1											
Bob Demier, R OBP: 0.270, SLG: 0.272 Jerry Mumphrey, S OBP: 0.327, SLG: 0.383	F3		S BB		5-3				5-3	2	0	0	0	1	0	0											
Dennis Eckersley, R OBP: 0.250, SLG: 0.438 Jay Baller, R (6, 1) Guy Hoffman, L (6, 1) Thad Bosley, L OBP: 0.313, SLG: 0.321 (7, 7)	5-3		K		K		4-3		K	0	0	0	0	0	0	0											
Inning Stats	R: 2 E: 0 K: 0 S: 6	H: 3 LOB: 1 BB: 0 P: 6	R: 1 E: 0 K: 1 S: 6	H: 1 LOB: 0 BB: 0 P: 6	R: 2 E: 0 K: 1 S: 6	H: 2 LOB: 0 BB: 1 P: 10	R: 0 E: 0 K: 2 S: 7	H: 0 LOB: 1 BB: 1 P: 11	R: 0 E: 0 K: 0 S: 4	H: 0 LOB: 0 BB: 0 P: 6	R: 1 E: 0 K: 0 S: 4	H: 1 LOB: 2 BB: 0 P: 4	R: 0 E: 0 K: 0 S: 5	H: 2 LOB: 2 BB: 0 P: 5	R: 0 E: 0 K: 1 S: 5	H: 0 LOB: 1 BB: 1 P: 9	R: 0 E: 0 K: 2 S: 7	H: 0 LOB: 0 BB: 0 P: 7	1B: 5 2B: 1 3B: 0 HR: 3	SF: 1 SAC: 0 DP: 0 HBP: 0	WP: 1 PB: 0 SB: 1 CS: 1	PA: 38					
PITCHER	IP	WLS	BF	H	R	ER	SO	BB	IBB	HBP	BLK	WP	HR	S	P	ERA	WHIP										
Jim Deshaies, L ERA: 6.6	2.0		10	4	3	3	1	0	0	0	1	0	2	12	12	13.50	2.000										
Julio Solano, R ERA: 5.5	4.0	W	16	3	3	3	3	3	0	0	0	1	1	19	31	6.75	1.500										
Larry Andersen, R ERA: 3.68	2.0		9	2	0	0	1	1	0	0	0	0	0	10	14	0.00	1.500										
Dave Smith, R ERA: 2.08	1.0	S	3	0	0	0	2	0	0	0	0	0	0	7	7	0.00	0.000										

Batter	1	2	3	4	5	6	7	8	9	AB	R	H	RBI	BB	SO	LOB	BOTTOM										
Bill Doran, S OBP: 0.392, SLG: 0.344	4-3	G4-6-3 1B		6-3						4	1	2	2	1	0	1	Chicago Cubs @ Houston Astros Astrodome, Houston, TX Fri May 16 1986, 8:05 PM EDT Att: 17,802 - Unknown										
Craig Reynolds, L OBP: 0.317, SLG: 0.439 Dickie Thon, R OBP: 0.345, SLG: 0.427	2B 1B	G4-6-3 1-2			F9	1-1 2B			6-3 1B	3	1	1	0	0	0	2											
Jose Cruz, L OBP: 0.293, SLG: 0.275 Larry Andersen, R OBP: 0.351, SLG: 0.400 Dave Smith, R (9, 1)	1B 2B			6-3		2H 1B 2B			6-3	4	2	2	1	0	1	0											
Glenn Davis, R OBP: 0.294, SLG: 0.472	FC6-4 1B				F8	2H 1B			K	5	0	3	3	0	1	1											
Kevin Bass, S OBP: 0.326, SLG: 0.425	FC6-4 1-2			F7		1B				4	1	1	0	0	0	3											
Billy Hatcher, R OBP: 0.275, SLG: 0.245	S									0	0	0	0	0	0	0											
Phil Garner, R OBP: 0.333, SLG: 0.528	K			K		6-3			F9	4	0	0	0	0	2	3											
Terry Puhl, L OBP: 0.314, SLG: 0.344		1B 1B		4-3		1B 1B			6-3	4	2	2	1	0	0	0											
Mark Bailey, S OBP: 0.319, SLG: 0.328		1B 1B				G4-1 1B			G4-1	3	0	2	0	1	0	1											
Jim Deshaies, L ERA: 4.94 Bob Knepper, L ERA: 5.06 Julio Solano, R ERA: 5.06 Alan Ashby, S OBP: 0.286, SLG: 0.387 Tony Walker, R OBP: 0.286, SLG: 0.387	B1			SH3 1B		1B 1B			F8	0	0	0	0	0	0	0											
Inning Stats	R: 2 E: 0 K: 1 S: 8	H: 3 LOB: 1 BB: 0 P: 8	R: 1 E: 0 K: 0 S: 5	H: 3 LOB: 0 BB: 0 P: 5	R: 0 E: 0 K: 1 S: 6	H: 1 LOB: 1 BB: 0 P: 6	R: 0 E: 0 K: 0 S: 4	H: 1 LOB: 1 BB: 0 P: 4	R: 0 E: 0 K: 0 S: 5	H: 0 LOB: 0 BB: 0 P: 5	R: 6 E: 0 K: 0 S: 10	H: 7 LOB: 1 BB: 0 P: 10	R: 0 E: 0 K: 0 S: 3	H: 0 LOB: 1 BB: 1 P: 7	R: 0 E: 0 K: 1 S: 5	H: 1 LOB: 1 BB: 1 P: 9	1B: 13 2B: 4 3B: 0 HR: 0	SF: 0 SAC: 1 DP: 2 HBP: 0	WP: 1 PB: 0 SB: 1 CS: 0	PA: 40							
PITCHER	IP	WLS	BF	H	R	ER	SO	BB	IBB	HBP	BLK	WP	HR	S	P	ERA	WHIP										
Dennis Eckersley, R ERA: 4.94	5.1		25	10	5	5	3	0	0	0	0	0	0	31	31	8.44	1.875										
Jay Baller, R ERA: 5.06	0.1	L	3	2	1	1	0	0	0	0	0	1	0	3	3	27.00	6.000										
Guy Hoffman, L ERA: 5.79	0.1		4	3	3	3	0	0	0	0	0	0	0	4	4	81.00	9.000										
George Frazier, R ERA: 3.32	2.0		8	1	0	0	1	2	0	0	0	0	0	8	16	0.00	1.500										

Batter	1	2	3	4	5	6	7	8	9	AB	R	H	RBI	BB	SO	LOB	TOP											
Bob Demier, R OBP: 0.256, SLG: 0.256 (1, 8)	F7	SH3		K		6-3		G6-4-3		4	0	0	1	0	1	3												
Davey Lopes, R OBP: 0.393, SLG: 0.444 (1, 9) (7, 7)	5-3									0	1	0	0	0	0	0												
23 Ryne Sandberg, R OBP: 0.371, SLG: 0.465 (1, 4)		F4					SH1-3		F9	4	0	2	0	0	0	2												
Keith Moreland, R OBP: 0.342, SLG: 0.423 (1, 3) (7, 9)	K									2	0	0	0	3	1	3												
Ron Cey, R OBP: 0.349, SLG: 0.414 (1, 5) Manny Trillo, R OBP: 0.281, SLG: 0.214 (7, 5) Thad Bosley, L OBP: 0.303, SLG: 0.310 (9, PH) Chris Speier, R OBP: 0.458, SLG: 0.474 (9, PH) (9, 5)										2	1	0	0	2	1	3												
Gary Matthews, R OBP: 0.326, SLG: 0.321 (1, 7) Terry Francona, L OBP: 0.200, SLG: 0.200 (7, 3) Lee Smith, R (7, 1)										4	1	1	0	0	0	6												
Jody Davis, R OBP: 0.321, SLG: 0.468 (1, 2)		SH1-3		G3					F8	3	0	1	0	1	0	3												
Shawon Dunston, R OBP: 0.308, SLG: 0.441 (1, 6)										2	1	0	0	1	1													
Scott Sanderson, R OBP: 0.154, SLG: 0.083 (1, 1) Guy Hoffman, L (2, 1) Jay Baller, R (7, 1) Leon Durham, L OBP: 0.333, SLG: 0.390 (7, 3)										0	1	0	1	0	0	0												
										1	0	0	0	0	1	0												
										0	0	0	0	0	0	0												
										0	0	0	0	1	0	0												
Inning Stats	R: 0 E: 0 K: 1 S: 6	H: 1 LOB: 1 BB: 0 P: 6	R: 4 E: 0 K: 0 S: 5	H: 2 LOB: 1 BB: 2 P: 14	R: 0 E: 0 K: 0 S: 3	H: 0 LOB: 1 BB: 1 P: 7	R: 0 E: 0 K: 3 S: 9	H: 0 LOB: 0 BB: 0 P: 9	R: 0 E: 0 K: 0 S: 4	H: 2 LOB: 2 BB: 1 P: 8	R: 0 E: 0 K: 0 S: 3	H: 0 LOB: 2 BB: 2 P: 13	R: 0 E: 0 K: 0 S: 3	H: 1 LOB: 1 BB: 2 P: 7	R: 1 E: 0 K: 1 S: 6	H: 1 LOB: 2 BB: 2 P: 14	1B: 5 2B: 2 3B: 0 HR: 0	SF: 0 SAC: 5 DP: 2 HBP: 1	WP: 0 PB: 0 SB: 1 CS: 0	PA: 43								
PITCHER	IP	WLS	BF	H	R	ER	SO	BB	IBB	HBP	BLK	WP	HR	S	P	ERA	WHIP											
Bob Knepper, L ERA: 2.23 (1, 1)	5.0	L	24	5	4	4	4	3	1	1	0	0	0	0	27	44	7.20	1.600										
Mike Madden, L ERA: 2.12 (6, 1)	2.0		9	0	0	0	1	3	0	0	0	0	0	8	20	0.00	1.500											
Larry Andersen, R ERA: 3.94 (8, 1)	1.1		7	1	1	1	0	1	2	0	0	0	0	4	16	6.75	1.500											
Frank DiPino, L ERA: 2.0 (9, 1)	0.1		2	1	0	0	1	0	0	0	0	0	0	4	4	0.00	3.000											
Charlie Kerfeld, R ERA: 0.95 (9, 1)	0.1		1	0	0	0	0	0	0	0	0	0	0	1	1	0.00	0.000											
Batter	1	2	3	4	5	6	7	8	9	AB	R	H	RBI	BB	SO	LOB	BOTTOM											
Bill Doran, S OBP: 0.397, SLG: 0.346 (1, 4)										2	0	0	0	2	1	2												
Craig Reynolds, L OBP: 0.297, SLG: 0.410 (1, 6)										4	0	0	0	0	2	2												
Jose Cruz, L OBP: 0.313, SLG: 0.312 (1, 7)										4	0	1	0	0	1	1												
Glenn Davis, R OBP: 0.306, SLG: 0.477 (1, 3)										3	1	2	0	0	0	1												
Kevin Bass, S OBP: 0.336, SLG: 0.445 (1, 8) (6, 9)										4	1	2	0	0	1	2												
Denny Walling, L OBP: 0.346, SLG: 0.384 (1, 5)										3	0	0	1	1	0	2												
Terry Puhl, L OBP: 0.336, SLG: 0.333 (1, 9) Billy Hatcher, R OBP: 0.310, SLG: 0.291 (6, PH) (6, 8)										1	0	0	0	0	0	0												
Mark Bailey, S OBP: 0.300, SLG: 0.294 (1, 2)										3	0	2	1	0	1	2												
Bob Knepper, L OBP: 0.337, SLG: 0.337 (1, 1) Jim Parkers, R OBP: 0.316, SLG: 0.235 (5, PH) Mike Madden, L (8, 1) Phil Garner, R OBP: 0.366, SLG: 0.516 (7, PH) Larry Andersen, R (8, 1) Frank DiPino, L OBP: 0.333, SLG: 0.333 (9, 1) Charlie Kerfeld, R (9, 1) Alan Ashby, S OBP: 0.365, SLG: 0.453 (9, PH)										1	0	0	0	0	1	0												
										1	0	0	0	0	0	2												
										0	0	0	0	0	0	0												
										0	0	0	0	1	0	0												
										0	0	0	0	0	0	0												
										0	0	0	0	0	0	0												
										0	0	0	0	0	0	0												
										0	0	0	0	0	0	0												
										1	0	0	0	0	0	1												
Inning Stats	R: 0 E: 0 K: 0 S: 2	H: 0 LOB: 0 BB: 1 P: 6	R: 0 E: 0 K: 0 S: 2	H: 0 LOB: 0 BB: 0 P: 3	R: 0 E: 0 K: 2 S: 7	H: 0 LOB: 0 BB: 0 P: 7	R: 0 E: 0 K: 1 S: 5	H: 1 LOB: 1 BB: 1 P: 9	R: 0 E: 0 K: 1 S: 6	H: 1 LOB: 2 BB: 1 P: 10	R: 0 E: 0 K: 1 S: 5	H: 0 LOB: 0 BB: 0 P: 5	R: 2 E: 0 K: 2 S: 10	H: 3 LOB: 2 BB: 1 P: 14	R: 0 E: 0 K: 2 S: 8	H: 1 LOB: 1 BB: 0 P: 8	R: 0 E: 0 K: 1 S: 6	H: 1 LOB: 1 BB: 0 P: 6	1B: 2 2B: 6 3B: 0 HR: 0	SF: 0 SAC: 0 DP: 2 HBP: 1	WP: 1 PB: 0 SB: 1 CS: 1	PA: 36						
PITCHER	IP	WLS	BF	H	R	ER	SO	BB	IBB	HBP	BLK	WP	HR	S	P	ERA	WHIP											
Scott Sanderson, R ERA: 4.78 (1, 1)	1.0		3	0	0	0	0	1	0	0	0	0	0	2	6	0.00	1.000											
Guy Hoffman, L ERA: 5.25 (2, 1)	5.1	W	21	4	2	2	5	2	0	1	0	0	0	28	37	3.38	1.125											
Jay Baller, R ERA: 5.0 (7, 1)	0.1		3	1	0	0	1	1	0	0	0	0	0	4	8	0.00	6.000											
Lee Smith, R ERA: 4.2 (7, 1)	2.1	S	9	2	0	0	4	0	0	0	0	1	0	17	17	0.00	0.857											


Chicago Cubs @ Houston Astros
Astrodome, Houston, TX
Sun May 18 1986, 4:33 AM EDT
Att: 14,483 - Unknown

AB 24
R 5
H 5
RBI 3
BB 8
SO 6
LOB 23



Chicago Cubs @ Houston Astros
Astrodome, Houston, TX
Sun May 18 1986, 4:33 AM EDT
Att: 14,483 - Unknown


AB 31
R 2
H 7
RBI 2
BB 4
SO 10
LOB 19



Batter	1	2	3	4	5	6	7	8	9	AB	R	H	RBI	BB	SO	LOB	TOP								
Joe Orsulak L (1.8) OBP: 0.295, SLG: 0.363	F7		6-3			4-3 S 1B		L3		4	0	1	0	0	0	1									
R.J. Reynolds S (1.7) OBP: 0.351, SLG: 0.429	4-3		K			K			FC3-6 HR 1B	4	1	1	0	0	2	1									
Johnny Ray S (1.4) OBP: 0.428, SLG: 0.463	F9			K		4-3			FC3-6 1B	4	0	1	0	0	1	1									
Sid Bream L (1.3) OBP: 0.397, SLG: 0.569		F8 WP BB		WP BB		K			FC3-6 HR 1B	2	1	0	0	2	1	3									
Mike Brown R (1.9) OBP: 0.362, SLG: 0.414	F9			K			F9		HR	4	1	1	3	0	1	2									
Jim Morrison R (1.5) OBP: 0.308, SLG: 0.472		4-0 1-2 BB		0-3 K2-3		K	G5-4-3		F6	3	0	0	0	1	2	1									
Junior Ortiz R (1.2) OBP: 0.167, SLG: 0.292	F8				1-3		G5-4-3		1B 2B	4	1	1	0	0	0	3									
Sam Khalifa R (1.6) OBP: 0.288, SLG: 0.225								4-3		2	0	0	0	0	2	2									
Trench Davis L (8, PH) OBP: 0.100, SLG: 0.105									1B	1	0	0	0	0	0	0									
Rafael Belliard R (8, 6) OBP: 0.250, SLG: 0.235									IBB	0	0	0	0	1	0	0									
Bob Kipper R (1.1)										2	0	0	0	0	0	0									
Lee Mazzilli S (8, PH) OBP: 0.447, SLG: 0.235			5-3							1	0	1	0	0	0	0									
Bob Walk R (8, 1) OBP: 0.375, SLG: 0.625										1	0	1	1	0	0	0									
Inning Stats	R: 0 E: 0 K: 0 S: 3	H: 0 LOB: 0 BB: 0 P: 3	R: 0 E: 0 K: 1 S: 5	H: 0 LOB: 2 BB: 2 P: 13	R: 0 E: 0 K: 1 S: 5	H: 0 LOB: 0 BB: 0 P: 5	R: 0 E: 0 K: 3 S: 9	H: 0 LOB: 1 BB: 1 P: 13	R: 0 E: 0 K: 1 S: 5	H: 0 LOB: 0 BB: 0 P: 5	R: 0 E: 0 K: 2 S: 8	H: 1 LOB: 1 BB: 0 P: 8	R: 0 E: 0 K: 1 S: 5	H: 0 LOB: 0 BB: 0 P: 5	R: 0 E: 0 K: 0 S: 3	H: 1 LOB: 0 BB: 0 P: 3	R: 4 E: 0 K: 0 S: 7	H: 5 LOB: 2 BB: 1 P: 11	1B: 5 2B: 2 3B: 0 HR: 1	SF: 0 SAC: 0 DP: 2 HBP: 0	WP: 4 PB: 1 SB: 0 CS: 1	PA: 36			
PITCHER	IP	WLS	BF	H	R	ER	SO	BB	IBB	HBP	BLK	WP	HR	S	P	ERA	WHIP								
Nolan Ryan R (1.1) ERA: 5.29	8.2	L	34	6	4	4	9	3	0	0	0	3	1	49	61	4.15	1.038								
Dave Smith R (9, 1) ERA: 2.03	0.1	W	2	1	0	0	0	0	1	0	0	0	0	1	5	0.00	3.000								

Pittsburgh Pirates @ Houston Astros
Astrodome, Houston, TX
Tue May 20 1986, 8:05 PM EDT
Att: 8,711 - Unknown


AB 32
R 4
H 7
RBI 4
BB 4
SO 9
LOB 14



Batter	1	2	3	4	5	6	7	8	9	AB	R	H	RBI	BB	SO	LOB	BOTTOM								
Bill Doran S (1.4) OBP: 0.400, SLG: 0.374	HR						F9			4	1	2	1	0	1	2									
Billy Hatcher R (1.8) OBP: 0.306, SLG: 0.305	F8									4	0	1	0	0	0	1									
Jose Cruz L (1.7) OBP: 0.299, SLG: 0.296	F9									4	0	0	0	0	2	2									
Tony Walker R (9, 8) OBP: 0.286, SLG: 0.387	F9									0	0	0	0	0	0	0									
Glenn Davis R (1.3) OBP: 0.304, SLG: 0.470	E3						F8			4	0	1	0	0	0	1									
Phil Garner R (1.5) OBP: 0.343, SLG: 0.536	F7									4	1	2	0	0	1	1									
Kevin Bass S (1.9) OBP: 0.333, SLG: 0.439										4	0	1	0	0	1	3									
Dave Smith R (9, 1)										0	0	0	0	0	0	0									
Dickie Thon R (1.6) OBP: 0.319, SLG: 0.395										2	0	0	1	0	0	1									
Denny Walling L (9, PH) OBP: 0.341, SLG: 0.378										1	0	0	0	0	0	0									
Mark Bailey S (1.2) OBP: 0.298, SLG: 0.282										3	0	0	0	1	0	0									
Nolan Ryan R (1.1) OBP: 0.167, SLG: 0.167										3	0	0	0	0	1	2									
Terry Puhl L (9, 9) OBP: 0.301, SLG: 0.328										1	0	0	0	0	0	0									
Inning Stats	R: 1 E: 1 K: 0 S: 5	H: 1 LOB: 1 BB: 0 P: 5	R: 0 E: 0 K: 1 S: 6	H: 1 LOB: 2 BB: 1 P: 10	R: 0 E: 0 K: 1 S: 7	H: 2 LOB: 0 BB: 0 P: 7	R: 0 E: 0 K: 1 S: 5	H: 0 LOB: 0 BB: 0 P: 5	R: 0 E: 0 K: 1 S: 6	H: 1 LOB: 1 BB: 0 P: 6	R: 1 E: 0 K: 0 S: 4	H: 1 LOB: 0 BB: 0 P: 4	R: 0 E: 0 K: 2 S: 7	H: 1 LOB: 0 BB: 0 P: 7	R: 0 E: 0 K: 0 S: 3	H: 0 LOB: 0 BB: 0 P: 3	1B: 3 2B: 3 3B: 0 HR: 1	SF: 1 SAC: 0 DP: 0 HBP: 0	WP: 0 PB: 1 SB: 0 CS: 0	PA: 36					
PITCHER	IP	WLS	BF	H	R	ER	SO	BB	IBB	HBP	BLK	WP	HR	S	P	ERA	WHIP								
Bob Kipper L (1.1) ERA: 5.0	7.0	L	30	7	2	2	4	1	0	0	0	0	0	10	10	2.57	1.143								
Bob Walk R (8, 1) ERA: 2.16	2.0	W	6	0	0	0	2	0	0	0	0	0	0	10	10	0.00	0.000								

Pittsburgh Pirates @ Houston Astros
Astrodome, Houston, TX
Tue May 20 1986, 8:05 PM EDT
Att: 8,711 - Unknown

AB 34
R 2
H 7
RBI 2
BB 1
SO 6
LOB 13



Batter	1	2	3	4	5	6	7	8	9	AB	R	H	RBI	BB	SO	LOB	TOP					
Bill Almon, R OBP: 0.355, SLG: 0.611 (1, 7)										4	0	3	0	0	1	0	Pittsburgh Pirates @ Houston Astros Astrodome, Houston, TX Thu May 22 1986, 4:33 AM EDT Att: 4,784 - Unknown					
Sam Khalifa, R OBP: 0.291, SLG: 0.247 Mike Diaz, R OBP: 0.321, SLG: 0.280 Pat Clements, R OBP: 0.321, SLG: 0.280 Jose DeLeon, R OBP: 0.321, SLG: 0.280										3	0	1	0	0	0	1						
Lee Mazzilli, S OBP: 0.431, SLG: 0.237 (1, 8)										4	0	1	0	0	1	5						
Mike Brown, R OBP: 0.348, SLG: 0.395 (1, 9)										4	0	0	0	0	2	4						
Sid Bream, L OBP: 0.396, SLG: 0.586 (1, 3)										4	0	0	0	0	0	2						
Tony Peña, R OBP: 0.288, SLG: 0.322 (1, 2)										4	0	2	0	0	1	0						
Jim Morrison, R OBP: 0.312, SLG: 0.460 (1, 5)										3	0	0	0	1	0	2						
Rafael Belliard, R OBP: 0.237, SLG: 0.222 Johnny Ray, S OBP: 0.414, SLG: 0.446										2	0	0	0	0	0	1						
Rick Reuschel, R OBP: 0.158, SLG: 0.211 R.J. Reynolds, S OBP: 0.338, SLG: 0.411										2	0	0	0	0	0	1						
										1	0	0	0	0	0	0						
Inning Stats	R: 0 E: 0 K: 1 S: 7	H: 2 LOB: 2 BB: 0 P: 7	R: 0 E: 0 K: 0 S: 3	H: 0 LOB: 0 BB: 0 P: 3	R: 0 E: 0 K: 1 S: 5	H: 0 LOB: 0 BB: 0 P: 5	R: 0 E: 0 K: 0 S: 3	H: 1 LOB: 1 BB: 0 P: 3	R: 0 E: 0 K: 0 S: 4	H: 1 LOB: 1 BB: 0 P: 4	R: 0 E: 1 K: 1 S: 6	H: 1 LOB: 1 BB: 0 P: 6	R: 0 E: 0 K: 1 S: 5	H: 0 LOB: 1 BB: 1 P: 9	R: 0 E: 0 K: 0 S: 4	H: 1 LOB: 1 BB: 0 P: 4	R: 0 E: 0 K: 1 S: 6	H: 1 LOB: 1 BB: 0 P: 6	1B: 6 2B: 0 3B: 1 HR: 0	SF: 0 SAC: 0 DP: 2 HBP: 0	WP: 0 PB: 0 SB: 0 CS: 0	PA: 34
PITCHER Bob Knepper, L ERA: 1.97 (1, 1)	IP: 9.0 WLS: W BF: 34 H: 7 R: 0 ER: 0 SO: 5 BB: 1 IBB: 0 HBP: 0 BLK: 0 WP: 0 HR: 0 S: 43 P: 47 ERA: 0.00 WHIP: 0.889															PITCHER	IP: 9.0 WLS: W BF: 34 H: 7 R: 0 ER: 0 SO: 5 BB: 1 IBB: 0 HBP: 0 BLK: 0 WP: 0 HR: 0 S: 43 P: 47 ERA: 0.00 WHIP: 0.889					

Batter	1	2	3	4	5	6	7	8	9	AB	R	H	RBI	BB	SO	LOB	BOTTOM					
Bill Doran, S OBP: 0.380, SLG: 0.353 (1, 4)										4	0	0	0	0	0	2	Pittsburgh Pirates @ Houston Astros Astrodome, Houston, TX Thu May 22 1986, 4:33 AM EDT Att: 4,784 - Unknown					
Terry Puhl, L OBP: 0.321, SLG: 0.338 Tony Walker, R OBP: 0.286, SLG: 0.387										3	1	1	0	1	0	1						
Denny Walling, L OBP: 0.348, SLG: 0.383 Phil Garner, R OBP: 0.346, SLG: 0.531										3	0	1	0	0	0	0						
Jose Cruz, L OBP: 0.316, SLG: 0.299 Billy Hatcher, R OBP: 0.306, SLG: 0.305										3	0	2	1	1	0	0						
Kevin Bass, S OBP: 0.329, SLG: 0.429 (1, 8)										4	0	1	0	0	1	4						
Glenn Davis, R OBP: 0.301, SLG: 0.454 (1, 3)										4	0	1	0	0	0	4						
Craig Reynolds, L OBP: 0.309, SLG: 0.406 (1, 6)										3	0	1	0	1	0	3						
Mark Bailey, S OBP: 0.307, SLG: 0.297 (1, 2)										3	1	1	1	1	0	1						
Bob Knepper, L OBP: 0.065, SLG: 0.065 (1, 1)										4	0	1	1	0	1	4						
Inning Stats	R: 0 E: 0 K: 0 S: 3	H: 0 LOB: 0 BB: 0 P: 3	R: 0 E: 0 K: 1 S: 5	H: 0 LOB: 0 BB: 0 P: 5	R: 0 E: 0 K: 0 S: 4	H: 1 LOB: 1 BB: 0 P: 4	R: 1 E: 0 K: 0 S: 4	H: 2 LOB: 1 BB: 1 P: 8	R: 1 E: 0 K: 0 S: 5	H: 2 LOB: 1 BB: 0 P: 5	R: 0 E: 0 K: 0 S: 5	H: 3 LOB: 2 BB: 0 P: 5	R: 0 E: 0 K: 0 S: 3	H: 0 LOB: 0 BB: 0 P: 3	R: 2 E: 0 K: 1 S: 6	H: 1 LOB: 3 BB: 4 P: 22	R: 0 E: 0 K: 1 S: 6	H: 1 LOB: 3 BB: 4 P: 22	1B: 8 2B: 1 3B: 0 HR: 0	SF: 0 SAC: 0 DP: 2 HBP: 0	WP: 0 PB: 0 SB: 0 CS: 0	PA: 36
PITCHER Rick Reuschel, R ERA: 3.52 Pat Clements, L ERA: 4.5 Jose DeLeon, R ERA: 3.0	IP: 7.0 WLS: L BF: 28 H: 8 R: 2 ER: 2 SO: 2 BB: 2 IBB: 0 HBP: 0 BLK: 0 WP: 0 HR: 0 S: 29 P: 33 ERA: 2.57 WHIP: 1.286															PITCHER	IP: 7.0 WLS: L BF: 28 H: 8 R: 2 ER: 2 SO: 2 BB: 2 IBB: 0 HBP: 0 BLK: 0 WP: 0 HR: 0 S: 29 P: 33 ERA: 2.57 WHIP: 1.286					

Batter	1	2	3	4	5	6	7	8	9	AB	R	H	RBI	BB	SO	LOB	TOP					
Bill Doran, S OBP: 0.383, SLG: 0.352 (1,4)										3	1	1	0	1	0	0	Houston Astros @ Chicago Cubs Wrigley Field, Chicago, IL Fri May 23 1986, 3:33 AM CDT Att: 20,532 - Unknown					
Terry Puhl, L OBP: 0.318, SLG: 0.333 (1,9)										4	0	1	0	0	0	1						
Denny Walling, L OBP: 0.366, SLG: 0.393 (1,5)										3	0	2	1	1	0	1						
Jose Cruz, L OBP: 0.303, SLG: 0.286 (1,7)										4	0	0	0	0	0	3						
Kevin Bass, S OBP: 0.320, SLG: 0.417 (1,8)										4	0	0	0	0	1	2						
Glenn Davis, R OBP: 0.300, SLG: 0.455 (1,3)										4	0	1	0	0	1	0						
Craig Reynolds, L OBP: 0.292, SLG: 0.382 (1,6)										4	0	0	0	0	2	2						
Mark Bailey, S OBP: 0.304, SLG: 0.286 (1,2)										3	0	0	0	1	1	1						
Julio Solano, R (1,1)										2	0	0	0	0	2	0						
Larry Andersen, R (5,1)										0	0	0	0	0	0	0						
Phil Garner, R (7, PH)										1	0	0	0	0	0	1						
Charlie Kerfeld, R (7,1)										0	0	0	0	0	0	0						
Inning Stats	R: 1 E: 0 K: 0 S: 5	H: 2 LOB: 1 BB: 0 P: 5	R: 0 E: 0 K: 2 S: 7	H: 0 LOB: 0 BB: 0 P: 7	R: 0 E: 0 K: 1 S: 5	H: 1 LOB: 1 BB: 1 P: 9	R: 0 E: 0 K: 0 S: 4	H: 1 LOB: 0 BB: 0 P: 4	R: 0 E: 0 K: 2 S: 7	H: 0 LOB: 0 BB: 0 P: 7	R: 0 E: 0 K: 1 S: 5	H: 0 LOB: 1 BB: 1 P: 9	R: 0 E: 0 K: 1 S: 5	H: 0 LOB: 1 BB: 1 P: 9	R: 0 E: 0 K: 0 S: 4	H: 1 LOB: 1 BB: 0 P: 4	R: 0 E: 1 K: 0 S: 4	H: 0 LOB: 1 BB: 0 P: 4	1B: 4 2B: 1 3B: 0 HR: 0	SF: 0 SAC: 0 DP: 0 HBP: 0	WP: 0 PB: 0 SB: 1 CS: 1	PA: 35
PITCHER Rick Sutcliffe, R ERA: 4.41 (1,1)	IP: 9.0 WLS: W BF: 35 H: 5 R: 1 ER: 1 SO: 7 BB: 3 IBB: 0 HBP: 0 BLK: 0 WP: 0 HR: 0 S: 46 P: 58 ERA: 1.00 WHIP: 0.889															PITCHER IP: WLS: BF: H: R: ER: SO: BB: IBB: HBP: BLK: WP: HR: S: P: ERA: WHIP						

Batter	1	2	3	4	5	6	7	8	9	AB	R	H	RBI	BB	SO	LOB	BOTTOM			
Bob Dernier, R OBP: 0.257, SLG: 0.258 (1,8)										4	1	1	0	0	1	2	Houston Astros @ Chicago Cubs Wrigley Field, Chicago, IL Fri May 23 1986, 3:33 AM CDT Att: 20,532 - Unknown			
Davey Lopes, R OBP: 0.391, SLG: 0.412 (1,7)										2	0	1	0	2	0	1				
23 Ryne Sandberg, R OBP: 0.343, SLG: 0.419 (1,4)										4	0	1	1	0	1	3				
Keith Moreland, R OBP: 0.351, SLG: 0.416 (1,9)										4	0	0	0	0	1	4				
Leon Durham, L OBP: 0.341, SLG: 0.432 (1,3)										4	1	2	2	0	1	0				
Ron Cey, R OBP: 0.356, SLG: 0.419 (1,5)										3	0	1	1	0	0	1				
Chris Speier, R OBP: 0.440, SLG: 0.450 (7,5)										0	0	0	0	0	0	0				
Jody Davis, R OBP: 0.318, SLG: 0.482 (1,2)										3	0	1	0	0	1	1				
Shawon Dunston, R OBP: 0.327, SLG: 0.477 (1,6)										3	1	1	0	0	0	1				
Rick Sutcliffe, L OBP: 0.211, SLG: 0.474 (1,1)										3	0	1	0	0	1	1				
Inning Stats	R: 0 E: 0 K: 0 S: 2	H: 0 LOB: 0 BB: 1 P: 6	R: 0 E: 0 K: 0 S: 3	H: 0 LOB: 0 BB: 0 P: 3	R: 0 E: 0 K: 1 S: 5	H: 0 LOB: 0 BB: 0 P: 5	R: 3 E: 0 K: 1 S: 9	H: 4 LOB: 1 BB: 0 P: 9	R: 1 E: 0 K: 1 S: 7	H: 2 LOB: 2 BB: 1 P: 11	R: 0 E: 0 K: 0 S: 4	H: 2 LOB: 1 BB: 0 P: 4	R: 0 E: 0 K: 1 S: 5	H: 1 LOB: 0 BB: 0 P: 5	R: 0 E: 0 K: 2 S: 7	H: 0 LOB: 0 BB: 0 P: 7	1B: 6 2B: 3 3B: 1 HR: 0	SF: 0 SAC: 0 DP: 1 HBP: 0	WP: 1 PB: 0 SB: 0 CS: 2	PA: 33
PITCHER Julio Solano, R ERA: 5.96 (1,1)	IP: 4.2 WLS: L BF: 20 H: 5 R: 4 ER: 4 SO: 3 BB: 2 IBB: 0 HBP: 0 BLK: 0 WP: 1 HR: 0 S: 24 P: 32 ERA: 7.71 WHIP: 1.500															PITCHER IP: WLS: BF: H: R: ER: SO: BB: IBB: HBP: BLK: WP: HR: S: P: ERA: WHIP				
Larry Andersen, R (5,1)	1.1	6	3	0	0	0	0	0	0	0	0	6	6	0.00	2.250					
Charlie Kerfeld, R (7,1)	2.0	6	1	0	0	3	0	0	0	0	0	12	12	0.00	0.500					

Batter	1	2	3	4	5	6	7	8	9	10	11	AB	R	H	RBI	BB	SO	LOB	TOP				
Bill Doran, S OBP: 0.384, SLG: 0.347 (1, 4)	G3																						
Terry Puhl, L OBP: 0.303, SLG: 0.316 (1, 9)	F6																						
Jose Cruz, L OBP: 0.296, SLG: 0.280 (1, 7)	1-3																						
Denny Walling, L OBP: 0.371, SLG: 0.409 Phil Garner, R OBP: 0.360, SLG: 0.538 (8, PH) (8, 5)																							
Kevin Bass, S OBP: 0.321, SLG: 0.418 (1, 8)																							
Glenn Davis, R OBP: 0.298, SLG: 0.447 Billy Hatcher, R OBP: 0.303, SLG: 0.302 Craig Reynolds, L OBP: 0.301, SLG: 0.382 (9, PR) (9, 3)																							
Mark Bailey, S OBP: 0.297, SLG: 0.282 Dave Smith, R (11, 1)																							
Dickie Thon, R OBP: 0.311, SLG: 0.363 (1, 6)																							
Mike Scott, R OBP: 0.063, SLG: 0.043 Jim Pankovits, R OBP: 0.300, SLG: 0.222 Charlie Kerfeld, R (9, PH) (9, 1) Alan Ashby, S OBP: 0.357, SLG: 0.414 (11, PH) (11, 2)																							
Inning Stats	R: 0 E: 0 K: 0 S: 3	H: 0 LOB: 0 BB: 0 P: 3	R: 1 E: 0 K: 1 S: 7	H: 2 LOB: 1 BB: 0 P: 7	R: 0 E: 0 K: 2 S: 3	H: 0 LOB: 1 BB: 1 P: 7	R: 0 E: 0 K: 2 S: 8	H: 1 LOB: 0 BB: 0 P: 8	R: 0 E: 0 K: 0 S: 4	H: 1 LOB: 0 BB: 0 P: 4	R: 0 E: 0 K: 1 S: 5	H: 0 LOB: 0 BB: 0 P: 5	R: 0 E: 0 K: 0 S: 3	H: 0 LOB: 1 BB: 1 P: 7	R: 0 E: 0 K: 0 S: 3	H: 0 LOB: 0 BB: 0 P: 3	R: 2 E: 0 K: 1 S: 5	H: 1 LOB: 0 BB: 2 P: 13	1B: 5 2B: 2 3B: 0 HR: 0	SF: 0 SAC: 2 DP: 0 HBP: 0	WP: 0 PB: 0 SB: 2 CS: 0	PA: 45	
PITCHER	IP 7.0	WLS 9	BF 27	H 5	R 1	ER 0	SO 4	BB 1	IBB 0	HBP 0	BLK 0	WP 0	HR 0	S 34	P 38	ERA 1.29	WHIP 0.857						
Scott Sanderson, R ERA: 4.72 Ray Fontenot, L ERA: 1.38 Lee Smith, R ERA: 3.74	(1, 1)	(8, 1)	(10, 1)	(1, 1)	(1, 1)	(10, 1)	(1, 1)	(1, 1)	(1, 1)	(1, 1)	(1, 1)	(1, 1)	(1, 1)	(1, 1)	(1, 1)	(1, 1)	(1, 1)	(1, 1)	(1, 1)	(1, 1)	(1, 1)	(1, 1)	(1, 1)

Houston Astros @ Chicago Cubs
Wrigley Field, Chicago, IL
Sun May 25 1986, 3:33 AM CDT
Att: 36,000 - Unknown

AB 37
R 3
H 7
RBI 3
BB 5
SO 5
LOB 18



Batter	1	2	3	4	5	6	7	8	9	10	11	AB	R	H	RBI	BB	SO	LOB	BOTTOM					
Bob Dernier, R OBP: 0.258, SLG: 0.254 (1, 8)	F6																							
Terry Francona, L OBP: 0.225, SLG: 0.225 (1, 7)	4-3																							
23 Ryne Sandberg, R OBP: 0.339, SLG: 0.410 (1, 4)	F3																							
Leon Durham, L OBP: 0.340, SLG: 0.421 (1, 3)																								
Ron Cey, R OBP: 0.368, SLG: 0.418 Chris Speier, R OBP: 0.414, SLG: 0.391 (3, 5)																								
Jerry Mumphrey, S OBP: 0.355, SLG: 0.382 (1, 9)																								
Jody Davis, R OBP: 0.304, SLG: 0.459 (1, 2)																								
Shawon Dunston, R OBP: 0.325, SLG: 0.487 (1, 6)																								
Scott Sanderson, R OBP: 0.123, SLG: 0.067 Thad Bosley, L OBP: 0.318, SLG: 0.250 Ray Fontenot, L (8, 1) Gary Matthews, R OBP: 0.318, SLG: 0.330 Lee Smith, R (10, 1)																								
Inning Stats	R: 0 E: 0 K: 0 S: 3	H: 0 LOB: 0 BB: 0 P: 3	R: 0 E: 0 K: 2 S: 7	H: 1 LOB: 1 BB: 1 P: 11	R: 0 E: 0 K: 2 S: 7	H: 0 LOB: 0 BB: 0 P: 7	R: 0 E: 0 K: 1 S: 5	H: 0 LOB: 0 BB: 0 P: 5	R: 0 E: 0 K: 0 S: 4	H: 2 LOB: 2 BB: 0 P: 11	R: 1 E: 0 K: 0 S: 4	H: 1 LOB: 2 BB: 2 P: 12	R: 0 E: 0 K: 2 S: 8	H: 1 LOB: 2 BB: 1 P: 12	R: 0 E: 0 K: 2 S: 7	H: 0 LOB: 0 BB: 0 P: 7	R: 0 E: 0 K: 0 S: 3	H: 0 LOB: 0 BB: 0 P: 3	R: 0 E: 0 K: 1 S: 5	H: 0 LOB: 0 BB: 0 P: 5	1B: 5 2B: 0 3B: 1 HR: 0	SF: 0 SAC: 2 DP: 0 HBP: 0	WP: 0 PB: 0 SB: 0 CS: 1	PA: 42
PITCHER	IP 8.0	WLS 6	BF 33	H 6	R 1	ER 1	SO 2	BB 2	IBB 2	HBP 0	BLK 0	WP 0	HR 0	S 49	P 65	ERA 1.12	WHIP 1.000							
Mike Scott, R ERA: 3.01 Charlie Kerfeld, R ERA: 1.27 Dave Smith, R ERA: 2.35	(1, 1)	(9, 1)	(11, 1)	(1, 1)	(1, 1)	(1, 1)	(1, 1)	(1, 1)	(1, 1)	(1, 1)	(1, 1)	(1, 1)	(1, 1)	(1, 1)	(1, 1)	(1, 1)	(1, 1)	(1, 1)	(1, 1)	(1, 1)	(1, 1)	(1, 1)	(1, 1)	

Houston Astros @ Chicago Cubs
Wrigley Field, Chicago, IL
Sun May 25 1986, 3:33 AM CDT
Att: 36,000 - Unknown

AB 36
R 1
H 6
RBI 1
BB 4
SO 13
LOB 15



Batter	1	2	3	4	5	6	7	8	9	AB	R	H	RBI	BB	SO	LOB	TOP								
Bill Doran, S OBP: 0.379, SLG: 0.338 (1, 4)	6-3		4-3				F3		4-3	4	1	0	0	1	0	0	Houston Astros @ St. Louis Cardinals Busch Stadium, St. Louis, MO Mon May 26 1986, 7:05 PM CDT Att: 20,099 - Unknown								
Terry Puhl, L OBP: 0.323, SLG: 0.349 (1, 9)	F8						1B			4	1	3	1	0	0	0									
Jose Cruz, L OBP: 0.313, SLG: 0.291 Billy Hatcher, R OBP: 0.303, SLG: 0.302 (1, 7) (9, 7)	6-3									3	0	2	0	1	0	0									
Denny Walling, L OBP: 0.370, SLG: 0.407 Phil Garner, R OBP: 0.357, SLG: 0.533 (1, 5) (7, PH) (7, 5)	K									3	1	1	2	0	1	1									
Kevin Bass, S OBP: 0.319, SLG: 0.414 Tony Walker, R OBP: 0.286, SLG: 0.387 (1, 8) (9, 8)	S									4	0	1	0	0	1	4									
Glenn Davis, R OBP: 0.302, SLG: 0.445 (1, 3)	G3-6-3									3	0	1	1	1	0	3									
Mark Bailey, S OBP: 0.295, SLG: 0.273 (1, 2)	G3-6-3									3	0	0	0	1	0	3									
Dickie Thon, R OBP: 0.308, SLG: 0.358 (1, 6)			5-3							4	1	1	0	0	0	1									
Jim Deshaies, L OBP: 0.250, SLG: 0.250 (1, 1) Frank DiPino, L OBP: 0.250, SLG: 0.250 (8, 1)	K									2	0	0	0	0	1	0									
Inning Stats	R: 0 E: 0 K: 0 S: 3	H: 0 LOB: 0 BB: 0 P: 3	R: 0 E: 0 K: 1 S: 5	H: 1 LOB: 1 BB: 1 P: 9	R: 0 E: 0 K: 1 S: 5	H: 0 LOB: 0 BB: 0 P: 5	R: 2 E: 0 K: 0 S: 6	H: 3 LOB: 1 BB: 0 P: 6	R: 2 E: 1 K: 0 S: 6	H: 3 LOB: 3 BB: 2 P: 14	R: 0 E: 0 K: 0 S: 2	H: 0 LOB: 0 BB: 1 P: 6	R: 0 E: 0 K: 1 S: 5	H: 2 LOB: 1 BB: 0 P: 4	R: 0 E: 0 K: 1 S: 5	H: 0 LOB: 0 BB: 0 P: 5		R: 0 E: 0 K: 0 S: 3	H: 0 LOB: 0 BB: 0 P: 3	1B: 8 2B: 1 3B: 0 HR: 0	SF: 0 SAC: 1 DP: 3 HBP: 0	WP: 1 PB: 0 SB: 2 CS: 0	PA: 37		
PITCHER	IP	WLS	BF	H	R	ER	SO	BB	IBB	HBP	BLK	WP	HR	S	P	ERA	WHIP								
Bob Forsch, R ERA: 2.93 Pat Perry, L ERA: 4.5 Greg Bargar, R ERA: 4.11 (1, 1) (5, 1) (9, 1)	4.1	L	22	7	4	4	2	2	1	0	0	1	0	23	35	8.31	2.077								

Batter	1	2	3	4	5	6	7	8	9	AB	R	H	RBI	BB	SO	LOB	BOTTOM								
Vince Coleman, S OBP: 0.316, SLG: 0.348 (1, 7)	K		F4					FC6-4		4	0	1	0	0	1	1	Houston Astros @ St. Louis Cardinals Busch Stadium, St. Louis, MO Mon May 26 1986, 7:05 PM CDT Att: 20,099 - Unknown								
Willie McGee, S OBP: 0.279, SLG: 0.316 (1, 8)	K		F9					F1		4	0	0	0	0	1	2									
Tom Herr, S OBP: 0.258, SLG: 0.199 (1, 4)	BB		K					F9		3	0	0	0	1	2	1									
Jack Clark, R OBP: 0.374, SLG: 0.400 (1, 3)	K							5-3		4	0	0	0	0	3	1									
Tito Landrum, R OBP: 0.250, SLG: 0.290 (1, 9)			F9					K		3	0	0	0	1	2	0									
Terry Pendleton, S OBP: 0.276, SLG: 0.261 (1, 5)								F6		3	1	1	0	0	0	1									
Mike Heath, R OBP: 0.290, SLG: 0.275 (1, 2)								F7		3	0	1	1	0	0	1									
Ozzie Smith, S OBP: 0.399, SLG: 0.381 (1, 6)								F4		2	0	0	0	1	0	1									
Bob Forsch, R OBP: 0.150, SLG: 0.250 Pat Perry, L OBP: 0.500, SLG: 0.519 Greg Bargar, R OBP: 0.303, SLG: 0.302 (1, 1) (5, 1) (9, 1)	K							K		1	0	0	0	0	1	1									
Inning Stats	R: 0 E: 0 K: 3 S: 9	H: 0 LOB: 1 BB: 1 P: 13	R: 1 E: 0 K: 1 S: 7	H: 2 LOB: 1 BB: 0 P: 7	R: 0 E: 0 K: 1 S: 5	H: 0 LOB: 0 BB: 0 P: 5	R: 0 E: 0 K: 2 S: 7	H: 0 LOB: 0 BB: 0 P: 7	R: 0 E: 0 K: 1 S: 5	H: 0 LOB: 0 BB: 0 P: 5	R: 0 E: 0 K: 1 S: 5	H: 1 LOB: 1 BB: 0 P: 5	R: 0 E: 0 K: 1 S: 5	H: 0 LOB: 1 BB: 1 P: 9	R: 0 E: 0 K: 1 S: 5	H: 0 LOB: 1 BB: 1 P: 9		R: 0 E: 0 K: 1 S: 5	H: 0 LOB: 0 BB: 0 P: 5	1B: 2 2B: 2 3B: 0 HR: 0	SF: 0 SAC: 0 DP: 1 HBP: 0	WP: 0 PB: 0 SB: 0 CS: 1	PA: 32		
PITCHER	IP	WLS	BF	H	R	ER	SO	BB	IBB	HBP	BLK	WP	HR	S	P	ERA	WHIP								
Jim Deshaies, L ERA: 4.91 Frank DiPino, L ERA: 1.71 (1, 1) (8, 1)	7.0	S	26	3	1	1	10	3	0	0	0	0	0	10	10	0.00	0.000								



Batter	1	2	3	4	5	6	7	8	9	AB	R	H	RBI	BB	SO	LOB	TOP										
Bill Doran, S OBP: 0.375, SLG: 0.333 Phil Garner, R OBP: 0.351, SLG: 0.523	K		F5		5-3			K		2	0	0	0	0	1	0											
Terry Puhl, L OBP: 0.313, SLG: 0.337 Billy Hatcher, R OBP: 0.299, SLG: 0.297	K		F8				G3	FC4-6		3	0	0	0	0	1	0											
Jose Cruz, L OBP: 0.319, SLG: 0.311 Charlie Kerfeld, R OBP: 0.250, SLG: 0.250 Frank DiPino, L OBP: 0.250, SLG: 0.250 Dave Smith, R	1B		4-3				F3	E9		3	1	1	1	1	0	0											
Denny Walling, L OBP: 0.365, SLG: 0.400	1B				F8		G3	F6		4	0	1	0	0	0	0											
Kevin Bass, S OBP: 0.318, SLG: 0.410	F8				2-3					4	1	1	0	0	0	2											
Glenn Davis, R OBP: 0.301, SLG: 0.437	K						5-3			3	0	0	0	1	1	1											
Mark Bailey, S OBP: 0.303, SLG: 0.308	HR				F7		G3			3	1	1	1	1	0	1											
Dickie Thon, R OBP: 0.306, SLG: 0.354	K						5-3			4	1	1	0	0	1	1											
Bob Knepper, L OBP: 0.061, SLG: 0.061 Craig Reynolds, L OBP: 0.311, SLG: 0.391 Tony Walker, R OBP: 0.278, SLG: 0.375	K						F8			2	0	0	0	0	1	0											
Inning Stats	R: 0 E: 0 K: 2 S: 8	H: 1 LOB: 2 BB: 1 P: 12	R: 1 E: 0 K: 3 S: 10	H: 1 LOB: 0 BB: 0 P: 10	R: 0 E: 0 K: 0 S: 3	H: 0 LOB: 0 BB: 1 P: 7	R: 0 E: 0 K: 0 S: 3	H: 0 LOB: 0 BB: 0 P: 3	R: 0 E: 0 K: 0 S: 3	H: 0 LOB: 0 BB: 0 P: 3	R: 0 E: 0 K: 0 S: 3	H: 0 LOB: 0 BB: 0 P: 3	R: 3 E: 1 K: 1 S: 8	H: 3 LOB: 0 BB: 0 P: 8	R: 1 E: 1 K: 0 S: 4	H: 1 LOB: 1 BB: 1 P: 8	1B: 4 2B: 0 3B: 1 HR: 1	SF: 0 SAC: 0 DP: 0 HBP: 0	WP: 0 PB: 0 SB: 1 CS: 0	PA: 36							
PITCHER	IP	WLS	BF	H	R	ER	SO	BB	IBB	HBP	BLK	WP	HR	S	P	ERA	WHIP										
Danny Cox, R ERA: 4.09	7.1		28	4	3	3	6	2	0	0	0	0	1	38	46	3.68	0.818										
Ken Dayley, L ERA: 5.66	0.2	L	4	2	2	0	0	0	0	0	0	0	0	4	4	0.00	3.000										
Todd Worrell, R ERA: 1.17	1.0		4	0	0	0	0	0	1	0	0	0	0	3	7	0.00	0.000										

Houston Astros @ St. Louis Cardinals
 Busch Stadium, St. Louis, MO
 Tue May 27 1986, 7:05 PM CDT
 Att: 20,146 - Unknown

AB	33
R	5
H	6
RBI	3
BB	3
SO	6
LOB	9



Batter	1	2	3	4	5	6	7	8	9	AB	R	H	RBI	BB	SO	LOB	BOTTOM										
Vince Coleman, S OBP: 0.318, SLG: 0.342	F8				F9					3	1	0	0	2	1	1											
Ozzie Smith, S OBP: 0.404, SLG: 0.388	5-3									3	0	2	0	0	0	0											
Willie McGee, S OBP: 0.283, SLG: 0.320	CS				G6-4-3					4	0	2	1	0	0	4											
Jack Clark, R OBP: 0.377, SLG: 0.406	CS									3	1	1	0	1	0	0											
Tito Landrum, R OBP: 0.254, SLG: 0.308 Andy Van Slyke, L OBP: 0.324, SLG: 0.305	F8									3	1	1	1	0	1	0											
Terry Pendleton, S OBP: 0.273, SLG: 0.255	F9									1	0	0	0	0	0	2											
Terry Pendleton, S OBP: 0.273, SLG: 0.255	F9									3	0	0	0	0	1	2											
Tom Herr, S OBP: 0.264, SLG: 0.229					6-3					4	1	2	2	0	0	0											
Mike Heath, R OBP: 0.291, SLG: 0.277					5-3					3	0	1	0	0	0	0											
Danny Cox, R OBP: 0.200, SLG: 0.400 Ken Dayley, L OBP: 0.333, SLG: 0.200 Todd Worrell, R OBP: 0.278, SLG: 0.375 Jerry White, S OBP: 0.167, SLG: 0.238	K									2	0	0	0	0	1	0											
Inning Stats	R: 0 E: 0 K: 0 S: 3	H: 1 LOB: 0 BB: 0 P: 3	R: 0 E: 0 K: 0 S: 3	H: 0 LOB: 0 BB: 0 P: 3	R: 0 E: 0 K: 1 S: 5	H: 0 LOB: 0 BB: 0 P: 5	R: 0 E: 0 K: 0 S: 3	H: 1 LOB: 0 BB: 0 P: 3	R: 0 E: 0 K: 1 S: 5	H: 0 LOB: 0 BB: 0 P: 5	R: 0 E: 0 K: 0 S: 5	H: 2 LOB: 3 BB: 1 P: 9	R: 3 E: 0 K: 0 S: 6	H: 3 LOB: 0 BB: 0 P: 6	R: 1 E: 0 K: 1 S: 6	H: 1 LOB: 2 BB: 2 P: 14	R: 0 E: 0 K: 1 S: 6	H: 1 LOB: 1 BB: 0 P: 6	1B: 6 2B: 2 3B: 0 HR: 1	SF: 0 SAC: 4 DP: 1 HBP: 0	WP: 0 PB: 0 SB: 0 CS: 1	PA: 38					
PITCHER	IP	WLS	BF	H	R	ER	SO	BB	IBB	HBP	BLK	WP	HR	S	P	ERA	WHIP										
Bob Knepper, L ERA: 2.13	27		7	3	3	2	1	0	0	0	0	0	0	30	34	3.86	1.143										
Charlie Kerfeld, R ERA: 1.53	0.0		1	0	1	1	0	1	0	0	0	0	0	0	4	∞	∞										
Frank DiPino, L ERA: 1.69	0.1		2	1	0	0	0	0	0	0	0	0	0	2	2	0.00	3.000										
Dave Smith, R ERA: 2.12	1.2	W	7	1	0	0	2	1	0	0	0	0	0	10	14	0.00	1.200										

Houston Astros @ St. Louis Cardinals
 Busch Stadium, St. Louis, MO
 Tue May 27 1986, 7:05 PM CDT
 Att: 20,146 - Unknown

AB	30
R	4
H	9
RBI	4
BB	3
SO	4
LOB	10



Batter	1	2	3	4	5	6	7	8	9	10	11	AB	R	H	RBI	BB	SO	LOB	TOP																		
Billy Hatcher, R OBP: 0.306, SLG: 0.319 (1, 7)												5	1	2	0	0	0	0																			
Jim Pankovits, R OBP: 0.252, SLG: 0.190 Terry Puhl, L OBP: 0.309, SLG: 0.333 Charlie Kerfeld, R (10, 1)												3	0	0	0	1	0	0																			
Phil Garner, R OBP: 0.345, SLG: 0.509 (10, 4)												5	0	1	0	0	0	2																			
Glenn Davis, R OBP: 0.315, SLG: 0.451 (1, 3)												4	2	3	0	0	0																				
Kevin Bass, S OBP: 0.314, SLG: 0.422 (1, 9)												5	1	1	2	0	0	3																			
Dickie Thon, R OBP: 0.316, SLG: 0.366 Craig Reynolds, L OBP: 0.316, SLG: 0.423 (9, 6)												2	0	1	0	1	0	0																			
Mark Bailey, S OBP: 0.298, SLG: 0.302 (1, 2)												5	0	1	0	0	0	5																			
Tony Walker, R OBP: 0.275, SLG: 0.343 (1, 8)												3	0	0	0	1	0	1																			
Mike Madden, L (7, PH) Jose Cruz, L OBP: 0.246, SLG: 0.296 Larry Andersen, R (7, 1) Alan Ashby, S OBP: 0.315, SLG: 0.447 Denny Walling, L OBP: 0.302, SLG: 0.430 (10, 5)												2	0	0	0	0	1	0																			
Inning Stats	R: 1 E: 1 K: 0 S: 4	H: 1 LOB: 0 BB: 0 P: 4	R: 0 E: 0 K: 0 S: 3	H: 1 LOB: 0 BB: 0 P: 3	R: 0 E: 0 K: 0 S: 3	H: 0 LOB: 0 BB: 0 P: 3	R: 2 E: 0 K: 0 S: 5	H: 2 LOB: 0 BB: 0 P: 5	R: 0 E: 1 K: 0 S: 2	H: 0 LOB: 0 BB: 1 P: 6	R: 0 E: 0 K: 0 S: 3	H: 0 LOB: 0 BB: 0 P: 3	R: 0 E: 0 K: 0 S: 4	H: 1 LOB: 1 BB: 0 P: 4	R: 0 E: 0 K: 1 S: 6	H: 1 LOB: 1 BB: 0 P: 6	R: 1 E: 0 K: 0 S: 5	H: 3 LOB: 1 BB: 0 P: 5	1B: 5 2B: 4 3B: 1 HR: 1	SF: 0 SAC: 0 DP: 4 HBP: 1	WP: 0 PB: 0 SB: 1 CS: 2	PA: 43															
PITCHER	IP ERA WLS BF H R ER SO BB IBB HBP BLK WP HR S P ERA WHIP	IP ERA WLS BF H R ER SO BB IBB HBP BLK WP HR S P ERA WHIP																																			
John Tudor, L ERA: 2.79 (1, 1)	3.0	L	13	5	1	1	1	0	0	0	0	0	0	0	15	15	3.00	1.667																			
Todd Worrell, R ERA: 1.34 (9, 1)																																					

Houston Astros @ St. Louis Cardinals
 Busch Stadium, St. Louis, MO
 Wed May 28 1986, 3:33 AM CDT
 Att: 17,562 - Unknown

AB 39
 R 4
 H 10
 RBI 3
 BB 3
 SO 2
 LOB 16



Batter	1	2	3	4	5	6	7	8	9	10	11	AB	R	H	RBI	BB	SO	LOB	BOTTOM																		
Vince Coleman, S OBP: 0.332, SLG: 0.354 (1, 7)												3	1	2	0	2	0	1																			
José Oquendo, S OBP: 0.500, SLG: 0.483 (1, 6)												2	1	0	0	2	1	2																			
Willie McGee, S OBP: 0.276, SLG: 0.311 (1, 8)												5	1	0	0	0	2	5																			
Jack Clark, R OBP: 0.378, SLG: 0.413 (1, 3)												5	0	2	2	0	1	2																			
Tito Landrum, R OBP: 0.243, SLG: 0.294 Andy Van Slyke, L OBP: 0.318, SLG: 0.299 (8, 9)												3	0	0	1	0	0	2																			
Tom Herr, S OBP: 0.288, SLG: 0.229 (1, 4)												4	0	1	0	1	2	1																			
Terry Pendleton, S OBP: 0.273, SLG: 0.255 Todd Worrell, R (9, 1)												4	0	1	0	0	0	3																			
Ozzie Smith, S OBP: 0.401, SLG: 0.385 (11, PH)												1	0	0	0	0	0	0																			
Mike Heath, R OBP: 0.289, SLG: 0.276 Clint Hurdle, L OBP: 0.238, SLG: 0.231 (11, PH)												4	0	1	0	0	0	1																			
John Tudor, L OBP: 0.071, SLG: 0.071 Tom Lawless, R (9, 5)												3	0	0	0	0	1	0																			
Inning Stats	R: 2 E: 0 K: 1 S: 7	H: 2 LOB: 2 BB: 2 P: 15	R: 0 E: 0 K: 0 S: 4	H: 1 LOB: 2 BB: 1 P: 8	R: 0 E: 0 K: 0 S: 4	H: 1 LOB: 1 BB: 0 P: 4	R: 0 E: 0 K: 0 S: 3	H: 0 LOB: 1 BB: 1 P: 7	R: 1 E: 1 K: 0 S: 4	H: 1 LOB: 0 BB: 0 P: 4	R: 0 E: 0 K: 1 S: 5	H: 0 LOB: 1 BB: 1 P: 5	R: 0 E: 1 K: 0 S: 3	H: 0 LOB: 0 BB: 1 P: 7	R: 0 E: 0 K: 2 S: 7	H: 0 LOB: 0 BB: 0 P: 7	R: 0 E: 0 K: 1 S: 5	H: 0 LOB: 0 BB: 0 P: 5	1B: 5 2B: 3 3B: 0 HR: 0	SF: 0 SAC: 1 DP: 3 HBP: 0	WP: 0 PB: 0 SB: 4 CS: 0	PA: 44															
PITCHER	IP ERA WLS BF H R ER SO BB IBB HBP BLK WP HR S P ERA WHIP	IP ERA WLS BF H R ER SO BB IBB HBP BLK WP HR S P ERA WHIP																																			
Mike Madden, L ERA: 2.25 (7, 1)	6.0	0.1	3	0	0	0	2	0	0	0	0	0	0	0	27	43	3.00	1.667																			
Frank DiPino, L ERA: 1.66 (7, 1)	2.2	8	1	0	0	3	0	0	0	0	0	0	0	14	14	0.00	0.375																				
Larry Andersen, R ERA: 3.15 (10, 1)	2.0	W	6	0	0	0	3	0	0	0	0	0	0	12	12	0.00	0.000																				
Charlie Kerfeld, R ERA: 1.45 (10, 1)																																					

Houston Astros @ St. Louis Cardinals
 Busch Stadium, St. Louis, MO
 Wed May 28 1986, 3:33 AM CDT
 Att: 17,562 - Unknown

AB 38
 R 3
 H 7
 RBI 3
 BB 5
 SO 8
 LOB 18



Batter	1	2	3	4	5	6	7	8	9	AB	R	H	RBI	BB	SO	LOB	TOP								
Herm Winingham, L (1, 8) OBP: 0.328, SLG: 0.388	0-0 5-3		0-0 F5			0-3 K			0-0 4-3	4	0	0	0	0	1	1									
Mitch Webster, S (1, 7) OBP: 0.355, SLG: 0.418	4-0 BB		0-0 F5			0-0 1-3			4-0 CS BB	2	0	0	0	2	0	1									
Andre Dawson, R (1, 9) OBP: 0.354, SLG: 0.548	0-3 K			0-3 K		0-0 6-3			0-0 5-3	4	0	0	0	0	2	2									
Hubie Brooks, R (1, 6) OBP: 0.381, SLG: 0.648	0-3 K			0-3 K						2	0	0	0	0	2	1									
Al Newman, S (4, 6) OBP: 0.345, SLG: 0.286										1	0	0	0	0	0	0									
Tim Wallach, R (1, 5) OBP: 0.337, SLG: 0.494		0-3 K		0-3 K					0-0 6-3	3	0	0	0	0	2	0									
Andres Galarraga, R (1, 3) OBP: 0.351, SLG: 0.426		0-3 K				0-0 6-3			0-0 F6	3	0	0	0	0	1	0									
Vance Law, R (1, 4) OBP: 0.303, SLG: 0.345		0-3 K				0-0 6-3			0-3 K	3	0	0	0	0	2	0									
Mike Fitzgerald, R (1, 2) OBP: 0.296, SLG: 0.459			0-0 SH3 1B			0-0 HR			0-3 K	3	1	2	1	0	1	0									
Bryn Smith, R (1, 1) Jeff Reardon, R (8, 1)			0-0 SH3			0-0 6-3			0-0 F7	2	0	0	0	0	0	0									
			1-2							0	0	0	0	0	0	0									
Inning Stats	R: 0 E: 0 K: 2 S: 7	H: 0 LOB: 1 BB: 1 P: 11	R: 0 E: 0 K: 3 S: 9	H: 0 LOB: 0 BB: 0 P: 9	R: 0 E: 0 K: 3 S: 4	H: 1 LOB: 1 BB: 0 P: 4	R: 0 E: 0 K: 3 S: 9	H: 0 LOB: 0 BB: 0 P: 9	R: 1 E: 0 K: 0 S: 4	H: 1 LOB: 0 BB: 0 P: 4	R: 0 E: 0 K: 1 S: 5	H: 0 LOB: 0 BB: 0 P: 5	R: 0 E: 0 K: 0 S: 3	H: 0 LOB: 0 BB: 0 P: 3	R: 0 E: 0 K: 2 S: 7	H: 0 LOB: 0 BB: 0 P: 7	R: 0 E: 0 K: 0 S: 2	H: 0 LOB: 0 BB: 1 P: 6	1B: 1 2B: 0 3B: 0 HR: 1	SF: 0 SAC: 1 DP: 0 HBP: 0	WP: 0 PB: 0 SB: 1 CS: 1	PA: 30			
PITCHER	IP	WLS	BF	H	R	ER	SO	BB	IBB	HBP	BLK	WP	HR	S	P	ERA	WHIP								
Mike Scott, R (1, 1) ERA: 2.84	8.0	L	27	2	1	1	11	1	0	0	0	0	1	48	52	1.12	0.375								
Charlie Kerfeld, R (9, 1) ERA: 1.41	1.0		3	0	0	0	0	1	0	0	0	0	0	2	6	0.00	1.000								

Montreal Expos @ Houston Astros
Astrodome, Houston, TX
Fri May 30 1986, 8:05 PM EDT
Att: 13,854 - Unknown

AB 27
R 1
H 2
RBI 1
BB 2
SO 11
LOB 5

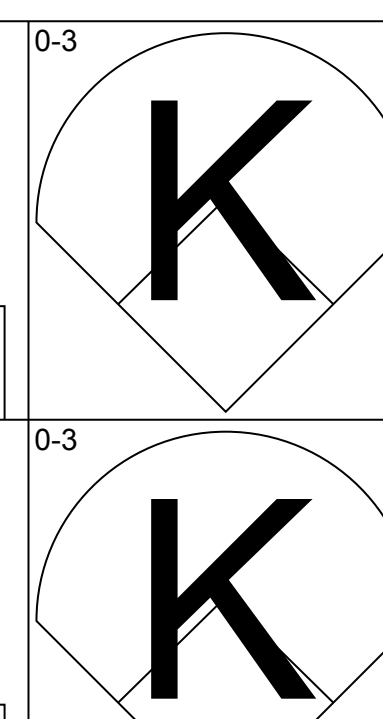
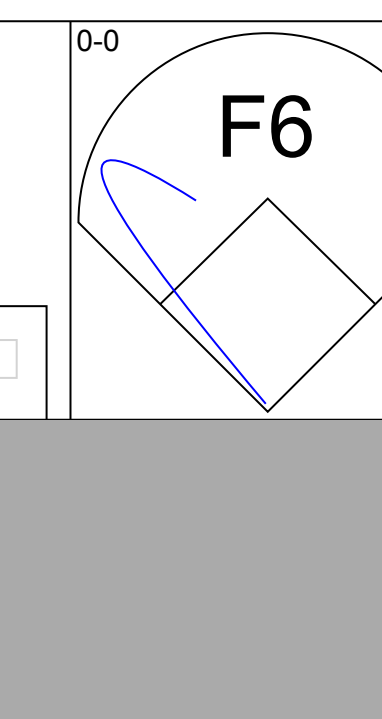
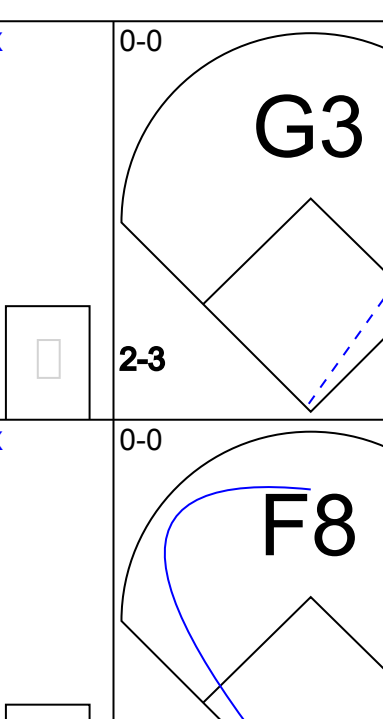
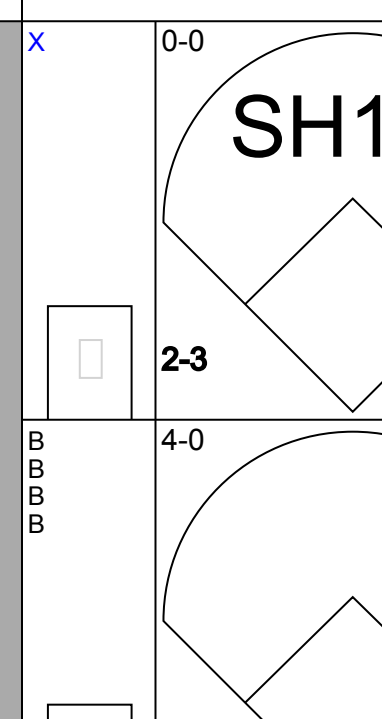
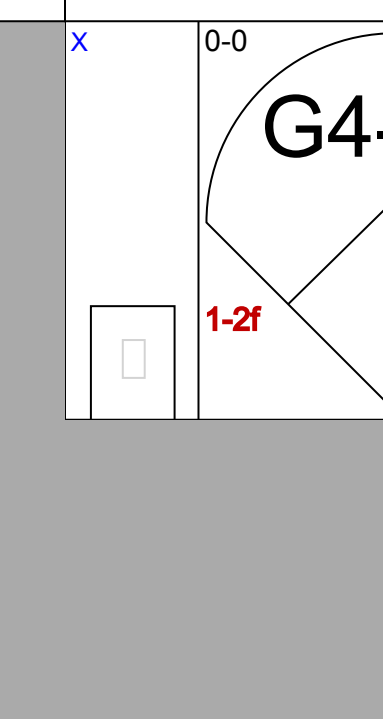
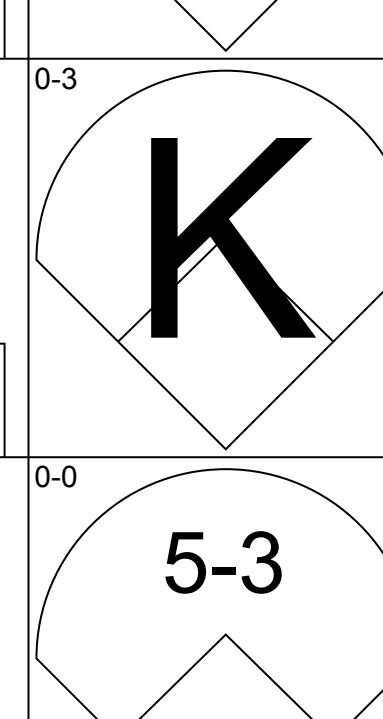
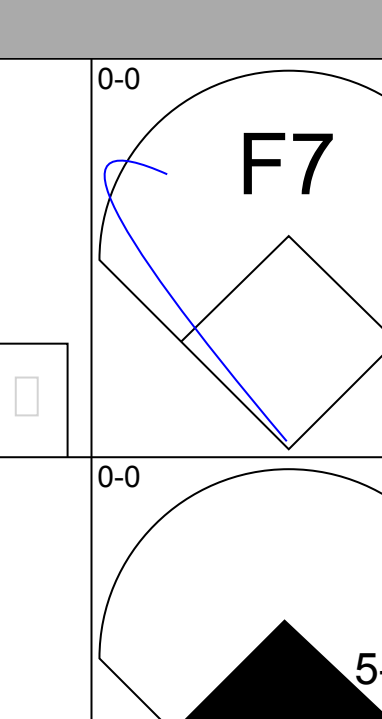
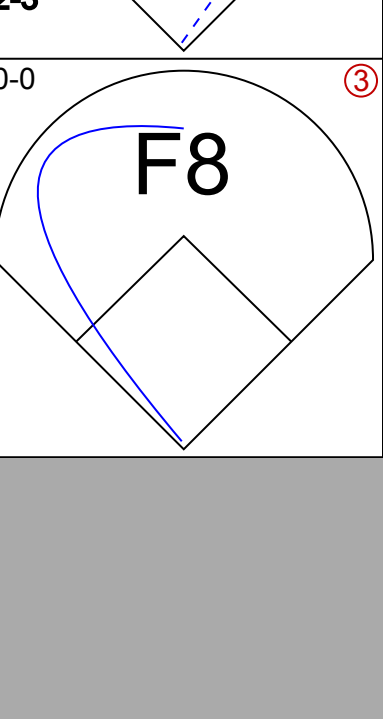
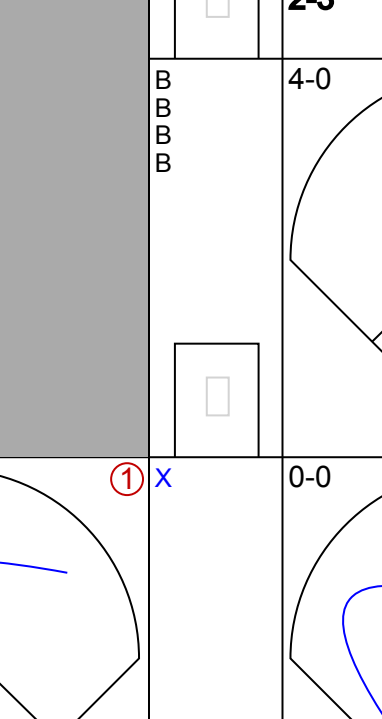
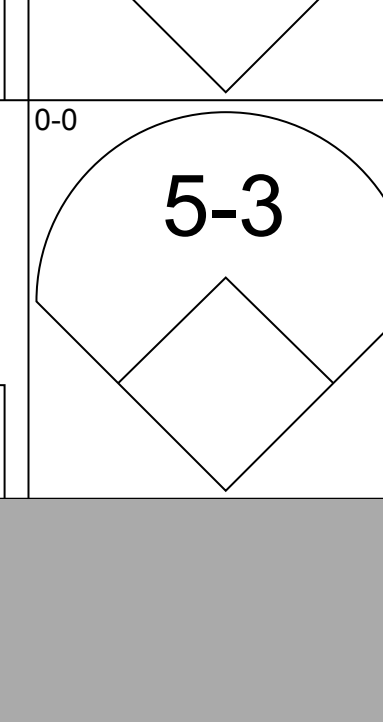
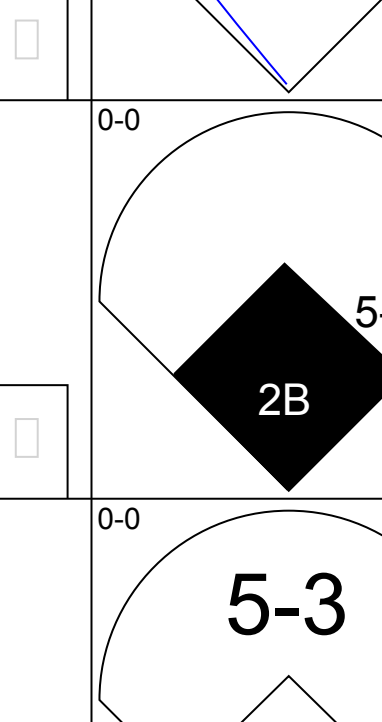
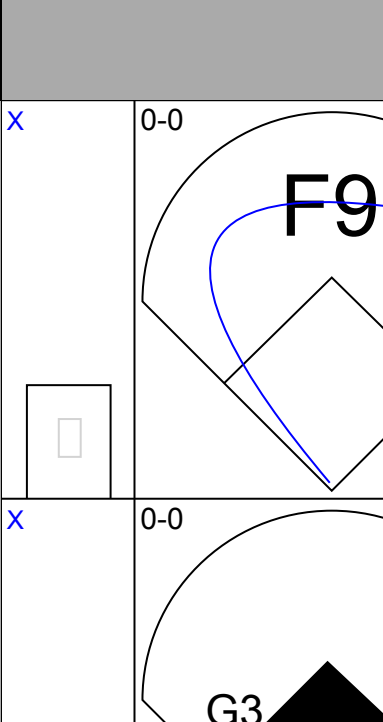
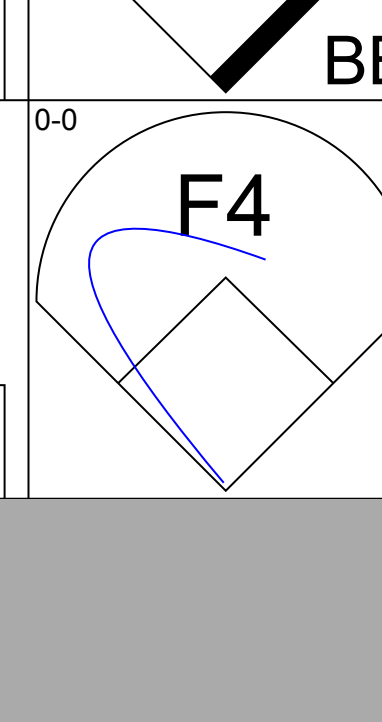
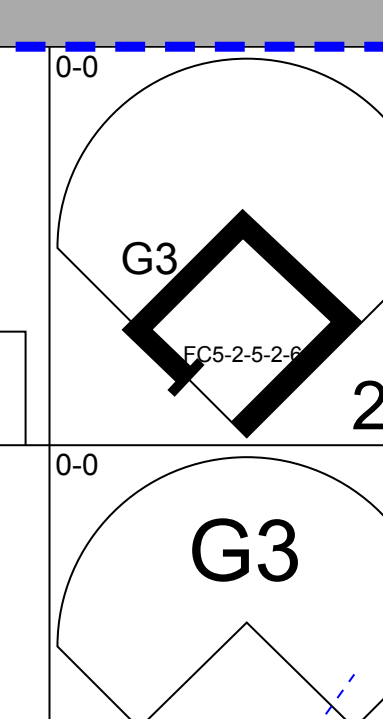
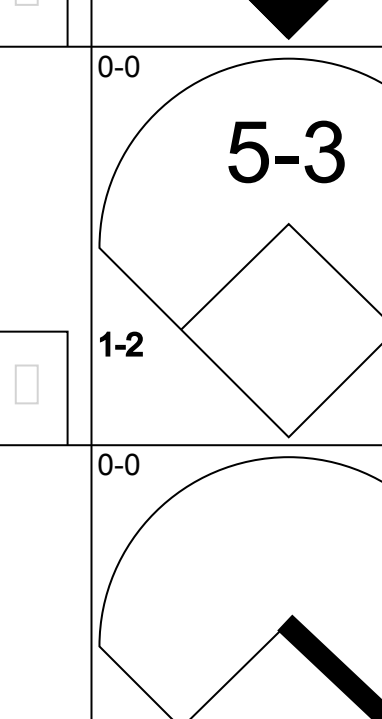
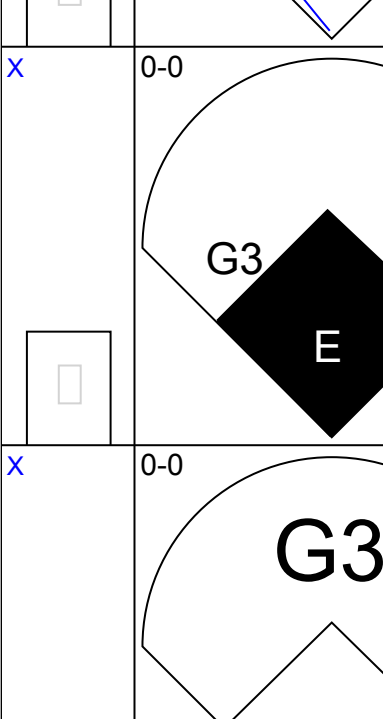
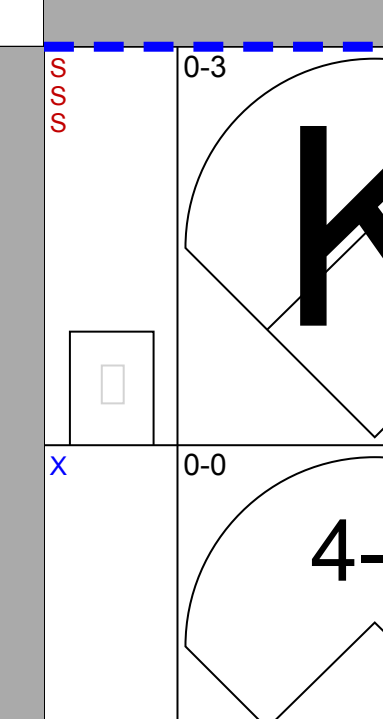
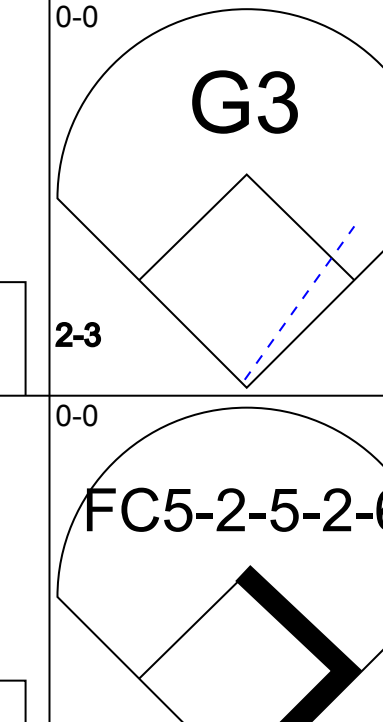
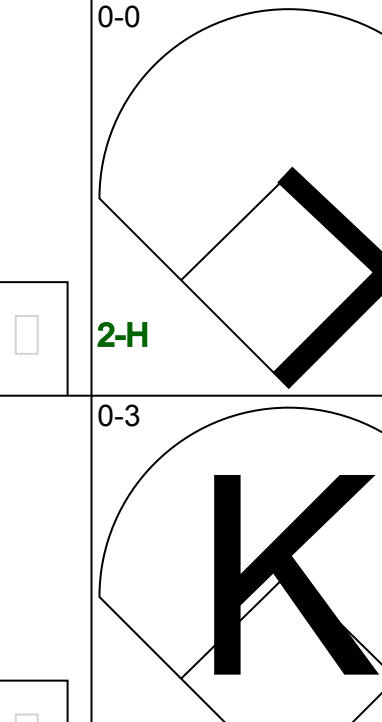
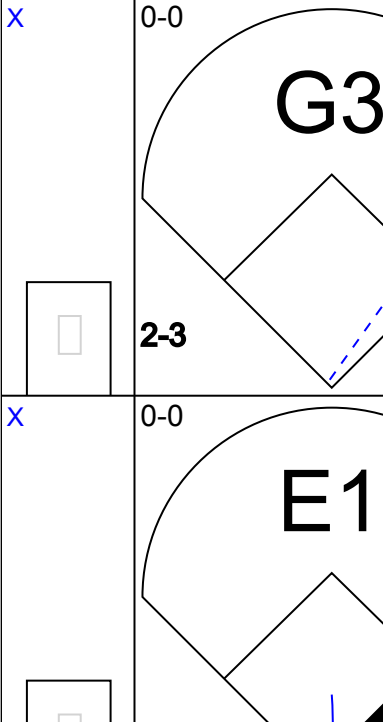
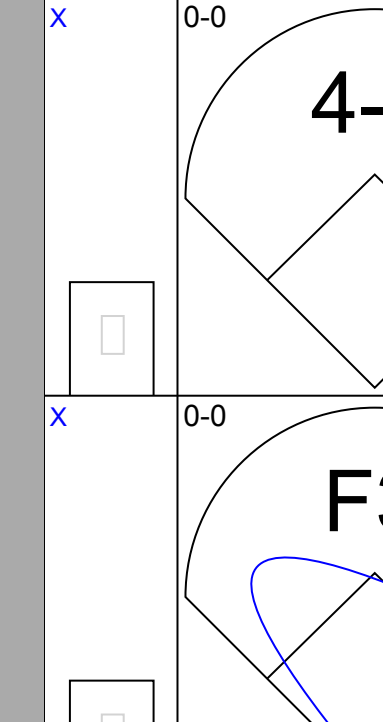
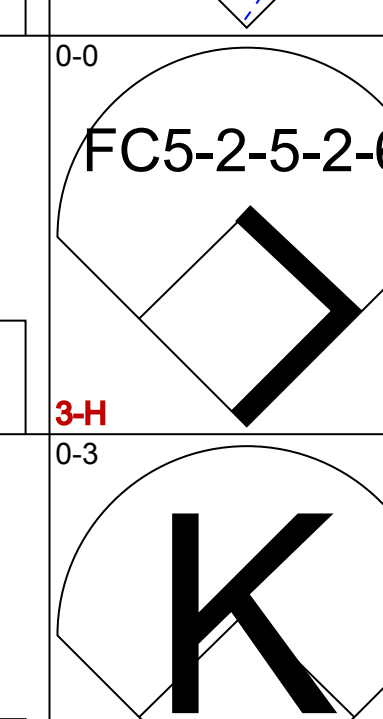
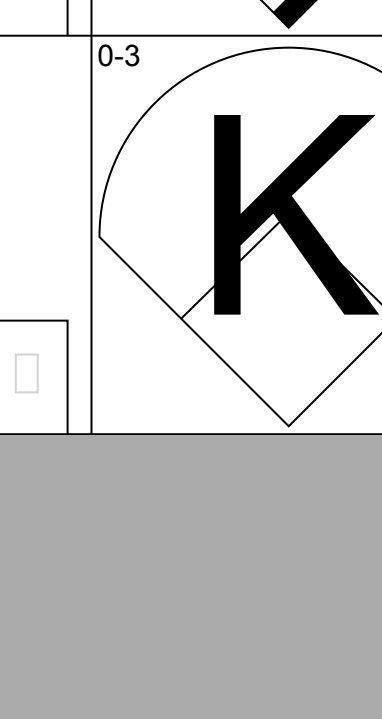
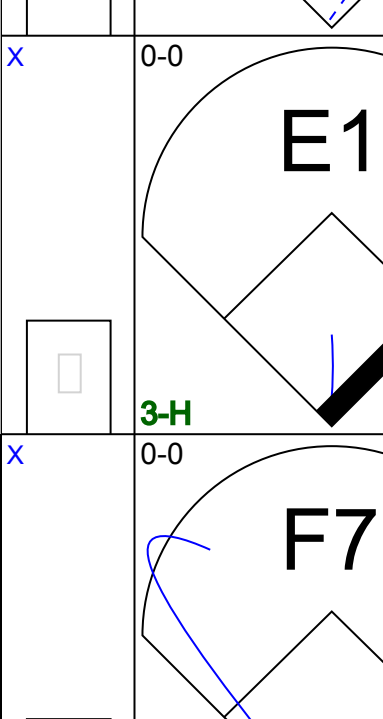
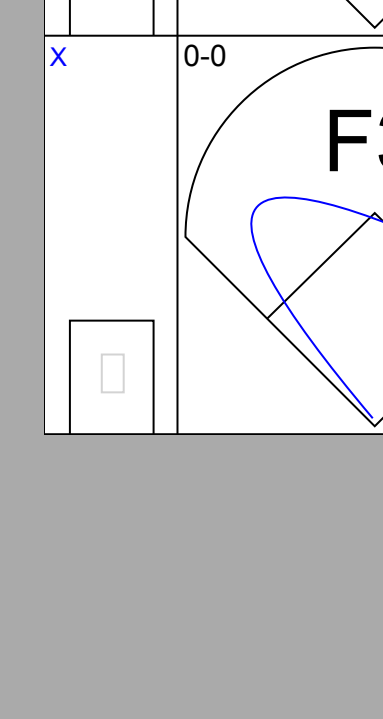
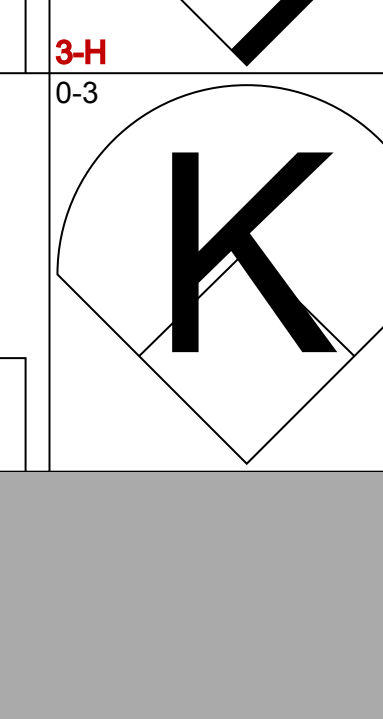
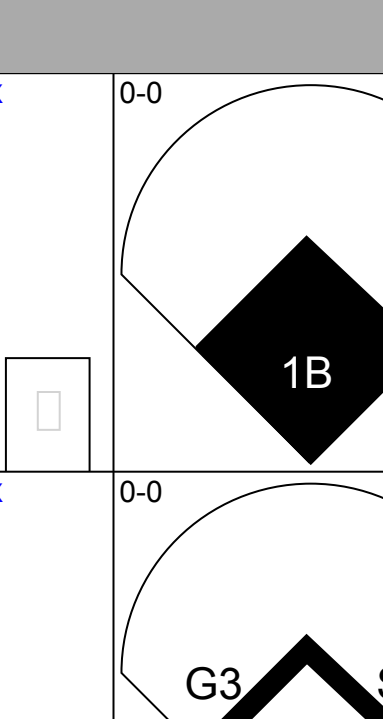
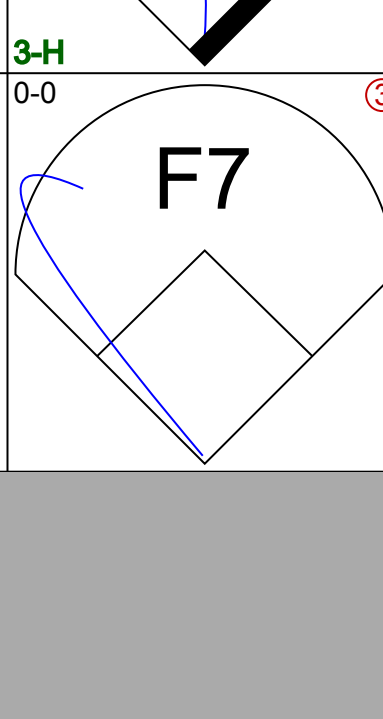
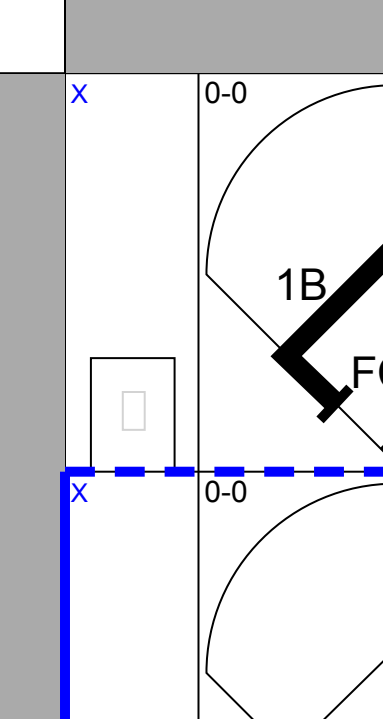
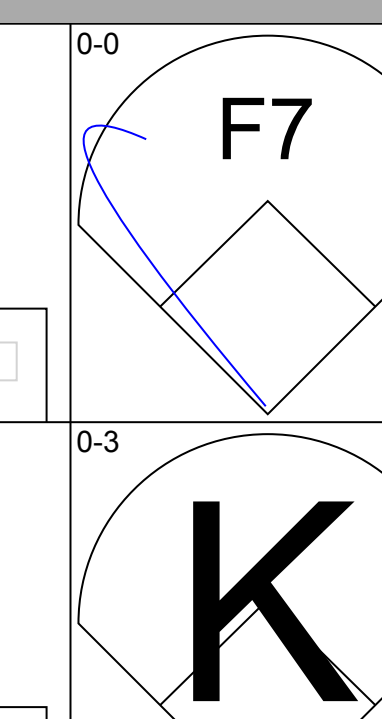
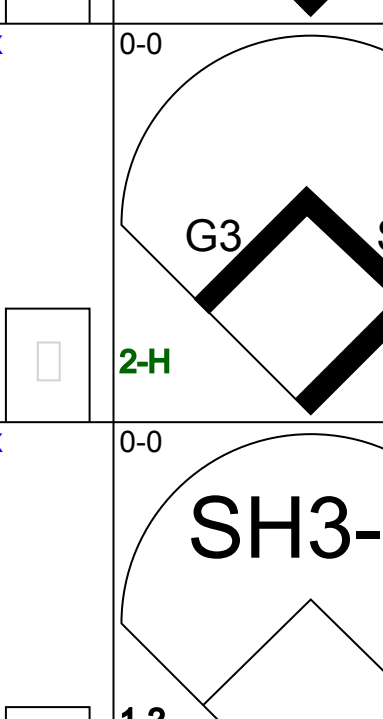
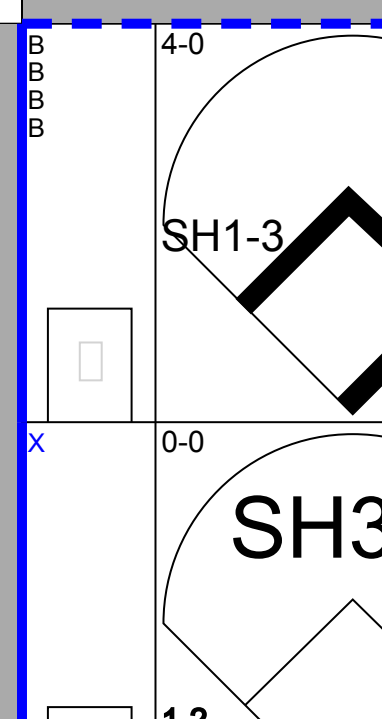
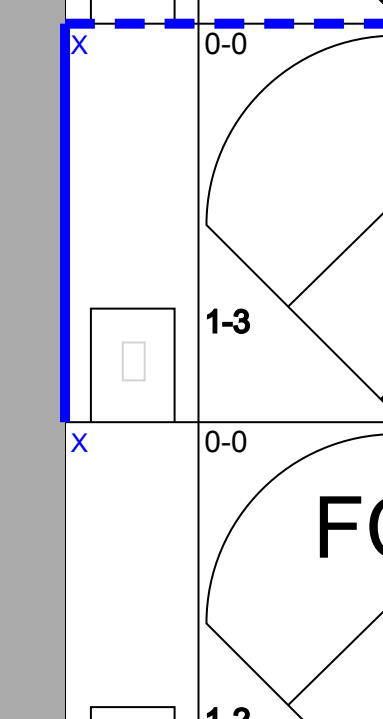
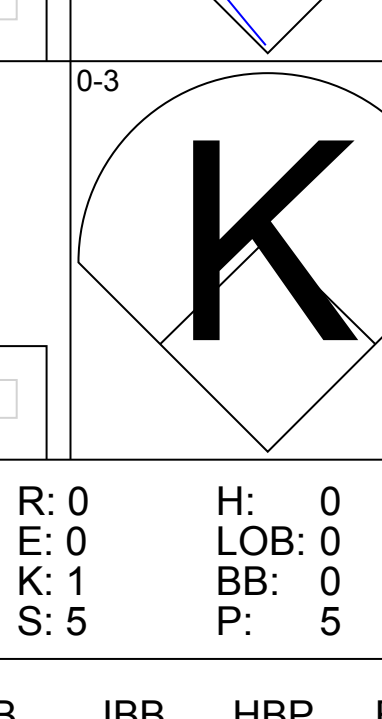
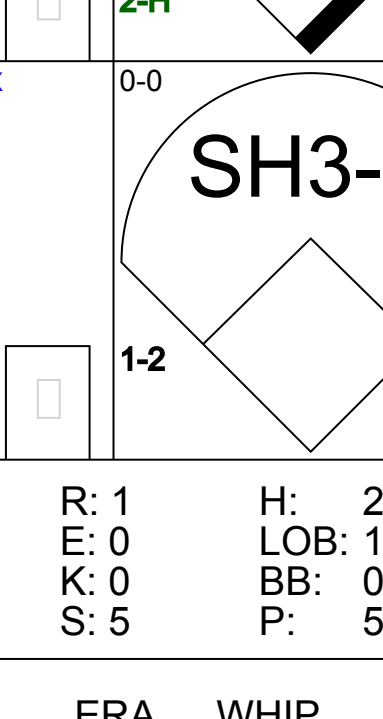
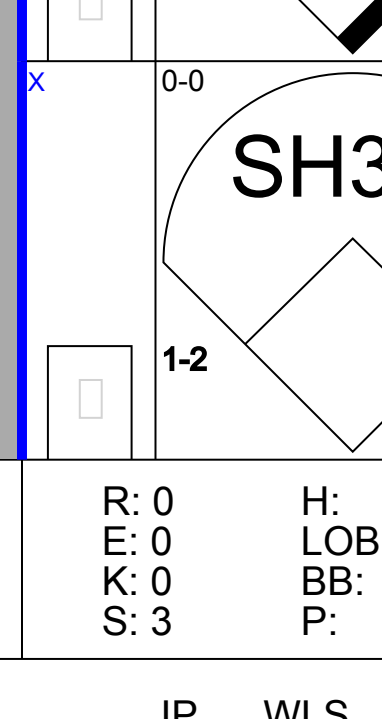
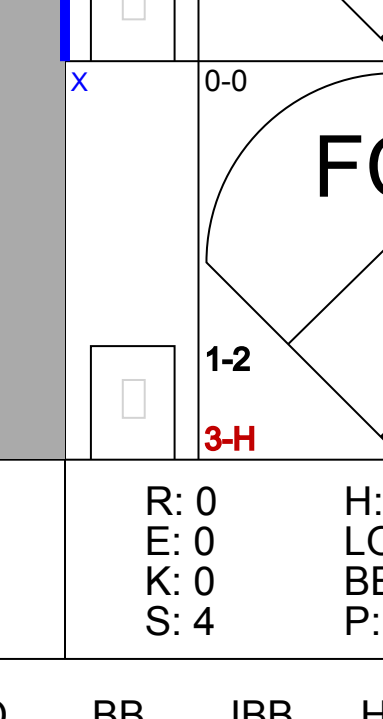


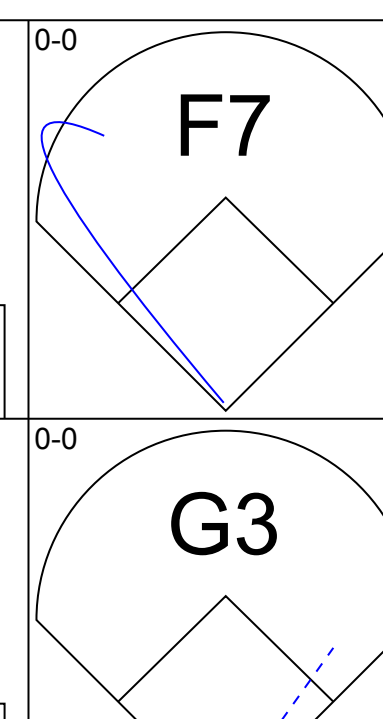
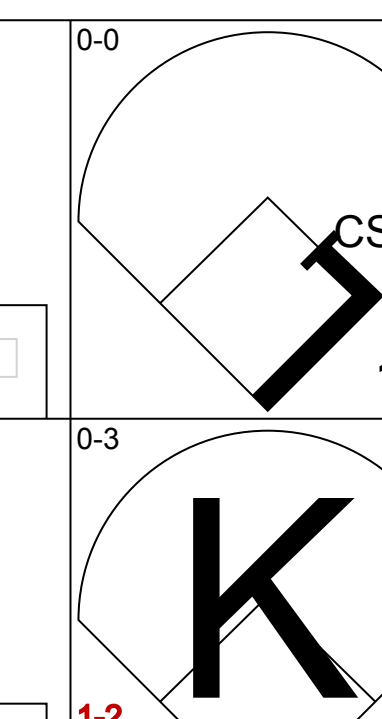

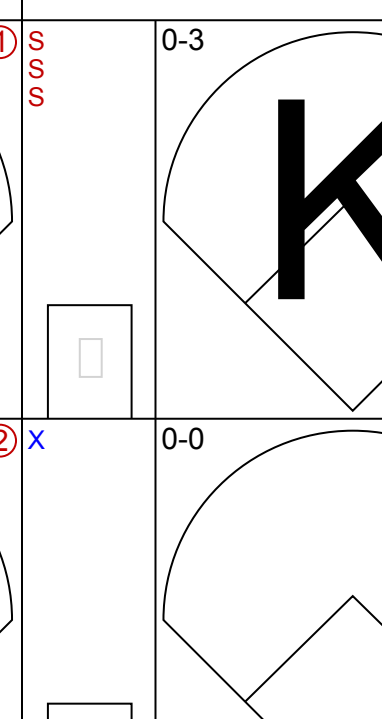
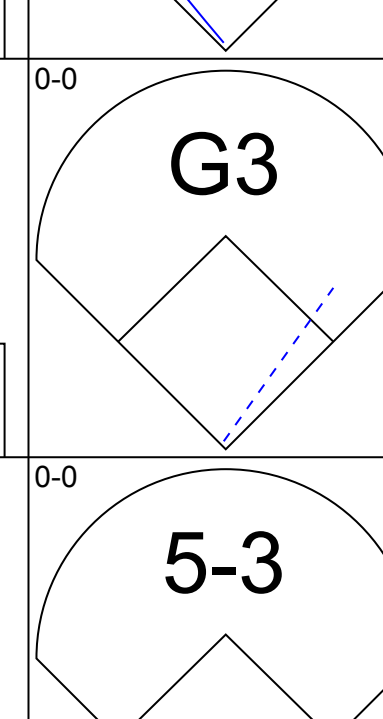
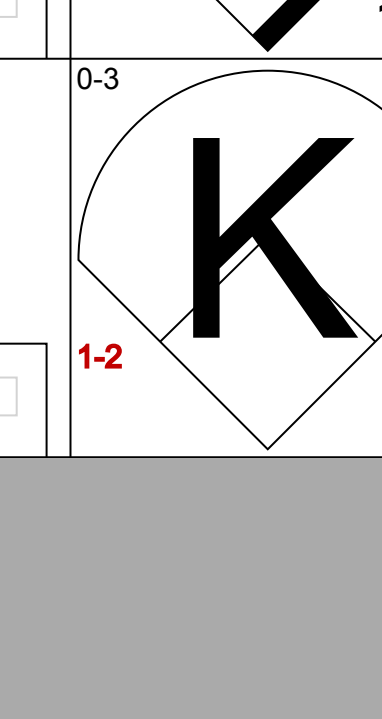

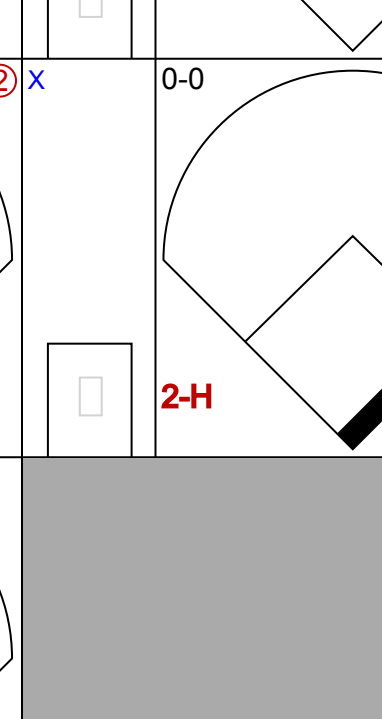
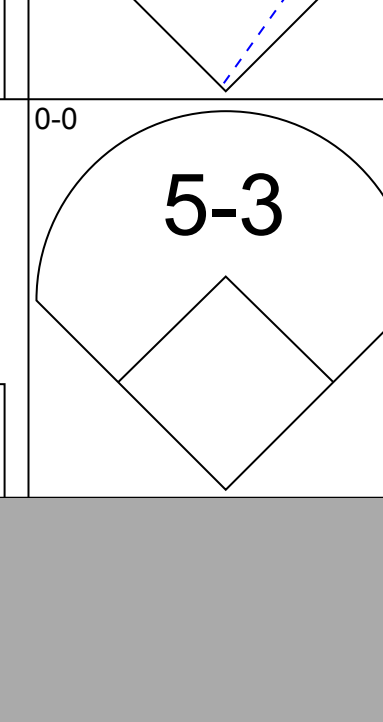
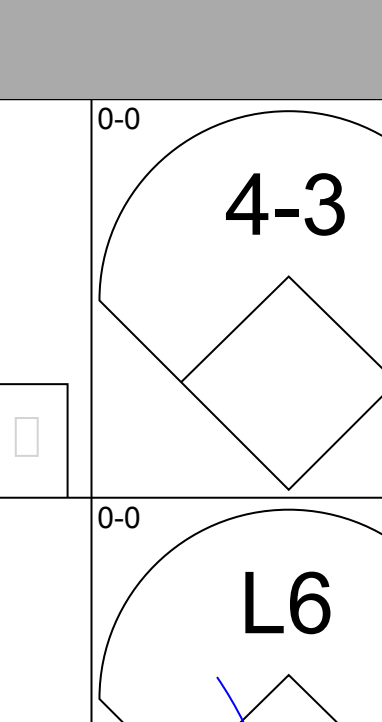
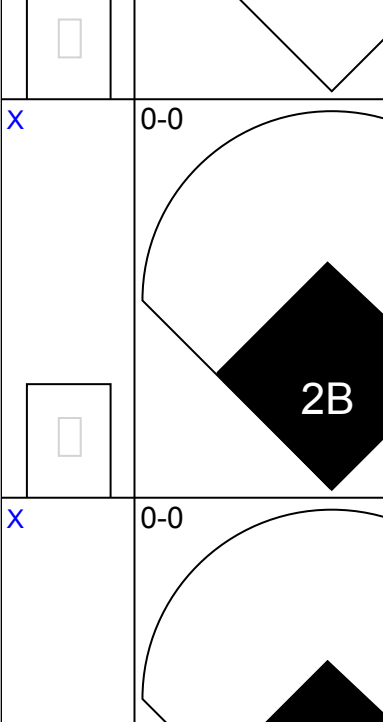
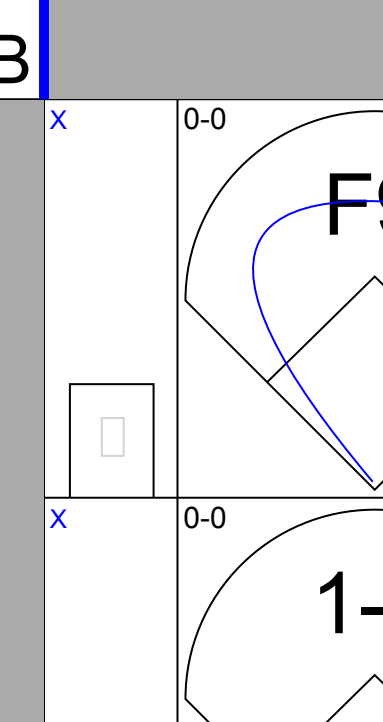
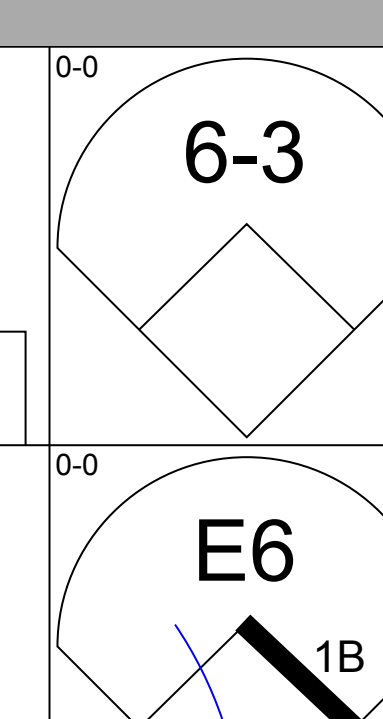
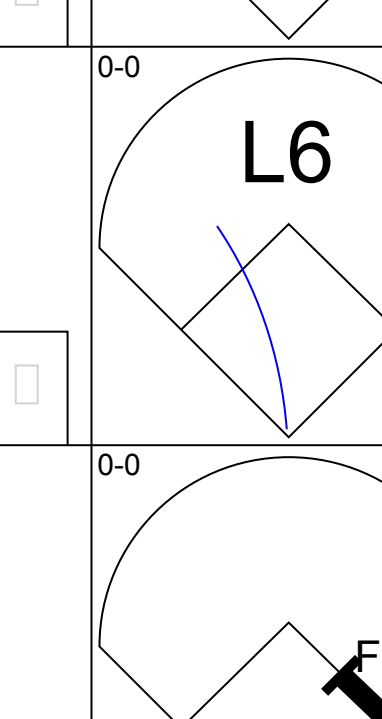
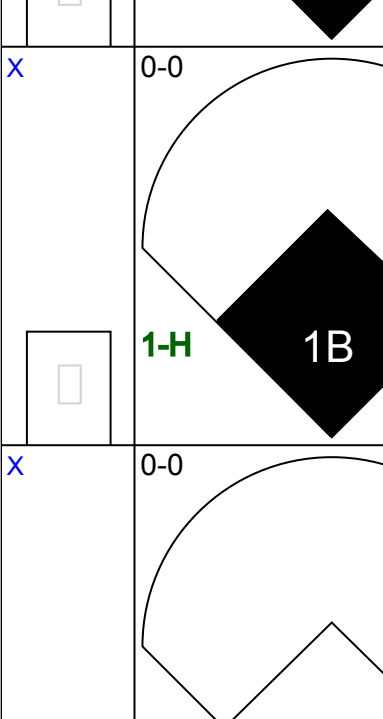
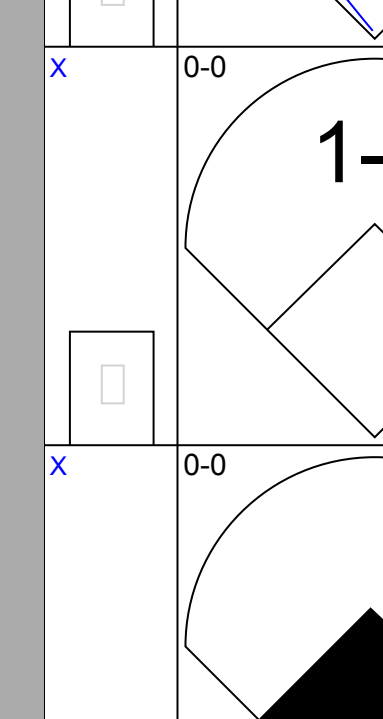
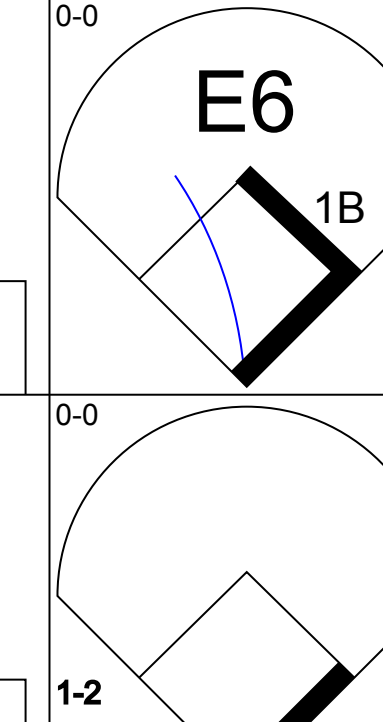
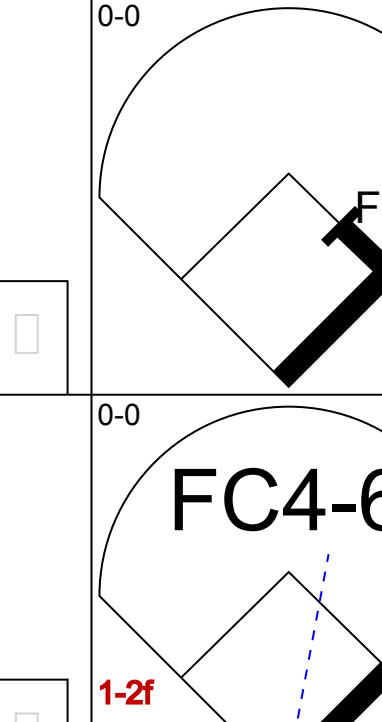
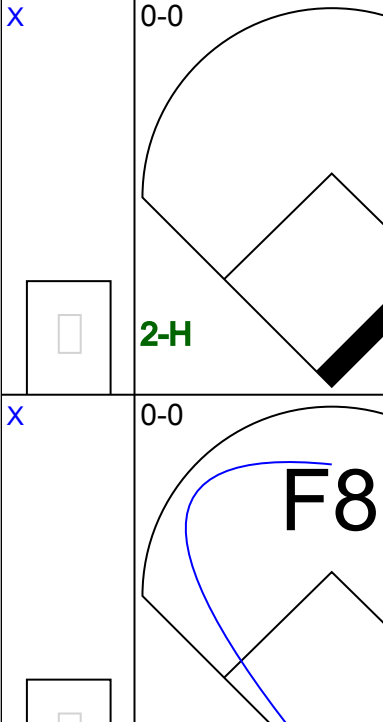
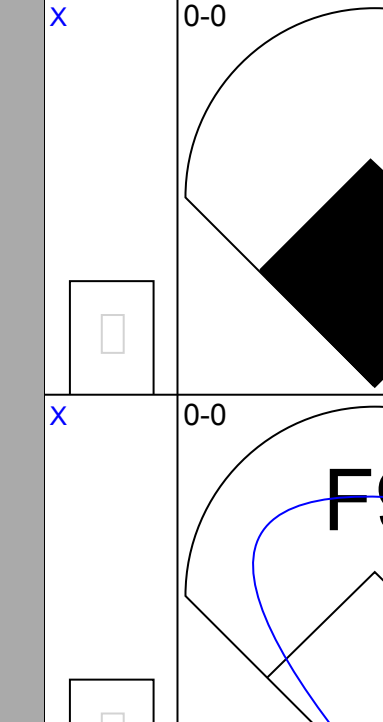
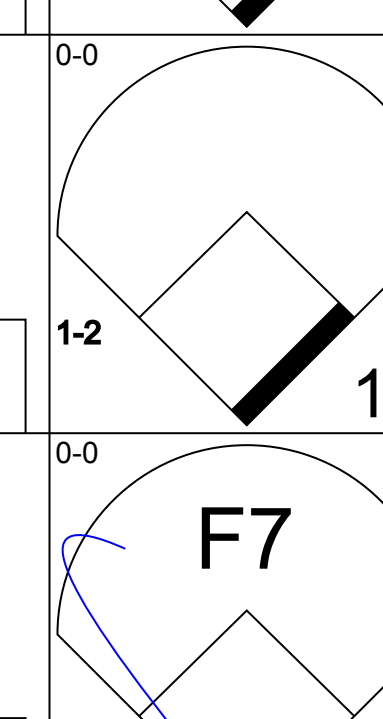
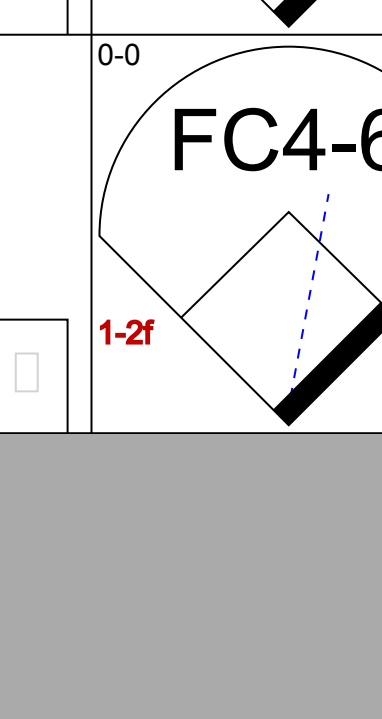
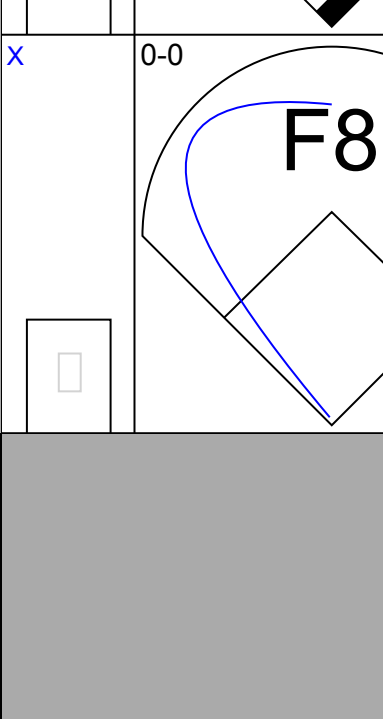
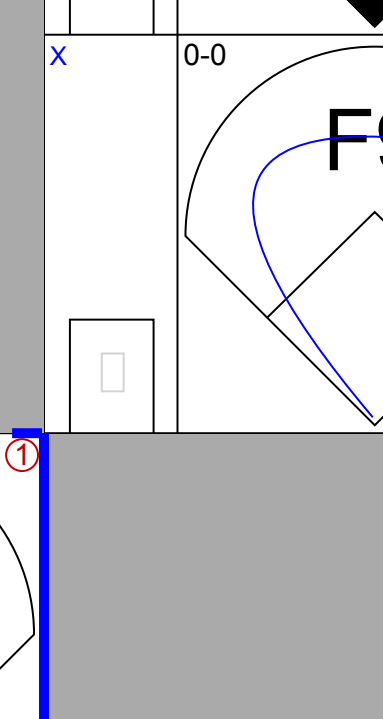

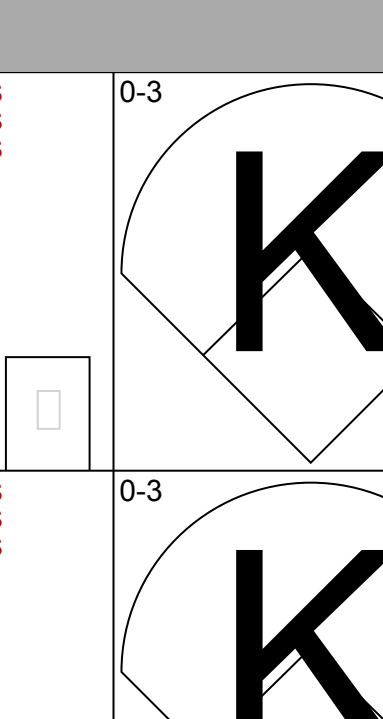
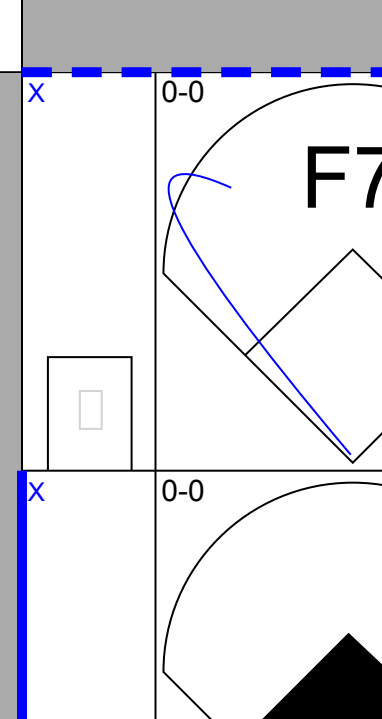

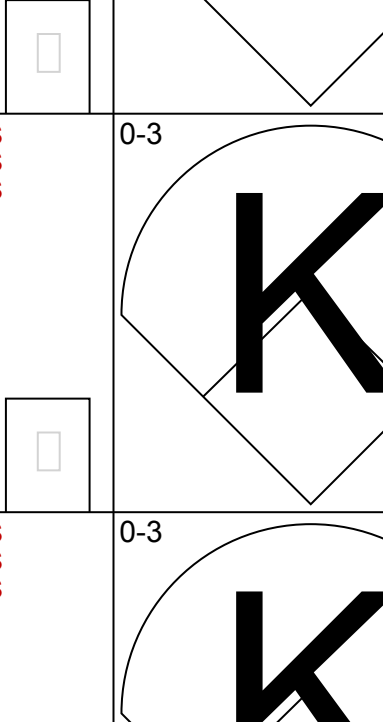
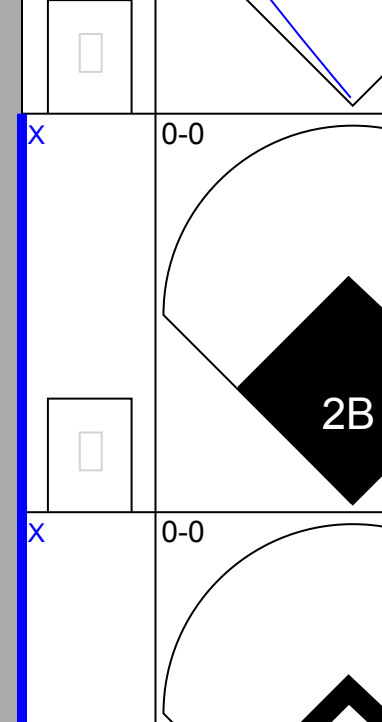
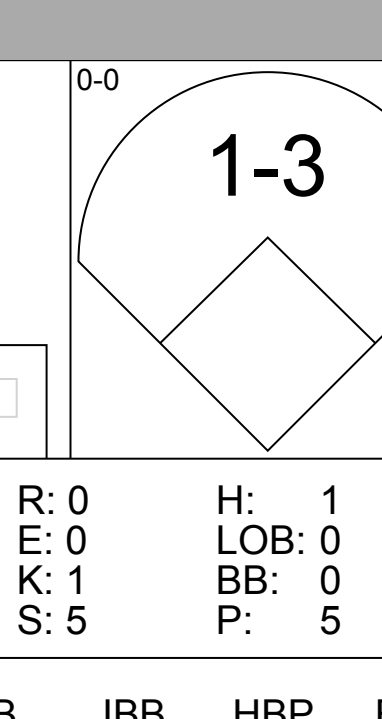
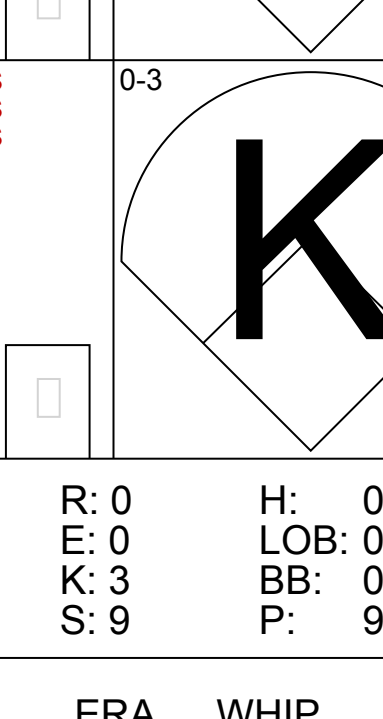
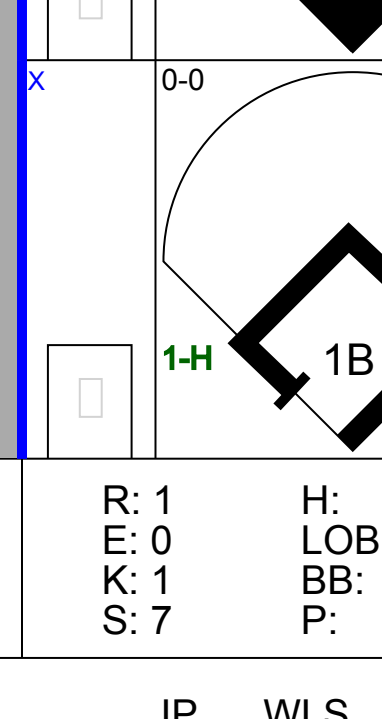
Batter	1	2	3	4	5	6	7	8	9	AB	R	H	RBI	BB	SO	LOB	BOTTOM								
Kevin Bass, S (1, 8) OBP: 0.313, SLG: 0.418	0-0 6-3		0-3 K			0-0 G1-6-3 1B			0-0 F6	4	0	1	0	0	1	0									
Terry Puhl, L (1, 9) OBP: 0.297, SLG: 0.319	0-0 L1			0-0 4-3		0-0 G1-6-3			0-3 K	4	0	0	0	0	1	1									
Jose Cruz, L (1, 7) OBP: 0.306, SLG: 0.297	0-0 5-3			0-3 K		0-0 F6			0-0 4-3	4	0	0	0	0	1	0									
Denny Walling, L (1, 5) OBP: 0.355, SLG: 0.388		0-0 4-3		0-0 G3		0-0 L5				3	0	0	0	0	0	0									
Glenn Davis, R (1, 3) OBP: 0.321, SLG: 0.451		0-0 FC4-6 1B			4-0 BB	0-0 5-3				2	0	1	0	1	0	0									
Phil Garner, R (1, 4) OBP: 0.336, SLG: 0.496		0-0 FC4-6		0-0 F8		0-0 5-3			0-0 5-3	3	0	0	0	0	2										
Mark Bailey, S (1, 2) OBP: 0.299, SLG: 0.303					0-3 K				0-0 5-3	3	0	1	0	0	1	2									
Billy Hatcher, R (8, PR) OBP: 0.306, SLG: 0.319									0-0 K	0	0	0	0	0	0	0									
Charlie Kerfeld, R (9, 1) ERA: 1.41									0-0 K	0	0	0	0	0	0	0									
Dickie Thon, R (1, 6) OBP: 0.310, SLG: 0.359			0-0 5-3			0-0 5-3			0-0 F7	2	0	0	0	0	0	1									
Craig Reynolds, L (8, PH) OBP: 0.312, SLG: 0.417									1-2	1	0	0	0	0	0	1									
Mike Scott, R (1, 1) OBP: 0.077, SLG: 0.040			0-3 K			0-0 5-3			0-3 K	2	0	0	0	0	1	0									
Alan Ashby, S (8, PH) OBP: 0.347, SLG: 0.400										1	0	0	0	0	1	2									
Inning Stats	R: 0 E: 0 K: 0 S: 3	H: 0 LOB: 0 BB: 0 P: 3	R: 0 E: 0 K: 0 S: 4	H: 1 LOB: 1 BB: 0 P: 4	R: 0 E: 0 K: 2 S: 7	H: 0 LOB: 0 BB: 0 P: 7	R: 0 E: 0 K: 1 S: 5	H: 0 LOB: 0 BB: 0 P: 5	R: 0 E: 0 K: 1 S: 5	H: 0 LOB: 1 BB: 1 P: 9	R: 0 E: 0 K: 0 S: 3	H: 1 LOB: 0 BB: 0 P: 3	R: 0 E: 0 K: 0 S: 3	H: 0 LOB: 0 BB: 0 P: 3	R: 0 E: 0 K: 1 S: 6	H: 1 LOB: 2 BB: 0 P: 6	R: 0 E: 0 K: 1 S: 5	H: 0 LOB: 0 BB: 0 P: 5	1B: 3 2B: 0 3B: 0 HR: 0	SF: 0 SAC: 0 DP: 1 HBP: 0	WP: 0 PB: 0 SB: 2 CS: 0	PA: 30			
PITCHER	IP	WLS	BF	H	R	ER	SO	BB	IBB	HBP	BLK	WP	HR	S	P	ERA	WHIP								
Bryn Smith, R (1, 1) ERA: 3.88	7.1	W	25	3	0	0	4	0	0	0	0	0	0	32	36	0.00	0.545								
Jeff Reardon, R (8, 1) ERA: 2.27	1.2	S	5	0	0	0	2	0	0	0	0	0	0	9	9	0.00	0.000								

Montreal Expos @ Houston Astros
Astrodome, Houston, TX
Fri May 30 1986, 8:05 PM EDT
Att: 13,854 - Unknown

AB 29
R 0
H 3
RBI 0
BB 1
SO 6
LOB 9



Batter	1	2	3	4	5	6	7	8	9	AB	R	H	RBI	BB	SO	LOB	TOP								
Al Newman, S OBP: 0.322, SLG: 0.264 (1, 6)										4	0	0	0	0	1	3	Montreal Expos @ Houston Astros Astrodome, Houston, TX Sat May 31 1986, 8:05 PM EDT Att: 25,381 - Unknown								
Mitch Webster, S OBP: 0.353, SLG: 0.409 (1, 7)										3	0	0	0	1	1										
Andre Dawson, R OBP: 0.352, SLG: 0.540 (1, 9)										4	1	1	0	0	0	2									
Tim Wallach, R OBP: 0.341, SLG: 0.506 (1, 5)										4	1	2	0	0	1	1									
Wayne Krenchicki, L OBP: 0.205, SLG: 0.375 Andres Galarraga, R OBP: 0.348, SLG: 0.422 (6, 3)										3	0	1	1	0	0	2									
Vance Law, R OBP: 0.296, SLG: 0.336 (1, 4)										4	0	0	0	0	1	2									
Herm Winningham, L OBP: 0.337, SLG: 0.408 (1, 8)										4	1	2	0	0	1	2									
Dann Bilardello, R OBP: 0.237, SLG: 0.315 Tim Raines, S OBP: 0.417, SLG: 0.500 Tim Burke, R (7, PH) Jim Wohlford, R (9, PH) OBP: 0.174, SLG: 0.217										2	0	1	1	0	0	0									
Jay Tibbs, R OBP: 0.238, SLG: 0.211 Mike Fitzgerald, R OBP: 0.293, SLG: 0.453 (7, PH) (7, 2)										1	0	0	0	0	1	0									
Inning Stats	R: 0 E: 0 K: 2 S: 7	H: 0 LOB: 0 BB: 0 P: 7	R: 0 E: 0 K: 1 S: 6	H: 1 LOB: 1 BB: 0 P: 6	R: 0 E: 0 K: 1 S: 5	H: 0 LOB: 0 BB: 0 P: 5	R: 1 E: 0 K: 1 S: 7	H: 2 LOB: 1 BB: 0 P: 7	R: 1 E: 0 K: 0 S: 5	H: 2 LOB: 1 BB: 0 P: 5	R: 1 E: 1 K: 0 S: 5	H: 1 LOB: 1 BB: 0 P: 5	R: 0 E: 0 K: 0 S: 3	H: 0 LOB: 0 BB: 2 P: 11	R: 0 E: 0 K: 1 S: 5	H: 0 LOB: 0 BB: 0 P: 5		R: 0 E: 0 K: 0 S: 4	H: 2 LOB: 1 BB: 0 P: 4	1B: 4 2B: 4 3B: 0 HR: 0	SF: 0 SAC: 3 DP: 1 HBP: 0	WP: 0 PB: 0 SB: 0 CS: 0	PA: 37		
PITCHER	IP	WLS	BF	H	R	ER	SO	BB	IBB	HBP	BLK	WP	HR	S	P	ERA	WHIP								
Nolan Ryan, R ERA: 5.21	1.0		3	0	0	0	2	0	0	0	0	0	0	7	7	0.00	0.000								
Julio Solano, R ERA: 5.53	5.0		22	6	3	2	3	0	0	0	0	0	0	28	28	3.60	1.200								
Larry Andersen, R ERA: 3.0	1.0		5	0	0	0	0	2	0	0	0	0	0	3	11	0.00	2.000								
Frank DiPino, L ERA: 1.59	1.0	W	4	1	0	0	1	0	0	0	0	0	0	6	6	0.00	1.000								
Dave Smith, R ERA: 2.0	1.0	S	3	1	0	0	0	0	0	0	0	0	0	3	3	0.00	1.000								

Batter	1	2	3	4	5	6	7	8	9	AB	R	H	RBI	BB	SO	LOB	BOTTOM								
Bill Doran, S OBP: 0.372, SLG: 0.331 (1, 4)										4	0	1	0	0	1	1	Montreal Expos @ Houston Astros Astrodome, Houston, TX Sat May 31 1986, 8:05 PM EDT Att: 25,381 - Unknown								
Terry Puhl, L OBP: 0.295, SLG: 0.316 Frank DiPino, L OBP: 0.250, SLG: 0.250 Dave Smith, R (9, 1)										4	0	1	0	0	1	1									
Jose Cruz, L OBP: 0.304, SLG: 0.296 Tony Walker, R OBP: 0.275, SLG: 0.343 (1, 7) (9, 8)										4	1	1	0	0	0	0									
Denny Walling, L OBP: 0.351, SLG: 0.392 (1, 5)										4	1	1	1	0	0	0									
Glenn Davis, R OBP: 0.330, SLG: 0.476 (1, 3)										4	1	3	2	0	0	0									
Kevin Bass, S OBP: 0.311, SLG: 0.414 (1, 8) (8, 9)										4	0	1	0	0	0	2									
Alan Ashby, S OBP: 0.333, SLG: 0.381 Billy Hatcher, R OBP: 0.306, SLG: 0.319 (1, 2) (8, 8) (9, 7)										3	0	0	0	0	1	2									
Dickie Thon, R OBP: 0.305, SLG: 0.352 Craig Reynolds, L OBP: 0.321, SLG: 0.425 (1, 6) (7, PH) (8, 6)										2	0	0	0	0	2	2									
Nolan Ryan, R OBP: 0.167, SLG: 0.167 Julio Solano, R Larry Andersen, R (7, 1) Mark Bailey, S OBP: 0.305, SLG: 0.320 (7, PH) (8, 2)										0	0	0	0	0	0	0									
Inning Stats	R: 0 E: 0 K: 0 S: 3	H: 0 LOB: 0 BB: 0 P: 3	R: 0 E: 1 K: 1 S: 7	H: 1 LOB: 2 BB: 0 P: 7	R: 0 E: 0 K: 1 S: 5	H: 1 LOB: 0 BB: 0 P: 5	R: 0 E: 0 K: 0 S: 4	H: 1 LOB: 1 BB: 0 P: 4	R: 0 E: 0 K: 3 S: 9	H: 0 LOB: 0 BB: 0 P: 9	R: 2 E: 0 K: 0 S: 6	H: 3 LOB: 1 BB: 0 P: 6	R: 1 E: 1 K: 1 S: 7	H: 3 LOB: 2 BB: 0 P: 7	R: 1 E: 0 K: 0 S: 4	H: 1 LOB: 0 BB: 0 P: 4		1B: 7 2B: 2 3B: 0 HR: 1	SF: 0 SAC: 0 DP: 0 HBP: 0	WP: 0 PB: 0 SB: 0 CS: 1	PA: 33				
PITCHER	IP	WLS	BF	H	R	ER	SO	BB	IBB	HBP	BLK	WP	HR	S	P	ERA	WHIP								
Jay Tibbs, R ERA: 2.74	1.1		24	6	2	2	5	0	0	0	0	0	1	11	11	3.00	1.000								
Tim Burke, R ERA: 1.56	2.0	L	9	4	2	2	1	0	0	0	0	0	1	11	11	9.00	2.000								

AB	32
R	3
H	8
RBI	2
BB	2
SO	6
LOB	15



WP	0
PB	0
SB	0
CS	0

Batter	1	2	3	4	5	6	7	8	9	AB	R	H	RBI	BB	SO	LOB	TOP								
Jim Wohlford, R OBP: 0.185, SLG: 0.296 (1, 7)	F9		6-3			HR	6-3			4	1	1	0	0	0	2	Montreal Expos @ Houston Astros Astrodome, Houston, TX Sun Jun 01 1986, 4:33 AM EDT Att: 13,325 - Unknown								
Mitch Webster, S OBP: 0.351, SLG: 0.401 (1, 8)	3-1			1-3		HR		F9		3	1	0	0	0	0										
Andre Dawson, R OBP: 0.355, SLG: 0.576 (1, 9)	F8			HR		HR		6-3		4	2	2	4	0	0										
Tim Wallach, R OBP: 0.342, SLG: 0.506 Wayne Krenchicki, L OBP: 0.217, SLG: 0.351 (4, PR) (4, 5)	F8			G1-4-3 1B		F6		1B		2	0	1	0	0	0										
Andres Galarraga, R OBP: 0.346, SLG: 0.417 (1, 3)	6-3			G1-4-3 1-2		K		1B		4	0	1	0	0	1										
Vance Law, R OBP: 0.288, SLG: 0.327 (1, 4)	F7					6-3		4-3		4	0	0	0	0	2										
Al Newman, S OBP: 0.333, SLG: 0.286 (1, 6)			F9					F6		3	0	1	0	1	0										
Mike Fitzgerald, R OBP: 0.291, SLG: 0.443 (1, 2)				SH2-4 1B		5-3		K		4	0	1	0	0	1										
Joe Hesketh, R Andy McGaffigan, R Herm Winningham, L Bert Roberge, R Tim Raines, S Tim Burke, R Jason Thompson, L (1, 1) (4, 1) (5, PH) (5, 1) (7, PH) (7, 1) (9, PH)			SH2-4			K		K		0	0	0	0	0	0										
Inning Stats	R: 0 E: 0 K: 0 S: 3	H: 0 LOB: 0 BB: 0 P: 3	R: 0 E: 0 K: 0 S: 3	H: 0 LOB: 0 BB: 0 P: 3	R: 0 E: 0 K: 0 S: 4	H: 1 LOB: 1 BB: 0 P: 4	R: 1 E: 0 K: 0 S: 4	H: 2 LOB: 1 BB: 0 P: 4	R: 0 E: 0 K: 1 S: 6	H: 1 LOB: 1 BB: 0 P: 6	R: 3 E: 0 K: 1 S: 7	H: 2 LOB: 0 BB: 0 P: 8	R: 0 E: 0 K: 1 S: 5	H: 0 LOB: 1 BB: 1 P: 9	R: 0 E: 0 K: 0 S: 5	H: 2 LOB: 2 BB: 0 P: 5		R: 0 E: 0 K: 2 S: 7	H: 0 LOB: 0 BB: 0 P: 7	1B: 4 2B: 1 3B: 1 HR: 2	SF: 0 SAC: 1 DP: 1 HBP: 1	WP: 0 PB: 0 SB: 0 CS: 0	PA: 36		
PITCHER	IP	WLS	BF	H	R	ER	SO	BB	IBB	HBP	BLK	WP	HR	S	P	ERA	WHIP								
Bob Knepper, L ERA: 2.38 (1, 1)	6.0	W	25	6	4	4	2	1	0	1	0	0	2	27	32	6.00	1.167								
Charlie Kerfeld, R ERA: 1.34 (7, 1)	2.0		8	2	0	0	1	0	0	0	1	0	0	10	10	0.00	1.000								
Dave Smith, R ERA: 1.89 (9, 1)	1.0		3	0	0	0	2	0	0	0	0	0	0	7	7	0.00	0.000								

AB	33
R	4
H	8
RBI	4
BB	1
SO	5
LOB	9



Batter	1	2	3	4	5	6	7	8	9	AB	R	H	RBI	BB	SO	LOB	BOTTOM								
Bill Doran, S OBP: 0.378, SLG: 0.341 (1, 4)	1B		4-3 1B		G3		F8	FC6-4 BB		4	2	2	0	1	0		Montreal Expos @ Houston Astros Astrodome, Houston, TX Sun Jun 01 1986, 4:33 AM EDT Att: 13,325 - Unknown								
Billy Hatcher, R OBP: 0.312, SLG: 0.338 (1, 8) (9, 7)	1B		4-3		4-3		5-3	FC6-4		5	1	2	0	0	4										
Jose Cruz, L OBP: 0.319, SLG: 0.311 Tony Walker, R OBP: 0.275, SLG: 0.343 (1, 7) (6, PR) (9, 8)	1B		2-3		4-3			2B		4	1	3	2	0	1										
Glenn Davis, R OBP: 0.333, SLG: 0.503 (1, 3)	SF7		HR		F7			1B		3	2	2	4	0	1										
Kevin Bass, S OBP: 0.310, SLG: 0.410 (1, 9)	1B		HR		F6		K	1-3		4	0	1	0	0	1										
Phil Garner, R OBP: 0.333, SLG: 0.487 Dave Smith, R (1, 5) (9, 1)	F9		HR		F9		6-3	1B		4	1	1	0	0	2										
Mark Bailey, S OBP: 0.311, SLG: 0.314 (1, 2)	CS		F8		K			1B		2	0	0	0	2	1										
Dickie Thon, R OBP: 0.298, SLG: 0.343 (1, 6)			K		K		F6	1B		3	0	0	0	0	2										
Bob Knepper, L OBP: 0.057, SLG: 0.057 Charlie Kerfeld, R (1, 1) (7, 1)	F8				4-3			1B		2	0	0	0	0	0										
Craig Reynolds, L OBP: 0.325, SLG: 0.427 Denny Walling, L OBP: 0.357, SLG: 0.398 (7, 6) (8, PH) (9, 5)							G1	BB		2	0	1	1	0	0										
Inning Stats	R: 2 E: 0 K: 0 S: 6	H: 4 LOB: 1 BB: 0 P: 6	R: 0 E: 0 K: 1 S: 5	H: 0 LOB: 0 BB: 0 P: 5	R: 3 E: 0 K: 0 S: 6	H: 3 LOB: 0 BB: 0 P: 6	R: 0 E: 0 K: 2 S: 7	H: 0 LOB: 0 BB: 0 P: 7	R: 0 E: 0 K: 0 S: 4	H: 1 LOB: 1 BB: 0 P: 4	R: 0 E: 0 K: 1 S: 5	H: 0 LOB: 1 BB: 1 P: 9	R: 0 E: 0 K: 0 S: 3	H: 0 LOB: 0 BB: 0 P: 3	R: 3 E: 0 K: 0 S: 7	H: 5 LOB: 3 BB: 2 P: 15	1B: 9 2B: 3 3B: 0 HR: 1	SF: 1 SAC: 0 DP: 0 HBP: 0	WP: 0 PB: 0 SB: 1 CS: 1	PA: 39					
PITCHER	IP	WLS	BF	H	R	ER	SO	BB	IBB	HBP	BLK	WP	HR	S	P	ERA	WHIP								
Joe Hesketh, L ERA: 6.31 (1, 1)	3.0	L	15	7	5	5	1	0	0	0	0	0	1	17	17	15.00	2.333								
Andy McGaffigan, R ERA: 3.74 (4, 1)	1.0		3	0	0	0	2	0	0	0	0	0	0	7	7	0.00	0.000								
Bert Roberge, R ERA: 7.88 (5, 1)	2.0		8	1	0	0	1	1	0	0	0	0	0	9	13	0.00	1.000								
Tim Burke, R ERA: 2.13 (7, 1)	2.0		12	5	3	3	0	1	1	0	0	0	0	10	18	13.50	3.000								



Batter	1	2	3	4	5	6	7	8	9	AB	R	H	RBI	BB	SO	LOB	TOP					
Vince Coleman, S (1, 7) OBP: 0.341, SLG: 0.351	0-3 K ①		0-3 K ③		0-0 F4 ③			0-0 FC5-4-5-3 ③		4	0	0	0	0	2	1						
Willie McGee, S (1, 8) OBP: 0.292, SLG: 0.328	0-3 K ②			0-3 K ①		0-0 F4 ①			0-0 4-3 ①	4	0	0	0	0	2	0						
Andy Van Slyke, L (1, 9) OBP: 0.316, SLG: 0.345	0-0 F6 ③			0-0 HR 1B		0-3 K ②			0-0 4-3 ②	4	1	1	0	0	1	0						
Jack Clark, R (1, 3) OBP: 0.379, SLG: 0.432		0-3 K ①		0-0 HR		0-0 F5 ③			0-0 6-3 ③	4	1	1	2	0	1	0						
Tom Herr, S (1, 4) OBP: 0.281, SLG: 0.231		4-0 BLK BB		0-0 3-1 ②			0-0 F8 ①			2	0	0	0	1	0	0						
Mike Heath, R (1, 2) OBP: 0.287, SLG: 0.288	0-3 K ②			0-0 F9 ③			0-0 6-3 ②			3	0	0	0	0	1	1						
Ozzie Smith, S (1, 6) OBP: 0.416, SLG: 0.399	0-0 F5 ③				4-0 5-3 BLK SH1 BB			0-0 5-3 ③		2	1	0	0	1	0	1						
Terry Pendleton, S (1, 5) OBP: 0.281, SLG: 0.269			0-0 F3 ①		0-0 5-3 ①			0-0 FC5-4-5-3 S 1B		3	0	1	0	0	0	1						
Greg Mathews, R (1, 1) Todd Worrell, R (9, 1)			0-3 K ②		0-0 SH1 ②			0-0 B1 ①		2	0	0	1	0	1	1						
					3H					0	0	0	0	0	0	0						
Inning Stats	R: 0 E: 0 S: 7	H: 0 LOB: 0 BB: 7 P: 7	R: 0 E: 0 S: 7	H: 0 LOB: 1 BB: 11 P: 11	R: 0 E: 0 S: 7	H: 0 LOB: 0 BB: 0 P: 7	R: 2 E: 0 S: 7	H: 2 LOB: 0 BB: 0 P: 7	R: 1 E: 0 S: 3	H: 0 LOB: 0 BB: 1 P: 7	R: 0 E: 0 S: 5	H: 0 LOB: 0 BB: 0 P: 5	R: 0 E: 0 S: 3	H: 0 LOB: 0 BB: 0 P: 3	R: 0 E: 0 S: 3	H: 1 LOB: 0 BB: 0 P: 3	R: 0 E: 0 S: 3	H: 0 LOB: 0 BB: 0 P: 3	1B: 2 2B: 1 3B: 0 HR: 1	SF: 0 SAC: 1 DP: 1 HBP: 0	WP: 0 PB: 0 SB: 1 CS: 0	PA: 31
PITCHER	IP WLS BF H R ER SO BB IBB HBP BLK WP HR S P ERA WHIP																					
Jim Deshaies, L (1, 1) ERA: 4.82	6.0 L 22 2 3 3 8 2 0 0 0 0 0 1 36 44 4.50 0.667																					
Frank DiPino, L (7, 1) ERA: 1.45	2.0 6 1 0 0 0 0 0 0 0 0 0 0 6 6 0.00 0.500																					
Charlie Kerfeld, R (9, 1) ERA: 1.31	1.0 3 0 0 0 0 0 0 0 0 0 0 0 3 3 0.00 0.000																					

St. Louis Cardinals @ Houston Astros
Astrodome, Houston, TX
Tue Jun 03 1986, 8:05 PM EDT
Att: 6,430 - Unknown

AB 28
R 3
H 3
RBI 3
BB 2
SO 8
LOB 5



Batter	1	2	3	4	5	6	7	8	9	AB	R	H	RBI	BB	SO	LOB	BOTTOM					
Bill Doran, S (1, 4) OBP: 0.373, SLG: 0.337	0-0 4-3 ①			0-0 F6 ①		0-0 FC6-4 1B		0-3 K ③		4	0	1	0	0	1	0						
Billy Hatcher, R (1, 8) OBP: 0.294, SLG: 0.317	0-0 F9 ②			0-0 6-3 ②		0-0 FC6-4 1B			0-0 S 1B	4	1	1	0	0	0	1						
Jose Cruz, L (1, 7) OBP: 0.309, SLG: 0.296	0-0 F9 ③			4-0 BB		0-0 6-3 ③			0-3 K ①	3	0	0	0	1	1	2						
Glenn Davis, R (1, 3) OBP: 0.330, SLG: 0.506		0-0 F9 ①		0-0 F9 ③			4-0 1B BB		0-0 5-3 ②	3	0	0	0	1	0	2						
Kevin Bass, S (1, 9) OBP: 0.313, SLG: 0.425		0-0 F8 ②			0-0 F8 ①			0-0 F7 ①		4	0	1	1	0	0	1						
Phil Garner, R (1, 5) OBP: 0.336, SLG: 0.480		0-0 6-3 ③			0-0 BLK 1B			0-0 L6-4 1B		4	0	3	0	0	0	0						
Mark Bailey, S (1, 2) OBP: 0.310, SLG: 0.306			0-0 G6-4-3 1B		0-0 F8 ②			0-0 L6-4 ③		4	0	1	0	0	0	5						
Dickie Thon, R (1, 6) OBP: 0.283, SLG: 0.325			0-0 G6-4-3 ②		0-0 5-3 ③				0-0 F9 ①	3	0	0	0	0	0	2						
Jim Deshaies, L (1, 1) Tony Walker, R (6, PH) Frank DiPino, L (7, 1) Jim Pankovits, R (8, PH) Charlie Kerfeld, R (9, 1)			0-0 5-3 ③			0-3 K ①			0-0 2-3 ②	1	0	0	0	0	0	0						
										1	0	0	0	0	1	0						
										0	0	0	0	0	0	0						
										1	0	0	0	0	0	0						
										0	0	0	0	0	0	0						
Inning Stats	R: 0 E: 0 S: 3	H: 0 LOB: 0 BB: 0 P: 3	R: 0 E: 0 S: 3	H: 0 LOB: 0 BB: 0 P: 3	R: 0 E: 0 S: 3	H: 1 LOB: 0 BB: 0 P: 3	R: 0 E: 0 S: 3	H: 0 LOB: 1 BB: 1 P: 7	R: 0 E: 0 S: 4	H: 1 LOB: 1 BB: 0 P: 4	R: 0 E: 0 S: 6	H: 1 LOB: 1 BB: 0 P: 6	R: 0 E: 0 S: 3	H: 1 LOB: 1 BB: 1 P: 7	R: 0 E: 0 S: 5	H: 0 LOB: 0 BB: 0 P: 5	R: 1 E: 0 S: 8	H: 3 LOB: 2 BB: 0 P: 8	1B: 7 2B: 1 3B: 0 HR: 0	SF: 0 SAC: 0 DP: 2 HBP: 0	WP: 0 PB: 0 SB: 1 CS: 0	PA: 34
PITCHER	IP WLS BF H R ER SO BB IBB HBP BLK WP HR S P ERA WHIP																					
Greg Mathews, L (1, 1) ERA: 1.04	8.2 W 33 7 1 1 3 2 0 0 0 0 0 0 37 45 1.04 1.038																					
Todd Worrell, R (9, 1) ERA: 1.24	0.1 S 1 0 0 0 0 0 0 0 0 0 0 0 1 1 0.00 0.000																					

St. Louis Cardinals @ Houston Astros
Astrodome, Houston, TX
Tue Jun 03 1986, 8:05 PM EDT
Att: 6,430 - Unknown

AB 32
R 1
H 7
RBI 1
BB 2
SO 3
LOB 13



Batter	1	2	3	4	5	6	7	8	9	AB	R	H	RBI	BB	SO	LOB	TOP		
Vince Coleman, S (1,7) OBP: 0.349, SLG: 0.362	4-0 S S BB		0-0 4-3			0-0 1B S 1B		0-0 1B S 2B		3	1	2	0	1	0	0			
Willie McGee, S (1,8) OBP: 0.295, SLG: 0.332	0-0 F5			0-0 1-3		0-0 S 1B		0-0 G3 1B		4	0	2	2	0	0	1			
Andy Van Slyke, L (1,9) OBP: 0.307, SLG: 0.333	0-3 K			0-0 F8		0-3 K		0-0 G3 1B		4	0	0	0	0	2	4			
Jack Clark, R (1,3) OBP: 0.372, SLG: 0.422	0-3 K			0-0 6-3		0-3 K		0-0 F8 1B		4	0	0	0	0	2	4			
Tom Herr, S (1,4) OBP: 0.280, SLG: 0.227		0-0 F8			0-3 K	4-0 BB		0-0 F4		3	0	0	0	1	1	1			
Terry Pendleton, S (1,5) OBP: 0.275, SLG: 0.263		0-0 1-3			0-3 K	0-3 K			0-0 4-3	4	0	0	0	0	2	3			
Ozzie Smith, S (1,6) OBP: 0.412, SLG: 0.395		0-0 F6			0-0 1B		0-0 4-3		0-0 4-3	4	0	1	0	0	0	0			
Mike Heath, R (1,2) OBP: 0.283, SLG: 0.283			0-0 5-3		0-3 K		0-0 F9		0-3 K	2	0	0	0	0	1	1			
Pat Perry, L (5,1) Clint Hurdle, L (9,PH) OBP: 0.233, SLG: 0.225										1	0	0	0	0	0	0			
Ray Burris, R (1,1) Michael LaValliere, L (5,2) OBP: 0.333, SLG: 0.263										1	0	0	0	0	0	0			
										2	1	1	0	0	0	0			
Inning Stats	R: 0 E: 0 K: 2 S: 7	H: 0 LOB: 1 BB: 1 P: 11	R: 0 E: 0 K: 0 S: 3	H: 0 LOB: 0 BB: 0 P: 3	R: 0 E: 0 K: 0 S: 3	H: 0 LOB: 0 BB: 0 P: 3	R: 0 E: 0 K: 3 S: 10	H: 1 LOB: 1 BB: 0 P: 10	R: 1 E: 0 K: 3 S: 12	H: 3 LOB: 3 BB: 1 P: 16	R: 0 E: 0 K: 0 S: 3	H: 0 LOB: 0 BB: 0 P: 3	R: 1 E: 0 K: 0 S: 5	H: 2 LOB: 1 BB: 0 P: 5	R: 0 E: 0 K: 1 S: 5	H: 0 LOB: 0 BB: 0 P: 5	1B: 5 2B: 1 3B: 0 HR: 0	SF: 0 SAC: 0 DP: 0 HBP: 0	WP: 0 PA: 35 PB: 0 SB: 4 CS: 0
PITCHER	IP WLS BF H R ER SO BB IBB HBP BLK WP HR S P ERA WHIP	IP WLS BF H R ER SO BB IBB HBP BLK WP HR S P ERA WHIP	IP WLS BF H R ER SO BB IBB HBP BLK WP HR S P ERA WHIP	IP WLS BF H R ER SO BB IBB HBP BLK WP HR S P ERA WHIP	IP WLS BF H R ER SO BB IBB HBP BLK WP HR S P ERA WHIP	IP WLS BF H R ER SO BB IBB HBP BLK WP HR S P ERA WHIP	IP WLS BF H R ER SO BB IBB HBP BLK WP HR S P ERA WHIP	IP WLS BF H R ER SO BB IBB HBP BLK WP HR S P ERA WHIP	IP WLS BF H R ER SO BB IBB HBP BLK WP HR S P ERA WHIP	IP WLS BF H R ER SO BB IBB HBP BLK WP HR S P ERA WHIP	IP WLS BF H R ER SO BB IBB HBP BLK WP HR S P ERA WHIP	IP WLS BF H R ER SO BB IBB HBP BLK WP HR S P ERA WHIP	IP WLS BF H R ER SO BB IBB HBP BLK WP HR S P ERA WHIP	IP WLS BF H R ER SO BB IBB HBP BLK WP HR S P ERA WHIP	IP WLS BF H R ER SO BB IBB HBP BLK WP HR S P ERA WHIP	IP WLS BF H R ER SO BB IBB HBP BLK WP HR S P ERA WHIP	IP WLS BF H R ER SO BB IBB HBP BLK WP HR S P ERA WHIP	IP WLS BF H R ER SO BB IBB HBP BLK WP HR S P ERA WHIP	IP WLS BF H R ER SO BB IBB HBP BLK WP HR S P ERA WHIP
Mike Scott, R (1,1) ERA: 2.79	8.0 W 32 6 2 2 8 2 0 0 0 0 0 0 46 54 2.25 1.000	1.0 S 3 0 0 0 1 0 0 0 0 0 0 0 5 5 0.00 0.000																	
Dave Smith, R (9,1) ERA: 1.6																			

St. Louis Cardinals @ Houston Astros
Astrodome, Houston, TX
Wed Jun 04 1986, 8:05 PM EDT
Att: 11,396 - Unknown

AB 33
R 2
H 6
RBI 2
BB 2
SO 9
LOB 14



Batter	1	2	3	4	5	6	7	8	9	AB	R	H	RBI	BB	SO	LOB	BOTTOM		
Bill Doran, S (1,4) OBP: 0.371, SLG: 0.352	0-0 HR		0-0 F6			0-0 F8		0-0 6-3		4	1	1	1	0	0	0			
Craig Reynolds, L (1,6) OBP: 0.333, SLG: 0.430	0-0 FC6-4 1B		0-0 L4			0-0 F3		0-0 G1-6-3 1B		4	0	2	0	0	0	0			
Denny Walling, L (1,5) OBP: 0.353, SLG: 0.393	0-0 F9		0-0 4-3			0-0 BB 1B		0-0 G1-6-3 1B		4	1	1	0	0	0	2			
Glenn Davis, R (1,3) OBP: 0.328, SLG: 0.497	0-0 FC6-4 2B		0-0 4-3			4-0 BB 1B		0-0 F7		3	2	0	0	1	0	1			
Jose Cruz, L (1,7) OBP: 0.314, SLG: 0.310	0-0 1-H 2B			0-0 6-3		0-0 1B		0-0 3-1		4	0	2	2	0	0	0			
Tony Walker, R (9,8) OBP: 0.262, SLG: 0.324						1-2 2-H 1B				0	0	0	0	0	0	0			
Kevin Bass, S (1,8) OBP: 0.322, SLG: 0.426	4-0 BB			4-0 S BB		0-0 FC6-4 1B		0-0 F7		2	0	1	1	2	0	0			
Terry Puhl, L (1,9) OBP: 0.284, SLG: 0.303	0-0 G3			0-3 K		0-0 FC6-4		0-3 K		4	0	0	0	0	2	5			
Dave Smith, R (9,1) ERA: 1.6						1-2 1B				0	0	0	0	0	0	0			
Mark Bailey, S (1,2) OBP: 0.311, SLG: 0.300		0-3 K			4-0 1-2 IBB			0-0 5-3		2	0	0	0	1	1	0			
Mike Scott, R (1,1) OBP: 0.069, SLG: 0.036		0-0 5-3			0-0 F8			0-3 K		3	0	0	0	0	1	2			
Billy Hatcher, R (9,7) OBP: 0.294, SLG: 0.317										0	0	0	0	0	0	0			
Inning Stats	R: 2 E: 0 K: 0 S: 6	H: 3 LOB: 2 BB: 1 P: 10	R: 0 E: 0 K: 1 S: 5	H: 0 LOB: 0 BB: 0 P: 5	R: 0 E: 0 K: 0 S: 3	H: 0 LOB: 0 BB: 0 P: 3	R: 0 E: 0 K: 1 S: 5	H: 0 LOB: 2 BB: 2 P: 13	R: 2 E: 0 K: 0 S: 6	H: 3 LOB: 2 BB: 1 P: 10	R: 0 E: 0 K: 1 S: 5	H: 0 LOB: 0 BB: 0 P: 5	R: 0 E: 0 K: 1 S: 5	H: 0 LOB: 0 BB: 0 P: 5	R: 0 E: 0 K: 1 S: 5	H: 0 LOB: 0 BB: 0 P: 5	1B: 5 2B: 1 3B: 0 HR: 1	SF: 0 SAC: 0 DP: 1 HBP: 0	WP: 0 PA: 34 PB: 0 SB: 1 CS: 0
PITCHER	IP WLS BF H R ER SO BB IBB HBP BLK WP HR S P ERA WHIP	IP WLS BF H R ER SO BB IBB HBP BLK WP HR S P ERA WHIP	IP WLS BF H R ER SO BB IBB HBP BLK WP HR S P ERA WHIP	IP WLS BF H R ER SO BB IBB HBP BLK WP HR S P ERA WHIP	IP WLS BF H R ER SO BB IBB HBP BLK WP HR S P ERA WHIP	IP WLS BF H R ER SO BB IBB HBP BLK WP HR S P ERA WHIP	IP WLS BF H R ER SO BB IBB HBP BLK WP HR S P ERA WHIP	IP WLS BF H R ER SO BB IBB HBP BLK WP HR S P ERA WHIP	IP WLS BF H R ER SO BB IBB HBP BLK WP HR S P ERA WHIP	IP WLS BF H R ER SO BB IBB HBP BLK WP HR S P ERA WHIP	IP WLS BF H R ER SO BB IBB HBP BLK WP HR S P ERA WHIP	IP WLS BF H R ER SO BB IBB HBP BLK WP HR S P ERA WHIP	IP WLS BF H R ER SO BB IBB HBP BLK WP HR S P ERA WHIP	IP WLS BF H R ER SO BB IBB HBP BLK WP HR S P ERA WHIP	IP WLS BF H R ER SO BB IBB HBP BLK WP HR S P ERA WHIP	IP WLS BF H R ER SO BB IBB HBP BLK WP HR S P ERA WHIP	IP WLS BF H R ER SO BB IBB HBP BLK WP HR S P ERA WHIP	IP WLS BF H R ER SO BB IBB HBP BLK WP HR S P ERA WHIP	IP WLS BF H R ER SO BB IBB HBP BLK WP HR S P ERA WHIP
Ray Burris, R (1,1) ERA: 4.62	3.1 L 10 1 0 0 2 0 0 0 0 0 0 0 14 14 0.00 0.300																		
Pat Perry, L (5,1) ERA: 3.32																			

St. Louis Cardinals @ Houston Astros
Astrodome, Houston, TX
Wed Jun 04 1986, 8:05 PM EDT
Att: 11,396 - Unknown

AB 30
R 4
H 7
RBI 4
BB 4
SO 4
LOB 10



Batter	1	2	3	4	5	6	7	8	9	AB	R	H	RBI	BB	SO	LOB	TOP					
Bill Doran, S OBP: 0.368, SLG: 0.346 (1, 4)	0-0 5-3			0-0 F4		4-0 IBB			0-0 6-3	3	0	0	0	1	0	0	Houston Astros @ Los Angeles Dodgers Dodger Stadium, Los Angeles, CA Thu Jun 05 1986, 7:05 PM PDT Att: 32,545 - Unknown					
Billy Hatcher, R OBP: 0.284, SLG: 0.306 Denny Walling, L OBP: 0.359, SLG: 0.393 (1, 8)	0-3 K			0-3 K		0-0 F7			4-0 CS BB	3	0	0	0	0	2	2						
Jose Cruz, L OBP: 0.306, SLG: 0.301 (1, 7)	0-0 F2			0-3 K				0-0 6-3	0-3 K	4	0	0	0	0	2	1						
Glenn Davis, R OBP: 0.324, SLG: 0.489 (1, 3)		0-0 4-3			0-0 5-3			0-0 4-3		3	0	0	0	0	0	0						
Kevin Bass, S OBP: 0.322, SLG: 0.424 (1, 9)		0-0 F7			0-0 CS 1B			0-0 1-3		3	0	1	0	0	0	0						
Phil Garner, R OBP: 0.336, SLG: 0.477 (1, 5)		0-0 F7			0-0 F7			0-0 FC6-4 1B		3	0	1	0	0	0	1						
Mark Bailey, S OBP: 0.304, SLG: 0.292 (1, 2)			0-3 K		0-0 CS	0-0 E5		0-3 K		3	0	0	0	0	2	1						
Dickie Thon, R OBP: 0.277, SLG: 0.316 (1, 6)			0-3 K		0-0 6-3			0-0 FC6-4 FC5-4		3	0	0	0	0	1	2						
Manny Hernandez, R Aurelio Lopez, R Jim Pankovits, R Charlie Kerfeld, R (1, 1)			0-0 3-1		0-3 K2-3			0-0 FC5-4		2	0	0	0	0	1	1						
Inning Stats	R: 0 E: 0 K: 1 S: 5	H: 0 LOB: 0 BB: 0 P: 5	R: 0 E: 0 K: 0 S: 3	H: 0 LOB: 0 BB: 0 P: 3	R: 0 E: 0 K: 2 S: 7	H: 0 LOB: 0 BB: 0 P: 7	R: 0 E: 0 K: 2 S: 7	H: 0 LOB: 0 BB: 0 P: 7	R: 0 E: 0 K: 0 S: 3	H: 1 LOB: 0 BB: 0 P: 3	R: 0 E: 0 K: 1 S: 6	H: 0 LOB: 2 BB: 1 P: 10	R: 0 E: 0 K: 0 S: 3	H: 0 LOB: 0 BB: 0 P: 3	R: 0 E: 0 K: 1 S: 6	H: 1 LOB: 1 BB: 0 P: 6		R: 0 E: 0 K: 1 S: 4	H: 0 LOB: 1 BB: 1 P: 8	1B: 2 2B: 1 3B: 0 HR: 0	SF: 0 SAC: 0 DP: 1 HBP: 0	WP: 0 PB: 0 SB: 0 CS: 2
PITCHER	IP WLS BF H R ER SO BB IBB HBP BLK WP HR S P ERA WHIP	IP WLS BF H R ER SO BB IBB HBP BLK WP HR S P ERA WHIP															IP WLS BF H R ER SO BB IBB HBP BLK WP HR S P ERA WHIP					
Rick Honeycutt, L ERA: 2.63 Ken Howell, R ERA: 1.03 (1, 1)	8.0 W 27 2 0 0 7	1.0 S 3 0 0 0 1															1.0 S 3 0 0 0 1					

Batter	1	2	3	4	5	6	7	8	9	AB	R	H	RBI	BB	SO	LOB	BOTTOM			
Steve Sax, R OBP: 0.374, SLG: 0.459 (1, 4)	4-0 S BB		0-0 1B			0-0 SF8 3B		0-3 K		3	1	2	0	1	1	0	Houston Astros @ Los Angeles Dodgers Dodger Stadium, Los Angeles, CA Thu Jun 05 1986, 7:05 PM PDT Att: 32,545 - Unknown			
Ken Landreaux, L OBP: 0.322, SLG: 0.392 (1, 8)	0-0 F8 1-2		0-0 F8			0-0 SF8		0-0 F7		3	0	0	1	0	0	2				
Bill Madlock, R OBP: 0.250, SLG: 0.262 Ken Howell, R (1, 5)	0-0 F8			0-0 5-3		0-0 F3		0-0 4-3		4	0	0	0	0	0	1				
Mike Marshall, R OBP: 0.315, SLG: 0.500 (1, 9)	0-0 F7			0-3 K		0-0 2B				3	0	1	0	0	1	1				
Mike Scioscia, L OBP: 0.414, SLG: 0.366 (1, 2)		0-0 3-1		4-0 BB		4-0 BB				1	0	0	0	2	0	0				
Greg Brock, L OBP: 0.311, SLG: 0.401 (1, 3)		0-0 F9		0-0 4-3		0-0 F7				3	0	0	0	0	0	3				
Franklin Stubbs, L OBP: 0.302, SLG: 0.513 (1, 7)		0-0 F7			0-0 F8			0-0 F8		3	0	0	0	0	0	0				
Mariano Duncan, R OBP: 0.276, SLG: 0.284 (1, 6)			0-0 G3		0-0 F9			0-0 L6		3	0	0	0	0	0	0				
Rick Honeycutt, L Dave Anderson, R OBP: 0.280, SLG: 0.277 (1, 1)		0-0 F8			0-0 1-3			0-3 K		3	0	0	0	0	1	0				
Inning Stats	R: 0 E: 0 K: 0 S: 3	H: 0 LOB: 1 BB: 1 P: 7	R: 0 E: 0 K: 0 S: 3	H: 0 LOB: 0 BB: 0 P: 3	R: 0 E: 0 K: 0 S: 4	H: 1 LOB: 1 BB: 0 P: 4	R: 0 E: 0 K: 1 S: 5	H: 0 LOB: 1 BB: 1 P: 9	R: 0 E: 0 K: 0 S: 3	H: 0 LOB: 0 BB: 0 P: 3	R: 1 E: 0 K: 0 S: 5	H: 2 LOB: 2 BB: 1 P: 9	R: 0 E: 0 K: 1 S: 5	H: 0 LOB: 0 BB: 0 P: 5	R: 0 E: 0 K: 1 S: 5	H: 0 LOB: 0 BB: 0 P: 5		1B: 1 2B: 1 3B: 1 HR: 0	SF: 1 SAC: 0 DP: 0 HBP: 0	WP: 0 PB: 0 SB: 1 CS: 0
PITCHER	IP WLS BF H R ER SO BB IBB HBP BLK WP HR S P ERA WHIP	IP WLS BF H R ER SO BB IBB HBP BLK WP HR S P ERA WHIP															IP WLS BF H R ER SO BB IBB HBP BLK WP HR S P ERA WHIP			
Manny Hernandez, R ERA: 1.59 Aurelio Lopez, R Charlie Kerfeld, R (1, 1)	5.2 L 23 3 1 1 1	1.1 4 0 0 0 1															1.0 3 0 0 0 1			

Batter	1	2	3	4	5	6	7	8	9	AB	R	H	RBI	BB	SO	LOB	TOP			
Bill Doran, S OBP: 0.364, SLG: 0.353 (1,4)	0-0 6-3		0-3 K		0-0 FC2-5 3B		0-0 F9		0-0 FC4-6 CS	5	0	1	1	0	1	1	Houston Astros @ Los Angeles Dodgers Dodger Stadium, Los Angeles, CA Fri Jun 06 1986, 7:05 PM PDT Att: 38,991 - Unknown livebaseballscorecards.com			
Craig Reynolds, L OBP: 0.326, SLG: 0.417 (1,6)	0-0 F6		0-0 1B		0-0 FC2-5 S		0-0 F5		0-0 F6 1-2	5	0	1	0	0	0	2				
Denny Walling, L OBP: 0.347, SLG: 0.378 (1,5)	0-0 F8		0-0 F6		0-0 F8 1-2		0-0 F7			4	0	0	0	0	0	2				
Glenn Davis, R OBP: 0.327, SLG: 0.489 (1,3)		0-0 F8		0-3 K		0-0 1B 1B		0-0 1B 1B		4	1	2	0	0	1	0				
Jose Cruz, L OBP: 0.311, SLG: 0.307 (1,7)		0-0 F7		0-0 3-1		0-0 1B 1-2 1B		0-0 1B 1-3 1B		4	0	2	0	0	0	0				
Terry Puhl, L OBP: 0.292, SLG: 0.330 (1,9)		0-0 1B 2B		0-0 2B		0-3 K		0-3 K		4	0	2	0	0	2	4				
Alan Ashby, S OBP: 0.275, SLG: 0.388 (8, B)		0-0 FC4-6 1B		0-0 F8		0-0 1-3 2-H 1B		0-3 K		4	0	2	1	0	1	3				
Billy Hatcher, R OBP: 0.295, SLG: 0.295 (8, PH)		0-0 FC4-6 1-2 1B		0-3 K S 3B		0-3 K		0-3 K		3	1	0	0	0	2	4				
Mark Bailey, S OBP: 0.301, SLG: 0.289 (8, 2)				0-0 K S 3B		0-0 K		0-3 K		1	0	0	0	0	1	2				
Bob Knepper, L OBP: 0.053, SLG: 0.053 (9, PH)			0-0 F8		0-0 B5		0-0 5-3		0-0 FC4-6 1B	3	0	0	0	0	0	3				
Kevin Bass, S OBP: 0.325, SLG: 0.427 (9, PH)					0-0 5-3					1	0	1	0	0	0	0				
Inning Stats	R: 0 E: 0 K: 0 S: 3	H: 0 LOB: 0 BB: 0 P: 3	R: 0 E: 0 K: 0 S: 5	H: 2 LOB: 2 BB: 0 P: 5	R: 0 E: 0 K: 1 S: 6	H: 1 LOB: 1 BB: 0 P: 6	R: 0 E: 0 K: 1 S: 6	H: 1 LOB: 1 BB: 0 P: 6	R: 1 E: 0 K: 2 S: 7	H: 3 LOB: 2 BB: 0 P: 10	R: 0 E: 0 K: 0 S: 3	H: 0 LOB: 0 BB: 0 P: 3	R: 0 E: 0 K: 3 S: 11	H: 2 LOB: 2 BB: 0 P: 11	R: 0 E: 0 K: 0 S: 3	H: 1 LOB: 0 BB: 0 P: 3	1B: 8 2B: 2 3B: 1 HR: 0	SF: 0 SAC: 0 DP: 0 HBP: 0	WP: 1 PB: 0 SB: 2 CS: 1	PA: 38
PITCHER	IP WLS BF H R ER SO BB IBB HBP BLK WP HR S P ERA WHIP	IP WLS BF H R ER SO BB IBB HBP BLK WP HR S P ERA WHIP	IP WLS BF H R ER SO BB IBB HBP BLK WP HR S P ERA WHIP	IP WLS BF H R ER SO BB IBB HBP BLK WP HR S P ERA WHIP	IP WLS BF H R ER SO BB IBB HBP BLK WP HR S P ERA WHIP	IP WLS BF H R ER SO BB IBB HBP BLK WP HR S P ERA WHIP	IP WLS BF H R ER SO BB IBB HBP BLK WP HR S P ERA WHIP	IP WLS BF H R ER SO BB IBB HBP BLK WP HR S P ERA WHIP	IP WLS BF H R ER SO BB IBB HBP BLK WP HR S P ERA WHIP	IP WLS BF H R ER SO BB IBB HBP BLK WP HR S P ERA WHIP	IP WLS BF H R ER SO BB IBB HBP BLK WP HR S P ERA WHIP	IP WLS BF H R ER SO BB IBB HBP BLK WP HR S P ERA WHIP	IP WLS BF H R ER SO BB IBB HBP BLK WP HR S P ERA WHIP	IP WLS BF H R ER SO BB IBB HBP BLK WP HR S P ERA WHIP	IP WLS BF H R ER SO BB IBB HBP BLK WP HR S P ERA WHIP	IP WLS BF H R ER SO BB IBB HBP BLK WP HR S P ERA WHIP	IP WLS BF H R ER SO BB IBB HBP BLK WP HR S P ERA WHIP			
Bob Welch, R ERA: 4.0 (1, 1)	6.0	27	8	2	2	5	0	0	0	0	0	0	0	0	0	0	3.00	1.333		
Ed Vande Berg, L ERA: 3.52 (7, 1)	1.1	6	2	0	0	1	0	0	0	0	0	0	0	0	0	0	0.00	1.500		
Ken Howell, R ERA: 0.98 (8, 1)	1.2	W	5	1	0	0	2	0	0	0	0	0	0	0	0	0	0.00	0.600		

Batter	1	2	3	4	5	6	7	8	9	AB	R	H	RBI	BB	SO	LOB	BOTTOM			
Mariano Duncan, R OBP: 0.281, SLG: 0.289 (1,6)	0-0 5-3		0-0 B3-4		0-0 S 1B			0-0 4-3 E SF8 1B		4	1	2	1	0	0	1	Houston Astros @ Los Angeles Dodgers Dodger Stadium, Los Angeles, CA Fri Jun 06 1986, 7:05 PM PDT Att: 38,991 - Unknown livebaseballscorecards.com			
Steve Sax, R OBP: 0.372, SLG: 0.452 (1,4)	4-0 CS BB		0-0 6-3		0-0 G3 1-2			0-0 FC2 SF8 4-3		3	0	0	0	1	0	3				
Enos Cabell, R OBP: 0.287, SLG: 0.264 (1,3)	0-3 K				0-0 F9		0-0 6-3		0-0 4-3	3	0	0	0	0	1	1				
Ed Vande Berg, R OBP: 0.264 (7, 1)									0-0 4-3	0	0	0	0	0	0	0				
Bill Russell, R OBP: 0.250, SLG: 0.262 (8, 7)									1-2 2-3	1	0	0	0	0	0	2				
Bill Madlock, R OBP: 0.250, SLG: 0.256 (8, PR)	0-0 CS		0-0 5-3		0-3 K		0-0 F7		4-0 SF8 IBB	3	0	0	0	1	1	0				
Dave Anderson, R OBP: 0.290, SLG: 0.277 (9, 5)	1-2									0	0	0	0	0	0	0				
Mike Marshall, R OBP: 0.314, SLG: 0.495 (1,9)		4-0 CS BB			0-3 K		0-3 K		0-0 SF8	2	0	0	1	1	2	0				
Mike Scioscia, L OBP: 0.416, SLG: 0.369 (1,2)		0-0 1-2 1B			0-0 4-3		0-0 3-1 SH1-4 1B		0-0 6-3	4	0	2	0	0	0	3				
Reggie Williams, R OBP: 0.324, SLG: 0.365 (1,8)			0-0 4-3		0-0 E 3B		0-0 SH1-4			2	1	1	0	0	0	1				
Franklin Stubbs, L OBP: 0.310, SLG: 0.534 (8, 3)			0-0 SH1-4 2B		0-0 4-3 1B 2B		0-0 3-1			3	1	2	0	0	0	1				
Bob Welch, R OBP: 0.107, SLG: 0.185 (1, 1)					0-0 SH1-4		0-0 4-3			1	0	0	0	0	0	1				
Greg Brock, L OBP: 0.310, SLG: 0.399 (7, 3)					0-0 3-H 2B		0-0 4-3			1	0	0	0	0	0	1				
Ken Howell, R OBP: 0.399 (8, 1)					0-0 2-3		0-0 F7			0	0	0	0	0	0	0				
Inning Stats	R: 0 E: 0 K: 1 S: 4	H: 0 LOB: 0 BB: 1 P: 8	R: 0 E: 0 K: 0 S: 3	H: 1 LOB: 1 BB: 1 P: 7	R: 0 E: 0 K: 0 S: 4	H: 1 LOB: 1 BB: 0 P: 4	R: 0 E: 0 K: 2 S: 7	H: 0 LOB: 0 BB: 0 P: 7	R: 2 E: 1 K: 0 S: 6	H: 3 LOB: 1 BB: 0 P: 6	R: 0 E: 0 K: 1 S: 5	H: 0 LOB: 0 BB: 0 P: 5	R: 0 E: 0 K: 0 S: 4	H: 1 LOB: 1 BB: 0 P: 4	R: 1 E: 1 K: 0 S: 5	H: 1 LOB: 3 BB: 1 P: 9	1B: 4 2B: 2 3B: 1 HR: 0	SF: 1 SAC: 2 DP: 0 HBP: 0	WP: 0 PB: 0 SB: 1 CS: 2	PA: 34
PITCHER	IP WLS BF H R ER SO BB IBB HBP BLK WP HR S P ERA WHIP	IP WLS BF H R ER SO BB IBB HBP BLK WP HR S P ERA WHIP	IP WLS BF H R ER SO BB IBB HBP BLK WP HR S P ERA WHIP	IP WLS BF H R ER SO BB IBB HBP BLK WP HR S P ERA WHIP	IP WLS BF H R ER SO BB IBB HBP BLK WP HR S P ERA WHIP	IP WLS BF H R ER SO BB IBB HBP BLK WP HR S P ERA WHIP	IP WLS BF H R ER SO BB IBB HBP BLK WP HR S P ERA WHIP	IP WLS BF H R ER SO BB IBB HBP BLK WP HR S P ERA WHIP	IP WLS BF H R ER SO BB IBB HBP BLK WP HR S P ERA WHIP	IP WLS BF H R ER SO BB IBB HBP BLK WP HR S P ERA WHIP	IP WLS BF H R ER SO BB IBB HBP BLK WP HR S P ERA WHIP	IP WLS BF H R ER SO BB IBB HBP BLK WP HR S P ERA WHIP	IP WLS BF H R ER SO BB IBB HBP BLK WP HR S P ERA WHIP	IP WLS BF H R ER SO BB IBB HBP BLK WP HR S P ERA WHIP	IP WLS BF H R ER SO BB IBB HBP BLK WP HR S P ERA WHIP	IP WLS BF H R ER SO BB IBB HBP BLK WP HR S P ERA WHIP				
Bob Knepper, L ERA: 2.37 (1, 1)	8.0	L	33	7	3	2	4	2	1	0	0	0	0	0	0	0	2.25	1.125		



Batter	1	2	3	4	5	6	7	8	9	AB	R	H	RBI	BB	SO	LOB	TOP								
Bill Doran, S OBP: 0.370, SLG: 0.367 (1, 4)	6-3		FC6-4 BB		2H 1B		F9		2B 3B	4	1	2	1	1	0	2									
Billy Hatcher, R OBP: 0.292, SLG: 0.323 (1, 8) (6, 9)	FC6-4 1B		FC6-4 CS 1-2		F2			F S 2B 1B	CS 2B	5	1	3	1	0	0	2									
Jose Cruz, L OBP: 0.307, SLG: 0.298 (1, 7)	FC6-4 HR 1-2		CS	6-3		F8		K	BB IBB	4	1	0	0	1	1	2									
Glenn Davis, R OBP: 0.333, SLG: 0.503 (1, 3)	HR			F7		F7		BB 2B BB	BB 2B BB	3	2	1	2	2	0	0									
Kevin Bass, S OBP: 0.320, SLG: 0.421 Charlie Kerfeld, R (6, 1)	5-3			6-3		F9		2B BB	G3	3	0	0	0	0	0	0									
Aurelio Lopez, R (7, 1)										0	0	0	0	0	0	0									
Denny Walling, L OBP: 0.350, SLG: 0.375 (8, PH) (8, 5)										1	0	0	0	1	0	2									
Phil Garner, R OBP: 0.340, SLG: 0.485 Dave Smith, R (8, 1)		F8				6-3 1B		F8	1-3 2H 3H 2B	4	1	2	2	0	0	0									
Alan Ashby, S OBP: 0.337, SLG: 0.380 (1, 2)		6-3				6-3		FC3-6 1B	G3	4	0	1	0	0	0	3									
Craig Reynolds, L OBP: 0.323, SLG: 0.409 (1, 6)								FC3-6 BB	F9	4	1	1	1	0	0	3									
Mike Madden, L (1, 1)										1	0	0	0	0	1	0									
Larry Andersen, R (5, 1)										0	0	0	0	0	0	0									
Frank DiPino, L OBP: 0.250, SLG: 0.250 Tony Walker, R OBP: 0.273, SLG: 0.316 (6, 8)			K			SH1-4 1B		1-2 BB	K	0	0	0	0	0	0	0									
Inning Stats	R: 2 E: 0 K: 0 S: 5	H: 2 LOB: 0 BB: 0 P: 5	R: 0 E: 0 K: 0 S: 3	H: 0 LOB: 0 BB: 0 P: 3	R: 0 E: 0 K: 1 S: 4	H: 0 LOB: 0 BB: 1 P: 8	R: 0 E: 0 K: 0 S: 3	H: 0 LOB: 0 BB: 0 P: 3	R: 2 E: 0 K: 0 S: 6	H: 3 LOB: 1 BB: 0 P: 6	R: 0 E: 0 K: 0 S: 3	H: 0 LOB: 0 BB: 0 P: 3	R: 0 E: 0 K: 0 S: 4	H: 1 LOB: 2 BB: 1 P: 8	R: 2 E: 0 K: 1 S: 7	H: 2 LOB: 2 BB: 2 P: 15	R: 1 E: 0 K: 1 S: 6	H: 2 LOB: 2 BB: 2 P: 14	1B: 6 2B: 2 3B: 1 HR: 1	SF: 0 SAC: 1 DP: 0 HBP: 0	WP: 0 PB: 0 SB: 1 CS: 2	PA: 42			
PITCHER	IP	WLS	BF	H	R	ER	SO	BB	IBB	HBP	BLK	WP	HR	S	P	ERA	WHIP								
Jerry Reuss, L ERA: 6.26 (1, 1)	6.0		23	5	4	4	1	1	0	0	0	0	1	24	28	6.00	1.000								
Alejandro Pena, R ERA: 3.52 (7, 1)	1.0		5	1	0	0	0	1	0	0	0	0	0	4	8	0.00	2.000								
Ken Howell, R ERA: 1.64 (8, 1)	1.2	L	12	4	3	3	2	3	1	0	0	0	0	12	28	16.20	4.200								
Carlos Diaz, L ERA: 9.0 (9, 1)	0.1		1	0	0	0	0	0	0	0	0	0	0	1	1	0.00	0.000								

Houston Astros @ Los Angeles Dodgers
Dodger Stadium, Los Angeles, CA
Sat Jun 07 1986, 3:33 AM PDT
Att: 32,902 - Unknown

AB	34
R	7
H	10
RBI	7
BB	6
SO	3
LOB	14



Batter	1	2	3	4	5	6	7	8	9	AB	R	H	RBI	BB	SO	LOB	BOTTOM								
Mariano Duncan, R OBP: 0.282, SLG: 0.290 (1, 6)	F3	5-3		K		K			L5-3 1B	6	0	2	0	0	2	3									
Steve Sax, R OBP: 0.385, SLG: 0.455 (1, 4)	1B 1B		FC6-4 1B	WP BB		BB BB			L5-3 1-2	3	1	2	0	3	0	2									
Franklin Stubbs, L OBP: 0.313, SLG: 0.529 (1, 7)	1B 1B		FC6-4 1B	F9 1-2 2-3		F9 2-3		K		5	0	2	0	0	1	6									
Bill Madlock, R OBP: 0.263, SLG: 0.271 Ken Howell, R (8, 1) Carlos Diaz, R (9, 1)	1B 1-2 2H		FC6-4 BB 1-2 2-3		G6-4-3 1B 2B	1-2 BB		F4		4	1	2	1	1	0	4									
Mike Marshall, R OBP: 0.316, SLG: 0.490 (1, 9)	L7		K		G6-4-3 BB	F8		G4-3 1B		4	0	1	0	1	1	7									
Alex Trevino, R OBP: 0.273, SLG: 0.225 Mike Scioscia, L OBP: 0.415, SLG: 0.375 (1, 2) (5, PH) (6, 2)	F9				G6-4-3 1-2 2-3			G4-3 1B	G4-3	1	0	0	0	1	0	2									
Greg Brock, L OBP: 0.312, SLG: 0.399 (1, 3)		K	K					G3		5	1	2	1	0	2	3									
Reggie Williams, R OBP: 0.329, SLG: 0.385 Ken Landreaux, L OBP: 0.316, SLG: 0.385 (1, 8) (5, PH) (6, 8)					K	F9			G3	2	0	1	0	0	1	0									
Jerry Reuss, L OBP: 0.313, SLG: 0.375 Bill Russell, R OBP: 0.287, SLG: 0.302 Alejandro Pena, R (7, 1) Len Matuszek, L OBP: 0.571, SLG: 1.000 Dave Anderson, R OBP: 0.297, SLG: 0.284 (8, 5)		5-3		WP 2B		F9 2B		1-2 3H HR	1B	2	0	1	0	0	0	1									
Inning Stats	R: 1 E: 0 K: 0 S: 6	H: 3 LOB: 2 BB: 0 P: 6	R: 0 E: 0 K: 1 S: 6	H: 1 LOB: 0 BB: 0 P: 6	R: 0 E: 0 K: 2 S: 9	H: 1 LOB: 3 BB: 1 P: 13	R: 0 E: 0 K: 2 S: 8	H: 1 LOB: 2 BB: 1 P: 12	R: 1 E: 0 K: 0 S: 4	H: 2 LOB: 1 BB: 1 P: 8	R: 0 E: 0 K: 1 S: 6	H: 1 LOB: 3 BB: 2 P: 14	R: 3 E: 0 K: 1 S: 9	H: 4 LOB: 2 BB: 1 P: 13	R: 0 E: 0 K: 0 S: 3	H: 1 LOB: 0 BB: 0 P: 3	R: 0 E: 0 K: 0 S: 4	H: 2 LOB: 1 BB: 0 P: 4	1B: 11 2B: 6 3B: 0 HR: 1	SF: 0 SAC: 0 DP: 3 HBP: 0	WP: 1 PB: 0 SB: 3 CS: 0	PA: 47			
PITCHER	IP	WLS	BF	H	R	ER	SO	BB	IBB	HBP	BLK	WP	HR	S	P	ERA	WHIP								
Mike Madden, L ERA: 3.13 (1, 1)	4.0		23	8	2	2	5	3	0	0	0	0	0	7	11	4.50	2.750								
Larry Andersen, R ERA: 3.6 (5, 1)	1.1		6	2	0	0	1	1	0	0	0	0	0	7	11	0.00	2.250								
Frank DiPino, L ERA: 1.44 (6, 1)	0.1		2	0	0	0	0	1	0	0	0	0	0	1	5	0.00	3.000								
Charlie Kerfeld, R ERA: 1.88 (6, 1)	0.2		7	4	3	3	0	1	0	0	0	0	1	6	10	40.50	7.500								
Aurelio Lopez, R ERA: (7, 1)	0.2	W	2	0	0	0	1	0	0	0	0	0	0	4	4	0.00	0.000								

Houston Astros @ Los Angeles Dodgers
Dodger Stadium, Los Angeles, CA
Sat Jun 07 1986, 3:33 AM PDT
Att: 32,902 - Unknown

AB	41
R	5
H	17
RBI	5
BB	6
SO	7
LOB	34



Batter	1	2	3	4	5	6	7	8	9	AB	R	H	RBI	BB	SO	LOB	TOP					
Bill Doran, S OBP: 0.366, SLG: 0.363 (1, 4)	L1	F9			6-3		F8		1B	5	0	1	0	0	0	1						
Billy Hatcher, R OBP: 0.317, SLG: 0.388 (1, 8) (9, 7)	1B		K		1B		HR		1B	5	1	4	1	0	1	0						
Jose Cruz, L OBP: 0.297, SLG: 0.288 Tony Walker, R OBP: 0.273, SLG: 0.316 (1, 7) (9, 8)	K		G3		F5		K		K	5	0	0	0	0	3	4						
Glenn Davis, R OBP: 0.339, SLG: 0.503 (1, 3)	1B		F4			BB	K		BB	4	1	2	0	1	1	0						
Kevin Bass, S OBP: 0.313, SLG: 0.410 (1, 9)	K		F7		F9		F9		F4	5	0	0	0	0	1	6						
Phil Garner, R OBP: 0.359, SLG: 0.493 (1, 5)		3-1 WP		S	1B	BB	FC6-4		1B	2	1	2	0	2	0	0						
Mark Bailey, S OBP: 0.300, SLG: 0.288 (1, 2)	K		K		K		FC6-4		FC6-4	4	0	1	1	0	2	3						
Craig Reynolds, L OBP: 0.309, SLG: 0.391 (1, 6)	3-1		3-1		3-1		FC1-2-5-2		G3	4	0	0	0	0	0	5						
Mike Scott, R OBP: 0.091, SLG: 0.063 Dave Smith, R (9, 1)	3-H		1B		K		K		K	4	0	1	1	0	3	2						
Inning Stats	R: 0 E: 0 K: 2 S: 9	H: 2 LOB: 2 BB: 0 P: 9	R: 1 E: 0 K: 1 S: 7	H: 2 LOB: 1 BB: 0 P: 7	R: 0 E: 0 K: 1 S: 5	H: 0 LOB: 0 BB: 0 P: 5	R: 0 E: 0 K: 1 S: 5	H: 0 LOB: 1 BB: 1 P: 9	R: 0 E: 0 K: 1 S: 6	H: 1 LOB: 1 BB: 0 P: 6	R: 1 E: 0 K: 2 S: 7	H: 2 LOB: 0 BB: 1 P: 11	R: 1 E: 0 K: 2 S: 8	H: 1 LOB: 0 BB: 0 P: 8	R: 0 E: 0 K: 0 S: 4	H: 1 LOB: 1 BB: 0 P: 4	R: 0 E: 0 K: 2 S: 9	H: 2 LOB: 3 BB: 1 P: 13	1B: 9 2B: 1 3B: 0 HR: 1	SF: 0 SAC: 0 DP: 0 HBP: 0	WP: 1 PB: 0 SB: 3 CS: 0	PA: 41
PITCHER	IP	WLS	BF	H	R	ER	SO	BB	IBB	HBP	BLK	WP	HR	S	P	ERA	WHIP					
Fernando Valenzuela, L ERA: 2.85 Ed Vande Berg, L ERA: 3.31 (1, 1) (8, 1)	7.0	L	31	8	3	3	9	2	0	0	0	1	1	47	55	3.86	1.429					

Houston Astros @ Los Angeles Dodgers
Dodger Stadium, Los Angeles, CA
Sun Jun 08 1986, 3:33 AM PDT
Att: 47,404 - Unknown

AB 38
R 3
H 11
RBI 3
BB 3
SO 11
LOB 21



Batter	1	2	3	4	5	6	7	8	9	AB	R	H	RBI	BB	SO	LOB	BOTTOM					
Steve Sax, R OBP: 0.378, SLG: 0.446 (1, 4)	F5		6-3		K				K	4	0	0	0	0	2	1						
Ken Landreaux, L OBP: 0.315, SLG: 0.388 (1, 8)	2B		K			K			4-3	4	0	1	0	0	2	0						
Franklin Stubbs, L OBP: 0.319, SLG: 0.548 (1, 7)	F8			1B	SF7	BB	K		HR	3	2	1	1	1	1	1						
Bill Madlock, R OBP: 0.255, SLG: 0.263 (1, 5)	K		K		K		F7		L7	4	0	0	0	0	2	2						
Mike Scioscia, L OBP: 0.411, SLG: 0.372 (1, 2)		F2		CS	1B		F5		F4	4	0	1	0	0	0	0						
Greg Brock, L OBP: 0.305, SLG: 0.391 (1, 3)	4-3		SF7		3-H		F7		3-1	3	0	0	1	0	0	0						
Mariano Duncan, R OBP: 0.287, SLG: 0.292 (1, 6)		E	CS		1-2		F2			2	0	1	0	1	0	0						
Reggie Williams, R OBP: 0.319, SLG: 0.373 Len Matuszek, L OBP: 0.500, SLG: 0.875 Ed Vande Berg, R (7, PH) (8, 1)	1-3				K		4-3			2	0	0	0	0	1	1						
Fernando Valenzuela, L OBP: 0.186, SLG: 0.186 Bill Russell, R OBP: 0.261, SLG: 0.295 (1, 1) (8, 9)			K				1B		6-3	2	0	1	0	0	1	0						
Inning Stats	R: 0 E: 0 K: 1 S: 6	H: 1 LOB: 1 BB: 0 P: 6	R: 0 E: 0 K: 0 S: 4	H: 1 LOB: 0 BB: 0 P: 4	R: 0 E: 0 K: 2 S: 7	H: 0 LOB: 0 BB: 0 P: 7	R: 1 E: 0 K: 1 S: 5	H: 1 LOB: 0 BB: 1 P: 9	R: 0 E: 0 K: 2 S: 8	H: 1 LOB: 1 BB: 0 P: 8	R: 0 E: 0 K: 2 S: 7	H: 0 LOB: 0 BB: 0 P: 7	R: 0 E: 0 K: 0 S: 3	H: 0 LOB: 1 BB: 1 P: 7	R: 0 E: 0 K: 1 S: 5	H: 0 LOB: 0 BB: 0 P: 5	R: 1 E: 0 K: 0 S: 4	H: 1 LOB: 0 BB: 0 P: 4	1B: 3 2B: 1 3B: 0 HR: 1	SF: 1 SAC: 0 DP: 0 HBP: 0	WP: 0 PB: 0 SB: 1 CS: 1	PA: 34
PITCHER	IP	WLS	BF	H	R	ER	SO	BB	IBB	HBP	BLK	WP	HR	S	P	ERA	WHIP					
Mike Scott, R ERA: 2.73 Dave Smith, R ERA: 1.61 (1, 1) (9, 1)	8.2	W	32	5	2	2	9	2	0	0	0	0	0	48	56	2.08	0.808					

Houston Astros @ Los Angeles Dodgers
Dodger Stadium, Los Angeles, CA
Sun Jun 08 1986, 3:33 AM PDT
Att: 47,404 - Unknown

AB 30
R 2
H 5
RBI 2
BB 2
SO 9
LOB 6



Batter	1	2	3	4	5	6	7	8	9	AB	R	H	RBI	BB	SO	LOB	TOP										
Bill Doran, S OBP: 0.369, SLG: 0.396 Jim Pankovits, R OBP: 0.267, SLG: 0.185	G5-3 BB 1B	5-3				G6-4-3 1B		3B 1B	K	4	1	3	1	0	0	0											
Billy Hatcher, R OBP: 0.324, SLG: 0.396	2B BB		6-3		F9	F4		2B 3B	3-1	5	2	1	2	1	0	2											
Tony Walker, R OBP: 0.280, SLG: 0.326	G5-3		K		F8	G6-4-3		FC6-4 1B 2B		5	1	1	1	1	1	4											
Glenn Davis, R OBP: 0.343, SLG: 0.522 Alan Ashby, S OBP: 0.353, SLG: 0.375	HR 2B		F7		E		6-3	E5 FC6-4	F9	5	2	2	1	0	0	1											
Kevin Bass, S OBP: 0.327, SLG: 0.457	HR			6-3 2B	E	IBB	BB G1-2-3 1B	FC6-4 E		4	3	3	2	1	0	2											
Phil Garner, R OBP: 0.367, SLG: 0.507	S BB		6-3		E6	3B	BB 1B	K		4	1	2	2	1	1	3											
Mark Bailey, S OBP: 0.309, SLG: 0.288	F4		F4			BB	1-2 2-3 BB	E 1B		3	0	1	1	2	0	2											
Bert Pena, R		F9				IBB	G1-2-3	E5		4	0	0	0	1	0	5											
Bob Knepper, L OBP: 0.070, SLG: 0.070		K		K				E1 1B	K	5	1	1	0	0	3	4											
Inning Stats	R: 3 E: 0 K: 0 S: 5	H: 3 LOB: 1 BB: 2 P: 13	R: 0 E: 0 K: 1 S: 5	H: 0 LOB: 0 BB: 0 P: 5	R: 0 E: 0 K: 1 S: 5	H: 0 LOB: 0 BB: 0 P: 5	R: 0 E: 0 K: 1 S: 6	H: 1 LOB: 2 BB: 1 P: 10	R: 4 E: 1 K: 0 S: 6	H: 3 LOB: 1 BB: 2 P: 14	R: 0 E: 0 K: 0 S: 4	H: 2 LOB: 1 BB: 0 P: 4	R: 0 E: 0 K: 0 S: 4	H: 2 LOB: 2 BB: 1 P: 8	R: 5 E: 3 K: 2 S: 14	H: 4 LOB: 2 BB: 0 P: 14	R: 0 E: 0 K: 1 S: 5	H: 0 LOB: 1 BB: 1 P: 9	1B: 7 2B: 4 3B: 2 HR: 2	SF: 0 SAC: 0 DP: 3 HBP: 0	WP: 0 PB: 0 SB: 1 CS: 0	PA: 49					
PITCHER	IP	WLS	BF	H	R	ER	SO	BB	IBB	HBP	BLK	WP	HR	S	P	ERA	WHIP										
Dave Dravecky, L ERA: 2.74	4.2	L	24	7	7	6	3	2	2	0	0	0	2	26	42	11.57	1.929										
Tim Stoddard, R ERA: 4.01	0.1		2	0	0	0	0	1	0	0	0	0	0	1	5	0.00	3.000										
Craig Lefferts, L ERA: 2.54	2.0		9	4	0	0	0	1	0	0	0	0	0	8	12	0.00	2.500										
Gene Walter, L ERA: 3.38	1.0		10	4	5	2	2	0	0	0	0	0	0	14	14	18.00	4.000										
Lance McCullers, R ERA: 1.91	1.0		4	0	0	0	1	1	0	0	0	0	0	5	9	0.00	1.000										

Houston Astros @ San Diego Padres
Jack Murphy Stadium, San Diego, CA
Tue Jun 10 1986, 10:05 PM EDT
Att: 13,966 - Unknown

AB 42
R 12
H 15
RBI 10
BB 7
SO 6
LOB 24



Batter	1	2	3	4	5	6	7	8	9	AB	R	H	RBI	BB	SO	LOB	BOTTOM										
Bip Roberts, S OBP: 0.281, SLG: 0.304	F7		B1			F8		1-3		4	0	0	0	0	0	1											
Tony Gwynn, L OBP: 0.395, SLG: 0.464	4-3			G3		F7		F5		4	0	0	0	0	0	1											
Kevin McReynolds, R OBP: 0.349, SLG: 0.515	2B			5-3		L6			6-3	4	0	1	0	0	0	0											
Steve Garvey, R OBP: 0.279, SLG: 0.453 Gene Walter, L OBP: 0.400, SLG: 0.500 Lance McCullers, S OBP: 0.361, SLG: 0.571	K			F6			6-3		F3	3	0	0	0	0	1	1											
Carmelo Martinez, R OBP: 0.349, SLG: 0.427		K			F8		6-3		F7	4	0	0	0	0	1	0											
Jerry Royster, R OBP: 0.286, SLG: 0.350		K			K		4-3			3	0	0	0	0	2	0											
Terry Kennedy, L OBP: 0.308, SLG: 0.371					E1 1B					3	1	1	1	0	0	0											
Garry Templeton, S OBP: 0.259, SLG: 0.214 Tim Flannery, L OBP: 0.369, SLG: 0.390						FC6-4 1B		4-3		2	0	1	0	0	1	0											
Dave Dravecky, R OBP: 0.200, SLG: 0.276 Tim Stoddard, R										0	0	0	0	0	0	0											
John Kruk, L OBP: 0.333, SLG: 0.393 Craig Lefferts, L OBP: 0.333, SLG: 1.333 Manvell Wynne, L OBP: 0.325, SLG: 0.431						FC6-4 1B				1	0	0	0	0	0	2											
Inning Stats	R: 0 E: 0 K: 1 S: 6	H: 1 LOB: 1 BB: 0 P: 6	R: 0 E: 0 K: 2 S: 7	H: 0 LOB: 0 BB: 0 P: 7	R: 0 E: 0 K: 1 S: 5	H: 0 LOB: 0 BB: 0 P: 5	R: 0 E: 0 K: 0 S: 3	H: 0 LOB: 0 BB: 0 P: 3	R: 0 E: 1 K: 1 S: 7	H: 1 LOB: 2 BB: 0 P: 7	R: 0 E: 0 K: 0 S: 3	H: 0 LOB: 0 BB: 0 P: 3	R: 0 E: 0 K: 0 S: 3	H: 0 LOB: 0 BB: 0 P: 3	R: 1 E: 0 K: 0 S: 5	H: 2 LOB: 1 BB: 0 P: 5	R: 0 E: 0 K: 0 S: 3	H: 0 LOB: 0 BB: 0 P: 3	1B: 2 2B: 1 3B: 0 HR: 1	SF: 0 SAC: 0 DP: 0 HBP: 0	WP: 0 PB: 0 SB: 0 CS: 0	PA: 32					
PITCHER	IP	WLS	BF	H	R	ER	SO	BB	IBB	HBP	BLK	WP	HR	S	P	ERA	WHIP										
Bob Knepper, L ERA: 2.26	9.0	W	32	4	1	1	5	0	0	0	0	0	1	42	42	1.00	0.444										

Houston Astros @ San Diego Padres
Jack Murphy Stadium, San Diego, CA
Tue Jun 10 1986, 10:05 PM EDT
Att: 13,966 - Unknown

AB 32
R 1
H 4
RBI 1
BB 0
SO 5
LOB 5



Batter	1	2	3	4	5	6	7	8	9	AB	R	H	RBI	BB	SO	LOB	TOP								
Bill Doran, S OBP: 0.370, SLG: 0.390 (1, 4)										3	2	0	0	2	1	2									
Craig Reynolds, L OBP: 0.314, SLG: 0.430 (1, 6)										5	1	1	1	0	1	2									
Jose Cruz, L OBP: 0.311, SLG: 0.299 (1, 7)										4	1	2	1	1	1	0									
Glenn Davis, R OBP: 0.336, SLG: 0.510 (1, 3)										5	0	0	1	0	0	3									
Kevin Bass, S OBP: 0.335, SLG: 0.455 (1, 8) (7, 9)										1	1	0	0	2	1	2									
Denny Walling, L OBP: 0.351, SLG: 0.393 (1, 5)										3	1	1	3	0	0	4									
Terry Puhl, L OBP: 0.291, SLG: 0.321 Frank DiPino, L OBP: 0.250, SLG: 0.250 (7, 1)										3	0	0	0	1	0	1									
Alan Ashby, S OBP: 0.330, SLG: 0.368 (8, PR) Tony Walker, R OBP: 0.290, SLG: 0.326 Mark Bailey, S OBP: 0.309, SLG: 0.288 (8, 2)										4	0	1	0	0	1	1									
Mike Madden, L (1, 1) Larry Andersen, R (3, 1) Jim Pankovits, R OBP: 0.290, SLG: 0.214 Billy Hatcher, R OBP: 0.321, SLG: 0.393 (7, 8)										0	0	0	0	0	0	0									
Inning Stats	R: 1 E: 0 K: 1 S: 6	H: 1 LOB: 2 BB: 1 P: 11	R: 0 E: 0 K: 2 S: 7	H: 0 LOB: 1 BB: 1 P: 11	R: 0 E: 0 K: 0 S: 4	H: 1 LOB: 2 BB: 1 P: 8	R: 0 E: 0 K: 0 S: 3	H: 0 LOB: 0 BB: 0 P: 3	R: 0 E: 1 K: 0 S: 3	H: 0 LOB: 0 BB: 0 P: 3	R: 2 E: 0 K: 0 S: 4	H: 1 LOB: 0 BB: 1 P: 8	R: 4 E: 1 K: 1 S: 8	H: 2 LOB: 1 BB: 2 P: 16	R: 0 E: 0 K: 1 S: 5	H: 1 LOB: 1 BB: 0 P: 5	R: 0 E: 0 K: 1 S: 5	H: 0 LOB: 0 BB: 0 P: 5	1B: 5 2B: 0 3B: 0 HR: 1	SF: 1 SAC: 1 DP: 1 HBP: 1	WP: 0 PB: 0 SB: 1 CS: 1	PA: 40			
PITCHER	IP	WLS	BF	H	R	ER	SO	BB	IBB	HBP	BLK	WP	HR	S	P	ERA	WHIP								
Andy Hawkins, R ERA: 4.76 (1, 1)	6.0		26	3	3	3	3	4	0	1	0	0	1	27	44	4.50	1.167								
LaMarr Hoyt, R ERA: 5.55 (7, 1)	0.0		4	2	4	2	0	2	0	0	0	0	0	2	10	∞	∞								
Lance McCullers, R ERA: 1.75 (7, 1)	3.0	W	10	1	0	0	3	0	0	0	0	0	0	16	16	0.00	0.333								

Houston Astros @ San Diego Padres
Jack Murphy Stadium, San Diego, CA
Wed Jun 11 1986, 6:33 AM EDT
Att: 13,686 - Unknown

livebaseballscorecards.com

AB 31
R 7
H 6
RBI 6
BB 6
SO 6
LOB 16

Batter	1	2	3	4	5	6	7	8	9	AB	R	H	RBI	BB	SO	LOB	BOTTOM								
Bip Roberts, S OBP: 0.290, SLG: 0.333 (1, 4)										4	2	2	2	0	1	1									
Tony Gwynn, L OBP: 0.400, SLG: 0.469 Marvell Wynne, L OBP: 0.325, SLG: 0.440 (5, 8)										2	1	2	1	0	0	0									
Kevin McReynolds, R OBP: 0.347, SLG: 0.510 (1, 8) (5, 9)										4	1	1	0	0	2	3									
Steve Garvey, R OBP: 0.279, SLG: 0.449 (1, 3)										4	0	1	1	0	1	1									
Carmelo Martinez, R OBP: 0.353, SLG: 0.425 John Kruk, L OBP: 0.353, SLG: 0.393 (8, PR) (9, 7)										3	1	1	0	1	0	2									
Bruce Bochy, R OBP: 0.391, SLG: 0.667 (1, 2)										4	2	2	2	0	0	0									
Jerry Royster, R OBP: 0.287, SLG: 0.340 (1, 5)										3	1	0	0	1	2	0									
Garry Templeton, S OBP: 0.259, SLG: 0.220 (1, 6)										4	1	1	2	0	0	0									
Andy Hawkins, R OBP: 0.231, SLG: 0.200 LaMarr Hoyt, R OBP: 0.133, SLG: 0.133 Lance McCullers, S ERA: 2.57 (7, 1)										1	1	1	0	1	0	0									
Inning Stats	R: 0 E: 0 K: 2 S: 7	H: 1 LOB: 0 BB: 0 P: 7	R: 2 E: 0 K: 2 S: 9	H: 2 LOB: 0 BB: 0 P: 9	R: 3 E: 0 K: 0 S: 5	H: 3 LOB: 1 BB: 1 P: 9	R: 0 E: 0 K: 1 S: 5	H: 0 LOB: 0 BB: 0 P: 5	R: 2 E: 0 K: 0 S: 6	H: 3 LOB: 1 BB: 0 P: 6	R: 0 E: 0 K: 0 S: 3	H: 0 LOB: 0 BB: 0 P: 3	R: 0 E: 0 K: 1 S: 5	H: 0 LOB: 1 BB: 1 P: 9	R: 4 E: 0 K: 0 S: 6	H: 3 LOB: 1 BB: 2 P: 14	R: 0 E: 0 K: 0 S: 6	H: 0 LOB: 1 BB: 2 P: 14	1B: 7 2B: 4 3B: 1 HR: 1	SF: 0 SAC: 2 DP: 1 HBP: 0	WP: 1 PB: 0 SB: 1 CS: 1	PA: 38			
PITCHER	IP	WLS	BF	H	R	ER	SO	BB	IBB	HBP	BLK	WP	HR	S	P	ERA	WHIP								
Mike Madden, L ERA: 4.08 (1, 1)	2.1		13	5	5	5	4	1	0	0	0	0	1	20	24	19.29	3.000								
Larry Andersen, R ERA: 3.94 (3, 1)	3.2		13	3	2	2	1	0	0	0	0	0	0	15	15	4.91	0.818								
Frank DiPino, L ERA: 2.57 (7, 1)	2.0	L	12	3	4	4	1	2	1	0	0	0	0	11	23	18.00	2.500								

Houston Astros @ San Diego Padres
Jack Murphy Stadium, San Diego, CA
Wed Jun 11 1986, 6:33 AM EDT
Att: 13,686 - Unknown

livebaseballscorecards.com

AB 32
R 11
H 12
RBI 10
BB 4
SO 6
LOB 9

Batter	1	2	3	4	5	6	7	8	9	AB	R	H	RBI	BB	SO	LOB	TOP								
Candy Maldonado, R OBP: 0.295, SLG: 0.520 (1, 9)	0-3 K		0-0 2B		0-0 6-3		0-0 2B		4-0 BB BB	4	1	2	0	1	1	0	San Francisco Giants @ Houston Astros Astrodome, Houston, TX Thu Jun 12 1986, 8:05 PM EDT Att: 16,342 - Unknown								
Mike Aldrete, L OBP: 0.340, SLG: 0.333 (1, 3)	0-0 4-3		0-0 F7		0-0 F7		0-0 L6		4-0 BB BB	4	0	0	0	1	0	3									
Chris Brown, R OBP: 0.381, SLG: 0.444 (1, 5)	0-0 1-3		4-0 2B BB		0-0 1B		0-3 K		0-0 P8	4	0	1	0	1	1	4									
Jeffrey Leonard, R OBP: 0.350, SLG: 0.452 (1, 7)		0-3 K	0-0 L9		0-0 5-3		0-0 F8		0-3 K	5	0	0	0	0	2	7									
Chili Davis, S OBP: 0.350, SLG: 0.444 (1, 8)		0-0 4-3	0-0 2B		0-0 2B		0-3 K			4	0	2	1	0	1	0									
Bob Brenly, R OBP: 0.369, SLG: 0.333 (1, 2)		0-0 1B 1B	0-0 F9		0-0 6-3		0-0 F8			4	0	1	0	0	0	3									
Robby Thompson, R OBP: 0.326, SLG: 0.357 (1, 4)		0-0 1B 1B		0-0 P6		0-0 6-3		0-0 1B		4	0	2	0	0	0	1									
Jose Uribe, S OBP: 0.330, SLG: 0.294 (1, 6)		0-0 1B 2-3	0-0 F8		0-0 G3		0-3 K			4	0	1	0	0	1	2									
Mike Krukow, R OBP: 0.200, SLG: 0.176 (7, PH)	0-0 L5		0-3 K				0-0 2B 1B		0-0 F9	2	0	0	0	0	1	3									
Mike Woodard, L OBP: 0.385, SLG: 0.286 (7, PH)										1	0	1	0	0	0	0									
Juan Berenguer, R (7, 1)										0	0	0	0	0	0	0									
Chris Jones, L (8, PH)										1	0	0	0	0	0	0									
Inning Stats	R: 0 E: 0 K: 1 S: 5	H: 0 LOB: 0 BB: 0 P: 5	R: 0 E: 0 K: 1 S: 8	H: 3 LOB: 3 BB: 0 P: 8	R: 1 E: 0 K: 0 S: 5	H: 2 LOB: 2 BB: 1 P: 9	R: 0 E: 0 K: 1 S: 5	H: 0 LOB: 0 BB: 0 P: 5	R: 0 E: 0 K: 0 S: 4	H: 1 LOB: 1 BB: 0 P: 4	R: 0 E: 0 K: 0 S: 4	H: 1 LOB: 1 BB: 0 P: 4	R: 0 E: 0 K: 1 S: 7	H: 2 LOB: 2 BB: 0 P: 7	R: 0 E: 0 K: 2 S: 8	H: 1 LOB: 1 BB: 0 P: 8	R: 0 E: 0 K: 1 S: 5	H: 0 LOB: 2 BB: 2 P: 13	1B: 6 2B: 4 3B: 0 HR: 0	SF: 0 SAC: 0 DP: 0 HBP: 0	WP: 0 PB: 0 SB: 0 CS: 0	PA: 40			
PITCHER	IP	WLS	BF	H	R	ER	SO	BB	IBB	HBP	BLK	WP	HR	S	P	ERA	WHIP								
Manny Hernandez, R ERA: 1.59 (1, 1)	5.2	W	25	7	1	1	3	1	0	0	0	0	0	30	34	1.59	1.412								
Aurelio Lopez, R ERA: (6, 1)	2.2		13	3	0	0	3	2	0	0	0	0	0	17	25	0.00	1.875								
Dave Smith, R ERA: 1.57 (9, 1)	0.2	S	2	0	0	0	1	0	0	0	0	0	0	4	4	0.00	0.000								

Batter	1	2	3	4	5	6	7	8	9	AB	R	H	RBI	BB	SO	LOB	BOTTOM								
Bill Doran, S OBP: 0.368, SLG: 0.388 (1, 4)	0-0 E6 4-3 SF7		0-0 F7		0-0 CS		0-3 K		4-0 BB BB	4	1	1	0	0	1	1	San Francisco Giants @ Houston Astros Astrodome, Houston, TX Thu Jun 12 1986, 8:05 PM EDT Att: 16,342 - Unknown								
Billy Hatcher, R OBP: 0.319, SLG: 0.387 (8, 7)	0-0 4-3		0-0 1-3 1B		0-0 4-3		0-3 K			4	0	1	0	0	1	2									
Jose Cruz, L OBP: 0.310, SLG: 0.295 (7, PR)	0-0 SF7		0-0 1-3		0-0 FC4-2		4-0 BB			2	0	0	1	1	0	2									
Tony Walker, R OBP: 0.280, SLG: 0.326 (8, 8)	0-0 3-H		0-0 1-2		0-0 3-H		0-0 BB			0	0	0	0	0	0	0									
Glenn Davis, R OBP: 0.339, SLG: 0.512 (1, 3)	0-0 2B		0-0 5-3		0-0 F7		4-0 BB			3	0	1	0	1	0	2									
Kevin Bass, S OBP: 0.333, SLG: 0.448 (1, 9)	0-3 K		4-0 BB		0-0 F9		0-0 F9			3	0	0	0	1	1	3									
Denny Walling, L OBP: 0.356, SLG: 0.392 (1, 5)		0-0 1B E	0-0 3-1		4-0 HR BB		0-3 K			3	2	1	0	1	1	2									
Craig Reynolds, L OBP: 0.312, SLG: 0.423 (1, 6)		0-0 FC3-6 1B		0-0 2-3		0-0 F8		0-0 P6		4	0	1	0	0	0	1									
Mark Bailey, S OBP: 0.314, SLG: 0.313 (1, 2)		0-0 FC3-6		4-0 CS BB		0-0 1-H HR		0-0 G3		3	1	1	2	1	0	1									
Manny Hernandez, R (1, 1)										2	0	0	0	0	1	2									
Aurelio Lopez, R (6, 1)										1	0	0	0	0	1	0									
Dave Smith, R (9, 1)										0	0	0	0	0	0	0									
Inning Stats	R: 1 E: 1 K: 1 S: 7	H: 1 LOB: 1 BB: 0 P: 7	R: 1 E: 1 K: 0 S: 5	H: 2 LOB: 1 BB: 0 P: 5	R: 0 E: 0 K: 0 S: 4	H: 1 LOB: 2 BB: 1 P: 8	R: 0 E: 0 K: 1 S: 4	H: 0 LOB: 0 BB: 1 P: 8	R: 0 E: 0 K: 0 S: 4	H: 1 LOB: 1 BB: 0 P: 4	R: 2 E: 0 K: 1 S: 6	H: 1 LOB: 0 BB: 1 P: 10	R: 0 E: 0 K: 2 S: 7	H: 0 LOB: 2 BB: 2 P: 15	R: 0 E: 0 K: 1 S: 5	H: 0 LOB: 0 BB: 0 P: 5	1B: 4 2B: 1 3B: 0 HR: 1	SF: 1 SAC: 0 DP: 0 HBP: 0	WP: 0 PB: 0 SB: 3 CS: 1	PA: 36					
PITCHER	IP	WLS	BF	H	R	ER	SO	BB	IBB	HBP	BLK	WP	HR	S	P	ERA	WHIP								
Mike Krukow, R ERA: 3.43 (1, 1)	6.0	L	27	6	4	2	3	3	0	0	0	0	1	30	42	3.00	1.500								
Juan Berenguer, R ERA: 2.95 (7, 1)	2.0		8	0	0	0	3	2	0	0	0	0	0	12	20	0.00	1.000								



Batter	1	2	3	4	5	6	7	8	9	AB	R	H	RBI	BB	SO	LOB	TOP										
Candy Maldonado, R (1, 9) OBP: 0.286, SLG: 0.504	0-0 5-3		0-0 P3			0-0 6-3		0-0 5-3		4	0	0	0	0	0	3	San Francisco Giants @ Houston Astros Astrodome, Houston, TX Fri Jun 13 1986, 8:05 PM EDT Att: 23,532 - Unknown										
Harry Scilman, L (1, 3) OBP: 0.288, SLG: 0.434	0-0 F7			0-0 4-3		0-0 4-3			0-0 F7	4	0	0	0	0	0	0											
Chris Brown, R (1, 5) OBP: 0.384, SLG: 0.442	0-0 6-3			0-0 S 1B			0-3 K		4-0 1B HR BB	3	1	1	0	1	1	0											
Jeffrey Leonard, R (1, 7) OBP: 0.349, SLG: 0.448		0-0 G3		0-0 L5			0-0 5-3		0-0 1-2 HR 1B	4	1	1	0	0	0	1											
Chili Davis, S (1, 8) OBP: 0.349, SLG: 0.456		0-0 F4		0-3 K			0-0 G3		0-0 1-2 HR	4	1	1	3	0	1	1											
Bob Melvin, R (1, 2) OBP: 0.221, SLG: 0.318 Chris Jones, L (8, FR)		0-3 K			0-3 K			0-0 S 1B	0-0 5-3	3	0	1	0	0	2	0											
Bob Brenly, R (8, 2) OBP: 0.368, SLG: 0.331										0	0	0	0	0	0	0											
Robby Thompson, R (1, 4) OBP: 0.324, SLG: 0.355			0-0 6-3		0-3 K			0-0 B3	0-0 CS 1B	4	0	1	0	0	1	1											
Jose Uribe, S (1, 6) OBP: 0.325, SLG: 0.290			0-3 K			0-0 F3		0-3 K	0-0 CS	3	0	0	0	0	2	1											
Michael LaCoss, R (1, 1) OBP: 0.308, SLG: 0.320 Mike Aldrete, L (8, PH) Mark Davis, L (8, 1)							0-0 5-3		4-0 BB	2	0	1	0	0	0	0											
Inning Stats	R: 0 E: 0 K: 0 S: 3	H: 0 LOB: 0 BB: 0 P: 3	R: 0 E: 0 K: 1 S: 5	H: 0 LOB: 0 BB: 0 P: 5	R: 0 E: 0 K: 1 S: 6	H: 1 LOB: 1 BB: 0 P: 6	R: 0 E: 0 K: 1 S: 6	H: 1 LOB: 1 BB: 0 P: 6	R: 0 E: 0 K: 2 S: 7	H: 0 LOB: 0 BB: 0 P: 7	R: 0 E: 0 K: 0 S: 3	H: 0 LOB: 0 BB: 0 P: 3	R: 0 E: 0 K: 1 S: 5	H: 0 LOB: 0 BB: 0 P: 5	R: 0 E: 0 K: 1 S: 6	H: 1 LOB: 2 BB: 1 P: 10	R: 3 E: 0 K: 0 S: 5	H: 3 LOB: 0 BB: 1 P: 9	1B: 5 2B: 0 3B: 0 HR: 1	SF: 0 SAC: 0 DP: 0 HBP: 0	WP: 0 PB: 0 SB: 2 CS: 1	PA: 35					
PITCHER	IP	WLS	BF	H	R	ER	SO	BB	IBB	HBP	BLK	WP	HR	S	P	ERA	WHIP										
Mike Scott, R (1, 1) ERA: 2.69	8.1	L	31	4	2	2	7	2	0	0	0	0	0	43	51	2.16	0.720										
Dave Smith, R (9, 1) ERA: 1.9	0.2		3	2	1	1	0	0	0	0	0	0	1	3	3	13.50	3.000										

Batter	1	2	3	4	5	6	7	8	9	AB	R	H	RBI	BB	SO	LOB	BOTTOM										
Bill Doran, S (1, 4) OBP: 0.366, SLG: 0.382	0-0 L3			0-0 6-3		4-0 CS BB			0-3 K	3	0	0	0	1	1	0	San Francisco Giants @ Houston Astros Astrodome, Houston, TX Fri Jun 13 1986, 8:05 PM EDT Att: 23,532 - Unknown										
Billy Hatcher, R (1, 8) OBP: 0.317, SLG: 0.383	0-0 6-3			0-0 CS 1B		0-0 1-6-3			0-3 K	4	0	1	0	0	1	1											
Jose Cruz, L (1, 7) OBP: 0.305, SLG: 0.289 Tony Walker, R (9, 8) OBP: 0.280, SLG: 0.326 Phil Garner, R (9, PH) OBP: 0.364, SLG: 0.504	0-0 6-3			0-0 3-1			0-0 L9		0-0 6-3	3	0	0	0	0	0	1											
Glenn Davis, R (1, 3) OBP: 0.335, SLG: 0.505		0-3 K			0-0 5-3			0-0 6-3		3	0	0	0	0	1	0											
Kevin Bass, S (1, 9) OBP: 0.342, SLG: 0.451		4-0 CS BB			1-0 4-3 1B HBP			0-0 1B		1	1	1	0	1	0	0											
Denny Walling, L (1, 5) OBP: 0.348, SLG: 0.382		0-3 K			0-0 4-3			0-0 6-3		3	0	0	0	0	1	3											
Craig Reynolds, L (1, 6) OBP: 0.313, SLG: 0.421			0-0 F8			0-0 2H 1B			0-0 5-3	3	0	1	1	0	0	0											
Mark Bailey, S (1, 2) OBP: 0.308, SLG: 0.305			0-3 K			0-0 F8			0-0 P6	3	0	0	0	0	1	1											
Mike Scott, R (1, 1) OBP: 0.083, SLG: 0.057 Dave Smith, R (9, 1)			0-0 F9				0-0 5-3		0-0 F9	3	0	0	0	0	0	0											
Inning Stats	R: 0 E: 0 K: 0 S: 3	H: 0 LOB: 0 BB: 0 P: 3	R: 0 E: 0 K: 2 S: 6	H: 0 LOB: 1 BB: 1 P: 10	R: 0 E: 0 K: 1 S: 5	H: 0 LOB: 0 BB: 0 P: 5	R: 0 E: 0 K: 0 S: 3	H: 1 LOB: 0 BB: 0 P: 3	R: 1 E: 0 K: 0 S: 4	H: 1 LOB: 1 BB: 0 P: 5	R: 0 E: 0 K: 0 S: 2	H: 0 LOB: 0 BB: 1 P: 6	R: 0 E: 0 K: 0 S: 4	H: 1 LOB: 1 BB: 0 P: 4	R: 0 E: 0 K: 0 S: 3	H: 0 LOB: 0 BB: 0 P: 3		R: 0 E: 0 K: 2 S: 7	H: 0 LOB: 0 BB: 0 P: 7	1B: 3 2B: 1 3B: 0 HR: 0	SF: 0 SAC: 0 DP: 1 HBP: 1	WP: 0 PB: 0 SB: 0 CS: 3	PA: 30				
PITCHER	IP	WLS	BF	H	R	ER	SO	BB	IBB	HBP	BLK	WP	HR	S	P	ERA	WHIP										
Michael LaCoss, R (1, 1) ERA: 2.64	7.0		24	3	1	1	3	2	0	1	0	0	0	27	36	1.29	0.714										
Mark Davis, L (8, 1) ERA: 2.08	2.0	W	6	0	0	0	2	0	0	0	0	0	0	10	10	0.00	0.000										



Batter	1	2	3	4	5	6	7	8	9	AB	R	H	RBI	BB	SO	LOB	TOP					
Candy Maldonado, R (1.9) OBP: 0.285, SLG: 0.496										4	1	1	0	0	3	0	San Francisco Giants @ Houston Astros Astrodome, Houston, TX Sat Jun 14 1986, 8:05 PM EDT Att: 32,477 - Unknown					
Bob Brenly, R (1.3) OBP: 0.365, SLG: 0.329										4	0	1	0	0	1	0						
Chris Brown, R (1.5) OBP: 0.386, SLG: 0.461										4	1	2	2	0	1	0						
Jeffrey Leonard, R (1.7) OBP: 0.343, SLG: 0.440										4	0	0	0	0	2							
Chili Davis, S (1.8) OBP: 0.351, SLG: 0.451										2	1	0	0	2	0	0						
Bob Melvin, R (1.2) OBP: 0.244, SLG: 0.348										4	0	3	1	0	0	3						
Robby Thompson, R (1.4) OBP: 0.320, SLG: 0.350										3	0	0	0	0	2							
Jose Uribe, S (1.6) OBP: 0.319, SLG: 0.283										4	0	0	0	0	2							
Terry Mulholland, R (1.1) Joel Youngblood, R (5. PH) Juan Berenguer, R (5.1) Mike Aldrete, L (7. PH) Greg Minton, S (7.1) Jeff Robinson, R (7.1) Bill Laskey, R (8.1)										1	0	0	0	0	1	0						
Inning Stats	R: 0 E: 0 K: 2 S: 7	H: 0 LOB: 0 BB: 0 P: 7	R: 0 E: 0 K: 0 S: 4	H: 1 LOB: 1 BB: 0 P: 4	R: 0 E: 0 K: 2 S: 7	H: 0 LOB: 0 BB: 0 P: 7	R: 1 E: 0 K: 0 S: 4	H: 1 LOB: 1 BB: 0 P: 4	R: 0 E: 0 K: 1 S: 6	H: 1 LOB: 1 BB: 0 P: 6	R: 1 E: 0 K: 0 S: 5	H: 3 LOB: 2 BB: 1 P: 9	R: 0 E: 0 K: 0 S: 3	H: 0 LOB: 0 BB: 0 P: 3	R: 0 E: 0 K: 2 S: 7	H: 0 LOB: 0 BB: 0 P: 7		R: 1 E: 0 K: 0 S: 4	H: 1 LOB: 1 BB: 1 P: 8	1B: 5 2B: 1 3B: 0 HR: 1	SF: 0 SAC: 1 DP: 1 HBP: 0	WP: 1 PB: 0 SB: 1 CS: 0
PITCHER	IP WLS BF H R ER SO BB IBB HBP BLK WP HR S P ERA WHIP																					
Jim Deshaies, L (1.1) ERA: 4.5	5.0 W 20 5 2 2 5 0 0 0 0 0 1 30 30 3.60 1.000																					
Larry Andersen, R (6.1) ERA: 3.82	1.0 4 1 0 0 0 0 1 0 0 0 1 0 3 7 0.00 1.000																					
Aurelio Lopez, R (7.1) ERA: 0.93	3.0 S 11 1 1 1 2 1 0 0 0 0 0 0 14 18 3.00 0.667																					

Batter	1	2	3	4	5	6	7	8	9	AB	R	H	RBI	BB	SO	LOB	BOTTOM			
Bill Doran, S (1.4) OBP: 0.359, SLG: 0.373										5	0	0	0	0	0	1	San Francisco Giants @ Houston Astros Astrodome, Houston, TX Sat Jun 14 1986, 8:05 PM EDT Att: 32,477 - Unknown			
Billy Hatcher, R (1.8) OBP: 0.323, SLG: 0.387										4	2	2	0	0	0	1				
Jose Cruz, L (1.7) OBP: 0.309, SLG: 0.290										3	2	1	0	1	1	0				
Tony Walker, R (9.8) OBP: 0.280, SLG: 0.326										0	0	0	0	0	0	0				
Glenn Davis, R (1.3) OBP: 0.333, SLG: 0.509										4	1	1	2	0	0	2				
Kevin Bass, S (1.9) OBP: 0.340, SLG: 0.444										3	1	0	0	1	1	1				
Phil Garner, R (1.5) OBP: 0.374, SLG: 0.524										2	1	1	4	2	0	0				
Mark Bailey, S (1.2) OBP: 0.313, SLG: 0.313										3	0	1	0	1	1	1				
Bert Pena, R (1.6) OBP: 0.307, SLG: 0.413										1	0	0	1	1	0	0				
Jim Deshaies, L (1.1) Larry Andersen, R (6.1) Terry Puhl, L (6. PH) Aurelio Lopez, R (7.1)										1	0	0	0	1	1	3				
Inning Stats	R: 3 E: 0 K: 2 S: 10	H: 3 LOB: 3 BB: 3 P: 22	R: 0 E: 0 K: 0 S: 3	H: 0 LOB: 0 BB: 0 P: 3	R: 0 E: 0 K: 0 S: 3	H: 0 LOB: 1 BB: 1 P: 7	R: 0 E: 0 K: 0 S: 3	H: 0 LOB: 1 BB: 1 P: 7	R: 0 E: 0 K: 1 S: 5	H: 0 LOB: 0 BB: 0 P: 5	R: 0 E: 0 K: 1 S: 6	H: 1 LOB: 1 BB: 0 P: 6	R: 4 E: 0 K: 1 S: 7	H: 2 LOB: 2 BB: 2 P: 15	R: 0 E: 0 K: 0 S: 3	H: 0 LOB: 0 BB: 0 P: 3		1B: 3 2B: 1 3B: 1 HR: 1	SF: 0 SAC: 0 DP: 0 HBP: 0	WP: 1 PB: 0 SB: 0 CS: 0
PITCHER	IP WLS BF H R ER SO BB IBB HBP BLK WP HR S P ERA WHIP																			
Terry Mulholland, L (1.1) ERA: 3.18	4.0 L 20 3 3 3 2 5 0 0 0 0 0 0 19 39 6.75 2.000																			
Juan Berenguer, R (5.1) ERA: 2.73	2.0 7 1 0 0 2 0 0 0 0 0 0 0 11 11 0.00 0.500																			
Greg Minton, R (7.1) ERA: 5.11	0.2 5 1 3 3 0 1 1 0 0 0 0 0 3 11 40.50 3.000																			
Jeff Robinson, R (7.1) ERA: 3.29	0.1 2 1 1 1 1 0 0 0 0 0 0 1 4 4 27.00 3.000																			
Bill Laskey, R (8.1) ERA: 2.94	1.0 3 0 0 0 0 0 0 0 0 0 0 0 3 3 0.00 0.000																			

Batter	1	2	3	4	5	6	7	8	9	AB	R	H	RBI	BB	SO	LOB	TOP											
Bill Doran, S OBP: 0.364, SLG: 0.375 (1, 4)	0-0 6-3 1B	4-0 FC6-4 IBB		0-0 F8			0-0 FC1-4 S 1B		0-0 L4	4	0	2	0	1	0	1												
Billy Hatcher, R OBP: 0.299, SLG: 0.356 (1, 8)	0-0 6-3 1-2	0-0 FC6-4 1-2		0-3 K			0-0 FC1-6-5 1-3			4	0	0	0	0	1	6												
Denny Walling, L OBP: 0.350, SLG: 0.378 (1, 7)	0-0 5-3		0-0 4-3				4-0 G6-3 1B			3	0	1	0	1	0	1												
Glenn Davis, R OBP: 0.337, SLG: 0.515 (1, 3)	0-3 K		0-0 HR				0-0 F9			4	1	1	1	0	1	4												
Phil Garner, R OBP: 0.377, SLG: 0.529 (1, 5)		0-0 5-3 1B	0-0 F7				0-0 G6-3 1-2			4	1	1	0	0	0	1												
Kevin Bass, S OBP: 0.348, SLG: 0.445 (1, 9)		0-0 5-3 1-2	0-0 S 1B				4-0 G1-6-3 BB			3	0	2	0	1	0	1												
Mark Bailey, S OBP: 0.320, SLG: 0.308 (1, 2)		4-0 SH1-4 1B BB	0-3 K				0-3 K			3	0	0	0	1	2	3												
Bert Pena, R OBP: 0.294, SLG: 0.200 (1, 6)		0-0 SH1-4 1-2 2H 1B	0-3 K				0-0 G1-6-3 1-2			4	0	1	1	0	1	1												
Mike Scott, R OBP: 0.103, SLG: 0.079 Frank DiPino, L OBP: 0.250, SLG: 0.250 Dave Smith, R (9, 1)	0-0 SH1-4 1-2 2-3		0-0 1B				0-0 4-3			3	0	1	0	0	1	0												
Inning Stats	R: 0 E: 0 K: 1 S: 6	H: 1 LOB: 1 BB: 0 P: 6	R: 1 E: 0 K: 0 S: 5	H: 2 LOB: 3 BB: 2 P: 13	R: 1 E: 0 K: 1 S: 7	H: 2 LOB: 1 BB: 0 P: 7	R: 0 E: 0 K: 2 S: 8	H: 1 LOB: 1 BB: 0 P: 8	R: 0 E: 0 K: 0 S: 3	H: 0 LOB: 0 BB: 1 P: 8	R: 0 E: 0 K: 0 S: 4	H: 1 LOB: 2 BB: 1 P: 8	R: 0 E: 0 K: 0 S: 3	H: 1 LOB: 0 BB: 0 P: 3	R: 0 E: 0 K: 1 S: 5	H: 0 LOB: 0 BB: 0 P: 5	1B: 8 2B: 0 3B: 0 HR: 1	SF: 0 SAC: 1 DP: 2 HBP: 0	WP: 0 PB: 0 SB: 2 CS: 1	PA: 37								
PITCHER	IP	WLS	BF	H	R	ER	SO	BB	IBB	HBP	BLK	WP	HR	S	P	ERA	WHIP											
John Denny, R ERA: 4.62 Ron Robinson, R ERA: 1.75	(1, 1)	8.0	34	9	2	2	5	2	2	0	0	0	0	1	40	56	2.25	1.375										

Houston Astros @ Cincinnati Reds
Riverfront Stadium, Cincinnati, OH
Wed Jun 18 1986, 7:05 PM EDT
Att: 17,426 - Unknown

AB	32
R	2
H	9
RBI	2
BB	4
SO	6
LOB	18



Batter	1	2	3	4	5	6	7	8	9	AB	R	H	RBI	BB	SO	LOB	BOTTOM											
Eddie Milner, L OBP: 0.295, SLG: 0.380 (1, 8)	0-0 G3		0-0 F9				0-0 HR		0-0 F8	4	1	1	1	0	0	1												
Pete Rose, S OBP: 0.302, SLG: 0.244 (1, 3)	0-0 6-3		0-0 4-3				0-0 F8		0-0 CS	4	0	0	0	0	1	0												
Dave Parker, L OBP: 0.346, SLG: 0.508 (1, 9)	4-0 BB			0-3 K			0-0 L4			3	1	1	0	1	1	0												
Eric Davis, R OBP: 0.318, SLG: 0.430 (1, 7)	0-0 F4			0-3 K			0-0 F8			4	1	1	2	0	1	1												
Wade Rowdon, R OBP: 0.333, SLG: 0.381 (1, 5)		4-0 S BB		0-0 F7			0-3 K			2	0	0	0	1	1	0												
Dave Concepcion, R OBP: 0.312, SLG: 0.324 (1, 6)		0-3 K			0-0 F9					3	0	1	0	0	1	1												
Bo Diaz, R OBP: 0.315, SLG: 0.348 (1, 2)		0-3 K			0-0 F7					3	0	0	0	0	1	2												
Ron Oester, S OBP: 0.304, SLG: 0.364 (1, 4)		0-0 G3			0-0 F7					3	0	0	0	0	0	1												
John Denny, R OBP: 0.214, SLG: 0.185 Max Venable, L OBP: 0.274, SLG: 0.324 Ron Robinson, R (8, PH) (9, 1)	0-0 K		0-3 K				0-3 K			2	0	0	0	0	2	0												
Inning Stats	R: 0 E: 0 K: 0 S: 3	H: 0 LOB: 1 BB: 1 P: 7	R: 0 E: 0 K: 2 S: 7	H: 0 LOB: 1 BB: 1 P: 11	R: 0 E: 0 K: 1 S: 5	H: 0 LOB: 0 BB: 0 P: 5	R: 0 E: 0 K: 2 S: 7	H: 0 LOB: 0 BB: 0 P: 7	R: 0 E: 0 K: 0 S: 3	H: 0 LOB: 0 BB: 0 P: 3	R: 1 E: 0 K: 1 S: 6	H: 1 LOB: 0 BB: 0 P: 6	R: 0 E: 0 K: 1 S: 6	H: 1 LOB: 1 BB: 0 P: 6	R: 0 E: 0 K: 0 S: 3	H: 1 LOB: 0 BB: 0 P: 3	R: 2 E: 0 K: 1 S: 5	H: 2 LOB: 0 BB: 0 P: 5	1B: 3 2B: 0 3B: 0 HR: 2	SF: 0 SAC: 0 DP: 0 HBP: 0	WP: 0 PB: 0 SB: 1 CS: 1	PA: 32						
PITCHER	IP	WLS	BF	H	R	ER	SO	BB	IBB	HBP	BLK	WP	HR	S	P	ERA	WHIP											
Mike Scott, R ERA: 2.58 Frank DiPino, L ERA: 3.0 Dave Smith, R ERA: 2.28	(1, 1)	8.1	29	3	1	1	8	0	0	0	0	0	0	1	1	1	1.08	0.600										

Houston Astros @ Cincinnati Reds
Riverfront Stadium, Cincinnati, OH
Wed Jun 18 1986, 7:05 PM EDT
Att: 17,426 - Unknown

AB	29
R	3
H	5
RBI	3
BB	2
SO	8
LOB	6



Batter	1	2	3	4	5	6	7	8	9	AB	R	H	RBI	BB	SO	LOB	TOP										
Bill Doran, S OBP: 0.372, SLG: 0.383 (1, 4)										3	1	2	2	2	0	0											
Terry Puhl, L OBP: 0.293, SLG: 0.321 (1, 9)										5	0	2	0	0	0	7											
Jose Cruz, L OBP: 0.319, SLG: 0.301 (1, 7)										4	1	2	1	1	0	0											
Glenn Davis, R OBP: 0.338, SLG: 0.526 (1, 3)										5	1	2	2	0	0	4											
Kevin Bass, S OBP: 0.349, SLG: 0.448 (1, 8)										5	1	2	0	0	0	3											
Denny Walling, L OBP: 0.351, SLG: 0.374 (1, 5)										4	1	1	0	1	0	1											
Alan Ashby, S OBP: 0.330, SLG: 0.378 (1, 2)										5	0	2	1	0	1	1											
Bert Pena, R OBP: 0.364, SLG: 0.263 (1, 6)										4	1	2	0	1	0	2											
Jim Deshaies, L (1, 1)										4	0	0	0	0	4	7											
Aurelio Lopez, R (8, 1)										1	0	0	0	0	0	1											
Inning Stats	R: 3 E: 0 K: 0 S: 7	H: 4 LOB: 1 BB: 0 P: 7	R: 1 E: 1 K: 1 S: 7	H: 2 LOB: 2 BB: 1 P: 11	R: 1 E: 0 K: 1 S: 7	H: 2 LOB: 3 BB: 2 P: 15	R: 0 E: 0 K: 0 S: 3	H: 0 LOB: 0 BB: 0 P: 3	R: 1 E: 0 K: 1 S: 6	H: 2 LOB: 2 BB: 2 P: 14	R: 0 E: 0 K: 0 S: 3	H: 1 LOB: 1 BB: 0 P: 6	R: 0 E: 0 K: 0 S: 5	H: 2 LOB: 2 BB: 0 P: 5	R: 0 E: 0 K: 1 S: 6	H: 1 LOB: 1 BB: 0 P: 6	1B: 10 2B: 4 3B: 0 HR: 1	SF: 0 SAC: 0 DP: 2 HBP: 0	WP: 0 PB: 0 SB: 1 CS: 0	PA: 45							
PITCHER	IP	WLS	BF	H	R	ER	SO	BB	IBB	HBP	BLK	WP	HR	S	P	ERA	WHIP										
Mario Soto, R ERA: 3.97 (1, 1)	1.0	L	7	4	3	3	0	0	0	0	0	0	1	7	7	27.00	4.000										
Joe Price, L ERA: 4.11 (2, 1)	3.0		16	4	2	1	2	2	1	0	0	0	0	17	29	3.00	2.000										
Scott Terry, R ERA: 6.14 (5, 1)	2.0		9	3	1	1	2	0	0	0	0	0	0	9	17	4.50	2.500										
Ted Power, R ERA: 4.18 (7, 1)	2.0		9	3	0	0	1	0	0	0	0	0	0	11	11	0.00	1.500										
John Franco, L ERA: 2.54 (9, 1)	1.0		4	1	0	0	1	0	0	0	0	0	0	6	6	0.00	1.000										
Batter	1	2	3	4	5	6	7	8	9	AB	R	H	RBI	BB	SO	LOB	BOTTOM										
Tracy Jones, R OBP: 0.382, SLG: 0.459 (1, 7)										5	1	1	1	0	0	2											
Dave Concepcion, R OBP: 0.314, SLG: 0.326 (1, 6)										5	0	2	0	0	0	0											
Dave Parker, L OBP: 0.347, SLG: 0.510 (1, 9)										5	0	2	0	0	0	2											
Eric Davis, R OBP: 0.306, SLG: 0.412 (1, 8)										5	0	0	0	0	2	5											
Buddy Bell, R OBP: 0.314, SLG: 0.344 (1, 5)										4	0	0	0	0	0	3											
Tony Perez, R OBP: 0.274, SLG: 0.170 (1, 3)										2	1	0	0	2	0	0											
Bo Diaz, R OBP: 0.323, SLG: 0.359 (1, 2)										3	0	2	0	1	0	0											
Ron Oester, S OBP: 0.307, SLG: 0.372 (1, 4)										4	0	2	1	0	0	3											
Mario Soto, R OBP: 0.353, SLG: 0.553 (2, 1)										0	0	0	0	0	0	0											
Joe Price, R OBP: 0.209, SLG: 0.200 (4, PH)										1	0	0	0	0	1	2											
Kurt Stillwell, S OBP: 0.245, SLG: 0.216 (5, 1)										0	0	0	0	0	0	0											
Scott Terry, R (5, PH)										1	0	0	0	0	1	1											
Wade Rowton, R OBP: 0.250, SLG: 0.344 (7, 1)										0	0	0	0	0	0	0											
Ted Power, R (7, PH)										1	0	0	0	0	0	1											
Eddie Milner, L OBP: 0.250, SLG: 0.377 (8, PH)										0	0	0	0	0	0	0											
John Franco, L (8, 1)										0	0	0	0	0	0	0											
Inning Stats	R: 1 E: 0 K: 0 S: 4	H: 1 LOB: 0 BB: 0 P: 4	R: 0 E: 0 K: 1 S: 5	H: 0 LOB: 2 BB: 2 P: 13	R: 0 E: 0 K: 1 S: 6	H: 1 LOB: 1 BB: 0 P: 6	R: 1 E: 0 K: 1 S: 7	H: 2 LOB: 2 BB: 1 P: 11	R: 0 E: 0 K: 0 S: 4	H: 1 LOB: 1 BB: 0 P: 4	R: 0 E: 0 K: 0 S: 5	H: 2 LOB: 2 BB: 0 P: 5	R: 0 E: 0 K: 0 S: 4	H: 1 LOB: 1 BB: 0 P: 4	R: 0 E: 2 K: 1 S: 6	H: 0 LOB: 1 BB: 0 P: 6	1B: 5 2B: 3 3B: 0 HR: 1	SF: 0 SAC: 0 DP: 0 HBP: 0	WP: 0 PB: 0 SB: 0 CS: 0	PA: 40							
PITCHER	IP	WLS	BF	H	R	ER	SO	BB	IBB	HBP	BLK	WP	HR	S	P	ERA	WHIP										
Jim Deshaies, L ERA: 4.2 (1, 1)	7.0	W	32	8	2	2	4	3	0	0	0	0	0	1	37	4.9	1.571										
Aurelio Lopez, R ERA: 0.77 (8, 1)	2.0		8	1	0	0	1	0	0	0	0	0	0	10	10	0.00	0.500										

Houston Astros @ Cincinnati Reds
Riverfront Stadium, Cincinnati, OH
Thu Jun 19 1986, 7:05 PM EDT
Att: 25,920 - Unknown

AB	40
R	6
H	15
RBI	6
BB	5
SO	5
LOB	26



Houston Astros @ Cincinnati Reds
Riverfront Stadium, Cincinnati, OH
Thu Jun 19 1986, 7:05 PM EDT
Att: 25,920 - Unknown

AB	37
R	2
H	9
RBI	2
BB	3
SO	5
LOB	21



Batter	1	2	3	4	5	6	7	8	9	AB	R	H	RBI	BB	SO	LOB	TOP								
Bill Doran, S OBP: 0.374, SLG: 0.380 (1,4)	4-3		BB			BB		F9									2 0 0 0 2 0 0								
Billy Hatcher, R OBP: 0.293, SLG: 0.348 (1,8)	5-3		F3			F9											3 0 0 0 0 0 2								
Terry Puhl, L OBP: 0.290, SLG: 0.319 (9, PH)																	1 0 0 0 0 1 0								
Phil Garner, R OBP: 0.374, SLG: 0.519 (1,5)	K					F4											3 0 0 0 1 1 1								
Glenn Davis, R OBP: 0.333, SLG: 0.517 (1,3)						L6											4 0 0 0 0 0 1								
Kevin Bass, S OBP: 0.348, SLG: 0.458 (1,9)						F3											4 1 1 1 0 0 1								
Jose Cruz, L OBP: 0.320, SLG: 0.301 (1,7)																	3 0 1 0 0 0 0								
Mark Bailey, S OBP: 0.314, SLG: 0.301 (1,2)																	3 0 0 0 0 1 1								
Bert Pena, R OBP: 0.333, SLG: 0.238 (8, PH)																	2 0 0 0 0 1 0								
Craig Reynolds, L OBP: 0.306, SLG: 0.414 (8,6)																	1 0 0 0 0 1 0								
Bob Knepper, L OBP: 0.065, SLG: 0.065 (1,1)																	2 0 0 0 0 2 0								
Denny Walling, L OBP: 0.349, SLG: 0.371 (8, PH)																	1 0 0 0 0 1 0								
Aurelio Lopez, R OBP: 0.314, SLG: 0.301 (8,1)																	0 0 0 0 0 0 0								
Inning Stats	R: 0 E: 0 K: 1 S: 5	H: 0 LOB: 0 BB: 0 P: 5	R: 0 E: 0 K: 0 S: 4	H: 1 LOB: 1 BB: 0 P: 4	R: 0 E: 0 K: 2 S: 7	H: 0 LOB: 1 BB: 1 P: 11	R: 0 E: 0 K: 0 S: 3	H: 0 LOB: 0 BB: 0 P: 3	R: 0 E: 0 K: 1 S: 5	H: 0 LOB: 0 BB: 0 P: 5	R: 0 E: 0 K: 1 S: 5	H: 0 LOB: 1 BB: 1 P: 9	R: 1 E: 0 K: 0 S: 4	H: 1 LOB: 0 BB: 0 P: 4	R: 0 E: 0 K: 2 S: 7	H: 0 LOB: 0 BB: 0 P: 7	R: 0 E: 0 K: 1 S: 5	H: 0 LOB: 1 BB: 1 P: 9	1B: 1 2B: 0 3B: 0 HR: 1	SF: 0 SAC: 0 DP: 0 HBP: 0	WP: 0 PB: 0 SB: 0 CS: 0	PA: 32			
PITCHER	IP	WLS	BF	H	R	ER	SO	BB	IBB	HBP	BLK	WP	HR	S	P	ERA	WHIP								
Vida Blue, L ERA: 3.22 (1,1)	7.0	W	25	2	1	1	5	2	0	0	0	0	1	33	41	1.29	0.571								
Juan Berenguer, R ERA: 2.29 (8,1)	2.0	S	7	0	0	0	3	1	0	0	0	0	0	12	16	0.00	0.500								

Houston Astros @ San Francisco Giants
Candlestick Park, San Francisco, CA
Fri Jun 20 1986, 10:05 PM EDT
Att: 25,116 - Unknown

AB	29
R	1
H	2
RBI	1
BB	3
SO	8
LOB	6



Batter	1	2	3	4	5	6	7	8	9	AB	R	H	RBI	BB	SO	LOB	BOTTOM								
Randy Kutcher, R OBP: 0.333, SLG: 0.667 (1,8)	1B		K														4 0 1 0 0 1 3								
Robby Thompson, R OBP: 0.316, SLG: 0.336 (1,4)	K																4 1 2 0 0 1 1								
Jeffrey Leonard, R OBP: 0.343, SLG: 0.433 (1,7)																	4 0 0 0 0 0 3								
Chili Davis, S OBP: 0.368, SLG: 0.479 (1,9)																	4 0 0 0 0 1 3								
Chris Brown, R OBP: 0.382, SLG: 0.474 (1,5)																	4 1 2 1 0 0 1								
Bob Brenly, R OBP: 0.383, SLG: 0.335 (1,3)																	2 1 1 0 0 0 0								
Mike Aldrete, L OBP: 0.333, SLG: 0.310 (9,3)																	0 0 0 0 0 0 0								
Bob Melvin, R OBP: 0.255, SLG: 0.365 (1,2)																	2 0 1 0 0 0 0								
Jose Uribe, S OBP: 0.315, SLG: 0.290 (1,6)																	2 0 0 0 1 0 2								
Vida Blue, S (1,1)																	1 0 0 1 0 0 0								
Candy Maldonado, R OBP: 0.283, SLG: 0.462 (7, PH)																	1 0 0 1 0 0 2								
Juan Berenguer, R (8,1)																	0 0 0 0 0 0 0								
Inning Stats	R: 0 E: 1 K: 1 S: 6	H: 1 LOB: 1 BB: 0 P: 6	R: 0 E: 0 K: 0 S: 3	H: 0 LOB: 0 BB: 0 P: 3	R: 0 E: 0 K: 1 S: 5	H: 0 LOB: 0 BB: 0 P: 5	R: 0 E: 0 K: 1 S: 6	H: 1 LOB: 1 BB: 0 P: 6	R: 1 E: 0 K: 0 S: 5	H: 2 LOB: 1 BB: 0 P: 5	R: 0 E: 0 K: 0 S: 3	H: 0 LOB: 0 BB: 0 P: 3	R: 1 E: 1 K: 0 S: 5	H: 1 LOB: 2 BB: 1 P: 9	R: 1 E: 0 K: 0 S: 4	H: 2 LOB: 0 BB: 0 P: 4	R: 0 E: 0 K: 0 S: 3	H: 0 LOB: 0 BB: 0 P: 4	1B: 7 2B: 0 3B: 0 HR: 0	SF: 0 SAC: 3 DP: 0 HBP: 0	WP: 0 PB: 0 SB: 3 CS: 1	PA: 33			
PITCHER	IP	WLS	BF	H	R	ER	SO	BB	IBB	HBP	BLK	WP	HR	S	P	ERA	WHIP								
Bob Knepper, L ERA: 2.41 (1,1)	7.0	L	28	5	2	1	3	0	0	0	0	0	0	33	37	1.29	0.714								
Aurelio Lopez, R ERA: 1.42 (8,1)	1.0		4	2	1	1	0	0	0	0	0	0	0	4	4	9.00	2.000								

Houston Astros @ San Francisco Giants
Candlestick Park, San Francisco, CA
Fri Jun 20 1986, 10:05 PM EDT
Att: 25,116 - Unknown

AB	28
R	3
H	7
RBI	3
BB	1
SO	3
LOB	15



Batter	1	2	3	4	5	6	7	8	9	AB	R	H	RBI	BB	SO	LOB	TOP										
Bill Doran, S OBP: 0.372, SLG: 0.378 (1, 4)	5-3		F7		4-3			E BLK 1B		4	0	1	0	0	0	0	Houston Astros @ San Francisco Giants Candlestick Park, San Francisco, CA Sat Jun 21 1986, 6:33 AM EDT Att: 24,927 - Unknown										
Craig Reynolds, L OBP: 0.317, SLG: 0.421 Phil Garner, R OBP: 0.372, SLG: 0.516 Dave Smith, R (8, 1)	L6-4 1B		FC6-4 1B		K			F8 1-2		3	0	2	0	0	1	0											
Jose Cruz, L OBP: 0.319, SLG: 0.296 Billy Hatcher, R OBP: 0.293, SLG: 0.348 (8, 7)	4-0 1-2 BB		FC6-4 1-2		1-3			E9 2-3		3	0	0	0	1	0	2											
Glenn Davis, R OBP: 0.328, SLG: 0.508 (1, 3)	L6-4 2-3		K		5-3			P3 1-2		4	0	0	0	1	5												
Kevin Bass, S OBP: 0.342, SLG: 0.450 (1, 8)		3-1			F8			F5		4	0	0	0	0	3												
Denny Walling, L OBP: 0.359, SLG: 0.390 (1, 5)		4-3 2B			G4-6-3 1B			1B		4	0	3	0	0	0	0											
Terry Puhl, L OBP: 0.281, SLG: 0.308 (1, 9)		4-3 2-3			G4-6-3 1-2			F8		4	0	0	0	1	3												
Alan Ashby, S OBP: 0.337, SLG: 0.369 Tony Walker, R OBP: 0.269, SLG: 0.311 (9, PR)					F8			K		2	0	0	0	2	1	1											
Mark Knudson, R (1, 1)					K					2	0	0	0	0	2	2											
Jim Pankovits, R OBP: 0.297, SLG: 0.382 Bert Pena, R OBP: 0.333, SLG: 0.238 Mark Bailey, S OBP: 0.313, SLG: 0.299 (9, PH)					K			K		1	1	1	1	0	0	0											
Inning Stats	R: 0 E: 0 K: 0 S: 3	H: 1 LOB: 1 BB: 1 P: 7	R: 0 E: 0 K: 1 S: 6	H: 1 LOB: 2 BB: 1 P: 10	R: 0 E: 0 K: 1 S: 6	H: 1 LOB: 0 BB: 0 P: 6	R: 0 E: 0 K: 0 S: 3	H: 0 LOB: 0 BB: 0 P: 3	R: 0 E: 0 K: 1 S: 5	H: 0 LOB: 0 BB: 0 P: 5	R: 0 E: 0 K: 1 S: 6	H: 1 LOB: 1 BB: 0 P: 6	R: 1 E: 1 K: 0 S: 6	H: 2 LOB: 3 BB: 0 P: 6	R: 0 E: 0 K: 2 S: 7	H: 0 LOB: 1 BB: 1 P: 11	1B: 5 2B: 2 3B: 0 HR: 1	SF: 0 SAC: 0 DP: 2 HBP: 0	WP: 0 PB: 0 SB: 1 CS: 1	PA: 36							
PITCHER	IP	WLS	BF	H	R	ER	SO	BB	IBB	HBP	BLK	WP	HR	S	P	ERA	WHIP										
Scott Garrelts, R ERA: 3.06 (1, 1)	7.0	W	28	7	1	1	5	1	1	0	0	0	1	36	44	1.29	1.143										
Chuck Hensley, L ERA: 2.25 (8, 1)	0.1		2	0	0	0	0	0	0	0	1	0	0	2	2	0.00	0.000										
Juan Berenguer, R ERA: 2.19 (8, 1)	1.2	S	6	0	0	0	2	1	0	0	0	0	0	9	13	0.00	0.600										

Batter	1	2	3	4	5	6	7	8	9	AB	R	H	RBI	BB	SO	LOB	BOTTOM										
Randy Kutcher, R OBP: 0.308, SLG: 0.615 (1, 8)	1B 2B		F8		5-3	6-3				4	1	1	0	0	0	2	Houston Astros @ San Francisco Giants Candlestick Park, San Francisco, CA Sat Jun 21 1986, 6:33 AM EDT Att: 24,927 - Unknown										
Robby Thompson, R OBP: 0.316, SLG: 0.336 Mike Woodard, L OBP: 0.357, SLG: 0.261 (1, 4) (7, 4)	L3		F8		FC6-4 BB 1B			F9		3	0	1	0	0	0	1											
Jeffrey Leonard, R OBP: 0.342, SLG: 0.430 (1, 7)	K				E8 2B			F9		4	1	1	0	0	2	2											
Chili Davis, S OBP: 0.374, SLG: 0.486 (1, 9)	CS 2H 1B				2B 3H 2B			F8		3	0	2	2	1	0	0											
Chris Brown, R OBP: 0.384, SLG: 0.469 (1, 5)	4-0 1-2 BB				F9 FC6-4			FC6-4 BB		2	0	0	0	2	0	3											
Mike Aldrete, L OBP: 0.342, SLG: 0.339 (1, 3)	CS 2-3		P6		2B			K		4	0	2	0	0	1	1											
Bob Melvin, R OBP: 0.284, SLG: 0.364 (1, 2)			K		2B			K		3	0	1	0	1	2	1											
Jose Uribe, S OBP: 0.314, SLG: 0.286 (1, 6)			G3		F9			F9		3	0	0	0	1	0	5											
Scott Garrelts, R OBP: 0.152, SLG: 0.182 Chuck Hensley, L Juan Berenguer, R (1, 1) (8, 1) (8, 1)			F7		F7			K		3	0	0	0	0	1	5											
Inning Stats	R: 1 E: 0 K: 1 S: 6	H: 2 LOB: 1 BB: 1 P: 10	R: 0 E: 0 K: 1 S: 5	H: 0 LOB: 0 BB: 0 P: 5	R: 0 E: 0 K: 0 S: 3	H: 0 LOB: 0 BB: 0 P: 3	R: 1 E: 1 K: 0 S: 6	H: 3 LOB: 3 BB: 1 P: 10	R: 0 E: 0 K: 1 S: 6	H: 1 LOB: 2 BB: 1 P: 10	R: 0 E: 0 K: 1 S: 7	H: 2 LOB: 2 BB: 0 P: 7	R: 0 E: 0 K: 0 S: 3	H: 0 LOB: 0 BB: 0 P: 3	R: 0 E: 0 K: 3 S: 9	H: 0 LOB: 2 BB: 2 P: 17		1B: 5 2B: 3 3B: 0 HR: 0	SF: 0 SAC: 0 DP: 0 HBP: 0	WP: 0 PB: 0 SB: 2 CS: 1	PA: 37						
PITCHER	IP	WLS	BF	H	R	ER	SO	BB	IBB	HBP	BLK	WP	HR	S	P	ERA	WHIP										
Mark Knudson, R ERA: 2.57 (1, 1)	7.0	L	31	8	2	2	4	2	1	0	0	0	0	36	48	2.57	1.429										
Dave Smith, R ERA: 2.19 (8, 1)	1.0		5	0	0	0	3	1	1	0	0	0	0	9	17	0.00	1.000										

AB 33
R 1
H 7
RBI 1
BB 3
SO 7
LOB 18



Batter	1	2	3	4	5	6	7	8	9	AB	R	H	RBI	BB	SO	LOB	TOP			
Bill Doran, S OBP: 0.374, SLG: 0.384 (1, 4)										4	0	2	0	0	2	0	Houston Astros @ San Francisco Giants Candlestick Park, San Francisco, CA Sun Jun 22 1986, 6:33 AM EDT Unknown			
Billy Hatcher, R OBP: 0.292, SLG: 0.345 (1, 8)										4	0	1	0	0	0	2				
Jose Cruz, L OBP: 0.317, SLG: 0.291 (1, 7)										3	0	0	0	1	1					
Glenn Davis, R OBP: 0.327, SLG: 0.504 (1, 3)										4	0	1	0	0	0	3				
Kevin Bass, S OBP: 0.345, SLG: 0.471 (1, 9)										4	2	2	1	0	1	1				
Craig Reynolds, L OBP: 0.306, SLG: 0.410 (1, 6)										3	0	0	1	0	0	1				
Denny Walling, L OBP: 0.357, SLG: 0.393 (1, 5)										4	0	1	0	0	0	0				
Alan Ashby, S OBP: 0.330, SLG: 0.360 Larry Andersen, R OBP: 0.279, SLG: 0.305 Terry Puhl, L OBP: 0.279, SLG: 0.305 Aurelio Lopez, R OBP: 0.370, SLG: 0.513 Phil Garner, R OBP: 0.370, SLG: 0.513 Manny Hernandez, R OBP: 0.370, SLG: 0.513 Mark Bailey, S OBP: 0.309, SLG: 0.295 (1, 2) (5, 1) (7, PH) (7, 1) (9, PH) (1, 1) (5, 2)										2	0	0	0	0	2	0				
										0	0	0	0	0	0	0				
										1	0	0	0	0	0	0				
										2	0	0	0	0	1	0				
Inning Stats	R: 0 E: 1 K: 1 S: 6	H: 0 LOB: 1 BB: 0 P: 6	R: 1 E: 0 K: 1 S: 6	H: 1 LOB: 0 BB: 0 P: 6	R: 0 E: 0 K: 0 S: 3	H: 1 LOB: 0 BB: 0 P: 3	R: 0 E: 0 K: 1 S: 5	H: 0 LOB: 0 BB: 0 P: 5	R: 0 E: 0 K: 3 S: 10	H: 1 LOB: 1 BB: 0 P: 10	R: 0 E: 0 K: 0 S: 5	H: 2 LOB: 2 BB: 0 P: 5	R: 0 E: 0 K: 0 S: 4	H: 1 LOB: 2 BB: 1 P: 8	R: 1 E: 0 K: 0 S: 4	H: 1 LOB: 0 BB: 0 P: 4	1B: 3 2B: 2 3B: 1 HR: 1	SF: 1 SAC: 0 DP: 0 HBP: 0	WP: 0 PB: 0 SB: 1 CS: 1	PA: 35
PITCHER Mike Krukow, R ERA: 3.55 (1, 1)	IP: 9.0 WLS: W BF: 35 H: 7 R: 2 ER: 2 SO: 7 BB: 1 IBB: 0 HBP: 0 BLK: 0 WP: 0 HR: 1 S: 48 P: 52 ERA: 2.00 WHIP: 0.889																			

AB	33
R	2
H	7
RBI	2
BB	1
SO	7
LOB	10



Batter	1	2	3	4	5	6	7	8	9	AB	R	H	RBI	BB	SO	LOB	BOTTOM			
Randy Kutcher, R OBP: 0.353, SLG: 0.765 (1, 8)										4	1	2	1	0	1	1	Houston Astros @ San Francisco Giants Candlestick Park, San Francisco, CA Sun Jun 22 1986, 6:33 AM EDT Unknown			
Robby Thompson, R OBP: 0.323, SLG: 0.343 (1, 4)										4	1	3	1	0	0	1				
Jeffrey Leonard, R OBP: 0.348, SLG: 0.437 (1, 7)										3	1	2	0	1	0	1				
Chili Davis, S OBP: 0.376, SLG: 0.482 (1, 9)										2	0	0	0	2	0	3				
Chris Brown, R OBP: 0.386, SLG: 0.474 (1, 5)										4	0	2	2	0	0	2				
Harry Spillman, L OBP: 0.246, SLG: 0.397 Mike Aldrete, L OBP: 0.342, SLG: 0.339 (1, 3) (8, 3)										4	0	0	0	0	1	4				
										0	0	0	0	0	0	0				
Bob Brenly, R OBP: 0.381, SLG: 0.330 (1, 2)										3	0	0	0	1	0	0				
Jose Uribe, S OBP: 0.308, SLG: 0.281 (1, 6)										4	0	0	0	0	0	1				
Mike Krukow, R OBP: 0.262, SLG: 0.250 (1, 1)										4	1	2	0	0	1	0				
Inning Stats	R: 0 E: 0 K: 0 S: 3	H: 1 LOB: 2 BB: 2 P: 11	R: 0 E: 0 K: 0 S: 3	H: 0 LOB: 0 BB: 0 P: 3	R: 1 E: 0 K: 0 S: 5	H: 2 LOB: 1 BB: 0 P: 5	R: 0 E: 0 K: 0 S: 3	H: 0 LOB: 1 BB: 1 P: 7	R: 2 E: 0 K: 1 S: 8	H: 4 LOB: 2 BB: 1 P: 12	R: 0 E: 0 K: 1 S: 5	H: 0 LOB: 0 BB: 0 P: 5	R: 1 E: 0 K: 0 S: 6	H: 3 LOB: 2 BB: 0 P: 6	R: 0 E: 0 K: 1 S: 6	H: 1 LOB: 1 BB: 0 P: 6	1B: 8 2B: 2 3B: 0 HR: 1	SF: 0 SAC: 1 DP: 1 HBP: 0	WP: 0 PB: 0 SB: 1 CS: 1	PA: 37
PITCHER Manny Hernandez, R ERA: 2.86 Larry Andersen, R ERA: 3.44 Aurelio Lopez, R ERA: 1.84 (1, 1) (5, 1) (7, 1)	IP: 4.2 WLS: L BF: 22 H: 6 R: 3 ER: 3 SO: 3 BB: 3 IBB: 0 HBP: 0 BLK: 0 WP: 0 HR: 1 S: 18 P: 34 ERA: 5.79 WHIP: 1.929																			

AB	32
R	4
H	11
RBI	4
BB	4
SO	3
LOB	13



Batter	1	2	3	4	5	6	7	8	9	AB	R	H	RBI	BB	SO	LOB	TOP			
Bill Doran, S OBP: 0.372, SLG: 0.382 (1, 4)										4	0	1	0	0	0	2	Houston Astros @ San Francisco Giants Candlestick Park, San Francisco, CA Sun Jun 22 1986, 6:38 AM EDT Att: 47,030 - Unknown			
Billy Hatcher, R OBP: 0.291, SLG: 0.343 (1, 8)										4	0	1	2	0	0	1				
Phil Garner, R OBP: 0.367, SLG: 0.503 (1, 5)										3	0	0	0	1	0	2				
Glenn Davis, R OBP: 0.323, SLG: 0.496 (1, 3)										4	0	0	0	0	2	2				
Kevin Bass, S OBP: 0.347, SLG: 0.470 (1, 9)										3	0	1	0	1	0	1				
Jim Pankovits, R OBP: 0.308, SLG: 0.389 (7, PH)										2	0	1	0	0	1	0				
Jose Cruz, L OBP: 0.319, SLG: 0.293 (7, 7)										2	0	1	0	0	1	1				
Tony Walker, R OBP: 0.269, SLG: 0.311 (9, PR)										0	0	0	0	0	0	0				
Mark Bailey, S OBP: 0.302, SLG: 0.288 (1, 2)										4	0	0	0	0	2	3				
Bert Pena, R OBP: 0.308, SLG: 0.217 (8, PH)										2	0	0	0	0	1	0				
Craig Reynolds, L OBP: 0.310, SLG: 0.412 (8, 6)										2	1	1	0	0	0	2				
Mike Scott, R OBP: 0.098, SLG: 0.075 (1, 1)										2	0	0	0	0	1	0				
Denny Walling, L OBP: 0.361, SLG: 0.397 (8, PH)										1	1	1	0	0	0	0				
Dave Smith, R (8, 1)										0	0	0	0	0	0	0				
Inning Stats	R: 0 E: 0 K: 0 S: 4	H: 1 LOB: 1 BB: 0 P: 4	R: 0 E: 0 K: 0 S: 3	H: 1 LOB: 0 BB: 0 P: 3	R: 0 E: 0 K: 2 S: 7	H: 0 LOB: 0 BB: 0 P: 7	R: 0 E: 0 K: 1 S: 5	H: 0 LOB: 1 BB: 1 P: 9	R: 0 E: 0 K: 1 S: 5	H: 0 LOB: 0 BB: 0 P: 5	R: 0 E: 0 K: 2 S: 8	H: 1 LOB: 1 BB: 0 P: 8	R: 2 E: 0 K: 1 S: 8	H: 3 LOB: 1 BB: 0 P: 8	R: 0 E: 0 K: 1 S: 6	H: 1 LOB: 2 BB: 1 P: 10	1B: 7 2B: 0 3B: 0 HR: 0	SF: 0 SAC: 0 DP: 0 HBP: 0	WP: 0 PB: 0 SB: 1 CS: 1	PA: 35
PITCHER	IP WLS BF H R ER SO BB IBB HBP BLK WP HR S P ERA WHIP	6.0 20 2 0 0 4 1 0 0 0 0 0 27 31 0.00 0.500	1.1 7 3 2 2 3 0 0 0 0 0 0 13 13 13.50 2.250	1.0 W 6 2 0 0 0 1 0 0 0 0 0 5 9 0.00 3.000	0.2 S 2 0 0 0 1 0 0 0 0 0 0 4 4 0.00 0.000															

Batter	1	2	3	4	5	6	7	8	9	AB	R	H	RBI	BB	SO	LOB	BOTTOM			
Randy Kutcher, R OBP: 0.286, SLG: 0.619 (1, 8)										4	0	0	0	0	3	2	Houston Astros @ San Francisco Giants Candlestick Park, San Francisco, CA Sun Jun 22 1986, 6:38 AM EDT Att: 47,030 - Unknown			
Juan Berenguer, R (8, 1)										0	0	0	0	0	0	0				
Chuck Hensley, L (9, 1)										0	0	0	0	0	0	0				
Robby Thompson, R OBP: 0.322, SLG: 0.339 (1, 4)										3	2	0	0	1	1	1				
Jeffrey Leonard, R OBP: 0.343, SLG: 0.430 (1, 7)										4	0	0	0	0	1	2				
Chili Davis, S OBP: 0.375, SLG: 0.480 (1, 9)										3	0	1	1	0	0	0				
Jeff Robinson, R OBP: 0.125, SLG: 0.143 (7, 1)										0	0	0	0	0	0	0				
Candy Maldonado, R OBP: 0.288, SLG: 0.466 (8, 8)										1	0	1	0	0	0	0				
Chris Brown, R OBP: 0.397, SLG: 0.480 (1, 5)										2	1	2	0	2	0	0				
Mike Aldrete, L OBP: 0.338, SLG: 0.348 (1, 3)										4	0	1	2	0	1	4				
Bob Melvin, R OBP: 0.254, SLG: 0.351 (1, 2)										4	0	0	0	0	1	4				
Jose Uribe, S OBP: 0.309, SLG: 0.282 (1, 6)										3	0	1	0	0	0	0				
Mark Davis, L OBP: 0.333, SLG: 0.667 (1, 1)										2	0	1	0	0	0	0				
Joel Youngblood, R OBP: 0.390, SLG: 0.440 (7, 9)										1	0	0	0	0	0	1				
Inning Stats	R: 0 E: 0 K: 0 S: 3	H: 0 LOB: 0 BB: 0 P: 3	R: 0 E: 0 K: 2 S: 7	H: 0 LOB: 1 BB: 1 P: 11	R: 0 E: 0 K: 2 S: 8	H: 1 LOB: 0 BB: 0 P: 8	R: 1 E: 0 K: 0 S: 5	H: 2 LOB: 1 BB: 0 P: 5	R: 0 E: 0 K: 1 S: 5	H: 0 LOB: 0 BB: 0 P: 5	R: 1 E: 1 K: 1 S: 7	H: 2 LOB: 1 BB: 0 P: 7	R: 0 E: 0 K: 1 S: 6	H: 1 LOB: 1 BB: 0 P: 6	R: 1 E: 0 K: 0 S: 4	H: 1 LOB: 2 BB: 2 P: 12	1B: 5 2B: 2 3B: 0 HR: 0	SF: 0 SAC: 0 DP: 0 HBP: 0	WP: 0 PB: 0 SB: 3 CS: 1	PA: 34
PITCHER	IP WLS BF H R ER SO BB IBB HBP BLK WP HR S P ERA WHIP	7.0 28 6 2 1 7 1 0 0 0 0 0 41 45 1.29 1.000	1.0 L 6 1 1 1 0 2 0 0 0 0 0 4 12 9.00 3.000																	

AB	33
R	2
H	7
RBI	2
BB	2
SO	8
LOB	14



Batter	1	2	3	4	5	6	7	8	9	AB	R	H	RBI	BB	SO	LOB	TOP			
Tracy Jones, R OBP: 0.405, SLG: 0.493										5	0	3	1	0	0	2	Cincinnati Reds @ Houston Astros Astrodome, Houston, TX Mon Jun 23 1986, 8:05 PM EDT Att: 12,963 - Unknown			
Dave Concepcion, R OBP: 0.315, SLG: 0.332										5	1	0	0	0	0	4				
Dave Parker, L OBP: 0.348, SLG: 0.494										4	0	0	0	1	1	3				
Eric Davis, R OBP: 0.348, SLG: 0.455										2	1	1	0	3	1	1				
Buddy Bell, R OBP: 0.310, SLG: 0.343										5	0	1	1	0	0	6				
Tony Perez, R OBP: 0.294, SLG: 0.207										4	2	2	1	1	0	2				
Bo Diaz, R OBP: 0.318, SLG: 0.352										4	1	0	0	0	1	2				
Ron Oester, S OBP: 0.308, SLG: 0.363										4	1	0	0	0	1	2				
Joe Price, R OBP: 0.288, SLG: 0.187										1	0	0	1	1	0	0				
Scott Terry, R OBP: 0.292, SLG: 0.348										0	0	0	0	0	0	0				
Wade Rowton, R OBP: 0.292, SLG: 0.348										0	0	0	0	0	0	1				
Carl Willis, L OBP: 0.292, SLG: 0.348										0	0	0	0	0	0	0				
Max Venable, L OBP: 0.292, SLG: 0.348										0	0	0	0	0	0	0				
Ted Power, R OBP: 0.292, SLG: 0.348										0	0	0	0	0	0	0				
Inning Stats	R: 0 E: 0 K: 1 S: 6	H: 1 LOB: 2 BB: 1 P: 10	R: 2 E: 2 K: 0 S: 4	H: 0 LOB: 1 BB: 2 P: 12	R: 0 E: 0 K: 1 S: 5	H: 0 LOB: 1 BB: 1 P: 9	R: 0 E: 0 K: 1 S: 5	H: 0 LOB: 0 BB: 0 P: 5	R: 0 E: 1 K: 0 S: 4	H: 2 LOB: 2 BB: 1 P: 8	R: 0 E: 0 K: 0 S: 4	H: 1 LOB: 1 BB: 0 P: 4	R: 0 E: 0 K: 1 S: 5	H: 0 LOB: 0 BB: 0 P: 5	R: 2 E: 0 K: 0 S: 5	H: 3 LOB: 2 BB: 1 P: 9	1B: 5 2B: 2 3B: 0 HR: 0	SF: 0 SAC: 0 DP: 1 HBP: 0	WP: 0 PB: 0 SB: 6 CS: 0	PA: 42
PITCHER	IP WLS BF H R ER SO BB IBB HBP BLK WP HR S P ERA WHIP																			
Jim Deshaies, L ERA: 3.88	(1, 1) 6.1 31 4 4 0 3 5 0 0 0 0 0 0 0 0 0.00 1.421																			
Aurelio Lopez, R ERA: 2.55	(7, 1) 2.1 11 3 2 2 1 1 0 0 0 0 0 0 12 16 7.71 1.714																			
Larry Andersen, R ERA: 3.41	(9, 1) 0.1 W 1 0 0 0 0 0 0 0 0 0 0 0 0 0.00 0.000																			

AB	36
R	6
H	7
RBI	4
BB	6
SO	4
LOB	23



Batter	1	2	3	4	5	6	7	8	9	AB	R	H	RBI	BB	SO	LOB	BOTTOM			
Bill Doran, S OBP: 0.376, SLG: 0.381										3	2	1	0	2	0	1	Cincinnati Reds @ Houston Astros Astrodome, Houston, TX Mon Jun 23 1986, 8:05 PM EDT Att: 12,963 - Unknown			
Billy Hatcher, R OBP: 0.288, SLG: 0.338									5	0	1	0	0	1	4					
Phil Garner, R OBP: 0.374, SLG: 0.500									3	3	1	0	2	0	2					
Glenn Davis, R OBP: 0.324, SLG: 0.506									5	2	2	3	0	0	2					
Kevin Bass, S OBP: 0.353, SLG: 0.476									3	0	2	2	0	1	0					
Jose Cruz, L OBP: 0.322, SLG: 0.294									3	0	1	2	1	0	1					
Mark Bailey, S OBP: 0.302, SLG: 0.288									0	0	0	0	0	0	0					
Dickie Thon, R OBP: 0.322, SLG: 0.311									2	0	0	0	0	0	2					
Craig Reynolds, L OBP: 0.305, SLG: 0.405									2	0	0	0	0	0	2					
Alan Ashby, S OBP: 0.337, SLG: 0.360									3	0	1	0	1	1	0					
Tony Walker, R OBP: 0.289, SLG: 0.311									0	0	0	0	0	0	0					
Jim Deshaies, L OBP: 0.118, SLG: 0.063									3	0	1	0	0	2	3					
Aurelio Lopez, R OBP: 0.305, SLG: 0.405									0	0	0	0	0	0	0					
Larry Andersen, R OBP: 0.305, SLG: 0.405									0	0	0	0	0	0	0					
Inning Stats	R: 2 E: 0 K: 0 S: 6	H: 3 LOB: 2 BB: 1 P: 10	R: 0 E: 0 K: 1 S: 7	H: 2 LOB: 0 BB: 0 P: 7	R: 0 E: 0 K: 1 S: 5	H: 0 LOB: 0 BB: 0 P: 5	R: 0 E: 0 K: 1 S: 5	H: 0 LOB: 0 BB: 0 P: 5	R: 3 E: 0 K: 2 S: 9	H: 2 LOB: 3 BB: 4 P: 25	R: 0 E: 0 K: 0 S: 3	H: 0 LOB: 0 BB: 0 P: 3	R: 0 E: 0 K: 0 S: 4	H: 1 LOB: 2 BB: 1 P: 8	R: 2 E: 0 K: 0 S: 2	H: 2 LOB: 0 BB: 0 P: 2	1B: 8 2B: 1 3B: 0 HR: 1	SF: 0 SAC: 1 DP: 1 HBP: 1	WP: 1 PB: 0 SB: 2 CS: 0	PA: 40
PITCHER	IP WLS BF H R ER SO BB IBB HBP BLK WP HR S P ERA WHIP																			
Joe Price, L ERA: 4.89	(1, 1) 4.1 23 7 5 5 4 3 0 0 0 0 0 0 4 12 10.38 2.308																			
Scott Terry, R ERA: 5.61	(5, 1) 0.2 4 0 0 0 1 0 2 0 0 0 0 0 4 12 0.00 0.000																			
Carl Willis, R ERA: 5.61	(6, 1) 2.0 6 0 0 0 0 0 0 1 0 0 0 0 5 6 0.00 0.000																			
Ted Power, R ERA: 5.13	(8, 1) 1.0 L 7 3 2 2 0 1 0 0 0 0 1 6 10 18.00 4.000																			

AB	32
R	7
H	10
RBI	7
BB	6
SO	5
LOB	17



Batter	1	2	3	4	5	6	7	8	9	AB	R	H	RBI	BB	SO	LOB	TOP		
Eddie Milner, L (1, 8) OBP: 0.298, SLG: 0.381	F8	FC6-4		K			G3	F7		5	0	0	0	0	1	4	Cincinnati Reds @ Houston Astros Astrodome, Houston, TX Tue Jun 24 1986, 8:05 PM EDT Att: 17,487 - Unknown		
Pete Rose, S (1, 3) OBP: 0.315, SLG: 0.264			4-3				4-3		F8	2	1	0	0	2	0	0			
Tracy Jones, R (9, PH) OBP: 0.400, SLG: 0.485	BB SF8 BB									1	0	0	0	0	0	0			
Dave Parker, L (1, 9) OBP: 0.349, SLG: 0.492				K			G3-6		K	5	0	2	0	0	2	1			
Eric Davis, R (1, 7) OBP: 0.356, SLG: 0.474	FC5 BB 1B			K					K	3	2	1	1	2	1	-1			
Buddy Bell, R (1, 5) OBP: 0.312, SLG: 0.339										2	0	0	1	2	0	2			
Dave Concepcion, R (1, 6) OBP: 0.312, SLG: 0.329										5	1	1	0	0	1	4			
Sal Butera, R (1, 2) OBP: 0.380, SLG: 0.350										2	0	1	0	2	0	1			
Ron Oester, S (1, 4) OBP: 0.307, SLG: 0.361										4	0	1	1	0	1	3			
Tom Browning, L (1, 1) OBP: 0.176, SLG: 0.176										1	0	0	0	0	0	1			
Kurt Stillwell, S (6, PH) OBP: 0.283, SLG: 0.212										1	0	0	0	0	0	1			
Carl Willis, L (6, 1)										0	0	0	0	0	0	0			
Max Venable, L (8, PH) OBP: 0.291, SLG: 0.338										1	0	1	0	0	0	0			
Scott Terry, R (8, 1)										0	0	0	0	0	0	0			
Inning Stats	R: 1 E: 0 K: 0 S: 4	H: 1 LOB: 2 BB: 2 P: 12	R: 0 E: 0 K: 1 S: 5	H: 0 LOB: 1 BB: 1 P: 9	R: 1 E: 1 K: 1 S: 6	H: 0 LOB: 1 BB: 1 P: 10	R: 0 E: 0 K: 1 S: 6	H: 1 LOB: 0 BB: 0 P: 6	R: 0 E: 0 K: 0 S: 4	H: 2 LOB: 1 BB: 0 P: 5	R: 0 E: 0 K: 0 S: 4	H: 1 LOB: 2 BB: 1 P: 8	R: 0 E: 0 K: 0 S: 4	H: 1 LOB: 2 BB: 1 P: 8	R: 1 E: 0 K: 2 S: 8	H: 1 LOB: 1 BB: 1 P: 12	1B: 6 2B: 2 3B: 0 HR: 1	SF: 1 SAC: 1 DP: 1 HBP: 0	WP: 0 PA: 42 PB: 0 SB: 0 CS: 0
PITCHER	IP WLS BF H R ER SO BB IBB HBP BLK WP HR S P ERA WHIP																		
Nolan Ryan, R (1, 1) ERA: 4.97	5.0 W 22 2 2 1 4 5 0 0 0 0 0 0 25 45 1.80 1.400																		
Mark Knudson, R (6, 1) ERA: 2.7	3.0 15 4 1 1 0 2 0 0 0 0 0 0 13 21 3.00 2.000																		
Frank DiPino, L (9, 1) ERA: 3.19	1.0 5 1 1 1 2 1 0 0 0 0 0 1 8 12 9.00 2.000																		

AB	32
R	4
H	7
RBI	3
BB	8
SO	6
LOB	16



Batter	1	2	3	4	5	6	7	8	9	AB	R	H	RBI	BB	SO	LOB	BOTTOM		
Bill Doran, S (1, 4) OBP: 0.373, SLG: 0.378	6-3		FC1-5		FC5-4	G1-4-3				5	1	1	0	0	0	5	Cincinnati Reds @ Houston Astros Astrodome, Houston, TX Tue Jun 24 1986, 8:05 PM EDT Att: 17,487 - Unknown		
Billy Hatcher, R (1, 8) OBP: 0.285, SLG: 0.333			CS	F7	E7		K	6-3	5	2	1	0	0	1	1				
Phil Garner, R (1, 5) OBP: 0.371, SLG: 0.497	SF7			5-3			F8		3	1	1	2	0	0	0				
Glenn Davis, R (1, 3) OBP: 0.330, SLG: 0.525	F7								4	2	3	2	0	0	0				
Kevin Bass, S (1, 9) OBP: 0.359, SLG: 0.478			F8						3	1	2	0	1	0	0				
Jose Cruz, L (1, 7) OBP: 0.321, SLG: 0.298									4	0	1	2	0	0	3				
Tony Walker, R (9, 8) OBP: 0.269, SLG: 0.311	6-3			FC5	4-3				0	0	0	0	0	0	0				
Dickie Thon, R (1, 6) OBP: 0.272, SLG: 0.309			K						4	0	1	0	0	1	1				
John Mizerock, L (1, 2) OBP: 0.556, SLG: 0.333									2	1	2	0	2	0	0				
Nolan Ryan, R (1, 1) OBP: 0.200, SLG: 0.167									0	0	0	0	1	0	0				
Mark Knudson, R (6, 1) ERA: 3.60									1	0	0	0	0	0	2				
Terry Puhl, L (8, PH) OBP: 0.277, SLG: 0.303									1	0	0	0	0	0	1				
Frank DiPino, L (9, 1) OBP: 0.250, SLG: 0.250									0	0	0	0	0	0	0				
Inning Stats	R: 1 E: 0 K: 0 S: 4	H: 1 LOB: 0 BB: 0 P: 4	R: 0 E: 0 K: 1 S: 5	H: 0 LOB: 0 BB: 0 P: 5	R: 0 E: 0 K: 0 S: 2	H: 0 LOB: 0 BB: 1 P: 6	R: 0 E: 0 K: 0 S: 5	H: 2 LOB: 2 BB: 0 P: 5	R: 5 E: 1 K: 0 S: 7	H: 3 LOB: 1 BB: 2 P: 15	R: 0 E: 0 K: 0 S: 4	H: 2 LOB: 1 BB: 0 P: 4	R: 2 E: 0 K: 1 S: 7	H: 2 LOB: 1 BB: 1 P: 11	R: 0 E: 0 K: 0 S: 4	H: 2 LOB: 1 BB: 0 P: 4	1B: 9 2B: 2 3B: 0 HR: 1	SF: 1 SAC: 1 DP: 2 HBP: 0	WP: 0 PA: 39 PB: 0 SB: 3 CS: 1
PITCHER	IP WLS BF H R ER SO BB IBB HBP BLK WP HR S P ERA WHIP																		
Tom Browning, L (1, 1) ERA: 4.74	5.0 L 24 6 6 0 1 3 0 0 0 0 0 0 23 35 0.00 1.800																		
Carl Willis, R (6, 1) ERA: 3.60	2.0 10 4 2 2 1 1 0 0 0 0 0 0 11 15 9.00 2.500																		
Scott Terry, R (8, 1) ERA: 5.63	1.0 4 2 0 0 0 0 0 0 0 0 0 0 4 4 0.00 2.000																		



Batter	1	2	3	4	5	6	7	8	9	10	AB	R	H	RBI	BB	SO	LOB	TOP				
Tracy Jones, R OBP: 0.400, SLG: 0.479 Eddie Milner, L OBP: 0.298, SLG: 0.381	F8		F7				F6			5-3 1B	5	1	2	0	0	0	0					
Dave Concepcion, R OBP: 0.314, SLG: 0.335	1B		F9					F9		5-3	5	1	2	0	0	0	2					
Dave Parker, L OBP: 0.350, SLG: 0.491	1B		K					F9			5	1	2	1	0	2	2					
Eric Davis, R OBP: 0.358, SLG: 0.472								K			5	1	2	1	0	2	2					
Buddy Bell, R OBP: 0.307, SLG: 0.335 John Franco, L	SF8		E5					6-3			3	0	0	1	0	1	1					
Tony Perez, R OBP: 0.306, SLG: 0.226	5-3										4	0	2	0	0	0	1					
Bo Diaz, R OBP: 0.312, SLG: 0.345			F7								4	0	0	0	0	1	3					
Ron Oester, S OBP: 0.302, SLG: 0.354			F9								4	0	0	0	0	0	2					
Chris Welsh, L OBP: 0.083, SLG: 0.083 Wade Rowdon, R OBP: 0.296, SLG: 0.333 Ron Robinson, R Kurt Stillwell, S OBP: 0.261, SLG: 0.210			K								2	0	0	0	0	1	0					
Inning Stats	R: 2 E: 0 K: 0 S: 6	H: 3 LOB: 1 BB: 0 P: 6	R: 0 E: 0 K: 1 S: 5	H: 0 LOB: 0 BB: 0 P: 5	R: 0 E: 0 K: 1 S: 5	H: 0 LOB: 0 BB: 0 P: 5	R: 1 E: 1 K: 1 S: 7	H: 2 LOB: 1 BB: 0 P: 7	R: 0 E: 0 K: 1 S: 6	H: 1 LOB: 1 BB: 0 P: 6	R: 0 E: 0 K: 0 S: 3	H: 0 LOB: 0 BB: 0 P: 3	R: 0 E: 0 K: 1 S: 6	H: 1 LOB: 1 BB: 0 P: 6	R: 0 E: 0 K: 0 S: 3	H: 0 LOB: 0 BB: 0 P: 3	R: 1 E: 0 K: 1 S: 7	H: 2 LOB: 1 BB: 0 P: 7	1B: 9 2B: 1 3B: 0 HR: 0	SF: 1 SAC: 0 DP: 1 HBP: 0	WP: 0 PB: 0 SB: 2 CS: 0	PA: 40
PITCHER	IP	WLS	BF	H	R	ER	SO	BB	IBB	HBP	BLK	WP	HR	S	P	ERA	WHIP					
Bob Knepper, L ERA: 2.45 Aurelio Lopez, R ERA: 3.0	9.0	L	35	8	3	3	6	0	0	0	0	0	0	7	7	9.00	2.000					

Cincinnati Reds @ Houston Astros
Astrodome, Houston, TX
Wed Jun 25 1986, 8:05 PM EDT
Att: 13,313 - Unknown

AB	39
R	4
H	10
RBI	3
BB	0
SO	7
LOB	13



Batter	1	2	3	4	5	6	7	8	9	10	AB	R	H	RBI	BB	SO	LOB	BOTTOM				
Bill Doran, S OBP: 0.374, SLG: 0.375	6-3										4	0	1	0	1	0	1					
Billy Hatcher, R OBP: 0.278, SLG: 0.325	5-3		F7								4	0	0	0	0	0	2					
Phil Garner, R OBP: 0.361, SLG: 0.483	6-3		CS								5	0	0	0	0	2	4					
Glenn Davis, R OBP: 0.338, SLG: 0.532											4	2	3	0	1	0	0					
Kevin Bass, S Aurelio Lopez, R			4-3 5-3 2B 1B								5	1	3	1	0	0	4					
Jose Cruz, L OBP: 0.323, SLG: 0.297			5-3								0	0	0	0	0	0	0					
Dickie Thon, R OBP: 0.281, SLG: 0.312 Denny Walling, L OBP: 0.365, SLG: 0.397 Alan Ashby, S OBP: 0.333, SLG: 0.356			4-3								4	0	1	0	1	1	4					
John Mizerock, L OBP: 0.500, SLG: 0.444 Jim Pankovits, R OBP: 0.350, SLG: 0.378 Craig Reynolds, L OBP: 0.302, SLG: 0.402			4-3								2	0	1	1	1	0	2					
Bob Knepper, L OBP: 0.082, SLG: 0.082 Tony Walker, R OBP: 0.278, SLG: 0.319			2B								0	0	0	0	0	0	1					
Chris Welsh, L ERA: 3.15 Ron Robinson, R ERA: 1.63 John Franco, L ERA: 2.44			4-3								3	0	1	1	0	1	0					
Inning Stats	R: 0 E: 0 K: 0 S: 3	H: 0 LOB: 0 BB: 0 P: 3	R: 1 E: 0 K: 0 S: 4	H: 2 LOB: 2 BB: 1 P: 8	R: 0 E: 0 K: 0 S: 3	H: 1 LOB: 0 BB: 0 P: 3	R: 2 E: 1 K: 1 S: 8	H: 3 LOB: 1 BB: 0 P: 8	R: 0 E: 0 K: 1 S: 5	H: 0 LOB: 0 BB: 0 P: 5	R: 0 E: 0 K: 1 S: 7	H: 2 LOB: 2 BB: 0 P: 7	R: 0 E: 0 K: 0 S: 3	H: 1 LOB: 2 BB: 2 P: 11	R: 0 E: 1 K: 1 S: 6	H: 1 LOB: 3 BB: 2 P: 14	R: 0 E: 0 K: 0 S: 4	H: 1 LOB: 1 BB: 0 P: 4	1B: 10 2B: 3 3B: 0 HR: 0	SF: 0 SAC: 1 DP: 1 HBP: 0	WP: 0 PB: 0 SB: 3 CS: 1	PA: 46
PITCHER	IP	WLS	BF	H	R	ER	SO	BB	IBB	HBP	BLK	WP	HR	S	P	ERA	WHIP					
Chris Welsh, L Ron Robinson, R John Franco, L	6.0	1.1	2.2	8	3	2	3	1	1	0	0	0	0	30	34	3.00	1.500					

Cincinnati Reds @ Houston Astros
Astrodome, Houston, TX
Wed Jun 25 1986, 8:05 PM EDT
Att: 13,313 - Unknown

AB	39
R	3
H	12
RBI	3
BB	5
SO	5
LOB	24



Batter	1	2	3	4	5	6	7	8	9	AB	R	H	RBI	BB	SO	LOB	TOP		
Steve Sax, R (1,4) OBP: 0.373, SLG: 0.421	F8			F9		4-3		F8		4	0	0	0	0	0	0			
Ken Landreaux, L (1,8) OBP: 0.312, SLG: 0.383	CS 1B			FC1-6 1B		K		K		4	0	2	0	0	2	0			
Enos Cabell, R (1,5) OBP: 0.290, SLG: 0.279	F9 1-2			FC1-6 E 1-2		F7				3	0	0	0	0	2				
Mike Marshall, R (1,9) OBP: 0.332, SLG: 0.498		F8		E5 1-2		K				3	0	0	0	1	1				
Franklin Stubbs, L (1,7) OBP: 0.341, SLG: 0.548		K		K			F3			3	0	0	0	2	2				
Len Matuszek, L (1,3) OBP: 0.423, SLG: 0.591		G3			4-3			K		3	0	0	0	1	0				
Bill Russell, R (1,6) OBP: 0.278, SLG: 0.288			F6		K		F4			3	0	0	0	1	0				
Jack Fimple, R (1,2) OBP: 0.364, SLG: 0.125				5-3		K				2	0	0	0	1	0				
Alex Trevino, R (8, PH) OBP: 0.350, SLG: 0.395							K			1	0	0	0	1	0				
Jerry Reuss, L (1,1) OBP: 0.300, SLG: 0.316										1	0	0	0	1	0				
Fernando Valenzuela, L (8, PH) OBP: 0.189, SLG: 0.192										1	0	0	0	0	0				
Carlos Diaz, R (6,1)							L4			1	0	0	0	0	0				
Ed Amelung, L (9, PH)										1	0	0	0	1	0				
Inning Stats	R: 0 E: 0 K: 0 S: 3	H: 1 LOB: 0 BB: 0 P: 3	R: 0 E: 0 K: 1 S: 5	H: 0 LOB: 0 BB: 0 P: 5	R: 0 E: 0 K: 1 S: 5	H: 0 LOB: 0 BB: 0 P: 5	R: 0 E: 1 K: 1 S: 7	H: 1 LOB: 2 BB: 0 P: 7	R: 0 E: 0 K: 1 S: 5	H: 0 LOB: 0 BB: 0 P: 5	R: 0 E: 0 K: 2 S: 7	H: 0 LOB: 0 BB: 0 P: 7	R: 0 E: 0 K: 2 S: 7	H: 0 LOB: 0 BB: 0 P: 7	R: 0 E: 0 K: 2 S: 7	H: 0 LOB: 0 BB: 0 P: 7	1B: 2 2B: 0 3B: 0 HR: 0	SF: 0 SAC: 0 DP: 0 HBP: 0	WP: 0 PA: 29 SB: 0 CS: 1
PITCHER Mike Scott, R (1,1) ERA: 2.35	IP: 9.0 WLS: W BF: 29 H: 2 R: 0 ER: 0 SO: 11 BB: 0 IBB: 0 HBP: 0 BLK: 0 WP: 0 HR: 0 S: 51 P: 51 ERA: 0.00 WHIP: 0.222															PITCHER			

Los Angeles Dodgers @ Houston Astros
Astrodome, Houston, TX
Fri Jun 27 1986, 8:05 PM EDT
Att: 25,760 - Unknown

livebaseballscores.com

AB 29
R 0
H 2
RBI 0
BB 0
SO 11
LOB 5



Batter	1	2	3	4	5	6	7	8	9	AB	R	H	RBI	BB	SO	LOB	BOTTOM		
Bill Doran, S (1,4) OBP: 0.375, SLG: 0.389	HR	4-3			4-3 S E 1B		F8			4	2	2	1	0	0	1			
Billy Hatcher, R (1,8) OBP: 0.277, SLG: 0.323	5-3		K2-3		4-3		1B			4	0	1	0	0	1	1			
Tony Walker, R (7, PR) OBP: 0.278, SLG: 0.319					1-3		1B			0	0	0	0	0	0	0			
Phil Garner, R (1,5) OBP: 0.354, SLG: 0.472	K		K		E5 1B		F8			4	0	0	0	0	2	1			
Glenn Davis, R (1,3) OBP: 0.340, SLG: 0.532	1-3		5-3		3-H 1-2 1B		1B			4	0	2	0	0	0	0			
Kevin Bass, S (1,9) OBP: 0.365, SLG: 0.492		1B G6-4-3 1B			F7		F4			4	2	2	1	0	0	4			
Jose Cruz, L (1,7) OBP: 0.326, SLG: 0.307		G6-4-3 1-2 1B 1B		4-3		3-1		G6-4-3 2B		4	1	2	0	0	0	0			
Dickie Thon, R (1,6) OBP: 0.294, SLG: 0.320		G6-4-3 1-2 2-3 1B		6-3		1B K BB		G6-4-3 1B		3	0	2	0	1	0	0			
John Mizerock, L (1,2) OBP: 0.438, SLG: 0.385		G6-4-3 1-2 2-3 3-H		4-3		1-3 1B		G6-4-3 1-2 2-3		4	0	1	0	0	0	4			
Mike Scott, R (1,1) OBP: 0.111, SLG: 0.091		3-H 1B		1-3		3-H K		K		4	0	1	1	0	2	3			
Inning Stats	R: 1 E: 0 K: 1 S: 6	H: 1 LOB: 0 BB: 0 P: 6	R: 2 E: 0 K: 0 S: 6	H: 4 LOB: 1 BB: 0 P: 6	R: 0 E: 0 K: 2 S: 7	H: 0 LOB: 0 BB: 0 P: 7	R: 1 E: 0 K: 0 S: 4	H: 1 LOB: 0 BB: 0 P: 4	R: 1 E: 1 K: 0 S: 6	H: 2 LOB: 2 BB: 0 P: 6	R: 0 E: 0 K: 1 S: 5	H: 1 LOB: 1 BB: 1 P: 9	R: 0 E: 0 K: 0 S: 5	H: 2 LOB: 2 BB: 0 P: 5	R: 0 E: 0 K: 1 S: 6	H: 2 LOB: 1 BB: 0 P: 6	1B: 10 2B: 1 3B: 0 HR: 2	SF: 0 SAC: 0 DP: 2 HBP: 0	WP: 0 PA: 36 SB: 1 CS: 0
PITCHER Jerry Reuss, L (1,1) ERA: 5.86	IP: 5.0 WLS: L BF: 23 H: 8 R: 5 ER: 4 SO: 3 BB: 0 IBB: 0 HBP: 0 BLK: 0 WP: 0 HR: 2 S: 29 P: 29 ERA: 7.20 WHIP: 1.600															PITCHER			
Carlos Diaz, L (6,1) ERA: 6.35	IP: 3.0 WLS: L BF: 13 H: 5 R: 0 ER: 0 SO: 2 BB: 1 IBB: 0 HBP: 0 BLK: 0 WP: 0 HR: 0 S: 16 P: 20 ERA: 0.00 WHIP: 2.000															PITCHER			

Los Angeles Dodgers @ Houston Astros
Astrodome, Houston, TX
Fri Jun 27 1986, 8:05 PM EDT
Att: 25,760 - Unknown

livebaseballscores.com

AB 35
R 5
H 13
RBI 3
BB 1
SO 5
LOB 14



Batter	1	2	3	4	5	6	7	8	9	AB	R	H	RBI	BB	SO	LOB	TOP				
Steve Sax, R (1, 4) OBP: 0.380, SLG: 0.433	4-0 BB SF8 BB	0-0 1-H 2B			0-0 4-3 FC3-2 2B		0-0 F8		0-0 S 1B	4	1	3	3	1	0	0					
Bill Russell, R (1, 9) OBP: 0.277, SLG: 0.276	4-0 SF8 BB	0-0 F7			4-3		0-0 6-3		0-3 2-H 3-H 1B	3	0	0	0	1	0	2					
Len Matuszek, L (9, PH) OBP: 0.407, SLG: 0.565	1-2 SF8 BB				2-3				1-2 K	1	0	0	0	0	1	1					
Enos Cabell, R (1, 3) OBP: 0.281, SLG: 0.270	0-0 F5			0-0 6-3					0-0 F6	4	0	0	0	0	0	3					
Franklin Stubbs, L (1, 7) OBP: 0.340, SLG: 0.540	4-0 SF8 BB			0-0 F5					0-0 F5	3	0	0	0	1	0	1					
Jeff Hamilton, R (1, 5) OBP: 0.250, SLG: 0.333	0-0 SF8			0-0 F7					0-0 5-3	3	0	1	1	0	0	0					
Reggie Williams, R (1, 8) OBP: 0.381, SLG: 0.398	0-3 K			0-0 1B					0-0 G6-4-3 1B	4	1	2	0	0	1	3					
Alex Trevino, R (1, 2) OBP: 0.375, SLG: 0.433				0-0 F7					0-0 1B	4	1	3	0	0	0	1					
Craig Shipley, R (1, 6) OBP: 0.200, SLG: 0.200				0-0 FC6-5 2B					0-0 3-1 1B	4	1	3	0	0	0	1					
Bob Welch, R (1, 1) OBP: 0.132, SLG: 0.167				0-0 F1					0-0 K	2	0	0	0	0	1	2					
Jack Fimple, R (7, PH) OBP: 0.333, SLG: 0.111				0-3 K					0-3 K	1	0	0	0	0	1	0					
Ed Vande Berg, R (7, 1) OBP: 0.310, SLG: 0.380				0-0 K					0-0 F7	0	0	0	0	0	0	0					
Ken Landreaux, L (9, PH) OBP: 0.310, SLG: 0.380				0-0 K					0-0 F7	1	0	0	0	0	0	2					
Inning Stats	R: 1 E: 0 K: 1 S: 5	H: 0 LOB: 2 BB: 3 P: 17	R: 1 E: 0 K: 0 S: 5	H: 2 LOB: 1 BB: 0 P: 5	R: 0 E: 0 K: 0 S: 3	H: 0 LOB: 0 BB: 0 P: 3	R: 0 E: 0 K: 1 S: 6	H: 1 LOB: 1 BB: 0 P: 6	R: 0 E: 0 K: 0 S: 4	H: 2 LOB: 0 BB: 0 P: 4	R: 0 E: 0 K: 1 S: 5	H: 0 LOB: 0 BB: 0 P: 5	R: 0 E: 0 K: 0 S: 3	H: 0 LOB: 0 BB: 0 P: 3	R: 2 E: 0 K: 1 S: 8	H: 3 LOB: 1 BB: 0 P: 8	1B: 5 2B: 4 3B: 0 HR: 0	SF: 1 SAC: 0 DP: 1 HBP: 0	WP: 0 PB: 0 SB: 2 CS: 0	PA: 38	
PITCHER	IP WLS BF H R ER SO BB IBB HBP BLK WP HR S P ERA WHIP	8.2 W 37 9 4 4 3 3 0 0 0 0 0 0 40 52 4.15 1.385	0.1 S 1 0 0 0 1 0 0 0 0 0 0 0 3 3 0.00 0.000																		

Los Angeles Dodgers @ Houston Astros
Astrodome, Houston, TX
Sat Jun 28 1986, 8:05 PM EDT
Att: 34,252 - Unknown

AB	34
R	4
H	9
RBI	4
BB	3
SO	4
LOB	20



Batter	1	2	3	4	5	6	7	8	9	AB	R	H	RBI	BB	SO	LOB	BOTTOM				
Bill Doran, S (1, 4) OBP: 0.376, SLG: 0.389	0-0 S 1B	0-0 F7	0-0 F7			0-0 F8		0-0 1B		5	1	2	0	0	0	2					
Craig Reynolds, L (1, 6) OBP: 0.306, SLG: 0.402	0-0 HBP 2B	0-0 G3			0-0 S 1B		0-3 K		0-0 F9	5	1	2	1	0	1	2					
Denny Walling, L (1, 5) OBP: 0.360, SLG: 0.390	0-0 F7	0-0 1B			0-0 F7		0-0 6-3		0-0 F7	5	0	1	0	0	0	4					
Glenn Davis, R (1, 3) OBP: 0.340, SLG: 0.528	1-0 2B	0-0 F7			0-0 F5		0-3 K			2	1	0	0	0	0	2					
Phil Garner, R (5, 5) OBP: 0.352, SLG: 0.469	1-2 BB HBP	0-0 F7			0-0 F5		0-0 K			1	0	0	0	0	1	0					
Kevin Bass, S (1, 8) OBP: 0.367, SLG: 0.508	0-0 BB 2B			0-0 F8	0-0 4-3		0-0 HR			4	1	2	2	0	0	1					
Jose Cruz, L (1, 7) OBP: 0.329, SLG: 0.307	4-0 BB BB			0-0 4-3 1B		0-0 F5		0-0 4-3		3	1	1	0	1	0	0					
Terry Puhl, L (1, 9) OBP: 0.291, SLG: 0.341	0-3 K			0-0 1B 4-3 1B		0-0 HR		0-0 CS 1B		4	1	3	1	0	1	3					
John Mizerock, L (1, 2) OBP: 0.450, SLG: 0.333	4-0 BB BB			0-0 4-3 1B		0-0 F9		0-0 CS 1B	4-0 BB BB	2	0	0	1	2	0	2					
Jim Deshaies, L (1, 1) OBP: 0.143, SLG: 0.100	0-3 K			0-0 1B		0-3 K		0-3 K		4	0	1	1	0	3	4					
Aurelio Lopez, R (9, 1) OBP: 0.310, SLG: 0.380				0-3 K					0-0 K	0	0	0	0	0	0	0					
Inning Stats	R: 3 E: 0 K: 2 S: 10	H: 3 LOB: 3 BB: 2 P: 19	R: 0 E: 0 K: 0 S: 4	H: 1 LOB: 1 BB: 0 P: 4	R: 1 E: 0 K: 0 S: 6	H: 3 LOB: 2 BB: 0 P: 6	R: 0 E: 0 K: 0 S: 4	H: 1 LOB: 1 BB: 0 P: 4	R: 1 E: 0 K: 1 S: 6	H: 1 LOB: 0 BB: 0 P: 6	R: 0 E: 0 K: 1 S: 5	H: 0 LOB: 0 BB: 0 P: 5	R: 1 E: 0 K: 1 S: 6	H: 2 LOB: 0 BB: 0 P: 6	R: 0 E: 0 K: 1 S: 6	H: 1 LOB: 2 BB: 1 P: 10	1B: 9 2B: 1 3B: 0 HR: 2	SF: 0 SAC: 0 DP: 0 HBP: 1	WP: 0 PB: 0 SB: 2 CS: 1	PA: 40	
PITCHER	IP WLS BF H R ER SO BB IBB HBP BLK WP HR S P ERA WHIP	6.0 L 30 9 5 5 4 2 0 1 0 0 0 1 35 44 7.50 1.833	2.0 9 3 1 1 2 1 0 0 0 0 0 1 12 16 4.50 2.000																		

Los Angeles Dodgers @ Houston Astros
Astrodome, Houston, TX
Sat Jun 28 1986, 8:05 PM EDT
Att: 34,252 - Unknown

AB	35
R	6
H	12
RBI	6
BB	3
SO	6
LOB	20



Batter	1	2	3	4	5	6	7	8	9	AB	R	H	RBI	BB	SO	LOB	TOP										
Reggie Williams, R OBP: 0.357, SLG: 0.393 (1, 8)										4	0	1	0	0	1	1	Los Angeles Dodgers @ Houston Astros Astrodome, Houston, TX Sun Jun 29 1986, 4:33 AM EDT Att: 32,723 - Unknown										
Steve Sax, R OBP: 0.376, SLG: 0.434 (1, 4)										4	0	1	0	0	1	1											
Ken Landreaux, L OBP: 0.309, SLG: 0.374 (1, 9)										3	0	0	0	1	1	1											
Franklin Stubbs, L OBP: 0.333, SLG: 0.528 (1, 7)										4	0	0	0	0	0	3											
Len Matuszek, L OBP: 0.367, SLG: 0.500 Enos Cabell, R OBP: 0.279, SLG: 0.268 (9, PH)										3	0	0	0	0	2	0											
Jeff Hamilton, R OBP: 0.125, SLG: 0.143 (1, 5)										4	0	0	0	0	3	0											
Alex Trevino, R OBP: 0.389, SLG: 0.446 (1, 2)										2	1	1	0	2	0	0											
Craig Shipley, R OBP: 0.250, SLG: 0.333 (1, 6)										2	0	1	1	0	1	1											
Fernando Valenzuela, L OBP: 0.179, SLG: 0.182 (1, 1)										3	0	0	0	0	0	2											
Inning Stats	R: 0 E: 0 K: 0 S: 4	H: 1 LOB: 1 BB: 0 P: 4	R: 0 E: 0 K: 3 S: 9	H: 0 LOB: 1 BB: 1 P: 13	R: 0 E: 0 K: 0 S: 4	H: 1 LOB: 2 BB: 1 P: 8	R: 1 E: 0 K: 2 S: 8	H: 1 LOB: 1 BB: 1 P: 12	R: 0 E: 0 K: 1 S: 5	H: 0 LOB: 0 BB: 0 P: 5	R: 0 E: 0 K: 0 S: 4	H: 1 LOB: 1 BB: 0 P: 4	R: 0 E: 0 K: 1 S: 5	H: 0 LOB: 0 BB: 0 P: 5	R: 0 E: 0 K: 1 S: 5	H: 0 LOB: 0 BB: 0 P: 5	1B: 1 2B: 3 3B: 0 HR: 0	SF: 0 SAC: 1 DP: 0 HBP: 0	WP: 0 PB: 0 SB: 0 CS: 0	PA: 34							
PITCHER	IP	WLS	BF	H	R	ER	SO	BB	IBB	HBP	BLK	WP	HR	S	P	ERA	WHIP										
Nolan Ryan, R ERA: 4.7 (1, 1)	6.0		24	3	1	1	8	3	0	0	0	0	0	37	49	1.50	1.000										
Manny Hernandez, R ERA: 2.74 (7, 1)	1.0	W	4	1	0	0	0	0	0	0	0	0	0	4	4	0.00	1.000										
Frank DiPino, L ERA: 3.0 (8, 1)	2.0	S	6	0	0	0	2	0	0	0	0	0	0	10	10	0.00	0.000										

Batter	1	2	3	4	5	6	7	8	9	AB	R	H	RBI	BB	SO	LOB	BOTTOM										
Bill Doran, S OBP: 0.377, SLG: 0.389 (1, 4)										3	0	1	0	1	0	1	Los Angeles Dodgers @ Houston Astros Astrodome, Houston, TX Sun Jun 29 1986, 4:33 AM EDT Att: 32,723 - Unknown										
Terry Puhl, L OBP: 0.285, SLG: 0.333 (1, 9)										3	0	0	0	0	0	3											
Manny Hernandez, R (7, 1)										0	0	0	0	0	0	0											
Alan Ashby, S OBP: 0.340, SLG: 0.363 (8, 2)										1	0	1	0	0	0	0											
Phil Garner, R OBP: 0.350, SLG: 0.464 (1, 5)										4	1	1	0	0	0	2											
Glenn Davis, R OBP: 0.337, SLG: 0.522 (1, 3)										3	1	0	0	0	2	2											
Kevin Bass, S OBP: 0.366, SLG: 0.506 (7, 9)										3	0	1	1	0	1	0											
Jose Cruz, L OBP: 0.329, SLG: 0.307 (1, 7)										3	0	1	1	0	1	0											
Dickie Thon, R OBP: 0.288, SLG: 0.313 (1, 6)										3	0	0	0	0	0	2											
John Mizerock, L OBP: 0.465, SLG: 0.313 (1, 2)										1	0	0	0	1	1	0											
Jim Pankovits, R OBP: 0.293, SLG: 0.368 (7, PH)										1	0	0	0	0	0	2											
Frank DiPino, L OBP: 0.250, SLG: 0.250 (8, 1)										0	0	0	0	0	0	0											
Nolan Ryan, R OBP: 0.185, SLG: 0.154 Tony Walker, R OBP: 0.273, SLG: 0.313 (7, 8)										2	0	0	0	0	1	1											
Inning Stats	R: 0 E: 1 K: 0 S: 4	H: 1 LOB: 1 BB: 0 P: 4	R: 0 E: 0 K: 1 S: 5	H: 0 LOB: 0 BB: 0 P: 5	R: 0 E: 0 K: 2 S: 6	H: 0 LOB: 0 BB: 1 P: 10	R: 0 E: 0 K: 1 S: 5	H: 0 LOB: 0 BB: 0 P: 5	R: 0 E: 0 K: 1 S: 5	H: 0 LOB: 2 BB: 1 P: 7	R: 2 E: 1 K: 1 S: 8	H: 2 LOB: 1 BB: 0 P: 8	R: 0 E: 1 K: 1 S: 6	H: 2 LOB: 1 BB: 0 P: 6	1B: 5 2B: 0 3B: 0 HR: 0	SF: 0 SAC: 0 DP: 2 HBP: 0	WP: 1 PB: 0 SB: 0 CS: 1	PA: 31									
PITCHER	IP	WLS	BF	H	R	ER	SO	BB	IBB	HBP	BLK	WP	HR	S	P	ERA	WHIP										
Fernando Valenzuela, L ERA: 2.86 (1, 1)	8.0	L	30	5	2	0	7	2	0	0	0	1	0	42	50	0.00	0.875										



Batter	1	2	3	4	5	6	7	8	9	AB	R	H	RBI	BB	SO	LOB	TOP						
Marvell Wynne, L OBP: 0.320, SLG: 0.417	F8	F8			F8	K		5-3		5	0	0	0	0	1	3							
Tony Gwynn, L OBP: 0.407, SLG: 0.495	HR		F7		F8		L6		F7	5	1	1	1	0	0	0							
Kevin McReynolds, R OBP: 0.345, SLG: 0.491	HR		F7			FC4-6 1B 2B	6-3		F9	5	2	2	0	0	0	0							
Steve Garvey, R OBP: 0.263, SLG: 0.413 Carmelo Martinez, R OBP: 0.361, SLG: 0.395	FC6 HR		F7			FC4-6 1B	6-3		BB 1B BB	4	1	1	0	0	0	1							
Garry Templeton, S OBP: 0.285, SLG: 0.278	HR				F9	FC4-6 2B 1B			BB 1B	5	3	3	3	0	0	2							
Jerry Royster, R OBP: 0.290, SLG: 0.317	5-3				6-3	F4			BB 1B	4	1	1	0	1	0	2							
Terry Kennedy, L OBP: 0.332, SLG: 0.396	F8					1B 2B			F6	5	1	3	2	0	0	3							
Bip Roberts, S OBP: 0.255, SLG: 0.282		K			5-3	1B IBB			FC4 4-3	3	0	0	1	1	1	2							
Dave Dravecky, R OBP: 0.200, SLG: 0.256 Dane Iorg, L OBP: 0.222, SLG: 0.290 Lance McCullers, S OBP: 0.290, SLG: 0.317	F8				K	1B			4-3	3	0	1	2	0	1	0							
Inning Stats	R: 4 E: 1 K: 0 S: 7	H: 3 LOB: 0 BB: 0 P: 7	R: 0 E: 0 K: 1 S: 5	H: 0 LOB: 0 BB: 0 P: 5	R: 0 E: 0 K: 0 S: 3	H: 0 LOB: 0 BB: 0 P: 3	R: 0 E: 0 K: 0 S: 4	H: 1 LOB: 1 BB: 0 P: 4	R: 0 E: 0 K: 1 S: 5	H: 0 LOB: 0 BB: 0 P: 5	R: 3 E: 0 K: 1 S: 9	H: 4 LOB: 2 BB: 1 P: 13	R: 0 E: 0 K: 0 S: 3	H: 0 LOB: 0 BB: 0 P: 3	R: 2 E: 0 K: 0 S: 6	H: 3 LOB: 1 BB: 2 P: 6	R: 0 E: 0 K: 0 S: 4	H: 1 LOB: 3 BB: 2 P: 12	1B: 8 2B: 2 3B: 0 HR: 2	SF: 0 SAC: 0 DP: 0 HBP: 0	WP: 0 PB: 0 SB: 0 CS: 0	PA: 43	
PITCHER	IP	WLS	BF	H	R	ER	SO	BB	IBB	HBP	BLK	WP	HR	S	P	ERA	WHIP						
Bob Knepper, L ERA: 2.74	(1, 1)	6.0	L	28	8	7	6	3	0	1	0	0	0	2	33	37	9.00	1.333					
Larry Andersen, R ERA: 3.62	(7, 1)	3.0		15	4	2	2	0	2	0	0	0	0	0	13	21	6.00	2.000					

San Diego Padres @ Houston Astros
Astrodome, Houston, TX
Mon Jun 30 1986, 8:05 PM EDT
Att: 11,141 - Unknown

AB 40
R 9
H 12
RBI 9
BB 3
SO 3
LOB 14



Batter	1	2	3	4	5	6	7	8	9	AB	R	H	RBI	BB	SO	LOB	BOTTOM					
Bill Doran, S OBP: 0.371, SLG: 0.381	5-3	G6-3			F9		F9		F4	5	0	0	0	0	0	2						
Dickie Thon, R OBP: 0.300, SLG: 0.333	6-3 2B		5-3							4	0	3	0	0	0	0						
Phil Garner, R OBP: 0.343, SLG: 0.454	6-3 2-3		5-3		F8		1-3			4	0	0	0	0	0	3						
Glenn Davis, R OBP: 0.332, SLG: 0.514	F8		F6		F6			4-3		4	0	0	0	0	0	2						
Kevin Bass, S OBP: 0.368, SLG: 0.504		3B BB		1B		5-3		F9		3	1	1	0	1	0	0						
Jose Cruz, L OBP: 0.332, SLG: 0.321		1H 2B 3B		1B		F8		E4		4	1	2	1	0	0	0						
Tony Walker, R OBP: 0.286, SLG: 0.346		3H 2B		F4		E6 1B		G3		4	0	2	1	0	0	3						
John Mizerock, L OBP: 0.440, SLG: 0.278 Larry Andersen, R OBP: 0.358, SLG: 0.388		BB BB BB BB		F5		G3			5-3	2	0	0	0	1	0	3						
Denny Walling, L OBP: 0.358, SLG: 0.388		G6-3 BB								1	0	0	0	0	0	0						
Bob Knepper, L OBP: 0.078, SLG: 0.078 Alan Ashby, S OBP: 0.333, SLG: 0.355		B1		F7					4-3	2	0	0	0	0	0	4						
Inning Stats	R: 0 E: 0 K: 0 S: 4	H: 1 LOB: 1 BB: 0 P: 4	R: 2 E: 0 K: 0 S: 4	H: 2 LOB: 1 BB: 2 P: 12	R: 0 E: 0 K: 0 S: 3	H: 0 LOB: 0 BB: 0 P: 3	R: 0 E: 0 K: 0 S: 5	H: 2 LOB: 2 BB: 0 P: 5	R: 0 E: 0 K: 0 S: 4	H: 1 LOB: 1 BB: 0 P: 4	R: 0 E: 0 K: 0 S: 4	H: 1 LOB: 1 BB: 0 P: 4	R: 0 E: 0 K: 0 S: 4	H: 0 LOB: 0 BB: 0 P: 4	R: 0 E: 0 K: 0 S: 3	H: 0 LOB: 0 BB: 0 P: 3	1B: 5 2B: 2 3B: 1 HR: 0	SF: 0 SAC: 0 DP: 1 HBP: 0	WP: 0 PB: 0 SB: 0 CS: 0	PA: 37		
PITCHER	IP	WLS	BF	H	R	ER	SO	BB	IBB	HBP	BLK	WP	HR	S	P	ERA	WHIP					
Dave Dravecky, L ERA: 2.6	(1, 1)	7.0	W	30	8	2	2	0	2	0	0	0	0	28	36	2.57	1.429					
Lance McCullers, R ERA: 1.79	(8, 1)	2.0		7	0	0	0	0	0	0	0	0	0	7	7	0.00	0.000					

San Diego Padres @ Houston Astros
Astrodome, Houston, TX
Mon Jun 30 1986, 8:05 PM EDT
Att: 11,141 - Unknown


AB 35
R 2
H 8
RBI 2
BB 2
SO 0
LOB 17



Batter	1	2	3	4	5	6	7	8	9	AB	R	H	RBI	BB	SO	LOB	TOP										
Marvell Wynne, L (1.8) OBP: 0.323, SLG: 0.425	0-0 5-3		0-0 1-H 2B		0-0 4-3	1B 1-2 3-H 1B	0-0 F8			5	1	2	2	0	0	1											
Tony Gwynn, L (1.9) OBP: 0.410, SLG: 0.495	0-0 3-1		4-0 IBB		0-0 1B 1B	0-0 1B 1B		0-0 4-3		4	2	2	1	1	0	0											
Kevin McReynolds, R (1.7) OBP: 0.346, SLG: 0.487	0-0 F9		0-3 K		0-0 1B 1B	4-0 1B IBB		0-0 5-3		4	0	1	0	1	1	2											
Steve Garvey, R (1.3) OBP: 0.262, SLG: 0.410		0-0 F9		0-0 F6	0-0 1-2 2-H 1B	0-0 F4		0-0 5-3		5	0	1	1	0	0	3											
Garry Templeton, S (1.6) OBP: 0.290, SLG: 0.285	0-0 1-3			0-0 S 2B 1B	0-0 F7	0-0 1-3 2-H 1B			0-0 G3-6-3 1B	5	1	3	2	0	0	2											
Graig Nettles, L (1.5) OBP: 0.306, SLG: 0.431	0-3 K			0-0 F7	0-0 F9	0-0 4-3			0-0 G3-6-3 1B 1-2	5	0	0	0	0	1	6											
Terry Kennedy, L (1.2) OBP: 0.337, SLG: 0.402			0-0 2B 1B	0-0 1-H 2B		0-0 F9	4-0 F8 G3 BB		0-3 K	4	1	2	1	1	1	0											
Tim Flannery, L (1.4) OBP: 0.390, SLG: 0.405			0-0 F7	4-0 IBB		4-0 1B 1B BB	0-0 G3			2	1	0	0	2	0	2											
Eric Show, R (1.1) OBP: 0.162, SLG: 0.216										2	0	0	0	0	0	3											
Dane Iorg, L (6, PH) OBP: 0.234, SLG: 0.302										1	0	1	0	0	0	0											
Lance McCullers, S (6, PR)										0	1	0	0	0	0	0											
Gene Walter, L (6.1) OBP: 0.333, SLG: 0.400										1	0	0	0	0	0	1											
Rich Gossage, R (9.1) OBP: 0.333, SLG: 0.400										0	0	0	0	0	0	0											
Inning Stats	R: 0 E: 0 K: 0 S: 3	H: 0 LOB: 0 BB: 0 P: 3	R: 0 E: 0 K: 1 S: 5	H: 0 LOB: 0 BB: 0 P: 5	R: 1 E: 0 K: 1 S: 7	H: 2 LOB: 2 BB: 1 P: 11	R: 1 E: 0 K: 0 S: 5	H: 2 LOB: 2 BB: 1 P: 9	R: 1 E: 0 K: 0 S: 6	H: 3 LOB: 2 BB: 0 P: 6	R: 4 E: 0 K: 0 S: 7	H: 4 LOB: 2 BB: 2 P: 15	R: 0 E: 0 K: 0 S: 3	H: 0 LOB: 1 BB: 1 P: 7	R: 0 E: 0 K: 1 S: 5	H: 1 LOB: 0 BB: 0 P: 5	1B: 10 2B: 2 3B: 0 HR: 0	SF: 0 SAC: 0 DP: 1 HBP: 0	WP: 0 PB: 0 SB: 1 CS: 0	PA: 43							
PITCHER	IP	WLS	BF	H	R	ER	SO	BB	IBB	HBP	BLK	WP	HR	S	P	ERA	WHIP										
Mark Knudson, R (1.1) ERA: 3.6	5.0	L	24	7	3	3	2	0	2	0	0	0	0	26	34	5.40	1.400										
Manny Hernandez, R (6.1) ERA: 4.24	0.1		6	3	4	4	0	1	1	0	0	0	0	4	12	108.00	12.000										
Aurelio Lopez, R (6.1) ERA: 2.7	1.2		7	1	0	0	0	1	0	0	0	0	0	6	10	0.00	1.200										
Frank DiPino, L (8.1) ERA: 2.83	2.0		6	1	0	0	1	0	0	0	0	0	0	8	8	0.00	0.500										

San Diego Padres @ Houston Astros
Astrodome, Houston, TX
Tue Jul 01 1986, 8:05 PM EDT
Att: 13,866 - Unknown


AB 38
R 7
H 12
RBI 7
BB 5
SO 3
LOB 20



Batter	1	2	3	4	5	6	7	8	9	AB	R	H	RBI	BB	SO	LOB	BOTTOM										
Bill Doran, S (1.4) OBP: 0.370, SLG: 0.383	0-0 F7		0-0 F9		0-0 SH3	1-2 2-3 1B	0-0 F9		0-0 2-H 2B	4	0	1	1	0	0	1											
Ty Gwynn, L (1.8) OBP: 0.410, SLG: 0.495	0-0 BB 1B		0-0 5-3		0-0 G3	2-3 3-H 1B	4-0 1-2 BB		0-0 L5	3	0	2	1	0	0	0											
Denny Walling, L (1.5) OBP: 0.353, SLG: 0.382	0-0 1-2 1B		0-0 F7		0-0 G3	1-2 3-H 1B	0-0 4-3		0-0 F9	5	0	1	1	0	0	4											
Glenn Davis, R (1.3) OBP: 0.331, SLG: 0.521	0-0 L6			0-0 F4	0-0 F5			0-0 HR		4	1	1	1	0	0	3											
Kevin Bass, S (1.9) OBP: 0.370, SLG: 0.500	4-0 1-2 2-3 BB			4-0 BB		0-0 F8		0-0 5-3		2	0	0	0	2	0	0											
Jose Cruz, L (1.7) OBP: 0.326, SLG: 0.315	0-0 F9			0-0 F4	0-0 F4	0-3 K		0-0 F8		4	0	0	0	0	1	4											
Craig Reynolds, L (1.6) OBP: 0.297, SLG: 0.389		0-0 4-3		0-0 F9		0-0 5-3		0-0 F5		4	0	0	0	0	0	1											
John Mizerock, L (1.2) OBP: 0.464, SLG: 0.263		0-0 F9			4-0 SH3 1B BB				0-0 5-3 2B 1B	1	1	0	0	2	0	0											
Dickie Thon, R (9, PH) OBP: 0.305, SLG: 0.338					4-0 1B SH3 BB				0-0 5-3 1B	1	1	1	0	0	0	0											
Mark Knudson, R (1.1) OBP: 0.370, SLG: 0.500		0-3 K			4-0 1B SH3 BB				0-0 5-3	1	0	0	0	0	1	0											
Alan Ashby, S (5, PH) OBP: 0.339, SLG: 0.355									0-0 5-3	0	1	0	0	1	0	0											
Tony Walker, R (6.8) OBP: 0.279, SLG: 0.333									1-2	2	0	0	0	0	1	2											
Inning Stats	R: 0 E: 0 K: 0 S: 5	H: 2 LOB: 3 BB: 1 P: 9	R: 0 E: 0 K: 1 S: 5	H: 0 LOB: 0 BB: 0 P: 5	R: 0 E: 0 K: 0 S: 3	H: 0 LOB: 0 BB: 0 P: 3	R: 0 E: 0 K: 0 S: 3	H: 0 LOB: 1 BB: 1 P: 7	R: 2 E: 0 K: 0 S: 4	H: 1 LOB: 2 BB: 2 P: 12	R: 0 E: 0 K: 1 S: 5	H: 0 LOB: 0 BB: 0 P: 5	R: 0 E: 0 K: 1 S: 5	H: 0 LOB: 2 BB: 2 P: 13	R: 1 E: 0 K: 0 S: 4	H: 1 LOB: 0 BB: 0 P: 4	R: 1 E: 0 K: 0 S: 5	H: 2 LOB: 1 BB: 0 P: 5	1B: 4 2B: 1 3B: 0 HR: 1	SF: 0 SAC: 1 DP: 0 HBP: 0	WP: 0 PB: 0 SB: 0 CS: 0	PA: 39					
PITCHER	IP	WLS	BF	H	R	ER	SO	BB	IBB	HBP	BLK	WP	HR	S	P	ERA	WHIP										
Eric Show, R (1.1) ERA: 2.76	5.0	W	22	3	2	2	1	4	0	0	0	0	0	20	36	3.60	1.400										
Gene Walter, L (6.1) ERA: 3.84	3.1		15	3	2	2	2	2	0	0	0	0	1	17	25	5.40	1.500										
Rich Gossage, R (9.1) ERA: 4.06	0.2	S	2	0	0	0	0	0	0	0	0	0	0	2	2	0.00	0.000										

San Diego Padres @ Houston Astros
Astrodome, Houston, TX
Tue Jul 01 1986, 8:05 PM EDT
Att: 13,866 - Unknown

AB 32
R 4
H 6
RBI 4
BB 6
SO 3
LOB 16



Batter	1	2	3	4	5	6	7	8	9	AB	R	H	RBI	BB	SO	LOB	TOP					
Marvell Wynne, L (1.8) OBP: 0.336, SLG: 0.444										4	1	3	0	0	0	1						
Tony Gwynn, L (1.9) OBP: 0.406, SLG: 0.492										4	0	1	1	0	0	2						
Kevin McReynolds, R (1.7) OBP: 0.342, SLG: 0.480										4	0	0	0	0	0	1						
Steve Garvey, R (1.3) OBP: 0.262, SLG: 0.409										3	0	1	0	0	1	0						
Mark Thurmond, L (6.1) OBP: 0.250, SLG: 0.292										0	0	0	0	0	0	0						
Tim Stoddard, R (8.1) OBP: 0.250, SLG: 1.000										0	0	0	0	0	0	0						
Dane Iorg, L (9, PH) OBP: 0.231, SLG: 0.297										1	0	0	0	0	0	0						
Garry Templeton, S (1.6) OBP: 0.286, SLG: 0.280										4	0	0	0	0	0	1						
Graig Nettles, L (1.5) OBP: 0.302, SLG: 0.424										3	0	0	0	0	0	1						
Terry Kennedy, L (1.2) OBP: 0.333, SLG: 0.397										3	0	0	0	0	1	1						
Tim Flannery, L (1.4) OBP: 0.384, SLG: 0.398										3	0	0	0	0	1	0						
Andy Hawkins, R (1.1) OBP: 0.235, SLG: 0.212										2	0	1	0	0	0	0						
John Kruk, L (6.3) OBP: 0.378, SLG: 0.389										1	0	0	0	0	0	0						
Inning Stats	R: 0 E: 0 K: 0 S: 3	H: 1 LOB: 0 BB: 0 P: 3	R: 0 E: 0 K: 1 S: 6	H: 1 LOB: 1 BB: 0 P: 6	R: 1 E: 0 K: 0 S: 5	H: 2 LOB: 1 BB: 0 P: 5	R: 0 E: 0 K: 0 S: 3	H: 0 LOB: 0 BB: 0 P: 3	R: 0 E: 0 K: 1 S: 6	H: 1 LOB: 1 BB: 0 P: 6	R: 0 E: 0 K: 0 S: 5	H: 0 LOB: 0 BB: 0 P: 5	R: 0 E: 0 K: 0 S: 3	H: 0 LOB: 0 BB: 0 P: 3	R: 0 E: 0 K: 0 S: 4	H: 1 LOB: 1 BB: 0 P: 4	R: 0 E: 0 K: 0 S: 3	H: 0 LOB: 0 BB: 0 P: 3	1B: 5 2B: 1 3B: 0 HR: 0	SF: 0 SAC: 0 DP: 0 HBP: 0	WP: 0 PB: 0 SB: 1 CS: 1	PA: 32
PITCHER Mike Scott, R (1.1) ERA: 2.27	IP: 9.0 WLS: W BF: 32 H: 6 R: 1 ER: 1 SO: 3 BB: 0 IBB: 0 HBP: 0 BLK: 0 WP: 0 HR: 0 S: 38 P: 38 ERA: 1.00 WHIP: 0.667															PITCHER	IP: 9.0 WLS: W BF: 32 H: 6 R: 1 ER: 1 SO: 3 BB: 0 IBB: 0 HBP: 0 BLK: 0 WP: 0 HR: 0 S: 38 P: 38 ERA: 1.00 WHIP: 0.667					

San Diego Padres @ Houston Astros
Astrodome, Houston, TX
Wed Jul 02 1986, 4:33 AM EDT
Att: 10,148 - Unknown

AB 32
R 1
H 6
RBI 1
BB 0
SO 3
LOB 7



Batter	1	2	3	4	5	6	7	8	9	AB	R	H	RBI	BB	SO	LOB	BOTTOM					
Bill Doran, S (1.4) OBP: 0.373, SLG: 0.380										2	2	0	1	3	0	0						
Ty Gaine, L (1.8) OBP: 0.429, SLG: 0.429										4	1	1	0	0	3	3						
Phil Garner, R (8, PH) OBP: 0.350, SLG: 0.454										0	0	0	1	1	0	0						
John Mizerock, L (9.2) OBP: 0.464, SLG: 0.263										0	0	0	0	0	0	0						
Denny Walling, L (1.5) OBP: 0.366, SLG: 0.433										5	2	4	6	0	0	0						
Glenn Davis, R (1.3) OBP: 0.329, SLG: 0.516										5	0	1	0	0	1	2						
Kevin Bass, S (1.9) OBP: 0.368, SLG: 0.496										4	0	1	0	0	0	2						
Jose Cruz, L (1.7) OBP: 0.325, SLG: 0.310										3	1	0	0	1	2	1						
Craig Reynolds, L (1.6) OBP: 0.303, SLG: 0.400										4	1	2	0	0	0	0						
Alan Ashby, S (1.2) OBP: 0.348, SLG: 0.351										1	0	0	0	2	0	0						
Tony Walker, R (8, PH) OBP: 0.290, SLG: 0.333										0	1	0	0	1	0	0						
Mike Scott, R (1.1) OBP: 0.104, SLG: 0.085										3	0	0	0	0	2	4						
Inning Stats	R: 0 E: 0 K: 1 S: 7	H: 2 LOB: 2 BB: 0 P: 7	R: 0 E: 0 K: 2 S: 7	H: 0 LOB: 1 BB: 1 P: 11	R: 3 E: 0 K: 0 S: 5	H: 3 LOB: 0 BB: 1 P: 9	R: 0 E: 0 K: 0 S: 3	H: 0 LOB: 0 BB: 0 P: 3	R: 1 E: 0 K: 1 S: 6	H: 1 LOB: 0 BB: 0 P: 6	R: 1 E: 0 K: 2 S: 8	H: 1 LOB: 3 BB: 3 P: 20	R: 0 E: 0 K: 1 S: 5	H: 0 LOB: 0 BB: 0 P: 5	R: 3 E: 0 K: 1 S: 7	H: 2 LOB: 2 BB: 3 P: 19	R: 0 E: 0 K: 0 S: 5	H: 0 LOB: 0 BB: 0 P: 3	1B: 6 2B: 1 3B: 0 HR: 2	SF: 0 SAC: 1 DP: 1 HBP: 0	WP: 0 PB: 0 SB: 0 CS: 0	PA: 40
PITCHER Andy Hawkins, R (1.1) ERA: 4.47	IP: 5.2 WLS: L BF: 28 H: 7 R: 5 ER: 5 SO: 5 BB: 4 IBB: 1 HBP: 0 BLK: 0 WP: 0 HR: 2 S: 33 P: 53 ERA: 7.94 WHIP: 1.941															PITCHER	IP: 5.2 WLS: L BF: 28 H: 7 R: 5 ER: 5 SO: 5 BB: 4 IBB: 1 HBP: 0 BLK: 0 WP: 0 HR: 2 S: 33 P: 53 ERA: 7.94 WHIP: 1.941					
PITCHER Mark Thurmond, L (6.1) ERA: 6.5	IP: 2.0 WLS: 11 BF: 2 H: 2 R: 3 ER: 3 SO: 3 BB: 1 IBB: 2 HBP: 0 BLK: 1 WP: 0 HR: 0 S: 14 P: 26 ERA: 13.50 WHIP: 1.500															PITCHER	IP: 2.0 WLS: 11 BF: 2 H: 2 R: 3 ER: 3 SO: 3 BB: 1 IBB: 2 HBP: 0 BLK: 1 WP: 0 HR: 0 S: 14 P: 26 ERA: 13.50 WHIP: 1.500					
PITCHER Tim Stoddard, R (8.1) ERA: 3.77	IP: 0.1 WLS: 1 BF: 0 H: 0 R: 0 ER: 0 SO: 0 BB: 0 IBB: 0 HBP: 0 BLK: 0 WP: 0 HR: 0 S: 1 P: 1 ERA: 0.00 WHIP: 0.000															PITCHER	IP: 0.1 WLS: 1 BF: 0 H: 0 R: 0 ER: 0 SO: 0 BB: 0 IBB: 0 HBP: 0 BLK: 0 WP: 0 HR: 0 S: 1 P: 1 ERA: 0.00 WHIP: 0.000					

San Diego Padres @ Houston Astros
Astrodome, Houston, TX
Wed Jul 02 1986, 4:33 AM EDT
Att: 10,148 - Unknown

AB 31
R 8
H 9
RBI 8
BB 8
SO 8
LOB 12



Batter	1	2	3	4	5	6	7	8	9	10	AB	R	H	RBI	BB	SO	LOB	TOP				
Bill Doran, S OBP: 0.371, SLG: 0.381 (1, 4)	0-0 1B 2B		0-0 F7		0-0 G3			0-0 F7		0-0 F7	5	1	1	0	0	0	0					
Ty Gainey, L OBP: 0.455, SLG: 0.545 (1, 8) (10, 7)	0-0 4-3 1B		0-3 K					0-3 K		0-0 4-3 2B	4	1	2	1	0	2	0					
Denny Walling, L OBP: 0.363, SLG: 0.425 (1, 5)	0-0 4-3 1B			4-0 2B SF7 BB				0-3 K		0-0 4-3	3	1	0	0	1	1	2					
Glenn Davis, R OBP: 0.328, SLG: 0.512 (1, 3)	0-0 G1-6-3 1B			0-3 K				0-0 F8		0-0 F4	4	0	1	1	0	1	2					
Kevin Bass, S OBP: 0.387, SLG: 0.496 (1, 9)	0-0 G1-6-3 1-2f			0-0 2B				0-0 F9		0-0 4-3	4	0	1	0	0	0	2					
Jose Cruz, L OBP: 0.320, SLG: 0.306 (1, 7)		0-0 F6		0-0 SF7				0-3 K		0-0 F6	3	0	0	1	0	1	0					
Tony Walker, R OBP: 0.290, SLG: 0.333 (10, 8)				0-0 K				0-0 F8			0	0	0	0	0	0	0					
Craig Reynolds, L OBP: 0.297, SLG: 0.391 (1, 6)		0-0 F3		0-3 K						0-0 F9	3	0	0	0	0	1	1					
Dickie Thon, R OBP: 0.303, SLG: 0.336 (10, PH) (10, 6)											1	0	0	0	0	0	0					
John Mizerock, L OBP: 0.419, SLG: 0.227 (1, 2)		0-0 4-3						0-3 K		4-0 HR BB	3	0	0	0	0	2	0					
Jim Pankovits, R OBP: 0.352, SLG: 0.359 (10, PH)											0	1	0	0	1	0	0					
Alan Ashby, S OBP: 0.348, SLG: 0.351 (10, 2)											0	0	0	0	0	0	0					
Jim Deshaies, L OBP: 0.130, SLG: 0.091 (1, 1)								0-0 F8		0-0 HR	2	0	0	0	0	1	0					
Louie Meadows, L (8, PH)											1	0	0	0	0	0	0					
Charlie Kerfeld, R (8, 1)											0	0	0	0	0	0	0					
Phil Garner, R OBP: 0.353, SLG: 0.473 (10, PH)											1	1	2	0	0	0	0					
Frank DiPino, L OBP: 0.250, SLG: 0.250 (10, 1)											0	0	0	0	0	0	0					
Inning Stats	R: 2 E: 0 K: 0 S: 5	H: 3 LOB: 0 BB: 0 P: 5	R: 0 E: 0 K: 0 S: 3	H: 0 LOB: 0 BB: 0 P: 3	R: 0 E: 0 K: 2 S: 7	H: 0 LOB: 0 BB: 0 P: 7	R: 1 E: 0 K: 2 S: 8	H: 1 LOB: 1 BB: 1 P: 12	R: 0 E: 0 K: 1 S: 5	H: 0 LOB: 0 BB: 0 P: 5	R: 0 E: 0 K: 2 S: 7	H: 0 LOB: 0 BB: 0 P: 7	R: 0 E: 0 K: 1 S: 5	H: 0 LOB: 0 BB: 0 P: 5	R: 0 E: 0 K: 1 S: 5	H: 1 LOB: 1 BB: 0 P: 4	R: 2 E: 0 K: 0 S: 4	H: 1 LOB: 0 BB: 1 P: 8	1B: 2 2B: 3 3B: 0 HR: 1	SF: 1 SAC: 0 DP: 1 HBP: 0	WP: 0 PB: 0 SB: 1 CS: 0	PA: 37
PITCHER	IP 9.0	WLS 32	BF 5	H 3	R 3	ER 3	SO 9	BB 1	IBB 0	HBP 0	BLK 0	WP 0	HR 0	S 49	P 53	ERA 3.00	WHIP 0.667					
Ron Darling, R ERA: 3.18 (1, 1)																						
Jesse Orosco, L ERA: 3.13 (10, 1)	1.0	W	5	1	2	2	0	1	0	0	0	0	1	4	8	18.00	2.000					

Houston Astros @ New York Mets
Shea Stadium, Flushing, NY
Thu Jul 03 1986, 7:05 PM EDT
Att: 48,839 - Unknown

AB	34
R	5
H	6
RBI	5
BB	2
SO	9
LOB	7

WP: 0	PA: 37
PB: 0	
SB: 1	
CS: 0	

Houston Astros @ New York Mets
Shea Stadium, Flushing, NY
Thu Jul 03 1986, 7:05 PM EDT
Att: 48,839 - Unknown

Batter	1	2	3	4	5	6	7	8	9	10	AB	R	H	RBI	BB	SO	LOB	BOTTOM						
Mookie Wilson, S OBP: 0.339, SLG: 0.471 (1, 8) (9, 7)	0-0 E 2B		4-0 G6-4-3 BB		0-3 K			0-3 K		0-0 F8	4	0	1	0	1	2	1							
Kevin Mitchell, R OBP: 0.423, SLG: 0.574 (1, 6)	0-0 F8		0-0 G6-4-3		4-0 HR BB			0-0 1B 1B		4-0 HR BB	3	1	1	0	1	0	2							
Lenny Dykstra, L OBP: 0.386, SLG: 0.437 (8, PR) (9, 8)	0-0 2-3		0-0 1-2f		0-0 HR BB			0-0 1B		0-0 HR BB	0	1	0	0	1	0	0							
Darryl Strawberry, L OBP: 0.490, SLG: 0.567 (1, 9)	0-3 K		0-0 2B		0-0 HR			0-0 1-2 1B		0-0 HR	5	2	4	4	0	1	1							
Gary Carter, R OBP: 0.332, SLG: 0.431 (1, 3)	4-0 BB		0-3 K		0-0 1-3			0-0 F3		0-0 5-3	4	0	0	0	1	1	3							
George Foster, R OBP: 0.321, SLG: 0.500 (1, 7)	0-3 K							0-0 F6		0-3 K	4	0	1	0	0	1	4							
Rafael Santana, R OBP: 0.235, SLG: 0.191 (9, 6)								0-0 F5		0-0 K	1	0	0	0	0	1	0							
Ray Knight, R OBP: 0.355, SLG: 0.474 (1, 5)								0-3 K		0-0 HR	5	1	1	1	0	4	3							
Tim Lincecum, R OBP: 0.302, SLG: 0.366 (1, 4)		0-0 6-3						0-3 K			3	0	0	0	0	1	1							
Wally Backman, S OBP: 0.401, SLG: 0.420 (9, PH) (10, 4)								0-3 K		0-0 4-3	1	0	0	0	0	0	0							
Ed Hearn, R OBP: 0.375, SLG: 0.629 (1, 2)		0-0 HR						0-0 5-3		4-0 BB	3	1	1	1	1	0	1							
Ron Darling, R OBP: 0.136, SLG: 0.095 (1, 1)		0-3 K						0-0 6-3		0-3 K	3	0	0	0	0	2	0							
Howard Johnson, S OBP: 0.355, SLG: 0.421 (9, PH)											1	0	0	0	0	1	1							
Jesse Orosco, R ERA: 3.53 (10, 1)											0	0	0	0	0	0	0							
Inning Stats	R: 0 E: 1 K: 2 S: 8	H: 1 LOB: 2 BB: 1 P: 12	R: 1 E: 0 K: 2 S: 8	H: 1 LOB: 0 BB: 0 P: 8	R: 0 E: 0 K: 1 S: 5	H: 1 LOB: 1 BB: 1 P: 9	R: 0 E: 0 K: 1 S: 6	H: 1 LOB: 1 BB: 0 P: 6	R: 2 E: 0 K: 2 S: 8	H: 1 LOB: 0 BB: 1 P: 12	R: 0 E: 0 K: 2 S: 7	H: 0 LOB: 0 BB: 0 P: 7	R: 0 E: 0 K: 1 S: 5	H: 0 LOB: 0 BB: 0 P: 5	R: 0 E: 0 K: 1 S: 5	H: 2 LOB: 2 BB: 0 P: 7	R: 0 E: 0 K: 1 S: 5	H: 0 LOB: 1 BB: 1 P: 9	R: 3 E: 0 K: 1 S: 6	H: 2 LOB: 0 BB: 1 P: 10	1B: 3 2B: 2 3B: 0 HR: 4	SF: 0 SAC: 0 DP: 1 HBP: 0	WP: 0 PB: 0 SB: 0 CS: 0	PA: 42
PITCHER	IP 7.0	WLS 28	BF 5	H 3	R 3	ER 3	SO 11	BB 3	IBB 0	HBP 0	BLK 0	WP 0	HR 2	S 47	P 59	ERA 3.86	WHIP 1.143							
Jim Deshaies, L ERA: 3.76 (1, 1)																								
Charlie Kerfeld, R ERA: 1.8 (8, 1)	2.0	9	2	0	0	2	1	0	0	0	0	0	0	12	16	0.00	1.500							
Frank DiPino, L ERA: 3.53 (10, 1)	0.2	L	5	2	3	3	1	1	0	0	0	0	2	6	10	40.50	4.500							



Batter	1	2	3	4	5	6	7	8	9	AB	R	H	RBI	BB	SO	LOB	TOP					
Bill Doran, S OBP: 0.369, SLG: 0.377 (1,4)	F8		G3			BB		F8		3	0	0	0	1	0	0						
Ty Gainey, L OBP: 0.467, SLG: 0.571 (1,8) (7,7)	2B			4-3		K		5-3-6 BB		3	0	1	0	1	1	1						
Denny Walling, L OBP: 0.361, SLG: 0.427 (1,5)	F8			2B		F8		5-3-6 1-3f		4	0	1	0	0	0	3						
Glenn Davis, R OBP: 0.324, SLG: 0.505 (1,3)	F4			F3				F8		4	0	0	0	0	0	2						
Kevin Bass, S OBP: 0.369, SLG: 0.507 (1,9)		CS 1B		3-1				K		4	1	2	1	0	1	1						
Jose Cruz, L OBP: 0.320, SLG: 0.303 (1,7)						F7				2	0	0	0	1	1	1						
Tony Walker, R OBP: 0.290, SLG: 0.333 (7, PR) (7, 8)	K							1B BB		0	0	0	0	0	0	0						
Phil Garner, R OBP: 0.356, SLG: 0.473 (9, PH)		1-2								0	0	0	0	1	0	0						
Craig Reynolds, L OBP: 0.289, SLG: 0.380 (1,6)				3-1		F9		F4		4	0	0	0	0	0	2						
John Mizerock, L OBP: 0.441, SLG: 0.250 (1,2)						F6				2	0	1	0	1	0	0						
Nolan Ryan, R OBP: 0.179, SLG: 0.148 (1,1)										1	0	0	0	0	0	1						
Louie Meadows, L (6, PH)										1	0	0	0	0	0	0						
Larry Andersen, R (6, 1)				B3-6-4						0	0	0	0	0	0	0						
Alan Ashby, S OBP: 0.345, SLG: 0.347 (7, PH)								F4		1	0	0	0	0	1	2						
Dave Smith, R (7, 1)										0	0	0	0	0	0	0						
Inning Stats	R: 0 E: 0 K: 0 S: 4	H: 1 LOB: 1 BB: 0 P: 4	R: 0 E: 0 K: 1 S: 5	H: 1 LOB: 0 BB: 0 P: 5	R: 0 E: 0 K: 0 S: 2	H: 0 LOB: 0 BB: 1 P: 6	R: 0 E: 0 K: 0 S: 4	H: 1 LOB: 1 BB: 0 P: 4	R: 0 E: 0 K: 1 S: 3	H: 0 LOB: 1 BB: 0 P: 3	R: 0 E: 0 K: 1 S: 5	H: 0 LOB: 1 BB: 1 P: 9	R: 1 E: 0 K: 0 S: 7	H: 2 LOB: 2 BB: 1 P: 11	R: 0 E: 0 K: 0 S: 2	H: 0 LOB: 0 BB: 1 P: 6	R: 0 E: 0 K: 1 S: 5	H: 0 LOB: 1 BB: 1 P: 9	1B: 2 2B: 3 3B: 0 HR: 1	SF: 0 SAC: 0 DP: 2 HBP: 0	WP: 0 PB: 0 SB: 0 CS: 1	PA: 34
PITCHER Dwight Gooden, R ERA: 2.88 (1,1)	IP: 9.0 WLS: W BF: 34 H: 5 R: 1 ER: 1 SO: 4 BB: 5 IBB: 0 HBP: 0 BLK: 0 WP: 0 HR: 1 S: 37 P: 57 ERA: 1.00 WHIP: 1.111																					

Houston Astros @ New York Mets
Shea Stadium, Flushing, NY
Fri Jul 04, 1986, 3:33 AM EDT
Att: 28,557 - Unknown

AB	29
R	1
H	5
RBI	1
BB	5
SO	4
LOB	13



Batter	1	2	3	4	5	6	7	8	9	AB	R	H	RBI	BB	SO	LOB	BOTTOM			
Lenny Dykstra, L OBP: 0.393, SLG: 0.452 (1,8)	4-3 1B 2B	FC6-4 1-2f								3	1	2	1	1	0	2				
Wally Backman, S OBP: 0.393, SLG: 0.411 (1,4)	4-3 2-3		4-3		L7		G3			4	0	0	0	0	0	3				
Keith Hernandez, L OBP: 0.380, SLG: 0.402 (1,3)										4	0	1	1	0	1	2				
Darryl Strawberry, L OBP: 0.394, SLG: 0.557 (1,9)										4	0	0	0	0	2	1				
Gary Carter, R OBP: 0.331, SLG: 0.428 (1,2)					E5 FC4-6					4	0	1	0	0	1	1				
Danny Heep, L OBP: 0.407, SLG: 0.439 (1,7)										4	0	1	0	0	1	2				
Mookie Wilson, S OBP: 0.339, SLG: 0.471 (9,7)		G4-6-3 BB 1B			FC4-6 1-2f					0	0	0	0	0	0	0				
Howard Johnson, S OBP: 0.354, SLG: 0.412 (1,5)										2	0	0	0	1	1	2				
Rafael Santana, R OBP: 0.236, SLG: 0.189 (1,6)										2	1	0	0	1	1	3				
Dwight Gooden, R OBP: 0.133, SLG: 0.140 (1,1)										1	0	0	0	1	0	0				
Inning Stats	R: 1 E: 0 K: 2 S: 9	H: 2 LOB: 1 BB: 0 P: 9	R: 0 E: 0 K: 0 S: 3	H: 1 LOB: 2 BB: 2 P: 11	R: 0 E: 0 K: 2 S: 7	H: 0 LOB: 0 BB: 0 P: 7	R: 0 E: 1 K: 2 S: 8	H: 0 LOB: 1 BB: 0 P: 8	R: 0 E: 0 K: 1 S: 6	H: 1 LOB: 1 BB: 0 P: 6	R: 1 E: 0 K: 0 S: 4	H: 1 LOB: 1 BB: 1 P: 8	R: 0 E: 0 K: 0 S: 3	H: 0 LOB: 0 BB: 0 P: 3	R: 0 E: 0 K: 0 S: 3	H: 0 LOB: 0 BB: 0 P: 3	1B: 3 2B: 2 3B: 0 HR: 0	SF: 0 SAC: 1 DP: 1 HBP: 0	WP: 0 PB: 0 SB: 0 CS: 0	PA: 33
PITCHER Nolan Ryan, R ERA: 4.52 (1,1)	IP: 5.0 WLS: 21 BF: 21 H: 3 R: 1 ER: 1 SO: 6 BB: 3 IBB: 0 HBP: 0 BLK: 0 WP: 0 HR: 0 S: 30 P: 42 ERA: 1.80 WHIP: 1.200																			
Larry Andersen, R ERA: 3.52 (6,1)	IP: 1.0 WLS: 4 BF: 1 H: 0 R: 0 ER: 0 SO: 1 BB: 0 IBB: 0 HBP: 0 BLK: 0 WP: 0 HR: 0 S: 6 P: 6 ERA: 0.00 WHIP: 1.000																			
Dave Smith, R ERA: 2.6 (7,1)	IP: 2.0 WLS: L BF: 8 H: 1 R: 1 ER: 1 SO: 0 BB: 1 IBB: 0 HBP: 0 BLK: 0 WP: 0 HR: 0 S: 7 P: 11 ERA: 4.50 WHIP: 1.000																			

Houston Astros @ New York Mets
Shea Stadium, Flushing, NY
Fri Jul 04, 1986, 3:33 AM EDT
Att: 28,557 - Unknown

AB	28
R	2
H	5
RBI	2
BB	4
SO	7
LOB	16



Batter	1	2	3	4	5	6	7	8	9	AB	R	H	RBI	BB	SO	LOB	TOP					
Bill Doran, S OBP: 0.365, SLG: 0.372 (1,4)	5-3		F4			K		F9		4	0	0	0	0	1	2						
Dickie Thon, R OBP: 0.301, SLG: 0.333 (1,6)	F8			F6		F4		PO 1B		4	0	1	0	0	0	1						
Phil Garner, R OBP: 0.354, SLG: 0.484 (1,5)	K			K			HR	PO	4-3	4	1	1	1	0	2	0						
Glenn Davis, R OBP: 0.326, SLG: 0.505 (1,3)		S 1B		L3			4-3		E 1B	4	1	2	0	0	0	0						
Kevin Bass, S OBP: 0.367, SLG: 0.503 (1,9)	K				F3		K		E9 1B	4	0	1	0	0	2	1						
Jose Cruz, L OBP: 0.323, SLG: 0.304 (1,7)	K				3-1		1B		1B	3	0	1	0	1	1	1						
Alan Ashby, S OBP: 0.345, SLG: 0.347 (8, PH)	K				4-3		1B		IBB	3	0	1	0	0	1	1						
Denny Walling, L OBP: 0.364, SLG: 0.430 (9, PH)										1	0	1	1	0	0	0						
John Mizerock, L OBP: 0.441, SLG: 0.250 (9, 2)										0	0	0	0	0	0	0						
Tony Walker, R OBP: 0.288, SLG: 0.328 (1,8)			6-3				6-3		1-3	4	0	1	0	0	0	4						
Bob Knepper, L OBP: 0.075, SLG: 0.075 (1, 1)																						
Ty Garney, L OBP: 0.300, SLG: 0.571 (8, PH)			F7							2	0	0	0	0	0	1						
Charlie Kerfeld, R OBP: 0.441, SLG: 0.250 (8, 1)										0	0	0	0	1	0	0						
										0	0	0	0	0	0	0						
Inning Stats	R: 0 E: 0 K: 1 S: 5	H: 0 LOB: 0 BB: 0 P: 5	R: 0 E: 0 K: 3 S: 10	H: 1 LOB: 1 BB: 0 P: 10	R: 0 E: 0 K: 0 S: 3	H: 0 LOB: 0 BB: 0 P: 3	R: 0 E: 0 K: 1 S: 5	H: 0 LOB: 0 BB: 0 P: 5	R: 0 E: 0 K: 0 S: 3	H: 0 LOB: 0 BB: 0 P: 3	R: 0 E: 0 K: 1 S: 6	H: 1 LOB: 1 BB: 0 P: 6	R: 1 E: 0 K: 1 S: 8	H: 3 LOB: 2 BB: 0 P: 8	R: 0 E: 0 K: 0 S: 2	H: 1 LOB: 0 BB: 1 P: 6	R: 1 E: 1 K: 0 S: 5	H: 3 LOB: 2 BB: 1 P: 9	1B: 8 2B: 0 3B: 0 HR: 1	SF: 0 SAC: 0 DP: 0 HBP: 0	WP: 0 PB: 0 SB: 1 CS: 0	PA: 36
PITCHER	IP	WLS	BF	H	R	ER	SO	BB	IBB	HBP	BLK	WP	HR	S	P	ERA	WHIP					
Bob Ojeda, L ERA: 2.43 (1, 1)	8.0		29	6	1	1	7	1	0	0	0	0	1	42	46	1.12	0.875					
Roger McDowell, R ERA: 2.14 (9, 1)	1.0	L	6	3	1	1	0	0	1	0	0	0	0	5	9	9.00	3.000					

Houston Astros @ New York Mets
Shea Stadium, Flushing, NY
Sat Jul 05 1986, 7:05 PM EDT
Att: 50,939 - Unknown

AB	33
R	2
H	9
RBI	2
BB	2
SO	7
LOB	11



Batter	1	2	3	4	5	6	7	8	9	AB	R	H	RBI	BB	SO	LOB	BOTTOM					
Mookie Wilson, S OBP: 0.331, SLG: 0.459 (1,8) (9, 7)	L4		L5			6-3			6-3	4	0	0	0	0	0	1						
Tim Lincecum, R OBP: 0.286, SLG: 0.358 (1,4) Darryl Strawberry, L OBP: 0.393, SLG: 0.555 (9, PH)	F8		L6			6-3			K	3	0	0	0	0	0	1						
Keith Hernandez, L OBP: 0.379, SLG: 0.412 (1,3)	HR			4-3			K			3	1	1	1	0	1	0						
Gary Carter, R OBP: 0.328, SLG: 0.423 (1,2)	F7			F4			5-3			3	0	0	0	0	0	0						
Kevin Mitchell, R OBP: 0.421, SLG: 0.576 (1,9)				F4			F6			3	0	1	0	0	0	0						
George Foster, R OBP: 0.321, SLG: 0.497 (1,7) Roger McDowell, R OBP: 0.400, SLG: 0.333 (9, 1)		4-3 9-2 2B				G4-6-3 1B		4-3		3	0	1	0	0	0	1						
Ray Knight, R OBP: 0.351, SLG: 0.468 (1,5)						G4-6-3 1-2		L8		3	0	0	0	0	0	2						
Rafael Santana, R OBP: 0.238, SLG: 0.192 (1,6)								5-3		3	0	1	0	0	1	0						
Bob Ojeda, L OBP: 0.079, SLG: 0.079 (1, 1) Lenny Dykstra, L OBP: 0.392, SLG: 0.449 (9, 8)			E8 1B			K			F8	2	0	0	0	0	2	1						
										1	0	0	0	0	0	0						
Inning Stats	R: 1 E: 0 K: 0 S: 4	H: 1 LOB: 0 BB: 0 P: 4	R: 0 E: 0 K: 0 S: 3	H: 1 LOB: 0 BB: 0 P: 3	R: 0 E: 1 K: 1 S: 6	H: 1 LOB: 1 BB: 0 P: 6	R: 0 E: 0 K: 0 S: 3	H: 0 LOB: 0 BB: 0 P: 3	R: 0 E: 0 K: 1 S: 5	H: 0 LOB: 0 BB: 0 P: 5	R: 0 E: 0 K: 1 S: 5	H: 0 LOB: 0 BB: 0 P: 5	R: 0 E: 0 K: 0 S: 3	H: 0 LOB: 0 BB: 0 P: 3	R: 0 E: 0 K: 1 S: 5	H: 0 LOB: 0 BB: 0 P: 5	R: 0 E: 0 K: 1 S: 5	H: 0 LOB: 0 BB: 0 P: 5	1B: 2 2B: 2 3B: 0 HR: 1	SF: 0 SAC: 0 DP: 2 HBP: 0	WP: 0 PB: 0 SB: 0 CS: 0	PA: 29
PITCHER	IP	WLS	BF	H	R	ER	SO	BB	IBB	HBP	BLK	WP	HR	S	P	ERA	WHIP					
Bob Knepper, L ERA: 2.67 (1, 1)	7.0		23	4	1	1	4	0	0	0	0	0	0	31	31	1.29	0.571					
Charlie Kerfeld, R ERA: 1.72 (8, 1)	2.0	W	6	0	0	0	1	0	0	0	0	0	0	8	8	0.00	0.000					

Houston Astros @ New York Mets
Shea Stadium, Flushing, NY
Sat Jul 05 1986, 7:05 PM EDT
Att: 50,939 - Unknown

AB	29
R	1
H	4
RBI	1
BB	0
SO	5
LOB	6



Batter	1	2	3	4	5	6	7	8	9	AB	R	H	RBI	BB	SO	LOB	TOP				
Bill Doran, S OBP: 0.365, SLG: 0.372 (1,4)										5	1	2	0	0	1	4					
Dickie Thon, R OBP: 0.300, SLG: 0.331 (1,6)										4	0	1	0	0	0	1					
Jose Cruz, L OBP: 0.321, SLG: 0.302 (9, PH)										1	0	0	0	0	1	0					
Phil Garner, R OBP: 0.355, SLG: 0.479 (1,5)										2	1	0	1	2	0	1					
Glenn Davis, R OBP: 0.326, SLG: 0.502 (1,3)										2	0	0	0	1	1	1					
Aurelio Lopez, R OBP: 0.529, SLG: 0.571 (6,1)										0	0	0	0	0	0	0					
Ty Gainey, L OBP: 0.250, SLG: 0.250 (7, PH)										0	0	0	0	1	0	0					
Frank DiPino, L OBP: 0.368, SLG: 0.434 (7,1)										0	0	0	0	0	0	0					
Denny Walling, L OBP: 0.368, SLG: 0.434 (9, PH)										1	1	1	0	0	0	0					
Kevin Bass, S OBP: 0.371, SLG: 0.505 (1,9)										5	0	3	1	0	0	4					
Jim Pankovits, R OBP: 0.333, SLG: 0.372 (1,7)										4	0	2	1	1	1	2					
Tony Walker, R OBP: 0.282, SLG: 0.317 (1,8)										5	0	1	0	0	2	5					
John Mizerock, L OBP: 0.417, SLG: 0.231 (1,2)										2	0	0	0	0	2	1					
Alan Ashby, S OBP: 0.345, SLG: 0.340 (6, PH)										2	0	0	0	1	0	4					
Mark Knudson, R OBP: 0.285, SLG: 0.375 (4,2)										2	0	0	0	0	0	4					
Louie Meadows, L OBP: 0.285, SLG: 0.375 (4, PH)										0	0	0	0	1	0	0					
Larry Andersen, R OBP: 0.285, SLG: 0.375 (4,1)										1	0	0	0	0	0	0					
Craig Reynolds, L OBP: 0.285, SLG: 0.375 (6,3)										0	0	0	0	0	0	2					
Inning Stats	R: 0 E: 0 K: 0 S: 4	H: 1 LOB: 2 P: 8	R: 0 E: 0 K: 1 S: 6	H: 1 LOB: 1 P: 10	R: 0 E: 0 K: 1 S: 6	H: 1 LOB: 2 P: 10	R: 0 E: 0 K: 1 S: 5	H: 0 LOB: 0 P: 5	R: 0 E: 0 K: 1 S: 5	H: 1 LOB: 2 P: 10	R: 1 E: 0 K: 0 S: 5	H: 2 LOB: 2 P: 9	R: 0 E: 0 K: 1 S: 6	H: 1 LOB: 2 P: 10	R: 2 E: 0 K: 2 S: 10	H: 3 LOB: 2 P: 14	1B: 10 2B: 0 3B: 0 HR: 0	SF: 1 SAC: 0 DP: 0 HBP: 0	WP: 0 PB: 0 SB: 2 CS: 0	PA: 44	
PITCHER	IP WLS BF H R ER SO BB IBB HBP BLK WP HR S P ERA WHIP	6.2 W 31 6 1 1 5 5 0 0 0 0 0 0 36 56 1.35 1.650	1.2 11 4 2 2 2 2 0 0 0 0 0 0 13 21 10.80 3.600	0.2 S 2 0 0 0 1 0 0 0 0 0 0 0 4 4 0.00 0.000																	

Houston Astros @ New York Mets
Shea Stadium, Flushing, NY
Sun Jul 06 1986, 3:33 AM EDT
Att: 31,017 - Unknown

AB	36
R	3
H	10
RBI	3
BB	7
SO	8
LOB	25



Batter	1	2	3	4	5	6	7	8	9	AB	R	H	RBI	BB	SO	LOB	BOTTOM				
Lenny Dykstra, L OBP: 0.401, SLG: 0.461 (1,8)										4	0	3	1	1	0	1					
Wally Backman, S OBP: 0.393, SLG: 0.408 (1,4)										4	0	1	0	1	1	3					
Keith Hernandez, L OBP: 0.378, SLG: 0.408 (1,3)										3	0	0	0	1	1	3					
Darryl Strawberry, L OBP: 0.391, SLG: 0.549 (1,9)										4	0	1	0	0	2	2					
Kevin Mitchell, R OBP: 0.430, SLG: 0.600 (1,6)										3	2	2	1	1	1	2					
Rafael Santana, R OBP: 0.238, SLG: 0.192 (8,6)										0	0	0	0	0	0	0					
Danny Heep, L OBP: 0.405, SLG: 0.436 (1,7)										3	0	1	0	0	0	0					
Mookie Wilson, S OBP: 0.329, SLG: 0.456 (7, PH)										1	0	0	0	0	0	1					
Howard Johnson, S OBP: 0.359, SLG: 0.455 (1,5)										4	2	2	2	0	0	3					
Ed Hearn, R OBP: 0.364, SLG: 0.590 (1,2)										4	1	1	0	0	1	3					
Sid Fernandez, L OBP: 0.184, SLG: 0.139 (1,1)										1	0	0	0	0	1	0					
Doug Sisk, R OBP: 0.400, SLG: 0.333 (7,1)										1	0	0	0	0	1	0					
Roger McDowell, R OBP: 0.400, SLG: 0.333 (9,1)										0	0	0	0	0	0	0					
Inning Stats	R: 0 E: 0 K: 2 S: 8	H: 1 LOB: 2 P: 12	R: 2 E: 1 K: 0 S: 6	H: 2 LOB: 2 P: 10	R: 1 E: 0 K: 0 S: 4	H: 1 LOB: 0 P: 4	R: 0 E: 0 K: 0 S: 4	H: 2 LOB: 2 P: 4	R: 0 E: 0 K: 1 S: 7	H: 2 LOB: 3 P: 11	R: 0 E: 0 K: 1 S: 6	H: 1 LOB: 0 P: 6	R: 2 E: 0 K: 2 S: 9	H: 2 LOB: 0 P: 9	R: 0 E: 0 K: 2 S: 6	H: 0 LOB: 1 P: 10	1B: 7 2B: 2 3B: 0 HR: 2	SF: 0 SAC: 2 DP: 0 HBP: 0	WP: 0 PB: 0 SB: 2 CS: 1	PA: 38	
PITCHER	IP WLS BF H R ER SO BB IBB HBP BLK WP HR S P ERA WHIP	3.0 L 16 4 3 1 2 1 0 0 0 0 0 0 11 15 0.00 2.500	2.0 10 4 0 0 1 1 0 0 0 0 0 0 6 6 0.00 1.000	1.0 4 1 0 0 1 0 0 0 0 0 0 0 6 6 0.00 1.000																	

Houston Astros @ New York Mets
Shea Stadium, Flushing, NY
Sun Jul 06 1986, 3:33 AM EDT
Att: 31,017 - Unknown

AB	32
R	5
H	11
RBI	4
BB	4
SO	8
LOB	18



Batter	1	2	3	4	5	6	7	8	9	AB R H RBI BB SO LOB	TOP													
Bill Doran, S OBP: 0.366, SLG: 0.376 (1, 4)	F9		HR 2B		F7		F3		FC6 HR 1B	5 2 2 0 0 0 1	Houston Astros @ Montreal Expos Olympic Stadium, Montreal, QB Mon Jul 07 1986, 7:05 PM EDT Att: 17,694 - Unknown													
Ty Gainey, L OBP: 0.455, SLG: 0.474 (1, 8) (8, 7)	6-3		K		F8		5-3		HR 1B	5 1 1 0 0 1 2														
Denny Walling, L OBP: 0.368, SLG: 0.426 (1, 5)	4-3		L4		HR BB				FC6 HR	3 2 0 1 2 0 3														
Glenn Davis, R OBP: 0.330, SLG: 0.521 (1, 3)		BB 2B HBP	HR		HR		6-3		K	4 3 2 5 0 1 4														
Kevin Bass, S OBP: 0.371, SLG: 0.512 (1, 9)		BB 2B CS BB	F8		K				HR	4 1 1 4 1 1 0														
Jose Cruz, L OBP: 0.324, SLG: 0.319 Aurelio Lopez, R (8, 1)	CS 1-3 2-H				F7		SF7 3B		K	4 1 2 1 0 1 0 1 0 0 0 0 1 0														
Craig Reynolds, L OBP: 0.277, SLG: 0.365 (1, 6)	K				F2		4-3		6-3	4 0 0 0 0 1 3														
John Mizerock, L OBP: 0.400, SLG: 0.214 Jim Pankovits, R OBP: 0.333, SLG: 0.372 (9, 2)	CS IBB				K		SF7		K	2 0 0 1 1 2 0 0 0 0 0 0 0 0														
Mike Scott, R OBP: 0.118, SLG: 0.100 Tony Walker, R OBP: 0.292, SLG: 0.328 (8, 8)	K				HR 1B				1B FC6 1B	3 1 1 0 0 2 3 1 1 1 0 0 0 0														
Inning Stats	R: 0 E: 0 K: 0 S: 3	H: 0 LOB: 0 BB: 0 P: 3	R: 1 E: 0 K: 2 S: 7	H: 1 LOB: 2 BB: 2 P: 16	R: 2 E: 0 K: 1 S: 7	H: 2 LOB: 0 BB: 0 P: 7	R: 0 E: 0 K: 1 S: 5	H: 0 LOB: 0 BB: 0 P: 5	R: 3 E: 0 K: 1 S: 7	H: 2 LOB: 0 BB: 1 P: 11		R: 1 E: 0 K: 0 S: 6	H: 1 LOB: 0 BB: 0 P: 6	R: 0 E: 0 K: 0 S: 3	H: 0 LOB: 1 BB: 1 P: 7	R: 0 E: 0 K: 1 S: 5	H: 0 LOB: 0 BB: 0 P: 5	R: 0 E: 0 K: 0 S: 5	H: 0 LOB: 0 BB: 0 P: 5	R: 5 E: 1 K: 3 S: 14	H: 4 LOB: 0 BB: 0 P: 14	1B: 4 2B: 2 3B: 1 HR: 3	SF: 1 SAC: 0 DP: 0 HBP: 1	WP: 0 PB: 0 SB: 1 CS: 3
PITCHER	IP WLS BF H R ER SO BB IBB HBP BLK WP HR S P ERA WHIP											PITCHER	IP WLS BF H R ER SO BB IBB HBP BLK WP HR S P ERA WHIP											
Dennis Martinez, R ERA: 8.17 (1, 1)	5.0 L 23 5 6 6 5 2 1 1 0 0 2 29 42 10.80 1.400																							
Bob McClure, L ERA: 3.19 (6, 1)	2.0 8 1 1 1 1 1 0 0 0 0 0 9 13 4.50 1.000																							
Dan Schatzeder, L ERA: 3.0 (8, 1)	2.0 11 4 5 1 4 0 0 0 0 0 1 19 19 4.50 2.000																							

AB	36
R	12
H	10
RBI	12
BB	4
SO	10
LOB	16



Batter	1	2	3	4	5	6	7	8	9	AB R H RBI BB SO LOB	BOTTOM												
Tim Raines, S OBP: 0.416, SLG: 0.512 (1, 7)	S 1B		1-3 BB					F7		3 0 2 0 1 0 0	Houston Astros @ Montreal Expos Olympic Stadium, Montreal, QB Mon Jul 07 1986, 7:05 PM EDT Att: 17,694 - Unknown												
Mitch Webster, S OBP: 0.355, SLG: 0.406 (1, 8)	K		4-3		5-3			6-3		4 0 0 0 0 1 3													
Andre Dawson, R OBP: 0.329, SLG: 0.537 (1, 9)	K		K				F7	F8		4 0 0 0 0 2 1													
Hubie Brooks, R OBP: 0.379, SLG: 0.576 (1, 6)	K				6-3		WP 1B	F9		4 0 1 0 0 1 1													
Tim Wallach, R OBP: 0.366, SLG: 0.507 (1, 5)		K					F3	F8		3 0 0 0 1 1 1													
Wayne Krenchicki, L OBP: 0.309, SLG: 0.379 (1, 3)		BB 2B SF7 BB			F7		4-3	F7		3 1 0 0 1 0 2													
Dann Bilardello, R OBP: 0.250, SLG: 0.299 (1, 2)					F8					3 0 1 0 0 1 1													
Al Newman, S OBP: 0.320, SLG: 0.286 (1, 4)					SF7 2B					2 0 0 1 0 0 0													
Dennis Martinez, R OBP: 0.250, SLG: 0.500 Wallace Johnson, S (5, PH) Bob McClure, R (6, 1) Dan Schatzeder, L (7, PH) (8, 1)					SF7 2B					1 0 0 0 0 1 1 1 0 0 0 0 0 0 0 0 0 0 0 0 0 1 0 0 0 0 0 0													
Inning Stats	R: 0 E: 0 K: 3 S: 10	H: 1 LOB: 1 BB: 0 P: 10	R: 1 E: 0 K: 2 S: 8	H: 1 LOB: 1 BB: 1 P: 12	R: 0 E: 0 K: 1 S: 4	H: 0 LOB: 0 BB: 1 P: 8	R: 0 E: 0 K: 0 S: 3	H: 0 LOB: 1 BB: 1 P: 7	R: 0 E: 0 K: 0 S: 4	H: 1 LOB: 0 BB: 0 P: 4		R: 0 E: 0 K: 0 S: 4	H: 1 LOB: 1 BB: 0 P: 4	R: 0 E: 0 K: 1 S: 5	H: 0 LOB: 0 BB: 0 P: 5	R: 0 E: 0 K: 0 S: 3	H: 0 LOB: 0 BB: 0 P: 3	R: 0 E: 0 K: 0 S: 3	H: 0 LOB: 0 BB: 0 P: 3	1B: 2 2B: 2 3B: 0 HR: 0	SF: 1 SAC: 0 DP: 0 HBP: 0	WP: 1 PB: 0 SB: 1 CS: 0	PA: 33
PITCHER	IP WLS BF H R ER SO BB IBB HBP BLK WP HR S P ERA WHIP											PITCHER	IP WLS BF H R ER SO BB IBB HBP BLK WP HR S P ERA WHIP										
Mike Scott, R ERA: 2.22 Aurelio Lopez, R ERA: 2.35 (8, 1)	7.0 W 27 4 4 1 7 3 0 0 0 0 0 0 6 6 0.00 0.000																						

AB	29
R	1
H	4
RBI	1
BB	3
SO	7
LOB	10



Batter	1	2	3	4	5	6	7	8	9	AB	R	H	RBI	BB	SO	LOB	TOP					
Bill Doran, S OBP: 0.366, SLG: 0.374 (1, 4)										4	1	1	0	0	2	2	Houston Astros @ Montreal Expos Olympic Stadium, Montreal, QB Wed Jul 09 1986, 7:05 PM EDT Att: 15,316 - Unknown					
Ty Gainey, L OBP: 0.400, SLG: 0.481 Aurelio Lopez, R (8, 1)										4	0	0	0	0	3	3						
Denny Walling, L OBP: 0.359, SLG: 0.432 (1, 5)										3	0	0	1	0	1	0						
Glenn Davis, R OBP: 0.328, SLG: 0.513 (1, 3)										3	0	0	0	1	1	0						
Kevin Bass, S OBP: 0.365, SLG: 0.500 (8, 8)										3	0	0	0	1	0	1						
Jose Cruz, L OBP: 0.318, SLG: 0.312 (1, 7)										4	0	0	0	0	2	1						
Craig Reynolds, L OBP: 0.267, SLG: 0.351 (1, 6)										3	0	0	0	0	0	0						
John Mizerock, L OBP: 0.435, SLG: 0.200 Tony Walker, R OBP: 0.292, SLG: 0.328 Alan Ashby, S OBP: 0.345, SLG: 0.340 (8, 2)										1	0	0	0	2	1	0						
Bob Knepper, L OBP: 0.073, SLG: 0.073 Louie Meadows, L OBP: 0.400, SLG: 0.400 (8, 9)										2	0	0	0	0	1	1						
Inning Stats	R: 0 E: 0 K: 3 S: 9	H: 0 LOB: 0 BB: 0 P: 9	R: 0 E: 0 K: 0 S: 3	H: 0 LOB: 0 BB: 0 P: 3	R: 0 E: 0 K: 1 S: 5	H: 0 LOB: 0 BB: 0 P: 5	R: 1 E: 0 K: 0 S: 4	H: 1 LOB: 1 BB: 1 P: 8	R: 0 E: 0 K: 2 S: 7	H: 0 LOB: 0 BB: 0 P: 11	R: 0 E: 0 K: 1 S: 5	H: 0 LOB: 0 BB: 0 P: 5	R: 0 E: 0 K: 1 S: 5	H: 0 LOB: 0 BB: 0 P: 5	R: 0 E: 0 K: 2 S: 8	H: 1 LOB: 3 BB: 1 P: 12		R: 0 E: 0 K: 1 S: 5	H: 0 LOB: 1 BB: 1 P: 9	1B: 2 2B: 0 3B: 0 HR: 0	SF: 1 SAC: 0 DP: 0 HBP: 0	WP: 0 PB: 0 SB: 4 CS: 0
PITCHER Floyd Youmans, R ERA: 4.13 (1, 1)	IP: 9.0 WLS: W BF: 33	H: 2 R: 1 ER: 1 SO: 11	BB: 4 IBB: 0 HBP: 0 BLK: 0	WP: 0 HR: 0 S: 51 P: 67	ERA: 1.00 WHIP: 0.667	PITCHER																

Batter	1	2	3	4	5	6	7	8	9	AB	R	H	RBI	BB	SO	LOB	BOTTOM			
Tim Raines, S OBP: 0.409, SLG: 0.502 (1, 7)										4	0	0	0	0	1	1	Houston Astros @ Montreal Expos Olympic Stadium, Montreal, QB Wed Jul 09 1986, 7:05 PM EDT Att: 15,316 - Unknown			
Vance Law, R OBP: 0.284, SLG: 0.293 (9, 3)										4	0	0	0	0	1	1				
Andre Dawson, R OBP: 0.335, SLG: 0.548 (1, 9)										3	1	1	1	0	0	0				
Hubie Brooks, R OBP: 0.384, SLG: 0.578 (1, 6)										3	0	3	1	0	0	0				
Tim Wallach, R OBP: 0.359, SLG: 0.495 (1, 5)										3	0	0	0	0	1	4				
Mitch Webster, S OBP: 0.355, SLG: 0.409 (1, 8)										3	0	1	0	0	0	1				
Andres Galarraga, R OBP: 0.330, SLG: 0.391 Al Newman, S OBP: 0.318, SLG: 0.284 (9, 4)										3	0	1	0	0	0	1				
Mike Fitzgerald, R OBP: 0.380, SLG: 0.468 (1, 2)										3	0	0	0	0	0	2				
Floyd Youmans, R OBP: 0.279, SLG: 0.263 (1, 1)										3	1	1	0	0	1	1				
Inning Stats	R: 1 E: 0 K: 0 S: 5	H: 2 LOB: 1 BB: 0 P: 5	R: 0 E: 0 K: 0 S: 3	H: 0 LOB: 0 BB: 0 P: 3	R: 1 E: 0 K: 0 S: 5	H: 2 LOB: 2 BB: 0 P: 6	R: 0 E: 0 K: 0 S: 4	H: 1 LOB: 1 BB: 0 P: 4	R: 0 E: 0 K: 2 S: 7	H: 0 LOB: 0 BB: 0 P: 7	R: 0 E: 0 K: 1 S: 5	H: 1 LOB: 0 BB: 0 P: 5	R: 0 E: 0 K: 1 S: 5	H: 1 LOB: 0 BB: 0 P: 5	R: 0 E: 0 K: 0 S: 3	H: 0 LOB: 0 BB: 0 P: 3		1B: 5 2B: 1 3B: 0 HR: 1	SF: 0 SAC: 0 DP: 2 HBP: 1	WP: 0 PB: 0 SB: 0 CS: 0
PITCHER Bob Knepper, L ERA: 2.66 Aurelio Lopez, R ERA: 2.25 (8, 1)	IP: 7.0 WLS: L BF: 27	H: 7 R: 2 ER: 2 SO: 4	BB: 0 IBB: 0 HBP: 1 BLK: 0	WP: 0 HR: 1 S: 34 P: 35	ERA: 2.57 WHIP: 1.000	PITCHER														

Batter	1	2	3	4	5	6	7	8	9	AB	R	H	RBI	BB	SO	LOB	TOP								
Gary Redus, R OBP: 0.356, SLG: 0.478 (1, 7)										5	1	2	1	0	1	1	Philadelphia Phillies @ Houston Astros Astrodome, Houston, TX Thu Jul 10 1986, 8:05 PM EDT Att: 18,289 - Unknown								
Juan Samuel, R OBP: 0.301, SLG: 0.441 (1, 4)										4	0	0	0	0	0	4									
Ron Roenicke, S OBP: 0.387, SLG: 0.424 Tom Gorman, L Steve Bedrosian, R (1, 8) (7, 1) (8, 1)										4	0	0	1	0	0	3									
Mike Schmidt, R OBP: 0.365, SLG: 0.517 Rick Schu, R OBP: 0.337, SLG: 0.401 (1, 5) (7, 5)										2	1	0	0	1	0	0									
Von Hayes, L OBP: 0.374, SLG: 0.411 (1, 3)										4	0	0	0	0	1	3									
Glenn Wilson, R OBP: 0.303, SLG: 0.367 (1, 9)										4	0	2	1	0	0	0									
John Russell, R OBP: 0.346, SLG: 0.518 (1, 2)										4	1	1	0	0	2	3									
Tom Foley, L OBP: 0.307, SLG: 0.388 (1, 6)										4	1	2	0	0	1	0									
Charles Hudson, S Steve Jeltz, S Rocky Childress, R Greg Gross, L (1, 1) (5, PH) (5, 1) (7, PH) (7, 8)										0	0	0	0	0	0	0									
Inning Stats	R: 2 E: 1 K: 1 S: 8	H: 2 LOB: 2 BB: 1 P: 12	R: 0 E: 0 K: 0 S: 4	H: 1 LOB: 1 BB: 0 P: 4	R: 0 E: 0 K: 1 S: 5	H: 0 LOB: 0 BB: 0 P: 5	R: 0 E: 0 K: 1 S: 5	H: 0 LOB: 0 BB: 0 P: 5	R: 0 E: 0 K: 0 S: 3	H: 0 LOB: 0 BB: 0 P: 3	R: 0 E: 0 K: 0 S: 3	H: 0 LOB: 0 BB: 0 P: 3	R: 2 E: 0 K: 0 S: 7	H: 4 LOB: 2 BB: 0 P: 7	R: 0 E: 0 K: 0 S: 4	H: 2 LOB: 1 BB: 0 P: 4		R: 0 E: 0 K: 2 S: 7	H: 0 LOB: 0 BB: 0 P: 7	1B: 9 2B: 0 3B: 0 HR: 0	SF: 0 SAC: 1 DP: 1 HBP: 0	WP: 1 PB: 1 SB: 2 CS: 0	PA: 37		
PITCHER	IP WLS BF H R ER SO BB IBB HBP BLK WP HR S P ERA WHIP	IP WLS BF H R ER SO BB IBB HBP BLK WP HR S P ERA WHIP	IP WLS BF H R ER SO BB IBB HBP BLK WP HR S P ERA WHIP	IP WLS BF H R ER SO BB IBB HBP BLK WP HR S P ERA WHIP	IP WLS BF H R ER SO BB IBB HBP BLK WP HR S P ERA WHIP	IP WLS BF H R ER SO BB IBB HBP BLK WP HR S P ERA WHIP	IP WLS BF H R ER SO BB IBB HBP BLK WP HR S P ERA WHIP	IP WLS BF H R ER SO BB IBB HBP BLK WP HR S P ERA WHIP	IP WLS BF H R ER SO BB IBB HBP BLK WP HR S P ERA WHIP	IP WLS BF H R ER SO BB IBB HBP BLK WP HR S P ERA WHIP	IP WLS BF H R ER SO BB IBB HBP BLK WP HR S P ERA WHIP	IP WLS BF H R ER SO BB IBB HBP BLK WP HR S P ERA WHIP	IP WLS BF H R ER SO BB IBB HBP BLK WP HR S P ERA WHIP	IP WLS BF H R ER SO BB IBB HBP BLK WP HR S P ERA WHIP	IP WLS BF H R ER SO BB IBB HBP BLK WP HR S P ERA WHIP	IP WLS BF H R ER SO BB IBB HBP BLK WP HR S P ERA WHIP	IP WLS BF H R ER SO BB IBB HBP BLK WP HR S P ERA WHIP	IP WLS BF H R ER SO BB IBB HBP BLK WP HR S P ERA WHIP	IP WLS BF H R ER SO BB IBB HBP BLK WP HR S P ERA WHIP	IP WLS BF H R ER SO BB IBB HBP BLK WP HR S P ERA WHIP	IP WLS BF H R ER SO BB IBB HBP BLK WP HR S P ERA WHIP	IP WLS BF H R ER SO BB IBB HBP BLK WP HR S P ERA WHIP	IP WLS BF H R ER SO BB IBB HBP BLK WP HR S P ERA WHIP	IP WLS BF H R ER SO BB IBB HBP BLK WP HR S P ERA WHIP	IP WLS BF H R ER SO BB IBB HBP BLK WP HR S P ERA WHIP

AB	35
R	4
H	9
RBI	4
BB	1
SO	5
LOB	14





Batter	1	2	3	4	5	6	7	8	9	AB	R	H	RBI	BB	SO	LOB	BOTTOM								
Bill Doran, S OBP: 0.367, SLG: 0.372 Jim Pankovits, R OBP: 0.333, SLG: 0.372 (1, 4) (9, 4)										4	2	1	0	1	1	2	Philadelphia Phillies @ Houston Astros Astrodome, Houston, TX Thu Jul 10 1986, 8:05 PM EDT Att: 18,289 - Unknown								
Craig Reynolds, L OBP: 0.277, SLG: 0.358 (1, 6)										5	2	3	1	0	0	0									
Denny Walling, L OBP: 0.374, SLG: 0.456 (1, 5)										4	3	4	1	1	0	0									
Glenn Davis, R OBP: 0.332, SLG: 0.518 (1, 3)										3	1	2	4	1	0	1									
Kevin Bass, S OBP: 0.364, SLG: 0.498 (1, 9)										3	2	1	2	0	0	3									
Jose Cruz, L OBP: 0.321, SLG: 0.313 (1, 7)										3	0	1	2	1	0	1									
Ty Gainey, L OBP: 0.394, SLG: 0.467 Tony Walker, R OBP: 0.288, SLG: 0.323 (1, 8) (7, PH) (8, 8)										3	0	1	1	0	1	1									
John Mizerock, L OBP: 0.440, SLG: 0.188 (1, 2)										2	1	0	0	2	1	1									
Mark Knudson, R Larry Andersen, R (1, 1) (7, 1)										1	0	0	0	0	1	0									
Inning Stats	R: 3 E: 1 K: 0 S: 5	H: 2 LOB: 0 BB: 1 P: 9	R: 0 E: 0 K: 1 S: 5	H: 0 LOB: 1 BB: 1 P: 9	R: 2 E: 0 K: 0 S: 5	H: 2 LOB: 1 BB: 1 P: 9	R: 1 E: 0 K: 1 S: 5	H: 1 LOB: 1 BB: 1 P: 9	R: 3 E: 0 K: 0 S: 6	H: 4 LOB: 0 BB: 0 P: 6	R: 0 E: 0 K: 1 S: 5	H: 0 LOB: 0 BB: 0 P: 5	R: 0 E: 0 K: 0 S: 4	H: 1 LOB: 2 BB: 1 P: 8	R: 2 E: 0 K: 2 S: 9	H: 3 LOB: 2 BB: 1 P: 13		R: 0 E: 0 K: 2 S: 9	H: 0 LOB: 0 BB: 0 P: 13	1B: 10 2B: 3 3B: 0 HR: 0	SF: 2 SAC: 2 DP: 1 HBP: 0	WP: 2 PB: 0 SB: 1 CS: 0	PA: 40		
PITCHER	IP WLS BF H R ER SO BB IBB HBP BLK WP HR S P ERA WHIP	IP WLS BF H R ER SO BB IBB HBP BLK WP HR S P ERA WHIP	IP WLS BF H R ER SO BB IBB HBP BLK WP HR S P ERA WHIP	IP WLS BF H R ER SO BB IBB HBP BLK WP HR S P ERA WHIP	IP WLS BF H R ER SO BB IBB HBP BLK WP HR S P ERA WHIP	IP WLS BF H R ER SO BB IBB HBP BLK WP HR S P ERA WHIP	IP WLS BF H R ER SO BB IBB HBP BLK WP HR S P ERA WHIP	IP WLS BF H R ER SO BB IBB HBP BLK WP HR S P ERA WHIP	IP WLS BF H R ER SO BB IBB HBP BLK WP HR S P ERA WHIP	IP WLS BF H R ER SO BB IBB HBP BLK WP HR S P ERA WHIP	IP WLS BF H R ER SO BB IBB HBP BLK WP HR S P ERA WHIP	IP WLS BF H R ER SO BB IBB HBP BLK WP HR S P ERA WHIP	IP WLS BF H R ER SO BB IBB HBP BLK WP HR S P ERA WHIP	IP WLS BF H R ER SO BB IBB HBP BLK WP HR S P ERA WHIP	IP WLS BF H R ER SO BB IBB HBP BLK WP HR S P ERA WHIP	IP WLS BF H R ER SO BB IBB HBP BLK WP HR S P ERA WHIP	IP WLS BF H R ER SO BB IBB HBP BLK WP HR S P ERA WHIP	IP WLS BF H R ER SO BB IBB HBP BLK WP HR S P ERA WHIP	IP WLS BF H R ER SO BB IBB HBP BLK WP HR S P ERA WHIP	IP WLS BF H R ER SO BB IBB HBP BLK WP HR S P ERA WHIP	IP WLS BF H R ER SO BB IBB HBP BLK WP HR S P ERA WHIP	IP WLS BF H R ER SO BB IBB HBP BLK WP HR S P ERA WHIP	IP WLS BF H R ER SO BB IBB HBP BLK WP HR S P ERA WHIP	IP WLS BF H R ER SO BB IBB HBP BLK WP HR S P ERA WHIP	IP WLS BF H R ER SO BB IBB HBP BLK WP HR S P ERA WHIP



Batter	1	2	3	4	5	6	7	8	9	AB	R	H	RBI	BB	SO	LOB	TOP								
Gary Redus, R OBP: 0.352, SLG: 0.469 (1, 7)	0-0 6-3		0-3 K		0-0 F8			0-0 E S SF8 1B		4	1	1	0	0	1	0	Philadelphia Phillies @ Houston Astros Astrodome, Houston, TX Fri Jul 11 1986, 8:05 PM EDT Att: 18,047 - Unknown								
Juan Samuel, R OBP: 0.304, SLG: 0.445 (1, 4)	4-0 G4-6-3 BB		0-0 6-3			0-0 4-3 2B		0-0 SF8 1-H		2	0	1	1	1	0	0									
Ron Roenicke, S OBP: 0.385, SLG: 0.417 (1, 8)	0-0 G4-6-3 1-2			4-0 HR BB		0-0 4-3 2-3		0-0 2-3		3	1	0	0	1	0	2									
Mike Schmidt, R OBP: 0.367, SLG: 0.515 (1, 5)		4-0 1B SF8 BB		0-0 F4		0-3 K		0-0		3	1	1	0	1	1	2									
Von Hayes, L OBP: 0.379, SLG: 0.423 (1, 3)		0-0 SF8 1B		0-0 1-H HR		4-0		0-0 G4-1		3	1	2	2	1	0	1									
Glenn Wilson, R OBP: 0.302, SLG: 0.365 (1, 9)		0-0 SF8		0-3 K		0-3 K				2	0	0	1	1	2	2									
John Russell, R OBP: 0.338, SLG: 0.503 (1, 2)		0-3 K		0-3 K			0-3 K		0-3 FC5-4 BB	4	0	0	0	0	4	2									
Tom Foley, L OBP: 0.381, SLG: 0.358 (1, 6)		0-0 F7			0-0 G3		0-0 F8		0-0 FC5-4 FC5-4	4	0	0	0	0	0	2									
Don Carman, L (1, 1)			0-0 L4		0-3 K		0-3 K		0-0 FC5-4	2	0	0	0	0	1	0									
Tom Hume, R (6, 1)									0-0 FC5-4	1	0	0	0	0	1	0									
Steve Bedrosian, R (8, 1)									0-0 FC5-4	1	0	0	0	0	0	1									
Inning Stats	R: 0 E: 0 K: 0 S: 2	H: 0 LOB: 0 BB: 1 P: 6	R: 1 E: 0 K: 1 S: 6	H: 1 LOB: 1 BB: 1 P: 10	R: 0 E: 0 K: 1 S: 5	H: 0 LOB: 0 BB: 0 P: 5	R: 2 E: 0 K: 2 S: 8	H: 1 LOB: 2 BB: 1 P: 12	R: 0 E: 0 K: 1 S: 5	H: 0 LOB: 0 BB: 0 P: 5	R: 0 E: 0 K: 2 S: 8	H: 1 LOB: 2 BB: 0 P: 12	R: 0 E: 0 K: 0 S: 7	H: 0 LOB: 0 BB: 0 P: 7	R: 1 E: 0 K: 0 S: 5	H: 2 LOB: 1 BB: 1 P: 5	R: 0 E: 0 K: 1 S: 5	H: 0 LOB: 1 BB: 1 P: 9	1B: 3 2B: 1 3B: 0 HR: 1	SF: 2 SAC: 0 DP: 1 HBP: 0	WP: 0 PB: 0 SB: 1 CS: 0	PA: 36			
PITCHER	IP	WLS	BF	H	R	ER	SO	BB	IBB	HBP	BLK	WP	HR	S	P	ERA	WHIP								
Mike Scott, R ERA: 2.29 (1, 1)	7.0	L	27	3	3	3	9	3	1	0	0	0	1	41	57	3.86	0.857								
Charlie Kerfeld, R ERA: 1.8 (8, 1)	1.0		5	2	1	1	0	0	0	0	0	0	0	5	5	9.00	2.000								
Dave Smith, R ERA: 2.51 (9, 1)	1.0		4	0	0	0	1	1	0	0	0	0	0	5	9	0.00	1.000								

Batter	1	2	3	4	5	6	7	8	9	AB	R	H	RBI	BB	SO	LOB	BOTTOM								
Bill Doran, S OBP: 0.371, SLG: 0.375 (1, 4)	4-0 CS BB			0-0 E S 1B		0-0 F8		0-0 BB 1B		3	0	2	0	1	0	0	Philadelphia Phillies @ Houston Astros Astrodome, Houston, TX Fri Jul 11 1986, 8:05 PM EDT Att: 18,047 - Unknown								
Dickie Thon, R OBP: 0.294, SLG: 0.324 (1, 6)				0-0 F9		0-0 WP 1B		0-0 L9		2	0	0	0	0	0	2									
Craig Reynolds, L OBP: 0.280, SLG: 0.360 (6, PH) (7, 6)				0-0 F4				0-0 L9		2	0	1	0	0	0	2									
Phil Garner, R OBP: 0.353, SLG: 0.472 (1, 5)	0-0 1-3			1-0 S HBP		0-0 F2		0-3 K		3	0	0	0	0	1	4									
Glenn Davis, R OBP: 0.331, SLG: 0.513 (1, 3)		0-0 F5		0-0 F2		0-3 K		4-0 BB		3	0	0	0	1	1	3									
Kevin Bass, S OBP: 0.360, SLG: 0.492 (9, 1)		0-0 F9		0-3 K				0-3 K		4	0	0	0	0	2	5									
Dave Smith, R (9, 1)				1-2 K				0-3 K		0	0	0	0	0	0	0									
Jose Cruz, L OBP: 0.320, SLG: 0.324 (1, 7)		0-0 F7			0-0 6-3			0-0 1-3		4	1	1	1	0	0	0									
Tony Walker, R OBP: 0.280, SLG: 0.313 (1, 8)			0-0 F8		0-0 F3		0-3 K		0-3 K	2	0	0	0	0	0	0									
Ty Gainey, L OBP: 0.371, SLG: 0.438 (7, PH) (8, 8)				0-0 F7					0-3 K	2	0	0	0	0	2	0									
John Mizerock, L OBP: 0.442, SLG: 0.182 (1, 2)				0-0 F7					0-0 1-3	1	0	0	0	0	0	0									
Louie Meadows, L OBP: 0.333, SLG: 0.333 (7, PH)										1	0	0	0	0	0	0									
Charlie Kerfeld, R (8, 1)										0	0	0	0	0	0	0									
Denny Walling, L OBP: 0.373, SLG: 0.453 (9, 9)										1	0	0	0	0	0	0									
Mike Scott, R OBP: 0.113, SLG: 0.096 (1, 1)					0-3 K				0-0 BB 1B	2	0	0	0	0	2	1									
Alan Ashby, S OBP: 0.350, SLG: 0.347 (8, 2)									0-0 BB 1B	1	0	1	0	0	0	0									
Inning Stats	R: 0 E: 0 K: 0 S: 2	H: 0 LOB: 0 BB: 1 P: 6	R: 0 E: 0 K: 0 S: 3	H: 0 LOB: 0 BB: 0 P: 3	R: 0 E: 0 K: 1 S: 5	H: 0 LOB: 0 BB: 0 P: 5	R: 0 E: 0 K: 1 S: 6	H: 1 LOB: 2 BB: 0 P: 7	R: 0 E: 0 K: 1 S: 5	H: 0 LOB: 1 BB: 0 P: 6	R: 0 E: 0 K: 1 S: 6	H: 1 LOB: 1 BB: 0 P: 6	R: 1 E: 0 K: 1 S: 6	H: 1 LOB: 0 BB: 0 P: 6	R: 0 E: 0 K: 2 S: 9	H: 2 LOB: 3 BB: 1 P: 13	R: 0 E: 0 K: 1 S: 5	H: 0 LOB: 0 BB: 0 P: 5	1B: 4 2B: 0 3B: 0 HR: 1	SF: 0 SAC: 0 DP: 0 HBP: 2	WP: 1 PB: 0 SB: 2 CS: 1	PA: 35			
PITCHER	IP	WLS	BF	H	R	ER	SO	BB	IBB	HBP	BLK	WP	HR	S	P	ERA	WHIP								
Don Carman, L ERA: 4.44 (1, 1)	5.0	W	18	4	1	1	2	0	0	0	0	1	1	14	14	4.50	2.000								
Tom Hume, R ERA: 3.79 (6, 1)	2.0		10	4	1	1	2	0	0	0	0	1	1	14	14	4.50	2.000								
Steve Bedrosian, R ERA: 3.53 (8, 1)	2.0	S	7	0	0	0	3	1	0	0	0	0	0	12	16	0.00	0.500								

Batter	1	2	3	4	5	6	7	8	9	AB	R	H	RBI	BB	SO	LOB	TOP			
Gary Redus, R OBP: 0.363, SLG: 0.475 (1, 7)	4-0 E WP BB		0-0 3B 2B		0-0 F4		4-0 1-2 BB		0-0 F9	3	2	1	0	2	0	0	Philadelphia Phillies @ Houston Astros Astrodome, Houston, TX Sat Jul 12 1986, 4:33 AM EDT Att: 17,491 - Unknown 			
Juan Samuel, R OBP: 0.303, SLG: 0.449 (1, 4)	0-3 K WP 1-H		0-0 2B 3B		0-3 K		0-3 K			4	1	1	1	0	3	2				
Greg Gross, L OBP: 0.416, SLG: 0.333 (1, 9)	0-0 F6		0-0 4-3		4-0 BB		0-3 K			3	0	0	0	1	1	4				
Mike Schmidt, R OBP: 0.365, SLG: 0.515 (1, 5)	0-0 F4		0-0 2B		0-3 K		0-3 K			4	0	1	1	0	2	4				
Von Hayes, L OBP: 0.377, SLG: 0.419 (1, 3)	0-0 4-3		3-H 4-0 2B		0-0 E5				0-0 3-1	3	0	0	0	1	0	1				
Ron Roenicke, S OBP: 0.377, SLG: 0.408 (1, 8)		0-0 G3	0-3 K		0-0 4-3				0-0 F9	4	0	0	0	0	1	3				
Ronn Reynolds, R OBP: 0.313, SLG: 0.714 (1, 2)		0-3 K		0-0 F8		0-3 K			0-0 F8	4	0	0	0	0	2	1				
Tom Foley, L OBP: 0.358, SLG: 0.333 (1, 6)		0-0 6-3		0-0 F4		0-3 K			0-0 F8	4	0	0	0	0	1	1				
Shane Rawley, R OBP: 0.176, SLG: 0.204 (4, PH)			0-0 1-3		0-3 K				0-3 K	1	0	0	0	0	0	0				
Inning Stats	R: 1 E: 0 K: 1 S: 6	H: 0 LOB: 1 BB: 1 P: 10	R: 0 E: 0 K: 1 S: 5	H: 0 LOB: 0 BB: 0 P: 5	R: 2 E: 0 K: 1 S: 8	H: 3 LOB: 2 BB: 1 P: 12	R: 0 E: 0 K: 1 S: 5	H: 0 LOB: 0 BB: 0 P: 5	R: 0 E: 0 K: 2 S: 7	H: 0 LOB: 1 BB: 1 P: 11	R: 0 E: 0 K: 3 S: 8	H: 0 LOB: 2 BB: 2 P: 17	R: 0 E: 0 K: 0 S: 3	H: 0 LOB: 0 BB: 0 P: 3	R: 0 E: 0 K: 1 S: 5	H: 0 LOB: 0 BB: 0 P: 5		1B: 0 2B: 2 3B: 1 HR: 0	SF: 0 SAC: 0 DP: 0 HBP: 0	WP: 2 PB: 0 SB: 5 CS: 0
PITCHER	IP	WLS	BF	H	R	ER	SO	BB	IBB	HBP	BLK	WP	HR	S	P	ERA	WHIP			
Nolan Ryan, R ERA: 4.28 (1, 1)	6.0	W	28	3	3	3	8	4	1	0	0	2	0	39	59	4.50	1.167			
Dave Smith, R ERA: 2.27 (7, 1)	3.0	S	9	0	0	0	4	0	0	0	0	0	0	17	17	0.00	0.000			

Batter	1	2	3	4	5	6	7	8	9	AB	R	H	RBI	BB	SO	LOB	BOTTOM			
Bill Doran, S OBP: 0.374, SLG: 0.380 (1, 4)	0-0 CS 1B		0-0 1-3 2B		0-0 F8		0-0 F8		4-0 IBB	4	0	2	0	1	0	0	Philadelphia Phillies @ Houston Astros Astrodome, Houston, TX Sat Jul 12 1986, 4:33 AM EDT Att: 17,491 - Unknown 			
Dickie Thon, R OBP: 0.298, SLG: 0.333 (1, 6)	0-0 5-3		0-0 F3		0-0 S 1B		0-0 2B		0-0 1-3	5	0	2	0	0	0	5				
Phil Garner, R OBP: 0.347, SLG: 0.462 (1, 5)	0-0 F6		0-3 K		0-0 F7		0-0 6-3			4	0	0	0	0	1	2				
Glenn Davis, R OBP: 0.331, SLG: 0.513 (1, 3)		0-0 F7	0-0 1B FC5-2 2B		0-0 5-3		0-3 K			4	0	1	0	0	1	1				
Kevin Bass, S OBP: 0.361, SLG: 0.492 (1, 9)		0-3 K	0-0 FC5-2 1B 1B		0-3 K		0-0 L6 1B			4	1	2	0	0	2	0				
Jose Cruz, L OBP: 0.322, SLG: 0.324 (1, 7)		0-0 HR 1B	0-0 FC5-2 BB 1B		4-0 BB		0-0 L6		1-2	3	1	1	0	1	0	3				
Tony Walker, R OBP: 0.304, SLG: 0.380 (1, 8)		0-0 HR	0-0 1B BB		0-0 F8				0-0 CS 1B	4	1	3	3	0	0	1				
John Mizerock, L OBP: 0.446, SLG: 0.250 (1, 2)		0-0 1B	4-0 1B 3B		0-0 F9				0-0 4-3	3	1	1	0	1	0	2				
Nolan Ryan, R OBP: 0.188, SLG: 0.161 (1, 1)		0-0 2B	0-0 L4		0-3 K					3	0	1	1	0	1	3				
Denny Walling, L OBP: 0.376, SLG: 0.462 (7, 5)		3-H 1B								1	0	1	0	0	0	0				
Inning Stats	R: 0 E: 0 K: 0 S: 3	H: 1 LOB: 0 BB: 0 P: 3	R: 3 E: 0 K: 1 S: 10	H: 5 LOB: 0 BB: 0 P: 10	R: 1 E: 0 K: 1 S: 8	H: 3 LOB: 3 BB: 1 P: 12	R: 0 E: 0 K: 0 S: 4	H: 1 LOB: 1 BB: 0 P: 4	R: 0 E: 0 K: 1 S: 5	H: 0 LOB: 1 BB: 1 P: 9	R: 0 E: 0 K: 1 S: 6	H: 1 LOB: 1 BB: 0 P: 6	R: 0 E: 0 K: 1 S: 5	H: 1 LOB: 0 BB: 0 P: 5	R: 0 E: 0 K: 0 S: 4	H: 2 LOB: 2 BB: 1 P: 8	1B: 8 2B: 5 3B: 1 HR: 1	SF: 0 SAC: 0 DP: 1 HBP: 0	WP: 0 PB: 0 SB: 1 CS: 2	PA: 38
PITCHER	IP	WLS	BF	H	R	ER	SO	BB	IBB	HBP	BLK	WP	HR	S	P	ERA	WHIP			
Shane Rawley, L ERA: 2.96 (1, 1)	3.0	L	18	9	4	4	2	1	0	0	0	0	0	15	19	0.00	1.000			
Kevin Gross, R ERA: 4.28 (4, 1)	3.0		12	2	0	0	2	1	0	0	0	0	0	9	13	0.00	1.500			
Kent Tekulve, R ERA: 3.0 (7, 1)	2.0		8	3	0	0	1	0	1	0	0	0	0	9	13	0.00	1.500			

Batter	1	2	3	4	5	6	7	8	9	10	11	AB	R	H	RBI	BB	SO	LOB	TOP	
Gary Redus, R OBP: 0.364, SLG: 0.461 (1, 7)	FC4-6 BB		1B BB			F9		K		K		3	1	0	0	2	2	2		
Rick Schu, R OBP: 0.339, SLG: 0.401 (1, 5)	F4		CS 1B			HR 1B		K		F9		5	1	2	1	0	1	2		
Juan Samuel, R OBP: 0.301, SLG: 0.448 (1, 4)	FC4-6 1-2		CS	5-3		K			F9 2B		5-3	5	0	1	0	0	1	3		
Mike Schmidt, R OBP: 0.366, SLG: 0.533 (1, 3)	F8			6-3		HR			F9		HR	5	2	2	4	0	0	2		
Von Hayes, L OBP: 0.372, SLG: 0.413 (1, 8)		F8			K				K		5-3	5	0	0	0	0	2	1		
Glenn Wilson, R OBP: 0.301, SLG: 0.360 Steve Bedrosian, R OBP: 0.500, SLG: 0.333 (9, 1)		4-3				F7			3-1			3	0	0	0	1	0	0		
John Russell, R OBP: 0.327, SLG: 0.487 (1, 2)						F9			5-3		1B	1	0	1	0	0	0	0		
Luis Aguayo, R OBP: 0.233, SLG: 0.304 Tom Foley, L OBP: 0.388, SLG: 0.333 (7, 6)			6-3			F9			6-3		FC2-6 BB	3	0	0	0	0	0	0		
Bruce Ruffin, S OBP: 0.192, SLG: 0.273 Tom Hume, R (7, 1)			K			HR 1B			F7		FC2-6	2	1	1	0	0	1	0		
Greg Gross, L OBP: 0.410, SLG: 0.328 Kent Tekulve, R (8, 1)												1	0	0	0	0	0	0		
Ron Roenicke, S OBP: 0.378, SLG: 0.406 (9, 9)												1	0	0	0	0	0	1		
Inning Stats	R: 0 E: 0 K: 0 S: 3	H: 0 LOB: 1 BB: 1 P: 7	R: 0 E: 0 K: 0 S: 3	H: 0 LOB: 0 BB: 0 P: 3	R: 1 E: 0 K: 1 S: 5	H: 1 LOB: 0 BB: 1 P: 9	R: 0 E: 0 K: 1 S: 5	H: 0 LOB: 0 BB: 0 P: 5	R: 0 E: 0 K: 0 S: 3	H: 0 LOB: 0 BB: 0 P: 3	R: 0 E: 0 K: 2 S: 7	H: 1 LOB: 2 BB: 1 P: 12	R: 0 E: 0 K: 1 S: 5	H: 0 LOB: 1 BB: 1 P: 9	R: 1 E: 0 K: 1 S: 7	H: 2 LOB: 1 BB: 0 P: 7	1B: 4 2B: 1 3B: 0 HR: 2	SF: 0 SAC: 0 DP: 0 HBP: 0	WP: 0 PB: 0 SB: 3 CS: 1	PA: 44
PITCHER	IP 7.0	WLS 26	BF 4	H 4	R 4	ER 4	SO 3	BB 2	IBB 0	HBP 0	BLK 0	WP 0	HR 1	S 30	P 38	ERA 5.14	WHIP 0.857			
Bob Knepper, L ERA: 2.76 (1, 1)																				
Aurelio Lopez, R ERA: 2.13 (8, 1)	1.1	5	1	0	0	2	0	0	0	0	0	0	0	9	9	0.00	0.750			
Frank DiPino, L ERA: 3.79 (9, 1)	0.1	1	0	0	0	1	0	0	0	0	0	0	0	3	3	0.00	0.000			
Charlie Kerfeld, R ERA: 1.79 Dave Smith, R ERA: 2.41 (10, 1)	2.0	L 9	2	1	1	2	1	0	0	0	0	0	1	12	16	4.50	1.500			

Philadelphia Phillies @ Houston Astros
Astrodome, Houston, TX
Sun Jul 13 1986, 4:33 AM EDT
Att: 20,597 - Unknown

AB 39
R 5
H 7
RBI 5
BB 4
SO 9
LOB 14



Batter	1	2	3	4	5	6	7	8	9	10	11	AB	R	H	RBI	BB	SO	LOB	BOTTOM			
Bill Doran, S OBP: 0.374, SLG: 0.380 (1, 4)	1-3		5-3 1B			PB 1B	FC3-6 4-3 E		F8			5	1	2	1	0	0	2				
Billy Hatcher, R OBP: 0.275, SLG: 0.319 (8, 8)	4-3		5-3		F7		4-3					5	0	1	1	0	0	4				
Phil Garner, R OBP: 0.341, SLG: 0.453 Aurelio Lopez, R OBP: 0.339, SLG: 0.401 Frank DiPino, L OBP: 0.339, SLG: 0.290 Charlie Kerfeld, R OBP: 0.388, SLG: 0.333 Alan Ashby, S OBP: 0.340, SLG: 0.343 Dave Smith, R ERA: 2.41 (10, 1)	6-3		3-1			1-3 3-H	E5		F8			4	0	0	0	0	0	2				
Glenn Davis, R OBP: 0.331, SLG: 0.523 (1, 3)		5-3				HR	F7			K		5	1	2	1	0	1	1				
Kevin Bass, S OBP: 0.359, SLG: 0.488 (1, 9)		K				F9		K		K		5	0	1	0	0	3	1				
Dickie Thon, R OBP: 0.298, SLG: 0.333 Craig Reynolds, L OBP: 0.276, SLG: 0.356 (8, 6)						F9		F8		F5		3	0	1	0	0	0	1				
Tony Walker, R OBP: 0.305, SLG: 0.370 Jose Cruz, L OBP: 0.320, SLG: 0.321 (8, 7)			1B			K			F8			2	0	0	0	0	0	1				
John Mizerock, L OBP: 0.443, SLG: 0.231 (1, 2)					L7		FC3-6 BB		K			3	1	0	0	2	2	1				
Bob Knepper, L ERA: 2.76 Jim Pankovits, R OBP: 0.333, SLG: 0.372 Denny Waling, L OBP: 0.375, SLG: 0.457 (8, 5)	FC1-6 BB		FC1-6 BB			K		FC3-6 4-3 BB		F5		2	0	0	0	0	1	1				
Inning Stats	R: 0 E: 0 K: 0 S: 3	H: 0 LOB: 0 BB: 0 P: 3	R: 0 E: 0 K: 2 S: 8	H: 1 LOB: 1 BB: 0 P: 8	R: 0 E: 0 K: 0 S: 4	H: 1 LOB: 0 BB: 1 P: 8	R: 1 E: 0 K: 1 S: 6	H: 1 LOB: 0 BB: 0 P: 6	R: 0 E: 0 K: 1 S: 6	H: 1 LOB: 1 BB: 0 P: 6	R: 0 E: 0 K: 1 S: 6	H: 1 LOB: 1 BB: 0 P: 6	R: 0 E: 0 K: 0 S: 4	H: 1 LOB: 1 BB: 0 P: 4	R: 0 E: 0 K: 3 S: 9	H: 0 LOB: 0 BB: 0 P: 9	R: 0 E: 0 K: 1 S: 5	H: 0 LOB: 0 BB: 0 P: 5	1B: 5 2B: 1 3B: 0 HR: 1	SF: 0 SAC: 0 DP: 0 HBP: 0	WP: 0 PB: 2 SB: 3 CS: 0	PA: 45
PITCHER	IP 6.0	WLS 5	BF 26	H 5	R 3	ER 3	SO 5	BB 3	IBB 0	HBP 0	BLK 0	WP 0	HR 1	S 33	P 45	ERA 4.50	WHIP 1.333					
Bruce Ruffin, L ERA: 2.79 (7, 1)	1.0	5	0	1	0	0	0	1	0	0	0	0	0	4	8	0.00	1.000					
Kent Tekulve, R ERA: 2.95 Steve Bedrosian, R ERA: 3.3 (9, 1)	1.0	4	1	0	0	1	0	0	0	0	0	0	0	6	6	0.00	1.000					
3.0	W 10	1	0	0	4	0	0	0	0	0	0	0	0	18	18	0.00	0.333					

Philadelphia Phillies @ Houston Astros
Astrodome, Houston, TX
Sun Jul 13 1986, 4:33 AM EDT
Att: 20,597 - Unknown

AB 41
R 4
H 7
RBI 3
BB 4
SO 10
LOB 17



Batter	1	2	3	4	5	6	7	8	9	AB	R	H	RBI	BB	SO	LOB	TOP								
Lenny Dykstra, L OBP: 0.420, SLG: 0.523 (1, 8)	1-3		G3		G3		1B	SF7	FC5-4 1B BB	4	1	1	3	1	0	1									
Wally Backman, S OBP: 0.383, SLG: 0.397 (1, 4)	4-3		K			4-3	2B	SF9 BB	FC5-4 1B	6	1	3	5	0	1	1									
Keith Hernandez, L OBP: 0.374, SLG: 0.400 Kevin Mitchell, R OBP: 0.405, SLG: 0.551 (9, PH) (9, 3)	1B			G3		F8	E5 2B	BB	FC5-4	4	1	1	0	1	0	1									
Gary Carter, R OBP: 0.345, SLG: 0.455 Ed Hearn, R OBP: 0.367, SLG: 0.568 (1, 2) (8, 2)	K			1B		F9	2B	BB	F7	3	1	1	1	1	1	1									
Darryl Strawberry, L OBP: 0.397, SLG: 0.550 (1, 9)		F7		K		K		G3		5	0	1	3	0	2	3									
Danny Heep, L OBP: 0.388, SLG: 0.414 Roger McDowell, R OBP: 0.455, SLG: 0.400 Randy Myers, L (9, 1)	K			1B		F8			E4 1B	4	0	1	0	0	1	1									
Ray Knight, R OBP: 0.351, SLG: 0.454 (1, 5)	K			K			BB	BB	BB	3	3	1	1	2	2	2									
Rafael Santana, R OBP: 0.235, SLG: 0.189 Howard Johnson, S OBP: 0.359, SLG: 0.468 (7, PH) (7, 6)			G3 SH1-4 1B		F3		BB	BB	K	2	0	1	0	0	0	0									
Bob Ojeda, L OBP: 0.095, SLG: 0.095 Mookie Wilson, S OBP: 0.339, SLG: 0.443 (7, PH) (7, 7)			SH1-4		K		BB	BB	BB	1	0	0	0	0	1	0									
Inning Stats	R: 0 E: 0 K: 1 S: 6	H: 1 LOB: 1 BB: 0 P: 6	R: 0 E: 0 K: 2 S: 7	H: 0 LOB: 0 BB: 0 P: 7	R: 0 E: 0 K: 1 S: 6	H: 1 LOB: 1 BB: 0 P: 6	R: 0 E: 0 K: 2 S: 9	H: 2 LOB: 2 BB: 0 P: 9	R: 0 E: 0 K: 1 S: 5	H: 0 LOB: 0 BB: 0 P: 5	R: 0 E: 0 K: 0 S: 3	H: 0 LOB: 0 BB: 0 P: 3	R: 7 E: 1 K: 1 S: 9	H: 3 LOB: 1 BB: 4 P: 25	R: 3 E: 0 K: 0 S: 5	H: 2 LOB: 2 BB: 3 P: 17	R: 3 E: 1 K: 1 S: 8	H: 3 LOB: 2 BB: 2 P: 16	1B: 11 2B: 1 3B: 0 HR: 0	SF: 2 SAC: 1 DP: 0 HBP: 0	WP: 1 PB: 0 SB: 0 CS: 0	PA: 49			
PITCHER	IP	WLS	BF	H	R	ER	SO	BB	IBB	HBP	BLK	WP	HR	S	P	ERA	WHIP								
Nolan Ryan, R ERA: 4.35 Frank DiPino, L ERA: 4.03 Charlie Kerfeld, R ERA: 2.47 Aurelio Lopez, R ERA: 2.08 Craig Reynolds, R ERA: 27.0	6.2	L	28	5	4	4	8	3	0	0	0	0	0	41	53	5.40	1.200								

New York Mets @ Houston Astros
Astrodome, Houston, TX
Thu Jul 17 1986, 8:05 PM EDT
Att: 21,536 - Unknown

AB 37
R 13
H 12
RBI 13
BB 9
SO 9
LOB 15



Batter	1	2	3	4	5	6	7	8	9	AB	R	H	RBI	BB	SO	LOB	BOTTOM								
Bill Doran, S OBP: 0.373, SLG: 0.377 (1, 4)	E6 1B		F3			F3		BB HBP BB		3	1	0	0	1	0	0									
Billy Hatcher, R OBP: 0.280, SLG: 0.325 (1, 8)	6-3		1B 2B			F9		BB HBP		3	0	1	0	0	0	1									
Phil Garner, R OBP: 0.341, SLG: 0.451 Denny Walling, L OBP: 0.378, SLG: 0.457 (6, PH) (9, 5)	F9		2H 1B			K		FC5-4 BB		3	0	1	0	0	1	1									
Glenn Davis, R OBP: 0.333, SLG: 0.523 (1, 3)	1B			G5-4-3 1B		L4		FC5-4		4	0	2	1	0	0	3									
Kevin Bass, S OBP: 0.358, SLG: 0.485 (1, 9)	F7			G5-4-3 1B		3-1			G5-4-3 1B	4	0	1	0	0	0	2									
Jose Cruz, L OBP: 0.317, SLG: 0.317 Aurelio Lopez, R (8, 1) Craig Reynolds, L OBP: 0.276, SLG: 0.356 Jim Pankovits, R OBP: 0.327, SLG: 0.364 (9, PH)	K			F6		K			G5-4-3	3	0	0	0	0	2	0									
Alan Ashby, S OBP: 0.344, SLG: 0.349 (1, 2)	F6				6-3			K		4	0	1	0	0	1	0									
Dickie Thon, R OBP: 0.291, SLG: 0.325 (1, 6)	F9				F9			3-1	5-3	4	0	0	0	0	0	1									
Nolan Ryan, R OBP: 0.176, SLG: 0.152 Frank DiPino, L OBP: 0.250, SLG: 0.250 Charlie Kerfeld, R Ty Gainey, L OBP: 0.389, SLG: 0.438 (8, 7)	6-3				6-3			HBP S BB BB		2	0	0	0	0	0	0									
Inning Stats	R: 1 E: 1 K: 0 S: 5	H: 1 LOB: 1 BB: 0 P: 5	R: 0 E: 0 K: 1 S: 5	H: 0 LOB: 0 BB: 0 P: 5	R: 0 E: 0 K: 0 S: 4	H: 2 LOB: 2 BB: 0 P: 4	R: 0 E: 0 K: 0 S: 3	H: 1 LOB: 0 BB: 0 P: 3	R: 0 E: 0 K: 0 S: 3	H: 0 LOB: 0 BB: 0 P: 3	R: 0 E: 0 K: 1 S: 5	H: 0 LOB: 0 BB: 0 P: 5	R: 0 E: 0 K: 1 S: 5	H: 0 LOB: 3 BB: 3 P: 18	R: 0 E: 0 K: 0 S: 4	H: 2 LOB: 1 BB: 0 P: 4	1B: 4 2B: 2 3B: 0 HR: 0	SF: 0 SAC: 0 DP: 2 HBP: 1	WP: 0 PB: 0 SB: 1 CS: 0	PA: 35					
PITCHER	IP	WLS	BF	H	R	ER	SO	BB	IBB	HBP	BLK	WP	HR	S	P	ERA	WHIP								
Bob Ojeda, L ERA: 2.13 Roger McDowell, R ERA: 2.25 Randy Myers, L ERA:	6.0	W	21	4	1	1	2	3	0	1	0	0	0	10	23	4.50	1.500								

New York Mets @ Houston Astros
Astrodome, Houston, TX
Thu Jul 17 1986, 8:05 PM EDT
Att: 21,536 - Unknown

AB 31
R 2
H 6
RBI 2
BB 3
SO 4
LOB 9



Batter	1	2	3	4	5	6	7	8	9	AB	R	H	RBI	BB	SO	LOB	TOP					
Mookie Wilson, S (1, 8) OBP: 0.337, SLG: 0.438										4	0	1	0	0	1	1						
Kevin Mitchell, R (1, 6) OBP: 0.395, SLG: 0.536										4	0	0	0	0	1	1						
Keith Hernandez, L (1, 3) OBP: 0.372, SLG: 0.398										4	0	1	0	0	1	0						
Gary Carter, R (1, 2) OBP: 0.341, SLG: 0.448										4	0	0	0	0	1	1						
Darryl Strawberry, L (1, 9) OBP: 0.394, SLG: 0.544										3	0	0	0	0	2	0						
George Foster, R (1, 7) OBP: 0.297, SLG: 0.456										3	0	0	0	0	2	0						
Ray Knight, R (1, 5) OBP: 0.351, SLG: 0.451										2	0	0	0	1	0	0						
Tim Lincecum, R (1, 4) OBP: 0.287, SLG: 0.338										3	0	0	0	0	0	1						
Ron Darling, R (1, 1) OBP: 0.115, SLG: 0.080										2	0	0	0	0	1	1						
Wally Backman, S (8, PH) OBP: 0.386, SLG: 0.400										1	0	1	0	0	0	0						
Randy Myers, L (8, 1)										0	0	0	0	0	0	0						
Doug Sisk, R (8, 1)										0	0	0	0	0	0	0						
Inning Stats	R: 0 E: 0 K: 2 S: 8	H: 1 LOB: 1 BB: 0 P: 8	R: 0 E: 0 K: 1 S: 5	H: 0 LOB: 0 BB: 0 P: 5	R: 0 E: 0 K: 1 S: 6	H: 1 LOB: 1 BB: 0 P: 6	R: 0 E: 0 K: 2 S: 7	H: 0 LOB: 0 BB: 0 P: 7	R: 0 E: 0 K: 1 S: 5	H: 0 LOB: 1 BB: 1 P: 9	R: 0 E: 0 K: 0 S: 3	H: 0 LOB: 0 BB: 0 P: 3	R: 0 E: 0 K: 2 S: 7	H: 0 LOB: 0 BB: 0 P: 7	R: 0 E: 0 K: 0 S: 4	H: 1 LOB: 1 BB: 0 P: 4	R: 0 E: 0 K: 0 S: 3	H: 0 LOB: 0 BB: 0 P: 3	1B: 3 2B: 0 3B: 0 HR: 0	SF: 0 SAC: 0 DP: 0 HBP: 0	WP: 1 PB: 0 SB: 0 CS: 0	PA: 31
PITCHER Bob Knepper, L (1, 1) ERA: 2.62	IP: 9.0 WLS: W BF: 31 H: 3 R: 0 ER: 0 SO: 9 BB: 1 IBB: 0 HBP: 0 BLK: 0 WP: 1 HR: 0 S: 48 P: 52 ERA: 0.00 WHIP: 0.444															PITCHER	IP: 9.0 WLS: W BF: 31 H: 3 R: 0 ER: 0 SO: 9 BB: 1 IBB: 0 HBP: 0 BLK: 0 WP: 1 HR: 0 S: 48 P: 52 ERA: 0.00 WHIP: 0.444					

New York Mets @ Houston Astros
Astrodome, Houston, TX
Fri Jul 18, 1986, 8:05 PM EDT
Att: 22,906 - Unknown

AB 30
R 0
H 3
RBI 0
BB 1
SO 9
LOB 5



Batter	1	2	3	4	5	6	7	8	9	AB	R	H	RBI	BB	SO	LOB	BOTTOM													
Bill Doran, S (1, 4) OBP: 0.369, SLG: 0.372										4	0	0	0	0	0	3														
Craig Reynolds, L (1, 6) OBP: 0.272, SLG: 0.349										3	0	0	0	0	2	0														
Dickie Thon, R (8, PH) (9, 6) OBP: 0.290, SLG: 0.323										1	0	0	0	0	1	0														
Denny Walling, L (1, 5) OBP: 0.376, SLG: 0.452										4	1	1	0	0	0	0														
Glenn Davis, R (1, 3) OBP: 0.338, SLG: 0.527										3	2	2	0	1	1	0														
Kevin Bass, S (1, 9) OBP: 0.358, SLG: 0.482										2	0	0	0	0	1	1														
Jose Cruz, L (1, 7) OBP: 0.320, SLG: 0.319										2	0	1	0	1	0	0														
Tony Walker, R (7, FR) (8, 8) OBP: 0.313, SLG: 0.392										1	0	1	1	0	0	0														
Alan Ashby, S (1, 2) OBP: 0.341, SLG: 0.345										4	0	1	2	0	1	3														
Ty Gainey, L (1, 8) (8, 7) OBP: 0.410, SLG: 0.441										2	0	1	0	1	0	0														
Bob Knepper, L (1, 1) OBP: 0.067, SLG: 0.067										3	0	0	0	0	1	4														
Inning Stats	R: 0 E: 0 K: 0 S: 3	H: 0 LOB: 0 BB: 0 P: 3	R: 0 E: 0 K: 2 S: 8	H: 1 LOB: 1 BB: 0 P: 8	R: 0 E: 0 K: 0 S: 3	H: 1 LOB: 0 BB: 0 P: 3	R: 0 E: 0 K: 1 S: 6	H: 1 LOB: 1 BB: 0 P: 6	R: 0 E: 0 K: 1 S: 5	H: 0 LOB: 0 BB: 0 P: 5	R: 2 E: 0 K: 1 S: 7	H: 2 LOB: 3 BB: 3 P: 19	R: 1 E: 0 K: 1 S: 7	H: 2 LOB: 2 BB: 0 P: 8	R: 0 E: 0 K: 0 S: 3	H: 0 LOB: 0 BB: 0 P: 3	1B: 5 2B: 2 3B: 0 HR: 0	SF: 0 SAC: 1 DP: 0 HBP: 1	WP: 1 PB: 0 SB: 0 CS: 1	PA: 34										
PITCHER Ron Darling, R (1, 1) ERA: 2.82	IP: 7.0 WLS: L BF: 28 H: 5 R: 2 ER: 2 SO: 6 BB: 2 IBB: 1 HBP: 0 BLK: 0 WP: 1 HR: 0 S: 37 P: 49 ERA: 2.57 WHIP: 1.000															PITCHER	IP: 7.0 WLS: L BF: 28 H: 5 R: 2 ER: 2 SO: 6 BB: 2 IBB: 1 HBP: 0 BLK: 0 WP: 1 HR: 0 S: 37 P: 49 ERA: 2.57 WHIP: 1.000													
Randy Myers, L (8, 1) ERA: 5.5	0.2	4	1	1	1	1	0	0	1	0	0	0	5	6	13.50	1.500														
Doug Sisk, R (8, 1) ERA: 2.49	0.1	2	1	0	0	0	0	0	0	0	0	0	2	2	0.00	3.000														

New York Mets @ Houston Astros
Astrodome, Houston, TX
Fri Jul 18, 1986, 8:05 PM EDT
Att: 22,906 - Unknown

AB 29
R 3
H 7
RBI 3
BB 3
SO 7
LOB 11



Batter	1	2	3	4	5	6	7	8	9	AB	R	H	RBI	BB	SO	LOB	TOP										
Lenny Dykstra, L (1, 8) OBP: 0.418, SLG: 0.532	F7		4-3			F4			HR	4	1	1	1	0	0	0											
Wally Backman, S (1, 4) OBP: 0.384, SLG: 0.402	F7			G3		K			B1	4	0	1	0	0	1	0											
Keith Hernandez, L (1, 3) OBP: 0.371, SLG: 0.396	4-3			G3			K		2B	4	1	1	0	0	1	1											
Gary Carter, R (1, 2) OBP: 0.340, SLG: 0.449		5-3		K			F8		HR	4	1	1	1	0	1	1											
Darryl Strawberry, L (1, 9) OBP: 0.392, SLG: 0.551		K		F7			L3		HR	4	1	1	2	0	1	1											
Danny Heep, L (1, 7) OBP: 0.385, SLG: 0.404		BB			1-3			F2	3-1	3	0	0	0	1	0	0											
Howard Johnson, S (1, 5) OBP: 0.356, SLG: 0.461	F4				K			K	BB	4	0	1	0	0	2	1											
Rafael Santana, R (1, 6) OBP: 0.233, SLG: 0.187			1-3					E1		2	0	0	0	0	0	0											
Mookie Wilson, S (8, PH) OBP: 0.340, SLG: 0.441					6-3					1	0	1	0	0	0	0											
Doug Sisk, R (8, PH)										0	0	0	0	0	0	0											
George Foster, R (9, PH) OBP: 0.300, SLG: 0.456										0	0	0	0	1	0	0											
Roger McDowell, R (9, 1) OBP: 0.455, SLG: 0.400									BB	0	0	0	0	0	0	0											
Dwight Gooden, R (1, 1) OBP: 0.125, SLG: 0.130			1-3							2	0	0	0	0	0	0											
Jesse Orosco, R (6, 1) OBP: 0.391, SLG: 0.529						F8		K	1-3	0	0	0	0	0	0	0											
Kevin Mitchell, R (8, 6)										2	0	0	0	0	1	3											
Inning Stats	R: 0 E: 0 K: 0 S: 3	H: 0 LOB: 0 BB: 0 P: 3	R: 0 E: 0 K: 1 S: 5	H: 0 LOB: 1 BB: 1 P: 9	R: 0 E: 0 K: 0 S: 3	H: 0 LOB: 0 BB: 0 P: 3	R: 0 E: 0 K: 1 S: 6	H: 1 LOB: 1 BB: 0 P: 6	R: 0 E: 0 K: 1 S: 5	H: 0 LOB: 0 BB: 0 P: 5	R: 0 E: 0 K: 1 S: 5	H: 0 LOB: 0 BB: 0 P: 5	R: 0 E: 1 K: 2 S: 8	H: 1 LOB: 1 BB: 0 P: 8	R: 4 E: 0 K: 0 S: 8	H: 5 LOB: 2 BB: 1 P: 12	1B: 3 2B: 2 3B: 0 HR: 2	SF: 0 SAC: 0 DP: 0 HBP: 0	WP: 0 PB: 0 SB: 0 CS: 0	PA: 36							
PITCHER	IP	WLS	BF	H	R	ER	SO	BB	IBB	HBP	BLK	WP	HR	S	P	ERA	WHIP										
Mike Scott, R (1, 1) ERA: 2.34	8.1		31	5	3	3	7	1	0	0	0	0	1	44	48	3.24	0.720										
Dave Smith, R (9, 1) ERA: 2.62	0.2	W	5	2	1	1	0	1	0	0	0	0	1	4	8	13.50	4.500										

New York Mets @ Houston Astros
Astrodome, Houston, TX
Sat Jul 19 1986, 8:05 PM EDT
Att: 44,502 - Unknown

AB 34
R 4
H 7
RBI 4
BB 2
SO 7
LOB 7



Batter	1	2	3	4	5	6	7	8	9	AB	R	H	RBI	BB	SO	LOB	BOTTOM										
Bill Doran, S (1, 4) OBP: 0.367, SLG: 0.369	3-1		E		3-1	FC4-6			1-3	5	0	1	0	0	0	2											
Craig Reynolds, L (1, 6) OBP: 0.281, SLG: 0.374			F6				K		HR	5	2	3	1	0	1	1											
Denny Walling, L (1, 5) OBP: 0.373, SLG: 0.464	FC4-6		F7				F7			4	1	1	2	0	0	2											
Glenn Davis, R (1, 3) OBP: 0.337, SLG: 0.524	5-3			F9		F7				4	0	1	0	0	0	1											
Kevin Bass, S (1, 9) OBP: 0.359, SLG: 0.485		5-3								4	2	2	0	0	0	1											
Jose Cruz, L (1, 7) OBP: 0.319, SLG: 0.318		5-3			6-3					4	0	1	0	0	0	1											
Alan Ashby, S (1, 2) OBP: 0.353, SLG: 0.354										3	0	2	1	1	0	0											
Ty Gainey, L (1, 8) OBP: 0.390, SLG: 0.417										2	0	0	0	0	0	2											
Billy Hatcher, R (6, PH) OBP: 0.277, SLG: 0.324										1	0	0	1	0	0	0											
Mike Scott, R (1, 1) OBP: 0.107, SLG: 0.091										3	0	0	0	0	2	2											
Dave Smith, R (9, 1) OBP: 0.339, SLG: 0.449										0	0	0	0	0	0	0											
Phil Garner, R (9, PH) OBP: 0.339, SLG: 0.449										1	0	0	0	0	1	0											
Inning Stats	R: 0 E: 0 K: 0 S: 4	H: 1 LOB: 1 BB: 0 P: 4	R: 0 E: 0 K: 0 S: 4	H: 1 LOB: 0 BB: 0 P: 4	R: 0 E: 0 K: 1 S: 6	H: 1 LOB: 1 BB: 0 P: 6	R: 1 E: 0 K: 0 S: 5	H: 2 LOB: 1 BB: 0 P: 5	R: 2 E: 0 K: 0 S: 5	H: 2 LOB: 0 BB: 0 P: 5	R: 1 E: 0 K: 1 S: 7	H: 2 LOB: 2 BB: 1 P: 11	R: 0 E: 0 K: 1 S: 6	H: 1 LOB: 1 BB: 0 P: 6	R: 0 E: 0 K: 0 S: 3	H: 0 LOB: 0 BB: 0 P: 3	R: 1 E: 0 K: 1 S: 5	H: 1 LOB: 0 BB: 0 P: 5	1B: 8 2B: 1 3B: 0 HR: 2	SF: 1 SAC: 0 DP: 0 HBP: 0	WP: 0 PB: 0 SB: 1 CS: 0	PA: 38					
PITCHER	IP	WLS	BF	H	R	ER	SO	BB	IBB	HBP	BLK	WP	HR	S	P	ERA	WHIP										
Dwight Gooden, R (1, 1) ERA: 2.93	5.0		25	9	4	4	1	1	0	0	0	0	0	11	30	7.20	2.000										
Jesse Orosco, L (6, 1) ERA: 3.19	2.0		7	1	0	0	2	0	0	0	0	0	0	11	11	0.00	0.500										
Doug Sisk, R (8, 1) ERA: 2.39	1.0		3	0	0	0	0	0	0	0	0	0	0	3	3	0.00	0.000										
Roger McDowell, R (9, 1) ERA: 2.35	0.2	L	3	1	1	1	1	0	0	0	0	0	1	5	5	13.50	1.500										

New York Mets @ Houston Astros
Astrodome, Houston, TX
Sat Jul 19 1986, 8:05 PM EDT
Att: 44,502 - Unknown

AB 36
R 5
H 11
RBI 5
BB 1
SO 4
LOB 12



Batter	1	2	3	4	5	6	7	8	9	AB	R	H	RBI	BB	SO	LOB	TOP					
Tim Raines, S OBP: 0.405, SLG: 0.497										5	2	3	0	1	1		Montreal Expos @ Houston Astros Astrodome, Houston, TX Mon Jul 21 1986, 8:05 PM EDT Att: 13,753 - Unknown					
Mitch Webster, S OBP: 0.359, SLG: 0.410										5	2	3	0	0	1							
Andre Dawson, R OBP: 0.349, SLG: 0.538										3	0	2	3	2	0	1						
Tim Wallach, R OBP: 0.341, SLG: 0.459										5	0	1	0	0	0	4						
Wayne Krenchicki, L OBP: 0.331, SLG: 0.380										4	1	1	0	0	0	2						
Mike Fitzgerald, R OBP: 0.357, SLG: 0.436										2	0	0	0	0	0	0						
Dann Bilardello, R OBP: 0.250, SLG: 0.296										1	0	0	0	0	0	0						
Rene Gonzales, R										4	0	0	0	0	0	0						
Al Newman, S OBP: 0.320, SLG: 0.273										3	1	1	0	1	0	0						
Dan Schatzeder, L OBP: 0.338, SLG: 0.374										1	0	1	0	0	0	0						
Andy McCaffigan, R OBP: 0.375, SLG: 0.427										0	0	0	0	0	0	0						
George Wright, S OBP: 0.347, SLG: 0.427										0	0	0	0	0	0	1						
Randy St. Claire, R OBP: 0.333, SLG: 0.370										0	0	0	0	0	0	1						
Jim Wofford, R OBP: 0.299, SLG: 0.280										1	1	1	0	0	0	0						
Tim Burke, R OBP: 0.250, SLG: 0.250										0	0	0	0	0	0	0						
Bill Moore, R OBP: 0.197, SLG: 0.197										0	0	0	0	0	0	1						
Jeff Reardon, R OBP: 0.197, SLG: 0.197										0	0	0	0	0	0	1						
Inning Stats	R: 0 E: 0 K: 1 S: 6	H: 1 LOB: 2 BB: 1 P: 10	R: 0 E: 0 K: 0 S: 3	H: 0 LOB: 0 BB: 0 P: 3	R: 0 E: 0 K: 0 S: 4	H: 1 LOB: 1 BB: 0 P: 4	R: 0 E: 0 K: 0 S: 3	H: 0 LOB: 0 BB: 0 P: 3	R: 3 E: 1 K: 1 S: 8	H: 3 LOB: 1 BB: 1 P: 12	R: 0 E: 0 K: 0 S: 3	H: 0 LOB: 0 BB: 0 P: 3	R: 3 E: 0 K: 0 S: 6	H: 4 LOB: 0 BB: 0 P: 6	R: 1 E: 1 K: 1 S: 7	H: 2 LOB: 1 BB: 0 P: 7	R: 0 E: 0 K: 0 S: 3	H: 1 LOB: 1 BB: 1 P: 7	1B: 10 2B: 1 3B: 1 HR: 1	SF: 0 SAC: 1 DP: 2 HBP: 0	WP: 0 PB: 0 SB: 5 CS: 0	PA: 40
PITCHER	IP WLS BF H R ER SO BB IBB HBP BLK WP HR S P ERA WHIP																					
Mark Knudson, R ERA: 4.11	(1, 1) 6.1 27 6 4 4 2 2 0 0 0 0 0 0 29 37 5.68 1.263																					
Larry Andersen, R ERA: 3.35	(7, 1) 0.2 4 3 2 2 0 0 0 0 0 0 0 1 4 4 27.00 4.500																					
Charlie Kerfeld, R ERA: 2.5	(8, 1) 2.0 W 9 3 1 1 1 0 1 0 0 0 0 0 10 14 4.50 1.500																					

AB	36
R	7
H	12
RBI	6
BB	3
SO	3
LOB	11



Batter	1	2	3	4	5	6	7	8	9	AB	R	H	RBI	BB	SO	LOB	BOTTOM					
Bill Doran, S OBP: 0.368, SLG: 0.369										4	1	0	0	1	0	3	Montreal Expos @ Houston Astros Astrodome, Houston, TX Mon Jul 21 1986, 8:05 PM EDT Att: 13,753 - Unknown					
Billy Hatcher, R OBP: 0.286, SLG: 0.341										5	3	4	0	0	0	0						
Phil Garner, R OBP: 0.359, SLG: 0.446										3	0	1	1	0	0	2						
Denny Walling, L OBP: 0.375, SLG: 0.457										1	1	0	0	1	0	1						
Glenn Davis, R OBP: 0.344, SLG: 0.530										4	1	3	3	0	0	0						
Kevin Bass, S OBP: 0.353, SLG: 0.483										4	0	0	0	0	0	4						
Charlie Kerfeld, R										0	0	0	0	0	0	0						
Jim Pankovits, R OBP: 0.333, SLG: 0.370										1	0	1	0	0	0	0						
Jose Cruz, L OBP: 0.330, SLG: 0.345										5	2	4	3	0	1	1						
Alan Ashby, S OBP: 0.375, SLG: 0.382										4	0	3	1	0	0	1						
Tony Walker, R OBP: 0.326, SLG: 0.387										0	0	0	0	0	0	0						
John Mizerock, L OBP: 0.435, SLG: 0.225										0	0	0	0	0	0	0						
Dickie Thon, R OBP: 0.286, SLG: 0.318										2	0	0	0	0	0	2						
Craig Reynolds, L OBP: 0.276, SLG: 0.370										2	0	0	0	0	1	2						
Mark Knudson, R										3	0	0	0	0	1	2						
Larry Andersen, R										0	0	0	0	0	0	0						
Ty Gainey, L OBP: 0.395, SLG: 0.405										0	0	0	0	1	0	0						
Inning Stats	R: 2 E: 0 K: 0 S: 4	H: 1 LOB: 1 BB: 1 P: 8	R: 0 E: 0 K: 0 S: 3	H: 1 LOB: 0 BB: 0 P: 3	R: 0 E: 0 K: 0 S: 4	H: 1 LOB: 1 BB: 0 P: 4	R: 2 E: 2 K: 1 S: 8	H: 2 LOB: 1 BB: 0 P: 8	R: 0 E: 0 K: 0 S: 5	H: 2 LOB: 2 BB: 0 P: 5	R: 1 E: 0 K: 1 S: 7	H: 2 LOB: 1 BB: 0 P: 7	R: 1 E: 0 K: 1 S: 7	H: 2 LOB: 1 BB: 0 P: 7	R: 0 E: 0 K: 0 S: 3	H: 1 LOB: 2 BB: 1 P: 7	R: 2 E: 0 K: 0 S: 4	H: 4 LOB: 3 BB: 1 P: 8	1B: 13 2B: 2 3B: 0 HR: 1	SF: 1 SAC: 0 DP: 2 HBP: 0	WP: 0 PB: 0 SB: 3 CS: 0	PA: 42
PITCHER	IP WLS BF H R ER SO BB IBB HBP BLK WP HR S P ERA WHIP																					
Dan Schatzeder, L ERA: 3.2	(1, 1) 3.1 16 5 4 3 0 1 0 0 0 0 0 0 0 4 4 0.00 0.000																					
Andy McCaffigan, R ERA: 3.43	(4, 1) 0.2 2 0 0 0 0 1 0 0 0 0 0 0 0 1 12 12 4.50 2.000																					
Randy St. Claire, R ERA: 7.26	(5, 1) 2.0 10 4 1 1 1 1 0 0 0 0 0 0 1 12 12 9.00 2.000																					
Tim Burke, R ERA: 2.18	(7, 1) 1.0 5 2 1 1 1 0 0 0 0 0 0 0 0 7 7 9.00 2.000																					
Jeff Reardon, R ERA: 3.3	(8, 1) 1.0 L 9 5 2 2 0 2 0 0 0 0 0 0 0 7 15 18.00 7.000																					

AB	38
R	8
H	16
RBI	8
BB	3
SO	3
LOB	18



Batter	1	2	3	4	5	6	7	8	9	10	AB	R	H	RBI	BB	SO	LOB	
Tim Raines, S OBP: 0.401, SLG: 0.491 (1, 7)	K			K		F8			1-3		4	0	0	0	0	2	0	
Mitch Webster, S OBP: 0.358, SLG: 0.406 (1, 8)	K			K		K			K		3	0	0	0	1	3	0	
Andre Dawson, R OBP: 0.343, SLG: 0.529 (1, 9)	K			K		K			F8		4	0	0	0	0	3	1	
Tim Wallach, R OBP: 0.340, SLG: 0.455 (1, 5)		F3		F9			K			BB	3	0	0	0	1	1	1	
Wayne Krenchicki, L OBP: 0.320, SLG: 0.366 (1, 3)		1-3					F7		F8		4	0	0	0	0	1	1	
Mike Fitzgerald, R OBP: 0.350, SLG: 0.439 (1, 2)		K					F9			BB	3	0	1	0	1	1	0	
Rene Gonzales, R Vance Law, R OBP: 0.279, SLG: 0.290 (10, PH) (10, 4)			6-3		6-3			K2-3		K	3	0	0	0	0	1	1	
Al Newman, S OBP: 0.318, SLG: 0.267 (10, 6)			F8					K		G3	3	0	0	0	1	1	2	
Floyd Youmans, R OBP: 0.250, SLG: 0.233 (1, 1)			K								3	0	0	0	0	1	2	
Inning Stats	R: 0 E: 0 K: 3 S: 9	H: 0 LOB: 0 BB: 0 P: 9	R: 0 E: 0 K: 1 S: 5	H: 0 LOB: 0 BB: 0 P: 5	R: 0 E: 0 K: 1 S: 5	H: 0 LOB: 1 BB: 1 P: 11	R: 0 E: 0 K: 2 S: 7	H: 0 LOB: 0 BB: 0 P: 7	R: 0 E: 0 K: 1 S: 5	H: 0 LOB: 0 BB: 0 P: 5	R: 0 E: 0 K: 2 S: 7	H: 0 LOB: 0 BB: 0 P: 7	R: 0 E: 0 K: 1 S: 5	H: 0 LOB: 0 BB: 0 P: 5	R: 0 E: 0 K: 1 S: 5	H: 0 LOB: 2 BB: 2 P: 13	1B: 0 2B: 1 3B: 0 HR: 0	SF: 0 SAC: 0 DP: 0 HBP: 0
PITCHER Nolan Ryan, R ERA: 3.88 Dave Smith, R ERA: 3.31	IP: 9.1 WLS: 9 BF: 33 H: 1 R: 0 ER: 0 SO: 14 BB: 3 IBB: 0 HBP: 0 BLK: 0 WP: 0 HR: 0 S: 57 P: 73 ERA: 0.00 WHIP: 0.429	IP: 10.1 WLS: 2 BF: 2 H: 0 R: 0 ER: 0 SO: 1 BB: 0 IBB: 0 HBP: 0 BLK: 0 WP: 0 HR: 0 S: 4 P: 4 ERA: 0.00 WHIP: 0.000																

TOP

Montreal Expos @ Houston Astros
Astrodome, Houston, TX
Tue Jul 22 1986, 8:05 PM EDT
Att: 19,271 - Unknown

livebaseballscorecards.com

AB	31
R	0
H	1
RBI	0
BB	4
SO	15
LOB	10



WP: 0	PA: 35
PB: 0	
SB: 1	
CS: 0	


Batter	1	2	3	4	5	6	7	8	9	10	AB	R	H	RBI	BB	SO	LOB	
Bill Doran, S OBP: 0.364, SLG: 0.365 (1, 4)	F3		G3			4-3			3-1		4	0	0	0	0	0	0	
Billy Hatcher, R OBP: 0.285, SLG: 0.339 Dave Smith, R (10, 1)	K			6-3		4-3			6-3		4	0	1	0	0	1	0	
Denny Walling, L OBP: 0.368, SLG: 0.448 (1, 5)	4-3			F8			K		6-3		4	0	0	0	0	1	1	
Glenn Davis, R OBP: 0.343, SLG: 0.536 (1, 3)		F4		6-3			K			HR	4	1	1	1	0	1	1	
Kevin Bass, S OBP: 0.353, SLG: 0.481 (1, 9)		4-3		F8							3	0	1	0	0	0	1	
Jose Cruz, L OBP: 0.327, SLG: 0.341 (1, 7)		E4			K			F4			3	0	0	0	0	1	1	
Alan Ashby, S OBP: 0.367, SLG: 0.373 (1, 2)		1-3			K			F7			3	0	0	0	0	1	1	
Craig Reynolds, L OBP: 0.273, SLG: 0.364 (1, 6)			K					F6			3	0	0	0	0	1	0	
Nolan Ryan, R OBP: 0.162, SLG: 0.139 Ty Gainey, L OBP: 0.395, SLG: 0.405 (10, 8)			F3			K			K		3	0	0	0	0	2	0	
											0	0	0	0	0	0	0	
Inning Stats	R: 0 E: 0 K: 1 S: 5	H: 0 LOB: 1 BB: 0 P: 4	R: 0 E: 0 K: 1 S: 4	H: 0 LOB: 0 BB: 0 P: 5	R: 0 E: 0 K: 0 S: 4	H: 1 LOB: 1 BB: 0 P: 4	R: 0 E: 0 K: 2 S: 7	H: 0 LOB: 0 BB: 0 P: 7	R: 0 E: 0 K: 1 S: 5	H: 1 LOB: 1 BB: 0 P: 8	R: 0 E: 0 K: 1 S: 5	H: 0 LOB: 0 BB: 0 P: 5	R: 0 E: 0 K: 0 S: 3	H: 0 LOB: 0 BB: 0 P: 3	R: 1 E: 0 K: 0 S: 1	H: 1 LOB: 0 BB: 0 P: 1	1B: 2 2B: 0 3B: 0 HR: 1	SF: 0 SAC: 0 DP: 0 HBP: 0
PITCHER Floyd Youmans, R ERA: 3.82	IP: 9.0 WLS: L BF: 31 H: 3 R: 1 ER: 1 SO: 8 BB: 0 IBB: 0 HBP: 0 BLK: 0 WP: 0 HR: 1 S: 47 P: 47 ERA: 1.00 WHIP: 0.333																	

BOTTOM

Montreal Expos @ Houston Astros
Astrodome, Houston, TX
Tue Jul 22 1986, 8:05 PM EDT
Att: 19,271 - Unknown

livebaseballscorecards.com

AB	31
R	1
H	3
RBI	1
BB	0
SO	8
LOB	5




WP: 0	PA: 31
PB: 0	
SB: 1	
CS: 0	

Batter	1	2	3	4	5	6	7	8	9	10	11	AB	R	H	RBI	BB	SO	LOB	TOP	
Tim Raines, S OBP: 0.398, SLG: 0.487 (1, 7)	F9			K		F3		SF8 1B 1B		F6		5	0	1	1	0	1	0		
Mitch Webster, S OBP: 0.366, SLG: 0.403 (1, 8)	K			F4		F9		FC6-4 1B		F7		5	0	1	0	0	1	0		
Andre Dawson, R OBP: 0.337, SLG: 0.520 (1, 9)	F8			6-3		F7		SF8		F7		4	0	0	1	0	0	0		
Tim Wallach, R OBP: 0.338, SLG: 0.451 (1, 5)		1-3				K		FC6-4 1B		F7		5	0	1	0	0	1	2		
Bill Moore, R OBP: 0.125, SLG: 0.125 (1, 3)	1-3					F5				F7		4	0	0	0	0	0	1		
Mike Fitzgerald, R OBP: 0.358, SLG: 0.436 (1, 2)	6-3					K		1B FC G3 1B		6-3		4	1	1	0	0	1	1		
Vance Law, R OBP: 0.279, SLG: 0.289 (1, 4)				6-3				FC G3 1B		4-3		4	1	1	0	0	0	1		
Rene Gonzales, R OBP: 0.100, SLG: 0.100 George Wright, S OBP: 0.265, SLG: 0.325 Al Newman, S OBP: 0.318, SLG: 0.267 (1, 6)				6-3		F9		1B G3 SF8 1B		F8		3	1	1	0	0	0	2		
Bryn Smith, R OBP: 0.171, SLG: 0.162 Jim Wohlford, R OBP: 0.255, SLG: 0.275 Bob McClure, R (8, 1)				6-3				1-2 2-3 G3		F7		1	0	0	0	0	0	0		
Wayne Krenchicki, L OBP: 0.317, SLG: 0.363 Tim Burke, R (10, 1)						6-3		1-2 2-3 G3				2	0	0	0	0	0	0		
Inning Stats	R: 0 E: 0 K: 1 S: 5	H: 0 LOB: 0 BB: 0 P: 5	R: 0 E: 0 K: 0 S: 3	H: 0 LOB: 0 BB: 0 P: 3	R: 0 E: 0 K: 0 S: 3	H: 0 LOB: 0 BB: 0 P: 3	R: 0 E: 0 K: 1 S: 5	H: 0 LOB: 0 BB: 0 P: 5	R: 0 E: 0 K: 0 S: 3	H: 0 LOB: 0 BB: 0 P: 5	R: 0 E: 0 K: 0 S: 8	H: 4 LOB: 2 BB: 0 P: 8	R: 0 E: 0 K: 0 S: 3	H: 0 LOB: 0 BB: 0 P: 3	R: 0 E: 0 K: 0 S: 3	H: 0 LOB: 0 BB: 0 P: 3	1B: 6 2B: 0 3B: 0 HR: 0	SF: 1 SAC: 0 DP: 0 HBP: 0	WP: 0 PB: 0 SB: 0 CS: 0	PA: 40
PITCHER	IP 7.1	WLS 29	BF 5	H 0	R 0	ER 0	SO 0	BB 0	IBB 0	HBP 0	BLK 0	WP 0	HR 0	S 5	P 5	ERA 3.68	WHIP 0.818			
Bob Knepfer, L ERA: 2.65 Charlie Kerfeld, R ERA: 2.43 Aurelio Lopez, R ERA: 2.7	(1, 1)	(8, 1)	(10, 1)																	

Montreal Expos @ Houston Astros
Astrodome, Houston, TX
Wed Jul 23 1986, 8:05 PM EDT
Att: 15,364 - Unknown

AB	39
R	3
H	6
RBI	3
BB	0
SO	4
LOB	9



Batter	1	2	3	4	5	6	7	8	9	10	11	AB	R	H	RBI	BB	SO	LOB	BOTTOM			
Bill Doran, S OBP: 0.366, SLG: 0.367 (1, 4)	E7 4-3 1B	HBP 1B		FC5-4 1B			1-3		K		K	6	1	3	1	0	2	2				
Billy Hatcher, R OBP: 0.293, SLG: 0.332 Kevin Bass, S OBP: 0.354, SLG: 0.481 (11, PH)	4-3			FC5-4 S			F7			1-3		4	0	0	0	0	0	3				
Davey Lopes, R OBP: 0.421, SLG: 0.500 (1, 9)	4-3	6-3		5-3								5	0	2	2	1	0	5				
Glenn Davis, R OBP: 0.341, SLG: 0.530 (1, 3)	6-3			4-3			F9					4	0	0	0	1	1	1				
Denny Walling, L OBP: 0.369, SLG: 0.451 (1, 5)		1B G3 1B		2B			G3		F8		F8	5	1	2	0	0	0	2				
Jose Cruz, L OBP: 0.331, SLG: 0.343 (1, 7)		PB G3 1B 1B		6-3			K		G5-4-3 1B			4	1	2	0	1	1	1				
Alan Ashby, S OBP: 0.355, SLG: 0.359 (1, 2)		G3		6-3			K		G5-4-3 1B		1-3	5	0	0	1	0	1	6				
Craig Reynolds, L OBP: 0.280, SLG: 0.365 Dicke Thon, R OBP: 0.294, SLG: 0.322 (9, PH)		HBP 1B BB		FC5-4 1B 1B			G3					2	0	1	0	1	0	0				
Bob Knepfer, L OBP: 0.063, SLG: 0.063 Charlie Kerfeld, R (8, 1)				K			K					1	1	1	0	1	0	0				
Jim Parkovits, R OBP: 0.327, SLG: 0.362 Aurelio Lopez, R (10, 1)		K		K			K					1	0	0	0	0	1	1				
Terry Puhl, L OBP: 0.285, SLG: 0.333 (11, PH)												0	0	0	0	0	0	0				
Inning Stats	R: 1 E: 1 K: 0 S: 4	H: 1 LOB: 0 BB: 0 P: 4	R: 2 E: 0 K: 1 S: 8	H: 3 LOB: 3 BB: 1 P: 13	R: 0 E: 0 K: 0 S: 4	H: 1 LOB: 1 BB: 0 P: 4	R: 0 E: 0 K: 1 S: 7	H: 2 LOB: 2 BB: 0 P: 7	R: 0 E: 0 K: 1 S: 5	H: 0 LOB: 0 BB: 0 P: 5	R: 0 E: 0 K: 2 S: 7	H: 1 LOB: 1 BB: 0 P: 6	R: 0 E: 0 K: 0 S: 3	H: 1 LOB: 1 BB: 0 P: 7	R: 0 E: 0 K: 0 S: 3	H: 0 LOB: 3 BB: 3 P: 15	R: 1 E: 0 K: 1 S: 5	H: 1 LOB: 2 BB: 2 P: 13	1B: 9 2B: 2 3B: 1 HR: 0	SF: 0 SAC: 1 DP: 2 HBP: 1	WP: 0 PB: 1 SB: 2 CS: 1	PA: 48
PITCHER	IP 7.0	WLS 31	BF 31	H 8	R 3	ER 2	SO 6	BB 1	IBB 0	HBP 0	BLK 0	WP 0	HR 0	S 41	P 46	ERA 2.57	WHIP 1.286					
Bryn Smith, R ERA: 3.76 Bob McClure, L ERA: 3.63 Tim Burke, R ERA: 2.25	(1, 1)	(8, 1)	(10, 1)																			


Montreal Expos @ Houston Astros
Astrodome, Houston, TX
Wed Jul 23 1986, 8:05 PM EDT
Att: 15,364 - Unknown

AB	40
R	4
H	11
RBI	4
BB	6
SO	9
LOB	24




Batter	1	2	3	4	5	6	7	8	9	AB	R	H	RBI	BB	SO	LOB	TOP										
Bill Doran, S OBP: 0.368, SLG: 0.367 (1, 4)										5	1	1	0	0	1	1	Houston Astros @ Philadelphia Phillies Veterans Stadium, Philadelphia, PA Fri Jul 25 1986, 7:05 PM EDT Att: 23,387 - Unknown										
Craig Reynolds, L OBP: 0.280, SLG: 0.361 Dickie Thon, R OBP: 0.301, SLG: 0.333 (8, PH) (8, 6)										2	0	0	0	1	0	1											
Denny Walling, L OBP: 0.376, SLG: 0.457 (1, 5)										2	0	1	0	2	0	0											
Glenn Davis, R OBP: 0.336, SLG: 0.518 (1, 3)										4	0	0	0	0	0	6											
Kevin Bass, S OBP: 0.362, SLG: 0.489 (1, 9)										4	0	1	1	0	0	4											
Jose Cruz, L OBP: 0.330, SLG: 0.342 (1, 7)										4	0	1	0	0	1	4											
Alan Ashby, S OBP: 0.383, SLG: 0.384 (1, 2)										4	0	0	0	0	0	4											
Billy Hatcher, R OBP: 0.275, SLG: 0.322 (1, 8)										4	0	1	0	0	0	2											
Jim Deshaies, L OBP: 0.185, SLG: 0.087 Larry Andersen, R OBP: 0.285, SLG: 0.333 Terry Puhl, L OBP: 0.285, SLG: 0.333 Davey Lopes, R OBP: 0.175, SLG: 0.485 Aurelio Lopez, R OBP: 0.343, SLG: 0.452 (1, 1) (2, 1) (7, PH) (7, PH) (7, 1) (8, PH)										1	0	0	0	0	1	2											
Inning Stats	R: 0 E: 0 K: 1 S: 6	H: 1 LOB: 1 BB: 0 P: 6	R: 0 E: 1 K: 2 S: 9	H: 1 LOB: 2 BB: 0 P: 9	R: 1 E: 1 K: 0 S: 4	H: 0 LOB: 2 BB: 2 P: 12	R: 0 E: 0 K: 0 S: 3	H: 0 LOB: 0 BB: 0 P: 3	R: 0 E: 0 K: 0 S: 4	H: 1 LOB: 1 BB: 0 P: 4	R: 0 E: 0 K: 0 S: 3	H: 1 LOB: 0 BB: 3 P: 3	R: 1 E: 1 K: 0 S: 5	H: 1 LOB: 2 BB: 1 P: 9	R: 0 E: 0 K: 0 S: 4	H: 1 LOB: 1 BB: 0 P: 4		1B: 5 2B: 3 3B: 0 HR: 0	SF: 0 SAC: 0 DP: 2 HBP: 0	WP: 0 PB: 0 SB: 2 CS: 0	PA: 38						
PITCHER	IP	WLS	BF	H	R	ER	SO	BB	IBB	HBP	BLK	WP	HR	S	P	ERA	WHIP										
Charles Hudson, R ERA: 4.68 (1, 1)	6.0	W	26	5	1	0	3	2	0	0	0	0	0	30	38	0.00	1.167										
Dan Schatzeder, L ERA: 3.1 (7, 1)	1.0		4	1	1	0	0	1	0	0	0	0	0	3	7	0.00	2.000										
Steve Bedrosian, R ERA: 3.04 (8, 1)	2.0	S	8	1	0	0	0	0	0	0	0	0	0	8	8	0.00	0.500										

AB	35
R	2
H	7
RBI	1
BB	3
SO	3
LOB	26



Batter	1	2	3	4	5	6	7	8	9	AB	R	H	RBI	BB	SO	LOB	BOTTOM										
Gary Redus, R OBP: 0.323, SLG: 0.397 (1, 7)										3	1	1	0	1	0	1	Houston Astros @ Philadelphia Phillies Veterans Stadium, Philadelphia, PA Fri Jul 25 1986, 7:05 PM EDT Att: 23,387 - Unknown										
Ron Roenicke, S OBP: 0.378, SLG: 0.397 (1, 8)										3	0	0	1	1	1	2											
Juan Samuel, R OBP: 0.305, SLG: 0.442 (1, 4)										3	1	0	0	1	1	4											
Mike Schmidt, R OBP: 0.379, SLG: 0.542 (1, 5)										2	1	1	1	2	0	1											
Von Hayes, L OBP: 0.381, SLG: 0.439 (1, 3)										4	0	2	1	0	0	1											
Glenn Wilson, R OBP: 0.300, SLG: 0.348 (1, 9)										2	1	0	1	1	0	0											
John Russell, R OBP: 0.307, SLG: 0.453 (1, 2)										4	0	0	0	0	2	2											
Luis Aguayo, R OBP: 0.247, SLG: 0.314 Steve Jeltz, S OBP: 0.357, SLG: 0.273 (1, 6) (9, 6)										4	0	2	0	0	0	1											
Charles Hudson, S OBP: 0.061, SLG: 0.031 Dan Schatzeder, L OBP: 0.538, SLG: 0.714 Steve Bedrosian, R OBP: 0.400, SLG: 0.250 (1, 1) (7, 1) (8, 1)										1	0	0	0	1	0	0											
Inning Stats	R: 1 E: 0 K: 1 S: 6	H: 2 LOB: 1 BB: 1 P: 10	R: 1 E: 0 K: 1 S: 5	H: 0 LOB: 3 BB: 4 P: 21	R: 1 E: 0 K: 1 S: 6	H: 1 LOB: 0 BB: 0 P: 6	R: 0 E: 0 K: 1 S: 6	H: 1 LOB: 1 BB: 0 P: 6	R: 1 E: 0 K: 0 S: 4	H: 1 LOB: 1 BB: 1 P: 8	R: 0 E: 0 K: 0 S: 3	H: 0 LOB: 0 BB: 1 P: 7	R: 0 E: 0 K: 1 S: 6	H: 1 LOB: 1 BB: 0 P: 6	R: 0 E: 0 K: 1 S: 6	H: 1 LOB: 1 BB: 0 P: 6		1B: 4 2B: 1 3B: 0 HR: 1	SF: 1 SAC: 1 DP: 0 HBP: 0	WP: 0 PB: 0 SB: 0 CS: 0	PA: 37						
PITCHER	IP	WLS	BF	H	R	ER	SO	BB	IBB	HBP	BLK	WP	HR	S	P	ERA	WHIP										
Jim Deshaies, L ERA: 3.91 (1, 1)	1.2	L	11	2	2	2	2	4	1	0	0	0	0	10	30	10.80	3.600										
Larry Andersen, R ERA: 3.35 (2, 1)	4.1		17	3	2	2	2	1	0	0	0	0	1	20	24	4.15	0.923										
Aurelio Lopez, R ERA: 2.53 (7, 1)	2.0		8	1	0	0	1	1	0	0	0	0	0	9	13	0.00	1.000										

AB	27
R	4
H	6
RBI	4
BB	7
SO	5
LOB	13



Batter	1	2	3	4	5	6	7	8	9	AB	R	H	RBI	BB	SO	LOB	TOP										
Bill Doran, S OBP: 0.366, SLG: 0.367 (1, 4)										3	0	1	1	0	0	1	Houston Astros @ Philadelphia Phillies Veterans Stadium, Philadelphia, PA Sat Jul 26 1986, 7:05 PM EDT Att: 34,075 - Unknown										
Billy Hatcher, R OBP: 0.281, SLG: 0.323 Jose Cruz, L OBP: 0.329, SLG: 0.341 (1, 8) (8, PH) (8, 7)										2	0	1	0	1	0	1											
Davey Lopes, R OBP: 0.411, SLG: 0.480 (1, 7) (8, 8)										4	0	1	1	0	0	0											
Glenn Davis, R OBP: 0.335, SLG: 0.514 (1, 3)										3	0	0	0	1	0	2											
Kevin Bass, S OBP: 0.363, SLG: 0.492 (1, 9)										4	0	2	0	0	0	0											
Phil Garner, R OBP: 0.341, SLG: 0.448 (1, 5)										4	0	1	0	0	2	3											
Alan Ashby, S OBP: 0.354, SLG: 0.373 (1, 2)										4	0	0	0	0	1	4											
Dickie Thon, R OBP: 0.306, SLG: 0.335 Denny Walling, L OBP: 0.374, SLG: 0.455 (1, 6) (9, PH)										2	2	1	0	1	0	0											
Mark Knudson, R Terry Puhl, L Charlie Kerfeld, R (1, 1) (7, PH) (7, 1)										1	0	0	0	0	1	1											
Inning Stats	R: 0 E: 0 K: 0 S: 3	H: 1 LOB: 0 BB: 0 P: 3	R: 0 E: 0 K: 0 S: 4	H: 1 LOB: 1 BB: 0 P: 4	R: 1 E: 0 K: 1 S: 7	H: 2 LOB: 2 BB: 1 P: 11	R: 0 E: 0 K: 1 S: 5	H: 0 LOB: 0 BB: 0 P: 5	R: 1 E: 0 K: 0 S: 3	H: 1 LOB: 2 BB: 1 P: 7	R: 0 E: 0 K: 0 S: 4	H: 0 LOB: 0 BB: 0 P: 3	R: 0 E: 0 K: 0 S: 3	H: 0 LOB: 0 BB: 0 P: 3	R: 0 E: 0 K: 2 S: 8	H: 1 LOB: 1 BB: 0 P: 8		1B: 6 2B: 1 3B: 0 HR: 0	SF: 1 SAC: 1 DP: 1 HBP: 0	WP: 1 PB: 0 SB: 0 CS: 1	PA: 36						
PITCHER	IP	WLS	BF	H	R	ER	SO	BB	IBB	HBP	BLK	WP	HR	S	P	ERA	WHIP										
Don Carman, L ERA: 3.84 (1, 1)	6.0	W	25	6	2	2	2	3	0	0	0	1	0	26	38	3.00	1.500										
Tom Hume, R ERA: 3.39 (7, 1)	2.2		9	1	0	0	2	0	0	0	0	0	0	13	13	0.00	0.375										
Dan Schatzeder, L ERA: 3.08 (9, 1)	0.1	S	1	0	0	0	0	0	0	0	0	0	0	1	1	0.00	0.000										

Batter	1	2	3	4	5	6	7	8	9	AB	R	H	RBI	BB	SO	LOB	BOTTOM										
Gary Redus, R OBP: 0.321, SLG: 0.414 (1, 7)										4	1	1	1	0	1	1	Houston Astros @ Philadelphia Phillies Veterans Stadium, Philadelphia, PA Sat Jul 26 1986, 7:05 PM EDT Att: 34,075 - Unknown										
Jeff Stone, L OBP: 0.328, SLG: 0.367 (1, 8)										4	1	2	0	0	0	0											
Juan Samuel, R OBP: 0.304, SLG: 0.440 (1, 4)										4	0	1	1	0	1	1											
Mike Schmidt, R OBP: 0.377, SLG: 0.538 (1, 5)										4	0	1	0	0	0	1											
Von Hayes, L OBP: 0.382, SLG: 0.447 (1, 3)										3	1	1	1	1	0	2											
Glenn Wilson, R OBP: 0.298, SLG: 0.345 (1, 9)										3	0	0	0	0	0	2											
Ronn Reynolds, R OBP: 0.273, SLG: 0.600 (1, 2)										3	0	0	0	0	0	0											
Steve Jeltz, S OBP: 0.360, SLG: 0.272 (1, 6)										1	0	0	0	2	1	0											
Don Carman, L Tom Hume, R Dan Schatzeder, L (1, 1) (7, 1) (9, 1)										2	0	0	0	0	1	1											
Inning Stats	R: 1 E: 0 K: 1 S: 6	H: 1 LOB: 0 BB: 0 P: 6	R: 1 E: 0 K: 1 S: 6	H: 1 LOB: 1 BB: 1 P: 10	R: 1 E: 0 K: 0 S: 5	H: 2 LOB: 2 BB: 1 P: 9	R: 0 E: 0 K: 1 S: 5	H: 0 LOB: 0 BB: 0 P: 5	R: 0 E: 0 K: 0 S: 3	H: 0 LOB: 1 BB: 1 P: 3	R: 0 E: 0 K: 0 S: 3	H: 0 LOB: 1 BB: 0 P: 7	R: 0 E: 0 K: 0 S: 4	H: 2 LOB: 1 BB: 0 P: 4	1B: 3 2B: 0 3B: 1 HR: 2	SF: 0 SAC: 1 DP: 1 HBP: 0		WP: 0 PB: 0 SB: 1 CS: 0	PA: 32								
PITCHER	IP	WLS	BF	H	R	ER	SO	BB	IBB	HBP	BLK	WP	HR	S	P	ERA	WHIP										
Mark Knudson, R ERA: 4.17 (1, 1)	6.0	L	24	4	3	3	4	1	1	0	0	0	0	2	30	4.50	0.833										
Charlie Kerfeld, R ERA: 2.34 (7, 1)	2.0		8	2	0	0	0	1	0	0	0	0	0	7	11	0.00	1.500										

Batter	1	2	3	4	5	6	7	8	9	AB	R	H	RBI	BB	SO	LOB	TOP											
Bill Doran, S OBP: 0.368, SLG: 0.367 (1, 4)	0-0 1B		4-0 2B BB		0-0 3-1			0-0 F7		3	1	1	0	1	0	0	Houston Astros @ Philadelphia Phillies Veterans Stadium, Philadelphia, PA Sun Jul 27 1986, 3:33 AM EDT Att: 33,192 - Unknown											
Billy Hatcher, R OBP: 0.280, SLG: 0.327 (1, 8)	0-0 F9		0-0 1B 2B		0-3 K			0-0 6-3		4	1	1	1	0	1	1												
Denny Walling, L OBP: 0.368, SLG: 0.446 (1, 5)	0-0 F2		0-0 F2		0-0 1-3			0-0 4-3		4	0	0	0	0	0	2												
Glenn Davis, R OBP: 0.332, SLG: 0.508 (1, 3)	0-0 5-3		0-0 F3			0-0 G4-3-6			0-3 K	4	0	0	0	0	1	2												
Kevin Bass, S OBP: 0.362, SLG: 0.489 (1, 9)		0-3 K	0-0 1B			0-3 K			0-0 6-3	4	0	1	1	0	2	0												
Jose Cruz, L OBP: 0.331, SLG: 0.340 (1, 7)		0-0 F4	0-0 6-3			4-0 CS BB			0-0 1B	3	0	1	0	1	0	1												
Craig Reynolds, L OBP: 0.281, SLG: 0.377 (9, PH) Dickie Thon, R OBP: 0.310, SLG: 0.335 (9, 6)		0-0 HR			0-0 F9		0-0 G3		4-0 1-2 BB	3	1	1	1	0	0	0												
John Mizerock, L OBP: 0.409, SLG: 0.205 Davey Lopes, R OBP: 0.409, SLG: 0.477 Alan Ashby, S OBP: 0.354, SLG: 0.373 (9, 2)		0-0 E6			0-0 F5		0-0 4-3		0-3 K	3	0	0	0	0	0	0												
Nolan Ryan, R OBP: 0.154, SLG: 0.132 Aurelio Lopez, R (6, 1)		0-3 K			0-0 F4		0-3 K			2	0	0	0	0	1	1												
Inning Stats	R: 0 E: 0 K: 0 S: 4	H: 1 LOB: 1 BB: 0 P: 4	R: 1 E: 1 K: 2 S: 9	H: 1 LOB: 1 BB: 0 P: 9	R: 2 E: 0 K: 0 S: 5	H: 2 LOB: 1 BB: 1 P: 9	R: 0 E: 0 K: 0 S: 3	H: 0 LOB: 0 BB: 0 P: 3	R: 0 E: 0 K: 1 S: 5	H: 0 LOB: 0 BB: 1 P: 8	R: 0 E: 0 K: 0 S: 5	H: 0 LOB: 0 BB: 0 P: 5	R: 0 E: 0 K: 0 S: 3	H: 0 LOB: 0 BB: 0 P: 3	R: 0 E: 0 K: 2 S: 8	H: 1 LOB: 2 BB: 1 P: 12		1B: 3 2B: 1 3B: 0 HR: 1	SF: 0 SAC: 0 DP: 0 HBP: 0	WP: 0 PB: 0 SB: 1 CS: 1	PA: 36							
PITCHER	IP	WLS	BF	H	R	ER	SO	BB	IBB	HBP	BLK	WP	HR	S	P	ERA	WHIP											
Kevin Gross, R ERA: 4.12 Dan Schatzeder, L ERA: 3.05 Kent Tekulve, R ERA: 2.94	(1, 1)	8.0	L	30	4	3	3	5	2	0	0	0	0	1	38	46	3.38	0.750										
	(9, 1)	0.2		4	1	0	0	1	1	0	0	0	0	0	5	9	0.00	3.000										
	(9, 1)	0.1		1	0	0	0	1	0	0	0	0	0	0	3	3	0.00	0.000										

Batter	1	2	3	4	5	6	7	8	9	AB	R	H	RBI	BB	SO	LOB	BOTTOM											
Gary Redus, R OBP: 0.314, SLG: 0.403 (1, 7)	0-3 K		0-3 K			0-0 F8			0-0 L9	4	0	0	0	0	2	0	Houston Astros @ Philadelphia Phillies Veterans Stadium, Philadelphia, PA Sun Jul 27 1986, 3:33 AM EDT Att: 33,192 - Unknown											
Jeff Stone, L OBP: 0.320, SLG: 0.358 (1, 8)	0-0 4-3		0-3 K			0-0 4-3			0-0 F9	4	0	0	0	0	1	0												
Juan Samuel, R OBP: 0.304, SLG: 0.436 (1, 4)	4-0 S BB				0-0 L9				0-0 5-3	3	1	0	0	1	0	0												
Mike Schmidt, R OBP: 0.377, SLG: 0.537 (1, 5)	0-0 E6 1B				0-3 K				0-0 5-3	3	0	1	1	0	1	0												
Von Hayes, L OBP: 0.382, SLG: 0.444 (1, 3)	0-0 1-3				0-0 4-3				4-0 CS BB	2	0	0	0	1	0	1												
Glenn Wilson, R OBP: 0.298, SLG: 0.354 (1, 9)		0-3 K				0-0 HR			0-0 F4	3	1	1	1	0	1	1												
John Russell, R OBP: 0.303, SLG: 0.448 Greg Gross, L OBP: 0.400, SLG: 0.314 Ronn Reynolds, R OBP: 0.273, SLG: 0.600 (9, 2)		0-3 K				0-0 CS		0-0 4-3		2	0	0	0	0	2	0												
Steve Jeltz, S OBP: 0.357, SLG: 0.269 (1, 6)		0-3 K				0-0 4-3			0-0 6-3	3	0	0	0	0	1	0												
Kevin Gross, R OBP: 0.184, SLG: 0.271 Francisco Melendez, L Dan Schatzeder, L OBP: 0.338, SLG: 0.714 Kent Tekulve, R (9, 1)			0-3 K			0-0 K			0-3 K	2	0	0	0	0	0	0												
Inning Stats	R: 1 E: 1 K: 1 S: 6	H: 1 LOB: 1 BB: 1 P: 10	R: 0 E: 0 K: 3 S: 9	H: 0 LOB: 0 BB: 0 P: 9	R: 0 E: 0 K: 3 S: 9	H: 0 LOB: 0 BB: 0 P: 9	R: 0 E: 0 K: 1 S: 5	H: 0 LOB: 0 BB: 0 P: 5	R: 1 E: 0 K: 2 S: 8	H: 1 LOB: 0 BB: 0 P: 8	R: 0 E: 0 K: 0 S: 3	H: 0 LOB: 0 BB: 0 P: 3	R: 0 E: 0 K: 0 S: 2	H: 0 LOB: 0 BB: 1 P: 6	R: 0 E: 0 K: 1 S: 5	H: 0 LOB: 0 BB: 0 P: 5		R: 0 E: 0 K: 0 S: 3	H: 0 LOB: 0 BB: 0 P: 3	1B: 1 2B: 0 3B: 0 HR: 1	SF: 0 SAC: 0 DP: 0 HBP: 0	WP: 0 PB: 0 SB: 1 CS: 1	PA: 31					
PITCHER	IP	WLS	BF	H	R	ER	SO	BB	IBB	HBP	BLK	WP	HR	S	P	ERA	WHIP											
Nolan Ryan, R ERA: 3.89 Aurelio Lopez, R ERA: 2.25	(1, 1)	5.0	W	18	2	2	1	10	1	0	0	0	0	0	37	41	1.80	0.600										
	(6, 1)	4.0	S	12	0	0	0	1	1	0	0	0	0	0	13	17	0.00	0.250										

AB	32
R	3
H	5
RBI	3
BB	3
SO	7
LOB	9



AB	28
R	2
H	2
RBI	2
BB	2
SO	11
LOB	2



Batter	1	2	3	4	5	6	7	8	9	AB	R	H	RBI	BB	SO	LOB	TOP				
Bill Sample, R OBP: 0.302, SLG: 0.384 (1, 9)	0-0 6-3		0-0 1-2 1B			0-0 2B 2B	0-0 F7			4	1	2	0	0	0	2					
Ken Griffey, L OBP: 0.347, SLG: 0.486 (1, 7)	0-0 4-3		0-0 F8			0-0 2B 2B		0-0 F9		4	1	1	1	0	0	2					
Dale Murphy, R OBP: 0.363, SLG: 0.451 (1, 8)	0-0 F9			0-0 F4		0-0 2B 2B		0-0 5-3		4	0	1	1	0	0	0					
Bob Horner, R OBP: 0.334, SLG: 0.472 (1, 3)		0-0 4-3		0-0 5-3		4-0 9-4 IBB		0-0 F4		3	0	0	0	1	0	0					
Rafael Ramirez, R OBP: 0.256, SLG: 0.311 Ken Oberkfell, L OBP: 0.392, SLG: 0.399 (9, PH)		0-0 6-3		0-0 5-3		0-0 9-4			0-0 4-3	3	0	0	0	0	0	2					
Andres Thomas, R OBP: 0.320, SLG: 0.497 (1, 6)		0-0 3-1			0-0 6-3		0-0 SH1-3 2B		0-0 2B	4	0	2	0	0	0	0					
Bruce Benedict, R OBP: 0.367, SLG: 0.372 Chris Chambliss, L OBP: 0.405, SLG: 0.437 (9, PH)			0-0 4-3		0-0 5-3		0-0 SH1-3		0-0 F9	2	0	0	0	0	0	0					
Glenn Hubbard, R OBP: 0.369, SLG: 0.340 Ted Simmons, S OBP: 0.343, SLG: 0.396 (9, PH)			0-0 1B 1B		0-3 K		4-0 SH1-4 IBB		0-0 F6	2	0	1	0	1	1	0					
Doyle Alexander, R OBP: 0.167, SLG: 0.167 Paul Assenmacher, L (8, 1)			0-0 B1		0-3 K		0-0 SH1-4			2	0	0	0	0	1	1					
Inning Stats	R: 0 E: 0 K: 0 S: 3	H: 0 LOB: 0 BB: 0 P: 3	R: 0 E: 0 K: 0 S: 3	H: 0 LOB: 0 BB: 0 P: 3	R: 0 E: 0 K: 0 S: 5	H: 2 LOB: 2 BB: 0 P: 5	R: 0 E: 0 K: 0 S: 3	H: 0 LOB: 0 BB: 0 P: 3	R: 0 E: 0 K: 1 S: 5	H: 0 LOB: 0 BB: 0 P: 5	R: 2 E: 0 K: 1 S: 7	H: 3 LOB: 1 BB: 1 P: 11	R: 0 E: 0 K: 0 S: 4	H: 1 LOB: 2 BB: 1 P: 8	R: 0 E: 0 K: 0 S: 3	H: 0 LOB: 0 BB: 0 P: 3	R: 0 E: 0 K: 0 S: 4	H: 1 LOB: 1 BB: 0 P: 4	1B: 2 2B: 6 3B: 0 HR: 0	SF: 0 SAC: 2 DP: 1 HBP: 0	WP: 0 PA: 35 PB: 0 SB: 0 CS: 0
PITCHER	IP WLS BF H R ER SO BB IBB HBP BLK WP HR S P ERA WHIP	8.0 W 31 6 2 2 2 0 2 0 0 0 0 0 4 4 2.25 0.750	1.0 S 4 1 0 0 0 0 0 0 0 0 0 4 4 0.00 1.000	PITCHER										IP WLS BF H R ER SO BB IBB HBP BLK WP HR S P ERA WHIP							
Bob Knepper, L ERA: 2.64 Dave Smith, R ERA: 3.22 (9, 1)																					

Atlanta Braves @ Houston Astros
Astrodome, Houston, TX
Mon Jul 28 1986, 8:05 PM EDT
Att: 24,597 - Unknown

AB 31
R 2
H 7
RBI 2
BB 2
SO 2
LOB 9



Batter	1	2	3	4	5	6	7	8	9	AB	R	H	RBI	BB	SO	LOB	BOTTOM			
Bill Doran, S OBP: 0.367, SLG: 0.368 (1, 4)	0-0 F9	0-0 G4-6-3			0-3 K			0-0 HR 2B		4	1	1	0	0	1	2				
Billy Hatcher, R OBP: 0.280, SLG: 0.325 (1, 8)	0-0 1B 1B		0-0 5-3		0-0 6-3			0-0 5-3		4	1	1	0	0	0	1				
Denny Walling, L OBP: 0.374, SLG: 0.449 (1, 5)	0-0 1B 1-2 1B		0-0 1B			0-0 F7		4-0 HR BB		3	1	2	0	1	0	0				
Glenn Davis, R OBP: 0.333, SLG: 0.516 (1, 3)	0-0 1B 1-2 2H 1B		0-0 F8			0-0 F9		0-0 HR		4	1	2	4	0	0	1				
Kevin Bass, S OBP: 0.361, SLG: 0.486 (1, 9)	0-0 F7		0-3 K			0-0 6-3		0-0 1B		4	0	1	0	0	1	3				
Jose Cruz, L OBP: 0.327, SLG: 0.336 (1, 7)	0-0 F8			0-0 F9			0-0 3-1	0-0 4-3		4	0	0	0	0	0	3				
Alan Ashby, S OBP: 0.347, SLG: 0.366 (1, 2)		0-3 K		0-0 F5			0-3 K			3	0	0	0	0	2	0				
Craig Reynolds, L OBP: 0.282, SLG: 0.373 (1, 6)		4-0 1B BB		0-0 L6			0-0 F4			2	0	0	0	1	0	0				
Bob Knepper, L OBP: 0.076, SLG: 0.076 Terry Puhl, L OBP: 0.281, SLG: 0.328 Dave Smith, R (9, 1)		0-0 1B		0-0 F8			0-0 F7			2	0	1	0	0	0	0				
Inning Stats	R: 1 E: 0 K: 0 S: 6	H: 3 LOB: 2 BB: 0 P: 6	R: 0 E: 0 K: 1 S: 5	H: 1 LOB: 1 BB: 1 P: 9	R: 0 E: 0 K: 1 S: 6	H: 1 LOB: 1 BB: 0 P: 6	R: 0 E: 0 K: 0 S: 3	H: 0 LOB: 0 BB: 0 P: 3	R: 0 E: 0 K: 1 S: 5	H: 0 LOB: 0 BB: 0 P: 5	R: 0 E: 0 K: 0 S: 3	H: 0 LOB: 0 BB: 0 P: 3	R: 0 E: 0 K: 1 S: 5	H: 0 LOB: 0 BB: 0 P: 5	R: 3 E: 0 K: 0 S: 6	H: 3 LOB: 1 BB: 1 P: 10	1B: 6 2B: 1 3B: 0 HR: 1	SF: 0 SAC: 0 DP: 1 HBP: 0	WP: 0 PA: 33 PB: 0 SB: 0 CS: 0	
PITCHER	IP WLS BF H R ER SO BB IBB HBP BLK WP HR S P ERA WHIP	7.2 L 32 8 4 4 4 2 0 0 0 0 1 38 46 4.70 1.304	0.1 1 0 0 0 0 0 0 0 0 0 0 0 1 1 0.00 0.000	PITCHER										IP WLS BF H R ER SO BB IBB HBP BLK WP HR S P ERA WHIP						
Doyle Alexander, R ERA: 4.11 Paul Assenmacher, L ERA: 2.93 (8, 1)																				

Atlanta Braves @ Houston Astros
Astrodome, Houston, TX
Mon Jul 28 1986, 8:05 PM EDT
Att: 24,597 - Unknown

AB 31
R 4
H 8
RBI 4
BB 2
SO 4
LOB 10



Batter	1	2	3	4	5	6	7	8	9	AB R H RBI BB SO LOB	TOP								
Omar Moreno, L (1,9) OBP: 0.285, SLG: 0.371	F7			K		4-3			K	4 0 0 0 0 2 1	Atlanta Braves @ Houston Astros Astrodome, Houston, TX Tue Jul 29 1986, 8:05 PM EDT Att: 26,610 - Unknown								
Ken Oberkfell, L (1,5) OBP: 0.387, SLG: 0.394	F8			K		4-3			6-3	4 0 0 0 0 1 0									
Dale Murphy, R (1,8) OBP: 0.362, SLG: 0.457	K			K			HR		5-3	4 1 1 1 0 2 0									
Ted Simmons, S (1,3)		1-3			5-3					3 0 1 0 0 0 0									
Ken Griffey, L (1,7) OBP: 0.344, SLG: 0.481		3-1			3-1		FC4-6 1B			3 0 0 0 0 0 1									
Andres Thomas, R (1,6) OBP: 0.315, SLG: 0.490		6-3			K		5-3			3 0 0 0 0 1 1									
Ozzie Virgil, R (1,2) OBP: 0.331, SLG: 0.371			K			K		2-3		3 0 0 0 0 2 0									
Glenn Hubbard, R (1,4) OBP: 0.369, SLG: 0.340			K					F8		3 0 1 0 0 1 0									
David Palmer, R (1,1) OBP: 0.149, SLG: 0.239			K					F8		3 0 0 0 0 2 1									
Gene Garber, R (8,1) OBP: 0.400, SLG: 0.250										0 0 0 0 0 0 0									
Inning Stats	R: 0 H: 0 E: 0 K: 1 S: 5	H: 0 LOB: 0 BB: 0 P: 5	R: 0 H: 0 E: 0 K: 0 S: 3	H: 0 LOB: 0 BB: 0 P: 3	R: 0 H: 0 E: 0 K: 3 S: 9	H: 0 LOB: 0 BB: 0 P: 9	R: 0 H: 0 E: 0 K: 3 S: 9	H: 0 LOB: 0 BB: 0 P: 9	R: 0 H: 1 E: 0 K: 2 S: 8	H: 1 LOB: 1 BB: 0 P: 8	R: 1 H: 2 E: 0 K: 0 S: 5	H: 2 LOB: 1 BB: 0 P: 5	R: 0 H: 0 E: 0 K: 0 S: 3	H: 0 LOB: 0 BB: 0 P: 3	R: 0 H: 0 E: 0 K: 1 S: 5	H: 0 LOB: 0 BB: 0 P: 5	1B: 2 2B: 0 3B: 0 HR: 1	SF: 0 SAC: 0 DP: 0 HBP: 0	WP: 0 PA: 30 PB: 0 SB: 0 CS: 0
PITCHER	IP WLS BF H R ER SO BB IBB HBP BLK WP HR S P ERA WHIP											IP WLS BF H R ER SO BB IBB HBP BLK WP HR S P ERA WHIP							
Mike Scott, R (1,1) ERA: 2.29	8.0 L 27 3 1 1 10 0 0 0 0 0 0 1 47 47 1.12 0.375											1.0 3 0 0 0 1 0 0 0 0 0 0 0 5 5 0.00 0.000							
Charlie Kerfeld, R (9,1) ERA: 2.3																			

Batter	1	2	3	4	5	6	7	8	9	AB R H RBI BB SO LOB	BOTTOM								
Bill Doran, S (1,4) OBP: 0.368, SLG: 0.368	CS BB			S 1B		4-3		4-3		3 0 1 0 1 0 2	Atlanta Braves @ Houston Astros Astrodome, Houston, TX Tue Jul 29 1986, 8:05 PM EDT Att: 26,610 - Unknown								
Billy Hatcher, R (1,8) OBP: 0.275, SLG: 0.319	4-3			K		L5			5-3	4 0 0 0 0 1 2									
Denny Walling, L (1,5) OBP: 0.372, SLG: 0.445	5-3			K		L7			1B	4 0 1 0 0 1 1									
Glenn Davis, R (1,3) OBP: 0.330, SLG: 0.511		6-3		6-3		5-3			K	4 0 0 0 0 1 2									
Kevin Bass, S (1,9) OBP: 0.360, SLG: 0.484		3-1			K		CS 1B		F9	4 0 1 0 0 1 1									
Jose Cruz, L (1,7) OBP: 0.324, SLG: 0.332		K			K		CS 1-2		K	3 0 0 0 0 3 0									
Alan Ashby, S (1,2) OBP: 0.353, SLG: 0.367				4-3					CS 1B	2 0 1 0 1 0 0									
Davey Lopes, R (8, PR) OBP: 0.409, SLG: 0.477									CS 1B	0 0 0 0 0 0 0									
John Mizerock, L (9,2) OBP: 0.409, SLG: 0.205									BB 1B	0 0 0 0 0 0 0									
Craig Reynolds, L (1,6) OBP: 0.283, SLG: 0.372				4-3					BB 1B	3 0 1 0 0 1 1									
Mike Scott, R (1,1) OBP: 0.129, SLG: 0.131						5-3				2 0 0 0 0 0 0									
Terry Puhl, L (8, PH) OBP: 0.286, SLG: 0.328				L9						0 0 0 0 1 0 0									
Charlie Kerfeld, R (9,1) ERA: 1.35									BB	0 0 0 0 0 0 0									
Inning Stats	R: 0 H: 0 E: 0 K: 0 S: 2	H: 0 LOB: 1 BB: 1 P: 6	R: 0 H: 0 E: 0 K: 1 S: 5	H: 0 LOB: 0 BB: 0 P: 5	R: 0 H: 0 E: 0 K: 0 S: 3	H: 0 LOB: 0 BB: 0 P: 3	R: 0 H: 1 E: 0 K: 2 S: 8	H: 1 LOB: 1 BB: 0 P: 8	R: 0 H: 0 E: 0 K: 0 S: 3	H: 0 LOB: 0 BB: 0 P: 3	R: 0 H: 1 E: 0 K: 0 S: 3	H: 1 LOB: 0 BB: 0 P: 3	R: 0 H: 2 E: 0 K: 1 S: 6	H: 2 LOB: 2 BB: 1 P: 10	R: 0 H: 1 E: 0 K: 1 S: 6	H: 1 LOB: 1 BB: 0 P: 6	1B: 5 2B: 0 3B: 0 HR: 0	SF: 0 SAC: 0 DP: 0 HBP: 0	WP: 0 PA: 33 PB: 0 SB: 1 CS: 3
PITCHER	IP WLS BF H R ER SO BB IBB HBP BLK WP HR S P ERA WHIP											IP WLS BF H R ER SO BB IBB HBP BLK WP HR S P ERA WHIP							
David Palmer, R (1,1) ERA: 3.42	7.2 W 27 4 0 0 7 0 0 0 0 0 0 0 38 50 0.00 0.913											1.1 S 5 1 0 0 1 0 0 0 0 0 0 0 7 7 0.00 0.750							
Gene Garber, R (8,1) ERA: 1.35																			



Batter	1	2	3	4	5	6	7	8	9	AB	R	H	RBI	BB	SO	LOB	TOP		
Bill Sample, R OBP: 0.295, SLG: 0.374 (1, 9)	F4			F3		4-3			K	4	0	0	0	0	1	1			
Ken Griffey, L OBP: 0.343, SLG: 0.488 (1, 7)	4-3			4-3		K			HR	4	1	1	2	0	1	0			
Dale Murphy, R OBP: 0.356, SLG: 0.452 (1, 8)	3-1			1-3					F8	4	0	0	0	0	1	0			
Ted Simmons, S OBP: 0.349, SLG: 0.408 (1, 3)		K								4	0	2	0	0	2	0			
Ozzie Virgil, R OBP: 0.331, SLG: 0.368 Chris Chambliss, L (9, PH) OBP: 0.400, SLG: 0.431 (1, 2)		K			2B					2	0	0	0	1	1	0			
Andres Thomas, R OBP: 0.315, SLG: 0.487 (1, 6)					BB					1	0	0	0	0	1	1			
Ken Oberkfell, L OBP: 0.384, SLG: 0.390 (5, 4)		CS		F7		K				3	0	0	0	0	1	2			
Glenn Hubbard, R OBP: 0.366, SLG: 0.338 Ed Olwine, R (5, 1)				F3						2	0	0	0	0	0	2			
Terry Harper, R OBP: 0.310, SLG: 0.347 Cliff Speck, R (8, 1)				F3		F2				0	0	0	0	0	0	0			
Jim Acker, R (1, 1)										0	0	0	0	0	0	0			
Rafael Ramirez, R OBP: 0.257, SLG: 0.312 (5, 5)				K		6-3			HR	2	1	1	0	0	0	0			
Inning Stats	R: 0 E: 0 K: 0 S: 3	H: 0 LOB: 0 BB: 0 P: 3	R: 0 E: 0 K: 2 S: 7	H: 1 LOB: 0 BB: 0 P: 7	R: 0 E: 0 K: 1 S: 5	H: 0 LOB: 0 BB: 0 P: 5	R: 0 E: 0 K: 0 S: 3	H: 0 LOB: 0 BB: 0 P: 3	R: 0 E: 0 K: 1 S: 6	H: 1 LOB: 2 BB: 1 P: 10	R: 0 E: 0 K: 2 S: 5	H: 0 LOB: 0 BB: 0 P: 5	R: 0 E: 0 K: 1 S: 5	H: 0 LOB: 0 BB: 0 P: 5	R: 2 E: 0 K: 2 S: 10	H: 3 LOB: 1 BB: 0 P: 10	1B: 3 2B: 1 3B: 0 HR: 1	SF: 0 SAC: 0 DP: 0 HBP: 0	WP: 0 PA: 33 PB: 0 SB: 0 CS: 1
PITCHER	IP WLS BF H R ER SO BB IBB HBP BLK WP HR S P ERA WHIP																		
Jim Deshaies, L ERA: 3.72 (1, 1)	8.2 W 31 5 2 2 9 1 0 0 0 0 1 48 52 2.08 0.692																		
Dave Smith, R ERA: 3.19 (9, 1)	0.1 S 1 0 0 0 1 0 0 0 0 0 0 0 3 3 0.00 0.000																		

Atlanta Braves @ Houston Astros
Astrodome, Houston, TX
Wed Jul 30 1986, 8:05 PM EDT
Att: 34,102 - Unknown

AB 31
R 2
H 5
RBI 2
BB 1
SO 10
LOB 8





Batter	1	2	3	4	5	6	7	8	9	AB	R	H	RBI	BB	SO	LOB	BOTTOM		
Bill Doran, S OBP: 0.368, SLG: 0.368 (1, 4)	F8	4-3		CS		WP		G3		5	0	2	0	0	0	0			
Davey Lopes, R OBP: 0.404, SLG: 0.469 (1, 8)	E6			F8		K		F9		5	1	1	0	0	1	2			
Denny Walling, L OBP: 0.370, SLG: 0.439 (1, 5)	6-3			F7		K				3	0	0	0	1	1	2			
Glenn Davis, R OBP: 0.334, SLG: 0.518 (1, 3)	1B	6-3				HR				2	2	1	1	2	0	2			
Kevin Bass, S OBP: 0.359, SLG: 0.481 (1, 9)	1B	F7				K				4	1	1	1	0	1	4			
Jose Cruz, L OBP: 0.326, SLG: 0.334 (1, 7)	1B			E		E6		K		4	0	2	0	0	1	0			
Alan Ashby, S OBP: 0.356, SLG: 0.367 (1, 2)				G3				5-3		3	0	1	1	1	0	1			
Craig Reynolds, L OBP: 0.285, SLG: 0.374 Dickie Thon, R (6, PH) OBP: 0.307, SLG: 0.331 (1, 6)				4-3				F9		2	0	1	1	0	0	1			
Jim Deshaies, L OBP: 0.138, SLG: 0.074 Dave Smith, R (9, 1)	K			K		K		K		4	0	0	0	0	4	6			
Inning Stats	R: 3 E: 1 K: 1 S: 10	H: 4 LOB: 3 BB: 1 P: 14	R: 0 E: 0 K: 0 S: 4	H: 1 LOB: 2 BB: 1 P: 8	R: 0 E: 1 K: 1 S: 6	H: 1 LOB: 1 BB: 0 P: 6	R: 0 E: 0 K: 0 S: 3	H: 1 LOB: 0 BB: 0 P: 3	R: 1 E: 1 K: 2 S: 9	H: 1 LOB: 2 BB: 1 P: 13	R: 0 E: 0 K: 3 S: 10	H: 1 LOB: 2 BB: 1 P: 14	R: 0 E: 0 K: 1 S: 5	H: 0 LOB: 0 BB: 0 P: 5	R: 0 E: 0 K: 1 S: 5	H: 0 LOB: 0 BB: 0 P: 5	1B: 8 2B: 0 3B: 0 HR: 1	SF: 0 SAC: 0 DP: 0 HBP: 0	WP: 1 PA: 38 PB: 0 SB: 3 CS: 1
PITCHER	IP WLS BF H R ER SO BB IBB HBP BLK WP HR S P ERA WHIP																		
Jim Acker, R ERA: 4.2 (1, 1)	4.1 L 25 8 4 1 2 3 0 0 0 0 1 26 38 2.08 2.538																		
Ed Olwine, L ERA: 2.79 (5, 1)	2.2 10 1 0 0 6 1 0 0 0 0 1 0 21 25 0.00 0.750																		
Cliff Speck, R ERA: (8, 1)	1.0 3 0 0 0 1 0 0 0 0 0 0 0 5 5 0.00 0.000																		

Atlanta Braves @ Houston Astros
Astrodome, Houston, TX
Wed Jul 30 1986, 8:05 PM EDT
Att: 34,102 - Unknown

AB 34
R 4
H 9
RBI 4
BB 4
SO 9
LOB 20



Batter	1	2	3	4	5	6	7	8	9	AB	R	H	RBI	BB	SO	LOB	TOP																
Bill Doran, S OBP: 0.371, SLG: 0.369 (1, 4)	K			FC4-6 1B		1B		F9		4	0	2	0	0	1	1	Houston Astros @ San Diego Padres Jack Murphy Stadium, San Diego, CA Sun Aug 03 1986, 6:33 AM EDT Att: 21,850 - Unknown AB 33 R 1 H 9 RBI 1 BB 0 SO 6 LOB 13 																
Billy Hatcher, R OBP: 0.271, SLG: 0.315 Kevin Bass, S OBP: 0.362, SLG: 0.488 (8, PH) (8, 8)	4-3			FC4-6 S 1-2		L4			1B	3	0	0	0	0	2	1																	
Phil Garner, R OBP: 0.335, SLG: 0.437 (1, 5)				6-3 1-2		F3		F8		4	0	1	0	0	4	4																	
Glenn Davis, R OBP: 0.326, SLG: 0.503 (1, 3)	CS 1-2	3-1		F6			F8		F3	4	0	0	0	0	2	4																	
Jose Cruz, L OBP: 0.326, SLG: 0.348 (1, 7)				5-3 1B		K		F6		4	0	2	0	0	1	0																	
Terry Puhl, L OBP: 0.285, SLG: 0.326 (1, 9)				5-3 1-2		FC6 1B		4-3		4	0	1	0	0	2	2																	
Dickie Thon, R OBP: 0.310, SLG: 0.348 (1, 6)				4-3		K				3	1	1	1	0	1	1																	
John Mizerock, L OBP: 0.397, SLG: 0.196 Alan Ashby, S OBP: 0.355, SLG: 0.365 (8, PH) (8, 2)				F7		FC6 1-2		K		2	0	0	0	0	1	1																	
Mark Knudson, R (1, 1)				K						1	0	0	0	0	1	0																	
Craig Reynolds, L OBP: 0.275, SLG: 0.360 Tom Funk, L (8, PH) (8, 1)				K						1	0	0	0	0	1	0																	
Jim Pankovits, R OBP: 0.333, SLG: 0.367 Larry Andersen, R (8, 1)						K		1B		0	0	0	0	0	0	0																	
Inning Stats	R: 0 E: 0 K: 1 S: 5	H: 1 LOB: 0 BB: 0 P: 5	R: 0 E: 0 K: 0 S: 3	H: 1 LOB: 0 BB: 0 P: 3	R: 0 E: 0 K: 1 S: 5	H: 0 LOB: 0 BB: 0 P: 5	R: 0 E: 1 K: 0 S: 4	H: 1 LOB: 2 BB: 0 P: 4	R: 0 E: 0 K: 2 S: 8	H: 1 LOB: 1 BB: 0 P: 8	R: 0 E: 0 K: 0 S: 3	H: 0 LOB: 0 BB: 0 P: 3	R: 1 E: 0 K: 1 S: 8	H: 3 LOB: 2 BB: 0 P: 8	R: 0 E: 0 K: 0 S: 3	H: 1 LOB: 0 BB: 0 P: 3		1B: 8 2B: 1 3B: 0 HR: 1	SF: 0 SAC: 0 DP: 2 HBP: 0	WP: 0 PB: 0 SB: 1 CS: 1	PA: 34												
PITCHER	IP WLS BF H R ER SO BB IBB HBP BLK WP HR S P ERA WHIP																																
Andy Hawkins, R ERA: 4.27 Rich Gossage, R ERA: 3.61	(1, 1) (8, 1)	7.1 S	27 6	7 2	1 0	1 0	6 0	0 0	0 0	0 0	0 0	0 0	1 6	39 6	39 6	1.23 0.00	0.955 1.200																

Batter	1	2	3	4	5	6	7	8	9	AB	R	H	RBI	BB	SO	LOB	BOTTOM																
Tim Flannery, L OBP: 0.393, SLG: 0.378 (1, 4)	K	F5			FC4-6 1B			F8		4	0	1	0	0	1	2	Houston Astros @ San Diego Padres Jack Murphy Stadium, San Diego, CA Sun Aug 03 1986, 6:33 AM EDT Att: 21,850 - Unknown AB 31 R 5 H 11 RBI 5 BB 1 SO 3 LOB 8 																
Tony Gwynn, L OBP: 0.387, SLG: 0.486 (1, 9)	F7			F8	FC4-6 CS 1-2			SH1-3 1B		4	1	1	0	0	1	1																	
John Kruk, L OBP: 0.395, SLG: 0.426 Marvell Wynne, L OBP: 0.299, SLG: 0.442 (8, PR) (9, 8)				6-3	K			SH1-3 1B		4	0	1	0	0	2	1																	
Kevin McReynolds, R OBP: 0.360, SLG: 0.473 (1, 8) (9, 7)								SH1-3		3	1	2	0	0	0	0																	
Graig Nettles, L OBP: 0.297, SLG: 0.415 (1, 5)				HR 1B	CS 1B			4-3		3	1	1	2	1	0	0																	
Steve Garvey, R OBP: 0.276, SLG: 0.402 (1, 3)				HR				G3		3	1	1	2	1	0	0																	
Terry Kennedy, L OBP: 0.326, SLG: 0.390 (1, 2)					F7			5-3		4	1	2	3	0	0	0																	
Garry Templeton, S OBP: 0.270, SLG: 0.272 (1, 6)					HR			F7		4	0	1	0	0	2	2																	
Andy Hawkins, R OBP: 0.222, SLG: 0.227 Rich Gossage, R (8, 1)					F7			F3		2	0	0	0	0	0	0																	
Inning Stats	R: 0 E: 0 K: 1 S: 5	H: 0 LOB: 0 BB: 0 P: 5	R: 3 E: 0 K: 0 S: 7	H: 4 LOB: 1 BB: 0 P: 7	R: 0 E: 0 K: 1 S: 5	H: 1 LOB: 0 BB: 0 P: 5	R: 0 E: 0 K: 0 S: 4	H: 1 LOB: 2 BB: 0 P: 5	R: 0 E: 0 K: 0 S: 3	H: 0 LOB: 0 BB: 0 P: 3	R: 0 E: 0 K: 0 S: 4	H: 1 LOB: 1 BB: 0 P: 4	R: 2 E: 0 K: 0 S: 5	H: 3 LOB: 2 BB: 1 P: 9	R: 0 E: 0 K: 0 S: 5	H: 0 LOB: 0 BB: 0 P: 9		1B: 8 2B: 1 3B: 0 HR: 2	SF: 0 SAC: 1 DP: 1 HBP: 1	WP: 0 PB: 0 SB: 0 CS: 2	PA: 35												
PITCHER	IP WLS BF H R ER SO BB IBB HBP BLK WP HR S P ERA WHIP																																
Mark Knudson, R ERA: 4.32 Tom Funk, L ERA: 3.0 Larry Andersen, R ERA: 3.63	(1, 1) (6, 1) (8, 1)	5.0 L	21 7	3 1	3 0	3 0	0 0	0 0	0 0	0 0	0 0	0 0	0 7	2 7	26 7	5.40 0.00		1.400 0.500															

Batter	1	2	3	4	5	6	7	8	9	AB	R	H	RBI	BB	SO	LOB	TOP																				
Bill Doran, S OBP: 0.367, SLG: 0.365 (1, 4)										5	0	0	0	0	1	5																					
Craig Reynolds, L OBP: 0.269, SLG: 0.351 (1, 6)										5	0	0	0	0	0	1																					
Denny Walling, L OBP: 0.383, SLG: 0.485 (1, 5)										5	2	4	2	0	0	0																					
Glenn Davis, R OBP: 0.331, SLG: 0.504 (1, 3)										4	2	1	0	1	0	2																					
Kevin Bass, S OBP: 0.364, SLG: 0.497 (1, 9)										5	3	3	1	0	1	0																					
Jose Cruz, L OBP: 0.330, SLG: 0.352 (1, 7)										5	2	3	1	0	0	2																					
Alan Ashby, S OBP: 0.344, SLG: 0.359 (1, 2)										4	0	1	1	0	0	5																					
Billy Hatcher, R OBP: 0.283, SLG: 0.336 (1, 8)										4	1	2	4	1	1	1																					
Bob Knepper, L OBP: 0.085, SLG: 0.099 (7, PH)										2	0	0	0	0	2	4																					
Terry Puhl, L OBP: 0.290, SLG: 0.326 (7, 1)										0	0	0	0	0	0	0																					
Aurelio Lopez, R OBP: 0.396, SLG: 0.471 (8, PH)										1	0	1	1	0	0	0																					
Dave Smith, R OBP: 0.396, SLG: 0.471 (8, 1)										1	0	0	0	0	0	0																					
Inning Stats	R: 0 E: 0 K: 0 S: 4	H: 1 LOB: 1 BB: 0 P: 4	R: 0 E: 1 K: 1 S: 7	H: 1 LOB: 3 BB: 1 P: 11	R: 0 E: 0 K: 0 S: 3	H: 1 LOB: 0 BB: 0 P: 3	R: 1 E: 0 K: 1 S: 7	H: 2 LOB: 1 BB: 0 P: 7	R: 0 E: 0 K: 0 S: 3	H: 0 LOB: 1 BB: 0 P: 3	R: 0 E: 0 K: 1 S: 6	H: 1 LOB: 1 BB: 0 P: 6	R: 0 E: 0 K: 2 S: 7	H: 0 LOB: 1 BB: 1 P: 11	R: 4 E: 0 K: 0 S: 8	H: 5 LOB: 1 BB: 0 P: 8	R: 5 E: 0 K: 0 S: 7	H: 4 LOB: 0 BB: 1 P: 11	1B: 9 2B: 2 3B: 1 HR: 3	SF: 1 SAC: 0 DP: 1 HBP: 0	WP: 0 PB: 0 SB: 0 CS: 0	PA: 45															
PITCHER	IP WLS BF H R ER SO BB IBB HBP BLK WP HR S P ERA WHIP																																				
Bob Welch, R ERA: 3.55 (1, 1)	7.0	30	7	2	2	5	2	0	0	0	0	0	0	1	38	46	2.57	1.286																			
Ken Howell, R ERA: 2.97 (8, 1)	1.0	L	7	4	3	3	0	0	0	0	0	0	0	0	7	7	27.00	4.000																			
Joe Beckwith, R ERA: 108.0 (9, 1)	0.1		5	3	4	4	0	1	0	0	0	0	0	1	4	8	108.00	12.000																			
Dennis Powell, L ERA: 5.26 (9, 1)	0.2		3	1	1	1	0	0	0	0	0	0	0	1	3	3	13.50	1.500																			

Houston Astros @ Los Angeles Dodgers
Dodger Stadium, Los Angeles, CA
Tue Aug 05 1986, 7:05 PM PDT
Att: 45,525 - Unknown

AB 41
R 10
H 15
RBI 10
BB 3
SO 5
LOB 20



Batter	1	2	3	4	5	6	7	8	9	AB	R	H	RBI	BB	SO	LOB	BOTTOM																				
Steve Sax, R OBP: 0.387, SLG: 0.437 (1, 4)										5	0	2	0	0	0	3																					
Mariano Duncan, R OBP: 0.290, SLG: 0.309 (1, 6)										5	1	3	0	0	1	1																					
Bill Madlock, R OBP: 0.311, SLG: 0.353 (7, PH)										4	0	1	1	0	0	3																					
Jeff Hamilton, R OBP: 0.243, SLG: 0.366 (8, 5)										0	0	0	0	0	0	0																					
Len Matuszek, L OBP: 0.340, SLG: 0.511 (9, PH)										1	0	0	0	0	1	0																					
Mike Marshall, R OBP: 0.314, SLG: 0.466 (1, 9)										3	0	0	0	1	1	3																					
Franklin Stubbs, L OBP: 0.322, SLG: 0.504 (8, 3)										4	0	1	0	0	1	4																					
Enos Cabell, R OBP: 0.290, SLG: 0.337 (7, PH)										3	1	2	1	0	0	0																					
Greg Brock, L OBP: 0.313, SLG: 0.397 (8, 3)										1	0	0	0	0	0	3																					
Joe Beckwith, L OBP: 0.200, SLG: 0.490 (9, 1)										0	0	0	0	0	0	0																					
Dennis Powell, R OBP: 0.200, SLG: 0.490 (9, 1)										0	0	0	0	0	0	0																					
Mike Scioscia, L OBP: 0.402, SLG: 0.377 (1, 2)										4	0	0	0	0	0	2																					
Reggie Williams, R OBP: 0.329, SLG: 0.389 (1, 8)										3	0	0	0	1	0	0																					
Bob Welch, R OBP: 0.145, SLG: 0.154 (8, 1)										3	0	0	0	0	1	4																					
Ken Howell, R OBP: 0.287, SLG: 0.273 (8, 7)										0	0	0	0	0	0	0																					
Bill Russell, R OBP: 0.287, SLG: 0.273 (8, 7)										1	0	0	0	0	1	0																					
Inning Stats	R: 0 E: 0 K: 0 S: 4	H: 2 LOB: 1 BB: 0 P: 4	R: 0 E: 0 K: 1 S: 7	H: 2 LOB: 3 BB: 1 P: 11	R: 0 E: 0 K: 0 S: 3	H: 0 LOB: 0 BB: 0 P: 3	R: 1 E: 0 K: 1 S: 7	H: 2 LOB: 1 BB: 0 P: 7	R: 1 E: 1 K: 1 S: 5	H: 1 LOB: 3 BB: 1 P: 9	R: 0 E: 0 K: 1 S: 5	H: 0 LOB: 0 BB: 0 P: 5	R: 0 E: 0 K: 2 S: 7	H: 0 LOB: 0 BB: 0 P: 7	1B: 8 2B: 0 3B: 0 HR: 1	SF: 0 SAC: 0 DP: 0 HBP: 0	WP: 0 PB: 0 SB: 2 CS: 0	PA: 39																			
PITCHER	IP WLS BF H R ER SO BB IBB HBP BLK WP HR S P ERA WHIP																																				
Bob Knepper, L ERA: 2.6 (1, 1)	6.0	27	8	2	2	3	0	1	0	0	0	0	0	1	32	36	3.00	1.333																			
Aurelio Lopez, R ERA: 2.59 (7, 1)	1.0	W	6	1	0	0	0	1	0	0	0	0	0	0	5	9	0.00	2.000																			
Dave Smith, R ERA: 2.9 (8, 1)	2.0	S	6	0	0	0	3	0	0	0	0	0	0	0	12	12	0.00	0.000																			

Houston Astros @ Los Angeles Dodgers
Dodger Stadium, Los Angeles, CA
Tue Aug 05 1986, 7:05 PM PDT
Att: 45,525 - Unknown

AB 37
R 2
H 9
RBI 2
BB 2
SO 6
LOB 23



Batter	1	2	3	4	5	6	7	8	9	AB	R	H	RBI	BB	SO	LOB	TOP										
Bill Doran, S OBP: 0.365, SLG: 0.363 (1.4)	5-3		E6 1B		5-3		F9		E6 1B	5	1	1	1	0	0	1											
Billy Hatcher, R OBP: 0.286, SLG: 0.338 (1.8)	F4		BB 1B				E6 G4-6-3		E6 1-2	5	0	2	0	0	0	2											
Phil Garner, R Denny Walling, L OBP: 0.330, SLG: 0.429 (7, FH) OBP: 0.380, SLG: 0.481 (7.5)	K		BB 1B		F7		G4-6-3 1-2		F8	3	0	1	1	0	1	1											
Glenn Davis, R OBP: 0.335, SLG: 0.504 (1.3)		HBP	FC5-4 BB			2B 4-3 1B			F4	2	1	1	0	1	0	0											
Kevin Bass, S OBP: 0.363, SLG: 0.497 (1.9)	K		FC5-4 1-2			4-3 SF9 2B			4-3	4	1	1	0	0	1	4											
Jose Cruz, L Mark Knudson, R OBP: 0.329, SLG: 0.348 (1.7) OBP: 0.311, SLG: 0.348 (8.1)	F9				G6-3 BB		4-3		F7	3	0	0	1	1	0	2											
Alan Ashby, S OBP: 0.337, SLG: 0.353 (1.2)	K				G6-3 1-2		SF9 2-3 3H		F7	3	0	0	1	0	1	2											
Dickie Thon, R Aurelio Lopez, R Terry Puhl, L OBP: 0.305, SLG: 0.340 (1.6) OBP: 0.285, SLG: 0.338 (8.7)			5-3		6-3		4-3		1B 2B	3	0	0	0	0	0	0											
Matt Keough, R Larry Andersen, R Tom Funk, L Craig Reynolds, L OBP: 0.333, SLG: 0.500 (1.1) OBP: 0.333, SLG: 0.500 (4.1) OBP: 0.271, SLG: 0.353 (5.1) OBP: 0.271, SLG: 0.353 (6.6)			4-3		1-3		E 1B		F6	1	0	0	0	0	0	0											
Inning Stats	R: 0 E: 0 K: 1 S: 5	H: 0 LOB: 0 BB: 0 P: 5	R: 0 E: 0 K: 2 S: 7	H: 0 LOB: 1 BB: 0 P: 8	R: 1 E: 1 K: 0 S: 6	H: 2 LOB: 3 BB: 1 P: 10	R: 0 E: 0 K: 0 S: 2	H: 0 LOB: 0 BB: 1 P: 6	R: 0 E: 0 K: 0 S: 4	H: 1 LOB: 1 BB: 0 P: 4	R: 2 E: 0 K: 0 S: 5	H: 2 LOB: 0 BB: 0 P: 5	R: 0 E: 1 K: 0 S: 4	H: 1 LOB: 1 BB: 0 P: 4	R: 0 E: 0 K: 0 S: 3	H: 0 LOB: 0 BB: 0 P: 3	R: 1 E: 1 K: 0 S: 6	H: 2 LOB: 2 BB: 0 P: 6	1B: 6 2B: 2 3B: 0 HR: 0	SF: 1 SAC: 0 DP: 2 HBP: 1	WP: 0 PB: 0 SB: 0 CS: 0	PA: 39					
PITCHER	IP	WLS	BF	H	R	ER	SO	BB	IBB	HBP	BLK	WP	HR	S	P	ERA	WHIP										
Rick Honeycutt, L ERA: 2.73 (1.1)	5.1	W	24	5	3	2	3	2	0	1	0	0	0	27	36	3.38	1.312										
Tom Niedenfuer, R ERA: 3.13 (6.1)	3.2	S	15	3	1	1	0	0	0	0	0	0	0	15	15	2.46	0.818										

Houston Astros @ Los Angeles Dodgers
Dodger Stadium, Los Angeles, CA
Wed Aug 06 1986, 3:33 AM PDT
Att: 40,709 - Unknown

AB	35
R	4
H	8
RBI	4
BB	2
SO	3
LOB	17



Batter	1	2	3	4	5	6	7	8	9	AB	R	H	RBI	BB	SO	LOB	BOTTOM										
Steve Sax, R OBP: 0.389, SLG: 0.438 (1.4)	G4-6-3 BB		4-3	FC6-4 1-2		G3 E 1B		SH1-2 1B		4	1	2	0	1	0	3											
Mike Scioscia, L OBP: 0.398, SLG: 0.370 (1.2)	G4-6-3 1-2		BB BB		3-1	G3 1-3		F5		4	0	0	0	1	0	3											
Bill Madlock, R Reggie Williams, R OBP: 0.314, SLG: 0.353 (1.5) OBP: 0.329, SLG: 0.389 (8.8)	K		G4-6-3 BB		1B 1B	E5 S		SH1-2 1-2		3	1	1	0	1	1	0											
Franklin Stubbs, L OBP: 0.326, SLG: 0.502 (1.8)		HR BB	G4-6-3 1-2		1B 1B	F6 1-2		IBB		3	2	1	0	2	0	3											
Mike Marshall, R OBP: 0.315, SLG: 0.464 (1.9)		F8		1B BB	2H 3H	CS 1B		F9		4	0	1	2	1	0	3											
Len Matuszek, L Jeff Hamilton, R OBP: 0.385, SLG: 0.583 (1.7) OBP: 0.243, SLG: 0.366 (8.5)		HR		F9 1-2	BB 1B	BB 1B		HR		4	2	3	3	0	0	1											
Greg Brock, L Tom Niedenfuer, R OBP: 0.322, SLG: 0.493 (1.3) OBP: 0.500, SLG: 0.500 (6.1)		1B		BB 1B	1-3 1B	1-2 BB		F3		2	0	2	0	1	0	0											
Mariano Duncan, R OBP: 0.290, SLG: 0.317 (1.6)	K		F5		K			HR		4	1	1	1	0	2	5											
Rick Honeycutt, L Enos Cabell, R OBP: 0.129, SLG: 0.103 (1.1) OBP: 0.287, SLG: 0.333 (6.3)	F8			FC6-4 1-2		6-3		5-3		1	0	0	0	1	0	1											
Inning Stats	R: 0 E: 0 K: 1 S: 4	H: 0 LOB: 1 BB: 1 P: 8	R: 2 E: 0 K: 1 S: 7	H: 2 LOB: 1 BB: 1 P: 11	R: 0 E: 0 K: 0 S: 2	H: 0 LOB: 1 BB: 2 P: 10	R: 0 E: 0 K: 0 S: 4	H: 1 LOB: 3 BB: 2 P: 12	R: 2 E: 0 K: 1 S: 8	H: 4 LOB: 2 BB: 1 P: 12	R: 1 E: 1 K: 0 S: 5	H: 1 LOB: 1 BB: 0 P: 5	R: 2 E: 0 K: 0 S: 5	H: 2 LOB: 0 BB: 0 P: 5	R: 0 E: 0 K: 0 S: 4	H: 1 LOB: 2 BB: 1 P: 8	1B: 8 2B: 0 3B: 0 HR: 3	SF: 0 SAC: 1 DP: 2 HBP: 0	WP: 0 PB: 0 SB: 2 CS: 1	PA: 41							
PITCHER	IP	WLS	BF	H	R	ER	SO	BB	IBB	HBP	BLK	WP	HR	S	P	ERA	WHIP										
Matt Keough, R ERA: 4.96 (1.1)	18	L	18	3	2	2	2	6	0	0	0	0	0	5	5	27.00	4.500										
Larry Andersen, R ERA: 3.93 (4.1)	0.2		5	3	2	2	0	0	0	0	0	0	0	5	5	27.00	4.500										
Tom Funk, L ERA: 2.45 (5.1)	0.2		3	1	0	0	1	1	0	0	0	0	0	4	8	0.00	3.000										
Aurelio Lopez, R ERA: 2.5 (6.1)	2.0		10	3	3	2	0	0	0	0	0	0	2	10	10	9.00	1.500										
Mark Knudson, R ERA: 4.22 (8.1)	1.0		5	1	0	0	0	0	1	0	0	0	0	4	8	0.00	1.000										

Houston Astros @ Los Angeles Dodgers
Dodger Stadium, Los Angeles, CA
Wed Aug 06 1986, 3:33 AM PDT
Att: 40,709 - Unknown

AB	32
R	7
H	11
RBI	6
BB	8
SO	3
LOB	19



Batter	1	2	3	4	5	6	7	8	9	AB	R	H	RBI	BB	SO	LOB	TOP					
Tim Flannery, L (1.4) OBP: 0.393, SLG: 0.377										4	0	2	0	0	1	0	San Diego Padres @ Houston Astros Astrodome, Houston, TX Fri Aug 08 1986, 8:05 PM EDT Att: 31,142 - Unknown					
Tony Gwynn, L (1.9) OBP: 0.387, SLG: 0.481										4	0	1	0	0	0	2						
John Kruk, L (1.7) OBP: 0.408, SLG: 0.448										3	0	1	0	1	1	1						
Steve Garvey, R (1.3)										4	0	1	0	0	1	3						
Marvell Wynne, L (1.8) OBP: 0.284, SLG: 0.429										4	0	0	0	0	0	3						
Terry Kennedy, L (1.2) OBP: 0.326, SLG: 0.385										4	0	0	0	0	1	1						
Graig Nettles, L (1.5) OBP: 0.296, SLG: 0.403										3	0	1	0	1	1	1						
Garry Templeton, S (1.6) OBP: 0.263, SLG: 0.265										3	0	0	0	0	1	2						
Lance McCullers, S (1.1) OBP: 0.143, SLG: 0.105										2	0	0	0	0	2	1						
Gene Walter, L (6.1) OBP: 0.236, SLG: 0.333										0	0	0	0	0	0	0						
Carmelo Martinez, R (8. PH) OBP: 0.332, SLG: 0.386										1	0	0	0	0	1	0						
Eric Show, R (8.1) OBP: 0.158, SLG: 0.211										0	0	0	0	0	0	0						
Inning Stats	R: 0 E: 0 K: 1 S: 5	H: 1 LOB: 0 BB: 0 P: 5	R: 0 E: 0 K: 1 S: 5	H: 0 LOB: 0 BB: 0 P: 5	R: 0 E: 0 K: 3 S: 9	H: 0 LOB: 0 BB: 0 P: 9	R: 0 E: 0 K: 1 S: 6	H: 1 LOB: 2 BB: 1 P: 10	R: 0 E: 0 K: 2 S: 8	H: 1 LOB: 1 BB: 0 P: 8	R: 0 E: 0 K: 0 S: 4	H: 0 LOB: 1 BB: 1 P: 4	R: 0 E: 0 K: 0 S: 3	H: 0 LOB: 1 BB: 1 P: 7	R: 0 E: 0 K: 1 S: 6	H: 1 LOB: 1 BB: 0 P: 6	R: 0 E: 0 K: 0 S: 4	H: 1 LOB: 1 BB: 0 P: 4	1B: 5 2B: 0 3B: 1 HR: 0	SF: 0 SAC: 0 DP: 0 HBP: 0	WP: 0 PB: 0 SB: 2 CS: 1	PA: 34
PITCHER Mike Scott, R (1.1) ERA: 2.16	IP: 9.0 WLS: W BF: 34 H: 6 R: 0 ER: 0 SO: 9 BB: 2 IBB: 0 HBP: 0 BLK: 0 WP: 0 HR: 0 S: 50 P: 58 ERA: 0.00 WHIP: 0.889															PITCHER						

Batter	1	2	3	4	5	6	7	8	9	AB	R	H	RBI	BB	SO	LOB	BOTTOM			
Bill Doran, S (1.4) OBP: 0.365, SLG: 0.361										2	1	0	0	0	1	0	San Diego Padres @ Houston Astros Astrodome, Houston, TX Fri Aug 08 1986, 8:05 PM EDT Att: 31,142 - Unknown			
Jim Pankovits, R (7.4) OBP: 0.357, SLG: 0.380										1	0	1	0	0	0	0				
Davey Lopes, R (1.8) OBP: 0.391, SLG: 0.464										3	1	0	0	0	0	1				
Denny Walling, L (1.5) OBP: 0.374, SLG: 0.475										3	0	0	1	0	0	0				
Glenn Davis, R (1.3) OBP: 0.336, SLG: 0.505										3	2	1	0	1	0	0				
Kevin Bass, S (1.9) OBP: 0.364, SLG: 0.498										4	0	2	2	0	0	0				
Jose Cruz, L (1.7) OBP: 0.331, SLG: 0.350										4	0	2	2	0	0	1				
Alan Ashby, S (1.2) OBP: 0.340, SLG: 0.353										3	0	1	0	1	0	3				
Craig Reynolds, L (1.6) OBP: 0.269, SLG: 0.350										2	0	0	0	0	0	1				
Dickie Thon, R (7. PH) OBP: 0.302, SLG: 0.337										2	0	0	0	0	0	2				
Mike Scott, R (1.1) OBP: 0.132, SLG: 0.149										3	1	1	0	0	0	0				
Inning Stats	R: 0 E: 0 K: 1 S: 5	H: 0 LOB: 0 BB: 0 P: 5	R: 0 E: 0 K: 0 S: 4	H: 1 LOB: 1 BB: 0 P: 4	R: 0 E: 0 K: 0 S: 3	H: 0 LOB: 0 BB: 0 P: 3	R: 0 E: 0 K: 0 S: 3	H: 0 LOB: 0 BB: 0 P: 3	R: 0 E: 0 K: 0 S: 4	H: 1 LOB: 1 BB: 0 P: 4	R: 4 E: 0 K: 0 S: 6	H: 3 LOB: 1 BB: 1 P: 11	R: 0 E: 0 K: 0 S: 4	H: 1 LOB: 1 BB: 0 P: 4	R: 1 E: 0 K: 0 S: 5	H: 2 LOB: 2 BB: 1 P: 9	1B: 6 2B: 2 3B: 0 HR: 0	SF: 1 SAC: 1 DP: 1 HBP: 1	WP: 0 PB: 0 SB: 1 CS: 0	PA: 35
PITCHER Lance McCullers, R (1.1) ERA: 2.58	IP: 5.1 WLS: L BF: 24 H: 5 R: 4 ER: 4 SO: 4 BB: 1 IBB: 0 HBP: 1 BLK: 0 WP: 0 HR: 0 S: 24 P: 29 ERA: 6.75 WHIP: 1.125															PITCHER				
Gene Walter, L (6.1) ERA: 3.39	IP: 1.2 WLS: 5 BF: 1 H: 0 R: 0 ER: 0 SO: 0 BB: 0 IBB: 0 HBP: 0 BLK: 0 WP: 0 HR: 0 S: 5 P: 5 ERA: 0.00 WHIP: 0.600																			
Eric Show, R (8.1) ERA: 3.0	IP: 1.0 WLS: 6 BF: 2 H: 1 R: 1 ER: 1 SO: 0 BB: 1 IBB: 0 HBP: 0 BLK: 0 WP: 0 HR: 0 S: 5 P: 9 ERA: 9.00 WHIP: 2.000																			

AB	32
R	0
H	6
RBI	0
BB	2
SO	9
LOB	14



Batter	1	2	3	4	5	6	7	8	9	AB	R	H	RBI	BB	SO	LOB	TOP			
Jerry Royster, R OBP: 0.328, SLG: 0.344 Tim Flannery, L OBP: 0.392, SLG: 0.376	(1, 4) 0-3 K		(2) 0-3 K		(4-0) BB			(1) 0-3 K		2	0	0	0	1	2	1	San Diego Padres @ Houston Astros Astrodome, Houston, TX Sat Aug 09 1986, 8:05 PM EDT Att: 38,169 - Unknown			
Tony Gwynn, L OBP: 0.383, SLG: 0.477	(1, 9) 0-0 L7		(3) 0-0 F4		(3) 0-0 F7			(2) 0-0 4-3		4	0	0	0	0	2					
John Kruk, L OBP: 0.418, SLG: 0.449	(1, 7) 0-0 1B			(1) 0-0 F7		(4-0) 5-3 BB		(4-0) BB		2	0	1	0	2	0					
Kevin McReynolds, R OBP: 0.356, SLG: 0.462	(1, 8) 0-3 K			(4-0) HR BB		(1) 0-0 5-3		(3) 0-0 F8		3	1	0	0	1	3					
Steve Garvey, R OBP: 0.275, SLG: 0.404	(1, 3) 0-0 6-3			(1-0) HR		(2) 0-0 6-3		(1) 0-0 5-3		4	1	1	2	0	0					
Bruce Bochy, R OBP: 0.326, SLG: 0.532 Terry Kennedy, L OBP: 0.324, SLG: 0.382	(1, 2) (6, PH) (6, 2) 0-3 K			(2) 0-0 F4		(3) 0-3 K		(2) 0-3 K		2	0	0	0	0	1					
Graig Nettles, L OBP: 0.292, SLG: 0.397	(1, 5) 0-0 G4-1			(3) 0-0 3-1			(1) 0-0 4-3		(3) 0-3 K	4	0	0	0	0	1					
Garry Templeton, S OBP: 0.263, SLG: 0.265	(1, 6) 0-0 1B			(1) 0-0 F9		(2) 0-0 4-3				3	0	1	0	0	0					
Andy Hawkins, R OBP: 0.222, SLG: 0.227 Dane Iorg, L OBP: 0.244, SLG: 0.329 Dave LaPoint, L	(1, 1) (3, PH) (3, 1) 0-3 K			(2) 0-0 F8		(3) 0-0 5-3				0	0	0	0	0	0					
Bip Roberts, S OBP: 0.264, SLG: 0.280 Gene Walter, L OBP: 0.286, SLG: 0.333	(7, PH) (7, 1) 0-0 1B									1	0	0	0	0	0					
Inning Stats	R: 0 E: 0 K: 2 S: 8	H: 1 LOB: 1 BB: 0 P: 8	R: 0 E: 0 K: 1 S: 5	H: 0 LOB: 0 BB: 0 P: 5	R: 0 E: 0 K: 2 S: 8	H: 1 LOB: 1 BB: 0 P: 8	R: 2 E: 0 K: 0 S: 4	H: 1 LOB: 0 BB: 1 P: 8	R: 0 E: 0 K: 1 S: 5	H: 0 LOB: 1 BB: 1 P: 9	R: 0 E: 0 K: 0 S: 3	H: 0 LOB: 0 BB: 0 P: 3	R: 0 E: 0 K: 1 S: 5	H: 0 LOB: 1 BB: 1 P: 9	R: 0 E: 0 K: 2 S: 7	H: 0 LOB: 0 BB: 0 P: 7	1B: 2 2B: 0 3B: 0 HR: 1	SF: 0 SAC: 0 DP: 0 HBP: 0	WP: 0 PB: 0 SB: 0 CS: 0	PA: 34
PITCHER	IP WLS BF H R ER SO BB IBB HBP BLK WP HR S P ERA WHIP	IP WLS BF H R ER SO BB IBB HBP BLK WP HR S P ERA WHIP																		
Jim Deshaies, L ERA: 3.76	(1, 1) 5.0 W 21 3 2 2 5 3 0 0 0 0 1 28 40 3.60 1.200	(6, 1) 4.0 S 13 0 0 0 4 1 0 0 0 0 0 0 20 24 0.00 0.250																		

AB	30
R	2
H	3
RBI	2
BB	4
SO	9
LOB	9



Batter	1	2	3	4	5	6	7	8	9	AB	R	H	RBI	BB	SO	LOB	BOTTOM			
Bill Doran, S OBP: 0.366, SLG: 0.359	(1, 4) 4-0 1B HR BB			(1) 0-0 F4	(3) 0-0 F6			(2) 0-0 B1-5		3	2	0	0	2	0	5	San Diego Padres @ Houston Astros Astrodome, Houston, TX Sat Aug 09 1986, 8:05 PM EDT Att: 38,169 - Unknown			
Billy Hatcher, R OBP: 0.288, SLG: 0.339	(1, 8) 0-0 1-2 HR 1B	(1) 0-0 6-3		(2) 0-0 1-3		(1) 0-0 F5		(4-0) S 1B		5	1	2	0	0	0	1				
Denny Walling, L OBP: 0.375, SLG: 0.490	(1, 5) 0-0 1-2 HR			(1) 0-0 E4 FC6-4		(2) 0-0 4-3		(1) 0-0 4-3		5	2	2	4	0	0	1				
Glenn Davis, R OBP: 0.337, SLG: 0.510	(1, 3) 4-0 1B BB BB			(2) 0-0 F9		(3) 0-0 FC6-4		(2) 0-0 L6		4	1	1	1	1	0	3				
Kevin Bass, S OBP: 0.364, SLG: 0.495	(1, 9) 0-0 F7	(1) 4-0 1B BB			(1) 0-0 F2			(3) 0-0 3-1		4	0	1	0	1	0	2				
Jose Cruz, L OBP: 0.333, SLG: 0.355	(1, 7) 0-0 F8						(2) 0-0 BB	(3) 0-3 K		4	0	2	1	0	1	2				
Alan Ashby, S OBP: 0.348, SLG: 0.360	(1, 2) 4-0 1B 1-2 BB			(1) 0-3 K			(1) 0-0 WP B1-5 2B			2	0	1	0	2	1	0				
Craig Reynolds, L OBP: 0.269, SLG: 0.349 Dickie Thon, R OBP: 0.300, SLG: 0.335	(1, 6) (7, PH) (8, 6) 0-0 1-2 2-3 1B			(2) 0-0 3-1		(2) 0-0 F9		(1) 0-0 6-3		3	0	1	0	0	0	2				
Jim Deshaies, L OBP: 0.147, SLG: 0.065 Charlie Kerfeld, R OBP: 0.400, SLG: 0.250	(1, 1) (6, 1) 0-3 K			(3) 0-3 K			(2) 4-0 1-2 BB	(3) 4-0 2-3 BB		2	0	0	0	1	2	3				
Inning Stats	R: 3 E: 0 K: 1 S: 8	H: 3 LOB: 3 BB: 3 P: 20	R: 2 E: 0 K: 0 S: 4	H: 2 LOB: 2 BB: 2 P: 12	R: 0 E: 0 K: 2 S: 7	H: 0 LOB: 0 BB: 0 P: 7	R: 0 E: 1 K: 0 S: 4	H: 0 LOB: 1 BB: 0 P: 4	R: 0 E: 0 K: 0 S: 4	H: 1 LOB: 3 BB: 2 P: 12	R: 1 E: 0 K: 1 S: 7	H: 2 LOB: 1 BB: 0 P: 7	R: 0 E: 0 K: 0 S: 3	H: 1 LOB: 1 BB: 1 P: 7	R: 0 E: 0 K: 0 S: 4	H: 1 LOB: 1 BB: 0 P: 4		1B: 5 2B: 4 3B: 0 HR: 2	SF: 0 SAC: 0 DP: 1 HBP: 0	WP: 1 PB: 0 SB: 2 CS: 0
PITCHER	IP WLS BF H R ER SO BB IBB HBP BLK WP HR S P ERA WHIP	IP WLS BF H R ER SO BB IBB HBP BLK WP HR S P ERA WHIP																		
Andy Hawkins, R ERA: 4.53	(1, 1) 2.0 L 15 5 5 5 1 5 0 0 0 0 1 12 32 22.50 5.000	(3, 1) 4.0 18 3 1 1 3 1 1 0 0 0 0 1 22 30 2.25 1.000																		
Gene Walter, L ERA: 3.26	(7, 1) 2.0 8 2 0 0 0 1 0 0 0 1 0 7 11 0.00 1.500																			

AB	33
R	6
H	10
RBI	6
BB	8
SO	4
LOB	20



Batter	1	2	3	4	5	6	7	8	9	AB	R	H	RBI	BB	SO	LOB	TOP					
Steve Sax, R OBP: 0.382, SLG: 0.427 (1,4)										5	1	1	0	0	1	4	Los Angeles Dodgers @ Houston Astros Astrodome, Houston, TX Mon Aug 11 1986, 8:05 PM EDT Att: 23,206 - Unknown					
Mike Scioscia, L OBP: 0.396, SLG: 0.374 (1,2)										4	0	1	0	1	0	1						
Bill Madlock, R Jeff Hamilton, R OBP: 0.329, SLG: 0.369 (1,5) OBP: 0.243, SLG: 0.366 (9,5)										2	2	1	3	2	1	0						
Len Matuszek, L Tom Niedenfuer, R Reggie Williams, R OBP: 0.328, SLG: 0.523 (1,7) OBP: 0.500, SLG: 0.500 (7,1) OBP: 0.329, SLG: 0.385 (8,8)										4	0	1	0	0	1	4						
Mike Marshall, R OBP: 0.302, SLG: 0.438 (1,9)										4	0	0	0	1	1	3						
Greg Brock, L OBP: 0.327, SLG: 0.444 (1,3)										3	1	1	1	0	0	1						
Franklin Stubbs, L OBP: 0.319, SLG: 0.482 (1,8) (7,7)										3	1	0	0	1	0	2						
Bill Russell, R OBP: 0.275, SLG: 0.261 (1,6)										4	0	1	1	0	1	1						
Bob Welch, R Ed Vande Berg, R Jose Gonzalez, R Ken Howell, R OBP: 0.158, SLG: 0.167 (1,1) (6,1) OBP: 0.375, SLG: 0.571 (7,PH) (7,8) (8,1)										2	0	1	0	0	1	0						
Inning Stats	R: 2 E: 0 K: 0 S: 5	H: 2 LOB: 0 BB: 0 P: 5	R: 0 E: 0 K: 1 S: 5	H: 0 LOB: 0 BB: 0 P: 5	R: 0 E: 0 K: 1 S: 5	H: 0 LOB: 1 BB: 0 P: 5	R: 1 E: 0 K: 0 S: 4	H: 1 LOB: 1 BB: 1 P: 8	R: 0 E: 0 K: 2 S: 9	H: 2 LOB: 3 BB: 1 P: 13	R: 0 E: 0 K: 0 S: 3	H: 0 LOB: 1 BB: 1 P: 7	R: 1 E: 0 K: 0 S: 4	H: 1 LOB: 1 BB: 1 P: 8	R: 2 E: 0 K: 0 S: 5	H: 3 LOB: 1 BB: 1 P: 9		R: 0 E: 0 K: 2 S: 7	H: 0 LOB: 1 BB: 1 P: 11	1B: 6 2B: 1 3B: 1 HR: 1	SF: 2 SAC: 0 DP: 1 HBP: 0	WP: 0 PB: 0 SB: 0 CS: 0
PITCHER	IP WLS BF H R ER SO BB IBB HBP BLK WP HR S P ERA WHIP																					
Matt Keough, R ERA: 5.06 (1,1)	4.2	21	5	3	3	3	2	0	0	0	0	0	0	0	6	10	0.00	0.750				
Tom Funk, L ERA: 1.69 (5,1)	1.1	5	0	0	0	1	1	0	0	0	0	0	0	0	6	17	13.50	2.500				
Aurelio Lopez, R ERA: 3.27 (7,1)	2.0	11	4	3	3	0	1	1	0	0	0	0	0	9	17	13.50	2.500					
Dave Smith, R ERA: 2.83 (9,1)	1.0	W	4	0	0	0	2	1	0	0	0	0	0	7	11	0.00	1.000					

Batter	1	2	3	4	5	6	7	8	9	AB	R	H	RBI	BB	SO	LOB	BOTTOM		
Bill Doran, S OBP: 0.366, SLG: 0.360 (1,4)										4	0	1	1	1	0	1	Los Angeles Dodgers @ Houston Astros Astrodome, Houston, TX Mon Aug 11 1986, 8:05 PM EDT Att: 23,206 - Unknown		
Davey Lopes, R Dave Smith, R OBP: 0.392, SLG: 0.458 (1,8) (9,1)										5	0	1	0	0	0	3			
Denny Walling, L OBP: 0.374, SLG: 0.486 (1,5)										5	0	2	0	0	0	2			
Glenn Davis, R OBP: 0.337, SLG: 0.504 (1,3)										3	2	1	0	2	0	3			
Kevin Bass, S OBP: 0.366, SLG: 0.506 (1,9)										5	2	3	0	0	1	1			
Jose Cruz, L OBP: 0.342, SLG: 0.369 (1,7)										4	1	3	2	1	1	1			
Alan Ashby, S OBP: 0.347, SLG: 0.366 (1,2)										4	1	2	3	0	0	4			
Craig Reynolds, L Jim Parkovits, R Aurelio Lopez, R Terry Puhl, L Billy Hatcher, R Matt Keough, R Tom Funk, L Dickie Thon, R OBP: 0.270, SLG: 0.349 (1,6) (6,PH) OBP: 0.345, SLG: 0.365 (7,1) (8,PH) OBP: 0.336, SLG: 0.336 (9,PH) OBP: 0.289, SLG: 0.347 (9,8) OBP: 0.429, SLG: 0.571 (1,1) (5,1) OBP: 0.298, SLG: 0.332 (7,6)										1	1	1	0	0	0	0			
Inning Stats	R: 0 E: 0 K: 0 S: 3	H: 1 LOB: 2 BB: 1 P: 10	R: 1 E: 0 K: 0 S: 5	H: 2 LOB: 1 BB: 0 P: 5	R: 1 E: 0 K: 1 S: 6	H: 1 LOB: 0 BB: 0 P: 6	R: 0 E: 0 K: 1 S: 7	H: 3 LOB: 1 BB: 0 P: 7	R: 0 E: 0 K: 0 S: 5	H: 3 LOB: 2 BB: 0 P: 5	R: 2 E: 1 K: 0 S: 5	H: 2 LOB: 2 BB: 2 P: 13	R: 2 E: 0 K: 0 S: 3	H: 3 LOB: 2 BB: 2 P: 11	1B: 11 2B: 3 3B: 1 HR: 1	SF: 1 SAC: 0 DP: 1 HBP: 0		WP: 0 PB: 0 SB: 1 CS: 0	PA: 43
PITCHER	IP WLS BF H R ER SO BB IBB HBP BLK WP HR S P ERA WHIP																		
Bob Welch, R ERA: 3.6 (1,1)	5.0	24	7	3	3	3	1	0	0	0	0	0	0	29	33	5.40	1.600		
Ed Vande Berg, L ERA: 3.31 (6,1)	1.0	2	0	0	0	1	0	0	0	0	0	0	0	4	4	0.00	0.000		
Tom Niedenfuer, R ERA: 3.2 (7,1)	1.1	9	5	2	1	0	1	0	0	0	1	8	12	6.75	4.500				
Ken Howell, R ERA: 3.01 (8,1)	1.0	L	8	3	2	2	2	1	0	0	0	0	5	17	18.00	5.000			

Batter	1	2	3	4	5	6	7	8	9	AB	R	H	RBI	BB	SO	LOB	TOP																			
Steve Sax, R OBP: 0.383, SLG: 0.428 (1,4)	F3			F2		1B		PO		4	0	2	0	0	0	0																				
Mike Scioscia, L OBP: 0.394, SLG: 0.369 (1,2)	K			BB		F6		PO	4-3	3	0	0	0	1	1	1																				
Bill Madlock, R OBP: 0.319, SLG: 0.367 (1,5)	F6			F3		1-3			K	4	0	1	0	0	1	1																				
Len Matuszek, L OBP: 0.325, SLG: 0.509 (1,7)		K		BB		K			F8	3	0	0	0	1	2	2																				
Greg Brock, L OBP: 0.323, SLG: 0.438 (1,3)	F9			BB		K				3	0	0	0	0	1	2																				
Franklin Stubbs, L OBP: 0.317, SLG: 0.477 (1,9)	F8									3	0	0	0	0	0	0																				
Bill Russell, R OBP: 0.289, SLG: 0.255 (1,6)			5-3			F8			5-3	3	0	0	0	0	0	0																				
Reggie Williams, R OBP: 0.325, SLG: 0.380 (1,8)			K			F9			1-3	3	0	0	0	0	1	0																				
Rick Honeycutt, L OBP: 0.125, SLG: 0.100 (1,1)			K						5-3	1	0	0	0	0	1	0																				
Mariano Duncan, R (6, PH) OBP: 0.286, SLG: 0.315						F9				1	0	0	0	0	0	0																				
Ed Vande Berg, R (6, PH) OBP: 0.295, SLG: 0.337										0	0	0	0	0	0	0																				
Enos Cabell, R (8, PH) OBP: 0.295, SLG: 0.337										1	0	0	0	0	0	0																				
Joe Beckwith, L (8,1)										0	0	0	0	0	0	0																				
Inning Stats	R: 0 E: 0 K: 1 S: 5	H: 0 LOB: 0 BB: 0 P: 5	R: 0 E: 0 K: 1 S: 5	H: 0 LOB: 0 BB: 0 P: 5	R: 0 E: 0 K: 2 S: 7	H: 0 LOB: 2 BB: 2 P: 7	R: 0 E: 0 K: 1 S: 5	H: 2 LOB: 2 BB: 0 P: 13	R: 0 E: 0 K: 0 S: 3	H: 0 LOB: 0 BB: 0 P: 3	R: 0 E: 0 K: 0 S: 3	H: 1 LOB: 0 BB: 0 P: 3	R: 0 E: 0 K: 1 S: 5	H: 0 LOB: 0 BB: 0 P: 5	1B: 3 2B: 0 3B: 0 HR: 0	SF: 0 SAC: 0 DP: 0 HBP: 0	WP: 0 PA: 32 PB: 0 SB: 0 CS: 0																			
PITCHER	IP	WLS	BF	H	R	ER	SO	BB	IBB	HBP	BLK	WP	HR	S	P	ERA	WHIP	PITCHER	IP	WLS	BF	H	R	ER	SO	BB	IBB	HBP	BLK	WP	HR	S	P	ERA	WHIP	
Nolan Ryan, R ERA: 3.7 (1,1)	6.0	W	22	2	0	0	6	2	0	0	0	0	0	32	40	0.00	0.667																			
Charlie Kerfeld, R ERA: 2.61 (7,1)	3.0	S	9	1	0	0	1	0	0	0	0	0	0	11	11	0.00	0.333																			

Los Angeles Dodgers @ Houston Astros
Astrodome, Houston, TX
Tue Aug 12 1986, 8:05 PM EDT
Att: 37,973 - Unknown

AB 29
R 0
H 3
RBI 0
BB 2
SO 7
LOB 6



Batter	1	2	3	4	5	6	7	8	9	AB	R	H	RBI	BB	SO	LOB	BOTTOM																			
Bill Doran, S OBP: 0.369, SLG: 0.363 (1,4)	4-3		F7		1B			FC5		2	1	1	0	2	0	0																				
Billy Hatcher, R OBP: 0.292, SLG: 0.350 (1,8)	4-3		5-3		CS			1B	FC5	4	0	2	1	0	0	1																				
Davey Lopes, R OBP: 0.385, SLG: 0.449 (1,5)	K		F8		CS		F4	FC5	1B	4	0	0	0	0	1	3																				
Glenn Davis, R OBP: 0.338, SLG: 0.502 (1,3)		1B		F9		4-3			1B	3	1	1	0	1	0	0																				
Kevin Bass, S OBP: 0.365, SLG: 0.504 (1,9)		3B		6-3		4-3		F8		4	1	1	0	0	0	3																				
Jose Cruz, L OBP: 0.344, SLG: 0.378 (1,7)		3B		1B						3	0	2	2	0	1	0																				
Alan Ashby, S OBP: 0.343, SLG: 0.360 (1,2)		5-3		K						3	0	0	0	0	1	2																				
Dickie Thon, R OBP: 0.294, SLG: 0.327 (1,6)		K				5-3				3	0	0	0	0	1	1																				
Nolan Ryan, R OBP: 0.146, SLG: 0.125 (1,1)										2	0	0	0	0	1	1																				
Charlie Kerfeld, R OBP: 0.333, SLG: 0.200 (7,1)										1	0	0	0	0	1	0																				
Inning Stats	R: 0 E: 0 K: 1 S: 4	H: 2 LOB: 1 BB: 1 P: 8	R: 2 E: 0 K: 2 S: 9	H: 2 LOB: 1 BB: 1 P: 13	R: 0 E: 0 K: 0 S: 3	H: 0 LOB: 0 BB: 0 P: 3	R: 0 E: 0 K: 1 S: 6	H: 1 LOB: 1 BB: 0 P: 6	R: 1 E: 0 K: 0 S: 4	H: 2 LOB: 0 BB: 0 P: 4	R: 0 E: 0 K: 0 S: 3	H: 0 LOB: 0 BB: 0 P: 3	R: 0 E: 0 K: 1 S: 5	H: 2 LOB: 3 BB: 1 P: 11	1B: 5 2B: 1 3B: 1 HR: 0	SF: 0 SAC: 0 DP: 0 HBP: 0	WP: 0 PA: 33 PB: 0 SB: 0 CS: 1																			
PITCHER	IP	WLS	BF	H	R	ER	SO	BB	IBB	HBP	BLK	WP	HR	S	P	ERA	WHIP	PITCHER	IP	WLS	BF	H	R	ER	SO	BB	IBB	HBP	BLK	WP	HR	S	P	ERA	WHIP	
Rick Honeycutt, L ERA: 2.85 (1,1)	5.0	L	20	5	3	3	4	2	0	0	0	0	0	26	34	5.40	1.400																			
Ed Vande Berg, L ERA: 3.19 (6,1)	2.0		6	0	0	0	1	0	0	0	0	0	0	8	8	0.00	0.000																			
Joe Beckwith, R ERA: 13.5 (8,1)	1.0		6	2	0	0	1	1	0	0	0	0	0	7	11	0.00	3.000																			

Los Angeles Dodgers @ Houston Astros
Astrodome, Houston, TX
Tue Aug 12 1986, 8:05 PM EDT
Att: 37,973 - Unknown


AB 29
R 3
H 7
RBI 3
BB 3
SO 6
LOB 11



Batter	1	2	3	4	5	6	7	8	9	AB	R	H	RBI	BB	SO	LOB	TOP		
Steve Sax, R OBP: 0.383, SLG: 0.427	0-3 K	0-0 L6		0-0 F9		0-0 S 1B		0-0 1-2 1B		5	0	2	0	0	1	1			
Bill Russell, R OBP: 0.273, SLG: 0.273	0-0 BB 2B	0-0 2B		0-3 K		0-3 K		0-0 F7		5	2	2	0	0	2	4			
Bill Madlock, R OBP: 0.322, SLG: 0.371 Jeff Hamilton, R OBP: 0.240, SLG: 0.361	1-0 BB 2B	0-0 2B		0-0 F8		0-0 F6		0-0 F4		3	1	1	1	0	0	0			
Len Matuszek, L OBP: 0.326, SLG: 0.500 Reggie Williams, R OBP: 0.326, SLG: 0.378	4-0 2B 1B	0-0 F9		0-3 K		4-0 BB		0-0 4-3		2	1	0	0	1	1	1			
Greg Brock, L OBP: 0.324, SLG: 0.441 Tom Niedenfuer, R OBP: 0.500, SLG: 0.500	0-0 1-3 2H 3H 1B		0-3 K		0-0 BB 1B		0-0 F8		0-3 K	5	1	2	2	0	2	1			
Mike Scioscia, L OBP: 0.396, SLG: 0.369	0-0 2H 3H 1B		0-0 1-3		4-0 1-2 BB		0-0 F8			3	0	1	2	1	0	1			
Franklin Stubbs, L OBP: 0.316, SLG: 0.474	0-0 1B		0-3 K		0-3 K			0-0 3-1		4	0	1	0	0	2	2			
Jose Gonzalez, R OBP: 0.333, SLG: 0.400	0-0 6-3			4-0 F9 SH3-4 BB		0-3 K		0-0 F9		3	0	0	0	1	1	1			
Orel Hershiser, R OBP: 0.255, SLG: 0.260 Enos Cabell, R OBP: 0.295, SLG: 0.337		0-0 6-3		0-0 SH3-4		0-0 G1		0-0 1B 1B		3	0	1	0	0	0	0			
Inning Stats	R: 4 E: 0 K: 1 S: 8	H: 4 LOB: 1 BB: 1 P: 13	R: 1 E: 0 K: 0 S: 5	H: 2 LOB: 1 BB: 0 P: 5	R: 0 E: 0 K: 2 S: 7	H: 0 LOB: 0 BB: 0 P: 7	R: 0 E: 0 K: 1 S: 5	H: 0 LOB: 1 BB: 1 P: 9	R: 0 E: 0 K: 2 S: 8	H: 1 LOB: 2 BB: 1 P: 12	R: 0 E: 0 K: 0 S: 3	H: 0 LOB: 1 BB: 1 P: 7	R: 0 E: 0 K: 0 S: 5	H: 2 LOB: 2 BB: 0 P: 5	R: 0 E: 0 K: 1 S: 5	H: 0 LOB: 0 BB: 0 P: 5	1B: 6 2B: 4 3B: 0 HR: 0	SF: 0 SAC: 1 DP: 0 HBP: 1	WP: 0 PA: 41 PB: 0 SB: 1 CS: 0
PITCHER	IP WLS BF H R ER SO BB IBB HBP BLK WP HR S P ERA WHIP	IP WLS BF H R ER SO BB IBB HBP BLK WP HR S P ERA WHIP	IP WLS BF H R ER SO BB IBB HBP BLK WP HR S P ERA WHIP	IP WLS BF H R ER SO BB IBB HBP BLK WP HR S P ERA WHIP	IP WLS BF H R ER SO BB IBB HBP BLK WP HR S P ERA WHIP	IP WLS BF H R ER SO BB IBB HBP BLK WP HR S P ERA WHIP	IP WLS BF H R ER SO BB IBB HBP BLK WP HR S P ERA WHIP	IP WLS BF H R ER SO BB IBB HBP BLK WP HR S P ERA WHIP	IP WLS BF H R ER SO BB IBB HBP BLK WP HR S P ERA WHIP	IP WLS BF H R ER SO BB IBB HBP BLK WP HR S P ERA WHIP	IP WLS BF H R ER SO BB IBB HBP BLK WP HR S P ERA WHIP	IP WLS BF H R ER SO BB IBB HBP BLK WP HR S P ERA WHIP	IP WLS BF H R ER SO BB IBB HBP BLK WP HR S P ERA WHIP	IP WLS BF H R ER SO BB IBB HBP BLK WP HR S P ERA WHIP	IP WLS BF H R ER SO BB IBB HBP BLK WP HR S P ERA WHIP	IP WLS BF H R ER SO BB IBB HBP BLK WP HR S P ERA WHIP	IP WLS BF H R ER SO BB IBB HBP BLK WP HR S P ERA WHIP	IP WLS BF H R ER SO BB IBB HBP BLK WP HR S P ERA WHIP	

Los Angeles Dodgers @ Houston Astros
Astrodome, Houston, TX
Wed Aug 13 1986, 8:05 PM EDT
Att: 33,327 - Unknown


AB 35
R 5
H 10
RBI 5
BB 4
SO 9
LOB 11



Batter	1	2	3	4	5	6	7	8	9	AB	R	H	RBI	BB	SO	LOB	BOTTOM		
Bill Doran, S OBP: 0.368, SLG: 0.362	0-3 K		0-0 L5			0-3 K			0-0 FC6-4 1-2 1B	4	1	1	0	0	2	1			
Billy Hatcher, R OBP: 0.287, SLG: 0.344	0-0 4-3			0-0 3-1			0-3 K2-3		0-0 1-3	4	0	0	0	0	1	2			
Denny Walling, L OBP: 0.372, SLG: 0.480	0-0 3-1			0-0 4-3			0-0 4-3		4-0 FC6-4 BB	3	0	0	0	1	0	0			
Glenn Davis, R OBP: 0.338, SLG: 0.500 Dickie Thorn, R OBP: 0.293, SLG: 0.325		0-0 F9		0-3 K			1-0 HBP		0-0 FC6-4 DI 1B	2	0	0	0	0	1	0			
Kevin Bass, S OBP: 0.364, SLG: 0.501		0-0 F7			0-3 K		0-0 4-3		0-0 BB 1B	4	0	1	2	0	1	1			
Jose Cruz, L OBP: 0.346, SLG: 0.377		0-0 6-3			0-0 4-3			0-0 G6-3 1B	3	0	1	0	1	0	0	0			
Alan Ashby, S OBP: 0.338, SLG: 0.354 Aurelio Lopez, R			0-0 F8		0-3 K			0-3 K	0-3 K	3	0	0	0	0	2	1			
Phil Garner, R OBP: 0.327, SLG: 0.424										1	0	0	0	0	1	2			
Craig Reynolds, L OBP: 0.271, SLG: 0.349				0-0 SH1-4 1B		0-0 3-1		0-0 G6-3	0-0 1-2	3	0	1	0	0	0	1			
Mike Scott, R OBP: 0.132, SLG: 0.149 Larry Andersen, R				0-0 SH1-4		0-0 4-3			0-0 FC6-4 1B	0	0	0	0	0	0	0			
Terry Puhl, L OBP: 0.295, SLG: 0.333 Tom Funk, L										1	0	0	0	0	0	0			
John Mizerock, L OBP: 0.306, SLG: 0.213										1	1	1	0	0	0	0			
Inning Stats	R: 0 E: 0 K: 1 S: 5	H: 0 LOB: 0 BB: 0 P: 5	R: 0 E: 0 K: 0 S: 3	H: 0 LOB: 0 BB: 0 P: 3	R: 0 E: 0 K: 0 S: 4	H: 1 LOB: 1 BB: 0 P: 4	R: 0 E: 0 K: 1 S: 5	H: 0 LOB: 0 BB: 0 P: 5	R: 0 E: 0 K: 2 S: 7	H: 0 LOB: 0 BB: 0 P: 7	R: 0 E: 0 K: 1 S: 5	H: 0 LOB: 1 BB: 0 P: 6	R: 0 E: 0 K: 1 S: 5	H: 1 LOB: 2 BB: 0 P: 5	R: 3 E: 0 K: 1 S: 8	H: 3 LOB: 2 BB: 2 P: 16	1B: 5 2B: 0 3B: 0 HR: 0	SF: 0 SAC: 1 DP: 1 HBP: 1	WP: 0 PA: 34 PB: 0 SB: 0 CS: 0
PITCHER	IP WLS BF H R ER SO BB IBB HBP BLK WP HR S P ERA WHIP	IP WLS BF H R ER SO BB IBB HBP BLK WP HR S P ERA WHIP	IP WLS BF H R ER SO BB IBB HBP BLK WP HR S P ERA WHIP	IP WLS BF H R ER SO BB IBB HBP BLK WP HR S P ERA WHIP	IP WLS BF H R ER SO BB IBB HBP BLK WP HR S P ERA WHIP	IP WLS BF H R ER SO BB IBB HBP BLK WP HR S P ERA WHIP	IP WLS BF H R ER SO BB IBB HBP BLK WP HR S P ERA WHIP	IP WLS BF H R ER SO BB IBB HBP BLK WP HR S P ERA WHIP	IP WLS BF H R ER SO BB IBB HBP BLK WP HR S P ERA WHIP	IP WLS BF H R ER SO BB IBB HBP BLK WP HR S P ERA WHIP	IP WLS BF H R ER SO BB IBB HBP BLK WP HR S P ERA WHIP	IP WLS BF H R ER SO BB IBB HBP BLK WP HR S P ERA WHIP	IP WLS BF H R ER SO BB IBB HBP BLK WP HR S P ERA WHIP	IP WLS BF H R ER SO BB IBB HBP BLK WP HR S P ERA WHIP	IP WLS BF H R ER SO BB IBB HBP BLK WP HR S P ERA WHIP	IP WLS BF H R ER SO BB IBB HBP BLK WP HR S P ERA WHIP	IP WLS BF H R ER SO BB IBB HBP BLK WP HR S P ERA WHIP	IP WLS BF H R ER SO BB IBB HBP BLK WP HR S P ERA WHIP	

Los Angeles Dodgers @ Houston Astros
Astrodome, Houston, TX
Wed Aug 13 1986, 8:05 PM EDT
Att: 33,327 - Unknown

AB 30
R 3
H 5
RBI 3
BB 2
SO 8
LOB 10



Batter	1	2	3	4	5	6	7	8	9	AB	R	H	RBI	BB	SO	LOB	TOP								
Steve Sax, R OBP: 0.380, SLG: 0.423 (1,4)	F9		K		4-3		5-3			4	0	0	0	0	1	0	Los Angeles Dodgers @ Houston Astros Astrodome, Houston, TX Thu Aug 14 1986, 8:05 PM EDT Att: 42,118 - Unknown								
Bill Russell, R OBP: 0.279, SLG: 0.275 (1,6)	F9		1B		HR		6-3			3	1	1	0	1	0	0									
Bill Madlock, R OBP: 0.324, SLG: 0.388 (1,5)	2B		F9		HR		K			4	1	2	2	0	1	1									
Franklin Stubbs, L OBP: 0.312, SLG: 0.468 (1,7)	4-3		F7		F6			4-3		4	0	0	0	0	0	2									
Enos Cabell, R OBP: 0.299, SLG: 0.340 (1,3)		BB			F7		S	6-3		4	0	2	0	0	0	0									
Mike Scioscia, L OBP: 0.397, SLG: 0.368 (1,2)		BB			HBP		F8			3	0	1	0	1	0	1									
Jose Gonzalez, R OBP: 0.287, SLG: 0.308 (1,8)	F8		E1				K			3	0	0	0	0	1	3									
Len Matuszek, L OBP: 0.323, SLG: 0.496 (9, PH)			HBP		1-2			K		1	0	0	0	0	1	0									
Reggie Williams, R OBP: 0.326, SLG: 0.374 (1,9)	F8				1-3			F8		2	0	0	0	0	0	2									
Greg Brock, L OBP: 0.323, SLG: 0.439 (9, PH)					HBP					1	0	0	0	0	0	0									
Fernando Valenzuela, L OBP: 0.205, SLG: 0.232 (1,1)	F7				7-5			F7		3	0	0	0	0	0	5									
Alex Trevino, R OBP: 0.353, SLG: 0.396 (9, PH)					3-H					1	0	0	0	0	0	0									
Inning Stats	R: 0 E: 0 K: 0 S: 4	H: 1 LOB: 1 BB: 0 P: 4	R: 0 E: 0 K: 0 S: 4	H: 1 LOB: 2 BB: 1 P: 8	R: 0 E: 0 K: 1 S: 6	H: 1 LOB: 1 BB: 0 P: 6	R: 2 E: 0 K: 0 S: 5	H: 2 LOB: 1 BB: 1 P: 9	R: 0 E: 0 K: 1 S: 5	H: 0 LOB: 0 BB: 0 P: 5	R: 0 E: 0 K: 0 S: 3	H: 0 LOB: 0 BB: 0 P: 3	R: 0 E: 0 K: 1 S: 5	H: 0 LOB: 0 BB: 0 P: 5	R: 0 E: 0 K: 1 S: 5	H: 0 LOB: 0 BB: 0 P: 5	1B: 4 2B: 2 3B: 0 HR: 1	SF: 0 SAC: 0 DP: 1 HBP: 1	WP: 0 PB: 0 SB: 1 CS: 0	PA: 36					
PITCHER	IP	WLS	BF	H	R	ER	SO	BB	IBB	HBP	BLK	WP	HR	S	P	ERA	WHIP								
Jim Deshaies, L ERA: 3.75 (1,1)	5.0		24	6	2	2	1	2	0	1	0	0	1	23	32	3.60	1.600								
Larry Andersen, R ERA: 3.65 (6,1)	3.0	W	9	0	0	0	2	0	0	0	0	0	0	13	13	0.00	0.000								
Dave Smith, R ERA: 2.76 (9,1)	1.0	S	3	0	0	0	1	0	0	0	0	0	0	5	5	0.00	0.000								

Batter	1	2	3	4	5	6	7	8	9	AB	R	H	RBI	BB	SO	LOB	BOTTOM								
Bill Doran, S OBP: 0.369, SLG: 0.362 (1,4)	FC4-6		L6-3			6-3		1B		3	1	1	0	1	0	1	Los Angeles Dodgers @ Houston Astros Astrodome, Houston, TX Thu Aug 14 1986, 8:05 PM EDT Att: 42,118 - Unknown								
Billy Hatcher, R OBP: 0.287, SLG: 0.343 (1,8)	FC4-6				F6		F8	1B		4	1	1	1	0	0	1									
Phil Garner, R OBP: 0.330, SLG: 0.420 (1,5)	G6-4-3				FC4-6			4-3		2	0	0	1	2	0	2									
Dave Smith, R ERA: 2.76 (9,1)	G6-4-3				BB					0	0	0	0	0	0	0									
Glenn Davis, R OBP: 0.338, SLG: 0.498 (1,3)		6-3			FC4-6		4-3	E8		4	0	1	1	0	0	2									
Kevin Bass, S OBP: 0.365, SLG: 0.499 (1,9)		1B			F7			1B		2	0	0	0	2	1	1									
Jose Cruz, L OBP: 0.348, SLG: 0.379 (1,7)					G6-4-3		1-3	F7		4	0	2	0	0	0	2									
Alan Ashby, S OBP: 0.333, SLG: 0.349 (1,2)	G6-4-3						6-3			3	0	0	0	0	0	3									
Dickie Thon, R OBP: 0.293, SLG: 0.325 (1,6)			F9					FC6-4		3	0	1	0	0	1	1									
Jim Deshaies, L OBP: 0.171, SLG: 0.065 (1,1)								FC6-4		0	0	0	0	1	0	0									
Jim Pankovits, R OBP: 0.339, SLG: 0.358 (5, PH)								1B		1	0	0	0	0	1	1									
Larry Andersen, R ERA: 3.65 (6,1)								1B		0	0	0	0	0	0	0									
Davey Lopes, R OBP: 0.384, SLG: 0.447 (8, PH)								1B		1	1	0	0	0	0	1									
Inning Stats	R: 0 E: 0 K: 0 S: 2	H: 0 LOB: 0 BB: 1 P: 6	R: 0 E: 0 K: 0 S: 3	H: 1 LOB: 1 BB: 1 P: 7	R: 0 E: 0 K: 0 S: 2	H: 0 LOB: 0 BB: 1 P: 6	R: 0 E: 0 K: 0 S: 3	H: 0 LOB: 1 BB: 1 P: 7	R: 0 E: 0 K: 1 S: 5	H: 0 LOB: 0 BB: 0 P: 5	R: 3 E: 1 K: 0 S: 7	H: 4 LOB: 2 BB: 1 P: 11	R: 0 E: 0 K: 0 S: 3	H: 0 LOB: 0 BB: 0 P: 7	R: 0 E: 0 K: 1 S: 5	H: 0 LOB: 0 BB: 0 P: 5	1B: 6 2B: 1 3B: 0 HR: 0	SF: 0 SAC: 0 DP: 3 HBP: 0	WP: 0 PB: 0 SB: 0 CS: 0	PA: 33					
PITCHER	IP	WLS	BF	H	R	ER	SO	BB	IBB	HBP	BLK	WP	HR	S	P	ERA	WHIP								
Fernando Valenzuela, L ERA: 2.99 (1,1)	8.0	L	33	6	3	3	3	5	1	0	0	0	0	33	57	3.38	1.375								



Batter	1	2	3	4	5	6	7	8	9	AB	R	H	RBI	BB	SO	LOB	TOP								
Bill Doran, S OBP: 0.368, SLG: 0.363 (1.4)	E4 G6-3-5		4-3		4-3		1-3			4	1	1	0	0	0	1	Houston Astros @ Atlanta Braves Atlanta-Fulton County Stadium, Atlanta, GA Fri Aug 15 1986, 7:05 PM EDT Att: 26,625 - Unknown								
Billy Hatcher, R OBP: 0.282, SLG: 0.337 (1.8)	G6-3-5		4-3		4-3			F6		4	0	0	0	0	0	3									
Denny Walling, L OBP: 0.377, SLG: 0.496 (1.5)				HR	4-3					4	1	3	2	0	0	0									
Glenn Davis, R OBP: 0.337, SLG: 0.495 (1.3)	F8			1B	F7			F9		4	1	1	0	0	0	2									
Kevin Bass, S OBP: 0.362, SLG: 0.494 (1.9)		L9		E4				L4		4	0	0	0	0	0	2									
Jose Cruz, L OBP: 0.344, SLG: 0.374 (1.7)		K		F7					K	4	0	0	0	0	2	2									
Craig Reynolds, L OBP: 0.275, SLG: 0.356 (1.6)		5-3								4	0	2	1	0	0	0									
John Mizerock, L OBP: 0.397, SLG: 0.200 (1.2)			4-3	SH2-4	F2			G3		3	0	0	0	1	0	3									
Bob Knepper, L OBP: 0.092, SLG: 0.105 (1.1)			SH2-4	4-3				4-3		3	0	0	0	0	1	3									
Inning Stats	R: 0 E: 1 K: 0 S: 4	H: 1 LOB: 1 BB: 0 P: 4	R: 0 E: 0 K: 1 S: 5	H: 0 LOB: 0 BB: 0 P: 5	R: 0 E: 0 K: 0 S: 3	H: 0 LOB: 1 BB: 1 P: 7	R: 2 E: 1 K: 0 S: 7	H: 3 LOB: 2 BB: 0 P: 7	R: 1 E: 0 K: 0 S: 4	H: 1 LOB: 0 BB: 0 P: 4	R: 0 E: 0 K: 0 S: 3	H: 0 LOB: 0 BB: 0 P: 3	R: 0 E: 0 K: 0 S: 3	H: 0 LOB: 0 BB: 0 P: 3	R: 0 E: 0 K: 2 S: 4	H: 1 LOB: 1 BB: 0 P: 4	R: 0 E: 0 K: 2 S: 8	H: 1 LOB: 1 BB: 0 P: 8	1B: 4 2B: 3 3B: 0 HR: 1	SF: 0 SAC: 1 DP: 1 HBP: 0	WP: 0 PB: 0 SB: 0 CS: 0	PA: 36			
PITCHER	IP	WLS	BF	H	R	ER	SO	BB	IBB	HBP	BLK	WP	HR	S	P	ERA	WHIP								
Jim Acker, R ERA: 3.77 (1.1)	7.0	L	28	5	3	2	1	1	0	0	0	0	1	29	33	2.57	0.857								
Cliff Speck, R ERA: 1.23 (8.1)	0.2		3	1	0	0	0	0	0	0	0	0	0	3	3	0.00	1.500								
Ed Olwine, L ERA: 2.42 (8.1)	1.1		5	1	0	0	2	0	0	0	0	0	0	9	9	0.00	0.750								


Batter	1	2	3	4	5	6	7	8	9	AB	R	H	RBI	BB	SO	LOB	BOTTOM								
Bill Sample, R OBP: 0.315, SLG: 0.388 (1.9)			K		E3			6-3		4	0	1	0	0	1	0	Houston Astros @ Atlanta Braves Atlanta-Fulton County Stadium, Atlanta, GA Fri Aug 15 1986, 7:05 PM EDT Att: 26,625 - Unknown								
Rafael Ramirez, R OBP: 0.253, SLG: 0.316 (1.5)								6-3		4	0	1	0	0	1	2									
Dale Murphy, R OBP: 0.372, SLG: 0.498 (1.8)										2	0	0	0	2	1	0									
Bob Horner, R OBP: 0.338, SLG: 0.472 (1.3)										4	0	2	0	0	1	4									
Ken Griffey, L OBP: 0.350, SLG: 0.508 (1.7)										4	0	0	0	0	0	4									
Andres Thomas, R OBP: 0.300, SLG: 0.441 (1.6)										4	0	0	0	0	0	2									
Bruce Benedict, R OBP: 0.336, SLG: 0.340 (1.2)										4	0	1	0	0	0	0									
Glenn Hubbard, R OBP: 0.358, SLG: 0.322 (1.4)										3	0	0	0	0	0	0									
Ted Simmons, S OBP: 0.320, SLG: 0.383 (9, PH)										1	0	0	0	0	0	2									
Jim Acker, R OBP: 0.167, SLG: 0.250 (1.1)										2	0	0	0	0	1	0									
Terry Harper, R OBP: 0.307, SLG: 0.347 (7, PH)										1	0	0	0	0	0	0									
Cliff Speck, R OBP: 0.307, SLG: 0.347 (8.1)										0	0	0	0	0	0	0									
Ed Olwine, R OBP: 0.500, SLG: 0.500 (8.1)										0	0	0	0	0	0	0									
Inning Stats	R: 0 E: 0 K: 1 S: 6	H: 1 LOB: 2 BB: 1 P: 10	R: 0 E: 0 K: 0 S: 3	H: 0 LOB: 0 BB: 0 P: 3	R: 0 E: 0 K: 0 S: 3	H: 0 LOB: 2 BB: 1 P: 10	R: 0 E: 0 K: 0 S: 3	H: 0 LOB: 0 BB: 0 P: 3	R: 0 E: 0 K: 2 S: 8	H: 0 LOB: 1 BB: 0 P: 8	R: 0 E: 0 K: 0 S: 4	H: 1 LOB: 1 BB: 0 P: 4	R: 0 E: 0 K: 0 S: 3	H: 0 LOB: 0 BB: 0 P: 3	R: 0 E: 0 K: 1 S: 5	H: 2 LOB: 2 BB: 0 P: 5	R: 0 E: 0 K: 0 S: 5	H: 0 LOB: 2 BB: 0 P: 5	1B: 3 2B: 2 3B: 0 HR: 0	SF: 0 SAC: 0 DP: 0 HBP: 0	WP: 0 PB: 0 SB: 0 CS: 0	PA: 35			
PITCHER	IP	WLS	BF	H	R	ER	SO	BB	IBB	HBP	BLK	WP	HR	S	P	ERA	WHIP								
Bob Knepper, L ERA: 2.62 (1.1)	9.0	W	35	5	0	0	5	2	0	0	0	0	0	43	51	0.00	0.778								



Batter	1	2	3	4	5	6	7	8	9	AB	R	H	RBI	BB	SO	LOB	TOP									
Bill Doran, S OBP: 0.367, SLG: 0.361 (1, 4)	G3		K		G3		F8		S 1B	5	0	1	0	0	1	2										
Billy Hatcher, R OBP: 0.281, SLG: 0.332 (1, 8)	F5			K			5-3		K	4	0	0	0	1	2	1										
Denny Walling, L OBP: 0.374, SLG: 0.490 (1, 5)	F7			F7	CS		K		5-3	5	1	1	0	0	1	1										
Glenn Davis, R OBP: 0.337, SLG: 0.494 (1, 3)		K							F7	5	1	2	0	0	1	1										
Kevin Bass, S OBP: 0.363, SLG: 0.506 (1, 9)	F7			2-3						4	2	2	3	0	0	1										
Jose Cruz, L OBP: 0.343, SLG: 0.373 (1, 7)	G3									4	1	1	1	0	0	0										
Alan Ashby, S OBP: 0.333, SLG: 0.354 Dave Smith, R (8, 1)			G3							3	1	1	0	1	0	1										
Craig Reynolds, L OBP: 0.275, SLG: 0.354 (1, 6)			K							4	0	1	2	0	1	2										
Matt Keough, R OBP: 0.400, SLG: 0.500 Charlie Kerfeld, R OBP: 0.333, SLG: 0.200 John Mizerock, L OBP: 0.405, SLG: 0.275 (1, 1) (6, 1) (8, 2)										3	0	1	0	0	0	2										
Inning Stats	R: 0 E: 0 K: 0 S: 3	H: 0 LOB: 0 BB: 0 P: 3	R: 0 E: 0 K: 1 S: 5	H: 0 LOB: 0 BB: 0 P: 5	R: 0 E: 0 K: 2 S: 8	H: 1 LOB: 1 BB: 0 P: 8	R: 0 E: 0 K: 1 S: 6	H: 1 LOB: 1 BB: 0 P: 6	R: 2 E: 1 K: 0 S: 5	H: 2 LOB: 1 BB: 1 P: 9	R: 3 E: 0 K: 0 S: 7	H: 4 LOB: 1 BB: 0 P: 7	R: 0 E: 0 K: 1 S: 5	H: 0 LOB: 0 BB: 0 P: 5	R: 1 E: 0 K: 0 S: 4	H: 1 LOB: 1 BB: 1 P: 8	R: 1 E: 0 K: 1 S: 7	H: 2 LOB: 1 BB: 0 P: 7	1B: 7 2B: 1 3B: 1 HR: 2	SF: 0 SAC: 0 DP: 0 HBP: 0	WP: 0 PB: 0 SB: 2 CS: 1	PA: 41				
PITCHER	IP	WLS	BF	H	R	ER	SO	BB	IBB	HBP	BLK	WP	HR	S	P	ERA	WHIP									
Rick Mahler, R ERA: 5.19 Paul Assenmacher, L ERA: 2.79 Cliff Speck, R ERA: 1.09 Jeff Dedmon, R ERA: 3.05	(1, 1)	5.0	L	23	7	5	4	4	1	0	0	0	0	0	30	34	7.20	1.600								

Houston Astros @ Atlanta Braves
Atlanta-Fulton County Stadium, Atlanta, GA
Sat Aug 16 1986, 7:05 PM EDT
Att: 31,862 - Unknown


AB	38
R	7
H	11
RBI	7
BB	2
SO	6
LOB	11



Batter	1	2	3	4	5	6	7	8	9	AB	R	H	RBI	BB	SO	LOB	BOTTOM									
Omar Moreno, L OBP: 0.286, SLG: 0.387 (1, 9)	K		G1-4-3			6-3	G3			4	0	0	0	0	1	1										
Ken Oberkfell, L OBP: 0.383, SLG: 0.372 (1, 5)	K			5-3		HR			K	4	1	1	0	0	2	0										
Dale Murphy, R OBP: 0.373, SLG: 0.503 (1, 8)	F7					HR			F9	3	1	1	2	1	0	0										
Bob Horner, R OBP: 0.335, SLG: 0.467 (1, 3)		F8		K		4-3			F7	4	0	0	0	0	1	1										
Ken Griffey, L OBP: 0.346, SLG: 0.503 (1, 7)		G3		F7					G3	4	0	0	0	0	0	1										
Rafael Ramirez, R OBP: 0.255, SLG: 0.317 (1, 6)					F4		WP		F8	4	1	2	0	0	0	0										
Ozzie Virgil, R OBP: 0.333, SLG: 0.373 (1, 2)			K						K	4	1	1	0	0	3	1										
Glenn Hubbard, R OBP: 0.361, SLG: 0.321 (1, 4)					L5					1	0	0	0	2	0	0										
Rick Mahler, R OBP: 0.217, SLG: 0.207 Paul Assenmacher, L OBP: 0.315, SLG: 0.396 Cliff Speck, R OBP: 0.392, SLG: 0.444 Chris Chambliss, L OBP: 0.107, SLG: 0.167 (1, 1) (6, 1) (7, 1) (8, 1)			G1-6-3			5-3			SF9	1	0	0	0	0	0	1										
Inning Stats	R: 0 E: 0 K: 2 S: 7	H: 0 LOB: 0 BB: 0 P: 7	R: 0 E: 0 K: 1 S: 6	H: 1 LOB: 0 BB: 0 P: 6	R: 0 E: 0 K: 0 S: 2	H: 0 LOB: 0 BB: 1 P: 6	R: 0 E: 0 K: 1 S: 5	H: 0 LOB: 1 BB: 1 P: 9	R: 0 E: 0 K: 1 S: 5	H: 0 LOB: 0 BB: 0 P: 5	R: 2 E: 0 K: 0 S: 5	H: 2 LOB: 1 BB: 0 P: 5	R: 2 E: 0 K: 0 S: 5	H: 2 LOB: 1 BB: 1 P: 9	R: 0 E: 0 K: 1 S: 5	H: 0 LOB: 0 BB: 0 P: 5	R: 0 E: 0 K: 1 S: 5	H: 0 LOB: 0 BB: 0 P: 5	1B: 4 2B: 0 3B: 0 HR: 1	SF: 1 SAC: 0 DP: 1 HBP: 0	WP: 2 PB: 0 SB: 1 CS: 0	PA: 34				
PITCHER	IP	WLS	BF	H	R	ER	SO	BB	IBB	HBP	BLK	WP	HR	S	P	ERA	WHIP									
Matt Keough, R ERA: 4.81 Charlie Kerfeld, R ERA: 2.82 Dave Smith, R ERA: 2.64	(1, 1)	5.2	W	21	3	2	2	5	2	0	0	0	2	0	6	10	13.50	2.250								
(8, 1)	2.0	S	6	0	0	0	2	0	0	0	0	0	0	0	10	10	0.00	0.000								

Houston Astros @ Atlanta Braves
Atlanta-Fulton County Stadium, Atlanta, GA
Sat Aug 16 1986, 7:05 PM EDT
Att: 31,862 - Unknown

AB	30
R	4
H	5
RBI	3
BB	3
SO	7
LOB	5



Batter	1	2	3	4	5	6	7	8	9	AB	R	H	RBI	BB	SO	LOB	TOP																
Bill Doran, S OBP: 0.365, SLG: 0.360 (1, 4)										4	0	1	1	0	0	0	Houston Astros @ Atlanta Braves Atlanta-Fulton County Stadium, Atlanta, GA Sun Aug 17 1986, 3:33 AM EDT Att: 17,618 - Unknown																
Billy Hatcher, R OBP: 0.280, SLG: 0.328 (1, 8) Craig Reynolds, L OBP: 0.274, SLG: 0.353 (9, PH)										3	0	0	0	1	0	2																	
Davey Lopes, R OBP: 0.388, SLG: 0.445 (1, 7)									3	1	1	0	2	0	0																		
Glenn Davis, R OBP: 0.339, SLG: 0.500 (1, 3)									3	1	1	2	1	0	1																		
Kevin Bass, S OBP: 0.362, SLG: 0.503 (1, 9)									4	0	1	0	0	0	3																		
Phil Garner, R OBP: 0.326, SLG: 0.415 (1, 5) Denny Walling, L OBP: 0.373, SLG: 0.489 (8, PH)									3	0	0	0	0	1	3																		
Alan Ashby, S OBP: 0.339, SLG: 0.357 (1, 2)									4	1	2	0	0	1	0																		
Dickie Thon, R OBP: 0.301, SLG: 0.327 (1, 6)									2	0	1	0	2	1	1																		
Nolan Ryan, R OBP: 0.145, SLG: 0.119 (5, PH) Jim Fingers, R OBP: 0.330, SLG: 0.370 (8, 1) Tom Funk, L OBP: 0.373, SLG: 0.489 (8, 1) Larry Andersen, R OBP: 0.339, SLG: 0.372 (8, PH) Jose Cruz, L OBP: 0.339, SLG: 0.372 (8, 1) Aurelio Lopez, R OBP: 0.339, SLG: 0.372 (8, 1)									2	0	0	0	0	1	3																		
Inning Stats	R: 0 E: 0 K: 1 S: 3	H: 1 LOB: 1 BB: 1 P: 7	R: 0 E: 0 K: 1 S: 7	H: 2 LOB: 2 BB: 0 P: 7	R: 2 E: 0 K: 0 S: 4	H: 2 LOB: 0 BB: 1 P: 8	R: 0 E: 0 K: 0 S: 3	H: 0 LOB: 1 BB: 1 P: 7	R: 0 E: 0 K: 1 S: 6	H: 1 LOB: 3 BB: 2 P: 14	R: 1 E: 0 K: 1 S: 7	H: 2 LOB: 1 BB: 0 P: 7	R: 0 E: 0 K: 0 S: 3	H: 0 LOB: 0 BB: 0 P: 3	R: 0 E: 0 K: 2 S: 7	H: 0 LOB: 1 BB: 1 P: 11		R: 0 E: 0 K: 0 S: 3	H: 0 LOB: 0 BB: 0 P: 3	1B: 7 2B: 0 3B: 0 HR: 1	SF: 1 SAC: 0 DP: 1 HBP: 0	WP: 1 PB: 0 SB: 1 CS: 1	PA: 40										
PITCHER	IP WLS BF H R ER SO BB IBB HBP BLK WP HR S P ERA WHIP																																
Zane Smith, L ERA: 3.44 (1, 1)	6.0	29	8	3	3	3	5	0	0	0	0	1	1	30	50	4.50	2.167																
Cliff Speck, R ERA: 0.9 (7, 1)	1.2	6	0	0	0	2	1	0	0	0	0	0	0	9	13	0.00	0.600																
Ed Olwine, L ERA: 2.36 (8, 1)	0.2	2	0	0	0	0	0	0	0	0	0	0	0	2	2	0.00	0.000																
Gene Garber, R ERA: 1.8 (9, 1)	0.2	2	0	0	0	0	0	0	0	0	0	0	0	2	2	0.00	0.000																

Batter	1	2	3	4	5	6	7	8	9	AB	R	H	RBI	BB	SO	LOB	BOTTOM																
Omar Moreno, L OBP: 0.282, SLG: 0.381 (1, 9)										4	0	0	0	0	1	4	Houston Astros @ Atlanta Braves Atlanta-Fulton County Stadium, Atlanta, GA Sun Aug 17 1986, 3:33 AM EDT Att: 17,618 - Unknown																
Rafael Ramirez, R OBP: 0.280, SLG: 0.325 (1, 6) (7, 5)									4	2	3	0	0	0	0																		
Dale Murphy, R OBP: 0.373, SLG: 0.500 (1, 8)									3	0	0	0	1	2	2																		
Bob Horner, R OBP: 0.332, SLG: 0.463 (1, 3)									3	0	0	1	0	0	3																		
Ken Griffey, L OBP: 0.348, SLG: 0.503 (1, 7)									4	2	2	1	0	1	0																		
Ken Oberkfell, L OBP: 0.386, SLG: 0.371 (1, 5) (7, 4)									1	0	0	0	3	0	0																		
Bruce Benedict, R OBP: 0.345, SLG: 0.343 (1, 2)									2	0	1	1	1	0	1																		
Glenn Hubbard, R OBP: 0.359, SLG: 0.318 (1, 4) Chris Chambliss, L OBP: 0.318, SLG: 0.444 (6, PH) Andres Thomas, R OBP: 0.299, SLG: 0.439 (7, 6)									2	0	0	0	0	1	3																		
Zane Smith, L OBP: 0.125, SLG: 0.093 (1, 1) Ted Simmons, S OBP: 0.318, SLG: 0.379 (6, PH) Cliff Speck, R ERA: 0.9 (7, 1) Ed Olwine, R OBP: 0.500, SLG: 0.500 (8, 1) Gene Garber, R OBP: 0.400, SLG: 0.250 (9, 1)										2	0	0	0	0	1	1																	
Inning Stats	R: 0 E: 0 K: 1 S: 5	H: 0 LOB: 0 BB: 0 P: 5	R: 0 E: 0 K: 1 S: 5	H: 0 LOB: 0 BB: 0 P: 5	R: 0 E: 0 K: 0 S: 3	H: 0 LOB: 1 BB: 1 P: 7	R: 2 E: 0 K: 2 S: 10	H: 3 LOB: 2 BB: 1 P: 14	R: 0 E: 0 K: 1 S: 6	H: 1 LOB: 2 BB: 1 P: 10	R: 1 E: 0 K: 0 S: 4	H: 1 LOB: 0 BB: 0 P: 4	R: 0 E: 0 K: 0 S: 2	H: 0 LOB: 0 BB: 1 P: 6	R: 0 E: 0 K: 0 S: 2	H: 0 LOB: 0 BB: 1 P: 6		1B: 5 2B: 1 3B: 0 HR: 0	SF: 1 SAC: 1 DP: 1 HBP: 0	WP: 1 PB: 1 SB: 2 CS: 0	PA: 35												
PITCHER	IP WLS BF H R ER SO BB IBB HBP BLK WP HR S P ERA WHIP																																
Nolan Ryan, R ERA: 3.69 (1, 1)	5.0	22	4	2	2	5	3	0	0	0	0	1	0	29	41	3.60	1.400																
Tom Funk, L ERA: 2.45 (6, 1)	0.0	2	1	1	1	0	1	0	0	0	0	0	1	5	∞	∞																	
Larry Andersen, R ERA: 3.53 (6, 1)	2.0	8	1	1	0	1	0	1	0	0	0	0	9	13	0.00	0.500																	
Aurelio Lopez, R ERA: 3.13 (8, 1)	1.0	3	0	0	0	0	1	0	0	0	0	0	2	6	0.00	1.000																	

AB	32
R	3
H	8
RBI	3
BB	6
SO	5
LOB	14



AB	27
R	4
H	6
RBI	4
BB	6
SO	6
LOB	17



Batter	1	2	3	4	5	6	7	8	9	AB	R	H	RBI	BB	SO	LOB	TOP																				
Bill Doran, S OBP: 0.368, SLG: 0.362 (1, 4)	F7		FC6-4 BB		1B		1B			3	0	2	0	1	0	0	Houston Astros @ Pittsburgh Pirates Three Rivers Stadium, Pittsburgh, PA Mon Aug 18 1986, 7:05 PM EDT Att: 7,965 - Unknown																				
Billy Hatcher, R OBP: 0.280, SLG: 0.327 (1, 8)	G4-6-3 1B		FC6-4 1B		K		5-3			4	0	1	0	0	1	4																					
Denny Walling, L OBP: 0.371, SLG: 0.485 (1, 5)	G4-6-3		PO 1B				G1-4-3		F7	4	0	1	1	0	0	1																					
Glenn Davis, R OBP: 0.338, SLG: 0.498 (1, 3)		E5	PO	WP 1B		F9		F5		4	0	1	0	0	0	0																					
Kevin Bass, S OBP: 0.361, SLG: 0.501 (1, 9)	G3-6			K		HR 1B		6-3		4	1	1	0	0	1	2																					
Jose Cruz, L OBP: 0.344, SLG: 0.385 (1, 7)				4-3		HR			L6	4	1	2	2	0	0	1																					
Alan Ashby, S OBP: 0.338, SLG: 0.355 (1, 2)	3-1			6-3		G3			FC6-4 1B	4	0	1	0	0	0	2																					
Craig Reynolds, L OBP: 0.270, SLG: 0.348 Dickie Thon, R OBP: 0.300, SLG: 0.325 (9, PH)			K		F9		G3		FC6-4	3	0	0	0	0	1	0																					
Mike Scott, R OBP: 0.139, SLG: 0.155 (1, 1)			FC6-4 BB 1B		K		4-3		K	4	1	1	0	0	2	1																					
Inning Stats	R: 0 E: 0 K: 0 S: 3	H: 1 LOB: 0 BB: 0 P: 3	R: 0 E: 1 K: 0 S: 4	H: 1 LOB: 1 BB: 0 P: 4	R: 1 E: 0 K: 1 S: 6	H: 2 LOB: 1 BB: 1 P: 10	R: 0 E: 0 K: 1 S: 6	H: 1 LOB: 1 BB: 0 P: 6	R: 0 E: 0 K: 2 S: 8	H: 1 LOB: 1 BB: 0 P: 8	R: 2 E: 0 K: 0 S: 5	H: 2 LOB: 0 BB: 0 P: 5	R: 0 E: 0 K: 0 S: 4	H: 1 LOB: 1 BB: 0 P: 4	R: 0 E: 0 K: 0 S: 3	H: 0 LOB: 0 BB: 0 P: 3		R: 0 E: 0 K: 1 S: 6	H: 1 LOB: 1 BB: 0 P: 6	1B: 8 2B: 1 3B: 0 HR: 1	SF: 0 SAC: 0 DP: 2 HBP: 0	WP: 1 PB: 0 SB: 0 CS: 0	PA: 37														
PITCHER	IP	WLS	BF	H	R	ER	SO	BB	IBB	HBP	BLK	WP	HR	S	P	ERA	WHIP	PITCHER		IP	WLS	BF	H	R	ER	SO	BB	IBB	HBP	BLK	WP	HR	S	P	ERA	WHIP	
Bob Walk, R ERA: 3.63 Pat Clements, L ERA: 3.31	(1, 1)	8.0	L	32	9	3	3	4	1	0	0	0	1	1	39	43	3.38	1.250																			
Batter	1	2	3	4	5	6	7	8	9	AB	R	H	RBI	BB	SO	LOB	BOTTOM																				
Joe Orsulak, L OBP: 0.300, SLG: 0.347 (1, 9)	4-3		4-3							4	0	0	0	0	0	0	Houston Astros @ Pittsburgh Pirates Three Rivers Stadium, Pittsburgh, PA Mon Aug 18 1986, 7:05 PM EDT Att: 7,965 - Unknown																				
Barry Bonds, L OBP: 0.329, SLG: 0.472 (1, 8)				F8		K			4-3	4	0	1	0	0	1	0																					
Johnny Ray, S OBP: 0.370, SLG: 0.410 (1, 4)				G3		F8			2B	4	0	1	0	0	1	0																					
Sid Bream, L OBP: 0.351, SLG: 0.464 (1, 3)			K	S BB		E8 G3 1B			K	3	0	1	0	1	2	1																					
R.J. Reynolds, S OBP: 0.346, SLG: 0.440 (1, 7)				FC6-4 BB		G3			1-3	3	0	1	0	1	0	2																					
Tony Peña, R OBP: 0.342, SLG: 0.395 (1, 2)				K		L4				3	0	0	0	0	1	4																					
Jim Morrison, R OBP: 0.319, SLG: 0.430 (1, 5)				K		5-3				3	0	0	0	0	2	2																					
U.L. Washington, S OBP: 0.296, SLG: 0.263 (1, 6)				F8		K			6-3	3	0	0	0	0	1	0																					
Bob Walk, R OBP: 0.194, SLG: 0.265 Bobby Bonilla, S OBP: 0.367, SLG: 0.360 Pat Clements, R (9, 1)				F5		K			K	2	0	0	0	0	1	0																					
										0	0	0	0	0	0	0																					
Inning Stats	R: 0 E: 0 K: 1 S: 5	H: 1 LOB: 0 BB: 0 P: 5	R: 0 E: 0 K: 3 S: 10	H: 1 LOB: 1 BB: 0 P: 10	R: 0 E: 0 K: 0 S: 3	H: 0 LOB: 0 BB: 0 P: 3	R: 0 E: 0 K: 0 S: 3	H: 0 LOB: 2 BB: 2 P: 11	R: 0 E: 0 K: 3 S: 9	H: 0 LOB: 0 BB: 0 P: 9	R: 0 E: 0 K: 1 S: 5	H: 0 LOB: 0 BB: 0 P: 5	R: 0 E: 1 K: 0 S: 4	H: 1 LOB: 1 BB: 0 P: 4	R: 0 E: 0 K: 1 S: 5	H: 0 LOB: 0 BB: 0 P: 5	R: 0 E: 0 K: 1 S: 6	H: 1 LOB: 1 BB: 0 P: 6	1B: 1 2B: 3 3B: 0 HR: 0	SF: 0 SAC: 0 DP: 0 HBP: 0	WP: 0 PB: 0 SB: 1 CS: 0	PA: 32															
PITCHER	IP	WLS	BF	H	R	ER	SO	BB	IBB	HBP	BLK	WP	HR	S	P	ERA	WHIP	PITCHER		IP	WLS	BF	H	R	ER	SO	BB	IBB	HBP	BLK	WP	HR	S	P	ERA	WHIP	
Mike Scott, R ERA: 2.23	(1, 1)	9.0	W	32	4	0	0	10	2	0	0	0	0	50	58	0.00	0.667																				

AB	35
R	3
H	10
RBI	3
BB	1
SO	5
LOB	12



AB	30
R	0
H	4
RBI	0
BB	2
SO	10
LOB	9



Batter	1	2	3	4	5	6	7	8	9	AB	R	H	RBI	BB	SO	LOB	TOP								
Bill Doran, S OBP: 0.368, SLG: 0.363 Phil Garner, R OBP: 0.327, SLG: 0.420	0-0 4-3		0-0 1B		0-0 2B			0-0 E6		2	0	1	0	0	0	0	Houston Astros @ Pittsburgh Pirates Three Rivers Stadium, Pittsburgh, PA Tue Aug 19 1986, 7:05 PM EDT Att: 9,128 - Unknown								
Billy Hatcher, R OBP: 0.283, SLG: 0.333	0-0 3-1		0-0 1B		0-0 6-3			0-0 F7		4	0	2	0	0	0	2									
Denny Walling, L OBP: 0.366, SLG: 0.478	0-0 3-1		0-0 F8					0-3 K		4	0	0	0	0	1	3									
Glenn Davis, R OBP: 0.337, SLG: 0.494	0-3 K		0-0 G6-4-3					0-0 F9		3	0	0	0	1	1	3									
Kevin Bass, S OBP: 0.365, SLG: 0.509		0-0 HR		0-0 F9				0-0 1B		3	1	2	1	1	0	0									
Jose Cruz, L OBP: 0.340, SLG: 0.380	0-0 4-3		0-0 L3					0-3 F5		4	0	0	0	0	1	3									
Craig Reynolds, L OBP: 0.266, SLG: 0.342	0-0 F9		0-0 1-3					0-0 F7		4	0	0	0	0	0	2									
John Mizerock, L OBP: 0.397, SLG: 0.259	4-0 BB		0-0 F7					0-0 F9		3	0	0	0	1	0	2									
Jim Deshaies, L OBP: 0.158, SLG: 0.059 Dave Smith, R (9, 1)	0-3 K		0-3 K					0-0 6-3		3	0	0	0	0	2	1									
Inning Stats	R: 0 E: 0 K: 1 S: 6	H: 1 LOB: 1 BB: 0 P: 6	R: 1 E: 0 K: 1 S: 6	H: 1 LOB: 1 BB: 1 P: 10	R: 0 E: 0 K: 0 S: 4	H: 2 LOB: 1 BB: 0 P: 4	R: 0 E: 0 K: 0 S: 3	H: 0 LOB: 0 BB: 0 P: 3	R: 0 E: 0 K: 1 S: 6	H: 1 LOB: 1 BB: 0 P: 6	R: 0 E: 0 K: 0 S: 4	H: 1 LOB: 0 BB: 0 P: 4	R: 0 E: 0 K: 0 S: 3	H: 0 LOB: 0 BB: 0 P: 3	R: 0 E: 1 K: 1 S: 5	H: 0 LOB: 0 BB: 2 P: 5		R: 0 E: 0 K: 1 S: 5	H: 0 LOB: 2 BB: 2 P: 13	1B: 3 2B: 2 3B: 0 HR: 1	SF: 0 SAC: 0 DP: 1 HBP: 0	WP: 0 PB: 0 SB: 0 CS: 1	PA: 35		
PITCHER	IP	WLS	BF	H	R	ER	SO	BB	IBB	HBP	BLK	WP	HR	S	P	ERA	WHIP								
Mike Bielecki, R ERA: 4.56 Don Robinson, R ERA: 3.33	(1, 1)	8.0	L	30	6	1	4	1	0	0	0	0	1	37	41	1.12	0.875								
(9, 1)	1.0	5	0	0	0	0	1	2	0	0	0	0	0	5	13	0.00	2.000								

AB	32
R	1
H	6
RBI	1
BB	3
SO	5
LOB	16




Batter	1	2	3	4	5	6	7	8	9	AB	R	H	RBI	BB	SO	LOB	BOTTOM								
Barry Bonds, L OBP: 0.328, SLG: 0.467	4-0 BB		0-0 F7			0-0 G3		0-3 K		3	0	0	0	1	1	1	Houston Astros @ Pittsburgh Pirates Three Rivers Stadium, Pittsburgh, PA Tue Aug 19 1986, 7:05 PM EDT Att: 9,128 - Unknown								
Bobby Bonilla, S OBP: 0.366, SLG: 0.357	4-0 L5-4		0-0 1-3			0-3 K		0-0 1-3		3	0	0	0	1	1	1									
Johnny Ray, S OBP: 0.371, SLG: 0.409	0-3 K				0-0 1B			4-0 BB		3	0	1	0	1	1	2									
Mike Diaz, R OBP: 0.336, SLG: 0.520 Sid Bream, L OBP: 0.350, SLG: 0.463	0-0 L5-4				0-3 K			0-3 K		3	0	0	0	0	2	4									
Jim Morrison, R OBP: 0.318, SLG: 0.431		0-0 1B		0-0 F7				0-0 F7		4	0	1	0	0	0	1									
Tony Peña, R OBP: 0.342, SLG: 0.395		0-0 2H		0-0 6-3				0-0 6-3		3	0	1	0	0	0	1									
R.J. Reynolds, S OBP: 0.344, SLG: 0.437		0-0 1-3			0-0 4-3			0-0 3-1		3	0	0	0	0	0	1									
Rafael Belliard, R OBP: 0.297, SLG: 0.260		0-3 K			0-0 F9			0-0 F8		3	0	0	0	0	1	1									
Mike Bielecki, R OBP: 0.071, SLG: 0.049 Junior Ortiz, R OBP: 0.361, SLG: 0.378 U L Washington, S OBP: 0.296, SLG: 0.263 Don Robinson, R OBP: 0.500, SLG: 0.500			0-3 K			0-3 K		0-0 1B		2	0	0	0	0	2	0									
Inning Stats	R: 0 E: 0 K: 1 S: 4	H: 0 LOB: 1 BB: 2 P: 12	R: 0 E: 0 K: 1 S: 6	H: 2 LOB: 1 BB: 0 P: 6	R: 0 E: 0 K: 1 S: 5	H: 0 LOB: 0 BB: 0 P: 5	R: 0 E: 0 K: 1 S: 6	H: 1 LOB: 1 BB: 0 P: 6	R: 0 E: 0 K: 2 S: 7	H: 0 LOB: 1 BB: 1 P: 11	R: 0 E: 0 K: 0 S: 3	H: 0 LOB: 0 BB: 0 P: 3	R: 0 E: 0 K: 1 S: 6	H: 1 LOB: 1 BB: 0 P: 6	R: 0 E: 0 K: 1 S: 5	H: 0 LOB: 0 BB: 0 P: 5		1B: 3 2B: 2 3B: 0 HR: 0	SF: 0 SAC: 0 DP: 1 HBP: 0	WP: 0 PB: 0 SB: 0 CS: 0	PA: 32				
PITCHER	IP	WLS	BF	H	R	ER	SO	BB	IBB	HBP	BLK	WP	HR	S	P	ERA	WHIP								
Jim Deshaies, L ERA: 3.45 Dave Smith, R ERA: 2.62	(1, 1)	8.2	W	31	4	0	9	3	0	0	0	0	0	46	58	0.00	0.808								
(9, 1)	0.1	S	1	0	0	0	0	0	0	0	0	0	0	1	1	0.00	0.000								



Batter	1	2	3	4	5	6	7	8	9	AB	R	H	RBI	BB	SO	LOB	TOP			
Davey Lopes, R OBP: 0.396, SLG: 0.447 (1, 8)										4	1	1	0	0	0	1				
Craig Reynolds, L OBP: 0.269, SLG: 0.345 (1, 6)										4	0	2	1	0	0	0				
Denny Walling, L OBP: 0.362, SLG: 0.471 (1, 5)										4	0	0	0	0	1	2				
Glenn Davis, R OBP: 0.337, SLG: 0.491 (1, 3)										3	0	0	0	1	1	1				
Jose Cruz, L OBP: 0.337, SLG: 0.376 (1, 7)										4	0	0	0	0	1	3				
Terry Puhl, L OBP: 0.288, SLG: 0.324 (1, 9)										4	0	0	0	0	0	2				
Phil Garner, R OBP: 0.324, SLG: 0.415 (1, 4)										3	0	0	0	0	0	0				
John Mizerock, L OBP: 0.395, SLG: 0.263 (1, 2)										3	0	1	0	0	0	0				
Bob Knepper, L OBP: 0.103, SLG: 0.128 (7, PH)										2	0	1	0	0	1	1				
Alan Ashby, S OBP: 0.336, SLG: 0.353 (7, PH)										1	0	0	0	0	1	0				
Danny Darwin, R (7, 1)										0	0	0	0	0	0	0				
Inning Stats	R: 1 E: 0 K: 1 S: 7	H: 2 LOB: 2 BB: 1 P: 11	R: 0 E: 0 K: 0 S: 4	H: 1 LOB: 1 BB: 0 P: 4	R: 0 E: 0 K: 2 S: 8	H: 1 LOB: 1 BB: 0 P: 8	R: 0 E: 0 K: 1 S: 6	H: 0 LOB: 0 BB: 0 P: 6	R: 0 E: 0 K: 0 S: 3	H: 0 LOB: 0 BB: 0 P: 3	R: 0 E: 0 K: 1 S: 5	H: 0 LOB: 0 BB: 0 P: 5	R: 0 E: 0 K: 0 S: 3	H: 0 LOB: 0 BB: 0 P: 3	R: 0 E: 0 K: 0 S: 3	H: 0 LOB: 0 BB: 0 P: 3	1B: 3 2B: 2 3B: 0 HR: 0	SF: 0 SAC: 0 DP: 0 HBP: 0	WP: 1 PB: 0 SB: 0 CS: 0	PA: 33
PITCHER Rick Rhoden, R ERA: 2.28 (1, 1)	IP: 9.0 WLS: W BF: 33 H: 5 R: 1 ER: 1 SO: 5 BB: 1 IBB: 0 HBP: 0 BLK: 0 WP: 1 HR: 0 S: 42 P: 46 ERA: 1.00 WHIP: 0.667																			

Houston Astros @ Pittsburgh Pirates
Three Rivers Stadium, Pittsburgh, PA
Wed Aug 20 1986, 7:05 PM EDT
Att: 16,997 - Unknown

AB 32
R 1
H 5
RBI 1
BB 1
SO 5
LOB 10



Batter	1	2	3	4	5	6	7	8	9	AB	R	H	RBI	BB	SO	LOB	BOTTOM	
Barry Bonds, L OBP: 0.327, SLG: 0.462 (1, 8)										3	1	0	0	1	1	0		
Bobby Bonilla, S OBP: 0.370, SLG: 0.363 (1, 7)										3	0	2	3	1	0	0		
Johnny Ray, S OBP: 0.368, SLG: 0.405 (1, 4)										4	0	0	0	0	0	3		
Jim Morrison, R OBP: 0.317, SLG: 0.429 (1, 5)										4	0	1	0	0	0	1		
Sid Bream, L OBP: 0.349, SLG: 0.461 (1, 3)										4	0	1	0	0	0	2		
Tony Peña, R OBP: 0.343, SLG: 0.397 (1, 2)										3	0	1	0	1	1	0		
R.J. Reynolds, S OBP: 0.343, SLG: 0.435 (1, 9)										4	1	1	0	0	1	3		
Rafael Belliard, R OBP: 0.291, SLG: 0.255 (1, 6)										4	1	0	0	0	0	4		
Rick Rhoden, R OBP: 0.329, SLG: 0.403 (1, 1)										3	1	1	1	0	0	0		
Inning Stats	R: 0 E: 0 K: 1 S: 7	H: 2 LOB: 2 BB: 0 P: 7	R: 4 E: 1 K: 1 S: 9	H: 3 LOB: 1 BB: 1 P: 13	R: 0 E: 0 K: 0 S: 4	H: 1 LOB: 1 BB: 0 P: 4	R: 0 E: 0 K: 0 S: 3	H: 0 LOB: 0 BB: 0 P: 3	R: 0 E: 0 K: 0 S: 3	H: 0 LOB: 0 BB: 0 P: 3	R: 0 E: 0 K: 0 S: 3	H: 0 LOB: 1 BB: 1 P: 7	R: 0 E: 0 K: 1 S: 6	H: 1 LOB: 2 BB: 1 P: 10	1B: 5 2B: 2 3B: 0 HR: 0	SF: 0 SAC: 0 DP: 0 HBP: 0	WP: 0 PB: 0 SB: 0 CS: 0	PA: 35
PITCHER Bob Knepper, L ERA: 2.67 (1, 1)	IP: 6.0 WLS: L BF: 26 H: 6 R: 4 ER: 3 SO: 2 BB: 1 IBB: 0 HBP: 0 BLK: 0 WP: 0 HR: 0 S: 29 P: 33 ERA: 4.50 WHIP: 1.167																	
PITCHER Danny Darwin, R ERA: 3.47 (7, 1)	IP: 2.0 WLS: L BF: 9 H: 1 R: 0 ER: 0 SO: 1 BB: 2 IBB: 0 HBP: 0 BLK: 0 WP: 0 HR: 0 S: 9 P: 17 ERA: 0.00 WHIP: 1.500																	

Houston Astros @ Pittsburgh Pirates
Three Rivers Stadium, Pittsburgh, PA
Wed Aug 20 1986, 7:05 PM EDT
Att: 16,997 - Unknown

AB 32
R 4
H 7
RBI 4
BB 3
SO 3
LOB 13



Batter	1	2	3	4	5	6	7	8	9	AB	R	H	RBI	BB	SO	LOB	TOP			
Billy Hatcher, R OBP: 0.288, SLG: 0.335 (1, 8)	5-3		G3-6-3 1B		E BB			5-3		3	0	1	0	1	0	0	Houston Astros @ St. Louis Cardinals Busch Stadium, St. Louis, MO Sat Aug 23 1986, 7:05 PM CDT Att: 40,944 - Unknown			
Craig Reynolds, L OBP: 0.296, SLG: 0.342 (1, 6)	G4-1		G3-6-3 1-2		K			F7		4	0	0	0	0	1	2				
Denny Walling, L OBP: 0.369, SLG: 0.486 (1, 5)	1B		FC6-4 1B					F6		3	0	2	0	1	0	0				
Glenn Davis, R OBP: 0.335, SLG: 0.488 (1, 3)	F7		FC6-4 1-2					K		4	0	0	0	0	1	3				
Kevin Bass, S OBP: 0.363, SLG: 0.502 (1, 9)		4-3			6-3			4-3		3	0	0	0	1	0	0				
Jose Cruz, L OBP: 0.345, SLG: 0.388 (1, 7)		1B			G3-6-3 BB			6-3		3	0	2	0	1	0	0				
Alan Ashby, S OBP: 0.333, SLG: 0.349 (1, 2)		K			G3-6-3 1-2			4-3		4	0	0	0	0	1	5				
Jim Pankovits, R OBP: 0.333, SLG: 0.367 (1, 4)		F4			4-3			F8		4	0	0	0	0	0	4				
Mike Scott, R OBP: 0.149, SLG: 0.164 (8, PH)					K			F7		2	1	1	0	0	1	0				
Terry Puhl, L OBP: 0.280, SLG: 0.326 (8, 1)					1B G3-6-3 1B					1	0	0	0	0	0	0				
Tom Funk, L (8, 1)										0	0	0	0	0	0	0				
Inning Stats	R: 0 E: 0 K: 0 S: 4	H: 1 LOB: 1 BB: 0 P: 4	R: 0 E: 0 K: 1 S: 6	H: 1 LOB: 1 BB: 0 P: 6	R: 1 E: 0 K: 0 S: 5	H: 3 LOB: 1 BB: 0 P: 5	R: 0 E: 0 K: 0 S: 2	H: 0 LOB: 0 BB: 1 P: 6	R: 0 E: 1 K: 2 S: 7	H: 0 LOB: 1 BB: 1 P: 11	R: 0 E: 0 K: 0 S: 5	H: 0 LOB: 0 BB: 0 P: 5	R: 0 E: 0 K: 0 S: 3	H: 0 LOB: 0 BB: 0 P: 3	R: 0 E: 0 K: 0 S: 3	H: 0 LOB: 3 BB: 2 P: 12	1B: 6 2B: 0 3B: 0 HR: 0	SF: 0 SAC: 0 DP: 2 HBP: 0	WP: 0 PB: 0 SB: 0 CS: 0	PA: 35
PITCHER Danny Cox, R ERA: 3.28 (1, 1)	IP: 9.0 WLS: W BF: 35 H: 6 R: 1 ER: 1 SO: 4 BB: 4 IBB: 0 HBP: 0 BLK: 0 WP: 0 HR: 0 S: 39 P: 55 ERA: 1.00 WHIP: 1.111															PITCHER				

Batter	1	2	3	4	5	6	7	8	9	AB	R	H	RBI	BB	SO	LOB	BOTTOM			
Vince Coleman, S OBP: 0.314, SLG: 0.297 (1, 7)	F8		4-3		G3			F7		4	0	0	0	0	0	0	Houston Astros @ St. Louis Cardinals Busch Stadium, St. Louis, MO Sat Aug 23 1986, 7:05 PM CDT Att: 40,944 - Unknown			
Ozzie Smith, S OBP: 0.370, SLG: 0.330 (1, 6)	5-3		4-3			4-0 S 1B BB		6-3		3	1	0	0	1	0	0				
Tom Herr, S OBP: 0.324, SLG: 0.310 (1, 4)	1-3				4-0 FC4-6 BB			F2		3	0	1	1	1	0	0				
Andy Van Slyke, L OBP: 0.348, SLG: 0.442 (1, 8)			K		F7			FC3-6 3B		4	2	1	0	0	1	2				
Curt Ford, L OBP: 0.328, SLG: 0.392 (1, 9)			S 3B BB		FC4-6 S			3B		3	2	2	2	1	0	1				
Clint Hurdle, L OBP: 0.319, SLG: 0.295 (1, 3)			F6		FC4-6 S			L3		2	1	0	0	2	0	2				
Terry Pendleton, S OBP: 0.277, SLG: 0.296 (1, 5)			F6		BB			L3		4	1	2	2	0	0	3				
Michael LaValliere, L OBP: 0.311, SLG: 0.287 (1, 2)			2-H 3B		G3			4-3		4	1	2	2	0	0	1				
Danny Cox, R OBP: 0.149, SLG: 0.156 (1, 1)			4-3					3-1		4	0	1	2	0	0	1				
Inning Stats	R: 0 E: 0 K: 0 S: 3	H: 0 LOB: 0 BB: 0 P: 3	R: 1 E: 0 K: 1 S: 6	H: 1 LOB: 1 BB: 1 P: 10	R: 0 E: 0 K: 0 S: 3	H: 0 LOB: 0 BB: 0 P: 3	R: 0 E: 0 K: 0 S: 3	H: 0 LOB: 2 BB: 0 P: 11	R: 0 E: 0 K: 0 S: 5	H: 0 LOB: 0 BB: 0 P: 3	R: 2 E: 0 K: 0 S: 5	H: 2 LOB: 1 BB: 1 P: 9	R: 0 E: 0 K: 1 S: 5	H: 0 LOB: 0 BB: 0 P: 5	R: 4 E: 0 K: 0 S: 7	H: 4 LOB: 1 BB: 1 P: 11		1B: 3 2B: 2 3B: 2 HR: 0	SF: 0 SAC: 0 DP: 0 HBP: 0	WP: 0 PB: 0 SB: 3 CS: 0
PITCHER Mike Scott, R ERA: 2.28 (8, 1)	IP: 7.0 WLS: L BF: 28 H: 3 R: 3 ER: 3 SO: 2 BB: 4 IBB: 0 HBP: 0 BLK: 0 WP: 0 HR: 0 S: 28 P: 44 ERA: 3.86 WHIP: 1.000															PITCHER				
Tom Funk, L ERA: 6.45 (8, 1)	IP: 1.0 WLS: L BF: 8 H: 4 R: 4 ER: 4 SO: 0 BB: 1 IBB: 0 HBP: 0 BLK: 0 WP: 0 HR: 0 S: 7 P: 11 ERA: 36.00 WHIP: 5.000															PITCHER				

AB	31
R	1
H	6
RBI	0
BB	4
SO	4
LOB	14



AB	31
R	7
H	7
RBI	7
BB	5
SO	2
LOB	10



Batter	1	2	3	4	5	6	7	8	9	AB	R	H	RBI	BB	SO	LOB	TOP										
Billy Hatcher, R OBP: 0.290, SLG: 0.339 (1, 8)	5-3	1B		1B		4-3		6-3		5	0	2	1	0	0	0	Houston Astros @ St. Louis Cardinals Busch Stadium, St. Louis, MO Sun Aug 24 1986, 3:33 AM CDT Att: 33,687 - Unknown										
Jim Pankovits, R OBP: 0.366, SLG: 0.400 (1, 4)	E	1B		G6-4-3		BB		F9		5	0	4	1	0	0												
Davey Lopes, R OBP: 0.380, SLG: 0.435 (1, 5)	E5	F5-2		G6-4-3		BB				4	0	1	0	1	0												
Glenn Davis, R OBP: 0.334, SLG: 0.484 (1, 3)	G5-4-3			5-3		1B		F8		4	1	0	0	1	0												
Kevin Bass, S OBP: 0.361, SLG: 0.498 (1, 9)		F8		1B		F7		1-3		4	0	0	0	0	0												
Jose Cruz, L OBP: 0.346, SLG: 0.388 (1, 7)		FC1		1B		K		F8		3	1	1	0	1	1												
Alan Ashby, S OBP: 0.336, SLG: 0.352 (1, 2)		E		5-3		1B		K		4	1	2	0	0	1												
Dickie Thon, R OBP: 0.300, SLG: 0.324 (1, 6)		FC1						6-3		4	1	2	2	0	0												
Jim Deshaies, L OBP: 0.171, SLG: 0.056 Aurelio Lopez, R (6, 1)	E1	F5-2		2B		K		F4		2	1	0	0	1	1												
Inning Stats	R: 0 E: 1 K: 0 S: 4	H: 1 LOB: 1 BB: 0 P: 4	R: 3 E: 2 K: 0 S: 7	H: 3 LOB: 2 BB: 1 P: 11	R: 0 E: 0 K: 0 S: 3	H: 1 LOB: 1 BB: 0 P: 4	R: 1 E: 0 K: 0 S: 4	H: 3 LOB: 1 BB: 1 P: 8	R: 1 E: 0 K: 2 S: 9	H: 2 LOB: 2 BB: 1 P: 13	R: 0 E: 0 K: 0 S: 4	H: 1 LOB: 2 BB: 0 P: 8	R: 0 E: 0 K: 1 S: 5	H: 0 LOB: 0 BB: 0 P: 5	R: 0 E: 0 K: 0 S: 3	H: 0 LOB: 0 BB: 0 P: 3		R: 0 E: 0 K: 0 S: 3	H: 1 LOB: 0 BB: 0 P: 3	1B: 11 2B: 2 3B: 0 HR: 0	SF: 0 SAC: 0 DP: 3 HBP: 1	WP: 0 PB: 0 SB: 0 CS: 2	PA: 41				
PITCHER	IP	WLS	BF	H	R	ER	SO	BB	IBB	HBP	BLK	WP	HR	S	P	ERA	WHIP										
Tim Conroy, L ERA: 5.03	3.1	L	20	8	4	2	0	2	0	1	0	0	0	17	26	5.40	3.000										
Ray Burris, R ERA: 5.6	0.2		1	0	0	0	0	0	0	0	0	0	0	1	1	0.00	0.000										
Ray Sofr, R ERA: 3.18	2.0		11	3	1	1	2	2	0	0	0	0	0	13	21	4.50	2.500										
Pat Perry, L ERA: 3.83	3.0		9	1	0	0	1	0	0	0	0	0	0	11	11	0.00	0.333										
Batter	1	2	3	4	5	6	7	8	9	AB	R	H	RBI	BB	SO	LOB	BOTTOM										
Vince Coleman, S OBP: 0.313, SLG: 0.294 (1, 7)	K		4-3			F7		K		4	0	0	0	1	2	3	Houston Astros @ St. Louis Cardinals Busch Stadium, St. Louis, MO Sun Aug 24 1986, 3:33 AM CDT Att: 33,687 - Unknown										
Ozzie Smith, S OBP: 0.387, SLG: 0.327 Ray Sofr, R (5, 1)	F2		F8		F6		K		F7	3	0	0	0	0	0	3											
John Morris, L OBP: 0.352, SLG: 0.333 Pat Perry, L (7, 1)										1	0	0	0	0	1	1											
Curt Ford, L OBP: 0.327, SLG: 0.390 Tom Herr, S OBP: 0.326, SLG: 0.310 (1, 4)										1	0	0	0	0	0	0											
Tito Landrum, R OBP: 0.271, SLG: 0.273 (1, 9)										3	0	1	0	2	1	0											
Terry Pendleton, S OBP: 0.277, SLG: 0.295 Tom Lawless, R OBP: 0.342, SLG: 0.343 (4, PH) (5, 5)										5	0	2	0	0	0	2											
Andy Van Slyke, L OBP: 0.347, SLG: 0.437 (1, 8)										1	0	0	0	0	0	2											
Alan Knicely, R OBP: 0.351, SLG: 0.289 (1, 3)										3	0	0	0	1	1	2											
Steve Lake, R OBP: 0.395, SLG: 0.415 (1, 2)										3	0	2	1	1	0	2											
Tim Conroy, L OBP: 0.217, SLG: 0.238 Ray Burris, R OBP: 0.149, SLG: 0.259 José Oquendo, S OBP: 0.359, SLG: 0.345 (4, PH) (5, 6)										1	0	0	0	0	0	1											
Inning Stats	R: 0 E: 0 K: 1 S: 6	H: 1 LOB: 2 BB: 1 P: 10	R: 0 E: 0 K: 1 S: 6	H: 1 LOB: 1 BB: 0 P: 6	R: 0 E: 0 K: 0 S: 3	H: 0 LOB: 1 BB: 1 P: 7	R: 1 E: 0 K: 0 S: 3	H: 0 LOB: 3 BB: 4 P: 19	R: 0 E: 0 K: 1 S: 6	H: 2 LOB: 2 BB: 0 P: 6	R: 0 E: 0 K: 0 S: 3	H: 0 LOB: 0 BB: 0 P: 3	R: 0 E: 0 K: 2 S: 8	H: 1 LOB: 2 BB: 1 P: 12	R: 0 E: 0 K: 2 S: 8	H: 1 LOB: 1 BB: 0 P: 8	1B: 7 2B: 0 3B: 0 HR: 0	SF: 0 SAC: 0 DP: 0 HBP: 0	WP: 0 PB: 0 SB: 2 CS: 0	PA: 41							
PITCHER	IP	WLS	BF	H	R	ER	SO	BB	IBB	HBP	BLK	WP	HR	S	P	ERA	WHIP										
Jim Deshaies, L ERA: 3.38	5.0	W	25	4	1	1	2	6	0	0	0	0	0	23	47	1.80	2.000										
Aurelio Lopez, R ERA: 2.79	4.0	S	16	3	0	0	5	1	0	0	0	0	0	25	29	0.00	1.000										

AB	36
R	5
H	12
RBI	4
BB	4
SO	3
LOB	21



AB	34
R	1
H	7
RBI	1
BB	7
SO	7
LOB	22



Batter	1	2	3	4	5	6	7	8	9	AB	R	H	RBI	BB	SO	LOB	TOP										
Jerry Mumphrey, S OBP: 0.363, SLG: 0.401 (1, 8)	F9	K			L4		BLK 1B		4-3	5	0	1	0	0	1	2											
Shawon Dunston, R OBP: 0.290, SLG: 0.421 (1, 6)	F3		K		CS 1B		K		K	5	0	1	0	0	3	1											
Gary Matthews, R OBP: 0.358, SLG: 0.476 Bob Demier, R OBP: 0.258, SLG: 0.280 (1, 7) (7, 8)	2B		F2		BB 1-2 BB		F3		F7	3	0	1	0	1	0	1											
Keith Moreland, R OBP: 0.330, SLG: 0.373 (1, 9)	BB		F4		F9		K			3	0	0	0	1	1	2											
Jody Davis, R OBP: 0.282, SLG: 0.408 (1, 2)	F8				L5		G5-6-3		K	4	0	0	0	0	1	2											
Ron Cey, R OBP: 0.378, SLG: 0.506 Terry Francona, L OBP: 0.262, SLG: 0.297 (1, 5) (8, 3)		F9 1B BB			6-3		HR 1B		K	3	1	1	0	1	1	0											
Leon Durham, L OBP: 0.334, SLG: 0.422 Manny Trillo, R OBP: 0.380, SLG: 0.433 (1, 3) (2, PH) (2, 3) (8, 4)		F3			1B		K		BB 1B	0	0	0	0	0	0	0											
Chris Speier, R OBP: 0.357, SLG: 0.455 (1, 4) (8, 5)					1B		HR		BB	3	1	3	2	1	0	0											
Dennis Eckersley, R OBP: 0.169, SLG: 0.316 Thad Bosley, R OBP: 0.371, SLG: 0.356 Lee Smith, R (1, 1) (8, PH) (8, 1)		F9			K		1-3		L6	3	0	0	0	0	1	4											
Inning Stats	R: 0 E: 0 K: 0 S: 4	H: 1 LOB: 2 BB: 1 P: 8	R: 0 E: 0 K: 1 S: 6	H: 1 LOB: 2 BB: 1 P: 10	R: 0 E: 0 K: 1 S: 5	H: 0 LOB: 0 BB: 0 P: 5	R: 0 E: 0 K: 1 S: 7	H: 2 LOB: 2 BB: 0 P: 7	R: 0 E: 0 K: 0 S: 3	H: 1 LOB: 1 BB: 1 P: 7	R: 2 E: 0 K: 1 S: 7	H: 2 LOB: 0 BB: 0 P: 7	R: 0 E: 0 K: 2 S: 8	H: 1 LOB: 1 BB: 0 P: 8	R: 0 E: 0 K: 2 S: 8	H: 1 LOB: 2 BB: 1 P: 12	R: 0 E: 0 K: 1 S: 5	H: 0 LOB: 0 BB: 0 P: 5	1B: 7 2B: 1 3B: 0 HR: 1	SF: 0 SAC: 0 DP: 0 HBP: 0	WP: 0 PB: 0 SB: 0 CS: 1	PA: 39					
PITCHER	IP	WLS	BF	H	R	ER	SO	BB	IBB	HBP	BLK	WP	HR	S	P	ERA	WHIP										
Bob Knepper, L ERA: 2.68 (1, 1)	6.0		27	7	2	2	4	3	0	0	0	0	1	32	44	3.00	1.667										
Charlie Kerfeld, R ERA: 2.7 (7, 1)	2.0	W	9	2	0	0	4	1	0	0	1	0	0	16	20	0.00	1.500										
Dave Smith, R ERA: 2.56 (9, 1)	1.0	S	3	0	0	0	1	0	0	0	0	0	0	5	5	0.00	0.000										

Chicago Cubs @ Houston Astros
Astrodome, Houston, TX
Mon Aug 25 1986, 8:05 PM EDT
Att: 24,211 - Unknown

AB	35
R	2
H	9
RBI	2
BB	4
SO	9
LOB	16



Batter	1	2	3	4	5	6	7	8	9	AB	R	H	RBI	BB	SO	LOB	BOTTOM										
Bill Doran, S OBP: 0.369, SLG: 0.362 (1, 4)	BLK 1B		6-3		F7		F9			4	1	1	0	1	0	0											
Billy Hatcher, R OBP: 0.295, SLG: 0.347 (1, 8)	F8 1-2 1B		E 1B		2B		F7		F9	5	0	3	1	0	0	2											
Denny Walling, L OBP: 0.370, SLG: 0.484 (1, 5)	K		1-3 BB		F7		FC4-6 1B			3	0	1	0	1	1	2											
Glenn Davis, R OBP: 0.331, SLG: 0.479 (1, 3)	F8		K		F9		FC4-6			4	0	0	0	0	1	5											
Kevin Bass, S OBP: 0.358, SLG: 0.493 (1, 9)	4-3				F7		G3		F5	4	0	0	0	0	0	1											
Jose Cruz, L OBP: 0.345, SLG: 0.386 (1, 7)		G3			3-1		K		2B 1B	4	1	1	0	0	1	0											
Alan Ashby, S OBP: 0.361 Davey Lopes, R OBP: 0.380, SLG: 0.435 John Mizerock, L OBP: 0.395, SLG: 0.263 (1, 2) (8, PR) (9, 2)		4-3			2B 1B		1B BB		1-2 2B	3	0	2	1	1	0	0											
Craig Reynolds, L OBP: 0.276, SLG: 0.352 Dickie Thon, R OBP: 0.300, SLG: 0.324 (1, 6) (8, PR) (9, 6)		F4			1-3 2B		1-3 1B		BB 1B	4	0	3	1	0	0	0											
Bob Knepper, L OBP: 0.100, SLG: 0.125 Terry Puhl, L OBP: 0.288, SLG: 0.324 Charlie Kerfeld, R OBP: 0.333, SLG: 0.200 Jim Pankovits, R OBP: 0.361, SLG: 0.394 Dave Smith, R (1, 1) (6, PH) (7, 1) (8, PH) (9, 1)			K		F9		F8		K	2	0	0	0	0	1	2											
Inning Stats	R: 1 E: 0 K: 1 S: 7	H: 2 LOB: 1 BB: 0 P: 7	R: 0 E: 0 K: 0 S: 3	H: 0 LOB: 0 BB: 0 P: 3	R: 0 E: 1 K: 2 S: 8	H: 1 LOB: 2 BB: 1 P: 12	R: 0 E: 0 K: 0 S: 5	H: 2 LOB: 2 BB: 0 P: 5	R: 0 E: 0 K: 0 S: 4	H: 1 LOB: 1 BB: 0 P: 4	R: 0 E: 0 K: 1 S: 6	H: 1 LOB: 1 BB: 1 P: 10	R: 0 E: 0 K: 0 S: 4	H: 1 LOB: 1 BB: 0 P: 4	R: 2 E: 0 K: 1 S: 8	H: 3 LOB: 2 BB: 1 P: 12	R: 0 E: 0 K: 1 S: 5	H: 0 LOB: 0 BB: 0 P: 5	1B: 8 2B: 3 3B: 0 HR: 0	SF: 0 SAC: 0 DP: 0 HBP: 0	WP: 0 PB: 1 SB: 0 CS: 0	PA: 38					
PITCHER	IP	WLS	BF	H	R	ER	SO	BB	IBB	HBP	BLK	WP	HR	S	P	ERA	WHIP										
Dennis Eckersley, R ERA: 4.53 (1, 1)	7.0		31	8	1	1	4	2	0	0	2	0	0	37	45	1.29	1.429										
Lee Smith, R ERA: 2.79 (8, 1)	1.0	L	7	3	2	2	1	1	0	0	0	0	0	8	12	18.00	4.000										

Chicago Cubs @ Houston Astros
Astrodome, Houston, TX
Mon Aug 25 1986, 8:05 PM EDT
Att: 24,211 - Unknown

AB	35
R	2
H	11
RBI	3
BB	3
SO	5
LOB	16



Batter	1	2	3	4	5	6	7	8	9	AB	R	H	RBI	BB	SO	LOB	TOP										
Jerry Mumphrey, S (1, 8) OBP: 0.365, SLG: 0.406 (6, 7)										4	0	2	0	0	0	0	Chicago Cubs @ Houston Astros Astrodome, Houston, TX Tue Aug 26 1986, 8:05 PM EDT Att: 22,579 - Unknown										
Manny Trillo, R (1, 4) OBP: 0.384, SLG: 0.430										3	1	1	0	1	0	2											
Gary Matthews, R (1, 7) OBP: 0.355, SLG: 0.471 Bob Demier, R (6, 8) OBP: 0.258, SLG: 0.279										3	1	0	0	0	1	2											
Keith Moreland, R (1, 3) OBP: 0.328, SLG: 0.369										4	0	0	0	0	4												
Jody Davis, R (1, 2) OBP: 0.279, SLG: 0.405										3	0	0	1	0	1	0											
Terry Francona, L (1, 9) OBP: 0.270, SLG: 0.333										4	2	2	1	0	0	0											
Shawon Dunston, R (1, 6) OBP: 0.287, SLG: 0.417										4	0	0	0	0	1	1											
Chris Speier, R (1, 5) OBP: 0.354, SLG: 0.457										4	0	1	1	0	0	0											
Ed Lynch, R (1, 1) OBP: 0.115, SLG: 0.042 Ron Cey, R (7, PH) OBP: 0.360, SLG: 0.520 Frank DiPino, L (7, 1) OBP: 0.167, SLG: 0.167 Lee Smith, R (9, 1)										2	0	0	0	0	1	1											
Inning Stats	R: 0 E: 1 K: 1 S: 6	H: 1 LOB: 1 BB: 0 P: 6	R: 1 E: 0 K: 2 S: 9	H: 2 LOB: 1 BB: 0 P: 9	R: 0 E: 0 K: 0 S: 4	H: 1 LOB: 1 BB: 0 P: 4	R: 0 E: 0 K: 0 S: 3	H: 0 LOB: 0 BB: 0 P: 3	R: 0 E: 0 K: 1 S: 5	H: 0 LOB: 0 BB: 0 P: 5	R: 3 E: 1 K: 0 S: 6	H: 2 LOB: 0 BB: 0 P: 6	R: 1 E: 0 K: 0 S: 4	H: 1 LOB: 1 BB: 1 P: 8	R: 0 E: 0 K: 0 S: 3	H: 0 LOB: 0 BB: 0 P: 3		R: 0 E: 0 K: 1 S: 5	H: 0 LOB: 0 BB: 0 P: 5	1B: 3 2B: 2 3B: 0 HR: 2	SF: 1 SAC: 0 DP: 0 HBP: 0	WP: 1 PB: 0 SB: 0 CS: 1	PA: 36				
PITCHER	IP	WLS	BF	H	R	ER	SO	BB	IBB	HBP	BLK	WP	HR	S	P	ERA	WHIP										
Danny Darwin, R (1, 1) ERA: 3.58	6.0	L	25	6	4	4	4	0	0	0	0	1	1	33	33	6.00	1.000										
Aurelio Lopez, R (7, 1) ERA: 2.91	1.0		5	1	1	1	0	1	0	0	0	0	1	4	8	9.00	2.000										
Larry Andersen, R (8, 1) ERA: 3.41	2.0		6	0	0	0	1	0	0	0	0	0	0	8	8	0.00	0.000										

Batter	1	2	3	4	5	6	7	8	9	AB	R	H	RBI	BB	SO	LOB	BOTTOM										
Bill Doran, S (1, 4) OBP: 0.368, SLG: 0.363 Larry Andersen, R (8, 1)										4	1	1	0	0	0	0	Chicago Cubs @ Houston Astros Astrodome, Houston, TX Tue Aug 26 1986, 8:05 PM EDT Att: 22,579 - Unknown										
Glenn Davis, R (9, PH) OBP: 0.331, SLG: 0.478										4	0	1	1	0	1	0											
Billy Hatcher, R (1, 8) OBP: 0.295, SLG: 0.346										4	0	2	0	0	1	0											
Denny Walling, L (1, 3) OBP: 0.372, SLG: 0.484										4	0	0	0	0	1	2											
Jose Cruz, L (1, 7) OBP: 0.342, SLG: 0.382										4	1	2	0	0	1	0											
Kevin Bass, S (1, 9) OBP: 0.359, SLG: 0.494										4	0	1	0	0	1	1											
Alan Ashby, S (1, 2) OBP: 0.341, SLG: 0.359										4	0	1	0	0	1	1											
Craig Reynolds, L (1, 6) OBP: 0.280, SLG: 0.372 Dickie Thon, R (9, PH) OBP: 0.298, SLG: 0.323										3	1	2	2	0	0	2											
Phil Garner, R (1, 5) OBP: 0.326, SLG: 0.413										1	0	0	0	0	0	0											
Danny Darwin, R (1, 1) Terry Puhl, L (6, PH) OBP: 0.287, SLG: 0.322 Aurelio Lopez, R (7, 1) Jim Pankovits, R (8, 4) OBP: 0.356, SLG: 0.388										3	0	2	0	1	1	2											
Inning Stats	R: 0 E: 0 K: 0 S: 4	H: 1 LOB: 1 BB: 0 P: 4	R: 0 E: 0 K: 2 S: 9	H: 2 LOB: 2 BB: 0 P: 9	R: 0 E: 0 K: 0 S: 4	H: 1 LOB: 1 BB: 0 P: 4	R: 0 E: 0 K: 1 S: 5	H: 1 LOB: 1 BB: 1 P: 9	R: 1 E: 0 K: 1 S: 6	H: 2 LOB: 0 BB: 0 P: 6	R: 2 E: 0 K: 1 S: 8	H: 3 LOB: 1 BB: 0 P: 8	R: 0 E: 0 K: 2 S: 7	H: 0 LOB: 0 BB: 0 P: 7	R: 0 E: 0 K: 2 S: 7	H: 0 LOB: 0 BB: 0 P: 7	R: 0 E: 0 K: 1 S: 6	H: 1 LOB: 1 BB: 0 P: 6	1B: 8 2B: 2 3B: 0 HR: 1	SF: 0 SAC: 0 DP: 0 HBP: 0	WP: 0 PB: 0 SB: 0 CS: 0	PA: 38					
PITCHER	IP	WLS	BF	H	R	ER	SO	BB	IBB	HBP	BLK	WP	HR	S	P	ERA	WHIP										
Ed Lynch, R (1, 1) ERA: 3.57	6.0	W	27	10	3	3	5	0	1	0	0	0	1	36	40	4.50	1.667										
Frank DiPino, L (7, 1) ERA: 4.1	2.0		6	0	0	0	4	0	0	0	0	0	0	14	14	0.00	0.000										
Lee Smith, R (9, 1) ERA: 2.76	1.0	S	4	1	0	0	1	0	0	0	0	0	0	6	6	0.00	1.000										

AB	34
R	5
H	7
RBI	4
BB	1
SO	5
LOB	11



AB	36
R	3
H	11
RBI	3
BB	1
SO	10
LOB	12



Batter	1	2	3	4	5	6	7	8	9	AB	R	H	RBI	BB	SO	LOB	TOP					
Joe Orsulak, L (1, 9) OBP: 0.304, SLG: 0.352	K		F8			L6		K	6-3	5	0	0	0	0	2	1						
Barry Bonds, L (1, 8) OBP: 0.331, SLG: 0.453	FC5 CI BB		4-3			4-3		4-3		3	0	0	0	1	0	0						
Johnny Ray, S (1, 4) OBP: 0.372, SLG: 0.406	CI			G1-4-3 1B			E 1B	BB 1B		3	1	3	0	0	0	0						
Sid Bream, L (1, 3) OBP: 0.351, SLG: 0.467	F7			F7			K	BB 1B		4	0	1	0	0	1	4						
Mike Diaz, R (1, 7) Lary McWilliams, L (8, 1) OBP: 0.364, SLG: 0.578 OBP: 0.200, SLG: 0.179	FC5			G1-4-3 1-2f			E6 1B	FC6-4 BB		3	1	1	0	1	0	3						
Tony Peña, R (1, 2) OBP: 0.345, SLG: 0.401		K				6-3		FC6-4 1-2f		4	0	1	2	0	1	3						
Bobby Bonilla, S (1, 5) OBP: 0.365, SLG: 0.356		6-3				F2		K		4	0	0	0	0	1	1	AB 33					
Rafael Belliard, R (1, 6) OBP: 0.299, SLG: 0.268										2	0	0	0	0	0	0	R 2					
Benny Distefano, L (7, PH) OBP: 0.143, SLG: 0.083		5-3				F7				0	0	0	0	1	0	0	H 7					
U.L. Washington, S (7, PR) OBP: 0.297, SLG: 0.265							BB			1	0	1	0	0	0	0	RBI 2					
Rick Reuschel, R (1, 1) OBP: 0.133, SLG: 0.153										2	0	0	0	0	1	0	BB 3					
R.J. Reynolds, S (7, PH) OBP: 0.340, SLG: 0.432										1	0	0	0	0	1	2	SO 7					
Pat Clements, R (7, 1)										0	0	0	0	0	0	0	LOB 15					
Barry Jones, R (8, 1) OBP: 0.250, SLG: 0.250										0	0	0	0	0	0	0						
Jim Morrison, R (8, 5) OBP: 0.315, SLG: 0.426										1	0	0	0	0	0	1						
Inning Stats	R: 0 E: 1 K: 1 S: 6	H: 0 LOB: 2 BB: 1 P: 10	R: 0 E: 0 K: 1 S: 5	H: 0 LOB: 0 BB: 0 P: 5	R: 0 E: 0 K: 0 S: 3	H: 0 LOB: 0 BB: 0 P: 3	R: 0 E: 0 K: 0 S: 3	H: 1 LOB: 0 BB: 0 P: 3	R: 0 E: 0 K: 0 S: 3	H: 0 LOB: 0 BB: 0 P: 3	R: 0 E: 0 K: 1 S: 5	H: 0 LOB: 0 BB: 0 P: 5	R: 2 E: 1 K: 2 S: 10	H: 3 LOB: 2 BB: 1 P: 14	R: 0 E: 0 K: 1 S: 7	H: 2 LOB: 3 BB: 1 P: 11	R: 0 E: 0 K: 1 S: 6	H: 1 LOB: 1 BB: 0 P: 6	1B: 7 2B: 0 3B: 0 HR: 0	SF: 0 SAC: 0 DP: 1 HBP: 0	WP: 0 PB: 0 SB: 0 CS: 0	PA: 37
PITCHER	IP WLS BF H R ER SO BB IBB HBP BLK WP HR S P ERA WHIP																					
Mike Scott, R (1, 1) ERA: 2.24	7.2 W 32 6 2 1 6 3 0 0 0 0 0 0 41 53 1.17 1.174																					
Dave Smith, R (8, 1) ERA: 2.49	1.1 S 5 1 0 0 1 0 0 0 0 0 0 0 7 7 0.00 0.750																					

Pittsburgh Pirates @ Houston Astros
Astrodome, Houston, TX
Fri Aug 29 1986, 8:05 PM EDT
Att: 22,801 - Unknown

AB 33
R 2
H 7
RBI 2
BB 3
SO 7
LOB 15



Batter	1	2	3	4	5	6	7	8	9	AB	R	H	RBI	BB	SO	LOB	BOTTOM			
Billy Hatcher, R (1, 8) OBP: 0.296, SLG: 0.347	E 2B		6-3			K		G2-6-3 1-2f		4	1	1	0	0	1	1				
Craig Reynolds, L (1, 6) OBP: 0.281, SLG: 0.372	E1									3	1	1	0	0	0	0				
Dickie Thon, R (7, PH) OBP: 0.300, SLG: 0.321	2H 1B		4-3				E3 2B 1B	6-3		1	0	0	0	0	0	0				
Denny Walling, L (1, 5) OBP: 0.370, SLG: 0.481	F8						F8		FC1-5 1B	4	0	1	0	0	1	2				
Glenn Davis, R (1, 3) OBP: 0.330, SLG: 0.478	K					F7			FC1-5 1B	4	1	2	0	0	1	1				
Kevin Bass, S (1, 9) OBP: 0.362, SLG: 0.494	L5								FC1-5 1B	2	0	1	0	0	0	1				
Terry Puhl, L (8, 9) OBP: 0.283, SLG: 0.317						6-3 1B			FC1-5 1-2 2-3f	1	0	0	0	0	0	2				
Jose Cruz, L (1, 7) OBP: 0.340, SLG: 0.379			4-3			6-3			K	4	0	1	2	0	1	3				
Alan Ashby, S (1, 2) OBP: 0.336, SLG: 0.352		K				3-1			F8	4	0	0	0	0	1	5				
Jim Pankovits, R (1, 4) OBP: 0.370, SLG: 0.384									FC5-4 1-2f	3	0	1	0	0	1	2				
Mike Scott, R (1, 1) OBP: 0.156, SLG: 0.160										2	0	0	0	1	1	1				
Dave Smith, R (8, 1) ERA: 2.49		5-3							G2-6-3 BB	0	0	0	0	0	0	0				
Inning Stats	R: 1 E: 1 K: 1 S: 7	H: 2 LOB: 1 BB: 0 P: 7	R: 0 E: 0 K: 1 S: 6	H: 1 LOB: 1 BB: 0 P: 6	R: 0 E: 0 K: 1 S: 5	H: 0 LOB: 0 BB: 0 P: 5	R: 0 E: 0 K: 0 S: 4	H: 1 LOB: 1 BB: 0 P: 4	R: 0 E: 0 K: 3 S: 9	H: 0 LOB: 0 BB: 0 P: 9	R: 2 E: 1 K: 0 S: 6	H: 2 LOB: 2 BB: 0 P: 7	R: 0 E: 0 K: 0 S: 2	H: 0 LOB: 0 BB: 1 P: 6	R: 0 E: 0 K: 1 S: 7	H: 2 LOB: 2 BB: 0 P: 7	1B: 6 2B: 2 3B: 0 HR: 0	SF: 0 SAC: 0 DP: 1 HBP: 1	WP: 0 PB: 0 SB: 0 CS: 0	PA: 34
PITCHER	IP WLS BF H R ER SO BB IBB HBP BLK WP HR S P ERA WHIP																			
Rick Reuschel, R (1, 1) ERA: 4.2	6.0 L 26 6 3 2 6 0 0 1 0 0 0 0 0 37 38 3.00 1.000																			
Pat Clements, L (7, 1) ERA: 3.09	1.0 4 1 0 0 0 1 0 0 0 0 0 0 3 7 0.00 2.000																			
Barry Jones, R (8, 1) ERA: 2.94	0.1 2 1 0 0 0 0 0 0 0 0 0 0 2 2 0.00 3.000																			
Larry McWilliams, L (8, 1) ERA: 5.28	0.2 2 0 0 0 1 0 0 0 0 0 0 0 4 4 0.00 0.000																			

Pittsburgh Pirates @ Houston Astros
Astrodome, Houston, TX
Fri Aug 29 1986, 8:05 PM EDT
Att: 22,801 - Unknown

AB 32
R 3
H 8
RBI 2
BB 1
SO 7
LOB 18



Batter	1	2	3	4	5	6	7	8	9	AB	R	H	RBI	BB	SO	LOB	TOP								
Barry Bonds, L (1, 8) OBP: 0.340, SLG: 0.463										2	3	1	1	4	0	0	Pittsburgh Pirates @ Houston Astros Astrodome, Houston, TX Sat Aug 30 1986, 8:05 PM EDT Att: 30,598 - Unknown								
Bobby Bonilla, S (1, 9) OBP: 0.381, SLG: 0.353										6	1	1	0	0	1	6									
Johnny Ray, S (1, 4) OBP: 0.372, SLG: 0.496 U L Washington, S (7, 6) OBP: 0.295, SLG: 0.263										5	1	2	1	0	0	3									
Jim Morrison, R (1, 5) OBP: 0.318, SLG: 0.433 Bill Almon, R (8, 5) OBP: 0.315, SLG: 0.381										5	0	3	3	0	0	4									
Mike Diaz, R (1, 7) OBP: 0.364, SLG: 0.568 Joe Orsulak, L (5, PR) OBP: 0.308, SLG: 0.356										2	0	0	0	1	1	2									
Sid Bream, L (1, 3) OBP: 0.354, SLG: 0.471										5	2	3	2	0	0	2									
Junior Ortiz, R (1, 2) OBP: 0.387, SLG: 0.417										5	2	4	2	0	0	0									
Rafael Belliard, R (1, 6) OBP: 0.297, SLG: 0.266										5	1	1	2	0	0	3									
Rick Rhoden, R (1, 1) OBP: 0.316, SLG: 0.387										4	0	1	2	0	0	1									
Inning Stats	R: 1 E: 0 K: 0 S: 4	H: 1 LOB: 1 BB: 1 P: 8	R: 2 E: 1 K: 0 S: 5	H: 3 LOB: 1 BB: 1 P: 9	R: 0 E: 0 K: 1 S: 6	H: 1 LOB: 0 BB: 0 P: 6	R: 0 E: 0 K: 0 S: 3	H: 0 LOB: 0 BB: 0 P: 3	R: 4 E: 1 K: 0 S: 7	H: 4 LOB: 1 BB: 1 P: 11	R: 2 E: 0 K: 0 S: 4	H: 2 LOB: 1 BB: 1 P: 8	R: 3 E: 1 K: 0 S: 8	H: 4 LOB: 3 BB: 1 P: 12	R: 1 E: 0 K: 0 S: 5	H: 3 LOB: 1 BB: 0 P: 5		R: 0 E: 0 K: 1 S: 5	H: 0 LOB: 0 BB: 0 P: 5	1B: 13 2B: 5 3B: 0 HR: 1	SF: 1 SAC: 0 DP: 1 HBP: 0	WP: 0 PB: 0 SB: 2 CS: 0	PA: 48		
PITCHER	IP	WLS	BF	H	R	ER	SO	BB	IBB	HBP	BLK	WP	HR	S	P	ERA	WHIP								
Jim Deshaies, L (1, 1) ERA: 3.56	4.1	L	21	7	5	4	0	2	0	0	1	0	1	21	29	8.31	2.077								
Larry Andersen, R (5, 1) ERA: 3.57	0.2		5	2	2	2	0	1	0	0	0	0	0	4	8	27.00	4.500								
Jeff Calhoun, L (6, 1) ERA: 3.52	1.2		13	6	5	3	0	2	0	0	0	0	0	11	19	16.20	4.800								
Aurelio Lopez, R (7, 1) ERA: 2.95	2.1		9	3	1	1	1	0	0	0	0	0	0	11	11	3.86	1.286								


Batter	1	2	3	4	5	6	7	8	9	AB	R	H	RBI	BB	SO	LOB	BOTTOM								
Davey Lopes, R (1, 8) OBP: 0.381, SLG: 0.434										5	1	2	0	0	0	2	Pittsburgh Pirates @ Houston Astros Astrodome, Houston, TX Sat Aug 30 1986, 8:05 PM EDT Att: 30,598 - Unknown								
Craig Reynolds, L (1, 6) OBP: 0.280, SLG: 0.370										4	0	1	0	0	0	1									
Denny Walling, L (1, 5) OBP: 0.372, SLG: 0.485 Phil Garner, R (9, 5) OBP: 0.334, SLG: 0.420										4	0	2	2	0	0	2									
Glenn Davis, R (1, 3) OBP: 0.331, SLG: 0.483										3	1	1	1	1	0	3									
Kevin Bass, S (1, 9) OBP: 0.359, SLG: 0.489										4	0	0	0	0	0	4									
Jose Cruz, L (1, 7) OBP: 0.340, SLG: 0.376 Dickie Thon, R (9, 6) OBP: 0.300, SLG: 0.321										3	0	0	0	1	0	0									
Alan Ashby, S (1, 2) OBP: 0.338, SLG: 0.352 Aurelio Lopez, R (7, 1) OBP: 0.369, SLG: 0.363										0	0	0	0	0	0	0									
Bill Doran, S (9, PH) OBP: 0.296, SLG: 0.347 Billy Hatcher, R (9, PR) OBP: 0.296, SLG: 0.347										4	0	0	0	0	1	3									
Jim Pankovits, R (1, 4) OBP: 0.353, SLG: 0.364										1	0	0	0	0	0	0									
Jim Deshaies, L (1, 1) OBP: 0.167, SLG: 0.054 Larry Andersen, R (5, 1) OBP: 0.288, SLG: 0.322 Jeff Calhoun, L (6, 1) OBP: 0.386, SLG: 0.254										1	0	0	0	0	0	0									
Inning Stats	R: 0 E: 0 K: 0 S: 4	H: 1 LOB: 2 BB: 1 P: 8	R: 0 E: 0 K: 0 S: 2	H: 0 LOB: 0 BB: 1 P: 6	R: 1 E: 0 K: 0 S: 5	H: 2 LOB: 1 BB: 0 P: 5	R: 0 E: 0 K: 0 S: 4	H: 1 LOB: 0 BB: 0 P: 4	R: 1 E: 0 K: 1 S: 5	H: 3 LOB: 2 BB: 0 P: 6	R: 0 E: 0 K: 0 S: 3	H: 0 LOB: 0 BB: 0 P: 3	R: 0 E: 0 K: 0 S: 4	H: 0 LOB: 0 BB: 0 P: 4	R: 1 E: 0 K: 0 S: 5	H: 1 LOB: 2 BB: 1 P: 7	R: 0 E: 0 K: 0 S: 3	H: 0 LOB: 2 BB: 1 P: 7	1B: 6 2B: 1 3B: 0 HR: 1	SF: 0 SAC: 0 DP: 1 HBP: 0	WP: 1 PB: 1 SB: 2 CS: 0	PA: 37			
PITCHER	IP	WLS	BF	H	R	ER	SO	BB	IBB	HBP	BLK	WP	HR	S	P	ERA	WHIP								
Rick Rhoden, R (1, 1) ERA: 2.41	9.0	W	37	8	3	3	1	3	0	0	0	1	1	36	48	3.00	1.222								



Batter	1	2	3	4	5	6	7	8	9	AB	R	H	RBI	BB	SO	LOB	TOP			
Joe Orsulak, L (1, 8) OBP: 0.312, SLG: 0.368	0-0 SH2-3 1B	0-0 F7			0-0 E 3B		0-0 F9		0-0 6-3 1B 2B	5	3	3	0	0	0	0				
Bobby Bonilla, S (1, 9) OBP: 0.380, SLG: 0.349	0-0 SH2-3 1-2		0-0 6-3		4-0 E 2B BB		0-3 K		0-0 6-3 2-3	3	1	0	0	1	1	1				
Johnny Ray, S (1, 4) OBP: 0.371, SLG: 0.403	0-0 4-3 2-3		0-0 F7		0-0 E5 2B SF8		0-0 6-3		0-0	5	1	1	2	0	0	2				
Jim Morrison, R (1, 5) OBP: 0.319, SLG: 0.435	0-0																			
Bill Almon, R (9, 5) OBP: 0.315, SLG: 0.381	0-0		0-0 5-3		0-0				0-3 K	5	0	2	2	0	1	1				
Mike Diaz, R (1, 7) OBP: 0.363, SLG: 0.592	0-0				0-0				0-0 F4	0	0	0	0	0	0	0				
Barry Bonds, L (5, 8) OBP: 0.339, SLG: 0.462	0-0 3-H 1B				0-0				0-0 F8	2	1	1	2	0	0	1				
Tony Peña, R (1, 2) OBP: 0.346, SLG: 0.401					0-0 HR				0-0	3	0	1	0	1	2	1				
Sid Bream, L (1, 3) OBP: 0.355, SLG: 0.476					0-0				0-0	4	1	2	0	0	1	1				
Rafael Belliard, R (1, 6) OBP: 0.296, SLG: 0.266					0-0				0-0	4	1	1	0	0	1	3				
Bob Walk, R (1, 1) OBP: 0.171, SLG: 0.231					0-0				0-0	2	0	0	1	0	1	0				
Larry McWilliams, L (8, 1) OBP: 0.194, SLG: 0.172	0-0 SH1-3 3-H				0-0				0-0	1	0	0	0	0	0	0				
Inning Stats	R: 1 E: 0 K: 0 S: 5	H: 2 LOB: 1 BB: 0 P: 5	R: 2 E: 1 K: 1 S: 7	H: 2 LOB: 0 BB: 0 P: 7	R: 0 E: 0 K: 0 S: 3	H: 0 LOB: 0 BB: 0 P: 3	R: 1 E: 0 K: 1 S: 6	H: 2 LOB: 0 BB: 0 P: 6	R: 3 E: 1 K: 2 S: 10	H: 2 LOB: 1 BB: 1 P: 14	R: 0 E: 0 K: 1 S: 5	H: 0 LOB: 0 BB: 0 P: 5	R: 0 E: 0 K: 1 S: 6	H: 1 LOB: 2 BB: 1 P: 10	R: 1 E: 0 K: 0 S: 5	H: 2 LOB: 1 BB: 0 P: 5	1B: 5 2B: 4 3B: 1 HR: 1	SF: 1 SAC: 2 DP: 1 HBP: 0	WP: 0 PB: 0 SB: 0 CS: 0	PA: 40
PITCHER	IP WLS BF H R ER SO BB IBB HBP BLK WP HR S P ERA WHIP																			
Bob Knepper, L (1, 1) ERA: 2.79	4.1 L 22 8 7 4 3 1 0 0 0 0 0 1 27 31 8.31 2.077																			
Larry Andersen, R (5, 1) ERA: 3.63	0.2 2 0 0 0 1 0 0 0 0 0 0 0 4 4 0.00 0.000																			
Aurelio Lopez, R (6, 1) ERA: 2.84	2.0 6 0 0 0 2 0 0 0 0 0 0 0 10 10 0.00 0.000																			
Charlie Kerfeld, R (8, 1) ERA: 2.68	1.0 5 1 0 0 1 1 0 0 0 0 0 0 6 10 0.00 2.000																			
Jeff Calhoun, L (9, 1) ERA: 3.66	1.0 5 2 1 1 0 0 0 0 0 0 0 0 5 5 9.00 2.000																			

Pittsburgh Pirates @ Houston Astros
Astrodome, Houston, TX
Sun Aug 31 1986, 4:33 AM EDT
Att: 25,405 - Unknown


AB 35
R 8
H 11
RBI 7
BB 2
SO 7
LOB 10



Batter	1	2	3	4	5	6	7	8	9	AB	R	H	RBI	BB	SO	LOB	BOTTOM			
Billy Hatcher, R (1, 8) OBP: 0.302, SLG: 0.360	4-0 1B G6-3 BB		0-0		0-0 F9			0-0 F8 BB 1B		3	2	2	1	1	0	2				
Craig Reynolds, L (1, 6) OBP: 0.285, SLG: 0.374	0-0		0-0					4-0		3	0	2	0	0	0	0				
Dickie Thon, R (8, PH) OBP: 0.303, SLG: 0.321	1-3		0-0 F5		0-0			1-2		0	0	0	0	1	0	0				
Denny Walling, L (1, 5) OBP: 0.370, SLG: 0.481	0-0 G6-3 1-2 3-H				0-0			0-0		4	0	1	0	0	0	4				
Glenn Davis, R (1, 3) OBP: 0.330, SLG: 0.481	0-3				0-0			0-0		2	0	0	0	0	1	1				
Phil Garner, R (5, 5) OBP: 0.332, SLG: 0.417	0-0 K		0-0 G4-6-3		0-0			0-0		2	0	0	0	0	0	3				
Kevin Bass, S (1, 9) OBP: 0.357, SLG: 0.485			0-0 F8		0-3 K			0-0 F6		4	0	0	0	0	1	0				
Jose Cruz, L (1, 7) OBP: 0.339, SLG: 0.373			0-0 F9		0-0 G3			4-0		3	0	0	0	1	1	0				
Jim Pankovits, R (1, 4) OBP: 0.348, SLG: 0.370			0-0 5-3		0-0			0-0		4	0	1	0	0	1	0				
John Mizerock, L (1, 2) OBP: 0.384, SLG: 0.258			0-0 6-3		0-0			0-0		3	0	1	0	0	0	2				
Bob Knepper, L (1, 1) OBP: 0.269, SLG: 0.123			0-3		0-0			0-0		1	0	0	0	0	1	0				
Larry Andersen, R (5, PH) OBP: 0.262, SLG: 0.333			0-0		0-0			0-0		0	0	0	0	0	0	0				
Terry Puhl, L (8, PH) OBP: 0.262, SLG: 0.333			0-0		0-0			0-0		0	0	0	0	0	0	0				
Aurelio Lopez, R (8, 1) OBP: 0.357, SLG: 0.350			0-0		0-0			0-0		0	0	0	0	0	0	2				
Alan Ashby, S (7, PH) OBP: 0.296, SLG: 0.187			0-0		0-0			0-0		0	0	0	0	0	0	0				
Charlie Kerfeld, R (8, 1) OBP: 0.296, SLG: 0.187			0-0		0-0			0-0		0	0	0	0	0	0	0				
Jeff Calhoun, L (9, 1) ERA: 3.59			0-0		1-3			0-0		0	0	0	0	0	0	0				
Inning Stats	R: 1 E: 0 K: 1 S: 5	H: 1 LOB: 0 BB: 1 P: 9	R: 0 E: 0 K: 0 S: 3	H: 0 LOB: 0 BB: 0 P: 3	R: 1 E: 0 K: 1 S: 6	H: 1 LOB: 0 BB: 0 P: 6	R: 0 E: 0 K: 1 S: 5	H: 1 LOB: 0 BB: 0 P: 5	R: 0 E: 0 K: 0 S: 3	H: 1 LOB: 2 BB: 0 P: 3	R: 0 E: 0 K: 0 S: 4	H: 1 LOB: 2 BB: 1 P: 8	R: 0 E: 0 K: 0 S: 3	H: 1 LOB: 1 BB: 1 P: 7	R: 0 E: 0 K: 2 S: 7	H: 0 LOB: 0 BB: 0 P: 7	1B: 5 2B: 2 3B: 0 HR: 1	SF: 0 SAC: 0 DP: 4 HBP: 0	WP: 0 PB: 0 SB: 0 CS: 0	PA: 34
PITCHER	IP WLS BF H R ER SO BB IBB HBP BLK WP HR S P ERA WHIP																			
Bob Walk, R (1, 1) ERA: 3.59	7.0 W 27 7 2 2 3 2 0 0 0 0 0 0 31 39 2.57 1.286																			
Larry McWilliams, L (8, 1) ERA: 5.19	2.0 7 1 0 0 2 1 0 0 0 0 0 0 10 14 0.00 1.000																			

Pittsburgh Pirates @ Houston Astros
Astrodome, Houston, TX
Sun Aug 31 1986, 4:33 AM EDT
Att: 25,405 - Unknown

AB 31
R 2
H 8
RBI 1
BB 3
SO 5
LOB 14



Batter	1	2	3	4	5	6	7	8	9	AB	R	H	RBI	BB	SO	LOB	TOP										
Billy Hatcher, R OBP: 0.301, SLG: 0.359 Davey Lopes, R OBP: 0.383, SLG: 0.434	1-3		F8			2B 1B	F9		BB	4	1	1	0	0	0	1											
Craig Reynolds, L OBP: 0.284, SLG: 0.369 Dickie Thon, R OBP: 0.306, SLG: 0.321	F3			F8		2B BB	6-3		BB	3	1	0	0	1	0	0											
Denny Walling, L OBP: 0.368, SLG: 0.480	F7			F8		4-3 1-H 2-H SF7 2B		1-3	G6-4-3 BB	5	1	1	2	0	0	2											
Dan Driessen, L OBP: 0.375, SLG: 0.350		F2				4-3		2B 1B		4	1	2	0	0	0	1											
Kevin Bass, S OBP: 0.358, SLG: 0.489		E8 8-2 1B		K		SF7		E 1-H 1B 2B		3	1	2	2	0	1	1											
Jose Cruz, L OBP: 0.340, SLG: 0.382	8-2					3-H 1B		E6 1B		4	1	2	1	0	0	2											
Alan Ashby, S OBP: 0.339, SLG: 0.350			F8		K	4-0 BB		G4-3 1B		3	0	1	1	1	1	1											
Jim Pankovits, R OBP: 0.344, SLG: 0.376			PB 2B		F8	0-3 K		G4-3 1B		4	0	1	0	0	1	4											
Danny Darwin, R Phil Garner, R OBP: 0.331, SLG: 0.416 Charlie Kerfeld, R OBP: 0.250, SLG: 0.143 Dave Smith, R			K		K		6-3		K	2	0	0	0	0	2	2											
Inning Stats	R: 0 E: 0 K: 0 S: 3	H: 0 LOB: 0 BB: 0 P: 3	R: 0 E: 1 K: 0 S: 3	H: 1 LOB: 0 BB: 0 P: 3	R: 0 E: 0 K: 1 S: 6	H: 1 LOB: 1 BB: 0 P: 6	R: 0 E: 0 K: 1 S: 6	H: 1 LOB: 1 BB: 0 P: 6	R: 0 E: 0 K: 2 S: 8	H: 1 LOB: 2 BB: 0 P: 8	R: 4 E: 0 K: 1 S: 8	H: 3 LOB: 1 BB: 2 P: 16	R: 0 E: 0 K: 0 S: 3	H: 0 LOB: 0 BB: 0 P: 3	R: 2 E: 1 K: 0 S: 6	H: 3 LOB: 1 BB: 0 P: 6	R: 0 E: 0 K: 1 S: 4	H: 0 LOB: 1 BB: 2 P: 12	1B: 6 2B: 4 3B: 0 HR: 1	SF: 1 SAC: 0 DP: 3 HBP: 0	WP: 0 PA: 39 PB: 1 SB: 0 CS: 0						
PITCHER	IP	WLS	BF	H	R	ER	SO	BB	IBB	HBP	BLK	WP	HR	S	P	ERA	WHIP										
Ed Lynch, R ERA: 3.76	5.2	L	24	7	4	4	4	1	0	0	0	0	1	31	35	6.35	1.412										
Dave Gumpert, R ERA: 3.31	1.1		5	0	0	0	1	1	0	0	0	0	0	6	10	0.00	0.750										
Frank DiPino, L ERA: 4.36	0.1		4	2	2	2	0	0	0	0	0	0	0	4	4	54.00	6.000										
Ron Davis, R ERA: 8.39	0.2		2	1	0	0	0	0	0	0	0	0	0	2	2	0.00	1.500										
Steve Trout, L ERA: 5.01	1.0		4	0	0	0	1	2	0	0	0	0	0	4	12	0.00	2.000										

Houston Astros @ Chicago Cubs
Wrigley Field, Chicago, IL
Mon Sep 01 1986, 3:33 AM CDT
Att: 25,547 - Unknown

AB	34
R	6
H	10
RBI	6
BB	3
SO	6
LOB	14



Batter	1	2	3	4	5	6	7	8	9	AB	R	H	RBI	BB	SO	LOB	BOTTOM										
Jerry Mumphrey, S OBP: 0.360, SLG: 0.398 Frank DiPino, L OBP: 0.167, SLG: 0.167 Ron Davis, R Steve Trout, L OBP: 0.200, SLG: 0.205 Thad Bosley, L OBP: 0.369, SLG: 0.349	F8		F7		BB 1B		K		PB 23 BB BB	4	1	1	0	0	1	0											
23 Ryne Sandberg, R OBP: 0.325, SLG: 0.413	F8		K		SF7		S 1B		PB BB	3	0	1	1	1	1	0											
Gary Matthews, R OBP: 0.359, SLG: 0.460				3-1		1-2 BB		1-2 BB		2	0	0	0	3	1	3											
Keith Moreland, R OBP: 0.329, SLG: 0.371	F7			1B		1-2 2-H 1B		F7		5	0	2	1	0	0	6											
Leon Durham, L OBP: 0.336, SLG: 0.427						1-2 1B		K		5	1	3	1	0	1	4											
Jody Davis, R OBP: 0.277, SLG: 0.402		F7		F8				6-3		4	0	1	0	0	0	3											
Ron Cey, R OBP: 0.385, SLG: 0.516		K		F6				G6-4-3 1B		4	0	0	0	0	2	4											
Shawon Dunston, R OBP: 0.283, SLG: 0.415		F2						4-3		4	1	1	0	0	0	1											
Ed Lynch, R OBP: 0.107, SLG: 0.038 Dave Gumpert, R Terry Francona, L OBP: 0.282, SLG: 0.330			K		K		4-3		23 BB PB BB	2	0	0	0	0	2	1											
Inning Stats	R: 0 E: 0 K: 0 S: 3	H: 0 LOB: 1 BB: 1 P: 7	R: 0 E: 0 K: 1 S: 6	H: 1 LOB: 0 BB: 0 P: 6	R: 0 E: 0 K: 2 S: 7	H: 0 LOB: 0 BB: 0 P: 7	R: 0 E: 0 K: 0 S: 5	H: 2 LOB: 2 BB: 0 P: 5	R: 2 E: 0 K: 2 S: 10	H: 3 LOB: 2 BB: 1 P: 14	R: 0 E: 0 K: 0 S: 3	H: 1 LOB: 0 BB: 0 P: 3	R: 0 E: 0 K: 1 S: 6	H: 1 LOB: 2 BB: 1 P: 10	R: 1 E: 0 K: 1 S: 6	H: 1 LOB: 0 BB: 0 P: 6	R: 1 E: 0 K: 1 S: 5	H: 0 LOB: 2 BB: 3 P: 17	1B: 8 2B: 0 3B: 0 HR: 1	SF: 1 SAC: 0 DP: 1 HBP: 0	WP: 0 PA: 41 PB: 1 SB: 2 CS: 0						
PITCHER	IP	WLS	BF	H	R	ER	SO	BB	IBB	HBP	BLK	WP	HR	S	P	ERA	WHIP										
Danny Darwin, R ERA: 3.55	6.0	W	26	7	2	2	5	2	0	0	0	0	0	34	42	3.00	1.500										
Charlie Kerfeld, R ERA: 2.72	2.0		12	2	2	1	2	4	0	0	0	0	1	12	28	4.50	3.000										
Dave Smith, R ERA: 2.44	1.0	S	3	0	0	0	1	0	0	0	0	0	0	5	5	0.00	0.000										

Houston Astros @ Chicago Cubs
Wrigley Field, Chicago, IL
Mon Sep 01 1986, 3:33 AM CDT
Att: 25,547 - Unknown

AB	34
R	4
H	9
RBI	3
BB	6
SO	8
LOB	22



Batter	1	2	3	4	5	6	7	8	9	AB	R	H	RBI	BB	SO	LOB	TOP										
Billy Hatcher, R OBP: 0.305, SLG: 0.375 (1, 8)	F4	4-3															4 1 2 0 1 0 0										
Craig Reynolds, L OBP: 0.283, SLG: 0.366 Dickie Thon, R OBP: 0.308, SLG: 0.333 (6, PH)	HR																3 2 2 0 0 0 2 2 1 1 3 0 0 1										
Denny Walling, L OBP: 0.372, SLG: 0.494 (1, 5)	HR																5 2 3 2 0 0 3										
Dan Driessen, L OBP: 0.375, SLG: 0.393 (1, 3)	F9																5 0 1 1 0 0 2										
Kevin Bass, S OBP: 0.358, SLG: 0.489 Ty Gainey, L OBP: 0.395, SLG: 0.405 (9, 9)	2B																4 1 2 1 0 0 0 0 0 0 0 0 0 0										
Jose Cruz, L OBP: 0.336, SLG: 0.381 Tony Walker, R OBP: 0.322, SLG: 0.382 (8, 8)	WP																4 0 1 1 0 1 3 1 0 0 0 0 0 0										
Alan Ashby, S OBP: 0.335, SLG: 0.344 (1, 2)	K																5 0 0 0 0 2 3										
Jim Pankovits, R OBP: 0.362, SLG: 0.383 (1, 4)																	3 1 2 0 1 0 0										
Mike Scott, R OBP: 0.148, SLG: 0.152 Aurelio Lopez, R (8, 1)	K																4 0 0 0 0 2 4 0 0 0 0 0 0 0										
Inning Stats	R: 3 E: 0 K: 1 S: 9	H: 4 LOB: 1 BB: 0 P: 9	R: 0 E: 0 K: 1 S: 5	H: 0 LOB: 0 BB: 0 P: 5	R: 2 E: 0 K: 1 S: 8	H: 3 LOB: 1 BB: 0 P: 8	R: 0 E: 0 K: 0 S: 5	H: 2 LOB: 2 BB: 0 P: 5	R: 0 E: 1 K: 0 S: 3	H: 0 LOB: 0 BB: 0 P: 3	R: 3 E: 0 K: 0 S: 6	H: 3 LOB: 1 BB: 1 P: 10	R: 0 E: 1 K: 1 S: 6	H: 1 LOB: 2 BB: 1 P: 10	R: 0 E: 0 K: 0 S: 4	H: 1 LOB: 1 BB: 0 P: 4	R: 0 E: 0 K: 1 S: 5	H: 0 LOB: 0 BB: 0 P: 5	1B: 8 2B: 3 3B: 1 HR: 2	SF: 1 SAC: 0 DP: 1 HBP: 0	WP: 2 PB: 0 SB: 0 CS: 0	PA: 43					
PITCHER	IP	WLS	BF	H	R	ER	SO	BB	IBB	HBP	BLK	WP	HR	S	P	ERA	WHIP										
Scott Sanderson, R ERA: 4.47 (1, 1)	5.0	L	24	9	5	5	3	0	0	0	0	1	1	30	30	9.00	1.800										
Guy Hoffman, L ERA: 4.57 (6, 1)	2.0		12	4	3	3	1	0	2	0	0	1	1	12	20	13.50	2.000										
Frank DiPino, L ERA: 4.1 (8, 1)	2.0		7	1	0	0	1	0	0	0	0	0	0	9	9	0.00	0.500										

Houston Astros @ Chicago Cubs
Wrigley Field, Chicago, IL
Wed Sep 03 1986, 3:33 AM CDT
Att: 7,051 - Unknown

AB	40
R	8
H	14
RBI	8
BB	2
SO	5
LOB	18



Batter	1	2	3	4	5	6	7	8	9	AB	R	H	RBI	BB	SO	LOB	BOTTOM										
Dave Martinez, L OBP: 0.177, SLG: 0.176 Frank DiPino, L OBP: 0.167, SLG: 0.167 Terry Francona, L OBP: 0.277, SLG: 0.324 (9, PH)	23 F8																3 0 1 0 1 1 1 0 0 0 0 0 0 0 1 0 0 0 0 0 1										
23 Ryne Sandberg, R OBP: 0.322, SLG: 0.407 (1, 4)	F8																4 0 0 0 0 3 3										
Jerry Mumphrey, S OBP: 0.355, SLG: 0.391 (1, 9)	1-3																4 0 0 0 0 0 1										
Gary Matthews, R OBP: 0.358, SLG: 0.455 (1, 7)																	3 0 0 0 1 2 2										
Leon Durham, L OBP: 0.338, SLG: 0.433 (1, 3)																	3 0 1 0 1 1 2										
Jody Davis, R OBP: 0.279, SLG: 0.405 (1, 2)																	3 1 1 1 1 1 2										
Chris Speier, R OBP: 0.359, SLG: 0.461 (1, 5)																	4 1 0 0 0 3 2										
Shawon Dunston, R OBP: 0.282, SLG: 0.412 (1, 6)																	4 0 1 1 0 2 0										
Scott Sanderson, R OBP: 0.060, SLG: 0.061 Chico Walker, S (5, PH) Guy Hoffman, L (6, 1) Thad Bosley, L OBP: 0.359, SLG: 0.333 (7, PH)																	1 0 0 0 0 1 0 1 0 0 0 0 1 1 0 0 0 0 0 0 0 1 0 0 0 1 0 0										
Inning Stats	R: 0 E: 0 K: 0 S: 3	H: 1 LOB: 0 BB: 0 P: 3	R: 0 E: 0 K: 2 S: 7	H: 0 LOB: 0 BB: 0 P: 7	R: 0 E: 0 K: 2 S: 7	H: 0 LOB: 0 BB: 0 P: 7	R: 0 E: 1 K: 2 S: 8	H: 0 LOB: 2 BB: 1 P: 12	R: 2 E: 0 K: 4 S: 14	H: 2 LOB: 1 BB: 0 P: 14	R: 0 E: 0 K: 1 S: 5	H: 0 LOB: 2 BB: 2 P: 13	R: 0 E: 0 K: 1 S: 5	H: 0 LOB: 0 BB: 0 P: 5	R: 0 E: 0 K: 2 S: 8	H: 1 LOB: 2 BB: 1 P: 12	R: 0 E: 0 K: 1 S: 5	H: 0 LOB: 1 BB: 1 P: 9	1B: 2 2B: 1 3B: 0 HR: 1	SF: 0 SAC: 0 DP: 0 HBP: 0	WP: 1 PB: 0 SB: 0 CS: 0	PA: 37					
PITCHER	IP	WLS	BF	H	R	ER	SO	BB	IBB	HBP	BLK	WP	HR	S	P	ERA	WHIP										
Mike Scott, R ERA: 2.25 (1, 1)	7.0	W	28	3	2	2	12	3	2	2	12	0	0	49	61	2.57	0.857										
Aurelio Lopez, R ERA: 2.7 (8, 1)	2.0		9	1	0	0	3	2	0	0	0	0	0	13	21	0.00	1.500										

Houston Astros @ Chicago Cubs
Wrigley Field, Chicago, IL
Wed Sep 03 1986, 3:33 AM CDT
Att: 7,051 - Unknown

AB	32
R	2
H	4
RBI	2
BB	5
SO	15
LOB	15



Batter	1	2	3	4	5	6	7	8	9	AB R H RBI BB SO LOB	TOP						
Vince Coleman, S (1, 7) OBP: 0.318, SLG: 0.296	F3		K		S BLK E 1B		G3		3B BB	4 2 1 0 1 1 2	St. Louis Cardinals @ Houston Astros Astrodome, Houston, TX Fri Sep 05 1986, 8:05 PM EDT Att: 23,547 - Unknown						
Tom Herr, S (1, 4) OBP: 0.336, SLG: 0.322	CS BB		1B		F9		1B		3B	4 0 3 4 1 0 0							
Willie McGee, S (1, 8) OBP: 0.302, SLG: 0.356	K		F9		BB		4-3		K	4 0 0 0 1 2 4							
Jim Lindeman, R (1, 3) OBP: 0.429, SLG: 1.000		HR		E4 1B	6-3			F9	K	3 1 2 1 0 0 1							
John Morris, L (8, PH) OBP: 0.325, SLG: 0.300										2 0 0 0 0 1 1							
Terry Pendleton, S (1, 5) OBP: 0.279, SLG: 0.300	4-3			4-3 1B			F9		L6	4 0 0 0 0 0 1							
Andy Van Slyke, L (1, 9) OBP: 0.350, SLG: 0.447	K			K			6-3		4-3	4 0 0 0 0 2 1							
Ozzie Smith, S (1, 6) OBP: 0.361, SLG: 0.324	K			F3			4-3			4 1 1 0 0 1 1							
Michael LaValliere, L (1, 2) OBP: 0.310, SLG: 0.302			E1 1B		5-3		G3 SH1-4 1B		SH2-4 1B	3 2 2 0 0 0 0							
Tim Conroy, L (1, 1) Fred Martinez, R (5, PH) Ray Sofl, R (5, 1) Ricky Horton, L (8, 1) Curt Ford, L (9, PH) Todd Worrell, R (9, 1)			SH5-4 1B				SH1-4 1B		S 3B 1B	0 0 0 0 0 0 0 1 1 1 1 0 0 0 0 0 0 0 0 0 0 0 0 0 0 0 0 0 1 1 1 1 0 0 0 0 0 0 0 0 0 0							
Inning Stats	R: 0 H: 0 E: 0 LOB: 0 K: 1 BB: 1 S: 4 P: 8	R: 1 H: 1 E: 0 LOB: 0 K: 2 BB: 0 S: 8 P: 8	R: 1 H: 2 E: 1 LOB: 1 K: 1 BB: 0 S: 7 P: 7	R: 0 H: 1 E: 1 LOB: 1 K: 1 BB: 0 S: 6 P: 6	R: 2 H: 2 E: 0 LOB: 1 K: 0 BB: 1 S: 5 P: 9	R: 0 H: 0 E: 0 LOB: 0 K: 0 BB: 0 S: 3 P: 3	R: 1 H: 2 E: 0 LOB: 1 K: 0 BB: 0 S: 5 P: 5	R: 0 H: 0 E: 0 LOB: 0 K: 0 BB: 0 S: 3 P: 3	R: 3 H: 3 E: 0 LOB: 1 K: 2 BB: 1 S: 10 P: 14	1B: 8 SF: 0 2B: 0 SAC: 3 3B: 1 DP: 0 HR: 2 HBP: 0	WP: 0 PA: 40 PB: 0 SB: 2 CS: 1						
PITCHER	IP WLS BF H R ER SO BB IBB HBP BLK WP HR S P ERA WHIP	PITCHER															
Jim Deshaies, L (1, 1) ERA: 3.64	4.2	21	6	4	3	5	2	0	0	0	0	0	2	29	37	5.79	1.714
Larry Andersen, R (5, 1) ERA: 3.53	1.1	4	0	0	0	0	0	0	0	0	0	0	0	4	4	0.00	0.000
Aurelio Lopez, R (7, 1) ERA: 3.18	2.1	L 12	4	4	4	0	1	0	0	0	0	0	0	11	15	15.43	2.143
Charlie Kerfeld, R (9, 1) ERA: 2.81	0.2	3	1	0	0	2	0	0	0	0	0	0	0	7	7	0.00	1.500

Batter	1	2	3	4	5	6	7	8	9	AB R H RBI BB SO LOB	BOTTOM						
Billy Hatcher, R (1, 8) OBP: 0.306, SLG: 0.391	SF8 3B		F7	HR		5-3			F3	5 2 2 2 0 0 1	St. Louis Cardinals @ Houston Astros Astrodome, Houston, TX Fri Sep 05 1986, 8:05 PM EDT Att: 23,547 - Unknown						
Bill Doran, S (1, 4) OBP: 0.368, SLG: 0.361	SF8		BB 1B	1B			F8		G3	3 1 1 1 1 0 0							
Phil Garner, R (1, 5) OBP: 0.334, SLG: 0.415	1-3		1B	1-3					FC6-4 1B	2 0 1 0 1 0 0							
Denny Walling, L (7, PH) OBP: 0.375, SLG: 0.497			1B	1-3					1B	2 0 2 0 0 0 0							
Glenn Davis, R (1, 3) OBP: 0.331, SLG: 0.484	1B		F9		L4		F3		FC6-4	5 0 1 0 0 0 4							
Kevin Bass, S (1, 9) OBP: 0.358, SLG: 0.487	K		1-3 2-H 1B		3-1		4-3			4 0 1 1 0 1 2							
Jose Cruz, L (1, 7) OBP: 0.335, SLG: 0.380	F6		F9		FC4-6 1B			6-3		4 0 1 0 0 0 2							
Alan Ashby, S (1, 2) OBP: 0.330, SLG: 0.339	6-3			F5	FC4-6			5-3		4 0 0 0 0 0 1							
Dickie Thon, R (1, 6) OBP: 0.311, SLG: 0.333	1B			K				5-3		3 0 1 0 1 1 0							
Jim Deshaies, L (1, 1) Larry Andersen, R (5, PH) Terry Puhl, L (5, PH) Aurelio Lopez, R (7, 1) Charlie Kerfeld, R (9, 1) Dan Brannaman, L (9, PH)			K	HR BB			F8		HR	1 1 0 0 0 1 1 0 0 0 0 0 0 0 1 0 1 1 1 1 0 0 0							
Inning Stats	R: 1 H: 2 E: 0 LOB: 1 K: 1 BB: 0 S: 7 P: 7	R: 0 H: 1 E: 0 LOB: 1 K: 1 BB: 0 S: 6 P: 6	R: 1 H: 1 E: 0 LOB: 2 K: 0 BB: 2 S: 4 P: 12	R: 2 H: 3 E: 0 LOB: 2 K: 1 BB: 1 S: 7 P: 11	R: 0 H: 1 E: 0 LOB: 1 K: 0 BB: 0 S: 4 P: 4	R: 0 H: 0 E: 0 LOB: 0 K: 0 BB: 1 S: 2 P: 6	R: 0 H: 1 E: 0 LOB: 1 K: 0 BB: 0 S: 4 P: 4	R: 0 H: 0 E: 0 LOB: 0 K: 0 BB: 0 S: 3 P: 3	R: 1 H: 2 E: 0 LOB: 1 K: 0 BB: 0 S: 5 P: 5	1B: 8 SF: 1 2B: 0 SAC: 0 3B: 1 DP: 0 HR: 2 HBP: 0	WP: 0 PA: 40 PB: 0 SB: 0 CS: 1						
PITCHER	IP WLS BF H R ER SO BB IBB HBP BLK WP HR S P ERA WHIP	PITCHER															
Tim Conroy, L (1, 1) ERA: 4.93	4.0	21	7	4	4	3	3	0	0	0	0	0	1	24	36	9.00	2.500
Ray Sofl, R (5, 1) ERA: 2.53	3.0	W 11	2	0	0	0	1	0	0	0	0	0	0	10	14	0.00	1.000
Ricky Horton, L (8, 1) ERA: 2.32	1.0	3	0	0	0	0	0	0	0	0	0	0	0	3	3	0.00	0.000
Todd Worrell, R (9, 1) ERA: 2.0	1.0	5	2	1	1	0	0	0	0	0	0	0	1	5	5	9.00	2.000

Batter	1	2	3	4	5	6	7	8	9	AB	R	H	RBI	BB	SO	LOB	TOP			
Vince Coleman, S (1.7) OBP: 0.317, SLG: 0.295			6-3		F8	4-3		5-3		5	0	1	0	0	0	1	St. Louis Cardinals @ Houston Astros Astrodome, Houston, TX Sat Sep 06 1986, 4:33 AM EDT Att: 21,802 - Unknown			
Tom Herr, S (1.4) OBP: 0.340, SLG: 0.330			L5						5	0	4	0	0	0	0	0				
Willie McGee, S (1.8) OBP: 0.301, SLG: 0.354	K				F8	G1		G4-6-3		5	0	1	0	0	1	6				
Jim Lindeman, R (1.3) OBP: 0.400, SLG: 0.778 Andy Van Slyke, L (7, PH) OBP: 0.348, SLG: 0.444	K		K					E3		3	1	1	0	0	2	3				
Tito Landrum, R (1.9) OBP: 0.276, SLG: 0.265 John Morris, L (7, PH) OBP: 0.329, SLG: 0.306	K				F7			F5		2	0	1	0	0	0	0				
Todd Worrell, R (9.1) OBP: 0.143, SLG: 0.429										0	0	0	0	0	0	0				
Ozzie Smith, S (1.6) OBP: 0.384, SLG: 0.326					6-3			6-3		4	1	2	2	1	0	1				
Terry Pendleton, S (1.5) OBP: 0.279, SLG: 0.299		F9			5-3			K		5	1	1	1	0	1	3				
Steve Lake, R (1.2) OBP: 0.358, SLG: 0.411 Mike Laga, L (7, PH) OBP: 0.294, SLG: 0.422 Michael LaValliere, L (7.2) OBP: 0.310, SLG: 0.332		G3								3	1	2	3	0	0	1				
Bob Forsch, R (1.1) OBP: 0.164, SLG: 0.299 Pat Perry, L (3.1) Curt Ford, L (7, PH) OBP: 0.313, SLG: 0.371 Ricky Horton, L (7.1) OBP: 0.167, SLG: 0.091 Clint Hurdle, L (9.3) OBP: 0.316, SLG: 0.294		F7			K	6-3		F4		1	0	0	0	0	0	1				
Inning Stats	R: 0 E: 0 K: 3 S: 11	H: 2 LOB: 2 BB: 0 P: 11	R: 0 E: 0 K: 0 S: 4	H: 1 LOB: 1 BB: 0 P: 4	R: 0 E: 0 K: 1 S: 6	H: 1 LOB: 1 BB: 0 P: 6	R: 0 E: 0 K: 0 S: 3	H: 0 LOB: 0 BB: 0 P: 3	R: 0 E: 0 K: 1 S: 7	H: 2 LOB: 2 BB: 0 P: 7	R: 0 E: 0 K: 0 S: 9	H: 6 LOB: 1 BB: 0 P: 9	R: 1 E: 1 K: 1 S: 7	H: 1 LOB: 2 BB: 1 P: 11	R: 0 E: 0 K: 0 S: 3	H: 1 LOB: 1 BB: 1 P: 7	1B: 12 2B: 1 3B: 0 HR: 1	SF: 0 SAC: 0 DP: 1 HBP: 0	WP: 0 PB: 0 SB: 3 CS: 0	PA: 43
PITCHER	IP WLS BF H R ER SO BB IBB HBP BLK WP HR S P ERA WHIP																			
Bob Knepper, L (1.1) ERA: 2.88	6.0	30	12	5	5	5	0	0	0	0	0	0	0	1	40	40	7.50	2.000		
Larry Andersen, R (7.1) ERA: 3.43	2.0	9	2	1	0	1	0	1	0	0	0	0	0	0	10	14	0.00	1.000		
Charlie Kerfeld, R (9.1) ERA: 2.78	1.0	W	4	0	0	0	0	1	0	0	0	0	0	0	3	7	0.00	1.000		

Batter	1	2	3	4	5	6	7	8	9	AB	R	H	RBI	BB	SO	LOB	BOTTOM					
Billy Hatcher, R (1.8) OBP: 0.305, SLG: 0.388	F8		F8	F7		1-3				5	0	1	0	0	0	2	St. Louis Cardinals @ Houston Astros Astrodome, Houston, TX Sat Sep 06 1986, 4:33 AM EDT Att: 21,802 - Unknown					
Bill Doran, S (1.4) OBP: 0.368, SLG: 0.362	F8				1-3			FC5		5	1	2	0	0	0	3						
Denny Walling, L (1.5) OBP: 0.376, SLG: 0.498	F5						L6		L6	5	1	2	0	0	0	1						
Glenn Davis, R (1.3) OBP: 0.335, SLG: 0.493 Tony Walker, R (9, PR) OBP: 0.322, SLG: 0.382							F8			4	2	3	3	1	0	1						
Kevin Bass, S (1.9) OBP: 0.354, SLG: 0.482		4-3	F8		G5-4-3		F9		F8	0	1	0	0	0	0	0						
Jose Cruz, L (1.7) OBP: 0.340, SLG: 0.391							F4			3	2	2	3	2	0	0						
Craig Reynolds, L (1.6) OBP: 0.281, SLG: 0.363 Dickie Thon, R (6, PH) OBP: 0.313, SLG: 0.332		F9	L6				F8			2	0	0	0	0	0	2						
John Mizerock, L (1.2) OBP: 0.386, SLG: 0.266 Davey Lopes, R (6, PH) OBP: 0.362, SLG: 0.436 Robbie Wine, R (7.2) OBP: 0.250, SLG: 0.250					F9		F6		F8	1	0	0	0	0	0	1						
Bob Knepper, L (1.1) OBP: 0.096, SLG: 0.120 Jim Pankovits, R (6, PH) OBP: 0.368, SLG: 0.389 Larry Andersen, R (7.1) Phil Garner, R (8, PH) OBP: 0.337, SLG: 0.415 Charlie Kerfeld, R (9.1) OBP: 0.250, SLG: 0.143					K				FC5	2	0	1	0	0	0	0						
Inning Stats	R: 0 E: 0 K: 0 S: 3	H: 0 LOB: 0 BB: 0 P: 3	R: 2 E: 0 K: 0 S: 6	H: 3 LOB: 1 BB: 0 P: 6	R: 3 E: 0 K: 0 S: 6	H: 3 LOB: 1 BB: 1 P: 10	R: 0 E: 0 K: 1 S: 5	H: 0 LOB: 0 BB: 0 P: 5	R: 0 E: 0 K: 0 S: 3	H: 1 LOB: 2 BB: 1 P: 7	R: 0 E: 0 K: 0 S: 4	H: 1 LOB: 1 BB: 1 P: 8	R: 0 E: 0 K: 0 S: 4	H: 1 LOB: 1 BB: 0 P: 4	R: 0 E: 0 K: 0 S: 4	H: 1 LOB: 3 BB: 2 P: 12		R: 2 E: 0 K: 0 S: 4	H: 2 LOB: 1 BB: 0 P: 4	1B: 8 2B: 2 3B: 0 HR: 2	SF: 0 SAC: 0 DP: 1 HBP: 0	WP: 0 PB: 0 SB: 0 CS: 0
PITCHER	IP WLS BF H R ER SO BB IBB HBP BLK WP HR S P ERA WHIP																					
Bob Forsch, R (1.1) ERA: 2.89	15	6	5	0	1	1	1	0	0	0	0	0	13	21	0.00	0.900						
Pat Perry, L (3.1) ERA: 3.71	3.1	13	2	0	0	1	1	1	0	0	0	0	9	17	0.00	1.714						
Ricky Horton, L (7.1) ERA: 2.24	2.1	11	2	0	0	0	2	0	0	0	0	0	9	17	0.00	1.714						
Todd Worrell, R (9.1) ERA: 2.19	0.1	L	3	2	2	2	0	0	0	0	1	3	3	54.00	6.000							

Batter	1	2	3	4	5	6	7	8	9	AB	R	H	RBI	BB	SO	LOB	TOP			
Vince Coleman, S (1, 7) OBP: 0.314, SLG: 0.292	K	F7			K		F8		F8	5	0	0	0	0	2	2				
Tom Herr, S (1, 4) OBP: 0.339, SLG: 0.328	BB 1B	K			F7		4-3		4-3	5	1	1	0	0	1	2				
Willie McGee, S (1, 8) OBP: 0.302, SLG: 0.354	1B						E1			0	0	0	0	1	0	0				
Curt Ford, L (1, PR) OBP: 0.317, SLG: 0.376	1B	F7			1B		BB		BB	3	1	1	0	1	0	2				
Andy Van Slyke, L (1, 3) OBP: 0.349, SLG: 0.442	F8				K				G3	4	0	1	1	1	1	3				
Terry Pendleton, S (1, 5) OBP: 0.278, SLG: 0.299					1-3					4	0	1	1	0	0	3				
John Morris, L (1, 9) OBP: 0.313, SLG: 0.289	F5				F6					4	0	0	0	0	0	2				
Ozzie Smith, S (1, 6) OBP: 0.367, SLG: 0.328					F7					3	1	2	0	1	0	0				
Michael LaValliere, L (1, 2) OBP: 0.309, SLG: 0.301					4-3					4	0	1	0	0	1	2				
Greg Mathews, R (1, 1) OBP: 0.075, SLG: 0.026										3	0	0	1	0	2	2				
Greg Bargar, R (6, 1)										0	0	0	0	0	0	0				
Mike Laga, L (8, PH) OBP: 0.275, SLG: 0.413										1	0	0	0	0	0	1				
Joe Boever, R (8, 1)										0	0	0	0	0	0	0				
Inning Stats	R: 1 E: 0 K: 1 S: 7	H: 2 LOB: 2 BB: 1 P: 11	R: 1 E: 0 K: 1 S: 8	H: 2 LOB: 2 BB: 0 P: 8	R: 0 E: 0 K: 1 S: 5	H: 0 LOB: 0 BB: 0 P: 5	R: 0 E: 0 K: 1 S: 5	H: 0 LOB: 1 BB: 0 P: 7	R: 0 E: 1 K: 0 S: 4	H: 1 LOB: 2 BB: 1 P: 4	R: 0 E: 0 K: 0 S: 3	H: 0 LOB: 1 BB: 1 P: 7	1B: 6 2B: 1 3B: 0 HR: 0	SF: 0 SAC: 0 DP: 0 HBP: 0	WP: 0 PB: 0 SB: 2 CS: 0	PA: 40				
PITCHER	IP WLS BF H R ER SO BB IBB HBP BLK WP HR S P ERA WHIP																			
Danny Darwin, R (1, 1) ERA: 3.58	5.0	23	6	3	3	5	1	0	0	0	1	0	0	0	0	0	32	36	5.40	1.400
Jeff Calhoun, L (6, 1) ERA: 3.63	1.0	W 4	0	0	0	2	1	0	0	0	0	0	0	7	11	0.00	1.000			
Aurelio Lopez, R (7, 1) ERA: 3.08	2.0	9	1	0	0	2	1	0	0	0	0	0	0	8	12	0.00	1.000			
Dave Smith, R (9, 1) ERA: 2.36	1.0	S 4	0	0	0	0	1	0	0	0	0	0	0	3	7	0.00	1.000			

St. Louis Cardinals @ Houston Astros
Astrodome, Houston, TX
Sun Sep 07 1986, 4:33 AM EDT
Att: 20,773 - Unknown

AB 36
R 3
H 7
RBI 3
BB 4
SO 7
LOB 19



Batter	1	2	3	4	5	6	7	8	9	AB	R	H	RBI	BB	SO	LOB	BOTTOM			
Billy Hatcher, R (1, 8) OBP: 0.309, SLG: 0.386										2	0	0	0	2	1	3				
Bill Doran, S (1, 4) OBP: 0.367, SLG: 0.361										4	0	1	1	0	0	5				
Phil Garner, R (1, 5) OBP: 0.337, SLG: 0.425										3	1	1	1	0	0	2				
Denny Walling, L (6, PH) OBP: 0.376, SLG: 0.497										1	0	0	0	1	0	3				
Glenn Davis, R (1, 3) OBP: 0.336, SLG: 0.495										4	1	1	0	1	0	2				
Kevin Bass, S (1, 9) OBP: 0.355, SLG: 0.483										5	1	2	0	0	0	3				
Jose Cruz, L (1, 7) OBP: 0.339, SLG: 0.388										3	0	0	0	1	1	2				
Alan Ashby, S (1, 2) OBP: 0.336, SLG: 0.346										3	2	2	0	1	0	1				
Dickie Thon, R (1, 6) OBP: 0.319, SLG: 0.339										4	1	3	0	0	0	1				
Danny Darwin, R (1, 1) ERA: 3.38	5.2	L 27	9	5	5	2	2	2	1	1	28	40	7.94	1.941						
Greg Bargar, R (6, 1) ERA: 6.64	1.1	8	2	1	1	0	1	0	1	0	6	11	6.75	2.250						
Joe Boever, R (8, 1) ERA:	1.0	6	1	0	0	1	2	0	0	0	1	0	6	14	0.00	3.000				
Inning Stats	R: 0 E: 0 K: 0 S: 2	H: 0 LOB: 0 BB: 1 P: 6	R: 0 E: 0 K: 0 S: 3	H: 0 LOB: 0 BB: 0 P: 3	R: 0 E: 0 K: 1 S: 7	H: 2 LOB: 2 BB: 0 P: 7	R: 1 E: 0 K: 0 S: 4	H: 2 LOB: 0 BB: 0 P: 4	R: 2 E: 0 K: 1 S: 6	H: 3 LOB: 3 BB: 1 P: 10	R: 2 E: 0 K: 1 S: 8	H: 3 LOB: 3 BB: 1 P: 13	R: 1 E: 0 K: 0 S: 4	H: 1 LOB: 1 BB: 1 P: 8	R: 0 E: 0 K: 1 S: 6	H: 1 LOB: 3 BB: 2 P: 14	1B: 8 2B: 2 3B: 1 HR: 1	SF: 0 SAC: 1 DP: 1 HBP: 1	WP: 3 PB: 0 SB: 2 CS: 1	PA: 41
PITCHER	IP WLS BF H R ER SO BB IBB HBP BLK WP HR S P ERA WHIP																			

St. Louis Cardinals @ Houston Astros
Astrodome, Houston, TX
Sun Sep 07 1986, 4:33 AM EDT
Att: 20,773 - Unknown

AB 33
R 6
H 12
RBI 5
BB 6
SO 3
LOB 26



Batter	1	2	3	4	5	6	7	8	9	AB	R	H	RBI	BB	SO	LOB	TOP										
Barry Larkin, R OBP: 0.307, SLG: 0.390	F7		4-3			S S BB		FC6-4 1B		3	0	1	0	1	0	0	Cincinnati Reds @ Houston Astros Astrodome, Houston, TX Mon Sep 08 1986, 8:05 PM EDT Att: 26,997 - Unknown										
Buddy Bell, R OBP: 0.364, SLG: 0.448	1B BB		1B				F8	FC6-4 1-2		3	0	1	1	1	0	2											
Dave Parker, L OBP: 0.341, SLG: 0.496	1-3 1B		1B				F7	6-3		4	0	1	0	0	1	3											
Eric Davis, R OBP: 0.387, SLG: 0.534	K		K				F7	6-3		4	0	0	0	0	3	2											
Bo Diaz, R OBP: 0.322, SLG: 0.380		K					1-3	4-3		4	0	0	0	0	2	0											
Eddie Milner, L OBP: 0.294, SLG: 0.404		WP S BB					K	4-3		2	0	0	0	2	1	0											
Nick Esasky, R OBP: 0.320, SLG: 0.426		K					F8	K		4	0	0	0	0	3	2											
Ron Oester, S OBP: 0.311, SLG: 0.336		K					3-1	4-3		3	0	0	0	0	1	1											
Chris Welsh, L OBP: 0.200, SLG: 0.303			K				K	4-3		2	0	0	0	0	2	0											
Max Venable, L OBP: 0.290, SLG: 0.282			K				K	1B FC6-4 BB		0	1	0	0	1	0	0											
Rob Murphy, L OBP: 0.290, SLG: 0.282			K				K			0	0	0	0	0	0	0											
Inning Stats	R: 0 E: 0 K: 1 S: 5	H: 1 LOB: 1 BB: 1 P: 9	R: 0 E: 0 K: 3 S: 9	H: 0 LOB: 1 BB: 1 P: 13	R: 0 E: 0 K: 2 S: 8	H: 1 LOB: 1 BB: 0 P: 8	R: 0 E: 0 K: 2 S: 7	H: 0 LOB: 0 BB: 0 P: 7	R: 0 E: 0 K: 1 S: 5	H: 0 LOB: 1 BB: 1 P: 9	R: 0 E: 0 K: 2 S: 7	H: 0 LOB: 0 BB: 0 P: 7	R: 0 E: 0 K: 1 S: 4	H: 1 LOB: 1 BB: 1 P: 8	R: 0 E: 0 K: 1 S: 5	H: 0 LOB: 1 BB: 1 P: 9	1B: 3 2B: 0 3B: 0 HR: 0	SF: 0 SAC: 0 DP: 0 HBP: 0	WP: 1 PB: 1 SB: 3 CS: 0	PA: 34							
PITCHER	IP	WLS	BF	H	R	ER	SO	BB	IBB	HBP	BLK	WP	HR	S	P	ERA	WHIP										
Nolan Ryan, R ERA: 3.58	6.0	W	22	2	0	0	10	3	0	0	0	1	0	39	51	0.00	0.833										
Charlie Kerfeld, R ERA: 2.79	3.0	S	12	1	1	1	3	2	0	0	0	0	0	16	24	3.00	1.000										

Batter	1	2	3	4	5	6	7	8	9	AB	R	H	RBI	BB	SO	LOB	BOTTOM										
Billy Hatcher, R OBP: 0.311, SLG: 0.387	5-3									4	0	2	1	0	0	0	Cincinnati Reds @ Houston Astros Astrodome, Houston, TX Mon Sep 08 1986, 8:05 PM EDT Att: 26,997 - Unknown										
Bill Doran, S OBP: 0.366, SLG: 0.362	4-3 1B	2H 1B								4	1	1	0	0	0	3											
Phil Garner, R OBP: 0.337, SLG: 0.424	4-3									3	0	1	0	0	0	1											
Charlie Kerfeld, R OBP: 0.222, SLG: 0.125	2-3 1B		G6-4-3 1B							1	0	0	0	0	1	1											
Glenn Davis, R OBP: 0.335, SLG: 0.493	WP E 1B		L5							4	1	1	1	0	0	1											
Kevin Bass, S OBP: 0.356, SLG: 0.483	3H E9 1B		G6-4-3 1-2							4	0	2	1	0	0	1											
Jose Cruz, L OBP: 0.341, SLG: 0.387	1H 1B		G6-4-3 1-2							2	0	0	0	2	1	1											
Alan Ashby, S OBP: 0.336, SLG: 0.346	2-3 1B		G5-4-3 BB							3	0	1	0	0	0	1											
Dickie Thon, R OBP: 0.319, SLG: 0.339			G5-4-3 1-2							3	1	1	0	0	0	3											
Nolan Ryan, R OBP: 0.118, SLG: 0.100			SH1-4 1B							1	0	0	0	0	0	0											
Denny Walling, L OBP: 0.378, SLG: 0.498	1-2 1B		SH1-4							1	0	1	0	0	0	0											
Inning Stats	R: 2 E: 1 K: 0 S: 6	H: 3 LOB: 1 BB: 0 P: 6	R: 1 E: 0 K: 0 S: 5	H: 2 LOB: 0 BB: 0 P: 5	R: 0 E: 0 K: 0 S: 3	H: 1 LOB: 0 BB: 0 P: 3	R: 0 E: 0 K: 0 S: 2	H: 0 LOB: 0 BB: 1 P: 6	R: 0 E: 0 K: 0 S: 3	H: 0 LOB: 0 BB: 0 P: 3	R: 0 E: 1 K: 0 S: 5	H: 2 LOB: 3 BB: 1 P: 9	R: 0 E: 0 K: 1 S: 6	H: 2 LOB: 1 BB: 0 P: 6	R: 0 E: 0 K: 1 S: 5	H: 0 LOB: 0 BB: 0 P: 5	1B: 9 2B: 1 3B: 0 HR: 0	SF: 0 SAC: 1 DP: 3 HBP: 0	WP: 2 PB: 0 SB: 0 CS: 0	PA: 33							
PITCHER	IP	WLS	BF	H	R	ER	SO	BB	IBB	HBP	BLK	WP	HR	S	P	ERA	WHIP										
Chris Welsh, L ERA: 4.36	7.0	L	30	10	3	3	1	2	0	0	0	2	0	30	38	3.86	1.714										
Rob Murphy, L ERA: 1.05	1.0		3	0	0	0	1	0	0	0	0	0	0	5	5	0.00	0.000										

AB	29
R	1
H	3
RBI	1
BB	5
SO	13
LOB	10



Batter	1	2	3	4	5	6	7	8	9	AB R H RBI BB SO LOB	TOP									
Barry Larkin, R (1,6) OBP: 0.293, SLG: 0.372	K			F9		K			6-3	4 0 0 0 0 2 0	Cincinnati Reds @ Houston Astros Astrodome, Houston, TX Tue Sep 09 1986, 8:05 PM EDT Att: 22,711 - Unknown									
Buddy Bell, R (1,5) OBP: 0.364, SLG: 0.448	F8			6-3			G3 HR 2B	6-3	4 1 1 0 0 0 0											
Dave Parker, L (1,9) OBP: 0.338, SLG: 0.493	K			F5			G3	F6	4 0 0 0 0 1 1											
Eric Davis, R (1,7)		K			K		HR		3 1 1 2 0 2 0											
Bo Diaz, R (1,2) OBP: 0.319, SLG: 0.377	F7			F9		6-3			3 0 0 0 0 0 0											
Eddie Milner, L (1,8) OBP: 0.294, SLG: 0.403	1-3			S 1B		4-3			3 0 1 0 0 0 0											
Nick Esasky, R (1,3) OBP: 0.320, SLG: 0.425			FC4-6 1B	K 1-2				F3	3 0 1 0 0 1 1											
Ron Oester, S (1,4) OBP: 0.311, SLG: 0.336			FC4-6 1-2 1B	G6-4-3 1B				K	3 0 1 0 0 1 1											
Tom Browning, L (1,1) OBP: 0.187, SLG: 0.176			G4-6-3 1-2			G6-4-3 1-2		3-1	2 0 0 0 0 0 2											
Ron Robinson, R (6,1) OBP: 0.377, SLG: 0.577									0 0 0 0 0 0 0											
Rob Murphy, L (7,1) OBP: 0.296, SLG: 0.279									0 0 0 0 0 0 0											
Max Venable, L (8,PH) OBP: 0.296, SLG: 0.279									1 0 0 0 0 0 0											
Bill Landrum, R (8,1) OBP: 0.333, SLG: 0.417									0 0 0 0 0 0 0											
John Franco, L (8,1) ERA: 2.57									0 0 0 0 0 0 0											
Inning Stats	R: 0 E: 0 K: 2 S: 7	H: 0 LOB: 0 BB: 0 P: 7	R: 0 E: 0 K: 1 S: 5	H: 0 LOB: 0 BB: 0 P: 5	R: 0 E: 0 K: 0 S: 3	H: 1 LOB: 0 BB: 0 P: 3	R: 0 E: 0 K: 0 S: 3	H: 0 LOB: 0 BB: 0 P: 3	R: 0 E: 0 K: 2 S: 8	H: 1 LOB: 1 BB: 0 P: 8	R: 2 E: 0 K: 0 S: 5	H: 2 LOB: 0 BB: 0 P: 5	R: 0 E: 0 K: 1 S: 5	H: 0 LOB: 0 BB: 0 P: 5	R: 0 E: 0 K: 0 S: 3	H: 0 LOB: 0 BB: 0 P: 3	1B: 3 2B: 1 3B: 0 HR: 1	SF: 0 SAC: 0 DP: 2 HBP: 0	WP: 0 PB: 0 SB: 1 CS: 0	PA: 30
PITCHER	IP WLS BF H R ER SO BB IBB HBP BLK WP HR S P ERA WHIP											IP WLS BF H R ER SO BB IBB HBP BLK WP HR S P ERA WHIP								
Mike Scott, R (1,1) ERA: 2.25	8.0 W 27 5 2 2 7 0 0 0 0 0 1 41 41 2.25 0.625																			
Matt Keough, R (9,1) ERA: 4.22	1.0 3 0 0 0 0 0 0 0 0 0 0 3 3 0.00 0.000																			

Batter	1	2	3	4	5	6	7	8	9	AB R H RBI BB SO LOB	BOTTOM									
Billy Hatcher, R (1,8) OBP: 0.315, SLG: 0.390	F4		6-3			1B 2B 1B	S 1B	G3 S 2B 1B		5 3 3 1 0 0 0	Cincinnati Reds @ Houston Astros Astrodome, Houston, TX Tue Sep 09 1986, 8:05 PM EDT Att: 22,711 - Unknown									
Bill Doran, S (1,4) OBP: 0.367, SLG: 0.361	4-3		6-3			F8 1B	2B 1B	G3 2B BB	4 2 1 1 1 0 1											
Phil Garner, R (1,5) OBP: 0.340, SLG: 0.427				F9		2B 1B	1B	G3	3 1 2 0 0 0 0											
Denny Walling, L (7,5) OBP: 0.379, SLG: 0.502	PB 1B					1-3 2B 1B	1-H 2B	1-2 2-3	2 0 1 1 0 0 2											
Glenn Davis, R (1,3) OBP: 0.336, SLG: 0.493	4-3			F8		1B 2B	K 2B	2B IBB	4 1 1 2 1 1 2											
Kevin Bass, S (1,9) OBP: 0.360, SLG: 0.487		F8				1B S 2B	1B	1-3 2-H 3-H 2B	4 1 3 3 1 0 0											
Jose Cruz, L (1,7) OBP: 0.339, SLG: 0.384		4-3				1B S 1B	BB	4-3 2B	5 0 1 0 0 2 5											
Tony Walker, R (9,8) OBP: 0.322, SLG: 0.382				K		1B 1B	K	4-3	0 0 0 0 0 0 0											
Alan Ashby, S (1,2) OBP: 0.334, SLG: 0.346					K	SF8 1B	4-3		3 0 1 1 0 1 2											
Dickie Thon, R (1,6) OBP: 0.322, SLG: 0.346						3-H 1B		1B 2B	4 1 2 0 0 0 1											
Mike Scott, R (1,1) OBP: 0.141, SLG: 0.145								K	4 0 0 0 0 4 3											
Matt Keough, R (9,1) OBP: 0.333, SLG: 0.417					K	K		K	0 0 0 0 0 0 0											
Inning Stats	R: 0 E: 0 K: 0 S: 4	H: 1 LOB: 1 BB: 0 P: 4	R: 0 E: 0 K: 0 S: 4	H: 1 LOB: 1 BB: 0 P: 4	R: 0 E: 0 K: 1 S: 5	H: 0 LOB: 0 BB: 0 P: 5	R: 0 E: 0 K: 1 S: 6	H: 1 LOB: 1 BB: 0 P: 6	R: 0 E: 0 K: 2 S: 7	H: 0 LOB: 0 BB: 0 P: 7	R: 4 E: 0 K: 1 S: 11	H: 6 LOB: 2 BB: 0 P: 11	R: 2 E: 0 K: 2 S: 10	H: 3 LOB: 2 BB: 1 P: 14	R: 3 E: 0 K: 1 S: 8	H: 3 LOB: 2 BB: 2 P: 16	1B: 11 2B: 4 3B: 0 HR: 0	SF: 1 SAC: 0 DP: 0 HBP: 0	WP: 0 PB: 1 SB: 3 CS: 0	PA: 42
PITCHER	IP WLS BF H R ER SO BB IBB HBP BLK WP HR S P ERA WHIP											IP WLS BF H R ER SO BB IBB HBP BLK WP HR S P ERA WHIP								
Tom Browning, L (1,1) ERA: 4.08	5.2 L 26 9 4 4 4 4 0 0 0 0 0 0 34 34 6.35 1.588																			
Ron Robinson, R (6,1) ERA: 3.07	0.2 6 3 2 2 2 1 0 0 0 0 0 9 13 27.00 6.000																			
Rob Murphy, L (7,1) ERA: 1.01	0.2 2 0 0 0 1 0 0 0 0 0 0 4 4 0.00 0.000																			
Bill Landrum, R (8,1) ERA: 23.14	0.1 4 2 3 3 1 1 0 0 0 0 0 5 9 81.00 9.000																			
John Franco, L (8,1) ERA: 2.57	0.2 4 1 0 0 0 0 0 1 0 0 0 3 7 0.00 1.500																			


Batter	1	2	3	4	5	6	7	8	9	AB	R	H	RBI	BB	SO	LOB	TOP									
Billy Hatcher, R OBP: 0.317, SLG: 0.390 Tony Walker, R OBP: 0.315, SLG: 0.372	F9	4-3			4-3		5-3		3-1	3	0	1	0	0	1		Houston Astros @ Los Angeles Dodgers Dodger Stadium, Los Angeles, CA Thu Sep 11 1986, 7:05 PM PDT Att: 34,816 - Unknown									
Bill Doran, S OBP: 0.364, SLG: 0.358	E3	2B			K				4-3	5	1	2	1	0	1											
Phil Garner, R OBP: 0.339, SLG: 0.428	1B				F9				L3	4	0	1	1	0	1											
Glenn Davis, R OBP: 0.336, SLG: 0.497	2-3				F7				HR	4	2	3	1	0	0											
Kevin Bass, S OBP: 0.356, SLG: 0.488	K				5-3				F9	4	1	1	2	0	1											
Jose Cruz, L OBP: 0.338, SLG: 0.381 Ty Gainey, L OBP: 0.400, SLG: 0.487	G3				F7				K	3	0	0	0	0	2											
Dickie Thon, R OBP: 0.321, SLG: 0.344					K				F7	4	1	1	0	0	1											
John Mizerock, L OBP: 0.396, SLG: 0.284 Robbie Wine, R OBP: 0.200, SLG: 0.200					3-1				L5	3	1	2	0	0	0											
Bob Knepper, L OBP: 0.095, SLG: 0.119 Jeff Cathoun, L OBP: 0.365, SLG: 0.436 Julio Solano, R OBP: 0.391, SLG: 0.417 Matt Keough, R OBP: 0.370, SLG: 0.392					K				3-1	1	0	0	0	0	1											
Inning Stats	R: 1 E: 1 K: 1 S: 8	H: 2 LOB: 2 BB: 0 P: 8	R: 2 E: 0 K: 1 S: 8	H: 3 LOB: 1 BB: 0 P: 8	R: 0 E: 0 K: 0 S: 3	H: 0 LOB: 0 BB: 0 P: 3	R: 0 E: 0 K: 2 S: 7	H: 0 LOB: 0 BB: 0 P: 7	R: 0 E: 0 K: 1 S: 5	H: 0 LOB: 0 BB: 0 P: 5	R: 2 E: 0 K: 1 S: 8	H: 3 LOB: 1 BB: 0 P: 8	R: 0 E: 0 K: 0 S: 3	H: 1 LOB: 0 BB: 0 P: 3	R: 1 E: 0 K: 1 S: 6	H: 1 LOB: 0 BB: 0 P: 6		R: 0 E: 0 K: 0 S: 4	H: 1 LOB: 1 BB: 0 P: 4	1B: 8 2B: 2 3B: 0 HR: 2	SF: 0 SAC: 1 DP: 1 HBP: 0	WP: 1 PB: 0 SB: 1 CS: 0	PA: 38			
PITCHER	IP	WLS	BF	H	R	ER	SO	BB	IBB	HBP	BLK	WP	HR	S	P	ERA	WHIP									
Fernando Valenzuela, L ERA: 3.08	(1, 1)	7.0	W	30	9	5	4	6	0	0	0	0	0	1	42	42	5.14	1.286								
Dennis Powell, L ERA: 4.41	(8, 1)	1.1		6	2	1	1	1	0	0	0	0	0	1	8	8	6.75	1.500								
Ken Howell, R ERA: 3.1	(9, 1)	0.2		2	0	0	0	0	0	0	0	0	1	0	2	2	0.00	0.000								


AB	37
R	6
H	11
RBI	6
BB	0
SO	7
LOB	10



Batter	1	2	3	4	5	6	7	8	9	AB	R	H	RBI	BB	SO	LOB	BOTTOM									
Steve Sax, R OBP: 0.385, SLG: 0.435	4-3	6-3		S	K				L6-3	4	2	2	1	0	1		Houston Astros @ Los Angeles Dodgers Dodger Stadium, Los Angeles, CA Thu Sep 11 1986, 7:05 PM PDT Att: 34,816 - Unknown									
Dave Anderson, R OBP: 0.312, SLG: 0.298	4-3			CS	L6-3				L6-3	4	0	1	1	1	1											
Enos Cabell, R OBP: 0.303, SLG: 0.332 Franklin Stubbs, L OBP: 0.290, SLG: 0.428	E			F8	6-3				4-3	2	1	0	0	1	0											
Bill Madlock, R OBP: 0.334, SLG: 0.399 Jeff Hamilton, R OBP: 0.242, SLG: 0.333	E9			L5	F7				6-3	4	1	1	1	0	0											
Larry See, R OBP: 0.231, SLG: 0.308 Greg Brock, L OBP: 0.314, SLG: 0.437	K			L5	K				HR	2	1	2	1	0	0											
Mike Scioscia, L OBP: 0.388, SLG: 0.375	E4			1B	FC				F9	4	2	1	0	1	1											
Jose Gonzalez, R OBP: 0.246, SLG: 0.288	F9			FC	E				BB	3	3	1	0	1	0											
Reggie Williams, R OBP: 0.330, SLG: 0.380		B1		E5	2B				HR	3	3	2	3	1	0											
Fernando Valenzuela, L OBP: 0.212, SLG: 0.245 Pedro Guerrero, R OBP: 0.154, SLG: 0.385 Dennis Powell, R OBP: 0.273, SLG: 0.545 Ken Howell, R ERA: 4.14		F4		L1					HR	3	0	1	0	0	0											
Inning Stats	R: 3 E: 2 K: 1 S: 8	H: 2 LOB: 1 BB: 1 P: 12	R: 0 E: 0 K: 0 S: 3	H: 0 LOB: 0 BB: 0 P: 3	R: 0 E: 0 K: 0 S: 3	H: 0 LOB: 1 BB: 1 P: 7	R: 4 E: 1 K: 0 S: 7	H: 4 LOB: 0 BB: 0 P: 7	R: 3 E: 0 K: 2 S: 10	H: 3 LOB: 1 BB: 1 P: 14	R: 0 E: 0 K: 1 S: 5	H: 0 LOB: 0 BB: 0 P: 5	R: 4 E: 0 K: 0 S: 4	H: 2 LOB: 0 BB: 2 P: 13	R: 0 E: 0 K: 1 S: 6	H: 1 LOB: 1 BB: 0 P: 6		1B: 7 2B: 3 3B: 0 HR: 3	SF: 0 SAC: 0 DP: 1 HBP: 1	WP: 1 PB: 0 SB: 1 CS: 1	PA: 42					
PITCHER	IP	WLS	BF	H	R	ER	SO	BB	IBB	HBP	BLK	WP	HR	S	P	ERA	WHIP									
Bob Knepper, L ERA: 3.03	(1, 1)	4.0	L	21	6	7	5	1	2	0	0	0	0	1	10	14	27.00	4.000								
Jeff Cathoun, L ERA: 4.91	(5, 1)	1.0		7	3	3	3	2	1	0	0	0	0	1	10	14	27.00	4.000								
Julio Solano, R ERA: 7.55	(6, 1)	2.0		10	2	4	4	1	2	0	1	0	0	2	9	18	18.00	2.000								
Matt Keough, R ERA: 4.14	(8, 1)	1.0		4	1	0	0	1	0	0	0	0	0	0	6	6	0.00	1.000								



Batter	1	2	3	4	5	6	7	8	9	AB	R	H	RBI	BB	SO	LOB	TOP											
Billy Hatcher, R OBP: 0.315, SLG: 0.387 (1, 8)	0-0 5-3		0-0 F4		0-0 FC6-4			0-0 B2	0-0 1B	5	0	1	2	0	0	3	Houston Astros @ San Diego Padres Jack Murphy Stadium, San Diego, CA Fri Sep 12, 1986, 10:05 PM EDT Att: 11,319 - Unknown AB 32 R 5 H 9 RBI 5 BB 5 SO 8 LOB 14 											
Bill Doran, S OBP: 0.366, SLG: 0.362 (1, 4)	0-3 K			0-0 2B	0-3 K			0-0 1B	0-0 1B	5	1	3	0	0	2	1												
Denny Walling, L OBP: 0.375, SLG: 0.492 (1, 5)	0-0 F9			0-3 K		0-0 F9		0-3 K	0-3 K	5	0	0	0	0	3	5												
Glenn Davis, R OBP: 0.334, SLG: 0.493 (1, 3)		0-0 F3		0-3 K		0-0 5-3		0-0 4-3		4	0	0	0	0	1	3												
Kevin Bass, S OBP: 0.357, SLG: 0.490 (1, 9)		0-0 G1-6-3		0-0 2B		0-0 F8			0-0 SH3 BB	4	1	2	1	0	0	0												
Jose Cruz, L OBP: 0.336, SLG: 0.379 (1, 7)		0-0 F6		0-0 F7			0-0 F9		4-0 BB SH3	3	1	0	0	1	0	1												
Alan Ashby, S OBP: 0.343, SLG: 0.360 (1, 2)			0-3 K		0-0 HR		4-0 G5-4-3		0-0 SH3	2	1	1	1	1	1	0												
Dickie Thon, R OBP: 0.321, SLG: 0.344 (9, PH)			0-0 SH1-4		0-3 K		0-0 G5-4-3		4-0 BB	3	0	1	0	0	1	1												
Craig Reynolds, L OBP: 0.293, SLG: 0.361 (9, 6)			0-0 1B		0-0 K		0-0 1-2		4-0 BB	0	1	0	0	1	0	0												
Danny Darwin, R OBP: 0.143, SLG: 0.143 (8, PH)			0-0 SH1-4		0-0 FC6-4			4-0 1B S	4-0 1B BB	1	0	1	0	0	0	0												
Inning Stats	R: 0 E: 0 K: 1 S: 5	H: 0 LOB: 0 BB: 0 P: 5	R: 0 E: 0 K: 0 S: 3	H: 0 LOB: 0 BB: 0 P: 3	R: 0 E: 0 K: 1 S: 6	H: 1 LOB: 1 BB: 0 P: 6	R: 1 E: 0 K: 2 S: 9	H: 2 LOB: 1 BB: 0 P: 9	R: 1 E: 0 K: 2 S: 9	H: 2 LOB: 1 BB: 0 P: 9	R: 0 E: 0 K: 0 S: 3	H: 0 LOB: 0 BB: 1 P: 6	R: 0 E: 0 K: 1 S: 6	H: 1 LOB: 3 BB: 1 P: 10	R: 3 E: 0 K: 1 S: 7	H: 3 LOB: 2 BB: 3 P: 19	1B: 6 2B: 2 3B: 0 HR: 1	SF: 0 SAC: 2 DP: 1 HBP: 0	WP: 0 PB: 0 SB: 2 CS: 0	PA: 39								
PITCHER	IP	WLS	BF	H	R	ER	SO	BB	IBB	HBP	BLK	WP	HR	S	P	ERA	WHIP											
Dave LaPoint, L ERA: 4.98	(1, 1)	7.0	L	26	5	2	2	6	1	0	0	0	0	1	37	41	2.57	0.857										
Lance McCullers, R ERA: 2.71	(8, 1)	1.1	L	10	2	3	3	1	3	1	0	0	0	0	8	24	20.25	3.750										
Craig Lefferts, L ERA: 2.67	(9, 1)	0.2		3	2	0	0	1	0	0	0	0	0	0	5	5	0.00	3.000										

Batter	1	2	3	4	5	6	7	8	9	AB	R	H	RBI	BB	SO	LOB	BOTTOM											
Tim Flannery, L OBP: 0.388, SLG: 0.359 (1, 4)	0-0 F9		0-3 K			0-3 K		4-0 FC5-6		3	0	0	0	1	2	0	Houston Astros @ San Diego Padres Jack Murphy Stadium, San Diego, CA Fri Sep 12, 1986, 10:05 PM EDT Att: 11,319 - Unknown AB 33 R 3 H 6 RBI 3 BB 2 SO 4 LOB 11 											
Tony Gwynn, L OBP: 0.382, SLG: 0.467 (1, 9)	0-0 4-3		0-0 F4			0-0 4-3		0-0 WP	0-0 FC5-6	4	1	2	0	0	0	0												
John Kruk, L OBP: 0.414, SLG: 0.445 (1, 7)	0-0 4-3			0-0 1-3		0-0 4-3		0-0 FC5-6	0-0 SF9	4	0	0	0	0	0	3												
Marvell Wynne, L OBP: 0.289, SLG: 0.400 (9, 8)						2-3 4-3		1-2 2-3	1-2 2-3	0	0	0	0	0	0	0												
Kevin McReynolds, R OBP: 0.352, SLG: 0.482 (1, 8)		0-0 5-3		0-0 F8		0-0 F9		0-0 SF9	0-0 1-2	3	0	0	1	0	0	1												
Steve Garvey, R OBP: 0.288, SLG: 0.418 (1, 3)		0-0 6-3		0-0 F7			0-0 E4	0-0 6-3		4	1	1	0	0	0	1												
Terry Kennedy, L OBP: 0.316, SLG: 0.394 (1, 2)		0-0 HR			0-0 6-3		0-0 1-3		0-3 K	4	1	1	1	0	1	1												
Graig Nettles, L OBP: 0.296, SLG: 0.381 (1, 5)		4-0 BB			0-0 G4-1				0-0 6-3	2	0	1	1	1	0	0												
Bip Roberts, S OBP: 0.285, SLG: 0.302 (7, PR)		0-0 FC6-4			0-0 BB		2H 1B			1	0	0	0	0	0	0												
Jerry Royster, R OBP: 0.346, SLG: 0.381 (1, 6)		0-0 FC6-4		0-0 1-2		0-0 E5		0-0 F9		4	0	1	0	0	0	2												
Dave LaPoint, L ERA: 3.53	(1, 1)	7.0	L	27	4	2	2	3	1	0	0	0	0	1	32	36	2.57	0.714										
Dane Iorg, L OBP: 0.245, SLG: 0.344 (7, PH)	(1, 1)				0-0 F7			0-0 F5		2	0	0	0	0	1	1												
Lance McCullers, S OBP: 0.290, SLG: 0.182 (8, 1)	(8, 1)	1.0	W	5	1	1	1	0	1	0	0	0	0	0	0	0												
Craig Lefferts, L OBP: 0.125, SLG: 0.500 (9, PH)	(9, 1)	1.0	S	4	1	0	0	1	0	0	0	0	0	0	0	0												
Carmelo Martinez, R OBP: 0.307, SLG: 0.378 (9, PH)	(9, 1)	1.0	S	4	1	0	0	1	0	0	0	0	0	0	0	0												
Inning Stats	R: 0 E: 0 K: 0 S: 3	H: 0 LOB: 0 BB: 0 P: 3	R: 1 E: 0 K: 0 S: 4	H: 1 LOB: 1 BB: 1 P: 8	R: 0 E: 0 K: 1 S: 5	H: 0 LOB: 0 BB: 0 P: 5	R: 0 E: 0 K: 0 S: 3	H: 0 LOB: 0 BB: 0 P: 3	R: 0 E: 0 K: 1 S: 6	H: 0 LOB: 1 BB: 0 P: 6	R: 1 E: 1 K: 0 S: 5	H: 2 LOB: 1 BB: 0 P: 5	R: 1 E: 0 K: 0 S: 4	H: 1 LOB: 1 BB: 1 P: 8	R: 0 E: 0 K: 1 S: 6	H: 1 LOB: 1 BB: 0 P: 6	1B: 4 2B: 1 3B: 0 HR: 1	SF: 1 SAC: 0 DP: 0 HBP: 0	WP: 1 PB: 0 SB: 0 CS: 0	PA: 36								
PITCHER	IP	WLS	BF	H	R	ER	SO	BB	IBB	HBP	BLK	WP	HR	S	P	ERA	WHIP											
Danny Darwin, R ERA: 3.53	(1, 1)	7.0	L	27	4	2	2	3	1	0	0	0	0	1	32	36	2.57	0.714										
Charlie Kerfeld, R ERA: 2.89	(8, 1)	1.0	W	5	1	1	1	0	1	0	0	0	0	0	4	8	9.00	2.000										
Dave Smith, R ERA: 2.31	(9, 1)	1.0	S	4	1	0	0	1	0	0	0	0	0	0	6	6	0.00	1.000										

Batter	1	2	3	4	5	6	7	8	9	AB	R	H	RBI	BB	SO	LOB	TOP										
Billy Hatcher, R OBP: 0.316, SLG: 0.384 (1, 8)	1-0 BB E HBP	0-0 6-3			4-0 S E BB		0-0 6-3		0-0 F4	3	2	0	0	1	0	1											
Bill Doran, S OBP: 0.369, SLG: 0.363 (1, 4)	4-0 BB SF8 BB		0-0 L3		0-0 E8 1B		4-0 BB		0-0 CS	2	1	1	1	2	0	0											
Denny Walling, L OBP: 0.374, SLG: 0.488 (1, 5)	4-0 PB FC4-2 BB		0-0 6-3		0-0 4-3		0-0 F9			3	0	0	0	1	0	2											
Glenn Davis, R OBP: 0.335, SLG: 0.492 (1, 3)	4-0 FC4-2 PB BB		0-0 F7		0-0 F2			0-0 1B		3	0	1	1	1	0	0											
Kevin Bass, S OBP: 0.357, SLG: 0.489 (1, 9)	0-0 SF8			0-0 F4		0-0 S 1B		0-0 F8		3	0	1	1	0	0	1											
Jose Cruz, L OBP: 0.335, SLG: 0.375 (1, 7)	0-0 FC4-2			0-0 F5		0-3 K		0-0 F9		4	0	0	0	0	1	4											
Charlie Kerfeld, R OBP: 0.222, SLG: 0.125 (8, 1)	1-3 2-H									0	0	0	0	0	0	0											
Dave Smith, R (8, 1)										0	0	0	0	0	0	0											
Alan Ashby, S OBP: 0.342, SLG: 0.356 (1, 2)	0-0 5-3			0-0 6-3		4-0 1-2 BB		0-3 K		3	0	0	0	1	1	3											
Craig Reynolds, L OBP: 0.280, SLG: 0.357 (1, 6)		0-3 K		0-3 K		0-0 F9		0-0 F4		3	0	0	0	0	2	2											
Dickie Thon, R OBP: 0.320, SLG: 0.343 (9, PH)										1	0	0	0	0	0	0											
Nolan Ryan, R OBP: 0.111, SLG: 0.094 (1, 1)		0-0 6-3						0-0 F9		3	0	0	0	0	0	0											
Tony Walker, R OBP: 0.322, SLG: 0.380 (8, 8)								0-0 F9		1	0	1	0	0	0	0											
Inning Stats	R: 2 E: 1 K: 0 S: 3	H: 0 LOB: 2 BB: 3 P: 16	R: 0 E: 0 K: 1 S: 5	H: 0 LOB: 0 BB: 0 P: 5	R: 0 E: 0 K: 0 S: 3	H: 0 LOB: 0 BB: 0 P: 3	R: 0 E: 0 K: 0 S: 3	H: 0 LOB: 0 BB: 0 P: 3	R: 1 E: 1 K: 1 S: 6	H: 1 LOB: 1 BB: 1 P: 10	R: 0 E: 0 K: 0 S: 3	H: 0 LOB: 1 BB: 1 P: 7	R: 0 E: 0 K: 1 S: 6	H: 1 LOB: 1 BB: 0 P: 6	R: 0 E: 0 K: 0 S: 3	H: 1 LOB: 1 BB: 0 P: 3	1B: 4 2B: 0 3B: 0 HR: 0	SF: 1 SAC: 0 DP: 0 HBP: 1	WP: 0 PB: 1 SB: 2 CS: 1	PA: 38							
PITCHER	IP	WLS	BF	H	R	ER	SO	BB	IBB	HBP	BLK	WP	HR	S	P	ERA	WHIP										
LaMarr Hoyt, R ERA: 5.27 (1, 1)	0.0		4	0	2	2	0	3	0	1	0	0	0	0	13	∞	∞										
Gene Walter, L ERA: 3.95 (1, 1)	4.2		16	1	1	1	2	1	0	0	0	0	0	19	23	1.93	0.429										
Bob Stoddard, R ERA: 2.16 (5, 1)	1.1		6	1	0	0	1	1	0	0	0	0	0	7	11	0.00	1.500										
Ed Whitson, R ERA: 6.37 (7, 1)	2.0		8	1	0	0	1	1	0	0	0	0	0	9	13	0.00	1.000										
Craig Lefferts, L ERA: 2.65 (9, 1)	1.0	W	3	1	0	0	0	0	0	0	0	0	0	3	3	0.00	1.000										
Batter	1	2	3	4	5	6	7	8	9	AB	R	H	RBI	BB	SO	LOB	BOTTOM										
Tim Flannery, L OBP: 0.384, SLG: 0.354 (1, 4)	0-3 K		0-0 G3			0-3 K		0-0 4-3		4	0	0	0	0	2	4											
Tony Gwynn, L OBP: 0.381, SLG: 0.465 (1, 9)	0-0 4-3		0-0 F8			0-0 G6-4-3			0-0 E S 1B	4	1	1	0	0	0	1											
John Kruk, L OBP: 0.410, SLG: 0.441 (1, 7)	0-0 F7			0-3 K			0-0 F6		0-0 1B 1B	2	0	0	0	0	1	0											
Marvell Wynne, L OBP: 0.291, SLG: 0.401 (6, 8)									0-0 1B 1B	2	1	1	1	0	0	0											
Kevin McReynolds, R OBP: 0.351, SLG: 0.480 (1, 8)		0-0 5-3		0-0 F8			0-0 F4		0-0 1B 1B	4	1	1	0	0	0	0											
Steve Garvey, R OBP: 0.288, SLG: 0.416 (1, 3)		0-3 K		0-3 K			0-0 F8		0-0 1B	4	0	1	2	0	2	0											
Terry Kennedy, L OBP: 0.319, SLG: 0.399 (1, 2)		0-0 2B 1B				0-3 K			0-0 SH3-4 2B	3	1	2	0	0	1	0											
Bip Roberts, S OBP: 0.285, SLG: 0.302 (8, PR)										0	0	0	0	0	0	0											
Graig Nettles, L OBP: 0.299, SLG: 0.385 (1, 5)							0-0 F8		4-0 SH3-4 BB	2	0	1	1	1	0	0											
Dave Dravecky, R OBP: 0.157, SLG: 0.200 (6, PR)										0	0	0	0	0	0	0											
Craig Lefferts, L OBP: 0.125, SLG: 0.500 (9, 1)		1-H 2B					0-0 F3		0-0 SH3-4	2	0	0	0	0	0	1											
Jerry Royster, R OBP: 0.344, SLG: 0.378 (1, 6)			0-0 F8						1-2 2-3	2	0	0	0	0	0	1											
LaMarr Hoyt, R OBP: 0.152, SLG: 0.156 (1, 1)										0	0	0	0	0	0	0											
Gene Walter, L OBP: 0.270, SLG: 0.300 (1, 1)										1	0	0	0	0	0	0											
Bob Stoddard, R ERA: 2.85 (5, 1)										0	0	0	0	0	0	0											
Dane Iorg, L OBP: 0.225, SLG: 0.344 (6, PH)										0	0	0	0	1	0	0											
Ed Whitson, R OBP: 0.115, SLG: 0.118 (7, 1)										0	0	0	0	0	0	0											
Bruce Boddy, R OBP: 0.333, SLG: 0.529 (8, PH)										1	0	0	0	0	0	3											
Inning Stats	R: 0 E: 0 K: 1 S: 5	H: 0 LOB: 0 BB: 0 P: 5	R: 1 E: 0 K: 1 S: 7	H: 2 LOB: 1 BB: 0 P: 7	R: 0 E: 0 K: 0 S: 3	H: 0 LOB: 0 BB: 0 P: 3	R: 0 E: 0 K: 2 S: 7	H: 0 LOB: 0 BB: 0 P: 7	R: 0 E: 0 K: 1 S: 5	H: 0 LOB: 0 BB: 0 P: 5	R: 0 E: 0 K: 1 S: 4	H: 0 LOB: 0 BB: 1 P: 8	R: 0 E: 0 K: 0 S: 3	H: 0 LOB: 0 BB: 0 P: 3	R: 0 E: 0 K: 0 S: 4	H: 1 LOB: 3 BB: 1 P: 8	R: 3 E: 0 K: 0 S: 4	H: 4 LOB: 1 BB: 0 P: 4	1B: 5 2B: 2 3B: 0 HR: 0	SF: 0 SAC: 1 DP: 1 HBP: 0	WP: 0 PB: 0 SB: 1 CS: 0	PA: 32					
PITCHER	IP	WLS	BF	H	R	ER	SO	BB	IBB	HBP	BLK	WP	HR	S	P	ERA	WHIP										
Nolan Ryan, R ERA: 3.47 (1, 1)	7.0		23	2	1	1	6	1	0	0	0	0	0	34	38	1.29	0.429										
Charlie Kerfeld, R ERA: 2.85 (8, 1)	0.1		3	1	0	0	0	1	0	0	0	0	0	2	6	0.00	6.000										
Dave Smith, R ERA: 2.81 (8, 1)	0.2	L	6	4	3	3	0	0	0	0	0	0	0	6	6	40.50	6.000										

Houston Astros @ San Diego Padres
Jack Murphy Stadium, San Diego, CA
Sat Sep 13 1986, 10:05 PM EDT
Att: 32,729 - Unknown

AB 29
R 3
H 4
RBI 3
BB 6
SO 4
LOB 13



Houston Astros @ San Diego Padres
Jack Murphy Stadium, San Diego, CA
Sat Sep 13 1986, 10:05 PM EDT
Att: 32,729 - Unknown

AB 29
R 4
H 7
RBI 4
BB 2
SO 6
LOB 9



Batter	1	2	3	4	5	6	7	8	9	AB	R	H	RBI	BB	SO	LOB	TOP			
Billy Hatcher, R OBP: 0.312, SLG: 0.379 (1, 8)										5	0	0	0	0	0	1				
Bill Doran, S OBP: 0.372, SLG: 0.369 (1, 4)										3	1	2	0	2	0	0				
Denny Walling, L OBP: 0.374, SLG: 0.485 (1, 5)										4	0	1	1	1	0	3				
Glenn Davis, R OBP: 0.334, SLG: 0.492 (1, 3)										4	0	1	0	0	0	3				
Kevin Bass, S OBP: 0.356, SLG: 0.492 (1, 9)										4	1	1	1	0	0	2				
Jose Cruz, L OBP: 0.340, SLG: 0.380 (1, 7)										2	0	2	0	2	0	0				
Craig Reynolds, L OBP: 0.277, SLG: 0.354 (1, 6)										3	0	0	0	0	0	4				
Dickie Thon, R OBP: 0.319, SLG: 0.341 (8, PH)										1	0	0	0	0	0	1				
John Mizerock, L OBP: 0.389, SLG: 0.282 (1, 2)										4	0	1	0	0	1	4				
Mike Scott, R OBP: 0.136, SLG: 0.140 (1, 1)										3	0	0	0	0	1	0				
Inning Stats	R: 1 E: 0 K: 0 S: 5	H: 2 LOB: 1 BB: 0 P: 5	R: 0 E: 0 K: 0 S: 2	H: 0 LOB: 0 BB: 1 P: 6	R: 0 E: 0 K: 1 S: 5	H: 0 LOB: 0 BB: 0 P: 5	R: 1 E: 0 K: 0 S: 5	H: 2 LOB: 1 BB: 0 P: 5	R: 0 E: 0 K: 0 S: 4	H: 1 LOB: 2 BB: 1 P: 8	R: 0 E: 0 K: 0 S: 4	H: 1 LOB: 2 BB: 1 P: 8	R: 0 E: 0 K: 1 S: 6	H: 1 LOB: 1 BB: 0 P: 6	R: 0 E: 0 K: 0 S: 3	H: 0 LOB: 1 BB: 1 P: 7	1B: 3 2B: 4 3B: 0 HR: 1	SF: 0 SAC: 1 DP: 1 HBP: 0	WP: 0 PB: 1 SB: 0 CS: 0	PA: 39
PITCHER	IP	WLS	BF	H	R	ER	SO	BB	IBB	HBP	BLK	WP	HR	S	P	ERA	WHIP			
Andy Hawkins, R ERA: 4.25 (1, 1)	7.0		31	7	2	2	1	3	1	0	0	0	1	29	45	2.57	1.429			
Craig Lefferts, L ERA: 2.99 (8, 1)	2.0	W	8	1	0	0	1	1	0	0	0	0	0	9	13	0.00	1.000			

Houston Astros @ San Diego Padres
Jack Murphy Stadium, San Diego, CA
Sun Sep 14 1986, 6:33 AM EDT
Att: 13,279 - Unknown

AB 33
R 2
H 8
RBI 2
BB 5
SO 2
LOB 18



Batter	1	2	3	4	5	6	7	8	9	AB	R	H	RBI	BB	SO	LOB	BOTTOM					
Tim Flannery, L OBP: 0.383, SLG: 0.353 (1, 4)										4	0	1	0	0	0	1						
Tony Gwynn, L OBP: 0.382, SLG: 0.467 (1, 9)										4	0	2	0	0	0	1						
Marvell Wynne, L OBP: 0.287, SLG: 0.395 (1, 8)										4	0	0	0	0	2	4						
Kevin McReynolds, R OBP: 0.351, SLG: 0.481 (1, 7)										4	0	1	0	0	2	3						
Tim Pyznarski, R (1, 3)										3	0	0	0	0	2	3						
Dane Iorg, L OBP: 0.250, SLG: 0.340 (9, PH)										1	0	0	0	0	0	0						
Benito Santiago, R OBP: 0.333, SLG: 0.667 (1, 2)										3	0	1	0	0	1	1						
Terry Kennedy, L OBP: 0.320, SLG: 0.400 (9, PH)										1	0	1	0	0	0	0						
Bip Roberts, S OBP: 0.295, SLG: 0.302 (9, PR)										0	1	0	0	0	0	0						
Randy Asadoor, R (1, 5)										3	0	0	0	0	3	2						
Carmelo Martinez, R OBP: 0.340, SLG: 0.395 (9, PH)										1	1	1	2	0	0	0						
Gary Green, R OBP: 0.333, SLG: 0.667 (1, 6)										3	1	1	0	0	2	1						
Andy Hawkins, R OBP: 0.177, SLG: 0.180 (1, 1)										2	0	0	0	0	1	2						
Steve Garvey, R OBP: 0.288, SLG: 0.416 (7, PH)										1	0	0	0	0	1	0						
Craig Lefferts, L OBP: 0.125, SLG: 0.500 (8, 1)										0	0	0	0	0	0	0						
Inning Stats	R: 0 E: 1 K: 1 S: 7	H: 1 LOB: 2 BB: 0 P: 7	R: 0 E: 0 K: 3 S: 10	H: 1 LOB: 1 BB: 0 P: 10	R: 0 E: 0 K: 0 S: 3	H: 0 LOB: 0 BB: 0 P: 3	R: 0 E: 0 K: 2 S: 8	H: 1 LOB: 1 BB: 0 P: 8	R: 1 E: 0 K: 1 S: 7	H: 2 LOB: 1 BB: 0 P: 7	R: 0 E: 0 K: 2 S: 7	H: 0 LOB: 0 BB: 0 P: 7	R: 0 E: 0 K: 3 S: 9	H: 0 LOB: 0 BB: 0 P: 9	R: 0 E: 0 K: 2 S: 8	H: 1 LOB: 1 BB: 0 P: 8	R: 2 E: 0 K: 0 S: 3	H: 2 LOB: 1 BB: 0 P: 3	1B: 3 2B: 4 3B: 0 HR: 1	SF: 0 SAC: 0 DP: 1 HBP: 0	WP: 0 PB: 0 SB: 1 CS: 0	PA: 34
PITCHER	IP	WLS	BF	H	R	ER	SO	BB	IBB	HBP	BLK	WP	HR	S	P	ERA	WHIP					
Mike Scott, R ERA: 2.28 (1, 1)	8.1	L	34	8	3	3	14	0	0	0	0	0	1	62	62	3.24	0.960					

Houston Astros @ San Diego Padres
Jack Murphy Stadium, San Diego, CA
Sun Sep 14 1986, 6:33 AM EDT
Att: 13,279 - Unknown

AB 34
R 3
H 8
RBI 2
BB 0
SO 14
LOB 18



Batter	1	2	3	4	5	6	7	8	9	AB	R	H	RBI	BB	SO	LOB	TOP										
Billy Hatcher, R OBP: 0.312, SLG: 0.385 (1, 8)										5	0	2	0	0	1	3											
Bill Doran, S OBP: 0.369, SLG: 0.369 (1, 4)										5	0	0	0	0	0	3											
Phil Garner, R OBP: 0.341, SLG: 0.429 (9, PH)										4	1	2	0	0	0	1											
Denny Walling, L OBP: 0.376, SLG: 0.491 (9, 5)										1	0	1	0	0	0	0											
Glenn Davis, R OBP: 0.335, SLG: 0.491 (8, 3)										3	1	0	0	1	0	3											
Dan Driessen, L OBP: 0.417, SLG: 0.516 (8, 3)										1	0	0	0	0	0	1											
Kevin Bass, S OBP: 0.356, SLG: 0.493 (1, 9)										4	1	1	0	0	0	2											
Jose Cruz, L OBP: 0.341, SLG: 0.394 (1, 7)										4	2	2	5	0	0	0											
Alan Ashby, S OBP: 0.346, SLG: 0.369 (1, 2)										3	1	1	0	1	0	0											
Dickie Thon, R OBP: 0.325, SLG: 0.349 (1, 6)										3	0	2	1	1	0	0											
Danny Darwin, R OBP: 0.100, SLG: 0.100 (1, 1)										3	0	0	0	0	2	3											
Inning Stats	R: 0 E: 0 K: 0 S: 4	H: 1 LOB: 1 BB: 0 P: 4	R: 0 E: 0 K: 0 S: 3	H: 0 LOB: 0 BB: 0 P: 3	R: 0 E: 0 K: 0 S: 3	H: 0 LOB: 1 BB: 1 P: 7	R: 2 E: 0 K: 0 S: 5	H: 2 LOB: 0 BB: 0 P: 5	R: 0 E: 0 K: 0 S: 3	H: 0 LOB: 0 BB: 0 P: 3	R: 0 E: 0 K: 2 S: 8	H: 1 LOB: 2 BB: 1 P: 12	R: 0 E: 0 K: 1 S: 9	H: 4 LOB: 1 BB: 1 P: 13	R: 0 E: 0 K: 0 S: 4	H: 2 LOB: 1 BB: 0 P: 4	1B: 6 2B: 3 3B: 0 HR: 2	SF: 0 SAC: 1 DP: 1 HBP: 0	WP: 1 PB: 0 SB: 0 CS: 0	PA: 40							
PITCHER	IP	WLS	BF	H	R	ER	SO	BB	IBB	HBP	BLK	WP	HR	S	P	ERA	WHIP										
Chris Welsh, L ERA: 4.46 (1, 1)	7.2	L	34	8	6	6	2	3	0	0	0	1	2	35	47	7.04	1.435										
John Franco, L ERA: 2.5 (8, 1)	0.1		2	1	0	0	1	0	0	0	0	0	0	4	4	0.00	3.000										
Bill Landrum, R ERA: 10.13 (9, 1)	1.0		4	2	0	0	0	0	0	0	0	0	0	4	4	0.00	2.000										

Houston Astros @ Cincinnati Reds
Riverfront Stadium, Cincinnati, OH
Wed Sep 17 1986, 7:05 PM EDT
Att: 15,195 - Unknown

AB 36
R 6
H 11
RBI 6
BB 3
SO 3
LOB 16



Batter	1	2	3	4	5	6	7	8	9	AB	R	H	RBI	BB	SO	LOB	BOTTOM										
Barry Larkin, R OBP: 0.307, SLG: 0.361 (1, 6)										4	0	0	0	0	0	0											
Buddy Bell, R OBP: 0.354, SLG: 0.429 (1, 5)										4	0	1	0	0	0	0											
Dave Parker, L OBP: 0.334, SLG: 0.480 (1, 9)										4	0	0	0	0	0	1											
Eric Davis, R OBP: 0.391, SLG: 0.554 (1, 7)										4	0	1	0	0	1	1											
Bo Diaz, R OBP: 0.324, SLG: 0.385 (1, 2)										3	0	0	0	0	0	1											
Eddie Milner, L OBP: 0.306, SLG: 0.412 (1, 8)										3	1	2	0	0	1	0											
Nick Esasky, R OBP: 0.331, SLG: 0.413 (1, 3)										3	0	0	0	0	0	2											
Ron Oester, S OBP: 0.312, SLG: 0.333 (1, 4)										3	0	1	1	0	0	0											
Chris Welsh, L OBP: 0.175, SLG: 0.263 (1, 1)										2	0	0	0	0	1	1											
John Franco, L OBP: 0.276, SLG: 0.267 (8, 1)										0	0	0	0	0	0	0											
Max Venable, L OBP: 0.276, SLG: 0.267 (8, PH)										1	0	0	0	0	0	0											
Bill Landrum, R ERA: 10.13 (9, 1)										0	0	0	0	0	0	0											
Inning Stats	R: 0 E: 0 K: 0 S: 3	H: 0 LOB: 0 BB: 0 P: 3	R: 0 E: 0 K: 1 S: 5	H: 0 LOB: 0 BB: 0 P: 5	R: 0 E: 0 K: 0 S: 3	H: 0 LOB: 0 BB: 0 P: 3	R: 0 E: 0 K: 0 S: 4	H: 1 LOB: 1 BB: 0 P: 4	R: 1 E: 0 K: 1 S: 7	H: 2 LOB: 1 BB: 0 P: 7	R: 0 E: 0 K: 0 S: 3	H: 0 LOB: 0 BB: 0 P: 3	R: 0 E: 0 K: 0 S: 4	H: 2 LOB: 1 BB: 0 P: 4	R: 0 E: 0 K: 0 S: 3	H: 0 LOB: 0 BB: 0 P: 3	R: 0 E: 0 K: 1 S: 5	H: 0 LOB: 0 BB: 0 P: 5	1B: 4 2B: 1 3B: 0 HR: 0	SF: 0 SAC: 0 DP: 0 HBP: 0	WP: 0 PB: 0 SB: 2 CS: 1	PA: 31					
PITCHER	IP	WLS	BF	H	R	ER	SO	BB	IBB	HBP	BLK	WP	HR	S	P	ERA	WHIP										
Danny Darwin, R ERA: 3.4 (1, 1)	9.0	W	31	5	1	1	3	0	0	0	0	0	0	37	37	1.00	0.556										

Houston Astros @ Cincinnati Reds
Riverfront Stadium, Cincinnati, OH
Wed Sep 17 1986, 7:05 PM EDT
Att: 15,195 - Unknown

AB 31
R 1
H 5
RBI 1
BB 0
SO 3
LOB 6



Batter	1	2	3	4	5	6	7	8	9	AB	R	H	RBI	BB	SO	LOB	TOP																	
Tim Flannery, L OBP: 0.379, SLG: 0.347 (1, 4)										4	1	0	0	1	4	2	San Diego Padres @ Houston Astros Astrodome, Houston, TX Fri Sep 19 1986, 8:05 PM EDT Att: 23,805 - Unknown																	
Tony Gwynn, L OBP: 0.382, SLG: 0.470 (1, 9)										5	1	2	0	0	1	1																		
John Kruk, L OBP: 0.420, SLG: 0.439 Marvell Wynne, L OBP: 0.281, SLG: 0.405 (7, 8)										1	1	0	0	3	0	0																		
Kevin McReynolds, R OBP: 0.349, SLG: 0.479 (1, 8)										5	1	2	1	0	1	4																		
Steve Garvey, R OBP: 0.288, SLG: 0.415 (1, 3)										4	0	2	1	0	0	1																		
Benito Santiago, R OBP: 0.287, SLG: 0.571 (1, 2)										4	0	0	0	0	2	4																		
Graig Nettles, L OBP: 0.298, SLG: 0.380 (1, 5)										3	0	0	0	1	1	0																		
Gary Green, R OBP: 0.250, SLG: 0.333 Terry Kennedy, L OBP: 0.323, SLG: 0.404 Jerry Royster, R OBP: 0.338, SLG: 0.371 (8, PH)										2	0	1	1	0	1	0																		
Andy Hawkins, R OBP: 0.172, SLG: 0.175 Craig Lefferts, L OBP: 0.125, SLG: 0.500 Dave LaPoint, L Bob Stoddard, R Lance McCullers, S Carmelo Martinez, R Tim Pyznarski, R (1, 1)										2	0	0	0	0	1	3																		
Inning Stats	R: 0 E: 0 K: 1 S: 5	H: 0 LOB: 1 BB: 1 P: 9	R: 0 E: 0 K: 1 S: 5	H: 0 LOB: 0 BB: 0 P: 5	R: 0 E: 0 K: 2 S: 7	H: 0 LOB: 0 BB: 0 P: 7	R: 3 E: 1 K: 2 S: 10	H: 3 LOB: 2 BB: 2 P: 18	R: 1 E: 0 K: 1 S: 6	H: 1 LOB: 1 BB: 0 P: 6	R: 0 E: 0 K: 0 S: 4	H: 1 LOB: 1 BB: 0 P: 4	R: 0 E: 0 K: 1 S: 5	H: 0 LOB: 0 BB: 0 P: 5	R: 0 E: 0 K: 2 S: 9	H: 2 LOB: 3 BB: 0 P: 9		1B: 8 2B: 0 3B: 0 HR: 0	SF: 0 SAC: 2 DP: 0 HBP: 0	WP: 1 PB: 0 SB: 0 CS: 1	PA: 40													
PITCHER	IP WLS BF H R ER SO BB IBB HBP BLK WP HR S P ERA WHIP																																	
Nolan Ryan, R ERA: 3.59	5.0	24	4	4	4	7	4	1	0	0	0	1	0	0	6	6		7.20	1.600															
Jeff Calhoun, L ERA: 4.99	1.0	4	1	0	0	1	0	0	0	0	0	0	0	0	6	6	0.00	1.000																
Charlie Kerfeld, R ERA: 2.77	2.1	W	10	3	0	2	0	0	0	0	0	0	0	14	14	0.00	1.286																	
Dave Smith, R ERA: 2.77	0.2	S	2	0	0	0	1	0	0	0	0	0	0	4	4	0.00	0.000																	

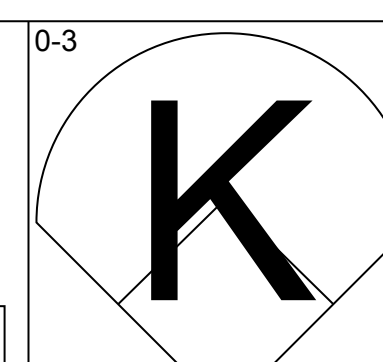
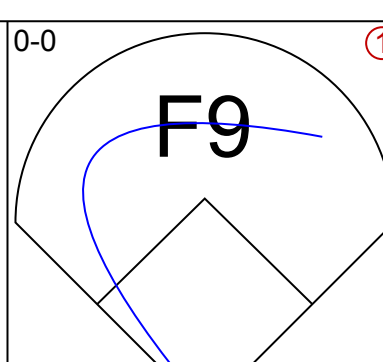
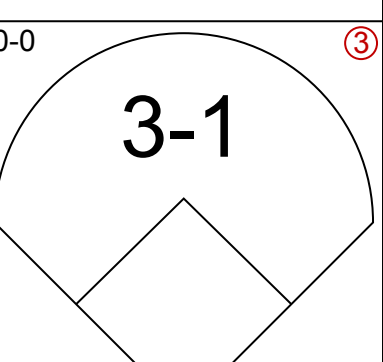
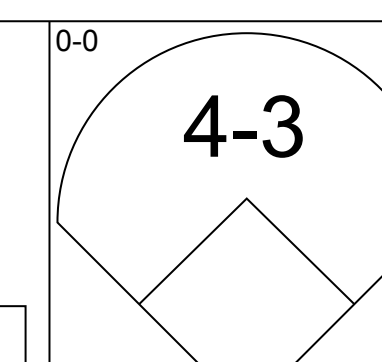
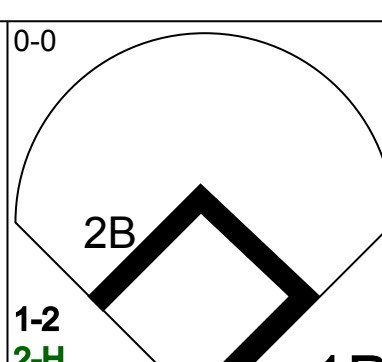
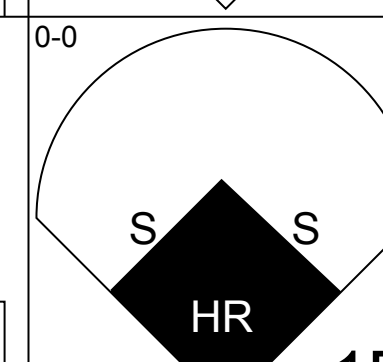
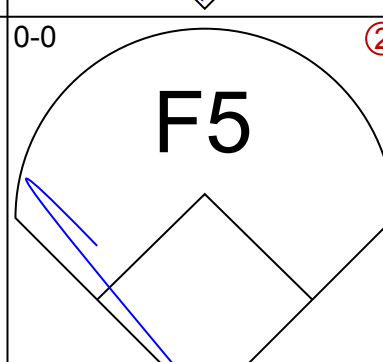
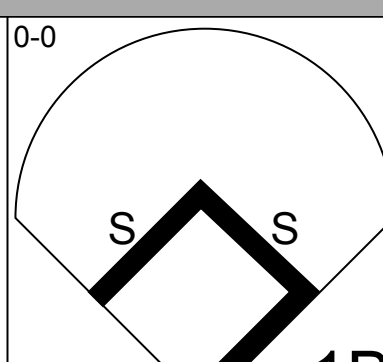
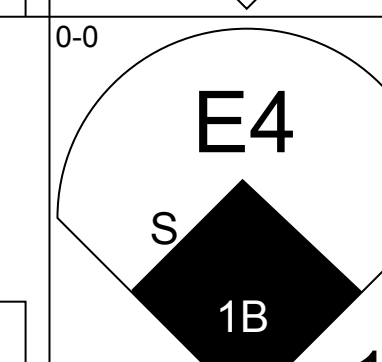
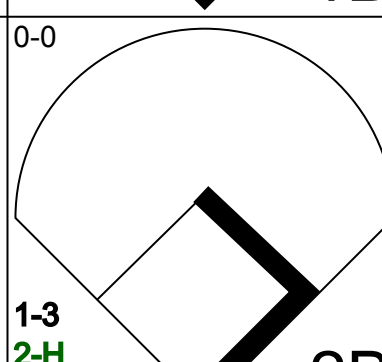
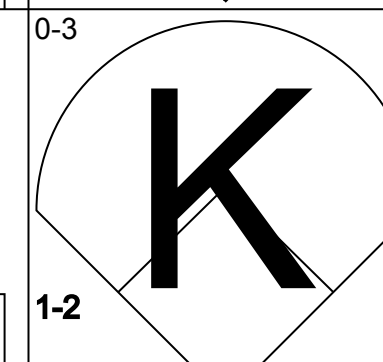
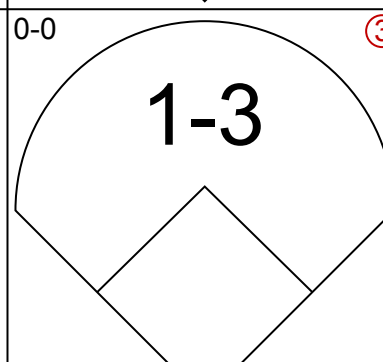
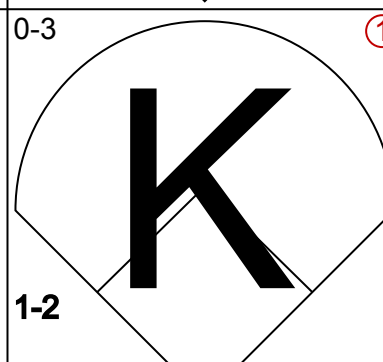
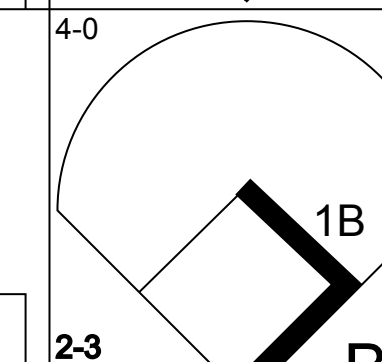
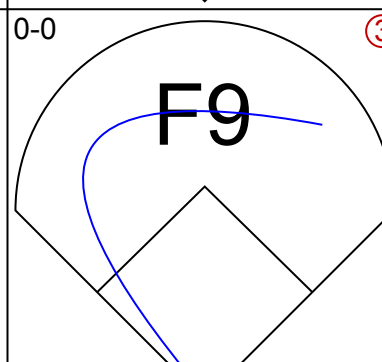
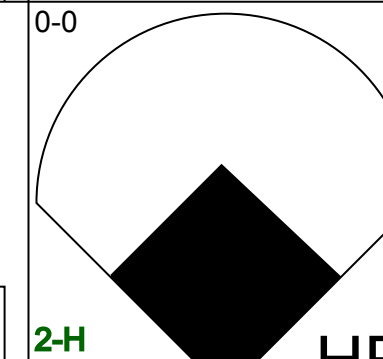
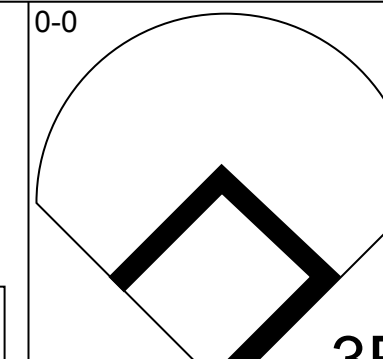
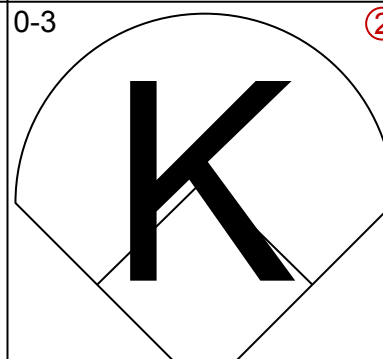
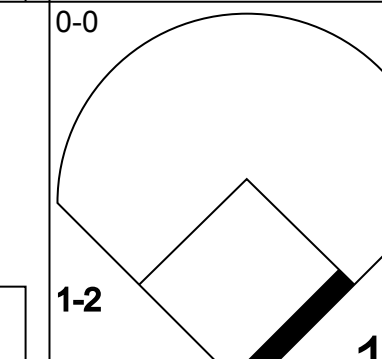
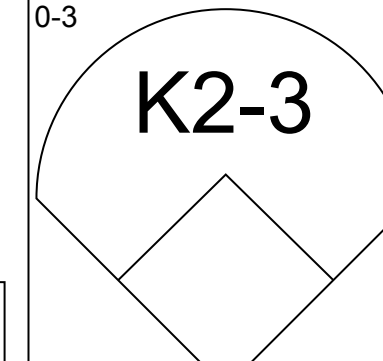
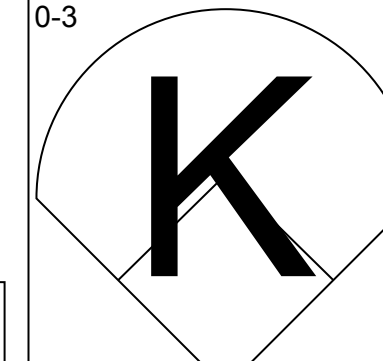
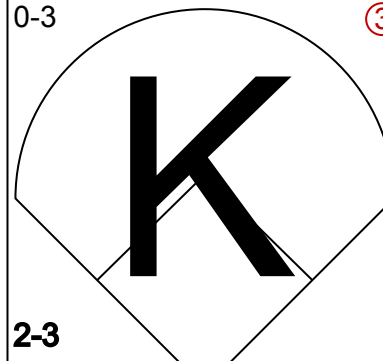
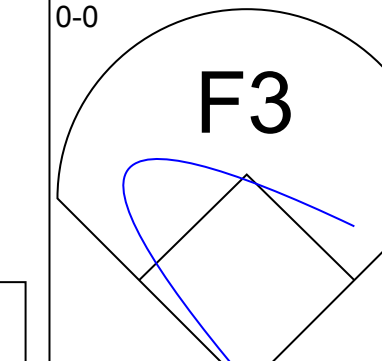
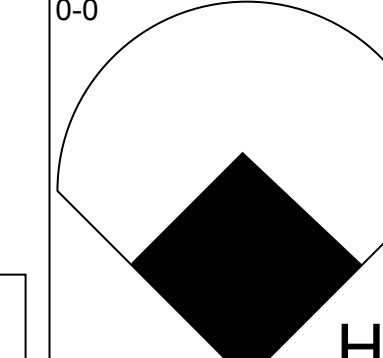
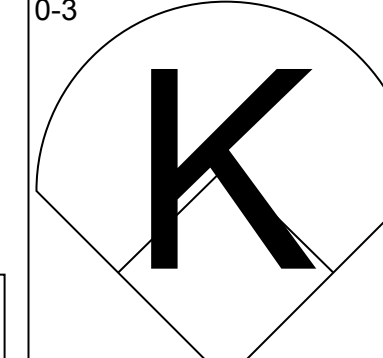
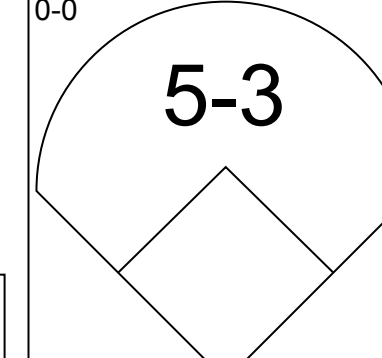
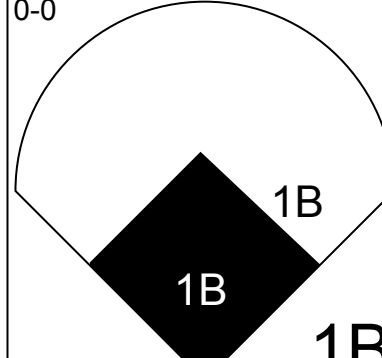
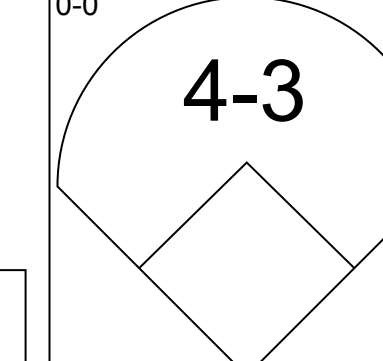
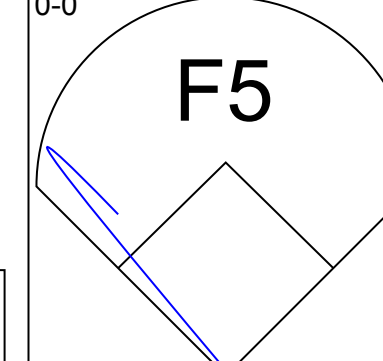
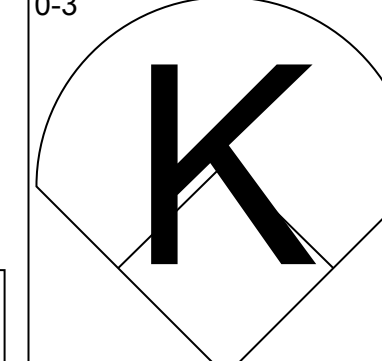
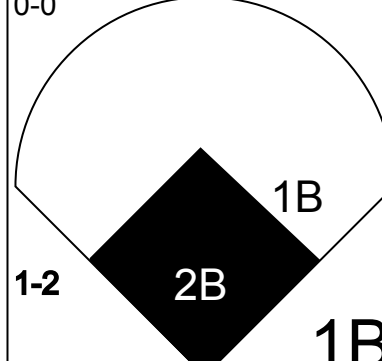
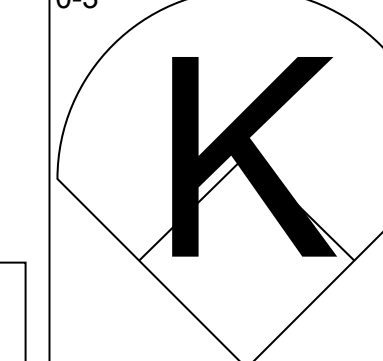
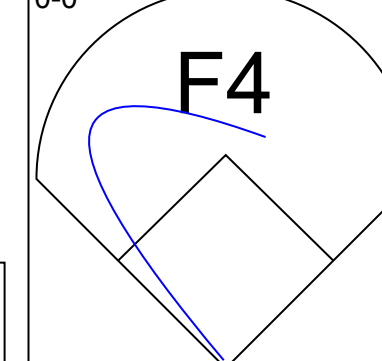
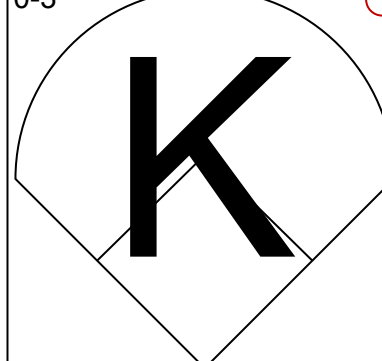
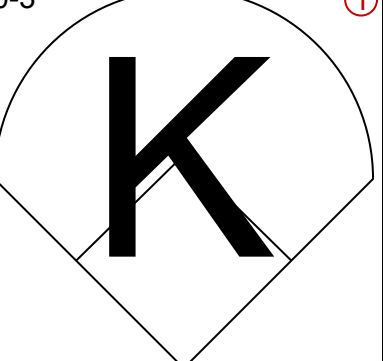
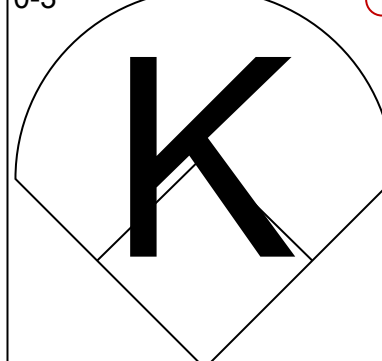
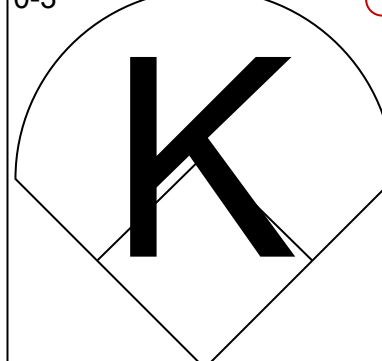
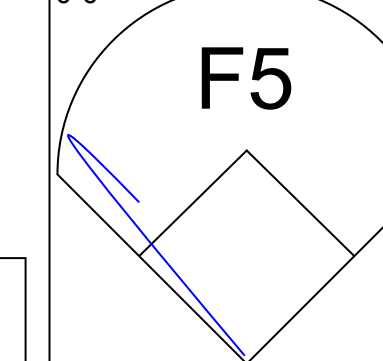
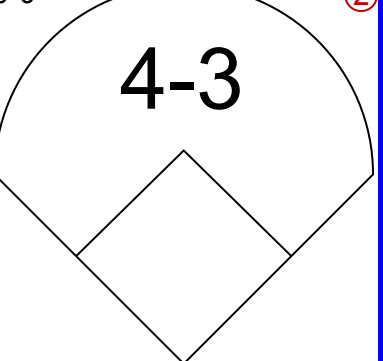
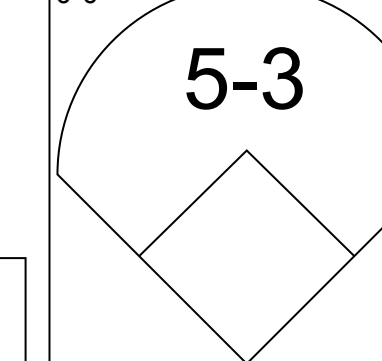






AB	33
R	4
H	8
RBI	3
BB	5
SO	11
LOB	17



Batter	1	2	3	4	5	6	7	8	9	AB	R	H	RBI	BB	SO	LOB	BOTTOM																
Billy Hatcher, R OBP: 0.309, SLG: 0.376 (1, 8)										3	1	0	0	2	0	1	San Diego Padres @ Houston Astros Astrodome, Houston, TX Fri Sep 19 1986, 8:05 PM EDT Att: 23,805 - Unknown																
Bill Doran, S OBP: 0.369, SLG: 0.368 (1, 4)										3	1	0	0	1	0	3																	
Denny Walling, L OBP: 0.376, SLG: 0.489 (1, 5)										3	1	1	0	1	0	2																	
Glenn Davis, R OBP: 0.341, SLG: 0.498 Tony Walker, R OBP: 0.322, SLG: 0.380 Dan Driessen, L OBP: 0.417, SLG: 0.516 (7, PR)										4	0	2	2	0	0	3																	
Kevin Bass, S OBP: 0.361, SLG: 0.498 (1, 9)										4	2	3	1	0	0	1																	
Jose Cruz, L OBP: 0.342, SLG: 0.393 (1, 7)										3	0	1	1	1	0	3																	
Alan Ashby, S OBP: 0.341, SLG: 0.368 (1, 2)										4	0	1	1	0	0	4																	
Craig Reynolds, L OBP: 0.275, SLG: 0.349 Dickie Thorn, R OBP: 0.322, SLG: 0.345 (6, PH)										2	0	0	0	0	0	2																	
Nolan Ryan, R ERA: 3.59 Ty Cofey, L ERA: 2.66 Jeff Calhoun, L Davey Lopes, R Charlie Kerfeld, R Dave Smith, R (1, 1)										1	0	0	0	0	0	1																	
Inning Stats	R: 1 E: 0 K: 0 S: 4	H: 1 LOB: 1 BB: 1 P: 8	R: 0 E: 0 K: 0 S: 3	H: 0 LOB: 1 BB: 1 P: 7	R: 0 E: 0 K: 0 S: 3	H: 0 LOB: 1 BB: 1 P: 7	R: 1 E: 0 K: 0 S: 4	H: 2 LOB: 0 BB: 0 P: 4	R: 0 E: 0 K: 0 S: 4	H: 1 LOB: 2 BB: 1 P: 8	R: 1 E: 0 K: 0 S: 5	H: 3 LOB: 2 BB: 0 P: 5	R: 2 E: 0 K: 0 S: 6	H: 3 LOB: 2 BB: 1 P: 10	R: 0 E: 0 K: 2 S: 7	H: 0 LOB: 0 BB: 0 P: 7		1B: 7 2B: 3 3B: 0 HR: 0	SF: 0 SAC: 0 DP: 1 HBP: 0	WP: 1 PB: 0 SB: 0 CS: 0	PA: 37												
PITCHER	IP WLS BF H R ER SO BB IBB HBP BLK WP HR S P ERA WHIP																																
Andy Hawkins, R ERA: 4.27	5.1	25	6	3	3	0	4	0	0	0	0	0	0	2	6	13.50		3.000															
Craig Lefferts, L ERA: 2.66	0.2	3	1	1	1	0	1	0	0	0	0	0	0	2	6	0.00	3.000																
Dave LaPoint, L ERA: 4.93	0.1	L	2	1	0	0	0	0	0	0	0	0	0	2	2	0.00	3.000																
Bob Stoddard, R ERA: 2.41	0.0	1	1	0	0	0	0	0	0	0	1	0	1	1	∞	∞																	
Lance McCullers, R ERA: 2.64	1.2	6	1	1	1	2	0	0	0	0	0	0	10	10	5.40	0.600																	

AB	32
R	5
H	10
RBI	5
BB	5
SO	2
LOB	21

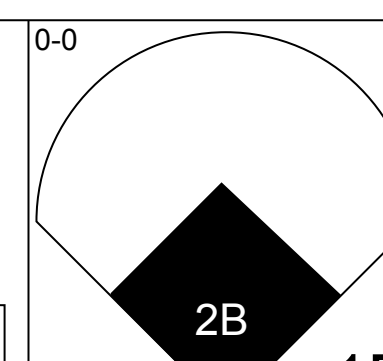
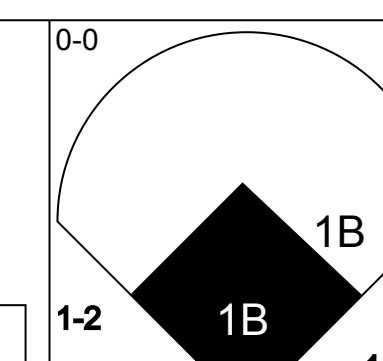
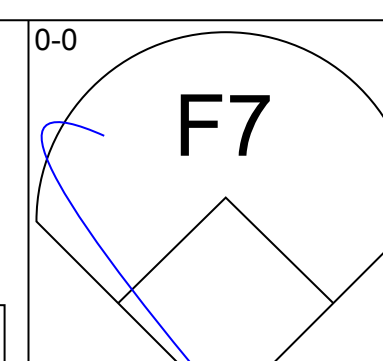
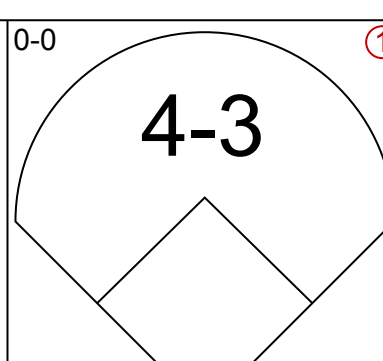
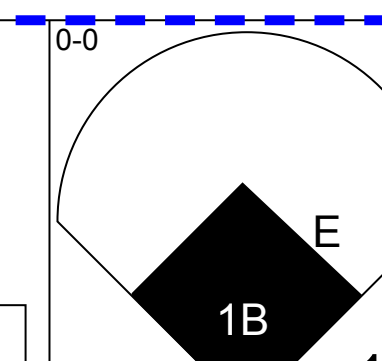
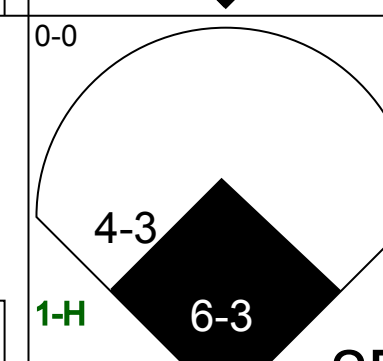
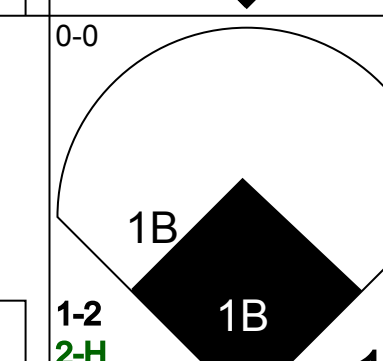
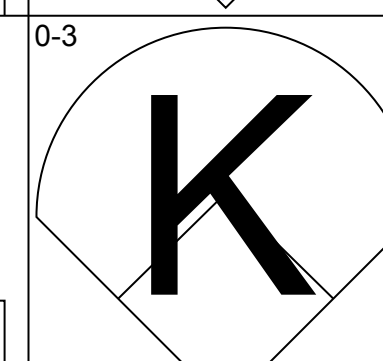
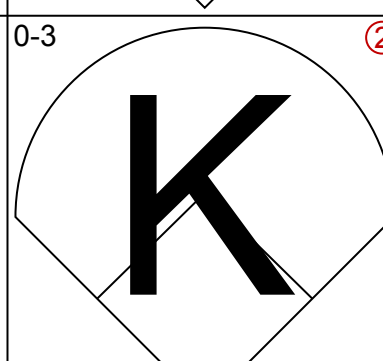
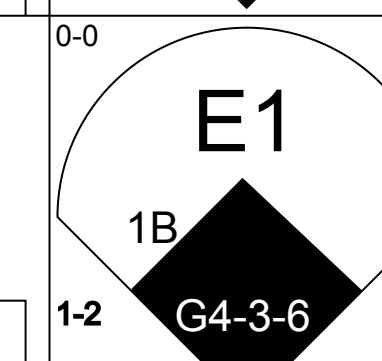
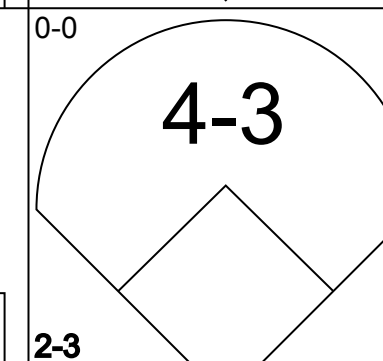
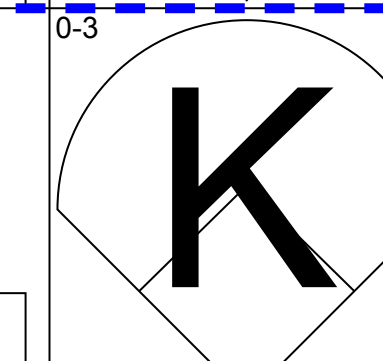
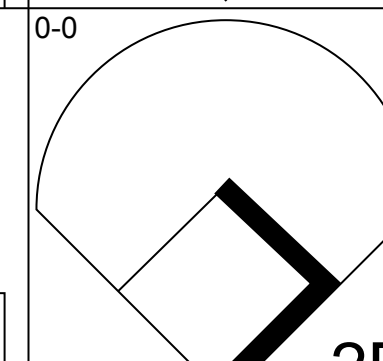
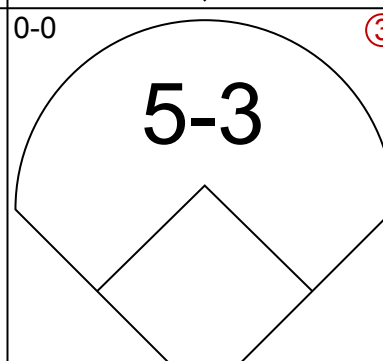
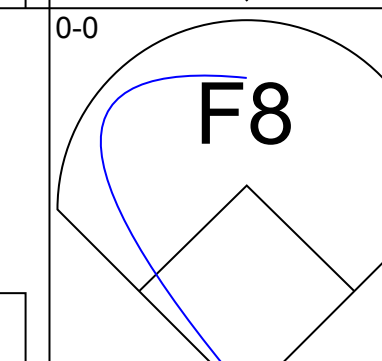
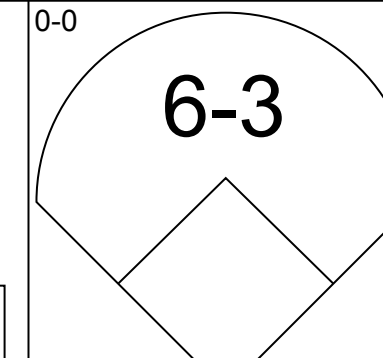
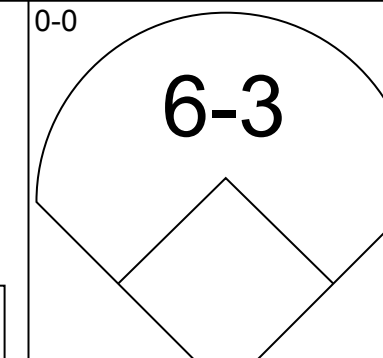
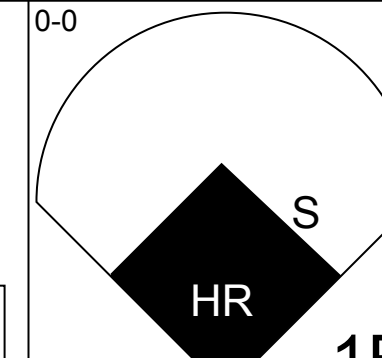
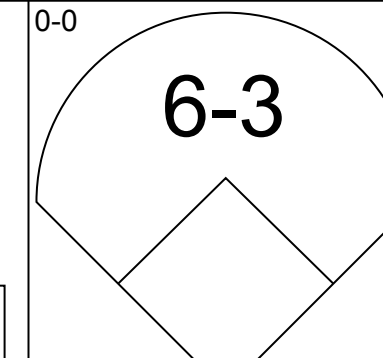
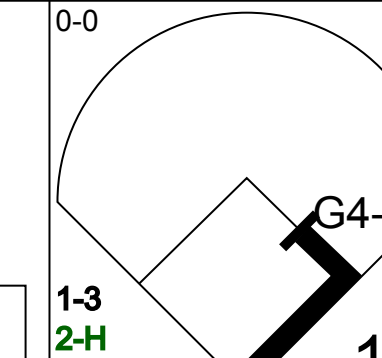
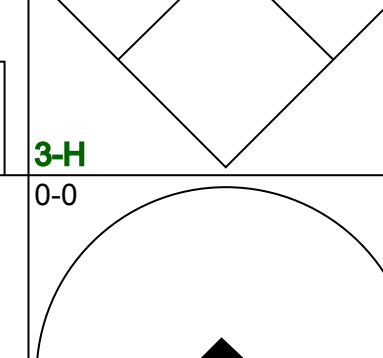
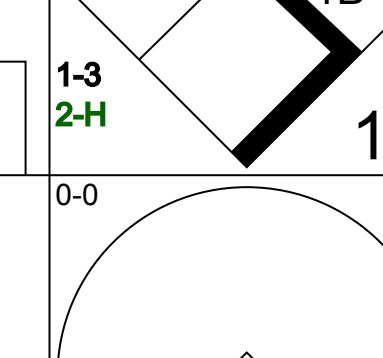
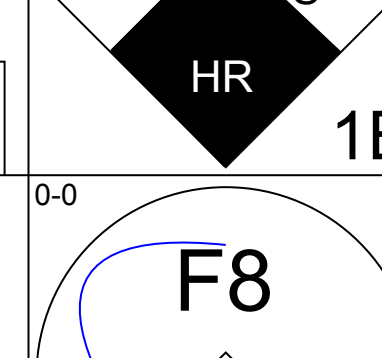
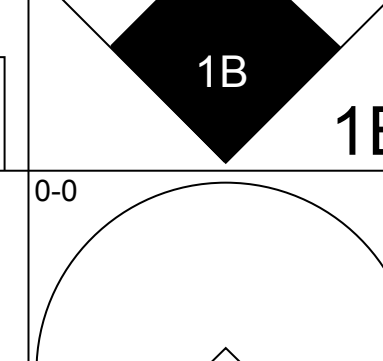
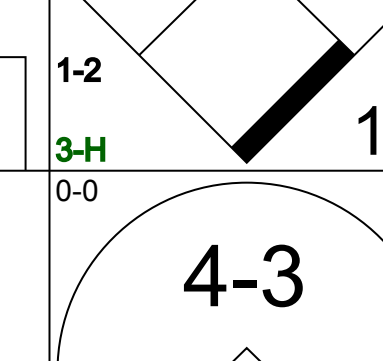
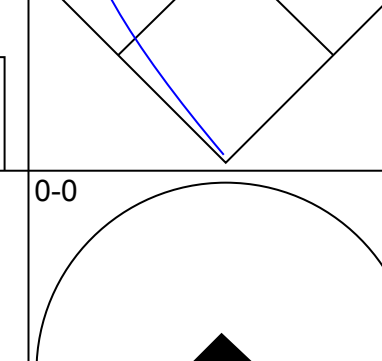
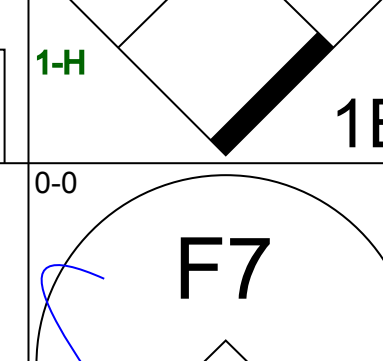
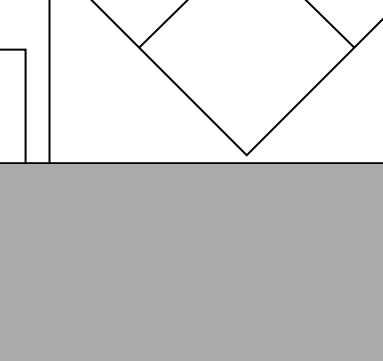

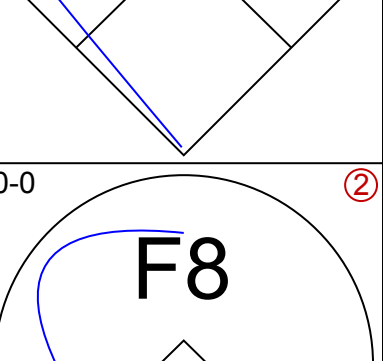
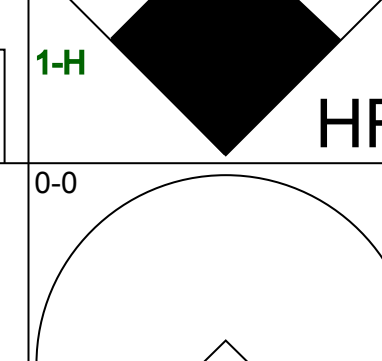
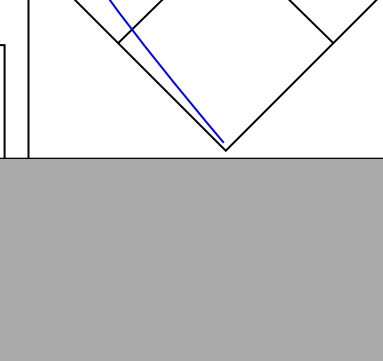
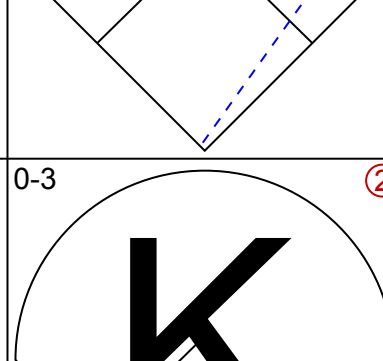
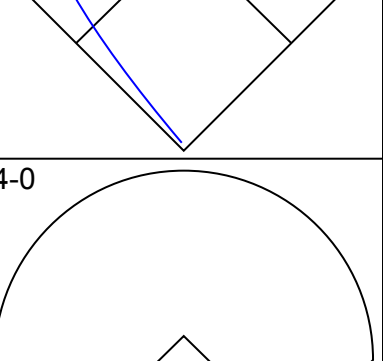
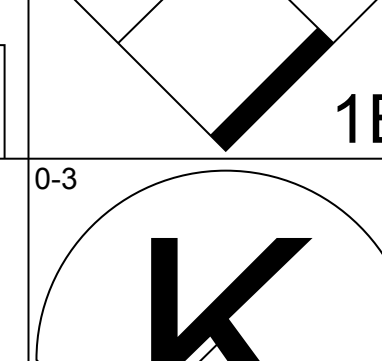
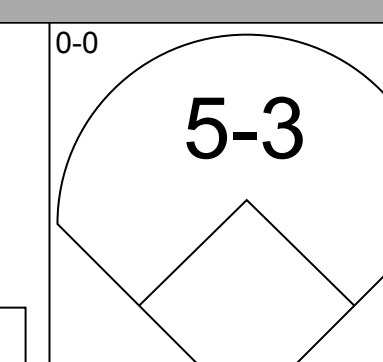

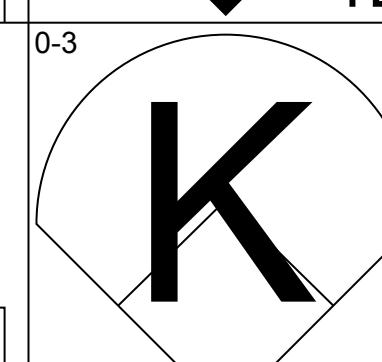
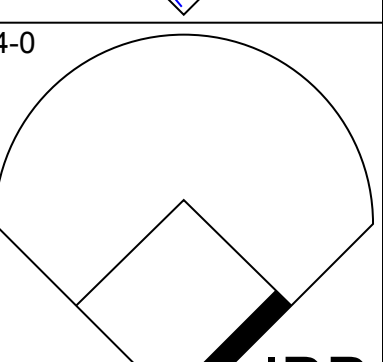
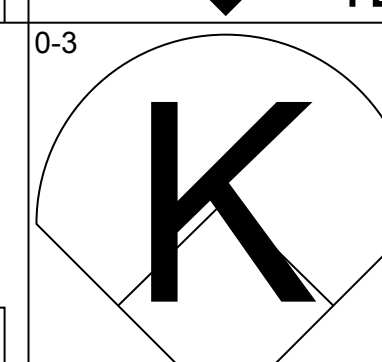
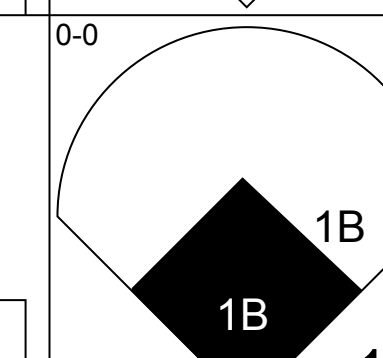

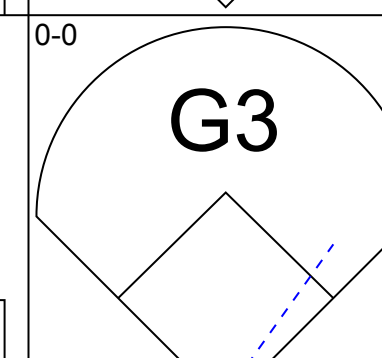


Batter	1	2	3	4	5	6	7	8	9	AB	R	H	RBI	BB	SO	LOB	TOP								
Tim Flannery, L OBP: 0.376, SLG: 0.345 (1, 4)										5	0	1	1	0	1	0									
Tony Gwynn, L OBP: 0.385, SLG: 0.474 (1, 9)										5	2	4	1	0	0	0									
John Kruk, L OBP: 0.416, SLG: 0.432 (1, 7)										4	0	0	0	1	2	4									
Kevin McReynolds, R OBP: 0.352, SLG: 0.491 (1, 8)										4	1	3	3	0	1	1									
Steve Garvey, R OBP: 0.286, SLG: 0.412 (1, 3)										4	0	0	0	0	3	4									
Benito Santiago, R OBP: 0.316, SLG: 0.722 (1, 2)										4	2	2	1	0	1	1									
Graig Nettles, L OBP: 0.297, SLG: 0.379 (1, 5)										4	1	1	0	0	1	1									
Gary Green, R OBP: 0.214, SLG: 0.286 (7, PH)										2	0	0	0	0	2	0									
Dane Iorg, L OBP: 0.245, SLG: 0.333 (7, PH)										1	0	0	0	0	0	0									
Bip Roberts, S OBP: 0.288, SLG: 0.305 (9, PH)										0	0	0	0	0	0	0									
Terry Kennedy, L OBP: 0.322, SLG: 0.403 (9, PH)										1	0	0	0	0	1	2									
Ray Hayward, L OBP: 0.118, SLG: 0.118 (5, PH)										1	0	0	0	0	0	0									
Ed Whitson, R OBP: 0.118, SLG: 0.118 (5, PH)										0	0	0	0	0	0	0									
Mark Farenti, R OBP: 0.152, SLG: 0.152 (5, PH)										0	0	0	0	0	0	0									
LaMarr Hoyt, R OBP: 0.282, SLG: 0.158 (8, PH)										0	0	0	0	0	0	0									
Marvell Wynne, L OBP: 0.282, SLG: 0.158 (8, PH)										0	0	0	0	0	0	0									
Greg Booker, R OBP: 0.338, SLG: 0.338 (9, PH)										1	0	0	0	0	1	2									
Carmelo Martinez, R OBP: 0.338, SLG: 0.338 (9, PH)										1	0	0	0	0	1	2									
Inning Stats	R: 2 E: 0 K: 3 S: 11	H: 2 LOB: 0 BB: 0 P: 11	R: 1 E: 0 K: 1 S: 6	H: 1 LOB: 0 BB: 0 P: 6	R: 0 E: 0 K: 0 S: 3	H: 0 LOB: 0 BB: 0 P: 3	R: 0 E: 0 K: 2 S: 8	H: 1 LOB: 1 BB: 0 P: 8	R: 0 E: 0 K: 1 S: 5	H: 0 LOB: 0 BB: 0 P: 5	R: 0 E: 0 K: 3 S: 10	H: 1 LOB: 0 BB: 0 P: 10	R: 0 E: 0 K: 1 S: 5	H: 0 LOB: 0 BB: 0 P: 5	R: 1 E: 1 K: 0 S: 5	H: 2 LOB: 2 BB: 1 P: 9	R: 2 E: 0 K: 2 S: 11	H: 4 LOB: 2 BB: 0 P: 11	1B: 7 2B: 1 3B: 1 HR: 2	SF: 0 SAC: 0 DP: 0 HBP: 0	WP: 0 PB: 0 SB: 5 CS: 0	PA: 39			
PITCHER	IP	WLS	BF	H	R	ER	SO	BB	IBB	HBP	BLK	WP	HR	S	P	ERA	WHIP								
Mike Scott, R ERA: 2.33 (1, 1)	7.0	W	26	5	3	3	11	0	0	0	0	0	2	48	48	3.86	0.714								
Aurelio Lopez, R ERA: 3.45 (8, 1)	2.0		13	6	3	3	2	1	0	0	0	0	0	16	20	13.50	3.500								

San Diego Padres @ Houston Astros
Astrodome, Houston, TX
Sat Sep 20 1986, 8:05 PM EDT
Att: 36,878 - Unknown

AB 38
R 6
H 11
RBI 6
BB 1
SO 13
LOB 15



Batter	1	2	3	4	5	6	7	8	9	AB	R	H	RBI	BB	SO	LOB	BOTTOM								
Billy Hatcher, R OBP: 0.313, SLG: 0.379 (1, 8)										5	3	3	0	0	0	0									
Bill Doran, S OBP: 0.370, SLG: 0.370 (1, 4)										5	3	2	2	0	2	1									
Phil Garner, R OBP: 0.338, SLG: 0.426 (1, 5)										5	0	1	0	0	1	5									
Glenn Davis, R OBP: 0.342, SLG: 0.498 (7, PR)										4	0	2	2	0	0	1									
Tony Walker, R OBP: 0.322, SLG: 0.380 (8, 8)										0	1	0	0	0	0	0									
Terry Puhl, L OBP: 0.301, SLG: 0.338 (8, PH)										1	0	1	1	0	0	0									
Kevin Bass, S OBP: 0.363, SLG: 0.501 (1, 9)										5	1	3	1	0	0	2									
Jose Cruz, L OBP: 0.343, SLG: 0.401 (1, 7)										4	1	2	3	0	0	3									
Aurelio Lopez, R (8, 1)										0	0	0	0	0	0	0									
Alan Ashby, S OBP: 0.339, SLG: 0.366 (1, 2)										4	0	1	0	0	0	2									
Dickie Thon, R OBP: 0.321, SLG: 0.341 (1, 6)										3	0	0	0	1	2	1									
Mike Scott, R OBP: 0.143, SLG: 0.146 (7, PH)										3	1	1	0	0	2	2									
Dan Driessen, L OBP: 0.405, SLG: 0.500 (8, 3)										1	0	0	0	0	0	1									
Inning Stats	R: 3 E: 0 K: 0 S: 7	H: 4 LOB: 1 BB: 0 P: 7	R: 3 E: 0 K: 1 S: 10	H: 5 LOB: 2 BB: 0 P: 10	R: 0 E: 0 K: 2 S: 7	H: 0 LOB: 0 BB: 0 P: 7	R: 0 E: 0 K: 1 S: 6	H: 1 LOB: 1 BB: 0 P: 6	R: 0 E: 0 K: 1 S: 6	H: 1 LOB: 2 BB: 1 P: 10	R: 0 E: 0 K: 1 S: 5	H: 0 LOB: 0 BB: 0 P: 5	R: 2 E: 1 K: 0 S: 5	H: 3 LOB: 1 BB: 0 P: 8	R: 2 E: 1 K: 0 S: 5	H: 2 LOB: 0 BB: 0 P: 5	1B: 12 2B: 3 3B: 0 HR: 1	SF: 0 SAC: 0 DP: 1 HBP: 0	WP: 1 PB: 1 SB: 1 CS: 0	PA: 41					
PITCHER	IP	WLS	BF	H	R	ER	SO	BB	IBB	HBP	BLK	WP	HR	S	P	ERA	WHIP								
Ray Hayward, L ERA: 40.5 (1, 1)	1.1	L	11	7	6	6	0	0	0	0	0	0	0	19	19	0.00	1.125								
Ed Whitson, R ERA: 8.2 (2, 1)	2.2		11	3	0	0	4	0	0	0	0	0	0	19	19	0.00	1.125								
LaMarr Hoyt, R ERA: 5.28 (5, 1)	3.0		14	4	2	2	3	0	1	0	0	0	1	19	23	6.00	1.333								
Greg Booker, R ERA: (8, 1)	1.0		5	2	2	0	0	0	0	0	0	0	0	5	5	0.00	2.000								

San Diego Padres @ Houston Astros
Astrodome, Houston, TX
Sat Sep 20 1986, 8:05 PM EDT
Att: 36,878 - Unknown

AB 40
R 10
H 16
RBI 9
BB 1
SO 7
LOB 18



Batter	1	2	3	4	5	6	7	8	9	AB	R	H	RBI	BB	SO	LOB	TOP		
Jerry Royster, R (1,4) OBP: 0.340, SLG: 0.376	0-0 6-3	0-0 1B		0-0 2B		0-0 F6		0-0 F7		5	1	2	1	0	0	0	San Diego Padres @ Houston Astros Astrodome, Houston, TX Sun Sep 21 1986, 4:33 AM EDT Att: 23,385 - Unknown		
Tony Gwynn, L (1,9) OBP: 0.385, SLG: 0.472	0-3 K	4-0 1B		4-0 BB		0-0 4-3		0-0 G3		3	0	0	0	2	1	0			
John Kruk, L (1,7) Marvell Wynne, L (8, PR) OBP: 0.290, SLG: 0.404	0-0 1B	0-0 1B		0-3 K		0-0 BB		0-0 1B		5	0	4	2	0	1	2			
Kevin McReynolds, R (1,8) OBP: 0.356, SLG: 0.499	0-0 1B		0-0 6-3		0-0 HR		4-0 BB	0-0 FC6-4	0-0 1B	4	1	3	1	1	0	0			
Bento Santiago, R (1,2)	0-0 F7		0-0 FC6-4		0-0 1B		0-0 5-3	0-0 FC6-4	0-0 1B	5	1	2	0	0	0	6			
Tim Lincecum, R (1,3)		0-3 K	0-0 FC6-4		0-0 1B		4-0 BB		0-0 F8	4	0	1	0	1	1	1			
Randy Asadoor, R (1,5)		0-0 1B	0-0 F6		0-0 1B		0-0 F8		0-0 F9	5	1	2	1	0	0	2			
Gary Green, R (1,6)		0-0 F8		0-0 5-3		0-3 K		0-0 F9	0-0 F8	5	0	0	0	0	1	4			
Jimmy Jones, R (1,1) OBP: 0.250, SLG: 0.250		0-0 1B	0-3 K		0-3 K		0-3 K			4	1	1	0	0	3	2			
Inning Stats	R: 0 E: 0 K: 1 S: 7	H: 2 LOB: 2 P: 7	R: 3 E: 0 K: 1 S: 8	H: 4 LOB: 2 BB: 1 P: 12	R: 0 E: 0 K: 0 S: 4	H: 1 LOB: 1 BB: 0 P: 4	R: 0 E: 0 K: 2 S: 8	H: 1 LOB: 2 BB: 1 P: 10	R: 0 E: 0 K: 0 S: 4	H: 0 LOB: 1 BB: 0 P: 9	R: 0 E: 0 K: 0 S: 5	H: 2 LOB: 2 BB: 0 P: 5	R: 0 E: 0 K: 0 S: 3	H: 0 LOB: 0 BB: 0 P: 3	1B: 13 2B: 1 3B: 0 HR: 1	SF: 0 SAC: 0 DP: 0 HBP: 0	WP: 0 PA: 44 PB: 0 SB: 2 CS: 0		
PITCHER	IP WLS BF H R ER SO BB IBB HBP BLK WP HR S P ERA WHIP	IP WLS BF H R ER SO BB IBB HBP BLK WP HR S P ERA WHIP	IP WLS BF H R ER SO BB IBB HBP BLK WP HR S P ERA WHIP	IP WLS BF H R ER SO BB IBB HBP BLK WP HR S P ERA WHIP	IP WLS BF H R ER SO BB IBB HBP BLK WP HR S P ERA WHIP	IP WLS BF H R ER SO BB IBB HBP BLK WP HR S P ERA WHIP	IP WLS BF H R ER SO BB IBB HBP BLK WP HR S P ERA WHIP	IP WLS BF H R ER SO BB IBB HBP BLK WP HR S P ERA WHIP	IP WLS BF H R ER SO BB IBB HBP BLK WP HR S P ERA WHIP	IP WLS BF H R ER SO BB IBB HBP BLK WP HR S P ERA WHIP	IP WLS BF H R ER SO BB IBB HBP BLK WP HR S P ERA WHIP	IP WLS BF H R ER SO BB IBB HBP BLK WP HR S P ERA WHIP	IP WLS BF H R ER SO BB IBB HBP BLK WP HR S P ERA WHIP	IP WLS BF H R ER SO BB IBB HBP BLK WP HR S P ERA WHIP	IP WLS BF H R ER SO BB IBB HBP BLK WP HR S P ERA WHIP	IP WLS BF H R ER SO BB IBB HBP BLK WP HR S P ERA WHIP	IP WLS BF H R ER SO BB IBB HBP BLK WP HR S P ERA WHIP		
Bob Knepper, L (1,1) ERA: 3.13	4.0 L	2.0	3.0																
Manny Hernandez, R (5,1) ERA: 3.75	8	2	12																
Jeff Calhoun, L (7,1) ERA: 4.03	2	0	0																
Batter	1	2	3	4	5	6	7	8	9	AB	R	H	RBI	BB	SO	LOB	BOTTOM		
Billy Hatcher, R (1,8) OBP: 0.309, SLG: 0.375	0-0 4-3		0-0 4-3			0-0 4-3			0-3 K	4	0	0	0	0	1	1	San Diego Padres @ Houston Astros Astrodome, Houston, TX Sun Sep 21 1986, 4:33 AM EDT Att: 23,385 - Unknown		
Bill Doran, S (1,4) OBP: 0.368, SLG: 0.368	0-0 4-3			0-3 K		0-0 4-3				3	0	0	0	0	1	0			
Denny Walling, L (1,5) OBP: 0.373, SLG: 0.484	0-0 4-3			0-0 F8		0-0 4-3				3	0	0	0	0	0	0			
Glenn Davis, R (1,3) OBP: 0.340, SLG: 0.495		0-0 5-3		0-0 F7		0-0 5-3				3	0	0	0	0	0	0			
Kevin Bass, S (1,9) OBP: 0.362, SLG: 0.498		0-0 G3			0-0 6-3			0-0 F6		3	0	0	0	0	0	0			
Jose Cruz, L (1,7) OBP: 0.341, SLG: 0.398		0-0 F9			0-3 K			0-0 4-3		3	0	0	0	0	1	0			
Craig Reynolds, L (1,6) OBP: 0.272, SLG: 0.345			0-3 K			0-0 F6		0-0 F9		3	0	0	0	0	1	0			
John Mizerock, L (1,2) OBP: 0.378, SLG: 0.270			0-0 F9			0-0 3-1			0-0 G3	3	0	0	0	0	0	0			
Bob Knepper, L (1,1) Manny Hernandez, R (5,1)	0-0 1B								0-0 F7	1	0	1	0	0	0	0			
Ty Gainey, L (6, PH) Jeff Calhoun, L (7,1)										1	0	0	0	0	1	0			
Terry Puhl, L (9, PH) OBP: 0.299, SLG: 0.336										1	0	0	0	0	0	0			
Inning Stats	R: 0 E: 0 K: 0 S: 3	H: 0 LOB: 0 BB: 0 P: 3	R: 0 E: 0 K: 0 S: 3	H: 0 LOB: 0 BB: 0 P: 3	R: 0 E: 0 K: 1 S: 6	H: 1 LOB: 1 BB: 0 P: 6	R: 0 E: 0 K: 1 S: 5	H: 0 LOB: 0 BB: 0 P: 5	R: 0 E: 0 K: 1 S: 5	H: 0 LOB: 0 BB: 0 P: 5	R: 0 E: 0 K: 0 S: 3	H: 0 LOB: 0 BB: 0 P: 3	R: 0 E: 0 K: 0 S: 3	H: 0 LOB: 0 BB: 0 P: 3	R: 0 E: 0 K: 1 S: 5	H: 0 LOB: 0 BB: 0 P: 5	1B: 0 2B: 0 3B: 1 HR: 0	SF: 0 SAC: 0 DP: 0 HBP: 0	WP: 0 PA: 28 PB: 0 SB: 0 CS: 0
PITCHER	IP WLS BF H R ER SO BB IBB HBP BLK WP HR S P ERA WHIP	IP WLS BF H R ER SO BB IBB HBP BLK WP HR S P ERA WHIP	IP WLS BF H R ER SO BB IBB HBP BLK WP HR S P ERA WHIP	IP WLS BF H R ER SO BB IBB HBP BLK WP HR S P ERA WHIP	IP WLS BF H R ER SO BB IBB HBP BLK WP HR S P ERA WHIP	IP WLS BF H R ER SO BB IBB HBP BLK WP HR S P ERA WHIP	IP WLS BF H R ER SO BB IBB HBP BLK WP HR S P ERA WHIP	IP WLS BF H R ER SO BB IBB HBP BLK WP HR S P ERA WHIP	IP WLS BF H R ER SO BB IBB HBP BLK WP HR S P ERA WHIP	IP WLS BF H R ER SO BB IBB HBP BLK WP HR S P ERA WHIP	IP WLS BF H R ER SO BB IBB HBP BLK WP HR S P ERA WHIP	IP WLS BF H R ER SO BB IBB HBP BLK WP HR S P ERA WHIP	IP WLS BF H R ER SO BB IBB HBP BLK WP HR S P ERA WHIP	IP WLS BF H R ER SO BB IBB HBP BLK WP HR S P ERA WHIP	IP WLS BF H R ER SO BB IBB HBP BLK WP HR S P ERA WHIP	IP WLS BF H R ER SO BB IBB HBP BLK WP HR S P ERA WHIP	IP WLS BF H R ER SO BB IBB HBP BLK WP HR S P ERA WHIP		
Jimmy Jones, R (1,1) ERA:	9.0 W	28	1	0	0	5	0	0	0	0	0	38	38	0.00	0.111				

Batter	1	2	3	4	5	6	7	8	9	AB	R	H	RBI	BB	SO	LOB	TOP																			
Steve Sax, R OBP: 0.384, SLG: 0.436 (1, 4)	F7		F9	1B				4-3		5	1	2	3	0	0	0	Los Angeles Dodgers @ Houston Astros Astrodome, Houston, TX Mon Sep 22 1986, 8:05 PM EDT Att: 27,641 - Unknown																			
Franklin Stubbs, L OBP: 0.296, SLG: 0.437 (1, 8) (6, 7)	K		K	1B		F9				5	1	2	2	0	2	1																				
Ralph Bryant, L OBP: 0.383, SLG: 0.738 Reggie Williams, R OBP: 0.332, SLG: 0.377 (1, 9) (8, 9)				HR				HR		4	1	2	1	1	1	1																				
Pedro Guerrero, R OBP: 0.265, SLG: 0.455 Jose Gonzalez, R OBP: 0.276, SLG: 0.315 (1, 7) (6, 8)	5-3			1B		F8			K	4	2	2	1	0	0	3																				
Greg Brock, L OBP: 0.315, SLG: 0.436 (1, 3)		F9		F8	4-3			G3		5	0	1	0	0	0	1																				
Mike Scioscia, L OBP: 0.370, SLG: 0.354 (1, 2)	L3		E3	1B		F9		4-3	G3	5	1	0	0	0	2																					
Jeff Hamilton, R OBP: 0.237, SLG: 0.315 (1, 5)				1B	5-3			F3		4	1	2	0	0	0	1																				
Dave Anderson, R OBP: 0.320, SLG: 0.314 (1, 6)	F8		SF9	2B				5-3		3	1	1	1	0	0	2																				
Fernando Valenzuela, L OBP: 0.219, SLG: 0.280 (1, 1)			K	2B		SH1-3		F8		3	1	1	1	0	1	0																				
Inning Stats	R: 0 E: 0 K: 1 S: 6	H: 1 LOB: 1 BB: 0 P: 6	R: 0 E: 0 K: 0 S: 4	H: 1 LOB: 1 BB: 0 P: 4	R: 0 E: 0 K: 2 S: 7	H: 0 LOB: 0 BB: 0 P: 7	R: 6 E: 1 K: 1 S: 12	H: 6 LOB: 1 BB: 0 P: 12	R: 1 E: 0 K: 0 S: 4	H: 1 LOB: 0 BB: 0 P: 4	R: 1 E: 0 K: 0 S: 5	H: 2 LOB: 2 BB: 1 P: 9	R: 0 E: 0 K: 0 S: 4	H: 1 LOB: 1 BB: 0 P: 4	R: 1 E: 0 K: 1 S: 5	H: 1 LOB: 0 BB: 0 P: 4		R: 0 E: 0 K: 1 S: 5	H: 0 LOB: 0 BB: 0 P: 5	1B: 6 2B: 4 3B: 0 HR: 3	SF: 1 SAC: 1 DP: 0 HBP: 0	WP: 0 PB: 0 SB: 0 CS: 0	PA: 42													
PITCHER	IP	WLS	BF	H	R	ER	SO	BB	IBB	HBP	BLK	WP	HR	S	P	ERA	WHIP	PITCHER		IP	WLS	BF	H	R	ER	SO	BB	IBB	HBP	BLK	WP	HR	S	P	ERA	WHIP
Danny Darwin, R ERA: 3.38 (1, 1)	3.2	L	20	8	6	1	3	0	0	0	0	0	1	26	26	2.46	2.182	Jeff Calhoun, L ERA: 3.86 (9, 1)		1.0		3	0	0	0	1	0	0	0	0	0	5	5	0.00	0.000	
Manny Hernandez, R ERA: 3.9 (4, 1)	1.1		5	1	1	1	1	0	0	0	0	0	1	7	7	6.75	0.750																			
Julio Solano, R ERA: 7.59 (6, 1)	1.0		6	2	1	1	0	1	0	0	0	0	0	5	9	9.00	3.000																			
Matt Keough, R ERA: 3.79 (7, 1)	1.0		4	1	0	0	0	0	0	0	0	0	0	4	4	0.00	1.000																			
Aurelio Lopez, R ERA: 3.53 (8, 1)	1.0		4	1	1	1	0	0	0	0	0	0	1	4	4	9.00	1.000																			

Batter	1	2	3	4	5	6	7	8	9	AB	R	H	RBI	BB	SO	LOB	BOTTOM																			
Billy Hatcher, R OBP: 0.306, SLG: 0.371 (1, 8)	F9		L4			F8		F4		4	0	0	0	0	0	0	Los Angeles Dodgers @ Houston Astros Astrodome, Houston, TX Mon Sep 22 1986, 8:05 PM EDT Att: 27,641 - Unknown																			
Bill Doran, S OBP: 0.367, SLG: 0.366 Jeff Calhoun, L (1, 4) (9, 1)	6-3		CS			E9		F2		3	0	0	0	1	0	0																				
Davey Lopes, R OBP: 0.382, SLG: 0.434 (1, 7)	BB		CS		F7			F4		4	0	1	0	0	0	1																				
Glenn Davis, R OBP: 0.339, SLG: 0.493 (1, 3)	BB				K			F7		3	0	0	0	1	1	1																				
Kevin Bass, S OBP: 0.359, SLG: 0.495 (1, 9)	K				F8			E9		4	1	0	0	0	1	1																				
Phil Garner, R OBP: 0.337, SLG: 0.430 (1, 5)			K		1-4-3			F8		4	1	1	0	0	1	0																				
Alan Ashby, S OBP: 0.339, SLG: 0.364 (1, 2)			K		BB			6-3		2	0	0	1	1	1	0																				
Dickie Thon, R OBP: 0.317, SLG: 0.337 (1, 6)			5-3		5-3			F2		3	0	0	0	0	0	1																				
Danny Darwin, R OBP: 0.291, SLG: 0.291 Manny Hernandez, R OBP: 0.367, SLG: 0.366 Jim Pankovits, R OBP: 0.367, SLG: 0.388 Julio Solano, R (1, 1) (4, 1) (5, PH) (6, 1) Matt Keough, R OBP: 0.286, SLG: 0.357 Tony Walker, R OBP: 0.319, SLG: 0.375 Aurelio Lopez, R (1, 1) Bert Parks, R OBP: 0.286, SLG: 0.286 (4, 4)			K		6-3			5-3		1	0	0	0	0	1	0																				
Inning Stats	R: 0 E: 0 K: 1 S: 6	H: 1 LOB: 2 BB: 1 P: 10	R: 0 E: 0 K: 2 S: 7	H: 0 LOB: 0 BB: 0 P: 7	R: 0 E: 0 K: 1 S: 4	H: 0 LOB: 0 BB: 1 P: 8	R: 0 E: 0 K: 1 S: 5	H: 0 LOB: 0 BB: 0 P: 5	R: 0 E: 0 K: 0 S: 3	H: 0 LOB: 1 BB: 1 P: 7	R: 2 E: 1 K: 0 S: 5	H: 1 LOB: 0 BB: 0 P: 5	R: 0 E: 0 K: 0 S: 3	H: 0 LOB: 0 BB: 0 P: 3	R: 0 E: 0 K: 0 S: 3	H: 0 LOB: 0 BB: 0 P: 3		R: 0 E: 0 K: 0 S: 3	H: 0 LOB: 0 BB: 0 P: 3	1B: 1 2B: 0 3B: 1 HR: 0	SF: 0 SAC: 0 DP: 0 HBP: 0	WP: 0 PB: 0 SB: 0 CS: 1	PA: 34													
PITCHER	IP	WLS	BF	H	R	ER	SO	BB	IBB	HBP	BLK	WP	HR	S	P	ERA	WHIP	PITCHER		IP	WLS	BF	H	R	ER	SO	BB	IBB	HBP	BLK	WP	HR	S	P	ERA	WHIP
Fernando Valenzuela, L ERA: 3.03 (1, 1)	9.0	W	33	2	2	1	5	3	0	0	0	0	0	40	52	1.00	0.556																			





Batter	1	2	3	4	5	6	7	8	9	AB	R	H	RBI	BB	SO	LOB	TOP
Steve Sax, R OBP: 0.383, SLG: 0.435 (1, 4)										4	0	1	0	0	1	0	Los Angeles Dodgers @ Houston Astros Astrodome, Houston, TX Tue Sep 23 1986, 8:05 PM EDT Att: 27,734 - Unknown
Reggie Williams, R OBP: 0.331, SLG: 0.373 (1, 7)										3	0	0	0	1	1		
Enos Cabell, R OBP: 0.293, SLG: 0.320 (1, 9)										4	0	1	0	0	1	2	
Pedro Guerrero, R OBP: 0.243, SLG: 0.417 Len Matuszek, L OBP: 0.325, SLG: 0.418 (7, 3)										3	0	0	0	0	2	2	
Alex Trevino, R OBP: 0.345, SLG: 0.381 (1, 2)										3	0	0	0	0	1	1	
Jeff Hamilton, R OBP: 0.231, SLG: 0.307 (1, 5)										3	0	0	0	0	1	0	
Dave Anderson, R OBP: 0.316, SLG: 0.309 (1, 6)										3	0	0	0	0	1	0	
Jose Gonzalez, R OBP: 0.265, SLG: 0.303 (1, 8)										3	0	0	0	0	1	0	
Dennis Powell, R OBP: 0.293, SLG: 0.500 Larry Sear, R OBP: 0.294, SLG: 0.313 Balvino Galvez, R OBP: 0.307, SLG: 0.329 Bill Russell, R OBP: 0.297, SLG: 0.329 Alejandro Pena, R OBP: 0.276, SLG: 0.325 Mariano Duncan, R OBP: 0.294, SLG: 0.323 (1, 1)										0	0	0	0	0	0	0	
Inning Stats	R: 0 H: 0 E: 0 K: 3 S: 9	H: 0 LOB: 0 BB: 0 P: 9	R: 0 H: 0 E: 0 K: 3 S: 9	H: 0 LOB: 0 BB: 0 P: 9	R: 0 H: 0 E: 0 K: 2 S: 7	H: 1 LOB: 0 BB: 0 P: 6	R: 0 H: 0 E: 0 K: 0 S: 3	H: 0 LOB: 0 BB: 0 P: 3	R: 0 H: 0 E: 0 K: 0 S: 4	H: 1 LOB: 1 BB: 0 P: 4	R: 0 H: 0 E: 0 K: 0 S: 3	H: 0 LOB: 0 BB: 0 P: 3	R: 0 H: 0 E: 0 K: 1 S: 5	H: 0 LOB: 1 BB: 1 P: 9	1B: 2 2B: 0 3B: 0 HR: 0	SF: 0 SAC: 0 DP: 0 HBP: 0	
PITCHER Jim Deshaies, L ERA: 3.49 (1, 1)	IP: 9.0 WLS: W BF: 30 H: 2 R: 0 ER: 0 SO: 10 BB: 1 IBB: 0 HBP: 0 BLK: 0 WP: 0 HR: 0 S: 49 P: 53 ERA: 0.00 WHIP: 0.333																

Batter	1	2	3	4	5	6	7	8	9	AB	R	H	RBI	BB	SO	LOB	BOTTOM		
Billy Hatcher, R OBP: 0.308, SLG: 0.371 (1, 8)										3	1	1	0	1	0	1	Los Angeles Dodgers @ Houston Astros Astrodome, Houston, TX Tue Sep 23 1986, 8:05 PM EDT Att: 27,734 - Unknown		
Bill Doran, S OBP: 0.366, SLG: 0.367 (1, 4)										4	1	1	0	0	1	2			
Phil Garner, R OBP: 0.334, SLG: 0.427 Denny Walling, L OBP: 0.375, SLG: 0.486 (6, PH)										2	0	0	1	0	0	0			
Glenn Davis, R OBP: 0.340, SLG: 0.491 (1, 3)										2	0	0	0	2	0	0			
Kevin Bass, S OBP: 0.357, SLG: 0.491 (1, 9)										4	0	0	0	0	0	2			
Jose Cruz, L OBP: 0.342, SLG: 0.398 (1, 7)										3	0	1	0	1	1	3			
Alan Ashby, S OBP: 0.338, SLG: 0.372 (1, 2)										4	1	1	1	0	2	5			
Dickie Thon, R OBP: 0.319, SLG: 0.336 Bert Pena, R OBP: 0.310, SLG: 0.200 (5, 6)										1	0	0	0	1	1	0			
Jim Deshaies, L OBP: 0.167, SLG: 0.048 (1, 1)										3	0	0	0	0	2	3			
Inning Stats	R: 2 H: 1 E: 1 K: 0 S: 5	H: 1 LOB: 2 BB: 2 P: 13	R: 0 H: 0 E: 0 K: 1 S: 5	H: 0 LOB: 1 BB: 1 P: 9	R: 0 H: 0 E: 0 K: 1 S: 6	H: 0 LOB: 0 BB: 0 P: 6	R: 1 H: 2 E: 0 K: 1 S: 7	H: 0 LOB: 1 BB: 0 P: 7	R: 0 H: 0 E: 0 K: 0 S: 3	H: 0 LOB: 0 BB: 0 P: 3	R: 0 H: 1 E: 0 K: 1 S: 5	H: 0 LOB: 0 BB: 0 P: 5	R: 0 H: 0 E: 0 K: 1 S: 5	H: 0 LOB: 0 BB: 0 P: 5	R: 1 H: 1 E: 1 K: 2 S: 8	H: 1 LOB: 3 BB: 3 P: 20		1B: 3 2B: 1 3B: 0 HR: 1	SF: 1 SAC: 1 DP: 1 HBP: 0
PITCHER Dennis Powell, L ERA: 4.58 Balvino Galvez, R ERA: 3.18 Alejandro Pena, R ERA: 4.65 (1, 1)	IP: 2.0 WLS: L BF: 11 H: 1 R: 2 ER: 1 SO: 2 BB: 3 IBB: 0 HBP: 0 BLK: 0 WP: 0 HR: 0 S: 10 P: 22 ERA: 9.00 WHIP: 2.000																		

Batter	1	2	3	4	5	6	7	8	9	AB	R	H	RBI	BB	SO	LOB	TOP				
Will Clark, L OBP: 0.348, SLG: 0.458 (1,3)										4	0	0	0	0	1	0	San Francisco Giants @ Houston Astros Astrodome, Houston, TX Wed Sep 24 1986, 8:05 PM EDT Att: 37,611 - Unknown				
Robby Thompson, R OBP: 0.327, SLG: 0.371 (1,4)										4	0	0	0	0	2	1					
Bob Brenly, R OBP: 0.362, SLG: 0.422 (1,5)										3	0	0	0	1	1	1					
Candy Maldonado, R OBP: 0.294, SLG: 0.467 (1,9)										3	0	0	0	1	3	1					
Chili Davis, S OBP: 0.366, SLG: 0.407 (1,8)										3	0	1	0	1	0	0					
Mike Aldrete, L OBP: 0.357, SLG: 0.392 (1,7)										3	0	1	0	1	0	2					
Bob Melvin, R OBP: 0.299, SLG: 0.324 (1,2)										3	0	0	0	0	2	3					
Jose Uribe, S OBP: 0.316, SLG: 0.284 (8, PH)										2	0	0	0	0	1	2					
Brad Guiden, L OBP: 0.174, SLG: 0.095 (8, 6)										1	0	0	0	0	1	0					
Luis Quinones, S OBP: 0.214, SLG: 0.255 (8, 6)										0	0	0	0	0	0	0					
Michael LaCoss, R OBP: 0.258, SLG: 0.356 (5, PH)										1	0	0	0	0	0	0					
Mike Woodard, L OBP: 0.333, SLG: 0.292 (5, 1)										0	0	0	0	0	0	0					
Randy Bockus, L OBP: 0.286, SLG: 0.714 (8, PH)										1	0	0	0	0	1	0					
Mark Grant, R ERA: 2.74 (8, 1)										0	0	0	0	0	0	0					
Inning Stats	R: 0 E: 0 K: 2 S: 7	H: 0 LOB: 0 BB: 0 P: 7	R: 0 E: 0 K: 2 S: 7	H: 0 LOB: 2 BB: 2 P: 15	R: 0 E: 1 K: 0 S: 4	H: 0 LOB: 1 BB: 0 P: 4	R: 0 E: 0 K: 1 S: 5	H: 0 LOB: 0 BB: 0 P: 5	R: 0 E: 0 K: 2 S: 7	H: 1 LOB: 1 BB: 1 P: 11	R: 0 E: 0 K: 0 S: 3	H: 1 LOB: 0 BB: 0 P: 3	R: 0 E: 0 K: 3 S: 9	H: 0 LOB: 0 BB: 1 P: 9	R: 0 E: 0 K: 0 S: 4	H: 1 LOB: 2 BB: 1 P: 8	1B: 2 2B: 0 3B: 0 HR: 0	SF: 0 SAC: 0 DP: 1 HBP: 0	WP: 0 PB: 0 SB: 1 CS: 1	PA: 33	
PITCHER	IP	WLS	BF	H	R	ER	SO	BB	IBB	HBP	BLK	WP	HR	S	P	ERA	WHIP				
Nolan Ryan, R ERA: 3.42 (1, 1)	8.0	W	28	1	0	0	12	3	0	0	0	0	0	49	61	0.00	0.500				
Charlie Kerfeld, R ERA: 2.74 (9, 1)	1.0		5	1	0	0	0	1	0	0	0	0	0	4	8	0.00	2.000				

Batter	1	2	3	4	5	6	7	8	9	AB	R	H	RBI	BB	SO	LOB	BOTTOM				
Billy Hatcher, R OBP: 0.309, SLG: 0.370 (1,8)										4	0	1	2	1	0	0	San Francisco Giants @ Houston Astros Astrodome, Houston, TX Wed Sep 24 1986, 8:05 PM EDT Att: 37,611 - Unknown				
Bill Doran, S OBP: 0.370, SLG: 0.368 (1,4)										1	2	1	0	3	0	0					
Denny Walling, L OBP: 0.371, SLG: 0.480 (1,5)										4	0	0	0	0	1	5					
Glenn Davis, R OBP: 0.341, SLG: 0.495 (1,3)										3	1	1	1	1	0	2					
Kevin Bass, S OBP: 0.358, SLG: 0.493 (1,9)										4	0	2	2	0	0	0					
Jose Cruz, L OBP: 0.344, SLG: 0.397 (1,7)										3	1	1	0	1	0	2					
Alan Ashby, S OBP: 0.337, SLG: 0.369 (1,2)										3	0	0	0	1	0	2					
Craig Reynolds, L OBP: 0.269, SLG: 0.340 (1,6)										4	1	0	0	0	1	2					
Nolan Ryan, R OBP: 0.121, SLG: 0.105 (8, PH)										3	1	1	0	0	1	1					
Charlie Kerfeld, R OBP: 0.200, SLG: 0.111 (9, 1)										1	0	0	0	0	1	0					
Inning Stats	R: 1 E: 0 K: 0 S: 4	H: 1 LOB: 2 BB: 2 P: 12	R: 0 E: 0 K: 0 S: 3	H: 1 LOB: 0 BB: 0 P: 3	R: 0 E: 1 K: 1 S: 5	H: 0 LOB: 1 BB: 1 P: 9	R: 3 E: 1 K: 0 S: 5	H: 2 LOB: 1 BB: 1 P: 9	R: 1 E: 0 K: 0 S: 4	H: 1 LOB: 0 BB: 0 P: 4	R: 0 E: 0 K: 2 S: 7	H: 0 LOB: 0 BB: 0 P: 7	R: 0 E: 0 K: 0 S: 4	H: 0 LOB: 0 BB: 0 P: 7	R: 0 E: 0 K: 2 S: 7	H: 0 LOB: 0 BB: 0 P: 7	1B: 5 2B: 1 3B: 0 HR: 1	SF: 0 SAC: 0 DP: 0 HBP: 0	WP: 1 PB: 1 SB: 1 CS: 1	PA: 38	
PITCHER	IP	WLS	BF	H	R	ER	SO	BB	IBB	HBP	BLK	WP	HR	S	P	ERA	WHIP				
Michael LaCoss, R ERA: 3.54 (1, 1)	4.0	L	19	4	4	1	1	4	0	0	0	0	1	17	33	2.25	2.000				
Randy Bockus, R ERA: 3.5 (5, 1)	3.0		15	3	2	2	1	2	1	0	0	0	1	14	26	6.00	1.667				
Mark Grant, R ERA: 9.0 (8, 1)	1.0		3	0	0	0	2	0	0	0	0	0	0	7	7	0.00	0.000				

Batter	1	2	3	4	5	6	7	8	9	AB	R	H	RBI	BB	SO	LOB	TOP			
Dan Gladden, R (1, 8) OBP: 0.354, SLG: 0.360	1-0 2-3 S HBP		0-0 5-3			0-3 K		0-3 K	0-3 K	3	0	0	0	0	2	0	San Francisco Giants @ Houston Astros Astrodome, Houston, TX Thu Sep 25 1986, 4:33 AM EDT Att: 32,808 - Unknown AB 27 R 0 H 0 RBI 0 BB 2 SO 13 LOB 8 			
Robby Thompson, R (1, 4) OBP: 0.325, SLG: 0.368	0-0 F6 1-2		0-3 K			0-3 K		0-3 K	0-3 K	4	0	0	0	0	3	1				
Will Clark, L (1, 3) OBP: 0.345, SLG: 0.453	0-0 2-3			0-0 4-3			0-3 K		0-0 G3	4	0	0	0	0	1	1				
Candy Maldonado, R (1, 7) OBP: 0.291, SLG: 0.463	0-0 F3			0-3 K			0-3 K			3	0	0	0	0	2	1				
Chili Davis, S (1, 9) OBP: 0.366, SLG: 0.406		4-0 S BB		0-0 6-3			0-0 G3			2	0	0	0	1	0	0				
Bob Brenly, R (1, 5) OBP: 0.360, SLG: 0.419		0-3 K 1-2			0-3 K			0-3 K		3	0	0	0	0	3	1				
Phil Ouellette, S (1, 2) OBP: 0.222, SLG: 0.125		0-3 K			0-0 3-1			4-0 FC4-6 BB		2	0	0	0	1	1	1				
Jose Uribe, S (1, 6) OBP: 0.314, SLG: 0.283		0-0 F4			0-0 F9			0-0 FC4-6 1-2		2	0	0	0	0	0	1				
Harry Spillman, L (8, PH) OBP: 0.324, SLG: 0.440										1	0	0	0	0	0	1				
Luis Quinones, S (8, PR) OBP: 0.214, SLG: 0.255										0	0	0	0	0	0	0				
Juan Berenguer, R (1, 1) OBP: 0.143, SLG: 0.143			0-0 5-3			0-3 K			0-0 F8	1	0	0	0	0	0	0				
Rick Lancelotti, L (8, PH) OBP: 0.297, SLG: 0.667										1	0	0	0	0	1	0				
Mark Davis, L (6, 1) OBP: 0.183, SLG: 0.286										0	0	0	0	0	0	0				
Mike Aldrete, L (8, PH) OBP: 0.356, SLG: 0.389										1	0	0	0	0	1	0				
Scott Garrelts, R (8, 1) OBP: 0.209, SLG: 0.279										0	0	0	0	0	0	0				
Inning Stats	R: 0 E: 0 K: 0 S: 3	H: 0 LOB: 1 BB: 0 P: 4	R: 0 E: 0 K: 2 S: 7	H: 0 LOB: 1 BB: 1 P: 11	R: 0 E: 0 K: 1 S: 5	H: 0 LOB: 0 BB: 0 P: 5	R: 0 E: 0 K: 1 S: 5	H: 0 LOB: 0 BB: 0 P: 5	R: 0 E: 0 K: 3 S: 9	H: 0 LOB: 0 BB: 0 P: 9	R: 0 E: 0 K: 2 S: 7	H: 0 LOB: 0 BB: 0 P: 7	R: 0 E: 0 K: 1 S: 5	H: 0 LOB: 1 BB: 1 P: 9	R: 0 E: 0 K: 2 S: 7	H: 0 LOB: 0 BB: 0 P: 7	1B: 0 2B: 0 3B: 0 HR: 0	SF: 0 SAC: 0 DP: 0 HBP: 1	WP: 0 PB: 0 SB: 2 CS: 0	PA: 30
PITCHER Mike Scott, R (1, 1) ERA: 2.25	IP: 9.0 WLS: W BF: 30	H: 0 R: 0 ER: 0 SO: 13	BB: 2 IBB: 0 HBP: 1 BLK: 0	WP: 0 HR: 0 S: 53 P: 62	ERA: 0.00 WHIP: 0.222	PITCHER										IP: 9.0 WLS: W BF: 30	H: 0 R: 0 ER: 0 SO: 13	BB: 2 IBB: 0 HBP: 1 BLK: 0	WP: 0 HR: 0 S: 53 P: 62	ERA: 0.00 WHIP: 0.222

Batter	1	2	3	4	5	6	7	8	9	AB	R	H	RBI	BB	SO	LOB	BOTTOM			
Billy Hatcher, R (1, 8) OBP: 0.308, SLG: 0.366	1-0 CS S HBP		0-0 6-3		0-0 F6 1-2		0-0 F7		0-3 K	4	0	0	0	0	1	3	San Francisco Giants @ Houston Astros Astrodome, Houston, TX Thu Sep 25 1986, 4:33 AM EDT Att: 32,808 - Unknown AB 31 R 2 H 10 RBI 2 BB 5 SO 8 LOB 18 			
Bill Doran, S (1, 4) OBP: 0.371, SLG: 0.369	0-3 K 1-2		0-0 G4-6-3 1B		0-0 4-3		0-0 FC6-4 1B			4	0	2	0	0	1	1				
Denny Walling, L (1, 5) OBP: 0.373, SLG: 0.489	0-0 1B 2-3		0-0 G4-6-3 1-2		0-0 HR		0-0 FC6-4 1B WP			4	2	2	1	0	0	2				
Glenn Davis, R (1, 3) OBP: 0.344, SLG: 0.495	0-0 1B 1-2		4-0 1B BB		0-0 5-3		4-0 1B IBB			2	0	1	0	2	0	0				
Kevin Bass, S (1, 9) OBP: 0.359, SLG: 0.492	0-0 F9		0-0 1B		4-0 S 1B BB		0-3 K			3	0	1	0	1	1	4				
Jose Cruz, L (1, 7) OBP: 0.347, SLG: 0.398		4-0 FC1-5 BB	0-3 K		4-0 1B IBB		0-0 FC5-4 1B			2	0	1	1	2	1	2				
Alan Ashby, S (1, 2) OBP: 0.339, SLG: 0.370		0-0 FC1-5 1B		0-0 F9		0-0 1B		0-0 FC5-4		4	0	2	0	0	0	2				
Craig Reynolds, L (1, 6) OBP: 0.267, SLG: 0.338		0-0 F7		0-0 F9		0-3 K		0-3 K		2	0	0	0	0	0	2				
Dickie Thorn, R (6, PH) OBP: 0.316, SLG: 0.333										2	0	0	0	0	2	0				
Mike Scott, R (1, 1) OBP: 0.147, SLG: 0.151		0-0 FC1-5 1-2 2-3		0-0 WP 1B		0-3 K		0-3 K		4	0	1	0	0	2	2				
Inning Stats	R: 0 E: 0 K: 1 S: 6	H: 2 LOB: 2 BB: 0 P: 7	R: 0 E: 0 K: 0 S: 4	H: 1 LOB: 2 BB: 1 P: 8	R: 0 E: 0 K: 1 S: 6	H: 2 LOB: 2 BB: 1 P: 10	R: 0 E: 0 K: 0 S: 4	H: 1 LOB: 1 BB: 0 P: 4	R: 1 E: 0 K: 0 S: 4	H: 2 LOB: 2 BB: 2 P: 12	R: 0 E: 0 K: 2 S: 7	H: 0 LOB: 0 BB: 0 P: 7	R: 1 E: 0 K: 1 S: 7	H: 2 LOB: 2 BB: 1 P: 11	R: 0 E: 0 K: 3 S: 9	H: 0 LOB: 0 BB: 0 P: 9	1B: 9 2B: 0 3B: 0 HR: 1	SF: 0 SAC: 0 DP: 1 HBP: 1	WP: 2 PB: 0 SB: 2 CS: 1	PA: 37
PITCHER Juan Berenguer, R (1, 1) ERA: 2.7	IP: 5.0 WLS: L BF: 25	H: 8 R: 1 ER: 1 SO: 2	BB: 3 IBB: 1 HBP: 0 BLK: 0	WP: 1 HR: 1 S: 24 P: 41	ERA: 1.80 WHIP: 2.200	PITCHER										IP: 5.0 WLS: L BF: 25	H: 8 R: 1 ER: 1 SO: 2	BB: 3 IBB: 1 HBP: 0 BLK: 0	WP: 1 HR: 1 S: 24 P: 41	ERA: 1.80 WHIP: 2.200
Mark Davis, L (6, 1) ERA: 3.15	IP: 2.0 WLS: 9 BF: 2	H: 2 R: 1 ER: 1 SO: 3	BB: 0 IBB: 0 HBP: 0 BLK: 0	WP: 0 HR: 0 S: 14 P: 18	ERA: 4.50 WHIP: 1.000	PITCHER										IP: 2.0 WLS: 9 BF: 2	H: 2 R: 1 ER: 1 SO: 3	BB: 0 IBB: 0 HBP: 0 BLK: 0	WP: 0 HR: 0 S: 14 P: 18	ERA: 4.50 WHIP: 1.000
Scott Garrelts, R (8, 1) ERA: 3.22	IP: 1.0 WLS: 3 BF: 0	H: 0 R: 0 ER: 0 SO: 3	BB: 0 IBB: 0 HBP: 0 BLK: 0	WP: 0 HR: 0 S: 9 P: 9	ERA: 0.00 WHIP: 0.000	PITCHER										IP: 1.0 WLS: 3 BF: 0	H: 0 R: 0 ER: 0 SO: 3	BB: 0 IBB: 0 HBP: 0 BLK: 0	WP: 0 HR: 0 S: 9 P: 9	ERA: 0.00 WHIP: 0.000

Batter	1	2	3	4	5	6	7	8	9	AB	R	H	RBI	BB	SO	LOB	TOP								
Tony Walker, R OBP: 0.310, SLG: 0.371	F9		E5 1B		K		6-3			4	1	0	0	0	1	2									
Craig Reynolds, L OBP: 0.270, SLG: 0.339	K					L3				4	0	2	3	0	1	0									
Denny Walling, L OBP: 0.371, SLG: 0.489	F6						1-3			4	1	1	0	0	1	2									
Jose Cruz, L OBP: 0.348, SLG: 0.401		1-3				F8 2B		K		4	0	2	1	0	1	0									
Dan Driessen, L OBP: 0.405, SLG: 0.457	K				6-3			G3		3	0	0	0	1	1	1									
Jim Pankovits, R OBP: 0.350, SLG: 0.377	G3				1-3			2-3		4	0	0	0	0	0	3									
Terry Puhl, L OBP: 0.284, SLG: 0.317			6-3		4-3		L1			4	0	0	0	0	0	3									
Robbie Wine, R OBP: 0.333, SLG: 0.444					F4 1B			K		4	2	2	0	0	1	0									
Danny Darwin, R OBP: 0.071, SLG: 0.071								1-3		3	0	0	0	0	3	2									
Larry Andersen, R										0	0	0	0	0	0	0									
Alan Ashby, S OBP: 0.340, SLG: 0.371										1	0	0	0	0	0	0									
Charlie Kerfeld, R OBP: 0.200, SLG: 0.111										0	0	0	0	0	0	0									
Inning Stats	R: 0 E: 0 K: 1 S: 5	H: 0 LOB: 0 BB: 0 P: 5	R: 0 E: 0 K: 1 S: 5	H: 0 LOB: 0 BB: 0 P: 5	R: 2 E: 1 K: 2 S: 10	H: 2 LOB: 1 BB: 0 P: 10	R: 0 E: 0 K: 0 S: 4	H: 1 LOB: 1 BB: 0 P: 4	R: 0 E: 0 K: 2 S: 7	H: 0 LOB: 0 BB: 0 P: 7	R: 1 E: 0 K: 0 S: 5	H: 2 LOB: 2 BB: 1 P: 9	R: 1 E: 0 K: 1 S: 7	H: 2 LOB: 1 BB: 0 P: 7	R: 0 E: 0 K: 1 S: 5	H: 0 LOB: 0 BB: 0 P: 5	R: 0 E: 0 K: 1 S: 5	H: 0 LOB: 0 BB: 0 P: 5	1B: 4 2B: 3 3B: 0 HR: 0	SF: 0 SAC: 0 DP: 0 HBP: 0	WP: 0 PB: 0 SB: 0 CS: 0	PA: 36			
PITCHER	IP	WLS	BF	H	R	ER	SO	BB	IBB	HBP	BLK	WP	HR	S	P	ERA	WHIP								
David Palmer, R ERA: 3.66	(1, 1)	7.0	L	30	7	4	2	7	0	1	0	0	0	43	47	2.57	1.000								
Ed Olwine, L ERA: 3.47	(8, 1)	1.0		3	0	0	0	1	0	0	0	0	0	5	5	0.00	0.000								
Gene Garber, R ERA: 2.48	(9, 1)	1.0		3	0	0	0	1	0	0	0	0	0	5	5	0.00	0.000								

Houston Astros @ Atlanta Braves
Atlanta-Fulton County Stadium, Atlanta, GA
Sat Sep 27 1986, 3:33 AM EDT
Att: 13,545 - Unknown

AB	35
R	4
H	7
RBI	4
BB	1
SO	9
LOB	13



Batter	1	2	3	4	5	6	7	8	9	AB	R	H	RBI	BB	SO	LOB	BOTTOM								
Albert Hall, S OBP: 0.333, SLG: 0.279	F5					F9		K		4	0	1	0	0	1	1									
Ken Oberkfell, L OBP: 0.375, SLG: 0.369								K		4	0	1	0	0	1	1									
Dale Murphy, R OBP: 0.354, SLG: 0.494	K									4	0	1	0	0	2	2									
Bob Horner, R OBP: 0.332, SLG: 0.460										4	0	2	0	0	1	1									
Ken Griffey, L OBP: 0.343, SLG: 0.483	L4									4	0	1	0	0	1	4									
Rafael Ramirez, R OBP: 0.274, SLG: 0.336										3	0	0	0	1	1	1									
Ozzie Virgil, R OBP: 0.337, SLG: 0.364										3	0	0	0	0	3	1									
Chris Chambliss, L OBP: 0.379, SLG: 0.414										1	0	0	0	0	1	2									
Andres Thomas, R OBP: 0.273, SLG: 0.388										3	0	1	0	0	1	1									
David Palmer, R OBP: 0.200, SLG: 0.281										1	0	0	0	0	0	0									
Ed Olwine, R OBP: 0.500, SLG: 0.333										0	0	0	0	0	0	0									
Omar Moreno, L OBP: 0.278, SLG: 0.353										1	0	0	0	0	1	0									
Gene Garber, R OBP: 0.286, SLG: 0.167										0	0	0	0	0	0	0									
Inning Stats	R: 0 E: 0 K: 1 S: 7	H: 2 LOB: 2 BB: 0 P: 7	R: 0 E: 0 K: 1 S: 5	H: 0 LOB: 0 BB: 0 P: 5	R: 0 E: 0 K: 0 S: 4	H: 1 LOB: 1 BB: 0 P: 4	R: 0 E: 0 K: 1 S: 5	H: 1 LOB: 0 BB: 0 P: 5	R: 0 E: 0 K: 1 S: 6	H: 1 LOB: 1 BB: 0 P: 6	R: 0 E: 0 K: 1 S: 5	H: 0 LOB: 0 BB: 0 P: 5	R: 0 E: 0 K: 2 S: 8	H: 1 LOB: 1 BB: 0 P: 8	R: 0 E: 0 K: 3 S: 9	H: 0 LOB: 0 BB: 0 P: 9	R: 0 E: 0 K: 3 S: 10	H: 1 LOB: 2 BB: 1 P: 14	1B: 7 2B: 0 3B: 0 HR: 0	SF: 0 SAC: 1 DP: 1 HBP: 0	WP: 2 PB: 0 SB: 2 CS: 0	PA: 34			
PITCHER	IP	WLS	BF	H	R	ER	SO	BB	IBB	HBP	BLK	WP	HR	S	P	ERA	WHIP								
Danny Darwin, R ERA: 3.24	(1, 1)	7.0	W	26	6	0	0	7	0	0	0	0	0	40	40	0.00	0.857								
Larry Andersen, R ERA: 3.11	(8, 1)	1.0		3	0	0	0	3	0	0	0	0	0	9	9	0.00	0.000								
Charlie Kerfeld, R ERA: 2.71	(9, 1)	1.0		5	1	0	0	3	1	0	0	1	0	10	14	0.00	2.000								

Houston Astros @ Atlanta Braves
Atlanta-Fulton County Stadium, Atlanta, GA
Sat Sep 27 1986, 3:33 AM EDT
Att: 13,545 - Unknown

AB	32
R	0
H	7
RBI	0
BB	1
SO	13
LOB	14



Batter	1	2	3	4	5	6	7	8	9	AB	R	H	RBI	BB	SO	LOB	TOP								
Billy Hatcher, R OBP: 0.308, SLG: 0.368 (1, 8)										4	1	1	0	0	0	2	Houston Astros @ Atlanta Braves Atlanta-Fulton County Stadium, Atlanta, GA Sun Sep 28 1986, 3:33 AM EDT Att: 6,280 - Unknown								
Bill Doran, S OBP: 0.369, SLG: 0.367 (1, 4)										4	0	0	0	0	0	3									
Davey Lopes, R OBP: 0.383, SLG: 0.433 (1, 7)										4	0	1	1	0	0	1									
Glenn Davis, R OBP: 0.343, SLG: 0.494 Dave Smith, R (9, 1)										4	0	1	0	0	0	1									
Kevin Bass, S OBP: 0.356, SLG: 0.489 (1, 9)										4	0	0	0	0	1	1									
Alan Ashby, S OBP: 0.340, SLG: 0.371 Robbie Wine, R OBP: 0.400, SLG: 0.444 (7, 2)										3	0	1	0	0	1	1									
Phil Garner, R OBP: 0.329, SLG: 0.420 (1, 5)										4	0	0	0	0	2	3									
Dickie Thon, R OBP: 0.320, SLG: 0.337 (1, 6)										3	1	2	0	0	1	0									
Jim Deshaies, L OBP: 0.183, SLG: 0.047 Ty Gagne, L OBP: 0.268, SLG: 0.435 Aurelio Lopez, R (6, PH) Terry Puhl, L OBP: 0.299, SLG: 0.329 Charlie Kerfeld, R OBP: 0.300, SLG: 0.211 Dan Brissesset, L OBP: 0.400, SLG: 0.457 (9, 3)										1	0	0	0	0	1	1									
Inning Stats	R: 0 E: 0 K: 0 S: 3	H: 0 LOB: 0 BB: 0 P: 3	R: 0 E: 0 K: 2 S: 8	H: 1 LOB: 1 BB: 0 P: 8	R: 0 E: 0 K: 1 S: 6	H: 1 LOB: 1 BB: 0 P: 6	R: 0 E: 0 K: 0 S: 3	H: 0 LOB: 0 BB: 0 P: 3	R: 0 E: 0 K: 1 S: 5	H: 1 LOB: 0 BB: 0 P: 5	R: 1 E: 0 K: 0 S: 5	H: 2 LOB: 1 BB: 0 P: 5	R: 0 E: 0 K: 1 S: 5	H: 0 LOB: 0 BB: 0 P: 5	R: 1 E: 0 K: 0 S: 5	H: 2 LOB: 1 BB: 0 P: 5		R: 0 E: 0 K: 1 S: 5	H: 0 LOB: 1 BB: 1 P: 9	1B: 5 2B: 2 3B: 0 HR: 0	SF: 0 SAC: 0 DP: 1 HBP: 0	WP: 0 PB: 0 SB: 2 CS: 0	PA: 34		
PITCHER	IP	WLS	BF	H	R	ER	SO	BB	IBB	HBP	BLK	WP	HR	S	P	ERA	WHIP								
Jim Acker, R ERA: 3.89 Jeff Dedmon, R ERA: 2.93	(1, 1) (8, 1)	7.0 L	25	5	1	1	5	0	0	0	0	0	0	35	35	1.29	0.714								

AB	33
R	2
H	7
RBI	2
BB	1
SO	6
LOB	13



Batter	1	2	3	4	5	6	7	8	9	AB	R	H	RBI	BB	SO	LOB	BOTTOM								
Albert Hall, S OBP: 0.308, SLG: 0.255 Jeff Dedmon, L OBP: 0.133, SLG: 0.133 (8, 1)										4	0	0	0	0	1	2	Houston Astros @ Atlanta Braves Atlanta-Fulton County Stadium, Atlanta, GA Sun Sep 28 1986, 3:33 AM EDT Att: 6,280 - Unknown								
Rafael Ramirez, R OBP: 0.274, SLG: 0.335 (1, 5)										4	0	1	0	0	2	1									
Dale Murphy, R OBP: 0.352, SLG: 0.491 (1, 8)										4	0	0	0	0	0	1									
Bob Horner, R OBP: 0.335, SLG: 0.465 (1, 3)										4	0	3	0	0	0	0									
Terry Harper, R OBP: 0.322, SLG: 0.371 (8, 9)										3	0	1	0	1	1	2									
Andres Thomas, R OBP: 0.270, SLG: 0.384 Ken Oberkfell, L OBP: 0.375, SLG: 0.369 (9, PH)										3	0	0	0	0	0	3									
Ozzie Virgil, R OBP: 0.337, SLG: 0.365 Gerald Perry, L OBP: 0.395, SLG: 0.403 (8, 7)										2	0	1	0	0	0	1									
Paul Runge, R OBP: 0.571, SLG: 0.400 (1, 4)										1	0	0	0	2	1	2									
Jim Acker, R OBP: 0.115, SLG: 0.154 Chris Chambliss, L OBP: 0.376, SLG: 0.410 Bruce Benedict, R OBP: 0.307, SLG: 0.313 (8, 2)										2	0	0	0	0	1	1									
Inning Stats	R: 0 E: 0 K: 0 S: 3	H: 0 LOB: 0 BB: 0 P: 3	R: 0 E: 0 K: 2 S: 9	H: 2 LOB: 2 BB: 0 P: 9	R: 0 E: 0 K: 1 S: 6	H: 1 LOB: 1 BB: 0 P: 6	R: 0 E: 0 K: 0 S: 4	H: 2 LOB: 1 BB: 0 P: 4	R: 0 E: 0 K: 1 S: 5	H: 0 LOB: 1 BB: 1 P: 9	R: 0 E: 0 K: 2 S: 7	H: 0 LOB: 1 BB: 1 P: 11	R: 0 E: 0 K: 1 S: 5	H: 0 LOB: 0 BB: 0 P: 5	R: 0 E: 0 K: 0 S: 2	H: 0 LOB: 0 BB: 1 P: 6		1B: 4 2B: 2 3B: 0 HR: 0	SF: 0 SAC: 0 DP: 1 HBP: 0	WP: 0 PB: 0 SB: 0 CS: 0	PA: 34				
PITCHER	IP	WLS	BF	H	R	ER	SO	BB	IBB	HBP	BLK	WP	HR	S	P	ERA	WHIP								
Jim Deshaies, L ERA: 3.37 Aurelio Lopez, R ERA: 3.44 Charlie Kerfeld, R ERA: 2.68 Dave Smith, R ERA: 2.72	(1, 1) (6, 1) (8, 1) (9, 1)	5.0 W	20	5	0	0	4	1	0	0	0	0	0	11	15	0.00	1.000								



Batter	1	2	3	4	5	6	7	8	9	AB	R	H	RBI	BB	SO	LOB	TOP										
Billy Hatcher, R OBP: 0.307, SLG: 0.365 (1, 8)										3	0	0	0	1	1	1	Houston Astros @ San Francisco Giants Candlestick Park, San Francisco, CA Tue Sep 30 1986, 10:05 PM EDT Att: 13,358 - Unknown										
Craig Reynolds, L OBP: 0.270, SLG: 0.342 Dickie Thon, R OBP: 0.319, SLG: 0.336 (7, PH) (7, 6)										3	1	1	1	0	0	0											
Denny Walling, L OBP: 0.373, SLG: 0.489 (1, 5)										4	0	2	1	0	0	1											
Dan Driessen, L OBP: 0.370, SLG: 0.410 (1, 3)										4	1	0	0	0	1	2											
Kevin Bass, S OBP: 0.354, SLG: 0.485 (1, 9)										4	0	0	0	0	0	1											
Terry Puhl, L OBP: 0.293, SLG: 0.327 (1, 7)										3	2	1	0	1	1	0											
Jim Pankovits, R OBP: 0.355, SLG: 0.391 (1, 4)										4	0	2	1	0	1	0											
John Mizerock, L OBP: 0.371, SLG: 0.263 Davey Lopes, R OBP: 0.391, SLG: 0.431 Robbie Wine, R OBP: 0.400, SLG: 0.444 (9, PH) (9, 2)										2	1	0	1	1	0	2											
Bob Knepper, L OBP: 0.101, SLG: 0.146 Larry Andersen, R (6, 1)										0	0	0	0	0	0	0											
Glenn Davis, R OBP: 0.342, SLG: 0.493 Aurelio Lopez, R (9, 1)										1	0	0	0	1	1	0											
Inning Stats	R: 0 E: 0 K: 0 S: 4	H: 1 LOB: 1 BB: 0 P: 4	R: 0 E: 0 K: 0 S: 3	H: 0 LOB: 0 BB: 0 P: 3	R: 2 E: 0 K: 0 S: 5	H: 2 LOB: 1 BB: 1 P: 9	R: 1 E: 0 K: 0 S: 5	H: 2 LOB: 0 BB: 0 P: 5	R: 0 E: 0 K: 1 S: 5	H: 0 LOB: 0 BB: 1 P: 6	R: 0 E: 0 K: 2 S: 7	H: 0 LOB: 0 BB: 0 P: 7	R: 0 E: 0 K: 2 S: 7	H: 0 LOB: 0 BB: 0 P: 7	R: 0 E: 0 K: 2 S: 7	H: 0 LOB: 0 BB: 0 P: 7	1B: 3 2B: 3 3B: 0 HR: 0	SF: 0 SAC: 1 DP: 0 HBP: 0	WP: 0 PB: 0 SB: 1 CS: 1	PA: 37							
PITCHER	IP	WLS	BF	H	R	ER	SO	BB	IBB	HBP	BLK	WP	HR	S	P	ERA	WHIP										
Michael LaCoss, R ERA: 3.57 Mark Davis, L ERA: 2.99	(1, 1) (7, 1)	6.0 W	27 9	6 0	5 0	3 0	2 4	1 1	1 0	0 0	0 0	0 0	0 0	29 16	37 20	4.50 0.00	1.167 0.333										

Batter	1	2	3	4	5	6	7	8	9	AB	R	H	RBI	BB	SO	LOB	BOTTOM										
Randy Kutcher, R OBP: 0.273, SLG: 0.409 (1, 8) (7, 6)										5	2	2	0	0	3	1	Houston Astros @ San Francisco Giants Candlestick Park, San Francisco, CA Tue Sep 30 1986, 10:05 PM EDT Att: 13,358 - Unknown										
Will Clark, L OBP: 0.347, SLG: 0.447 (1, 3)										4	2	3	1	0	0	0											
Bob Brenly, R OBP: 0.358, SLG: 0.414 (1, 5)										4	1	1	0	1	1	2											
Candy Maldonado, R OBP: 0.283, SLG: 0.454 (1, 7) (7, 9)										4	0	0	1	0	0	5											
Chili Davis, S OBP: 0.371, SLG: 0.422 (1, 9) (7, 8)										3	0	1	1	1	0	2											
Bob Melvin, R OBP: 0.263, SLG: 0.338 (1, 2)										4	1	1	0	0	0	4											
Jose Uribe, S OBP: 0.313, SLG: 0.281 Joel Youngblood, R OBP: 0.323, SLG: 0.408 Mike Woodard, L OBP: 0.338, SLG: 0.321 (6, PH) (6, PR) (7, 4)										1	0	0	0	1	0	0											
Luis Quinones, S OBP: 0.204, SLG: 0.243 Harry Spillman, L OBP: 0.336, SLG: 0.450 Dan Gladden, R OBP: 0.358, SLG: 0.363 Mark Davis, L OBP: 0.125, SLG: 0.250 (6, PH) (6, PR) (7, 1)										2	0	0	0	0	1	1											
Michael LaCoss, R OBP: 0.266, SLG: 0.361 Mike Aldrete, L OBP: 0.356, SLG: 0.399 (6, PH) (7, 7)										2	0	1	0	0	1	0											
Inning Stats	R: 0 E: 0 K: 1 S: 5	H: 0 LOB: 0 BB: 0 P: 5	R: 0 E: 0 K: 0 S: 3	H: 0 LOB: 0 BB: 0 P: 3	R: 0 E: 0 K: 2 S: 7	H: 0 LOB: 0 BB: 0 P: 7	R: 1 E: 0 K: 1 S: 7	H: 2 LOB: 2 BB: 1 P: 11	R: 0 E: 0 K: 1 S: 5	H: 1 LOB: 1 BB: 1 P: 9	R: 3 E: 1 K: 0 S: 8	H: 5 LOB: 2 BB: 0 P: 8	R: 1 E: 0 K: 1 S: 7	H: 2 LOB: 1 BB: 1 P: 11	R: 0 E: 0 K: 0 S: 3	H: 0 LOB: 0 BB: 0 P: 3		R: 1 E: 1 K: 0 S: 4	H: 1 LOB: 1 BB: 0 P: 4	1B: 8 2B: 3 3B: 0 HR: 0	SF: 1 SAC: 1 DP: 2 HBP: 0	WP: 2 PB: 0 SB: 0 CS: 0	PA: 40				
PITCHER	IP	WLS	BF	H	R	ER	SO	BB	IBB	HBP	BLK	WP	HR	S	P	ERA	WHIP										
Bob Knepper, L ERA: 3.2 Larry Andersen, R ERA: 3.13 Aurelio Lopez, R ERA: 3.41	(1, 1) (6, 1) (9, 1)	5.2 2.1 0.2	24 12 L	6 4 1	4 1 1	4 1 0	5 1 0	2 0 0	0 1 0	0 0 0	0 0 0	0 0 0	0 0 0	13 4	17 4	3.86 0.00	1.714 1.500										

Batter	1	2	3	4	5	6	7	8	9	AB	R	H	RBI	BB	SO	LOB	TOP										
Bill Doran, S OBP: 0.369, SLG: 0.368 (1, 4)	L3		K				BB	K		4	1	1	0	1	2	2	Houston Astros @ San Francisco Giants Candlestick Park, San Francisco, CA Wed Oct 01 1986, 6:33 AM EDT Att: 9,881 - Unknown										
Terry Puhl, L OBP: 0.306, SLG: 0.361 (1, 9)	2B						F8			4	2	3	2	1	0	1											
Denny Walling, L OBP: 0.368, SLG: 0.483 Charlie Kerfeld, R OBP: 0.200, SLG: 0.111 Tony Walker, R OBP: 0.310, SLG: 0.371 (1, 5)	F7		F8					4-3		5	0	0	0	0	1	6											
Glenn Davis, R OBP: 0.344, SLG: 0.494 (1, 3)				6-3	F9					3	0	1	1	2	0	0											
Jose Cruz, L OBP: 0.348, SLG: 0.402 Dave Smith, R (9, 1)	K			4-3	K			G1-6-3		4	1	1	0	1	2	2											
Alan Ashby, S OBP: 0.340, SLG: 0.380 Robbie Wine, R OBP: 0.333, SLG: 0.364 (1, 2)		6-3		4-3			HR			3	1	1	1	0	0	1											
Ty Gainey, L OBP: 0.375, SLG: 0.460 (9, 7)		1-3		2-3			F9			4	0	2	1	0	0	0											
Craig Reynolds, L OBP: 0.270, SLG: 0.339 (1, 6)			F9		FC6-4		F2			3	0	0	0	1	0	1											
Danny Darwin, R Jim Aurelio Lopez, R Dan Driessen, L Bert Pineda, R (1, 1)			2-3		FC6-4		6-3			2	0	0	0	0	0	2											
Inning Stats	R: 1 E: 0 K: 1 S: 7	H: 2 LOB: 1 BB: 0 P: 7	R: 0 E: 0 K: 0 S: 3	H: 0 LOB: 0 BB: 0 P: 3	R: 0 E: 0 K: 1 S: 6	H: 1 LOB: 1 BB: 0 P: 6	R: 1 E: 0 K: 0 S: 5	H: 2 LOB: 2 BB: 1 P: 9	R: 2 E: 0 K: 1 S: 6	H: 1 LOB: 0 BB: 1 P: 10	R: 0 E: 0 K: 1 S: 6	H: 1 LOB: 3 BB: 2 P: 14	R: 0 E: 0 K: 1 S: 6	H: 1 LOB: 3 BB: 2 P: 14	R: 0 E: 0 K: 1 S: 4	H: 0 LOB: 0 BB: 1 P: 8		1B: 2 2B: 5 3B: 0 HR: 2	SF: 0 SAC: 0 DP: 1 HBP: 0	WP: 0 PB: 0 SB: 1 CS: 0	PA: 42						
PITCHER	IP	WLS	BF	H	R	ER	SO	BB	IBB	HBP	BLK	WP	HR	S	P	ERA	WHIP										
Mike Krukow, R ERA: 3.05 (1, 1)	6.0	L	27	7	5	5	3	1	1	0	0	0	2	31	39	7.50	1.333										
Terry Mulholland, L ERA: 4.94 (7, 1)	0.2		5	1	0	0	1	1	1	0	0	0	0	5	13	0.00	3.000										
Randy Bockus, R ERA: 3.0 (7, 1)	1.0		6	1	0	0	1	2	0	0	0	0	0	6	14	0.00	3.000										
Greg Minton, R ERA: 3.93 (8, 1)	0.1		1	0	0	0	0	0	0	0	0	0	0	1	1	0.00	0.000										
Mark Grant, R ERA: 6.0 (9, 1)	1.0		3	0	0	0	1	1	0	0	0	0	0	4	8	0.00	1.000										



AB	35
R	5
H	9
RBI	5
BB	7
SO	6
LOB	18

Batter	1	2	3	4	5	6	7	8	9	AB	R	H	RBI	BB	SO	LOB	BOTTOM										
Mike Woodard, L OBP: 0.348, SLG: 0.367 (1, 4)	F7		L5					WP		4	0	2	0	0	0	0	Houston Astros @ San Francisco Giants Candlestick Park, San Francisco, CA Wed Oct 01 1986, 6:33 AM EDT Att: 9,881 - Unknown										
Will Clark, L OBP: 0.348, SLG: 0.450 (1, 3)					3B			K		4	0	2	0	0	2	2											
Mike Aldrete, L OBP: 0.358, SLG: 0.398 (1, 7)			F8							3	0	1	0	1	1	2											
Candy Maldonado, R OBP: 0.280, SLG: 0.450 (1, 9)	F7				K			F7		4	0	0	0	0	1	4											
Chili Davis, S OBP: 0.372, SLG: 0.420 (1, 8)			K							2	0	0	0	2	1	2											
Bob Brenly, R Terry Mulholland, R Randy Bockus, L Greg Minton, S Mark Grant, R Harry Spilman, L (1, 2)			K							3	0	0	0	0	2	3											
Chris Brown, R OBP: 0.377, SLG: 0.422 (1, 5)			K		L4					4	0	0	0	0	2	2											
Jose Uribe, S OBP: 0.312, SLG: 0.279 Rick Lancelotti, L OBP: 0.235, SLG: 0.588 (1, 6)			F8							3	0	0	0	0	0	0											
Mike Krukow, R OBP: 0.179, SLG: 0.150 Phil Ouellette, S OBP: 0.238, SLG: 0.111 (7, 2)			K							1	0	0	0	0	0	0											
Inning Stats	R: 0 E: 0 K: 1 S: 6	H: 1 LOB: 2 BB: 1 P: 10	R: 0 E: 0 K: 2 S: 7	H: 0 LOB: 0 BB: 0 P: 7	R: 0 E: 0 K: 1 S: 6	H: 1 LOB: 1 BB: 0 P: 6	R: 0 E: 0 K: 2 S: 7	H: 0 LOB: 1 BB: 1 P: 11	R: 0 E: 0 K: 0 S: 8	H: 1 LOB: 1 BB: 0 P: 8	R: 0 E: 0 K: 0 S: 3	H: 1 LOB: 1 BB: 1 P: 7	R: 0 E: 0 K: 2 S: 8	H: 1 LOB: 1 BB: 0 P: 8	R: 0 E: 0 K: 1 S: 5	H: 0 LOB: 1 BB: 1 P: 9		1B: 3 2B: 2 3B: 1 HR: 0	SF: 0 SAC: 0 DP: 1 HBP: 0	WP: 1 PB: 0 SB: 0 CS: 0	PA: 35						
PITCHER	IP	WLS	BF	H	R	ER	SO	BB	IBB	HBP	BLK	WP	HR	S	P	ERA	WHIP										
Danny Darwin, R ERA: 3.15 (1, 1)	5.0	W	20	3	0	0	8	2	0	0	0	0	0	6	10	0.00	1.000										
Aurelio Lopez, R ERA: 3.32 (6, 1)	2.0		7	1	0	0	0	1	0	0	0	0	0	6	10	0.00	1.000										
Charlie Kerfeld, R ERA: 2.65 (8, 1)	1.0		4	1	0	0	2	0	0	0	0	1	0	8	8	0.00	1.000										
Dave Smith, R ERA: 2.67 (9, 1)	1.0		4	0	0	0	1	1	0	0	0	0	0	5	9	0.00	1.000										



AB	31
R	0
H	5
RBI	0
BB	4
SO	11
LOB	16

Batter	1	2	3	4	5	6	7	8	9	AB	R	H	RBI	BB	SO	LOB	TOP								
Andres Thomas, R (1, 6) OBP: 0.272, SLG: 0.379	F2			F7		G3 1B		G3		4	0	1	0	0	0	1	Atlanta Braves @ Houston Astros Astrodome, Houston, TX Fri Oct 03 1986, 8:05 PM EDT Att: 25,068 - Unknown								
Ken Oberkfell, L (1, 5) OBP: 0.374, SLG: 0.363	F2			F6		G3 1-2		G3 1B BB		3	0	0	0	1	0										
Dale Murphy, R (1, 8) OBP: 0.349, SLG: 0.482	K			6-3		K		F6		4	0	0	0	0	2	3									
Bob Horner, R (1, 3) OBP: 0.336, SLG: 0.476		F5			HR	5-3			1-2 3-H 1B	4	1	2	2	0	0	1									
Ken Griffey, L (1, 7) OBP: 0.350, SLG: 0.492	4-3			K			WP S 1B	F7		4	0	1	0	0	1	2									
Terry Harper, R (1, 9) OBP: 0.534, SLG: 0.399	5-3				1B 1B		F9 1-2		K	4	0	1	0	0	1	1									
Bruce Benedict, R (1, 2) OBP: 0.301, SLG: 0.304 Omar Moreno, L (9, PH) OBP: 0.277, SLG: 0.352			F9		1-2 1B		WP S G4-6-3 BB		K	2	0	1	0	1	0	0									
Glenn Hubbard, R (1, 4) OBP: 0.342, SLG: 0.305 Gerald Perry, L (9, PH) OBP: 0.351, SLG: 0.397			K		F6		G4-6-3 1-2		K	3	0	0	0	0	1	4									
Jim Acker, R (1, 1) OBP: 0.107, SLG: 0.143 Chris Chambliss, L (8, PH) OBP: 0.375, SLG: 0.417 Ed Olinwe, R (8, 1) OBP: 0.500, SLG: 0.333			K		K			G3 1B 2B		2	0	0	0	0	2	2									
Inning Stats	R: 0 E: 0 K: 1 S: 5	H: 0 LOB: 0 BB: 0 P: 5	R: 0 E: 0 K: 0 S: 3	H: 0 LOB: 0 BB: 0 P: 3	R: 0 E: 0 K: 2 S: 7	H: 0 LOB: 0 BB: 0 P: 7	R: 0 E: 0 K: 0 S: 3	H: 0 LOB: 0 BB: 0 P: 3	R: 1 E: 0 K: 2 S: 10	H: 3 LOB: 2 BB: 0 P: 10	R: 0 E: 0 K: 1 S: 6	H: 1 LOB: 1 BB: 0 P: 6	R: 0 E: 0 K: 0 S: 3	H: 1 LOB: 1 BB: 1 P: 7	R: 1 E: 0 K: 0 S: 5	H: 2 LOB: 2 BB: 1 P: 9		R: 0 E: 0 K: 3 S: 9	H: 0 LOB: 0 BB: 0 P: 9	1B: 5 2B: 1 3B: 0 HR: 1	SF: 0 SAC: 0 DP: 1 HBP: 0	WP: 1 PB: 0 SB: 1 CS: 0	PA: 35		
PITCHER	IP	WLS	BF	H	R	ER	SO	BB	IBB	HBP	BLK	WP	HR	S	P	ERA	WHIP								
Nolan Ryan, R (1, 1) ERA: 3.34	7.0	W	26	5	1	1	6	1	0	0	0	1	1	37	41	1.29	0.857								
Danny Darwin, R (8, 1) ERA: 3.19	1.0		6	2	1	1	0	1	0	0	0	0	0	5	9	9.00	3.000								
Charlie Kerfeld, R (9, 1) ERA: 2.62	1.0		3	0	0	0	3	0	0	0	0	0	0	9	9	0.00	0.000								

Batter	1	2	3	4	5	6	7	8	9	AB	R	H	RBI	BB	SO	LOB	BOTTOM								
Billy Hatcher, R (1, 8) OBP: 0.305, SLG: 0.360 Danny Darwin, R (8, 1) OBP: 0.093, SLG: 0.063 Charlie Kerfeld, R (9, 1) OBP: 0.200, SLG: 0.111	F8				F9		5-3			4	0	1	1	0	0	0	Atlanta Braves @ Houston Astros Astrodome, Houston, TX Fri Oct 03 1986, 8:05 PM EDT Att: 25,068 - Unknown								
Bill Doran, S (1, 4) OBP: 0.369, SLG: 0.374		CS 1B			G3		F8			4	0	1	0	0	0	1									
Denny Walling, L (1, 5) OBP: 0.368, SLG: 0.481	5-3			F8		HR 1B		E5 2B		4	2	1	0	0	0	1									
Glenn Davis, R (1, 3) OBP: 0.344, SLG: 0.495				F7		HR		F7		3	1	1	2	1	0	1									
Kevin Bass, S (1, 9) OBP: 0.352, SLG: 0.482	K			4-3		F8				4	0	1	1	0	1	2									
Jose Cruz, L (1, 7) OBP: 0.351, SLG: 0.401						4-3		L3		3	1	1	0	1	0	1									
Alan Ashby, S (1, 2) OBP: 0.337, SLG: 0.376 Robbie Wine, R (7, 2) OBP: 0.308, SLG: 0.333										3	1	1	0	0	1	1									
Craig Reynolds, L (1, 6) OBP: 0.274, SLG: 0.348										3	1	2	2	0	0	0									
Nolan Ryan, R (1, 1) OBP: 0.117, SLG: 0.102 Terry Puhl, L (7, PH) OBP: 0.305, SLG: 0.359 Tony Walker, R (8, 8) OBP: 0.310, SLG: 0.371										2	0	0	0	0	1	3									
Inning Stats	R: 0 E: 0 K: 1 S: 6	H: 1 LOB: 2 BB: 1 P: 10	R: 3 E: 0 K: 1 S: 7	H: 3 LOB: 0 BB: 1 P: 11	R: 0 E: 0 K: 0 S: 3	H: 0 LOB: 0 BB: 0 P: 3	R: 0 E: 0 K: 1 S: 6	H: 2 LOB: 1 BB: 0 P: 6	R: 2 E: 0 K: 0 S: 5	H: 2 LOB: 0 BB: 0 P: 5	R: 0 E: 0 K: 0 S: 3	H: 0 LOB: 0 BB: 0 P: 3	R: 0 E: 0 K: 0 S: 3	H: 0 LOB: 0 BB: 0 P: 3	R: 1 E: 1 K: 1 S: 7	H: 1 LOB: 1 BB: 0 P: 7		1B: 5 2B: 2 3B: 1 HR: 1	SF: 0 SAC: 0 DP: 1 HBP: 0	WP: 0 PB: 0 SB: 0 CS: 1	PA: 34				
PITCHER	IP	WLS	BF	H	R	ER	SO	BB	IBB	HBP	BLK	WP	HR	S	P	ERA	WHIP								
Jim Acker, R (1, 1) ERA: 4.01	7.0	L	29	8	5	5	3	2	0	0	0	0	1	33	41	6.43	1.429								
Ed Olinwe, L (8, 1) ERA: 3.4	1.0		5	1	1	0	1	0	0	0	0	0	0	7	7	0.00	1.000								

AB 33
R 2
H 7
RBI 2
BB 2
SO 9
LOB 15



AB 32
R 6
H 9
RBI 6
BB 2
SO 4
LOB 11



Batter	1	2	3	4	5	6	7	8	9	AB	R	H	RBI	BB	SO	LOB	TOP					
Andres Thomas, R OBP: 0.267, SLG: 0.373 (1, 6)										5	0	0	0	0	0	0						
Ken Oberkfell, L OBP: 0.375, SLG: 0.362 (1, 5)										2	1	0	0	2	0	0						
Dale Murphy, R OBP: 0.349, SLG: 0.480 (1, 8)										4	0	1	0	0	1	2						
Bob Horner, R OBP: 0.337, SLG: 0.475 (1, 3)										3	1	1	0	1	0	0						
Terry Harper, R OBP: 0.333, SLG: 0.397 (1, 7) (8, 9)										4	0	1	0	0	0	0						
Darryl Motley, R OBP: 0.243, SLG: 0.348 (1, 9)										3	0	2	0	0	0	0						
Ken Griffey, L OBP: 0.351, SLG: 0.493 (8, 7) (8, 7)										1	0	1	2	0	0	0						
Ozzie Virgil, R OBP: 0.343, SLG: 0.373 (1, 2)										2	0	0	0	2	0	2						
Glenn Hubbard, R OBP: 0.340, SLG: 0.303 (1, 4)										3	0	0	0	0	2	4						
Gerald Perry, L OBP: 0.345, SLG: 0.391 (9, PH)										1	0	0	0	0	1	0						
Zane Smith, L OBP: 0.115, SLG: 0.065 (5, 1)										2	0	0	0	0	2	2						
Craig McMurtry, R OBP: 0.176, SLG: 0.125 (7, PH)										0	0	0	0	0	0	0						
Chris Chambliss, L OBP: 0.336, SLG: 0.424 (7, PH)										1	0	0	0	0	0	0						
Brad Komminster, L OBP: 0.125, SLG: 0.125 (7, 1)										0	0	0	0	0	0	0						
Jeff Dedmon, L OBP: 0.125, SLG: 0.125 (7, 1)										0	0	0	0	0	0	0						
Ted Simmons, S OBP: 0.208, SLG: 0.283 (8, PH)										1	0	0	0	0	0	0						
Inning Stats	R: 0 E: 0 K: 0 S: 4	H: 2 LOB: 2 BB: 0 P: 4	R: 0 E: 0 K: 1 S: 6	H: 1 LOB: 2 BB: 1 P: 10	R: 0 E: 0 K: 0 S: 3	H: 0 LOB: 0 BB: 0 P: 3	R: 0 E: 1 K: 1 S: 6	H: 1 LOB: 2 BB: 1 P: 10	R: 0 E: 0 K: 1 S: 5	H: 0 LOB: 1 BB: 1 P: 9	R: 0 E: 0 K: 0 S: 3	H: 0 LOB: 0 BB: 0 P: 3	R: 0 E: 0 K: 1 S: 5	H: 1 LOB: 1 BB: 0 P: 5	R: 2 E: 0 K: 1 S: 7	H: 2 LOB: 2 BB: 2 P: 15	R: 0 E: 0 K: 1 S: 5	H: 0 LOB: 0 BB: 0 P: 5	1B: 6 2B: 1 3B: 0 HR: 0	SF: 0 SAC: 0 DP: 0 HBP: 0	WP: 0 PB: 0 SB: 0 CS: 1	PA: 38
PITCHER	IP	WLS	BF	H	R	ER	SO	BB	IBB	HBP	BLK	WP	HR	S	P	ERA	WHIP					
Jim Deshaies, L ERA: 3.25 (1, 1)	5.0	W	21	4	0	0	3	3	0	0	0	0	0	24	36	0.00	1.400					
Larry Andersen, R ERA: 3.03 (6, 1)	2.0		6	1	0	0	1	0	0	0	0	0	0	8	8	0.00	0.500					
Aurelio Lopez, R ERA: 3.46 (8, 1)	2.0	S	10	2	2	2	2	2	0	0	0	0	0	12	20	9.00	2.000					

Atlanta Braves @ Houston Astros
Astrodome, Houston, TX
Sat Oct 04 1986, 4:33 AM EDT
Att: 17,314 - Unknown

AB 32
R 2
H 7
RBI 2
BB 5
SO 6
LOB 10



Batter	1	2	3	4	5	6	7	8	9	AB	R	H	RBI	BB	SO	LOB	BOTTOM				
Billy Hatcher, R OBP: 0.305, SLG: 0.359 (1, 8)										4	1	1	0	0	1	1					
Aurelio Lopez, R (8, 1)										0	0	0	0	0	0	0					
Bill Doran, S OBP: 0.369, SLG: 0.374 (1, 4)										3	0	1	1	0	1	2					
Larry Andersen, R (6, 1)										0	0	0	0	0	0	0					
Terry Puhl, L OBP: 0.303, SLG: 0.357 (7, PH) (8, 9)										1	0	0	0	0	0	1					
Davey Lopes, R OBP: 0.383, SLG: 0.423 (1, 7)										3	0	0	0	1	1	1					
Glenn Davis, R OBP: 0.344, SLG: 0.494 (1, 3)										3	0	1	1	0	0	0					
Dan Driessen, L OBP: 0.324, SLG: 0.400 (8, 3)										1	0	0	0	0	0	0					
Kevin Bass, S OBP: 0.354, SLG: 0.483 (1, 9)										3	0	2	1	0	1	0					
Tony Walker, R OBP: 0.307, SLG: 0.367 (8, 8)										1	0	0	0	0	0	0					
Phil Garner, R OBP: 0.328, SLG: 0.415 (1, 5)										4	0	1	0	0	0	4					
Alan Ashby, S OBP: 0.335, SLG: 0.374 (1, 2)										2	0	0	0	0	1	2					
John Mizerock, L OBP: 0.377, SLG: 0.263 (6, 2)										0	0	0	0	1	0	0					
Dickie Thon, R OBP: 0.318, SLG: 0.335 (1, 6)										3	1	1	0	0	0	1					
Jim Deshaies, L OBP: 0.163, SLG: 0.047 (1, 1)										0	0	0	0	0	0	0					
Bert Pena, R OBP: 0.324, SLG: 0.241 (5, PH)										0	1	0	0	1	0	0					
Jim Pankovits, R OBP: 0.350, SLG: 0.384 (6, 4)										1	0	0	0	0	1	0					
Inning Stats	R: 0 E: 0 K: 1 S: 5	H: 0 LOB: 0 BB: 0 P: 5	R: 0 E: 0 K: 1 S: 6	H: 1 LOB: 1 BB: 0 P: 6	R: 1 E: 0 K: 0 S: 5	H: 2 LOB: 1 BB: 0 P: 5	R: 0 E: 0 K: 1 S: 6	H: 1 LOB: 1 BB: 0 P: 6	R: 2 E: 0 K: 1 S: 8	H: 3 LOB: 3 BB: 2 P: 16	R: 0 E: 0 K: 1 S: 4	H: 0 LOB: 0 BB: 1 P: 8	R: 0 E: 1 K: 1 S: 5	H: 0 LOB: 0 BB: 0 P: 5	R: 0 E: 0 K: 0 S: 3	H: 0 LOB: 0 BB: 0 P: 3	1B: 7 2B: 0 3B: 0 HR: 0	SF: 0 SAC: 1 DP: 1 HBP: 0	WP: 0 PB: 0 SB: 4 CS: 0	PA: 33	
PITCHER	IP	WLS	BF	H	R	ER	SO	BB	IBB	HBP	BLK	WP	HR	S	P	ERA	WHIP				
Zane Smith, L ERA: 4.05 (1, 1)	4.2	L	21	5	3	3	4	2	0	0	0	0	0	7	11	0.00	2.250				
Craig McMurtry, R ERA: 4.74 (5, 1)	1.1		6	2	0	0	1	1	0	0	0	0	0	7	11	0.00	2.250				
Jeff Dedmon, R ERA: 2.98 (7, 1)	2.0		6	0	0	0	1	0	0	0	0	0	0	8	8	0.00	0.000				

Atlanta Braves @ Houston Astros
Astrodome, Houston, TX
Sat Oct 04 1986, 4:33 AM EDT
Att: 17,314 - Unknown


AB 29
R 3
H 7
RBI 3
BB 3
SO 6
LOB 12



Batter	1	2	3	4	5	6	7	8	9	AB	R	H	RBI	BB	SO	LOB	TOP																			
Lenny Dykstra, L (1,8) OBP: 0.500, SLG: 0.333	B3		4-3			BB		1B		3	0	1	0	1	0	0	<p>New York Mets @ Houston Astros Astrodome, Houston, TX Wed Oct 08 1986, 8:05 PM EDT Att: 44,131 - Dome</p>																			
Wally Backman, S (1,4)	E6			F7		F7		K		4	0	0	0	0	1	3																				
Keith Hernandez, L (1,3) OBP: 0.250, SLG: 0.250	K			FC4-6		K		K		4	0	1	0	0	3	4																				
Gary Carter, R (1,2)	K			K		K			5-3	4	0	0	0	0	3	3																				
Darryl Strawberry, L (1,9) OBP: 0.250, SLG: 0.250		K		FC4-6			K		3-1	4	0	1	0	0	2	1																				
Mookie Wilson, S (1,7)		K			1-3		F9		3-1	4	0	0	0	0	1	1																				
Ray Knight, R (1,5)		F8					1-3		K	4	0	0	0	0	2	1																				
Rafael Santana, R (1,6) OBP: 0.500, SLG: 0.500			L4					K		2	0	1	0	0	0	0																				
Lee Mazzilli, S (8,PH)										1	0	0	0	0	1	0																				
Jesse Orosco, R (8,1)										0	0	0	0	0	0	0																				
Dwight Gooden, R (1,1)										2	0	0	0	0	1	1																				
Danny Heep, L (8,PH) OBP: 1.000, SLG: 1.000			K							1	0	1	0	0	0	0																				
Kevin Elster, R (8,6)										0	0	0	0	0	0	0																				
Inning Stats	R: 0 H: 0 E: 1 LOB: 1 K: 2 BB: 0 S: 8	H: 0 R: 0 ER: 0 SO: 14 BB: 0 IBB: 0 HBP: 0 BLK: 0 WP: 0 HR: 0 S: 89 P: 125 ERA: 0.00 WHIP: 0.667	R: 0 H: 0 E: 0 LOB: 0 K: 2 BB: 0 S: 8	H: 0 R: 0 ER: 0 SO: 14 BB: 0 IBB: 0 HBP: 0 BLK: 0 WP: 0 HR: 0 S: 89 P: 125 ERA: 0.00 WHIP: 0.667	R: 0 H: 0 E: 0 LOB: 0 K: 1 BB: 0 S: 9	H: 0 R: 0 ER: 0 SO: 14 BB: 0 IBB: 0 HBP: 0 BLK: 0 WP: 0 HR: 0 S: 89 P: 125 ERA: 0.00 WHIP: 0.667	R: 0 H: 1 E: 0 LOB: 1 K: 1 BB: 0 S: 6	H: 1 R: 0 ER: 0 SO: 14 BB: 0 IBB: 0 HBP: 0 BLK: 0 WP: 0 HR: 0 S: 89 P: 125 ERA: 0.00 WHIP: 0.667	R: 0 H: 0 E: 0 LOB: 0 K: 1 BB: 1 S: 11	H: 0 R: 0 ER: 0 SO: 14 BB: 0 IBB: 0 HBP: 0 BLK: 0 WP: 0 HR: 0 S: 89 P: 125 ERA: 0.00 WHIP: 0.667	R: 0 H: 2 E: 0 LOB: 2 K: 3 BB: 0 S: 12	H: 2 R: 0 ER: 0 SO: 14 BB: 0 IBB: 0 HBP: 0 BLK: 0 WP: 0 HR: 0 S: 89 P: 125 ERA: 0.00 WHIP: 0.667	R: 0 H: 1 E: 0 LOB: 1 K: 1 BB: 0 S: 15	H: 1 R: 0 ER: 0 SO: 14 BB: 0 IBB: 0 HBP: 0 BLK: 0 WP: 0 HR: 0 S: 89 P: 125 ERA: 0.00 WHIP: 0.667	R: 0 H: 1 E: 0 LOB: 1 K: 1 BB: 0 S: 19	H: 1 R: 0 ER: 0 SO: 14 BB: 0 IBB: 0 HBP: 0 BLK: 0 WP: 0 HR: 0 S: 89 P: 125 ERA: 0.00 WHIP: 0.667	1B: 5 2B: 0 3B: 0 HR: 0 SF: 0 SAC: 0 DP: 0 HBP: 0	WP: 0 PA: 34 PB: 0 SB: 2 CS: 0																		
PITCHER	IP	WLS	BF	H	R	ER	SO	BB	IBB	HBP	BLK	WP	HR	S	P	ERA	WHIP	PITCHER		IP	WLS	BF	H	R	ER	SO	BB	IBB	HBP	BLK	WP	HR	S	P	ERA	WHIP
Mike Scott, R (1,1) ERA:	9.0	W	34	5	0	0	14	1	0	0	0	0	0	89	125	0.00	0.667																			

Batter	1	2	3	4	5	6	7	8	9	AB	R	H	RBI	BB	SO	LOB	BOTTOM																			
Billy Hatcher, R (1,8)	F7	FC5			G3		K			3	0	0	0	1	1	3	<p>New York Mets @ Houston Astros Astrodome, Houston, TX Wed Oct 08 1986, 8:05 PM EDT Att: 44,131 - Dome</p>																			
Bill Doran, S (1,4)	F7		3-1		G3		F7			4	0	0	0	0	0	1																				
Denny Walling, L (1,5)	F7		3-1		FC6-2		K			4	0	0	0	0	1	1																				
Glenn Davis, R (1,3) OBP: 0.250, SLG: 1.000		HR	5-3		F9		5-3			4	1	1	1	0	0	1																				
Kevin Bass, S (1,9) OBP: 0.500, SLG: 0.750		1B			G3		F9			4	0	2	0	0	0	0																				
Jose Cruz, L (1,7) OBP: 0.250, SLG: 0.250		F8			1B		K			4	0	1	0	0	2	2																				
Alan Ashby, S (1,2) OBP: 1.000, SLG: 1.000		FC5			1B					1	0	1	0	2	0	0																				
Craig Reynolds, L (1,6) OBP: 0.667, SLG: 0.667										3	0	2	0	0	0	2																				
Dickie Thon, R (9,6)										0	0	0	0	0	0	0																				
Mike Scott, R (1,1)					G6-4-3		K			3	0	0	0	0	2	8																				
Inning Stats	R: 0 H: 0 E: 0 LOB: 0 K: 0 BB: 0 S: 9	H: 3 R: 1 ER: 1 SO: 30 BB: 1 IBB: 0 HBP: 0 BLK: 0 WP: 0 HR: 1 S: 73 P: 111 ERA: 1.29 WHIP: 1.429	R: 1 H: 3 E: 0 LOB: 3 K: 1 BB: 1 S: 19	H: 3 R: 0 ER: 0 SO: 30 BB: 1 IBB: 0 HBP: 0 BLK: 0 WP: 0 HR: 1 S: 73 P: 111 ERA: 1.29 WHIP: 1.429	R: 0 H: 0 E: 0 LOB: 0 K: 0 BB: 0 S: 5	H: 0 R: 0 ER: 0 SO: 30 BB: 0 IBB: 0 HBP: 0 BLK: 0 WP: 0 HR: 1 S: 73 P: 111 ERA: 1.29 WHIP: 1.429	R: 0 H: 3 E: 0 LOB: 2 K: 0 BB: 0 S: 10	H: 3 R: 0 ER: 0 SO: 30 BB: 0 IBB: 0 HBP: 0 BLK: 0 WP: 0 HR: 1 S: 73 P: 111 ERA: 1.29 WHIP: 1.429	R: 0 H: 0 E: 0 LOB: 0 K: 2 BB: 1 S: 10	H: 0 R: 0 ER: 0 SO: 30 BB: 0 IBB: 0 HBP: 0 BLK: 0 WP: 0 HR: 1 S: 73 P: 111 ERA: 1.29 WHIP: 1.429	R: 0 H: 1 E: 0 LOB: 2 K: 2 BB: 1 S: 10	H: 1 R: 0 ER: 0 SO: 30 BB: 0 IBB: 0 HBP: 0 BLK: 0 WP: 0 HR: 1 S: 73 P: 111 ERA: 1.29 WHIP: 1.429	R: 0 H: 0 E: 0 LOB: 0 K: 1 BB: 0 S: 8	H: 0 R: 0 ER: 0 SO: 30 BB: 0 IBB: 0 HBP: 0 BLK: 0 WP: 0 HR: 1 S: 73 P: 111 ERA: 1.29 WHIP: 1.429	R: 0 H: 0 E: 0 LOB: 0 K: 1 BB: 0 S: 9	H: 0 R: 0 ER: 0 SO: 30 BB: 0 IBB: 0 HBP: 0 BLK: 0 WP: 0 HR: 1 S: 73 P: 111 ERA: 1.29 WHIP: 1.429	1B: 5 2B: 1 3B: 0 HR: 1 SF: 0 SAC: 0 DP: 1 HBP: 0	WP: 0 PA: 33 PB: 0 SB: 2 CS: 0																		
PITCHER	IP	WLS	BF	H	R	ER	SO	BB	IBB	HBP	BLK	WP	HR	S	P	ERA	WHIP	PITCHER		IP	WLS	BF	H	R	ER	SO	BB	IBB	HBP	BLK	WP	HR	S	P	ERA	WHIP
Dwight Gooden, R (1,1) ERA: 1.29	7.0	L	30	7	1	1	30	3	0	0	0	0	0	73	111	1.29	1.429																			
Jesse Orosco, L (8,1) ERA:	1.0		3	0	0	0	1	0	0	0	0	0	0	8	9	0.00	0.000																			

AB	33
R	0
H	5
RBI	0
BB	1
SO	14
LOB	14



Batter	1	2	3	4	5	6	7	8	9	AB	R	H	RBI	BB	SO	LOB	TOP					
Lenny Dykstra, L (1,8) OBP: 0.444, SLG: 0.500	B1-3			G3	E		E3			5	1	2	0	0	0	0	New York Mets @ Houston Astros Astrodome, Houston, TX Thu Oct 09 1986, 8:05 PM EDT Att: 44,391 - Dome					
Wally Backman, S (1,4) OBP: 0.222, SLG: 0.222	L5			1B	3B		4-3		B2	5	2	2	1	0	0	2						
Keith Hernandez, L (1,3) OBP: 0.556, SLG: 0.714	F6			1B	3B				IBB	3	1	2	2	2	0	0						
Gary Carter, R (1,2)		K		2B	F8		F8		G6-4-3	5	0	1	1	0	1	5						
Darryl Strawberry, L (1,9) OBP: 0.125, SLG: 0.143	K			SF7			F9		K	3	0	0	1	0	2	0						
Mookie Wilson, S (1,7) OBP: 0.125, SLG: 0.125	F8			F7			3-1		FC6-4	4	0	1	0	0	0	1						
Ray Knight, R (1,5) OBP: 0.250, SLG: 0.143				K	F4		1B		FC6-4	3	0	1	0	1	1	0						
Rafael Santana, R (1,6) OBP: 0.333, SLG: 0.333				K	FC5-6		K		FC6-4	4	0	1	0	0	2	3						
Bob Ojeda, L (1,1)				K	FC5-6		K		F7	4	1	0	0	0	2	3						
Inning Stats	R: 0 E: 0 K: 0 S: 6	H: 0 LOB: 0 BB: 0 P: 9	R: 0 E: 0 K: 2 S: 10	H: 0 LOB: 0 BB: 0 P: 12	R: 0 E: 0 K: 3 S: 9	H: 3 LOB: 1 BB: 0 P: 14	R: 2 E: 0 K: 0 S: 9	H: 3 LOB: 1 BB: 0 P: 13	R: 3 E: 1 K: 0 S: 18	H: 4 LOB: 1 BB: 0 P: 26	R: 0 E: 0 K: 1 S: 10	H: 1 LOB: 1 BB: 0 P: 15	R: 0 E: 1 K: 1 S: 10	H: 0 LOB: 2 BB: 1 P: 17	R: 0 E: 0 K: 1 S: 9	H: 1 LOB: 2 BB: 1 P: 16	R: 0 E: 0 K: 0 S: 4	H: 1 LOB: 1 BB: 1 P: 10	1B: 7 2B: 2 3B: 1 HR: 0	SF: 1 SAC: 0 DP: 1 HBP: 0	WP: 0 PB: 0 SB: 1 CS: 0	PA: 40
PITCHER	IP WLS BF H R ER SO BB IBB HBP BLK WP HR S P ERA WHIP																					
Nolan Ryan, R (1,1) ERA: 9.0	5.0 L 22 7 5 5 5 0 0 0 0 0 0 0 0 0 52 74 9.00 1.400																					
Larry Andersen, R (6,1) ERA:	2.0 9 1 0 0 2 0 1 0 0 0 0 0 0 20 32 0.00 0.500																					
Aurelio Lopez, R (8,1) ERA:	1.1 8 2 0 0 1 0 2 0 0 0 0 0 0 12 25 0.00 1.500																					
Charlie Kerfeld, R (9,1) ERA:	0.2 1 0 0 0 0 0 0 0 0 0 0 0 0 1 1 0.00 0.000																					

Batter	1	2	3	4	5	6	7	8	9	AB	R	H	RBI	BB	SO	LOB	BOTTOM					
Billy Hatcher, R (1,8) OBP: 0.222, SLG: 0.125	K		1B		F6		FC6-4		5-3	5	1	1	0	0	1	2	New York Mets @ Houston Astros Astrodome, Houston, TX Thu Oct 09 1986, 8:05 PM EDT Att: 44,391 - Dome					
Bill Doran, S (1,4) OBP: 0.125, SLG: 0.125	K		4-3		1B		G3			4	0	1	0	0	1	2						
Phil Garner, R (1,5) OBP: 0.500, SLG: 0.333	6-3			FC5	F8		FC6-4		FC6-4	3	0	1	1	1	0	2						
Glenn Davis, R (1,3) OBP: 0.250, SLG: 0.625		1-3		5-3			FC6-4		FC6-4	4	0	1	0	0	0	2						
Kevin Bass, S (1,9) OBP: 0.625, SLG: 0.857		1B					FC6-4		F7	3	0	2	0	1	0	0						
Jose Cruz, L (1,7) OBP: 0.250, SLG: 0.250		FC1-2		K			F8		F2	4	0	1	0	0	1	4						
Alan Ashby, S (1,2) OBP: 0.429, SLG: 0.200		FC1-2		FC5			FC6-4		1-3	4	0	0	0	0	0	6						
Dickie Thon, R (1,6) OBP: 0.500, SLG: 0.500		K			1B		F9		G6-4-3	4	0	2	0	0	1	4						
Nolan Ryan, R (1,1) Jim Pankovits, R (5, PH) Larry Andersen, R (6,1) Terry Puhl, L (7, PH) Aurelio Lopez, R (8,1) Charlie Kerfeld, R (9,1) Davey Lopes, R (9, PH)				5-3			FC6-4		G6-4-3	1	0	0	0	0	0	0						
Inning Stats	R: 0 E: 0 K: 2 S: 9	H: 0 LOB: 0 BB: 0 P: 13	R: 0 E: 0 K: 1 S: 14	H: 2 LOB: 0 BB: 0 P: 15	R: 0 E: 0 K: 0 S: 6	H: 1 LOB: 0 BB: 0 P: 10	R: 0 E: 0 K: 1 S: 10	H: 1 LOB: 2 BB: 1 P: 21	R: 0 E: 0 K: 0 S: 11	H: 2 LOB: 0 BB: 0 P: 17	R: 0 E: 0 K: 0 S: 10	H: 1 LOB: 2 BB: 1 P: 18	R: 1 E: 0 K: 0 S: 7	H: 2 LOB: 1 BB: 0 P: 11	R: 0 E: 0 K: 0 S: 9	H: 0 LOB: 0 BB: 0 P: 13	R: 0 E: 0 K: 0 S: 5	H: 1 LOB: 0 BB: 0 P: 8	1B: 9 2B: 2 3B: 0 HR: 0	SF: 0 SAC: 0 DP: 2 HBP: 0	WP: 0 PB: 0 SB: 0 CS: 0	PA: 37
PITCHER	IP WLS BF H R ER SO BB IBB HBP BLK WP HR S P ERA WHIP																					
Bob Ojeda, L (1,1) ERA: 1.0	9.0 W 37 10 1 1 5 2 0 0 0 0 0 0 0 81 126 1.00 1.333																					

Batter	1	2	3	4	5	6	7	8	9	AB	R	H	RBI	BB	SO	LOB	TOP							
Bill Doran, S OBP: 0.308, SLG: 0.500 (1, 4)	0-1 3-1	0-0 HR		2-1 6-3			4-0 SH FC4-6 BB		2-1 CS 1B	4	2	2	2	1	0	0								
Billy Hatcher, R OBP: 0.385, SLG: 0.273 (1, 8)	2-1 S 1B	0-0 S 1B			2-1 1-3		0-0 SH FC4-6		4-2 1-2 BB	3	1	2	0	1	0	0								
Denny Walling, L OBP: 0.111, SLG: 0.111 (1, 5)	0-2 1-H 1B	2-3 K			0-0 L4		0-0 FC4-6		1-3 K	5	1	1	2	0	2	3								
Glenn Davis, R OBP: 0.333, SLG: 0.545 (1, 3)	3-2 PO 1B 1-2 HBP		1-0 5-3		3-1 1B		3-3 K			3	0	1	0	0	1	1								
Kevin Bass, S OBP: 0.500, SLG: 0.600 (1, 9)	2-3 K		4-2 S BB		1-2 F9		2-1 F8			3	0	0	0	1	1	4								
Jose Cruz, L OBP: 0.333, SLG: 0.273 (1, 7)	0-1 1-2 2-H 1B		4-3 K			4-1 G5-4-3 BB		2-3 K		3	0	1	1	1	2	1								
Alan Ashby, S OBP: 0.273, SLG: 0.111 (1, 2)	2-1 PO	0-1 4-3	0-0 6-3		0-1 G5-4-3		2-1 6-3			4	0	0	0	0	0	2								
Craig Reynolds, L OBP: 0.667, SLG: 0.600 (8, PH)		4-1 HR BB		2-3 K		3-2 1B		2-0 5-3		2	1	1	0	1	1	0								
Davey Lopes, R (8, PH)										1	0	0	0	0	0	0								
Charlie Kerfeld, R (8, PH)										0	0	0	0	0	0	0								
Dave Smith, R (9, 1)										0	0	0	0	0	0	0								
Bob Knepper, L (1, 1)		0-1 F7		2-3 K		0-0 F8		0-1 6-3		3	0	0	0	0	1	2								
Dickie Thon, R OBP: 0.400, SLG: 0.400 (8, 6)										1	0	0	0	0	0	0								
Inning Stats	R: 2 E: 0 K: 1 S: 17	H: 3 LOB: 1 BB: 0 P: 26	R: 2 E: 0 K: 1 S: 10	H: 2 LOB: 1 BB: 1 P: 16	R: 0 E: 0 K: 1 S: 8	H: 0 LOB: 1 BB: 1 P: 17	R: 0 E: 0 K: 2 S: 9	H: 0 LOB: 0 BB: 0 P: 15	R: 0 E: 0 K: 0 S: 10	H: 1 LOB: 1 BB: 0 P: 16	R: 0 E: 0 K: 0 S: 7	H: 1 LOB: 1 BB: 1 P: 14	R: 1 E: 1 K: 1 S: 7	H: 0 LOB: 1 BB: 1 P: 15	R: 0 E: 0 K: 1 S: 6	H: 0 LOB: 0 BB: 0 P: 12	R: 0 E: 0 K: 1 S: 11	H: 1 LOB: 1 BB: 1 P: 18	1B: 7 2B: 0 3B: 0 HR: 1	SF: 0 SAC: 1 DP: 1 HBP: 1	WP: 1 PB: 0 SB: 3 CS: 1	PA: 40		
PITCHER	IP WLS BF H R ER SO BB IBB HBP BLK WP HR S P ERA WHIP	IP WLS BF H R ER SO BB IBB HBP BLK WP HR S P ERA WHIP	IP WLS BF H R ER SO BB IBB HBP BLK WP HR S P ERA WHIP	IP WLS BF H R ER SO BB IBB HBP BLK WP HR S P ERA WHIP	IP WLS BF H R ER SO BB IBB HBP BLK WP HR S P ERA WHIP	IP WLS BF H R ER SO BB IBB HBP BLK WP HR S P ERA WHIP	IP WLS BF H R ER SO BB IBB HBP BLK WP HR S P ERA WHIP	IP WLS BF H R ER SO BB IBB HBP BLK WP HR S P ERA WHIP	IP WLS BF H R ER SO BB IBB HBP BLK WP HR S P ERA WHIP	IP WLS BF H R ER SO BB IBB HBP BLK WP HR S P ERA WHIP	IP WLS BF H R ER SO BB IBB HBP BLK WP HR S P ERA WHIP	IP WLS BF H R ER SO BB IBB HBP BLK WP HR S P ERA WHIP	IP WLS BF H R ER SO BB IBB HBP BLK WP HR S P ERA WHIP	IP WLS BF H R ER SO BB IBB HBP BLK WP HR S P ERA WHIP	IP WLS BF H R ER SO BB IBB HBP BLK WP HR S P ERA WHIP	IP WLS BF H R ER SO BB IBB HBP BLK WP HR S P ERA WHIP	IP WLS BF H R ER SO BB IBB HBP BLK WP HR S P ERA WHIP	IP WLS BF H R ER SO BB IBB HBP BLK WP HR S P ERA WHIP	IP WLS BF H R ER SO BB IBB HBP BLK WP HR S P ERA WHIP	IP WLS BF H R ER SO BB IBB HBP BLK WP HR S P ERA WHIP	IP WLS BF H R ER SO BB IBB HBP BLK WP HR S P ERA WHIP	IP WLS BF H R ER SO BB IBB HBP BLK WP HR S P ERA WHIP	IP WLS BF H R ER SO BB IBB HBP BLK WP HR S P ERA WHIP	IP WLS BF H R ER SO BB IBB HBP BLK WP HR S P ERA WHIP

Houston Astros @ New York Mets
Shea Stadium, Flushing, NY
Sat Oct 11 1986, 3:33 AM EDT
Att: 55,052 - Unknown

AB	32
R	5
H	8
RBI	5
BB	5
SO	8
LOB	13



Batter	1	2	3	4	5	6	7	8	9	AB	R	H	RBI	BB	SO	LOB	BOTTOM							
Mookie Wilson, S OBP: 0.083, SLG: 0.083 (8, 7)	0-3 K		1-2 F7		2-1 L4		1-1 F3			4	0	0	0	0	1	1								
Kevin Mitchell, R OBP: 0.500, SLG: 0.500 (1, 7)	1-2 6-3			0-0 F8		3-1 1B E	0-2 1B			4	1	2	0	0	0	0								
Jesse Orosco, R (8, 1)										0	0	0	0	0	0	0								
Keith Hernandez, L OBP: 0.538, SLG: 0.636 (1, 3)	1-1 G3			0-1 1B		3-1 1B E	2-1 F8			4	1	2	0	0	0	1								
Gary Carter, R OBP: 0.077, SLG: 0.154 (1, 2)		0-0 6-3		1-1 F9		2-2 E6 HR		2-1 1-3		4	1	0	0	0	0	2								
Darryl Strawberry, L OBP: 0.250, SLG: 0.545 (1, 9)		3-3 K		0-0 1B		0-0 1B HR		3-3 K		4	1	2	3	0	2	0								
Ray Knight, R OBP: 0.250, SLG: 0.182 (1, 5)		0-0 FC4-6 1B		2-2 F9		0-0 5-3		1-1 F9		4	0	1	0	0	0	2								
Tim Teufel, R (1, 4)		1-0 FC4-6			2-2 F6	1-1 F9			1-1 PB HR 1B	3	0	0	0	0	0	1								
Wally Backman, S OBP: 0.300, SLG: 0.300 (9, 4)										1	1	1	0	0	0	0								
Rafael Santana, R OBP: 0.222, SLG: 0.222 (9, PH)										3	0	0	0	0	0	0								
Danny Heep, L OBP: 0.500, SLG: 0.500 (9, PH)									1-2 F8	1	0	0	0	0	0	1								
Ron Darling, R (1, 1)										1	0	0	0	0	0	0								
Lee Mazzilli, S OBP: 0.500, SLG: 0.500 (5, PH)										1	0	1	0	0	0	0								
Rick Aguilera, R (6, 1)										0	0	0	0	0	0	0								
Lenny Dykstra, L OBP: 0.455, SLG: 0.800 (7, PH)									2-H HR	2	1	1	2	0	1	0								
Inning Stats	R: 0 E: 0 K: 1 S: 9	H: 0 LOB: 0 BB: 0 P: 11	R: 0 E: 0 K: 1 S: 6	H: 1 LOB: 0 BB: 0 P: 10	R: 0 E: 0 K: 0 S: 11	H: 0 LOB: 0 BB: 0 P: 13	R: 0 E: 0 K: 0 S: 9	H: 2 LOB: 2 BB: 0 P: 12	R: 0 E: 0 K: 0 S: 10	H: 1 LOB: 1 BB: 0 P: 15	R: 4 E: 1 K: 0 S: 13	H: 3 LOB: 0 BB: 0 P: 23	R: 0 E: 0 K: 1 S: 11	H: 1 LOB: 1 BB: 0 P: 17	R: 0 E: 0 K: 1 S: 8	H: 0 LOB: 0 BB: 0 P: 14	R: 2 E: 0 K: 0 S: 7	H: 2 LOB: 0 BB: 0 P: 11	1B: 8 2B: 0 3B: 0 HR: 2	SF: 0 SAC: 0 DP: 0 HBP: 0	WP: 0 PB: 2 SB: 0 CS: 0	PA: 36		
PITCHER	IP WLS BF H R ER SO BB IBB HBP BLK WP HR S P ERA WHIP	IP WLS BF H R ER SO BB IBB HBP BLK WP HR S P ERA WHIP	IP WLS BF H R ER SO BB IBB HBP BLK WP HR S P ERA WHIP	IP WLS BF H R ER SO BB IBB HBP BLK WP HR S P ERA WHIP	IP WLS BF H R ER SO BB IBB HBP BLK WP HR S P ERA WHIP	IP WLS BF H R ER SO BB IBB HBP BLK WP HR S P ERA WHIP	IP WLS BF H R ER SO BB IBB HBP BLK WP HR S P ERA WHIP	IP WLS BF H R ER SO BB IBB HBP BLK WP HR S P ERA WHIP	IP WLS BF H R ER SO BB IBB HBP BLK WP HR S P ERA WHIP	IP WLS BF H R ER SO BB IBB HBP BLK WP HR S P ERA WHIP	IP WLS BF H R ER SO BB IBB HBP BLK WP HR S P ERA WHIP	IP WLS BF H R ER SO BB IBB HBP BLK WP HR S P ERA WHIP	IP WLS BF H R ER SO BB IBB HBP BLK WP HR S P ERA WHIP	IP WLS BF H R ER SO BB IBB HBP BLK WP HR S P ERA WHIP	IP WLS BF H R ER SO BB IBB HBP BLK WP HR S P ERA WHIP	IP WLS BF H R ER SO BB IBB HBP BLK WP HR S P ERA WHIP	IP WLS BF H R ER SO BB IBB HBP BLK WP HR S P ERA WHIP	IP WLS BF H R ER SO BB IBB HBP BLK WP HR S P ERA WHIP	IP WLS BF H R ER SO BB IBB HBP BLK WP HR S P ERA WHIP	IP WLS BF H R ER SO BB IBB HBP BLK WP HR S P ERA WHIP	IP WLS BF H R ER SO BB IBB HBP BLK WP HR S P ERA WHIP	IP WLS BF H R ER SO BB IBB HBP BLK WP HR S P ERA WHIP	IP WLS BF H R ER SO BB IBB HBP BLK WP HR S P ERA WHIP	IP WLS BF H R ER SO BB IBB HBP BLK WP HR S P ERA WHIP

Houston Astros @ New York Mets
Shea Stadium, Flushing, NY
Sat Oct 11 1986, 3:33 AM EDT
Att: 55,052 - Unknown

AB	36
R	6
H	10
RBI	5
BB	0
SO	4
LOB	8



Batter	1	2	3	4	5	6	7	8	9	AB	R	H	RBI	BB	SO	LOB	TOP										
Bill Doran, S OBP: 0.235, SLG: 0.375 (1, 4)	5-3 1		4-3 2		F7 3			6-3 3		4	0	0	0	0	0	0	Houston Astros @ New York Mets Shea Stadium, Flushing, NY Sun Oct 12 1986, 7:05 PM EDT Att: 55,038 - Unknown										
Billy Hatcher, R OBP: 0.294, SLG: 0.200 (1, 8)	6-3 2		F8 3			F8 1		5-3 1	4	0	0	0	0	0	0												
Phil Garner, R OBP: 0.266, SLG: 0.167 Denny Walling, L OBP: 0.200, SLG: 0.300 (9, PH) (9, 5)	K 3			F4 1		F8 2		FC5 2B 1	3	0	0	0	0	0	1												
Glenn Davis, R OBP: 0.375, SLG: 0.500 (1, 3)		HR 1B 1		BB 2		F2 3		6-3 2	3	1	1	0	1	0	1												
Kevin Bass, S OBP: 0.438, SLG: 0.462 (1, 9)	K 1			F4 2			F7 1		BB 3	3	0	0	0	1	1												
Jose Cruz, L OBP: 0.250, SLG: 0.200 (1, 7)	K 2			F9 3			4-3 2		BB 3	4	0	0	0	0	1												
Alan Ashby, S OBP: 0.286, SLG: 0.417 (1, 2)		HR 1H 1			F8 1		6-3 3			3	1	1	2	0	0												
Dickie Thon, R OBP: 0.375, SLG: 0.750 (1, 6)		F8 3			HR 1			5-3 1	3	1	1	1	0	0	0												
Mike Scott, R (1, 1)			K 1		K 2			K 2	3	0	0	0	0	3	0												
Inning Stats	R: 0 E: 0 K: 1 S: 7	H: 0 LOB: 0 BB: 0 P: 9	R: 2 E: 0 K: 2 S: 16	H: 2 LOB: 0 BB: 0 P: 19	R: 0 E: 0 K: 1 S: 8	H: 0 LOB: 0 BB: 0 P: 12	R: 0 E: 0 K: 0 S: 6	H: 0 LOB: 1 BB: 1 P: 11	R: 1 E: 0 K: 1 S: 16	H: 1 LOB: 0 BB: 0 P: 21	R: 0 E: 0 K: 0 S: 7	H: 0 LOB: 0 BB: 0 P: 11	R: 0 E: 0 K: 0 S: 4	H: 0 LOB: 0 BB: 0 P: 4	R: 0 E: 0 K: 1 S: 7	H: 1 LOB: 2 BB: 1 P: 18	1B: 1 2B: 1 3B: 0 HR: 2	SF: 0 SAC: 0 DP: 0 HBP: 0	WP: 0 PB: 0 SB: 0 CS: 0	PA: 33							
PITCHER	IP	WLS	BF	H	R	ER	SO	BB	IBB	HBP	BLK	WP	HR	S	P	ERA	WHIP										
Sid Fernandez, L ERA: 4.5 (1, 1)	6.0	L	22	3	3	3	5	1	0	0	0	0	2	60	83	4.50	0.667										
Roger McDowell, R ERA (7, 1)	2.0		6	0	0	0	1	0	0	0	0	0	0	11	14	0.00	0.000										
Doug Sisk, R ERA (9, 1)	1.0		5	1	0	0	0	1	0	0	0	0	0	9	18	0.00	2.000										

Batter	1	2	3	4	5	6	7	8	9	AB	R	H	RBI	BB	SO	LOB	BOTTOM										
Lenny Dykstra, L OBP: 0.400, SLG: 0.643 (1, 8)	6-3 1			F4 1		K 2			4-3 B1-3 1B 1	4	0	1	0	0	1	0	Houston Astros @ New York Mets Shea Stadium, Flushing, NY Sun Oct 12 1986, 7:05 PM EDT Att: 55,038 - Unknown										
Wally Backman, S OBP: 0.214, SLG: 0.214 (1, 4)	F7 2			E1 S 1		G3 3			B1-3 1-2 1	4	0	0	0	0	1												
Keith Hernandez, L OBP: 0.412, SLG: 0.467 (1, 3)	4-3 3			6-3 2			F4 1		4-3 2-3 2	4	0	0	0	0	2												
Gary Carter, R OBP: 0.059, SLG: 0.118 (1, 2)		F6 1		K 3			1-3 2		F8 3	4	0	0	0	1	2												
Darryl Strawberry, L OBP: 0.200, SLG: 0.429 (1, 9)		K 2			K 1		4-3 3			3	0	0	0	0	2												
Mookie Wilson, S OBP: 0.133, SLG: 0.133 (1, 7)		6-3 3			6-3 2			5-3 SF8 1B 1	3	1	1	0	0	0	0												
Ray Knight, R OBP: 0.267, SLG: 0.214 (1, 5)			5-3 1				5-3 1B 1		5-3 1-3 1	3	0	1	0	0	1												
Rafael Santana, R OBP: 0.182, SLG: 0.182 Danny Heep, L OBP: 0.333, SLG: 0.500 Kevin Elster, R (9, 6)			5-3 2				F3 3		SF8 2-1 2	2	0	0	0	0	1												
Sid Fernandez, L (1, 1)									F9 3-H 2-2 3	1	0	0	0	0	0												
Lee Mazzilli, S OBP: 0.333, SLG: 0.333 Roger McDowell, R (7, 1)										0	0	0	0	0	0												
Howard Johnson, S (8, PH)										0	0	0	0	0	0												
Doug Sisk, R (9, 1)										0	0	0	0	0	0												
Inning Stats	R: 0 E: 0 K: 0 S: 4	H: 0 LOB: 0 BB: 0 P: 7	R: 0 E: 0 K: 1 S: 8	H: 0 LOB: 0 BB: 0 P: 12	R: 0 E: 0 K: 1 S: 4	H: 0 LOB: 0 BB: 0 P: 6	R: 0 E: 1 K: 1 S: 12	H: 0 LOB: 1 BB: 0 P: 17	R: 0 E: 0 K: 1 S: 9	H: 1 LOB: 1 BB: 0 P: 10	R: 0 E: 0 K: 2 S: 11	H: 0 LOB: 0 BB: 0 P: 19	R: 0 E: 0 K: 0 S: 7	H: 0 LOB: 0 BB: 0 P: 11	R: 1 E: 0 K: 0 S: 10	H: 1 LOB: 0 BB: 0 P: 16	R: 0 E: 0 K: 0 S: 9	H: 1 LOB: 1 BB: 0 P: 13	1B: 3 2B: 0 3B: 0 HR: 0	SF: 1 SAC: 0 DP: 0 HBP: 0	WP: 0 PB: 0 SB: 1 CS: 0	PA: 31					
PITCHER	IP	WLS	BF	H	R	ER	SO	BB	IBB	HBP	BLK	WP	HR	S	P	ERA	WHIP										
Mike Scott, R ERA: 0.5 (1, 1)	9.0	W	31	3	1	1	5	0	0	0	0	0	0	74	111	1.00	0.333										

Batter	1	2	3	4	5	6	7	8	9	10	11	12	AB	R	H	RBI	BB	SO	LOB	TOP					
Bill Doran, S OBP: 0.273, SLG: 0.350 (1, 4)	3-2 4-3		0-0 1-3		0-0 FC4-6			0-0 7-6 SH3 1B		4-1 BB			4	0	1	1	1	0	1						
Billy Hatcher, R OBP: 0.333, SLG: 0.222 (1, 8)	0-1 4-3		0-0 1B		1-2 BB			0-1 SH3		0-2 F9			3	0	1	0	1	0	2						
Denny Walling, L OBP: 0.200, SLG: 0.267 (1, 5)	1-0 1B		0-0 F7		0-0 F7			0-0 7-6			0-2 K		5	0	1	0	0	1	4						
Glenn Davis, R OBP: 0.286, SLG: 0.388 (1, 3)	0-0 F9			0-0 F7		0-0 4-3			1-1 F6		1-3 K		5	0	0	0	0	1	1						
Kevin Bass, S OBP: 0.429, SLG: 0.444 (1, 9)		2-2 1B		0-0 6-3		0-0 6-3			1-1 4-3		1-2 1-3		5	0	2	0	0	0	0						
Jose Cruz, L OBP: 0.238, SLG: 0.200 (1, 7)		2-2 1B		0-0 6-3		0-3 K			3-1 F7			1-1 F5	5	0	1	0	0	1	1						
Alan Ashby, S OBP: 0.263, SLG: 0.412 (1, 2)		3-3 K			0-0 FC4-6 2B			0-1 4-3		0-0 4-3		2-1 5-3	5	1	1	0	0	1	2						
Craig Reynolds, L OBP: 0.500, SLG: 0.444 Dickie Thorn, R OBP: 0.353, SLG: 0.667 (12, PH) (12, 0)	0-0 G4-6-3 1B				0-0 FC1-6 1B			2-1 3-1		0-2 4-3		3-2 F8	4	0	1	0	0	0	2						
Nolan Ryan, R Terry Puhl, L Charlie Kerfeld, R (10, PH) (10, 1)			0-3 K		0-0 FC1-6 FC4-6			2-3 K		1-2 1B			3	0	0	0	0	2	2						
Inning Stats	R: 0 E: 0 K: 8 S: 8	H: 1 LOB: 1 BB: 12	R: 0 E: 0 K: 11 S: 11	H: 2 LOB: 1 BB: 0 P: 18	R: 0 E: 0 K: 1 S: 6	H: 1 LOB: 1 BB: 0 P: 6	R: 0 E: 0 K: 0 S: 3	H: 0 LOB: 0 BB: 0 P: 3	R: 1 E: 0 K: 0 S: 5	H: 2 LOB: 2 BB: 1 P: 9	R: 0 E: 0 K: 1 S: 5	H: 0 LOB: 0 BB: 0 P: 5	R: 0 E: 0 K: 4 S: 6	H: 1 LOB: 0 BB: 0 P: 4	R: 0 E: 0 K: 0 S: 6	H: 0 LOB: 0 BB: 0 P: 11	R: 0 E: 0 K: 2 S: 9	H: 0 LOB: 0 BB: 0 P: 11	R: 0 E: 0 K: 0 S: 7	H: 0 LOB: 0 BB: 0 P: 13	1B: 8 2B: 2 3B: 0 HR: 0	SF: 0 SAC: 1 DP: 2 HBP: 0	WP: 0 PB: 0 SB: 2 CS: 1	PA: 44	
PITCHER Dwight Gooden, R ERA: 1.06 Jesse Orosco, L ERA:	IP 10.0	WLS 38	BF 100	H 9	R 1	ER 1	SO 4	BB 2	IBB 0	HBP 0	BLK 0	WP 0	HR 0	S 67	P 96	ERA 0.00	WHIP 0.000								

Houston Astros @ New York Mets
Shea Stadium, Flushing, NY
Tue Oct 14 1986, 3:33 AM EDT
Att. 54,986 - Overcast

AB 41
R 1
H 9
RBI 1
BB 2
SO 6
LOB 15



Batter	1	2	3	4	5	6	7	8	9	10	11	12	AB	R	H	RBI	BB	SO	LOB	BOTTOM								
Lenny Dykstra, L OBP: 0.300, SLG: 0.474 (1, 8)	2-3 K			0-3 K		0-0 F5			2-2 F9			2-2 G3	5	0	0	0	0	2	0									
Wally Backman, S OBP: 0.211, SLG: 0.211 (1, 4)	3-2 K			0-0 F7			1-3 K		1-3 K			2-2 1B	5	1	1	0	0	3	0									
Keith Hernandez, L OBP: 0.409, SLG: 0.421 (1, 3)	0-2 F9			0-3 K			2-1 1B		3-1 F9			4-1 1B	4	0	1	0	1	1	0									
Gary Carter, R OBP: 0.091, SLG: 0.136 (1, 2)		1-1 1-3			0-0 F9		3-2 F6			2-0 5-3		3-2 1B	5	0	1	1	0	0	1									
Darryl Strawberry, L OBP: 0.263, SLG: 0.588 (1, 9)		0-3 K			0-0 HR		4-2 1B		4-2 BB		2-3 K		3	1	1	1	1	2	0									
Mookie Wilson, S OBP: 0.105, SLG: 0.105 Jesse Orosco, R (11, 1)		3-3 K			0-3 K		1-0 F7			1-3 K			4	0	0	0	0	3	2									
Ray Knight, R OBP: 0.211, SLG: 0.167 (1, 5)			0-3 K		0-0 F9			0-0 F9		0-2 4-3			4	0	0	0	0	1	0									
Rafael Santana, R OBP: 0.143, SLG: 0.143 Lee Mazzilli, S OBP: 0.250, SLG: 0.250 Kevin Elster, R (12, 0)			0-0 4-3			3-2 6-3		0-3 K		3-2 G3		3-2 G3	3	0	0	0	0	1	0									
Dwight Gooden, R Danny Heep, L (11, 7)			0-3 K			2-1 F9		0-1 F4		0-2 K			3	0	0	0	0	1	0									
Inning Stats	R: 0 E: 0 K: 2 S: 11	H: 0 LOB: 0 BB: 16	R: 0 E: 0 K: 8 S: 8	H: 0 LOB: 0 BB: 0 P: 12	R: 0 E: 0 K: 2 S: 7	H: 0 LOB: 0 BB: 0 P: 7	R: 0 E: 0 K: 0 S: 7	H: 0 LOB: 0 BB: 0 P: 7	R: 1 E: 0 K: 1 S: 6	H: 1 LOB: 0 BB: 1 P: 6	R: 0 E: 0 K: 0 S: 5	H: 0 LOB: 0 BB: 0 P: 5	R: 0 E: 0 K: 1 S: 13	H: 1 LOB: 2 BB: 1 P: 24	R: 0 E: 0 K: 1 S: 6	H: 0 LOB: 0 BB: 0 P: 6	R: 0 E: 0 K: 1 S: 9	H: 0 LOB: 0 BB: 0 P: 15	R: 0 E: 0 K: 2 S: 8	H: 0 LOB: 0 BB: 0 P: 13	R: 0 E: 0 K: 1 S: 10	H: 0 LOB: 0 BB: 0 P: 14	R: 1 E: 1 K: 0 S: 13	H: 2 LOB: 2 BB: 1 P: 24	1B: 3 2B: 0 3B: 0 HR: 1	SF: 0 SAC: 0 DP: 0 HBP: 0	WP: 0 PB: 0 SB: 0 CS: 0	PA: 40
PITCHER Nolan Ryan, R ERA: 3.86 Charlie Kerfeld, R ERA: 2.25	IP 9.0	WLS 30	BF 100	H 2	R 1	ER 1	SO 12	BB 1	IBB 0	HBP 0	BLK 0	WP 0	HR 1	S 74	P 105	ERA 1.00	WHIP 0.333											

Houston Astros @ New York Mets
Shea Stadium, Flushing, NY
Tue Oct 14 1986, 3:33 AM EDT
Att. 54,986 - Overcast


AB 38
R 2
H 4
RBI 2
BB 2
SO 15
LOB 3



Batter	1	2	3	4	5	6	7	8	9	10	11	12	13	14	15	16	AB	R	H	RBI	BB	SO	LOB	TOP			
Mookie Wilson, S OBP: 0.148, SLG: 0.115 (9.7)	K					5-3			5-3 2B	P6			1-3	K		G4-6-3	7	1	1	1	1	2	4				
Kevin Mitchell, R Kevin Elster, R OBP: 0.250, SLG: 0.250 (9.6)	5-3		BB	K		4-3			5-3	K			4-3		P3		4	0	0	0	0	1	3				
Keith Hernandez, L OBP: 0.345, SLG: 0.385 (1.3)	K								4-3				L6		K		7	1	1	1	0	2	0				
Gary Carter, R OBP: 0.207, SLG: 0.185 (1.2)																	5	0	2	0	2	0	0				
Daryl Strawberry, L OBP: 0.308, SLG: 0.345 (1.9)																	5	2	1	0	2	2	1				
Ray Knight, R OBP: 0.192, SLG: 0.167 (1.5)																	6	1	1	2	0	1	3				
Tim Lincecum, R Wally Backman, S OBP: 0.187, SLG: 0.167 OBP: 0.304, SLG: 0.238 (9.4)																	3	0	1	0	0	0	0				
Rafael Santana, R Danny Heep, L Roger McDowell, R Howard Johnson, S Jesse Orosco, R Lee Mazzilli, S Rick Aguilera, R Lenny Dykstra, L OBP: 0.176, SLG: 0.176 OBP: 0.200, SLG: 0.250 (9.1) (14, PH) (14, 1) (9, PH) OBP: 0.360, SLG: 0.565 (9.8)																	3	0	1	0	0	0	1				
Bob Ojeda, L Lee Mazzilli, S Rick Aguilera, R Lenny Dykstra, L OBP: 0.200, SLG: 0.200 (9, PH) OBP: 0.360, SLG: 0.565 (9.8)																	1	0	0	0	0	0	0				
Inning Stats	R: 0 E: 0 K: 2 S: 11	H: 0 LOB: 0 BB: 0 P: 13	R: 0 E: 0 K: 0 S: 4	H: 0 LOB: 0 BB: 0 P: 7	R: 0 E: 0 K: 1 S: 9	H: 1 LOB: 2 BB: 1 P: 16	R: 0 E: 0 K: 1 S: 7	H: 0 LOB: 0 BB: 0 P: 10	R: 0 E: 0 K: 0 S: 6	H: 1 LOB: 0 BB: 0 P: 10	R: 0 E: 0 K: 1 S: 7	H: 0 LOB: 0 BB: 0 P: 10	R: 0 E: 0 K: 0 S: 7	H: 0 LOB: 0 BB: 0 P: 12	R: 1 E: 1 K: 1 S: 9	H: 2 LOB: 3 BB: 2 P: 20	R: 0 E: 0 K: 1 S: 10	H: 1 LOB: 1 BB: 0 P: 17	R: 3 E: 0 K: 0 S: 12	H: 3 LOB: 0 BB: 1 P: 21	1B: 8 2B: 2 3B: 1 HR: 0	SF: 1 SAC: 1 DP: 2 HBP: 0	WP: 2 PB: 0 SB: 0 CS: 0	PA: 64			
PITCHER	IP 8.1	WLS 30	BF 5	H 3	R 3	ER 0	SO 6	BB 1	IBB 0	HBP 0	BLK 0	WP 0	HR 0	S 101	P 24	ERA 0.00	WHIP 1.200										
Bob Knepper, L Dave Smith, R Larry Andersen, R Aurelio Lopez, R Jeff Calhoun, L ERA: 3.52 (9.1) (9, 1) (11, 1) (14, 1) (16, 1)	1.2 3.0 2.0 1.0	8 10 13 4	0 0 5 1	0 0 3 1	0 0 3 1	0 0 2 0	2 1 1 0	0 0 0 0	0 0 0 0	0 0 0 0	0 0 0 0	0 0 0 2	0 0 0 0	0 0 0 8	0 0 0 14	13.50 9.00	3.000 2.000										

New York Mets @ Houston Astros
Astrodome, Houston, TX
Wed Oct 15 1986, 8:05 PM EDT
Alt. 45,718 - Dome

AB 54
R 7
H 11
RBI 6
BB 8
SO 11
LOB 18



Batter	1	2	3	4	5	6	7	8	9	10	11	12	13	14	15	16	AB	R	H	RBI	BB	SO	LOB	BOTTOM						
Bill Doran, S OBP: 0.276, SLG: 0.333 (1.4)	FC3-6 1B	5-3			FC4-6 1B			4-3			6-3			K		FC3-6 1B	7	1	2	0	0	1	1							
Billy Hatcher, R OBP: 0.357, SLG: 0.400 (1.8)	FC3-6 2B				6-3			5-3			5-3					FC3-6 1B	7	2	3	2	0	0	1							
Phil Garner, R Denny Walling, L OBP: 0.300, SLG: 0.333 OBP: 0.158, SLG: 0.211 (1.5) (9.5)	1B 2B				F8			4-3			1-3			3-1		FC3-6 1B	4	0	0	0	0	0	2							
Glenn Davis, R OBP: 0.321, SLG: 0.423 (1.3)	1B				F7									P4			7	1	3	2	0	1	0							
Kevin Bass, S OBP: 0.383, SLG: 0.375 (1.9)	1B CS				1-3			1-3			6-3					1B	6	0	1	0	1	2	3							
Jose Cruz, L OBP: 0.222, SLG: 0.192 (1.7)	1B CS				1-3			5-3			F7			4-3			6	0	1	1	0	1	2							
Alan Ashby, S OBP: 0.200, SLG: 0.304 (1.2)	L6				F7			4-3			3-1			F8		4-3	6	0	0	0	0	0	2							
Dickie Thorn, R Craig Reynolds, L OBP: 0.290, SLG: 0.500 OBP: 0.385, SLG: 0.333 (1.6) (11.6)					4-3			L1			K			3-1		K	3	0	0	0	0	0	0							
Bob Knepper, L Dave Smith, R Larry Andersen, R Aurelio Lopez, R Jeff Calhoun, L ERA: 2.07 (15.8) (15.8) (15.8) (16.1)											1-3			5-3		1B 1B	2	0	0	0	1	1	0							
Inning Stats	R: 3 E: 0 K: 0 S: 14	H: 4 LOB: 1 BB: 1 P: 23	R: 0 E: 0 K: 1 S: 7	H: 0 LOB: 0 BB: 0 P: 8	R: 0 E: 0 K: 0 S: 5	H: 0 LOB: 0 BB: 0 P: 7	R: 0 E: 0 K: 0 S: 4	H: 0 LOB: 0 BB: 0 P: 6	R: 0 E: 0 K: 0 S: 7	H: 1 LOB: 2 BB: 1 P: 14	R: 0 E: 0 K: 1 S: 7	H: 1 LOB: 1 BB: 0 P: 8	R: 0 E: 0 K: 0 S: 6	H: 0 LOB: 0 BB: 0 P: 10	R: 0 E: 0 K: 1 S: 7	H: 0 LOB: 0 BB: 0 P: 10	R: 0 E: 0 K: 0 S: 8	H: 1 LOB: 0 BB: 0 P: 15	R: 0 E: 0 K: 0 S: 6	H: 0 LOB: 0 BB: 0 P: 8	R: 1 E: 1 K: 1 S: 12	H: 1 LOB: 0 BB: 0 P: 18	R: 0 E: 0 K: 2 S: 9	H: 0 LOB: 0 BB: 0 P: 12	R: 2 E: 0 K: 2 S: 14	H: 3 LOB: 2 BB: 1 P: 24	1B: 8 2B: 2 3B: 0 HR: 1	SF: 0 SAC: 0 DP: 0 HBP: 0	WP: 0 PB: 0 SB: 1 CS: 3	PA: 59
PITCHER	IP 5.0	WLS 20	BF 5	H 3	R 3	ER 0	SO 3	BB 2	IBB 0	HBP 0	BLK 0	WP 0	HR 0	S 38	P 19	ERA 0.00	WHIP 0.333													
Bob Knepper, L Rick Aguilera, R Roger McDowell, R Jesse Orosco, L ERA: 2.07 (15.8) (15.8) (14, 1)	3.0 5.0 3.0	10 15 14	1 0 4	0 0 3	0 0 3	0 0 5	0 0 5	0 0 0	0 0 0	0 0 0	0 0 1	0 0 0	0 0 0	0 0 0	0 0 0	0.00 0.00 9.00	0.333 0.200 1.667													

New York Mets @ Houston Astros
Astrodome, Houston, TX
Wed Oct 15 1986, 8:05 PM EDT
Alt. 45,718 - Dome

AB 56
R 6
H 11
RBI 6
BB 3
SO 9
LOB 11

