

Houston Astros - 1987

Batter	1	2	3	4	5	6	7	8	9	AB	R	H	RBI	BB	SO	LOB	TOP								
Steve Sax, R OBP: 0.400, SLG: 0.250 (1, 4)	E5		5-3						K	4	1	1	0	1	1	0	Los Angeles Dodgers @ Houston Astros Astrodome, Houston, TX Mon Apr 06 1987, 8:05 PM EDT Att: 44,585 - Unknown livebaseballscorecards.com								
Mariano Duncan, R (1, 6)	K								K	4	0	0	0	0	3	3									
Bill Madlock, R (1, 5)	K								K	4	0	0	0	1	2	3									
Mike Marshall, R OBP: 0.250, SLG: 0.250 (1, 9)	5-3									4	0	1	0	0	1	3									
Franklin Stubbs, L OBP: 0.750, SLG: 0.750 (1, 3)										4	1	3	1	0	1	0									
Ken Landreaux, L (1, 7)										4	0	0	0	0	0	5									
Mike Scioscia, L (1, 2)										3	0	0	0	1	1	0									
Mike Ramsey, S OBP: 0.500, SLG: 0.500 (1, 8)										4	1	2	1	0	1	0									
Orel Hershiser, R OBP: 0.333, SLG: 0.333 Len Matuszek, L (8, PH) Tom Niedenfuer, R (8, 1)										3	0	1	1	0	1	2									
Inning Stats	R: 0 E: 1 K: 2 S: 8	H: 0 LOB: 1 BB: 0 P: 8	R: 0 E: 0 K: 2 S: 7	H: 0 LOB: 0 BB: 0 P: 7	R: 0 E: 0 K: 0 S: 3	H: 0 LOB: 0 BB: 0 P: 3	R: 0 E: 0 K: 1 S: 7	H: 2 LOB: 2 BB: 0 P: 7	R: 1 E: 0 K: 1 S: 7	H: 2 LOB: 2 BB: 1 P: 11	R: 1 E: 0 K: 1 S: 7	H: 2 LOB: 2 BB: 1 P: 11	R: 1 E: 0 K: 1 S: 7	H: 2 LOB: 2 BB: 1 P: 11	R: 0 E: 0 K: 2 S: 5	H: 0 LOB: 0 BB: 0 P: 5	R: 0 E: 0 K: 2 S: 7	H: 0 LOB: 0 BB: 0 P: 7	1B: 8 2B: 0 3B: 0 HR: 0	SF: 0 SAC: 1 DP: 0 HBP: 0	WP: 0 PB: 0 SB: 2 CS: 0	PA: 39			
PITCHER	IP	WLS	BF	H	R	ER	SO	BB	IBB	HBP	BLK	WP	HR	S	P	ERA	WHIP								
Mike Scott, R ERA: 3.86 Dave Smith, R ERA:	(1, 1) (8, 1)	7.0 S	33 6	8 0	3 0	3 0	8 3	2 0	1 0	0 0	1 0	0 0	0 0	46 12	58 12	3.86 0.00	1.429 0.000								

Batter	1	2	3	4	5	6	7	8	9	AB	R	H	RBI	BB	SO	LOB	BOTTOM								
Bill Doran, S OBP: 0.250, SLG: 0.250 (1, 4)	4-3		5-3							4	0	1	0	0	0	0	Los Angeles Dodgers @ Houston Astros Astrodome, Houston, TX Mon Apr 06 1987, 8:05 PM EDT Att: 44,585 - Unknown livebaseballscorecards.com								
Billy Hatcher, R OBP: 0.250, SLG: 0.250 (1, 8)										4	0	1	0	0	0	1									
Jose Cruz, L OBP: 0.250, SLG: 1.000 (1, 7)										4	1	1	1	0	0	1									
Glenn Davis, R OBP: 0.500, SLG: 0.500 (1, 3)										4	1	2	0	0	1	0									
Kevin Bass, S OBP: 0.500, SLG: 0.750 (1, 9)										4	1	2	0	0	0	2									
Alan Ashby, S OBP: 0.250, SLG: 0.250 (1, 2)										4	1	1	2	0	0	1									
Craig Reynolds, L (1, 6)										4	0	0	0	0	0	3									
Phil Garner, R Bert Pena, R (9, 5)										2	0	0	0	1	0	1									
Mike Scott, R Dave Smith, R (8, 1)										3	0	0	0	0	0	2									
Inning Stats	R: 0 E: 0 K: 0 S: 5	H: 2 LOB: 2 BB: 0 P: 5	R: 1 E: 1 K: 0 S: 4	H: 0 LOB: 0 BB: 0 P: 4	R: 0 E: 0 K: 0 S: 3	H: 0 LOB: 0 BB: 0 P: 3	R: 0 E: 0 K: 1 S: 6	H: 1 LOB: 1 BB: 0 P: 6	R: 0 E: 0 K: 0 S: 4	H: 1 LOB: 1 BB: 0 P: 4	R: 2 E: 0 K: 0 S: 6	H: 3 LOB: 2 BB: 1 P: 10	R: 1 E: 0 K: 0 S: 4	H: 1 LOB: 0 BB: 0 P: 4	R: 0 E: 0 K: 0 S: 3	H: 0 LOB: 0 BB: 0 P: 3	1B: 6 2B: 1 3B: 0 HR: 1	SF: 0 SAC: 0 DP: 0 HBP: 0	WP: 1 PB: 0 SB: 0 CS: 0	PA: 34					
PITCHER	IP	WLS	BF	H	R	ER	SO	BB	IBB	HBP	BLK	WP	HR	S	P	ERA	WHIP								
Orel Hershiser, R ERA: 3.86 Tom Niedenfuer, R ERA:	(1, 1) (8, 1)	7.0 L	31 3	8 0	4 0	3 0	1 0	0 0	1 0	1 0	1 1	0 0	3 3	32 3	36 3	3.86 0.00	1.143 0.000								

Batter	1	2	3	4	5	6	7	8	9	AB	R	H	RBI	BB	SO	LOB	TOP				
Steve Sax, R OBP: 0.333, SLG: 0.143 (1, 4)	6-3		F9 1B BB	L6			F9			3	1	0	0	1	0	1					
Mariano Duncan, R (1, 6)	7-6-3		F9 1-3			F6		K		4	0	0	0	0	1	1					
Bill Madlock, R OBP: 0.250, SLG: 0.143 (4, 3)	6-3					F9		4-3		3	0	1	1	0	0	0					
Ken Landreaux, L (5, 7)										1	0	0	0	0	0	0					
Mike Marshall, R OBP: 0.250, SLG: 0.375 (1, 9)		1B 1B 2B	F7			P3		K		4	1	1	0	0	1	1					
Franklin Stubbs, L OBP: 0.625, SLG: 1.000 (5, 3)		1B 2-3 1B		3-1		F5				4	1	2	1	0	0	0					
Tracy Woodson, R (1, 3)		F9		6-3		K		F6		3	0	0	0	0	1	2					
Len Matuszek, L (9, PH)										1	0	0	0	0	0	0					
Mike Scioscia, L OBP: 0.500, SLG: 0.500 (9, PR)			G5-4-3 1-2 3-H 1B		3B BB	F5		F9 2B		3	1	2	1	1	0	0					
Dave Anderson, R (9, PR)										0	0	0	0	0	0	0					
Mike Ramsey, S OBP: 0.429, SLG: 0.714 (1, 8)		G5-4-3						F9		3	1	1	1	0	1	2					
Pedro Guerrero, R (9, PH)			1-2							1	0	0	0	0	0	1					
Fernando Valenzuela, L OBP: 0.333, SLG: 0.333 (1, 1)				4-3						3	0	1	1	0	1	0					
Ken Howell, R (8, 1)										0	0	0	0	0	0	0					
Matt Young, L (8, 1)										0	0	0	0	0	0	0					
Alex Trevino, R (9, PH)					3-H 1B					1	0	0	0	0	1	2					
Inning Stats	R: 0 E: 0 K: 0 S: 3	H: 0 LOB: 0 BB: 0 P: 3	R: 1 E: 0 K: 0 S: 5	H: 3 LOB: 1 BB: 0 P: 5	R: 1 E: 0 K: 0 S: 4	H: 1 LOB: 1 BB: 1 P: 8	R: 2 E: 0 K: 0 S: 5	H: 2 LOB: 1 BB: 1 P: 9	R: 0 E: 0 K: 1 S: 5	H: 0 LOB: 0 BB: 0 P: 5	R: 0 E: 0 K: 2 S: 7	H: 0 LOB: 0 BB: 0 P: 7	R: 0 E: 0 K: 2 S: 7	H: 0 LOB: 0 BB: 0 P: 7	R: 1 E: 0 K: 1 S: 7	H: 2 LOB: 2 BB: 0 P: 7	1B: 4 2B: 2 3B: 1 HR: 1	SF: 0 SAC: 0 DP: 1 HBP: 0	WP: 0 PB: 0 SB: 1 CS: 0	PA: 36	
PITCHER	IP	WLS	BF	H	R	ER	SO	BB	IBB	HBP	BLK	WP	HR	S	P	ERA	WHIP				
Bob Knepper, L ERA: 9.0 (1, 1)	4.0		19	6	4	4	0	2	0	0	0	0	0	17	25	9.00	2.000				
Aurelio Lopez, R ERA: (5, 1)	2.0	W	6	0	0	0	1	0	0	0	0	0	0	8	8	0.00	0.000				
Larry Andersen, R ERA: (7, 1)	2.0		6	0	0	0	4	0	0	0	0	0	0	14	14	0.00	0.000				
Charlie Kerfeld, R ERA: 13.5 (9, 1)	0.2		4	2	1	1	0	0	0	0	0	0	1	4	4	13.50	3.000				
Dave Smith, R ERA: (9, 1)	0.1	S	1	0	0	0	1	0	0	0	0	0	0	3	3	0.00	0.000				

Los Angeles Dodgers @ Houston Astros
Astrodome, Houston, TX
Tue Apr 07 1987, 8:05 PM EDT
Att: 22,781 - Unknown

AB	34
R	5
H	8
RBI	5
BB	2
SO	6
LOB	10



Batter	1	2	3	4	5	6	7	8	9	AB	R	H	RBI	BB	SO	LOB	BOTTOM				
Bill Doran, S OBP: 0.556, SLG: 0.429 (1, 4)	5-3			1B		SH1-3 BB		WP 1B BB		3	1	2	0	2	0	0					
Billy Hatcher, R OBP: 0.500, SLG: 0.429 (1, 8)		1-2 2-3 1B		1B		SH1-3		FC 1B BB		3	1	2	1	1	1	3					
Jose Cruz, L OBP: 0.222, SLG: 0.667 (1, 7)								FC 1B 1-2		5	0	1	0	0	3	7					
Glenn Davis, R OBP: 0.222, SLG: 0.222 (1, 3)	L5					6-3		K		5	0	0	0	0	2	9					
Kevin Bass, S OBP: 0.444, SLG: 0.556 (9, 1)						6-3				5	1	2	2	0	1	1					
Charlie Kerfeld, R (9, 1)		BLK 1B 1B						1-3 2-H 3-H 1B		0	0	0	0	0	0	0					
Dave Smith, R (9, 1)										0	0	0	0	0	0	0					
Alan Ashby, S OBP: 0.250, SLG: 0.143 (1, 2)						6-3		6-3		3	0	0	0	1	1	1					
Mark Bailey, S (8, 2)										1	0	0	0	0	0	1					
Phil Garner, R OBP: 0.429, SLG: 0.333 (1, 5)										4	0	2	1	0	0	2					
Bert Pena, R OBP: 0.667, SLG: 0.667 (8, PH)										3	1	2	0	0	0	1					
Craig Reynolds, L OBP: 0.200, SLG: 0.200 (9, 6)								E8 1B WP 1B		1	1	1	0	0	0	0					
Bob Knepper, L (1, 1)										1	0	0	0	0	0	2					
Jim Pankovits, R (4, PH)										1	0	0	0	0	0	1					
Aurelio Lopez, R (5, 1)										0	0	0	0	0	0	0					
Ty Gainey, L (6, PH)										0	0	0	0	0	1	0					
Larry Andersen, R (7, 1)										0	0	0	0	0	0	0					
Terry Puhl, L OBP: 1.000, SLG: 1.000 (9, 9)										1	1	1	0	0	0	0					
Inning Stats	R: 0 E: 0 K: 1 S: 6	H: 1 LOB: 1 BB: 0 P: 6	R: 1 E: 0 K: 1 S: 9	H: 4 LOB: 3 BB: 0 P: 9	R: 0 E: 0 K: 2 S: 8	H: 1 LOB: 2 BB: 1 P: 12	R: 1 E: 0 K: 1 S: 8	H: 3 LOB: 2 BB: 0 P: 8	R: 0 E: 0 K: 0 S: 4	H: 1 LOB: 1 BB: 0 P: 4	R: 0 E: 0 K: 1 S: 5	H: 0 LOB: 2 BB: 2 P: 13	R: 0 E: 0 K: 1 S: 5	H: 0 LOB: 0 BB: 0 P: 5	R: 4 E: 1 K: 1 S: 8	H: 3 LOB: 1 BB: 2 P: 16	1B: 12 2B: 1 3B: 0 HR: 0	SF: 0 SAC: 1 DP: 0 HBP: 0	WP: 2 PB: 1 SB: 2 CS: 0	PA: 42	
PITCHER	IP	WLS	BF	H	R	ER	SO	BB	IBB	HBP	BLK	WP	HR	S	P	ERA	WHIP				
Fernando Valenzuela, L ERA: 2.57 (1, 1)	7.0		34	10	2	2	7	3	0	0	1	0	0	45	57	2.57	1.857				
Ken Howell, R ERA: (8, 1)	0.0		2	2	2	2	0	0	0	0	0	0	0	2	2	-	-				
Matt Young, L ERA: 18.0 (8, 1)	1.0	L	6	1	2	2	1	2	0	0	0	1	0	6	14	18.00	3.000				

Los Angeles Dodgers @ Houston Astros
Astrodome, Houston, TX
Tue Apr 07 1987, 8:05 PM EDT
Att: 22,781 - Unknown

AB	36
R	6
H	13
RBI	4
BB	5
SO	8
LOB	28



Batter	1	2	3	4	5	6	7	8	9	AB	R	H	RBI	BB	SO	LOB	TOP								
Alonzo Powell, R OBP: 0.214, SLG: 0.308 (1, 7)	F9		1B BB		L4		K		F8	4	0	0	0	1	1	3									
Mitch Webster, S OBP: 0.429, SLG: 0.615 (1, 9)	4-3		1-2 1B		4-3		K		BB	4	0	1	0	1	1	0									
Andres Calarraga, R OBP: 0.385, SLG: 0.590 (1, 3)	F9		1-3		5-3		HBP 1B		4-3	5	1	1	0	0	0	4									
Hubie Brooks, R OBP: 0.167, SLG: 0.091 Tom Foley, L (8, 6)		6-3			5-3		K		BB 1B HBP	3	0	0	0	0	1	0									
Tim Wallach, R OBP: 0.417, SLG: 0.583 (1, 5)	F6				5-3		K		BB 1B	4	0	1	1	0	1	0									
Jeff Reed, L OBP: 0.364, SLG: 0.333 (1, 2)					1B BB		G1-6-3		G5-4-3 BB	2	0	1	0	2	0	0									
Vance Law, R OBP: 0.182, SLG: 0.273 (1, 4)		5-3			FC5-6 1B		4-3		G5-4-3	4	0	1	0	0	0	4									
Herm Winningham, L (1, 8)			1-3		FC5-6		BB BB		K	3	0	0	0	1	1	2									
Neal Heaton, L Lary Sorensen, R Casey Candaele, S Randy St. Claire, R Jeff Parrett, R Wallace Johnson, S OBP: 1.000, SLG: 2.000 (1, 1) (6, 1) (7, PH) (7, 1) (8, 1) (8, PH)			K				K		1-2 BB	2	0	0	0	0	2	0									
Inning Stats	R: 0 E: 0 K: 0 S: 3	H: 0 LOB: 0 BB: 0 P: 3	R: 0 E: 0 K: 0 S: 4	H: 1 LOB: 1 BB: 0 P: 4	R: 0 E: 0 K: 1 S: 6	H: 1 LOB: 2 BB: 1 P: 10	R: 0 E: 0 K: 0 S: 4	H: 1 LOB: 2 BB: 1 P: 8	R: 0 E: 0 K: 2 S: 5	H: 0 LOB: 0 BB: 0 P: 5	R: 0 E: 0 K: 1 S: 7	H: 0 LOB: 0 BB: 0 P: 7	R: 0 E: 0 K: 1 S: 5	H: 0 LOB: 2 BB: 2 P: 13	R: 1 E: 0 K: 1 S: 6	H: 2 LOB: 2 BB: 1 P: 11	R: 0 E: 0 K: 1 S: 6	H: 1 LOB: 2 BB: 1 P: 10	1B: 4 2B: 2 3B: 0 HR: 0	SF: 0 SAC: 0 DP: 1 HBP: 1	WP: 0 PB: 0 SB: 0 CS: 0	PA: 39			
PITCHER	IP	WLS	BF	H	R	ER	SO	BB	IBB	HBP	BLK	WP	HR	S	P	ERA	WHIP								
Danny Darwin, R ERA: 1.23 Charlie Kerfeld, R ERA: 2.45	(1, 1)	7.1	W	32	5	1	1	6	4	0	1	0	0	39	56	1.23	1.227								

Montreal Expos @ Houston Astros
Astrodome, Houston, TX
Fri Apr 10 1987, 8:05 PM EDT
Att: 24,048 - Unknown

AB	32
R	1
H	6
RBI	1
BB	6
SO	7
LOB	13



Batter	1	2	3	4	5	6	7	8	9	AB	R	H	RBI	BB	SO	LOB	BOTTOM								
Bill Doran, S OBP: 0.412, SLG: 0.286 (1, 4)	F9	S 1B BB			6-3		F8			3	1	0	0	1	0	2									
Billy Hatcher, R OBP: 0.500, SLG: 0.533 (1, 8)	E 1B	S 1B			E 1B		6-3			4	1	3	1	0	0	0									
Jose Cruz, L OBP: 0.412, SLG: 0.824 (1, 7)	1-H 2B 1B	6-3			K		G6-4-3 1B			4	1	2	1	0	1	2									
Glenn Davis, R OBP: 0.294, SLG: 0.353 (1, 3)	1-H HR 2B				F8		K2-3		G6-4-3	4	1	1	1	0	1	2									
Kevin Bass, S OBP: 0.412, SLG: 0.647 (1, 9)	2-H HR				5-3		E3 E G6-4-3		S 1B	4	2	2	2	0	0	0									
Mark Bailey, S OBP: 0.333, SLG: 0.375 (1, 2)	5-3				5-3		G6-4-3 1B		K	4	0	1	0	0	1	1									
Phil Garner, R OBP: 0.267, SLG: 0.214 (1, 5)	4-3				F7		G6-4-3		6-3	4	0	0	0	0	3										
Bert Pena, R OBP: 0.222, SLG: 0.222 (1, 6)		6-3			6-3		E6 1B		1-3	4	0	0	0	0	1										
Danny Darwin, R OBP: 0.333, SLG: 0.333 Charlie Kerfeld, R (8, 1)		F4			K		G6-4-3 1B			3	0	1	0	0	1	0									
Inning Stats	R: 4 E: 0 K: 0 S: 7	H: 4 LOB: 0 BB: 0 P: 7	R: 1 E: 0 K: 0 S: 4	H: 1 LOB: 1 BB: 1 P: 8	R: 0 E: 0 K: 0 S: 3	H: 0 LOB: 0 BB: 0 P: 3	R: 0 E: 0 K: 1 S: 5	H: 0 LOB: 0 BB: 0 P: 5	R: 0 E: 1 K: 2 S: 8	H: 1 LOB: 1 BB: 0 P: 8	R: 1 E: 2 K: 0 S: 6	H: 2 LOB: 2 BB: 0 P: 6	R: 0 E: 0 K: 0 S: 3	H: 1 LOB: 0 BB: 0 P: 3	R: 0 E: 0 K: 1 S: 6	H: 1 LOB: 1 BB: 0 P: 6	1B: 8 2B: 1 3B: 0 HR: 1	SF: 0 SAC: 0 DP: 2 HBP: 0	WP: 0 PB: 0 SB: 5 CS: 0	PA: 35					
PITCHER	IP	WLS	BF	H	R	ER	SO	BB	IBB	HBP	BLK	WP	HR	S	P	ERA	WHIP								
Neal Heaton, L ERA: 9.0 Lary Sorensen, R ERA: 9.0 Randy St. Claire, R ERA: 12.0 Jeff Parrett, R ERA: 12.0	(1, 1)	5.0	L	24	7	6	5	3	1	0	0	0	0	4	4	9.00	1.600								

Montreal Expos @ Houston Astros
Astrodome, Houston, TX
Fri Apr 10 1987, 8:05 PM EDT
Att: 24,048 - Unknown

AB	34
R	6
H	10
RBI	5
BB	1
SO	4
LOB	11



Batter	1	2	3	4	5	6	7	8	9	AB	R	H	RBI	BB	SO	LOB	TOP								
Casey Candaele, S OBP: 0.428, SLG: 0.500 (1, 7)	F9		3-1			FC3-6 1B		SH1-3 SF8 2B		4	1	2	0	0	0	1									
Mitch Webster, S OBP: 0.353, SLG: 0.500 (1, 9)	F7				F9	FC3-6 BLK 1-2		SH1-3 2-3		3	0	0	0	0	0	1									
Andres Calarraga, R OBP: 0.294, SLG: 0.490 (1, 3)	5-3			K		K		SF8 3-H 0-0		3	0	0	1	0	2	1									
Tim Wallach, R OBP: 0.313, SLG: 0.438 (1, 5)		K		6-3		F7		6-3		4	0	0	0	0	1	1									
John Stefero, L (1, 2)		G6-3 BB			K		F2		F8	3	0	0	0	1	1	0									
Tom Foley, L OBP: 0.200, SLG: 0.200 (1, 6)		G6-3 1-2			5-3		1B		6-3	4	0	1	0	0	0	1									
Vance Law, R OBP: 0.333, SLG: 0.600 Reid Nichols, R OBP: 0.667, SLG: 0.500 (9, PR)			K			HR				4	1	3	1	0	1	0	AB 32								
Herm Winningham, L OBP: 0.182, SLG: 0.200 Jeff Reed, L OBP: 0.333, SLG: 0.300 (9, PH)			1-3			2B			6-3	0	0	0	0	0	0	0	R 2								
Floyd Youmans, R OBP: 0.250, SLG: 0.500 Wallace Johnson, S OBP: 0.500, SLG: 1.000 Jeff Parrett, R (7, 1) Randy St. Claire, R (8, 1)						K			F8	3	0	1	0	0	1	1	H 8								
										2	0	1	0	0	1	1	RBI 2								
										1	0	0	0	0	0	2	BB 1								
										0	0	0	0	0	0	0	SO 7								
										0	0	0	0	0	0	0	LOB 11								
Inning Stats	R: 0 E: 0 K: 0 S: 3	H: 0 LOB: 0 BB: 0 P: 3	R: 0 E: 0 K: 1 S: 4	H: 0 LOB: 0 BB: 1 P: 8	R: 0 E: 0 K: 1 S: 6	H: 1 LOB: 1 BB: 0 P: 6	R: 0 E: 0 K: 1 S: 5	H: 0 LOB: 0 BB: 0 P: 5	R: 1 E: 0 K: 2 S: 9	H: 2 LOB: 1 BB: 0 P: 9	R: 0 E: 0 K: 1 S: 6	H: 1 LOB: 1 BB: 0 P: 6	R: 0 E: 0 K: 1 S: 7	H: 2 LOB: 2 BB: 0 P: 7	R: 1 E: 0 K: 0 S: 4	H: 1 LOB: 0 BB: 0 P: 4	R: 0 E: 0 K: 0 S: 4	H: 1 LOB: 1 BB: 0 P: 4	1B: 4 2B: 3 3B: 0 HR: 1	SF: 1 SAC: 1 DP: 1 HBP: 0	WP: 0 PB: 0 SB: 0 CS: 0	PA: 35			
PITCHER	IP	WLS	BF	H	R	ER	SO	BB	IBB	HBP	BLK	WP	HR	S	P	ERA	WHIP								
Mike Scott, R ERA: 2.57 (1, 1)	7.0		27	6	1	1	7	1	0	0	1	0	1	40	44	1.29	1.000								
Aurelio Lopez, R ERA: 3.0 (8, 1)	1.0	W	4	1	1	1	0	0	0	0	0	0	0	4	4	9.00	1.000								
Dave Smith, R ERA: (9, 1)	1.0	S	4	1	0	0	0	0	0	0	0	0	0	4	4	0.00	1.000								

Montreal Expos @ Houston Astros
Astrodome, Houston, TX
Sat Apr 11 1987, 8:05 PM EDT
Att: 39,576 - Unknown

AB 32
R 2
H 8
RBI 2
BB 1
SO 7
LOB 11



Batter	1	2	3	4	5	6	7	8	9	AB	R	H	RBI	BB	SO	LOB	BOTTOM								
Bill Doran, S OBP: 0.333, SLG: 0.222 (1, 4)	6-3		F6		K2-3			F7		4	0	0	0	0	1	0									
Billy Hatcher, R OBP: 0.450, SLG: 0.526 (1, 8)	F2		5-3		L5			S 2B		4	1	1	0	0	0	0									
Jose Cruz, L OBP: 0.429, SLG: 0.810 (1, 7)			G3			3-1		G3 2B		4	1	2	1	0	0	0									
Glenn Davis, R OBP: 0.238, SLG: 0.286 (1, 3)	F6				F8		5-3	G3 2-3		4	0	0	0	0	0	2									
Kevin Bass, S OBP: 0.381, SLG: 0.619 (1, 9)		F9			K		K			4	0	1	1	0	2	0									
Alan Ashby, S OBP: 0.384, SLG: 0.300 Davey Lopes, R (7, PR)		E6 1B SF9								3	1	2	0	0	0	0									
Mark Bailey, S OBP: 0.300, SLG: 0.333 (8, 2)					1B			S 1B		1	0	0	0	0	0	1									
Craig Reynolds, L OBP: 0.333, SLG: 0.333 (1, 6)			SF9 1-3 1B							3	0	2	0	0	1	1	AB 32								
Phil Garner, R OBP: 0.222, SLG: 0.188 (1, 5)			SF9 2-3 3-H 0-0							2	0	0	1	0	0	4	R 3								
Mike Scott, R (1, 1)										2	0	0	0	0	1	1	H 8								
Ty Gainey, L (7, PH)										1	0	0	0	0	1	2	RBI 3								
Aurelio Lopez, R (8, 1)										0	0	0	0	0	0	0	BB 0								
Dave Smith, R (9, 1)										0	0	0	0	0	0	0	SO 6								
																	LOB 11								
Inning Stats	R: 0 E: 0 K: 0 S: 4	H: 1 LOB: 1 BB: 0 P: 4	R: 1 E: 1 K: 0 S: 5	H: 1 LOB: 1 BB: 0 P: 5	R: 0 E: 0 K: 0 S: 3	H: 0 LOB: 0 BB: 0 P: 3	R: 0 E: 0 K: 1 S: 7	H: 2 LOB: 2 BB: 0 P: 7	R: 0 E: 0 K: 2 S: 7	H: 0 LOB: 0 BB: 0 P: 7	R: 0 E: 0 K: 1 S: 5	H: 0 LOB: 0 BB: 0 P: 5	R: 0 E: 0 K: 2 S: 8	H: 1 LOB: 2 BB: 0 P: 8	R: 2 E: 0 K: 0 S: 6	H: 3 LOB: 1 BB: 0 P: 6	1B: 5 2B: 3 3B: 0 HR: 0	SF: 1 SAC: 0 DP: 0 HBP: 0	WP: 0 PB: 0 SB: 2 CS: 0	PA: 33					
PITCHER	IP	WLS	BF	H	R	ER	SO	BB	IBB	HBP	BLK	WP	HR	S	P	ERA	WHIP								
Floyd Youmans, R ERA: 6.75 (1, 1)	6.0		23	4	1	0	4	0	0	0	0	0	0	31	31	0.00	0.667								
Jeff Parrett, R ERA: 4.91 (7, 1)	1.2	L	9	4	2	2	2	0	0	0	0	0	0	13	13	10.80	2.400								
Randy St. Claire, R ERA: 10.8 (8, 1)	0.1		1	0	0	0	0	0	0	0	0	0	0	1	1	0.00	0.000								

Montreal Expos @ Houston Astros
Astrodome, Houston, TX
Sat Apr 11 1987, 8:05 PM EDT
Att: 39,576 - Unknown

AB 32
R 3
H 8
RBI 3
BB 0
SO 6
LOB 11



Batter	1	2	3	4	5	6	7	8	9	AB	R	H	RBI	BB	SO	LOB	TOP										
Alonzo Powell, R (1, 7) OBP: 0.389, SLG: 0.467	4-0 FC3-6 BB		0-0 1B			0-0 1B 2B		4-0 FC5-2 BB		2	0	2	0	2	0	0	Montreal Expos @ Houston Astros Astrodome, Houston, TX Sun Apr 12 1987, 4:33 AM EDT Att: 16,618 - Unknown										
Mitch Webster, S (1, 9) OBP: 0.286, SLG: 0.400	0-0 FC3-6 E S 1-2		0-3 K			0-0 6-3		0-0 FC5-2 G6-4-3		4	0	0	0	0	1	6											
Andres Calarraga, R (1, 3) OBP: 0.286, SLG: 0.366	0-3 K			0-0 6-3		0-0 1B		0-0 G6-4-3		4	0	1	0	0	1	4											
Tim Wallach, R (1, 5) OBP: 0.250, SLG: 0.350	0-0 F7			0-0 5-3		0-0 G3			0-3 K	4	0	0	0	0	1	3											
Vance Law, R (1, 4) OBP: 0.316, SLG: 0.526		0-0 5-3		0-0 CS 1B			0-0 1-3		0-3 K	4	0	1	0	0	1	0											
Reid Nichols, R (1, 8) Wallace Johnson, S (9, PH) OBP: 0.333, SLG: 0.200 OBP: 0.333, SLG: 0.667		0-0 P3		0-0 CS	0-0 F8		0-0 F9		0-0 4-3	3	0	0	0	0	0	0											
Jeff Reed, L (1, 2) OBP: 0.267, SLG: 0.231		0-3 K			0-0 G3		0-0 5-3			3	0	0	0	0	1	0											
Luis Rivera, R (1, 6) OBP: 0.333, SLG: 0.333			0-0 5-3		0-0 1-3			0-0 BB FC5-2 1B		3	0	1	0	0	0	0											
Bob Sebra, R (1, 1) Casey Candaele, S (8, PH) Andy McGaffigan, R (8, 1)			0-0 4-3			0-3 K		0-0 FC5-2 BB 1-2 1B		2	0	0	0	0	1	0											
Inning Stats	R: 0 E: 0 K: 1 S: 5	H: 0 LOB: 1 BB: 1 P: 9	R: 0 E: 0 K: 1 S: 5	H: 0 LOB: 0 BB: 0 P: 5	R: 0 E: 0 K: 1 S: 6	H: 1 LOB: 1 BB: 0 P: 6	R: 0 E: 0 K: 0 S: 3	H: 1 LOB: 0 BB: 0 P: 3	R: 0 E: 0 K: 0 S: 3	H: 2 LOB: 2 BB: 0 P: 7	R: 0 E: 0 K: 0 S: 3	H: 0 LOB: 0 BB: 0 P: 3	R: 0 E: 0 K: 0 S: 4	H: 2 LOB: 2 BB: 1 P: 8	R: 0 E: 0 K: 2 S: 7	H: 0 LOB: 0 BB: 0 P: 7		1B: 5 2B: 1 3B: 0 HR: 0	SF: 0 SAC: 0 DP: 1 HBP: 0	WP: 0 PB: 0 SB: 1 CS: 1	PA: 34						
PITCHER	IP	WLS	BF	H	R	ER	SO	BB	IBB	HBP	BLK	WP	HR	S	P	ERA	WHIP										
Bob Knepper, L (1, 1) ERA: 3.18	7.1	W	29	6	0	0	4	2	0	0	0	0	0	35	43	0.00	1.091										
Larry Andersen, R (8, 1) ERA:	0.2		1	0	0	0	0	0	0	0	0	0	0	1	1	0.00	0.000										
Dave Smith, R (9, 1) ERA:	1.0	S	3	0	0	0	2	0	0	0	0	0	0	7	7	0.00	0.000										

AB	31
R	0
H	6
RBI	0
BB	2
SO	6
LOB	13



Batter	1	2	3	4	5	6	7	8	9	AB	R	H	RBI	BB	SO	LOB	BOTTOM										
Bill Doran, S (1, 4) OBP: 0.360, SLG: 0.238	0-0 F8		0-0 G6-4-3 1B		4-0 S E BB		0-0 FC			3	1	1	0	1	0	1	Montreal Expos @ Houston Astros Astrodome, Houston, TX Sun Apr 12 1987, 4:33 AM EDT Att: 16,618 - Unknown										
Billy Hatcher, R (1, 8) OBP: 0.458, SLG: 0.522	0-0 L4 1B		0-0 G6-4-3 1-2 2-3		0-0 E2 1-3 1B		0-0 1-3			4	0	2	1	0	0	3											
Jose Cruz, L (1, 7) OBP: 0.400, SLG: 0.720	0-0 L4		0-3 K		0-0 1-3			0-0 S 1B		4	0	1	0	0	1	3											
Glenn Davis, R (1, 3) OBP: 0.200, SLG: 0.240		0-3 K		0-0 F9		0-0 F6		0-0 F8		4	0	0	0	0	1	1											
Kevin Bass, S (1, 9) Dave Smith, R (9, 1)		0-0 G3		0-0 F6		0-0 4-3		0-3 K		4	0	0	0	0	1	1											
Craig Reynolds, L (1, 6) OBP: 0.536, SLG: 0.583		0-0 WP 2B		0-0 1B		0-0 1B		4-0 IBB		3	0	3	0	1	0	0											
Mark Bailey, S (1, 2) OBP: 0.357, SLG: 0.333		4-0 BB		0-0 1B		0-0 F8		0-3 K		3	0	1	0	1	1	3											
Phil Garner, R (1, 5) OBP: 0.238, SLG: 0.211		0-0 6-3		0-0 4-3			0-0 FC SH2-4 1B			3	0	1	0	0	0	4											
Bob Knepper, L (1, 1) Larry Andersen, R (8, 1) Terry Puhl, L (9, 9) OBP: 1.000, SLG: 1.000			0-0 G6-4-3 1B		0-3 K		0-0 SH2-4			2	0	1	0	0	1	0											
Inning Stats	R: 0 E: 0 K: 0 S: 3	H: 1 LOB: 0 BB: 0 P: 3	R: 0 E: 0 K: 1 S: 6	H: 1 LOB: 1 BB: 1 P: 10	R: 0 E: 0 K: 1 S: 6	H: 2 LOB: 1 BB: 0 P: 6	R: 0 E: 0 K: 0 S: 5	H: 2 LOB: 2 BB: 0 P: 5	R: 1 E: 1 K: 1 S: 5	H: 1 LOB: 0 BB: 1 P: 9	R: 0 E: 0 K: 0 S: 4	H: 1 LOB: 1 BB: 0 P: 4	R: 0 E: 0 K: 0 S: 4	H: 1 LOB: 1 BB: 0 P: 4	R: 0 E: 0 K: 2 S: 8	H: 1 LOB: 2 BB: 1 P: 12		1B: 9 2B: 2 3B: 0 HR: 0	SF: 0 SAC: 1 DP: 2 HBP: 0	WP: 1 PB: 0 SB: 2 CS: 0	PA: 34						
PITCHER	IP	WLS	BF	H	R	ER	SO	BB	IBB	HBP	BLK	WP	HR	S	P	ERA	WHIP										
Bob Sebra, R (1, 1) ERA: 1.29	7.0	L	29	9	1	1	3	2	0	0	0	0	0	33	41	1.29	1.571										
Andy McGaffigan, R (8, 1) ERA: 3.39	1.0		5	1	0	0	2	0	1	0	0	0	0	8	12	0.00	1.000										

AB	30
R	1
H	10
RBI	1
BB	3
SO	5
LOB	16



Batter	1	2	3	4	5	6	7	8	9	AB	R	H	RBI	BB	SO	LOB	TOP																					
Bill Doran, S OBP: 0.345, SLG: 0.240 (1, 4)	K		1B		F7			4-3		4	0	1	1	0	1	0	Houston Astros @ Los Angeles Dodgers Dodger Stadium, Los Angeles, CA Mon Apr 13 1987, 7:05 PM PDT Att: 39,784 - Unknown																					
Billy Hatcher, R OBP: 0.500, SLG: 0.538 (1, 8)	6-3		BB			1B		1B		3	0	2	0	1	0	0																						
Jose Cruz, L OBP: 0.357, SLG: 0.643 Ty Gainey, L OBP: 0.567, SLG: 0.500 (6, PR) (6, 7)	4-3		5-3			FC6		1B		3	0	0	0	0	0	3																						
Glenn Davis, R OBP: 0.172, SLG: 0.207 (1, 3)		F7		6-3		1-3		F9		4	0	0	0	0	0	3																						
Kevin Bass, S OBP: 0.310, SLG: 0.517 (1, 9)		6-3				K		F8		4	0	1	0	0	1	2																						
Alan Ashby, S OBP: 0.267, SLG: 0.214 (1, 2)		5-3		2B			L6	G3		4	0	0	0	0	0	1																						
Phil Garner, R OBP: 0.280, SLG: 0.391 (1, 5)			FC1-5 HBP 1B	5-3			F9	HR		4	1	2	1	0	0	1																						
Bert Pena, R OBP: 0.250, SLG: 0.182 Craig Reynolds, L OBP: 0.500, SLG: 0.538 (9, PH)			FC1-5 HBP 1B		L5		F4	F7		2	1	0	0	0	0	0																						
Nolan Ryan, R (1, 1)			FC1-5 1B		K			4-3		2	0	0	0	0	1	2																						
Dave Meads, L (7, 1)										0	0	0	0	0	0	0																						
Aurelio Lopez, R (7, 1)										0	0	0	0	0	0	0																						
Terry Puhl, L OBP: 0.500, SLG: 0.500 (8, PH)			1-2 2-3F							1	0	0	0	0	0	0																						
Charlie Kerfeld, R (8, 1)										0	0	0	0	0	0	0																						
Inning Stats	R: 0 E: 0 K: 1 S: 5	H: 0 LOB: 0 BB: 0 P: 5	R: 0 E: 0 K: 0 S: 3	H: 0 LOB: 0 BB: 0 P: 3	R: 1 E: 0 K: 0 S: 4	H: 2 LOB: 2 BB: 1 P: 9	R: 0 E: 0 K: 0 S: 4	H: 1 LOB: 1 BB: 0 P: 4	R: 0 E: 0 K: 1 S: 5	H: 1 LOB: 2 BB: 0 P: 6	R: 0 E: 0 K: 0 S: 3	H: 0 LOB: 0 BB: 0 P: 3	R: 0 E: 0 K: 0 S: 5	H: 2 LOB: 2 BB: 0 P: 5	R: 1 E: 0 K: 0 S: 4	H: 1 LOB: 0 BB: 0 P: 4	1B: 5 2B: 1 3B: 0 HR: 1	SF: 0 SAC: 0 DP: 0 HBP: 1	WP: 0 PB: 0 SB: 0 CS: 0	PA: 35																		
PITCHER	IP	WLS	BF	H	R	ER	SO	BB	IBB	HBP	BLK	WP	HR	S	P	ERA	WHIP	PITCHER				IP	WLS	BF	H	R	ER	SO	BB	IBB	HBP	BLK	WP	HR	S	P	ERA	WHIP
Rick Honeycutt, L ERA: 0.9 (1, 1)	4.0		16	3	1	1	1	1	0	0	0	0	0	16	21	2.25	1.000																					
Brian Holton, R ERA: 1.17 (5, 1)	5.0	W	19	4	1	1	2	0	0	0	0	0	1	23	23	1.80	0.800																					

AB	33
R	2
H	7
RBI	2
BB	1
SO	3
LOB	12



Batter	1	2	3	4	5	6	7	8	9	AB	R	H	RBI	BB	SO	LOB	BOTTOM																					
Steve Sax, R OBP: 0.306, SLG: 0.364 (1, 4)	6-3		K		F2		SF8			4	1	1	0	0	1	0	Houston Astros @ Los Angeles Dodgers Dodger Stadium, Los Angeles, CA Mon Apr 13 1987, 7:05 PM PDT Att: 39,784 - Unknown																					
Mike Ramsey, S OBP: 0.353, SLG: 0.387 (1, 8)	K		K		1B SF9 BB		6-3			3	1	0	0	1	2	1																						
Ken Landreaux, L OBP: 0.214, SLG: 0.154 Reggie Williams, R (7, PH) (8, 9)			G3				SF8			2	0	1	0	1	0	0																						
Pedro Guerrero, R OBP: 0.316, SLG: 0.688 (1, 7)	K			K	SF9		F9			3	0	0	1	0	2	1																						
Mike Scioscia, L OBP: 0.452, SLG: 0.542 (1, 2)		L7		BB BB BB	F6			8-5 S 1B		3	0	1	0	1	0	1																						
Franklin Stubbs, L OBP: 0.394, SLG: 0.484 (1, 3)		HR 1B		BB BB			F9	8-5 1-3F		3	1	1	0	1	0	1																						
Tracy Woodson, R OBP: 0.273, SLG: 0.429 (1, 5)		HR		BB BB			F2	K		3	1	1	2	1	1	0																						
Mariano Duncan, R OBP: 0.290, SLG: 0.259 (1, 6)		K		K				1B		3	0	1	0	0	2	3																						
Rick Honeycutt, L (1, 1)										1	0	0	0	0	1	0																						
Len Matuszek, L (4, PH)										1	0	0	0	0	1	3																						
Brian Holton, R (5, 1)										1	0	0	0	0	0	1																						
Inning Stats	R: 0 E: 0 K: 2 S: 7	H: 0 LOB: 1 BB: 1 P: 11	R: 2 E: 0 K: 2 S: 9	H: 2 LOB: 0 BB: 0 P: 9	R: 0 E: 0 K: 3 S: 9	H: 0 LOB: 3 BB: 3 P: 21	R: 1 E: 0 K: 0 S: 4	H: 1 LOB: 1 BB: 0 P: 4	R: 1 E: 0 K: 0 S: 4	H: 1 LOB: 0 BB: 0 P: 4	R: 0 E: 0 K: 1 S: 5	H: 1 LOB: 0 BB: 0 P: 5	R: 0 E: 0 K: 0 S: 5	H: 1 LOB: 0 BB: 0 P: 5	R: 0 E: 0 K: 1 S: 5	H: 1 LOB: 0 BB: 0 P: 4	1B: 4 2B: 1 3B: 1 HR: 1	SF: 2 SAC: 0 DP: 1 HBP: 0	WP: 0 PB: 0 SB: 2 CS: 0	PA: 34																		
PITCHER	IP	WLS	BF	H	R	ER	SO	BB	IBB	HBP	BLK	WP	HR	S	P	ERA	WHIP	PITCHER				IP	WLS	BF	H	R	ER	SO	BB	IBB	HBP	BLK	WP	HR	S	P	ERA	WHIP
Nolan Ryan, R ERA: 4.15 (1, 1)	6.0	L	27	4	3	3	9	5	0	0	0	0	0	2	2	27.00	3.000																					
Dave Meads, L ERA: 27.0 (7, 1)	0.1		2	1	1	1	0	0	0	0	0	0	0	2	2	0.00	0.000																					
Aurelio Lopez, R ERA: 2.45 (7, 1)	0.2		2	0	0	0	0	0	0	0	0	0	0	2	2	0.00	0.000																					
Charlie Kerfeld, R ERA: 1.93 (8, 1)	1.0		3	1	0	0	1	0	0	0	0	0	0	5	5	0.00	1.000																					

AB	27
R	4
H	6
RBI	4
BB	5
SO	10
LOB	11



Batter	1	2	3	4	5	6	7	8	9	AB	R	H	RBI	BB	SO	LOB	TOP			
Bill Doran, S OBP: 0.308, SLG: 0.314 (1,4)	4-3			L6		L3		2B 1B		4	1	1	0	0	0	0	Houston Astros @ Los Angeles Dodgers Dodger Stadium, Los Angeles, CA Wed Apr 15 1987, 7:05 PM PDT Att: 43,381 - Unknown livebaseballscorecards.com			
Billy Hatcher, R OBP: 0.500, SLG: 0.639 (1,8)	K			HR				1B 1-H		4	1	3	2	0	1	0				
Terry Puhl, L OBP: 0.250, SLG: 0.273 (1,7)	K			2B		K		4-3		4	1	1	0	0	2	2				
Glenn Davis, R OBP: 0.231, SLG: 0.385 (1,3)		F9		2B			6-3		HR	4	1	2	2	0	0	0				
Kevin Bass, S OBP: 0.333, SLG: 0.444 (1,9)		F7		4-3			F7		P3	4	0	0	0	0	0	0				
Alan Ashby, S OBP: 0.280, SLG: 0.182 (1,2)	K				4-3			1B	F7	4	0	1	0	0	1	0				
Craig Reynolds, L OBP: 0.348, SLG: 0.364 (1,6)			F5		G1-4-3		F9		F9	4	0	0	0	0	0	1				
Phil Garner, R OBP: 0.273, SLG: 0.387 (1,5)			K		F8			4-3		3	0	0	0	0	1	0				
Mike Scott, R (1,1)			P6			6-3		K		3	0	0	0	0	1	0				
Inning Stats	R: 0 E: 0 K: 2 S: 7	H: 0 LOB: 0 BB: 0 P: 7	R: 0 E: 0 K: 1 S: 5	H: 0 LOB: 0 BB: 0 P: 5	R: 0 E: 0 K: 1 S: 5	H: 3 LOB: 0 BB: 0 P: 5	R: 2 E: 0 K: 0 S: 5	H: 0 LOB: 0 BB: 0 P: 3	R: 0 E: 0 K: 1 S: 6	H: 1 LOB: 1 BB: 0 P: 6	R: 0 E: 0 K: 0 S: 4	H: 1 LOB: 1 BB: 0 P: 4	R: 1 E: 0 K: 1 S: 7	H: 2 LOB: 1 BB: 0 P: 7	R: 1 E: 0 K: 0 S: 4	H: 1 LOB: 0 BB: 0 P: 4	1B: 3 2B: 3 3B: 0 HR: 2	SF: 0 SAC: 0 DP: 0 HBP: 0	WP: 0 PB: 0 SB: 0 CS: 0	PA: 34
PITCHER	IP	WLS	BF	H	R	ER	SO	BB	IBB	HBP	BLK	WP	HR	S	P	ERA	WHIP			
Alejandro Pena, R ERA: 2.13 (1,1)	6.0	L	21	4	2	2	5	0	0	0	0	0	1	31	31	3.00	0.667			
Tim Leary, R ERA: 6.23 (7,1)	3.0		13	4	2	2	1	0	0	0	0	0	1	15	15	6.00	1.333			

Batter	1	2	3	4	5	6	7	8	9	AB	R	H	RBI	BB	SO	LOB	BOTTOM					
Steve Sax, R OBP: 0.273, SLG: 0.341 (1,4)	5-3		6-3			F9			1-3	4	0	0	0	0	0	1	Houston Astros @ Los Angeles Dodgers Dodger Stadium, Los Angeles, CA Wed Apr 15 1987, 7:05 PM PDT Att: 43,381 - Unknown livebaseballscorecards.com					
Mike Ramsay, S OBP: 0.310, SLG: 0.333 (1,8)	F7			K		F8				3	0	0	0	0	1	0						
Pedro Guerrero, R OBP: 0.286, SLG: 0.520 (1,7)	F4			K		K				3	0	0	0	0	2	0						
Mike Marshall, R OBP: 0.333, SLG: 0.364 (1,9)		K		CS		K				2	0	0	0	1	2	0						
Mike Scioscia, L OBP: 0.359, SLG: 0.406 (1,2)		4-3		CS		F7		F9		3	0	0	0	0	0	0						
Franklin Stubbs, L OBP: 0.317, SLG: 0.410 (1,3)		K				K		K		3	0	0	0	0	3	0						
Tracy Woodson, R OBP: 0.233, SLG: 0.379 (1,5)			4-3			K		6-3		3	0	0	0	0	1	0						
Mariano Duncan, R OBP: 0.308, SLG: 0.242 (1,6)				S		K			F2	3	0	1	0	0	1	0						
Alejandro Pena, R (1,1)						P2			F8	1	0	0	0	0	0	0						
Len Matuszek, L (6,PH)										1	0	0	0	0	0	0						
Tim Leary, R (7,1)										0	0	0	0	0	0	0						
Ken Landreaux, L OBP: 0.294, SLG: 0.200 (8,PH)										1	0	0	0	0	0	0						
Inning Stats	R: 0 E: 0 K: 0 S: 3	H: 0 LOB: 0 BB: 0 P: 3	R: 0 E: 0 K: 2 S: 7	H: 0 LOB: 0 BB: 0 P: 7	R: 0 E: 0 K: 0 S: 4	H: 1 LOB: 0 BB: 0 P: 4	R: 0 E: 0 K: 2 S: 6	H: 0 LOB: 0 BB: 1 P: 10	R: 0 E: 0 K: 2 S: 7	H: 0 LOB: 0 BB: 0 P: 7	R: 0 E: 0 K: 1 S: 5	H: 0 LOB: 0 BB: 0 P: 5	R: 0 E: 0 K: 2 S: 7	H: 0 LOB: 0 BB: 0 P: 7	R: 0 E: 0 K: 1 S: 5	H: 0 LOB: 0 BB: 0 P: 5	R: 0 E: 0 K: 0 S: 3	H: 0 LOB: 0 BB: 0 P: 3	1B: 1 2B: 0 3B: 0 HR: 0	SF: 0 SAC: 0 DP: 0 HBP: 0	WP: 0 PB: 0 SB: 1 CS: 1	PA: 29
PITCHER	IP	WLS	BF	H	R	ER	SO	BB	IBB	HBP	BLK	WP	HR	S	P	ERA	WHIP					
Mike Scott, R ERA: 1.57 (1,1)	9.0	W	28	1	0	0	10	1	0	0	0	0	0	47	51	0.00	0.222					

Batter	1	2	3	4	5	6	7	8	9	AB	R	H	RBI	BB	SO	LOB	TOP								
Bill Doran, S OBP: 0.295, SLG: 0.300 (1, 4)	4-3		L6		3B		K		5-3	5	1	1	0	0	1	0	Houston Astros @ Cincinnati Reds Riverfront Stadium, Cincinnati, OH Fri Apr 17 1987, 7:05 PM EDT Att: 26,396 - Unknown								
Billy Hatcher, R OBP: 0.500, SLG: 0.675 (1, 8)	F9			E4	1B	SF9	CS			4	2	2	2	0	0	0									
Denny Walling, L OBP: 1.000, SLG: 2.500 Phil Garner, R OBP: 0.286, SLG: 0.406 (5, PH) (5, 5)				1B	G3	1B	SF9			2	2	2	1	0	0	0									
Glenn Davis, R OBP: 0.233, SLG: 0.372 (1, 3)	F9			1B	G3	1B	CS		1-3	4	0	1	1	0	1	1									
Kevin Bass, S OBP: 0.372, SLG: 0.538 (1, 9)	4-3			1B	G3	1B			1-3	3	1	2	2	1	0	0									
Jose Cruz, L OBP: 0.303, SLG: 0.545 (1, 7)	F7			1B	G3		HR		2H	4	0	0	1	0	0	3									
Mark Bailey, S OBP: 0.276, SLG: 0.250 (1, 2)	K			1B	G3	1B			FC4-6	4	0	0	0	0	2	3									
Craig Reynolds, L OBP: 0.346, SLG: 0.360 (9, PH)			4-3		1B	SH3-4			F7	3	1	1	0	0	1	0									
Bert Pena, R OBP: 0.231, SLG: 0.167 (9, PH)			K		1B	SH3-4			F9	1	0	0	0	0	0	0									
Bob Knepper, L OBP: 0.256, SLG: 0.174 Aurelio Lopez, R OBP: 0.353, SLG: 0.533 Jim Pankovits, R OBP: 0.353, SLG: 0.533 Dave Meads, L OBP: 0.299, SLG: 0.174 Charlie Kerfeld, R OBP: 0.299, SLG: 0.174 Alan Ashby, S OBP: 0.299, SLG: 0.174 (1, 1) (5, 1) (7, PH) (7, 1) (8, 1) (9, PH)			K		1B	SH3-4			F4	1	0	0	0	0	0	0									
Inning Stats	R: 1 E: 0 K: 0 S: 4	H: 1 LOB: 0 BB: 0 P: 4	R: 0 E: 0 K: 1 S: 5	H: 0 LOB: 0 BB: 0 P: 5	R: 0 E: 0 K: 1 S: 5	H: 0 LOB: 0 BB: 0 P: 5	R: 2 E: 1 K: 0 S: 5	H: 2 LOB: 1 BB: 1 P: 9	R: 3 E: 0 K: 1 S: 8	H: 3 LOB: 0 BB: 0 P: 8	R: 1 E: 0 K: 2 S: 8	H: 1 LOB: 0 BB: 0 P: 8	R: 0 E: 0 K: 1 S: 5	H: 1 LOB: 0 BB: 0 P: 5	R: 1 E: 0 K: 0 S: 5	H: 2 LOB: 1 BB: 0 P: 5	R: 0 E: 0 K: 0 S: 3	H: 0 LOB: 0 BB: 0 P: 3	1B: 7 2B: 1 3B: 1 HR: 2	SF: 1 SAC: 1 DP: 1 HBP: 0	WP: 0 PB: 0 SB: 0 CS: 1	PA: 38			
PITCHER	IP	WLS	BF	H	R	ER	SO	BB	IBB	HBP	BLK	WP	HR	S	P	ERA	WHIP								
Bill Landrum, R ERA: 6.14 (1, 1)	4.1		20	6	6	5	2	1	0	0	0	0	1	23	27	10.38	1.615								
Rob Murphy, L ERA: 0.95 (5, 1)	1.2	W	6	1	1	1	3	0	0	0	0	0	1	12	12	5.40	0.600								
Ron Robinson, R ERA: 2.25 (7, 1)	2.0		8	3	1	1	1	0	0	0	0	0	0	10	10	4.50	1.500								
John Franco, L ERA: (9, 1)	1.0	S	3	0	0	0	0	0	0	0	0	0	0	3	3	0.00	0.000								


Batter	1	2	3	4	5	6	7	8	9	AB	R	H	RBI	BB	SO	LOB	BOTTOM								
Tracy Jones, R OBP: 0.500, SLG: 0.846 (1, 7)	E6			E7	5-3					4	2	2	0	0	0	1	Houston Astros @ Cincinnati Reds Riverfront Stadium, Cincinnati, OH Fri Apr 17 1987, 7:05 PM EDT Att: 26,396 - Unknown								
Dave Concepcion, R OBP: 0.308, SLG: 0.273 (1, 3)	E5			5-3	L4			3B		5	1	1	1	0	0	5									
Dave Parker, L OBP: 0.250, SLG: 0.526 (1, 9)		CS		F6						5	2	2	3	0	1	1									
Eric Davis, R OBP: 0.553, SLG: 0.857 (1, 8)					1B					4	1	3	0	0	1	0									
Buddy Bell, R OBP: 0.263, SLG: 0.343 (1, 5)				F6	1B					3	1	1	0	1	0	1									
Bo Diaz, R OBP: 0.306, SLG: 0.364 (1, 2)	6-3			K	HR					3	1	0	1	1	2	2									
Kurt Stillwell, S OBP: 0.391, SLG: 0.500 (1, 6)	6-3			F4	HR					4	1	1	4	0	0	1									
Ron Oester, S OBP: 0.353, SLG: 0.379 (1, 4)				P3	1B					4	0	1	0	0	2	0									
Bill Landrum, R OBP: 0.500, SLG: 0.500 Rob Murphy, L ERA: 3.52 (5, 1)										2	0	1	0	0	0	0									
Ron Robinson, R ERA: 5.4 (7, 1)										1	0	0	0	0	1	1									
Kal Daniels, L OBP: 0.394, SLG: 0.667 John Franco, L ERA: 2.57 (8, PH) (9, 1)										0	0	0	0	0	0	0									
Inning Stats	R: 3 E: 2 K: 0 S: 7	H: 3 LOB: 1 BB: 0 P: 7	R: 1 E: 0 K: 1 S: 5	H: 1 LOB: 0 BB: 0 P: 6	R: 0 E: 0 K: 1 S: 6	H: 1 LOB: 1 BB: 0 P: 6	R: 0 E: 1 K: 0 S: 5	H: 2 LOB: 2 BB: 0 P: 5	R: 5 E: 0 K: 1 S: 9	H: 4 LOB: 1 BB: 2 P: 17	R: 0 E: 0 K: 2 S: 7	H: 0 LOB: 0 BB: 0 P: 7	R: 0 E: 0 K: 2 S: 7	H: 0 LOB: 0 BB: 0 P: 7	R: 0 E: 0 K: 1 S: 6	H: 1 LOB: 1 BB: 0 P: 6	1B: 8 2B: 1 3B: 1 HR: 2	SF: 0 SAC: 0 DP: 0 HBP: 1	WP: 0 PB: 0 SB: 3 CS: 2	PA: 40					
PITCHER	IP	WLS	BF	H	R	ER	SO	BB	IBB	HBP	BLK	WP	HR	S	P	ERA	WHIP								
Bob Knepper, L ERA: 5.28 (1, 1)	4.0	L	23	9	7	5	2	1	0	1	0	0	1	25	30	11.25	2.500								
Aurelio Lopez, R ERA: 3.52 (5, 1)	2.0		9	2	2	2	3	1	0	0	0	0	1	14	18	9.00	1.500								
Dave Meads, L ERA: 5.4 (7, 1)	1.1		5	1	0	0	3	0	0	0	0	0	0	11	11	0.00	0.750								
Charlie Kerfeld, R ERA: 2.57 (8, 1)	0.2		2	0	0	0	0	0	0	0	0	0	0	2	2	0.00	0.000								

Batter	1	2	3	4	5	6	7	8	9	AB	R	H	RBI	BB	SO	LOB	TOP		
Bill Doran, S OBP: 0.271, SLG: 0.273 (1,4)	F8		4-3			G3			L8	4	0	0	0	0	0	1			
Billy Hatcher, R OBP: 0.500, SLG: 0.682 (1,8)	F6			G4-6-3 1B			4-3 2B		F2	4	0	2	0	0	0	0			
Denny Walling, L OBP: 0.333, SLG: 0.833 (1,5)	F4			G4-6-3 1-2			4-3 2-3		3-1	4	0	0	0	0	0	2			
Glenn Davis, R OBP: 0.217, SLG: 0.348 (1,3)		F6			6-3			F6		3	0	0	0	0	0	1			
Kevin Bass, S OBP: 0.348, SLG: 0.500 (1,9)		K				K		F6		3	0	0	0	0	2	1			
Jose Cruz, L OBP: 0.276, SLG: 0.500 (1,7)	F8					3-1			K	3	0	0	0	0	1	0			
Alan Ashby, S OBP: 0.276, SLG: 0.192 (1,2)				SH3-4 1B		6-3			F9	3	0	1	0	0	0	0			
Craig Reynolds, L OBP: 0.345, SLG: 0.393 (1,6)			K				F7			3	0	1	0	0	1	1			
Nolan Ryan, R (1,1)				SH3-4			4-3			0	0	0	0	0	0	0			
Jim Deshaies, L (5,1)										1	0	0	0	0	0	0			
Charlie Kerfeld, R (6,1)										0	0	0	0	0	0	0			
Dave Meads, L (7,1)										0	0	0	0	0	0	0			
Terry Puhl, L OBP: 0.231, SLG: 0.250 (7,9)				1-2						1	0	0	0	0	0	1			
Inning Stats	R: 0 E: 0 K: 0 S: 3	H: 0 LOB: 0 BB: 0 P: 3	R: 0 E: 0 K: 1 S: 5	H: 0 LOB: 0 BB: 0 P: 5	R: 0 E: 0 K: 1 S: 6	H: 1 LOB: 1 BB: 0 P: 6	R: 0 E: 0 K: 0 S: 3	H: 1 LOB: 0 BB: 0 P: 3	R: 0 E: 0 K: 1 S: 5	H: 0 LOB: 0 BB: 0 P: 5	R: 0 E: 0 K: 0 S: 4	H: 1 LOB: 1 BB: 0 P: 4	R: 0 E: 0 K: 1 S: 6	H: 1 LOB: 1 BB: 0 P: 6	R: 0 E: 0 K: 0 S: 3	H: 0 LOB: 0 BB: 0 P: 3	1B: 2 2B: 2 3B: 0 HR: 0	SF: 0 SAC: 1 DP: 1 HBP: 0	WP: 0 PA: 30 PB: 0 SB: 0 CS: 0
PITCHER Bill Gullickson, R ERA: 1.57 (1,1)	IP: 9.0 WLS: W BF: 30 H: 4 R: 0 ER: 0 SO: 4 BB: 0 IBB: 0 HBP: 0 BLK: 0 WP: 0 HR: 0 S: 38 P: 38 ERA: 0.00 WHIP: 0.444																		

Houston Astros @ Cincinnati Reds
Riverfront Stadium, Cincinnati, OH
Sat Apr 18 1987, 3:33 AM EDT
Att: 27,509 - Unknown

livebaseballscores.com

AB	29
R	0
H	4
RBI	0
BB	0
SO	4
LOB	7




Batter	1	2	3	4	5	6	7	8	9	AB	R	H	RBI	BB	SO	LOB	BOTTOM		
Kal Daniels, L OBP: 0.432, SLG: 0.758 (1,7)	CS S BB		K							3	1	2	1	1	1	0			
Terry Francona, L OBP: 0.267, SLG: 0.296 (1,3)	L7 1-2		K			HR			FC4-6 1B	3	1	0	0	1	1	3			
Dave Parker, L OBP: 0.250, SLG: 0.488 (1,9)	K			K					FC4-6 1-2	3	1	0	0	1	2	2			
Eric Davis, R OBP: 0.571, SLG: 0.974 (1,8)										3	3	2	3	1	1	0			
Leo Garcia, L OBP: 0.500, SLG: 0.500 (9,8)	CS			K						0	0	0	0	0	0	0			
Buddy Bell, R OBP: 0.286, SLG: 0.368 (1,5)					L7					3	1	1	1	1	0	1			
Bo Diaz, R OBP: 0.350, SLG: 0.432 (1,2)										4	1	3	2	0	0	1			
Kurt Stillwell, S OBP: 0.333, SLG: 0.417 (1,6)										4	0	0	0	0	0	3			
Ron Oester, S OBP: 0.368, SLG: 0.394 (1,4)										4	0	2	1	0	2	1			
Bill Gullickson, R OBP: 0.143, SLG: 0.143 (1,1)										4	0	1	0	0	0	2			
Inning Stats	R: 0 E: 0 K: 1 S: 4	H: 0 LOB: 1 BB: 1 P: 8	R: 1 E: 0 K: 1 S: 6	H: 1 LOB: 1 BB: 1 P: 10	R: 0 E: 0 K: 2 S: 7	H: 0 LOB: 0 BB: 0 P: 7	R: 0 E: 0 K: 2 S: 7	H: 0 LOB: 0 BB: 0 P: 7	R: 0 E: 0 K: 0 S: 4	H: 2 LOB: 1 BB: 0 P: 4	R: 5 E: 0 K: 1 S: 8	H: 4 LOB: 2 BB: 2 P: 16	R: 0 E: 0 K: 0 S: 4	H: 2 LOB: 1 BB: 1 P: 9	R: 2 E: 0 K: 0 S: 5	H: 2 LOB: 1 BB: 1 P: 9	1B: 6 2B: 3 3B: 1 HR: 2	SF: 0 SAC: 0 DP: 2 HBP: 0	WP: 0 PA: 37 PB: 0 SB: 2 CS: 1
PITCHER Nolan Ryan, R ERA: 3.57 (1,1)	IP: 4.2 WLS: L BF: 16 H: 2 R: 1 ER: 1 SO: 6 BB: 2 IBB: 0 HBP: 0 BLK: 0 WP: 0 HR: 1 S: 26 P: 34 ERA: 1.93 WHIP: 0.857																		
Jim Deshaies, L ERA: 81.0 (5,1)	0.1	5	2	3	3	0	2	0	0	0	0	1	3	11	81.00	12.000			
Charlie Kerfeld, R ERA: 4.5 (6,1)	1.0	7	5	2	2	1	0	0	0	0	0	9	9	18.00	5.000				
Dave Meads, L ERA: 7.36 (7,1)	2.0	8	2	2	2	0	1	0	0	0	0	7	11	9.00	1.500				

Houston Astros @ Cincinnati Reds
Riverfront Stadium, Cincinnati, OH
Sat Apr 18 1987, 3:33 AM EDT
Att: 27,509 - Unknown

livebaseballscores.com

AB	31
R	8
H	11
RBI	8
BB	5
SO	7
LOB	13



Batter	1	2	3	4	5	6	7	8	9	AB	R	H	RBI	BB	SO	LOB	TOP									
Bill Doran, S (1.4) OBP: 0.283, SLG: 0.408	5-3		HR		HR	FC5-4		L9		5	2	2	3	0	0	2	Houston Astros @ Cincinnati Reds Riverfront Stadium, Cincinnati, OH Sun Apr 19 1987, 3:33 AM EDT Unknown									
Billy Hatcher, R (1.8) OBP: 0.510, SLG: 0.714	F9		4-3		HR		1B	1B	5	2	3	0	0	0	0											
Phil Garner, R (1.5) OBP: 0.300, SLG: 0.486	P3		4-3		HR		1B	FC4-6	5	1	2	3	0	0	1											
Glenn Davis, R (1.3) OBP: 0.235, SLG: 0.373		BB	F8		K		F9		5	1	2	0	0	1	1											
Kevin Bass, S (1.9) OBP: 0.353, SLG: 0.489		BB			L8		K		5	0	2	0	0	1	2											
Jose Cruz, L (1.7) OBP: 0.275, SLG: 0.462		G5-2-3			K	G3		FC4-6	3	0	0	0	1	1	2											
Alan Ashby, S (1.2) OBP: 0.303, SLG: 0.207		G5-2-3			6-3		L8		3	0	1	1	1	0	0											
Bert Pena, R (1.6) OBP: 0.235, SLG: 0.133		G5-2-3			SH1-4		F9		3	1	0	0	1	1	4											
Mike Scott, R (1.1) Terry Puhl, L (8, PH) Larry Andersen, R (8, 1)		K			SH1-4		FC5-4		1	0	0	0	1	1	2											
										1	0	0	0	0	1	1										
										0	0	0	0	0	0	0										
Inning Stats	R: 0 E: 0 K: 0 S: 3	H: 0 LOB: 0 BB: 0 P: 3	R: 1 E: 0 K: 1 S: 6	H: 2 LOB: 2 BB: 2 P: 14	R: 1 E: 0 K: 1 S: 4	H: 1 LOB: 0 BB: 0 P: 4	R: 0 E: 0 K: 1 S: 5	H: 0 LOB: 0 BB: 0 P: 5	R: 4 E: 0 K: 1 S: 9	H: 4 LOB: 1 BB: 1 P: 13	R: 0 E: 0 K: 0 S: 3	H: 0 LOB: 1 BB: 0 P: 7	R: 1 E: 0 K: 1 S: 7	H: 2 LOB: 1 BB: 0 P: 7	R: 0 E: 0 K: 2 S: 8	H: 1 LOB: 1 BB: 0 P: 8	R: 0 E: 0 K: 0 S: 4	H: 2 LOB: 1 BB: 0 P: 4	1B: 6 2B: 3 3B: 0 HR: 3	SF: 0 SAC: 1 DP: 1 HBP: 0	WP: 0 PB: 0 SB: 0 CS: 0	PA: 41				
PITCHER	IP	WLS	BF	H	R	ER	SO	BB	IBB	HBP	BLK	WP	HR	S	P	ERA	WHIP	PITCHER IP WLS BF H R ER SO BB IBB HBP BLK WP HR S P ERA WHIP								
Tom Browning, L (1.1) ERA: 7.36	4.1	L	21	6	6	6	2	3	0	0	0	0	3	22	34	12.46	2.077									
Frank Williams, R (5.1) ERA:	0.2		3	1	0	0	1	0	0	0	0	0	0	5	5	0.00	1.500									
Rob Murphy, L (6.1) ERA: 1.59	2.0		9	2	1	1	1	1	0	0	0	0	0	10	14	4.50	1.500									
Bill Landrum, R (8.1) ERA: 4.82	2.0		8	3	0	0	2	0	0	0	0	0	0	12	12	0.00	1.500									
Batter	1	2	3	4	5	6	7	8	9	AB	R	H	RBI	BB	SO	LOB	BOTTOM									
Kal Daniels, L (1.7) OBP: 0.415, SLG: 0.784	HR		K			G3		K		4	1	1	1	0	2	0	Houston Astros @ Cincinnati Reds Riverfront Stadium, Cincinnati, OH Sun Apr 19 1987, 3:33 AM EDT Unknown									
Terry Francona, L (1.3) OBP: 0.235, SLG: 0.258	F5		F5			1-3		K		4	0	0	0	0	1	0										
Dave Parker, L (1.9) OBP: 0.250, SLG: 0.489						F5				4	0	1	0	0	1	0										
Eric Davis, R (1.8) OBP: 0.522, SLG: 0.881	F6					K		F8		4	0	0	0	0	1	1										
Buddy Bell, R (1.5) OBP: 0.304, SLG: 0.350	4-3							HR		2	1	0	0	2	0	1										
Bo Diaz, R (1.2) OBP: 0.326, SLG: 0.400		F6				L5		F5		3	0	0	0	0	0	2										
Kurt Stillwell, S (1.6) OBP: 0.333, SLG: 0.519		4-3				F2		HR		3	1	1	2	0	0	0										
Ron Oester, S (1.4) OBP: 0.341, SLG: 0.361										3	0	0	0	0	1	0										
Bill Landrum, R (8.1) OBP: 0.500, SLG: 0.500		L8				P3		K		0	0	0	0	0	0	0										
Tom Browning, L (1.1) OBP: 0.250, SLG: 0.250										1	0	0	0	0	1	0										
Frank Williams, R (5.1) ERA:										0	0	0	0	0	0	0										
Leo Garcia, L (5, PH) OBP: 0.400, SLG: 0.333										1	0	0	0	0	0	0										
Rob Murphy, L (6.1) ERA:										0	0	0	0	0	0	0										
Dave Concepcion, R (8.4) OBP: 0.286, SLG: 0.250										1	0	0	0	0	0	0										
Inning Stats	R: 1 E: 0 K: 0 S: 5	H: 2 LOB: 1 BB: 0 P: 5	R: 0 E: 0 K: 0 S: 3	H: 0 LOB: 0 BB: 0 P: 3	R: 0 E: 0 K: 2 S: 7	H: 0 LOB: 0 BB: 0 P: 7	R: 0 E: 0 K: 2 S: 7	H: 0 LOB: 1 BB: 1 P: 11	R: 0 E: 0 K: 0 S: 3	H: 0 LOB: 0 BB: 0 P: 3	R: 0 E: 0 K: 0 S: 3	H: 0 LOB: 0 BB: 0 P: 3	R: 2 E: 0 K: 1 S: 6	H: 1 LOB: 0 BB: 1 P: 10	R: 0 E: 0 K: 2 S: 7	H: 0 LOB: 0 BB: 0 P: 7	R: 0 E: 0 K: 0 S: 3	H: 0 LOB: 0 BB: 0 P: 3	1B: 0 2B: 1 3B: 0 HR: 2	SF: 0 SAC: 0 DP: 0 HBP: 0	WP: 0 PB: 0 SB: 0 CS: 0	PA: 32				
PITCHER	IP	WLS	BF	H	R	ER	SO	BB	IBB	HBP	BLK	WP	HR	S	P	ERA	WHIP	PITCHER IP WLS BF H R ER SO BB IBB HBP BLK WP HR S P ERA WHIP								
Mike Scott, R (1.1) ERA: 2.1	7.0	W	26	3	3	3	5	2	0	0	0	0	2	34	42	3.86	0.714									
Larry Andersen, R (8.1) ERA:	2.0		6	0	0	0	2	0	0	0	0	0	0	10	10	0.00	0.000									

Batter	1	2	3	4	5	6	7	8	9	AB	R	H	RBI	BB	SO	LOB
Bill Doran, S OBP: 0.293, SLG: 0.415 (1,4)										4	1	1	0	1	0	2
Billy Hatcher, R OBP: 0.500, SLG: 0.759 (1,8)										5	1	2	2	0	1	2
Denny Walling, L OBP: 0.200, SLG: 0.500 (1,5)										4	0	0	0	0	0	1
Glenn Davis, R OBP: 0.236, SLG: 0.364 (1,3)										4	0	1	0	0	0	1
Kevin Bass, S OBP: 0.364, SLG: 0.490 (1,9)										4	0	2	0	0	0	2
Terry Puhl, L OBP: 0.276, SLG: 0.250 (1,7)										3	0	1	0	1	0	2
Mark Bailey, S OBP: 0.273, SLG: 0.250 (1,2)										4	0	1	0	0	2	2
Craig Reynolds, L OBP: 0.333, SLG: 0.375 (1,6)										4	0	1	0	0	1	1
Danny Darwin, R OBP: 0.125, SLG: 0.125 (1,1)										2	0	0	0	0	2	0
Jose Cruz, L OBP: 0.293, SLG: 0.462 (7, PH)										0	0	0	0	1	0	0
Dave Meads, L OBP: 0.284, SLG: 0.200 (7, PH)										0	0	0	0	0	0	0
Aurelio Lopez, R OBP: 0.294, SLG: 0.200 (9, PH)										1	0	0	0	0	0	1
Inning Stats	R: 2 E: 0 K: 0 S: 4	H: 2 LOB: 0 BB: 1 P: 8	R: 0 E: 0 K: 1 S: 5	H: 0 LOB: 0 BB: 0 P: 5	R: 0 E: 0 K: 1 S: 5	H: 0 LOB: 2 BB: 1 P: 10	R: 0 E: 0 K: 1 S: 5	H: 1 LOB: 1 BB: 0 P: 4	R: 0 E: 0 K: 1 S: 6	H: 2 LOB: 2 BB: 1 P: 10	R: 0 E: 0 K: 0 S: 5	H: 2 LOB: 2 BB: 0 P: 5	R: 0 E: 0 K: 1 S: 7	H: 2 LOB: 2 BB: 0 P: 7	1B: 6 2B: 2 3B: 0 HR: 1	SF: 0 SAC: 0 DP: 0 HBP: 0
PITCHER	IP WLS BF H R ER SO BB IBB HBP BLK WP HR S P ERA WHIP															
Ted Power, R ERA: 4.32 (1,1)	6.2 W 27 5 2 2 5 3 0 0 0 0 0 1 34 46 2.70 1.200															
Ron Robinson, R ERA: 1.85 (7,1)	2.1 S 11 4 0 0 1 0 0 0 0 0 0 0 13 13 0.00 1.714															

TOP

Houston Astros @ Cincinnati Reds
Riverfront Stadium, Cincinnati, OH
Sun Apr 19 1987, 3:38 AM EDT
Att: 31,005 - Unknown

AB 35
R 2
H 9
RBI 2
BB 3
SO 6
LOB 14

WP: 0 PA: 39
PB: 1
SB: 1
CS: 1

livebaseballscores.com

Batter	1	2	3	4	5	6	7	8	9	AB	R	H	RBI	BB	SO	LOB		
Kal Daniels, L OBP: 0.422, SLG: 0.854 (1,7)										4	2	2	1	0	0	0		
Kurt Stillwell, S OBP: 0.324, SLG: 0.548 (1,6)										4	1	1	0	0	0	1		
Dave Parker, L OBP: 0.231, SLG: 0.449 (1,9)										4	0	0	1	0	0	1		
Tracy Jones, R OBP: 0.500, SLG: 1.000 (1,8)										4	2	2	2	0	0	0		
Buddy Bell, R OBP: 0.320, SLG: 0.409 (1,5)										4	1	2	1	0	0	0		
Dave Concepcion, R OBP: 0.389, SLG: 0.438 (1,3)										4	0	3	1	0	1	1		
Sal Butera, R OBP: 0.250, SLG: 0.250 (1,2)										4	0	1	0	0	2	2		
Ron Oester, S OBP: 0.356, SLG: 0.342 (1,4)										2	0	0	0	2	1	1		
Ted Power, R ERA: 2.95 (1,1)										3	0	0	0	0	3	4		
Ron Robinson, R ERA: 4.0 (7,1)										1	0	0	0	0	1	1		
Inning Stats	R: 2 E: 0 K: 1 S: 8	H: 3 LOB: 1 BB: 0 P: 8	R: 0 E: 0 K: 3 S: 9	H: 0 LOB: 0 BB: 0 P: 9	R: 0 E: 0 K: 0 S: 3	H: 0 LOB: 0 BB: 0 P: 3	R: 1 E: 0 K: 1 S: 7	H: 3 LOB: 2 BB: 1 P: 11	R: 1 E: 0 K: 0 S: 4	H: 1 LOB: 0 BB: 0 P: 4	R: 0 E: 0 K: 2 S: 8	H: 1 LOB: 2 BB: 1 P: 12	R: 2 E: 0 K: 0 S: 5	H: 2 LOB: 0 BB: 0 P: 5	R: 0 E: 0 K: 1 S: 6	H: 1 LOB: 1 BB: 0 P: 6	1B: 3 2B: 5 3B: 1 HR: 2	SF: 0 SAC: 0 DP: 0 HBP: 0
PITCHER	IP WLS BF H R ER SO BB IBB HBP BLK WP HR S P ERA WHIP																	
Danny Darwin, R ERA: 2.95 (1,1)	6.0 L 27 8 4 4 7 0 2 0 0 0 0 0 39 47 6.00 1.333																	
Dave Meads, L ERA: 8.31 (7,1)	0.2 3 1 1 1 0 0 0 0 0 0 0 0 3 3 13.50 1.500																	
Aurelio Lopez, R ERA: 4.0 (7,1)	1.1 6 2 1 1 1 0 0 0 0 0 0 1 8 8 6.75 1.500																	

BOTTOM

Houston Astros @ Cincinnati Reds
Riverfront Stadium, Cincinnati, OH
Sun Apr 19 1987, 3:38 AM EDT
Att: 31,005 - Unknown

AB 34
R 6
H 11
RBI 6
BB 2
SO 8
LOB 11

WP: 0 PA: 36
PB: 0
SB: 0
CS: 2

livebaseballscores.com

Batter	1	2	3	4	5	6	7	8	9	10	11	AB	R	H	RBI	BB	SO	LOB	TOP									
Kal Daniels, L OBP: 0.377, SLG: 0.781 (1, 7)			K	F8			F5			K		5	1	1	1	0	2	0										
Kurt Stillwell, S OBP: 0.386, SLG: 0.520 (1, 6)			E3 1B BB		G3		6-3			F9		5	1	1	0	0	0	0										
Dave Parker, L OBP: 0.297, SLG: 0.536 (1, 9)			BB 1B		K			K				5	0	3	0	0	2	0										
Eric Davis, R OBP: 0.460, SLG: 0.772 (1, 8)			K		K			K		K		5	0	0	0	0	4	5										
Buddy Bell, R OBP: 0.333, SLG: 0.429 Leo Garcia, L OBP: 0.250, SLG: 0.167 Ron Robinson, R (11, 1)	K		BB 1B					K				4	0	2	0	1	2	2										
Bo Diaz, R OBP: 0.317, SLG: 0.364 (1, 2)			1-2 2-3 3-H		F7					6-3		3	0	0	1	1	0	3										
Terry Francona, L OBP: 0.217, SLG: 0.214 (1, 3)			4-3		1-3					6-3		5	0	0	0	0	1	6										
Ron Oester, S OBP: 0.388, SLG: 0.466 (1, 4)			K		G3					E1		5	1	1	2	0	2	1										
Bill Gullitckson, R John Franco, L Paul Murphy, L Rob Murphy, L Dave Concepcion, R (11, 1) (8, 1) (9, PH) (8, 1) (11, PH) (11, 5)	L8		6-3				K			G3		3	0	0	0	0	1	0										
Inning Stats	R: 1 E: 0 K: 1 S: 8	H: 3 LOB: 2 BB: 0 P: 8	R: 0 E: 0 K: 2 S: 7	H: 0 LOB: 0 BB: 0 P: 7	R: 1 E: 1 K: 2 S: 10	H: 2 LOB: 3 BB: 1 P: 14	R: 0 E: 0 K: 1 S: 5	H: 0 LOB: 0 BB: 0 P: 5	R: 0 E: 0 K: 2 S: 7	H: 0 LOB: 0 BB: 0 P: 7	R: 0 E: 0 K: 0 S: 4	H: 1 LOB: 1 BB: 0 P: 4	R: 0 E: 0 K: 3 S: 9	H: 0 LOB: 0 BB: 0 P: 9	R: 0 E: 1 K: 0 S: 4	H: 0 LOB: 1 BB: 0 P: 4	R: 0 E: 0 K: 2 S: 8	H: 1 LOB: 1 BB: 0 P: 8	R: 2 E: 0 K: 1 S: 6	H: 1 LOB: 1 BB: 1 P: 10	1B: 6 2B: 0 3B: 0 HR: 2	SF: 0 SAC: 1 DP: 0 HBP: 0	WP: 0 PB: 0 SB: 0 CS: 0	PA: 45				
PITCHER	IP ERA WLS BF H R ER SO BB IBB HBP BLK WP HR S P ERA WHIP	IP ERA WLS BF H R ER SO BB IBB HBP BLK WP HR S P ERA WHIP																										
Mike Scott, R ERA: 1.89 (1, 1)	8.0	32	6	2	0	0	2	0	0	0	0	0	0	0	12	12	0.00	0.500										
Larry Andersen, R ERA: (9, 1)	2.0	8	1	0	0	0	2	0	0	0	0	0	0	0	1	6	10	18.00	2.000									
Charlie Kerfeld, R ERA: 5.91 (11, 1)	1.0	L	5	1	2	2	1	1	0	0	0	0	0	1	6	10	18.00	2.000										

Cincinnati Reds @ Houston Astros
Astrodome, Houston, TX
Fri Apr 24 1987, 8:05 PM EDT
Att: 26,749 - Unknown

AB 42
R 4
H 8
RBI 4
BB 2
SO 15
LOB 19



Batter	1	2	3	4	5	6	7	8	9	10	11	AB	R	H	RBI	BB	SO	LOB	BOTTOM									
Bill Doran, S OBP: 0.299, SLG: 0.406 (1, 4)	3-1		3-1			F9		SH3-4		4-3		4	0	0	0	0	0	0										
Billy Hatcher, R OBP: 0.453, SLG: 0.634 (1, 8)	6-3		K			K		6-3		6-3		5	0	0	0	0	2	1										
Denny Walling, L OBP: 0.333, SLG: 0.450 Phil Garner, R OBP: 0.313, SLG: 0.477 (1, 5) (8, PH) (9, 5)			F7			4-3		E5				3	0	1	0	0	0	0										
Glenn Davis, R OBP: 0.247, SLG: 0.384 (1, 3)	K		F7			1-3		1-3				5	0	1	0	0	2	2										
Kevin Bass, S OBP: 0.397, SLG: 0.559 (1, 9)		4-3				6-3				K		5	1	2	1	0	1	0										
Jose Cruz, L OBP: 0.310, SLG: 0.415 (1, 7)	F8		F7			G4-6-3 1B						4	0	0	0	1	0	2										
Alan Ashby, S OBP: 0.300, SLG: 0.326 (1, 2)						6-3		F8		P4		4	0	1	0	0	2											
Craig Reynolds, L OBP: 0.386, SLG: 0.415 Jim Pankovits, R OBP: 0.400, SLG: 0.400 Bert Pena, R OBP: 0.250, SLG: 0.167 (1, 6) (9, PH) (10, 6)			IBB			K		G4-6-3 1B		F9		2	1	1	0	1	1	0										
Mike Scott, R Terry Puhl, L Larry Andersen, R Tye Waller, R Charlie Kerfeld, R (1, 1) (8, PH) (9, 1) (10, PH) (11, 1)	F6		K			K		2B 1B		SH3-4 E 2B		2	0	0	0	0	1	2										
Inning Stats	R: 0 E: 0 K: 1 S: 6	H: 1 LOB: 1 BB: 0 P: 6	R: 0 E: 0 K: 0 S: 4	H: 1 LOB: 2 BB: 1 P: 8	R: 0 E: 0 K: 1 S: 5	H: 0 LOB: 0 BB: 0 P: 5	R: 0 E: 0 K: 0 S: 3	H: 0 LOB: 0 BB: 0 P: 3	R: 0 E: 0 K: 2 S: 7	H: 0 LOB: 0 BB: 0 P: 7	R: 2 E: 1 K: 0 S: 6	H: 2 LOB: 1 BB: 0 P: 6	R: 0 E: 0 K: 1 S: 5	H: 0 LOB: 1 BB: 1 P: 9	R: 0 E: 0 K: 1 S: 5	H: 0 LOB: 0 BB: 0 P: 5	R: 1 E: 0 K: 1 S: 6	H: 1 LOB: 0 BB: 0 P: 6	1B: 4 2B: 2 3B: 0 HR: 1	SF: 0 SAC: 1 DP: 1 HBP: 0	WP: 0 PB: 0 SB: 0 CS: 0	PA: 42						
PITCHER	IP ERA WLS BF H R ER SO BB IBB HBP BLK WP HR S P ERA WHIP	IP ERA WLS BF H R ER SO BB IBB HBP BLK WP HR S P ERA WHIP																										
Bill Gullitckson, R ERA: 1.47 (8, 1)	0.1	2	0	0	0	0	0	0	0	2	2	0.00	0.000															
Rob Murphy, L ERA: 1.65 (9, 1)	2.0	W	7	0	0	0	2	1	0	0	0	0	0	10	14	0.00	0.500											
Ron Robinson, R ERA: 2.6 (11, 1)	1.0	S	4	1	1	1	1	0	0	0	0	0	0	1	6	6	9.00	1.000										

Cincinnati Reds @ Houston Astros
Astrodome, Houston, TX
Fri Apr 24 1987, 8:05 PM EDT
Att: 26,749 - Unknown

AB 39
R 3
H 7
RBI 2
BB 2
SO 8
LOB 10



Batter	1	2	3	4	5	6	7	8	9	10	AB	R	H	RBI	BB	SO	LOB									
Tracy Jones, R OBP: 0.371, SLG: 0.680 (1, 7)	K		5-3			CS BB		FC5-2		SF9	3	0	0	1	1	1	2									
Kurt Stillwell, S OBP: 0.371, SLG: 0.491 (1, 8)	K		G3					4-3		1B	5	0	1	2	0	1	3									
Dave Parker, L OBP: 0.304, SLG: 0.527 (1, 9)	1-3									1B	5	0	2	0	0	2	0									
Eric Davis, R OBP: 0.426, SLG: 0.710 (1, 8)		K								1B	5	0	0	0	0	5	3									
Buddy Bell, R OBP: 0.329, SLG: 0.433 (1, 5)		F9								1B	4	0	1	0	0	0	1									
Bo Diaz, R OBP: 0.328, SLG: 0.382 Leo Garcia, L OBP: 0.250, SLG: 0.167 Sal Butera, R OBP: 0.250, SLG: 0.625 (10, PR)																										
Terry Francona, L OBP: 0.224, SLG: 0.205 (1, 3)										1B	3	0	1	0	0	1	1									
Ron Oester, S OBP: 0.394, SLG: 0.459 (1, 4)										1B	0	1	0	0	0	0	0									
Ted Power, R John Franco, L Kal Daniels, L Tom Browning, L Frank Williams, R (10, PH)										1B	0	0	0	0	0	0	0									
Inning Stats	R: 0 E: 0 K: 2 S: 7	H: 0 LOB: 0 BB: 0 P: 7	R: 0 E: 0 K: 1 S: 5	H: 0 LOB: 1 BB: 0 P: 6	R: 0 E: 0 K: 1 S: 5	H: 0 LOB: 0 BB: 0 P: 5	R: 0 E: 0 K: 1 S: 6	H: 1 LOB: 1 BB: 0 P: 6	R: 0 E: 0 K: 2 S: 7	H: 0 LOB: 0 BB: 0 P: 7	R: 0 E: 0 K: 1 S: 4	H: 0 LOB: 0 BB: 1 P: 8	R: 0 E: 0 K: 2 S: 8	H: 1 LOB: 1 BB: 0 P: 8	R: 0 E: 0 K: 1 S: 6	H: 1 LOB: 2 BB: 1 P: 10	R: 0 E: 0 K: 2 S: 7	H: 0 LOB: 0 BB: 0 P: 7	R: 3 E: 0 K: 1 S: 8	H: 3 LOB: 2 BB: 2 P: 16	1B: 5 2B: 1 3B: 0 HR: 0	SF: 1 SAC: 1 DP: 0 HBP: 1	WP: 1 PB: 0 SB: 2 CS: 1	PA: 40		
PITCHER	IP	WLS	BF	H	R	ER	SO	BB	IBB	HBP	BLK	WP	HR	S	P	ERA	WHIP									
Nolan Ryan, R ERA: 2.45 Dave Meads, L ERA: 7.2 Larry Andersen, R ERA: 2.61 Dave Smith, R ERA:	8.0		29	3	0	0	11	2	0	0	0	0	0	0	3	3	0.00	0.625								
	0.1		1	0	0	0	1	0	0	0	0	0	0	0	3	3	0.00	0.000								
	1.0	L	6	1	3	3	1	1	1	0	0	0	0	6	14	27.00	2.000									
	0.2		4	2	0	0	1	0	0	0	0	0	0	6	6	0.00	3.000									

Cincinnati Reds @ Houston Astros
Astrodome, Houston, TX
Sat Apr 25 1987, 8:05 PM EDT
Att: 43,445 - Unknown


AB	33
R	3
H	6
RBI	3
BB	4
SO	14
LOB	13



Batter	1	2	3	4	5	6	7	8	9	10	AB	R	H	RBI	BB	SO	LOB								
Bill Doran, S OBP: 0.284, SLG: 0.384 (1, 4)	K		F7								4	0	0	0	0	1	1								
Billy Hatcher, R OBP: 0.430, SLG: 0.600 (1, 8)	6-3										4	0	0	0	0	1	0								
Denny Walling, L OBP: 0.292, SLG: 0.391 Phil Garner, R OBP: 0.306, SLG: 0.467 (9, PH)											3	0	0	0	0	1	0								
Glenn Davis, R OBP: 0.234, SLG: 0.364 (1, 3)											1	0	0	0	0	0	0								
Kevin Bass, S OBP: 0.390, SLG: 0.535 (1, 9)											3	0	0	0	1	0	0								
Terry Puhl, L OBP: 0.269, SLG: 0.333 (1, 7)											4	0	0	0	0	0	1								
Alan Ashby, S OBP: 0.321, SLG: 0.347 Tye Waller, R Mark Bailey, S OBP: 0.261, SLG: 0.238 (9, 2)											3	0	2	0	0	0	0								
Craig Reynolds, L OBP: 0.383, SLG: 0.395 (1, 6)											2	0	0	0	1	0	1								
Nolan Ryan, R Jose Cruz, L Dave Meads, L Larry Andersen, R Dave Smith, R (10, 1)											2	0	0	0	0	0	1								
											1	0	0	0	0	0	2								
											0	0	0	0	0	0	0								
											0	0	0	0	0	0	0								
											0	0	0	0	0	0	0								
Inning Stats	R: 0 E: 0 K: 1 S: 5	H: 0 LOB: 0 BB: 0 P: 5	R: 0 E: 0 K: 0 S: 3	H: 0 LOB: 0 BB: 0 P: 3	R: 0 E: 1 K: 0 S: 4	H: 0 LOB: 1 BB: 0 P: 4	R: 0 E: 0 K: 1 S: 5	H: 0 LOB: 0 BB: 0 P: 5	R: 0 E: 0 K: 0 S: 4	H: 1 LOB: 1 BB: 0 P: 4	R: 0 E: 0 K: 1 S: 5	H: 0 LOB: 0 BB: 0 P: 5	R: 0 E: 0 K: 0 S: 3	H: 0 LOB: 0 BB: 0 P: 3	R: 0 E: 0 K: 0 S: 2	H: 0 LOB: 0 BB: 1 P: 6	1B: 2 2B: 0 3B: 0 HR: 0	SF: 0 SAC: 0 DP: 0 HBP: 0	WP: 0 PB: 0 SB: 0 CS: 0	PA: 33					
PITCHER	IP	WLS	BF	H	R	ER	SO	BB	IBB	HBP	BLK	WP	HR	S	P	ERA	WHIP								
Ted Power, R ERA: 3.0 John Franco, L ERA: Frank Williams, R ERA: 2.61	7.1		26	2	0	0	3	1	0	0	0	0	0	31	35	0.00	0.409								
	1.2	W	4	0	0	0	0	0	0	0	0	0	0	4	4	0.00	0.000								
	1.0	S	3	0	0	0	0	1	0	0	0	0	0	2	6	0.00	1.000								

Cincinnati Reds @ Houston Astros
Astrodome, Houston, TX
Sat Apr 25 1987, 8:05 PM EDT
Att: 43,445 - Unknown

AB	31
R	0
H	2
RBI	0
BB	2
SO	3
LOB	6



Batter	1	2	3	4	5	6	7	8	9	AB	R	H	RBI	BB	SO	LOB	TOP											
Tracy Jones, R OBP: 0.364, SLG: 0.633 (1, 7)	0-0 6-3	0-0 1B		0-3 K		0-0 P3			0-0 1B HR	5	1	2	0	0	1	0	Cincinnati Reds @ Houston Astros Astrodome, Houston, TX Sun Apr 26 1987, 4:33 AM EDT Att: 21,900 - Unknown											
Kurt Stillwell, S OBP: 0.388, SLG: 0.500 (1, 6)	0-0 HR	0-0 1B		0-0 1-3		0-3 K			0-0 1B HR	5	2	3	1	0	1	0												
Dave Parker, L OBP: 0.595, SLG: 0.595 Paul O'Neill, L OBP: 0.429, SLG: 0.667 (1, 9)	0-0 1B HR	0-0 F9		0-0 G3			0-0 F8		0-0 1B HR	5	2	2	5	0	0	1												
Eric Davis, R OBP: 0.452, SLG: 0.727 Leo Garcia, L OBP: 0.250, SLG: 0.167 (1, 8)	0-0 1B	0-0 FC5-4			0-0 G5-4-3 1B		0-0 G5-4-3 BB		0-0 1B 2B	4	3	3	0	1	0	1												
Buddy Bell, R OBP: 0.333, SLG: 0.423 (1, 5)	0-0 1-6-3		0-0 6-3		0-0 G5-4-3 BB		0-0 G5-4-3		0-0 1B	4	1	1	0	1	0	2												
Bo Diaz, R OBP: 0.333, SLG: 0.381 (1, 2)	0-0 1B		0-3 K		0-0 G5-4-3			0-0 F9	0-0 1B	5	1	2	2	0	1	2												
Dave Concepcion, R OBP: 0.471, SLG: 0.448 (1, 3)	0-0 1B		0-0 1B		0-0 1B		0-0 BB	0-0 G3-6-3 BB	0-0 G4-6-3 1B	4	0	4	3	1	0	0												
Ron Oester, S OBP: 0.382, SLG: 0.439 (1, 4)	0-3 K		0-0 1B		0-0 6-3		0-0 G3-6-3	0-0 G4-6-3	0-0 L6	5	0	1	0	0	1	5												
Mario Soto, R OBP: 0.200, SLG: 0.200 Ron Robinson, R (7, 1)		0-0 1B	0-0 6-3		0-3 K					3	1	1	0	0	1	2												
Terry Francona, L OBP: 0.220, SLG: 0.200 John Franco, L (9, PH)		0-0 1B								0	0	0	0	0	0	0												
Inning Stats	R: 3 E: 0 K: 1 S: 10	H: 5 LOB: 2 BB: 0 P: 10	R: 1 E: 0 K: 0 S: 5	H: 3 LOB: 1 BB: 0 P: 5	R: 0 E: 0 K: 1 S: 7	H: 2 LOB: 2 BB: 0 P: 7	R: 0 E: 0 K: 1 S: 5	H: 0 LOB: 0 BB: 0 P: 5	R: 1 E: 0 K: 0 S: 4	H: 2 LOB: 1 BB: 1 P: 8	R: 0 E: 0 K: 2 S: 7	H: 0 LOB: 0 BB: 0 P: 7	R: 0 E: 0 K: 0 S: 2	H: 0 LOB: 0 BB: 1 P: 6	R: 0 E: 0 K: 0 S: 2	H: 0 LOB: 0 BB: 1 P: 6	R: 0 E: 0 K: 0 S: 2	H: 0 LOB: 0 BB: 1 P: 6	R: 6 E: 0 K: 0 S: 9	H: 7 LOB: 0 BB: 0 P: 9	1B: 15 2B: 2 3B: 0 HR: 2	SF: 0 SAC: 0 DP: 4 HBP: 0	WP: 0 PB: 0 SB: 1 CS: 0	PA: 44				
PITCHER	IP	WLS	BF	H	R	ER	SO	BB	IBB	HBP	BLK	WP	HR	S	P	ERA	WHIP											
Bob Knepper, L ERA: 6.49 (1, 1)	5.0	L	26	12	5	5	3	1	0	0	0	0	0	1	31	35	9.00	2.600										
Aurelio Lopez, R ERA: 3.0 (6, 1)	2.0		6	0	0	0	2	1	0	0	0	0	0	9	13	0.00	0.500											
Charlie Kerfeld, R ERA: 9.24 (8, 1)	2.0		12	7	6	6	0	1	0	0	0	0	1	11	15	27.00	4.000											

AB	41
R	11
H	19
RBI	11
BB	3
SO	5
LOB	13



Batter	1	2	3	4	5	6	7	8	9	AB	R	H	RBI	BB	SO	LOB	BOTTOM										
Bill Doran, S OBP: 0.282, SLG: 0.421 (1, 4)	0-0 7-4-3		0-0 F4		0-0 HR		0-0 SF8			3	1	1	3	0	0	0	Cincinnati Reds @ Houston Astros Astrodome, Houston, TX Sun Apr 26 1987, 4:33 AM EDT Att: 21,900 - Unknown										
Billy Hatcher, R OBP: 0.422, SLG: 0.582 (1, 8)	0-0 F7		0-0 F9		0-0 1B		0-0 F4			4	0	1	0	0	0	1											
Denny Walling, L OBP: 0.286, SLG: 0.370 (1, 5)	0-0 1B		0-0 F8		0-0 6-3			0-0 F7		4	0	1	0	0	0	1											
Glenn Davis, R OBP: 0.235, SLG: 0.358 (1, 3)	0-0 1B		0-0 F4		0-0 P3		0-3 K			4	0	1	0	0	1	0											
Kevin Bass, S OBP: 0.370, SLG: 0.507 (1, 9)	0-0 4-3		0-0 F2		0-0 F7		0-0 F7		0-0 F7	4	0	0	0	0	0	2											
Jose Cruz, L OBP: 0.286, SLG: 0.379 (1, 7)		0-0 G3		0-0 4-3		0-0 G3			0-0 4-3	4	0	0	0	0	0	0											
Mark Bailey, S OBP: 0.333, SLG: 0.292 (1, 2)		0-0 G3 BB			0-0 HR 1B		0-0 1B SF8		0-0 5-3	3	2	2	0	1	0	0											
Craig Reynolds, L OBP: 0.360, SLG: 0.370 Jim Pankovits, R OBP: 0.333, SLG: 0.333 (1, 6)		0-0 G3			0-0 P3		0-0 F8		0-0 F9	3	0	0	0	0	0	3											
Bob Knepper, L OBP: 0.167, SLG: 0.167 Tye Waller, R (5, PH)		0-3 K			0-3 K			0-0 1B		1	0	0	0	0	1	1											
Aurelio Lopez, R (6, 1)										0	0	0	0	0	0	0											
Terry Puhl, L OBP: 0.296, SLG: 0.360 Charlie Kerfeld, R (8, 1)								0-0 1B		0	0	0	0	0	0	0											
Inning Stats	R: 0 E: 0 K: 0 S: 5	H: 2 LOB: 2 BB: 0 P: 5	R: 0 E: 0 K: 1 S: 5	H: 0 LOB: 1 BB: 1 P: 9	R: 0 E: 0 K: 0 S: 3	H: 0 LOB: 0 BB: 0 P: 3	R: 0 E: 0 K: 0 S: 3	H: 0 LOB: 0 BB: 0 P: 3	R: 2 E: 0 K: 1 S: 8	H: 3 LOB: 1 BB: 0 P: 8	R: 0 E: 0 K: 0 S: 3	H: 0 LOB: 0 BB: 0 P: 3	R: 1 E: 0 K: 0 S: 5	H: 2 LOB: 1 BB: 0 P: 5	R: 0 E: 0 K: 1 S: 5	H: 0 LOB: 0 BB: 0 P: 5	R: 0 E: 0 K: 0 S: 3	H: 0 LOB: 0 BB: 0 P: 3	1B: 6 2B: 0 3B: 0 HR: 1	SF: 1 SAC: 0 DP: 0 HBP: 0	WP: 0 PB: 0 SB: 0 CS: 0	PA: 35					
PITCHER	IP	WLS	BF	H	R	ER	SO	BB	IBB	HBP	BLK	WP	HR	S	P	ERA	WHIP										
Mario Soto, R ERA: 2.92 (1, 1)	6.1	W	27	7	3	3	2	1	0	0	0	0	0	7	34	4.26	1.263										
Ron Robinson, R ERA: 2.37 (7, 1)	1.2		5	0	0	0	1	0	0	0	0	0	0	7	7	0.00	0.000										
John Franco, L ERA: (9, 1)	1.0		3	0	0	0	0	0	0	0	0	0	0	3	3	0.00	0.000										



Batter	1	2	3	4	5	6	7	8	9	AB	R	H	RBI	BB	SO	LOB	TOP					
Bill Doran, S OBP: 0.273, SLG: 0.364 (1,4)	5-3		6-3		6-3		3-1			4	0	0	0	0	0	1						
Billy Hatcher, R OBP: 0.421, SLG: 0.560 (1,8)	F9		F4			G1-2-3 1B		6-3		4	0	1	0	0	0	0						
Phil Garner, R OBP: 0.357, SLG: 0.520 (1,5)				HR		G1-2-3 1-2 BB		1B		2	2	2	0	2	0	0						
Glenn Davis, R OBP: 0.269, SLG: 0.412 (1,3)	K			HR		G1-2-3 BB		2B		3	1	2	3	1	1	1						
Kevin Bass, S OBP: 0.369, SLG: 0.526 (1,9)		F3		CS		G1-2-3 BB		FC3-6 1B		4	0	1	0	0	0	4						
Jose Cruz, L OBP: 0.296, SLG: 0.370 (1,7)				K		K		5-3		3	0	0	0	1	2	4						
Mark Bailey, S OBP: 0.333, SLG: 0.276 (1,2)				1-3						4	0	0	0	0	1	1						
Bert Pena, R OBP: 0.250, SLG: 0.160 (1,6)										3	0	0	0	0	1	1						
Craig Reynolds, L OBP: 0.393, SLG: 0.377 (9, PH)					B4-3					1	0	1	0	0	0	0						
Mike Scott, R (1,1)										2	0	0	0	0	2	0						
Bob Knepper, L OBP: 0.167, SLG: 0.167 (6,1)										0	0	0	0	0	0	0						
Tye Waller, R OBP: 0.167, SLG: 0.333 (7, PH)										1	0	1	0	0	0	0						
Larry Andersen, R (7,1)										0	0	0	0	0	0	0						
Terry Puhl, L OBP: 0.300, SLG: 0.393 (9, PH)										1	0	0	0	0	0	1						
Inning Stats	R: 0 E: 0 K: 1 S: 6	H: 1 LOB: 1 BB: 0 P: 6	R: 0 E: 0 K: 2 S: 7	H: 0 LOB: 1 BB: 1 P: 11	R: 0 E: 0 K: 1 S: 5	H: 0 LOB: 0 BB: 0 P: 5	R: 2 E: 0 K: 1 S: 6	H: 2 LOB: 0 BB: 1 P: 10	R: 0 E: 0 K: 1 S: 5	H: 0 LOB: 0 BB: 0 P: 5	R: 0 E: 0 K: 1 S: 5	H: 1 LOB: 2 BB: 2 P: 13	R: 0 E: 0 K: 0 S: 4	H: 1 LOB: 1 BB: 0 P: 4	R: 1 E: 0 K: 0 S: 5	H: 2 LOB: 1 BB: 0 P: 5	R: 0 E: 0 K: 0 S: 3	H: 1 LOB: 0 BB: 0 P: 3	1B: 4 2B: 4 3B: 0 HR: 1	SF: 0 SAC: 0 DP: 3 HBP: 0	WP: 0 PB: 0 SB: 1 CS: 1	PA: 36
PITCHER	IP WLS BF H R ER SO BB IBB HBP BLK WP HR S P ERA WHIP																					
Zane Smith, L ERA: 3.12 (1,1)	7.1 W 31 7 3 3 7 4 0 0 0 0 1 41 57 3.68 1.500																					
Jeff Dedmon, R ERA: 5.64 (8,1)	1.2 S 5 1 0 0 0 0 0 0 0 0 0 5 5 0.00 0.600																					

Houston Astros @ Atlanta Braves
Atlanta-Fulton County Stadium, Atlanta, GA
Sun May 03 1987, 3:33 AM EDT
Att: 16,336 - Unknown


AB 32
R 3
H 8
RBI 3
BB 4
SO 7
LOB 13



Batter	1	2	3	4	5	6	7	8	9	AB	R	H	RBI	BB	SO	LOB	BOTTOM			
Dion James, L OBP: 0.443, SLG: 0.523 (1,8)	G3 2B	6-3				FC4-2 1B				5	2	3	0	0	0	3				
Ken Oberkfell, L OBP: 0.446, SLG: 0.429 (1,5)	F5		4-3			WP 1-2 2B				4	0	2	2	1	0	1				
Gerald Perry, L OBP: 0.237, SLG: 0.268 (1,3)	G3 1-2		4-3		1-3	F9		5-3		5	0	0	0	0	0	6				
Dale Murphy, R OBP: 0.449, SLG: 0.578 (1,9)	2B BB			HR		L4				3	2	1	1	1	1	1				
Ken Griffey, L OBP: 0.427, SLG: 0.592 (1,7)	1-2 2B					S BB		F5		3	0	2	2	1	0	0				
Rafael Ramirez, R OBP: 0.314, SLG: 0.385 (1,6)	3-1		FC5-4 1B		5-3					4	0	1	0	0	0	4				
Bruce Benedict, R OBP: 0.273, SLG: 0.111 (1,2)										4	0	1	0	0	2	1				
Glenn Hubbard, R OBP: 0.469, SLG: 0.427 (1,4)										3	1	0	0	1	1	1				
Zane Smith, L OBP: 0.143, SLG: 0.143 (1,1)										1	0	0	0	0	0	0				
Jeff Dedmon, L (8,1)										1	0	0	0	0	0	0				
Inning Stats	R: 2 E: 0 K: 0 S: 5	H: 2 LOB: 1 BB: 1 P: 9	R: 0 E: 0 K: 0 S: 3	H: 0 LOB: 1 BB: 1 P: 7	R: 1 E: 0 K: 0 S: 5	H: 2 LOB: 0 BB: 0 P: 5	R: 0 E: 0 K: 1 S: 5	H: 0 LOB: 0 BB: 0 P: 5	R: 1 E: 0 K: 0 S: 5	H: 2 LOB: 2 BB: 1 P: 9	R: 1 E: 1 K: 0 S: 6	H: 2 LOB: 2 BB: 0 P: 6	R: 0 E: 0 K: 2 S: 8	H: 1 LOB: 1 BB: 0 P: 8	R: 0 E: 0 K: 1 S: 6	H: 1 LOB: 2 BB: 1 P: 10	1B: 6 2B: 3 3B: 0 HR: 1	SF: 0 SAC: 2 DP: 0 HBP: 0	WP: 1 PB: 0 SB: 1 CS: 0	PA: 39
PITCHER	IP WLS BF H R ER SO BB IBB HBP BLK WP HR S P ERA WHIP																			
Mike Scott, R ERA: 2.57 (1,1)	5.0 L 24 6 4 4 1 3 0 0 0 0 0 0 6 35 7.20 1.800																			
Bob Knepper, L (6,1)	1.0 6 2 1 0 0 0 0 0 0 0 0 6 6 0.00 2.000																			
Larry Andersen, R (7,1)	2.0 9 2 0 0 3 1 0 0 0 0 0 14 18 0.00 1.500																			

Houston Astros @ Atlanta Braves
Atlanta-Fulton County Stadium, Atlanta, GA
Sun May 03 1987, 3:33 AM EDT
Att: 16,336 - Unknown

AB 33
R 5
H 10
RBI 5
BB 4
SO 4
LOB 17



Batter	1	2	3	4	5	6	7	8	9	AB	R	H	RBI	BB	SO	LOB	TOP			
Bill Doran, S OBP: 0.283, SLG: 0.370 (1,4)										4	1	2	1	1	0	1	Houston Astros @ Philadelphia Phillies Veterans Stadium, Philadelphia, PA Wed May 06 1987, 7:05 PM EDT Att: 15,809 - Unknown			
Billy Hatcher, R OBP: 0.400, SLG: 0.538 (1,8)										3	0	0	1	0	0	3				
Phil Garner, R Denny Walling, L OBP: 0.354, SLG: 0.456 (6, PH) OBP: 0.326, SLG: 0.444 (8, 5)										3	0	0	0	0	1	0				
Glenn Davis, R OBP: 0.268, SLG: 0.394 (1,3)										3	0	1	0	1	0	2				
Kevin Bass, S OBP: 0.369, SLG: 0.510 (1,9)										4	0	1	0	0	1	2				
Jose Cruz, L OBP: 0.303, SLG: 0.370 (1,7)										4	1	1	0	0	0	2				
Alan Ashby, S Tye Waller, R Mark Bailey, S OBP: 0.354, SLG: 0.414 (7, PR) OBP: 0.167, SLG: 0.333 (7, 2) OBP: 0.333, SLG: 0.276 (7, 2)										3	0	1	0	0	0	1				
Bert Pena, R Craig Reynolds, L OBP: 0.257, SLG: 0.188 (9, PH) OBP: 0.397, SLG: 0.370 (9, 6)										3	0	1	0	0	1	0				
Nolan Ryan, R Jim Pankovits, R Larry Andersen, R Terry Puhl, L Dave Smith, R OBP: 0.083, SLG: 0.333 (7, PH) OBP: 0.167, SLG: 0.167 (7, 1) OBP: 0.313, SLG: 0.400 (9, PH)										2	0	0	0	0	2	0				
Inning Stats	R: 1 E: 0 K: 1 S: 6	H: 1 LOB: 1 BB: 1 P: 10	R: 0 E: 0 K: 2 S: 7	H: 0 LOB: 0 BB: 0 P: 7	R: 0 E: 0 K: 1 S: 5	H: 2 LOB: 2 BB: 0 P: 7	R: 0 E: 0 K: 1 S: 5	H: 0 LOB: 1 BB: 1 P: 9	R: 0 E: 1 K: 0 S: 3	H: 0 LOB: 0 BB: 0 P: 3	R: 1 E: 0 K: 0 S: 6	H: 3 LOB: 2 BB: 0 P: 6	R: 0 E: 0 K: 0 S: 3	H: 1 LOB: 0 BB: 0 P: 3	R: 0 E: 0 K: 0 S: 5	H: 2 LOB: 1 BB: 0 P: 5		1B: 8 2B: 1 3B: 0 HR: 0	SF: 1 SAC: 1 DP: 2 HBP: 0	WP: 1 PB: 1 SB: 0 CS: 0
PITCHER	IP WLS BF H R ER SO BB IBB HBP BLK WP HR S P ERA WHIP	7.0 29 6 2 2 6 2 0 0 0 1 0 39 47 2.57 1.143	2.0 L 8 3 1 1 0 0 0 0 0 0 0 0 8 8 4.50 1.500																	

Batter	1	2	3	4	5	6	7	8	9	AB	R	H	RBI	BB	SO	LOB	BOTTOM					
Milt Thompson, L OBP: 0.351, SLG: 0.433 (1,8)										3	0	1	0	1	1	3	Houston Astros @ Philadelphia Phillies Veterans Stadium, Philadelphia, PA Wed May 06 1987, 7:05 PM EDT Att: 15,809 - Unknown					
Juan Samuel, R OBP: 0.321, SLG: 0.441 (1,4)										4	0	1	1	0	2	4						
Von Hayes, L OBP: 0.406, SLG: 0.317 (1,3)										3	0	0	0	1	2	2						
Mike Schmidt, R OBP: 0.394, SLG: 0.580 (1,5)										4	0	0	0	0	1	2						
Glenn Wilson, R OBP: 0.292, SLG: 0.452 (1,9)										4	1	1	1	0	1	1						
Lance Parrish, R OBP: 0.284, SLG: 0.304 (1,2)										4	0	0	0	0	2	1						
Greg Gross, L OBP: 0.250, SLG: 0.167 (1,7)										4	0	2	0	0	1	0						
Luis Aguayo, R OBP: 0.265, SLG: 0.489 (1,6)										2	1	0	0	1	0	0						
Don Carman, L Ron Roenicke, S Kent Tekulve, R OBP: 0.235 (7, PH) ERA: 1.75 (8, 1)										1	0	0	0	0	1	0						
Inning Stats	R: 0 E: 0 K: 3 S: 10	H: 1 LOB: 0 BB: 0 P: 10	R: 0 E: 1 K: 0 S: 3	H: 1 LOB: 0 BB: 0 P: 3	R: 1 E: 0 K: 2 S: 8	H: 1 LOB: 1 BB: 1 P: 12	R: 1 E: 0 K: 1 S: 6	H: 1 LOB: 0 BB: 0 P: 6	R: 0 E: 0 K: 1 S: 5	H: 0 LOB: 1 BB: 1 P: 9	R: 0 E: 0 K: 0 S: 3	H: 0 LOB: 1 BB: 1 P: 7	R: 0 E: 0 K: 1 S: 6	H: 1 LOB: 2 BB: 1 P: 10	R: 0 E: 0 K: 1 S: 5	H: 0 LOB: 0 BB: 0 P: 5		R: 0 E: 0 K: 2 S: 7	H: 0 LOB: 0 BB: 0 P: 7	1B: 4 2B: 0 3B: 0 HR: 1	SF: 0 SAC: 2 DP: 0 HBP: 0	WP: 0 PB: 0 SB: 3 CS: 0
PITCHER	IP WLS BF H R ER SO BB IBB HBP BLK WP HR S P ERA WHIP	6.0 24 4 2 2 7 3 0 0 0 0 0 11 15 3.00 1.167	2.0 W 8 1 0 0 2 1 0 0 0 0 0 0 11 15 0.00 1.000	1.0 S 3 0 0 0 2 0 0 0 0 0 0 0 7 7 0.00 0.000																		

Batter	1	2	3	4	5	6	7	8	9	AB	R	H	RBI	BB	SO	LOB	TOP				
Bill Doran, S OBP: 0.282, SLG: 0.366 (1.4)	6-3		P3			1-3		1B		4	0	1	1	0	0	0	Houston Astros @ Montreal Expos Olympic Stadium, Montreal, QB Fri May 08 1987, 7:05 PM EDT Att: 9,692 - Unknown				
Billy Hatcher, R OBP: 0.403, SLG: 0.536 (1.8)	F3			1-3		CS		1B		4	0	2	1	0	0	0					
Phil Garner, R OBP: 0.313, SLG: 0.492 (1.5)	HR			6-3		CS	F7	F4		4	1	1	1	0	0	2					
Glenn Davis, R OBP: 0.267, SLG: 0.389 (1.3)	4-3						4-3	K		4	0	1	0	0	1	2					
Kevin Bass, S OBP: 0.365, SLG: 0.495 (1.9)		5-3		5-3					1-3	3	0	0	0	1	0	1					
Jose Cruz, L OBP: 0.301, SLG: 0.365 (1.7)		1-3								4	0	1	0	0	1	1					
Alan Ashby, S OBP: 0.350, SLG: 0.397 (1.2)			F8							3	1	0	0	0	0	1					
Bert Pena, R OBP: 0.231, SLG: 0.167 (1.6)			F8							4	0	0	0	0	1	2					
Mike Scott, R OBP: 0.158, SLG: 0.059 (1.1)			K			6-3				3	1	1	0	0	1	0					
Inning Stats	R: 1 E: 0 K: 0 S: 4	H: 1 LOB: 0 BB: 0 P: 4	R: 0 E: 0 K: 0 S: 3	H: 0 LOB: 0 BB: 0 P: 3	R: 0 E: 0 K: 1 S: 5	H: 0 LOB: 0 BB: 0 P: 5	R: 0 E: 0 K: 0 S: 4	H: 1 LOB: 1 BB: 0 P: 4	R: 0 E: 0 K: 1 S: 5	H: 0 LOB: 0 BB: 0 P: 5	R: 0 E: 0 K: 0 S: 3	H: 1 LOB: 1 BB: 1 P: 7	R: 0 E: 1 K: 1 S: 9	H: 3 LOB: 2 BB: 0 P: 9	R: 0 E: 0 K: 1 S: 6	H: 1 LOB: 1 BB: 0 P: 6	1B: 6 2B: 0 3B: 0 HR: 1	SF: 0 SAC: 0 DP: 0 HBP: 0	WP: 0 PB: 0 SB: 0 CS: 1	PA: 36	
PITCHER	IP	WLS	BF	H	R	ER	SO	BB	IBB	HBP	BLK	WP	HR	S	P	ERA	WHIP				
Neal Heaton, L ERA: 4.61 (1.1)	7.1	L	28	5	3	2	2	1	0	0	0	0	1	31	35	2.46	0.818				
Andy McGaffigan, R ERA: 0.4 (8.1)	1.2		7	2	0	0	2	0	0	0	0	0	0	11	11	0.00	1.200				

AB	33
R	3
H	7
RBI	3
BB	1
SO	4
LOB	9



Batter	1	2	3	4	5	6	7	8	9	AB	R	H	RBI	BB	SO	LOB	BOTTOM				
Casey Candaele, S OBP: 0.385, SLG: 0.385 (1.8)	K		F8						4-3	4	0	1	0	0	1	1	Houston Astros @ Montreal Expos Olympic Stadium, Montreal, QB Fri May 08 1987, 7:05 PM EDT Att: 9,692 - Unknown				
Mitch Webster, S OBP: 0.325, SLG: 0.356 (1.9)	L4					6-3			K	4	0	0	0	0	2	1					
Tim Raines, S OBP: 0.464, SLG: 0.917 (1.7)	3-1						6-3		F8	4	0	0	0	0	1	0					
Tim Wallach, R OBP: 0.316, SLG: 0.483 (1.5)		K			5-3					3	0	0	0	0	2	0					
Wallace Johnson, S OBP: 0.182, SLG: 0.364 (1.3)		K				4-3				3	0	0	0	0	2	0					
Andy McGaffigan, R ERA: 0.4 (8.1)		K								0	0	0	0	0	0	0					
John Stefero, L OBP: 0.261, SLG: 0.295 (1.2)		K				4-3				3	0	1	0	0	1	0					
Vance Law, R OBP: 0.355, SLG: 0.495 (1.4)			K			K				2	0	0	0	1	2	0					
Tom Foley, L OBP: 0.277, SLG: 0.305 (1.6)					1-3					3	0	0	0	0	0	2					
Neal Heaton, L OBP: 0.188, SLG: 0.133 (1.1)										1	0	0	0	1	0	0					
Andres Galarraga, R OBP: 0.389, SLG: 0.465 (8.3)										1	0	0	0	0	1	2					
Inning Stats	R: 0 E: 0 K: 1 S: 5	H: 0 LOB: 0 BB: 0 P: 5	R: 0 E: 0 K: 3 S: 9	H: 0 LOB: 0 BB: 0 P: 9	R: 0 E: 0 K: 1 S: 5	H: 0 LOB: 1 BB: 1 P: 9	R: 0 E: 0 K: 2 S: 7	H: 0 LOB: 0 BB: 0 P: 7	R: 0 E: 0 K: 1 S: 5	H: 1 LOB: 2 BB: 1 P: 9	R: 0 E: 0 K: 1 S: 5	H: 0 LOB: 0 BB: 0 P: 5	R: 0 E: 0 K: 1 S: 5	H: 0 LOB: 0 BB: 0 P: 5	R: 0 E: 0 K: 1 S: 5	H: 1 LOB: 2 BB: 1 P: 9	1B: 1 2B: 1 3B: 1 HR: 0	SF: 0 SAC: 0 DP: 1 HBP: 0	WP: 0 PB: 0 SB: 0 CS: 1	PA: 30	
PITCHER	IP	WLS	BF	H	R	ER	SO	BB	IBB	HBP	BLK	WP	HR	S	P	ERA	WHIP				
Mike Scott, R ERA: 2.17 (1.1)	9.0	W	30	2	0	0	12	2	0	0	0	0	0	52	60	0.00	0.444				

AB	28
R	0
H	2
RBI	0
BB	2
SO	12
LOB	6



Batter	1	2	3	4	5	6	7	8	9	AB	R	H	RBI	BB	SO	LOB	TOP			
Bill Doran, S OBP: 0.281, SLG: 0.362 (1, 4)										4	0	1	0	0	0	0	Houston Astros @ Montreal Expos Olympic Stadium, Montreal, QB Sat May 09 1987, 3:33 AM EDT Att: 12,590 - Unknown			
Billy Hatcher, R OBP: 0.398, SLG: 0.526 (1, 8)										4	0	1	0	0	0					
Denny Walling, L OBP: 0.340, SLG: 0.458 (1, 5)										3	1	1	0	1	1	2				
Glenn Davis, R OBP: 0.258, SLG: 0.376 (1, 3)										4	0	0	0	0	2	4				
Kevin Bass, S OBP: 0.353, SLG: 0.477 (1, 9)										4	0	0	0	0	1	3				
Jose Cruz, L OBP: 0.320, SLG: 0.386 (1, 7)										3	0	2	1	1	1	0				
Mark Bailey, S OBP: 0.297, SLG: 0.242 (1, 2)										4	0	0	0	0	2	3				
Craig Reynolds, L OBP: 0.385, SLG: 0.357 (1, 6)										2	0	0	0	1	1	0				
Jim Deshaies, L OBP: 0.462, SLG: 0.125 (1, 1)										2	0	0	0	0	1	2				
Terry Puhl, L OBP: 0.303, SLG: 0.387 (7, PH)										1	0	0	0	0	0	0				
Aurelio Lopez, R (7, 1)										0	0	0	0	0	0	0				
Inning Stats	R: 0 E: 0 K: 1 S: 5	H: 0 LOB: 1 BB: 1 P: 9	R: 0 E: 0 K: 2 S: 7	H: 0 LOB: 2 BB: 2 P: 15	R: 0 E: 0 K: 3 S: 9	H: 2 LOB: 0 BB: 0 P: 9	R: 0 E: 0 K: 3 S: 9	H: 0 LOB: 0 BB: 0 P: 9	R: 0 E: 0 K: 0 S: 3	H: 0 LOB: 0 BB: 0 P: 3	R: 1 E: 0 K: 0 S: 7	H: 2 LOB: 1 BB: 0 P: 7	R: 0 E: 0 K: 0 S: 3	H: 0 LOB: 0 BB: 0 P: 3	R: 0 E: 0 K: 0 S: 3	H: 1 LOB: 0 BB: 0 P: 3	1B: 3 2B: 2 3B: 0 HR: 0	SF: 0 SAC: 0 DP: 1 HBP: 0	WP: 0 PB: 0 SB: 0 CS: 0	PA: 34
PITCHER	IP WLS BF H R ER SO BB IBB HBP BLK WP HR S P ERA WHIP																			
Bob Sebra, R ERA: 4.46 (1, 1)	7.0 W 28 4 1 1 9 3 0 0 0 0 0 0 43 55 1.29 1.000																			
Tim Burke, R ERA: 2.25 (8, 1)	2.0 S 6 1 0 0 0 0 0 0 0 0 0 0 6 6 0.00 0.500																			

Batter	1	2	3	4	5	6	7	8	9	AB	R	H	RBI	BB	SO	LOB	BOTTOM			
Casey Candaele, S OBP: 0.380, SLG: 0.379 (1, 6)										4	0	1	0	0	0	0	Houston Astros @ Montreal Expos Olympic Stadium, Montreal, QB Sat May 09 1987, 3:33 AM EDT Att: 12,590 - Unknown			
Mitch Webster, S OBP: 0.322, SLG: 0.352 (1, 9)										4	0	1	0	0	2	0				
Tim Raines, S OBP: 0.438, SLG: 0.821 (1, 7)										4	0	1	0	0	0	0				
Tim Wallach, R OBP: 0.313, SLG: 0.484 (1, 5)										4	0	1	0	0	2	1				
Andres Galarraga, R OBP: 0.394, SLG: 0.461 (1, 3)										3	0	1	0	1	0	0				
Vance Law, R OBP: 0.369, SLG: 0.495 (1, 4)										2	1	1	0	2	0	2				
Mike Fitzgerald, R OBP: 0.257, SLG: 0.333 (1, 2)										3	1	1	0	0	2	3				
Reid Nichols, R OBP: 0.294, SLG: 0.387 (1, 8)										3	1	1	3	0	1	1				
Bob Sebra, R OBP: 0.167, SLG: 0.091 (1, 1)										2	0	0	0	0	1	0				
Razor Shines, S OBP: 0.444, SLG: 0.286 (7, PH)										1	0	0	0	0	0	0				
Tim Burke, R (8, 1)										0	0	0	0	0	0	0				
Inning Stats	R: 0 E: 0 K: 1 S: 5	H: 2 LOB: 0 BB: 1 P: 5	R: 3 E: 0 K: 1 S: 7	H: 2 LOB: 0 BB: 1 P: 11	R: 0 E: 0 K: 2 S: 4	H: 2 LOB: 1 BB: 0 P: 4	R: 0 E: 0 K: 2 S: 7	H: 0 LOB: 1 BB: 1 P: 11	R: 0 E: 0 K: 1 S: 5	H: 0 LOB: 0 BB: 0 P: 5	R: 0 E: 0 K: 2 S: 9	H: 2 LOB: 2 BB: 0 P: 9	R: 0 E: 0 K: 0 S: 3	H: 1 LOB: 0 BB: 0 P: 3	R: 0 E: 0 K: 1 S: 6	H: 1 LOB: 2 BB: 1 P: 10	1B: 6 2B: 1 3B: 0 HR: 1	SF: 0 SAC: 0 DP: 0 HBP: 0	WP: 0 PB: 0 SB: 0 CS: 2	PA: 34
PITCHER	IP WLS BF H R ER SO BB IBB HBP BLK WP HR S P ERA WHIP																			
Jim Deshaies, L ERA: 4.56 (1, 1)	6.0 L 25 6 3 3 7 2 0 0 0 0 0 0 1 37 45 4.50 1.333																			
Aurelio Lopez, R ERA: 3.45 (7, 1)	2.0 8 2 0 0 1 1 0 0 0 0 0 0 9 13 0.00 1.500																			

Batter	1	2	3	4	5	6	7	8	9	AB	R	H	RBI	BB	SO	LOB	TOP					
Bill Doran, S OBP: 0.280, SLG: 0.367 (1, 4)										4	1	1	0	0	1	0	Houston Astros @ Montreal Expos Olympic Stadium, Montreal, QB Sun May 10 1987, 3:33 AM EDT Att: 13,259 - Unknown					
Billy Hatcher, R OBP: 0.394, SLG: 0.513 (1, 8)										3	0	0	0	1	2	0						
Craig Reynolds, L OBP: 0.391, SLG: 0.390 (1, 6)										3	0	2	1	0	0	0						
Denny Walling, L OBP: 0.333, SLG: 0.462 (1, 3)										4	0	1	0	0	2	4						
Kevin Bass, S OBP: 0.350, SLG: 0.470 (1, 9)										4	0	1	1	0	1	1						
Jose Cruz, L OBP: 0.317, SLG: 0.380 (1, 7)										4	0	1	0	0	1	0						
Alan Ashby, S OBP: 0.337, SLG: 0.382 Julio Solano, R OBP: 0.231, SLG: 0.167 (6, 1)										3	0	0	0	0	0	3						
Terry Puhl, L OBP: 0.294, SLG: 0.375 (9, PH)										0	0	0	0	0	0	0						
Phil Garner, R OBP: 0.300, SLG: 0.469 (1, 5)										3	0	0	0	0	2	0						
Danny Darwin, R OBP: 0.286, SLG: 0.500 Jim Pankovits, R OBP: 0.289, SLG: 0.235 Mark Bailey, S OBP: 0.289, SLG: 0.235 (6, 2)										1	0	0	0	0	1	0						
Inning Stats	R: 0 E: 0 K: 2 S: 8	H: 1 LOB: 1 BB: 0 P: 8	R: 0 E: 0 K: 2 S: 7	H: 0 LOB: 0 BB: 0 P: 7	R: 0 E: 0 K: 1 S: 5	H: 0 LOB: 0 BB: 0 P: 5	R: 0 E: 0 K: 1 S: 6	H: 1 LOB: 1 BB: 0 P: 6	R: 0 E: 0 K: 1 S: 5	H: 0 LOB: 0 BB: 0 P: 5	R: 2 E: 0 K: 1 S: 8	H: 3 LOB: 3 BB: 2 P: 16	R: 0 E: 0 K: 3 S: 9	H: 0 LOB: 0 BB: 0 P: 9	R: 0 E: 0 K: 0 S: 3	H: 1 LOB: 0 BB: 0 P: 3	R: 0 E: 0 K: 0 S: 3	H: 0 LOB: 0 BB: 0 P: 3	1B: 3 2B: 3 3B: 0 HR: 0	SF: 1 SAC: 0 DP: 1 HBP: 0	WP: 0 PB: 0 SB: 0 CS: 0	PA: 34
PITCHER	IP WLS BF H R ER SO BB IBB HBP BLK WP HR S P ERA WHIP																					
Jay Tibbs, R ERA: 4.45 (1, 1)	5.2 W 23 4 2 2 8 2 0 0 0 0 0 0 37 45 3.18 1.059																					
Randy St. Claire, R ERA: 3.1 (6, 1)	3.1 S 11 2 0 0 3 0 0 0 0 0 0 0 17 17 0.00 0.600																					

AB	31
R	2
H	6
RBI	2
BB	2
SO	11
LOB	8



Batter	1	2	3	4	5	6	7	8	9	AB	R	H	RBI	BB	SO	LOB	BOTTOM			
Casey Candaele, S OBP: 0.363, SLG: 0.360 (1, 8)										5	0	0	0	0	1	1	Houston Astros @ Montreal Expos Olympic Stadium, Montreal, QB Sun May 10 1987, 3:33 AM EDT Att: 13,259 - Unknown			
Mitch Webster, S OBP: 0.344, SLG: 0.387 (1, 9)										3	2	3	0	1	0	0				
Tim Raines, S OBP: 0.472, SLG: 0.806 (1, 7)										3	2	2	2	1	1	1				
Tim Wallach, R OBP: 0.320, SLG: 0.485 (1, 5)										4	1	2	1	0	0	3				
Andres Galarraga, R OBP: 0.388, SLG: 0.467 (1, 3)										3	0	1	1	0	1	1				
Vance Law, R OBP: 0.374, SLG: 0.505 (1, 4)										4	0	2	1	0	1	1				
Mike Fitzgerald, R OBP: 0.231, SLG: 0.297 (1, 2)										4	0	0	0	0	2	4				
Tom Foley, L OBP: 0.275, SLG: 0.349 (1, 6)										4	1	1	1	0	1	2				
Jay Tibbs, R OBP: 0.278, SLG: 0.200 Randy St. Claire, R OBP: 0.250, SLG: 0.250 (6, 1)										2	0	1	0	0	0	0				
Inning Stats	R: 3 E: 0 K: 2 S: 12	H: 5 LOB: 2 BB: 0 P: 12	R: 0 E: 0 K: 0 S: 4	H: 1 LOB: 2 BB: 1 P: 8	R: 0 E: 0 K: 0 S: 3	H: 0 LOB: 0 BB: 0 P: 3	R: 0 E: 0 K: 0 S: 3	H: 1 LOB: 0 BB: 0 P: 3	R: 2 E: 0 K: 1 S: 7	H: 2 LOB: 1 BB: 1 P: 11	R: 1 E: 0 K: 2 S: 9	H: 2 LOB: 1 BB: 0 P: 9	R: 0 E: 0 K: 2 S: 8	H: 1 LOB: 1 BB: 0 P: 8	R: 0 E: 0 K: 0 S: 3	H: 0 LOB: 0 BB: 0 P: 3		1B: 7 2B: 5 3B: 0 HR: 1	SF: 1 SAC: 0 DP: 1 HBP: 0	WP: 1 PB: 0 SB: 4 CS: 0
PITCHER	IP WLS BF H R ER SO BB IBB HBP BLK WP HR S P ERA WHIP																			
Danny Darwin, R ERA: 3.32 (1, 1)	5.0 L 25 9 5 5 3 1 1 0 0 0 0 0 1 29 37 9.00 2.000																			
Julio Solano, R ERA: 9.0 (6, 1)	3.0 12 3 1 1 4 0 0 0 0 0 0 1 20 20 3.00 1.000																			

AB	34
R	6
H	12
RBI	6
BB	2
SO	7
LOB	13



Batter	1	2	3	4	5	6	7	8	9	AB	R	H	RBI	BB	SO	LOB	TOP				
Milt Thompson, L OBP: 0.325, SLG: 0.387 (1, 8)	0-0 6-3 1B		0-0 F8		0-0 K		0-0 K	0-0 FC4-6 1B HR		4	1	1	0	0	0	1	Philadelphia Phillies @ Houston Astros Astrodome, Houston, TX Mon May 11 1987, 8:05 PM EDT Att: 11,369 - Unknown				
Jeff Stone, L OBP: 0.417, SLG: 0.364 Steve Bedrosian, R (8, 1)	0-0 HR 1B		0-3 K		0-3 K		0-3 K	0-0 HR 1B		4	2	2	0	0	2	1					
Juan Samuel, R OBP: 0.328, SLG: 0.508 (1, 4)	0-0 HR			0-0 E5 F7 2B		0-3 K		0-0 HR		4	3	2	5	0	1	0					
Mike Schmidt, R OBP: 0.375, SLG: 0.618 (1, 5)	0-3 K		0-0 F7		0-0 3-1		0-0 HR		4	1	1	1	0	1	1						
Von Hayes, L OBP: 0.385, SLG: 0.299 (1, 3)	0-0 F9		0-0 4-3		0-3 K		0-3 K		4	0	0	0	0	2	1						
Glenn Wilson, R OBP: 0.286, SLG: 0.470 (1, 9)		0-0 6-3		0-0 2B		0-0 6-3		0-3 K		4	0	1	1	0	1	0					
Lance Parrish, R OBP: 0.253, SLG: 0.319 (1, 2)		0-0 F8		0-0 5-3		0-0 F7		0-0 6-3		4	0	0	0	0	0	1					
Luis Aguayo, R OBP: 0.270, SLG: 0.552 Steve Jeltz, S OBP: 0.220, SLG: 0.133 (8, 6)		0-0 F7		0-0 F8		0-3 K		0-0 4-3	3	0	0	0	0	1	0						
Don Carman, L Wally Ritchie, L Kent Tekulve, R Dan Schatzeder, L Greg Gross, L OBP: 0.173, SLG: 0.158 (8, 7)			0-0 5-3		0-3 K			0-0 4-3	2	0	0	0	0	0	1	0					
Inning Stats	R: 2 E: 0 K: 1 S: 7	H: 2 LOB: 0 BB: 0 P: 7	R: 0 E: 0 K: 0 S: 3	H: 0 LOB: 0 BB: 0 P: 3	R: 0 E: 0 K: 1 S: 5	H: 0 LOB: 0 BB: 0 P: 5	R: 1 E: 1 K: 0 S: 5	H: 1 LOB: 1 BB: 0 P: 5	R: 0 E: 0 K: 2 S: 8	H: 0 LOB: 0 BB: 0 P: 8	R: 0 E: 0 K: 1 S: 5	H: 0 LOB: 2 BB: 0 P: 5	R: 4 E: 0 K: 2 S: 10	H: 3 LOB: 0 BB: 1 P: 14	R: 0 E: 0 K: 0 S: 3	H: 0 LOB: 0 BB: 0 P: 3		1B: 3 2B: 1 3B: 0 HR: 3	SF: 0 SAC: 0 DP: 0 HBP: 0	WP: 0 PB: 0 SB: 2 CS: 0	PA: 36
PITCHER	IP WLS BF H R ER SO BB IBB HBP BLK WP HR S P ERA WHIP	7.0 L 26 4 3 2 7 0 0 0 0 0 1 40 40 2.57 0.571	1.0 L 7 3 4 4 2 1 0 0 0 0 2 10 14 36.00 4.000	1.0 S 3 0 0 0 0 0 0 0 0 0 0 3 3 0.00 0.000	PITCHER																

Batter	1	2	3	4	5	6	7	8	9	AB	R	H	RBI	BB	SO	LOB	BOTTOM						
Billy Hatcher, R OBP: 0.386, SLG: 0.500 (1, 8)	0-0 FC5-4 1B		0-0 F8		0-0 F4		0-0 6-3	0-0 6-3		5	0	1	0	0	0	1	Philadelphia Phillies @ Houston Astros Astrodome, Houston, TX Mon May 11 1987, 8:05 PM EDT Att: 11,369 - Unknown						
Bill Doran, S OBP: 0.285, SLG: 0.363 (1, 4)	0-0 F3		0-0 FC5 1B	0-0 FC5 1B	4-0 BB		0-0 F5	0-3 K		4	0	1	0	1	2								
Phil Garner, R OBP: 0.301, SLG: 0.463 Denny Walling, L OBP: 0.339, SLG: 0.463 (8, 5)	0-0 FC5-4 1B		0-0 FC5 1B	0-0 1-3		0-0 2B 1B		0-0 F7		3	1	1	0	0	2								
Glenn Davis, R OBP: 0.256, SLG: 0.377 (1, 3)	0-0 F7		0-0 FC5 1B	0-0 FC5 1B		0-0 6-3	0-0 1B 2B	0-0 F9		5	1	1	0	0	3								
Kevin Bass, S OBP: 0.367, SLG: 0.504 (1, 9)		0-0 F6		0-0 1B 2B	0-0 1B 2B	0-0 1B 3B	0-0 1B IBB	0-0 1B		4	2	3	1	1	0								
Jose Cruz, L OBP: 0.321, SLG: 0.381 (1, 7)		0-0 4-3		0-3 K		0-0 PB 1B	0-0 1B	0-0 F2		5	0	2	2	0	3								
Alan Ashby, S OBP: 0.345, SLG: 0.425 (1, 2)	0-3 K		0-0 K	0-0 1B		0-0 5-3		0-0 HR		4	1	2	3	0	1								
Dickie Thon, R (1, 6)			0-0 F3	0-0 F4		0-0 IBB		0-0 SH1-3 1B		2	0	0	0	1	0	1							
Craig Reynolds, L OBP: 0.400, SLG: 0.400 (8, 6)			0-0 K	0-0 K		0-0 5-3	0-0 L8	0-0 SH1-3		1	0	1	0	0	0								
Nolan Ryan, R OBP: 0.067, SLG: 0.267 Larry Andersen, R (8, 1)			0-3 K		0-0 5-3		0-0 L8	0-0 SH1-3		3	0	0	0	0	1	2							
Terry Puhl, L OBP: 0.294, SLG: 0.375 Dave Smith, R (9, 1)										0	0	0	0	0	0								
Inning Stats	R: 0 E: 0 K: 0 S: 4	H: 1 LOB: 1 BB: 0 P: 4	R: 0 E: 0 K: 1 S: 5	H: 0 LOB: 0 BB: 0 P: 5	R: 0 E: 0 K: 1 S: 5	H: 0 LOB: 0 BB: 0 P: 5	R: 3 E: 0 K: 1 S: 9	H: 4 LOB: 1 BB: 0 P: 9	R: 0 E: 0 K: 0 S: 3	H: 0 LOB: 1 BB: 1 P: 7	R: 1 E: 0 K: 0 S: 5	H: 2 LOB: 2 BB: 1 P: 9	R: 1 E: 0 K: 0 S: 5	H: 3 LOB: 2 BB: 1 P: 9	R: 1 E: 0 K: 1 S: 7	H: 2 LOB: 1 BB: 0 P: 7		R: 0 E: 0 K: 0 S: 4	H: 1 LOB: 1 BB: 0 P: 4	1B: 9 2B: 2 3B: 1 HR: 1	SF: 0 SAC: 1 DP: 0 HBP: 0	WP: 0 PB: 1 SB: 0 CS: 0	PA: 42
PITCHER	IP WLS BF H R ER SO BB IBB HBP BLK WP HR S P ERA WHIP	5.1 L 24 7 4 4 3 1 0 0 0 0 0 2 29 33 6.75 1.500	0.2 L 3 0 0 0 0 0 1 0 0 0 0 2 6 0.00 0.000	0.2 W 5 2 1 1 0 0 1 0 0 0 0 4 8 13.50 3.000	0.1 W 1 1 0 0 0 0 0 0 0 0 0 1 1 0.00 3.000	2.0 S 9 3 1 1 1 0 0 0 0 0 1 11 11 4.50 1.500	PITCHER																


Batter	1	2	3	4	5	6	7	8	9	AB	R	H	RBI	BB	SO	LOB	TOP									
Milt Thompson, L OBP: 0.322, SLG: 0.382 (1, 8)	G6-3 1B 1B		6-3		4-3		4-3			4	1	1	0	0	0	1	Philadelphia Phillies @ Houston Astros Astrodome, Houston, TX Tue May 12 1987, 8:05 PM EDT Att: 8,950 - Unknown									
Rick Schu, R OBP: 0.176, SLG: 0.353 (1, 5)	1-2 G6-3 1B		5-3		K			F2		4	0	1	0	0	1											
Juan Samuel, R OBP: 0.326, SLG: 0.500 (1, 4)	G6-3 1-2 2-3		F8				FC3-6 1B	F9		4	0	1	0	0	2											
Mike Schmidt, R OBP: 0.371, SLG: 0.604 (1, 3)	1-2 2-3			5-3			FC3-6 2B	1-3		4	1	1	1	0	0											
Glenn Wilson, R OBP: 0.284, SLG: 0.471 (1, 9)	3-H 1B		4-3		F8		1-H 2B	K		4	0	1	1	0	1											
Lance Parrish, R OBP: 0.252, SLG: 0.316 (1, 2)		F8		FC5-4 1B			F7	6-3		4	0	1	0	0	0											
Chris James, R OBP: 0.302, SLG: 0.333 Greg Gross, L OBP: 0.304, SLG: 0.200 (9, PH)				FC5-4 1-2			K		3	0	1	0	0	1	2											
Luis Aguayo, R OBP: 0.269, SLG: 0.525 (1, 6)					4-3			F7	3	0	0	0	1	0	1											
Michael Jackson, R Ron Roenicke, S Dan Schatzeder, L Kent Tekulve, R Jeff Stone, L Wally Ritchie, L (11, 1) (5, PH) (5, 1) (6, 1) (7, PH) (7, 1)						4-3 1B		K	1	0	0	0	0	0	1											
Inning Stats	R: 1 E: 0 K: 0 S: 5	H: 3 LOB: 1 BB: 0 P: 5	R: 0 E: 0 K: 1 S: 5	H: 1 LOB: 1 BB: 1 P: 9	R: 0 E: 0 K: 0 S: 3	H: 0 LOB: 0 BB: 0 P: 3	R: 0 E: 0 K: 1 S: 4	H: 1 LOB: 1 BB: 0 P: 4	R: 0 E: 0 K: 1 S: 6	H: 2 LOB: 1 BB: 0 P: 7	R: 0 E: 0 K: 1 S: 5	H: 0 LOB: 0 BB: 0 P: 5	R: 0 E: 0 K: 1 S: 3	H: 1 LOB: 1 BB: 0 P: 6	R: 0 E: 0 K: 1 S: 6	H: 0 LOB: 0 BB: 0 P: 3		R: 0 E: 0 K: 1 S: 6	H: 1 LOB: 1 BB: 0 P: 6	1B: 7 2B: 2 3B: 0 HR: 0	SF: 0 SAC: 0 DP: 1 HBP: 0	WP: 0 PB: 0 SB: 0 CS: 0	PA: 35			
PITCHER	IP	WLS	BF	H	R	ER	SO	BB	IBB	HBP	BLK	WP	HR	S	P	ERA		WHIP								
Bob Knepper, L ERA: 5.35	(1, 1)	6.0	W	25	8	2	2	3	1	0	0	0	0	30	34	3.00	1.500									
Aurelio Lopez, R ERA: 2.89	(7, 1)	3.0	S	10	1	0	0	2	0	0	0	0	0	14	14	0.00	0.333									

Batter	1	2	3	4	5	6	7	8	9	AB	R	H	RBI	BB	SO	LOB	BOTTOM									
Billy Hatcher, R OBP: 0.382, SLG: 0.492 (1, 8)	5-3			F6		K				4	0	1	0	0	1	3	Philadelphia Phillies @ Houston Astros Astrodome, Houston, TX Tue May 12 1987, 8:05 PM EDT Att: 8,950 - Unknown									
Bill Doran, S OBP: 0.284, SLG: 0.354 (1, 4)	1B SF8 BB				5-3	F7				3	1	0	0	1	0	4										
Denny Walling, L OBP: 0.350, SLG: 0.456 (1, 5)	1-3 2B 1B				K			F8		3	1	1	0	1	1	0										
Glenn Davis, R OBP: 0.248, SLG: 0.368 (1, 3)	SF8				5-3			F9		3	0	0	1	0	0	2										
Kevin Bass, S OBP: 0.371, SLG: 0.508 (1, 9)	3-H 2B BB				F7	G3 1B 2B		F7		3	2	1	0	1	0	0										
Jose Cruz, L OBP: 0.327, SLG: 0.396 (1, 7)	1-H 2-H 1B 2B				6-3	G3				4	1	2	2	0	0	1										
Alan Ashby, S OBP: 0.352, SLG: 0.422 (1, 2)	2-H 1B				4-3	1B BB IBB		K		3	0	1	1	1	1	1										
Craig Reynolds, L OBP: 0.389, SLG: 0.387 Jim Pankovits, R OBP: 0.231, SLG: 0.167 Terry Puhl, L OBP: 0.314, SLG: 0.375 Dickie Thon, R (1, 6) (6, PH) (6, PH) (7, 6)	4-3				F8	1B BB		F7		2	0	0	0	0	0	1										
Bob Knepper, L OBP: 0.125, SLG: 0.125 Mark Bailey, S OBP: 0.308, SLG: 0.257 Aurelio Lopez, R (1, 1) (6, PH) (7, 1)	4-3				K	1-2 2-3 3-H 1B		K		2	0	0	0	1	0	0										
Inning Stats	R: 4 E: 0 K: 0 S: 6	H: 3 LOB: 1 BB: 2 P: 14	R: 0 E: 0 K: 0 S: 4	H: 1 LOB: 2 BB: 1 P: 8	R: 0 E: 0 K: 0 S: 3	H: 0 LOB: 0 BB: 0 P: 3	R: 0 E: 0 K: 1 S: 5	H: 0 LOB: 0 BB: 0 P: 5	R: 0 E: 0 K: 1 S: 5	H: 0 LOB: 0 BB: 0 P: 5	R: 0 E: 0 K: 1 S: 7	H: 2 LOB: 3 BB: 2 P: 15	R: 0 E: 0 K: 0 S: 3	H: 0 LOB: 0 BB: 0 P: 3	R: 0 E: 0 K: 2 S: 8	H: 1 LOB: 1 BB: 0 P: 8		R: 0 E: 0 K: 2 S: 8	H: 1 LOB: 1 BB: 0 P: 8	1B: 5 2B: 2 3B: 0 HR: 0	SF: 1 SAC: 0 DP: 0 HBP: 0	WP: 1 PB: 0 SB: 0 CS: 0	PA: 36			
PITCHER	IP	WLS	BF	H	R	ER	SO	BB	IBB	HBP	BLK	WP	HR	S	P	ERA		WHIP								
Michael Jackson, R ERA: 3.09	(1, 1)	4.0	L	19	4	4	4	1	3	0	0	0	0	7	11	6.75	0.750									
Dan Schatzeder, L ERA: 2.37	(5, 1)	1.1		6	1	1	1	1	0	1	0	0	0	5	9	0.00	3.000									
Kent Tekulve, R ERA: 3.16	(6, 1)	0.2		4	1	0	0	1	1	0	0	0	0	5	9	0.00	3.000									
Wally Ritchie, L ERA:	(7, 1)	2.0		7	1	0	0	2	0	0	0	0	0	11	11	0.00	0.500									

Batter	1	2	3	4	5	6	7	8	9	10	AB	R	H	RBI	BB	SO	LOB										
Lenny Dykstra, L OBP: 0.375, SLG: 0.465 Gene Walter, L (10, 1)	0-0 1B	0-0 3-1			0-0 F7			0-0 2B		0-3 K	5	0	2	0	0	1	1										
Wally Backman, S OBP: 0.287, SLG: 0.268 (1, 4)	0-0 1-3		0-3 K		0-0 6-3		0-0 6-3		0-0 6-3		5	0	0	0	0	1	2										
Keith Hernandez, L OBP: 0.390, SLG: 0.448 (1, 3)	4-0 BB		0-0 F6		0-0 3B		4-0 IBB		0-0 F9		2	0	1	0	2	0	0										
Kevin McReynolds, R OBP: 0.391, SLG: 0.495 (1, 7)	0-0 F8		0-0 6-3		0-3 K		0-0 F9		0-3 K		4	0	0	0	0	1	5										
Daryl Strawberry, L OBP: 0.336, SLG: 0.559 (1, 9)	0-0 F8		0-0 F5		0-3 K		0-3 K		0-3 K		4	0	0	0	0	2	3										
Gary Carter, R OBP: 0.286, SLG: 0.351 (1, 2)		0-0 E8 1B		0-3 K		0-3 K		0-3 K		0-0 HBP	3	1	1	0	0	2	0										
Howard Johnson, S OBP: 0.328, SLG: 0.411 (1, 5)	0-0 L4-3 1B		0-3 K		0-3 K		0-3 K		0-3 K		4	0	1	1	0	3	1										
Rafael Santana, R OBP: 0.247, SLG: 0.261 (1, 6)	0-0 L4-3 1B		0-0 F8		0-0 L5		0-3 K		0-0 4-3		4	0	0	0	0	1	2										
Ron Darling, R OBP: 0.176, SLG: 0.353 Jesse Orosco, R (8, 1)	0-0 2B		0-0 L5		0-0 6-3		0-0 6-3		0-3 K		3	0	1	0	0	0	0										
Mookie Wilson, S OBP: 0.402, SLG: 0.584 (10, 8)											0	0	0	0	0	0	0										
Inning Stats	R: 0 E: 0 K: 0 S: 4	H: 1 LOB: 2 BB: 1 P: 8	R: 1 E: 1 K: 0 S: 5	H: 3 LOB: 1 BB: 0 P: 5	R: 0 E: 0 K: 1 S: 5	H: 0 LOB: 0 BB: 0 P: 7	R: 0 E: 0 K: 2 S: 7	H: 0 LOB: 0 BB: 0 P: 7	R: 0 E: 0 K: 2 S: 8	H: 1 LOB: 1 BB: 0 P: 8	R: 0 E: 0 K: 3 S: 9	H: 0 LOB: 0 BB: 0 P: 9	R: 0 E: 0 K: 0 S: 4	H: 1 LOB: 2 BB: 1 P: 8	R: 0 E: 0 K: 2 S: 7	H: 0 LOB: 1 BB: 0 P: 8	R: 0 E: 0 K: 2 S: 7	H: 0 LOB: 0 BB: 0 P: 7	1B: 3 2B: 3 3B: 1 HR: 0	SF: 0 SAC: 0 DP: 1 HBP: 1	WP: 0 PA: 38 PB: 0 SB: 0 CS: 0						
PITCHER	IP	WLS	BF	H	R	ER	SO	BB	IBB	HBP	BLK	WP	HR	S	P	ERA	WHIP										
Mike Scott, R ERA: 2.08	7.0		26	5	1	1	8	1	0	0	0	0	0	41	45	1.29	0.857										
Larry Andersen, R ERA: 3.44	2.0		9	1	0	0	2	0	1	1	0	0	0	11	16	0.00	0.500										
Dave Meads, L ERA: 6.23	1.0	W	3	0	0	0	2	0	0	0	0	0	0	7	7	0.00	0.000										

New York Mets @ Houston Astros
Astrodome, Houston, TX
Wed May 13 1987, 8:05 PM EDT
Att: 27,675 - Unknown

AB 35
R 1
H 6
RBI 1
BB 2
SO 12
LOB 14




WP: 0 PA: 38
PB: 0
SB: 0
CS: 0

Batter	1	2	3	4	5	6	7	8	9	10	AB	R	H	RBI	BB	SO	LOB										
Billy Hatcher, R OBP: 0.369, SLG: 0.473 (1, 8)	0-0 5-3		0-3 K		0-3 K		0-0 FC5-4		0-3 K		5	0	0	0	0	3	7										
Bill Doran, S OBP: 0.301, SLG: 0.362 (1, 4)	0-0 WP 1B		0-0 F4		4-0 3-1 BB		0-0 BB FC5-4 1B		4-0 BB FC5-4 BB		3	2	2	0	2	0	1										
Denny Walling, L OBP: 0.338, SLG: 0.426 (1, 5)	0-0 FC1-5-2 1H		0-0 F7		0-0 3-1		4-0 1-3 BB		4-0 BB FC5-4 BB		4	0	0	0	1	0	3										
Glenn Davis, R OBP: 0.254, SLG: 0.359 (1, 3)	0-0 5-3		0-0 5-3		0-0 5-3		4-0 F5		4-0 FC5-4 BB		3	0	0	0	2	0	2										
Kevin Bass, S OBP: 0.365, SLG: 0.496 (1, 9)		0-0 4-3		0-0 6-3		0-3 K		0-0 FC5-4 CS		0-0 FC5-4 CS	5	0	1	1	0	1	3										
Jose Cruz, L OBP: 0.325, SLG: 0.390 (1, 7)	0-0 1-3		0-0 5-3		0-0 SH5-4 1B		0-0 3-1		0-0 3-1		4	0	1	0	0	0	0										
Alan Ashby, S OBP: 0.358, SLG: 0.419 Tye Waller, R OBP: 0.167, SLG: 0.333 Mark Bailey, S OBP: 0.308, SLG: 0.257 (10, 2)	0-0 F9		0-0 4-3		0-0 SH5-4 1B		0-3 K		0-0 1B BB		3	0	1	0	1	1	0										
Craig Reynolds, L OBP: 0.387, SLG: 0.385 Dickie Thon, R OBP: 0.400, SLG: 0.250 (10, 6)			0-0 4-3		0-0 F9		0-0 1B		0-0 1B		3	0	1	0	0	0	2										
Mike Scott, R OBP: 0.200, SLG: 0.111 Terry Puhl, L OBP: 0.333, SLG: 0.394 Larry Andersen, R (8, 1)	0-0 SH5-4		0-0 1B		0-0 SH5-4		0-0 FC5-4 1B		0-3 K		1	0	1	0	0	0	0										
Jim Pankovits, R OBP: 0.214, SLG: 0.154 Dave Meads, L (10, 1)					1-2 2-3		1-3 1B		0-0 FC5-4 1B		1	0	0	0	0	0	0										
Inning Stats	R: 0 E: 0 K: 4 S: 4	H: 1 LOB: 1 BB: 4 P: 4	R: 0 E: 0 K: 0 S: 3	H: 0 LOB: 0 BB: 0 P: 3	R: 0 E: 0 K: 1 S: 6	H: 1 LOB: 1 BB: 0 P: 6	R: 0 E: 0 K: 0 S: 3	H: 0 LOB: 0 BB: 0 P: 3	R: 0 E: 0 K: 1 S: 7	H: 0 LOB: 2 BB: 0 P: 7	R: 0 E: 0 K: 1 S: 7	H: 2 LOB: 2 BB: 0 P: 7	R: 0 E: 0 K: 0 S: 2	H: 1 LOB: 0 BB: 2 P: 10	R: 0 E: 0 K: 2 S: 8	H: 1 LOB: 2 BB: 1 P: 12	R: 1 E: 0 K: 0 S: 2	H: 1 LOB: 2 BB: 2 P: 10	1B: 9 2B: 0 3B: 0 HR: 0	SF: 0 SAC: 1 DP: 1 HBP: 0	WP: 1 PA: 42 PB: 0 SB: 2 CS: 1						
PITCHER	IP	WLS	BF	H	R	ER	SO	BB	IBB	HBP	BLK	WP	HR	S	P	ERA	WHIP										
Ron Darling, R ERA: 5.59	7.0		31	7	1	1	4	3	0	0	0	1	0	36	48	1.29	1.429										
Jesse Orosco, L ERA: 6.75	2.0		6	1	0	0	2	1	0	0	0	0	0	9	13	0.00	1.000										
Gene Walter, L ERA: 3.0	0.1	L	4	1	1	1	0	1	1	0	0	0	0	2	10	27.00	6.000										

New York Mets @ Houston Astros
Astrodome, Houston, TX
Wed May 13 1987, 8:05 PM EDT
Att: 27,675 - Unknown

AB 34
R 2
H 9
RBI 1
BB 6
SO 6
LOB 20



WP: 1 PA: 42
PB: 0
SB: 2
CS: 1

Batter	1	2	3	4	5	6	7	8	9	AB	R	H	RBI	BB	SO	LOB	TOP	
Mookie Wilson, S (1, 8) OBP: 0.395, SLG: 0.563 Gene Walter, L (7, 1) Terry Leach, R (7, 1) Roger McDowell, R (8, 1) Barry Lyons, R (9, PH) OBP: 0.294, SLG: 0.647 Tim Teufel, R (1, 4) OBP: 0.483, SLG: 0.563 Wally Backman, S (7, PH) OBP: 0.281, SLG: 0.262	0-0 6-3		0-3 K	0-0 L4			0-0 6-3 S HBP		0-0 F4	3	0	0	0	0	1	2		
Keith Hernandez, L (1, 3) OBP: 0.393, SLG: 0.445 Kevin McReynolds, R (1, 7) OBP: 0.356, SLG: 0.519 Darryl Strawberry, L (1, 9) OBP: 0.326, SLG: 0.541 Gary Carter, R (1, 2) OBP: 0.277, SLG: 0.339 Dave Magadan, L (1, 5) OBP: 0.323, SLG: 0.581 Rafael Santana, R (1, 6) OBP: 0.247, SLG: 0.260 John Mitchell, R (1, 1) Lenny Dykstra, L (7, 8) OBP: 0.371, SLG: 0.460	4-0 S BB		0-0 1B HR		0-0 P3		0-0 6-3		0-0 5-3	2	1	1	0	1	0	0		
John Mitchell, R (1, 1) Lenny Dykstra, L (7, 8) OBP: 0.371, SLG: 0.460	4-0 1-2 BB		0-0 1B HR		0-0 G3		0-3 K			3	1	1	0	1	1	1		
Inning Stats	R: 0 E: 0 K: 1 S: 5	H: 0 LOB: 2 BB: 2 P: 13	R: 3 E: 0 K: 0 S: 8	H: 3 LOB: 0 BB: 0 P: 8	R: 0 E: 1 K: 0 S: 4	H: 0 LOB: 2 BB: 1 P: 8	R: 1 E: 0 K: 1 S: 7	H: 2 LOB: 1 BB: 0 P: 7	R: 0 E: 0 K: 0 S: 3	H: 0 LOB: 0 BB: 1 P: 12	R: 0 E: 0 K: 0 S: 3	H: 0 LOB: 0 BB: 0 P: 3	R: 0 E: 0 K: 0 S: 3	H: 0 LOB: 0 BB: 0 P: 3	1B: 3 2B: 1 3B: 0 HR: 1	SF: 0 SAC: 0 DP: 0 HBP: 1	WP: 0 PA: 38	
PITCHER	IP	WLS	BF	H	R	ER	SO	BB	IBB	HBP	BLK	WP	HR	S	P	ERA	WHIP	
Jim Deshaies, L (1, 1) ERA: 4.83 Aurelio Lopez, R (7, 1) ERA: 2.94 Dave Meads, L (7, 1) ERA: 4.76	6.0		27	5	4	4	3	3	0	0	0	0	1	30	42	6.00	1.333	

New York Mets @ Houston Astros
Astrodome, Houston, TX
Thu May 14 1987, 8:05 PM EDT
Att: 24,197 - Unknown

AB	33
R	4
H	5
RBI	4
BB	4
SO	5
LOB	15



Batter	1	2	3	4	5	6	7	8	9	AB	R	H	RBI	BB	SO	LOB	BOTTOM	
Billy Hatcher, R (1, 8) OBP: 0.366, SLG: 0.463 Bill Doran, S (1, 4) OBP: 0.300, SLG: 0.366 Denny Walling, L (1, 5) OBP: 0.353, SLG: 0.438 Phil Garner, R (7, PH) OBP: 0.301, SLG: 0.463 Glenn Davis, R (1, 3) OBP: 0.254, SLG: 0.356 Kevin Bass, S (1, 9) OBP: 0.369, SLG: 0.496 Jose Cruz, L (1, 7) OBP: 0.322, SLG: 0.404 Alan Ashby, S (1, 2) OBP: 0.374, SLG: 0.427 Craig Reynolds, L (1, 6) OBP: 0.380, SLG: 0.377 Jim Deshaies, L (1, 1) OBP: 0.400, SLG: 0.100 Mark Bailey, S (6, PH) OBP: 0.300, SLG: 0.250 Aurelio Lopez, R (7, 1) ERA: 1.83 Dave Meads, L (7, 1) ERA: 4.76	4-0 WP S 1B BB	0-0 6-3		0-0 L7			0-0 5-3			3	1	0	0	1	0	2		
John Mitchell, R (1, 1) ERA: 6.0 Gene Walter, L (7, 1) ERA: 3.6 Terry Leach, R (7, 1) ERA: 1.83 Roger McDowell, R (8, 1) ERA: 4.76	0-0 1-3	0-0 6-3		0-0 L8			0-0 SH1-3 2B			4	1	1	0	0	0	1		
Inning Stats	R: 3 E: 0 K: 0 S: 6	H: 3 LOB: 2 BB: 2 P: 14	R: 0 E: 0 K: 1 S: 5	H: 0 LOB: 0 BB: 0 P: 5	R: 1 E: 0 K: 0 S: 6	H: 3 LOB: 2 BB: 0 P: 6	R: 0 E: 0 K: 1 S: 5	H: 0 LOB: 0 BB: 0 P: 5	R: 0 E: 0 K: 0 S: 3	H: 0 LOB: 2 BB: 0 P: 3	R: 1 E: 0 K: 0 S: 4	H: 1 LOB: 0 BB: 0 P: 4	R: 0 E: 0 K: 1 S: 5	H: 1 LOB: 0 BB: 0 P: 5	1B: 8 2B: 2 3B: 1 HR: 0	SF: 0 SAC: 1 DP: 1 HBP: 0	WP: 1 PA: 35	
PITCHER	IP	WLS	BF	H	R	ER	SO	BB	IBB	HBP	BLK	WP	HR	S	P	ERA	WHIP	
John Mitchell, R (1, 1) ERA: 6.0 Gene Walter, L (7, 1) ERA: 3.6 Terry Leach, R (7, 1) ERA: 1.83 Roger McDowell, R (8, 1) ERA: 4.76	6.0		28	8	4	4	3	2	0	0	0	0	0	32	40	6.00	1.667	

New York Mets @ Houston Astros
Astrodome, Houston, TX
Thu May 14 1987, 8:05 PM EDT
Att: 24,197 - Unknown

AB	32
R	5
H	10
RBI	5
BB	2
SO	4
LOB	15



Batter	1	2	3	4	5	6	7	8	9	AB R H RBI BB SO LOB	TOP
23 Ryne Sandberg, R (1,4) OBP: 0.369, SLG: 0.469	K	K		F9		F8			K	5 0 0 0 0 3 3	
Jerry Mumphy, S (1,7) OBP: 0.564, SLG: 0.667 Brian Dayett, R (9,7) OBP: 0.417, SLG: 0.500	K		FC6-4 1B		1B		3-1			4 1 2 0 0 1 0 0 0 0 0 0 0 0	
Andre Dawson, R (1,9) OBP: 0.338, SLG: 0.623	K		FC6-4 1-2 1B		F9		K			4 0 1 0 0 2 1	
Leon Durham, L (1,3) OBP: 0.381, SLG: 0.581		SH2-3 BB 1B	FC6-4 1B		1-2 1B		4-3			3 1 1 0 1 0 2	
Jody Davis, R (1,2) OBP: 0.345, SLG: 0.562		1B SH2-3 BB 1B	1-3 3-H 1B		F8		5-3			3 1 1 1 1 0 2	
Keith Moreland, R (1,5) OBP: 0.227, SLG: 0.293 Lee Smith, R (8,1)		SH2-3	K		P3		K			3 0 0 0 0 2 4 0 0 0 0 0 0 0	
Shawon Dunston, R (1,6) OBP: 0.208, SLG: 0.270	K		G3			K		5-3		4 0 0 0 0 2 4	
Dave Martinez, L (1,8) OBP: 0.376, SLG: 0.329		2-3 3-H 1B		6-3		SH3 1B		F8		4 0 2 1 0 0 0	
Greg Maddux, R (1,1) OBP: 0.071, SLG: 0.071 Manny Trillo, R (8,5) OBP: 0.242, SLG: 0.367		1-2 3-H 1B		6-3		SH3		6-3		2 0 1 1 0 0 0 1 0 0 0 0 0 0	
Inning Stats	R: 0 H: 0 E: 0 LOB: 0 K: 3 BB: 0 S: 9 P: 9	R: 2 H: 2 E: 0 LOB: 2 K: 2 BB: 2 S: 9 P: 17	R: 1 H: 3 E: 0 LOB: 2 K: 1 BB: 0 S: 8 P: 8	R: 0 H: 0 E: 0 LOB: 0 K: 0 BB: 0 S: 3 P: 3	R: 0 H: 2 E: 0 LOB: 2 K: 0 BB: 0 S: 5 P: 5	R: 0 H: 1 E: 0 LOB: 1 K: 1 BB: 0 S: 6 P: 6	R: 0 H: 0 E: 0 LOB: 0 K: 1 BB: 0 S: 5 P: 5	R: 0 H: 0 E: 0 LOB: 0 K: 1 BB: 0 S: 5 P: 5	R: 0 H: 0 E: 0 LOB: 0 K: 1 BB: 0 S: 5 P: 5	1B: 8 SF: 0 2B: 0 SAC: 2 3B: 0 DP: 0 HR: 0 HBP: 0	WP: 0 PA: 37 PB: 0 SB: 0 CS: 0
PITCHER	IP WLS BF H R ER SO BB IBB HBP BLK WP HR S P ERA WHIP										
Danny Darwin, R (1,1) ERA: 3.47	6.0 L 28 8 3 3 7 2 0 0 0 0 0 0 40 48 4.50 1.667										
Julio Solano, R (7,1) ERA: 6.43	2.0 6 0 0 0 2 0 0 0 0 0 0 0 10 10 0.00 0.000										
Larry Andersen, R (9,1) ERA: 3.26	1.0 3 0 0 0 1 0 0 0 0 0 0 0 5 5 0.00 0.000										

Chicago Cubs @ Houston Astros
Astrodome, Houston, TX
Fri May 15 1987, 8:05 PM EDT
Att: 23,471 - Unknown

AB	33
R	3
H	8
RBI	3
BB	2
SO	10
LOB	16



Batter	1	2	3	4	5	6	7	8	9	AB R H RBI BB SO LOB	BOTTOM
Billy Hatcher, R (1,8) OBP: 0.376, SLG: 0.467	4-3 1B HBP		5-3			S 1B		S 1B		3 1 2 0 0 0 0	
Bill Doran, S (1,4) OBP: 0.292, SLG: 0.355	4-3		K			F8		5-3		4 0 0 0 0 1 3	
Denny Walling, L (1,5) OBP: 0.347, SLG: 0.426	2-H CS 1B			K		G3		6-3		4 0 1 1 0 1 1	
Glenn Davis, R (1,3) OBP: 0.254, SLG: 0.348	1-2 BB		5-3			F7		K		3 0 0 0 1 1 0	
Kevin Bass, S (1,9) OBP: 0.366, SLG: 0.485	G3		K			FC6-4 BB		3-1		3 0 0 0 1 1 1	
Jose Cruz, L (1,7) OBP: 0.314, SLG: 0.393		6-3			L3		F7			3 0 0 0 0 0 1	
Craig Reynolds, L (1,6) OBP: 0.366, SLG: 0.361		1-3			4-3		FC6-4			3 0 0 0 0 0 1	
Mark Bailey, S (1,2) OBP: 0.279, SLG: 0.231		F7			G3		K			3 0 0 0 0 1 0	
Danny Darwin, R (1,1) OBP: 0.267, SLG: 0.467 Jim Pankovits, R (6,PH) OBP: 0.200, SLG: 0.143 Julio Solano, R (7,1) OBP: 0.324, SLG: 0.382 Terry Puhl, L (8,PH) OBP: 0.324, SLG: 0.382 Larry Andersen, R (9,1)			K			6-3		4-3		1 0 0 0 0 1 0 1 0 0 0 0 0 0 0 0 0 0 0 0 0 1 0 0 0 0 0 0 0 0 0 0 0 0 0	
Inning Stats	R: 1 H: 1 E: 0 LOB: 1 K: 0 BB: 1 S: 3 P: 8	R: 0 H: 0 E: 0 LOB: 0 K: 0 BB: 0 S: 3 P: 3	R: 0 H: 0 E: 0 LOB: 0 K: 2 BB: 0 S: 7 P: 7	R: 0 H: 0 E: 0 LOB: 0 K: 2 BB: 0 S: 7 P: 7	R: 0 H: 0 E: 0 LOB: 0 K: 0 BB: 0 S: 3 P: 3	R: 0 H: 1 E: 0 LOB: 1 K: 0 BB: 0 S: 4 P: 4	R: 0 H: 0 E: 0 LOB: 1 K: 0 BB: 1 S: 3 P: 7	R: 0 H: 1 E: 0 LOB: 1 K: 1 BB: 0 S: 6 P: 6	R: 0 H: 0 E: 0 LOB: 0 K: 1 BB: 0 S: 5 P: 5	1B: 3 SF: 0 2B: 0 SAC: 0 3B: 0 DP: 0 HR: 0 HBP: 1	WP: 0 PA: 32 PB: 0 SB: 2 CS: 1
PITCHER	IP WLS BF H R ER SO BB IBB HBP BLK WP HR S P ERA WHIP										
Greg Maddux, R (1,1) ERA: 4.53	7.2 W 28 3 1 1 5 2 0 1 0 0 0 0 35 44 1.17 0.652										
Lee Smith, R (8,1) ERA: 1.21	1.1 S 4 0 0 0 1 0 0 0 0 0 0 0 6 6 0.00 0.000										

Chicago Cubs @ Houston Astros
Astrodome, Houston, TX
Fri May 15 1987, 8:05 PM EDT
Att: 23,471 - Unknown

AB	29
R	1
H	3
RBI	1
BB	2
SO	6
LOB	7



Batter	1	2	3	4	5	6	7	8	9	AB R H RBI BB SO LOB	TOP
23 Ryne Sandberg, R (1.4) OBP: 0.373, SLG: 0.492										4 1 2 1 0 1 3	 Astrodome, Houston, TX Sat May 16 1987, 4:33 AM EDT Att: 34,921 - Unknown
Jerry Mumphrey, S (1.7) OBP: 0.512, SLG: 0.595 Brian Dayett, R (7.7) OBP: 0.417, SLG: 0.500										4 0 0 0 0 3 1 0 0 0 0 0 0 0	
Andre Dawson, R (1.9) OBP: 0.342, SLG: 0.624										3 0 1 0 1 1 0	
Leon Durham, L (1.3) OBP: 0.378, SLG: 0.570										4 1 1 0 0 0 2	
Keith Moreland, R (1.5) OBP: 0.228, SLG: 0.299										4 0 1 0 0 0 1	
Shawon Dunston, R (1.6) OBP: 0.201, SLG: 0.262										4 0 0 0 0 3 2	
Jim Sundberg, R (1.2) OBP: 0.364, SLG: 0.357 Ron Davis, R (9.1) Frank DiPino, L (9.1)										4 0 0 1 0 1 1 0 0 0 0 0 0 0 0 0 0 0 0 0 0	
Dave Martinez, L (1.8) OBP: 0.371, SLG: 0.326										4 0 1 0 0 1 0	
Jamie Moyer, L (1.1) OBP: 0.267, SLG: 0.214 Jody Davis, R (9.2) OBP: 0.345, SLG: 0.562										2 0 0 0 1 1 0 0 0 0 0 0 0 0	
Inning Stats	R: 0 H: 0 E: 0 LOB: 0 K: 3 BB: 0 S: 9 P: 9	R: 1 H: 3 E: 0 LOB: 3 K: 1 BB: 1 S: 8 P: 12	R: 0 H: 1 E: 0 LOB: 1 K: 1 BB: 0 S: 6 P: 6	R: 0 H: 0 E: 0 LOB: 0 K: 2 BB: 0 S: 7 P: 7	R: 1 H: 1 E: 0 LOB: 1 K: 1 BB: 1 S: 6 P: 10	R: 0 H: 0 E: 0 LOB: 0 K: 1 BB: 0 S: 5 P: 5	R: 0 H: 1 E: 0 LOB: 1 K: 1 BB: 0 S: 6 P: 6	R: 0 H: 0 E: 0 LOB: 0 K: 3 BB: 0 S: 3 P: 3	R: 0 H: 0 E: 0 LOB: 0 K: 1 BB: 0 S: 5 P: 5	1B: 3 SF: 0 2B: 2 SAC: 0 3B: 0 DP: 0 HR: 1 HBP: 0	WP: 0 PA: 35 PB: 1 SB: 1 CS: 0
PITCHER	IP WLS BF H R ER SO BB IBB HBP BLK WP HR S P ERA WHIP	PITCHER									IP WLS BF H R ER SO BB IBB HBP BLK WP HR S P ERA WHIP
Nolan Ryan, R (1.1) ERA: 2.45	6.0 L 25 5 2 2 9 2 0 0 0 0 0 1 41 49 3.00 1.167										
Aurelio Lopez, R (7.1) ERA: 2.57	2.0 7 1 0 0 1 0 0 0 0 0 0 0 9 9 0.00 0.500										
Larry Andersen, R (9.1) ERA: 3.1	1.0 3 0 0 0 1 0 0 0 0 0 0 0 5 5 0.00 0.000										

Batter	1	2	3	4	5	6	7	8	9	AB R H RBI BB SO LOB	BOTTOM
Billy Hatcher, R (1.8) OBP: 0.373, SLG: 0.461										4 0 1 1 0 1 1	 Astrodome, Houston, TX Sat May 16 1987, 4:33 AM EDT Att: 34,921 - Unknown
Bill Doran, S (1.4) OBP: 0.291, SLG: 0.348										3 0 0 0 1 0 2	
Phil Garner, R (1.5) OBP: 0.299, SLG: 0.443										3 0 0 0 1 0 2	
Glenn Davis, R (1.3) OBP: 0.247, SLG: 0.338										4 0 0 0 0 0 1	
Kevin Bass, S (1.9) OBP: 0.362, SLG: 0.478										4 0 1 0 0 1 0	
Jose Cruz, L (1.7) OBP: 0.312, SLG: 0.388										4 0 1 0 0 0 1	
Alan Ashby, S (1.2) OBP: 0.382, SLG: 0.435										3 1 2 0 0 0 0	
Dickie Thon, R (1.6) OBP: 0.222, SLG: 0.125										4 0 0 0 0 0 5	
Nolan Ryan, R (1.1) OBP: 0.267, SLG: 0.214 Jim Rankins, R (5. PR) OBP: 0.198, SLG: 0.133 Aurelio Lopez, R (7.1) ERA: 2.57 Mark Bailey, S (8. PR) OBP: 0.286, SLG: 0.273 Paul Householder, S (8. PR) OBP: 0.345, SLG: 0.562 Larry Andersen, R (9.1)										0 0 0 0 0 0 0 1 0 0 0 0 0 1 0 0 0 0 0 0 0 0 0 0 0 0 0 0 0 0 0 0 1 0 0 0 0 0 0 0 0 0 0 0 0 0 0 0 0	
Inning Stats	R: 0 H: 0 E: 0 LOB: 0 K: 1 BB: 0 S: 5 P: 5	R: 0 H: 0 E: 0 LOB: 0 K: 0 BB: 0 S: 3 P: 3	R: 1 H: 2 E: 0 LOB: 1 K: 0 BB: 0 S: 5 P: 5	R: 0 H: 0 E: 0 LOB: 0 K: 1 BB: 1 S: 4 P: 8	R: 0 H: 0 E: 0 LOB: 0 K: 0 BB: 0 S: 3 P: 3	R: 0 H: 0 E: 0 LOB: 1 K: 1 BB: 1 S: 5 P: 9	R: 0 H: 2 E: 0 LOB: 2 K: 0 BB: 0 S: 5 P: 5	R: 0 H: 0 E: 0 LOB: 1 K: 0 BB: 1 S: 3 P: 7	R: 0 H: 1 E: 1 LOB: 2 K: 0 BB: 0 S: 5 P: 5	1B: 5 SF: 0 2B: 0 SAC: 1 3B: 0 DP: 1 HR: 0 HBP: 0	WP: 0 PA: 35 PB: 0 SB: 0 CS: 0
PITCHER	IP WLS BF H R ER SO BB IBB HBP BLK WP HR S P ERA WHIP	PITCHER									IP WLS BF H R ER SO BB IBB HBP BLK WP HR S P ERA WHIP
Jamie Moyer, L (1.1) ERA: 3.45	8.0 W 30 4 1 1 3 3 0 0 0 0 0 0 33 45 1.12 0.875										
Ron Davis, R (9.1) ERA: 2.89	0.1 2 1 0 0 0 0 0 0 0 0 0 0 2 2 0.00 3.000										
Frank DiPino, L (9.1) ERA: 1.69	0.2 S 3 0 0 0 0 0 0 0 0 0 0 0 3 3 0.00 0.000										


Chicago Cubs @ Houston Astros game log (top half) showing batter stats, play diagrams, and team statistics.

Batter	1	2	3	4	5	6	7	8	9	AB	R	H	RBI	BB	SO	LOB						
Bob Dernier, R OBP: 0.375, SLG: 0.641	5-3		FC3-6 G3-6-3 2B		5-3		3B			4	1	2	0	0	0	0						
23 Ryne Sandberg, R OBP: 0.376, SLG: 0.486	K		FC3-6 BB		BB		F2			2	0	0	0	2	1	1						
Andre Dawson, R OBP: 0.333, SLG: 0.607	K		FC3-6 G3-6-3		F8			F9		4	0	0	0	0	1	3						
Jody Davis, R OBP: 0.333, SLG: 0.541		F7	G3-6-3		F7			F7		4	0	0	0	0	2	2						
Brian Dayett, R OBP: 0.425, SLG: 0.667		HR			F2			4-3		4	2	2	2	0	0	0						
Lee Smith, R OBP: 0.425, SLG: 0.667										0	0	0	0	0	0	0						
Keith Moreland, R OBP: 0.229, SLG: 0.292		HR			F7			F8		3	1	0	0	1	0	0						
Leon Durham, L OBP: 0.378, SLG: 0.570		HR			4-3					0	0	0	0	0	0	0						
Manny Trillo, R OBP: 0.243, SLG: 0.441		HR			F2			K		4	1	1	2	0	2	0						
Shawon Dunston, R OBP: 0.210, SLG: 0.291		6-3						F7		4	1	2	1	0	0	0						
Scott Sanderson, R OBP: 0.250, SLG: 0.400										1	0	0	0	0	0	0						
Mike Mason, L ERA: 4.51										1	0	0	0	0	1	0						
Chico Walker, S ERA: 5.59										1	0	0	0	0	1	1						
Dickie Noles, R ERA: 5.59										0	0	0	0	0	0	0						
Ed Lynch, R ERA: 4.41										0	0	0	0	0	0	0						
Frank DiPino, L ERA: 1.59										0	0	0	0	0	0	0						
Dave Martinez, L ERA: 0.371, SLG: 0.328										0	0	0	0	0	0	0						
Inning Stats	R: 0 E: 0 K: 2 S: 7	H: 0 LOB: 0 BB: 0 P: 7	R: 3 E: 0 K: 0 S: 5	H: 2 LOB: 0 BB: 1 P: 9	R: 1 E: 0 K: 0 S: 3	H: 1 LOB: 0 BB: 1 P: 7	R: 2 E: 0 K: 2 S: 9	H: 2 LOB: 0 BB: 0 P: 9	R: 0 E: 0 K: 0 S: 3	H: 0 LOB: 1 BB: 1 P: 7	R: 0 E: 0 K: 0 S: 3	H: 2 LOB: 1 BB: 0 P: 6	R: 0 E: 0 K: 0 S: 6	H: 0 LOB: 0 BB: 0 P: 3	R: 0 E: 0 K: 1 S: 5	H: 0 LOB: 0 BB: 0 P: 5	R: 0 E: 0 K: 1 S: 5	H: 0 LOB: 0 BB: 0 P: 5	1B: 1 2B: 1 3B: 1 HR: 4	SF: 0 SAC: 0 DP: 1 HBP: 0	WP: 0 PB: 0 SB: 1 CS: 1	PA: 35
PITCHER	IP WLS BF H R ER SO BB IBB HBP BLK WP HR S P ERA WHIP	4.0 L 18 5 6 6 4 2 0 0 0 0 4 24 32 13.50 1.750	3.0 11 2 0 0 1 1 0 0 0 0 0 12 16 0.00 1.000	2.0 6 0 0 0 1 0 0 0 0 0 0 8 8 0.00 0.000										IP WLS BF H R ER SO BB IBB HBP BLK WP HR S P ERA WHIP								

Chicago Cubs @ Houston Astros
Astrodome, Houston, TX
Sun May 17 1987, 4:33 AM EDT
Att.: 20,678 - Unknown

Team statistics for the bottom half:

AB	32
R	6
H	7
RBI	5
BB	3
SO	6
LOB	7




Chicago Cubs @ Houston Astros game log (bottom half) showing batter stats, play diagrams, and team statistics.

Batter	1	2	3	4	5	6	7	8	9	AB	R	H	RBI	BB	SO	LOB						
Billy Hatcher, R OBP: 0.376, SLG: 0.458	F2		K		E5 1B				K	3	1	1	0	1	1	1						
Jim Pankovits, R OBP: 0.176, SLG: 0.125					1B		1B			1	0	0	0	0	1	0						
Bill Doran, S OBP: 0.296, SLG: 0.352	K		L7		G4-6-3 2H		G4-6-3 1-2 2H 3H			4	0	2	3	0	1	1						
Craig Reynolds, L OBP: 0.357, SLG: 0.351					1B		1B			2	0	0	0	0	1	1						
Dickie Thon, R OBP: 0.200, SLG: 0.111	K		L3		G4-6-3		G4-6-3			1	0	0	0	0	0	1						
Mark Bailey, S OBP: 0.289, SLG: 0.225										1	0	0	0	0	0	2						
Aurelio Lopez, R ERA: 2.35										0	0	0	0	0	0	0						
Jose Cruz, L OBP: 0.326, SLG: 0.420		HR			E BB		G6-3 1B		6-3	3	1	2	1	1	0	0						
Kevin Bass, S OBP: 0.353, SLG: 0.465		F7			L7		F7		F9	4	0	0	0	0	2	2						
Alan Ashby, S OBP: 0.387, SLG: 0.432					E4 1-3		G6-3			3	0	1	0	1	0	2						
Glenn Davis, R OBP: 0.240, SLG: 0.329					P3				F8	4	0	0	0	0	2	4						
Phil Garner, R OBP: 0.296, SLG: 0.425		4-3			K				F7	3	1	0	0	1	1	3						
Bob Knepper, L OBP: 0.222, SLG: 0.333							2B			1	0	1	0	0	0	0						
Julio Soano, R ERA: 4.51							1B			1	0	0	0	0	1	0						
Paul Householder, S OBP: 0.500, SLG: 1.000							1B		4-3	2	1	1	0	0	0	0						
Inning Stats	R: 0 E: 0 K: 2 S: 7	H: 0 LOB: 0 BB: 0 P: 7	R: 1 E: 0 K: 1 S: 6	H: 1 LOB: 1 BB: 1 P: 10	R: 0 E: 0 K: 1 S: 6	H: 1 LOB: 0 BB: 0 P: 6	R: 0 E: 1 K: 1 S: 6	H: 0 LOB: 2 BB: 1 P: 10	R: 1 E: 1 K: 0 S: 3	H: 2 LOB: 0 BB: 0 P: 6	R: 2 E: 0 K: 0 S: 4	H: 2 LOB: 1 BB: 2 P: 12	R: 0 E: 0 K: 1 S: 6	H: 1 LOB: 1 BB: 0 P: 6	R: 0 E: 0 K: 1 S: 5	H: 0 LOB: 0 BB: 0 P: 5	R: 0 E: 0 K: 1 S: 5	H: 0 LOB: 0 BB: 0 P: 5	1B: 5 2B: 2 3B: 0 HR: 1	SF: 0 SAC: 0 DP: 3 HBP: 0	WP: 0 PB: 0 SB: 0 CS: 0	PA: 37
PITCHER	IP WLS BF H R ER SO BB IBB HBP BLK WP HR S P ERA WHIP	2.0 W 16 4 1 1 3 1 0 0 0 0 0 21 25 0.00 1.250	0.1 4 1 2 2 0 2 0 0 0 0 0 2 10 54.00 9.000	0.2 2 1 0 0 0 0 0 0 0 0 0 2 2 0.00 1.500	0.2 3 1 0 0 0 0 0 0 0 0 0 3 3 0.00 1.500										IP WLS BF H R ER SO BB IBB HBP BLK WP HR S P ERA WHIP							

Chicago Cubs @ Houston Astros
Astrodome, Houston, TX
Sun May 17 1987, 4:33 AM EDT
Att.: 20,678 - Unknown



Team statistics for the top half:

AB	33
R	4
H	8
RBI	4
BB	4
SO	8
LOB	17



Batter	1	2	3	4	5	6	7	8	9	AB	R	H	RBI	BB	SO	LOB	TOP																
Billy Hatcher, R (1, 8) OBP: 0.373, SLG: 0.453	F8		5-3 1B	F8			K			4	1	1	0	0	1	0	Houston Astros @ Pittsburgh Pirates																
Bill Doran, S (1, 4) OBP: 0.289, SLG: 0.342	K		5-3 1-2	F8			6-3			4	0	0	0	0	1	1	Three Rivers Stadium, Pittsburgh, PA																
Phil Garner, R (1, 5) OBP: 0.294, SLG: 0.416	F8		6-3 3B 1B				F3			4	1	1	1	0	1	0	Mon May 18 1987, 7:05 PM EDT																
Jose Cruz, L (1, 7) OBP: 0.331, SLG: 0.418			6-3 1B				K			3	0	1	0	1	1	1	Att: 4,213 - Unknown																
Kevin Bass, S (1, 9) OBP: 0.350, SLG: 0.473			FC5-4 2B 1-2				P4			4	0	1	1	0	0	2																	
Alan Ashby, S (1, 2) OBP: 0.373, SLG: 0.414			2H 3B				G5-4-3 1-2			4	0	0	0	0	2	2																	
Glenn Davis, R (1, 3) OBP: 0.253, SLG: 0.342			F7				5-3			4	0	0	0	0	2	2	livebaseballscorecards.com																
Dickie Thon, R (1, 6) OBP: 0.286, SLG: 0.417			6-3							3	1	2	0	1	0	0	AB 33																
Mike Scott, R (1, 1) OBP: 0.167, SLG: 0.091			HR 1B				FC6-4 1-2			3	1	1	2	1	0	1	R 4																
Inning Stats	R: 0 E: 0 K: 1 S: 5	H: 0 LOB: 0 BB: 5	R: 2 E: 0 K: 0 S: 5	H: 3 LOB: 1 BB: 1 P: 9	R: 2 E: 0 K: 0 S: 6	H: 2 LOB: 0 BB: 0 P: 6	R: 2 E: 0 K: 0 S: 5	H: 0 LOB: 0 BB: 0	R: 0 E: 0 K: 1 S: 7	H: 0 LOB: 0 BB: 0	R: 0 E: 0 K: 1 S: 5	H: 0 LOB: 0 BB: 0	R: 0 E: 0 K: 0 S: 2	H: 0 LOB: 0 BB: 1 P: 6	R: 0 E: 0 K: 1 S: 5	H: 0 LOB: 0 BB: 0	1B: 4 SF: 0 2B: 1 SAC: 0 3B: 1 DP: 1 HR: 1 HBP: 0																
WP: 1 PA: 36																	CS: 0																
PITCHER																	IP	WLS	BF	H	R	ER	SO	BB	IBB	HBP	BLK	WP	HR	S	P	ERA	WHIP
Bob Kipper, L (1, 1) ERA: 5.5	7.0	L	30	7	4	4	5	1	1	0	0	1	1	38	46	5.14	1.143																
Hipolito Pena, L (8, 1) ERA: 3.27	1.0		3	0	0	0	0	1	0	0	0	0	0	2	6	0.00	1.000																
Logan Easley, R (9, 1) ERA: 5.7	1.0		3	0	0	0	1	0	0	0	0	0	0	5	5	0.00	0.000																

Batter	1	2	3	4	5	6	7	8	9	AB	R	H	RBI	BB	SO	LOB	BOTTOM																
Barry Bonds, L (1, 8) OBP: 0.364, SLG: 0.483	K		F5				1-3			4	0	0	0	0	1	1	Houston Astros @ Pittsburgh Pirates																
Andy Van Slyke, L (1, 9) OBP: 0.308, SLG: 0.368	G3		S 1B				K			4	0	1	1	0	1	0	Three Rivers Stadium, Pittsburgh, PA																
Johnny Ray, S (1, 4) OBP: 0.325, SLG: 0.368	4-3		F8				F7			4	0	0	0	0	0	1	Mon May 18 1987, 7:05 PM EDT																
Sid Bream, L (1, 3) OBP: 0.411, SLG: 0.608			S 1B				4-0 BB			3	0	2	0	1	0	0	Att: 4,213 - Unknown																
Jim Morrison, R (1, 5) OBP: 0.336, SLG: 0.500			3H 1B				4-3			4	0	0	0	0	2	3																	
R.J. Reynolds, S (1, 7) OBP: 0.370, SLG: 0.500			L5				K			4	0	0	0	0	2	2	livebaseballscorecards.com																
Michael LaValliere, L (1, 2) OBP: 0.437, SLG: 0.435			F7				L5			4	0	0	0	0	2	2	AB 30																
Rafael Belliard, R (1, 6) OBP: 0.291, SLG: 0.333			F7				4-3			3	0	0	0	0	1	2	R 1																
Bob Kipper, R (1, 1) OBP: 0.417, SLG: 0.583			SH3-4 1B BB				5-3			2	1	0	0	1	0	0	H 3																
Bobby Bonilla, S (7, PH) OBP: 0.299, SLG: 0.313			SH3-4							2	1	0	0	1	0	0	RBI 1																
Hipolito Pena, L (8, 1) ERA: 3.27			S 1B				K			1	0	0	0	0	0	1	BB 2																
Logan Easley, R (9, 1) ERA: 5.7			1-2				4-3			0	0	0	0	0	0	0	SO 8																
Inning Stats	R: 0 E: 0 K: 1 S: 5	H: 0 LOB: 0 BB: 5	R: 1 E: 0 K: 0 S: 4	H: 1 LOB: 1 BB: 1 P: 8	R: 0 E: 0 K: 1 S: 6	H: 1 LOB: 1 BB: 0 P: 6	R: 0 E: 0 K: 1 S: 5	H: 0 LOB: 0 BB: 0	R: 0 E: 0 K: 2 S: 7	H: 0 LOB: 1 BB: 1 P: 11	R: 0 E: 1 K: 1 S: 6	H: 0 LOB: 1 BB: 0 P: 6	R: 0 E: 0 K: 0 S: 3	H: 0 LOB: 0 BB: 0 P: 3	R: 0 E: 0 K: 1 S: 5	H: 0 LOB: 0 BB: 0	1B: 3 SF: 0 2B: 0 SAC: 1 3B: 0 DP: 0 HR: 0 HBP: 0																
WP: 0 PA: 33																	CS: 0																
PITCHER																	IP	WLS	BF	H	R	ER	SO	BB	IBB	HBP	BLK	WP	HR	S	P	ERA	WHIP
Mike Scott, R (1, 1) ERA: 1.95	9.0	W	33	3	1	1	8	2	0	0	0	0	0	47	55	1.00	0.556																

Batter	1	2	3	4	5	6	7	8	9	AB	R	H	RBI	BB	SO	LOB	TOP						
Billy Hatcher, R OBP: 0.371, SLG: 0.455 (1, 8)										4	0	0	0	0	2	2							
Bill Doran, S OBP: 0.286, SLG: 0.335 (1, 4)										4	0	1	0	0	1	0							
Denny Walling, L OBP: 0.329, SLG: 0.403 (1, 5)										3	0	0	0	0	1	1							
Phil Garner, R OBP: 0.292, SLG: 0.407 (8, PH) (8, 5)										1	0	0	0	0	1	0							
Jose Cruz, L OBP: 0.340, SLG: 0.438 (1, 7)										3	2	2	1	1	0	0							
Kevin Bass, S OBP: 0.345, SLG: 0.454 (1, 9)										3	0	0	0	1	1	1							
Alan Ashby, S OBP: 0.381, SLG: 0.443 (1, 2)										4	1	2	2	0	0	0							
Glenn Davis, R OBP: 0.299, SLG: 0.364 (1, 3)										4	0	1	0	0	2	2							
Craig Reynolds, L OBP: 0.341, SLG: 0.333 (1, 6)										2	0	0	0	0	0	1							
Dickie Thon, R OBP: 0.333, SLG: 0.357 (7, PH) (7, 6)										1	0	0	0	1	0	0							
Danny Darwin, R OBP: 0.235, SLG: 0.412 (1, 1)										2	0	0	0	0	2	1							
Jim Pankovits, R OBP: 0.158, SLG: 0.111 (7, PH)										1	0	0	0	0	0	1							
Dave Meads, L (7, 1)										0	0	0	0	0	0	0							
Inning Stats	R: 0 E: 0 K: 2 S: 7	H: 1 LOB: 0 BB: 0 P: 7	R: 0 E: 0 K: 1 S: 5	H: 0 LOB: 0 BB: 0 P: 5	R: 0 E: 0 K: 1 S: 6	H: 1 LOB: 1 BB: 0 P: 6	R: 1 E: 0 K: 0 S: 5	H: 2 LOB: 2 BB: 1 P: 9	R: 0 E: 0 K: 1 S: 5	H: 0 LOB: 0 BB: 0 P: 5	R: 1 E: 0 K: 2 S: 6	H: 1 LOB: 1 BB: 0 P: 6	R: 1 E: 0 K: 2 S: 8	H: 1 LOB: 1 BB: 1 P: 12	R: 0 E: 0 K: 1 S: 5	H: 0 LOB: 1 BB: 1 P: 9	R: 0 E: 0 K: 1 S: 5	H: 0 LOB: 0 BB: 0 P: 5	1B: 4 2B: 0 3B: 0 HR: 2	SF: 0 SAC: 0 DP: 0 HBP: 0	WP: 0 PB: 0 SB: 0 CS: 1	PA: 35	
PITCHER	IP: 6.1 W: 1 L: 0 S: 7	WLS: W BF: 25	H: 6 R: 3 ER: 3 SO: 7	H: 3 R: 0 ER: 0 SO: 3	H: 6 R: 0 ER: 0 SO: 6	H: 1 R: 0 ER: 0 SO: 6	H: 0 R: 0 ER: 0 SO: 0	H: 9 R: 0 ER: 0 SO: 9	H: 0 R: 0 ER: 0 SO: 0	H: 0 R: 0 ER: 0 SO: 0	H: 1 R: 0 ER: 0 SO: 2	H: 1 R: 0 ER: 0 SO: 1	H: 1 R: 0 ER: 0 SO: 1	H: 1 R: 0 ER: 0 SO: 1	H: 0 R: 0 ER: 0 SO: 5	H: 1 R: 0 ER: 0 SO: 9	H: 0 R: 0 ER: 0 SO: 5	H: 0 R: 0 ER: 0 SO: 5	ERA: 4.26 WHIP: 1.105	ERA: 0.00 WHIP: 0.750			
Batter	1	2	3	4	5	6	7	8	9	AB	R	H	RBI	BB	SO	LOB	BOTTOM						
Barry Bonds, L OBP: 0.362, SLG: 0.488 (1, 8)										4	1	1	2	0	2	1							
Andy Van Slyke, L OBP: 0.310, SLG: 0.393 (1, 9)										4	1	1	1	0	1	0							
Johnny Ray, S OBP: 0.327, SLG: 0.371 (1, 4)										4	1	2	0	0	0	0							
Sid Bream, L OBP: 0.409, SLG: 0.617 (1, 3)										4	1	2	2	0	0	0							
Jim Morrison, R OBP: 0.325, SLG: 0.486 (1, 5)										4	0	0	0	0	2	2							
R.J. Reynolds, S OBP: 0.388, SLG: 0.500 (1, 7)										2	0	1	0	2	1	2							
Michael LaValliere, L OBP: 0.421, SLG: 0.553 (1, 2)										4	0	0	0	0	1	4							
Rafael Belliard, R OBP: 0.315, SLG: 0.337 (1, 6)										3	1	2	0	1	0	0							
Dom Taylor, R OBP: 0.091, SLG: 0.091 (1, 1)										3	0	0	0	0	1	5							
Hipolito Pena, L (7, 1)										1	0	0	0	0	0	0							
Inning Stats	R: 1 E: 0 K: 2 S: 9	H: 3 LOB: 2 BB: 0 P: 10	R: 0 E: 0 K: 2 S: 8	H: 1 LOB: 1 BB: 0 P: 8	R: 2 E: 1 K: 1 S: 8	H: 2 LOB: 3 BB: 2 P: 16	R: 0 E: 0 K: 0 S: 3	H: 0 LOB: 0 BB: 0 P: 3	R: 0 E: 0 K: 1 S: 5	H: 0 LOB: 1 BB: 1 P: 9	R: 2 E: 0 K: 0 S: 5	H: 2 LOB: 0 BB: 0 P: 5	R: 0 E: 0 K: 1 S: 6	H: 1 LOB: 1 BB: 0 P: 6	R: 0 E: 0 K: 1 S: 5	H: 0 LOB: 0 BB: 0 P: 5	R: 0 E: 0 K: 1 S: 5	H: 0 LOB: 0 BB: 0 P: 5	1B: 6 2B: 0 3B: 0 HR: 3	SF: 0 SAC: 0 DP: 0 HBP: 1	WP: 0 PB: 0 SB: 1 CS: 1	PA: 37	
PITCHER	IP: 6.0 W: 1 L: 0 S: 9	WLS: L BF: 30	H: 8 R: 5 ER: 5 SO: 6	H: 6 R: 0 ER: 0 SO: 2	H: 1 R: 0 ER: 0 SO: 0	H: 0 R: 0 ER: 0 SO: 0	H: 3 R: 0 ER: 0 SO: 11	H: 3 R: 0 ER: 0 SO: 11	H: 1 R: 0 ER: 0 SO: 1	H: 1 R: 0 ER: 0 SO: 1	H: 2 R: 0 ER: 0 SO: 3	H: 2 R: 0 ER: 0 SO: 5	H: 1 R: 0 ER: 0 SO: 6	H: 1 R: 0 ER: 0 SO: 6	H: 0 R: 0 ER: 0 SO: 5	H: 0 R: 0 ER: 0 SO: 5	ERA: 7.50 WHIP: 1.667	ERA: 0.00 WHIP: 0.500					

Houston Astros @ Pittsburgh Pirates
Three Rivers Stadium, Pittsburgh, PA

Wed May 20 1987, 7:05 PM EDT
Att: 14,096 - Unknown

AB 32
R 3
H 6
RBI 3
BB 3
SO 10
LOB 9



Houston Astros @ Pittsburgh Pirates
Three Rivers Stadium, Pittsburgh, PA

Wed May 20 1987, 7:05 PM EDT
Att: 14,096 - Unknown

AB 33
R 5
H 9
RBI 5
BB 3
SO 8
LOB 14



Batter	1	2	3	4	5	6	7	8	9	AB R H RBI BB SO LOB	TOP											
Vince Coleman, S (1.7) OBP: 0.393, SLG: 0.342	0-3 K		0-3 K		0-0 L6		4-0 1B S BB BB	0-0 2B 1B		4 2 1 0 1 2 2	St. Louis Cardinals @ Houston Astros Astrodome, Houston, TX Fri May 22 1987, 8:05 PM EDT Att: 22,533 - Unknown											
Ozzie Smith, S (1.6) OBP: 0.384, SLG: 0.333	0-0 4-3			4-0 BB BB		0-0 BB 1B	4-0 BB 1B BB BB	0-0 2B 1B		3 3 2 2 2 0 0												
Terry Pendleton, S (1.5) OBP: 0.385, SLG: 0.447	0-0 F8			0-0 F7		4-0 1B BB	0-0 1B BB 1B	0-0 2B 1B		4 1 2 1 1 0 1												
Jack Clark, R (1.3) OBP: 0.451, SLG: 0.657		0-3 K		4-0 BB BB		0-3 K	4-0 1B BB	0-0 2B 1B		3 0 1 2 2 2 2												
Willie McGee, S (1.8) OBP: 0.299, SLG: 0.375		0-0 5-3		0-3 K		0-3 K	1-2 BB 1B	0-0 2B 1B		5 0 2 1 0 2 4												
Tom Herr, S (1.4) OBP: 0.362, SLG: 0.417		0-0 F7		0-3 K		0-0 1B	0-0 4-3	0-0 F2		4 0 1 1 0 1 5												
Ricky Horton, L (7.1) OBP: 0.167, SLG: 0.167						1-3 2H				1 0 0 0 0 0 2												
Todd Worrell, R (9.1)										0 0 0 0 0 0 0												
Curt Ford, L (1.9) OBP: 0.360, SLG: 0.569			0-3 K		0-0 5-3 1B			4-3	0-0 F9	3 0 1 0 0 1 2												
Tony Peña, R (8. PH) OBP: 0.267, SLG: 0.083										2 0 0 0 0 0 0												
Steve Lake, R (1.2) OBP: 0.333, SLG: 0.415					0-0 5-3		0-0 6-3	0-0 F5		4 0 2 0 0 0 1												
John Morris, L (8. PR) OBP: 0.333, SLG: 0.333					1-2 2B			1B 2B 1B		1 1 0 0 0 0 0												
Tim Conroy, L (1.1) OBP: 0.464, SLG: 0.449			0-3 K		0-3 K		0-3 K	0-0 F9	0-0 4-3	3 0 0 0 0 3 2												
Inning Stats	R: 0 E: 0 K: 1 S: 5	H: 0 LOB: 0 BB: 0 P: 5	R: 0 E: 0 K: 1 S: 5	H: 0 LOB: 0 BB: 0 P: 5	R: 0 E: 0 K: 3 S: 10	H: 1 LOB: 1 BB: 0 P: 10	R: 0 E: 0 K: 2 S: 7	H: 0 LOB: 2 BB: 2 P: 15	R: 0 E: 0 K: 1 S: 6	H: 1 LOB: 1 BB: 0 P: 6	R: 1 E: 0 K: 2 S: 9	H: 2 LOB: 2 BB: 1 P: 13	R: 2 E: 0 K: 1 S: 7	H: 2 LOB: 3 BB: 3 P: 19	R: 4 E: 0 K: 0 S: 9	H: 6 LOB: 2 BB: 0 P: 9	R: 0 E: 0 K: 0 S: 3	H: 0 LOB: 0 BB: 0 P: 3	1B: 9 2B: 3 3B: 0 HR: 0	SF: 0 SAC: 0 DP: 0 HBP: 0	WP: 0 PB: 0 SB: 2 CS: 0	PA: 45
PITCHER	IP WLS BF H R ER SO BB IBB HBP BLK WP HR S P ERA WHIP											PITCHER	IP WLS BF H R ER SO BB IBB HBP BLK WP HR S P ERA WHIP									
Nolan Ryan, R (1.1) ERA: 2.64	6.2 L 31 5 3 3 11 6 0 0 0 0 0 0 47 71 4.05 1.650																					
Aurelio Lopez, R (7.1) ERA: 2.13	0.1 2 1 0 0 0 0 0 0 0 0 0 0 2 2 0.00 3.000																					
Dave Meads, L (8.1) ERA: 6.91	0.2 6 4 4 4 0 0 0 0 0 0 0 0 6 6 54.00 6.000																					
Julio Solano, R (8.1) ERA: 3.97	1.1 6 2 0 0 0 0 0 0 0 0 0 0 6 6 0.00 1.500																					

AB 39
R 7
H 12
RBI 7
BB 6
SO 11
LOB 22



Batter	1	2	3	4	5	6	7	8	9	AB R H RBI BB SO LOB	BOTTOM									
Billy Hatcher, R (1.8) OBP: 0.371, SLG: 0.460	0-0 F9	0-0 F8			0-0 G4-1				0-0 1B 2B	5 1 2 1 0 0 3	St. Louis Cardinals @ Houston Astros Astrodome, Houston, TX Fri May 22 1987, 8:05 PM EDT Att: 22,533 - Unknown									
Bill Doran, S (1.4) OBP: 0.300, SLG: 0.342	4-0 2B BB		0-0 CS 1B		4-0 BB		0-0 F9	0-0 2H 1B	0-0 S 1B	3 1 2 1 2 0 1										
Jose Cruz, L (1.7) OBP: 0.336, SLG: 0.444	0-0 F9		0-0 F7		0-0 L9			0-0 BLK 3B	0-0 P6	5 1 1 0 0 0 5										
Glenn Davis, R (1.3) OBP: 0.263, SLG: 0.390	0-0 1H 2B		0-0 5-3			0-3 K		0-0 3H HR	0-0 P6	5 1 2 2 0 1 1										
Phil Garner, R (1.5) OBP: 0.280, SLG: 0.388	0-0 F8				0-0 P3		0-0 F8	0-0 F9		4 0 0 0 0 0 1										
Kevin Bass, S (1.9) OBP: 0.337, SLG: 0.442		0-0 F9			0-0 F7		0-0 5-3	0-0 F9		4 0 0 0 0 0 0										
Alan Ashby, S (1.2) OBP: 0.380, SLG: 0.450		0-0 G3			0-0 F8			0-1 4-3 1B 2B	0-1 CI FC6-4	3 1 1 0 0 0 0										
Dickie Thon, R (1.6) OBP: 0.364, SLG: 0.389					0-0 SH1-4 1B			0-0 5-3	0-0 FC6-4	4 0 2 0 0 0 2										
Nolan Ryan, R (1.1) ERA: 3.99					0-0 SH1-4					0 0 0 0 1 0 0										
Aurelio Lopez, R (7.1) ERA: 2.59										0 0 0 0 0 0 0										
Jim Pankovits, R (8.1) OBP: 0.195, SLG: 0.195										1 0 0 0 0 0 1										
Dave Meads, L (8.1)										0 0 0 0 0 0 0										
Julio Solano, R (9.1) OBP: 0.520, SLG: 0.330					1-2 BB					0 0 0 0 0 0 0										
Inning Stats	R: 1 E: 0 K: 0 S: 4	H: 1 LOB: 1 BB: 1 P: 8	R: 0 E: 0 K: 0 S: 4	H: 1 LOB: 2 BB: 1 P: 8	R: 0 E: 0 K: 0 S: 3	H: 1 LOB: 0 BB: 0 P: 3	R: 0 E: 0 K: 0 S: 3	H: 0 LOB: 0 BB: 0 P: 3	R: 0 E: 0 K: 1 S: 5	H: 0 LOB: 0 BB: 0 P: 5	R: 1 E: 0 K: 0 S: 5	H: 2 LOB: 1 BB: 0 P: 5	R: 2 E: 1 K: 0 S: 6	H: 2 LOB: 1 BB: 0 P: 6	R: 1 E: 0 K: 0 S: 5	H: 2 LOB: 1 BB: 0 P: 5	1B: 5 2B: 3 3B: 1 HR: 1	SF: 0 SAC: 1 DP: 0 HBP: 0	WP: 0 PB: 0 SB: 2 CS: 1	PA: 40
PITCHER	IP WLS BF H R ER SO BB IBB HBP BLK WP HR S P ERA WHIP											PITCHER	IP WLS BF H R ER SO BB IBB HBP BLK WP HR S P ERA WHIP							
Tim Conroy, L (1.1) ERA: 3.99	6.2 W 28 6 2 2 1 3 0 0 0 0 0 0 27 39 2.70 1.350																			
Ricky Horton, L (7.1) ERA: 2.59	2.0 11 4 3 3 0 0 0 0 0 1 0 1 11 11 13.50 2.000																			
Todd Worrell, R (9.1) ERA: 7.8	0.1 S 1 0 0 0 0 0 0 0 0 0 0 0 1 1 0.00 0.000																			

AB 35
R 5
H 10
RBI 4
BB 3
SO 1
LOB 14




Batter	1	2	3	4	5	6	7	8	9	AB	R	H	RBI	BB	SO	LOB	TOP					
Vince Coleman, S (1,7) OBP: 0.383, SLG: 0.325	K	BB HR BB	1-3			4-3		K		4	1	0	0	1	2	1	St. Louis Cardinals @ Houston Astros Astrodome, Houston, TX Sun May 24 1987, 4:33 AM EDT Att: 24,591 - Unknown					
Ozzie Smith, S (1,6) OBP: 0.379, SLG: 0.321	E6 1B PB	BB HR BB			G3	6-3				3	2	0	0	2	0							
Terry Pendleton, S (1,5) OBP: 0.397, SLG: 0.447	PB BB 1-3 4-3	HR BB			F7	E4 FC6-4		4-3		4	2	1	1	1	0	1						
Jack Clark, R (1,3) OBP: 0.471, SLG: 0.698	PB BB 1-2	HR			3B BB	FC6-4 1-2				2	2	1	4	3	0	1						
Willie McGee, S (1,8) OBP: 0.288, SLG: 0.372	4-3	6-3			3B BB			K		5	0	1	2	0	2	2						
Tom Herr, S (1,4) OBP: 0.366, SLG: 0.411	BB	4-3			K			K		4	0	1	0	1	2	2						
Curt Ford, L (1,9) OBP: 0.378, SLG: 0.545	4-3				F9 FC4-6 1B	F8		K		5	0	1	0	0	1	4						
Steve Lake, R (1,2) OBP: 0.317, SLG: 0.394		F2			FC4-6 SH1-3 1-2	F8		FC6-4		4	0	0	0	0	0	2						
Joe Magrane, R (1,1) OBP: 0.378, SLG: 0.378	BB PB BB	SH1-3			5-3			K		2	1	0	0	1	1	0						
Inning Stats	R: 2 E: 1 K: 1 S: 7	H: 1 LOB: 2 BB: 2 P: 15	R: 5 E: 0 K: 0 S: 4	H: 1 LOB: 0 BB: 4 P: 20	R: 0 E: 0 K: 0 S: 4	H: 1 LOB: 1 BB: 0 P: 4	R: 1 E: 0 K: 1 S: 6	H: 1 LOB: 1 BB: 1 P: 10	R: 0 E: 0 K: 0 S: 3	H: 0 LOB: 0 BB: 0 P: 3	R: 0 E: 1 K: 0 S: 4	H: 0 LOB: 1 BB: 0 P: 4	R: 0 E: 0 K: 1 S: 6	H: 1 LOB: 1 BB: 0 P: 6	R: 0 E: 0 K: 2 S: 7	H: 0 LOB: 1 BB: 1 P: 11		R: 0 E: 0 K: 3 S: 9	H: 0 LOB: 1 BB: 1 P: 13	1B: 3 2B: 0 3B: 1 HR: 1	SF: 0 SAC: 1 DP: 0 HBP: 0	WP: 0 PB: 2 SB: 0 CS: 0
PITCHER	IP	WLS	BF	H	R	ER	SO	BB	IBB	HBP	BLK	WP	HR	S	P	ERA	WHIP					
Mike Scott, R (1,1) ERA: 2.51	1.1	L	13	2	7	5	1	6	0	0	0	0	0	1	9	33	33.75	6.000				
Julio Solano, R (2,1) ERA: 3.6	3.2		14	2	1	1	1	1	0	0	0	0	0	15	19	2.46	0.818					
Aurelio Lopez, R (6,1) ERA: 1.84	2.0		8	1	0	0	1	0	0	0	0	0	0	10	10	0.00	0.500					
Larry Andersen, R (8,1) ERA: 2.55	2.0		8	0	0	0	5	2	0	0	0	0	0	16	24	0.00	1.000					
Batter	1	2	3	4	5	6	7	8	9	AB	R	H	RBI	BB	SO	LOB	BOTTOM					
Billy Hatcher, R (1,7) OBP: 0.372, SLG: 0.458	6-3				1B 2B 1B			5-3		4	1	1	0	0	0	0	St. Louis Cardinals @ Houston Astros Astrodome, Houston, TX Sun May 24 1987, 4:33 AM EDT Att: 24,591 - Unknown					
Bill Doran, S (1,4) OBP: 0.303, SLG: 0.349	6-3				F8			4-3		4	0	1	0	0	0	1						
Phil Garner, R (1,5) OBP: 0.276, SLG: 0.378	6-3				2B 4-3 1B			K		4	1	1	0	0	1	1						
Glenn Davis, R (1,3) OBP: 0.280, SLG: 0.422	F9				4-3 2H 2B			K		4	0	2	1	0	1	0						
Kevin Bass, S (1,9) OBP: 0.328, SLG: 0.433	K				4-3			K		4	0	1	1	0	2	2						
Alan Ashby, S (1,2) OBP: 0.380, SLG: 0.440	L9				2-3 3H BB			6-3		3	0	1	0	1	0	1						
Paul Householder, S (1,8) OBP: 0.222, SLG: 0.250	F9				FC5 BB BB			5-3		3	0	0	0	1	0	2						
Dickie Thon, R (1,6) OBP: 0.286, SLG: 0.292	5-3				FC5			6-3		4	0	0	0	0	0	4						
Mike Scott, R (1,1) ERA: 2.51	K				5-3			F9		0	0	0	0	0	0	0						
Julio Solano, R (2,1) ERA: 3.6								FC5-4		1	0	0	0	0	1	0						
Jim Pankovits, R (5,PH) ERA: 0.095										0	0	0	0	0	0	0						
Aurelio Lopez, R (6,1) ERA: 1.84										0	0	0	0	0	0	0						
Terry Puhl, L (7,PH) OBP: 0.332, SLG: 0.371										0	0	0	0	0	0	0						
Larry Andersen, R (8,1) ERA: 2.55										0	0	0	0	0	0	0						
Mark Bailey, S (9,PH) OBP: 0.288, SLG: 0.238										1	0	0	0	0	0	1						
Inning Stats	R: 0 E: 0 K: 0 S: 3	H: 0 LOB: 0 BB: 0 P: 3	R: 0 E: 0 K: 1 S: 5	H: 0 LOB: 0 BB: 0 P: 5	R: 0 E: 0 K: 1 S: 5	H: 0 LOB: 0 BB: 0 P: 5	R: 2 E: 0 K: 0 S: 6	H: 3 LOB: 3 BB: 2 P: 14	R: 0 E: 0 K: 0 S: 4	H: 1 LOB: 1 BB: 0 P: 4	R: 0 E: 0 K: 1 S: 6	H: 1 LOB: 1 BB: 0 P: 6	R: 0 E: 0 K: 0 S: 3	H: 0 LOB: 0 BB: 0 P: 3	R: 0 E: 0 K: 2 S: 8	H: 1 LOB: 1 BB: 0 P: 8	R: 0 E: 0 K: 0 S: 4	H: 1 LOB: 1 BB: 0 P: 4	1B: 5 2B: 2 3B: 0 HR: 0	SF: 0 SAC: 0 DP: 0 HBP: 0	WP: 0 PB: 0 SB: 0 CS: 0	PA: 36
PITCHER	IP	WLS	BF	H	R	ER	SO	BB	IBB	HBP	BLK	WP	HR	S	P	ERA	WHIP					
Joe Magrane, L (1,1) ERA: 2.2	9.0	W	36	7	2	2	5	2	0	0	0	0	0	44	52	2.00	1.000					


AB	33
R	8
H	5
RBI	7
BB	9
SO	8
LOB	13



AB	34
R	2
H	7
RBI	2
BB	2
SO	5
LOB	12



Batter	1	2	3	4	5	6	7	8	9	AB	R	H	RBI	BB	SO	LOB	TOP			
Barry Bonds, L (1, 8) OBP: 0.347, SLG: 0.483	0-0 6-3		0-0 6-3		0-0 P2			0-0 P3		4	0	0	0	0	0	1	<p>Pittsburgh Pirates @ Houston Astros Astrodome, Houston, TX Mon May 25 1987, 8:05 PM EDT Att: 9,618 - Unknown</p> <p>livebaseballscorecards.com</p> <p>AB 30 R 2 H 4 RBI 2 BB 1 SO 3 LOB 3</p> 			
Bobby Bonilla, S (1, 9) OBP: 0.288, SLG: 0.361	0-0 2B		0-0 F3			0-0 F7		0-0 F7		4	1	1	0	0	0	0				
Johnny Ray, S (1, 4) OBP: 0.330, SLG: 0.383	0-0 WP 1-H 2B		0-0 F9			0-0 B2-3		0-3 K		4	1	1	1	0	1	0				
Jim Morrison, R (1, 5) OBP: 0.304, SLG: 0.459	0-0 CS 2-H 2B			0-0 5-3		0-3 K		0-0 F5		4	0	1	1	0	1	0				
Mike Diaz, R (1, 7) OBP: 0.280, SLG: 0.527	4-0 IBB			0-0 F4			0-3 K			2	0	0	0	1	1	0				
Sid Bream, L (1, 3) OBP: 0.388, SLG: 0.583	0-0 F7			0-0 F8			0-0 F9			3	0	0	0	0	0	2				
Junior Ortiz, R (1, 2) OBP: 0.271, SLG: 0.259	0-0 CS 2-3		0-0 F8		0-0 F9		0-0 4-3			3	0	0	0	0	0	0				
Houston Jimenez, R (1, 6)			0-0 F8		0-0 F2			0-0 5-3		3	0	0	0	0	0	0				
Dom Taylor, R (1, 1) OBP: 0.154, SLG: 0.154 Bob Walk, R (7, 1) OBP: 0.333, SLG: 0.333 Bill Almon, R (6, PH) OBP: 0.238, SLG: 0.250 Logan Easley, R (8, 1)	0-0 F8				0-0 1B			0-0 5-3		2	0	1	0	0	0	0				
Inning Stats	R: 2 E: 0 K: 0 S: 5	H: 3 LOB: 1 BB: 1 P: 9	R: 0 E: 0 K: 0 S: 3	H: 0 LOB: 0 BB: 0 P: 3	R: 0 E: 0 K: 0 S: 3	H: 0 LOB: 0 BB: 0 P: 3	R: 0 E: 0 K: 0 S: 4	H: 1 LOB: 1 BB: 0 P: 4	R: 0 E: 0 K: 1 S: 5	H: 0 LOB: 0 BB: 0 P: 5	R: 0 E: 0 K: 1 S: 5	H: 0 LOB: 0 BB: 0 P: 5	R: 0 E: 0 K: 1 S: 5	H: 0 LOB: 0 BB: 0 P: 5	R: 0 E: 0 K: 1 S: 5	H: 0 LOB: 0 BB: 0 P: 5	1B: 2 2B: 2 3B: 0 HR: 0	SF: 0 SAC: 0 DP: 0 HBP: 0	WP: 1 PB: 0 SB: 0 CS: 1	PA: 32
PITCHER Jim Deshaies, L (1, 1) ERA: 4.23	IP: 9.0 WLS: W BF: 31 H: 4 R: 2 ER: 2 SO: 3 BB: 0 IBB: 1 HBP: 0 BLK: 0 WP: 1 HR: 0 S: 36 P: 40 ERA: 2.00 WHIP: 0.444															PITCHER				

Batter	1	2	3	4	5	6	7	8	9	AB	R	H	RBI	BB	SO	LOB	BOTTOM	
Billy Hatcher, R (1, 8) OBP: 0.383, SLG: 0.459	4-0 E 2B BB		0-0 L5		4-0 6-3 S SF7 BB		4-0 1B G6-4-3 BB	0-0 1-3 2-H 1B		2	3	1	1	3	0	0	<p>Pittsburgh Pirates @ Houston Astros Astrodome, Houston, TX Mon May 25 1987, 8:05 PM EDT Att: 9,618 - Unknown</p> <p>livebaseballscorecards.com</p> <p>AB 29 R 7 H 8 RBI 6 BB 8 SO 5 LOB 22</p> 	
Bill Doran, S (1, 4) OBP: 0.306, SLG: 0.347	4-0 2B G3 BB		0-3 K		0-0 6-3		0-0 G6-4-3 1B	0-0 5-3		4	1	1	0	1	1	3		
Jose Cruz, L (1, 7) OBP: 0.331, SLG: 0.428	0-0 F8		0-3 K		4-0 SF7 BB		4-0 G6-4-3 BB			2	0	0	0	2	1	2		
Glenn Davis, R (1, 3) OBP: 0.285, SLG: 0.450	0-0 G3 1-3 2-H 2B			0-0 HR	0-0 SF7		0-0 G6-4-3	0-0 1-2 2-3 3-H		3	1	2	3	0	0	2		
Terry Puhl, L (1, 9) OBP: 0.326, SLG: 0.359	0-0 G3			0-0 1B FC3-2 1B	0-0 G3		0-0 3-1			4	0	1	1	0	0	3		
Denny Walling, L (1, 5) OBP: 0.337, SLG: 0.397	0-0 6-3			0-0 FC3-2 1B		0-0 F6		4-0 BB 1B BB		3	1	1	0	1	0	1		
Alan Ashby, S (1, 2) OBP: 0.383, SLG: 0.437			0-0 F9		0-0 FC3-2 FC6-4		0-0 3B 1B	4-0 1B BB		3	1	1	0	1	0	2		
Craig Reynolds, L (1, 6) OBP: 0.351, SLG: 0.381		0-0 F8		0-0 F8		0-0 1-H CS 3B		0-0 F7		4	0	1	1	0	0	4		
Jim Deshaies, L (1, 1) OBP: 0.333, SLG: 0.067		0-3 K		0-0 FC6-4		0-3 K		0-3 K		4	0	0	0	0	3	5		
Inning Stats	R: 2 E: 1 K: 0 S: 4	H: 1 LOB: 1 BB: 2 P: 12	R: 0 E: 0 K: 1 S: 5	H: 0 LOB: 0 BB: 0 P: 5	R: 0 E: 0 K: 2 S: 7	H: 0 LOB: 0 BB: 0 P: 7	R: 1 E: 0 K: 0 S: 6	H: 3 LOB: 2 BB: 0 P: 6	R: 1 E: 0 K: 0 S: 3	H: 0 LOB: 1 BB: 2 P: 11	R: 1 E: 0 K: 0 S: 3	H: 1 LOB: 1 BB: 2 P: 11	R: 1 E: 0 K: 1 S: 6	H: 1 LOB: 2 BB: 2 P: 14	1B: 5 2B: 2 3B: 1 HR: 1	SF: 1 SAC: 0 DP: 2 HBP: 0	WP: 0 PB: 0 SB: 1 CS: 1	PA: 38
PITCHER Dom Taylor, R (1, 1) ERA: 5.08 Bob Walk, R (7, 1) ERA: 4.3 Logan Easley, R (8, 1) ERA: 5.47	IP: 6.0 WLS: L BF: 27 H: 6 R: 5 ER: 5 SO: 4 BB: 4 IBB: 0 HBP: 0 BLK: 0 WP: 0 HR: 1 S: 31 P: 47 ERA: 7.50 WHIP: 1.667															PITCHER		

Batter	1	2	3	4	5	6	7	8	9	AB R H RBI BB SO LOB	TOP											
John Cangelosi, S (1, 7) OBP: 0.531, SLG: 0.282	0-0 6-3			4-0 CI BB	4-0 FC6 BB			0-3 K		2 0 0 0 2 1 0	Pittsburgh Pirates @ Houston Astros Astrodome, Houston, TX Wed May 27 1987, 8:05 PM EDT Att: 14,863 - Unknown											
Andy Van Slyke, L (1, 9) OBP: 0.292, SLG: 0.366 John Smiley, L (8, 1) OBP: 0.500, SLG: 1.000	0-3 K			0-1 CI	0-0 FC6			0-3 K		3 0 0 0 0 2 1 0 0 0 0 0 0 0												
Johnny Ray, S (1, 4) OBP: 0.326, SLG: 0.383	0-3 K			0-0 F7		0-0 4-3			0-0 G4-6-3 1B	4 0 1 0 0 1 2												
Sid Bream, L (1, 3) OBP: 0.381, SLG: 0.563		0-0 6-3		0-3 K		0-0 4-3			0-0 G4-6-3 1-2	4 0 0 0 0 1 3												
Jim Morrison, R (1, 5) OBP: 0.302, SLG: 0.449		0-3 K		0-0 F9		0-3 K			0-3 K	4 0 0 0 0 3 2												
Barry Bonds, L (1, 8) OBP: 0.356, SLG: 0.490		0-0 4-3			0-0 SH3-4 BB 1B		0-3 K			3 1 1 0 0 1 0												
Michael LaValliere, L (1, 2) OBP: 0.413, SLG: 0.353			0-3 K		4-0 SH3-4 BB 1B		0-0 6-3			2 1 0 0 1 1 0												
Rafael Belliard, R (1, 6) OBP: 0.299, SLG: 0.304			0-3 K		0-0 SH3-4		0-3 K			2 0 0 0 0 2 0												
Rick Reuschel, R (1, 1) OBP: 0.269, SLG: 0.440 Don Robinson, R (7, 1) Bobby Bonilla, S (8, PH) OBP: 0.286, SLG: 0.357			0-0 F9		0-0 1B			0-0 F5		2 0 1 2 0 0 0 0 0 0 0 0 0 0 1 0 0 0 0 0 0												
Inning Stats	R: 0 E: 0 K: 2 S: 7	H: 0 LOB: 0 BB: 0 P: 7	R: 0 E: 0 K: 1 S: 5	H: 0 LOB: 0 BB: 0 P: 5	R: 0 E: 0 K: 2 S: 7	H: 0 LOB: 0 BB: 0 P: 7	R: 0 E: 1 K: 1 S: 6	H: 2 LOB: 2 BB: 1 P: 10	R: 2 E: 0 K: 0 S: 4	H: 2 LOB: 1 BB: 2 P: 12	R: 0 E: 0 K: 1 S: 5	H: 0 LOB: 0 BB: 0 P: 5	R: 0 E: 0 K: 2 S: 7	H: 0 LOB: 0 BB: 0 P: 7	R: 0 E: 0 K: 1 S: 5	H: 1 LOB: 0 BB: 0 P: 5	1B: 3 2B: 0 3B: 0 HR: 0	SF: 0 SAC: 1 DP: 1 HBP: 0	WP: 0 PB: 0 SB: 0 CS: 0	PA: 32		
PITCHER	IP WLS BF H R ER SO BB IBB HBP BLK WP HR S P ERA WHIP																					
Nolan Ryan, R (1, 1) ERA: 2.67 Aurelio Lopez, R (7, 1) ERA: 1.79 Dave Smith, R (8, 1) ERA:	6.0 23 2 2 2 7 3 0 0 0 0 0 0 34 46 3.00 0.833	1.0 W 3 0 0 0 2 0 0 0 0 0 0 0 7 7 0.00 0.000	2.0 S 6 1 0 0 3 0 0 0 0 0 0 0 12 12 0.00 0.500																			

AB 27
R 2
H 3
RBI 2
BB 3
SO 12
LOB 8



Batter	1	2	3	4	5	6	7	8	9	AB R H RBI BB SO LOB	BOTTOM											
Billy Hatcher, R (1, 8) OBP: 0.379, SLG: 0.458	0-0 F7		0-0 L4-3 1B		0-0 FC6-4 1B	0-0 1-3	0-0 5-3			5 0 2 0 0 0 6	Pittsburgh Pirates @ Houston Astros Astrodome, Houston, TX Wed May 27 1987, 8:05 PM EDT Att: 14,863 - Unknown											
Bill Doran, S (1, 4) OBP: 0.315, SLG: 0.357	0-0 F7		0-0 L4-3 1-2		0-0 FC6-4 1B		0-0 2B	0-0 5-3		5 1 2 0 0 0 1												
Denny Walling, L (1, 5) OBP: 0.363, SLG: 0.442				0-0 1B	0-0 FC6-4 1-2 2-3		0-0 2B	0-0 HR	0-0 1B	5 3 4 0 0 0 2												
Glenn Davis, R (1, 3) OBP: 0.312, SLG: 0.500	4-0 BB			0-0 CS 1B	0-3 K		0-0 1B	0-0 2B	0-0 HR	4 2 3 5 1 1 2												
Terry Puhl, L (1, 7) OBP: 0.314, SLG: 0.340	0-0 F6			0-0 3-1 1-2		0-0 FC1-5 1B	0-0 F8	0-0 FC5-4 1B		5 0 2 0 0 0 4												
Kevin Bass, S (1, 9) OBP: 0.342, SLG: 0.442		0-0 4-3		4-0 E BB		0-0 BB	0-0 FC1-5 1B	0-0 FC5-4 1-2		4 1 2 0 1 0 1												
Alan Ashby, S (1, 2) OBP: 0.387, SLG: 0.437 Chuck Jackson, R (7, PR) Dickie Thon, R (8, 6) OBP: 0.344, SLG: 0.280		0-0 6-3		0-0 E4		0-0 FC1-5 BB	4-0 2B	0-0 E6		3 0 0 0 1 0 3 0 0 0 0 0 0 0 1 0 0 0 0 0 1												
Craig Reynolds, L (1, 6) OBP: 0.350, SLG: 0.382 Dave Smith, R (8, 1)		0-0 L3		0-0 4-3		0-0 K	0-0 2B	0-3 K		4 0 1 2 0 1 4 1 0 0 0 0 1 2												
Nolan Ryan, R (1, 1) OBP: 0.111, SLG: 0.235 Paul Householder, S (8, PH) OBP: 0.417, SLG: 0.250 Aurelio Lopez, R (7, 1) Mark Bailey, S (8, 2) OBP: 0.262, SLG: 0.233			0-3 K		0-3 K	4-0 BB	0-3 K			2 0 0 0 0 2 0 0 0 0 0 1 0 0 0 0 0 0 0 0 0 1 0 0 0 0 1 3												
Inning Stats	R: 0 E: 0 K: 0 S: 4	H: 1 LOB: 2 BB: 1 P: 8	R: 0 E: 0 K: 0 S: 3	H: 0 LOB: 0 BB: 0 P: 3	R: 0 E: 1 K: 0 S: 5	H: 1 LOB: 0 BB: 0 P: 5	R: 1 E: 1 K: 0 S: 5	H: 2 LOB: 2 BB: 1 P: 9	R: 0 E: 0 K: 2 S: 9	H: 2 LOB: 2 BB: 0 P: 9	R: 0 E: 0 K: 1 S: 7	H: 2 LOB: 3 BB: 1 P: 11	R: 4 E: 0 K: 1 S: 10	H: 5 LOB: 3 BB: 1 P: 14	R: 2 E: 1 K: 1 S: 9	H: 3 LOB: 2 BB: 0 P: 9	1B: 11 2B: 5 3B: 0 HR: 1	SF: 0 SAC: 0 DP: 1 HBP: 0	WP: 0 PB: 0 SB: 0 CS: 1	PA: 44		
PITCHER	IP WLS BF H R ER SO BB IBB HBP BLK WP HR S P ERA WHIP																					
Rick Reuschel, R (1, 1) ERA: 2.1 Don Robinson, R (7, 1) ERA: 4.5 John Smiley, L (8, 1) ERA: 5.86	6.0 28 8 1 1 4 3 0 0 0 0 0 0 33 45 1.50 1.833	1.0 L 9 5 4 4 1 1 0 0 0 0 0 0 10 14 36.00 6.000	1.0 7 3 2 2 1 0 0 0 0 0 0 1 9 9 18.00 3.000																			

AB 40
R 7
H 16
RBI 7
BB 4
SO 6
LOB 29



Batter	1	2	3	4	5	6	7	8	9	AB	R	H	RBI	BB	SO	LOB	TOP													
Billy Hatcher, R OBP: 0.382, SLG: 0.463 Aurelio Lopez, R (8, 1)	G5-4-3 BB	SF9 3-H				1B 2B 2B		5-3 1-2		3	1	2	2	1	0	1	<div style="text-align: center;"> Houston Astros @ St. Louis Cardinals Busch Stadium, St. Louis, MO Sun May 31 1987, 3:33 AM CDT Att: 40,200 - Unknown </div>													
Bill Doran, S OBP: 0.317, SLG: 0.349	G5-4-3 1-2	FC6-4 1-2			5-3	2B 1B		2B BB	K	5	1	1	0	1	1	7														
Phil Garner, R OBP: 0.278, SLG: 0.374 Julio Solano, R (7, 1) Chuck Jackson, R OBP: 0.500, SLG: 1.000 (8, PH) Paul Householder, S OBP: 0.357, SLG: 0.200 (8, 8)	6-3		4-3		L8					4	0	1	2	0	0	1														
Glenn Davis, R OBP: 0.322, SLG: 0.492		1B 2B	F9 1B			6-3				3	1	2	0	2	0	1														
Kevin Bass, S OBP: 0.337, SLG: 0.443		1B 1B 1B	F9 1-2		4-3			F8 P4		5	1	1	1	0	0	6														
Jose Cruz, L OBP: 0.325, SLG: 0.422		1B 1B 1B	6-3							5	1	2	0	0	0	1														
Mark Bailey, S OBP: 0.302, SLG: 0.234		1B 1-2 3-H			K			FC1-6-5 E	L6	4	1	1	1	1	1	1														
Dickie Thon, R OBP: 0.341, SLG: 0.294		K	F9					P4		5	1	2	0	0	1	3														
Jim Deshaies, L OBP: 0.333, SLG: 0.111 Larry Andersen, R (6, 1) Dave Meads, L OBP: 0.333, SLG: 0.333 Denny Walling, L OBP: 0.344, SLG: 0.427 (6, 5)		1B 1B 1B	6-3		K			E1 1-H 2B		3	1	1	0	0	1	0														
Inning Stats	R: 0 E: 0 K: 0 S: 2	H: 0 LOB: 0 BB: 1 P: 6	R: 3 E: 0 K: 1 S: 10	H: 5 LOB: 2 BB: 0 P: 10	R: 0 E: 0 K: 0 S: 4	H: 1 LOB: 1 BB: 0 P: 4	R: 0 E: 0 K: 2 S: 7	H: 0 LOB: 0 BB: 0 P: 7	R: 0 E: 0 K: 0 S: 4	H: 1 LOB: 2 BB: 1 P: 8	R: 4 E: 1 K: 0 S: 8	H: 4 LOB: 1 BB: 0 P: 8	R: 0 E: 0 K: 0 S: 3	H: 0 LOB: 0 BB: 0 P: 3	R: 1 E: 0 K: 1 S: 7	H: 2 LOB: 3 BB: 2 P: 15		R: 0 E: 0 K: 2 S: 9	H: 2 LOB: 3 BB: 1 P: 13	1B: 9 2B: 6 3B: 0 HR: 0	SF: 1 SAC: 0 DP: 1 HBP: 0	WP: 0 PA: 47								
PITCHER	IP WLS BF H R ER SO BB IBB HBP BLK WP HR S P	5.2 L 27 8 5 4 3 1 1 0 0 0 0 0 31 39								6.35 1.588	0.1 0	0.1 1	0	0	1	0		0	0	0	0	0	0	0	0	0	0	3	3	0.00 0.000

AB	R	H	RBI	BB	SO	LOB
41	8	15	7	5	6	24



Batter	1	2	3	4	5	6	7	8	9	AB	R	H	RBI	BB	SO	LOB	BOTTOM														
Ozzie Smith, S OBP: 0.391, SLG: 0.348	CS BB		K			4-3				4	0	2	4	1	1	3	<div style="text-align: center;"> Houston Astros @ St. Louis Cardinals Busch Stadium, St. Louis, MO Sun May 31 1987, 3:33 AM CDT Att: 40,200 - Unknown </div>														
Tom Herr, S OBP: 0.386, SLG: 0.391 Tim Conroy, L (9, 1) Ken Dayley, L (9, 1) Todd Worrell, R (9, 1)			1-4-3							3	0	0	0	2	1	4															
Terry Pendleton, S OBP: 0.371, SLG: 0.413					F7					5	0	0	0	0	1	4															
Jack Clark, R OBP: 0.449, SLG: 0.691					F8					4	1	0	0	1	1	2															
Willie McGee, S OBP: 0.298, SLG: 0.400					6-3					5	1	1	0	0	0	1															
Tony Peña, R OBP: 0.326, SLG: 0.316										5	2	2	0	0	2	0															
José Oquendo, S OBP: 0.455, SLG: 0.427 (7, 7)										2	2	1	1	2	0	0															
Curt Ford, L OBP: 0.381, SLG: 0.527 Jim Lindeman, R OBP: 0.224, SLG: 0.431 John Morris, L OBP: 0.333, SLG: 0.286 (7, 9)										1	1	0	0	1	0	0															
Greg Mathews, R OBP: 0.420, SLG: 0.457 Bill Dawley, R OBP: 0.500, SLG: 0.400 Steve Loria, S OBP: 0.321, SLG: 0.404 Pat Perry, L (7, 1) Rod Boaker, L OBP: 0.464, SLG: 0.500 (9, 4)										1	0	1	0	0	0	0															
Inning Stats	R: 0 E: 0 K: 1 S: 4	H: 0 LOB: 1 BB: 2 P: 12	R: 0 E: 0 K: 1 S: 5	H: 0 LOB: 0 BB: 0 P: 5	R: 0 E: 1 K: 1 S: 6	H: 1 LOB: 1 BB: 0 P: 6	R: 0 E: 0 K: 0 S: 3	H: 0 LOB: 0 BB: 0 P: 3	R: 2 E: 0 K: 0 S: 5	H: 2 LOB: 1 BB: 1 P: 9	R: 3 E: 0 K: 0 S: 6	H: 3 LOB: 2 BB: 2 P: 14	R: 0 E: 0 K: 0 S: 3	H: 0 LOB: 1 BB: 1 P: 7	R: 2 E: 0 K: 2 S: 9	H: 2 LOB: 2 BB: 2 P: 17		R: 0 E: 0 K: 2 S: 7	H: 0 LOB: 0 BB: 0 P: 7	1B: 6 2B: 2 3B: 0 HR: 0	SF: 0 SAC: 1 DP: 0 HBP: 0	WP: 0 PA: 42									
PITCHER	IP WLS BF H R ER SO BB IBB HBP BLK WP HR S P	5.1 W 23 4 4 4 3 4 0 0 0 0 0 0 25 41								6.75 1.500	2.0 S	2.0 7	0	0	0	4		0	0	0	0	0	0	0	0	0	0	0	0	0	0.00 0.500

AB	R	H	RBI	BB	SO	LOB
33	7	8	7	8	7	19



Batter	1	2	3	4	5	6	7	8	9	AB	R	H	RBI	BB	SO	LOB	TOP		
Marvell Wynne, L (1, 7) <small>OBP: 0.356, SLG: 0.356</small> Carmelo Martinez, R (3, 7) <small>OBP: 0.324, SLG: 0.350</small> Lance McCullers, S (7, 1)	K		BB		BB		F8			1	0	0	0	1	1	0	San Diego Padres @ Houston Astros Astrodome, Houston, TX Tue Jun 09 1987, 8:05 PM EDT Att: 11,511 - Unknown		
Shane Mack, R (1, 8) <small>OBP: 0.309, SLG: 0.294</small>	F8		3-1		F9			F9		4	0	0	0	0	0	4			
Tony Gwynn, L (1, 9) <small>OBP: 0.439, SLG: 0.523</small>	5-3			S	5-3		F7	1B	1B	3	0	1	0	1	0	2			
John Kruk, L (1, 3) <small>OBP: 0.475, SLG: 0.544</small>		K		F7		4-3		F7		4	0	0	0	0	1	2			
Benito Santiago, R (1, 2) <small>OBP: 0.294, SLG: 0.396</small>	K		5-3		F8			S	1B	4	0	1	0	0	1	1			
Tim Flannery, L (1, 4) <small>OBP: 0.293, SLG: 0.246</small>	6-3			S	BB		F7		4-3	3	0	0	0	1	0	2			
Luis Salazar, R (1, 5) <small>OBP: 0.337, SLG: 0.381</small>		K		5-3			K		6-3	4	0	0	0	0	2	2			
Garry Templeton, S (1, 6) <small>OBP: 0.273, SLG: 0.259</small>			SH1-4	BB	SH1-4		1B		K	3	0	2	0	1	1	0			
Dave Dravecky, R (1, 1) <small>OBP: 0.250, SLG: 0.250</small> Jim Steels, L (7, PH) <small>OBP: 0.296, SLG: 0.261</small>	SH1-4			SH1-4		SH1-4		F4		0	0	0	0	0	0	0		SD	
Inning Stats	R: 0 E: 0 K: 1 S: 5	H: 0 LOB: 0 BB: 0 P: 5	R: 0 E: 0 K: 2 S: 7	H: 0 LOB: 0 BB: 0 P: 7	R: 0 E: 0 K: 1 S: 5	H: 0 LOB: 2 BB: 2 P: 13	R: 0 E: 0 K: 0 S: 3	H: 0 LOB: 2 BB: 2 P: 11	R: 0 E: 0 K: 0 S: 4	H: 1 LOB: 2 BB: 1 P: 8	R: 0 E: 0 K: 1 S: 6	H: 1 LOB: 1 BB: 0 P: 6	R: 0 E: 0 K: 0 S: 5	H: 2 LOB: 2 BB: 0 P: 5	R: 0 E: 0 K: 2 S: 7	H: 0 LOB: 0 BB: 0 P: 7			1B: 4 2B: 0 3B: 0 HR: 0
PITCHER Danny Darwin, R (1, 1) <small>ERA: 3.35</small> Dave Smith, R (8, 1) <small>ERA:</small>	IP	WLS	BF	H	R	ER	SO	BB	IBB	HBP	BLK	WP	HR	S	P	ERA	WHIP		

Batter	1	2	3	4	5	6	7	8	9	AB	R	H	RBI	BB	SO	LOB	BOTTOM		
Billy Hatcher, R (1, 8) <small>OBP: 0.382, SLG: 0.473</small>	1-3		FC4-6		6-3			SH		2	0	0	0	1	0	0	San Diego Padres @ Houston Astros Astrodome, Houston, TX Tue Jun 09 1987, 8:05 PM EDT Att: 11,511 - Unknown		
Bill Doran, S (1, 4) <small>OBP: 0.327, SLG: 0.362</small>	5-3		FC4-6			F9		BB		3	0	0	1	1	0	2			
Chuck Jackson, R (1, 5) <small>OBP: 0.357, SLG: 0.400</small>	6-3					G3		F3		3	0	0	0	1	0	2			
Glenn Davis, R (1, 3) <small>OBP: 0.327, SLG: 0.498</small>		F2		F6		E6		L4		4	0	0	0	0	0	5			
Kevin Bass, S (1, 9) <small>OBP: 0.330, SLG: 0.430</small>		5-3			6-3		F7			3	0	0	0	0	0	1			
Jose Cruz, L (1, 7) <small>OBP: 0.323, SLG: 0.425</small>		6-3			G3			F4		3	0	0	0	0	0	0			
Alan Ashby, S (1, 2) <small>OBP: 0.396, SLG: 0.422</small>			BB	1B	FC4-6		K		F9	3	1	1	0	0	1	0			
Dickie Thon, R (1, 6) <small>OBP: 0.321, SLG: 0.239</small>			FC4-6	BB	1B		F8		F8	3	0	1	0	0	0	0			
Danny Darwin, R (1, 1) <small>OBP: 0.160, SLG: 0.280</small> Dave Smith, R (8, 1) <small>OBP: 0.667, SLG: 0.500</small>	F9						K		BB	2	0	0	0	0	1	2			
Inning Stats	R: 0 E: 0 K: 0 S: 3	H: 0 LOB: 0 BB: 0 P: 3	R: 0 E: 0 K: 0 S: 3	H: 0 LOB: 0 BB: 0 P: 3	R: 1 E: 0 K: 0 S: 5	H: 2 LOB: 3 BB: 2 P: 13	R: 0 E: 0 K: 1 S: 5	H: 0 LOB: 0 BB: 0 P: 5	R: 0 E: 0 K: 1 S: 5	H: 0 LOB: 0 BB: 0 P: 5	R: 0 E: 1 K: 0 S: 4	H: 0 LOB: 1 BB: 0 P: 4	R: 0 E: 0 K: 0 S: 3	H: 0 LOB: 2 BB: 2 P: 11	R: 0 E: 0 K: 0 S: 3	H: 0 LOB: 2 BB: 2 P: 11		1B: 2 2B: 0 3B: 0 HR: 0	SF: 0 SAC: 1 DP: 0 HBP: 0
PITCHER Dave Dravecky, L (1, 1) <small>ERA: 4.53</small> Lance McCullers, R (7, 1) <small>ERA: 4.31</small>	IP	WLS	BF	H	R	ER	SO	BB	IBB	HBP	BLK	WP	HR	S	P	ERA	WHIP		

Batter	1	2	3	4	5	6	7	8	9	AB	R	H	RBI	BB	SO	LOB	TOP		
Billy Hatcher, R OBP: 0.394, SLG: 0.478 (1, 8)	0-0 4-3		0-0 1B 2B		4-0 CS BB		0-0 WP 1B		4-0 FC3-6 BB	3	1	2	0	2	0	0	Houston Astros @ Los Angeles Dodgers Dodger Stadium, Los Angeles, CA Thu Jun 11 1987, 7:05 PM PDT Att: 32,544 - Unknown		
Bill Doran, S OBP: 0.327, SLG: 0.352 (1, 4)	0-3 K		0-3 K2-3		0-0 1-3		4-0 1B BB		0-0 FC3-6	4	0	0	0	1	2	4			
Chuck Jackson, R OBP: 0.344, SLG: 0.357 Larry Andersen, R (7, 1)	0-0 E1		4-0 1B BB		0-0 F7		0-0 P3		0-0 L5	3	0	0	0	1	0	3			
Phil Garner, R OBP: 0.264, SLG: 0.345 Dave Smith, R OBP: 0.567, SLG: 0.500 (9, FH) (9, 1)										0	0	0	0	0	0	0			
Phil Garner, R OBP: 0.264, SLG: 0.345 Dave Smith, R OBP: 0.567, SLG: 0.500 (9, 1)										1	0	0	0	0	0	2			
Glenn Davis, R OBP: 0.333, SLG: 0.490 (1, 3)	0-3 K2-3		0-0 1B		0-0 6-3		0-0 L5			4	0	1	1	0	1	1			
Kevin Bass, S OBP: 0.332, SLG: 0.437 (1, 9)					0-0 L8		0-0 5-3		0-0 2B	4	0	2	0	0	0	2			
Jose Cruz, L OBP: 0.322, SLG: 0.417 (1, 7)					0-0 5-3		0-0 F7		0-3 K	4	0	0	0	0	2	2			
Alan Ashby, S OBP: 0.392, SLG: 0.435 (1, 2)					0-0 4-3		0-0 1-3		0-0 F2	4	0	0	0	0	0	2			
Dickie Thon, R OBP: 0.333, SLG: 0.245 (1, 6)					4-0 BB		0-0 6-3		0-0 FC3-6 SH1-3 1B	3	0	1	0	1	0	1			
Jim Deshaies, L OBP: 0.310, SLG: 0.130 Denny Walling, L OBP: 0.360, SLG: 0.439 (1, 1) (7, 5)					0-0 G1		0-0 K		0-0 SH1-3	3	0	1	0	0	1	1			
Inning Stats	R: 0 E: 1 K: 2 S: 8	H: 0 LOB: 1 BB: 0 P: 8	R: 0 E: 0 K: 1 S: 6	H: 1 LOB: 1 BB: 0 P: 6	R: 1 E: 0 K: 1 S: 7	H: 2 LOB: 2 BB: 1 P: 11	R: 0 E: 0 K: 1 S: 5	H: 0 LOB: 1 BB: 1 P: 9	R: 0 E: 0 K: 0 S: 2	H: 0 LOB: 0 BB: 0 P: 6	R: 0 E: 0 K: 0 S: 3	H: 2 LOB: 2 BB: 1 P: 9	R: 0 E: 0 K: 1 S: 6	H: 1 LOB: 1 BB: 0 P: 6	R: 0 E: 0 K: 0 S: 4	H: 1 LOB: 2 BB: 1 P: 8	1B: 5 SF: 0 2B: 2 SAC: 1 3B: 0 DP: 0 HR: 0 HBP: 0	WP: 1 PA: 39 PB: 0 SB: 1 CS: 1	
PITCHER Fernando Valenzuela, L ERA: 3.93 (1, 1)	IP WLS BF H R ER SO BB IBB HBP BLK WP HR S P ERA WHIP	9.0 L 39 7 1 1 6 5 0 0 0 1 0 46 66 1.00 1.333																	



Batter	1	2	3	4	5	6	7	8	9	AB	R	H	RBI	BB	SO	LOB	BOTTOM		
Steve Sax, R OBP: 0.316, SLG: 0.360 (1, 4)	0-0 6-3		0-0 F9		0-0 6-3		0-0 F8			4	0	0	0	0	0	1	Houston Astros @ Los Angeles Dodgers Dodger Stadium, Los Angeles, CA Thu Jun 11 1987, 7:05 PM PDT Att: 32,544 - Unknown		
John Shelby, S OBP: 0.277, SLG: 0.411 (1, 8)	0-0 F6		0-0 F2		0-0 F9		0-3 K			4	0	0	0	1	1				
Pedro Guerrero, R OBP: 0.407, SLG: 0.612 (1, 7)	4-0 BB		4-0 1B BB		4-0 S BB		0-3 K			1	0	0	0	3	1	0			
Mickey Hatcher, R OBP: 0.348, SLG: 0.471 (1, 9)	0-0 F4		0-0 1B		0-0 F8		0-0 6-3			4	0	1	0	0	0	2			
Franklin Stubbs, L OBP: 0.338, SLG: 0.495 (1, 3)			0-0 F9		0-3 K		0-0 F4		0-3 K	4	0	0	0	0	2	2			
Alex Trevino, R OBP: 0.292, SLG: 0.300 (1, 2)					0-0 F6		0-0 F9		0-0 F4	3	0	0	0	1	0	0			
Jeff Hamilton, R OBP: 0.269, SLG: 0.292 Ken Landreaux, L OBP: 0.295, SLG: 0.301 (9, PH) (9, 1)										3	0	1	0	0	1	1			
Dave Anderson, R OBP: 0.242, SLG: 0.237 (1, 6)					0-0 SH1-3		0-0 F8 SH1-4 1B		0-3 K	3	0	2	0	0	1	0			
Fernando Valenzuela, L OBP: 0.143, SLG: 0.143 (1, 1)					0-0 F7		0-0 SH1-4			2	0	0	0	0	0	3			
Inning Stats	R: 0 E: 0 K: 0 S: 3	H: 0 LOB: 1 BB: 1 P: 7	R: 0 E: 0 K: 1 S: 6	H: 1 LOB: 2 BB: 1 P: 10	R: 0 E: 0 K: 1 S: 6	H: 1 LOB: 2 BB: 1 P: 10	R: 0 E: 0 K: 0 S: 4	H: 1 LOB: 1 BB: 0 P: 4	R: 0 E: 0 K: 0 S: 3	H: 0 LOB: 0 BB: 0 P: 3	R: 0 E: 0 K: 1 S: 6	H: 1 LOB: 1 BB: 0 P: 6	R: 0 E: 0 K: 2 S: 7	H: 0 LOB: 0 BB: 0 P: 7	R: 0 E: 0 K: 1 S: 5	H: 0 LOB: 0 BB: 0 P: 5	1B: 4 SF: 0 2B: 0 SAC: 2 3B: 0 DP: 0 HR: 0 HBP: 0	WP: 0 PA: 35 PB: 0 SB: 1 CS: 0	
PITCHER Jim Deshaies, L ERA: 4.04 Larry Andersen, R ERA: 3.53 Dave Smith, R ERA: (1, 1) (7, 1) (9, 1)	IP WLS BF H R ER SO BB IBB HBP BLK WP HR S P ERA WHIP	6.1 W 27 4 0 0 3 4 0 0 0 0 0 0 11 11 0.00 1.263																	



Batter	1	2	3	4	5	6	7	8	9	AB R H RBI BB SO LOB	TOP											
Billy Hatcher, R (1,8) OBP: 0.381, SLG: 0.460	1-3		G5-4-3			5-3		E4		4 0 0 0 0 0 1	 Dodger Stadium, Los Angeles, CA Sat Jun 13 1987, 7:05 PM PDT Att: 39,070 - Unknown											
Dave Meads, L (8,1) OBP: 0.500, SLG: 0.333	1-3									0 0 0 0 0 0 0												
Bill Doran, S (1,4) OBP: 0.328, SLG: 0.347	6-3			L8				F9		3 0 0 0 1 0 1												
Denny Walling, L (1,5) OBP: 0.368, SLG: 0.455	3-1			L9		L5				4 0 1 0 0 0 1												
Glenn Davis, R (1,3) OBP: 0.335, SLG: 0.495				F7			F5			4 0 1 0 0 0 1												
Kevin Bass, S (1,9) OBP: 0.329, SLG: 0.430	5-3							F8		4 0 1 0 0 1 2												
Jose Cruz, L (1,7) OBP: 0.314, SLG: 0.404	6-3				G1-6-3	1B	F2			4 0 0 0 0 0 3												
Craig Reynolds, L (1,6) OBP: 0.331, SLG: 0.364	K							G3		4 0 0 0 0 0 3												
Mark Bailey, S (1,2) OBP: 0.311, SLG: 0.219										3 1 2 0 0 1 1												
Bob Knepper, L (1,1) OBP: 0.188, SLG: 0.267										3 0 1 0 0 1 2												
Chuck Jackson, R (6,PH) OBP: 0.333, SLG: 0.345										1 0 0 0 0 1 1												
Ron Mathis, R (6,PH) OBP: 0.276, SLG: 0.296										1 0 0 0 0 1 0												
Terry Puhl, L (8,PH) OBP: 0.276, SLG: 0.296										0 0 0 0 0 0 0												
										1 0 0 0 0 0 1												
Inning Stats	R: 0 E: 0 K: 0 S: 3	H: 0 LOB: 0 BB: 0 P: 3	R: 0 E: 0 K: 1 S: 6	H: 1 LOB: 1 BB: 0 P: 6	R: 0 E: 0 K: 1 S: 5	H: 1 LOB: 0 BB: 0 P: 5	R: 0 E: 0 K: 0 S: 3	H: 0 LOB: 0 BB: 0 P: 3	R: 0 E: 0 K: 0 S: 4	H: 2 LOB: 1 BB: 0 P: 4	R: 0 E: 0 K: 1 S: 5	H: 0 LOB: 1 BB: 1 P: 9	R: 0 E: 0 K: 0 S: 3	H: 0 LOB: 0 BB: 0 P: 3	R: 1 E: 1 K: 1 S: 7	H: 1 LOB: 1 BB: 0 P: 7	R: 0 E: 0 K: 1 S: 6	H: 1 LOB: 1 BB: 0 P: 6	1B: 4 2B: 2 3B: 0 HR: 0	SF: 0 SAC: 0 DP: 2 HBP: 0	WP: 0 PB: 0 SB: 0 CS: 0	PA: 33
PITCHER	IP WLS BF H R ER SO BB IBB HBP BLK WP HR S P ERA WHIP																					
Orel Hershiser, R (1,1) ERA: 2.77	9.0 W 33 6 1 0 5 1 0 0 0 0 0 42 46 0.00 0.778																					

Batter	1	2	3	4	5	6	7	8	9	AB R H RBI BB SO LOB	BOTTOM										
Steve Sax, R (1,4) OBP: 0.322, SLG: 0.360	2-3		1-3							4 1 2 1 1 0 0	 Dodger Stadium, Los Angeles, CA Sat Jun 13 1987, 7:05 PM PDT Att: 39,070 - Unknown										
John Shelby, S (1,8) OBP: 0.285, SLG: 0.417	F7									4 0 2 1 1 0 3											
Pedro Guerrero, R (1,7) OBP: 0.402, SLG: 0.598										4 1 2 0 0 0 2											
Reggie Williams, R (9,7) OBP: 0.257, SLG: 0.138										0 0 0 0 0 0 0											
Mike Marshall, R (1,9) OBP: 0.316, SLG: 0.468										4 2 2 1 0 0 2											
Mickey Hatcher, R (1,3) OBP: 0.333, SLG: 0.457										3 0 1 2 0 0 0											
Franklin Stubbs, L (8,3) OBP: 0.332, SLG: 0.485										1 0 0 0 0 0 0											
Alex Trevino, R (1,2) OBP: 0.276, SLG: 0.328										4 1 1 1 0 0 1											
Jeff Hamilton, R (1,5) OBP: 0.300, SLG: 0.321										4 1 2 0 0 0 0											
Dave Anderson, R (1,6) OBP: 0.290, SLG: 0.313										2 1 1 1 2 0 1											
Orel Hershiser, R (1,1) ERA: 2.77										3 0 1 0 0 0 2											
Inning Stats	R: 2 E: 0 K: 0 S: 6	H: 3 LOB: 1 BB: 0 P: 6	R: 0 E: 0 K: 0 S: 3	H: 1 LOB: 0 BB: 0 P: 3	R: 0 E: 0 K: 0 S: 2	H: 0 LOB: 0 BB: 1 P: 6	R: 0 E: 0 K: 0 S: 3	H: 0 LOB: 0 BB: 0 P: 3	R: 2 E: 0 K: 0 S: 7	H: 5 LOB: 2 BB: 0 P: 7	R: 0 E: 0 K: 0 S: 3	H: 0 LOB: 0 BB: 0 P: 3	R: 1 E: 0 K: 0 S: 3	H: 1 LOB: 1 BB: 2 P: 11	R: 2 E: 0 K: 0 S: 7	H: 4 LOB: 3 BB: 1 P: 11	1B: 8 2B: 3 3B: 1 HR: 2	SF: 0 SAC: 1 DP: 2 HBP: 0	WP: 0 PB: 0 SB: 1 CS: 1	PA: 38	
PITCHER	IP WLS BF H R ER SO BB IBB HBP BLK WP HR S P ERA WHIP																				
Bob Knepper, L (1,1) ERA: 7.0	5.0 L 22 9 4 4 0 1 0 0 0 0 0 21 25 7.20 2.000																				
Ron Mathis, R (6,1) ERA: 3.0	2.0 8 1 1 1 0 2 0 0 0 0 0 6 14 4.50 1.500																				
Dave Meads, L (8,1) ERA: 6.39	1.0 8 4 2 2 0 1 0 0 0 0 0 2 7 11 18.00 5.000																				

Table with columns for Batter (1-9), Inning Stats, and various statistics. Rows include batter names and stats like OBP and SLG. Includes a Houston Astros logo on the right.

TOP

Houston Astros @ San Diego Padres
Jack Murphy Stadium, San Diego, CA
Wed Jun 24 1987, 10:05 PM EDT
Att: 17,483 - Unknown

- AB 43
- R 12
- H 16
- RBI 12
- BB 2
- SO 6
- LOB 22



Table with columns for Batter (1-9), Inning Stats, and various statistics. Rows include batter names and stats like OBP and SLG. Includes a San Diego Padres logo on the right.

BOTTOM

Houston Astros @ San Diego Padres
Jack Murphy Stadium, San Diego, CA
Wed Jun 24 1987, 10:05 PM EDT
Att: 17,483 - Unknown

- AB 39
- R 7
- H 13
- RBI 6
- BB 4
- SO 11
- LOB 25



Batter	1	2	3	4	5	6	7	8	9	AB	R	H	RBI	BB	SO	LOB	TOP
Billy Hatcher, R (1, 8) Rocky Childress, R (8, 1)	6-3			6-3		FC6-5 S 1B		F7		4	0	1	0	0	0	1	Houston Astros @ San Diego Padres Jack Murphy Stadium, San Diego, CA Thu Jun 25 1987, 6:33 AM EDT Att: 15,959 - Unknown
Bill Doran, S (1, 4) OBP: 0.342, SLG: 0.384	6-3			5-3		FC6-5-4 S 1-3		1-3		4	0	0	0	0	2		
Chuck Jackson, R (1, 5) Denny Walling, L (8, PH) OBP: 0.346, SLG: 0.404	K			HR		K		F8		3	1	1	1	0	2		
Glenn Davis, R (1, 3) OBP: 0.356, SLG: 0.519		K		K			6-3		K	4	0	0	0	0	3		
Kevin Bass, S (1, 9) OBP: 0.328, SLG: 0.424		F9					WP BB 1B		F9	4	0	1	0	0	0		
Jim Pankovits, R (1, 7) Jose Cruz, L (8, PH) OBP: 0.325, SLG: 0.410		L9					WP BB 1B			2	0	1	0	1	0		
Dickie Thon, R (1, 6) Craig Reynolds, L (7, PH) OBP: 0.321, SLG: 0.360			K				L6		F3	2	0	0	0	0	1		
Ronn Reynolds, R (1, 2) Alan Ashby, S (7, PH) OBP: 0.353, SLG: 0.419			F8				6-3		K	2	0	0	0	0	1		
Mike Scott, R (1, 1) Terry Puhl, L (8, PH) OBP: 0.278, SLG: 0.274			L1				5-3		1-3 1B	1	0	1	0	0	0		
Inning Stats	R: 0 E: 0 K: 1 S: 5	H: 0 LOB: 0 BB: 0 P: 5	R: 0 E: 0 K: 1 S: 5	H: 0 LOB: 0 BB: 0 P: 5	R: 0 E: 0 K: 1 S: 5	H: 0 LOB: 0 BB: 0 P: 6	R: 1 E: 0 K: 1 S: 6	H: 1 LOB: 1 BB: 0 P: 6	R: 0 E: 0 K: 1 S: 6	H: 1 LOB: 2 BB: 1 P: 10	R: 0 E: 0 K: 1 S: 4	H: 1 LOB: 1 BB: 0 P: 6	R: 0 E: 0 K: 1 S: 6	H: 1 LOB: 1 BB: 0 P: 6	1B: 5 2B: 0 3B: 0 HR: 1	SF: 0 SAC: 0 DP: 0 HBP: 0	WP: 1 PA: 34
PITCHER	IP WLS BF H R ER SO BB IBB HBP BLK WP HR S P ERA WHIP	6.1 W 24 4 1 1 5 1 0 0 0 0 1 33 37 1.42 0.789	2.2 S 10 2 0 0 2 0 0 0 0 0 1 0 14 14 0.00 0.750	PITCHER													

Batter	1	2	3	4	5	6	7	8	9	AB	R	H	RBI	BB	SO	LOB	BOTTOM
Stan Jefferson, S (1, 8) OBP: 0.336, SLG: 0.336	K		K			S 1B BB		L5-4 SH3 1B		3	1	1	0	1	2	0	Houston Astros @ San Diego Padres Jack Murphy Stadium, San Diego, CA Thu Jun 25 1987, 6:33 AM EDT Att: 15,959 - Unknown
Tim Flannery, L (1, 4) OBP: 0.347, SLG: 0.284	G3			3-1		1B 1H		SH3		3	1	1	1	0	0		
Tony Gwynn, L (1, 9) OBP: 0.447, SLG: 0.531	K			G6-4-3 1B		1B 1-2		1B 1B IBB		3	1	2	0	1	1		
Carmelo Martinez, R (1, 7) Shane Mack, R (6, PH) OBP: 0.313, SLG: 0.367		S 1B		G6-4-3 1-2		1B 1H 2H		L5-4 2-3		3	0	2	2	0	0		
John Kruk, L (1, 3) OBP: 0.450, SLG: 0.489		F8				1B		1B		2	0	0	0	1	0		
Kevin Mitchell, R (1, 5) OBP: 0.298, SLG: 0.353		K		K		1-2 2H 1B				3	0	1	1	0	2		
Bruce Bochy, R (1, 2) OBP: 0.236, SLG: 0.333		K					5-3			3	0	0	0	0	1		
Garry Templeton, S (1, 6) OBP: 0.270, SLG: 0.256			F9				L9		5-3	3	0	0	0	0	0		
Dave Dravecky, R (1, 1) Lance McCullers, S (7, 1) OBP: 0.235, SLG: 0.188			K				K		1-3	2	0	0	0	0	0		
Inning Stats	R: 0 E: 0 K: 2 S: 7	H: 1 LOB: 1 BB: 0 P: 8	R: 0 E: 0 K: 2 S: 7	H: 0 LOB: 0 BB: 0 P: 7	R: 0 E: 0 K: 0 S: 3	H: 1 LOB: 0 BB: 0 P: 3	R: 0 E: 0 K: 1 S: 5	H: 0 LOB: 0 BB: 0 P: 5	R: 4 E: 0 K: 1 S: 8	H: 4 LOB: 2 BB: 2 P: 16	R: 0 E: 0 K: 0 S: 3	H: 0 LOB: 0 BB: 0 P: 3	R: 0 E: 0 K: 0 S: 3	H: 1 LOB: 1 BB: 1 P: 7	1B: 7 2B: 1 3B: 0 HR: 0	SF: 0 SAC: 1 DP: 2 HBP: 0	WP: 0 PA: 31
PITCHER	IP WLS BF H R ER SO BB IBB HBP BLK WP HR S P ERA WHIP	7.0 L 27 6 4 4 8 1 1 0 0 0 0 41 49 5.14 1.000	1.0 4 1 0 0 0 0 0 1 0 0 0 0 3 7 0.00 1.000	PITCHER													

Batter	1	2	3	4	5	6	7	8	9	AB	R	H	RBI	BB	SO	LOB	TOP			
Billy Hatcher, R OBP: 0.368, SLG: 0.454 (1, 8)	0-0 4-3		0-3 K		0-0 2-3 1B		0-0 2B		0-0 6-3	5	0	2	0	0	1	0				
Bill Doran, S OBP: 0.343, SLG: 0.389 (1, 4)	0-0 1-3		0-0 5-3		0-0 SF9		0-0 1B		0-0 HR 2B	4	1	2	1	0	0	0				
Denny Walling, L OBP: 0.342, SLG: 0.418 (1, 5)	0-0 6-3			0-3 K	0-3 K		0-3 K		0-0 HR 2H	5	1	1	2	0	3	2				
Glenn Davis, R OBP: 0.349, SLG: 0.510 (1, 3)		0-0 6-3		0-0 F2		0-3 K	0-0 F6		0-0 5-3	5	0	0	0	0	1	1				
Kevin Bass, S OBP: 0.332, SLG: 0.423 (1, 9)		0-0 6-3		4-0 1B BB		0-0 1B HR		4-0 CS BB	3	1	1	0	2	0	0					
Jose Cruz, L OBP: 0.332, SLG: 0.416 (1, 7)		0-0 HR 1B		0-0 1B		0-0 1B		0-0 F5		4	2	3	0	0	0	1				
Craig Reynolds, L OBP: 0.331, SLG: 0.405 (1, 6)		0-0 HR		0-0 F9		0-0 HR		4-0 BB		3	2	2	5	1	0	2				
Ronn Reynolds, R OBP: 0.159, SLG: 0.186 (1, 2)		0-0 F8			0-0 1B SF9 SH1-4 1B	0-0 6-3		0-3 K		4	1	1	0	0	1	1				
Bob Knepper, L OBP: 0.150, SLG: 0.211 Larry Andersen, R (8, 1)			0-0 4-3				0-0 F8		0-0 HR	2	0	0	0	0	0	0				
Alan Ashby, S OBP: 0.386, SLG: 0.441 Dave Smith, R OBP: 0.667, SLG: 0.500 (8, 1)					1-2 SH1-4					1	1	1	1	0	0	0				
Inning Stats	R: 0 E: 0 K: 0 S: 3	H: 0 LOB: 0 BB: 0 P: 3	R: 2 E: 0 K: 0 S: 5	H: 2 LOB: 0 BB: 0 P: 5	R: 0 E: 0 K: 1 S: 5	H: 1 LOB: 2 BB: 1 P: 10	R: 1 E: 0 K: 1 S: 7	H: 2 LOB: 1 BB: 0 P: 7	R: 3 E: 0 K: 1 S: 8	H: 3 LOB: 1 BB: 0 P: 8	R: 0 E: 0 K: 1 S: 6	H: 2 LOB: 1 BB: 0 P: 6	R: 0 E: 0 K: 1 S: 4	H: 0 LOB: 1 BB: 2 P: 12	R: 3 E: 0 K: 0 S: 6	H: 3 LOB: 0 BB: 0 P: 6	1B: 7 2B: 2 3B: 0 HR: 4	SF: 1 SAC: 1 DP: 0 HBP: 0	WP: 0 PB: 0 SB: 0 CS: 1	PA: 41
PITCHER	IP	WLS	BF	H	R	ER	SO	BB	IBB	HBP	BLK	WP	HR	S	P	ERA	WHIP			
Michael LaCoss, R ERA: 4.75 (1, 1)	6.0	L	27	8	6	6	4	1	0	0	0	0	2	34	38	9.00	1.500			
Keith Comstock, L ERA: 2.93 (7, 1)	2.0		8	2	0	0	2	2	0	0	0	0	0	10	18	0.00	2.000			
Jeff Robinson, R ERA: 3.22 (9, 1)	1.0		6	3	3	3	0	0	0	0	0	0	2	6	6	27.00	3.000			

Batter	1	2	3	4	5	6	7	8	9	AB	R	H	RBI	BB	SO	LOB	BOTTOM			
Robby Thompson, R OBP: 0.339, SLG: 0.456 (1, 4)	0-0 3-1 1B 2B		0-0 HR			4-0 G6-4-3 BB		0-0 1B HBP 1B	4-0 2B BB	3	4	3	1	2	0	0				
Chris Speier, R OBP: 0.349, SLG: 0.437 (1, 6)	0-0 3-1		0-0 5-3			0-0 F3		0-0 HBP BB 1B	0-0 1H 2B	5	0	2	1	0	0	2				
Joel Youngblood, R OBP: 0.270, SLG: 0.294 (6, PH) Harry Spilman, L OBP: 0.405, SLG: 0.457 (8, FR) Eddie Milner, L OBP: 0.217, SLG: 0.205 (8, 8)	0-0 FC6-4 1B		0-3 K			0-0 G6-4-3 1-2		4-0 1-2 HBP BB	0-0 1-3 2B	3	0	1	1	0	1	1				
Candy Maldonado, R OBP: 0.383, SLG: 0.558 (1, 9)	0-0 FC6-4			0-0 5-3				1-0 HR 1-2 HBP		3	1	1	2	0	0	1				
Chili Davis, S OBP: 0.323, SLG: 0.389 Jeff Robinson, R OBP: 0.143, SLG: 0.143 (8, 1)	0-0 1-3		0-3 K			0-0 5-3		0-3 K		4	0	0	0	0	2	4				
Chris Brown, R OBP: 0.295, SLG: 0.378 (1, 5)		0-0 5-3		0-0 F8		0-0 1B		0-0 F3		4	0	1	0	0	0	3				
Will Clark, L OBP: 0.360, SLG: 0.567 (1, 3)		0-0 L8			0-0 3-1		0-0 F5	0-3 K		4	0	0	0	0	1	4				
Bob Melvin, R OBP: 0.278, SLG: 0.417 Mike Aldrete, L OBP: 0.350, SLG: 0.379 (8, PH)		0-0 6-3			0-0 5-3		0-0 F9		0-0 4-3	3	0	0	0	0	0	1				
Michael LaCoss, R OBP: 0.120, SLG: 0.083 Keith Comstock, L (7, 1) Jeffrey Leonard, R OBP: 0.342, SLG: 0.576 (8, 7)			0-3 K					0-0 HR	0-3 K	2	0	0	0	0	1	0				
Inning Stats	R: 1 E: 0 K: 0 S: 5	H: 2 LOB: 1 BB: 0 P: 5	R: 0 E: 0 K: 0 S: 3	H: 0 LOB: 0 BB: 0 P: 3	R: 1 E: 0 K: 2 S: 8	H: 1 LOB: 0 BB: 0 P: 8	R: 0 E: 0 K: 1 S: 5	H: 0 LOB: 0 BB: 0 P: 5	R: 0 E: 0 K: 0 S: 2	H: 0 LOB: 1 BB: 1 P: 6	R: 1 E: 0 K: 0 S: 5	H: 2 LOB: 1 BB: 0 P: 5	R: 2 E: 0 K: 2 S: 10	H: 3 LOB: 3 BB: 1 P: 15	R: 1 E: 0 K: 1 S: 6	H: 1 LOB: 1 BB: 1 P: 10	1B: 4 2B: 2 3B: 0 HR: 3	SF: 0 SAC: 0 DP: 1 HBP: 1	WP: 0 PB: 0 SB: 0 CS: 0	PA: 39
PITCHER	IP	WLS	BF	H	R	ER	SO	BB	IBB	HBP	BLK	WP	HR	S	P	ERA	WHIP			
Bob Knepper, L ERA: 6.57 (1, 1)	7.0	W	27	6	4	4	3	1	0	0	0	0	3	32	36	5.14	1.000			
Larry Andersen, R ERA: 3.25 (8, 1)	0.0		3	2	0	0	0	1	0	0	0	0	0	2	6					
Dave Smith, R ERA: 0.57 (8, 1)	2.0	S	9	1	2	2	3	1	0	1	0	0	0	13	18	9.00	1.000			

Houston Astros @ San Francisco Giants

Candlestick Park, San Francisco, CA

Fri Jun 26 1987, 10:05 PM EDT
Att: 17,110 - Unknown

AB	36
R	9
H	13
RBI	9
BB	3
SO	6
LOB	7



Houston Astros @ San Francisco Giants

Candlestick Park, San Francisco, CA

Fri Jun 26 1987, 10:05 PM EDT
Att: 17,110 - Unknown

AB	35
R	6
H	9
RBI	6
BB	3
SO	6
LOB	17



Batter	1	2	3	4	5	6	7	8	9	AB	R	H	RBI	BB	SO	LOB	TOP					
Billy Hatcher, R OBP: 0.366, SLG: 0.449 (1, 8)										5	0	1	0	0	0	0						
Bill Doran, S OBP: 0.347, SLG: 0.391 (1, 4)										4	1	2	1	1	2	0						
Denny Walling, L OBP: 0.349, SLG: 0.416 (1, 5)										3	2	1	0	2	0	2						
Glenn Davis, R OBP: 0.347, SLG: 0.504 (1, 3)										5	1	1	0	0	0	2						
Kevin Bass, S OBP: 0.341, SLG: 0.457 (1, 9)										4	1	4	4	0	0	0						
Jose Cruz, L OBP: 0.331, SLG: 0.413 (1, 7)										4	0	1	0	0	2	3						
Alan Ashby, S OBP: 0.378, SLG: 0.430 (1, 2)										4	0	0	0	0	2	2						
Craig Reynolds, L OBP: 0.329, SLG: 0.401 (1, 6)										4	1	1	0	0	1	1						
Jim Deshaies, L OBP: 0.243, SLG: 0.097 Davey Lopes, R (8, PH)										2	0	0	0	0	2	0						
Danny Darwin, R OBP: 0.125, SLG: 0.219 Dave Meads, L OBP: 0.500, SLG: 0.333 Larry Andersen, R OBP: 0.500, SLG: 0.333										1	0	0	0	0	1	0						
Inning Stats	R: 2 E: 0 K: 1 S: 7	H: 2 LOB: 1 BB: 1 P: 11	R: 1 E: 0 K: 1 S: 8	H: 3 LOB: 2 BB: 0 P: 8	R: 0 E: 0 K: 1 S: 6	H: 1 LOB: 1 BB: 0 P: 6	R: 0 E: 0 K: 1 S: 5	H: 0 LOB: 0 BB: 0 P: 5	R: 3 E: 0 K: 0 S: 7	H: 4 LOB: 1 BB: 0 P: 7	R: 0 E: 0 K: 2 S: 7	H: 0 LOB: 0 BB: 0 P: 7	R: 0 E: 0 K: 1 S: 6	H: 1 LOB: 1 BB: 0 P: 6	R: 0 E: 0 K: 3 S: 9	H: 0 LOB: 0 BB: 0 P: 9	R: 0 E: 0 K: 0 S: 2	H: 0 LOB: 1 BB: 2 P: 10	1B: 7 2B: 2 3B: 1 HR: 1	SF: 0 SAC: 1 DP: 0 HBP: 0	WP: 1 PB: 1 CS: 1 SB: 0	PA: 40
PITCHER	IP WLS BF H R ER SO BB IBB HBP BLK WP HR S P ERA WHIP	4.1 L 23 9 6 6 4 1 0 0 0 0 1 30 34 12.46 2.308	5.1 10 2 0 0 3 0 0 0 0 1 0 16 16 0.00 0.750	6.1 7 0 0 0 3 2 0 0 0 0 0 11 19 0.00 1.000																		

Houston Astros @ San Francisco Giants
Candlestick Park, San Francisco, CA
Sat Jun 27 1987, 6:33 AM EDT
Att: 34,290 - Unknown

AB	36
R	6
H	11
RBI	5
BB	3
SO	10
LOB	10



Batter	1	2	3	4	5	6	7	8	9	AB	R	H	RBI	BB	SO	LOB	BOTTOM					
Robby Thompson, R OBP: 0.332, SLG: 0.446 (1, 4)										4	0	0	0	0	0	0						
Will Clark, L OBP: 0.358, SLG: 0.565 (1, 3)										4	0	1	0	0	0	0						
Jeffrey Leonard, R OBP: 0.341, SLG: 0.571 (1, 7)										4	0	1	0	0	0	2						
Candy Maldonado, R OBP: 0.382, SLG: 0.556 Joel Youngblood, R OBP: 0.256, SLG: 0.278 Mike Aldrete, L OBP: 0.356, SLG: 0.379										1	0	0	0	0	1	1						
Chili Davis, S OBP: 0.326, SLG: 0.413 (1, 8)										4	2	2	3	0	0	1						
Chris Brown, R OBP: 0.290, SLG: 0.372 Mark Davis, L OBP: 0.217, SLG: 0.348 Eddie Milner, L OBP: 0.213, SLG: 0.200 Jim Gott, R OBP: 0.100, SLG: 0.400 Harry Spilman, L OBP: 0.395, SLG: 0.444										2	0	0	0	0	0	0						
Bob Brenly, R OBP: 0.360, SLG: 0.452 (1, 2)										4	0	0	0	0	1	0						
Matt Williams, R OBP: 0.253, SLG: 0.376 (1, 6)										4	2	2	2	0	2	0						
Kelly Downs, R OBP: 0.182, SLG: 0.156 Chris Speier, R OBP: 0.346, SLG: 0.432										1	0	0	0	0	0	0						
Inning Stats	R: 0 E: 0 K: 1 S: 6	H: 1 LOB: 0 BB: 0 P: 6	R: 1 E: 0 K: 1 S: 6	H: 1 LOB: 0 BB: 0 P: 6	R: 0 E: 0 K: 0 S: 4	H: 1 LOB: 1 BB: 0 P: 4	R: 0 E: 0 K: 0 S: 3	H: 0 LOB: 0 BB: 0 P: 3	R: 1 E: 0 K: 1 S: 6	H: 1 LOB: 0 BB: 0 P: 6	R: 0 E: 1 K: 0 S: 4	H: 0 LOB: 1 BB: 0 P: 4	R: 1 E: 0 K: 2 S: 8	H: 1 LOB: 0 BB: 0 P: 8	R: 0 E: 0 K: 0 S: 3	H: 0 LOB: 0 BB: 0 P: 3	R: 2 E: 0 K: 2 S: 8	H: 1 LOB: 0 BB: 1 P: 12	1B: 1 2B: 1 3B: 0 HR: 4	SF: 0 SAC: 0 DP: 0 HBP: 0	WP: 0 PB: 0 CS: 0 SB: 0	PA: 35
PITCHER	IP WLS BF H R ER SO BB IBB HBP BLK WP HR S P ERA WHIP	7.0 W 27 5 3 3 0 1 0 0 0 0 3 37 37 3.86 0.714	8.1 5 1 2 2 0 1 0 0 0 0 1 4 8 18.00 2.000	9.1 1 0 0 0 1 0 0 0 0 0 0 3 3 0.00 0.000	9.1 S 2 0 0 0 1 0 0 0 0 0 4 4 0.00 0.000																	

Houston Astros @ San Francisco Giants
Candlestick Park, San Francisco, CA
Sat Jun 27 1987, 6:33 AM EDT
Att: 34,290 - Unknown

AB	34
R	5
H	6
RBI	5
BB	1
SO	7
LOB	5



Batter	1	2	3	4	5	6	7	8	9	AB	R	H	RBI	BB	SO	LOB	TOP											
Billy Hatcher, R OBP: 0.364, SLG: 0.447 (1, 8)	 HR	 1B								4	1	1	0	0	1	0	Houston Astros @ San Francisco Giants Candlestick Park, San Francisco, CA Sun Jun 28 1987, 6:33 AM EDT Att: 30,742 - Unknown											
Bill Doran, S OBP: 0.348, SLG: 0.413 (1, 4)										4	2	2	3	0	1	2												
Chuck Jackson, R OBP: 0.295, SLG: 0.327 (1, 5)										4	0	0	0	0	2	0												
Glenn Davis, R OBP: 0.346, SLG: 0.511 (1, 3)										4	1	1	1	0	0	0												
Kevin Bass, S OBP: 0.343, SLG: 0.457 (1, 9)	 1B						 1B			4	0	2	0	0	2	0												
Jose Cruz, L OBP: 0.325, SLG: 0.405 (1, 7)	 1-2						 1-2			4	0	0	0	0	0	2												
Ronn Reynolds, R OBP: 0.149, SLG: 0.174 Ron Mathis, R Davey Lopes, R (9, PH)										3	0	0	0	0	1	0												
Dickie Thon, R OBP: 0.351, SLG: 0.258 (1, 6)		 BB								2	0	1	0	1	1	0												
Nolan Ryan, R OBP: 0.103, SLG: 0.179 Alan Ashby, S OBP: 0.376, SLG: 0.428 (6, 2)										2	0	0	0	0	1	2												
Inning Stats	R: 3 E: 0 K: 1 S: 8	H: 3 LOB: 0 BB: 0 P: 8	R: 0 E: 0 K: 2 S: 8	H: 1 LOB: 2 BB: 1 P: 12	R: 0 E: 0 K: 1 S: 5	H: 0 LOB: 0 BB: 0 P: 5	R: 0 E: 0 K: 0 S: 4	H: 1 LOB: 1 BB: 0 P: 4	R: 1 E: 0 K: 1 S: 6	H: 1 LOB: 0 BB: 0 P: 6	R: 0 E: 0 K: 2 S: 7	H: 0 LOB: 0 BB: 0 P: 7	R: 0 E: 0 K: 1 S: 5	H: 0 LOB: 0 BB: 0 P: 5	R: 0 E: 0 K: 0 S: 3	H: 1 LOB: 0 BB: 0 P: 3	1B: 4 2B: 1 3B: 0 HR: 3	SF: 0 SAC: 0 DP: 2 HBP: 0	WP: 1 PB: 0 SB: 2 CS: 0	PA: 34								
PITCHER	IP	WLS	BF	H	R	ER	SO	BB	IBB	HBP	BLK	WP	HR	S	P	ERA	WHIP											
Atlee Hammaker, L ERA: 3.18 Keith Comstock, L ERA: 2.33	(1, 1)	5.0	W	22	6	4	4	5	1	0	0	0	1	3	31	35	7.20	1.400										
(6, 1)	4.0	S	12	1	0	0	4	0	0	0	0	0	0	0	20	20	0.00	0.250										

AB 33
R 4
H 7
RBI 4
BB 1
SO 9
LOB 6



Batter	1	2	3	4	5	6	7	8	9	AB	R	H	RBI	BB	SO	LOB	BOTTOM											
Robby Thompson, R OBP: 0.328, SLG: 0.439 (1, 4)	 1B									5	1	1	0	0	3	0	Houston Astros @ San Francisco Giants Candlestick Park, San Francisco, CA Sun Jun 28 1987, 6:33 AM EDT Att: 30,742 - Unknown											
Chris Speier, R OBP: 0.352, SLG: 0.427 (1, 5)	 BB									2	0	0	0	2	1	0												
Jeffrey Leonard, R OBP: 0.339, SLG: 0.563 (1, 7)										4	1	0	0	1	2	4												
Will Clark, L OBP: 0.364, SLG: 0.579 (1, 3)	 3-H 1B									3	1	2	3	1	0	0												
Chili Davis, S OBP: 0.325, SLG: 0.410 (8, 9)			 WP 1B		 1B					4	2	1	0	0	1	3												
Mike Aldrete, L OBP: 0.381, SLG: 0.384 Eddie Milner, L OBP: 0.409, SLG: 0.200 (8, 8)					 HR 1B					4	1	2	2	0	1	2												
Bob Brenly, R OBP: 0.364, SLG: 0.450 (1, 2)			 1B	 BB	 4-3					3	1	1	0	1	0	0												
Matt Williams, R OBP: 0.249, SLG: 0.369 (1, 6)										4	0	0	0	0	2	5												
Atlee Hammaker, S OBP: 0.087, SLG: 0.087 Harry Spilman, L OBP: 0.409, SLG: 0.541 Keith Comstock, L (6, 1)										2	0	0	0	0	2	0												
Inning Stats	R: 1 E: 1 K: 3 S: 11	H: 2 LOB: 2 BB: 1 P: 15	R: 0 E: 0 K: 2 S: 7	H: 0 LOB: 0 BB: 0 P: 7	R: 3 E: 1 K: 3 S: 13	H: 3 LOB: 2 BB: 1 P: 17	R: 0 E: 0 K: 2 S: 7	H: 0 LOB: 1 BB: 0 P: 8	R: 4 E: 0 K: 1 S: 8	H: 3 LOB: 0 BB: 1 P: 12	R: 0 E: 0 K: 1 S: 5	H: 0 LOB: 1 BB: 1 P: 9	R: 0 E: 1 K: 0 S: 3	H: 0 LOB: 0 BB: 0 P: 3	R: 0 E: 0 K: 1 S: 5	H: 0 LOB: 1 BB: 1 P: 9	1B: 6 2B: 0 3B: 0 HR: 2	SF: 0 SAC: 0 DP: 0 HBP: 1	WP: 2 PB: 0 SB: 3 CS: 0	PA: 39								
PITCHER	IP	WLS	BF	H	R	ER	SO	BB	IBB	HBP	BLK	WP	HR	S	P	ERA	WHIP											
Nolan Ryan, R ERA: 3.35 Ron Mathis, R ERA: 3.72	(1, 1)	5.0	L	28	8	8	6	11	3	0	0	0	0	0	13	21	10.80	2.200										
(6, 1)	3.0		11	0	0	0	2	2	0	0	0	0	0	13	21	0.00	0.667											

AB 33
R 8
H 8
RBI 8
BB 5
SO 13
LOB 14



Batter	1	2	3	4	5	6	7	8	9	AB	R	H	RBI	BB	SO	LOB	TOP																			
Billy Hatcher, R (1,8) OBP: 0.371, SLG: 0.448 Chuck Jackson, R (8,PH) OBP: 0.290, SLG: 0.321 (8,8)	0-0 4-3 		0-0 5-3 		0-0 P3 			0-3 K 		3	0	0	0	0	0	0	0																			
Bill Doran, S (1,4) OBP: 0.339, SLG: 0.401	0-0 F7 		0-0 F9 		0-0 F8 			0-0 F9 		4	0	0	0	0	0	1	0																			
Denny Walling, L (1,5) Jim Pankovits, R (8,PH) OBP: 0.172, SLG: 0.111 (8,5)	0-0 1B 		0-0 2B 		0-0 3-1 			0-3 K 		3	0	2	0	0	0	0	0																			
Glenn Davis, R (1,3) OBP: 0.339, SLG: 0.509	0-0 F8 		0-0 5-3 		0-0 6-3 			0-0 HR 		4	1	1	1	0	0	2	0																			
Kevin Bass, S (1,9) OBP: 0.336, SLG: 0.450		0-0 2B 		0-0 4-3 		0-0 5-3 			0-0 5-3 		4	1	1	0	0	0	0																			
Jose Cruz, L (1,7) OBP: 0.322, SLG: 0.416		0-0 4-3 SF9 2B 		0-3 K 					0-3 K 		4	1	1	1	0	2	0																			
Alan Ashby, S (1,2) OBP: 0.381, SLG: 0.462		0-0 4-3 		0-0 HR 					0-0 F4 		4	1	1	1	0	0	1																			
Craig Reynolds, L (1,6) Dickie Thon, R (7,PH) OBP: 0.350, SLG: 0.262 (7,6)		0-0 SF9 		0-0 F8 					0-3 K 		1	0	0	1	0	0	0																			
Danny Darwin, R (1,1) Rocky Childress, R (6,1) Dave Meads, L (7,PH) Davey Lopes, R (8,PH) Ron Mathis, R (8,1)		0-3 K 		0-3 K 					4-0 BB 		2	0	0	0	0	2	0																			
Inning Stats	R: 0 E: 0 K: 0 S: 4	H: 1 LOB: 1 BB: 0 P: 4	R: 2 E: 0 K: 1 S: 7	H: 2 LOB: 0 BB: 0 P: 7	R: 0 E: 0 K: 0 S: 4	H: 1 LOB: 1 BB: 0 P: 4	R: 1 E: 0 K: 1 S: 6	H: 1 LOB: 0 BB: 0 P: 6	R: 0 E: 0 K: 1 S: 5	H: 0 LOB: 0 BB: 0 P: 5	R: 0 E: 0 K: 2 S: 7	H: 0 LOB: 0 BB: 0 P: 7	R: 0 E: 0 K: 2 S: 7	H: 0 LOB: 1 BB: 1 P: 11	R: 1 E: 0 K: 0 S: 4	H: 1 LOB: 0 BB: 0 P: 4	1B: 1 2B: 3 3B: 0 HR: 2	SF: 1 SAC: 0 DP: 0 HBP: 0	WP: 0 PB: 0 SB: 0 CS: 0	PA: 34																
PITCHER	IP WLS BF H R ER SO BB IBB HBP BLK WP HR S P ERA WHIP																																			
Ted Power, R (1,1) ERA: 3.91	2.0	9	3	2	2	1	0	0	0	0	0	0	0	0	1	15	11	9.00	1.500																	
Pat Pacillo, R (3,1) ERA: 6.16	3.0	11	2	1	1	2	0	0	0	0	0	0	0	0	1	15	11	3.00	0.667																	
Bill Scherrer, L (6,1) ERA: 10.29	1.0	W	3	0	0	0	0	0	0	0	0	0	0	0	0	3	3	0.00	0.000																	
Rob Murphy, L (7,1) ERA: 2.84	2.0	7	0	0	0	4	1	0	0	0	0	0	0	0	0	14	18	0.00	0.500																	
John Franco, L (9,1) ERA: 0.99	1.0	S	4	1	1	1	0	0	0	0	0	0	0	0	1	4	4	9.00	1.000																	

Houston Astros @ Cincinnati Reds
Riverfront Stadium, Cincinnati, OH
Wed Jul 01 1987, 7:05 PM EDT
Att: 23,280 - Unknown

AB 32
R 4
H 6
RBI 4
BB 1
SO 7
LOB 6



Batter	1	2	3	4	5	6	7	8	9	AB	R	H	RBI	BB	SO	LOB	BOTTOM																			
Kal Daniels, L (1,7) Dave Concepcion, R (7,FR) OBP: 0.367, SLG: 0.357 (8,3)	0-0 2B 		0-0 4-3 			0-0 1B 2B 		0-0 4-3 		4	1	3	0	0	0	0	0																			
Terry Francona, L (1,3) OBP: 0.243, SLG: 0.262 (8,7)	0-0 G3 					0-0 BB 1B 2B 		0-0 F8 		4	1	1	1	0	0	2	0																			
Tracy Jones, R (1,8) OBP: 0.365, SLG: 0.547	0-0 F6 					0-0 1B BB 1B 		4-0 1B BB 		3	1	1	0	1	0	1	0																			
Dave Parker, L (1,9) OBP: 0.330, SLG: 0.490	0-0 F5 					4-0 1B BB 		1-3 3-H L5-3 1B 		3	1	1	1	1	0	1	0																			
Buddy Bell, R (1,5) OBP: 0.347, SLG: 0.429		0-0 5-3 				0-0 F8 		0-0 L5-3 		4	0	0	0	0	0	5	0																			
Bo Diaz, R (1,2) OBP: 0.322, SLG: 0.409		0-3 K2-3 				0-0 1B BB 1B 		0-0 1B E 1B 		4	1	2	1	0	1	0	0																			
Ron Oester, S (1,4) OBP: 0.316, SLG: 0.368		0-0 G3 				0-0 1B BB 1B 		0-0 F9 		4	0	2	2	0	0	1	0																			
Barry Larkin, R (1,6) OBP: 0.287, SLG: 0.384			0-0 1-3 			0-0 1B 		1-3 E 1B 		3	0	2	0	1	0	0	0																			
Ted Power, R (1,1) Pat Pacillo, R (3,1) Nick Esposito, R (5,PH) Bill Scherrer, L (6,1) Paul O'Neill, R (8,PH) Rob Murphy, L (7,1) Kurt Stillwell, S (8,PH) John Franco, L (9,1)	R: 0 E: 0 K: 0 S: 4	H: 1 LOB: 1 BB: 0 P: 4	R: 0 E: 0 K: 1 S: 5	H: 0 LOB: 0 BB: 0 P: 5	R: 0 E: 0 K: 0 S: 3	H: 0 LOB: 0 BB: 0 P: 3	R: 0 E: 0 K: 0 S: 5	H: 2 LOB: 2 BB: 0 P: 5	R: 4 E: 0 K: 0 S: 7	H: 5 LOB: 2 BB: 2 P: 15	R: 1 E: 0 K: 0 S: 4	H: 2 LOB: 1 BB: 1 P: 8	R: 1 E: 1 K: 1 S: 7	H: 2 LOB: 1 BB: 0 P: 7	1B: 9 2B: 4 3B: 0 HR: 0	SF: 0 SAC: 0 DP: 1 HBP: 0	WP: 0 PB: 0 SB: 0 CS: 0	PA: 37																		
PITCHER	IP WLS BF H R ER SO BB IBB HBP BLK WP HR S P ERA WHIP																																			
Danny Darwin, R (1,1) ERA: 3.52	5.0	L	22	6	4	4	1	1	0	0	0	0	0	0	0	6	14	6.75	3.750																	
Rocky Childress, R (6,1) ERA: 2.09	1.1	8	3	1	1	0	2	0	0	0	0	0	0	0	0	6	14	6.75	3.750																	
Dave Meads, L (7,1) ERA: 6.14	0.2	2	1	0	0	0	0	0	0	0	0	0	0	0	2	2	0.00	1.500																		
Ron Mathis, R (8,1) ERA: 3.38	1.0	5	2	1	0	1	0	0	0	0	0	0	0	0	7	7	0.00	2.000																		

Houston Astros @ Cincinnati Reds
Riverfront Stadium, Cincinnati, OH
Wed Jul 01 1987, 7:05 PM EDT
Att: 23,280 - Unknown

AB 34
R 6
H 12
RBI 5
BB 3
SO 2
LOB 16



Batter	1	2	3	4	5	6	7	8	9	AB	R	H	RBI	BB	SO	LOB	TOP				
Davey Lopes, R OBP: 0.375, SLG: 0.667 Terry Puhl, L OBP: 0.268, SLG: 0.263	0-3 K	0-0 HR		4-0 1B BB		0-0 4-3			0-0 F6	2	1	1	2	1	1	0	Houston Astros @ Philadelphia Phillies Veterans Stadium, Philadelphia, PA Thu Jul 02 1987, 7:05 PM EDT Att: 19,213 - Unknown				
Bill Doran, S OBP: 0.343, SLG: 0.404	0-0 L3	0-0 L7		0-0 1B			0-0 G5-4-3 HBP 1B		0-0 HR 1B	5	1	3	1	0	0						
Kevin Bass, S OBP: 0.337, SLG: 0.454	0-0 1B 3B	0-0 F8		0-0 F7			1-0 G5-4-3 HBP 1-2		0-0 F8	4	1	1	0	0	0	4					
Glenn Davis, R OBP: 0.340, SLG: 0.517	0-0 2B 1B		0-0 5-3		0-3 K		0-0 G5-4-3 1-2 2-3		0-0 HR	5	1	2	4	0	1	2					
Alan Ashby, S OBP: 0.386, SLG: 0.469	0-0 1-3 2B		0-0 G6-4-3 BB		0-3 K		0-0 F7		0-0 1B	4	0	2	0	1	1	1					
Jim Pankovits, R OBP: 0.188, SLG: 0.103 Rocky Childress, R	4-0 IBB		0-0 G6-4-3		0-3 K			0-3 K	2	0	0	0	0	1	1	1					
Jose Cruz, L OBP: 0.319, SLG: 0.412			1-2					0-3 K	3	2	0	0	0	0	0	0					
Chuck Jackson, R Larry Andersen, R Dave Smith, R OBP: 0.667, SLG: 0.500	0-0 F8			0-0 F7		0-0 G3		0-3 K	2	4	0	0	0	0	1	3					
Dickie Thon, R OBP: 0.366, SLG: 0.273 Craig Reynolds, L OBP: 0.326, SLG: 0.395		0-0 HR 1B		4-0 SH2-4 1B BB		0-3 K		0-0 F8	3	1	2	1	0	1	0	0					
Bob Knepper, L OBP: 0.143, SLG: 0.200 Denny Walling, L OBP: 0.358, SLG: 0.434		0-0 F1		0-0 SH2-4		0-0 1B		0-0 HR 1B	3	1	2	0	0	0	0	0					
Inning Stats	R: 1 E: 0 K: 1 S: 8	H: 3 LOB: 3 BB: 1 P: 12	R: 2 E: 0 K: 0 S: 5	H: 2 LOB: 0 BB: 0 P: 5	R: 0 E: 0 K: 0 S: 2	H: 0 LOB: 0 BB: 1 P: 6	R: 1 E: 0 K: 0 S: 4	H: 1 LOB: 2 BB: 2 P: 12	R: 0 E: 0 K: 1 S: 9	H: 1 LOB: 0 BB: 0 P: 9	R: 0 E: 0 K: 0 S: 3	H: 1 LOB: 1 BB: 0 P: 4	R: 0 E: 0 K: 2 S: 7	H: 0 LOB: 0 BB: 0 P: 7	R: 3 E: 0 K: 1 S: 9	H: 4 LOB: 1 BB: 0 P: 9		1B: 8 2B: 1 3B: 1 HR: 2	SF: 0 SAC: 1 DP: 2 HBP: 1	WP: 0 PB: 0 SB: 0 CS: 0	PA: 42
PITCHER	IP WLS BF H R ER SO BB IBB HBP BLK WP HR S P ERA WHIP	4.0 7 21 6 4 4 1 3 1 0 0 0 1 19 35 9.00 2.250	2.0 1 7 1 0 0 4 0 0 0 0 0 0 15 0.00 0.500	0.0 2 1 0 0 0 0 0 0 0 0 0 0 2 ∞ ∞	1.0 2 0 0 0 0 0 0 0 0 0 0 2 2 0.00 0.000	2.0 L 10 4 3 3 3 0 0 0 0 0 1 16 16 13.50 2.000	PITCHER											IP WLS BF H R ER SO BB IBB HBP BLK WP HR S P ERA WHIP	4.0 7 21 6 4 4 1 3 1 0 0 0 1 19 35 9.00 2.250		

AB	36
R	7
H	12
RBI	7
BB	4
SO	8
LOB	15



Batter	1	2	3	4	5	6	7	8	9	AB	R	H	RBI	BB	SO	LOB	BOTTOM				
Juan Samuel, R OBP: 0.330, SLG: 0.498	0-3 K	0-0 6-3			0-0 L1	0-0 F8			0-0 4-3	5	0	0	0	0	1	2	Houston Astros @ Philadelphia Phillies Veterans Stadium, Philadelphia, PA Thu Jul 02 1987, 7:05 PM EDT Att: 19,213 - Unknown				
Rick Schu, R OBP: 0.316, SLG: 0.462 Milt Thompson, L OBP: 0.314, SLG: 0.368	0-0 F6		0-0 E 3B		0-0 4-3 2B 1B	0-0 6-3			0-3 K	2	1	1	0	0	0	0					
Von Hayes, L OBP: 0.423, SLG: 0.479	0-0 4-3		0-0 F9		0-0 4-3		4-0 FC5-4 BB		0-3 K	4	0	0	0	1	1	1					
Mike Schmidt, R OBP: 0.385, SLG: 0.575		0-0 2B 1B	4-0 FC5-4 BB		0-0 E 2B		0-0 F3			3	2	2	1	1	0	1					
Lance Parrish, R OBP: 0.286, SLG: 0.359 Steve Bedrosian, R		0-0 1B E 2B	0-0 FC5-4		0-0 E7 2B 1B		0-3 K			4	2	2	2	0	1	2					
Glenn Wilson, R OBP: 0.323, SLG: 0.447		0-0 E 1B	0-0 4-3		4-0 2B BB		0-0 FC5-4			3	0	1	0	1	0	2					
Chris James, R OBP: 0.353, SLG: 0.561		0-0 E6		0-0 L9	0-0 2B		0-3 K			4	0	1	2	0	1	1					
Luis Aguayo, R OBP: 0.275, SLG: 0.470		0-0 5-3		0-0 F3	0-3 K		0-3 K			4	0	0	0	0	2	4					
Don Carman, L OBP: 0.067, SLG: 0.067 Shane Bieber, R OBP: 0.273, SLG: 0.236 Michael Jackson, R OBP: 0.187, SLG: 0.182 Keith Hughes, L OBP: 0.091, SLG: 0.091 Wally Ritchie, L OBP: 0.299, SLG: 0.500 Doug Bair, R OBP: 0.271, SLG: 0.455	0-3 K		0-3 K		0-3 K		0-0 4-3		0-3 K	1	0	0	0	0	1	2					
Inning Stats	R: 0 E: 1 K: 1 S: 5	H: 0 LOB: 0 BB: 0 P: 5	R: 2 E: 1 K: 1 S: 9	H: 3 LOB: 2 BB: 0 P: 9	R: 1 E: 1 K: 0 S: 4	H: 1 LOB: 1 BB: 1 P: 8	R: 0 E: 0 K: 1 S: 5	H: 0 LOB: 0 BB: 0 P: 5	R: 3 E: 1 K: 1 S: 9	H: 4 LOB: 2 BB: 1 P: 13	R: 0 E: 0 K: 0 S: 3	H: 0 LOB: 0 BB: 0 P: 3	R: 0 E: 0 K: 3 S: 9	H: 0 LOB: 0 BB: 0 P: 9	R: 0 E: 0 K: 2 S: 7	H: 0 LOB: 0 BB: 0 P: 7		1B: 4 2B: 3 3B: 1 HR: 0	SF: 0 SAC: 0 DP: 0 HBP: 0	WP: 0 PB: 0 SB: 0 CS: 0	PA: 39
PITCHER	IP WLS BF H R ER SO BB IBB HBP BLK WP HR S P ERA WHIP	4.2 8 25 8 0 0 2 1 0 0 0 0 0 11 15 0.00 0.429	2.1 0 8 0 0 0 2 1 0 0 0 0 0 9 9 0.00 0.000	1.0 W 3 0 0 0 3 0 0 0 0 0 0 9 9 0.00 0.000	1.0 S 3 0 0 0 2 0 0 0 0 0 0 7 7 0.00 0.000	PITCHER										IP WLS BF H R ER SO BB IBB HBP BLK WP HR S P ERA WHIP		4.2 8 25 8 0 0 2 1 0 0 0 0 0 11 15 0.00 0.429			



Batter	1	2	3	4	5	6	7	8	9	AB	R	H	RBI	BB	SO	LOB	TOP			
Billy Hatcher, R OBP: 0.366, SLG: 0.442 (1, 8)	5-3		K		5-3			L6		4	0	0	0	0	1	1	Houston Astros @ Philadelphia Phillies Veterans Stadium, Philadelphia, PA Fri Jul 03 1987, 7:05 PM EDT Att: 56,825 - Unknown			
Bill Doran, S OBP: 0.342, SLG: 0.400 (1, 4)	K		L8			G5-4-3 BB		5-3		3	0	0	0	1	1					
Kevin Bass, S OBP: 0.339, SLG: 0.455 (1, 9)	BB 1B		E 1B			G5-4-3 1-2		G3		4	1	2	0	0	0	1				
Glenn Davis, R OBP: 0.342, SLG: 0.522 (1, 3)	1-2 BB		E6			3B		5-3		3	0	1	0	1	0	0				
Davey Lopes, R OBP: 0.364, SLG: 0.556 (1, 7) Denny Walling, L OBP: 0.356, SLG: 0.431 (9, PH)	4-3							F7		3	0	1	0	0	0	2				
Alan Ashby, S OBP: 0.380, SLG: 0.461 (1, 2)		6-3			G5-4-3 1B			6-3		3	0	0	0	0	0	1				
Chuck Jackson, R OBP: 0.275, SLG: 0.302 (1, 5)					6-3			6-3		3	0	1	0	0	0	0				
Craig Reynolds, L OBP: 0.322, SLG: 0.388 (1, 6)		FC4-6 1B						4-3		3	0	0	0	0	0	1				
Nolan Ryan, R OBP: 0.097, SLG: 0.167 (1, 1) Jim Pankovits, R OBP: 0.212, SLG: 0.133 (8, PH) Larry Andersen, R OBP: 0.133, SLG: 0.133 (8, 1)	1-3				4-3			1B		2	0	0	0	0	0	1				
Inning Stats	R: 0 E: 0 K: 1 S: 6	H: 1 LOB: 2 BB: 1 P: 10	R: 0 E: 0 K: 0 S: 4	H: 1 LOB: 1 BB: 0 P: 4	R: 1 E: 1 K: 1 S: 6	H: 1 LOB: 1 BB: 0 P: 6	R: 0 E: 0 K: 0 S: 3	H: 1 LOB: 0 BB: 0 P: 3	R: 0 E: 0 K: 0 S: 2	H: 1 LOB: 1 BB: 1 P: 6	R: 0 E: 0 K: 0 S: 3	H: 0 LOB: 0 BB: 0 P: 3	R: 0 E: 0 K: 0 S: 4	H: 1 LOB: 1 BB: 0 P: 4	R: 0 E: 0 K: 0 S: 3	H: 0 LOB: 0 BB: 0 P: 3		1B: 5 2B: 0 3B: 1 HR: 0	SF: 0 SAC: 0 DP: 2 HBP: 0	WP: 0 PB: 0 SB: 0 CS: 0
PITCHER	IP	WLS	BF	H	R	ER	SO	BB	IBB	HBP	BLK	WP	HR	S	P	ERA	WHIP			
Bruce Ruffin, L ERA: 4.73 (1, 1)	8.0	W	29	6	1	0	2	2	0	0	0	0	0	31	39	0.00	1.000			
Steve Bedrosian, R ERA: 3.09 (9, 1)	1.0	S	3	0	0	0	0	0	0	0	0	0	0	3	3	0.00	0.000			

Batter	1	2	3	4	5	6	7	8	9	AB	R	H	RBI	BB	SO	LOB	BOTTOM			
Juan Samuel, R OBP: 0.326, SLG: 0.492 (1, 4)	K		G3		K			K		4	0	0	0	0	3	3	Houston Astros @ Philadelphia Phillies Veterans Stadium, Philadelphia, PA Fri Jul 03 1987, 7:05 PM EDT Att: 56,825 - Unknown			
Milt Thompson, L OBP: 0.317, SLG: 0.375 (1, 8)	BB 1B 3B		S 1B BB		K			F7		3	2	1	0	1	1	0				
Von Hayes, L OBP: 0.424, SLG: 0.477 (1, 3)	2B 1B		1B BB		3-1			F5		3	0	1	1	1	0	0				
Mike Schmidt, R OBP: 0.382, SLG: 0.567 (1, 5)	F8		F2					F5		3	0	0	0	1	0	3				
Lance Parrish, R OBP: 0.289, SLG: 0.366 (1, 2)	1-3 2B		FC4 1B		K			5-3		4	0	2	1	0	1	1				
Glenn Wilson, R OBP: 0.322, SLG: 0.442 (1, 9)	6-3		FC4		K			FC1-6 BB		3	0	0	0	1	1	4				
Greg Gross, L OBP: 0.418, SLG: 0.418 (1, 7)		K			SH3-4 1B			F9		4	0	2	0	0	1	1				
Luis Aguayo, R OBP: 0.275, SLG: 0.464 (1, 6)		K			F6			FC1-6		4	0	1	0	0	1	2				
Bruce Ruffin, S OBP: 0.057, SLG: 0.086 (1, 1) Steve Bedrosian, R OBP: 0.133, SLG: 0.133 (9, 1)	K				SH3-4			K		2	0	0	0	0	2	2				
Inning Stats	R: 1 E: 0 K: 1 S: 8	H: 3 LOB: 2 BB: 0 P: 8	R: 0 E: 0 K: 3 S: 9	H: 0 LOB: 0 BB: 0 P: 9	R: 1 E: 0 K: 0 S: 4	H: 1 LOB: 2 BB: 2 P: 12	R: 0 E: 0 K: 1 S: 6	H: 1 LOB: 1 BB: 0 P: 6	R: 0 E: 0 K: 2 S: 7	H: 0 LOB: 1 BB: 1 P: 11	R: 0 E: 0 K: 3 S: 11	H: 2 LOB: 2 BB: 0 P: 11	R: 0 E: 0 K: 0 S: 3	H: 0 LOB: 0 BB: 0 P: 3	R: 0 E: 0 K: 0 S: 3	H: 0 LOB: 1 BB: 1 P: 7		1B: 5 2B: 1 3B: 1 HR: 0	SF: 0 SAC: 1 DP: 0 HBP: 0	WP: 1 PB: 0 SB: 1 CS: 0
PITCHER	IP	WLS	BF	H	R	ER	SO	BB	IBB	HBP	BLK	WP	HR	S	P	ERA	WHIP			
Nolan Ryan, R ERA: 3.3 (1, 1)	7.0	L	31	7	2	2	10	3	0	0	0	0	0	48	60	2.57	1.429			
Larry Andersen, R ERA: 3.21 (8, 1)	1.0		4	0	0	0	0	1	0	0	0	0	0	3	7	0.00	1.000			

Batter	1	2	3	4	5	6	7	8	9	AB	R	H	RBI	BB	SO	LOB	TOP			
Billy Hatcher, R OBP: 0.364, SLG: 0.436 (1, 8)	5-3		F7	F8			HBP		5-3	4	0	0	0	0	0	3	Houston Astros @ Philadelphia Phillies Veterans Stadium, Philadelphia, PA Sat Jul 04 1987, 3:33 AM EDT Att: 20,178 - Unknown			
Bill Doran, S OBP: 0.343, SLG: 0.403 (1, 4)	4-3 1B 2B		F7		F9		F7			5	1	2	0	0	0	1				
Denny Walling, L OBP: 0.363, SLG: 0.439 (1, 5)	4-3 2-3								L7	4	0	2	0	1	0	3				
Glenn Davis, R OBP: 0.341, SLG: 0.519 (1, 3)			5-3		F8		K			4	0	1	1	0	1	4				
Kevin Bass, S OBP: 0.341, SLG: 0.455 (1, 9)	K			FC4-6 1B	F9					4	1	2	0	0	1	2				
Jose Cruz, L OBP: 0.322, SLG: 0.411 (1, 7)		1B 4-3 G4-3-6		FC4-6 1B		F8		F8		3	1	1	0	1	0	1				
Craig Reynolds, L OBP: 0.315, SLG: 0.379 (1, 6)	4-3		FC4-6 SH1-4 1B			G3		F9		4	0	0	0	0	0	3				
Ronn Reynolds, R OBP: 0.173, SLG: 0.196 (1, 2)			SH1-4 1B			6-3			F7	4	0	2	1	0	0	0				
Jim Deshaies, L OBP: 0.237, SLG: 0.094 (1, 1)										1	0	0	0	0	0	1				
Terry Puhl, L OBP: 0.285, SLG: 0.260 (7, PH)	G4-3-6		SH1-4							1	0	0	0	0	0	0				
Ron Mathis, R OBP: 0.383, SLG: 0.470 (8, PH)	1-2 3-H						L7			0	0	0	0	0	0	0				
Alan Ashby, S OBP: 0.383, SLG: 0.470 (9, PH)								2B		1	0	1	0	0	0	0				
Inning Stats	R: 1 E: 0 K: 1 S: 7	H: 2 LOB: 1 BB: 0 P: 7	R: 1 E: 0 K: 0 S: 4	H: 2 LOB: 0 BB: 0 P: 4	R: 0 E: 0 K: 0 S: 4	H: 1 LOB: 1 BB: 0 P: 4	R: 1 E: 0 K: 0 S: 5	H: 2 LOB: 2 BB: 1 P: 9	R: 0 E: 0 K: 0 S: 3	H: 0 LOB: 0 BB: 0 P: 3	R: 0 E: 0 K: 0 S: 3	H: 0 LOB: 2 BB: 1 P: 10	R: 0 E: 0 K: 0 S: 3	H: 1 LOB: 0 BB: 0 P: 3	R: 0 E: 0 K: 0 S: 5	H: 2 LOB: 2 BB: 0 P: 5	1B: 8 2B: 3 3B: 0 HR: 0	SF: 0 SAC: 1 DP: 1 HBP: 1	WP: 0 PB: 0 SB: 3 CS: 0	PA: 39
PITCHER	IP WLS BF H R ER SO BB IBB HBP BLK WP HR S P ERA WHIP																			
Tom Hume, R ERA: 5.36 (1, 1)	6.0 W 26 8 3 3 1 1 0 0 0 0 0 27 31 4.50 1.500																			
Michael Jackson, R ERA: 4.41 (7, 1)	3.0 S 13 3 0 0 1 1 0 1 0 0 0 13 18 0.00 1.333																			

Batter	1	2	3	4	5	6	7	8	9	AB	R	H	RBI	BB	SO	LOB	BOTTOM	
Juan Samuel, R OBP: 0.330, SLG: 0.500 (1, 4)	E 2B BB		FC4-6 1B	K		F9				3	3	1	1	2	1	2	Houston Astros @ Philadelphia Phillies Veterans Stadium, Philadelphia, PA Sat Jul 04 1987, 3:33 AM EDT Att: 20,178 - Unknown	
Chris James, R OBP: 0.355, SLG: 0.545 (1, 7)	K		FC4-6 1B	P3		P3		HR		3	1	0	0	2	1	3		
Von Hayes, L OBP: 0.427, SLG: 0.508 (1, 3)			FC4-6 1B	F9				HR	HR	5	3	3	4	0	0	3		
Mike Schmidt, R OBP: 0.391, SLG: 0.569 (1, 5)	F9		1-2 3-H 2B 1B			CS 1B		BB		3	1	2	1	2	0	1		
Lance Parrish, R OBP: 0.283, SLG: 0.358 (1, 2)	K		F9			F3		F9	K	5	0	0	0	0	2	6		
Glenn Wilson, R OBP: 0.327, SLG: 0.443 (1, 9)			1B CS 1B	1-2 2-H 2B 1B		F9		FC6-4 BB	5-3	4	1	2	1	1	0	2		
Ron Roenicke, S OBP: 0.217, SLG: 0.150 (1, 8)			F9	1-2 2-H 2B		5-3		K		4	0	1	2	0	1	4		
Ken Dowell, R OBP: 0.136, SLG: 0.136 (1, 6)			CS 1B	6-3		4-3		FC6-4		4	0	1	0	0	0	3		
Tom Hume, R OBP: 0.167, SLG: 0.167 (1, 1)									F9	2	0	1	0	0	1	2		
Keith Hughes, L OBP: 0.167, SLG: 0.250 (6, PH)										1	0	1	0	0	0	0		
Michael Jackson, R OBP: 0.154, SLG: 0.083 (7, 1)			K							1	0	0	0	0	0	0		
Inning Stats	R: 1 E: 0 K: 2 S: 8	H: 1 LOB: 1 BB: 1 P: 12	R: 0 E: 0 K: 1 S: 6	H: 2 LOB: 1 BB: 0 P: 6	R: 4 E: 0 K: 0 S: 6	H: 3 LOB: 1 BB: 2 P: 14	R: 0 E: 0 K: 1 S: 6	H: 1 LOB: 1 BB: 0 P: 6	R: 0 E: 0 K: 0 S: 4	H: 1 LOB: 1 BB: 0 P: 4	R: 0 E: 0 K: 0 S: 4	H: 1 LOB: 2 BB: 2 P: 14	R: 3 E: 0 K: 1 S: 7	H: 2 LOB: 1 BB: 2 P: 15	1B: 7 2B: 2 3B: 0 HR: 3	SF: 0 SAC: 0 DP: 0 HBP: 0		WP: 0 PB: 0 SB: 2 CS: 3
PITCHER	IP WLS BF H R ER SO BB IBB HBP BLK WP HR S P ERA WHIP																	
Jim Deshaies, L ERA: 3.74 (1, 1)	6.0 L 29 9 5 5 4 3 0 0 0 0 0 2 8 20 20.25 3.750																	
Ron Mathis, R ERA: 5.25 (7, 1)	1.1 9 2 3 3 1 3 0 0 0 0 0 2 8 20 20.25 3.750																	
Rocky Childress, R ERA: 2.45 (8, 1)	0.2 4 1 1 1 1 1 0 0 0 0 0 1 5 9 13.50 3.000																	

Batter	1	2	3	4	5	6	7	8	9	AB	R	H	RBI	BB	SO	LOB	TOP									
Billy Hatcher, R OBP: 0.370, SLG: 0.442 (1.8)										5	2	4	1	0	0	0	Houston Astros @ Philadelphia Phillies Veterans Stadium, Philadelphia, PA Sun Jul 05 1987, 3:33 AM EDT Att: 30,179 - Unknown									
Bill Doran, S OBP: 0.343, SLG: 0.403 (1.4)										5	0	2	0	0	1	3										
Denny Walling, L OBP: 0.358, SLG: 0.435 (1.5)										4	0	1	2	0	0	3										
Glenn Davis, R OBP: 0.342, SLG: 0.520 (1.3)										5	1	2	0	0	0	2										
Kevin Bass, S OBP: 0.348, SLG: 0.459 (1.9)										4	2	3	1	1	0	2										
Jose Cruz, L OBP: 0.320, SLG: 0.413 (1.7)										4	2	1	1	0	0	3										
Alan Ashby, S OBP: 0.384, SLG: 0.470 (9. PR)										4	0	1	2	1	0	2										
Ronn Reynolds, R OBP: 0.173, SLG: 0.196 (9. 2)										3	1	1	1	1	1	2										
Craig Reynolds, L OBP: 0.317, SLG: 0.378 (1.6)										3	0	0	0	0	2	2										
Mike Scott, R OBP: 0.122, SLG: 0.053 (7. 1)										2	0	0	0	0	2	3										
Inning Stats	R: 1 E: 1 K: 1 S: 6	H: 1 LOB: 0 BB: 0 P: 6	R: 2 E: 0 K: 0 S: 4	H: 1 LOB: 0 BB: 1 P: 8	R: 0 E: 0 K: 0 S: 5	H: 2 LOB: 2 BB: 0 P: 5	R: 0 E: 1 K: 1 S: 6	H: 0 LOB: 1 BB: 0 P: 6	R: 0 E: 0 K: 0 S: 4	H: 2 LOB: 1 BB: 0 P: 4	R: 1 E: 0 K: 2 S: 8	H: 1 LOB: 1 BB: 1 P: 12	R: 1 E: 0 K: 0 S: 6	H: 3 LOB: 2 BB: 0 P: 6	R: 1 E: 0 K: 1 S: 7	H: 2 LOB: 1 BB: 0 P: 7	R: 2 E: 0 K: 1 S: 8	H: 3 LOB: 2 BB: 1 P: 12	1B: 12 2B: 3 HR: 0	SF: 3 SAC: 0 HBP: 0	WP: 0 PB: 0 SB: 3 CS: 0	PA: 45				
PITCHER	IP	WLS	BF	H	R	ER	SO	BB	IBB	HBP	BLK	WP	HR	S	P	ERA	WHIP									
Kevin Gross, R ERA: 4.15 (1. 1)	6.0	L	27	7	4	2	4	2	0	0	0	0	0	0	33	41	3.00	1.500								
Doug Bair, R ERA: 0.93 (7. 1)	0.2		5	3	1	1	0	0	0	0	0	0	0	0	5	5	13.50	4.500								
Wally Ritchie, L ERA: 3.67 (7. 1)	1.1		6	2	1	1	1	0	0	0	0	0	0	0	8	8	6.75	1.500								
Kent Tekulve, R ERA: 3.91 (9. 1)	1.0		7	3	2	2	1	0	1	0	0	0	0	0	8	12	18.00	3.000								

Batter	1	2	3	4	5	6	7	8	9	AB	R	H	RBI	BB	SO	LOB	BOTTOM								
Juan Samuel, R OBP: 0.337, SLG: 0.505 (1.4)										3	1	2	0	2	0	0	Houston Astros @ Philadelphia Phillies Veterans Stadium, Philadelphia, PA Sun Jul 05 1987, 3:33 AM EDT Att: 30,179 - Unknown								
Milt Thompson, L OBP: 0.313, SLG: 0.369 (1.8)										4	0	0	0	0	1	7									
Wally Ritchie, L OBP: 0.500, SLG: 0.500 (7. 1)										4	0	0	0	1	0	3									
Chris James, R OBP: 0.352, SLG: 0.541 (6. PH)										4	0	2	1	1	0	0									
Kent Tekulve, R OBP: 0.423, SLG: 0.500 (9. 1)										2	1	1	0	3	1	2									
Von Hayes, L OBP: 0.423, SLG: 0.500 (1.3)										2	1	1	0	3	1	2									
Mike Schmidt, R OBP: 0.395, SLG: 0.568 (1.5)										4	0	2	1	1	0	0									
Glenn Wilson, R OBP: 0.334, SLG: 0.443 (1.9)										2	1	1	0	3	1	2									
Greg Gross, L OBP: 0.417, SLG: 0.423 (1.7)										4	0	1	1	1	0	6									
Darren Daulton, L OBP: 0.283, SLG: 0.426 (1.2)										3	0	0	0	2	2	3									
Ken Dowell, R OBP: 0.125, SLG: 0.125 (1.6)										2	0	0	0	0	1	2									
Keith Hughes, L OBP: 0.154, SLG: 0.231 (6. PH)										1	0	0	0	0	1	0									
Doug Bair, R OBP: 0.200, SLG: 0.136 (7. 8)										0	0	0	0	0	0	0									
Ron Roenicke, S OBP: 0.200, SLG: 0.136 (7. 8)										2	0	0	0	0	0	5									
Kevin Gross, R OBP: 0.129, SLG: 0.129 (1. 1)										1	0	0	0	0	1	0									
Luis Aguayo, R OBP: 0.277, SLG: 0.460 (6. PH)										1	0	0	0	1	0	3									
Inning Stats	R: 1 E: 0 K: 1 S: 6	H: 1 LOB: 2 BB: 2 P: 14	R: 0 E: 0 K: 2 S: 7	H: 0 LOB: 0 BB: 0 P: 7	R: 0 E: 0 K: 1 S: 6	H: 2 LOB: 3 BB: 1 P: 10	R: 0 E: 0 K: 1 S: 5	H: 0 LOB: 3 BB: 3 P: 17	R: 1 E: 0 K: 0 S: 5	H: 2 LOB: 1 BB: 0 P: 5	R: 0 E: 0 K: 1 S: 6	H: 1 LOB: 2 BB: 1 P: 10	R: 0 E: 0 K: 0 S: 3	H: 0 LOB: 3 BB: 3 P: 15	R: 0 E: 0 K: 0 S: 3	R: 0 E: 1 K: 1 S: 6	H: 0 LOB: 2 BB: 1 P: 10	1B: 4 2B: 2 HR: 0	SF: 0 SAC: 1 HBP: 0	WP: 0 PB: 0 SB: 1 CS: 1	PA: 44				
PITCHER	IP	WLS	BF	H	R	ER	SO	BB	IBB	HBP	BLK	WP	HR	S	P	ERA	WHIP								
Mike Scott, R ERA: 2.47 (1. 1)	6.0		30	6	2	2	6	7	0	0	0	0	0	35	63	3.00	2.167								
Larry Andersen, R ERA: 3.02 (7. 1)	3.0	S	14	0	0	0	1	4	0	0	0	0	0	12	28	0.00	1.333								

Batter	1	2	3	4	5	6	7	8	9	AB	R	H	RBI	BB	SO	LOB	TOP			
Herm Winningham, L (1,8) OBP: 0.357, SLG: 0.435	L3		6-3			6-3		2H 1B		4	0	1	1	0	0	0	Montreal Expos @ Houston Astros Astrodome, Houston, TX Mon Jul 06 1987, 8:05 PM EDT Att: 17,312 - Unknown			
Mitch Webster, S (1,9) OBP: 0.371, SLG: 0.416	F7		K			F7-3 1B		F7		4	0	1	0	0	1					
Tim Raines, S (1,7) OBP: 0.435, SLG: 0.531	K		4-3			F7-3 1-2			5-3	4	0	0	0	0	1					
Tim Wallach, R (1,5) OBP: 0.346, SLG: 0.503		5-3		5-3			F7		1B 1B	4	0	1	0	0	0					
Hubie Brooks, R (1,6) OBP: 0.329, SLG: 0.504		HR		K			L5		F7	4	1	1	1	0	1					
Andres Galarraga, R (1,3) OBP: 0.461, SLG: 0.529		6-3		K			K		1-2 1B	4	0	1	0	0	2	0				
Vance Law, R (1,4) OBP: 0.358, SLG: 0.414		2B BB				K		F2	K	3	1	0	0	1	2	2				
Jeff Reed, L (1,2) OBP: 0.225, SLG: 0.241		1-H 2B				4-3			1B 2B	3	1	2	1	0	0	0				
Dennis Martinez, R (1,1) OBP: 0.154, SLG: 0.083		6-3				6-3			1-3	1	0	0	0	0	0	1				
Jay Tibbs, R (3,1) OBP: 0.192, SLG: 0.130										1	0	0	0	0	0	0				
Tom Foley, L (6, PH) OBP: 0.308, SLG: 0.380										1	0	0	0	0	0	1				
Andy McGaffigan, R (8,1) OBP: 0.308, SLG: 0.380										0	0	0	0	0	0	0				
Inning Stats	R: 0 E: 0 K: 1 S: 5	H: 0 LOB: 0 BB: 0 P: 5	R: 2 E: 0 K: 0 S: 5	H: 2 LOB: 1 BB: 1 P: 9	R: 0 E: 0 K: 1 S: 5	H: 0 LOB: 0 BB: 0 P: 5	R: 0 E: 0 K: 2 S: 7	H: 0 LOB: 0 BB: 0 P: 7	R: 0 E: 0 K: 1 S: 5	H: 1 LOB: 0 BB: 0 P: 3	R: 0 E: 0 K: 1 S: 5	H: 0 LOB: 0 BB: 0 P: 5	R: 1 E: 0 K: 0 S: 5	H: 2 LOB: 1 BB: 0 P: 5	R: 0 E: 0 K: 1 S: 7	H: 2 LOB: 2 BB: 0 P: 7	1B: 4 2B: 3 3B: 0 HR: 1	SF: 0 SAC: 0 DP: 1 HBP: 0	WP: 0 PB: 0 SB: 0 CS: 0	PA: 34
PITCHER	IP WLS BF H R ER SO BB IBB HBP BLK WP HR S P ERA WHIP																			
Danny Darwin, R (1,1) ERA: 3.51	8.0 W 29 5 3 3 6 1 0 0 0 0 1 40 44 3.38 0.750																			
Dave Meads, L (9,1) ERA: 5.93	1.0 5 2 0 0 1 0 0 0 0 0 0 7 7 0.00 2.000																			

AB 33
R 3
H 7
RBI 3
BB 1
SO 7
LOB 7



Batter	1	2	3	4	5	6	7	8	9	AB	R	H	RBI	BB	SO	LOB	BOTTOM			
Billy Hatcher, R (1,8) OBP: 0.374, SLG: 0.444	BB 1B SF8 BB	2B 1B		4-3			K			1	1	1	0	1	0	0	Montreal Expos @ Houston Astros Astrodome, Houston, TX Mon Jul 06 1987, 8:05 PM EDT Att: 17,312 - Unknown			
Chuck Jackson, R (3,8) OBP: 0.278, SLG: 0.303		1-2 1B			1-2 2-3 3-H 1B					3	0	1	1	0	1	2				
Bill Doran, S (1,4) OBP: 0.350, SLG: 0.409	SF8 BB 4-3 1B	1-3 2-H 2B			FC6-5		1B BB			3	1	2	1	2	0	3				
Denny Walling, L (1,5) OBP: 0.365, SLG: 0.442	4-3 SF8 1-2 2-3 BB	G3			F9		2B			4	0	2	2	1	0	3				
Glenn Davis, R (1,3) OBP: 0.339, SLG: 0.517	SF8 1-2 2-3 3-H		2B 1B	FC		6-3	L8			4	1	1	1	0	0	4				
Kevin Bass, S (1,9) OBP: 0.349, SLG: 0.458	4-3					6-3				5	1	2	1	0	1	3				
Dave Meads, L (9,1) OBP: 0.500, SLG: 0.333	2-3 3-H		K		BB 1B					0	0	0	0	0	0	0				
Jose Cruz, L (1,7) OBP: 0.317, SLG: 0.412	F1		1-H HR		L8		4-3			5	1	1	1	0	0	4				
Alan Ashby, S (1,2) OBP: 0.391, SLG: 0.489										3	2	2	2	1	1	0				
Terry Puhl, L (6, PH) OBP: 0.282, SLG: 0.256		1B 2B 1B	2-H HR		1B BB		K			1	0	0	0	0	0	1				
Craig Reynolds, L (1,6) OBP: 0.314, SLG: 0.379		K 1B	6-3		K		1B 1B			5	1	1	0	0	2	4				
Danny Darwin, R (1,1) OBP: 0.158, SLG: 0.216										3	1	1	0	1	2	1				
Ronn Reynolds, R (9,2) OBP: 0.173, SLG: 0.196		K	K		FC6-5 1B		1-2 2-3 1B			0	0	0	0	0	0	0				
Inning Stats	R: 2 E: 0 K: 0 S: 4	H: 1 LOB: 1 BB: 2 P: 12	R: 1 E: 0 K: 2 S: 10	H: 3 LOB: 2 BB: 0 P: 10	R: 3 E: 0 K: 2 S: 10	H: 3 LOB: 0 BB: 0 P: 10	R: 0 E: 0 K: 0 S: 3	H: 0 LOB: 1 BB: 1 P: 7	R: 1 E: 0 K: 1 S: 7	H: 2 LOB: 3 BB: 2 P: 15	R: 0 E: 0 K: 0 S: 4	H: 1 LOB: 1 BB: 0 P: 4	R: 2 E: 0 K: 2 S: 10	H: 3 LOB: 2 BB: 1 P: 14	R: 0 E: 0 K: 0 S: 4	H: 1 LOB: 1 BB: 0 P: 4	1B: 9 2B: 4 3B: 0 HR: 1	SF: 1 SAC: 0 DP: 0 HBP: 0	WP: 0 PB: 0 SB: 0 CS: 0	PA: 44
PITCHER	IP WLS BF H R ER SO BB IBB HBP BLK WP HR S P ERA WHIP																			
Dennis Martinez, R (1,1) ERA: 4.14	4.2 L 24 6 3 3 4 4 0 0 0 0 0 0 28 44 5.79 2.143																			
Jay Tibbs, R (3,1) ERA: 5.56	1.0 4 1 0 0 0 0 0 0 0 0 0 4 4 0.00 1.000																			

AB 37
R 9
H 14
RBI 9
BB 6
SO 7
LOB 25



Batter	1	2	3	4	5	6	7	8	9	AB	R	H	RBI	BB	SO	LOB	TOP										
Casey Candaele, S (1,7) OBP: 0.342, SLG: 0.347										5	1	2	0	0	0	2											
Mitch Webster, S (1,9) OBP: 0.370, SLG: 0.412										3	0	0	0	0	1	1											
Andres Galarraga, R (1,3) OBP: 0.493, SLG: 0.527										3	0	1	1	1	0	0											
Tim Wallach, R (1,5) OBP: 0.348, SLG: 0.502										3	0	1	0	0	0	2											
Hubie Brooks, R (1,6) OBP: 0.319, SLG: 0.489										4	0	0	0	0	0	6											
Reid Nichols, R (1,8) OBP: 0.318, SLG: 0.456										4	1	1	0	0	0	1											
Herm Winningham, L (9,8) OBP: 0.357, SLG: 0.435										0	0	0	0	0	0	0											
Vance Law, R (1,4) OBP: 0.356, SLG: 0.411										4	0	1	0	0	0	1											
Mike Fitzgerald, R (1,2) OBP: 0.317, SLG: 0.322										4	0	0	0	0	1	2											
Bob Sebra, R (1,1) OBP: 0.156, SLG: 0.129										3	0	1	1	0	0	0											
Inning Stats	R: 0 E: 0 K: 0 S: 4	H: 1 LOB: 2 BB: 1 P: 8	R: 1 E: 0 K: 0 S: 5	H: 2 LOB: 1 BB: 0 P: 5	R: 0 E: 0 K: 0 S: 3	H: 0 LOB: 0 BB: 0 P: 3	R: 0 E: 0 K: 0 S: 3	H: 0 LOB: 0 BB: 0 P: 3	R: 1 E: 0 K: 1 S: 7	H: 2 LOB: 3 BB: 0 P: 9	R: 0 E: 0 K: 0 S: 3	H: 0 LOB: 0 BB: 0 P: 3	R: 0 E: 0 K: 0 S: 5	H: 1 LOB: 1 BB: 0 P: 5	R: 0 E: 0 K: 0 S: 4	H: 1 LOB: 1 BB: 0 P: 4	R: 0 E: 0 K: 0 S: 4	H: 1 LOB: 1 BB: 0 P: 4	1B: 6 2B: 1 3B: 0 HR: 0	SF: 0 SAC: 1 DP: 0 HBP: 2	WP: 0 PB: 0 SB: 1 CS: 0	PA: 37					
PITCHER	IP	WLS	BF	H	R	ER	SO	BB	IBB	HBP	BLK	WP	HR	S	P	ERA	WHIP										
Bob Knepper, L (1,1) ERA: 6.34	8.0	L	33	6	2	2	2	1	0	2	0	0	0	34	40	2.25	0.875										
Rocky Childress, R (9,1) ERA: 2.16	1.0		4	1	0	0	0	0	0	0	0	0	0	4	4	0.00	1.000										

Montreal Expos @ Houston Astros
Astrodome, Houston, TX
Tue Jul 07 1987, 8:05 PM EDT
Att: 18,849 - Unknown

AB	33
R	2
H	7
RBI	2
BB	1
SO	2
LOB	15



Batter	1	2	3	4	5	6	7	8	9	AB	R	H	RBI	BB	SO	LOB	BOTTOM										
Bill Doran, S (1,4) OBP: 0.349, SLG: 0.407										4	0	1	0	0	1	0											
Denny Walling, L (1,5) OBP: 0.357, SLG: 0.432										4	0	0	0	0	1	1											
Kevin Bass, S (1,9) OBP: 0.345, SLG: 0.452										4	0	0	0	0	0	1											
Glenn Davis, R (1,3) OBP: 0.338, SLG: 0.513										4	0	1	0	0	0	0											
Alan Ashby, S (1,2) OBP: 0.390, SLG: 0.487										3	0	1	0	0	1	1											
Jose Cruz, L (1,7) OBP: 0.318, SLG: 0.411										3	0	1	0	0	1	1											
Craig Reynolds, L (1,6) OBP: 0.310, SLG: 0.372										3	0	0	0	0	0	3											
Chuck Jackson, R (1,8) OBP: 0.280, SLG: 0.304										3	0	1	0	0	1	0											
Bob Knepper, L (1,1) OBP: 0.130, SLG: 0.182										2	0	0	0	0	0	0											
Terry Puhl, L (8,PH) OBP: 0.259, SLG: 0.253										1	0	0	0	0	1	0											
Rocky Childress, R (9,1) ERA: 3.7										0	0	0	0	0	0	0											
Inning Stats	R: 0 E: 0 K: 1 S: 5	H: 0 LOB: 0 BB: 0 P: 5	R: 0 E: 0 K: 0 S: 5	H: 3 LOB: 2 BB: 0 P: 5	R: 0 E: 0 K: 0 S: 4	H: 1 LOB: 1 BB: 0 P: 4	R: 0 E: 0 K: 2 S: 8	H: 1 LOB: 1 BB: 0 P: 8	R: 0 E: 0 K: 2 S: 7	H: 0 LOB: 0 BB: 0 P: 7	R: 0 E: 0 K: 0 S: 3	H: 0 LOB: 0 BB: 0 P: 3	R: 0 E: 0 K: 0 S: 3	H: 0 LOB: 0 BB: 0 P: 3	R: 0 E: 0 K: 1 S: 5	H: 0 LOB: 0 BB: 0 P: 5	R: 0 E: 0 K: 0 S: 3	H: 0 LOB: 0 BB: 0 P: 3	1B: 5 2B: 0 3B: 0 HR: 0	SF: 0 SAC: 0 DP: 0 HBP: 0	WP: 0 PB: 0 SB: 1 CS: 0	PA: 31					
PITCHER	IP	WLS	BF	H	R	ER	SO	BB	IBB	HBP	BLK	WP	HR	S	P	ERA	WHIP										
Bob Sebra, R (1,1) ERA: 3.7	9.0	W	31	5	0	0	6	0	0	0	0	0	0	43	43	0.00	0.556										

Montreal Expos @ Houston Astros
Astrodome, Houston, TX
Tue Jul 07 1987, 8:05 PM EDT
Att: 18,849 - Unknown

AB	31
R	0
H	5
RBI	0
BB	0
SO	6
LOB	7



Batter	1	2	3	4	5	6	7	8	9	AB R H RBI BB SO LOB	TOP											
Casey Candaele, S (1,9) OBP: 0.340, SLG: 0.345	G3		4-3		L5		K		1B	5 0 1 0 0 1 1	Montreal Expos @ Houston Astros Astrodome, Houston, TX Wed Jul 08 1987, 8:05 PM EDT Att: 17,776 - Unknown											
Herm Winningham, L (1,8) OBP: 0.353, SLG: 0.424	4-3		BB		6-3			L1	K	4 0 0 0 1 1 3												
Tim Raines, S (1,7) OBP: 0.432, SLG: 0.526	1B		K		F7			4-3		4 1 1 0 0 1 1												
Tim Wallach, R (1,5) OBP: 0.349, SLG: 0.502	1B		5-3		K			FC4-6	1B	4 0 2 1 0 1 1												
Hubie Brooks, R (1,6) OBP: 0.311, SLG: 0.475	F7				K			5-3	FC4-6	4 0 0 0 0 1 2												
Andres Galaraga, R (1,3) OBP: 0.397, SLG: 0.520		4-3			F9				K	4 0 0 0 0 2 0												
Vance Law, R (1,4) OBP: 0.366, SLG: 0.430		1B					SH1-4		FC4-2	3 0 3 0 1 0 0												
Jeff Reed, L (1,2) OBP: 0.226, SLG: 0.233		K					K		FC4-2	3 0 0 0 1 2 3												
Floyd Youmans, R (1,1) OBP: 0.250, SLG: 0.458		K					SH1-4		1B	3 0 1 0 0 2 3												
Inning Stats	R: 1 E: 0 K: 0 S: 5	H: 2 LOB: 1 BB: 0 P: 5	R: 0 E: 0 K: 2 S: 8	H: 1 LOB: 1 BB: 0 P: 8	R: 0 E: 0 K: 1 S: 5	H: 0 LOB: 1 BB: 1 P: 9	R: 0 E: 0 K: 2 S: 8	H: 1 LOB: 2 BB: 1 P: 12	R: 0 E: 0 K: 0 S: 3	H: 0 LOB: 0 BB: 0 P: 3	R: 0 E: 0 K: 2 S: 7	H: 0 LOB: 0 BB: 0 P: 7	R: 0 E: 0 K: 1 S: 4	H: 0 LOB: 1 BB: 1 P: 11	R: 0 E: 0 K: 0 S: 4	H: 1 LOB: 1 BB: 0 P: 4	R: 0 E: 0 K: 2 S: 10	H: 3 LOB: 3 BB: 0 P: 10	1B: 6 2B: 1 3B: 1 HR: 0	SF: 0 SAC: 1 DP: 0 HBP: 0	WP: 0 PB: 0 SB: 3 CS: 0	PA: 38
PITCHER	IP WLS BF H R ER SO BB IBB HBP BLK WP HR S P ERA WHIP																					
Nolan Ryan, R (1,1) ERA: 3.17	7.0 L 28 4 1 1 9 3 0 0 0 0 0 0 43 55 1.29 1.000																					
Larry Andersen, R (8,1) ERA: 2.91	2.0 10 4 0 0 2 0 0 0 0 0 0 0 14 14 0.00 2.000																					

AB	34
R	1
H	8
RBI	1
BB	3
SO	11
LOB	14



Batter	1	2	3	4	5	6	7	8	9	AB R H RBI BB SO LOB	BOTTOM											
Gerald Young, S (1,8)	F9				F8				F9	4 0 0 0 0 0 1	Montreal Expos @ Houston Astros Astrodome, Houston, TX Wed Jul 08 1987, 8:05 PM EDT Att: 17,776 - Unknown											
Bill Doran, S (1,4)	4-3				F6				F8	3 0 0 0 1 0 0												
Denny Walling, L (1,5)	F7				F5				K	3 0 0 0 0 1 1												
Glenn Davis, R (1,3)		K			F2				G5-4-3	3 0 0 0 0 1 1												
Kevin Bass, S (1,9)		3-1			F8				SH5-3	3 0 1 0 0 0 0												
Jose Cruz, L (1,7)		F8							SH5-3	2 0 0 0 0 1 0												
Alan Ashby, S (1,2)					3-1				F7	2 0 0 0 1 0 1												
Craig Reynolds, L (1,6)					F9				F4	3 0 0 0 0 0 2												
Nolan Ryan, R (1,1) OBP: 0.094, SLG: 0.161					4-3				F5	1 0 0 0 0 0 0												
Larry Andersen, R (8,1)										0 0 0 0 0 0 0												
Terry Puhl, L (9,PH) OBP: 0.256, SLG: 0.250										1 0 0 0 0 0 0												
Inning Stats	R: 0 E: 0 K: 0 S: 3	H: 0 LOB: 0 BB: 0 P: 3	R: 0 E: 0 K: 1 S: 5	H: 0 LOB: 0 BB: 0 P: 5	R: 0 E: 0 K: 0 S: 3	H: 0 LOB: 0 BB: 0 P: 3	R: 0 E: 0 K: 0 S: 3	H: 0 LOB: 0 BB: 0 P: 3	R: 0 E: 0 K: 1 S: 5	H: 0 LOB: 0 BB: 0 P: 5	R: 0 E: 0 K: 0 S: 3	H: 0 LOB: 1 BB: 1 P: 7	R: 0 E: 0 K: 1 S: 4	H: 0 LOB: 0 BB: 1 P: 8	R: 0 E: 0 K: 0 S: 4	H: 1 LOB: 1 BB: 0 P: 4	R: 0 E: 0 K: 0 S: 3	H: 0 LOB: 0 BB: 0 P: 3	1B: 1 2B: 0 3B: 0 HR: 0	SF: 0 SAC: 2 DP: 1 HBP: 0	WP: 0 PB: 0 SB: 0 CS: 0	PA: 29
PITCHER	IP WLS BF H R ER SO BB IBB HBP BLK WP HR S P ERA WHIP																					
Floyd Youmans, R (1,1) ERA: 4.03	9.0 W 29 1 0 0 3 2 0 0 0 0 0 0 33 41 0.00 0.333																					

AB	25
R	0
H	1
RBI	0
BB	2
SO	3
LOB	6



Batter	1	2	3	4	5	6	7	8	9	AB	R	H	RBI	BB	SO	LOB	TOP							
Mookie Wilson, S OBP: 0.364, SLG: 0.500 (1, 8)	0-3 K		0-3 K			0-3 K		0-3 K		4	0	0	0	0	4	2								
Tim Lincecum, R OBP: 0.422, SLG: 0.606 Bill Almon, R OBP: 0.288, SLG: 0.292 (9, FR) (9, 4)	0-0 F7			0-0 F7		2H 2B			BB FC5-4 1B	4	0	2	1	0	0	0								
Keith Hernandez, L OBP: 0.364, SLG: 0.442 (1, 3)	0-0 4-3			0-0 F2		0-0 F7			FC5-4 BB 1-2 1B	4	1	1	0	0	0	1								
Gary Carter, R OBP: 0.303, SLG: 0.409 (1, 2)		0-0 F9		0-0 F7			0-0 F7		K	4	0	0	0	0	1	2								
Darryl Strawberry, L OBP: 0.380, SLG: 0.586 (1, 9)	0-3 K			0-0 F6			0-0 4-3		FC5-4 BB	3	0	0	0	1	1	0								
Kevin McReynolds, R OBP: 0.330, SLG: 0.495 (1, 7)	0-0 6-3			0-0 F9			0-0 1B		FC5-4 1B	4	0	1	1	0	0	2								
Howard Johnson, S OBP: 0.349, SLG: 0.479 (1, 5)			0-0 F7		0-3 K		0-0 F8		1-3 3H 1B	4	0	1	1	0	1	1								
Rafael Santana, R OBP: 0.335, SLG: 0.392 (1, 6)			0-0 SH1-4 1B			0-0 SH1-4 2B 1B		0-0 F7	K	4	1	2	0	0	1	2								
John Mitchell, R OBP: 0.095, SLG: 0.143 Lee Mazzilli, S OBP: 0.423, SLG: 0.524 Randy Myers, L OBP: 0.333, SLG: 0.333 (8, PH) (8, 1)			0-0 SH1-4			0-0 SH1-4		0-3 K		0	0	0	0	0	0	0								
Inning Stats	R: 0 E: 0 K: 1 S: 5	H: 0 LOB: 0 BB: 0 P: 5	R: 0 E: 0 K: 1 S: 5	H: 0 LOB: 0 BB: 0 P: 5	R: 0 E: 0 K: 1 S: 6	H: 1 LOB: 1 BB: 0 P: 6	R: 0 E: 0 K: 0 S: 3	H: 0 LOB: 0 BB: 0 P: 3	R: 0 E: 0 K: 1 S: 5	H: 0 LOB: 0 BB: 0 P: 5	R: 1 E: 0 K: 1 S: 7	H: 2 LOB: 1 BB: 0 P: 7	R: 0 E: 0 K: 0 S: 4	H: 1 LOB: 1 BB: 0 P: 4	R: 0 E: 0 K: 2 S: 7	H: 0 LOB: 0 BB: 0 P: 7	R: 2 E: 0 K: 2 S: 10	H: 3 LOB: 2 BB: 1 P: 14	1B: 6 2B: 1 3B: 0 HR: 0	SF: 0 SAC: 2 DP: 0 HBP: 0	WP: 0 PB: 0 SB: 0 CS: 0	PA: 35		
PITCHER Jim Deshaies, L ERA: 3.62 Dave Smith, R ERA: 0.76 (1, 1) (9, 1)	IP	WLS	BF	H	R	ER	SO	BB	IBB	HBP	BLK	WP	HR	S	P	ERA	WHIP							
	8.0		29	5	2	2	7	0	0	0	0	0	0	43	43	2.25	0.625							
	1.0	W	6	2	1	1	2	1	0	0	0	0	0	9	13	9.00	3.000							

New York Mets @ Houston Astros
Astrodome, Houston, TX
Thu Jul 09 1987, 8:05 PM EDT
Att: 31,121 - Unknown

AB 32
R 3
H 7
RBI 3
BB 1
SO 9
LOB 10





Batter	1	2	3	4	5	6	7	8	9	AB	R	H	RBI	BB	SO	LOB	BOTTOM							
Gerald Young, S OBP: 0.111, SLG: 0.111 (1, 8)	0-0 4-3		0-0 1-3				0-0 4-3		0-0 F3	5	0	1	0	0	0	0								
Bill Doran, S OBP: 0.348, SLG: 0.412 (1, 4)	0-0 WP S 1B		0-0 F7		0-0 FC4-6 E 1-2		0-0 3-1		0-0 HR	5	2	2	1	0	0	1								
Denny Walling, L OBP: 0.355, SLG: 0.426 (1, 5)	0-0 L7 1-2		0-0 S 1B		0-0 6-3 1-H		0-0 1B			4	0	2	0	0	0	1								
Glenn Davis, R OBP: 0.334, SLG: 0.505 (1, 3)	0-3 K		0-3 K			0-0 F8 BB SF8 1B		0-0 L6		4	1	1	0	0	2	3								
Kevin Bass, S OBP: 0.344, SLG: 0.447 (1, 9)		0-0 4-3		0-0 4-3		0-0 F8 BB		0-0 F6		3	0	0	0	1	0	0								
Jose Cruz, L OBP: 0.311, SLG: 0.402 (1, 7)		0-0 E4 1B		0-0 F8		0-0 F8		0-0 F6		4	1	0	0	0	0	2								
Alan Ashby, S OBP: 0.396, SLG: 0.482 (1, 2)		0-0 2H 1B		1-0 HBP		0-0 IBB		0-0 E5		2	0	1	1	1	0	0								
Craig Reynolds, L OBP: 0.300, SLG: 0.362 Davey Lopes, R OBP: 0.333, SLG: 0.500 Bert Pena, R OBP: 0.231, SLG: 0.167 (8, PH) (9, 6)		0-0 F8		0-0 F6		0-0 SF8		0-0 F4		2	0	0	1	0	0	2								
Jim Deshaies, L OBP: 0.220, SLG: 0.086 Dave Smith, R OBP: 0.697, SLG: 0.500 Terry Puhl, L OBP: 0.256, SLG: 0.250 Jim Pankovits, R OBP: 0.206, SLG: 0.129 (8, PH) (9, 7)		0-0 2-3		0-3 K		0-3 K		0-3 K		3	0	0	0	0	2	3								
Inning Stats	R: 0 E: 0 K: 1 S: 6	H: 1 LOB: 1 BB: 0 P: 6	R: 1 E: 1 K: 0 S: 5	H: 1 LOB: 1 BB: 0 P: 5	R: 0 E: 0 K: 1 S: 6	H: 1 LOB: 1 BB: 0 P: 6	R: 0 E: 0 K: 0 S: 3	H: 0 LOB: 1 BB: 0 P: 4	R: 1 E: 0 K: 1 S: 6	H: 1 LOB: 0 BB: 0 P: 6	R: 1 E: 0 K: 1 S: 6	H: 1 LOB: 2 BB: 2 P: 14	R: 0 E: 0 K: 0 S: 4	H: 1 LOB: 1 BB: 0 P: 4	R: 0 E: 1 K: 0 S: 4	H: 0 LOB: 1 BB: 0 P: 4	R: 1 E: 0 K: 1 S: 5	H: 1 LOB: 0 BB: 0 P: 5	1B: 6 2B: 0 3B: 0 HR: 1	SF: 1 SAC: 0 DP: 0 HBP: 1	WP: 1 PB: 0 SB: 3 CS: 0	PA: 38		
PITCHER John Mitchell, R ERA: 3.62 Randy Myers, L ERA: 4.85 (1, 1) (8, 1)	IP	WLS	BF	H	R	ER	SO	BB	IBB	HBP	BLK	WP	HR	S	P	ERA	WHIP							
	7.0		31	6	3	1	4	1	0	1	0	0	1	36	45	1.29	1.000							
	1.2	L	7	1	1	1	1	0	0	0	0	0	1	9	9	5.40	0.600							

New York Mets @ Houston Astros
Astrodome, Houston, TX
Thu Jul 09 1987, 8:05 PM EDT
Att: 31,121 - Unknown

AB 34
R 4
H 7
RBI 3
BB 2
SO 5
LOB 13



Batter	1	2	3	4	5	6	7	8	9	AB	R	H	RBI	BB	SO	LOB	TOP					
Lenny Dykstra, L (1, 8) OBP: 0.344, SLG: 0.469	F7		E		CS	E		4-3		5	2	3	1	0	0	1	New York Mets @ Houston Astros Astrodome, Houston, TX Fri Jul 10 1987, 8:05 PM EDT Att: 42,847 - Unknown					
Wally Backman, S (1, 4) OBP: 0.299, SLG: 0.289	K		E8		5-3	E6		6-3		5	0	1	1	0	1	2						
Keith Hernandez, L (1, 3) OBP: 0.362, SLG: 0.436	K				K	4-3			F4	4	0	0	0	1	2	1						
Gary Carter, R (1, 2) OBP: 0.298, SLG: 0.401		6-3			K		1-3	F8		5	0	0	0	0	1	2						
Darryl Strawberry, L (1, 9) OBP: 0.387, SLG: 0.588		S			F9		HR			4	1	3	0	1	0	0						
Kevin McReynolds, R (1, 7) OBP: 0.337, SLG: 0.518		K								4	2	3	3	1	1	1						
Howard Johnson, S (1, 5) OBP: 0.347, SLG: 0.484					HR					5	1	1	1	0	0	5						
Rafael Santana, R (1, 6) OBP: 0.338, SLG: 0.398			F4					4-3		4	1	2	0	0	0	0						
Dwight Gooden, R (1, 1) OBP: 0.182, SLG: 0.182										3	0	1	0	0	2	1						
Jesse Orosco, R (9, 1)			K		K		SH3-4			0	0	0	0	0	0	0						
																						
Inning Stats	R: 0 E: 0 K: 2 S: 7	H: 0 LOB: 0 BB: 0 P: 7	R: 0 E: 0 K: 1 S: 6	H: 1 LOB: 1 BB: 0 P: 6	R: 1 E: 1 K: 2 S: 9	H: 2 LOB: 2 BB: 1 P: 13	R: 1 E: 0 K: 1 S: 7	H: 2 LOB: 1 BB: 0 P: 7	R: 0 E: 0 K: 1 S: 5	H: 1 LOB: 0 BB: 0 P: 5	R: 5 E: 1 K: 0 S: 9	H: 5 LOB: 1 BB: 0 P: 9	R: 0 E: 0 K: 0 S: 4	H: 2 LOB: 1 BB: 0 P: 4	R: 0 E: 0 K: 0 S: 4	H: 1 LOB: 0 BB: 0 P: 4	R: 0 E: 0 K: 0 S: 3	H: 0 LOB: 2 BB: 2 P: 11	1B: 9 2B: 2 3B: 0 HR: 3	SF: 0 SAC: 1 DP: 1 HBP: 0	WP: 0 PB: 0 SB: 1 CS: 1	PA: 43
PITCHER	IP WLS BF H R ER SO BB IBB HBP BLK WP HR S P ERA WHIP	IP WLS BF H R ER SO BB IBB HBP BLK WP HR S P ERA WHIP																				
Mike Scott, R (1, 1) ERA: 2.76	5.2 L 28 11 7 6 7 0 1 0 0 0 3 41 45 9.53 1.941																					
Dave Meads, L (6, 1) ERA: 5.88	1.1 6 2 0 0 0 0 0 0 0 0 0 6 6 0.00 1.500																					
Rocky Childress, R (8, 1) ERA: 1.74	2.0 9 1 0 0 0 2 0 0 0 0 0 7 15 0.00 1.500																					

Batter	1	2	3	4	5	6	7	8	9	AB	R	H	RBI	BB	SO	LOB	BOTTOM				
Gerald Young, S (1, 8) OBP: 0.286, SLG: 0.167	K		E		F8			4-3		3	1	1	0	2	1	0	New York Mets @ Houston Astros Astrodome, Houston, TX Fri Jul 10 1987, 8:05 PM EDT Att: 42,847 - Unknown				
Bill Doran, S (1, 4) OBP: 0.346, SLG: 0.418	F8		K			HR		F7		5	1	1	1	0	2	5					
Denny Walling, L (1, 5) OBP: 0.348, SLG: 0.417	4-3		1-5-3			5-3		4-3		4	0	0	0	0	0	2					
Glenn Davis, R (1, 3) OBP: 0.330, SLG: 0.498		F7			F5		F4		E5	4	0	0	0	0	0	1					
Kevin Bass, S (1, 9) OBP: 0.343, SLG: 0.443		1B			F7		6-3		FC6-4	3	1	0	0	1	0	1					
Jose Cruz, L (1, 7) OBP: 0.313, SLG: 0.403		WP			K				G3	4	0	2	0	0	1	0					
Alan Ashby, S (1, 2) OBP: 0.393, SLG: 0.475		WP			K				G6-3	3	0	0	0	1	1	1					
Craig Reynolds, L (1, 6) OBP: 0.300, SLG: 0.360		1B			G3				1B	4	0	1	0	0	0	2					
Mike Scott, R (1, 1) OBP: 0.116, SLG: 0.050					4-3					2	0	0	0	0	1	2					
Dave Meads, L (6, 1) OBP: 0.500, SLG: 0.333					K					0	0	0	0	0	0	0					
Terry Puhl, L (7, PH) OBP: 0.253, SLG: 0.247										1	0	0	0	0	0	1					
Rocky Childress, R (8, 1) OBP: 0.385, SLG: 0.545										0	0	0	0	0	0	0					
Davey Lopes, R (9, PH) OBP: 0.385, SLG: 0.545										1	0	1	0	0	0	0					
																					
Inning Stats	R: 0 E: 0 K: 1 S: 5	H: 0 LOB: 0 BB: 0 P: 5	R: 1 E: 0 K: 0 S: 4	H: 1 LOB: 2 BB: 2 P: 12	R: 0 E: 0 K: 1 S: 6	H: 1 LOB: 1 BB: 0 P: 6	R: 0 E: 0 K: 1 S: 5	H: 0 LOB: 0 BB: 0 P: 5	R: 0 E: 0 K: 0 S: 4	H: 1 LOB: 0 BB: 0 P: 4	R: 1 E: 1 K: 0 S: 4	H: 1 LOB: 1 BB: 0 P: 4	R: 0 E: 1 K: 0 S: 4	H: 1 LOB: 1 BB: 1 P: 8	R: 0 E: 0 K: 2 S: 9	H: 2 LOB: 3 BB: 1 P: 13	1B: 5 2B: 0 3B: 0 HR: 1	SF: 0 SAC: 0 DP: 1 HBP: 0	WP: 1 PB: 0 SB: 2 CS: 0	PA: 38	
PITCHER	IP WLS BF H R ER SO BB IBB HBP BLK WP HR S P ERA WHIP	IP WLS BF H R ER SO BB IBB HBP BLK WP HR S P ERA WHIP																			
Dwight Gooden, R (1, 1) ERA: 2.78	8.2 W 37 11 7 3 2 5 4 0 0 0 1 1 43 59 2.08 1.154																				
Jesse Orosco, L (9, 1) ERA: 5.17	0.1 S 1 0 0 0 1 0 0 0 0 0 0 3 3 0.00 0.000																				

Batter	1	2	3	4	5	6	7	8	9	AB	R	H	RBI	BB	SO	LOB	TOP					
Lenny Dykstra, L (1, 8) OBP: 0.345, SLG: 0.472	0-3 K	0-0 1B 2B 1B		0-0 5-3		0-3 K			0-0 SH5-3 1B 2B	5	2	2	0	0	2	0	New York Mets @ Houston Astros Astrodome, Houston, TX Sat Jul 11 1987, 8:05 PM EDT Att: 37,814 - Unknown					
Wally Backman, S (1, 4) OBP: 0.295, SLG: 0.288	0-3 K	0-0 2B E 1B		0-0 6-3			0-0 6-3		0-0 SH5-3 2-3	4	1	1	1	0	1	0						
Keith Hernandez, L (1, 3) OBP: 0.368, SLG: 0.440	4-0 3B BB	0-0 1-3 2-H E 1B		0-0 F8			4-0		4-0 WP 1B IBB	2	2	1	1	3	0	0						
Darryl Strawberry, L (1, 9) OBP: 0.387, SLG: 0.592	0-0 1-H 3B	0-0 E4 FC5-4		0-0	0-0 4-3		0-3 K		0-0 WP 1B	5	0	2	2	0	1	1						
Kevin McReynolds, R (1, 7) OBP: 0.332, SLG: 0.510	0-0 F9	0-0 FC5-4 1-2		0-0	0-0 L1		0-3 K		0-3 1-2 3-H K	5	0	0	0	0	2	5						
Howard Johnson, S (1, 5) OBP: 0.357, SLG: 0.509		0-0 HR	4-0 S BB		0-0 HR			4-0 E S SF9 BB	4	0	2	2	3	0	0	0						
Barry Lyons, R (1, 2) OBP: 0.289, SLG: 0.347		0-0 FC4-6 1B	0-3 K	0-0 1-2	0-0 5-3			0-0 SF9 1-H	4	0	1	1	0	2	4							
Rafael Santana, R (1, 6) OBP: 0.332, SLG: 0.391		0-0 FC4-6 1B 1-2	0-3 K			0-3 K		0-3 K	4	1	0	0	0	3	2							
Terry Leach, R (1, 1) OBP: 0.087, SLG: 0.045		0-3 K				0-3 K		0-0 1-3	2	0	0	0	0	2	2							
Doug Sisk, R (4, 1)									0	0	0	0	0	0	0							
Randy Myers, L (4, 1) OBP: 0.200, SLG: 0.200									2	0	0	0	0	1	0							
Roger McDowell, R (9, 1) OBP: 0.286, SLG: 0.333									0	0	0	0	0	0	0							
Inning Stats	R: 1 E: 0 K: 2 S: 8	H: 1 LOB: 1 BB: 1 P: 12	R: 5 E: 1 K: 1 S: 11	H: 5 LOB: 1 BB: 0 P: 11	R: 0 E: 0 K: 3 S: 9	H: 0 LOB: 1 BB: 1 P: 13	R: 0 E: 0 K: 0 S: 3	H: 0 LOB: 0 BB: 0 P: 3	R: 1 E: 0 K: 0 S: 4	H: 1 LOB: 0 BB: 0 P: 4	R: 0 E: 0 K: 3 S: 9	H: 0 LOB: 0 BB: 1 P: 9	R: 0 E: 0 K: 2 S: 7	H: 0 LOB: 1 BB: 1 P: 11	R: 1 E: 0 K: 1 S: 5	H: 0 LOB: 0 BB: 1 P: 9	R: 1 E: 0 K: 2 S: 9	H: 2 LOB: 3 BB: 2 P: 17	1B: 4 2B: 2 3B: 1 HR: 2	SF: 1 SAC: 1 DP: 0 HBP: 0	WP: 1 PB: 0 SB: 2 CS: 0	PA: 43
PITCHER	IP WLS BF H R ER SO BB IBB HBP BLK WP HR S P ERA WHIP																					
Danny Darwin, R (1, 1) ERA: 3.71	6.0 L 28 7 7 5 9 2 0 0 0 0 0 2 44 52 7.50 1.500																					
Dave Meads, L (7, 1) ERA: 5.57	0.2 3 0 0 0 1 1 0 0 0 0 0 0 4 8 0.00 1.500																					
Larry Andersen, R (7, 1) ERA: 2.95	2.1 12 2 2 1 4 1 2 0 0 1 0 0 17 29 3.86 1.286																					

livebaseballscores.com

AB 35
R 9
H 9
RBI 7
BB 6
SO 14
LOB 14



Batter	1	2	3	4	5	6	7	8	9	AB	R	H	RBI	BB	SO	LOB	BOTTOM					
Gerald Young, S (1, 8) OBP: 0.368, SLG: 0.313	4-0 1B S E BB		0-0 3-1 6-3 2B	0-0 1-2 2-H 1B		0-0 F7			0-0 1-3	4	2	2	1	1	0	1	New York Mets @ Houston Astros Astrodome, Houston, TX Sat Jul 11 1987, 8:05 PM EDT Att: 37,814 - Unknown					
Bill Doran, S (1, 4) OBP: 0.344, SLG: 0.414	0-0 6-3 1-2		0-0 3-1 2-3	0-0 1-2 2-3 1B			0-0 5-3		0-3 K2-3	5	0	1	0	0	1	2						
Denny Walling, L (1, 5) OBP: 0.348, SLG: 0.416			0-0 6-3 3-H	0-3 K			0-3 K			3	0	1	1	0	1	3						
Chuck Jackson, R (7, PH) OBP: 0.276, SLG: 0.300	0-0 E S 1B 2-3									1	0	0	0	0	1	0						
Glenn Davis, R (1, 3) OBP: 0.327, SLG: 0.492	0-3 K 1-3 3-H		0-0 F5		0-0 5-3			0-0 L7		4	0	0	0	0	1	1						
Kevin Bass, S (1, 9) OBP: 0.344, SLG: 0.453	0-0 4-3			0-0 4-3 1B BLK 1B					0-0 HR	4	2	2	1	0	1	1						
Jose Cruz, L (1, 7) OBP: 0.313, SLG: 0.412		0-0 HR		0-0 F8	0-3 K			0-3 K		4	1	1	1	0	2	1						
Alan Ashby, S (1, 2) OBP: 0.395, SLG: 0.480		0-0 G1-6-3 1B		0-0 4-3 1-3		0-0		0-0 F8		4	0	2	0	0	0	1						
Craig Reynolds, L (1, 6) OBP: 0.301, SLG: 0.358				0-0 4-0 1B BB		0-0		0-0 F8		1	1	0	0	1	0	1						
Davey Lopes, R (6, PH) OBP: 0.557, SLG: 0.500		0-0 G1-6-3 1-2						0-0 F8		1	0	0	0	0	1	1						
Bert Pena, R (7, 6) OBP: 0.225, SLG: 0.162				0-0 1B BB				0-0 F8		1	0	0	0	0	0	0						
Danny Darwin, R (1, 1) OBP: 0.175, SLG: 0.231		0-3 K		0-0 1B 1B					0-0 F5	2	0	1	1	0	1	0						
Jim Pankovits, R (6, PH) OBP: 0.200, SLG: 0.125				0-0 1-2 3-H 1B						1	0	0	0	0	0	1						
Dave Meads, L (7, 1) OBP: 0.500, SLG: 0.333										0	0	0	0	0	0	0						
Larry Andersen, R (7, 1) ERA: 2.95										0	0	0	0	0	0	0						
Robbie Wine, R (9, PH) ERA: 4.57										1	0	0	0	0	0	0						
Inning Stats	R: 1 E: 1 K: 1 S: 6	H: 1 LOB: 1 BB: 1 P: 10	R: 1 E: 0 K: 1 S: 6	H: 2 LOB: 0 BB: 0 P: 6	R: 1 E: 0 K: 0 S: 4	H: 1 LOB: 0 BB: 0 P: 4	R: 2 E: 0 K: 1 S: 9	H: 4 LOB: 3 BB: 1 P: 13	R: 0 E: 0 K: 2 S: 7	H: 0 LOB: 0 BB: 0 P: 7	R: 0 E: 0 K: 1 S: 6	H: 1 LOB: 1 BB: 0 P: 6	R: 0 E: 0 K: 1 S: 5	H: 0 LOB: 0 BB: 0 P: 5	R: 1 E: 0 K: 1 S: 6	H: 1 LOB: 0 BB: 0 P: 6	R: 0 E: 0 K: 1 S: 5	H: 0 LOB: 0 BB: 0 P: 5	1B: 6 2B: 2 3B: 0 HR: 2	SF: 0 SAC: 0 DP: 1 HBP: 0	WP: 0 PB: 0 SB: 2 CS: 0	PA: 38
PITCHER	IP WLS BF H R ER SO BB IBB HBP BLK WP HR S P ERA WHIP																					
Terry Leach, R (1, 1) ERA: 2.44	3.2 19 7 5 4 2 2 0 0 0 0 0 0 1 21 29 9.82 2.455																					
Doug Sisk, R (4, 1) ERA: 3.59	0.0 1 1 0 0 0 0 0 0 0 0 0 0 1 1																					
Randy Myers, L (4, 1) ERA: 4.5	4.1 W 15 2 1 1 6 0 0 0 0 0 0 1 27 27 2.08 0.462																					
Roger McDowell, R (9, 1) ERA: 4.57	1.0 S 3 0 0 0 1 0 0 0 0 0 0 0 5 5 0.00 0.000																					

livebaseballscores.com

AB 36
R 6
H 10
RBI 5
BB 2
SO 9
LOB 13



Batter	1	2	3	4	5	6	7	8	9	AB	R	H	RBI	BB	SO	LOB	TOP																								
Mookie Wilson, S OBP: 0.360, SLG: 0.491 (1, 8)										4	1	0	0	1	1	2																									
Tim Lincecum, R OBP: 0.430, SLG: 0.608 Wally Backman, S OBP: 0.302, SLG: 0.288 (1, 4)										3	1	2	0	1	0	0																									
Keith Hernandez, L OBP: 0.365, SLG: 0.436 (1, 3)										5	0	1	2	0	1	3																									
Gary Carter, R OBP: 0.296, SLG: 0.398 (1, 2)										5	0	1	1	0	1	3																									
Darryl Strawberry, L OBP: 0.390, SLG: 0.588 (1, 9)										2	0	0	0	3	2	0																									
Kevin McReynolds, R OBP: 0.336, SLG: 0.503 Jesse Orosco, R (8, 1)										4	0	0	0	0	1	3																									
Howard Johnson, S OBP: 0.360, SLG: 0.519 (1, 5)										4	2	2	1	1	2	3																									
Rafael Santana, R OBP: 0.331, SLG: 0.389 (1, 6)										4	0	1	0	0	0	2																									
Ron Darling, R OBP: 0.162, SLG: 0.200 Lenny Dykstra, L OBP: 0.348, SLG: 0.478 (1, 1)										2	0	0	0	1	0	0																									
Inning Stats	R: 1 E: 0 K: 1 S: 7	H: 2 LOB: 2 BB: 1 P: 11	R: 0 E: 0 K: 1 S: 5	H: 0 LOB: 0 BB: 0 P: 5	R: 0 E: 0 K: 0 S: 4	H: 1 LOB: 1 BB: 0 P: 4	R: 1 E: 1 K: 1 S: 7	H: 2 LOB: 2 BB: 1 P: 11	R: 0 E: 0 K: 0 S: 3	H: 0 LOB: 0 BB: 0 P: 3	R: 1 E: 0 K: 1 S: 6	H: 1 LOB: 1 BB: 0 P: 6	R: 0 E: 0 K: 1 S: 5	H: 0 LOB: 1 BB: 1 P: 9	R: 0 E: 1 K: 1 S: 5	H: 0 LOB: 2 BB: 2 P: 13	R: 2 E: 0 K: 3 S: 11	H: 2 LOB: 3 BB: 3 P: 23	1B: 6 2B: 1 3B: 0 HR: 1	SF: 0 SAC: 0 DP: 0 HBP: 0	WP: 0 PB: 0 SB: 0 CS: 0	PA: 43																			
PITCHER	IP	WLS	BF	H	R	ER	SO	BB	IBB	HBP	BLK	WP	HR	S	P	ERA	WHIP	PITCHER							IP	WLS	BF	H	R	ER	SO	BB	IBB	HBP	BLK	WP	HR	S	P	ERA	WHIP
Bob Knepper, L ERA: 6.06 (1, 1)	7.0	L	30	6	3	2	5	3	0	0	0	0	1	37	49	2.57	1.286																								
Charlie Kerfeld, R ERA: 9.89 (8, 1)	1.0		7	1	2	2	1	2	1	0	0	0	0	6	18	18.00	3.000																								
Dave Smith, R ERA: 0.74 (9, 1)	1.0		6	1	0	0	3	2	0	0	0	0	0	10	18	0.00	3.000																								

New York Mets @ Houston Astros
Astrodome, Houston, TX
Sun Jul 12 1987, 4:33 AM EDT
Att: 33,582 - Unknown

AB 35
R 5
H 8
RBI 4
BB 8
SO 9
LOB 19



Batter	1	2	3	4	5	6	7	8	9	AB	R	H	RBI	BB	SO	LOB	BOTTOM																								
Gerald Young, S OBP: 0.292, SLG: 0.238 (1, 8)										5	0	0	0	0	2	2																									
Bill Doran, S OBP: 0.346, SLG: 0.414 (1, 4)										3	0	1	0	1	0	2																									
Denny Walling, L OBP: 0.350, SLG: 0.423 (1, 5)										4	1	2	0	0	0	1																									
Glenn Davis, R OBP: 0.326, SLG: 0.488 (1, 3)										3	0	0	0	1	2	2																									
Kevin Bass, S OBP: 0.343, SLG: 0.448 (1, 9)										3	0	0	0	1	1	2																									
Jose Cruz, L OBP: 0.312, SLG: 0.414 (1, 7)										4	1	1	1	0	1	3																									
Alan Ashby, S OBP: 0.397, SLG: 0.485 (1, 2)										4	0	2	1	0	1	0																									
Craig Reynolds, L OBP: 0.302, SLG: 0.358 Jim Pankovits, R OBP: 0.194, SLG: 0.121 (1, 6)										3	0	1	0	0	0	1																									
Bob Knepper, L OBP: 0.172, SLG: 0.174 Terry Lutz, R OBP: 0.297, SLG: 0.244 Charlie Kerfeld, R OBP: 0.302, SLG: 0.300 Dave Smith, R OBP: 0.348, SLG: 0.478 Chuck Jackson, R OBP: 0.276, SLG: 0.300 Davey Lopes, R OBP: 0.333, SLG: 0.462 (1, 1)										1	0	0	0	0	1	0																									
Inning Stats	R: 0 E: 0 K: 1 S: 5	H: 0 LOB: 0 BB: 0 P: 5	R: 0 E: 0 K: 2 S: 7	H: 0 LOB: 0 BB: 0 P: 7	R: 0 E: 1 K: 0 S: 5	H: 1 LOB: 2 BB: 0 P: 5	R: 2 E: 0 K: 0 S: 5	H: 3 LOB: 1 BB: 1 P: 9	R: 0 E: 0 K: 1 S: 5	H: 0 LOB: 0 BB: 0 P: 5	R: 0 E: 0 K: 1 S: 5	H: 0 LOB: 0 BB: 0 P: 5	R: 0 E: 0 K: 1 S: 7	H: 2 LOB: 3 BB: 1 P: 11	R: 0 E: 0 K: 1 S: 6	H: 1 LOB: 1 BB: 0 P: 6	1B: 4 2B: 3 3B: 0 HR: 0	SF: 0 SAC: 1 DP: 1 HBP: 0	WP: 1 PB: 0 SB: 2 CS: 0	PA: 37																					
PITCHER	IP	WLS	BF	H	R	ER	SO	BB	IBB	HBP	BLK	WP	HR	S	P	ERA	WHIP	PITCHER							IP	WLS	BF	H	R	ER	SO	BB	IBB	HBP	BLK	WP	HR	S	P	ERA	WHIP
Ron Darling, R ERA: 4.67 (1, 1)	7.2	W	31	6	2	2	7	2	0	0	0	0	0	43	51	2.35	1.043																								
Jesse Orosco, L ERA: 4.99 (8, 1)	1.1	S	6	1	0	0	1	0	1	0	0	0	0	7	11	0.00	0.750																								

New York Mets @ Houston Astros
Astrodome, Houston, TX
Sun Jul 12 1987, 4:33 AM EDT
Att: 33,582 - Unknown

AB 33
R 2
H 7
RBI 2
BB 3
SO 8
LOB 15



Batter	1	2	3	4	5	6	7	8	9	AB	R	H	RBI	BB	SO	LOB	TOP					
Juan Samuel, R (1,4) OBP: 0.345, SLG: 0.503	5-3		K			1B G4-6-3		6-3		4	1	1	0	0	1	0	Philadelphia Phillies @ Houston Astros Astrodome, Houston, TX Thu Jul 16 1987, 8:05 PM EDT Att: 19,614 - Unknown					
Milt Thompson, L (1,8) OBP: 0.324, SLG: 0.391	5-3 S BB		1-3			1B G4-6-3		K		3	0	1	0	1	1	0						
Von Hayes, L (1,3) OBP: 0.446, SLG: 0.543	5-3 1-3		4-3			G4-6-3 1-2 3-H			BB	3	0	0	0	1	0	2						
Mike Schmidt, R (1,5) OBP: 0.385, SLG: 0.557	F6		K			F2			L8	4	0	0	0	0	1	2						
Lance Parrish, R (1,2) OBP: 0.291, SLG: 0.375	L5		F8						F8	4	0	1	0	0	0	1						
Glenn Wilson, R (1,9) OBP: 0.331, SLG: 0.453	6-3		K			1B			L3	4	0	0	0	0	1	2						
Chris James, R (1,7) OBP: 0.362, SLG: 0.550										2	0	1	0	0	1	1						
Luis Aguayo, R (1,6) OBP: 0.287, SLG: 0.447										2	0	0	0	1	2	2						
Kevin Gross, R (1,1) OBP: 0.114, SLG: 0.114										2	0	0	0	0	0	3						
Greg Gross, L (8,PH) OBP: 0.413, SLG: 0.423										1	0	0	0	0	0	0						
Wally Ritchie, L (8,1) OBP: 0.500, SLG: 0.500										0	0	0	0	0	0	0						
Michael Jackson, R (8,1) OBP: 0.200, SLG: 0.143										0	0	0	0	0	0	0						
Inning Stats	R: 0 E: 0 K: 0 S: 3	H: 0 LOB: 1 BB: 1 P: 7	R: 0 E: 0 K: 0 S: 3	H: 0 LOB: 2 BB: 1 P: 8	R: 0 E: 0 K: 1 S: 5	H: 0 LOB: 0 BB: 0 P: 5	R: 0 E: 0 K: 2 S: 7	H: 0 LOB: 0 BB: 0 P: 7	R: 0 E: 0 K: 1 S: 5	H: 1 LOB: 0 BB: 0 P: 5	R: 1 E: 0 K: 0 S: 4	H: 2 LOB: 0 BB: 0 P: 4	R: 0 E: 0 K: 2 S: 8	H: 1 LOB: 1 BB: 0 P: 8	R: 0 E: 0 K: 1 S: 5	H: 0 LOB: 0 BB: 1 P: 5	R: 0 E: 0 K: 0 S: 3	H: 0 LOB: 1 BB: 1 P: 7	1B: 4 2B: 0 3B: 0 HR: 0	SF: 0 SAC: 0 DP: 2 HBP: 1	WP: 0 PB: 0 SB: 1 CS: 0	PA: 33
PITCHER Danny Darwin, R (1,1) ERA: 3.52	IP: 9.0 WLS: W BF: 33 H: 4 R: 1 ER: 1 SO: 7 BB: 3 IBB: 0 HBP: 1 BLK: 0 WP: 0 HR: 0 S: 43 P: 56 ERA: 1.00 WHIP: 0.778																					

Batter	1	2	3	4	5	6	7	8	9	AB	R	H	RBI	BB	SO	LOB	BOTTOM			
Gerald Young, S (1,8) OBP: 0.310, SLG: 0.240			F8							4	0	1	1	1	0	3	Philadelphia Phillies @ Houston Astros Astrodome, Houston, TX Thu Jul 16 1987, 8:05 PM EDT Att: 19,614 - Unknown			
Bill Doran, S (1,4) OBP: 0.345, SLG: 0.410			K							3	0	0	0	1	1	1				
Denny Walling, L (1,7) OBP: 0.359, SLG: 0.423										0	0	0	0	3	0	0				
Glenn Davis, R (1,3) OBP: 0.325, SLG: 0.483										3	0	0	0	1	0	3				
Kevin Bass, S (1,9) OBP: 0.340, SLG: 0.443										4	0	0	0	0	0	5				
Alan Ashby, S (1,2) OBP: 0.390, SLG: 0.476										4	0	0	0	0	0	1				
Ken Caminiti, S (1,5) OBP: 0.750, SLG: 2.333										3	2	2	1	1	0	0				
Craig Reynolds, L (1,6) OBP: 0.306, SLG: 0.357										3	0	1	0	1	0	1				
Danny Darwin, R (1,1) OBP: 0.186, SLG: 0.220										2	0	0	0	1	0	1				
Jose Cruz, L (8,PH) OBP: 0.314, SLG: 0.414										0	0	0	0	1	0	0				
Inning Stats	R: 0 E: 0 K: 0 S: 2	H: 0 LOB: 2 BB: 3 P: 14	R: 0 E: 0 K: 0 S: 3	H: 0 LOB: 0 BB: 0 P: 3	R: 0 E: 0 K: 1 S: 5	H: 0 LOB: 0 BB: 0 P: 5	R: 0 E: 0 K: 0 S: 3	H: 0 LOB: 1 BB: 1 P: 7	R: 0 E: 0 K: 0 S: 3	H: 1 LOB: 1 BB: 1 P: 7	R: 1 E: 0 K: 0 S: 4	H: 1 LOB: 1 BB: 1 P: 8	R: 0 E: 0 K: 0 S: 3	H: 0 LOB: 1 BB: 1 P: 7	R: 1 E: 0 K: 0 S: 3	H: 2 LOB: 3 BB: 2 P: 11	1B: 2 2B: 1 3B: 1 HR: 1	SF: 0 SAC: 1 DP: 1 HBP: 0	WP: 0 PB: 0 SB: 1 CS: 1	PA: 37
PITCHER Kevin Gross, R (1,1) ERA: 4.22	IP: 7.0 WLS: 2 BF: 28 H: 2 R: 0 ER: 0 SO: 0 BB: 1 IBB: 0 HBP: 0 BLK: 0 WP: 0 HR: 1 S: 23 P: 51 ERA: 1.29 WHIP: 1.286																			
Wally Ritchie, L (8,1) ERA: 3.31	0.1 L 2 0 0 0 0 1 0 0 0 0 0 0 1 5 0.00 3.000																			
Michael Jackson, R (8,1) ERA: 4.11	1.0 L 7 2 1 1 0 1 1 0 0 0 0 0 5 9.00 3.000																			

Batter	1	2	3	4	5	6	7	8	9	AB	R	H	RBI	BB	SO	LOB	TOP			
Juan Samuel, R (1,4) OBP: 0.344, SLG: 0.500										4	1	1	0	0	1	1	Philadelphia Phillies @ Houston Astros Astrodome, Houston, TX Fri Jul 17 1987, 8:05 PM EDT Att: 32,608 - Unknown			
Milt Thompson, L (1,8) OBP: 0.326, SLG: 0.396										4	0	2	0	0	0	1				
Von Hayes, L (1,3) OBP: 0.444, SLG: 0.538										3	0	0	0	1	1	2				
Mike Schmidt, R (1,5) OBP: 0.386, SLG: 0.554										3	1	1	0	1	1	2				
Lance Parrish, R (1,2) OBP: 0.291, SLG: 0.374										4	0	1	1	0	0	1				
Glenn Wilson, R (1,9) OBP: 0.333, SLG: 0.453										4	0	2	1	0	0	0				
Greg Gross, L (1,7) OBP: 0.417, SLG: 0.413										2	0	0	0	1	1	0				
Luis Aguayo, R (1,6) OBP: 0.287, SLG: 0.441										2	0	0	0	1	2	3				
Ken Dowell, R (7,6) OBP: 0.152, SLG: 0.125										1	0	0	0	0	0	0				
Shane Rawley, R (1,1) OBP: 0.231, SLG: 0.275										4	0	0	0	0	1	3				
Steve Bedrosian, R (9,1)										0	0	0	0	0	0	0				
Inning Stats	R: 2 E: 0 K: 1 S: 7	H: 3 LOB: 2 BB: 1 P: 11	R: 0 E: 0 K: 1 S: 5	H: 0 LOB: 1 BB: 1 P: 9	R: 0 E: 0 K: 0 S: 3	H: 0 LOB: 0 BB: 0 P: 3	R: 0 E: 0 K: 2 S: 8	H: 1 LOB: 2 BB: 1 P: 12	R: 0 E: 0 K: 1 S: 5	H: 0 LOB: 1 BB: 0 P: 6	R: 0 E: 0 K: 1 S: 6	H: 1 LOB: 1 BB: 0 P: 6	R: 0 E: 0 K: 0 S: 3	H: 1 LOB: 0 BB: 0 P: 3	R: 0 E: 0 K: 0 S: 3	H: 0 LOB: 0 BB: 0 P: 3	1B: 6 2B: 2 3B: 0 HR: 0	SF: 0 SAC: 0 DP: 2 HBP: 1	WP: 1 PB: 1 SB: 2 CS: 1	PA: 36
PITCHER	IP WLS BF H R ER SO BB IBB HBP BLK WP HR S P ERA WHIP																			
Mike Scott, R (1,1) ERA: 2.75	7.0 L 30 6 2 2 7 4 0 1 0 1 0 39 56 2.57 1.429																			
Larry Andersen, R (8,1) ERA: 2.84	2.0 6 1 0 0 0 0 0 0 0 0 0 6 6 0.00 0.500																			

AB	31
R	2
H	7
RBI	2
BB	4
SO	7
LOB	13



Batter	1	2	3	4	5	6	7	8	9	AB	R	H	RBI	BB	SO	LOB	BOTTOM					
Gerald Young, S (1,8) OBP: 0.294, SLG: 0.233										5	0	1	0	0	0	4	Philadelphia Phillies @ Houston Astros Astrodome, Houston, TX Fri Jul 17 1987, 8:05 PM EDT Att: 32,608 - Unknown					
Bill Doran, S (1,4) OBP: 0.347, SLG: 0.408										2	0	0	0	2	1	1						
Davey Lopes, R (1,7) OBP: 0.368, SLG: 0.500										3	0	1	1	1	0	1						
Glenn Davis, R (1,3) OBP: 0.324, SLG: 0.480										4	0	1	0	0	2	5						
Kevin Bass, S (1,9) OBP: 0.336, SLG: 0.438										4	0	0	0	0	3	5						
Ken Caminiti, S (1,5) OBP: 0.625, SLG: 1.286										4	0	2	0	0	0	1						
Robbie Wine, R (1,2)										4	0	0	0	0	1	2						
Bert Pena, R (1,6) OBP: 0.209, SLG: 0.150										3	0	0	0	0	1	1						
Jose Cruz, L (9, PH) OBP: 0.313, SLG: 0.412										2	1	2	0	0	0	0						
Mike Scott, R (1,1) OBP: 0.156, SLG: 0.095										1	0	1	0	0	0	0						
Jim Pankovits, R (7, PH) OBP: 0.216, SLG: 0.147										0	0	0	0	0	0	0						
Larry Andersen, R (8,1) ERA: 2.75										0	0	0	0	0	0	0						
Alan Ashby, S (9, PH) OBP: 0.393, SLG: 0.476										0	0	0	0	1	0	0						
Craig Reynolds, L (9, PR) OBP: 0.306, SLG: 0.357										0	0	0	0	0	0	0						
Inning Stats	R: 0 E: 0 K: 1 S: 5	H: 0 LOB: 0 BB: 1 P: 9	R: 0 E: 0 K: 2 S: 7	H: 0 LOB: 0 BB: 0 P: 7	R: 1 E: 0 K: 2 S: 9	H: 2 LOB: 3 BB: 2 P: 17	R: 0 E: 0 K: 0 S: 3	H: 1 LOB: 0 BB: 0 P: 3	R: 0 E: 0 K: 0 S: 3	H: 1 LOB: 0 BB: 0 P: 3	R: 0 E: 0 K: 0 S: 4	H: 1 LOB: 1 BB: 0 P: 4	R: 0 E: 0 K: 1 S: 6	H: 1 LOB: 1 BB: 0 P: 6	R: 0 E: 0 K: 2 S: 8	H: 1 LOB: 0 BB: 0 P: 8	R: 0 E: 0 K: 1 S: 6	H: 1 LOB: 2 BB: 1 P: 10	1B: 7 2B: 1 3B: 0 HR: 0	SF: 0 SAC: 0 DP: 2 HBP: 0	WP: 0 PB: 0 SB: 0 CS: 0	PA: 37
PITCHER	IP WLS BF H R ER SO BB IBB HBP BLK WP HR S P ERA WHIP																					
Shane Rawley, L (1,1) ERA: 4.1	8.2 W 36 8 1 1 9 4 0 0 0 0 0 50 66 1.04 1.385																					
Steve Bedrosian, R (9,1) ERA: 2.75	0.1 S 1 0 0 0 0 0 0 0 0 0 0 1 1 0.00 0.000																					

AB	33
R	1
H	8
RBI	1
BB	4
SO	9
LOB	21



Batter	1	2	3	4	5	6	7	8	9	AB R H RBI BB SO LOB	TOP											
Juan Samuel, R (1.4) OBP: 0.343, SLG: 0.507	4-0 5-3 1B BB	0-3 K		0-0 HR		0-3 K		0-0 6-3	4 1 1 1 1 2 1	Philadelphia Phillies @ Houston Astros Astrodome, Houston, TX Sun Jul 19 1987, 4:33 AM EDT Att: 25,143 - Unknown												
Milt Thompson, L (1.8) OBP: 0.328, SLG: 0.396	0-0 5-3 1-2 1B		0-0 1-3	0-0 6-3		0-0 S 2B 1B		0-0 3-1	5 1 2 0 0 0 0													
Von Hayes, L (1.3) OBP: 0.444, SLG: 0.537	0-0 5-3 1-2 2-3		0-0 WP 1B 1B		0-0 F8	0-0 1-H 1B 2B			4 2 2 1 0 0 2													
Mike Schmidt, R (1.5) OBP: 0.394, SLG: 0.563	4-0 FC4 BB		4-0 1B BB		0-0 6-3	0-0 FC6-4 1B			2 0 1 1 2 0 0													
Lance Parrish, R (1.2) OBP: 0.289, SLG: 0.369	0-3 K		0-0 F9		0-0 1-3	0-0 FC6-4 1-2			4 0 0 0 0 1 6													
Glenn Wilson, R (1.9) OBP: 0.331, SLG: 0.448	0-0 FC4 1-2		0-0 FC4 1-2 2-H 1B		0-0 5-3			0-0 6-3	4 0 1 1 0 0 3													
Greg Gross, L (1.7) OBP: 0.396, SLG: 0.393		0-3 K	0-0 FC4 1-2		0-0 G3			0-0 4-3	4 0 0 0 0 1 2													
Ken Dowell, R (1.6) OBP: 0.171, SLG: 0.128		4-0 SH3-4 BB		0-3 K		0-0 F8		0-0 5-3	3 0 0 0 1 1 0													
Bruce Ruffin, S (1.1) OBP: 0.048, SLG: 0.071		0-0 SH3-4 1-2		0-0 F4		0-0 6-3		0-0 4-3	3 0 0 0 0 0 0													
Inning Stats	R: 0 E: 0 K: 1 S: 6	H: 1 LOB: 3 BB: 2 P: 14	R: 0 E: 0 K: 2 S: 7	H: 0 LOB: 1 BB: 1 P: 11	R: 1 E: 0 K: 0 S: 5	H: 2 LOB: 2 BB: 1 P: 9	R: 1 E: 0 K: 1 S: 6	H: 1 LOB: 0 BB: 0 P: 6	R: 0 E: 0 K: 0 S: 3	H: 0 LOB: 0 BB: 0 P: 3	R: 0 E: 0 K: 0 S: 3	H: 0 LOB: 0 BB: 0 P: 3	R: 2 E: 0 K: 1 S: 8	H: 3 LOB: 1 BB: 0 P: 8	R: 0 E: 0 K: 0 S: 3	H: 0 LOB: 0 BB: 0 P: 3	R: 0 E: 0 K: 0 S: 3	H: 0 LOB: 0 BB: 0 P: 3	1B: 5 2B: 1 3B: 0 HR: 1	SF: 0 SAC: 1 DP: 0 HBP: 0	WP: 1 PB: 0 SB: 1 CS: 0	PA: 38
PITCHER	IP WLS BF H R ER SO BB IBB HBP BLK WP HR S P ERA WHIP											IP WLS BF H R ER SO BB IBB HBP BLK WP HR S P ERA WHIP										
Nolan Ryan, R (1.1) ERA: 3.19	2.1 L 13 2 1 1 3 4 0 0 0 0 1 0 15 31 3.86 2.571																					
Rocky Childress, R (3.1) ERA: 1.93	3.2 13 2 1 1 1 0 0 0 0 0 0 1 15 15 2.46 0.545																					
Larry Andersen, R (7.1) ERA: 3.1	1.0 6 3 2 2 1 0 0 0 0 0 0 0 8 8 18.00 3.000																					
Dave Meads, L (8.1) ERA: 5.4	1.0 3 0 0 0 0 0 0 0 0 0 0 0 3 3 0.00 0.000																					
Charlie Kerfeld, R (9.1) ERA: 7.64	1.0 3 0 0 0 0 0 0 0 0 0 0 0 3 3 0.00 0.000																					

AB	33
R	4
H	7
RBI	4
BB	4
SO	5
LOB	14



Batter	1	2	3	4	5	6	7	8	9	AB R H RBI BB SO LOB	BOTTOM					
Gerald Young, S (1.8) OBP: 0.310, SLG: 0.324	0-0 CS 1B			0-0 6-3		0-0 2B		0-0 1-3	4 0 2 0 0 0 0	Philadelphia Phillies @ Houston Astros Astrodome, Houston, TX Sun Jul 19 1987, 4:33 AM EDT Att: 25,143 - Unknown						
Bill Doran, S (1.4) OBP: 0.350, SLG: 0.407	0-0 5-3 1-2			0-0 1B		0-0 6-3		4-0 FC6-4 BB	3 0 1 0 1 0 2							
Davey Lopes, R (1.7) OBP: 0.269, SLG: 0.348	0-0 L8		0-3 K		0-0 1-3			0-3 K	4 0 0 0 0 2 2							
Kevin Bass, S (1.9) OBP: 0.334, SLG: 0.434		0-0 F8		0-0 5-3		0-0 4-3		0-0 FC6-4 FC6-4	4 0 0 0 0 0 2							
Glenn Davis, R (1.3) OBP: 0.322, SLG: 0.475		0-0 6-3		0-0 6-3		0-0 1B		0-0 FC6-4	4 0 1 0 0 0 1							
Alan Ashby, S (1.2) OBP: 0.390, SLG: 0.468		0-0 6-3		0-0 5-3		0-0 L8			3 0 0 0 0 0 1							
Ken Caminiti, S (1.5) OBP: 0.533, SLG: 1.143			0-0 6-3		0-0 5-3			0-0 HR	3 1 1 1 0 0 0							
Bert Pena, R (1.6) OBP: 0.204, SLG: 0.152			0-0 6-3		0-3 K			0-0 6-3	3 0 0 0 0 1 0							
Nolan Ryan, R (1.1) ERA: 3.19			0-0 4-3		0-0 5-3			0-0 4-3	0 0 0 0 0 0 0							
Rocky Childress, R (3.1) ERA: 1.93									1 0 0 0 0 0 0							
Robbie Wine, R (6.0)									1 0 0 0 0 0 0							
Larry Andersen, R (7.1) ERA: 3.1									0 0 0 0 0 0 0							
Dave Meads, L (8.1) ERA: 5.4									0 0 0 0 0 0 0							
Jim Pankovits, R (8.0)									1 0 0 0 0 0 0							
Charlie Kerfeld, R (9.1) ERA: 7.64									0 0 0 0 0 0 0							
Inning Stats	R: 0 E: 0 K: 0 S: 3	H: 1 LOB: 0 BB: 0 P: 3	R: 0 E: 0 K: 0 S: 3	H: 0 LOB: 0 BB: 0 P: 3	R: 0 E: 0 K: 1 S: 6	H: 1 LOB: 1 BB: 0 P: 6	R: 0 E: 0 K: 0 S: 4	H: 1 LOB: 1 BB: 0 P: 4	R: 1 E: 0 K: 0 S: 4	H: 1 LOB: 0 BB: 0 P: 4	R: 0 E: 0 K: 1 S: 5	H: 0 LOB: 1 BB: 1 P: 9	1B: 3 2B: 1 3B: 0 HR: 1	SF: 0 SAC: 0 DP: 0 HBP: 0	WP: 0 PB: 0 SB: 0 CS: 1	PA: 32
PITCHER	IP WLS BF H R ER SO BB IBB HBP BLK WP HR S P ERA WHIP											IP WLS BF H R ER SO BB IBB HBP BLK WP HR S P ERA WHIP				
Bruce Ruffin, L (1.1) ERA: 4.11	9.0 W 32 5 1 1 3 1 0 0 0 0 1 1 37 41 1.00 0.667															

AB	31
R	1
H	5
RBI	1
BB	1
SO	3
LOB	8



Batter	1	2	3	4	5	6	7	8	9	AB	R	H	RBI	BB	SO	LOB	TOP			
Gerald Young, S (1, 8) OBP: 0.283, SLG: 0.293	L4		F8		G3			F7		4	0	0	0	0	0	1	Houston Astros @ Montreal Expos Olympic Stadium, Montreal, QB Mon Jul 20 1987, 7:05 PM EDT Att: 26,346 - Unknown livebaseballscores.com			
Bill Doran, S (1, 4) OBP: 0.346, SLG: 0.402	G3			4-3	K			F8		4	0	0	0	0	1					
Denny Walling, L (1, 7) OBP: 0.360, SLG: 0.432				F8			F6	F5		4	0	1	0	0	0					
Glenn Davis, R (1, 3) OBP: 0.322, SLG: 0.471					1B		5-3		5-3	3	1	0	0	1	1					
Kevin Bass, S (1, 9) OBP: 0.336, SLG: 0.437					1B		4-3			4	0	2	0	0	0					
Alan Ashby, S (1, 2) OBP: 0.387, SLG: 0.464					1B					4	0	1	1	0	2					
Ken Caminiti, S (1, 5) OBP: 0.421, SLG: 0.889							K			4	0	0	0	0	3					
Craig Reynolds, L (1, 6) OBP: 0.308, SLG: 0.355				4-3						2	0	1	0	1	0					
Jim Deshaies, L (1, 1) OBP: 0.209, SLG: 0.081										2	0	0	0	0	0					
Jose Cruz, L (7, PH) OBP: 0.311, SLG: 0.409				6-3						1	0	0	0	0	0					
Dave Meads, L (7, 1) OBP: 0.500, SLG: 0.333										0	0	0	0	0	0					
Inning Stats	R: 0 E: 0 K: 1 S: 6	H: 1 LOB: 1 BB: 0 P: 6	R: 0 E: 0 K: 0 S: 3	H: 0 LOB: 0 BB: 0 P: 3	R: 0 E: 0 K: 0 S: 3	H: 0 LOB: 0 BB: 0 P: 3	R: 1 E: 0 K: 0 S: 5	H: 2 LOB: 2 BB: 1 P: 9	R: 0 E: 1 K: 1 S: 5	H: 0 LOB: 0 BB: 0 P: 3	R: 0 E: 0 K: 1 S: 6	H: 1 LOB: 1 BB: 0 P: 6	R: 0 E: 0 K: 1 S: 3	H: 0 LOB: 0 BB: 0 P: 3	R: 0 E: 0 K: 1 S: 6	H: 1 LOB: 1 BB: 0 P: 6	1B: 3 2B: 1 3B: 1 HR: 0	SF: 0 SAC: 0 DP: 0 HBP: 0	WP: 0 PB: 0 SB: 0 CS: 0	PA: 34
PITCHER Dennis Martinez, R (1, 1) ERA: 4.06	IP: 9.0 WLS: W BF: 34 H: 5 R: 1 ER: 1 SO: 4 BB: 2 IBB: 0 HBP: 0 BLK: 0 WP: 0 HR: 0 S: 40 P: 48 ERA: 1.00 WHIP: 0.778																			

Batter	1	2	3	4	5	6	7	8	9	AB	R	H	RBI	BB	SO	LOB	BOTTOM			
Casey Candaele, S (1, 8) OBP: 0.339, SLG: 0.352	F8		6-3					5-3		4	1	1	0	0	0	0	Houston Astros @ Montreal Expos Olympic Stadium, Montreal, QB Mon Jul 20 1987, 7:05 PM EDT Att: 26,346 - Unknown livebaseballscores.com			
Mitch Webster, S (1, 9) OBP: 0.350, SLG: 0.399	6-3		F4							4	1	2	2	0	0					
Tim Raines, S (1, 7) OBP: 0.432, SLG: 0.511	F7				F9		F4	L6-3		4	0	0	0	0	1					
Tim Wallach, R (1, 5) OBP: 0.349, SLG: 0.506					F2		K		5-3	4	0	0	0	1	0					
Hubie Brooks, R (1, 6) OBP: 0.341, SLG: 0.509										4	1	2	0	0	0					
Andres Galarraga, R (1, 3) OBP: 0.386, SLG: 0.510										4	1	1	0	0	1					
Vance Law, R (1, 4) OBP: 0.384, SLG: 0.491										3	0	2	1	1	0					
Mike Fitzgerald, R (1, 2) OBP: 0.323, SLG: 0.325										2	0	1	1	1	0					
Dennis Martinez, R (1, 1) OBP: 0.105, SLG: 0.056										3	0	0	0	0	1					
Inning Stats	R: 0 E: 0 K: 0 S: 3	H: 0 LOB: 0 BB: 0 P: 3	R: 0 E: 0 K: 1 S: 6	H: 1 LOB: 2 BB: 1 P: 10	R: 0 E: 0 K: 1 S: 5	H: 0 LOB: 0 BB: 0 P: 5	R: 2 E: 0 K: 0 S: 6	H: 4 LOB: 2 BB: 0 P: 6	R: 2 E: 0 K: 1 S: 7	H: 2 LOB: 0 BB: 0 P: 7	R: 0 E: 0 K: 0 S: 4	H: 1 LOB: 1 BB: 1 P: 8	R: 0 E: 0 K: 0 S: 3	H: 1 LOB: 0 BB: 0 P: 3	R: 0 E: 1 K: 0 S: 4	H: 0 LOB: 1 BB: 0 P: 4		1B: 6 2B: 3 3B: 0 HR: 1	SF: 0 SAC: 0 DP: 1 HBP: 0	WP: 0 PB: 0 SB: 0 CS: 0
PITCHER Jim Deshaies, L (1, 1) ERA: 3.76	IP: 6.0 WLS: L BF: 27 H: 8 R: 4 ER: 4 SO: 3 BB: 0 IBB: 2 HBP: 0 BLK: 0 WP: 1 HR: 1 S: 31 P: 39 ERA: 6.00 WHIP: 1.333																			
Dave Meads, L (7, 1) ERA: 5.09	IP: 2.0 WLS: 7 BF: 1 H: 0 R: 0 ER: 0 SO: 0 BB: 0 IBB: 0 HBP: 0 BLK: 0 WP: 0 HR: 0 S: 7 P: 7 ERA: 0.00 WHIP: 0.500																			

Batter	1	2	3	4	5	6	7	8	9	AB	R	H	RBI	BB	SO	LOB	TOP								
Gerald Young, S (1, 8) OBP: 0.275, SLG: 0.289	0-3 K		0-0 E 6-3 1B	0-0 SF9			0-0 F8		0-0 G3	4	1	1	1	0	1	0									
Bill Doran, S (1, 4) OBP: 0.342, SLG: 0.397	0-0 3-1		0-0 6-3	0-0 F2			0-0 F9		0-0 4-3	5	0	0	1	0	0	0									
Denny Walling, L (1, 3) OBP: 0.366, SLG: 0.451	0-0 E6 BB		0-0 2B		0-0 F5		0-0 1B		0-0 3B	5	1	3	0	0	0	0									
Alan Ashby, S (1, 2) OBP: 0.388, SLG: 0.464	4-0 1-2 BB		0-0 2B	0-0 1B	0-0 3-1		0-3 K		0-0 6-3	4	1	1	1	1	1	2									
Kevin Bass, S (1, 9) OBP: 0.332, SLG: 0.432	0-0 F9		0-0 F7		0-0 4-3			0-0 F7		4	0	0	0	0	0	3									
Jose Cruz, L (1, 7) OBP: 0.313, SLG: 0.410		0-0 F8	0-0 1B			0-0 F9		0-0 F9 1B		4	0	2	1	0	0	0									
Ken Caminiti, S (1, 5) OBP: 0.435, SLG: 0.818		0-0 F9	0-3 K			0-0 1B		0-0 1B		4	0	2	0	0	1	1									
Craig Reynolds, L (1, 6) OBP: 0.311, SLG: 0.360	4-0 BB			0-0 SH1-4 SF9 2B		0-0 F4		0-0 F9		3	1	1	0	1	0	3									
Danny Darwin, R (1, 1) OBP: 0.174, SLG: 0.205	0-3 K			0-0 SH1-4		0-3 K		0-0 6-3		3	0	0	0	0	2	4									
Dave Smith, R (9, 1) OBP: 0.667, SLG: 0.500				2-3						0	0	0	0	0	0	0									
Inning Stats	R: 0 E: 1 K: 1 S: 6	H: 0 LOB: 2 BB: 1 P: 10	R: 0 E: 0 K: 1 S: 5	H: 0 LOB: 1 BB: 1 P: 9	R: 3 E: 0 K: 1 S: 9	H: 4 LOB: 1 BB: 0 P: 9	R: 1 E: 0 K: 0 S: 4	H: 1 LOB: 0 BB: 0 P: 4	R: 0 E: 0 K: 0 S: 3	H: 0 LOB: 0 BB: 0 P: 3	R: 0 E: 0 K: 1 S: 6	H: 1 LOB: 1 BB: 0 P: 6	R: 0 E: 0 K: 0 S: 6	H: 1 LOB: 1 BB: 0 P: 6	R: 0 E: 0 K: 0 S: 5	H: 2 LOB: 2 BB: 0 P: 5	R: 0 E: 0 K: 0 S: 4	H: 1 LOB: 1 BB: 0 P: 4	1B: 6 2B: 3 3B: 1 HR: 0	SF: 1 SAC: 1 DP: 0 HBP: 0	WP: 0 PB: 0 SB: 1 CS: 0	PA: 40			
PITCHER	IP	WLS	BF	H	R	ER	SO	BB	IBB	HBP	BLK	WP	HR	S	P	ERA	WHIP								
Floyd Youmans, R (1, 1) ERA: 3.73	6.0	L	27	6	4	4	4	2	0	0	0	0	0	33	41	6.00	1.333								
Randy St. Claire, R (7, 1) ERA: 4.79	2.0		9	3	0	0	1	0	0	0	0	0	0	11	11	0.00	1.500								
Andy McGaffigan, R (9, 1) ERA: 2.45	1.0		4	1	0	0	0	0	0	0	0	0	0	4	4	0.00	1.000								

Houston Astros @ Montreal Expos
Olympic Stadium, Montreal, QB
Tue Jul 21 1987, 7:05 PM EDT
Att: 30,708 - Unknown

AB 36
R 4
H 10
RBI 4
BB 2
SO 5
LOB 13



Batter	1	2	3	4	5	6	7	8	9	AB	R	H	RBI	BB	SO	LOB	BOTTOM								
Casey Candaele, S (1, 4) OBP: 0.338, SLG: 0.349	0-0 F7		0-3 K			0-0 F9		4-0 BB		3	0	0	0	1	1	0									
Mitch Webster, S (1, 9) OBP: 0.352, SLG: 0.409	0-0 FC4-5 3B			0-0 F8		0-0 2B		0-0 L6		4	0	2	0	0	0	1									
Tim Raines, S (1, 7) OBP: 0.430, SLG: 0.519	0-0 FC4-2-5			0-0 6-3		0-0 F8			0-0 HR	4	1	1	1	1	0	2									
Tim Wallach, R (1, 5) OBP: 0.345, SLG: 0.500	0-0 L6			0-0 F8		0-3 K		0-3 K		4	0	0	0	0	2	1									
Hubie Brooks, R (1, 6) OBP: 0.344, SLG: 0.514		0-0 5-3			0-3 K		0-0 FC3-6 1B		0-0 BLK 1B 2B	4	1	2	0	0	1	0									
Herm Winningham, L (1, 8) OBP: 0.346, SLG: 0.405		0-0 1-3			0-0 F9		0-0 FC3-6		0-3 K	4	0	0	0	0	1	2									
Vance Law, R (1, 3) OBP: 0.386, SLG: 0.495		0-0 F7			0-0 WP 2B		0-0 F4		0-0 1B	4	0	2	1	0	0	1									
Jeff Reed, L (1, 2) OBP: 0.257, SLG: 0.270			0-0 F6		0-0 F5			0-0 F9		3	0	0	0	0	0	1									
Andres Catarraga, R (9, PH) OBP: 0.384, SLG: 0.508					2-3			0-3 K		1	0	0	0	0	1	1									
Floyd Youmans, R (1, 1) OBP: 0.214, SLG: 0.393					0-0 5-3			0-0 F7		1	0	0	0	0	0	0									
Tom Foley, L (6, PH) OBP: 0.358, SLG: 0.378						0-0 6-3				1	0	0	0	0	0	0									
Randy St. Claire, R (7, 1) OBP: 0.400, SLG: 0.400										0	0	0	0	0	0	0									
Wallace Johnson, S (8, PH) OBP: 0.259, SLG: 0.360										1	0	0	0	0	0	0									
Andy McGaffigan, R (9, 1) ERA: 0.96										0	0	0	0	0	0	0									
Inning Stats	R: 0 E: 0 K: 0 S: 4	H: 1 LOB: 1 BB: 0 P: 4	R: 0 E: 0 K: 0 S: 3	H: 0 LOB: 0 BB: 0 P: 3	R: 0 E: 0 K: 1 S: 5	H: 0 LOB: 0 BB: 0 P: 5	R: 0 E: 0 K: 0 S: 3	H: 0 LOB: 0 BB: 0 P: 3	R: 0 E: 0 K: 0 S: 6	H: 1 LOB: 1 BB: 0 P: 6	R: 0 E: 0 K: 0 S: 4	H: 1 LOB: 1 BB: 0 P: 4	R: 0 E: 0 K: 1 S: 6	H: 1 LOB: 1 BB: 0 P: 6	R: 0 E: 0 K: 0 S: 3	H: 0 LOB: 1 BB: 1 P: 7	R: 2 E: 0 K: 3 S: 12	H: 3 LOB: 1 BB: 0 P: 12	1B: 2 2B: 3 3B: 1 HR: 1	SF: 0 SAC: 0 DP: 0 HBP: 0	WP: 1 PB: 0 SB: 0 CS: 0	PA: 35			
PITCHER	IP	WLS	BF	H	R	ER	SO	BB	IBB	HBP	BLK	WP	HR	S	P	ERA	WHIP								
Danny Darwin, R (1, 1) ERA: 3.38	8.0	W	30	5	1	1	3	1	0	0	0	0	0	35	39	1.12	0.750								
Dave Smith, R (9, 1) ERA: 0.96	1.0	S	5	2	1	1	3	0	0	0	1	0	0	11	11	9.00	2.000								

Houston Astros @ Montreal Expos
Olympic Stadium, Montreal, QB
Tue Jul 21 1987, 7:05 PM EDT
Att: 30,708 - Unknown

AB 34
R 2
H 7
RBI 2
BB 1
SO 6
LOB 9



Batter	1	2	3	4	5	6	7	8	9	AB R H RBI BB SO LOB	TOP											
Billy Hatcher, R OBP: 0.374, SLG: 0.441 (1, 9)										4 2 1 0 1 2 1	Houston Astros @ Montreal Expos Olympic Stadium, Montreal, QB Wed Jul 22 1987, 7:05 PM EDT Att: 16,869 - Unknown											
Gerald Young, S OBP: 0.250, SLG: 0.260 (1, 8)										5 0 0 1 0 1 1												
Bill Doran, S OBP: 0.345, SLG: 0.410 (1, 4)										5 1 3 2 0 1 0												
Denny Walling, L OBP: 0.362, SLG: 0.442 (1, 3)										4 0 0 0 1 1 2												
Alan Ashby, S OBP: 0.392, SLG: 0.478 (1, 2)										4 2 2 1 1 0 0												
Jose Cruz, L OBP: 0.318, SLG: 0.419 (1, 7)										4 1 2 0 1 1 3												
Ken Caminiti, S OBP: 0.429, SLG: 0.741 (1, 5)										5 0 2 1 0 0 3												
Craig Reynolds, L OBP: 0.314, SLG: 0.367 (1, 6)										4 1 2 0 0 0 3												
Mike Scott, R OBP: 0.163, SLG: 0.109 (1, 1)										4 0 1 1 0 1 5												
Inning Stats	R: 1 E: 0 K: 0 S: 4	H: 1 LOB: 0 BB: 0 P: 4	R: 0 E: 0 K: 0 S: 5	H: 2 LOB: 2 BB: 0 P: 5	R: 0 E: 0 K: 1 S: 5	H: 0 LOB: 0 BB: 0 P: 5	R: 1 E: 0 K: 2 S: 9	H: 2 LOB: 2 BB: 1 P: 13	R: 0 E: 0 K: 1 S: 6	H: 1 LOB: 1 BB: 0 P: 6	R: 2 E: 0 K: 1 S: 7	H: 3 LOB: 1 BB: 1 P: 11	R: 0 E: 0 K: 0 S: 3	H: 1 LOB: 0 BB: 0 P: 3	R: 1 E: 1 K: 1 S: 7	H: 1 LOB: 1 BB: 0 P: 7	R: 2 E: 0 K: 1 S: 7	H: 2 LOB: 2 BB: 2 P: 15	1B: 8 2B: 2 3B: 1 HR: 2	SF: 0 SAC: 0 DP: 2 HBP: 0	WP: 2 PB: 0 CS: 1	PA: 43
PITCHER	IP WLS BF H R ER SO BB IBB HBP BLK WP HR S P ERA WHIP											PITCHER	IP WLS BF H R ER SO BB IBB HBP BLK WP HR S P ERA WHIP									
Bob Sebra, R ERA: 3.65 (1, 1)	5.2 L 27 9 4 4 4 2 0 0 0 0 2 1 33 41 6.35 1.941																					
Andy McGaffigan, R ERA: 2.4 (6, 1)	1.1 4 1 0 0 1 0 0 0 0 0 0 0 6 6 0.00 0.750																					
Tim Burke, R ERA: 1.69 (8, 1)	1.0 5 1 1 0 1 0 0 0 0 0 0 0 7 7 0.00 1.000																					
Bob McClure, L ERA: 4.7 (9, 1)	1.0 7 2 2 2 1 2 0 0 0 0 0 1 7 15 18.00 4.000																					

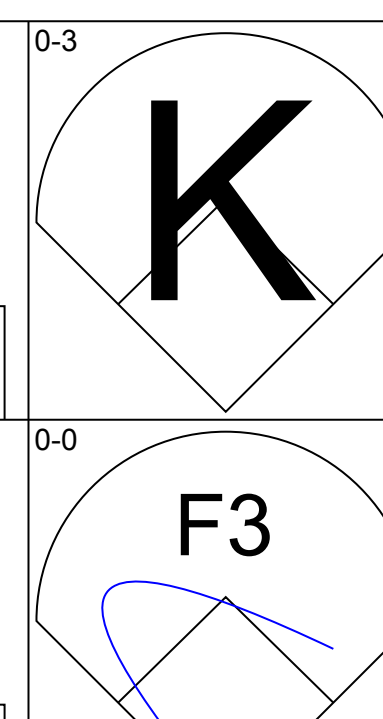
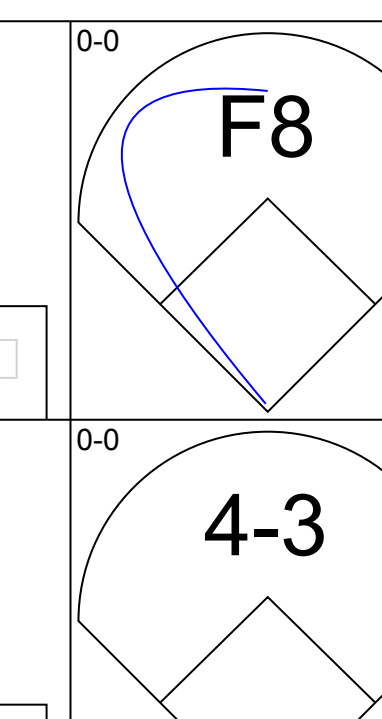
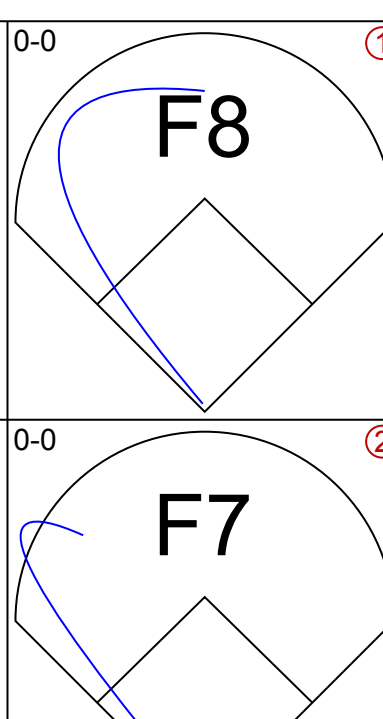
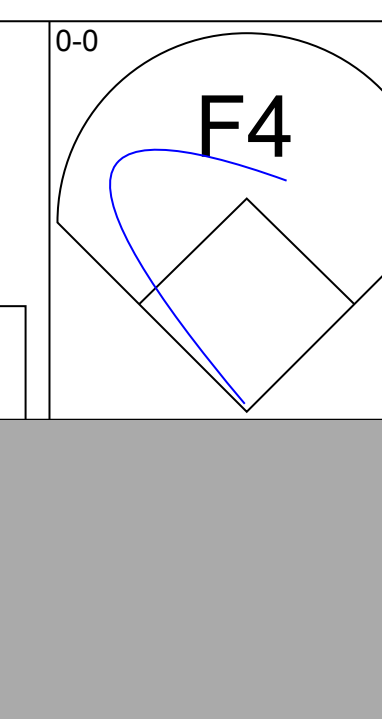
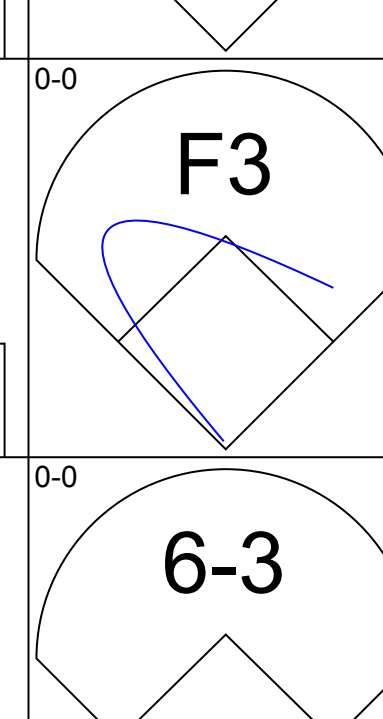
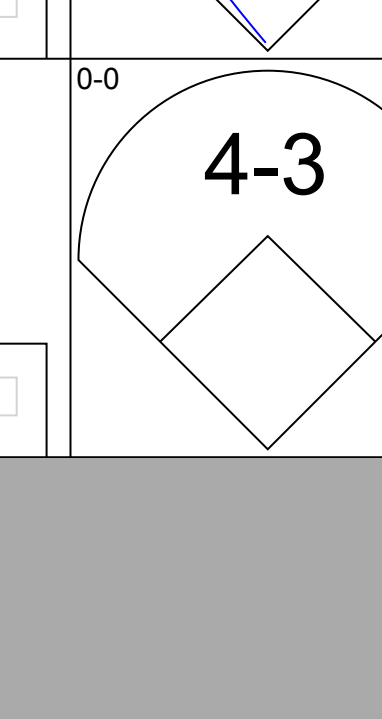
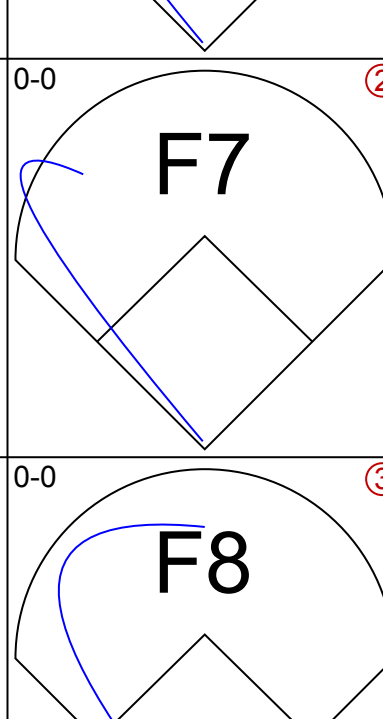
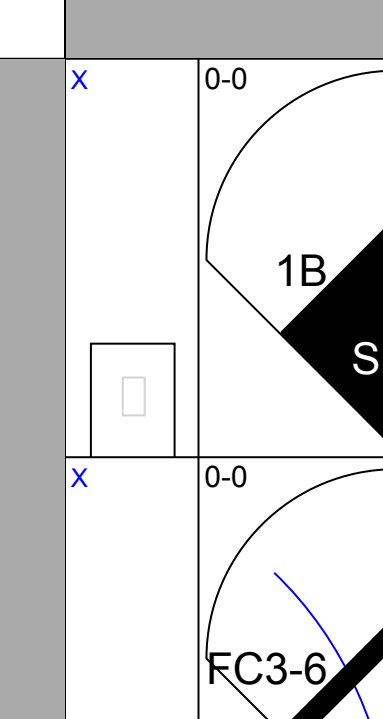
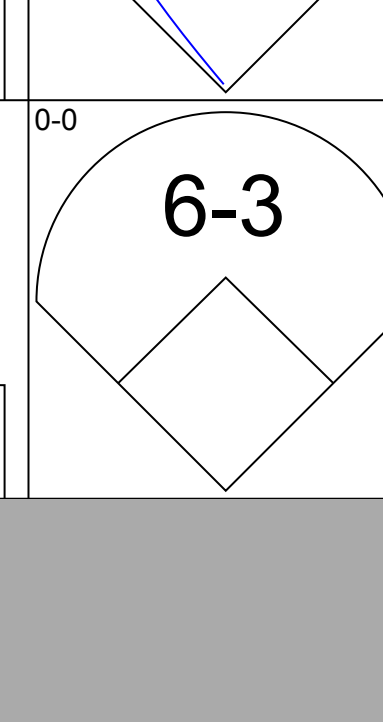
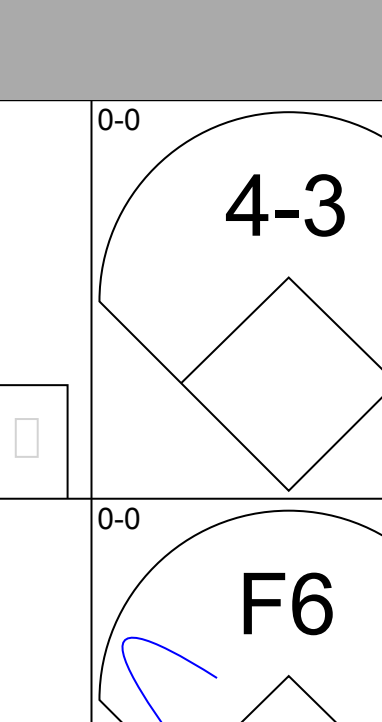
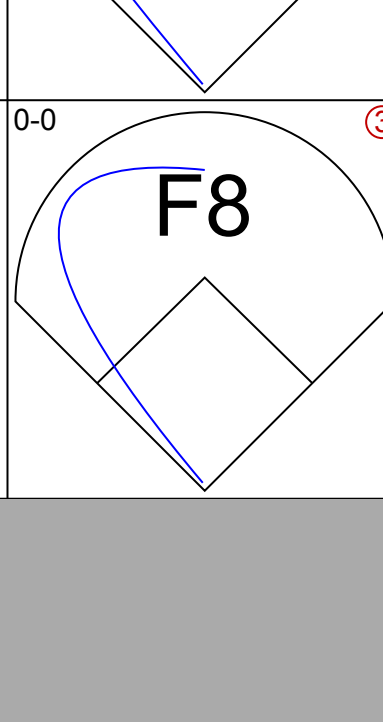
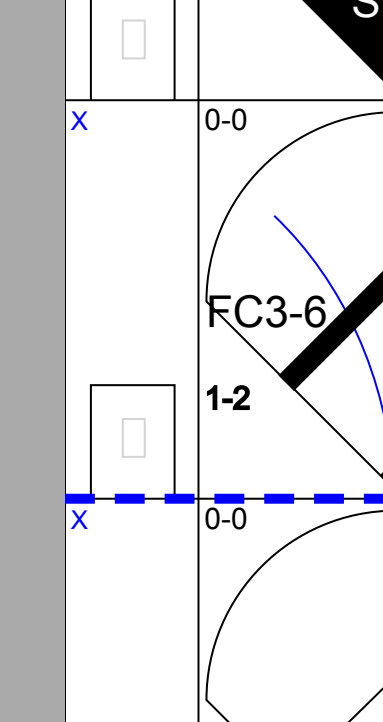
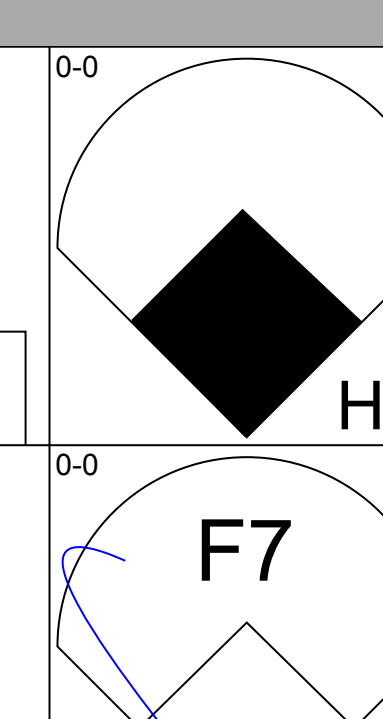
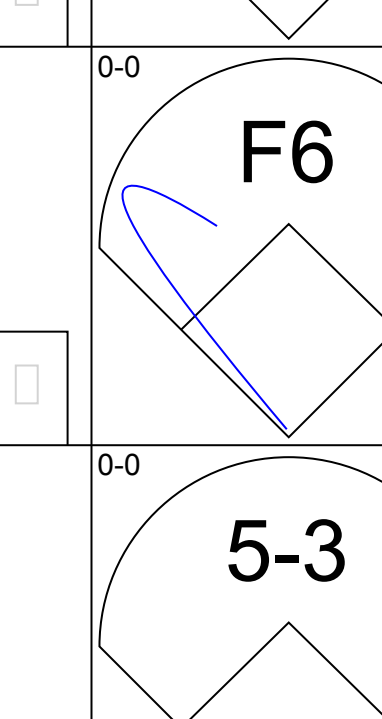
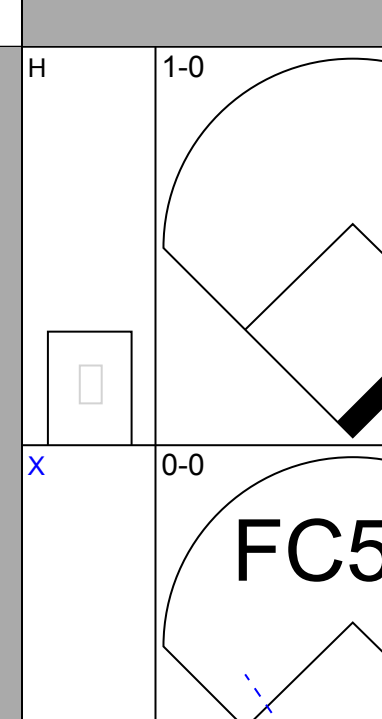
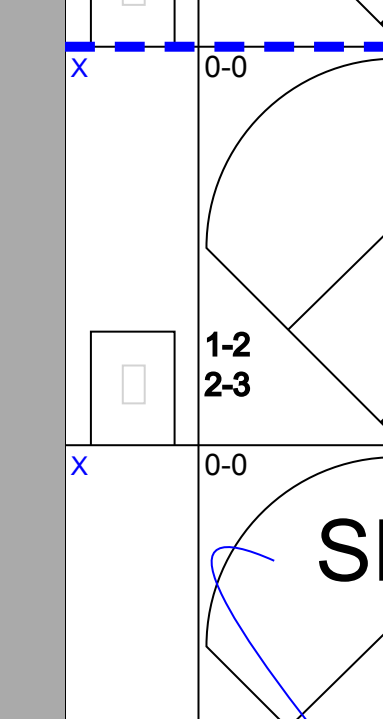

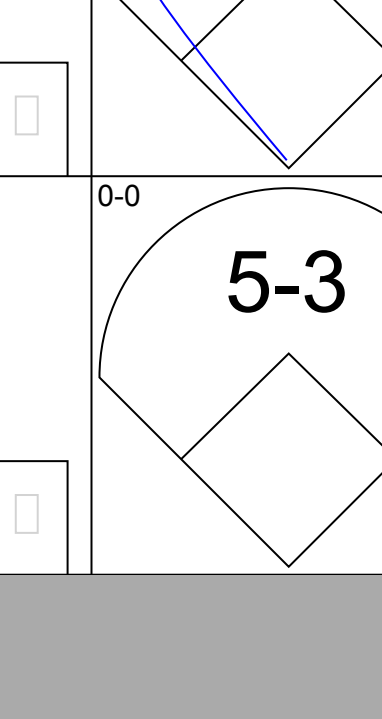
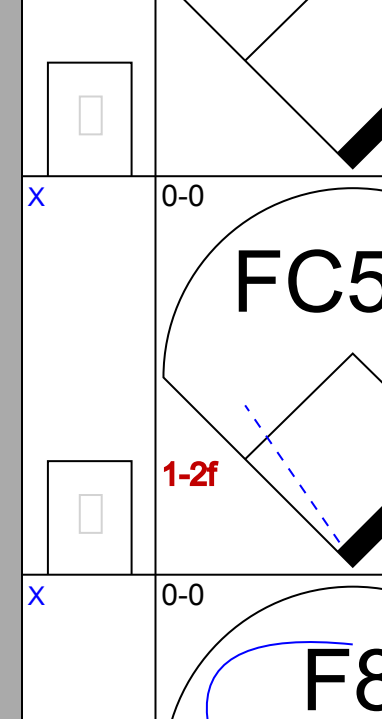
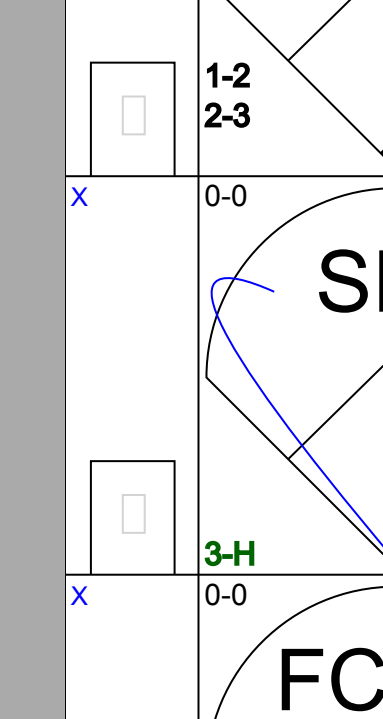

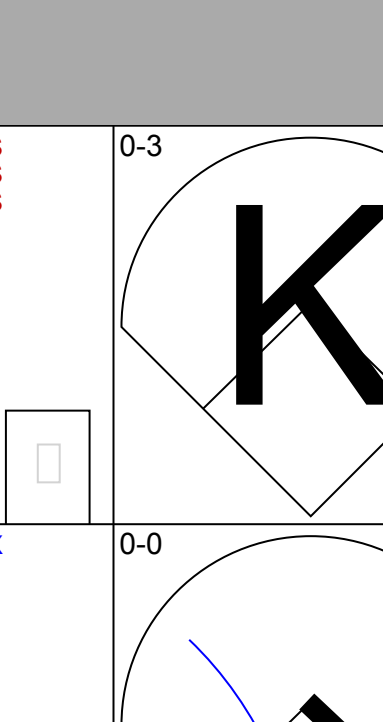
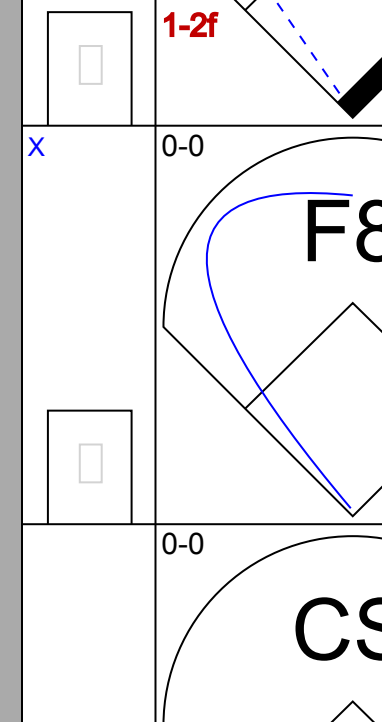
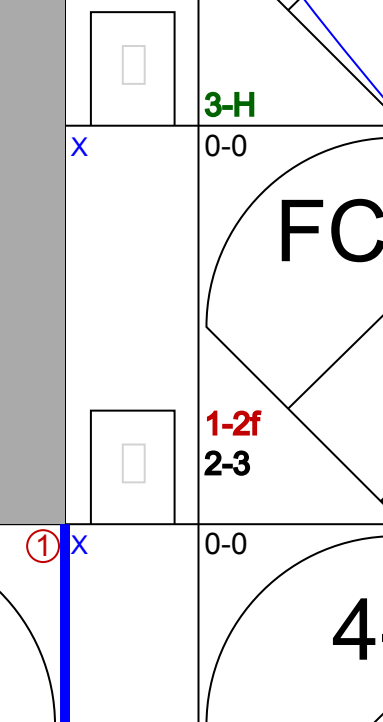

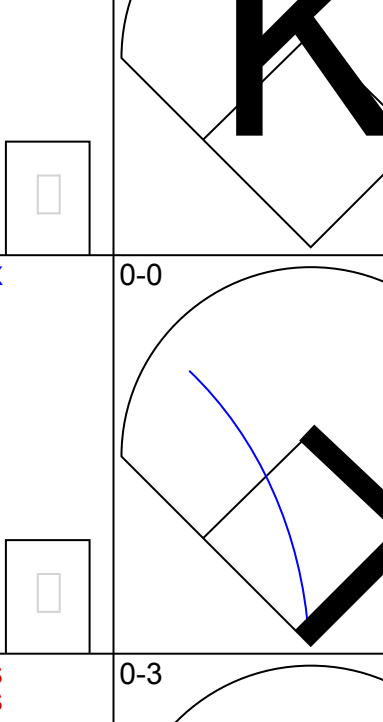
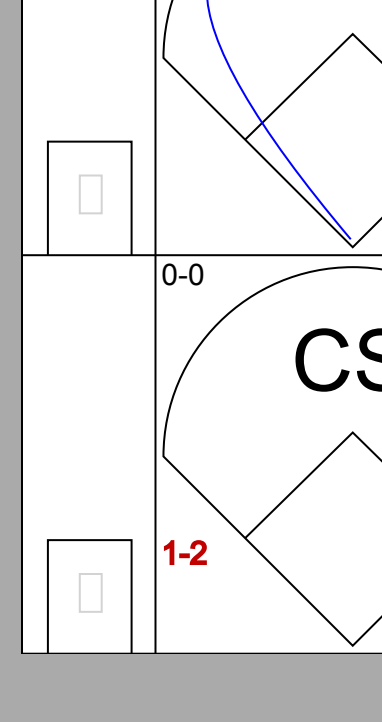
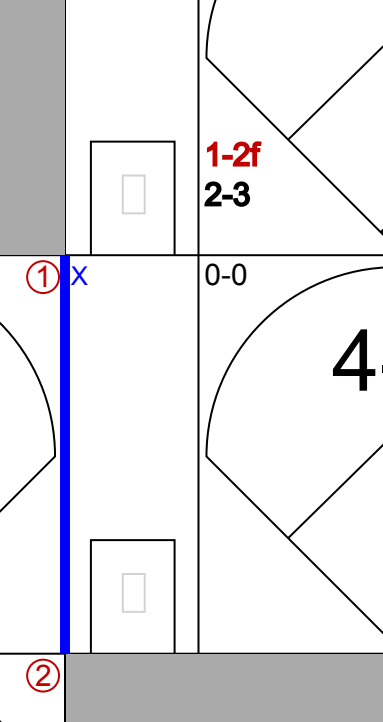

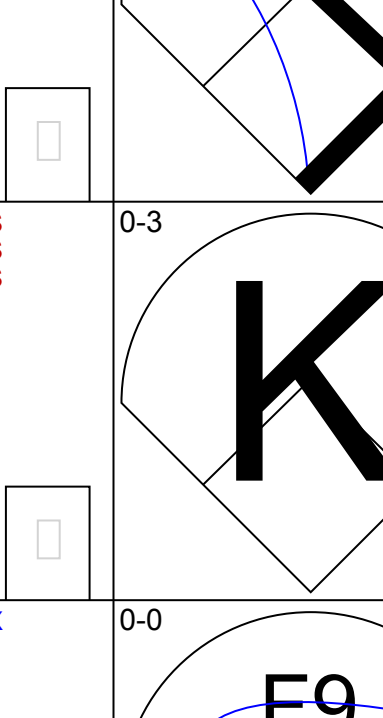
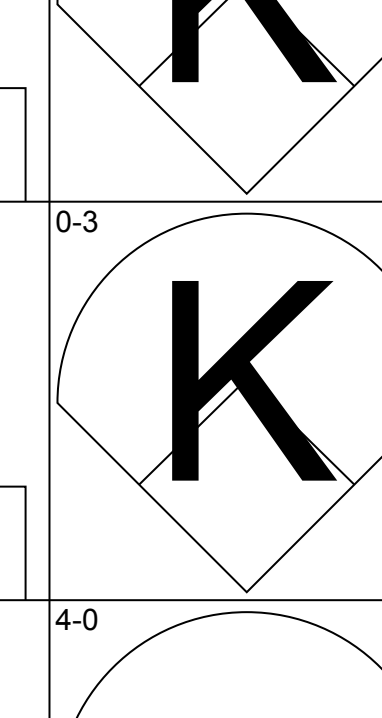

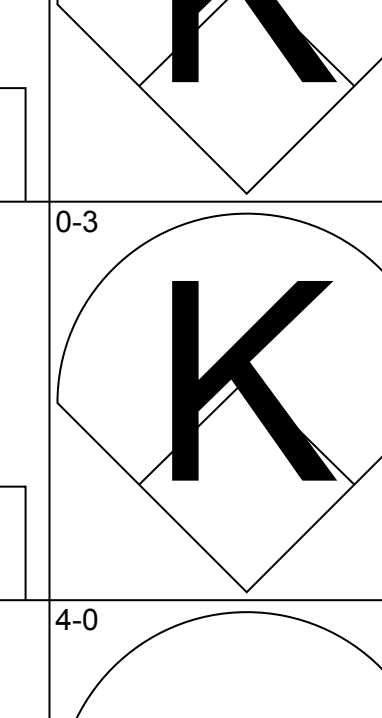
AB	39
R	7
H	13
RBI	6
BB	4
SO	7
LOB	18



Batter	1	2	3	4	5	6	7	8	9	AB R H RBI BB SO LOB	BOTTOM											
Herm Winningham, L OBP: 0.340, SLG: 0.397 (1, 8)										4 0 0 0 0 1 1	Houston Astros @ Montreal Expos Olympic Stadium, Montreal, QB Wed Jul 22 1987, 7:05 PM EDT Att: 16,869 - Unknown											
Mitch Webster, S OBP: 0.348, SLG: 0.404 (1, 9)										4 0 0 0 0 2 0												
Tim Raines, S OBP: 0.424, SLG: 0.511 (1, 7)										4 0 0 0 0 0 1												
Hubie Brooks, R OBP: 0.347, SLG: 0.517 (1, 6)										3 0 1 0 1 2 1												
Andres Galarraga, R OBP: 0.386, SLG: 0.509 (1, 3)										3 0 1 0 1 1 1												
Vance Law, R OBP: 0.397, SLG: 0.496 (1, 5)										3 0 1 0 1 1 4												
Tom Foley, L OBP: 0.306, SLG: 0.374 (1, 4)										4 0 1 0 0 2 3												
Mike Fitzgerald, R OBP: 0.316, SLG: 0.317 (1, 2)										4 0 0 0 0 0 3												
Bob Sebra, R OBP: 0.158, SLG: 0.135 (1, 1)										2 0 0 0 0 1 1												
Andy McGaffigan, R (6, 1)										0 0 0 0 0 0 0												
Wallace Johnson, S OBP: 0.255, SLG: 0.353 (7, PH)										1 0 0 0 0 0 0												
Tim Burke, R (8, 1)										0 0 0 0 0 0 0												
Bob McClure, R (9, 1)										0 0 0 0 0 0 0												
Inning Stats	R: 0 E: 0 K: 1 S: 5	H: 0 LOB: 0 BB: 0 P: 5	R: 0 E: 0 K: 2 S: 7	H: 0 LOB: 1 BB: 1 P: 11	R: 0 E: 0 K: 0 S: 3	H: 0 LOB: 0 BB: 0 P: 3	R: 0 E: 0 K: 0 S: 4	H: 1 LOB: 2 BB: 1 P: 8	R: 0 E: 0 K: 2 S: 8	H: 1 LOB: 1 BB: 0 P: 8	R: 0 E: 1 K: 2 S: 8	H: 0 LOB: 2 BB: 1 P: 12	R: 0 E: 0 K: 0 S: 3	H: 0 LOB: 0 BB: 0 P: 3	R: 0 E: 0 K: 1 S: 5	H: 0 LOB: 0 BB: 0 P: 5	R: 0 E: 0 K: 2 S: 9	H: 2 LOB: 2 BB: 0 P: 9	1B: 1 2B: 3 3B: 0 HR: 0	SF: 0 SAC: 0 DP: 0 HBP: 0	WP: 1 PB: 0 CS: 0	PA: 35
PITCHER	IP WLS BF H R ER SO BB IBB HBP BLK WP HR S P ERA WHIP											PITCHER	IP WLS BF H R ER SO BB IBB HBP BLK WP HR S P ERA WHIP									
Mike Scott, R ERA: 2.59 (1, 1)	9.0 W 35 4 0 0 10 3 0 0 0 1 0 52 64 0.00 0.778																					

AB	32
R	0
H	4
RBI	0
BB	3
SO	10
LOB	15

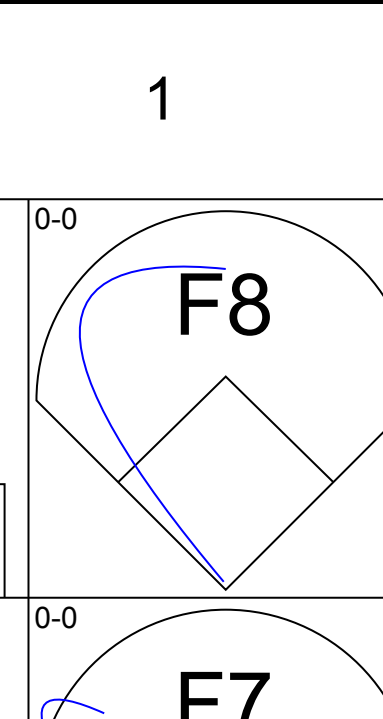
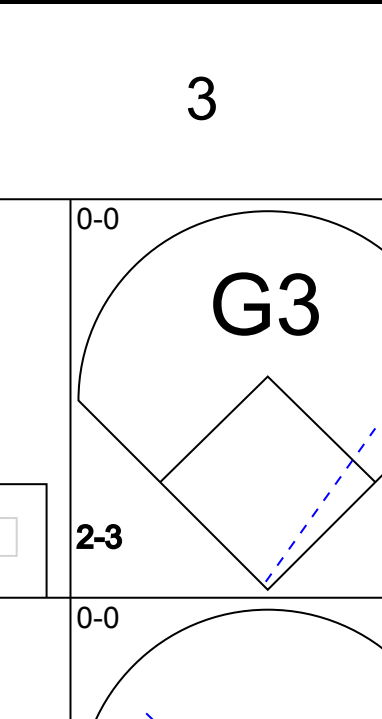
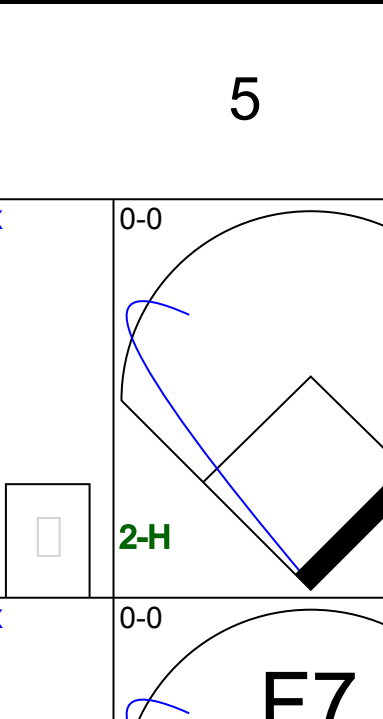
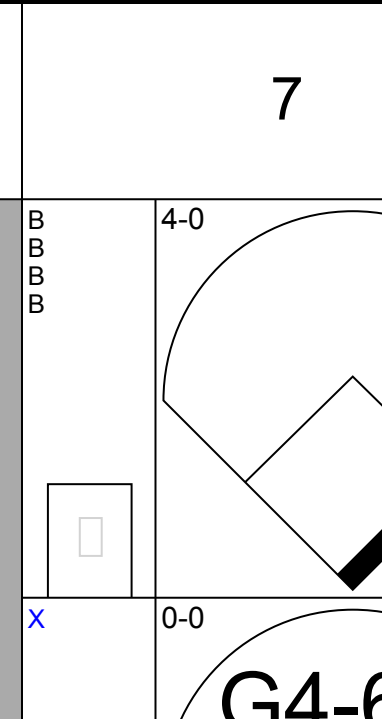
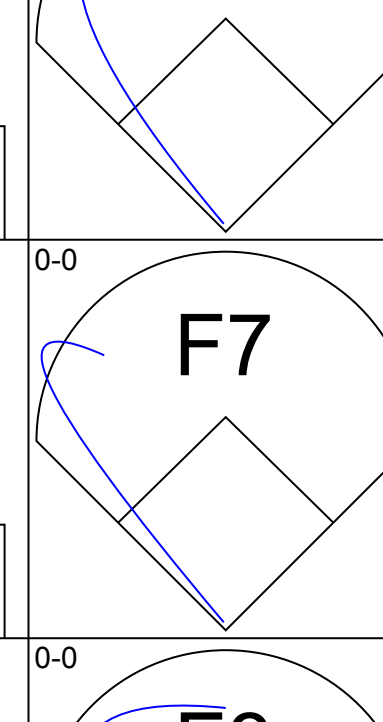
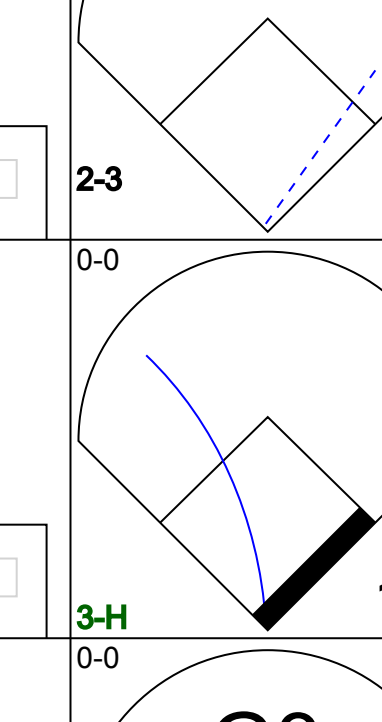
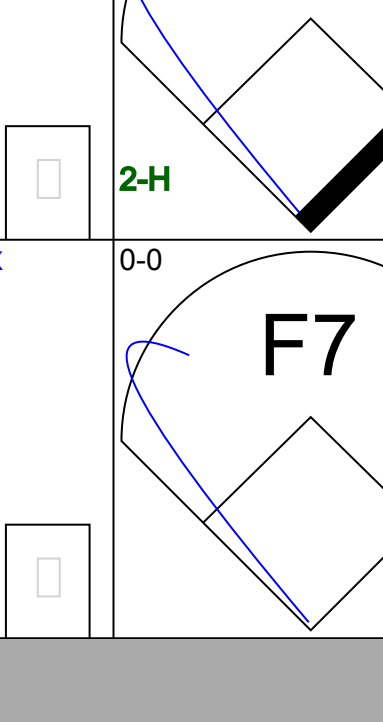
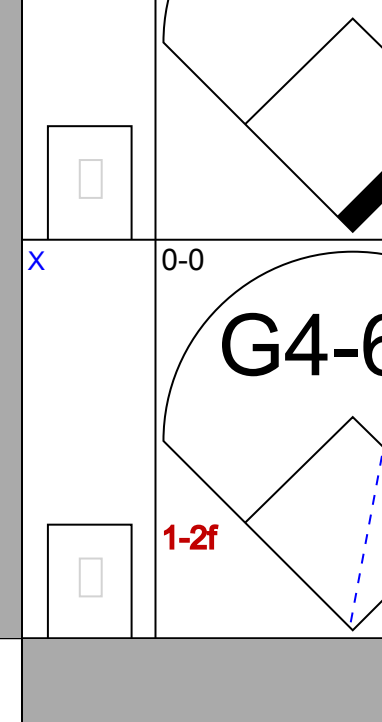

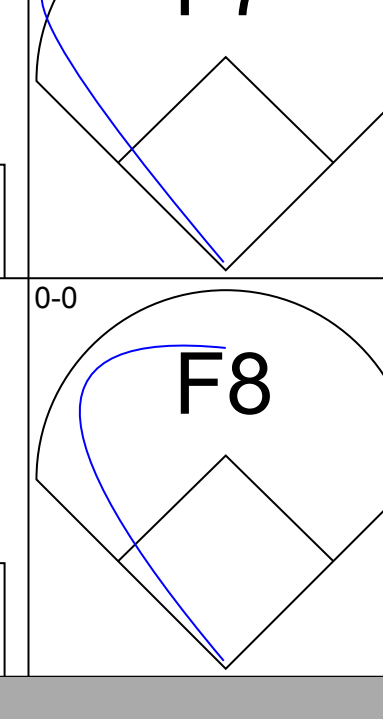
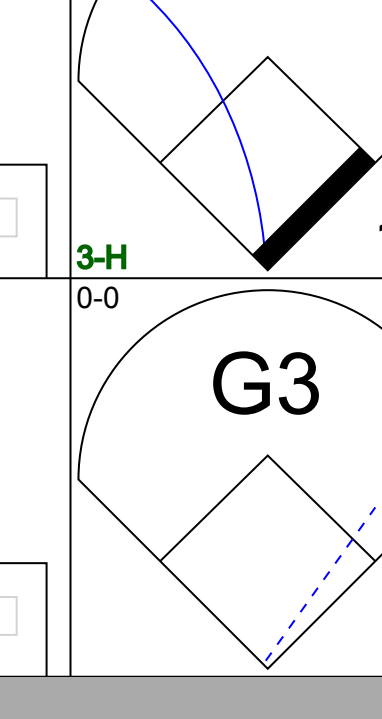
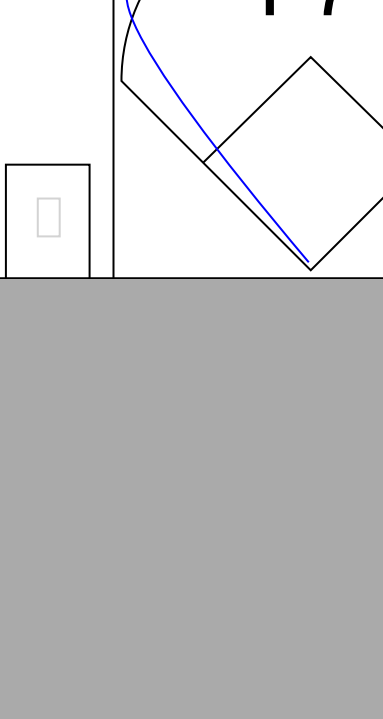
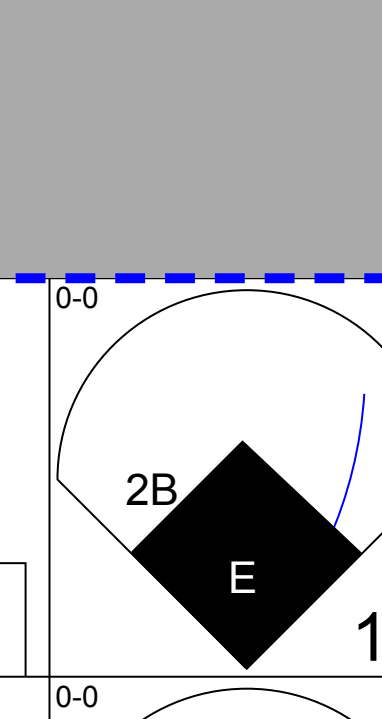
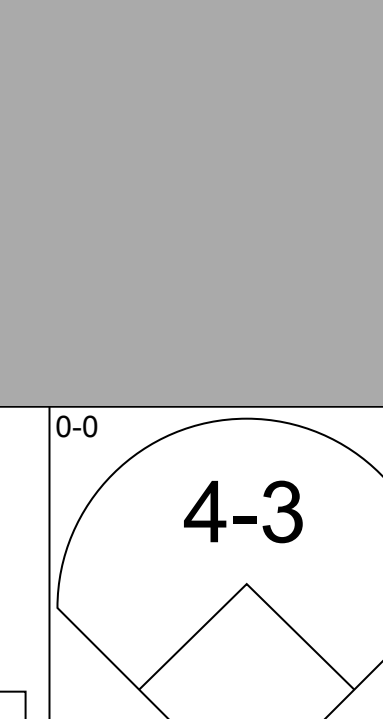
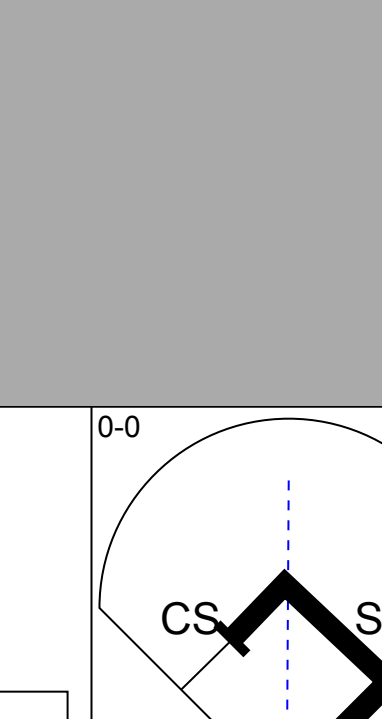
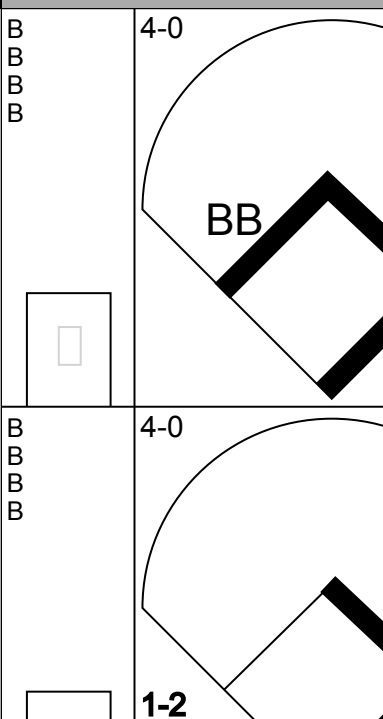
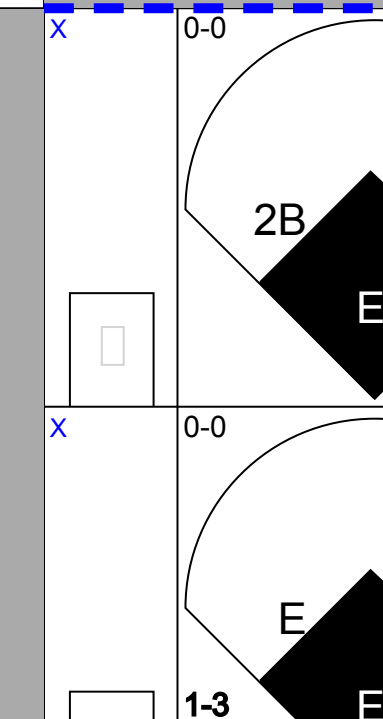
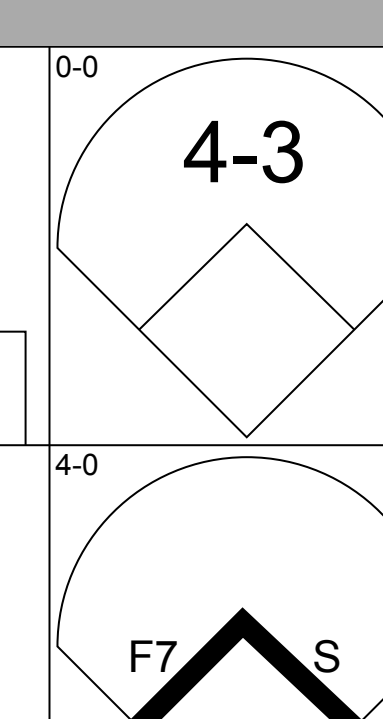
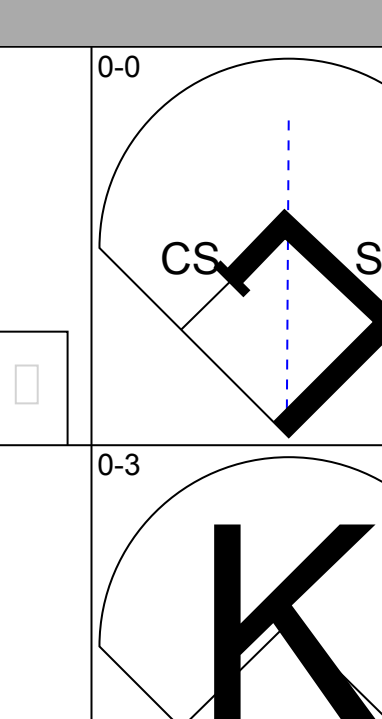
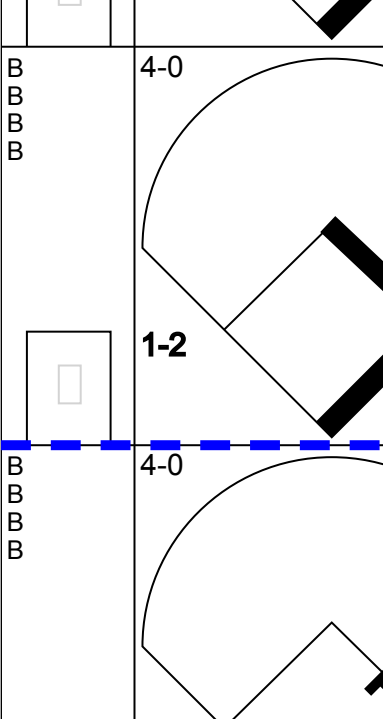
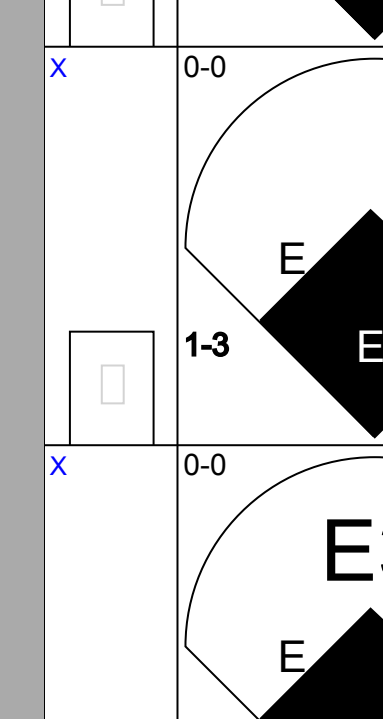

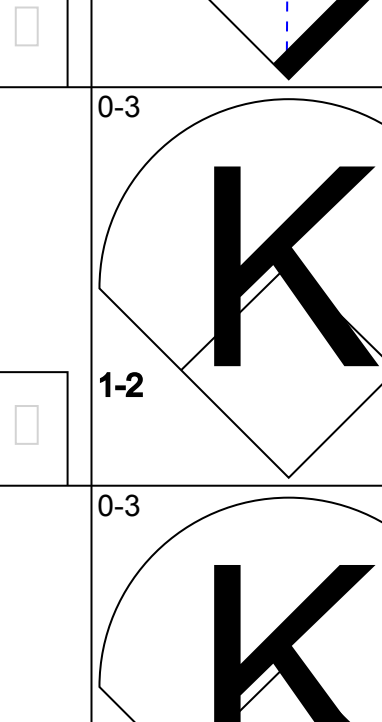
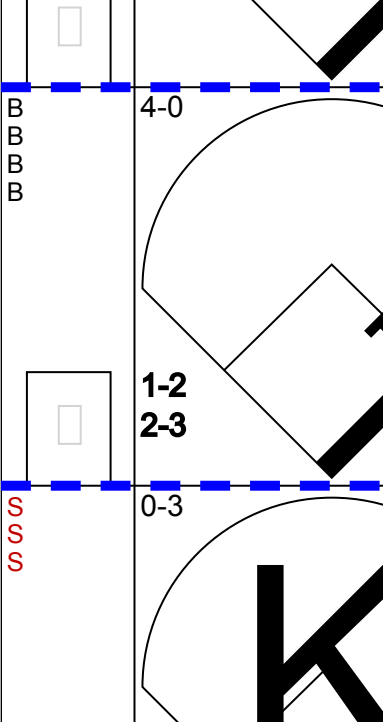
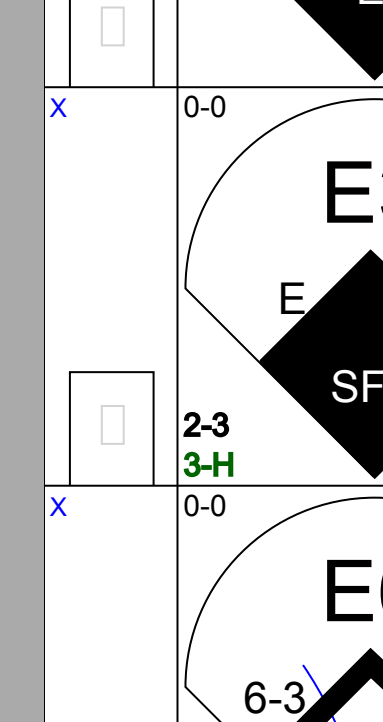



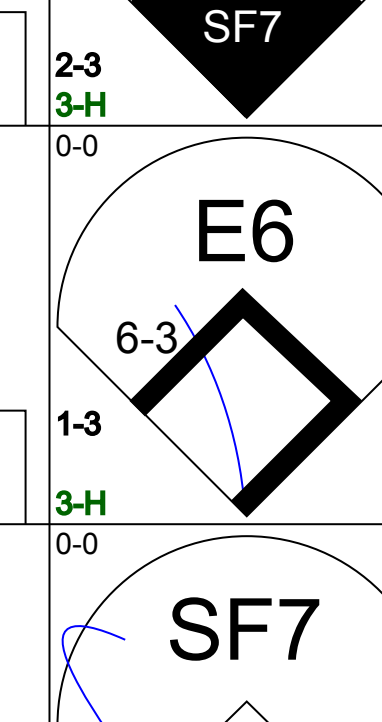

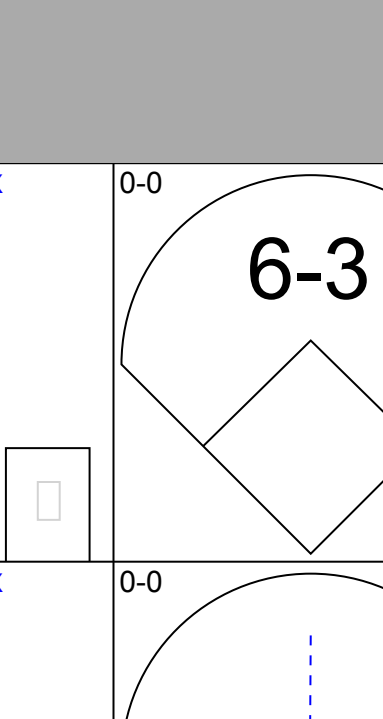

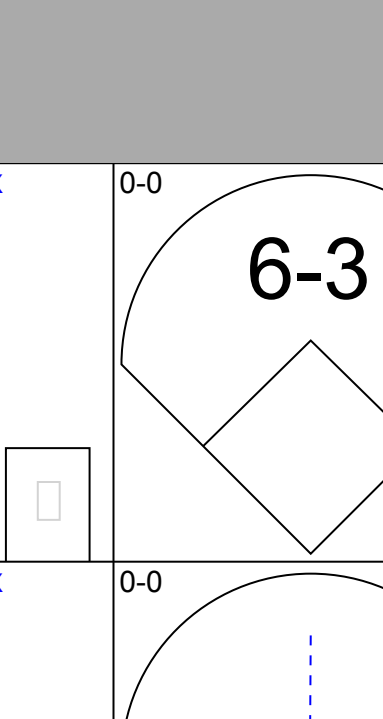
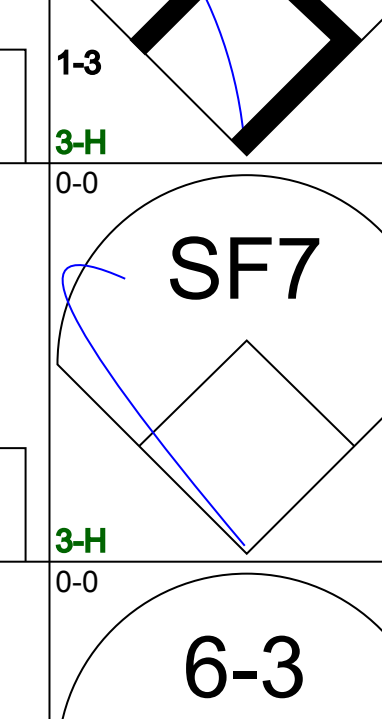
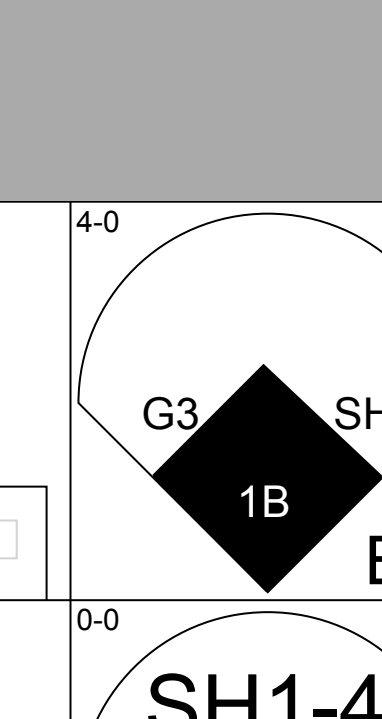
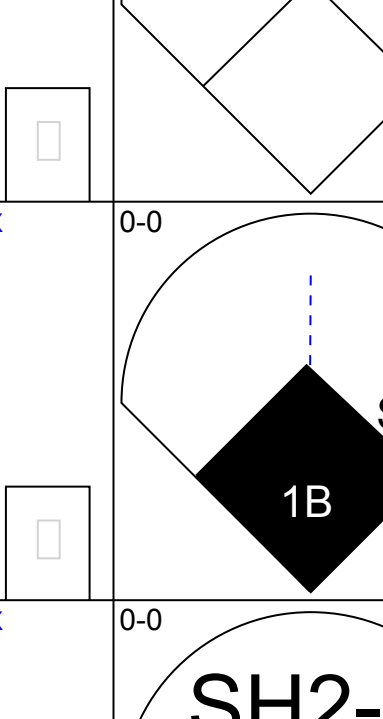
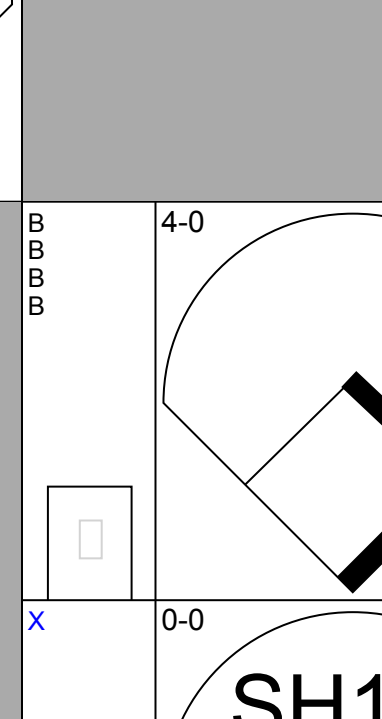
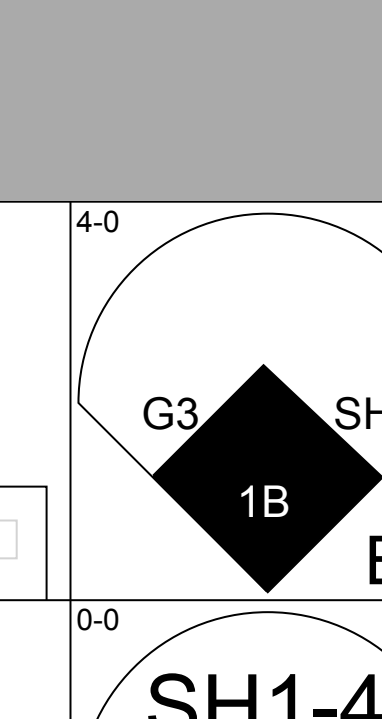
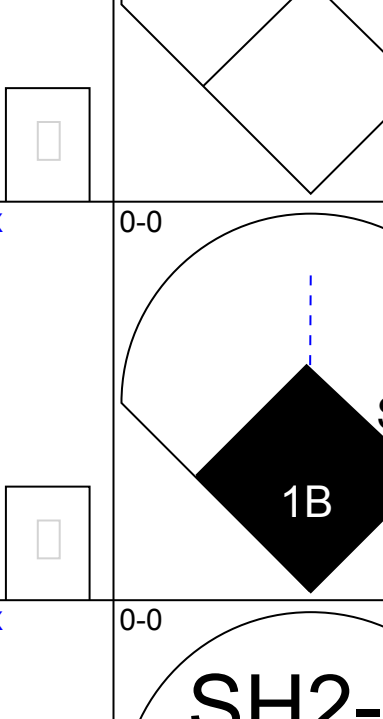
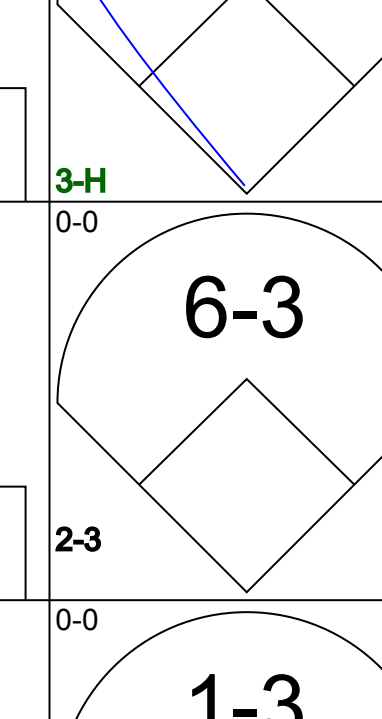


Batter	1	2	3	4	5	6	7	8	9	AB	R	H	RBI	BB	SO	LOB	TOP									
Billy Hatcher, R OBP: 0.370, SLG: 0.436 (1, 7)										4	0	0	0	0	1	1										
Gerald Young, S OBP: 0.250, SLG: 0.259 (1, 8)										4	1	1	0	0	0	0										
Bill Doran, S OBP: 0.344, SLG: 0.408 (1, 4) (8, 6)										4	0	1	0	0	0	0										
Glenn Davis, R OBP: 0.326, SLG: 0.481 (1, 3)										3	1	2	1	0	0	0										
Kevin Bass, S OBP: 0.329, SLG: 0.429 (1, 9)										3	0	0	1	0	0	1										
Ken Caminiti, S OBP: 0.406, SLG: 0.677 (1, 5)										4	0	1	0	0	1	3										
Robbie Wine, R OBP: 0.312, SLG: 0.364 (1, 2)										3	0	1	0	0	1	1										
Alan Ashby, S OBP: 0.390, SLG: 0.476 (8, PH)										1	0	0	0	0	0	2										
Craig Reynolds, L OBP: 0.312, SLG: 0.364 (1, 6)										2	0	0	0	0	2	2										
Jim Pankovits, R OBP: 0.205, SLG: 0.139 (8, PH)										1	0	0	0	0	1	0										
Nolan Ryan, R OBP: 0.088, SLG: 0.152 (1, 1)										2	0	0	0	0	1	1										
Dave Meads, L OBP: 0.500, SLG: 0.333 (6, 1)										0	0	0	0	0	0	0										
Charlie Kerfeld, R OBP: 0.296, SLG: 0.348 (8, PH)										0	0	0	0	0	0	0										
Davey Lopes, R OBP: 0.296, SLG: 0.348 (8, PH)										0	0	0	0	1	0	0										
Larry Andersen, R OBP: 0.296, SLG: 0.348 (8, 1)										0	0	0	0	0	0	0										
Inning Stats	R: 0 E: 0 K: 1 S: 5	H: 0 LOB: 0 BB: 0 P: 5	R: 1 E: 0 K: 1 S: 7	H: 2 LOB: 1 BB: 0 P: 7	R: 0 E: 0 K: 1 S: 5	H: 0 LOB: 0 BB: 0 P: 5	R: 0 E: 0 K: 0 S: 3	H: 0 LOB: 0 BB: 0 P: 3	R: 0 E: 0 K: 2 S: 8	H: 1 LOB: 1 BB: 0 P: 8	R: 0 E: 0 K: 0 S: 3	H: 0 LOB: 0 BB: 0 P: 3	R: 0 E: 0 K: 0 S: 2	H: 0 LOB: 1 BB: 0 P: 3	R: 0 E: 0 K: 2 S: 7	H: 0 LOB: 2 BB: 0 P: 11	R: 1 E: 0 K: 0 S: 6	H: 3 LOB: 2 BB: 0 P: 6	1B: 4 2B: 1 3B: 0 HR: 1	SF: 1 SAC: 0 DP: 0 HBP: 1	WP: 0 PB: 0 SB: 0 CS: 1	PA: 35				
PITCHER	IP	WLS	BF	H	R	ER	SO	BB	IBB	HBP	BLK	WP	HR	S	P	ERA	WHIP									
Sid Fernandez, L ERA: 3.51	(1, 1)	8.0	W	30	5	2	2	7	1	0	1	0	0	1	42	47	2.25	0.750								
Roger McDowell, R ERA: 4.01	(9, 1)	1.0	S	4	1	0	0	0	0	0	0	0	0	4	4	0.00	1.000									

Houston Astros @ New York Mets
Shea Stadium, Flushing, NY
Fri Jul 24 1987, 7:05 PM EDT
Unknown

AB 31
R 2
H 6
RBI 2
BB 1
SO 7
LOB 11



Batter	1	2	3	4	5	6	7	8	9	AB	R	H	RBI	BB	SO	LOB	BOTTOM									
Lenny Dykstra, L OBP: 0.347, SLG: 0.474 (1, 8)										3	0	1	1	1	0	1										
Wally Backman, S OBP: 0.300, SLG: 0.289 (1, 4)										4	0	1	1	0	0	3										
Keith Hernandez, L OBP: 0.376, SLG: 0.428 (1, 3)										3	1	1	0	1	0	1										
Darryl Strawberry, L OBP: 0.397, SLG: 0.579 (1, 9)										3	1	2	0	1	0	0										
Lee Mazzilli, S OBP: 0.423, SLG: 0.512 (1, 7)										2	1	0	0	2	1	2										
Gary Carter, R OBP: 0.293, SLG: 0.394 (1, 2)										4	0	0	0	0	2	6										
Howard Johnson, S OBP: 0.344, SLG: 0.502 (1, 5)										3	0	0	1	0	0	4										
Bill Almon, R OBP: 0.333, SLG: 0.300 (1, 6)										2	2	1	0	2	0	1										
Rafael Santana, R OBP: 0.326, SLG: 0.384 (9, 6)										0	0	0	0	0	0	0										
Sid Fernandez, L OBP: 0.184, SLG: 0.222 (1, 1)										1	0	0	0	0	0	1										
Roger McDowell, R OBP: 0.400, SLG: 0.444 (9, 1)										0	0	0	0	0	0	0										
Inning Stats	R: 0 E: 0 K: 0 S: 3	H: 0 LOB: 0 BB: 0 P: 3	R: 0 E: 0 K: 0 S: 3	H: 0 LOB: 1 BB: 1 P: 7	R: 1 E: 0 K: 0 S: 4	H: 1 LOB: 1 BB: 1 P: 8	R: 0 E: 0 K: 2 S: 7	H: 1 LOB: 0 BB: 0 P: 7	R: 1 E: 0 K: 0 S: 5	H: 2 LOB: 1 BB: 0 P: 5	R: 0 E: 0 K: 1 S: 4	H: 0 LOB: 2 BB: 3 P: 16	R: 0 E: 0 K: 0 S: 2	H: 0 LOB: 1 BB: 2 P: 10	R: 3 E: 2 K: 0 S: 7	H: 2 LOB: 1 BB: 0 P: 7	1B: 5 2B: 1 3B: 0 HR: 0	SF: 1 SAC: 3 DP: 2 HBP: 0	WP: 0 PB: 0 SB: 2 CS: 1	PA: 36						
PITCHER	IP	WLS	BF	H	R	ER	SO	BB	IBB	HBP	BLK	WP	HR	S	P	ERA	WHIP									
Nolan Ryan, R ERA: 3.2	(1, 1)	5.0	L	22	4	2	2	2	4	0	0	0	0	0	4	38	3.60	1.600								
Dave Meads, L ERA: 5.09	(6, 1)	0.0		1	0	0	0	0	1	0	0	0	0	0	4	∞	∞									
Charlie Kerfeld, R ERA: 6.86	(6, 1)	2.0		6	0	0	0	1	2	0	0	0	0	6	14	0.00	1.000									
Larry Andersen, R ERA: 3.05	(8, 1)	1.0		7	2	3	0	0	0	0	0	0	0	7	7	0.00	2.000									

Houston Astros @ New York Mets
Shea Stadium, Flushing, NY
Fri Jul 24 1987, 7:05 PM EDT
Unknown

AB 25
R 5
H 6
RBI 3
BB 7
SO 3
LOB 19



Batter	1	2	3	4	5	6	7	8	9	AB	R	H	RBI	BB	SO	LOB	TOP									
Billy Hatcher, R OBP: 0.370, SLG: 0.434 (1, 8)										4	1	1	0	1	2	3										
Bill Doran, S OBP: 0.343, SLG: 0.408 (1, 4)										5	1	1	1	0	0	3										
Denny Walling, L OBP: 0.360, SLG: 0.443 (1, 9) (8, 7)										4	1	1	0	0	0	1										
Glenn Davis, R OBP: 0.325, SLG: 0.481 (1, 3)										4	1	1	2	0	0	0										
Alan Ashby, S OBP: 0.392, SLG: 0.474 (1, 2)										3	0	1	1	1	0	0										
Jose Cruz, L OBP: 0.314, SLG: 0.413 Dave Smith, R OBP: 0.667, SLG: 0.500 (1, 7) (8, 1)										4	0	0	0	0	0	2										
Ken Caminiti, S OBP: 0.389, SLG: 0.657 (1, 5)										4	0	1	0	0	1	3										
Craig Reynolds, L OBP: 0.316, SLG: 0.362 Jim Pankovits, R OBP: 0.225, SLG: 0.162 (1, 6) (9, PH)										1	0	0	0	2	1	1										
Bob Knepper, L OBP: 0.102, SLG: 0.167 Terry Fair, L OBP: 0.247, SLG: 0.341 Rocky Childress, R OBP: 0.345, SLG: 0.333 Davey Lopes, R OBP: 0.292, SLG: 0.333 Dave Meads, L OBP: 0.292, SLG: 0.333 Kevin Bass, S OBP: 0.331, SLG: 0.430 (1, 1) (4, PH) (4, 1) (6, PH) (8, 1) (8, 9)										0	0	0	0	0	0	0										
Inning Stats	R: 2 E: 2 K: 0 S: 6	H: 3 LOB: 2 BB: 1 P: 10	R: 0 E: 0 K: 0 S: 2	H: 0 LOB: 0 BB: 1 P: 6	R: 0 E: 0 K: 0 S: 3	H: 0 LOB: 0 BB: 0 P: 3	R: 0 E: 0 K: 1 S: 5	H: 0 LOB: 2 BB: 2 P: 13	R: 2 E: 0 K: 0 S: 5	H: 2 LOB: 0 BB: 0 P: 5	R: 0 E: 0 K: 1 S: 6	H: 1 LOB: 1 BB: 0 P: 6	R: 0 E: 0 K: 1 S: 5	H: 0 LOB: 0 BB: 0 P: 5	R: 0 E: 0 K: 0 S: 3	H: 0 LOB: 0 BB: 0 P: 3	R: 0 E: 0 K: 1 S: 7	H: 2 LOB: 2 BB: 0 P: 7	1B: 4 2B: 5 3B: 0 HR: 0	SF: 0 SAC: 1 DP: 2 HBP: 0	WP: 0 PB: 0 SB: 0 CS: 0	PA: 38				
PITCHER	IP	WLS	BF	H	R	ER	SO	BB	IBB	HBP	BLK	WP	HR	S	P	ERA	WHIP									
John Mitchell, R ERA: 4.13 Randy Myers, L ERA: 4.35 Jesse Orosco, L ERA: 4.43	(1, 1) (6, 1) (8, 1)	5.0 2.0 2.0	W 7 S	23 7 8	5 1 2	4 0 0	1 2 1	4 0 0	0 0 0	0 0 0	0 0 0	0 0 0	0 0 0	0 11 10	21 11 10	37 11 10	7.20 0.00 0.00	1.800 0.500 1.000								

Houston Astros @ New York Mets
Shea Stadium, Flushing, NY
Fri Jul 24, 1987, 7:05 PM EDT
Att: 44,370 - Unknown

AB 33
R 4
H 8
RBI 4
BB 4
SO 4
LOB 16

Batter	1	2	3	4	5	6	7	8	9	AB	R	H	RBI	BB	SO	LOB	BOTTOM								
Lenny Dykstra, L OBP: 0.342, SLG: 0.467 (1, 8)										4	0	0	0	0	0	1									
Mookie Wilson, S OBP: 0.381, SLG: 0.481 (1, 9)										4	4	3	0	1	0	0									
Dave Magadan, L OBP: 0.373, SLG: 0.433 (1, 3) (8, 5)										5	1	5	1	0	0	0									
Kevin McReynolds, R OBP: 0.332, SLG: 0.512 (1, 7)										3	0	0	1	1	0	4									
Tim Teufel, R OBP: 0.429, SLG: 0.633 (1, 4)										3	1	3	4	0	0	0									
Barry Lyons, R OBP: 0.289, SLG: 0.361 (1, 2)										4	0	1	0	0	1	3									
Howard Johnson, S OBP: 0.349, SLG: 0.512 Jesse Orosco, R ERA: 2.91 (1, 5) (8, 1)										3	1	2	1	1	1	1									
Rafael Santana, R OBP: 0.325, SLG: 0.382 (1, 6)										4	0	1	0	0	1	4									
John Mitchell, R OBP: 0.083, SLG: 0.125 Wally Backman, S OBP: 0.299, SLG: 0.288 Randy Myers, L OBP: 0.200, SLG: 0.200 Keith Hernandez, L OBP: 0.378, SLG: 0.430 (1, 1) (5, PH) (6, 1) (8, 3)										2	0	0	0	0	1	3									
Inning Stats	R: 1 E: 0 K: 0 S: 6	H: 3 LOB: 2 BB: 0 P: 6	R: 0 E: 0 K: 1 S: 5	H: 0 LOB: 1 BB: 1 P: 9	R: 3 E: 0 K: 0 S: 7	H: 4 LOB: 2 BB: 1 P: 11	R: 1 E: 0 K: 0 S: 4	H: 2 LOB: 1 BB: 1 P: 8	R: 1 E: 0 K: 0 S: 4	H: 2 LOB: 0 BB: 0 P: 4	R: 0 E: 0 K: 0 S: 4	H: 1 LOB: 1 BB: 0 P: 4	R: 0 E: 0 K: 3 S: 10	H: 1 LOB: 1 BB: 0 P: 10	R: 1 E: 0 K: 0 S: 5	H: 3 LOB: 1 BB: 0 P: 5	1B: 13 2B: 2 3B: 0 HR: 2	SF: 2 SAC: 1 DP: 2 HBP: 0	WP: 0 PB: 0 SB: 1 CS: 0	PA: 40					
PITCHER	IP	WLS	BF	H	R	ER	SO	BB	IBB	HBP	BLK	WP	HR	S	P	ERA	WHIP								
Bob Knepper, L ERA: 6.23 Rocky Childress, R ERA: 2.91 Dave Meads, L ERA: 4.97 Dave Smith, R ERA: 0.95	(1, 1) (4, 1) (6, 1) (8, 1)	3.0 2.0 2.2 0.1	L 9 12 1	18 4 5 0	7 2 1 0	4 2 1 0	4 2 3 0	0 1 0 0	0 0 0 0	0 0 0 0	0 0 0 0	0 0 0 0	0 1 0 0	8 18 18 1	12 12 18 1	9.00 12.00 3.38 0.00	2.500 3.000 1.875 0.000								

Houston Astros @ New York Mets
Shea Stadium, Flushing, NY
Fri Jul 24, 1987, 7:05 PM EDT
Att: 44,370 - Unknown

AB 34
R 7
H 16
RBI 7
BB 3
SO 4
LOB 17

Batter	1	2	3	4	5	6	7	8	9	AB	R	H	RBI	BB	SO	LOB	TOP										
Billy Hatcher, R OBP: 0.372, SLG: 0.438 (1, 8)	0-0 1B 2B		0-0 5-3		0-0 L5		0-0 SH5-3		0-0 1-2 1B	4	1	2	0	0	0	1											
Bill Doran, S OBP: 0.346, SLG: 0.409 (1, 4)	0-0 2B SF9 1B		0-0 1-3 1B		1-0 3B HBP		0-0 1-3		0-0 2-3 F2-5	4	2	2	1	0	0	3											
Denny Walling, L OBP: 0.363, SLG: 0.458 Gerald Young, S OBP: 0.250, SLG: 0.259 (1, 7) (9, 8)	0-0 SF9 1-3 SF9 2B		0-0 1-3		0-0 HR 3B		0-0 F7			4	2	2	2	0	0	2											
Glenn Davis, R OBP: 0.325, SLG: 0.489 (1, 3)	0-0 SF9 2-3 3-H		0-0 4-3		0-0 HR				0-0 L1	3	1	1	3	0	0	1											
Alan Ashby, S OBP: 0.393, SLG: 0.474 (1, 2)	0-0 SF9			0-3 K		0-0 1B			4-0 BB	2	0	1	1	1	1	0											
Kevin Bass, S OBP: 0.327, SLG: 0.425 (1, 9)	0-0 4-3			0-0 3-1		0-0 F9			0-3 K	4	0	0	0	0	1	1											
Ken Caminiti, S OBP: 0.350, SLG: 0.590 (1, 5)		0-0 4-3		0-0 F8		0-0 F7			0-3 K	4	0	0	0	0	1	1											
Craig Reynolds, L OBP: 0.315, SLG: 0.360 (1, 6)		0-0 4-3			0-0 SH1-4 3B 1B		0-0 4-3		0-0 F9	4	1	1	0	0	0	0											
Jim Deshaies, L OBP: 0.205, SLG: 0.079 Terry Puhl, L OBP: 0.256, SLG: 0.250 Larry Andersen, R Davey Lopes, R OBP: 0.310, SLG: 0.333 Dave Smith, R OBP: 0.597, SLG: 0.500 (1, 1) (7, PH) (7, 1) (9, PH) (9, 1)		0-0 F2			0-0 SH1-4		0-0 WP SH5-3 1B		4-0 F2-5 1B BB	1	0	0	0	0	0	0											
Inning Stats	R: 3 E: 0 K: 0 S: 6	H: 3 LOB: 0 BB: 0 P: 6	R: 0 E: 0 K: 0 S: 3	H: 0 LOB: 0 BB: 0 P: 3	R: 0 E: 0 K: 1 S: 4	H: 1 LOB: 1 BB: 0 P: 4	R: 0 E: 0 K: 1 S: 5	H: 0 LOB: 0 BB: 0 P: 5	R: 4 E: 0 K: 0 S: 6	H: 4 LOB: 1 BB: 0 P: 7	R: 0 E: 0 K: 0 S: 3	H: 0 LOB: 0 BB: 0 P: 3	R: 0 E: 0 K: 2 S: 4	H: 1 LOB: 1 BB: 0 P: 4	R: 0 E: 0 K: 2 S: 7	H: 0 LOB: 1 BB: 1 P: 11	R: 0 E: 0 K: 0 S: 3	H: 1 LOB: 1 BB: 1 P: 7	1B: 6 2B: 3 3B: 1 HR: 1	SF: 2 SAC: 2 DP: 1 HBP: 1	WP: 1 PB: 0 SB: 0 CS: 0	PA: 38					
PITCHER	IP	WLS	BF	H	R	ER	SO	BB	IBB	HBP	BLK	WP	HR	S	P	ERA	WHIP										
Don Schulze, R ERA: 6.35 Doug Sisk, R ERA: 3.53 Bob Gibson, R ERA: Randy Myers, L ERA: 4.83 (1, 1) (6, 1) (8, 1) (9, 1)	5.0	L	23	8	7	7	1	0	0	0	0	0	1	24	25	12.60	1.600										

Houston Astros @ New York Mets
Shea Stadium, Flushing, NY
Sat Jul 25 1987, 3:33 AM EDT
Att: 41,198 - Unknown

AB 31
R 7
H 10
RBI 7
BB 2
SO 3
LOB 9



Batter	1	2	3	4	5	6	7	8	9	AB	R	H	RBI	BB	SO	LOB	BOTTOM											
Mookie Wilson, S OBP: 0.354, SLG: 0.471 (1, 8)	0-3 K	0-0 F9			0-0 F8		0-0 FC4-6 1B		0-0 F9	5	0	0	0	0	1	3												
Tim Lincecum, R OBP: 0.428, SLG: 0.624 Howard Johnson, S OBP: 0.349, SLG: 0.512 (1, 4) (7, PH) (8, 7)	4-0 BB HR BB		0-3 K		0-0 F7		0-0 S 1B		0-0 G3	2	1	0	0	1	1	1												
Keith Hernandez, L OBP: 0.378, SLG: 0.428 (1, 3)	4-0 1-2 HR BB		0-0 6-3		0-0 4-3		0-3 K		0-0 FC4-6 1B	4	1	1	0	1	1	3												
Darryl Strawberry, L OBP: 0.397, SLG: 0.575 (1, 9)	0-0 F8		0-0		0-0 1B		0-0 F5		0-0 FC4-6 IBB	4	0	1	0	1	0	3												
Kevin McReynolds, R OBP: 0.332, SLG: 0.517 Bob Gibson, R Bill Almon, R OBP: 0.333, SLG: 0.300 (1, 7) (8, 1) (9, 6)	0-0 1-1 2-H HR		0-0 F8		0-0 F8		0-0 L3		0-0 FC6-4	4	1	1	3	0	0	4												
Gary Carter, R OBP: 0.292, SLG: 0.402 (1, 2)	0-0 L9			0-0 6-3		0-0 HR		0-0 6-3		4	1	1	1	0	0	0												
Dave Magadan, L OBP: 0.377, SLG: 0.444 (1, 5)		0-0 SH1-4 1B		0-0 F5		0-0 F5		0-0 2B		4	0	2	0	0	0	0												
Rafael Santana, R OBP: 0.325, SLG: 0.385 Lee Mazzilli, S OBP: 0.419, SLG: 0.506 Randy Myers, L OBP: 0.200, SLG: 0.200 (1, 6) (8, PH) (9, 1)		0-0 F8		0-0 F4		0-0 E 2B		0-0 4-3		3	1	1	0	0	0	1												
Don Schulze, R Lenny Dykstra, L OBP: 0.469 Doug Sisk, R Wally Backman, S OBP: 0.296, SLG: 0.285 (1, 1) (5, PH) (6, 1) (7, PH) (8, 4)		0-0 SH1-4		0-0 F5		0-0 S 1B		0-0 E3 FC4-6		0	0	0	0	0	0	0												
Inning Stats	R: 3 E: 0 K: 1 S: 6	H: 1 LOB: 2 BB: 2 P: 14	R: 0 E: 0 K: 0 S: 4	H: 1 LOB: 1 BB: 0 P: 4	R: 0 E: 0 K: 1 S: 6	H: 1 LOB: 1 BB: 0 P: 6	R: 0 E: 0 K: 0 S: 3	H: 0 LOB: 0 BB: 0 P: 3	R: 0 E: 0 K: 0 S: 4	H: 1 LOB: 1 BB: 0 P: 4	R: 1 E: 0 K: 0 S: 4	H: 1 LOB: 0 BB: 0 P: 4	R: 1 E: 1 K: 1 S: 8	H: 2 LOB: 3 BB: 1 P: 12	R: 0 E: 0 K: 0 S: 4	H: 1 LOB: 1 BB: 0 P: 4	R: 0 E: 0 K: 0 S: 4	H: 1 LOB: 1 BB: 0 P: 4	1B: 5 2B: 2 3B: 0 HR: 2	SF: 0 SAC: 1 DP: 0 HBP: 0	WP: 0 PB: 0 SB: 2 CS: 0	PA: 40						
PITCHER	IP	WLS	BF	H	R	ER	SO	BB	IBB	HBP	BLK	WP	HR	S	P	ERA	WHIP											
Jim Deshaies, L ERA: 3.88 Larry Andersen, R ERA: 3.1 Dave Smith, R ERA: 0.92 (1, 1) (7, 1) (9, 1)	6.0	W	25	5	4	4	2	2	0	0	0	0	0	2	27	35	6.00	1.167										

Houston Astros @ New York Mets
Shea Stadium, Flushing, NY
Sat Jul 25 1987, 3:33 AM EDT
Att: 41,198 - Unknown

AB 36
R 5
H 9
RBI 4
BB 3
SO 3
LOB 17



Batter	1	2	3	4	5	6	7	8	9	AB	R	H	RBI	BB	SO	LOB	TOP								
Billy Hatcher, R OBP: 0.380, SLG: 0.451 (1, 8)										3	1	3	3	1	0	0									
Bill Doran, S OBP: 0.346, SLG: 0.408 (1, 4)										4	0	1	0	1	0	2									
Denny Walling, L OBP: 0.359, SLG: 0.450 (1, 7)										4	0	0	0	1	1	3									
Glenn Davis, R OBP: 0.324, SLG: 0.486 Dave Smith, R OBP: 0.697, SLG: 0.500 (8, 1)										4	0	1	0	0	0	3									
Alan Ashby, S OBP: 0.391, SLG: 0.468 (1, 2)										3	1	0	0	1	1	1									
Kevin Bass, S OBP: 0.329, SLG: 0.429 (1, 9)										4	0	2	0	0	0	0									
Ken Caminiti, S OBP: 0.341, SLG: 0.571 (1, 5)										3	1	1	1	0	0	1									
Craig Reynolds, L OBP: 0.311, SLG: 0.355 Davey Lopes, R OBP: 0.333, SLG: 0.360 Jim Pankovits, R OBP: 0.225, SLG: 0.162 (9, PH)										3	0	0	0	0	0	2									
Danny Darwin, R OBP: 0.167, SLG: 0.196 Jose Cruz, L OBP: 0.313, SLG: 0.411 Charlie Kerfeld, R (7, PH)										2	0	0	0	0	2	1									
Dave Meads, L OBP: 0.500, SLG: 0.333 Gerald Young, S OBP: 0.292, SLG: 0.273 (8, 8)										1	0	0	0	0	0	1									
Inning Stats	R: 0 E: 1 K: 0 S: 4	H: 1 LOB: 1 BB: 0 P: 4	R: 0 E: 0 K: 0 S: 3	H: 0 LOB: 0 BB: 0 P: 3	R: 0 E: 0 K: 1 S: 4	H: 0 LOB: 0 BB: 1 P: 8	R: 0 E: 0 K: 2 S: 8	H: 1 LOB: 1 BB: 0 P: 8	R: 0 E: 0 K: 1 S: 6	H: 1 LOB: 1 BB: 0 P: 6	R: 0 E: 0 K: 0 S: 2	H: 0 LOB: 1 BB: 1 P: 7	R: 1 E: 0 K: 0 S: 4	H: 1 LOB: 1 BB: 1 P: 8	R: 0 E: 1 K: 0 S: 4	H: 2 LOB: 1 BB: 0 P: 4	R: 4 E: 0 K: 0 S: 7	H: 4 LOB: 1 BB: 1 P: 11	1B: 8 2B: 1 3B: 0 HR: 1	SF: 1 SAC: 0 DP: 1 HBP: 1	WP: 0 PB: 0 SB: 2 CS: 1	PA: 40			
PITCHER	IP	WLS	BF	H	R	ER	SO	BB	IBB	HBP	BLK	WP	HR	S	P	ERA	WHIP								
Dwight Gooden, R ERA: 2.62 Jesse Orosco, L ERA: 5.12	(1, 1)	8.0	31	6	1	1	4	3	0	1	0	0	0	35	48	1.12	1.125								
PITCHER	IP	WLS	BF	H	R	ER	SO	BB	IBB	HBP	BLK	WP	HR	S	P	ERA	WHIP								

Houston Astros @ New York Mets
Shea Stadium, Flushing, NY
Sun Jul 26 1987, 3:33 AM EDT
Att: 43,554 - Unknown

AB 33
R 5
H 10
RBI 5
BB 4
SO 4
LOB 14





Batter	1	2	3	4	5	6	7	8	9	AB	R	H	RBI	BB	SO	LOB	BOTTOM								
Lenny Dykstra, L OBP: 0.345, SLG: 0.464 (1, 8)										3	2	0	0	2	0	1									
Wally Backman, S OBP: 0.296, SLG: 0.282 (1, 4)										2	0	0	0	1	0	0									
Keith Hernandez, L OBP: 0.379, SLG: 0.431 (1, 3)										4	0	2	1	0	0	2									
Darryl Strawberry, L OBP: 0.396, SLG: 0.571 (1, 9)										4	0	1	0	0	2	2									
Kevin McReynolds, R OBP: 0.333, SLG: 0.516 (1, 7)										3	0	1	1	1	0	0									
Howard Johnson, S OBP: 0.351, SLG: 0.511 (1, 5)										3	0	1	0	1	2	5									
Barry Lyons, R OBP: 0.277, SLG: 0.345 (1, 2)										4	0	0	0	0	1	1									
Rafael Santana, R OBP: 0.322, SLG: 0.381 Dave Magadan, L OBP: 0.382, SLG: 0.459 (9, PH)										3	0	0	0	0	0	1									
Dwight Gooden, R OBP: 0.167, SLG: 0.167 Lee Mazzilli, S OBP: 0.415, SLG: 0.500 Jesse Orosco, R (9, PH)										2	0	0	0	0	1	0									
Mookie Wilson, S OBP: 0.352, SLG: 0.469 (9, PH)										1	0	0	0	0	1	1									
Inning Stats	R: 0 E: 0 K: 0 S: 3	H: 0 LOB: 0 BB: 0 P: 3	R: 0 E: 0 K: 1 S: 5	H: 1 LOB: 0 BB: 0 P: 5	R: 0 E: 0 K: 1 S: 5	H: 0 LOB: 0 BB: 0 P: 5	R: 1 E: 0 K: 2 S: 9	H: 2 LOB: 2 BB: 1 P: 13	R: 0 E: 0 K: 0 S: 3	H: 0 LOB: 0 BB: 0 P: 3	R: 0 E: 0 K: 0 S: 4	H: 1 LOB: 1 BB: 0 P: 4	R: 0 E: 0 K: 1 S: 5	H: 0 LOB: 1 BB: 1 P: 9	R: 1 E: 0 K: 1 S: 6	H: 1 LOB: 3 BB: 3 P: 18	R: 0 E: 0 K: 1 S: 6	H: 1 LOB: 1 BB: 0 P: 6	1B: 4 2B: 2 3B: 0 HR: 0	SF: 0 SAC: 1 DP: 0 HBP: 0	WP: 0 PB: 0 SB: 2 CS: 1	PA: 38			
PITCHER	IP	WLS	BF	H	R	ER	SO	BB	IBB	HBP	BLK	WP	HR	S	P	ERA	WHIP								
Danny Darwin, R ERA: 3.29 Charlie Kerfeld, R ERA: 6.89 Dave Meads, L ERA: 4.93 Dave Smith, R ERA: 0.89	(1, 1)	1.1	7	0	1	1	1	3	0	0	0	0	0	6	18	6.75	2.250								
PITCHER	IP	WLS	BF	H	R	ER	SO	BB	IBB	HBP	BLK	WP	HR	S	P	ERA	WHIP								

Houston Astros @ New York Mets
Shea Stadium, Flushing, NY
Sun Jul 26 1987, 3:33 AM EDT
Att: 43,554 - Unknown

AB 31
R 2
H 6
RBI 2
BB 5
SO 7
LOB 13



Batter	1	2	3	4	5	6	7	8	9	AB	R	H	RBI	BB	SO	LOB	TOP					
Billy Hatcher, R OBP: 0.376, SLG: 0.446 (1, 7)	0-0 6-3			0-0 F8	0-0 F8			0-0 5-3		4	0	0	0	0	0	3	Houston Astros @ Atlanta Braves Atlanta-Fulton County Stadium, Atlanta, GA Tue Jul 28 1987, 7:05 PM EDT Att: 14,941 - Unknown AB 33 R 1 H 7 RBI 1 BB 2 SO 1 LOB 15 					
Gerald Young, S OBP: 0.277, SLG: 0.288 (1, 8)	0-0 G4-6-3 1B			0-0 E 5-3 1B				0-0 6-3		4	0	2	0	0	0	1						
Bill Doran, S OBP: 0.345, SLG: 0.405 (1, 4)	0-0 G4-6-3 1-2			0-0 5-3 1-2				0-0 6-3		3	0	0	0	1	0	2						
Glenn Davis, R OBP: 0.321, SLG: 0.481 (1, 3)		0-0 F6		0-0 E6 2-3				0-0 F9 1-2 2-3		4	0	0	0	0	0	3						
Kevin Bass, S OBP: 0.326, SLG: 0.424 (1, 9)		0-0 F7		0-0 4-3				0-0 F6		4	0	0	0	0	0	2						
Alan Ashby, S OBP: 0.393, SLG: 0.469 (1, 2)		0-0 F8			0-0 FC3-5-8-3 1B			0-0 F8		4	0	2	0	0	0	0						
Ken Caminiti, S OBP: 0.333, SLG: 0.543 (1, 5)			0-0 6-3		0-0 1-2 1B			0-0 1-3		4	0	1	0	0	0	1						
Craig Reynolds, L OBP: 0.310, SLG: 0.353 (1, 6)			0-0 F4		0-0 FC3-5-8-3 1-2 2-3 1B			0-0 2B 1B		4	1	1	0	0	0	3						
Mike Scott, R OBP: 0.160, SLG: 0.106 (1, 1)			0-3 K		4-0 BB			0-0 PB 1-H 2B		1	0	0	0	0	1	0						
Davey Lopes, R OBP: 0.355, SLG: 0.360 (5, PH)										0	0	0	0	1	0	0						
Rocky Childress, R OBP: 0.244, SLG: 0.211 (8, PH)										0	0	0	0	0	0	0						
Jim Pankovits, R OBP: 0.244, SLG: 0.211 (8, PH)										1	0	1	1	0	0	0						
Charlie Kerfeld, R OBP: 0.244, SLG: 0.211 (8, 1)										0	0	0	0	0	0	0						
Inning Stats	R: 0 E: 0 K: 0 S: 3	H: 1 LOB: 0 BB: 0 P: 3	R: 0 E: 0 K: 0 S: 3	H: 0 LOB: 0 BB: 0 P: 3	R: 0 E: 0 K: 1 S: 5	H: 0 LOB: 0 BB: 0 P: 5	R: 0 E: 1 K: 0 S: 5	H: 1 LOB: 2 BB: 0 P: 5	R: 0 E: 0 K: 0 S: 4	H: 0 LOB: 0 BB: 0 P: 3	R: 0 E: 0 K: 0 S: 3	H: 0 LOB: 0 BB: 0 P: 3	R: 0 E: 0 K: 0 S: 3	H: 0 LOB: 0 BB: 0 P: 3	R: 1 E: 0 K: 0 S: 5	H: 2 LOB: 2 BB: 1 P: 9	R: 0 E: 0 K: 0 S: 4	H: 1 LOB: 1 BB: 0 P: 4	1B: 6 2B: 2 3B: 0 HR: 0	SF: 0 SAC: 0 DP: 2 HBP: 0	WP: 0 PB: 1 SB: 0 CS: 0	PA: 35
PITCHER Zane Smith, L ERA: 4.2 (1, 1)	IP: 9.0 WLS: W BF: 35 H: 7 R: 1 ER: 1 SO: 1 BB: 2 IBB: 0 HBP: 0 BLK: 0 WP: 0 HR: 0 S: 35 P: 43 ERA: 1.00 WHIP: 1.000															PITCHER						

Batter	1	2	3	4	5	6	7	8	9	AB	R	H	RBI	BB	SO	LOB	BOTTOM				
Dion James, L OBP: 0.413, SLG: 0.459 (1, 8)	0-0 3-1			0-0 1B 6-3 2B				0-0 CS 1B		5	1	4	2	0	0	0	Houston Astros @ Atlanta Braves Atlanta-Fulton County Stadium, Atlanta, GA Tue Jul 28 1987, 7:05 PM EDT Att: 14,941 - Unknown AB 31 R 6 H 11 RBI 5 BB 4 SO 6 LOB 14 				
Ken Oberkfell, L OBP: 0.394, SLG: 0.402 (1, 5)	0-0 1B WP 2B	0-0 3-H 1B		0-0 2-3 3-H 1B				0-0 4-3		4	1	2	1	0	0	2					
Gerald Perry, L OBP: 0.326, SLG: 0.378 (1, 3)	0-0 2-3 1B		0-3 K	0-0 6-3 1-2 3-H				0-0 F7		4	1	1	1	0	1	2					
Dale Murphy, R OBP: 0.415, SLG: 0.563 (1, 9)	4-0 1B 1-2 3-H BB			0-0 S 1B				0-0 5-3		3	0	1	0	1	0	1					
Ken Griffey, L OBP: 0.357, SLG: 0.473 (1, 7)	0-0 G4-6-3 1-3 2-H 1B			0-0 F7				0-0 4-3		4	0	1	1	0	0	1					
Ted Simmons, S OBP: 0.328, SLG: 0.383 (1, 2)	0-0 G4-6-3 1-2			4-0 1-2 BB				0-0 F8		2	0	0	0	2	0	2					
Andres Thomas, R OBP: 0.275, SLG: 0.316 (1, 6)		0-0 SH1-3 1B		0-3 K				0-3 K2-3		4	1	1	0	0	3	3					
Glenn Hubbard, R OBP: 0.417, SLG: 0.435 (1, 4)		0-3 K		0-0 2B 1B				4-0 SH2-4 1B BB		3	2	1	0	1	1	2					
Zane Smith, L OBP: 0.216, SLG: 0.229 (1, 1)		0-0 SH1-3 2-3		0-3 K				0-0 4-3		2	0	0	0	0	1	1					
Inning Stats	R: 2 E: 0 K: 0 S: 5	H: 3 LOB: 1 BB: 1 P: 9	R: 1 E: 0 K: 1 S: 7	H: 2 LOB: 1 BB: 0 P: 7	R: 0 E: 0 K: 2 S: 8	H: 1 LOB: 2 BB: 1 P: 12	R: 2 E: 0 K: 1 S: 8	H: 3 LOB: 1 BB: 0 P: 8	R: 0 E: 0 K: 1 S: 5	H: 0 LOB: 1 BB: 1 P: 9	R: 0 E: 0 K: 0 S: 4	H: 1 LOB: 0 BB: 0 P: 4	R: 0 E: 0 K: 0 S: 3	H: 0 LOB: 0 BB: 0 P: 3	R: 1 E: 0 K: 1 S: 5	H: 1 LOB: 0 BB: 1 P: 9		1B: 8 2B: 2 3B: 1 HR: 0	SF: 0 SAC: 2 DP: 1 HBP: 0	WP: 1 PB: 0 SB: 3 CS: 1	PA: 38
PITCHER Mike Scott, R ERA: 2.81 (1, 1)	IP: 4.0 WLS: L BF: 22 H: 9 R: 5 ER: 5 SO: 4 BB: 2 IBB: 0 HBP: 0 BLK: 0 WP: 1 HR: 0 S: 28 P: 36 ERA: 11.25 WHIP: 2.750															PITCHER					
Rocky Childress, R ERA: 2.37 (5, 1)	IP: 3.0 WLS: L BF: 11 H: 1 R: 0 ER: 0 SO: 1 BB: 1 IBB: 0 HBP: 0 BLK: 0 WP: 0 HR: 0 S: 12 P: 16 ERA: 0.00 WHIP: 0.667															PITCHER					
Charlie Kerfeld, R ERA: 6.95 (8, 1)	IP: 1.0 WLS: L BF: 4 H: 1 R: 1 ER: 1 SO: 1 BB: 0 IBB: 0 HBP: 0 BLK: 0 WP: 0 HR: 0 S: 5 P: 9 ERA: 9.00 WHIP: 2.000															PITCHER					

Batter	1	2	3	4	5	6	7	8	9	AB	R	H	RBI	BB	SO	LOB	TOP			
Billy Hatcher, R OBP: 0.374, SLG: 0.443 (1, 8)										5	1	1	0	0	1	4	Houston Astros @ Atlanta Braves Atlanta-Fulton County Stadium, Atlanta, GA Wed Jul 29 1987, 7:05 PM EDT Att: 13,161 - Unknown			
Bill Doran, S OBP: 0.348, SLG: 0.417 (1, 4)										5	1	3	2	0	1	3				
Denny Walling, L OBP: 0.364, SLG: 0.448 (9, PR)										3	0	1	0	2	0	2				
Gerald Young, S OBP: 0.277, SLG: 0.288 (9, PR)										0	0	0	0	0	0	0				
Glenn Davis, R OBP: 0.319, SLG: 0.477 (1, 3)										5	0	1	1	0	0	5				
Alan Ashby, S OBP: 0.394, SLG: 0.469 (1, 2)										4	0	2	0	0	0	0				
Jose Cruz, L OBP: 0.309, SLG: 0.406 (1, 7)										4	0	0	0	0	1	4				
Ken Caminiti, S OBP: 0.308, SLG: 0.500 (1, 5)										4	0	0	0	0	1	2				
Craig Reynolds, L OBP: 0.317, SLG: 0.362 (1, 6)										3	0	2	0	1	1	0				
Nolan Ryan, R OBP: 0.083, SLG: 0.143 (1, 1)										2	0	0	0	0	0	2				
Dave Meads, L OBP: 0.500, SLG: 0.333 (6, 1)										0	0	0	0	0	0	0				
Terry Puhl, L OBP: 0.284, SLG: 0.250 (7, PH)										0	0	0	0	1	0	0				
Larry Andersen, R OBP: 0.284, SLG: 0.250 (7, 1)										0	0	0	0	0	0	0				
Kevin Bass, S OBP: 0.328, SLG: 0.426 (9, PH)										1	1	1	0	0	0	0				
Inning Stats	R: 1 E: 0 K: 1 S: 8	H: 3 LOB: 2 BB: 0 P: 8	R: 0 E: 0 K: 0 S: 3	H: 0 LOB: 1 BB: 1 P: 7	R: 1 E: 0 K: 0 S: 4	H: 2 LOB: 0 BB: 0 P: 4	R: 0 E: 0 K: 0 S: 4	H: 1 LOB: 1 BB: 0 P: 4	R: 0 E: 0 K: 1 S: 5	H: 0 LOB: 0 BB: 0 P: 5	R: 0 E: 0 K: 0 S: 3	H: 1 LOB: 2 BB: 1 P: 10	R: 0 E: 0 K: 1 S: 6	H: 1 LOB: 2 BB: 1 P: 13	R: 1 E: 0 K: 2 S: 9	H: 2 LOB: 2 BB: 1 P: 13	1B: 8 2B: 2 3B: 0 HR: 1	SF: 0 SAC: 0 DP: 2 HBP: 0	WP: 0 PB: 0 SB: 2 CS: 0	PA: 40
PITCHER	IP WLS BF H R ER SO BB IBB HBP BLK WP HR S P ERA WHIP																			
Charlie Puleo, R ERA: 3.94 (1, 1)	6.0 W 25 7 2 2 2 1 0 0 0 0 1 28 32 3.00 1.333																			
Jeff Dedmon, R ERA: 2.57 (7, 1)	1.1 7 2 0 0 0 2 0 0 0 0 0 5 13 0.00 3.000																			
Gene Garber, R ERA: 3.77 (8, 1)	1.2 S 8 2 1 1 3 1 0 0 0 0 0 13 17 5.40 1.800																			

AB 36
R 3
H 11
RBI 3
BB 4
SO 5
LOB 22



Batter	1	2	3	4	5	6	7	8	9	AB	R	H	RBI	BB	SO	LOB	BOTTOM			
Dion James, L OBP: 0.407, SLG: 0.451 (1, 8)										5	0	0	0	0	0	6	Houston Astros @ Atlanta Braves Atlanta-Fulton County Stadium, Atlanta, GA Wed Jul 29 1987, 7:05 PM EDT Att: 13,161 - Unknown			
Ken Oberkfell, L OBP: 0.399, SLG: 0.397 (1, 5)										4	0	0	0	0	0	2				
Gerald Perry, L OBP: 0.333, SLG: 0.384 (1, 3)										3	2	2	0	1	0	0				
Dale Murphy, R OBP: 0.416, SLG: 0.569 (1, 9)										3	2	1	1	1	1	2				
Ken Griffey, L OBP: 0.353, SLG: 0.466 (1, 7)										4	0	0	0	0	1	3				
Andres Thomas, R OBP: 0.272, SLG: 0.311 (1, 6)										4	1	0	0	0	0	2				
Bruce Benedict, R OBP: 0.295, SLG: 0.203 (1, 2)										3	0	0	0	1	1	0				
Glenn Hubbard, R OBP: 0.418, SLG: 0.434 (1, 4)										3	0	1	1	1	1	0				
Charlie Puleo, R OBP: 0.250, SLG: 0.368 (1, 1)										1	0	0	0	0	1	0				
Ted Simmons, S OBP: 0.326, SLG: 0.383 (6, PH)										0	0	0	1	0	0	0				
Jeff Dedmon, L OBP: 0.267, SLG: 0.286 (7, 1)										0	0	0	0	0	0	0				
Gene Garber, R ERA: 3.14 (8, 1)										0	0	0	0	1	0	0				
Inning Stats	R: 0 E: 0 K: 0 S: 3	H: 0 LOB: 1 BB: 1 P: 7	R: 0 E: 0 K: 1 S: 5	H: 0 LOB: 0 BB: 0 P: 5	R: 0 E: 0 K: 2 S: 7	H: 0 LOB: 0 BB: 0 P: 7	R: 1 E: 1 K: 1 S: 7	H: 1 LOB: 1 BB: 0 P: 7	R: 0 E: 2 K: 0 S: 5	H: 0 LOB: 2 BB: 0 P: 5	R: 3 E: 1 K: 1 S: 7	H: 1 LOB: 2 BB: 3 P: 19	R: 1 E: 0 K: 0 S: 4	H: 1 LOB: 0 BB: 0 P: 4	R: 0 E: 0 K: 0 S: 4	H: 1 LOB: 2 BB: 1 P: 8	1B: 2 2B: 1 3B: 0 HR: 1	SF: 1 SAC: 1 DP: 0 HBP: 0	WP: 1 PB: 0 SB: 3 CS: 0	PA: 37
PITCHER	IP WLS BF H R ER SO BB IBB HBP BLK WP HR S P ERA WHIP																			
Nolan Ryan, R ERA: 3.14 (1, 1)	5.1 L 26 2 4 1 5 4 0 0 0 0 0 32 48 1.69 1.125																			
Dave Meads, L ERA: 4.85 (6, 1)	0.2 2 0 0 0 0 0 0 0 0 0 0 2 2 0.00 0.000																			
Larry Andersen, R ERA: 3.14 (7, 1)	2.0 9 2 1 1 0 1 0 0 0 0 0 1 8 12 4.50 1.500																			



Batter	1	2	3	4	5	6	7	8	9	AB	R	H	RBI	BB	SO	LOB	TOP										
Billy Hatcher, R OBP: 0.369, SLG: 0.436 (1, 8)	0-0 1-3		0-0 6-3			0-0 E6	0-0 3-1		0-0 6-3	5	0	0	0	0	0	2											
Bill Doran, S OBP: 0.346, SLG: 0.415 (1, 4)	0-0 F6			0-0 4-3		0-0 FC4-6		0-0 2B	0-0 SF8	4	2	1	1	0	0	1											
Denny Walling, L OBP: 0.361, SLG: 0.441 (1, 5)	0-0 F7			0-0 4-3		4-0 1B		0-3 K	0-0 F7	4	1	0	0	1	1	2											
Glenn Davis, R OBP: 0.323, SLG: 0.480 (1, 3)		0-0 6-3		4-0 BB		4-0 1B		0-0 G3		2	2	1	1	2	0	0											
Alan Ashby, S OBP: 0.392, SLG: 0.466 (1, 2)		0-0 4-3		0-0 F7		0-0 BLK		0-0 G3		4	1	1	2	0	0	2											
Kevin Bass, S OBP: 0.332, SLG: 0.437 (1, 9)		0-0 1B			0-0 4-3	0-0 1B		0-0 HR		4	1	3	3	0	0	0											
Jose Cruz, L OBP: 0.261, SLG: 0.401 (6, PH)		0-0 F8			0-0 F8	0-0 G3		0-0 6-3		3	0	0	0	0	0	2											
Charlie Kerfeld, R OBP: 0.284, SLG: 0.295 (6, 8)										1	0	0	0	0	0	0											
Dave Smith, R OBP: 0.667, SLG: 0.500 (8, 1)										0	0	0	0	0	0	0											
Craig Reynolds, L OBP: 0.316, SLG: 0.360 (1, 6)			0-3 K		0-0 F7		0-0 4-3		0-0 1B	4	1	1	0	0	1	0											
Bob Knepper, L OBP: 0.115, SLG: 0.160 (1, 1)			0-0 F7			0-0 4-3		0-0 4-3		1	0	0	0	0	0	0											
Terry Puhl, L OBP: 0.281, SLG: 0.247 (6, PH)										1	0	0	0	0	0	0											
Gerald Young, S OBP: 0.284, SLG: 0.295 (6, 8)										2	0	1	0	0	0	0											
Inning Stats	R: 0 E: 0 K: 0 S: 3	H: 0 LOB: 0 BB: 0 P: 3	R: 0 E: 0 K: 0 S: 4	H: 1 LOB: 1 BB: 0 P: 4	R: 0 E: 0 K: 1 S: 5	H: 0 LOB: 0 BB: 0 P: 5	R: 0 E: 0 K: 0 S: 3	H: 0 LOB: 1 BB: 1 P: 7	R: 0 E: 0 K: 0 S: 3	H: 0 LOB: 0 BB: 0 P: 3	R: 4 E: 1 K: 0 S: 6	H: 2 LOB: 1 BB: 2 P: 14	R: 0 E: 0 K: 0 S: 3	H: 0 LOB: 0 BB: 0 P: 3	R: 3 E: 0 K: 1 S: 8	H: 3 LOB: 0 BB: 0 P: 8	R: 1 E: 0 K: 0 S: 5	H: 2 LOB: 1 BB: 0 P: 5	1B: 6 2B: 1 3B: 0 HR: 1	SF: 1 SAC: 0 DP: 0 HBP: 0	WP: 0 PA: 39 PB: 0 SB: 1 CS: 0						
PITCHER	IP	WLS	BF	H	R	ER	SO	BB	IBB	HBP	BLK	WP	HR	S	P	ERA	WHIP										
Rick Mahler, R ERA: 4.87 (1, 1)	5.2	L	24	3	4	0	1	3	0	0	1	0	0	23	35	0.00	1.059										
Ed Ollwine, L ERA: 5.0 (6, 1)	0.1		1	0	0	0	0	0	0	0	0	0	0	1	1	0.00	0.000										
Jim Acker, R ERA: 5.0 (7, 1)	2.0		9	3	3	3	1	0	0	0	0	0	1	11	11	13.50	1.500										
Joe Boever, R ERA: 9.0 (9, 1)	1.0		5	2	1	1	0	0	0	0	0	0	0	5	5	9.00	2.000										

Houston Astros @ Atlanta Braves
Atlanta-Fulton County Stadium, Atlanta, GA
Thu Jul 30 1987, 7:05 PM EDT
Att: 13,490 - Unknown

AB	35
R	8
H	8
RBI	7
BB	3
SO	2
LOB	9



Batter	1	2	3	4	5	6	7	8	9	AB	R	H	RBI	BB	SO	LOB	BOTTOM										
Dion James, L OBP: 0.413, SLG: 0.465 (1, 8)	0-0 HR	0-0 B1-3			0-0 SH2-4	4-0 S		0-0 1-2		4	1	3	2	1	0	1											
Ken Oberkfell, L OBP: 0.397, SLG: 0.394 (1, 5)	0-0 4-3	0-0 L5			0-0 SH2-4	0-0 F7		0-0 3-H		5	0	1	0	0	0	5											
Gerald Perry, L OBP: 0.332, SLG: 0.382 (1, 3)	0-0 4-3		0-0 6-3		0-0 SH2-4		0-0 F8	0-0 F8		4	0	1	0	0	0	2											
Joe Boever, R ERA: 9.0 (9, 1)										0	0	0	0	0	0	0											
Dale Murphy, R OBP: 0.416, SLG: 0.564 (1, 9)	4-0 2B		0-0 F5		4-0 IBB		0-0 L7		0-0 F4	3	0	0	0	2	0	1											
Gary Roenicke, R OBP: 0.333, SLG: 0.468 (9, 3)	0-0 2B		0-0 6-3		0-0 7-2		0-0 6-3		0-0 F8	4	0	1	0	0	0	4											
Ted Simmons, S OBP: 0.324, SLG: 0.380 (9, PH)	1-3 2B		0-0 6-3		0-0 3-H				0-0 F8	1	0	0	0	0	0	0											
Andres Thomas, R OBP: 0.270, SLG: 0.309 (1, 6)	0-0 F9		0-0 6-3			0-0 3-1		0-0 2B	0-3 K	5	1	1	0	0	1	3											
Ozzie Virgil, R OBP: 0.310, SLG: 0.474 (1, 2)		0-0 E5			0-0 F5	0-0 2B		0-0 1-3		4	3	2	0	0	0	0											
Glenn Hubbard, R OBP: 0.416, SLG: 0.435 (1, 4)		0-0 F8			0-0 5-3	0-0 4-3		0-0 F9		4	0	1	0	0	0	3											
Rick Mahler, R OBP: 0.216, SLG: 0.264 (6, 1)										2	0	1	1	0	0	0											
Ed Ollwine, L ERA: 5.0 (6, PH)										0	0	0	0	0	0	0											
Graig Nettles, L OBP: 0.332, SLG: 0.396 (7, 1)										1	0	0	1	0	0	1											
Jim Acker, R ERA: 5.0 (7, 1)										0	0	0	0	0	0	0											
Ken Griffey, L OBP: 0.350, SLG: 0.468 (9, 7)		0-0 B1-3			0-0 F8	0-0 4-3		0-0 2-3		1	0	1	1	0	0	0											
Inning Stats	R: 1 E: 0 K: 0 S: 5	H: 2 LOB: 2 BB: 1 P: 9	R: 1 E: 1 K: 0 S: 5	H: 1 LOB: 1 BB: 0 P: 5	R: 0 E: 0 K: 0 S: 4	H: 1 LOB: 1 BB: 0 P: 4	R: 0 E: 0 K: 0 S: 3	H: 0 LOB: 0 BB: 0 P: 3	R: 0 E: 0 K: 0 S: 4	H: 2 LOB: 2 BB: 1 P: 8	R: 1 E: 0 K: 0 S: 5	H: 2 LOB: 2 BB: 1 P: 9	R: 0 E: 0 K: 0 S: 3	H: 0 LOB: 0 BB: 0 P: 3	R: 2 E: 0 K: 0 S: 7	H: 4 LOB: 2 BB: 0 P: 7	R: 0 E: 0 K: 1 S: 5	H: 0 LOB: 0 BB: 0 P: 5	1B: 7 2B: 5 3B: 0 HR: 1	SF: 0 SAC: 1 DP: 1 HBP: 0	WP: 0 PA: 42 PB: 0 SB: 2 CS: 0						
PITCHER	IP	WLS	BF	H	R	ER	SO	BB	IBB	HBP	BLK	WP	HR	S	P	ERA	WHIP										
Bob Knepper, L ERA: 6.03 (1, 1)	5.0	W	23	6	2	1	0	1	1	0	0	0	0	21	29	1.80	1.400										
Charlie Kerfeld, R ERA: 7.4 (6, 1)	2.1		13	5	3	3	0	1	0	0	0	0	0	12	16	11.57	2.571										
Dave Smith, R ERA: 0.86 (8, 1)	1.2	S	6	1	0	0	1	0	0	0	0	0	0	8	8	0.00	0.600										

Houston Astros @ Atlanta Braves
Atlanta-Fulton County Stadium, Atlanta, GA
Thu Jul 30 1987, 7:05 PM EDT
Att: 13,490 - Unknown

AB	38
R	5
H	12
RBI	5
BB	3
SO	1
LOB	20



Batter	1	2	3	4	5	6	7	8	9	AB	R	H	RBI	BB	SO	LOB	TOP									
Stan Jefferson, S OBP: 0.332, SLG: 0.350 (1, 8)										5	0	2	0	0	0	3	San Diego Padres @ Houston Astros Astrodome, Houston, TX Fri Jul 31 1987, 8:05 PM EDT Att: 28,377 - Unknown									
Tim Flannery, L OBP: 0.335, SLG: 0.276 (1, 4)										4	0	0	0	0	2	0										
Tony Gwynn, L OBP: 0.434, SLG: 0.503 (1, 9)										5	0	0	0	0	0	1										
Carmelo Martinez, R OBP: 0.381, SLG: 0.448 (1, 7)										5	1	1	0	0	2	1										
John Kruk, L OBP: 0.440, SLG: 0.502 Shane Mack, R OBP: 0.302, SLG: 0.378 (1, 3)										2	2	1	0	1	0	0										
Benito Santiago, R OBP: 0.307, SLG: 0.407 (1, 2)										4	1	3	1	0	0	0										
Garry Templeton, S OBP: 0.289, SLG: 0.309 (1, 6)										4	1	3	3	0	1	0										
Luis Salazar, R OBP: 0.311, SLG: 0.352 (1, 5)										3	0	0	0	1	0	4										
Ed Whitson, R OBP: 0.109, SLG: 0.130 Lance McCullers, S (7, 1)										2	0	1	2	0	0	0										
Inning Stats	R: 0 E: 0 K: 1 S: 5	H: 0 LOB: 0 BB: 0 P: 5	R: 3 E: 0 K: 1 S: 8	H: 3 LOB: 1 BB: 1 P: 12	R: 0 E: 0 K: 2 S: 7	H: 0 LOB: 0 BB: 0 P: 7	R: 0 E: 0 K: 1 S: 5	H: 0 LOB: 0 BB: 0 P: 5	R: 0 E: 0 K: 0 S: 3	H: 1 LOB: 1 BB: 0 P: 3	R: 0 E: 0 K: 0 S: 3	H: 0 LOB: 0 BB: 0 P: 3	R: 1 E: 0 K: 0 S: 6	H: 3 LOB: 2 BB: 0 P: 6	R: 2 E: 0 K: 0 S: 7	H: 4 LOB: 3 BB: 1 P: 11		R: 0 E: 0 K: 0 S: 4	H: 1 LOB: 1 BB: 0 P: 4	1B: 11 2B: 1 3B: 0 HR: 0	SF: 0 SAC: 2 DP: 0 HBP: 0	WP: 0 PB: 0 SB: 0 CS: 0	PA: 40			
PITCHER	IP	WLS	BF	H	R	ER	SO	BB	IBB	HBP	BLK	WP	HR	S	P	ERA	WHIP									
Danny Darwin, R ERA: 3.38 Larry Andersen, R ERA: 3.39 Dave Meads, L ERA: 4.73	(1, 1)	7.0	L	28	7	4	4	5	1	0	0	0	0	0	37	41	5.14	1.143								
PITCHER	IP	WLS	BF	H	R	ER	SO	BB	IBB	HBP	BLK	WP	HR	S	P	ERA	WHIP									
Danny Darwin, R ERA: 3.38 Larry Andersen, R ERA: 3.39 Dave Meads, L ERA: 4.73	(8, 1)	1.0		8	4	2	2	0	0	1	0	0	0	0	7	11	18.00	4.000								
Dave Meads, L ERA: 4.73	(9, 1)	1.0		4	1	0	0	0	0	0	0	0	0	4	4	0.00	1.000									

AB	36
R	6
H	12
RBI	6
BB	2
SO	5
LOB	12



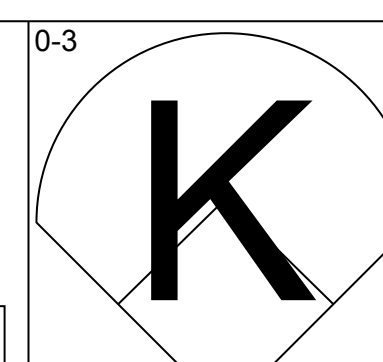
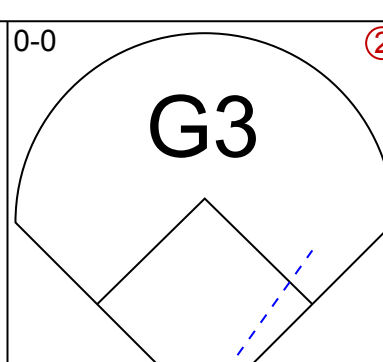
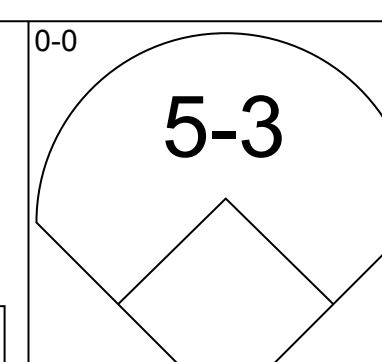
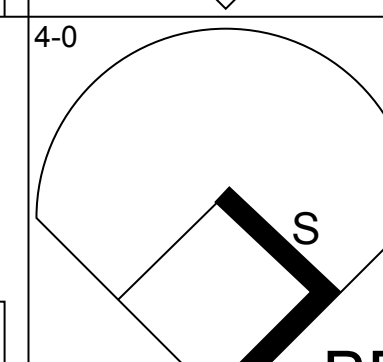
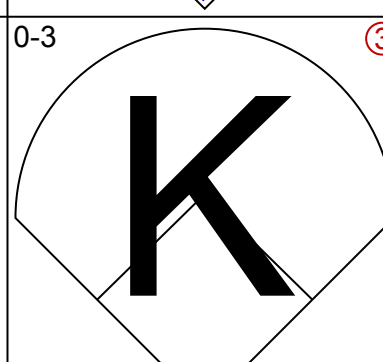
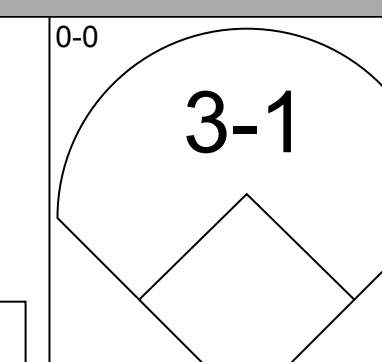
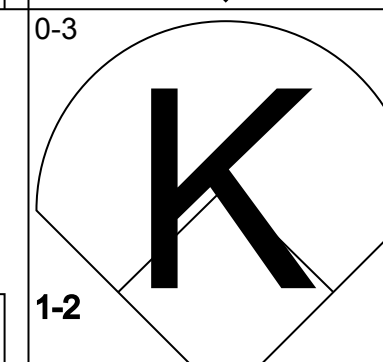
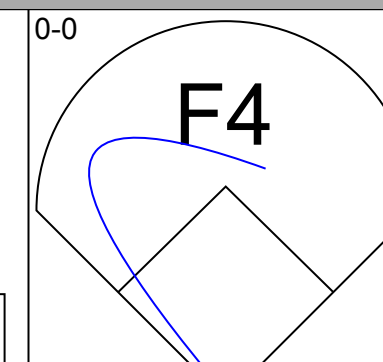
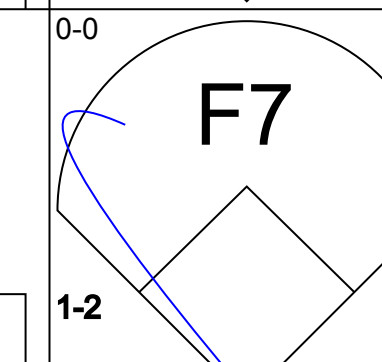
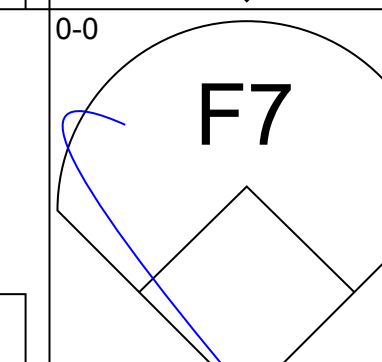
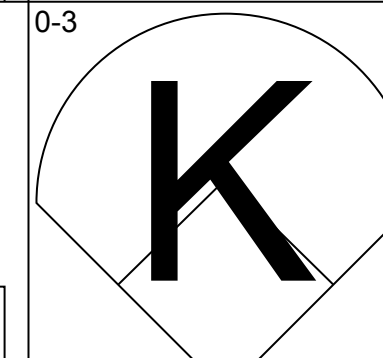
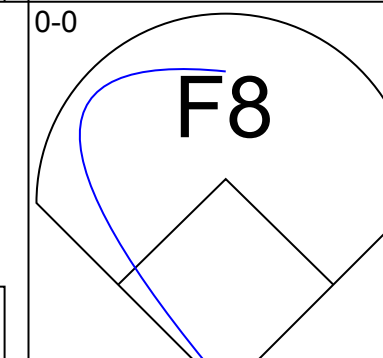
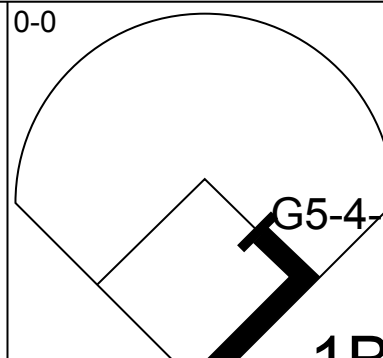
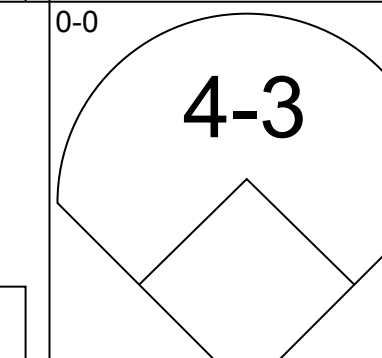
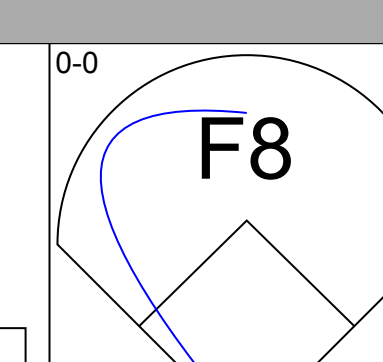
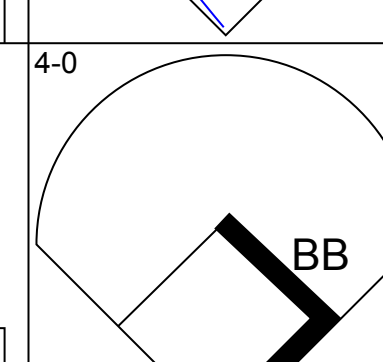
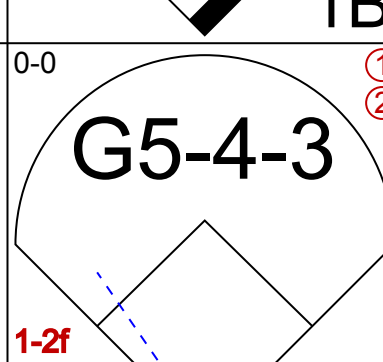
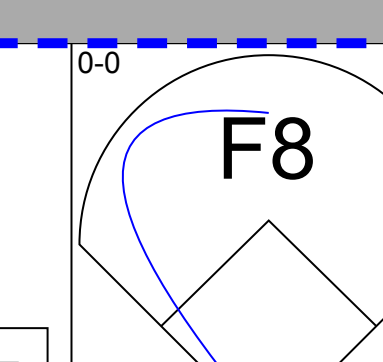
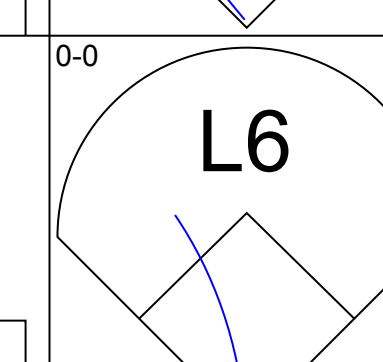
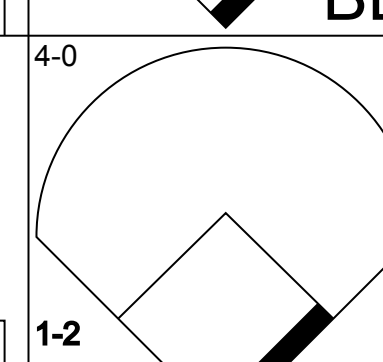
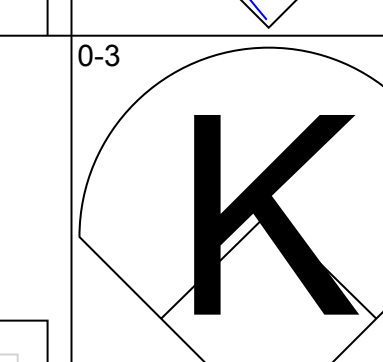
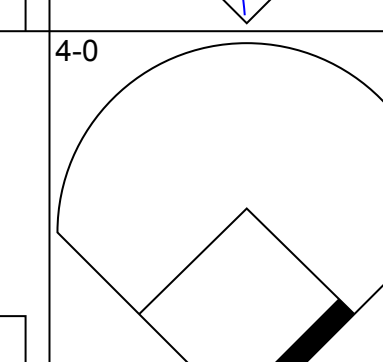
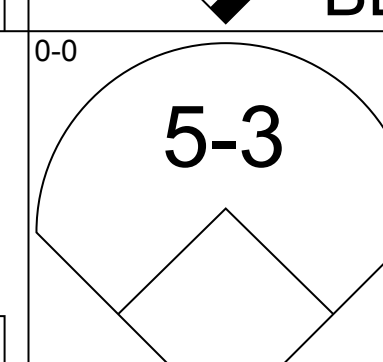
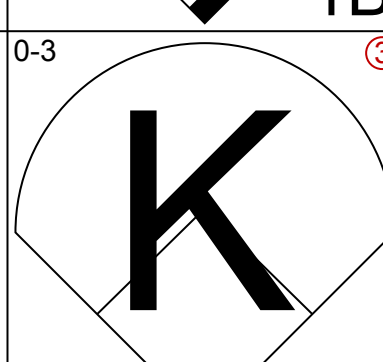
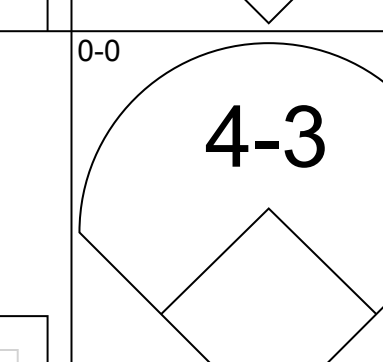
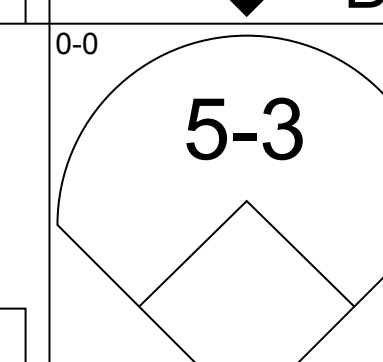
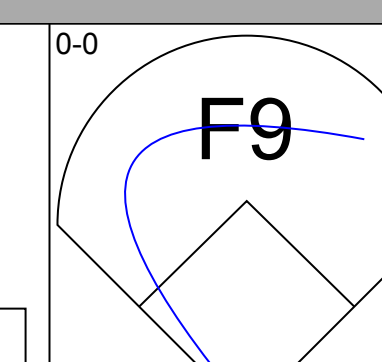
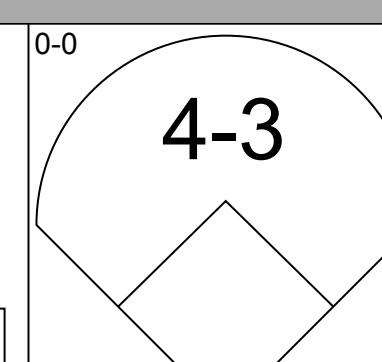
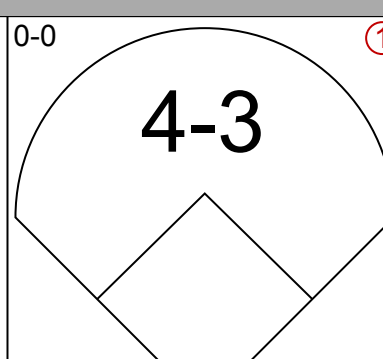
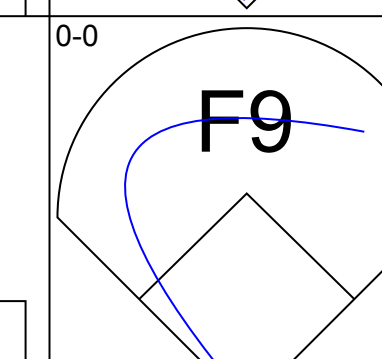
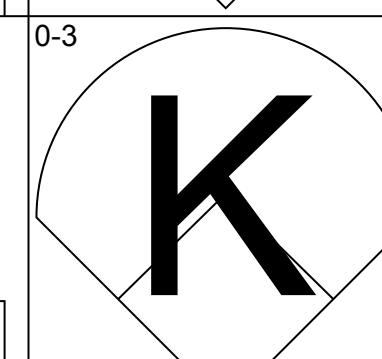
Batter	1	2	3	4	5	6	7	8	9	AB	R	H	RBI	BB	SO	LOB	BOTTOM								
Billy Hatcher, R OBP: 0.364, SLG: 0.430 (1, 7)										5	0	0	0	0	0	4	San Diego Padres @ Houston Astros Astrodome, Houston, TX Fri Jul 31 1987, 8:05 PM EDT Att: 28,377 - Unknown								
Gerald Young, S OBP: 0.306, SLG: 0.308 (1, 8)										4	1	2	0	1	0	0									
Bill Doran, S OBP: 0.348, SLG: 0.416 (1, 4)										4	0	2	1	0	0	1									
Glenn Davis, R OBP: 0.323, SLG: 0.477 (1, 3)										4	0	1	0	0	0	3									
Alan Ashby, S OBP: 0.394, SLG: 0.464 (1, 2)										3	1	1	0	1	0	3									
Kevin Bass, S OBP: 0.331, SLG: 0.435 (1, 9)										4	0	1	0	0	2	1									
Ken Caminiti, S OBP: 0.286, SLG: 0.463 (1, 5)										4	0	0	0	0	1	3									
Craig Reynolds, L OBP: 0.315, SLG: 0.358 Dave Meads, L OBP: 0.500, SLG: 0.333 (9, 1)										4	0	1	0	0	0	3									
Danny Darwin, R OBP: 0.200, SLG: 0.229 Denny Waling, L OBP: 0.339, SLG: 0.439 Larry Andersen, R (8, 1) Buddy Biancalana, S OBP: 0.224, SLG: 0.292 (9, 6)										2	0	2	1	0	0	0									
Inning Stats	R: 1 E: 0 K: 0 S: 4	H: 1 LOB: 1 BB: 1 P: 8	R: 0 E: 0 K: 1 S: 7	H: 2 LOB: 2 BB: 0 P: 7	R: 0 E: 0 K: 0 S: 3	H: 0 LOB: 0 BB: 0 P: 3	R: 0 E: 0 K: 0 S: 6	H: 3 LOB: 2 BB: 0 P: 6	R: 0 E: 1 K: 0 S: 4	H: 2 LOB: 1 BB: 0 P: 4	R: 0 E: 0 K: 0 S: 3	H: 0 LOB: 0 BB: 0 P: 3	R: 0 E: 0 K: 1 S: 7	H: 2 LOB: 2 BB: 0 P: 7	R: 0 E: 0 K: 2 S: 7	H: 0 LOB: 1 BB: 1 P: 11		R: 0 E: 0 K: 1 S: 5	H: 0 LOB: 0 BB: 0 P: 5	1B: 10 2B: 0 3B: 0 HR: 0	SF: 0 SAC: 0 DP: 1 HBP: 0	WP: 0 PB: 0 SB: 3 CS: 0	PA: 38		
PITCHER	IP	WLS	BF	H	R	ER	SO	BB	IBB	HBP	BLK	WP	HR	S	P	ERA	WHIP								
Ed Whitson, R ERA: 4.76 Lance McCullers, R ERA: 4.63	(1, 1)	6.2	W	30	10	2	2	2	1	0	0	0	0	33	37	2.70	1.650								
Lance McCullers, R ERA: 4.63	(7, 1)	2.1	S	8	0	0	0	3	1	0	0	0	0	13	17	0.00	0.429								

AB	36
R	2
H	10
RBI	2
BB	2
SO	5
LOB	18



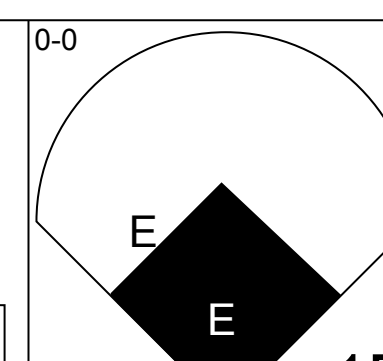
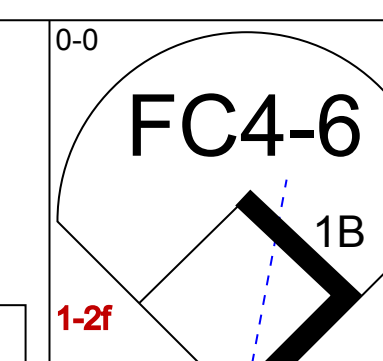
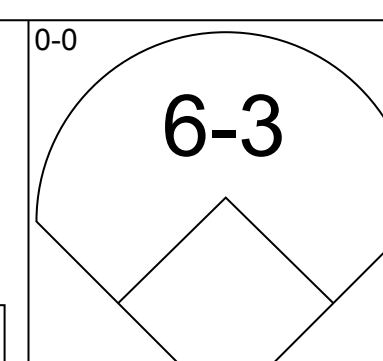
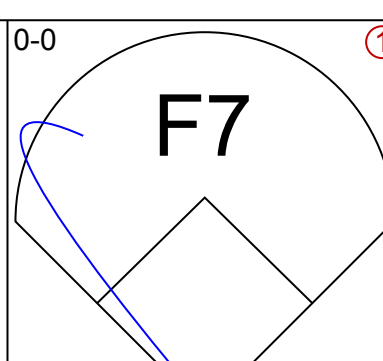
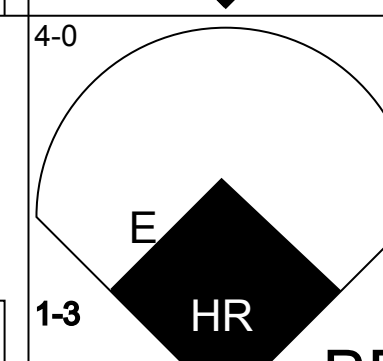
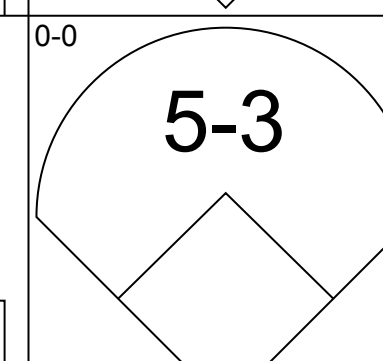
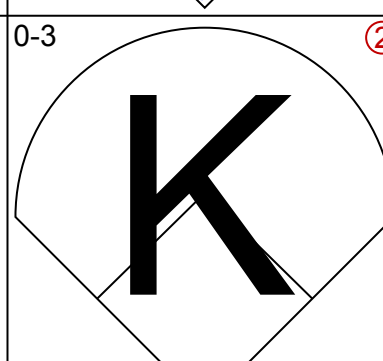
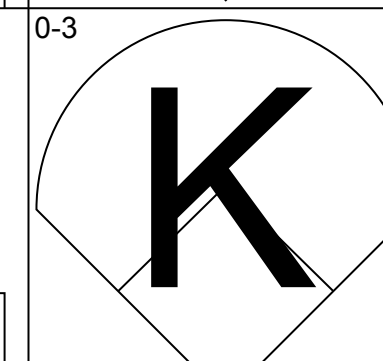
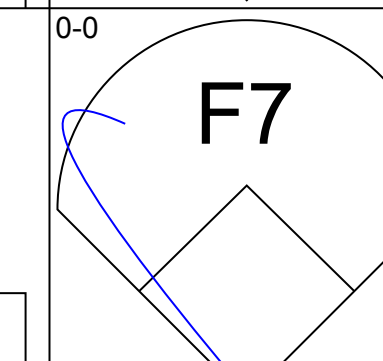
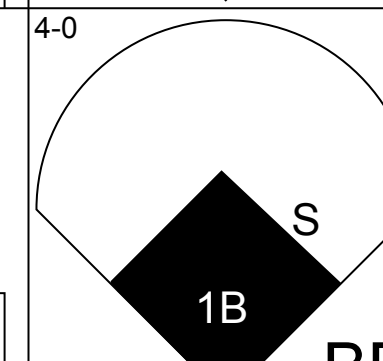

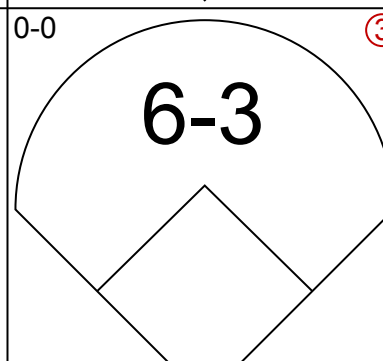
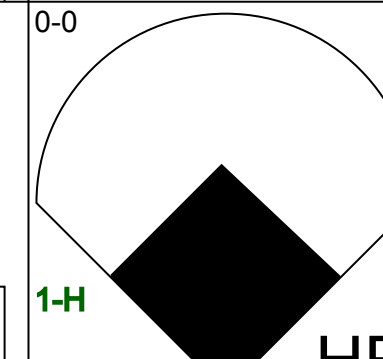
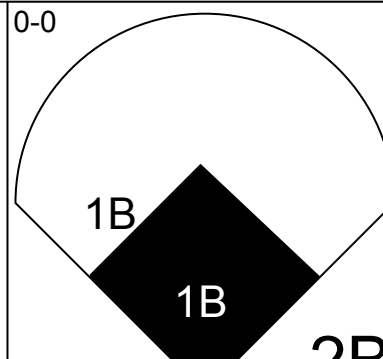
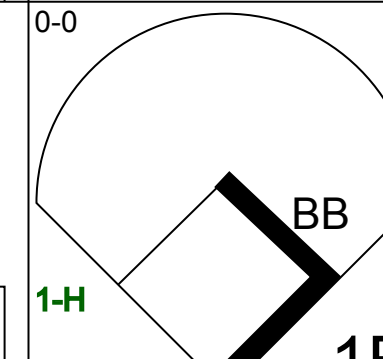

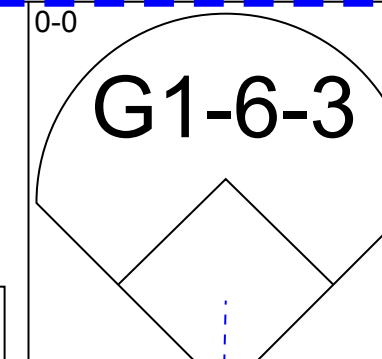
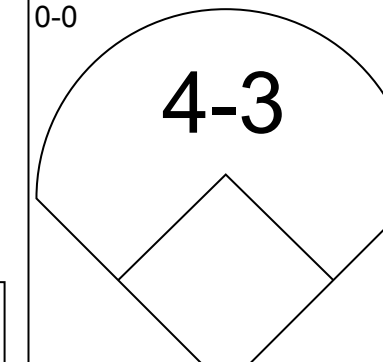
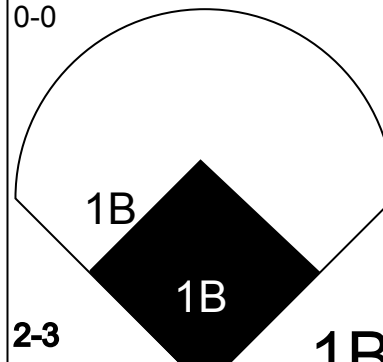
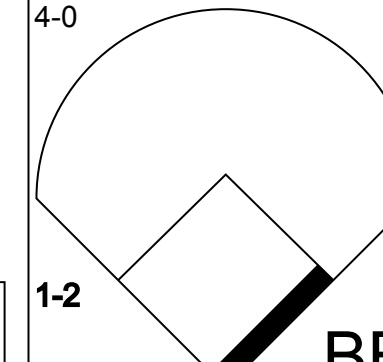

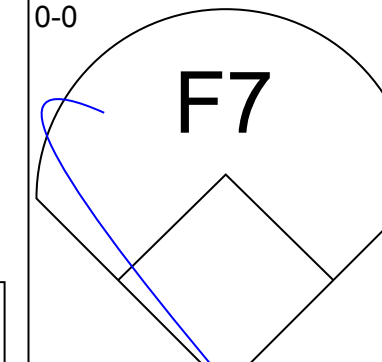
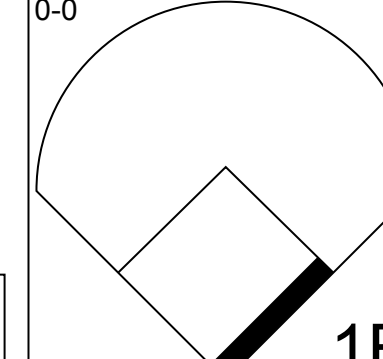
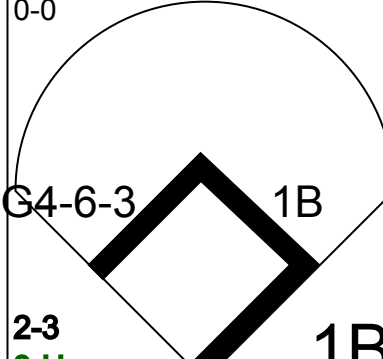
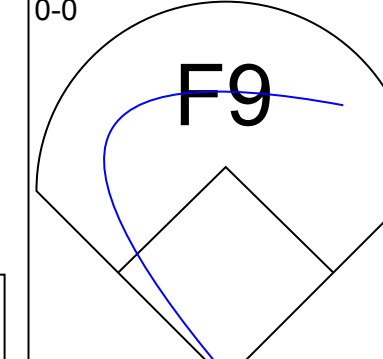

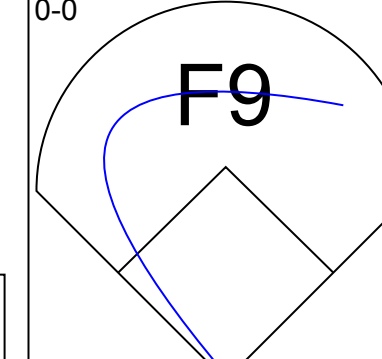
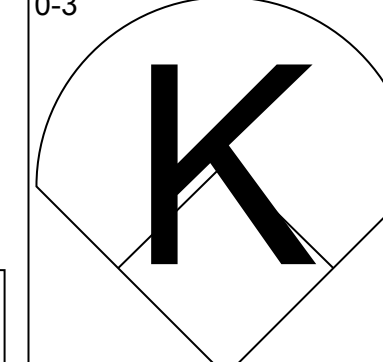
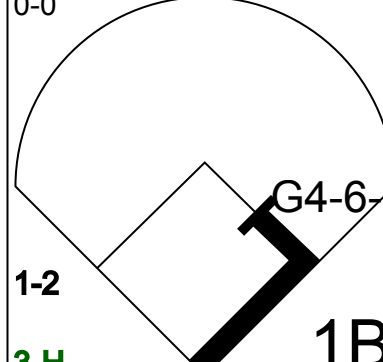

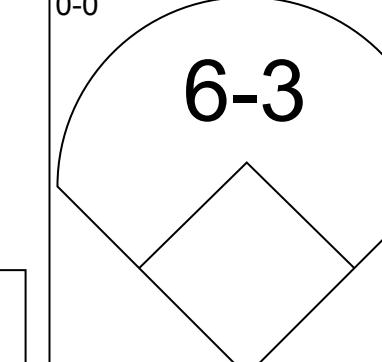
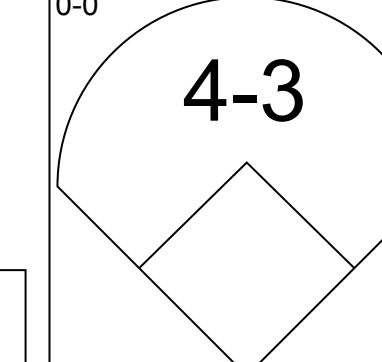
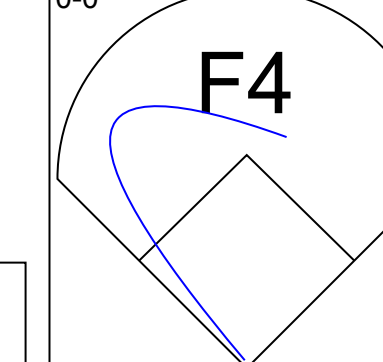
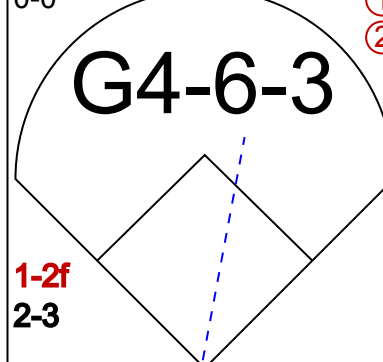
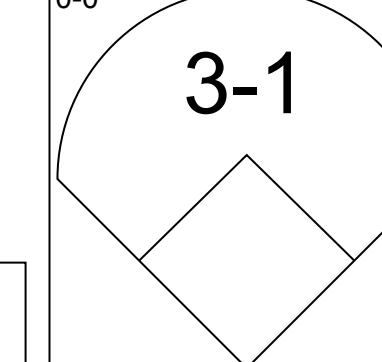
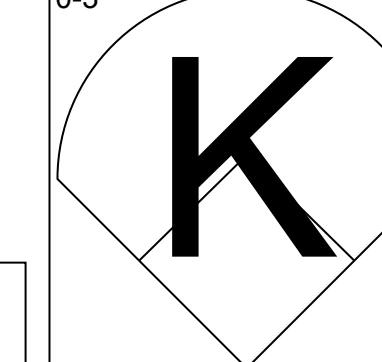
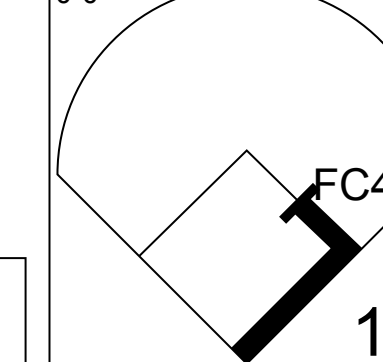
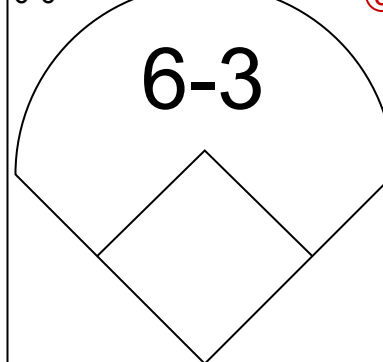
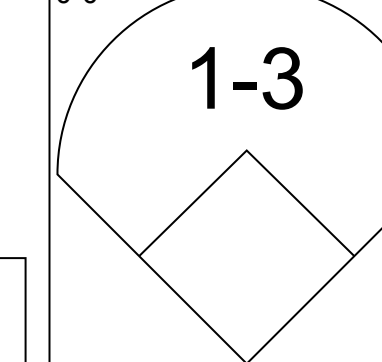
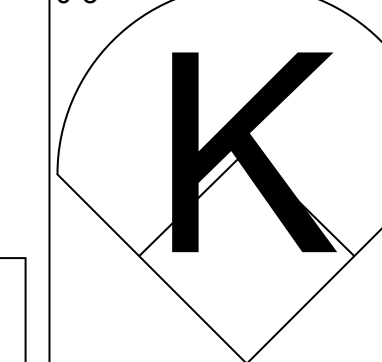
Batter	1	2	3	4	5	6	7	8	9	AB	R	H	RBI	BB	SO	LOB	TOP								
Stan Jefferson, S OBP: 0.333, SLG: 0.348 (1, 8)	4-0 6-3 9-2 BB		0-0 G3	0-0 F8		0-0 F7		0-0 1B 1B		4	0	1	0	1	0	2	San Diego Padres @ Houston Astros Astrodome, Houston, TX Sat Aug 01 1987, 8:05 PM EDT Att: 24,167 - Unknown								
Tony Gwynn, L OBP: 0.433, SLG: 0.501 (1, 9)	0-0 6-3		0-0 FC4-6 1B		0-0 4-3		0-0 E6 1B S 4-3 1B			5	1	2	0	0	0	1									
Marvell Wynne, L OBP: 0.358, SLG: 0.378 Keith Comstock, L (8, 1)	0-0 9-2		0-0 FC4-6 1-2		0-0 3B 1B		0-3 K 1-2	0-0 G3		5	1	1	0	0	1	5									
John Kruk, L OBP: 0.439, SLG: 0.507 Carmelo Martinez, R OBP: 0.382, SLG: 0.448 (7, PH) (7, 3)		0-0 1-3	0-0 F8		0-0 SF8 1H 3B		0-0 4-3 1B 1B		0-0 F8	3	1	1	1	0	0	1									
Benito Santiago, R OBP: 0.309, SLG: 0.420 (1, 2)		0-0 HR		0-0 F9 SF8 2B		0-0 4-3 1B		0-0 F4	4	2	2	3	0	0	1										
Tim Flannery, L OBP: 0.341, SLG: 0.285 (1, 4)		0-0 BLK 1B		0-0 F9 2-3		0-0 1B		0-0 F7	5	0	3	1	0	0	1										
Garry Templeton, S OBP: 0.289, SLG: 0.307 (1, 6)		4-0 1-2 BB		0-0 SF8 3H		0-0 F8		0-0 2-3		2	0	0	1	1	0	2									
Luis Salazar, R OBP: 0.309, SLG: 0.349 (1, 5)		0-0 F8		0-0 1B 1B		0-0 5-3		0-0 1-3		4	0	1	0	0	0	2									
Eric Nolte, L OBP: 0.333, SLG: 0.333 Shane Mack, R OBP: 0.300, SLG: 0.376 (8, PH) (8, 8)		0-0 1-3		0-0 1-3 1B		0-0 1-3		0-0 4-3		3	0	1	0	0	0	2									
Inning Stats	R: 0 E: 0 K: 0 S: 2	H: 0 LOB: 0 BB: 1 P: 6	R: 1 E: 0 K: 0 S: 5	H: 2 LOB: 2 BB: 1 P: 9	R: 0 E: 0 K: 0 S: 4	H: 1 LOB: 1 BB: 0 P: 4	R: 1 E: 0 K: 0 S: 6	H: 3 LOB: 2 BB: 0 P: 6	R: 2 E: 0 K: 0 S: 6	H: 3 LOB: 1 BB: 0 P: 6	R: 0 E: 0 K: 0 S: 3	H: 0 LOB: 0 BB: 0 P: 3	R: 2 E: 1 K: 1 S: 8	H: 2 LOB: 1 BB: 0 P: 8	R: 0 E: 0 K: 0 S: 5	H: 2 LOB: 2 BB: 0 P: 5		R: 0 E: 0 K: 0 S: 3	H: 0 LOB: 0 BB: 0 P: 3	1B: 10 2B: 2 3B: 1 HR: 1	SF: 2 SAC: 0 DP: 1 HBP: 0	WP: 0 PB: 0 SB: 2 CS: 0	PA: 42		
PITCHER	IP	WLS	BF	H	R	ER	SO	BB	IBB	HBP	BLK	WP	HR	S	P	ERA	WHIP								
Jeff Heathcock, R ERA: 8.31 Rocky Childress, R ERA: 2.18 Juan Agosto, L ERA: Dave Meads, L ERA: 4.61	4.1	L	22	8	4	4	0	2	0	0	1	0	1	20	28	8.31	2.308								

Batter	1	2	3	4	5	6	7	8	9	AB	R	H	RBI	BB	SO	LOB	BOTTOM								
Billy Hatcher, R OBP: 0.363, SLG: 0.427 (1, 7)	4-0 BB BB		0-0 4-3			0-0 2-3		0-0 G5-4-3 1-2		3	0	0	0	1	0	1	San Diego Padres @ Houston Astros Astrodome, Houston, TX Sat Aug 01 1987, 8:05 PM EDT Att: 24,167 - Unknown								
Gerald Young, S OBP: 0.316, SLG: 0.309 (1, 8)	4-0 8-6-3 1-2 BB			0-0 1B		0-3 K		0-0 F8		3	0	1	0	1	1	0									
Bill Doran, S OBP: 0.347, SLG: 0.415 (1, 4)	0-0 8-6-3 1-2			0-0 G6-4-3 1B		0-0 F6		0-3 K		4	0	1	0	0	1	2									
Glenn Davis, R OBP: 0.320, SLG: 0.472 (1, 3)	0-3 K			0-0 G6-4-3 1-2		0-0 F4		0-0 F6		4	0	0	0	0	1	2									
Kevin Bass, S OBP: 0.331, SLG: 0.435 (1, 9)		0-0 F7			0-3 K		0-0 1B 1B			3	0	1	0	0	1	0									
Ken Caminiti, S OBP: 0.305, SLG: 0.474 (1, 5)		0-3 K			0-0 1B		0-0 5-3 1B			3	0	2	0	0	1	0									
Robbie Wine, R OBP: 0.083, SLG: 0.167 (1, 2)		0-0 F7			0-3 K		0-0 5-3			3	0	0	0	0	1	3									
Buddy Biancalana, S OBP: 0.212, SLG: 0.275 (1, 6)			0-3 K		0-0 P3			0-3 K		3	0	0	0	0	2	1									
Jeff Heathcock, R Rocky Childress, R Terry Puhl, L Juan Agosto, L Davey Lopes, R Dave Meads, L (8, PH) (8, 1)			0-3 K			0-0 4-3		0-0 G5-4-3 1B		1	0	0	0	0	1	0									
Inning Stats	R: 0 E: 0 K: 1 S: 4	H: 0 LOB: 1 BB: 2 P: 12	R: 0 E: 0 K: 1 S: 5	H: 0 LOB: 0 BB: 0 P: 5	R: 0 E: 0 K: 2 S: 7	H: 0 LOB: 0 BB: 0 P: 7	R: 0 E: 0 K: 0 S: 3	H: 2 LOB: 0 BB: 0 P: 3	R: 0 E: 0 K: 2 S: 8	H: 1 LOB: 1 BB: 0 P: 8	R: 0 E: 0 K: 1 S: 5	H: 0 LOB: 2 BB: 0 P: 5	R: 0 E: 0 K: 0 S: 5	H: 2 LOB: 2 BB: 0 P: 5	R: 0 E: 0 K: 1 S: 5	H: 1 LOB: 0 BB: 0 P: 5		R: 0 E: 0 K: 1 S: 5	H: 0 LOB: 0 BB: 0 P: 5	1B: 6 2B: 1 3B: 0 HR: 0	SF: 0 SAC: 0 DP: 3 HBP: 0	WP: 0 PB: 0 SB: 0 CS: 0	PA: 31		
PITCHER	IP	WLS	BF	H	R	ER	SO	BB	IBB	HBP	BLK	WP	HR	S	P	ERA	WHIP								
Eric Nolte, L ERA: Keith Comstock, L ERA: 2.8	7.0	W	25	5	0	0	7	2	0	0	0	0	0	10	10	0.00	0.500								

Batter	1	2	3	4	5	6	7	8	9	AB	R	H	RBI	BB	SO	LOB	TOP					
Stan Jefferson, S (1, 8) OBP: 0.332, SLG: 0.343 Lance McCullers, S (7, 1)										3	0	0	0	1	1	0	San Diego Padres @ Houston Astros Astrodome, Houston, TX Sun Aug 02 1987, 4:33 AM EDT Att: 21,562 - Unknown					
Tony Gwynn, L (1, 9) OBP: 0.434, SLG: 0.500										3	0	1	0	1	1	0						
Carmelo Martinez, R (1, 7) OBP: 0.378, SLG: 0.442										4	0	0	0	0	1	3						
John Kruk, L (1, 3) OBP: 0.437, SLG: 0.504										4	0	1	0	0	1	1						
Benito Santiago, R (1, 2) OBP: 0.308, SLG: 0.416										3	0	0	0	1	0	1						
Tim Flannery, L (1, 4) OBP: 0.344, SLG: 0.286										3	0	1	0	1	1	0						
Garry Templeton, S (1, 6) OBP: 0.288, SLG: 0.304										3	0	0	0	1	1	3						
Randy Ready, R (1, 5) OBP: 0.401, SLG: 0.431										3	0	0	0	0	0	1						
Mark Grant, R (1, 1) OBP: 0.136, SLG: 0.091 Greg Bookser, R (3, 1) OBP: 0.255, SLG: 0.328 Jim Steels, L (5, PH) OBP: 0.255, SLG: 0.328 Mark Davis, L (5, 1) OBP: 0.255, SLG: 0.328 Shane Mack, R (7, PH) OBP: 0.255, SLG: 0.328										1	0	0	0	0	0	0						
Inning Stats	R: 0 E: 0 K: 3 S: 9	H: 0 LOB: 1 BB: 1 P: 13	R: 0 E: 0 K: 0 S: 3	H: 0 LOB: 1 BB: 1 P: 7	R: 0 E: 0 K: 1 S: 5	H: 0 LOB: 0 BB: 0 P: 5	R: 0 E: 0 K: 0 S: 3	H: 0 LOB: 2 BB: 2 P: 11	R: 0 E: 0 K: 1 S: 4	H: 1 LOB: 2 BB: 1 P: 8	R: 0 E: 0 K: 1 S: 6	H: 2 LOB: 1 BB: 0 P: 6	R: 0 E: 0 K: 1 S: 5	H: 0 LOB: 0 BB: 0 P: 5	R: 0 E: 0 K: 0 S: 3	H: 0 LOB: 0 BB: 0 P: 3		R: 0 E: 0 K: 1 S: 5	H: 0 LOB: 0 BB: 0 P: 5	1B: 3 2B: 0 3B: 0 HR: 0	SF: 0 SAC: 0 DP: 1 HBP: 0	WP: 0 PB: 0 SB: 2 CS: 0
PITCHER	IP WLS BF H R ER SO BB IBB HBP BLK WP HR S P ERA WHIP																					
Mike Scott, R (1, 1) ERA: 2.67	8.0 W 31 3 0 0 6 5 0 0 0 0 0 0 0 38 58 0.00 1.000																					
Rocky Childress, R (9, 1) ERA: 2.08	1.0 3 0 0 0 1 0 0 0 0 0 0 0 0 5 5 0.00 0.000																					

AB	29
R	0
H	3
RBI	0
BB	5
SO	7
LOB	9



Batter	1	2	3	4	5	6	7	8	9	AB	R	H	RBI	BB	SO	LOB	BOTTOM					
Gerald Young, S (1, 8) OBP: 0.313, SLG: 0.306										4	1	1	0	0	0	1	San Diego Padres @ Houston Astros Astrodome, Houston, TX Sun Aug 02 1987, 4:33 AM EDT Att: 21,562 - Unknown					
Billy Hatcher, R (1, 7) OBP: 0.365, SLG: 0.426										3	1	1	0	1	1	0						
Bill Doran, S (1, 4) OBP: 0.346, SLG: 0.412										3	1	0	0	1	1	4						
Alan Ashby, S (1, 2) OBP: 0.399, SLG: 0.484										4	2	3	3	0	0	0						
Denny Walling, L (1, 3) OBP: 0.362, SLG: 0.437										3	1	1	0	1	0	0						
Kevin Bass, S (1, 9) OBP: 0.333, SLG: 0.435										4	0	2	1	0	0	2						
Ken Caminiti, S (1, 5) OBP: 0.302, SLG: 0.459										4	0	1	1	0	1	1						
Craig Reynolds, L (1, 6) OBP: 0.310, SLG: 0.352										4	0	0	0	0	1	2						
Mike Scott, R (1, 1) OBP: 0.170, SLG: 0.120 Terry Puhl, L (8, PH) OBP: 0.255, SLG: 0.241 Rocky Childress, R (9, 1)										3	0	1	0	0	0	1						
Inning Stats	R: 3 E: 2 K: 2 S: 10	H: 3 LOB: 1 BB: 1 P: 14	R: 0 E: 0 K: 0 S: 5	H: 2 LOB: 0 BB: 0 P: 5	R: 2 E: 0 K: 0 S: 6	H: 4 LOB: 1 BB: 0 P: 6	R: 1 E: 0 K: 0 S: 4	H: 1 LOB: 2 BB: 2 P: 12	R: 0 E: 0 K: 1 S: 5	H: 0 LOB: 0 BB: 0 P: 3	R: 0 E: 0 K: 1 S: 5	H: 0 LOB: 0 BB: 0 P: 5	R: 0 E: 0 K: 0 S: 3	H: 0 LOB: 0 BB: 0 P: 3	R: 0 E: 0 K: 2 S: 7	H: 0 LOB: 0 BB: 0 P: 7		R: 0 E: 0 K: 2 S: 7	H: 0 LOB: 0 BB: 0 P: 7	1B: 8 2B: 1 3B: 0 HR: 1	SF: 0 SAC: 0 DP: 1 HBP: 0	WP: 0 PB: 0 SB: 1 CS: 0
PITCHER	IP WLS BF H R ER SO BB IBB HBP BLK WP HR S P ERA WHIP																					
Mark Grant, R (1, 1) ERA: 4.6	2.0 L 16 9 5 2 1 0 0 0 0 0 0 0 6 14 4.50 1.500																					
Greg Bookser, R (3, 1) ERA: 3.65	2.0 8 1 1 1 0 2 0 0 0 0 0 0 6 14 4.50 1.500																					
Mark Davis, L (5, 1) ERA: 4.55	2.0 6 0 0 0 1 0 0 0 0 0 0 0 8 8 0.00 0.000																					
Lance McCullers, R (7, 1) ERA: 4.52	2.0 6 0 0 0 2 0 0 0 0 0 0 0 10 10 0.00 0.000																					



Batter	1	2	3	4	5	6	7	8	9	10	11	12	13	AB R H RBI BB SO LOB	TOP									
Mike Aldrete, L OBP: 0.372, SLG: 0.443 (1.9) (11, 8)														3 1 1 0 2 0 0 1 0 0 0 0 0 0										
Chris Speier, R OBP: 0.327, SLG: 0.396 (1.5) (11, 8)														6 1 0 0 0 0 3										
Jeffrey Leonard, R OBP: 0.321, SLG: 0.496 (1.7) (11, 8)														6 0 0 1 0 3 3										
Will Clark, L OBP: 0.356, SLG: 0.543 (1.3) (11, 8)														4 1 2 2 1 0 0										
Chili Davis, S OBP: 0.335, SLG: 0.449 (1.8) (11, 8)														5 0 1 0 0 1 3										
Bob Brenly, R OBP: 0.371, SLG: 0.513 (1.2) (11, 8)														5 0 1 0 0 3 1										
Robby Thompson, R OBP: 0.312, SLG: 0.411 (1.4) (11, 8)														5 0 1 0 0 4 0										
Jose Uribe, S OBP: 0.316, SLG: 0.357 (1.6) (11, 8)														5 0 1 0 0 2 1										
Mike Krukow, R OBP: 0.321, SLG: 0.340 (8.1) (11, 8)														3 0 0 0 0 3 1 0 0 0 0 0 0 0 1 0 0 0 0 0 1 0 0 0 0 0 0 0 1 0 0 0 0 0 1 0 0 0 0 0 0 0										
Inning Stats	R: 1 E: 0 K: 1 S: 13	H: 2 LOB: 1 BB: 0 P: 17	R: 0 E: 0 K: 2 S: 14	H: 1 LOB: 1 BB: 0 P: 18	R: 0 E: 0 K: 2 S: 8	H: 0 LOB: 0 BB: 0 P: 11	R: 0 E: 0 K: 1 S: 11	H: 1 LOB: 1 BB: 0 P: 18	R: 0 E: 0 K: 0 S: 9	H: 0 LOB: 0 BB: 0 P: 7	R: 0 E: 0 K: 0 S: 9	H: 1 LOB: 1 BB: 0 P: 12	R: 0 E: 0 K: 2 S: 9	H: 0 LOB: 0 BB: 2 P: 14	R: 0 E: 0 K: 1 S: 8	H: 0 LOB: 2 BB: 2 P: 17	R: 0 E: 0 K: 2 S: 11	H: 1 LOB: 1 BB: 0 P: 14	R: 0 E: 0 K: 0 S: 5	H: 0 LOB: 0 BB: 0 P: 7	1B: 5 2B: 1 3B: 0 HR: 1	SF: 0 SAC: 0 DP: 0 HBP: 0	WIP: 0 PB: 1 SB: 2 CS: 0	PA: 48
PITCHER	IP WLS BF H R ER SO BB IBB HBP BLK WP HR S P ERA WHIP	7.0 27 5 3 2 12 1 0 0 0 0 1 76 108 2.57 0.857	3.0 9 1 0 0 2 0 0 0 0 0 24 33 0.00 0.333	2.0 9 1 0 0 3 1 1 0 0 0 19 31 0.00 1.000	1.0 3 0 0 0 0 0 0 0 0 0 5 7 0.00 0.000																			

San Francisco Giants @ Houston Astros
Astrodome, Houston, TX
Mon Aug 03 1987, 8:05 PM EDT
Att. 28,287 - Unknown

AB 45
R 3
H 7
RBI 3
BB 3
SO 17
LOB 13



Batter	1	2	3	4	5	6	7	8	9	10	11	12	13	AB R H RBI BB SO LOB	BOTTOM							
Gerald Young, S OBP: 0.314, SLG: 0.308 (1.8) (11, 8)														6 1 2 0 0 0 1								
Billy Hatcher, R OBP: 0.362, SLG: 0.422 (1.7) (11, 8)														6 1 1 0 0 2 2								
Bill Doran, S OBP: 0.348, SLG: 0.411 (1.4) (11, 8)														5 0 2 0 1 2 0								
Alan Ashby, S OBP: 0.401, SLG: 0.483 (1.2) (11, 8)														5 1 2 2 1 0 2								
Denny Walling, L OBP: 0.357, SLG: 0.432 (8, PH) (10, 3)														3 0 0 0 0 0 3 3 0 1 0 0 0 1								
Kevin Bass, S OBP: 0.335, SLG: 0.450 (1.6) (11, 8)														5 2 2 3 1 0 2								
Ken Caminiti, S OBP: 0.279, SLG: 0.424 (1.5) (11, 8)														5 0 0 0 0 2 4								
Craig Reynolds, L OBP: 0.313, SLG: 0.354 (12, PH) (13, 6)														4 0 2 0 0 1 0 1 0 0 0 0 1 0								
Nolan Ryan, R OBP: 0.479, SLG: 0.535 (7, PH) (8, 1)														2 0 0 0 0 0 1 1 0 0 0 0 1 0 0 0 0 0 0 0 1 1 0 0 0 0 0 1 0 0 0 0 0 0 0 1 0 0 0 0 0 0 0 0 0 0 0 0 0								
Inning Stats	R: 2 E: 0 K: 0 S: 22	H: 3 LOB: 2 BB: 1 P: 35	R: 0 E: 0 K: 1 S: 9	H: 0 LOB: 0 BB: 0 P: 12	R: 0 E: 0 K: 1 S: 7	H: 1 LOB: 1 BB: 0 P: 13	R: 0 E: 0 K: 1 S: 8	H: 2 LOB: 0 BB: 0 P: 14	R: 0 E: 0 K: 1 S: 5	H: 0 LOB: 0 BB: 0 P: 8	R: 0 E: 0 K: 0 S: 7	H: 1 LOB: 1 BB: 0 P: 12	R: 0 E: 0 K: 1 S: 7	H: 2 LOB: 2 BB: 1 P: 21	R: 0 E: 0 K: 2 S: 11	H: 1 LOB: 1 BB: 0 P: 15	R: 0 E: 0 K: 0 S: 10	H: 1 LOB: 0 BB: 1 P: 19	1B: 9 2B: 1 3B: 0 HR: 2	SF: 0 SAC: 0 DP: 1 HBP: 0	WIP: 0 PB: 0 SB: 1 CS: 1	PA: 51
PITCHER	IP WLS BF H R ER SO BB IBB HBP BLK WP HR S P ERA WHIP	7.0 27 6 3 3 5 1 0 0 0 0 1 65 101 3.86 1.000	2.0 7 1 0 0 0 0 0 0 0 0 14 22 0.00 0.500	2.0 9 3 0 0 2 0 1 0 0 0 20 33 0.00 1.500	1.2 8 2 2 2 2 1 0 0 0 0 1 21 34 10.80 1.800																	

San Francisco Giants @ Houston Astros
Astrodome, Houston, TX
Mon Aug 03 1987, 8:05 PM EDT
Att. 28,287 - Unknown

AB 48
R 5
H 12
RBI 5
BB 3
SO 9
LOB 17



Batter	1	2	3	4	5	6	7	8	9	AB	R	H	RBI	BB	SO	LOB	TOP																
Mike Aldrete, L (1.9) OBP: 0.366, SLG: 0.435	4-3		4-3			1-3	4-3			4	0	0	0	0	0	2	San Francisco Giants @ Houston Astros Astrodome, Houston, TX Tue Aug 04 1987, 8:05 PM EDT Att: 22,607 - Unknown																
Kevin Mitchell, R (1.5) OBP: 0.320, SLG: 0.443	HR		F8			CS 1B		5-3		4	1	2	1	0	0	0																	
Jeffrey Leonard, R (1.7) OBP: 0.320, SLG: 0.494	S 1B		K			F8 1-2		L1		4	1	1	0	0	1	1																	
Chili Davis, S (1.8) OBP: 0.334, SLG: 0.446										3	0	0	0	1	0	0																	
Scott Garretts, R (8.1) OBP: 0.125, SLG: 0.125	1B BB					1-3		F9		0	0	0	0	0	0	0																	
Bob Melvin, R (1.2) OBP: 0.252, SLG: 0.361	F9									3	0	0	0	0	0	2																	
Bob Brenly, R (9, PH) OBP: 0.369, SLG: 0.511						G3		F3		1	0	0	0	0	0	0																	
Will Clark, L (1.3) OBP: 0.358, SLG: 0.545						G3				4	1	2	1	0	0	0																	
Robby Thompson, R (1.4) OBP: 0.311, SLG: 0.407										3	1	0	0	1	1	0																	
Jose Uribe, S (1.6) OBP: 0.312, SLG: 0.352										2	0	0	0	0	1	0																	
Chris Speier, R (7, PH) OBP: 0.327, SLG: 0.396										0	0	0	0	0	0	0																	
Harry Spilman, L (7, PH) OBP: 0.388, SLG: 0.475										1	0	1	1	0	0	0																	
Randy Kutcher, R (7.6) OBP: 0.250, SLG: 0.286										0	0	0	0	0	0	0																	
Kelly Downs, R (1.1) OBP: 0.186, SLG: 0.167										2	0	0	0	0	1	0																	
Jeff Robinson, R (6.1) OBP: 0.118, SLG: 0.118										0	0	0	0	0	0	0																	
Joel Youngblood, R (7, PH) OBP: 0.282, SLG: 0.338										1	0	1	1	0	0	0																	
Craig Lefferts, L (7.1) OBP: 0.400, SLG: 0.600										0	0	0	0	0	0	0																	
Eddie Milner, L (8.8) OBP: 0.259, SLG: 0.253										0	0	0	0	0	0	0																	
Inning Stats	R: 2 E: 0 K: 0 S: 5	H: 3 LOB: 2 BB: 1 P: 9	R: 0 E: 0 K: 1 S: 5	H: 0 LOB: 0 BB: 0 P: 5	R: 0 E: 0 K: 1 S: 5	H: 0 LOB: 0 BB: 0 P: 5	R: 0 E: 0 K: 0 S: 3	H: 0 LOB: 0 BB: 0 P: 3	R: 0 E: 0 K: 0 S: 5	H: 1 LOB: 0 BB: 0 P: 3	R: 2 E: 0 K: 0 S: 6	H: 3 LOB: 2 BB: 1 P: 10	R: 0 E: 0 K: 0 S: 3	H: 0 LOB: 0 BB: 0 P: 3	R: 0 E: 0 K: 1 S: 5	H: 0 LOB: 0 BB: 0 P: 5	1B: 5 2B: 1 3B: 0 HR: 1	SF: 0 SAC: 0 DP: 0 HBP: 0	WP: 1 PB: 0 SB: 2 CS: 1	PA: 34													
PITCHER	IP WLS BF H R ER SO BB IBB HBP BLK WP HR S P ERA WHIP																																
Bob Knepper, L (1.1) ERA: 5.99	6.2	25	5	4	4	3	2	0	0	0	0	1	1	29	37	5.40	1.050																
Rocky Childress, R (7.1) ERA: 2.09	0.0	2	2	0	0	0	0	0	0	0	0	0	0	2	2	∞	∞																
Dave Meads, L (7.1) ERA: 4.57	0.1	1	0	0	0	0	0	0	0	0	0	0	0	1	1	0.00	0.000																
Jeff Heathcock, R (8.1) ERA: 6.75	1.0	W	3	0	0	0	0	0	0	0	0	0	0	3	3	0.00	0.000																
Dave Smith, R (9.1) ERA: 0.6	1.0	S	3	0	0	0	1	0	0	0	0	0	0	5	5	0.00	0.000																

Batter	1	2	3	4	5	6	7	8	9	AB	R	H	RBI	BB	SO	LOB	BOTTOM																
Gerald Young, S (1.8) OBP: 0.322, SLG: 0.317	F9		FC5-4 1B			E 4-3 1B	F7			4	1	2	0	0	0	1	San Francisco Giants @ Houston Astros Astrodome, Houston, TX Tue Aug 04 1987, 8:05 PM EDT Att: 22,607 - Unknown																
Billy Hatcher, R (1.7) OBP: 0.361, SLG: 0.420	E 1B		FC5-4 CS			4-3		F9		4	1	1	1	0	0	2																	
Bill Doran, S (1.4) OBP: 0.351, SLG: 0.413			CS							3	1	2	1	1	0	0																	
Buddy Biancalana, S (8, PR) OBP: 0.208, SLG: 0.269	1-H 1B					E 1B BB		WP 1B 1B		0	1	0	0	0	0	0																	
Alan Ashby, S (1.2) OBP: 0.402, SLG: 0.483	K									4	0	2	2	0	1	1																	
Kevin Bass, S (1.9) OBP: 0.332, SLG: 0.446	K									4	0	0	0	0	3	4																	
Glenn Davis, R (1.3) OBP: 0.319, SLG: 0.471										4	0	1	1	0	0	1																	
Denny Walling, L (1.5) OBP: 0.355, SLG: 0.428										2	0	0	0	0	1	0																	
Ken Caminiti, S (7, PH) OBP: 0.286, SLG: 0.426										2	0	1	0	0	0	2																	
Craig Reynolds, L (1.6) OBP: 0.311, SLG: 0.351										2	0	0	0	0	0	0																	
Bob Knepper, L (1.1) ERA: 5.99										2	1	1	0	0	0	0																	
Rocky Childress, R (7.1) ERA: 2.09										0	0	0	0	0	0	0																	
Dave Meads, L (7.1) ERA: 4.57										0	0	0	0	0	0	0																	
Davey Lopes, R (7, PH) OBP: 0.355, SLG: 0.597										1	0	0	0	0	0	1																	
Jeff Heathcock, R (8.1) ERA: 6.75										0	0	0	0	0	0	0																	
Dave Smith, R (9.1) ERA: 0.6										0	0	0	0	0	0	0																	
Inning Stats	R: 1 E: 1 K: 2 S: 9	H: 2 LOB: 1 BB: 0 P: 9	R: 0 E: 0 K: 1 S: 5	H: 0 LOB: 0 BB: 0 P: 5	R: 0 E: 0 K: 0 S: 3	H: 0 LOB: 0 BB: 0 P: 3	R: 0 E: 0 K: 0 S: 3	H: 0 LOB: 0 BB: 0 P: 3	R: 0 E: 0 K: 1 S: 8	H: 3 LOB: 1 BB: 1 P: 12	R: 0 E: 0 K: 0 S: 4	H: 1 LOB: 1 BB: 0 P: 4	R: 1 E: 0 K: 1 S: 8	H: 3 LOB: 2 BB: 0 P: 8	R: 0 E: 0 K: 0 S: 3	H: 0 LOB: 0 BB: 0 P: 5	1B: 9 2B: 1 3B: 0 HR: 0	SF: 0 SAC: 1 DP: 0 HBP: 0	WP: 1 PB: 0 SB: 0 CS: 1	PA: 35													
PITCHER	IP WLS BF H R ER SO BB IBB HBP BLK WP HR S P ERA WHIP																																
Kelly Downs, R (1.1) ERA: 3.81	5.1	22	6	4	2	3	1	0	0	0	0	0	0	27	31	3.38	1.312																
Jeff Robinson, R (6.1) ERA: 2.51	0.2	2	0	0	0	1	0	0	0	0	0	0	0	4	4	0.00	0.000																
Craig Lefferts, L (7.1) ERA: 3.98	1.1	L	7	3	1	1	0	0	0	0	0	0	0	7	7	6.75	2.250																
Scott Garretts, R (8.1) ERA: 3.13	0.2	3	1	0	0	1	0	0	0	0	0	0	0	5	5	0.00	1.500																

Batter	1	2	3	4	5	6	7	8	9	10	11	AB	R	H	RBI	BB	SO	LOB	TOP											
Eddie Milner, L OBP: 0.289, SLG: 0.314 (1, 8)												6	2	5	1	0	0	0	0											
Kevin Mitchell, R OBP: 0.323, SLG: 0.444 (1, 5)												6	0	3	0	0	1	3												
Mike Aldrete, L OBP: 0.372, SLG: 0.441 Jeffrey Leonard, R OBP: 0.324, SLG: 0.495 (1, 7) (9, PH) (9, 7)												4	1	3	1	0	0	2												
Will Clark, L OBP: 0.366, SLG: 0.549 (1, 3)												5	1	1	2	0	0	7												
Chili Davis, S OBP: 0.333, SLG: 0.441 (1, 9)												4	0	0	0	1	1	1												
Bob Brenly, R OBP: 0.369, SLG: 0.504 (1, 2)												5	0	1	0	0	2	0												
Robby Thompson, R OBP: 0.313, SLG: 0.408 (1, 4)												4	0	1	0	1	0	2												
Jose Uribe, S OBP: 0.308, SLG: 0.347 (1, 6)												5	0	1	0	0	0	2												
Dave Dravecky, R OBP: 0.186, SLG: 0.116 Don Robinson, R OBP: 0.125, SLG: 0.125 Craig Lefferts, L OBP: 0.133, SLG: 0.133 Scott Garrelts, R OBP: 0.125, SLG: 0.125 Harry Shirts, L OBP: 0.125, SLG: 0.125 Jeff Robinson, R OBP: 0.116, SLG: 0.116 (1, 1) (8, 1) (8, 1) (11, PH) (11, PH) (11, 1)												2	1	0	0	1	2	1												
Inning Stats	R: 0 E: 0 K: 0 S: 4	H: 2 LOB: 1 BB: 0 P: 4	R: 0 E: 0 K: 0 S: 2	H: 1 LOB: 0 BB: 1 P: 6	R: 4 E: 1 K: 2 S: 10	H: 3 LOB: 0 BB: 1 P: 14	R: 0 E: 0 K: 2 S: 8	H: 1 LOB: 1 BB: 0 P: 8	R: 1 E: 0 K: 0 S: 5	H: 3 LOB: 1 BB: 0 P: 5	R: 0 E: 0 K: 1 S: 7	H: 2 LOB: 2 BB: 0 P: 7	R: 0 E: 0 K: 0 S: 3	H: 0 LOB: 0 BB: 0 P: 3	R: 0 E: 0 K: 1 S: 7	H: 2 LOB: 2 BB: 0 P: 7	R: 0 E: 0 K: 0 S: 3	H: 0 LOB: 1 BB: 1 P: 7	R: 0 E: 0 K: 0 S: 6	H: 1 LOB: 2 BB: 1 P: 8	R: 0 E: 0 K: 1 S: 6	H: 1 LOB: 1 BB: 0 P: 6	R: 0 E: 0 K: 0 S: 4	H: 2 LOB: 2 BB: 0 P: 4	R: 0 E: 0 K: 0 S: 4	H: 2 LOB: 2 BB: 0 P: 4	1B: 11 2B: 5 3B: 0 HR: 1	SF: 0 SAC: 0 DP: 3 HBP: 0	WP: 0 PB: 0 SB: 1 CS: 1	PA: 49
PITCHER	Danny Darwin, R ERA: 3.59 Jeff Heathcock, R ERA: 4.5 Juan Agosto, L ERA: Rocky Childress, R ERA: 1.93 Dave Meads, L ERA: 4.54	IP: 4.0 WLS: 20 BF: 10 H: 3 R: 5 ER: 0 SO: 4 BB: 0 IBB: 0 HBP: 0 BLK: 0 WP: 0 HR: 0 S: 12 P: 12 ERA: 0.00 WHIP: 1.125	Larry Andersen, R ERA: 3.13	IP: 2.0 WLS: 8 BF: 3 H: 3 R: 0 ER: 0 SO: 1 BB: 0 IBB: 0 HBP: 0 BLK: 0 WP: 0 HR: 0 S: 10 P: 10 ERA: 0.00 WHIP: 1.500																										
Batter	1	2	3	4	5	6	7	8	9	10	11	AB	R	H	RBI	BB	SO	LOB	BOTTOM											
Gerald Young, S OBP: 0.323, SLG: 0.330 (1, 8)												6	1	2	0	0	1	0												
Billy Hatcher, R OBP: 0.361, SLG: 0.420 (1, 7)												5	1	2	0	0	0	1												
Bill Doran, S OBP: 0.353, SLG: 0.413 (1, 4)												5	2	2	0	1	0	1												
Alan Ashby, S OBP: 0.408, SLG: 0.487 Terry Puhl, L OBP: 0.283, SLG: 0.239 Larry Andersen, R (9, PH) (10, 1)												4	2	3	0	1	0	0												
Denny Walling, L OBP: 0.357, SLG: 0.430 (11, PH)												1	0	1	1	0	0	0												
Kevin Bass, S OBP: 0.337, SLG: 0.453 (1, 9)												5	0	4	3	0	0	1												
Glenn Davis, R OBP: 0.315, SLG: 0.465 (1, 3)												5	0	0	0	0	1	6												
Ken Caminiti, S OBP: 0.293, SLG: 0.425 (1, 5)												5	0	2	2	0	2	3												
Buddy Biancalana, S OBP: 0.200, SLG: 0.259 Davey Lopes, R OBP: 0.343, SLG: 0.345 Craig Reynolds, L OBP: 0.312, SLG: 0.350 (1, 6) (6, PH) (7, 6)												2	0	0	0	0	2	4												
Danny Darwin, R OBP: 0.196, SLG: 0.224 Jeff Heathcock, R OBP: 0.125, SLG: 0.125 Juan Agosto, L OBP: 0.133, SLG: 0.133 Rocky Childress, R OBP: 0.125, SLG: 0.125 Dave Meads, L OBP: 0.125, SLG: 0.125 Robbie Wine, R OBP: 0.116, SLG: 0.116 (1, 1) (8, 1) (7, 1) (9, PH) (8, 1) (8, 1) (9, PH) (10, 2)												1	0	0	0	0	1	0												
Inning Stats	R: 0 E: 0 K: 0 S: 3	H: 0 LOB: 0 BB: 0 P: 3	R: 0 E: 0 K: 1 S: 7	H: 2 LOB: 2 BB: 0 P: 7	R: 0 E: 1 K: 2 S: 8	H: 1 LOB: 1 BB: 0 P: 8	R: 0 E: 0 K: 2 S: 9	H: 3 LOB: 2 BB: 0 P: 9	R: 0 E: 0 K: 0 S: 6	H: 0 LOB: 0 BB: 0 P: 3	R: 2 E: 0 K: 0 S: 6	H: 3 LOB: 1 BB: 0 P: 6	R: 2 E: 0 K: 0 S: 5	H: 3 LOB: 2 BB: 1 P: 9	R: 0 E: 0 K: 2 S: 7	H: 0 LOB: 1 BB: 1 P: 11	R: 0 E: 0 K: 0 S: 3	H: 2 LOB: 2 BB: 0 P: 7	1B: 14 2B: 2 3B: 0 HR: 0	SF: 0 SAC: 1 DP: 0 HBP: 0	WP: 0 PB: 0 SB: 2 CS: 1	PA: 50								
PITCHER	Dave Dravecky, L ERA: 3.66 Don Robinson, R ERA: 3.69 Craig Lefferts, L ERA: 4.16 Scott Garrelts, R ERA: 3.08 Jeff Robinson, R ERA: 2.91	IP: 7.0 WLS: 31 BF: 10 H: 1 R: 3 ER: 3 SO: 5 BB: 0 IBB: 0 HBP: 0 BLK: 0 WP: 0 HR: 0 S: 41 P: 41 ERA: 3.86 WHIP: 1.429																												

San Francisco Giants @ Houston Astros
Astrodome, Houston, TX
Wed Aug 05 1987, 8:05 PM EDT
Att: 26,483 - Unknown

AB 44
R 5
H 16
RBI 4
BB 4
SO 6
LOB 18

San Francisco Giants @ Houston Astros
Astrodome, Houston, TX
Wed Aug 05 1987, 8:05 PM EDT
Att: 26,483 - Unknown

AB 45
R 6
H 16
RBI 6
BB 3
SO 7
LOB 20


Batter	1	2	3	4	5	6	7	8	9	AB	R	H	RBI	BB	SO	LOB	TOP	
Gerald Young, S OBP: 0.327, SLG: 0.326										4	1	1	0	1	1	5	Houston Astros @ San Diego Padres Jack Murphy Stadium, San Diego, CA Fri Aug 07 1987, 10:05 PM EDT Att: 17,194 - Unknown AB 36 R 1 H 9 RBI 0 BB 8 SO 4 LOB 31	
Billy Hatcher, R OBP: 0.362, SLG: 0.418 Terry Puhl, L OBP: 0.253, SLG: 0.239										4	0	1	0	1	0	2		
Bill Doran, S OBP: 0.354, SLG: 0.412										4	0	1	0	1	0	2		
Alan Ashby, S OBP: 0.411, SLG: 0.485										3	0	1	0	2	0	3		
Kevin Bass, S OBP: 0.338, SLG: 0.454										5	0	2	0	0	0	6		
Glenn Davis, R OBP: 0.311, SLG: 0.459										5	0	0	0	0	1	5		
Ken Caminiti, S OBP: 0.313, SLG: 0.429										4	0	2	0	1	1	1		
Buddy Biancalana, S OBP: 0.220, SLG: 0.263 Jose Cruz, L OBP: 0.303, SLG: 0.397										3	0	1	0	1	0	4		
Mike Scott, R OBP: 0.161, SLG: 0.113 Davey Lopes, R OBP: 0.361, SLG: 0.345 Juan Agosto, L OBP: 0.303, SLG: 0.397 Rocky Childress, R OBP: 0.303, SLG: 0.397										3	0	0	0	0	1	3		
Inning Stats	R: 1 E: 1 K: 0 S: 4	H: 1 LOB: 2 BB: 2 P: 12	R: 0 E: 0 K: 0 S: 4	H: 1 LOB: 2 BB: 1 P: 8	R: 0 E: 0 K: 1 S: 6	H: 1 LOB: 3 BB: 2 P: 14	R: 0 E: 0 K: 0 S: 4	H: 1 LOB: 1 BB: 0 P: 12	R: 0 E: 0 K: 1 S: 7	H: 2 LOB: 3 BB: 1 P: 11	R: 0 E: 0 K: 0 S: 4	H: 1 LOB: 0 BB: 0 P: 4	R: 0 E: 0 K: 1 S: 5	H: 0 LOB: 0 BB: 0 P: 5	1B: 8 2B: 1 3B: 0 HR: 0	SF: 0 SAC: 0 DP: 0 HBP: 0		WP: 0 PA: 44 PB: 0 SB: 4 CS: 0
PITCHER	IP WLS BF H R ER SO BB IBB HBP BLK WP HR S P ERA WHIP																	
Eric Nolte, L ERA: 4.7	(1, 1) 3.2 22 4 1 0 1 6 1 0 0 0 0 0 17 45 0.00 2.727																	
Mark Davis, L ERA: 4.7	(4, 1) 3.0 W 14 4 0 0 1 1 0 0 0 0 0 0 15 19 0.00 1.667																	
Lance McCullers, R ERA: 4.38	(7, 1) 2.1 S 8 1 0 0 2 0 0 0 0 0 0 0 12 12 0.00 0.429																	

Batter	1	2	3	4	5	6	7	8	9	AB	R	H	RBI	BB	SO	LOB	BOTTOM			
Stan Jefferson, S OBP: 0.337, SLG: 0.383										5	2	3	0	0	0	1	Houston Astros @ San Diego Padres Jack Murphy Stadium, San Diego, CA Fri Aug 07 1987, 10:05 PM EDT Att: 17,194 - Unknown AB 35 R 7 H 11 RBI 6 BB 3 SO 4 LOB 19			
Tony Gwynn, L OBP: 0.439, SLG: 0.513										4	2	1	1	1	0	2				
Camelo Martinez, R OBP: 0.379, SLG: 0.435 Shane Mack, R OBP: 0.308, SLG: 0.386										2	0	1	0	1	0	2				
John Kruk, L OBP: 0.441, SLG: 0.531										3	1	1	1	1	0	1				
Chris Brown, R OBP: 0.282, SLG: 0.372										4	0	0	0	0	0	5				
Benito Santiago, R OBP: 0.307, SLG: 0.410										4	1	1	1	0	1	4				
Garry Templeton, S OBP: 0.292, SLG: 0.304										4	0	0	0	0	0	3				
Tim Flannery, L OBP: 0.338, SLG: 0.279										4	0	2	1	0	1	0				
Eric Nolte, L OBP: 0.250, SLG: 0.250 Mark Davis, L OBP: 0.222, SLG: 0.333 Lance McCullers, S ERA: 2.13										1	0	0	0	0	1	1				
Inning Stats	R: 2 E: 1 K: 1 S: 8	H: 2 LOB: 2 BB: 1 P: 12	R: 0 E: 0 K: 1 S: 7	H: 2 LOB: 0 BB: 0 P: 7	R: 0 E: 0 K: 0 S: 3	H: 0 LOB: 0 BB: 0 P: 3	R: 0 E: 0 K: 1 S: 6	H: 1 LOB: 1 BB: 0 P: 6	R: 0 E: 0 K: 0 S: 4	H: 1 LOB: 2 BB: 1 P: 8	R: 0 E: 0 K: 0 S: 3	H: 0 LOB: 0 BB: 0 P: 3	R: 5 E: 0 K: 0 S: 7	H: 5 LOB: 1 BB: 1 P: 11	R: 0 E: 0 K: 1 S: 5	H: 0 LOB: 0 BB: 0 P: 5		1B: 8 2B: 1 3B: 2 HR: 0	SF: 0 SAC: 0 DP: 0 HBP: 0	WP: 2 PA: 38 PB: 0 SB: 2 CS: 0
PITCHER	IP WLS BF H R ER SO BB IBB HBP BLK WP HR S P ERA WHIP																			
Mike Scott, R ERA: 2.68	(1, 1) 6.0 L 27 6 2 2 3 2 0 0 0 0 1 0 31 39 3.00 1.333																			
Juan Agosto, L ERA: 10.8	(7, 1) 0.0 4 3 4 4 0 1 0 0 0 0 1 0 3 7 ∞ ∞																			
Rocky Childress, R ERA: 2.13	(7, 1) 2.0 7 2 1 1 1 0 0 0 0 0 0 0 9 9 4.50 1.000																			

Batter	1	2	3	4	5	6	7	8	9	10	AB	R	H	RBI	BB	SO	LOB	TOP			
Gerald Young, S OBP: 0.311, SLG: 0.309 (1, 8)	F7		F9		F9		F6			4-3	5	0	0	0	0	0	1				
Billy Hatcher, R OBP: 0.360, SLG: 0.415 (1, 7)	F8		4-3 1B		F6		K			6-3	5	0	1	0	0	1	1				
Bill Doran, S OBP: 0.353, SLG: 0.410 (1, 4)	3-1		4-3			C6-4-3 1B		K			4	0	1	0	0	1	1				
Alan Ashby, S OBP: 0.413, SLG: 0.482 (1, 2)		FC1-6 WP BB				G6-4-3 1-2r		K			2	1	0	0	2	1	1				
Kevin Bass, S OBP: 0.339, SLG: 0.453 (1, 9)		FC1-6 1-2 1B			G3		2B BB			5-3	3	1	1	0	1	0	2				
Denny Walling, L OBP: 0.356, SLG: 0.432 (1, 3)	FC1-6 6-3 WP 1B 1-2r 2-3				F7		2B			K	4	1	1	1	0	1	2				
Ken Caminiti, S OBP: 0.298, SLG: 0.407 (1, 5)	6-3				L4		F7			F9	4	0	0	0	0	0	2				
Craig Reynolds, L OBP: 0.315, SLG: 0.352 (1, 6)					F4			PB SH2-4 1B		4-3	4	0	2	1	0	0	0				
Nolan Ryan, R OBP: 0.075, SLG: 0.128 Larry Andersen, R (7, 1)	4-3					6-3		SH2-4			2	0	0	0	0	0	1				
Dave Smith, R OBP: 0.667, SLG: 0.500 Jose Cruz, L OBP: 0.302, SLG: 0.396 Dave Meads, L OBP: 0.500, SLG: 0.333 (10, 11)										F7	0	0	0	0	0	0	0				
Inning Stats	R: 0 E: 0 K: 0 S: 3	H: 0 LOB: 0 BB: 0 P: 3	R: 2 E: 0 K: 0 S: 5	H: 2 LOB: 1 BB: 1 P: 9	R: 0 E: 0 K: 0 S: 4	H: 1 LOB: 2 BB: 1 P: 8	R: 0 E: 0 K: 0 S: 3	H: 0 LOB: 0 BB: 0 P: 3	R: 1 E: 0 K: 0 S: 4	H: 2 LOB: 1 BB: 1 P: 8	R: 0 E: 0 K: 1 S: 6	H: 1 LOB: 1 BB: 0 P: 6	R: 0 E: 0 K: 2 S: 7	H: 0 LOB: 0 BB: 0 P: 7	R: 0 E: 0 K: 1 S: 5	H: 0 LOB: 0 BB: 0 P: 5	R: 0 E: 0 K: 0 S: 3	H: 0 LOB: 0 BB: 0 P: 3	1B: 5 2B: 1 3B: 0 HR: 0	SF: 0 SAC: 1 DP: 1 HBP: 0	WP: 1 PA: 38 PB: 1 SB: 0 CS: 0
PITCHER	IP WLS BF H R ER SO BB IBB HBP BLK WP HR S P ERA WHIP	6.0 2.0 7.1 1.0 1.0	25 7 3 0 0	5 1 0 0 0	3 0 0 0 0	0 0 0 0 0	0 0 0 0 0	1 0 0 0 0	0 0 0 0 0	22 13 5 3 3	34 13 5 5 3	4.50 0.00 0.00 0.00 0.00	1.333								
Stan Jefferson, S OBP: 0.334, SLG: 0.384 (10, 7)	K		K			2B		FC4-6 1-2r		K	5	0	1	0	0	3	1				
Tony Gwynn, L OBP: 0.436, SLG: 0.507 (1, 9)	4-3		4-3			F8		K			4	1	0	0	1	1	2				
Camelito Martinez, R OBP: 0.383, SLG: 0.436 Shane Mack, R OBP: 0.312, SLG: 0.390 (9, 10)						F8					2	0	1	0	1	0	1				
John Kruk, L OBP: 0.443, SLG: 0.543 (1, 3)	1-3										1	1	1	0	0	0	0				
Chris Brown, R OBP: 0.292, SLG: 0.371 (1, 5)											3	0	1	0	0	0	1				
Benito Santiago, R OBP: 0.309, SLG: 0.414 (1, 2)											4	0	2	2	0	1	1				
Garry Templeton, S OBP: 0.289, SLG: 0.300 (1, 6)											4	0	0	0	0	1	2				
Tim Flannery, L OBP: 0.341, SLG: 0.276 (1, 4)											2	0	0	0	2	0	1				
Mark Grant, R OBP: 0.128, SLG: 0.087 Jim Shields, L OBP: 0.300, SLG: 0.236 Keith Comstock, L OBP: 0.302, SLG: 0.332 Marvell Wynne, L OBP: 0.322, SLG: 0.332 Mark Davis, L OBP: 0.302, SLG: 0.396 Randy Ready, R OBP: 0.302, SLG: 0.427 Rich Gossage, R OBP: 0.500, SLG: 0.333 (10, 11)											1	0	0	0	0	1	0				
Inning Stats	R: 0 E: 0 K: 1 S: 5	H: 0 LOB: 1 BB: 1 P: 9	R: 0 E: 0 K: 0 S: 4	H: 1 LOB: 1 BB: 0 P: 4	R: 0 E: 0 K: 2 S: 7	H: 0 LOB: 0 BB: 0 P: 7	R: 0 E: 0 K: 1 S: 4	H: 0 LOB: 0 BB: 0 P: 5	R: 0 E: 0 K: 1 S: 6	H: 1 LOB: 1 BB: 0 P: 6	R: 1 E: 0 K: 0 S: 4	H: 2 LOB: 0 BB: 0 P: 4	R: 0 E: 0 K: 1 S: 5	H: 0 LOB: 1 BB: 1 P: 9	R: 2 E: 0 K: 1 S: 8	H: 3 LOB: 2 BB: 1 P: 12	R: 1 E: 0 K: 1 S: 5	H: 2 LOB: 2 BB: 1 P: 9	1B: 6 2B: 3 3B: 0 HR: 1	SF: 0 SAC: 1 DP: 2 HBP: 1	WP: 0 PA: 40 PB: 0 SB: 3 CS: 0
PITCHER	IP WLS BF H R ER SO BB IBB HBP BLK WP HR S P ERA WHIP	6.0 2.0 7.1 1.0 1.0	22 7 3 0 0	1 0 0 0 0	1 0 0 0 0	0 0 0 0 0	0 0 0 0 0	0 0 0 0 0	0 0 0 0 0	32 8 12 8 12	37 12 12 9 9	1.50 0.00 18.00 27.00 0.000	0.667								


Houston Astros @ San Diego Padres
Jack Murphy Stadium, San Diego, CA
Sat Aug 08 1987, 10:05 PM EDT
Att: 20,466 - Unknown


AB 34
R 3
H 6
RBI 2
BB 3
SO 4
LOB 11




Houston Astros @ San Diego Padres
Jack Murphy Stadium, San Diego, CA
Sat Aug 08 1987, 10:05 PM EDT
Att: 20,466 - Unknown

AB 34
R 4
H 9
RBI 4
BB 4
SO 9
LOB 14



Batter	1	2	3	4	5	6	7	8	9	AB	R	H	RBI	BB	SO	LOB	TOP						
Gerald Young, S OBP: 0.315, SLG: 0.300 (1, 8)	F6		BB				K		K	3	1	0	0	2	2	2	Houston Astros @ San Diego Padres Jack Murphy Stadium, San Diego, CA Sun Aug 09 1987, 6:33 AM EDT Att: 10,893 - Unknown AB 30 R 3 H 3 RBI 3 BB 8 SO 8 LOB 23 						
Billy Hatcher, R OBP: 0.358, SLG: 0.411 (1, 7)			F4		6-3		G5-4-3		F6	4	0	0	1	1	0	4							
Bill Doran, S OBP: 0.351, SLG: 0.406 (1, 4)	K		F5		F6				4-3	4	0	0	0	1	1	4							
Alan Ashby, S OBP: 0.409, SLG: 0.477 (1, 2)	F8			CI	6-3				K	3	1	0	0	0	1	2							
Kevin Bass, S OBP: 0.339, SLG: 0.450 (1, 9)		K				F2			K	3	1	0	0	1	2	1							
Denny Walling, L OBP: 0.358, SLG: 0.430 (8, 3)		F8		F7					BB	3	0	1	0	1	0	2							
Glenn Davis, R OBP: 0.312, SLG: 0.461 Jose Cruz, L OBP: 0.302, SLG: 0.396 Davey Lopes, R OBP: 0.378, SLG: 0.345 Larry Andersen, R (8, 1)	F2					F6				3	0	1	2	0	0	1							
Craig Reynolds, L OBP: 0.315, SLG: 0.349 Ken Caminiti, S OBP: 0.294, SLG: 0.402 (8, 5)										0	0	0	0	0	0	0							
Bob Knepper, L OBP: 0.193, SLG: 0.207 Terry Puhl, L OBP: 0.250, SLG: 0.247 Rocky Childress, R OBP: 0.378, SLG: 0.345 Buddy Biancalana, S OBP: 0.217, SLG: 0.259 (8, 6)			L7		K				E6	2	0	0	0	0	1	2							
Inning Stats	R: 0 E: 0 K: 1 S: 5	H: 0 LOB: 1 BB: 1 P: 9	R: 0 E: 0 K: 1 S: 5	H: 0 LOB: 0 BB: 0 P: 5	R: 0 E: 0 K: 0 S: 3	H: 0 LOB: 2 BB: 2 P: 11	R: 2 E: 1 K: 1 S: 7	H: 1 LOB: 1 BB: 1 P: 11	R: 1 E: 0 K: 0 S: 3	H: 0 LOB: 0 BB: 1 P: 7	R: 0 E: 0 K: 0 S: 4	H: 1 LOB: 0 BB: 0 P: 4	R: 0 E: 0 K: 1 S: 5	H: 1 LOB: 0 BB: 0 P: 5	R: 0 E: 0 K: 3 S: 9	H: 0 LOB: 3 BB: 3 P: 21		R: 0 E: 1 K: 1 S: 6	H: 0 LOB: 1 BB: 0 P: 6	1B: 2 2B: 1 3B: 0 HR: 0	SF: 0 SAC: 0 DP: 1 HBP: 0	WP: 0 PB: 0 SB: 4 CS: 0	PA: 39
PITCHER	IP WLS BF H R ER SO	BB IBB HBP BLK	WP HR S P	ERA WHIP	PITCHER	IP WLS BF H R ER SO	BB IBB HBP BLK	WP HR S P	ERA WHIP														
Eric Show, R ERA: 4.21	6.0	W	27	3	3	1	3	5	0	0	0	0	0	0	0	18		1.50	1.333				
Lance McCullers, R ERA: 4.3	1.2		6	0	0	0	3	2	0	0	0	0	0	0	10	0.00		1.200					
Mark Davis, L ERA: 4.64	0.1	S	2	0	0	0	1	1	0	0	0	0	0	3	7	0.00		3.000					
Rich Gossage, R ERA: 2.41	1.0	S	4	0	0	0	1	0	0	0	0	0	0	6	6	0.00		0.000					

Batter	1	2	3	4	5	6	7	8	9	AB	R	H	RBI	BB	SO	LOB	BOTTOM				
Stan Jefferson, S OBP: 0.340, SLG: 0.389 (8, 7)						F6				4	1	3	0	0	0	0	Houston Astros @ San Diego Padres Jack Murphy Stadium, San Diego, CA Sun Aug 09 1987, 6:33 AM EDT Att: 10,893 - Unknown AB 32 R 4 H 10 RBI 4 BB 3 SO 6 LOB 12 				
Tony Gwynn, L OBP: 0.437, SLG: 0.511 (1, 9)									F9	3	1	1	1	1	0	1					
Carmelo Martinez, R OBP: 0.394, SLG: 0.435 Shane Mack, R OBP: 0.312, SLG: 0.390 (8, 8)										3	0	1	1	1	2	3					
John Kruk, L OBP: 0.438, SLG: 0.536 (1, 3)										4	0	0	0	0	2	2					
Chris Brown, R OBP: 0.282, SLG: 0.383 (1, 5)										4	1	1	1	0	0	0					
Randy Ready, R OBP: 0.403, SLG: 0.448 (1, 4)										3	1	2	0	1	1	0					
Luis Salazar, R OBP: 0.308, SLG: 0.346 Rich Gossage, R (9, 1)										4	0	1	0	0	0	2					
Bruce Bochy, R OBP: 0.246, SLG: 0.254 Benito Santiago, R OBP: 0.309, SLG: 0.413 (7, 2)										0	0	0	0	0	0	0					
Eric Show, R OBP: 0.059, SLG: 0.080 Lance McCullers, S (7, 1)										3	0	1	1	0	0	0					
Mark Davis, L OBP: 0.222, SLG: 0.333 Garry Templeton, S OBP: 0.289, SLG: 0.300 (9, 6)										0	0	0	0	0	0	0					
Inning Stats	R: 0 E: 0 K: 1 S: 5	H: 1 LOB: 1 BB: 1 P: 9	R: 0 E: 0 K: 0 S: 4	H: 1 LOB: 0 BB: 0 P: 4	R: 2 E: 0 K: 0 S: 5	H: 3 LOB: 1 BB: 0 P: 5	R: 2 E: 0 K: 2 S: 11	H: 4 LOB: 3 BB: 1 P: 15	R: 0 E: 0 K: 0 S: 4	H: 0 LOB: 0 BB: 0 P: 8	R: 0 E: 0 K: 0 S: 3	H: 0 LOB: 0 BB: 0 P: 3	R: 0 E: 0 K: 2 S: 7	H: 0 LOB: 0 BB: 0 P: 7	R: 0 E: 0 K: 1 S: 5	H: 0 LOB: 0 BB: 0 P: 5		1B: 6 2B: 0 3B: 3 HR: 1	SF: 0 SAC: 0 DP: 2 HBP: 0	WP: 0 PB: 0 SB: 0 CS: 1	PA: 35
PITCHER	IP WLS BF H R ER SO	BB IBB HBP BLK	WP HR S P	ERA WHIP	PITCHER	IP WLS BF H R ER SO	BB IBB HBP BLK	WP HR S P	ERA WHIP												
Bob Knepper, L ERA: 5.92	6.0	L	29	10	4	3	3	3	0	0	0	0	0	0	0	44		4.50	2.167		
Rocky Childress, R ERA: 2.05	1.0		3	0	0	0	2	0	0	0	0	0	0	7	7	0.00		0.000			
Larry Andersen, R ERA: 3.0	1.0		3	0	0	0	1	0	0	0	0	0	0	5	5	0.00		0.000			

Batter	1	2	3	4	5	6	7	8	9	AB	R	H	RBI	BB	SO	LOB	TOP										
Gerald Young, S OBP: 0.313, SLG: 0.298 (1, 8)										4	1	1	0	0	1	0	Houston Astros @ San Francisco Giants Candlestick Park, San Francisco, CA Mon Aug 10 1987, 10:05 PM EDT Att: 15,447 - Unknown										
Billy Hatcher, R OBP: 0.361, SLG: 0.417 (1, 7)										4	1	3	0	0	0	0											
Bill Doran, S OBP: 0.353, SLG: 0.407 (1, 4)										4	0	2	2	0	0	1											
Alan Ashby, S OBP: 0.407, SLG: 0.473 (1, 2)										4	0	1	0	0	1	2											
Kevin Bass, S OBP: 0.336, SLG: 0.446 (1, 9)										4	0	0	0	0	2	2											
Glenn Davis, R OBP: 0.313, SLG: 0.464 (1, 3)										4	2	2	0	0	0	0											
Ken Caminiti, S OBP: 0.303, SLG: 0.453 (1, 5)										4	1	2	3	0	0	0											
Buddy Biancalana, S OBP: 0.206, SLG: 0.246 (9, PH)										3	0	0	0	0	1	1											
Craig Reynolds, L OBP: 0.314, SLG: 0.348 (9, 6)										1	0	0	0	0	0	0											
Danny Darwin, R OBP: 0.185, SLG: 0.212 Juan Agosto, L (7, 1)										3	0	0	0	0	1	1											
Dave Meads, L OBP: 0.500, SLG: 0.333 (8, 1)										0	0	0	0	0	0	0											
Inning Stats	R: 1 E: 0 K: 0 S: 4	H: 3 LOB: 0 BB: 0 P: 4	R: 1 E: 0 K: 0 S: 5	H: 2 LOB: 1 BB: 0 P: 5	R: 0 E: 0 K: 0 S: 3	H: 0 LOB: 0 BB: 0 P: 3	R: 2 E: 0 K: 1 S: 7	H: 3 LOB: 0 BB: 0 P: 7	R: 0 E: 0 K: 0 S: 4	H: 1 LOB: 1 BB: 0 P: 4	R: 0 E: 0 K: 2 S: 7	H: 0 LOB: 0 BB: 0 P: 7	R: 0 E: 0 K: 1 S: 5	H: 0 LOB: 0 BB: 0 P: 5	R: 1 E: 0 K: 2 S: 9	H: 2 LOB: 1 BB: 0 P: 9	R: 0 E: 0 K: 0 S: 3	H: 0 LOB: 0 BB: 0 P: 3	1B: 7 2B: 3 3B: 0 HR: 1	SF: 0 SAC: 0 DP: 1 HBP: 0	WP: 0 PB: 0 SB: 0 CS: 2	PA: 35					
PITCHER	IP	WLS	BF	H	R	ER	SO	BB	IBB	HBP	BLK	WP	HR	S	P	ERA	WHIP										
Dave Dravecky, L ERA: 3.82 Jeff Robinson, R ERA: 2.57 Scott Garretts, R ERA: 3.12 Don Robinson, R ERA: 3.63	5.0		21	9	4	4	1	0	0	0	0	0	1	23	23	7.20	1.800										

Batter	1	2	3	4	5	6	7	8	9	AB	R	H	RBI	BB	SO	LOB	BOTTOM										
Eddie Milner, L OBP: 0.299, SLG: 0.336 (1, 8)										4	1	2	1	1	1	1	Houston Astros @ San Francisco Giants Candlestick Park, San Francisco, CA Mon Aug 10 1987, 10:05 PM EDT Att: 15,447 - Unknown										
Chris Speier, R OBP: 0.327, SLG: 0.391 (1, 5)										4	0	2	0	1	0	1											
Mike Aldrete, L OBP: 0.369, SLG: 0.432 Kevin Mitchell, R OBP: 0.332, SLG: 0.457 (6, PH)										3	1	1	1	1	0	2											
Candy Maldonado, R OBP: 0.382, SLG: 0.571 (1, 9)										5	2	2	2	0	1	4											
Willi Clark, L OBP: 0.363, SLG: 0.580 (1, 3)										5	1	2	1	0	0	3											
Bob Brenly, R OBP: 0.358, SLG: 0.496 (1, 2)										4	0	2	1	0	0	1											
Robby Thompson, R OBP: 0.309, SLG: 0.399 (1, 4)										3	0	0	0	1	1	2											
Jose Uribe, S OBP: 0.309, SLG: 0.331 (1, 6)										3	0	0	0	1	0	3											
Dave Dravecky, R OBP: 0.184, SLG: 0.214 Joel Youngblood, R OBP: 0.391, SLG: 0.347 Jeff Robinson, R OBP: 0.319, SLG: 0.432 Chili Davis, S OBP: 0.257, SLG: 0.125 Scott Garretts, R OBP: 0.332, SLG: 0.457 Bob Melvin, R OBP: 0.358, SLG: 0.496 Don Robinson, R OBP: 0.352, SLG: 0.453										1	0	0	0	0	1	2											
Inning Stats	R: 0 E: 0 K: 2 S: 7	H: 0 LOB: 1 BB: 1 P: 11	R: 0 E: 0 K: 1 S: 6	H: 1 LOB: 2 BB: 1 P: 10	R: 0 E: 0 K: 0 S: 4	H: 1 LOB: 1 BB: 0 P: 4	R: 0 E: 0 K: 0 S: 4	H: 1 LOB: 1 BB: 0 P: 4	R: 1 E: 0 K: 0 S: 6	H: 3 LOB: 2 BB: 0 P: 6	R: 0 E: 0 K: 2 S: 7	H: 0 LOB: 1 BB: 1 P: 11	R: 3 E: 0 K: 0 S: 6	H: 3 LOB: 1 BB: 1 P: 10	R: 0 E: 0 K: 1 S: 6	H: 1 LOB: 2 BB: 1 P: 10		R: 2 E: 0 K: 0 S: 2	H: 2 LOB: 0 BB: 0 P: 2	1B: 7 2B: 2 3B: 0 HR: 3	SF: 0 SAC: 0 DP: 0 HBP: 0	WP: 1 PB: 0 SB: 1 CS: 0	PA: 41				
PITCHER	IP	WLS	BF	H	R	ER	SO	BB	IBB	HBP	BLK	WP	HR	S	P	ERA	WHIP										
Danny Darwin, R ERA: 3.68 Juan Agosto, L ERA: 7.71 Dave Meads, L ERA: 5.1	6.1		31	8	4	4	0	4	0	0	0	0	1	37	53	5.68	1.895										

Batter	1	2	3	4	5	6	7	8	9	AB	R	H	RBI	BB	SO	LOB	TOP		
Billy Hatcher, R OBP: 0.360, SLG: 0.414 (1, 8)	5-3		5-3		5-3		1B HR 1B		6-3	5	1	1	0	0	0	0			
Bill Doran, S OBP: 0.353, SLG: 0.409 (1, 4)	K		1-3		F7		1-2 HR 1B		E	5	2	2	0	0	1	0			
Jose Cruz, L OBP: 0.307, SLG: 0.419 (1, 7)	F8		HR		1B		1-H 2-H HR		E6	5	2	3	4	0	0	0			
Alan Ashby, S OBP: 0.407, SLG: 0.472 (1, 2)		5-3			F7		F7			5	0	2	0	0	0	1			
Kevin Bass, S OBP: 0.334, SLG: 0.445 (1, 9)		1B 2B	G3				F8		F7	5	1	1	0	0	0	3			
Glenn Davis, R OBP: 0.313, SLG: 0.462 (1, 3)	K				K		K		K	4	0	1	0	0	3	1			
Ken Caminiti, S OBP: 0.301, SLG: 0.444 (1, 5)										4	0	1	1	0	2	1			
Juan Agosto, L OBP: 0.317, SLG: 0.362 (8, 1)		1B			K		F8		K	0	0	0	0	0	0	0			
Larry Andersen, R OBP: 0.317, SLG: 0.362 (8, 1)		2-H 1B			1-2 K				K	0	0	0	0	0	0	0			
Craig Reynolds, L OBP: 0.317, SLG: 0.362 (1, 6)		1-2 1B			K		HR		4-3	4	1	2	1	0	1	1			
Jeff Heathcock, R OBP: 0.356, SLG: 0.429 (1, 1)					1-3		1-3		6-3	3	0	0	0	0	1	3			
Denny Walling, L OBP: 0.356, SLG: 0.429 (8, 5)	K									1	0	0	0	0	0	0			
Inning Stats	R: 0 E: 0 K: 1 S: 5	H: 0 LOB: 0 BB: 0 P: 5	R: 1 E: 0 K: 2 S: 10	H: 3 LOB: 2 BB: 0 P: 10	R: 1 E: 0 K: 0 S: 5	H: 2 LOB: 1 BB: 0 P: 5	R: 0 E: 0 K: 2 S: 8	H: 1 LOB: 1 BB: 0 P: 8	R: 0 E: 0 K: 0 S: 4	H: 0 LOB: 0 BB: 0 P: 4	R: 4 E: 0 K: 0 S: 7	H: 4 LOB: 0 BB: 0 P: 7	R: 0 E: 0 K: 2 S: 7	H: 0 LOB: 0 BB: 0 P: 7	R: 1 E: 1 K: 0 S: 6	H: 2 LOB: 2 BB: 0 P: 6	1B: 8 2B: 2 3B: 0 HR: 3	SF: 0 SAC: 0 DP: 0 HBP: 0	WP: 0 PA: 41 PB: 0 SB: 1 CS: 0
PITCHER	IP	WLS	BF	H	R	ER	SO	BB	IBB	HBP	BLK	WP	HR	S	P	ERA	WHIP		
Michael LaCoss, R ERA: 4.14 (1, 1)	6.1	L	28	9	4	4	6	0	0	0	0	0	2	40	40	5.68	1.421		
Craig Lefferts, L ERA: 4.29 (7, 1)	0.2		4	2	2	2	0	0	0	0	0	0	1	4	4	27.00	3.000		
Jeff Robinson, R ERA: 2.81 (8, 1)	2.0		9	2	1	0	2	0	0	0	0	0	0	13	13	0.00	1.000		

Houston Astros @ San Francisco Giants
Candlestick Park, San Francisco, CA
Tue Aug 11 1987, 10:05 PM EDT
Att: 22,065 - Unknown

AB	41
R	7
H	13
RBI	6
BB	0
SO	8
LOB	10



Batter	1	2	3	4	5	6	7	8	9	AB	R	H	RBI	BB	SO	LOB	BOTTOM		
Eddie Milner, L OBP: 0.288, SLG: 0.322 (1, 8)	1-3		G3		F3		4-3		K	5	0	0	0	0	1	3			
Kevin Mitchell, R OBP: 0.337, SLG: 0.461 (1, 5)	G5-3 1B		1B		F8				BB 1B	4	0	3	1	0	0	1			
Mike Aldrete, L OBP: 0.376, SLG: 0.435 (1, 7)	1-2 1B		3-H 1B				3-1		BB 1B	3	0	2	0	1	0	0			
Candy Maldonado, R OBP: 0.377, SLG: 0.563 (1, 9)	G5-3 2-3f		F3				5-3		K	4	0	0	0	0	1	6			
Willi Clark, L OBP: 0.362, SLG: 0.584 (1, 3)			F9		F9		HR		K	4	1	1	1	0	1	2			
Bob Brenly, R OBP: 0.355, SLG: 0.490 (1, 2)			4-3		F2		F5		K	3	0	0	0	0	0	0			
Harry Spilman, L OBP: 0.371, SLG: 0.452 (8, PH)									K	1	0	0	0	0	1	2			
Bob Melvin, R OBP: 0.248, SLG: 0.354 (9, 2)									K	0	0	0	0	0	0	0			
Chris Speier, R OBP: 0.326, SLG: 0.386 (1, 4)			K		F8		B1-3		BB S BB	3	0	0	0	1	1	0			
Jose Uribe, S OBP: 0.313, SLG: 0.348 (1, 6)			1B 3B		1B		G3		K	4	1	2	0	0	1	1			
Michael LaCoss, R OBP: 0.128, SLG: 0.081 (1, 1)			F8		B3		HR		K	2	0	0	0	0	0	2			
Craig Lefferts, L OBP: 0.333, SLG: 0.590 (7, PH)									K	0	0	0	0	0	0	0			
Joel Youngblood, R OBP: 0.300, SLG: 0.397 (7, PH)									K	1	1	1	1	0	0	0			
Jeff Robinson, R OBP: 0.118, SLG: 0.118 (8, 1)									1-2 K	0	0	0	0	0	0	0			
Chili Davis, S OBP: 0.328, SLG: 0.431 (9, PH)										1	0	0	0	0	1	1			
Inning Stats	R: 0 E: 0 K: 0 S: 4	H: 2 LOB: 1 BB: 0 P: 4	R: 0 E: 0 K: 1 S: 5	H: 0 LOB: 0 BB: 0 P: 5	R: 1 E: 0 K: 0 S: 6	H: 3 LOB: 2 BB: 0 P: 6	R: 0 E: 0 K: 0 S: 3	H: 0 LOB: 0 BB: 0 P: 3	R: 0 E: 0 K: 0 S: 4	H: 1 LOB: 1 BB: 0 P: 4	R: 1 E: 0 K: 0 S: 4	H: 1 LOB: 0 BB: 0 P: 4	R: 1 E: 0 K: 3 S: 10	H: 1 LOB: 2 BB: 1 P: 14	R: 0 E: 0 K: 3 S: 9	H: 0 LOB: 1 BB: 1 P: 13	1B: 6 2B: 0 3B: 1 HR: 2	SF: 0 SAC: 0 DP: 1 HBP: 0	WP: 0 PA: 37 PB: 0 SB: 1 CS: 0
PITCHER	IP	WLS	BF	H	R	ER	SO	BB	IBB	HBP	BLK	WP	HR	S	P	ERA	WHIP		
Jeff Heathcock, R ERA: 4.11 (1, 1)	7.1		31	9	3	3	2	1	0	0	0	0	0	34	38	3.68	1.364		
Juan Agosto, L ERA: 7.2 (8, 1)	0.1		1	0	0	0	1	0	0	0	0	0	0	3	3	0.00	0.000		
Larry Andersen, R ERA: 2.95 (8, 1)	1.1	S	5	0	0	0	4	1	0	0	0	0	0	12	16	0.00	0.750		

Houston Astros @ San Francisco Giants
Candlestick Park, San Francisco, CA
Tue Aug 11 1987, 10:05 PM EDT
Att: 22,065 - Unknown

AB	35
R	3
H	9
RBI	3
BB	2
SO	7
LOB	18



Batter	1	2	3	4	5	6	7	8	9	AB	R	H	RBI	BB	SO	LOB	TOP			
Billy Hatcher, R OBP: 0.356, SLG: 0.410 (1, 8)										4	0	0	0	0	0	2	Houston Astros @ San Francisco Giants Candlestick Park, San Francisco, CA Wed Aug 12 1987, 6:33 AM EDT Att: 23,331 - Unknown			
Bill Doran, S OBP: 0.350, SLG: 0.406 (1, 4)										4	0	0	0	0	0	2				
Jose Cruz, L OBP: 0.309, SLG: 0.417 (1, 7)										2	0	0	0	2	1	0				
Alan Ashby, S OBP: 0.402, SLG: 0.466 (1, 2)										4	0	0	0	0	1	2				
Kevin Bass, S OBP: 0.333, SLG: 0.442 (1, 9)										3	0	0	0	1	0	1				
Glenn Davis, R OBP: 0.314, SLG: 0.468 (1, 3)										3	1	1	1	1	0	2				
Ken Caminiti, S OBP: 0.289, SLG: 0.426 (1, 5)										4	0	0	0	0	1	4				
Buddy Biancalana, S OBP: 0.200, SLG: 0.238 (8, PH)										2	0	0	0	0	1	0				
Craig Reynolds, L OBP: 0.316, SLG: 0.361 (8, 6)										1	0	0	0	0	0	0				
Mike Scott, R OBP: 0.172, SLG: 0.127 (7, 1)										2	0	1	0	0	0	0				
Denny Walling, L OBP: 0.359, SLG: 0.435 (8, PH)										0	0	0	0	0	0	0				
Juan Agosto, L (8, 1)										0	0	0	0	0	0	0				
Inning Stats	R: 0 E: 0 K: 1 S: 5	H: 0 LOB: 0 BB: 0 P: 5	R: 1 E: 0 K: 0 S: 4	H: 1 LOB: 0 BB: 0 P: 4	R: 0 E: 0 K: 0 S: 3	H: 0 LOB: 0 BB: 0 P: 3	R: 0 E: 0 K: 0 S: 3	H: 0 LOB: 0 BB: 0 P: 3	R: 0 E: 0 K: 1 S: 6	H: 1 LOB: 1 BB: 0 P: 6	R: 0 E: 0 K: 0 S: 3	H: 0 LOB: 2 BB: 0 P: 11	R: 0 E: 0 K: 0 S: 4	H: 1 LOB: 1 BB: 0 P: 4	R: 0 E: 0 K: 2 S: 7	H: 0 LOB: 2 BB: 2 P: 15	1B: 1 2B: 1 3B: 0 HR: 1	SF: 0 SAC: 0 DP: 0 HBP: 0	WP: 0 PB: 0 SB: 1 CS: 0	PA: 34
PITCHER	IP WLS BF H R ER SO BB IBB HBP BLK WP HR S P ERA WHIP																			
Atlee Hammaker, L ERA: 3.18 (1, 1)	6.0 W 20 2 1 1 2 0 0 0 0 0 1 24 24 1.50 0.333																			
Don Robinson, R ERA: 3.45 (7, 1)	3.0 S 14 1 0 0 2 4 0 0 0 0 0 0 14 30 0.00 1.667																			

AB	30
R	1
H	3
RBI	1
BB	4
SO	4
LOB	13



Batter	1	2	3	4	5	6	7	8	9	AB	R	H	RBI	BB	SO	LOB	BOTTOM			
Mike Aldrete, L OBP: 0.378, SLG: 0.436 (1, 8)										4	0	2	1	0	0	0	Houston Astros @ San Francisco Giants Candlestick Park, San Francisco, CA Wed Aug 12 1987, 6:33 AM EDT Att: 23,331 - Unknown			
Eddie Milner, L OBP: 0.286, SLG: 0.320 (7, PR)										3	1	1	0	1	0	0				
Kevin Mitchell, R OBP: 0.339, SLG: 0.460 (1, 5)										4	1	2	1	0	0	0				
Jeffrey Leonard, R OBP: 0.325, SLG: 0.491 (1, 7)										4	1	2	1	0	0	0				
Candy Maldonado, R OBP: 0.376, SLG: 0.571 (1, 9)										3	1	1	2	0	0	3				
Will Clark, L OBP: 0.365, SLG: 0.584 (1, 3)										2	1	1	0	2	0	0				
Bob Brenly, R OBP: 0.357, SLG: 0.502 (1, 2)										4	1	2	4	0	1	1				
Robby Thompson, R OBP: 0.309, SLG: 0.397 (1, 4)										4	0	1	0	0	1	4				
Jose Uribe, S OBP: 0.317, SLG: 0.357 (1, 6)										4	1	2	0	0	0	1				
Atlee Hammaker, S OBP: 0.136, SLG: 0.116 (7, 1)										2	0	0	0	0	2	1				
Don Robinson, R OBP: 0.182, SLG: 0.100 (7, 1)										2	1	0	0	0	0	1				
Inning Stats	R: 0 E: 0 K: 0 S: 3	H: 0 LOB: 0 BB: 0 P: 3	R: 1 E: 0 K: 1 S: 6	H: 2 LOB: 0 BB: 0 P: 6	R: 1 E: 0 K: 1 S: 8	H: 4 LOB: 2 BB: 0 P: 8	R: 0 E: 0 K: 0 S: 4	H: 1 LOB: 1 BB: 0 P: 4	R: 0 E: 0 K: 1 S: 5	H: 0 LOB: 0 BB: 0 P: 5	R: 0 E: 0 K: 0 S: 4	H: 1 LOB: 2 BB: 1 P: 8	R: 6 E: 0 K: 1 S: 9	H: 4 LOB: 1 BB: 2 P: 17	R: 0 E: 0 K: 0 S: 3	H: 0 LOB: 0 BB: 0 P: 3	1B: 9 2B: 2 3B: 0 HR: 2	SF: 1 SAC: 0 DP: 2 HBP: 0	WP: 0 PB: 0 SB: 1 CS: 0	PA: 37
PITCHER	IP WLS BF H R ER SO BB IBB HBP BLK WP HR S P ERA WHIP																			
Mike Scott, R ERA: 2.99 (1, 1)	6.2 L 33 12 8 8 3 3 0 0 0 0 0 0 2 36 48 10.80 2.250																			
Rocky Childress, R ERA: 2.03 (7, 1)	0.1 1 0 0 0 1 0 0 0 0 0 0 0 3 3 0.00 0.000																			
Juan Agosto, L ERA: 6.0 (8, 1)	1.0 3 0 0 0 0 0 0 0 0 0 0 0 3 3 0.00 0.000																			

AB	33
R	8
H	12
RBI	8
BB	3
SO	4
LOB	11



Batter	1	2	3	4	5	6	7	8	9	10	11	AB	R	H	RBI	BB	SO	LOB	TOP		
Gerald Young, S OBP: 0.308, SLG: 0.294 (1, 8)	F9		3-1			HR		G3		F4		5	1	1	0	0	0	1			
Billy Hatcher, R OBP: 0.307, SLG: 0.420 (1, 9)	F8			1B		HR		K2-3		6-3		5	2	2	2	0	1	0			
Bill Doran, S OBP: 0.349, SLG: 0.404 (1, 4)	6-3			2B		G3		4-3		P3		5	0	1	1	0	0	0			
Alan Ashby, S OBP: 0.402, SLG: 0.463 (1, 2)												4	0	1	0	1	2	1			
Jose Cruz, L OBP: 0.307, SLG: 0.411 (1, 7)												4	1	0	0	1	1	2			
Glenn Davis, R OBP: 0.315, SLG: 0.473 (1, 3)												4	1	1	1	1	0	2			
Ken Caminiti, S OBP: 0.290, SLG: 0.417 (9, PH)												2	0	0	0	1	2	0			
Denny Walling, L OBP: 0.359, SLG: 0.435 (9, PH)												0	0	0	0	0	0	0			
Davey Lopes, R OBP: 0.395, SLG: 0.367 (9, 6)												1	0	1	1	0	0	0			
Buddy Biancalana, S OBP: 0.197, SLG: 0.234 (9, 6)												1	0	0	0	0	0	1			
Craig Reynolds, L OBP: 0.315, SLG: 0.371 (9, 5)												4	1	1	1	0	1	3			
Nolan Ryan, R OBP: 0.122 (7, 1)												2	0	0	0	0	0	0			
Juan Agosto, L (7, 1)												0	0	0	0	0	0	0			
Larry Andersen, R (7, 1)												0	0	0	0	0	0	0			
Kevin Bass, S OBP: 0.333, SLG: 0.441 (9, PH)												1	0	0	0	0	1	2			
Rocky Childress, R (9, 1)												0	0	0	0	0	0	0			
Inning Stats	R: 0 E: 0 K: 0 S: 3	H: 0 LOB: 0 BB: 0 P: 3	R: 0 E: 0 K: 0 S: 2	H: 0 LOB: 1 BB: 1 P: 6	R: 0 E: 0 K: 0 S: 3	H: 0 LOB: 1 BB: 1 P: 7	R: 1 E: 0 K: 0 S: 4	H: 2 LOB: 0 BB: 0 P: 4	R: 1 E: 0 K: 1 S: 6	H: 1 LOB: 0 BB: 0 P: 6	R: 0 E: 0 K: 1 S: 5	H: 0 LOB: 0 BB: 0 P: 5	R: 1 E: 0 K: 3 S: 10	H: 1 LOB: 2 BB: 2 P: 18	R: 0 E: 0 K: 0 S: 3	H: 1 LOB: 1 BB: 0 P: 4	1B: 4 2B: 1 3B: 0 HR: 3	SF: 0 SAC: 1 DP: 2 HBP: 0	WP: 1 PB: 0 SB: 0 CS: 0	PA: 43	
PITCHER	IP: 6.0 WLS: 24 BF: 24 H: 6 R: 5 ER: 5 SO: 3 BB: 2 IBB: 0 HBP: 0 BLK: 0 WP: 0 HR: 3 S: 28 P: 36 ERA: 7.50 WHIP: 1.333	IP: 1.0 WLS: 3 BF: 0 H: 0 R: 0 ER: 0 SO: 1 BB: 0 IBB: 0 HBP: 0 BLK: 0 WP: 0 HR: 0 S: 5 P: 5 ERA: 0.00 WHIP: 0.000	IP: 1.1 WLS: 6 BF: 0 H: 0 R: 1 ER: 1 SO: 2 BB: 2 IBB: 0 HBP: 0 BLK: 0 WP: 1 HR: 0 S: 16 P: 16 ERA: 6.75 WHIP: 1.500	IP: 2.2 WLS: 10 BF: 2 H: 2 R: 0 ER: 0 SO: 2 BB: 0 IBB: 0 HBP: 0 BLK: 0 WP: 0 HR: 0 S: 14 P: 14 ERA: 0.00 WHIP: 0.750	PITCHER																IP: 6.0 WLS: 24 BF: 24 H: 6 R: 5 ER: 5 SO: 3 BB: 2 IBB: 0 HBP: 0 BLK: 0 WP: 0 HR: 3 S: 28 P: 36 ERA: 7.50 WHIP: 1.333

Houston Astros @ San Francisco Giants
Candlestick Park, San Francisco, CA
Thu Aug 13 1987, 6:33 AM EDT
Att: 20,122 - Unknown

AB 38
R 6
H 8
RBI 6
BB 4
SO 8
LOB 12



Batter	1	2	3	4	5	6	7	8	9	10	11	AB	R	H	RBI	BB	SO	LOB	BOTTOM			
Mike Aldrete, L OBP: 0.373, SLG: 0.430 (7, PH)	4-3	F4										3	0	0	0	0	1	2				
Joel Youngblood, R OBP: 0.296, SLG: 0.392 (8, 1)												1	1	0	0	0	0	1				
Scott Garretts, R OBP: 0.125, SLG: 0.125 (9, 1)												0	0	0	0	0	0	0				
Craig Lefferts, L OBP: 0.286, SLG: 0.429 (11, PH)												1	0	0	0	1	0	1				
Eddie Milner, L OBP: 0.284, SLG: 0.317 (1, 5)	F9											6	1	4	4	0	0	0				
Kevin Mitchell, R OBP: 0.344, SLG: 0.473 (1, 7)												5	0	2	0	0	1	3				
Jeffrey Leonard, R OBP: 0.325, SLG: 0.490 (1, 9)												5	0	0	0	0	2	3				
Candy Maldonado, R OBP: 0.370, SLG: 0.561 (1, 3)	F5											3	1	0	0	2	2	0				
Will Clark, L OBP: 0.366, SLG: 0.579 (1, 2)												5	1	1	1	0	3	2				
Bob Brenly, R OBP: 0.354, SLG: 0.496 (1, 4)												4	0	0	0	1	0	1				
Chris Speier, R OBP: 0.324, SLG: 0.379 (8, 6)												2	1	1	1	0	0	0				
Jose Uribe, S OBP: 0.319, SLG: 0.365 (7, PH)												1	0	0	0	0	1	1				
Harry Spilman, L OBP: 0.366, SLG: 0.444 (8, 4)												2	1	1	0	0	0	0				
Robby Thompson, R OBP: 0.310, SLG: 0.401 (1, 1)												2	0	0	0	0	1	1				
Mike Krukow, R OBP: 0.186, SLG: 0.214 (7, 1)												0	0	0	0	0	0	0				
Jeff Robinson, R OBP: 0.118, SLG: 0.118 (7, PH)												2	1	0	0	1	1	1				
Chili Davis, S OBP: 0.329, SLG: 0.429 (8, 8)												2	1	0	0	1	0	1				
Inning Stats	R: 0 E: 0 K: 0 S: 4	H: 1 LOB: 1 BB: 0 P: 4	R: 3 E: 0 K: 2 S: 11	H: 3 LOB: 2 BB: 1 P: 15	R: 0 E: 0 K: 3 S: 9	H: 0 LOB: 0 BB: 0 P: 9	R: 0 E: 0 K: 0 S: 3	H: 0 LOB: 0 BB: 0 P: 3	R: 0 E: 0 K: 1 S: 5	H: 0 LOB: 0 BB: 0 P: 5	R: 3 E: 1 K: 1 S: 8	H: 2 LOB: 1 BB: 1 P: 12	R: 0 E: 0 K: 1 S: 5	H: 0 LOB: 0 BB: 0 P: 5	R: 0 E: 0 K: 0 S: 4	H: 1 LOB: 2 BB: 1 P: 8	R: 1 E: 1 K: 1 S: 6	H: 2 LOB: 2 BB: 1 P: 10	1B: 6 2B: 2 3B: 0 HR: 1	SF: 0 SAC: 0 DP: 0 HBP: 0	WP: 1 PB: 0 SB: 0 CS: 0	PA: 47
PITCHER	IP: 6.1 WLS: 26 BF: 26 H: 4 R: 4 ER: 4 SO: 10 BB: 2 IBB: 0 HBP: 0 BLK: 0 WP: 1 HR: 0 S: 44 P: 52 ERA: 5.68 WHIP: 0.947	IP: 0.1 WLS: 2 BF: 0 H: 0 R: 0 ER: 0 SO: 2 BB: 0 IBB: 0 HBP: 0 BLK: 0 WP: 0 HR: 2 S: 2 P: 2 ERA: 0.00 WHIP: 0.000	IP: 1.1 WLS: 6 BF: 2 H: 2 R: 0 ER: 0 SO: 1 BB: 0 IBB: 0 HBP: 0 BLK: 0 WP: 1 HR: 0 S: 8 P: 8 ERA: 0.00 WHIP: 1.500	IP: 2.2 WLS: 13 BF: 3 H: 1 R: 0 ER: 0 SO: 2 BB: 0 IBB: 2 HBP: 0 BLK: 0 WP: 0 HR: 15 S: 23 P: 23 ERA: 0.00 WHIP: 1.125	PITCHER																IP: 6.1 WLS: 26 BF: 26 H: 4 R: 4 ER: 4 SO: 10 BB: 2 IBB: 0 HBP: 0 BLK: 0 WP: 1 HR: 0 S: 44 P: 52 ERA: 5.68 WHIP: 0.947	

Houston Astros @ San Francisco Giants
Candlestick Park, San Francisco, CA
Thu Aug 13 1987, 6:33 AM EDT
Att: 20,122 - Unknown

AB 43
R 7
H 9
RBI 6
BB 4
SO 13
LOB 17



Batter	1	2	3	4	5	6	7	8	9	AB R H RBI BB SO LOB	TOP									
Albert Hall, S OBP: 0.354, SLG: 0.384	0-0 2B		0-0 5-3		0-0 F8		0-0 5-3		0-3 K	5 1 1 0 0 1 1	Atlanta Braves @ Houston Astros Astrodome, Houston, TX Fri Aug 14 1987, 8:05 PM EDT Att: 33,028 - Unknown									
Paul Runge, R OBP: 0.250, SLG: 0.526	0-0 5-3		0-0 5-3		0-0 1B		0-0 HR		0-3 K	5 1 2 2 0 1 1										
Gerald Perry, L OBP: 0.329, SLG: 0.406	0-3 K			0-0 F7	0-0 4-3		0-0 F7			4 0 0 0 0 1 2										
Dale Murphy, R OBP: 0.419, SLG: 0.581	0-0 2B			0-0 1B		0-0 F6		0-0 3B	2B	4 1 3 1 0 0 0										
Gary Roenicke, R OBP: 0.336, SLG: 0.485	0-0 F7			0-0 F9		0-0 5-3		0-3 K	2B	4 0 0 0 0 1 3										
Ozzie Virgil, R OBP: 0.327, SLG: 0.498		0-0 5-3		0-0 FC6-4		0-0 WP		0-0 3B	2H	3 0 2 0 0 0 0										
Joe Boever, R				1-2 1B		0-0 1B		0-0 3B		0 0 0 0 0 0 0										
Jeff Blauser, R OBP: 0.154		0-0 5-3		0-0 FC6-4		0-0 WP		0-0 F5		3 0 1 0 0 0 2										
Graig Nettles, L OBP: 0.301, SLG: 0.349				1-2 1B		1-2 1B		0-0 L7		1 0 0 0 0 0 1										
Glenn Hubbard, R OBP: 0.400, SLG: 0.413		0-0 F8			0-0 SH2-4	0-0 K	0-3 K	0-0 L7		4 1 1 0 0 1 3										
Charlie Puleo, R OBP: 0.217, SLG: 0.318			0-0 F9		0-0 SH2-4		0-0 6-3		0-0 G3	1 0 0 0 0 0 0										
Ed Ollivins, R					1-2 1B					0 0 0 0 0 0 0										
Jim Acker, R OBP: 0.275, SLG: 0.275										0 0 0 0 0 0 0										
Bruce Benedict, R OBP: 0.251, SLG: 0.198										1 0 0 0 0 0 0										
Dion James, L OBP: 0.462, SLG: 0.462										1 0 1 1 0 0 0										
Ken Oberkell, L OBP: 0.347, SLG: 0.378										1 0 0 0 0 0 0										
Inning Stats	R: 1 E: 0 K: 1 S: 7	H: 2 LOB: 1 BB: 7	R: 0 E: 0 K: 0 S: 3	H: 0 LOB: 0 BB: 3	R: 0 E: 0 K: 0 S: 3	H: 0 LOB: 0 BB: 3	R: 0 E: 0 K: 0 S: 5	H: 2 LOB: 2 BB: 0	R: 1 E: 0 K: 1 S: 7	H: 2 LOB: 1 BB: 0	R: 0 E: 0 K: 1 S: 7	H: 2 LOB: 2 BB: 7	R: 1 E: 0 K: 1 S: 7	H: 2 LOB: 1 BB: 7	R: 0 E: 0 K: 2 S: 7	H: 0 LOB: 0 BB: 7	1B: 6 2B: 3 3B: 1 HR: 1	SF: 0 SAC: 1 DP: 0 HBP: 0	WP: 1 PB: 0 SB: 0 CS: 0	PA: 38
PITCHER	IP WLS BF H R ER SO BB IBB HBP BLK WP HR S P ERA WHIP																			
Bob Knepper, L ERA: 5.86	(1, 1) 7.1 W 33 11 4 4 3 0 0 0 0 0 1 1 39 39 4.91 1.500																			
Jeff Heathcock, R ERA: 3.94	(8, 1) 0.2 2 0 0 0 0 0 0 0 0 0 0 0 2 2 0.00 0.000																			
Dave Smith, R ERA: 1.15	(9, 1) 1.0 3 0 0 0 2 0 0 0 0 0 0 0 7 7 0.00 0.000																			

Batter	1	2	3	4	5	6	7	8	9	AB R H RBI BB SO LOB	BOTTOM									
Gerald Young, S OBP: 0.320, SLG: 0.301	0-0 E3	0-0 3-1		0-0 1B		0-0 G6-4-3		4-0 1B		4 2 2 0 1 0 0	Atlanta Braves @ Houston Astros Astrodome, Houston, TX Fri Aug 14 1987, 8:05 PM EDT Att: 33,028 - Unknown									
Billy Hatcher, R OBP: 0.359, SLG: 0.420	4-0 2B	0-3 K		0-0 G5-3		0-0 G6-4-3		0-0 1B	BB	4 1 2 0 1 1 2										
Bill Doran, S OBP: 0.351, SLG: 0.407	0-0 HR	0-0 F8		0-0 FC5	4-0 FC5	0-0 G6-4-3		0-0 S	1B	4 1 2 3 1 0 2										
Alan Ashby, S OBP: 0.405, SLG: 0.473	0-0 HR		0-0 1B	0-0 1B	4-0 E	0-0 K		0-3 K		4 2 2 2 1 2 3										
Kevin Bass, S OBP: 0.335, SLG: 0.440	0-0 1B		0-3 K		0-0 F7		4-0 S	4-0 BB	BB	3 1 1 0 2 1 3										
Glenn Davis, R OBP: 0.313, SLG: 0.470	0-0 F8		0-3 K		0-0 FC5		0-0 F8	0-0 F2	BB	3 0 0 0 0 1 4										
Ken Caminiti, S OBP: 0.284, SLG: 0.408					1-3 2-3		0-0 F8	0-0 F2		2 0 0 0 0 0 4										
Denny Walling, L OBP: 0.359, SLG: 0.434	0-0 1B		0-0 4-3		0-0 1B		0-3 K	0-3 K		5 0 2 1 0 2 5										
Craig Reynolds, L OBP: 0.317, SLG: 0.369	0-0 SF9			4-0 FC2-8	4-0 K		4-0 IBB			1 0 0 1 2 1 2										
Bob Knepper, L OBP: 0.147, SLG: 0.212	0-3 K			0-0 FC2-6		0-0 1B		0-0 L6		4 1 1 0 0 1 4										
Jeff Heathcock, R				1-2 1B		0-0 G6-4-3				0 0 0 0 0 0 0										
Dave Smith, R OBP: 0.667, SLG: 0.500										0 0 0 0 0 0 0										
Inning Stats	R: 5 E: 1 K: 1 S: 10	H: 4 LOB: 1 BB: 1	R: 0 E: 0 K: 1 S: 5	H: 0 LOB: 0 BB: 0	R: 0 E: 0 K: 2 S: 8	H: 1 LOB: 1 BB: 0	R: 0 E: 0 K: 0 S: 3	H: 1 LOB: 1 BB: 1	R: 1 E: 1 K: 1 S: 6	H: 3 LOB: 1 BB: 0	R: 0 E: 0 K: 1 S: 5	H: 0 LOB: 2 BB: 2	R: 1 E: 0 K: 2 S: 9	H: 2 LOB: 3 BB: 2	R: 1 E: 0 K: 2 S: 9	H: 2 LOB: 3 BB: 2	1B: 10 2B: 1 3B: 0 HR: 1	SF: 1 SAC: 0 DP: 2 HBP: 0	WP: 0 PB: 0 SB: 5 CS: 0	PA: 43
PITCHER	IP WLS BF H R ER SO BB IBB HBP BLK WP HR S P ERA WHIP																			
Charlie Puleo, R ERA: 4.37	(1, 1) 4.2 L 25 7 6 4 4 4 0 0 0 0 0 0 5 5 7.71 2.357																			
Ed Ollivins, L ERA: 5.02	(5, 1) 0.1 3 2 1 1 1 0 0 0 0 0 0 5 5 27.00 6.000																			
Jim Acker, R ERA: 5.06	(6, 1) 2.0 8 1 0 0 2 1 1 0 0 0 0 10 18 0.00 1.000																			
Joe Boever, R ERA: 7.36	(8, 1) 1.0 7 2 1 1 2 2 0 0 0 0 0 9 17 9.00 4.000																			

Batter	1	2	3	4	5	6	7	8	9	AB	R	H	RBI	BB	SO	LOB	TOP					
Dion James, L (1, 8) OBP: 0.401, SLG: 0.465										4	0	1	0	0	1	2						
Ken Oberkfell, L (1, 5) OBP: 0.350, SLG: 0.382										4	0	3	0	0	0	0						
Gerald Perry, L (1, 3) OBP: 0.326, SLG: 0.402										4	0	0	0	0	1	5						
Dale Murphy, R (1, 9) OBP: 0.419, SLG: 0.580										4	0	2	0	0	0	1						
Ken Griffey, L (1, 7) OBP: 0.353, SLG: 0.449										4	0	0	0	0	0	4						
Ozzie Virgil, R (1, 2) OBP: 0.326, SLG: 0.494										3	0	0	0	1	0	0						
Jeff Blausler, R (1, 6) OBP: 0.276, SLG: 0.133										2	0	0	0	2	0	2						
Glenn Hubbard, R (1, 4) OBP: 0.399, SLG: 0.411										4	0	1	0	0	1	2						
Rick Mahler, R (1, 1) OBP: 0.217, SLG: 0.259										1	0	0	0	0	0	0						
Jim Acker, R (3, 1) OBP: 0.333, SLG: 0.273										0	0	0	0	1	0	0						
Albert Hall, S (7, PH) OBP: 0.352, SLG: 0.382										1	0	0	0	0	0	1						
Joe Boever, R (7, 1) OBP: 0.352, SLG: 0.382										0	0	0	0	0	0	0						
Graig Nettles, L (9, PH) OBP: 0.299, SLG: 0.347										1	0	0	0	0	0	1						
Inning Stats	R: 0 E: 0 K: 0 S: 5	H: 3 LOB: 2 BB: 0 P: 5	R: 0 E: 0 K: 0 S: 2	H: 0 LOB: 0 BB: 1 P: 6	R: 0 E: 0 K: 1 S: 5	H: 0 LOB: 0 BB: 0 P: 5	R: 0 E: 0 K: 0 S: 4	H: 1 LOB: 2 BB: 1 P: 8	R: 0 E: 0 K: 0 S: 4	H: 1 LOB: 2 BB: 1 P: 8	R: 0 E: 0 K: 0 S: 3	H: 0 LOB: 0 BB: 0 P: 3	R: 0 E: 0 K: 1 S: 5	H: 0 LOB: 1 BB: 1 P: 9	R: 0 E: 0 K: 1 S: 6	H: 1 LOB: 1 BB: 0 P: 6	R: 0 E: 0 K: 0 S: 4	H: 1 LOB: 1 BB: 0 P: 4	1B: 7 2B: 1 3B: 0 HR: 0	SF: 0 SAC: 0 DP: 2 HBP: 0	WP: 0 PB: 0 SB: 2 CS: 0	PA: 36
PITCHER Danny Darwin, R (1, 1) ERA: 3.48	IP: 9.0 WLS: W BF: 36 H: 7 R: 0 ER: 0 SO: 3 BB: 4 IBB: 0 HBP: 0 BLK: 0 WP: 0 HR: 0 S: 38 P: 54 ERA: 0.00 WHIP: 1.222											PITCHER	IP: 9.0 WLS: W BF: 36 H: 7 R: 0 ER: 0 SO: 3 BB: 4 IBB: 0 HBP: 0 BLK: 0 WP: 0 HR: 0 S: 38 P: 54 ERA: 0.00 WHIP: 1.222									

Atlanta Braves @ Houston Astros
Astrodome, Houston, TX
Sat Aug 15 1987, 8:05 PM EDT
Att: 34,924 - Unknown

AB 32
R 0
H 7
RBI 0
BB 4
SO 3
LOB 18



Batter	1	2	3	4	5	6	7	8	9	AB	R	H	RBI	BB	SO	LOB	BOTTOM			
Gerald Young, S (1, 8) OBP: 0.323, SLG: 0.299										4	1	1	1	1	1	5				
Billy Hatcher, R (1, 7) OBP: 0.383, SLG: 0.423										4	3	3	0	0	0	0				
Terry Puhl, L (7, PH) OBP: 0.258, SLG: 0.244										1	0	0	0	0	1	3				
Bill Doran, S (1, 4) OBP: 0.352, SLG: 0.409										4	1	2	1	0	0	3				
Dale Berra, R (8, 4)										0	0	0	0	1	0	0				
Alan Ashby, S (1, 2) OBP: 0.399, SLG: 0.467										4	0	0	1	0	1	5				
Kevin Bass, S (1, 9) OBP: 0.338, SLG: 0.440										3	2	1	2	2	1	1				
Glenn Davis, R (1, 3) OBP: 0.316, SLG: 0.477										4	1	2	3	1	0	1				
Denny Walling, L (1, 5) OBP: 0.357, SLG: 0.427										4	0	0	0	1	0	4				
Craig Reynolds, L (1, 6) OBP: 0.323, SLG: 0.373										3	0	2	0	1	0	0				
Danny Darwin, R (1, 1) OBP: 0.207, SLG: 0.232										4	0	2	0	0	2	5				
Inning Stats	R: 2 E: 0 K: 1 S: 7	H: 2 LOB: 1 BB: 1 P: 11	R: 0 E: 0 K: 0 S: 4	H: 1 LOB: 1 BB: 0 P: 4	R: 4 E: 0 K: 0 S: 8	H: 5 LOB: 2 BB: 1 P: 12	R: 1 E: 0 K: 1 S: 6	H: 1 LOB: 0 BB: 0 P: 6	R: 0 E: 0 K: 2 S: 8	H: 1 LOB: 2 BB: 1 P: 12	R: 0 E: 0 K: 0 S: 3	H: 1 LOB: 0 BB: 0 P: 3	R: 1 E: 0 K: 2 S: 9	H: 2 LOB: 3 BB: 2 P: 17	R: 0 E: 0 K: 0 S: 3	H: 0 LOB: 2 BB: 2 P: 11	1B: 11 2B: 1 3B: 0 HR: 1	SF: 1 SAC: 0 DP: 1 HBP: 0	WP: 0 PB: 0 SB: 1 CS: 0	PA: 43
PITCHER Rick Mahler, R (1, 1) ERA: 5.11	IP: 2.2 WLS: L BF: 17 H: 7 R: 6 ER: 6 SO: 1 BB: 2 IBB: 0 HBP: 0 BLK: 0 WP: 0 HR: 1 S: 17 P: 25 ERA: 20.25 WHIP: 3.375											PITCHER	IP: 2.2 WLS: L BF: 17 H: 7 R: 6 ER: 6 SO: 1 BB: 2 IBB: 0 HBP: 0 BLK: 0 WP: 0 HR: 1 S: 17 P: 25 ERA: 20.25 WHIP: 3.375							
Jim Acker, R (3, 1) ERA: 4.97	3.1 14 4 1 1 3 1 0 0 0 0 0 19 23 2.70 1.500																			
Joe Boever, R (7, 1) ERA: 6.75	2.0 12 2 1 1 2 4 0 0 0 0 0 12 28 4.50 3.000																			

Atlanta Braves @ Houston Astros
Astrodome, Houston, TX
Sat Aug 15 1987, 8:05 PM EDT
Att: 34,924 - Unknown

AB 35
R 8
H 13
RBI 8
BB 7
SO 6
LOB 27



Batter	1	2	3	4	5	6	7	8	9	AB	R	H	RBI	BB	SO	LOB	TOP																										
Albert Hall, S OBP: 0.353, SLG: 0.382										5	0	2	0	0	1	0	Atlanta Braves @ Houston Astros Astrodome, Houston, TX Sun Aug 16 1987, 4:33 AM EDT Att: 32,923 - Unknown																										
Gerald Perry, L OBP: 0.325, SLG: 0.404										3	0	1	0	1	0	2																											
Gary Roenicke, R OBP: 0.333, SLG: 0.472 Jeff Dedmon, L OBP: 0.267, SLG: 0.286 Gene Garber, R (8, 1)										3	0	0	0	1	0	3																											
Dale Murphy, R OBP: 0.420, SLG: 0.581										3	1	1	0	1	1	2																											
Ted Simmons, S OBP: 0.310, SLG: 0.364										4	0	0	0	0	2	3																											
Ken Oberkfell, L OBP: 0.350, SLG: 0.381										4	0	1	1	0	0	0																											
Jeff Blauser, R OBP: 0.318, SLG: 0.368										4	1	2	1	0	1	0																											
Glenn Hubbard, R OBP: 0.398, SLG: 0.409										4	0	1	0	0	0	2																											
Zane Smith, L OBP: 0.217, SLG: 0.228 Paul Runge, R OBP: 0.250, SLG: 0.526 Dion James, L OBP: 0.400, SLG: 0.462										2	0	0	0	0	0	0																											
Inning Stats	R: 0 E: 0 K: 1 S: 6	H: 1 LOB: 2 BB: 1 P: 10	R: 0 E: 0 K: 0 S: 3	H: 0 LOB: 0 BB: 0 P: 3	R: 0 E: 0 K: 0 S: 3	H: 0 LOB: 1 BB: 1 P: 7	R: 2 E: 0 K: 1 S: 7	H: 2 LOB: 0 BB: 0 P: 7	R: 0 E: 0 K: 0 S: 4	H: 1 LOB: 2 BB: 0 P: 4	R: 0 E: 0 K: 0 S: 5	H: 2 LOB: 2 BB: 0 P: 5	R: 0 E: 0 K: 2 S: 8	H: 1 LOB: 2 BB: 1 P: 12	R: 0 E: 0 K: 1 S: 5	H: 0 LOB: 0 BB: 0 P: 5		R: 0 E: 0 K: 0 S: 3	H: 1 LOB: 0 BB: 0 P: 3	1B: 5 2B: 2 3B: 0 HR: 1	SF: 0 SAC: 0 DP: 1 HBP: 0	WP: 1 PB: 0 SB: 2 CS: 0	PA: 37																				
PITCHER	IP	WLS	BF	H	R	ER	SO	BB	IBB	HBP	BLK	WP	HR	S	P	ERA	WHIP	PITCHER								IP	WLS	BF	H	R	ER	SO	BB	IBB	HBP	BLK	WP	HR	S	P	ERA	WHIP	
Jim Deshaies, L ERA: 3.84	(1, 1)	6.0	W	26	6	2	2	2	1	1	0	1	1	1	28	36	3.00	1.167																									
Larry Andersen, R ERA: 2.53	(7, 1)	2.0		8	1	0	0	3	1	0	0	0	0	0	13	17	0.00	1.000																									
Juan Agosto, L ERA: 4.91	(9, 1)	1.0		3	1	0	0	0	0	0	0	0	0	0	3	3	0.00	1.000																									

AB	34
R	2
H	8
RBI	2
BB	3
SO	5
LOB	13



Batter	1	2	3	4	5	6	7	8	9	AB	R	H	RBI	BB	SO	LOB	BOTTOM																												
Gerald Young, S OBP: 0.336, SLG: 0.303										2	1	1	0	1	1	0	Atlanta Braves @ Houston Astros Astrodome, Houston, TX Sun Aug 16 1987, 4:33 AM EDT Att: 32,923 - Unknown																												
Billy Hatcher, R OBP: 0.385, SLG: 0.428										3	0	2	4	0	1	0																													
Bill Doran, S OBP: 0.350, SLG: 0.407										3	0	0	1	0	0	3																													
Glenn Davis, R OBP: 0.316, SLG: 0.474										3	0	0	0	1	0	3																													
Kevin Bass, S OBP: 0.342, SLG: 0.442										4	1	3	0	0	0	2																													
Ken Caminiti, S OBP: 0.283, SLG: 0.402										4	0	1	1	0	0	3																													
Dale Berra, R Alan Ashby, S OBP: 0.398, SLG: 0.465										2	1	0	0	1	1	1																													
Robbie Wine, R OBP: 0.118, SLG: 0.176 Terry Puhl, L OBP: 0.258, SLG: 0.244 Craig Reynolds, L OBP: 0.325, SLG: 0.375										3	0	1	0	0	1	2																													
Jim Deshaies, L OBP: 0.196, SLG: 0.075 Larry Andersen, R Jose Cruz, L OBP: 0.307, SLG: 0.410 Juan Agosto, L (9, 1)										2	1	0	0	0	1	2																													
Inning Stats	R: 0 E: 0 K: 0 S: 3	H: 0 LOB: 1 BB: 0 P: 4	R: 3 E: 0 K: 1 S: 8	H: 3 LOB: 2 BB: 2 P: 16	R: 0 E: 0 K: 0 S: 3	H: 1 LOB: 0 BB: 0 P: 3	R: 0 E: 0 K: 2 S: 7	H: 0 LOB: 0 BB: 0 P: 7	R: 0 E: 0 K: 0 S: 3	H: 1 LOB: 1 BB: 1 P: 7	R: 3 E: 0 K: 0 S: 6	H: 3 LOB: 2 BB: 1 P: 10	R: 0 E: 0 K: 0 S: 4	H: 1 LOB: 1 BB: 0 P: 4	R: 0 E: 0 K: 0 S: 3	H: 0 LOB: 0 BB: 0 P: 4		1B: 8 2B: 1 3B: 0 HR: 0	SF: 1 SAC: 1 DP: 2 HBP: 1	WP: 1 PB: 1 SB: 1 CS: 0	PA: 36																								
PITCHER	IP	WLS	BF	H	R	ER	SO	BB	IBB	HBP	BLK	WP	HR	S	P	ERA	WHIP	PITCHER								IP	WLS	BF	H	R	ER	SO	BB	IBB	HBP	BLK	WP	HR	S	P	ERA	WHIP			
Zane Smith, L ERA: 4.09	(1, 1)	6.0	L	25	5	3	3	5	3	0	1	1	1	1	44	4.50	1.333																												
Jeff Dedmon, R ERA: 2.97	(7, 1)	1.0		7	3	3	3	0	1	0	0	0	0	0	6	10	27.00	4.000																											
Gene Garber, R ERA: 3.8	(8, 1)	1.0		4	1	0	0	0	0	0	0	0	0	0	4	4	0.00	1.000																											



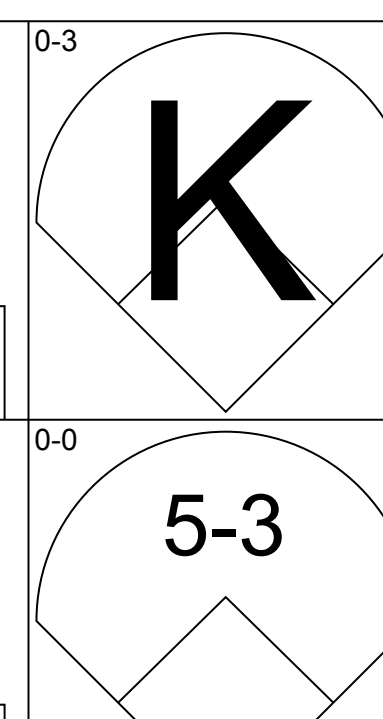
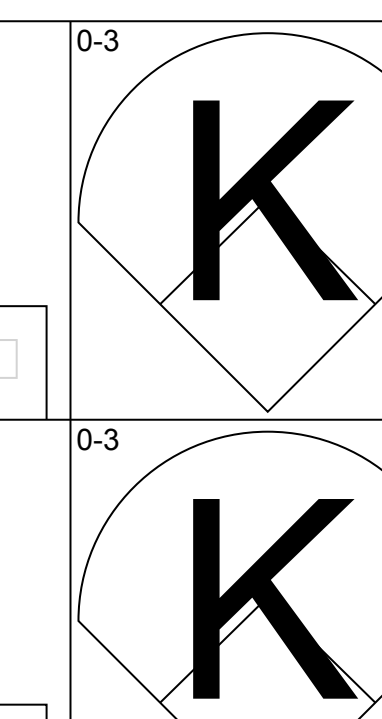
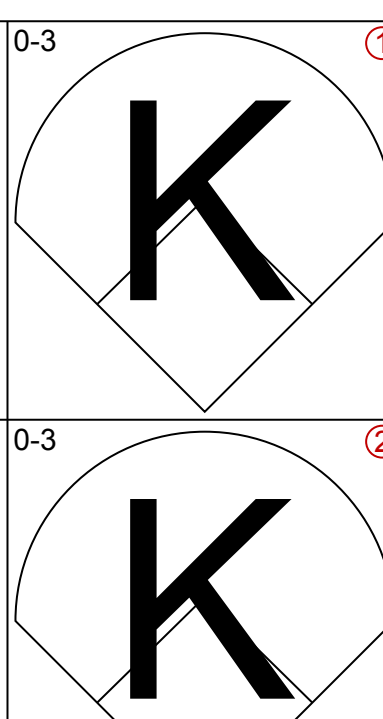
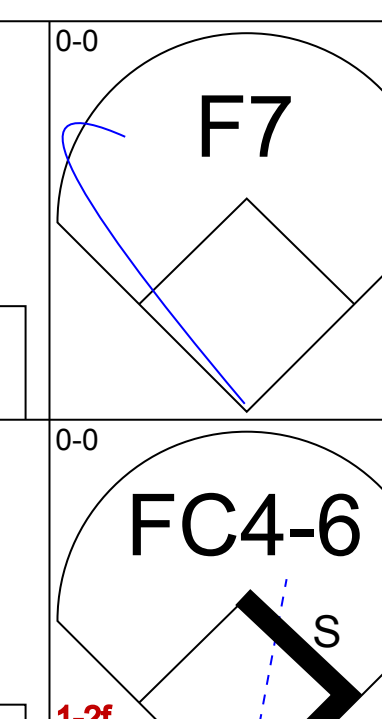
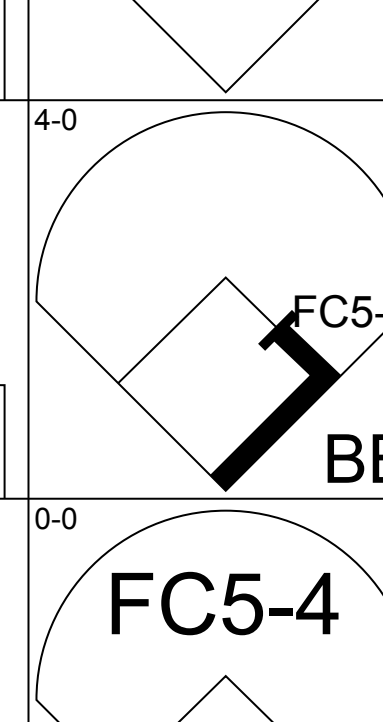

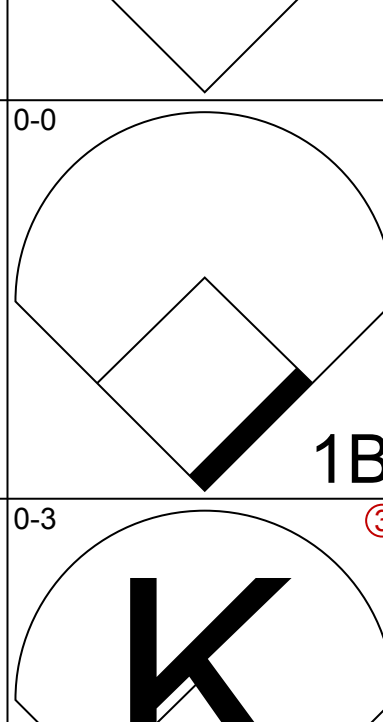
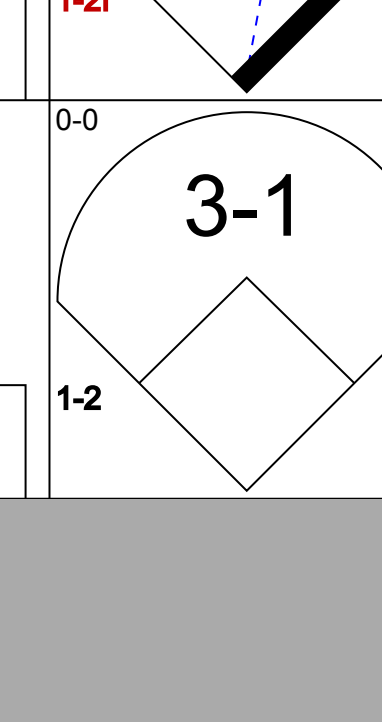

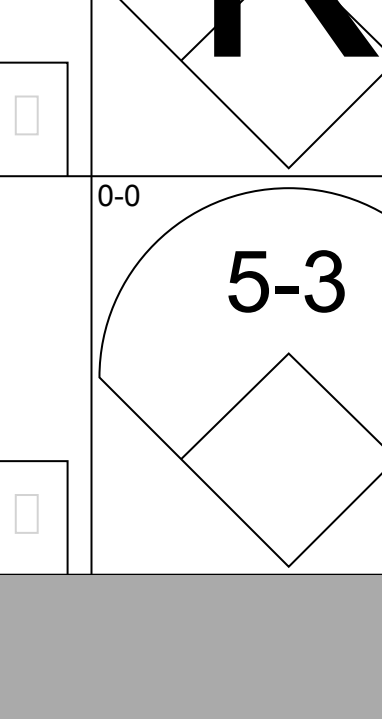





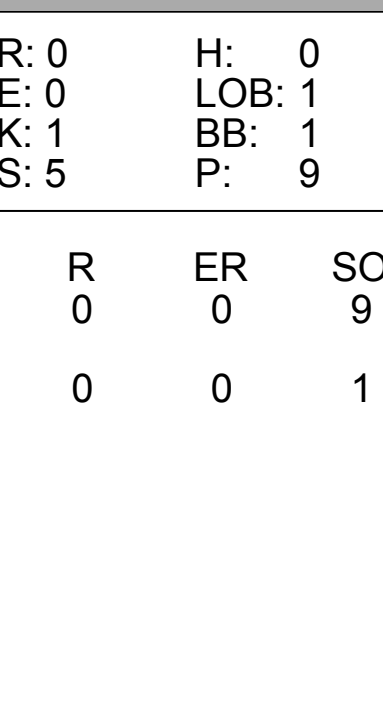
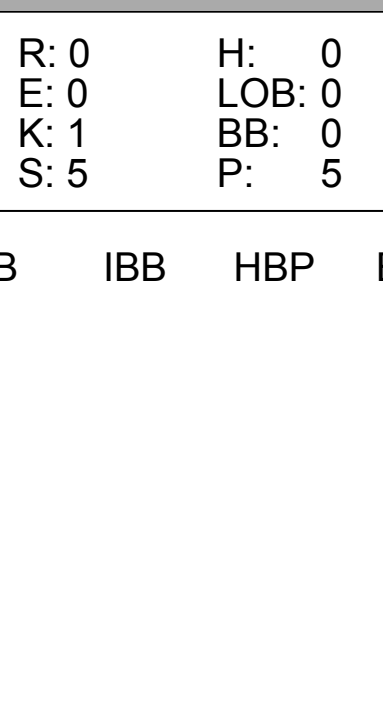

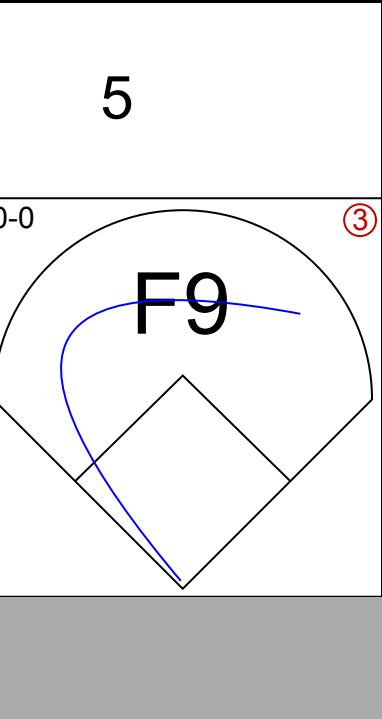
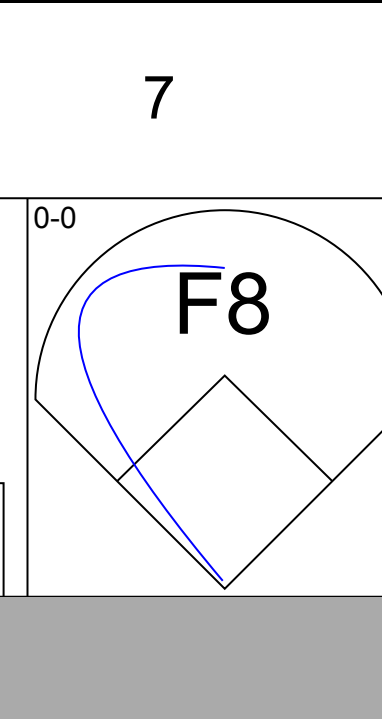


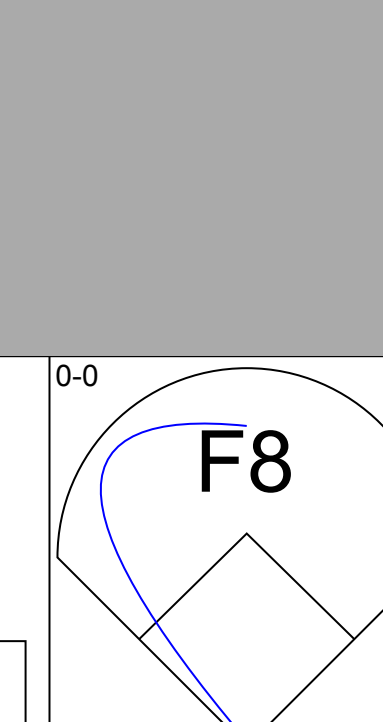




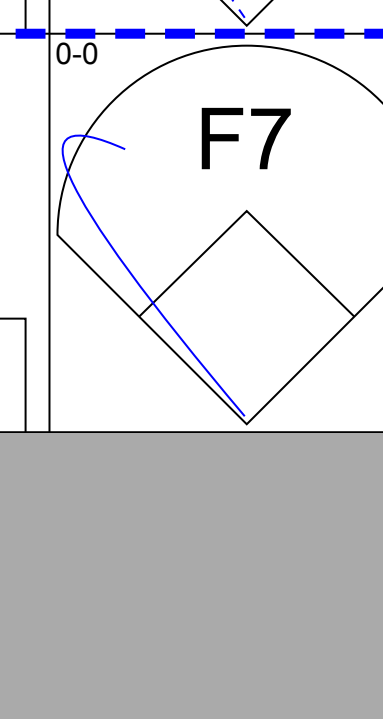
Batter	1	2	3	4	5	6	7	8	9	AB	R	H	RBI	BB	SO	LOB	TOP					
Dion James, L (1.8) OBP: 0.398, SLG: 0.460	0-3 K		0-0 F8			0-0 FC5-4 1B	0-3 K			4	0	1	0	0	2	2	Atlanta Braves @ Houston Astros Astrodome, Houston, TX Mon Aug 17 1987, 8:05 PM EDT Att: 18,810 - Unknown					
Ken Oberkfell, L (1.5) OBP: 0.346, SLG: 0.377	0-3 K			0-0 4-3		0-0 FC5-4 1B		0-0 F7		4	0	0	0	0	1	2						
Gerald Perry, L (1.3) OBP: 0.324, SLG: 0.399	0-0 4-3			0-0 4-3		0-0 F5		0-3 K		4	0	0	0	0	1	2						
Dale Murphy, R (1.9) OBP: 0.417, SLG: 0.575		0-3 K		0-0 5-3		0-3 K		0-0 6-3		4	0	0	0	0	2	2						
Ken Griffey, L (1.7) OBP: 0.355, SLG: 0.459		0-0 4-3			0-0 4-3				0-0 1B	4	1	2	1	0	0	0						
Ozzie Virgil, R (1.2) OBP: 0.325, SLG: 0.490					0-0 F3		0-3 K		0-3 K	4	0	1	0	0	2	1						
Jeff Blausler, R (1.6) OBP: 0.269, SLG: 0.304					0-0 6-3				0-0 F9	4	0	0	0	0	2	2						
Glenn Hubbard, R (1.4) OBP: 0.399, SLG: 0.412				0-3 K		0-0 E9 1B	1-0 2B HBP		0-0 F9	3	1	1	0	0	1	1						
Tom Glavine, L (1.1) Jim Acker, R (4.1) Albert Hall, S (6. PH) Rick Mahler, R (6.1) Graig Nettles, L (7. PH) Joe Boever, R (7.1)				0-0 1-3		0-0 FC5-4 1B	0-0 1-3 2B			1	0	0	0	0	0	0						
Inning Stats	R: 0 E: 0 K: 2 S: 7	H: 0 LOB: 0 BB: 0 P: 7	R: 0 E: 0 K: 2 S: 8	H: 1 LOB: 1 BB: 0 P: 8	R: 0 E: 0 K: 1 S: 5	H: 0 LOB: 0 BB: 0 P: 5	R: 0 E: 0 K: 0 S: 3	H: 0 LOB: 0 BB: 0 P: 3	R: 0 E: 0 K: 0 S: 3	H: 0 LOB: 0 BB: 0 P: 3	R: 1 E: 1 K: 1 S: 8	H: 3 LOB: 2 BB: 0 P: 8	R: 1 E: 0 K: 3 S: 11	H: 2 LOB: 2 BB: 0 P: 12	R: 0 E: 0 K: 1 S: 5	H: 0 LOB: 0 BB: 0 P: 5		R: 0 E: 0 K: 1 S: 6	H: 1 LOB: 1 BB: 0 P: 6	1B: 4 2B: 2 3B: 0 HR: 1	SF: 0 SAC: 0 DP: 0 HBP: 1	WP: 0 PA: 35 PB: 0 SB: 0 CS: 0
PITCHER	IP WLS BF H R ER SO BB IBB HBP BLK WP HR S P ERA WHIP	8.0 W 31 6 2 2 10 0 0 1 0 0 1 50 51 2.25 0.750	1.0 4 1 0 0 1 0 0 0 0 0 0 6 6 0.00 1.000																			

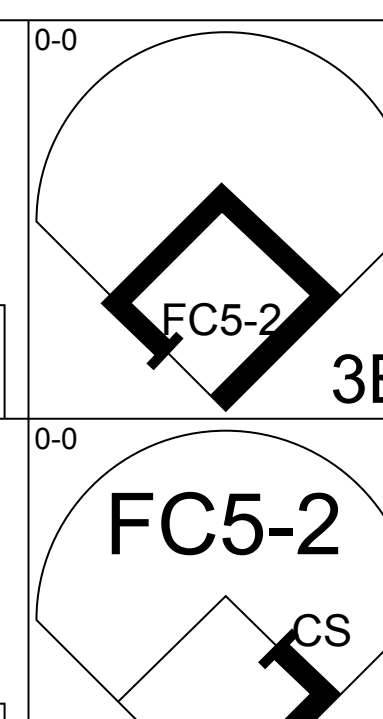
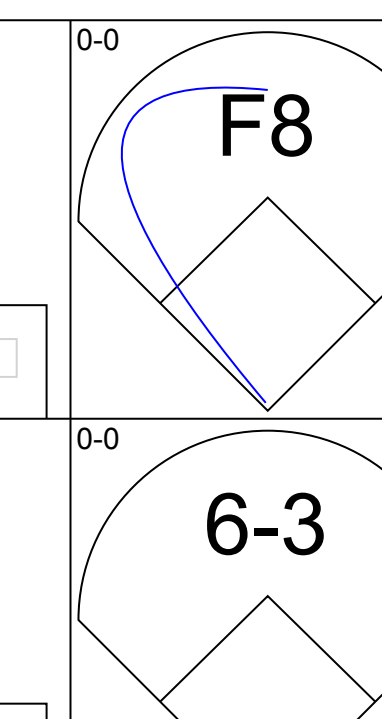
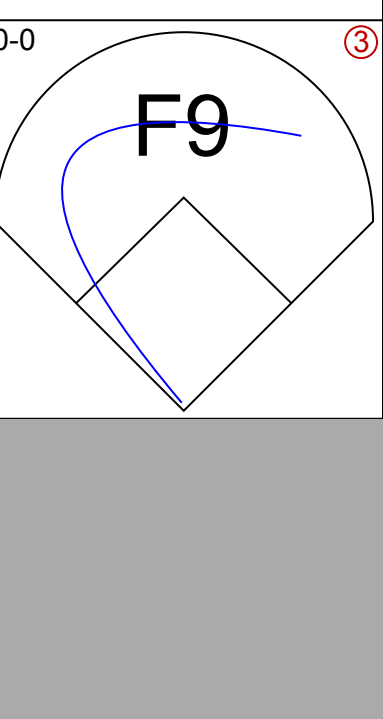
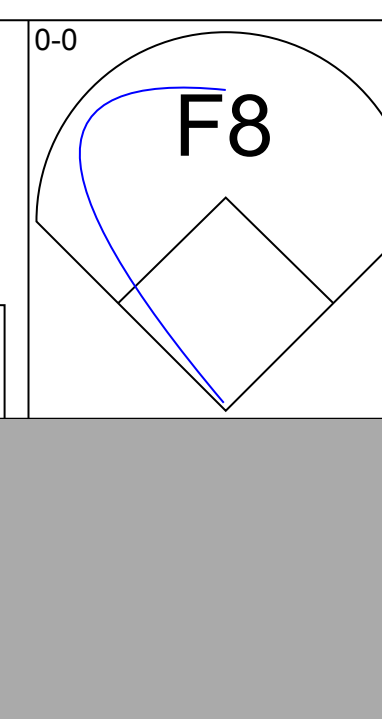
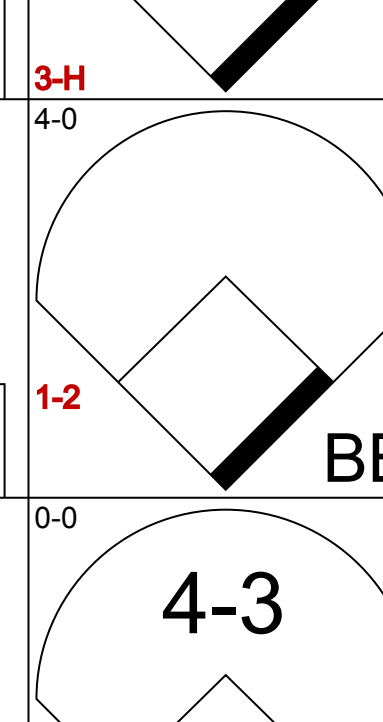

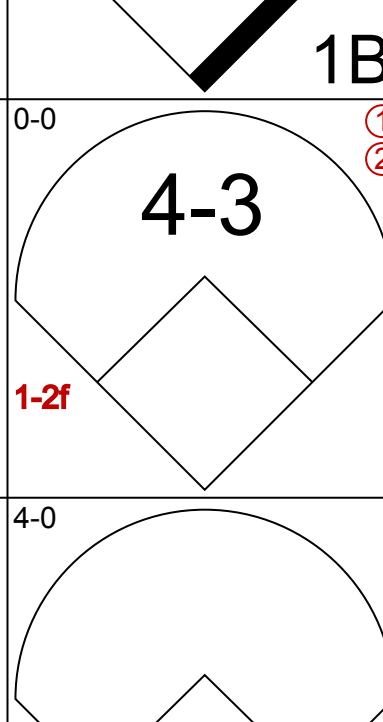
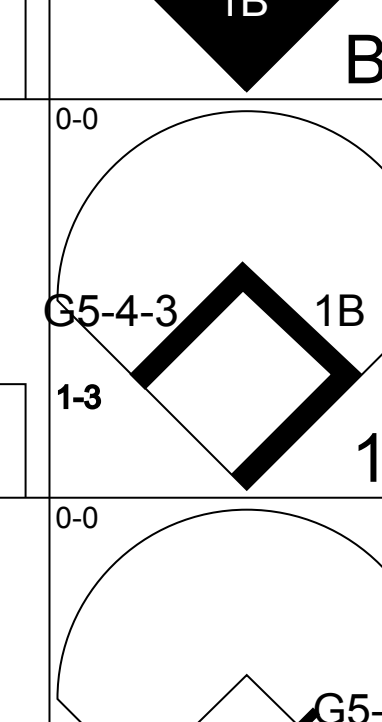

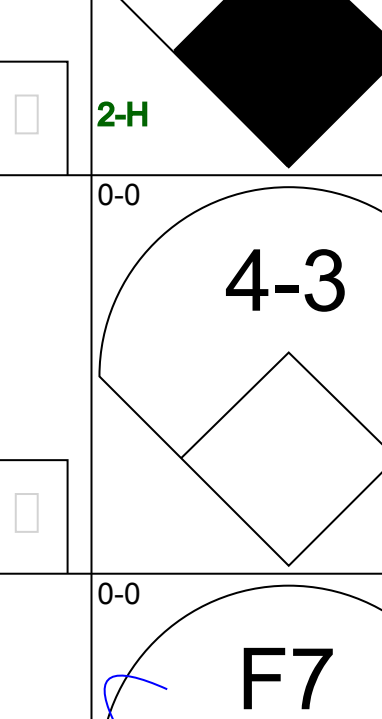
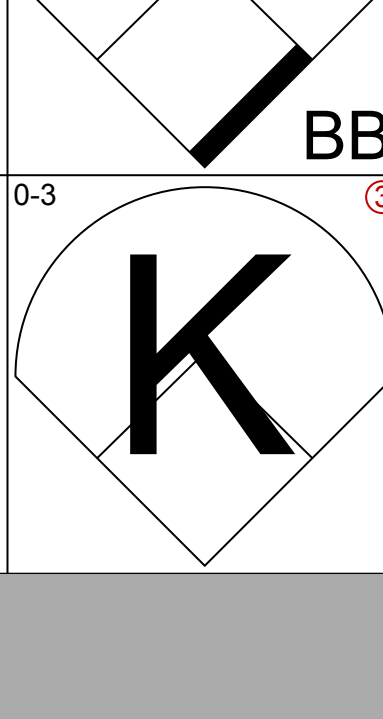
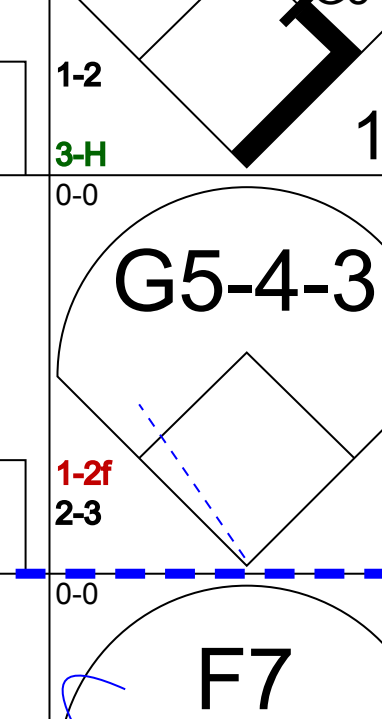

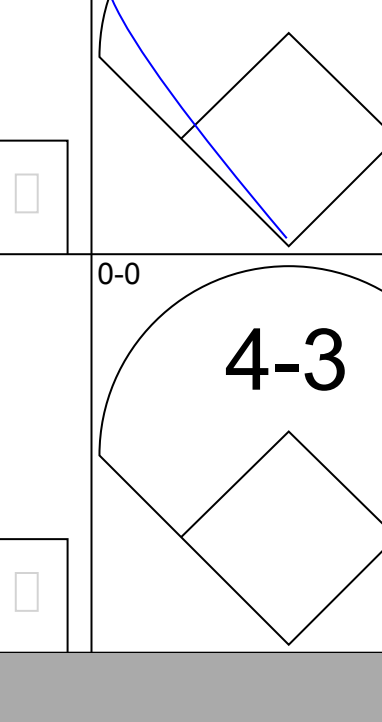

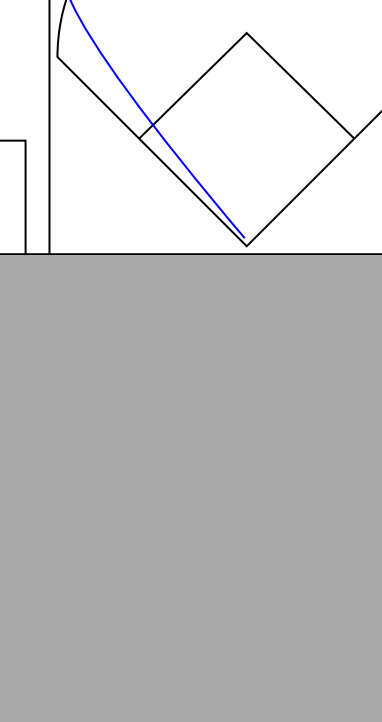




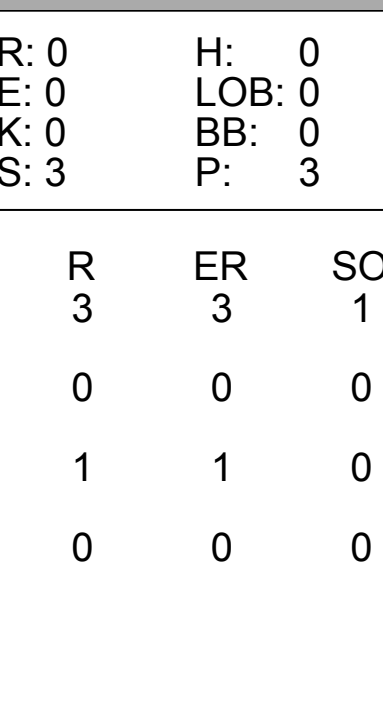
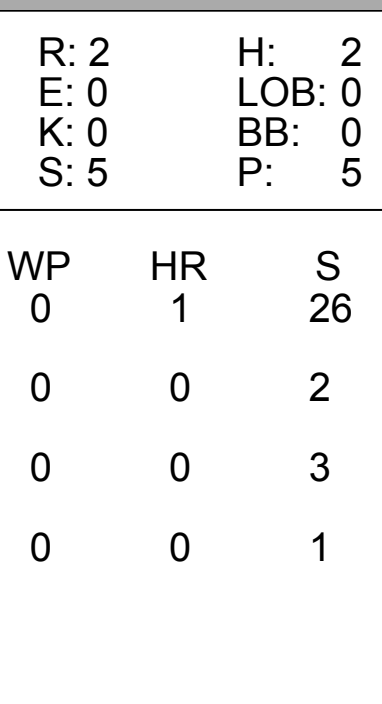
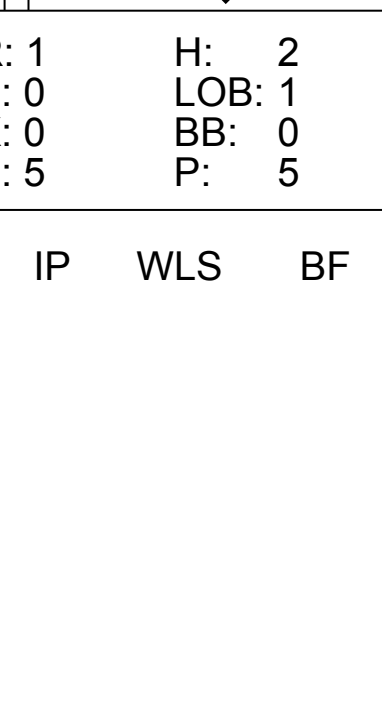
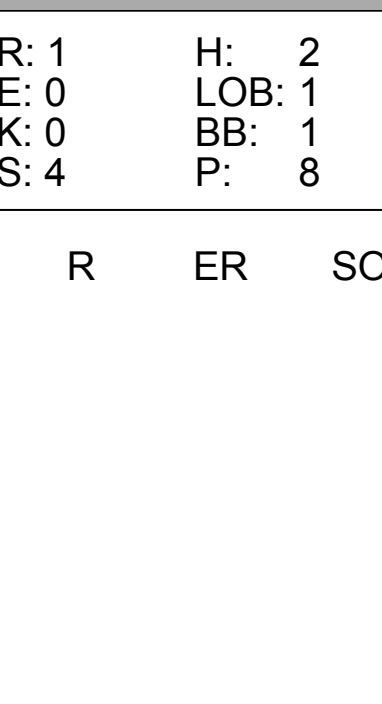
Batter	1	2	3	4	5	6	7	8	9	AB	R	H	RBI	BB	SO	LOB	BOTTOM				
Gerald Young, S (1.8) OBP: 0.329, SLG: 0.312	0-0 F8	0-0 6-3	0-0 FC5-4 1B		0-3 K	0-0 F6		0-0 WP 3B		6	1	1	1	0	1	5	Atlanta Braves @ Houston Astros Astrodome, Houston, TX Mon Aug 17 1987, 8:05 PM EDT Att: 18,810 - Unknown				
Billy Hatcher, R (1.7) Robbie Wine, R (9.2) OBP: 0.118, SLG: 0.176	0-0 1B S 1B	0-0 6-3		0-0 FC6-4 S SF8 1B	0-0 F8		0-0 G3 2B	0-0 HR		6	3	4	1	0	0	0					
Bill Doran, S (1.4) Craig Reynolds, L (9.6) OBP: 0.325, SLG: 0.375	0-0 FC6-4 1B		0-0 5-3 1B	4-0 FC6-4 BB 1B	4-0 BB	0-0 G3 2B	0-0 1B		4	2	3	0	2	0	1						
Alan Ashby, S (1.2) Rocky Childress, R (9.1)	0-0 FC6-4 1B		0-0 5-3	0-0 FC6-4 BB 1B	0-0 6-3	0-3 K	0-0 F9		6	1	1	1	0	1	6						
Kevin Bass, S (1.9) OBP: 0.342, SLG: 0.442	0-0 FC6-4 BB 1B		0-0 2B 1B	0-0 SF8		1-0 HBP 2B HBP	0-0 F7		3	2	1	2	0	0	3						
Glenn Davis, R (1.3) Denny Walling, L (7.3) OBP: 0.322, SLG: 0.479	0-0 BB 1B		0-0 1B 2B	4-0 1B BB	4-0 1B BB	1-0 2B HBP	0-0 F7		2	0	2	2	1	0	0						
Ken Caminiti, S (1.5) OBP: 0.297, SLG: 0.490	0-0 BB 1B		0-3 K	0-0 1B	0-0 1B BB	0-0 F7		4-0 BB 1B BB	3	1	1	1	2	1	3						
Dale Berra, R (1.6) OBP: 0.667, SLG: 0.500	0-0 L8		4-0 1B IBB	4-0 1B IBB		0-0 2B		4-0 1B BB	2	0	1	1	3	0	3						
Mike Scott, R (1.1) Jose Cruz, L (9.7) OBP: 0.177, SLG: 0.136		0-0 6-3	0-0 FC5-4 1B		0-3 K		0-0 5-3		0-0 3B 1B	4	0	1	0	0	1	5					
Inning Stats	R: 2 E: 0 K: 0 S: 7	H: 4 LOB: 3 BB: 1 P: 11	R: 0 E: 0 K: 0 S: 3	H: 0 LOB: 0 BB: 0 P: 3	R: 2 E: 0 K: 1 S: 9	H: 4 LOB: 3 BB: 1 P: 13	R: 2 E: 0 K: 1 S: 7	H: 2 LOB: 3 BB: 3 P: 19	R: 0 E: 0 K: 1 S: 5	H: 0 LOB: 1 BB: 1 P: 9	R: 1 E: 0 K: 0 S: 4	H: 1 LOB: 2 BB: 0 P: 6	R: 0 E: 0 K: 1 S: 6	H: 1 LOB: 1 BB: 0 P: 6	R: 4 E: 0 K: 0 S: 6	H: 4 LOB: 1 BB: 2 P: 14		1B: 11 2B: 3 3B: 1 HR: 1	SF: 1 SAC: 0 DP: 0 HBP: 2	WP: 1 PA: 49 PB: 0 SB: 2 CS: 0	
PITCHER	IP WLS BF H R ER SO BB IBB HBP BLK WP HR S P ERA WHIP	3.2 L 26 10 6 6 1 3 2 0 0 0 0 8 12 0.00 0.750	1.1 5 0 0 0 2 1 0 0 0 0 0 4 6 9.00 1.000	2.0 12 5 4 4 1 2 0 0 0 1 1 12 20 18.00 3.500																	

AB	34
R	2
H	7
RBI	2
BB	0
SO	11
LOB	12



AB	38
R	11
H	16
RBI	10
BB	8
SO	4
LOB	26



Batter	1	2	3	4	5	6	7	8	9	AB	R	H	RBI	BB	SO	LOB	TOP						
Vince Coleman, S OBP: 0.360, SLG: 0.326 (1, 7)										4	0	0	0	0	3	1	St. Louis Cardinals @ Houston Astros Astrodome, Houston, TX Tue Aug 18 1987, 8:05 PM EDT Att: 28,790 - Unknown						
Ozzie Smith, S OBP: 0.386, SLG: 0.363 (1, 6)										4	0	0	0	0	2	1							
Terry Pendleton, S OBP: 0.381, SLG: 0.432 Steve Peters, L (8, 1)											3	0	1	0	1	0							
Bill Dawley, R OBP: 0.286, SLG: 0.167 (8, 1)										0	0	0	0	0	0	0							
Jack Clark, R OBP: 0.459, SLG: 0.619 (1, 3)										4	0	0	0	3	2								
Willie McGee, S OBP: 0.312, SLG: 0.429 (1, 8)										4	0	0	0	0	1	0							
John Morris, L OBP: 0.311, SLG: 0.448 (1, 9)										4	0	0	0	0	0	0							
José Oquendo, S OBP: 0.433, SLG: 0.372 (1, 4)										2	0	1	0	1	0	0							
Tony Peña, R OBP: 0.320, SLG: 0.346 (1, 2)										3	0	1	0	0	1	2							
Danny Cox, R OBP: 0.163, SLG: 0.188 Ricky Horton, L OBP: 0.222, SLG: 0.231 Rod Bocker, L OBP: 0.375, SLG: 0.357 (8, 5)										2	0	0	0	0	0	1							
Inning Stats	R: 0 E: 0 K: 1 S: 5	H: 0 LOB: 1 BB: 1 P: 9	R: 0 E: 0 K: 1 S: 5	H: 0 LOB: 1 BB: 1 P: 9	R: 0 E: 0 K: 2 S: 7	H: 0 LOB: 0 BB: 0 P: 7	R: 0 E: 0 K: 1 S: 5	H: 0 LOB: 0 BB: 0 P: 5	R: 0 E: 0 K: 0 S: 4	H: 1 LOB: 1 BB: 0 P: 4	R: 0 E: 0 K: 3 S: 10	H: 1 LOB: 1 BB: 0 P: 10	R: 0 E: 0 K: 1 S: 6	H: 1 LOB: 1 BB: 0 P: 6	R: 0 E: 0 K: 0 S: 3	H: 0 LOB: 1 BB: 1 P: 7	R: 0 E: 0 K: 1 S: 5	H: 0 LOB: 0 BB: 0 P: 5	1B: 3 2B: 0 3B: 0 HR: 0	SF: 0 SAC: 0 DP: 0 HBP: 0	WP: 0 PB: 0 SB: 1 CS: 0	PA: 33	
PITCHER	IP WLS BF H R ER SO BB IBB HBP BLK WP HR S P ERA WHIP	7.0 W 26 3 0 0 9 2 0 0 0 0 0 42 50 0.00 0.714	2.0 S 7 0 0 0 1 1 0 0 0 0 0 8 12 0.00 0.500																				

Batter	1	2	3	4	5	6	7	8	9	AB	R	H	RBI	BB	SO	LOB	BOTTOM			
Gerald Young, S OBP: 0.326, SLG: 0.326 (1, 8)										4	0	1	0	0	0	2	St. Louis Cardinals @ Houston Astros Astrodome, Houston, TX Tue Aug 18 1987, 8:05 PM EDT Att: 28,790 - Unknown			
Billy Hatcher, R OBP: 0.370, SLG: 0.440 (1, 7)										3	1	1	0	1	0	2				
Bill Doran, S OBP: 0.358, SLG: 0.414 (1, 4)										3	1	2	0	1	0	1				
Alan Ashby, S OBP: 0.398, SLG: 0.471 (1, 2)										3	1	2	3	1	0	1				
Kevin Bass, S OBP: 0.340, SLG: 0.438 (1, 9)										4	0	0	0	0	1	3				
Glenn Davis, R OBP: 0.321, SLG: 0.479 (1, 3)										4	1	1	0	0	0	1				
Denny Walling, L OBP: 0.352, SLG: 0.421 (1, 5)										3	0	0	0	0	0	1				
Craig Reynolds, L OBP: 0.326, SLG: 0.375 (1, 6)										3	0	1	1	0	0	0				
Nolan Ryan, R OBP: 0.070, SLG: 0.119 Jose Cruz, L OBP: 0.308, SLG: 0.410 Dave Smith, R OBP: 0.667, SLG: 0.500 (8, 1)										1	0	0	0	0	0	0				
Inning Stats	R: 0 E: 0 K: 0 S: 3	H: 1 LOB: 1 BB: 1 P: 7	R: 0 E: 0 K: 0 S: 3	H: 0 LOB: 0 BB: 0 P: 3	R: 0 E: 1 K: 0 S: 4	H: 0 LOB: 0 BB: 0 P: 4	R: 2 E: 0 K: 0 S: 5	H: 2 LOB: 0 BB: 0 P: 5	R: 0 E: 0 K: 1 S: 5	H: 0 LOB: 0 BB: 0 P: 3	R: 1 E: 0 K: 0 S: 5	H: 2 LOB: 1 BB: 0 P: 5	R: 1 E: 0 K: 0 S: 4	H: 2 LOB: 1 BB: 1 P: 8	R: 1 E: 0 K: 0 S: 4	H: 2 LOB: 1 BB: 1 P: 8		1B: 4 2B: 3 3B: 1 HR: 1	SF: 0 SAC: 1 DP: 2 HBP: 0	WP: 0 PB: 0 SB: 0 CS: 1
PITCHER	IP WLS BF H R ER SO BB IBB HBP BLK WP HR S P ERA WHIP	6.1 L 26 6 3 3 1 6 3 3 1 0 0 2 2 0.00 1.263	0.2 2 0 0 0 0 0 0 0 0 0 0 0 3 7 13.50 4.500	0.2 4 2 1 1 0 1 0 0 0 0 0 0 1 1 0.00 0.000																

AB	30
R	0
H	3
RBI	0
BB	3
SO	10
LOB	8



Batter	1	2	3	4	5	6	7	8	9	AB	R	H	RBI	BB	SO	LOB	TOP										
Vince Coleman, S (1,7) OBP: 0.360, SLG: 0.324	4-0 WP 6-3 BB		0-0 4-3			0-0 5-3			0-3 K	3	1	0	0	1	1	0											
Ozzie Smith, S (1,6) OBP: 0.385, SLG: 0.361	0-0 4-3			0-0 6-3			0-0 4-3		4-0 CI BB	3	0	0	0	1	0	1											
Tom Herr, S (1,4) OBP: 0.363, SLG: 0.362	0-0 6-3			0-0 P3			0-0 5-3		0-1 CI G6-4-3	3	0	0	1	0	0	0											
Jack Clark, R (1,3) OBP: 0.459, SLG: 0.618	0-3 K			0-0 1B			0-0 E5 1B		0-0 G6-4-3	4	0	2	0	0	1	2											
Willie McGee, S (1,8) OBP: 0.312, SLG: 0.429		0-0 G5-4-3 1B			0-0 F8			0-0 5-3		3	0	1	0	0	0	1											
Jim Lindeman, R (1,9) OBP: 0.281, SLG: 0.396		0-0 G5-4-3 1-2			4-0 G6-3 BB			0-0 S 1B		2	0	1	0	1	0	1											
José Quiendo, S (1,5) OBP: 0.428, SLG: 0.366		0-0 5-3			0-0 G6-3 1-2			0-3 K		3	0	0	0	0	1	2											
Tony Peña, R (1,2) OBP: 0.317, SLG: 0.342			0-0 4-3			0-0 1-3			0-0 F9	3	0	0	0	0	0	1											
Joe Magrane, R (1,1) OBP: 0.154, SLG: 0.162			0-3 K			0-0 F8			0-0 4-3 1-2	2	0	0	0	0	1	0											
John Morris, L (8, PH) OBP: 0.308, SLG: 0.443										1	0	0	0	0	0	1											
Todd Worrell, R (8,1) OBP: 0.167, SLG: 0.167										0	0	0	0	0	0	0											
Inning Stats	R: 1 E: 0 K: 1 S: 5	H: 0 LOB: 0 BB: 1 P: 9	R: 0 E: 0 K: 0 S: 3	H: 1 LOB: 0 BB: 0 P: 3	R: 0 E: 0 K: 1 S: 5	H: 0 LOB: 0 BB: 0 P: 5	R: 0 E: 0 K: 0 S: 3	H: 1 LOB: 1 BB: 0 P: 3	R: 0 E: 0 K: 0 S: 2	H: 0 LOB: 0 BB: 1 P: 6	R: 0 E: 0 K: 0 S: 4	H: 1 LOB: 1 BB: 0 P: 4	R: 0 E: 0 K: 1 S: 6	H: 1 LOB: 1 BB: 0 P: 6	R: 0 E: 1 K: 1 S: 5	H: 0 LOB: 1 BB: 1 P: 9	1B: 4 2B: 0 3B: 0 HR: 0	SF: 0 SAC: 0 DP: 3 HBP: 0	WP: 1 PB: 0 SB: 1 CS: 0	PA: 31							
PITCHER	IP	WLS	BF	H	R	ER	SO	BB	IBB	HBP	BLK	WP	HR	S	P	ERA	WHIP										
Bob Knepper, L (1,1) ERA: 5.63	7.0	W	23	3	1	1	2	2	0	0	0	1	0	25	33	1.29	0.714										
Larry Andersen, R (8,1) ERA: 2.95	2.0	S	8	1	0	0	2	1	0	0	0	0	0	11	15	0.00	1.000										

St. Louis Cardinals @ Houston Astros
Astrodome, Houston, TX
Wed Aug 19 1987, 8:05 PM EDT
Att: 30,223 - Unknown

AB 27
R 1
H 4
RBI 1
BB 3
SO 4
LOB 9

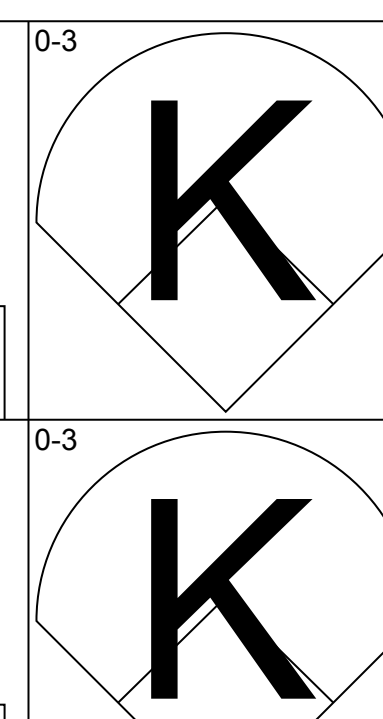
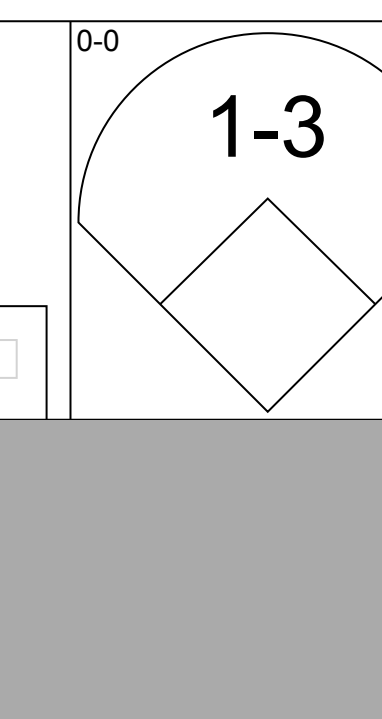
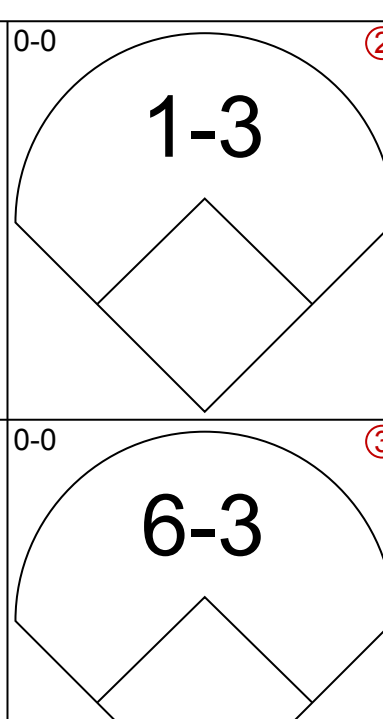
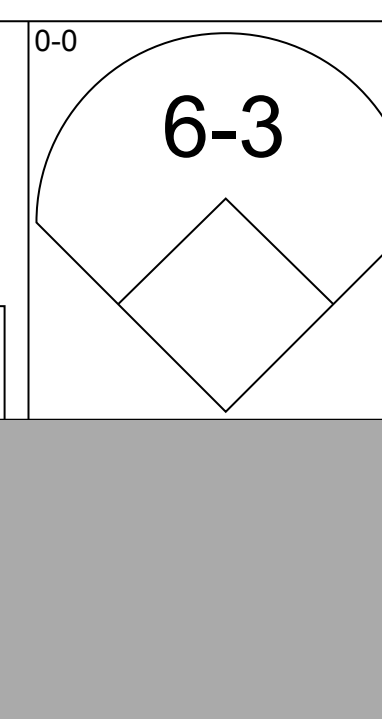
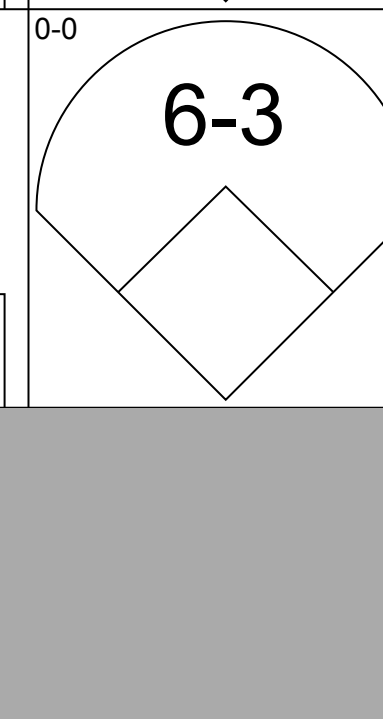
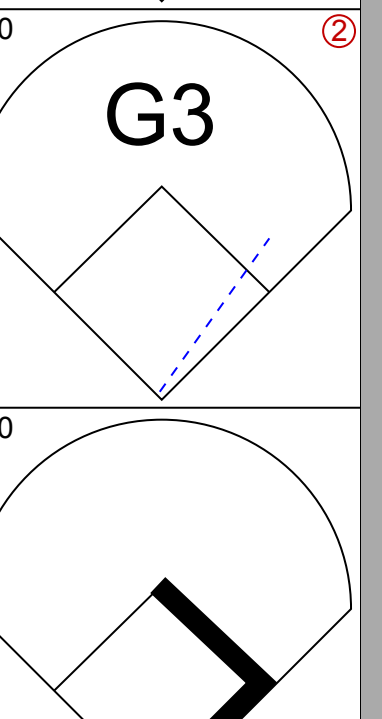

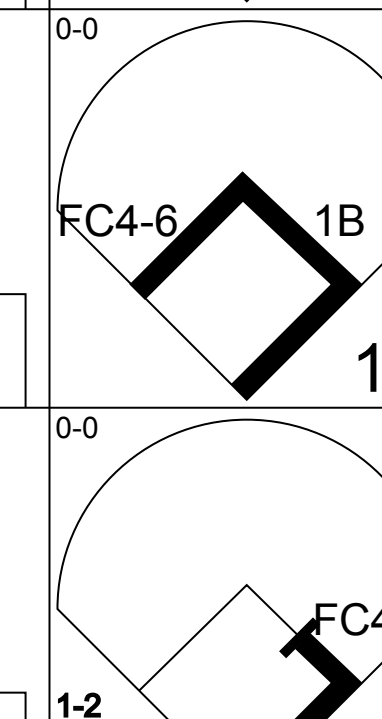

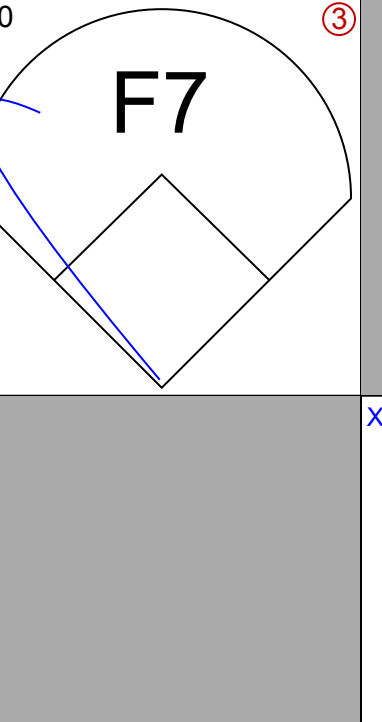
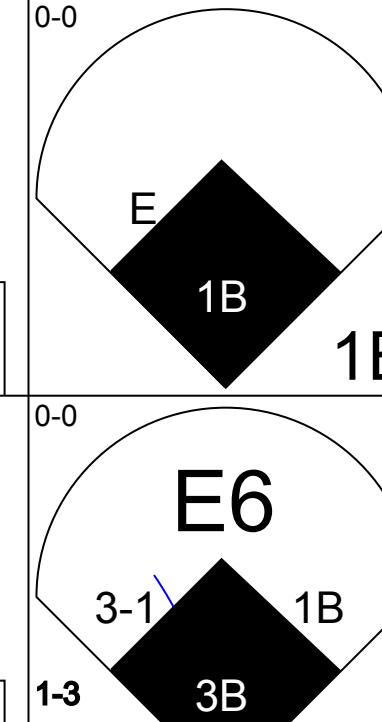
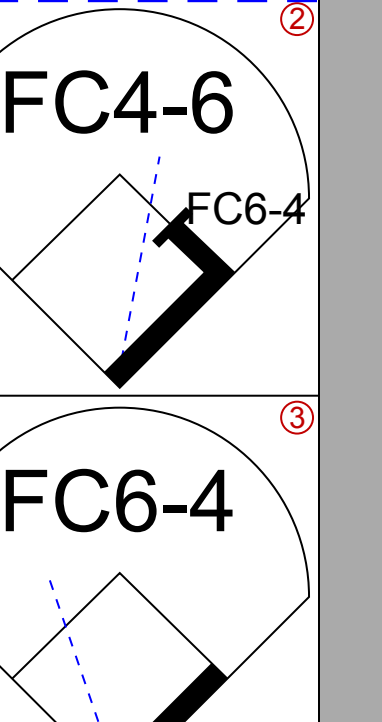
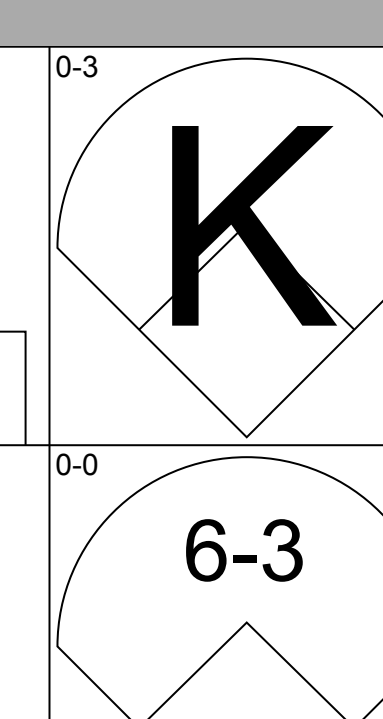
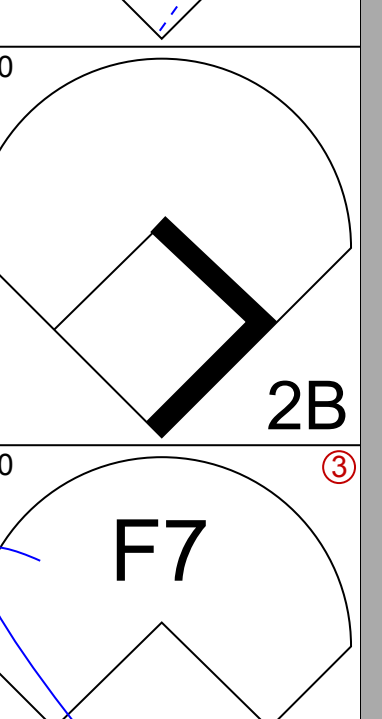
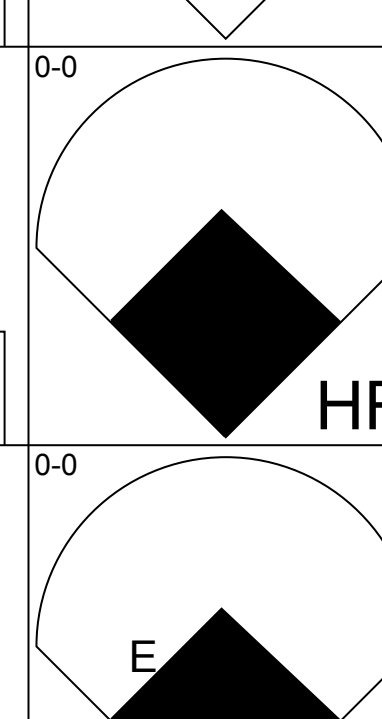
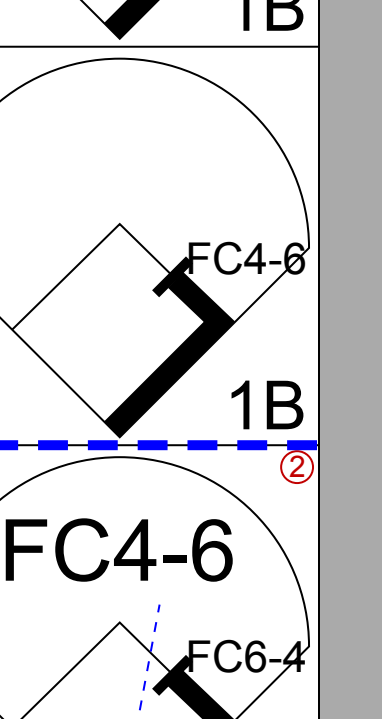
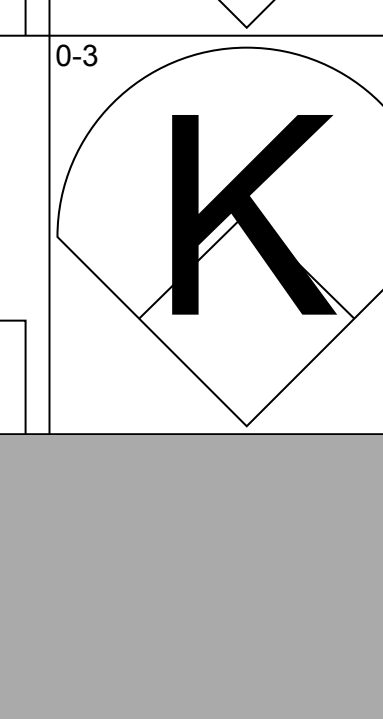

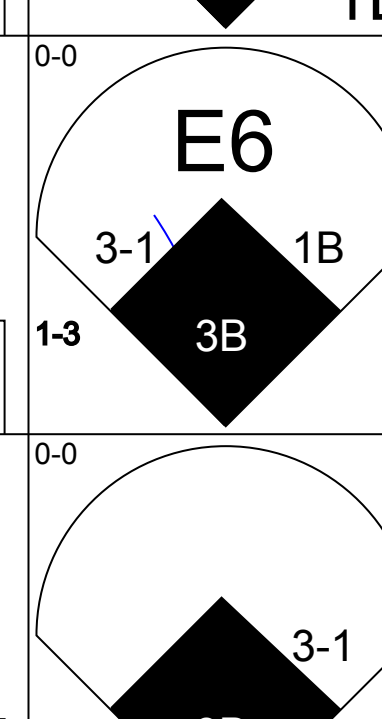
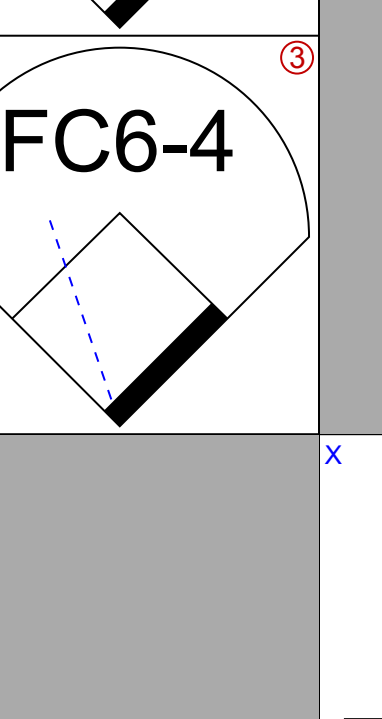

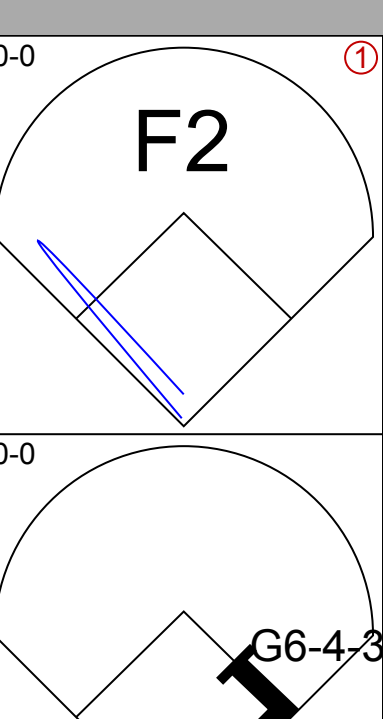
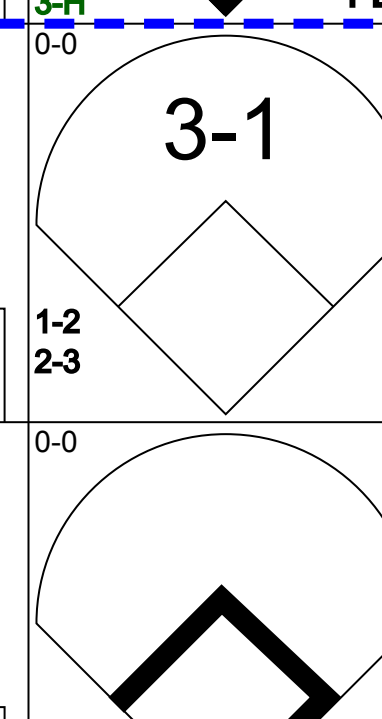
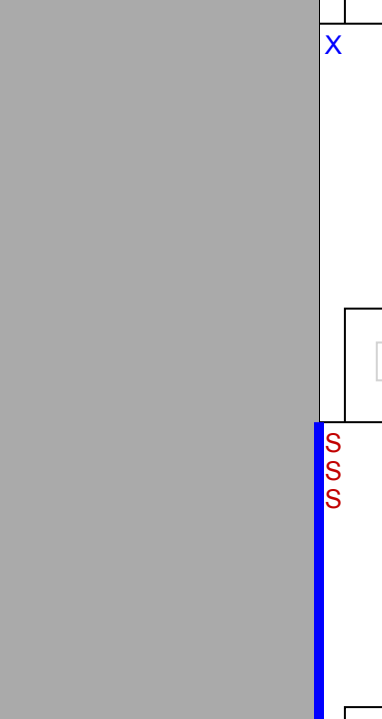
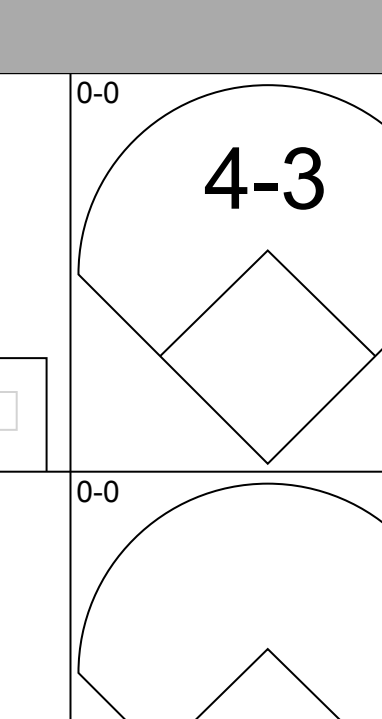
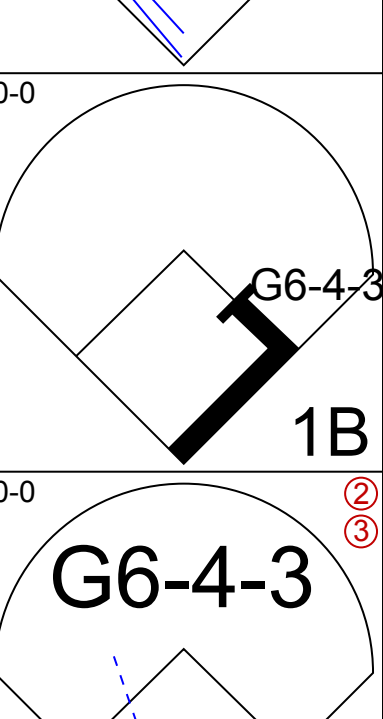
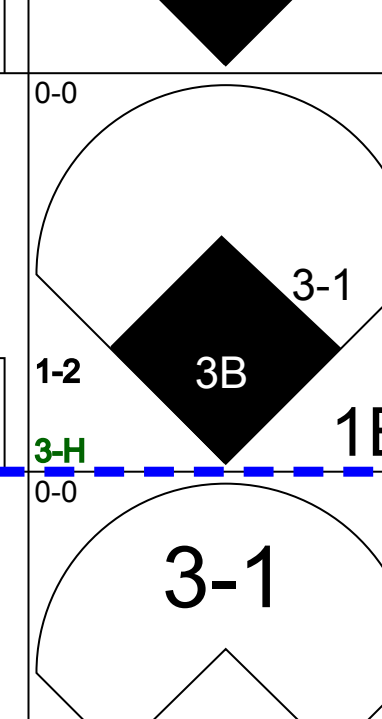
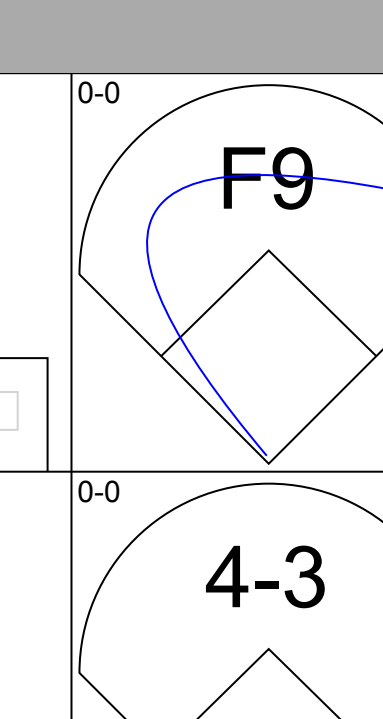

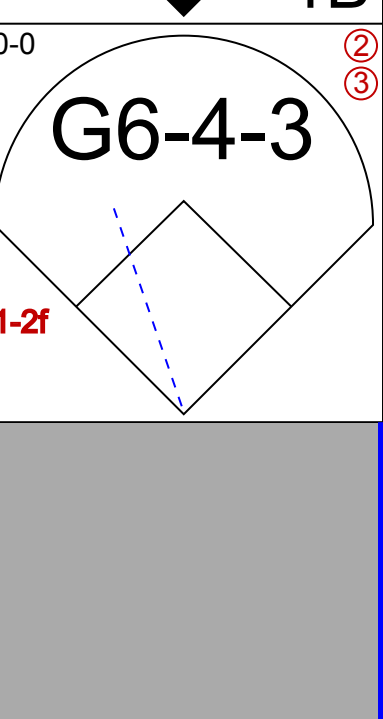
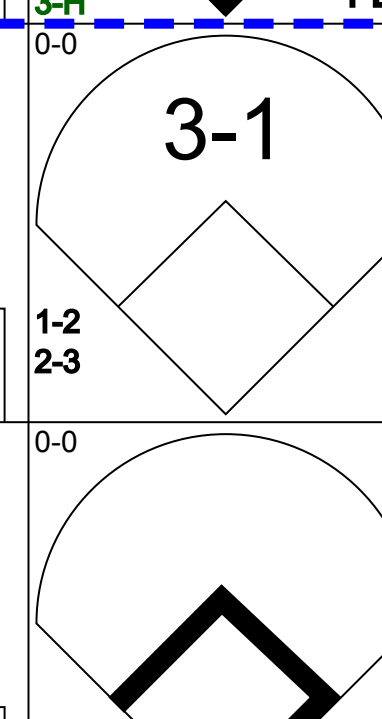
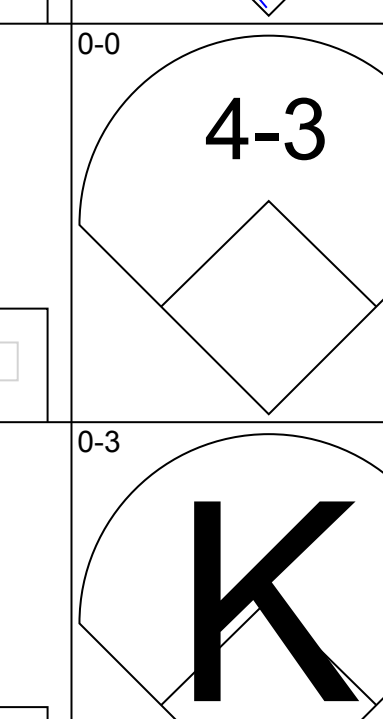
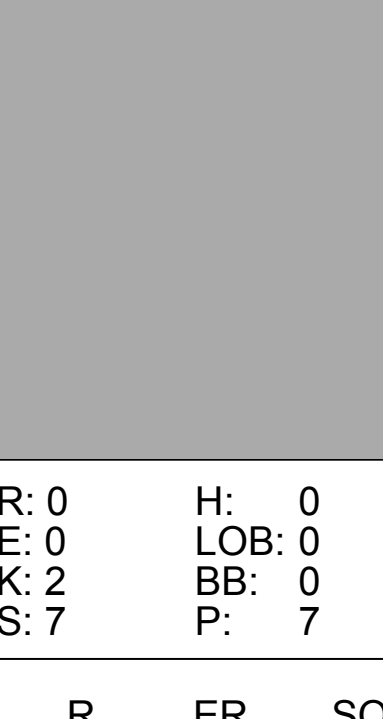
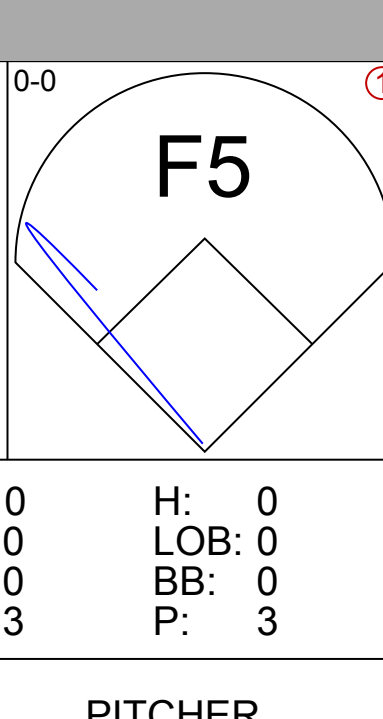
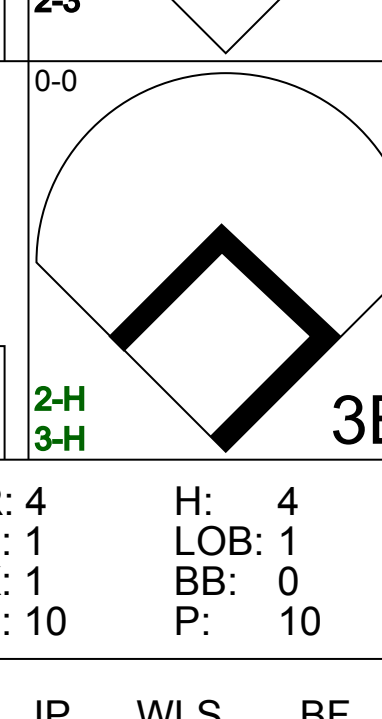
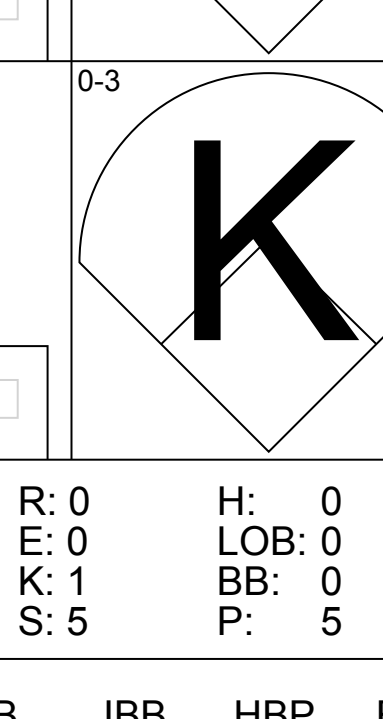


Batter	1	2	3	4	5	6	7	8	9	AB	R	H	RBI	BB	SO	LOB	BOTTOM										
Gerald Young, S (1,8) OBP: 0.318, SLG: 0.316	0-0 5-3		0-3 K			0-0 P3	0-0 F8			4	0	0	0	0	1	3											
Billy Hatcher, R (1,7) OBP: 0.367, SLG: 0.435	0-3 K			0-0 6-3		0-0 6-3		0-0 6-3		4	0	0	0	0	1	0											
Bill Doran, S (1,4) OBP: 0.361, SLG: 0.415				0-0 F8 1B			0-0 FC5-6 1B	4-0 S BB		3	0	2	0	1	0	0											
Alan Ashby, S (1,2) OBP: 0.396, SLG: 0.468	0-0 5-3			0-0 6-3			0-0 FC5-6 2B 1B	0-3 K	0-0 F9	4	1	1	0	0	1	2											
Kevin Bass, S (1,9) OBP: 0.337, SLG: 0.434		0-0 6-3			0-3 K		0-0 FC5-6 2B	0-0 F9		4	1	0	0	0	1	3											
Glenn Davis, R (1,3) OBP: 0.318, SLG: 0.476		0-0 4-3			0-0 F9		0-3 K			3	0	0	0	0	1	2											
Ken Caminiti, S (1,5) OBP: 0.307, SLG: 0.411		0-0 5-3			4-0 BB		0-0 WP 1H 2H	2B		2	0	1	2	1	0	0											
Dale Berra, R (1,6) OBP: 0.583, SLG: 0.333			0-0 6-3				4-0 WP IBB			2	0	0	0	1	0	1											
Craig Reynolds, L (8,6) OBP: 0.326, SLG: 0.375					0-0 L1					0	0	0	0	0	0	0											
Bob Knepper, L (1,1) OBP: 0.139, SLG: 0.200			0-3 K			0-0 4-3				2	0	0	0	0	1	0											
Davey Lopes, R (7, PH) OBP: 0.410, SLG: 0.367										0	0	0	0	1	0	0											
Larry Andersen, R (8,1) ERA: 2.95										0	0	0	0	0	0	0											
Inning Stats	R: 0 E: 0 K: 1 S: 6	H: 1 LOB: 1 BB: 0 P: 6	R: 0 E: 0 K: 0 S: 3	H: 0 LOB: 0 BB: 0 P: 3	R: 0 E: 0 K: 2 S: 7	H: 0 LOB: 0 BB: 0 P: 7	R: 0 E: 0 K: 0 S: 3	H: 0 LOB: 0 BB: 0 P: 3	R: 0 E: 0 K: 1 S: 5	H: 0 LOB: 1 BB: 1 P: 9	R: 0 E: 0 K: 0 S: 3	H: 0 LOB: 0 BB: 0 P: 3	R: 2 E: 0 K: 1 S: 8	H: 3 LOB: 3 BB: 2 P: 16	R: 0 E: 0 K: 1 S: 5	H: 0 LOB: 1 BB: 1 P: 9	1B: 3 2B: 1 3B: 0 HR: 0	SF: 0 SAC: 0 DP: 0 HBP: 0	WP: 1 PB: 0 SB: 1 CS: 0	PA: 32							
PITCHER	IP	WLS	BF	H	R	ER	SO	BB	IBB	HBP	BLK	WP	HR	S	P	ERA	WHIP										
Joe Magrane, L (1,1) ERA: 3.87	7.0	L	28	4	2	2	5	1	2	0	0	0	0	35	47	2.57	0.714										
Todd Worrell, R (8,1) ERA: 2.95	1.0		4	0	0	0	1	1	0	0	0	0	0	5	9	0.00	1.000										

St. Louis Cardinals @ Houston Astros
Astrodome, Houston, TX
Wed Aug 19 1987, 8:05 PM EDT
Att: 30,223 - Unknown

AB 28
R 2
H 4
RBI 2
BB 4
SO 6
LOB 11

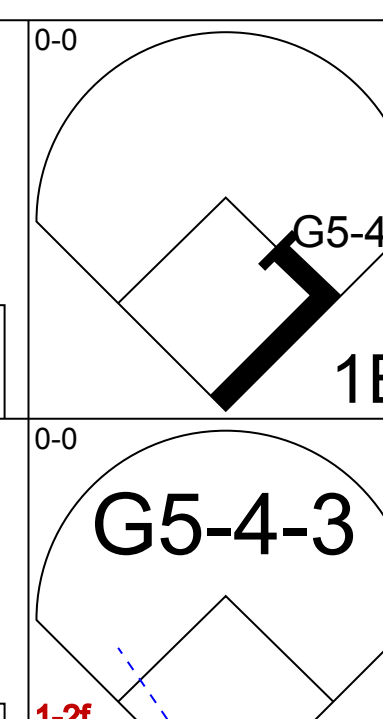
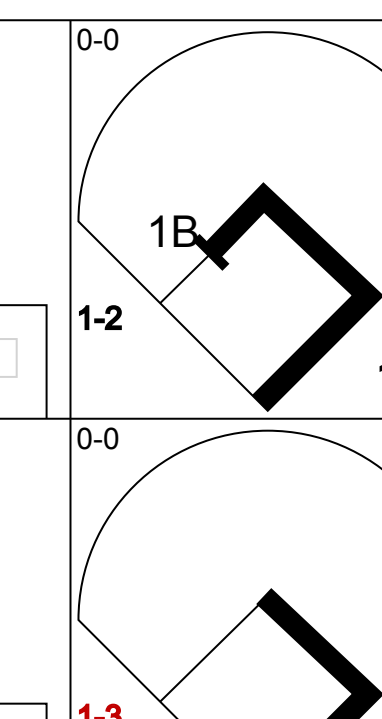
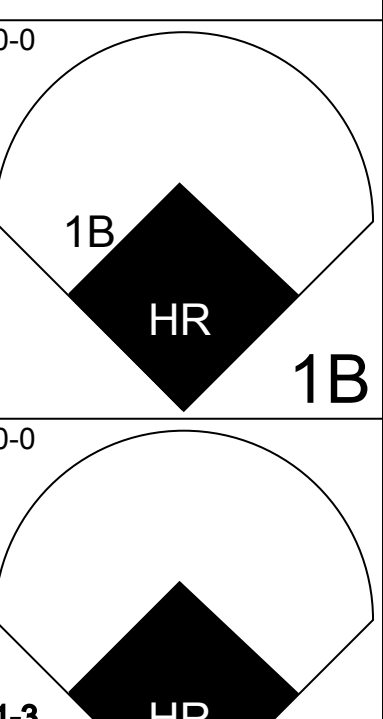
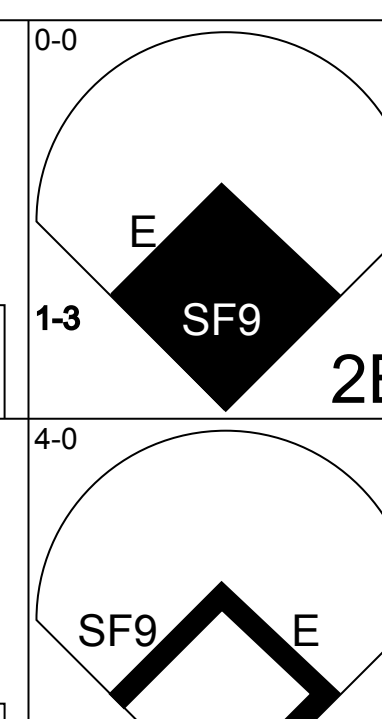
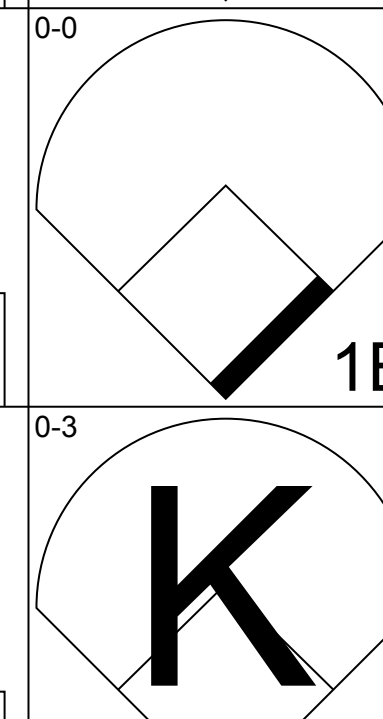
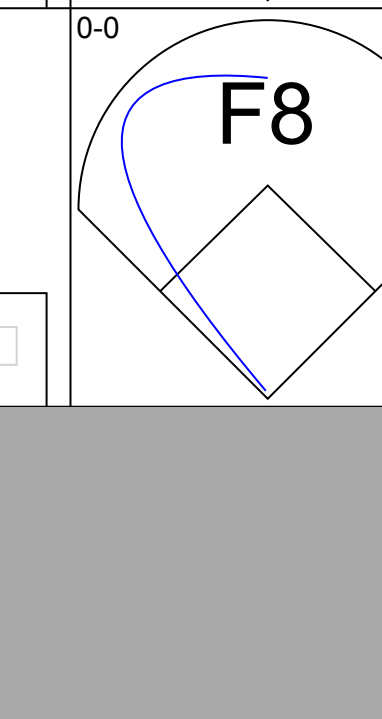
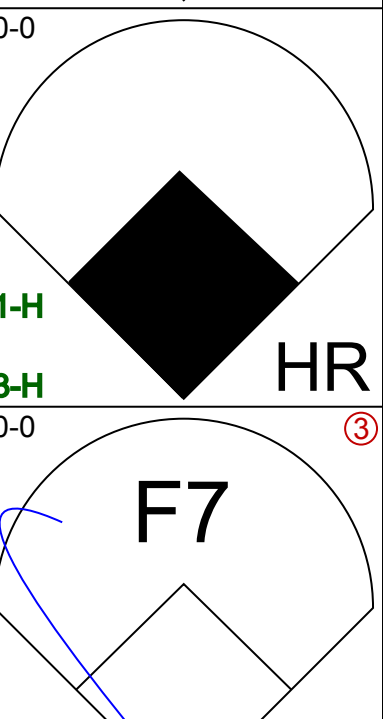
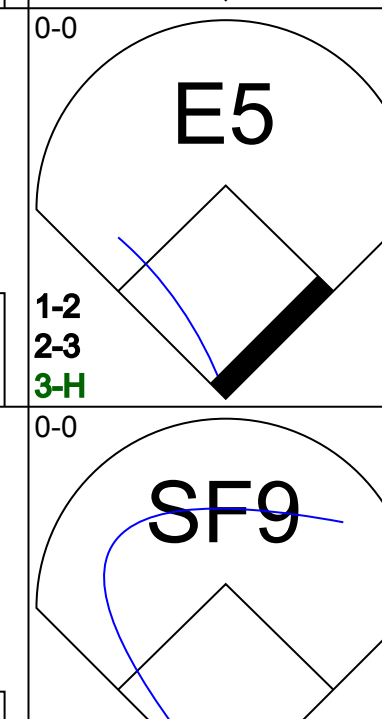



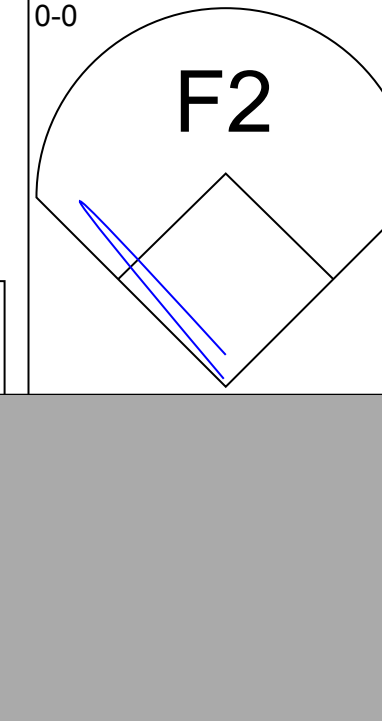

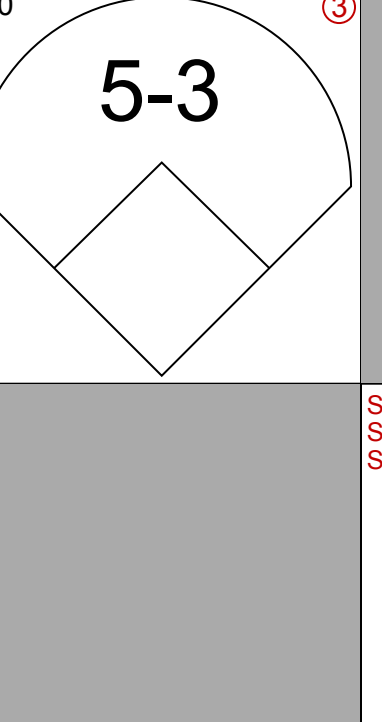
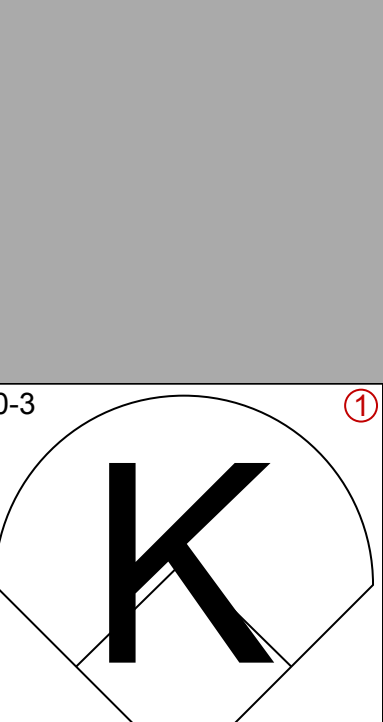
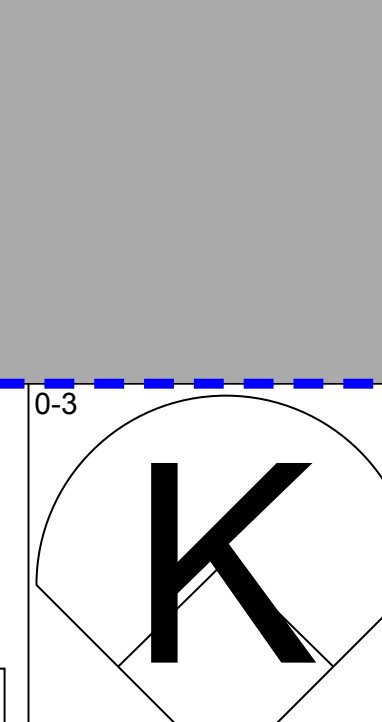
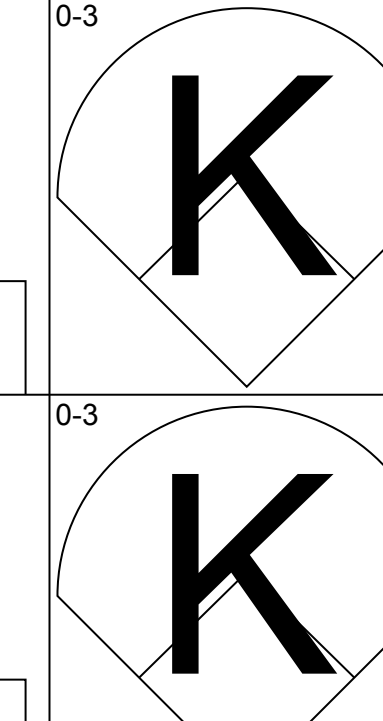
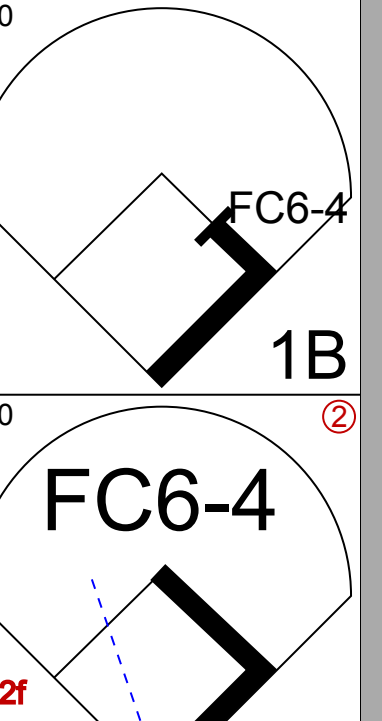
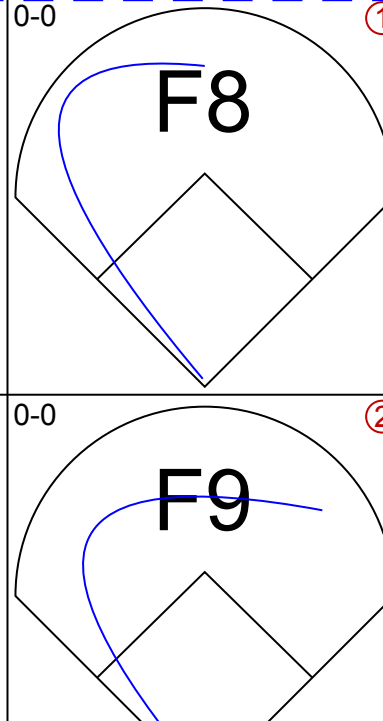
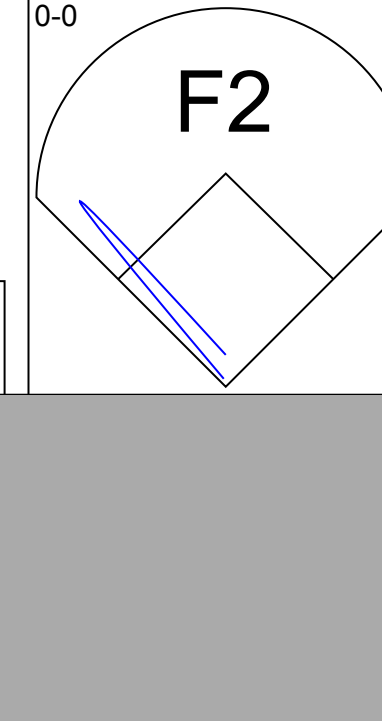

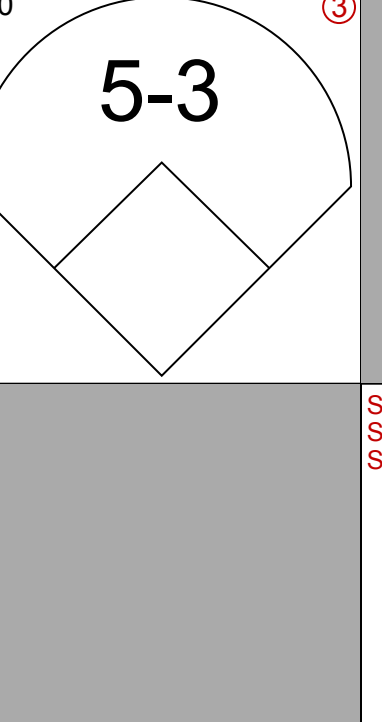
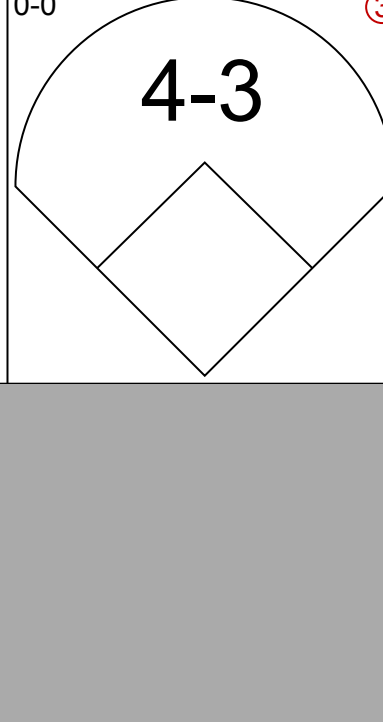
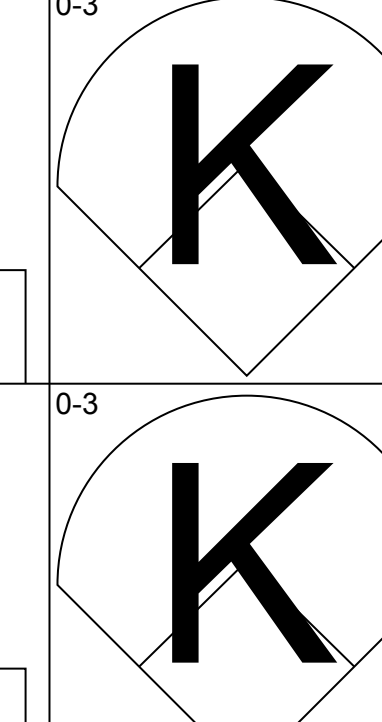

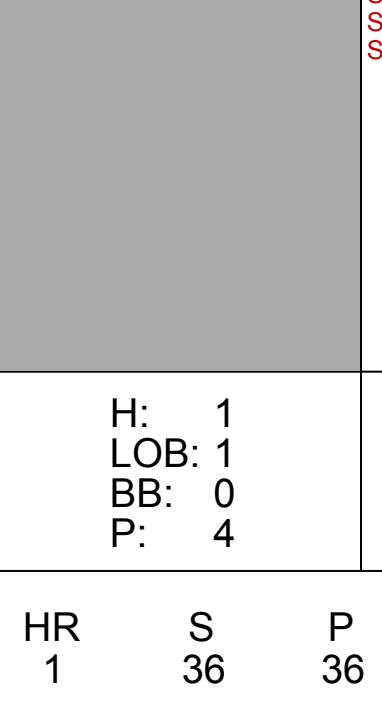


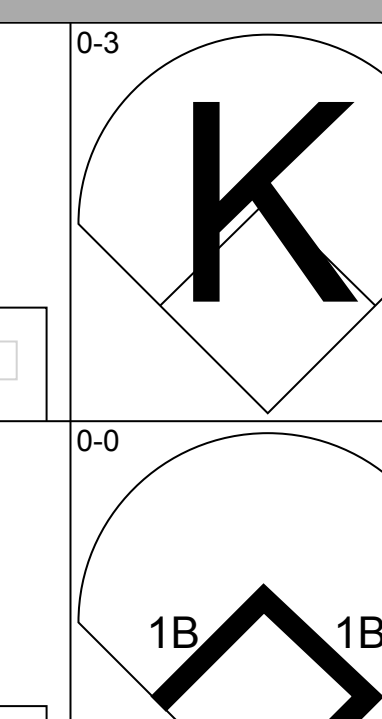
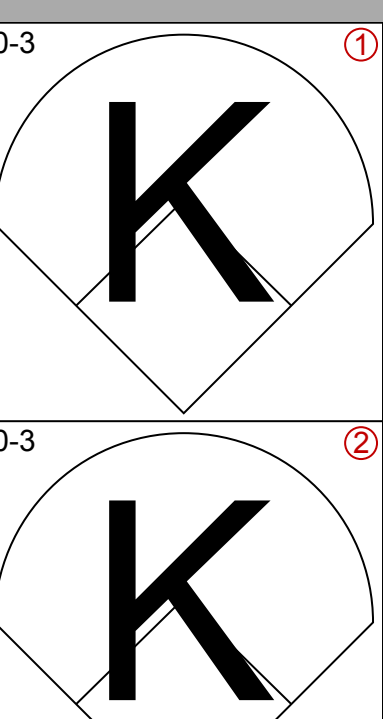
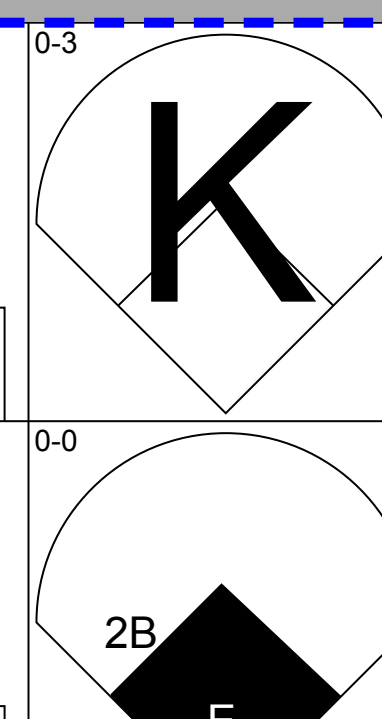
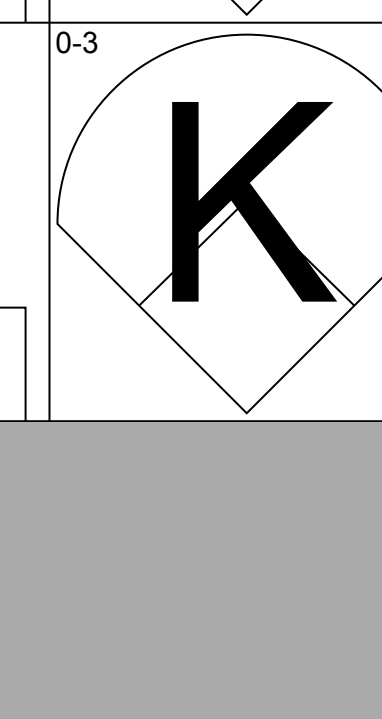

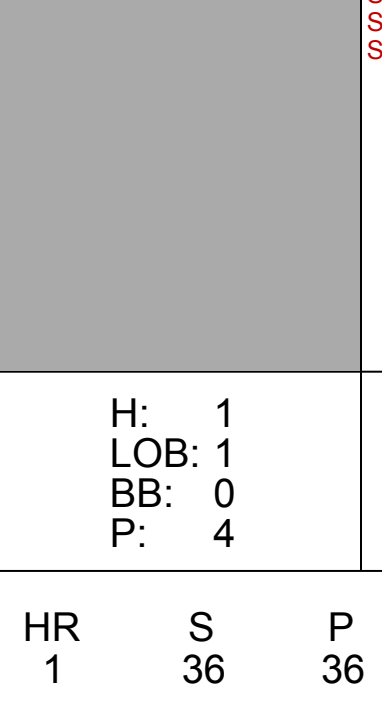

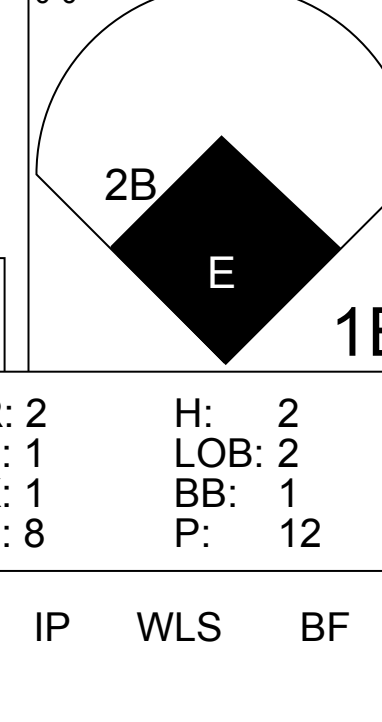


Batter	1	2	3	4	5	6	7	8	9	AB	R	H	RBI	BB	SO	LOB	TOP		
Vince Coleman, S OBP: 0.397, SLG: 0.321 (1, 7)										4	0	0	0	0	1	2			
Ozzie Smith, S OBP: 0.382, SLG: 0.358 (1, 6)										4	0	0	0	0	2	0			
Tom Herr, S OBP: 0.362, SLG: 0.361 (1, 4)										4	0	1	0	0	1	0			
Jack Clark, R OBP: 0.462, SLG: 0.630 (1, 3)										4	1	3	1	0	1	0			
Willie McGee, S OBP: 0.312, SLG: 0.427 (1, 8)										4	1	1	0	0	0	3			
John Morris, L OBP: 0.299, SLG: 0.430 Jim Lindeman, R OBP: 0.259, SLG: 0.394 (8, 9) (8, 9)										3	1	0	0	0	1	1			
José Oquendo, S OBP: 0.429, SLG: 0.369 (1, 5)										4	1	2	1	0	0	0			
Tony Peña, R OBP: 0.316, SLG: 0.341 (1, 2)										4	0	1	0	0	0	3			
Greg Mathews, R Rod Boquer, L Ricky Horton, L Terry Pendleton, L Joe Magrane, R Ken Dayley, L Steve Lake, R (5, PH) (5, PH) (6, PH) (7, PH) (7, PH) (7, 1) (9, PH)										1	0	0	0	0	1	1			
Inning Stats	R: 0 E: 0 K: 2 S: 7	H: 0 LOB: 0 BB: 0 P: 7	R: 0 E: 0 K: 2 S: 7	H: 0 LOB: 0 BB: 0 P: 7	R: 0 E: 0 K: 1 S: 6	H: 1 LOB: 1 BB: 0 P: 6	R: 0 E: 0 K: 1 S: 6	H: 1 LOB: 1 BB: 0 P: 6	R: 0 E: 0 K: 0 S: 3	H: 0 LOB: 0 BB: 0 P: 3	R: 4 E: 1 K: 10 S: 10	H: 4 LOB: 1 BB: 0 P: 10	R: 0 E: 0 K: 0 S: 5	H: 2 LOB: 2 BB: 0 P: 5	R: 0 E: 0 K: 1 S: 5	H: 0 LOB: 0 BB: 0 P: 5	1B: 6 2B: 1 3B: 1 HR: 1	SF: 0 SAC: 0 DP: 1 HBP: 0	WP: 0 PA: 36 PB: 0 SB: 0 CS: 0
PITCHER	IP	WLS	BF	H	R	ER	SO	BB	IBB	HBP	BLK	WP	HR	S	P	ERA	WHIP		
Danny Darwin, R ERA: 3.4 (1, 1)	6.1		25	6	4	1	7	0	0	0	0	0	1	39	39	1.42	0.947		
Rocky Childress, R ERA: 1.72 (7, 1)	1.0	W	6	3	0	0	0	0	0	0	0	0	0	6	6	0.00	3.000		
Juan Agosto, L ERA: 4.0 (8, 1)	1.2	S	5	0	0	0	1	0	0	0	0	0	0	7	7	0.00	0.000		

St. Louis Cardinals @ Houston Astros
Astrodome, Houston, TX
Thu Aug 20 1987, 4:33 AM EDT
Att: 39,259 - Unknown

AB 36
R 4
H 9
RBI 4
BB 0
SO 8
LOB 12



Batter	1	2	3	4	5	6	7	8	9	AB	R	H	RBI	BB	SO	LOB	BOTTOM		
Gerald Young, S OBP: 0.336, SLG: 0.343 (1, 8)										4	2	4	0	0	0	0			
Billy Hatcher, R OBP: 0.370, SLG: 0.437 (1, 7)										3	1	2	0	1	0	1			
Bill Doran, S OBP: 0.362, SLG: 0.422 (1, 4)										4	1	2	4	0	0	4			
Glenn Davis, R OBP: 0.316, SLG: 0.472 (1, 3)										3	0	0	1	0	1	1			
Kevin Bass, S OBP: 0.336, SLG: 0.432 (1, 9)										4	0	1	0	0	1	2			
Ken Caminiti, S OBP: 0.297, SLG: 0.396 (1, 5)										4	0	0	0	0	2	1			
Dale Berra, R OBP: 0.407, SLG: 0.222 Rocky Childress, R Juan Agosto, L (1, 6) (7, 1) (8, 1)										3	0	0	0	0	1	1			
Robbie Wine, R OBP: 0.095, SLG: 0.143 (1, 2)										4	0	0	0	0	4	0			
Danny Darwin, R Craig Reynolds, L OBP: 0.217, SLG: 0.241 OBP: 0.328, SLG: 0.377 (1, 1) (7, 6)										2	0	1	0	0	1	0			
Inning Stats	R: 0 E: 0 K: 1 S: 6	H: 2 LOB: 1 BB: 0 P: 6	R: 0 E: 0 K: 3 S: 9	H: 0 LOB: 0 BB: 0 P: 9	R: 0 E: 0 K: 1 S: 7	H: 3 LOB: 2 BB: 0 P: 7	R: 0 E: 0 K: 0 S: 4	H: 1 LOB: 1 BB: 0 P: 4	R: 3 E: 0 K: 2 S: 10	H: 3 LOB: 0 BB: 0 P: 10	R: 0 E: 0 K: 0 S: 3	H: 0 LOB: 0 BB: 0 P: 3	R: 2 E: 1 K: 1 S: 8	H: 2 LOB: 1 BB: 1 P: 12	R: 0 E: 0 K: 3 S: 9	H: 0 LOB: 0 BB: 0 P: 9	1B: 9 2B: 1 3B: 0 HR: 1	SF: 1 SAC: 0 DP: 1 HBP: 0	WP: 0 PA: 35 PB: 0 SB: 0 CS: 0
PITCHER	IP	WLS	BF	H	R	ER	SO	BB	IBB	HBP	BLK	WP	HR	S	P	ERA	WHIP		
Greg Mathews, L ERA: 4.39 (1, 1)	5.0		22	9	3	3	7	0	0	0	0	0	0	3	3	0.00	0.000		
Ricky Horton, L ERA: 3.61 (6, 1)	1.0		3	0	0	0	0	0	0	0	0	0	0	3	3	0.00	0.000		
Ken Dayley, L ERA: 2.08 (7, 1)	2.0	L	10	2	2	1	4	0	1	0	0	0	0	17	21	4.50	1.000		

St. Louis Cardinals @ Houston Astros
Astrodome, Houston, TX
Thu Aug 20 1987, 4:33 AM EDT
Att: 39,259 - Unknown



AB 33
R 5
H 11
RBI 5
BB 1
SO 11
LOB 10



Batter	1	2	3	4	5	6	7	8	9	AB	R	H	RBI	BB	SO	LOB	TOP		
Gerald Young, S OBP: 0.335, SLG: 0.343 (1, 8)	F8		4-3		2B	BB		F6	F7	6	1	2	0	0	0	3	Houston Astros @ Chicago Cubs Wrigley Field, Chicago, IL Fri Aug 21 1987, 3:33 AM CDT Att: 31,006 - Unknown		
Billy Hatcher, R OBP: 0.374, SLG: 0.442 (1, 7) (8, 9)	P4		1B		HR	BB		CS		4	1	3	2	1	0	0			
Bill Doran, S OBP: 0.364, SLG: 0.429 (1, 4)	F7		1B		HR	BB		E3		4	1	2	3	1	0	1			
Alan Ashby, S OBP: 0.394, SLG: 0.463 (1, 2)	P7		6-3		K	G6-4-3		BB		4	0	0	0	1	1	5			
Kevin Bass, S OBP: 0.337, SLG: 0.432 Juan Agosto, L (8, 1)	F3				1B			F7		5	0	2	0	0	0	2			
Glenn Davis, R OBP: 0.315, SLG: 0.469 (1, 3)	BB				G5-4-3	P7		L6	6-3	5	0	1	0	0	0	2			
Denny Walling, L OBP: 0.353, SLG: 0.419 Ken Caminiti, S OBP: 0.306, SLG: 0.404 (5, PH) (5, 5)	1B				E4	K		1B	1B	1	0	0	0	1	0	0			
Craig Reynolds, L OBP: 0.326, SLG: 0.374 (1, 6)	F8				1-2	1B		4-3	F8	5	0	1	0	0	0	4			
Jim Deshaies, L OBP: 0.191, SLG: 0.079 Jeff Heathcock, R (3, 1) Davey Lopes, R OBP: 0.245, SLG: 0.337 Rocky Childress, R (8, 1) Jose Cruz, L OBP: 0.312, SLG: 0.421 (8, 7)			K		1-3			BB	1B	1	0	0	0	0	1	0			
						BB		BB	3B	2	1	2	0	0	0	0			
Inning Stats	R: 0 E: 0 K: 0 S: 3	H: 0 LOB: 0 BB: 0 P: 3	R: 0 E: 0 K: 0 S: 4	H: 1 LOB: 2 BB: 1 P: 8	R: 0 E: 0 K: 1 S: 7	H: 2 LOB: 2 BB: 0 P: 7	R: 0 E: 1 K: 0 S: 5	H: 2 LOB: 2 BB: 0 P: 5	R: 3 E: 0 K: 2 S: 11	H: 4 LOB: 1 BB: 3 P: 11	R: 0 E: 0 K: 0 S: 4	H: 1 LOB: 1 BB: 0 P: 4	R: 1 E: 1 K: 0 S: 5	H: 2 LOB: 2 BB: 1 P: 9	R: 0 E: 0 K: 0 S: 5	H: 2 LOB: 2 BB: 0 P: 5	1B: 12 2B: 1 3B: 1 HR: 1	SF: 0 SAC: 0 DP: 2 HBP: 0	WP: 0 PA: 46 PB: 0 SB: 0 CS: 1
PITCHER	IP WLS BF H R ER SO BB IBB HBP BLK WP HR S P ERA WHIP																		
Ed Lynch, R ERA: 4.98 Frank DiPino, L ERA: 3.39 Dickie Noles, R ERA: 4.14 Lee Smith, R ERA: 2.51	(1, 1) (5, 1) (7, 1) (8, 1)	4.1 1.2 1.0 2.0	WLS W S	BF 23 8 5 10	H 9 1 2 3	R 3 1 1 0	ER 3 1 1 0	SO 2 1 1 0	BB 1 3 0 1	IBB 0 0 0 0	HBP 0 0 0 0	BLK 0 0 0 0	WP 0 0 0 0	HR 1 7 5 9	S 26 7 5 9	P 30 19 9 13	ERA 6.23 5.40 9.00 0.00	WHIP 2.308 2.400 2.000 2.000	

Batter	1	2	3	4	5	6	7	8	9	AB	R	H	RBI	BB	SO	LOB	BOTTOM		
Bob Dernier, R OBP: 0.404, SLG: 0.514 Dave Martinez, L OBP: 0.387, SLG: 0.445 (7, 8)	HR		23 1B	FC6-4		K		4-3		3	2	2	1	0	0	1	Houston Astros @ Chicago Cubs Wrigley Field, Chicago, IL Fri Aug 21 1987, 3:33 AM CDT Att: 31,006 - Unknown		
23 Ryne Sandberg, R OBP: 0.382, SLG: 0.476 (1, 4)	FC6-4		HR	P5		6-3				4	1	2	2	0	0	2			
Andre Dawson, R OBP: 0.327, SLG: 0.591 (1, 9)	FC6-4		HR		HR			5-3		4	2	2	3	0	0	1			
Brian Dayett, R OBP: 0.407, SLG: 0.542 Rafael Palmeiro, L OBP: 0.315, SLG: 0.526 (6, PH) (6, 7)	K		F8	F7		CS		1B		2	0	0	0	0	1	1			
Keith Moreland, R OBP: 0.314, SLG: 0.461 (1, 5)	F8		F8	FC5-4		1-2		K		2	0	1	0	0	0	0			
Manny Trillo, R OBP: 0.398, SLG: 0.503 (8, 5)	K		WP	BB		P4		6-3		3	0	0	0	1	1	1			
Jody Davis, R OBP: 0.342, SLG: 0.444 (1, 2)	4-3		F9	FC5-4		HR		HR		4	1	1	1	0	0	2			
Shawon Dunston, R OBP: 0.279, SLG: 0.402 (1, 6)	K		P4			S		1B		4	0	2	0	0	1	0			
Ed Lynch, R OBP: 0.231, SLG: 0.231 Frank DiPino, L OBP: 0.000, SLG: 1.000 Jerry Wurf, R OBP: 0.260, SLG: 0.506 Dickie Noles, R OBP: 0.315, SLG: 0.526 Lee Smith, R OBP: 0.342, SLG: 0.444 Leon Durham, L OBP: 0.348, SLG: 0.485 (1, 1) (5, 1) (6, PH) (7, 1) (8, 1) (8, 3)			1B	FC6-4		K		K		2	1	2	0	0	0	0			
								1-2		0	0	0	0	0	0	0			
Inning Stats	R: 1 E: 0 K: 1 S: 7	H: 2 LOB: 1 BB: 0 P: 7	R: 0 E: 0 K: 2 S: 7	H: 0 LOB: 0 BB: 0 P: 7	R: 4 E: 0 K: 0 S: 7	H: 4 LOB: 1 BB: 1 P: 11	R: 0 E: 0 K: 0 S: 4	H: 1 LOB: 1 BB: 0 P: 4	R: 1 E: 0 K: 0 S: 4	H: 1 LOB: 1 BB: 1 P: 8	R: 0 E: 0 K: 2 S: 8	H: 1 LOB: 0 BB: 0 P: 8	R: 0 E: 0 K: 1 S: 5	H: 1 LOB: 0 BB: 0 P: 5	R: 1 E: 0 K: 1 S: 7	H: 2 LOB: 1 BB: 0 P: 7	1B: 8 2B: 0 3B: 0 HR: 4	SF: 0 SAC: 0 DP: 0 HBP: 0	WP: 2 PA: 37 PB: 0 SB: 3 CS: 1
PITCHER	IP WLS BF H R ER SO BB IBB HBP BLK WP HR S P ERA WHIP																		
Jim Deshaies, L ERA: 4.15 Jeff Heathcock, R ERA: 3.79 Rocky Childress, R ERA: 1.62 Juan Agosto, L ERA: 4.5	(1, 1) (3, 1) (6, 1) (8, 1)	2.0 3.0 2.0 1.0	WLS L	BF 12 13 7 5	H 6 2 2	R 5 1 1	ER 5 1 0 1	SO 3 0 3 1	BB 0 2 0 0	IBB 0 0 0 0	HBP 0 0 0 0	BLK 0 0 0 0	WP 0 1 0 0	HR 2 11 13 7	S 18 11 13 7	P 18 19 13 7	ERA 22.50 3.00 0.00 9.00	WHIP 3.000 1.333 1.000 2.000	

AB	41
R	5
H	15
RBI	5
BB	5
SO	3
LOB	20



Batter	1	2	3	4	5	6	7	8	9	10	11	AB	R	H	RBI	BB	SO	LOB	TOP			
Gerald Young, S OBP: 0.337, SLG: 0.340 (1, 8)												4	1	1	0	1	0	2				
Billy Hatcher, R OBP: 0.374, SLG: 0.442 (1, 7)												5	2	2	0	0	0	1				
Bill Doran, S OBP: 0.364, SLG: 0.431 (1, 4)													5	0	2	2	0	1	1			
Alan Ashby, S OBP: 0.394, SLG: 0.462 (1, 2)													5	0	2	1	0	1	1			
Gienn Davis, R OBP: 0.312, SLG: 0.464 (1, 3)													5	0	0	0	0	1	4			
Kevin Bass, S OBP: 0.337, SLG: 0.437 (1, 9)													4	1	1	1	1	0	0			
Ken Caminiti, S OBP: 0.302, SLG: 0.403 (1, 5)													5	0	1	0	0	1	2			
Craig Reynolds, L OBP: 0.326, SLG: 0.377 (1, 6)												3	1	1	0	0	0	1				
Dale Barra, R OBP: 0.412, SLG: 0.182 (9, PH)													2	0	0	0	0	0	0			
Mike Scott, R OBP: 0.439, SLG: 0.387 (9, PH)												3	0	1	1	0	1	1				
Dave Smith, R OBP: 0.667, SLG: 0.500 (11, 1)												0	0	0	0	0	0	0	0			
Inning Stats	R: 1 E: 0 K: 0 S: 4	H: 1 LOB: 1 BB: 0 P: 8	R: 1 E: 0 K: 1 S: 7	H: 2 LOB: 1 BB: 0 P: 7	R: 0 E: 0 K: 2 S: 7	H: 0 LOB: 0 BB: 0 P: 7	R: 0 E: 0 K: 0 S: 3	H: 0 LOB: 0 BB: 0 P: 3	R: 0 E: 0 K: 1 S: 5	H: 0 LOB: 0 BB: 0 P: 5	R: 0 E: 0 K: 2 S: 4	H: 1 LOB: 1 BB: 1 P: 4	R: 0 E: 0 K: 0 S: 6	H: 4 LOB: 2 BB: 1 P: 10	R: 0 E: 0 K: 0 S: 3	H: 1 LOB: 0 BB: 0 P: 3	R: 0 E: 0 K: 1 S: 6	H: 1 LOB: 0 BB: 0 P: 6	1B: 8 2B: 3 3B: 0 HR: 1	SF: 0 SAC: 0 DP: 1 HBP: 0	WP: 0 PB: 0 SB: 0 CS: 1	PA: 45
PITCHER	IP WLS BF H R ER SO BB IBB HBP BLK WP HR S P ERA WHIP																					
Les Lancaster, R ERA: 5.4 (1, 1)	7.0	0.0	3	3	2	2	0	0	0	0	0	0	0	3	3	∞	∞					
Drew Hall, L ERA: 9.42 (8, 1)	0.0	3	3	2	2	0	0	0	0	0	0	0	0	3	3	∞	∞					
Jay Baller, R ERA: 6.0 (8, 1)	1.0	4	1	0	0	0	0	0	1	0	0	0	0	3	7	0.00	1.000					
Frank DiPino, L ERA: 3.36 (9, 1)	3.0	L	10	3	1	1	1	0	0	0	0	0	0	1	12	12	3.00	1.000				

Batter	1	2	3	4	5	6	7	8	9	10	11	AB	R	H	RBI	BB	SO	LOB	BOTTOM					
Dave Martinez, L OBP: 0.382, SLG: 0.439 (1, 8)													5	0	0	0	2	2						
23 Ryne Sandberg, R OBP: 0.382, SLG: 0.478 (1, 4)													5	1	2	0	0	1	2					
Leon Durham, L OBP: 0.346, SLG: 0.481 (1, 3)													5	0	1	0	0	2	4					
Andre Dawson, R OBP: 0.327, SLG: 0.595 (1, 9)													5	1	2	2	0	1	2					
Jerry Mumphrey, S OBP: 0.394, SLG: 0.512 (1, 7)													5	1	3	0	0	0	0					
Keith Moreland, R OBP: 0.312, SLG: 0.457 (1, 5)													4	0	0	0	0	1	3					
Frank DiPino, L OBP: 1.000, SLG: 1.000 (9, 1)													0	0	0	0	0	0	0					
Luis Quinones, S OBP: 0.284, SLG: 0.297 (11, PH)													1	0	0	0	0	0	1					
Bob Dernier, R OBP: 0.404, SLG: 0.514 (11, PR)													0	0	0	0	0	0	0					
Jody Davis, R OBP: 0.342, SLG: 0.442 (1, 2)													4	1	1	0	1	2	1					
Shawon Dunston, R OBP: 0.277, SLG: 0.402 (1, 6)													5	0	1	1	0	0	2					
Les Lancaster, R OBP: 0.037, SLG: 0.037 (1, 1)													2	0	0	0	0	1	1					
Rafael Palmeiro, L OBP: 0.319, SLG: 0.530 (7, PH)													1	0	1	1	0	0	0					
Drew Hall, L (8, 1)												0	0	0	0	0	0	0	0					
Jay Baller, R OBP: 1.000, SLG: 1.000 (8, 1)												0	0	0	0	0	0	0	0					
Manny Trillo, R OBP: 0.399, SLG: 0.500 (9, 5)													1	0	0	0	0	0	0					
Inning Stats	R: 0 E: 0 K: 1 S: 6	H: 1 LOB: 1 BB: 0 P: 6	R: 1 E: 0 K: 1 S: 6	H: 1 LOB: 1 BB: 1 P: 10	R: 1 E: 0 K: 2 S: 10	H: 3 LOB: 2 BB: 0 P: 10	R: 0 E: 0 K: 0 S: 3	H: 0 LOB: 0 BB: 0 P: 3	R: 0 E: 0 K: 0 S: 3	H: 0 LOB: 0 BB: 0 P: 3	R: 1 E: 0 K: 2 S: 10	H: 3 LOB: 2 BB: 0 P: 10	R: 1 E: 0 K: 1 S: 6	H: 1 LOB: 0 BB: 0 P: 6	R: 0 E: 0 K: 0 S: 5	H: 0 LOB: 0 BB: 0 P: 5	R: 0 E: 0 K: 1 S: 5	H: 1 LOB: 0 BB: 0 P: 5	R: 0 E: 0 K: 1 S: 6	H: 1 LOB: 1 BB: 0 P: 6	1B: 7 2B: 3 3B: 0 HR: 1	SF: 0 SAC: 0 DP: 1 HBP: 0	WP: 1 PB: 0 SB: 1 CS: 0	PA: 44
PITCHER	IP WLS BF H R ER SO BB IBB HBP BLK WP HR S P ERA WHIP																							
Mike Scott, R ERA: 3.02 (1, 1)	8.0	2.0	W	6	1	0	0	2	0	0	0	0	0	0	10	10	0.00	0.500						
Larry Andersen, R ERA: 2.79 (9, 1)	2.0	W	6	1	0	0	1	0	0	0	0	0	0	6	6	0.00	1.000							
Dave Smith, R ERA: 1.08 (11, 1)	1.0	S	4	1	0	0	1	0	0	0	0	0	0	6	6	0.00	1.000							

Houston Astros @ Chicago Cubs
Wrigley Field, Chicago, IL
Sat Aug 22 1987, 3:33 AM CDT
Att: 32,552 - Unknown

livebaseballscorecards.com

AB 42
R 5
H 12
RBI 5
BB 2
SO 5
LOB 13





Houston Astros @ Chicago Cubs
Wrigley Field, Chicago, IL
Sat Aug 22 1987, 3:33 AM CDT
Att: 32,552 - Unknown

livebaseballscorecards.com

AB 43
R 4
H 11
RBI 4
BB 1
SO 10
LOB 18



Batter	1	2	3	4	5	6	7	8	9	AB	R	H	RBI	BB	SO	LOB	TOP									
Gerald Young, S (1, 8) OBP: 0.339, SLG: 0.338	G3			1B	6-3		3B BB		G3	4	1	1	0	1	0	2	Houston Astros @ Chicago Cubs Wrigley Field, Chicago, IL Sun Aug 23 1987, 3:33 AM CDT Att: 33,934 - Unknown AB 31 R 4 H 7 RBI 4 BB 6 SO 3 LOB 11 									
Billy Hatcher, R (1, 7) OBP: 0.375, SLG: 0.446	F9			BB	1-6-3		3B		F8	5	1	2	2	0	0	2										
Bill Doran, S (1, 4) OBP: 0.365, SLG: 0.430	4-3			BB			1B		2-3	3	1	1	0	1	0	1										
Glenn Davis, R (1, 3) OBP: 0.309, SLG: 0.460		F7		F6			F3		F6	4	0	0	0	0	0	3										
Kevin Bass, S (1, 9) OBP: 0.339, SLG: 0.435	G3			BB			1B		G3	2	0	0	0	2	0	0										
Ken Caminiti, S (1, 5) OBP: 0.308, SLG: 0.402	K			BB			1B		K	3	0	1	2	1	2	0										
Craig Reynolds, L (1, 6) OBP: 0.325, SLG: 0.375			F7		F9				4-3	4	0	1	0	0	0	3										
Robbie Wine, R (1, 2) OBP: 0.083, SLG: 0.125			F8		L7				F3	3	0	0	0	0	0	0										
Nolan Ryan, R (1, 1) ERA: 3.07, SLG: 0.14 Rocky Childress, R (6, 1) ERA: 2.86, SLG: 0.264 Terry Puhl, L (7, PH) ERA: 3.43, SLG: 0.264 Jeff Heathcock, R (7, 1) ERA: 3.43 Jose Cruz, L (9, PH) OBP: 0.342, SLG: 0.423 Dave Smith, R (9, 1) ERA: 4.06			K		5-3				3B	2	0	0	0	0	1	0										
Inning Stats	R: 0 E: 0 K: 0 S: 3	H: 0 LOB: 0 BB: 0 P: 3	R: 0 E: 0 K: 1 S: 5	H: 0 LOB: 0 BB: 0 P: 5	R: 0 E: 0 K: 1 S: 5	H: 0 LOB: 0 BB: 0 P: 5	R: 1 E: 0 K: 0 S: 4	H: 2 LOB: 3 BB: 3 P: 16	R: 0 E: 0 K: 0 S: 3	H: 0 LOB: 0 BB: 0 P: 3	R: 1 E: 0 K: 0 S: 4	H: 2 LOB: 2 BB: 1 P: 8	R: 2 E: 0 K: 0 S: 5	H: 2 LOB: 1 BB: 1 P: 9	R: 0 E: 0 K: 1 S: 5	H: 0 LOB: 0 BB: 0 P: 5		R: 0 E: 0 K: 0 S: 4	H: 1 LOB: 2 BB: 1 P: 8	1B: 5 2B: 1 3B: 1 HR: 0	SF: 0 SAC: 1 DP: 0 HBP: 0	WP: 0 PB: 0 SB: 3 CS: 0	PA: 38			
PITCHER	IP	WLS	BF	H	R	ER	SO	BB	IBB	HBP	BLK	WP	HR	S	P	ERA		WHIP								
Rick Sutcliffe, R (1, 1) ERA: 3.71	8.0	L	33	6	4	4	3	3	2	0	0	0	0	34	54	4.50		1.125								
Dickie Noles, R (9, 1) ERA: 4.06	1.0		5	1	0	0	0	1	0	0	0	0	0	4	8	0.00		2.000								

Batter	1	2	3	4	5	6	7	8	9	AB	R	H	RBI	BB	SO	LOB	BOTTOM									
Dave Martinez, L (1, 8) OBP: 0.381, SLG: 0.435	F5		K						6-3	3	1	0	0	1	1	1	Houston Astros @ Chicago Cubs Wrigley Field, Chicago, IL Sun Aug 23 1987, 3:33 AM CDT Att: 33,934 - Unknown AB 32 R 2 H 5 RBI 2 BB 1 SO 9 LOB 6 									
23 Ryne Sandberg, R (1, 4) OBP: 0.378, SLG: 0.473	K		K						5-3	4	0	0	0	0	2	2										
Leon Durham, L (1, 3) OBP: 0.345, SLG: 0.486	K				F4				K	4	1	1	2	0	2	0										
Andre Dawson, R (1, 9) OBP: 0.327, SLG: 0.592		K			6-3				F4	4	0	1	0	0	1	0										
Jerry Mumphrey, S (1, 7) OBP: 0.392, SLG: 0.508		5-3			4-3				FC6	4	0	1	0	0	0	1										
Manny Trillo, R (1, 5) OBP: 0.393, SLG: 0.494									FC6-4	4	0	1	0	0	0	1										
Shawon Dunston, R (1, 6) OBP: 0.275, SLG: 0.398 Luis Quinones, S (7, PH) OBP: 0.280, SLG: 0.293									1B	2	0	0	0	0	1	1										
Jim Sundberg, R (1, 2) OBP: 0.331, SLG: 0.358					5-3				K	3	0	0	0	0	2	0										
Rick Sutcliffe, L (1, 1) OBP: 0.211, SLG: 0.219 Rafael Palmeiro, L (8, PH) OBP: 0.317, SLG: 0.526 Dickie Noles, R (9, 1) ERA: 1.06									6-3	2	0	1	0	0	0	0										
Inning Stats	R: 0 E: 0 K: 2 S: 7	H: 0 LOB: 0 BB: 0 P: 7	R: 0 E: 0 K: 1 S: 6	H: 1 LOB: 1 BB: 0 P: 6	R: 0 E: 0 K: 2 S: 8	H: 1 LOB: 1 BB: 0 P: 8	R: 0 E: 0 K: 0 S: 3	H: 0 LOB: 0 BB: 0 P: 3	R: 0 E: 0 K: 0 S: 7	H: 0 LOB: 0 BB: 0 P: 7	R: 2 E: 0 K: 0 S: 5	H: 2 LOB: 1 BB: 1 P: 9	R: 0 E: 0 K: 1 S: 5	H: 0 LOB: 0 BB: 0 P: 5	R: 0 E: 0 K: 0 S: 3	H: 0 LOB: 0 BB: 0 P: 3		R: 0 E: 0 K: 1 S: 6	H: 1 LOB: 1 BB: 0 P: 6	1B: 3 2B: 0 3B: 1 HR: 1	SF: 0 SAC: 0 DP: 0 HBP: 0	WP: 0 PB: 0 SB: 1 CS: 0	PA: 33			
PITCHER	IP	WLS	BF	H	R	ER	SO	BB	IBB	HBP	BLK	WP	HR	S	P	ERA		WHIP								
Nolan Ryan, R (1, 1) ERA: 2.9	5.1		19	2	1	1	7	1	0	0	0	0	0	32	36	1.69		0.562								
Rocky Childress, R (6, 1) ERA: 1.85	0.2		4	2	1	1	0	0	0	0	0	0	1	4	4	13.50		3.000								
Jeff Heathcock, R (7, 1) ERA: 3.43	2.0	W	6	0	0	0	1	0	0	0	0	0	0	8	8	0.00	0.000									
Dave Smith, R (9, 1) ERA: 1.06	1.0	S	4	1	0	0	1	0	0	0	0	0	0	6	6	0.00	1.000									

Batter	1	2	3	4	5	6	7	8	9	AB	R	H	RBI	BB	SO	LOB	TOP								
Gerald Young, S OBP: 0.341, SLG: 0.340 (1, 8)	5-3		6-3		2H 1B		K		HR 1B	5	1	2	1	0	1	3	Houston Astros @ St. Louis Cardinals Busch Stadium, St. Louis, MO Mon Aug 24 1987, 7:05 PM CDT Att: 32,413 - Unknown								
Billy Hatcher, R OBP: 0.377, SLG: 0.452 (1, 7)	1B HBP		HBP		1-3		FC6-4		HR	3	2	1	2	0	0	4									
Bill Doran, S OBP: 0.366, SLG: 0.429 (1, 4)	1B		G3			L4 BB		4-3	F9	4	0	1	1	1	0	1									
Alan Ashby, S OBP: 0.389, SLG: 0.456 (1, 2)	K			6-3		L4		4-3		4	0	0	0	0	1	2									
Kevin Bass, S OBP: 0.338, SLG: 0.432 (1, 9)	K			4-3		F4		2B BB		3	1	0	0	1	1	1									
Glenn Davis, R OBP: 0.305, SLG: 0.460 (1, 3)		K		1-3			5-3	2B		4	0	1	1	0	1	0									
Ken Caminiti, S OBP: 0.306, SLG: 0.397 (1, 5)		K			K		2B 1B	K		4	0	1	0	0	3	1									
Dale Berra, R OBP: 0.429, SLG: 0.400 (1, 6)									L5	4	1	2	0	0	0	0									
Craig Reynolds, L OBP: 0.325, SLG: 0.375 (9, 6)	F7				1B 2B		2B			0	0	0	0	0	0	0									
Bob Knepper, L OBP: 0.150, SLG: 0.184 (1, 1)			1-3		K		FC6-4 BB		F8	3	0	0	0	1	1	1									
Inning Stats	R: 1 E: 0 K: 2 S: 8	H: 1 LOB: 1 BB: 0 P: 9	R: 0 E: 0 K: 2 S: 7	H: 0 LOB: 0 BB: 0 P: 7	R: 0 E: 0 K: 0 S: 3	H: 0 LOB: 0 BB: 0 P: 4	R: 0 E: 0 K: 0 S: 3	H: 0 LOB: 0 BB: 0 P: 3	R: 1 E: 0 K: 0 S: 9	H: 2 LOB: 1 BB: 0 P: 9	R: 0 E: 0 K: 0 S: 2	H: 0 LOB: 0 BB: 1 P: 6	R: 0 E: 0 K: 1 S: 7	H: 2 LOB: 3 BB: 1 P: 11	R: 1 E: 0 K: 1 S: 6	H: 1 LOB: 1 BB: 1 P: 10	R: 2 E: 0 K: 0 S: 5	H: 2 LOB: 0 BB: 0 P: 5	1B: 4 2B: 4 3B: 0 HR: 1	SF: 0 SAC: 0 DP: 1 HBP: 2	WP: 0 PB: 0 SB: 5 CS: 0	PA: 39			
PITCHER	IP	WLS	BF	H	R	ER	SO	BB	IBB	HBP	BLK	WP	HR	S	P	ERA	WHIP								
Joe Magrane, L ERA: 3.79 (1, 1)	7.0	L	29	5	2	2	7	2	0	2	0	0	0	39	49	2.57	1.000								
Ricky Horton, L ERA: 3.75 (8, 1)	2.0		10	3	3	3	1	1	0	0	0	0	1	11	15	13.50	2.000								

Batter	1	2	3	4	5	6	7	8	9	AB	R	H	RBI	BB	SO	LOB	BOTTOM								
Vince Coleman, S OBP: 0.358, SLG: 0.326 (1, 7)	6-3		2B		L6		K			4	0	1	0	0	1	2	Houston Astros @ St. Louis Cardinals Busch Stadium, St. Louis, MO Mon Aug 24 1987, 7:05 PM CDT Att: 32,413 - Unknown								
Ozzie Smith, S OBP: 0.389, SLG: 0.371 (1, 6)	6-3		1-3			4-3 FC1-6 2B		L7		4	1	1	0	0	0	1									
Tom Herr, S OBP: 0.358, SLG: 0.362 (1, 4)	1B		1-3			4-3		F9		4	0	1	0	0	0	2									
Jack Clark, R OBP: 0.460, SLG: 0.614 (1, 3)	BB			K		FC1-6 BB		F4		2	0	0	0	2	1	0									
Willie McGee, S OBP: 0.314, SLG: 0.428 (1, 8)	6-3			5-3		FC1-6		5-3 3B		4	1	1	1	0	0	3									
Terry Pendleton, S OBP: 0.383, SLG: 0.437 (1, 5)		L7		4-3		6-3		5-3		4	0	0	1	0	0	1									
Jim Lindeman, R OBP: 0.284, SLG: 0.407 (1, 9)	6-3				F9		1-3	1B		4	0	1	0	0	0	0									
Tony Peña, R OBP: 0.313, SLG: 0.337 (1, 2)	5-3				SH2-4 1B		1B	L3		4	0	2	0	0	0	1									
Joe Magrane, R OBP: 0.150, SLG: 0.158 (1, 1)					SH2-4		K	1-3		1	0	0	0	0	1	0									
Steve Lake, R OBP: 0.310, SLG: 0.369 (7, PH)			K							1	0	0	0	0	1	1									
Ricky Horton, L OBP: 0.222, SLG: 0.231 (8, 1)										0	0	0	0	0	0	0									
José Quienodo, S OBP: 0.421, SLG: 0.362 (8, PH)					1-2					1	0	0	0	0	0	1									
Inning Stats	R: 0 E: 0 K: 0 S: 4	H: 1 LOB: 2 BB: 1 P: 8	R: 0 E: 0 K: 0 S: 3	H: 0 LOB: 0 BB: 0 P: 3	R: 0 E: 0 K: 1 S: 6	H: 1 LOB: 1 BB: 0 P: 6	R: 0 E: 0 K: 1 S: 5	H: 0 LOB: 0 BB: 0 P: 5	R: 0 E: 0 K: 0 S: 4	H: 1 LOB: 1 BB: 0 P: 8	R: 0 E: 0 K: 2 S: 8	H: 1 LOB: 1 BB: 0 P: 8	R: 0 E: 0 K: 0 S: 3	H: 0 LOB: 0 BB: 0 P: 3	R: 1 E: 0 K: 0 S: 5	H: 2 LOB: 1 BB: 0 P: 5	1B: 4 2B: 2 3B: 1 HR: 0	SF: 0 SAC: 1 DP: 0 HBP: 0	WP: 0 PB: 0 SB: 0 CS: 0	PA: 36					
PITCHER	IP	WLS	BF	H	R	ER	SO	BB	IBB	HBP	BLK	WP	HR	S	P	ERA	WHIP								
Bob Knepper, L ERA: 5.4 (1, 1)	9.0	W	36	7	2	2	4	2	0	0	0	0	0	42	50	2.00	1.000								


Batter	1	2	3	4	5	6	7	8	9	AB	R	H	RBI	BB	SO	LOB	TOP
Gerald Young, S OBP: 0.339, SLG: 0.338 (1, 8)	4-3		4-3				L5-4			4	0	1	0	0	0	3	Houston Astros @ St. Louis Cardinals Busch Stadium, St. Louis, MO Tue Aug 25 1987, 7:05 PM CDT Att: 36,054 - Unknown
Billy Hatcher, R OBP: 0.376, SLG: 0.452 (1, 7)	WP 1B		6-3				6-3		F9	4	1	1	0	0	0	2	
Bill Doran, S OBP: 0.368, SLG: 0.430 Craig Reynolds, L OBP: 0.325, SLG: 0.375 (8, 6)	2B						6-3		6-3 BLK 1B	3	0	2	1	1	0	1	
Alan Ashby, S OBP: 0.388, SLG: 0.452 Robbie Wine, R OBP: 0.093, SLG: 0.125 (8, 2)	2H 1B						6-3		6-3 1-3	0	0	0	0	0	0	0	
Kevin Bass, S OBP: 0.335, SLG: 0.428 (1, 9)	L3						6-3		F7	4	0	0	0	0	0	3	
Glenn Davis, R OBP: 0.308, SLG: 0.460 (1, 3)									F9	4	0	1	0	0	2	0	
Ken Caminiti, S OBP: 0.304, SLG: 0.392 (1, 5)									F8	4	0	1	0	0	1	1	
Dale Berra, R OBP: 0.417, SLG: 0.389 (8, 4)										3	0	1	0	0	2	1	
Denny Walling, L OBP: 0.355, SLG: 0.425 (9, PH)									2B	1	0	1	0	0	0	0	
Danny Darwin, R OBP: 0.228, SLG: 0.327 Rocky Childress, R OBP: 0.295, SLG: 0.375 Jeff Heathcock, R OBP: 0.325, SLG: 0.419 (7, PH) (7, 1) (9, PH)									F8	2	0	1	0	0	1	0	
Inning Stats	R: 1 E: 0 K: 0 S: 5	H: 2 LOB: 1 BB: 0 P: 5	R: 0 E: 0 K: 3 S: 9	H: 0 LOB: 0 BB: 0 P: 9	R: 0 E: 0 K: 0 S: 4	H: 1 LOB: 2 BB: 1 P: 8	R: 0 E: 0 K: 1 S: 6	H: 1 LOB: 1 BB: 0 P: 6	R: 0 E: 0 K: 1 S: 4	H: 2 LOB: 1 BB: 0 P: 6	R: 0 E: 0 K: 0 S: 4	H: 1 LOB: 1 BB: 0 P: 4	R: 0 E: 0 K: 0 S: 4	H: 1 LOB: 1 BB: 0 P: 4	1B: 5 2B: 5 3B: 0 HR: 0	SF: 0 SAC: 0 DP: 2 HBP: 0	WP: 1 PB: 0 SB: 2 CS: 0
PITCHER	IP ERA WHIP	WLS BF	H R ER SO	BB IBB HBP BLK	WP HR S P	ERA WHIP	PITCHER	IP ERA WHIP	WLS BF	H R ER SO	BB IBB HBP BLK	WP HR S P	ERA WHIP				
Greg Mathews, L ERA: 4.22 Bob Forsch, R ERA: 4.43 (1, 1) (9, 1)	8.0 4.22 1.00	W 32	8 1 1 7	2 0 0 0	1 0 4 4	1.12 1.250											


AB	34
R	1
H	9
RBI	1
BB	2
SO	7
LOB	18



Batter	1	2	3	4	5	6	7	8	9	AB	R	H	RBI	BB	SO	LOB	BOTTOM
Vince Coleman, S OBP: 0.360, SLG: 0.333 (1, 7)	1B E			FC4		2B SF7 1B			5-3	5	1	3	1	0	0	1	Houston Astros @ St. Louis Cardinals Busch Stadium, St. Louis, MO Tue Aug 25 1987, 7:05 PM CDT Att: 36,054 - Unknown
Ozzie Smith, S OBP: 0.389, SLG: 0.376 (1, 6)	5-3	4-3							F7	5	2	2	1	0	0	2	
Tom Herr, S OBP: 0.356, SLG: 0.361 (1, 4)	2-3 1B			L9					L8	4	0	1	1	0	0	1	
Jack Clark, R OBP: 0.462, SLG: 0.614 (1, 3)	F9			L7						3	1	1	1	2	0	2	
Willie McGee, S OBP: 0.315, SLG: 0.426 (1, 8)	G3			S BB					1-3	4	0	1	0	1	0	5	
Terry Pendleton, S OBP: 0.382, SLG: 0.437 (1, 5)										3	0	1	2	0	0	1	
Lance Johnson, L OBP: 0.333, SLG: 0.462 (1, 9)										3	1	1	0	1	0	2	
Tony Peña, R OBP: 0.309, SLG: 0.332 (1, 2)										4	1	0	1	0	0	2	
Greg Mathews, R OBP: 0.228, SLG: 0.218 Bob Forsch, R OBP: 0.346, SLG: 0.560 (1, 1) (9, 1)										4	1	2	0	0	1	1	
Inning Stats	R: 0 E: 1 K: 0 S: 5	H: 2 LOB: 2 BB: 0 P: 5	R: 2 E: 0 K: 1 S: 8	H: 2 LOB: 1 BB: 0 P: 8	R: 0 E: 0 K: 0 S: 3	H: 0 LOB: 1 BB: 1 P: 7	R: 0 E: 0 K: 0 S: 4	H: 1 LOB: 0 BB: 0 P: 4	R: 2 E: 0 K: 0 S: 6	H: 3 LOB: 2 BB: 1 P: 10	R: 3 E: 0 K: 0 S: 7	H: 4 LOB: 2 BB: 1 P: 11	R: 0 E: 0 K: 0 S: 3	H: 0 LOB: 1 BB: 1 P: 7	1B: 7 2B: 3 3B: 2 HR: 0	SF: 2 SAC: 0 DP: 0 HBP: 0	
PITCHER	IP ERA WHIP	WLS BF	H R ER SO	BB IBB HBP BLK	WP HR S P	ERA WHIP	PITCHER	IP ERA WHIP	WLS BF	H R ER SO	BB IBB HBP BLK	WP HR S P	ERA WHIP				
Danny Darwin, R ERA: 3.52 Rocky Childress, R ERA: 2.6 Jeff Heathcock, R ERA: 3.27 Juan Agosto, L ERA: 3.75 (1, 1) (5, 1) (6, 1) (7, 1)	4.1 3.52 0.2 1.0 2.0	L 23	8 3 0 0	4 3 0 0	0 0 0 0	8.31 4.500											



Batter	1	2	3	4	5	6	7	8	9	AB	R	H	RBI	BB	SO	LOB	TOP																		
Gerald Young, S OBP: 0.343, SLG: 0.341	(1, 8) X F8	(1, 8) X PO	(1, 8) X CS 1B		(1, 8) X P4		(1, 8) X 2B 1B			4	1	2	0	0	0	1	Houston Astros @ St. Louis Cardinals Busch Stadium, St. Louis, MO Wed Aug 26 1987, 3:33 AM CDT Att: 37,979 - Unknown AB 33 R 4 H 9 RBI 4 BB 3 SO 1 LOB 9 																		
Billy Hatcher, R OBP: 0.375, SLG: 0.452	(1, 7) X L9		(1, 7) X 6-3		(1, 7) X FC5-4		(1, 7) X 2B			4	0	1	2	0	0	2																			
Bill Doran, S OBP: 0.368, SLG: 0.429	(1, 4) X HR 1B		(1, 4) X 6-3					(1, 4) X F9		4	1	1	0	0	0	0																			
Glenn Davis, R OBP: 0.308, SLG: 0.465	(1, 3) X 1-H HR			(1, 3) X F8				(1, 3) X F4		4	1	1	2	0	0	0																			
Kevin Bass, S OBP: 0.338, SLG: 0.432	(1, 9) B BB BB			(1, 9) X L7				(1, 9) X 2B 1B		3	0	2	0	1	0	0																			
Ken Caminiti, S OBP: 0.303, SLG: 0.383	(1, 5) X 5-3			(1, 5) B BB BB BB	(1, 5) X 4-3			(1, 5) X L6		3	0	0	0	1	0	3																			
Dale Berra, R OBP: 0.357, SLG: 0.318		(1, 6) X 1-3		(1, 6) X 6-3				(1, 6) X F4		4	0	0	0	0	0	1																			
Robbie Wine, R OBP: 0.148, SLG: 0.154	(1, 2) B BB BB				(1, 2) X F7			(1, 2) X F5		2	1	1	0	1	0	0																			
Jose Cruz, L OBP: 0.312, SLG: 0.418	(9, PH)									1	0	0	0	0	0	0																			
Jim Deshaies, L OBP: 0.204, SLG: 0.093	(1, 1)									2	0	1	0	0	1	1																			
Jeff Heathcock, R (6, 1)										0	0	0	0	0	0	0																			
Davey Lopes, R OBP: 0.419, SLG: 0.364	(7, PH)									1	0	0	0	0	0	1																			
Juan Agosto, L (7, 1)										0	0	0	0	0	0	0																			
Alan Ashby, S OBP: 0.387, SLG: 0.450	(9, PH)									1	0	0	0	0	0	0																			
Inning Stats	R: 2 E: 0 K: 0 S: 5	H: 2 LOB: 1 BB: 1 P: 9	R: 0 E: 0 K: 1 S: 4	H: 0 LOB: 0 BB: 1 P: 8	R: 0 E: 0 K: 0 S: 3	H: 1 LOB: 1 BB: 0 P: 3	R: 0 E: 0 K: 0 S: 3	H: 0 LOB: 1 BB: 1 P: 7	R: 0 E: 0 K: 0 S: 4	H: 1 LOB: 1 BB: 0 P: 4	R: 0 E: 0 K: 0 S: 4	H: 1 LOB: 1 BB: 0 P: 4	R: 2 E: 0 K: 0 S: 5	H: 3 LOB: 1 BB: 0 P: 5	R: 0 E: 0 K: 0 S: 4	H: 1 LOB: 0 BB: 0 P: 3		1B: 6 2B: 2 3B: 0 HR: 1	SF: 0 SAC: 0 DP: 0 HBP: 0	WP: 0 PB: 0 SB: 0 CS: 1	PA: 37														
PITCHER	IP WLS BF H R ER SO BB IBB HBP BLK WP HR S P ERA WHIP																																		
John Tudor, L ERA: 4.83	(1, 1)	6.0	24	5	2	2	1	3	0	0	0	0	0	0	1	23	35	3.00	1.333																
Ken Dayley, L ERA: 2.25	(7, 1)	3.0	W 12	4	2	2	0	0	0	0	0	0	0	0	0	12	12	6.00	1.333																

Batter	1	2	3	4	5	6	7	8	9	AB	R	H	RBI	BB	SO	LOB	BOTTOM																		
Vince Coleman, S OBP: 0.363, SLG: 0.345	(1, 7) X 1-3		(1, 7) X S SF8 1B							4	3	3	1	0	0	0	Houston Astros @ St. Louis Cardinals Busch Stadium, St. Louis, MO Wed Aug 26 1987, 3:33 AM CDT Att: 37,979 - Unknown AB 29 R 5 H 10 RBI 5 BB 2 SO 1 LOB 8 																		
Ozzie Smith, S OBP: 0.389, SLG: 0.375	(1, 6) X F7		(1, 6) X SF8							1	0	0	1	1	0	0																			
Tom Herr, S OBP: 0.359, SLG: 0.363	(1, 4) X HR 1B		(1, 4) X 5-3 1B							3	1	2	1	1	0	0																			
Jack Clark, R OBP: 0.462, SLG: 0.621	(1, 3) X 1-H HR		(1, 3) X 5-3							4	1	2	2	0	0	1																			
Willie McGee, S OBP: 0.314, SLG: 0.425	(1, 8) X 1B		(1, 8) X F9							4	0	1	0	0	0	3																			
Terry Pendleton, S OBP: 0.383, SLG: 0.437	(1, 5) X 1-3			(1, 5) X F7						4	0	2	0	0	0	1																			
Jim Lindeman, R OBP: 0.282, SLG: 0.402	(1, 9)									2	0	0	0	0	1	0																			
Tom Pagnozzi, R OBP: 0.263, SLG: 0.400	(7, 2)									1	0	0	0	0	0	1																			
Steve Lake, R OBP: 0.306, SLG: 0.364	(1, 2)									2	0	0	0	0	0	0																			
John Morris, L OBP: 0.321, SLG: 0.457	(6, PH) (7, 9)									1	0	0	0	0	0	1																			
John Tudor, L OBP: 0.263, SLG: 0.222	(1, 1)									2	0	0	0	0	0	0																			
José Oquendo, S OBP: 0.420, SLG: 0.360	(6, PH)									1	0	0	0	0	0	1																			
Ken Dayley, L (7, 1)										0	0	0	0	0	0	0																			
Inning Stats	R: 2 E: 0 K: 0 S: 6	H: 3 LOB: 1 BB: 0 P: 6	R: 0 E: 0 K: 0 S: 3	H: 0 LOB: 0 BB: 0 P: 3	R: 1 E: 0 K: 0 S: 5	H: 2 LOB: 1 BB: 0 P: 5	R: 0 E: 0 K: 1 S: 5	H: 0 LOB: 0 BB: 0 P: 5	R: 1 E: 0 K: 0 S: 4	H: 2 LOB: 2 BB: 2 P: 12	R: 0 E: 0 K: 0 S: 4	H: 1 LOB: 1 BB: 0 P: 4	R: 1 E: 0 K: 0 S: 4	H: 1 LOB: 0 BB: 0 P: 4	R: 0 E: 0 K: 0 S: 3	H: 1 LOB: 0 BB: 0 P: 3		1B: 7 2B: 2 3B: 0 HR: 2	SF: 1 SAC: 2 DP: 1 HBP: 0	WP: 0 PB: 0 SB: 2 CS: 1	PA: 34														
PITCHER	IP WLS BF H R ER SO BB IBB HBP BLK WP HR S P ERA WHIP																																		
Jim Deshaies, L ERA: 4.27	(1, 1)	5.0	24	8	4	4	1	2	0	0	0	0	0	0	0	3	3	0.00	0.000																
Jeff Heathcock, R ERA: 3.13	(6, 1)	1.0	3	0	0	0	0	0	0	0	0	0	0	0	0	3	3	0.00	0.000																
Juan Agosto, L ERA: 3.86	(7, 1)	2.0	L 7	2	1	1	0	0	0	0	0	0	0	0	7	7	4.50	1.000																	

Batter	1	2	3	4	5	6	7	8	9	AB	R	H	RBI	BB	SO	LOB	TOP																					
Gerald Young, S OBP: 0.346, SLG: 0.341 (1, 8)	4-3		1B				F7			3	0	1	1	1	0	0	Houston Astros @ Pittsburgh Pirates Three Rivers Stadium, Pittsburgh, PA Fri Aug 28 1987, 7:05 PM EDT Att: 11,917 - Unknown																					
Billy Hatcher, R OBP: 0.376, SLG: 0.453 (1, 9)	6-3		1B				F2			4	0	2	0	0	0	1																						
Bill Doran, S OBP: 0.367, SLG: 0.431 (1, 4)			F8				F7			4	0	1	0	0	0	3																						
Alan Ashby, S OBP: 0.387, SLG: 0.449 (1, 2)	F8		4-3				1B			3	0	1	0	0	0	3																						
Glenn Davis, R OBP: 0.308, SLG: 0.463 (1, 3)		K					1B			4	0	1	0	0	1	2																						
Jose Cruz, L OBP: 0.314, SLG: 0.417 (1, 7)	G3						F8			3	1	1	0	1	0	2																						
Ken Caminiti, S OBP: 0.295, SLG: 0.372 (1, 5)	1-3						F7			4	0	0	1	0	0	3																						
Craig Reynolds, L OBP: 0.324, SLG: 0.380 (1, 6)			1B				F2			4	1	1	0	0	1	0																						
Mike Scott, R OBP: 0.176, SLG: 0.138 Denny Walling, L OBP: 0.354, SLG: 0.424 (9, PH)			K				K			3	0	0	0	0	2	1																						
Inning Stats	R: 0 E: 0 K: 0 S: 4	H: 1 LOB: 1 BB: 0 P: 4	R: 0 E: 0 K: 1 S: 5	H: 0 LOB: 0 BB: 0 P: 5	R: 1 E: 0 K: 1 S: 8	H: 3 LOB: 2 BB: 0 P: 8	R: 0 E: 0 K: 0 S: 2	H: 0 LOB: 0 BB: 1 P: 6	R: 0 E: 0 K: 1 S: 5	H: 2 LOB: 2 BB: 0 P: 5	R: 0 E: 1 K: 0 S: 4	H: 0 LOB: 1 BB: 0 P: 4	R: 0 E: 1 K: 1 S: 6	H: 1 LOB: 1 BB: 0 P: 6	R: 1 E: 1 K: 1 S: 6	H: 1 LOB: 0 BB: 0 P: 6	1B: 6 2B: 0 3B: 2 HR: 0	SF: 0 SAC: 0 DP: 2 HBP: 0	WP: 0 PB: 0 SB: 1 CS: 0	PA: 36																		
PITCHER	IP	WLS	BF	H	R	ER	SO	BB	IBB	HBP	BLK	WP	HR	S	P	ERA	WHIP	PITCHER			IP	WLS	BF	H	R	ER	SO	BB	IBB	HBP	BLK	WP	HR	S	P	ERA	WHIP	
Bob Walk, R ERA: 3.72 Jim Gott, R ERA: 4.04	(1, 1)	7.1	W	31	7	1	1	4	2	0	0	0	0	0	37	45	1.23	1.227				(8, 1)	1.2	S	5	1	1	0	1	0	0	0	0	0	7	7	0.00	0.600

AB 33
R 2
H 8
RBI 2
BB 2
SO 5
LOB 15



Batter	1	2	3	4	5	6	7	8	9	AB	R	H	RBI	BB	SO	LOB	BOTTOM																					
John Cangelosi, S OBP: 0.449, SLG: 0.409 Barry Bonds, L OBP: 0.332, SLG: 0.510 (8, 7)	4-3		5-3				1B			4	1	2	0	0	0	0	Houston Astros @ Pittsburgh Pirates Three Rivers Stadium, Pittsburgh, PA Fri Aug 28 1987, 7:05 PM EDT Att: 11,917 - Unknown																					
Andy Van Slyke, L OBP: 0.348, SLG: 0.499 (1, 8)	F7		K				F7			4	0	0	0	0	1	4																						
Johnny Ray, S OBP: 0.328, SLG: 0.358 Jim Gott, R OBP: 0.100, SLG: 0.400 (8, 1)			4-3				F8			4	0	2	2	0	0	0																						
Bobby Bonilla, S OBP: 0.333, SLG: 0.467 (1, 5)	5-3						1B			4	0	1	0	0	1	2																						
R.J. Reynolds, S OBP: 0.321, SLG: 0.384 (1, 9)			1B				F7			4	1	1	0	0	1	1																						
Sid Bream, L OBP: 0.346, SLG: 0.421 (1, 3)	F4						K			4	0	1	0	0	1	2																						
Michael LaValliere, L OBP: 0.362, SLG: 0.360 (1, 2)			1B				F4			4	1	2	1	0	0	1																						
Al Pedrique, R OBP: 0.365, SLG: 0.388 (1, 6)	4-3						E3			3	0	1	0	0	0	1																						
Bob Walk, R OBP: 0.333, SLG: 0.333 Jose Lind, R (8, 4)			K				F7			3	1	1	1	0	1	2																						
Inning Stats	R: 0 E: 0 K: 0 S: 4	H: 1 LOB: 1 BB: 0 P: 4	R: 1 E: 0 K: 1 S: 7	H: 2 LOB: 1 BB: 0 P: 7	R: 0 E: 0 K: 1 S: 5	H: 0 LOB: 0 BB: 0 P: 5	R: 0 E: 0 K: 0 S: 4	H: 1 LOB: 1 BB: 0 P: 4	R: 0 E: 1 K: 0 S: 4	H: 1 LOB: 1 BB: 0 P: 4	R: 0 E: 0 K: 1 S: 6	H: 1 LOB: 1 BB: 0 P: 6	R: 3 E: 0 K: 1 S: 9	H: 5 LOB: 1 BB: 0 P: 9	R: 0 E: 0 K: 1 S: 5	H: 0 LOB: 0 BB: 0 P: 5	1B: 10 2B: 1 3B: 0 HR: 0	SF: 0 SAC: 0 DP: 1 HBP: 0	WP: 0 PB: 0 SB: 1 CS: 1	PA: 34																		
PITCHER	IP	WLS	BF	H	R	ER	SO	BB	IBB	HBP	BLK	WP	HR	S	P	ERA	WHIP	PITCHER			IP	WLS	BF	H	R	ER	SO	BB	IBB	HBP	BLK	WP	HR	S	P	ERA	WHIP	
Mike Scott, R ERA: 3.08	(1, 1)	8.0	L	34	11	4	4	5	0	0	0	0	0	0	44	44	4.50	1.375				(1, 1)	8.0	L	34	11	4	4	5	0	0	0	0	0	44	44	4.50	1.375

AB 34
R 4
H 11
RBI 4
BB 0
SO 5
LOB 13



Batter	1	2	3	4	5	6	7	8	9	AB	R	H	RBI	BB	SO	LOB	TOP
Gerald Young, S OBP: 0.344, SLG: 0.345 (1, 8)	0-0 3-1		0-0 1-3			0-0 L9		0-0 2B	4 1 1 0 0 0 0								
Billy Hatcher, R OBP: 0.375, SLG: 0.453 (1, 7) (7, 9)	0-0 4-3		0-0 F9			0-0 6-3		0-0 SF8 2B	4 1 1 1 0 0 0								
Bill Doran, S OBP: 0.366, SLG: 0.430 (1, 4)	0-0 CI 1B		0-0 G3			0-0 4-3		0-0 4-3	4 0 1 0 0 0 1								
Alan Ashby, S OBP: 0.384, SLG: 0.447 (1, 2)	0-1 CI 1-2		0-0 6-3			0-0 F7		0-0 SF8	2 0 0 1 0 0 0								
Kevin Bass, S OBP: 0.338, SLG: 0.431 Larry Andersen, R (7, 1)	0-3 K		0-0 G6-4-3 1B			0-0 3-1		0-0 3-H 1B	3 0 1 0 0 1 2 0 0 0 0 0 0 0 1 0 1 0 0 0 0								
Terry Puhl, L OBP: 0.273, SLG: 0.272 (9, PH)			0-0 G6-4-3 1B			0-3 K		0-0 F6	4 0 0 0 0 1 2								
Glenn Davis, R OBP: 0.305, SLG: 0.459 (1, 3)		0-0 6-3		0-0 G3				0-0 F7	3 0 1 0 0 0 0								
Denny Walling, L OBP: 0.354, SLG: 0.423 (1, 5)		0-0 FC4-6 1B		0-0 4-3				0-0 3-1	3 0 0 0 0 0 1								
Craig Reynolds, L OBP: 0.321, SLG: 0.376 (1, 6)		0-0 FC4-6 1-2		0-0 6-3				0-0 F4	2 0 0 0 0 0 1 1 0 0 0 0 0 0								
Nolan Ryan, R OBP: 0.064, SLG: 0.109 Jose Cruz, L OBP: 0.313, SLG: 0.416 (1, 1) (7, 7)		0-0 F9															
Inning Stats	R: 0 E: 1 K: 1 S: 7	H: 1 LOB: 2 BB: 0 P: 7	R: 0 E: 0 K: 0 S: 4	H: 1 LOB: 1 BB: 0 P: 4	R: 0 E: 0 K: 0 S: 3	H: 0 LOB: 0 BB: 0 P: 3	R: 0 E: 0 K: 0 S: 3	H: 0 LOB: 0 BB: 0 P: 3	R: 0 E: 0 K: 1 S: 5	H: 0 LOB: 0 BB: 0 P: 5	R: 0 E: 0 K: 0 S: 3	H: 0 LOB: 0 BB: 0 P: 3	R: 2 E: 0 K: 0 S: 6	H: 3 LOB: 1 BB: 0 P: 6	1B: 4 2B: 2 3B: 0 HR: 0	SF: 1 SAC: 0 DP: 1 HBP: 0	WP: 0 PA: 33 PB: 0 SB: 0 CS: 0
PITCHER Mike Bielecki, R ERA: 3.0 (1, 1)	IP: 9.0 WLS: W BF: 33 H: 6 R: 2 ER: 2 SO: 2 BB: 0 IBB: 0 HBP: 0 BLK: 0 WP: 0 HR: 0 S: 37 P: 37 ERA: 2.00 WHIP: 0.667																

Houston Astros @ Pittsburgh Pirates
Three Rivers Stadium, Pittsburgh, PA
Sat Aug 29 1987, 7:05 PM EDT
Att: 26,585 - Unknown

AB	31
R	2
H	6
RBI	2
BB	0
SO	2
LOB	7



Batter	1	2	3	4	5	6	7	8	9	AB	R	H	RBI	BB	SO	LOB	BOTTOM
John Cangelosi, S OBP: 0.451, SLG: 0.407 Barry Bonds, L OBP: 0.333, SLG: 0.511 (1, 7) (8, 7)	0-3 K		4-0 4-3 1B BB		0-0 4-3		0-0 FC4-6 1B 2B	0-0 BB 1B	3 2 1 0 1 1 0 1 1 1 0 0 0 0								
Jose Lind, R OBP: 0.600, SLG: 0.333 (1, 4)	0-3 K		0-0 4-3 1-3		4-0 BB BB		0-0 FC4-6 1B	4-0 HR BB	3 1 1 0 2 1 1								
Andy Van Slyke, L OBP: 0.351, SLG: 0.504 (1, 8)	4-0 WP S BB		0-0 G3		4-0 1-2 BB		0-0 FC4-6 2B	0-0 HR	3 2 1 4 2 0 3								
Bobby Bonilla, S OBP: 0.339, SLG: 0.473 (1, 5)	4-0 1-3 BB		0-0 3-H 1B		0-0 F7		0-0 4-3 1-H 2-H 3-H	0-0 2B 1B	4 0 3 3 1 0 2								
R.J. Reynolds, S OBP: 0.319, SLG: 0.384 (1, 9)	0-3 K		0-3 K		0-0 1-3		0-0 4-3	0-0 2B 1B	5 0 1 0 0 2 4								
Sid Bream, L OBP: 0.345, SLG: 0.417 (1, 3)		0-0 3-1		0-0 3-1		4-0 CS BB	0-0 3-1	0-0 F8	4 0 0 0 1 0 3								
Michael LaValliere, L OBP: 0.384, SLG: 0.373 (1, 2)		0-0 HR		0-3 K		0-0 1-2 1B		0-0 4-3	4 1 2 1 0 1 0								
Al Pedrique, R OBP: 0.368, SLG: 0.390 (1, 6)		0-3 K		0-0 5-3		0-0 1-2 1B		0-0 BB 1B HR 1B	4 1 2 0 0 1 0								
Mike Bielecki, R (1, 1)		0-3 K		0-0 B1-3		0-0 F9		0-3 K	4 0 0 0 0 2 3								
Inning Stats	R: 0 E: 0 K: 3 S: 9	H: 0 LOB: 2 BB: 2 P: 17	R: 1 E: 0 K: 2 S: 8	H: 1 LOB: 0 BB: 0 P: 8	R: 1 E: 0 K: 1 S: 6	H: 1 LOB: 1 BB: 1 P: 10	R: 0 E: 0 K: 1 S: 5	H: 0 LOB: 0 BB: 0 P: 5	R: 0 E: 0 K: 0 S: 4	H: 2 LOB: 2 BB: 1 P: 8	R: 2 E: 0 K: 0 S: 6	H: 3 LOB: 1 BB: 0 P: 6	R: 4 E: 0 K: 1 S: 10	H: 5 LOB: 2 BB: 1 P: 14	1B: 8 2B: 2 3B: 0 HR: 2	SF: 0 SAC: 0 DP: 0 HBP: 0	WP: 1 PA: 42 PB: 0 SB: 2 CS: 1
PITCHER Nolan Ryan, R ERA: 2.91 Larry Andersen, R ERA: 3.35 (1, 1) (7, 1)	IP: 6.0 WLS: L BF: 27 H: 4 R: 2 ER: 2 SO: 7 BB: 6 IBB: 2 HBP: 0 BLK: 0 WP: 1 HR: 1 S: 35 P: 59 ERA: 3.00 WHIP: 1.667																

Houston Astros @ Pittsburgh Pirates
Three Rivers Stadium, Pittsburgh, PA
Sat Aug 29 1987, 7:05 PM EDT
Att: 26,585 - Unknown

AB	35
R	8
H	12
RBI	8
BB	7
SO	8
LOB	16



Batter	1	2	3	4	5	6	7	8	9	AB	R	H	RBI	BB	SO	LOB	TOP					
Gerald Young, S OBP: 0.342, SLG: 0.339 (1, 8)	0-0 4-3		4-0 CS BB			0-0 F8		0-0 F8		3	0	0	0	1	0	1						
Billy Hatcher, R OBP: 0.372, SLG: 0.449 Juan Agosto, L (8, 1)	0-0 F9		0-0 F3			0-0 F7		0-0 F7		4	0	0	0	0	0	2						
Bill Doran, S OBP: 0.365, SLG: 0.428 (1, 4)	0-0 F7		0-0 CS	0-0 E6 6-3 1B		0-0 F7			0-0 F7	4	0	1	0	0	0	0						
Jose Cruz, L OBP: 0.310, SLG: 0.411 (1, 7)		0-0 F8		0-3 K				0-0 F7	0-3 K	4	0	0	0	0	2	1						
Denny Walling, L OBP: 0.352, SLG: 0.420 (1, 3)		0-0 1B 1B		0-0 6-3				0-0 E5 WP 4-3	0-0 L3	4	0	1	0	0	0	1						
Ken Caminiti, S OBP: 0.289, SLG: 0.364 (1, 5)		0-3 K		0-0 6-3				0-0 4-3		3	0	0	0	0	1	3						
Craig Reynolds, L OBP: 0.321, SLG: 0.376 (1, 6)		0-0 1B				0-0 F8		0-0 L4		3	0	1	0	0	0	1						
Robbie Wine, R OBP: 0.133, SLG: 0.138 (1, 2)		0-3 K				0-3 K		0-0 P6		3	0	0	0	0	2	2						
Bob Knepper, L OBP: 0.143, SLG: 0.175 Rocky Childress, R (6, 1)			0-3 K			0-3 K			4-0 BB	2	0	0	0	0	2	0						
Terry Puhl, L OBP: 0.280, SLG: 0.272 (8, PH) (8, 9)										0	0	0	0	0	0	0						
										0	0	0	0	1	0	0						
Inning Stats	R: 0 E: 0 K: 0 S: 3	H: 0 LOB: 0 BB: 0 P: 3	R: 0 E: 0 K: 2 S: 9	H: 2 LOB: 2 BB: 0 P: 9	R: 0 E: 0 K: 1 S: 4	H: 0 LOB: 0 BB: 1 P: 8	R: 0 E: 1 K: 1 S: 6	H: 1 LOB: 1 BB: 0 P: 6	R: 0 E: 0 K: 2 S: 7	H: 0 LOB: 0 BB: 0 P: 7	R: 0 E: 0 K: 0 S: 3	H: 0 LOB: 0 BB: 0 P: 3	R: 0 E: 1 K: 0 S: 4	H: 0 LOB: 1 BB: 0 P: 4	R: 0 E: 0 K: 1 S: 5	H: 0 LOB: 0 BB: 1 P: 5	R: 0 E: 0 K: 1 S: 5	H: 0 LOB: 0 BB: 0 P: 5	1B: 3 2B: 0 3B: 0 HR: 0	SF: 0 SAC: 0 DP: 0 HBP: 0	WP: 1 PB: 0 SB: 0 CS: 1	PA: 33
PITCHER Doug Drabek, R ERA: 4.01 (1, 1)	IP: 9.0 WLS: W BF: 32 H: 3 R: 0 ER: 0 SO: 7 BB: 2 IBB: 0 HBP: 0 BLK: 0 WP: 1 HR: 0 S: 44 P: 52 ERA: 0.00 WHIP: 0.556															PITCHER IP: WLS: BF: H: R: ER: SO: BB: IBB: HBP: BLK: WP: HR: S: P: ERA: WHIP:						

Houston Astros @ Pittsburgh Pirates
Three Rivers Stadium, Pittsburgh, PA
Sun Aug 30 1987, 3:33 AM EDT
Att: 26,867 - Unknown

AB	30
R	0
H	3
RBI	0
BB	2
SO	7
LOB	11



Batter	1	2	3	4	5	6	7	8	9	AB	R	H	RBI	BB	SO	LOB	BOTTOM			
John Cangelosi, S OBP: 0.446, SLG: 0.424 Barry Bonds, L OBP: 0.333, SLG: 0.511 (1, 7) (7, 7)	0-0 F8		0-0 F8			0-0 F7				4	1	1	3	0	0	2				
Jose Lind, R OBP: 0.556, SLG: 0.571 (1, 4)	0-0 G3 2B			0-0 F5	0-0 F9			0-0 F8 1B		4	1	2	0	0	0	0				
Andy Van Slyke, L OBP: 0.352, SLG: 0.504 (1, 8)	0-0 G3			0-0 F6		0-0 BB FC3-2 1B		0-0 1B		4	0	2	0	0	0	1				
Bobby Bonilla, S OBP: 0.341, SLG: 0.473 (1, 5)	0-0 F8			0-0 1B		0-0 FC3-2 BB 1B		0-0 F8		4	1	2	0	0	0	3				
Darnell Coles, R OBP: 0.269, SLG: 0.311 (1, 9)		0-0 E5 G3-6-3		0-0 F9		4-0 FC3-2 1B BB		0-0 G5-4-3 1B		3	1	1	1	1	0	1				
Sid Bream, L OBP: 0.344, SLG: 0.415 (1, 3)	0-0 F8				0-0 1B SH1-3 HR	0-0 FC3-2 1B E		0-0 G5-4-3 1B		4	2	1	0	0	0	6				
Junior Ortiz, R OBP: 0.313, SLG: 0.327 (1, 2)	0-0 G3-6-3				0-0 SH1-3	0-0 E 1B		0-3 K		3	0	1	2	0	1	1				
Al Pedrique, R OBP: 0.365, SLG: 0.387 (1, 6)			0-0 F8		0-0 HR 1B	0-0 FC FC1-6		0-0 F8		4	1	1	0	0	0	1				
Doug Drabek, R OBP: 0.163, SLG: 0.133 (1, 1)	0-0 F4				0-3 K	0-0 FC1-6		0-0 1-3		4	0	0	0	0	1	4				
Inning Stats	R: 0 E: 0 K: 0 S: 4	H: 1 LOB: 1 BB: 0 P: 4	R: 0 E: 1 K: 0 S: 3	H: 0 LOB: 0 BB: 0 P: 3	R: 0 E: 0 K: 0 S: 3	H: 0 LOB: 0 BB: 0 P: 3	R: 0 E: 0 K: 0 S: 4	H: 1 LOB: 1 BB: 0 P: 4	R: 3 E: 1 K: 0 S: 7	H: 3 LOB: 2 BB: 1 P: 11	R: 1 E: 0 K: 0 S: 5	H: 3 LOB: 1 BB: 0 P: 5	R: 0 E: 0 K: 1 S: 5	H: 0 LOB: 0 BB: 0 P: 5	R: 0 E: 0 K: 1 S: 5	H: 0 LOB: 0 BB: 0 P: 5	1B: 9 2B: 1 3B: 0 HR: 1	SF: 0 SAC: 1 DP: 2 HBP: 0	WP: 0 PB: 0 SB: 0 CS: 0	PA: 36
PITCHER Bob Knepper, L ERA: 5.51 Rocky Childress, R ERA: 2.72 Juan Agosto, L ERA: 3.6 (1, 1) (6, 1) (8, 1)	IP: 5.1 WLS: L BF: 25 H: 8 R: 6 ER: 5 SO: 1 BB: 1 IBB: 0 HBP: 0 BLK: 0 WP: 0 HR: 1 S: 26 P: 30 ERA: 8.44 WHIP: 1.688															PITCHER IP: WLS: BF: H: R: ER: SO: BB: IBB: HBP: BLK: WP: HR: S: P: ERA: WHIP:				

Houston Astros @ Pittsburgh Pirates
Three Rivers Stadium, Pittsburgh, PA
Sun Aug 30 1987, 3:33 AM EDT
Att: 26,867 - Unknown

AB	34
R	7
H	11
RBI	6
BB	1
SO	2
LOB	19



Batter	1	2	3	4	5	6	7	8	9	AB	R	H	RBI	BB	SO	LOB	TOP										
Dave Martinez, L (1, 8) OBP: 0.379, SLG: 0.435 Bob Demier, R (8, PH) OBP: 0.404, SLG: 0.516	F3			F9				F7		4	0	2	0	0	0	0											
23 Ryne Sandberg, R (1, 4) OBP: 0.378, SLG: 0.468		1-3			K	6-3			K	5	1	1	2	0	2	4											
Rafael Palmeiro, L (1, 3) OBP: 0.316, SLG: 0.538	G3	K			4-3	2B		F9	K	5	0	1	0	0	2	2											
Andre Dawson, R (1, 9) OBP: 0.328, SLG: 0.590	1B				4-3	2B		5-3	F9	4	0	0	0	1	1	1											
Jerry Mumphrey, S (1, 7) OBP: 0.393, SLG: 0.528	1-3	1B			1-3					4	1	3	0	0	0	1											
Keith Moreland, R (1, 5) OBP: 0.302, SLG: 0.448	1-3				SF8			F8		3	1	1	1	0	0	3											
Jody Davis, R (1, 2) OBP: 0.339, SLG: 0.441						1B		G4-6-3	1B	4	1	2	0	0	1	1											
Luis Quinones, S (1, 6) Shawn Dunston, R (8, 6) OBP: 0.274, SLG: 0.276 OBP: 0.294, SLG: 0.398					F6			F8		4	0	2	0	0	0	1											
Les Lancaster, R (1, 1) Lee Smith, R (8, 1)						K		SH1-4		0	0	0	0	0	0	0											
Inning Stats	R: 1 E: 0 K: 0 S: 5	H: 2 LOB: 2 BB: 1 P: 9	R: 1 E: 0 K: 1 S: 8	H: 3 LOB: 2 BB: 0 P: 8	R: 1 E: 0 K: 2 S: 8	H: 1 LOB: 0 BB: 0 P: 8	R: 0 E: 0 K: 1 S: 5	H: 0 LOB: 0 BB: 0 P: 5	R: 0 E: 0 K: 0 S: 6	H: 1 LOB: 1 BB: 0 P: 6	R: 0 E: 0 K: 0 S: 4	H: 1 LOB: 1 BB: 0 P: 4	R: 0 E: 0 K: 0 S: 4	H: 1 LOB: 1 BB: 0 P: 4	R: 0 E: 0 K: 2 S: 7	H: 0 LOB: 0 BB: 0 P: 7	1B: 9 2B: 2 3B: 1 HR: 1	SF: 1 SAC: 1 DP: 0 HBP: 0	WP: 0 PA: 40 PB: 0 SB: 0 CS: 0								
PITCHER	IP	WLS	BF	H	R	ER	SO	BB	IBB	HBP	BLK	WP	HR	S	P	ERA	WHIP										
Danny Darwin, R (1, 1) ERA: 3.6	1.0	L	8	4	2	2	0	1	0	0	0	0	1	7	11	18.00	5.000										
Jeff Heathcock, R (2, 1) ERA: 3.1	6.0		25	8	2	2	5	0	0	0	0	0	0	35	35	3.00	1.333										
Juan Agosto, L (8, 1) ERA: 3.45	0.2		3	1	0	0	0	0	0	0	0	0	0	3	3	0.00	1.500										
Larry Andersen, R (8, 1) ERA: 3.32	1.1		4	0	0	0	2	0	0	0	0	0	0	8	8	0.00	0.000										

Chicago Cubs @ Houston Astros
Astrodome, Houston, TX
Mon Aug 31 1987, 8:05 PM EDT
Att: 17,734 - Unknown

AB	37
R	4
H	13
RBI	4
BB	1
SO	7
LOB	16



Batter	1	2	3	4	5	6	7	8	9	AB	R	H	RBI	BB	SO	LOB	BOTTOM										
Gerald Young, S (1, 8) OBP: 0.338, SLG: 0.335	F6		5-3		G3				F8	5	1	1	0	0	0	2											
Billy Hatcher, R (1, 7) OBP: 0.369, SLG: 0.446	K		F9		4-3			F5		4	0	0	0	0	1	1											
Bill Doran, S (1, 4) OBP: 0.366, SLG: 0.429								G3		4	1	2	0	0	0	1											
Alan Ashby, S (1, 2) OBP: 0.385, SLG: 0.447 Davey Lopes, R (8, PR) OBP: 0.419, SLG: 0.364 Ron Reynolds, R (9, 2) OBP: 0.173, SLG: 0.196	K				FC5-4	1B		4-3		4	1	2	1	0	1	1											
Kevin Bass, S (1, 9) OBP: 0.340, SLG: 0.432						1B		3-1		4	0	2	1	0	1	1											
Glenn Davis, R (1, 3) OBP: 0.303, SLG: 0.455					FC5-4	1B		K		4	0	0	0	0	1	3											
Denny Walling, L (1, 5) OBP: 0.351, SLG: 0.419					SF7			4-3		3	0	1	1	0	0	1											
Craig Reynolds, L (1, 6) OBP: 0.320, SLG: 0.372					F5			BB		3	0	0	0	1	0	3											
Danny Darwin, R (1, 1) OBP: 0.228, SLG: 0.287 Jeff Heathcock, R (2, 1) OBP: 0.369, SLG: 0.446 Jose Cruz, L (7, PH) OBP: 0.309, SLG: 0.409 Juan Agosto, L (8, 1) OBP: 0.303, SLG: 0.455 Larry Andersen, R (9, PH) OBP: 0.207, SLG: 0.272					K			K		0	0	0	0	0	0	0											
Inning Stats	R: 0 E: 0 K: 2 S: 8	H: 1 LOB: 1 BB: 0 P: 8	R: 0 E: 0 K: 0 S: 4	H: 1 LOB: 1 BB: 0 P: 4	R: 0 E: 0 K: 1 S: 5	H: 0 LOB: 0 BB: 0 P: 5	R: 2 E: 0 K: 0 S: 6	H: 3 LOB: 1 BB: 0 P: 6	R: 0 E: 0 K: 1 S: 3	H: 0 LOB: 0 BB: 0 P: 3	R: 0 E: 0 K: 1 S: 5	H: 0 LOB: 1 BB: 1 P: 9	R: 1 E: 0 K: 1 S: 7	H: 2 LOB: 2 BB: 0 P: 7	R: 0 E: 0 K: 1 S: 6	H: 1 LOB: 2 BB: 1 P: 10	1B: 8 2B: 0 3B: 0 HR: 0	SF: 1 SAC: 0 DP: 0 HBP: 0	WP: 0 PA: 37 PB: 0 SB: 1 CS: 0								
PITCHER	IP	WLS	BF	H	R	ER	SO	BB	IBB	HBP	BLK	WP	HR	S	P	ERA	WHIP										
Les Lancaster, R (1, 1) ERA: 5.46	7.1	W	29	6	3	3	5	1	0	0	0	0	0	11	15	0.00	1.800										
Lee Smith, R (8, 1) ERA: 2.44	1.2	S	8	2	0	0	2	1	0	0	0	0	0	11	15	0.00	1.800										

Chicago Cubs @ Houston Astros
Astrodome, Houston, TX
Mon Aug 31 1987, 8:05 PM EDT
Att: 17,734 - Unknown

AB	34
R	3
H	8
RBI	3
BB	2
SO	7
LOB	14



Batter	1	2	3	4	5	6	7	8	9	AB	R	H	RBI	BB	SO	LOB	TOP		
Dave Martinez, L (1, 8) OBP: 0.378, SLG: 0.433										4	1	1	0	0	1	2			
23 Ryne Sandberg, R (1, 4) OBP: 0.375, SLG: 0.464										4	0	0	0	0	1	2			
Rafael Palmeiro, L (1, 3) OBP: 0.308, SLG: 0.523										4	1	0	0	0	0	1			
Andre Dawson, R (1, 9) OBP: 0.327, SLG: 0.589										4	0	1	1	0	0	0			
Jerry Mumphrey, S (1, 7) OBP: 0.396, SLG: 0.528										2	1	1	0	1	0	0			
Brian Dayett, R (8, PH) OBP: 0.390, SLG: 0.507										1	0	0	0	0	0	0			
Keith Moreland, R (1, 5) OBP: 0.300, SLG: 0.444										4	0	0	0	0	0	3			
Shawon Dunston, R (1, 6) OBP: 0.287, SLG: 0.493										4	0	2	1	0	1	0			
Jim Sundberg, R (1, 2) OBP: 0.321, SLG: 0.333										3	0	1	0	1	1	2			
Jamie Moyer, L (1, 1) OBP: 0.288, SLG: 0.259										1	0	0	0	0	0	0			
Frank DiPino, L (7, 1) OBP: 0.500, SLG: 0.500										1	0	0	0	0	0	1			
Lee Smith, R (9, 1)										0	0	0	0	0	0	0			
Inning Stats	R: 0 E: 0 K: 2 S: 7	H: 0 LOB: 0 BB: 0 P: 7	R: 1 E: 0 K: 1 S: 7	H: 2 LOB: 1 BB: 0 P: 7	R: 2 E: 1 K: 0 S: 6	H: 2 LOB: 2 BB: 1 P: 10	R: 0 E: 0 K: 1 S: 6	H: 1 LOB: 1 BB: 0 P: 6	R: 0 E: 1 K: 0 S: 3	H: 0 LOB: 0 BB: 0 P: 3	R: 0 E: 0 K: 0 S: 3	H: 0 LOB: 1 BB: 1 P: 7	R: 0 E: 0 K: 0 S: 3	H: 0 LOB: 0 BB: 0 P: 3	R: 0 E: 0 K: 0 S: 4	H: 1 LOB: 1 BB: 0 P: 4	1B: 4 2B: 2 3B: 0 HR: 0	SF: 0 SAC: 2 DP: 1 HBP: 0	WP: 0 PA: 36 PB: 0 SB: 1 CS: 0
PITCHER	IP	WLS	BF	H	R	ER	SO	BB	IBB	HBP	BLK	WP	HR	S	P	ERA	WHIP		
Manny Hernandez, R (1, 1) ERA: 1.29	7.0	L	29	5	3	1	4	1	1	0	0	0	0	35	43	1.29	0.857		
Juan Agosto, L (8, 1) ERA: 3.06	2.0		7	1	0	0	0	0	0	0	0	0	0	7	7	0.00	0.500		

Chicago Cubs @ Houston Astros
Astrodome, Houston, TX
Tue Sep 01 1987, 8:05 PM EDT
Att: 14,026 - Unknown

AB 32
R 3
H 6
RBI 2
BB 2
SO 4
LOB 11

Batter	1	2	3	4	5	6	7	8	9	AB	R	H	RBI	BB	SO	LOB	BOTTOM				
Gerald Young, S (1, 8) OBP: 0.345, SLG: 0.344										4	2	2	0	1	0	1					
Billy Hatcher, R (1, 7) OBP: 0.388, SLG: 0.444										2	0	0	0	0	1	1					
Jose Cruz, L (5, 7) OBP: 0.309, SLG: 0.410										2	0	1	1	0	1	0					
Bill Doran, S (1, 4) OBP: 0.363, SLG: 0.425										5	0	0	0	0	1	4					
Alan Ashby, S (1, 2) OBP: 0.386, SLG: 0.448										4	0	2	1	0	0	0					
Kevin Bass, S (1, 9) OBP: 0.341, SLG: 0.435										4	0	2	0	0	1	0					
Glenn Davis, R (1, 3) OBP: 0.302, SLG: 0.452										3	0	0	0	1	1	4					
Ken Caminiti, S (1, 5) OBP: 0.294, SLG: 0.364										3	0	1	0	1	0	0					
Dale Berra, R (1, 6) OBP: 0.313, SLG: 0.269										4	0	0	0	0	2	3					
Manny Hernandez, R (1, 1) ERA: 4.98										2	0	0	0	0	2	1					
Davey Lopes, R (7, PH) OBP: 0.432, SLG: 0.412										1	0	1	0	0	0	0					
Juan Agosto, L (8, 1) ERA: 3.2										0	0	0	0	0	0	0					
Jim Pankovits, R (8, PH) OBP: 0.238, SLG: 0.205										1	0	0	0	0	0	0					
Inning Stats	R: 0 E: 0 K: 1 S: 5	H: 0 LOB: 0 BB: 0 P: 5	R: 0 E: 0 K: 2 S: 7	H: 0 LOB: 0 BB: 0 P: 7	R: 0 E: 0 K: 2 S: 7	H: 0 LOB: 0 BB: 0 P: 7	R: 1 E: 0 K: 0 S: 6	H: 3 LOB: 2 BB: 0 P: 6	R: 0 E: 0 K: 2 S: 8	H: 1 LOB: 1 BB: 0 P: 8	R: 0 E: 0 K: 1 S: 7	H: 2 LOB: 2 BB: 0 P: 7	R: 0 E: 0 K: 0 S: 5	H: 2 LOB: 3 BB: 1 P: 9	R: 0 E: 0 K: 0 S: 3	H: 0 LOB: 2 BB: 2 P: 11	R: 1 E: 1 K: 1 S: 6	H: 1 LOB: 0 BB: 0 P: 6	1B: 6 2B: 3 3B: 0 HR: 0	SF: 1 SAC: 0 DP: 0 HBP: 0	WP: 1 PA: 39 PB: 0 SB: 1 CS: 0
PITCHER	IP	WLS	BF	H	R	ER	SO	BB	IBB	HBP	BLK	WP	HR	S	P	ERA	WHIP				
Jamie Moyer, L (1, 1) ERA: 4.98	6.2	W	28	7	1	1	8	1	0	0	0	0	0	43	47	1.35	1.200				
Frank DiPino, L (7, 1) ERA: 3.2	2.0		10	2	1	0	0	2	0	0	0	1	0	8	16	0.00	2.000				
Lee Smith, R (8, 1) ERA: 2.43	0.1	S	1	0	0	0	1	0	0	0	0	0	0	3	3	0.00	0.000				

Chicago Cubs @ Houston Astros
Astrodome, Houston, TX
Tue Sep 01 1987, 8:05 PM EDT
Att: 14,026 - Unknown

AB 35
R 2
H 9
RBI 2
BB 3
SO 9
LOB 14

Batter	1	2	3	4	5	6	7	8	9	AB	R	H	RBI	BB	SO	LOB	TOP		
Dave Martinez, L (1, 8) OBP: 0.378, SLG: 0.432	0-0 HBP 1B	0-0 2H 1B			0-3 K		0-0 3-1		0-0 L8	5	0	2	1	0	1	2			
Rafael Palmeiro, L (1, 3) OBP: 0.307, SLG: 0.516	0-0 HBP 1B	0-3 K			0-3 K			0-0 4-3		4	0	1	0	0	2	1			
Andre Dawson, R (1, 9) OBP: 0.327, SLG: 0.586	1-0 FC6 HBP		0-0 6-3		0-0 F7			0-0 F9		3	0	0	0	0	0	0			
Brian Dayett, R (8, 9) OBP: 0.390, SLG: 0.507	1-2 2-3 HBP									0	0	0	0	0	0	0			
Jerry Mumphrey, S (1, 7) OBP: 0.397, SLG: 0.528	0-3 K		0-0 2B 1B		0-0 4-3			0-0 1B		4	0	2	0	0	1	3			
Keith Moreland, R (1, 5) OBP: 0.300, SLG: 0.445	0-0 F8		0-0 2B		0-0 F8			0-3 K		4	0	1	0	0	1	4			
Jody Davis, R (1, 2) OBP: 0.340, SLG: 0.441	0-0 FC6		0-0 4-3		0-0 FC6 1B			4-0 G5-4-3 BB		3	0	1	0	1	0	4			
Shawon Dunston, R (1, 6) OBP: 0.286, SLG: 0.401		0-0 1B		0-0 5-3		0-0 FC6		0-0 G5-4-3		4	0	1	0	0	0	2			
Luis Quinones, S (1, 4) OBP: 0.293, SLG: 0.289		0-0 SH1-4 1B		0-0 F8				4-0 G6-4-3 1B		3	1	2	0	1	0	0			
Rick Sutcliffe, L (1, 1) OBP: 0.203, SLG: 0.209		0-0 SH1-4		0-0 F7				4-0 G6-4-3		1	0	0	0	0	0	0			
Drew Hall, L (5, 1)										0	0	0	0	0	0	0			
Dickie Noles, R (6, 1)										1	0	0	0	0	0	0			
Leon Durham, L (9, PH) OBP: 0.348, SLG: 0.503	1-2							1-2		0	0	0	0	1	0	0			
Inning Stats	R: 0 E: 0 K: 1 S: 7	H: 2 LOB: 3 BB: 0 P: 8	R: 1 E: 0 K: 1 S: 7	H: 3 LOB: 1 BB: 0 P: 7	R: 0 E: 0 K: 0 S: 4	H: 2 LOB: 1 BB: 0 P: 4	R: 0 E: 0 K: 0 S: 3	H: 0 LOB: 0 BB: 0 P: 3	R: 0 E: 0 K: 2 S: 7	H: 1 LOB: 0 BB: 0 P: 4	R: 0 E: 0 K: 0 S: 3	H: 1 LOB: 1 BB: 0 P: 6	R: 0 E: 0 K: 1 S: 6	H: 1 LOB: 0 BB: 0 P: 6	R: 0 E: 0 K: 0 S: 2	H: 0 LOB: 2 BB: 3 P: 14	1B: 9 2B: 1 3B: 0 HR: 0	SF: 0 SAC: 1 DP: 2 HBP: 1	WP: 0 PA: 37 PB: 0 SB: 0 CS: 0
PITCHER	IP WLS BF H R ER SO BB IBB HBP BLK WP HR S P ERA WHIP	7.0 W 28 9 1 1 4 0 0 1 0 0 0 0 35 36 1.29 1.286	2.0 L 9 1 0 0 1 3 0 0 0 0 0 0 8 20 0.00 2.000																

Chicago Cubs @ Houston Astros
Astrodome, Houston, TX
Wed Sep 02 1987, 8:05 PM EDT
Att: 17,406 - Unknown

AB	32
R	1
H	10
RBI	1
BB	3
SO	5
LOB	17



Batter	1	2	3	4	5	6	7	8	9	AB	R	H	RBI	BB	SO	LOB	BOTTOM		
Gerald Young, S (1, 8) OBP: 0.346, SLG: 0.346	0-0 4-3		0-0 F8		0-0 1B SF7	0-0 2B 1B	0-0 FC4-6			5	2	2	0	0	0	1			
Billy Hatcher, R (1, 7) OBP: 0.368, SLG: 0.445	0-0 F7		0-0 F3		0-0 1B FC4-6	0-0 1B HR	0-0 L5			5	2	2	2	0	0	1			
Bill Doran, S (1, 4) OBP: 0.360, SLG: 0.422	0-0 F7		0-0 F6		0-0 SF7	0-0 F4		0-0 4-3		4	0	0	1	0	0	1			
Jim Pankovits, R (9, 4) OBP: 0.238, SLG: 0.205										0	0	0	0	0	0	0			
Alan Ashby, S (1, 2) OBP: 0.386, SLG: 0.446		4-0 E 1B 5-3 BB		0-0 6-3	0-0 FC4-6 1B	0-0 4-3		0-0 G3		4	1	1	0	1	0	1			
Ronn Reynolds, R (9, 2) OBP: 0.173, SLG: 0.196		0-0 E 2B 1B		0-0 HR	4-0 FC4-6 IBB	0-0 HR		0-0 3B 2B		4	4	4	3	1	0	0			
Kevin Bass, S (1, 9) OBP: 0.347, SLG: 0.454		1-2 E 2B 1B		0-0 HR	0-0 FC4-6 IBB	0-0 HR		0-0 3B 2B		4	4	4	3	1	0	0			
Glenn Davis, R (1, 3) OBP: 0.301, SLG: 0.454		0-0 5-3		0-0 6-3	0-0 FC4-6 BB	0-0 E5		0-0 3B		5	0	1	3	0	0	3			
Denny Walling, L (1, 5) OBP: 0.355, SLG: 0.424		0-0 WP 2B		0-0 E 1B	0-0 FC4-6 BB	0-0 3-1		0-0 F6		4	0	2	1	1	0	2			
Craig Reynolds, L (1, 6) OBP: 0.322, SLG: 0.369		0-0 4-3		4-0 E 1B	0-0 F9		4-0 FC6-4 BB			2	0	0	0	2	0	4			
Mike Scott, R (1, 1) OBP: 0.183, SLG: 0.147		0-0 1-3		0-3 K		0-0 1B 2B 1B		0-0 FC6-4		3	1	1	0	0	1	3			
Ty Gainey, L (7, PH) OBP: 0.400, SLG: 0.250										1	0	0	0	0	0	1			
Rocky Childress, R (8, 1) OBP: 0.348, SLG: 0.503										0	0	0	0	0	0	0			
Inning Stats	R: 0 E: 0 K: 0 S: 3	H: 0 LOB: 0 BB: 0 P: 3	R: 2 E: 1 K: 0 S: 5	H: 2 LOB: 1 BB: 1 P: 9	R: 0 E: 0 K: 0 S: 3	H: 0 LOB: 0 BB: 0 P: 3	R: 1 E: 1 K: 1 S: 7	H: 2 LOB: 2 BB: 1 P: 11	R: 2 E: 0 K: 0 S: 6	H: 3 LOB: 3 BB: 2 P: 14	R: 4 E: 1 K: 0 S: 8	H: 4 LOB: 1 BB: 1 P: 8	R: 0 E: 0 K: 0 S: 3	H: 0 LOB: 1 BB: 1 P: 7	R: 1 E: 0 K: 0 S: 5	H: 2 LOB: 1 BB: 0 P: 5	1B: 7 2B: 3 3B: 1 HR: 2	SF: 1 SAC: 0 DP: 0 HBP: 0	WP: 1 PA: 43 PB: 0 SB: 1 CS: 0
PITCHER	IP WLS BF H R ER SO BB IBB HBP BLK WP HR S P ERA WHIP	4.2 L 25 7 5 5 1 2 2 0 0 0 0 1 23 39 9.64 1.929	1.0 L 7 4 4 4 0 0 0 0 0 0 0 0 7 7 36.00 4.000	2.1 L 11 2 1 1 0 1 0 0 0 0 0 0 10 14 3.86 1.286															


Chicago Cubs @ Houston Astros
Astrodome, Houston, TX
Wed Sep 02 1987, 8:05 PM EDT
Att: 17,406 - Unknown

AB	37
R	10
H	13
RBI	10
BB	5
SO	1
LOB	17



Batter	1	2	3	4	5	6	7	8	9	AB	R	H	RBI	BB	SO	LOB	TOP		
John Cangelosi, S OBP: 0.445, SLG: 0.415 (1, 9)										2	0	0	0	2	1	0	Pittsburgh Pirates @ Houston Astros Astrodome, Houston, TX Fri Sep 04 1987, 8:05 PM EDT Att: 16,367 - Unknown		
Jose Lind, R OBP: 0.240, SLG: 0.304 (1, 4)										4	0	0	0	0	0	2			
Andy Van Slyke, L OBP: 0.355, SLG: 0.505 (1, 8)										3	0	0	0	1	1	2			
Bobby Bonilla, S OBP: 0.338, SLG: 0.470 (1, 5)										4	0	1	0	0	1	3			
Barry Bonds, L OBP: 0.330, SLG: 0.499 (1, 7)										3	0	1	0	1	0	0			
Sid Bream, L OBP: 0.340, SLG: 0.409 (1, 3)										4	0	0	0	0	0	3			
Michael LaValliere, L OBP: 0.261, SLG: 0.372 U L Washington, S (9, PH)										2	0	0	0	1	1	2			
Al Pedrique, R OBP: 0.362, SLG: 0.379 (1, 6)										3	0	0	0	0	1	4			
Mike Bielecki, R (1, 1)										2	0	0	0	0	1	0			
Vicente Palacios, R (6, 1)										0	0	0	0	0	0	0			
Darnell Coles, R OBP: 0.263, SLG: 0.302 (8, PH)										1	0	0	0	0	0	0			
Jeff Robinson, R OBP: 0.111, SLG: 0.111 (8, 1)										0	0	0	0	0	0	0			
Inning Stats	R: 0 E: 0 K: 0 S: 2	H: 0 LOB: 1 BB: 2 P: 10	R: 0 E: 0 K: 0 S: 3	H: 1 LOB: 1 BB: 1 P: 7	R: 0 E: 0 K: 0 S: 3	H: 0 LOB: 1 BB: 1 P: 7	R: 0 E: 0 K: 1 S: 5	H: 0 LOB: 0 BB: 0 P: 5	R: 0 E: 0 K: 2 S: 7	H: 0 LOB: 0 BB: 0 P: 7	R: 0 E: 0 K: 2 S: 8	H: 1 LOB: 2 BB: 1 P: 12	R: 0 E: 2 K: 0 S: 5	H: 0 LOB: 0 BB: 0 P: 5	R: 0 E: 0 K: 0 S: 3	H: 0 LOB: 0 BB: 0 P: 3	1B: 2 2B: 0 3B: 0 HR: 0	SF: 0 SAC: 0 DP: 1 HBP: 0	WP: 0 PA: 34 PB: 0 SB: 3 CS: 1
PITCHER	IP	WLS	BF	H	R	ER	SO	BB	IBB	HBP	BLK	WP	HR	S	P	ERA	WHIP		
Nolan Ryan, R ERA: 2.79 (1, 1)	7.0	W	26	2	0	0	6	5	0	0	0	0	0	33	53	0.00	1.000		
Juan Agosto, L ERA: 2.75 (8, 1)	2.0	S	8	0	0	0	0	0	0	0	0	0	0	8	8	0.00	0.000		

AB	29
R	0
H	2
RBI	0
BB	5
SO	6
LOB	16



Batter	1	2	3	4	5	6	7	8	9	AB	R	H	RBI	BB	SO	LOB	BOTTOM		
Gerald Young, S OBP: 0.349, SLG: 0.346 (1, 8)										3	0	1	0	1	1	0	Pittsburgh Pirates @ Houston Astros Astrodome, Houston, TX Fri Sep 04 1987, 8:05 PM EDT Att: 16,367 - Unknown		
Bill Doran, S OBP: 0.359, SLG: 0.420 (1, 4)										4	0	1	2	0	1	1			
Ty Gainer, L OBP: 0.125, SLG: 0.125 (1, 7)										4	0	0	0	0	3	2			
Terry Puhl, L OBP: 0.287, SLG: 0.272 (9, 7)										0	0	0	0	0	0	0			
Alan Ashby, S OBP: 0.386, SLG: 0.445 (1, 2)										3	0	1	0	0	0	0			
Kevin Bass, S OBP: 0.345, SLG: 0.451 (1, 9)										3	0	0	0	0	0	1			
Glenn Davis, R OBP: 0.300, SLG: 0.451 (1, 3)										3	0	0	0	0	0	1			
Denny Walling, L OBP: 0.355, SLG: 0.421 (1, 5)										2	1	0	0	1	1	1			
Craig Reynolds, L OBP: 0.322, SLG: 0.372 (1, 6)										3	1	1	0	0	0	0			
Nolan Ryan, R OBP: 0.061, SLG: 0.104 (1, 1)										2	0	0	0	0	1	2			
Jose Cruz, L OBP: 0.308, SLG: 0.409 (7, PH)										1	0	0	0	0	0	0			
Juan Agosto, L (8, 1)										0	0	0	0	0	0	0			
Inning Stats	R: 0 E: 0 K: 2 S: 7	H: 1 LOB: 0 BB: 0 P: 7	R: 0 E: 1 K: 0 S: 4	H: 0 LOB: 1 BB: 0 P: 4	R: 0 E: 0 K: 0 S: 3	H: 0 LOB: 0 BB: 0 P: 3	R: 0 E: 0 K: 1 S: 6	H: 1 LOB: 1 BB: 0 P: 6	R: 2 E: 0 K: 2 S: 9	H: 2 LOB: 2 BB: 2 P: 17	R: 0 E: 0 K: 0 S: 3	H: 0 LOB: 0 BB: 0 P: 3	R: 0 E: 0 K: 1 S: 5	H: 0 LOB: 0 BB: 0 P: 5	R: 0 E: 0 K: 1 S: 5	H: 0 LOB: 0 BB: 0 P: 5	1B: 3 2B: 1 3B: 0 HR: 0	SF: 0 SAC: 0 DP: 0 HBP: 0	WP: 0 PA: 30 PB: 0 SB: 2 CS: 1
PITCHER	IP	WLS	BF	H	R	ER	SO	BB	IBB	HBP	BLK	WP	HR	S	P	ERA	WHIP		
Mike Bielecki, R ERA: 3.15 (1, 1)	5.0	L	21	4	2	2	5	2	0	0	0	0	0	29	37	3.60	1.200		
Vicente Palacios, R ERA: (6, 1)	2.0		6	0	0	0	1	0	0	0	0	0	0	8	8	0.00	0.000		
Jeff Robinson, R ERA: 3.12 (8, 1)	1.0		3	0	0	0	1	0	0	0	0	0	0	5	5	0.00	0.000		

AB	28
R	2
H	4
RBI	2
BB	2
SO	7
LOB	8



Batter	1	2	3	4	5	6	7	8	9	AB	R	H	RBI	BB	SO	LOB	TOP		
Barry Bonds, L (1, 7) OBP: 0.328, SLG: 0.495	0-0 4-3		0-3 K		0-0 F6			0-0 F8		4	0	0	0	0	1	2			
Jose Lind, R (1, 4) OBP: 0.241, SLG: 0.296	0-0 F7				0-0 1B			0-0 F8		4	0	1	0	0	0	0			
Andy Van Slyke, L (1, 8) OBP: 0.356, SLG: 0.505	0-3 K			0-3 K					0-0 1B	4	1	2	0	0	2	1			
Bobby Bonilla, S (1, 5) OBP: 0.337, SLG: 0.466		0-0 4-3		0-0 F9				0-0 G6-3		3	0	0	0	1	0	2			
Darnell Coles, R (1, 9) OBP: 0.264, SLG: 0.300		0-0 F7		0-0 1B				0-0 K		4	0	1	0	0	1	2			
Sid DREAM, L (1, 3) OBP: 0.339, SLG: 0.407	0-0 4-3			0-0 4-3						2	0	0	0	0	0	2			
Mike Diaz, R (7, PH) OBP: 0.314, SLG: 0.455								0-0 G6-4-3		2	0	1	1	0	0	0			
Michael LaValliere, L (1, 2) OBP: 0.382, SLG: 0.372			0-0 F7		0-0 6-3			0-0 G6-4-3		2	0	1	0	0	0	0			
Junior Ortiz, R (7, PH) OBP: 0.318, SLG: 0.331								0-0 1B		1	0	1	0	0	0	0			
Mackey Sasser, L (8, PH)								0-0 1B		1	0	0	0	0	0	2			
Al Pedrique, R (1, 6) OBP: 0.362, SLG: 0.379				0-0 SH1-4				0-0 FC6-4		3	0	1	0	0	0	2			
Doug Drabek, R (1, 1) OBP: 0.160, SLG: 0.130								0-0 1B		1	0	0	0	0	0	1			
Bob Kipper, R (7, 1) OBP: 0.242, SLG: 0.303			0-0 SH1-4					0-0 6-3		0	0	0	0	0	0	0			
John Cangelosi, S (8, PH) OBP: 0.443, SLG: 0.412								0-0 1B		1	0	0	0	0	0	0			
Brett Gideon, R (8, 1) OBP: 1.000, SLG: 1.000								0-0 1B		0	0	0	0	0	0	0			
Miguel Garcia, L (8, 1)								0-0 1B		0	0	0	0	0	0	0			
Inning Stats	R: 0 E: 0 K: 1 S: 5	H: 0 LOB: 0 BB: 0 P: 5	R: 0 E: 0 K: 0 S: 3	H: 0 LOB: 0 BB: 0 P: 3	R: 0 E: 0 K: 1 S: 6	H: 1 LOB: 1 BB: 0 P: 6	R: 0 E: 0 K: 1 S: 7	H: 2 LOB: 2 BB: 0 P: 7	R: 0 E: 0 K: 0 S: 4	H: 1 LOB: 1 BB: 0 P: 4	R: 0 E: 0 K: 0 S: 3	H: 1 LOB: 1 BB: 0 P: 4	R: 0 E: 0 K: 0 S: 3	H: 0 LOB: 0 BB: 0 P: 3	R: 1 E: 0 K: 1 S: 6	H: 2 LOB: 1 BB: 1 P: 10	1B: 8 2B: 0 3B: 0 HR: 0	SF: 0 SAC: 1 DP: 2 HBP: 0	WP: 0 PA: 34 PB: 0 SB: 1 CS: 0
PITCHER	IP WLS BF H R ER SO BB IBB HBP BLK WP HR S P ERA WHIP	IP WLS BF H R ER SO BB IBB HBP BLK WP HR S P ERA WHIP																	
Bob Knepper, L (1, 1) ERA: 5.23	8.0 W 29 6 0 0 3 0 0 0 0 0 0 35 35 0.00 0.750	1.0 5 2 1 1 1 1 0 0 0 0 0 0 6 10 9.00 3.000																	

Pittsburgh Pirates @ Houston Astros
Astrodome, Houston, TX
Sat Sep 05 1987, 8:05 PM EDT
Att: 27,887 - Unknown

AB 32
R 1
H 8
RBI 1
BB 1
SO 4
LOB 14



Batter	1	2	3	4	5	6	7	8	9	AB	R	H	RBI	BB	SO	LOB	BOTTOM		
Gerald Young, S (1, 8) OBP: 0.352, SLG: 0.349	0-0 CS		0-3 K			0-0 HR		0-0 6-3		4	1	2	0	0	1	0			
Bill Doran, S (1, 4) OBP: 0.360, SLG: 0.420	4-0 HR		0-0 4-3			0-0 F7		0-0 1B		3	1	1	0	1	0	1			
Denny Walling, L (1, 5) OBP: 0.361, SLG: 0.434	0-0 HR			4-0 G4-6-3		4-0 HR		0-0 F9		1	2	1	2	2	0	0			
Ken Caminiti, S (8, PH) OBP: 0.292, SLG: 0.361	1-H HR			0-0 BB		1-2 HR		0-0 1B		1	0	0	0	0	0	1			
Alan Ashby, S (1, 2) OBP: 0.382, SLG: 0.440	0-0 3-1			0-0 G4-6-3		0-3 K		0-0 F4		4	0	0	0	0	1	4			
Kevin Bass, S (1, 9) OBP: 0.347, SLG: 0.458	0-0 3-1			0-0 1B		1-H HR		0-0 F7		3	1	2	3	0	0	0			
Glenn Davis, R (1, 3) OBP: 0.300, SLG: 0.450		0-0 G6-3		0-0 F4		0-0 F7				3	0	1	0	0	0	1			
Ty Gainey, L (1, 7) OBP: 0.167, SLG: 0.091		0-0 F5			0-0 4-3			0-0 F4		3	0	0	0	0	0	1			
Craig Reynolds, L (1, 6) OBP: 0.319, SLG: 0.369		0-0 G6-3			0-0 G3			0-0 4-3		3	0	0	0	0	0	1			
Bob Knepper, L (1, 1) OBP: 0.133, SLG: 0.163			0-0 F7		0-3 K					3	0	0	0	0	2	0			
Dave Smith, R (9, 1) OBP: 0.667, SLG: 0.500										0	0	0	0	0	0	0			
Inning Stats	R: 2 E: 0 K: 0 S: 4	H: 2 LOB: 0 BB: 1 P: 8	R: 0 E: 0 K: 0 S: 3	H: 1 LOB: 0 BB: 0 P: 3	R: 0 E: 0 K: 1 S: 5	H: 0 LOB: 0 BB: 0 P: 5	R: 0 E: 0 K: 0 S: 3	H: 1 LOB: 1 BB: 1 P: 7	R: 0 E: 0 K: 1 S: 5	H: 0 LOB: 0 BB: 0 P: 5	R: 3 E: 0 K: 1 S: 7	H: 2 LOB: 0 BB: 1 P: 11	R: 0 E: 0 K: 1 S: 5	H: 0 LOB: 0 BB: 0 P: 5	R: 0 E: 0 K: 0 S: 4	H: 1 LOB: 1 BB: 0 P: 4	1B: 5 2B: 0 3B: 0 HR: 2	SF: 0 SAC: 0 DP: 2 HBP: 0	WP: 0 PA: 31 PB: 0 SB: 1 CS: 1
PITCHER	IP WLS BF H R ER SO BB IBB HBP BLK WP HR S P ERA WHIP	IP WLS BF H R ER SO BB IBB HBP BLK WP HR S P ERA WHIP																	
Doug Drabek, R (1, 1) ERA: 4.16	6.0 L 24 6 5 0 1 0 0 0 0 0 0 27 39 7.50 1.500	1.0 3 0 0 0 0 1 0 0 0 0 0 0 5 5 0.00 0.000																	
Brett Gideon, R (8, 1) ERA: 4.82	0.1 2 1 0 0 0 0 0 0 0 0 0 0 2 2 0.00 3.000	0.2 2 0 0 0 0 0 0 0 0 0 0 0 2 2 0.00 0.000																	

Pittsburgh Pirates @ Houston Astros
Astrodome, Houston, TX
Sat Sep 05 1987, 8:05 PM EDT
Att: 27,887 - Unknown

AB 28
R 5
H 7
RBI 5
BB 3
SO 4
LOB 9




Batter	1	2	3	4	5	6	7	8	9	AB	R	H	RBI	BB	SO	LOB	TOP					
Barry Bonds, L (1, 7) OBP: 0.326, SLG: 0.490	G3		F9		G3		G3		P3	4	1	0	0	1	0	1	Pittsburgh Pirates @ Houston Astros Astrodome, Houston, TX Sun Sep 06 1987, 4:33 AM EDT Att: 25,374 - Unknown					
Jose Lind, R (1, 4) OBP: 0.294, SLG: 0.344	6-3		1B				E5		4-3	5	1	3	0	0	0	0						
Andy Van Slyke, L (1, 8) OBP: 0.357, SLG: 0.505	K		4-3				1B			4	1	2	1	0	1	1						
Bobby Bonilla, S (1, 5) OBP: 0.336, SLG: 0.464		4-3			4-3		1B		FC6-4	4	0	1	1	0	0	2						
Sid Bream, L (1, 3) OBP: 0.336, SLG: 0.404		K			K		F7		6-3	4	0	0	0	0	2	2						
R.J. Reynolds, S (1, 9) OBP: 0.317, SLG: 0.385		1B			1-3		BLK		K	4	1	2	1	0	1	0						
Michael LaValliere, L (1, 2) OBP: 0.363, SLG: 0.374		2B					G1		1B	4	0	2	1	0	0	1						
Al Pedrique, R (1, 6) OBP: 0.355, SLG: 0.371		FC5-4			K		4-3		F8	4	0	0	0	0	1	2						
Mike Dunne, R (1, 1) OBP: 0.170, SLG: 0.116							4-3			2	0	0	0	1	1	0						
Jim Gott, R (8, 1) OBP: 0.091, SLG: 0.364							BB		K	1	0	0	0	0	1	0						
Inning Stats	R: 0 E: 0 K: 1 S: 5	H: 0 LOB: 0 BB: 0 P: 5	R: 1 E: 0 K: 1 S: 7	H: 2 LOB: 1 BB: 0 P: 7	R: 0 E: 0 K: 1 S: 6	H: 1 LOB: 1 BB: 0 P: 6	R: 0 E: 0 K: 1 S: 5	H: 0 LOB: 0 BB: 0 P: 5	R: 0 E: 0 K: 1 S: 5	H: 0 LOB: 1 BB: 1 P: 9	R: 2 E: 1 K: 0 S: 6	H: 4 LOB: 1 BB: 0 P: 6	R: 1 E: 0 K: 0 S: 5	H: 2 LOB: 2 BB: 1 P: 9	R: 0 E: 0 K: 1 S: 6	H: 1 LOB: 1 BB: 0 P: 6	R: 0 E: 0 K: 1 S: 5	H: 0 LOB: 0 BB: 0 P: 5	1B: 9 2B: 1 3B: 0 HR: 0	SF: 0 SAC: 0 DP: 0 HBP: 0	WP: 0 PB: 0 SB: 0 CS: 0	PA: 38
PITCHER	IP	WLS	BF	H	R	ER	SO	BB	IBB	HBP	BLK	WP	HR	S	P	ERA	WHIP					
Manny Hernandez, R (1, 1) ERA: 2.84	5.2	L	24	7	3	3	5	1	0	0	0	0	0	33	37	4.76	1.412					
Juan Agosto, L (6, 1) ERA: 3.0	1.1		7	2	1	1	0	1	0	0	1	0	0	6	10	6.75	2.250					
Larry Andersen, R (8, 1) ERA: 3.24	2.0		7	1	0	0	2	0	0	0	0	0	0	11	11	0.00	0.500					

Batter	1	2	3	4	5	6	7	8	9	AB	R	H	RBI	BB	SO	LOB	BOTTOM				
Gerald Young, S (1, 8) OBP: 0.357, SLG: 0.352	F8		FC3-6		F8		FC3-6		1B	4	0	2	0	1	0	0	Pittsburgh Pirates @ Houston Astros Astrodome, Houston, TX Sun Sep 06 1987, 4:33 AM EDT Att: 25,374 - Unknown				
Bill Doran, S (1, 4) OBP: 0.361, SLG: 0.420	4-3		FC3-6				FC3-6		1B	5	0	2	0	0	0	2					
Denny Walling, L (1, 5) OBP: 0.355, SLG: 0.426	G3		FC5-4		F7		6-3		K	5	0	0	0	0	1	5					
Alan Ashby, S (1, 2) OBP: 0.380, SLG: 0.445		E5	1-3		G3				4-3	5	2	1	1	0	0	4					
Kevin Bass, S (1, 9) OBP: 0.346, SLG: 0.457		1-3			FC1-6		F4		3-1	4	0	1	0	0	0	1					
Jose Cruz, L (1, 7) OBP: 0.310, SLG: 0.413		S			F8		F6		5-3	4	1	2	1	0	0	1					
Glenn Davis, R (1, 3) OBP: 0.301, SLG: 0.452		5-3			FC1-6		WP		5-3	3	0	1	1	1	0	1					
Craig Reynolds, L (1, 6) OBP: 0.319, SLG: 0.367					FC1-6		4-3		K	4	0	1	0	0	1	4					
Manny Hernandez, R (1, 1) ERA: 2.73					3-1		4-3		4-3	2	0	0	0	0	1	3					
Juan Agosto, L (6, 1) ERA: 3.0										0	0	0	0	0	0	0					
Terry Puhl, L (7, PH) OBP: 0.284, SLG: 0.269					K					1	0	0	0	0	0	0					
Larry Andersen, R (8, 1) ERA: 3.24										0	0	0	0	0	0	0					
Ken Caminiti, S (9, PH) OBP: 0.290, SLG: 0.359										1	0	0	0	0	0	0					
Inning Stats	R: 0 E: 0 K: 0 S: 3	H: 0 LOB: 0 BB: 0 P: 3	R: 2 E: 1 K: 0 S: 6	H: 2 LOB: 1 BB: 0 P: 6	R: 0 E: 0 K: 0 S: 4	H: 1 LOB: 1 BB: 0 P: 4	R: 0 E: 0 K: 1 S: 6	H: 1 LOB: 2 BB: 1 P: 10	R: 0 E: 0 K: 0 S: 4	H: 1 LOB: 1 BB: 0 P: 4	R: 0 E: 0 K: 0 S: 3	H: 0 LOB: 1 BB: 1 P: 7	R: 1 E: 0 K: 1 S: 7	H: 2 LOB: 1 BB: 0 P: 7	R: 0 E: 0 K: 1 S: 7	H: 2 LOB: 2 BB: 0 P: 7	1B: 7 2B: 2 3B: 0 HR: 1	SF: 0 SAC: 0 DP: 0 HBP: 0	WP: 1 PB: 0 SB: 2 CS: 0	PA: 40	
PITCHER	IP	WLS	BF	H	R	ER	SO	BB	IBB	HBP	BLK	WP	HR	S	P	ERA	WHIP				
Mike Dunne, R (1, 1) ERA: 2.73	7.1	W	33	8	3	1	1	2	0	0	0	0	0	33	41	1.23	1.364				
Jim Gott, R (8, 1) ERA: 3.54	1.2	S	7	2	0	0	2	0	0	0	0	0	0	11	11	0.00	1.200				

AB	36
R	4
H	10
RBI	4
BB	2
SO	7
LOB	9

AB	38
R	3
H	10
RBI	3
BB	2
SO	3
LOB	21



Batter	1	2	3	4	5	6	7	8	9	AB	R	H	RBI	BB	SO	LOB	TOP									
Eddie Milner, L (1.8) OBP: 0.305, SLG: 0.346	F8		4-3			F8			1-3	4	0	0	0	0	0	0	San Francisco Giants @ Houston Astros Astrodome, Houston, TX Mon Sep 07 1987, 8:05 PM EDT Att: 22,074 - Unknown									
Kevin Mitchell, R (1.5) OBP: 0.345, SLG: 0.472	HR		F9			K			K	4	1	1	1	0	2	0										
Mike Aldrete, L (1.7) OBP: 0.384, SLG: 0.462	2B		F9			F6			K	4	1	1	0	0	1	0										
Candy Maldonado, R (1.9) OBP: 0.355, SLG: 0.530	2B				6-3				F6	3	0	1	1	0	0	0										
Will Clark, L (1.3) OBP: 0.358, SLG: 0.553	2B				L3				6-3	3	0	0	0	0	0	1										
Bob Brenly, R (1.2) OBP: 0.358, SLG: 0.497	F2				F7				F8	3	0	0	0	0	0	1										
Robby Thompson, R (1.4) OBP: 0.336, SLG: 0.426									6-3	2	0	0	0	0	2	0										
Chili Davis, S (8, PH) OBP: 0.325, SLG: 0.407			K			K				1	0	0	0	0	0	0										
Mark Wasinger, R (8.4) OBP: 0.338, SLG: 0.357										0	0	0	0	0	0	0										
Jose Uribe, S (1.6) OBP: 0.335, SLG: 0.392										2	0	0	0	0	0	0										
Harry Spillman, L (8, PH) OBP: 0.333, SLG: 0.397	4-3					4-3			G3	1	0	0	0	0	0	0										
Chris Speier, R (8.6) OBP: 0.331, SLG: 0.388										0	0	0	0	0	0	0										
Michael LaCoss, R (1.1) OBP: 0.125, SLG: 0.067										2	0	0	0	0	1	0										
Craig Lefferts, L (7.1) OBP: 0.298, SLG: 0.429										0	0	0	0	0	0	0										
Joel Youngblood, R (8, PH) OBP: 0.272, SLG: 0.353	F5									1	0	0	0	0	1	0										
Joe Price, R (8.1) OBP: 0.338, SLG: 0.357										0	0	0	0	0	0	0										
Don Robinson, R (8.1) OBP: 0.338, SLG: 0.357										0	0	0	0	0	0	0										
Inning Stats	R: 2 E: 0 K: 0 S: 6	H: 3 LOB: 1 BB: 0 P: 6	R: 0 E: 0 K: 1 S: 5	H: 0 LOB: 0 BB: 0 P: 5	R: 0 E: 0 K: 0 S: 3	H: 0 LOB: 0 BB: 0 P: 3	R: 0 E: 0 K: 0 S: 3	H: 0 LOB: 0 BB: 0 P: 3	R: 0 E: 0 K: 2 S: 7	H: 0 LOB: 0 BB: 0 P: 7	R: 0 E: 0 K: 1 S: 5	H: 0 LOB: 0 BB: 0 P: 5	R: 0 E: 0 K: 0 S: 3	H: 0 LOB: 0 BB: 0 P: 3	R: 0 E: 0 K: 1 S: 5	H: 0 LOB: 0 BB: 0 P: 5	R: 0 E: 0 K: 1 S: 7	H: 0 LOB: 0 BB: 0 P: 7	1B: 0 2B: 2 3B: 0 HR: 1	SF: 0 SAC: 0 DP: 0 HBP: 0	WP: 0 PB: 0 SB: 0 CS: 0	PA: 30				
PITCHER Mike Scott, R (1.1) ERA: 2.98	IP: 9.0 WLS: W BF: 30	H: 3 R: 2 ER: 2 SO: 7	BB: 0 IBB: 0 HBP: 0 BLK: 0	WP: 0 HR: 1 S: 44 P: 44	ERA: 2.00 WHIP: 0.333											ERA: 2.00 WHIP: 0.333										

Batter	1	2	3	4	5	6	7	8	9	AB	R	H	RBI	BB	SO	LOB	BOTTOM									
Gerald Young, S (1.8) OBP: 0.360, SLG: 0.356	4-3									3	0	1	0	1	0	0	San Francisco Giants @ Houston Astros Astrodome, Houston, TX Mon Sep 07 1987, 8:05 PM EDT Att: 22,074 - Unknown									
Bill Doran, S (1.4) OBP: 0.360, SLG: 0.417	F6									3	0	0	0	1	0	2										
Denny Walling, L (1.5) OBP: 0.352, SLG: 0.422										3	0	0	0	0	1	2										
Davey Lopes, R (7, PH) OBP: 0.422, SLG: 0.400										1	0	0	0	0	1	2										
Ken Caminiti, S (8.5) OBP: 0.290, SLG: 0.359	K									0	0	0	0	0	0	0										
Alan Ashby, S (1.2) OBP: 0.379, SLG: 0.445										4	1	1	0	0	1	0										
Kevin Bass, S (1.9) OBP: 0.349, SLG: 0.458										3	0	2	1	1	0	0										
Jose Cruz, L (1.7) OBP: 0.310, SLG: 0.420										4	1	1	1	0	0	3										
Glenn Davis, R (1.3) OBP: 0.303, SLG: 0.458										4	2	2	1	0	1	1										
Craig Reynolds, L (1.6) OBP: 0.322, SLG: 0.371										2	0	1	0	1	1	0										
Mike Scott, R (1.1) OBP: 0.176, SLG: 0.141										3	0	0	0	0	1	2										
Inning Stats	R: 0 E: 0 K: 1 S: 5	H: 0 LOB: 0 BB: 0 P: 5	R: 0 E: 0 K: 0 S: 3	H: 1 LOB: 0 BB: 0 P: 3	R: 1 E: 1 K: 1 S: 7	H: 2 LOB: 2 BB: 1 P: 11	R: 0 E: 0 K: 1 S: 5	H: 0 LOB: 1 BB: 1 P: 9	R: 0 E: 0 K: 0 S: 2	H: 0 LOB: 0 BB: 1 P: 6	R: 1 E: 0 K: 0 S: 5	H: 2 LOB: 1 BB: 0 P: 5	R: 1 E: 0 K: 2 S: 9	H: 2 LOB: 2 BB: 1 P: 13	R: 1 E: 0 K: 1 S: 6	H: 1 LOB: 0 BB: 0 P: 6	R: 1 E: 0 K: 1 S: 6	H: 1 LOB: 0 BB: 0 P: 6	1B: 3 2B: 3 3B: 0 HR: 2	SF: 0 SAC: 0 DP: 1 HBP: 0	WP: 0 PB: 1 SB: 0 CS: 1	PA: 35				
PITCHER Michael LaCoss, R (1.1) ERA: 3.76	IP: 6.2 WLS: L BF: 29	H: 7 R: 3 ER: 3 SO: 4	BB: 3 IBB: 0 HBP: 0 BLK: 0	WP: 0 HR: 1 S: 33 P: 49	ERA: 4.05 WHIP: 1.500											ERA: 4.05 WHIP: 1.500										
Craig Lefferts, L (7.1) ERA: 4.03	0.1	0	0	0	0	0	0	0	0	0	0	3	3	0.00	0.000											
Joe Price, L (8.1) ERA: 3.15	0.2	3	1	1	1	0	0	0	1	3	3	13.50	1.500													
Don Robinson, R (8.1) ERA: 3.57	0.1	1	0	0	0	1	0	0	0	3	3	0.00	0.000													

Batter	1	2	3	4	5	6	7	8	9	AB	R	H	RBI	BB	SO	LOB	TOP										
Robby Thompson, R (1,4) OBP: 0.336, SLG: 0.430 Chris Speier, R (7,PH) OBP: 0.332, SLG: 0.389 (7,4)	2-1 SF9 3B		0-1 F7		2-1 E5 HR		2-1 G1 S 1B		1-1 FC1-5 FC6-4	3	2	1	0	0	0	0	San Francisco Giants @ Houston Astros Astrodome, Houston, TX Tue Sep 08 1987, 8:05 PM EDT Att: 22,119 - Unknown										
Kevin Mitchell, R (1,5) OBP: 0.348, SLG: 0.478	4-1 S BB		4-2 S E BB		1-0 HR		2-2 G1		1-2 FC6-4 1B BB 2B	3	3	1	2	2	0	2											
Bob Brenly, R (1,2) OBP: 0.356, SLG: 0.491	2-3 K		2-2 F8 1-H		2-1 5-3		0-0 4-3		4-1 1B 1-2 2B BB	4	1	0	0	1	1	3											
Candy Maldonado, R (1,9) OBP: 0.355, SLG: 0.529	0-0 SF9		0-0 5-3		1-0 CS 1B				2-2 F4 1-2 2-3 1B	4	0	2	1	0	0	0											
Chili Davis, S (1,7) OBP: 0.323, SLG: 0.404 Mike Aldrete, L (8,PH) OBP: 0.387, SLG: 0.469 (8,7)	1-3 K				3-3 K				2-2 1B 1-3 2-H 3-H 2B	3	0	0	0	0	3	2											
Dave Henderson, R (1,8) OBP: 0.311, SLG: 0.412 Eddie Milner, L (8,PH) OBP: 0.301, SLG: 0.342 (8,8)					2-0 S 1B		1-2 6-3		2-3 K 0-1 F8	2	0	1	0	1	0	0											
Will Clark, L (1,3) OBP: 0.357, SLG: 0.550					1-3 K		3-2 F4		1-0 K 1-3 1B	4	0	1	0	0	1	2											
Jose Uribe, S (1,6) OBP: 0.333, SLG: 0.387					4-0 1B		1-1 F8		0-0 F2	3	0	0	0	1	1	3											
Mike Krukow, R (1,1) OBP: 0.184, SLG: 0.208 Craig Lefferts, L (7,1) OBP: 0.286, SLG: 0.429 Kelly Downs, R (7,1) OBP: 0.173, SLG: 0.176 Don Robinson, R (7,1) OBP: 0.188, SLG: 0.200					0-1 F8		0-0 F8		1-1 FC1-5 2B	3	0	0	0	0	1	3											
Inning Stats	R: 1 E: 0 K: 2 S: 13	H: 1 LOB: 1 BB: 1 P: 21	R: 0 E: 0 K: 2 S: 9	H: 0 LOB: 1 BB: 1 P: 16	R: 1 E: 0 K: 0 S: 11	H: 0 LOB: 0 BB: 1 P: 16	R: 0 E: 0 K: 2 S: 11	H: 1 LOB: 2 BB: 1 P: 17	R: 2 E: 1 K: 1 S: 11	H: 2 LOB: 0 BB: 0 P: 18	R: 0 E: 0 K: 0 S: 10	H: 0 LOB: 0 BB: 0 P: 15	R: 0 E: 0 K: 0 S: 7	H: 1 LOB: 1 BB: 0 P: 11	R: 0 E: 0 K: 1 S: 17	H: 2 LOB: 2 BB: 0 P: 24		R: 2 E: 0 K: 0 S: 15	H: 3 LOB: 2 BB: 1 P: 25	1B: 6 2B: 2 3B: 1 HR: 1	SF: 1 SAC: 0 DP: 0 HBP: 0	WP: 0 PA: 42 PB: 0 SB: 6 CS: 1					
PITCHER	IP	WLS	BF	H	R	ER	SO	BB	IBB	HBP	BLK	WP	HR	S	P	ERA	WHIP										
Jim Deshaies, L (1,1) ERA: 4.31	5.0		23	4	4	3	7	3	1	0	0	0	1	55	88	5.40	1.400										
Jeff Heathcock, R (6,1) ERA: 2.9	2.0		7	1	0	0	0	0	0	0	0	0	0	17	26	0.00	0.500										
Larry Andersen, R (8,1) ERA: 3.39	1.2	L	11	5	2	2	1	1	0	0	0	0	0	30	47	10.80	3.600										
Juan Agosto, L (9,1) ERA: 2.95	0.1		1	0	0	0	0	0	0	0	0	0	0	2	2	0.00	0.000										

Batter	1	2	3	4	5	6	7	8	9	AB	R	H	RBI	BB	SO	LOB	BOTTOM										
Gerald Young, S (1,8) OBP: 0.370, SLG: 0.364	4-1 4-3 BB		0-3 K		0-1 1B		0-2 2B 1B		1-0 1B	4	1	3	1	1	1	0	San Francisco Giants @ Houston Astros Astrodome, Houston, TX Tue Sep 08 1987, 8:05 PM EDT Att: 22,119 - Unknown										
Bill Doran, S (1,4) OBP: 0.360, SLG: 0.419	1-1 F8		2-0 1B		1-1 F7		1-0 1B 2B		0-2 F8	5	1	2	2	0	4												
Denny Walling, L (1,5) OBP: 0.349, SLG: 0.417 Ken Caminiti, S (7,PH) OBP: 0.287, SLG: 0.354 (8,5)	1-2 4-3		3-1 F7		1-0 F4		2-1 3-1 F4		2-3 K	3	0	0	0	0	2												
Alan Ashby, S (1,2) OBP: 0.377, SLG: 0.443 Chuck Jackson, R (7,PR) OBP: 0.276, SLG: 0.300 Ronn Reynolds, R (8,2) OBP: 0.173, SLG: 0.196 Jim Pankovits, R (9,PH) OBP: 0.233, SLG: 0.200	2-1 F7		1-0 F4				1-0 F9 2-H 1B		0-1 F8	4	0	1	1	0	2												
Kevin Bass, S (1,9) OBP: 0.351, SLG: 0.459			1-1 2B		1-3 K		4-0 BB 1-2 1B IBB		3-2 F7	3	0	1	0	2	1	0											
Jose Cruz, L (1,7) OBP: 0.312, SLG: 0.419 Larry Andersen, R (8,1) Juan Agosto, L (9,1) Davey Lopes, R (9,PH) OBP: 0.435, SLG: 0.417			4-1 1B		1-0 F9		2-3 K 1-2 2-3 1B		2-1 DI 1B	3	0	1	0	1	1	1											
Glenn Davis, R (1,3) OBP: 0.302, SLG: 0.455			1-3 K		0-1 F8		4-0 E5 FC6-4 1B L7		4-2 1B	4	1	0	0	1	1	5											
Craig Reynolds, L (1,6) OBP: 0.320, SLG: 0.369			1-3 K				3-2 FC6-4 1B		1-0 F8 1-2 F7	5	0	1	0	0	1	4											
Jim Deshaies, L (1,1) OBP: 0.200, SLG: 0.091 Ty Garney, L (5,PH) OBP: 0.154, SLG: 0.083 Jeff Heathcock, R (6,1) Terry Puhl, L (7,PH) OBP: 0.288, SLG: 0.266 (8,7)			0-0 1-3				0-1 K FC6-4 1B 2B		4-2 1B BB	1	0	0	0	0	2												
Inning Stats	R: 0 E: 0 K: 0 S: 10	H: 0 LOB: 1 BB: 1 P: 16	R: 0 E: 0 K: 2 S: 10	H: 1 LOB: 2 BB: 1 P: 17	R: 0 E: 0 K: 1 S: 7	H: 0 LOB: 0 BB: 0 P: 9	R: 0 E: 0 K: 1 S: 11	H: 1 LOB: 1 BB: 0 P: 13	R: 0 E: 0 K: 1 S: 7	H: 0 LOB: 1 BB: 1 P: 16	R: 4 E: 1 K: 0 S: 19	H: 5 LOB: 3 BB: 1 P: 29	R: 0 E: 0 K: 1 S: 10	H: 1 LOB: 2 BB: 1 P: 18	R: 0 E: 0 K: 0 S: 10	H: 1 LOB: 2 BB: 1 P: 20		1B: 8 2B: 2 3B: 0 HR: 0	SF: 0 SAC: 0 DP: 0 HBP: 0	WP: 1 PA: 44 PB: 0 SB: 0 CS: 0							
PITCHER	IP	WLS	BF	H	R	ER	SO	BB	IBB	HBP	BLK	WP	HR	S	P	ERA	WHIP										
Mike Krukow, R (1,1) ERA: 5.22	6.1		28	5	3	2	6	3	0	0	0	0	0	63	98	2.84	1.263										
Craig Lefferts, L (7,1) ERA: 4.12	0.1		3	2	1	1	0	0	0	0	0	0	0	6	7	27.00	6.000										
Kelly Downs, R (7,1) ERA: 3.86	0.0		2	1	0	0	0	0	1	0	0	1	0	2	7	∞	∞										
Don Robinson, R (7,1) ERA: 3.47	2.1	W	11	2	0	0	1	2	0	0	0	0	0	21	39	0.00	1.714										

AB 36
R 6
H 10
RBI 5
BB 5
SO 8
LOB 19



Batter	1	2	3	4	5	6	7	8	9	AB	R	H	RBI	BB	SO	LOB	TOP										
Eddie Milner, L OBP: 0.306, SLG: 0.345	3-3 		0-0 		0-0 		2-2 			4	1	2	1	0	1	0	San Francisco Giants @ Houston Astros Astrodome, Houston, TX Wed Sep 09 1987, 8:05 PM EDT Att: 25,620 - Unknown										
Chris Speier, R OBP: 0.334, SLG: 0.390	2-2 		3-1 		1-0 		0-3 			4	0	2	0	0	1	1											
Mike Aldrete, L OBP: 0.389, SLG: 0.467	1-1 		4-0 		1-1 		1-3 			3	0	1	1	1	1	1											
Candy Maldonado, R OBP: 0.352, SLG: 0.524	2-2 		1-2 		1-3 					4	0	0	0	0	2	5											
Will Clark, L OBP: 0.354, SLG: 0.545		0-3 		0-1 		2-3 		1-3 		4	0	0	0	0	3	2											
Bob Brenly, R OBP: 0.352, SLG: 0.485		0-1 		1-2 		1-3 		0-3 		4	0	0	0	0	2	0											
Matt Williams, R Chili Davis, S Mark Wasinger, R Joel Youngblood, R Jose Uribe, S	2-2 		1-3 		4-2 		2-2 		2-2 	1	0	0	0	0	1	0		San Francisco Giants @ Houston Astros Astrodome, Houston, TX Wed Sep 09 1987, 8:05 PM EDT Att: 25,620 - Unknown									
Atlee Hammaker, S Kelly Downs, R Joe Price, R Jessie Reid, L Craig Lefferts, L Harry Spilman, L			1-3 		1-3 		0-3 		2-1 	2	3	1	1	0	1	1											
					1-3 		0-3 		2-1 	3	1	0	0	0	0	0											
Inning Stats	R: 0 E: 0 K: 1 S: 13	H: 1 LOB: 1 BB: 0 P: 21	R: 0 E: 0 K: 2 S: 10	H: 0 LOB: 1 BB: 0 P: 13	R: 0 E: 0 K: 1 S: 9	H: 1 LOB: 2 BB: 1 P: 18	R: 0 E: 0 K: 1 S: 8	H: 0 LOB: 0 BB: 0 P: 10	R: 2 E: 0 K: 3 S: 18	H: 3 LOB: 2 BB: 1 P: 28	R: 0 E: 0 K: 2 S: 12	H: 1 LOB: 1 BB: 0 P: 15	R: 0 E: 0 K: 3 S: 9	H: 0 LOB: 0 BB: 0 P: 12	R: 0 E: 0 K: 3 S: 10	H: 0 LOB: 0 BB: 0 P: 14	R: 0 E: 0 K: 0 S: 8	H: 0 LOB: 0 BB: 0 P: 14	1B: 6 2B: 0 3B: 0 HR: 0	SF: 0 SAC: 0 DP: 0 HBP: 1	WP: 0 PB: 0 SB: 2 CS: 0	PA: 36					
PITCHER	IP	WLS	BF	H	R	ER	SO	BB	IBB	HBP	BLK	WP	HR	S	P	ERA	WHIP										
Nolan Ryan, R ERA: 2.76	8.0	W	33	6	2	2	16	2	0	1	0	0	0	89	131	2.25	1.000										
Dave Smith, R ERA: 1.19	1.0	S	3	0	0	0	0	0	0	0	0	0	0	8	14	0.00	0.000										

Batter	1	2	3	4	5	6	7	8	9	AB	R	H	RBI	BB	SO	LOB	BOTTOM										
Gerald Young, S OBP: 0.374, SLG: 0.374	0-0 	0-0 		2-0 		1-0 		1-3 		5	0	3	1	0	1	1	San Francisco Giants @ Houston Astros Astrodome, Houston, TX Wed Sep 09 1987, 8:05 PM EDT Att: 25,620 - Unknown										
Bill Doran, S OBP: 0.359, SLG: 0.417	0-0 	4-0 		1-0 		2-1 				3	0	0	0	1	0	3											
Jose Cruz, L OBP: 0.311, SLG: 0.417	1-1 	3-3 		0-0 		1-1 				4	0	1	0	0	1	5											
Alan Ashby, S OBP: 0.376, SLG: 0.441	1-3 		0-0 		2-3 		0-0 			4	1	1	0	0	2	1											
Kevin Bass, S OBP: 0.352, SLG: 0.465		2-1 	1-0 		0-0 		0-0 			4	2	2	2	0	0	0											
Glenn Davis, R OBP: 0.303, SLG: 0.453		4-2 	2-3 		1-2 		0-0 			2	1	0	0	1	1	0											
Ken Caminiti, S OBP: 0.280, SLG: 0.344		1-3 	0-0 		1-3 					4	0	0	0	0	2	3											
Dale Berra, R Craig Reynolds, L	1-3 	4-2 	4-2 		1-0 		1-3 		0-0 	1	0	0	0	0	1	2		San Francisco Giants @ Houston Astros Astrodome, Houston, TX Wed Sep 09 1987, 8:05 PM EDT Att: 25,620 - Unknown									
Nolan Ryan, R Davey Lopes, R Dave Smith, R	1-0 	1-2 	1-2 		0-1 		4-2 			3	0	2	1	0	0	1											
Inning Stats	R: 0 E: 0 K: 1 S: 7	H: 1 LOB: 1 BB: 0 P: 9	R: 2 E: 0 K: 3 S: 17	H: 3 LOB: 3 BB: 2 P: 33	R: 2 E: 0 K: 1 S: 11	H: 2 LOB: 1 BB: 1 P: 19	R: 0 E: 0 K: 0 S: 4	H: 1 LOB: 0 BB: 0 P: 6	R: 0 E: 0 K: 2 S: 11	H: 0 LOB: 1 BB: 0 P: 15	R: 0 E: 0 K: 0 S: 8	H: 2 LOB: 2 BB: 0 P: 13	R: 0 E: 0 K: 0 S: 3	H: 0 LOB: 0 BB: 0 P: 3	R: 0 E: 0 K: 1 S: 8	H: 0 LOB: 1 BB: 1 P: 13	1B: 7 2B: 1 3B: 0 HR: 1	SF: 0 SAC: 0 DP: 1 HBP: 1	WP: 0 PB: 0 SB: 0 CS: 0	PA: 37							
PITCHER	IP	WLS	BF	H	R	ER	SO	BB	IBB	HBP	BLK	WP	HR	S	P	ERA	WHIP										
Atlee Hammaker, L ERA: 3.48	2.0	L	14	6	4	4	4	1	0	0	0	0	0	13	22	0.00	1.000										
Kelly Downs, R ERA: 3.51	2.0		7	1	0	0	1	1	0	0	0	0	0	13	22	0.00	1.000										
Joe Price, L ERA: 3.0	1.0		4	0	0	0	2	0	0	1	0	0	0	11	15	0.00	0.000										
Craig Lefferts, L ERA: 3.99	3.0		12	2	0	0	1	1	0	0	0	0	0	19	29	0.00	1.000										

Batter	1	2	3	4	5	6	7	8	9	AB	R	H	RBI	BB	SO	LOB	TOP			
Gerald Young, S OBP: 0.373, SLG: 0.370 (1, 8)	4-0 G3 WP BB		0-3 K			0-0 F8		0-0 FC4-6 DI		3	0	0	0	1	1	2				
Bill Doran, S OBP: 0.358, SLG: 0.413 Chuck Jackson, R OBP: 0.282, SLG: 0.296 (1, 4) (6, 6)	0-0 G3		0-0 4-3			0-0 F7		4-0 BB		3	0	0	0	0	0	2				
Kevin Bass, S OBP: 0.461 Dave Meads, L OBP: 0.500, SLG: 0.333 (1, 9) (8, 1)	0-0 P5				0-0 L5			0-0 F8		4	0	1	0	0	0	3				
Glenn Davis, R OBP: 0.306, SLG: 0.470 (1, 3)	0-3 K				0-3 K			0-0 F9 1B		3	0	0	0	1	2	2				
Alan Ashby, S OBP: 0.372, SLG: 0.445 Ronn Reynolds, R OBP: 0.185, SLG: 0.208 (1, 2) (5, 2)		0-0 G3			0-3 K			0-0 F8		2	0	0	0	0	1	0				
Jose Cruz, L OBP: 0.312, SLG: 0.410 (1, 7)	4-0 G4-3 BB				0-0 3-1			0-3 K		3	0	0	0	1	2	3				
Ken Caminiti, S OBP: 0.275, SLG: 0.338 (1, 5)	0-0 G4-3 1-2				0-0 F4			0-0 F4		4	0	0	0	0	1	4				
Craig Reynolds, L OBP: 0.317, SLG: 0.363 Rob Mallicoat, L (5, 1) Terry Puhl, L OBP: 0.292, SLG: 0.271 (8, PH) (8, 9)					0-0 F6			0-0 FC4-6 1B		2	0	1	0	0	0	0				
Mike Scott, R OBP: 0.176, SLG: 0.141 Ty Gainey, L OBP: 0.143, SLG: 0.077 Manny Hernandez, R (3, PH) (3, 1) Buddy Biancalana, S OBP: 0.191, SLG: 0.227 (5, 6) (6, 4)					0-0 F6			0-3 K		0	0	0	0	0	0	1				
Inning Stats	R: 0 E: 0 K: 1 S: 5	H: 0 LOB: 1 BB: 1 P: 9	R: 0 E: 0 K: 0 S: 2	H: 0 LOB: 0 BB: 1 P: 6	R: 0 E: 0 K: 1 S: 6	H: 1 LOB: 1 BB: 0 P: 6	R: 0 E: 0 K: 2 S: 7	H: 0 LOB: 0 BB: 0 P: 7	R: 0 E: 0 K: 0 S: 3	H: 0 LOB: 0 BB: 0 P: 3	R: 0 E: 0 K: 1 S: 7	H: 2 LOB: 2 BB: 0 P: 7	R: 0 E: 0 K: 1 S: 6	H: 1 LOB: 2 BB: 1 P: 10	R: 0 E: 0 K: 2 S: 7	H: 0 LOB: 1 BB: 1 P: 11	1B: 4 2B: 0 3B: 0 HR: 0	SF: 0 SAC: 0 DP: 1 HBP: 0	WP: 1 PB: 0 SB: 0 CS: 0	PA: 34
PITCHER Eric Show, R ERA: 4.0 (1, 1)	IP: 9.0 WLS: W BF: 34 H: 4 R: 0 ER: 0 SO: 8 BB: 4 IBB: 0 HBP: 0 BLK: 0 WP: 1 HR: 0 S: 46 P: 62 ERA: 0.00 WHIP: 0.889															PITCHER				

Houston Astros @ San Diego Padres
Jack Murphy Stadium, San Diego, CA
Fri Sep 11 1987, 10:05 PM EDT
Att: 38,725 - Unknown

AB 30
R 0
H 4
RBI 0
BB 4
SO 8
LOB 19



Batter	1	2	3	4	5	6	7	8	9	AB	R	H	RBI	BB	SO	LOB	BOTTOM			
Tony Gwynn, L OBP: 0.445, SLG: 0.519 Shawn Abner, R OBP: 0.273, SLG: 0.364 (1, 9) (6, 9)	0-0 S 1B	4-0 1B IBB	0-0 3B	0-0 FC6-4 1-2		0-0 F7				3	3	2	0	1	0	1				
Stan Jefferson, S OBP: 0.316, SLG: 0.370 (1, 8) (7, 7)	0-0 S 1B	0-0 1B IBB	0-0 1B 3B		0-0 1B 1B			0-0 F9		5	3	4	4	0	0	0				
Carmelo Martinez, R OBP: 0.377, SLG: 0.417 Shane Mack, R OBP: 0.311, SLG: 0.391 (1, 7) (7, 8)	0-0 5-3 1-2	0-0 2B 1B	0-0 1B 3B		0-3 K 1B			0-0 6-3		4	1	2	2	0	1	2				
John Kruk, L OBP: 0.410, SLG: 0.497 (1, 3)	4-0 S BB	4-0 2B FC4-6 IBB	0-0 F8		0-3 K			0-0 4-3		3	1	0	0	2	1	2				
Benito Santiago, R OBP: 0.321, SLG: 0.457 Mark Parent, R OBP: 0.143, SLG: 0.143 (1, 2) (8, 2)	0-0 L7	0-0 FC4-6 2B	0-0 F8		0-0 1B 1B			0-0 F8		4	0	2	2	0	0	3				
Chris Brown, R OBP: 0.294, SLG: 0.378 Luis Salazar, R OBP: 0.311, SLG: 0.343 (1, 5) (8, 5)	0-0 F8	4-0 FC4-6 BB		4-0 1B SF7 BB	0-0 1B			0-3 K		2	1	1	1	2	0	2				
Garry Templeton, S OBP: 0.291, SLG: 0.304 Joey Cora, S OBP: 0.333, SLG: 0.294 (1, 6) (8, PH) (9, 4)		0-3 1B FC4-6		0-0 FC6-5 SF7 1B	0-0 3-1			0-3 K		4	1	2	1	0	0	4				
Tim Flannery, L OBP: 0.345, SLG: 0.272 (1, 4) (9, 6)		0-0 1B BB		0-0 SF7				0-0 F7		2	1	0	1	1	0	2				
Eric Show, R OBP: 0.077, SLG: 0.094 (1, 1)		0-0 5-3	0-0 6-3	0-0 FC6-5 FC6-4				0-0 F7		4	0	0	0	0	0	3				
Inning Stats	R: 1 E: 0 K: 0 S: 5	H: 2 LOB: 2 BB: 1 P: 9	R: 6 E: 0 K: 0 S: 7	H: 4 LOB: 2 BB: 4 P: 23	R: 2 E: 0 K: 0 S: 6	H: 3 LOB: 1 BB: 0 P: 6	R: 1 E: 0 K: 0 S: 4	H: 1 LOB: 1 BB: 1 P: 8	R: 1 E: 0 K: 2 S: 10	H: 3 LOB: 2 BB: 0 P: 10	R: 0 E: 0 K: 0 S: 3	H: 0 LOB: 0 BB: 0 P: 3	R: 0 E: 0 K: 2 S: 7	H: 0 LOB: 0 BB: 0 P: 7	R: 0 E: 0 K: 2 S: 7	H: 0 LOB: 0 BB: 0 P: 7	1B: 10 2B: 1 3B: 2 HR: 0	SF: 1 SAC: 0 DP: 0 HBP: 0	WP: 0 PB: 0 SB: 5 CS: 0	PA: 43
PITCHER Mike Scott, R ERA: 3.24 Manny Hernandez, R ERA: 4.8 Rob Mallicoat, L ERA: 3.0 Dave Meads, L ERA: 4.98	IP: 2.0 WLS: L BF: 17 H: 6 R: 7 ER: 7 SO: 7 BB: 3 IBB: 2 HBP: 0 BLK: 0 WP: 0 HR: 0 S: 12 P: 32 ERA: 31.50 WHIP: 4.500															PITCHER				

Houston Astros @ San Diego Padres
Jack Murphy Stadium, San Diego, CA
Fri Sep 11 1987, 10:05 PM EDT
Att: 38,725 - Unknown

AB 36
R 11
H 13
RBI 11
BB 6
SO 4
LOB 19



Batter	1	2	3	4	5	6	7	8	9	AB	R	H	RBI	BB	SO	LOB	TOP					
Gerald Young, S OBP: 0.373, SLG: 0.371	(1,8) X F9		(2) X F6						(2) X 4-3	5	0	2	0	0	0	0						
Billy Hatcher, R OBP: 0.367, SLG: 0.444	(1,7) X 3-1		(3) X 6-3						(3) X 6-3	4	0	1	1	0	0	0						
Bill Doran, S OBP: 0.356, SLG: 0.410	(1,4) X 3-1									4	0	0	0	0	0	4						
Glenn Davis, R OBP: 0.306, SLG: 0.469	(1,3)		(1) X 1-3						(1) X F7	4	0	1	0	0	0	0						
Kevin Bass, S OBP: 0.348, SLG: 0.458	(1,9)		(2) X F9						(2) X F7	4	0	0	0	0	0	2						
Denny Walling, L OBP: 0.354, SLG: 0.416	(1,5)									2	0	1	0	2	0	1						
Craig Reynolds, L OBP: 0.317, SLG: 0.361	(1,6)									4	0	1	0	0	1	2						
Ronn Reynolds, R OBP: 0.207, SLG: 0.268	(1,2)									3	2	1	1	1	1	2						
Jim Deshaies, L OBP: 0.212, SLG: 0.109	(1,1)									2	0	1	0	0	1	0						
Rocky Childress, R OBP: 0.133, SLG: 0.071	(5,1)									0	0	0	0	0	0	0						
Ty Gainey, L OBP: 0.500, SLG: 0.333	(7, PH)									1	0	0	0	0	0	0						
Dave Meads, L OBP: 0.500, SLG: 0.333	(7, PH)									0	0	0	0	0	0	0						
Jose Cruz, L OBP: 0.311, SLG: 0.409	(9, PH)									1	0	0	0	0	0	0						
Inning Stats	R: 0 E: 0 K: 0 S: 3	H: 0 LOB: 0 BB: 0 P: 3	R: 0 E: 0 K: 0 S: 3	H: 0 LOB: 1 BB: 1 P: 7	R: 1 E: 0 K: 1 S: 6	H: 1 LOB: 0 BB: 0 P: 6	R: 0 E: 1 K: 0 S: 4	H: 1 LOB: 1 BB: 0 P: 4	R: 1 E: 0 K: 1 S: 5	H: 2 LOB: 2 BB: 1 P: 9	R: 0 E: 0 K: 1 S: 5	H: 0 LOB: 1 BB: 1 P: 9	R: 0 E: 0 K: 1 S: 7	H: 2 LOB: 2 BB: 0 P: 7	R: 0 E: 0 K: 0 S: 5	H: 2 LOB: 2 BB: 0 P: 5	R: 0 E: 0 K: 0 S: 3	H: 0 LOB: 0 BB: 0 P: 3	1B: 7 2B: 0 3B: 0 HR: 1	SF: 1 SAC: 0 DP: 1 HBP: 0	WP: 0 PB: 0 SB: 0 CS: 0	PA: 38
PITCHER Jimmy Jones, R ERA: 4.4	(1,1)	IP: 9.0 WLS: W BF: 38 H: 8 R: 2 ER: 2 SO: 3 BB: 3 IBB: 0 HBP: 0 BLK: 0 WP: 0 HR: 1 S: 41 P: 53 ERA: 2.00 WHIP: 1.222															PITCHER					

Houston Astros @ San Diego Padres
Jack Murphy Stadium, San Diego, CA
Sun Sep 13 1987, 6:33 AM EDT
Att: 11,120 - Unknown

AB 34
R 2
H 8
RBI 2
BB 3
SO 3
LOB 11



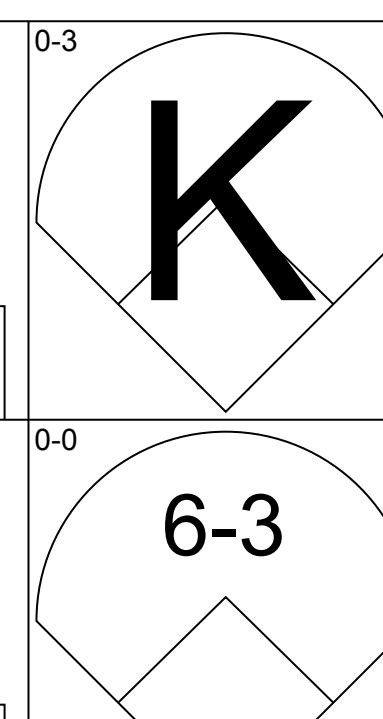
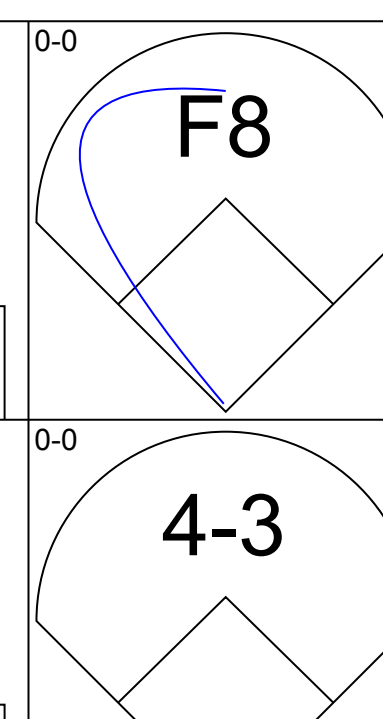
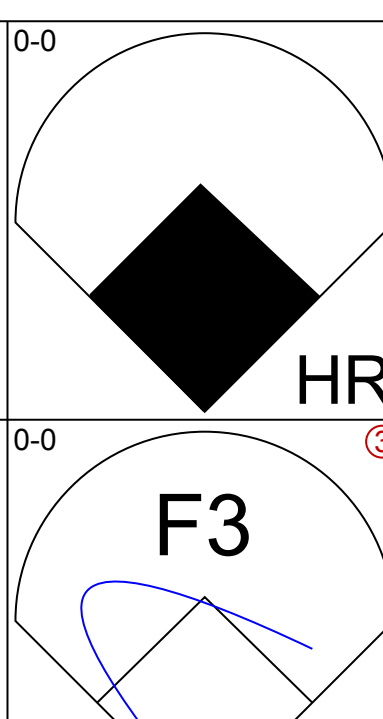
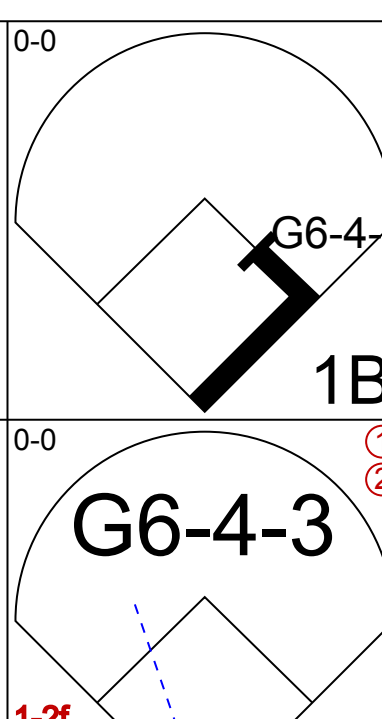
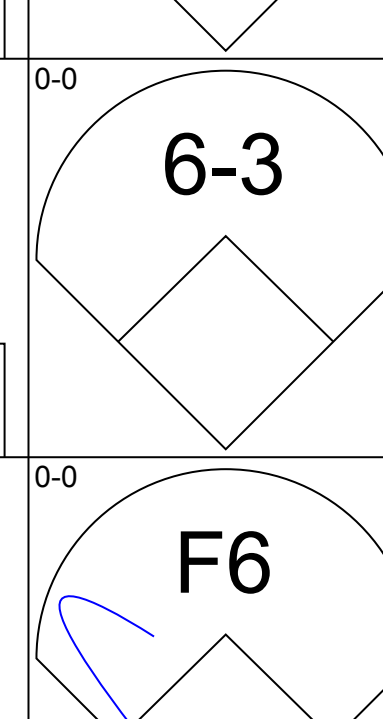
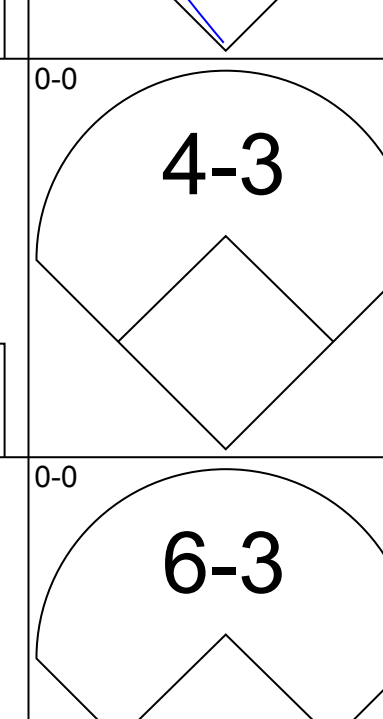

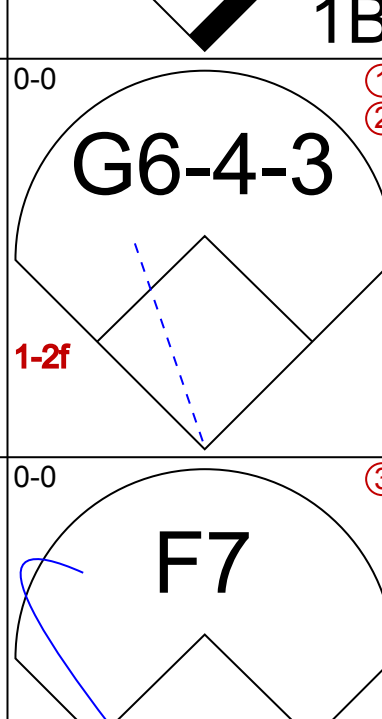
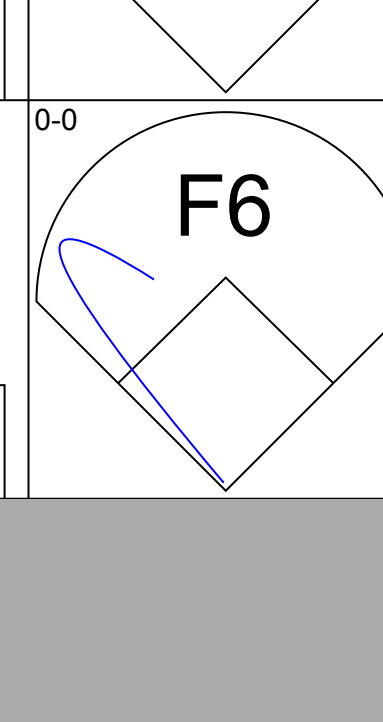
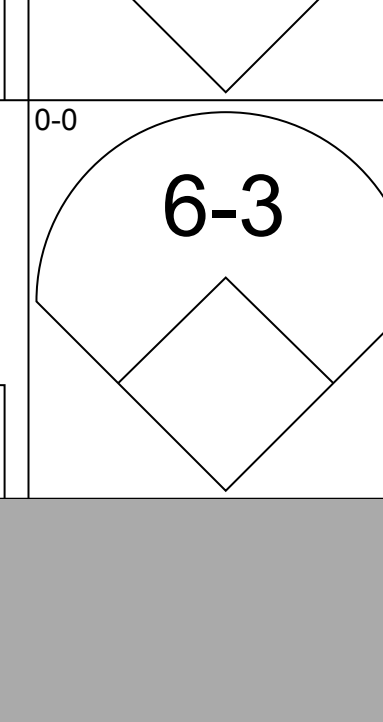
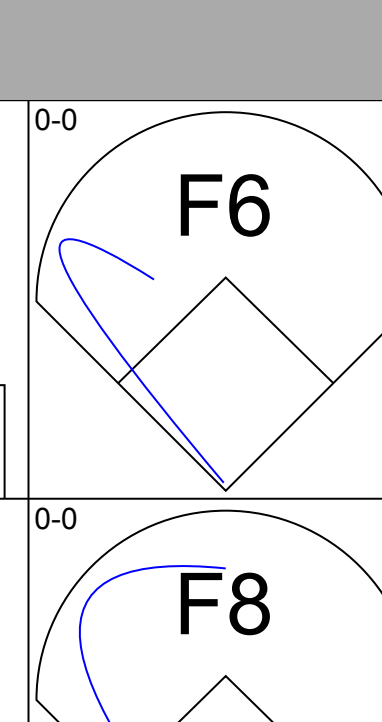
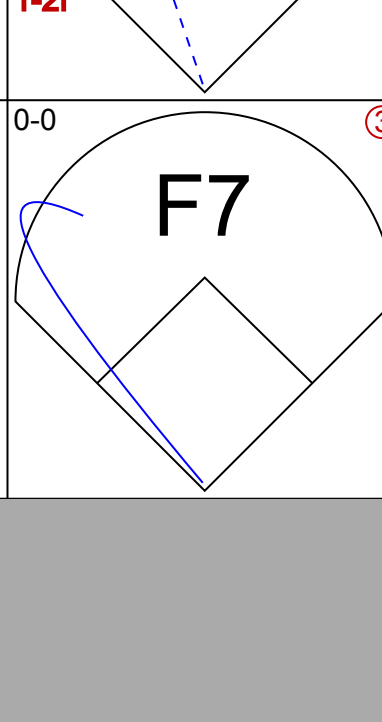
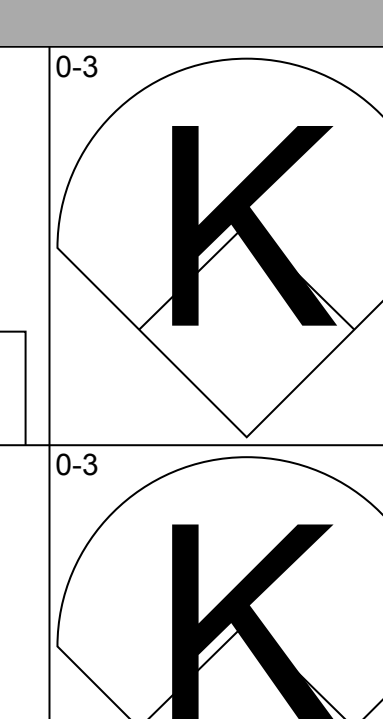
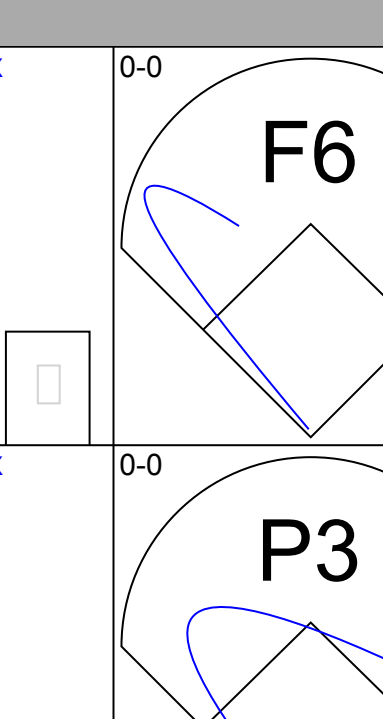
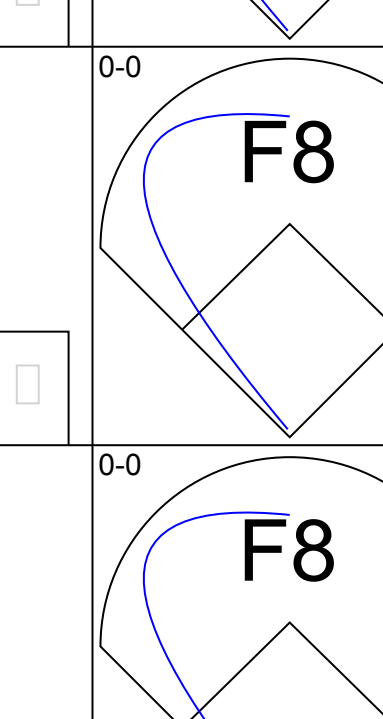
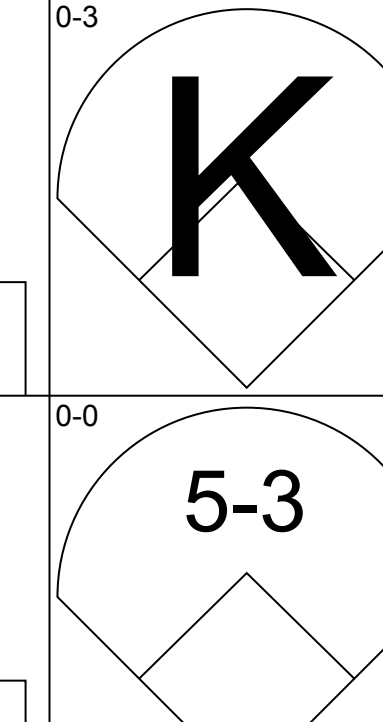
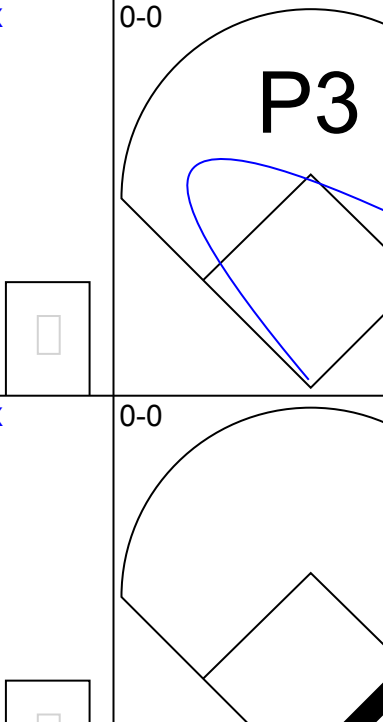
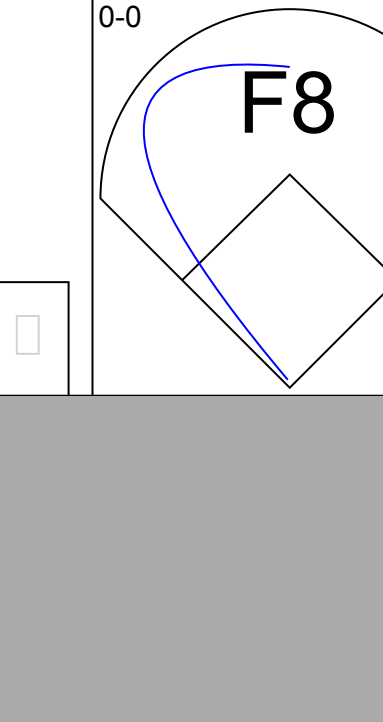

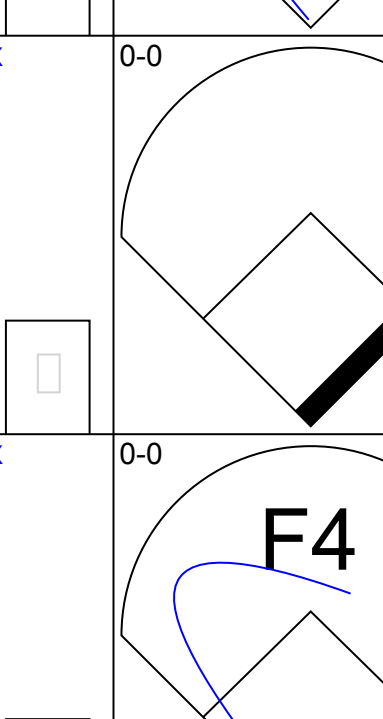
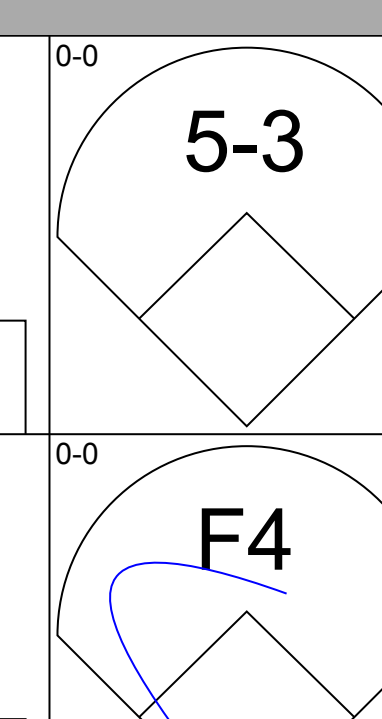
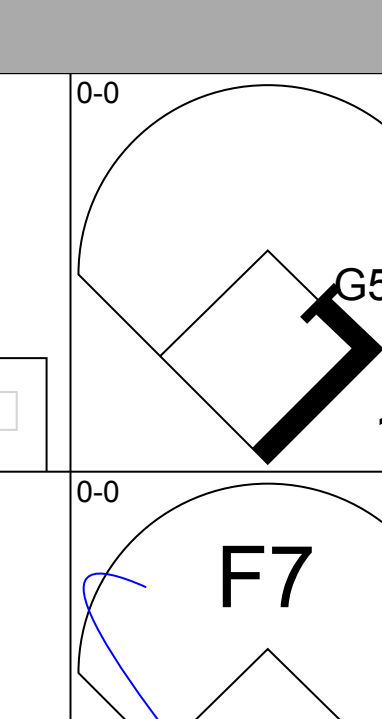
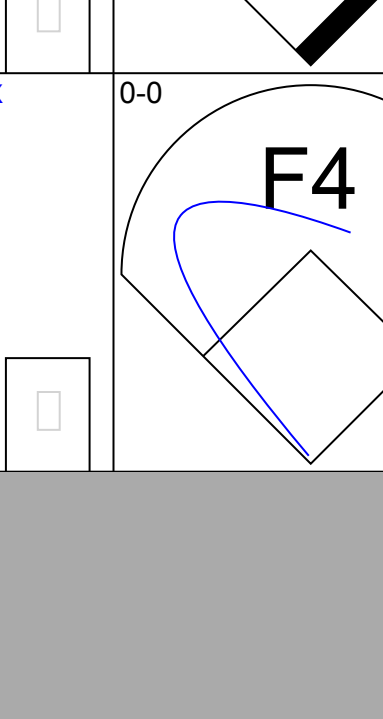
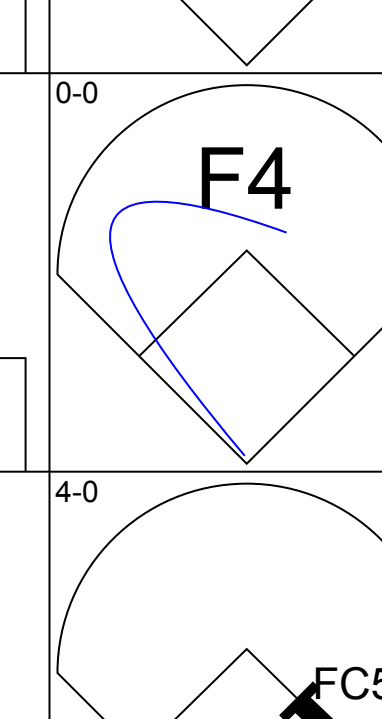
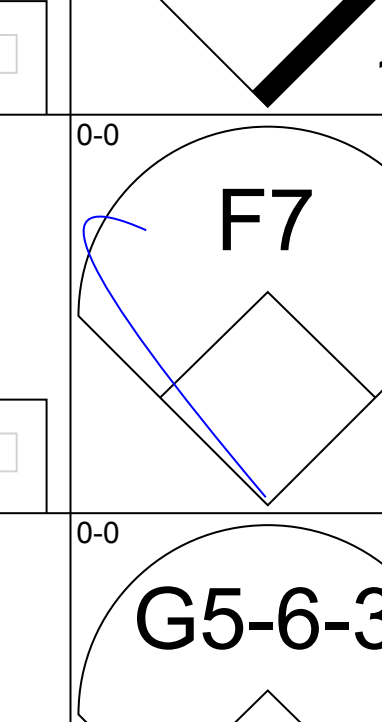
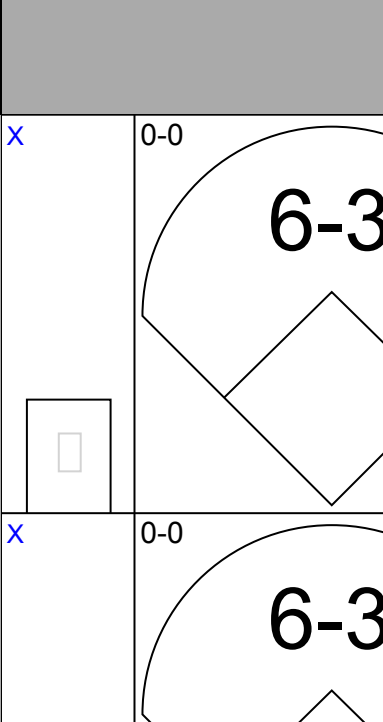
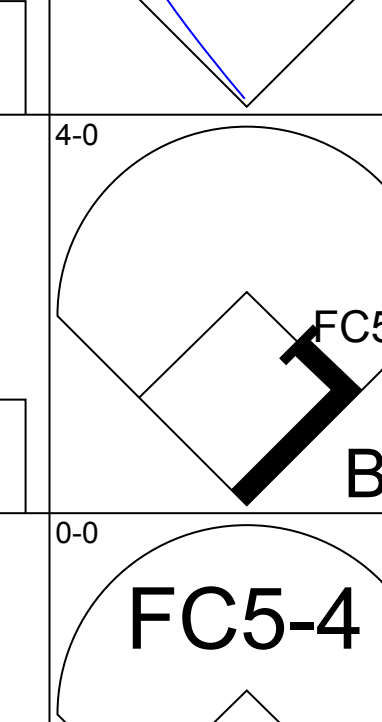
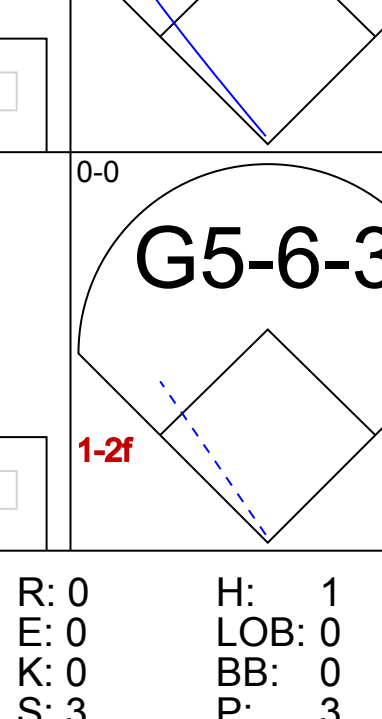
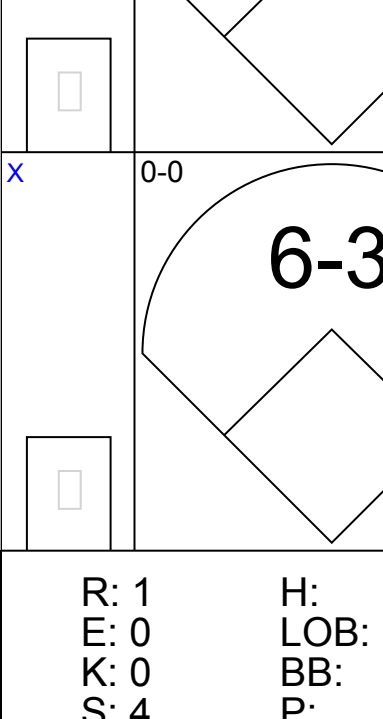
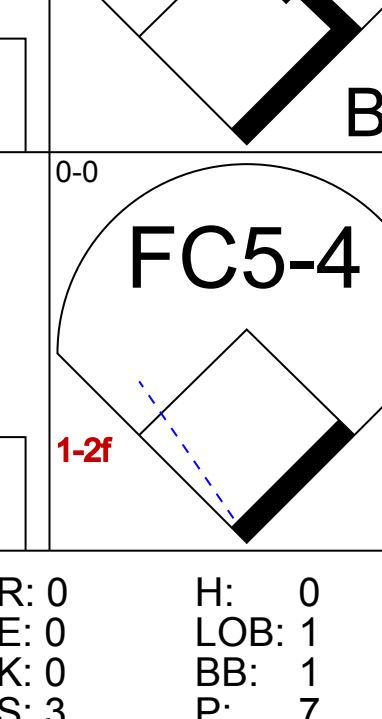
Batter	1	2	3	4	5	6	7	8	9	AB	R	H	RBI	BB	SO	LOB	BOTTOM				
Tony Gwynn, L OBP: 0.446, SLG: 0.519	(1,9) X FC6-4 1B									4	1	2	0	0	1	0					
Stan Jefferson, S OBP: 0.313, SLG: 0.366	(1,7) X FC6-4 CS 1-2		(1) X F9							4	0	0	0	0	2	3					
Carmelo Martinez, R OBP: 0.380, SLG: 0.426	(1,3) B 4-0 1-2 2B BB									3	2	2	3	1	1	0					
Benito Santiago, R OBP: 0.325, SLG: 0.460	(1,2) X 1-2 2B 1B									4	2	3	0	0	0	1					
Randy Ready, R OBP: 0.425, SLG: 0.495	(1,4) X 1-1 2-H 2B 2B									2	3	2	4	2	0	0					
Chris Brown, R OBP: 0.297, SLG: 0.394	(1,5) X 3-H 2B K									4	1	2	3	0	1	1					
Garry Templeton, S OBP: 0.289, SLG: 0.301	(1,6)									4	0	0	0	0	2	2					
Shane Mack, R OBP: 0.306, SLG: 0.384	(1,8)									4	0	0	0	0	1	1					
Jimmy Jones, R OBP: 0.191, SLG: 0.239	(1,1)									4	1	0	0	0	1	0					
Inning Stats	R: 3 E: 0 K: 1 S: 8	H: 4 LOB: 1 BB: 1 P: 12	R: 0 E: 0 K: 1 S: 5	H: 0 LOB: 0 BB: 0 P: 5	R: 0 E: 0 K: 2 S: 7	H: 0 LOB: 1 BB: 1 P: 11	R: 0 E: 0 K: 1 S: 5	H: 0 LOB: 0 BB: 0 P: 5	R: 2 E: 0 K: 1 S: 6	H: 1 LOB: 0 BB: 1 P: 10	R: 0 E: 0 K: 1 S: 5	H: 1 LOB: 0 BB: 0 P: 5	R: 0 E: 0 K: 1 S: 6	H: 1 LOB: 0 BB: 1 P: 10	R: 0 E: 0 K: 1 S: 5	H: 0 LOB: 0 BB: 0 P: 5	1B: 6 2B: 2 3B: 0 HR: 3	SF: 0 SAC: 0 DP: 1 HBP: 0	WP: 0 PB: 0 SB: 0 CS: 2	PA: 37	
PITCHER Jim Deshaies, L ERA: 4.65	(1,1)	IP: 4.1 WLS: L BF: 23 H: 9 R: 8 ER: 7 SO: 6 BB: 2 IBB: 0 HBP: 0 BLK: 0 WP: 0 HR: 2 S: 33 P: 41 ERA: 14.54 WHIP: 2.538															PITCHER				
Rocky Childress, R ERA: 2.5	(5,1)	1.2	5	0	0	0	1	0	0	0	0	0	0	0	0	0	0	7	7	0.00	0.000
Dave Meads, L ERA: 5.16	(7,1)	2.0	8	2	2	2	2	1	0	0	0	0	0	0	1	11	15	9.00	1.500		

Houston Astros @ San Diego Padres
Jack Murphy Stadium, San Diego, CA
Sun Sep 13 1987, 6:33 AM EDT
Att: 11,120 - Unknown

AB 33
R 10
H 11
RBI 10
BB 3
SO 9
LOB 8

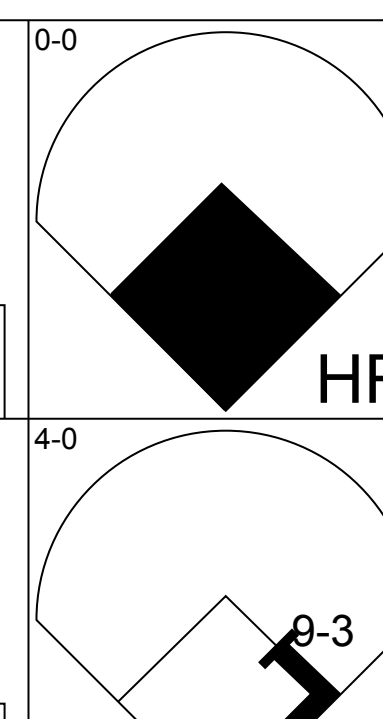
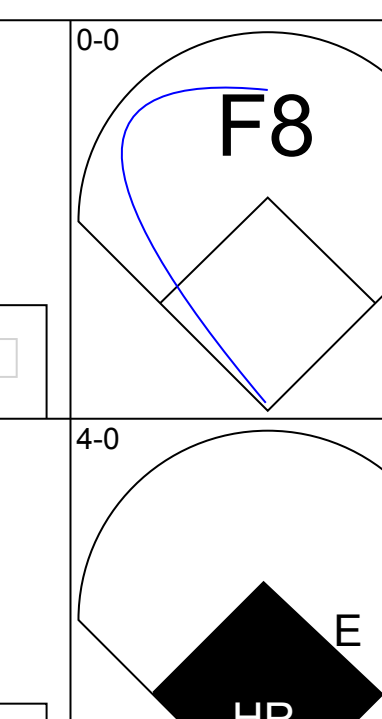
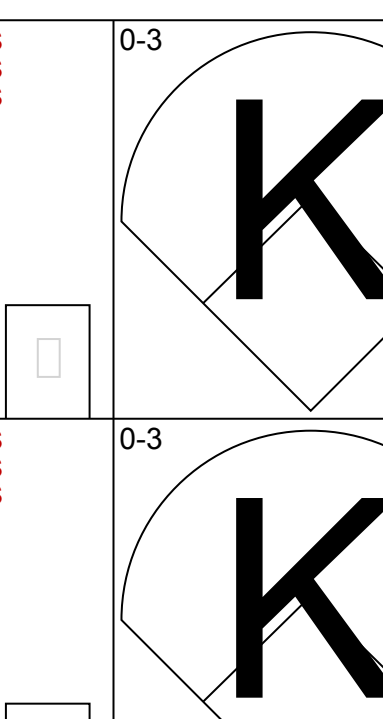
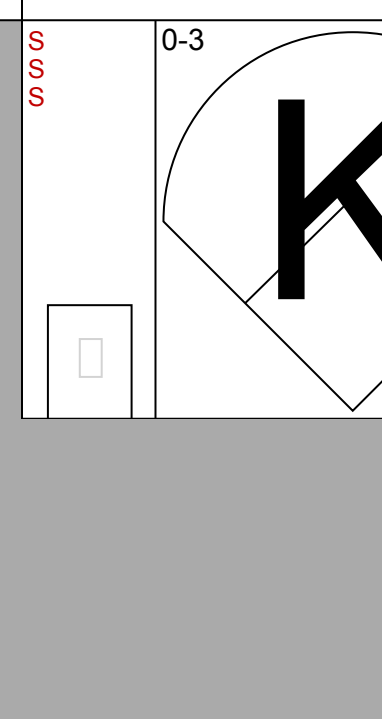
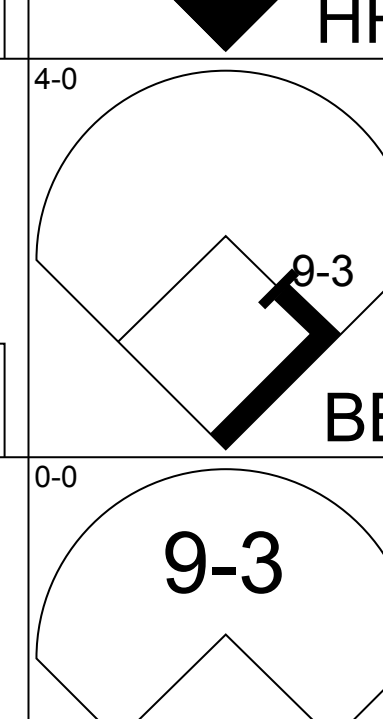
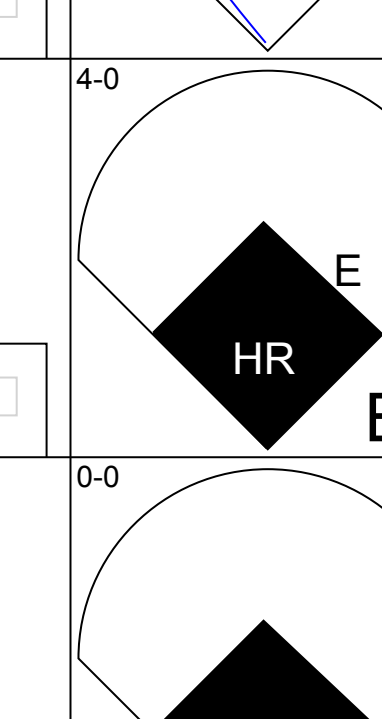
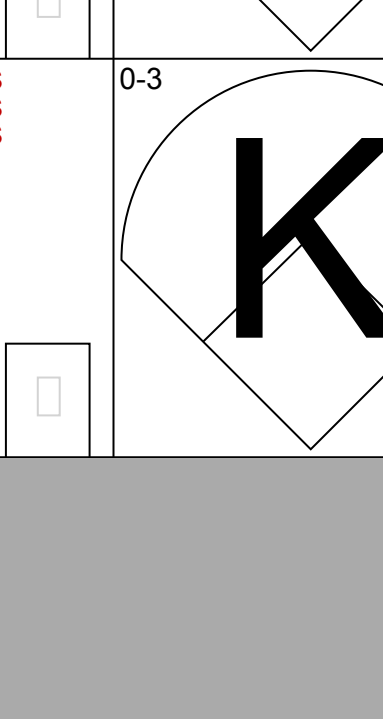
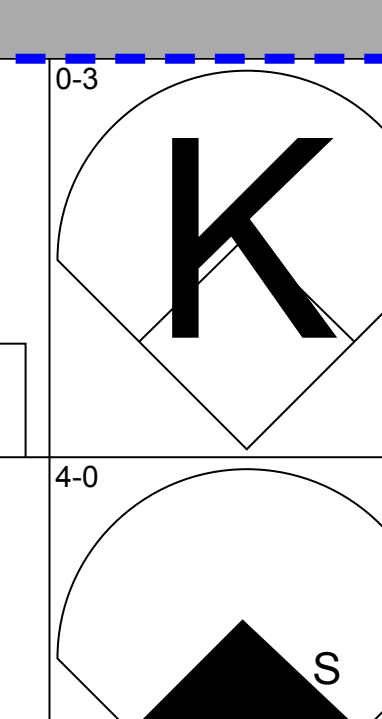
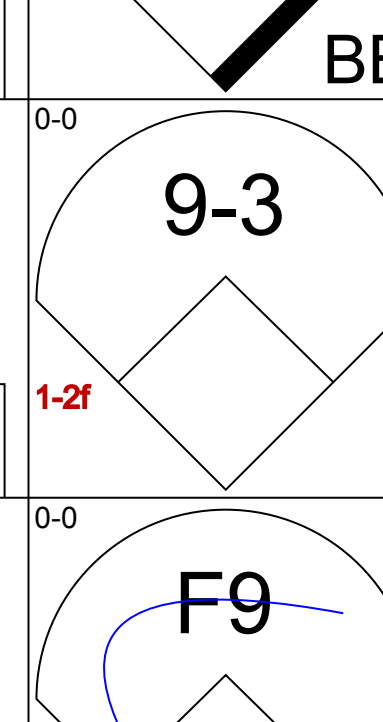
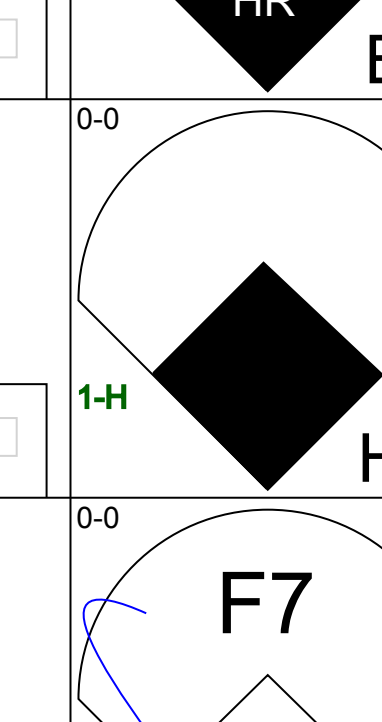
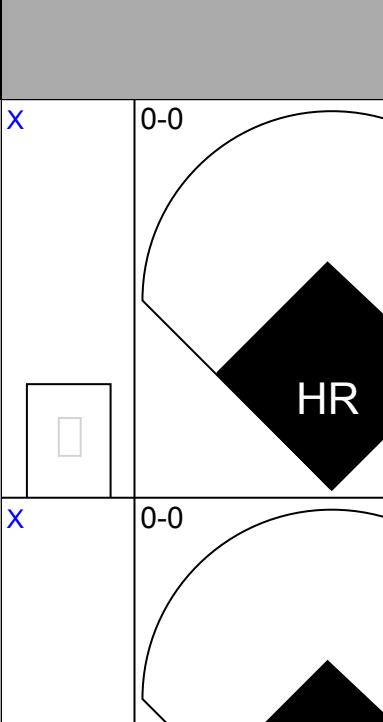
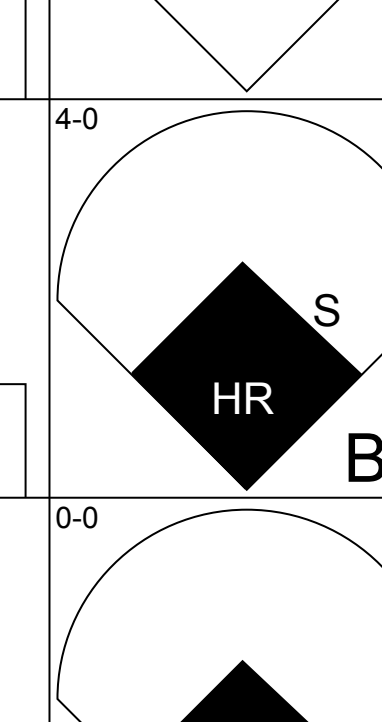
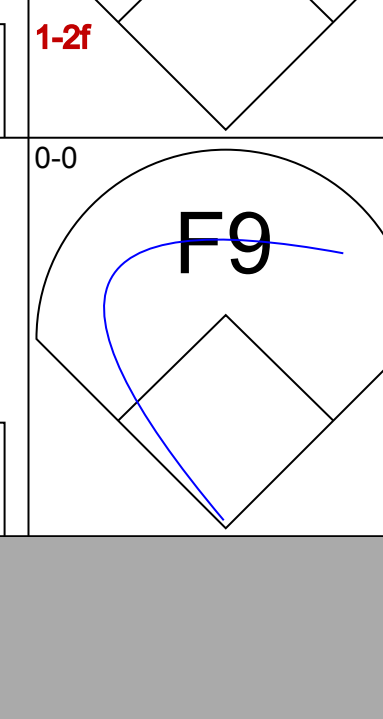
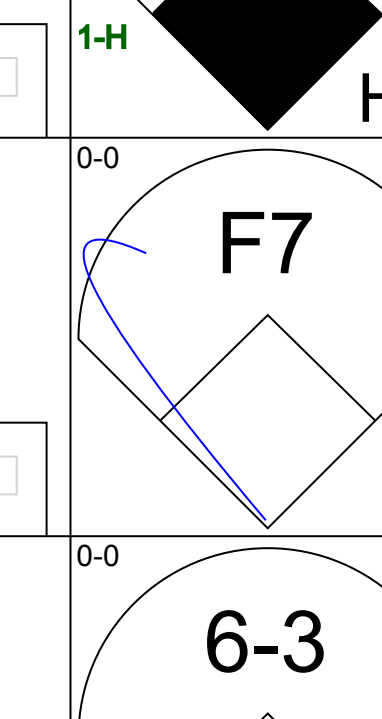
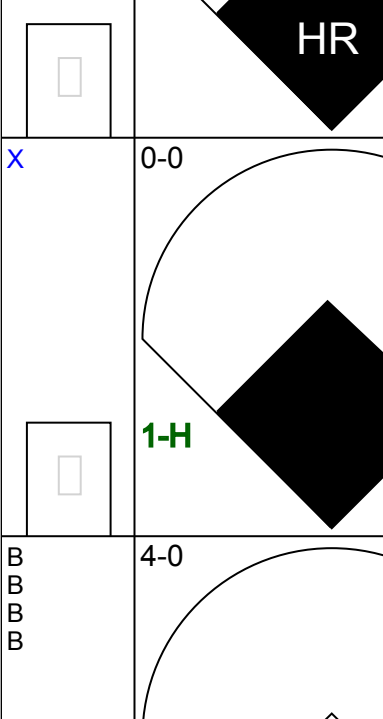
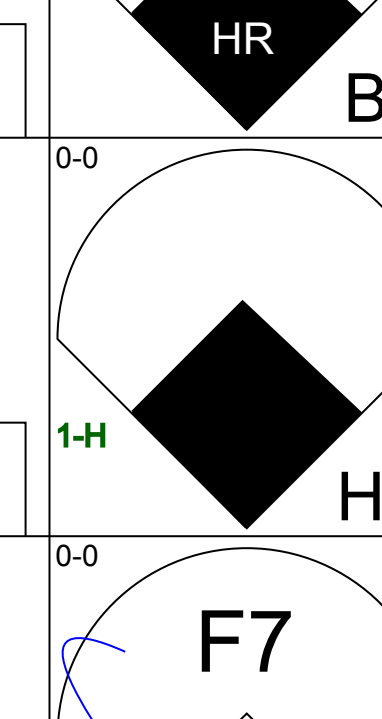
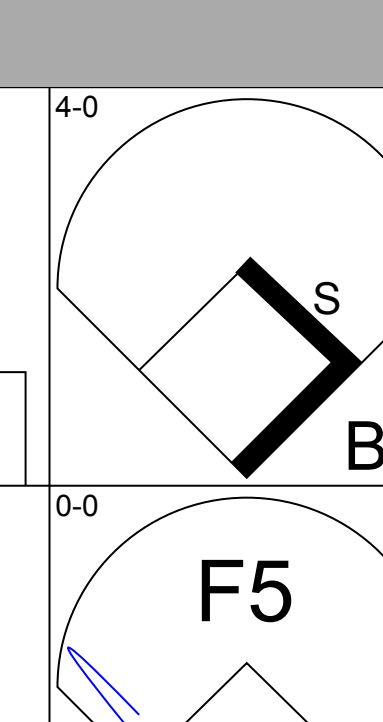
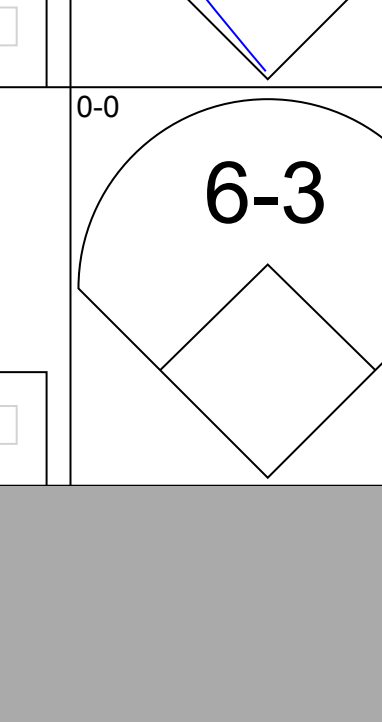
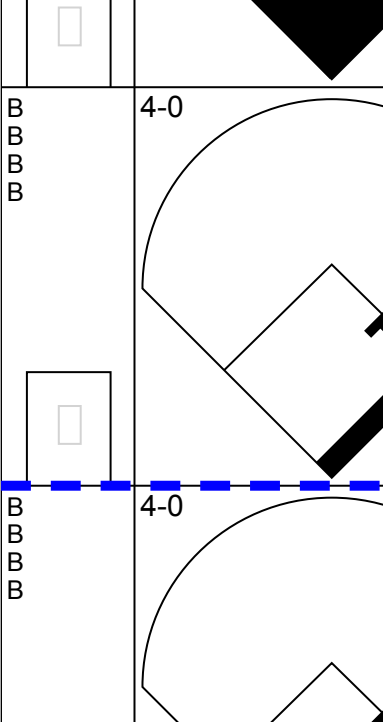
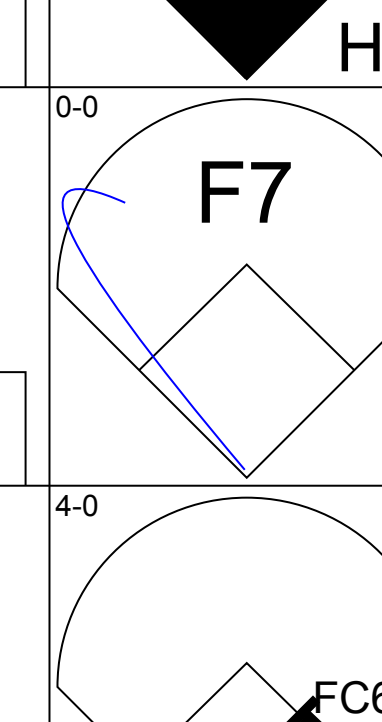
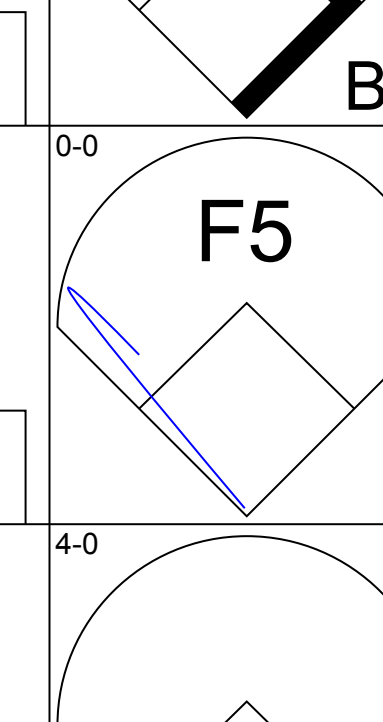
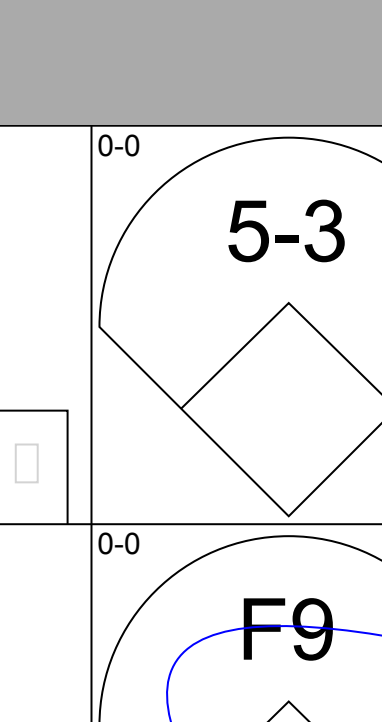
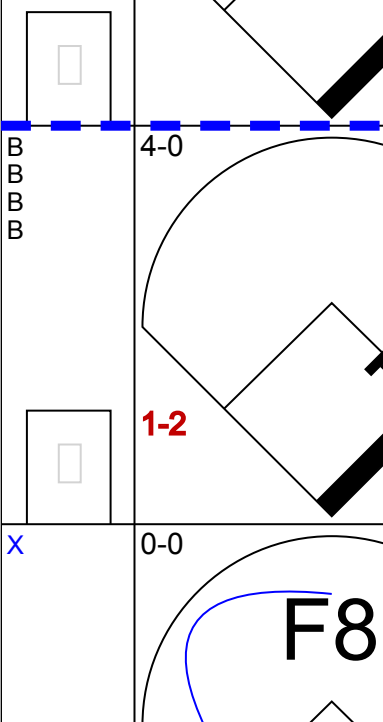
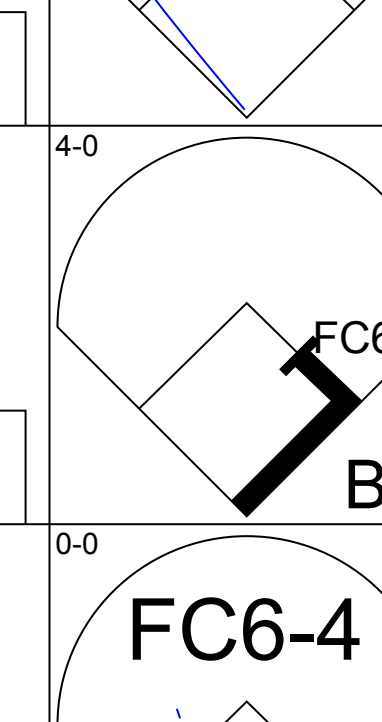
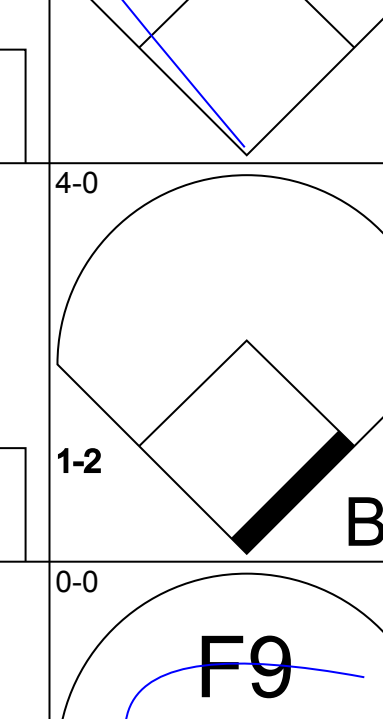
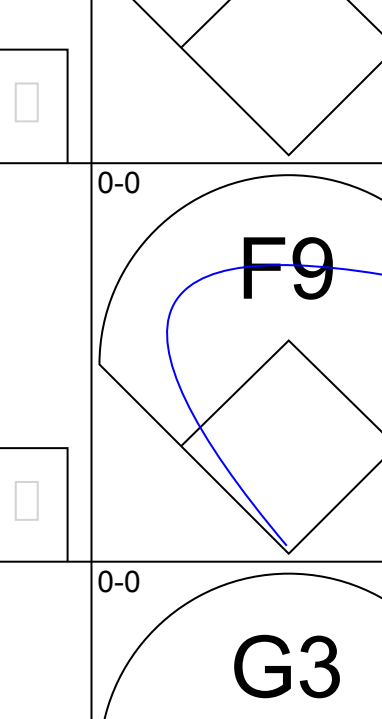
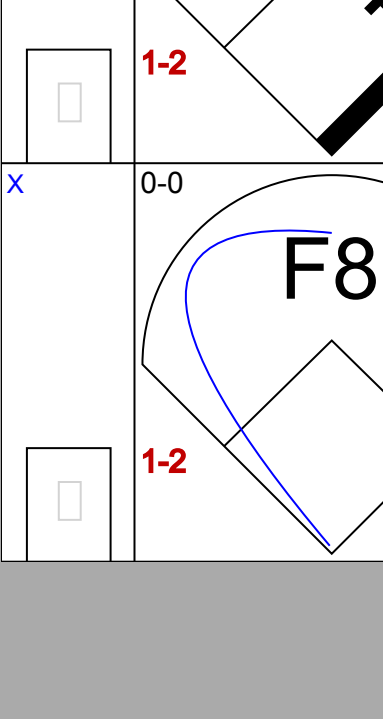
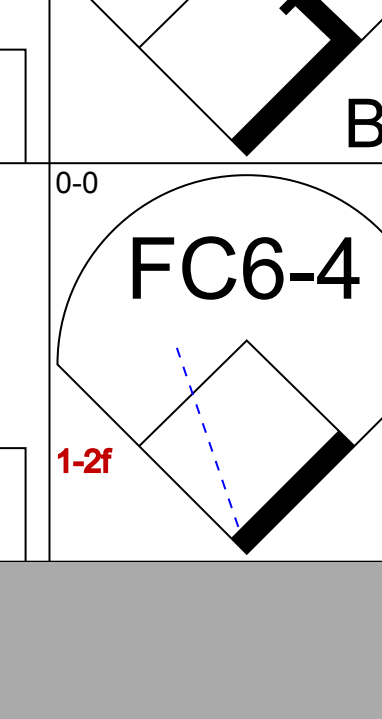
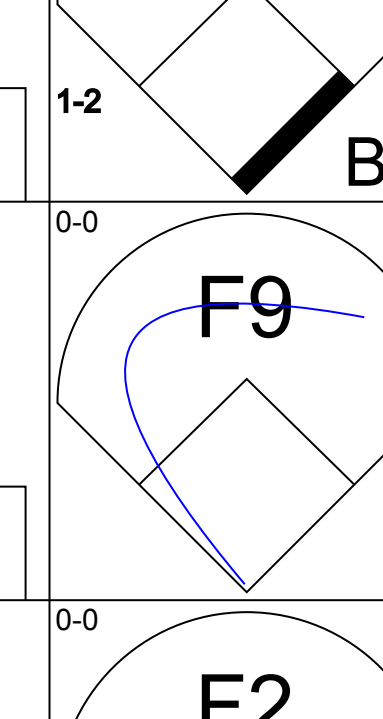
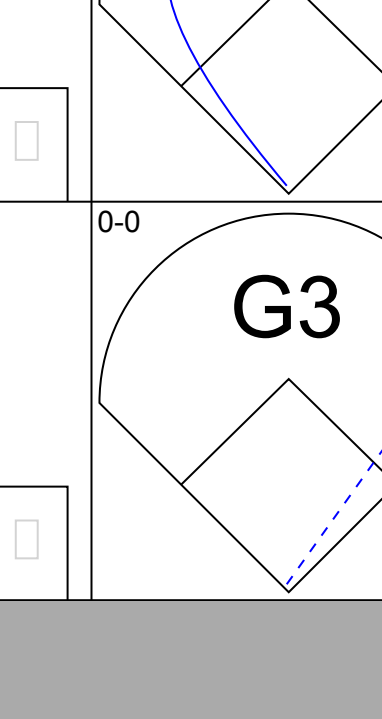
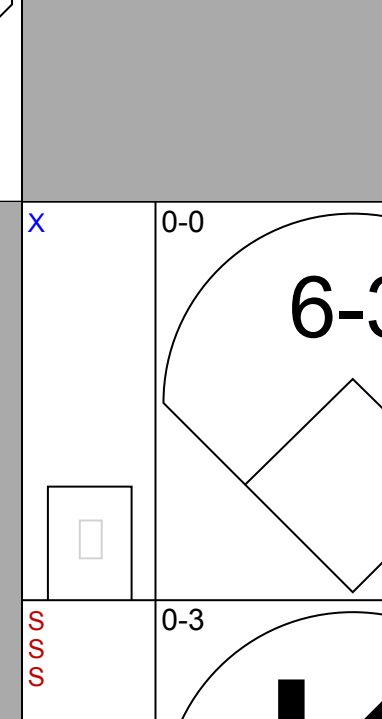
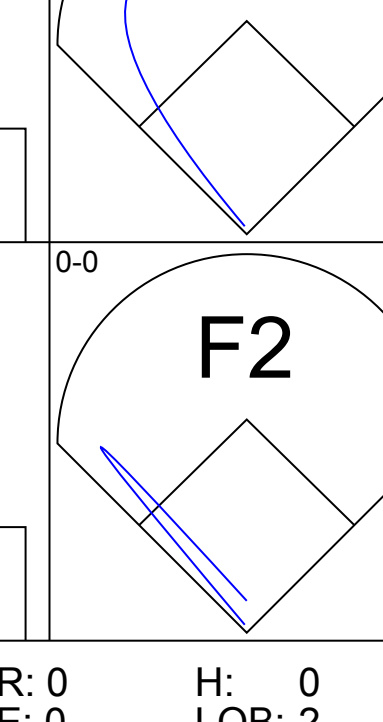
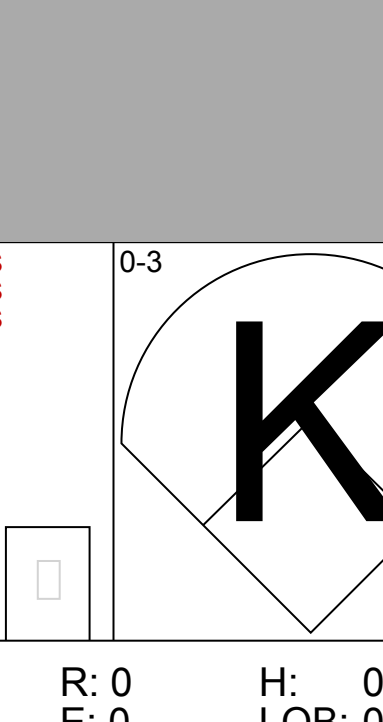
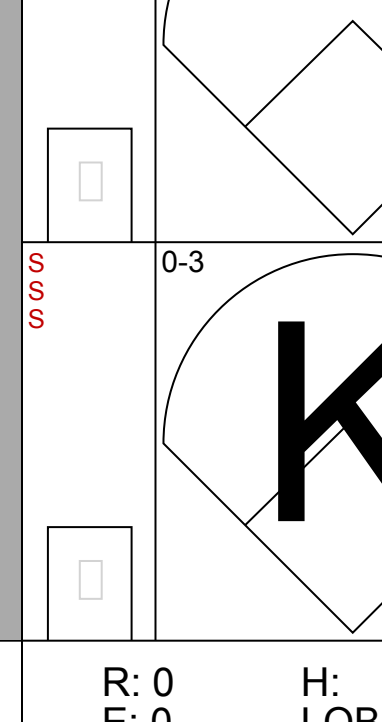


Batter	1	2	3	4	5	6	7	8	9	AB	R	H	RBI	BB	SO	LOB	TOP			
Gerald Young, S OBP: 0.380, SLG: 0.378 Chuck Jackson, R OBP: 0.282, SLG: 0.296										6	2	4	0	0	0	0	Houston Astros @ Los Angeles Dodgers Dodger Stadium, Los Angeles, CA Mon Sep 14 1987, 7:05 PM PDT Att: 17,472 - Unknown			
Billy Hatcher, R OBP: 0.364, SLG: 0.440 Juan Agosto, L (9, 1)										6	1	1	0	0	1	6				
Bill Doran, S OBP: 0.413 Jim Pankovits, R OBP: 0.244, SLG: 0.238										3	2	1	0	0	1					
Glenn Davis, R OBP: 0.305, SLG: 0.466										5	1	1	1	0	1	3				
Kevin Bass, S OBP: 0.352, SLG: 0.467										5	1	4	4	0	0	0				
Denny Walling, L OBP: 0.355, SLG: 0.414 Ken Caminiti, S OBP: 0.275, SLG: 0.338										4	0	1	0	1	1	3				
Craig Reynolds, L OBP: 0.193, SLG: 0.361 Buddy Biancalana, S OBP: 0.188, SLG: 0.224										3	0	1	1	0	0	3				
Ronn Reynolds, R OBP: 0.194, SLG: 0.250 Troy Aferir, R (9, PH)										4	0	0	0	0	1	3				
Nolan Ryan, R OBP: 0.089, SLG: 0.127 Larry Andersen, R (7, 1)										4	0	0	0	0	0	1				
Terry Puhl, L OBP: 0.299, SLG: 0.278 (9, 7)										1	0	1	0	0	0	0				
Inning Stats	R: 3 E: 1 K: 2 S: 11	H: 3 LOB: 2 BB: 1 P: 15	R: 0 E: 0 K: 0 S: 4	H: 1 LOB: 1 BB: 0 P: 4	R: 0 E: 0 K: 0 S: 4	H: 1 LOB: 1 BB: 0 P: 4	R: 3 E: 0 K: 0 S: 7	H: 4 LOB: 1 BB: 0 P: 7	R: 2 E: 0 K: 2 S: 11	H: 2 LOB: 1 BB: 0 P: 11	R: 0 E: 0 K: 0 S: 4	H: 1 LOB: 1 BB: 0 P: 4	R: 0 E: 0 K: 1 S: 7	H: 2 LOB: 2 BB: 0 P: 7	1B: 13 2B: 2 3B: 0 HR: 1	SF: 1 SAC: 0 DP: 0 HBP: 0	WP: 0 PB: 0 SB: 4 CS: 0	PA: 47		
PITCHER	IP WLS BF H R ER SO BB IBB HBP BLK WP HR S P ERA WHIP																			
Shawn Hillegas, R ERA: 3.95	(1, 1) 4.0 L 23 9 6 4 2 1 0 0 0 0 0 1 26 30 9.00 2.500																			
Jack Savage, R ERA:	(5, 1) 1.0 4 1 0 0 0 0 0 0 0 0 0 4 4 0.00 1.000																			
Bill Krueger, L ERA: 7.04	(6, 1) 2.0 11 3 2 0 2 0 0 0 0 0 0 15 15 0.00 1.500																			
Brian Holton, R ERA: 3.83	(8, 1) 2.0 9 3 0 0 1 0 0 0 0 0 0 11 11 0.00 1.500																			
Steve Sax, R OBP: 0.315, SLG: 0.347 (1, 4)										5	0	2	0	0	0	1	Houston Astros @ Los Angeles Dodgers Dodger Stadium, Los Angeles, CA Mon Sep 14 1987, 7:05 PM PDT Att: 17,472 - Unknown			
John Shelby, S OBP: 0.296, SLG: 0.435 Mike Devereaux, R OBP: 0.250, SLG: 0.323										3	0	2	0	0	1	0				
Pedro Guerrero, R OBP: 0.408, SLG: 0.537 Franklin Stubbs, L OBP: 0.287, SLG: 0.413										2	0	1	0	1	0	0				
Mike Marshall, R OBP: 0.321, SLG: 0.464 Jose Gonzalez, R (7, 8)										3	0	0	0	0	0	5				
Ralph Bryant, L OBP: 0.353, SLG: 0.455										4	0	0	0	0	3	5				
Mike Scioscia, L OBP: 0.342, SLG: 0.358 Orlando Mercado, R OBP: 0.200, SLG: 0.130										2	0	0	0	1	0	3				
Glenn Hoffman, R OBP: 0.281, SLG: 0.264 Ken Landreaux, L OBP: 0.275, SLG: 0.333 Craig Shipley, R OBP: 0.286, SLG: 0.321										2	0	1	0	0	0	0				
Phil Garner, R OBP: 0.282, SLG: 0.311 (1, 5)										4	1	1	0	0	2	1				
Shawn Hillegas, R Jack Savage, R Chris Gwynn, L OBP: 0.226, SLG: 0.295 Bill Krueger, L Danny Heep, L OBP: 0.293, SLG: 0.188 Brian Holton, R OBP: 0.200, SLG: 0.200 Reggie Williams, R OBP: 0.226, SLG: 0.188	(1, 1) 0.0 (5, 1) 0.0 (5, PH) 0.0 (8, 1) 0.0 (7, PH) 0.0 (8, 1) 0.0 (9, PH) 0.0									1	0	0	0	0	0	0				
Inning Stats	R: 0 E: 1 K: 1 S: 7	H: 2 LOB: 3 BB: 1 P: 11	R: 0 E: 0 K: 1 S: 5	H: 0 LOB: 0 BB: 0 P: 5	R: 0 E: 0 K: 1 S: 5	H: 0 LOB: 0 BB: 0 P: 5	R: 0 E: 0 K: 2 S: 8	H: 1 LOB: 1 BB: 0 P: 8	R: 0 E: 0 K: 2 S: 9	H: 2 LOB: 3 BB: 1 P: 13	R: 1 E: 0 K: 1 S: 8	H: 3 LOB: 2 BB: 0 P: 8	R: 0 E: 0 K: 0 S: 3	H: 0 LOB: 0 BB: 0 P: 3	R: 0 E: 0 K: 0 S: 3	H: 0 LOB: 0 BB: 0 P: 3	1B: 8 2B: 0 3B: 0 HR: 0	SF: 0 SAC: 0 DP: 0 HBP: 0	WP: 0 PB: 0 SB: 1 CS: 0	PA: 37
PITCHER	IP WLS BF H R ER SO BB IBB HBP BLK WP HR S P ERA WHIP																			
Nolan Ryan, R ERA: 2.71	(1, 1) 6.2 W 30 8 1 1 9 2 0 0 0 0 0 46 54 1.35 1.500																			
Larry Andersen, R ERA: 3.57	(7, 1) 1.1 4 0 0 0 0 0 0 0 0 0 0 4 4 0.00 0.000																			
Juan Agosto, L ERA: 2.82	(9, 1) 1.0 3 0 0 0 0 0 0 0 0 0 0 3 3 0.00 0.000																			

Batter	1	2	3	4	5	6	7	8	9	AB	R	H	RBI	BB	SO	LOB	TOP			
Gerald Young, S OBP: 0.380, SLG: 0.391 (1, 8)										4	1	2	1	0	1	0	Houston Astros @ San Francisco Giants Candlestick Park, San Francisco, CA Wed Sep 16 1987, 6:33 AM EDT Att: 25,762 - Unknown			
Billy Hatcher, R OBP: 0.359, SLG: 0.433 (1, 7)										4	0	0	0	0	0	1				
Bill Doran, S OBP: 0.356, SLG: 0.409 (1, 4)										4	0	0	0	0	0	0				
Glenn Davis, R OBP: 0.301, SLG: 0.460 (1, 3)										3	0	0	0	0	1	0				
Kevin Bass, S OBP: 0.351, SLG: 0.464 (1, 9)										3	0	0	0	0	1	0				
Ken Caminiti, S OBP: 0.276, SLG: 0.338 (1, 5)										3	0	1	0	0	0	0				
Dale Berra, R OBP: 0.306, SLG: 0.267 (1, 6)										3	0	1	0	0	0	1				
Ronn Reynolds, R OBP: 0.194, SLG: 0.234 (1, 2)										2	0	0	0	1	0	1				
Mike Scott, R OBP: 0.171, SLG: 0.137 Rob Mallicoat, L (6, 1)										2	0	0	0	0	0	1				
Davey Lopes, R OBP: 0.438, SLG: 0.405 Dave Meads, L OBP: 0.500, SLG: 0.333 (8, 1)										0	0	0	0	0	0	1				
										0	0	0	0	0	0	0				
Inning Stats	R: 0 E: 0 K: 1 S: 5	H: 0 LOB: 0 BB: 0 P: 5	R: 0 E: 0 K: 2 S: 7	H: 0 LOB: 0 BB: 0 P: 7	R: 0 E: 0 K: 0 S: 3	H: 1 LOB: 0 BB: 0 P: 3	R: 0 E: 0 K: 0 S: 3	H: 0 LOB: 0 BB: 0 P: 3	R: 0 E: 0 K: 0 S: 4	H: 1 LOB: 1 BB: 0 P: 4	R: 0 E: 0 K: 0 S: 3	H: 0 LOB: 0 BB: 0 P: 3	R: 0 E: 0 K: 0 S: 3	H: 0 LOB: 1 BB: 1 P: 7	R: 0 E: 0 K: 0 S: 3	H: 1 LOB: 0 BB: 0 P: 3	1B: 3 2B: 0 3B: 0 HR: 1	SF: 0 SAC: 0 DP: 2 HBP: 0	WP: 0 PB: 0 SB: 0 CS: 0	PA: 30
PITCHER Dave Dravecky, L ERA: 3.25 (1, 1)	IP: 9.0 WLS: W BF: 30 H: 4 R: 1 ER: 1 SO: 3 BB: 1 IBB: 0 HBP: 0 BLK: 0 WP: 0 HR: 1 S: 35 P: 39 ERA: 1.00 WHIP: 0.556																			

AB	29
R	1
H	4
RBI	1
BB	1
SO	3
LOB	5



Batter	1	2	3	4	5	6	7	8	9	AB	R	H	RBI	BB	SO	LOB	BOTTOM			
Eddie Milner, L OBP: 0.311, SLG: 0.376 (1, 8)										4	1	1	1	0	2	0	Houston Astros @ San Francisco Giants Candlestick Park, San Francisco, CA Wed Sep 16 1987, 6:33 AM EDT Att: 25,762 - Unknown			
Kevin Mitchell, R OBP: 0.349, SLG: 0.487 (1, 5)									2	1	0	0	2	2	0					
Mike Aldrete, L OBP: 0.387, SLG: 0.469 (1, 7)									3	3	2	2	1	0	1					
Will Clark, L OBP: 0.362, SLG: 0.568 (1, 3)									4	2	2	4	0	0	0					
Chili Davis, S OBP: 0.331, SLG: 0.418 (1, 9)									2	0	0	0	2	0	0					
Chris Speier, R OBP: 0.339, SLG: 0.402 (1, 4)									2	0	0	0	2	0	1					
Bob Melvin, R OBP: 0.244, SLG: 0.348 (1, 2)									3	0	0	0	1	0	2					
Jose Uribe, S OBP: 0.327, SLG: 0.382 (1, 6)										3	0	0	0	0	2					
Dave Dravecky, R OBP: 0.196, SLG: 0.154 (1, 1)										3	0	0	0	0	2	2				
Inning Stats	R: 1 E: 0 K: 0 S: 3	H: 1 LOB: 1 BB: 1 P: 7	R: 0 E: 0 K: 0 S: 3	H: 0 LOB: 2 BB: 2 P: 11	R: 2 E: 1 K: 0 S: 4	H: 1 LOB: 0 BB: 1 P: 8	R: 0 E: 0 K: 0 S: 3	H: 0 LOB: 0 BB: 0 P: 3	R: 0 E: 0 K: 0 S: 9	H: 0 LOB: 0 BB: 0 P: 9	R: 2 E: 0 K: 0 S: 3	H: 2 LOB: 2 BB: 2 P: 11	R: 0 E: 0 K: 2 S: 7	H: 0 LOB: 0 BB: 0 P: 7	R: 2 E: 0 K: 1 S: 6	H: 1 LOB: 2 BB: 2 P: 14	1B: 1 2B: 1 3B: 0 HR: 4	SF: 0 SAC: 0 DP: 1 HBP: 0	WP: 0 PB: 0 SB: 2 CS: 2	PA: 34
PITCHER Mike Scott, R ERA: 3.36 Rob Mallicoat, L ERA: 1.8 Dave Meads, L ERA: 5.44 (1, 1)	IP: 5.0 WLS: L BF: 23 H: 4 R: 5 ER: 5 SO: 3 BB: 5 IBB: 0 HBP: 0 BLK: 0 WP: 0 HR: 3 S: 24 P: 44 ERA: 9.00 WHIP: 1.800																			

AB	26
R	7
H	5
RBI	7
BB	8
SO	6
LOB	8



Batter	1	2	3	4	5	6	7	8	9	AB	R	H	RBI	BB	SO	LOB	TOP			
Gerald Young, S (1, 8) OBP: 0.378, SLG: 0.388	F7		G3						F9	4	0	1	0	0	0	0				
Billy Hatcher, R (1, 7) OBP: 0.357, SLG: 0.430	F8			4-3					F4	4	0	0	0	0	0	1				
Bill Doran, S (1, 4) OBP: 0.356, SLG: 0.409				3-1					F5	3	0	1	0	0	0	0				
Glenn Davis, R (1, 3) OBP: 0.299, SLG: 0.457	K			K					F8	3	0	0	0	0	2	1				
Kevin Bass, S (1, 9) OBP: 0.351, SLG: 0.462		F5							F8	2	0	0	0	1	0	0				
Denny Walling, L (1, 5) OBP: 0.354, SLG: 0.421		3-1							F7	3	0	0	0	0	0	1				
Craig Reynolds, L (1, 6) OBP: 0.311, SLG: 0.354 Troy Afenir, R (8, 2)	F8								F4	3	0	0	0	0	0	1				
Ronn Reynolds, R (1, 2) OBP: 0.188, SLG: 0.227 Terry Puhl, L (8, PH) OBP: 0.294, SLG: 0.273 Dave Smith, R (8, 1) OBP: 0.667, SLG: 0.500			F3						4-3	2	0	0	0	0	0	1				
Danny Darwin, R (1, 1) OBP: 0.219, SLG: 0.258 Jeff Heathcock, R (7, 1) OBP: 0.188, SLG: 0.224 Buddy Biancalana, S (8, 6) OBP: 0.359, SLG: 0.406 Jose Cruz, L (8, PH)			K						K	2	0	0	0	0	2	0				
Inning Stats	R: 0 E: 0 K: 1 S: 6	H: 1 LOB: 1 BB: 0 P: 6	R: 0 E: 0 K: 0 S: 3	H: 0 LOB: 0 BB: 0 P: 3	R: 0 E: 0 K: 1 S: 5	H: 0 LOB: 0 BB: 0 P: 5	R: 0 E: 0 K: 1 S: 5	H: 0 LOB: 1 BB: 1 P: 7	R: 0 E: 0 K: 1 S: 5	H: 1 LOB: 0 BB: 0 P: 5	R: 0 E: 0 K: 0 S: 3	H: 0 LOB: 0 BB: 0 P: 3	R: 0 E: 0 K: 0 S: 3	H: 0 LOB: 0 BB: 0 P: 3	R: 0 E: 0 K: 1 S: 5	H: 0 LOB: 0 BB: 0 P: 5	1B: 2 2B: 0 3B: 0 HR: 0	SF: 0 SAC: 0 DP: 1 HBP: 0	WP: 0 PB: 0 SB: 0 CS: 0	PA: 29
PITCHER Rick Reuschel, R (1, 1) ERA: 2.64	IP: 9.0 WLS: W BF: 29 H: 2 R: 0 ER: 0 SO: 5 BB: 1 IBB: 0 HBP: 0 BLK: 0 WP: 0 HR: 0 S: 38 P: 42 ERA: 0.00 WHIP: 0.333															PITCHER				

Houston Astros @ San Francisco Giants
Candlestick Park, San Francisco, CA
Thu Sep 17 1987, 6:33 AM EDT
Att: 23,317 - Unknown

AB 28
R 0
H 2
RBI 0
BB 1
SO 5
LOB 5



Batter	1	2	3	4	5	6	7	8	9	AB	R	H	RBI	BB	SO	LOB	BOTTOM			
Eddie Milner, L (1, 8) OBP: 0.308, SLG: 0.377	F9		F6						FC4-6	5	1	1	0	0	0	3				
Chris Speier, R (1, 5) OBP: 0.338, SLG: 0.398	K			K					6-3	3	1	0	0	1	2	0				
Mike Aldrete, L (1, 7) OBP: 0.388, SLG: 0.468				4-3					4-3	3	0	1	1	1	1	1				
Candy Maldonado, R (1, 9) OBP: 0.351, SLG: 0.520	K			F6					F6	3	1	1	1	1	1	2				
Will Clark, L (1, 3) OBP: 0.363, SLG: 0.565			K						F5	2	1	0	0	2	1	1				
Bob Brenly, R (1, 2) OBP: 0.355, SLG: 0.483		6-3		F8					BB	4	0	2	2	0	0	2				
Robby Thompson, R (1, 4) OBP: 0.333, SLG: 0.418				5-3					F5	2	0	0	0	1	0	1				
Jose Uribe, S (1, 6) OBP: 0.326, SLG: 0.380			G3						P3	4	0	1	0	0	0	3				
Rick Reuschel, R (1, 1) OBP: 0.193, SLG: 0.218	F9								F3	3	0	0	0	1	0	2				
Inning Stats	R: 0 E: 0 K: 2 S: 7	H: 0 LOB: 1 BB: 1 P: 11	R: 0 E: 0 K: 1 S: 5	H: 0 LOB: 0 BB: 0 P: 5	R: 0 E: 0 K: 0 S: 3	H: 0 LOB: 0 BB: 0 P: 3	R: 0 E: 0 K: 1 S: 6	H: 0 LOB: 2 BB: 1 P: 10	R: 0 E: 0 K: 1 S: 3	H: 1 LOB: 1 BB: 1 P: 7	R: 2 E: 0 K: 1 S: 6	H: 1 LOB: 2 BB: 2 P: 15	R: 2 E: 0 K: 0 S: 5	H: 3 LOB: 1 BB: 1 P: 9	R: 0 E: 0 K: 0 S: 4	H: 1 LOB: 2 BB: 1 P: 8	1B: 4 2B: 2 3B: 0 HR: 0	SF: 0 SAC: 0 DP: 0 HBP: 1	WP: 0 PB: 1 SB: 1 CS: 2	PA: 37
PITCHER Danny Darwin, R ERA: 3.58 Jeff Heathcock, R ERA: 3.51 Juan Agosto, L ERA: 2.74 Dave Smith, R ERA: 1.17	IP: 6.0 WLS: L BF: 26 H: 2 R: 2 ER: 2 SO: 5 BB: 4 IBB: 1 HBP: 1 BLK: 0 WP: 0 HR: 0 S: 30 P: 51 ERA: 3.00 WHIP: 1.000															PITCHER				

Houston Astros @ San Francisco Giants
Candlestick Park, San Francisco, CA
Thu Sep 17 1987, 6:33 AM EDT
Att: 23,317 - Unknown


AB 29
R 4
H 6
RBI 4
BB 7
SO 5
LOB 15



Batter	1	2	3	4	5	6	7	8	9	AB	R	H	RBI	BB	SO	LOB	TOP				
Tony Gwynn, L (1,9) OBP: 0.447, SLG: 0.518	0-0 CS 1B		4-0 BB		0-0 6-3			0-0 SH1 1B	4-0 FC4-6 1BB	3	1	2	0	2	0	1					
Shane Mack, R (1,8) OBP: 0.303, SLG: 0.377	4-0		0-0 6-3		0-0 5-3			0-0 SH1	0-0 FC4-6	2	0	0	0	1	0	2					
Marvell Wynne, L (9, PH) OBP: 0.316, SLG: 0.349	5-3 1-2 BB							1-2	1-2	1	0	0	0	0	0	2					
Randy Ready, R (1,5) OBP: 0.422, SLG: 0.490	5-3							0-0 E FC6-4 1B		3	0	1	0	0	0	1					
John Kruk, L (8, PH) OBP: 0.412, SLG: 0.498	1-2				0-0 1B 1B			0-0 E FC6-4 1B		1	1	1	1	0	0	0					
Luis Salazar, R (8,5) OBP: 0.314, SLG: 0.345	1-2				0-0 1B			0-0 E FC6-4 1B		0	0	0	0	0	0	0					
Carmelo Martinez, R (1,3) OBP: 0.380, SLG: 0.438	0-3 K				0-0 F3			0-0 E FC6-4 1B		4	0	1	0	0	1	3					
Benito Santiago, R (1,2) OBP: 0.325, SLG: 0.465					0-0 5-3			0-0 E FC6-4 1B		4	0	1	1	0	0	2					
Shawn Abner, R (1,7) OBP: 0.273, SLG: 0.500					0-0 5-3			0-0 E FC6-4 1B		4	0	1	0	0	0	2					
Garry Templeton, S (1,6) OBP: 0.283, SLG: 0.300					0-0 5-3			0-0 E FC6-4 1B		4	0	1	0	0	0	2					
Joey Cora, S (1,4) OBP: 0.332, SLG: 0.294					0-0 K			0-0 E FC6-4 1B		4	0	0	0	0	1	3					
Joey Cora, S (1,4) OBP: 0.332, SLG: 0.294					0-0 K			0-0 E FC6-4 1B		4	0	2	0	0	0	0					
Jimmy Jones, R (1,1) OBP: 0.188, SLG: 0.234					0-0 F9			0-0 E FC6-4 1B		1	0	0	0	0	1	0					
Bruce Bochy, R (7, PH) OBP: 0.277, SLG: 0.296					0-0 SH1-4 1B			0-0 E FC6-4 1B		1	0	0	0	0	1	0					
Mark Davis, L (7,1) OBP: 0.233, SLG: 0.333					0-0 K			0-0 E FC6-4 1B		0	0	0	0	0	0	0					
Lance McCullers, S (7,1) OBP: 0.133, SLG: 0.071					0-0 K			0-0 E FC6-4 1B		0	0	0	0	0	0	0					
Inning Stats	R: 0 E: 0 K: 1 S: 5	H: 1 LOB: 1 BB: 1 P: 9	R: 0 E: 0 K: 1 S: 5	H: 0 LOB: 0 BB: 0 P: 5	R: 0 E: 0 K: 1 S: 5	H: 0 LOB: 1 BB: 1 P: 9	R: 0 E: 0 K: 0 S: 5	H: 3 LOB: 2 BB: 0 P: 5	R: 0 E: 0 K: 0 S: 4	H: 1 LOB: 1 BB: 0 P: 4	R: 0 E: 0 K: 0 S: 4	H: 0 LOB: 0 BB: 0 P: 5	R: 2 E: 1 K: 0 S: 6	H: 2 LOB: 1 BB: 0 P: 6	R: 0 E: 0 K: 0 S: 4	H: 1 LOB: 2 BB: 1 P: 8	1B: 9 2B: 0 3B: 0 HR: 0	SF: 0 SAC: 3 DP: 1 HBP: 0	WP: 0 PB: 0 SB: 2 CS: 1	PA: 38	
PITCHER	IP	WLS	BF	H	R	ER	SO	BB	IBB	HBP	BLK	WP	HR	S	P	ERA	WHIP				
Jim Deshaies, L (1,1) ERA: 4.47	7.1		29	7	1	1	4	2	0	0	0	0	0	35	43	1.23	1.227				
Dave Smith, R (8,1) ERA: 1.13	1.2	L	9	2	1	0	0	0	1	0	0	0	0	8	12	0.00	1.200				

San Diego Padres @ Houston Astros
Astrodome, Houston, TX
Fri Sep 18 1987, 8:05 PM EDT
Att: 13,182 - Unknown


AB 32
R 2
H 9
RBI 2
BB 3
SO 4
LOB 16



Batter	1	2	3	4	5	6	7	8	9	AB	R	H	RBI	BB	SO	LOB	BOTTOM					
Gerald Young, S (1,8) OBP: 0.379, SLG: 0.386	0-0 CS 1B		4-0 BB			0-0 L6	0-0 F5		0-0 4-3	4	0	1	0	1	0	2						
Billy Hatcher, R (1,7) OBP: 0.354, SLG: 0.427	0-0 F9 1-2		0-0 F8			0-0 4-3	0-0 F4			4	0	0	0	0	0	5						
Bill Doran, S (1,4) OBP: 0.358, SLG: 0.410	0-3 K				0-0 G4-6-3 1B	4-0 1B BB		0-0 1B S 1B		3	1	2	0	1	1	0						
Kevin Bass, S (1,9) OBP: 0.350, SLG: 0.461					0-0 G4-6-3 1B	0-0 1B BB		0-0 K		4	0	1	0	0	1	2						
Glenn Davis, R (1,3) OBP: 0.301, SLG: 0.457					0-0 5-3	0-0 1B		0-0 K		4	0	2	1	0	1	1						
Ken Caminiti, S (1,5) OBP: 0.272, SLG: 0.331					0-0 F8	0-0 1B		0-0 K		3	0	0	0	0	1	3						
Jose Cruz, L (8, PH) OBP: 0.311, SLG: 0.408					0-0 F8	0-0 1B		0-0 K		1	0	1	0	0	0	0						
Denny Walling, L (9,5) OBP: 0.354, SLG: 0.421					0-0 F8	0-0 1B		0-0 K		0	0	0	0	0	0	0						
Craig Reynolds, L (1,6) OBP: 0.307, SLG: 0.350					0-0 6-3			0-0 K		4	0	0	0	0	1	2						
Ronn Reynolds, R (1,2) OBP: 0.208, SLG: 0.275					0-0 P3			0-0 K		3	0	2	0	0	0	0						
Ty Garney, L (9, PH) OBP: 0.125, SLG: 0.067					0-0 F9			0-0 K		1	0	0	0	0	1	0						
Jim Deshaies, L (1,1) OBP: 0.218, SLG: 0.104					0-0 2B			0-0 K		2	0	0	0	1	1	1						
Dave Smith, R (8,1) OBP: 0.687, SLG: 0.500					0-0 K			0-0 F8		0	0	0	0	0	0	0						
Terry Puhl, L (9, PH) OBP: 0.291, SLG: 0.270					0-0 K			0-0 F8		1	0	0	0	0	0	0						
Inning Stats	R: 0 E: 0 K: 1 S: 5	H: 1 LOB: 0 BB: 0 P: 5	R: 0 E: 0 K: 0 S: 3	H: 0 LOB: 0 BB: 0 P: 3	R: 0 E: 0 K: 1 S: 6	H: 1 LOB: 2 BB: 1 P: 10	R: 0 E: 0 K: 0 S: 4	H: 2 LOB: 1 BB: 0 P: 4	R: 0 E: 0 K: 0 S: 3	H: 0 LOB: 0 BB: 0 P: 3	R: 1 E: 0 K: 1 S: 7	H: 2 LOB: 2 BB: 1 P: 11	R: 0 E: 0 K: 0 S: 4	H: 1 LOB: 2 BB: 1 P: 8	R: 0 E: 0 K: 3 S: 11	H: 2 LOB: 0 BB: 0 P: 11	R: 0 E: 0 K: 1 S: 5	H: 0 LOB: 0 BB: 0 P: 5	1B: 7 2B: 2 3B: 0 HR: 0	SF: 0 SAC: 0 DP: 1 HBP: 0	WP: 0 PB: 0 SB: 2 CS: 1	PA: 37
PITCHER	IP	WLS	BF	H	R	ER	SO	BB	IBB	HBP	BLK	WP	HR	S	P	ERA	WHIP					
Jim Jones, R (1,1) ERA: 4.27	6.0		24	6	1	1	3	2	0	0	0	0	0	28	36	1.50	1.333					
Mark Davis, L (7,1) ERA: 4.18	0.1		3	1	0	0	0	1	0	0	0	0	0	2	6	0.00	6.000					
Lance McCullers, R (7,1) ERA: 3.81	2.2	W	10	2	0	0	4	0	0	0	0	0	0	18	18	0.00	0.750					

San Diego Padres @ Houston Astros
Astrodome, Houston, TX
Fri Sep 18 1987, 8:05 PM EDT
Att: 13,182 - Unknown

AB 34
R 1
H 9
RBI 1
BB 3
SO 7
LOB 16



Batter	1	2	3	4	5	6	7	8	9	10	11	12	13	14	AB	R	H	RBI	BB	SO	LOB	TOP						
Tony Gwynn, L OBP: 0.448, SLG: 0.517 (1, 9)															5	0	2	0	1	1	1							
Stan Jefferson, S OBP: 0.308, SLG: 0.353 (1, 8) (9, 7) (13, 8)															6	1	1	0	0	1	1	4						
John Kruk, L OBP: 0.413, SLG: 0.496 (1, 3)															5	0	2	0	1	3	2							
Carmelo Martinez, R OBP: 0.379, SLG: 0.435 (9, 8) Shane Mack, R OBP: 0.302, SLG: 0.375 Randy Ready, R OBP: 0.421, SLG: 0.488 Dave Leiper, L (13, 1) Lance McCullers, S OBP: 0.133, SLG: 0.071 (14, 1)															3	0	0	0	0	1	1	2						
Benito Santiago, R OBP: 0.323, SLG: 0.464 (1, 2)															6	0	1	1	0	1	2							
Tim Flannery, L OBP: 0.331, SLG: 0.259 (1, 5)															6	0	0	0	0	2	3							
Garry Templeton, S OBP: 0.282, SLG: 0.304 (1, 6)															6	1	1	1	0	4	2							
Joey Cora, S OBP: 0.328, SLG: 0.291 (1, 4)															6	0	1	0	0	0	0							
Ed Whitson, R OBP: 0.163, SLG: 0.143 Rob Nation Rich Cossage, R Marvell Wynne, L															3	0	0	0	0	0	0							
Inning Stats	R: 0 E: 0 K: 1 S: 6	H: 1 LOB: 1 BB: 0 P: 6	R: 0 E: 0 K: 2 S: 7	H: 0 LOB: 0 BB: 0 P: 7	R: 0 E: 0 K: 0 S: 4	H: 1 LOB: 1 BB: 0 P: 4	R: 0 E: 0 K: 1 S: 5	H: 0 LOB: 0 BB: 0 P: 5	R: 1 E: 1 K: 1 S: 7	H: 2 LOB: 1 BB: 0 P: 7	R: 0 E: 0 K: 1 S: 5	H: 0 LOB: 0 BB: 0 P: 7	R: 0 E: 0 K: 2 S: 7	H: 0 LOB: 0 BB: 0 P: 7	R: 0 E: 0 K: 0 S: 3	H: 1 LOB: 0 BB: 0 P: 3	R: 0 E: 0 K: 0 S: 5	H: 0 LOB: 0 BB: 0 P: 5	R: 0 E: 0 K: 0 S: 4	H: 1 LOB: 3 BB: 2 P: 12	R: 1 E: 0 K: 0 S: 4	H: 1 LOB: 0 BB: 0 P: 4	1B: 6 2B: 1 3B: 0 HR: 1	SF: 0 SAC: 1 DP: 1 HBP: 0	WP: 0 PB: 0 SB: 3 CS: 0	PA: 53		
PITCHER	Nolan Ryan, R ERA: 2.83														Manny Hernandez, R ERA: 5.06													
Larry Andersen, R Rocky Childress, R Rob Mallicoat, L Jeff Heathcock, R	IP: 9.0 WLS: 3 BF: 33 H: 5 R: 1 ER: 1 SO: 11 BB: 1 IBB: 0 HBP: 0 BLK: 0 WP: 0 HR: 0 S: 54 P: 58 ERA: 1.00 WHIP: 0.667	IP: 2.0 WLS: 0 BF: 7 H: 1 R: 0 ER: 0 SO: 1 BB: 0 IBB: 0 HBP: 0 BLK: 0 WP: 0 HR: 0 S: 8 P: 12 ERA: 0.00 WHIP: 1.000	IP: 1.2 WLS: 0 BF: 7 H: 1 R: 0 ER: 0 SO: 1 BB: 0 IBB: 0 HBP: 0 BLK: 0 WP: 0 HR: 0 S: 8 P: 12 ERA: 0.00 WHIP: 0.600	IP: 0.0 WLS: 0 BF: 1 H: 0 R: 0 ER: 0 SO: 0 BB: 1 IBB: 0 HBP: 0 BLK: 0 WP: 0 HR: 0 S: 4 P: 4 ERA: - WHIP: -	IP: 0.1 WLS: 0 BF: 1 H: 0 R: 0 ER: 0 SO: 0 BB: 0 IBB: 0 HBP: 0 BLK: 0 WP: 0 HR: 1 S: 1 P: 1 ERA: 0.00 WHIP: 0.000	IP: 1.0 WLS: 1 BF: 4 H: 1 R: 1 ER: 1 SO: 0 BB: 0 IBB: 0 HBP: 0 BLK: 0 WP: 0 HR: 1 S: 4 P: 4 ERA: 5.00 WHIP: 1.000																						

San Diego Padres @ Houston Astros
Astrodome, Houston, TX
Sat Sep 19 1987, 8:05 PM EDT
Att. 20,909 - Unknown

AB: 48
R: 2
H: 8
RBI: 2
BB: 4
SO: 13
LOB: 20

Batter	1	2	3	4	5	6	7	8	9	10	11	12	13	14	AB	R	H	RBI	BB	SO	LOB	BOTTOM						
Gerald Young, S OBP: 0.378, SLG: 0.385 (1, 8)															6	1	2	0	0	0	0							
Craig Reynolds, L OBP: 0.306, SLG: 0.348 Billy Hatcher, R (14, PH) OBP: 0.305, SLG: 0.430															5	0	1	0	0	1	0	1						
Bill Doran, S OBP: 0.355, SLG: 0.406 (1, 4)															6	0	0	0	0	2	2							
Kevin Bass, S OBP: 0.347, SLG: 0.456 (1, 9)															6	0	0	0	0	0	2							
Glenn Davis, R OBP: 0.300, SLG: 0.455 (1, 3)															5	0	1	0	0	0	0							
Jose Cruz, L OBP: 0.312, SLG: 0.408 (1, 7)															5	0	2	0	0	1	1							
Ken Caminiti, S OBP: 0.277, SLG: 0.335 (1, 5)															4	0	2	0	0	2	2							
Ronn Reynolds, R OBP: 0.195, SLG: 0.257 (1, 2)															5	0	0	0	0	2	6							
Nolan Ryan, R Larry Andersen, R Tony Gwynn, L Rocky Childress, R Rob Mallicoat, L Jeff Heathcock, R Dave Leiper, R Lance McCullers, R Manny Hernandez, R	IP: 9.0 WLS: 3 BF: 32 H: 6 R: 1 ER: 0 SO: 7 BB: 0 IBB: 0 HBP: 0 BLK: 0 WP: 0 HR: 0 S: 46 P: 46 ERA: 0.00 WHIP: 0.667	IP: 3.0 WLS: 0 BF: 9 H: 0 R: 0 ER: 0 SO: 2 BB: 0 IBB: 0 HBP: 0 BLK: 0 WP: 0 HR: 0 S: 13 P: 13 ERA: 0.00 WHIP: 0.000	IP: 1.0 WLS: 0 BF: 5 H: 2 R: 0 ER: 0 SO: 1 BB: 0 IBB: 0 HBP: 0 BLK: 0 WP: 0 HR: 0 S: 7 P: 7 ERA: 0.00 WHIP: 2.000	IP: 1.0 WLS: 0 BF: 3 H: 1 R: 0 ER: 0 SO: 0 BB: 0 IBB: 0 HBP: 0 BLK: 0 WP: 0 HR: 0 S: 5 P: 5 ERA: 0.00 WHIP: 1.000	IP: 1.0 WLS: 0 BF: 3 H: 1 R: 0 ER: 0 SO: 0 BB: 0 IBB: 0 HBP: 0 BLK: 0 WP: 0 HR: 0 S: 4 P: 4 ERA: 0.00 WHIP: 1.000																							
Inning Stats	R: 0 E: 0 K: 1 S: 5	H: 0 LOB: 0 BB: 0 P: 5	R: 0 E: 0 K: 1 S: 7	H: 2 LOB: 2 BB: 0 P: 7	R: 1 E: 1 K: 1 S: 7	H: 2 LOB: 1 BB: 0 P: 7	R: 0 E: 0 K: 0 S: 3	H: 0 LOB: 0 BB: 0 P: 3	R: 0 E: 0 K: 0 S: 3	H: 1 LOB: 0 BB: 0 P: 3	R: 0 E: 0 K: 2 S: 7	H: 0 LOB: 0 BB: 0 P: 3	R: 0 E: 0 K: 0 S: 3	H: 1 LOB: 1 BB: 0 P: 6	R: 0 E: 0 K: 1 S: 6	H: 2 LOB: 1 BB: 0 P: 6	1B: 8 2B: 1 3B: 0 HR: 0	SF: 0 SAC: 1 DP: 2 HBP: 0	WP: 0 PB: 0 SB: 0 CS: 1	PA: 49								
PITCHER	Ed Whitson, R ERA: 4.54														Rich Cossage, R ERA: 2.83													
Dave Leiper, L Lance McCullers, R	IP: 1.0 WLS: 0 BF: 3 H: 1 R: 0 ER: 0 SO: 1 BB: 0 IBB: 0 HBP: 0 BLK: 0 WP: 0 HR: 0 S: 5 P: 5 ERA: 0.00 WHIP: 1.000	IP: 3.0 WLS: 0 BF: 9 H: 0 R: 0 ER: 0 SO: 2 BB: 0 IBB: 0 HBP: 0 BLK: 0 WP: 0 HR: 0 S: 13 P: 13 ERA: 0.00 WHIP: 0.000	IP: 1.0 WLS: 0 BF: 5 H: 2 R: 0 ER: 0 SO: 1 BB: 0 IBB: 0 HBP: 0 BLK: 0 WP: 0 HR: 0 S: 7 P: 7 ERA: 0.00 WHIP: 2.000	IP: 1.0 WLS: 0 BF: 3 H: 1 R: 0 ER: 0 SO: 0 BB: 0 IBB: 0 HBP: 0 BLK: 0 WP: 0 HR: 0 S: 5 P: 5 ERA: 0.00 WHIP: 1.000	IP: 1.0 WLS: 0 BF: 3 H: 1 R: 0 ER: 0 SO: 0 BB: 0 IBB: 0 HBP: 0 BLK: 0 WP: 0 HR: 0 S: 4 P: 4 ERA: 0.00 WHIP: 1.000																							

San Diego Padres @ Houston Astros
Astrodome, Houston, TX
Sat Sep 19 1987, 8:05 PM EDT
Att. 20,909 - Unknown

AB: 48
R: 9
H: 9
RBI: 0
BB: 0
SO: 11
LOB: 14

Batter	1	2	3	4	5	6	7	8	9	AB	R	H	RBI	BB	SO	LOB	TOP			
Stan Jefferson, S OBP: 0.305, SLG: 0.349 (1, 8)	F8		F7			F8		K		4	0	0	0	0	1	0	San Diego Padres @ Houston Astros Astrodome, Houston, TX Sun Sep 20 1987, 4:33 AM EDT Att: 10,328 - Unknown			
Joey Cora, S OBP: 0.322, SLG: 0.285 (1, 4)	4-3			G3		F8		F8		4	0	0	0	0	0					
John Kruk, L OBP: 0.411, SLG: 0.493 (1, 3)	K			6-3 BB		F8			1-3	3	0	0	0	1	1					
Carmelo Martinez, R OBP: 0.378, SLG: 0.433 Shane Mack, R OBP: 0.302, SLG: 0.375 (1, 7) (9, 8)		5-3		6-3		2B 3-1 1B		K		4	1	1	0	0	1	1				
Marvell Wynne, L OBP: 0.319, SLG: 0.358 (1, 9)	K			K		3-1 SF7 2B		S 1B		4	1	2	0	0	2	1				
Tim Flannery, L OBP: 0.333, SLG: 0.257 (1, 5)	WP BB			6-3 1B BB		3-1		G3		2	0	0	1	2	0	2				
Luis Salazar, R OBP: 0.309, SLG: 0.341 Garry Templeton, S OBP: 0.282, SLG: 0.304 (1, 6) (8, 6)	6-3			6-3		SF7				2	0	0	1	0	0	2				
Mark Parent, R OBP: 0.105, SLG: 0.105 (1, 2)			4-3			3H F9				3	0	0	0	0	1	1				
Eric Nolte, L OBP: 0.158, SLG: 0.111 Randy Byers, L OBP: 0.333, SLG: 0.333 Mark Davis, L OBP: 0.233, SLG: 0.333 (1, 1) (8, PH) (8, 1)	K		K			F7				2	0	1	0	0	1	0				
				2H 1B						1	0	0	0	0	0	0				
Inning Stats	R: 0 E: 0 K: 1 S: 5	H: 0 LOB: 0 BB: 0 P: 5	R: 0 E: 0 K: 1 S: 5	H: 0 LOB: 1 BB: 1 P: 9	R: 0 E: 0 K: 1 S: 5	H: 0 LOB: 0 BB: 0 P: 5	R: 0 E: 0 K: 1 S: 5	H: 1 LOB: 2 BB: 1 P: 9	R: 0 E: 0 K: 0 S: 3	H: 0 LOB: 0 BB: 0 P: 3	R: 2 E: 0 K: 0 S: 5	H: 2 LOB: 0 BB: 0 P: 5	R: 0 E: 0 K: 1 S: 5	H: 0 LOB: 0 BB: 0 P: 5	R: 0 E: 0 K: 1 S: 6	H: 1 LOB: 1 BB: 0 P: 6	1B: 3 2B: 1 3B: 0 HR: 0	SF: 1 SAC: 0 DP: 0 HBP: 0	WP: 1 PB: 0 SB: 1 CS: 0	PA: 33
PITCHER Mike Scott, R ERA: 3.31 (1, 1)	IP: 9.0 WLS: W BF: 33	H: 4 R: 2 ER: 2 SO: 7	BB: 3 IBB: 0 HBP: 0 BLK: 0	WP: 1 HR: 0 S: 44 P: 56	ERA: 2.00 WHIP: 0.778	PITCHER										ERA: 2.00 WHIP: 0.778				

Batter	1	2	3	4	5	6	7	8	9	AB	R	H	RBI	BB	SO	LOB	BOTTOM					
Gerald Young, S OBP: 0.379, SLG: 0.387 (1, 8)	5-3		BLK S FC6-2 1B		FC4-6 1B			6-3		4	0	2	0	0	0	0	San Diego Padres @ Houston Astros Astrodome, Houston, TX Sun Sep 20 1987, 4:33 AM EDT Att: 10,328 - Unknown					
Billy Hatcher, R OBP: 0.353, SLG: 0.426 (1, 7)	K		K		FC4-6 1-2 3H		5-3		4	0	0	1	0	2	2							
Bill Doran, S OBP: 0.354, SLG: 0.404 (1, 4)	BB		FC6-2 2H		5-3			F8		3	0	0	0	1	0	2						
Kevin Bass, S OBP: 0.346, SLG: 0.456 (1, 9)	F8		5-3				5-3		SH3 1B 2B	4	1	1	0	0	0	2						
Glenn Davis, R OBP: 0.300, SLG: 0.452 (1, 3)		E5 1-3 2B		P3		F8		1B SH3 IBB		3	1	0	0	1	0	0						
Ken Caminiti, S OBP: 0.272, SLG: 0.329 Chuck Jackson, R OBP: 0.282, SLG: 0.296 (1, 5) (9, PH)	1-3		K		K		F9		SH3	3	0	0	0	0	1	1						
Dale Berra, R OBP: 0.282, SLG: 0.242 Buddy Biancalana, S OBP: 0.188, SLG: 0.224 Davy Lopes, R OBP: 0.440, SLG: 0.395 (1, 6) (9, 6) (9, PH)	F7		5-3				K		1B IBB	3	0	0	0	0	1	1						
Ronn Reynolds, R OBP: 0.200, SLG: 0.273 Jim Pankovits, R OBP: 0.291, SLG: 0.256 (1, 2) (9, PH)			2H 2B		E6 1B SH3 FC4-6		5-3		1-2 2-3 3H 1B	3	1	1	1	0	0	0						
Mike Scott, R OBP: 0.167, SLG: 0.133 (1, 1)	K				SH3		K			2	0	0	0	0	2	1						
Inning Stats	R: 0 E: 0 K: 1 S: 5	H: 0 LOB: 1 BB: 1 P: 9	R: 1 E: 1 K: 1 S: 7	H: 1 LOB: 1 BB: 0 P: 7	R: 0 E: 0 K: 1 S: 6	H: 1 LOB: 1 BB: 0 P: 6	R: 0 E: 0 K: 1 S: 5	H: 0 LOB: 0 BB: 0 P: 5	R: 1 E: 1 K: 0 S: 5	H: 1 LOB: 1 BB: 0 P: 5	R: 0 E: 0 K: 2 S: 7	H: 0 LOB: 0 BB: 0 P: 7	R: 0 E: 0 K: 0 S: 3	H: 0 LOB: 0 BB: 0 P: 3	R: 0 E: 0 K: 0 S: 3	H: 0 LOB: 0 BB: 0 P: 3		R: 1 E: 0 K: 0 S: 3	H: 2 LOB: 3 BB: 2 P: 11	1B: 3 2B: 2 3B: 0 HR: 0	SF: 0 SAC: 2 DP: 0 HBP: 0	WP: 0 PB: 0 SB: 1 CS: 0
PITCHER Eric Nolte, L ERA: 2.79 Mark Davis, L ERA: 4.2 (1, 1) (8, 1)	IP: 7.0 WLS: L BF: 27	H: 3 R: 2 ER: 1 SO: 6	BB: 1 IBB: 0 HBP: 0 BLK: 0	WP: 0 HR: 0 S: 38 P: 42	ERA: 0.00 WHIP: 0.571	PITCHER										ERA: 6.75 WHIP: 1.500						



Batter	1	2	3	4	5	6	7	8	9	AB	R	H	RBI	BB	SO	LOB	TOP														
Gerald Young, S (1, 8) X OBP: 0.380, SLG: 0.385	0-0 S BB 6-3 1B		4-0 SH1-3 S 2B BB	0-0 G6-4-3 1B		0-0 FC6-4 1B			0-0 G6-4-3 1-2f	4	2	3	1	1	0	1															
Billy Hatcher, R (1, 7) B OBP: 0.352, SLG: 0.422	4-0 6-3 S 1B BB		0-0 SH1-3	0-0 G6-4-3 1-2f		0-0 FC6-4 1-2f			0-0 F4	3	1	0	0	1	0	3															
Bill Doran, S (1, 4) X OBP: 0.356, SLG: 0.406	0-0 6-3 1-3 2-H		0-0 3-H 2B		0-0 1-3 1B				0-0 F8	4	0	2	2	0	0	1															
Kevin Bass, S (1, 9) X OBP: 0.348, SLG: 0.458	0-0 E S 1B		0-0 F9		0-0 1-3				0-0 G4-6-3 1B	4	0	2	1	0	0	2															
Glenn Davis, R (1, 3) X OBP: 0.306, SLG: 0.453	0-0 5-3		4-0 FC6-4 IBB		4-0				0-0 G4-6-3 1-2f	2	0	0	0	2	0	2															
Ken Caminiti, S (1, 5) S OBP: 0.271, SLG: 0.322	0-3 K		0-0 FC6-4 1-2f		0-0 L3				0-0 6-3	4	0	0	0	0	1	5															
Dale Berra, R (1, 6) X Craig Reynolds, L (8, PH) (8, 6) OBP: 0.286, SLG: 0.229 OBP: 0.306, SLG: 0.348		0-0 6-3		4-0 SH2-4 1B BB		0-3 K			0-0 F7	2	1	0	0	1	1	2	AB 31 R 4 H 9 RBI 4 BB 5 SO 6 LOB 16														
Troy Afenir, R (1, 2) X Jose Cruz, L (8, PH) (8, 6) Ronn Reynolds, R (8, 2) X OBP: 0.250, SLG: 0.250 OBP: 0.311, SLG: 0.407 OBP: 0.190, SLG: 0.259		0-3 K		0-0 1B SH2-4 1B		0-3 K			0-3 K	3	0	1	0	0	2	0															
Jim Deshaies, L (1, 1) X Larry Andersen, R (7, 1) X Denny Walling, L (9, PH) (9, 1) Dave Smith, R (9, 1) X OBP: 0.211, SLG: 0.100 OBP: 0.355, SLG: 0.423 OBP: 0.667, SLG: 0.500		0-3 K		0-0 SH2-4		0-0 1-3			0-0 G6-4-3 1B	2	0	0	0	0	1	0															
Inning Stats	R: 2 E: 0 K: 1 S: 7	H: 2 LOB: 1 BB: 1 P: 11	R: 0 E: 0 K: 2 S: 7	H: 0 LOB: 0 BB: 0 P: 7	R: 1 E: 0 K: 0 S: 4	H: 1 LOB: 2 BB: 2 P: 12	R: 1 E: 0 K: 0 S: 4	H: 2 LOB: 1 BB: 1 P: 8	R: 0 E: 0 K: 1 S: 6	H: 1 LOB: 0 BB: 0 P: 10	R: 0 E: 0 K: 1 S: 3	H: 1 LOB: 0 BB: 0 P: 3	R: 0 E: 0 K: 1 S: 5	H: 0 LOB: 0 BB: 0 P: 5	R: 0 E: 0 K: 0 S: 3	H: 1 LOB: 0 BB: 0 P: 3	1B: 8 2B: 1 3B: 0 HR: 0	SF: 0 SAC: 2 DP: 3 HBP: 0	WP: 0 PB: 0 SB: 4 CS: 0	PA: 38											
PITCHER	IP	WLS	BF	H	R	ER	SO	BB	IBB	HBP	BLK	WP	HR	S	P	ERA	WHIP	PITCHER													
Zane Smith, L (1, 1) X ERA: 3.96	6.0		29	7	4	4	5	3	2	0	0	0	0	34	54	6.00	1.667														
Jeff Dedmon, R (7, 1) X ERA: 3.54	2.0		6	1	0	0	1	0	0	0	0	0	0	8	8	0.00	0.500														
Jim Acker, R (9, 1) X ERA: 4.19	1.0	W	3	1	0	0	0	0	0	0	0	0	0	3	3	0.00	1.000														
Batter	1	2	3	4	5	6	7	8	9	AB	R	H	RBI	BB	SO	LOB	BOTTOM														
Albert Hall, S (1, 8) X OBP: 0.375, SLG: 0.429	0-0 CS 1B		0-0 4-3						0-0 WP 3B	5	2	4	1	0	0	2															
Ron Gant, R (1, 4) X OBP: 0.293, SLG: 0.317	0-0 F7		0-0 5-3						0-0 WP	5	0	1	0	0	0	2															
Gerald Perry, L (1, 3) X OBP: 0.326, SLG: 0.405	0-0 1-2 2B		4-0 2B BLK BB						0-0 3-H	3	1	1	0	1	0	2															
Dale Murphy, R (1, 9) X OBP: 0.414, SLG: 0.579	0-0 F4		0-0 BLK 1-3 2B						0-0	3	0	1	0	1	0	1															
Gary Roenicke, R (1, 7) X OBP: 0.358, SLG: 0.459		0-0 6-3	0-3 K						0-0	3	0	0	0	1	2	2															
Ted Simmons, S (1, 2) B OBP: 0.340, SLG: 0.385		4-0 2B BB	0-0 F4						0-0	3	1	0	0	1	0	4															
Paul Runge, R (1, 5) X OBP: 0.289, SLG: 0.405		0-0 2B BB							0-0	3	0	1	1	0	0	0															
Dion James, L (6, PH) (6, 6) Jim Acker, R (9, 1) X OBP: 0.289, SLG: 0.472 OBP: 0.267, SLG: 0.214		0-0 1-H 2B							0-0	3	0	0	0	0	0	0	AB 32 R 5 H 9 RBI 3 BB 5 SO 5 LOB 15														
Jeff Blausler, R (1, 6) X OBP: 0.324, SLG: 0.377		4-0 BB							0-0	3	1	1	0	1	1	0															
Zane Smith, L (1, 1) X OBP: 0.182, SLG: 0.178 Graig Nettles, L (6, PH) (6, 6) Jeff Dedmon, R (7, 1) X Ken Oberkfell, L (8, PH) (8, 6) OBP: 0.294, SLG: 0.313 OBP: 0.338, SLG: 0.363		0-3 K							0-0	3	0	0	0	0	0	0															
Inning Stats	R: 0 E: 0 K: 0 S: 4	H: 2 LOB: 1 BB: 0 P: 4	R: 1 E: 0 K: 1 S: 6	H: 1 LOB: 2 BB: 2 P: 14	R: 1 E: 0 K: 1 S: 6	H: 1 LOB: 1 BB: 1 P: 10	R: 0 E: 0 K: 0 S: 3	H: 0 LOB: 0 BB: 0 P: 3	R: 0 E: 0 K: 0 S: 4	H: 1 LOB: 3 BB: 2 P: 12	R: 2 E: 0 K: 1 S: 5	H: 0 LOB: 0 BB: 0 P: 5	R: 0 E: 0 K: 2 S: 7	H: 0 LOB: 0 BB: 0 P: 7	R: 1 E: 0 K: 0 S: 1	H: 1 LOB: 0 BB: 0 P: 1	1B: 2 2B: 4 3B: 2 HR: 1	SF: 1 SAC: 0 DP: 0 HBP: 0	WP: 1 PB: 0 SB: 1 CS: 1	PA: 38											
PITCHER	IP	WLS	BF	H	R	ER	SO	BB	IBB	HBP	BLK	WP	HR	S	P	ERA	WHIP	PITCHER													
Jim Deshaies, L (1, 1) X ERA: 4.53	6.0		30	8	4	4	2	4	1	0	1	1	0	29	49	6.00	2.000														
Larry Andersen, R (7, 1) X ERA: 3.39	2.0		6	0	0	0	3	0	0	0	0	0	0	12	12	0.00	0.000														
Dave Smith, R (9, 1) X ERA: 1.29	0.0	L	2	1	1	1	0	0	0	0	0	1	0	1	1	∞	∞														

Batter	1	2	3	4	5	6	7	8	9	AB	R	H	RBI	BB	SO	LOB	TOP																																																																																																																																																																																																																																																																				
Gerald Young, S OBP: 0.377, SLG: 0.381 (1, 8)	0-0 1B E	0-0 5-3		0-0 5-3		0-0 5-3		0-0 F6		5	1	1	0	0	0	3	Houston Astros @ Atlanta Braves Atlanta-Fulton County Stadium, Atlanta, GA Thu Sep 24 1987, 3:33 AM EDT Att: 3,191 - Unknown																																																																																																																																																																																																																																																																				
Craig Reynolds, L OBP: 0.305, SLG: 0.346 (1, 6)	0-0 1-3 E	0-0 F8		0-0 F4			0-3 K	0-0 F9		5	1	1	0	0	1	2																																																																																																																																																																																																																																																																					
Bill Doran, S OBP: 0.358, SLG: 0.412 (1, 4)	0-0 1-H 3-H SF7 2B		0-0 F8 WP 1B		0-0 3B		0-0 F9		0-0 G3 1B	5	2	3	2	0	0	0																																																																																																																																																																																																																																																																					
Kevin Bass, S OBP: 0.345, SLG: 0.454 (1, 9)	0-0 3-H SF7		0-0 F8		0-3 K		0-0 F3		0-0 G3	4	0	0	1	0	1	3																																																																																																																																																																																																																																																																					
Denny Walling, L OBP: 0.353, SLG: 0.419 (1, 3)	0-0 F7		0-0 F4		0-0 5-3			0-0 SH 1B	0-0 6-3	5	1	1	0	0	0	3																																																																																																																																																																																																																																																																					
Ty Gainey, L OBP: 0.182, SLG: 0.100 (8, PH) Billy Hatcher, R OBP: 0.351, SLG: 0.421 (8, 7) Jeff Heathcock, R (9, 1)	4-0 BB BB		0-0 S 1B		0-0 6-3			0-0 SH 2B	0-0 6-3	2	1	1	1	1	0	1																																																																																																																																																																																																																																																																					
Ken Caminiti, S OBP: 0.281, SLG: 0.333 (1, 5)	4-0 1-2 BB		0-0 3-H FC6-4 1B		0-0 5-3			0-0 1B 2B		3	0	2	2	1	0	0																																																																																																																																																																																																																																																																					
Ronn Reynolds, R OBP: 0.193, SLG: 0.259 (1, 2)	0-3 K		0-0 FC6-4 1B		0-0 FC4-6 1B			0-3 K		4	0	1	0	0	2	4																																																																																																																																																																																																																																																																					
Nolan Ryan, R OBP: 0.081, SLG: 0.115 Larry Andersen, R OBP: 0.298, SLG: 0.167 Dave Smith, R OBP: 0.667, SLG: 0.500 Jose Cruz, L OBP: 0.311, SLG: 0.407 (1, 1) (7, 1) (8, 1) (9, 7)		0-3 K		0-0 5-3		0-0 FC4-6 1B		0-0 2-3 1B		3	0	0	0	0	1	1																																																																																																																																																																																																																																																																					
	R: 3 E: 1 K: 1 S: 8	H: 3 LOB: 2 BB: 2 P: 16	R: 0 E: 0 K: 1 S: 5	H: 0 LOB: 0 BB: 0 P: 5	R: 2 E: 1 K: 0 S: 6	H: 2 LOB: 1 BB: 0 P: 6	R: 0 E: 0 K: 0 S: 3	H: 0 LOB: 0 BB: 0 P: 3	R: 0 E: 0 K: 1 S: 6	H: 1 LOB: 1 BB: 0 P: 6	R: 0 E: 0 K: 0 S: 4	H: 1 LOB: 0 BB: 0 P: 4	R: 0 E: 0 K: 1 S: 5	H: 0 LOB: 0 BB: 0 P: 5	R: 2 E: 1 K: 1 S: 9	H: 3 LOB: 2 BB: 0 P: 9		R: 0 E: 0 K: 0 S: 4	H: 1 LOB: 1 BB: 0 P: 4	1B: 8 2B: 2 3B: 1 HR: 0	SF: 1 SAC: 1 DP: 0 HBP: 0	WP: 1 PB: 0 SB: 2 CS: 0	PA: 42																																																																																																																																																																																																																																																														
PITCHER	IP	WLS	BF	H	R	ER	SO	BB	IBB	HBP	BLK	WP	HR	S	P	ERA		WHIP																																																																																																																																																																																																																																																																			
Pete Smith, R ERA: 4.78 Paul Assenmacher, L ERA: 5.28 Ed Owing, L ERA: 5.16 Charlie Puleo, R ERA: 4.44 Jim Acker, R ERA: 4.15 (1, 1) (4, 1) (7, 1) (8, 1) (9, 1)	3.0		17	5	5	2	2	2	0	0	0	1	0	19	27	6.00	2.333																																																																																																																																																																																																																																																																				
<table border="1"> <thead> <tr> <th>Batter</th> <th>1</th> <th>2</th> <th>3</th> <th>4</th> <th>5</th> <th>6</th> <th>7</th> <th>8</th> <th>9</th> <th>AB</th> <th>R</th> <th>H</th> <th>RBI</th> <th>BB</th> <th>SO</th> <th>LOB</th> <th>BOTTOM</th> </tr> </thead> <tbody> <tr> <td>Albert Hall, S OBP: 0.374, SLG: 0.437 (1, 8)</td> <td>0-3 K</td> <td>0-0 F7</td> <td></td> <td>0-0 F7</td> <td></td> <td>0-0 L9</td> <td></td> <td>0-0 HR 1B</td> <td>1-0 1B HBP</td> <td>5</td> <td>2</td> <td>1</td> <td>1</td> <td>0</td> <td>1</td> <td>4</td> <td rowspan="11">Houston Astros @ Atlanta Braves Atlanta-Fulton County Stadium, Atlanta, GA Thu Sep 24 1987, 3:33 AM EDT Att: 3,191 - Unknown</td> </tr> <tr> <td>Ron Gant, R OBP: 0.298, SLG: 0.383 (1, 4)</td> <td>0-0 HR</td> <td></td> <td>0-3 K</td> <td>0-0 F9</td> <td></td> <td>0-0 F6</td> <td></td> <td>0-0 2B 1B</td> <td>0-0 F9</td> <td>6</td> <td>2</td> <td>2</td> <td>1</td> <td>0</td> <td>1</td> <td>4</td> </tr> <tr> <td>Dion James, L OBP: 0.394, SLG: 0.469 (1, 7)</td> <td>0-0 F9</td> <td></td> <td>0-0 3-1</td> <td></td> <td>4-0 HR BB</td> <td></td> <td>0-0 F7</td> <td>0-0 L7</td> <td>0-0 1B</td> <td>5</td> <td>1</td> <td>1</td> <td>0</td> <td>1</td> <td>0</td> <td>1</td> </tr> <tr> <td>Dale Murphy, R OBP: 0.420, SLG: 0.590 (1, 9)</td> <td>4-0 1B BB</td> <td></td> <td>4-0 S BB</td> <td></td> <td>0-0 1-H HR</td> <td></td> <td>0-0 1B</td> <td>0-0 E 1B 2B</td> <td>0-0 1-2 3-H 1B</td> <td>4</td> <td>2</td> <td>4</td> <td>4</td> <td>2</td> <td>0</td> <td>0</td> </tr> <tr> <td>Gerald Perry, L OBP: 0.330, SLG: 0.407 (1, 3)</td> <td>0-0 1-2 1B</td> <td></td> <td>4-0 BB</td> <td></td> <td>4-0 CS BB</td> <td></td> <td>0-0 1-3 1B</td> <td>0-0 E5 1B 1B</td> <td></td> <td>3</td> <td>1</td> <td>2</td> <td>0</td> <td>2</td> <td>0</td> <td>1</td> </tr> <tr> <td>Ozzie Virgil, R OBP: 0.326, SLG: 0.477 Jim Acker, R OBP: 0.267, SLG: 0.214 (1, 2) (9, 1)</td> <td>0-3 K</td> <td></td> <td>0-0 F4</td> <td></td> <td>0-3 K</td> <td></td> <td>0-3 K</td> <td>0-0 WP 1B</td> <td>1-3 3-H 1B</td> <td>5</td> <td>0</td> <td>1</td> <td>1</td> <td>0</td> <td>3</td> <td>7</td> </tr> <tr> <td>Ken Oberkfell, L OBP: 0.342, SLG: 0.369 (1, 5)</td> <td></td> <td>0-0 G3 2B</td> <td></td> <td>0-0 FC1-5 BB 1B</td> <td></td> <td>0-0 F8</td> <td></td> <td>4-0 FC3-6 IBB</td> <td>0-0 1-2 3-H 1B</td> <td>4</td> <td>0</td> <td>3</td> <td>1</td> <td>1</td> <td>0</td> <td>0</td> </tr> <tr> <td>Jeff Blauser, R OBP: 0.331, SLG: 0.374 Ken Griffey, L OBP: 0.357, SLG: 0.456 Paul Runge, R OBP: 0.302, SLG: 0.395 (1, 6) (7, PH) (8, 6)</td> <td></td> <td>0-0 P3</td> <td></td> <td>4-0 FC1-5 BB</td> <td></td> <td>4-0 S BB</td> <td></td> <td>0-0 FC3-6</td> <td>0-3 K</td> <td>1</td> <td>0</td> <td>0</td> <td>0</td> <td>2</td> <td>0</td> <td>1</td> </tr> <tr> <td>Pete Smith, R ERA: 4.78 Paul Assenmacher, L ERA: 5.28 Graig Nettles, L OBP: 0.355 Ed Owing, R ERA: 5.16 Charlie Puleo, R OBP: 0.298, SLG: 0.250 Glenn Hubbard, R OBP: 0.302, SLG: 0.395 Bruce Benedict, R OBP: 0.276, SLG: 0.387 (1, 1) (4, 1) (6, PH) (7, 1) (8, PH) (9, 2)</td> <td>6.0</td> <td></td> <td>29</td> <td>5</td> <td>3</td> <td>3</td> <td>5</td> <td>7</td> <td>0</td> <td>0</td> <td>0</td> <td>0</td> <td>0</td> <td>1</td> <td>12</td> <td>16</td> <td>10.80</td> <td>3.000</td> <td colspan="10"></td> </tr> <tr> <td>Nolan Ryan, R ERA: 2.69 Larry Andersen, R ERA: 3.51 Dave Smith, R ERA: 1.29 Jeff Heathcock, R ERA: 3.57 (1, 1) (7, 1) (8, 1) (9, 1)</td> <td>1.2</td> <td></td> <td>11</td> <td>5</td> <td>3</td> <td>2</td> <td>1</td> <td>0</td> <td>1</td> <td>0</td> <td>6</td> <td>6</td> <td>0.00</td> <td>6.000</td> <td colspan="10"></td> </tr> <tr> <td></td> <td>R: 1 E: 0 K: 2 S: 9</td> <td>H: 2 LOB: 2 BB: 1 P: 13</td> <td>R: 0 E: 0 K: 0 S: 4</td> <td>H: 1 LOB: 1 BB: 0 P: 4</td> <td>R: 0 E: 0 K: 1 S: 5</td> <td>H: 0 LOB: 2 BB: 2 P: 13</td> <td>R: 0 E: 0 K: 0 S: 4</td> <td>H: 1 LOB: 2 BB: 1 P: 8</td> <td>R: 2 E: 0 K: 1 S: 5</td> <td>H: 1 LOB: 0 BB: 2 P: 13</td> <td>R: 0 E: 0 K: 1 S: 5</td> <td>H: 0 LOB: 1 BB: 1 P: 9</td> <td>R: 0 E: 0 K: 1 S: 7</td> <td>H: 2 LOB: 3 BB: 1 P: 11</td> <td>R: 4 E: 1 K: 1 S: 11</td> <td>H: 5 LOB: 2 BB: 0 P: 11</td> <td>R: 1 E: 0 K: 0 S: 4</td> <td>H: 2 LOB: 2 BB: 0 P: 5</td> <td>1B: 9 2B: 2 3B: 0 HR: 3</td> <td>SF: 0 SAC: 0 DP: 0 HBP: 1</td> <td>WP: 1 PB: 0 SB: 2 CS: 1</td> <td>PA: 49</td> </tr> <tr> <td>PITCHER</td> <td>IP</td> <td>WLS</td> <td>BF</td> <td>H</td> <td>R</td> <td>ER</td> <td>SO</td> <td>BB</td> <td>IBB</td> <td>HBP</td> <td>BLK</td> <td>WP</td> <td>HR</td> <td>S</td> <td>P</td> <td>ERA</td> <td>WHIP</td> <td colspan="10"></td> </tr> </tbody> </table>																		Batter	1	2	3	4	5	6	7	8	9	AB	R	H	RBI	BB	SO	LOB	BOTTOM	Albert Hall, S OBP: 0.374, SLG: 0.437 (1, 8)	0-3 K	0-0 F7		0-0 F7		0-0 L9		0-0 HR 1B	1-0 1B HBP	5	2	1	1	0	1	4	Houston Astros @ Atlanta Braves Atlanta-Fulton County Stadium, Atlanta, GA Thu Sep 24 1987, 3:33 AM EDT Att: 3,191 - Unknown	Ron Gant, R OBP: 0.298, SLG: 0.383 (1, 4)	0-0 HR		0-3 K	0-0 F9		0-0 F6		0-0 2B 1B	0-0 F9	6	2	2	1	0	1	4	Dion James, L OBP: 0.394, SLG: 0.469 (1, 7)	0-0 F9		0-0 3-1		4-0 HR BB		0-0 F7	0-0 L7	0-0 1B	5	1	1	0	1	0	1	Dale Murphy, R OBP: 0.420, SLG: 0.590 (1, 9)	4-0 1B BB		4-0 S BB		0-0 1-H HR		0-0 1B	0-0 E 1B 2B	0-0 1-2 3-H 1B	4	2	4	4	2	0	0	Gerald Perry, L OBP: 0.330, SLG: 0.407 (1, 3)	0-0 1-2 1B		4-0 BB		4-0 CS BB		0-0 1-3 1B	0-0 E5 1B 1B		3	1	2	0	2	0	1	Ozzie Virgil, R OBP: 0.326, SLG: 0.477 Jim Acker, R OBP: 0.267, SLG: 0.214 (1, 2) (9, 1)	0-3 K		0-0 F4		0-3 K		0-3 K	0-0 WP 1B	1-3 3-H 1B	5	0	1	1	0	3	7	Ken Oberkfell, L OBP: 0.342, SLG: 0.369 (1, 5)		0-0 G3 2B		0-0 FC1-5 BB 1B		0-0 F8		4-0 FC3-6 IBB	0-0 1-2 3-H 1B	4	0	3	1	1	0	0	Jeff Blauser, R OBP: 0.331, SLG: 0.374 Ken Griffey, L OBP: 0.357, SLG: 0.456 Paul Runge, R OBP: 0.302, SLG: 0.395 (1, 6) (7, PH) (8, 6)		0-0 P3		4-0 FC1-5 BB		4-0 S BB		0-0 FC3-6	0-3 K	1	0	0	0	2	0	1	Pete Smith, R ERA: 4.78 Paul Assenmacher, L ERA: 5.28 Graig Nettles, L OBP: 0.355 Ed Owing, R ERA: 5.16 Charlie Puleo, R OBP: 0.298, SLG: 0.250 Glenn Hubbard, R OBP: 0.302, SLG: 0.395 Bruce Benedict, R OBP: 0.276, SLG: 0.387 (1, 1) (4, 1) (6, PH) (7, 1) (8, PH) (9, 2)	6.0		29	5	3	3	5	7	0	0	0	0	0	1	12	16	10.80	3.000											Nolan Ryan, R ERA: 2.69 Larry Andersen, R ERA: 3.51 Dave Smith, R ERA: 1.29 Jeff Heathcock, R ERA: 3.57 (1, 1) (7, 1) (8, 1) (9, 1)	1.2		11	5	3	2	1	0	1	0	6	6	0.00	6.000												R: 1 E: 0 K: 2 S: 9	H: 2 LOB: 2 BB: 1 P: 13	R: 0 E: 0 K: 0 S: 4	H: 1 LOB: 1 BB: 0 P: 4	R: 0 E: 0 K: 1 S: 5	H: 0 LOB: 2 BB: 2 P: 13	R: 0 E: 0 K: 0 S: 4	H: 1 LOB: 2 BB: 1 P: 8	R: 2 E: 0 K: 1 S: 5	H: 1 LOB: 0 BB: 2 P: 13	R: 0 E: 0 K: 1 S: 5	H: 0 LOB: 1 BB: 1 P: 9	R: 0 E: 0 K: 1 S: 7	H: 2 LOB: 3 BB: 1 P: 11	R: 4 E: 1 K: 1 S: 11	H: 5 LOB: 2 BB: 0 P: 11	R: 1 E: 0 K: 0 S: 4	H: 2 LOB: 2 BB: 0 P: 5	1B: 9 2B: 2 3B: 0 HR: 3	SF: 0 SAC: 0 DP: 0 HBP: 1	WP: 1 PB: 0 SB: 2 CS: 1	PA: 49	PITCHER	IP	WLS	BF	H	R	ER	SO	BB	IBB	HBP	BLK	WP	HR	S	P	ERA	WHIP										
Batter	1	2	3	4	5	6	7	8	9	AB	R	H	RBI	BB	SO	LOB	BOTTOM																																																																																																																																																																																																																																																																				
Albert Hall, S OBP: 0.374, SLG: 0.437 (1, 8)	0-3 K	0-0 F7		0-0 F7		0-0 L9		0-0 HR 1B	1-0 1B HBP	5	2	1	1	0	1	4	Houston Astros @ Atlanta Braves Atlanta-Fulton County Stadium, Atlanta, GA Thu Sep 24 1987, 3:33 AM EDT Att: 3,191 - Unknown																																																																																																																																																																																																																																																																				
Ron Gant, R OBP: 0.298, SLG: 0.383 (1, 4)	0-0 HR		0-3 K	0-0 F9		0-0 F6		0-0 2B 1B	0-0 F9	6	2	2	1	0	1	4																																																																																																																																																																																																																																																																					
Dion James, L OBP: 0.394, SLG: 0.469 (1, 7)	0-0 F9		0-0 3-1		4-0 HR BB		0-0 F7	0-0 L7	0-0 1B	5	1	1	0	1	0	1																																																																																																																																																																																																																																																																					
Dale Murphy, R OBP: 0.420, SLG: 0.590 (1, 9)	4-0 1B BB		4-0 S BB		0-0 1-H HR		0-0 1B	0-0 E 1B 2B	0-0 1-2 3-H 1B	4	2	4	4	2	0	0																																																																																																																																																																																																																																																																					
Gerald Perry, L OBP: 0.330, SLG: 0.407 (1, 3)	0-0 1-2 1B		4-0 BB		4-0 CS BB		0-0 1-3 1B	0-0 E5 1B 1B		3	1	2	0	2	0	1																																																																																																																																																																																																																																																																					
Ozzie Virgil, R OBP: 0.326, SLG: 0.477 Jim Acker, R OBP: 0.267, SLG: 0.214 (1, 2) (9, 1)	0-3 K		0-0 F4		0-3 K		0-3 K	0-0 WP 1B	1-3 3-H 1B	5	0	1	1	0	3	7																																																																																																																																																																																																																																																																					
Ken Oberkfell, L OBP: 0.342, SLG: 0.369 (1, 5)		0-0 G3 2B		0-0 FC1-5 BB 1B		0-0 F8		4-0 FC3-6 IBB	0-0 1-2 3-H 1B	4	0	3	1	1	0	0																																																																																																																																																																																																																																																																					
Jeff Blauser, R OBP: 0.331, SLG: 0.374 Ken Griffey, L OBP: 0.357, SLG: 0.456 Paul Runge, R OBP: 0.302, SLG: 0.395 (1, 6) (7, PH) (8, 6)		0-0 P3		4-0 FC1-5 BB		4-0 S BB		0-0 FC3-6	0-3 K	1	0	0	0	2	0	1																																																																																																																																																																																																																																																																					
Pete Smith, R ERA: 4.78 Paul Assenmacher, L ERA: 5.28 Graig Nettles, L OBP: 0.355 Ed Owing, R ERA: 5.16 Charlie Puleo, R OBP: 0.298, SLG: 0.250 Glenn Hubbard, R OBP: 0.302, SLG: 0.395 Bruce Benedict, R OBP: 0.276, SLG: 0.387 (1, 1) (4, 1) (6, PH) (7, 1) (8, PH) (9, 2)	6.0		29	5	3	3	5	7	0	0	0	0	0	1	12	16		10.80	3.000																																																																																																																																																																																																																																																																		
Nolan Ryan, R ERA: 2.69 Larry Andersen, R ERA: 3.51 Dave Smith, R ERA: 1.29 Jeff Heathcock, R ERA: 3.57 (1, 1) (7, 1) (8, 1) (9, 1)	1.2		11	5	3	2	1	0	1	0	6	6	0.00	6.000																																																																																																																																																																																																																																																																							
	R: 1 E: 0 K: 2 S: 9	H: 2 LOB: 2 BB: 1 P: 13	R: 0 E: 0 K: 0 S: 4	H: 1 LOB: 1 BB: 0 P: 4	R: 0 E: 0 K: 1 S: 5	H: 0 LOB: 2 BB: 2 P: 13	R: 0 E: 0 K: 0 S: 4	H: 1 LOB: 2 BB: 1 P: 8	R: 2 E: 0 K: 1 S: 5	H: 1 LOB: 0 BB: 2 P: 13	R: 0 E: 0 K: 1 S: 5	H: 0 LOB: 1 BB: 1 P: 9	R: 0 E: 0 K: 1 S: 7	H: 2 LOB: 3 BB: 1 P: 11	R: 4 E: 1 K: 1 S: 11	H: 5 LOB: 2 BB: 0 P: 11		R: 1 E: 0 K: 0 S: 4	H: 2 LOB: 2 BB: 0 P: 5	1B: 9 2B: 2 3B: 0 HR: 3	SF: 0 SAC: 0 DP: 0 HBP: 1	WP: 1 PB: 0 SB: 2 CS: 1	PA: 49																																																																																																																																																																																																																																																														
PITCHER	IP	WLS	BF	H	R	ER	SO	BB	IBB	HBP	BLK	WP	HR	S	P	ERA	WHIP																																																																																																																																																																																																																																																																				

Batter	1	2	3	4	5	6	7	8	9	AB	R	H	RBI	BB	SO	LOB	TOP			
Gerald Young, S (1,8) OBP: 0.377, SLG: 0.379 Jose Cruz, L (6,7) OBP: 0.310, SLG: 0.406										2	0	0	0	1	1	0	Houston Astros @ Cincinnati Reds Riverfront Stadium, Cincinnati, OH Fri Sep 25 1987, 7:05 PM EDT Att: 21,190 - Unknown			
Billy Hatcher, R (1,7) OBP: 0.351, SLG: 0.420										4	1	1	0	0	0	1				
Bill Doran, S (1,4) OBP: 0.362, SLG: 0.415										3	0	3	0	1	0	0				
Kevin Bass, S (1,9) OBP: 0.346, SLG: 0.455										3	0	1	0	1	0	3				
Glenn Davis, R (1,3) OBP: 0.304, SLG: 0.449										4	0	0	1	0	0	4				
Ken Caminiti, S (1,5) OBP: 0.277, SLG: 0.328 Alan Ashby, S (8, PH) OBP: 0.371, SLG: 0.442 Charlie Kerfeld, R (8,1)										3	0	0	0	0	1	1				
Dale Berra, R (1,6) OBP: 0.289, SLG: 0.216 Craig Reynolds, L (9, PH) OBP: 0.304, SLG: 0.345										2	0	0	0	1	1	0				
Ronn Reynolds, R (1,2) OBP: 0.198, SLG: 0.261 Terry Puhl, L (9, PH) OBP: 0.286, SLG: 0.267										3	0	1	0	0	0	2				
Mike Scott, R (1,1) OBP: 0.163, SLG: 0.130 Davey Lopes, R (7, PH) OBP: 0.423, SLG: 0.375 Juan Agosto, L (7,1) Denny Walling, L (8,5) OBP: 0.352, SLG: 0.418										2	0	0	0	0	1	0				
Inning Stats	R: 0 E: 1 K: 1 S: 5	H: 1 LOB: 0 BB: 0 P: 5	R: 0 E: 0 K: 0 S: 4	H: 1 LOB: 2 BB: 1 P: 8	R: 0 E: 0 K: 1 S: 5	H: 0 LOB: 2 BB: 2 P: 13	R: 0 E: 0 K: 2 S: 7	H: 0 LOB: 0 BB: 0 P: 7	R: 0 E: 0 K: 0 S: 3	H: 1 LOB: 1 BB: 0 P: 4	R: 0 E: 0 K: 0 S: 4	H: 1 LOB: 1 BB: 0 P: 4	R: 1 E: 0 K: 0 S: 5	H: 2 LOB: 2 BB: 1 P: 9	R: 0 E: 0 K: 0 S: 3	H: 0 LOB: 0 BB: 0 P: 3		1B: 5 2B: 1 3B: 0 HR: 0	SF: 0 SAC: 0 DP: 0 HBP: 0	WP: 0 PB: 0 SB: 0 CS: 1
PITCHER	IP WLS BF H R ER SO BB IBB HBP BLK WP HR S P ERA WHIP																			
Tom Browning, L (1,1) ERA: 5.39 Frank Williams, R (8,1) ERA: 2.23	7.1 W 31 6 1 1 4 4 0 0 0 0 0 0 0 0 0 0 1.23 1.364																			

AB	32
R	1
H	6
RBI	1
BB	4
SO	4
LOB	14



Batter	1	2	3	4	5	6	7	8	9	AB	R	H	RBI	BB	SO	LOB	BOTTOM			
Kal Daniels, L (1,7) OBP: 0.433, SLG: 0.624										4	0	1	0	0	0	1	Houston Astros @ Cincinnati Reds Riverfront Stadium, Cincinnati, OH Fri Sep 25 1987, 7:05 PM EDT Att: 21,190 - Unknown			
Jeff Treadway, L (1,4) OBP: 0.354, SLG: 0.438 Dave Concepcion, R (7, PH) OBP: 0.371, SLG: 0.375										3	0	2	0	0	0	1				
Eric Davis, R (1,8) OBP: 0.399, SLG: 0.593										4	0	0	0	0	2	4				
Dave Parker, L (1,9) OBP: 0.312, SLG: 0.443										4	0	0	0	0	1	4				
Buddy Bell, R (1,5) OBP: 0.366, SLG: 0.412										4	0	0	0	0	0	2				
Nick Esasky, R (1,3) OBP: 0.324, SLG: 0.538										4	2	2	0	0	2	0				
Terry McGriff, R (1,2) OBP: 0.268, SLG: 0.343										4	1	1	0	0	1	1				
Barry Larkin, R (1,6) OBP: 0.303, SLG: 0.368										3	1	2	2	0	0	1				
Tom Browning, L (1,1) OBP: 0.188, SLG: 0.156 Frank Williams, R (8,1)										2	0	0	1	0	1	1				
Inning Stats	R: 0 E: 0 K: 1 S: 6	H: 1 LOB: 1 BB: 0 P: 6	R: 2 E: 0 K: 0 S: 5	H: 2 LOB: 0 BB: 0 P: 5	R: 0 E: 1 K: 1 S: 7	H: 2 LOB: 2 BB: 0 P: 7	R: 2 E: 1 K: 0 S: 6	H: 2 LOB: 1 BB: 0 P: 6	R: 0 E: 0 K: 3 S: 10	H: 1 LOB: 1 BB: 0 P: 10	R: 0 E: 0 K: 1 S: 5	H: 0 LOB: 1 BB: 1 P: 9	R: 0 E: 0 K: 1 S: 5	H: 0 LOB: 0 BB: 0 P: 5	R: 0 E: 0 K: 1 S: 5	H: 0 LOB: 0 BB: 0 P: 5		1B: 7 2B: 0 3B: 0 HR: 1	SF: 0 SAC: 1 DP: 0 HBP: 0	WP: 1 PB: 0 SB: 0 CS: 0
PITCHER	IP WLS BF H R ER SO BB IBB HBP BLK WP HR S P ERA WHIP																			
Mike Scott, R (1,1) ERA: 3.34 Juan Agosto, L (7,1) ERA: 2.63 Charlie Kerfeld, R (8,1) ERA: 6.91	6.0 L 27 8 4 0 0 1 1 0 0 0 0 0 0 0 0 0 4.50 1.333																			

AB	32
R	4
H	8
RBI	3
BB	1
SO	7
LOB	15



Batter	1	2	3	4	5	6	7	8	9	AB	R	H	RBI	BB	SO	LOB	TOP																			
Billy Hatcher, R OBP: 0.350, SLG: 0.419 (1, 8)	5-3			6-3	5-3			5-3		4	0	1	0	0	0	0	Houston Astros @ Cincinnati Reds Riverfront Stadium, Cincinnati, OH Sat Sep 26 1987, 3:33 AM EDT Att: 21,306 - Unknown																			
Craig Reynolds, L OBP: 0.301, SLG: 0.341 (1, 6)	F5			E3	5-3			K		4	1	0	0	0	1																					
Bill Doran, S OBP: 0.360, SLG: 0.413 (1, 4)	F8			F7				6-3		4	0	0	0	0	1																					
Kevin Bass, S OBP: 0.346, SLG: 0.454 (1, 9)		1-3		1B				P4		4	1	1	1	0	0																					
Denny Walling, L OBP: 0.354, SLG: 0.419 (1, 5)	4-3			1B				4-3		4	1	2	1	0	0																					
Glenn Davis, R OBP: 0.303, SLG: 0.448 (1, 3)	6-3			1B				F7		4	1	1	0	0	1																					
Terry Puhl, L OBP: 0.289, SLG: 0.298 (1, 7)			F3	HR				L1		3	1	1	3	0	0																					
Ronn Reynolds, R OBP: 0.191, SLG: 0.253 (1, 2)			K	K				K		3	0	0	0	0	3																					
Danny Darwin, R OBP: 0.209, SLG: 0.246 (1, 1)			K					4-3		3	0	0	0	0	2																					
Larry Andersen, R OBP: 0.286, SLG: 0.167 (8, 1)					K					0	0	0	0	0	0																					
Inning Stats	R: 0 E: 0 K: 0 S: 3	H: 0 LOB: 0 BB: 0 P: 3	R: 0 E: 0 K: 0 S: 3	H: 0 LOB: 0 BB: 0 P: 3	R: 0 E: 0 K: 2 S: 7	H: 0 LOB: 0 BB: 0 P: 7	R: 5 E: 1 K: 1 S: 10	H: 4 LOB: 0 BB: 0 P: 10	R: 0 E: 0 K: 1 S: 5	H: 1 LOB: 0 BB: 0 P: 5	R: 0 E: 0 K: 0 S: 4	H: 1 LOB: 1 BB: 0 P: 4	R: 0 E: 0 K: 1 S: 5	H: 0 LOB: 0 BB: 0 P: 5	R: 0 E: 0 K: 0 S: 3	H: 0 LOB: 0 BB: 0 P: 3	1B: 5 2B: 0 3B: 0 HR: 1	SF: 0 SAC: 0 DP: 0 HBP: 0	WP: 0 PB: 0 SB: 2 CS: 0	PA: 33																
PITCHER	IP	WLS	BF	H	R	ER	SO	BB	IBB	HBP	BLK	WP	HR	S	P	ERA	WHIP	PITCHER		IP	WLS	BF	H	R	ER	SO	BB	IBB	HBP	BLK	WP	HR	S	P	ERA	WHIP
Ron Robinson, R ERA: 3.88 (1, 1)	4.0	L	17	4	5	0	3	0	0	0	0	0	1	23	23	0.00	1.000																			
Bill Landrum, R ERA: 5.13 (5, 1)	1.0		3	1	0	0	1	0	0	0	0	0	0	5	5	0.00	1.000																			
Pat Perry, L ERA: 3.76 (6, 1)	2.0		7	1	0	0	1	0	0	0	0	0	0	9	9	0.00	0.500																			
Rob Murphy, L ERA: 3.18 (8, 1)	2.0		6	0	0	0	1	0	0	0	0	0	0	8	8	0.00	0.000																			

AB	33
R	5
H	6
RBI	5
BB	0
SO	6
LOB	3





Batter	1	2	3	4	5	6	7	8	9	AB	R	H	RBI	BB	SO	LOB	BOTTOM																			
Dave Collins, S OBP: 0.304, SLG: 0.270 (1, 7)	F9		F9		F7			F8		4	0	0	0	0	0	1	Houston Astros @ Cincinnati Reds Riverfront Stadium, Cincinnati, OH Sat Sep 26 1987, 3:33 AM EDT Att: 21,306 - Unknown																			
Jeff Treadway, L OBP: 0.348, SLG: 0.471 (1, 4)	HR		F8		G3			F7		4	1	1	1	0	0																					
Paul O'Neill, L OBP: 0.316, SLG: 0.493 (1, 8) (5, 9)	L3		F7		F7			1B		4	0	1	0	0	0																					
Dave Parker, L OBP: 0.311, SLG: 0.442 (1, 9) (4, PH)	F7			E6				6-3		1	0	0	0	0	0																					
Tracy Jones, R OBP: 0.331, SLG: 0.429 (5, 8)				1B				K		3	1	1	0	0	1																					
Buddy Bell, R OBP: 0.370, SLG: 0.421 (1, 5)		F3		1B				HR		3	1	3	2	1	0																					
Bo Diaz, R OBP: 0.300, SLG: 0.422 (1, 2)	F3			1B				F8		4	0	0	0	0	4																					
Nick Esasky, R OBP: 0.321, SLG: 0.531 (1, 3)	F8			L9				P4		4	0	0	0	0	2																					
Barry Larkin, R OBP: 0.303, SLG: 0.365 (1, 6)				F9				E5		3	0	0	0	1	1																					
Ron Robinson, R OBP: 0.186, SLG: 0.194 (1, 1)								K		1	0	0	0	0	1																					
Bill Landrum, R OBP: 0.209, SLG: 0.200 (5, 1)								K		0	0	0	0	0	0																					
Leo Garcia, L OBP: 0.271, SLG: 0.310 (5, PH)								K		1	0	0	0	0	1																					
Pat Perry, L OBP: 0.322, SLG: 0.443 (8, 1)								K		0	0	0	0	0	0																					
Kal Daniels, L OBP: 0.432, SLG: 0.623 (7, PH)								K		1	0	0	0	0	1																					
Rob Murphy, L OBP: 0.326, SLG: 0.200 (8, 1)								K		0	0	0	0	0	0																					
Kurt Stillwell, S OBP: 0.334, SLG: 0.372 (9, PH)								K		1	0	0	0	0	1																					
Inning Stats	R: 1 E: 0 K: 0 S: 4	H: 1 LOB: 0 BB: 0 P: 4	R: 0 E: 0 K: 1 S: 5	H: 0 LOB: 2 BB: 2 P: 13	R: 0 E: 0 K: 0 S: 3	H: 0 LOB: 0 BB: 0 P: 3	R: 1 E: 1 K: 0 S: 5	H: 2 LOB: 1 BB: 0 P: 5	R: 0 E: 0 K: 1 S: 5	H: 0 LOB: 0 BB: 0 P: 5	R: 1 E: 0 K: 0 S: 4	H: 1 LOB: 0 BB: 0 P: 4	R: 0 E: 0 K: 1 S: 6	H: 0 LOB: 1 BB: 0 P: 6	R: 0 E: 0 K: 1 S: 7	H: 2 LOB: 2 BB: 0 P: 7	R: 0 E: 0 K: 2 S: 7	H: 0 LOB: 0 BB: 0 P: 7	1B: 3 2B: 1 3B: 0 HR: 2	SF: 0 SAC: 0 DP: 0 HBP: 0	WP: 0 PB: 0 SB: 0 CS: 0	PA: 36														
PITCHER	IP	WLS	BF	H	R	ER	SO	BB	IBB	HBP	BLK	WP	HR	S	P	ERA	WHIP	PITCHER		IP	WLS	BF	H	R	ER	SO	BB	IBB	HBP	BLK	WP	HR	S	P	ERA	WHIP
Danny Darwin, R ERA: 3.54 (1, 1)	7.1	W	30	5	3	2	3	2	0	0	0	0	0	34	42	2.46	0.955																			
Larry Andersen, R ERA: 3.45 (8, 1)	1.2	S	6	1	0	0	3	0	0	0	0	0	0	12	12	0.00	0.600																			



Batter	1	2	3	4	5	6	7	8	9	AB	R	H	RBI	BB	SO	LOB	TOP				
Billy Hatcher, R OBP: 0.348, SLG: 0.416 (1, 8)	L4		F7			F3		F9		4	0	0	0	0	0	0	Houston Astros @ Cincinnati Reds Riverfront Stadium, Cincinnati, OH Sun Sep 27 1987, 3:33 AM EDT Att: 26,923 - Unknown				
Buddy Biancalana, S OBP: 0.179, SLG: 0.211 (1, 6)	K		K			F6		K		4	0	0	0	0	3	0					
Bill Doran, S OBP: 0.359, SLG: 0.411 (1, 4)	F9		1-3			P3				3	0	0	0	1	0	0					
Kevin Bass, S OBP: 0.347, SLG: 0.460 (1, 9)		HR			5-3			K		4	1	2	1	0	1	0					
Jim Pankovits, R OBP: 0.255, SLG: 0.313 (1, 7)		HR			F7			6-3		4	1	1	1	0	0	2					
Glenn Davis, R OBP: 0.303, SLG: 0.445 (1, 3)		F6			6-3			1B		3	0	0	0	1	1	2					
Ken Caminiti, S OBP: 0.283, SLG: 0.333 Davey Lopes, R OBP: 0.415, SLG: 0.366 (9, PH)					6-3			1B		3	0	2	0	0	0	0					
Troy Afenir, R OBP: 0.143, SLG: 0.143 (1, 2)		K			K			6-3		3	0	0	0	0	2	3					
Bob Knepper, L OBP: 0.113, SLG: 0.137 Larry Andersen, R OBP: 0.286, SLG: 0.167 (8, 1)		K			K			K		3	0	0	0	0	3	1					
Inning Stats	R: 0 E: 0 K: 1 S: 5	H: 0 LOB: 0 BB: 0 P: 5	R: 2 E: 0 K: 2 S: 10	H: 3 LOB: 1 BB: 0 P: 10	R: 0 E: 0 K: 1 S: 5	H: 0 LOB: 0 BB: 0 P: 5	R: 0 E: 0 K: 0 S: 3	H: 0 LOB: 0 BB: 0 P: 3	R: 0 E: 0 K: 2 S: 7	H: 0 LOB: 0 BB: 0 P: 7	R: 0 E: 0 K: 0 S: 3	H: 1 LOB: 2 BB: 1 P: 10	R: 0 E: 0 K: 1 S: 6	H: 0 LOB: 0 BB: 0 P: 7	R: 0 E: 0 K: 1 S: 6	H: 1 LOB: 2 BB: 1 P: 10		1B: 3 2B: 0 3B: 0 HR: 2	SF: 0 SAC: 0 DP: 0 HBP: 0	WP: 0 PB: 0 SB: 0 CS: 0	PA: 34
PITCHER	IP	WLS	BF	H	R	ER	SO	BB	IBB	HBP	BLK	WP	HR	S	P	ERA	WHIP				
Dennis Rasmussen, L ERA: 4.44 (1, 1)	7.0		26	4	2	2	7	1	0	0	1	0	2	39	43	2.57	0.714				
Rob Murphy, L ERA: 3.14 (8, 1)	1.0	W	3	0	0	0	2	0	0	0	0	0	0	7	7	0.00	0.000				
John Franco, L ERA: 2.62 (9, 1)	1.0	S	5	1	0	0	1	1	0	0	0	0	0	6	10	0.00	2.000				

Batter	1	2	3	4	5	6	7	8	9	AB	R	H	RBI	BB	SO	LOB	BOTTOM				
Dave Collins, S OBP: 0.315, SLG: 0.273 (1, 7)	4-3					B1-3				3	1	1	0	1	0	0	Houston Astros @ Cincinnati Reds Riverfront Stadium, Cincinnati, OH Sun Sep 27 1987, 3:33 AM EDT Att: 26,923 - Unknown				
Dave Concepcion, R OBP: 0.369, SLG: 0.373 (1, 4)	6-3				P4	F8				4	1	1	0	0	0	2					
Tracy Jones, R OBP: 0.333, SLG: 0.433 (1, 8) (9, 9)	5-3				6-3					4	0	2	1	0	0	0					
Dave Parker, L OBP: 0.309, SLG: 0.439 Leo Garcia, L OBP: 0.273, SLG: 0.310 (8, PR) (9, 8)		K			F7			G1		4	0	0	0	0	1	3					
Buddy Bell, R OBP: 0.371, SLG: 0.426 (1, 5)		5-3								4	1	2	2	0	0	0					
Bo Diaz, R OBP: 0.298, SLG: 0.420 (1, 2)		K								3	0	0	1	0	1	1					
Nick Esasky, R OBP: 0.322, SLG: 0.529 John Franco, L (9, 1)					6-3					3	0	1	0	1	1	0					
Barry Larkin, R OBP: 0.302, SLG: 0.364 (1, 6)					K					4	0	1	0	0	2	1					
Dennis Rasmussen, L OBP: 0.143, SLG: 0.077 Lloyd McClendon, R OBP: 0.242, SLG: 0.371 Rob Murphy, L OBP: 0.202, SLG: 0.200 Terry Francona, L OBP: 0.263, SLG: 0.297 (9, 3)										1	0	0	0	1	1	0					
Inning Stats	R: 0 E: 0 K: 0 S: 3	H: 0 LOB: 0 BB: 0 P: 3	R: 0 E: 0 K: 2 S: 7	H: 0 LOB: 0 BB: 0 P: 7	R: 0 E: 0 K: 1 S: 5	H: 0 LOB: 2 BB: 2 P: 13	R: 0 E: 0 K: 0 S: 4	H: 1 LOB: 1 BB: 0 P: 4	R: 0 E: 0 K: 2 S: 7	H: 0 LOB: 0 BB: 0 P: 7	R: 0 E: 0 K: 0 S: 4	H: 1 LOB: 1 BB: 0 P: 4	R: 0 E: 0 K: 0 S: 4	H: 1 LOB: 2 BB: 1 P: 8	R: 4 E: 0 K: 1 S: 10	H: 5 LOB: 1 BB: 0 P: 10		1B: 6 2B: 1 3B: 1 HR: 0	SF: 1 SAC: 0 DP: 0 HBP: 0	WP: 0 PB: 0 SB: 0 CS: 0	PA: 35
PITCHER	IP	WLS	BF	H	R	ER	SO	BB	IBB	HBP	BLK	WP	HR	S	P	ERA	WHIP				
Bob Knepper, L ERA: 5.27 (1, 1)	7.1	L	31	6	3	3	5	3	0	0	0	0	0	6	6	3.68	1.227				
Larry Andersen, R ERA: 3.52 (8, 1)	0.2		4	2	1	1	1	0	0	0	0	0	0	6	6	13.50	3.000				

Batter	1	2	3	4	5	6	7	8	9	AB	R	H	RBI	BB	SO	LOB	TOP						
Steve Sax, R OBP: 0.326, SLG: 0.354 (1, 4)	4-0 BB 2B		0-0 F7		0-0 FC4-6		0-0 F9		0-0 F8	4	0	0	1	1	0	1	Los Angeles Dodgers @ Houston Astros Astrodome, Houston, TX Mon Sep 28 1987, 8:05 PM EDT Att: 8,593 - Unknown AB 36 R 5 H 10 RBI 5 BB 1 SO 5 LOB 9 						
Jose Gonzalez, R OBP: 0.288, SLG: 0.571 Ralph Bryant, L OBP: 0.354, SLG: 0.429 (7, PH) (7, 7)	0-0 1B 2B		0-0 F3		0-0 1-3		0-0 1B			3	1	1	0	0	0	1							
Pedro Guerrero, R OBP: 0.413, SLG: 0.540 Franklin Stubbs, L OBP: 0.290, SLG: 0.407 (1, 3) (8, 3)	0-0 2H 1B			0-0 5-3		0-0 E5 BLK 2B		0-3 K		4	1	1	1	0	1	1							
Mike Marshall, R OBP: 0.320, SLG: 0.455 Reggie Williams, R OBP: 0.225, SLG: 0.118 (1, 9) (8, 9)	0-0 F7			0-0 F7		0-0 1B 1B 2B		0-0 F7		4	1	1	1	0	0	1							
John Shelby, S OBP: 0.306, SLG: 0.445 Mike Ramsey, S OBP: 0.287, SLG: 0.296 (1, 8) (8, 8)	0-3 K			0-3 K		0-0 1B S 1B		0-0 F8		4	0	1	0	0	2	1							
Alex Trevino, R OBP: 0.285, SLG: 0.343 Mike Scioscia, L OBP: 0.349, SLG: 0.367 (1, 2) (6, PH) (6, 2)		0-0 F9			0-0 6-3		0-0 L3 1B		0-0 1B	2	0	0	0	0	0	0							
Orlando Mercado, R OBP: 0.200, SLG: 0.130 (6, 2)					0-0 1-3 3H 1B		0-0 1B		0-3 K	0	0	0	0	0	0	0							
Glenn Hoffman, R OBP: 0.275, SLG: 0.275 Ken Landreaux, L OBP: 0.270, SLG: 0.326 Craig Shipley, R OBP: 0.267, SLG: 0.300 (1, 6) (6, PH) (6, 6)		0-0 F9			0-0 1B 1B		0-0 L3 1-2 1B		0-3 K	2	1	1	0	0	0	0							
Mike Sharperson, R OBP: 0.267, SLG: 0.269 (1, 5)		0-0 6-3			0-0 1B FC4-6 1B		0-3 K		0-0 G3	4	1	1	0	0	1	1							
Orel Hershiser, R OBP: 0.225, SLG: 0.354 Brad Havens, L OBP: 0.200, SLG: 0.200 Brian Holton, R OBP: 0.200, SLG: 0.200 Bill Krueger, L OBP: 0.200, SLG: 0.200 Chris Gwynn, L OBP: 0.200, SLG: 0.200 Ron Davis, R OBP: 0.200, SLG: 0.200 Danny Heep, L OBP: 0.200, SLG: 0.200 (1, 1) (6, 1) (6, 1) (6, 1) (7, PH) (7, 1) (9, PH)			0-0 F4				0-0 FC4-6 1B		0-0 F8	2	0	1	1	0	0	0							
Inning Stats	R: 1 E: 0 K: 1 S: 6	H: 2 LOB: 1 BB: 1 P: 10	R: 0 E: 0 K: 0 S: 3	H: 0 LOB: 0 BB: 0 P: 3	R: 0 E: 0 K: 0 S: 3	H: 0 LOB: 0 BB: 0 P: 3	R: 0 E: 0 K: 1 S: 5	H: 0 LOB: 0 BB: 0 P: 5	R: 2 E: 0 K: 0 S: 6	H: 3 LOB: 1 BB: 0 P: 6	R: 2 E: 0 K: 1 S: 8	H: 3 LOB: 1 BB: 0 P: 8	R: 0 E: 0 K: 1 S: 6	H: 1 LOB: 1 BB: 0 P: 6	R: 0 E: 0 K: 1 S: 6	H: 1 LOB: 1 BB: 0 P: 6		R: 0 E: 0 K: 0 S: 3	H: 0 LOB: 0 BB: 0 P: 3	1B: 8 2B: 3 3B: 0 HR: 0	SF: 0 SAC: 0 DP: 1 HBP: 0	WP: 0 PB: 0 SB: 1 CS: 0	PA: 37
PITCHER	IP WLS BF H R ER SO BB IBB HBP BLK WP HR S P ERA WHIP	5.0 W 23 7 5 4 2 1 0 0 0 0 0 0 26 30 7.20 1.600	4.0 S 14 3 0 0 3 0 0 0 0 0 0 0 20 20 0.00 0.750	PITCHER										IP WLS BF H R ER SO BB IBB HBP BLK WP HR S P ERA WHIP									
Jim Deshaies, L ERA: 4.62 Jeff Heathcock, R ERA: 3.2											5.0 W 23 7 5 4 2 1 0 0 0 0 0 0 26 30 7.20 1.600	4.0 S 14 3 0 0 3 0 0 0 0 0 0 0 20 20 0.00 0.750											

Batter	1	2	3	4	5	6	7	8	9	AB	R	H	RBI	BB	SO	LOB	BOTTOM								
Billy Hatcher, R OBP: 0.346, SLG: 0.414 (1, 8)	0-0 2B 1B	0-3 K2-3		0-3 K		0-0 F8	0-0 E3 WP 6-3			5	1	1	0	0	2	2	Los Angeles Dodgers @ Houston Astros Astrodome, Houston, TX Mon Sep 28 1987, 8:05 PM EDT Att: 8,593 - Unknown AB 38 R 11 H 14 RBI 11 BB 6 SO 6 LOB 24 								
Craig Reynolds, L OBP: 0.302, SLG: 0.350 (1, 6)	0-0 E FC4-6 2B		0-0 F8	0-0 F8		0-0 FC5-2 3B	0-0 6-3			5	1	2	1	0	0	1									
Bill Doran, S OBP: 0.362, SLG: 0.411 Jim Pankovits, R OBP: 0.255, SLG: 0.313 (1, 4) (7, PR) (8, 4)	0-0 E4 FC4-6 2-3		4-0 FC4-6 WP 1B BB		0-0 FC4-6 1B	1-0 FC5-2 1B HBP	4-0 WP BB			2	2	1	0	2	0	1									
Kevin Bass, S OBP: 0.347, SLG: 0.457 (1, 9)	0-0 FC4-6 1-2 3H		4-0 FC4-6 1B BB		0-0 FC4-6 2B HR	0-0 FC5-2 1B HR	4-0 BB			3	2	0	1	2	0	4									
Denny Walling, L OBP: 0.355, SLG: 0.422 (1, 5)	0-0 G4-6-3 1-2		0-0 FC4-6 1B 1B		0-0 HR 2B	0-0 HR 1B	0-0 4-3			5	2	2	1	0	0	6									
Glenn Davis, R OBP: 0.307, SLG: 0.453 (1, 3)		0-0 1B 1B	0-0 1B 1-2 3H 1B		4-0 HR IBB	0-0 1-2 2H HR	0-3 K			4	2	3	4	1	1	0									
Terry Puhl, L OBP: 0.319, SLG: 0.352 (1, 7)		0-0 1B 1-2 1B	0-0 1B 1-2 2-3 1B		0-0 HR 1B	4-0 HR BB	0-0 1B 1B			4	1	4	4	1	0	0									
Ronn Reynolds, R OBP: 0.192, SLG: 0.250 (1, 2)		0-0 F7	0-3 K		0-3 K	0-0 F9		0-0 G4-6-3 1B		5	0	1	0	0	2	6									
Jim Deshaies, L OBP: 0.200, SLG: 0.094 Jeff Heathcock, R ERA: 3.2 (1, 1) (6, 1)		0-3 K		0-0 6-3	0-0 4-3		0-0 1-3	0-0 G4-6-3		3	0	0	0	0	1	2									
Inning Stats	R: 2 E: 1 K: 0 S: 5	H: 2 LOB: 0 BB: 0 P: 5	R: 0 E: 0 K: 2 S: 9	H: 2 LOB: 2 BB: 0 P: 9	R: 1 E: 0 K: 1 S: 7	H: 2 LOB: 3 BB: 2 P: 15	R: 0 E: 0 K: 1 S: 5	H: 0 LOB: 0 BB: 0 P: 5	R: 4 E: 0 K: 0 S: 8	H: 3 LOB: 1 BB: 1 P: 12	R: 4 E: 0 K: 0 S: 6	H: 3 LOB: 1 BB: 1 P: 11	R: 0 E: 1 K: 0 S: 4	H: 0 LOB: 3 BB: 2 P: 12	R: 0 E: 0 K: 1 S: 6	H: 2 LOB: 1 BB: 0 P: 6		1B: 9 2B: 2 3B: 1 HR: 2	SF: 0 SAC: 0 DP: 2 HBP: 1	WP: 2 PB: 0 SB: 0 CS: 0	PA: 45				
PITCHER	IP WLS BF H R ER SO BB IBB HBP BLK WP HR S P ERA WHIP	5.1 L 30 10 9 9 5 2 0 0 0 0 0 0 2 2 0.00 3.000	0.1 L 2 1 0 0 0 0 0 0 0 0 0 0 1 1 1 1 ∞ ∞	0.1 L 2 0 0 0 0 1 0 0 0 0 0 0 1 5 0.00 3.000	2.0 L 10 2 0 0 1 2 0 0 0 1 0 10 18 0.00 2.000	PITCHER										IP WLS BF H R ER SO BB IBB HBP BLK WP HR S P ERA WHIP									
Orel Hershiser, R ERA: 3.12 Brad Havens, L ERA: 4.33 Brian Holton, R ERA: 3.89 Bill Krueger, L ERA: 6.75 Ron Davis, R ERA: 5.84											5.1 L 30 10 9 9 5 2 0 0 0 0 0 0 2 2 0.00 3.000	0.1 L 2 1 0 0 0 0 0 0 0 0 0 0 1 1 1 1 ∞ ∞	0.1 L 2 0 0 0 0 1 0 0 0 0 0 0 1 5 0.00 3.000	2.0 L 10 2 0 0 1 2 0 0 0 1 0 10 18 0.00 2.000											

Batter	1	2	3	4	5	6	7	8	9	AB	R	H	RBI	BB	SO	LOB	TOP										
Albert Hall, S OBP: 0.369, SLG: 0.417	F8		F8			L3		L3		4	0	0	0	0	0	2											
Ron Gant, R OBP: 0.299, SLG: 0.394										3	0	1	0	0	0	1											
Ken Griffey, L OBP: 0.359, SLG: 0.457			FC6-4			F7				1	1	1	0	0	0	0											
Glenn Hubbard, R OBP: 0.379, SLG: 0.382										0	0	0	0	0	0	0											
Dion James, L OBP: 0.397, SLG: 0.472	F7					3-1				4	0	0	0	0	0	2											
Dale Murphy, R OBP: 0.419, SLG: 0.582	K2-3									3	1	0	0	1	3	1											
Gerald Perry, L OBP: 0.334, SLG: 0.417										3	1	2	1	1	0	0											
Ozzie Virgil, R OBP: 0.333, SLG: 0.478										3	0	1	2	1	0	1											
Ken Oberkfell, L OBP: 0.339, SLG: 0.361										4	0	0	0	0	0	2											
Jeff Blauer, R OBP: 0.327, SLG: 0.358										3	0	0	0	0	1	1											
Tom Glavine, L OBP: 0.176, SLG: 0.125										1	0	0	0	1	0	1											
Graig Nettles, L OBP: 0.296, SLG: 0.358										1	0	1	0	0	0	0											
Paul Runge, R OBP: 0.277, SLG: 0.357										0	0	0	0	0	0	0											
Chuck Cary, L OBP: 0.287, SLG: 0.214										0	0	0	0	0	0	0											
Jim Acker, R OBP: 0.287, SLG: 0.214										0	0	0	0	0	0	0											
Inning Stats	R: 0 E: 0 K: 1 S: 6	H: 1 LOB: 1 BB: 0 P: 6	R: 0 E: 0 K: 0 S: 3	H: 0 LOB: 0 BB: 0 P: 3	R: 0 E: 0 K: 0 S: 3	H: 0 LOB: 1 BB: 1 P: 7	R: 0 E: 0 K: 1 S: 4	H: 0 LOB: 0 BB: 1 P: 8	R: 0 E: 0 K: 1 S: 5	H: 0 LOB: 0 BB: 0 P: 9	R: 0 E: 0 K: 0 S: 3	H: 0 LOB: 0 BB: 0 P: 3	R: 0 E: 0 K: 1 S: 5	H: 1 LOB: 1 BB: 0 P: 5	R: 0 E: 0 K: 0 S: 4	H: 1 LOB: 1 BB: 0 P: 4	R: 3 E: 0 K: 0 S: 5	H: 3 LOB: 0 BB: 1 P: 9	1B: 5 2B: 2 3B: 0 HR: 0	SF: 0 SAC: 0 DP: 2 HBP: 0	WP: 0 PB: 0 SB: 0 CS: 1	PA: 35					
PITCHER	IP	WLS	BF	H	R	ER	SO	BB	IBB	HBP	BLK	WP	HR	S	P	ERA	WHIP										
Mike Scott, R ERA: 3.23	8.0		28	3	0	0	4	3	0	0	0	0	0	33	45	0.00	0.750										
Dave Smith, R ERA: 1.74	1.0	L	6	3	3	3	0	0	1	0	0	0	0	5	9	27.00	3.000										

Atlanta Braves @ Houston Astros
Astrodome, Houston, TX
Wed Sep 30 1987, 8:05 PM EDT
Att: 19,788 - Unknown

AB 30
R 3
H 6
RBI 3
BB 4
SO 4
LOB 11



Batter	1	2	3	4	5	6	7	8	9	AB	R	H	RBI	BB	SO	LOB	BOTTOM										
Billy Hatcher, R OBP: 0.351, SLG: 0.417										2	0	1	0	3	0	0											
Bill Doran, S OBP: 0.365, SLG: 0.409										3	0	1	0	2	0	3											
Kevin Bass, S OBP: 0.345, SLG: 0.454										5	0	0	0	0	2	7											
Glenn Davis, R OBP: 0.305, SLG: 0.447										3	0	0	0	1	0	4											
Jim Pankovits, R OBP: 0.291, SLG: 0.333										3	1	2	0	1	0	0											
Dave Smith, R OBP: 0.667, SLG: 0.500										0	0	0	0	0	0	0											
Ken Caminiti, S OBP: 0.277, SLG: 0.326										3	0	0	0	0	1	4											
Dale Berra, R OBP: 0.271, SLG: 0.205										2	0	0	1	0	0	1											
Craig Reynolds, L OBP: 0.303, SLG: 0.351										1	0	0	0	0	1	0											
Ronn Reynolds, R OBP: 0.190, SLG: 0.238										3	0	0	0	1	0	0											
Mike Scott, R OBP: 0.157, SLG: 0.125										3	0	0	0	0	1	2											
Terry Puhl, L OBP: 0.309, SLG: 0.339										0	0	0	0	0	0	0											
Davey Lopes, R OBP: 0.426, SLG: 0.366										0	0	0	0	1	0	0											
Inning Stats	R: 0 E: 0 K: 1 S: 5	H: 0 LOB: 3 BB: 3 P: 17	R: 0 E: 0 K: 0 S: 3	H: 0 LOB: 0 BB: 0 P: 3	R: 0 E: 0 K: 0 S: 4	H: 1 LOB: 1 BB: 0 P: 4	R: 0 E: 0 K: 2 S: 8	H: 1 LOB: 2 BB: 1 P: 12	R: 0 E: 0 K: 0 S: 3	H: 1 LOB: 1 BB: 1 P: 7	R: 1 E: 0 K: 0 S: 4	H: 1 LOB: 0 BB: 0 P: 4	R: 0 E: 0 K: 0 S: 3	H: 0 LOB: 2 BB: 2 P: 11	R: 0 E: 0 K: 1 S: 5	H: 0 LOB: 2 BB: 0 P: 5	R: 0 E: 0 K: 1 S: 5	H: 0 LOB: 2 BB: 2 P: 13	1B: 4 2B: 0 3B: 0 HR: 0	SF: 1 SAC: 1 DP: 0 HBP: 0	WP: 0 PB: 1 SB: 2 CS: 1	PA: 39					
PITCHER	IP	WLS	BF	H	R	ER	SO	BB	IBB	HBP	BLK	WP	HR	S	P	ERA	WHIP										
Tom Glavine, L ERA: 5.54	7.0		31	4	1	0	3	7	0	0	0	0	0	30	58	0.00	1.571										
Chuck Cary, L ERA: 4.05	1.1	W	5	0	0	0	1	1	0	0	0	0	0	6	10	0.00	0.750										
Jim Acker, R ERA: 4.16	0.2	S	3	0	0	0	1	1	0	0	0	0	0	4	8	0.00	1.500										

Atlanta Braves @ Houston Astros
Astrodome, Houston, TX
Wed Sep 30 1987, 8:05 PM EDT
Att: 19,788 - Unknown

AB 28
R 1
H 4
RBI 1
BB 9
SO 5
LOB 21



Batter	1	2	3	4	5	6	7	8	9	AB	R	H	RBI	BB	SO	LOB	TOP										
Albert Hall, S OBP: 0.370, SLG: 0.420 (1, 8)	F9		E S 1B		L6		1B 2B		4-3	5	2	2	0	0	0	1											
Ron Gant, R OBP: 0.310, SLG: 0.400 Ken Griffey, L OBP: 0.358, SLG: 0.456 Jim Acker, R OBP: 0.267, SLG: 0.214 (1, 4)	6-3		1B				F7		K	4	0	2	1	0	0	1											
Dion James, L OBP: 0.398, SLG: 0.471 (1, 7)	1-3		1B				1B			3	0	1	1	1	0	1											
Dale Murphy, R OBP: 0.417, SLG: 0.578 (1, 9)		F7		L3		K		F6		4	0	0	0	0	1	3											
Gerald Perry, L OBP: 0.335, SLG: 0.418 (1, 3)	6-3			E S BB		3-1			6-3 8-2 2B	3	1	1	0	1	0	2											
Ozzie Virgil, R OBP: 0.330, SLG: 0.474 (1, 2)	6-3				F7				6-3	4	0	0	0	0	0	2											
Ken Oberkfell, L OBP: 0.343, SLG: 0.363 Gary Roenicke, R OBP: 0.354, SLG: 0.472 Paul Runge, R OBP: 0.277, SLG: 0.357 (1, 5)			FC3-6 1B	S S PB BB			G5-4-3 1B		8-2	2	1	0	0	0	1	0	0										
Jeff Blauser, R OBP: 0.331, SLG: 0.357 (1, 6)			K		G5-4-3					3	0	1	0	1	1	2											
David Palmer, R OBP: 0.143, SLG: 0.207 Paul Assenmacher, L OBP: 0.244, SLG: 0.356 Graig Nettles, L OBP: 0.294, SLG: 0.356 Chuck Cary, L OBP: 0.285, SLG: 0.356 Charlie Puleo, R OBP: 0.276, SLG: 0.356 Glenn Hubbard, R OBP: 0.276, SLG: 0.356 (1, 1)			FC3-6 1B		K				SH1-4	2	1	0	0	0	1	2											
Inning Stats	R: 0 E: 0 K: 0 S: 3	H: 0 LOB: 0 BB: 0 P: 3	R: 0 E: 0 K: 0 S: 3	H: 0 LOB: 0 BB: 0 P: 3	R: 2 E: 0 K: 1 S: 8	H: 3 LOB: 1 BB: 0 P: 8	R: 2 E: 0 K: 1 S: 5	H: 0 LOB: 1 BB: 3 P: 17	R: 0 E: 0 K: 0 S: 6	H: 1 LOB: 2 BB: 1 P: 10	R: 1 E: 1 K: 0 S: 5	H: 2 LOB: 1 BB: 0 P: 5	R: 0 E: 0 K: 0 S: 3	H: 1 LOB: 1 BB: 0 P: 3	R: 0 E: 0 K: 1 S: 6	H: 1 LOB: 1 BB: 0 P: 6	1B: 7 2B: 3 3B: 0 HR: 0	SF: 0 SAC: 1 DP: 2 HBP: 0	WP: 0 PB: 1 SB: 7 CS: 0	PA: 38							
PITCHER	IP	WLS	BF	H	R	ER	SO	BB	IBB	HBP	BLK	WP	HR	S	P	ERA	WHIP										
Danny Darwin, R ERA: 3.59 (1, 1)	5.0		23	4	4	3	3	3	1	0	0	0	0	25	41	5.40	1.400										
Jeff Heathcock, R ERA: 3.24 (6, 1)	2.1		10	4	1	1	0	0	0	0	0	0	0	10	10	3.86	1.714										
Dave Meads, L ERA: 5.36 (8, 1)	0.2		1	0	0	0	0	0	0	0	0	0	0	1	1	0.00	0.000										
Larry Andersen, R ERA: 3.49 (9, 1)	1.0	W	4	1	0	0	1	0	0	0	0	0	0	6	6	0.00	1.000										

Atlanta Braves @ Houston Astros
Astrodome, Houston, TX
Thu Oct 01 1987, 8:05 PM EDT
Att: 7,885 - Unknown

AB 33
R 5
H 9
RBI 2
BB 4
SO 4
LOB 16



Batter	1	2	3	4	5	6	7	8	9	AB	R	H	RBI	BB	SO	LOB	BOTTOM										
Billy Hatcher, R OBP: 0.351, SLG: 0.416 (1, 8)	5-3		G3 1B			5-3		F8		5	1	2	0	0	0	2											
Craig Reynolds, L OBP: 0.305, SLG: 0.350 (1, 6)	F8		G3					F8		4	1	1	1	1	0	2											
Bill Doran, S OBP: 0.363, SLG: 0.407 (1, 4)	1B		G3			F6		F6		5	0	1	0	0	0	5											
Kevin Bass, S OBP: 0.346, SLG: 0.453 (1, 9)	4-3						K2-3		F7	4	1	1	1	1	1	1											
Denny Walling, L OBP: 0.356, SLG: 0.418 Ken Caminiti, S OBP: 0.284, SLG: 0.333 (1, 5)			G4-6-3 1B						1B	2	1	1	0	1	1	1											
Glenn Davis, R OBP: 0.307, SLG: 0.451 (1, 3)			G4-6-3 1B						1B	2	1	2	0	0	0	0											
Terry Puhl, L OBP: 0.305, SLG: 0.333 (1, 7)			G4-6-3						1B	5	0	3	3	0	0	2											
Ronn Reynolds, R OBP: 0.189, SLG: 0.235 Troy Aferri, R OBP: 0.300, SLG: 0.300 (1, 2)			K							1	0	0	0	0	1	1											
Danny Darwin, R OBP: 0.226, SLG: 0.242 Ty Gentry, L OBP: 0.167, SLG: 0.201 Jeff Heathcock, R OBP: 0.356, SLG: 0.333 Jose Cruz, L OBP: 0.256, SLG: 0.420 Larry Andersen, R OBP: 0.256, SLG: 0.420 (1, 1)			6-3							1	0	0	0	0	0	0											
Inning Stats	R: 0 E: 0 K: 0 S: 4	H: 1 LOB: 1 BB: 0 P: 4	R: 0 E: 0 K: 1 S: 6	H: 2 LOB: 1 BB: 0 P: 6	R: 0 E: 0 K: 2 S: 7	H: 0 LOB: 1 BB: 1 P: 11	R: 5 E: 1 K: 2 S: 12	H: 5 LOB: 1 BB: 1 P: 16	R: 0 E: 0 K: 0 S: 4	H: 1 LOB: 2 BB: 1 P: 8	R: 0 E: 0 K: 1 S: 6	H: 1 LOB: 1 BB: 0 P: 6	R: 0 E: 0 K: 1 S: 6	H: 1 LOB: 1 BB: 0 P: 6	R: 1 E: 0 K: 0 S: 5	H: 3 LOB: 2 BB: 0 P: 5	1B: 13 2B: 2 3B: 0 HR: 0	SF: 0 SAC: 1 DP: 1 HBP: 0	WP: 1 PB: 0 SB: 1 CS: 0	PA: 43							
PITCHER	IP	WLS	BF	H	R	ER	SO	BB	IBB	HBP	BLK	WP	HR	S	P	ERA	WHIP										
David Palmer, R ERA: 4.9 (1, 1)	4.2		24	9	5	5	4	2	0	0	0	0	0	30	38	9.64	2.357										
Paul Assenmacher, L ERA: 4.89 (5, 1)	1.1		6	1	0	0	1	1	0	0	0	0	0	7	11	0.00	1.500										
Chuck Cary, L ERA: 3.95 (7, 1)	0.1		2	1	0	0	1	0	0	0	0	0	0	4	4	0.00	3.000										
Charlie Puleo, R ERA: 4.3 (7, 1)	1.2		6	1	0	0	1	0	0	0	0	0	0	8	8	0.00	0.600										
Jim Acker, R ERA: 4.22 (9, 1)	0.2	L	5	3	1	1	0	0	0	0	0	0	0	5	5	13.50	4.500										

Atlanta Braves @ Houston Astros
Astrodome, Houston, TX
Thu Oct 01 1987, 8:05 PM EDT
Att: 7,885 - Unknown


AB 39
R 6
H 15
RBI 6
BB 3
SO 7
LOB 20



Batter	1	2	3	4	5	6	7	8	9	AB	R	H	RBI	BB	SO	LOB	TOP																					
Dave Collins, S (1.7)	0-0 1B SF7 1B		0-0 1B			1-0 S SH2-3 1B HBP	0-0 3-1		0-0 4-3	4	2	2	0	0	0	1																						
Jeff Treadway, L (1.4)	0-0 1-3 1B		0-0 1-2 G4-6-3 1B			0-0 SH2-3	0-0 F7		0-0 F4	4	0	2	0	0	0	2																						
Tracy Jones, R (1.8)	0-0 SF7		0-0 G4-6-3			0-0 F9			0-3 K	3	0	0	1	0	1	3																						
Paul O'Neill, L (1.9)	0-0 F8			0-3 K		4-0 S 1B BB			0-3 K	3	1	0	0	1	2	1																						
Dave Concepcion, R (1.5)	0-0 F4			0-0 6-3		0-0 S 2B 1B			0-0 1B 1B	4	1	2	2	0	0	1																						
Kurt Stillwell, S (1.6)		0-0 L9		0-0 4-3		0-0 1-1 2H 2B			0-0 1B	4	0	2	1	0	0	0																						
Terry Francona, L (1.3)		0-0 F8			0-0 G3	4-0 FC6-4 BB			0-0 4-3	3	0	0	0	1	0	2	AB 33 R 4 H 9 RBI 4 BB 2 SO 5 LOB 12																					
Terry McGriff, R (1.2)		0-3 K			0-0 F9	0-0 FC6-4			0-0 F4	4	0	0	0	0	1	2																						
Ted Power, R (1.1)			0-3 K			0-0 4-3			0-0 F8	3	0	0	0	0	1	0																						
Frank Williams, R (7.1)									0-0 4-3 S 1B	0	0	0	0	0	0	0																						
Rob Murphy, L (7.1)										0	0	0	0	0	0	0																						
Jeff Montgomery, R (8.1)										0	0	0	0	0	0	0																						
Kal Daniels, L (9. PH)										1	0	1	0	0	0	0																						
Leo Garcia, L (9. PH)										0	0	0	0	0	0	0																						
Inning Stats	R: 1 E: 0 K: 0 S: 5	H: 2 LOB: 1 BB: 0 P: 5	R: 0 E: 0 K: 1 S: 5	H: 0 LOB: 0 BB: 0 P: 5	R: 0 E: 0 K: 1 S: 6	H: 2 LOB: 1 BB: 0 P: 6	R: 0 E: 0 K: 1 S: 5	H: 0 LOB: 0 BB: 0 P: 5	R: 0 E: 0 K: 0 S: 3	H: 0 LOB: 0 BB: 0 P: 3	R: 3 E: 0 K: 0 S: 5	H: 2 LOB: 2 BB: 2 P: 14	R: 0 E: 0 K: 2 S: 9	H: 0 LOB: 0 BB: 0 P: 9	R: 0 E: 0 K: 2 S: 9	H: 2 LOB: 2 BB: 0 P: 9	R: 0 E: 0 K: 0 S: 4	H: 1 LOB: 2 BB: 0 P: 4	1B: 8 2B: 1 3B: 0 HR: 0	SF: 1 SAC: 1 DP: 1 HBP: 1	WP: 0 PB: 0 SB: 4 CS: 0	PA: 38																
PITCHER	IP	WLS	BF	H	R	ER	SO	BB	IBB	HBP	BLK	WP	HR	S	P	ERA	WHIP																					
Manny Hernandez, R (1.1)	5.2		24	6	4	4	3	1	0	1	0	0	0	28	33	6.35	1.235																					
Juan Agosto, L (6.1)	0.1		2	0	0	0	0	1	0	0	0	0	0	1	5	0.00	3.000																					
Jeff Heathcock, R (7.1)	1.0	W	3	0	0	0	0	0	0	0	0	0	0	3	3	0.00	0.000																					
Dave Smith, R (8.1)	2.0	S	9	3	0	0	2	0	0	0	0	0	0	13	13	0.00	1.500																					

Cincinnati Reds @ Houston Astros
Astrodome, Houston, TX
Sat Oct 03 1987, 4:33 AM EDT
Att: 15,962 - Unknown


AB 33
R 4
H 9
RBI 4
BB 2
SO 5
LOB 12



Batter	1	2	3	4	5	6	7	8	9	AB	R	H	RBI	BB	SO	LOB	BOTTOM																					
Billy Hatcher, R (1.8)	0-0 5-3		0-0 L3 1B			0-0 S 1B	0-0 1-3 2H 2H 1B 1B			4	1	3	2	0	0	0																						
Bill Doran, S (1.4)	0-0 F8		0-0 L3			0-3 K	0-0 1B			1	0	0	0	0	0	0																						
Jim Pankovits, R (2.4)			0-0 L3			0-0 K	0-0 1B			3	0	1	2	0	1	3																						
Jose Cruz, L (1.7)	0-0 6-3			0-0 F9		0-0 F8	0-0 4-3			4	0	0	0	0	0	2																						
Glenn Davis, R (1.3)		0-0 E G4-3 1B		0-0 F9		0-0 K HR	0-0 F7		0-0 F7	4	2	2	1	0	0	0																						
Terry Puhl, L (1.9)		0-0 E6 G4-3		0-0 4-3		0-0 F6	0-3 K		0-3 K	4	0	0	0	0	1	1																						
Ken Caminiti, S (1.5)		0-0 G4-3		0-3 K		0-0 BB 1B 1B	0-0 F8		0-0 F8	4	1	1	0	0	1	2																						
Craig Reynolds, L (1.6)		0-0 6-3		0-0 G1		0-0 K	0-0 1-3 1B 1B		0-0 1-3	4	1	1	0	0	0	1	AB 33 R 6 H 9 RBI 5 BB 1 SO 5 LOB 12																					
Troy Aferri, R (1.2)			0-0 FC2-6 1B		0-3 K		0-3 K		0-3 K	2	0	1	0	0	1	0																						
Alan Ashby, S (7. PH)			0-0 FC2-6 1B		0-0 K		0-0 K		0-0 K	1	0	0	0	0	1	2																						
Robbie Wine, R (8.2)			0-0 FC2-6 1B		0-0 K		0-0 K		0-0 K	0	0	0	0	0	0	0																						
Manny Hernandez, R (1.1)			0-0 FC2-6 1B		0-0 K		0-0 K		0-0 K	1	0	0	0	0	0	1																						
Juan Agosto, L (6.1)			0-0 FC2-6 1B		0-0 K		0-0 K		0-0 K	0	0	0	0	0	0	0																						
Ty Gainey, L (6. PH)			0-0 FC2-6 1B		0-0 K		0-0 K		0-0 K	0	0	0	0	0	0	0																						
Jeff Heathcock, R (7.1)			0-0 FC2-6 1B		0-0 K		0-0 K		0-0 K	0	0	0	0	0	0	0																						
Gerald Young, S (7. PH)			0-0 FC2-6 1B		0-0 K		0-0 K		0-0 K	0	0	0	0	0	0	0																						
Dave Smith, R (8.1)			0-0 FC2-6 1B		0-0 K		0-0 K		0-0 K	0	0	0	0	0	0	0																						
Inning Stats	R: 0 E: 0 K: 0 S: 3	H: 0 LOB: 0 BB: 0 P: 3	R: 1 E: 1 K: 0 S: 4	H: 1 LOB: 0 BB: 0 P: 4	R: 0 E: 0 K: 0 S: 4	H: 2 LOB: 1 BB: 0 P: 4	R: 0 E: 0 K: 2 S: 7	H: 0 LOB: 0 BB: 0 P: 7	R: 0 E: 0 K: 1 S: 6	H: 1 LOB: 1 BB: 1 P: 6	R: 5 E: 0 K: 1 S: 10	H: 5 LOB: 1 BB: 1 P: 14	R: 0 E: 0 K: 1 S: 6	H: 0 LOB: 1 BB: 0 P: 6	R: 0 E: 0 K: 1 S: 6	H: 0 LOB: 1 BB: 0 P: 6	1B: 8 2B: 1 3B: 0 HR: 1	SF: 0 SAC: 0 DP: 2 HBP: 0	WP: 0 PB: 1 SB: 2 CS: 0	PA: 34																		
PITCHER	IP	WLS	BF	H	R	ER	SO	BB	IBB	HBP	BLK	WP	HR	S	P	ERA	WHIP																					
Ted Power, R (1.1)	6.2	L	27	7	5	4	4	1	0	0	0	0	0	2	2	5.40	1.200																					
Frank Williams, R (7.1)	0.0		2	2	1	1	0	0	0	0	0	0	0	2	2	∞	∞																					
Rob Murphy, L (7.1)	0.1		1	0	0	0	0	0	0	0	0	0	0	1	1	0.00	0.000																					
Jeff Montgomery, R (8.1)	1.0		4	0	0	0	1	0	0	0	0	0	0	6	6	0.00	0.000																					

Cincinnati Reds @ Houston Astros
Astrodome, Houston, TX
Sat Oct 03 1987, 4:33 AM EDT
Att: 15,962 - Unknown

AB 33
R 6
H 9
RBI 5
BB 1
SO 5
LOB 12



Batter	1	2	3	4	5	6	7	8	9	AB	R	H	RBI	BB	SO	LOB	TOP								
Dave Collins, S (1, 7) OBP: 0.388, SLG: 0.353	K			FC3-6 1B	1-3		BB			3	0	1	0	1	1	3	Cincinnati Reds @ Houston Astros Astrodome, Houston, TX Sun Oct 04 1987, 4:33 AM EDT Att: 34,404 - Unknown								
Jeff Treadway, L (1, 4) OBP: 0.352, SLG: 0.452	K			FC3-6 6-3 1-2	F7		K			4	0	0	0	0	2	6									
Tracy Jones, R (1, 8) OBP: 0.333, SLG: 0.437	K			6-3			F9			3	0	0	0	0	1	1									
Leo Garcia, L (7, 8) OBP: 0.286, SLG: 0.300	K			6-3			F9		G4-3 BB	0	0	0	0	1	0	0									
Paul O'Neill, L (1, 9) OBP: 0.331, SLG: 0.488		L7		F9			K		G4-3 BB	4	0	0	0	0	1	2									
Buddy Bell, R (1, 5) OBP: 0.369, SLG: 0.425	K						BB			2	0	1	0	0	1	0									
Barry Larkin, R (5, PR) OBP: 0.306, SLG: 0.371	K				BB		BB			2	1	1	0	0	1	0									
Kurt Stillwell, S (1, 6) OBP: 0.316, SLG: 0.375	K				BB		4-3			4	1	1	0	0	1	1									
Terry Francona, L (1, 3) OBP: 0.266, SLG: 0.295				F7			BB		G3	4	0	2	1	0	0	0									
Terry McGriff, R (1, 2) OBP: 0.289, SLG: 0.326				F8			K		L7	4	0	1	1	0	1	1									
Tom Browning, L (1, 1) OBP: 0.200, SLG: 0.192				5-3			K			3	0	0	0	0	2	4									
John Franco, L (9, 1)							1-2			0	0	0	0	0	0	0									
Inning Stats	R: 0 E: 0 K: 3 S: 9	H: 0 LOB: 0 BB: 0 P: 9	R: 0 E: 0 K: 2 S: 7	H: 0 LOB: 0 BB: 0 P: 7	R: 0 E: 0 K: 0 S: 3	H: 0 LOB: 0 BB: 0 P: 3	R: 0 E: 0 K: 0 S: 4	H: 1 LOB: 1 BB: 0 P: 4	R: 2 E: 0 K: 1 S: 9	H: 4 LOB: 3 BB: 0 P: 9	R: 0 E: 0 K: 1 S: 6	H: 1 LOB: 1 BB: 0 P: 6	R: 0 E: 0 K: 3 S: 10	H: 1 LOB: 2 BB: 1 P: 14	R: 0 E: 0 K: 1 S: 4	H: 0 LOB: 0 BB: 1 P: 8	R: 0 E: 0 K: 0 S: 3	H: 0 LOB: 0 BB: 0 P: 3	1B: 6 2B: 1 3B: 0 HR: 0	SF: 0 SAC: 0 DP: 1 HBP: 0	WP: 0 PB: 1 SB: 0 CS: 0	PA: 35			
PITCHER	IP	WLS	BF	H	R	ER	SO	BB	IBB	HBP	BLK	WP	HR	S	P	ERA	WHIP								
Nolan Ryan, R (1, 1) ERA: 2.76	7.0	L	29	7	2	2	10	1	0	0	0	0	0	48	52	2.57	1.143								
Larry Andersen, R (8, 1) ERA: 3.45	1.0		3	0	0	0	1	1	0	0	0	0	0	4	8	0.00	1.000								
Dave Smith, R (9, 1) ERA: 1.65	1.0		3	0	0	0	0	0	0	0	0	0	0	3	3	0.00	0.000								

AB	33
R	2
H	7
RBI	2
BB	2
SO	11
LOB	18



Batter	1	2	3	4	5	6	7	8	9	AB	R	H	RBI	BB	SO	LOB	BOTTOM								
Billy Hatcher, R (1, 8) OBP: 0.352, SLG: 0.415	F4		6-3		E9 1B		F4		K	5	0	1	0	0	1	2	Cincinnati Reds @ Houston Astros Astrodome, Houston, TX Sun Oct 04 1987, 4:33 AM EDT Att: 34,404 - Unknown								
Bill Doran, S (1, 4) OBP: 0.365, SLG: 0.406	F9		E BB		F7		K		P3	1	0	0	0	0	0	0									
Jim Pankovits, R (2, 4) OBP: 0.299, SLG: 0.311	F9		E BB		F7		K		P3	3	0	0	0	1	1	3									
Jose Cruz, L (1, 7) OBP: 0.307, SLG: 0.400		BB	E4 1-2		K				F7	4	0	0	0	1	1	2									
Glenn Davis, R (1, 3) OBP: 0.310, SLG: 0.458	K		F7				5-3		F7	4	1	1	0	0	1	3									
Kevin Bass, S (1, 9) OBP: 0.344, SLG: 0.449		L6			S 1B		5-3		E6 1B 1B	4	0	1	0	0	0	1									
Ken Caminiti, S (1, 5) OBP: 0.287, SLG: 0.335		F8			K		5-3		1B 1-2 2-3	4	0	1	0	0	1	1									
Dale Berra, R (1, 6) OBP: 0.290, SLG: 0.244					F4				F8 1B	3	0	2	0	0	0	1									
Buddy Biancalana, S (7, PR) OBP: 0.178, SLG: 0.211					F4				1B 1-2 2-3 3-H	0	0	0	0	0	0	0									
Gerald Young, S (8, PH) OBP: 0.411, SLG: 0.349					F4				1B 1-2 2-3 3-H	1	0	1	1	0	0	0									
Craig Reynolds, L (9, 6) OBP: 0.303, SLG: 0.348					F4				1B 1-2 2-3 3-H	0	0	0	0	0	0	0									
Troy Aferir, R (1, 2) OBP: 0.300, SLG: 0.350					F9				K	4	0	1	0	0	2	5									
Nolan Ryan, R (1, 1) OBP: 0.076, SLG: 0.108					6-3				F8	2	0	0	0	0	1	0									
Davey Lopes, R (7, PH) OBP: 0.411, SLG: 0.349					6-3				K	1	0	0	0	0	0	2									
Larry Andersen, R (8, 1) OBP: 0.286, SLG: 0.167					6-3				K	0	0	0	0	0	0	0									
Alan Ashby, S (8, PH) OBP: 0.367, SLG: 0.438					6-3				K	1	0	0	0	0	1	3									
Dave Smith, R (9, 1) OBP: 0.287, SLG: 0.500					6-3				K	0	0	0	0	0	0	0									
Inning Stats	R: 0 E: 0 K: 1 S: 5	H: 0 LOB: 1 BB: 1 P: 9	R: 0 E: 0 K: 0 S: 4	H: 1 LOB: 1 BB: 0 P: 4	R: 0 E: 1 K: 0 S: 4	H: 0 LOB: 2 BB: 1 P: 8	R: 0 E: 0 K: 2 S: 8	H: 1 LOB: 1 BB: 0 P: 8	R: 0 E: 0 K: 0 S: 3	H: 0 LOB: 0 BB: 0 P: 3	R: 0 E: 0 K: 1 S: 7	H: 2 LOB: 2 BB: 0 P: 7	R: 1 E: 1 K: 2 S: 11	H: 3 LOB: 3 BB: 0 P: 11	R: 0 E: 0 K: 1 S: 5	H: 0 LOB: 0 BB: 0 P: 5	1B: 7 2B: 1 3B: 0 HR: 0	SF: 0 SAC: 0 DP: 0 HBP: 0	WP: 0 PB: 0 SB: 1 CS: 0	PA: 39					
PITCHER	IP	WLS	BF	H	R	ER	SO	BB	IBB	HBP	BLK	WP	HR	S	P	ERA	WHIP								
Tom Browning, L (1, 1) ERA: 5.02	8.0		36	8	1	1	8	2	0	0	0	0	0	50	58	1.12	1.250								
John Franco, L (9, 1) ERA: 2.52	1.0	S	3	0	0	0	1	0	0	0	0	0	0	5	5	0.00	0.000								

