

Houston Astros - 1990

Batter	1	2	3	4	5	6	7	8	9	10	11	AB	R	H	RBI	BB	SO	LOB	TOP							
Chris Sabo, R OBP: 0.333, SLG: 0.200	(1,5) F S 0-3 K		(1,5) F S 0-1 F8		(1,5) F S 0-2 1B		(1,5) F S 0-1 F8		(1,5) F S 1-2 E6		(1,5) F S 4-0 3B IBB	5	1	1	0	1	1	0								
Billy Hatcher, R OBP: 0.333, SLG: 0.333	(1,7) B C X 1-1 F7		(1,7) B C X 0-2 P4		(1,7) B C X 0-0 1B		(1,7) B C X 0-1 1B		(1,7) B C X 2-2 6-3		(1,7) B C X 0-3 K	6	0	2	0	0	1	4								
Barry Larkin, R OBP: 0.333, SLG: 0.667	(1,6) B X 1-0 1B		(1,6) B X 0-1 G3		(1,6) B X 2-1 F3		(1,6) B X 1-3 K		(1,6) B X 2-2 F7		(1,6) B X 2-2 1B 3B	6	1	2	3	0	1	4								
Eric Davis, R OBP: 0.167, SLG: 0.167	(1,8) F B X 1-2 P6		(1,8) F B X 0-1 L8		(1,8) F B X 0-1 G6-3		(1,8) F B X 2-2 F3		(1,8) F B X 2-2 L9		(1,8) F B X 0-1 1B	6	0	1	1	0	0	2								
Paul O'Neill, L OBP: 0.333, SLG: 0.200	(1,9) B B X 2-0 P5		(1,9) B B X 0-0 F7		(1,9) B B X 4-2 1B BB		(1,9) B B X 0-2 1B		(1,9) B B X 1-1 G3		(1,9) B B X 2-0 F5	5	1	1	0	1	0	1								
Todd Benzinger, S Randy Myers, L	(1,3) C X (10,1) C X G6-3		(1,3) C X 3-2 F5		(1,3) C X 1-1 L7		(1,3) C X 4-3 1B		(1,3) C X 1-1 4-3		(1,3) C X 1-3 K	4	0	0	0	1	1	1								
Joe Oliver, R Rolando Roomes, R Jeff Reed, L	(1,2) F X (11, PR) (11,2) F X HR 1B		(1,2) F X 1-1 G3		(1,2) F X 1-1 L7		(1,2) F X 2-2 F9		(1,2) F X 4-2 SH2-3 1B BB		(1,2) F X 2-0 SH2-3 1B BB	4	2	2	0	1	0	3								
Mariano Duncan, R Rob Dibble, L Hal Morris, L	(1,4) F B X (8,1) F B X (10,3) F B X HR		(1,4) F B X 1-2 G3		(1,4) F B X 0-0 G3		(1,4) F B X 1-3 K		(1,4) F B X 1-3 K		(1,4) F B X 1-2 SH2-3 1B	4	1	2	3	0	1	2								
Tom Browning, L Ken Griffey, L Tim Layana, R Herm Winningham, L Norm Charlton, S Ron Oester, S	(1,1) B M C F X (5, PR) (5,1) B M C F X (8, PR) (8,1) B M C F X (8,4) B M C F X F9		(1,1) B M C F X 1-0 SF9		(1,1) B M C F X 0-0 G3		(1,1) B M C F X 2-2 6-3		(1,1) B M C F X 0-0 6-3		(1,1) B M C F X 1-2 SH2-3 1B	1	0	0	0	0	0	0								
Inning Stats	R: 0 E: 0 K: 1 S: 9	H: 1 LOB: 1 BB: 0 P: 12	R: 2 E: 0 K: 0 S: 13	H: 2 LOB: 0 BB: 0 P: 17	R: 0 E: 0 K: 0 S: 7	H: 0 LOB: 0 BB: 0 P: 7	R: 0 E: 0 K: 0 S: 6	H: 0 LOB: 0 BB: 0 P: 9	R: 1 E: 0 K: 0 S: 10	H: 1 LOB: 2 BB: 2 P: 20	R: 0 E: 0 K: 1 S: 10	H: 1 LOB: 1 BB: 0 P: 13	R: 0 E: 0 K: 1 S: 12	H: 0 LOB: 1 BB: 0 P: 16	R: 0 E: 0 K: 1 S: 15	H: 0 LOB: 0 BB: 0 P: 21	R: 0 E: 0 K: 1 S: 9	H: 0 LOB: 0 BB: 0 P: 13	R: 4 E: 0 K: 1 S: 13	H: 3 LOB: 1 BB: 2 P: 27	1B: 9 2B: 1 3B: 1 HR: 1	SF: 1 SAC: 1 DP: 0 HBP: 0	WP: 0 PB: 0 SB: 4 CS: 0	PA: 50		
PITCHER	IP ERA: 6.35	WLS 0.1	BF 1	H 0	R 0	ER 0	SO 0	BB 0	IBB 0	HBP 0	BLK 0	WP 0	HR 0	S 1	P 1	ERA 0.00	WHIP 0.000									
PITCHER	IP ERA: 1.588	WLS 0.1	BF 1	H 0	R 0	ER 0	SO 0	BB 0	IBB 0	HBP 0	BLK 0	WP 0	HR 0	S 1	P 3	ERA 0.00	WHIP 0.000									

Cincinnati Reds @ Houston Astros
Astrodome, Houston, TX
Mon Apr 09 1990, 8:05 PM EDT
Att: 40,957 - Dome

AB	44
R	8
H	12
RBI	8
BB	4
SO	5
LOB	19



Batter	1	2	3	4	5	6	7	8	9	10	11	AB	R	H	RBI	BB	SO	LOB	BOTTOM						
Gerald Young, S OBP: 0.167, SLG: 0.333	(1,8) B C X 2-1 L8		(1,8) B C X 3-2 2B		(1,8) B C X 0-1 FC6-4		(1,8) B C X 2-3 K		(1,8) B C X 1-0 F9		(1,8) B C X 0-0 4-3	6	0	1	1	0	1	5							
Craig Biggio, R	(1,2) C B F X 1-3 K		(1,2) C B F X 0-0 F7		(1,2) C B F X 0-3 K		(1,2) C B F X 2-0 6-3		(1,2) C B F X 1-3 K2-3		(1,2) C B F X 1-2 5-3	6	0	0	0	0	3	1							
Bill Doran, S OBP: 0.500, SLG: 0.250	(1,4) B X 1-0 1B		(1,4) B X 1-0 5-3		(1,4) B X 2-2 L7		(1,4) B X 0-3 K		(1,4) B X 4-2 BLK BB		(1,4) B X 4-1 HBP BB	4	0	1	0	2	1	0							
Glenn Davis, R	(1,3) B H 2-0 2B WP HBP		(1,3) B H 3-2 HBP		(1,3) B H 4-1 FC6-4 BB		(1,3) B H 0-3 K		(1,3) B H 4-1 IBB		(1,3) B H 3-2 HBP	1	1	0	0	2	1	0							
Glenn Wilson, R OBP: 0.167, SLG: 0.333	(1,9) X 0-0 WP 6-3 2B		(1,9) X 0-0 F8		(1,9) X 2-1 FC6-4		(1,9) X 0-2 F9		(1,9) X 1-0 5-3		(1,9) X 3-3 K	6	1	1	0	0	1	6							
Eric Anthony, L Franklin Stubbs, L	(1,7) F B B B X (4,7) F B B B X WP 1B BB		(1,7) F B B B X 4-2 F7		(1,7) F B B B X 0-0 SH2-3 1B		(1,7) F B B B X 0-1 1B 2B		(1,7) F B B B X 0-0 1B 1B		(1,7) F B B B X 0-3 K	1	1	0	0	1	0	1							
Ken Caminiti, S	(1,5) B X 1-0 6-3		(1,5) B X 1-0 6-3		(1,5) B X 0-1 SH2-3 1B		(1,5) B X 0-0 6-3		(1,5) B X 2-0 6-3		(1,5) B X 1-3 K	4	0	0	1	0	1	3							
Rafael Ramirez, R OBP: 0.800, SLG: 0.800	(1,6) B B C X 1-2 2H 3H		(1,6) B B C X 2-1 SH3 2B 1B		(1,6) B B C X 3-1 FC6-4 1B		(1,6) B B C X 0-3 K		(1,6) B B C X 3-2 1B		(1,6) B B C X 0-0 1B	5	1	4	1	0	1	1							
Mike Scott, R Dan Schatzeder, L Larry Andersen, R Dave Smith, R Charlie Kerfeld, R Juan Agosto, L	(1,1) B B X (5,1) B B X (8,1) B B X (8,4) B B X SH3		(1,1) B B X 0-0 SH3		(1,1) B B X 1-3 K		(1,1) B B X 4-2 K		(1,1) B B X 1-3 K		(1,1) B B X 3-3 K	1	0	0	0	0	0	0							
Inning Stats	R: 0 E: 0 K: 1 S: 6	H: 1 LOB: 1 BB: 0 P: 10	R: 4 E: 0 K: 0 S: 11	H: 3 LOB: 1 BB: 1 P: 23	R: 0 E: 0 K: 0 S: 6	H: 0 LOB: 0 BB: 0 P: 11	R: 0 E: 0 K: 1 S: 9	H: 1 LOB: 1 BB: 0 P: 13	R: 0 E: 0 K: 2 S: 11	H: 1 LOB: 2 BB: 1 P: 17	R: 0 E: 0 K: 2 S: 7	H: 0 LOB: 0 BB: 0 P: 9	R: 0 E: 0 K: 1 S: 16	H: 2 LOB: 2 BB: 2 P: 22	R: 0 E: 0 K: 1 S: 8	H: 0 LOB: 2 BB: 2 P: 19	R: 0 E: 0 K: 2 S: 9	H: 2 LOB: 2 BB: 0 P: 13	R: 0 E: 0 K: 2 S: 13	H: 2 LOB: 2 BB: 1 P: 24	1B: 7 2B: 3 3B: 0 HR: 0	SF: 0 SAC: 2 DP: 0 HBP: 3	WP: 1 PB: 0 SB: 2 CS: 0	PA: 51	
PITCHER	IP ERA: 9.0	WLS 1.0	BF 4	H 0	R 0	ER 0	SO 2	BB 1	IBB 0	HBP 0	BLK 0	WP 0	HR 0	S 4	P 2	ERA 9.00	WHIP 1.500								
PITCHER	IP ERA: 1.500	WLS 2.2	BF 12	H 3	R 0	ER 0	SO 4	BB 1	IBB 0	HBP 0	BLK 1	WP 0	HR 0	S 31	P 44	ERA 0.00	WHIP 1.800								
PITCHER	IP ERA: 1.800	WLS 1.2	BF 9	H 2	R 0	ER 0	SO 3	BB 1	IBB 0	HBP 0	BLK 1	WP 0	HR 0	S 16	P 29	ERA 0.00	WHIP 1.800								
PITCHER	IP ERA: 0.600	WLS 1.2	BF 7	H 0	R 0	ER 0	SO 3	BB 0	IBB 0	HBP 1	BLK 0	WP 0	HR 0	S 17	P 31	ERA 0.00	WHIP 0.600								

Cincinnati Reds @ Houston Astros
Astrodome, Houston, TX
Mon Apr 09 1990, 8:05 PM EDT
Att: 40,957 - Dome

AB	40
R	4
H	10
RBI	3
BB	6
SO	13
LOB	24



Batter	1	2	3	4	5	6	7	8	9	AB R H RBI BB SO LOB	TOP									
Chris Sabo, R OBP: 0.375, SLG: 0.231 (1, 5)	4-1 BB 5-3	0-2 G5		2-1 L1-4 1B		1-3 K			0-0 6-3	4 0 1 1 1 1 2	Cincinnati Reds @ Houston Astros Astrodome, Houston, TX Wed Apr 11, 1990, 8:05 PM EDT Att: 11,551 - Dome									
Billy Hatcher, R OBP: 0.250, SLG: 0.250 (1, 7)	2-2 SAFE 5-3		1-1 E 2B 1B	2-2 L1-4		1-3 K		2-0 FC5-4 1B	5 1 1 0 0 1 2											
Barry Larkin, R OBP: 0.500, SLG: 0.571 (1, 6)	1-3 SAFE K		0-0 E5 2B 2B		0-1 WP 1B	4-1 F9 BB		1-1 FC5-4 1B	4 1 2 0 1 1 2											
Eric Davis, R OBP: 0.250, SLG: 0.333 (1, 8)	0-0 4-3		2-1 2B 2B		1-3 K	0-0 F9		2-2 FC5-4 2B	5 1 1 1 0 1 5											
Paul O'Neill, L OBP: 0.467, SLG: 0.364 (1, 9)		4-0 S 2B BB	1-0 CS 2B		1-0 F8	2-1 F8		3-3 K	4 1 1 2 1 1 4											
Todd Benzinger, S OBP: 0.357, SLG: 0.273 (1, 3)	3-2 SAFE 1B FC3-2 2B		0-2 F7		4-0 BB			0-3 K	3 0 1 1 1 1 1											
Joe Oliver, R OBP: 0.385, SLG: 0.364 (1, 2)	1-2 FC3-2 1B		2-2 6-3		2-1 L8			3-2 F3	4 0 1 0 0 0 3											
Mariano Duncan, R OBP: 0.545, SLG: 0.900 (1, 4)	1-1 P4			1-0 SH1-4 1B 2B		0-2 1-3		0-1 1B	4 1 2 0 0 0 2											
Jack Armstrong, R (1, 1)	1-1 FC3-2			1-0 SH1-4		2-3 K		2-2 P3	2 0 0 0 0 1 2											
Rick Mahler, R (7, 1)	1-2 3-H			2-3					1 0 0 0 0 0 1											
Inning Stats	R: 0 E: 0 K: 1 S: 10	H: 0 LOB: 1 BB: 1 P: 16	R: 1 E: 0 K: 0 S: 14	H: 2 LOB: 2 BB: 1 P: 24	R: 3 E: 0 K: 0 S: 14	H: 3 LOB: 0 BB: 0 P: 20	R: 1 E: 0 K: 0 S: 7	H: 2 LOB: 0 BB: 0 P: 13	R: 0 E: 0 K: 1 S: 8	H: 1 LOB: 2 BB: 1 P: 16	R: 0 E: 0 K: 1 S: 11	H: 0 LOB: 0 BB: 0 P: 14	R: 0 E: 0 K: 1 S: 13	H: 1 LOB: 1 BB: 0 P: 18	R: 0 E: 1 K: 1 S: 12	H: 1 LOB: 2 BB: 0 P: 20	1B: 6 2B: 5 3B: 0 HR: 0	SF: 0 SAC: 1 DP: 1 HBP: 0	WP: 1 PB: 0 SB: 2 CS: 1	PA: 41
PITCHER	IP WLS BF H R ER SO BB IBB HBP BLK WP HR S P ERA WHIP											IP WLS BF H R ER SO BB IBB HBP BLK WP HR S P ERA WHIP								
Mark Portugal, R ERA: 10.8 (1, 1)	3.1 L 19 7 5 4 1 2 0 0 0 0 0 0 42 68 10.80 2.700																			
Jim Clancy, R ERA: (4, 1)	2.2 9 1 0 0 3 1 0 0 0 1 0 22 35 0.00 0.750																			
Larry Andersen, R ERA: (7, 1)	2.0 8 1 0 0 2 1 0 0 0 0 0 20 32 0.00 1.000																			
Xavier Hernandez, R ERA: (9, 1)	0.2 4 1 0 0 0 0 0 0 0 0 0 8 13 0.00 1.500																			
Juan Agosto, L ERA: 6.75 (9, 1)	0.1 1 0 0 0 1 0 0 0 0 0 0 4 7 0.00 0.000																			

Batter	1	2	3	4	5	6	7	8	9	AB R H RBI BB SO LOB	BOTTOM											
Gerald Young, S OBP: 0.200, SLG: 0.333 (1, 8)	1-3 K	1-1 FC6-4			3-2 1B			1-3 K		4 0 1 0 0 2 2	Cincinnati Reds @ Houston Astros Astrodome, Houston, TX Wed Apr 11, 1990, 8:05 PM EDT Att: 11,551 - Dome											
Craig Biggio, R OBP: 0.267, SLG: 0.154 (1, 2)	4-2 1B BB		3-2 6-3		2-1 6-3			1-2 HBP 1B	3 0 1 0 1 0 1													
Bill Doran, S OBP: 0.333, SLG: 0.200 (1, 4)	1-0 SAFE SAFE		0-1 P4		2-3 K			1-0 1B	2 0 1 0 0 0 0													
Jim Clancy, R (4, 1)	1-0 SAFE SAFE				2-3 K			1-2 HBP	0 0 0 0 0 0 0													
Steve Lombardozzi, R (6, 9)	1-2 1B		2-3 K		2-0 F8			0-0 F3	0 0 0 0 0 0 0													
Larry Andersen, R ERA: (7, 1)	1-2 1B				0-0 F3				0 0 0 0 0 0 0													
Dave Rich, S OBP: 0.087, SLG: 1.000 (8, 9)									0 0 0 0 0 0 0													
Xavier Hernandez, L (8, 9)									0 0 0 0 0 0 0													
Juan Agosto, L ERA: 6.75 (8, 9)									0 0 0 0 0 0 0													
Glenn Davis, R OBP: 0.500, SLG: 0.333 (1, 3)	3-0 F3		2-3 K		2-0 F8			0-0 F3	4 0 0 0 0 1 4													
Franklin Stubbs, L OBP: 0.333, SLG: 0.417 (1, 9)	1-0 4-1			0-2 F6		0-0 F7		3-3 K	4 0 0 0 0 1 2													
Terry Puhl, L (1, 7)		1-1 1B HBP		3-2 6-3		1-2 6-3		3-2 4-3	3 0 0 0 0 0 0													
Ken Caminiti, S OBP: 0.250, SLG: 0.182 (1, 5)	0-0 SAFE SAFE		0-0 F8		2-3 K			1-3 K	4 0 0 0 0 2 1													
Rafael Ramirez, R OBP: 0.417, SLG: 0.417 (1, 6)	1-1 SAFE SAFE		1-1 FC6-4 1B		2-3 K			2-2 4-3	3 0 1 0 0 1 0													
Mark Portugal, R (1, 1)	0-0 F9				1-2 1-3			0-0 F8	1 0 0 0 0 0 2													
Ken Oberkfell, L (4, 4)									2 0 0 0 0 0 0													
Inning Stats	R: 0 E: 0 K: 1 S: 8	H: 1 LOB: 2 BB: 1 P: 18	R: 0 E: 0 K: 0 S: 7	H: 1 LOB: 0 BB: 0 P: 10	R: 0 E: 0 K: 1 S: 8	H: 0 LOB: 0 BB: 0 P: 13	R: 0 E: 0 K: 1 S: 11	H: 0 LOB: 0 BB: 0 P: 16	R: 0 E: 0 K: 1 S: 15	H: 1 LOB: 1 BB: 0 P: 23	R: 0 E: 0 K: 1 S: 6	H: 0 LOB: 0 BB: 0 P: 10	R: 0 E: 0 K: 0 S: 8	H: 0 LOB: 0 BB: 0 P: 11	R: 0 E: 0 K: 1 S: 8	H: 1 LOB: 2 BB: 0 P: 11	R: 0 E: 0 K: 2 S: 17	H: 0 LOB: 0 BB: 0 P: 24	1B: 4 2B: 0 3B: 0 HR: 0	SF: 0 SAC: 0 DP: 0 HBP: 2	WP: 0 PB: 0 SB: 0 CS: 0	PA: 34
PITCHER	IP WLS BF H R ER SO BB IBB HBP BLK WP HR S P ERA WHIP											IP WLS BF H R ER SO BB IBB HBP BLK WP HR S P ERA WHIP										
Jack Armstrong, R ERA: (1, 1)	6.0 W 23 3 0 0 3 1 0 0 1 0 0 0 55 90 0.00 0.667																					
Rick Mahler, R ERA: (7, 1)	3.0 S 11 1 0 0 3 0 0 1 0 0 0 33 46 0.00 0.333																					

Batter	1	2	3	4	5	6	7	8	9	AB	R	H	RBI	BB	SO	LOB	TOP					
Juan Samuel, R OBP: 0.227, SLG: 0.350 (1, 8)	G6-3		SF8				K		L5	3	0	0	1	1	1	1	Los Angeles Dodgers @ Houston Astros Astrodome, Houston, TX Fri Apr 13 1990, 8:05 PM EDT Att: 22,067 - Dome - 72 F					
Willie Randolph, R OBP: 0.364, SLG: 0.300 (1, 4)	1B		F9			K	1B		G5-3	5	1	2	0	0	1							
Kal Daniels, L OBP: 0.533, SLG: 0.583 Jose Gonzalez, R OBP: 1.000, SLG: 1.000 (8, 7)	G4-6-3				G3		F7		1B	4	1	2	0	0	0	3						
Eddie Murray, S OBP: 0.364, SLG: 0.476 (1, 3)	G4-6-3				FC4		F9		1B	1	0	1	0	0	0	0						
Hubie Brooks, R OBP: 0.190, SLG: 0.300 (1, 9)		E5					G3			3	0	0	0	1	0	1						
Jeff Hamilton, R OBP: 0.105, SLG: 0.105 (1, 5)	G5-4-3				K		G5-3		K	4	0	0	0	0	2	4						
Mike Scioscia, L OBP: 0.267, SLG: 0.429 (1, 2)	L9				FC4		1B		HR	4	1	2	2	0	0	2						
Alfredo Griffin, S OBP: 0.389, SLG: 0.500 (1, 6)					SF8		L4		G6-3	3	1	1	1	0	0	1						
Mike Morgan, R Ray Searage, L (9, 1)	G3				FC6-4				G6-3	3	1	0	0	1	0	3						
Inning Stats	R: 0 E: 0 K: 0 S: 8	H: 2 LOB: 1 BB: 0 P: 11	R: 0 E: 1 K: 0 S: 6	H: 0 LOB: 0 BB: 0 P: 7	R: 1 E: 0 K: 0 S: 4	H: 1 LOB: 0 BB: 0 P: 5	R: 2 E: 1 K: 1 S: 15	H: 2 LOB: 2 BB: 1 P: 24	R: 0 E: 0 K: 0 S: 10	H: 0 LOB: 1 BB: 1 P: 17	R: 0 E: 0 K: 0 S: 6	H: 1 LOB: 1 BB: 0 P: 9	R: 2 E: 1 K: 1 S: 16	H: 2 LOB: 1 BB: 1 P: 32	R: 1 E: 0 K: 1 S: 19	H: 1 LOB: 0 BB: 0 P: 26	R: 0 E: 0 K: 1 S: 9	H: 1 LOB: 0 BB: 0 P: 15	1B: 8 2B: 0 3B: 1 HR: 1	SF: 2 SAC: 0 DP: 2 HBP: 0	WP: 0 PB: 0 SB: 1 CS: 0	PA: 40
PITCHER	IP	WLS	BF	H	R	ER	SO	BB	IBB	HBP	BLK	WP	HR	S	P	ERA	WHIP					
Bill Gullickson, R ERA: 3.6 (1, 1)	5.0	L	22	5	3	2	2	2	0	0	0	0	0	43	64	3.60	1.400					
Dan Schatzeder, L ERA: 3.0 (6, 1)	1.2		9	3	2	1	1	1	0	0	0	0	0	21	39	5.40	2.400					
Danny Darwin, R ERA: 3.86 (7, 1)	1.1		5	1	1	1	1	0	0	0	0	0	1	20	28	6.75	0.750					
Charlie Kerfeld, R ERA: 22.5 (9, 1)	1.0		4	1	0	0	1	0	0	0	0	0	0	9	15	0.00	1.000					

Batter	1	2	3	4	5	6	7	8	9	AB	R	H	RBI	BB	SO	LOB	BOTTOM					
Gerald Young, S OBP: 0.158, SLG: 0.263 (1, 8)	G4-3		G3-1			G6-3		F8		4	0	0	0	0	0	1	Los Angeles Dodgers @ Houston Astros Astrodome, Houston, TX Fri Apr 13 1990, 8:05 PM EDT Att: 22,067 - Dome - 72 F					
Craig Biggio, R OBP: 0.263, SLG: 0.176 (1, 2)	G5-3				K	B1-3		F8		4	0	1	0	0	1	0						
Bill Doran, S OBP: 0.313, SLG: 0.286 (1, 4)	K				G3	B1-3		1B	SF7	4	1	1	0	0	1	1						
Glenn Davis, R OBP: 0.500, SLG: 0.385 (1, 3)		F8			1B	G5-3		1B		4	0	2	0	0	0	1						
Franklin Stubbs, L OBP: 0.267, SLG: 0.333 Mark Davidson, R (9, PH)	G3-1				P2		F9		SF7	3	0	0	0	0	0	1						
Glenn Wilson, R OBP: 0.071, SLG: 0.143 (1, 9)	G1-6-3				P2	G6-3		P6		4	0	0	0	0	0	1						
Ken Caminiti, S OBP: 0.267, SLG: 0.214 (1, 5)			G4-3	G5-3		G3		F9		3	0	1	0	0	0	0						
Rafael Ramirez, R OBP: 0.400, SLG: 0.400 (1, 6)			G5-3		FC6-4			F9		3	0	1	0	0	0	1						
Bill Gullickson, R Dave Rohde, S Dan Schatzeder, L Danny Darwin, R Terry Puhl, L Charlie Kerfeld, R (1, 1) (5, PH) (6, 1) (7, 1) (8, PH) (9, 1)	G4-3				FC6-4			F8		1	0	0	0	0	0	1						
Inning Stats	R: 0 E: 0 K: 1 S: 10	H: 0 LOB: 0 BB: 0 P: 18	R: 0 E: 0 K: 0 S: 6	H: 0 LOB: 0 BB: 0 P: 9	R: 0 E: 0 K: 0 S: 8	H: 1 LOB: 1 BB: 0 P: 12	R: 0 E: 0 K: 1 S: 9	H: 1 LOB: 1 BB: 0 P: 11	R: 0 E: 0 K: 0 S: 6	H: 1 LOB: 1 BB: 0 P: 10	R: 0 E: 0 K: 0 S: 8	H: 1 LOB: 1 BB: 0 P: 15	R: 0 E: 0 K: 0 S: 5	H: 0 LOB: 0 BB: 0 P: 7	R: 0 E: 0 K: 0 S: 6	H: 0 LOB: 0 BB: 0 P: 10	R: 1 E: 0 K: 0 S: 11	H: 2 LOB: 1 BB: 0 P: 16	1B: 5 2B: 1 3B: 0 HR: 0	SF: 1 SAC: 0 DP: 0 HBP: 0	WP: 0 PB: 0 SB: 0 CS: 0	PA: 33
PITCHER	IP	WLS	BF	H	R	ER	SO	BB	IBB	HBP	BLK	WP	HR	S	P	ERA	WHIP					
Mike Morgan, R ERA: 1.08 (1, 1)	8.1	W	31	6	1	1	2	0	0	0	0	0	0	65	102	1.08	0.720					
Ray Searage, L ERA: (9, 1)	0.2		2	0	0	0	0	0	0	0	0	0	0	4	6	0.00	0.000					

AB	35
R	6
H	10
RBI	6
BB	3
SO	5
LOB	20

AB	32
R	1
H	6
RBI	1
BB	0
SO	2
LOB	8



Batter	1	2	3	4	5	6	7	8	9	AB	R	H	RBI	BB	SO	LOB	TOP										
Oddibe McDowell, L OBP: 0.321, SLG: 0.462 (1, 8)	1-0 SH2-3 1B 2B	0-3 K			0-0 F9		2-0 G3	0-1 G4-3		5	1	1	0	0	1	5											
Jeff Treadway, L OBP: 0.263, SLG: 0.263 (1, 4)	0-0 SH2-3 2-3	1-2 G3-1			3-2 G3-1		0-1 BB 1B		0-2 G6-3	4	0	1	1	0	0	2											
Lonnie Smith, R OBP: 0.286, SLG: 0.320 (1, 7)	3-2 3-H 2B 1B				0-0 G6-3		2-1 G4-3 2B	2-2 BB 1B		2-3 K	5	1	3	1	0	1	0										
Nick Esasky, R OBP: 0.290, SLG: 0.185 (1, 3)	SAFE 3-3 K				1-2 F8		2-1 G4-3	4-2 BB 1B		1-3 K	4	0	0	0	1	2	2										
Dale Murphy, R OBP: 0.250, SLG: 0.346 (1, 9)	1-0 1-H 2B				2-1 F8		1-2 P4	3-3 K			4	0	1	1	0	1	4										
Ernie Whitt, L OBP: 0.421, SLG: 0.231 (1, 2)	3-3 K				3-1 F9		4-2 BB	1-0 1B 1B			3	0	1	0	1	1											
Jim Presley, R OBP: 0.333, SLG: 0.346 (1, 5)		3-2 1B 1B			2-2 G3		3-2 F8	1-3 K			4	0	1	0	0	1	3										
Jeff Blausen, R OBP: 0.292, SLG: 0.227 (1, 6)		0-2 1-2 1B			3-2 G5-3			0-1 P6 1-2 1B			4	0	2	0	0	0	0										
29 John Smoltz, R Tony Castillo, L Rick Luecken, L Tommy Gregg, L Sergio Valdez, R Mark Lemke, S Dwayne Henry, R (1, 1) (5, 1) (6, 1) (7, PH) (7, 1) (8, PH) (8, 1)		0-3 K			1-0 F9		0-1 G3 1B	2-3 K			2	0	0	0	0	1	2										
Inning Stats	R: 2 E: 0 K: 2 S: 14	H: 3 LOB: 1 BB: 0 P: 24	R: 0 E: 0 K: 2 S: 15	H: 2 LOB: 0 BB: 0 P: 19	R: 0 E: 0 K: 0 S: 6	H: 0 LOB: 0 BB: 0 P: 9	R: 0 E: 0 K: 0 S: 9	H: 0 LOB: 0 BB: 0 P: 17	R: 0 E: 0 K: 0 S: 8	H: 1 LOB: 2 BB: 1 P: 24	R: 1 E: 0 K: 1 S: 17	H: 3 LOB: 3 BB: 1 P: 28	R: 0 E: 0 K: 2 S: 10	H: 2 LOB: 2 BB: 0 P: 15	R: 0 E: 0 K: 2 S: 9	H: 0 LOB: 0 BB: 0 P: 12	1B: 8 2B: 3 3B: 0 HR: 0	SF: 0 SAC: 1 DP: 0 HBP: 0	WP: 0 PB: 0 SB: 0 CS: 0	PA: 40							
PITCHER	IP	WLS	BF	H	R	ER	SO	BB	IBB	HBP	BLK	WP	HR	S	P	ERA	WHIP										
Mark Portugal, R ERA: 6.0 (1, 1)	5.2	W	24	6	2	2	4	1	0	0	0	0	0	61	99	3.18	1.235										
Larry Andersen, R ERA: 1.23 (6, 1)	1.1		8	3	1	1	1	1	0	0	0	0	0	20	34	6.75	3.000										
Dave Smith, R ERA: (8, 1)	2.0	S	8	2	0	0	4	0	0	0	0	0	0	19	27	0.00	1.000										

Atlanta Braves @ Houston Astros
Astrodome, Houston, TX
Tue Apr 17 1990, 8:05 PM EDT
Att: 9,555 - Dome

AB 37
R 3
H 11
RBI 3
BB 2
SO 9
LOB 21



Batter	1	2	3	4	5	6	7	8	9	AB	R	H	RBI	BB	SO	LOB	BOTTOM										
Gerald Young, S OBP: 0.194, SLG: 0.233 Terry Puhl, L OBP: 0.154, SLG: 0.083 (1, 8) (6, 8)	3-1 L7	4-0 1B BB			0-0 F8		1-2 F9	2-2 L9		3	0	0	0	1	0	3											
Craig Biggio, R OBP: 0.438, SLG: 0.433 (1, 2)	0-1 S 1B	1-1 1-2 1B			2-0 1-2 1B		1-0 G4-3	3-3 K		5	0	3	1	0	1	0											
Bill Doran, S OBP: 0.276, SLG: 0.370 (1, 4)	0-0 F9	0-0 F9			1-0 F8		1-1 G5-3	0-1 S 1B		5	0	1	0	0	0	5											
Glenn Davis, R OBP: 0.387, SLG: 0.250 (1, 3)	2-3 K				2-3 K		1-2 F7	1-3 K		5	0	0	0	0	4	2											
Glenn Wilson, R OBP: 0.231, SLG: 0.500 (1, 9)		2-1 HR 1B			0-0 G6-3		0-0 HR	1-3 K		4	2	2	1	0	1	0											
Franklin Stubbs, L OBP: 0.348, SLG: 0.591 Mark Davidson, R (1, 7) (8, 7)		0-0 HR			2-0 2B		3-1 1B 2B	2-1 P6		4	2	3	2	0	0	0											
Ken Caminiti, S OBP: 0.333, SLG: 0.346 (1, 5)		1-0 G6-3 1B 2B			1-2 F8		0-3 K	3-0 E3 1B		4	1	1	0	0	1	2											
Rafael Ramirez, R OBP: 0.333, SLG: 0.308 (1, 6)		1-1 G6-3			1-2 G5-3		4-0 1B IBB	0-0 1B		3	0	1	0	1	0	1											
Mark Portugal, R OBP: 0.500, SLG: 0.500 Larry Andersen, R Ken Oberkfell, L Dave Smith, R (1, 1) (6, 1) (7, PH) (8, 1)		0-0 G6-3			2-2 1B		1-0 1B	1-2 G3-1		3	0	2	1	0	0	1											
Inning Stats	R: 0 E: 0 K: 1 S: 8	H: 1 LOB: 1 BB: 0 P: 13	R: 3 E: 0 K: 0 S: 10	H: 4 LOB: 2 BB: 1 P: 19	R: 0 E: 0 K: 1 S: 9	H: 1 LOB: 1 BB: 0 P: 14	R: 0 E: 0 K: 0 S: 10	H: 2 LOB: 2 BB: 0 P: 16	R: 2 E: 0 K: 2 S: 15	H: 3 LOB: 2 BB: 1 P: 26	R: 0 E: 0 K: 0 S: 7	H: 0 LOB: 0 BB: 0 P: 10	R: 0 E: 1 K: 1 S: 10	H: 1 LOB: 2 BB: 0 P: 17	R: 0 E: 0 K: 2 S: 11	H: 1 LOB: 1 BB: 0 P: 17	1B: 8 2B: 3 3B: 0 HR: 2	SF: 0 SAC: 0 DP: 0 HBP: 0	WP: 0 PB: 0 SB: 2 CS: 0	PA: 40							
PITCHER	IP	WLS	BF	H	R	ER	SO	BB	IBB	HBP	BLK	WP	HR	S	P	ERA	WHIP										
29 John Smoltz, R ERA: 13.5 (1, 1)	4.2	L	27	11	5	5	4	1	1	0	0	0	0	3	4	0.00	0.000										
Tony Castillo, L ERA: 3.95 (5, 1)	0.1		1	0	0	0	0	0	0	0	0	0	0	3	4	0.00	0.000										
Rick Luecken, R ERA: 12.27 (6, 1)	1.0		3	0	0	0	0	0	0	0	0	0	0	7	10	0.00	0.000										
Sergio Valdez, R ERA: 9.82 (7, 1)	1.0		5	1	0	0	1	0	0	0	0	0	0	10	17	0.00	1.000										
Dwayne Henry, R ERA: 8.31 (8, 1)	1.0		4	1	0	0	2	0	0	0	0	0	0	11	17	0.00	1.000										

Atlanta Braves @ Houston Astros
Astrodome, Houston, TX
Tue Apr 17 1990, 8:05 PM EDT
Att: 9,555 - Dome

AB 38
R 5
H 13
RBI 5
BB 2
SO 7
LOB 16



Batter	1	2	3	4	5	6	7	8	9	AB	R	H	RBI	BB	SO	LOB	TOP		
Oddibe McDowell, L OBP: 0.313, SLG: 0.433 (1, 8)										4	1	1	0	0	1	1	Atlanta Braves @ Houston Astros Astrodome, Houston, TX Wed Apr 18, 1990, 8:05 PM EDT Att. 10,137 - Dome		
Jeff Treadway, L OBP: 0.281, SLG: 0.261 (1, 4)										4	1	1	0	0	0	1			
Lonnie Smith, R OBP: 0.281, SLG: 0.379 (1, 7)										4	1	1	1	0	0	1			
Nick Esasky, R OBP: 0.257, SLG: 0.161 (1, 3)										4	0	0	0	0	2	1			
Jim Prestley, R OBP: 0.323, SLG: 0.367 (1, 5)										4	1	1	1	0	1	0			
Dale Murphy, R OBP: 0.281, SLG: 0.367 (1, 9)										4	1	2	1	0	0	0			
Ernie Whitt, L OBP: 0.348, SLG: 0.176 (1, 2)										4	0	0	0	0	1	2			
Jeff Blausler, R OBP: 0.259, SLG: 0.200 (1, 6)										3	0	0	0	0	1	1			
Derek Lilliquist, L OBP: 0.786, SLG: 0.750 (2, 1)										1	0	1	1	0	0	0			
Tommy Greene, R OBP: 0.281, SLG: 0.261 (2, 2)										0	0	0	0	0	0	0			
Sergio Valdez, R OBP: 0.281, SLG: 0.261 (3, 1)										0	0	0	0	0	0	0			
Andres Thomas, R OBP: 0.281, SLG: 0.261 (4, PH)										1	0	0	0	0	0	0			
Rick Luecken, R OBP: 0.281, SLG: 0.261 (4, 1)										1	0	0	0	0	0	0			
Jody Davis, R OBP: 0.281, SLG: 0.261 (7, PH)										1	0	0	0	0	0	0			
Joe Boever, R OBP: 0.281, SLG: 0.261 (7, 1)										0	0	0	0	0	0	0			
Inning Stats	R: 2 E: 0 K: 1 S: 7	H: 2 LOB: 0 BB: 0 P: 7	R: 1 E: 0 K: 0 S: 5	H: 2 LOB: 1 BB: 0 P: 5	R: 2 E: 0 K: 0 S: 6	H: 3 LOB: 1 BB: 0 P: 6	R: 0 E: 0 K: 2 S: 7	H: 0 LOB: 0 BB: 0 P: 7	R: 0 E: 0 K: 1 S: 5	H: 0 LOB: 0 BB: 0 P: 5	R: 0 E: 0 K: 0 S: 3	H: 0 LOB: 0 BB: 0 P: 3	R: 0 E: 0 K: 0 S: 3	H: 0 LOB: 0 BB: 0 P: 3	R: 0 E: 0 K: 1 S: 5	H: 0 LOB: 0 BB: 0 P: 5	1B: 5 2B: 1 3B: 1 HR: 0	SF: 0 SAC: 0 DP: 0 HBP: 0	WP: 1 PA: 34 PB: 0 SB: 1 CS: 0
PITCHER	IP WLS BF H R ER SO BB IBB HBP BLK WP HR S P ERA WHIP																		
Bill Gullickson, R ERA: 8.22 (1, 1)	2.2	15	7	5	5	1	0	0	0	0	1	0	17	17	16.88	2.625			
Xavier Hernandez, R ERA: 1.17 (3, 1)	0.1	1	0	0	0	0	0	0	0	0	0	0	1	1	0.00	0.000			
Dan Schatzeder, L ERA: 1.17 (4, 1)	4.0	W	12	0	0	0	4	0	0	0	0	0	20	20	0.00	0.000			
Danny Darwin, R ERA: 4.5 (8, 1)	1.0	3	0	0	0	0	0	0	0	0	0	0	3	3	0.00	0.000			
Jim Clancy, R ERA: 4.5 (9, 1)	1.0	3	0	0	0	1	0	0	0	0	0	0	5	5	0.00	0.000			

Batter	1	2	3	4	5	6	7	8	9	AB	R	H	RBI	BB	SO	LOB	BOTTOM		
Eric Yelding, R OBP: 0.400, SLG: 0.400 (1, 8)										5	1	2	3	0	0	1	Atlanta Braves @ Houston Astros Astrodome, Houston, TX Wed Apr 18, 1990, 8:05 PM EDT Att. 10,137 - Dome		
Craig Biggio, R OBP: 0.486, SLG: 0.438 (1, 2)										2	2	1	0	3	0	0			
Bill Doran, S OBP: 0.324, SLG: 0.406 (1, 4)										5	1	3	1	0	0	5			
Glenn Davis, R OBP: 0.444, SLG: 0.429 (1, 3)										4	1	3	4	1	1	0			
Glenn Wilson, R OBP: 0.194, SLG: 0.419 (1, 9)										5	0	0	0	0	0	5			
Ken Caminiti, S OBP: 0.313, SLG: 0.300 (1, 5)										4	1	0	0	1	0	0			
Rafael Ramirez, R OBP: 0.355, SLG: 0.333 (1, 6)										4	2	2	0	0	1	0			
Mark Davidson, R OBP: 0.500, SLG: 0.667 (1, 7)										2	2	1	1	2	0	0			
Bill Gullickson, R ERA: 11.74 (1, 1)	1.1	L	12	7	7	7	0	1	0	0	0	0	5	17	13.50	3.750			
Tommy Greene, R ERA: 10.8 (2, 1)	1.1	8	2	2	2	0	3	0	0	0	0	0	1	1	0.00	0.000			
Sergio Valdez, R ERA: 9.0 (3, 1)	0.1	1	0	0	0	0	0	0	0	0	0	0	1	1	0.00	0.000			
Rick Luecken, R ERA: 6.75 (4, 1)	3.0	11	2	0	0	1	1	0	0	0	0	0	12	16	0.00	1.000			
Joe Boever, R ERA: 4.05 (7, 1)	2.0	10	2	1	1	2	2	0	0	0	0	0	12	20	4.50	2.000			
Inning Stats	R: 3 E: 0 K: 0 S: 6	H: 3 LOB: 0 BB: 0 P: 6	R: 4 E: 0 K: 0 S: 7	H: 5 LOB: 1 BB: 1 P: 11	R: 2 E: 1 K: 0 S: 4	H: 1 LOB: 2 BB: 3 P: 16	R: 0 E: 0 K: 0 S: 3	H: 1 LOB: 0 BB: 0 P: 3	R: 0 E: 0 K: 1 S: 5	H: 0 LOB: 0 BB: 0 P: 5	R: 0 E: 0 K: 0 S: 4	H: 1 LOB: 2 BB: 1 P: 8	R: 1 E: 0 K: 1 S: 7	H: 2 LOB: 3 BB: 2 P: 15	R: 0 E: 0 K: 1 S: 5	H: 0 LOB: 0 BB: 0 P: 5	1B: 11 2B: 1 3B: 0 HR: 1	SF: 0 SAC: 1 DP: 2 HBP: 0	WP: 0 PA: 42 PB: 0 SB: 2 CS: 0
PITCHER	IP WLS BF H R ER SO BB IBB HBP BLK WP HR S P ERA WHIP																		
Derek Lilliquist, L ERA: 11.74 (1, 1)	1.1	L	12	7	7	7	0	1	0	0	0	0	5	17	13.50	3.750			
Tommy Greene, R ERA: 10.8 (2, 1)	1.1	8	2	2	2	0	3	0	0	0	0	0	1	1	0.00	0.000			
Sergio Valdez, R ERA: 9.0 (3, 1)	0.1	1	0	0	0	0	0	0	0	0	0	0	1	1	0.00	0.000			
Rick Luecken, R ERA: 6.75 (4, 1)	3.0	11	2	0	0	1	1	0	0	0	0	0	12	16	0.00	1.000			
Joe Boever, R ERA: 4.05 (7, 1)	2.0	10	2	1	1	2	2	0	0	0	0	0	12	20	4.50	2.000			



Batter	1	2	3	4	5	6	7	8	9	AB	R	H	RBI	BB	SO	LOB	TOP				
Eric Yelding, R OBP: 0.154, SLG: 0.167 (1, 8)	F9		G5-3		SF8			K		3	0	0	1	0	1	0					
Craig Biggio, R OBP: 0.467, SLG: 0.450 (1, 2)	F8		G6-3		K			F9		4	0	0	0	0	1	0					
Bill Doran, S OBP: 0.262, SLG: 0.325 (1, 4)	F7				K			G3		4	0	0	0	0	1	0					
Glenn Davis, R OBP: 0.455, SLG: 0.556 (1, 3)		K							L7	4	1	2	1	0	1	0					
Glenn Wilson, R OBP: 0.205, SLG: 0.368 (1, 9)		HR			K			G5-3		3	1	0	0	1	2	1					
Franklin Stubbs, L OBP: 0.357, SLG: 0.654 Mark Davidson, R OBP: 0.500, SLG: 0.667 (1, 7) (9, 7)		HR						P7		3	1	1	2	1	0	0					
Ken Caminiti, S OBP: 0.308, SLG: 0.324 (1, 5)		K			G3-1					3	0	0	0	0	1	2					
Rafael Ramirez, R OBP: 0.368, SLG: 0.378 (1, 6)		G4-3								3	1	1	0	0	0	0					
Jim Deshaies, L Dave Smith, R (1, 1) (9, 1)					K					2	0	0	0	0	2	0					
										0	0	0	0	0	0	0					
Inning Stats	R: 0 E: 0 K: 0 S: 8	H: 0 LOB: 0 BB: 0 P: 14	R: 2 E: 0 K: 2 S: 11	H: 1 LOB: 0 BB: 1 P: 16	R: 0 E: 0 K: 1 S: 8	H: 0 LOB: 0 BB: 0 P: 13	R: 0 E: 0 K: 2 S: 14	H: 1 LOB: 1 BB: 1 P: 23	R: 1 E: 0 K: 1 S: 9	H: 1 LOB: 0 BB: 0 P: 13	R: 0 E: 0 K: 1 S: 8	H: 0 LOB: 0 BB: 0 P: 11	R: 0 E: 0 K: 1 S: 9	H: 0 LOB: 0 BB: 0 P: 16	R: 0 E: 0 K: 0 S: 5	H: 0 LOB: 0 BB: 0 P: 6	1B: 2 2B: 0 3B: 0 HR: 2	SF: 1 SAC: 1 DP: 0 HBP: 0	WP: 1 PB: 1 CS: 0	PA: 33	
PITCHER	IP	WLS	BF	H	R	ER	SO	BB	IBB	HBP	BLK	WP	HR	S	P	ERA	WHIP				
Tim Belcher, R ERA: 3.27 Tim Crews, R ERA:	(1, 1) (8, 1)	7.0 2.0	L 6	27 0	4 0	4 0	8 1	2 0	0 0	0 0	0 0	1 0	2 0	67 14	103 22	5.14 0.00	0.857 0.000				

Houston Astros @ Los Angeles Dodgers
Dodger Stadium, Los Angeles, CA
Fri Apr 20 1990, 7:05 PM PDT
Att: 44,533 - Unknown

AB	29
R	4
H	4
RBI	4
BB	2
SO	9
LOB	3

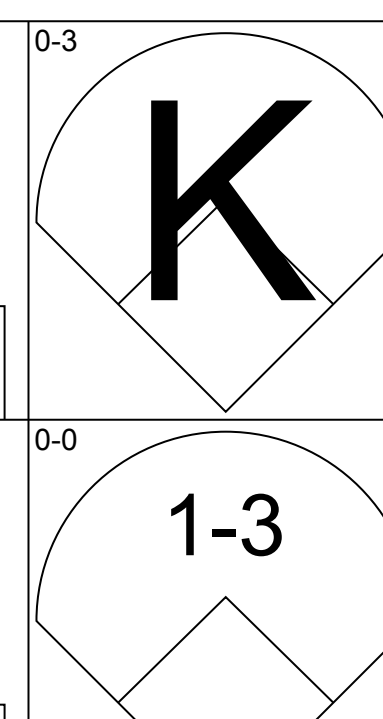
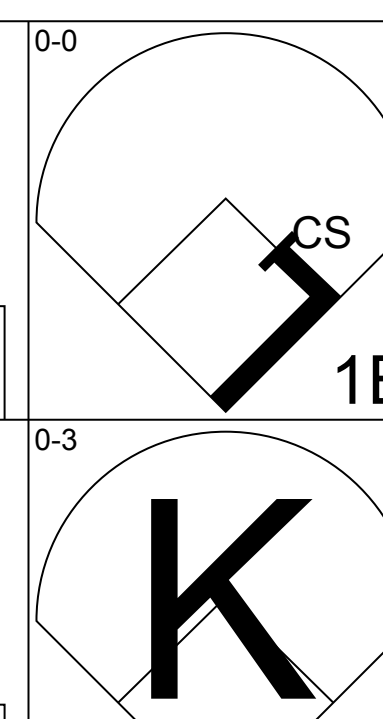
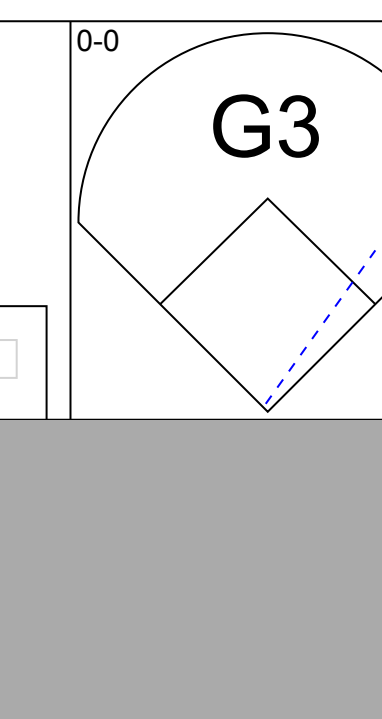
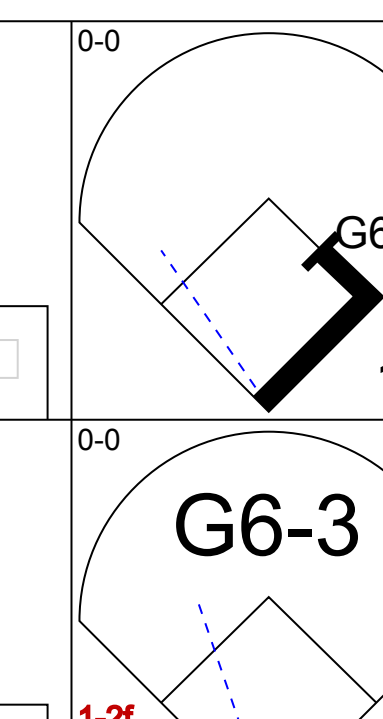
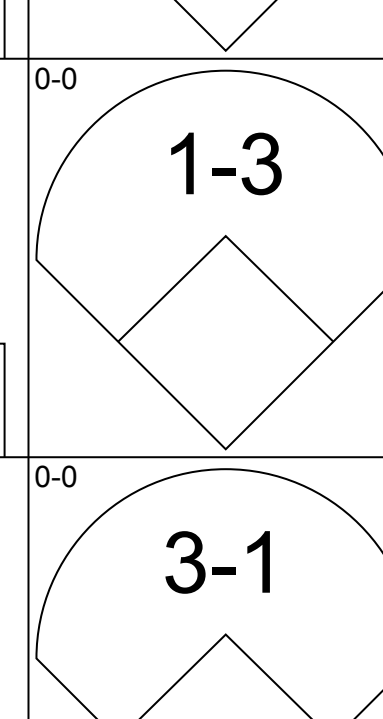
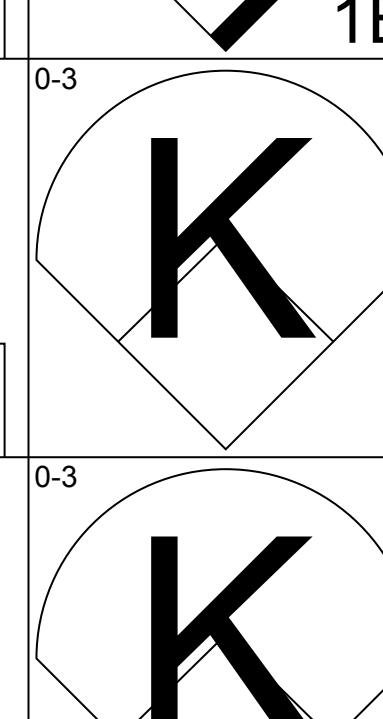
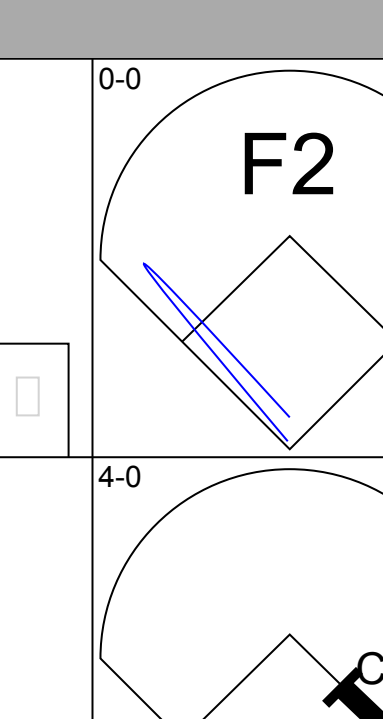
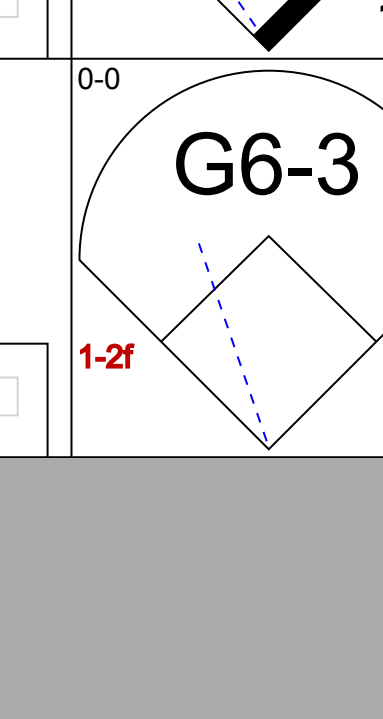
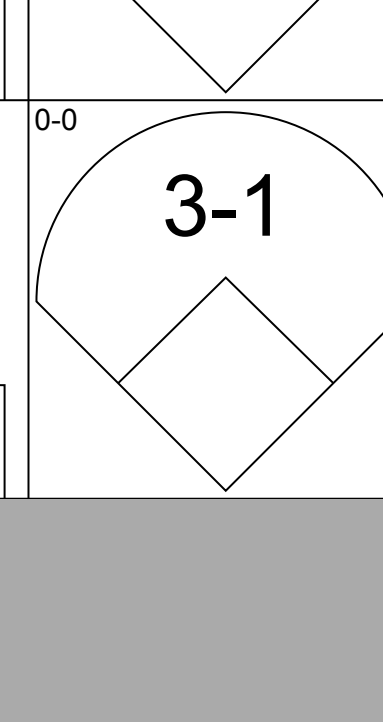
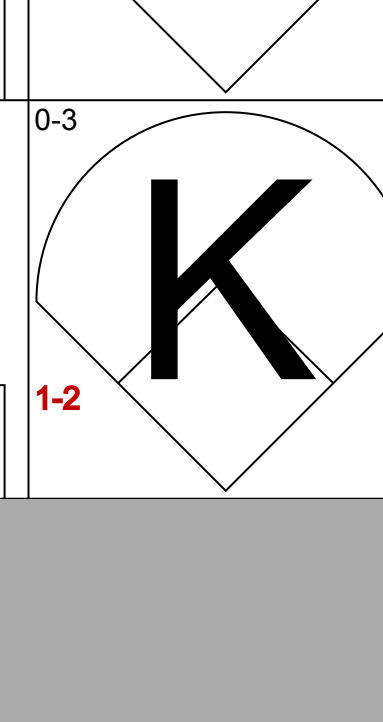
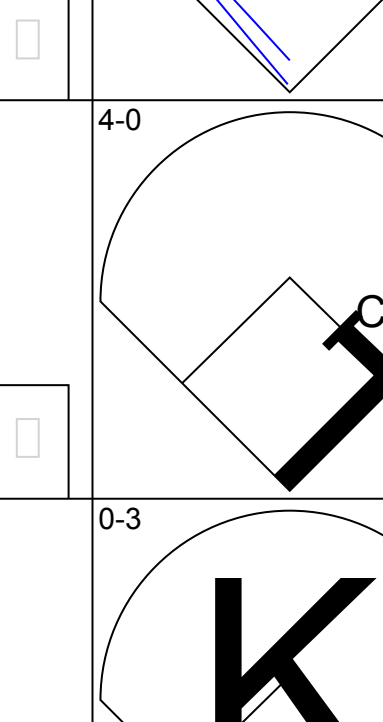
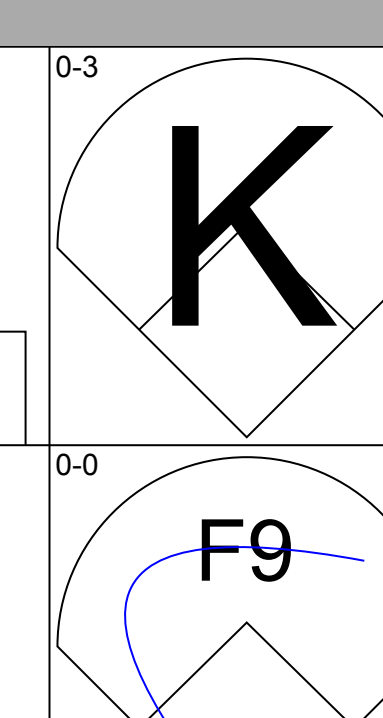
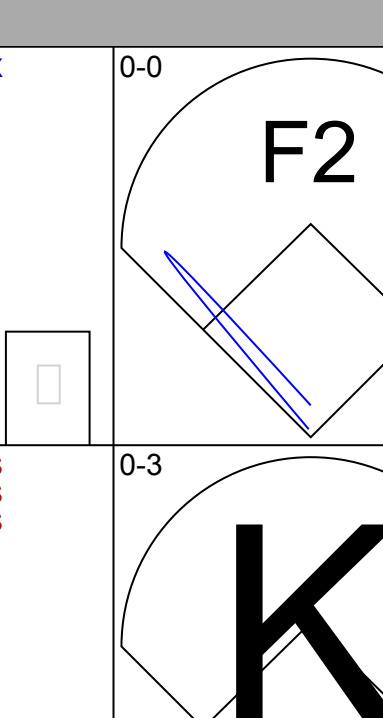
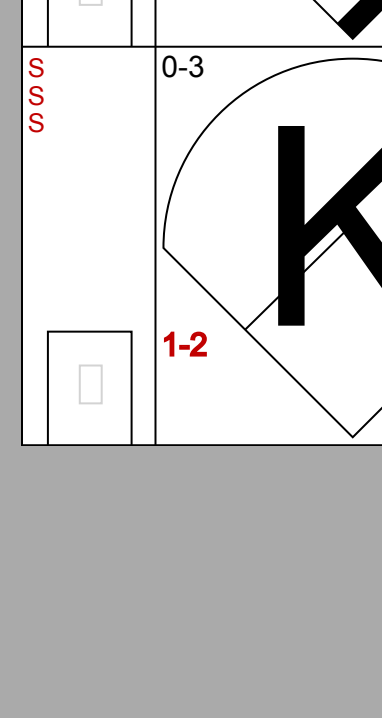
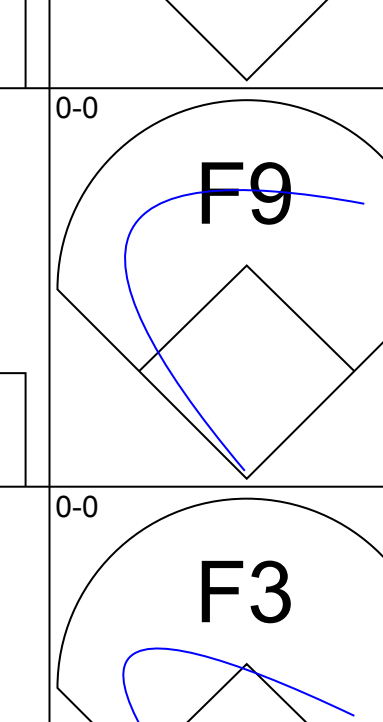
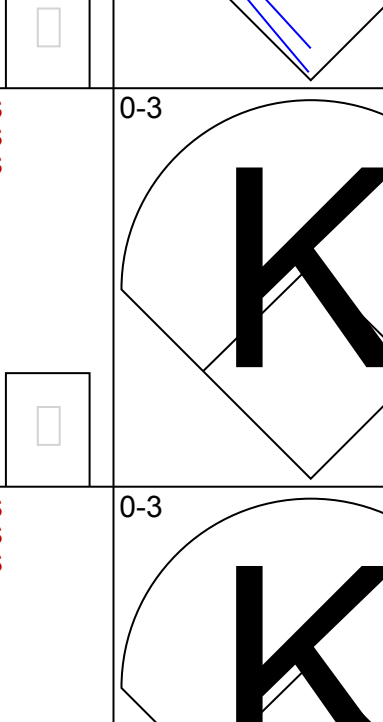
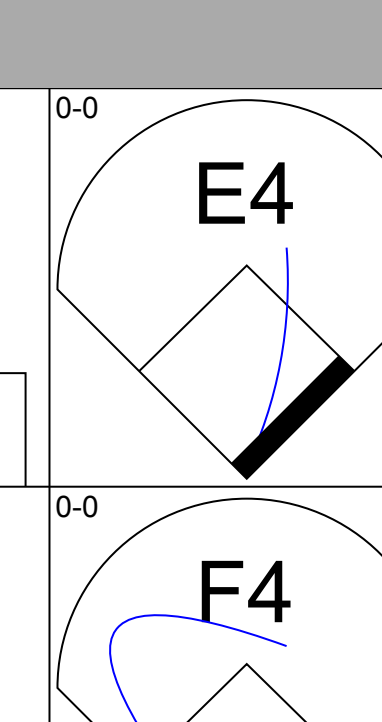
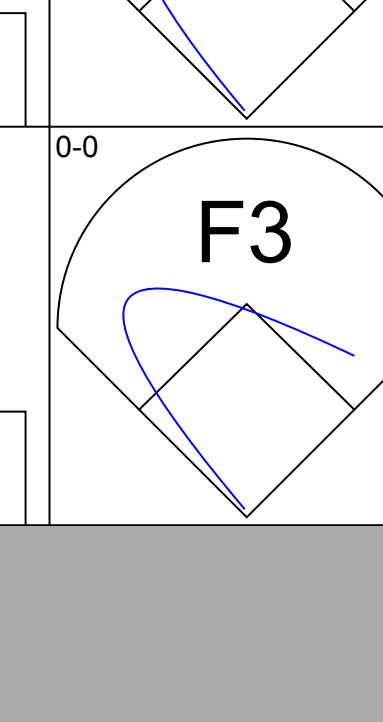
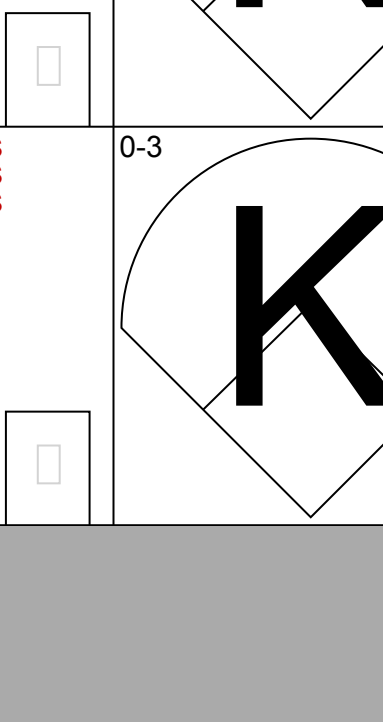
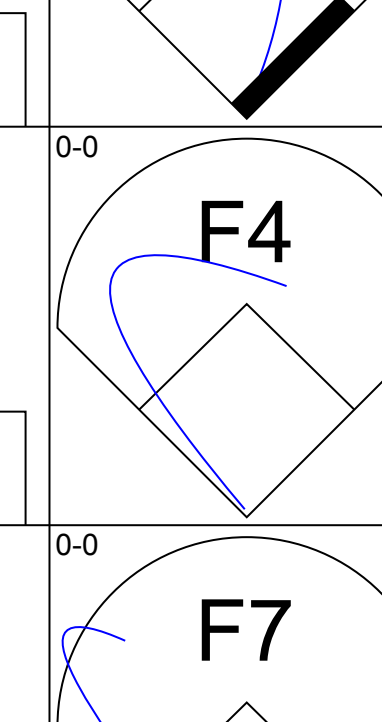
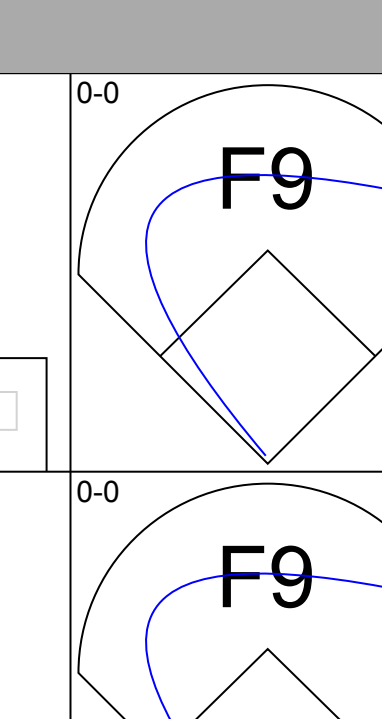
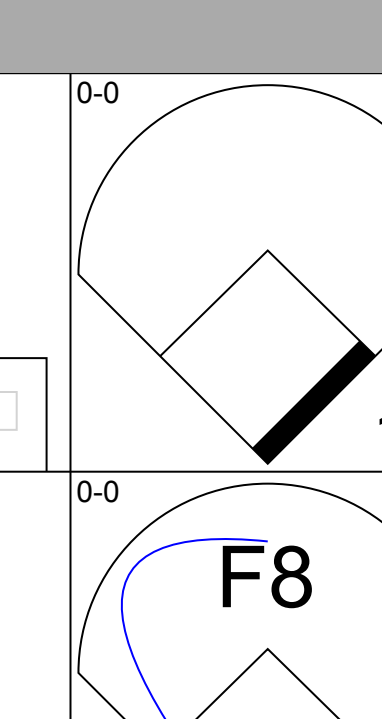
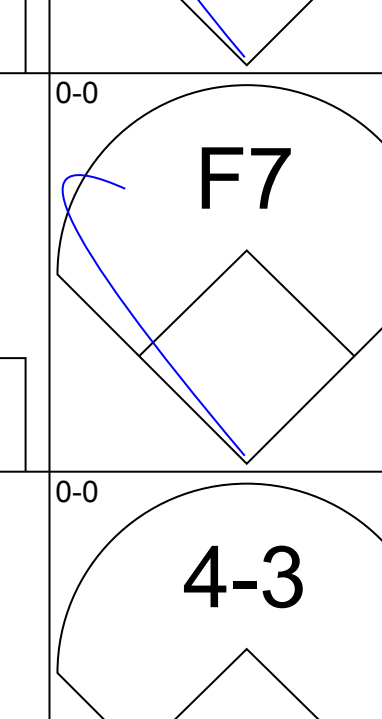
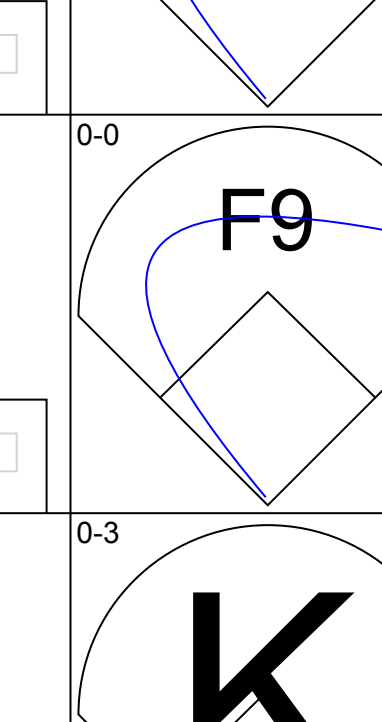
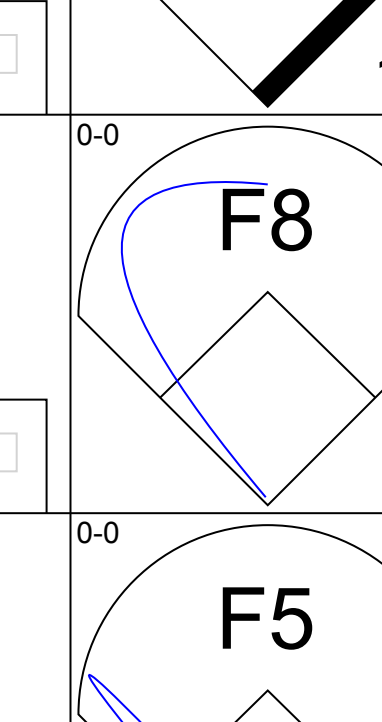
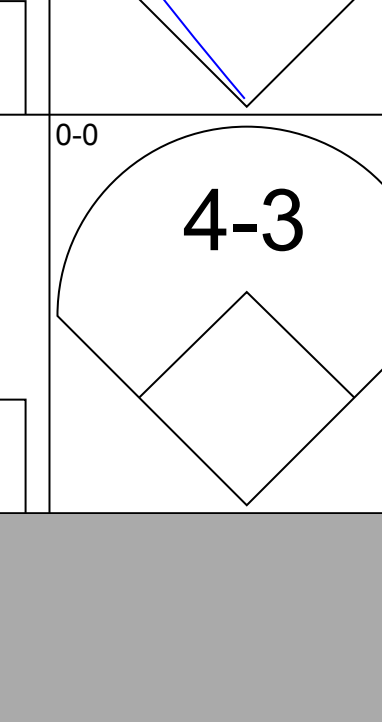
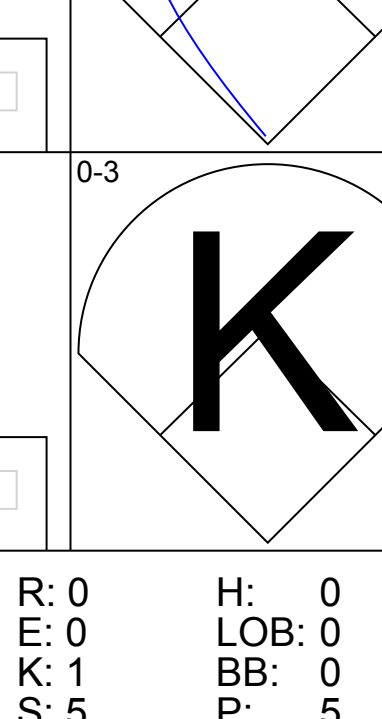
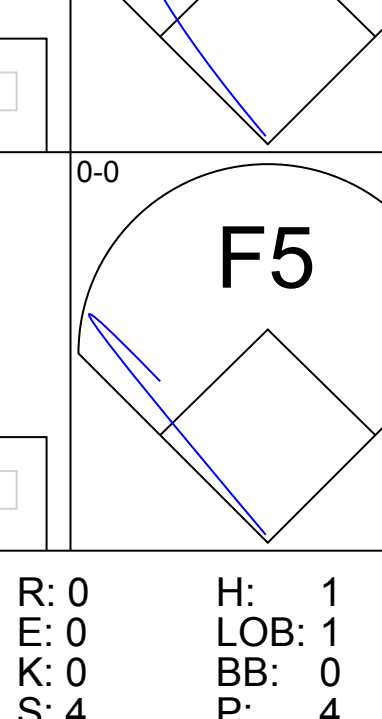
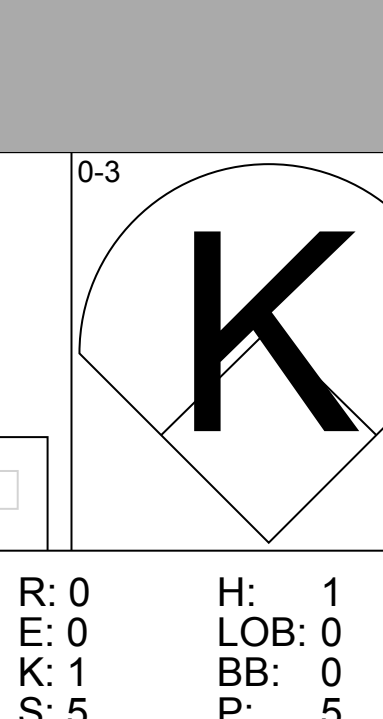


Batter	1	2	3	4	5	6	7	8	9	AB	R	H	RBI	BB	SO	LOB	BOTTOM					
Juan Samuel, R OBP: 0.304, SLG: 0.319 (1, 8)	G5-3		P5		K			K		4	0	0	0	0	2	1						
Willie Randolph, R OBP: 0.327, SLG: 0.333 (1, 4)	F7				G4-3			P3		4	0	0	0	0	1	1						
Hubie Brooks, R OBP: 0.288, SLG: 0.571 (1, 9)	P2				HR			F9		4	1	1	1	0	0	0						
Eddie Murray, S OBP: 0.453, SLG: 0.568 (1, 3)		G6-3			FC6-4			K		4	0	2	0	0	1	0						
Kal Daniels, L OBP: 0.512, SLG: 0.606 Mickey Hatcher, R OBP: 0.667, SLG: 0.500 Jose Gonzalez, R OBP: 0.667, SLG: 0.500 Chris Gwynn, L OBP: 0.500, SLG: 0.750 (1, 7) (5, 7) (7, 7) (9, PH)					FC6-4			F7		2	0	1	0	0	0	1						
Mike Sharperson, R OBP: 0.308, SLG: 0.333 (1, 5)		L6			L7			F9		4	0	1	0	0	0	3						
Carlos Hernandez, R OBP: 0.333, SLG: 0.667 Mike Scioscia, L OBP: 0.244, SLG: 0.436 (1, 2) (9, PH)		F9			E			G6-3		3	1	1	0	0	0	1						
Alfredo Griffin, S OBP: 0.422, SLG: 0.487 (1, 6)					L9			F7		3	0	1	0	0	1	0						
Tim Belcher, R John Shelby, S OBP: 0.200, SLG: 0.200 Tim Crews, R ERA: (1, 1) (7, PH) (8, 1)					G6-3			K		1	0	0	0	0	0	0						
										1	0	0	0	0	1	0						
										0	0	0	0	0	0	0						
Inning Stats	R: 0 E: 0 K: 0 S: 5	H: 0 LOB: 0 BB: 0 P: 6	R: 0 E: 0 K: 0 S: 5	H: 1 LOB: 1 BB: 0 P: 7	R: 0 E: 0 K: 0 S: 6	H: 0 LOB: 0 BB: 0 P: 8	R: 1 E: 0 K: 1 S: 13	H: 2 LOB: 1 BB: 0 P: 18	R: 1 E: 1 K: 1 S: 10	H: 2 LOB: 1 BB: 0 P: 16	R: 0 E: 0 K: 1 S: 11	H: 1 LOB: 1 BB: 0 P: 18	R: 0 E: 0 K: 2 S: 9	H: 0 LOB: 0 BB: 0 P: 14	R: 0 E: 0 K: 1 S: 5	H: 0 LOB: 0 BB: 0 P: 9	R: 0 E: 0 K: 1 S: 8	H: 1 LOB: 1 BB: 0 P: 10	1B: 4 2B: 2 3B: 0 HR: 1	SF: 0 SAC: 1 DP: 0 HBP: 0	WP: 0 PB: 0 CS: 0	PA: 34
PITCHER	IP	WLS	BF	H	R	ER	SO	BB	IBB	HBP	BLK	WP	HR	S	P	ERA	WHIP					
Jim Deshaies, L ERA: 2.5 Dave Smith, R ERA:	(1, 1) (9, 1)	8.0 1.0	W S	30 4	6 1	2 0	1 0	6 1	0 0	0 0	0 0	0 0	8 8	64 10	1.12 0.00	0.750 1.000						

Houston Astros @ Los Angeles Dodgers
Dodger Stadium, Los Angeles, CA
Fri Apr 20 1990, 7:05 PM PDT
Att: 44,533 - Unknown

AB	33
R	2
H	7
RBI	1
BB	0
SO	7
LOB	9

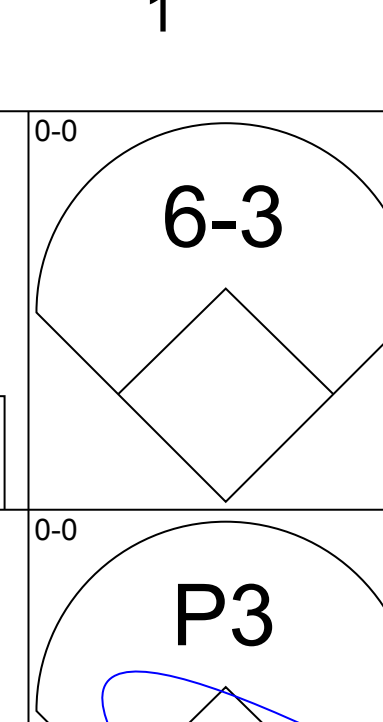
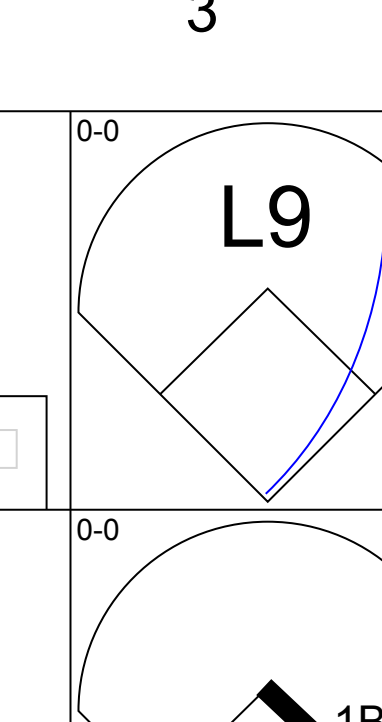
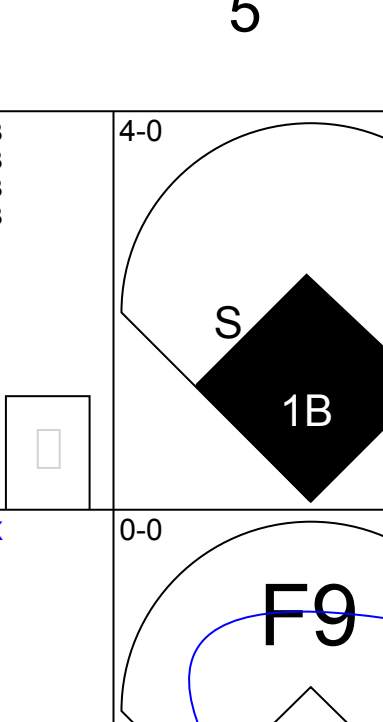
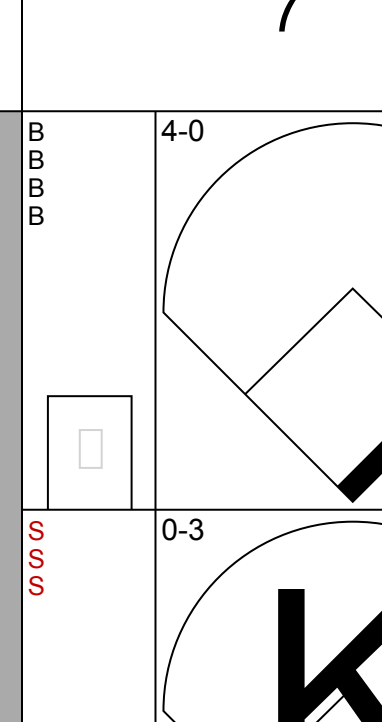
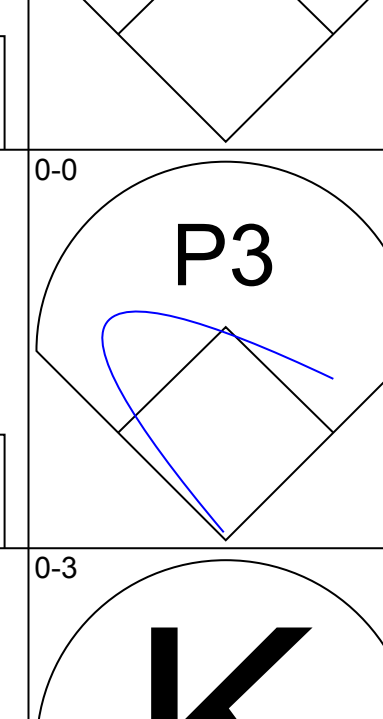
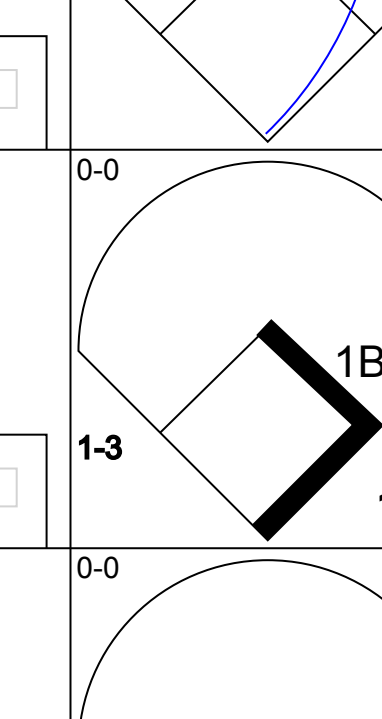
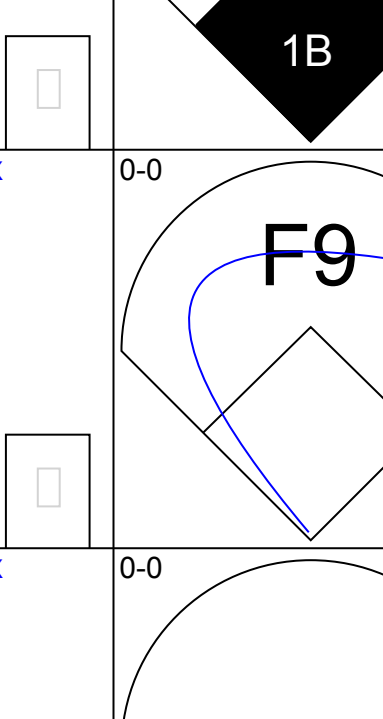
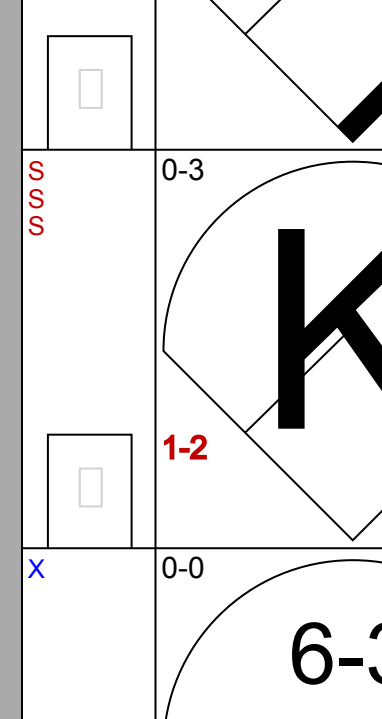
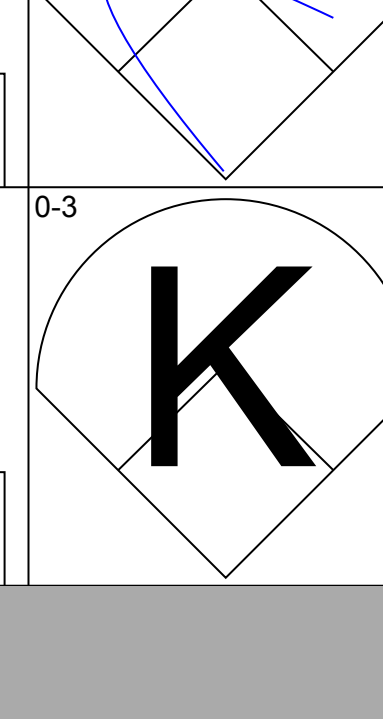
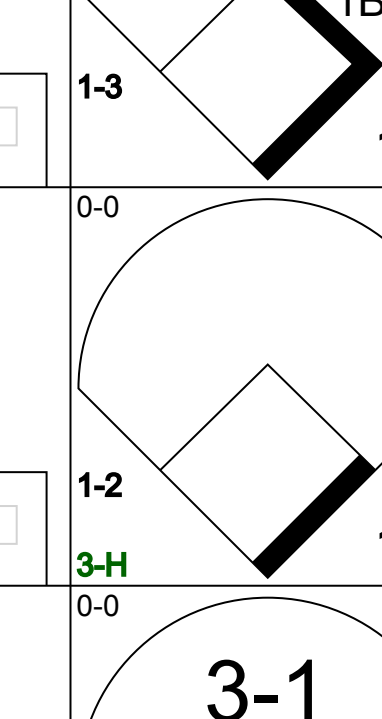
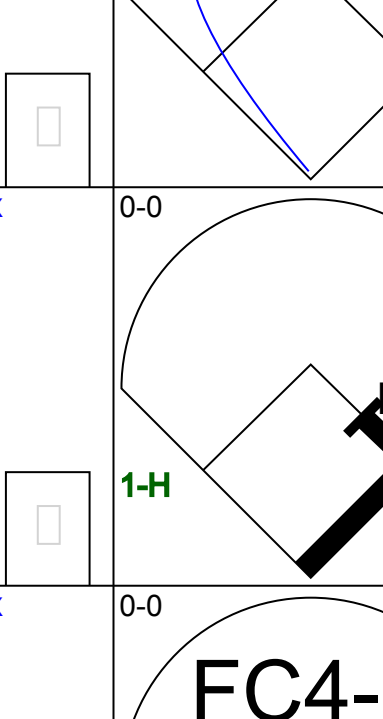
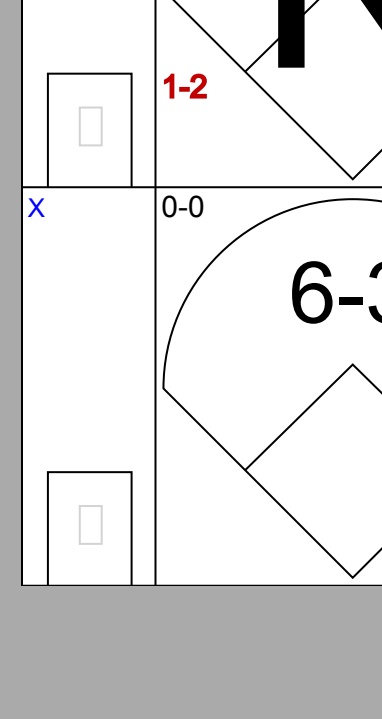
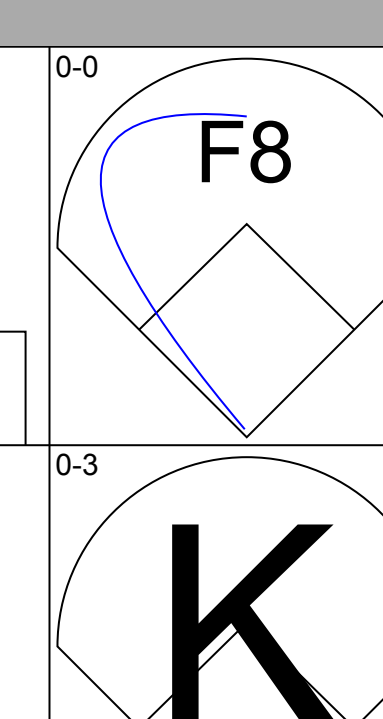
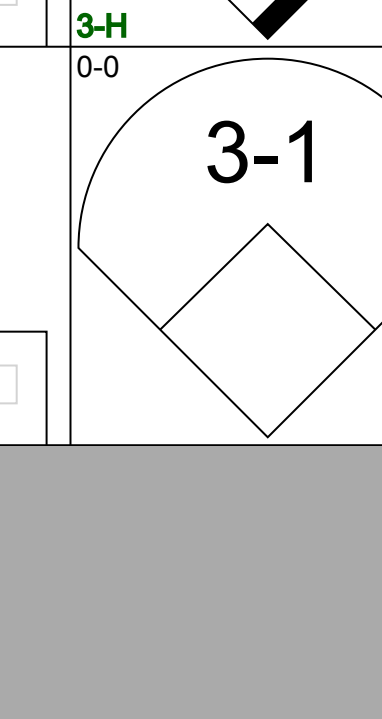
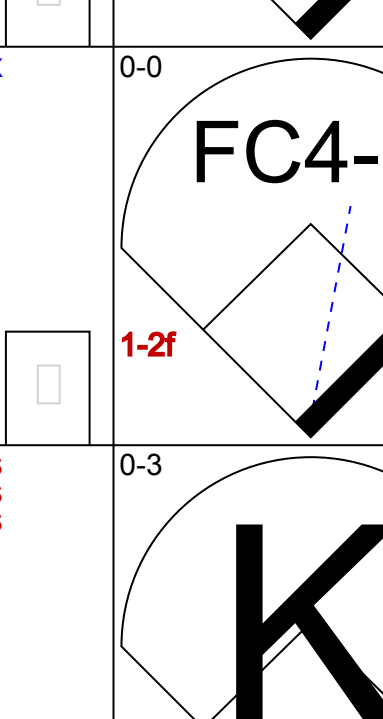
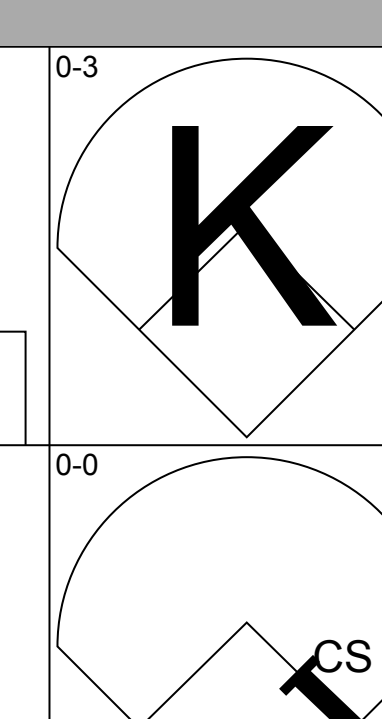
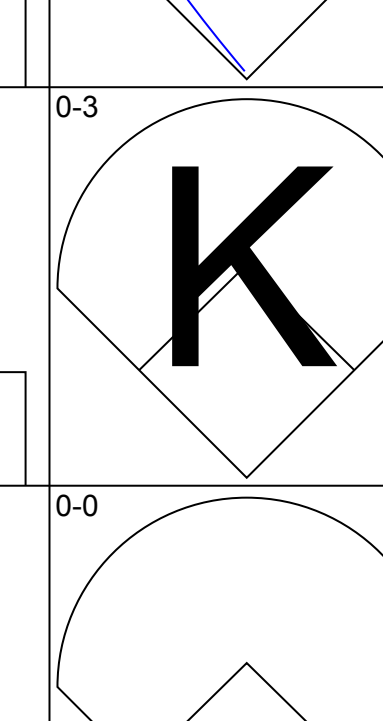
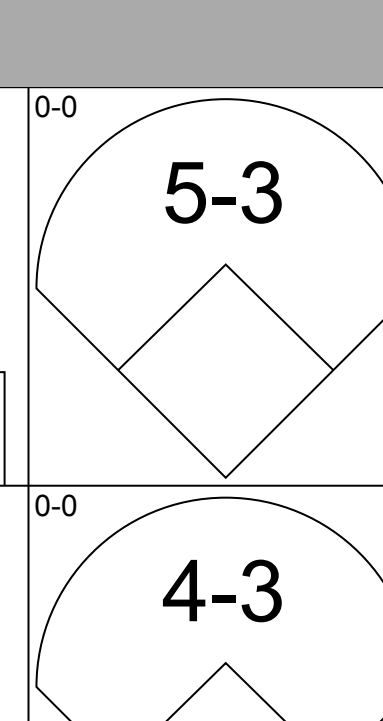
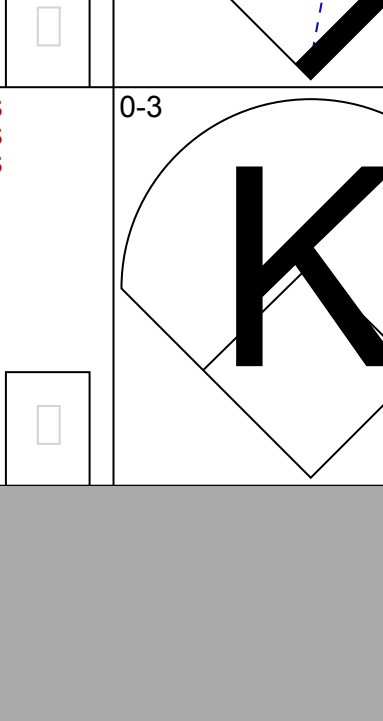
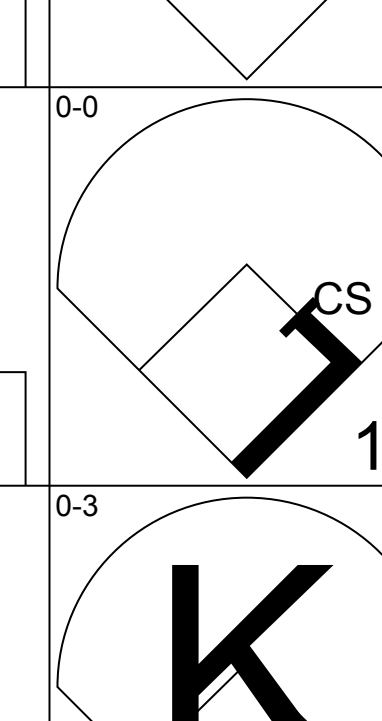
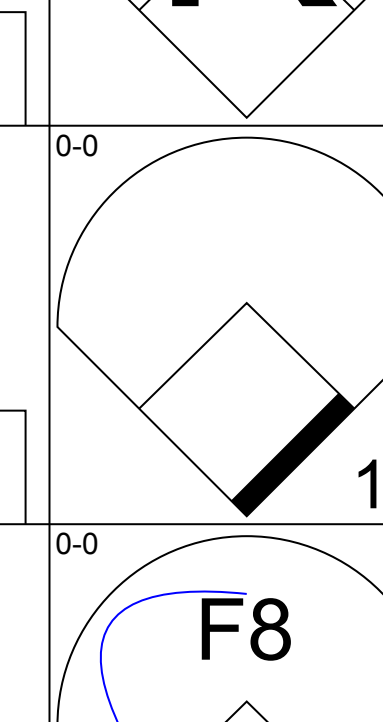
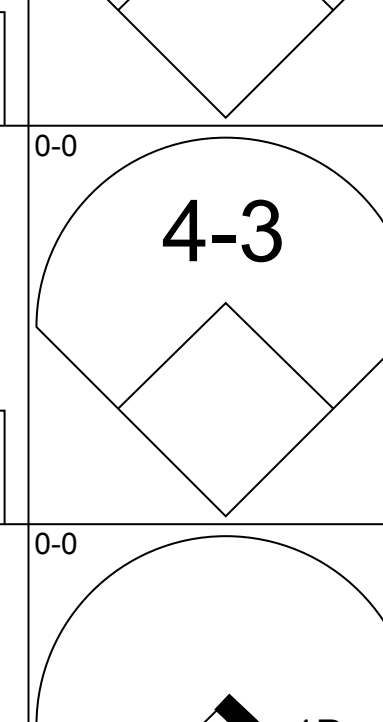
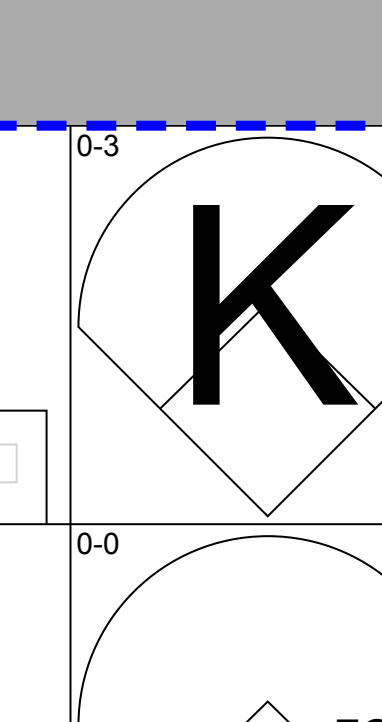
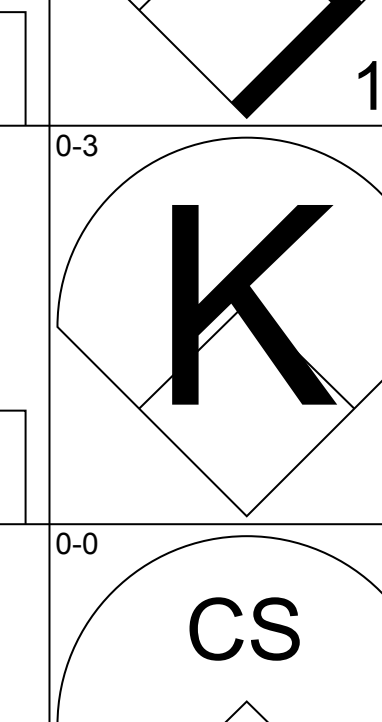
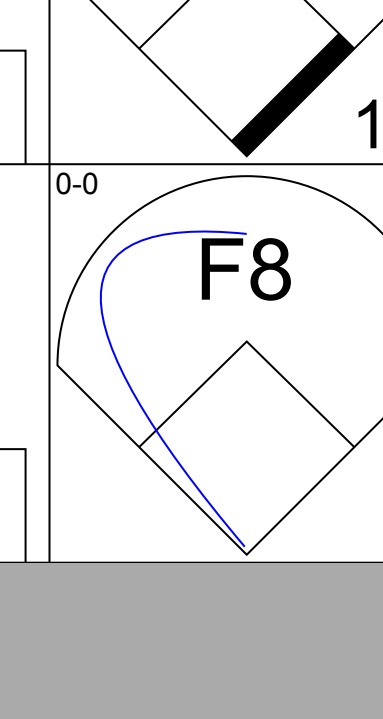
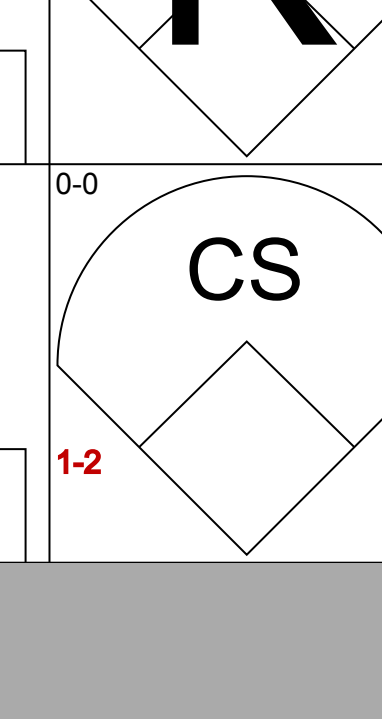
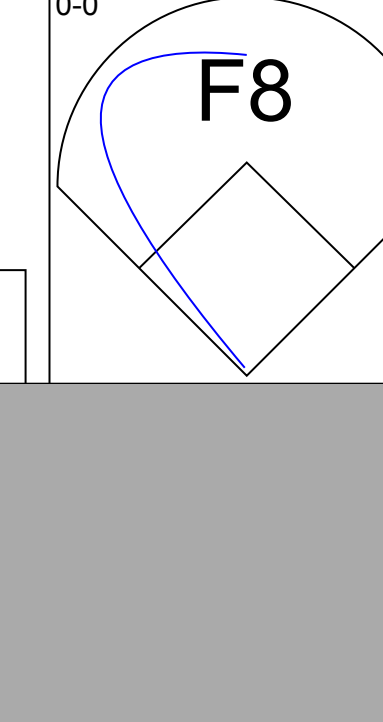
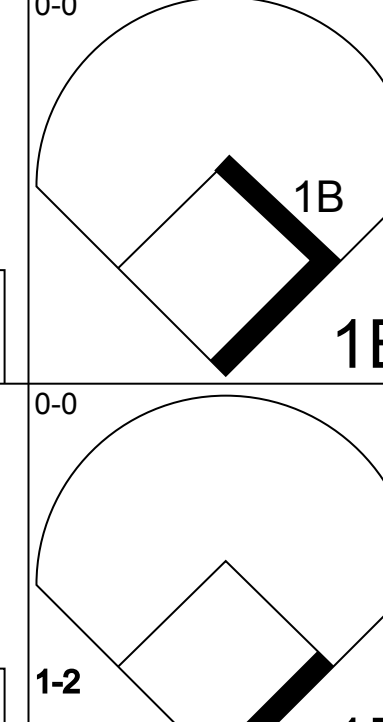
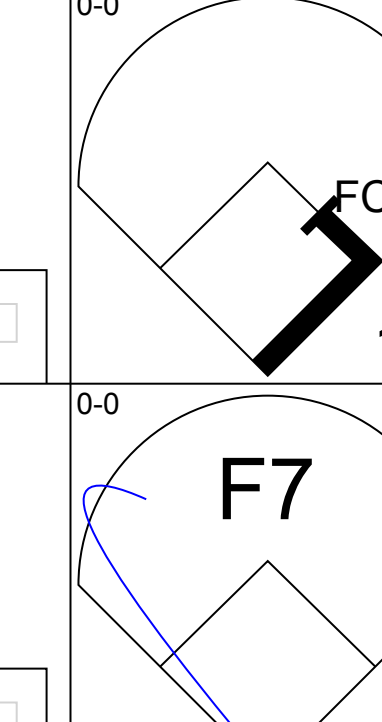
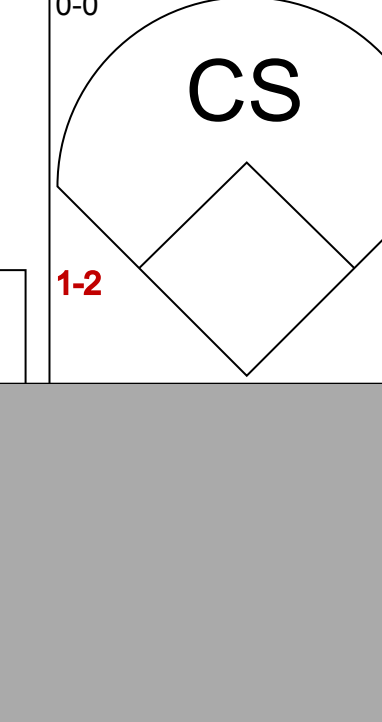
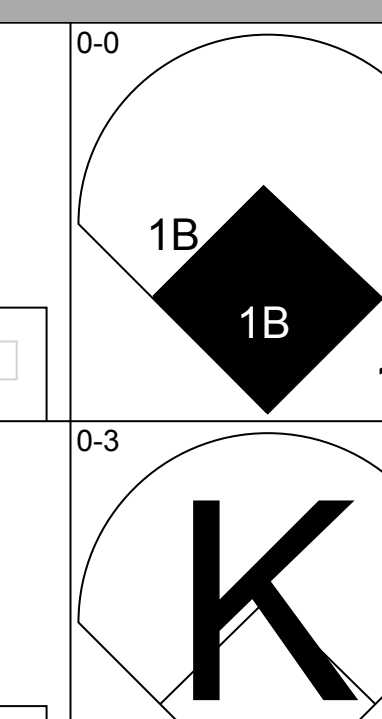
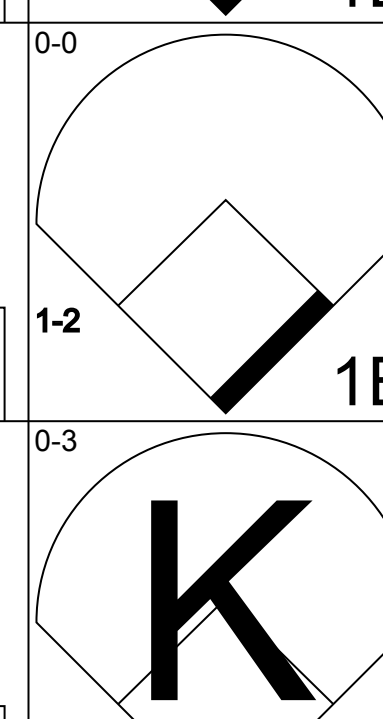
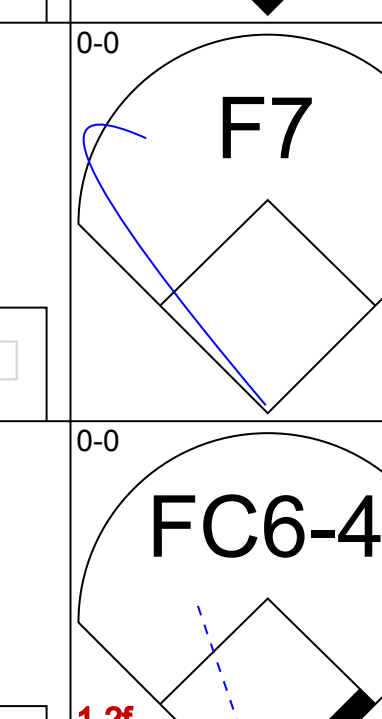
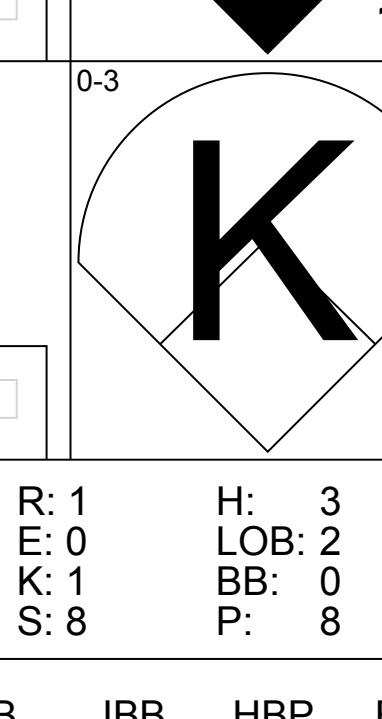
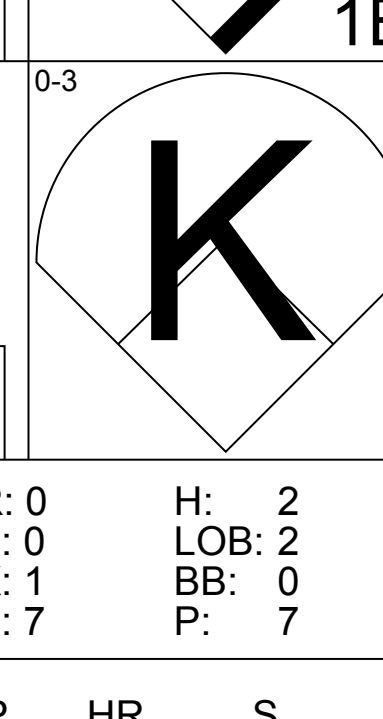
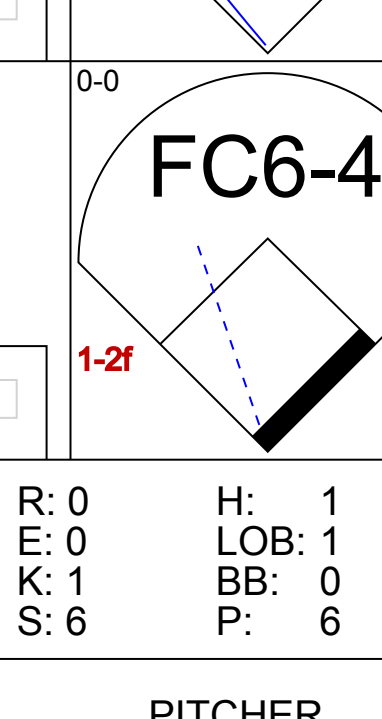


Batter	1	2	3	4	5	6	7	8	9	AB	R	H	RBI	BB	SO	LOB	TOP					
Terry Puhl, L (1, 8) OBP: 0.227, SLG: 0.190										4	0	2	0	0	1	1						
Craig Biggio, R (1, 2) OBP: 0.444, SLG: 0.404										4	0	0	0	0	1	2						
Bill Doran, S (1, 4) OBP: 0.306, SLG: 0.356										2	0	0	0	1	1	1						
Glenn Davis, R (1, 3) OBP: 0.412, SLG: 0.558										3	0	0	0	0	2	1						
Franklin Stubbs, L (1, 7) OBP: 0.313, SLG: 0.567										3	0	0	0	0	1	0						
Glenn Wilson, R (1, 9) OBP: 0.217, SLG: 0.341										3	0	0	0	0	1	1						
Ken Oberkfell, L (1, 5) OBP: 0.364, SLG: 0.400										3	0	1	0	0	0	1						
Rafael Ramirez, R (1, 6) OBP: 0.341, SLG: 0.349										3	0	0	0	0	0	2						
Mark Portugal, R (1, 1) OBP: 0.400, SLG: 0.400										1	0	0	0	0	1	0						
Dave Rohde, S (6, PH) OBP: 0.333, SLG: 0.375										1	0	0	0	0	0	1						
Danny Darwin, R (6, 1) OBP: 0.295, SLG: 0.310										0	0	0	0	0	0	0						
Ken Caminiti, S (9, PH) OBP: 0.295, SLG: 0.310										1	0	0	0	0	1	0						
Inning Stats	R: 0 E: 0 K: 1 S: 5	H: 0 LOB: 0 BB: 0 P: 5	R: 0 E: 0 K: 1 S: 5	H: 0 LOB: 0 BB: 0 P: 5	R: 0 E: 0 K: 1 S: 5	H: 0 LOB: 0 BB: 0 P: 5	R: 0 E: 0 K: 2 S: 7	H: 1 LOB: 0 BB: 0 P: 7	R: 0 E: 0 K: 2 S: 7	H: 0 LOB: 0 BB: 0 P: 7	R: 0 E: 0 K: 0 S: 4	H: 1 LOB: 1 BB: 0 P: 4	R: 0 E: 0 K: 1 S: 4	H: 0 LOB: 1 BB: 1 P: 8	R: 0 E: 1 K: 0 S: 4	H: 0 LOB: 1 BB: 0 P: 4	R: 0 E: 0 K: 1 S: 5	H: 1 LOB: 0 BB: 0 P: 5	1B: 3 2B: 1 3B: 0 HR: 0	SF: 0 SAC: 0 DP: 2 HBP: 0	WP: 0 PB: 0 SB: 0 CS: 2	PA: 29
PITCHER Ramon Martinez, R (1, 1) ERA: 1.89	IP: 9.0 WLS: W BF: 29 H: 3 R: 0 ER: 0 SO: 9 BB: 1 IBB: 0 HBP: 0 BLK: 0 WP: 0 HR: 0 S: 46 P: 50 ERA: 0.00 WHIP: 0.444																			PITCHER		

Houston Astros @ Los Angeles Dodgers
 Dodger Stadium, Los Angeles, CA
 Sun Apr 22 1990, 3:33 AM PDT
 Att. 40,520 - Cloudy

AB	28
R	0
H	3
RBI	0
BB	1
SO	9
LOB	10



Batter	1	2	3	4	5	6	7	8	9	AB	R	H	RBI	BB	SO	LOB	BOTTOM					
Juan Samuel, R (1, 8) OBP: 0.323, SLG: 0.352										2	1	0	0	2	0	1						
Willie Randolph, R (1, 4) OBP: 0.344, SLG: 0.327										4	0	1	0	0	1	2						
Lenny Harris, L (1, 5) OBP: 0.261, SLG: 0.300										4	0	2	2	0	1	0						
Eddie Murray, S (1, 3) OBP: 0.403, SLG: 0.509										4	0	0	0	0	1	3						
Hubie Brooks, R (1, 9) OBP: 0.283, SLG: 0.544										4	0	1	0	0	2	1						
Chris Gwynn, L (1, 7) OBP: 0.231, SLG: 0.308										4	0	1	0	0	2	1						
Jose Gonzalez, R (9, 7) OBP: 0.500, SLG: 0.333										0	0	0	0	0	0	0						
Mike Scioscia, L (1, 2) OBP: 0.271, SLG: 0.435										3	0	2	0	0	0	1						
Alfredo Griffin, S (1, 6) OBP: 0.423, SLG: 0.478										3	1	2	0	0	0	1						
Ramon Martinez, R (1, 1) ERA: 2.57										3	0	0	0	0	2	4						
Inning Stats	R: 0 E: 0 K: 1 S: 5	H: 0 LOB: 0 BB: 0 P: 5	R: 0 E: 0 K: 1 S: 6	H: 1 LOB: 1 BB: 0 P: 6	R: 1 E: 0 K: 1 S: 8	H: 3 LOB: 2 BB: 0 P: 8	R: 0 E: 0 K: 1 S: 7	H: 2 LOB: 2 BB: 0 P: 7	R: 1 E: 0 K: 1 S: 6	H: 1 LOB: 1 BB: 1 P: 10	R: 0 E: 0 K: 1 S: 6	H: 1 LOB: 1 BB: 0 P: 6	R: 0 E: 0 K: 1 S: 4	H: 0 LOB: 0 BB: 1 P: 8	R: 0 E: 0 K: 2 S: 7	H: 1 LOB: 0 BB: 0 P: 7	R: 0 E: 0 K: 1 S: 5	H: 1 LOB: 0 BB: 0 P: 5	1B: 9 2B: 0 3B: 0 HR: 0	SF: 0 SAC: 0 DP: 0 HBP: 0	WP: 0 PB: 0 SB: 0 CS: 2	PA: 34
PITCHER Mark Portugal, R (1, 1) ERA: 5.14	IP: 5.0 WLS: L BF: 23 H: 7 R: 2 ER: 2 SO: 5 BB: 1 IBB: 0 HBP: 0 BLK: 0 WP: 0 HR: 0 S: 32 P: 36 ERA: 3.60 WHIP: 1.600																			PITCHER		
PITCHER Danny Darwin, R (6, 1) ERA: 2.57	IP: 3.0 WLS: L BF: 10 H: 2 R: 0 ER: 0 SO: 4 BB: 1 IBB: 0 HBP: 0 BLK: 0 WP: 0 HR: 0 S: 17 P: 21 ERA: 0.00 WHIP: 1.000																			PITCHER		

Houston Astros @ Los Angeles Dodgers
 Dodger Stadium, Los Angeles, CA
 Sun Apr 22 1990, 3:33 AM PDT
 Att. 40,520 - Cloudy


AB	31
R	2
H	9
RBI	2
BB	2
SO	9
LOB	14



Batter	1	2	3	4	5	6	7	8	9	AB	R	H	RBI	BB	SO	LOB	TOP										
Delino DeShields, L OBP: 0.419, SLG: 0.436 (1, 4)	L9	K		IBB			CS BB		G3	3	0	0	0	2	1	0											
Marquis Grissom, R OBP: 0.254, SLG: 0.309 (1, 8)	1B		P3	F7			G5-3		G5-3	5	1	1	0	0	0	3											
Tim Raines, S OBP: 0.356, SLG: 0.314 (1, 7)	HR		WP 1B		F8					3	2	2	1	1	0	0											
Tim Wallach, R OBP: 0.351, SLG: 0.472 (1, 5)	HR		1B		K		F9			4	1	2	3	0	1	1											
Andres Galarraga, R OBP: 0.368, SLG: 0.348 (1, 3)	G6-3		F8		G5-3				K	4	0	0	0	0	1	1											
Larry Walker, L OBP: 0.360, SLG: 0.452 (1, 9)	1B		G4-3			G3		SF8 2B		4	1	2	0	0	0	1											
Nelson Santovenia, R OBP: 0.119, SLG: 0.265 (1, 2)	P2			P4		G1-3		SF8		3	0	0	1	0	0	1											
Spike Owen, S OBP: 0.346, SLG: 0.563 (1, 6)		K					FC6-4 1B		G6-3	3	0	1	0	1	1	0											
Kevin Gross, R OBP: 0.143, SLG: 0.286 (7, 1)		K								3	0	0	0	0	2	2											
Drew Hall, L (7, 1)		K								0	0	0	0	0	0	0											
John Costello, R (8, 1)							FC6-4			0	0	0	0	0	0	0											
Tim Burke, R (8, 1)										1	0	0	0	0	1	0											
Inning Stats	R: 3 E: 0 K: 0 S: 12	H: 4 LOB: 1 BB: 0 P: 21	R: 0 E: 0 K: 3 S: 12	H: 0 LOB: 0 BB: 0 P: 12	R: 1 E: 0 K: 0 S: 14	H: 1 LOB: 1 BB: 1 P: 23	R: 0 E: 0 K: 1 S: 11	H: 0 LOB: 2 BB: 2 P: 22	R: 0 E: 0 K: 0 S: 9	H: 1 LOB: 1 BB: 0 P: 13	R: 0 E: 0 K: 0 S: 7	H: 1 LOB: 1 BB: 1 P: 17	R: 1 E: 0 K: 1 S: 13	H: 1 LOB: 0 BB: 0 P: 19	R: 0 E: 0 K: 1 S: 9	H: 0 LOB: 0 BB: 0 P: 10	1B: 6 2B: 1 3B: 0 HR: 1	SF: 1 SAC: 0 DP: 0 HBP: 0	WP: 1 PB: 0 SB: 5 CS: 1	PA: 38							
PITCHER	IP	WLS	BF	H	R	ER	SO	BB	IBB	HBP	BLK	WP	HR	S	P	ERA	WHIP										
Mike Scott, R ERA: 7.32 (1, 1)	5.0	L	23	5	4	4	5	2	1	0	0	1	1	56	90	7.20	1.400										
Larry Andersen, R ERA: 1.05 (6, 1)	1.0		4	1	0	0	0	0	0	0	0	0	0	9	13	0.00	1.000										
Dan Schatzeder, L ERA: 1.69 (7, 1)	2.0		8	2	1	1	1	1	0	0	0	0	0	20	36	4.50	1.500										
Danny Darwin, R ERA: 2.25 (9, 1)	1.0		3	0	0	0	1	0	0	0	0	0	0	9	10	0.00	0.000										

Montreal Expos @ Houston Astros
Astrodome, Houston, TX
Tue Apr 24 1990, 8:05 PM EDT
Alt. 9,542 - Dome - 72 F


AB 33
R 5
H 8
RBI 5
BB 4
SO 7
LOB 9



Batter	1	2	3	4	5	6	7	8	9	AB	R	H	RBI	BB	SO	LOB	BOTTOM										
Gerald Young, S OBP: 0.222, SLG: 0.235 (1, 8)	L6		CS BB						F8	4	1	1	0	1	0	0											
Craig Biggio, R OBP: 0.407, SLG: 0.365 (1, 2)	G5-3		F7						F8	5	0	0	0	0	0	2											
Bill Doran, S OBP: 0.333, SLG: 0.408 (1, 4)	K					L3				4	1	2	0	1	1	0											
Glenn Davis, R OBP: 0.429, SLG: 0.604 (1, 3)		1B								5	1	3	2	0	2	2											
Terry Puhl, L OBP: 0.269, SLG: 0.208 (1, 7)		FC1-5 BB			G1-3					3	0	1	0	1	0	1											
Glenn Wilson, R OBP: 0.220, SLG: 0.333 (1, 9)		FC1-5 1B			F9					4	0	1	1	0	0	2											
Ken Caminiti, S OBP: 0.333, SLG: 0.318 (1, 5)		K								2	0	1	0	2	1	2											
Rafael Ramirez, R OBP: 0.326, SLG: 0.333 (6, PH)		FC1-5								2	0	0	0	0	0	3											
Ken Oberkfell, L OBP: 0.333, SLG: 0.364 (7, 1)					FC6-4					1	0	0	0	0	0	3											
Dan Schatzeder, L (8, PH)										0	0	0	0	0	0	0											
Franklin Stubbs, L OBP: 0.303, SLG: 0.548 (9, 1)										1	0	0	0	0	0	1											
Danny Darwin, R (9, 1)										0	0	0	0	0	0	0											
Mike Scott, R (1, 1)										1	0	0	0	0	1	2											
Casey Candaele, S OBP: 0.333, SLG: 1.333 (5, PH)										1	0	0	0	0	0	0											
Larry Andersen, R (6, 1)										0	0	0	0	0	0	0											
Dave Rohde, S OBP: 0.273, SLG: 0.300 (7, 6)										2	0	0	0	0	0	1											
Inning Stats	R: 0 E: 0 K: 1 S: 9	H: 0 LOB: 0 BB: 0 P: 15	R: 1 E: 0 K: 2 S: 13	H: 2 LOB: 2 BB: 1 P: 24	R: 0 E: 0 K: 1 S: 8	H: 1 LOB: 1 BB: 1 P: 15	R: 0 E: 0 K: 0 S: 8	H: 0 LOB: 0 BB: 1 P: 15	R: 0 E: 0 K: 0 S: 6	H: 0 LOB: 0 BB: 0 P: 10	R: 0 E: 0 K: 0 S: 12	H: 2 LOB: 3 BB: 1 P: 23	R: 2 E: 0 K: 0 S: 12	H: 2 LOB: 1 BB: 1 P: 20	R: 0 E: 0 K: 0 S: 8	H: 1 LOB: 1 BB: 0 P: 14	R: 0 E: 0 K: 1 S: 9	H: 1 LOB: 1 BB: 0 P: 12	1B: 5 2B: 4 3B: 0 HR: 0	SF: 0 SAC: 0 DP: 0 HBP: 0	WP: 0 PB: 0 SB: 2 CS: 1	PA: 40					
PITCHER	IP	WLS	BF	H	R	ER	SO	BB	IBB	HBP	BLK	WP	HR	S	P	ERA	WHIP										
Kevin Gross, R ERA: 3.0 (1, 1)	6.0	W	26	5	1	1	4	4	0	0	0	0	0	56	102	1.50	1.500										
Drew Hall, L ERA: 3.72 (7, 1)	0.2		4	1	2	2	0	1	0	0	0	0	0	8	16	27.00	3.000										
John Costello, R ERA: 5.79 (7, 1)	0.1		2	1	0	0	0	0	0	0	0	0	0	4	4	0.00	3.000										
Tim Burke, R ERA: 5.63 (8, 1)	2.0	S	8	2	0	0	1	0	0	0	0	0	0	17	26	0.00	1.000										

Montreal Expos @ Houston Astros
Astrodome, Houston, TX
Tue Apr 24 1990, 8:05 PM EDT
Alt. 9,542 - Dome - 72 F

AB 35
R 3
H 9
RBI 3
BB 5
SO 5
LOB 19



Batter	1	2	3	4	5	6	7	8	9	AB	R	H	RBI	BB	SO	LOB	TOP				
Delino DeShields, L OBP: 0.409, SLG: 0.424 (1, 4)	F9			G1-3 1B		4-3		G3		4	0	1	0	0	0	2					
Marquis Grissom, R OBP: 0.238, SLG: 0.288 (1, 8)	L7			G1-3 1-2		G3			K	4	0	0	0	0	1	1					
Tim Raines, S OBP: 0.349, SLG: 0.309 (1, 7)	L5			G1-3 2-3		L3			1B WP 1B	4	1	1	0	0	0	1					
Tim Wallach, R OBP: 0.328, SLG: 0.439 (1, 5)		F8		G6-3			5-3		K	4	0	0	0	0	1	2					
Andres Galarraga, R OBP: 0.377, SLG: 0.380 (1, 3)		G3			SH1-3 2B		L6		WP 1-3 1B	4	0	2	0	0	0	0					
Larry Walker, L OBP: 0.340, SLG: 0.422 (1, 9)		G6-3			SH1-3 2-3		F8		K	3	0	0	0	0	1	1					
Nelson Santovenia, R OBP: 0.133, SLG: 0.214 (8, PR)				K		F9		SH1-3 1B		3	0	1	0	0	1	1					
Otis Nixon, S OBP: 0.200, SLG: 0.200 (8, 2)										0	0	0	0	0	0	0					
Mike Fitzgerald, R OBP: 0.333, SLG: 0.077 (8, 2)										0	0	0	0	0	0	0					
Spike Owen, S OBP: 0.352, SLG: 0.551 (1, 6)				G6-3				SH1-3 1-2		1	0	0	0	1	0	0					
Dennis Martinez, R (1, 1)				G6-3		L9		K		2	0	0	0	0	0	2					
Junior Noboa, R OBP: 0.222, SLG: 0.222 (8, PH)										1	0	0	0	0	1	2					
Steve Frey, R (8, 1)										0	0	0	0	0	0	0					
Tim Burke, R (9, 1)										0	0	0	0	0	0	0					
Inning Stats	R: 0 H: 0 E: 0 K: 0 S: 6	H: 0 LOB: 0 BB: 0 P: 10	R: 0 H: 0 E: 0 K: 0 S: 4	H: 0 LOB: 0 BB: 0 P: 5	R: 0 H: 0 E: 0 K: 1 S: 8	H: 0 LOB: 0 BB: 0 P: 12	R: 0 H: 1 E: 0 K: 0 S: 11	H: 1 LOB: 1 BB: 0 P: 18	R: 0 H: 1 E: 0 K: 0 S: 7	H: 0 LOB: 0 BB: 0 P: 10	R: 0 H: 0 E: 0 K: 0 S: 7	H: 0 LOB: 0 BB: 0 P: 13	R: 0 H: 1 E: 0 K: 1 S: 9	H: 1 LOB: 2 BB: 0 P: 13	R: 1 H: 2 E: 0 K: 3 S: 13	H: 2 LOB: 1 BB: 0 P: 17	1B: 4 2B: 1 3B: 0 HR: 0	SF: 0 SAC: 2 DP: 0 HBP: 0	WP: 2 PB: 0 SB: 1 CS: 0	PA: 33	
PITCHER	IP	WLS	BF	H	R	ER	SO	BB	IBB	HBP	BLK	WP	HR	S	P	ERA	WHIP				
Jim Deshaies, L ERA: 1.73	(1, 1)	8.0	28	3	0	0	2	0	1	0	0	0	0	58	99	0.00	0.375				
Dave Smith, R ERA: 1.04	(9, 1)	1.0	L 5	2	1	1	3	0	0	0	0	1	0	13	17	9.00	2.000				

Montreal Expos @ Houston Astros
Astrodome, Houston, TX
Wed Apr 25 1990, 8:05 PM EDT
Att: 11,251 - Dome

AB	30
R	1
H	5
RBI	0
BB	1
SO	5
LOB	12



Batter	1	2	3	4	5	6	7	8	9	AB	R	H	RBI	BB	SO	LOB	BOTTOM				
Gerald Young, S OBP: 0.225, SLG: 0.216 (1, 8)	G6-3 G5-3 BB		G4-3			6-3		5-3		3	0	0	0	1	0	0					
Craig Biggio, R OBP: 0.413, SLG: 0.364 (1, 2)	G5-3 1-2			K					G4-3 1B	3	0	1	0	1	1	1					
Bill Doran, S OBP: 0.310, SLG: 0.377 (1, 4)	G6-3 2-3			G5-3		4-3			G4-3 1-2	4	0	0	0	0	0	3					
Glenn Davis, R OBP: 0.433, SLG: 0.596 (1, 3)	P6							WP S 1B	5-3	4	0	2	0	0	0	1					
Franklin Stubbs, L OBP: 0.306, SLG: 0.529 (1, 7)		FC6-4 1B		F9				K	K	3	0	1	0	0	1	2					
Glenn Wilson, R OBP: 0.208, SLG: 0.314 (1, 9)		FC6-4 G4-6-3 1-2				F9		P3		3	0	0	0	0	2						
Ken Caminiti, S OBP: 0.314, SLG: 0.298 (1, 5)			G4-6-3 1-2			K		6-3		3	0	0	0	0	1	2					
Rafael Ramirez, R OBP: 0.306, SLG: 0.313 (1, 6)				F8		1-3		K		3	0	0	0	0	1	0					
Jim Deshaies, L (1, 1)										2	0	0	0	0	2	0					
Mark Davidson, R OBP: 0.429, SLG: 0.500 (8, PH)									P3	1	0	0	0	0	0	0					
Dave Smith, R (9, 1)										0	0	0	0	0	0	0					
Inning Stats	R: 0 H: 0 E: 0 K: 0 S: 7	H: 0 LOB: 1 BB: 1 P: 11	R: 0 H: 1 E: 0 K: 0 S: 6	H: 1 LOB: 0 BB: 0 P: 8	R: 0 H: 0 E: 0 K: 1 S: 7	H: 0 LOB: 0 BB: 0 P: 10	R: 0 H: 1 E: 0 K: 1 S: 11	H: 1 LOB: 1 BB: 0 P: 15	R: 0 H: 0 E: 0 K: 1 S: 10	H: 0 LOB: 1 BB: 1 P: 18	R: 0 H: 1 E: 0 K: 1 S: 8	H: 1 LOB: 0 BB: 0 P: 15	R: 0 H: 0 E: 0 K: 1 S: 13	H: 0 LOB: 0 BB: 0 P: 20	R: 0 H: 1 E: 0 K: 0 S: 7	H: 1 LOB: 0 BB: 0 P: 12	1B: 4 2B: 0 3B: 0 HR: 0	SF: 0 SAC: 0 DP: 2 HBP: 0	WP: 1 PB: 0 SB: 1 CS: 0	PA: 31	
PITCHER	IP	WLS	BF	H	R	ER	SO	BB	IBB	HBP	BLK	WP	HR	S	P	ERA	WHIP				
Dennis Martinez, R ERA: 1.67	(1, 1)	7.0	25	3	0	0	5	2	0	0	0	0	0	54	82	0.00	0.714				
Steve Frey, L ERA: 2.61	(8, 1)	1.0	W 3	0	0	0	1	0	0	0	0	0	0	13	20	0.00	0.000				
Tim Burke, R ERA: 5.0	(9, 1)	1.0	S 3	1	0	0	0	0	0	0	0	0	0	7	12	0.00	1.000				

Montreal Expos @ Houston Astros
Astrodome, Houston, TX
Wed Apr 25 1990, 8:05 PM EDT
Att: 11,251 - Dome

AB	29
R	0
H	4
RBI	0
BB	2
SO	6
LOB	11



Batter	1	2	3	4	5	6	7	8	9	AB	R	H	RBI	BB	SO	LOB	TOP					
Gerald Young, S (1, 8) OBP: 0.244, SLG: 0.220	G6-3		K		F9		S		BB	4	0	1	1	1	1	1	Houston Astros @ Atlanta Braves Atlanta-Fulton County Stadium, Atlanta, GA Thu Apr 26 1990, 7:05 PM EDT Att: 3,415 - Sunny					
Craig Biggio, R (1, 2) OBP: 0.397, SLG: 0.400	F7		K		HR		L6-4		BB	5	1	1	2	0	2	4						
Bill Doran, S (1, 4) OBP: 0.323, SLG: 0.375	BB		BB		E5		P4			3	0	1	0	1	0	1						
Glenn Davis, R (1, 3) OBP: 0.438, SLG: 0.582	BB		K		F8			CS	BB	3	0	1	0	1	1	2						
Glenn Wilson, R (1, 9) OBP: 0.193, SLG: 0.291	K				F9		G5-3		F9	4	0	0	0	0	1	3						
Ken Caminiti, S (1, 5) OBP: 0.291, SLG: 0.275		K			G6-3		L4		P6	4	0	0	0	0	1	1						
Rafael Ramirez, R (1, 6) OBP: 0.283, SLG: 0.288		E4			G4-3		K		L8	4	0	0	0	0	1	0						
Eric Yelding, R (1, 7) OBP: 0.190, SLG: 0.200		K					HR	BB	5-3	4	2	2	0	0	1	1						
Jim Clancy, R (1, 1) OBP: 0.250, SLG: 0.250					B1				BB	3	0	1	0	0	0	2						
Juan Agosto, L (8, 1) Ken Oberkfell, L (9, PH) Casey Candaele, S (9, PR) Dave Smith, R (9, 1)		G6-3					L6-4		BB	0	0	0	0	0	0	0						
Inning Stats	R: 0 E: 0 K: 1 S: 8	H: 1 LOB: 2 BB: 1 P: 16	R: 0 E: 1 K: 2 S: 11	H: 0 LOB: 1 BB: 0 P: 16	R: 0 E: 0 K: 3 S: 12	H: 1 LOB: 1 BB: 0 P: 15	R: 0 E: 0 K: 0 S: 5	H: 0 LOB: 0 BB: 0 P: 6	R: 2 E: 1 K: 0 S: 13	H: 2 LOB: 1 BB: 0 P: 17	R: 0 E: 0 K: 1 S: 9	H: 0 LOB: 0 BB: 0 P: 12	R: 1 E: 0 K: 0 S: 10	H: 3 LOB: 1 BB: 0 P: 15	R: 0 E: 0 K: 0 S: 7	H: 0 LOB: 0 BB: 1 P: 16	R: 0 E: 0 K: 1 S: 7	H: 0 LOB: 2 BB: 2 P: 19	1B: 6 2B: 1 3B: 0 HR: 1	SF: 0 SAC: 0 DP: 1 HBP: 0	WP: 0 PB: 0 SB: 2 CS: 1	PA: 38
PITCHER	IP WLS BF H R ER SO BB IBB HBP BLK WP HR S P ERA WHIP																					
Derek Liliquist, L (1, 1) ERA: 7.98	7.0 L 30 7 3 3 7 1 0 0 1 0 1 68 97 3.86 1.143																					
Joe Boever, R (8, 1) ERA: 3.12	2.0 8 0 0 0 1 3 0 0 0 0 0 0 14 35 0.00 1.500																					

Batter	1	2	3	4	5	6	7	8	9	AB	R	H	RBI	BB	SO	LOB	BOTTOM					
Oddibe McDowell, L (1, 8) OBP: 0.245, SLG: 0.304	F8		G4-3			G1-3			G3	4	0	0	0	0	0	0	Houston Astros @ Atlanta Braves Atlanta-Fulton County Stadium, Atlanta, GA Thu Apr 26 1990, 7:05 PM EDT Att: 3,415 - Sunny					
Jeff Treadway, L (1, 4) OBP: 0.278, SLG: 0.302			L7			G3-1			F8	4	0	1	0	0	0	0						
Lonnie Smith, R (1, 7) OBP: 0.321, SLG: 0.378					G6-3		HBP		F8	3	0	0	0	0	0	1						
Jim Presley, R (1, 5) OBP: 0.294, SLG: 0.380					G6-3		K			3	0	0	0	0	1	1						
Tommy Gregg, L (1, 3) OBP: 0.167, SLG: 0.063					G6-3		F7			3	0	0	0	0	0	1						
Joe Boever, R (8, 1)										0	0	0	0	0	0	0						
Dale Murphy, R (1, 9) OBP: 0.320, SLG: 0.435					P3		F7			3	0	1	0	0	0	1						
Ernie Whitt, L (1, 2) OBP: 0.333, SLG: 0.185					P5				G5-3	1	0	0	0	1	0	0						
Jody Davis, R (6, PH) OBP: 0.067, SLG: 0.067										1	0	0	0	0	0	0						
Jeff Blausler, R (1, 6) OBP: 0.286, SLG: 0.211									G5-3	0	0	0	0	0	0	0						
Andres Thomas, R (2, PH) OBP: 0.000, SLG: 0.000										3	0	0	0	0	1	2						
Derek Liliquist, L (1, 1) OBP: 0.500, SLG: 0.500									G5-3	2	0	0	0	0	0	0						
Mark Lemke, S (8, 5) OBP: 0.255, SLG: 0.250										1	0	0	0	0	0	0						
Inning Stats	R: 0 E: 0 K: 0 S: 6	H: 1 LOB: 0 BB: 0 P: 11	R: 0 E: 0 K: 0 S: 10	H: 1 LOB: 2 BB: 1 P: 17	R: 0 E: 0 K: 0 S: 5	H: 0 LOB: 0 BB: 0 P: 8	R: 0 E: 0 K: 0 S: 6	H: 0 LOB: 0 BB: 0 P: 6	R: 0 E: 0 K: 1 S: 8	H: 0 LOB: 0 BB: 0 P: 13	R: 0 E: 0 K: 0 S: 3	H: 0 LOB: 0 BB: 0 P: 4	R: 0 E: 0 K: 1 S: 10	H: 0 LOB: 1 BB: 0 P: 16	R: 0 E: 0 K: 0 S: 7	H: 0 LOB: 0 BB: 0 P: 9	R: 0 E: 0 K: 0 S: 6	H: 0 LOB: 0 BB: 0 P: 9	1B: 2 2B: 0 3B: 0 HR: 0	SF: 0 SAC: 0 DP: 0 HBP: 1	WP: 0 PB: 0 SB: 1 CS: 1	PA: 30
PITCHER	IP WLS BF H R ER SO BB IBB HBP BLK WP HR S P ERA WHIP																					
Jim Clancy, R (1, 1) ERA: 1.76	7.0 W 24 2 0 0 0 0 1 0 1 0 0 0 7 9 0.00 0.429																					
Juan Agosto, L (8, 1) ERA: 1.13	1.0 3 0 0 0 0 0 0 0 0 0 0 0 7 9 0.00 0.000																					
Dave Smith, R (9, 1) ERA: 0.93	1.0 S 3 0 0 0 0 0 0 0 0 0 0 0 6 9 0.00 0.000																					

AB 34
R 3
H 7
RBI 3
BB 4
SO 8
LOB 15




AB 28
R 0
H 2
RBI 0
BB 1
SO 2
LOB 6



Batter	1	2	3	4	5	6	7	8	9	AB	R	H	RBI	BB	SO	LOB	TOP										
Gregg Jefferies, S (1.4) OBP: 0.347, SLG: 0.375	1-3 K		1-2 F8		1-0 G3			0-2 P6		4	0	0	0	0	1	0											
Mark Carreon, R (1.8) OBP: 0.343, SLG: 0.594	0-0 L4			0-0 HR		0-1 F8		2-2 G5-3		4	1	1	1	0	0	0											
Howard Johnson, S (1.5) OBP: 0.288, SLG: 0.460	3-2 L3			0-2 G5-3		0-0 1B		1-1 F9		4	0	1	0	0	0	0											
Darryl Strawberry, L (1.9) OBP: 0.420, SLG: 0.455		1-2 G4-3		0-3 K		0-2 1B		1-2 1B		4	0	1	0	0	1	0											
Kevin McReynolds, R (1.7) OBP: 0.396, SLG: 0.375		0-1 G6-3		1-0 1B		2-1 F7		2-1 1B		4	0	2	0	0	0	2											
Dave Magadan, L (1.3) OBP: 0.296, SLG: 0.261		1-2 FC6-4		3-1 1B		2-3 K		1-3 K		4	0	2	0	0	2	3											
Barry Lyons, R (1.2) OBP: 0.234, SLG: 0.333		1-1 FC6-4		0-0 F9			1-2 1B		2-2 F9		4	0	1	0	0	4											
Kevin Elster, R (1.6) OBP: 0.172, SLG: 0.212			1-2 F8		2-2 F8		2-1 G6-3			3	0	0	0	0	0	0											
Frank Viola, L (1.1) Wally Whitehurst, R (6.1) John Franco, L (8.1)			2-3 K		0-0 G4-3		0-0 G4-3			2	0	0	0	0	1	0											
Inning Stats	R: 0 E: 0 K: 1 S: 8	H: 0 LOB: 0 BB: 0 P: 12	R: 0 E: 0 K: 0 S: 10	H: 1 LOB: 1 BB: 0 P: 13	R: 0 E: 0 K: 1 S: 9	H: 0 LOB: 0 BB: 0 P: 13	R: 1 E: 0 K: 1 S: 11	H: 3 LOB: 2 BB: 0 P: 15	R: 0 E: 0 K: 0 S: 5	H: 2 LOB: 2 BB: 0 P: 16	R: 0 E: 0 K: 0 S: 7	H: 1 LOB: 0 BB: 0 P: 10	R: 0 E: 0 K: 0 S: 8	H: 0 LOB: 0 BB: 0 P: 11	R: 0 E: 0 K: 1 S: 10	H: 1 LOB: 1 BB: 0 P: 16	1B: 7 2B: 0 3B: 0 HR: 1	SF: 0 SAC: 0 DP: 0 HBP: 0	WP: 0 PB: 0 SB: 0 CS: 0	PA: 34							
PITCHER	IP	WLS	BF	H	R	ER	SO	BB	IBB	HBP	BLK	WP	HR	S	P	ERA	WHIP										
Mark Portugal, R (1.1) ERA: 3.88	8.0	L	30	7	1	1	4	0	0	0	0	0	1	70	98	1.12	0.875										
Juan Agosto, L (9.1) ERA: 1.04	0.2		3	1	0	0	1	0	0	0	0	0	0	7	11	0.00	1.500										
Larry Andersen, R (9.1) ERA: 1.04	0.1		1	0	0	0	0	0	0	0	0	0	0	3	5	0.00	0.000										

New York Mets @ Houston Astros
Astrodome, Houston, TX
Fri Apr 27 1990, 8:05 PM EDT
Att: 15,862 - Dome - 72 F


AB 34
R 1
H 8
RBI 1
BB 0
SO 5
LOB 9



Batter	1	2	3	4	5	6	7	8	9	AB	R	H	RBI	BB	SO	LOB	BOTTOM										
Gerald Young, S (1.8) OBP: 0.224, SLG: 0.200	0-0 G6-3		3-2 F8			2-1 FC3-6			0-0 G6-3	4	0	0	0	0	0	2											
Craig Biggio, R (1.2) OBP: 0.375, SLG: 0.375	3-3 K			1-0 F9		2-1 G4-3			2-2 G6-3	4	0	0	0	0	1	1											
Bill Doran, S (1.4) OBP: 0.303, SLG: 0.350	1-2 G6-3			2-1 G6-3		3-2 F9			1-0 F8	4	0	0	0	0	0	0											
Glenn Davis, R (1.3) OBP: 0.418, SLG: 0.552		1-0 G6-3		0-3 K		1-1 P2				3	0	0	0	0	1	0											
Ken Caminiti, S (1.5) OBP: 0.276, SLG: 0.259		0-3 K			1-3 K		0-1 F7			3	0	0	0	0	2	0											
Rafael Ramirez, R (1.6) OBP: 0.288, SLG: 0.273		2-3 K2-3			0-1 F8			0-2 G5-3		3	0	0	0	0	1	0											
Eric Yelding, R (1.9) OBP: 0.292, SLG: 0.304			0-1 S		0-1 CS			2-1 G4-3		3	0	3	0	0	0	0											
Casey Candaele, S (1.7) OBP: 0.400, SLG: 1.000			1-1 F9		3-1 CS	4-1 FC3-4		1-0 G4-3		1	0	0	0	1	0	1											
Terry Puhl, L (8, PH) OBP: 0.289, SLG: 0.208								1-2 G4-3		0	0	0	0	0	0	0											
Dave Rohde, S (8, PH) OBP: 0.250, SLG: 0.273										1	0	0	0	0	0	1											
Juan Agosto, L (9.1)										0	0	0	0	0	0	0											
Larry Andersen, R (9.1)										0	0	0	0	0	0	0											
Mark Portugal, R (1.1) OBP: 0.288, SLG: 0.286			0-1 F6		2-0 FC3-4			1-3 K		2	0	0	0	0	0	2											
Alex Trevino, R (8, PH) (9.2)										1	0	0	0	0	1	1											
Inning Stats	R: 0 E: 0 K: 1 S: 7	H: 0 LOB: 0 BB: 0 P: 11	R: 0 E: 0 K: 2 S: 7	H: 0 LOB: 0 BB: 0 P: 10	R: 0 E: 0 K: 0 S: 9	H: 1 LOB: 1 BB: 0 P: 13	R: 0 E: 0 K: 1 S: 6	H: 0 LOB: 0 BB: 0 P: 9	R: 0 E: 0 K: 1 S: 9	H: 1 LOB: 1 BB: 0 P: 12	R: 0 E: 0 K: 0 S: 7	H: 0 LOB: 1 BB: 1 P: 16	R: 0 E: 0 K: 0 S: 7	H: 0 LOB: 0 BB: 0 P: 11	R: 0 E: 0 K: 1 S: 9	H: 1 LOB: 1 BB: 0 P: 13	R: 0 E: 0 K: 0 S: 6	H: 0 LOB: 0 BB: 0 P: 9	1B: 3 2B: 0 3B: 0 HR: 0	SF: 0 SAC: 0 DP: 0 HBP: 0	WP: 0 PB: 0 SB: 2 CS: 1	PA: 31					
PITCHER	IP	WLS	BF	H	R	ER	SO	BB	IBB	HBP	BLK	WP	HR	S	P	ERA	WHIP										
Frank Viola, L (1.1) ERA: 1.32	5.0	W	16	2	0	0	5	0	0	0	0	0	0	38	55	0.00	0.400										
Wally Whitehurst, R (6.1) ERA: 1.5	2.1		9	1	0	0	0	1	0	0	0	0	0	19	34	0.00	0.857										
John Franco, L (8.1) ERA: 1.08	1.2	S	5	0	0	0	1	0	0	0	0	0	0	10	15	0.00	0.000										

New York Mets @ Houston Astros
Astrodome, Houston, TX
Fri Apr 27 1990, 8:05 PM EDT
Att: 15,862 - Dome - 72 F

AB 29
R 0
H 3
RBI 0
BB 1
SO 6
LOB 8



Batter	1	2	3	4	5	6	7	8	9	10	AB	R	H	RBI	BB	SO	LOB	TOP							
Gregg Jefferies, S OBP: 0.346, SLG: 0.386 (1.4)	2-2 2B		1-0 G3			2-2 L7	0-2 G3			2-2 1B	5	0	2	0	0	0	1	New York Mets @ Houston Astros Astrodome, Houston, TX Sun Apr 29 1990, 4:33 AM EDT Att: 20,158 - Dome							
Mark Carreon, R OBP: 0.295, SLG: 0.512 (1.8)	1-0 G5-3		3-1 P6			0-0 G3	3-3 K			1-2 P3	5	0	0	0	0	1	2								
Howard Johnson, S OBP: 0.284, SLG: 0.420 (1.5)	3-2 P4		0-0 L9			4-0 1B 1B	1-1 P6				3	1	0	0	1	0	1								
Daryl Strawberry, L OBP: 0.416, SLG: 0.435 (1.9)	1-0 F8		4-1 S BB			0-0 1B 1-3 1B	3-2 G3-1				3	0	1	0	1	0	1								
Kevin McReynolds, R OBP: 0.376, SLG: 0.376 (1.7)		1-2 G4-3				2-1 G6-3				0-0 P4	4	0	1	1	0	0	1								
Mike Marshall, R OBP: 0.268, SLG: 0.426 (1.3)		4-0 CS BB				1-2 G5-3	1-0 G5-3			0-0 G5-3	3	0	0	0	1	0	2								
Barry Lyons, R OBP: 0.235, SLG: 0.313 (1.2)		3-2 F9				4-1 BB				0-0 G6-3	3	0	0	0	1	0	1								
Julio Machado, R (9.1)										0-0 G6-3	0	0	0	0	0	0	0								
Kevin Elster, R OBP: 0.169, SLG: 0.203 Dave Magadan, L OBP: 0.276, SLG: 0.240 (10.5)			1-3 K			1 SAFE 2-1 P5	1-1 F8			1-3 K	3	0	0	0	0	1	1								
Dwight Gooden, R OBP: 0.100, SLG: 0.111 Mackey Sasser, L OBP: 0.125, SLG: 0.067 (9.2)			0-2 P6			0-1 F7	3-2 1B			0-1 P6	1	0	0	0	0	0	0								
Inning Stats	R: 0 E: 0 K: 0 S: 9	H: 1 LOB: 1 BB: 16	R: 0 E: 0 K: 0 S: 9	H: 0 LOB: 0 BB: 17	R: 0 E: 0 K: 1 S: 7	H: 0 LOB: 0 BB: 9	R: 0 E: 0 K: 0 S: 7	H: 0 LOB: 1 BB: 13	R: 1 E: 0 K: 0 S: 8	H: 2 LOB: 2 BB: 17	R: 0 E: 0 K: 0 S: 10	H: 1 LOB: 1 BB: 0 P: 14	R: 0 E: 0 K: 1 S: 11	H: 0 LOB: 0 BB: 0 P: 18	R: 0 E: 0 K: 0 S: 3	H: 0 LOB: 0 BB: 0 P: 3	R: 0 E: 0 K: 1 S: 12	H: 1 LOB: 1 BB: 0 P: 16	1B: 4 2B: 1 3B: 0 HR: 0	SF: 0 SAC: 0 DP: 0 HBP: 0	WP: 0 PB: 0 SB: 1 CS: 1	PA: 38			
PITCHER	IP 7.0	WLS 28	BF 4	H 1	R 1	ER 1	SO 1	BB 4	IBB 0	HBP 0	BLK 0	WP 0	HR 0	S 57	P 101	ERA 1.29	WHIP 1.143								
Mike Scott, R ERA: 5.74 Larry Andersen, R ERA: 0.93 Danny Darwin, R ERA: 1.8	(1.1)	(8.1)	(9.1)																						

AB	34
R	1
H	5
RBI	1
BB	4
SO	3
LOB	11



Batter	1	2	3	4	5	6	7	8	9	10	AB	R	H	RBI	BB	SO	LOB	BOTTOM						
Gerald Young, S OBP: 0.220, SLG: 0.291 (1.8)	1-1 G6-3		2-3 K			0-0 G4-3				2-2 L7	5	0	0	0	0	1	0	New York Mets @ Houston Astros Astrodome, Houston, TX Sun Apr 29 1990, 4:33 AM EDT Att: 20,158 - Dome						
Eric Yelding, R OBP: 0.324, SLG: 0.387 (8.9)	2-1 G4-3		0-0 P8			1-1 FC6-4 1B				1-2 E S 1B	5	1	2	0	0	0	0							
Craig Biggio, R OBP: 0.351, SLG: 0.348 (1.2)	1-0 G6-3		1-2 P3			0-0 FC6-4 S 1-2r				0-1 P5	5	0	0	0	0	0	3							
Glenn Davis, R OBP: 0.442, SLG: 0.600 (1.3)		1-0 S 3B 1B				0-3 K				4-1 1B DI IBB	3	1	1	0	2	1	1							
Glenn Wilson, R OBP: 0.274, SLG: 0.311 Larry Andersen, R OBP: 0.296, SLG: 0.298 Bill Doran, S OBP: 0.296, SLG: 0.333 Danny Darwin, R OBP: 0.308, SLG: 0.273 (10.5)		0-2 F9				1-1 F9				2-2 S 1B	3	0	1	0	0	0	1							
Ken Caminiti, S OBP: 0.328, SLG: 0.306 (1.5)		1-3 K				0-0 FC3-6 1B				4-1 SH5-3 BB	4	0	3	1	1	1	1							
Rafael Ramirez, R OBP: 0.267, SLG: 0.305 (1.6)		2-2 1H 3B				1-0 FC3-6 G1-5-4 1B 1-2r				1-2 SH5-3 1B	3	0	1	1	0	0	2							
Casey Candaele, S OBP: 0.364, SLG: 0.600 Franklin Stubbs, L OBP: 0.289, SLG: 0.500 (8.7)		2-3 K				0-0 1B				0-3 K	2	0	1	0	0	1	1							
Mike Scott, R Ken Oberkfell, L OBP: 0.313, SLG: 0.286 (8.4)			1-3 K			1-1 G1-5-4				1-3 K	2	0	0	0	0	1	2							
Inning Stats	R: 0 E: 0 K: 0 S: 5	H: 0 LOB: 0 BB: 9	R: 1 E: 0 K: 2 S: 15	H: 2 LOB: 1 BB: 21	R: 0 E: 0 K: 2 S: 7	H: 0 LOB: 0 BB: 10	R: 0 E: 0 K: 1 S: 9	H: 0 LOB: 0 BB: 11	R: 0 E: 0 K: 0 S: 5	H: 2 LOB: 1 BB: 7	R: 0 E: 0 K: 2 S: 14	H: 1 LOB: 3 BB: 19	R: 0 E: 1 K: 1 S: 9	H: 0 LOB: 2 BB: 21	R: 0 E: 0 K: 1 S: 12	H: 1 LOB: 1 BB: 20	R: 1 E: 0 K: 0 S: 13		H: 2 LOB: 3 BB: 22	1B: 8 2B: 0 3B: 1 HR: 0	SF: 0 SAC: 1 DP: 1 HBP: 1	WP: 0 PB: 0 SB: 6 CS: 0	PA: 42	
PITCHER	IP 8.0	WLS 32	BF 6	H 1	R 1	ER 1	SO 8	BB 1	IBB 1	HBP 0	BLK 0	WP 0	HR 0	S 70	P 107	ERA 1.12	WHIP 0.875							
Dwight Gooden, R ERA: 3.82 Julio Machado, R ERA: 1.86	(1.1)	(9.1)																						

AB	37
R	2
H	9
RBI	2
BB	3
SO	9
LOB	21



Batter	1	2	3	4	5	6	7	8	9	10	11	12	13	AB R H RBI BB SO LOB	TOP	
Gerald Young, S OBP: 0.235, SLG: 0.313 Danny Darwin, R (8, 1) Ken Oberkfell, L OBP: 0.278, SLG: 0.250 Alex Trevino, R (13, PH) (13, 2)														4 0 0 0 0 2 0 0 0 0 0 0 0 0 1 0 0 0 0 0 1 0 0 0 0 0 0 0		
Eric Yelding, R OBP: 0.275, SLG: 0.317 (14, 4) (8, 8) (9, 9) (13, 8)														5 0 1 0 0 2 1		
Craig Biggio, R OBP: 0.356, SLG: 0.338 (12, 2) (13, 3)														5 0 1 0 0 2 2		
Glenn Davis, R OBP: 0.425, SLG: 0.635 (1, 3)														4 0 0 0 1 1 1		
Glenn Wilson, R OBP: 0.280, SLG: 0.309 Juan Agosto, L (9, 1)														4 0 0 0 0 0 1 0 0 0 0 0 0 0 1 0 0 0 0 0 1 0 0 0 0 0 0 0		
Bill Dugan, S OBP: 0.301, SLG: 0.326 Larry Andersen, R (12, PH) (12, 1)														3 0 1 0 0 2 0 0 0 0 0 0 0 0 2 0 0 0 0 0 0		
Eric Anthony, L OBP: 0.333, SLG: 0.250 Dan Schatzeder, L (7, 1) (8, 4) (9, 8) (13, 4)														5 0 1 0 0 1 0		
Casey Candaele, S OBP: 0.286, SLG: 0.462 (8, 8) (13, 4)														4 0 0 0 0 0 1 0 0 0 0 0 0 0 1 0 0 0 0 0 1 0 0 0 0 0 0 0		
Ken Caminiti, S OBP: 0.320, SLG: 0.290 (1, 5)														5 0 0 0 0 2 2		
Rafael Ramirez, R OBP: 0.261, SLG: 0.294 (1, 6)														2 0 0 0 0 1 0 2 1 2 1 1 0 0		
Mark Portugal, R OBP: 0.222, SLG: 0.222 Franklin Stubbs, L OBP: 0.341, SLG: 0.605 (7, 7)														WIP: 0 PA: 46 PB: 0 SB: 0 CS: 1		
Inning Stats	R: 0 H: 0 E: 0 K: 3 S: 10	R: 0 H: 0 E: 0 K: 2 S: 10	R: 0 H: 0 E: 0 K: 2 S: 10	R: 0 H: 1 E: 0 K: 1 S: 7	R: 0 H: 2 E: 0 K: 0 S: 8	R: 0 H: 1 E: 0 K: 1 S: 7	R: 0 H: 0 E: 0 K: 1 S: 8	R: 1 H: 1 E: 0 K: 1 S: 7	R: 0 H: 0 E: 0 K: 1 S: 9	R: 0 H: 0 E: 0 K: 1 S: 9	R: 0 H: 0 E: 0 K: 1 S: 9	R: 0 H: 0 E: 0 K: 1 S: 8	R: 0 H: 1 E: 0 K: 0 S: 9	1B: 5 2B: 0 3B: 0 HR: 1	SF: 0 SAC: 0 DP: 1 HBP: 0	WIP: 0 PA: 46 PB: 0 SB: 0 CS: 1
PITCHER	IP WLS BF H R ER SO BB IBB HBP BLK WP HR S P ERA WHIP	IP WLS BF H R ER SO BB IBB HBP BLK WP HR S P ERA WHIP	IP WLS BF H R ER SO BB IBB HBP BLK WP HR S P ERA WHIP	IP WLS BF H R ER SO BB IBB HBP BLK WP HR S P ERA WHIP	IP WLS BF H R ER SO BB IBB HBP BLK WP HR S P ERA WHIP	IP WLS BF H R ER SO BB IBB HBP BLK WP HR S P ERA WHIP	IP WLS BF H R ER SO BB IBB HBP BLK WP HR S P ERA WHIP	IP WLS BF H R ER SO BB IBB HBP BLK WP HR S P ERA WHIP	IP WLS BF H R ER SO BB IBB HBP BLK WP HR S P ERA WHIP	IP WLS BF H R ER SO BB IBB HBP BLK WP HR S P ERA WHIP	IP WLS BF H R ER SO BB IBB HBP BLK WP HR S P ERA WHIP	IP WLS BF H R ER SO BB IBB HBP BLK WP HR S P ERA WHIP	IP WLS BF H R ER SO BB IBB HBP BLK WP HR S P ERA WHIP	IP WLS BF H R ER SO BB IBB HBP BLK WP HR S P ERA WHIP	IP WLS BF H R ER SO BB IBB HBP BLK WP HR S P ERA WHIP	IP WLS BF H R ER SO BB IBB HBP BLK WP HR S P ERA WHIP
Mark Gardner, R ERA: 1.96 Tim Burke, R ERA: 3.4 Bill Sampen, R ERA: Drew Hall, L ERA: 2.93	7.0 WLS 24 H 4 R 0 ER 0 SO 9 BB 0 IBB 0 HBP 0 BLK 0 WP 0 HR 0 S 60 P 90 ERA 0.00 WHIP 0.571	1.0 4 1 1 1 1 0 0 0 0 0 0 1 7 15 9.00 1.000	2.0 7 0 0 0 0 2 0 1 0 0 0 0 18 31 0.00 0.000	3.0 W 10 1 0 0 0 2 1 0 0 0 0 0 25 35 0.00 0.667												

Houston Astros @ Montreal Expos
Olympic Stadium, Montreal, QB
Tue May 01 1990, 7:05 PM EDT
Att. 9,700 - Unknown

AB 43
R 1
H 6
RBI 1
BB 2
SO 14
LOB 8



Batter	1	2	3	4	5	6	7	8	9	10	11	12	13	AB R H RBI BB SO LOB	BOTTOM	
Delino DeShields, L OBP: 0.419, SLG: 0.440 (14, 4)														5 1 2 0 1 1 0		
Marquis Grissom, R OBP: 0.290, SLG: 0.338 (19, 9)														6 0 2 1 0 1 1		
Wallace Johnson, S OBP: 0.290, SLG: 0.343 Andres Galaraga, R OBP: 0.341, SLG: 0.324 (13, 3) (7, 3)														2 0 0 0 0 0 1 2 0 1 0 1 1 0		
Tim Wallach, R OBP: 0.360, SLG: 0.462 (15, 5)														6 0 1 0 0 0 7		
Mike Aldrete, L OBP: 0.500, SLG: 0.364 (17, 7)														5 0 1 0 1 0 3		
Dave Martinez, L OBP: 0.200, SLG: 0.200 Ollie Nixon, S OBP: 0.167, SLG: 0.091 (8, PH) (8, 8)														3 0 1 0 0 1 4 2 1 0 0 1 0 0		
Nelson Santovenia, R OBP: 0.130, SLG: 0.216 Larry Walker, L OBP: 0.339, SLG: 0.415 Mike Fitzgerald, R OBP: 0.438, SLG: 0.384 (8, PH) (9, 2)														4 0 1 0 0 0 2 0 0 0 0 0 0 0 2 0 0 0 0 0 1		
Spike Owen, S OBP: 0.413, SLG: 0.567 Drew Hall, L (11, 1) Zane Smith, L OBP: 0.333, SLG: 0.667 (13, PH)														3 0 1 0 2 1 0 0 0 0 0 0 0 0 1 0 1 1 0 0 0		
Mark Gardner, R Tim Burke, R Junior Noboa, R OBP: 0.333, SLG: 0.333 Bill Sampen, R Tom Foley, L (11, 6)														3 0 0 0 0 3 3 0 0 0 0 0 0 0 1 0 0 0 0 0 2 0 0 0 0 0 0 0 1 0 0 0 0 0 0		
Inning Stats	R: 0 H: 2 E: 1 K: 0 S: 11	R: 0 H: 1 E: 0 K: 1 S: 7	R: 0 H: 0 E: 0 K: 0 S: 7	R: 0 H: 1 E: 0 K: 1 S: 7	R: 1 H: 1 E: 1 K: 2 S: 12	R: 0 H: 1 E: 0 K: 1 S: 8	R: 0 H: 1 E: 0 K: 1 S: 11	R: 0 H: 1 E: 0 K: 0 S: 12	R: 0 H: 1 E: 0 K: 1 S: 10	R: 0 H: 1 E: 0 K: 0 S: 7	R: 0 H: 0 E: 0 K: 1 S: 11	R: 0 H: 1 E: 0 K: 1 S: 8	R: 1 H: 1 E: 0 K: 0 S: 7	1B: 8 2B: 4 3B: 0 HR: 0	SF: 0 SAC: 0 DP: 1 HBP: 1	WIP: 1 PA: 54 PB: 0 SB: 2 CS: 2
PITCHER	IP WLS BF H R ER SO BB IBB HBP BLK WP HR S P ERA WHIP	IP WLS BF H R ER SO BB IBB HBP BLK WP HR S P ERA WHIP	IP WLS BF H R ER SO BB IBB HBP BLK WP HR S P ERA WHIP	IP WLS BF H R ER SO BB IBB HBP BLK WP HR S P ERA WHIP	IP WLS BF H R ER SO BB IBB HBP BLK WP HR S P ERA WHIP	IP WLS BF H R ER SO BB IBB HBP BLK WP HR S P ERA WHIP	IP WLS BF H R ER SO BB IBB HBP BLK WP HR S P ERA WHIP	IP WLS BF H R ER SO BB IBB HBP BLK WP HR S P ERA WHIP	IP WLS BF H R ER SO BB IBB HBP BLK WP HR S P ERA WHIP	IP WLS BF H R ER SO BB IBB HBP BLK WP HR S P ERA WHIP	IP WLS BF H R ER SO BB IBB HBP BLK WP HR S P ERA WHIP	IP WLS BF H R ER SO BB IBB HBP BLK WP HR S P ERA WHIP	IP WLS BF H R ER SO BB IBB HBP BLK WP HR S P ERA WHIP	IP WLS BF H R ER SO BB IBB HBP BLK WP HR S P ERA WHIP	IP WLS BF H R ER SO BB IBB HBP BLK WP HR S P ERA WHIP	IP WLS BF H R ER SO BB IBB HBP BLK WP HR S P ERA WHIP
Mark Portugal, R ERA: 3.21 Dan Schatzeder, L ERA: 1.35 Danny Darwin, R ERA: 1.64 Juan Agosto, L ERA: 0.68 Larry Andersen, R ERA: 1.46	6.0 WLS 27 H 6 R 1 ER 5 SO 2 BB 1 IBB 1 HBP 0 BLK 0 WP 1 HR 0 S 52 P 98 ERA 1.50 WHIP 1.333	1.2 8 2 0 0 0 1 0 1 0 0 0 0 19 33 0.00 1.200	1.0 5 1 0 0 0 0 0 1 0 0 0 0 11 21 0.00 1.000	2.1 7 0 0 0 0 1 0 0 0 0 0 0 21 38 0.00 0.000	1.1 L 6 2 1 1 1 1 1 0 0 0 0 0 15 25 6.75 2.250											

Houston Astros @ Montreal Expos
Olympic Stadium, Montreal, QB
Tue May 01 1990, 7:05 PM EDT
Att. 9,700 - Unknown

AB 46
R 2
H 11
RBI 2
BB 6
SO 8
LOB 24



Batter	1	2	3	4	5	6	7	8	9	AB	R	H	RBI	BB	SO	LOB	TOP					
Bill Doran, S OBP: 0.309, SLG: 0.324 (1, 4)										4	0	1	0	1	1	1	Houston Astros @ Philadelphia Phillies Veterans Stadium, Philadelphia, PA Thu May 03 1990, 7:05 PM EDT Att. 13,653 - Cloudy					
Rafael Ramirez, R OBP: 0.286, SLG: 0.307 (1, 6)										4	2	1	2	1	0	3						
Craig Biggio, R OBP: 0.358, SLG: 0.333 (1, 2)										5	2	2	1	0	0	2						
Glenn Davis, R OBP: 0.432, SLG: 0.667 (1, 3)										4	2	2	1	1	0	3						
Ken Caminiti, S OBP: 0.321, SLG: 0.295 (1, 5)										5	1	2	3	0	1	2						
Eric Anthony, L OBP: 0.412, SLG: 0.429 Casey Candaele, S OBP: 0.267, SLG: 0.429 (8, 7)										3	0	2	1	0	0	1						
Glenn Wilson, R OBP: 0.259, SLG: 0.312 (1, 9)										5	1	2	2	0	0	3						
Gerald Young, S OBP: 0.224, SLG: 0.292 (1, 8)										4	1	1	0	0	0	3						
Bill Gullickson, R OBP: 0.200, SLG: 0.200 Juan Agosto, L OBP: 0.267, SLG: 0.302 Dave Smith, R OBP: 0.249, SLG: 0.590 (8, 1)										2	0	0	0	0	0	0						
Inning Stats	R: 2 E: 0 K: 0 S: 14	H: 3 LOB: 2 BB: 2 P: 27	R: 0 E: 0 K: 1 S: 11	H: 0 LOB: 0 BB: 0 P: 17	R: 0 E: 0 K: 0 S: 6	H: 0 LOB: 0 BB: 0 P: 10	R: 0 E: 0 K: 0 S: 6	H: 1 LOB: 1 BB: 0 P: 11	R: 0 E: 0 K: 0 S: 9	H: 0 LOB: 1 BB: 0 P: 13	R: 1 E: 0 K: 0 S: 9	H: 1 LOB: 0 BB: 0 P: 13	R: 1 E: 0 K: 0 S: 14	H: 2 LOB: 1 BB: 0 P: 21	R: 0 E: 0 K: 1 S: 7	H: 0 LOB: 1 BB: 1 P: 12		R: 6 E: 0 K: 0 S: 25	H: 6 LOB: 2 BB: 2 P: 42	1B: 11 2B: 2 3B: 0 HR: 0	SF: 1 SAC: 2 DP: 1 HBP: 0	WP: 1 PB: 0 SB: 0 CS: 0
PITCHER	IP WLS BF H R ER SO BB IBB HBP BLK WP HR S P ERA WHIP																					
Terry Mulholland, L ERA: 4.85	(1, 1) 6.2 L 29 7 4 4 1 2 0 0 0 0 0 0 66 106 5.40 1.350																					
Darrel Akerfelds, R ERA: 4.85	(7, 1) 0.2 3 0 0 0 1 1 0 0 0 0 1 0 8 15 0.00 1.500																					
Don Carman, L ERA: 1.0	(8, 1) 0.2 1 0 0 0 0 0 0 0 0 0 0 0 2 3 0.00 0.000																					
Jeff Parrett, R ERA: 6.64	(9, 1) 0.2 9 5 6 6 0 2 0 0 0 0 0 0 21 37 81.00 10.500																					
Chuck McElroy, L ERA: 6.14	(9, 1) 0.1 2 1 0 0 0 0 0 0 0 0 0 0 4 5 0.00 3.000																					

Batter	1	2	3	4	5	6	7	8	9	AB	R	H	RBI	BB	SO	LOB	BOTTOM			
Lenny Dykstra, L OBP: 0.410, SLG: 0.465 (1, 8)										4	1	4	0	1	0	0	Houston Astros @ Philadelphia Phillies Veterans Stadium, Philadelphia, PA Thu May 03 1990, 7:05 PM EDT Att. 13,653 - Cloudy			
Tom Herr, S OBP: 0.389, SLG: 0.518 (1, 4)										5	0	1	1	0	0	5				
Von Hayes, L OBP: 0.439, SLG: 0.455 (1, 9)										5	0	1	1	0	2	3				
Carmelo Martinez, R OBP: 0.375, SLG: 0.548 (1, 3)										5	1	1	1	0	0	3				
John Kruk, L OBP: 0.338, SLG: 0.443 (1, 7)										3	0	1	0	1	0	1				
Dickie Thompson, R OBP: 0.275, SLG: 0.254 Darrel Akerfelds, R OBP: 0.200, SLG: 1.000 Don Carman, L OBP: 0.200, SLG: 1.000 Randy Johnson, R OBP: 0.400, SLG: 0.474 Jeff Parrett, R OBP: 0.249, SLG: 0.590 Chuck McElroy, L OBP: 0.249, SLG: 0.590 (8, 1)										3	0	1	0	0	0	0				
Darren Daulton, L OBP: 0.362, SLG: 0.328 (1, 2)										3	0	0	0	1	1	3				
Charlie Hayes, R OBP: 0.269, SLG: 0.257 (1, 5)										4	0	0	0	0	1	1				
Terry Mulholland, R OBP: 0.333, SLG: 0.444 Rod Booker, L OBP: 0.353, SLG: 0.333 (7, 6)										2	0	0	0	0	1	1				
Inning Stats	R: 1 E: 0 K: 0 S: 11	H: 2 LOB: 1 BB: 0 P: 16	R: 0 E: 0 K: 1 S: 6	H: 0 LOB: 0 BB: 0 P: 7	R: 0 E: 0 K: 2 S: 12	H: 0 LOB: 1 BB: 1 P: 18	R: 0 E: 0 K: 0 S: 4	H: 0 LOB: 0 BB: 0 P: 7	R: 0 E: 0 K: 1 S: 10	H: 1 LOB: 2 BB: 1 P: 18	R: 0 E: 0 K: 0 S: 8	H: 1 LOB: 1 BB: 0 P: 12	R: 1 E: 0 K: 1 S: 10	H: 2 LOB: 1 BB: 0 P: 18	R: 1 E: 0 K: 0 S: 16	H: 3 LOB: 3 BB: 0 P: 19		1B: 7 2B: 2 3B: 0 HR: 1	SF: 0 SAC: 0 DP: 0 HBP: 0	WP: 1 PB: 0 SB: 0 CS: 0
PITCHER	IP WLS BF H R ER SO BB IBB HBP BLK WP HR S P ERA WHIP																			
Bill Gullickson, R ERA: 4.05	(1, 1) 7.1 W 31 6 2 2 4 3 0 0 0 0 0 0 1 60 94 2.46 1.227																			
Juan Agosto, L ERA: 0.63	(8, 1) 0.0 1 1 0 0 0 0 0 0 0 0 0 0 2 3 ∞ ∞																			
Dave Smith, R ERA: 1.29	(8, 1) 1.2 S 8 3 1 1 1 0 0 0 0 0 1 0 21 29 5.40 1.800																			

Batter	1	2	3	4	5	6	7	8	9	AB	R	H	RBI	BB	SO	LOB	TOP				
Eric Yelding, R OBP: 0.317, SLG: 0.339 (1, 8)	1-2 1B		1-0 G3-1 1B		0-0 1B		0-2 1B BB E		0-3 K	5	1	4	0	0	1	0					
Ken Oberkfell, L OBP: 0.333, SLG: 0.414 (1, 4)	2-1 P6		0-1 G3-1		1-1 F9		4-0 E 1B BB		0-1 G5-3	4	0	0	0	1	0	5					
Craig Biggio, R OBP: 0.348, SLG: 0.337 (1, 2)	2-3 K		0-0 G5-3		3-2 P5		2-2 E 1B		0-0 G3	5	0	1	0	0	1	5					
Glenn Davis, R OBP: 0.396, SLG: 0.588 (1, 3)	1-2 F8				0-0 1B		0-0 G6-3 E6			4	0	1	1	0	0	3					
Ken Caminiti, S OBP: 0.327, SLG: 0.308 (1, 5)		2-3 K			1-1 F7		4-0 1B BB		2-0 G6-4-3	3	0	0	0	1	1	4					
Eric Anthony, L OBP: 0.382, SLG: 0.269 (1, 7)		1-2 G4-3			2-3 K		2-2 1B		4-2 FC3-6 BB	3	0	1	0	1	1	1					
Glenn Wilson, R OBP: 0.226, SLG: 0.287 Dan Schatzeder, L OBP: 0.332, SLG: 0.390 Bill Doran, S OBP: 0.333, SLG: 0.300 Xavier Hernandez, L OBP: 0.241, SLG: 0.185 Terry Pini, L OBP: 0.241, SLG: 0.185 Juan Agosto, L OBP: 0.241, SLG: 0.185 (1, 9) (4, 1) (6, 9) (6, 1) (8, 1)		2-2 F9			2-3 K		1-1 P3		2-2 FC3-6 BB	2	0	0	0	0	1	1					
Rafael Ramirez, R OBP: 0.302, SLG: 0.321 (1, 6)					1-2 FC2-6 1B		0-1 G5-3 L7		2-3 K	4	0	1	0	0	1	3					
Jim Clancy, R OBP: 0.333, SLG: 0.333 Casey Candaele, S OBP: 0.333, SLG: 0.409 (1, 1) (4, 9)					0-0 FC2-6 G3-1 1B		1-2 1B		0-0 L4	1	0	0	0	0	0	1					
Inning Stats	R: 0 H: 1 E: 0 K: 1 S: 12	H: 1 LOB: 1 BB: 0 P: 18	R: 0 H: 0 E: 0 K: 1 S: 10	H: 0 LOB: 0 BB: 0 P: 15	R: 0 H: 2 E: 0 K: 0 S: 9	H: 2 LOB: 2 BB: 0 P: 11	R: 0 H: 1 E: 0 K: 2 S: 9	H: 1 LOB: 1 BB: 0 P: 14	R: 0 H: 2 E: 0 K: 0 S: 11	H: 2 LOB: 2 BB: 0 P: 18	R: 1 H: 2 E: 1 K: 1 S: 15	H: 2 LOB: 2 BB: 1 P: 25	R: 0 H: 0 E: 0 K: 1 S: 10	H: 0 LOB: 0 BB: 0 P: 6	R: 0 H: 0 E: 0 K: 1 S: 6	H: 0 LOB: 0 BB: 0 P: 6	1B: 9 2B: 0 3B: 0 HR: 0	SF: 0 SAC: 0 DP: 1 HBP: 0	WP: 0 PA: 39 PB: 0 SB: 1 CS: 0		
PITCHER	IP	WLS	BF	H	R	ER	SO	BB	IBB	HBP	BLK	WP	HR	S	P	ERA	WHIP				
Frank Viola, L ERA: 1.05 (1, 1)	6.1	W	29	8	1	1	5	2	0	0	0	0	0	69	107	1.42	1.579				
Wally Whitehurst, R ERA: 1.54 (7, 1)	2.2	S	10	1	0	0	2	1	0	0	0	0	0	21	33	0.00	0.750				

Houston Astros @ New York Mets
Shea Stadium, Flushing, NY
Mon May 07 1990, 7:05 PM EDT
Att: 22,719 - Unknown - 60 F

livebaseballscorecards.com

AB 36
R 1
H 9
RBI 1
BB 3
SO 7
LOB 27




Batter	1	2	3	4	5	6	7	8	9	AB	R	H	RBI	BB	SO	LOB	BOTTOM				
Gregg Jefferies, S OBP: 0.343, SLG: 0.446 (1, 4)	2-1 1B SF8	2-2 1B 2H		1-1 F9		1-1 E6		0-0 F9		5	1	2	0	0	0	0					
Kevin Elster, R OBP: 0.161, SLG: 0.224 (1, 6)	1-0 BB 1B		0-1 G6-3	0-1 1B 2B		0-1 G6-3		1-2 F8		5	0	2	0	0	0	1					
Howard Johnson, S OBP: 0.333, SLG: 0.546 (1, 5)	0-0 SF8		4-2 2B BB	0-1 1B		3-1 S SF9				2	2	2	1	1	0	0					
Darryl Strawberry, L OBP: 0.358, SLG: 0.409 Darren Reed, R (1, 9) (5, 9)	4-0 BB		4-1 2B SF8	2-2 G6-3		2-2 G6-3		1-3 BB		1	1	0	0	2	0	2					
Kevin McReynolds, R OBP: 0.344, SLG: 0.463 (1, 7)	0-0 P3		2-1 SF8 1B 2B		2-2 P3		2-2 SF9			3	1	1	2	0	0	2					
Mike Marshall, R OBP: 0.273, SLG: 0.438 (1, 3)	0-1 P3		1-3 2H SF8	0-0 SF8		4-1 G4-6-3 BB		0-2 HR 1B		2	1	1	1	1	0	2					
Daryl Boston, L OBP: 0.294, SLG: 0.500 (1, 8)		1-2 G6-3 1B		2-3 3H 1B		0-2 G4-6-3		0-0 HR		4	1	3	3	0	0	1					
Barry Lyons, R OBP: 0.243, SLG: 0.299 (1, 2)		1-0 F9		1-0 G4-3		0-3 K		0-1 G5-3		4	0	0	0	0	1	2					
Frank Viola, L OBP: 0.067, SLG: 0.067 Wally Whitehurst, R ERA: 1.10 (1, 1) (7, 1)		1-1 G6-3		1-2 G5-3		0-1 L8		1-0 F9		3	0	0	0	0	0	1					
Inning Stats	R: 1 H: 2 E: 0 K: 0 S: 7	H: 2 LOB: 2 BB: 1 P: 14	R: 0 H: 2 E: 0 K: 0 S: 11	H: 2 LOB: 0 BB: 0 P: 15	R: 3 H: 2 E: 0 K: 0 S: 19	H: 2 LOB: 1 BB: 2 P: 33	R: 0 H: 2 E: 0 K: 0 S: 12	H: 2 LOB: 0 BB: 0 P: 16	R: 0 H: 0 E: 1 K: 1 S: 9	H: 0 LOB: 1 BB: 0 P: 10	R: 3 H: 3 E: 0 K: 0 S: 17	H: 3 LOB: 0 BB: 0 P: 23	R: 0 H: 0 E: 0 K: 0 S: 6	H: 0 LOB: 0 BB: 0 P: 8	R: 0 H: 0 E: 0 K: 0 S: 6	H: 0 LOB: 0 BB: 0 P: 8	1B: 8 2B: 2 3B: 0 HR: 1	SF: 3 SAC: 0 DP: 1 HBP: 0	WP: 0 PA: 38 PB: 0 SB: 2 CS: 0		
PITCHER	IP	WLS	BF	H	R	ER	SO	BB	IBB	HBP	BLK	WP	HR	S	P	ERA	WHIP				
Jim Clancy, R ERA: 5.09 (1, 1)	3.2	L	21	4	4	4	0	3	0	0	0	0	0	46	73	9.82	3.000				
Dan Schatzeder, L ERA: 1.62 (4, 1)	1.1		4	0	0	0	0	1	0	0	0	0	0	11	19	0.00	0.750				
Xavier Hernandez, R ERA: 11.0 (6, 1)	2.0		10	3	3	3	1	0	0	0	0	0	1	26	33	13.50	1.500				
Juan Agosto, L ERA: 0.49 (8, 1)	1.0		3	0	0	0	0	0	0	0	0	0	0	6	8	0.00	0.000				

Houston Astros @ New York Mets
Shea Stadium, Flushing, NY
Mon May 07 1990, 7:05 PM EDT
Att: 22,719 - Unknown - 60 F

livebaseballscorecards.com


AB 31
R 7
H 11
RBI 7
BB 4
SO 1
LOB 12




Batter	1	2	3	4	5	6	7	8	9	AB	R	H	RBI	BB	SO	LOB	TOP									
Lenny Dykstra, L OBP: 0.446, SLG: 0.484 Sil Campuzano, R OBP: 0.190, SLG: 0.150	L9	FC4		G3 SF8			E9		P2	5	1	3	1	0	0	2	Philadelphia Phillies @ Houston Astros Astrodome, Houston, TX Wed May 09 1990, 8:05 PM EDT Att: 11,257 - Dome									
Tom Herr, S OBP: 0.397, SLG: 0.461 Rod Booker, L OBP: 0.350, SLG: 0.294	G4-3	SF8		G3	G1-3		G3			4	0	0	1	0	0	4										
Von Hayes, L OBP: 0.425, SLG: 0.500 Curt Ford, L OBP: 0.200, SLG: 0.111		K		SF8			F9		K	3	0	1	1	0	1	2										
Carmelo Martinez, R OBP: 0.393, SLG: 0.542	G5-3			P4	G6-3		FC4-6 BB		K	4	0	0	0	1	1	1										
John Kruk, L OBP: 0.347, SLG: 0.471		E		3B			G4-3	FC4-6		5	2	3	0	0	0	1										
Dickie Thon, R OBP: 0.294, SLG: 0.315	F9			1B			P9		F8	5	2	2	1	0	0	3										
Darren Daulton, L OBP: 0.349, SLG: 0.315		E		P5			P4		G6-3	4	1	0	0	1	0	2										
Charlie Hayes, R OBP: 0.277, SLG: 0.303	E4			FC4 BB			L4			4	3	2	2	1	0	1										
Pat Combs, L OBP: 0.308, SLG: 0.333 Randy Ready, R OBP: 0.414, SLG: 0.478 Terry Mulholland, R OBP: 0.333, SLG: 0.444	SF8			K			E7		G5-3	4	1	2	1	0	1	1										
Inning Stats	R: 0 E: 0 K: 0 S: 11	H: 1 LOB: 1 BB: 0 P: 18	R: 3 E: 2 K: 1 S: 16	H: 2 LOB: 2 BB: 1 P: 28	R: 2 E: 0 K: 1 S: 10	H: 3 LOB: 1 BB: 0 P: 16	R: 1 E: 0 K: 0 S: 7	H: 1 LOB: 0 BB: 0 P: 10	R: 2 E: 1 K: 0 S: 16	H: 3 LOB: 2 BB: 1 P: 22	R: 0 E: 0 K: 0 S: 8	H: 0 LOB: 1 BB: 1 P: 18	R: 1 E: 2 K: 0 S: 17	H: 1 LOB: 1 BB: 0 P: 24	R: 0 E: 0 K: 2 S: 14	H: 1 LOB: 1 BB: 0 P: 19	R: 1 E: 0 K: 0 S: 8	H: 1 LOB: 0 BB: 0 P: 14	1B: 9 2B: 2 3B: 1 HR: 1	SF: 2 SAC: 0 DP: 0 HBP: 0	WP: 1 PB: 0 SB: 2 CS: 0	PA: 46				
PITCHER	IP	WLS	BF	H	R	ER	SO	BB	IBB	HBP	BLK	WP	HR	S	P	ERA	WHIP									
Mike Scott, R ERA: 6.27	(1, 1)	4.2	L	27	9	8	4	2	2	0	0	0	0	0	53	87	7.71	2.357								
Dan Schatzeder, L ERA: 1.5	(5, 1)	1.1		6	1	0	0	0	1	0	0	0	0	15	25	0.00	1.500									
Xavier Hernandez, R ERA: 9.0	(7, 1)	3.0		13	3	2	1	2	0	0	0	0	1	1	39	57	3.00	1.000								

Batter	1	2	3	4	5	6	7	8	9	AB	R	H	RBI	BB	SO	LOB	BOTTOM								
Eric Yelding, R OBP: 0.315, SLG: 0.333				FC3-6			F8		F9	5	0	2	0	0	0	6	Philadelphia Phillies @ Houston Astros Astrodome, Houston, TX Wed May 09 1990, 8:05 PM EDT Att: 11,257 - Dome								
Rafael Ramirez, R OBP: 0.295, SLG: 0.315	G5-3			P6			L9		P5	4	0	0	0	0	0	5									
Craig Biggio, R OBP: 0.361, SLG: 0.345 Alex Trevino, R							G1-3		G1-3	2	0	1	0	1	1	0									
Glenn Davis, R OBP: 0.387, SLG: 0.562 Franklin Stubbs, L OBP: 0.346, SLG: 0.596							L7		G6-3	4	0	0	0	0	0	4									
Ken Caminiti, S OBP: 0.327, SLG: 0.309 Dan Schatzeder, L							K			2	0	0	0	0	1	1									
Ken Oberkfell, L OBP: 0.324, SLG: 0.400 Xavier Hernandez, L							G5-4-3			0	0	0	0	0	0	0									
Terry Puhl, L OBP: 0.297, SLG: 0.214									E	1	1	1	0	0	0	0									
Eric Anthony, L OBP: 0.357, SLG: 0.273									SF7	3	0	0	0	0	1	1									
Glenn Wilson, R OBP: 0.250, SLG: 0.277									E4	3	0	0	0	1	1	1									
Casey Candaele, S OBP: 0.355, SLG: 0.414									BB	3	0	0	0	1	1	1									
Mike Scott, R Gerald Young, S OBP: 0.233, SLG: 0.268									L3	4	0	1	0	0	0	4									
Inning Stats	R: 0 E: 0 K: 1 S: 9	H: 1 LOB: 0 BB: 0 P: 11	R: 0 E: 0 K: 1 S: 5	H: 0 LOB: 0 BB: 0 P: 6	R: 0 E: 0 K: 0 S: 9	H: 1 LOB: 1 BB: 1 P: 17	R: 0 E: 0 K: 0 S: 10	H: 0 LOB: 0 BB: 1 P: 17	R: 0 E: 0 K: 0 S: 7	H: 0 LOB: 2 BB: 1 P: 15	R: 0 E: 0 K: 1 S: 11	H: 1 LOB: 1 BB: 0 P: 17	R: 0 E: 0 K: 2 S: 8	H: 0 LOB: 0 BB: 0 P: 11	R: 0 E: 0 K: 0 S: 11	H: 2 LOB: 2 BB: 0 P: 19	R: 1 E: 1 K: 0 S: 9	H: 1 LOB: 2 BB: 1 P: 18	1B: 6 2B: 0 3B: 0 HR: 0	SF: 1 SAC: 0 DP: 1 HBP: 1	WP: 0 PB: 0 SB: 0 CS: 1	PA: 37			
PITCHER	IP	WLS	BF	H	R	ER	SO	BB	IBB	HBP	BLK	WP	HR	S	P	ERA	WHIP								
Pat Combs, L ERA: 3.58	(1, 1)	1.0		6	1	1	0	0	1	0	0	0	0	9	18	0.00	2.000								
Terry Mulholland, L ERA: 4.67	(9, 1)	1.0		6	1	1	0	0	1	0	0	0	0	9	18	0.00	2.000								



Batter	1	2	3	4	5	6	7	8	9	AB	R	H	RBI	BB	SO	LOB	TOP								
Bill Doran, S OBP: 0.333, SLG: 0.366 (1,4)	G3-1		G6-3			P5			1B	3	1	0	0	1	0	1	Houston Astros @ Pittsburgh Pirates Three Rivers Stadium, Pittsburgh, PA Fri May 11 1990, 7:05 PM EDT Att: 24,734 - Unknown - 60 F livebaseballscorecards.com AB 33 R 3 H 7 RBI 3 BB 2 SO 5 LOB 13 								
Rafael Ramirez, R OBP: 0.293, SLG: 0.313 (1,6)	K			G6-3		L5-3			1B	4	1	1	0	0	1	1									
Craig Biggio, R OBP: 0.349, SLG: 0.333 (1,2)	K			G6-3			G6-3		P6	4	0	0	0	0	1	2									
Glenn Davis, R OBP: 0.382, SLG: 0.550 (1,3)		P3		F9			G1-3		1B	4	1	1	0	0	0	0									
Franklin Stubbs, L OBP: 0.364, SLG: 0.640 (1,7)	E1				P6				K	3	0	2	0	0	0	0									
Glenn Wilson, R OBP: 0.248, SLG: 0.274 (9, PH)										1	0	0	0	0	1	3									
Eric Anthony, L OBP: 0.333, SLG: 0.250 (1,9)	G4-3				G3-1					3	0	0	0	0	1	2									
Juan Agosto, L (7,1)	G4-3									0	0	0	0	0	0	0									
Alex Trevino, R OBP: 0.063, SLG: 0.071 (9, PH)									1B	1	0	1	2	0	0	0									
Eric Yelding, R OBP: 0.315, SLG: 0.333 (9, PR)										0	0	0	0	0	0	0									
Ken Caminiti, S OBP: 0.333, SLG: 0.310 (1,5)	G4-3							G1	1B	3	0	1	1	1	0	1									
Gerald Young, S OBP: 0.226, SLG: 0.259 (1,8)			G4-3		G3			G4-3	G1-3	3	0	0	0	0	0	1									
Ken Oberkfell, L OBP: 0.314, SLG: 0.387 (9, PH)										1	0	0	0	0	0	2									
Jim Deshaies, L (1,1)			K							1	0	0	0	0	1	0									
Casey Candaele, S OBP: 0.375, SLG: 0.433 (6, PH)						L5-3				1	0	1	0	0	0	0									
Larry Andersen, L (6,1)										0	0	0	0	0	0	0									
Louie Meadows, L (7,9)										1	0	0	0	0	0	0									
Inning Stats	R: 0 E: 0 K: 2 S: 8	H: 0 LOB: 0 BB: 0 P: 13	R: 0 E: 1 K: 0 S: 7	H: 1 LOB: 1 BB: 0 P: 11	R: 0 E: 0 K: 1 S: 6	H: 0 LOB: 0 BB: 0 P: 8	R: 0 E: 0 K: 0 S: 4	H: 0 LOB: 0 BB: 0 P: 7	R: 0 E: 0 K: 0 S: 6	H: 0 LOB: 1 BB: 1 P: 14	R: 0 E: 0 K: 0 S: 9	H: 1 LOB: 0 BB: 0 P: 16	R: 0 E: 0 K: 1 S: 11	H: 1 LOB: 1 BB: 0 P: 16	R: 0 E: 0 K: 0 S: 7	H: 0 LOB: 0 BB: 0 P: 14	R: 3 E: 0 K: 1 S: 21	H: 4 LOB: 2 BB: 1 P: 36	1B: 6 2B: 1 3B: 1 HR: 0	SF: 0 SAC: 0 DP: 1 HBP: 0	WP: 0 PB: 0 SB: 0 CS: 0	PA: 35			
PITCHER	IP	WLS	BF	H	R	ER	SO	BB	IBB	HBP	BLK	WP	HR	S	P	ERA	WHIP								
Doug Drabek, R ERA: 2.36 (1,1)	8.1	W	31	5	3	3	4	2	0	0	0	0	0	68	119	3.24	0.840								
Bob Patterson, L ERA: 1.2 (9,1)	0.1		3	2	0	0	1	0	0	0	0	0	0	8	12	0.00	6.000								
Bill Landrum, R ERA: 0.56 (9,1)	0.1	S	1	0	0	0	0	0	0	0	0	0	0	3	4	0.00	0.000								

Batter	1	2	3	4	5	6	7	8	9	AB	R	H	RBI	BB	SO	LOB	BOTTOM								
Barry Bonds, L OBP: 0.413, SLG: 0.596 (1,7)	E8		F9							3	2	2	1	1	0	0	Houston Astros @ Pittsburgh Pirates Three Rivers Stadium, Pittsburgh, PA Fri May 11 1990, 7:05 PM EDT Att: 24,734 - Unknown - 60 F livebaseballscorecards.com AB 30 R 4 H 9 RBI 4 BB 1 SO 4 LOB 13 								
Jay Bell, R OBP: 0.330, SLG: 0.375 (1,6)	P3		G4-3							4	0	1	1	0	0	3									
Gary Redus, R OBP: 0.291, SLG: 0.391 (1,3)	SF9									2	0	0	1	0	1	1									
Sid Bream, L OBP: 0.279, SLG: 0.333 (7,3)			K		G1-3					1	0	0	0	0	0	2									
Bobby Bonilla, S OBP: 0.296, SLG: 0.557 (1,9)	F8									4	0	1	0	0	0	0									
R.J. Reynolds, S OBP: 0.308, SLG: 0.292 (1,8)		G6-3		K						4	0	0	0	0	2	1									
Jeff King, R OBP: 0.233, SLG: 0.339 (1,5)										4	1	2	0	0	0	1									
Bill Landrum, R (9,1)										0	0	0	0	0	0	0									
Don Slaught, R OBP: 0.462, SLG: 0.609 (1,2)										4	1	2	0	0	0	2									
Jose Lind, R OBP: 0.349, SLG: 0.354 (1,4)										2	0	1	1	0	0	1									
Doug Drabek, R OBP: 0.308, SLG: 0.500 (1,1)										2	0	0	0	0	1	2									
Bob Patterson, R (9,1)										0	0	0	0	0	0	0									
Wally Backman, S OBP: 0.391, SLG: 0.422 (9,5)										0	0	0	0	0	0	0									
Inning Stats	R: 1 E: 1 K: 0 S: 7	H: 1 LOB: 0 BB: 0 P: 12	R: 1 E: 0 K: 1 S: 12	H: 2 LOB: 1 BB: 0 P: 15	R: 0 E: 0 K: 1 S: 6	H: 0 LOB: 0 BB: 0 P: 13	R: 0 E: 0 K: 1 S: 8	H: 0 LOB: 0 BB: 0 P: 13	R: 2 E: 0 K: 0 S: 13	H: 3 LOB: 1 BB: 0 P: 20	R: 0 E: 0 K: 0 S: 8	H: 1 LOB: 1 BB: 0 P: 11	R: 0 E: 0 K: 0 S: 11	H: 1 LOB: 2 BB: 1 P: 21	R: 0 E: 0 K: 1 S: 10	H: 1 LOB: 1 BB: 0 P: 17		1B: 4 2B: 4 3B: 1 HR: 0	SF: 2 SAC: 1 DP: 0 HBP: 0	WP: 0 PB: 0 SB: 0 CS: 0	PA: 34				
PITCHER	IP	WLS	BF	H	R	ER	SO	BB	IBB	HBP	BLK	WP	HR	S	P	ERA		WHIP							
Jim Deshaies, L ERA: 2.74 (1,1)	5.0	L	21	6	4	3	3	0	0	0	0	0	0	46	73	5.40	1.200								
Larry Andersen, R (6,1)	1.2		8	2	0	0	0	0	1	0	0	0	0	18	29	0.00	1.200								
Juan Agosto, L (7,1)	1.1		5	1	0	0	1	0	0	0	0	0	0	11	20	0.00	0.750								

Batter	1	2	3	4	5	6	7	8	9	AB	R	H	RBI	BB	SO	LOB	TOP										
Eric Yelding, R OBP: 0.312, SLG: 0.329 (1, 8)										4	0	1	0	0	1	1	Houston Astros @ Pittsburgh Pirates Three Rivers Stadium, Pittsburgh, PA Sat May 12 1990, 7:05 PM EDT Att: 16,066 - Unknown										
Rafael Ramirez, R OBP: 0.291, SLG: 0.310 (1, 6)										4	0	1	0	0	1												
Craig Biggio, R OBP: 0.338, SLG: 0.322 (1, 2)										4	0	0	0	0	1												
Glenn Davis, R OBP: 0.386, SLG: 0.554 (1, 3)										3	1	1	0	1	0	0											
Ken Caminiti, S OBP: 0.336, SLG: 0.314 Bill Doran, S OBP: 0.330, SLG: 0.361 (6, 4)										2	0	1	0	0	0	1											
Glenn Wilson, R OBP: 0.240, SLG: 0.268 (1, 9)										2	0	0	1	0	0	4											
Eric Anthony, L Dan Schatzeder, L OBP: 0.333, SLG: 0.237 (7, 1)										2	0	0	0	1	1	0											
Casey Candaele, S OBP: 0.371, SLG: 0.406 (6, 5)										2	0	0	0	1	1	1											
Mark Portugal, R Franklin Stubbs, L Alex Trevino, R Louie Meadows, L OBP: 0.288, SLG: 0.231 OBP: 0.364, SLG: 0.640 OBP: 0.059, SLG: 0.067 (8, 7)										2	0	0	0	0	0	1											
Inning Stats	R: 0 E: 0 K: 0 S: 8	H: 1 LOB: 0 BB: 0 P: 12	R: 0 E: 1 K: 0 S: 8	H: 0 LOB: 0 BB: 0 P: 14	R: 0 E: 0 K: 1 S: 7	H: 0 LOB: 1 BB: 1 P: 11	R: 0 E: 0 K: 0 S: 8	H: 2 LOB: 2 BB: 1 P: 17	R: 0 E: 0 K: 0 S: 5	H: 0 LOB: 0 BB: 0 P: 10	R: 0 E: 0 K: 2 S: 6	H: 0 LOB: 0 BB: 0 P: 11	R: 1 E: 1 K: 2 S: 18	H: 1 LOB: 0 BB: 0 P: 25	R: 0 E: 0 K: 1 S: 7	H: 0 LOB: 0 BB: 1 P: 14		R: 0 E: 0 K: 1 S: 6	H: 0 LOB: 0 BB: 0 P: 10	1B: 3 2B: 1 3B: 0 HR: 0	SF: 1 SAC: 0 DP: 4 HBP: 0	WP: 0 PB: 0 SB: 2 CS: 0	PA: 31				
PITCHER	IP	WLS	BF	H	R	ER	SO	BB	IBB	HBP	BLK	WP	HR	S	P	ERA	WHIP										
Neal Heaton, L ERA: 2.11 Scott Ruskin, L ERA: 1.98 Ted Power, R ERA: 3.14	(1, 1) (8, 1) (9, 1)	7.0 1.0 1.0	W 3 S	25 0 3	4 0 0	1 0 0	3 1 1	2 1 0	0 0 0	0 0 0	0 0 0	0 0 0	0 0 0	60 7 6	100 14 10	0.00 0.00 0.00	0.857 1.000 0.000										

Batter	1	2	3	4	5	6	7	8	9	AB	R	H	RBI	BB	SO	LOB	BOTTOM										
Wally Backman, S OBP: 0.375, SLG: 0.403 Jeff King, R OBP: 0.230, SLG: 0.333 (7, 5)										3	0	0	0	0	0	0	Houston Astros @ Pittsburgh Pirates Three Rivers Stadium, Pittsburgh, PA Sat May 12 1990, 7:05 PM EDT Att: 16,066 - Unknown										
Jay Bell, R OBP: 0.336, SLG: 0.383 (1, 6)										3	0	1	0	1	0	0											
Andy Van Slyke, L OBP: 0.404, SLG: 0.526 (1, 8)										0	1	0	0	4	0	0											
Bobby Bonilla, S Scott Ruskin, R Ted Power, R OBP: 0.287, SLG: 0.540 OBP: 0.333, SLG: 0.667 (8, 1) (9, 1)										4	0	0	0	0	2	7											
Barry Bonds, L OBP: 0.407, SLG: 0.591 (1, 7)										4	1	1	1	0	0	1											
Sid Bream, L OBP: 0.292, SLG: 0.323 (1, 3)										2	0	0	0	2	1	1											
Michael LaValliere, L OBP: 0.400, SLG: 0.373 (1, 2)										2	0	1	1	2	0	1											
Jose Lind, R OBP: 0.336, SLG: 0.340 (1, 4)										4	1	0	0	0	0	5											
Neal Heaton, L R.J. Reynolds, S OBP: 0.200, SLG: 0.077 OBP: 0.321, SLG: 0.327 (7, 9)										2	0	0	0	1	1	0											
Inning Stats	R: 0 E: 0 K: 0 S: 7	H: 1 LOB: 1 BB: 1 P: 13	R: 0 E: 0 K: 0 S: 6	H: 0 LOB: 1 BB: 1 P: 14	R: 0 E: 0 K: 0 S: 5	H: 0 LOB: 0 BB: 0 P: 8	R: 2 E: 0 K: 1 S: 12	H: 2 LOB: 1 BB: 2 P: 28	R: 0 E: 0 K: 1 S: 6	H: 0 LOB: 0 BB: 0 P: 9	R: 0 E: 0 K: 2 S: 8	H: 0 LOB: 1 BB: 1 P: 14	R: 1 E: 0 K: 0 S: 15	H: 1 LOB: 3 BB: 3 P: 33	R: 0 E: 0 K: 0 S: 4	H: 0 LOB: 1 BB: 1 P: 8		R: 0 E: 0 K: 0 S: 4	H: 0 LOB: 1 BB: 1 P: 8	1B: 1 2B: 3 3B: 0 HR: 0	SF: 0 SAC: 0 DP: 1 HBP: 0	WP: 0 PB: 0 SB: 3 CS: 2	PA: 35				
PITCHER	IP	WLS	BF	H	R	ER	SO	BB	IBB	HBP	BLK	WP	HR	S	P	ERA	WHIP										
Mark Portugal, R Dan Schatzeder, L ERA: 4.31 ERA: 1.37	(1, 1) (7, 1)	6.1 1.2	L 8	27 0	3 0	3 0	3 0	3 0	0 0	0 0	0 0	0 0	0 0	50 13	99 28	4.26 0.00	1.421 1.800										



Batter	1	2	3	4	5	6	7	8	9	AB	R	H	RBI	BB	SO	LOB	TOP					
Casey Candaele, S (1, 8) OBP: 0.368, SLG: 0.400	F7		SH1-3		G3			SH1-3		3	0	1	0	0	0	0	Houston Astros @ Pittsburgh Pirates Three Rivers Stadium, Pittsburgh, PA Sun May 13 1990, 7:05 PM EDT Att: 16,658 - Unknown - 54 F					
Ken Oberkfell, L (1, 5) OBP: 0.342, SLG: 0.394 Eric Yelding, R (8, PH) OBP: 0.312, SLG: 0.329	P5		1B			FC3-6		SH1-3		2	0	1	0	1	0	0						
Franklin Stubbs, L (1, 7) OBP: 0.345, SLG: 0.604 Craig Biggio, R (8, PH) OBP: 0.344, SLG: 0.328	K		K			FC3-6		1B		3	1	0	0	0	2	3						
Glenn Davis, R (1, 3) OBP: 0.389, SLG: 0.548		F8	1B			K		1B		3	0	1	0	1	1	1						
Glenn Wilson, R (1, 9) OBP: 0.250, SLG: 0.277 Danny Darwin, R (8, 1)	1B				L8			FC6-4		4	0	2	1	0	0	2						
Bill Doran, S (1, 4) OBP: 0.327, SLG: 0.349		1B			L8			1B		0	0	0	0	0	0	0						
Rafael Ramirez, R (1, 6) OBP: 0.280, SLG: 0.298		K			K					3	0	0	0	0	1	1						
Alex Trevino, R (1, 2) OBP: 0.050, SLG: 0.056 Louie Meadows, L (9, PH)		K				G6-3		F7		3	0	0	0	0	1	2						
Bill Gullickson, R (1, 1) OBP: 0.300, SLG: 0.222 Juan Agosto, L (8, 1) Eric Anthony, L (8, 9) OBP: 0.333, SLG: 0.237					K			K		0	0	0	0	0	0	0						
Inning Stats	R: 0 E: 0 K: 1 S: 7	H: 0 LOB: 0 BB: 0 P: 9	R: 0 E: 0 K: 2 S: 12	H: 1 LOB: 2 BB: 1 P: 21	R: 0 E: 0 K: 1 S: 8	H: 1 LOB: 2 BB: 2 P: 18	R: 0 E: 0 K: 1 S: 8	H: 0 LOB: 0 BB: 0 P: 12	R: 0 E: 0 K: 1 S: 9	H: 0 LOB: 0 BB: 0 P: 10	R: 1 E: 0 K: 1 S: 12	H: 2 LOB: 1 BB: 0 P: 15	R: 0 E: 0 K: 1 S: 6	H: 0 LOB: 0 BB: 0 P: 7	R: 0 E: 0 K: 0 S: 11	H: 2 LOB: 2 BB: 1 P: 16		R: 0 E: 0 K: 0 S: 6	H: 0 LOB: 0 BB: 0 P: 12	1B: 6 2B: 0 3B: 0 HR: 0	SF: 0 SAC: 2 DP: 0 HBP: 0	WP: 0 PB: 0 SB: 1 CS: 0
PITCHER	IP	WLS	BF	H	R	ER	SO	BB	IBB	HBP	BLK	WP	HR	S	P	ERA	WHIP					
Bob Walk, R (1, 1) ERA: 2.94	7.0	W	28	5	1	1	8	3	0	0	0	0	0	63	93	1.29	1.143					
Bob Patterson, L (8, 1) ERA: 1.17	0.1		1	0	0	0	0	0	0	0	0	0	0	2	2	0.00	0.000					
Bill Landrum, R (8, 1) ERA: 0.51	1.2	S	6	1	0	0	0	1	0	0	0	0	0	14	25	0.00	1.200					

Batter	1	2	3	4	5	6	7	8	9	AB	R	H	RBI	BB	SO	LOB	BOTTOM				
Wally Backman, S (1, 5) OBP: 0.355, SLG: 0.380	G3		F7			B2		E9		4	1	0	0	0	0	0	Houston Astros @ Pittsburgh Pirates Three Rivers Stadium, Pittsburgh, PA Sun May 13 1990, 7:05 PM EDT Att: 16,658 - Unknown - 54 F				
Rafael Belliard, R (1, 6) OBP: 0.300, SLG: 0.250 Bobby Bonilla, S (8, PH) OBP: 0.285, SLG: 0.535 Jay Bell, R (9, 6) OBP: 0.336, SLG: 0.383	CS				G4-3			G5-3		2	0	0	0	1	0	0					
Andy Van Slyke, L (1, 8) OBP: 0.416, SLG: 0.535	BB					G4-6-3		G3		4	0	3	0	0	0	1					
R.J. Reynolds, S (1, 9) OBP: 0.316, SLG: 0.308	1B				G4-6-3			G3		3	1	0	0	1	1	3					
Barry Bonds, L (1, 7) OBP: 0.420, SLG: 0.604		L3				S		G3		3	3	2	1	1	0	0					
Sid Bream, L (1, 3) OBP: 0.303, SLG: 0.313					F7			G3		2	0	0	0	1	0	2					
Michael LaValliere, L (1, 2) OBP: 0.422, SLG: 0.377					G6-3			G3		2	0	1	2	2	0	1					
Jose Lind, R (1, 4) OBP: 0.333, SLG: 0.340					P4			G3		3	0	1	2	0	1	2					
Bob Walk, R (1, 1) OBP: 0.182, SLG: 0.182 Bob Patterson, R (8, 1) Bill Landrum, R (8, 1)					P3			G3		3	0	0	0	0	1	3					
Inning Stats	R: 0 E: 0 K: 1 S: 11	H: 1 LOB: 1 BB: 1 P: 19	R: 0 E: 0 K: 0 S: 8	H: 0 LOB: 0 BB: 1 P: 16	R: 0 E: 0 K: 0 S: 7	H: 0 LOB: 0 BB: 0 P: 8	R: 0 E: 0 K: 0 S: 4	H: 1 LOB: 0 BB: 0 P: 6	R: 1 E: 0 K: 0 S: 11	H: 1 LOB: 1 BB: 0 P: 13	R: 1 E: 0 K: 0 S: 6	H: 1 LOB: 1 BB: 1 P: 13	R: 3 E: 1 K: 1 S: 17	H: 2 LOB: 2 BB: 1 P: 23	R: 0 E: 0 K: 0 S: 6	H: 0 LOB: 0 BB: 0 P: 12		1B: 6 2B: 1 3B: 0 HR: 0	SF: 1 SAC: 0 DP: 2 HBP: 1	WP: 0 PB: 0 SB: 1 CS: 3	PA: 35
PITCHER	IP	WLS	BF	H	R	ER	SO	BB	IBB	HBP	BLK	WP	HR	S	P	ERA	WHIP				
Bill Gullickson, R (1, 1) ERA: 3.31	7.0	L	28	5	3	3	2	3	2	0	0	0	0	8	14	3.86	3.000				
Juan Agosto, L (8, 1) ERA: 1.27	0.2		6	2	2	1	0	0	1	1	0	0	0	8	8	13.50	3.000				
Danny Darwin, R (8, 1) ERA: 1.13	0.1		1	0	0	0	1	0	0	0	0	0	0	8	8	0.00	0.000				

AB	29
R	1
H	6
RBI	1
BB	4
SO	8
LOB	11



AB	27
R	5
H	7
RBI	5
BB	6
SO	3
LOB	13



Batter	1	2	3	4	5	6	7	8	9	AB	R	H	RBI	BB	SO	LOB	TOP				
Eric Yelding, R OBP: 0.296, SLG: 0.312 (1, 8)	F6		6-3			F8			G3	4	0	0	0	0	0	0					
Bill Doran, S OBP: 0.314, SLG: 0.333 (1, 4)	6-3			L8		5-3			F4	4	0	0	0	0	0	0					
Craig Biggio, R OBP: 0.348, SLG: 0.328 (1, 2)		BB		CS 1B			F3		F8	3	0	1	0	1	0	0					
Glenn Davis, R OBP: 0.388, SLG: 0.551 (1, 3)	F4			F9			2B			3	0	1	0	0	0	2					
Ken Caminiti, S OBP: 0.336, SLG: 0.314 (1, 5)		G5-4-3 1B			5-3		F9			3	0	1	0	0	0	1					
Glenn Wilson, R OBP: 0.292, SLG: 0.279 (1, 9)		G5-4-3 1-2			1B		F9			3	0	1	0	0	0	2					
Casey Candaele, S OBP: 0.341, SLG: 0.368 (1, 7)		5-3			F8			1-3		3	0	0	0	0	0	1					
Rafael Ramirez, R OBP: 0.273, SLG: 0.290 (1, 6)			4-3		5-3			6-3		3	0	0	0	0	0	1					
Mike Scott, R (1, 1)			0-3				L8			1	0	0	0	0	1	0					
Gerald Young, S OBP: 0.223, SLG: 0.256 (6, PH)										1	0	0	0	0	0	0					
Danny Darwin, R (6, 1)										0	0	0	0	0	0	0					
Eric Anthony, L OBP: 0.327, SLG: 0.231 (8, PH)										1	0	0	0	0	1	0					
Dan Schatzeder, L (8, 1)										0	0	0	0	0	0	0					
Inning Stats	R: 0 E: 0 K: 0 S: 10	H: 0 LOB: 1 BB: 1 P: 18	R: 0 E: 0 K: 0 S: 6	H: 1 LOB: 0 BB: 0 P: 8	R: 0 E: 0 K: 1 S: 8	H: 0 LOB: 0 BB: 0 P: 9	R: 0 E: 0 K: 0 S: 7	H: 1 LOB: 0 BB: 0 P: 10	R: 0 E: 0 K: 0 S: 11	H: 1 LOB: 1 BB: 0 P: 17	R: 0 E: 0 K: 0 S: 7	H: 0 LOB: 0 BB: 0 P: 11	R: 0 E: 0 K: 1 S: 8	H: 1 LOB: 1 BB: 0 P: 14	R: 0 E: 0 K: 1 S: 7	H: 0 LOB: 0 BB: 0 P: 10	R: 0 E: 0 K: 0 S: 7	H: 0 LOB: 0 BB: 0 P: 10	1B: 3 2B: 1 3B: 0 HR: 0	SF: 0 SAC: 0 DP: 1 HBP: 0	WP: 0 PA: 30 PB: 0 SB: 0 CS: 1
PITCHER Joe Magrane, L ERA: 5.21 (1, 1)	IP: 9.0 WLS: W BF: 30 H: 4 R: 0 ER: 0 SO: 2 BB: 1 IBB: 0 HBP: 0 BLK: 0 WP: 0 HR: 0 S: 71 P: 107 ERA: 0.00 WHIP: 0.556															PITCHER					

Houston Astros @ St. Louis Cardinals
 Busch Stadium, St. Louis, MO
 Tue May 15 1990, 7:05 PM CDT
 Att: 16,790 - Unknown - 64 F

AB 29
 R 0
 H 4
 RBI 0
 BB 1
 SO 2
 LOB 7



Batter	1	2	3	4	5	6	7	8	9	AB	R	H	RBI	BB	SO	LOB	BOTTOM		
Vince Coleman, S OBP: 0.323, SLG: 0.306 (1, 7)	F7				S 1B BB		L1-3			3	1	0	0	1	1	1			
Willie McGee, S OBP: 0.390, SLG: 0.446 (1, 8)	1B		4-3		PB S 1B		G4-6-3 1B			4	2	3	1	0	0	0			
Terry Pendleton, S OBP: 0.298, SLG: 0.355 (1, 5)	1B		L6		L9		G4-6-3 1-2			4	1	1	0	0	0	2			
Pedro Guerrero, R OBP: 0.344, SLG: 0.482 (1, 3)	6-3		K		5-3			K		4	0	1	1	0	2	1			
Milt Thompson, L OBP: 0.317, SLG: 0.352 (1, 9)	6-3			4-3	S 1B		6-3			4	0	1	1	0	0	1			
José Oquendo, S OBP: 0.358, SLG: 0.295 (1, 4)	3-1			4-3	F4			1B		4	0	1	0	0	0	2			
Ozzie Smith, S OBP: 0.313, SLG: 0.289 (1, 6)		S 1B			1B 1B		L8		G3	4	0	2	0	0	0	1			
Tom Pagnozzi, R OBP: 0.261, SLG: 0.261 (1, 2)		K			1-2 1B		F9			3	0	1	0	0	1	1			
Joe Magrane, R (1, 1)		K		4-3			L8			3	0	0	0	0	1	3			
Inning Stats	R: 2 E: 1 K: 0 S: 14	H: 3 LOB: 1 BB: 0 P: 20	R: 0 E: 0 K: 3 S: 11	H: 1 LOB: 1 BB: 0 P: 16	R: 0 E: 0 K: 1 S: 9	H: 0 LOB: 0 BB: 0 P: 11	R: 0 E: 0 K: 0 S: 10	H: 2 LOB: 2 BB: 0 P: 15	R: 2 E: 0 K: 0 S: 11	H: 2 LOB: 1 BB: 1 P: 20	R: 0 E: 0 K: 0 S: 7	H: 0 LOB: 0 BB: 0 P: 9	R: 0 E: 0 K: 0 S: 8	H: 1 LOB: 0 BB: 0 P: 10	R: 0 E: 0 K: 1 S: 9	H: 1 LOB: 1 BB: 0 P: 13	1B: 10 2B: 0 3B: 0 HR: 0	SF: 0 SAC: 0 DP: 1 HBP: 0	WP: 0 PA: 34 PB: 1 SB: 4 CS: 0
PITCHER Mike Scott, R ERA: 6.38 (1, 1)	IP: 5.0 WLS: L BF: 24 H: 8 R: 4 ER: 4 SO: 4 BB: 1 IBB: 0 HBP: 0 BLK: 0 WP: 0 HR: 0 S: 55 P: 82 ERA: 7.20 WHIP: 1.800															PITCHER			
Danny Darwin, R ERA: 1.0 (6, 1)	2.0 6 1 0 0 0																		
Dan Schatzeder, L ERA: 1.31 (8, 1)	1.0 4 1 0 0 1																		

Houston Astros @ St. Louis Cardinals
 Busch Stadium, St. Louis, MO
 Tue May 15 1990, 7:05 PM CDT
 Att: 16,790 - Unknown - 64 F

AB 33
 R 4
 H 10
 RBI 3
 BB 1
 SO 5
 LOB 12



Batter	1	2	3	4	5	6	7	8	9	10	11	AB	R	H	RBI	BB	SO	LOB	TOP			
Jerome Walton, R OBP: 0.362, SLG: 0.319	1-3		1B		P4		F7			K		5	0	1	1	0	1	0				
23 Ryne Sandberg, R OBP: 0.324, SLG: 0.488	FC6-4 1B		G4-6-3		E5		F8			6-3		5	1	1	0	0	0	1				
Mark Grace, L OBP: 0.361, SLG: 0.365	L9				G3					6-3		5	0	1	0	0	0	1				
Andre Dawson, R OBP: 0.341, SLG: 0.667	FC6-4 1-2f				SF9 1B					5-3		4	1	1	1	0	0	1				
Dwight Smith, L OBP: 0.369, SLG: 0.449 Jose Antonio Nunez, R (11, 1)		K			E3 1B		K			4-3		5	1	0	0	0	2	2				
Shawon Dunston, R OBP: 0.321, SLG: 0.500		6-3			P6					F8		4	0	0	0	0	0	2				
Luis Salazar, R OBP: 0.267, SLG: 0.286 Paul Assenmacher, L (9, 1) Doug Dasencenzo, S OBP: 0.250, SLG: 0.370					P3		6-3			K		3	0	0	0	1	1	0				
Joe Girardi, R OBP: 0.304, SLG: 0.322					E6 1B		4-3			K		4	1	1	2	0	1	0				
Mike Bielecki, R OBP: 0.417, SLG: 0.364 Steve Wilson, L OBP: 0.143, SLG: 0.143 Marvell Wynne, L OBP: 0.239, SLG: 0.220 Bill Long, R (7, 1) Domingo Ramos, R OBP: 0.225, SLG: 0.282					SH3		5-3			P6		1	0	0	0	0	0	2				
Inning Stats	R: 0 E: 0 K: 0 S: 4	H: 1 LOB: 1 BB: 0 P: 4	R: 0 E: 0 K: 1 S: 5	H: 0 LOB: 0 BB: 0 P: 5	R: 1 E: 1 K: 0 S: 4	H: 1 LOB: 0 BB: 0 P: 4	R: 2 E: 1 K: 0 S: 6	H: 2 LOB: 2 BB: 1 P: 10	R: 1 E: 1 K: 1 S: 7	H: 1 LOB: 1 BB: 0 P: 7	R: 0 E: 0 K: 0 S: 3	H: 0 LOB: 0 BB: 0 P: 3	R: 0 E: 0 K: 2 S: 7	H: 0 LOB: 0 BB: 0 P: 7	R: 0 E: 0 K: 2 S: 7	H: 0 LOB: 0 BB: 0 P: 7	R: 0 E: 0 K: 0 S: 3	H: 0 LOB: 0 BB: 0 P: 3	1B: 5 2B: 0 3B: 0 HR: 0	SF: 1 SAC: 1 DP: 1 HBP: 0	WP: 0 PB: 0 SB: 0 CS: 0	PA: 41
PITCHER	IP ERA: 3.59	WLS LOB: 1	BF ER: 0	H R	R ER	SO 2	BB 1	IBB 0	HBP 0	BLK 0	WP 0	HR 0	S 35	P 39	ERA 0.00	WHIP 0.000						
Mark Portugal, R ERA: 3.59	(1, 1)	8.0	6	0	0	4	0	0	0	0	0	0	14	14	0.00	0.000						
Larry Andersen, R ERA: 1.33	(9, 1)	2.0	6	0	0	0	0	0	0	0	0	0	3	3	0.00	0.000						
Dave Smith, R ERA: 3.12	(11, 1)	1.0	W	3	0	0	0	0	0	0	0	0	3	3	0.00	0.000						

Chicago Cubs @ Houston Astros
Astrodome, Houston, TX
Thu May 17 1990, 8:05 PM EDT
Att: 14,644 - Dome

livebaseballscores.com

AB 38
R 4
H 5
RBI 4
BB 1
SO 6
LOB 9



Batter	1	2	3	4	5	6	7	8	9	10	11	AB	R	H	RBI	BB	SO	LOB	BOTTOM					
Gerald Young, S OBP: 0.240, SLG: 0.263	CS 1B		BB FC5-4 1B		G5-3		K			5-3		5	1	2	0	0	1	2						
Bill Doran, S OBP: 0.367, SLG: 0.361	1-2 BB		FC5-4 BB 1B		BB		CS 1B			E BB		2	0	2	0	3	0	0						
Craig Biggio, R OBP: 0.345, SLG: 0.315	L7		FC5-4 BB		K		P2			E3 FC5-4		4	0	0	0	1	1	5						
Glenn Davis, R OBP: 0.369, SLG: 0.520	1-3		FC5-4		5-3		F7			F7		5	0	0	1	0	0	5						
Franklin Stubbs, L OBP: 0.233, SLG: 0.542 Larry Andersen, R (9, 1) Eric Yelding, R OBP: 0.283, SLG: 0.308 Dave Smith, R (11, 1)		7-3 BB	F7		4-3		K			FC5-4		3	0	0	0	1	1	2						
Ken Caminiti, S OBP: 0.336, SLG: 0.324		7-3			F8		K			K		5	2	2	0	0	1	1						
Eric Anthony, L OBP: 0.321, SLG: 0.304 Glenn Wilson, R OBP: 0.299, SLG: 0.287 (10, 9)		HR			S 1B 1B		K			K		3	2	2	1	0	1	0						
Rafael Ramirez, R OBP: 0.280, SLG: 0.316		F8			G5-3 1B		L5			L6		4	0	1	1	0	0	0						
Mark Portugal, R OBP: 0.250, SLG: 0.250 Casey Candaele, S OBP: 0.326, SLG: 0.350 Ken Oberkfell, L OBP: 0.341, SLG: 0.395 (11, PH)					1-3		P3			P3		3	0	1	1	0	0	0						
Inning Stats	R: 0 E: 0 K: 0 S: 3	H: 1 LOB: 1 BB: 1 P: 7	R: 1 E: 0 K: 0 S: 3	H: 0 LOB: 0 BB: 1 P: 7	R: 1 E: 1 K: 0 S: 5	H: 2 LOB: 2 BB: 1 P: 9	R: 2 E: 0 K: 1 S: 8	H: 4 LOB: 4 BB: 1 P: 12	R: 0 E: 0 K: 0 S: 3	H: 0 LOB: 0 BB: 0 P: 3	R: 0 E: 0 K: 1 S: 5	H: 1 LOB: 0 BB: 0 P: 5	R: 0 E: 0 K: 2 S: 7	H: 0 LOB: 0 BB: 0 P: 7	R: 0 E: 0 K: 1 S: 5	H: 0 LOB: 0 BB: 0 P: 5	R: 0 E: 1 K: 0 S: 4	H: 0 LOB: 2 BB: 1 P: 8	R: 1 E: 0 K: 0 S: 3	H: 1 LOB: 2 BB: 1 P: 7	1B: 8 2B: 2 3B: 0 HR: 1	SF: 1 SAC: 1 DP: 2 HBP: 0	WP: 0 PB: 0 SB: 2 CS: 2	PA: 45
PITCHER	IP ERA: 4.64	WLS LOB: 1	BF ER: 0	H R	R ER	SO 2	BB 3	IBB 0	HBP 0	BLK 0	WP 0	HR 1	S 14	P 26	ERA 12.00	WHIP 3.333								
Mike Bielecki, R ERA: 4.64	(1, 1)	3.0	17	7	4	4	0	0	0	0	0	0	13	17	0.00	0.667								
Steve Wilson, L ERA: 5.75	(4, 1)	3.0	10	1	0	0	2	1	0	0	0	0	12	12	0.00	0.500								
Bill Long, R ERA: 3.63	(7, 1)	2.0	6	1	0	0	3	0	0	0	0	0	9	13	0.00	0.500								
Paul Assenmacher, L ERA: 1.72	(9, 1)	2.0	8	0	0	0	1	1	0	0	0	0	0	3	7	27.00	3.000							
Jose Antonio Nunez, R ERA: 6.2	(11, 1)	0.1	L	4	1	1	1	0	0	0	0	0	0	3	7	27.00	3.000							

Chicago Cubs @ Houston Astros
Astrodome, Houston, TX
Thu May 17 1990, 8:05 PM EDT
Att: 14,644 - Dome

livebaseballscores.com

AB 37
R 5
H 10
RBI 5
BB 6
SO 6
LOB 17



Batter	1	2	3	4	5	6	7	8	9	AB	R	H	RBI	BB	SO	LOB	TOP										
Jerome Walton, R OBP: 0.356, SLG: 0.308 (1, 8)	0-3 K	4-0 23 1B IBB		0-1 G4-3		2-1 G5-3			0-0 F7	4	0	0	0	1	1	0											
23 Ryne Sandberg, R OBP: 0.333, SLG: 0.493 (1, 4)	1-2 G4-3 1B	2-2 2B			4-0 1B 2B BB				2-2 G4-3	4	2	2	1	1	1	0											
Mark Grace, L OBP: 0.358, SLG: 0.364 (1, 3)	0-2 G4-3				0-0 2B 1B				1-3 K	3	1	1	1	0	1	1											
Andre Dawson, R OBP: 0.346, SLG: 0.669 Doug Dascenzo, S OBP: 0.250, SLG: 0.370 (7, 9)	0-1 1B				0-0 2B 1B				1-2 G5-3	4	1	2	3	0	0	2											
Dwight Smith, L OBP: 0.372, SLG: 0.464 (1, 7)	1-2 CS 1B				0-0 G4-3				2-2 FC4-6 HBP	3	0	1	1	0	0	1											
Curtis Wilkerson, S OBP: 0.311, SLG: 0.349 (1, 5)	2-1 CS	0-0 1B			3-0 F9				0-2 FC4-6 FC6-4	4	1	1	0	0	1	2											
Shawon Dunston, R OBP: 0.319, SLG: 0.492 (1, 6)		1-1 2B 1B			2-0 F8				1-0 FC6-4 FC6-4	4	1	1	1	0	0	2											
Joe Girardi, R OBP: 0.292, SLG: 0.308 (1, 2)		0-0 F8			0-2 F9				0-0 FC6-4	4	0	0	0	0	1	2											
Mike Harkey, R OBP: 0.167, SLG: 0.250 Dave Clark, L OBP: 0.211, SLG: 0.211 Mitch Williams, L (9, 1)		0-0 23 1B SF7 2B			0-2 G6-3				2-2 F7	3	1	1	0	0	0	0											
Inning Stats	R: 2 E: 0 K: 1 S: 19	H: 3 LOB: 0 BB: 0 P: 22	R: 3 E: 0 K: 0 S: 16	H: 4 LOB: 2 BB: 1 P: 23	R: 0 E: 0 K: 1 S: 9	H: 0 LOB: 0 BB: 0 P: 12	R: 0 E: 0 K: 0 S: 11	H: 0 LOB: 0 BB: 0 P: 11	R: 2 E: 0 K: 0 S: 5	H: 2 LOB: 1 BB: 1 P: 14	R: 0 E: 0 K: 1 S: 9	H: 0 LOB: 0 BB: 0 P: 11	R: 0 E: 0 K: 0 S: 7	H: 0 LOB: 1 BB: 0 P: 10	R: 0 E: 0 K: 0 S: 8	H: 0 LOB: 0 BB: 0 P: 12	1B: 6 2B: 3 3B: 0 HR: 0	SF: 1 SAC: 0 DP: 0 HBP: 1	WP: 0 PB: 0 SB: 2 CS: 1	PA: 39							
PITCHER	IP	WLS	BF	H	R	ER	SO	BB	IBB	HBP	BLK	WP	HR	S	P	ERA	WHIP										
Bill Gullickson, R ERA: 4.9 Dan Schatzeder, L ERA: 1.88 Xavier Hernandez, R ERA: 0.79 Juan Agosto, L ERA: 1.16 Danny Darwin, R ERA: 0.95	1.1	L	11	7	5	5	1	0	1	0	0	0	0	28	38	33.75	5.250										

Chicago Cubs @ Houston Astros
Astrodome, Houston, TX
Fri May 18 1990, 8:05 PM EDT
Att: 22,972 - Dome

AB 34
R 7
H 9
RBI 7
BB 2
SO 5
LOB 10

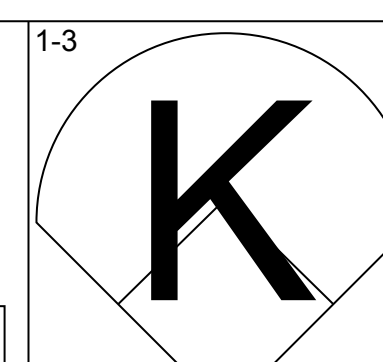
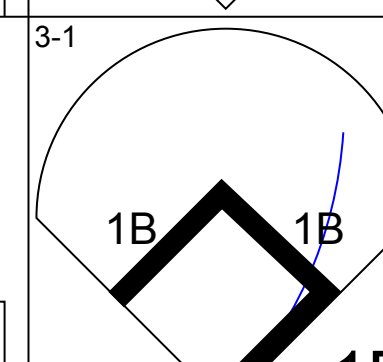
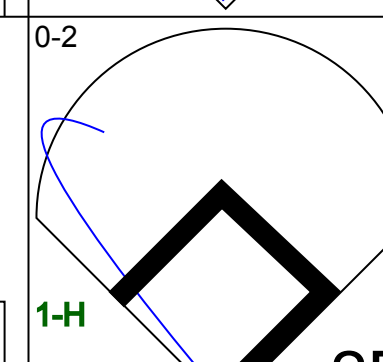
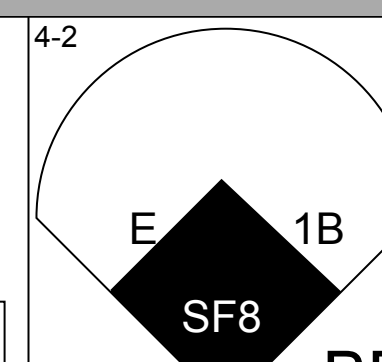
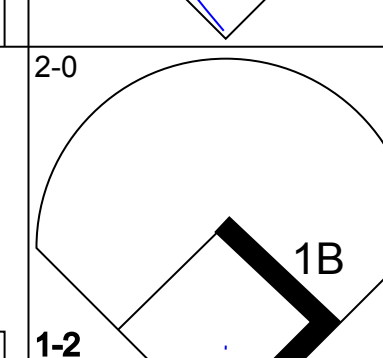
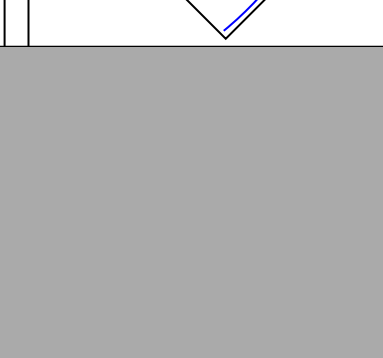
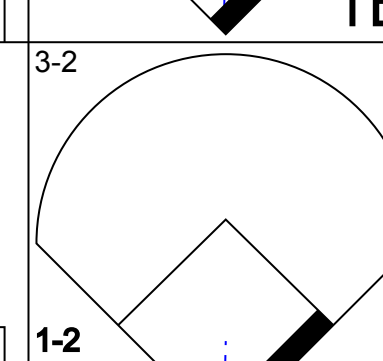


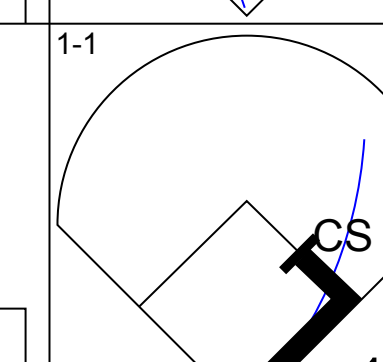
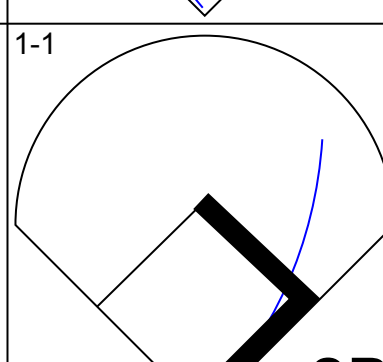
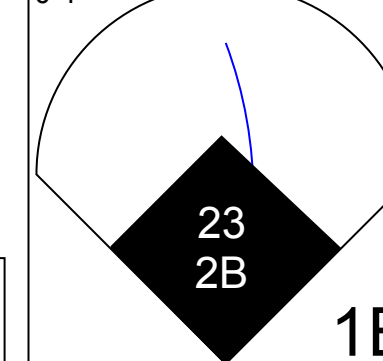


Batter	1	2	3	4	5	6	7	8	9	AB	R	H	RBI	BB	SO	LOB	BOTTOM										
Gerald Young, S OBP: 0.250, SLG: 0.283 (1, 8)	0-0 G4-3									4	0	2	0	0	0	1											
Bill Doran, S OBP: 0.363, SLG: 0.350 Eric Yelding, R OBP: 0.293, SLG: 0.308 (8, 6)	4-1 1B BB									3	0	0	0	1	2	4											
Craig Biggio, R OBP: 0.349, SLG: 0.316 Alex Trevino, R OBP: 0.050, SLG: 0.056 (8, 2)	3-2 G5-4-3 1B									3	0	1	0	1	0	3											
Glenn Davis, R OBP: 0.359, SLG: 0.504 (1, 3)	2-1 G5-4-3									4	0	0	0	0	0	4											
Franklin Stubbs, L OBP: 0.304, SLG: 0.508 (1, 7)										4	0	0	0	0	0	0											
Ken Caminiti, S OBP: 0.341, SLG: 0.330 (1, 5)										4	0	2	0	0	0	0											
Eric Anthony, L OBP: 0.317, SLG: 0.300 (1, 9)										4	0	1	0	0	2	1											
Rafael Ramirez, R OBP: 0.276, SLG: 0.339 Louie Meadows, L OBP: 0.341, SLG: 0.330 Juan Agosto, L OBP: 0.250, SLG: 0.284 Glenn Wilson, R OBP: 0.250, SLG: 0.284 (8, 6)										2	0	0	0	0	0	2											
Bill Gullickson, R OBP: 0.300, SLG: 0.222 Dan Schatzeder, L OBP: 0.326, SLG: 0.333 Casey Candaele, S OBP: 0.326, SLG: 0.333 (8, 4)										0	0	0	0	0	0	0											
Inning Stats	R: 0 E: 0 K: 0 S: 8	H: 1 LOB: 1 BB: 1 P: 17	R: 0 E: 0 K: 1 S: 7	H: 0 LOB: 0 BB: 0 P: 12	R: 0 E: 1 K: 1 S: 17	H: 1 LOB: 2 BB: 0 P: 25	R: 0 E: 1 K: 0 S: 13	H: 2 LOB: 2 BB: 0 P: 19	R: 0 E: 0 K: 1 S: 14	H: 1 LOB: 2 BB: 1 P: 23	R: 0 E: 0 K: 0 S: 7	H: 1 LOB: 1 BB: 0 P: 11	R: 0 E: 0 K: 1 S: 9	H: 0 LOB: 1 BB: 1 P: 18	R: 0 E: 0 K: 0 S: 4	H: 0 LOB: 0 BB: 0 P: 5	R: 0 E: 0 K: 1 S: 13	H: 0 LOB: 0 BB: 0 P: 19	1B: 5 2B: 1 3B: 0 HR: 0	SF: 0 SAC: 0 DP: 1 HBP: 0	WP: 0 PB: 0 SB: 0 CS: 0	PA: 36					
PITCHER	IP	WLS	BF	H	R	ER	SO	BB	IBB	HBP	BLK	WP	HR	S	P	ERA	WHIP										
Mike Harkey, R ERA: 4.93 Mitch Williams, L ERA: 3.2	8.0	W	33	6	0	0	4	3	0	0	0	0	0	79	130	0.00	1.125										

Chicago Cubs @ Houston Astros
Astrodome, Houston, TX
Fri May 18 1990, 8:05 PM EDT
Att: 22,972 - Dome

AB 33
R 0
H 6
RBI 0
BB 3
SO 5
LOB 16

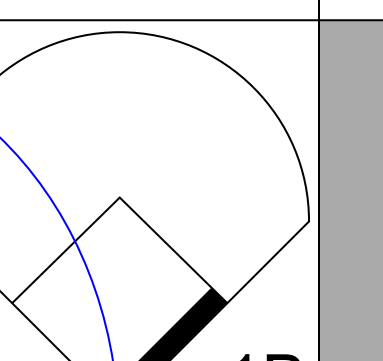
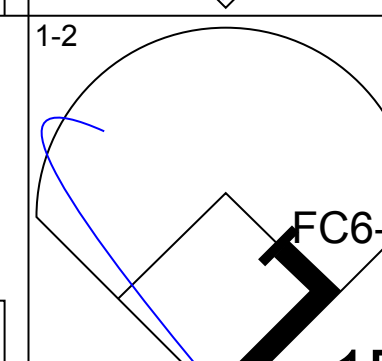
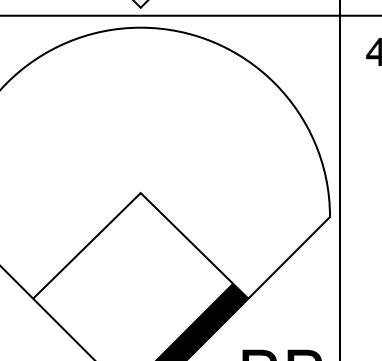
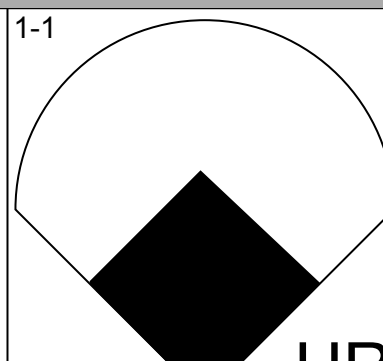
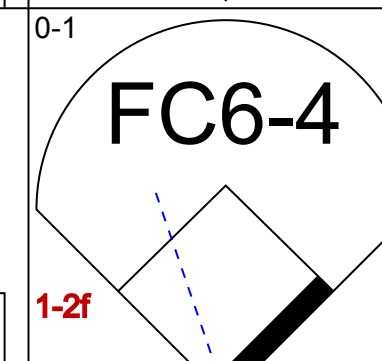
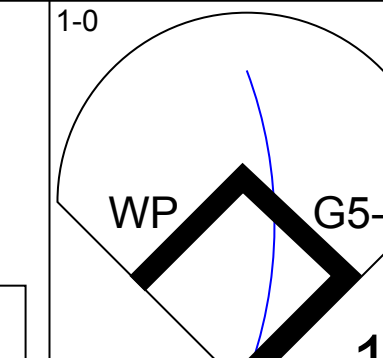
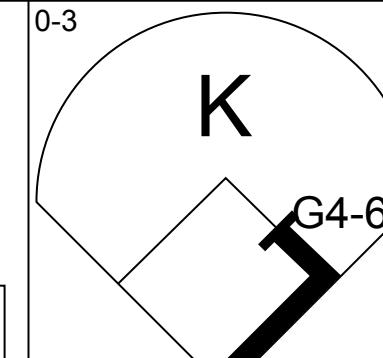
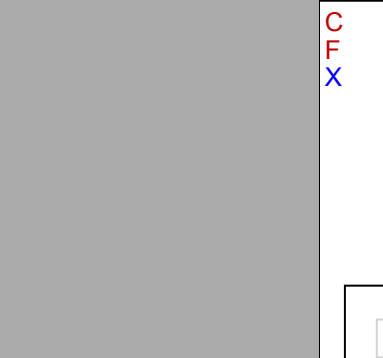

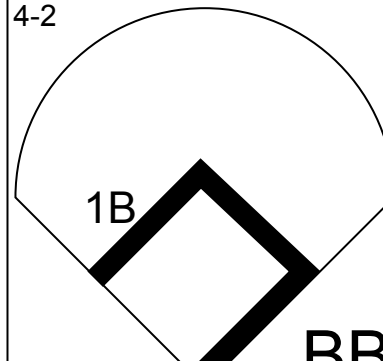
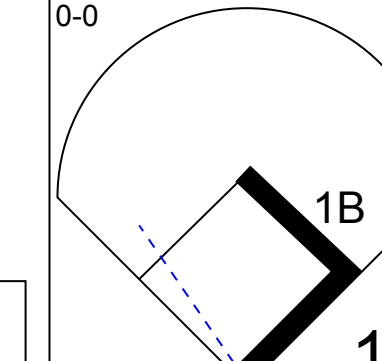
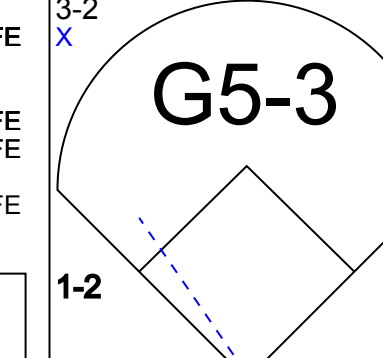
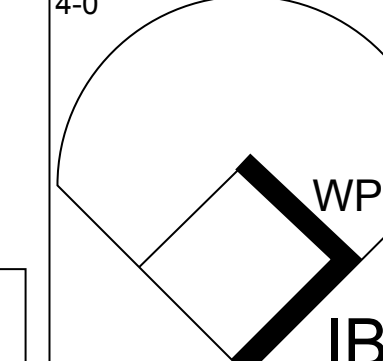

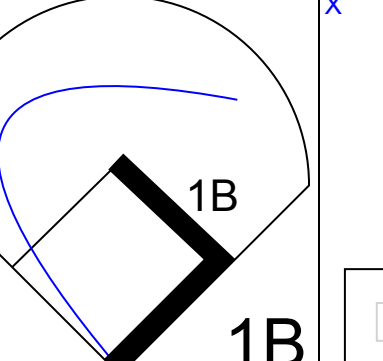
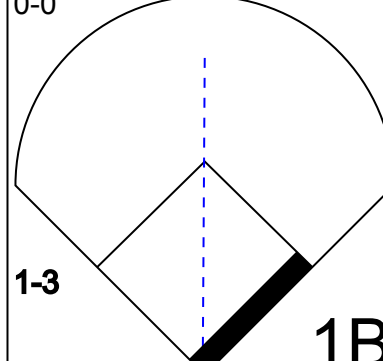
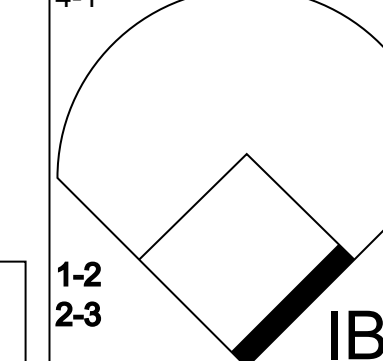


Batter	1	2	3	4	5	6	7	8	9	AB	R	H	RBI	BB	SO	LOB	TOP			
Jerome Walton, R (1, 8) OBP: 0.343, SLG: 0.295			G1-3	F9		L6			K	5	0	0	0	0	2	2				
23 Ryne Sandberg, R (1, 4) OBP: 0.342, SLG: 0.500			P2						G3-1	4	1	2	1	1	0	0				
Mark Grace, L (1, 3) OBP: 0.353, SLG: 0.358	P4		E3	L3			E7		G4-3	5	1	1	0	0	0	2				
Andre Dawson, R (1, 9) OBP: 0.351, SLG: 0.694					P3		SF8			3	1	2	3	0	0	0				
Dwight Smith, L (1, 7) OBP: 0.381, SLG: 0.471 Doug Dascenzo, S (7, PH) OBP: 0.241, SLG: 0.357					G4-3		G5-3			3	0	2	0	0	0	0				
Curtis Wilkerson, S (1, 5) OBP: 0.306, SLG: 0.340	K				G6-3		G6-3			4	0	1	0	0	1	4				
Shawon Dunston, R (1, 6) OBP: 0.309, SLG: 0.478		G6-3	F9			P4		P9		4	0	0	0	0	0	2				
Joe Girardi, R (1, 2) OBP: 0.300, SLG: 0.326				K				G6-3		4	0	2	0	0	1	0				
Les Lancaster, R (1, 1) OBP: 0.200, SLG: 0.111 Mitch Williams, L (8, 1)	K					K		L4		4	1	1	0	0	2	2				
Inning Stats	R: 0 E: 0 K: 2 S: 14	H: 3 LOB: 3 BB: 0 P: 25	R: 0 E: 0 K: 1 S: 7	H: 1 LOB: 1 BB: 0 P: 10	R: 2 E: 1 K: 0 S: 18	H: 3 LOB: 2 BB: 0 P: 27	R: 1 E: 0 K: 1 S: 11	H: 2 LOB: 1 BB: 0 P: 11	R: 0 E: 0 K: 0 S: 9	H: 1 LOB: 1 BB: 0 P: 12	R: 1 E: 1 K: 0 S: 10	H: 1 LOB: 1 BB: 1 P: 14	R: 0 E: 0 K: 0 S: 7	H: 0 LOB: 0 BB: 0 P: 10	R: 0 E: 0 K: 1 S: 7	H: 0 LOB: 0 BB: 0 P: 12	1B: 8 2B: 3 3B: 0 HR: 1	SF: 1 SAC: 0 DP: 1 HBP: 0	WP: 0 PB: 0 SB: 0 CS: 1	PA: 39
PITCHER	IP WLS BF H R ER SO BB IBB HBP BLK WP HR S P ERA WHIP																			
Jim Clancy, R (1, 1) ERA: 4.34	5.0 L 24 9 3 1 4 0 0 0 0 0 0 1 57 83 1.80 1.800																			
Danny Darwin, R (6, 1) ERA: 0.89	1.1 7 2 1 0 1 1 0 0 0 0 0 0 15 22 0.00 2.250																			
Juan Agosto, L (7, 1) ERA: 1.08	1.2 5 0 0 0 0 0 0 0 0 0 0 0 11 14 0.00 0.000																			
Larry Andersen, R (9, 1) ERA: 1.27	1.0 3 0 0 0 1 0 0 0 0 0 0 0 7 12 0.00 0.000																			

Chicago Cubs @ Houston Astros
Astrodome, Houston, TX
Sat May 19 1990, 8:05 PM EDT
Att: 32,253 - Dome - 72 F

AB	37
R	4
H	11
RBI	4
BB	1
SO	6
LOB	13



Batter	1	2	3	4	5	6	7	8	9	AB	R	H	RBI	BB	SO	LOB	BOTTOM			
Gerald Young, S (1, 8) OBP: 0.248, SLG: 0.279	G3-1		G4-3				F8		P6	5	0	1	0	0	0	0				
Casey Candaele, S (1, 4) OBP: 0.333, SLG: 0.326	K		G4-3		G4-3					4	0	1	0	1	1	2				
Craig Biggio, R (1, 2) OBP: 0.344, SLG: 0.333	K		F7						F7	5	1	1	1	0	1	2				
Glenn Davis, R (1, 3) OBP: 0.356, SLG: 0.496				K		G4-3		G4-3		4	0	1	0	0	1	0				
Franklin Stubbs, L (1, 7) OBP: 0.315, SLG: 0.500		F7		G4-6-3						3	0	1	0	1	0	2				
Ken Caminiti, S (1, 5) OBP: 0.339, SLG: 0.328				F7		F7		F7		4	0	1	0	0	0	2				
Eric Anthony, L (1, 9) OBP: 0.344, SLG: 0.321								K		3	0	2	0	1	1	2				
Eric Yelding, R (1, 6) OBP: 0.294, SLG: 0.300 Juan Agosto, L (7, 1) Glenn Wilson, R (8, PH) OBP: 0.254, SLG: 0.282 Larry Andersen, R (9, 1)				F9		F8		K		2	0	0	0	1	0	3				
Jim Clancy, R (1, 1) OBP: 0.286, SLG: 0.286 Louie Meadows, L (5, PH) Danny Darwin, R (6, 1) Ken Oberkfell, L (7, 4) OBP: 0.326, SLG: 0.375		G5-3			P6		L8		F7	1	0	0	0	0	0	3				
Inning Stats	R: 0 E: 0 K: 2 S: 8	H: 0 LOB: 0 BB: 0 P: 11	R: 0 E: 0 K: 0 S: 9	H: 1 LOB: 3 BB: 2 P: 22	R: 0 E: 0 K: 0 S: 6	H: 0 LOB: 0 BB: 0 P: 8	R: 0 E: 0 K: 1 S: 5	H: 0 LOB: 0 BB: 0 P: 6	R: 0 E: 0 K: 0 S: 7	H: 2 LOB: 2 BB: 0 P: 8	R: 1 E: 0 K: 0 S: 13	H: 2 LOB: 2 BB: 1 P: 20	R: 0 E: 0 K: 2 S: 8	H: 2 LOB: 2 BB: 0 P: 11	R: 0 E: 0 K: 2 S: 11	H: 0 LOB: 1 BB: 1 P: 22	1B: 7 2B: 0 3B: 0 HR: 1	SF: 0 SAC: 0 DP: 1 HBP: 0	WP: 2 PB: 0 SB: 0 CS: 0	PA: 39
PITCHER	IP WLS BF H R ER SO BB IBB HBP BLK WP HR S P ERA WHIP																			
Les Lancaster, R (1, 1) ERA: 1.85	1.1 S 6 0 0 0 2 1 0 0 0 0 0 0 17 31 0.00 0.600																			
Mitch Williams, L (8, 1) ERA: 2.95	1.2 S 6 0 0 0 2 1 0 0 0 0 0 0 17 31 0.00 0.600																			

Chicago Cubs @ Houston Astros
Astrodome, Houston, TX
Sat May 19 1990, 8:05 PM EDT
Att: 32,253 - Dome - 72 F

AB	35
R	1
H	8
RBI	1
BB	4
SO	5
LOB	19



Batter	1	2	3	4	5	6	7	8	9	AB	R	H	RBI	BB	SO	LOB	TOP					
Jerome Walton, R OBP: 0.352, SLG: 0.323										5	2	3	0	0	1	3						
23 Ryne Sandberg, R OBP: 0.331, SLG: 0.484										5	0	0	0	0	3	3						
Mark Grace, L OBP: 0.348, SLG: 0.350										3	1	0	1	0	1	2						
Andre Dawson, R OBP: 0.360, SLG: 0.721 Doug Dasenczo, S OBP: 0.241, SLG: 0.357										5	1	3	3	0	0	0						
Dwight Smith, L OBP: 0.386, SLG: 0.473										4	1	2	0	0	0	1						
Curtis Wilkerson, S OBP: 0.283, SLG: 0.314										4	0	0	0	0	1	4						
Shawn Dunston, R OBP: 0.308, SLG: 0.471									4	0	1	0	0	0	1							
Joe Girardi, R OBP: 0.298, SLG: 0.316										3	0	0	0	1	0	1						
Shawn Boskie, R OBP: 0.500, SLG: 0.750										4	0	2	1	0	0	0						
Inning Stats	R: 1 E: 0 K: 1 S: 16	H: 3 LOB: 2 BB: 0 P: 23	R: 0 E: 0 K: 0 S: 4	H: 0 LOB: 0 BB: 0 P: 6	R: 1 E: 0 K: 0 S: 9	H: 1 LOB: 0 BB: 0 P: 13	R: 0 E: 0 K: 1 S: 8	H: 1 LOB: 1 BB: 0 P: 10	R: 0 E: 0 K: 1 S: 9	H: 1 LOB: 1 BB: 0 P: 11	R: 2 E: 0 K: 1 S: 9	H: 3 LOB: 1 BB: 1 P: 16	R: 1 E: 0 K: 0 S: 8	H: 1 LOB: 1 BB: 0 P: 11	R: 0 E: 0 K: 0 S: 12	H: 1 LOB: 1 BB: 0 P: 15	R: 0 E: 0 K: 2 S: 9	H: 0 LOB: 0 BB: 0 P: 13	1B: 6 2B: 4 3B: 0 HR: 1	SF: 1 SAC: 0 DP: 0 HBP: 1	WP: 0 PB: 0 SB: 3 CS: 0	PA: 40
PITCHER	IP	WLS	BF	H	R	ER	SO	BB	IBB	HBP	BLK	WP	HR	S	P	ERA	WHIP					
Mike Scott, R ERA: 6.33	6.0	L	28	9	4	4	4	0	1	0	0	0	1	55	79	6.00	1.500					
Danny Darwin, R ERA: 1.21	2.0		9	2	1	1	0	0	0	1	0	0	0	20	26	4.50	1.000					
Dave Smith, R ERA: 2.95	1.0		3	0	0	0	2	0	0	0	0	0	0	9	13	0.00	0.000					

Chicago Cubs @ Houston Astros
Astrodome, Houston, TX
Sun May 20, 1990, 4:33 AM EDT
Att: 26,451 - Dome - 72 F

AB	37
R	5
H	11
RBI	5
BB	1
SO	6
LOB	15



Batter	1	2	3	4	5	6	7	8	9	AB	R	H	RBI	BB	SO	LOB	BOTTOM					
Gerald Young, S OBP: 0.239, SLG: 0.269										4	0	0	0	0	0	1						
Eric Yelding, R OBP: 0.303, SLG: 0.301										3	0	1	0	1	0	0						
Bill Doran, S OBP: 0.350, SLG: 0.346										4	0	1	0	0	1	2						
Glenn Davis, R OBP: 0.346, SLG: 0.482										4	0	0	0	0	1	1						
Ken Caminiti, S OBP: 0.328, SLG: 0.317										4	0	0	0	0	0	1						
Franklin Stubbs, L OBP: 0.303, SLG: 0.478										3	0	0	0	0	1	0						
Eric Anthony, L OBP: 0.356, SLG: 0.393										3	1	2	1	0	0	0						
Alex Trevino, R OBP: 0.087, SLG: 0.095										3	0	1	0	0	0	1						
Mike Scott, R										1	0	0	0	0	1	0						
Louie Meadows, L (6, PH)										1	0	0	0	0	1	0						
Danny Darwin, R (7, 1)										0	0	0	0	0	0	0						
Ken Oberkfell, L (8, PH)										1	0	0	0	0	1	1						
Dave Smith, R (9, 1)										0	0	0	0	0	0	0						
Inning Stats	R: 0 E: 0 K: 1 S: 6	H: 0 LOB: 0 BB: 1 P: 14	R: 0 E: 0 K: 0 S: 6	H: 0 LOB: 0 BB: 0 P: 10	R: 1 E: 0 K: 1 S: 11	H: 1 LOB: 0 BB: 0 P: 17	R: 0 E: 0 K: 1 S: 5	H: 0 LOB: 0 BB: 0 P: 7	R: 0 E: 0 K: 1 S: 6	H: 1 LOB: 1 BB: 0 P: 11	R: 0 E: 0 K: 1 S: 11	H: 1 LOB: 1 BB: 0 P: 17	R: 0 E: 0 K: 1 S: 7	H: 0 LOB: 0 BB: 0 P: 9	R: 0 E: 0 K: 1 S: 7	H: 1 LOB: 1 BB: 0 P: 11	R: 0 E: 0 K: 0 S: 17	H: 1 LOB: 1 BB: 0 P: 21	1B: 4 2B: 0 3B: 0 HR: 1	SF: 0 SAC: 0 DP: 0 HBP: 0	WP: 0 PB: 0 SB: 1 CS: 1	PA: 32
PITCHER	IP	WLS	BF	H	R	ER	SO	BB	IBB	HBP	BLK	WP	HR	S	P	ERA	WHIP					
Shawn Boskie, R ERA: 1.0	9.0	W	32	5	1	1	6	1	0	0	0	0	1	76	117	1.00	0.667					

Chicago Cubs @ Houston Astros
Astrodome, Houston, TX
Sun May 20, 1990, 4:33 AM EDT
Att: 26,451 - Dome - 72 F

AB	31
R	1
H	5
RBI	1
BB	1
SO	6
LOB	7



Batter	1	2	3	4	5	6	7	8	9	AB	R	H	RBI	BB	SO	LOB	TOP					
Wally Backman, S OBP: 0.394, SLG: 0.416	1-0 FC5-4 1B	4-0 BB			4-1 SH2-4 2B	0-1 4-3			1-2 L6	3	1	1	0	2	0	1						
Jay Bell, R OBP: 0.335, SLG: 0.378	0-1 FC5-4 1B 2B	0-2 L9			0-1 SH2-4		0-2 L3		1-1 F9	4	1	0	0	0	0	3						
Andy Van Slyke, L OBP: 0.389, SLG: 0.473	0-0 L8		2-0 4-3		2-2 F9		2-0 F8			4	0	0	0	0	0	2						
Bobby Bonilla, S OBP: 0.331, SLG: 0.601	1-0 2B		1-3 K		2-2 2B		0-2 1B			4	1	3	1	0	1	0						
Barry Bonds, L OBP: 0.393, SLG: 0.577	2-2 2B		3-1 WP 2B		4-0 IBB		1-0 4-3			3	0	2	2	1	0	1						
Sid Bream, L OBP: 0.330, SLG: 0.337	1-1 G3		3-2 4-3		2-0 4-1			1-2 5-3		3	0	0	0	0	0	4						
Gary Redus, R OBP: 0.282, SLG: 0.361			2-3 4-3							1	0	0	0	0	0	0						
Michael LaValliere, L OBP: 0.415, SLG: 0.358		2-0 3-1		2-1 4-3		3-2 P5		0-0 4-3		3	0	0	0	0	0	0						
Don Slaughter, R OBP: 0.413, SLG: 0.580										1	0	0	0	0	0	0						
Jose Lind, R OBP: 0.367, SLG: 0.397		0-0 BB 1B		1-1 F9		1-1 SH1-4 1B		0-1 6-3		4	0	2	0	0	0	0						
Bob Walk, R OBP: 0.266, SLG: 0.200		0-3 K		0-1 5-3		1-2 SH1-4			0-0 L7	2	0	0	0	0	0	1						
Bob Patterson, L ERA: 2.41										0	0	0	0	0	0	0						
Stan Belinda, R ERA: 2.41										0	0	0	0	0	0	0						
Scott Ruskin, L ERA: 3.32										0	0	0	0	0	0	0						
Randy Kramer, R ERA: 4.5										0	0	0	0	0	0	0						
John Cangelosi, S OBP: 0.207, SLG: 0.154										1	0	0	0	0	0	0						
Inning Stats	R: 2 E: 0 K: 0 S: 11	H: 3 LOB: 1 BB: 0 P: 16	R: 0 E: 0 K: 1 S: 8	H: 1 LOB: 2 BB: 1 P: 14	R: 0 E: 0 K: 1 S: 11	H: 1 LOB: 0 BB: 0 P: 20	R: 0 E: 0 K: 0 S: 6	H: 0 LOB: 0 BB: 0 P: 9	R: 1 E: 0 K: 0 S: 11	H: 1 LOB: 2 BB: 0 P: 25	R: 0 E: 0 K: 0 S: 9	H: 1 LOB: 1 BB: 0 P: 13	R: 0 E: 0 K: 0 S: 8	H: 1 LOB: 1 BB: 0 P: 11	R: 0 E: 0 K: 0 S: 6	H: 0 LOB: 0 BB: 0 P: 7	R: 0 E: 0 K: 0 S: 6	H: 0 LOB: 0 BB: 0 P: 8	1B: 5 2B: 3 3B: 0 HR: 0	SF: 0 SAC: 2 DP: 0 HBP: 0	WP: 1 PB: 0 SB: 0 CS: 0	PA: 38
PITCHER	IP	WLS	BF	H	R	ER	SO	BB	IBB	HBP	BLK	WP	HR	S	P	ERA	WHIP					
Bill Gullickson, R ERA: 4.43	6.2		31	8	3	3	2	2	1	0	0	1	0	63	106	4.05	1.500					
Juan Agosto, L ERA: 0.95	1.1	W	4	0	0	0	0	0	0	0	0	0	0	7	9	0.00	0.000					
Dave Smith, R ERA: 2.79	1.0		3	0	0	0	0	0	0	0	0	0	0	6	8	0.00	0.000					

Pittsburgh Pirates @ Houston Astros
Astrodome, Houston, TX
Wed May 23 1990, 8:05 PM EDT
Att: 10,961 - Dome

AB 33
R 3
H 8
RBI 3
BB 3
SO 2
LOB 12



Batter	1	2	3	4	5	6	7	8	9	AB	R	H	RBI	BB	SO	LOB	BOTTOM				
Eric Yelding, R OBP: 0.314, SLG: 0.326	1-0 4-3 SF8 1B		2-1 F8		1-3 K		1-0 S 1B	1-2 S BB		4	3	2	0	1	1	0					
Ken Oberkfell, L OBP: 0.300, SLG: 0.341	3-1 4-3		0-0 1-3		3-2 G3		3-3 K	0-2 S 1B		3	0	0	0	0	0	1					
Ken Caminiti, S OBP: 0.338, SLG: 0.313										2	0	1	2	0	1	1					
Bill Doran, S OBP: 0.343, SLG: 0.333	0-2 SF8		4-1 S BB		2-1 BB 1B		4-2 1B BB	0-2 5-3		2	1	1	1	2	0	1					
Franklin Stubbs, L OBP: 0.313, SLG: 0.520	1-3 K		1-1 F7		4-0 E 1B		1-0 1B BB	0-2 4-3		2	0	0	0	1	1	1					
Glenn Davis, R OBP: 0.335, SLG: 0.456			1-2 F7		1-2 BB		1-3 3-H 1B			2	0	1	1	0	0	1					
Craig Biggio, R OBP: 0.341, SLG: 0.338		2-3 K		3-2 2B		1-0 P9	3-2 L8			4	0	1	0	0	1	4					
Eric Anthony, L OBP: 0.336, SLG: 0.449		3-2 4-3		0-3 K		3-2 E3		1-2 4-3		4	0	0	0	0	1	2					
Louie Meadows, L OBP: 0.100, SLG: 0.100		3-1 1B		1-3 K		2-3 K		4-0 HR BB		2	0	1	0	0	1	1					
Glenn Wilson, R OBP: 0.254, SLG: 0.281										0	0	0	0	0	0	0					
Jeff Baldwin, L ERA: 2.41										1	1	0	0	1	1	2					
Rafael Ramirez, R OBP: 0.270, SLG: 0.303	0-1 1B		1-2 6-3		3-2 P4		0-2 HR			3	0	1	0	0	0	3					
Juan Agosto, L ERA: 0.95										0	0	0	0	0	0	0					
Alex Trevino, R OBP: 0.125, SLG: 0.273	1-2 1B									1	1	1	2	0	0	0					
Dave Smith, R ERA: 2.79										0	0	0	0	0	0	0					
Bill Gullickson, R OBP: 0.250, SLG: 0.182	0-0 P2				2-2 P6		3-2 6-3	1-0 E6 1B		2	0	0	0	0	0	2					
Casey Candaele, S OBP: 0.333, SLG: 0.313										2	1	0	0	0	0	0					
Inning Stats	R: 1 E: 0 K: 1 S: 9	H: 1 LOB: 0 BB: 0 P: 14	R: 0 E: 0 K: 1 S: 15	H: 2 LOB: 2 BB: 0 P: 23	R: 0 E: 0 K: 2 S: 14	H: 1 LOB: 1 BB: 0 P: 19	R: 0 E: 0 K: 1 S: 10	H: 0 LOB: 0 BB: 0 P: 16	R: 1 E: 1 K: 1 S: 13	H: 1 LOB: 2 BB: 1 P: 28	R: 1 E: 0 K: 1 S: 14	H: 2 LOB: 2 BB: 1 P: 29	R: 4 E: 1 K: 0 S: 18	H: 2 LOB: 1 BB: 2 P: 30	1B: 7 2B: 1 3B: 0 HR: 1	SF: 1 SAC: 0 DP: 0 HBP: 0	WP: 0 PB: 0 SB: 8 CS: 0	PA: 40			
PITCHER	IP	WLS	BF	H	R	ER	SO	BB	IBB	HBP	BLK	WP	HR	S	P	ERA	WHIP				
Bob Walk, R ERA: 2.36	5.1		23	5	2	1	5	2	0	0	0	0	0	57	95	1.69	1.312				
Bob Patterson, L ERA: 2.41	0.0		1	0	0	0	0	0	0	0	0	0	0	3	6						
Stan Belinda, R ERA: 2.41	0.2		2	0	0	0	1	0	0	0	0	0	0	7	12	0.00	0.000				
Scott Ruskin, L ERA: 3.32	1.1	L	10	3	4	4	1	2	0	0	0	0	1	21	42	27.00	3.750				
Randy Kramer, R ERA: 4.5	0.2		4	1	1	0	0	1	0	0	0	0	0	11	17	0.00	3.000				

Pittsburgh Pirates @ Houston Astros
Astrodome, Houston, TX
Wed May 23 1990, 8:05 PM EDT
Att: 10,961 - Dome

AB 34
R 7
H 9
RBI 6
BB 5
SO 7
LOB 19



Batter	1	2	3	4	5	6	7	8	9	AB	R	H	RBI	BB	SO	LOB	TOP										
Eric Yelding, R OBP: 0.308, SLG: 0.320 (1, 8)	L4	BB 1B		G1-3		F9			FC6 2B HR	5	1	1	1	0	0	3											
Bill Doran, S OBP: 0.363, SLG: 0.347 (1, 4)	1B BLK	1B			G6-3		G3-1		HR 2B	4	2	2	1	1	0	0											
Craig Biggio, R OBP: 0.343, SLG: 0.340 (1, 2)	BLK	1B			HR		G3-1		HR 2B	5	1	2	0	0	1	4											
Glenn Davis, R OBP: 0.343, SLG: 0.500 (1, 3)	K				HR		P3		HR	5	2	3	5	0	1	1											
Franklin Stubbs, L OBP: 0.322, SLG: 0.506 (1, 7)				L9					F8	2	0	0	0	2	1	1											
Casey Candaele, S OBP: 0.327, SLG: 0.306 (8, 7)	BB				K					1	0	0	0	0	0	0											
Eric Anthony, L OBP: 0.321, SLG: 0.425 (1, 9)	G4-3			F8						4	0	0	0	0	1	4											
Ken Caminiti, S OBP: 0.329, SLG: 0.304 (1, 5)		G3	CS		F8		G4-3		F9	4	0	0	0	0	0	1											
Rafael Ramirez, R OBP: 0.277, SLG: 0.310 (1, 6)		SH1-4 1B			P4		G6-3		FC6 2B SH3 1B	4	2	2	0	0	0	0											
Mike Scott, R OBP: 0.231, SLG: 0.167 (1, 1)	SH1-4								SH3	2	0	2	0	0	0	0											
Inning Stats	R: 1 E: 0 K: 1 S: 14	H: 2 LOB: 2 BB: 1 P: 27	R: 1 E: 0 K: 0 S: 13	H: 2 LOB: 2 BB: 1 P: 17	R: 0 E: 0 K: 0 S: 8	H: 1 LOB: 0 BB: 0 P: 8	R: 0 E: 0 K: 0 S: 7	H: 1 LOB: 1 BB: 0 P: 13	R: 2 E: 0 K: 2 S: 13	H: 2 LOB: 0 BB: 0 P: 18	R: 0 E: 0 K: 0 S: 6	H: 1 LOB: 1 BB: 0 P: 9	R: 0 E: 0 K: 0 S: 7	H: 0 LOB: 0 BB: 0 P: 10	R: 0 E: 0 K: 0 S: 6	H: 0 LOB: 1 BB: 1 P: 14	R: 4 E: 0 K: 1 S: 19	H: 3 LOB: 0 BB: 0 P: 26	1B: 9 2B: 1 3B: 0 HR: 2	SF: 0 SAC: 2 DP: 0 HBP: 0	WP: 0 PB: 0 SB: 0 CS: 2	PA: 42					
PITCHER	IP	WLS	BF	H	R	ER	SO	BB	IBB	HBP	BLK	WP	HR	S	P	ERA	WHIP										
Shawn Boskie, R ERA: 2.81 (1, 1)	7.0	L	31	9	4	4	3	2	0	0	1	0	1	68	102	5.14	1.571										
Bill Long, R ERA: 4.43 (8, 1)	2.0		10	3	4	4	1	1	0	0	0	0	1	25	40	18.00	2.000										

Houston Astros @ Chicago Cubs
Wrigley Field, Chicago, IL
Sat May 26 1990, 3:33 AM CDT
Cloudy - 65 F

AB	36
R	8
H	12
RBI	7
BB	3
SO	4
LOB	14



Batter	1	2	3	4	5	6	7	8	9	AB	R	H	RBI	BB	SO	LOB	BOTTOM										
Marvell Wynne, L OBP: 0.211, SLG: 0.192 (1, 8)	G1-3	F8			G4-6-3				P5	5	0	1	0	0	0	3											
23 Ryne Sandberg, R OBP: 0.337, SLG: 0.500 (1, 4)	1B 2B				P8		FC6-4 1B			4	1	2	0	0	0	2											
Mark Grace, L OBP: 0.324, SLG: 0.325 (1, 3)	F8			G3			G3			4	0	0	0	0	0	4											
Andre Dawson, R OBP: 0.377, SLG: 0.701 (1, 9)	2H 1B				1B		P2		F7	4	0	2	1	0	0	0											
Dwight Smith, L OBP: 0.395, SLG: 0.455 (1, 7)	BB			G4-3			S 1B		L7	3	0	1	0	1	0	1											
Luis Salazar, R OBP: 0.276, SLG: 0.295 (1, 5)	F7				G5-3		K		F7	4	0	0	0	0	1	3											
Shawn Dunston, R OBP: 0.302, SLG: 0.500 (1, 6)					G5-3				G1-3	1	0	0	0	0	1	0											
Domingo Ramos, R OBP: 0.269, SLG: 0.314 (4, 6)		K			G5-3					3	0	0	0	0	0	1											
Joe Girardi, R OBP: 0.272, SLG: 0.287 (1, 2)		G6-3								2	0	0	0	0	0	0											
Jerome Walton, R OBP: 0.371, SLG: 0.329 (7, PH)										0	0	0	0	0	1	0											
Rick Wrona, R OBP: 0.226, SLG: 0.172 (8, 2)										0	0	0	0	0	0	0											
Curtis Wilkerson, S OBP: 0.283, SLG: 0.328 (9, PH)							FC4-6 BB			1	0	1	0	0	0	0											
Shawn Boskie, R OBP: 0.667, SLG: 1.000 (1, 1)									F7	2	0	2	0	0	0	0											
Dave Clark, L OBP: 0.231, SLG: 0.346 (7, PH)										1	0	0	0	0	0	1											
Bill Long, R (8, 1)										0	0	0	0	0	0	0											
Lloyd McClendon, R OBP: 0.268, SLG: 0.260 (9, PH)										1	0	0	0	0	0	1											
Inning Stats	R: 1 E: 0 K: 0 S: 13	H: 2 LOB: 2 BB: 1 P: 20	R: 0 E: 0 K: 1 S: 10	H: 1 LOB: 0 BB: 0 P: 11	R: 0 E: 0 K: 0 S: 8	H: 1 LOB: 1 BB: 0 P: 11	R: 0 E: 0 K: 0 S: 4	H: 0 LOB: 0 BB: 0 P: 7	R: 0 E: 0 K: 1 S: 7	H: 2 LOB: 1 BB: 0 P: 11	R: 0 E: 0 K: 0 S: 9	H: 1 LOB: 2 BB: 1 P: 13	R: 0 E: 0 K: 0 S: 3	H: 0 LOB: 0 BB: 0 P: 4	R: 0 E: 0 K: 0 S: 11	H: 1 LOB: 1 BB: 0 P: 17	1B: 7 2B: 2 3B: 0 HR: 0	SF: 0 SAC: 0 DP: 1 HBP: 0	WP: 0 PB: 0 SB: 2 CS: 0	PA: 37							
PITCHER	IP	WLS	BF	H	R	ER	SO	BB	IBB	HBP	BLK	WP	HR	S	P	ERA	WHIP										
Mike Scott, R ERA: 5.49 (1, 1)	9.0	W	37	9	1	1	2	2	0	0	0	0	0	72	103	1.00	1.222										

Houston Astros @ Chicago Cubs
Wrigley Field, Chicago, IL
Sat May 26 1990, 3:33 AM CDT
Cloudy - 65 F

AB	35
R	1
H	9
RBI	1
BB	2
SO	2
LOB	16



Batter	1	2	3	4	5	6	7	8	9	AB	R	H	RBI	BB	SO	LOB	TOP					
Eric Yelding, R OBP: 0.322, SLG: 0.327 (1, 8)										5	1	2	0	0	1	2						
Bill Doran, S OBP: 0.347, SLG: 0.341 (1, 4)										4	1	0	0	0	1	3						
Craig Biggio, R OBP: 0.356, SLG: 0.346 (1, 2)										3	1	2	0	2	0	0						
Glenn Davis, R OBP: 0.358, SLG: 0.538 (1, 3)										4	1	1	1	0	0	4						
Franklin Stubbs, L OBP: 0.326, SLG: 0.500 Casey Candaele, S OBP: 0.339, SLG: 0.308 (7, PH) (7, 7)										3	0	0	0	0	2	4						
Eric Anthony, L OBP: 0.333, SLG: 0.436 Glenn Wilson, R OBP: 0.256, SLG: 0.308 (3, PH) (3, 9)										1	0	0	0	0	1	2						
Ken Caminiti, S OBP: 0.338, SLG: 0.326 (1, 5)										4	1	2	2	1	1	1						
Rafael Ramirez, R OBP: 0.286, SLG: 0.311 (1, 6)										4	0	1	1	1	0	4						
Mark Portugal, R OBP: 0.16, SLG: 0.278 Jim Clancy, R OBP: 0.286, SLG: 0.286 Jeff Bladwin, L OBP: 0.286, SLG: 0.286 (5, PH) (5, 1) Xavier Hernandez, L OBP: 0.133, SLG: 0.286 Juan Agosto, L OBP: 0.133, SLG: 0.286 Alex Trevino, R OBP: 0.133, SLG: 0.286 Danny Darwin, R OBP: 0.133, SLG: 0.286 Ken Oberkell, L OBP: 0.286, SLG: 0.333 (8, 1) (8, 1)										2	0	1	0	0	1	0						
Inning Stats	R: 1 E: 1 K: 1 S: 15	H: 2 LOB: 2 BB: 0 P: 25	R: 0 E: 0 K: 1 S: 13	H: 2 LOB: 2 BB: 0 P: 20	R: 0 E: 0 K: 1 S: 11	H: 1 LOB: 3 BB: 1 P: 21	R: 0 E: 0 K: 1 S: 11	H: 1 LOB: 2 BB: 1 P: 20	R: 1 E: 0 K: 1 S: 14	H: 2 LOB: 1 BB: 0 P: 22	R: 0 E: 0 K: 1 S: 9	H: 0 LOB: 0 BB: 0 P: 14	R: 0 E: 0 K: 1 S: 8	H: 1 LOB: 1 BB: 0 P: 10	R: 0 E: 0 K: 0 S: 4	H: 0 LOB: 0 BB: 0 P: 6	R: 4 E: 1 K: 1 S: 17	H: 2 LOB: 1 BB: 2 P: 37	1B: 9 2B: 1 3B: 0 HR: 1	SF: 0 SAC: 1 DP: 0 HBP: 1	WP: 0 PB: 0 SB: 1 CS: 0	PA: 45
PITCHER	IP	WLS	BF	H	R	ER	SO	BB	IBB	HBP	BLK	WP	HR	S	P	ERA	WHIP					
Mike Bielecki, R ERA: 3.68 Paul Assenmacher, L ERA: 1.7 Mitch Williams, L ERA: 2.39	(1, 1) (7, 1) (9, 1)	6.0 2.0 1.0	W 7 8	30 1 2	8 0 4	2 0 0	6 1 1	1 0 2	1 0 0	1 0 0	0 0 0	0 0 0	0 0 1	73 12 17	122 16 37	3.00 0.00 0.00	1.500 0.500 4.000					

Houston Astros @ Chicago Cubs
Wrigley Field, Chicago, IL
Sun May 27 1990, 3:33 AM CDT
Att: 36,395 - Sunny - 60 F

AB	39
R	6
H	11
RBI	5
BB	4
SO	8
LOB	28



Batter	1	2	3	4	5	6	7	8	9	AB	R	H	RBI	BB	SO	LOB	BOTTOM					
Jerome Walton, R OBP: 0.375, SLG: 0.331 (1, 8)										4	1	2	0	1	0	1						
23 Ryne Sandberg, R OBP: 0.342, SLG: 0.530 Curtis Wilkerson, S OBP: 0.281, SLG: 0.323 (4, 1) (7, PH) (8, 4)										5	2	4	4	0	0	1						
Mark Grace, L OBP: 0.321, SLG: 0.321 (1, 3)										5	0	1	0	0	0	4						
Andre Dawson, R OBP: 0.372, SLG: 0.685 Paul Assenmacher, L Mitch Williams, L (1, 9) (7, 1) (9, 1)										4	1	1	0	0	0	2						
Dwight Smith, L OBP: 0.380, SLG: 0.444 (1, 7)										5	1	1	1	0	1	3						
Domingo Ramos, R OBP: 0.295, SLG: 0.383 (1, 5)										5	1	2	1	0	1	2						
Shawon Dunston, R OBP: 0.317, SLG: 0.506 (1, 6)										4	2	3	1	1	0	1						
Joe Girardi, R OBP: 0.293, SLG: 0.328 (1, 2)										4	2	2	1	0	0	2						
Mike Bielecki, R OBP: 0.389, SLG: 0.353 Doug Dascenzo, S OBP: 0.216, SLG: 0.371 (1, 1) (7, 9)										3	1	2	0	0	1	0						
Inning Stats	R: 0 E: 0 K: 0 S: 8	H: 1 LOB: 2 BB: 1 P: 16	R: 2 E: 1 K: 0 S: 12	H: 3 LOB: 2 BB: 0 P: 17	R: 1 E: 0 K: 0 S: 7	H: 2 LOB: 1 BB: 0 P: 9	R: 3 E: 0 K: 1 S: 14	H: 3 LOB: 0 BB: 0 P: 26	R: 1 E: 0 K: 0 S: 11	H: 1 LOB: 0 BB: 1 P: 18	R: 2 E: 1 K: 0 S: 13	H: 2 LOB: 1 BB: 0 P: 22	R: 2 E: 0 K: 0 S: 16	H: 4 LOB: 2 BB: 0 P: 22	R: 0 E: 0 K: 1 S: 12	H: 2 LOB: 2 BB: 0 P: 17	1B: 13 2B: 1 3B: 1 HR: 3	SF: 1 SAC: 0 DP: 1 HBP: 1	WP: 0 PB: 1 SB: 2 CS: 0	PA: 45		
PITCHER	IP	WLS	BF	H	R	ER	SO	BB	IBB	HBP	BLK	WP	HR	S	P	ERA	WHIP					
Mark Portugal, R ERA: 4.44 Jim Clancy, R ERA: 4.55 Xavier Hernandez, R ERA: 7.85 Juan Agosto, L ERA: 1.53 Danny Darwin, R ERA: 1.16	(1, 1) (4, 1) (5, 1) (7, 1) (8, 1)	3.0 1.0 2.0 1.0 1.0	L 3 10 7 5	20 0 3 4 2	9 0 3 2 0	6 0 2 0 0	6 1 2 1 1	0 0 1 0 0	1 0 0 0 0	0 0 0 0 0	0 0 0 0 0	0 0 0 0 0	0 0 2 0 0	7 13 24 16 12	34 55 90 22 17	3.333 0.000 9.000 18.000 0.000	3.333 0.000 2.000 4.000 2.000					

Houston Astros @ Chicago Cubs
Wrigley Field, Chicago, IL
Sun May 27 1990, 3:33 AM CDT
Att: 36,395 - Sunny - 60 F

AB	41
R	11
H	18
RBI	9
BB	2
SO	3
LOB	20



Batter	1	2	3	4	5	6	7	8	9	AB	R	H	RBI	BB	SO	LOB	TOP										
Vince Coleman, S (1, 7) OBP: 0.344, SLG: 0.393	4-3			F9													4 0 2 1 0 0 2										
Milt Thompson, L (1, 9) OBP: 0.295, SLG: 0.299																	3 0 1 0 0 0 3										
Rex Hudler, R (7, PH) OBP: 0.237, SLG: 0.278	F9																1 0 0 0 0 1 1										
Scott Terry, R (7, 1)																	0 0 0 0 0 0 0										
Willie McGee, S (1, 8) OBP: 0.354, SLG: 0.407	F9																4 0 0 0 0 1 1										
Pedro Guerrero, R (1, 3) OBP: 0.348, SLG: 0.459	5-3																4 0 1 0 0 1 1										
Terry Pendleton, S (1, 5) OBP: 0.281, SLG: 0.325																	3 1 0 0 1 0 1										
Todd Zeile, R (1, 2) OBP: 0.318, SLG: 0.391																	4 0 1 0 0 1 1										
Ozzie Smith, S (1, 6) OBP: 0.307, SLG: 0.285																	4 0 0 0 0 0 2										
José Oquendo, S (1, 4) OBP: 0.339, SLG: 0.264																	2 0 0 0 2 0 0										
Greg Mathews, R (1, 1) OBP: 0.308, SLG: 0.333																	2 0 1 0 0 1 3										
Denny Walling, L (7, PH) OBP: 0.273, SLG: 0.288																	2 0 1 0 0 0 0										
Inning Stats	R: 0 E: 0 K: 0 S: 11	H: 1 LOB: 1 BB: 0 P: 20	R: 1 E: 0 K: 1 S: 14	H: 2 LOB: 3 BB: 2 P: 25	R: 0 E: 0 K: 1 S: 5	H: 0 LOB: 0 BB: 0 P: 7	R: 0 E: 0 K: 1 S: 9	H: 1 LOB: 2 BB: 1 P: 20	R: 0 E: 0 K: 1 S: 8	H: 0 LOB: 0 BB: 0 P: 8	R: 0 E: 0 K: 0 S: 5	H: 0 LOB: 0 BB: 0 P: 8	R: 0 E: 0 K: 1 S: 12	H: 2 LOB: 1 BB: 0 P: 19	R: 0 E: 0 K: 0 S: 12	H: 1 LOB: 1 BB: 0 P: 16	R: 0 E: 0 K: 0 S: 10	H: 0 LOB: 0 BB: 0 P: 16	1B: 5 2B: 2 3B: 0 HR: 0	SF: 0 SAC: 0 DP: 0 HBP: 0	WP: 0 PB: 0 SB: 0 CS: 0	PA: 36					
PITCHER	IP	WLS	BF	H	R	ER	SO	BB	IBB	HBP	BLK	WP	HR	S	P	ERA	WHIP										
Bill Gullickson, R (1, 1) ERA: 3.99	6.2	W	28	6	1	1	4	2	1	0	0	0	0	61	103	1.35	1.200										
Juan Agosto, L (7, 1) ERA: 1.49	1.0		4	1	0	0	1	0	0	0	0	0	0	13	18	0.00	1.000										
Dave Smith, R (8, 1) ERA: 2.61	1.1	S	4	0	0	0	0	0	0	0	0	0	0	12	18	0.00	0.000										

St. Louis Cardinals @ Houston Astros
Astrodome, Houston, TX
Mon May 28, 1990, 4:33 AM EDT
Att: 17,229 - Dome

AB 33
R 1
H 7
RBI 1
BB 3
SO 5
LOB 15



Batter	1	2	3	4	5	6	7	8	9	AB	R	H	RBI	BB	SO	LOB	BOTTOM										
Eric Yelding, R (1, 8) OBP: 0.311, SLG: 0.316	1-3																4 0 0 0 0 0 1										
Bill Doran, S (1, 4) OBP: 0.351, SLG: 0.349																	3 0 1 0 1 0 0										
Craig Biggio, R (1, 7) OBP: 0.359, SLG: 0.350																	4 0 2 0 0 0 1										
Dave Smith, R (8, 1)																	0 0 0 0 0 0 0										
Glenn Davis, R (1, 3) OBP: 0.355, SLG: 0.530																	4 1 1 0 0 1 4										
Ken Caminiti, S (1, 5) OBP: 0.342, SLG: 0.351																	4 2 2 2 0 0 0										
Glenn Wilson, R (1, 9) OBP: 0.271, SLG: 0.331																	4 2 3 0 0 0 0										
Alex Trevino, R (1, 2) OBP: 0.206, SLG: 0.323																	3 0 2 2 0 0 0										
Rafael Ramirez, R (1, 6) OBP: 0.278, SLG: 0.302																	4 0 0 0 0 0 4										
Bill Gullickson, R (1, 1) OBP: 0.267, SLG: 0.154																	2 0 0 0 1 1 1										
Juan Agosto, L (7, 1)																	0 0 0 0 0 0 0										
Casey Candaele, S (8, 7) OBP: 0.338, SLG: 0.308																	0 0 0 0 0 0 0										
Inning Stats	R: 0 E: 0 K: 0 S: 7	H: 0 LOB: 1 BB: 1 P: 17	R: 0 E: 0 K: 0 S: 8	H: 1 LOB: 1 BB: 0 P: 14	R: 0 E: 0 K: 1 S: 9	H: 0 LOB: 0 BB: 0 P: 15	R: 2 E: 1 K: 1 S: 15	H: 4 LOB: 1 BB: 0 P: 23	R: 0 E: 0 K: 0 S: 12	H: 2 LOB: 2 BB: 1 P: 19	R: 1 E: 0 K: 0 S: 10	H: 2 LOB: 1 BB: 0 P: 14	R: 0 E: 0 K: 0 S: 7	H: 0 LOB: 0 BB: 0 P: 10	R: 2 E: 0 K: 0 S: 13	H: 2 LOB: 0 BB: 0 P: 18	1B: 8 2B: 2 3B: 0 HR: 1	SF: 0 SAC: 0 DP: 2 HBP: 1	WP: 0 PB: 0 SB: 1 CS: 0	PA: 35							
PITCHER	IP	WLS	BF	H	R	ER	SO	BB	IBB	HBP	BLK	WP	HR	S	P	ERA	WHIP										
Greg Mathews, L (1, 1) ERA: 4.05	6.0	L	27	9	3	2	2	0	0	0	0	0	1	61	102	3.00	1.833										
Scott Terry, R (7, 1) ERA: 6.1	2.0		8	2	2	2	0	0	0	0	0	0	1	20	28	9.00	1.000										

St. Louis Cardinals @ Houston Astros
Astrodome, Houston, TX
Mon May 28, 1990, 4:33 AM EDT
Att: 17,229 - Dome

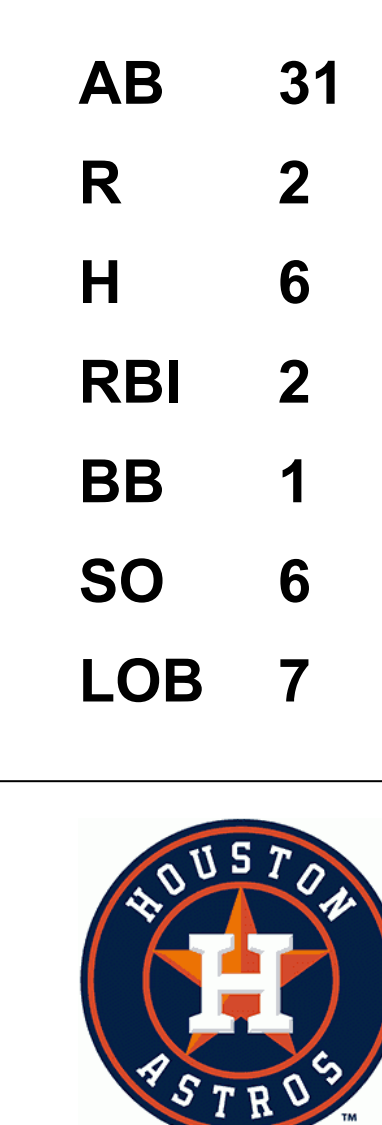
AB 32
R 5
H 11
RBI 4
BB 2
SO 2
LOB 11



Batter	1	2	3	4	5	6	7	8	9	AB	R	H	RBI	BB	SO	LOB	TOP			
Vince Coleman, S (1, 7) OBP: 0.342, SLG: 0.390	G1-3		F7		F7		F9			4	1	1	0	0	0	0	St. Louis Cardinals @ Houston Astros Astrodome, Houston, TX Tue May 29 1990, 8:05 PM EDT Att: 10,897 - Dome			
Ozzie Smith, S (1, 6) OBP: 0.311, SLG: 0.286	1B		E4		E4		G3			3	1	1	1	1	0	0				
Willie McGee, S (1, 8) OBP: 0.357, SLG: 0.409	F8		K		K		G6-4-3			4	1	2	0	0	1	2				
Pedro Guerrero, R (1, 3) Lee Smith, R (8, 1)	1B		G6-3		G6-3		G6-4-3			4	0	2	1	0	0	2				
Terry Pendleton, S (1, 5) OBP: 0.281, SLG: 0.325		G5-3	SF8				K			3	0	1	1	0	1	0				
Todd Zeile, R (1, 2) OBP: 0.316, SLG: 0.387		F8	F8				G4-3			4	0	1	0	0	0	2				
Milt Thompson, L (1, 9) OBP: 0.286, SLG: 0.288		K	K				G3			4	0	0	0	0	3	1				
José Oquendo, S (1, 4) OBP: 0.333, SLG: 0.259		F8	K				F9			3	0	0	0	0	1	1				
John Tudor, L (1, 1) Dave Collins, S (8, 3) OBP: 0.105, SLG: 0.056 OBP: 0.240, SLG: 0.095			K		G1-3		G4-3			3	0	0	0	0	1	0				
										0	0	0	0	0	0	0				
Inning Stats	R: 0 E: 0 K: 0 S: 7	H: 1 LOB: 2 BB: 1 P: 16	R: 0 E: 0 K: 1 S: 14	H: 1 LOB: 1 BB: 0 P: 19	R: 3 E: 0 K: 1 S: 12	H: 4 LOB: 1 BB: 0 P: 15	R: 0 E: 0 K: 2 S: 10	H: 0 LOB: 0 BB: 0 P: 12	R: 0 E: 1 K: 1 S: 13	H: 1 LOB: 1 BB: 0 P: 11	R: 0 E: 0 K: 0 S: 3	H: 0 LOB: 0 BB: 0 P: 5	R: 0 E: 0 K: 0 S: 8	H: 1 LOB: 0 BB: 0 P: 11	R: 0 E: 0 K: 1 S: 8	H: 0 LOB: 0 BB: 0 P: 12	1B: 8 2B: 1 3B: 0 HR: 0	SF: 1 SAC: 0 DP: 2 HBP: 0	WP: 0 PB: 0 SB: 2 CS: 0	PA: 34
PITCHER	IP WLS BF H R ER SO BB IBB HBP BLK WP HR S P ERA WHIP																			
Dan Schatzeder, L (1, 1) ERA: 3.0	2.2 L 14 6 3 3 2 1 0 0 0 0 0 0 32 49 10.12 2.625																			
Danny Darwin, R (3, 1) ERA: 1.01	3.1 11 1 0 0 4 0 0 0 0 0 0 0 31 43 0.00 0.300																			
Juan Agosto, L (7, 1) ERA: 1.39	2.0 6 1 0 0 0 0 0 0 0 0 0 0 11 16 0.00 0.500																			
Larry Andersen, R (9, 1) ERA: 1.63	1.0 3 0 0 0 1 0 0 0 0 0 0 0 8 12 0.00 0.000																			

Batter	1	2	3	4	5	6	7	8	9	AB	R	H	RBI	BB	SO	LOB	BOTTOM					
Eric Yelding, R (1, 8) Franklin Stubbs, L (8, PH) OBP: 0.312, SLG: 0.316 OBP: 0.333, SLG: 0.518	K		CS			G5-3		2B		3	0	1	1	0	1	0	St. Louis Cardinals @ Houston Astros Astrodome, Houston, TX Tue May 29 1990, 8:05 PM EDT Att: 10,897 - Dome					
Bill Doran, S (1, 4) OBP: 0.342, SLG: 0.338	F9		CS		G6-3		F7			4	0	0	0	0	0	1						
Craig Biggio, R (1, 7) OBP: 0.351, SLG: 0.341	F9				G6-3		F9			4	0	0	0	0	0	0						
Glenn Davis, R (1, 3) OBP: 0.348, SLG: 0.518		K			F8		P3			4	0	0	0	0	2	0						
Ken Caminiti, S (1, 5) OBP: 0.345, SLG: 0.355		CS			G6-3		FC6-4			4	0	2	0	0	1	0						
Glenn Wilson, R (1, 9) OBP: 0.272, SLG: 0.331	G5-3						FC6-4			3	0	1	0	0	0	2						
Alex Trevino, R (1, 2) Casey Candaele, S (8, PH) OBP: 0.222, SLG: 0.364 OBP: 0.333, SLG: 0.302			1B				K			2	1	1	0	0	1	1						
Rafael Ramirez, R (1, 6) OBP: 0.272, SLG: 0.296			G6-3				L4			3	0	0	0	0	0	2						
Dan Schatzeder, L (1, 1) Danny Darwin, R (3, 1) Jeff Baldwin, L (6, PH) Juan Agosto, L (7, 1) Eric Anthony, L (8, PH) Larry Andersen, R (9, 1)			F8				F8			0	0	0	0	0	0	0						
										1	0	0	0	0	0	1						
										1	0	0	0	0	0	0						
										0	0	0	0	0	0	0						
										0	1	0	0	0	0	0						
										0	0	0	0	0	0	0						
Inning Stats	R: 0 E: 0 K: 1 S: 6	H: 0 LOB: 0 BB: 0 P: 10	R: 0 E: 0 K: 1 S: 9	H: 1 LOB: 0 BB: 0 P: 15	R: 1 E: 0 K: 0 S: 8	H: 2 LOB: 0 BB: 0 P: 11	R: 0 E: 0 K: 0 S: 8	H: 0 LOB: 0 BB: 0 P: 9	R: 0 E: 0 K: 1 S: 7	H: 1 LOB: 1 BB: 0 P: 10	R: 0 E: 0 K: 0 S: 6	H: 0 LOB: 0 BB: 0 P: 10	R: 0 E: 0 K: 0 S: 8	H: 1 LOB: 1 BB: 0 P: 12	R: 1 E: 0 K: 1 S: 8	H: 1 LOB: 1 BB: 1 P: 16	R: 0 E: 0 K: 2 S: 8	H: 0 LOB: 0 BB: 0 P: 12	1B: 4 2B: 2 3B: 0 HR: 0	SF: 0 SAC: 0 DP: 0 HBP: 0	WP: 0 PB: 0 SB: 0 CS: 2	PA: 33
PITCHER	IP WLS BF H R ER SO BB IBB HBP BLK WP HR S P ERA WHIP																					
John Tudor, L (1, 1) ERA: 2.78	7.0 W 24 5 1 1 3 0 0 0 0 0 0 0 52 77 1.29 0.714																					
Lee Smith, R (8, 1) ERA: 2.03	2.0 S 8 1 1 1 3 1 0 0 0 0 0 0 16 28 4.50 1.000																					

AB 32
R 3
H 8
RBI 3
BB 1
SO 7
LOB 8



Batter	1	2	3	4	5	6	7	8	9	AB	R	H	RBI	BB	SO	LOB	TOP					
Vince Coleman, S OBP: 0.391, SLG: 0.398	0-1 1-3 2B 1B		3-1 6-3				0-0 1-2 1B										4 1 3 0 0 0 0					
Ozzie Smith, S OBP: 0.304, SLG: 0.278	0-1 1-3 1-2		1-0 F7				2-0 G3										4 0 0 0 0 0 5					
Willie McGee, S OBP: 0.355, SLG: 0.405	0-1 1-3 2-3		0-1 6-3				1-0 BLK S 1B										4 0 1 0 0 1 1					
Pedro Guerrero, R Ken Dayley, L	2-1 3-H 2B		3-2 6-3				1-0 SAFE 3-2 F9 1-3										4 0 1 1 0 0 1 0 0 0 0 0 0 0					
Terry Pendleton, S	0-3 K		0-2 CS 1B				0-0 4-3										4 0 1 0 0 1 2					
Todd Zeile, R		0-1 4-3		1-3 SAFE K			1-0 P2										4 0 0 0 0 1 2					
Milt Thompson, L		0-3 K		1-1 CS			0-0 6-3										4 0 0 0 0 1 0					
José Oquendo, S		4-1 BB		3-2 F7			1-0 4-3										3 0 0 0 1 1 0					
Joe Magrane, R Tom Niedenfuer, R	1-1 SAFE P4		3-2 BB				0-1 1B										2 0 1 0 1 0 1 0 0 0 0 0 0 0 0 0 0 0 0 0 0					
Denny Walling, L							0-1 1B															
Inning Stats	R: 1 E: 0 K: 1 S: 11	H: 2 LOB: 1 BB: 0 P: 13	R: 0 E: 0 K: 1 S: 9	H: 0 LOB: 1 BB: 1 P: 16	R: 0 E: 0 K: 0 S: 5	H: 0 LOB: 0 BB: 0 P: 9	R: 0 E: 0 K: 1 S: 13	H: 1 LOB: 0 BB: 0 P: 17	R: 0 E: 0 K: 0 S: 8	H: 2 LOB: 2 BB: 0 P: 13	R: 0 E: 0 K: 0 S: 7	H: 1 LOB: 1 BB: 0 P: 12	R: 0 E: 0 K: 0 S: 4	H: 1 LOB: 2 BB: 1 P: 11	R: 0 E: 0 K: 1 S: 8	H: 0 LOB: 0 BB: 0 P: 10	R: 0 E: 0 K: 1 S: 7	H: 0 LOB: 0 BB: 0 P: 12	1B: 6 2B: 1 3B: 0 HR: 0	SF: 0 SAC: 0 DP: 0 HBP: 0	WP: 0 PB: 0 SB: 2 CS: 1	PA: 36
PITCHER	IP WLS BF H R ER SO BB IBB HBP BLK WP HR S P ERA WHIP	IP WLS BF H R ER SO BB IBB HBP BLK WP HR S P ERA WHIP																				
Mike Scott, R ERA: 5.04	7.0	29	7	1	1	3	2	0	0	0	1	0	0	0	0	0	0	0	57	91	1.29	1.286
Juan Agosto, L ERA: 1.35	1.0	3	0	0	0	1	0	0	0	0	0	0	0	0	0	0	0	0	8	10	0.00	0.000
Dave Smith, R ERA: 2.49	1.0	3	0	0	0	1	0	0	0	0	0	0	0	0	0	0	0	0	7	12	0.00	0.000

St. Louis Cardinals @ Houston Astros
Astrodome, Houston, TX
Wed May 30 1990, 8:05 PM EDT
Att: 12,870 - Dome

AB 33
R 1
H 7
RBI 1
BB 2
SO 5
LOB 12



Batter	1	2	3	4	5	6	7	8	9	AB	R	H	RBI	BB	SO	LOB	BOTTOM					
Eric Yelding, R OBP: 0.318, SLG: 0.322	2-1 E1 1B		1-0 S BB 1B				1-2 L4										4 1 2 0 0 0 0					
Bill Doran, S	2-1 5-3		4-1 FC5 S BB				1-0 5-3										3 0 0 0 1 0 1					
Craig Biggio, R OBP: 0.354, SLG: 0.341	1-1 S 1B		1-3 K				4-1 BB										3 0 1 1 1 1 2					
Glenn Davis, R OBP: 0.340, SLG: 0.506	2-2 F8		2-2 P4				0-0 1-3										4 0 0 0 0 0 4					
Ken Caminiti, S	0-2 F7		4-1 BB				2-2 CS 1B										3 1 2 0 1 0 1					
Glenn Wilson, R OBP: 0.273, SLG: 0.331		3-2 CI G5-4-3 1B		0-1 FC5			0-1 F8										3 0 1 1 0 0 4					
Alex Trevino, R Ken Oberkfell, L Casey Candaele, S	1-2 G5-4-3 1B		1-2 1B				1-0 2B										3 0 2 0 0 0 0 0 0 0 0 1 0 0 0 0 0 0 0 0 0					
Rafael Ramirez, R OBP: 0.272, SLG: 0.290	1-1 G5-4-3		1-2 1-2 2-3				4-0 IBB										3 0 0 0 1 0 4					
Mike Scott, R Juan Agosto, L	2-1 6-3		2-1 6-3				0-0 IBB										3 0 0 0 0 1 3 0 0 0 0 0 0 0 1 0 0 0 0 1 2 0 0 0 0 0 0 0					
Eric Anthony, L Dave Smith, R							0-3 K															
Inning Stats	R: 1 E: 1 K: 0 S: 12	H: 2 LOB: 1 BB: 0 P: 19	R: 0 E: 1 K: 0 S: 11	H: 1 LOB: 1 BB: 0 P: 18	R: 0 E: 0 K: 1 S: 11	H: 1 LOB: 3 BB: 2 P: 23	R: 0 E: 0 K: 0 S: 8	H: 0 LOB: 0 BB: 0 P: 12	R: 0 E: 0 K: 1 S: 9	H: 2 LOB: 2 BB: 1 P: 16	R: 0 E: 0 K: 0 S: 7	H: 0 LOB: 0 BB: 0 P: 12	R: 0 E: 0 K: 1 S: 11	H: 2 LOB: 2 BB: 1 P: 23	R: 1 E: 0 K: 1 S: 11	H: 2 LOB: 2 BB: 1 P: 23	1B: 6 2B: 2 3B: 0 HR: 0	SF: 0 SAC: 0 DP: 1 HBP: 0	WP: 0 PB: 0 SB: 3 CS: 1	PA: 36		
PITCHER	IP WLS BF H R ER SO BB IBB HBP BLK WP HR S P ERA WHIP	IP WLS BF H R ER SO BB IBB HBP BLK WP HR S P ERA WHIP																				
Joe Magrane, L ERA: 4.17	1.1	33	8	2	1	2	3	1	0	0	0	0	0	0	0	0	0	0	69	121	1.23	1.500
Tom Niedenfuer, R ERA: 2.41	0.1	2	0	0	0	0	0	1	0	0	0	0	0	0	0	0	0	0	3	10	0.00	0.000
Ken Dayley, L ERA: 1.2	0.1	1	0	0	0	1	0	0	0	0	0	0	0	0	0	0	0	0	3	4	0.00	0.000

St. Louis Cardinals @ Houston Astros
Astrodome, Houston, TX
Wed May 30 1990, 8:05 PM EDT
Att: 12,870 - Dome


AB 30
R 2
H 8
RBI 2
BB 5
SO 3
LOB 21



Batter	1	2	3	4	5	6	7	8	9	10	AB	R	H	RBI	BB	SO	LOB	TOP			
Eric Yelding, R OBP: 0.329, SLG: 0.313 (1, 8)	G5-3		G5-4-3		G5-4-3			B1-3	G4-3		5	0	0	0	0	0	3				
Bill Doran, S OBP: 0.351, SLG: 0.338 (1, 4)	2B			K	F9			1B	F9		5	0	2	0	0	1	0				
Craig Biggio, R OBP: 0.355, SLG: 0.359 (1, 7) (10, 2)	G5-3			HR		F8		F7		2B	5	2	2	1	0	0	2				
Glenn Davis, R OBP: 0.337, SLG: 0.565 Franklin Stubbs, L OBP: 0.337, SLG: 0.517 (1, 3) (8, 3)	K			BB	1B	HR		FC6-4	1B	2B	2	1	1	1	2	1	1				
Ken Caminiti, S OBP: 0.337, SLG: 0.343 (1, 5)		G1-3		BB	1B	F7		FC6-4		K	5	0	1	0	0	1	3				
Glenn Wilson, R OBP: 0.328, SLG: 0.317 (1, 9)		F8		1B	F9	P3				SH3-4	4	1	1	0	1	0	2				
Alex Trevino, R OBP: 0.239, SLG: 0.357 Danny Darwin, R (1, 2) (10, 1)				BB				L8		F9	3	0	0	0	1	1	2				
Rafael Ramirez, R OBP: 0.270, SLG: 0.293 (1, 6)			P2	G4-3				F9		SH3-4	4	0	1	1	0	0	3				
Bill Gullickson, R OBP: 0.333, SLG: 0.250 Dave Smith, R (9, 1)								G1-3		SH3-4	3	0	2	0	0	0	0				
Casey Candaele, S OBP: 0.339, SLG: 0.296 (10, 7)			G5-4-3	1B						SH3-4	0	0	0	0	0	0	0				
Inning Stats	R: 0 E: 0 K: 1 S: 11	H: 1 LOB: 1 BB: 0 P: 17	R: 0 E: 0 K: 12 S: 12	H: 0 LOB: 0 BB: 0 P: 17	R: 0 E: 0 K: 0 S: 7	H: 1 LOB: 0 BB: 0 P: 11	R: 1 E: 0 K: 1 S: 20	H: 2 LOB: 3 BB: 2 P: 32	R: 0 E: 0 K: 0 S: 4	H: 1 LOB: 0 BB: 0 P: 8	R: 1 E: 0 K: 0 S: 10	H: 0 LOB: 0 BB: 0 P: 15	R: 0 E: 0 K: 0 S: 10	H: 1 LOB: 2 BB: 1 P: 18	R: 1 E: 0 K: 0 S: 7	H: 2 LOB: 1 BB: 0 P: 13	R: 1 E: 0 K: 1 S: 16	H: 2 LOB: 2 BB: 1 P: 25	1B: 7 2B: 2 3B: 0 HR: 2	SF: 0 SAC: 2 DP: 2 HBP: 0	WP: 0 PA: 43
PITCHER	IP	WLS	BF	H	R	ER	SO	BB	IBB	HBP	BLK	WP	HR	S	P	ERA	WHIP				
Bob Knepper, L ERA: 4.74 Mark Thurmond, L ERA: 2.75 Steve Bedrosian, R ERA: 4.88	(1, 1) (8, 1) (10, 1)	7.0 2.0 1.0	27 10 6	6 3 2	2 1 1	2 1 1	3 0 1	2 0 0	0 1 0	0 0 0	0 0 0	0 0 0	2 0 0	70 17 16	111 31 25	2.57 4.50 9.00	1.143 1.500 3.000				

Houston Astros @ San Francisco Giants
Candlestick Park, San Francisco, CA
Sat Jun 02 1990, 6:33 AM EDT
Att: 20,692 - Sunny

AB 37
R 4
H 11
RBI 4
BB 4
SO 4
LOB 16



Batter	1	2	3	4	5	6	7	8	9	10	AB	R	H	RBI	BB	SO	LOB	BOTTOM			
Brett Butler, L OBP: 0.362, SLG: 0.313 (1, 8)	F9		K		P5			1B	FC6-4		5	0	2	1	0	1	0				
Rick Leach, L OBP: 0.394, SLG: 0.390 Rick Parker, R OBP: 0.350, SLG: 0.444 (8, PR) (9, 9)	1B		K			F7		1B	FC6-4	1B	4	0	2	0	0	1	0				
Steve Bedrosian, R (10, 1)	1B							1B	2B		0	0	0	0	0	0	0				
Will Clark, L OBP: 0.318, SLG: 0.448 (1, 3)	G5-4-3		1B			P5		K		2B	5	0	3	1	0	1	2				
Kevin Mitchell, R OBP: 0.371, SLG: 0.574 (1, 7)	G5-4-3		F8			L9		F9		1B	4	1	0	0	1	0	5				
Matt Williams, R OBP: 0.305, SLG: 0.453 (1, 5)		K		K				F9		B3	5	0	0	0	0	3	3				
Terry Kennedy, L OBP: 0.428, SLG: 0.480 Scott Garrelts, R OBP: 0.056, SLG: 0.056 (1, 2) (10, PR)	G1-6-3	1B	BB		F8			1B		1B	4	1	3	0	1	0	0				
Robby Thompson, R OBP: 0.271, SLG: 0.333 (1, 4)	G1-6-3	1B		G6-3				P5		F9	5	0	2	1	0	0	2				
Jose Uribe, S OBP: 0.350, SLG: 0.386 (1, 6)	G1-6-3					F8		1B		P8	5	1	2	0	0	0	4				
Bob Knepper, L OBP: 0.167, SLG: 0.250 Ernest Riles, L OBP: 0.260, SLG: 0.372 Mark Thurmond, L (7, PH) (8, 1)	K							1B		1B	2	0	0	0	0	2	2				
Mike Kingery, L OBP: 0.333, SLG: 0.333 (9, PH) (10, 9)								K		1B	1	0	0	0	0	1	2				
Inning Stats	R: 0 E: 0 K: 0 S: 9	H: 2 LOB: 1 BB: 0 P: 19	R: 0 E: 0 K: 2 S: 14	H: 1 LOB: 2 BB: 1 P: 22	R: 0 E: 0 K: 2 S: 13	H: 1 LOB: 1 BB: 0 P: 19	R: 0 E: 0 K: 1 S: 8	H: 0 LOB: 0 BB: 0 P: 12	R: 0 E: 0 K: 1 S: 8	H: 0 LOB: 0 BB: 0 P: 10	R: 0 E: 0 K: 2 S: 14	H: 2 LOB: 2 BB: 0 P: 19	R: 0 E: 0 K: 1 S: 12	H: 2 LOB: 2 BB: 0 P: 19	R: 3 E: 0 K: 0 S: 21	H: 5 LOB: 2 BB: 0 P: 27	R: 2 E: 0 K: 0 S: 8	H: 3 LOB: 2 BB: 1 P: 13	1B: 15 2B: 1 3B: 0 HR: 0	SF: 0 SAC: 0 DP: 1 HBP: 0	WP: 0 PA: 45
PITCHER	IP	WLS	BF	H	R	ER	SO	BB	IBB	HBP	BLK	WP	HR	S	P	ERA	WHIP				
Bill Gullickson, R ERA: 3.58 Dave Smith, R ERA: 2.92 Danny Darwin, R ERA: 1.82	(1, 1) (9, 1) (10, 1)	8.0 1.0 0.2	33 6 6	9 4 3	1 2 2	1 1 0	9 0 0	1 0 0	0 0 0	0 0 0	0 0 0	0 0 0	0 0 8	94 18 13	141 23 13	1.12 18.00 27.00	1.250 4.000 6.000				

Houston Astros @ San Francisco Giants
Candlestick Park, San Francisco, CA
Sat Jun 02 1990, 6:33 AM EDT
Att: 20,692 - Sunny

AB 43
R 5
H 16
RBI 5
BB 2
SO 9
LOB 22



Batter	1	2	3	4	5	6	7	8	9	AB	R	H	RBI	BB	SO	LOB	TOP																					
Eric Yelding, R OBP: 0.324, SLG: 0.304 (1, 8)	G4-3		G6-3			G6-3			K	4	0	0	0	1	1	1	Houston Astros @ San Francisco Giants Candlestick Park, San Francisco, CA Sun Jun 03 1990, 6:33 AM EDT Att: 50,295 - Sunny - 75 F																					
Bill Doran, S OBP: 0.358, SLG: 0.344 (1, 4)	F8			G6-3						3	1	1	0	2	0																							
Craig Biggio, R OBP: 0.351, SLG: 0.354 (1, 7) (7, 2)	F9			F9						5	1	1	0	0	0	5																						
Glenn Davis, R OBP: 0.359, SLG: 0.583 (1, 3)									K	3	1	2	3	1	1	0																						
Ken Caminiti, S OBP: 0.330, SLG: 0.335 (1, 5)	P4			F9					G5-3	4	0	0	0	0	0	2																						
Glenn Wilson, R OBP: 0.270, SLG: 0.312 Louie Meadows, L OBP: 0.250, SLG: 0.143 (8, PH) (8, 9)	G6-3									2	0	0	0	1	0	1																						
Alex Trevino, R OBP: 0.341, SLG: 0.341 Jeff Baldwin, L (7, PH) (7, 7)	G6-3									2	0	0	0	0	0	1																						
Rafael Ramirez, R OBP: 0.263, SLG: 0.286 (1, 6)			G6-3						L3	4	0	0	0	0	1	1																						
Mike Scott, R OBP: 0.176, SLG: 0.125 Eric Anthony, L OBP: 0.345, SLG: 0.425 Dan Schatzeder, L OBP: 0.333, SLG: 0.333 Ken Oberknecht, L OBP: 0.251, SLG: 0.139 Xavier Hernandez, L Franklin Stubbs, L OBP: 0.343, SLG: 0.523 (1, 1) (5, PH) (5, 1) (7, PH) (7, 1) (8, PH)			K							1	0	0	0	0	1	0																						
Inning Stats	R: 0 E: 0 K: 0 S: 10	H: 0 LOB: 0 BB: 0 P: 13	R: 1 E: 0 K: 0 S: 7	H: 1 LOB: 0 BB: 0 P: 10	R: 0 E: 0 K: 1 S: 8	H: 0 LOB: 0 BB: 0 P: 12	R: 0 E: 0 K: 0 S: 9	H: 0 LOB: 1 BB: 1 P: 18	R: 0 E: 0 K: 0 S: 9	H: 0 LOB: 1 BB: 1 P: 16	R: 2 E: 0 K: 0 S: 10	H: 3 LOB: 3 BB: 3 P: 11	R: 0 E: 0 K: 1 S: 16	H: 0 LOB: 3 BB: 3 P: 33	R: 0 E: 0 K: 1 S: 18	H: 0 LOB: 1 BB: 1 P: 27		R: 0 E: 0 K: 1 S: 10	H: 1 LOB: 2 BB: 1 P: 17	1B: 3 2B: 1 3B: 0 HR: 1	SF: 0 SAC: 0 DP: 0 HBP: 0	WP: 0 PA: 39 PB: 0 SB: 1 CS: 0																
PITCHER	IP	WLS	BF	H	R	ER	SO	BB	IBB	HBP	BLK	WP	HR	S	P	ERA	WHIP	PITCHER				IP	WLS	BF	H	R	ER	SO	BB	IBB	HBP	BLK	WP	HR	S	P	ERA	WHIP
Allee Hammaker, L ERA: 3.78 (1, 1)	6.0	W	24	4	3	3	1	2	0	0	0	0	1	53	80	4.50	1.000																					
Francisco Oliveras, R ERA: (7, 1)	0.2		5	0	0	0	1	3	0	0	0	0	0	14	30	0.00	4.500																					
Jeff Brantley, R ERA: 1.36 (7, 1)	2.1	S	10	1	0	0	2	2	0	0	0	0	0	30	47	0.00	1.286																					

Batter	1	2	3	4	5	6	7	8	9	AB	R	H	RBI	BB	SO	LOB	BOTTOM																					
Brett Butler, L OBP: 0.359, SLG: 0.307 (1, 8)	F9	P4		1B		E8		G4-3		4	1	0	0	1	0	0	Houston Astros @ San Francisco Giants Candlestick Park, San Francisco, CA Sun Jun 03 1990, 6:33 AM EDT Att: 50,295 - Sunny - 75 F																					
Rick Leach, L OBP: 0.421, SLG: 0.400 (1, 9)	G1-3		HR	1B		L9				5	1	4	1	0	0	1																						
Will Clark, L OBP: 0.316, SLG: 0.442 (1, 3)	G1-3		P5			G3		G1-3		5	0	1	1	0	0	3																						
Kevin Mitchell, R OBP: 0.373, SLG: 0.589 (1, 7)	P3		HR	P3		G3				4	1	2	2	0	0	3																						
Matt Williams, R OBP: 0.304, SLG: 0.449 (1, 5)		K	P5			G5-3				4	1	1	0	0	1	0																						
Terry Kennedy, L OBP: 0.420, SLG: 0.452 (1, 2)		HR	P6			K				4	1	1	0	0	1	2																						
Robby Thompson, R OBP: 0.281, SLG: 0.352 (1, 4)		HR				G5-3				2	2	1	3	1	0	0																						
Jose Uribe, S OBP: 0.341, SLG: 0.376 (1, 6)	G1-3		F9			F9		G1-3		4	0	0	0	0	0	4																						
Allee Hammaker, S OBP: 0.125, SLG: 0.067 Rick Parker, R OBP: 0.333, SLG: 0.421 Francisco Oliveras, R Jeff Brantley, R OBP: 0.250, SLG: 0.500 (1, 1) (6, PH) (7, 1) (7, 1)	G1-3			P3		K		G1-4-3		2	0	0	0	0	0	1																						
Inning Stats	R: 0 E: 0 K: 0 S: 8	H: 1 LOB: 1 BB: 0 P: 15	R: 3 E: 0 K: 1 S: 21	H: 2 LOB: 0 BB: 0 P: 31	R: 2 E: 0 K: 0 S: 11	H: 2 LOB: 2 BB: 2 P: 15	R: 2 E: 0 K: 1 S: 12	H: 2 LOB: 2 BB: 2 P: 25	R: 0 E: 0 K: 1 S: 6	H: 0 LOB: 0 BB: 0 P: 10	R: 0 E: 1 K: 1 S: 9	H: 0 LOB: 1 BB: 0 P: 14	R: 0 E: 0 K: 0 S: 10	H: 2 LOB: 3 BB: 0 P: 18	R: 0 E: 0 K: 0 S: 10	H: 1 LOB: 1 BB: 0 P: 13		1B: 7 2B: 1 3B: 0 HR: 2	SF: 0 SAC: 0 DP: 0 HBP: 1	WP: 0 PA: 39 PB: 1 SB: 1 CS: 0																		
PITCHER	IP	WLS	BF	H	R	ER	SO	BB	IBB	HBP	BLK	WP	HR	S	P	ERA	WHIP	PITCHER				IP	WLS	BF	H	R	ER	SO	BB	IBB	HBP	BLK	WP	HR	S	P	ERA	WHIP
Mike Scott, R ERA: 5.53 (1, 1)	4.0	L	22	7	7	6	1	2	0	0	0	0	0	15	24	0.00	0.000																					
Dan Schatzeder, L ERA: 2.78 (5, 1)	2.0		7	0	0	0	2	0	0	0	0	0	0	15	24	0.00	0.000																					
Xavier Hernandez, R ERA: 7.08 (7, 1)	2.0		10	3	0	0	0	0	0	1	0	0	0	20	31	0.00	1.500																					



Batter	1	2	3	4	5	6	7	8	9	AB	R	H	RBI	BB	SO	LOB	TOP							
Eric Yelding, R OBP: 0.322, SLG: 0.302	1-3 K		2-2 G5-3			2-1 L9		0-1 G3-6-1 1B		4	0	1	0	0	1	1	Houston Astros @ San Diego Padres Jack Murphy Stadium, San Diego, CA Mon Jun 04 1990, 10:05 PM EDT Att: 16,468 - Unknown - 70 F							
Ken Oberkfell, L OBP: 0.316, SLG: 0.347	2-1 F9		3-1 F9			0-1 2B		0-2 G3-6-1 1-2f		4	1	1	0	0	0	3								
Juan Agosto, L OBP: 0.288, SLG: 0.288										0	0	0	0	0	0	0								
Danny Darwin, R OBP: 0.288, SLG: 0.288										0	0	0	0	0	0	0								
Craig Biggio, R OBP: 0.349, SLG: 0.358	1-0 F8			2-2 F8		0-0 2B			1-0 F7	4	0	1	1	0	0	0								
Glenn Davis, R OBP: 0.357, SLG: 0.592		1-2 G6-3		3-1 G6-3		3-2 G6-3			1-0 HR	4	1	1	1	0	0	1								
Franklin Stubbs, L OBP: 0.359, SLG: 0.527		4-2 E S BB		2-2 G4-1			0-0 G4-6-3 1B		0-0 1B	3	0	2	0	1	0	0								
Eric Anthony, L OBP: 0.337, SLG: 0.417		3-3 SAFE K		1-0 F8		1-3 SAFE K		1-0 G5-4-3 1B	1-0 G5-4-3 1B	4	0	1	0	0	2	2								
Ken Caminiti, S OBP: 0.323, SLG: 0.328		1-3 K		0-0 F8		1-2 SAFE G4-6-3 1-2f		1-1 G5-4-3 1-2f	1-1 G5-4-3 1-2f	4	0	0	0	0	1	4								
Rafael Ramirez, R OBP: 0.265, SLG: 0.287			2-2 SH3-4 1B		1-1 F8		2-2 F7			3	0	1	0	0	0	0								
Jim Clancy, R OBP: 0.286, SLG: 0.286			1-0 SH3-4			2-3 K		4-1 1B		0	0	0	0	0	0	0								
Jeff Baldwin, L OBP: 0.286, SLG: 0.286										1	0	0	0	0	1	0								
Larry Andersen, R OBP: 0.361, SLG: 0.344										0	0	0	0	0	1	0								
Bill Doran, S OBP: 0.361, SLG: 0.344										0	0	0	0	1	0	0								
Inning Stats	R: 0 E: 0 K: 1 S: 6	H: 0 LOB: 0 BB: 0 P: 10	R: 0 E: 0 K: 2 S: 12	H: 0 LOB: 1 BB: 1 P: 21	R: 0 E: 0 K: 0 S: 9	H: 1 LOB: 1 BB: 0 P: 17	R: 0 E: 0 K: 0 S: 9	H: 0 LOB: 0 BB: 0 P: 16	R: 0 E: 0 K: 0 S: 4	H: 0 LOB: 0 BB: 0 P: 6	R: 1 E: 0 K: 1 S: 12	H: 2 LOB: 1 BB: 0 P: 19	R: 0 E: 0 K: 1 S: 8	H: 1 LOB: 0 BB: 0 P: 10	R: 0 E: 0 K: 0 S: 11	H: 1 LOB: 1 BB: 1 P: 17	R: 1 E: 0 K: 0 S: 6	H: 3 LOB: 1 BB: 0 P: 10	1B: 5 2B: 3 3B: 0 HR: 1	SF: 0 SAC: 1 DP: 3 HBP: 0	WP: 0 PB: 0 SB: 1 CS: 0	PA: 34		
PITCHER	IP WLS BF H R ER SO BB IBB HBP BLK WP HR S P ERA WHIP	7.1 W 26 4 1 1 5 1 0 0 0 0 0 64 105 1.23 0.682	1.2 S 8 4 1 1 0 1 0 0 0 0 1 13 21 5.40 3.000																					


Batter	1	2	3	4	5	6	7	8	9	AB	R	H	RBI	BB	SO	LOB	BOTTOM							
Bip Roberts, S OBP: 0.371, SLG: 0.469	1-1 S BB 1B	1-0 L4		0-1 1B		0-1 E5 1B		0-1 HBP 1B		5	2	3	0	0	0	1	Houston Astros @ San Diego Padres Jack Murphy Stadium, San Diego, CA Mon Jun 04 1990, 10:05 PM EDT Att: 16,468 - Unknown - 70 F							
Roberto Alomar, S OBP: 0.384, SLG: 0.421	1-1 SAFE F9		1-2 F7	3-2 L6		1-1 G6-4-3 1B		1-1 E HBP		4	1	1	0	0	0	3								
Tony Gwynn, L OBP: 0.383, SLG: 0.470	1-1 SAFE BB	4-0 S BB	2-2 L7		2-2 3B	2-1 G6-4-3 1-2f		0-1 E9 1B IBB		4	2	2	2	1	0	3								
Joe Carter, R OBP: 0.275, SLG: 0.406	4-1 1B		1-0 2B		1-1 G5-3		2-3 K	0-1 F9		4	0	1	0	1	1	2								
Benito Santiago, R OBP: 0.367, SLG: 0.509	1-1 1B		4-1 BB		1-1 P6		2-1 G3-1	4-0 1B IBB		3	1	1	2	2	0	1								
Fred Lynn, L OBP: 0.324, SLG: 0.376	1-2 2-H 3-H		0-2 G2-3		4-0 FC6-4 IBB		1-1 F8	0-0 2B 1B		3	0	0	0	1	0	4								
Shawn Abner, R OBP: 0.324, SLG: 0.286										0	0	0	0	0	0	0								
Craig Lefferts, L OBP: 0.250, SLG: 0.250										1	1	1	1	0	0	0								
Phil Stephenson, L OBP: 0.400, SLG: 0.479	3-1 F7			0-1 F8	0-1 FC6-4			1-2 2-H 1B		5	2	2	1	0	0	4								
Garry Templeton, S OBP: 0.281, SLG: 0.375		2-3 K		0-0 FC1-6 1B		0-0 FC3-6 1B		0-1 HBP 1B		5	1	4	2	0	1	0								
Andy Benes, R OBP: 0.120, SLG: 0.125		2-2 G6-3		0-1 FC1-6 1B		0-0 FC3-6 1B		0-1 SF8		3	0	0	0	0	0	2								
Darrin Jackson, R OBP: 0.240, SLG: 0.333				1-2f 1B		1-2f 1B				1	0	0	1	0	0	1								
Inning Stats	R: 2 E: 0 K: 0 S: 13	H: 2 LOB: 2 BB: 2 P: 30	R: 0 E: 0 K: 1 S: 7	H: 0 LOB: 0 BB: 0 P: 12	R: 0 E: 0 K: 0 S: 16	H: 1 LOB: 2 BB: 1 P: 24	R: 0 E: 0 K: 0 S: 10	H: 2 LOB: 2 BB: 0 P: 13	R: 0 E: 1 K: 0 S: 8	H: 2 LOB: 2 BB: 0 P: 11	R: 0 E: 0 K: 1 S: 8	H: 0 LOB: 0 BB: 0 P: 13	R: 0 E: 0 K: 0 S: 20	H: 7 LOB: 1 BB: 1 P: 28	R: 8 E: 1 K: 0 S: 20	H: 7 LOB: 1 BB: 1 P: 28	R: 8 E: 1 K: 0 S: 20	H: 7 LOB: 1 BB: 1 P: 28	1B: 11 2B: 3 3B: 1 HR: 0	SF: 1 SAC: 0 DP: 1 HBP: 1	WP: 0 PB: 0 SB: 2 CS: 0	PA: 45		
PITCHER	IP WLS BF H R ER SO BB IBB HBP BLK WP HR S P ERA WHIP	5.0 L 25 6 2 0 1 0 0 0 0 0 0 16 24 0.00 1.000	2.0 8 2 0 0 1 0 0 0 0 0 0 0 10 12 135.00 12.000	0.1 6 4 5 5 0 0 0 1 0 0 0 0 10 16 40.50 4.500																				


AB	31
R	2
H	8
RBI	2
BB	2
SO	5
LOB	11



AB	38
R	10
H	15
RBI	9
BB	5
SO	2
LOB	21



Batter	1	2	3	4	5	6	7	8	9	AB	R	H	RBI	BB	SO	LOB	TOP					
Eric Yelding, R OBP: 0.314, SLG: 0.294 (1, 8)	E1 SF9		G3		G3		G5-3			4	1	0	0	0	0	0	Houston Astros @ San Diego Padres Jack Murphy Stadium, San Diego, CA Tue Jun 05 1990, 10:05 PM EDT Att: 16,941 - Unknown - 70 F AB 31 R 2 H 4 RBI 2 BB 4 SO 4 LOB 13 					
Bill Doran, S OBP: 0.364, SLG: 0.344 (1, 4)			G6-3				K			3	0	1	0	1	1	0						
Craig Biggio, R OBP: 0.347, SLG: 0.352 (1, 2)	K						L3			3	0	0	0	1	1	3						
Glenn Davis, R OBP: 0.356, SLG: 0.585 Franklin Stubbs, L OBP: 0.356, SLG: 0.522 (7, 3)			E4							2	0	0	0	1	0	2						
Ken Caminiti, S OBP: 0.321, SLG: 0.324 (1, 5)	SF9									2	0	0	1	1	0	0						
Glenn Wilson, R OBP: 0.283, SLG: 0.303 (1, 7)	K									4	0	0	0	0	1	5						
Eric Anthony, L OBP: 0.343, SLG: 0.455 (1, 9)										4	1	2	1	0	0	0						
Rafael Ramirez, R OBP: 0.264, SLG: 0.286 (1, 6)										4	0	1	0	0	0	1						
Jim Deshaies, L Danny Darwin, R Casey Candaele, S Xavier Hernandez, L Juan Agosto, L Alex Trevino, R OBP: 0.224, SLG: 0.333 (11, 1) (5, 1) (6, PR) (6, 1) (8, 1) (8, PR)										2	0	0	0	0	1	1						
Inning Stats	R: 1 E: 1 K: 2 S: 13	H: 0 LOB: 2 BB: 2 P: 26	R: 0 E: 0 K: 1 S: 9	H: 1 LOB: 0 BB: 0 P: 13	R: 0 E: 1 K: 0 S: 10	H: 0 LOB: 3 BB: 2 P: 22	R: 0 E: 0 K: 0 S: 8	H: 0 LOB: 0 BB: 0 P: 10	R: 0 E: 0 K: 0 S: 10	H: 1 LOB: 1 BB: 0 P: 15	R: 1 E: 0 K: 0 S: 13	H: 2 LOB: 1 BB: 0 P: 17	R: 0 E: 0 K: 1 S: 7	H: 0 LOB: 0 BB: 0 P: 11	R: 0 E: 0 K: 0 S: 6	H: 0 LOB: 0 BB: 0 P: 8		R: 0 E: 0 K: 0 S: 6	H: 0 LOB: 0 BB: 0 P: 9	1B: 3 2B: 0 3B: 0 HR: 1	SF: 1 SAC: 0 DP: 0 HBP: 0	WP: 0 PB: 0 SB: 2 CS: 1
PITCHER Dennis Rasmussen, L ERA: 3.12 (1, 1)	IP: 9.0 WLS: W BF: 36 H: 4 R: 2 ER: 1 SO: 4 BB: 3 IBB: 1 HBP: 0 BLK: 0 WP: 0 HR: 1 S: 82 P: 131 ERA: 1.00 WHIP: 0.778															PITCHER						

Batter	1	2	3	4	5	6	7	8	9	AB	R	H	RBI	BB	SO	LOB	BOTTOM			
Bip Roberts, S OBP: 0.366, SLG: 0.462 (1, 5)	F8									5	1	1	0	0	0	2	Houston Astros @ San Diego Padres Jack Murphy Stadium, San Diego, CA Tue Jun 05 1990, 10:05 PM EDT Att: 16,941 - Unknown - 70 F AB 35 R 11 H 12 RBI 11 BB 6 SO 3 LOB 19 			
Roberto Alomar, S OBP: 0.388, SLG: 0.423 (1, 4)										4	2	2	1	1	1	0				
Tony Gwynn, L OBP: 0.393, SLG: 0.485 (1, 9)										4	2	3	2	1	0	0				
Joe Carter, R OBP: 0.278, SLG: 0.400 (1, 8)										3	1	0	0	2	0	3				
Jack Clark, R OBP: 0.442, SLG: 0.529 Phil Stephenson, L OBP: 0.387, SLG: 0.460 (5, PR) (6, 3)										3	0	1	2	0	1	3				
Benito Santiago, R OBP: 0.374, SLG: 0.506 (1, 2)										2	1	0	1	0	0	2				
Shawn Abner, R OBP: 0.317, SLG: 0.359 (1, 7)										3	0	1	1	2	1	2				
Garry Templeton, S OBP: 0.288, SLG: 0.399 Joey Cora, S OBP: 0.294, SLG: 0.290 (7, 6)										4	2	1	2	0	0	5				
Dennis Rasmussen, L OBP: 0.318, SLG: 0.318 (1, 1)										3	2	2	1	0	0	0				
Inning Stats	R: 0 E: 0 K: 1 S: 7	H: 0 LOB: 0 BB: 0 P: 12	R: 0 E: 0 K: 1 S: 10	H: 1 LOB: 1 BB: 0 P: 14	R: 3 E: 0 K: 0 S: 15	H: 4 LOB: 3 BB: 2 P: 31	R: 0 E: 0 K: 0 S: 7	H: 0 LOB: 0 BB: 0 P: 10	R: 6 E: 0 K: 1 S: 17	H: 4 LOB: 1 BB: 2 P: 32	R: 0 E: 0 K: 0 S: 6	H: 1 LOB: 1 BB: 0 P: 11	R: 1 E: 0 K: 0 S: 9	H: 1 LOB: 1 BB: 1 P: 14	R: 1 E: 0 K: 0 S: 7	H: 1 LOB: 1 BB: 1 P: 16		1B: 7 2B: 2 3B: 1 HR: 2	SF: 0 SAC: 1 DP: 0 HBP: 0	WP: 0 PB: 0 SB: 0 CS: 0
PITCHER Jim Deshaies, L ERA: 4.08 Danny Darwin, R ERA: 3.16 Xavier Hernandez, R ERA: 7.15 Juan Agosto, L ERA: 2.83 (1, 1) (5, 1) (6, 1) (8, 1)	IP: 4.0 WLS: L BF: 23 H: 7 R: 7 ER: 7 SO: 2 BB: 0 IBB: 0 HBP: 0 BLK: 0 WP: 0 HR: 0 S: 44 P: 84 ERA: 15.75 WHIP: 2.500															PITCHER				

Batter	1	2	3	4	5	6	7	8	9	AB	R	H	RBI	BB	SO	LOB	TOP										
Eric Yelding, R OBP: 0.313, SLG: 0.293				G4-3				L9		4	0	1	0	0	1	1	Houston Astros @ San Diego Padres Jack Murphy Stadium, San Diego, CA Wed Jun 06 1990, 6:33 AM EDT Att: 15,665 - Sunny - 80 F										
Bill Doran, S OBP: 0.356, SLG: 0.335				G6-3		F7		G6-3		4	0	0	0	0	1	2											
Ken Oberkfell, L OBP: 0.317, SLG: 0.333 Ken Caminiti, S OBP: 0.320, SLG: 0.322				HR		G5-3		F9		2	1	0	0	1	1	1											
Glenn Davis, R OBP: 0.359, SLG: 0.597 Louie Meadows, L OBP: 0.250, SLG: 0.143		G5-3		HR						3	1	1	2	1	1	0											
Franklin Stubbs, L OBP: 0.343, SLG: 0.500		P5		HR						4	0	0	0	0	1	1											
Eric Anthony, L OBP: 0.333, SLG: 0.440 Rafael Ramirez, R OBP: 0.264, SLG: 0.286		G4-3				G3-1		F9		3	0	0	0	0	0	1											
Casey Candaele, S OBP: 0.318, SLG: 0.276				F7						3	0	0	0	0	2	1											
Alex Trevino, R OBP: 0.231, SLG: 0.333				F8		G5-3				3	0	1	0	0	0	0											
Mark Portugal, R OBP: 0.250, SLG: 0.217 Dan Schatzeder, L OBP: 0.333, SLG: 0.333 Larry Andersen, R OBP: 0.347, SLG: 0.352				F9		G4-3		SH3-4		2	0	0	0	0	0	0											
										0	0	0	0	0	0	0											
										0	0	0	0	0	0	0											
										0	0	0	0	0	0	0											
Inning Stats	R: 0 E: 0 K: 3 S: 11	H: 0 LOB: 0 BB: 0 P: 16	R: 0 E: 0 K: 0 S: 6	H: 0 LOB: 0 BB: 0 P: 9	R: 0 E: 0 K: 1 S: 6	H: 0 LOB: 0 BB: 0 P: 9	R: 2 E: 0 K: 0 S: 10	H: 1 LOB: 0 BB: 1 P: 19	R: 0 E: 0 K: 0 S: 9	H: 0 LOB: 0 BB: 0 P: 13	R: 0 E: 0 K: 0 S: 10	H: 1 LOB: 1 BB: 0 P: 13	R: 0 E: 0 K: 1 S: 6	H: 0 LOB: 1 BB: 1 P: 11	R: 0 E: 0 K: 0 S: 4	H: 1 LOB: 1 BB: 0 P: 5	R: 0 E: 0 K: 2 S: 10	H: 0 LOB: 0 BB: 0 P: 14	1B: 2 2B: 0 3B: 0 HR: 1	SF: 0 SAC: 1 DP: 0 HBP: 0	WP: 0 PB: 0 SB: 1 CS: 0	PA: 32					
PITCHER	IP	WLS	BF	H	R	ER	SO	BB	IBB	HBP	BLK	WP	HR	S	P	ERA	WHIP										
Mike Dunne, R ERA: 6.75	(1, 1)	6.0	21	2	2	2	4	1	0	0	0	0	1	52	79	3.00	0.500										
Greg Harris, R ERA: 1.96	(7, 1)	2.0	8	1	0	0	1	1	0	0	0	0	0	10	16	0.00	1.000										
Craig Lefferts, L ERA: 1.73	(9, 1)	1.0	W	3	0	0	0	2	0	0	0	0	0	10	14	0.00	0.000										
Batter	1	2	3	4	5	6	7	8	9	AB	R	H	RBI	BB	SO	LOB	BOTTOM										
Bip Roberts, S OBP: 0.369, SLG: 0.457				F8						2	0	0	0	2	1	2	Houston Astros @ San Diego Padres Jack Murphy Stadium, San Diego, CA Wed Jun 06 1990, 6:33 AM EDT Att: 15,665 - Sunny - 80 F										
Roberto Alomar, S OBP: 0.386, SLG: 0.420				CS		P6		G4-3		4	1	1	0	0	0	2											
Tony Gwynn, L OBP: 0.395, SLG: 0.485						K		G1		4	0	2	0	0	1	1											
Joe Carter, R OBP: 0.277, SLG: 0.412				L3		L3		G6-3		4	1	1	2	0	0	3											
Bento Santiago, R OBP: 0.371, SLG: 0.500		F8				K		G1		4	1	1	0	0	1	1											
Mike Pagliaro, L OBP: 0.391, SLG: 0.400						G1-3		G5-3		3	0	0	0	1	1	1											
Phil Stephenson, L OBP: 0.310, SLG: 0.442 Jack Clark, R OBP: 0.438, SLG: 0.521						F7		G4-6-3		2	0	0	0	1	1	0											
Garry Templeton, S OBP: 0.293, SLG: 0.401								K		4	0	2	1	0	1	1											
Mike Dunne, R Shawn Abner, R Greg Harris, R Jerald Clark, R Craig Lefferts, L	(1, 1) (6, PH) (7, 1) (8, PH) (9, 1)									1	0	0	0	0	0	0		1									
										1	0	0	0	0	0	0		0									
										0	0	0	0	0	0	0		0									
										1	0	1	0	0	0	0		0									
										0	0	0	0	0	0	0	0										
Inning Stats	R: 0 E: 0 K: 0 S: 8	H: 1 LOB: 1 BB: 1 P: 16	R: 0 E: 0 K: 2 S: 8	H: 0 LOB: 0 BB: 0 P: 11	R: 0 E: 0 K: 0 S: 9	H: 1 LOB: 0 BB: 0 P: 12	R: 0 E: 0 K: 1 S: 8	H: 0 LOB: 0 BB: 0 P: 11	R: 0 E: 0 K: 1 S: 7	H: 0 LOB: 0 BB: 0 P: 9	R: 0 E: 0 K: 1 S: 7	H: 0 LOB: 1 BB: 1 P: 16	R: 0 E: 0 K: 0 S: 9	H: 1 LOB: 1 BB: 0 P: 12	R: 0 E: 0 K: 1 S: 7	H: 1 LOB: 1 BB: 1 P: 12	R: 3 E: 0 K: 1 S: 18	H: 4 LOB: 2 BB: 2 P: 31	1B: 7 2B: 1 3B: 0 HR: 1	SF: 0 SAC: 0 DP: 2 HBP: 0	WP: 0 PB: 0 SB: 2 CS: 1	PA: 36					
PITCHER	IP	WLS	BF	H	R	ER	SO	BB	IBB	HBP	BLK	WP	HR	S	P	ERA	WHIP										
Mark Portugal, R ERA: 4.29	(1, 1)	0.0	L	32	7	3	3	6	3	0	0	0	0	2	6	∞	∞										
Dan Schatzeder, L ERA: 2.78	(9, 1)	0.0	1	0	0	0	0	1	0	0	0	0	0	2	6	∞	∞										
Larry Andersen, R ERA: 1.69	(9, 1)	0.1	2	1	0	0	1	0	0	0	0	0	0	8	11	0.00	3.000										

Batter	1	2	3	4	5	6	7	8	9	AB	R	H	RBI	BB	SO	LOB	TOP			
Chris Sabo, R OBP: 0.391, SLG: 0.553	4-2 1B SF8 BB		0-1 F8			1-0 F7		1-0 2B 3B	1-2 F7	4	2	1	0	1	0	1				
Billy Hatcher, R OBP: 0.379, SLG: 0.432	1-1 SF8 3B 1B		2-3 K			1-2 F7		0-0 CS 2B	0-2 G1-3	5	1	2	1	0	1	1				
Barry Larkin, R OBP: 0.423, SLG: 0.407	2-2 SF8		2-0 G6-3			2-1 1B		0-2 FC5 S 2-3 1B		3	0	2	1	0	0	0				
Eric Davis, R OBP: 0.303, SLG: 0.415	1-1 2H 3B			0-1 F9		2-0 F9		4-1 1B		3	0	1	1	1	0	1				
Paul O'Neill, L OBP: 0.342, SLG: 0.448	1-1 F8			2-1 G4-3			2-0 F8	2-2 FC5 2-3		4	0	0	0	0	0	3				
Todd Benzinger, S OBP: 0.330, SLG: 0.370	1-3 K			2-1 G3-1			1-3 K		0-0 SH5-4 1B 1B	4	1	1	0	0	2	1				
Mariano Duncan, R OBP: 0.392, SLG: 0.564					1-2 F8		2-1 HR		0-0 SH5-4 1B 1B	4	2	2	1	0	0	0				
Joe Oliver, R OBP: 0.319, SLG: 0.374					1-1 G6-3		0-2 F7		0-0 SH5-4	3	0	0	0	0	0	0				
Jose Rijo, R OBP: 0.053, SLG: 0.053									0-0 SH5-4 1B	3	0	0	0	0	0	0				
Norm Charlton, S OBP: 0.500, SLG: 0.500									0-0 2H 3H 1B	0	0	0	0	0	0	0				
Luis Quinones, S OBP: 0.300, SLG: 0.283										1	0	1	2	0	0	0				
Rob Dibble, L OBP: 0.300, SLG: 0.283										0	0	0	0	0	0	0				
Inning Stats	R: 2 E: 0 K: 1 S: 16	H: 2 LOB: 1 BB: 1 P: 26	R: 0 E: 0 K: 0 S: 5	H: 0 LOB: 0 BB: 0 P: 6	R: 0 E: 0 K: 1 S: 8	H: 0 LOB: 0 BB: 0 P: 12	R: 0 E: 0 K: 0 S: 6	H: 0 LOB: 0 BB: 0 P: 10	R: 0 E: 0 K: 0 S: 7	H: 1 LOB: 1 BB: 0 P: 13	R: 1 E: 0 K: 1 S: 11	H: 1 LOB: 0 BB: 0 P: 16	R: 1 E: 0 K: 0 S: 12	H: 3 LOB: 2 BB: 1 P: 20	R: 2 E: 0 K: 0 S: 12	H: 3 LOB: 1 BB: 0 P: 13	1B: 6 2B: 1 3B: 2 HR: 1	SF: 1 SAC: 1 DP: 0 HBP: 0	WP: 0 PB: 0 SB: 2 CS: 1	PA: 38
PITCHER	IP WLS BF H R ER SO BB IBB HBP BLK WP HR S P ERA WHIP																			
Bill Gullickson, R ERA: 3.71	(1, 1) 7.2 L 31 7 4 4 3 1 1 0 0 0 0 1 68 106 4.70 1.043																			
Juan Agosto, L ERA: 3.23	(8, 1) 0.2 5 3 2 2 0 0 0 0 0 0 0 8 10 27.00 4.500																			
Danny Darwin, R ERA: 3.09	(9, 1) 0.2 2 0 0 0 0 0 0 0 0 0 0 8 9 0.00 0.000																			

Cincinnati Reds @ Houston Astros
Astrodome, Houston, TX
Thu Jun 07 1990, 8:05 PM EDT
Att: 15,282 - Dome

AB	34
R	6
H	10
RBI	6
BB	2
SO	3
LOB	7

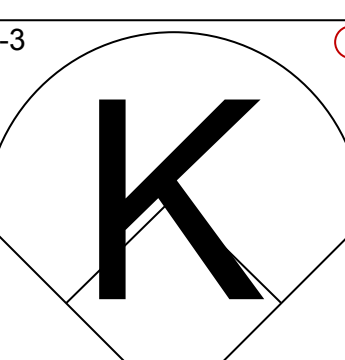
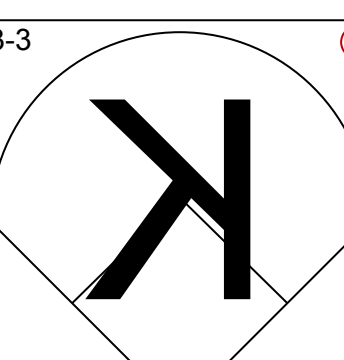
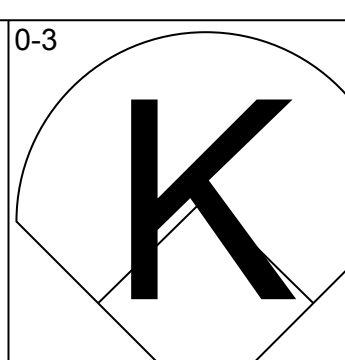
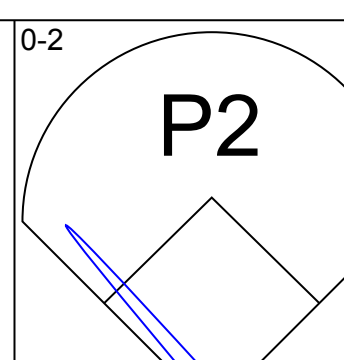
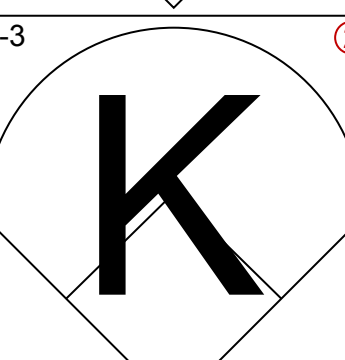
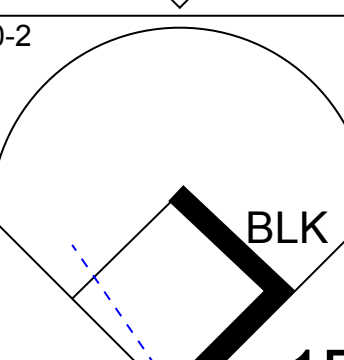
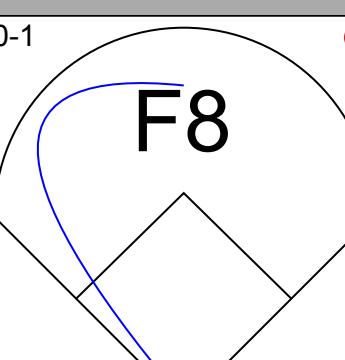
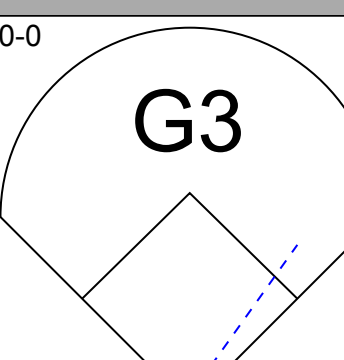
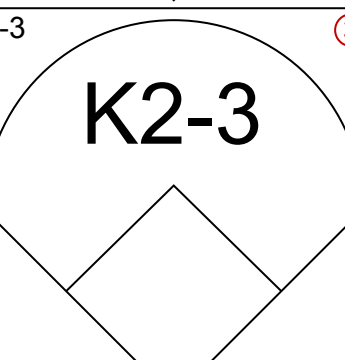
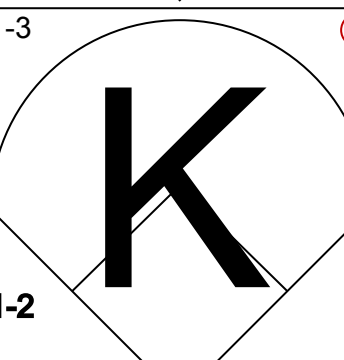
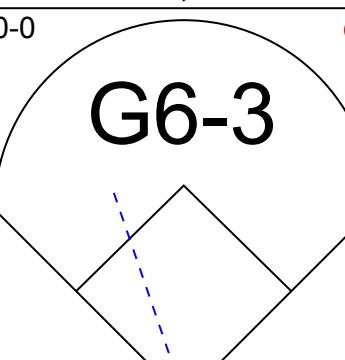
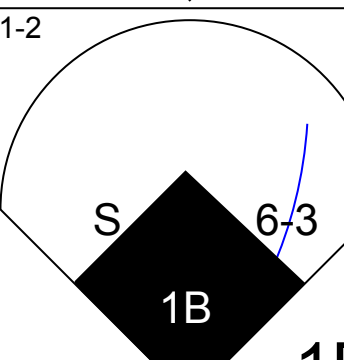
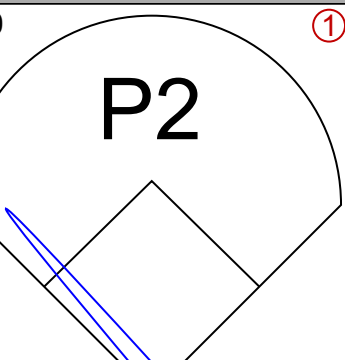
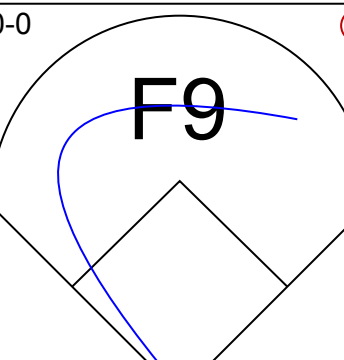
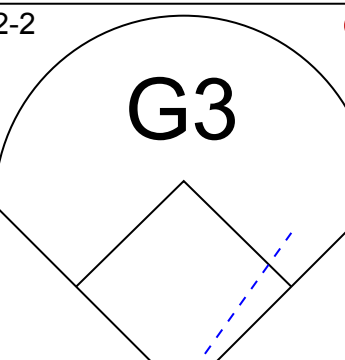
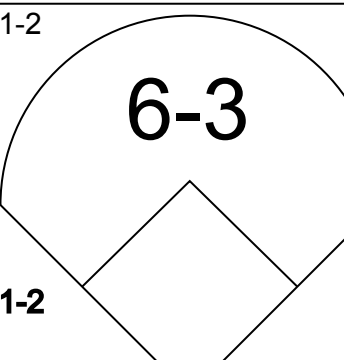
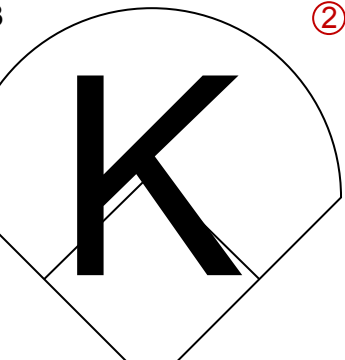
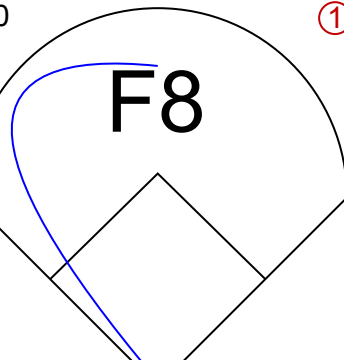
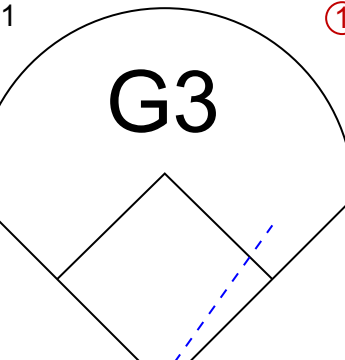
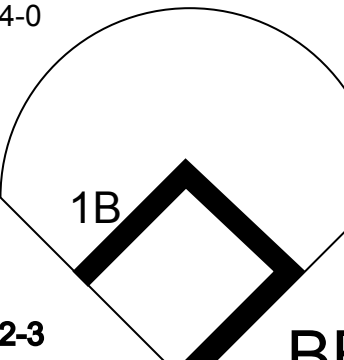
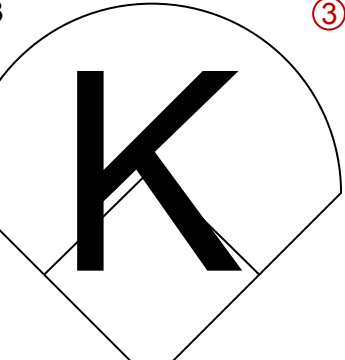
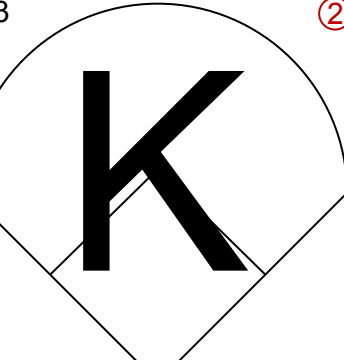
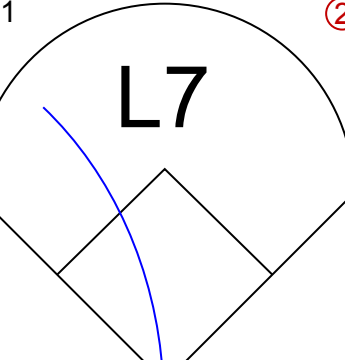
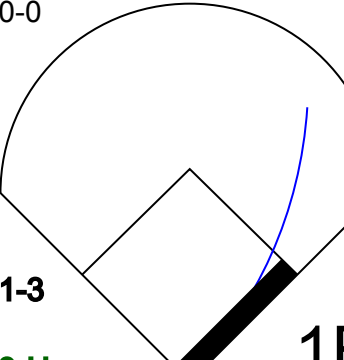
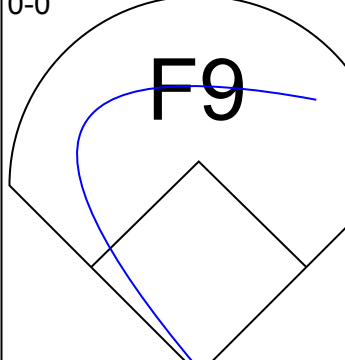
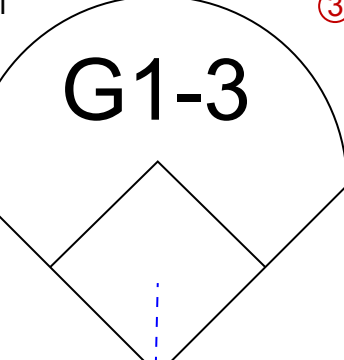
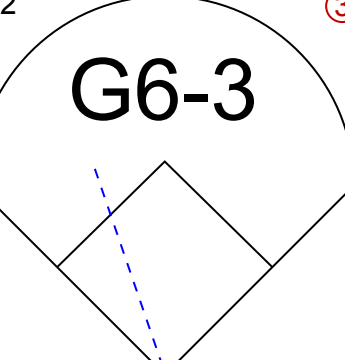
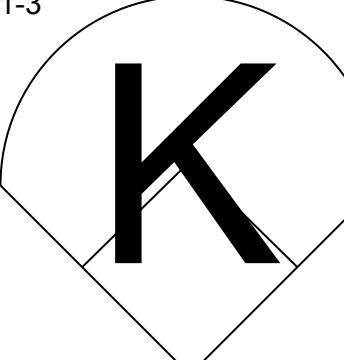
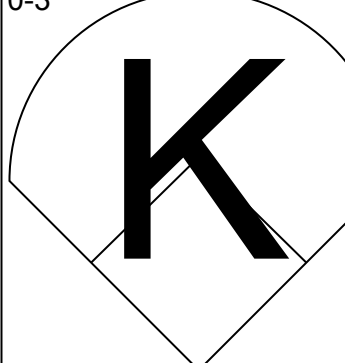
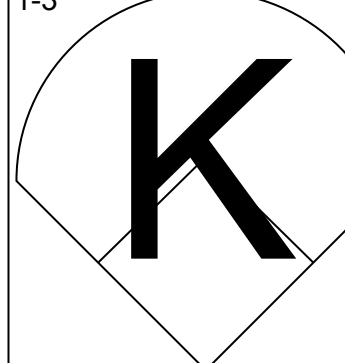
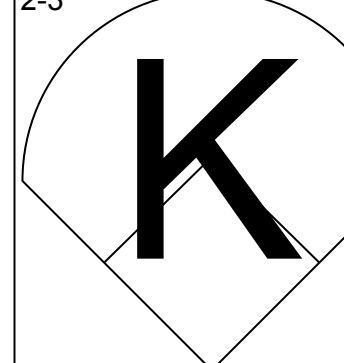

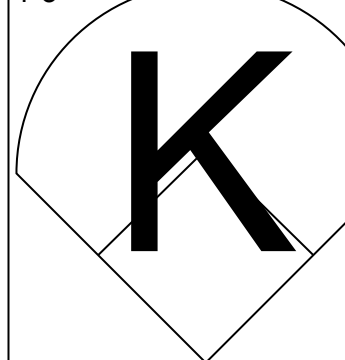
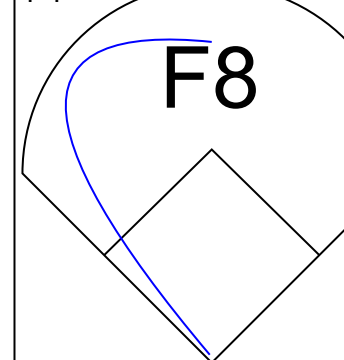


Batter	1	2	3	4	5	6	7	8	9	AB	R	H	RBI	BB	SO	LOB	BOTTOM					
Eric Yelding, R OBP: 0.307, SLG: 0.287	0-1 G5-3			1-3 K		0-2 F9		0-1 1B		3	0	0	0	0	1	0						
Glenn Wilson, R OBP: 0.268, SLG: 0.308								1-2 3H 1B		1	0	1	1	0	0	0						
Bill Doran, S OBP: 0.349, SLG: 0.327	3-2 G3-1			0-1 G4-3		1-1 G3-1		2-1 P3		4	0	0	0	0	0	2						
Craig Biggio, R OBP: 0.341, SLG: 0.345	0-1 G6-3			1-2 G5-3			1-1 G6-3		2-1 F8	4	0	0	0	0	0	0						
Glenn Davis, R OBP: 0.353, SLG: 0.585					3-2 F8		3-2 F7		3-3 K	4	0	0	0	0	1	0						
Franklin Stubbs, L OBP: 0.342, SLG: 0.490										2	0	0	0	1	2	0						
Juan Agosto, L ERA: 3.71										0	0	0	0	0	0	0						
Danny Darwin, R ERA: 3.09										0	0	0	0	0	0	0						
Ken Oberkfell, L OBP: 0.311, SLG: 0.327										1	0	0	0	0	0	0						
Eric Anthony, L OBP: 0.324, SLG: 0.426										3	0	0	0	0	1	1						
Ken Caminiti, S OBP: 0.320, SLG: 0.322										3	0	1	0	0	0	0						
Rafael Ramirez, R OBP: 0.266, SLG: 0.287										3	1	1	0	0	0	2						
Bill Gullickson, R ERA: 3.1										2	0	0	0	0	0	0						
Casey Candaele, S ERA: 3.73										1	0	1	0	0	0	0						
Rob Dibble, R ERA: 1.48										1	0	1	0	0	0	0						
Inning Stats	R: 0 E: 0 K: 0 S: 9	H: 0 LOB: 0 BB: 0 P: 12	R: 0 E: 0 K: 1 S: 9	H: 0 LOB: 0 BB: 0 P: 14	R: 0 E: 0 K: 0 S: 5	H: 0 LOB: 0 BB: 0 P: 7	R: 0 E: 0 K: 1 S: 9	H: 0 LOB: 0 BB: 0 P: 11	R: 0 E: 0 K: 0 S: 10	H: 1 LOB: 2 BB: 1 P: 21	R: 0 E: 0 K: 0 S: 6	H: 0 LOB: 0 BB: 0 P: 7	R: 0 E: 0 K: 1 S: 8	H: 0 LOB: 0 BB: 0 P: 12	R: 1 E: 0 K: 0 S: 11	H: 3 LOB: 2 BB: 0 P: 16	R: 0 E: 0 K: 1 S: 8	H: 0 LOB: 0 BB: 0 P: 13	1B: 4 2B: 0 3B: 0 HR: 0	SF: 0 SAC: 0 DP: 0 HBP: 0	WP: 0 PB: 0 SB: 0 CS: 0	PA: 32
PITCHER	IP WLS BF H R ER SO BB IBB HBP BLK WP HR S P ERA WHIP																					
Jose Rijo, R ERA: 3.1	(1, 1) 7.0 W 23 1 0 0 4 1 0 0 0 0 0 0 56 84 9.00 0.286																					
Norm Charlton, L ERA: 3.73	(8, 1) 1.0 6 3 1 1 1 0 0 0 0 0 0 11 16 9.00 3.000																					
Rob Dibble, R ERA: 1.48	(9, 1) 1.0 3 0 0 0 1 0 0 0 0 0 0 8 13 0.00 0.000																					

Cincinnati Reds @ Houston Astros
Astrodome, Houston, TX
Thu Jun 07 1990, 8:05 PM EDT
Att: 15,282 - Dome

AB	31
R	1
H	4
RBI	1
BB	1
SO	5
LOB	5

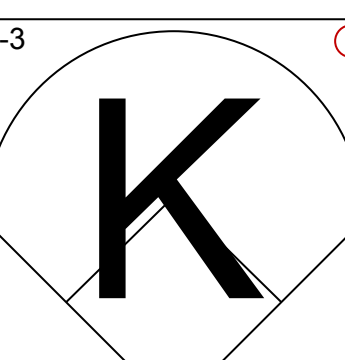
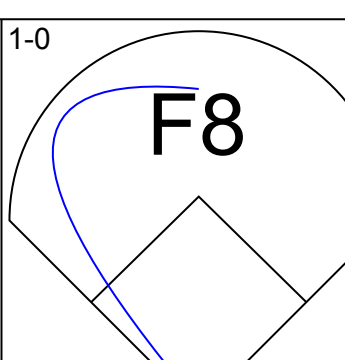
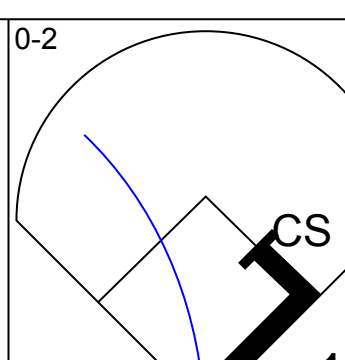
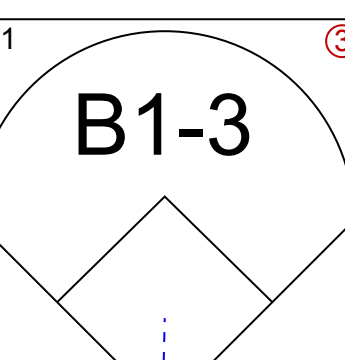
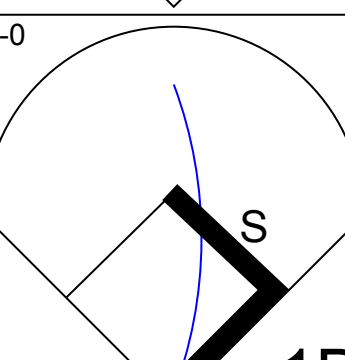
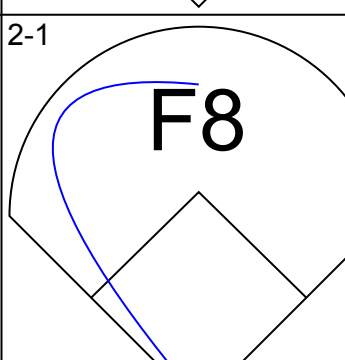
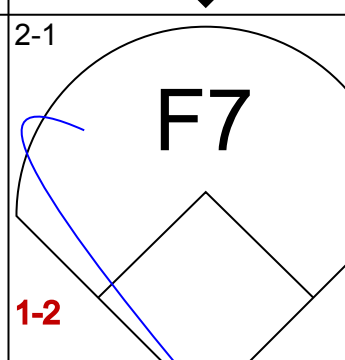
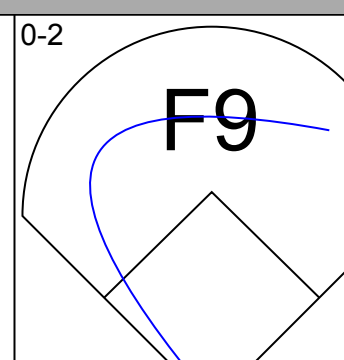
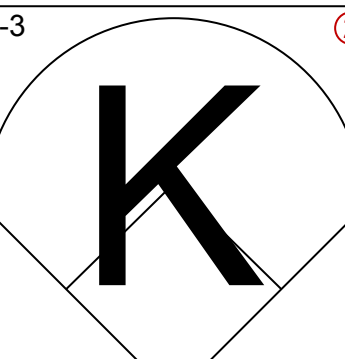
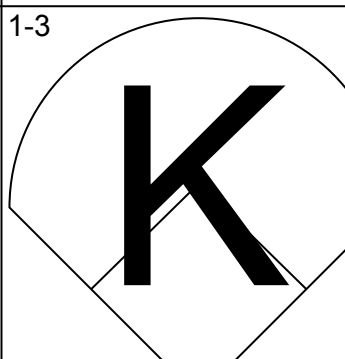
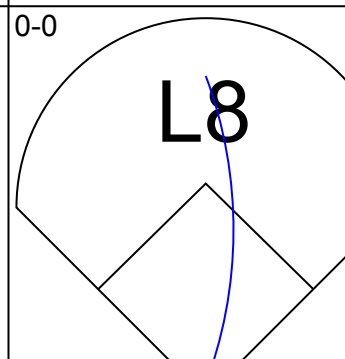
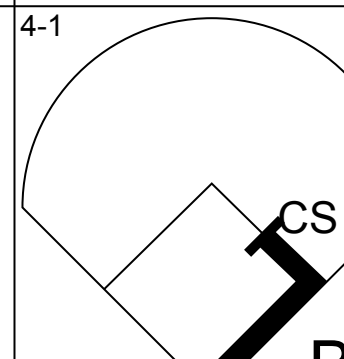
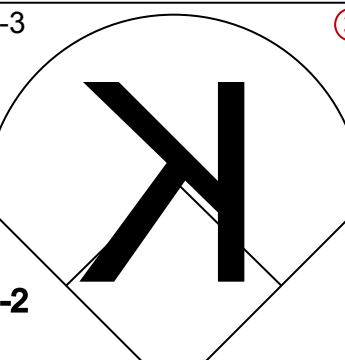
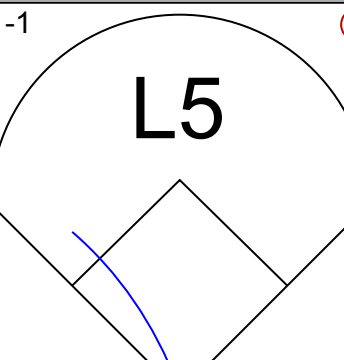
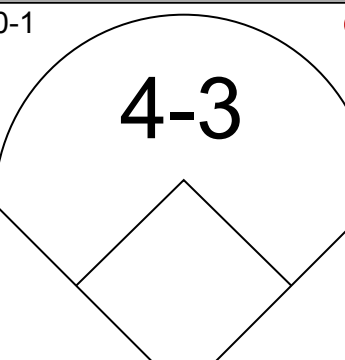
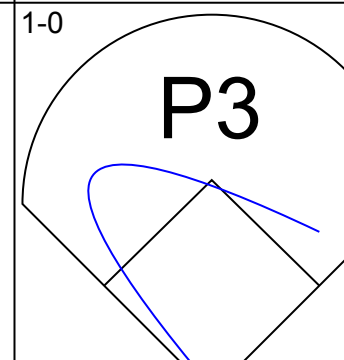
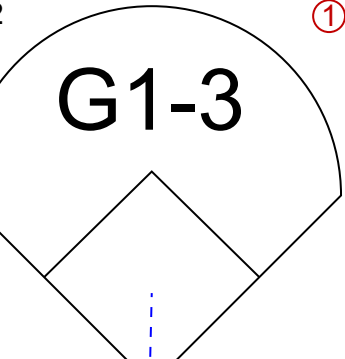
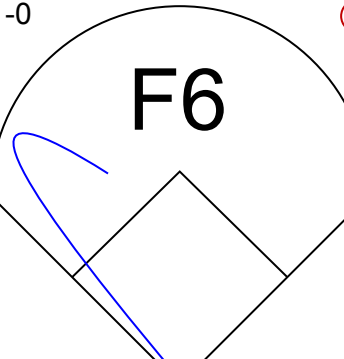
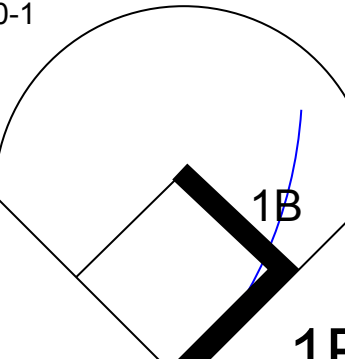
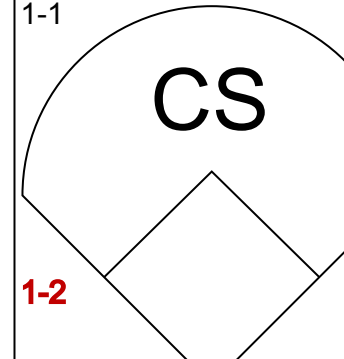
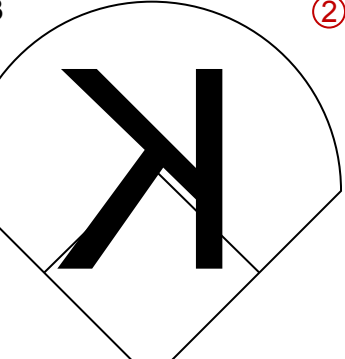
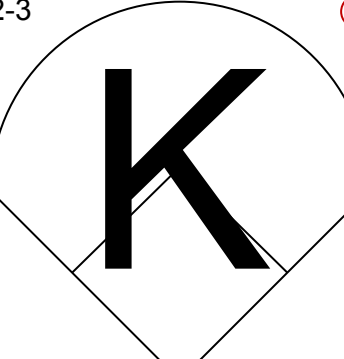
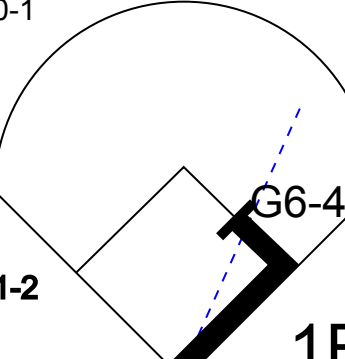
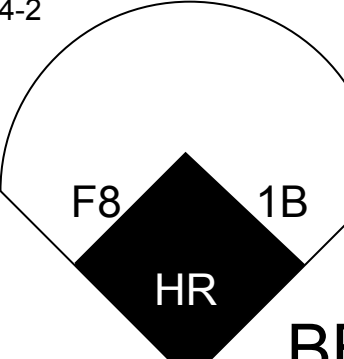
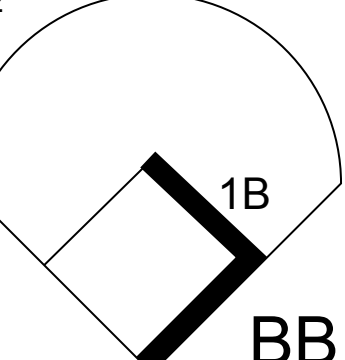
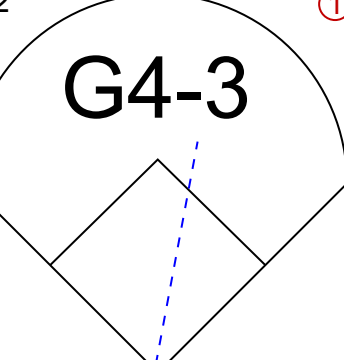
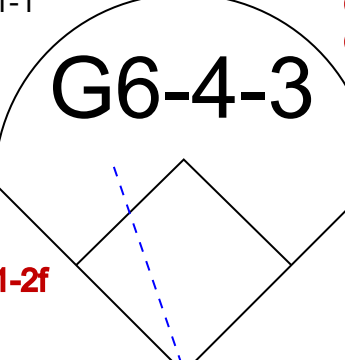
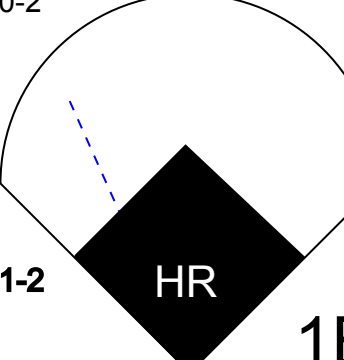
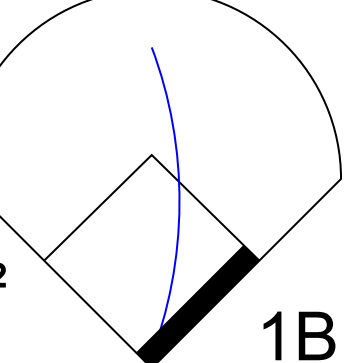
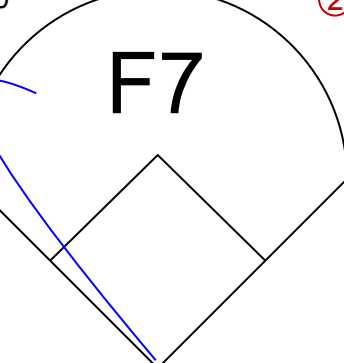
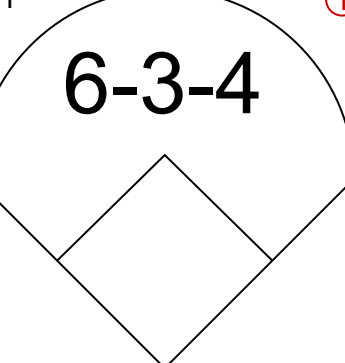
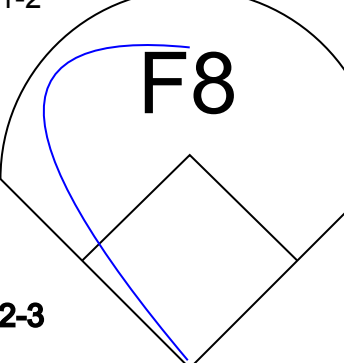

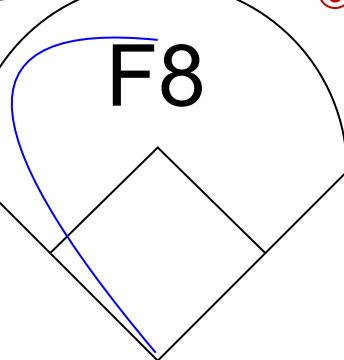
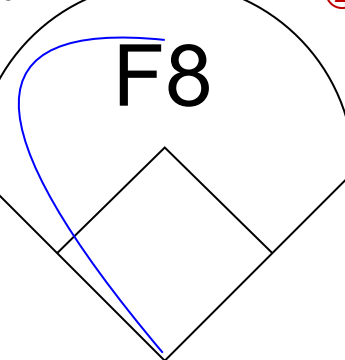
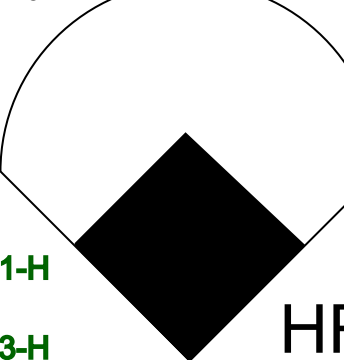


Batter	1	2	3	4	5	6	7	8	9	10	AB	R	H	RBI	BB	SO	LOB	TOP					
Chris Sabo, R OBP: 0.384, SLG: 0.541 (1,5)											4	0	0	0	0	3	0						
Billy Hatcher, R OBP: 0.376, SLG: 0.428 (1,8)											4	0	1	0	0	1	0						
Barry Larkin, R OBP: 0.420, SLG: 0.404 (1,6)											4	1	1	0	0	2	1						
Eric Davis, R OBP: 0.292, SLG: 0.398 (1,7)											4	0	0	0	0	0	2						
Paul O'Neill, L OBP: 0.340, SLG: 0.440 (1,9)											3	0	0	0	1	1	0						
Todd Benzinger, S OBP: 0.329, SLG: 0.367 Randy Myers, L (10,1)											4	0	1	1	0	2	0						
Mariano Duncan, R OBP: 0.381, SLG: 0.545 (1,4)											4	0	0	0	0	1	2						
Joe Oliver, R OBP: 0.314, SLG: 0.367 (1,2)											3	0	0	0	0	3	0						
Tom Browning, L OBP: 0.100, SLG: 0.069 Ken Griffey, L OBP: 0.315, SLG: 0.333 (10,3)											3	0	0	0	0	2	0						
											0	0	0	0	0	0	0						
Inning Stats	R: 0 E: 0 K: 3 S: 9	H: 0 LOB: 0 BB: 0 P: 12	R: 0 E: 0 K: 2 S: 7	H: 0 LOB: 0 BB: 0 P: 7	R: 0 E: 0 K: 2 S: 8	H: 0 LOB: 0 BB: 0 P: 8	R: 0 E: 0 K: 2 S: 14	H: 1 LOB: 1 BB: 0 P: 18	R: 0 E: 0 K: 1 S: 6	H: 0 LOB: 0 BB: 0 P: 7	R: 0 E: 0 K: 3 S: 9	H: 0 LOB: 0 BB: 0 P: 11	R: 0 E: 0 K: 0 S: 7	H: 0 LOB: 0 BB: 0 P: 9	R: 0 E: 0 K: 0 S: 8	H: 0 LOB: 0 BB: 0 P: 12	R: 0 E: 0 K: 1 S: 10	H: 0 LOB: 0 BB: 0 P: 13	R: 1 E: 0 K: 1 S: 13	H: 2 LOB: 2 BB: 1 P: 19	1B: 3 2B: 0 3B: 0 HR: 0	SF: 0 SAC: 0 DP: 0 HBP: 0	WP: 0 PA: 34
PITCHER Mike Scott, R ERA: 4.94 (1,1)	IP: 10.0 W: 3 L: 1 S: 15	WLS: 34 BF: 3 R: 1 ER: 1 SO: 15	H: 3 R: 1 ER: 1 SO: 15	BB: 1 IBB: 0 HBP: 0 BLK: 1	WP: 0 HR: 0 S: 91 P: 116	ERA: 0.90 WHIP: 0.400																	

Cincinnati Reds @ Houston Astros
Astrodome, Houston, TX
Fri Jun 08 1990, 8:05 PM EDT
Att: 23,453 - Dome

AB 33
R 1
H 3
RBI 1
BB 1
SO 15
LOB 5



Batter	1	2	3	4	5	6	7	8	9	10	AB	R	H	RBI	BB	SO	LOB	BOTTOM	
Eric Yelding, R OBP: 0.305, SLG: 0.286 (1,8)											4	0	1	0	0	1	0		
Bill Doran, S OBP: 0.347, SLG: 0.325 (1,4)											4	0	1	0	0	0	1		
Craig Biggio, R OBP: 0.339, SLG: 0.340 (1,7)											3	0	0	0	1	2	1		
Glenn Davis, R OBP: 0.346, SLG: 0.574 (1,3)											4	0	0	0	0	1	2		
Ken Caminiti, S OBP: 0.319, SLG: 0.321 (1,5)											4	0	1	0	0	1	0		
Eric Anthony, L OBP: 0.330, SLG: 0.423 Louie Meadows, L OBP: 0.250, SLG: 0.143 (10, PR)											3	0	1	0	1	2	0		
Rafael Ramirez, R OBP: 0.271, SLG: 0.287 (1,6)											3	1	1	0	1	0	2		
Alex Trevino, R OBP: 0.232, SLG: 0.327 (1,2)											4	0	1	0	0	0	2		
Mike Scott, R OBP: 0.150, SLG: 0.105 Glenn Wilson, R OBP: 0.272, SLG: 0.333 (10, PH)											3	0	0	0	0	1	2		
											1	1	1	3	0	0	0		
Inning Stats	R: 0 E: 0 K: 3 S: 11	H: 1 LOB: 1 BB: 0 P: 15	R: 0 E: 0 K: 2 S: 15	H: 1 LOB: 2 BB: 1 P: 21	R: 0 E: 0 K: 1 S: 6	H: 0 LOB: 0 BB: 0 P: 10	R: 0 E: 0 K: 1 S: 6	H: 0 LOB: 0 BB: 0 P: 10	R: 0 E: 0 K: 0 S: 5	H: 2 LOB: 1 BB: 0 P: 9	R: 0 E: 0 K: 0 S: 5	H: 0 LOB: 0 BB: 1 P: 7	R: 0 E: 0 K: 0 S: 6	H: 0 LOB: 0 BB: 1 P: 12	R: 3 E: 0 K: 1 S: 14	H: 2 LOB: 1 BB: 1 P: 23	1B: 6 2B: 0 3B: 0 HR: 1	SF: 0 SAC: 0 DP: 1 HBP: 0	WP: 0 PA: 37
PITCHER Tom Browning, L ERA: 2.07 Randy Myers, L ERA: 3.03 (10,1)	IP: 9.0 W: 5 L: 2 S: 15	WLS: 31 BF: 5 R: 0 ER: 0 SO: 7	H: 5 R: 0 ER: 0 SO: 7	BB: 2 IBB: 0 HBP: 0 BLK: 0	WP: 0 HR: 0 S: 68 P: 98	ERA: 0.00 WHIP: 0.778													

Cincinnati Reds @ Houston Astros
Astrodome, Houston, TX
Fri Jun 08 1990, 8:05 PM EDT
Att: 23,453 - Dome

AB 33
R 3
H 7
RBI 3
BB 3
SO 8
LOB 10



Batter	1	2	3	4	5	6	7	8	9	AB	R	H	RBI	BB	SO	LOB	TOP					
Billy Hatcher, R OBP: 0.370, SLG: 0.419 (1, 8)	0-0 BB 1B	3-1 FC6-4			2-3 K		1-3 K		0-2 L8	5	0	1	0	0	2	2						
Barry Larkin, R OBP: 0.410, SLG: 0.393 (1, 6)	0-0 L8		3-2 G6-3		2-0 F9		1-1 F9			4	0	0	0	0	0	1						
Eric Davis, R OBP: 0.281, SLG: 0.377 (1, 7)	1-0 F8		1-1 1-3		1-0 6-3		0-0 L4			4	0	0	0	0	0	1						
Chris Sabo, R OBP: 0.388, SLG: 0.552 (1, 5)	4-1 BB		0-2 HR		3-2 F8 WP 1B		0-0 F7			3	2	2	1	1	0	0						
Todd Benzinger, S OBP: 0.325, SLG: 0.363 (1, 3)	1-0 4-3		1-2 6-3		0-0 F9		2-2 1B			4	0	1	0	0	0	3						
Mariano Duncan, R OBP: 0.370, SLG: 0.528 (8, PH)		1-2 E5 1B		1-1 4-3		2-2 F8		1-3 K		3	0	0	0	0	0	1						
Paul O'Neill, L OBP: 0.337, SLG: 0.431 (8, 9)						1-3 K				1	0	0	0	0	1	1						
Rolando Roomes, R OBP: 0.290, SLG: 0.273 (8, PH)		3-1 F9		1-1 L8		2-2 1B		1-3 K		3	0	1	1	0	0	1						
Luis Quinones, S OBP: 0.290, SLG: 0.273 (8, 4)						3-H 1B				1	0	0	0	0	1	1						
Joe Oliver, R OBP: 0.324, SLG: 0.373 (1, 2)	1-1 FC6-4 1B		4-2 BB		0-0 1B		0-2 G5-3			3	0	2	0	1	0	0						
Jack Armstrong, R OBP: 0.077, SLG: 0.040 (7, 1)	0-0 P4		2-1 L5		2-2 G1-3				1-3 K	3	0	0	0	0	0	5						
Ken Griffey, L OBP: 0.278, SLG: 0.294 (9, PH)										0	0	0	0	0	0	0						
Inning Stats	R: 0 E: 0 K: 0 S: 5	H: 1 LOB: 2 BB: 1 P: 11	R: 0 E: 1 K: 0 S: 10	H: 1 LOB: 2 BB: 0 P: 18	R: 1 E: 0 K: 0 S: 13	H: 1 LOB: 1 BB: 1 P: 18	R: 0 E: 0 K: 0 S: 8	H: 0 LOB: 1 BB: 1 P: 16	R: 0 E: 0 K: 1 S: 5	H: 0 LOB: 0 BB: 0 P: 10	R: 1 E: 0 K: 0 S: 15	H: 3 LOB: 2 BB: 0 P: 24	R: 0 E: 0 K: 2 S: 6	H: 0 LOB: 1 BB: 0 P: 8	R: 0 E: 0 K: 2 S: 10	H: 1 LOB: 1 BB: 0 P: 14	R: 0 E: 0 K: 1 S: 10	H: 0 LOB: 0 BB: 0 P: 11	1B: 6 2B: 0 3B: 0 HR: 1	SF: 0 SAC: 0 DP: 0 HBP: 0	WP: 1 PB: 0 CS: 0	PA: 37
PITCHER	IP	WLS	BF	H	R	ER	SO	BB	IBB	HBP	BLK	WP	HR	S	P	ERA	WHIP					
Jim Deshaies, L ERA: 3.99	(1, 1)	6.0	L	27	6	2	2	1	2	0	0	0	1	56	97	3.00	1.333					
Danny Darwin, R ERA: 2.83	(7, 1)	3.0	W	10	1	0	0	4	0	0	0	0	0	26	33	0.00	0.333					

Cincinnati Reds @ Houston Astros
Astrodome, Houston, TX
Sun Jun 10 1990, 4:33 AM EDT
Att: 19,076 - Dome

AB 35
R 2
H 7
RBI 2
BB 2
SO 5
LOB 16



Batter	1	2	3	4	5	6	7	8	9	AB	R	H	RBI	BB	SO	LOB	BOTTOM					
Bill Doran, S OBP: 0.348, SLG: 0.324 (1, 4)	3-2 G3 HR 1B		3-3 K		0-0 G4-3		2-2 E3			4	1	1	1	0	1	1						
Ken Oberkfell, L OBP: 0.308, SLG: 0.339 (8, 5)	2-2 G3		0-1 WP		2-1 P5		3-H K			4	0	1	0	0	1	2						
Ken Caminiti, S OBP: 0.317, SLG: 0.319 (8, 5)	1-3		2B				1-2 K			0	0	0	0	0	0	0						
Franklin Stubbs, L OBP: 0.333, SLG: 0.500 (1, 7)	0-0		2-3 K		1-3 K		1-1 P6			4	1	1	2	0	2	3						
Alex Trevino, R OBP: 0.232, SLG: 0.327 (8, 2)	3-H HR		2-3		0-0 G4-3 2B		0-3 K			0	0	0	0	0	0	0						
Glenn Davis, R OBP: 0.347, SLG: 0.583 (1, 3)	3-3 K		4-0 IBB		2-3 G4-3 2B		0-3 K			3	0	1	0	1	2	0						
Craig Biggio, R OBP: 0.332, SLG: 0.332 (8, 7)	1-2 L6		3-2 F8		2-2 G4-3		2-3 K			4	0	0	0	0	1	3						
Eric Anthony, L OBP: 0.328, SLG: 0.408 (1, 9)		0-3 K		3-3 K		2-3 K		0-1 G5-3		3	0	0	0	0	3	1						
Danny Darwin, R ERA: 2.83	(7, 1)									1	0	0	0	0	0	0						
Rafael Ramirez, R OBP: 0.273, SLG: 0.296 (1, 6)	0-1 B1 3B		0-1 5-3		0-3 K					3	0	1	0	0	1	0						
Rich Gedman, L OBP: 0.385, SLG: 0.158 (7, PR)	4-2 BB		2-2 4-3		1-0 E4 3B					2	0	0	0	1	0	0						
Eric Yelding, R OBP: 0.305, SLG: 0.286 (8, 8)							1-0 E 3B			0	1	0	0	0	0	0						
Jim Deshaies, L ERA: 3.99	(1, 1)									2	0	0	0	0	1	2						
Casey Candaele, S OBP: 0.338, SLG: 0.333 (7, 9)	0-0 B1		1-3 K		1-0 E					1	1	1	1	0	0	0						
Inning Stats	R: 2 E: 0 K: 1 S: 16	H: 2 LOB: 0 BB: 0 P: 25	R: 0 E: 0 K: 1 S: 9	H: 1 LOB: 1 BB: 1 P: 13	R: 0 E: 0 K: 2 S: 14	H: 1 LOB: 2 BB: 1 P: 26	R: 0 E: 0 K: 1 S: 9	H: 0 LOB: 0 BB: 0 P: 14	R: 0 E: 0 K: 1 S: 6	H: 0 LOB: 0 BB: 0 P: 9	R: 0 E: 0 K: 2 S: 14	H: 1 LOB: 1 BB: 0 P: 19	R: 2 E: 2 K: 2 S: 18	H: 1 LOB: 2 BB: 0 P: 25	R: 0 E: 0 K: 2 S: 8	H: 0 LOB: 0 BB: 0 P: 10	R: 0 E: 0 K: 2 S: 8	H: 0 LOB: 0 BB: 0 P: 10	1B: 1 2B: 3 3B: 2 HR: 1	SF: 0 SAC: 0 DP: 1 HBP: 0	WP: 1 PB: 0 CS: 0	PA: 33
PITCHER	IP	WLS	BF	H	R	ER	SO	BB	IBB	HBP	BLK	WP	HR	S	P	ERA	WHIP					
Jack Armstrong, R ERA: 1.85	(1, 1)	6.1	L	27	6	4	2	3	0	0	0	0	0	73	113	2.84	1.105					
Rob Dibble, R ERA: 1.41	(7, 1)	1.2	6	0	0	0	3	0	0	0	0	0	0	21	28	0.00	0.000					


Cincinnati Reds @ Houston Astros
Astrodome, Houston, TX
Sun Jun 10 1990, 4:33 AM EDT
Att: 19,076 - Dome

AB 31
R 4
H 6
RBI 4
BB 2
SO 12
LOB 12



Batter	1	2	3	4	5	6	7	8	9	AB	R	H	RBI	BB	SO	LOB	TOP						
Lenny Harris, L OBP: 0.356, SLG: 0.423	G4-3		G4-3					G6-3 PB		4	0	2	0	0	0	1	Los Angeles Dodgers @ Houston Astros Astrodome, Houston, TX Mon Jun 11 1990, 8:05 PM EDT Att. 15,996 - Dome						
Kirk Gibson, L OBP: 0.161, SLG: 0.276	1B			K		F7		P6		4	0	1	0	0	1	2							
Kal Daniels, L OBP: 0.380, SLG: 0.523	F8			HR				G6-3		3	1	0	0	1	0	2							
Eddie Murray, S OBP: 0.390, SLG: 0.503	K			HR				K		4	1	2	2	0	2	2							
Hubie Brooks, R OBP: 0.283, SLG: 0.423		F9		1B						3	1	1	0	1	0	0							
Mike Scioscia, L OBP: 0.323, SLG: 0.411	G3-1			2B						4	0	1	1	0	0	2							
Juan Samuel, R OBP: 0.291, SLG: 0.332	P4			1B						4	0	0	0	0	2	0							
Alfredo Griffin, S OBP: 0.306, SLG: 0.303			G3-1							3	0	0	0	0	0	0							
Mike Morgan, R OBP: 0.138, SLG: 0.107										3	0	1	0	0	2	0							
Tim Crews, R (8, 1)										0	0	0	0	0	0	0							
Inning Stats	R: 0 E: 0 K: 1 S: 13	H: 1 LOB: 1 BB: 0 P: 20	R: 0 E: 0 K: 0 S: 5	H: 0 LOB: 0 BB: 0 P: 7	R: 0 E: 0 K: 0 S: 5	H: 1 LOB: 0 BB: 0 P: 8	R: 3 E: 0 K: 2 S: 14	H: 3 LOB: 0 BB: 1 P: 22	R: 0 E: 0 K: 1 S: 6	H: 1 LOB: 1 BB: 1 P: 8	R: 0 E: 0 K: 0 S: 6	H: 0 LOB: 0 BB: 0 P: 12	R: 0 E: 0 K: 1 S: 11	H: 1 LOB: 1 BB: 0 P: 16	R: 0 E: 0 K: 1 S: 11	H: 0 LOB: 0 BB: 0 P: 15	1B: 5 2B: 3 3B: 0 HR: 1	SF: 0 SAC: 0 DP: 2 HBP: 0	WP: 0 PB: 1 SB: 0 CS: 0	PA: 34			
PITCHER	IP WLS BF H R ER SO BB IBB HBP BLK WP HR S P ERA WHIP																						
Mark Portugal, R ERA: 4.31	(1, 1) 6.0	W 24	H 7 R 3	ER 3 SO 4	BB 2 IBB 0 HBP 0 BLK 0	WP 0 HR 1 S 49 P 79	ERA 4.50 WHIP 1.500																
Larry Andersen, R ERA: 1.51	(7, 1) 2.0	W 7	H 1 R 0	ER 0 SO 2	BB 0 IBB 0 HBP 0 BLK 0	WP 0 HR 0 S 20 P 28	ERA 0.00 WHIP 0.500																
Dave Smith, R ERA: 2.7	(9, 1) 1.0	S 3	H 0 R 0	ER 0 SO 1	BB 0 IBB 0 HBP 0 BLK 0	WP 0 HR 0 S 11 P 15	ERA 0.00 WHIP 0.000																

AB 32
R 3
H 8
RBI 3
BB 2
SO 7
LOB 9



Batter	1	2	3	4	5	6	7	8	9	AB	R	H	RBI	BB	SO	LOB	BOTTOM						
Eric Yelding, R OBP: 0.298, SLG: 0.278	K		G6-3					L9		4	0	0	0	0	1	0	Los Angeles Dodgers @ Houston Astros Astrodome, Houston, TX Mon Jun 11 1990, 8:05 PM EDT Att. 15,996 - Dome						
Bill Doran, S OBP: 0.356, SLG: 0.333	G1-3			2B				1B		4	1	3	0	0	1	0							
Franklin Stubbs, L OBP: 0.322, SLG: 0.481	G1-3			1B						4	0	0	0	0	1	3							
Craig Biggio, R OBP: 0.332, SLG: 0.332	G1-3			G4-3				K		0	0	0	0	0	0	0							
Glenn Davis, R OBP: 0.350, SLG: 0.589	G3			2B						3	1	1	0	1	0	1							
Ken Caminiti, S OBP: 0.321, SLG: 0.325		G3						L8		3	1	1	2	1	0	0							
Eric Anthony, L OBP: 0.328, SLG: 0.415				2B						3	0	1	1	0	0	0							
Larry Andersen, R ERA: 1.51		F8		2B				G3-1		0	0	0	0	0	0	0							
Ken Oberkfell, L OBP: 0.303, SLG: 0.333				1B						1	0	0	0	0	0	2							
Dave Smith, R ERA: 2.7				2B						0	0	0	0	0	0	0							
Rafael Ramirez, R OBP: 0.277, SLG: 0.301				1B						4	1	2	0	0	1	2							
Rich Gedman, L OBP: 0.345, SLG: 0.136										3	0	0	0	0	1	4							
Mark Portugal, R ERA: 3.08	(1, 1) 7.0	L 32	H 9 R 5	ER 5 SO 5	BB 2 IBB 0 HBP 0 BLK 0	WP 0 HR 1 S 61 P 99	ERA 6.43 WHIP 1.571																
Casey Candaele, S OBP: 0.348, SLG: 0.393	(7, 9) 1.0	3	H 0 R 0	ER 0 SO 0	BB 0 IBB 0 HBP 0 BLK 0	WP 0 HR 0 S 6 P 10	ERA 0.00 WHIP 0.000																
Inning Stats	R: 0 E: 0 K: 1 S: 8	H: 1 LOB: 1 BB: 0 P: 14	R: 0 E: 0 K: 1 S: 9	H: 0 LOB: 0 BB: 0 P: 14	R: 0 E: 0 K: 0 S: 6	H: 0 LOB: 0 BB: 0 P: 7	R: 3 E: 0 K: 1 S: 15	H: 4 LOB: 2 BB: 1 P: 25	R: 0 E: 0 K: 0 S: 10	H: 0 LOB: 0 BB: 0 P: 15	R: 0 E: 0 K: 0 S: 3	H: 0 LOB: 0 BB: 0 P: 5	R: 2 E: 0 K: 0 S: 8	H: 3 LOB: 1 BB: 0 P: 13	R: 0 E: 0 K: 0 S: 8	H: 1 LOB: 2 BB: 1 P: 16	1B: 5 2B: 2 3B: 1 HR: 1	SF: 0 SAC: 1 DP: 0 HBP: 0	WP: 0 PB: 0 SB: 0 CS: 0	PA: 35			
PITCHER	IP WLS BF H R ER SO BB IBB HBP BLK WP HR S P ERA WHIP																						
Mike Morgan, R ERA: 3.08	(1, 1) 7.0	L 32	H 9 R 5	ER 5 SO 5	BB 2 IBB 0 HBP 0 BLK 0	WP 0 HR 1 S 61 P 99	ERA 6.43 WHIP 1.571																
Tim Crews, R ERA: 3.49	(8, 1) 1.0	3	H 0 R 0	ER 0 SO 0	BB 0 IBB 0 HBP 0 BLK 0	WP 0 HR 0 S 6 P 10	ERA 0.00 WHIP 0.000																


AB 32
R 5
H 9
RBI 5
BB 2
SO 5
LOB 14



Batter	1	2	3	4	5	6	7	8	9	AB	R	H	RBI	BB	SO	LOB	TOP					
Lenny Harris, L OBP: 0.353, SLG: 0.418	B3		E4 2B		G6-3			G1 BB PB 1B		4	2	1	0	0	0	0	Los Angeles Dodgers @ Houston Astros Astrodome, Houston, TX Tue Jun 12 1990, 8:05 PM EDT Att: 14,467 - Dome - 72 F					
Kirk Gibson, L OBP: 0.229, SLG: 0.438	HR		P6			G4-3 F9-2 2B		PB G1 BB		3	1	2	1	1	0	1						
Kal Daniels, L OBP: 0.382, SLG: 0.526	CS BB				G4-3			G1		3	0	1	2	1	0	3						
Eddie Murray, S OBP: 0.387, SLG: 0.497	1-2 1B		L9		F9-2			F7		4	0	1	0	0	0	3						
Hubie Brooks, R OBP: 0.279, SLG: 0.417 Don Aase, R (7, 1)	F9			P4					G4-3	3	0	0	0	0	1	1						
Chris Gwynn, L OBP: 0.375, SLG: 0.392										0	0	0	0	0	0	0						
Mike Scioscia, L OBP: 0.316, SLG: 0.402		F9		L8			F9		L9	4	0	0	0	0	0	0						
Juan Samuel, R OBP: 0.286, SLG: 0.326									L3	4	0	0	0	0	2	0						
Alfredo Griffin, S OBP: 0.301, SLG: 0.299		F7			F9			P6		3	0	0	0	0	0	0						
Mike Maddux, L John Wetteland, R Jim Gott, R Jose Gonzalez, R Mike Hartley, R Stan Javier, S				P5						0	0	0	0	0	0	0						
Inning Stats	R: 1 E: 0 K: 0 S: 7	H: 2 LOB: 1 BB: 1 P: 16	R: 0 E: 0 K: 1 S: 7	H: 0 LOB: 0 BB: 0 P: 9	R: 1 E: 1 K: 0 S: 8	H: 1 LOB: 1 BB: 0 P: 10	R: 0 E: 0 K: 1 S: 6	H: 0 LOB: 0 BB: 0 P: 9	R: 0 E: 0 K: 1 S: 6	H: 1 LOB: 0 BB: 0 P: 10	R: 0 E: 0 K: 1 S: 8	H: 0 LOB: 0 BB: 0 P: 11	R: 2 E: 0 K: 0 S: 11	H: 2 LOB: 1 BB: 1 P: 22	R: 0 E: 0 K: 0 S: 5	H: 0 LOB: 0 BB: 0 P: 10	1B: 3 2B: 3 3B: 0 HR: 1	SF: 0 SAC: 0 DP: 1 HBP: 0	WP: 0 PB: 1 SB: 1 CS: 1	PA: 34		
PITCHER	IP	WLS	BF	H	R	ER	SO	BB	IBB	HBP	BLK	WP	HR	S	P	ERA	WHIP					
Bill Gullickson, R ERA: 3.58	(1, 1)	7.1	W	28	6	4	2	4	1	0	0	0	0	1	55	83	2.46	0.955				
Juan Agosto, L ERA: 3.16	(8, 1)	0.2		3	0	0	0	0	1	0	0	0	0	0	4	11	0.00	1.500				
Dave Smith, R ERA: 2.6	(9, 1)	1.0	S	3	0	0	0	0	0	0	0	0	0	5	10	0.00	0.000					

Batter	1	2	3	4	5	6	7	8	9	AB	R	H	RBI	BB	SO	LOB	BOTTOM					
Bill Doran, S OBP: 0.371, SLG: 0.348	2B 1B	BB 1B		WP S BB		SH5-3 1B		G4-3 SH3-4 1B		4	1	4	0	1	0	0	Los Angeles Dodgers @ Houston Astros Astrodome, Houston, TX Tue Jun 12 1990, 8:05 PM EDT Att: 14,467 - Dome - 72 F					
Craig Biggio, R OBP: 0.340, SLG: 0.343	HR 2B	BB 1B		K2-6 BB		SH5-3		SH3-4		2	1	2	1	1	0	0						
Franklin Stubbs, L OBP: 0.325, SLG: 0.500 Dave Smith, R (9, 1)	HR 2B			K2-6				G4-3		4	1	1	2	1	2	4						
Glenn Davis, R OBP: 0.347, SLG: 0.578	F7							G4-3		4	0	0	0	1	2	4						
Ken Caminiti, S OBP: 0.324, SLG: 0.328	HR 1B	F7		G6-3				G4-3 1B		4	1	2	0	0	5							
Glenn Wilson, R OBP: 0.274, SLG: 0.353	HR				L6			G4-3 1B		4	1	2	2	0	1	0						
Eric Yelding, R OBP: 0.297, SLG: 0.278	G6-3 1B		F8		G6-3			G4-3		4	0	1	0	0	0	2						
Rich Gedman, L OBP: 0.364, SLG: 0.125	G6-3									2	0	0	0	2	1	1						
Bill Gullickson, R OBP: 0.250, SLG: 0.182 Juan Agosto, L (8, 1)										4	0	0	0	0	1	4						
Casey Candaele, S OBP: 0.348, SLG: 0.393					F8			G4-3		0	0	0	0	0	0	0						
Inning Stats	R: 5 E: 0 K: 0 S: 14	H: 6 LOB: 0 BB: 0 P: 19	R: 0 E: 0 K: 2 S: 14	H: 2 LOB: 3 BB: 1 P: 24	R: 0 E: 0 K: 1 S: 9	H: 0 LOB: 1 BB: 1 P: 19	R: 0 E: 0 K: 1 S: 10	H: 0 LOB: 2 BB: 3 P: 26	R: 0 E: 0 K: 1 S: 7	H: 0 LOB: 0 BB: 0 P: 13	R: 0 E: 0 K: 1 S: 9	H: 1 LOB: 1 BB: 0 P: 13	R: 0 E: 0 K: 1 S: 10	H: 2 LOB: 3 BB: 1 P: 16	R: 0 E: 0 K: 0 S: 5	H: 1 LOB: 1 BB: 0 P: 6	1B: 9 2B: 2 3B: 0 HR: 2	SF: 0 SAC: 2 DP: 2 HBP: 0	WP: 1 PB: 0 SB: 1 CS: 0	PA: 40		
PITCHER	IP	WLS	BF	H	R	ER	SO	BB	IBB	HBP	BLK	WP	HR	S	P	ERA	WHIP					
Mike Maddux, R ERA: 6.53	(1, 1)	0.1	L	6	5	5	0	0	0	0	0	0	0	2	10	15	135.00	15.000				
John Wetteland, R ERA: 6.12	(1, 1)	2.2		14	3	0	0	3	4	0	0	0	1	0	29	57	0.00	2.625				
Jim Gott, R ERA: 9.95	(4, 1)	1.0		3	0	0	0	1	1	0	0	0	0	8	16	0.00	1.000					
Mike Hartley, R ERA: 3.0	(5, 1)	2.1		10	3	0	0	3	0	0	0	0	0	24	36	0.00	1.286					
Don Aase, R ERA: 3.33	(7, 1)	1.2		7	1	0	0	0	0	1	0	0	0	7	12	0.00	0.600					

AB 32
R 4
H 6
RBI 3
BB 2
SO 4
LOB 8




AB 32
R 5
H 12
RBI 5
BB 6
SO 7
LOB 20



Batter	1	2	3	4	5	6	7	8	9	AB	R	H	RBI	BB	SO	LOB	TOP								
Lenny Harris, L (1.5) OBP: 0.364, SLG: 0.441	0-0 SH3-4 2B		3-1 2B			0-1 F7		1-0 1B		4	0	3	0	0	0	0									
Stan Javier, S (1.9) OBP: 0.371, SLG: 0.417	0-0 SH3-4 2-3		1-1 6-3			3-2 HR		2-3 K		3	1	1	1	0	1	2									
Kirk Gibson, L (1.8) OBP: 0.296, SLG: 0.429	0-3 K			1-2 2-3		4-2 BB		0-1 1B		3	0	1	0	1	1	1									
Eddie Murray, S (1.3) OBP: 0.380, SLG: 0.486	3-3 K			2-2 P5		0-1 4-3		0-1 F8		4	0	0	0	0	1	3									
Chris Gwynn, L (1.7)		0-0 F7		2-3 K			4-2 G4-6-3 BB		1-2 L8	3	0	0	0	1	1	1									
Mike Scioscia, L (1.2) OBP: 0.310, SLG: 0.393		1-2 4-3			0-1 4-3		0-1 G4-6-3 1-2f		2-3 K	4	0	0	0	0	1	2									
Juan Samuel, R (1.4) OBP: 0.283, SLG: 0.322		2-3 K			1-3 K		2-2 F9			3	0	0	0	0	2	0									
Alfredo Griffin, S (1.6) OBP: 0.297, SLG: 0.294			0-1 4-3		0-1 4-3			2-3 K		3	0	0	0	0	1	0									
Tim Belcher, R (1.1) OBP: 0.182, SLG: 0.100			1-3 K			0-3 K		2-2 L9		1	0	0	0	0	1	0									
Jose Gonzalez, R (6, PH) OBP: 0.304, SLG: 0.472										1	0	0	0	0	1	0									
Tim Crews, R (6, PH)										0	0	0	0	0	0	0									
Mike Sharperson, R (8, PH) OBP: 0.347, SLG: 0.355										1	0	0	0	0	0	0									
Jim Gott, R (8, 1)										0	0	0	0	0	0	0									
Inning Stats	R: 0 H: 1 E: 0 K: 2 S: 8	H: 1 LOB: 1 BB: 0 P: 11	R: 0 H: 0 E: 0 K: 1 S: 7	H: 0 LOB: 0 BB: 0 P: 10	R: 0 H: 1 E: 0 K: 1 S: 9	H: 1 LOB: 1 BB: 0 P: 14	R: 0 H: 0 E: 0 K: 1 S: 12	H: 0 LOB: 0 BB: 0 P: 17	R: 0 H: 0 E: 0 K: 1 S: 7	H: 0 LOB: 0 BB: 0 P: 8	R: 1 H: 1 E: 0 K: 1 S: 13	H: 1 LOB: 1 BB: 1 P: 20	R: 0 H: 0 E: 0 K: 0 S: 7	H: 0 LOB: 0 BB: 1 P: 13	R: 0 H: 1 E: 0 K: 1 S: 12	H: 1 LOB: 1 BB: 0 P: 19	R: 0 H: 1 E: 0 K: 1 S: 12	H: 1 LOB: 1 BB: 0 P: 15	1B: 2 2B: 2 3B: 0 HR: 1	SF: 0 SAC: 1 DP: 1 HBP: 0	WP: 0 PB: 0 SB: 1 CS: 0	PA: 33			
PITCHER	IP	WLS	BF	H	R	ER	SO	BB	IBB	HBP	BLK	WP	HR	S	P	ERA	WHIP								
Mike Scott, R (1.1) ERA: 4.64	7.0	W	25	3	1	1	7	2	0	0	0	0	1	63	93	1.29	0.714								
Danny Darwin, R (8, 1) ERA: 2.69	2.0	S	8	2	0	0	3	0	0	0	0	0	0	24	34	0.00	1.000								

Los Angeles Dodgers @ Houston Astros
Astrodome, Houston, TX
Wed Jun 13 1990, 8:05 PM EDT
Att: 18,635 - Dome - 72 F


AB 30
R 1
H 5
RBI 1
BB 2
SO 10
LOB 9



Batter	1	2	3	4	5	6	7	8	9	AB	R	H	RBI	BB	SO	LOB	BOTTOM								
Bill Doran, S (1.4) OBP: 0.373, SLG: 0.344	3-3 K			4-2 1B HR BB	4-0 FC5-6 BB			1-3 K		2	1	0	0	2	2	0									
Craig Biggio, R (1.8) OBP: 0.335, SLG: 0.336	2-2 P3			0-2 P4	1-1 FC5-6			2-1 5-3		4	0	0	0	0	0	3									
Franklin Stubbs, L (1.7) OBP: 0.331, SLG: 0.526	2-3 K			0-2 HR 1B	0-3 K			0-0 HR		4	2	2	1	0	2	2									
Glenn Davis, R (1.3) OBP: 0.345, SLG: 0.586		3-1 F2		1-0 HR		2-2 F7		3-3 K		4	1	1	3	0	1	0									
Casey Candaele, S (9, 7) OBP: 0.346, SLG: 0.393				1-1 HR						0	0	0	0	0	0	0									
Ken Caminiti, S (1.5) OBP: 0.320, SLG: 0.323		1-1 P5		0-3 K		0-1 5-3				3	0	0	0	0	1	0									
Glenn Wilson, R (1.9) OBP: 0.269, SLG: 0.346		2-3 K		1-3 K		1-0 F7				3	0	0	0	0	2	0									
Rich Gedman, L (1.2) OBP: 0.333, SLG: 0.111			2-3 K		2-2 5-3			1-0 3-1		3	0	0	0	0	1	0									
Eric Yelding, R (1.6) OBP: 0.298, SLG: 0.274			2-0 F9		4-2 S 1B BB		2-1 P4			2	1	0	0	1	0	0									
Mike Scott, R (1.1) OBP: 0.182, SLG: 0.143			1-0 P6		1-2 FC5-6 BB 1B		1-3 K			2	0	1	1	0	0	0									
Eric Anthony, L (7, PH) OBP: 0.325, SLG: 0.411										1	0	0	0	0	1	0									
Danny Darwin, R (8, 1)										0	0	0	0	0	0	0									
Inning Stats	R: 0 H: 0 E: 0 K: 2 S: 9	H: 0 LOB: 0 BB: 0 P: 16	R: 0 H: 0 E: 0 K: 1 S: 7	H: 0 LOB: 0 BB: 0 P: 13	R: 0 H: 0 E: 0 K: 1 S: 5	H: 0 LOB: 0 BB: 0 P: 10	R: 3 H: 2 E: 0 K: 2 S: 20	H: 2 LOB: 1 BB: 1 P: 26	R: 1 H: 1 E: 0 K: 1 S: 14	H: 1 LOB: 2 BB: 2 P: 26	R: 0 H: 0 E: 0 K: 0 S: 6	H: 0 LOB: 0 BB: 0 P: 9	R: 0 H: 0 E: 0 K: 1 S: 6	H: 0 LOB: 0 BB: 0 P: 10	R: 1 H: 1 E: 0 K: 2 S: 9	H: 1 LOB: 0 BB: 0 P: 15	R: 0 H: 0 E: 0 K: 0 S: 9	H: 0 LOB: 0 BB: 0 P: 15	1B: 2 2B: 0 3B: 0 HR: 2	SF: 0 SAC: 0 DP: 0 HBP: 0	WP: 0 PB: 0 SB: 2 CS: 0	PA: 31			
PITCHER	IP	WLS	BF	H	R	ER	SO	BB	IBB	HBP	BLK	WP	HR	S	P	ERA	WHIP								
Tim Belcher, R (1.1) ERA: 3.87	5.0	L	21	3	4	4	7	3	4	0	0	0	0	55	91	7.20	1.200								
Tim Crews, R (6, 1) ERA: 3.32	2.0		6	0	0	0	1	0	0	0	0	0	0	12	19	0.00	0.000								
Jim Gott, R (8, 1) ERA: 9.82	1.0		4	1	1	1	2	0	0	0	0	0	1	9	15	9.00	1.000								

Los Angeles Dodgers @ Houston Astros
Astrodome, Houston, TX
Wed Jun 13 1990, 8:05 PM EDT
Att: 18,635 - Dome - 72 F

AB 28
R 5
H 4
RBI 5
BB 3
SO 10
LOB 5



Batter	1	2	3	4	5	6	7	8	9	AB	R	H	RBI	BB	SO	LOB	TOP			
Bill Doran, S OBP: 0.374, SLG: 0.342 (1, 4)	0-1 4-3		4-2 BLK 1B BB	0-0 1B		2-0 G3			1-3 K	4	1	1	0	1	1	0				
Craig Biggio, R OBP: 0.336, SLG: 0.338 (1, 8)	2-1 F8		1-1 1B 1B	2-2 FC3-6 1B			0-3 K		3-2 F9	5	1	2	2	0	1	0				
Ken Oberkfell, L OBP: 0.314, SLG: 0.344 (1, 3)	0-0 1B		1-2 FC3-6 1B	1-3 FC3-6 1B			1-0 G3			4	0	2	0	0	0	2				
Franklin Stubbs, L OBP: 0.336, SLG: 0.525 (1, 7)	2-1 P4		1-1 FC3-6 1B	2-3 K			2-2 1B			4	0	2	1	0	1	3				
Ken Caminiti, S OBP: 0.314, SLG: 0.317 (1, 5)		1-2 F7	1-2 FC3-6		2-1 F9				1-1 F7	4	0	0	0	0	0	3				
Glenn Wilson, R OBP: 0.283, SLG: 0.338 (1, 9)		0-1 F9	2-3 K		2-3 K			3-1 P3		4	0	0	0	0	2	2				
Rafael Ramirez, R OBP: 0.277, SLG: 0.305 Juan Agosto, L (8, 1)	0-1 2B		1-0 F9		0-0 F8			2-2 L8		4	0	1	0	0	0	2				
Rich Gedman, L OBP: 0.359, SLG: 0.172 Alex Trevino, R OBP: 0.226, SLG: 0.321 (8, 2)	4-0 IBB			0-0 1B 2B		2-2 F7		2-1 G4-3		2	1	1	0	1	0	0				
Jim Clancy, R OBP: 0.300, SLG: 0.300 Eric Anthony, L OBP: 0.325, SLG: 0.407 Dan Schatzeder, L OBP: 0.332, SLG: 0.333 Javier Ortiz, R (8, 9) Danny Darwin, R (8, 9) Casey Candaele, S OBP: 0.343, SLG: 0.347	1-3 K		0-3 K		1-3 K			3-2 F9		1	0	0	0	0	1	2				
Inning Stats	R: 0 E: 0 K: 0 S: 7	H: 1 LOB: 1 BB: 0 P: 11	R: 0 E: 0 K: 1 S: 11	H: 1 LOB: 2 BB: 1 P: 17	R: 2 E: 0 K: 1 S: 18	H: 3 LOB: 2 BB: 1 P: 29	R: 1 E: 0 K: 2 S: 22	H: 3 LOB: 0 BB: 0 P: 25	R: 0 E: 0 K: 1 S: 8	H: 0 LOB: 0 BB: 0 P: 12	R: 0 E: 0 K: 1 S: 10	H: 1 LOB: 1 BB: 0 P: 14	R: 0 E: 0 K: 0 S: 7	H: 0 LOB: 0 BB: 0 P: 14	R: 0 E: 0 K: 1 S: 11	H: 0 LOB: 0 BB: 0 P: 18	1B: 7 2B: 2 3B: 0 HR: 0	SF: 0 SAC: 0 DP: 0 HBP: 0	WP: 0 PA: 38 PB: 0 SB: 0 CS: 0	
PITCHER	IP	WLS	BF	H	R	ER	SO	BB	IBB	HBP	BLK	WP	HR	S	P	ERA	WHIP			
Jack Armstrong, R ERA: 1.99	(1, 1)	7.2	W	34	9	3	3	7	1	1	0	1	0	88	130	3.52	1.304			
Randy Myers, L ERA: 2.73	(8, 1)	1.1	S	4	0	0	0	1	0	0	0	0	0	13	22	0.00	0.000			

Houston Astros @ Cincinnati Reds
Riverfront Stadium, Cincinnati, OH
Fri Jun 15 1990, 7:05 PM EDT
Att: 30,597 - Unknown - 85 F

AB	36
R	3
H	9
RBI	3
BB	2
SO	8
LOB	15



Batter	1	2	3	4	5	6	7	8	9	AB	R	H	RBI	BB	SO	LOB	BOTTOM			
Billy Hatcher, R OBP: 0.378, SLG: 0.430 (1, 8)	1-1 5-3	1-2 CS 1B		0-1 6-3		3-2 4-3				4	0	1	0	0	0	0				
Barry Larkin, R OBP: 0.410, SLG: 0.403 (1, 6)	1-0 1B	1-1 CS	0-3 K	2-1 FC6-4 1B			0-0 P6			4	1	2	0	0	1	0				
Chris Sabo, R OBP: 0.399, SLG: 0.568 (1, 5)	2-2 1B 1B		1-2 2B 1B	1-1 F7			0-3 K			4	2	2	0	0	1	1				
Eric Davis, R OBP: 0.290, SLG: 0.356 (1, 7)	0-1 P3		4-0 2B BB	0-1 FC6-4			2-3 K2-3			3	1	0	0	1	1	3				
Paul O'Neill, L OBP: 0.349, SLG: 0.442 (1, 9)	0-1 1B		0-0 FC6-4 1B	2-2 G6-4-3 1B			3-1 CS 1B			4	1	4	3	0	0	0				
Todd Benzinger, S OBP: 0.320, SLG: 0.357 (1, 3)	0-0 1B		4-0 FC6-4 IBB	1-2 F8			1-1 L9			3	0	1	1	1	0	2				
Mariano Duncan, R OBP: 0.352, SLG: 0.500 (1, 4)	1-0 1-3		0-2 FC6-4 IBB	2-1 G6-4-3			2-0 2B			4	1	1	0	0	0	5				
Joe Oliver, R OBP: 0.326, SLG: 0.361 (1, 2)		3-2 1-3	4-0 IBB	1-2 IBB		4-2 B5-6-4 BB		4-0 IBB		1	0	0	0	3	0	0				
Jack Armstrong, R OBP: 0.103, SLG: 0.071 Randy Myers, L (8, 1)	0-3 K		2-1 IBB	0-1 B5-6-4			0-3 K			3	0	1	2	0	1	1				
Inning Stats	R: 2 E: 0 K: 0 S: 13	H: 4 LOB: 2 BB: 0 P: 18	R: 0 E: 0 K: 1 S: 11	H: 1 LOB: 0 BB: 0 P: 16	R: 4 E: 0 K: 1 S: 15	H: 3 LOB: 1 BB: 3 P: 30	R: 0 E: 0 K: 0 S: 8	H: 1 LOB: 1 BB: 0 P: 11	R: 0 E: 0 K: 0 S: 8	H: 1 LOB: 0 BB: 0 P: 13	R: 0 E: 0 K: 0 S: 9	H: 0 LOB: 1 BB: 1 P: 16	R: 0 E: 0 K: 2 S: 10	H: 0 LOB: 0 BB: 0 P: 12	R: 0 E: 0 K: 1 S: 8	H: 2 LOB: 2 BB: 1 P: 18	1B: 10 2B: 2 3B: 0 HR: 0	SF: 0 SAC: 0 DP: 2 HBP: 0	WP: 0 PA: 37 PB: 0 SB: 0 CS: 2	
PITCHER	IP	WLS	BF	H	R	ER	SO	BB	IBB	HBP	BLK	WP	HR	S	P	ERA	WHIP			
Jim Clancy, R ERA: 5.01	(1, 1)	3.0	L	18	8	6	2	1	2	0	0	0	0	39	64	18.00	3.000			
Dan Schatzeder, L ERA: 2.62	(4, 1)	2.0		7	2	0	0	0	0	0	0	0	0	16	24	0.00	1.000			
Danny Darwin, R ERA: 2.54	(6, 1)	2.0		6	0	0	0	2	1	0	0	0	0	19	28	0.00	0.500			
Juan Agosto, L ERA: 3.08	(8, 1)	1.0		5	2	0	0	1	0	1	0	0	0	8	18	0.00	2.000			

Houston Astros @ Cincinnati Reds
Riverfront Stadium, Cincinnati, OH
Fri Jun 15 1990, 7:05 PM EDT
Att: 30,597 - Unknown - 85 F

AB	31
R	6
H	12
RBI	6
BB	5
SO	5
LOB	14



Batter	1	2	3	4	5	6	7	8	9	AB	R	H	RBI	BB	SO	LOB	TOP				
Bill Doran, S OBP: 0.374, SLG: 0.337 (1, 4)	G6-3		1B BB		P3	G6-3 BB		FC3-6 FC6-4		3	0	0	0	2	0	2					
Craig Biggio, R OBP: 0.341, SLG: 0.341 (1, 8)	G4-6-3 1B		1B		S G5-3 1B BB	G6-3		FC6-4		4	1	2	0	1	0	5					
Ken Caminiti, S OBP: 0.311, SLG: 0.314 (1, 5)	G4-6-3			1B	G5-3		K		K	5	1	1	0	0	2	2					
Glenn Davis, R OBP: 0.346, SLG: 0.578 (1, 3)		G6-4-3 BB		F7	1B		F9		G3-1	3	0	0	0	2	0	1					
Glenn Wilson, R OBP: 0.273, SLG: 0.345 (1, 9)	G6-4-3			2B 1B	1B		FC6-4 1B		K	5	0	3	2	0	1	1					
Rafael Ramirez, R OBP: 0.273, SLG: 0.300 Larry Andersen, R (7, 1)	G4-3			F7	G4-3		FC6-4			3	0	0	0	0	0	3					
Javier Ortiz, R OBP: 0.750, SLG: 1.333 Casey Candaele, S OBP: 0.338, SLG: 0.381 (8, 6)			1B 2B		1-3 2B		2B BB		K	2	0	2	0	1	0	0					
Alex Trevino, R OBP: 0.237, SLG: 0.315 Rich Gedman, L OBP: 0.300, SLG: 0.233 (6, 2)			K		1B		1-3 2B		FC3-6 BB	1	0	0	0	1	1	1					
Jim Deshaies, L OBP: 0.296, SLG: 0.273 Juan Agosto, L OBP: 0.293, SLG: 0.236 Eric Yelding, R OBP: 0.341, SLG: 0.525 Ken Oberkump, L OBP: 0.341, SLG: 0.525 Franklin Stubbs, L OBP: 0.341, SLG: 0.525 (8, 7)			K		K		F8		FC3-6 BB	2	0	0	0	0	2	4					
Inning Stats	R: 0 E: 0 K: 0 S: 7	H: 1 LOB: 0 BB: 0 P: 10	R: 0 E: 0 K: 0 S: 4	H: 0 LOB: 0 BB: 1 P: 10	R: 0 E: 0 K: 2 S: 10	H: 2 LOB: 2 BB: 1 P: 18	R: 1 E: 0 K: 1 S: 15	H: 3 LOB: 3 BB: 1 P: 27	R: 1 E: 0 K: 0 S: 14	H: 1 LOB: 2 BB: 2 P: 26	R: 0 E: 0 K: 1 S: 8	H: 1 LOB: 1 BB: 0 P: 13	R: 0 E: 0 K: 1 S: 7	H: 0 LOB: 2 BB: 2 P: 16	R: 0 E: 0 K: 2 S: 8	H: 0 LOB: 0 BB: 0 P: 14	1B: 6 2B: 3 3B: 0 HR: 0	SF: 0 SAC: 0 DP: 3 HBP: 0	WP: 0 PB: 0 SB: 2 CS: 0	PA: 41	
PITCHER	IP	WLS	BF	H	R	ER	SO	BB	IBB	HBP	BLK	WP	HR	S	P	ERA	WHIP				
Danny Jackson, L ERA: 4.17 (1, 1)	5.0	W	25	7	2	2	3	4	2	0	0	0	0	50	95	3.60	2.200				
Tim Layana, R ERA: 2.92 (6, 1)	1.0		4	1	0	0	0	1	0	0	0	0	0	7	11	0.00	2.000				
Rob Dibble, R ERA: 1.41 (7, 1)	3.0	S	12	1	0	0	4	2	0	0	0	0	0	23	43	0.00	1.000				

Houston Astros @ Cincinnati Reds
Riverfront Stadium, Cincinnati, OH
Sat Jun 16 1990, 7:05 PM EDT
Att: 36,495 - Sunny - 88 F

AB 32
R 2
H 9
RBI 2
BB 9
SO 7
LOB 22



Batter	1	2	3	4	5	6	7	8	9	AB	R	H	RBI	BB	SO	LOB	BOTTOM				
Chris Sabo, R OBP: 0.401, SLG: 0.578 (1, 5)	P8		HBP		HR		G4-3			3	1	1	1	0	0	0					
Barry Larkin, R OBP: 0.407, SLG: 0.413 (1, 6)	G6-3		L9		HR		G6-3			4	1	1	1	0	0	2					
Eric Davis, R OBP: 0.296, SLG: 0.385 (1, 8)	F8			HR 1B	HR		K			4	2	2	1	0	1	0					
Glenn Braggs, R OBP: 0.351, SLG: 0.420 (1, 7)		K		HR 1B	G4-6-3 BB		K			3	1	1	2	1	2	0					
Todd Benzinger, S OBP: 0.319, SLG: 0.369 (1, 3)	G6-3			G6-3	L7			HR		4	1	1	1	0	0	1					
Paul O'Neill, L OBP: 0.351, SLG: 0.440 (1, 9)	G5-3			1B BB	G4-6-3		G1-3 1B			3	0	1	0	1	0	1					
Mariano Duncan, R OBP: 0.344, SLG: 0.487 (1, 4)			F7	F7		G4-3	G1-3			4	0	0	0	0	0	2					
Joe Oliver, R OBP: 0.335, SLG: 0.363 (1, 2)			SH1-4 BB	1B		G6-3	FC6-4 IBB			2	0	1	0	2	0	0					
Danny Jackson, R OBP: 0.083, SLG: 0.083 Tim Layana, R (6, 1)			SH1-4	K		G6-3	FC6-4			1	0	0	0	0	1	2					
Rolando Roomes, R OBP: 0.213, SLG: 0.311 Rob Dibble, L (7, 1)			1-2	K		G6-3	FC6-4			1	0	0	0	0	0	2					
Inning Stats	R: 0 E: 0 K: 0 S: 5	H: 0 LOB: 0 BB: 0 P: 12	R: 0 E: 0 K: 1 S: 7	H: 0 LOB: 0 BB: 0 P: 12	R: 0 E: 0 K: 0 S: 6	H: 0 LOB: 1 BB: 1 P: 14	R: 2 E: 0 K: 1 S: 15	H: 3 LOB: 2 BB: 1 P: 24	R: 3 E: 0 K: 0 S: 14	H: 3 LOB: 0 BB: 1 P: 24	R: 0 E: 0 K: 0 S: 5	H: 0 LOB: 0 BB: 0 P: 8	R: 0 E: 0 K: 1 S: 6	H: 0 LOB: 0 BB: 0 P: 9	R: 1 E: 0 K: 1 S: 11	H: 2 LOB: 2 BB: 1 P: 19	1B: 3 2B: 0 3B: 0 HR: 5	SF: 0 SAC: 1 DP: 1 HBP: 1	WP: 0 PB: 0 SB: 0 CS: 0	PA: 36	
PITCHER	IP	WLS	BF	H	R	ER	SO	BB	IBB	HBP	BLK	WP	HR	S	P	ERA	WHIP				
Jim Deshaies, L ERA: 4.35 (1, 1)	4.0	L	21	6	5	5	2	2	0	0	0	0	0	14	24	0.00	0.500				
Juan Agosto, L ERA: 2.93 (5, 1)	2.0		6	0	0	0	1	0	0	0	0	0	0	17	28	4.50	1.000				
Larry Andersen, R ERA: 1.67 (7, 1)	2.0		9	2	1	1	2	0	1	0	0	0	1	17	28	4.50	1.000				

Houston Astros @ Cincinnati Reds
Riverfront Stadium, Cincinnati, OH
Sat Jun 16 1990, 7:05 PM EDT
Att: 36,495 - Sunny - 88 F

AB 30
R 6
H 8
RBI 6
BB 4
SO 4
LOB 10



Batter	1	2	3	4	5	6	7	8	9	AB	R	H	RBI	BB	SO	LOB	TOP			
Bill Doran, S OBP: 0.372, SLG: 0.332 (1, 4)	4-2 S 1B BB		0-0 6-3		1-3 K			0-0 G3		3	1	0	0	1	1	0	Houston Astros @ Cincinnati Reds Riverfront Stadium, Cincinnati, OH Sun Jun 17 1990, 3:33 AM EDT Att: 37,650 - Sunny - 89 F			
Craig Biggio, R OBP: 0.340, SLG: 0.343 (1, 8)	1-3 K		0-1 5-3		3-2 F9			2-1 2B		4	0	1	0	0	1	1				
Franklin Stubbs, L OBP: 0.345, SLG: 0.524 (1, 7)	3-2 1B 1-2 1B		2-1 E S 1B		1-3 K			0-1 G3		4	0	2	0	0	1	1				
Glenn Davis, R OBP: 0.341, SLG: 0.568 (1, 3)	0-3 K		2-3 K		1-2 P2			1-1 E5 G6-4-3		4	0	0	0	0	2	3				
Ken Caminiti, S OBP: 0.315, SLG: 0.315 (1, 5)	2-2 1B 1-2 2-H		4-2 S BB		0-1 4-3			0-2 G6-4-3 1-2		3	0	1	1	1	0	1				
Glenn Wilson, R OBP: 0.297, SLG: 0.337 (1, 9)	0-3 K		3-3 K		2-0 F7			2-1 F9		4	0	0	0	0	2	3				
Rich Gedman, L OBP: 0.386, SLG: 0.219 (1, 2)		4-2 G4-6-3 BB		3-3 K		2-1 F8				2	0	0	0	1	1	1				
Rafael Ramirez, R OBP: 0.269, SLG: 0.295 (1, 6)		1-2 G4-6-3 1-2		0-1 F7		1-2 F8				3	0	0	0	0	0	2				
Mark Portugal, R Casey Candaele, S Xavier Hernandez, L Dan Schatzeder, L Ken Oberkell, L Juan Agosto, L (1, 1) (5, PH) (5, 1) (7, 1) (8, PH) (8, 1)		0-2 4-3		2-3 K		1-3 K				1	0	0	0	0	0	0				
Inning Stats	R: 1 E: 0 K: 3 S: 21	H: 2 LOB: 2 BB: 1 P: 31	R: 0 E: 0 K: 0 S: 10	H: 0 LOB: 0 BB: 1 P: 15	R: 0 E: 0 K: 1 S: 8	H: 1 LOB: 1 BB: 0 P: 12	R: 0 E: 0 K: 2 S: 10	H: 0 LOB: 1 BB: 1 P: 20	R: 0 E: 0 K: 1 S: 9	H: 0 LOB: 0 BB: 0 P: 15	R: 0 E: 0 K: 0 S: 6	H: 0 LOB: 0 BB: 0 P: 11	R: 0 E: 0 K: 1 S: 8	H: 1 LOB: 1 BB: 0 P: 11	R: 0 E: 1 K: 0 S: 7	H: 0 LOB: 0 BB: 0 P: 10		1B: 3 2B: 1 3B: 0 HR: 0	SF: 0 SAC: 0 DP: 2 HBP: 0	WP: 0 PB: 0 SB: 3 CS: 0
PITCHER	IP WLS BF H R ER SO BB IBB HBP BLK WP HR S P ERA WHIP	IP WLS BF H R ER SO BB IBB HBP BLK WP HR S P ERA WHIP																		
Jose Rijo, R ERA: 2.96 (1, 1)	8.0 W 30 4 1 1 10 3 0 0 0 0 0 80 125 1.12 0.875	1.0 3 0 0 0 0 0 0 0 0 0 0 0 7 10 0.00 0.000																		
Norm Charlton, L ERA: 3.13 (9, 1)																				

AB	30
R	1
H	4
RBI	1
BB	3
SO	10
LOB	12



Batter	1	2	3	4	5	6	7	8	9	AB	R	H	RBI	BB	SO	LOB	BOTTOM			
Chris Sabo, R OBP: 0.401, SLG: 0.577 (1, 5)	4-1 CS S BB		0-1 6-3 HR		0-1 F8		0-0 P5	1-1 L6		4	1	1	0	1	0	1	Houston Astros @ Cincinnati Reds Riverfront Stadium, Cincinnati, OH Sun Jun 17 1990, 3:33 AM EDT Att: 37,650 - Sunny - 89 F			
Barry Larkin, R OBP: 0.409, SLG: 0.412 (1, 6)	0-3 K		2-1 6-3		0-0		2-2 4-3 HR HBP			3	1	1	0	0	1	2				
Paul O'Neill, L OBP: 0.354, SLG: 0.453 (1, 9)	4-1 HR BB		1-0 HR		1-0 F8		3-2 4-3			3	2	1	2	1	0	2				
Eric Davis, R OBP: 0.301, SLG: 0.437 (1, 8)	0-0		1-1 F8		1-0 G4-3		2-2			4	2	2	4	0	0	1				
Herm Winningham, L OBP: 0.277, SLG: 0.347 (8, 8)	1-H HR		F8		G4-3		2-2 HR			0	0	0	0	0	0	0				
Todd Benzinger, S OBP: 0.318, SLG: 0.364 (1, 3)	1-3 K		0-3 K		1-3 K		1-0 HBP			3	0	0	0	0	3	0				
Glenn Braggs, R OBP: 0.395, SLG: 0.440 (1, 7)		1-1 P5		3-1 HR		1-0 G6-3 HBP		1-2 6-3		3	1	1	1	0	0	1				
Ron Oester, S OBP: 0.356, SLG: 0.386 (1, 4)		0-0 3-1		1-1 G3 1B		0-0 G6-3		0-0 L9		4	0	1	0	0	0	1				
Jeff Reed, L OBP: 0.244, SLG: 0.270 (1, 2)		4-1 FC4-6 BB		2-0 G3		4-0		1-0 FC6-4 1B		2	0	1	0	2	0	1				
Jose Rijo, R ERA: 4.68 Luis Quinones, S Norm Charlton, S (1, 1) (8, PH) (9, 1)	0.043 0.259 0.500	0.043 0.259 0.500																		
Inning Stats	R: 2 E: 0 K: 2 S: 9	H: 1 LOB: 2 BB: 2 P: 18	R: 0 E: 0 K: 0 S: 8	H: 0 LOB: 1 BB: 1 P: 15	R: 2 E: 0 K: 1 S: 10	H: 2 LOB: 0 BB: 0 P: 14	R: 1 E: 0 K: 0 S: 8	H: 2 LOB: 0 BB: 0 P: 14	R: 0 E: 0 K: 1 S: 5	H: 1 LOB: 1 BB: 0 P: 7	R: 0 E: 0 K: 1 S: 5	H: 0 LOB: 2 BB: 1 P: 11	R: 2 E: 0 K: 0 S: 13	H: 1 LOB: 1 BB: 0 P: 22	R: 0 E: 0 K: 0 S: 5	H: 1 LOB: 1 BB: 0 P: 9	1B: 3 2B: 1 3B: 0 HR: 4	SF: 0 SAC: 0 DP: 0 HBP: 3	WP: 0 PB: 0 SB: 1 CS: 1	PA: 37
PITCHER	IP WLS BF H R ER SO BB IBB HBP BLK WP HR S P ERA WHIP	IP WLS BF H R ER SO BB IBB HBP BLK WP HR S P ERA WHIP																		
Mark Portugal, R ERA: 7.11 (5, 1)	2.2 14 2 2 2 1 0 1 3 0 0 1 20 36 6.75 0.750	0.1 1 0 0 0 0 0 0 0 0 0 0 3 4 0.00 0.000																		
Dan Schatzeder, L ERA: 2.85 (8, 1)	1.0 4 1 0 0 0 0 0 0 0 0 0 5 9 0.00 1.000																			

AB	30
R	7
H	8
RBI	7
BB	4
SO	4
LOB	13



Batter	1	2	3	4	5	6	7	8	9	AB	R	H	RBI	BB	SO	LOB	TOP																		
Bill Doran, S OBP: 0.379, SLG: 0.340 (1, 4)										4	0	3	0	0	0	0																			
Craig Biggio, R OBP: 0.335, SLG: 0.338 (1, 8)										4	1	0	0	0	0	3																			
Franklin Stubbs, L OBP: 0.343, SLG: 0.516 (1, 3)										4	0	1	0	0	2	2																			
Glenn Wilson, R OBP: 0.277, SLG: 0.364 (1, 9)										4	1	3	2	0	0	0																			
Ken Oberkfell, L OBP: 0.293, SLG: 0.318 Ken Caminiti, S OBP: 0.313, SLG: 0.313 (6, 5)										3	0	0	0	0	0	1																			
Javier Ortiz, R OBP: 0.625, SLG: 0.833 (1, 7)										3	0	1	0	1	1	3																			
Rafael Ramirez, R OBP: 0.273, SLG: 0.299 (1, 6)										4	0	2	0	0	0	1																			
Rich Gedman, L OBP: 0.354, SLG: 0.194 (1, 2)										4	0	0	0	0	0	5																			
Bill Gullickson, R Casey Candlish, S Dan Schatzeder, L Danny Darwin, R Juan Agosto, L Eric Anthony, L (11, 1) (7, PH) (7, 1) (7, 1) (8, 1) (8, PH)										2	0	0	0	0	1	0																			
Inning Stats	R: 0 E: 0 K: 1 S: 12	H: 1 LOB: 0 BB: 0 P: 17	R: 0 E: 0 K: 0 S: 11	H: 2 LOB: 2 BB: 0 P: 18	R: 0 E: 0 K: 2 S: 11	H: 1 LOB: 1 BB: 0 P: 19	R: 1 E: 0 K: 0 S: 10	H: 3 LOB: 1 BB: 0 P: 18	R: 0 E: 0 K: 0 S: 6	H: 0 LOB: 0 BB: 0 P: 9	R: 0 E: 0 K: 0 S: 7	H: 0 LOB: 0 BB: 0 P: 10	R: 0 E: 0 K: 0 S: 7	H: 0 LOB: 1 BB: 1 P: 12	R: 1 E: 0 K: 2 S: 13	H: 3 LOB: 2 BB: 0 P: 20	R: 0 E: 0 K: 1 S: 7	H: 0 LOB: 0 BB: 0 P: 9	1B: 9 2B: 1 3B: 0 HR: 1	SF: 0 SAC: 0 DP: 1 HBP: 0	WP: 2 PB: 0 SB: 0 CS: 1	PA: 36													
PITCHER	IP WLS BF H R ER SO BB IBB HBP BLK WP HR S P ERA WHIP																																		
Tim Belcher, R ERA: 3.76 Jim Gott, R ERA: 7.45 Jay Howell, R ERA: 3.18	(1, 1) (8, 1) (9, 1)	7.1 0.2 1.0	W 3 S	30 1 3	9 0 0	2 0 0	3 2 1	1 0 0	0 0 0	0 0 0	0 1 0	0 0 0	0 8 7	110 13 9	2.46 0.00 0.00	1.364 1.500 0.000																			

Houston Astros @ Los Angeles Dodgers
Dodger Stadium, Los Angeles, CA
Mon Jun 18 1990, 7:05 PM PDT
Att: 27,199 - Unknown

AB 35
R 2
H 10
RBI 2
BB 1
SO 6
LOB 18



Batter	1	2	3	4	5	6	7	8	9	AB	R	H	RBI	BB	SO	LOB	BOTTOM																		
Lenny Harris, L OBP: 0.362, SLG: 0.423 (1, 4)										4	0	1	0	1	0	2																			
Kirk Gibson, L OBP: 0.291, SLG: 0.426 Stan Javier, S OBP: 0.374, SLG: 0.416 (1, FR) (2, 8)										1	0	1	0	0	0	0																			
Kal Daniels, L OBP: 0.384, SLG: 0.524 Jay Howell, R (1, 7) (9, 1)										5	1	3	2	0	1	2																			
Eddie Murray, S OBP: 0.379, SLG: 0.477 (1, 3)										4	1	2	2	0	0	3																			
Hubie Brooks, R OBP: 0.284, SLG: 0.419 (1, 9)										3	0	1	1	0	0	1																			
Mike Scioscia, L OBP: 0.308, SLG: 0.399 (1, 2)										4	0	1	0	0	0	4																			
Mike Sharperson, R OBP: 0.351, SLG: 0.352 (1, 5)										4	0	2	0	0	0	4																			
Alfredo Griffin, S OBP: 0.301, SLG: 0.289 (1, 6)										4	0	1	0	0	0	2																			
Tim Belcher, R OBP: 0.200, SLG: 0.130 Jim Gott, R Chris Gwynn, L OBP: 0.348, SLG: 0.351 (1, 1) (8, 1) (8, PH) (9, 7)										3	1	1	0	0	1	1																			
Inning Stats	R: 0 E: 0 K: 0 S: 7	H: 2 LOB: 2 BB: 0 P: 9	R: 0 E: 0 K: 0 S: 11	H: 1 LOB: 0 BB: 0 P: 17	R: 4 E: 1 K: 0 S: 18	H: 4 LOB: 1 BB: 0 P: 29	R: 0 E: 0 K: 0 S: 5	H: 0 LOB: 1 BB: 1 P: 12	R: 0 E: 1 K: 0 S: 4	H: 0 LOB: 1 BB: 0 P: 7	R: 0 E: 0 K: 1 S: 13	H: 1 LOB: 0 BB: 0 P: 17	R: 1 E: 0 K: 0 S: 12	H: 4 LOB: 2 BB: 0 P: 19	R: 0 E: 0 K: 1 S: 15	H: 2 LOB: 2 BB: 0 P: 22	1B: 12 2B: 1 3B: 1 HR: 0	SF: 1 SAC: 0 DP: 2 HBP: 0	WP: 0 PB: 0 SB: 2 CS: 0	PA: 39															
PITCHER	IP WLS BF H R ER SO BB IBB HBP BLK WP HR S P ERA WHIP																																		
Bill Gullickson, R ERA: 3.54 Dan Schatzeder, L ERA: 2.53 Danny Darwin, R ERA: 2.45 Juan Agosto, L ERA: 2.83	(1, 1) (7, 1) (7, 1) (8, 1)	6.0 0.1 1.1 0.1	L	28 5 2 1	8 4 0 0	2 1 0 0	0 0 0 1	0 0 0 0	0 0 0 0	0 0 0 0	0 0 0 0	0 0 0 0	0 11 12 4	18 16 7	27.00 0.00 0.00	12.000 1.500 0.000																			

Houston Astros @ Los Angeles Dodgers
Dodger Stadium, Los Angeles, CA
Mon Jun 18 1990, 7:05 PM PDT
Att: 27,199 - Unknown

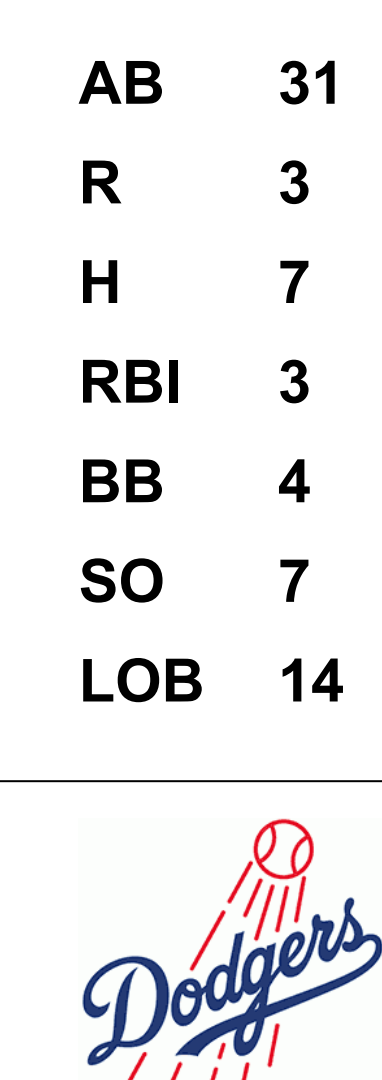
AB 37
R 5
H 14
RBI 5
BB 1
SO 2
LOB 24



Batter	1	2	3	4	5	6	7	8	9	AB	R	H	RBI	BB	SO	LOB	TOP										
Craig Biggio, R OBP: 0.335, SLG: 0.335 (1, 8)										5	0	1	0	0	1	1	Houston Astros @ Los Angeles Dodgers Dodger Stadium, Los Angeles, CA Wed Jun 20 1990, 7:05 PM PDT Att: 31,376 - Sunny - 75 F										
Rafael Ramirez, R OBP: 0.280, SLG: 0.315 (1, 6)										4	0	3	1	0	0	0											
Franklin Stubbs, L OBP: 0.336, SLG: 0.504 (7, PH)										3	0	0	0	0	2	3											
Javier Ortiz, R OBP: 0.462, SLG: 0.545 (7, 7)										1	0	1	0	0	0	0											
Glenn Wilson, R OBP: 0.281, SLG: 0.378 (7, 3)										4	1	2	1	0	1	2											
Eric Anthony, L OBP: 0.310, SLG: 0.389 (1, 9)										4	0	0	0	0	2	1											
Ken Caminiti, S OBP: 0.307, SLG: 0.303 (1, 5)										3	0	0	0	1	2	1											
Dave Rohde, S OBP: 0.214, SLG: 0.214 (8, 1)										2	0	0	0	1	0	1											
Rich Gedman, L OBP: 0.327, SLG: 0.175 (1, 2)										4	0	0	0	0	3	2											
Jim Clancy, R OBP: 0.250, SLG: 0.250 (6, 1)										2	0	0	0	0	2	0											
Larry Andersen, R OBP: 0.328, SLG: 0.400 (6, 4)										0	0	0	0	0	0	0											
Casey Candaele, S OBP: 0.381, SLG: 0.337 (8, PH)										1	1	0	0	1	0	0											
Bill Doran, S OBP: 0.295, SLG: 0.272 (8, PR)										0	0	0	0	0	0	0											
Eric Yelding, R OBP: 0.255, SLG: 0.272 (8, PR)										0	0	0	0	0	0	0											
Inning Stats	R: 0 E: 0 K: 1 S: 5	H: 0 LOB: 0 BB: 0 P: 5	R: 0 E: 0 K: 1 S: 5	H: 0 LOB: 1 BB: 1 P: 9	R: 0 E: 0 K: 3 S: 11	H: 2 LOB: 2 BB: 0 P: 11	R: 0 E: 0 K: 2 S: 8	H: 1 LOB: 2 BB: 1 P: 12	R: 0 E: 0 K: 1 S: 6	H: 1 LOB: 1 BB: 0 P: 6	R: 1 E: 0 K: 1 S: 6	H: 1 LOB: 0 BB: 0 P: 6	R: 1 E: 0 K: 1 S: 7	H: 2 LOB: 2 BB: 1 P: 11	R: 0 E: 0 K: 2 S: 6	H: 0 LOB: 1 BB: 1 P: 10	R: 0 E: 0 K: 1 S: 5	H: 0 LOB: 0 BB: 0 P: 5	1B: 4 2B: 2 3B: 0 HR: 1	SF: 0 SAC: 0 DP: 0 HBP: 0	WP: 0 PB: 0 SB: 0 CS: 1	PA: 38					
PITCHER	IP	WLS	BF	H	R	ER	SO	BB	IBB	HBP	BLK	WP	HR	S	P	ERA	WHIP										
Ramon Martinez, R ERA: 2.78 (1, 1)	6.2	W	29	6	2	2	10	3	0	0	0	0	1	46	58	2.70	1.350										
Jim Poole, L ERA: (7, 1)	0.0		1	1	0	0	0	0	0	0	0	0	0	1	1	∞	∞										
Tim Crews, R ERA: 3.21 (7, 1)	0.1		1	0	0	0	0	0	0	0	0	0	0	1	1	0.00	0.000										
Jay Howell, R ERA: 2.92 (8, 1)	2.0	S	6	0	0	0	3	1	0	0	0	0	0	11	15	0.00	0.500										

Batter	1	2	3	4	5	6	7	8	9	AB	R	H	RBI	BB	SO	LOB	BOTTOM										
Lenny Harris, L OBP: 0.350, SLG: 0.407 (1, 4)										4	0	0	0	0	2	0	Houston Astros @ Los Angeles Dodgers Dodger Stadium, Los Angeles, CA Wed Jun 20 1990, 7:05 PM PDT Att: 31,376 - Sunny - 75 F										
Stan Javier, S OBP: 0.374, SLG: 0.413 (1, 8)										4	1	2	0	0	1	0											
Kal Daniels, L OBP: 0.381, SLG: 0.515 (1, 7)										4	0	1	0	0	0	2											
Eddie Murray, S OBP: 0.391, SLG: 0.493 (1, 3)										1	1	0	0	3	0	1											
Hubie Brooks, R OBP: 0.279, SLG: 0.406 (8, 1)										3	0	0	0	0	1	5											
Mike Scioscia, L OBP: 0.311, SLG: 0.418 (1, 2)										4	1	2	3	0	0	0											
Mike Sharperson, R OBP: 0.366, SLG: 0.349 (1, 5)										3	0	1	0	1	2	2											
Alfredo Griffin, S OBP: 0.300, SLG: 0.289 (1, 6)										4	0	1	0	0	0	1											
Ramon Martinez, R OBP: 0.094, SLG: 0.094 (7, 1)										3	0	0	0	0	1	2											
Jose Gonzalez, R OBP: 0.293, SLG: 0.455 (8, 9)										0	0	0	0	0	0	0											
Inning Stats	R: 0 E: 1 K: 0 S: 4	H: 0 LOB: 2 BB: 1 P: 8	R: 0 E: 0 K: 0 S: 3	H: 1 LOB: 1 BB: 1 P: 7	R: 2 E: 0 K: 2 S: 9	H: 2 LOB: 2 BB: 1 P: 14	R: 0 E: 0 K: 1 S: 5	H: 0 LOB: 0 BB: 0 P: 5	R: 0 E: 0 K: 2 S: 8	H: 1 LOB: 1 BB: 0 P: 8	R: 1 E: 0 K: 2 S: 8	H: 1 LOB: 2 BB: 1 P: 8	R: 0 E: 0 K: 0 S: 4	H: 1 LOB: 2 BB: 1 P: 8	R: 0 E: 1 K: 0 S: 4	H: 1 LOB: 1 BB: 0 P: 4	R: 0 E: 1 K: 0 S: 4	H: 1 LOB: 1 BB: 0 P: 4	1B: 6 2B: 0 3B: 0 HR: 1	SF: 0 SAC: 0 DP: 0 HBP: 1	WP: 0 PB: 0 SB: 0 CS: 2	PA: 36					
PITCHER	IP	WLS	BF	H	R	ER	SO	BB	IBB	HBP	BLK	WP	HR	S	P	ERA	WHIP										
Jim Clancy, R ERA: 5.05 (1, 1)	5.0	L	24	5	3	3	5	3	0	1	0	0	0	11	43	5.40	1.600										
Larry Andersen, R ERA: 1.59 (6, 1)	2.0		8	1	0	0	2	1	0	0	0	0	0	11	15	0.00	1.000										
Danny Darwin, R ERA: 2.4 (8, 1)	1.0		4	1	0	0	0	0	0	0	0	0	0	4	4	0.00	1.000										

AB	33
R	2
H	7
RBI	2
BB	4
SO	13
LOB	11



Batter	1	2	3	4	5	6	7	8	9	AB	R	H	RBI	BB	SO	LOB	TOP										
Brett Butler, L OBP: 0.374, SLG: 0.317 (1, 8)										4	0	2	0	0	1	0	San Francisco Giants @ Houston Astros Astrodome, Houston, TX Sat Jun 23 1990, 4:33 AM EDT Att: 21,837 - Dome - 72 F										
Mike Kingsley, L OBP: 0.371, SLG: 0.300 Jeff Brantley, R OBP: 0.286, SLG: 0.429 (1, 9) (8, 1)										4	1	1	0	0	1	3											
Will Clark, L OBP: 0.340, SLG: 0.482 (1, 3)										3	0	0	1	0	1	3											
Kevin Mitchell, R OBP: 0.378, SLG: 0.574 (1, 7)										4	1	1	0	0	1	0											
Matt Williams, R OBP: 0.338, SLG: 0.511 (1, 5)										4	0	1	0	0	1	0											
Terry Kennedy, L OBP: 0.381, SLG: 0.371 (1, 2)										3	0	0	0	1	0	2											
Robby Thompson, R OBP: 0.297, SLG: 0.374 (1, 4)										3	0	0	1	0	0	1											
Jose Uribe, S OBP: 0.339, SLG: 0.369 (1, 6)										3	0	0	0	0	1	1											
Trevor Wilson, L Randy O'Neal, R OBP: 0.333, SLG: 0.333 Mark Thurmond, L (7, 1) Rick Leach, L OBP: 0.346, SLG: 0.320 Steve Bedrosian, R (8, 1) Rick Parker, R OBP: 0.400, SLG: 0.525 (8, 9)										1	0	0	0	0	0	0											
Inning Stats	R: 1 E: 0 K: 1 S: 13	H: 1 LOB: 0 BB: 0 P: 21	R: 0 E: 0 K: 1 S: 9	H: 0 LOB: 0 BB: 0 P: 14	R: 0 E: 0 K: 0 S: 8	H: 0 LOB: 0 BB: 0 P: 11	R: 0 E: 0 K: 0 S: 6	H: 0 LOB: 0 BB: 0 P: 7	R: 0 E: 0 K: 0 S: 4	H: 0 LOB: 0 BB: 0 P: 6	R: 0 E: 0 K: 2 S: 12	H: 2 LOB: 2 BB: 0 P: 20	R: 1 E: 0 K: 1 S: 9	H: 2 LOB: 1 BB: 0 P: 14	R: 0 E: 0 K: 0 S: 6	H: 1 LOB: 1 BB: 0 P: 10		R: 0 E: 0 K: 1 S: 7	H: 0 LOB: 1 BB: 1 P: 13	1B: 5 2B: 1 3B: 0 HR: 0	SF: 1 SAC: 1 DP: 0 HBP: 0	WP: 0 PB: 1 SB: 1 CS: 0	PA: 34				
PITCHER	IP	WLS	BF	H	R	ER	SO	BB	IBB	HBP	BLK	WP	HR	S	P	ERA	WHIP										
Mark Portugal, R ERA: 4.23 Dave Smith, R ERA: 2.51	(1, 1)	8.0	W	30	6	2	0	5	0	0	0	0	0	67	103	0.00	0.750										
(9, 1)	1.0	S	4	0	0	0	1	1	0	0	0	0	0	7	13	0.00	1.000										

Batter	1	2	3	4	5	6	7	8	9	AB	R	H	RBI	BB	SO	LOB	BOTTOM										
Eric Yelding, R OBP: 0.304, SLG: 0.286 (1, 8)										2	1	1	0	2	0	1	San Francisco Giants @ Houston Astros Astrodome, Houston, TX Sat Jun 23 1990, 4:33 AM EDT Att: 21,837 - Dome - 72 F										
Rafael Ramirez, R OBP: 0.278, SLG: 0.314 Franklin Stubbs, L OBP: 0.331, SLG: 0.500 Dave Smith, R (9, 1)										3	0	1	0	0	0	2											
Craig Biggio, R OBP: 0.336, SLG: 0.333 (1, 2)										3	1	1	0	1	2	1											
Glenn Davis, R OBP: 0.336, SLG: 0.558 (1, 3)										4	0	0	0	0	1	5											
Glenn Wilson, R OBP: 0.290, SLG: 0.380 (1, 7)										4	1	2	1	0	1	2											
Ken Caminiti, S OBP: 0.315, SLG: 0.311 (1, 5)										4	0	2	1	0	0	1											
Eric Anthony, L OBP: 0.299, SLG: 0.397 (1, 9)										4	0	0	0	0	3	3											
Casey Candaele, S OBP: 0.325, SLG: 0.384 (9, 6)										2	0	0	0	1	0	2											
Mark Portugal, R OBP: 0.214, SLG: 0.185 Bill Doran, S OBP: 0.374, SLG: 0.332 Dave Rohde, S OBP: 0.250, SLG: 0.176 (9, 4)										1	0	0	0	0	0	1											
Inning Stats	R: 0 E: 0 K: 1 S: 9	H: 0 LOB: 1 BB: 1 P: 17	R: 0 E: 0 K: 1 S: 6	H: 0 LOB: 0 BB: 0 P: 9	R: 0 E: 0 K: 1 S: 10	H: 0 LOB: 1 BB: 1 P: 16	R: 0 E: 0 K: 0 S: 11	H: 2 LOB: 1 BB: 0 P: 17	R: 0 E: 0 K: 1 S: 8	H: 1 LOB: 1 BB: 0 P: 13	R: 0 E: 0 K: 1 S: 12	H: 1 LOB: 1 BB: 0 P: 21	R: 4 E: 1 K: 1 S: 16	H: 3 LOB: 1 BB: 2 P: 31	R: 0 E: 0 K: 0 S: 0	H: 0 LOB: 0 BB: 0 P: 0		1B: 7 2B: 1 3B: 0 HR: 0	SF: 0 SAC: 1 DP: 1 HBP: 0	WP: 0 PB: 0 SB: 1 CS: 1	PA: 34						
PITCHER	IP	WLS	BF	H	R	ER	SO	BB	IBB	HBP	BLK	WP	HR	S	P	ERA	WHIP										
Trevor Wilson, L ERA: 2.0 Randy O'Neal, R ERA: 3.94 Mark Thurmond, L ERA: 2.9 Steve Bedrosian, R ERA: 4.63 Jeff Brantley, R ERA: 1.62	(1, 1)	2.2	9	5	0	0	2	0	0	0	0	0	0	37	61	0.00	1.364										
(3, 1)	3.2	15	5	0	0	0	2	0	0	0	0	0	0	6	10	0.00	0.000										
(7, 1)	0.2	2	0	0	0	0	1	0	0	0	0	0	0	6	15	81.00	9.000										
(8, 1)	0.1	L	4	1	3	3	0	2	0	0	0	0	0	6	15	81.00	9.000										
(8, 1)	0.2	4	2	1	0	1	0	0	0	0	0	0	0	10	16	0.00	3.000										

AB 31
R 2
H 6
RBI 2
BB 1
SO 6
LOB 10



AB 29
R 4
H 8
RBI 3
BB 4
SO 7
LOB 18



Batter	1	2	3	4	5	6	7	8	9	AB	R	H	RBI	BB	SO	LOB	TOP										
Brett Butler, L OBP: 0.374, SLG: 0.314 (1, 8)	G4-3		1B BB		G6-3		L3			3	0	0	0	2	0	2	San Francisco Giants @ Houston Astros Astrodome, Houston, TX Sun Jun 24 1990, 4:33 AM EDT Att: 22,103 - Dome - 72 F										
Mike Kingsley, L OBP: 0.385, SLG: 0.324 Greg Litton, R OBP: 0.250, SLG: 0.278 (1, 9)	F8		1B			SF7 1B	P8	G1-3		4	1	2	0	0	0	0											
Will Clark, L OBP: 0.339, SLG: 0.477 (1, 3)	BB		P5			F7	G4-3			3	0	0	0	1	0	3											
Kevin Mitchell, R OBP: 0.376, SLG: 0.567 (1, 7)	P3		P3			E7	G4-3	FC6-4 BB		3	0	0	0	1	0	4											
Matt Williams, R OBP: 0.337, SLG: 0.509 (1, 5)		G6-4-3 1B		K		SF7	FC6-4 BB			3	0	1	1	0	1	1											
Terry Kennedy, L OBP: 0.358, SLG: 0.375 (1, 2)	G6-4-3		L5			L8		1B 2B		4	1	1	0	0	0	2											
Robby Thompson, R OBP: 0.296, SLG: 0.372 (1, 4)	1B		K			F8		F7		4	0	1	0	0	1	1											
Jose Uribe, S OBP: 0.338, SLG: 0.367 (1, 6)	G4-3				G6-3		1B	F7		4	0	1	0	0	0	2											
Don Robinson, R OBP: 0.250, SLG: 0.438 Ed Vosberg, L (6, 1)			K			P6				2	0	0	0	0	1	0											
Ernest Riles, L OBP: 0.323, SLG: 0.434 Bob Knepper, L OBP: 0.231, SLG: 0.308 Rick Leach, L OBP: 0.396, SLG: 0.370 (9, PH)							L3 1B	BB 1B		1	0	1	1	0	0	0											
Inning Stats	R: 0 E: 0 K: 0 S: 12	H: 0 LOB: 1 BB: 1 P: 19	R: 0 E: 0 K: 0 S: 11	H: 2 LOB: 1 BB: 0 P: 13	R: 0 E: 0 K: 1 S: 10	H: 1 LOB: 2 BB: 1 P: 16	R: 0 E: 0 K: 2 S: 7	H: 0 LOB: 0 BB: 0 P: 8	R: 0 E: 0 K: 0 S: 5	H: 0 LOB: 0 BB: 0 P: 6	R: 1 E: 1 K: 0 S: 8	H: 1 LOB: 1 BB: 0 P: 12	R: 0 E: 0 K: 0 S: 11	H: 2 LOB: 1 BB: 0 P: 15	R: 0 E: 0 K: 0 S: 8	H: 0 LOB: 1 BB: 1 P: 16	R: 1 E: 0 K: 0 S: 10	H: 2 LOB: 2 BB: 1 P: 18	1B: 7 2B: 2 3B: 0 HR: 0	SF: 1 SAC: 0 DP: 2 HBP: 0	WP: 0 PB: 0 SB: 1 CS: 0	PA: 38					
PITCHER	IP	WLS	BF	H	R	ER	SO	BB	IBB	HBP	BLK	WP	HR	S	P	ERA	WHIP										
Bill Gullickson, R ERA: 3.28 Juan Agosto, L ERA: 2.72	(1, 1)	8.2	W	37	8	2	1	3	4	0	0	0	0	81	121	1.04	1.385										

Batter	1	2	3	4	5	6	7	8	9	AB	R	H	RBI	BB	SO	LOB	BOTTOM										
Eric Yelding, R OBP: 0.311, SLG: 0.291 (1, 4)	2B BB		PO 1B		K		F6			4	1	2	1	1	1	0	San Francisco Giants @ Houston Astros Astrodome, Houston, TX Sun Jun 24 1990, 4:33 AM EDT Att: 22,103 - Dome - 72 F										
Rafael Ramirez, R OBP: 0.282, SLG: 0.321 (1, 6)	2B	PO	L5-3 1B		K		G3	P4		5	1	2	1	0	1	2											
Craig Biggio, R OBP: 0.335, SLG: 0.332 (1, 8)	L8		L5-3 1B			HR 1B		L5		4	1	1	0	0	0	2											
Glenn Davis, R OBP: 0.335, SLG: 0.556 Franklin Stubbs, L OBP: 0.331, SLG: 0.518 (2, 3)	G5-3		K			HR		G1-4-3		1	0	0	0	0	0	1											
Glenn Wilson, R OBP: 0.294, SLG: 0.387 (1, 7)	1B 2B		G5-3	G4-3				G6-3 BB 1B		4	2	2	1	0	0	0											
Eric Anthony, L OBP: 0.305, SLG: 0.395 (1, 9)	1B		L9				F9	G6-3 BB		3	1	1	1	1	0	0											
Ken Caminiti, S OBP: 0.317, SLG: 0.319 (1, 5)	G4-3							G6-3		4	0	2	0	0	0	3											
Rich Gedman, L OBP: 0.345, SLG: 0.222 Casey Candaele, S OBP: 0.333, SLG: 0.384 (8, PH)		F8						1B 1B IBB		2	0	0	0	1	1	1											
Bill Gullickson, R OBP: 0.233, SLG: 0.179 Juan Agosto, L (9, 1)		F8			G5-3			G1-3		4	0	1	2	0	0	3											
Inning Stats	R: 3 E: 0 K: 0 S: 19	H: 3 LOB: 1 BB: 1 P: 29	R: 0 E: 0 K: 0 S: 7	H: 1 LOB: 0 BB: 0 P: 9	R: 0 E: 0 K: 1 S: 6	H: 1 LOB: 0 BB: 0 P: 8	R: 0 E: 0 K: 0 S: 10	H: 1 LOB: 2 BB: 1 P: 21	R: 2 E: 0 K: 2 S: 11	H: 2 LOB: 0 BB: 0 P: 17	R: 0 E: 0 K: 1 S: 11	H: 1 LOB: 1 BB: 0 P: 16	R: 0 E: 0 K: 0 S: 8	H: 0 LOB: 0 BB: 0 P: 11	R: 3 E: 0 K: 0 S: 12	H: 3 LOB: 2 BB: 2 P: 27		1B: 8 2B: 4 3B: 0 HR: 1	SF: 0 SAC: 0 DP: 1 HBP: 0	WP: 0 PB: 0 SB: 0 CS: 0	PA: 39						
PITCHER	IP	WLS	BF	H	R	ER	SO	BB	IBB	HBP	BLK	WP	HR	S	P	ERA	WHIP										
Don Robinson, R ERA: 4.08 Ed Vosberg, L ERA: 3.38 Bob Knepper, L ERA: 5.68	(1, 1)	5.0	L	23	8	5	5	3	1	1	0	0	0	11	16	0.00	1.000										

Batter	1	2	3	4	5	6	7	8	9	AB	R	H	RBI	BB	SO	LOB	TOP								
Bip Roberts, S (1,4) OBP: 0.354, SLG: 0.420	2-2 P6		0-2 F7			0-0 1B S 1-3 1B		2-2 G6-3		4	0	1	0	0	0	0	San Diego Padres @ Houston Astros Astrodome, Houston, TX Mon Jun 25 1990, 8:05 PM EDT Att: 11,674 - Dome - 72 F								
Roberto Alomar, S (1,6) OBP: 0.380, SLG: 0.423	1-0 1B			3-1 L5		1-0 1-3 3-H 1B		0-1 2B		4	0	3	1	0	0										
Tony Gwynn, L (1,9) OBP: 0.379, SLG: 0.442	1-1 F7			1-2 L4		0-0 P4		2-3 K		4	0	0	0	0	1	3									
Joe Carter, R (1,8) OBP: 0.270, SLG: 0.414		2-0 F7		0-0 P6		1-2 P4		1-2 P1		4	0	0	0	0	0	3									
Jack Clark, R (1,3) OBP: 0.400, SLG: 0.460		4-0 S BB			0-1 P6	4-2 BB		2-1 G6-3		2	0	0	0	2	0	0									
Mike Pagliarulo, L (1,5) OBP: 0.367, SLG: 0.428		2-3 K			0-0 G3	1-2 F8		1-3 K		4	0	0	0	0	2	4									
Fred Lynn, L (1,7) OBP: 0.339, SLG: 0.450		2-2 G3			3-2 F9		0-3 K		3-2 HR	4	1	1	1	0	1	1									
Mark Parent, R (1,2) OBP: 0.261, SLG: 0.308			1-3 K			0-0 HR		4-2 DI BB		3	1	1	1	1	1	0									
Joey Cora, S (9, PR) OBP: 0.260, SLG: 0.265										0	0	0	0	0	0	0									
Andy Benes, R (1,1) OBP: 0.097, SLG: 0.100			1-3 K			2-2 1B 1B		1-3 K		1	0	0	0	0	1	0									
Darrin Jackson, R (6, PH) OBP: 0.241, SLG: 0.327										1	1	1	0	0	0	0									
Eric Show, R (6,1) OBP: 0.222, SLG: 0.333										1	0	0	0	0	0	0									
Phil Stephenson, L (9, PH) OBP: 0.378, SLG: 0.463										1	0	0	0	0	1	1									
Inning Stats	R: 0 E: 0 K: 0 S: 8	H: 1 LOB: 0 BB: 0 P: 12	R: 0 E: 0 K: 1 S: 7	H: 0 LOB: 1 BB: 1 P: 17	R: 0 E: 0 K: 2 S: 10	H: 0 LOB: 0 BB: 0 P: 12	R: 0 E: 0 K: 0 S: 8	H: 0 LOB: 0 BB: 0 P: 10	R: 0 E: 0 K: 1 S: 17	H: 4 LOB: 3 BB: 1 P: 27	R: 0 E: 0 K: 1 S: 5	H: 0 LOB: 0 BB: 0 P: 5	R: 0 E: 0 K: 1 S: 12	H: 1 LOB: 1 BB: 0 P: 17	R: 1 E: 0 K: 2 S: 16	H: 1 LOB: 2 BB: 1 P: 27	1B: 4 2B: 1 3B: 0 HR: 2	SF: 0 SAC: 0 DP: 0 HBP: 0	WP: 0 PB: 0 SB: 3 CS: 0	PA: 36					
PITCHER	IP	WLS	BF	H	R	ER	SO	BB	IBB	HBP	BLK	WP	HR	S	P	ERA	WHIP								
Mike Scott, R (1,1) ERA: 4.36	5.2	W	23	5	2	2	3	2	0	0	0	0	1	55	87	3.18	1.235								
Juan Agosto, L (6,1) ERA: 2.5	2.0		7	1	0	0	2	0	0	0	0	0	0	17	22	0.00	0.500								
Larry Andersen, R (8,1) ERA: 1.55	0.1		1	0	0	0	0	0	0	0	0	0	0	3	4	0.00	0.000								
Dave Smith, R (9,1) ERA: 2.73	1.0	S	5	1	1	1	2	1	0	0	0	0	1	16	27	9.00	2.000								

Batter	1	2	3	4	5	6	7	8	9	AB	R	H	RBI	BB	SO	LOB	BOTTOM								
Eric Yelding, R (1,4) OBP: 0.315, SLG: 0.295	1-3 K		1-2 S BB E 1B	1-2 S 1B		0-0 G1-3				4	2	2	0	0	1	0	San Diego Padres @ Houston Astros Astrodome, Houston, TX Mon Jun 25 1990, 8:05 PM EDT Att: 11,674 - Dome - 72 F								
Rafael Ramirez, R (1,6) OBP: 0.290, SLG: 0.326	0-2 G5-3 1B		1-2 E S SF9 BB	1-1 1-H 1B		1-2 G4-3				3	1	2	1	1	0	0									
Craig Biggio, R (1,8) OBP: 0.337, SLG: 0.332	1-0 G5-3		4-2 SF9 E SF7 BB	0-0 1B			3-3 K			3	1	1	0	1	1	1									
Franklin Stubbs, L (1,3) OBP: 0.323, SLG: 0.503	0-1 G4-3		1-0 E4	0-3 K			0-0 G4-3			4	0	0	1	0	1	5									
Glenn Wilson, R (1,7) OBP: 0.288, SLG: 0.381		1-0 F9	1-2 SF9		3-3 K		1-2 F8			3	0	0	1	0	1	0									
Eric Anthony, L (1,9) OBP: 0.310, SLG: 0.397		4-2 2B BB	3-2 SF7		3-1 WP 1B		3-2 F3			2	1	1	1	1	0	0									
Dave Smith, R (9,1) ERA: 2.73			3-H 3-H							0	0	0	0	0	0	0									
Ken Caminiti, S (1,5) OBP: 0.316, SLG: 0.322	0-1 1-H 2B		1-2 F9		0-0 F8		0-0 F9			4	0	1	1	0	0	2									
Rich Gedman, L (1,2) OBP: 0.328, SLG: 0.208		0-1 G4-3		3-0 F8		2-3 K		1-0 3B		3	0	0	0	0	1	2									
Juan Agosto, L (6,1) ERA: 2.5										0	0	0	0	0	0	0									
Larry Andersen, R (8,1) ERA: 1.55										0	0	0	0	0	0	0									
Casey Candaele, S (8, PH) OBP: 0.341, SLG: 0.419										1	0	1	0	0	0	0									
Mike Scott, R (1,1) OBP: 0.192, SLG: 0.160			1-3 K		2-3 K		3-3 K		1-3 K	2	0	0	0	0	2	1									
Alex Trevino, R (6,2) OBP: 0.246, SLG: 0.305										2	0	0	0	0	2	1									
Inning Stats	R: 0 E: 0 K: 1 S: 10	H: 1 LOB: 1 BB: 0 P: 12	R: 1 E: 0 K: 1 S: 10	H: 1 LOB: 1 BB: 1 P: 16	R: 3 E: 1 K: 0 S: 16	H: 1 LOB: 1 BB: 2 P: 31	R: 1 E: 0 K: 2 S: 15	H: 3 LOB: 2 BB: 0 P: 22	R: 0 E: 0 K: 1 S: 10	H: 1 LOB: 1 BB: 0 P: 18	R: 0 E: 0 K: 1 S: 9	H: 0 LOB: 0 BB: 0 P: 13	R: 0 E: 0 K: 1 S: 12	H: 0 LOB: 0 BB: 0 P: 16	R: 0 E: 0 K: 1 S: 11	H: 1 LOB: 1 BB: 0 P: 16	1B: 6 2B: 1 3B: 1 HR: 0	SF: 2 SAC: 0 DP: 0 HBP: 0	WP: 1 PB: 0 SB: 4 CS: 0	PA: 36					
PITCHER	IP	WLS	BF	H	R	ER	SO	BB	IBB	HBP	BLK	WP	HR	S	P	ERA	WHIP								
Andy Benes, R (1,1) ERA: 3.3	5.0	L	26	7	5	4	6	3	0	0	0	0	0	61	99	7.20	2.000								
Eric Show, R (6,1) ERA: 7.09	3.0		10	1	0	0	3	0	0	0	0	0	0	32	45	0.00	0.333								



Batter	1	2	3	4	5	6	7	8	9	AB	R	H	RBI	BB	SO	LOB	TOP										
Bip Roberts, S OBP: 0.362, SLG: 0.440 (1, 4)										5	2	4	2	0	1	0	San Diego Padres @ Houston Astros Astrodome, Houston, TX Tue Jun 26 1990, 8:05 PM EDT Att: 12,771 - Dome										
Roberto Alomar, S OBP: 0.384, SLG: 0.433 (1, 6)										5	2	3	2	0	1	4											
Tony Gwynn, L OBP: 0.383, SLG: 0.449 (1, 9)										5	0	3	2	0	0	2											
Jack Clark, R OBP: 0.394, SLG: 0.444 (1, 3)										4	0	0	0	1	0	4											
Mike Pagliarulo, L OBP: 0.357, SLG: 0.414 (1, 5)										5	0	0	0	0	1	4											
Joe Carter, R OBP: 0.269, SLG: 0.408 (1, 8)										4	0	0	0	1	1	0											
Fred Lynn, L Shawn Abner, R OBP: 0.327, SLG: 0.377 (7, 7)										2	2	2	0	1	0	0											
Mark Parent, R OBP: 0.260, SLG: 0.304 (1, 2)										4	1	1	0	0	0	2											
Dennis Rasmussen, L OBP: 0.379, SLG: 0.414 (1, 1)										4	0	2	1	0	1	0											
Inning Stats	R: 1 E: 0 K: 1 S: 6	H: 2 LOB: 0 BB: 0 P: 6	R: 0 E: 0 K: 0 S: 4	H: 1 LOB: 1 BB: 0 P: 4	R: 2 E: 0 K: 0 S: 6	H: 3 LOB: 1 BB: 0 P: 6	R: 1 E: 0 K: 1 S: 7	H: 2 LOB: 2 BB: 1 P: 11	R: 0 E: 0 K: 0 S: 3	H: 0 LOB: 0 BB: 0 P: 3	R: 2 E: 0 K: 1 S: 9	H: 4 LOB: 2 BB: 0 P: 9	R: 0 E: 0 K: 0 S: 2	H: 0 LOB: 0 BB: 1 P: 6	R: 0 E: 0 K: 1 S: 5	H: 0 LOB: 0 BB: 0 P: 5		R: 1 E: 0 K: 1 S: 8	H: 3 LOB: 3 BB: 1 P: 12	1B: 10 2B: 5 3B: 1 HR: 0	SF: 0 SAC: 0 DP: 2 HBP: 0	WP: 0 PB: 0 SB: 2 CS: 0	PA: 43				
PITCHER	IP	WLS	BF	H	R	ER	SO	BB	IBB	HBP	BLK	WP	HR	S	P	ERA	WHIP										
Jim Clancy, R ERA: 5.34 (1, 1)	4.0	L	20	8	4	4	2	1	0	0	0	0	0	23	27	9.00	2.250										
Xavier Hernandez, R ERA: 5.81 (5, 1)	1.0		3	0	0	0	0	0	0	0	0	0	0	3	3	0.00	0.000										
Dan Schatzeder, L ERA: 3.38 (6, 1)	2.0		10	4	2	2	1	1	0	0	0	0	0	11	15	9.00	2.500										
Danny Darwin, R ERA: 2.4 (8, 1)	2.0		10	3	1	1	2	1	0	0	0	0	0	13	17	4.50	2.000										

Batter	1	2	3	4	5	6	7	8	9	AB	R	H	RBI	BB	SO	LOB	BOTTOM										
Eric Yelding, R OBP: 0.319, SLG: 0.296 (1, 8)										3	0	1	0	1	0	2	San Diego Padres @ Houston Astros Astrodome, Houston, TX Tue Jun 26 1990, 8:05 PM EDT Att: 12,771 - Dome										
Rafael Ramirez, R OBP: 0.289, SLG: 0.324 (1, 6)										4	0	1	0	0	1	2											
Craig Biggio, R OBP: 0.339, SLG: 0.335 (1, 2)										4	0	2	0	0	0	1											
Franklin Stubbs, L OBP: 0.321, SLG: 0.503 (1, 3)										4	0	1	0	0	1	2											
Glenn Wilson, R OBP: 0.288, SLG: 0.376 (1, 7)										3	0	0	0	1	0	1											
Ken Caminiti, S OBP: 0.319, SLG: 0.325 (1, 5)										4	0	2	0	0	0	1											
Eric Anthony, L OBP: 0.302, SLG: 0.385 (1, 9)										4	0	0	0	0	0	3											
Bill Doran, S OBP: 0.377, SLG: 0.340 (1, 4)										4	0	2	0	0	1	1											
Jim Clancy, R OBP: 0.231, SLG: 0.231 (5, 1)										1	0	0	0	0	0	0											
Javier Ortiz, R OBP: 0.226, SLG: 0.100 (5, 1)										0	0	0	0	0	0	0											
Dan Schatzeder, L OBP: 0.333, SLG: 0.333 (8, 1)										1	0	0	0	0	0	0											
Alex Trevino, R OBP: 0.342, SLG: 0.330 (7, 1)										1	0	0	0	0	0	1											
Danny Darwin, R (8, 1)										0	0	0	0	0	0	0											
Inning Stats	R: 0 E: 0 K: 0 S: 4	H: 2 LOB: 1 BB: 0 P: 4	R: 0 E: 0 K: 0 S: 3	H: 1 LOB: 0 BB: 0 P: 3	R: 0 E: 0 K: 0 S: 3	H: 0 LOB: 1 BB: 1 P: 7	R: 0 E: 0 K: 1 S: 5	H: 0 LOB: 0 BB: 0 P: 5	R: 0 E: 0 K: 0 S: 4	H: 2 LOB: 2 BB: 0 P: 7	R: 0 E: 0 K: 0 S: 4	H: 2 LOB: 1 BB: 0 P: 4	R: 0 E: 0 K: 0 S: 4	H: 1 LOB: 1 BB: 0 P: 4	R: 0 E: 0 K: 1 S: 6	H: 1 LOB: 1 BB: 0 P: 6	R: 0 E: 0 K: 1 S: 5	H: 0 LOB: 1 BB: 1 P: 9	1B: 7 2B: 2 3B: 0 HR: 0	SF: 0 SAC: 0 DP: 2 HBP: 0	WP: 1 PB: 0 SB: 2 CS: 1	PA: 35					
PITCHER	IP	WLS	BF	H	R	ER	SO	BB	IBB	HBP	BLK	WP	HR	S	P	ERA	WHIP										
Dennis Rasmussen, L ERA: 3.48 (1, 1)	9.0	W	35	9	0	0	4	2	0	0	0	1	0	41	49	0.00	1.222										



Batter	1	2	3	4	5	6	7	8	9	AB	R	H	RBI	BB	SO	LOB	TOP										
Bip Roberts, S OBP: 0.361, SLG: 0.440 (1, 4)										4	0	1	1	0	1	1	San Diego Padres @ Houston Astros Astrodome, Houston, TX Wed Jun 27 1990, 8:05 PM EDT Att: 14,708 - Dome - 70 F										
Roberto Alomar, S OBP: 0.379, SLG: 0.427 (1, 6)										4	0	0	0	0	2												
Tony Gwynn, L OBP: 0.384, SLG: 0.449 (1, 9)										4	0	2	0	0	1												
Jack Clark, R OBP: 0.390, SLG: 0.438 (1, 3)										4	0	1	0	0	2												
Joe Carter, R OBP: 0.272, SLG: 0.413 (1, 8)										4	0	2	0	0	1												
Mike Pagliarulo, L OBP: 0.355, SLG: 0.406 (1, 5)										3	0	0	0	1	2												
Shawn Abner, R OBP: 0.305, SLG: 0.351 (1, 7)										4	0	0	0	0	2												
Mark Parent, R OBP: 0.260, SLG: 0.292 (1, 2)										3	0	0	0	1	0												
Bruce Hurst, L OBP: 0.143, SLG: 0.077 (5, PH) Darryl Strawberry, R OBP: 0.226, SLG: 0.207 (5, 1) Calvin Schiraldi, R OBP: 0.333, SLG: 0.290 (7, PH) Gary Terrence, S OBP: 0.222, SLG: 0.333 (7, 1) Eric Show, R OBP: 0.222, SLG: 0.333 (8, PH) Jerald Clark, R OBP: 0.294, SLG: 0.408 (8, PH)										1	0	1	0	0	0	0	SD										
Inning Stats	R: 0 E: 0 K: 0 S: 4	H: 1 LOB: 1 BB: 0 P: 4	R: 0 E: 0 K: 1 S: 6	H: 1 LOB: 1 BB: 0 P: 6	R: 0 E: 0 K: 0 S: 4	H: 1 LOB: 0 BB: 0 P: 3	R: 1 E: 0 K: 1 S: 6	H: 1 LOB: 1 BB: 1 P: 10	R: 0 E: 0 K: 0 S: 4	H: 0 LOB: 0 BB: 0 P: 5	R: 0 E: 0 K: 1 S: 6	H: 1 LOB: 1 BB: 2 P: 13	1B: 5 2B: 2 3B: 0 HR: 0	SF: 0 SAC: 0 DP: 0 HBP: 0	WP: 0 PB: 0 SB: 0 CS: 1	PA: 36											
PITCHER	IP	WLS	BF	H	R	ER	SO	BB	IBB	HBP	BLK	WP	HR	S	P	ERA	WHIP										
Jim Deshaies, L ERA: 4.27 (1, 1)	7.2	W	30	7	1	1	4	1	0	0	0	0	0	37	41	1.17	1.043										
Larry Andersen, R ERA: 1.54 (8, 1)	0.1		1	0	0	0	0	0	0	0	0	0	0	1	1	0.00	0.000										
Juan Agosto, L ERA: 2.54 (9, 1)	1.0		5	0	0	0	1	2	0	0	0	0	0	5	13	0.00	2.000										

Batter	1	2	3	4	5	6	7	8	9	AB	R	H	RBI	BB	SO	LOB	BOTTOM										
Eric Yelding, R OBP: 0.321, SLG: 0.298 (1, 8)										5	2	2	0	0	5	San Diego Padres @ Houston Astros Astrodome, Houston, TX Wed Jun 27 1990, 8:05 PM EDT Att: 14,708 - Dome - 70 F											
Bill Doran, S OBP: 0.377, SLG: 0.335 (1, 4) Juan Agosto, L (9, 1)										3	1	0	0	2	0												
Ken Caminiti, S OBP: 0.325, SLG: 0.328 (1, 5)										4	2	2	2	1	0												
Glenn Wilson, R OBP: 0.290, SLG: 0.381 (1, 7) (8, 9)										5	1	2	3	0	1												
Franklin Stubbs, L OBP: 0.323, SLG: 0.493 (1, 3)										3	0	0	0	2	3												
Craig Biggio, R OBP: 0.347, SLG: 0.342 (1, 2)										3	1	2	2	2	0												
Eric Anthony, L OBP: 0.301, SLG: 0.388 (1, 9) Larry Andersen, R (8, 1) Dave Rohde, S (8, PH) OBP: 0.238, SLG: 0.167 (9, 4)										4	1	1	1	0	5												
Rafael Ramirez, R OBP: 0.297, SLG: 0.333 (1, 6)										3	0	2	1	1	0												
Jim Deshaies, L (1, 1) Casey Candaele, S OBP: 0.349, SLG: 0.419 (8, 7)										3	0	0	0	3	5												
Inning Stats	R: 2 E: 0 K: 0 S: 5	H: 2 LOB: 1 BB: 1 P: 9	R: 0 E: 0 K: 1 S: 6	H: 1 LOB: 0 BB: 0 P: 6	R: 0 E: 0 K: 2 S: 9	H: 2 LOB: 1 BB: 1 P: 13	R: 0 E: 0 K: 1 S: 5	H: 0 LOB: 0 BB: 0 P: 5	R: 0 E: 0 K: 1 S: 6	H: 1 LOB: 3 BB: 2 P: 14	R: 0 E: 0 K: 0 S: 4	H: 1 LOB: 3 BB: 2 P: 12	R: 5 E: 1 K: 1 S: 9	H: 4 LOB: 1 BB: 2 P: 17	1B: 7 2B: 4 3B: 0 HR: 0	SF: 0 SAC: 0 DP: 1 HBP: 0	WP: 1 PB: 0 SB: 4 CS: 0	PA: 43									
PITCHER	IP	WLS	BF	H	R	ER	SO	BB	IBB	HBP	BLK	WP	HR	S	P	ERA	WHIP										
Bruce Hurst, L ERA: 4.67 (1, 1)	4.0	L	19	5	4	4	3	3	0	0	0	0	0	22	34	9.00	2.000										
Calvin Schiraldi, R ERA: 4.42 (5, 1)	2.0		9	1	0	0	2	1	1	0	0	0	0	11	19	0.00	1.000										
Eric Show, R ERA: 7.84 (7, 1)	2.0		15	5	5	5	1	2	2	0	0	1	0	13	29	22.50	3.500										

Batter	1	2	3	4	5	6	7	8	9	AB	R	H	RBI	BB	SO	LOB	TOP					
Eric Yelding, R OBP: 0.321, SLG: 0.296 (1, 8)	G1-3		K		CS			1B		4	0	2	0	0	1	0	Houston Astros @ Philadelphia Phillies Veterans Stadium, Philadelphia, PA Fri Jun 29 1990, 7:05 PM EDT Att: 26,339 - Unknown - 85 F					
Rafael Ramirez, R OBP: 0.299, SLG: 0.330 (1, 6)	G6-3		K2-3		CS	G4-3		L7		4	0	0	0	0	1	1						
Ken Caminiti, S OBP: 0.314, SLG: 0.316 (1, 5)	K			G5-3		G5-3			L3	4	0	0	0	0	1	0						
Glenn Wilson, R OBP: 0.288, SLG: 0.371 (1, 7)		K		G6-3		K		G6-3		4	0	0	0	0	2	0						
Franklin Stubbs, L OBP: 0.318, SLG: 0.478 (1, 3)		G3		BB	1B		F7	FC6-4	1B	4	0	2	0	0	0	0						
Craig Biggio, R OBP: 0.353, SLG: 0.342 (1, 2)		1B	BB		BB		G6-3		FC6-4	1B	2	0	0	0	2	0						
Eric Anthony, L OBP: 0.311, SLG: 0.393 (1, 9)		BB	BB	G3			P3			3	0	1	0	0	0	2						
Casey Candaele, S OBP: 0.344, SLG: 0.410 (1, 4)		F9			BB	1B		G5-3		3	0	1	0	0	0	2						
Bill Gullickson, R OBP: 0.219, SLG: 0.167 (1, 1)				F7		B2-6-4			K	2	0	0	0	0	0	1						
Alex Trevino, R OBP: 0.239, SLG: 0.295 (8, PH)										1	0	0	0	0	1	0						
Dan Schatzeder, L OBP: 0.333, SLG: 0.333 (8, 1)										0	0	0	0	0	0	0						
Inning Stats	R: 0 E: 0 K: 1 S: 12	H: 0 LOB: 0 BB: 0 P: 16	R: 0 E: 0 K: 1 S: 11	H: 1 LOB: 2 BB: 1 P: 20	R: 0 E: 0 K: 2 S: 7	H: 0 LOB: 0 BB: 0 P: 9	R: 0 E: 0 K: 0 S: 8	H: 1 LOB: 2 BB: 1 P: 19	R: 0 E: 0 K: 0 S: 6	H: 2 LOB: 0 BB: 0 P: 7	R: 0 E: 0 K: 0 S: 12	H: 0 LOB: 0 BB: 0 P: 17	R: 0 E: 0 K: 0 S: 8	H: 0 LOB: 0 BB: 0 P: 10	R: 0 E: 0 K: 1 S: 9	H: 1 LOB: 1 BB: 0 P: 12	R: 0 E: 0 K: 0 S: 7	H: 1 LOB: 1 BB: 0 P: 10	1B: 6 2B: 0 3B: 0 HR: 0	SF: 0 SAC: 0 DP: 1 HBP: 0	WP: 0 PB: 0 SB: 0 CS: 1	PA: 34
PITCHER Pat Combs, L ERA: 4.0 (1, 1)	IP: 9.0 WLS: W BF: 33 H: 6 R: 0 ER: 0 SO: 6 BB: 2 IBB: 0 HBP: 0 BLK: 0 WP: 0 HR: 0 S: 80 P: 120 ERA: 0.00 WHIP: 0.889															PITCHER						

Batter	1	2	3	4	5	6	7	8	9	AB	R	H	RBI	BB	SO	LOB	BOTTOM					
Lenny Dykstra, L OBP: 0.453, SLG: 0.485 (1, 8)	BB		P3		P5		HR			3	1	1	1	1	0	0	Houston Astros @ Philadelphia Phillies Veterans Stadium, Philadelphia, PA Fri Jun 29 1990, 7:05 PM EDT Att: 26,339 - Unknown - 85 F					
Tom Herr, S OBP: 0.313, SLG: 0.351 (1, 4)	G6-4-3		G5-3		F7		G4-3			4	0	0	0	0	0	1						
Ron Jones, L OBP: 0.391, SLG: 0.491 (1, 9)	FC6-4		P5		1B		L8			4	1	2	0	0	0	0						
John Kruk, L OBP: 0.368, SLG: 0.394 (1, 7)	FC6-4			G4-3	1B		G4-3			4	0	1	0	0	0	1						
Charlie Hayes, R OBP: 0.325, SLG: 0.387 (7, 5)		F9		2B	BB		1B		1B	3	0	2	1	1	0	0						
Darren Daulton, L OBP: 0.347, SLG: 0.323 (1, 2)		K		BB		P3		1B		4	0	2	0	0	1	2						
Dave Hollins, S OBP: 0.375, SLG: 0.263 (1, 5)		1B			P4			F9		3	0	1	0	0	1	2						
Sil Campuzano, R OBP: 0.295, SLG: 0.263 (7, 7)		1B				K				1	0	0	0	0	0	1						
Rod Booker, L OBP: 0.310, SLG: 0.300 (1, 6)						L8		F7		3	0	1	0	1	0	1						
Pat Combs, L OBP: 0.214, SLG: 0.192 (1, 1)		F9			G4-3					3	0	0	0	0	1	5						
Inning Stats	R: 0 E: 0 K: 0 S: 7	H: 1 LOB: 1 BB: 1 P: 14	R: 0 E: 0 K: 1 S: 13	H: 2 LOB: 2 BB: 0 P: 15	R: 0 E: 0 K: 0 S: 14	H: 0 LOB: 0 BB: 0 P: 21	R: 0 E: 0 K: 0 S: 9	H: 1 LOB: 3 BB: 2 P: 20	R: 1 E: 0 K: 0 S: 13	H: 3 LOB: 2 BB: 0 P: 15	R: 0 E: 0 K: 2 S: 8	H: 0 LOB: 0 BB: 0 P: 11	R: 1 E: 0 K: 0 S: 8	H: 1 LOB: 0 BB: 0 P: 11	R: 0 E: 0 K: 0 S: 5	H: 2 LOB: 1 BB: 0 P: 10	R: 0 E: 0 K: 0 S: 7	H: 2 LOB: 1 BB: 0 P: 10	1B: 8 2B: 1 3B: 0 HR: 1	SF: 0 SAC: 0 DP: 1 HBP: 0	WP: 0 PB: 0 SB: 0 CS: 0	PA: 35
PITCHER Bill Gullickson, R ERA: 3.23 (1, 1)	IP: 7.0 WLS: L BF: 31 H: 8 R: 2 ER: 2 SO: 3 BB: 2 IBB: 1 HBP: 0 BLK: 0 WP: 0 HR: 1 S: 72 P: 107 ERA: 2.57 WHIP: 1.429															PITCHER						
Dan Schatzeder, L ERA: 3.29 (8, 1)	IP: 1.0 WLS: L BF: 4 H: 2 R: 0 ER: 0 SO: 0 BB: 0 IBB: 0 HBP: 0 BLK: 0 WP: 0 HR: 0 S: 5 P: 10 ERA: 0.00 WHIP: 2.000															PITCHER						

AB	31
R	0
H	6
RBI	0
BB	2
SO	6
LOB	7



AB	32
R	2
H	10
RBI	2
BB	3
SO	3
LOB	13



Batter	1	2	3	4	5	6	7	8	9	AB	R	H	RBI	BB	SO	LOB	TOP				
Eric Yelding, R OBP: 0.320, SLG: 0.296 (1, 4)	B2		SF7 1B	K			SH2-3		6-3	4	1	1	0	0	1	0	Houston Astros @ Philadelphia Phillies Veterans Stadium, Philadelphia, PA Sat Jun 30 1990, 7:05 PM EDT Att: 27,111 - Unknown - 84 F				
Rafael Ramirez, R OBP: 0.301, SLG: 0.329 (1, 6)	6-3		G3-1 1B		F8		IHR BB		K	4	1	1	0	1	1	0					
Ken Caminiti, S OBP: 0.308, SLG: 0.311 (1, 5)	K		SF7		P4		P4		K	4	0	0	1	0	2	2					
Franklin Stubbs, L OBP: 0.328, SLG: 0.509 (1, 3)		F8	G3-1 1B		2B		IHR			4	1	3	3	0	0	0					
Glenn Wilson, R OBP: 0.283, SLG: 0.364 Juan Agosto, L (7, 1)	G6-3		G3-1		1-3		F9			4	0	0	0	0	0	3					
Craig Biggio, R OBP: 0.355, SLG: 0.346 (8, 7)	2B		IBB			K		F7		3	1	1	0	1	1	0					
Eric Anthony, L Casey Candaele, S OBP: 0.344, SLG: 0.410 (8, 4)	HR		K		F9		HR			4	2	2	2	0	1	3					
Rich Gedman, L OBP: 0.362, SLG: 0.315 (1, 2)	HR			4-3		4-3		K		4	1	1	2	0	1	0					
Mike Scott, R OBP: 0.179, SLG: 0.148 Javier Ortiz, R OBP: 0.438, SLG: 0.500 (7, 7)	6-3			K			SH2-3 IHR 1B		K	2	0	0	0	0	1	0					
										2	1	1	0	0	1	0					
Inning Stats	R: 0 E: 0 K: 1 S: 7	H: 0 LOB: 0 BB: 0 P: 12	R: 3 E: 0 K: 0 S: 10	H: 3 LOB: 0 BB: 0 P: 14	R: 1 E: 0 K: 1 S: 12	H: 3 LOB: 3 BB: 1 P: 21	R: 0 E: 0 K: 2 S: 9	H: 0 LOB: 0 BB: 0 P: 13	R: 0 E: 0 K: 1 S: 5	H: 0 LOB: 0 BB: 0 P: 7	R: 3 E: 0 K: 0 S: 9	H: 2 LOB: 0 BB: 1 P: 16	R: 1 E: 0 K: 2 S: 9	H: 1 LOB: 0 BB: 0 P: 13	R: 0 E: 0 K: 2 S: 8	H: 0 LOB: 0 BB: 0 P: 12	1B: 4 2B: 3 3B: 0 HR: 3	SF: 1 SAC: 1 DP: 0 HBP: 0	WP: 0 PB: 0 SB: 1 CS: 0	PA: 39	
PITCHER	IP	WLS	BF	H	R	ER	SO	BB	IBB	HBP	BLK	WP	HR	S	P	ERA	WHIP				
Marvin Freeman, R ERA: 5.33 Terry Mulholland, L ERA: 4.75 Dennis Cook, L ERA: 3.44 Darrel Akerfelds, R ERA: 2.45 Jeff Parrett, R ERA: 5.44	2.0	L	11	5	4	4	1	0	0	0	0	0	1	21	32	18.00	2.500				

AB	35
R	8
H	10
RBI	8
BB	2
SO	9
LOB	8



Batter	1	2	3	4	5	6	7	8	9	AB	R	H	RBI	BB	SO	LOB	BOTTOM					
Lenny Dykstra, L OBP: 0.459, SLG: 0.491 (1, 8)	F9 S 1B		PB 2B	1-3 2H 1B			FC3-6 1B		K	5	1	4	1	0	1	1	Houston Astros @ Philadelphia Phillies Veterans Stadium, Philadelphia, PA Sat Jun 30 1990, 7:05 PM EDT Att: 27,111 - Unknown - 84 F					
Tom Herr, S OBP: 0.314, SLG: 0.353 (1, 4)	L8		1-H 2H 2B	K		FC3-6	1-2			4	0	1	2	1	1	4						
Ron Jones, L OBP: 0.373, SLG: 0.466 Sil Campusano, R OBP: 0.289, SLG: 0.256 Jeff Parrett, R Carmelo Martinez, R OBP: 0.340, SLG: 0.483 (8, PH)	F9		F7		F8		L8		K	3	0	0	0	0	0	2						
John Kruk, L OBP: 0.362, SLG: 0.387 (1, 3)	K		K		5-3					4	0	0	0	0	2	2						
Charlie Hayes, R OBP: 0.324, SLG: 0.385 (1, 5)	K		P3		F8		FC5-4 1B			4	0	1	0	0	1	1						
Darren Daulton, L OBP: 0.341, SLG: 0.316 (1, 2)	F9			P4		G3	FC5-4 PB			4	0	0	0	0	0	1						
Randy Ready, R OBP: 0.337, SLG: 0.360 (1, 7)	E5			F8		5-3	P4			4	0	0	0	0	0	1						
Rod Booker, L OBP: 0.311, SLG: 0.288 Dave Hollins, S OBP: 0.259, SLG: 0.367 (9, PH)	5-3			1B BB		F8			5-3	2	1	0	0	1	0	1						
Marvin Freeman, R Terry Mulholland, R Dennis Cook, L Darrel Akerfelds, R Jim Valcher, R (8, 9)			PB 2B	1B			6-3			0	0	0	0	0	0	0						
				1B						0	0	0	0	0	0	0						
Inning Stats	R: 0 E: 0 K: 1 S: 11	H: 1 LOB: 1 BB: 0 P: 15	R: 0 E: 1 K: 1 S: 9	H: 0 LOB: 1 BB: 0 P: 9	R: 2 E: 0 K: 1 S: 13	H: 3 LOB: 1 BB: 0 P: 23	R: 1 E: 0 K: 1 S: 18	H: 2 LOB: 2 BB: 1 P: 31	R: 0 E: 0 K: 0 S: 4	H: 0 LOB: 0 BB: 0 P: 6	R: 0 E: 0 K: 0 S: 5	H: 0 LOB: 0 BB: 0 P: 9	R: 0 E: 0 K: 0 S: 5	H: 1 LOB: 1 BB: 0 P: 8	R: 0 E: 0 K: 0 S: 6	H: 1 LOB: 1 BB: 0 P: 10	R: 0 E: 0 K: 2 S: 10	H: 0 LOB: 2 BB: 2 P: 22	1B: 7 2B: 1 3B: 0 HR: 0	SF: 0 SAC: 0 DP: 0 HBP: 0	WP: 0 PB: 2 SB: 1 CS: 0	PA: 39
PITCHER	IP	WLS	BF	H	R	ER	SO	BB	IBB	HBP	BLK	WP	HR	S	P	ERA	WHIP					
Mike Scott, R ERA: 4.28 Juan Agosto, L ERA: 2.39	6.0	W	26	6	3	2	4	1	0	0	0	0	0	60	93	3.00	1.167					

AB	36
R	3
H	8
RBI	3
BB	3
SO	6
LOB	16



Batter	1	2	3	4	5	6	7	8	9	AB	R	H	RBI	BB	SO	LOB	TOP					
Eric Yelding, R OBP: 0.326, SLG: 0.303 (1,4)										5	1	3	0	0	0	2						
Rafael Ramirez, R OBP: 0.303, SLG: 0.335 (1,6)										5	1	2	1	0	1	3						
Ken Caminiti, S OBP: 0.311, SLG: 0.312 (1,5)										3	1	1	0	1	0	1						
Franklin Stubbs, L OBP: 0.321, SLG: 0.497 (1,3)										4	0	0	0	0	2	3						
Glenn Wilson, R OBP: 0.282, SLG: 0.359 (1,7)										3	0	0	0	1	1	3						
Craig Biggio, R OBP: 0.354, SLG: 0.344 (1,8)										4	0	1	2	0	0	1						
Eric Anthony, L OBP: 0.320, SLG: 0.422 (1,9)										3	1	1	0	1	2	2						
Rich Gedman, L OBP: 0.356, SLG: 0.328 (1,2)										4	0	1	0	0	1	2						
Danny Darwin, R (1,1)										2	0	0	0	0	2	0						
Javier Ortiz, R OBP: 0.412, SLG: 0.467 (7, PH)										1	0	0	0	0	0	1						
Larry Andersen, R (7, 1)										0	0	0	0	0	0	0						
Dan Schatzeder, L OBP: 0.333, SLG: 0.333 (8, 1)										0	0	0	0	0	0	0						
Terry Puhl, L OBP: 0.290, SLG: 0.241 (9, PH)										1	0	1	1	0	0	0						
Inning Stats	R: 3 E: 0 K: 3 S: 13	H: 4 LOB: 1 BB: 0 P: 13	R: 0 E: 0 K: 2 S: 7	H: 0 LOB: 0 BB: 0 P: 7	R: 0 E: 0 K: 0 S: 3	H: 0 LOB: 0 BB: 0 P: 3	R: 0 E: 0 K: 1 S: 5	H: 0 LOB: 1 BB: 0 P: 9	R: 0 E: 0 K: 1 S: 6	H: 1 LOB: 1 BB: 0 P: 6	R: 0 E: 0 K: 1 S: 5	H: 0 LOB: 0 BB: 0 P: 5	R: 0 E: 0 K: 0 S: 5	H: 3 LOB: 2 BB: 0 P: 5	R: 0 E: 0 K: 0 S: 2	H: 0 LOB: 0 BB: 1 P: 6	R: 1 E: 0 K: 1 S: 7	H: 2 LOB: 2 BB: 1 P: 11	1B: 8 2B: 2 3B: 0 HR: 0	SF: 0 SAC: 0 DP: 0 HBP: 0	WP: 0 PB: 0 SB: 1 CS: 1	PA: 38
PITCHER	IP	WLS	BF	H	R	ER	SO	BB	IBB	HBP	BLK	WP	HR	S	P	ERA	WHIP					
Jose De Jesus, R ERA: 3.13 (1, 1)	6.0		24	5	3	3	8	1	0	0	0	0	0	39	43	4.50	1.000					
Don Carman, L ERA: 3.21 (7, 1)	1.0		5	3	0	0	0	0	0	0	0	0	0	5	5	0.00	3.000					
Roger McDowell, R ERA: 6.05 (8, 1)	2.0	W	9	2	1	1	1	2	0	0	0	0	0	9	17	4.50	2.000					

Houston Astros @ Philadelphia Phillies
Veterans Stadium, Philadelphia, PA

AB 35
R 4
H 10
RBI 4
BB 3
SO 9
LOB 18



Sun Jul 01 1990, 7:05 PM EDT
Att: 27,014 - Unknown

Batter	1	2	3	4	5	6	7	8	9	AB	R	H	RBI	BB	SO	LOB	BOTTOM					
Lenny Dykstra, L OBP: 0.459, SLG: 0.493 (1,8)										3	1	1	1	1	0	0						
Tom Herr, S OBP: 0.314, SLG: 0.353 (1,4)										3	0	1	0	0	0	1						
Charlie Hayes, R OBP: 0.323, SLG: 0.383 (1,3) (9,5)										4	1	1	0	0	1	2						
John Kruk, L OBP: 0.364, SLG: 0.383 (1,9) (9,3)										2	2	0	0	2	0	0						
Randy Ready, R OBP: 0.343, SLG: 0.366 (1,7)										4	1	2	1	0	0	0						
Darren Daulton, L OBP: 0.339, SLG: 0.321 (1,2)										3	1	1	3	0	0	0						
Dave Hollins, S OBP: 0.259, SLG: 0.353 (1,5)										2	1	0	1	1	2	0						
Sil Campusano, R OBP: 0.289, SLG: 0.256 (9,9)										0	0	0	0	0	0	0						
Rod Booker, L OBP: 0.338, SLG: 0.364 (1,6)										3	1	2	2	1	0	0						
Jose De Jesus, R (1,1)										1	0	0	0	0	0	0						
Carmelo Martinez, R OBP: 0.337, SLG: 0.477 (6, PH)										1	0	0	0	0	0	1						
Don Carman, L OBP: 0.375, SLG: 0.375 (7, 1)										0	0	0	0	0	0	0						
Dennis Cook, L OBP: 0.310, SLG: 0.414 (7, PH)										1	0	0	0	0	1	2						
Roger McDowell, R (8, 1)										1	0	0	0	0	1	1						
Inning Stats	R: 0 E: 0 K: 0 S: 3	H: 1 LOB: 0 BB: 0 P: 3	R: 0 E: 0 K: 0 S: 3	H: 0 LOB: 0 BB: 0 P: 3	R: 0 E: 0 K: 1 S: 5	H: 0 LOB: 0 BB: 0 P: 5	R: 0 E: 0 K: 0 S: 3	H: 0 LOB: 0 BB: 0 P: 3	R: 0 E: 0 K: 0 S: 3	H: 0 LOB: 0 BB: 0 P: 3	R: 1 E: 0 K: 1 S: 7	H: 2 LOB: 1 BB: 0 P: 7	R: 2 E: 0 K: 1 S: 7	H: 2 LOB: 2 BB: 2 P: 15	R: 5 E: 0 K: 2 S: 10	H: 3 LOB: 3 BB: 3 P: 22	1B: 4 2B: 3 3B: 1 HR: 0	SF: 2 SAC: 1 DP: 0 HBP: 0	WP: 0 PB: 1 SB: 0 CS: 1	PA: 36		
PITCHER	IP	WLS	BF	H	R	ER	SO	BB	IBB	HBP	BLK	WP	HR	S	P	ERA	WHIP					
Danny Darwin, R ERA: 2.29 (1, 1)	6.0		20	3	1	1	2	0	0	0	0	0	0	24	24	1.50	0.500					
Larry Andersen, R ERA: 2.62 (7, 1)	1.2	L	13	4	6	6	2	2	2	0	0	0	0	13	29	32.40	3.600					
Dan Schatzeder, L ERA: 3.49 (8, 1)	0.1		3	1	1	1	1	0	1	0	0	0	0	4	8	27.00	3.000					

Houston Astros @ Philadelphia Phillies
Veterans Stadium, Philadelphia, PA

AB 28
R 8
H 8
RBI 8
BB 5
SO 5
LOB 7



Sun Jul 01 1990, 7:05 PM EDT
Att: 27,014 - Unknown

Batter	1	2	3	4	5	6	7	8	9	AB	R	H	RBI	BB	SO	LOB	TOP	
Eric Yelding, R OBP: 0.320, SLG: 0.297 (1, 8)	L3		L8		L1-4-3		P6			4	0	0	0	0	0	4	Houston Astros @ Philadelphia Phillies Veterans Stadium, Philadelphia, PA Mon Jul 02 1990, 7:05 PM EDT Att: 32,349 - Unknown - 75 F AB 31 R 1 H 5 RBI 1 BB 4 SO 6 LOB 14	
Rafael Ramirez, R OBP: 0.298, SLG: 0.329 (1, 6)	G4-3			G5-3		P3	FC6-4			4	0	0	0	0	3			
Ken Caminiti, S OBP: 0.310, SLG: 0.314 (1, 5)	K			2B		G1-3		G6-3		4	1	1	0	0	1			
Glenn Wilson, R OBP: 0.286, SLG: 0.367 (1, 7)				F9		G4-3		G3-1		4	0	2	1	0	0			
Franklin Stubbs, L OBP: 0.319, SLG: 0.488 (1, 3)				WP		G4-3		K		3	0	0	0	1	2			
Craig Biggio, R OBP: 0.353, SLG: 0.341 (1, 2)	P2					P6				3	0	0	0	1	0			
Eric Anthony, L OBP: 0.312, SLG: 0.411 (1, 9)	G4-3					P4		G6-3		4	0	0	0	0	2			
Casey Candaele, S OBP: 0.362, SLG: 0.432 (1, 4)			K			SH1-4				3	0	2	0	1	1			
Jim Deshaies, L (1, 1)			K							1	0	0	0	0	1			
Bill Doran, S OBP: 0.379, SLG: 0.335 (7, PH)						SH1-4				0	0	0	0	1	0			
Danny Darwin, R (7, PR)										0	0	0	0	0	0			
Juan Agosto, L (7, 1)										0	0	0	0	0	0			
Terry Puhl, L OBP: 0.283, SLG: 0.233 (9, PH)										1	0	0	0	0	1			
Inning Stats	R: 0 E: 0 K: 1 S: 10	H: 0 LOB: 0 BB: 0 P: 15	R: 0 E: 0 K: 0 S: 7	H: 0 LOB: 1 BB: 1 P: 13	R: 0 E: 0 K: 2 S: 8	H: 2 LOB: 1 BB: 0 P: 13	R: 0 E: 0 K: 0 S: 11	H: 1 LOB: 1 BB: 0 P: 8	R: 0 E: 0 K: 1 S: 9	H: 1 LOB: 3 BB: 3 P: 23	R: 0 E: 0 K: 1 S: 8	H: 0 LOB: 0 BB: 0 P: 11	R: 0 E: 0 K: 1 S: 11	H: 1 LOB: 1 BB: 0 P: 16	1B: 2 2B: 3 3B: 0 HR: 0	SF: 0 SAC: 1 DP: 0 HBP: 0	WP: 1 PB: 1 SB: 1 CS: 0	PA: 36
PITCHER	IP WLS BF H R ER SO BB IBB HBP BLK WP HR S P ERA WHIP																	
Bruce Ruffin, L ERA: 3.94 (1, 1)	6.1 W 27 4 1 1 4 4 0 0 0 1 0 56 98 1.42 1.263																	
Darrel Akerfelds, R ERA: 2.3 (7, 1)	2.2 S 9 1 0 0 2 0 0 0 0 0 0 24 32 0.00 0.375																	

Batter	1	2	3	4	5	6	7	8	9	AB	R	H	RBI	BB	SO	LOB	BOTTOM			
Lenny Dykstra, L OBP: 0.463, SLG: 0.491 (1, 8)	2B						G3-1			1	1	0	0	3	0	Houston Astros @ Philadelphia Phillies Veterans Stadium, Philadelphia, PA Mon Jul 02 1990, 7:05 PM EDT Att: 32,349 - Unknown - 75 F AB 29 R 5 H 5 RBI 5 BB 4 SO 6 LOB 14				
Tom Herr, S OBP: 0.313, SLG: 0.355 (1, 4)	1B					K	G5-3			4	1	1	1	0	1					
Charlie Hayes, R OBP: 0.322, SLG: 0.381 (1, 5)	1B					P4	F9			4	0	1	0	0	1					
Carmelo Martinez, R OBP: 0.324, SLG: 0.457 (1, 3)	K					K				4	0	0	0	0	2					
Randy Ready, R OBP: 0.349, SLG: 0.379 (1, 7)	SF8					F7				2	1	1	1	1	0					
Sil Campusano, R OBP: 0.289, SLG: 0.256 (8, PR) (9, 7)										0	1	0	0	0	0					
Dickie Thon, R OBP: 0.303, SLG: 0.321 (1, 6)	G6-3					K				4	0	0	0	0	1					
Jim Vatcher, R OBP: 0.376, SLG: 0.412 (1, 9)						K				4	1	1	2	0	1					
Steve Lake, R OBP: 0.262, SLG: 0.246 (1, 2)	P4					L8				4	0	1	1	0	2					
Bruce Ruffin, S OBP: 0.176, SLG: 0.097 (1, 1)										2	0	0	0	0	1					
Darrel Akerfelds, R (7, 1)										0	0	0	0	0	0					
Inning Stats	R: 2 E: 0 K: 1 S: 14	H: 2 LOB: 1 BB: 1 P: 24	R: 0 E: 1 K: 0 S: 8	H: 0 LOB: 2 BB: 1 P: 14	R: 0 E: 0 K: 1 S: 12	H: 0 LOB: 0 BB: 0 P: 21	R: 0 E: 0 K: 2 S: 11	H: 0 LOB: 0 BB: 0 P: 16	R: 0 E: 0 K: 1 S: 8	H: 0 LOB: 1 BB: 1 P: 13	R: 1 E: 1 K: 1 S: 14	H: 1 LOB: 2 BB: 1 P: 22	R: 0 E: 0 K: 0 S: 8	H: 0 LOB: 0 BB: 0 P: 12	R: 2 E: 0 K: 0 S: 9	H: 2 LOB: 1 BB: 0 P: 14	1B: 2 2B: 2 3B: 0 HR: 1	SF: 1 SAC: 1 DP: 0 HBP: 0	WP: 0 PB: 0 SB: 1 CS: 0	PA: 35
PITCHER	IP WLS BF H R ER SO BB IBB HBP BLK WP HR S P ERA WHIP																			
Jim Deshaies, L ERA: 4.19 (1, 1)	6.0 L 27 3 3 2 6 3 1 0 0 0 0 67 110 3.00 1.000																			
Juan Agosto, L ERA: 2.65 (7, 1)	2.0 8 2 2 2 0 0 0 0 0 0 1 17 26 9.00 1.000																			

Batter	1	2	3	4	5	6	7	8	9	AB	R	H	RBI	BB	SO	LOB	TOP					
Eric Yelding, R (1, 8) OBP: 0.319, SLG: 0.296	1-1 CS 1B		2-2 G5-3		0-3 K			0-2 G6-3		4	0	1	0	0	1	1						
Bill Doran, S (1, 4) OBP: 0.377, SLG: 0.330	3-1 SAFE G6-3		4-1 WP BB			2-1 G1-3			1-0 F8	3	0	0	0	1	0	1						
Ken Caminiti, S (1, 5) OBP: 0.307, SLG: 0.316	1-1 1B		2-2 F7			1-3 K			4-0 2B BB	2	0	1	0	0	0	1						
Dave Rohde, S (5, 5) OBP: 0.261, SLG: 0.158			1-2			2-2 K			0-2 2B BB	1	0	1	0	0	0	0						
Glenn Wilson, R (1, 7) OBP: 0.282, SLG: 0.362	0-0 G1-3				1-0 F8				2-2 G3-1	3	0	0	0	0	0	1						
Javier Ortiz, R (8, 9) OBP: 0.444, SLG: 0.563									1-3 2B	1	0	1	0	0	0	0						
Franklin Stubbs, L (1, 3) OBP: 0.313, SLG: 0.477		2-2 G4-3			0-0 G4-3				0-3 K	4	0	0	0	0	2	2						
Craig Biggio, R (1, 2) OBP: 0.351, SLG: 0.339		0-1 G4-3 S 1B			3-2 P6				1-3 K	4	0	1	0	0	1	2						
Eric Anthony, L (1, 9) OBP: 0.307, SLG: 0.403		2-2 G4-3			3-2 F7				1-0 G4-3	3	0	0	0	0	0	1						
Jim Clancy, R (7, 1) OBP: 0.231, SLG: 0.231		1-3								0	0	0	0	0	0	0						
Rafael Ramirez, R (1, 6) OBP: 0.302, SLG: 0.331		2-2 F7			1-1				4-2 G5-4-3 BB	2	0	1	0	1	0	1						
Mark Portugal, R (1, 1) OBP: 0.188, SLG: 0.161					2-1 L8				0-1 G5-4-3	1	0	0	0	0	0	0						
Alex Trevino, R (5, PH) OBP: 0.235, SLG: 0.290									1-2	0	0	0	0	0	0	0						
Xavier Hernandez, L (5, 1)										0	0	0	0	0	0	0						
Casey Candaele, S (7, 7) OBP: 0.358, SLG: 0.427										1	0	0	0	0	0	1						
Inning Stats	R: 0 E: 0 K: 0 S: 7	H: 2 LOB: 1 BB: 0 P: 12	R: 0 E: 0 K: 0 S: 11	H: 1 LOB: 1 BB: 0 P: 17	R: 0 E: 0 K: 0 S: 8	H: 0 LOB: 1 BB: 1 P: 16	R: 0 E: 0 K: 0 S: 5	H: 0 LOB: 0 BB: 0 P: 9	R: 0 E: 0 K: 1 S: 10	H: 1 LOB: 1 BB: 0 P: 16	R: 0 E: 0 K: 2 S: 8	H: 0 LOB: 0 BB: 0 P: 13	R: 0 E: 0 K: 1 S: 9	H: 0 LOB: 0 BB: 1 P: 10	R: 0 E: 0 K: 0 S: 9	H: 0 LOB: 0 BB: 1 P: 13	R: 0 E: 0 K: 1 S: 9	H: 1 LOB: 2 BB: 1 P: 14	1B: 4 2B: 1 3B: 0 HR: 0	SF: 0 SAC: 0 DP: 1 HBP: 0	WP: 1 PB: 0 SB: 1 CS: 1	PA: 33
PITCHER Frank Viola, L (1, 1) ERA: 2.26	IP: 9.0 WLS: W BF: 33 H: 5 R: 0 ER: 0 SO: 5 BB: 3 IBB: 0 HBP: 0 BLK: 0 WP: 1 HR: 0 S: 74 P: 120 ERA: 0.00 WHIP: 0.889															PITCHER	IP: 9.0 WLS: W BF: 33 H: 5 R: 0 ER: 0 SO: 5 BB: 3 IBB: 0 HBP: 0 BLK: 0 WP: 1 HR: 0 S: 74 P: 120 ERA: 0.00 WHIP: 0.889					

Houston Astros @ New York Mets
Shea Stadium, Flushing, NY
Tue Jul 03 1990, 7:05 PM EDT
Att: 39,938 - Unknown - 72 F

AB 30
R 0
H 5
RBI 0
BB 3
SO 5
LOB 12



Batter	1	2	3	4	5	6	7	8	9	AB	R	H	RBI	BB	SO	LOB	BOTTOM			
Howard Johnson, S (1, 5) OBP: 0.290, SLG: 0.437	1-0 F8									4	1	0	1	1	0	2				
Tom O'Malley, L (8, 5) OBP: 0.317, SLG: 0.553		0-0 G1-3			3-2 FC4-6 BB					0	0	0	0	0	0	0				
Dave Magadan, L (1, 3) OBP: 0.450, SLG: 0.493	3-2 1B		1-0 G3		4-0 SAFE 1-2 BB				3-2 F8 WP 1B	4	2	3	1	1	0	0				
Gregg Jefferies, S (1, 4) OBP: 0.363, SLG: 0.489	0-0 1B		2-1 F7		0-2 F9				4-2 1B	4	1	2	2	1	0	3				
Darryl Strawberry, L (1, 9) OBP: 0.460, SLG: 0.556	0-2 HR		0-1		1-0				3-2 F8	4	3	3	3	0	0	2				
Mark Carreon, R (7, 9) OBP: 0.333, SLG: 0.542	1-3 3-H 1B		HR		HR				2-3 G4-3	1	0	0	0	0	0	1				
Kevin McReynolds, R (1, 7) OBP: 0.353, SLG: 0.462	2-1 1B		3-3 K		1-2 G5-3				2-1 L3	5	1	1	3	0	1	2				
Daryl Boston, L (1, 8) OBP: 0.355, SLG: 0.511	1-3 3-H HR				1-3 K				1-0 1B G4-3	4	1	2	1	0	2	0				
Keith Miller, R (7, FR) OBP: 0.326, SLG: 0.344					3-1 HR				2-1 G6-3	1	1	0	0	0	0	0				
Mackey Sasser, L (1, 2) OBP: 0.373, SLG: 0.423	1-2 P5				1-0 1B FC4-6 1B				1-2 1B G4-3	5	2	2	0	0	1	0				
Kevin Elster, R (1, 6) OBP: 0.285, SLG: 0.366		0-1 F8			1-0 FC4-6 1B				0-1 P4	3	0	1	0	1	0	2				
Frank Viola, L (1, 1) OBP: 0.167, SLG: 0.167		2-2 G4-3			0-1 FC4-6 1B				0-0 G4-3	4	0	1	1	0	0	2				
Inning Stats	R: 4 E: 0 K: 1 S: 18	H: 4 LOB: 0 BB: 0 P: 26	R: 0 E: 0 K: 0 S: 7	H: 0 LOB: 0 BB: 0 P: 9	R: 1 E: 0 K: 1 S: 10	H: 1 LOB: 0 BB: 0 P: 16	R: 1 E: 0 K: 1 S: 15	H: 3 LOB: 3 BB: 1 P: 25	R: 2 E: 0 K: 1 S: 10	H: 2 LOB: 1 BB: 1 P: 19	R: 0 E: 0 K: 0 S: 12	H: 1 LOB: 2 BB: 1 P: 24	R: 4 E: 0 K: 0 S: 17	H: 4 LOB: 1 BB: 1 P: 28	R: 0 E: 0 K: 0 S: 6	H: 0 LOB: 0 BB: 0 P: 8	1B: 10 2B: 1 3B: 0 HR: 4	SF: 0 SAC: 0 DP: 0 HBP: 0	WP: 1 PB: 0 SB: 0 CS: 0	PA: 43
PITCHER Mark Portugal, R (1, 1) ERA: 4.38 Xavier Hernandez, R (5, 1) ERA: 6.0 Jim Clancy, R (7, 1) ERA: 5.71	IP: 4.0 WLS: L BF: 21 H: 8 R: 6 ER: 6 SO: 3 BB: 1 IBB: 0 HBP: 0 BLK: 0 WP: 1 HR: 2 S: 50 P: 76 ERA: 9.00 WHIP: 2.500															PITCHER	IP: 4.0 WLS: L BF: 21 H: 8 R: 6 ER: 6 SO: 3 BB: 1 IBB: 0 HBP: 0 BLK: 0 WP: 1 HR: 2 S: 50 P: 76 ERA: 9.00 WHIP: 2.500			

Houston Astros @ New York Mets
Shea Stadium, Flushing, NY
Tue Jul 03 1990, 7:05 PM EDT
Att: 39,938 - Unknown - 72 F


AB 39
R 12
H 15
RBI 12
BB 4
SO 4
LOB 14



Batter	1	2	3	4	5	6	7	8	9	AB	R	H	RBI	BB	SO	LOB	TOP					
Eric Yelding, R (1, 8) OBP: 0.322, SLG: 0.297	4-2 CS BB		2-1 L3			3-2 1B SF8 1B		3-2 P4		3	1	1	0	1	0	1						
Rafael Ramirez, R (1, 6) OBP: 0.305, SLG: 0.333	3-2 G5-3			0-0 E 1B		2-1 HR 1B		0-1 P6		4	1	2	0	0	0	1						
Eric Anthony, L (1, 9) Larry Andersen, R (8, 1)	1-3 K			0-3 K SAFE		0-2 SF8		1-3 K		3	0	0	1	0	3	1						
Franklin Stubbs, L (1, 3) OBP: 0.311, SLG: 0.489		2-1 P4		0-0 L6		2-0 HR			0-3 K	4	1	1	2	0	1	1						
Craig Biggio, R (1, 7) Juan Agosto, L (6, 1)	1-3 K			1-3 K		0-2 HR			1-1 G4-3	3	0	1	0	0	2	1						
Glenn Wilson, R (8, 9) OBP: 0.281, SLG: 0.360										0	0	0	0	0	0	0						
Ken Oberkfell, L (1, 5) OBP: 0.304, SLG: 0.333	2-3 K				1-0 F8	2-0 CS	2-1 G4-3 SF9 2B		4-1 BB	3	1	1	0	1	1	0						
Dave Rohde, S (1, 4) OBP: 0.222, SLG: 0.130			0-1 F7		2-3 K				0-3 K	4	0	0	0	0	2	2						
Rich Gedman, L (1, 2) OBP: 0.355, SLG: 0.350			2-1 2B		0-1 F9				0-3 K	2	0	1	1	0	0	0						
Bill Gullickson, R (1, 1) Terry Puhl, L (6, PH) Dan Schatzeder, L (6, 1) Casey Candaele, S (6, 7) OBP: 0.212, SLG: 0.161 OBP: 0.273, SLG: 0.226 OBP: 0.333, SLG: 0.333 OBP: 0.354, SLG: 0.422	0-3 K				1-0 G4-3	0-2 G3				1	0	0	0	0	1	1						
Inning Stats	R: 0 E: 0 K: 1 S: 12	H: 0 LOB: 0 BB: 1 P: 19	R: 0 E: 0 K: 2 S: 10	H: 0 LOB: 0 BB: 0 P: 15	R: 0 E: 0 K: 1 S: 9	H: 1 LOB: 1 BB: 0 P: 13	R: 0 E: 0 K: 2 S: 8	H: 1 LOB: 1 BB: 0 P: 9	R: 0 E: 0 K: 1 S: 6	H: 0 LOB: 0 BB: 0 P: 9	R: 3 E: 0 K: 0 S: 14	H: 4 LOB: 0 BB: 0 P: 21	R: 1 E: 0 K: 0 S: 11	H: 1 LOB: 0 BB: 0 P: 16	R: 0 E: 0 K: 1 S: 10	H: 0 LOB: 1 BB: 1 P: 14	R: 0 E: 0 K: 2 S: 9	H: 0 LOB: 1 BB: 1 P: 14	1B: 4 2B: 2 3B: 0 HR: 1	SF: 2 SAC: 0 DP: 0 HBP: 0	WP: 0 PB: 0 SB: 0 CS: 2	PA: 35
PITCHER	IP	WLS	BF	H	R	ER	SO	BB	IBB	HBP	BLK	WP	HR	S	P	ERA	WHIP					
Dwight Gooden, R (1, 1) ERA: 4.21	8.0	W	30	7	4	4	8	1	0	0	0	0	1	80	116	4.50	1.000					
John Franco, L (9, 1) ERA: 1.92	1.0	S	4	0	0	0	2	1	0	0	0	0	0	9	14	0.00	1.000					

Houston Astros @ New York Mets
Shea Stadium, Flushing, NY
Wed Jul 04 1990, 7:05 PM EDT
Att: 48,072 - Unknown - 87 F


AB 30
R 4
H 7
RBI 4
BB 2
SO 10
LOB 8



Batter	1	2	3	4	5	6	7	8	9	AB	R	H	RBI	BB	SO	LOB	BOTTOM					
Howard Johnson, S (1, 5) OBP: 0.298, SLG: 0.454	3-1 G4-3	0-0 1B		1-1 S 1B		3-2 2H 1B		0-1 HR		5	1	4	3	0	0	0						
Dave Magadan, L (1, 3) OBP: 0.454, SLG: 0.490	4-2 HR BB	0-0 1B		4-0 1B		0-2 P6		2-2 F7		3	1	1	0	2	0	1						
Gregg Jefferies, S (1, 4) OBP: 0.365, SLG: 0.488	4-0 HR BB	3-1 F7		1-0 G3-2-3		1-1 G3-6-1 1B				3	1	1	0	1	0	5						
Darryl Strawberry, L (1, 9) OBP: 0.401, SLG: 0.567	2-2 HR		1-1 G6-3		0-0 1B		1-0 G3-6-1			4	1	2	3	0	0	1						
Kevin McReynolds, R (1, 7) OBP: 0.348, SLG: 0.454	0-0 P5		2-1 P4		2-2 L7		3-1 F9			4	0	0	0	0	0	1						
Daryl Boston, L (1, 8) Keith Miller, R (8, PH) OBP: 0.355, SLG: 0.507 OBP: 0.331, SLG: 0.350	0-2 G3		0-0 1B		2-1 F8			0-0 FC5-6 1B		3	0	1	0	0	0	1						
Mackey Sasser, L (1, 2) OBP: 0.363, SLG: 0.410		0-0 B5-3	1-1 F9		0-0 F7			0-0 FC5-6 1B		4	1	0	0	0	0	3						
Kevin Elster, R (1, 6) OBP: 0.292, SLG: 0.376		1-0 1B 2B		1-2 G6-3		0-0 SH1-4 1B 1B		1-1 HR 1B		4	2	3	0	0	0	0						
Dwight Gooden, R (1, 1) Mike Marshall, R (8, PH) John Franco, L (9, 1) OBP: 0.231, SLG: 0.333 OBP: 0.283, SLG: 0.419 ERA: 2.78	0-3 K		0-3 1B G3-2-3 1B		0-1 1B		1-2 SH1-4		1-1 SF9	2	0	1	0	0	1	1						
Inning Stats	R: 3 E: 0 K: 0 S: 12	H: 1 LOB: 2 BB: 2 P: 25	R: 1 E: 0 K: 1 S: 9	H: 3 LOB: 2 BB: 0 P: 13	R: 0 E: 0 K: 0 S: 7	H: 1 LOB: 1 BB: 0 P: 11	R: 0 E: 0 K: 0 S: 8	H: 2 LOB: 2 BB: 1 P: 15	R: 0 E: 0 K: 0 S: 7	H: 1 LOB: 1 BB: 0 P: 11	R: 0 E: 0 K: 0 S: 10	H: 2 LOB: 1 BB: 0 P: 14	R: 0 E: 0 K: 0 S: 5	H: 1 LOB: 0 BB: 0 P: 10	R: 3 E: 0 K: 0 S: 11	H: 3 LOB: 0 BB: 0 P: 15	R: 0 E: 0 K: 1 S: 9	H: 0 LOB: 0 BB: 0 P: 14	1B: 11 2B: 1 3B: 0 HR: 2	SF: 1 SAC: 1 DP: 2 HBP: 0	WP: 0 PB: 0 SB: 1 CS: 0	PA: 38
PITCHER	IP	WLS	BF	H	R	ER	SO	BB	IBB	HBP	BLK	WP	HR	S	P	ERA	WHIP					
Bill Gullickson, R (1, 1) ERA: 3.43	5.0		25	8	4	4	1	2	0	0	0	0	0	7	11	0.00	3.000					
Dan Schatzeder, L (6, 1) ERA: 3.43	0.2	L	3	2	0	0	0	0	0	0	0	0	0	7	11	0.00	3.000					
Juan Agosto, L (6, 1) ERA: 2.91	1.2	L	7	3	2	2	0	0	0	0	0	0	0	12	18	10.80	1.800					
Larry Andersen, R (8, 1) ERA: 2.78	0.2		3	1	1	1	0	0	0	0	0	0	1	7	10	13.50	1.500					

Houston Astros @ New York Mets
Shea Stadium, Flushing, NY
Wed Jul 04 1990, 7:05 PM EDT
Att: 48,072 - Unknown - 87 F

AB 33
R 7
H 14
RBI 7
BB 3
SO 1
LOB 13



Batter	1	2	3	4	5	6	7	8	9	AB	R	H	RBI	BB	SO	LOB	TOP
Eric Yelding, R OBP: 0.317, SLG: 0.291 (1, 8)										4	0	0	0	0	2	0	Houston Astros @ Montreal Expos Olympic Stadium, Montreal, QB Thu Jul 05 1990, 7:05 PM EDT Att: 14,885 - Unknown - 65 F
Rafael Ramirez, R OBP: 0.308, SLG: 0.336 (1, 6)										4	0	2	0	0	1	0	
Ken Oberkfell, L OBP: 0.313, SLG: 0.347 (1, 5)										3	0	1	0	1	0	1	
Franklin Stubbs, L OBP: 0.315, SLG: 0.486 (1, 3)										3	0	1	0	1	1	0	
Craig Biggio, R OBP: 0.350, SLG: 0.336 (1, 7)										3	0	0	0	1	1	2	
Eric Anthony, L OBP: 0.295, SLG: 0.388 (1, 9)										3	0	0	0	1	2	3	
Rich Gedman, L OBP: 0.342, SLG: 0.333 (1, 2)										3	0	0	0	0	2	1	
Dave Rohde, S OBP: 0.207, SLG: 0.120 (1, 4)										2	0	0	0	0	0	1	
Jim Clancy, R OBP: 0.231, SLG: 0.231 (4, 1)										0	0	0	0	0	0	0	
Javier Ortiz, R OBP: 0.421, SLG: 0.529 (7, PH)										1	0	0	0	0	0	0	
Xavier Hernandez, L (7, 1)										0	0	0	0	0	0	0	
Mike Scott, R OBP: 0.172, SLG: 0.143 (1, 1)										1	0	0	0	0	0	0	
Casey Candaele, S OBP: 0.347, SLG: 0.412 (4, 4)										2	0	0	0	0	2	0	
Inning Stats	R: 0 H: 1 E: 0 LOB: 3 K: 2 S: 13	H: 0 R: 0 ER: 0 LOB: 0 BB: 0 P: 13	H: 2 R: 0 ER: 0 LOB: 2 BB: 1 P: 21	H: 0 R: 0 ER: 0 LOB: 0 BB: 1 P: 9	H: 0 R: 0 ER: 0 LOB: 0 BB: 0 P: 11	H: 0 R: 0 ER: 0 LOB: 0 BB: 0 P: 13	H: 0 R: 0 ER: 0 LOB: 0 BB: 0 P: 11	H: 1 R: 0 ER: 0 LOB: 1 BB: 0 P: 16	H: 0 R: 0 ER: 0 LOB: 0 BB: 0 P: 15	1B: 3 2B: 1 3B: 0 HR: 0	SF: 0 SAC: 0 DP: 1 HBP: 0	WP: 0 PB: 0 SB: 0 CS: 1	PA: 33				
PITCHER Mark Gardner, R ERA: 2.54 (1, 1)	IP: 9.0 WLS: W BF: 33 H: 4 R: 0 ER: 0 SO: 11 BB: 4 IBB: 0 HBP: 0 BLK: 0 WP: 0 HR: 0 S: 82 P: 134 ERA: 0.00 WHIP: 0.889																

Batter	1	2	3	4	5	6	7	8	9	AB	R	H	RBI	BB	SO	LOB	BOTTOM
Dave Martinez, L OBP: 0.328, SLG: 0.447 (1, 8)											4	2	1	2	1	0	1
Tom Foley, L OBP: 0.346, SLG: 0.329 (1, 4)											1	0	0	0	0	0	0
Junior Noboa, R OBP: 0.275, SLG: 0.326 (3, 4)										4	3	3	2	0	1	0	
Larry Walker, L OBP: 0.339, SLG: 0.445 (1, 9)											3	2	0	0	2	1	1
Tim Wallach, R OBP: 0.362, SLG: 0.520 (1, 5)											4	1	2	1	1	2	0
Mike Aldrete, L OBP: 0.416, SLG: 0.322 (1, 7)											1	1	0	1	3	0	0
Otis Nixon, S OBP: 0.322, SLG: 0.273 (8, 7)											1	0	0	0	0	0	1
Andres Galarraga, R OBP: 0.318, SLG: 0.383 (1, 3)											4	0	2	2	1	0	3
Nelson Santovenia, R OBP: 0.233, SLG: 0.351 (1, 2)											3	0	0	1	0	1	3
Spike Owen, S OBP: 0.347, SLG: 0.359 (1, 6)											2	2	1	0	2	0	0
Mark Gardner, R OBP: 0.138, SLG: 0.241 (1, 1)											3	0	0	0	0	1	3
Inning Stats	R: 0 H: 0 E: 0 LOB: 0 K: 0 S: 7	H: 0 R: 0 ER: 0 LOB: 1 BB: 1 P: 15	R: 5 H: 4 E: 0 LOB: 1 K: 1 S: 19	R: 3 H: 3 E: 1 LOB: 2 K: 0 S: 11	R: 0 H: 0 E: 0 LOB: 0 K: 0 S: 5	R: 0 H: 0 E: 0 LOB: 0 K: 1 S: 7	R: 1 H: 1 E: 0 LOB: 2 K: 1 S: 11	R: 2 H: 1 E: 0 LOB: 1 K: 1 S: 10	R: 0 H: 0 E: 0 LOB: 0 K: 0 S: 0	1B: 5 2B: 3 3B: 0 HR: 1	SF: 1 SAC: 1 DP: 1 HBP: 0	WP: 2 PB: 1 SB: 2 CS: 0	PA: 42				
PITCHER Mike Scott, R ERA: 4.73 (1, 1)	IP: 3.2 WLS: L BF: 23 H: 7 R: 8 ER: 7 SO: 3 BB: 5 IBB: 0 HBP: 0 BLK: 0 WP: 0 HR: 1 S: 44 P: 81 ERA: 17.18 WHIP: 3.273																
Jim Clancy, R ERA: 5.56 (4, 1)	IP: 2.1 WLS: 7 BF: 0 H: 0 R: 0 ER: 0 SO: 1 BB: 0 IBB: 0 HBP: 0 BLK: 0 WP: 0 HR: 14 S: 17 P: 17 ERA: 0.00 WHIP: 0.000																
Xavier Hernandez, R ERA: 6.43 (7, 1)	IP: 2.0 WLS: 12 BF: 2 H: 3 R: 3 ER: 3 SO: 2 BB: 3 IBB: 1 HBP: 0 BLK: 0 WP: 2 HR: 0 S: 21 P: 50 ERA: 13.50 WHIP: 2.500																

Houston Astros

Houston Astros @ Montreal Expos

Batter	1	2	3	4	5	6	7	8	9	AB	R	H	RBI	BB	SO	LOB	TOP										
Craig Biggio, R OBP: 0.346, SLG: 0.331 (1, 8)										4	0	0	0	0	1	0											
Rafael Ramirez, R OBP: 0.311, SLG: 0.340 Javier Ortiz, R OBP: 0.421, SLG: 0.529 (1, 6)										3	0	1	0	1	0	0											
Ken Oberkfell, L OBP: 0.310, SLG: 0.342 (1, 5)										4	0	1	0	0	0	2											
Franklin Stubbs, L OBP: 0.324, SLG: 0.514 Eric Yelding, R OBP: 0.317, SLG: 0.291 (1, 3)										4	1	3	2	0	1	1											
Glenn Wilson, R OBP: 0.280, SLG: 0.358 (1, 7)										4	0	1	0	0	2	1											
Eric Anthony, L OBP: 0.293, SLG: 0.378 (1, 9)										4	0	0	0	0	2	3											
Rich Gedman, L OBP: 0.348, SLG: 0.328 Alex Trevino, R OBP: 0.232, SLG: 0.286 (7, PH)										1	0	0	0	1	1	0											
Juan Agosto, L Larry Andersen, R (7, 1)										1	0	0	0	0	0	1											
Dave Rohde, S OBP: 0.188, SLG: 0.107 (1, 4)										3	0	0	0	0	1	1											
Danny Darwin, R Casey Candaele, S OBP: 0.343, SLG: 0.407 (1, 1)										2	0	0	0	0	0	0											
Inning Stats	R: 0 E: 0 K: 0 S: 3	H: 0 LOB: 0 BB: 0 P: 3	R: 1 E: 0 K: 1 S: 6	H: 1 LOB: 1 BB: 1 P: 10	R: 0 E: 0 K: 0 S: 3	H: 0 LOB: 0 BB: 0 P: 3	R: 0 E: 0 K: 2 S: 7	H: 1 LOB: 0 BB: 0 P: 7	R: 0 E: 0 K: 1 S: 5	H: 0 LOB: 1 BB: 1 P: 5	R: 0 E: 0 K: 2 S: 8	H: 1 LOB: 1 BB: 0 P: 8	R: 0 E: 0 K: 1 S: 5	H: 0 LOB: 0 BB: 0 P: 5	R: 1 E: 0 K: 1 S: 7	H: 3 LOB: 2 BB: 0 P: 7	1B: 3 2B: 3 3B: 0 HR: 1	SF: 0 SAC: 0 DP: 1 HBP: 0	WP: 1 PB: 0 SB: 0 CS: 2	PA: 33							
PITCHER	IP	WLS	BF	H	R	ER	SO	BB	IBB	HBP	BLK	WP	HR	S	P	ERA	WHIP										
Oil Can Boyd, R ERA: 3.17 (1, 1)	6.0		21	2	1	1	4	2	0	0	0	0	1	27	35	1.50	0.667										
Drew Hall, L ERA: 3.65 (7, 1)	0.2		3	1	0	0	2	0	0	0	0	0	0	7	7	0.00	1.500										
Bill Sampen, R ERA: 1.86 (7, 1)	1.1	W	4	0	0	0	1	0	0	0	0	1	0	6	6	0.00	0.000										
Dave Schmidt, R ERA: 3.23 (9, 1)	1.0	S	5	3	1	1	1	0	0	0	0	0	0	7	7	9.00	3.000										

Houston Astros @ Montreal Expos
Olympic Stadium, Montreal, QB
Fri Jul 06 1990, 7:05 PM EDT
Att: 15,806 - Unknown - 74 F

AB	31
R	2
H	6
RBI	2
BB	2
SO	8
LOB	9



Batter	1	2	3	4	5	6	7	8	9	AB	R	H	RBI	BB	SO	LOB	BOTTOM										
Dave Martinez, L OBP: 0.327, SLG: 0.448 (1, 8)										4	0	1	0	0	0	3											
Junior Noboa, R OBP: 0.274, SLG: 0.316 (1, 4)										3	1	0	0	1	0	2											
Larry Walker, L OBP: 0.339, SLG: 0.458 (1, 9)										3	1	1	1	0	2	2											
Tim Wallach, R OBP: 0.361, SLG: 0.515 (1, 5)										3	1	0	0	1	0	2											
Mike Aldrete, L OBP: 0.405, SLG: 0.311 Bill Sampen, R OBP: 0.233, SLG: 0.331 Nelson Santovenia, R OBP: 0.387, SLG: 0.360 Jerry Goff, L OBP: 0.387, SLG: 0.360 Dave Schmidt, R OBP: 0.314, SLG: 0.319 (1, 7)										3	0	0	0	0	2	2											
Andres Galarraga, R OBP: 0.324, SLG: 0.395 (1, 3)										4	0	3	1	0	0	0											
Mike Fitzgerald, R OBP: 0.365, SLG: 0.416 (1, 2)										4	0	0	0	0	0	5											
Spike Owen, S OBP: 0.350, SLG: 0.364 (1, 6)										2	0	1	0	1	0	1											
Oil Can Boyd, R OBP: 0.065, SLG: 0.065 Drew Hall, L OBP: 0.322, SLG: 0.273 Otis Nixon, S OBP: 0.298, SLG: 0.275 Wallace Johnson, S OBP: 0.314, SLG: 0.319 (1, 1)										2	0	0	0	0	0	1											
Inning Stats	R: 0 E: 1 K: 2 S: 9	H: 1 LOB: 2 BB: 0 P: 9	R: 0 E: 0 K: 0 S: 3	H: 1 LOB: 0 BB: 0 P: 3	R: 0 E: 0 K: 0 S: 3	H: 0 LOB: 0 BB: 0 P: 3	R: 1 E: 1 K: 1 S: 7	H: 1 LOB: 1 BB: 0 P: 7	R: 0 E: 0 K: 0 S: 4	H: 1 LOB: 1 BB: 0 P: 4	R: 0 E: 0 K: 1 S: 5	H: 0 LOB: 0 BB: 0 P: 5	R: 0 E: 0 K: 0 S: 4	H: 1 LOB: 2 BB: 1 P: 8	R: 2 E: 0 K: 0 S: 4	H: 2 LOB: 1 BB: 2 P: 12	1B: 2 2B: 5 3B: 0 HR: 1	SF: 0 SAC: 1 DP: 2 HBP: 0	WP: 0 PB: 0 SB: 0 CS: 0	PA: 34							
PITCHER	IP	WLS	BF	H	R	ER	SO	BB	IBB	HBP	BLK	WP	HR	S	P	ERA	WHIP										
Danny Darwin, R ERA: 2.2 (1, 1)	6.1		26	5	1	1	4	1	0	0	0	0	0	33	37	1.42	0.947										
Juan Agosto, L ERA: 3.19 (7, 1)	1.0	L	5	0	2	2	0	1	1	0	0	0	0	3	11	18.00	1.000										
Larry Andersen, R ERA: 2.74 (8, 1)	0.2		3	2	0	0	0	0	0	0	0	0	0	3	3	0.00	3.000										

Houston Astros @ Montreal Expos
Olympic Stadium, Montreal, QB
Fri Jul 06 1990, 7:05 PM EDT
Att: 15,806 - Unknown - 74 F

AB	30
R	3
H	7
RBI	3
BB	3
SO	4
LOB	20



Batter	1	2	3	4	5	6	7	8	9	AB	R	H	RBI	BB	SO	LOB	TOP			
Eric Yelding, R (1, 6) OBP: 0.316, SLG: 0.291 Eric Anthony, L (9, PH) OBP: 0.291, SLG: 0.376										4	0	1	0	0	1	2	Houston Astros @ Montreal Expos Olympic Stadium, Montreal, QB Sat Jul 07 1990, 7:05 PM EDT Att: 20,171 - Unknown			
Craig Biggio, R (1, 8) OBP: 0.344, SLG: 0.330										4	0	1	0	0	1	1				
Javier Ortiz, R (1, 7) OBP: 0.435, SLG: 0.524										4	0	2	0	0	1	2				
Glenn Wilson, R (1, 9) OBP: 0.284, SLG: 0.358										3	0	1	0	1	2	1				
Franklin Stubbs, L (1, 3)										4	0	0	0	0	1	3				
Casey Candaele, S (1, 4) OBP: 0.350, SLG: 0.404 Dave Smith, R (8, 1)										3	1	1	0	1	0	0				
Alex Trevino, R (1, 2) Terry Puhl, L (9, PH) OBP: 0.294, SLG: 0.250										1	0	0	0	1	0	1				
Dave Rohde, S (1, 5) OBP: 0.222, SLG: 0.188										4	0	2	1	0	1	2				
Jim Deshaies, L (1, 1) Juan Agosto, L (7, 1) Larry Andersen, R (7, 1) Ken Oberkfell, L (8, 5) OBP: 0.318, SLG: 0.351										3	0	0	0	0	1	5				
Inning Stats	R: 0 E: 0 K: 1 S: 10	H: 2 LOB: 2 BB: 0 P: 14	R: 1 E: 0 K: 1 S: 12	H: 2 LOB: 2 BB: 0 P: 19	R: 0 E: 0 K: 3 S: 13	H: 1 LOB: 1 BB: 0 P: 19	R: 0 E: 0 K: 0 S: 14	H: 1 LOB: 1 BB: 1 P: 22	R: 0 E: 0 K: 1 S: 8	H: 0 LOB: 2 BB: 1 P: 14	R: 0 E: 0 K: 0 S: 4	H: 1 LOB: 0 BB: 0 P: 5	R: 0 E: 0 K: 1 S: 8	H: 0 LOB: 0 BB: 0 P: 12	R: 0 E: 0 K: 0 S: 11	H: 2 LOB: 1 BB: 0 P: 16		1B: 9 2B: 1 3B: 0 HR: 0	SF: 0 SAC: 0 DP: 2 HBP: 1	WP: 0 PB: 1 SB: 3 CS: 1
PITCHER	IP WLS BF H R ER SO BB IBB HBP BLK WP HR S P ERA WHIP																			
Zane Smith, L (1, 1) ERA: 2.93 Dave Schmidt, R (8, 1) ERA: 3.07	7.0 W 30 8 1 0 7 3 0 1 0 0 0 69 109 0.00 1.571																			

Batter	1	2	3	4	5	6	7	8	9	AB	R	H	RBI	BB	SO	LOB	BOTTOM			
Otis Nixon, S (1, 8) OBP: 0.330, SLG: 0.275										3	0	1	0	1	0	0	Houston Astros @ Montreal Expos Olympic Stadium, Montreal, QB Sat Jul 07 1990, 7:05 PM EDT Att: 20,171 - Unknown			
Marquis Grissom, R (1, 7) OBP: 0.324, SLG: 0.341										4	0	3	0	0	1	1				
Larry Walker, L (1, 9) OBP: 0.337, SLG: 0.468										4	1	1	1	0	1	4				
Tim Wallach, R (1, 5) OBP: 0.360, SLG: 0.510										3	0	0	0	1	2	3				
Mike Fitzgerald, R (1, 2) OBP: 0.372, SLG: 0.417										2	1	1	0	2	0	0				
Andres Galarraga, R (1, 3) OBP: 0.330, SLG: 0.390										4	0	0	0	0	2	5				
Junior Noboa, R (1, 4) OBP: 0.284, SLG: 0.304										4	0	0	0	0	1	5				
Spike Owen, S (1, 6) OBP: 0.355, SLG: 0.379										3	1	2	2	1	0	0				
Zane Smith, L (1, 1) OBP: 0.214, SLG: 0.321 Wallace Johnson, S (7, PH) OBP: 0.292, SLG: 0.268 Dave Schmidt, R (8, 1) ERA: 2.84										2	0	0	0	0	0	2				
Inning Stats	R: 0 E: 0 K: 1 S: 9	H: 1 LOB: 1 BB: 0 P: 16	R: 0 E: 0 K: 1 S: 12	H: 0 LOB: 2 BB: 2 P: 26	R: 1 E: 0 K: 1 S: 9	H: 1 LOB: 0 BB: 1 P: 16	R: 0 E: 0 K: 0 S: 6	H: 0 LOB: 0 BB: 0 P: 11	R: 0 E: 0 K: 0 S: 8	H: 1 LOB: 3 BB: 2 P: 20	R: 1 E: 0 K: 2 S: 16	H: 3 LOB: 2 BB: 0 P: 23	R: 1 E: 0 K: 0 S: 15	H: 2 LOB: 1 BB: 0 P: 23	R: 0 E: 0 K: 0 S: 11	H: 0 LOB: 0 BB: 0 P: 16		1B: 5 2B: 0 3B: 1 HR: 2	SF: 0 SAC: 0 DP: 0 HBP: 0	WP: 1 PB: 0 SB: 3 CS: 1
PITCHER	IP WLS BF H R ER SO BB IBB HBP BLK WP HR S P ERA WHIP																			
Jim Deshaies, L (1, 1) ERA: 4.11 Juan Agosto, L (7, 1) ERA: 3.17 Larry Andersen, R (7, 1) ERA: 2.87 Dave Smith, R (8, 1) ERA: 2.84	6.1 L 29 6 0 0 1 4 1 0 0 0 0 2 61 117 2.84 1.579																			

Batter	1	2	3	4	5	6	7	8	9	AB	R	H	RBI	BB	SO	LOB	TOP								
Eric Yelding, R OBP: 0.317, SLG: 0.293 (1, 6)										5	1	2	1	0	2	2									
Craig Biggio, R OBP: 0.345, SLG: 0.338 (1, 8)										5	0	2	1	0	0	3									
Ken Oberkfell, L OBP: 0.326, SLG: 0.358 (1, 5)										4	0	2	0	0	0	2									
Franklin Stubbs, L OBP: 0.311, SLG: 0.492 (1, 3)										4	0	0	0	0	2	3									
Javier Ortiz, R OBP: 0.407, SLG: 0.480 (1, 7) (9, 9)										4	0	1	0	0	0	1									
Eric Anthony, L OBP: 0.290, SLG: 0.373 Dave Smith, R (8, 1)										4	1	1	0	0	2	1									
Rich Gedman, L OBP: 0.341, SLG: 0.324 Danny Darwin, R (9, PR) Alex Trevino, R OBP: 0.250, SLG: 0.281 (9, 2)										4	0	1	0	0	1	2	AB 36								
Dave Rohde, S OBP: 0.205, SLG: 0.171 (1, 4)										3	1	0	0	0	0	2	R 5								
Mark Portugal, R OBP: 0.176, SLG: 0.152 Tony Lundy, L OBP: 0.314, SLG: 0.300 Juan Agosto, L (7, PH) Jim Clancy, R OBP: 0.283, SLG: 0.251 Glenn Wilson, R OBP: 0.287, SLG: 0.258 Casey Candaele, S OBP: 0.250, SLG: 0.404 (9, 7)										2	0	0	0	0	1	0	H 10								
Inning Stats	R: 0 E: 0 K: 2 S: 11	H: 1 LOB: 1 BB: 0 P: 13	R: 0 E: 0 K: 1 S: 5	H: 0 LOB: 0 BB: 0 P: 9	R: 1 E: 0 K: 0 S: 13	H: 2 LOB: 1 BB: 0 P: 17	R: 0 E: 0 K: 1 S: 6	H: 0 LOB: 0 BB: 0 P: 7	R: 0 E: 0 K: 1 S: 6	H: 0 LOB: 0 BB: 0 P: 8	R: 0 E: 0 K: 2 S: 11	H: 1 LOB: 1 BB: 0 P: 13	R: 3 E: 1 K: 1 S: 20	H: 4 LOB: 1 BB: 0 P: 24	R: 0 E: 0 K: 0 S: 7	H: 1 LOB: 1 BB: 0 P: 9	R: 1 E: 1 K: 0 S: 11	H: 1 LOB: 2 BB: 0 P: 18	1B: 7 2B: 4 3B: 0 HR: 0	SF: 0 SAC: 1 DP: 1 HBP: 1	WP: 0 PB: 0 SB: 0 CS: 0	PA: 38			
PITCHER	IP	WLS	BF	H	R	ER	SO	BB	IBB	HBP	BLK	WP	HR	S	P	ERA	WHIP								
Dennis Martinez, R ERA: 2.84 (1, 1)	7.0	L	29	8	4	4	8	0	0	0	0	0	0	72	91	5.14	1.143								
Steve Frey, L ERA: 4.35 (8, 1)	1.0		4	1	0	0	0	0	0	0	0	0	0	7	9	0.00	1.000								
Bill Sampen, R ERA: 1.86 (9, 1)	0.0		3	1	1	0	0	0	0	1	0	0	0	4	7	∞	∞								
Dale Mohorcic, R ERA: 1.76 (9, 1)	1.0		2	0	0	0	0	0	0	0	0	0	0	7	11	0.00	0.000								

Houston Astros @ Montreal Expos
Olympic Stadium, Montreal, QB
Sun Jul 08 1990, 3:33 AM EDT
Att: 26,016 - Sunny - 80 F

AB	36
R	5
H	10
RBI	4
BB	0
SO	8
LOB	16



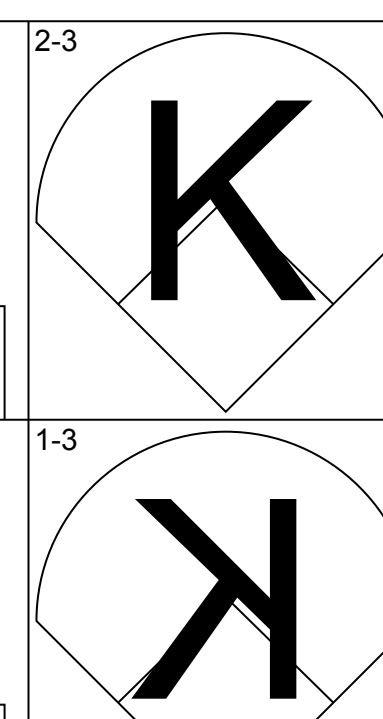
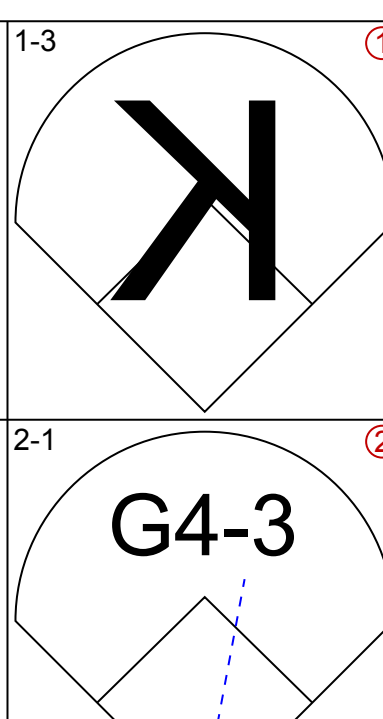
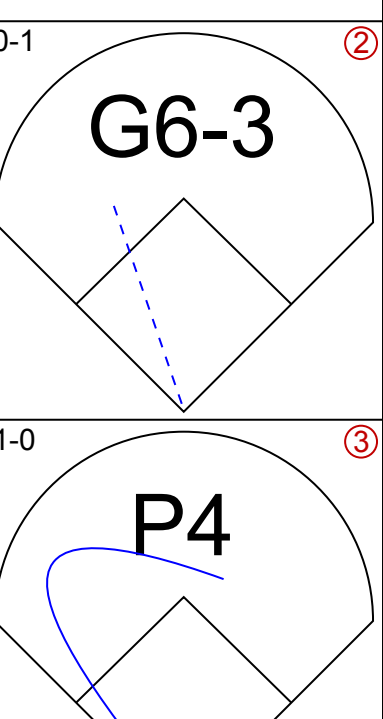
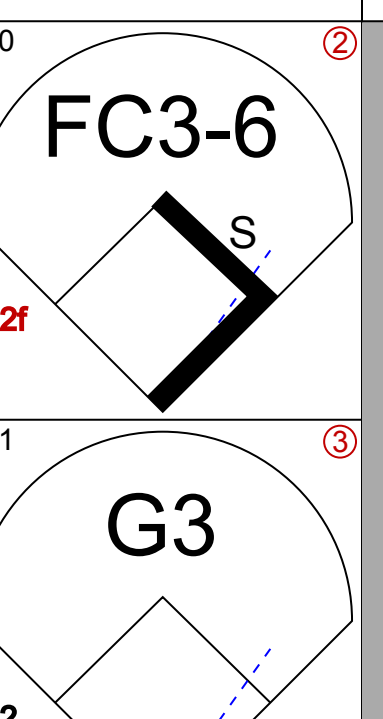
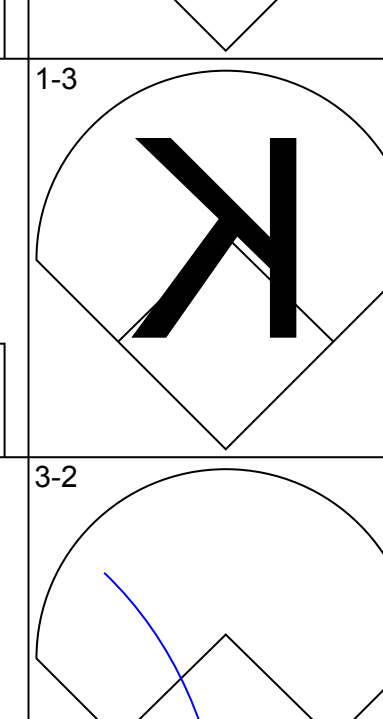
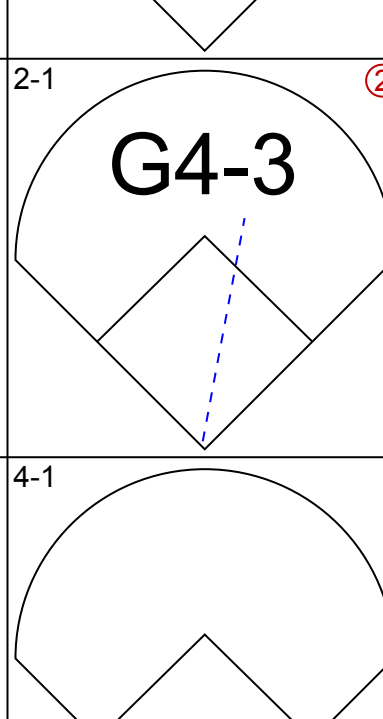
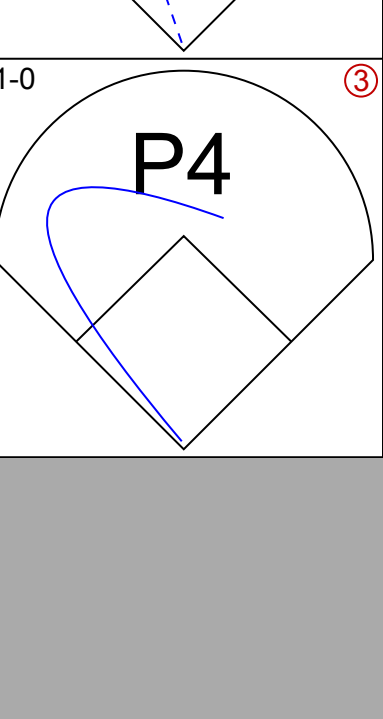
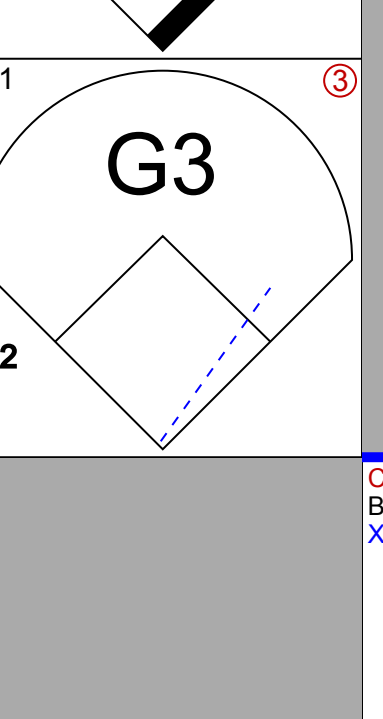
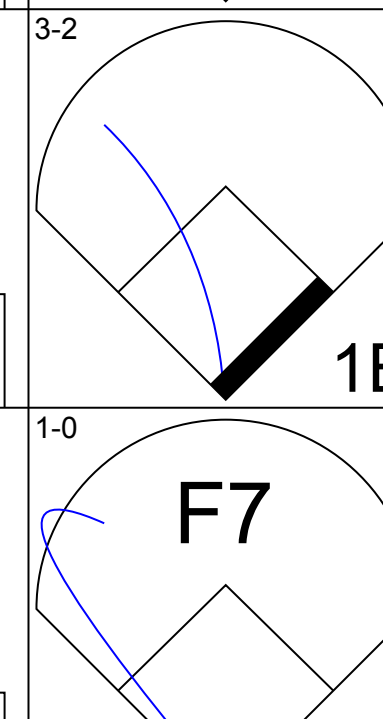
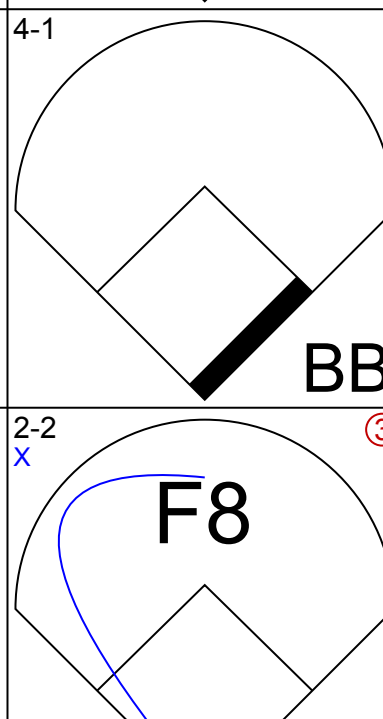
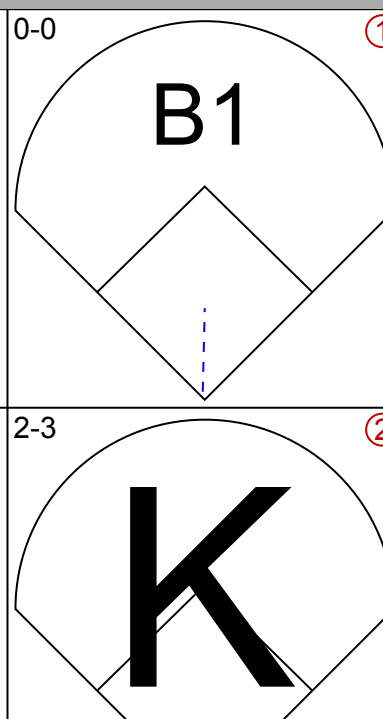
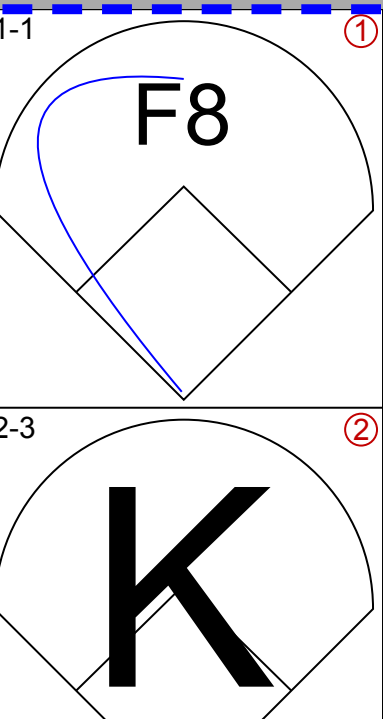
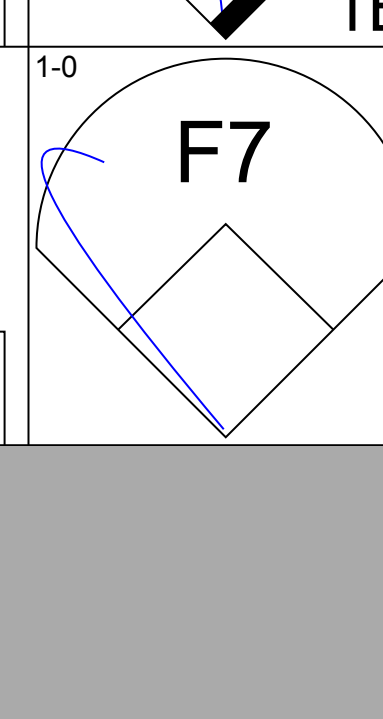
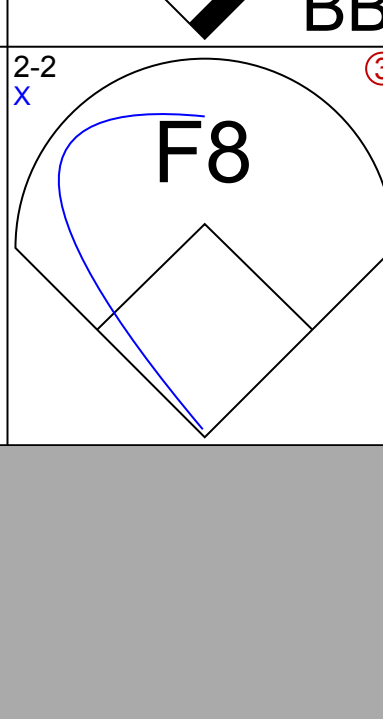
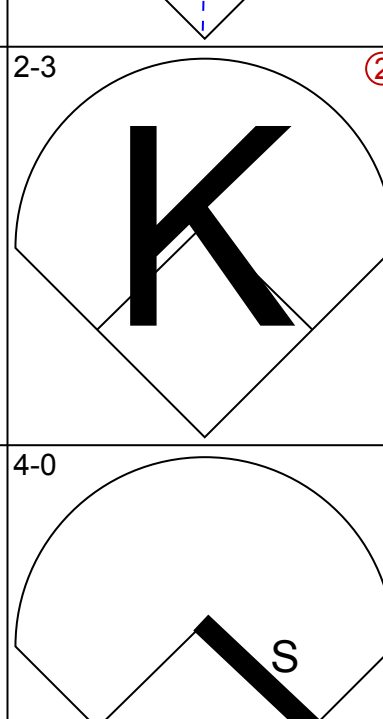
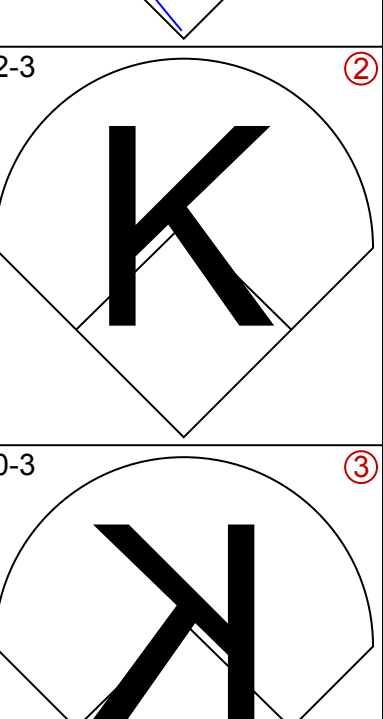
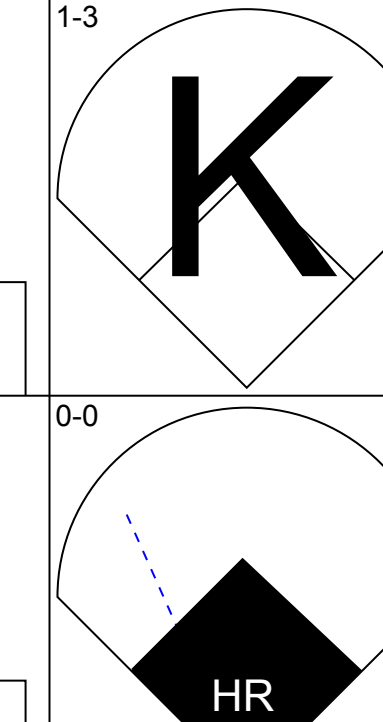
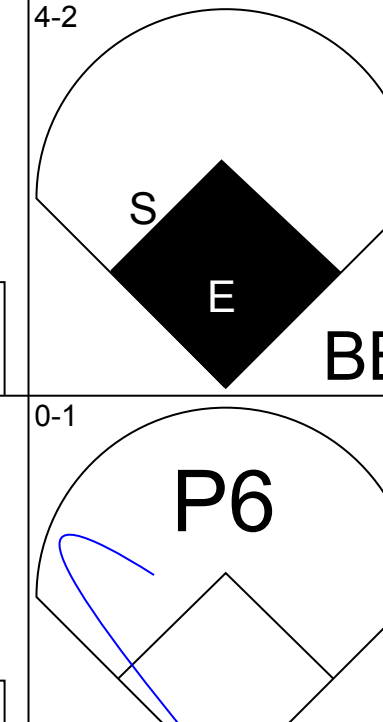
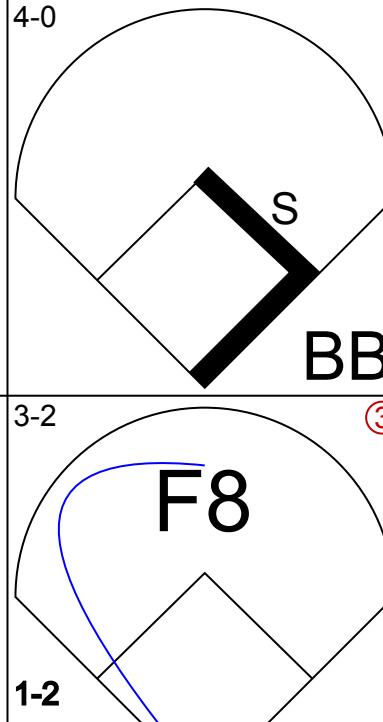

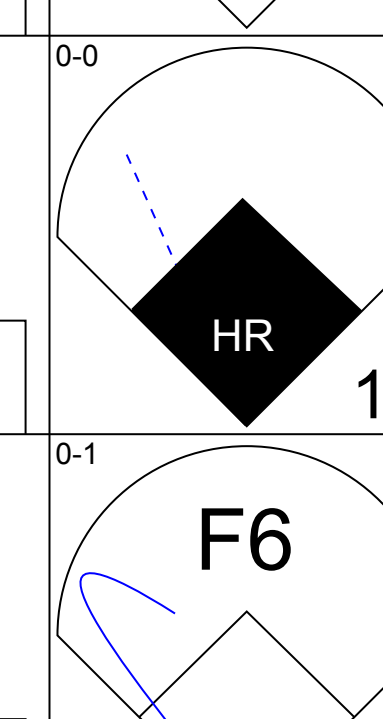
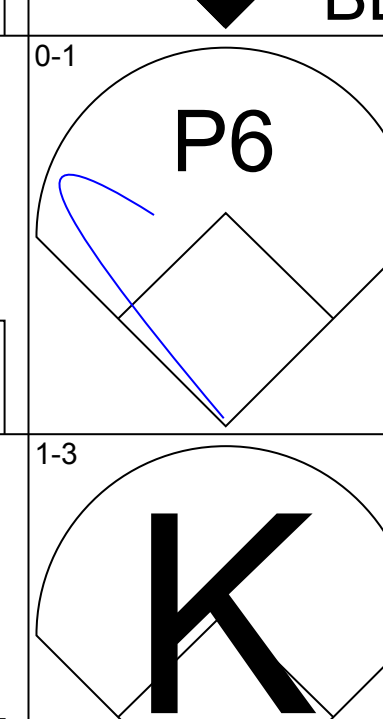
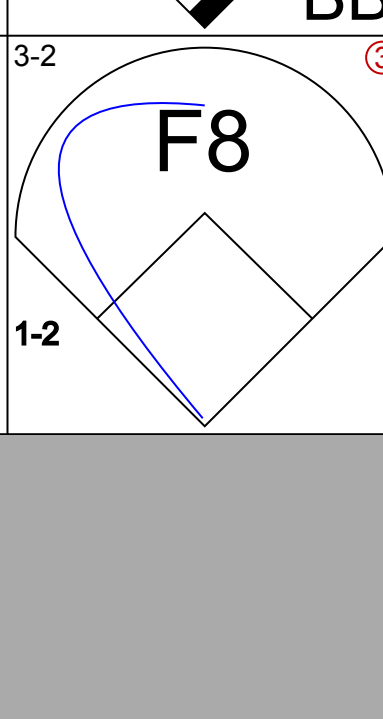
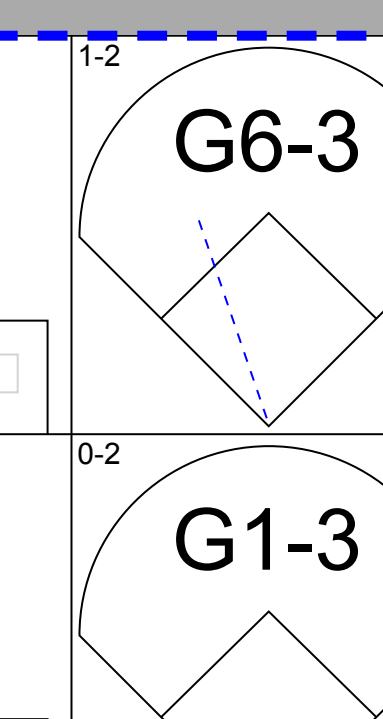
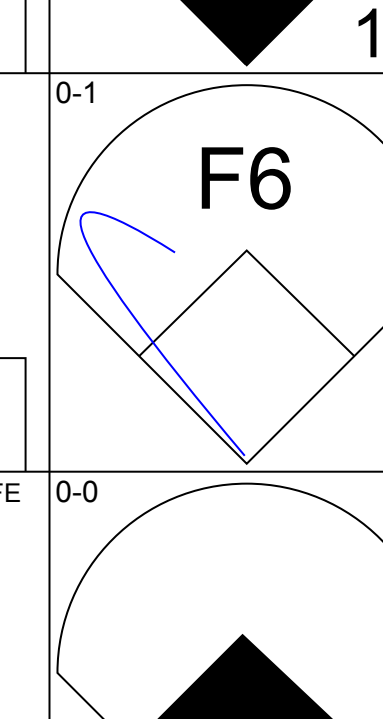
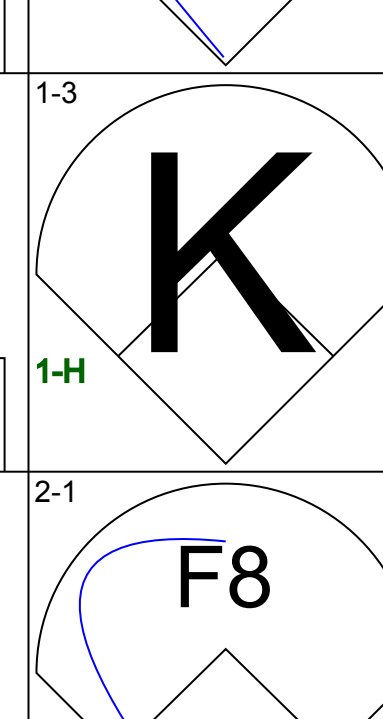
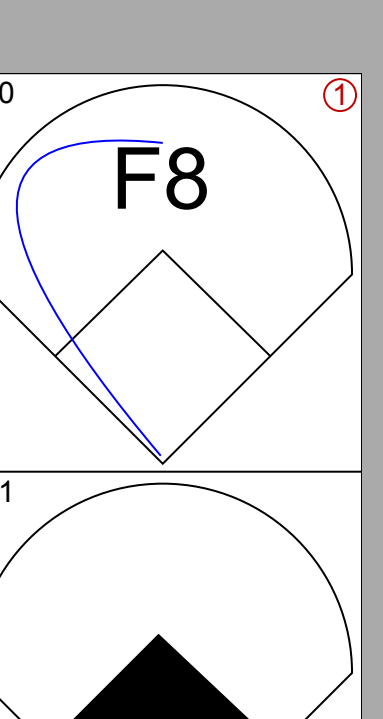
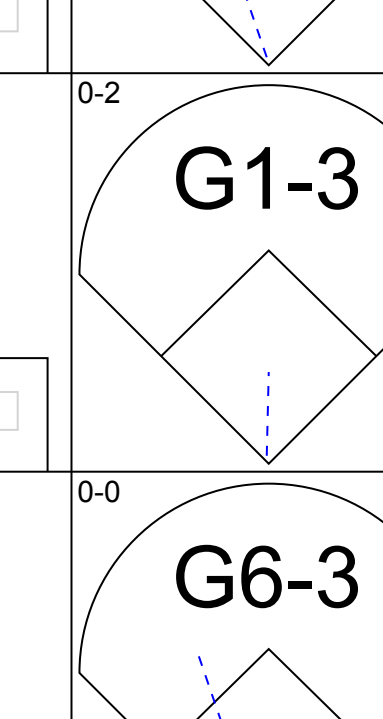
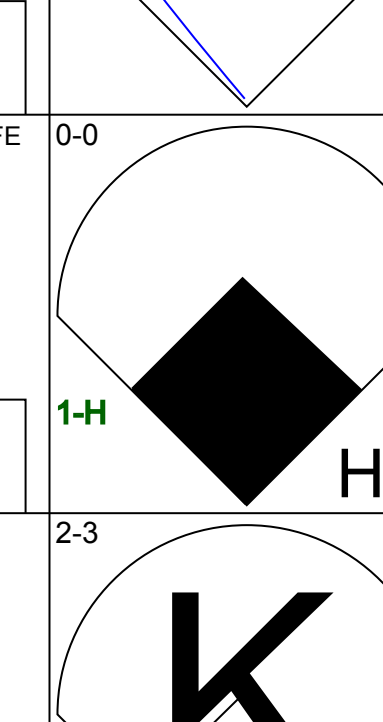
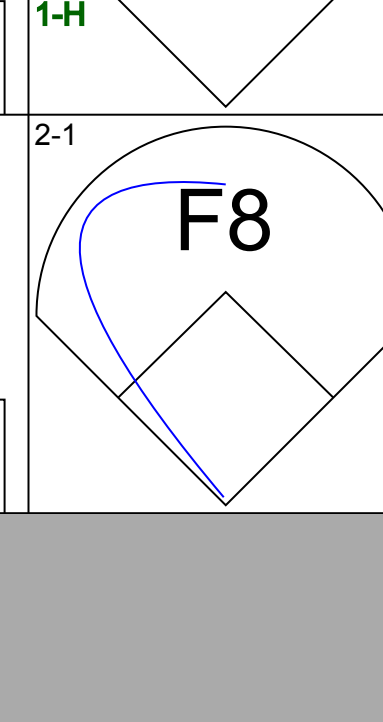
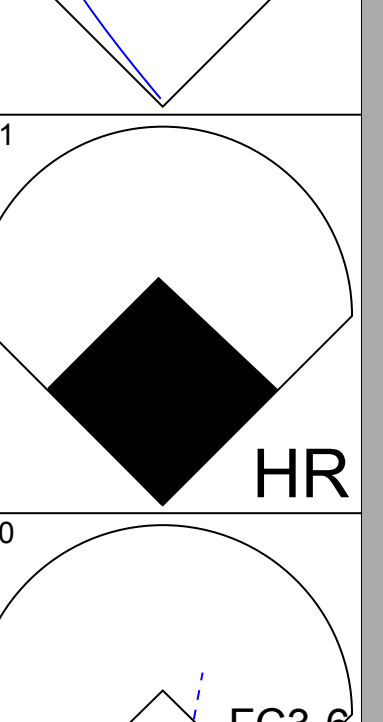
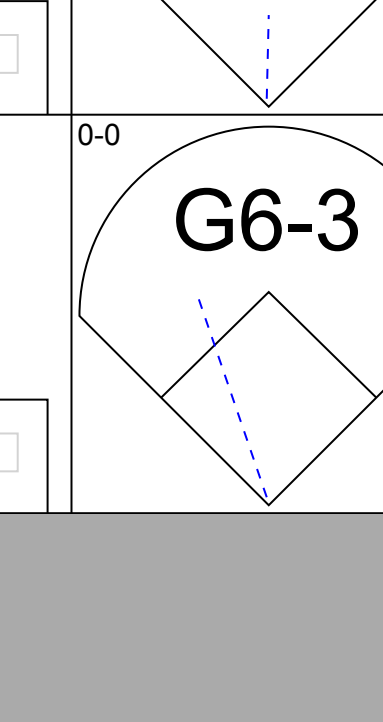
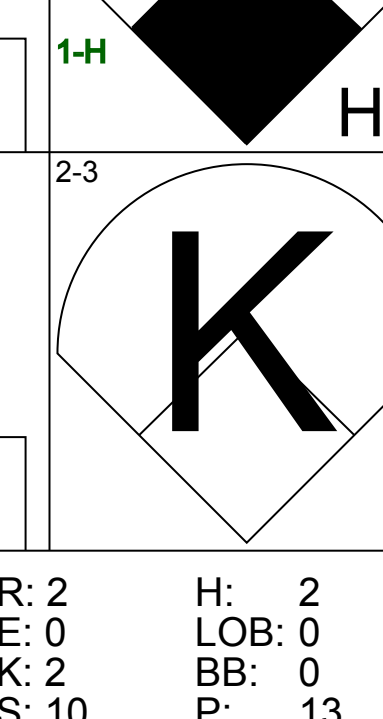
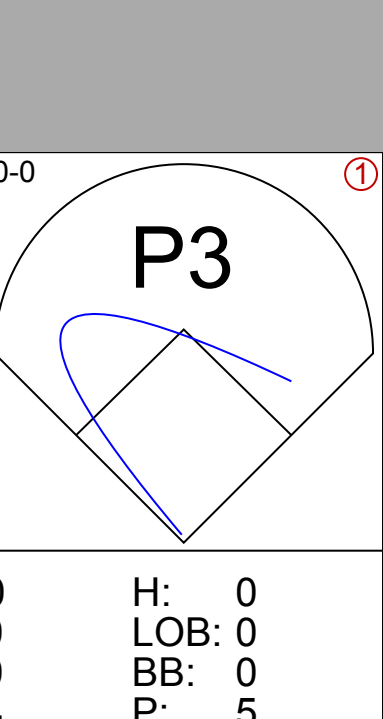
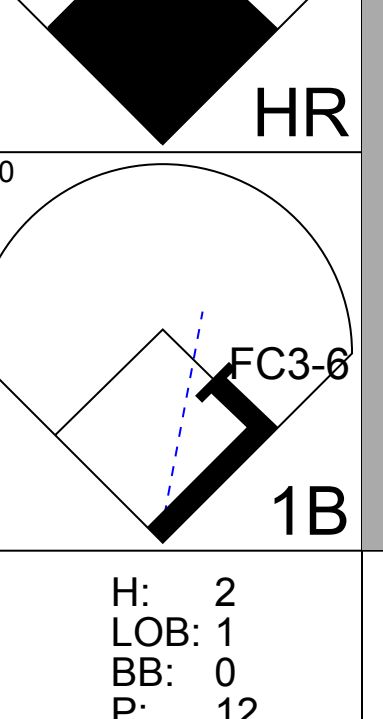
Batter	1	2	3	4	5	6	7	8	9	AB	R	H	RBI	BB	SO	LOB	BOTTOM								
Dave Martinez, L OBP: 0.333, SLG: 0.452 (1, 8)										5	2	3	0	0	1	0									
Tom Foley, L OBP: 0.346, SLG: 0.329 Junior Noboa, R OBP: 0.268, SLG: 0.317 (7, PH) (8, 4)										3	0	1	0	0	0	1									
Larry Walker, L OBP: 0.331, SLG: 0.457 (1, 9)										5	0	0	1	0	1	4									
Tim Wallach, R OBP: 0.364, SLG: 0.525 (1, 5)										4	1	3	2	0	0	1									
Mike Aldrete, L OBP: 0.400, SLG: 0.301 (1, 7)										3	0	0	0	1	0	1									
Andres Galarraga, R OBP: 0.319, SLG: 0.386 (1, 3)										3	0	0	0	1	0	2									
Mike Fitzgerald, R OBP: 0.375, SLG: 0.412 Otis Nixon, S OBP: 0.330, SLG: 0.275 Bill Sampen, R (9, 1) Dale Mohorcic, R (9, 1)										2	0	0	0	2	1	2	AB 34								
Spike Owen, S OBP: 0.354, SLG: 0.375 (1, 6)										3	0	0	0	1	2	2	R 3								
Dennis Martinez, R OBP: 0.143, SLG: 0.146 Wallace Johnson, S OBP: 0.286, SLG: 0.262 Steve Frey, R (8, 1) Jerry Goff, L OBP: 0.375, SLG: 0.346 (9, 2)										2	0	0	0	0	0	3	H 8								
Inning Stats	R: 0 E: 0 K: 0 S: 4	H: 1 LOB: 0 BB: 0 P: 4	R: 0 E: 0 K: 1 S: 11	H: 1 LOB: 2 BB: 2 P: 23	R: 1 E: 0 K: 1 S: 12	H: 2 LOB: 1 BB: 1 P: 23	R: 0 E: 0 K: 1 S: 7	H: 0 LOB: 0 BB: 0 P: 9	R: 0 E: 0 K: 1 S: 7	H: 0 LOB: 0 BB: 0 P: 13	R: 1 E: 0 K: 0 S: 8	H: 1 LOB: 1 BB: 1 P: 16	R: 1 E: 0 K: 0 S: 8	H: 2 LOB: 1 BB: 0 P: 10	R: 0 E: 0 K: 0 S: 6	H: 0 LOB: 1 BB: 1 P: 12	R: 0 E: 0 K: 0 S: 10	H: 1 LOB: 1 BB: 0 P: 18	1B: 5 2B: 2 3B: 0 HR: 1	SF: 0 SAC: 0 DP: 1 HBP: 0	WP: 0 PB: 0 SB: 1 CS: 0	PA: 39			
PITCHER	IP	WLS	BF	H	R	ER	SO	BB	IBB	HBP	BLK	WP	HR	S	P	ERA	WHIP								
Mark Portugal, R ERA: 4.31 (7, 1)	0.2		4	2	1	1	0	0	0	0	0	0	0	5	6	13.50	3.000								
Jim Clancy, R ERA: 5.52 (7, 1)	0.1		1	0	0	0	0	0	0	0	0	0	0	3	4	0.00	0.000								
Dave Smith, R ERA: 2.48 (8, 1)	2.0	S	8	1	0	0	0	1	0	0	1	0	0	16	30	0.00	1.000								

Houston Astros @ Montreal Expos
Olympic Stadium, Montreal, QB
Sun Jul 08 1990, 3:33 AM EDT
Att: 26,016 - Sunny - 80 F

AB	34
R	3
H	8
RBI	3
BB	5
SO	5
LOB	17

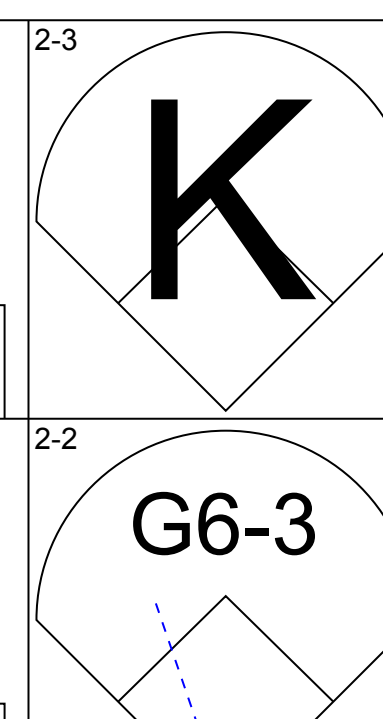
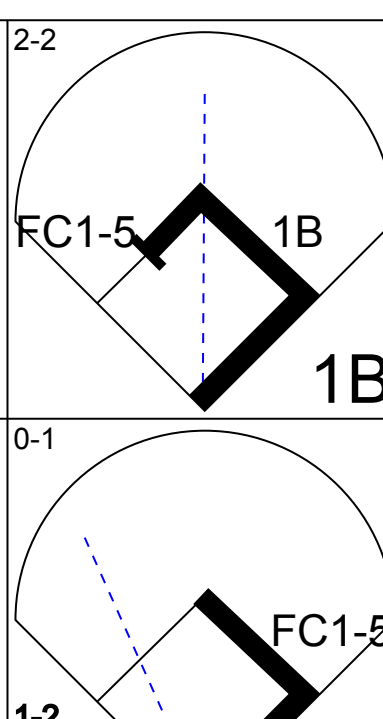
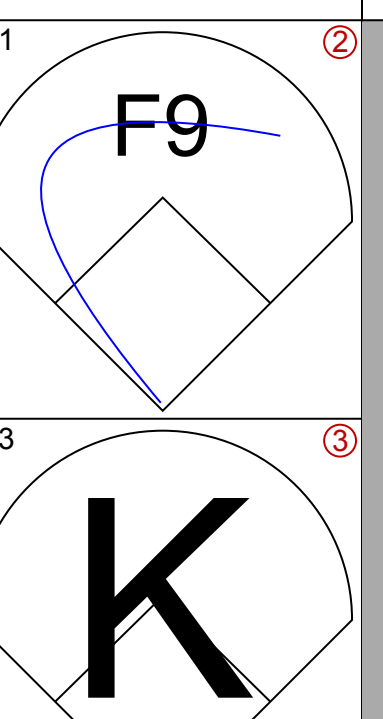
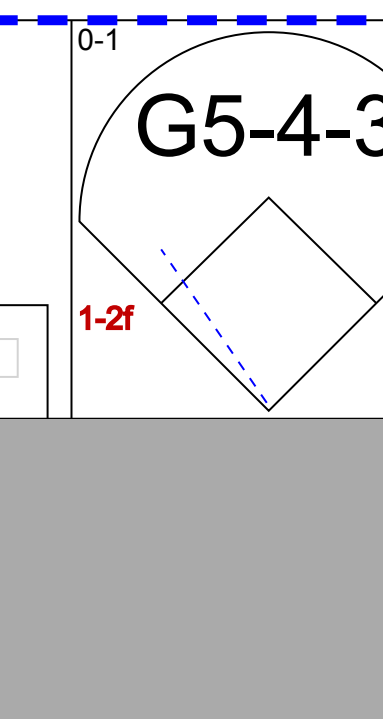
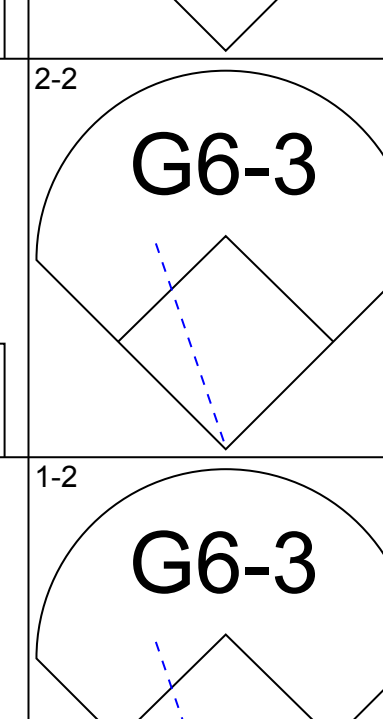
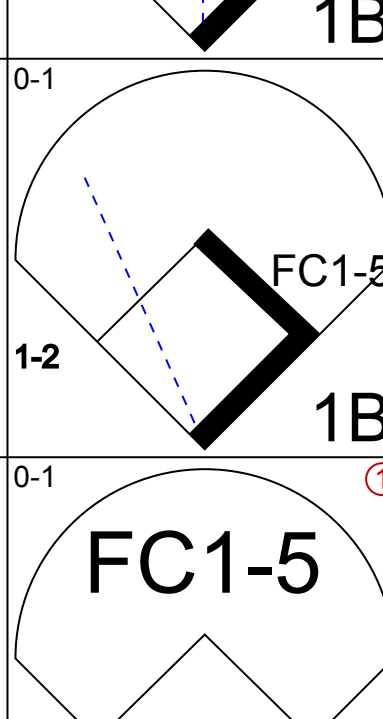

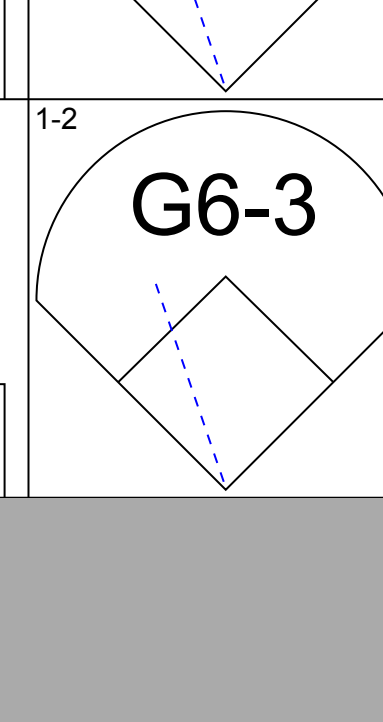
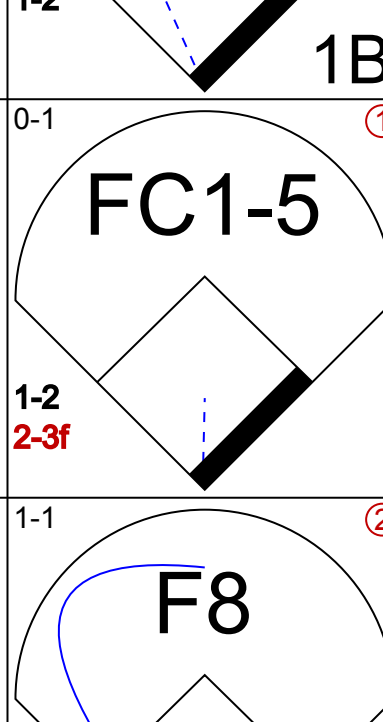
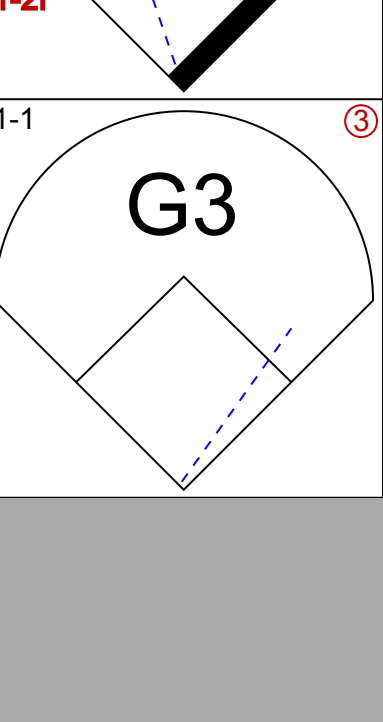
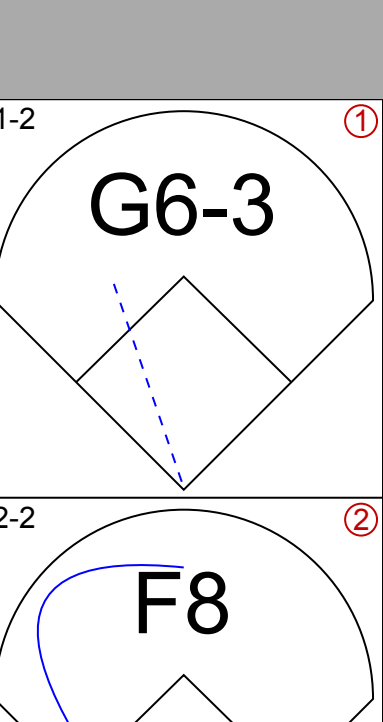
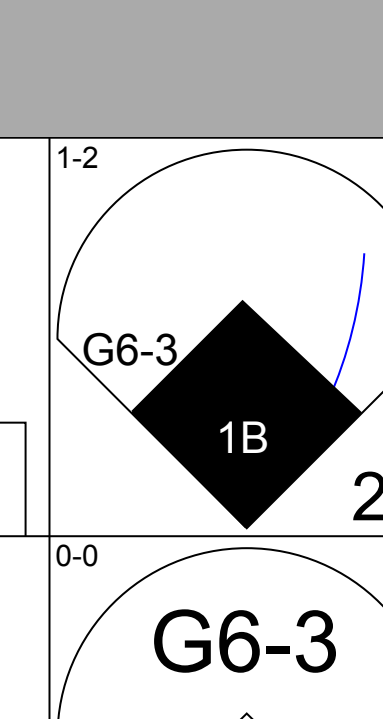
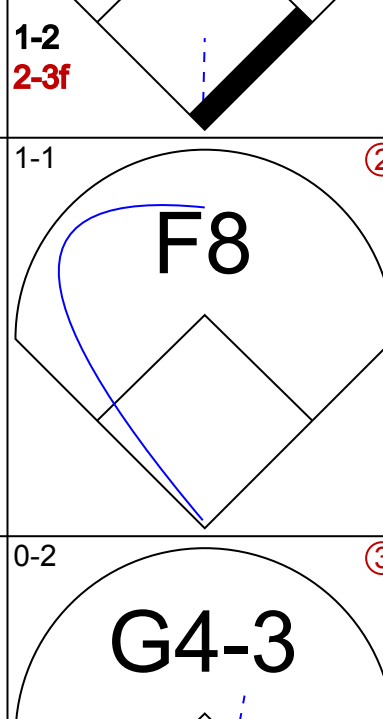
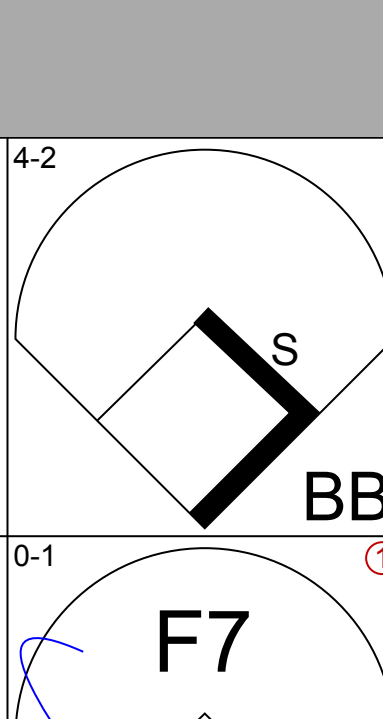
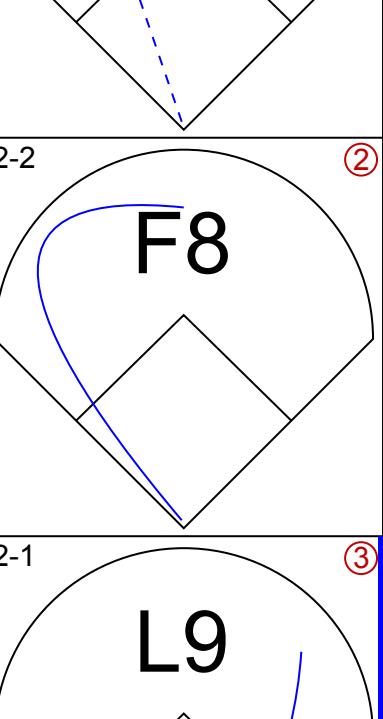
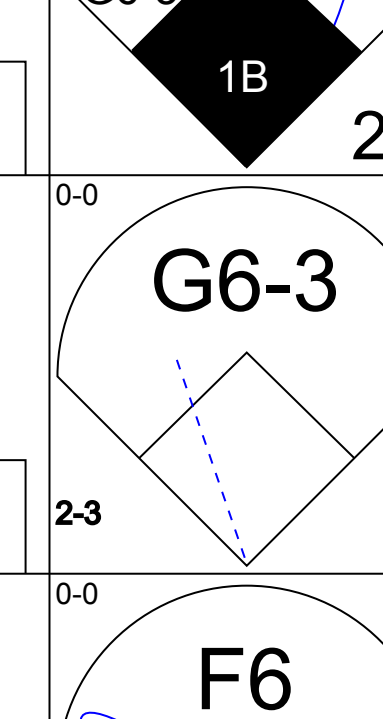
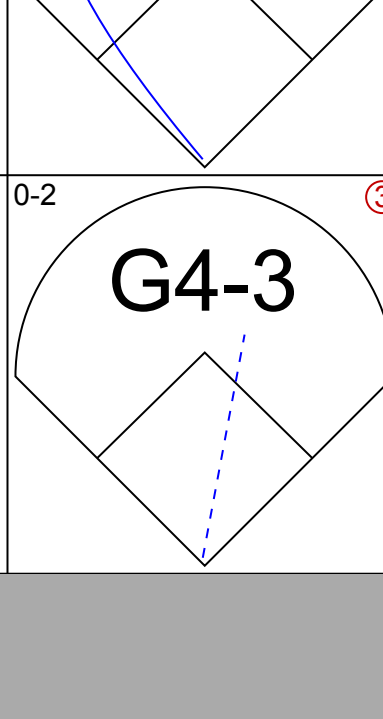
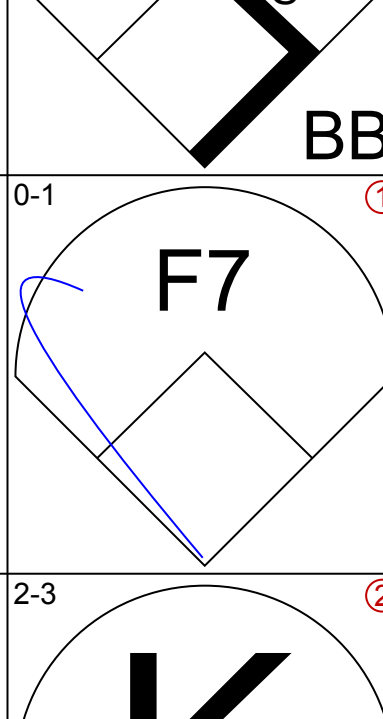
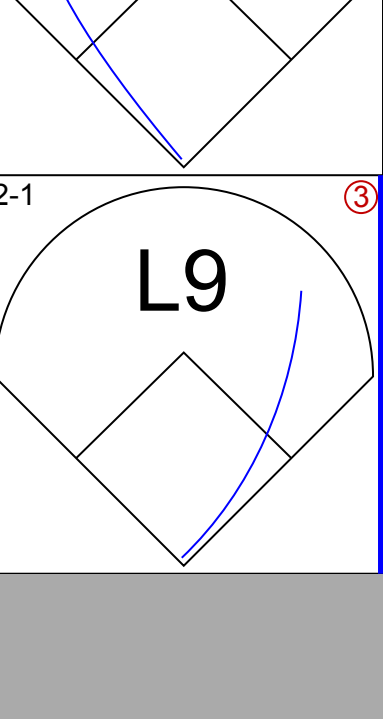
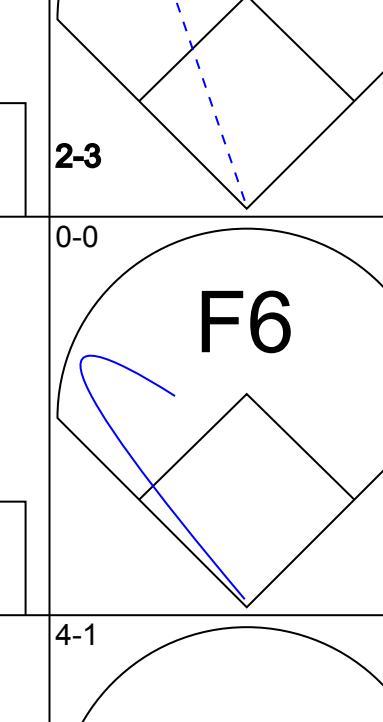
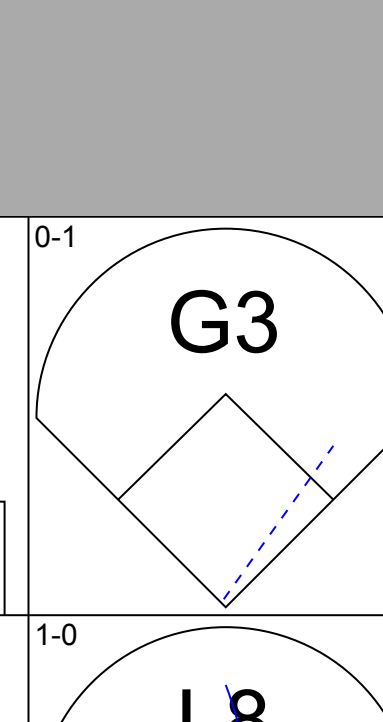
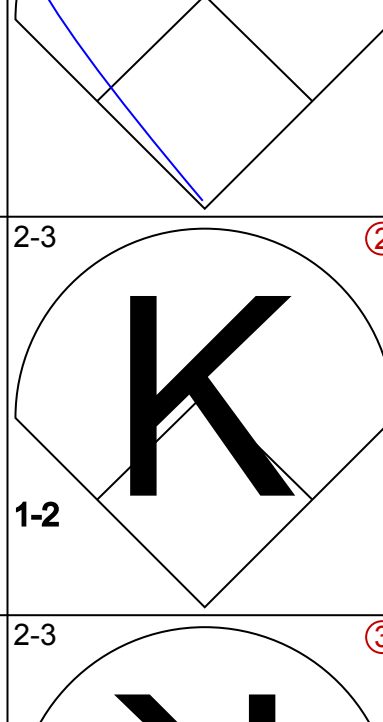
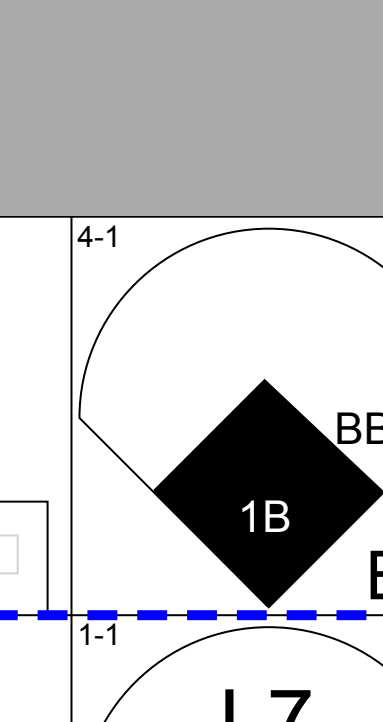
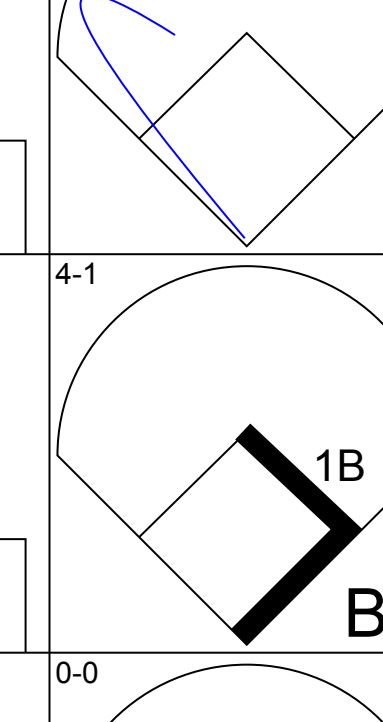
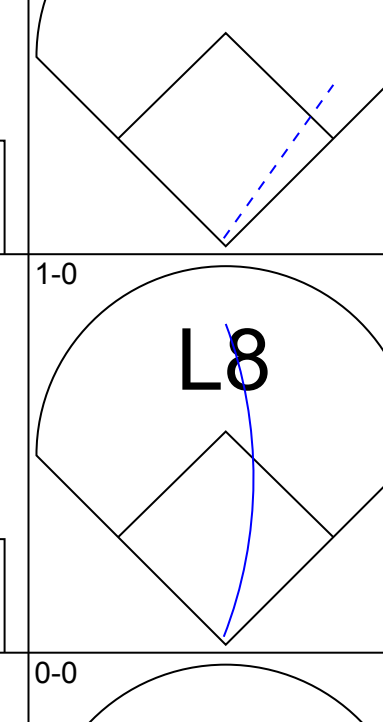
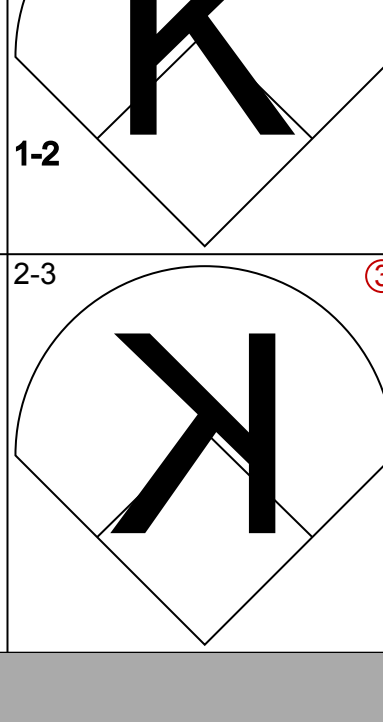
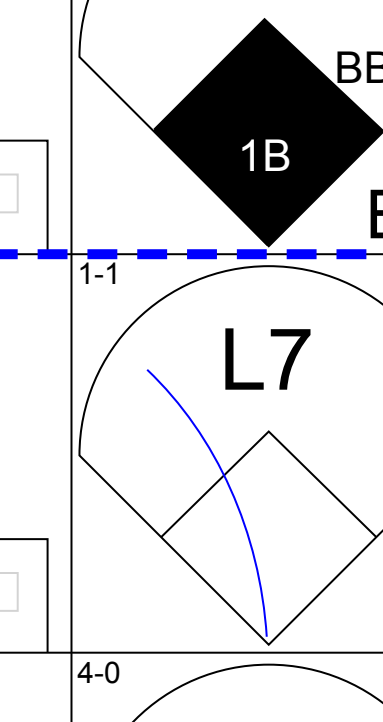
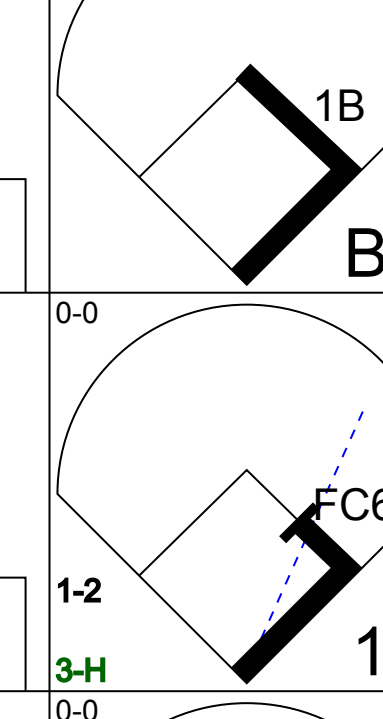
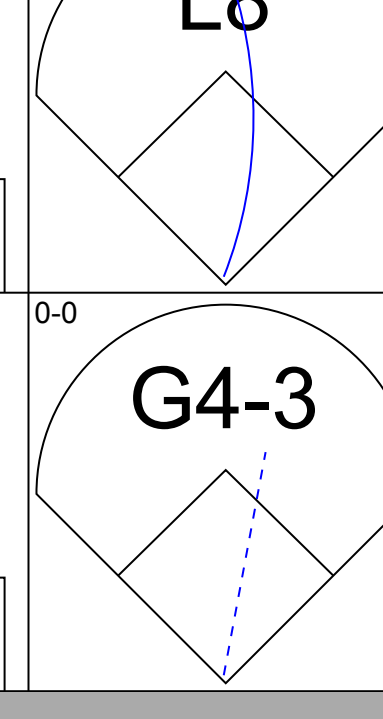
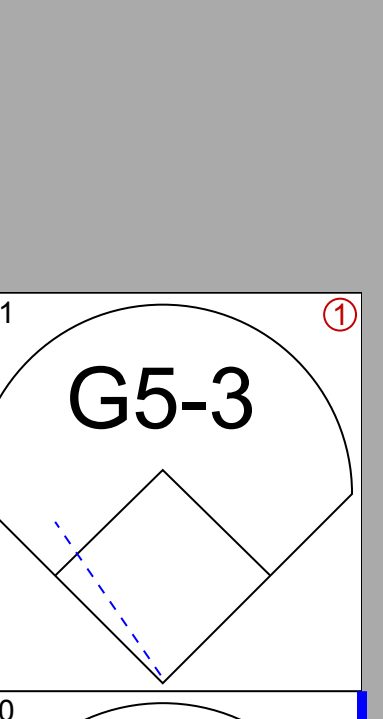
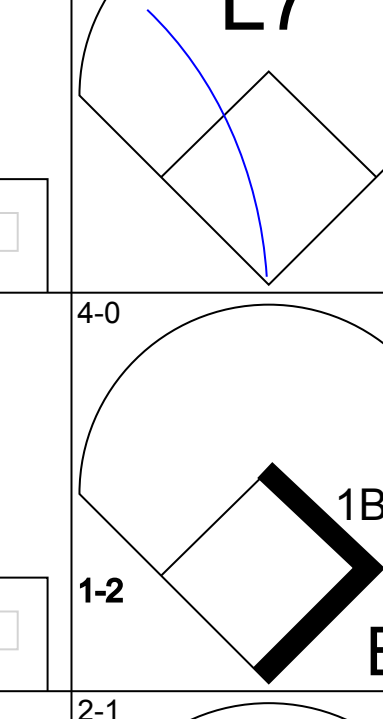
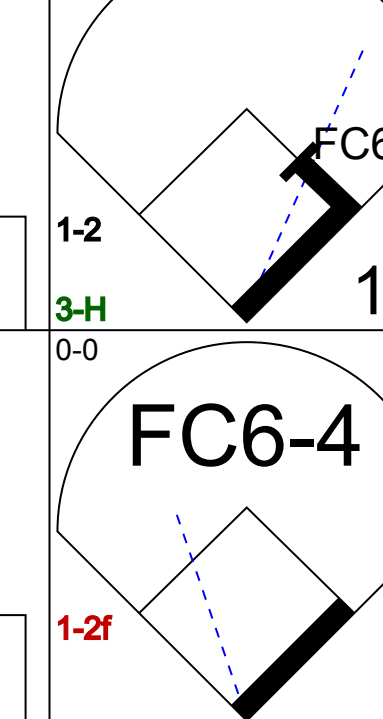
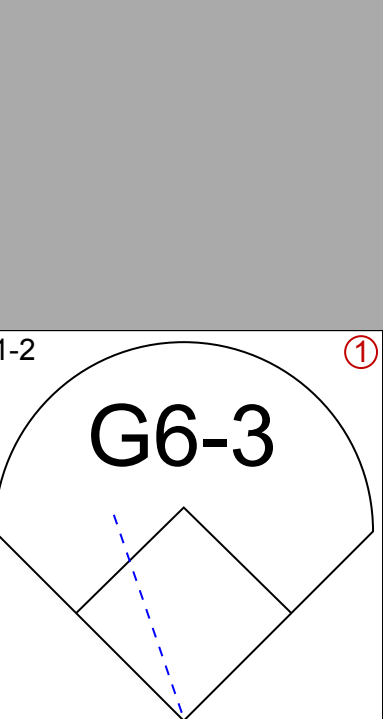
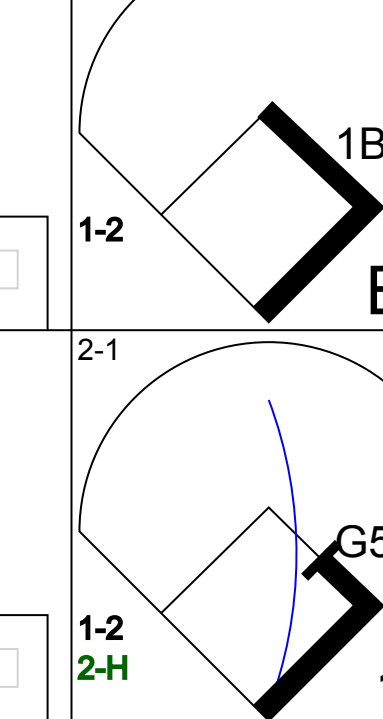


Batter	1	2	3	4	5	6	7	8	9	AB	R	H	RBI	BB	SO	LOB	TOP					
Lenny Dykstra, L OBP: 0.459, SLG: 0.468			G3				L5		L7	4	1	0	0	0	1	3	Philadelphia Phillies @ Houston Astros Astrodome, Houston, TX Thu Jul 12 1990, 8:05 PM EDT Att: 16,983 - Unknown					
Darren Daulton, L OBP: 0.336, SLG: 0.338							K		F9	5	2	3	2	0	1	2						
Tom Herr, S OBP: 0.310, SLG: 0.359			G4-3							4	0	2	1	0	1	1						
John Kruk, L OBP: 0.374, SLG: 0.392	G4-3								G1-3	4	0	2	1	0	0	1						
Carmelo Martinez, R OBP: 0.310, SLG: 0.456	G6-3								L8	3	0	0	0	1	0	2						
Ricky Jordan, R OBP: 0.282, SLG: 0.362									G5-3	4	0	0	0	0	0	3						
Charlie Hayes, R OBP: 0.313, SLG: 0.366										4	0	1	0	0	0	2						
Dickie Thon, R OBP: 0.299, SLG: 0.316										4	0	1	0	0	1	2						
Bruce Ruffin, S OBP: 0.171, SLG: 0.094										1	0	0	0	0	0	0						
Marvin Freeman, R OBP: 0.200, SLG: 0.290										0	0	0	0	0	0	0						
Terry Mulholland, R OBP: 0.200, SLG: 0.290										0	0	0	0	0	0	0						
Dave Hollins, S OBP: 0.200, SLG: 0.290										0	0	0	0	0	0	0						
Don Carman, L OBP: 0.200, SLG: 0.290										0	0	0	0	0	0	0						
Rod Boeker, R OBP: 0.200, SLG: 0.290										0	0	0	0	0	0	0						
Darrel Akerfelds, R OBP: 0.200, SLG: 0.290										0	0	0	0	0	0	0						
Randy Ready, R OBP: 0.200, SLG: 0.290										0	0	0	0	0	0	0						
Inning Stats	R: 2 E: 0 K: 1 S: 10	H: 1 LOB: 0 BB: 0 P: 18	R: 0 E: 0 K: 0 S: 7	H: 0 LOB: 0 BB: 0 P: 8	R: 0 E: 0 K: 0 S: 14	H: 1 LOB: 1 BB: 0 P: 19	R: 0 E: 0 K: 0 S: 10	H: 1 LOB: 2 BB: 1 P: 17	R: 2 E: 0 K: 1 S: 20	H: 4 LOB: 1 BB: 0 P: 28	R: 0 E: 0 K: 1 S: 9	H: 0 LOB: 0 BB: 0 P: 15	R: 0 E: 0 K: 2 S: 8	H: 0 LOB: 0 BB: 0 P: 14	R: 0 E: 0 K: 0 S: 7	H: 1 LOB: 1 BB: 0 P: 9	R: 0 E: 0 K: 0 S: 13	H: 2 LOB: 2 BB: 0 P: 16	1B: 6 2B: 3 3B: 0 HR: 1	SF: 0 SAC: 0 DP: 0 HBP: 1	WP: 0 PB: 0 SB: 0 CS: 0	PA: 38
PITCHER	IP WLS BF H R ER SO BB IBB HBP BLK WP HR S P ERA WHIP	5.0 W 23 7 4 4 2 1 0 0 0 0 1 61 90 7.20 1.600	2.0 6 0 0 0 3 0 0 0 0 0 0 17 29 0.00 0.000	1.0 4 1 0 0 0 0 0 0 0 0 0 7 9 0.00 1.000	1.0 S 5 2 0 0 0 0 0 0 0 0 0 0 13 16 0.00 2.000	PITCHER																
Bill Gullickson, R ERA: 3.62																						
Larry Andersen, R ERA: 2.75																						
Juan Agosto, L ERA: 3.23																						
Dave Smith, R ERA: 2.41																						
Batter	1	2	3	4	5	6	7	8	9	AB	R	H	RBI	BB	SO	LOB	BOTTOM					
Eric Yelding, R OBP: 0.315, SLG: 0.291		L8								5	1	1	0	0	2	2	Philadelphia Phillies @ Houston Astros Astrodome, Houston, TX Thu Jul 12 1990, 8:05 PM EDT Att: 16,983 - Unknown					
Craig Biggio, R OBP: 0.349, SLG: 0.350		F8								4	3	2	1	1	0	2						
Ken Caminiti, S OBP: 0.316, SLG: 0.326										4	2	2	1	1	1	0						
Glenn Wilson, R OBP: 0.285, SLG: 0.352										4	0	0	1	1	0	4						
Javier Ortiz, R OBP: 0.438, SLG: 0.621										4	1	2	3	1	0	2						
Franklin Stubbs, L OBP: 0.310, SLG: 0.485										3	0	0	0	1	1	4						
Casey Candaele, S OBP: 0.355, SLG: 0.402										3	0	1	0	1	1	2						
Alex Trevino, R OBP: 0.263, SLG: 0.284										3	0	1	0	1	1	0						
Bill Gullickson, R ERA: 4.34																						
Carl Nicholas, R ERA: 5.04																						
Larry Andersen, R ERA: 2.75																						
Eric Anthony, L OBP: 0.299, SLG: 0.371																						
Juan Agosto, L ERA: 3.19																						
Darrel Akerfelds, R ERA: 2.34																						
Inning Stats	R: 2 E: 0 K: 0 S: 9	H: 3 LOB: 1 BB: 0 P: 16	R: 0 E: 0 K: 0 S: 10	H: 1 LOB: 2 BB: 1 P: 22	R: 1 E: 0 K: 2 S: 20	H: 2 LOB: 3 BB: 2 P: 31	R: 2 E: 1 K: 0 S: 16	H: 1 LOB: 2 BB: 2 P: 30	R: 0 E: 0 K: 2 S: 8	H: 0 LOB: 0 BB: 0 P: 12	R: 1 E: 0 K: 1 S: 16	H: 1 LOB: 1 BB: 1 P: 29	R: 0 E: 0 K: 3 S: 10	H: 0 LOB: 0 BB: 0 P: 13	R: 1 E: 0 K: 1 S: 10	H: 1 LOB: 1 BB: 1 P: 19	1B: 4 2B: 3 3B: 0 HR: 2	SF: 0 SAC: 0 DP: 0 HBP: 0	WP: 1 PB: 0 SB: 0 CS: 0	PA: 41		
PITCHER	IP WLS BF H R ER SO BB IBB HBP BLK WP HR S P ERA WHIP	2.2 L 17 6 3 3 1 2 0 0 0 0 0 1 36 65 10.12 3.375	0.2 6 1 2 2 1 2 0 0 0 0 0 0 2 4 0.00 0.000	2.0 8 1 1 1 3 1 0 0 0 0 1 0 24 41 4.50 1.000	2.0 8 1 1 1 4 1 0 0 0 0 0 1 20 32 4.50 1.000	PITCHER																
Bruce Ruffin, L ERA: 4.34																						
Marvin Freeman, R ERA: 5.04																						
Terry Mulholland, L ERA: 4.23																						
Don Carman, L ERA: 3.19																						
Darrel Akerfelds, R ERA: 2.34																						

Batter	1	2	3	4	5	6	7	8	9	AB	R	H	RBI	BB	SO	LOB	TOP						
Lenny Dykstra, L OBP: 0.454, SLG: 0.461 (1, 8)											4	0	0	0	0	2	1	Philadelphia Phillies @ Houston Astros Astrodome, Houston, TX Fri Jul 13 1990, 8:05 PM EDT Att: 15,248 - Dome					
Darren Daulton, L OBP: 0.331, SLG: 0.332 (1, 2)											4	0	0	0	0	1	1						
Tom Herr, S OBP: 0.312, SLG: 0.358 (1, 4)											3	0	1	0	1	0	0						
Von Hayes, L OBP: 0.393, SLG: 0.441 (1, 9)											4	0	0	0	0	2	2						
John Kruk, L OBP: 0.375, SLG: 0.389 (1, 7)											2	1	0	0	2	2	0						
Ricky Jordan, R OBP: 0.282, SLG: 0.360 (1, 3)											4	1	1	0	0	0	2						
Charlie Hayes, R OBP: 0.309, SLG: 0.361 (1, 5)												4	0	0	0	0	1		1				
Dickie Thon, R OBP: 0.301, SLG: 0.341 (1, 6)												4	2	2	3	0	0		0				
Jose De Jesus, R OBP: 0.200, SLG: 0.111 Roger McDowell, R Darrel Akerfelds, R (1, 1) (9, 1) (9, 1)											3	0	1	0	0	1	0		0				
											0	0	0	0	0	0	0						
Inning Stats	R: 0 E: 0 K: 2 S: 10	H: 1 LOB: 1 BB: 0 P: 17	R: 2 E: 0 K: 2 S: 10	H: 2 LOB: 0 BB: 0 P: 13	R: 0 E: 0 K: 1 S: 9	H: 0 LOB: 0 BB: 1 P: 18	R: 1 E: 1 K: 1 S: 11	H: 0 LOB: 0 BB: 1 P: 18	R: 0 E: 0 K: 0 S: 4	H: 0 LOB: 0 BB: 1 P: 5	R: 0 E: 0 K: 1 S: 9	H: 0 LOB: 1 BB: 1 P: 18	R: 1 E: 0 K: 0 S: 7	H: 2 LOB: 1 BB: 0 P: 12	R: 0 E: 0 K: 2 S: 8	H: 0 LOB: 0 BB: 0 P: 11	R: 0 E: 0 K: 0 S: 7	H: 0 LOB: 0 BB: 0 P: 8	1B: 3 2B: 0 3B: 0 HR: 2	SF: 0 SAC: 0 DP: 0 HBP: 0	WP: 0 PB: 0 SB: 4 CS: 0	PA: 35	
PITCHER	IP WLS BF H R ER SO BB IBB HBP BLK WP HR S P ERA WHIP	IP WLS BF H R ER SO BB IBB HBP BLK WP HR S P ERA WHIP	IP WLS BF H R ER SO BB IBB HBP BLK WP HR S P ERA WHIP	IP WLS BF H R ER SO BB IBB HBP BLK WP HR S P ERA WHIP	IP WLS BF H R ER SO BB IBB HBP BLK WP HR S P ERA WHIP	IP WLS BF H R ER SO BB IBB HBP BLK WP HR S P ERA WHIP	IP WLS BF H R ER SO BB IBB HBP BLK WP HR S P ERA WHIP	IP WLS BF H R ER SO BB IBB HBP BLK WP HR S P ERA WHIP	IP WLS BF H R ER SO BB IBB HBP BLK WP HR S P ERA WHIP	IP WLS BF H R ER SO BB IBB HBP BLK WP HR S P ERA WHIP	IP WLS BF H R ER SO BB IBB HBP BLK WP HR S P ERA WHIP	IP WLS BF H R ER SO BB IBB HBP BLK WP HR S P ERA WHIP	IP WLS BF H R ER SO BB IBB HBP BLK WP HR S P ERA WHIP	IP WLS BF H R ER SO BB IBB HBP BLK WP HR S P ERA WHIP	IP WLS BF H R ER SO BB IBB HBP BLK WP HR S P ERA WHIP	IP WLS BF H R ER SO BB IBB HBP BLK WP HR S P ERA WHIP	IP WLS BF H R ER SO BB IBB HBP BLK WP HR S P ERA WHIP	IP WLS BF H R ER SO BB IBB HBP BLK WP HR S P ERA WHIP	IP WLS BF H R ER SO BB IBB HBP BLK WP HR S P ERA WHIP	IP WLS BF H R ER SO BB IBB HBP BLK WP HR S P ERA WHIP	IP WLS BF H R ER SO BB IBB HBP BLK WP HR S P ERA WHIP	IP WLS BF H R ER SO BB IBB HBP BLK WP HR S P ERA WHIP	IP WLS BF H R ER SO BB IBB HBP BLK WP HR S P ERA WHIP

AB	32
R	4
H	5
RBI	3
BB	3
SO	9
LOB	7



Batter	1	2	3	4	5	6	7	8	9	AB	R	H	RBI	BB	SO	LOB	BOTTOM						
Eric Yelding, R OBP: 0.318, SLG: 0.292 Glenn Wilson, R OBP: 0.284, SLG: 0.350 (1, 6) (9, FH)											3	0	1	0	1	1	1	Philadelphia Phillies @ Houston Astros Astrodome, Houston, TX Fri Jul 13 1990, 8:05 PM EDT Att: 15,248 - Dome					
Craig Biggio, R OBP: 0.348, SLG: 0.348 (1, 8)											4	0	1	0	0	1	2						
Ken Oberkfell, L OBP: 0.313, SLG: 0.341 (1, 4) (9, 5)											4	0	0	0	0	0	3						
Franklin Stubbs, L OBP: 0.314, SLG: 0.487 (1, 3)											3	1	1	0	1	0	2						
Ken Caminiti, S OBP: 0.312, SLG: 0.321 Jim Clancy, R OBP: 0.231, SLG: 0.231 (1, 5) (9, 1)											4	0	0	0	0	0	4						
Eric Anthony, L OBP: 0.286, SLG: 0.364 (1, 9)											3	1	0	0	1	1	2						
Javier Ortiz, R OBP: 0.417, SLG: 0.563 (1, 7)											3	0	0	0	1	1	2						
Rich Gedman, L OBP: 0.348, SLG: 0.324 (1, 2)												3	0	1	1	1	0		0				
Mike Scott, R OBP: 0.161, SLG: 0.133 Terry Puhl, L OBP: 0.333, SLG: 0.303 Dan Schatzeder, L OBP: 0.333, SLG: 0.333 Casey Candaele, S OBP: 0.361, SLG: 0.409 (1, 1) (7, FH) (8, 1) (9, 4)											2	0	0	0	0	0	2						
											0	0	0	0	1	0	0						
											0	0	0	0	0	0	0						
											1	0	1	1	0	0	0						
Inning Stats	R: 0 E: 0 K: 1 S: 11	H: 0 LOB: 0 BB: 0 P: 16	R: 1 E: 0 K: 0 S: 8	H: 2 LOB: 2 BB: 1 P: 13	R: 0 E: 0 K: 0 S: 12	H: 2 LOB: 0 BB: 0 P: 15	R: 0 E: 0 K: 0 S: 4	H: 0 LOB: 0 BB: 0 P: 5	R: 0 E: 0 K: 2 S: 12	H: 0 LOB: 1 BB: 1 P: 20	R: 0 E: 0 K: 1 S: 7	H: 0 LOB: 1 BB: 1 P: 12	R: 0 E: 0 K: 0 S: 8	H: 0 LOB: 0 BB: 0 P: 13	R: 0 E: 0 K: 0 S: 7	H: 1 LOB: 1 BB: 2 P: 18	R: 1 E: 0 K: 0 S: 7	H: 1 LOB: 1 BB: 2 P: 18	1B: 4 2B: 1 3B: 0 HR: 0	SF: 0 SAC: 0 DP: 1 HBP: 0	WP: 0 PB: 0 SB: 1 CS: 0	PA: 37	
PITCHER	IP WLS BF H R ER SO BB IBB HBP BLK WP HR S P ERA WHIP	IP WLS BF H R ER SO BB IBB HBP BLK WP HR S P ERA WHIP	IP WLS BF H R ER SO BB IBB HBP BLK WP HR S P ERA WHIP	IP WLS BF H R ER SO BB IBB HBP BLK WP HR S P ERA WHIP	IP WLS BF H R ER SO BB IBB HBP BLK WP HR S P ERA WHIP	IP WLS BF H R ER SO BB IBB HBP BLK WP HR S P ERA WHIP	IP WLS BF H R ER SO BB IBB HBP BLK WP HR S P ERA WHIP	IP WLS BF H R ER SO BB IBB HBP BLK WP HR S P ERA WHIP	IP WLS BF H R ER SO BB IBB HBP BLK WP HR S P ERA WHIP	IP WLS BF H R ER SO BB IBB HBP BLK WP HR S P ERA WHIP	IP WLS BF H R ER SO BB IBB HBP BLK WP HR S P ERA WHIP	IP WLS BF H R ER SO BB IBB HBP BLK WP HR S P ERA WHIP	IP WLS BF H R ER SO BB IBB HBP BLK WP HR S P ERA WHIP	IP WLS BF H R ER SO BB IBB HBP BLK WP HR S P ERA WHIP	IP WLS BF H R ER SO BB IBB HBP BLK WP HR S P ERA WHIP	IP WLS BF H R ER SO BB IBB HBP BLK WP HR S P ERA WHIP	IP WLS BF H R ER SO BB IBB HBP BLK WP HR S P ERA WHIP	IP WLS BF H R ER SO BB IBB HBP BLK WP HR S P ERA WHIP	IP WLS BF H R ER SO BB IBB HBP BLK WP HR S P ERA WHIP	IP WLS BF H R ER SO BB IBB HBP BLK WP HR S P ERA WHIP	IP WLS BF H R ER SO BB IBB HBP BLK WP HR S P ERA WHIP	IP WLS BF H R ER SO BB IBB HBP BLK WP HR S P ERA WHIP	IP WLS BF H R ER SO BB IBB HBP BLK WP HR S P ERA WHIP

AB	31
R	2
H	5
RBI	2
BB	6
SO	4
LOB	20

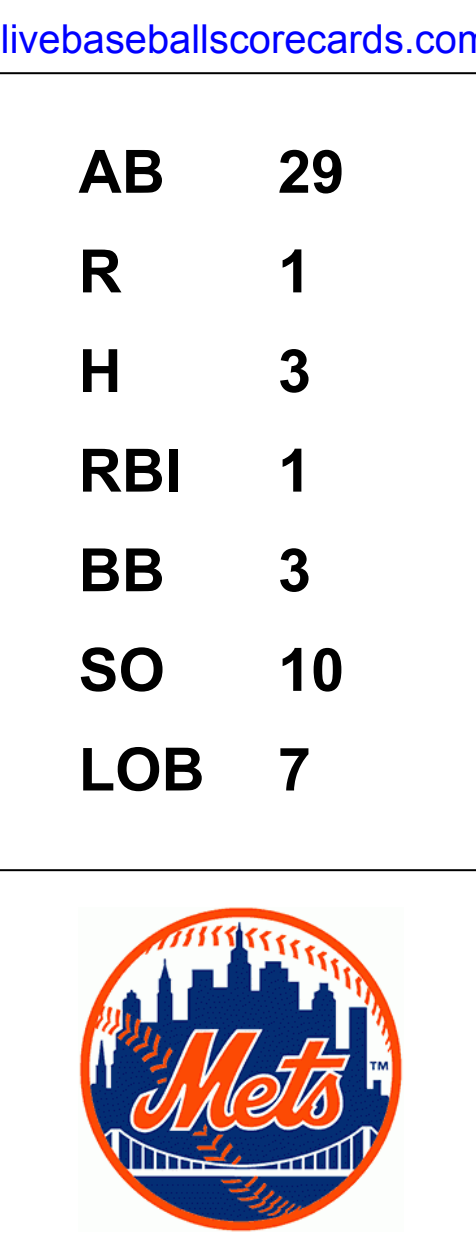


Batter	1	2	3	4	5	6	7	8	9	AB	R	H	RBI	BB	SO	LOB	TOP					
Lenny Dykstra, L (1, 8) OBP: 0.463, SLG: 0.480										3	0	3	0	1	0	0	Philadelphia Phillies @ Houston Astros Astrodome, Houston, TX Sun Jul 15 1990, 4:33 AM EDT Att: 19,616 - Dome					
Rod Boiker, L (1, 5) OBP: 0.293, SLG: 0.308										4	0	0	0	0	0	6						
Tom Herr, S (1, 4) OBP: 0.314, SLG: 0.355										4	0	0	0	0	1	1						
Von Hayes, L (1, 9) OBP: 0.394, SLG: 0.437										4	0	0	0	0	1	0						
John Kruk, L (1, 7) OBP: 0.376, SLG: 0.389										4	0	2	0	0	2	0						
Ricky Jordan, R (1, 3) OBP: 0.278, SLG: 0.349										4	1	1	0	0	1	2						
Dickie Thon, R (1, 6) OBP: 0.305, SLG: 0.352										3	0	0	0	1	0	2						
Steve Lake, R (1, 2) OBP: 0.293, SLG: 0.282										4	0	2	0	0	1	1						
Jeff Parrett, R (1, 1) Dennis Cook, L (7, 1) Roger McDowell, R (8, 1)										3	0	0	1	0	1	2	 AB 33 R 1 H 8 RBI 1 BB 2 SO 7 LOB 14					
Inning Stats	R: 0 E: 0 K: 0 S: 6	H: 1 LOB: 0 BB: 0 P: 9	R: 0 E: 0 K: 0 S: 7	H: 1 LOB: 1 BB: 0 P: 12	R: 0 E: 0 K: 1 S: 12	H: 1 LOB: 1 BB: 0 P: 16	R: 0 E: 0 K: 2 S: 8	H: 0 LOB: 0 BB: 0 P: 11	R: 1 E: 0 K: 0 S: 13	H: 3 LOB: 2 BB: 0 P: 17	R: 0 E: 0 K: 1 S: 10	H: 1 LOB: 1 BB: 0 P: 15	R: 0 E: 0 K: 1 S: 8	H: 1 LOB: 2 BB: 1 P: 13	R: 0 E: 0 K: 2 S: 9	H: 0 LOB: 0 BB: 0 P: 12		R: 0 E: 0 K: 0 S: 4	H: 0 LOB: 0 BB: 1 P: 9	1B: 7 2B: 1 3B: 0 HR: 0	SF: 0 SAC: 0 DP: 2 HBP: 0	WP: 0 PB: 0 SB: 1 CS: 0
PITCHER	IP WLS BF H R ER SO BB IBB HBP BLK WP HR S P ERA WHIP																					
Danny Darwin, R (1, 1) ERA: 2.1	7.0 W 29 8 1 1 5 1 0 0 0 0 0 64 93 1.29 1.286																					
Juan Agosto, L (8, 1) ERA: 3.12	2.0 6 0 0 0 2 1 0 0 0 0 0 13 21 0.00 0.500																					

Batter	1	2	3	4	5	6	7	8	9	AB	R	H	RBI	BB	SO	LOB	BOTTOM							
Eric Yelding, R (1, 6) OBP: 0.317, SLG: 0.290																	5	0	2	1	0	1	3	
Ken Oberkfell, L (1, 4) OBP: 0.306, SLG: 0.333																	2	0	0	0	0	1	0	0
Dave Rohde, S (7, PH) OBP: 0.209, SLG: 0.184																	0	0	0	1	0	0	0	0
Ken Caminiti, S (1, 5) OBP: 0.309, SLG: 0.318																	4	0	0	0	0	1	2	
Franklin Stubbs, L (1, 3) OBP: 0.314, SLG: 0.486																	4	2	1	0	0	1	1	
Craig Biggio, R (1, 8) OBP: 0.345, SLG: 0.345																	4	0	2	0	0	0	0	
Eric Anthony, L (1, 9) OBP: 0.284, SLG: 0.358																	1	1	0	1	1	1	0	
Juan Agosto, L (8, 1)																	1	0	0	0	0	0	2	
Javier Ortiz, R (1, 7) OBP: 0.429, SLG: 0.579																	4	1	3	2	0	0	1	
Rich Gedman, L (1, 2) OBP: 0.359, SLG: 0.329																	2	0	1	0	1	0	1	
Carl Nichols, R (7, PR) OBP: 0.697, SLG: 1.000																	1	1	1	0	0	0	0	
Danny Darwin, R (1, 1) Casey Candaele, S (7, PH) OBP: 0.368, SLG: 0.414																	2	0	0	0	0	2	3	
Inning Stats	R: 0 E: 0 K: 1 S: 8	H: 0 LOB: 0 BB: 0 P: 15	R: 0 E: 0 K: 2 S: 10	H: 0 LOB: 0 BB: 0 P: 18	R: 0 E: 0 K: 1 S: 11	H: 1 LOB: 0 BB: 0 P: 15	R: 0 E: 0 K: 2 S: 8	H: 0 LOB: 0 BB: 0 P: 10	R: 1 E: 1 K: 1 S: 13	H: 3 LOB: 2 BB: 0 P: 18	R: 0 E: 0 K: 0 S: 8	H: 1 LOB: 1 BB: 0 P: 11	R: 4 E: 0 K: 0 S: 13	H: 3 LOB: 2 BB: 2 P: 26	R: 1 E: 1 K: 0 S: 14	H: 3 LOB: 3 BB: 0 P: 18	1B: 9 2B: 2 3B: 0 HR: 0	SF: 2 SAC: 1 DP: 0 HBP: 0	WP: 1 PB: 0 SB: 0 CS: 1	PA: 38				
PITCHER	IP WLS BF H R ER SO BB IBB HBP BLK WP HR S P ERA WHIP																							
Jeff Parrett, R (1, 1) ERA: 5.05	6.1 L 26 6 4 4 7 1 0 0 0 0 1 64 101 5.68 1.105																							
Dennis Cook, L (7, 1) ERA: 3.34	1.0 7 3 2 1 0 0 0 0 0 0 1 14 21 9.00 3.000																							
Roger McDowell, R (8, 1) ERA: 5.2	0.2 4 2 0 0 0 0 0 0 0 0 0 7 9 0.00 3.000																							

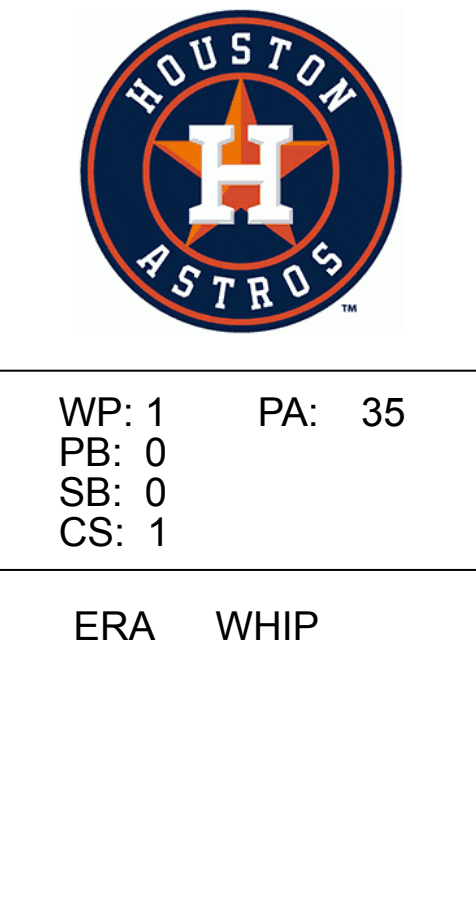
Batter	1	2	3	4	5	6	7	8	9	AB	R	H	RBI	BB	SO	LOB	TOP
Howard Johnson, S OBP: 0.301, SLG: 0.434	(1,5) 2-1 F8		(1,2) 1-2 L3			(1,2) 3-3 K		(1,2) 1-1 G3		4	0	0	0	0	1	0	
Dave Magadan, L OBP: 0.429, SLG: 0.477 Alejandro Pena, R (8,1)	(1,3) 0-0 G3-1		(1,2) 1-2 G6-3			(1,2) 2-2 L5		(1,3) 2-2 F8		4	0	0	0	0	0	0	
Gregg Jefferies, S OBP: 0.359, SLG: 0.479	(1,4) 2-0 HR			(1,1) 3-1 G3-1			(1,2) 0-2 WP G1-2-3 1B		(1,1) 1-1 P6	4	1	2	1	0	0	0	
Darryl Strawberry, L OBP: 0.398, SLG: 0.573	(1,9) 1-2 1B			(1,2) 0-3 K			(1,2) 4-2 G1-2-3 BB 1-2 BB		(1,3) 1-3 K	3	0	1	0	1	2	0	
Kevin McReynolds, R OBP: 0.356, SLG: 0.432	(1,7) 0-0 P3			(1,2) 2-2 F8			(1,1) 4-1 G1-2-3 BB 1-2 BB		(1,3) 3-3 K	3	0	0	0	1	1	1	
Daryl Boston, L OBP: 0.337, SLG: 0.488		(1,8) 0-3 K			(1,8) 1-3 K		(1,2) 0-0 G1-2-3 BB 1-2 2-3 3-H			3	0	0	0	0	2	3	
Kevin Elster, R OBP: 0.278, SLG: 0.373 Tom O'Malley, L OBP: 0.326, SLG: 0.538 Tim Teufel, R OBP: 0.293, SLG: 0.357	(1,6) (7, PH) (7, PH) (7,5) (8,3)	(1,6) 3-3 K			(1,6) 0-0 F9		(1,2) 1-2 BB			2	0	0	0	0	1	0	AB 29 R 1 H 3 RBI 1 BB 3 SO 10 LOB 7
Todd Hundley, S OBP: 0.171, SLG: 0.182 Mark Carreon, R OBP: 0.327, SLG: 0.547 Mackey Sasser, L OBP: 0.378, SLG: 0.451	(1,2) (7, PH) (7, PH) (7,2)	(1,2) 1-3 K			(1,2) 1-0 G4-3		(1,1) 1-1 G3			2	0	0	0	0	1	0	
Bob Ojeda, L OBP: 0.125, SLG: 0.125 Keith Miller, R OBP: 0.338, SLG: 0.350 Ron Darling, R OBP: 0.211, SLG: 0.118 Mario Diaz, R (8, PH)	(1,1) (6, PH) (6, PH) (8, PH) (8,6)		(1,1) 2-3 K			(1,1) 0-1 G6-3		(1,1) 2-3 K		1	0	0	0	0	1	0	
Inning Stats	R: 1 H: 2 E: 0 LOB: 1 K: 0 BB: 0 S: 8	R: 0 H: 0 E: 0 LOB: 0 K: 3 BB: 0 S: 11	R: 0 H: 0 E: 0 LOB: 0 K: 1 BB: 0 S: 11	R: 0 H: 0 E: 0 LOB: 0 K: 1 BB: 0 S: 9	R: 0 H: 0 E: 0 LOB: 0 K: 1 BB: 0 S: 5	R: 0 H: 0 E: 0 LOB: 0 K: 1 BB: 0 S: 9	R: 0 H: 1 E: 0 LOB: 3 K: 0 BB: 3 S: 16	R: 0 H: 0 E: 0 LOB: 0 K: 1 BB: 0 S: 8	R: 0 H: 0 E: 0 LOB: 0 K: 2 BB: 0 S: 8	1B: 2 SF: 0 2B: 0 SAC: 0 3B: 0 DP: 1 HR: 1 HBP: 0	WP: 1 PA: 32						
PITCHER	IP WLS BF H R ER SO BB IBB HBP BLK WP HR S P ERA WHIP																
Mark Portugal, R ERA: 4.12	(1,1) 6.2 W 24 3 1 1 7 2 0 0 0 0 1 1 60 93 1.35 0.750																
Juan Agosto, L ERA: 3.12	(7,1) 0.0 1 0 0 0 0 1 0 0 0 0 0 0 7 11 ∞ ∞																
Larry Andersen, R ERA: 2.63	(7,1) 2.1 S 7 0 0 0 3 0 0 0 0 0 0 0 18 29 0.00 0.000																

New York Mets @ Houston Astros
Astrodome, Houston, TX
Mon Jul 16 1990, 8:05 PM EDT
Att. 16,942 - Dome



Batter	1	2	3	4	5	6	7	8	9	AB	R	H	RBI	BB	SO	LOB	BOTTOM
Eric Yelding, R OBP: 0.320, SLG: 0.294	(1,6) 3-2 CS 1B		(1,1) 1-1 B2	(1,3) 2-1 G6-3			(1,0) 1-0 1B			4	0	2	0	0	0	1	
Casey Candaele, S OBP: 0.373, SLG: 0.437	(1,7) 1 SAFE 1 SAFE 3-2 G6-3 1-2		(1,2) 2-2 1B 3B		(1,1) 0-0 G5-3		(1,1) 1-2 1B E 1B			4	2	2	0	0	0	1	
Javier Ortiz, R OBP: 0.435, SLG: 0.571	(1,9) 1-2 G5-3		(1,1) 0-1 1B		(1,2) 2-1 G1-3		(1,1) 2-0 WP F9-2 1B			4	0	2	1	0	0	0	
Ken Caminiti, S OBP: 0.312, SLG: 0.318		(1,5) 0-0 3B 1B	(1,2) 0-0 F9		(1,1) 4-1 BB		(1,1) 1-1 FC1 WP			3	1	1	0	1	0	2	
Craig Biggio, R OBP: 0.346, SLG: 0.353	(1,8) 1 SAFE 2-1 SH1 3B 1-2		(1,1) 2-1 1B		(1,3) 2-2 F7		(1,2) 3-2 F9-2			4	1	2	1	0	0	3	
Franklin Stubbs, L OBP: 0.310, SLG: 0.479	(1,3) 0-0 SH1		(1,3) 0-3 K			(1,1) 3-3 K		(1,3) 1-3 K		3	0	0	1	0	3	2	
Carl Nichols, R OBP: 0.400, SLG: 0.600		(1,2) 0-3 K			(1,1) 0-0 G6-3		(1,2) 0-0 G6-3			4	0	0	0	0	2	0	AB 33 R 4 H 12 RBI 3 BB 1 SO 7 LOB 12
Dave Rohde, S OBP: 0.255, SLG: 0.262	(1,4) 2-0 FC6-4 1B				(1,0) 1-0 G6-3 2B		(1,2) 1-2 1B			4	0	3	0	0	1	0	
Mark Portugal, R OBP: 0.162, SLG: 0.139 Juan Agosto, L Larry Andersen, R	(1,1) (7,1) (7,1)	(1,1) 0-0 FC6-4 1-2			(1,1) 1-1 G6-3		(1,3) 2-3 K			3	0	0	0	0	1	3	
Inning Stats	R: 0 H: 1 E: 0 LOB: 0 K: 0 BB: 0 S: 11	R: 2 H: 3 E: 0 LOB: 1 K: 1 BB: 0 S: 10	R: 1 H: 3 E: 0 LOB: 2 K: 1 BB: 0 S: 13	R: 0 H: 1 E: 0 LOB: 1 K: 0 BB: 0 S: 6	R: 0 H: 0 E: 0 LOB: 1 K: 0 BB: 1 S: 7	R: 0 H: 1 E: 0 LOB: 1 K: 2 BB: 0 S: 11	R: 1 H: 3 E: 1 LOB: 1 K: 0 BB: 0 S: 8	R: 0 H: 0 E: 0 LOB: 0 K: 3 BB: 0 S: 10	1B: 9 SF: 0 2B: 2 SAC: 1 3B: 2 DP: 1 HR: 0 HBP: 0	WP: 1 PA: 35							
PITCHER	IP WLS BF H R ER SO BB IBB HBP BLK WP HR S P ERA WHIP																
Bob Ojeda, L ERA: 3.7	(1,1) 5.0 L 23 8 3 3 2 1 0 0 0 0 1 0 47 75 5.40 1.800																
Ron Darling, R ERA: 4.69	(6,1) 2.0 9 4 1 0 2 0 0 0 0 0 0 0 19 32 0.00 2.000																
Alejandro Pena, R ERA: 4.19	(8,1) 1.0 3 0 0 0 3 0 0 0 0 0 0 0 10 15 0.00 0.000																

New York Mets @ Houston Astros
Astrodome, Houston, TX
Mon Jul 16 1990, 8:05 PM EDT
Att. 16,942 - Dome



Batter	1	2	3	4	5	6	7	8	9	AB	R	H	RBI	BB	SO	LOB	TOP										
Howard Johnson, S (1,5) OBP: 0.305, SLG: 0.452										5	1	3	1	0	0	2											
Dave Magadan, L (1,3) OBP: 0.333, SLG: 0.477										4	0	2	0	1	0	0											
Gregg Jefferies, S (1,4) OBP: 0.354, SLG: 0.471 John Franco, L (8,1)										5	0	0	0	0	2	3											
Darryl Strawberry, L (1,9) OBP: 0.398, SLG: 0.570										5	1	2	0	0	2	1											
Kevin McReynolds, R (1,7) OBP: 0.386, SLG: 0.444										4	2	4	1	1	0	0											
Mackey Sasser, L (1,2) OBP: 0.375, SLG: 0.446 Todd Hundley, S (9, PH) OBP: 0.167, SLG: 0.176										4	0	1	0	0	1	5											
Daryl Boston, L (1,8) OBP: 0.341, SLG: 0.494 Mark Carreon, R (9, PH) OBP: 0.325, SLG: 0.543										4	1	2	2	0	0	3											
Kevin Elster, R (1,6) OBP: 0.276, SLG: 0.382										4	1	1	1	0	0	3											
Dwight Gooden, R (1,1) OBP: 0.222, SLG: 0.310 Keith Miller, R (8,4) OBP: 0.338, SLG: 0.350										4	0	1	1	0	2	2											
Inning Stats	R: 1 E: 0 K: 0 S: 11	H: 1 LOB: 0 BB: 0 P: 18	R: 1 E: 0 K: 1 S: 16	H: 3 LOB: 2 BB: 0 P: 20	R: 1 E: 0 K: 0 S: 11	H: 2 LOB: 1 BB: 0 P: 17	R: 0 E: 0 K: 0 S: 4	H: 0 LOB: 0 BB: 0 P: 5	R: 0 E: 0 K: 1 S: 10	H: 1 LOB: 1 BB: 2 P: 15	R: 0 E: 0 K: 2 S: 12	H: 4 LOB: 2 BB: 0 P: 16	R: 0 E: 0 K: 2 S: 14	H: 1 LOB: 3 BB: 2 P: 29	R: 1 E: 0 K: 2 S: 13	H: 3 LOB: 1 BB: 0 P: 21	R: 0 E: 0 K: 2 S: 11	H: 1 LOB: 1 BB: 0 P: 13	1B: 10 2B: 4 3B: 0 HR: 2	SF: 0 SAC: 0 DP: 0 HBP: 0	WP: 0 PB: 0 SB: 2 CS: 0	PA: 43					
PITCHER	IP	WLS	BF	H	R	ER	SO	BB	IBB	HBP	BLK	WP	HR	S	P	ERA	WHIP										
Bill Gullickson, R (1,1) ERA: 3.85	5.2	L	27	10	5	5	2	0	0	0	0	0	1	61	86	7.94	1.765										
Dan Schatzeder, L (6,1) ERA: 3.12	1.1		7	2	0	0	2	1	1	0	0	0	0	17	34	0.00	2.250										
Jim Clancy, R (8,1) ERA: 6.18	1.0		5	3	1	1	2	0	0	0	0	0	1	13	21	9.00	3.000										
Juan Agosto, L (9,1) ERA: 3.07	1.0		4	1	0	0	2	0	0	0	0	0	0	11	13	0.00	1.000										

New York Mets @ Houston Astros
Astrodome, Houston, TX
Tue Jul 17 1990, 8:05 PM EDT
Att: 18,981 - Dome

AB 41
R 6
H 16
RBI 6
BB 2
SO 8
LOB 21



Batter	1	2	3	4	5	6	7	8	9	AB	R	H	RBI	BB	SO	LOB	BOTTOM										
Eric Yelding, R (1,6) OBP: 0.323, SLG: 0.297										4	0	2	0	0	2	1											
Casey Candaele, S (1,4) OBP: 0.377, SLG: 0.439										4	0	2	0	0	1	2											
Ken Caminiti, S (1,5) OBP: 0.308, SLG: 0.314										4	0	0	0	0	2	3											
Franklin Stubbs, L (1,3) OBP: 0.309, SLG: 0.474										4	1	1	0	0	0	3											
Craig Biggio, R (1,8) OBP: 0.351, SLG: 0.359										3	1	2	1	1	0	0											
Javier Ortiz, R (1,7) OBP: 0.420, SLG: 0.533										3	0	0	1	1	0	1											
Eric Anthony, L (1,9) OBP: 0.279, SLG: 0.350										4	0	0	0	0	3	3											
Rich Gedman, L (1,2) OBP: 0.358, SLG: 0.329 Carl Nichols, R (9, PH) OBP: 0.364, SLG: 0.545										3	0	1	0	0	2	0											
Bill Gullickson, R (1,1) OBP: 0.189, SLG: 0.143 Dan Schatzeder, L (6,1) OBP: 0.333, SLG: 0.333 Jim Clancy, R (8,1) OBP: 0.231, SLG: 0.231 Terry Puhl, L (8, PH) OBP: 0.368, SLG: 0.303 Juan Agosto, L (9,1)										2	0	0	0	0	0	1											
Inning Stats	R: 0 E: 0 K: 1 S: 9	H: 1 LOB: 1 BB: 0 P: 12	R: 1 E: 0 K: 2 S: 9	H: 0 LOB: 1 BB: 1 P: 18	R: 0 E: 0 K: 1 S: 6	H: 1 LOB: 0 BB: 0 P: 8	R: 1 E: 0 K: 2 S: 15	H: 2 LOB: 1 BB: 1 P: 27	R: 0 E: 0 K: 0 S: 14	H: 2 LOB: 1 BB: 0 P: 21	R: 0 E: 0 K: 0 S: 6	H: 0 LOB: 0 BB: 0 P: 9	R: 0 E: 0 K: 2 S: 7	H: 0 LOB: 0 BB: 0 P: 11	R: 0 E: 0 K: 2 S: 11	H: 1 LOB: 2 BB: 1 P: 18	R: 0 E: 1 K: 0 S: 10	H: 1 LOB: 1 BB: 0 P: 15	1B: 7 2B: 1 3B: 0 HR: 0	SF: 0 SAC: 0 DP: 2 HBP: 0	WP: 0 PB: 0 SB: 4 CS: 2	PA: 36					
PITCHER	IP	WLS	BF	H	R	ER	SO	BB	IBB	HBP	BLK	WP	HR	S	P	ERA	WHIP										
Dwight Gooden, R (1,1) ERA: 4.02	7.2		30	7	2	1	10	3	0	0	0	0	0	75	121	1.17	1.304										
John Franco, L (8,1) ERA: 2.27	1.1	S	5	1	0	0	0	0	0	0	0	0	0	12	18	0.00	0.750										

New York Mets @ Houston Astros
Astrodome, Houston, TX
Tue Jul 17 1990, 8:05 PM EDT
Att: 18,981 - Dome

AB 32
R 2
H 8
RBI 2
BB 3
SO 10
LOB 15



Batter	1	2	3	4	5	6	7	8	9	AB	R	H	RBI	BB	SO	LOB	TOP					
Howard Johnson, S OBP: 0.304, SLG: 0.450										4	0	1	0	0	1	0						
Dave Magadan, L OBP: 0.330, SLG: 0.473										4	0	1	0	0	0	1						
Gregg Jefferies, S OBP: 0.350, SLG: 0.465										4	0	0	0	0	0	2						
Darryl Strawberry, L OBP: 0.394, SLG: 0.564										3	0	0	0	0	0	1						
Kevin McReynolds, R OBP: 0.362, SLG: 0.439										3	0	0	0	0	0	0						
Daryl Boston, L OBP: 0.341, SLG: 0.491										3	0	1	0	0	0	0						
Kevin Elster, R OBP: 0.275, SLG: 0.378										3	0	0	0	0	1	1						
Todd Hundley, S OBP: 0.179, SLG: 0.216										3	0	1	0	0	1	1						
Frank Viola, L OBP: 0.146, SLG: 0.146										2	0	0	0	0	1	0						
Mackey Sasser, L OBP: 0.373, SLG: 0.443										1	0	0	0	0	0	1						
Alejandro Pena, R OBP: 0.373, SLG: 0.443										0	0	0	0	0	0	0						
Inning Stats	R: 0 E: 0 K: 0 S: 5	H: 1 LOB: 1 BB: 0 P: 7	R: 0 E: 0 K: 1 S: 8	H: 0 LOB: 0 BB: 0 P: 15	R: 0 E: 0 K: 2 S: 10	H: 0 LOB: 0 BB: 0 P: 11	R: 0 E: 0 K: 0 S: 7	H: 1 LOB: 0 BB: 0 P: 8	R: 0 E: 0 K: 0 S: 7	H: 1 LOB: 1 BB: 0 P: 10	R: 0 E: 0 K: 1 S: 6	H: 0 LOB: 0 BB: 0 P: 12	R: 0 E: 0 K: 0 S: 6	H: 0 LOB: 0 BB: 0 P: 8	R: 0 E: 0 K: 0 S: 6	H: 1 LOB: 1 BB: 0 P: 8	R: 0 E: 0 K: 0 S: 5	H: 0 LOB: 0 BB: 0 P: 7	1B: 3 2B: 1 3B: 0 HR: 0	SF: 0 SAC: 0 DP: 1 HBP: 0	WP: 0 PB: 0 SB: 2 CS: 0	PA: 30
PITCHER Mike Scott, R ERA: 4.33	IP: 9.0 WLS: W BF: 30 H: 4 R: 0 ER: 0 SO: 4 BB: 0 IBB: 0 HBP: 0 BLK: 0 WP: 0 HR: 0 S: 60 P: 86 ERA: 0.00 WHIP: 0.444															PITCHER	IP: 9.0 WLS: W BF: 30 H: 4 R: 0 ER: 0 SO: 4 BB: 0 IBB: 0 HBP: 0 BLK: 0 WP: 0 HR: 0 S: 60 P: 86 ERA: 0.00 WHIP: 0.444					

New York Mets @ Houston Astros
Astrodome, Houston, TX
Wed Jul 18, 1990, 8:05 PM EDT
Att: 18,891 - Dome

AB 30
R 0
H 4
RBI 0
BB 0
SO 4
LOB 7

Batter	1	2	3	4	5	6	7	8	9	AB	R	H	RBI	BB	SO	LOB	BOTTOM					
Eric Yelding, R OBP: 0.325, SLG: 0.297										3	0	1	0	1	1	1						
Casey Candaele, S OBP: 0.373, SLG: 0.432										4	0	1	0	0	1	5						
Javier Ortiz, R OBP: 0.407, SLG: 0.510										4	0	1	1	0	0	3						
Ken Caminiti, S OBP: 0.304, SLG: 0.310										4	0	0	0	0	0	4						
Craig Biggio, R OBP: 0.351, SLG: 0.357										2	0	0	0	1	0	0						
Franklin Stubbs, L OBP: 0.305, SLG: 0.468										3	0	0	0	0	1	1						
Carl Nichols, R OBP: 0.286, SLG: 0.429										3	0	0	0	0	0	0						
Dave Rohde, S OBP: 0.300, SLG: 0.333										3	1	3	0	0	0	0						
Mike Scott, R OBP: 0.182, SLG: 0.129										1	0	0	0	1	1	1						
Inning Stats	R: 0 E: 0 K: 1 S: 10	H: 1 LOB: 1 BB: 0 P: 13	R: 0 E: 0 K: 1 S: 7	H: 0 LOB: 0 BB: 0 P: 11	R: 0 E: 0 K: 0 S: 9	H: 1 LOB: 2 BB: 1 P: 16	R: 0 E: 0 K: 0 S: 6	H: 0 LOB: 0 BB: 0 P: 10	R: 0 E: 0 K: 1 S: 6	H: 1 LOB: 1 BB: 0 P: 9	R: 0 E: 0 K: 0 S: 4	H: 0 LOB: 0 BB: 0 P: 5	R: 0 E: 0 K: 0 S: 4	H: 0 LOB: 1 BB: 1 P: 10	R: 1 E: 0 K: 1 S: 18	H: 3 LOB: 2 BB: 1 P: 29	R: 0 E: 0 K: 0 S: 5	H: 0 LOB: 0 BB: 0 P: 7	1B: 5 2B: 2 3B: 0 HR: 0	SF: 0 SAC: 1 DP: 2 HBP: 0	WP: 0 PB: 0 SB: 0 CS: 0	PA: 31
PITCHER Frank Viola, L ERA: 2.27	IP: 7.0 WLS: L BF: 25 H: 3 R: 0 ER: 0 SO: 3 BB: 2 IBB: 0 HBP: 0 BLK: 0 WP: 0 HR: 0 S: 46 P: 74 ERA: 0.00 WHIP: 0.714															PITCHER	IP: 7.0 WLS: L BF: 25 H: 3 R: 0 ER: 0 SO: 3 BB: 2 IBB: 0 HBP: 0 BLK: 0 WP: 0 HR: 0 S: 46 P: 74 ERA: 0.00 WHIP: 0.714					
PITCHER Alejandro Pena, R ERA: 4.31	IP: 1.0 WLS: L BF: 6 H: 3 R: 1 ER: 1 SO: 1 BB: 1 IBB: 0 HBP: 0 BLK: 0 WP: 0 HR: 0 S: 18 P: 29 ERA: 9.00 WHIP: 4.000															PITCHER	IP: 1.0 WLS: L BF: 6 H: 3 R: 1 ER: 1 SO: 1 BB: 1 IBB: 0 HBP: 0 BLK: 0 WP: 0 HR: 0 S: 18 P: 29 ERA: 9.00 WHIP: 4.000					

New York Mets @ Houston Astros
Astrodome, Houston, TX
Wed Jul 18, 1990, 8:05 PM EDT
Att: 18,891 - Dome

AB 27
R 1
H 6
RBI 1
BB 3
SO 4
LOB 15

Batter	1	2	3	4	5	6	7	8	9	AB	R	H	RBI	BB	SO	LOB	TOP									
Delino DeShields, L OBP: 0.394, SLG: 0.410 (1, 4)	0-0 2-3		0-0 F7			4-0 PB 1B BB		0-0 1B	0-0 2B	4	0	2	3	1	0	1	Montreal Expos @ Houston Astros Astrodome, Houston, TX Fri Jul 20 1990, 8:05 PM EDT Att: 15,734 - Dome									
Dave Martinez, L OBP: 0.326, SLG: 0.446 (1, 8) (8, 1) (8, 8)	0-0 F9		0-0 F7			0-0 PB 1B		0-0 4-3	1-0 1B HBP	4	0	1	0	0	0	2										
Tim Raines, S OBP: 0.379, SLG: 0.345 Marquis Grissom, R OBP: 0.314, SLG: 0.324 (1, 7) (6, 7)	0-3 K		0-3 K			0-0 P2 1-2 2-3			FC4-6 1B F8	3	0	0	0	0	2	2										
Tim Wallach, R OBP: 0.357, SLG: 0.526 Dale Mohorcic, R (4, 1)		0-0 F8		0-0 F9		0-0 P5			FC4-6 1B 1-3	2	0	0	0	0	0	0										
Tim Burke, R OBP: 0.333, SLG: 0.333 Otis Nixon, S OBP: 0.331, SLG: 0.295 (7, 1) (8, 8) (8, 6)										0	0	0	0	0	0	0										
Larry Walker, L OBP: 0.324, SLG: 0.445 (1, 9)		0-0 5-3 1B		0-3 K			0-3 K		0-0 1-2 2B 1B	4	1	2	0	0	2	0										
Andres Galarraga, R OBP: 0.331, SLG: 0.425 Mike Aldrete, L OBP: 0.391, SLG: 0.317 (1, 3) (4, 3)		0-0 5-3 1-2		0-0 4-3		0-0 F7		0-0 1B 1B 2B	1	0	0	0	0	0	0	1										
Jerry Goff, L OBP: 0.359, SLG: 0.333 (1, 2)		0-0 L4		0-0 P5		0-0 L3		0-0 1B 2B 1B	4	1	1	0	0	0	1											
Spike Owen, S OBP: 0.358, SLG: 0.381 Junior Noboa, R OBP: 0.275, SLG: 0.311 (1, 6) (3, 6) (4, 5) (8, 1)			0-0 1B		0-0 L7		0-0 F9	0-0 2B 1B	1	0	1	0	0	0	0	0										
Kevin Gross, R OBP: 0.194, SLG: 0.371 Drew Hall, L (1, 1)			0-3 K		0-0 5-3		0-3 K	4-0 2B BB	0	0	0	0	0	0	0	0										
Tom Foley, L OBP: 0.341, SLG: 0.317 (4, 6) (8, 5)								1-2 2-3 BB	2	1	0	0	1	1	0											
Inning Stats	R: 0 E: 0 K: 1 S: 5	H: 0 LOB: 0 BB: 0 P: 5	R: 0 E: 0 K: 0 S: 4	H: 1 LOB: 1 BB: 0 P: 4	R: 0 E: 0 K: 1 S: 6	H: 1 LOB: 1 BB: 0 P: 6	R: 0 E: 0 K: 2 S: 7	H: 0 LOB: 0 BB: 0 P: 7	R: 0 E: 0 K: 0 S: 3	H: 0 LOB: 0 BB: 0 P: 3	R: 0 E: 0 K: 0 S: 4	H: 1 LOB: 2 BB: 1 P: 8	R: 0 E: 0 K: 1 S: 5	H: 0 LOB: 0 BB: 0 P: 5	R: 0 E: 0 K: 1 S: 6	H: 1 LOB: 1 BB: 0 P: 6		R: 6 E: 0 K: 0 S: 9	H: 6 LOB: 2 BB: 1 P: 14	1B: 8 2B: 2 3B: 0 HR: 0	SF: 0 SAC: 0 DP: 0 HBP: 1	WP: 0 PB: 1 SB: 0 CS: 0	PA: 40			
PITCHER	IP	WLS	BF	H	R	ER	SO	BB	IBB	HBP	BLK	WP	HR	S	P	ERA		WHIP								
Danny Darwin, R ERA: 1.89 (1, 1)	7.0	W	25	3	0	0	5	1	0	0	0	0	0	34	38	0.00		0.571								
Jim Clancy, R ERA: 6.69 (8, 1)	1.1		13	7	6	6	1	1	0	1	0	0	0	13	18	40.50		6.000								
Dan Schatzeder, L ERA: 3.07 (9, 1)	0.2		2	0	0	0	0	0	0	0	0	0	0	2	2	0.00	0.000									

AB 37
R 6
H 10
RBI 6
BB 2
SO 6
LOB 15



Batter	1	2	3	4	5	6	7	8	9	AB	R	H	RBI	BB	SO	LOB	BOTTOM									
Eric Yelding, R OBP: 0.324, SLG: 0.299 (1, 6)	4-0 FC BB				0-0 4-3				0-0 FC5-4 FC5-4	4	2	1	0	1	0	2	Montreal Expos @ Houston Astros Astrodome, Houston, TX Fri Jul 20 1990, 8:05 PM EDT Att: 15,734 - Dome									
Bill Doran, S OBP: 0.389, SLG: 0.356 Dave Rohde, S OBP: 0.288, SLG: 0.319 (1, 4) (5, FH) (6, 4)	4-0 BB FC	4-0 SF9 BB	0-0 SF7 3B		0-0 4-3		0-0 FC5-4 FC5-4		0-0 FC5-4 FC5-4	1	3	1	0	2	0	0										
Javier Ortiz, R OBP: 0.391, SLG: 0.455 (1, 7)	0-0 FC BB	4-0 SF9 BB	0-0 SF7		0-3 K			0-0 F7		3	2	0	1	1	1	2										
Franklin Stubbs, L OBP: 0.298, SLG: 0.456 Terry Puhl, L OBP: 0.375, SLG: 0.314 (1, 3) (8, PH) (9, 3)	0-3 K	0-0 SF9	0-0 1-3		0-0 G3			0-0 BB 2B 1B		3	0	0	1	0	1	3										
Glenn Wilson, R OBP: 0.292, SLG: 0.352 (1, 9)	4-0 FC6-4 BB	0-0 1B 2B	0-0 5-3		0-0 F9			4-0 2B BB		3	1	1	3	2	0	0										
Ken Caminiti, S OBP: 0.316, SLG: 0.321 (1, 5)	4-0 FC6-4 BB	0-0 FC6-5-1 1B 1B		0-0 L4		0-0 1B		0-0 BB 2B		4	1	3	2	1	0	0										
Craig Biggio, R OBP: 0.349, SLG: 0.358 Casey Candaele, S OBP: 0.374, SLG: 0.421 (1, 8) (6, 8)	0-0 FC6-4 BB	0-0 FC5-2-5-1 1B		0-0 G3 2B		0-0 4-3		4-0 BB BB		3	1	1	1	0	0	4										
Rich Gedman, L OBP: 0.359, SLG: 0.317 Alex Trevino, R OBP: 0.273, SLG: 0.284 (1, 2) (8, PH) (9, 2)	4-0 1-2 BB	0-0 3B 1B		0-0 G3		0-3 K		4-0 G6-4-3 BB		3	1	1	2	1	1	1										
Danny Darwin, R OBP: 0.091, SLG: 0.273 Ken Oberkfell, L OBP: 0.313, SLG: 0.341 Jim Clancy, R OBP: 0.214, SLG: 0.214 Dan Schatzeder, L OBP: 0.333, SLG: 0.333 (1, 1) (7, PH) (8, 1) (9, 1)	0-3 K	0-0 3B		0-0 6-3		0-0 FC5-4 1B		0-0 G6-4-3 BB		3	0	1	1	0	1	4										
Inning Stats	R: 3 E: 0 K: 2 S: 8	H: 0 LOB: 3 BB: 5 P: 28	R: 6 E: 0 K: 0 S: 8	H: 5 LOB: 2 BB: 2 P: 16	R: 1 E: 0 K: 0 S: 4	H: 1 LOB: 1 BB: 0 P: 4	R: 0 E: 0 K: 0 S: 4	H: 1 LOB: 1 BB: 0 P: 4	R: 0 E: 0 K: 0 S: 4	H: 1 LOB: 1 BB: 0 P: 4	R: 0 E: 0 K: 1 S: 6	H: 1 LOB: 1 BB: 0 P: 6	R: 2 E: 0 K: 0 S: 4	H: 2 LOB: 2 BB: 3 P: 16	1B: 5 2B: 4 3B: 2 HR: 0	SF: 2 SAC: 0 DP: 1 HBP: 0		WP: 0 PB: 0 SB: 1 CS: 0	PA: 45							
PITCHER	IP	WLS	BF	H	R	ER	SO	BB	IBB	HBP	BLK	WP	HR	S	P	ERA		WHIP								
Kevin Gross, R ERA: 3.86 (1, 1)	0.2	L	8	0	3	3	1	5	0	0	0	0	0	15	23	27.00		3.429								
Drew Hall, L ERA: 5.21 (4, 1)	2.1		15	6	7	7	1	2	0	0	0	0	0	13	13	0.00		0.667								
Tim Burke, R ERA: 4.4 (7, 1)	1.0		4	1	0	0	1	0	0	0	0	0	0	6	6	0.00		1.000								
Dave Martinez, L ERA: 54.0 (8, 1)	0.1		5	2	2	2	0	2	0	0	0	0	0	3	11	54.00		12.000								

AB 33
R 12
H 11
RBI 12
BB 10
SO 4
LOB 21



Batter	1	2	3	4	5	6	7	8	9	AB	R	H	RBI	BB	SO	LOB	TOP										
Delino DeShields, L (1,4) OBP: 0.394, SLG: 0.406	4-0 E BB		0-3 K		0-0 6-3			0-0 SH1-4		2	1	0	0	1	1	1	Montreal Expos @ Houston Astros Astrodome, Houston, TX Sat Jul 21 1990, 8:05 PM EDT Att: 25,427 - Dome										
Dave Martinez, L (1,8) Marquis Grissom, R (8, PH) Tim Burke, R (8, 1) OBP: 0.333, SLG: 0.333	0-0 E8 SF7		0-0 1-3			0-0 G5-4-3 1B		0-0 5-3		3	1	1	0	0	0	0											
Tim Raines, S (1,7) OBP: 0.378, SLG: 0.344	0-0 SF7			0-0 4-3		0-0 F7		0-0 1B 2-H 1B		3	0	1	2	0	0	1											
Tim Wallach, R (1,5) OBP: 0.358, SLG: 0.525	0-0 F8			0-0 5-3 1B		0-0 G5-4-3 1-2		0-0 S 1B		4	0	2	0	0	0	1											
Larry Walker, L (1,9) OBP: 0.319, SLG: 0.438	0-3 K			0-0 5-3 1-2			0-3 K	0-3 K 1-2		4	0	0	0	0	3	3											
Andres Galarraga, R (1,3) OBP: 0.300, SLG: 0.426		0-3 K		0-0 G3			0-0 6-3 2B		0-3 K	4	0	1	0	0	2	1											
Mike Fitzgerald, R (1,2) OBP: 0.362, SLG: 0.408		0-3 K			4-0 SH5-4 E BB		0-0 6-3		0-0 5-3	3	0	0	0	1	1	1											
Spike Owen, S (1,6) Tom Foley, L (7, PH) OBP: 0.333, SLG: 0.310	0-0 6-3				0-0 E3 SH5-4 1-2		0-0 4-3		0-0 F7	2	0	0	0	0	0	1											
Zane Smith, L (1,1) Otis Nixon, S (8, PH) OBP: 0.336, SLG: 0.302			0-0 6-3		0-0 SH5-4 1-2 2-3			0-0 SH1-4 1B 1B		1	0	0	0	0	0	0											
Inning Stats	R: 2 E: 1 K: 1 S: 6	H: 0 LOB: 0 BB: 1 P: 10	R: 0 E: 0 K: 2 S: 7	H: 0 LOB: 0 BB: 0 P: 7	R: 0 E: 0 K: 1 S: 5	H: 0 LOB: 0 BB: 0 P: 5	R: 0 E: 0 K: 0 S: 4	H: 1 LOB: 1 BB: 0 P: 4	R: 0 E: 0 K: 0 S: 3	H: 1 LOB: 0 BB: 0 P: 3	R: 0 E: 0 K: 1 S: 6	H: 1 LOB: 1 BB: 0 P: 6	R: 1 E: 0 K: 1 S: 8	H: 3 LOB: 2 BB: 0 P: 8	R: 0 E: 0 K: 1 S: 5	H: 0 LOB: 0 BB: 0 P: 5		1B: 5 2B: 1 3B: 0 HR: 0	SF: 1 SAC: 2 DP: 1 HBP: 0	WP: 0 PB: 0 SB: 1 CS: 0	PA: 35						
PITCHER	IP	WLS	BF	H	R	ER	SO	BB	IBB	HBP	BLK	WP	HR	S	P	ERA	WHIP										
Mark Portugal, R (1,1) ERA: 3.89	6.1		24	3	2	0	5	2	0	0	0	0	0	32	40	0.00	0.789										
Larry Andersen, R (7,1) ERA: 2.5	0.2		2	0	0	0	0	0	0	0	0	0	0	2	2	0.00	0.000										
Juan Agosto, L (8,1) ERA: 3.23	2.0	L	9	3	1	1	2	0	0	0	0	0	0	13	13	4.50	1.500										

AB	30
R	3
H	6
RBI	2
BB	2
SO	7
LOB	11



Batter	1	2	3	4	5	6	7	8	9	AB	R	H	RBI	BB	SO	LOB	BOTTOM										
Eric Yelding, R (1,6) OBP: 0.320, SLG: 0.294	0-0 6-3		0-0 F9		0-0 5-3		0-0 6-3			4	0	0	0	0	0	1	Montreal Expos @ Houston Astros Astrodome, Houston, TX Sat Jul 21 1990, 8:05 PM EDT Att: 25,427 - Dome										
Bill Doran, S (1,4) OBP: 0.390, SLG: 0.359	0-0 5-3		0-0 1B 1B		0-3 K			0-0 FC4 1B		4	0	2	0	0	1	0											
Javier Ortiz, R (1,7) OBP: 0.382, SLG: 0.441	0-0 G3		0-0 G4-3 1B		0-0 L4			0-0 FC4 FC1-4 1-2		4	0	1	0	0	0	1											
Glenn Wilson, R (1,9) OBP: 0.295, SLG: 0.356		0-0 1B 1B 2B	0-0 G4-3 1-2		4-0 G6-4-3 BB			0-0 FC1-4 1-2		3	1	1	0	1	0	3											
Ken Caminiti, S (1,5) OBP: 0.318, SLG: 0.324		0-0 1B 4-3 1B 2-3		0-0 FC5-4 1B		0-0 G6-4-3 1-2		0-3 K		4	1	2	0	0	1	2											
Craig Biggio, R (1,8) OBP: 0.348, SLG: 0.357		0-0 4-3 1B 1-3 3-H		0-0 FC5-4 S 1-2		0-0 5-3			0-0 F7	4	0	1	1	0	0	1											
Franklin Stubbs, L (1,3) OBP: 0.302, SLG: 0.454		0-0 4-3 1-2 3-H		4-0 BB 1B			0-0 SH5-3 1B		0-3 K	3	0	1	1	1	1	1											
Carl Nichols, R (1,2) Ken Oberkfell, L (9, PH) OBP: 0.310, SLG: 0.337		0-0 G6-4-3 BB		0-3 K			0-0 SH5-3		0-0 4-3	1	0	0	0	1	1	2											
Mark Portugal, R (1,1) Larry Andersen, R (7,1) Dave Rohde, S (7, PH) Juan Agosto, L (8,1)	0-0 G6-4-3		0-0 F9		0-0 F9		0-0 F8			2	0	0	0	0	0	4											
Inning Stats	R: 0 E: 0 K: 0 S: 3	H: 0 LOB: 0 BB: 0 P: 3	R: 2 E: 0 K: 0 S: 5	H: 3 LOB: 1 BB: 1 P: 9	R: 0 E: 0 K: 0 S: 4	H: 2 LOB: 1 BB: 0 P: 4	R: 0 E: 0 K: 1 S: 6	H: 1 LOB: 2 BB: 1 P: 10	R: 0 E: 0 K: 0 S: 2	H: 0 LOB: 0 BB: 1 P: 6	R: 0 E: 0 K: 0 S: 4	H: 1 LOB: 1 BB: 0 P: 4	R: 0 E: 0 K: 1 S: 6	H: 1 LOB: 1 BB: 0 P: 6	R: 0 E: 0 K: 1 S: 5	H: 0 LOB: 0 BB: 0 P: 5		1B: 7 2B: 1 3B: 0 HR: 0	SF: 0 SAC: 1 DP: 3 HBP: 0	WP: 0 PB: 0 SB: 1 CS: 0	PA: 35						
PITCHER	IP	WLS	BF	H	R	ER	SO	BB	IBB	HBP	BLK	WP	HR	S	P	ERA	WHIP										
Zane Smith, L (1,1) ERA: 3.28	7.0	W	28	7	2	2	2	3	0	0	0	0	0	29	41	2.57	1.429										
Tim Burke, R (8,1) ERA: 4.11	2.0	S	7	1	0	0	2	0	0	0	0	0	0	11	11	0.00	0.500										

AB	31
R	2
H	8
RBI	2
BB	3
SO	4
LOB	16



Batter	1	2	3	4	5	6	7	8	9	AB	R	H	RBI	BB	SO	LOB	TOP										
Delino DeShields, L (1,4) OBP: 0.389, SLG: 0.400	6-3	G3		6-3			F8			4	0	0	0	0	0	2	Montreal Expos @ Houston Astros Astrodome, Houston, TX Sun Jul 22 1990, 4:33 AM EDT Att: 20,028 - Dome										
Dave Martinez, L (1,8) OBP: 0.335, SLG: 0.467								F7		3	2	3	1	0	0	0											
Otis Nixon, S (8,PH) OBP: 0.333, SLG: 0.299	3B	1B		HR			CS	1B		1	0	0	0	0	0	0											
Tim Raines, S (1,7) OBP: 0.379, SLG: 0.355							P5	P3		4	0	2	1	0	0	1											
Tim Wallach, R (1,5) OBP: 0.360, SLG: 0.524	1-H	3B		CS			1-2	P3		3	0	1	0	1	0	1											
Larry Walker, L (1,9) OBP: 0.315, SLG: 0.431	P4			1B						4	0	0	0	0	1	3											
Dave Schmidt, R (8,1)	F7			F9				K		0	0	0	0	0	0	0											
Andres Galaraga, R (1,3) OBP: 0.320, SLG: 0.424		6-3		1-2			G3			4	0	1	0	0	2	0											
Jerry Goff, L (1,2) OBP: 0.349, SLG: 0.324				1B			K			4	0	1	0	0	1	2											
Spike Owen, S (1,6) OBP: 0.355, SLG: 0.375										3	0	0	0	1	1	0											
Mark Gardner, R (1,1) OBP: 0.139, SLG: 0.222										2	0	0	0	0	0	0											
Mike Aldrete, L (8,9) OBP: 0.391, SLG: 0.317										0	0	0	0	0	0	0											
Inning Stats	R: 1 E: 0 K: 0 S: 5	H: 2 LOB: 1 BB: 0 P: 5	R: 0 E: 0 K: 0 S: 4	H: 1 LOB: 2 BB: 1 P: 8	R: 1 E: 0 K: 0 S: 6	H: 4 LOB: 2 BB: 0 P: 6	R: 0 E: 0 K: 0 S: 3	H: 0 LOB: 0 BB: 0 P: 3	R: 0 E: 0 K: 1 S: 5	H: 0 LOB: 0 BB: 0 P: 5	R: 0 E: 0 K: 0 S: 3	H: 0 LOB: 0 BB: 0 P: 3	R: 0 E: 0 K: 3 S: 9	H: 0 LOB: 1 BB: 1 P: 9	R: 0 E: 0 K: 3 S: 9	H: 0 LOB: 0 BB: 0 P: 9	1B: 6 2B: 0 3B: 1 HR: 1	SF: 0 SAC: 1 DP: 0 HBP: 0	WP: 0 PB: 0 SB: 0 CS: 2	PA: 35							
PITCHER	IP	WLS	BF	H	R	ER	SO	BB	IBB	HBP	BLK	WP	HR	S	P	ERA	WHIP										
Bill Gullickson, R (1,1) ERA: 3.8	6.0		25	8	2	2	1	1	0	0	0	0	1	26	30	3.00	1.500										
Juan Agosto, L (7,1) ERA: 3.13	2.0	W	7	0	0	0	1	1	0	0	0	0	0	8	12	0.00	0.500										
Dave Smith, R (9,1) ERA: 2.5	1.0	S	3	0	0	0	3	0	0	0	0	0	0	9	9	0.00	0.000										

AB	32
R	2
H	8
RBI	2
BB	2
SO	5
LOB	9



Batter	1	2	3	4	5	6	7	8	9	AB	R	H	RBI	BB	SO	LOB	BOTTOM										
Eric Yelding, R (1,6) OBP: 0.316, SLG: 0.290	F8		G3			F9		FC5-4		4	1	0	0	0	0	1	Montreal Expos @ Houston Astros Astrodome, Houston, TX Sun Jul 22 1990, 4:33 AM EDT Att: 20,028 - Dome										
Bill Doran, S (1,4) OBP: 0.385, SLG: 0.353	K		4-3			4-3		F9		4	0	0	0	0	1	1											
Javier Ortiz, R (1,7) OBP: 0.375, SLG: 0.419	5-3							F8		3	0	0	0	1	1	0											
Franklin Stubbs, L (1,3) OBP: 0.301, SLG: 0.451			F9			L6		F9		4	0	1	1	0	0	0											
Ken Caminiti, S (1,5) OBP: 0.320, SLG: 0.321										2	2	0	0	2	1	2											
Glenn Wilson, R (1,9) OBP: 0.299, SLG: 0.361										2	0	1	1	1	1	0											
Craig Biggio, R (1,8) OBP: 0.351, SLG: 0.358										2	0	1	1	0	0	0											
Rich Gedman, L (1,2) OBP: 0.349, SLG: 0.306										3	0	0	0	0	0	4											
Bill Gullickson, R (1,1) OBP: 0.184, SLG: 0.139										1	0	0	0	0	1	0											
Terry Puhl, L (6,PH) OBP: 0.366, SLG: 0.306										1	0	0	0	0	1	0											
Juan Agosto, L (7,1) OBP: 0.317, SLG: 0.344										0	0	0	0	0	0	0											
Ken Oberkfell, L (8,PH) OBP: 0.317, SLG: 0.344										1	0	1	0	0	0	0											
Dave Smith, R (9,1) ERA: 3.96										0	0	0	0	0	0	0											
Inning Stats	R: 0 E: 0 K: 1 S: 5	H: 0 LOB: 0 BB: 0 P: 5	R: 1 E: 0 K: 0 S: 3	H: 1 LOB: 1 BB: 1 P: 8	R: 0 E: 0 K: 1 S: 5	H: 0 LOB: 0 BB: 0 P: 5	R: 0 E: 0 K: 2 S: 7	H: 0 LOB: 0 BB: 0 P: 7	R: 0 E: 0 K: 1 S: 5	H: 0 LOB: 0 BB: 0 P: 5	R: 0 E: 0 K: 1 S: 5	H: 0 LOB: 0 BB: 0 P: 5	R: 1 E: 0 K: 0 S: 4	H: 1 LOB: 2 BB: 2 P: 12	R: 1 E: 0 K: 0 S: 5	H: 2 LOB: 2 BB: 1 P: 9	1B: 3 2B: 1 3B: 0 HR: 0	SF: 0 SAC: 0 DP: 1 HBP: 1	WP: 0 PB: 0 SB: 2 CS: 0	PA: 32							
PITCHER	IP	WLS	BF	H	R	ER	SO	BB	IBB	HBP	BLK	WP	HR	S	P	ERA	WHIP										
Mark Gardner, R (1,1) ERA: 2.52	7.0		26	2	2	2	6	3	0	1	0	0	0	34	47	2.57	0.714										
Dave Schmidt, R (8,1) ERA: 3.96	1.0	L	6	2	1	1	0	1	0	0	0	0	0	5	9	9.00	3.000										

AB	27
R	3
H	4
RBI	3
BB	4
SO	6
LOB	8



Batter	1	2	3	4	5	6	7	8	9	AB	R	H	RBI	BB	SO	LOB	TOP			
Bill Doran, S (1,4) OBP: 0.379, SLG: 0.346										4	0	0	0	0	0	0				
Ken Oberkfell, L (1,5) OBP: 0.314, SLG: 0.340										4	0	1	0	0	0	0				
Craig Biggio, R (1,8) OBP: 0.350, SLG: 0.359										4	0	1	0	0	0	1				
Franklin Stubbs, L (1,3) OBP: 0.308, SLG: 0.466										3	1	2	1	1	1	0				
Glenn Wilson, R (1,9) OBP: 0.296, SLG: 0.357										3	0	0	0	0	1	3				
Javier Ortiz, R (1,7) OBP: 0.373, SLG: 0.415										3	0	1	0	0	0	0				
Rich Gedman, L (1,2) OBP: 0.339, SLG: 0.295										3	0	0	0	0	0	1				
Eric Yelding, R (1,6) OBP: 0.314, SLG: 0.288										2	0	0	0	0	0	1				
Terry Puhl, L (8, PH) OBP: 0.357, SLG: 0.297										1	0	0	0	0	1	0				
Larry Andersen, R (8, 1)										0	0	0	0	0	0	0				
Mike Scott, R (1, 1) OBP: 0.171, SLG: 0.121										2	0	0	0	0	1	1				
Casey Candaele, S (8, PH) OBP: 0.371, SLG: 0.417										1	0	0	0	0	0	0				
Inning Stats	R: 0 E: 0 K: 0 S: 3	H: 1 LOB: 0 BB: 0 P: 3	R: 0 E: 0 K: 0 S: 3	H: 1 LOB: 0 BB: 0 P: 3	R: 0 E: 0 K: 0 S: 3	H: 0 LOB: 0 BB: 0 P: 3	R: 0 E: 0 K: 0 S: 4	H: 1 LOB: 2 BB: 1 P: 8	R: 0 E: 0 K: 1 S: 6	H: 0 LOB: 0 BB: 0 P: 3	R: 1 E: 0 K: 1 S: 6	H: 1 LOB: 0 BB: 0 P: 6	R: 0 E: 0 K: 1 S: 5	H: 0 LOB: 0 BB: 0 P: 5	R: 0 E: 0 K: 1 S: 5	H: 0 LOB: 0 BB: 0 P: 5	1B: 3 2B: 1 3B: 0 HR: 1	SF: 0 SAC: 0 DP: 2 HBP: 0	WP: 0 PB: 0 SB: 0 CS: 0	PA: 31
PITCHER 29 John Smoltz, R (1, 1) ERA: 4.25	IP: 9.0 WLS: W BF: 31 H: 5 R: 1 ER: 1 SO: 4 BB: 1 IBB: 0 HBP: 0 BLK: 0 WP: 0 HR: 1 S: 38 P: 42 ERA: 1.00 WHIP: 0.667															PITCHER				

Houston Astros @ Atlanta Braves
Atlanta-Fulton County Stadium, Atlanta, GA
Mon Jul 23 1990, 7:05 PM EDT
Att. 7,888 - Unknown - 74 F

AB	30
R	1
H	5
RBI	1
BB	1
SO	4
LOB	7

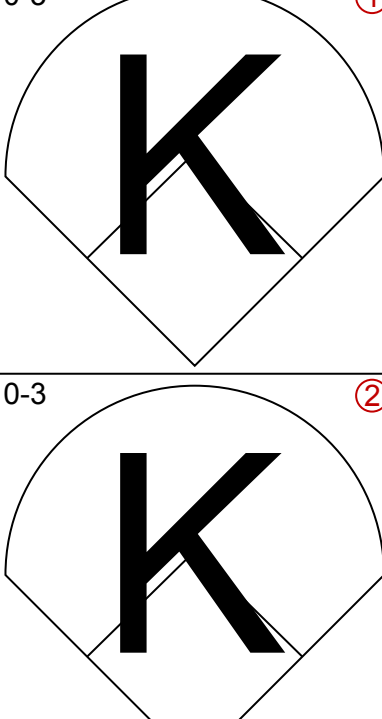
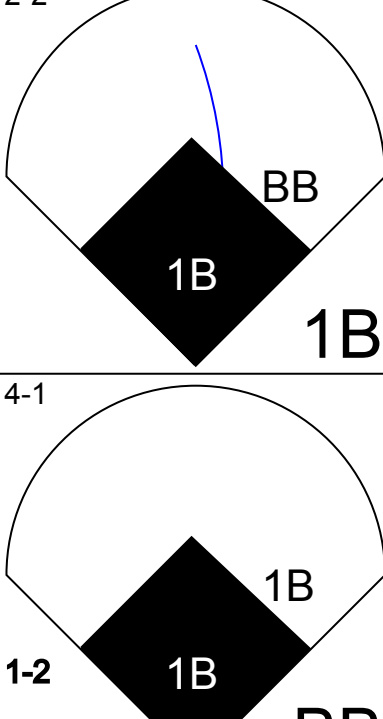
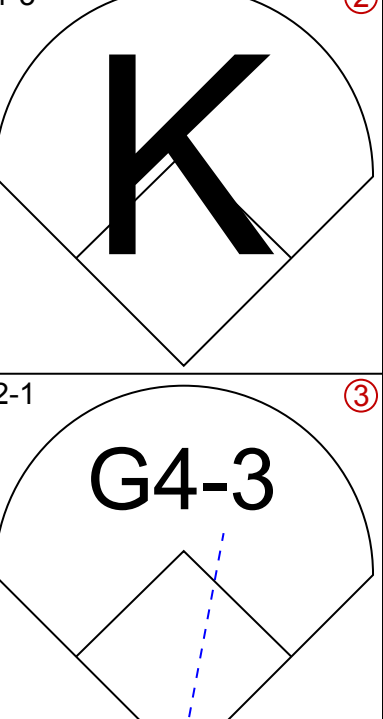
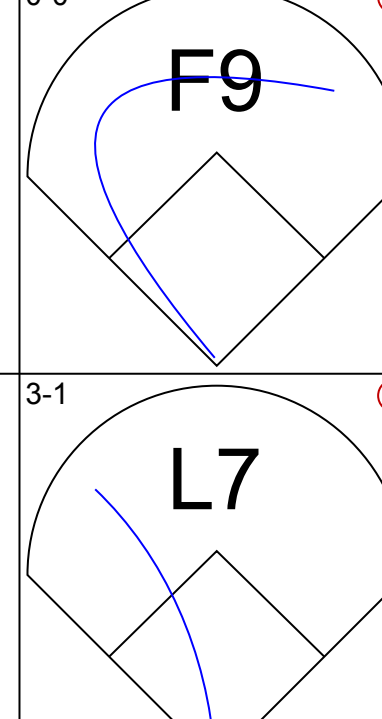
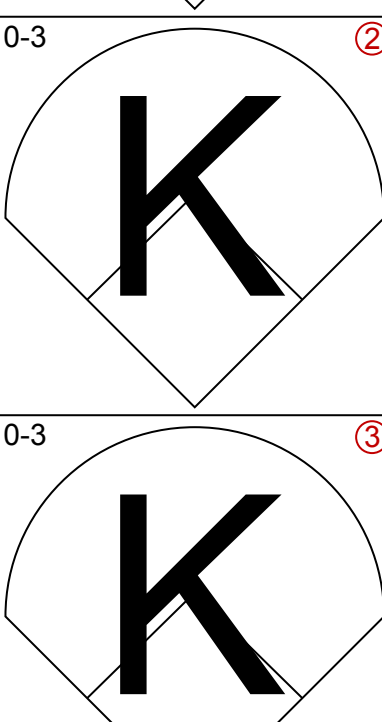
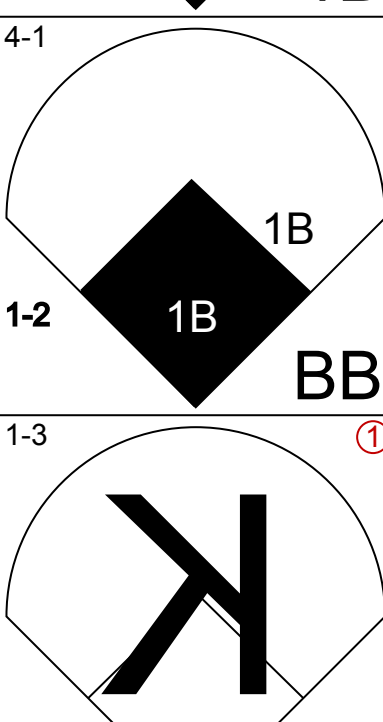
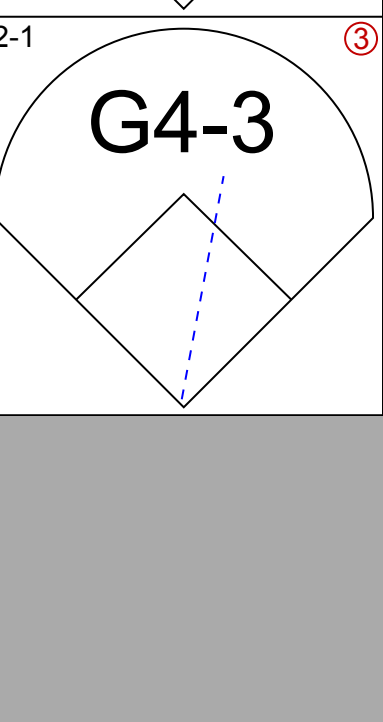
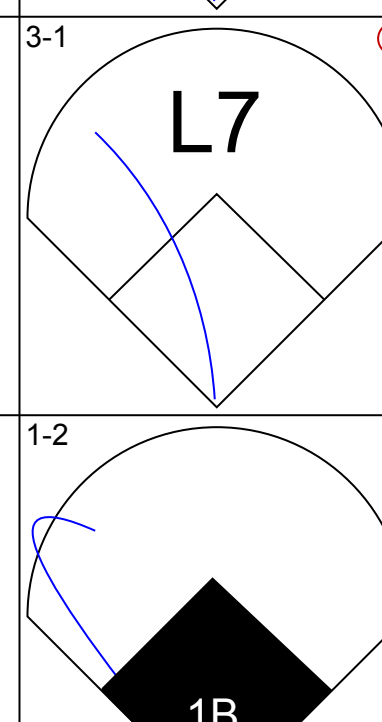

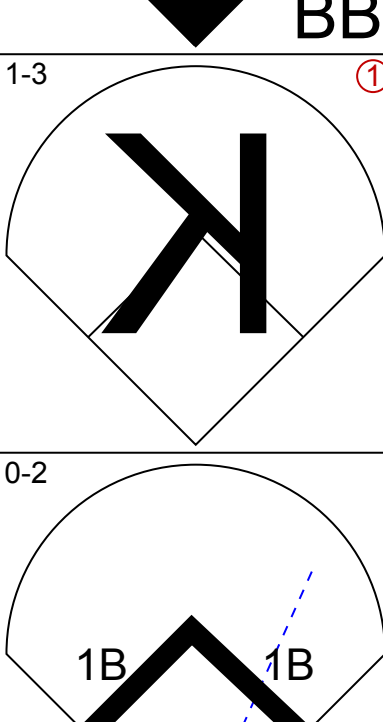
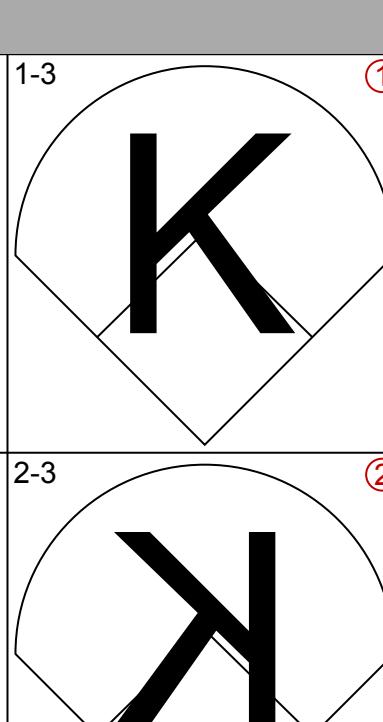
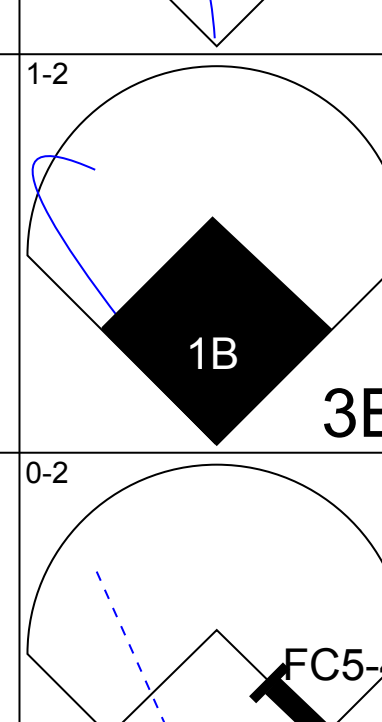
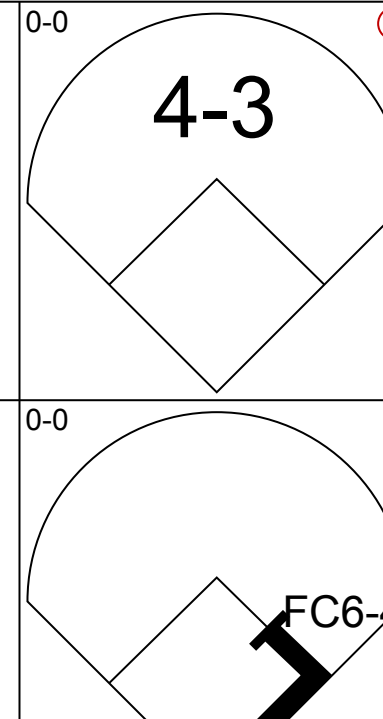
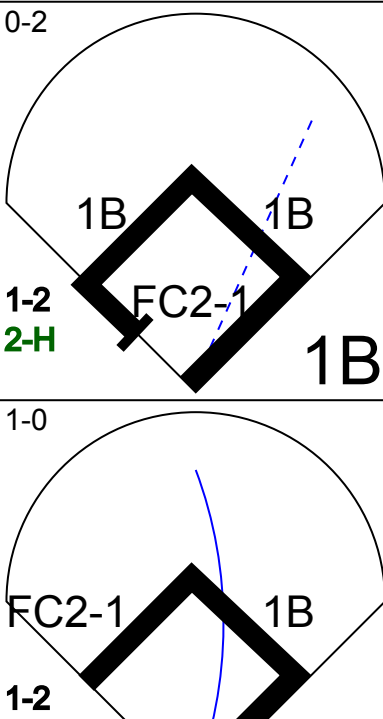
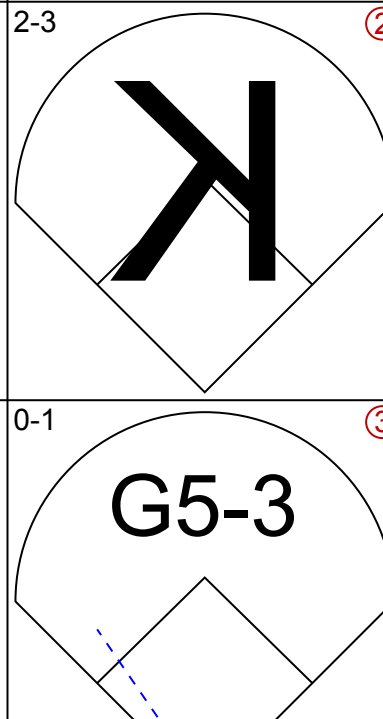
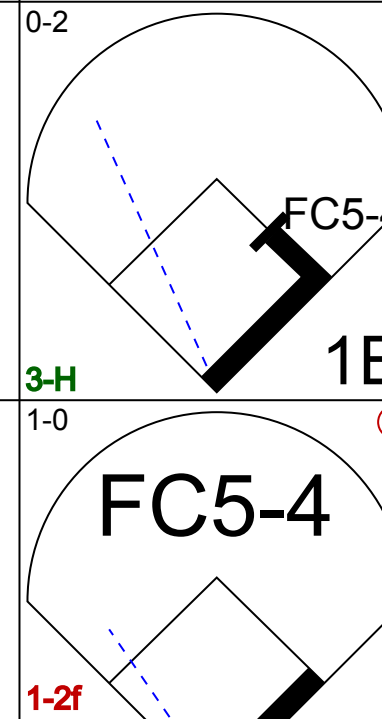
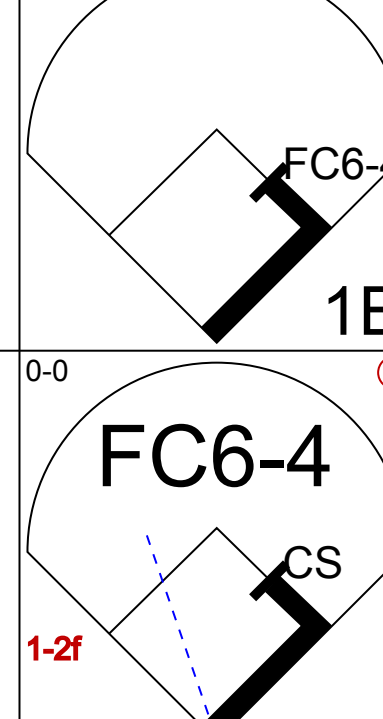
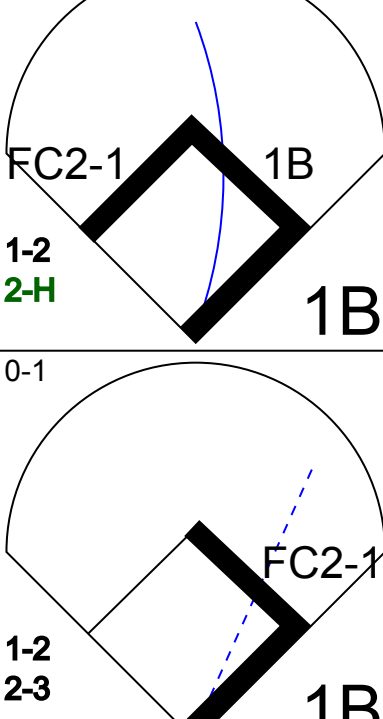
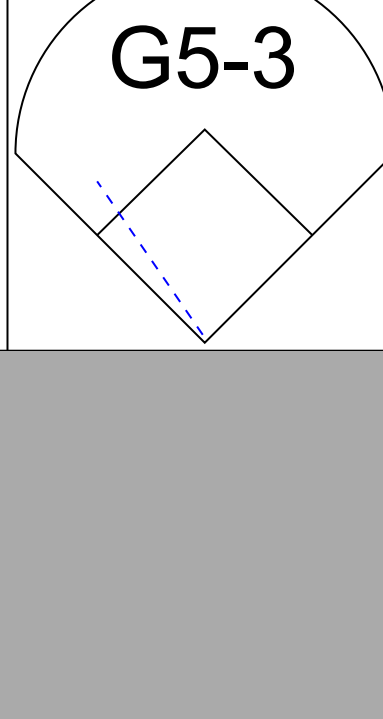
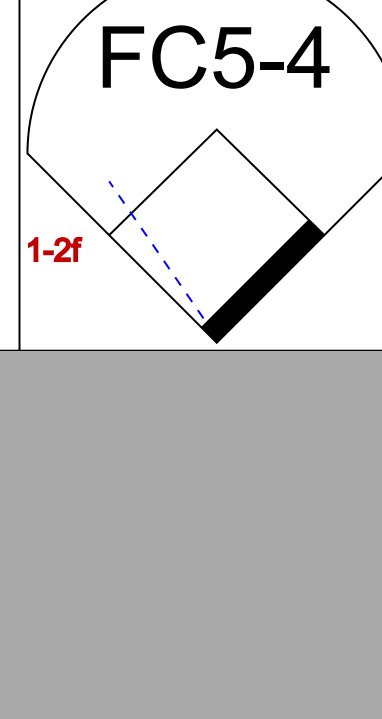
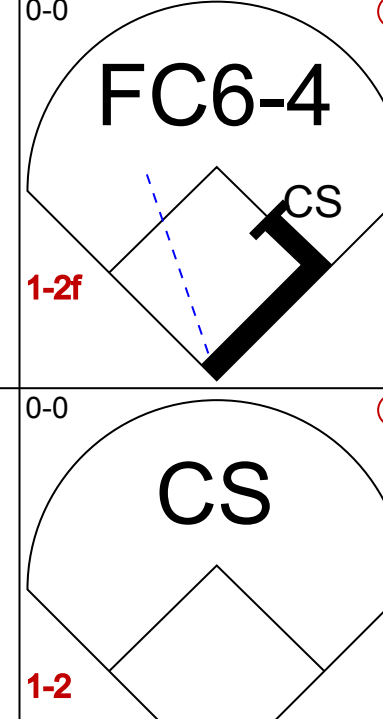
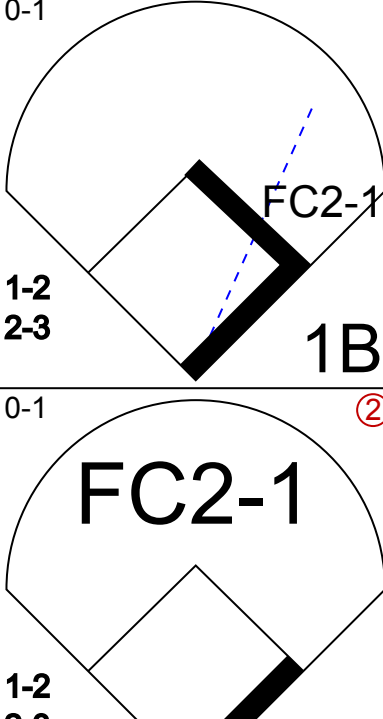
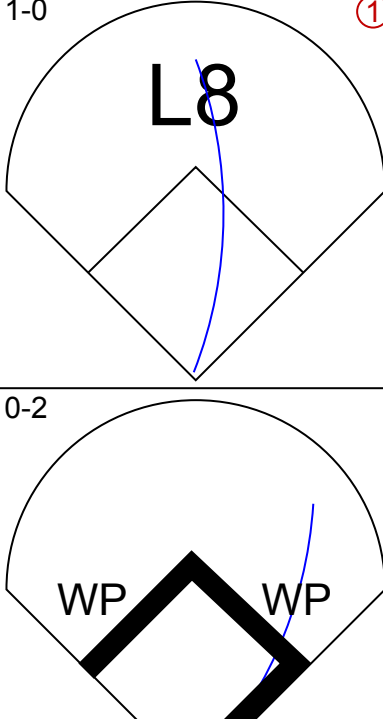
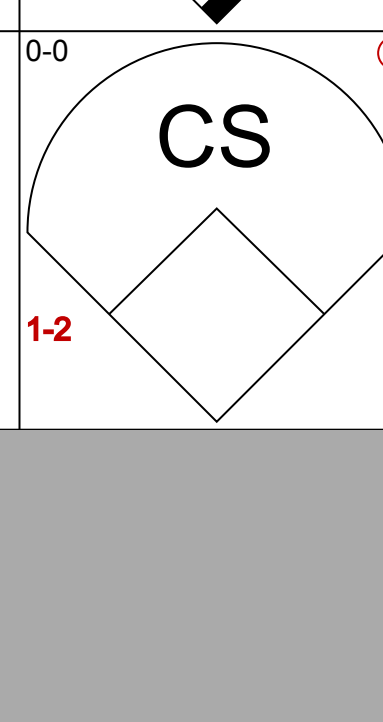
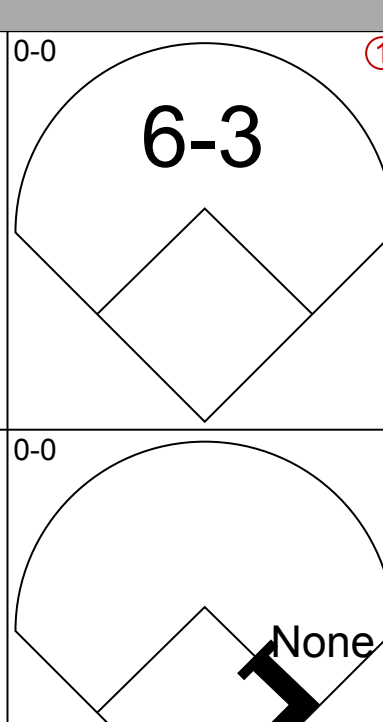
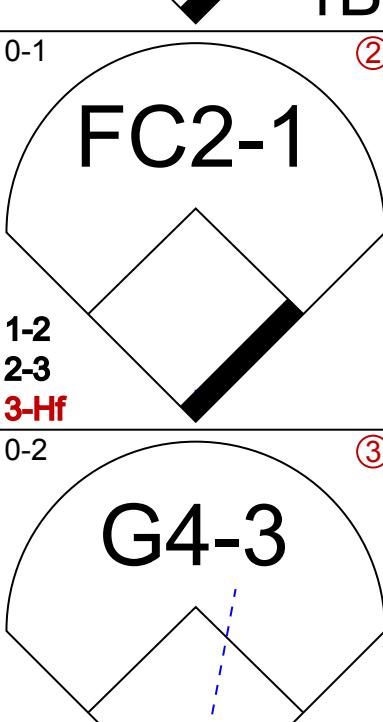
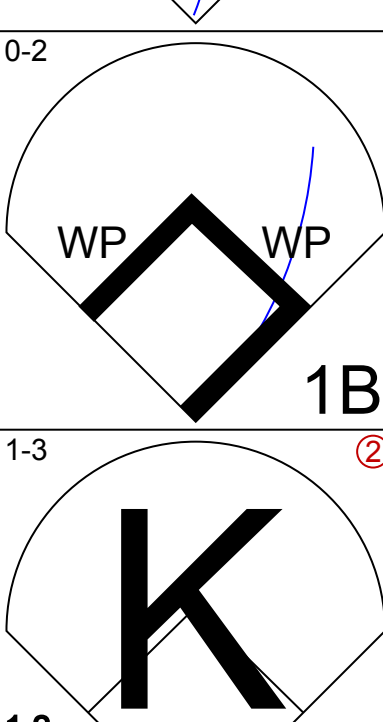
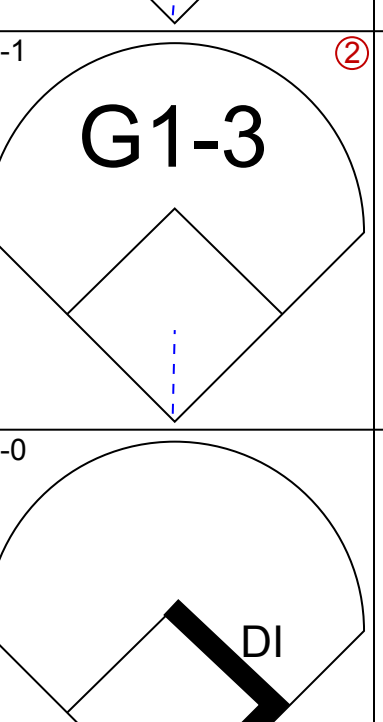
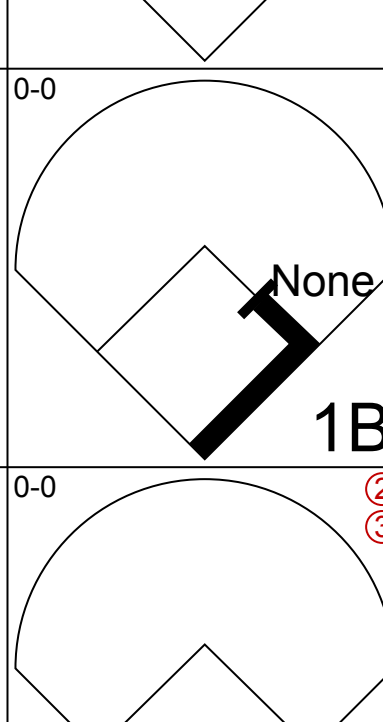
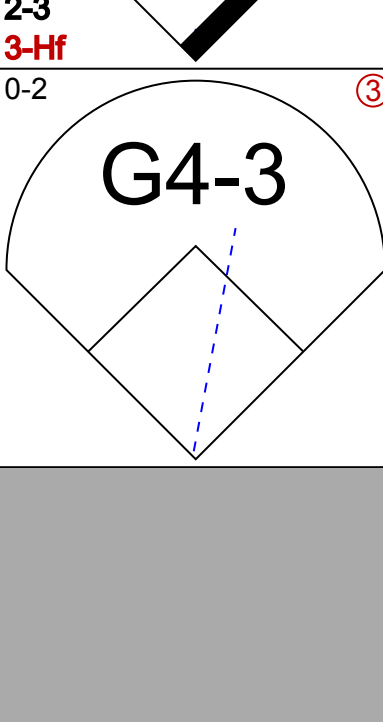
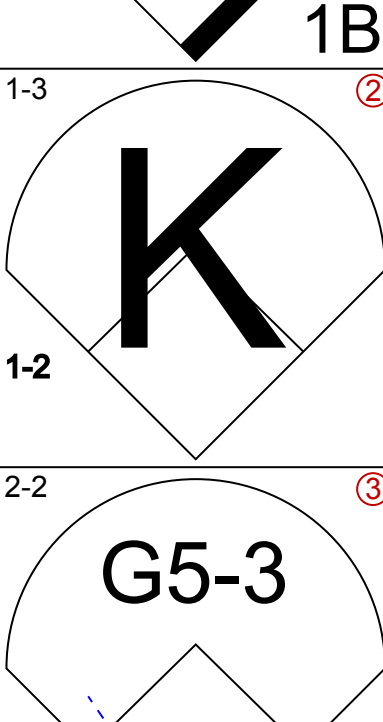
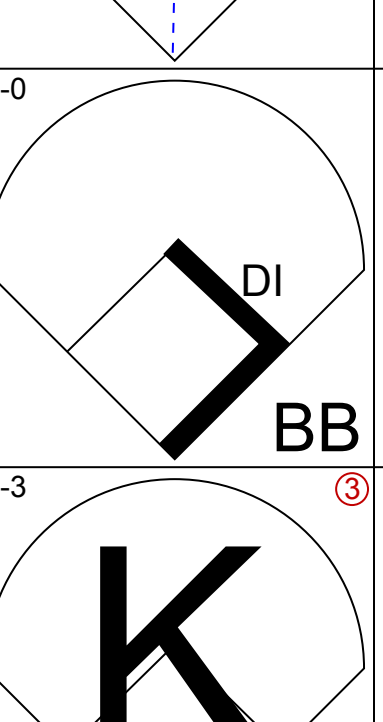
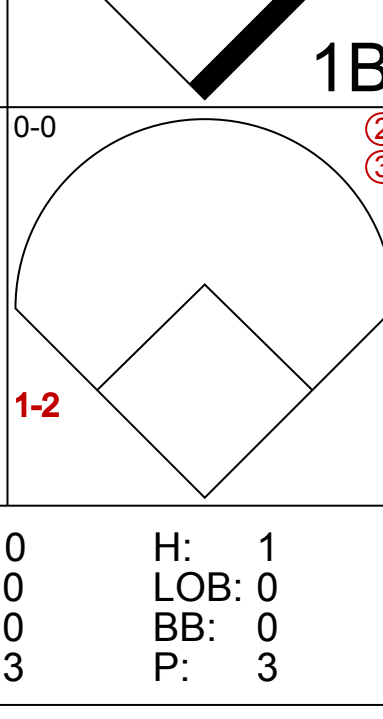
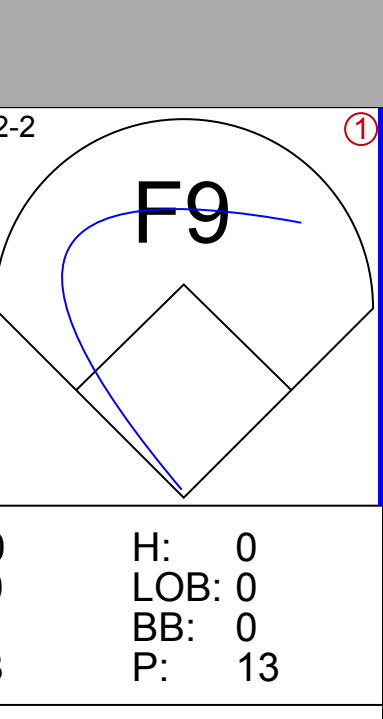
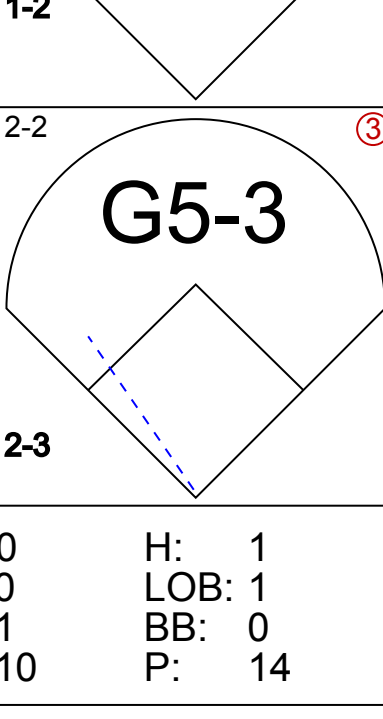
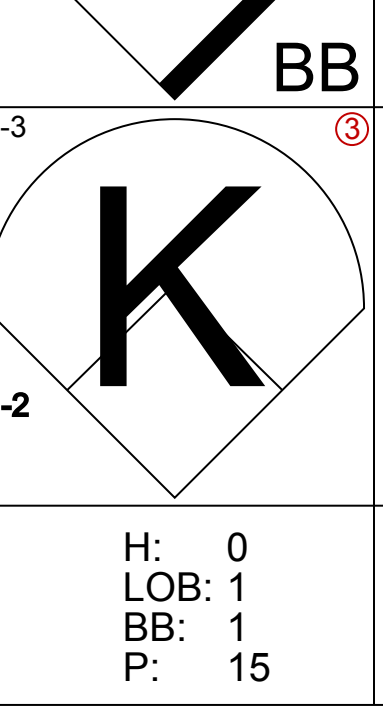


Batter	1	2	3	4	5	6	7	8	9	AB	R	H	RBI	BB	SO	LOB	BOTTOM			
Lonnie Smith, R (1,7) OBP: 0.383, SLG: 0.463										4	1	1	0	1	0	2				
Mark Lemke, S (1,4) OBP: 0.304, SLG: 0.235										3	0	1	2	1	0	2				
Ron Gant, R (1,8) OBP: 0.357, SLG: 0.575										4	0	1	0	0	1	3				
Jim Presley, R (1,5) OBP: 0.308, SLG: 0.468										4	0	0	0	0	1	3				
Dale Murphy, R (1,9) OBP: 0.305, SLG: 0.406										3	0	1	0	1	2	0				
David Justice, L (1,3) OBP: 0.332, SLG: 0.403										4	0	0	0	0	1	5				
Andres Thomas, R (1,6) OBP: 0.240, SLG: 0.294										4	1	1	0	0	0	0				
Greg Olson, R (1,2) OBP: 0.351, SLG: 0.396										4	0	2	0	0	0	1				
29 John Smoltz, R (1, 1) OBP: 0.304, SLG: 0.200										4	1	2	0	0	2	2				
Inning Stats	R: 0 E: 1 K: 1 S: 6	H: 0 LOB: 3 BB: 2 P: 14	R: 0 E: 0 K: 0 S: 4	H: 1 LOB: 1 BB: 0 P: 4	R: 0 E: 0 K: 1 S: 7	H: 2 LOB: 2 BB: 0 P: 7	R: 0 E: 0 K: 1 S: 7	H: 2 LOB: 2 BB: 0 P: 7	R: 0 E: 0 K: 1 S: 5	H: 0 LOB: 0 BB: 0 P: 5	R: 3 E: 1 K: 1 S: 8	H: 3 LOB: 1 BB: 1 P: 12	R: 0 E: 0 K: 1 S: 5	H: 0 LOB: 0 BB: 0 P: 5	R: 0 E: 0 K: 1 S: 6	H: 1 LOB: 1 BB: 0 P: 6	1B: 8 2B: 1 3B: 0 HR: 0	SF: 0 SAC: 0 DP: 0 HBP: 0	WP: 0 PB: 1 SB: 2 CS: 0	PA: 37
PITCHER Mike Scott, R (1, 1) ERA: 4.23	IP: 7.0 WLS: L BF: 33 H: 8 R: 3 ER: 2 SO: 6 BB: 3 IBB: 0 HBP: 0 BLK: 0 WP: 0 HR: 0 S: 42 P: 54 ERA: 2.57 WHIP: 1.571															PITCHER				
Larry Andersen, R (8, 1) ERA: 2.45	IP: 1.0 WLS: L BF: 4 H: 1 R: 0 ER: 0 SO: 1 BB: 0 IBB: 0 HBP: 0 BLK: 0 WP: 0 HR: 0 S: 6 P: 6 ERA: 0.00 WHIP: 1.000															PITCHER				

Houston Astros @ Atlanta Braves
Atlanta-Fulton County Stadium, Atlanta, GA
Mon Jul 23 1990, 7:05 PM EDT
Att. 7,888 - Unknown - 74 F

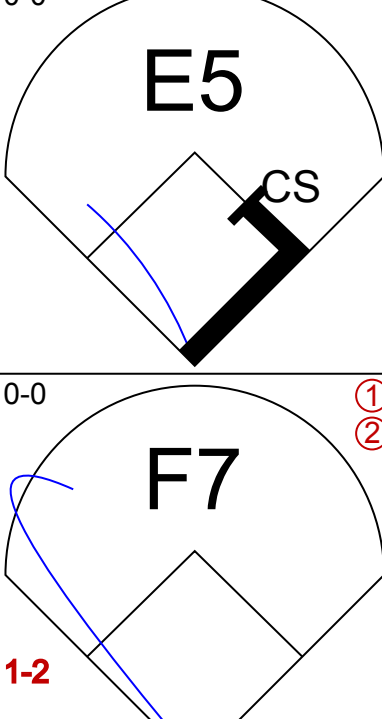
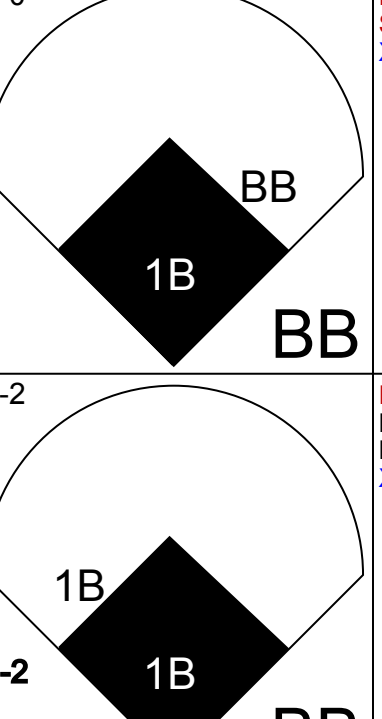
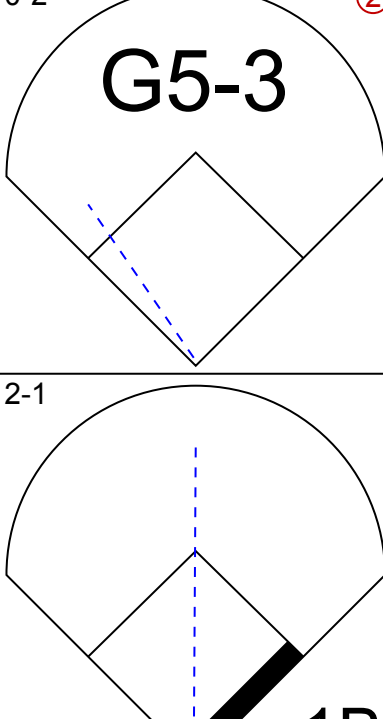
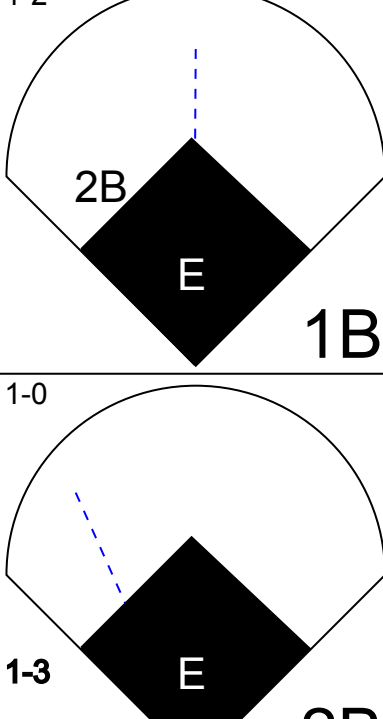
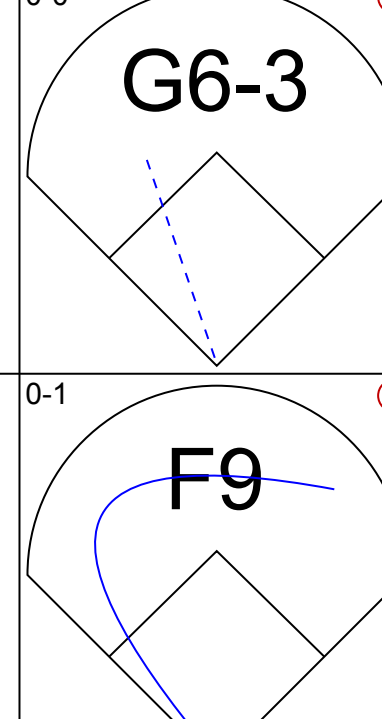
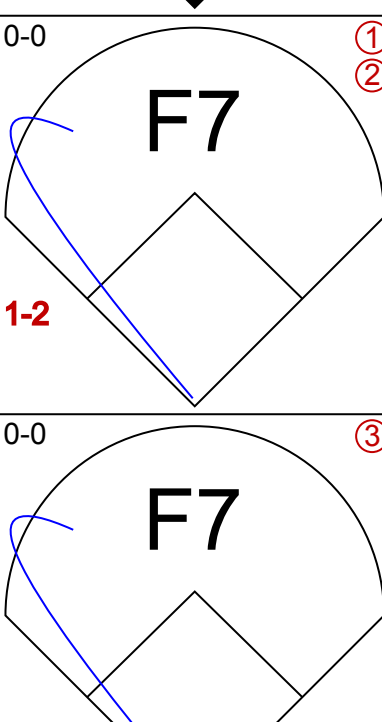
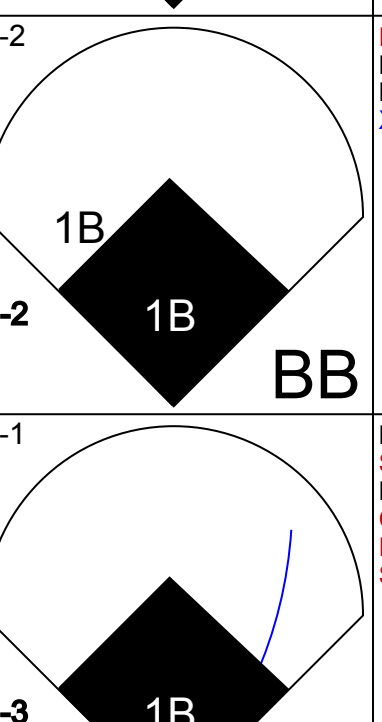
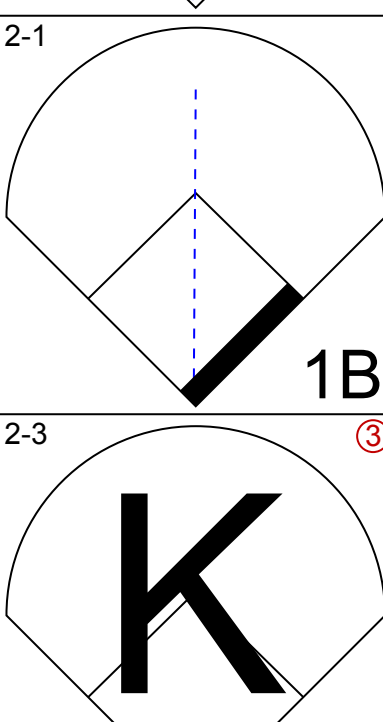
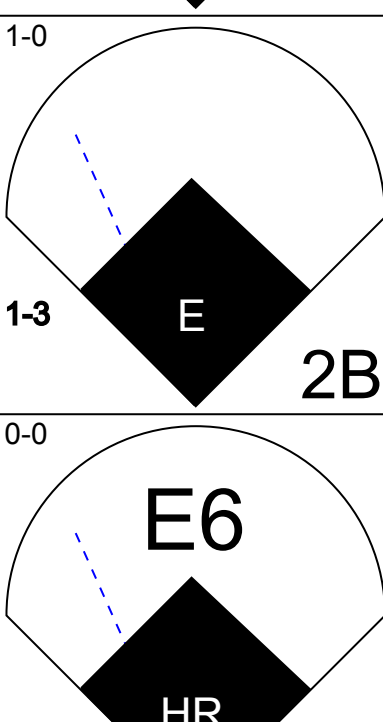
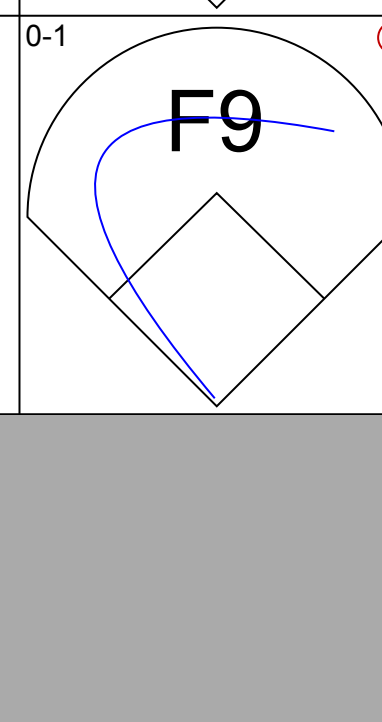
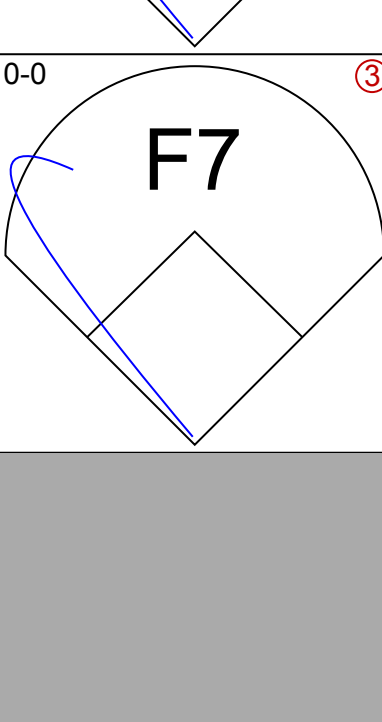
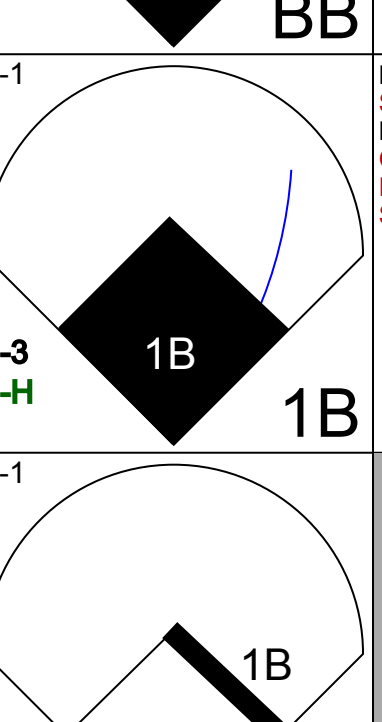

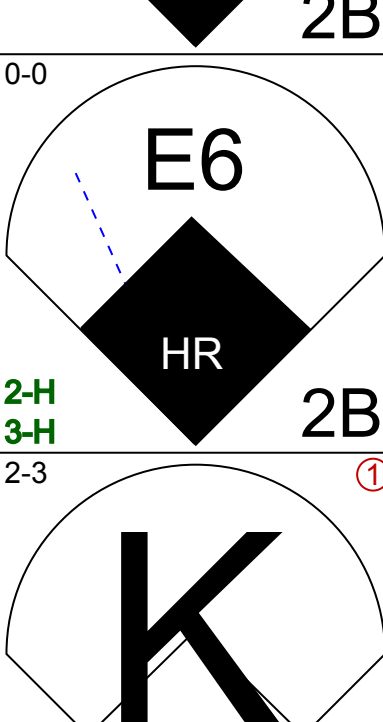
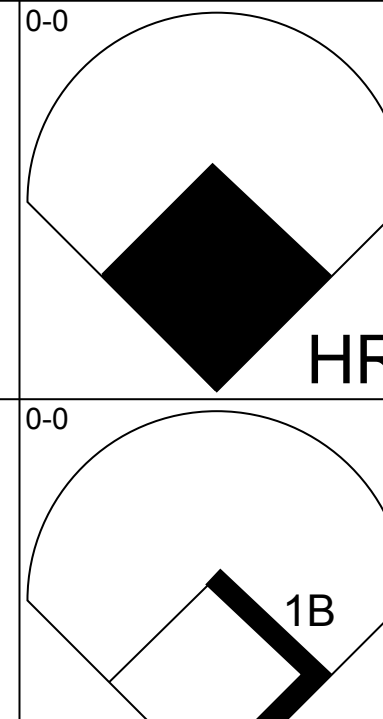

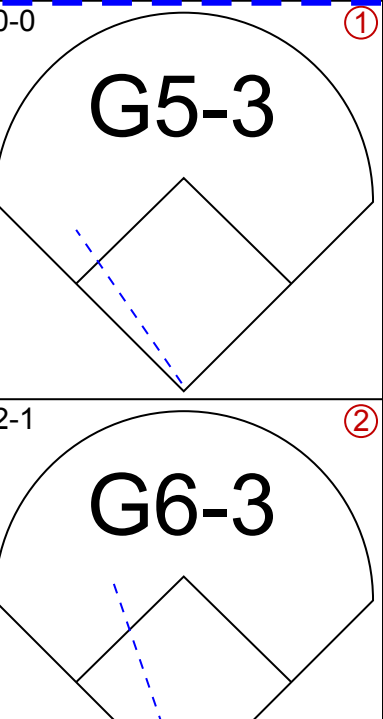
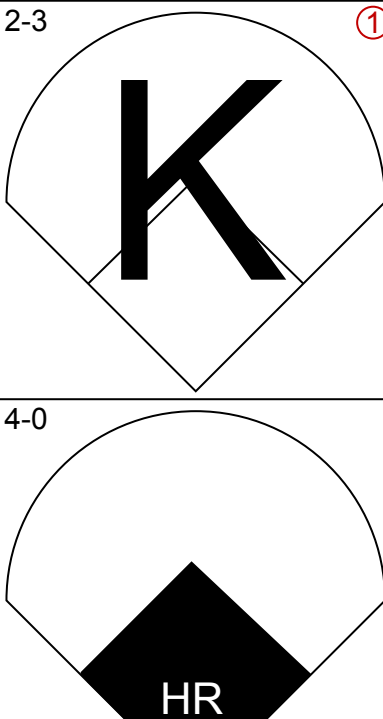
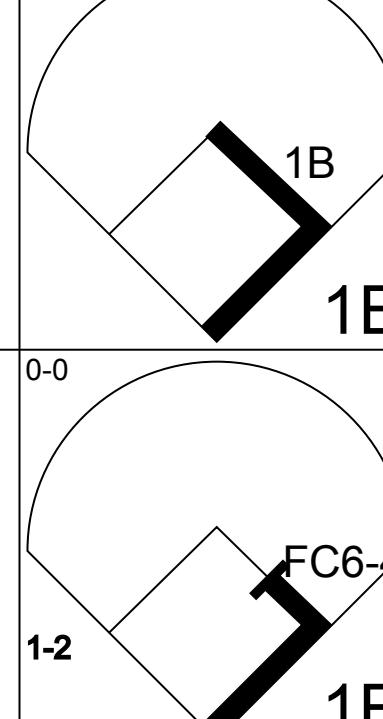
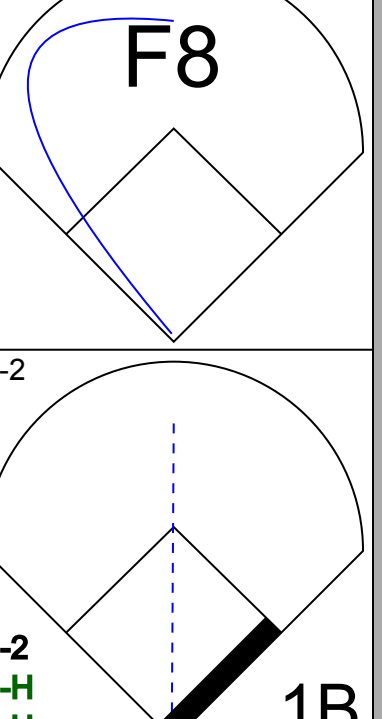
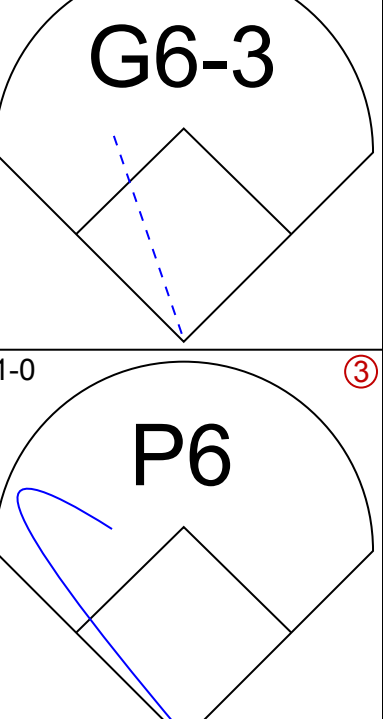
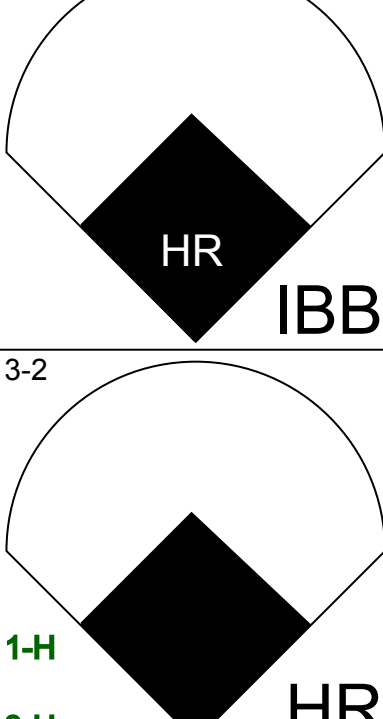
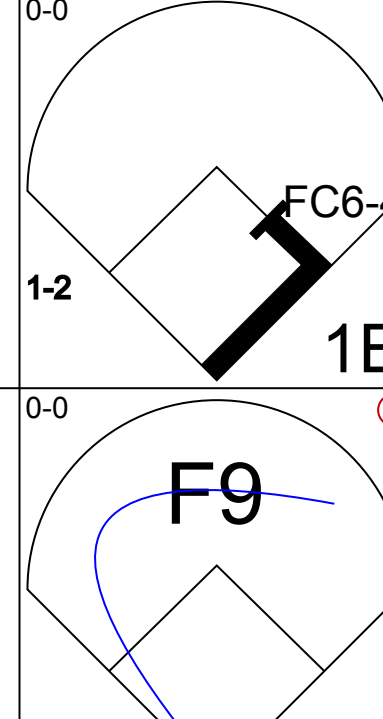

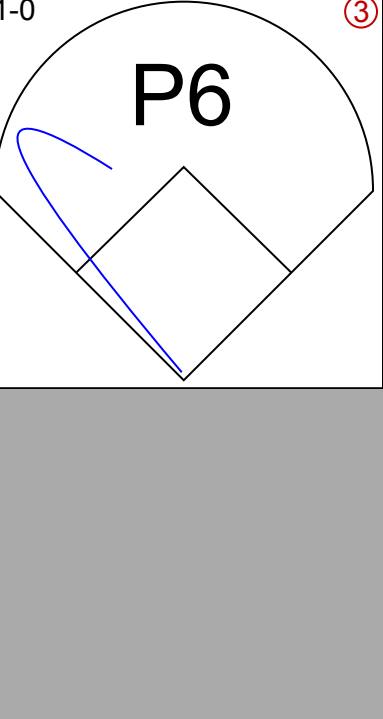
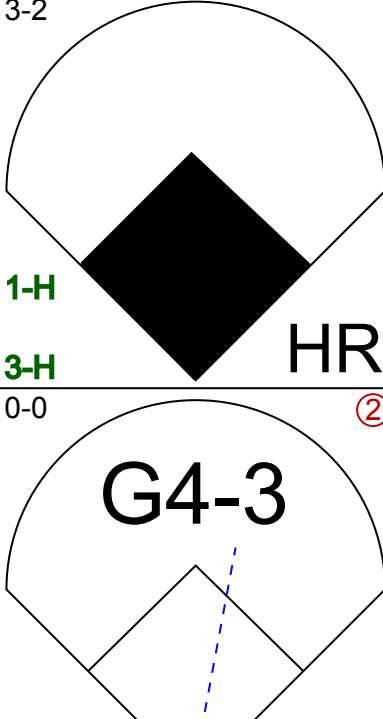
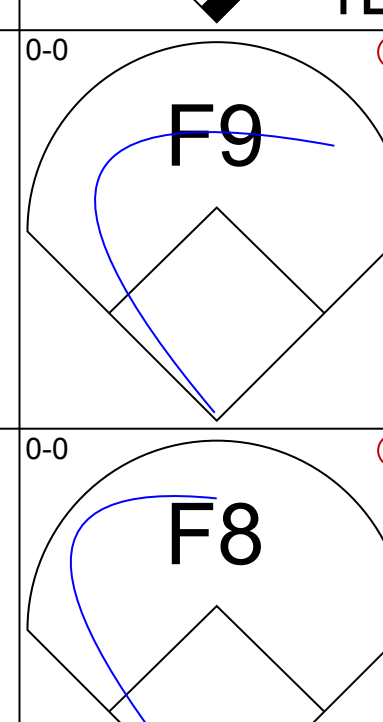

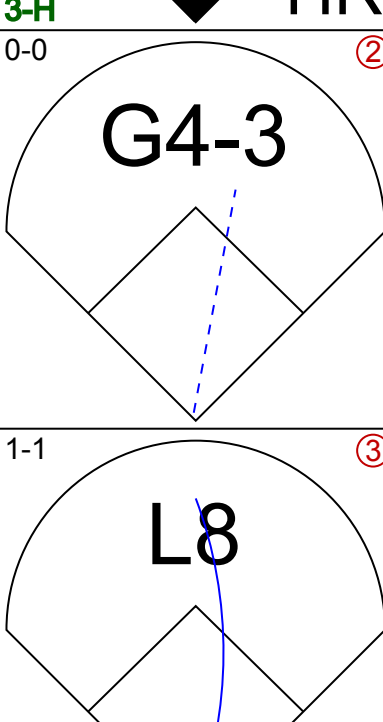
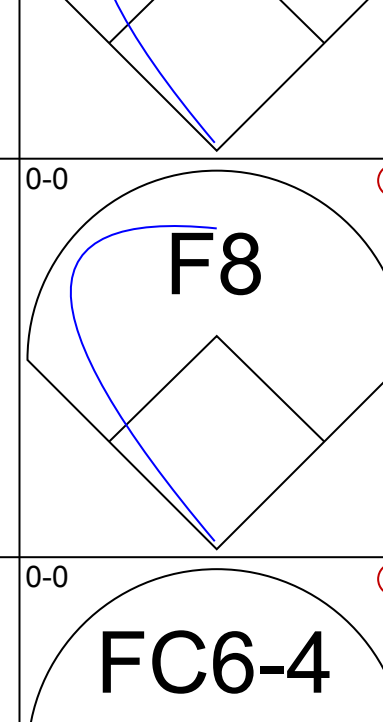
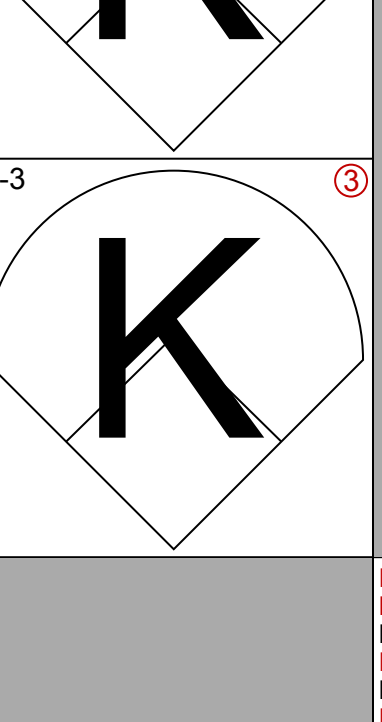
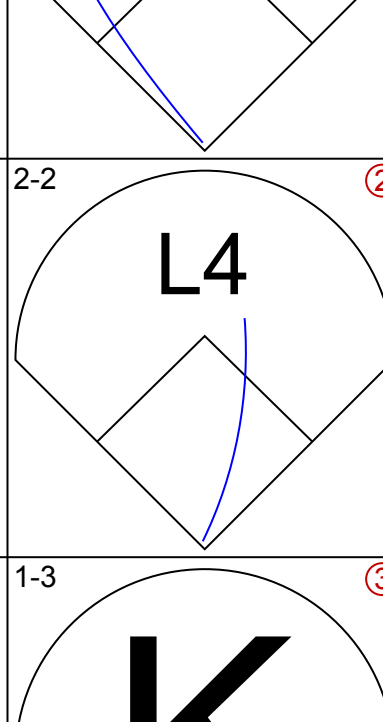
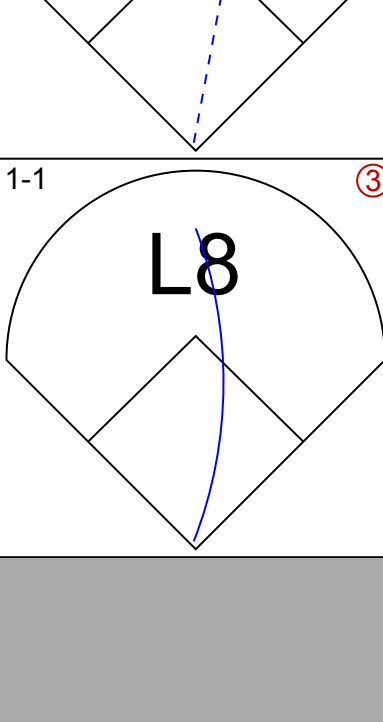
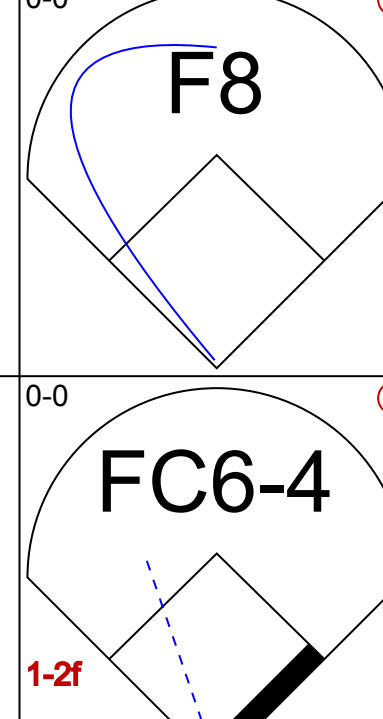

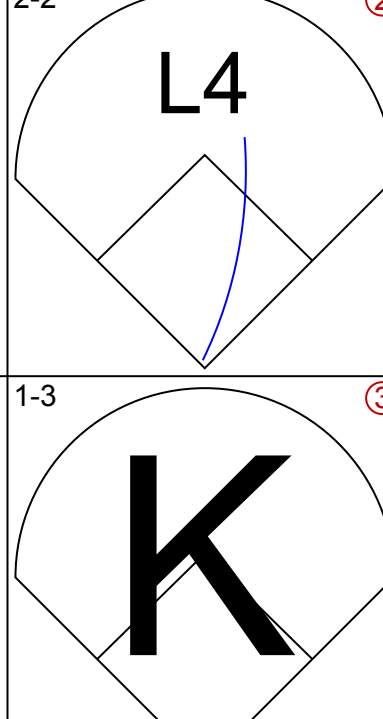
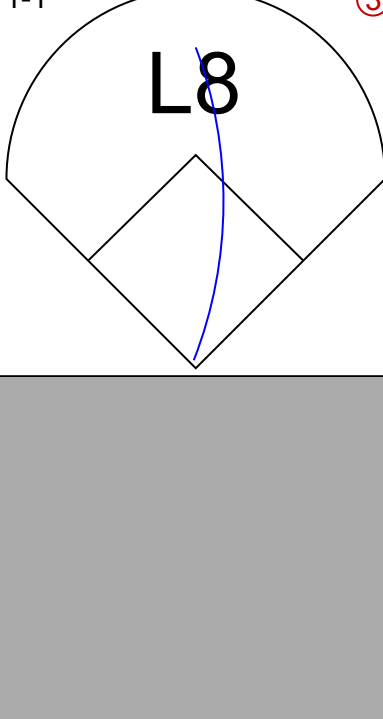
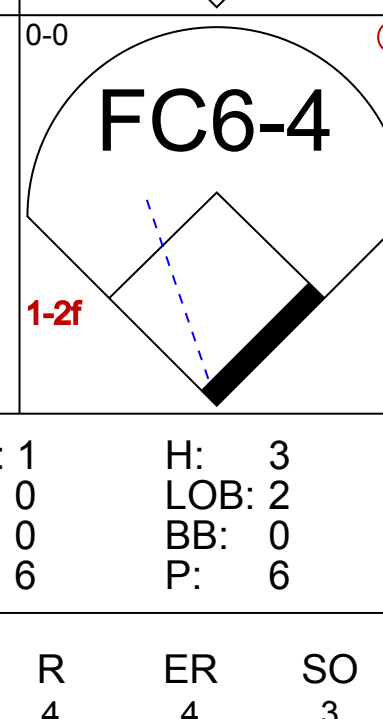
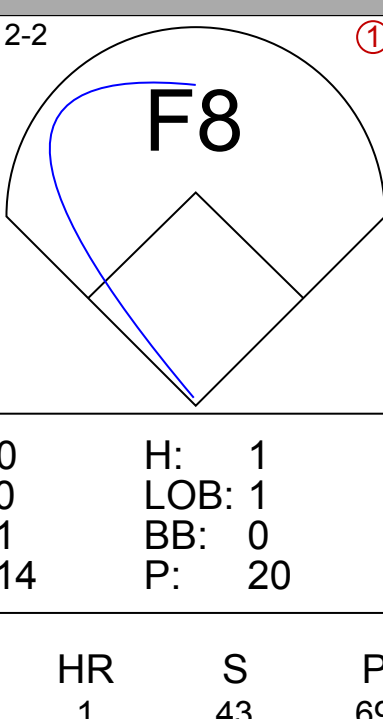
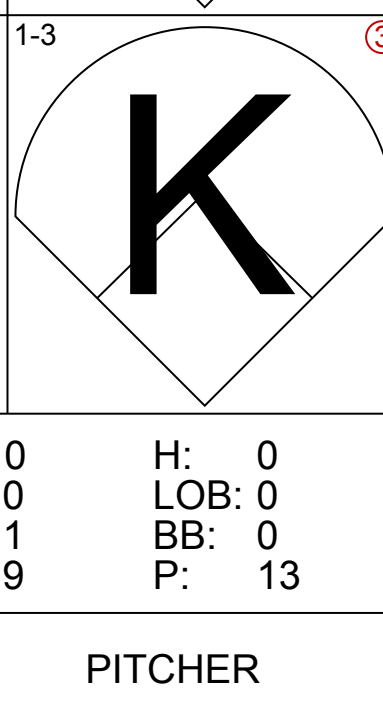
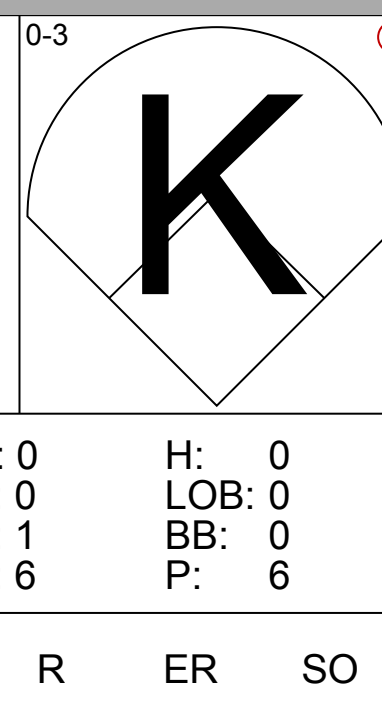
AB	34
R	3
H	9
RBI	2
BB	3
SO	7
LOB	18




Batter	1	2	3	4	5	6	7	8	9	AB	R	H	RBI	BB	SO	LOB	TOP		
Eric Yelding, R (1, 6) OBP: 0.313, SLG: 0.287										4	1	1	0	0	2	0	Houston Astros @ Atlanta Braves Atlanta-Fulton County Stadium, Atlanta, GA Tue Jul 24 1990, 3:33 AM EDT Sunny		
Bill Doran, S (1, 4) OBP: 0.377, SLG: 0.342										3	1	0	0	1	1	0			
Javier Ortiz, R (1, 7) OBP: 0.367, SLG: 0.435										4	1	1	0	0	3	2			
Glenn Wilson, R (1, 9) OBP: 0.299, SLG: 0.359										4	0	2	2	0	1	0			
Ken Caminiti, S (1, 5) OBP: 0.323, SLG: 0.324										4	0	2	1	0	0	1			
Craig Biggio, R (1, 2) OBP: 0.348, SLG: 0.358										4	0	1	0	0	0	1			
Franklin Stubbs, L (1, 3) OBP: 0.307, SLG: 0.463										4	0	1	0	0	0	3			
Casey Candaele, S (1, 8) OBP: 0.375, SLG: 0.415										3	0	1	0	1	1	4			
Jim Deshaies, L (1, 1) Alex Trevino, R (5, PH) Xavier Hernandez, L (5, 1) Carl Nicholas, L (7, PH) Juan Agosto, L (7, 1) Terry Puhl, L (9, PH)										1	0	0	0	0	0	1			
Inning Stats	R: 0 E: 0 K: 3 S: 9	H: 0 LOB: 0 BB: 0 P: 9	R: 0 E: 0 K: 0 S: 3	H: 1 LOB: 0 BB: 0 P: 3	R: 0 E: 0 K: 0 S: 3	H: 1 LOB: 0 BB: 0 P: 3	R: 2 E: 0 K: 1 S: 19	H: 4 LOB: 3 BB: 1 P: 27	R: 0 E: 0 K: 1 S: 8	H: 0 LOB: 0 BB: 0 P: 13	R: 0 E: 0 K: 2 S: 9	H: 1 LOB: 1 BB: 0 P: 14	R: 1 E: 0 K: 0 S: 13	H: 2 LOB: 1 BB: 0 P: 18	R: 0 E: 0 K: 1 S: 7	H: 0 LOB: 1 BB: 1 P: 15		1B: 8 2B: 0 3B: 1 HR: 0	SF: 0 SAC: 0 DP: 0 HBP: 0
PITCHER	IP WLS BF H R ER SO BB IBB HBP BLK WP HR S P ERA WHIP																		
Charlie Leibrandt, L (1, 1) ERA: 3.59	8.0 W 32 9 3 3 8 1 0 0 0 2 0 74 99 3.38 1.250																		
Doug Sisk, R (9, 1) ERA:	1.0 4 0 0 0 1 1 0 0 0 0 0 7 15 0.00 1.000																		

AB	34
R	3
H	9
RBI	3
BB	2
SO	9
LOB	14



Batter	1	2	3	4	5	6	7	8	9	AB	R	H	RBI	BB	SO	LOB	BOTTOM		
Lonnie Smith, R (1, 7) OBP: 0.383, SLG: 0.460										4	2	1	0	1	0	0	Houston Astros @ Atlanta Braves Atlanta-Fulton County Stadium, Atlanta, GA Tue Jul 24 1990, 3:33 AM EDT Sunny		
Jeff Blausler, R (1, 4) OBP: 0.358, SLG: 0.416										4	2	2	0	1	0	1			
Ron Gant, R (1, 8) OBP: 0.359, SLG: 0.577										4	2	2	3	0	1	1			
Jim Presley, R (1, 5) OBP: 0.310, SLG: 0.475										3	1	1	1	1	1	1			
Dale Murphy, R (1, 9) OBP: 0.311, SLG: 0.406										3	1	1	0	1	0	3			
Francisco Cabrera, R (1, 3) OBP: 0.346, SLG: 0.500										2	0	2	2	0	0	0			
David Justice, L (5, PH) OBP: 0.333, SLG: 0.419										2	1	1	3	0	0	0			
Andres Thomas, R (1, 6) OBP: 0.235, SLG: 0.287										4	0	0	0	0	1	4			
Greg Olson, R (1, 2) OBP: 0.345, SLG: 0.388										4	0	0	0	0	1	4			
Charlie Leibrandt, R (1, 1) ERA: 4.48 Tommy Gregg, L (8, PH) Doug Sisk, R (9, 1)										3	0	0	0	0	1	2			
Inning Stats	R: 0 E: 1 K: 0 S: 3	H: 0 LOB: 0 BB: 0 P: 3	R: 1 E: 0 K: 0 S: 6	H: 3 LOB: 2 BB: 0 P: 6	R: 3 E: 0 K: 2 S: 20	H: 2 LOB: 2 BB: 3 P: 40	R: 0 E: 0 K: 1 S: 14	H: 1 LOB: 1 BB: 0 P: 20	R: 0 E: 0 K: 0 S: 4	H: 0 LOB: 0 BB: 0 P: 7	R: 0 E: 0 K: 1 S: 9	H: 0 LOB: 0 BB: 1 P: 13	R: 5 E: 1 K: 1 S: 15	H: 4 LOB: 0 BB: 1 P: 27	R: 0 E: 0 K: 1 S: 6	H: 0 LOB: 0 BB: 0 P: 6	1B: 6 2B: 2 3B: 0 HR: 2	SF: 0 SAC: 0 DP: 0 HBP: 0	WP: 0 PA: 38 PB: 0 SB: 0 CS: 1
PITCHER	IP WLS BF H R ER SO BB IBB HBP BLK WP HR S P ERA WHIP																		
Jim Deshaies, L (1, 1) ERA: 4.48	4.0 L 21 6 4 4 3 3 0 0 0 0 0 0 13 20 0.00 0.000																		
Xavier Hernandez, R (5, 1) ERA: 5.71	2.0 6 0 0 0 1 0 0 0 0 0 0 0 13 20 0.00 0.000																		
Juan Agosto, L (7, 1) ERA: 3.72	2.0 11 4 5 5 2 0 1 0 0 0 1 21 33 22.50 2.000																		



Batter	1	2	3	4	5	6	7	8	9	10	AB	R	H	RBI	BB	SO	LOB	TOP		
Eric Yelding, R OBP: 0.313, SLG: 0.288 (1, 6)	G3		1B 1B		6-3	E7 HR 1B		F8		K	6	2	2	1	0	1	2	Houston Astros @ Atlanta Braves Atlanta-Fulton County Stadium, Atlanta, GA Tue Jul 24 1990, 7:05 PM EDT Att: 12,200 - Unknown - 83 F AB 43 R 8 H 14 RBI 7 BB 3 SO 8 LOB 17		
Bill Doran, S OBP: 0.385, SLG: 0.366 Dave Smith, R (8, 1)			P3								4	1	3	2	1	0	2			
Alex Trevino, R OBP: 0.269, SLG: 0.279 (10, 2)	2B				1B	HR		1B			0	0	0	0	0	0	0			
Javier Ortiz, R OBP: 0.369, SLG: 0.425 (1, 7)	5-3		1B		6-3	6-3		F8			4	0	1	1	1	0	3			
Glenn Wilson, R OBP: 0.303, SLG: 0.360 Dave Rohde, S OBP: 0.278, SLG: 0.306 (8, 4)			1B		G5-4-3	K				K	2	0	1	1	1	0	2			
Ken Caminiti, S OBP: 0.321, SLG: 0.322 (1, 5)	BB		1B		6-3	1B				K	1	0	0	0	0	1	0			
Craig Biggio, R OBP: 0.347, SLG: 0.356 (1, 8)		P4	FC6-4			1B		P4		6-3	5	1	1	0	0	2				
Franklin Stubbs, L OBP: 0.305, SLG: 0.457 (1, 3)					F9	E7 1B		4-3		K	5	1	1	1	0	2	0			
Carl Nichols, R OBP: 0.263, SLG: 0.333 Terry Puhl, L OBP: 0.354, SLG: 0.308 Rich Gedman, L OBP: 0.333, SLG: 0.289 Juan Agosto, L (10, 1)	F7				F7	1B		F9		L9	2	0	0	0	0	0	0			
Terry Clark, R OBP: 0.500, SLG: 0.500 Casey Candaele, S OBP: 0.351, SLG: 0.421 Dan Schatzeder, L OBP: 0.250, SLG: 0.250 (5, 1)			1B		5-3	K		BB		CS	1	0	0	0	0	1	0			
Inning Stats	R: 0 E: 0 K: 0 S: 4	H: 1 LOB: 2 BB: 1 P: 8	R: 0 E: 0 K: 1 S: 5	H: 0 LOB: 0 BB: 0 P: 5	R: 2 E: 0 K: 1 S: 9	H: 4 LOB: 2 BB: 0 P: 9	R: 0 E: 0 K: 0 S: 3	H: 0 LOB: 0 BB: 0 P: 3	R: 0 E: 0 K: 0 S: 3	H: 0 LOB: 0 BB: 0 P: 3	R: 0 E: 0 K: 2 S: 7	H: 0 LOB: 0 BB: 0 P: 7	R: 0 E: 0 K: 2 S: 8	H: 1 LOB: 1 BB: 0 P: 8	1B: 12 2B: 1 3B: 0 HR: 1	SF: 0 SAC: 0 DP: 1 HBP: 0	WP: 0 PB: 0 SB: 0 CS: 1	PA: 46		
PITCHER	IP WLS BF H R ER SO BB IBB HBP BLK WP HR S P ERA WHIP	4.1 0.2 2.2 1.1 1.0	21 4 13 4 4	6 3 4 0 1	2 3 3 0 0	2 0 2 0 0	0 0 0 0 0	0 0 0 0 0	0 0 0 0 0	0 0 0 0 0	0 0 0 0 0	0 0 0 0 0	0 0 0 0 0	0 0 0 0 0	0 0 0 0 0	0 0 0 0 0	0 0 0 0 0	0 0 0 0 0	0 0 0 0 0	0 0 0 0 0
Tony Castillo, L ERA: 4.46	4.1	21	6	2	2	2	2	2	2	2	2	2	2	2	2	2	2	2	2	2
Rick Luecken, R ERA: 6.81	0.2	4	3	3	3	0	0	0	0	0	0	0	0	0	0	0	0	0	0	0
Mark Grant, R ERA: 6.07	2.2	13	4	3	3	2	1	0	0	0	0	1	16	20	10.12	1.875				
Dwayne Henry, R ERA: 7.79	1.1	4	0	0	0	2	0	0	0	0	0	0	8	8	0.00	0.000				
Kent Mercker, L ERA: 1.94	1.0	W 4	1	0	0	2	0	0	0	0	0	0	8	8	0.00	1.000				

Batter	1	2	3	4	5	6	7	8	9	10	AB	R	H	RBI	BB	SO	LOB	BOTTOM				
Oddibe McDowell, L OBP: 0.300, SLG: 0.376 Lonnie Smith, R OBP: 0.353, SLG: 0.458 (7, 7)	2B BB		E 1B			1B		F8		5-3	2	2	2	0	1	0	0	Houston Astros @ Atlanta Braves Atlanta-Fulton County Stadium, Atlanta, GA Tue Jul 24 1990, 7:05 PM EDT Att: 12,200 - Unknown - 83 F AB 42 R 9 H 14 RBI 5 BB 4 SO 3 LOB 21				
Jeff Treadway, L OBP: 0.335, SLG: 0.449 (1, 4)	L8		1B E FC4-6		1B	1B				WP	6	1	3	1	0	0	2					
Ron Gant, R OBP: 0.357, SLG: 0.570 (7, 8)	K		E 1B FC4-6		5-3	1-3				E BB	4	2	0	0	1	1	5					
David Justice, L OBP: 0.339, SLG: 0.426 (1, 3)			FC4-6			2-3				F9	4	1	2	1	1	0	2					
Tommy Gregg, L OBP: 0.292, SLG: 0.309 Dale Murphy, R OBP: 0.310, SLG: 0.403 (8, 9)	L8		FC4-6		2B BB			P3		E9	3	1	1	1	0	0	2					
Mark Lemke, S OBP: 0.299, SLG: 0.244 Kent Mercker, L (10, 1)			G3		1B	2B		5-3		4-3	5	0	1	1	0	0	2					
Andres Thomas, R OBP: 0.235, SLG: 0.287 Dwayne Henry, R (8, 1)											4	0	1	1	0	0	0					
Jim Presley, R OBP: 0.312, SLG: 0.477 (10, 5)						1B				FC1-6	1	0	1	0	0	0	0					
Jimmy Kremers, L OBP: 0.220, SLG: 0.222 Greg Olson, R OBP: 0.345, SLG: 0.387 (6, 2)					1B BB					FC1-6	3	1	1	0	0	0	3					
Tony Castillo, L (1, 1)			K		SH3-4	G4-6-3		K			1	0	0	0	0	1	0					
Rick Luecken, R (5, 1)											1	0	0	0	0	2						
Mark Grant, R OBP: 0.500, SLG: 0.500 Jeff Blauser, R OBP: 0.360, SLG: 0.417 (8, 6)											2	0	1	0	0	1	1					
Inning Stats	R: 1 E: 0 K: 1 S: 6	H: 1 LOB: 1 BB: 1 P: 10	R: 0 E: 0 K: 0 S: 3	H: 0 LOB: 0 BB: 0 P: 3	R: 3 E: 2 K: 1 S: 9	H: 3 LOB: 1 BB: 0 P: 9	R: 1 E: 0 K: 0 S: 5	H: 2 LOB: 2 BB: 1 P: 9	R: 2 E: 0 K: 0 S: 5	H: 3 LOB: 1 BB: 1 P: 9	R: 0 E: 0 K: 0 S: 4	H: 0 LOB: 0 BB: 0 P: 4	R: 0 E: 0 K: 1 S: 5	H: 1 LOB: 0 BB: 0 P: 5	R: 1 E: 1 K: 0 S: 4	H: 0 LOB: 1 BB: 1 P: 8	R: 1 E: 0 K: 0 S: 4	H: 2 LOB: 1 BB: 0 P: 4	1B: 12 2B: 3 3B: 0 HR: 0	SF: 0 SAC: 1 DP: 2 HBP: 0	WP: 1 PB: 0 SB: 1 CS: 1	PA: 47
PITCHER	IP WLS BF H R ER SO BB IBB HBP BLK WP HR S P ERA WHIP	4.0 3.0 2.0 0.2	25 9 8	9 2 1	7 0 1	6 0 1	2 0 1	0 0 9	0 0 9	0 0 13	0 0 4	0 0 4	0 0 4	0 0 4	0 0 4	0 0 4	0 0 4	0 0 4	0 0 4	0 0 4		
Terry Clark, R ERA: 13.5	4.0	25	9	7	6	2	0	0	0	0	0	0	26	38	13.50	3.000						
Dan Schatzeder, L ERA: 2.87	3.0	9	2	0	0	0	0	0	0	0	0	0	9	9	0.00	0.667						
Dave Smith, R ERA: 2.37	2.0	8	1	1	0	1	1	0	0	0	0	0	9	13	0.00	1.000						
Juan Agosto, L ERA: 3.82	0.2	L 5	2	1	1	0	0	0	0	0	1	0	4	4	13.50	3.000						

Batter	1	2	3	4	5	6	7	8	9	AB	R	H	RBI	BB	SO	LOB	TOP																	
Eric Yelding, R OBP: 0.326, SLG: 0.311 (1, 6)										4	1	3	0	0	1	0	Houston Astros @ San Diego Padres Jack Murphy Stadium, San Diego, CA Thu Jul 26 1990, 10:05 PM EDT Att: 13,538 - Unknown - 70 F																	
Bill Doran, S OBP: 0.380, SLG: 0.364 (1, 4)										3	0	1	2	1	0	0																		
Ken Oberkfell, L OBP: 0.312, SLG: 0.337 (1, 3)										4	0	1	0	0	0	2																		
Franklin Stubbs, L OBP: 0.301, SLG: 0.448 Carl Nichols, R OBP: 0.333, SLG: 0.333 (8, PH) (8, 7)										3	0	1	0	0	1	0																		
Ken Caminiti, S OBP: 0.324, SLG: 0.321 (1, 5)										3	0	0	0	1	0	1																		
Craig Biggio, R OBP: 0.347, SLG: 0.358 (1, 8)										4	0	2	0	0	0	1																		
Javier Ortiz, R Glenn Wilson, R Dan Schatzeder, L Alex Trevino, R Rich Gedman, L Mark Portugal, R Dave Rohde, S Xavier Hernandez, L Casey Candaele, S (1, 9) (3, 9) (7, 1) (9, PH) (1, 2) (1, 1) (6, PH) (6, 1) (7, 9)										0	0	0	0	1	0	0																		
										4	0	0	0	0	0	2																		
										1	0	0	0	0	0	1																		
Inning Stats	R: 0 E: 0 K: 1 S: 12	H: 0 LOB: 0 BB: 0 P: 16	R: 0 E: 0 K: 0 S: 6	H: 1 LOB: 0 BB: 0 P: 12	R: 0 E: 0 K: 0 S: 6	H: 1 LOB: 2 BB: 1 P: 11	R: 0 E: 0 K: 0 S: 5	H: 0 LOB: 0 BB: 0 P: 9	R: 0 E: 0 K: 1 S: 8	H: 0 LOB: 0 BB: 1 P: 13	R: 0 E: 0 K: 1 S: 10	H: 1 LOB: 2 BB: 1 P: 18	R: 0 E: 0 K: 1 S: 6	H: 1 LOB: 1 BB: 0 P: 12	R: 2 E: 0 K: 0 S: 7	H: 3 LOB: 1 BB: 1 P: 13		R: 0 E: 0 K: 1 S: 6	H: 1 LOB: 1 BB: 0 P: 11	1B: 6 2B: 2 3B: 0 HR: 0	SF: 0 SAC: 0 DP: 2 HBP: 0	WP: 0 PB: 0 SB: 1 CS: 1	PA: 35											
PITCHER	IP WLS BF H R ER SO BB IBB HBP BLK WP HR S P ERA WHIP																																	
Eric Show, R ERA: 6.23 Rich Rodriguez, L ERA: 3.95	(1, 1) (8, 1)	7.1 1.2	W 5	30 1	7 0	2 0	2 0	3 1	4 0	0 0	0 0	0 0	0 0	0 8	102 13	2.46 0.00		1.500 0.600																

Batter	1	2	3	4	5	6	7	8	9	AB	R	H	RBI	BB	SO	LOB	BOTTOM																	
Bip Roberts, S OBP: 0.367, SLG: 0.421 (1, 7)											5	1	1	0	0	0	1																	
Roberto Alomar, S OBP: 0.355, SLG: 0.398 (1, 4)										4	2	1	0	1	0	0																		
Tony Gwynn, L Thomas Howard, S OBP: 0.369, SLG: 0.447 OBP: 0.293, SLG: 0.341 (1, 9) (7, 9)										3	1	2	1	0	0	0																		
Jack Clark, R OBP: 0.413, SLG: 0.510 (1, 3)										3	2	3	3	1	0	0																		
Joe Carter, R OBP: 0.272, SLG: 0.380 (1, 8)										3	1	1	2	0	0	1																		
Mike Pagliarulo, L OBP: 0.354, SLG: 0.393 (1, 5)										4	0	2	2	0	0	1																		
Mark Parent, R OBP: 0.271, SLG: 0.298 (1, 2)										4	0	1	0	0	1	5																		
Garry Templeton, S OBP: 0.278, SLG: 0.380 (1, 6)										4	0	0	0	0	1	5																		
Eric Show, R Rich Rodriguez, L OBP: 0.222, SLG: 0.278 ERA: 4.15 ERA: 6.17 Dan Schatzeder, L ERA: 2.77 (1, 1) (8, 1) (7, 1)										3	0	0	0	0	2	1																		
Inning Stats	R: 0 E: 0 K: 0 S: 7	H: 0 LOB: 0 BB: 0 P: 10	R: 0 E: 0 K: 0 S: 6	H: 1 LOB: 1 BB: 0 P: 11	R: 0 E: 0 K: 1 S: 7	H: 0 LOB: 0 BB: 0 P: 12	R: 1 E: 0 K: 1 S: 19	H: 3 LOB: 3 BB: 1 P: 29	R: 4 E: 0 K: 0 S: 13	H: 3 LOB: 0 BB: 1 P: 21	R: 0 E: 0 K: 1 S: 14	H: 1 LOB: 0 BB: 0 P: 22	R: 3 E: 1 K: 1 S: 18	H: 4 LOB: 1 BB: 0 P: 26	R: 0 E: 0 K: 0 S: 4	H: 0 LOB: 0 BB: 0 P: 5	1B: 9 2B: 2 3B: 0 HR: 1	SF: 1 SAC: 0 DP: 0 HBP: 0	WP: 1 PB: 0 SB: 0 CS: 0	PA: 38														
PITCHER	IP WLS BF H R ER SO BB IBB HBP BLK WP HR S P ERA WHIP																																	
Mark Portugal, R Xavier Hernandez, R Dan Schatzeder, L ERA: 4.15 ERA: 6.17 ERA: 2.77 (1, 1) (6, 1) (7, 1)	(1, 1) (6, 1) (7, 1)	5.0 1.1 1.2	L 8	24 4	7 3	5 3	5 3	2 1	2 0	0 0	0 0	0 0	0 0	0 0	0 11	83 39	9.00 20.25 0.00	1.800 3.000 0.600																

Houston Astros @ San Diego Padres
 Jack Murphy Stadium, San Diego, CA
 Thu Jul 26 1990, 10:05 PM EDT
 Att: 13,538 - Unknown - 70 F





Houston Astros @ San Diego Padres
 Jack Murphy Stadium, San Diego, CA
 Thu Jul 26 1990, 10:05 PM EDT
 Att: 13,538 - Unknown - 70 F



AB 31
R 2
H 8
RBI 2
BB 4
SO 4
LOB 11

AB 35
R 8
H 12
RBI 8
BB 2
SO 4
LOB 14

Batter	1	2	3	4	5	6	7	8	9	AB	R	H	RBI	BB	SO	LOB	TOP					
Eric Yelding, R OBP: 0.326, SLG: 0.316 (1, 8)	F8		F8		SF7		1B BB SF7		K	4	1	1	1	0	1	0	Houston Astros @ San Diego Padres Jack Murphy Stadium, San Diego, CA Sat Jul 28 1990, 10:05 PM EDT Att: 22,621 - Unknown - 65 F AB 35 R 5 H 13 RBI 5 BB 1 SO 3 LOB 13 					
Bill Doran, S OBP: 0.378, SLG: 0.360 (1, 4)	F9		G5-3		F9		HBP 1B 1B BB		S	4	1	1	0	1	0	2						
Ken Caminiti, S OBP: 0.328, SLG: 0.325 (1, 5)	1B			G1-4-3 1B		FC6-4 1B	HBP 1B		F9	5	1	4	1	0	0	1						
Glenn Wilson, R OBP: 0.295, SLG: 0.360 (1, 9)				G1-4-3		FC6-4 1B	SF7		K	3	0	1	0	0	0	2						
Terry Puhl, L OBP: 0.345, SLG: 0.300 (7, PH)										0	0	0	1	0	0	0						
Casey Candaele, S OBP: 0.387, SLG: 0.439 (7, 7)										1	0	0	0	0	1	1						
Craig Biggio, R OBP: 0.347, SLG: 0.359 (1, 2)	FC6-4					F9				3	0	0	0	0	0	3						
Mark Davidson, R OBP: 0.545, SLG: 0.625 (1, 7) (7, 9)					G6-3					4	0	3	2	0	0	0						
Franklin Stubbs, L OBP: 0.299, SLG: 0.442 (1, 3)										4	1	1	0	0	1	3						
Rafael Ramirez, R OBP: 0.309, SLG: 0.337 (1, 6)					E3					4	1	1	0	0	0	1						
Mike Scott, R OBP: 0.189, SLG: 0.143 (1, 1)										2	0	1	0	0	0	0						
Carl Nichols, R OBP: 0.320, SLG: 0.318 (8, PH)										1	0	0	0	0	0	0						
Juan Agosto, L (8, 1)										0	0	0	0	0	0	0						
Larry Andersen, R (8, 1)										0	0	0	0	0	0	0						
Inning Stats	R: 0 E: 0 K: 13 S: 13	H: 2 LOB: 2 BB: 0 P: 19	R: 0 E: 0 K: 1 S: 9	H: 1 LOB: 0 BB: 0 P: 12	R: 0 E: 0 K: 0 S: 5	H: 0 LOB: 0 BB: 0 P: 9	R: 0 E: 0 K: 0 S: 7	H: 1 LOB: 0 BB: 0 P: 9	R: 1 E: 1 K: 0 S: 13	H: 2 LOB: 2 BB: 0 P: 23	R: 0 E: 0 K: 0 S: 11	H: 2 LOB: 2 BB: 0 P: 17	R: 4 E: 0 K: 0 S: 20	H: 4 LOB: 2 BB: 1 P: 30	R: 0 E: 0 K: 0 S: 7	H: 0 LOB: 0 BB: 0 P: 10	R: 0 E: 0 K: 2 S: 10	H: 1 LOB: 1 BB: 0 P: 14	1B: 13 2B: 1 3B: 0 HR: 0	SF: 2 SAC: 1 DP: 2 HBP: 1	WP: 0 PB: 0 SB: 1 CS: 1	PA: 40
PITCHER	IP WLS BF H R ER SO BB IBB HBP BLK WP HR S P ERA WHIP																					
Dennis Rasmussen, L ERA: 4.27 (1, 1)	6.1 L 30 11 5 4 1 1 0 0 0 0 0 0 67 105 5.68 1.895																					
Calvin Schiraldi, R ERA: 3.51 (7, 1)	0.2 3 1 0 0 0 0 0 0 1 0 0 0 11 14 0.00 1.500																					
Rich Rodriguez, L ERA: 3.38 (8, 1)	2.0 7 1 0 0 2 0 0 0 0 0 0 0 17 24 0.00 0.500																					

Batter	1	2	3	4	5	6	7	8	9	AB	R	H	RBI	BB	SO	LOB	BOTTOM			
Bip Roberts, S OBP: 0.366, SLG: 0.418 (1, 7)	K		F7		G4-3					3	0	0	0	1	1	1	Houston Astros @ San Diego Padres Jack Murphy Stadium, San Diego, CA Sat Jul 28 1990, 10:05 PM EDT Att: 22,621 - Unknown - 65 F AB 32 R 3 H 6 RBI 3 BB 1 SO 7 LOB 7 			
Roberto Alomar, S OBP: 0.350, SLG: 0.392 (1, 4)	K		G4-3							4	0	0	0	0	2	2				
Tony Gwynn, L OBP: 0.366, SLG: 0.441 (1, 9)	F8									4	0	0	0	0	0	1				
Jack Clark, R OBP: 0.404, SLG: 0.510 (1, 3)										4	0	0	0	0	1	1				
Joe Carter, R OBP: 0.274, SLG: 0.395 (1, 8)										4	1	2	1	0	1	0				
Mike Pagliarulo, L OBP: 0.355, SLG: 0.396 (1, 5)										4	0	1	0	0	1	1				
Tom Lampkin, L OBP: 0.308, SLG: 0.423 (1, 2)										4	1	1	1	0	1	1				
Garry Templeton, S OBP: 0.281, SLG: 0.384 (1, 6)										3	1	1	0	0	0	0				
Dennis Rasmussen, L OBP: 0.333, SLG: 0.388 (1, 1)										1	0	1	1	0	0	0				
Calvin Schiraldi, R OBP: 0.300, SLG: 0.566 (7, 1)										0	0	0	0	0	0	0				
Phil Stephenson, L OBP: 0.388, SLG: 0.438 (7, PH)										1	0	0	0	0	0	0				
Rich Rodriguez, L (8, 1)										0	0	0	0	0	0	0				
Inning Stats	R: 0 E: 0 K: 2 S: 8	H: 0 LOB: 0 BB: 0 P: 13	R: 0 E: 0 K: 1 S: 18	H: 1 LOB: 1 BB: 0 P: 22	R: 0 E: 0 K: 0 S: 10	H: 1 LOB: 1 BB: 0 P: 13	R: 0 E: 0 K: 0 S: 12	H: 1 LOB: 1 BB: 0 P: 15	R: 2 E: 0 K: 1 S: 12	H: 2 LOB: 0 BB: 0 P: 16	R: 0 E: 0 K: 1 S: 9	H: 0 LOB: 1 BB: 1 P: 21	R: 0 E: 0 K: 1 S: 10	H: 0 LOB: 0 BB: 0 P: 18	R: 0 E: 0 K: 1 S: 10	H: 0 LOB: 0 BB: 0 P: 18	1B: 3 2B: 0 3B: 1 HR: 2	SF: 1 SAC: 0 DP: 0 HBP: 0	WP: 0 PB: 0 SB: 1 CS: 0	PA: 34
PITCHER	IP WLS BF H R ER SO BB IBB HBP BLK WP HR S P ERA WHIP																			
Mike Scott, R ERA: 4.21 (1, 1)	7.0 W 27 6 3 3 5 0 0 0 0 0 0 2 79 103 3.86 0.857																			
Juan Agosto, L ERA: 3.72 (8, 1)	0.2 3 0 0 0 0 1 0 0 0 0 0 0 6 15 0.00 1.500																			
Larry Andersen, R ERA: 2.4 (8, 1)	1.1 S 4 0 0 0 2 0 0 0 0 0 0 0 13 24 0.00 0.000																			

Batter	1	2	3	4	5	6	7	8	9	AB	R	H	RBI	BB	SO	LOB	TOP					
Eric Yelding, R OBP: 0.322, SLG: 0.312 (1, 8)	F7		K			G6-3		F7		4	0	0	0	0	1	1	Houston Astros @ San Diego Padres Jack Murphy Stadium, San Diego, CA Sun Jul 29 1990, 6:33 AM EDT Att: 19,506 - Sunny - 80 F					
Bill Doran, S OBP: 0.383, SLG: 0.378 (1, 4)	G6-3			FC2-6 1B		HR		1B		4	1	3	1	0	0	0						
Ken Caminiti, S OBP: 0.324, SLG: 0.321 (1, 5)	K			FC2-6 1B 1-2		G6-3		CS	K	4	0	0	0	0	2	1						
Glenn Wilson, R OBP: 0.291, SLG: 0.355 (1, 9)		F8		K			L6		K	4	0	0	0	0	2	1						
Craig Biggio, R OBP: 0.351, SLG: 0.364 (1, 2)	G6-3 1B			PO 1B			G3		1B	4	0	3	0	0	0	0						
Mark Davidson, R OBP: 0.487, SLG: 0.500 (1, 7)	G6-3			PO 1-2	F8		G5-3		1B	4	0	1	0	0	0	1						
Franklin Stubbs, L OBP: 0.302, SLG: 0.458 (1, 3)			HR		K			SH1-3 SH 2B	G4-3	4	2	2	1	0	1	2						
Rafael Ramirez, R OBP: 0.307, SLG: 0.335 (1, 6)			K		K			SH1-3		2	0	0	0	0	2	0						
Jim Deshaies, L OBP: 0.028, SLG: 0.028 (1, 1)			K					SH 1B CS		2	0	0	0	0	1	0						
Terry Puhl, L OBP: 0.348, SLG: 0.300 (8, PH)						G3-1				0	0	0	1	0	0	0						
Juan Agosto, L OBP: 0.392, SLG: 0.392 (8, 1)										0	0	0	0	0	0	0						
Dave Smith, R OBP: 0.308, SLG: 0.337 (8, 1)										0	0	0	0	0	0	0						
Inning Stats	R: 0 E: 0 K: 1 S: 7	H: 0 LOB: 0 BB: 0 P: 11	R: 0 E: 0 K: 0 S: 11	H: 1 LOB: 0 BB: 0 P: 14	R: 1 E: 0 K: 3 S: 12	H: 1 LOB: 0 BB: 0 P: 17	R: 0 E: 0 K: 1 S: 9	H: 2 LOB: 1 BB: 0 P: 10	R: 0 E: 0 K: 2 S: 10	H: 0 LOB: 0 BB: 0 P: 11	R: 1 E: 0 K: 0 S: 10	H: 1 LOB: 0 BB: 0 P: 17	R: 0 E: 0 K: 0 S: 5	H: 0 LOB: 0 BB: 0 P: 6	R: 1 E: 0 K: 2 S: 12	H: 2 LOB: 1 BB: 0 P: 16	R: 0 E: 0 K: 2 S: 12	H: 2 LOB: 2 BB: 0 P: 14	1B: 6 2B: 1 3B: 0 HR: 2	SF: 0 SAC: 2 DP: 0 HBP: 0	WP: 0 PB: 0 SB: 0 CS: 1	PA: 36
PITCHER	IP	WLS	BF	H	R	ER	SO	BB	IBB	HBP	BLK	WP	HR	S	P	ERA	WHIP					
Bruce Hurst, L ERA: 4.1 (1, 1)	7.0		24	5	2	2	7	0	0	0	0	0	2	64	86	2.57	0.714					
Greg Harris, R ERA: 2.53 (8, 1)	1.0	W	5	2	1	1	0	0	0	0	0	0	0	12	16	9.00	2.000					
Craig Lefferts, L ERA: 2.81 (9, 1)	1.0	S	5	2	0	0	2	0	0	0	0	0	0	12	14	0.00	2.000					

AB	32
R	3
H	9
RBI	3
BB	0
SO	9
LOB	6



Batter	1	2	3	4	5	6	7	8	9	AB	R	H	RBI	BB	SO	LOB	BOTTOM				
Bip Roberts, S OBP: 0.364, SLG: 0.419 (1, 6)	G6-3			G4-3		G6-3		G6-3		4	1	1	0	0	0	0	Houston Astros @ San Diego Padres Jack Murphy Stadium, San Diego, CA Sun Jul 29 1990, 6:33 AM EDT Att: 19,506 - Sunny - 80 F				
Roberto Alomar, S OBP: 0.352, SLG: 0.392 (1, 4)	P3			F8		1B SF9 2B		FC4-6 BB		3	0	1	0	1	0	0					
Tony Gwynn, L OBP: 0.363, SLG: 0.437 (1, 9)	L8			G6-3		F9		FC4-6 HR		4	1	0	0	0	0	3					
Jack Clark, R OBP: 0.402, SLG: 0.522 (1, 3)		L8		P4		SF9		HR		3	1	1	3	0	0	0					
Joe Carter, R OBP: 0.271, SLG: 0.391 (1, 7)		P3		G5-3		P2		K		4	0	0	0	0	1	1					
Eddie Williams, R OBP: 0.297, SLG: 0.583 (1, 5)		CS 1B		1B 2B				K		3	1	2	0	0	1	0					
Mark Parent, R OBP: 0.286, SLG: 0.321 (1, 2)		CS		HBP 1B				CS 1B		3	0	3	1	0	0	0					
Tom Lampkin, L OBP: 0.308, SLG: 0.423 (7, PR) (8, 2)			L3-6 2B	HBP 1B				CS 1B		0	0	0	0	0	0	0					
Shawn Abner, R OBP: 0.308, SLG: 0.337 (1, 8)			L3-6	HBP 1B				BB		1	0	0	0	1	0	1					
Bruce Hurst, L OBP: 0.146, SLG: 0.103 (1, 1)				K				K		2	0	0	0	0	2	2					
Garry Templeton, S OBP: 0.280, SLG: 0.383 (7, PH)				K				K		1	0	0	0	0	1	1					
Greg Harris, R OBP: 0.125, SLG: 0.375 (8, 1)								K		0	0	0	0	0	0	0					
Craig Lefferts, L OBP: 0.250, SLG: 0.250 (9, 1)								K		0	0	0	0	0	0	0					
Inning Stats	R: 0 E: 0 K: 0 S: 7	H: 0 LOB: 0 BB: 0 P: 12	R: 0 E: 0 K: 0 S: 8	H: 1 LOB: 0 BB: 0 P: 14	R: 0 E: 0 K: 1 S: 8	H: 1 LOB: 0 BB: 0 P: 10	R: 0 E: 0 K: 0 S: 5	H: 0 LOB: 0 BB: 0 P: 7	R: 1 E: 0 K: 1 S: 14	H: 2 LOB: 2 BB: 0 P: 20	R: 1 E: 0 K: 0 S: 10	H: 2 LOB: 1 BB: 0 P: 22	R: 0 E: 1 K: 2 S: 12	H: 1 LOB: 2 BB: 1 P: 19	R: 2 E: 0 K: 1 S: 13	H: 1 LOB: 0 BB: 1 P: 23	1B: 4 2B: 4 3B: 0 HR: 1	SF: 1 SAC: 0 DP: 1 HBP: 1	WP: 0 PB: 0 SB: 1 CS: 2	PA: 33	
PITCHER	IP	WLS	BF	H	R	ER	SO	BB	IBB	HBP	BLK	WP	HR	S	P	ERA	WHIP				
Jim Deshaies, L ERA: 4.35 (1, 1)	7.0		27	7	2	2	4	1	0	1	0	0	0	64	104	2.57	1.143				
Juan Agosto, L ERA: 3.99 (8, 1)	0.2		3	0	1	1	0	1	0	0	0	0	0	6	12	13.50	1.500				
Dave Smith, R ERA: 2.58 (8, 1)	0.1	L	2	1	1	1	1	0	0	0	0	0	1	7	11	27.00	3.000				

AB	28
R	4
H	8
RBI	4
BB	2
SO	5
LOB	8



Batter	1	2	3	4	5	6	7	8	9	AB	R	H	RBI	BB	SO	LOB	TOP				
Eric Yelding, R OBP: 0.326, SLG: 0.314 (1, 8)	0-0 CS 1B		0-0 S 1B		1-2 FC5-4 S 1-2		4-2 S 1B BB		4-1 2B BB	3	1	2	0	2	0	1					
Bill Doran, S OBP: 0.394, SLG: 0.375 (1, 4)	4-0 S BB 1-2		0-3 K		1-2 P4		1-3 K		0-0 2B	4	0	1	0	1	2	3					
Ken Caminiti, S OBP: 0.318, SLG: 0.314 (1, 5)	0-3 K 1-2			2-2 G5-3		0-1 F7		4-0 1B IBB	3-3 K	4	0	0	0	1	2	3					
Glenn Wilson, R OBP: 0.291, SLG: 0.351 Terry Puhl, L OBP: 0.375, SLG: 0.317 Casey Candaele, S OBP: 0.385, SLG: 0.435 (1, 9)	0-3 K			4-1 1B BB		1-2 BB 1B		1-1 BB 1B	0-0 G3	2	1	1	0	1	1	1					
Craig Biggio, R OBP: 0.354, SLG: 0.363 (1, 2)		0-0 F8		1-1 1B BB		4-0 F9 1B BB		0-0 P4		3	0	1	0	1	0	2					
Mark Davidson, R OBP: 0.394, SLG: 0.368 (1, 7)		0-0 P4		3-2 F8		0-1 1B BB		1-3 K		4	0	1	1	0	1	2					
Franklin Stubbs, L OBP: 0.297, SLG: 0.446 (1, 3)		0-0 F9		0-3 K		3-2 F9		1-3 K		4	0	0	0	0	2	4					
Rafael Ramirez, R OBP: 0.302, SLG: 0.330 (1, 6)			0-0 F8		1-0 L6		0-2 G4-3		2-0 G5-3	4	0	0	0	0	0	2					
Mark Portugal, R OBP: 0.163, SLG: 0.143 Juan Agosto, L (7, 1)			0-0 F9		2-2 FC5-4 1B		0-0 F9		2-3 K	3	0	1	0	0	0	0					
Carl Nichols, R OBP: 0.333, SLG: 0.333 (7, 2)										0	0	0	0	0	0	0					
Inning Stats	R: 0 E: 0 K: 2 S: 7	H: 1 LOB: 1 BB: 1 P: 11	R: 0 E: 0 K: 0 S: 3	H: 0 LOB: 0 BB: 0 P: 3	R: 0 E: 0 K: 1 S: 6	H: 1 LOB: 1 BB: 0 P: 6	R: 0 E: 0 K: 1 S: 13	H: 1 LOB: 2 BB: 1 P: 23	R: 0 E: 0 K: 0 S: 13	H: 2 LOB: 2 BB: 1 P: 21	R: 1 E: 0 K: 1 S: 10	H: 1 LOB: 2 BB: 2 P: 20	R: 0 E: 0 K: 2 S: 7	H: 0 LOB: 0 BB: 0 P: 11	R: 0 E: 0 K: 2 S: 9	H: 1 LOB: 2 BB: 1 P: 18	1B: 7 2B: 1 3B: 0 HR: 0	SF: 0 SAC: 0 DP: 0 HBP: 0	WP: 0 PB: 0 SB: 4 CS: 1	PA: 40	
PITCHER	IP	WLS	BF	H	R	ER	SO	BB	IBB	HBP	BLK	WP	HR	S	P	ERA	WHIP				
Rafael Novoa, L ERA: 1.59 (1, 1)	5.2		25	6	1	1	4	3	0	0	0	0	0	52	78	1.59	1.588				
Steve Bedrosian, R ERA: 4.33 (6, 1)	1.1		7	1	1	1	1	1	1	0	0	0	0	13	23	6.75	1.500				
Jeff Brantley, R ERA: 1.57 (8, 1)	2.0	W	8	1	0	0	4	1	0	0	0	0	0	16	29	0.00	1.000				

Houston Astros @ San Francisco Giants
Candlestick Park, San Francisco, CA
Tue Jul 31 1990, 6:33 AM EDT
Att: 24,978 - Sunny

AB	34
R	2
H	8
RBI	2
BB	6
SO	9
LOB	20



Batter	1	2	3	4	5	6	7	8	9	AB	R	H	RBI	BB	SO	LOB	BOTTOM					
Brett Butler, L OBP: 0.387, SLG: 0.357 (1, 8)	0-3 K		0-0 L9		0-0 1B		0-1 G6-3 SH1-4 1B		0-0 1B HBP 1B	5	2	3	0	0	1	0						
Mike Kingery, L OBP: 0.341, SLG: 0.306 (1, 9)	0-0 2B		2-1 G3		1-1 1B		0-0 SH1-4		1-0 1B 1B HBP	3	0	2	0	0	0	0						
Will Clark, L OBP: 0.352, SLG: 0.454 (1, 3)	4-0 BB		0-0 FC6-4 1B		1-3 K		0-1 G6-3		0-0 1B	4	0	2	0	1	1	3						
Ernest Riles, L OBP: 0.373, SLG: 0.398 Steve Bedrosian, R OBP: 0.407, SLG: 0.591 Bill Bathe, R OBP: 0.173, SLG: 0.096 Scott Garretts, R OBP: 0.268, SLG: 0.429 Jeff Brantley, R OBP: 0.199, SLG: 0.297 (1, 5)	0-0 F7		3-1 FC6-4		0-0 F8		1-0 1B		0-0 1B	3	0	0	0	0	0	5						
Rick Leach, L OBP: 0.394, SLG: 0.430 Greg Litton, R OBP: 0.269, SLG: 0.295 (7, PH)	0-0 L9			0-1 F7		1-1 F9		0-1 G6-3		3	0	0	0	0	0	2						
Gary Carter, R OBP: 0.375, SLG: 0.494 (1, 2)		0-0 G6-4-3 1B		0-0 L8		1-1 HR		1-2 F8		4	1	2	1	0	0	0						
Robby Thompson, R OBP: 0.293, SLG: 0.367 (1, 4)		0-0 G6-4-3 1B		2-2 2B		0-1 G6-3		2-2 G5-3		4	0	2	0	0	0	0						
Dave Anderson, R OBP: 0.297, SLG: 0.403 (1, 6)		0-0 G6-4-3		3-2 F9		2-2 1B		0-2 1B		4	0	2	0	0	0	3						
Rafael Novoa, L Matt Williams, R OBP: 0.322, SLG: 0.492 (1, 1)		0-3 K		3-3 K		2-3 K		0-0 F8		2	0	0	0	0	2	1						
Inning Stats	R: 0 E: 0 K: 1 S: 6	H: 2 LOB: 2 BB: 1 P: 10	R: 0 E: 0 K: 1 S: 6	H: 2 LOB: 0 BB: 0 P: 6	R: 0 E: 0 K: 0 S: 6	H: 1 LOB: 1 BB: 0 P: 11	R: 0 E: 0 K: 0 S: 9	H: 1 LOB: 1 BB: 0 P: 14	R: 0 E: 0 K: 2 S: 11	H: 2 LOB: 2 BB: 0 P: 16	R: 1 E: 0 K: 1 S: 13	H: 2 LOB: 1 BB: 0 P: 19	R: 1 E: 0 K: 0 S: 8	H: 2 LOB: 1 BB: 0 P: 9	R: 0 E: 0 K: 0 S: 13	H: 1 LOB: 1 BB: 0 P: 16	R: 1 E: 0 K: 0 S: 3	H: 3 LOB: 3 BB: 0 P: 4	1B: 12 2B: 2 3B: 0 HR: 1	SF: 0 SAC: 1 DP: 1 HBP: 1	WP: 0 PB: 0 SB: 0 CS: 0	PA: 40
PITCHER	IP	WLS	BF	H	R	ER	SO	BB	IBB	HBP	BLK	WP	HR	S	P	ERA	WHIP					
Mark Portugal, R ERA: 4.05 (1, 1)	6.0		28	10	2	2	5	1	0	0	0	0	0	53	78	3.00	1.833					
Juan Agosto, L ERA: 3.89 (7, 1)	2.0	L	12	5	1	1	0	0	0	1	0	0	0	22	27	4.50	2.500					

Houston Astros @ San Francisco Giants
Candlestick Park, San Francisco, CA
Tue Jul 31 1990, 6:33 AM EDT
Att: 24,978 - Sunny

AB	37
R	3
H	15
RBI	3
BB	1
SO	5
LOB	17



Batter	1	2	3	4	5	6	7	8	9	AB	R	H	RBI	BB	SO	LOB	TOP		
Lonnie Smith, R OBP: 0.372, SLG: 0.442 (1, 7)	1-1 F9		1-2 G5-3		3-1 P3			3-3 K		4	0	0	0	0	1	3			
Jeff Treadway, L OBP: 0.322, SLG: 0.427 (1, 4)	0-0 G5-3		1-0 F8			0-0 G3		1-1 F7		4	0	0	0	0	0	1			
Ron Gant, R OBP: 0.343, SLG: 0.539 (1, 8)	1-0 3B			0-0 P2		1-2 F7		4-2 BB		3	0	1	0	1	0	0			
Jim Presley, R OBP: 0.307, SLG: 0.467 (1, 5)	1-2 G5-3			1-3 K		0-0 1B		2-2 P4		4	0	1	0	0	1	2			
Dale Murphy, R OBP: 0.312, SLG: 0.418 (1, 9)		1-1 F9		1-0 L6		0-0 F9			1-3 K	4	0	0	0	0	1	1			
David Justice, L OBP: 0.336, SLG: 0.413 (1, 3)		1-0 F8			4-2 FC4-6 BB		0-0 F8		3-2 F7	3	0	0	0	1	0	0			
Ernie Whitt, L OBP: 0.271, SLG: 0.289 (1, 2)		3-2 G4-3			0-0 FC4-6 1B		1-1 F7		2-2 1B	4	0	1	0	0	0	1			
Jeff Blauer, R OBP: 0.348, SLG: 0.420 (1, 6)			0-1 2B		1-0 1B		3-1 HR		0-1 G4-3	4	1	3	1	0	0	1			
Tom Glavine, L OBP: 0.234, SLG: 0.171 Dwayne Henry, R (7, 1)			1-2 B1-3		1-1 B3		0-0 G6-3			3	0	0	0	0	0	3			
										0	0	0	0	0	0	0			
Inning Stats	R: 0 E: 0 K: 0 S: 7	H: 1 LOB: 1 BB: 0 P: 10	R: 0 E: 0 K: 0 S: 6	H: 0 LOB: 0 BB: 0 P: 11	R: 0 E: 0 K: 0 S: 14	H: 1 LOB: 1 BB: 0 P: 17	R: 0 E: 0 K: 1 S: 5	H: 0 LOB: 0 BB: 0 P: 7	R: 0 E: 0 K: 0 S: 9	H: 1 LOB: 2 BB: 1 P: 18	R: 1 E: 0 K: 0 S: 6	H: 1 LOB: 0 BB: 0 P: 10	R: 0 E: 0 K: 1 S: 11	H: 0 LOB: 1 BB: 0 P: 21	R: 0 E: 0 K: 1 S: 14	H: 1 LOB: 1 BB: 1 P: 20	1B: 3 2B: 1 3B: 1 HR: 1	SF: 0 SAC: 0 DP: 0 HBP: 0	WP: 0 PA: 35 PB: 0 SB: 1 CS: 0
PITCHER	IP WLS BF H R ER SO BB IBB HBP BLK WP HR S P ERA WHIP	7.0 W 27 5 1 1 1 1 1 0 0 0 0 1 55 82 1.29 0.857	2.0 S 8 1 0 0 2 1 0 0 0 0 0 0 25 41 0.00 1.000																

Atlanta Braves @ Houston Astros
Astrodome, Houston, TX
Thu Aug 02 1990, 8:05 PM EDT
Att: 18,251 - Dome

AB 33
R 1
H 6
RBI 1
BB 2
SO 3
LOB 12



Batter	1	2	3	4	5	6	7	8	9	AB	R	H	RBI	BB	SO	LOB	BOTTOM
Eric Yelding, R OBP: 0.326, SLG: 0.311 Ken Oberkfell, L (7, PH) OBP: 0.307, SLG: 0.330 (8, 3)	0-2 G4-3		1-1 G4-3			2-2 F8	2-1 P8			3	0	0	0	0	0	1	
Bill Doran, S OBP: 0.382, SLG: 0.377 (1, 4)	2-1 F9		2-3 G4-3			1-0 1B G4-3	2-3 K			4	1	1	0	0	1	2	
Ken Caminiti, S OBP: 0.320, SLG: 0.316 (1, 5)	1-2 1B			2-1 P4		3-2 G4-3 1B		0-0 F9		4	0	2	0	0	0	0	
Glenn Wilson, R OBP: 0.288, SLG: 0.346 (1, 9)	1-2 L9			1-3 K		3-2 G4-3		1-0 F8		4	0	0	1	0	1	2	
Craig Biggio, R OBP: 0.351, SLG: 0.359 (1, 2)		0-1 G3		2-0 G5-3		3-2 G5-3		1-1 G6-3		4	0	0	0	0	0	1	
Mark Davidson, R OBP: 0.400, SLG: 0.500 (1, 7)		1-0 F7			0-1 CS 1B		3-2 1B 3B			3	1	2	0	0	0	0	
Franklin Stubbs, L OBP: 0.295, SLG: 0.443 Carl Nichols, R (7, PH) OBP: 0.357, SLG: 0.360 Larry Andersen, R (8, 1)		2-3 K			2-3 K		1-2 SH1-4 3B 1B			2	0	0	0	0	2	1	
Rafael Ramirez, R OBP: 0.303, SLG: 0.331 (1, 6)			1-2 G4-3 SH1-4 1B		3-2 E6		1-1 SH1-4			2	0	1	0	0	0	1	
Bill Gullickson, R OBP: 0.200, SLG: 0.158 Casey Candaele, S (7, PH) OBP: 0.389, SLG: 0.456 (8, 8)			1-2 SH1-4		0-0 L8		1-2 3B			1	0	0	0	0	0	1	
										1	0	1	1	0	0	0	
Inning Stats	R: 0 E: 0 K: 0 S: 11	H: 1 LOB: 1 BB: 0 P: 15	R: 0 E: 0 K: 1 S: 6	H: 0 LOB: 0 BB: 0 P: 9	R: 0 E: 0 K: 1 S: 6	H: 0 LOB: 0 BB: 0 P: 11	R: 0 E: 1 K: 1 S: 10	H: 1 LOB: 1 BB: 0 P: 15	R: 1 E: 0 K: 0 S: 13	H: 2 LOB: 1 BB: 0 P: 25	R: 2 E: 0 K: 1 S: 19	H: 3 LOB: 1 BB: 0 P: 28	R: 0 E: 0 K: 0 S: 4	H: 0 LOB: 0 BB: 0 P: 6	1B: 5 2B: 1 3B: 2 HR: 0	SF: 0 SAC: 2 DP: 0 HBP: 0	WP: 0 PA: 32 PB: 0 SB: 0 CS: 1
PITCHER	IP WLS BF H R ER SO BB IBB HBP BLK WP HR S P ERA WHIP	6.1 L 27 8 3 3 3 0 0 0 0 0 0 10 11 4.26 1.263	1.2 5 0 0 0 1 0 0 0 0 0 0 0 10 15 0.00 0.000														

Atlanta Braves @ Houston Astros
Astrodome, Houston, TX
Thu Aug 02 1990, 8:05 PM EDT
Att: 18,251 - Dome

AB 30
R 3
H 8
RBI 3
BB 0
SO 4
LOB 10



Batter	1	2	3	4	5	6	7	8	9	AB	R	H	RBI	BB	SO	LOB	TOP					
Oddibe McDowell, L (1, 8) OBP: 0.302, SLG: 0.380	0-0 2B		0-3 K			4-0 FC6-4 BB			0-0 G3	3	0	1	0	1	1	1	Atlanta Braves @ Houston Astros Astrodome, Houston, TX Fri Aug 03 1990, 8:05 PM EDT Att: 17,579 - Dome					
Jeff Treadway, L (1, 4) OBP: 0.319, SLG: 0.422	0-0 L3		0-3 K			0-0 FC6-4			0-0 L9	4	0	0	0	0	1	3						
Ron Gant, R (1, 7) OBP: 0.342, SLG: 0.539	0-0 6-3			0-3 K		0-0 5-3			0-0 2B	4	0	1	0	0	1	2						
Jim Presley, R (1, 5) OBP: 0.306, SLG: 0.463	0-3 K			0-3 K			4-0 G6-3 BB		0-0 F8	3	0	0	0	1	2	2						
Tommy Gregg, L (1, 9) OBP: 0.273, SLG: 0.351		0-0 F8		0-0 F7			0-0 G6-3			3	0	0	0	0	0	1						
David Justice, L (1, 3) OBP: 0.332, SLG: 0.407		0-0 F9			0-0 F7		0-0 F9			3	0	0	0	0	0	0						
Ernie Whitt, L (1, 2) OBP: 0.263, SLG: 0.279		0-0 L9-3			0-0 F7			0-0 4-3		3	0	0	0	0	0	0						
Jeff Blausler, R (1, 6) OBP: 0.347, SLG: 0.419				0-0 29 S 1B		0-0 5-3		0-0 6-3		3	0	1	0	0	0	0						
29 John Smoltz, R (1, 1) OBP: 0.314, SLG: 0.244				0-0 F9				0-0 5-3		2	0	0	0	0	1	1						
Lonnie Smith, R (8, PH) OBP: 0.371, SLG: 0.441				1-2		0-3 K				1	0	0	0	0	0	0						
Mark Grant, R (8, 1) OBP: 0.500, SLG: 0.500										0	0	0	0	0	0	0						
Inning Stats	R: 0 E: 0 K: 1 S: 6	H: 1 LOB: 1 BB: 0 P: 6	R: 0 E: 0 K: 0 S: 3	H: 0 LOB: 0 BB: 0 P: 3	R: 0 E: 0 K: 2 S: 8	H: 1 LOB: 1 BB: 0 P: 8	R: 0 E: 0 K: 2 S: 7	H: 0 LOB: 0 BB: 0 P: 7	R: 0 E: 0 K: 0 S: 3	H: 0 LOB: 0 BB: 0 P: 3	R: 0 E: 0 K: 1 S: 5	H: 0 LOB: 1 BB: 1 P: 9	R: 0 E: 0 K: 0 S: 2	H: 0 LOB: 0 BB: 1 P: 6	R: 0 E: 0 K: 0 S: 3	H: 0 LOB: 0 BB: 0 P: 3	R: 0 E: 0 K: 0 S: 4	H: 1 LOB: 1 BB: 0 P: 4	1B: 1 2B: 2 3B: 0 HR: 0	SF: 0 SAC: 0 DP: 1 HBP: 0	WP: 0 PB: 0 SB: 1 CS: 0	PA: 31
PITCHER Mike Scott, R (1, 1) ERA: 3.95	IP: 9.0 WLS: W BF: 31 H: 3 R: 0 ER: 0 SO: 6 BB: 2 IBB: 0 HBP: 0 BLK: 0 WP: 0 HR: 0 S: 41 P: 49 ERA: 0.00 WHIP: 0.556															PITCHER						

Batter	1	2	3	4	5	6	7	8	9	AB	R	H	RBI	BB	SO	LOB	BOTTOM	
Eric Yelding, R (1, 8) OBP: 0.325, SLG: 0.308	0-0 6-3		4-0 1B BB		0-0 1-3			0-0 4-3		3	1	0	0	1	0	0	Atlanta Braves @ Houston Astros Astrodome, Houston, TX Fri Aug 03 1990, 8:05 PM EDT Att: 17,579 - Dome	
Bill Doran, S (1, 4) OBP: 0.387, SLG: 0.390	0-3 K		0-0 1B E 1B		0-0 CS 1B		0-0 3B 3B		4	2	3	0	0	1	0			
Ken Oberkfell, L (1, 3) OBP: 0.314, SLG: 0.355	0-0 F8		0-0 E8 1B		0-0 CS 1-2	0-0 3-1		0-0 3B 3B		4	0	2	2	0	0			
Mark Davidson, R (9, 7) OBP: 0.400, SLG: 0.500			1-H 2-H 1B		1-2		3-H 3B		0	0	0	0	0	0	0			
Franklin Stubbs, L (1, 7) OBP: 0.298, SLG: 0.440		0-0 F8	4-0 BB		0-0 F9		4-0 CS BB		2	0	0	0	2	0	0			
Craig Biggio, R (1, 2) OBP: 0.353, SLG: 0.362		0-0 S 1B	0-3 K		0-0 FC6 1B		0-0 CS		3	0	2	0	0	1	2			
Glenn Wilson, R (1, 9) OBP: 0.285, SLG: 0.343		0-3 K2-3		0-0 4-3		0-0 FC6		0-0 CS		3	0	0	0	0	1			
Ken Caminiti, S (1, 5) OBP: 0.318, SLG: 0.313		0-3 K		0-3 K			0-0 F8		3	0	0	0	0	2	1			
Rafael Ramirez, R (1, 6) OBP: 0.300, SLG: 0.327			0-0 P2		0-0 F8		0-0 F9		3	0	0	0	0	0	0			
Mike Scott, R (1, 1) OBP: 0.175, SLG: 0.132			0-3 K		0-0 P3		0-3 K		3	0	0	0	0	2	0			
Inning Stats	R: 0 E: 0 K: 1 S: 5	H: 0 LOB: 0 BB: 0 P: 5	R: 0 E: 0 K: 2 S: 8	H: 1 LOB: 1 BB: 0 P: 8	R: 2 E: 1 K: 2 S: 9	H: 2 LOB: 2 BB: 2 P: 17	R: 0 E: 0 K: 1 S: 5	H: 0 LOB: 0 BB: 0 P: 5	R: 0 E: 0 K: 0 S: 4	H: 1 LOB: 1 BB: 0 P: 4	R: 0 E: 0 K: 1 S: 5	H: 0 LOB: 0 BB: 0 P: 5	R: 1 E: 0 K: 0 S: 3	H: 2 LOB: 0 BB: 1 P: 7	1B: 5 2B: 0 3B: 2 HR: 0	SF: 0 SAC: 0 DP: 0 HBP: 0	WP: 0 PB: 0 SB: 1 CS: 2	PA: 33
PITCHER 29 John Smoltz, R (1, 1) ERA: 4.12	IP: 7.0 WLS: L BF: 27 H: 5 R: 2 ER: 1 SO: 7 BB: 2 IBB: 0 HBP: 0 BLK: 0 WP: 0 HR: 0 S: 39 P: 47 ERA: 1.29 WHIP: 1.000															PITCHER		
Mark Grant, R (8, 1) ERA: 6.25	IP: 1.0 WLS: L BF: 4 H: 2 R: 1 ER: 1 SO: 0 BB: 1 IBB: 0 HBP: 0 BLK: 0 WP: 0 HR: 0 S: 3 P: 7 ERA: 9.00 WHIP: 3.000															PITCHER		



Batter	1	2	3	4	5	6	7	8	9	AB	R	H	RBI	BB	SO	LOB	TOP		
Lonnie Smith, R OBP: 0.372, SLG: 0.443 (1, 7)										3	1	1	0	1	0	2			
Mark Lemke, S OBP: 0.300, SLG: 0.252 (1, 4)										4	0	0	0	0	0	4			
Ron Gant, R OBP: 0.339, SLG: 0.533 (1, 8)										4	0	0	0	0	0	4			
Jim Presley, R OBP: 0.306, SLG: 0.461 (1, 5)										4	0	1	1	0	2	1			
Jeff Blauser, R OBP: 0.342, SLG: 0.412 (1, 6)										4	0	0	0	0	0	2			
Francisco Cabrera, R OBP: 0.323, SLG: 0.500 (1, 3)										4	1	1	1	0	0	0			
David Justice, L OBP: 0.327, SLG: 0.400 (1, 9)										4	0	0	0	0	2	0			
Greg Olson, R OBP: 0.336, SLG: 0.369 (1, 2)										4	0	1	0	0	1	0			
Charlie Leibrandt, R OBP: 0.286, SLG: 0.231 (7, PH)										1	0	1	0	0	0	0			
Tommy Gregg, L OBP: 0.275, SLG: 0.357 (7, 1)										1	0	1	0	0	0	0			
Rick Luecken, R (7, 1)										0	0	0	0	0	0	0			
Inning Stats	R: 1 E: 0 K: 0 S: 5	H: 2 LOB: 1 BB: 0 P: 5	R: 0 E: 0 K: 1 S: 5	H: 0 LOB: 0 BB: 0 P: 5	R: 0 E: 0 K: 2 S: 4	H: 1 LOB: 1 BB: 0 P: 4	R: 1 E: 0 K: 2 S: 8	H: 1 LOB: 0 BB: 1 P: 8	R: 0 E: 0 K: 1 S: 5	H: 0 LOB: 0 BB: 0 P: 5	R: 0 E: 1 K: 0 S: 4	H: 1 LOB: 1 BB: 0 P: 4	R: 0 E: 0 K: 0 S: 3	H: 0 LOB: 1 BB: 0 P: 3	R: 0 E: 0 K: 0 S: 3	H: 0 LOB: 0 BB: 0 P: 3	1B: 4 2B: 1 3B: 0 HR: 1	SF: 0 SAC: 1 DP: 0 HBP: 0	WP: 0 PA: 35 PB: 0 SB: 0 CS: 0
PITCHER Jim Deshaies, L ERA: 4.2 (1, 1)	IP: 9.0 WLS: W BF: 35 H: 6 R: 2 ER: 2 SO: 5 BB: 1 IBB: 0 HBP: 0 BLK: 0 WP: 0 HR: 1 S: 44 P: 48 ERA: 2.00 WHIP: 0.778															PITCHER			

Atlanta Braves @ Houston Astros
Astrodome, Houston, TX
Sat Aug 04 1990, 8:05 PM EDT
Att: 18,751 - Dome

AB 33
R 2
H 6
RBI 2
BB 1
SO 5
LOB 13



Batter	1	2	3	4	5	6	7	8	9	AB	R	H	RBI	BB	SO	LOB	BOTTOM		
Eric Yelding, R OBP: 0.324, SLG: 0.308 (1, 8)										4	1	1	0	0	1	1			
Bill Doran, S OBP: 0.391, SLG: 0.403 (1, 4)										4	1	3	0	0	0	1			
Ken Caminiti, S OBP: 0.317, SLG: 0.314 (1, 5)										3	0	1	1	0	0	2			
Glenn Wilson, R OBP: 0.284, SLG: 0.352 (1, 9)										4	1	1	2	0	1	3			
Craig Biggio, R OBP: 0.352, SLG: 0.361 (1, 2)										4	1	1	0	0	0	1			
Mark Davidson, R OBP: 0.414, SLG: 0.480 (1, 7)										3	1	1	0	1	1	0			
Franklin Stubbs, L OBP: 0.297, SLG: 0.437 (1, 3)										4	1	1	0	0	0	3			
Rafael Ramirez, R OBP: 0.303, SLG: 0.333 (1, 6)										4	0	2	3	0	1	1			
Jim Deshaies, L OBP: 0.025, SLG: 0.025 (1, 1)										4	0	0	0	0	1	4			
Inning Stats	R: 1 E: 0 K: 1 S: 6	H: 1 LOB: 0 BB: 0 P: 6	R: 0 E: 0 K: 0 S: 3	H: 0 LOB: 0 BB: 0 P: 3	R: 0 E: 0 K: 2 S: 7	H: 0 LOB: 0 BB: 0 P: 7	R: 5 E: 1 K: 0 S: 8	H: 4 LOB: 1 BB: 1 P: 12	R: 0 E: 0 K: 1 S: 6	H: 1 LOB: 1 BB: 0 P: 6	R: 0 E: 0 K: 0 S: 4	H: 2 LOB: 1 BB: 0 P: 4	R: 0 E: 0 K: 1 S: 7	H: 2 LOB: 2 BB: 0 P: 7	R: 0 E: 0 K: 1 S: 7	H: 2 LOB: 2 BB: 0 P: 7	1B: 7 2B: 3 3B: 0 HR: 1	SF: 1 SAC: 0 DP: 0 HBP: 0	WP: 0 PA: 36 PB: 0 SB: 2 CS: 2
PITCHER Charlie Leibrandt, L ERA: 3.99 (1, 1)	IP: 6.0 WLS: L BF: 27 H: 7 R: 6 ER: 5 SO: 4 BB: 1 IBB: 0 HBP: 0 BLK: 0 WP: 0 HR: 1 S: 34 P: 38 ERA: 7.50 WHIP: 1.333															PITCHER			
Rick Luecken, R ERA: 5.92 (7, 1)	IP: 2.0 WLS: 9 BF: 4 H: 4 R: 0 ER: 0 SO: 1 BB: 0 IBB: 0 HBP: 0 BLK: 0 WP: 0 HR: 0 S: 11 P: 11 ERA: 0.00 WHIP: 2.000															PITCHER			

Atlanta Braves @ Houston Astros
Astrodome, Houston, TX
Sat Aug 04 1990, 8:05 PM EDT
Att: 18,751 - Dome

AB 34
R 6
H 11
RBI 6
BB 1
SO 5
LOB 16



Batter	1	2	3	4	5	6	7	8	9	AB	R	H	RBI	BB	SO	LOB	TOP										
Lonnie Smith, R OBP: 0.373, SLG: 0.443 (1, 7)	L4		F8		2B		2-3		BLK	5	1	2	0	0	0	0											
Jeff Treadway, L OBP: 0.317, SLG: 0.418 (1, 4)	K				F7		1-3		F8	5	0	1	0	0	1	3											
Ron Gant, R OBP: 0.340, SLG: 0.535 (1, 8)			P6				4-3			4	0	2	2	0	0	1											
Jim Presley, R OBP: 0.303, SLG: 0.456 (1, 5)	K				F7				6-3	4	0	0	0	0	2	2											
David Justice, L OBP: 0.330, SLG: 0.402 (1, 9)			P5		E9					4	0	2	0	0	0	1											
Tommy Gregg, L OBP: 0.282, SLG: 0.368 Francisco Cabrera, R OBP: 0.329, SLG: 0.500 (6, PH) (6, 3)					L4				K	2	0	1	0	0	0	1											
Ernie Whitt, L OBP: 0.262, SLG: 0.270 (1, 2)			F7						P4	3	0	0	0	1	1	3											
Jeff Blausler, R OBP: 0.337, SLG: 0.405 (1, 6)			K		6-3					4	0	0	0	0	2	4											
Steve Avery, L OBP: 0.265, SLG: 0.263 Mark Grant, R OBP: 0.299, SLG: 0.390 Oddie McQuinn, L OBP: 0.346, SLG: 0.383 Tony Castillo, L OBP: 0.299, SLG: 0.354 Mark Lemke, S OBP: 0.298, SLG: 0.350 Dwayne Henry, R OBP: 0.302, SLG: 0.356 Kent Mercker, L OBP: 0.299, SLG: 0.354 Greg Olson, R OBP: 0.335, SLG: 0.367 (1, 1) (4, 1) (5, PH) (5, 1) (6, PH) (6, 1) (7, 1) (9, PH)			4-3						K	1	0	0	0	0	0	0											
Inning Stats	R: 0 E: 0 K: 2 S: 8	H: 1 LOB: 1 BB: 0 P: 8	R: 0 E: 0 K: 1 S: 6	H: 1 LOB: 1 BB: 0 P: 6	R: 0 E: 0 K: 0 S: 4	H: 1 LOB: 1 BB: 0 P: 4	R: 0 E: 0 K: 1 S: 6	H: 1 LOB: 2 BB: 1 P: 10	R: 2 E: 0 K: 0 S: 6	H: 3 LOB: 1 BB: 0 P: 6	R: 0 E: 0 K: 3 S: 10	H: 1 LOB: 1 BB: 0 P: 10	R: 0 E: 0 K: 0 S: 3	H: 0 LOB: 0 BB: 0 P: 3	R: 0 E: 0 K: 1 S: 6	H: 1 LOB: 1 BB: 0 P: 6	R: 0 E: 0 K: 1 S: 6	H: 1 LOB: 1 BB: 0 P: 6	1B: 8 2B: 2 3B: 0 HR: 0	SF: 0 SAC: 0 DP: 0 HBP: 0	WP: 0 PA: 38 PB: 0 SB: 1 CS: 0						
PITCHER	IP	WLS	BF	H	R	ER	SO	BB	IBB	HBP	BLK	WP	HR	S	P	ERA	WHIP										
Danny Darwin, R ERA: 1.83 (1, 1)	5.0	W	23	7	2	2	4	1	0	0	0	0	0	30	34	3.60	1.600										
Juan Agosto, L ERA: 3.79 (6, 1)	2.0		7	1	0	0	3	0	0	0	0	0	0	13	13	0.00	0.500										
Larry Andersen, R ERA: 2.28 (8, 1)	1.0		4	1	0	0	1	0	0	0	0	0	0	6	6	0.00	1.000										
Dave Smith, R ERA: 2.45 (9, 1)	1.0		4	1	0	0	1	0	0	0	1	0	0	6	6	0.00	1.000										

Atlanta Braves @ Houston Astros
Astrodome, Houston, TX
Sun Aug 05 1990, 4:33 AM EDT
Att: 15,118 - Dome

AB 37
R 2
H 10
RBI 2
BB 1
SO 9
LOB 17



Batter	1	2	3	4	5	6	7	8	9	AB	R	H	RBI	BB	SO	LOB	BOTTOM										
Eric Yelding, R OBP: 0.322, SLG: 0.306 (1, 8)	E3		F9		F8					5	2	1	0	0	1	2											
Bill Doran, S OBP: 0.394, SLG: 0.410 (1, 4)	5-3				FC5-4					5	0	3	1	0	1	1											
Ken Caminiti, S OBP: 0.320, SLG: 0.317 Dave Rohde, S OBP: 0.298, SLG: 0.300 (1, 5) (5, 5)										2	0	1	1	1	1	1											
Glenn Wilson, R OBP: 0.283, SLG: 0.352 (1, 9)	1-3				FC5-4					5	1	1	1	0	1	7											
Craig Biggio, R OBP: 0.355, SLG: 0.362 (1, 2)										4	0	2	1	1	0	2											
Mark Davidson, R OBP: 0.412, SLG: 0.448 (1, 7)	K				F9					4	0	1	0	1	7												
Carl Nichols, R OBP: 0.323, SLG: 0.333 Franklin Stubbs, L OBP: 0.299, SLG: 0.436 (7, PH) (8, 3)										2	0	0	1	0	1	0											
Rafael Ramirez, R OBP: 0.302, SLG: 0.336 (1, 6)										4	1	1	0	0	0	3											
Danny Darwin, R OBP: 0.295, SLG: 0.368 Juan Agosto, L ERA: 3.79 Terry Puhl, L OBP: 0.315, SLG: 0.317 Casey Candaele, S OBP: 0.306, SLG: 0.352 Larry Andersen, R OBP: 0.302, SLG: 0.356 Dave Smith, R ERA: 2.45 (1, 1) (6, 1) (7, PH) (7, PH) (8, 1) (9, 1)										2	2	1	1	1	1	0											
Inning Stats	R: 1 E: 1 K: 1 S: 8	H: 2 LOB: 2 BB: 0 P: 8	R: 2 E: 0 K: 2 S: 10	H: 3 LOB: 1 BB: 0 P: 10	R: 1 E: 0 K: 0 S: 5	H: 2 LOB: 1 BB: 0 P: 5	R: 1 E: 0 K: 0 S: 4	H: 1 LOB: 3 BB: 3 P: 16	R: 0 E: 0 K: 1 S: 5	H: 0 LOB: 0 BB: 0 P: 5	R: 0 E: 0 K: 2 S: 7	H: 0 LOB: 1 BB: 1 P: 11	R: 0 E: 0 K: 1 S: 6	H: 1 LOB: 2 BB: 1 P: 10	R: 1 E: 0 K: 2 S: 9	H: 2 LOB: 3 BB: 1 P: 14	1B: 6 2B: 5 3B: 0 HR: 0	SF: 1 SAC: 0 DP: 0 HBP: 1	WP: 0 PA: 43 PB: 1 SB: 2 CS: 0								
PITCHER	IP	WLS	BF	H	R	ER	SO	BB	IBB	HBP	BLK	WP	HR	S	P	ERA	WHIP										
Steve Avery, L ERA: 5.5 (1, 1)	3.1	L	20	8	5	4	3	1	1	0	0	0	0	2	10	0.00	1.500										
Mark Grant, R ERA: 5.18 (4, 1)	0.2		4	0	0	0	0	1	1	0	0	0	0	2	10	0.00	1.500										
Tony Castillo, L ERA: 4.66 (5, 1)	1.0		3	0	0	0	1	0	0	0	0	0	0	5	5	0.00	0.000										
Dwayne Henry, R ERA: 5.54 (6, 1)	1.2		8	1	0	0	2	2	0	0	0	0	0	10	18	0.00	1.800										
Kent Mercker, L ERA: 2.08 (7, 1)	1.1		8	2	1	1	3	0	1	1	0	0	0	12	17	6.75	1.500										

Atlanta Braves @ Houston Astros
Astrodome, Houston, TX
Sun Aug 05 1990, 4:33 AM EDT
Att: 15,118 - Dome

AB 35
R 6
H 11
RBI 6
BB 6
SO 9
LOB 28



Batter	1	2	3	4	5	6	7	8	9	AB	R	H	RBI	BB	SO	LOB	TOP	
Brett Butler, L OBP: 0.388, SLG: 0.359 (1, 8)	0-2 6-3		3-2 4-3 1B		1 SAFE 0-0 FC4-6			3-2 F7		4	0	1	0	0	0	1	San Francisco Giants @ Houston Astros Astrodome, Houston, TX Mon Aug 06 1990, 8:05 PM EDT Att: 17,251 - Dome - 72 F	
Mike Kingery, L OBP: 0.323, SLG: 0.289 (1, 9)	2-1 1B		1-0 4-3		1 SAFE 2-1 F8			3-2 F8		4	0	1	0	0	0	2		
Will Clark, L OBP: 0.353, SLG: 0.451 (1, 3)	1-0 F7		2-1 4-3			1-3 K		1-0 1B		4	0	1	0	0	1	2		
Kevin Mitchell, R OBP: 0.380, SLG: 0.585 (1, 7)	1-2 6-3			0-1 1B		2-2 P4		3-1 F8		4	0	1	0	0	0	2		
Matt Williams, R OBP: 0.318, SLG: 0.488 (1, 5)		0-0 1B		1-0 F7		1-1 F7		0-1 F9		4	0	1	0	0	0	1		
Ernest Riles, L OBP: 0.327, SLG: 0.407 (1, 6)		0-3 K		3-2 P3			1-2 4-3	2-2 HR		4	1	1	1	0	1	2		
Gary Carter, R OBP: 0.355, SLG: 0.469 (1, 2)		2-0 P6		1-3 K			1-0 F7	1-1 F7		4	0	0	0	0	1	2		
Robby Thompson, R OBP: 0.301, SLG: 0.388 (1, 4)		1-0 P4			1-1 FC4-6 1B		2-2 1B	0-3 K		4	0	2	0	0	1	1		
Don Robinson, R OBP: 0.167, SLG: 0.262 (7, PH)			1-3 K		0-0 L4		2-1 4-3			2	0	0	0	0	1	1		
Mark Leonard, L (7, 1)										1	0	0	0	0	0	1		
Mark Thurmond, L (7, 1)										0	0	0	0	0	0	0		
Inning Stats	R: 0 E: 0 K: 0 S: 14	H: 1 LOB: 1 BB: 0 P: 17	R: 0 E: 0 K: 1 S: 6	H: 1 LOB: 1 BB: 0 P: 9	R: 0 E: 0 K: 1 S: 11	H: 1 LOB: 1 BB: 0 P: 15	R: 0 E: 0 K: 1 S: 6	H: 0 LOB: 0 BB: 0 P: 12	R: 0 E: 0 K: 0 S: 14	H: 1 LOB: 1 BB: 0 P: 20	R: 0 E: 0 K: 0 S: 11	H: 1 LOB: 1 BB: 0 P: 14	R: 1 E: 0 K: 1 S: 11	H: 1 LOB: 0 BB: 0 P: 14	1B: 7 2B: 0 3B: 0 HR: 1	SF: 0 SAC: 0 DP: 0 HBP: 0	WP: 0 PB: 0 SB: 2 CS: 0	PA: 35
PITCHER Bill Gullickson, R ERA: 3.59 (1, 1)	IP: 9.0 WLS: W BF: 35 H: 8 R: 1 ER: 1 SO: 5 BB: 0 IBB: 0 HBP: 0 BLK: 0 WP: 0 HR: 1 S: 92 P: 135 ERA: 1.00 WHIP: 0.889											PITCHER	IP: 9.0 WLS: W BF: 35 H: 8 R: 1 ER: 1 SO: 5 BB: 0 IBB: 0 HBP: 0 BLK: 0 WP: 0 HR: 1 S: 92 P: 135 ERA: 1.00 WHIP: 0.889					

Batter	1	2	3	4	5	6	7	8	9	AB	R	H	RBI	BB	SO	LOB	BOTTOM			
Eric Yelding, R OBP: 0.324, SLG: 0.308 (1, 8)	2-2 CS 1B			0-2 4-3	0-0 F8			1-2 1B		4	0	2	0	0	0	1	San Francisco Giants @ Houston Astros Astrodome, Houston, TX Mon Aug 06 1990, 8:05 PM EDT Att: 17,251 - Dome - 72 F			
Bill Doran, S OBP: 0.398, SLG: 0.421 (1, 4)	1 SAFE 3-1 F9			4-1 BB 1B	2-2 HR			4-2 1-2 2-3 BB		2	2	1	2	2	0	1				
Ken Oberkell, L OBP: 0.314, SLG: 0.355 (7, PH)	0-1 F9			1-0 F9	3-1 1B			0-3 K		3	0	1	0	0	0	1				
Ken Caminiti, S OBP: 0.319, SLG: 0.317 (8, 5)										1	0	0	0	0	1	3				
Franklin Stubbs, L OBP: 0.298, SLG: 0.431 (1, 3)		2-2 3-1		1 SAFE 4-2 SAFE 1B BB	2-2 L9			1-1 3-1		3	1	0	0	1	0	4				
Craig Biggio, R OBP: 0.354, SLG: 0.361 (1, 2)		2-1 F9		0-1 1B 1-2 2-H 1B				0-0 F9		4	0	1	1	0	0	0				
Glenn Wilson, R OBP: 0.284, SLG: 0.352 (7, 9)		0-0 P7		1-2 1B				0-3 K		3	0	1	1	0	1	0				
Mark Davidson, R OBP: 0.429, SLG: 0.448 (7, 9)				1-3 2-H 1B				4-2 BB		0	0	0	0	1	0	0				
Casey Candaele, S OBP: 0.376, SLG: 0.438 (1, 7)			0-1 G3	0-1 P6				1 SAFE 1-1 L5		4	0	0	0	0	0	3				
Rafael Ramirez, R OBP: 0.302, SLG: 0.334 (1, 6)			1-1 1-3		1-1 6-3			1 SAFE 0-1 F7		4	0	1	0	0	0	1				
Bill Gullickson, R OBP: 0.209, SLG: 0.150 (1, 1)			2-3 K		4-2 HR BB			0-1 F9		2	1	0	0	1	1	1				
Inning Stats	R: 0 E: 0 K: 0 S: 8	H: 1 LOB: 0 BB: 0 P: 12	R: 0 E: 0 K: 0 S: 10	H: 0 LOB: 0 BB: 0 P: 14	R: 0 E: 0 K: 1 S: 7	H: 0 LOB: 0 BB: 0 P: 10	R: 2 E: 0 K: 0 S: 17	H: 2 LOB: 2 BB: 2 P: 25	R: 2 E: 0 K: 1 S: 13	H: 2 LOB: 1 BB: 1 P: 25	R: 0 E: 0 K: 1 S: 6	H: 0 LOB: 0 BB: 0 P: 8	R: 0 E: 0 K: 1 S: 11	H: 2 LOB: 3 BB: 1 P: 16	R: 0 E: 0 K: 0 S: 8	H: 0 LOB: 1 BB: 1 P: 15	1B: 6 2B: 0 3B: 0 HR: 1	SF: 0 SAC: 0 DP: 0 HBP: 0	WP: 0 PB: 0 SB: 2 CS: 1	PA: 35
PITCHER Don Robinson, R ERA: 3.54 (7, 1)	IP: 6.0 WLS: L BF: 25 H: 5 R: 4 ER: 4 SO: 4 BB: 3 IBB: 0 HBP: 0 BLK: 0 WP: 0 HR: 1 S: 61 P: 94 ERA: 6.00 WHIP: 1.333											PITCHER	IP: 6.0 WLS: L BF: 25 H: 5 R: 4 ER: 4 SO: 4 BB: 3 IBB: 0 HBP: 0 BLK: 0 WP: 0 HR: 1 S: 61 P: 94 ERA: 6.00 WHIP: 1.333							
Mark Thurmond, L ERA: 2.86 (7, 1)	IP: 2.0 WLS: L BF: 10 H: 2 R: 0 ER: 0 SO: 1 BB: 2 IBB: 0 HBP: 0 BLK: 0 WP: 0 HR: 0 S: 19 P: 31 ERA: 0.00 WHIP: 2.000											PITCHER	IP: 2.0 WLS: L BF: 10 H: 2 R: 0 ER: 0 SO: 1 BB: 2 IBB: 0 HBP: 0 BLK: 0 WP: 0 HR: 0 S: 19 P: 31 ERA: 0.00 WHIP: 2.000							

AB	35
R	1
H	8
RBI	1
BB	0
SO	5
LOB	15



Batter	1	2	3	4	5	6	7	8	9	AB	R	H	RBI	BB	SO	LOB	TOP		
Brett Butler, L OBP: 0.385, SLG: 0.355 (1, 8)	G6-3		P6			G5-3		F7		4	0	0	0	0	0	3	San Francisco Giants @ Houston Astros Astrodome, Houston, TX Tue Aug 07 1990, 8:05 PM EDT Att: 18,648 - Dome - 72 F		
Robby Thompson, R OBP: 0.297, SLG: 0.384 Steve Bedrosian, R (8, 1) Altee Hammaker, S OBP: 0.111, SLG: 0.059 Francisco Oliveras, R (8, 1)	K		P6			G5-3		F7		4	0	0	0	0	1	2			
Will Clark, L OBP: 0.352, SLG: 0.449 (1, 3)	K			1B		F8				4	0	1	0	0	1	0			
Kevin Mitchell, R OBP: 0.378, SLG: 0.581 (1, 7)		1B		F8				F9		4	0	1	0	0	0	1			
Matt Williams, R OBP: 0.315, SLG: 0.484 (1, 5)	K			K				K		4	0	0	0	0	3	2			
Ernest Riles, L OBP: 0.318, SLG: 0.394 (1, 6)	K					F8				3	0	0	0	0	2	0			
Terry Kennedy, L OBP: 0.347, SLG: 0.381 Mike Kingery, L (8, PR) OBP: 0.323, SLG: 0.289 (8, 9)			F8					1B		3	0	2	0	0	0	0			
Mark Leonard, L (1, 9) Dave Anderson, R (8, PH) OBP: 0.303, SLG: 0.406 (8, 4)								1B		1	0	0	0	1	0	1			
John Burkett, R OBP: 0.130, SLG: 0.070 Gary Carter, R (8, PH) OBP: 0.354, SLG: 0.466 (8, 2)								1B		1	0	1	0	0	0	0			
Inning Stats	R: 0 H: 0 E: 0 K: 2 S: 10	H: 0 LOB: 0 BB: 0 P: 12	R: 0 H: 1 E: 0 K: 2 S: 9	LOB: 0 BB: 0 P: 15	R: 0 H: 0 E: 0 K: 1 S: 9	LOB: 1 BB: 1 P: 17	R: 0 H: 1 E: 0 K: 1 S: 10	LOB: 0 BB: 0 P: 19	R: 0 H: 1 E: 0 K: 1 S: 7	LOB: 1 BB: 0 P: 13	R: 0 H: 0 E: 0 K: 2 S: 10	LOB: 0 BB: 0 P: 14	R: 0 H: 2 E: 0 K: 0 S: 11	LOB: 2 BB: 0 P: 18	R: 0 H: 0 E: 0 K: 0 S: 9	LOB: 0 BB: 0 P: 14		1B: 5 2B: 1 3B: 0 HR: 0	SF: 0 SAC: 0 DP: 1 HBP: 0
PITCHER	IP	WLS	BF	H	R	ER	SO	BB	IBB	HBP	BLK	WP	HR	S	P	ERA	WHIP		
Mark Portugal, R ERA: 3.83 Juan Agosto, L ERA: 3.77 Dave Smith, R ERA: 2.38	(1, 1)	7.1	W	27	5	0	9	1	0	0	0	0	0	71	114	0.00	0.818		
PITCHER	IP	WLS	BF	H	R	ER	SO	BB	IBB	HBP	BLK	WP	HR	S	P	ERA	WHIP		

Batter	1	2	3	4	5	6	7	8	9	AB	R	H	RBI	BB	SO	LOB	BOTTOM		
Eric Yelding, R OBP: 0.323, SLG: 0.308 (1, 8)	F9			1B		G5-3		P2		4	1	1	0	0	0	3	San Francisco Giants @ Houston Astros Astrodome, Houston, TX Tue Aug 07 1990, 8:05 PM EDT Att: 18,648 - Dome - 72 F		
Bill Doran, S OBP: 0.402, SLG: 0.424 (1, 4)	G4-3			1B				WP		3	0	2	0	1	0	0			
Ken Caminiti, S OBP: 0.321, SLG: 0.319 (1, 5)	G6-3			1B		L6		WP		4	0	2	1	0	0	1			
Franklin Stubbs, L OBP: 0.295, SLG: 0.428 Carl Nichols, R OBP: 0.344, SLG: 0.333 Ken Oberkfell, L OBP: 0.314, SLG: 0.355 (8, PH) (8, 3)	K			SF8				K		2	0	0	1	0	2	0			
Craig Biggio, R OBP: 0.351, SLG: 0.357 (1, 2)	F9			L5-4				BB		4	0	0	0	0	1	5			
Glenn Wilson, R OBP: 0.281, SLG: 0.349 Dave Smith, R (8, 1)	G5-3					F7		K		3	0	0	0	0	0	0			
Karl Rhodes, L OBP: 0.333, SLG: 0.333 (1, 7)				P4				1B		3	1	1	0	0	1	0			
Rafael Ramirez, R OBP: 0.300, SLG: 0.332 (1, 6)				G6-3		G4-3		SH		2	1	0	0	0	0	0			
Mark Portugal, R OBP: 0.158, SLG: 0.136 Juan Agosto, L (8, 1) Casey Candaele, S OBP: 0.380, SLG: 0.443 (8, 9)				P3				1B		2	0	0	0	0	1	0			
Inning Stats	R: 0 H: 0 E: 0 K: 0 S: 7	H: 0 LOB: 0 BB: 0 P: 9	R: 0 H: 0 E: 0 K: 1 S: 6	LOB: 0 BB: 0 P: 13	R: 0 H: 0 E: 0 K: 0 S: 6	LOB: 0 BB: 0 P: 8	R: 1 H: 3 E: 0 K: 0 S: 7	LOB: 1 BB: 0 P: 8	R: 0 H: 1 E: 0 K: 1 S: 8	LOB: 0 BB: 0 P: 10	R: 0 H: 0 E: 0 K: 1 S: 6	LOB: 0 BB: 0 P: 9	R: 3 H: 3 E: 1 K: 1 S: 19	LOB: 3 BB: 2 P: 35	R: 0 H: 0 E: 0 K: 0 S: 9	LOB: 0 BB: 0 P: 9		1B: 7 2B: 1 3B: 0 HR: 0	SF: 1 SAC: 1 DP: 1 HBP: 0
PITCHER	IP	WLS	BF	H	R	ER	SO	BB	IBB	HBP	BLK	WP	HR	S	P	ERA	WHIP		
John Burkett, R ERA: 3.3 Steve Bedrosian, R ERA: 5.13 Altee Hammaker, L ERA: 4.28 Francisco Oliveras, R ERA: 4.15	(1, 1)	7.0	L	24	4	1	4	0	0	0	0	0	0	46	64	54.00	12.000		
PITCHER	IP	WLS	BF	H	R	ER	SO	BB	IBB	HBP	BLK	WP	HR	S	P	ERA	WHIP		

AB	31
R	0
H	5
RBI	0
BB	1
SO	9
LOB	13



Batter	1	2	3	4	5	6	7	8	9	AB	R	H	RBI	BB	SO	LOB	TOP								
Brett Butler, L OBP: 0.385, SLG: 0.354 (1, 8)										2	1	0	1	1	0	1									
Mike Kingsley, L OBP: 0.330, SLG: 0.299 Greg Litton, R OBP: 0.274, SLG: 0.318 (8, PH) (8, 9)										4	0	2	1	0	0	1									
Will Clark, L OBP: 0.353, SLG: 0.449 (1, 3)										5	1	2	0	0	2	4									
Kevin Mitchell, R OBP: 0.376, SLG: 0.576 (1, 7)										5	0	1	1	0	1	5									
Matt Williams, R OBP: 0.316, SLG: 0.483 (1, 5)										5	0	2	0	0	0	3									
Terry Kennedy, L OBP: 0.345, SLG: 0.379 Dave Anderson, R OBP: 0.303, SLG: 0.406 Gary Carter, R OBP: 0.357, SLG: 0.469 (7, PR) (7, 2)										4	0	1	0	0	1	3									
Robby Thompson, R OBP: 0.299, SLG: 0.392 (1, 4)										5	2	2	1	0	0	3									
Jose Uribe, S OBP: 0.297, SLG: 0.326 (1, 6)										5	1	3	1	0	0	3									
Trevor Wilson, L OBP: 0.172, SLG: 0.143 Bill Bathe, R OBP: 0.400, SLG: 0.542 Scott Garrelts, R OBP: 0.113, SLG: 0.098 Mark Thurmond, L (8, 1)										2	1	1	0	1	0	1									
Inning Stats	R: 0 E: 1 K: 1 S: 6	H: 0 LOB: 1 BB: 0 P: 6	R: 1 E: 1 K: 0 S: 5	H: 2 LOB: 1 BB: 0 P: 5	R: 0 E: 0 K: 2 S: 8	H: 1 LOB: 2 BB: 1 P: 12	R: 2 E: 0 K: 1 S: 7	H: 2 LOB: 1 BB: 1 P: 11	R: 0 E: 0 K: 0 S: 6	H: 3 LOB: 3 BB: 0 P: 6	R: 1 E: 0 K: 0 S: 5	H: 2 LOB: 1 BB: 0 P: 5	R: 0 E: 0 K: 0 S: 3	H: 1 LOB: 1 BB: 0 P: 3	R: 3 E: 0 K: 0 S: 5	H: 3 LOB: 1 BB: 1 P: 10	R: 1 E: 0 K: 0 S: 5	H: 2 LOB: 1 BB: 0 P: 5	1B: 12 2B: 2 3B: 1 HR: 1	SF: 2 SAC: 1 DP: 0 HBP: 1	WP: 0 PB: 0 SB: 2 CS: 2	PA: 47			
PITCHER	IP	WLS	BF	H	R	ER	SO	BB	IBB	HBP	BLK	WP	HR	S	P	ERA	WHIP								
Mike Scott, R ERA: 3.95 (1, 1)	7.0		34	11	4	3	4	2	0	0	1	0	1	40	48	3.86	1.857								
Juan Agosto, L ERA: 4.11 (8, 1)	0.2	L	5	2	3	3	0	1	0	1	0	0	0	3	8	40.50	4.500								
Brian Fisher, R ERA: 6.75 (8, 1)	1.1		7	3	1	1	0	0	0	0	0	0	0	7	7	6.75	2.250								

San Francisco Giants @ Houston Astros
 Astrodome, Houston, TX
 Wed Aug 08 1990, 4:33 AM EDT
 Att: 20,110 - Dome

AB	39
R	8
H	16
RBI	8
BB	3
SO	4
LOB	24



Batter	1	2	3	4	5	6	7	8	9	AB	R	H	RBI	BB	SO	LOB	BOTTOM								
Eric Yelding, R OBP: 0.320, SLG: 0.304 (1, 8)										4	0	0	0	0	1	3									
Bill Doran, S OBP: 0.403, SLG: 0.427 (1, 4)										3	0	1	0	1	0	1									
Ken Caminiti, S OBP: 0.318, SLG: 0.315 (1, 5)										4	0	0	0	0	1	2									
Glenn Wilson, R OBP: 0.287, SLG: 0.357 (1, 9)										4	2	3	0	0	0	1									
Craig Biggio, R OBP: 0.350, SLG: 0.356 (1, 2)										4	1	1	0	0	0	3									
Mark Davidson, R OBP: 0.395, SLG: 0.406 (1, 7)										3	0	0	0	0	0	1									
Carl Nichols, R OBP: 0.306, SLG: 0.290 (1, 3)										4	0	0	1	0	1	2									
Rafael Ramirez, R OBP: 0.302, SLG: 0.342 (1, 6)										3	1	1	2	1	1	0									
Mike Scott, R OBP: 0.214, SLG: 0.154 Casey Candaele, S OBP: 0.377, SLG: 0.439 Juan Agosto, L Brian Fisher, R Dave Rohde, S OBP: 0.293, SLG: 0.294 (7, PH) (8, 1) (8, PH)										1	0	1	0	1	0	0									
Inning Stats	R: 0 E: 0 K: 0 S: 3	H: 0 LOB: 0 BB: 0 P: 3	R: 3 E: 0 K: 0 S: 7	H: 4 LOB: 1 BB: 0 P: 7	R: 0 E: 0 K: 0 S: 4	H: 2 LOB: 0 BB: 0 P: 4	R: 0 E: 0 K: 0 S: 3	H: 0 LOB: 0 BB: 0 P: 3	R: 0 E: 0 K: 1 S: 4	H: 0 LOB: 0 BB: 1 P: 8	R: 1 E: 1 K: 1 S: 7	H: 1 LOB: 0 BB: 0 P: 7	R: 0 E: 1 K: 1 S: 5	H: 0 LOB: 0 BB: 0 P: 5	R: 0 E: 0 K: 1 S: 5	H: 0 LOB: 1 BB: 1 P: 9	R: 0 E: 0 K: 0 S: 3	H: 0 LOB: 1 BB: 1 P: 7	1B: 4 2B: 2 3B: 0 HR: 1	SF: 0 SAC: 1 DP: 3 HBP: 0	WP: 0 PB: 0 SB: 1 CS: 0	PA: 36			
PITCHER	IP	WLS	BF	H	R	ER	SO	BB	IBB	HBP	BLK	WP	HR	S	P	ERA	WHIP								
Trevor Wilson, L ERA: 3.22 (1, 1)	7.0		28	7	4	3	3	1	0	0	0	0	1	33	37	3.86	1.143								
Mark Thurmond, L ERA: 2.74 (8, 1)	2.0	S	8	0	0	0	1	2	0	0	0	0	0	8	16	0.00	1.000								

San Francisco Giants @ Houston Astros
 Astrodome, Houston, TX
 Wed Aug 08 1990, 4:33 AM EDT
 Att: 20,110 - Dome

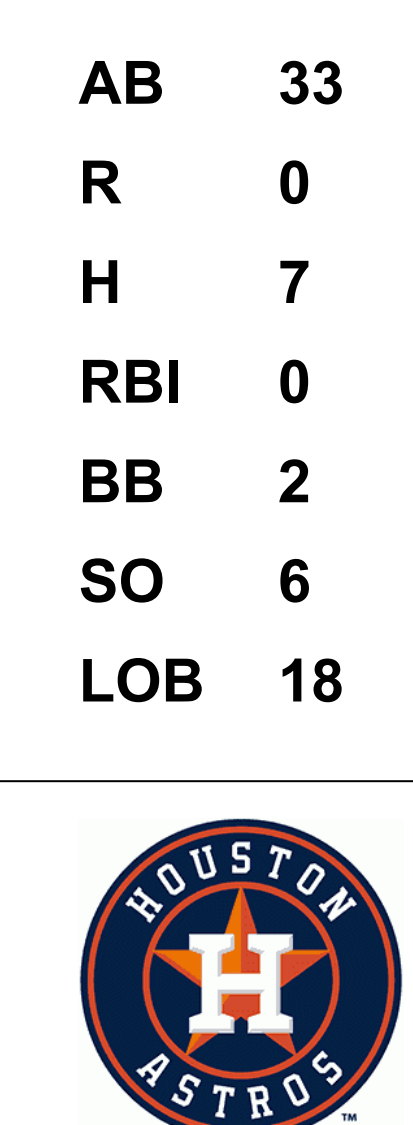
AB	32
R	4
H	7
RBI	3
BB	3
SO	4
LOB	14



Batter	1	2	3	4	5	6	7	8	9	AB	R	H	RBI	BB	SO	LOB	TOP								
Bip Roberts, S OBP: 0.360, SLG: 0.411 (1, 5)	F8	L4			F9			K		4	0	0	0	0	1	0	San Diego Padres @ Houston Astros Astrodome, Houston, TX Fri Aug 10 1990, 8:05 PM EDT Att: 16,576 - Dome								
Roberto Alomar, S OBP: 0.355, SLG: 0.389 (1, 4)	F	K			K			G6-3		4	1	1	0	0	2	0									
Tony Gwynn, L OBP: 0.365, SLG: 0.431 (1, 9)	E9				G6-3			G3		3	1	1	0	1	0	0									
Joe Carter, R OBP: 0.289, SLG: 0.414 (1, 7)	1B				F8			F9-3		2	0	0	0	1	0	1									
Bento Santiago, R OBP: 0.362, SLG: 0.503 (1, 2)	SF7				K			F9-3		3	0	0	1	0	1	2									
Gary Templeton, S OBP: 0.289, SLG: 0.380 (1, 6)	BB				F9			P6		4	0	1	1	0	0	1									
Phil Stephenson, L OBP: 0.374, SLG: 0.415 (1, 3)	BB				G5-3			F9		1	0	0	0	2	0	0									
Darrin Jackson, R OBP: 0.230, SLG: 0.293 (1, 8)	K				G5-3			F7		3	0	0	0	0	1	4									
Ed Whitson, R OBP: 0.149, SLG: 0.217 (1, 1)					F8			F8		3	0	0	0	0	0	0									
Craig Lefferts, L OBP: 0.250, SLG: 0.250 (9, 1)					F8			F8		0	0	0	0	0	0	0									
Inning Stats	R: 2 E: 1 K: 1 S: 13	H: 3 LOB: 3 BB: 2 P: 24	R: 0 E: 0 K: 1 S: 7	H: 0 LOB: 0 BB: 0 P: 11	R: 0 E: 0 K: 1 S: 7	H: 0 LOB: 0 BB: 1 P: 11	R: 0 E: 0 K: 0 S: 4	H: 0 LOB: 0 BB: 1 P: 8	R: 0 E: 0 K: 1 S: 6	H: 0 LOB: 0 BB: 0 P: 7	R: 0 E: 0 K: 0 S: 3	H: 0 LOB: 0 BB: 0 P: 5	R: 0 E: 0 K: 0 S: 6	H: 0 LOB: 0 BB: 0 P: 11	R: 0 E: 0 K: 1 S: 6	H: 0 LOB: 1 BB: 1 P: 7	R: 0 E: 0 K: 0 S: 7	H: 0 LOB: 1 BB: 1 P: 14	1B: 3 2B: 1 3B: 0 HR: 0	SF: 1 SAC: 0 DP: 1 HBP: 1	WP: 0 PB: 0 SB: 0 CS: 0	PA: 33			
PITCHER	IP	WLS	BF	H	R	ER	SO	BB	IBB	HBP	BLK	WP	HR	S	P	ERA	WHIP								
Jim Deshaies, L ERA: 4.11 (1, 1)	7.0	L	26	3	2	2	4	2	1	1	0	0	0	46	77	2.57	0.714								
Dan Schatzeder, L ERA: 2.55 (8, 1)	2.0		7	0	0	0	1	1	0	0	0	0	0	13	21	0.00	0.500								

Batter	1	2	3	4	5	6	7	8	9	AB	R	H	RBI	BB	SO	LOB	BOTTOM								
Eric Yelding, R OBP: 0.319, SLG: 0.303 (1, 8)	G3				G4-3			L6		4	0	1	0	0	1	1	San Diego Padres @ Houston Astros Astrodome, Houston, TX Fri Aug 10 1990, 8:05 PM EDT Att: 16,576 - Dome								
Bill Doran, S OBP: 0.405, SLG: 0.426 (1, 4)	F7				G3-1			BB		3	0	1	0	1	0	1									
Ken Caminiti, S OBP: 0.317, SLG: 0.317 (1, 5)	G3				G6-3			G4-3-6-3		4	0	1	0	0	0	3									
Franklin Stubbs, L OBP: 0.292, SLG: 0.422 (1, 3)	F8				K			K		4	0	0	0	0	2	3									
Craig Biggio, R OBP: 0.349, SLG: 0.355 (1, 2)	G1-3				G6-3			F7		4	0	1	0	0	0	2									
Glenn Wilson, R OBP: 0.286, SLG: 0.356 (1, 9)	K				F7			F9		4	0	1	0	0	1	1									
Karl Rhodes, L OBP: 0.500, SLG: 0.400 (1, 7)					G4-3			BB		2	0	1	0	1	0	0									
Mark Davidson, R OBP: 0.385, SLG: 0.394 (9, PH)	1B				G4-3			FC6-4		1	0	0	0	0	0	2									
Rafael Ramirez, R OBP: 0.298, SLG: 0.338 (1, 6)	K				G5-3			F8		4	0	0	0	0	2	4									
Jim Deshaies, L OBP: 0.048, SLG: 0.048 (1, 1)					L6			F9		2	0	1	0	0	0	0									
Rich Gedman, L OBP: 0.319, SLG: 0.274 (7, PH)										1	0	0	0	0	0	1									
Dan Schatzeder, L OBP: 0.250, SLG: 0.250 (8, 1)										0	0	0	0	0	0	0									
Inning Stats	R: 0 E: 0 K: 0 S: 8	H: 1 LOB: 1 BB: 0 P: 11	R: 0 E: 0 K: 2 S: 13	H: 1 LOB: 0 BB: 0 P: 18	R: 0 E: 0 K: 1 S: 13	H: 1 LOB: 1 BB: 0 P: 17	R: 0 E: 0 K: 1 S: 8	H: 1 LOB: 1 BB: 0 P: 12	R: 0 E: 0 K: 1 S: 11	H: 1 LOB: 1 BB: 0 P: 18	R: 0 E: 0 K: 0 S: 11	H: 0 LOB: 1 BB: 1 P: 16	R: 0 E: 0 K: 0 S: 8	H: 0 LOB: 0 BB: 1 P: 12	R: 0 E: 0 K: 1 S: 13	H: 2 LOB: 2 BB: 0 P: 16	1B: 6 2B: 1 3B: 0 HR: 0	SF: 0 SAC: 0 DP: 1 HBP: 0	WP: 0 PB: 0 SB: 0 CS: 0	PA: 35					
PITCHER	IP	WLS	BF	H	R	ER	SO	BB	IBB	HBP	BLK	WP	HR	S	P	ERA	WHIP								
Ed Whitson, R ERA: 2.62 (1, 1)	8.1	W	33	7	0	0	5	2	0	0	0	0	0	7	120	0.00	1.080								
Craig Lefferts, L ERA: 2.64 (9, 1)	0.2	S	2	0	0	0	1	0	0	0	0	0	0	7	8	0.00	0.000								

AB 27
R 2
H 3
RBI 2
BB 4
SO 5
LOB 8



Batter	1	2	3	4	5	6	7	8	9	AB	R	H	RBI	BB	SO	LOB	TOP										
Eric Yelding, R OBP: 0.315, SLG: 0.299 (1, 8)	1-2 G1-3 1B	1-2 G4-3				2-2 G6-3	1-2 G5-4-3		1-3 K	5	0	1	0	0	1	2											
Bill Doran, S OBP: 0.403, SLG: 0.419 (1, 4)	0-0 G1-3	2-2 G6-3				4-1 2B BB	1-0 P6		0-0 G3	4	0	0	0	1	0	2											
Craig Biggio, R OBP: 0.348, SLG: 0.357 (1, 2)	2-2 G5-3				3-2 F9	3-1 2B	2-1 P3		1-1 1B	5	0	2	0	0	0	1											
Ken Caminiti, S OBP: 0.316, SLG: 0.317 (1, 5)	2-1 G6-3				2-0 P6	3-0 L8	2-2 FC4-6 1B		2-1 F8	5	0	1	0	0	0	3											
Rafael Ramirez, R OBP: 0.298, SLG: 0.335 (1, 6)		0-0 E6 1B HR			2-2 F8		0-1 FC6-4 1B		2-1 FC4-6	4	1	1	0	0	0	1											
Mark Davidson, R OBP: 0.340, SLG: 0.341 (1, 9)		1-1 HR 1B			0-3 K		0-1 FC6-4 2B BB		0-1 1B	4	2	2	0	0	1	1											
Franklin Stubbs, L OBP: 0.298, SLG: 0.444 (1, 3)		0-0 HR			3-2 HR		4-1 2B 1B BB		1-1 P4	3	3	2	4	1	0	1											
Casey Candaele, S OBP: 0.373, SLG: 0.439 (1, 7)		3-2 G4-3 SH2-3 1B			0-0 F8		2-2 1B 2B		0-3 K	4	1	2	1	0	1	1											
Mark Portugal, R OBP: 0.167, SLG: 0.149 (1, 1)		0-0 SH2-3			0-0 G1-3		2-1 G5-4-3 1B		0-1 L3	3	0	1	2	0	0	1											
Inning Stats	R: 0 E: 0 K: 0 S: 9	H: 1 LOB: 1 BB: 0 P: 14	R: 3 E: 1 K: 0 S: 14	H: 3 LOB: 1 BB: 0 P: 21	R: 0 E: 0 K: 0 S: 7	H: 0 LOB: 0 BB: 0 P: 14	R: 1 E: 0 K: 1 S: 9	H: 1 LOB: 0 BB: 0 P: 12	R: 0 E: 0 K: 0 S: 16	H: 1 LOB: 1 BB: 1 P: 19	R: 0 E: 0 K: 0 S: 8	H: 1 LOB: 1 BB: 0 P: 15	R: 0 E: 0 K: 1 S: 9	H: 1 LOB: 1 BB: 0 P: 10	R: 0 E: 0 K: 1 S: 9	H: 1 LOB: 1 BB: 0 P: 13	1B: 8 2B: 2 3B: 0 HR: 2	SF: 0 SAC: 1 DP: 1 HBP: 0	WP: 0 PB: 0 SB: 0 CS: 0	PA: 40							
PITCHER	IP	WLS	BF	H	R	ER	SO	BB	IBB	HBP	BLK	WP	HR	S	P	ERA	WHIP										
Lance Dickson, L ERA: 4.91 (1, 1)	5.0	L	22	6	4	3	1	1	0	0	0	0	2	46	80	5.40	1.400										
Jeff Pico, R ERA: 4.51 (6, 1)	2.0		10	4	3	3	0	1	0	0	0	0	0	24	39	13.50	2.500										
Les Lancaster, R ERA: 5.17 (8, 1)	2.0		8	2	0	0	2	0	0	0	0	0	0	18	23	0.00	1.000										

Houston Astros @ Chicago Cubs
Wrigley Field, Chicago, IL
Mon Aug 13 1990, 7:05 PM CDT
Att: 34,087 - Unknown

AB	37
R	7
H	12
RBI	7
BB	2
SO	3
LOB	13



Batter	1	2	3	4	5	6	7	8	9	AB	R	H	RBI	BB	SO	LOB	BOTTOM										
Doug Dascenzo, S OBP: 0.292, SLG: 0.366 (1, 8)	1-1 SF7 3B		2-2 G5-4-3 1B			4-1 BB	1-2 23 1B		0-1 F8	4	2	3	0	1	0	1											
23 Ryne Sandberg, R OBP: 0.356, SLG: 0.548 (1, 4)	1-0 P5		0-0 G5-4-3 1-2			0-3 K	1-1 1B			4	0	1	1	0	1	4											
Mark Grace, L OBP: 0.355, SLG: 0.381 (1, 3)	3-1 SF7		1-0 G3			3-2 F8	0-0 G3			3	0	0	1	0	0	1											
Andre Dawson, R OBP: 0.385, SLG: 0.576 (1, 9)	2-1 L8				3-1 F8		1-1 BB 1B		0-1 F7	4	0	1	0	0	0	0											
Dave Clark, L OBP: 0.296, SLG: 0.422 (1, 7)		0-0 L6			2-3 K		2-1 P6		0-1 G3	4	0	0	0	0	1	1											
Luis Salazar, R OBP: 0.315, SLG: 0.423 (1, 5)		2-1 1B			0-1 F8		4-0 1-2 BB		0-2 G6-3	3	0	1	0	1	0	0											
Shawon Dunston, R OBP: 0.308, SLG: 0.467 (1, 6)		2-0 F9				1-0 G1 2B	1-0 F9		2-2 F8	4	0	1	0	0	0	3											
Joe Girardi, R OBP: 0.320, SLG: 0.378 (1, 2)		2-2 1B			1-1 G1		0-0 G6-3		0-1 F8 2B	4	0	2	0	0	0	1											
Lance Dickson, R OBP: 0.360, SLG: 0.417 (5, PH)		3-2 F7			3-3 K		2-1 F8		3-1 F8	1	0	0	0	0	0	2											
Gary Varsho, L OBP: 0.290, SLG: 0.417 (5, PH)										1	0	0	0	0	1	1											
Jeff Pico, R OBP: 0.320, SLG: 0.399 (5, PH)										0	0	0	0	0	0	0											
Dwight Smith, R OBP: 0.194, SLG: 0.259 (5, PH)										0	0	0	0	0	0	0											
Les Lancaster, R OBP: 0.194, SLG: 0.259 (5, PH)										0	0	0	0	0	0	0											
Marvell Wynne, L OBP: 0.209, SLG: 0.340 (5, PH)										1	0	0	0	0	0	1											
Inning Stats	R: 1 E: 0 K: 0 S: 7	H: 1 LOB: 0 BB: 0 P: 14	R: 0 E: 0 K: 0 S: 10	H: 2 LOB: 2 BB: 0 P: 19	R: 0 E: 0 K: 0 S: 5	H: 1 LOB: 0 BB: 0 P: 8	R: 0 E: 0 K: 1 S: 7	H: 0 LOB: 0 BB: 0 P: 12	R: 0 E: 0 K: 2 S: 14	H: 1 LOB: 2 BB: 1 P: 23	R: 0 E: 0 K: 0 S: 8	H: 1 LOB: 2 BB: 1 P: 19	R: 1 E: 0 K: 0 S: 10	H: 2 LOB: 1 BB: 0 P: 15	R: 0 E: 0 K: 0 S: 7	H: 0 LOB: 0 BB: 0 P: 7	R: 0 E: 0 K: 0 S: 9	H: 1 LOB: 1 BB: 0 P: 14	1B: 6 2B: 2 3B: 1 HR: 0	SF: 1 SAC: 0 DP: 1 HBP: 0	WP: 0 PB: 0 SB: 1 CS: 0	PA: 37					
PITCHER	IP	WLS	BF	H	R	ER	SO	BB	IBB	HBP	BLK	WP	HR	S	P	ERA	WHIP										
Mark Portugal, R ERA: 3.71 (1, 1)	9.0	W	37	9	2	2	3	2	0	0	0	0	0	77	131	2.00	1.222										

Houston Astros @ Chicago Cubs
Wrigley Field, Chicago, IL
Mon Aug 13 1990, 7:05 PM CDT
Att: 34,087 - Unknown

AB	34
R	2
H	9
RBI	2
BB	2
SO	3
LOB	15



Batter	1	2	3	4	5	6	7	8	9	AB	R	H	RBI	BB	SO	LOB	TOP		
Eric Yelding, R OBP: 0.314, SLG: 0.300 (1, 8)	1-3 K		3-2 G6-3		1-2 G3 2B		1-1 F9		0-0 F9	5	0	1	0	0	1	3			
Bill Doran, S OBP: 0.405, SLG: 0.421 (1, 4)	0-0 2B			4-1 L8 FC5-2 BB	3-2 G3			4-0 G5-4-3 BB	0-0 F8	3	0	1	0	2	0	3			
Craig Biggio, R OBP: 0.348, SLG: 0.356 (1, 2)	3-1 G5-3			2-1 FC5-2 S 1B	3-2 G6-3			1-2 G5-4-3 1-2		4	1	1	0	0	0	3			
Franklin Stubbs, L OBP: 0.301, SLG: 0.444 (1, 3)	2-3 K			0-0 L8		2-0 CS 1B		0-0 1B		4	0	2	0	0	1	3			
Ken Caminiti, S OBP: 0.318, SLG: 0.317 (1, 5)		0-1 G3-1		4-1 FC5-2 1B IBB		3-3 K		0-0 1B		3	1	1	0	1	1	1			
Mark Davidson, R OBP: 0.321, SLG: 0.319 (1, 9)	2-1 G4-1			1-1 FC5-2 1B		0-0 L9		3-2 F8		3	0	0	0	0	0	3			
Karl Rhodes, L OBP: 0.455, SLG: 0.500 (8, PH)				1-2 2-3 3-H						3	0	0	0	0	0	0			
Glenn Wilson, R OBP: 0.294, SLG: 0.352 (8, 9)				1-2 2-3 3-H						1	0	0	0	0	0	2			
Casey Candaele, S OBP: 0.383, SLG: 0.440 (1, 7)	1-1 P7			1-2 2-H 3-H			4-0 SH1-3 BB		4-0 BB BB	2	0	1	2	2	0	0			
Rafael Ramirez, R OBP: 0.295, SLG: 0.332 (1, 6)			1-1 G4-3	1-3 K			0-0 SH1-3		1-2 P9	3	0	0	0	0	1	3			
Mike Scott, R OBP: 0.226, SLG: 0.146 (7, PH)			0-1 F9				3-2 P4		4-2 BB	2	0	0	0	0	0	0			
Ken Oberkump, L OBP: 0.305, SLG: 0.336 (7, 1)					0-0 G6-3					1	0	0	0	0	0	1			
Larry Andersen, R OBP: 0.297, SLG: 0.369 (7, 7)	2-2 G3		2-2 P3			0-0 23 HR 1B	1-2 1B		1-2 1B	4	1	2	1	0	0	0			
23 Ryne Sandberg, R OBP: 0.355, SLG: 0.553 (1, 4)	3-2 F8		0-3 K			1-H HR	1-1 SF8			3	1	1	3	0	1	0			
Mark Grace, L OBP: 0.352, SLG: 0.378 (1, 3)	2-0 G3			2-0 G3		0-0 G3	0-2 F7			4	0	0	0	0	0	2			
Andre Dawson, R OBP: 0.386, SLG: 0.575 (1, 9)		1-1 G3-6-3 1B		0-1 E6 G4-3		0-3 K		0-0 F9 S 1B		4	0	2	0	0	1	0			
Dave Clark, L OBP: 0.290, SLG: 0.413 (1, 7)	0-0 G3-6-3			1-0 G4-3		2-3 K		3-2 F9		3	0	0	0	0	1	2			
Marvell Wynne, L OBP: 0.268, SLG: 0.344 (7, 8)				1-2 G4-3				1-3 F9		1	0	0	0	0	0	1			
Luis Salazar, R OBP: 0.317, SLG: 0.434 (1, 5)		0-1 HR		1-1 G6-3			1-2 1B SH 1B		0-2 G5-3	4	2	2	1	0	0	2			
Bill Long, R OBP: 0.320, SLG: 0.468 (9, 1)										0	0	0	0	0	0	0			
Shawon Dunston, R OBP: 0.308, SLG: 0.468 (1, 6)	0-0 2B				0-0 G5-3		1-1 SH 1B 23 SF8 1B		2-0 G5-3	3	1	1	0	0	0	1			
Joe Girardi, R OBP: 0.320, SLG: 0.378 (1, 2)	0-0 F7				0-0 G6-3		1-2 23 SF8 1B			3	0	1	0	0	0	1			
Greg Maddux, R OBP: 0.161, SLG: 0.148 (8, 1)					1-0 G1-3		0-3 K			3	0	0	0	0	1	3			
Domingo Ramos, R OBP: 0.302, SLG: 0.286 (9, 5)										0	0	0	0	0	0	0			
Inning Stats	R: 0 E: 0 K: 2 S: 10	H: 1 LOB: 1 BB: 0 P: 16	R: 0 E: 0 K: 0 S: 6	H: 3 LOB: 1 BB: 0 P: 8	R: 0 E: 0 K: 1 S: 10	H: 0 LOB: 0 BB: 0 P: 13	R: 0 E: 0 K: 0 S: 6	H: 0 LOB: 0 BB: 0 P: 10	R: 0 E: 0 K: 2 S: 11	H: 2 LOB: 0 BB: 0 P: 14	R: 2 E: 0 K: 1 S: 21	H: 3 LOB: 2 BB: 0 P: 26	R: 0 E: 0 K: 0 S: 8	H: 1 LOB: 1 BB: 0 P: 13	R: 0 E: 0 K: 0 S: 7	H: 0 LOB: 2 BB: 2 P: 16	1B: 5 2B: 2 3B: 0 HR: 0	SF: 0 SAC: 1 DP: 1 HBP: 0	WP: 0 PA: 38 PB: 0 SB: 1 CS: 1
PITCHER	IP WLS BF H R ER SO BB IBB HBP BLK WP HR S P ERA WHIP	IP WLS BF H R ER SO BB IBB HBP BLK WP HR S P ERA WHIP	IP WLS BF H R ER SO BB IBB HBP BLK WP HR S P ERA WHIP	IP WLS BF H R ER SO BB IBB HBP BLK WP HR S P ERA WHIP	IP WLS BF H R ER SO BB IBB HBP BLK WP HR S P ERA WHIP	IP WLS BF H R ER SO BB IBB HBP BLK WP HR S P ERA WHIP	IP WLS BF H R ER SO BB IBB HBP BLK WP HR S P ERA WHIP	IP WLS BF H R ER SO BB IBB HBP BLK WP HR S P ERA WHIP	IP WLS BF H R ER SO BB IBB HBP BLK WP HR S P ERA WHIP	IP WLS BF H R ER SO BB IBB HBP BLK WP HR S P ERA WHIP	IP WLS BF H R ER SO BB IBB HBP BLK WP HR S P ERA WHIP	IP WLS BF H R ER SO BB IBB HBP BLK WP HR S P ERA WHIP	IP WLS BF H R ER SO BB IBB HBP BLK WP HR S P ERA WHIP	IP WLS BF H R ER SO BB IBB HBP BLK WP HR S P ERA WHIP	IP WLS BF H R ER SO BB IBB HBP BLK WP HR S P ERA WHIP	IP WLS BF H R ER SO BB IBB HBP BLK WP HR S P ERA WHIP	IP WLS BF H R ER SO BB IBB HBP BLK WP HR S P ERA WHIP	IP WLS BF H R ER SO BB IBB HBP BLK WP HR S P ERA WHIP	IP WLS BF H R ER SO BB IBB HBP BLK WP HR S P ERA WHIP

Houston Astros @ Chicago Cubs
Wrigley Field, Chicago, IL
Tue Aug 14 1990, 3:33 AM CDT
Att: 34,843 - Sunny

AB 31
R 2
H 7
RBI 2
BB 6
SO 4
LOB 22



Batter	1	2	3	4	5	6	7	8	9	AB	R	H	RBI	BB	SO	LOB	BOTTOM		
Doug Dascenzo, S OBP: 0.297, SLG: 0.369 (7, 7)	2-2 G3		2-2 P3			0-0 23 HR 1B	1-2 1B			4	1	2	1	0	0	0			
23 Ryne Sandberg, R OBP: 0.355, SLG: 0.553 (1, 4)	3-2 F8		0-3 K			1-H HR	1-1 SF8			3	1	1	3	0	1	0			
Mark Grace, L OBP: 0.352, SLG: 0.378 (1, 3)	2-0 G3			2-0 G3		0-0 G3	0-2 F7			4	0	0	0	0	0	2			
Andre Dawson, R OBP: 0.386, SLG: 0.575 (1, 9)		1-1 G3-6-3 1B		0-1 E6 G4-3		0-3 K		0-0 F9 S 1B		4	0	2	0	0	1	0			
Dave Clark, L OBP: 0.290, SLG: 0.413 (1, 7)	0-0 G3-6-3			1-0 G4-3		2-3 K		3-2 F9		3	0	0	0	0	1	2			
Marvell Wynne, L OBP: 0.268, SLG: 0.344 (7, 8)				1-2 G4-3				1-3 F9		1	0	0	0	0	0	1			
Luis Salazar, R OBP: 0.317, SLG: 0.434 (1, 5)		0-1 HR		1-1 G6-3			1-2 1B SH 1B		0-2 G5-3	4	2	2	1	0	0	2			
Bill Long, R OBP: 0.320, SLG: 0.468 (9, 1)										0	0	0	0	0	0	0			
Shawon Dunston, R OBP: 0.308, SLG: 0.468 (1, 6)	0-0 2B				0-0 G5-3		1-1 SH 1B 23 SF8 1B		2-0 G5-3	3	1	1	0	0	0	1			
Joe Girardi, R OBP: 0.320, SLG: 0.378 (1, 2)	0-0 F7				0-0 G6-3		1-2 23 SF8 1B			3	0	1	0	0	0	1			
Greg Maddux, R OBP: 0.161, SLG: 0.148 (8, 1)					1-0 G1-3		0-3 K			3	0	0	0	0	1	3			
Domingo Ramos, R OBP: 0.302, SLG: 0.286 (9, 5)										0	0	0	0	0	0	0			
Inning Stats	R: 0 E: 0 K: 0 S: 10	H: 0 LOB: 0 BB: 0 P: 17	R: 1 E: 0 K: 0 S: 7	H: 3 LOB: 1 BB: 0 P: 8	R: 0 E: 0 K: 1 S: 10	H: 0 LOB: 0 BB: 0 P: 13	R: 0 E: 0 K: 0 S: 6	H: 0 LOB: 0 BB: 0 P: 10	R: 0 E: 0 K: 2 S: 11	H: 2 LOB: 0 BB: 0 P: 14	R: 2 E: 0 K: 1 S: 21	H: 3 LOB: 2 BB: 0 P: 26	R: 0 E: 0 K: 0 S: 8	H: 1 LOB: 1 BB: 0 P: 13	R: 0 E: 0 K: 0 S: 7	H: 0 LOB: 2 BB: 2 P: 16	1B: 6 2B: 1 3B: 0 HR: 2	SF: 1 SAC: 1 DP: 1 HBP: 0	WP: 0 PA: 34 PB: 0 SB: 2 CS: 0
PITCHER	IP WLS BF H R ER SO BB IBB HBP BLK WP HR S P ERA WHIP	IP WLS BF H R ER SO BB IBB HBP BLK WP HR S P ERA WHIP	IP WLS BF H R ER SO BB IBB HBP BLK WP HR S P ERA WHIP	IP WLS BF H R ER SO BB IBB HBP BLK WP HR S P ERA WHIP	IP WLS BF H R ER SO BB IBB HBP BLK WP HR S P ERA WHIP	IP WLS BF H R ER SO BB IBB HBP BLK WP HR S P ERA WHIP	IP WLS BF H R ER SO BB IBB HBP BLK WP HR S P ERA WHIP	IP WLS BF H R ER SO BB IBB HBP BLK WP HR S P ERA WHIP	IP WLS BF H R ER SO BB IBB HBP BLK WP HR S P ERA WHIP	IP WLS BF H R ER SO BB IBB HBP BLK WP HR S P ERA WHIP	IP WLS BF H R ER SO BB IBB HBP BLK WP HR S P ERA WHIP	IP WLS BF H R ER SO BB IBB HBP BLK WP HR S P ERA WHIP	IP WLS BF H R ER SO BB IBB HBP BLK WP HR S P ERA WHIP	IP WLS BF H R ER SO BB IBB HBP BLK WP HR S P ERA WHIP	IP WLS BF H R ER SO BB IBB HBP BLK WP HR S P ERA WHIP	IP WLS BF H R ER SO BB IBB HBP BLK WP HR S P ERA WHIP	IP WLS BF H R ER SO BB IBB HBP BLK WP HR S P ERA WHIP	IP WLS BF H R ER SO BB IBB HBP BLK WP HR S P ERA WHIP	IP WLS BF H R ER SO BB IBB HBP BLK WP HR S P ERA WHIP

Houston Astros @ Chicago Cubs
Wrigley Field, Chicago, IL
Tue Aug 14 1990, 3:33 AM CDT
Att: 34,843 - Sunny

AB 32
R 5
H 9
RBI 5
BB 0
SO 4
LOB 12



Batter	1	2	3	4	5	6	7	8	9	AB	R	H	RBI	BB	SO	LOB	TOP			
Eric Yelding, R OBP: 0.313, SLG: 0.301	2-2 5-3			0-0 1-3			1-2 G5-3		1-0 F7	4	0	0	0	0	0	0				
Bill Doran, S OBP: 0.395, SLG: 0.408	0-0 4-3			0-1 4-3			1-3 K			3	0	0	0	0	1	0				
Ken Caminiti, S OBP: 0.313, SLG: 0.317	1-0 F6			1-3 K			0-0 F9			3	0	0	0	0	1	0				
Franklin Stubbs, L OBP: 0.305, SLG: 0.453		0-1 2-3			2-2 F9			0-0 F8 2B		3	0	1	0	0	0	0				
Glenn Wilson, R OBP: 0.283, SLG: 0.353	1-1 5-3				0-0 5-3			0-1 G5-3		3	0	0	0	0	0	1				
Karl Rhodes, L OBP: 0.389, SLG: 0.563	1-2 4-3				1-0 F7			2-2 F8		3	0	0	0	0	0	1				
Rich Gedman, L OBP: 0.311, SLG: 0.265			0-0 F9			0-0 F7		1-1 4-3		3	0	0	0	0	0	1				
Rafael Ramirez, R OBP: 0.293, SLG: 0.333			1-1 F6		0-1 5-3			0-1 6-3		3	0	0	0	0	0	0				
Bill Gullickson, R OBP: 0.200, SLG: 0.143			1-2 6-3		2-3 K			2-1 6-3		1	0	0	0	0	0	0				
Dan Schatzeder, L OBP: 0.250, SLG: 0.250										0	0	0	0	0	0	0				
Dave Rohde, S OBP: 0.283, SLG: 0.283										1	0	0	0	0	1	0				
Xavier Hernandez, L OBP: 0.500, SLG: 0.500										0	0	0	0	0	0	0				
Ken Oberkfell, L OBP: 0.302, SLG: 0.333										1	0	0	0	0	0	0				
Inning Stats	R: 0 E: 0 K: 0 S: 5	H: 0 LOB: 0 BB: 0 P: 8	R: 0 E: 0 K: 0 S: 8	H: 0 LOB: 0 BB: 0 P: 10	R: 0 E: 0 K: 0 S: 7	H: 0 LOB: 0 BB: 0 P: 9	R: 0 E: 0 K: 1 S: 6	H: 0 LOB: 0 BB: 0 P: 7	R: 0 E: 0 K: 0 S: 5	H: 0 LOB: 0 BB: 0 P: 8	R: 0 E: 0 K: 1 S: 7	H: 0 LOB: 0 BB: 0 P: 9	R: 0 E: 0 K: 0 S: 8	H: 1 LOB: 1 BB: 0 P: 11	R: 0 E: 0 K: 0 S: 5	H: 0 LOB: 0 BB: 0 P: 8	1B: 0 2B: 1 3B: 0 HR: 0	SF: 0 SAC: 0 DP: 0 HBP: 0	WP: 0 PB: 0 SB: 0 CS: 0	PA: 28
PITCHER Bob Tewksbury, R ERA: 2.69	IP: 9.0 WLS: W BF: 28 H: 1 R: 0 ER: 0 SO: 3 BB: 0 IBB: 0 HBP: 0 BLK: 0 WP: 0 HR: 0 S: 58 P: 79 ERA: 0.00 WHIP: 0.111																			

Houston Astros @ St. Louis Cardinals
 Busch Stadium, St. Louis, MO
 Fri Aug 17 1990, 7:05 PM CDT
 Att: 33,934 - Unknown - 91 F

AB 28
 R 0
 H 1
 RBI 0
 BB 0
 SO 3
 LOB 3



Batter	1	2	3	4	5	6	7	8	9	AB	R	H	RBI	BB	SO	LOB	BOTTOM			
Vince Coleman, S OBP: 0.342, SLG: 0.412	1-0 F7	0-1 2B		1-3 K			1-2 L3			4	0	2	2	0	1	2				
Ozzie Smith, S OBP: 0.330, SLG: 0.290	4-2 BLK 1B	3-2 6-3		0-0 G4-6-3			0-1 L3			3	1	0	0	1	0	3				
Willie McGee, S OBP: 0.383, SLG: 0.432	0-1 2B 1B			0-1 F8		2-1 6-3		1-2 F7		4	0	1	1	0	0	0				
Denny Walling, L OBP: 0.263, SLG: 0.255	0-0 2B			0-1 G3		3-2 F7		1-2 6-3		4	0	1	0	0	0	0				
Terry Pendleton, S OBP: 0.269, SLG: 0.322	4-0 IBB			0-0 F7		0-0 5-3		2-0 6-3		3	0	0	0	1	0	0				
Todd Zeile, R OBP: 0.324, SLG: 0.411	2-1 G1-2-3			3-2 HR			1-2 FC6-4 1B			3	1	2	1	0	0	3				
Milt Thompson, L OBP: 0.293, SLG: 0.319		1-2 1B 1B		0-0 1B WP 1B			1-1 FC6-4 1B			3	2	2	0	0	0	1				
José Oquendo, S OBP: 0.356, SLG: 0.322	1-0 SH2-4 1B			1-0 1B WP 1B			2-2 L9-3			3	1	2	0	0	0	1				
Bob Tewksbury, R OBP: 0.281, SLG: 0.179	1-1 SH2-4			1-1 FC5			0-0 F5			2	0	0	0	0	0	1				
Inning Stats	R: 1 E: 0 K: 0 S: 8	H: 2 LOB: 2 BB: 2 P: 19	R: 2 E: 0 K: 0 S: 13	H: 3 LOB: 0 BB: 0 P: 19	R: 0 E: 0 K: 0 S: 5	H: 0 LOB: 0 BB: 0 P: 5	R: 2 E: 1 K: 1 S: 11	H: 3 LOB: 1 BB: 0 P: 17	R: 0 E: 0 K: 0 S: 6	H: 0 LOB: 0 BB: 0 P: 11	R: 0 E: 0 K: 0 S: 9	H: 1 LOB: 0 BB: 0 P: 13	R: 0 E: 0 K: 0 S: 6	H: 1 LOB: 0 BB: 0 P: 7	R: 0 E: 0 K: 0 S: 10	H: 0 LOB: 0 BB: 0 P: 14	1B: 8 2B: 3 3B: 0 HR: 1	SF: 0 SAC: 1 DP: 4 HBP: 0	WP: 1 PB: 0 SB: 2 CS: 0	PA: 32
PITCHER Bill Gullickson, R ERA: 3.97 Dan Schatzeder, L ERA: 2.45 Xavier Hernandez, R ERA: 5.63	IP: 3.0 WLS: L BF: 5 H: 0 R: 0 ER: 0 SO: 1 BB: 0 IBB: 0 HBP: 0 BLK: 0 WP: 0 HR: 0 S: 10 P: 16 ERA: 0.00 WHIP: 0.000																			

Houston Astros @ St. Louis Cardinals
 Busch Stadium, St. Louis, MO
 Fri Aug 17 1990, 7:05 PM CDT
 Att: 33,934 - Unknown - 91 F


AB 29
 R 5
 H 10
 RBI 4
 BB 2
 SO 1
 LOB 11




Batter	1	2	3	4	5	6	7	8	9	AB	R	H	RBI	BB	SO	LOB	TOP								
Karl Rhodes, L OBP: 0.333, SLG: 0.480 (1, 8)										5	0	2	0	0	1	3	Houston Astros @ St. Louis Cardinals Busch Stadium, St. Louis, MO Sun Aug 19 1990, 3:33 AM CDT Att: 32,165 - Unknown								
Bill Doran, S OBP: 0.394, SLG: 0.407 (1, 4)										5	1	2	0	0	1	4									
Craig Biggio, R OBP: 0.349, SLG: 0.360 (1, 2)										4	0	2	1	0	1	2									
Franklin Stubbs, L OBP: 0.311, SLG: 0.467 (1, 3)										4	0	0	0	0	3	5									
Glenn Wilson, R OBP: 0.286, SLG: 0.353 (1, 9)										3	1	1	1	1	0	0									
Ken Oberkfell, L OBP: 0.297, SLG: 0.325 (1, 5)										4	0	1	1	0	0	1									
Mark Davidson, R OBP: 0.323, SLG: 0.375 Dan Schatzeder, L OBP: 0.250, SLG: 0.250 Carl Nichols, R OBP: 0.286, SLG: 0.250 Brian Fisher, R (8, 1)										3	0	0	0	0	0	1									
Casey Candaele, S OBP: 0.375, SLG: 0.435 (6, 7)										4	1	1	0	0	1	0									
Mike Scott, R OBP: 0.196, SLG: 0.140 Dave Rohde, S OBP: 0.297, SLG: 0.273 (6, 6)										2	0	0	0	0	2	0									
Inning Stats	R: 0 E: 0 K: 2 S: 8	H: 1 LOB: 1 P: 8	R: 0 E: 0 K: 0 S: 3	H: 0 LOB: 0 BB: 0 P: 3	R: 0 E: 0 K: 1 S: 5	H: 0 LOB: 0 BB: 0 P: 5	R: 2 E: 0 K: 1 S: 8	H: 3 LOB: 1 BB: 0 P: 8	R: 0 E: 0 K: 3 S: 12	H: 0 LOB: 0 BB: 0 P: 3	R: 1 E: 0 K: 1 S: 6	H: 2 LOB: 2 BB: 1 P: 10	R: 0 E: 0 K: 2 S: 7	H: 0 LOB: 1 BB: 1 P: 11	R: 0 E: 0 K: 0 S: 3	H: 0 LOB: 1 BB: 1 P: 7		1B: 6 2B: 3 3B: 0 HR: 0	SF: 0 SAC: 0 DP: 0 HBP: 0	WP: 0 PB: 0 SB: 0 CS: 0	PA: 38				
PITCHER	IP WLS BF H R ER SO BB IBB HBP BLK WP HR S P ERA WHIP																								
Jose DeLeon, R ERA: 4.16 Ken Dayley, L ERA: 3.42 Scott Terry, R ERA: 5.43	(1, 1) (7, 1) (9, 1)	6.0 2.0 1.0	W 7 4	27 1 0	8 0 0	3 0 0	7 3 0	1 0 0	0 0 0	0 0 0	0 0 0	0 12 3	44 16 7	4.50 0.00 0.00	1.500 1.000 1.000										

Batter	1	2	3	4	5	6	7	8	9	AB	R	H	RBI	BB	SO	LOB	BOTTOM								
Vince Coleman, S OBP: 0.350, SLG: 0.418 (1, 7)										4	1	2	1	1	1	0	Houston Astros @ St. Louis Cardinals Busch Stadium, St. Louis, MO Sun Aug 19 1990, 3:33 AM CDT Att: 32,165 - Unknown								
Terry Pendleton, S OBP: 0.272, SLG: 0.322 (1, 5)										5	0	2	0	0	1	2									
Willie McGee, S OBP: 0.384, SLG: 0.434 (1, 8)										4	1	1	1	0	2	3									
Denny Walling, L OBP: 0.261, SLG: 0.279 (1, 3)										4	1	1	2	0	0	0									
Craig Wilson, R OBP: 0.284, SLG: 0.250 José Oquendo, S OBP: 0.355, SLG: 0.319 (8, 4)										4	1	1	0	0	0	0									
Milt Thompson, L OBP: 0.297, SLG: 0.327 (1, 9)										4	1	2	1	0	0	0									
Tom Pagnozzi, R OBP: 0.333, SLG: 0.344 (1, 2)										3	1	1	0	1	0	1									
Tim Jones, L OBP: 0.263, SLG: 0.264 (1, 6)										4	1	2	2	0	0	3									
Jose DeLeon, R OBP: 0.149, SLG: 0.174 Ken Dayley, L (7, 1) Dave Collins, S OBP: 0.369, SLG: 0.231 Scott Terry, R OBP: 0.500, SLG: 0.600 (9, 1)										3	0	0	0	0	1	2									
Inning Stats	R: 3 E: 0 K: 0 S: 5	H: 2 LOB: 0 BB: 1 P: 9	R: 1 E: 0 K: 1 S: 8	H: 3 LOB: 2 BB: 0 P: 8	R: 0 E: 0 K: 0 S: 4	H: 1 LOB: 1 BB: 1 P: 8	R: 0 E: 0 K: 2 S: 8	H: 1 LOB: 1 BB: 0 P: 8	R: 2 E: 0 K: 0 S: 6	H: 3 LOB: 1 BB: 0 P: 6	R: 0 E: 0 K: 2 S: 7	H: 0 LOB: 0 BB: 0 P: 7	R: 0 E: 0 K: 0 S: 3	H: 0 LOB: 0 BB: 0 P: 3	R: 1 E: 0 K: 0 S: 5	H: 2 LOB: 1 BB: 0 P: 5		1B: 5 2B: 4 3B: 1 HR: 2	SF: 0 SAC: 0 DP: 0 HBP: 0	WP: 0 PB: 0 SB: 3 CS: 0	PA: 38				
PITCHER	IP WLS BF H R ER SO BB IBB HBP BLK WP HR S P ERA WHIP																								
Mike Scott, R ERA: 4.18 Dan Schatzeder, L ERA: 2.37 Brian Fisher, R ERA: 7.2	(1, 1) (6, 1) (8, 1)	5.0 2.0 1.0	L 6 5	27 0 2	10 0 1	6 0 1	3 0 0	2 0 0	0 0 0	0 0 0	0 0 1	10 10 5	10 10 5	0.00 0.00 9.00	0.000 0.000 2.000										

AB 35
R 3
H 9
RBI 3
BB 3
SO 10
LOB 17





AB 36
R 7
H 12
RBI 7
BB 2
SO 5
LOB 11



Batter	1	2	3	4	5	6	7	8	9	AB	R	H	RBI	BB	SO	LOB	TOP								
Eric Yelding, R OBP: 0.308, SLG: 0.297 (1, 8)	6-3		F6			5-3		F4		4	0	0	0	0	0	1	Houston Astros @ Pittsburgh Pirates Three Rivers Stadium, Pittsburgh, PA Mon Aug 20 1990, 7:05 PM EDT Att: 20,997 - Unknown - 71 F livebaseballscores.com								
Bill Doran, S OBP: 0.396, SLG: 0.408 Dave Rohde, S OBP: 0.292, SLG: 0.268 (1, 4) (6, 4)	E5					6-3		1-3		2	0	1	0	1	0	1									
Ken Caminiti, S OBP: 0.312, SLG: 0.314 (1, 5)			CS		5-3			F9		3	0	0	0	1	0	1									
Glenn Wilson, R OBP: 0.291, SLG: 0.367 (1, 9)	6-3									4	1	3	1	0	0	2									
Craig Biggio, R OBP: 0.349, SLG: 0.360 Rich Gedman, L OBP: 0.308, SLG: 0.263 (1, 2) (7, 2)					G5-4-3					3	0	1	0	0	0	3									
Mark Davidson, R OBP: 0.303, SLG: 0.350 (1, 7)	5-3									1	0	0	0	0	0	0									
Franklin Stubbs, L OBP: 0.311, SLG: 0.462 (1, 3)										4	0	0	0	0	1	2									
Rafael Ramirez, R OBP: 0.290, SLG: 0.327 Xavier Hernandez, L OBP: 0.500, SLG: 0.500 Ken Oberkfell, L OBP: 0.302, SLG: 0.325 Juan Agosto, L (7, 1) (7, 1)	F5					6-3				2	0	0	0	0	0	0									
Jim Deshaies, L OBP: 0.044, SLG: 0.044 Casey Candaele, S OBP: 0.376, SLG: 0.443 (1, 1) (5, 6)										3	0	0	0	1	2	0									
Inning Stats	R: 0 E: 1 K: 0 S: 4	H: 1 LOB: 2 BB: 1 P: 8	R: 0 E: 0 K: 1 S: 5	H: 0 LOB: 0 BB: 0 P: 5	R: 0 E: 0 K: 1 S: 4	H: 0 LOB: 0 BB: 1 P: 8	R: 0 E: 0 K: 0 S: 3	H: 1 LOB: 0 BB: 0 P: 3	R: 0 E: 0 K: 1 S: 5	H: 0 LOB: 0 BB: 0 P: 5	R: 0 E: 0 K: 0 S: 4	H: 1 LOB: 1 BB: 0 P: 4	R: 0 E: 0 K: 1 S: 6	H: 2 LOB: 2 BB: 2 P: 14	R: 0 E: 0 K: 0 S: 3	H: 0 LOB: 0 BB: 0 P: 3		R: 1 E: 0 K: 1 S: 6	H: 1 LOB: 0 BB: 0 P: 6	1B: 4 2B: 1 3B: 0 HR: 1	SF: 0 SAC: 0 DP: 2 HBP: 0	WP: 0 PB: 0 SB: 0 CS: 1	PA: 35		
PITCHER	IP	WLS	BF	H	R	ER	SO	BB	IBB	HBP	BLK	WP	HR	S	P	ERA	WHIP								
Neal Heaton, L ERA: 3.5 (1, 1)	6.0	W	21	3	0	0	3	2	0	0	0	0	0	25	33	0.00	0.833								
Ted Power, R ERA: 2.56 (7, 1)	2.0		9	2	0	0	1	2	0	0	0	0	0	9	17	0.00	2.000								
Bill Landrum, R ERA: 2.39 (9, 1)	1.0		4	1	1	1	1	0	0	0	0	0	1	6	6	9.00	1.000								

Batter	1	2	3	4	5	6	7	8	9	AB	R	H	RBI	BB	SO	LOB	BOTTOM									
John Cangelosi, S OBP: 0.313, SLG: 0.221 (1, 8)										4	2	2	0	0	0	1	Houston Astros @ Pittsburgh Pirates Three Rivers Stadium, Pittsburgh, PA Mon Aug 20 1990, 7:05 PM EDT Att: 20,997 - Unknown - 71 F livebaseballscores.com									
Jay Bell, R OBP: 0.318, SLG: 0.376 (1, 6)										3	1	1	0	0	1	0										
Gary Redus, R OBP: 0.322, SLG: 0.402 Sid Bream, L OBP: 0.359, SLG: 0.466 (1, 3) (6, 3)										3	2	2	3	0	0	0										
Bobby Bonilla, S OBP: 0.329, SLG: 0.554 (1, 9)										4	1	2	2	0	0	1										
Barry Bonds, L OBP: 0.417, SLG: 0.579 (1, 7)										3	0	0	0	1	0	2										
Jeff King, R OBP: 0.288, SLG: 0.404 (1, 5)										3	0	0	1	0	1	2										
Don Slaught, R OBP: 0.378, SLG: 0.473 (1, 2)										4	0	1	1	0	0	0										
Jose Lind, R OBP: 0.317, SLG: 0.364 Rafael Belliard, R OBP: 0.320, SLG: 0.295 (1, 4) (8, 4)										3	0	0	0	0	1	2										
Neal Heaton, L OBP: 0.133, SLG: 0.049 Orlando Merced, S OBP: 0.278, SLG: 0.333 Ted Power, R OBP: 0.143, SLG: 0.286 Wally Backman, S OBP: 0.366, SLG: 0.393 Bill Landrum, R (1, 1) (6, PH) (7, 1) (8, PH) (9, 1)										2	0	0	0	0	2	2										
Inning Stats	R: 4 E: 1 K: 2 S: 12	H: 4 LOB: 2 BB: 1 P: 16	R: 0 E: 0 K: 1 S: 5	H: 0 LOB: 0 BB: 0 P: 5	R: 0 E: 0 K: 0 S: 3	H: 0 LOB: 0 BB: 0 P: 3	R: 0 E: 0 K: 1 S: 5	H: 0 LOB: 0 BB: 0 P: 5	R: 2 E: 0 K: 0 S: 6	H: 3 LOB: 1 BB: 0 P: 6	R: 0 E: 0 K: 0 S: 4	H: 1 LOB: 1 BB: 0 P: 4	R: 1 E: 0 K: 1 S: 7	H: 2 LOB: 1 BB: 0 P: 7	R: 0 E: 0 K: 0 S: 3	H: 0 LOB: 0 BB: 0 P: 3		1B: 7 2B: 2 3B: 0 HR: 1	SF: 1 SAC: 1 DP: 0 HBP: 0	WP: 0 PB: 0 SB: 0 CS: 0	PA: 36					
PITCHER	IP	WLS	BF	H	R	ER	SO	BB	IBB	HBP	BLK	WP	HR	S	P	ERA	WHIP									
Jim Deshaies, L ERA: 4.38 (1, 1)	4.2	L	23	7	6	5	4	1	0	0	0	0	0	1	30	34	9.64	1.714								
Xavier Hernandez, R ERA: 5.48 (5, 1)	1.1		5	1	0	0	0	0	0	0	0	0	0	5	5	0.00	0.750									
Juan Agosto, L ERA: 4.11 (7, 1)	2.0		8	2	1	1	1	0	0	0	0	0	0	10	10	4.50	1.000									

Batter	1	2	3	4	5	6	7	8	9	AB	R	H	RBI	BB	SO	LOB	TOP								
Eric Yelding, R OBP: 0.308, SLG: 0.296 (1, 8)	G6-3		K			F9		2H 1B		4	0	1	1	0	1	0	Houston Astros @ Pittsburgh Pirates Three Rivers Stadium, Pittsburgh, PA Tue Aug 21 1990, 7:05 PM EDT Att: 14,062 - Unknown livebaseballscores.com AB 29 R 2 H 5 RBI 2 BB 2 SO 5 LOB 5 								
Bill Doran, S OBP: 0.395, SLG: 0.415 (1, 4)	K			G5-3		HR		L6		4	1	1	1	0	1										
Craig Biggio, R OBP: 0.350, SLG: 0.359 (1, 2)		BB		G5-3		CS BB			K	2	0	0	0	2	1	0									
Glenn Wilson, R OBP: 0.291, SLG: 0.366 (1, 9)	G4-3			F9		CS			P3	4	0	1	0	0	0	1									
Ken Caminiti, S OBP: 0.309, SLG: 0.311 (1, 5)		G6-3			G4-3			F7	P3	4	0	0	0	0	0	1									
Mark Davidson, R OBP: 0.290, SLG: 0.333 (1, 7)		B1-3			G5-3			G1-3		3	0	0	0	0	0	0									
Franklin Stubbs, L OBP: 0.314, SLG: 0.467 (1, 3)			K			2B		SH1-4 1B		3	1	2	0	0	1	0									
Rafael Ramirez, R OBP: 0.288, SLG: 0.324 (1, 6)			K		G6-3			P3		3	0	0	0	0	1	2									
Danny Darwin, R OBP: 0.259, SLG: 0.320 (1, 1)			F9			G6-3		SH1-4		2	0	0	0	0	0	0									
Inning Stats	R: 0 E: 0 K: 1 S: 6	H: 0 LOB: 1 BB: 1 P: 14	R: 0 E: 0 K: 1 S: 9	H: 0 LOB: 0 BB: 0 P: 14	R: 0 E: 0 K: 2 S: 10	H: 0 LOB: 0 BB: 0 P: 14	R: 0 E: 0 K: 0 S: 6	H: 0 LOB: 1 BB: 0 P: 12	R: 0 E: 0 K: 0 S: 11	H: 1 LOB: 1 BB: 0 P: 16	R: 1 E: 0 K: 0 S: 5	H: 1 LOB: 0 BB: 1 P: 12	R: 0 E: 0 K: 0 S: 6	H: 1 LOB: 0 BB: 0 P: 7	R: 1 E: 0 K: 0 S: 8	H: 2 LOB: 1 BB: 0 P: 8	R: 0 E: 0 K: 1 S: 8	H: 0 LOB: 0 BB: 0 P: 11	1B: 3 2B: 1 3B: 0 HR: 1	SF: 0 SAC: 1 DP: 0 HBP: 0	WP: 0 PB: 0 SB: 0 CS: 1	PA: 33			
PITCHER	IP WLS BF H R ER SO BB IBB HBP BLK WP HR S P ERA WHIP																								
Randy Tomlin, L ERA: 1.78 (1, 1)	7.0		24	3	1	1	4	2	0	0	0	0	0	0	1	53	89	1.29	0.714						
Bob Patterson, L ERA: 3.1 (8, 1)	1.0	L	5	2	1	1	0	0	0	0	0	0	0	0	0	8	8	9.00	2.000						
Stan Belinda, R ERA: 3.02 (9, 1)	1.0		3	0	0	0	1	0	0	0	0	0	0	0	0	8	11	0.00	0.000						

Batter	1	2	3	4	5	6	7	8	9	AB	R	H	RBI	BB	SO	LOB	BOTTOM								
Wally Backman, S OBP: 0.361, SLG: 0.387 (1, 4)	B4-3		F7			F7		G3-1		4	0	0	0	0	0	0	Houston Astros @ Pittsburgh Pirates Three Rivers Stadium, Pittsburgh, PA Tue Aug 21 1990, 7:05 PM EDT Att: 14,062 - Unknown livebaseballscores.com AB 33 R 1 H 5 RBI 1 BB 1 SO 4 LOB 7 								
Jay Bell, R OBP: 0.318, SLG: 0.374 (1, 6)	L8			K		K		1B		4	0	1	0	0	2	0									
Andy Van Slyke, L OBP: 0.373, SLG: 0.467 (1, 8)	K			E5 BB		G4-3		G4-3		4	0	0	0	0	1	1									
Bobby Bonilla, S OBP: 0.326, SLG: 0.549 (1, 9)		G3-1		F7		G5-3		K		4	0	0	0	0	1	1									
Barry Bonds, L OBP: 0.415, SLG: 0.575 (1, 7)		G3				F7		F9		3	0	0	0	1	0	0									
Sid Bream, L OBP: 0.361, SLG: 0.470 (1, 3)				BB						4	0	2	0	0	0	2									
Gary Redus, R OBP: 0.322, SLG: 0.402 (9, FR)		G1-3		L3				2B 1B		0	0	0	0	0	0	0									
Michael LaValliere, L OBP: 0.352, SLG: 0.315 (1, 2)			F8			G3-1		L7		4	0	1	0	0	0	1									
Jeff King, R OBP: 0.289, SLG: 0.415 (1, 5)				HR		P4		G3		3	1	1	1	0	0	2									
Randy Tomlin, L (1, 1)										2	0	0	0	0	0	0									
Bob Patterson, R OBP: 0.056, SLG: 0.056 (8, 1)										0	0	0	0	0	0	0									
John Cangelosi, S OBP: 0.309, SLG: 0.217 (6, PH)										1	0	0	0	0	0	0									
Stan Belinda, R (9, 1)										0	0	0	0	0	0	0									
Inning Stats	R: 0 E: 0 K: 1 S: 9	H: 0 LOB: 0 BB: 0 P: 12	R: 0 E: 0 K: 0 S: 11	H: 0 LOB: 0 BB: 0 P: 16	R: 1 E: 0 K: 0 S: 7	H: 1 LOB: 0 BB: 0 P: 9	R: 0 E: 1 K: 1 S: 10	H: 0 LOB: 2 BB: 1 P: 18	R: 0 E: 0 K: 0 S: 10	H: 0 LOB: 0 BB: 0 P: 11	R: 0 E: 0 K: 1 S: 9	H: 0 LOB: 0 BB: 0 P: 13	R: 0 E: 0 K: 0 S: 10	H: 2 LOB: 2 BB: 0 P: 13	R: 0 E: 0 K: 0 S: 8	H: 1 LOB: 1 BB: 0 P: 13		R: 0 E: 0 K: 1 S: 10	H: 1 LOB: 1 BB: 0 P: 15	1B: 2 2B: 2 3B: 0 HR: 1	SF: 0 SAC: 0 DP: 0 HBP: 0	WP: 0 PB: 0 SB: 0 CS: 0	PA: 34		
PITCHER	IP WLS BF H R ER SO BB IBB HBP BLK WP HR S P ERA WHIP																								
Danny Darwin, R ERA: 1.87 (1, 1)	9.0	W	34	5	1	1	4	1	0	0	0	0	0	0	1	84		120	1.00	0.667					

Batter	1	2	3	4	5	6	7	8	9	AB	R	H	RBI	BB	SO	LOB	TOP					
Eric Yelding, R OBP: 0.305, SLG: 0.293 (1, 8)										4	0	0	0	0	1	1						
Bill Doran, S OBP: 0.395, SLG: 0.415 (1, 4)										2	0	1	0	2	0	0						
Craig Biggio, R OBP: 0.349, SLG: 0.356 (1, 2)										3	0	0	0	1	1	2						
Glenn Wilson, R OBP: 0.288, SLG: 0.362 (1, 9)										4	0	0	0	0	0	4						
Ken Caminiti, S OBP: 0.308, SLG: 0.310 (1, 5)										4	0	1	0	0	1	2						
Rafael Ramirez, R OBP: 0.288, SLG: 0.327 (1, 6)										3	1	1	0	0	0	1						
Franklin Stubbs, L OBP: 0.314, SLG: 0.475 (1, 3)										3	1	1	2	0	0	1						
Mark Davidson, R OBP: 0.282, SLG: 0.323 (8, PH)										2	0	0	0	0	1	0						
Karl Rhodes, L OBP: 0.357, SLG: 0.480 (8, 7)										0	0	0	0	0	1	0						
Bill Gullickson, R OBP: 0.191, SLG: 0.136 (1, 1)										2	0	0	0	0	1	0						
Dan Schatzeder, L OBP: 0.250, SLG: 0.250 (6, PH)										0	0	0	0	0	0	0						
Ken Oberkfell, L OBP: 0.300, SLG: 0.323 (6, PH)										1	0	0	0	0	0	1						
Juan Agosto, L OBP: 0.300, SLG: 0.323 (8, 1)										0	0	0	0	0	0	0						
Larry Andersen, R OBP: 0.288, SLG: 0.362 (8, 1)										0	0	0	0	0	0	0						
Inning Stats	R: 0 E: 0 K: 1 S: 5	H: 0 LOB: 1 BB: 1 P: 9	R: 0 E: 0 K: 0 S: 3	H: 0 LOB: 0 BB: 0 P: 3	R: 0 E: 0 K: 2 S: 7	H: 0 LOB: 0 BB: 0 P: 7	R: 0 E: 0 K: 0 S: 3	H: 0 LOB: 0 BB: 0 P: 3	R: 0 E: 0 K: 1 S: 5	H: 1 LOB: 0 BB: 0 P: 3	R: 0 E: 0 K: 1 S: 5	H: 0 LOB: 0 BB: 0 P: 5	R: 0 E: 0 K: 1 S: 5	H: 0 LOB: 1 BB: 1 P: 9	R: 2 E: 0 K: 0 S: 4	H: 2 LOB: 0 BB: 1 P: 8	R: 0 E: 0 K: 0 S: 3	H: 1 LOB: 1 BB: 1 P: 7	1B: 2 2B: 1 3B: 0 HR: 1	SF: 0 SAC: 0 DP: 2 HBP: 0	WP: 0 PB: 1 SB: 0 CS: 1	PA: 33
PITCHER	IP WLS BF H R ER SO BB IBB HBP BLK WP HR S P ERA WHIP																					
John Smiley, L ERA: 3.99 (1, 1)	7.0 W 25 3 2 2 5 2 0 0 0 0 0 1 33 41 2.57 0.714																					
Ted Power, R ERA: 2.5 (8, 1)	1.0 3 0 0 0 0 1 0 0 0 0 0 0 2 6 0.00 1.000																					
Bill Landrum, R ERA: 2.35 (9, 1)	1.0 S 4 1 0 0 0 1 0 0 0 0 0 0 3 7 0.00 2.000																					

Houston Astros @ Pittsburgh Pirates
Three Rivers Stadium, Pittsburgh, PA
Wed Aug 22 1990, 7:05 PM EDT
Att: 29,420 - Unknown - 72 F

AB 28
R 2
H 4
RBI 2
BB 4
SO 5
LOB 12

Batter	1	2	3	4	5	6	7	8	9	AB	R	H	RBI	BB	SO	LOB	BOTTOM					
Wally Backman, S OBP: 0.357, SLG: 0.382 (1, 5)										3	0	0	0	0	0	1						
Jeff King, R OBP: 0.288, SLG: 0.413 (6, PH) (7, 5)										1	0	0	0	0	0	2						
Jay Bell, R OBP: 0.315, SLG: 0.371 (1, 6)										4	0	0	0	0	1	1						
Andy Van Slyke, L OBP: 0.374, SLG: 0.467 (1, 8)										4	0	2	0	0	1	1						
Bobby Bonilla, S OBP: 0.326, SLG: 0.547 (1, 9)										4	0	1	0	0	1	2						
Barry Bonds, L OBP: 0.416, SLG: 0.577 (1, 7)										4	3	2	0	0	0	2						
Sid Bream, L OBP: 0.360, SLG: 0.472 (1, 3)										3	1	1	1	0	0	1						
Michael LaValliere, L OBP: 0.359, SLG: 0.525 (1, 2)										3	0	2	2	1	0	1						
Jose Lind, R OBP: 0.316, SLG: 0.361 (1, 4)										3	0	0	0	1	0	3						
John Smiley, L OBP: 0.175, SLG: 0.132 (1, 1)										3	0	1	1	0	0	2						
Ted Power, R OBP: 0.143, SLG: 0.286 (8, 1)										0	0	0	0	0	0	0						
Orlando Merced, S OBP: 0.263, SLG: 0.316 (6, PH)										1	0	0	0	0	0	1						
Bill Landrum, R ERA: 2.13 (9, 1)										0	0	0	0	0	0	0						
Inning Stats	R: 0 E: 1 K: 2 S: 8	H: 0 LOB: 1 BB: 0 P: 8	R: 2 E: 1 K: 0 S: 6	H: 2 LOB: 1 BB: 0 P: 6	R: 0 E: 0 K: 0 S: 4	H: 2 LOB: 1 BB: 0 P: 4	R: 0 E: 0 K: 0 S: 3	H: 0 LOB: 1 BB: 1 P: 7	R: 0 E: 0 K: 0 S: 4	H: 1 LOB: 0 BB: 0 P: 4	R: 1 E: 0 K: 0 S: 5	H: 2 LOB: 2 BB: 1 P: 9	R: 0 E: 0 K: 1 S: 5	H: 0 LOB: 0 BB: 0 P: 5	R: 1 E: 0 K: 0 S: 5	H: 2 LOB: 1 BB: 0 P: 5	R: 0 E: 0 K: 0 S: 3	H: 1 LOB: 1 BB: 0 P: 7	1B: 6 2B: 4 3B: 0 HR: 0	SF: 0 SAC: 1 DP: 1 HBP: 0	WP: 0 PB: 0 SB: 1 CS: 0	PA: 36
PITCHER	IP WLS BF H R ER SO BB IBB HBP BLK WP HR S P ERA WHIP																					
Bill Gullickson, R ERA: 3.9 (1, 1)	5.2 L 27 7 3 3 2 2 1 0 0 0 0 0 0 29 37 3.18 1.412																					
Dan Schatzeder, L ERA: 2.31 (6, 1)	1.1 4 0 0 0 1 0 0 0 0 0 0 0 6 6 0.00 0.000																					
Juan Agosto, L ERA: 4.21 (8, 1)	0.1 3 2 1 1 0 0 0 0 0 0 0 0 3 3 27.00 6.000																					
Larry Andersen, R ERA: 2.13 (8, 1)	0.2 2 0 0 0 0 0 0 0 0 0 0 0 2 2 0.00 0.000																					

Houston Astros @ Pittsburgh Pirates
Three Rivers Stadium, Pittsburgh, PA
Wed Aug 22 1990, 7:05 PM EDT
Att: 29,420 - Unknown - 72 F


AB 33
R 4
H 9
RBI 4
BB 2
SO 3
LOB 17

Batter	1	2	3	4	5	6	7	8	9	10	11	AB	R	H	RBI	BB	SO	LOB	TOP	
Vince Coleman, S OBP: 0.352, SLG: 0.418 (1, 7)	G4-3		G4-3		F8		G4-3			SH3-4 1B		6	0	2	1	0	0	0		
Tim Jones, L OBP: 0.248, SLG: 0.247 (1, 6)	G4-3		F8			K				SH3-4 1B	K	5	0	0	0	0	3	3		
Terry Pendleton, S OBP: 0.289, SLG: 0.316 Craig Wilson, R OBP: 0.284, SLG: 0.253 (1, 5) (9, 5)	G4-3		G1-3			2B 1B		G1-3 HBP		P3	P8	3	1	1	0	0	0	0		
Willie McGee, S OBP: 0.383, SLG: 0.432 (1, 9)		1B 1B		G4-3		SAFE SAFE SAFE SAFE 1B 2B		G1-3		BB IBB		4	1	2	0	1	0	1		
Todd Zeile, R OBP: 0.324, SLG: 0.405 (1, 3) (11, 2)		K		G6-3		2H 3H 1B		G6-3		1-2 2-3 BB		4	0	1	2	1	1	2		
Ray Lankford, L OBP: 0.538, SLG: 0.636 (1, 8)		K				G2				K	P5	5	0	1	0	0	2	5		
Tom Pagnozzi, R OBP: 0.328, SLG: 0.349 Dave Collins, S OBP: 0.369, SLG: 0.231 (1, 2) (11, PR) (11, 3)				F8		F8				F9		5	0	2	0	0	0	2		
José Oquendo, S OBP: 0.353, SLG: 0.316 (1, 4)						G3-1		G3			SH2-4 1B	3	0	1	0	1	0	0		
Omar Olivares, R Ken Dayley, L Denny Walling, L Scott Terry, R Milt Thompson, L Lee Smith, R (1, 1) (7, 1) (9, PH) (8, 1) (11, PR) (11, 3)						G5-3		G5-3			1B S BB	3	0	0	0	0	0	3		
Inning Stats	R: 0 E: 0 K: 0 S: 8	H: 0 LOB: 0 BB: 0 P: 13	R: 0 E: 0 K: 2 S: 16	H: 2 LOB: 3 BB: 1 P: 21	R: 0 E: 0 K: 0 S: 7	H: 0 LOB: 0 BB: 0 P: 10	R: 0 E: 0 K: 0 S: 8	H: 1 LOB: 1 BB: 0 P: 12	R: 0 E: 0 K: 0 S: 6	H: 0 LOB: 0 BB: 0 P: 11	R: 0 E: 0 K: 1 S: 8	H: 0 LOB: 1 BB: 0 P: 15	R: 0 E: 0 K: 1 S: 9	H: 1 LOB: 1 BB: 2 P: 22	R: 1 E: 0 K: 1 S: 12	H: 2 LOB: 2 BB: 1 P: 22	1B: 9 2B: 1 3B: 0 HR: 0	SF: 0 SAC: 2 DP: 0 HBP: 1	WP: 0 PB: 0 SB: 3 CS: 0	PA: 48
PITCHER	IP WLS BF H R ER SO BB IBB HBP BLK WP HR S P ERA WHIP	IP WLS BF H R ER SO BB IBB HBP BLK WP HR S P ERA WHIP	IP WLS BF H R ER SO BB IBB HBP BLK WP HR S P ERA WHIP	IP WLS BF H R ER SO BB IBB HBP BLK WP HR S P ERA WHIP	IP WLS BF H R ER SO BB IBB HBP BLK WP HR S P ERA WHIP	IP WLS BF H R ER SO BB IBB HBP BLK WP HR S P ERA WHIP	IP WLS BF H R ER SO BB IBB HBP BLK WP HR S P ERA WHIP	IP WLS BF H R ER SO BB IBB HBP BLK WP HR S P ERA WHIP	IP WLS BF H R ER SO BB IBB HBP BLK WP HR S P ERA WHIP	IP WLS BF H R ER SO BB IBB HBP BLK WP HR S P ERA WHIP	IP WLS BF H R ER SO BB IBB HBP BLK WP HR S P ERA WHIP	IP WLS BF H R ER SO BB IBB HBP BLK WP HR S P ERA WHIP	IP WLS BF H R ER SO BB IBB HBP BLK WP HR S P ERA WHIP	IP WLS BF H R ER SO BB IBB HBP BLK WP HR S P ERA WHIP	IP WLS BF H R ER SO BB IBB HBP BLK WP HR S P ERA WHIP	IP WLS BF H R ER SO BB IBB HBP BLK WP HR S P ERA WHIP	IP WLS BF H R ER SO BB IBB HBP BLK WP HR S P ERA WHIP	IP WLS BF H R ER SO BB IBB HBP BLK WP HR S P ERA WHIP	IP WLS BF H R ER SO BB IBB HBP BLK WP HR S P ERA WHIP	IP WLS BF H R ER SO BB IBB HBP BLK WP HR S P ERA WHIP
Mike Scott, R ERA: 4.11 Larry Andersen, R ERA: 2.01 Dave Smith, R ERA: 2.47 (1, 1) (8, 1) (10, 1)	2.0	8	1	0	0	2	0	0	1	0	0	0	0	16	28	0.00	0.500			
2.0	L	12	3	1	0	1	2	1	0	0	0	0	0	21	44	0.00	2.500			

St. Louis Cardinals @ Houston Astros
Astrodome, Houston, TX
Fri Aug 24 1990, 8:05 PM EDT
Att: 16,459 - Dome

livebaseballscores.com

AB 41
R 3
H 10
RBI 3
BB 4
SO 6
LOB 20




Batter	1	2	3	4	5	6	7	8	9	10	11	AB	R	H	RBI	BB	SO	LOB	BOTTOM			
Karl Rhodes, L OBP: 0.344, SLG: 0.448 Mark Davidson, R OBP: 0.295, SLG: 0.338 (1, 7) (7, PH) (8, 7)	G6-3					L6				G5-3		3	0	0	0	1	1					
Bill Doran, S OBP: 0.401, SLG: 0.416 (1, 4)	K					BB E 1B		F7		L8		5	1	2	0	0	1	1				
Ken Caminiti, S OBP: 0.308, SLG: 0.312 (1, 5)	F7					SAFE 1B		E5		K		5	0	1	0	0	1	2				
Franklin Stubbs, L OBP: 0.316, SLG: 0.470 (1, 3)						E3		K		G6-3		4	0	0	0	1	2	2				
Craig Biggio, R OBP: 0.348, SLG: 0.354 (1, 2)		G6-4-3				F7		F9		S 1B		5	0	1	0	0	1	4				
Glenn Wilson, R OBP: 0.293, SLG: 0.365 (1, 9)						F9		F9		K		5	0	1	0	0	1	4				
Casey Candaele, S OBP: 0.367, SLG: 0.424 (1, 8)		FC6				F8		G4-3		K		4	1	0	0	1	1	2				
Rafael Ramirez, R OBP: 0.293, SLG: 0.330 (1, 6)						SH1-3 BB		K				1	0	0	0	2	1	0				
Mike Scott, R ERA: 1.23 Ken Dayley, L ERA: 3.27 Scott Terry, R ERA: 5.15 Larry Andersen, R ERA: 2.05 (1, 1) (7, 1) (9, 1) (8, 1) (9, PH) (10, 1)	6.2	W	6	0	0	2	0	0	0	0	0	0	0	0	17	27	0.00	0.000				
1.0	S	4	1	0	0	2	0	0	0	0	0	0	0	15	18	0.00	1.000					
PITCHER	IP WLS BF H R ER SO BB IBB HBP BLK WP HR S P ERA WHIP	IP WLS BF H R ER SO BB IBB HBP BLK WP HR S P ERA WHIP	IP WLS BF H R ER SO BB IBB HBP BLK WP HR S P ERA WHIP	IP WLS BF H R ER SO BB IBB HBP BLK WP HR S P ERA WHIP	IP WLS BF H R ER SO BB IBB HBP BLK WP HR S P ERA WHIP	IP WLS BF H R ER SO BB IBB HBP BLK WP HR S P ERA WHIP	IP WLS BF H R ER SO BB IBB HBP BLK WP HR S P ERA WHIP	IP WLS BF H R ER SO BB IBB HBP BLK WP HR S P ERA WHIP	IP WLS BF H R ER SO BB IBB HBP BLK WP HR S P ERA WHIP	IP WLS BF H R ER SO BB IBB HBP BLK WP HR S P ERA WHIP	IP WLS BF H R ER SO BB IBB HBP BLK WP HR S P ERA WHIP	IP WLS BF H R ER SO BB IBB HBP BLK WP HR S P ERA WHIP	IP WLS BF H R ER SO BB IBB HBP BLK WP HR S P ERA WHIP	IP WLS BF H R ER SO BB IBB HBP BLK WP HR S P ERA WHIP	IP WLS BF H R ER SO BB IBB HBP BLK WP HR S P ERA WHIP	IP WLS BF H R ER SO BB IBB HBP BLK WP HR S P ERA WHIP	IP WLS BF H R ER SO BB IBB HBP BLK WP HR S P ERA WHIP	IP WLS BF H R ER SO BB IBB HBP BLK WP HR S P ERA WHIP	IP WLS BF H R ER SO BB IBB HBP BLK WP HR S P ERA WHIP	IP WLS BF H R ER SO BB IBB HBP BLK WP HR S P ERA WHIP		
2.0	W	6	0	0	0	2	0	0	0	0	0	0	0	17	27	0.00	0.000					
1.0	S	4	1	0	0	2	0	0	0	0	0	0	0	15	18	0.00	1.000					
Inning Stats	R: 0 E: 0 K: 1 S: 9	H: 0 LOB: 0 BB: 0 P: 13	R: 0 E: 0 K: 0 S: 6	H: 1 LOB: 1 BB: 1 P: 12	R: 0 E: 0 K: 1 S: 9	H: 1 LOB: 2 BB: 1 P: 18	R: 0 E: 0 K: 2 S: 8	H: 0 LOB: 0 BB: 0 P: 15	R: 0 E: 1 K: 0 S: 16	H: 2 LOB: 2 BB: 0 P: 23	R: 1 E: 0 K: 0 S: 8	H: 0 LOB: 1 BB: 2 P: 18	R: 0 E: 1 K: 1 S: 8	H: 0 LOB: 1 BB: 0 P: 10	R: 0 E: 0 K: 1 S: 9	H: 0 LOB: 0 BB: 0 P: 17	R: 0 E: 0 K: 2 S: 15	H: 1 LOB: 1 BB: 0 P: 18	1B: 5 2B: 1 3B: 0 HR: 0	SF: 0 SAC: 1 DP: 2 HBP: 0	WP: 1 PB: 0 SB: 2 CS: 0	PA: 43

St. Louis Cardinals @ Houston Astros
Astrodome, Houston, TX
Fri Aug 24 1990, 8:05 PM EDT
Att: 16,459 - Dome

livebaseballscores.com

AB 37
R 2
H 5
RBI 0
BB 5
SO 9
LOB 19



Batter	1	2	3	4	5	6	7	8	9	AB	R	H	RBI	BB	SO	LOB	TOP			
Vince Coleman, S OBP: 0.391, SLG: 0.421				B5-3						4	1	1	0	0	2	1	St. Louis Cardinals @ Houston Astros Astrodome, Houston, TX Sat Aug 25 1990, 8:05 PM EDT Att: 22,410 - Dome			
Ozzie Smith, S OBP: 0.326, SLG: 0.294				G1-3						3	1	1	2	0	0	0				
Willie McGee, S OBP: 0.383, SLG: 0.441				L9						4	1	2	1	0	0	0				
Todd Zeile, R OBP: 0.328, SLG: 0.407										3	0	2	0	1	0	0				
Craig Wilson, R OBP: 0.282, SLG: 0.253				L5-3						4	0	1	0	0	0	4				
Frank DiPino, L OBP: 0.333, SLG: 0.667				G6-3						0	0	0	0	0	0	0				
Ray Lankford, L OBP: 0.471, SLG: 0.600					G4-3					4	0	1	0	0	0	1				
Tom Pagnozzi, R OBP: 0.317, SLG: 0.336				F8						4	0	0	0	0	3	1				
José Oquendo, S OBP: 0.354, SLG: 0.316				P6						3	0	1	0	1	0	0				
Jose DeLeon, R OBP: 0.146, SLG: 0.170				K						1	0	0	0	0	1	0				
Dave Collins, S OBP: 0.297, SLG: 0.226										1	0	0	0	0	0	1				
Tim Sherrill, L OBP: 0.297, SLG: 0.226										0	0	0	0	0	0	0				
Tom Niedenfuer, R OBP: 0.337, SLG: 0.452										0	0	0	0	0	0	0				
Rex Hudler, R OBP: 0.337, SLG: 0.452										2	1	1	1	0	0	1				
Inning Stats	R: 0 E: 0 K: 1 S: 9	H: 0 LOB: 0 BB: 0 P: 16	R: 0 E: 0 K: 0 S: 8	H: 1 LOB: 0 BB: 0 P: 15	R: 0 E: 0 K: 1 S: 13	H: 0 LOB: 0 BB: 0 P: 20	R: 0 E: 0 K: 0 S: 6	H: 0 LOB: 0 BB: 0 P: 10	R: 0 E: 0 K: 0 S: 5	H: 1 LOB: 0 BB: 0 P: 8	R: 2 E: 0 K: 1 S: 17	H: 4 LOB: 1 BB: 0 P: 24	R: 2 E: 0 K: 0 S: 12	H: 3 LOB: 2 BB: 1 P: 22	R: 0 E: 0 K: 1 S: 11	H: 0 LOB: 1 BB: 1 P: 20	1B: 4 2B: 3 3B: 1 HR: 3	SF: 1 SAC: 0 DP: 3 HBP: 0	WP: 0 PB: 0 SB: 0 CS: 0	PA: 36
PITCHER	IP WLS BF H R ER SO BB IBB HBP BLK WP HR S P ERA WHIP																			
Jim Deshaies, L ERA: 4.39	(1, 1) 7.1 W 28 9 4 4 5 0 0 0 0 0 3 77 122 4.91 1.227																			
Dan Schatzeder, L ERA: 2.29	(8, 1) 0.2 4 1 0 0 0 1 0 0 0 0 0 5 12 0.00 3.000																			
Juan Agosto, L ERA: 4.15	(9, 1) 1.0 S 4 0 0 0 1 1 0 0 0 0 0 0 11 20 0.00 1.000																			

Batter	1	2	3	4	5	6	7	8	9	AB	R	H	RBI	BB	SO	LOB	BOTTOM			
Eric Yelding, R OBP: 0.304, SLG: 0.292				G6-3						5	0	1	0	0	2	3	St. Louis Cardinals @ Houston Astros Astrodome, Houston, TX Sat Aug 25 1990, 8:05 PM EDT Att: 22,410 - Dome			
Bill Doran, S OBP: 0.402, SLG: 0.414										2	1	0	0	2	1	0				
Ken Caminiti, S OBP: 0.312, SLG: 0.313										2	1	1	0	2	0	0				
Franklin Stubbs, L OBP: 0.318, SLG: 0.473										4	1	2	2	0	0	1				
Craig Biggio, R OBP: 0.347, SLG: 0.354										4	0	1	2	0	0	2				
Glenn Wilson, R OBP: 0.295, SLG: 0.368										3	1	1	0	1	1	2				
Dan Schatzeder, L OBP: 0.250, SLG: 0.250										0	0	0	0	0	0	0				
Juan Agosto, L										0	0	0	0	0	0	0				
Karl Rhodes, L OBP: 0.343, SLG: 0.419										2	0	0	0	1	1	2				
Casey Candaele, S OBP: 0.365, SLG: 0.421										1	0	0	0	0	0	0				
Rafael Ramirez, R OBP: 0.295, SLG: 0.332										4	1	2	0	0	1	1				
Jim Deshaies, L OBP: 0.065, SLG: 0.044										0	1	0	1	1	0	0				
Mark Davidson, R OBP: 0.291, SLG: 0.333										1	0	0	0	0	0	1				
Inning Stats	R: 0 E: 0 K: 2 S: 7	H: 0 LOB: 0 BB: 0 P: 11	R: 0 E: 0 K: 0 S: 7	H: 0 LOB: 1 BB: 1 P: 14	R: 4 E: 0 K: 1 S: 19	H: 2 LOB: 1 BB: 3 P: 37	R: 0 E: 0 K: 1 S: 6	H: 0 LOB: 1 BB: 1 P: 12	R: 0 E: 0 K: 0 S: 7	H: 0 LOB: 1 BB: 1 P: 13	R: 2 E: 0 K: 1 S: 15	H: 3 LOB: 1 BB: 1 P: 26	R: 0 E: 0 K: 1 S: 15	H: 2 LOB: 1 BB: 0 P: 24	R: 0 E: 0 K: 0 S: 10	H: 1 LOB: 1 BB: 0 P: 13	1B: 6 2B: 2 3B: 0 HR: 0	SF: 0 SAC: 2 DP: 0 HBP: 0	WP: 1 PB: 0 SB: 2 CS: 2	PA: 37
PITCHER	IP WLS BF H R ER SO BB IBB HBP BLK WP HR S P ERA WHIP																			
Jose DeLeon, R ERA: 4.26	(1, 1) 5.0 L 23 2 4 4 4 6 0 0 0 0 1 0 18 32 18.00 5.000																			
Tim Sherrill, L ERA: 9.0	(6, 1) 1.0 7 4 2 2 1 1 0 0 0 0 1 0 18 32 18.00 5.000																			
Tom Niedenfuer, R ERA: 3.28	(7, 1) 1.0 3 1 0 0 1 0 0 0 0 0 0 0 12 18 0.00 1.000																			
Frank DiPino, L ERA: 4.33	(8, 1) 1.0 4 1 0 0 0 0 0 0 0 0 0 0 10 13 0.00 1.000																			

Batter	1	2	3	4	5	6	7	8	9	AB	R	H	RBI	BB	SO	LOB	TOP					
Vince Coleman, S (1, 7) OBP: 0.352, SLG: 0.422	1-2 1B SF9	2-3 K					1-2 BB S			4	1	2	0	0	1	1	St. Louis Cardinals @ Houston Astros Astrodome, Houston, TX Sun Aug 26 1990, 4:33 AM EDT Att: 17,216 - Dome					
Ozzie Smith, S (1, 6) OBP: 0.331, SLG: 0.295	1-2 SF9 1B		0-2 G4-3		1-2 BB		4-2 CS BB			2	0	1	0	2	0	0						
Terry Pendleton, S (1, 5) OBP: 0.269, SLG: 0.315	1-3 K		0-0 P6		0-0 1B		2-0 CS	1-1 F4		4	0	1	0	0	1	2						
Denny Walling, L (1, 3) OBP: 0.258, SLG: 0.276	1-0 1B		0-1 F7		3-2 F9			1-0 G4-3		4	0	1	0	0	0	2						
Todd Zeile, R (1, 2) OBP: 0.325, SLG: 0.404	1-2 SF9			2-1 F8	0-2 L4			0-2 F8		3	0	0	1	0	0	2						
Ray Lankford, L (1, 8) OBP: 0.429, SLG: 0.500	2-3 K			4-0 G3 2B BB		0-0 P6		0-1 F9		3	1	0	0	1	1	2						
Milt Thompson, L (1, 9) OBP: 0.296, SLG: 0.323		0-0 F9 BLK 1B		1-0 G3		1-0 F7		0-3 K		4	0	1	0	0	1	1						
Tim Jones, L (1, 4) OBP: 0.257, SLG: 0.278		0-0 F9		3-2 2B		0-0 F7		1-2 2B		4	0	2	1	0	0	1						
Ken Hill, R (1, 1) OBP: 0.333, SLG: 0.273		1-3 K		0-1 F9			1-3 K2-3		2-2 F8	2	0	0	0	0	1	2						
José Oquendo, S (7, PH) OBP: 0.333, SLG: 0.316										1	0	0	0	0	1	0						
Frank DiPino, L (7, 1) OBP: 0.333, SLG: 0.667										0	0	0	0	0	0	0						
Willie McGee, S (9, PH) OBP: 0.383, SLG: 0.440										1	0	0	0	0	0	1						
Inning Stats	R: 1 E: 0 K: 2 S: 17	H: 3 LOB: 2 BB: 0 P: 24	R: 0 E: 0 K: 2 S: 8	H: 1 LOB: 1 BB: 0 P: 11	R: 0 E: 0 K: 0 S: 6	H: 0 LOB: 0 BB: 0 P: 6	R: 1 E: 0 K: 0 S: 8	H: 1 LOB: 1 BB: 1 P: 18	R: 0 E: 0 K: 0 S: 13	H: 2 LOB: 2 BB: 1 P: 21	R: 0 E: 0 K: 0 S: 3	H: 0 LOB: 0 BB: 0 P: 4	R: 0 E: 0 K: 1 S: 10	H: 0 LOB: 0 BB: 1 P: 18	R: 0 E: 0 K: 0 S: 6	H: 0 LOB: 0 BB: 0 P: 8	R: 0 E: 0 K: 1 S: 13	H: 1 LOB: 1 BB: 0 P: 16	1B: 6 2B: 2 3B: 0 HR: 0	SF: 1 SAC: 0 DP: 0 HBP: 0	WP: 0 PB: 0 SB: 1 CS: 1	PA: 37
PITCHER Danny Darwin, R (1, 1) ERA: 1.88	IP: 9.0 WLS: W BF: 36	H: 8 R: 2 ER: 2 SO: 6	BB: 3 IBB: 0 HBP: 0 BLK: 1	WP: 0 HR: 0 S: 84 P: 126	ERA: 2.00 WHIP: 1.222	PITCHER										IP: 9.0 WLS: W BF: 36	H: 8 R: 2 ER: 2 SO: 6	BB: 3 IBB: 0 HBP: 0 BLK: 1	WP: 0 HR: 0 S: 84 P: 126	ERA: 2.00 WHIP: 1.222		

AB	32
R	2
H	8
RBI	2
BB	3
SO	6
LOB	14



Batter	1	2	3	4	5	6	7	8	9	AB	R	H	RBI	BB	SO	LOB	BOTTOM			
Eric Yelding, R (1, 8) OBP: 0.303, SLG: 0.292	0-1 G4-3		1-3 K		0-1 L7		0-1 1B			4	0	1	1	0	1	0	St. Louis Cardinals @ Houston Astros Astrodome, Houston, TX Sun Aug 26 1990, 4:33 AM EDT Att: 17,216 - Dome			
Bill Doran, S (1, 4) OBP: 0.405, SLG: 0.417	4-1 G3 BB			4-1 BB 1B BB		2-1 PB S 2B		0-0 G5-3		2	2	1	0	2	0	0				
Ken Caminiti, S (1, 5) OBP: 0.311, SLG: 0.311	2-2 G3			4-2 1B 1B BB		1-1 G1-3		1-3 K		3	1	0	0	1	1	2				
Franklin Stubbs, L (1, 3) OBP: 0.323, SLG: 0.475	1-1 L4			2-2 1B 1B		2-3 S IBB		0-0 1B		3	0	2	1	1	0	1				
Craig Biggio, R (1, 2) OBP: 0.344, SLG: 0.351		2-2 G6-3		1-3 K		3-3 K		0-2 L9		4	0	0	0	0	2	4				
Glenn Wilson, R (1, 9) OBP: 0.296, SLG: 0.368		2-1 G5-3		1-1 G1-6-3 1B		1-2 K		0-3 K		3	0	1	1	0	1	1				
Karl Rhodes, L (1, 7) OBP: 0.324, SLG: 0.394			3-2 G6-3		1-2 1B					2	0	0	0	0	2					
Mark Davidson, R (7, PH) (8, 7)				1-2 G1-6-3 1B						1	0	0	0	0	0	0				
Rafael Ramirez, R (1, 6) OBP: 0.295, SLG: 0.330			0-2 F9		1-0 P6		4-0 SH1-4 1B BB			2	1	0	0	1	0	0				
Danny Darwin, R (1, 1) OBP: 0.241, SLG: 0.296			0-3 K		1-2 F9		0-0 SH1-4			2	0	0	0	0	1	0				
Inning Stats	R: 0 E: 0 K: 0 S: 8	H: 0 LOB: 1 BB: 1 P: 15	R: 0 E: 0 K: 0 S: 8	H: 0 LOB: 0 BB: 0 P: 15	R: 0 E: 0 K: 2 S: 9	H: 0 LOB: 0 BB: 0 P: 10	R: 2 E: 0 K: 1 S: 16	H: 2 LOB: 1 BB: 2 P: 29	R: 0 E: 0 K: 0 S: 6	H: 0 LOB: 0 BB: 0 P: 8	R: 1 E: 0 K: 2 S: 11	H: 1 LOB: 1 BB: 1 P: 20	R: 1 E: 0 K: 0 S: 5	H: 1 LOB: 1 BB: 1 P: 9	R: 0 E: 0 K: 1 S: 8	H: 1 LOB: 1 BB: 0 P: 9	1B: 4 2B: 1 3B: 0 HR: 0	SF: 0 SAC: 1 DP: 1 HBP: 0	WP: 0 PB: 1 SB: 2 CS: 0	PA: 32
PITCHER Ken Hill, R (1, 1) ERA: 4.5	IP: 6.0 WLS: L BF: 24	H: 3 R: 3 ER: 2 SO: 5	BB: 3 IBB: 0 HBP: 0 BLK: 0	WP: 0 HR: 0 S: 58 P: 97	ERA: 3.00 WHIP: 1.000	PITCHER										IP: 6.0 WLS: L BF: 24	H: 3 R: 3 ER: 2 SO: 5	BB: 3 IBB: 0 HBP: 0 BLK: 0	WP: 0 HR: 0 S: 58 P: 97	ERA: 3.00 WHIP: 1.000
PITCHER Frank DiPino, L (7, 1) ERA: 4.34	IP: 2.0 WLS: L BF: 8	H: 2 R: 1 ER: 1 SO: 1	BB: 1 IBB: 0 HBP: 0 BLK: 0	WP: 0 HR: 0 S: 13 P: 18	ERA: 4.50 WHIP: 1.500	PITCHER										IP: 2.0 WLS: L BF: 8	H: 2 R: 1 ER: 1 SO: 1	BB: 1 IBB: 0 HBP: 0 BLK: 0	WP: 0 HR: 0 S: 13 P: 18	ERA: 4.50 WHIP: 1.500

AB	26
R	4
H	5
RBI	3
BB	5
SO	6
LOB	10



Batter	1	2	3	4	5	6	7	8	9	AB	R	H	RBI	BB	SO	LOB	TOP			
Jerome Walton, R (1, 8) OBP: 0.363, SLG: 0.326	0-2 5-3		1-0 P3		4-0 BB		1-3 K		2-2 23 1B	4	0	1	1	1	1	0				
23 Ryne Sandberg, R (1, 4) OBP: 0.350, SLG: 0.543	1-1 F7			0-2 HR	1-2 SF8			1-3 K	0-1 1B	4	1	2	2	0	1	0				
Mark Grace, L (1, 3) OBP: 0.366, SLG: 0.413	4-2 FC6-4 BB			1-2 F8	0-0 G3			0-0 6-3	0-0 F8	4	0	0	0	1	0	5				
Andre Dawson, R (1, 9) OBP: 0.363, SLG: 0.540	1-1 FC6-4			1-0 1B 3B			0-3 K	0-1 FC6 1B		4	1	2	0	0	1	1				
Dave Clark, L (1, 7) OBP: 0.299, SLG: 0.423		2-0 4-3		3-2 4-3			2-1 HR			4	1	1	1	0	0	2				
Doug Dascenzo, S (9, 7) OBP: 0.313, SLG: 0.374										0	0	0	0	0	0	0				
Luis Salazar, R (1, 5) OBP: 0.295, SLG: 0.408		2-0 F7		1-0 CS 1B			1-0 G6-4 HBP		2-2 F9	2	0	1	1	0	0	0				
Curtis Wilkerson, S (6, PR) OBP: 0.241, SLG: 0.235										1	0	0	0	0	0	0				
Shawon Dunston, R (1, 6) OBP: 0.308, SLG: 0.469		2-1 5-3		2-2 CS 1B	0-0 E6 5-3 1B 23 SF8		1-0 G6-4		4-1 1B BB	3	2	0	0	1	0	1				
Joe Girardi, R (1, 2) OBP: 0.317, SLG: 0.369			2-3 K		0-1 5-3 1B			0-3 K	1-1 23 1B 1B	4	0	2	0	0	2	0				
Greg Maddux, R (1, 1) OBP: 0.157, SLG: 0.145			1-2 G3		0-0 5-3			1-2 4-3	1-3 K	4	0	0	0	0	1	4				
Inning Stats	R: 0 H: 0 E: 0 K: 0 S: 11	H: 0 LOB: 1 BB: 1 P: 17	R: 0 H: 0 E: 0 K: 0 S: 4	H: 0 LOB: 0 BB: 0 P: 10	R: 0 H: 0 E: 0 K: 1 S: 9	H: 0 LOB: 0 BB: 0 P: 13	R: 2 H: 3 E: 0 K: 0 S: 14	H: 3 LOB: 0 BB: 0 P: 22	R: 1 H: 1 E: 1 K: 0 S: 8	H: 1 LOB: 2 BB: 1 P: 11	R: 0 H: 0 E: 0 K: 2 S: 9	H: 0 LOB: 0 BB: 0 P: 11	R: 0 H: 1 E: 0 K: 1 S: 8	H: 1 LOB: 3 BB: 1 P: 25	R: 1 H: 3 E: 0 K: 1 S: 15	H: 3 LOB: 3 BB: 1 P: 25	1B: 6 2B: 0 3B: 1 HR: 2	SF: 1 SAC: 0 DP: 0 HBP: 1	WP: 0 PA: 40 PB: 0 SB: 0 CS: 1	
PITCHER	IP WLS BF H R ER SO BB IBB HBP BLK WP HR S P ERA WHIP	IP WLS BF H R ER SO BB IBB HBP BLK WP HR S P ERA WHIP	IP WLS BF H R ER SO BB IBB HBP BLK WP HR S P ERA WHIP	IP WLS BF H R ER SO BB IBB HBP BLK WP HR S P ERA WHIP	IP WLS BF H R ER SO BB IBB HBP BLK WP HR S P ERA WHIP	IP WLS BF H R ER SO BB IBB HBP BLK WP HR S P ERA WHIP	IP WLS BF H R ER SO BB IBB HBP BLK WP HR S P ERA WHIP	IP WLS BF H R ER SO BB IBB HBP BLK WP HR S P ERA WHIP	IP WLS BF H R ER SO BB IBB HBP BLK WP HR S P ERA WHIP	IP WLS BF H R ER SO BB IBB HBP BLK WP HR S P ERA WHIP	IP WLS BF H R ER SO BB IBB HBP BLK WP HR S P ERA WHIP	IP WLS BF H R ER SO BB IBB HBP BLK WP HR S P ERA WHIP	IP WLS BF H R ER SO BB IBB HBP BLK WP HR S P ERA WHIP	IP WLS BF H R ER SO BB IBB HBP BLK WP HR S P ERA WHIP	IP WLS BF H R ER SO BB IBB HBP BLK WP HR S P ERA WHIP	IP WLS BF H R ER SO BB IBB HBP BLK WP HR S P ERA WHIP	IP WLS BF H R ER SO BB IBB HBP BLK WP HR S P ERA WHIP	IP WLS BF H R ER SO BB IBB HBP BLK WP HR S P ERA WHIP	IP WLS BF H R ER SO BB IBB HBP BLK WP HR S P ERA WHIP	
Bill Gullickson, R (1, 1) ERA: 3.94	5.1 L 24 5 4 3 2 2 0 1 0 0 2 52 84 5.06 1.312																			
Xavier Hernandez, R (6, PR) ERA: 5.19	2.2 8 1 0 0 3 0 0 0 0 0 0 0 18 23 0.00 0.375																			
Dan Schatzeder, L (9, 1) ERA: 2.4	1.0 7 3 1 1 1 1 0 0 0 0 0 0 15 25 9.00 4.000																			

Chicago Cubs @ Houston Astros
Astrodome, Houston, TX
Tue Aug 28 1990, 8:05 PM EDT
Att: 12,150 - Unknown

AB	34
R	5
H	9
RBI	5
BB	3
SO	6
LOB	13



Batter	1	2	3	4	5	6	7	8	9	AB	R	H	RBI	BB	SO	LOB	BOTTOM			
Eric Yelding, R (1, 8) OBP: 0.303, SLG: 0.291	0-1 S 1B		1-2 L3			1-3 K		0-1 G4-6-3		4	0	1	0	0	1	1				
Bill Doran, S (1, 4) OBP: 0.404, SLG: 0.415	1 SAFE 3-3 K		3-1 F8			2-1 1B		0-0 F8		4	0	1	0	0	1	1				
Ken Oberkfell, L (1, 3) OBP: 0.308, SLG: 0.321	3-1 1B			1-2 4-3		0-0 F8			4-1 2B 1B BB	3	1	1	0	1	0	1				
Franklin Stubbs, L (1, 7) OBP: 0.322, SLG: 0.472	0-1 F8			2-2 F8		1-2 1B			1-2 F8	4	0	1	0	0	0	2				
Ken Caminiti, S (1, 5) OBP: 0.313, SLG: 0.313		1-3 K		4-1 BB		2-3 K			1-1 1B 2B	3	1	1	0	1	2	2				
Glenn Wilson, R (1, 9) OBP: 0.295, SLG: 0.366		1-1 1-3		2-3 K			1-1 1-3		1-1 FC1 1B	4	0	1	1	0	1	1				
Rich Gedman, L (1, 2) OBP: 0.317, SLG: 0.276					2-3 K			0-0 4-3		4	0	2	1	0	1	0				
Danny Darwin, R (9, PR) OBP: 0.241, SLG: 0.296									2-3 3-H 1B	0	0	0	0	0	0	0				
Rafael Ramirez, R (1, 6) OBP: 0.292, SLG: 0.327		2-0 F7			0-1 6-3			1-0 P6		4	0	0	0	0	0	3				
Bill Gullickson, R (1, 1) OBP: 0.184, SLG: 0.130			1-1 P2			1-3 K			1-1 FC4-6	2	0	0	0	0	1	0				
Xavier Hernandez, L (6, PR) OBP: 0.500, SLG: 0.500										0	0	0	0	0	0	0				
Gerald Young, S (8, PH) OBP: 0.244, SLG: 0.259										0	0	0	0	1	0	0				
Dan Schatzeder, L (9, PR) OBP: 0.250, SLG: 0.250										0	0	0	0	0	0	0				
Casey Candaele, S (9, PH) OBP: 0.363, SLG: 0.419									1-2 2-3 1B	1	0	0	0	0	0	2				
Inning Stats	R: 0 H: 2 E: 0 K: 1 S: 9	H: 1 LOB: 1 BB: 0 P: 15	R: 0 H: 1 E: 0 K: 1 S: 7	H: 1 LOB: 0 BB: 0 P: 11	R: 0 H: 0 E: 0 K: 0 S: 7	H: 0 LOB: 0 BB: 0 P: 12	R: 0 H: 0 E: 0 K: 1 S: 10	H: 0 LOB: 1 BB: 1 P: 19	R: 0 H: 2 E: 0 K: 2 S: 12	H: 2 LOB: 2 BB: 0 P: 19	R: 0 H: 0 E: 0 K: 0 S: 4	H: 0 LOB: 0 BB: 0 P: 6	R: 0 H: 0 E: 0 K: 0 S: 4	H: 0 LOB: 1 BB: 1 P: 8	R: 2 H: 3 E: 0 K: 0 S: 13	H: 3 LOB: 2 BB: 1 P: 23	1B: 7 2B: 1 3B: 0 HR: 0	SF: 0 SAC: 0 DP: 1 HBP: 0	WP: 0 PA: 36 PB: 0 SB: 1 CS: 0	
PITCHER	IP WLS BF H R ER SO BB IBB HBP BLK WP HR S P ERA WHIP	IP WLS BF H R ER SO BB IBB HBP BLK WP HR S P ERA WHIP	IP WLS BF H R ER SO BB IBB HBP BLK WP HR S P ERA WHIP	IP WLS BF H R ER SO BB IBB HBP BLK WP HR S P ERA WHIP	IP WLS BF H R ER SO BB IBB HBP BLK WP HR S P ERA WHIP	IP WLS BF H R ER SO BB IBB HBP BLK WP HR S P ERA WHIP	IP WLS BF H R ER SO BB IBB HBP BLK WP HR S P ERA WHIP	IP WLS BF H R ER SO BB IBB HBP BLK WP HR S P ERA WHIP	IP WLS BF H R ER SO BB IBB HBP BLK WP HR S P ERA WHIP	IP WLS BF H R ER SO BB IBB HBP BLK WP HR S P ERA WHIP	IP WLS BF H R ER SO BB IBB HBP BLK WP HR S P ERA WHIP	IP WLS BF H R ER SO BB IBB HBP BLK WP HR S P ERA WHIP	IP WLS BF H R ER SO BB IBB HBP BLK WP HR S P ERA WHIP	IP WLS BF H R ER SO BB IBB HBP BLK WP HR S P ERA WHIP	IP WLS BF H R ER SO BB IBB HBP BLK WP HR S P ERA WHIP	IP WLS BF H R ER SO BB IBB HBP BLK WP HR S P ERA WHIP	IP WLS BF H R ER SO BB IBB HBP BLK WP HR S P ERA WHIP	IP WLS BF H R ER SO BB IBB HBP BLK WP HR S P ERA WHIP	IP WLS BF H R ER SO BB IBB HBP BLK WP HR S P ERA WHIP	
Greg Maddux, R (1, 1) ERA: 3.42	9.0 W 36 8 2 2 7 3 0 0 0 0 0 74 124 2.00 1.222																			

Chicago Cubs @ Houston Astros
Astrodome, Houston, TX
Tue Aug 28 1990, 8:05 PM EDT
Att: 12,150 - Unknown

AB	33
R	2
H	8
RBI	2
BB	3
SO	7
LOB	13



Batter	1	2	3	4	5	6	7	8	9	AB	R	H	RBI	BB	SO	LOB	TOP			
Jerome Walton, R OBP: 0.367, SLG: 0.331 (1, 8)	0-0 1B 23 4-3		0-0 1B 23 1B	0-3 K			0-3 K		0-0 CS 1B 1B	5	0	3	0	0	2	2				
23 Ryne Sandberg, R OBP: 0.350, SLG: 0.541 (1, 4)	0-0 4-3		0-0 1B 1-2		4-0 BB G5-4-3		0-0 5-3		0-0 F9	4	0	1	0	1	0	2				
Mark Grace, L OBP: 0.368, SLG: 0.413 (1, 3)	0-0 1B 2-3		0-0 F7		0-0 F9		4-0 1B BB		0-0 CS 1B	4	0	2	0	1	0	3				
Andre Dawson, R OBP: 0.362, SLG: 0.536 (1, 9)	0-3 K		0-0 F9		0-0 G5-4-3		0-0 1B		0-3 K 1-2 2-3	5	0	1	0	0	2	7				
Dave Clark, L OBP: 0.298, SLG: 0.415 (1, 7)	0-3 K		0-0 4-3			4-0 2B FC5-2 BB		0-3 K		3	0	0	0	1	2	6				
Domingo Ramos, R OBP: 0.338, SLG: 0.317 (8, PH)		0-0 FC1-6 1B		4-0 FC5-4 BB		0-0 FC5-2 2B		0-3 K		2	0	2	0	1	0	0				
Dwight Smith, L OBP: 0.338, SLG: 0.372 (8, 5)										1	0	0	0	0	1	0				
Curtis Wilkerson, S OBP: 0.241, SLG: 0.255 (8, 5)										0	0	0	0	0	0	0				
Shawon Dunston, R OBP: 0.308, SLG: 0.467 (1, 6)		0-0 FC1-6 S 1-2		0-0 FC5-4 1B 1-2		0-3 K		0-0 S 1B		4	0	1	0	0	1	4				
Joe Girardi, R OBP: 0.316, SLG: 0.368 (1, 2)		0-3 K		0-0 1B		0-0 FC5-2		0-3 K		4	0	1	0	0	2	4				
Rick Sutcliffe, L OBP: 0.333, SLG: 0.379 (6, PH)										2	0	0	0	0	1	3				
Gary Varsho, L OBP: 0.219, SLG: 0.200 (6, PH)		0-0 G3								1	0	0	0	0	1	2				
Steve Wilson, L OBP: 0.263, SLG: 0.337 (8, PH)										0	0	0	0	0	0	0				
Marvell Wynne, L OBP: 0.263, SLG: 0.337 (8, PH)										1	0	0	0	0	1	1				
Paul Assenmacher, L OBP: 0.263, SLG: 0.337 (8, 1)										0	0	0	0	0	0	0				
Inning Stats	R: 0 E: 0 K: 2 S: 9	H: 2 LOB: 2 BB: 0 P: 9	R: 0 E: 0 K: 1 S: 6	H: 1 LOB: 1 BB: 0 P: 6	R: 0 E: 0 K: 0 S: 5	H: 2 LOB: 2 BB: 0 P: 5	R: 0 E: 0 K: 2 S: 8	H: 1 LOB: 2 BB: 1 P: 12	R: 0 E: 0 K: 0 S: 2	H: 0 LOB: 0 BB: 1 P: 6	R: 0 E: 0 K: 2 S: 8	H: 1 LOB: 2 BB: 1 P: 12	R: 0 E: 0 K: 3 S: 10	H: 1 LOB: 1 BB: 0 P: 10	R: 0 E: 0 K: 1 S: 6	H: 2 LOB: 1 BB: 0 P: 6	1B: 10 2B: 1 3B: 0 HR: 0	SF: 0 SAC: 0 DP: 1 HBP: 0	WP: 0 PB: 0 SB: 3 CS: 2	PA: 40
PITCHER	IP WLS BF H R ER SO BB IBB HBP BLK WP HR S P ERA WHIP	IP WLS BF H R ER SO BB IBB HBP BLK WP HR S P ERA WHIP																	IP WLS BF H R ER SO BB IBB HBP BLK WP HR S P ERA WHIP	
Mark Portugal, R ERA: 3.44 (1, 1)	7.0 W 32	8 0 0 9	4 0 0 0	0 0 0 0	0 0 0 0	0 0 0 0	0 0 0 0	0 0 0 0	0 0 0 0	0 0 0 0	0 0 0 0	0 0 0 0	0 0 0 0	0 0 0 0	0 0 0 0	0 0 0 0	0.00 1.714	1.500		
Larry Andersen, R ERA: 1.95 (8, 1)	2.0 S 8	3 0 0 4	0 0 0 0	0 0 0 0	0 0 0 0	0 0 0 0	0 0 0 0	0 0 0 0	0 0 0 0	0 0 0 0	0 0 0 0	0 0 0 0	0 0 0 0	0 0 0 0	0 0 0 0	0 0 0 0	0.00 1.500			

Chicago Cubs @ Houston Astros
Astrodome, Houston, TX
Wed Aug 29 1990, 8:05 PM EDT
Att: 11,211 - Dome

AB	36
R	0
H	11
RBI	0
BB	4
SO	13
LOB	34



Batter	1	2	3	4	5	6	7	8	9	AB	R	H	RBI	BB	SO	LOB	BOTTOM			
Gerald Young, S OBP: 0.236, SLG: 0.250 (1, 8)	0-0 6-3		0-0 F7		0-0 F7		0-0 F9			4	0	0	0	0	0	2				
Bill Doran, S OBP: 0.405, SLG: 0.413 (1, 4)	0-0 E6 1B		4-0 S BB		4-3			4-0 L4 1B BB		2	0	0	0	2	0	0				
Ken Oberkell, L OBP: 0.304, SLG: 0.316 (6, PH)	0-0 F7		0-0 F8			0-0 F7		0-0 1B		2	0	0	0	0	0	2				
Ken Caminiti, S OBP: 0.314, SLG: 0.314 (7, 5)										2	0	1	0	0	0	0				
Franklin Stubbs, L OBP: 0.324, SLG: 0.471 (1, 3)	0-0 S 1B		4-0 1B BB		0-0 L3		0-3 K		0-0 L4	3	0	1	0	1	1	2				
Craig Biggio, R OBP: 0.342, SLG: 0.348 (1, 2)	0-3 K		0-3 K		0-3 K		0-0 L4		0-0 L4	4	0	0	0	0	3	6				
Glenn Wilson, R OBP: 0.293, SLG: 0.363 (9, 7)		0-0 1-3		0-0 4-3		0-0 6-3				3	0	0	0	0	0	0				
Karl Rhodes, L OBP: 0.333, SLG: 0.382 (7, PH)		4-0 1B G4-3-6 BB		0-0 4-3		0-0 F9				1	1	0	0	1	0	0				
Mark Davidson, R OBP: 0.284, SLG: 0.324 (8, 7)										1	0	0	0	0	0	0				
Rafael Ramirez, R OBP: 0.295, SLG: 0.330 (1, 6)		0-0 G4-3-6 1B		0-0 P4		0-0 PB 1B				3	0	2	0	0	0	0				
Mark Portugal, R OBP: 0.145, SLG: 0.130 (7, PH)		0-0 G4-3-6		0-0 F7		4-0 1B IBB				2	0	0	0	0	0	1				
Glenn Davis, R OBP: 0.337, SLG: 0.556 (8, 1)										0	0	0	0	0	0	0				
Larry Andersen, R ERA: 1.95 (8, 1)										0	0	0	0	0	0	0				
Inning Stats	R: 0 E: 1 K: 1 S: 7	H: 1 LOB: 2 BB: 0 P: 7	R: 1 E: 0 K: 0 S: 3	H: 1 LOB: 0 BB: 1 P: 7	R: 0 E: 0 K: 1 S: 5	H: 0 LOB: 2 BB: 2 P: 13	R: 0 E: 0 K: 0 S: 3	H: 0 LOB: 0 BB: 0 P: 3	R: 0 E: 0 K: 1 S: 5	H: 0 LOB: 0 BB: 0 P: 5	R: 0 E: 0 K: 0 S: 4	H: 1 LOB: 2 BB: 1 P: 8	R: 0 E: 0 K: 1 S: 5	H: 1 LOB: 1 BB: 1 P: 9	R: 0 E: 0 K: 0 S: 3	H: 1 LOB: 1 BB: 0 P: 7	1B: 4 2B: 1 3B: 0 HR: 0	SF: 0 SAC: 0 DP: 2 HBP: 0	WP: 0 PB: 1 SB: 2 CS: 0	PA: 32
PITCHER	IP WLS BF H R ER SO BB IBB HBP BLK WP HR S P ERA WHIP	IP WLS BF H R ER SO BB IBB HBP BLK WP HR S P ERA WHIP																	IP WLS BF H R ER SO BB IBB HBP BLK WP HR S P ERA WHIP	
Rick Sutcliffe, R ERA: 1.8 (1, 1)	5.0 L 20	2 1 1 2	3 0 0 0	0 0 0 0	0 0 0 0	0 0 0 0	0 0 0 0	0 0 0 0	0 0 0 0	0 0 0 0	0 0 0 0	0 0 0 0	0 0 0 0	0 0 0 0	0 0 0 0	0 0 0 0	1.80 1.000	2.000		
Steve Wilson, L ERA: 4.34 (6, 1)	2.0 8	1 0 0 1	0 1 0 0	0 1 0 0	0 0 0 0	0 0 0 0	0 0 0 0	0 0 0 0	0 0 0 0	0 0 0 0	0 0 0 0	0 0 0 0	0 0 0 0	0 0 0 0	0 0 0 0	0 0 0 0	0.00 0.500			
Paul Assenmacher, L ERA: 3.18 (8, 1)	1.0 4	1 0 0 1	1 0 0 0	1 0 0 0	0 0 0 0	0 0 0 0	0 0 0 0	0 0 0 0	0 0 0 0	0 0 0 0	0 0 0 0	0 0 0 0	0 0 0 0	0 0 0 0	0 0 0 0	0 0 0 0	0.00 2.000			

Chicago Cubs @ Houston Astros
Astrodome, Houston, TX
Wed Aug 29 1990, 8:05 PM EDT
Att: 11,211 - Dome


AB	27
R	1
H	4
RBI	0
BB	5
SO	4
LOB	13



Batter	1	2	3	4	5	6	7	8	9	AB	R	H	RBI	BB	SO	LOB	TOP										
Wally Backman, S (1,5) OBP: 0.360, SLG: 0.377 Jeff King, R (8,5) OBP: 0.275, SLG: 0.394	0-0 4-3		0-0 F8		0-0 4-3			0-0 P1		4	0	0	0	0	0	0											
Jay Bell, R (1,6) OBP: 0.319, SLG: 0.374	0-0 P4		0-0 HR		0-0 1B			0-0 F9		4	1	2	1	0	0	0											
Andy Van Slyke, L (1,8) OBP: 0.373, SLG: 0.452	4-0 BB		0-0 F7		0-3 K			0-0 4-3		3	0	0	0	1	1	1											
Bobby Bonilla, S (1,9) OBP: 0.332, SLG: 0.550	0-0 4-3		0-0 3-1		0-0 F9			0-0 F8		4	0	0	0	0	0	1											
Barry Bonds, L (1,7) OBP: 0.413, SLG: 0.573		0-0 1B 2B		0-0 F7		0-3 K		4-0 1B BB		3	1	1	0	1	1	0											
Sid Bream, L (1,3) OBP: 0.360, SLG: 0.463		0-0 G6-4-3 2-3 1B		4-0 5-3 BB		0-0 4-3		0-0 L8		3	0	1	0	1	0	1											
Michael LaValliere, L (1,2) OBP: 0.363, SLG: 0.343		0-0 G6-4-3 1-2 3-H 1B		0-0 5-3		0-0 4-3		0-0 BB 1B		4	0	2	1	0	0	1											
Jose Lind, R (1,4) OBP: 0.308, SLG: 0.349		0-0 G6-4-3 1-2 2-3		0-0 6-3		0-0 P3		4-0 BB BB		3	0	0	0	1	0	3											
Zane Smith, L (1,1) OBP: 0.176, SLG: 0.255 Carmelo Martinez, R (9, PH) OBP: 0.336, SLG: 0.462 Stan Belinda, R (9, 1) OBP: 0.056, SLG: 0.056 Bill Landrum, R (9, 1)	0-3 K		0-0 F7		0-0 F7			0-0 F9		3	0	0	0	0	1	1											
Inning Stats	R: 0 E: 0 K: 0 S: 3	H: 0 LOB: 1 BB: 1 P: 7	R: 1 E: 0 K: 1 S: 7	H: 3 LOB: 1 BB: 0 P: 7	R: 1 E: 0 K: 0 S: 4	H: 1 LOB: 1 BB: 0 P: 4	R: 0 E: 0 K: 0 S: 3	H: 0 LOB: 1 BB: 1 P: 7	R: 0 E: 0 K: 1 S: 6	H: 1 LOB: 1 BB: 0 P: 6	R: 0 E: 0 K: 0 S: 5	H: 0 LOB: 0 BB: 0 P: 5	R: 0 E: 0 K: 0 S: 3	H: 0 LOB: 0 BB: 0 P: 3	R: 0 E: 0 K: 0 S: 3	H: 1 LOB: 3 BB: 2 P: 12	1B: 4 2B: 2 3B: 0 HR: 1	SF: 0 SAC: 0 DP: 1 HBP: 0	WP: 0 PB: 0 SB: 0 CS: 0	PA: 36							
PITCHER	IP	WLS	BF	H	R	ER	SO	BB	IBB	HBP	BLK	WP	HR	S	P	ERA	WHIP										
Mike Scott, R (1,1) ERA: 4.03	8.0		30	5	2	2	3	2	0	0	0	0	1	34	42	2.25	0.875										
Juan Agosto, L (9,1) ERA: 4.1	1.0	W	6	1	0	0	0	2	0	0	0	0	0	4	12	0.00	3.000										

Pittsburgh Pirates @ Houston Astros
Astrodome, Houston, TX
Fri Aug 31 1990, 8:05 PM EDT
Att: 10,892 - Dome

AB	32
R	2
H	6
RBI	2
BB	4
SO	3
LOB	11



Batter	1	2	3	4	5	6	7	8	9	AB	R	H	RBI	BB	SO	LOB	BOTTOM										
Eric Yelding, R (1,8) OBP: 0.302, SLG: 0.291	0-0 F9		0-0 L9			0-0 1B 1B		0-0 F9		4	0	1	0	0	0	1											
Rafael Ramirez, R (1,6) OBP: 0.297, SLG: 0.331	0-0 FC6-4 1B		0-0 6-3			0-0 G6-4-3 1-3 1B		0-0 6-3		4	0	2	0	0	0	1											
Ken Caminiti, S (1,5) OBP: 0.311, SLG: 0.311	0-0 L4			0-0 4-3		0-3 K		0-3 K		4	0	0	0	0	2	3											
Glenn Davis, R (1,3) OBP: 0.332, SLG: 0.546	0-0 FC6-4 1-2			0-0 4-3		0-0 G6-4-3 1-2		0-0 F8		4	0	0	0	0	0	3											
Craig Biggio, R (1,2) OBP: 0.343, SLG: 0.351		0-0 6-3		0-0 2B		0-0 5-3		0-0 2B 1B		4	1	2	0	0	0	0											
Mark Davidson, R (1,9) OBP: 0.298, SLG: 0.338 Casey Candaele, S (9, PH) OBP: 0.366, SLG: 0.429		0-0 CS 1B		0-3 K		0-0 1B		0-0 1B 2B		3	0	2	0	0	1	1											
Franklin Stubbs, L (1,7) OBP: 0.323, SLG: 0.469	0-0 F7				0-0 L4			0-0 F7		4	1	1	1	0	0	2											
Dave Rohde, S (1,4) OBP: 0.300, SLG: 0.279	0-0 CS		0-0 SH3-4 1B		0-0 P3			0-0 L7		4	0	2	0	0	0	1											
Mike Scott, R (1,1) ERA: 3.08 Gerald Young, S (8, PH) OBP: 0.234, SLG: 0.248 Juan Agosto, L (9,1) Glenn Wilson, R (9, PH) OBP: 0.295, SLG: 0.365			0-0 SH3-4 1-2 1B		0-3 K			0-3 K		1	0	0	0	0	1	0											
Inning Stats	R: 0 E: 0 K: 0 S: 4	H: 1 LOB: 0 BB: 0 P: 4	R: 0 E: 0 K: 0 S: 3	H: 1 LOB: 0 BB: 0 P: 3	R: 0 E: 0 K: 1 S: 6	H: 1 LOB: 1 BB: 0 P: 6	R: 0 E: 0 K: 1 S: 5	H: 0 LOB: 0 BB: 0 P: 5	R: 0 E: 0 K: 1 S: 6	H: 2 LOB: 1 BB: 0 P: 6	R: 0 E: 0 K: 0 S: 4	H: 1 LOB: 1 BB: 0 P: 4	R: 0 E: 0 K: 1 S: 5	H: 0 LOB: 0 BB: 0 P: 5	R: 3 E: 0 K: 1 S: 9	H: 5 LOB: 2 BB: 0 P: 9	1B: 10 2B: 2 3B: 0 HR: 0	SF: 0 SAC: 1 DP: 1 HBP: 0	WP: 0 PB: 0 SB: 0 CS: 1	PA: 37							
PITCHER	IP	WLS	BF	H	R	ER	SO	BB	IBB	HBP	BLK	WP	HR	S	P	ERA	WHIP										
Zane Smith, L (1,1) ERA: 3.08	8.0		29	7	0	0	4	0	0	0	0	0	0	6	6	27.00	3.000										
Stan Belinda, R (9,1) ERA: 3.96	0.2		4	2	2	2	1	0	0	0	0	0	0	6	6	27.00	3.000										
Bob Patterson, L (9,1) ERA: 3.24	0.0	L	2	2	0	0	0	0	0	0	0	0	0	2	2	∞	∞										
Bill Landrum, R (9,1) ERA: 2.45	0.0		1	1	1	1	0	0	0	0	0	0	0	1	1	∞	∞										

Pittsburgh Pirates @ Houston Astros
Astrodome, Houston, TX
Fri Aug 31 1990, 8:05 PM EDT
Att: 10,892 - Dome

AB	35
R	3
H	12
RBI	3
BB	0
SO	5
LOB	12



Batter	1	2	3	4	5	6	7	8	9	10	AB	R	H	RBI	BB	SO	LOB	TOP
Gary Redus, R OBP: 0.345, SLG: 0.413 Sid Bream, L OBP: 0.358, SLG: 0.460	P9		2B		G4-6-3 1B		4-3		F8		3	0	2	0	0	0	0	
Jay Bell, R OBP: 0.320, SLG: 0.372			5-3		G4-6-3 1-2		K			4-2	3	0	0	0	2	1	2	
Jeff King, R OBP: 0.372, SLG: 0.389 Andy Van Slyke, L OBP: 0.371, SLG: 0.450	BB		F7		P9		F7		G3	3-3 SAFE	3	0	0	0	0	0	2	
Bobby Bonilla, S OBP: 0.331, SLG: 0.547	K				1B SF7		L6		4-3	3-2	5	1	1	0	0	1	1	
Barry Bonds, L OBP: 0.412, SLG: 0.569		6-3			F7		F7				3	0	0	0	1	0	1	
R.J. Reynolds, S OBP: 0.362, SLG: 0.371					SF7 1B		BLK 1B				4	0	4	0	0	0	0	
Don Stought, R OBP: 0.380, SLG: 0.475					SF7 1B		1B				1	0	0	1	2	0	2	
Jose Lind, R OBP: 0.308, SLG: 0.346	BB				3-H		BB				3	0	0	0	1	1	3	
Randy Tomlin, L OBP: 0.344, SLG: 0.352 Bob Walk, R OBP: 0.362, SLG: 0.382 Stan Belinda, R OBP: 0.388, SLG: 0.429 Bob Kipper, L OBP: 0.346, SLG: 0.429 Ted Power, R OBP: 0.262, SLG: 0.262	K				IBB				5-3		2	0	0	0	0	2	2	
					K				F8		1	0	0	0	0	0	0	
					K				4-3		0	0	0	0	0	0	0	
					K				F8		0	0	0	0	0	0	0	
					K				4-3		0	0	0	0	0	0	0	
					K				F8		0	0	0	0	0	0	0	
					K				4-3		0	0	0	0	0	0	0	
					K				F8		0	0	0	0	0	0	0	
					K				4-3		0	0	0	0	0	0	0	
					K				F8		0	0	0	0	0	0	0	
					K				4-3		0	0	0	0	0	0	0	
					K				F8		0	0	0	0	0	0	0	
					K				4-3		0	0	0	0	0	0	0	
					K				F8		0	0	0	0	0	0	0	
					K				4-3		0	0	0	0	0	0	0	
					K				F8		0	0	0	0	0	0	0	
					K				4-3		0	0	0	0	0	0	0	
					K				F8		0	0	0	0	0	0	0	
					K				4-3		0	0	0	0	0	0	0	
					K				F8		0	0	0	0	0	0	0	
					K				4-3		0	0	0	0	0	0	0	
					K				F8		0	0	0	0	0	0	0	
					K				4-3		0	0	0	0	0	0	0	
					K				F8		0	0	0	0	0	0	0	
					K				4-3		0	0	0	0	0	0	0	
					K				F8		0	0	0	0	0	0	0	
					K				4-3		0	0	0	0	0	0	0	
					K				F8		0	0	0	0	0	0	0	
					K				4-3		0	0	0	0	0	0	0	
					K				F8		0	0	0	0	0	0	0	
					K				4-3		0	0	0	0	0	0	0	
					K				F8		0	0	0	0	0	0	0	
					K				4-3		0	0	0	0	0	0	0	
					K				F8		0	0	0	0	0	0	0	
					K				4-3		0	0	0	0	0	0	0	
					K				F8		0	0	0	0	0	0	0	
					K				4-3		0	0	0	0	0	0	0	
					K				F8		0	0	0	0	0	0	0	
					K				4-3		0	0	0	0	0	0	0	
					K				F8		0	0	0	0	0	0	0	
					K				4-3		0	0	0	0	0	0	0	
					K				F8		0	0	0	0	0	0	0	
					K				4-3		0	0	0	0	0	0	0	
					K				F8		0	0	0	0	0	0	0	
					K				4-3		0	0	0	0	0	0	0	
					K				F8		0	0	0	0	0	0	0	
					K				4-3		0	0	0	0	0	0	0	
					K				F8		0	0	0	0	0	0	0	
					K				4-3		0	0	0	0	0	0	0	
					K				F8		0	0	0	0	0	0	0	
					K				4-3		0	0	0	0	0	0	0	
					K				F8		0	0	0	0	0	0	0	
					K				4-3		0	0	0	0	0	0	0	
					K				F8		0	0	0	0	0	0	0	
					K				4-3		0	0	0	0	0	0	0	
					K				F8		0	0	0	0	0	0	0	
					K				4-3		0	0	0	0	0	0	0	
					K				F8		0	0	0	0	0	0	0	
					K				4-3		0	0	0	0	0	0	0	
					K				F8		0	0	0	0	0	0	0	
					K				4-3		0	0	0	0	0	0	0	
					K				F8		0	0	0	0	0	0	0	
					K				4-3		0	0	0	0	0	0	0	
					K				F8		0	0	0	0	0	0	0	
					K				4-3		0	0	0	0	0	0	0	
					K				F8		0	0	0	0	0	0	0	
					K				4-3		0	0	0	0	0	0	0	
					K				F8		0	0	0	0	0	0	0	
					K				4-3		0	0	0	0	0	0	0	
					K				F8		0	0	0	0	0	0	0	
					K				4-3		0	0	0	0	0	0	0	
					K				F8		0	0	0	0	0	0	0	
					K				4-3		0	0	0	0	0	0	0	
					K				F8		0	0	0	0	0	0	0	
					K				4-3		0	0	0	0	0	0	0	
					K				F8		0	0	0	0	0	0	0	
					K				4-3		0	0	0	0	0	0	0	
					K				F8		0	0	0	0	0	0	0	
					K				4-3		0	0	0	0	0	0	0	
					K				F8		0	0	0	0	0	0	0	
					K				4-3		0	0	0	0	0	0	0	
					K				F8		0	0	0	0	0	0	0	
					K				4-3		0	0	0	0	0	0	0	
					K				F8		0	0	0	0	0	0	0	
					K				4-3		0	0	0	0	0	0	0	
					K				F8		0	0	0	0	0	0	0	
					K				4-3		0	0	0	0	0	0	0	
					K				F8		0	0	0	0	0	0	0	
					K				4-3		0	0	0	0	0	0	0	
					K				F8		0							

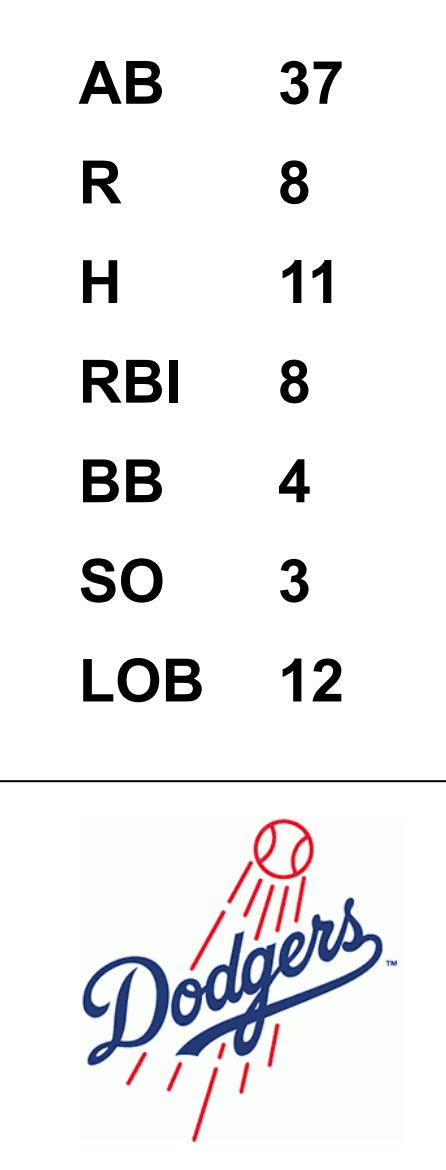
Batter	1	2	3	4	5	6	7	8	9	AB	R	H	RBI	BB	SO	LOB	TOP										
Eric Yelding, R OBP: 0.305, SLG: 0.297 (1, 8)										5	1	2	1	0	1	2	Houston Astros @ Los Angeles Dodgers Dodger Stadium, Los Angeles, CA Mon Sep 03 1990, 7:05 PM PDT Att: 42,856 - Unknown										
Casey Candaele, S OBP: 0.380, SLG: 0.438 (1, 9)										5	0	4	2	0	0	0											
Craig Biggio, R OBP: 0.343, SLG: 0.349 (1, 2)										2	0	0	0	1	0	3											
Glenn Davis, R OBP: 0.326, SLG: 0.534 (1, 3)										4	0	0	0	1	0	5											
Ken Caminiti, S OBP: 0.312, SLG: 0.313 Dave Smith, R (8, 1)										4	2	2	0	1	2	4											
Rafael Ramirez, R OBP: 0.300, SLG: 0.344 (1, 6)										5	1	2	0	0	1	2											
Franklin Stubbs, L OBP: 0.329, SLG: 0.470 Karl Rhodes, L OBP: 0.302, SLG: 0.400 (1, 7) (9, 7)										4	2	1	0	1	2	3											
Dave Rohde, S OBP: 0.325, SLG: 0.282 (1, 4)										4	1	2	2	1	1	2											
Bill Gullickson, R OBP: 0.192, SLG: 0.125 Juan Agosto, L OBP: 0.302, SLG: 0.313 (1, 1) (7, 1) (8, 5)										2	0	0	0	1	1	2											
Inning Stats	R: 0 E: 0 K: 0 S: 4	H: 1 LOB: 1 BB: 0 P: 4	R: 2 E: 0 K: 0 S: 3	H: 0 LOB: 0 BB: 2 P: 11	R: 0 E: 1 K: 1 S: 7	H: 2 LOB: 2 BB: 0 P: 7	R: 4 E: 1 K: 0 S: 8	H: 5 LOB: 1 BB: 0 P: 8	R: 1 E: 0 K: 1 S: 7	H: 3 LOB: 2 BB: 1 P: 11	R: 0 E: 0 K: 0 S: 2	H: 0 LOB: 0 BB: 1 P: 6	R: 0 E: 0 K: 1 S: 6	H: 1 LOB: 2 BB: 1 P: 10	R: 0 E: 0 K: 2 S: 8	H: 1 LOB: 2 BB: 1 P: 12		R: 0 E: 0 K: 3 S: 9	H: 0 LOB: 0 BB: 0 P: 9	1B: 12 2B: 1 3B: 0 HR: 0	SF: 0 SAC: 3 DP: 1 HBP: 0	WP: 2 PB: 0 SB: 1 CS: 0	PA: 44				
PITCHER	IP	WLS	BF	H	R	ER	SO	BB	IBB	HBP	BLK	WP	HR	S	P	ERA	WHIP										
Fernando Valenzuela, L ERA: 4.15 (1, 1)	3.1	L	20	8	6	6	1	2	0	0	0	1	0	20	28	16.20	3.000										
Darren Holmes, R ERA: 2.45 (4, 1)	1.2		8	3	1	1	1	1	0	0	0	0	0	9	13	5.40	2.400										
Jim Poole, L ERA: 3.15 (6, 1)	2.0		8	1	0	0	1	1	1	0	0	0	0	8	16	0.00	1.000										
Tim Crews, R ERA: 2.58 (8, 1)	1.0		5	1	0	0	2	0	1	0	0	0	0	8	12	0.00	1.000										
Dave Walsh, L ERA: 4.32 (9, 1)	1.0		3	0	0	0	3	0	0	0	0	0	0	9	9	0.00	0.000										

Batter	1	2	3	4	5	6	7	8	9	AB	R	H	RBI	BB	SO	LOB	BOTTOM										
Lenny Harris, L OBP: 0.334, SLG: 0.366 Mickey Hatcher, R OBP: 0.275, SLG: 0.279 (1, 4) (7, PH) (8, 5)										3	0	1	0	0	0	0	Houston Astros @ Los Angeles Dodgers Dodger Stadium, Los Angeles, CA Mon Sep 03 1990, 7:05 PM PDT Att: 42,856 - Unknown										
Kirk Gibson, L OBP: 0.353, SLG: 0.438 (1, 8)										5	0	0	0	0	4												
Kal Daniels, L OBP: 0.383, SLG: 0.503 (1, 7)										4	1	1	0	1	1												
Eddie Murray, S OBP: 0.395, SLG: 0.492 (1, 3)										5	0	1	0	0	2												
Hubie Brooks, R OBP: 0.310, SLG: 0.433 (1, 9)										4	0	1	1	0	2												
Mike Scioscia, L OBP: 0.351, SLG: 0.423 Rick Dempsey, R OBP: 0.313, SLG: 0.300 (1, 2) (8, PH) (9, 2)										3	2	2	1	0	2												
Mike Sharperson, R OBP: 0.389, SLG: 0.585 (1, 5) (8, 4) (9, 6)										2	0	1	0	2	2												
Alfredo Griffin, S OBP: 0.266, SLG: 0.258 Chris Cwynn, L OBP: 0.320, SLG: 0.435 Jose Offerman, S OBP: 0.241, SLG: 0.296 Juan Samuel, R OBP: 0.295, SLG: 0.321 (1, 6) (7, PH) (8, 6) (8, PH) (9, 4)										2	0	0	0	1	1												
Fernando Valenzuela, L OBP: 0.305, SLG: 0.297 Darren Holmes, R ERA: 2.45 Jose Vizcaino, S OBP: 0.303, SLG: 0.341 Jim Poole, L ERA: 3.15 Stan Javier, S OBP: 0.303, SLG: 0.376 Tim Crews, R ERA: 2.58 Jose Gonzalez, R OBP: 0.295, SLG: 0.489 Dave Walsh, L ERA: 4.32 (1, 1) (4, 1) (5, PH) (8, 1) (7, PH) (8, 1) (8, PH) (9, 1)										1	0	0	0	0	1												
Inning Stats	R: 0 E: 0 K: 0 S: 3	H: 0 LOB: 0 BB: 0 P: 3	R: 1 E: 0 K: 1 S: 7	H: 2 LOB: 1 BB: 0 P: 7	R: 0 E: 0 K: 1 S: 5	H: 0 LOB: 0 BB: 0 P: 5	R: 0 E: 0 K: 0 S: 5	H: 2 LOB: 2 BB: 0 P: 5	R: 0 E: 0 K: 0 S: 4	H: 1 LOB: 1 BB: 0 P: 4	R: 0 E: 0 K: 0 S: 3	H: 0 LOB: 0 BB: 0 P: 3	R: 1 E: 1 K: 1 S: 7	H: 1 LOB: 3 BB: 2 P: 15	R: 0 E: 1 K: 1 S: 6	H: 0 LOB: 1 BB: 0 P: 6		1B: 7 2B: 0 3B: 0 HR: 1	SF: 0 SAC: 0 DP: 0 HBP: 0	WP: 0 PB: 0 SB: 1 CS: 0	PA: 40						
PITCHER	IP	WLS	BF	H	R	ER	SO	BB	IBB	HBP	BLK	WP	HR	S	P	ERA	WHIP										
Bill Gullickson, R ERA: 3.9 (1, 1)	6.1	W	27	7	2	2	2	1	0	0	0	0	0	5	34	6.75	2.250										
Juan Agosto, L ERA: 4.15 (7, 1)	1.1		7	1	1	1	0	2	0	0	0	0	0	5	13	6.75	2.250										
Dave Smith, R ERA: 2.32 (8, 1)	1.1	S	6	0	0	0	2	0	0	0	0	0	0	10	10	0.00	0.000										



Batter	1	2	3	4	5	6	7	8	9	AB	R	H	RBI	BB	SO	LOB	TOP								
Gerald Young, S OBP: 0.243, SLG: 0.256	3-2 1B		2-1 E 1B	1-1 F8		1-2 FC6-4 1B		2-3 K	1-1 G3	6	0	3	0	0	1	0	Houston Astros @ Los Angeles Dodgers Dodger Stadium, Los Angeles, CA Tue Sep 04 1990, 7:05 PM PDT Att: 28,939 - Unknown								
Ken Oberkfell, L OBP: 0.301, SLG: 0.307 Brian Meyer, R (6, 1) Juan Agosto, L (8, 1) Dave Smith, R (9, 1)	2-2 P6		0-2 E3		1-2 E 3B HBP	0-1 FC6-4 E		0-3 K		3	2	0	1	0	0	3									
Franklin Stubbs, L OBP: 0.328, SLG: 0.464 Eric Yalding, R OBP: 0.305, SLG: 0.297	2-1 F7		1-1 F8		2-2 E4 3B	1-2 E9 1-H		4-2 S 1B BB		4	1	0	0	1	0	4									
Glenn Davis, R OBP: 0.331, SLG: 0.539	1-2 P5			1-1 G6-3	0-2 3B	4-0 IBB		4-2 1B IBB		3	0	1	2	2	0	1									
Karl Rhodes, L OBP: 0.364, SLG: 0.436 Casey Candaele, S OBP: 0.383, SLG: 0.441		1-1 G1-6-3		3-1 G6-3 S 1B	2-1 G6-3 2B	2-1 G4-3		1-0 IBB		4	1	2	0	0	0	2									
Rafael Ramirez, R OBP: 0.302, SLG: 0.343		2-3 K		2-2 G6-3 1B	0-1 G6-3 2B		0-0 BLK WP 1B	4-0 FC6-4 IBB		4	1	1	0	1	1	2									
Rich Gedman, L Craig Biggio, R OBP: 0.342, SLG: 0.349		1-2 P4		1-1 1B HR 1B	1-2 G4-3		1-3 K 1-H	1-1 FC6-4 1-2		4	1	1	1	0	1	1									
Dave Rohde, S OBP: 0.330, SLG: 0.289			0-2 F8	3-2 HR 1B		0-2 1B FC6-4 1B	3-1 F8		2-0 G4-3	5	2	2	0	0	0	0									
Mark Portugal, R Luis Gonzalez, L Xavier Hernandez, L Eric Anthony, R Al Osuna, R Mark Davidson, R Ken Caminiti, S			0-3 K	0-0 1-H 3-H HR		1-3 K	0-1 G3-1		1-0 F8	0	0	0	0	0	0	0									
Inning Stats	R: 0 E: 0 K: 0 S: 13	H: 1 LOB: 1 BB: 0 P: 21	R: 0 E: 0 K: 1 S: 8	H: 0 LOB: 0 BB: 0 P: 12	R: 0 E: 1 K: 1 S: 13	H: 1 LOB: 2 BB: 0 P: 16	R: 4 E: 0 K: 0 S: 16	H: 4 LOB: 0 BB: 0 P: 27	R: 2 E: 1 K: 1 S: 17	H: 2 LOB: 1 BB: 0 P: 23	R: 2 E: 1 K: 1 S: 18	H: 2 LOB: 2 BB: 1 P: 27	R: 1 E: 0 K: 1 S: 8	H: 1 LOB: 3 BB: 3 P: 12	R: 1 E: 0 K: 2 S: 14	H: 1 LOB: 3 BB: 3 P: 30		R: 0 E: 0 K: 0 S: 4	H: 0 LOB: 0 BB: 0 P: 8	1B: 9 2B: 1 3B: 1 HR: 1	SF: 0 SAC: 0 DP: 0 HBP: 1	WP: 2 PB: 0 SB: 2 CS: 0	PA: 46		
PITCHER	IP WLS BF H R ER SO BB IBB HBP BLK WP HR S P ERA WHIP	4.1 23 8 6 5 2 0 0 0 0 0 0 1 61 92 10.38 1.846	0.2 2 0 0 0 0 0 0 0 0 0 0 0 6 7 0.00 0.000	1.0 L 7 2 2 1 1 0 1 0 0 0 0 18 27 9.00 2.000	1.2 7 1 2 2 3 1 0 0 1 1 0 17 27 10.80 1.200	0.0 1 0 0 0 0 0 1 0 0 0 0 0 2 6 ∞ ∞	0.1 3 1 0 0 0 0 0 0 0 0 0 0 3 9 0.00 3.000	1.0 3 0 0 0 0 0 0 0 0 0 0 0 4 8 0.00 0.000																	
Lenny Harris, L OBP: 0.338, SLG: 0.370	0-0 G3-1	2-1 BB HR 1B		3-2 G6-3 1B		1-1 G4-3		0-1 1B	0-1 1B	5	1	3	0	0	0	0		Houston Astros @ Los Angeles Dodgers Dodger Stadium, Los Angeles, CA Tue Sep 04 1990, 7:05 PM PDT Att: 28,939 - Unknown							
Stan Javier, S OBP: 0.364, SLG: 0.374	0-1 HR 1B	4-1 HR BB		0-1 G6-3 1-2		1-0 G6-3		1-1 F7		4	2	1	0	1	0	2									
Kal Daniels, L OBP: 0.384, SLG: 0.517	1-1 1-H HR	2-2 1-H 2-H 3-H HR		2-2 G4-3		1-0 G4-3		2-1 F9		5	2	2	6	0	0	1									
Eddie Murray, S OBP: 0.397, SLG: 0.500	1-0 WP G3-1 1B	0-1 G4-3			3-3 K			2-2 HR	2-1 1B	5	2	3	1	0	1	0									
Hubie Brooks, R OBP: 0.309, SLG: 0.431	1-0 G3-1 WP 1B	1-2 G4-3			1-1 F9			0-3 K	2-2 F7	5	0	1	0	0	1	2									
Mike Scioscia, L OBP: 0.350, SLG: 0.419	2-0 G3-1	3-2 G4-3			3-2 G4-3			4-2 G5-3 BB BB		3	0	0	1	1	0	1									
Mike Sharperson, R OBP: 0.390, SLG: 0.583	4-2 BB		3-2 G6-3			1-0 G5		4-1 G5-3 BB		2	0	0	0	2	0	0									
Alfredo Griffin, S OBP: 0.264, SLG: 0.256 Kirk Gibson, L OBP: 0.353, SLG: 0.438 Mickey Hatcher, R OBP: 0.273, SLG: 0.277 Jose Offerman, S OBP: 0.241, SLG: 0.296	1-0 P3		0-1 F7			1-1 B1-3		2-2 G5-3		3	0	0	0	0	0	2									
								1-2 2-3		1	0	0	0	0	0	0									
								1-2 F9		2	0	0	0	0	0	0									
										2	1	1	0	0	0	0									
Inning Stats	R: 3 E: 0 K: 0 S: 11	H: 4 LOB: 2 BB: 1 P: 21	R: 4 E: 0 K: 0 S: 15	H: 3 LOB: 0 BB: 1 P: 27	R: 0 E: 0 K: 1 S: 9	H: 0 LOB: 0 BB: 0 P: 13	R: 0 E: 0 K: 0 S: 9	H: 1 LOB: 0 BB: 0 P: 14	R: 0 E: 0 K: 0 S: 8	H: 0 LOB: 0 BB: 0 P: 15	R: 0 E: 0 K: 0 S: 5	H: 0 LOB: 0 BB: 0 P: 9	R: 0 E: 0 K: 0 S: 4	H: 0 LOB: 0 BB: 0 P: 7	R: 1 E: 0 K: 1 S: 16	H: 1 LOB: 2 BB: 2 P: 29	R: 0 E: 0 K: 0 S: 12		H: 2 LOB: 2 BB: 0 P: 19	1B: 8 2B: 0 3B: 0 HR: 3	SF: 0 SAC: 0 DP: 1 HBP: 0	WP: 1 PB: 0 SB: 0 CS: 0	PA: 41		
PITCHER	IP WLS BF H R ER SO BB IBB HBP BLK WP HR S P ERA WHIP	2.0 15 7 7 7 0 2 0 0 0 0 0 2 26 48 31.50 4.500	1.0 3 0 0 0 1 0 0 0 0 0 0 0 9 13 0.00 0.000	2.0 W 6 1 0 0 1 0 0 0 0 0 0 17 29 0.00 0.500	2.1 10 1 1 1 1 2 0 0 0 0 0 1 18 35 3.86 1.286	0.2 2 0 0 0 0 0 0 0 0 0 0 0 7 10 0.00 0.000	1.0 S 5 2 0 0 0 0 0 0 0 0 0 3 19 0.00 2.000																		

AB	41
R	10
H	12
RBI	8
BB	4
SO	6
LOB	17



Batter	1	2	3	4	5	6	7	8	9	10	AB	R	H	RBI	BB	SO	LOB	TOP	
Craig Biggio, R OBP: 0.343, SLG: 0.346 (1, 2)	4-0 CS BB			4-1 G3-6 BB		1-2 P6			2-0 G6-3		2	0	0	0	2	0	0		
Rafael Ramirez, R OBP: 0.300, SLG: 0.340 (1, 6)	0-2 CS 1B			1-2 F7			0-3 K2-3		0-0 P4		4	0	1	0	0	1	1		
Franklin Stubbs, L OBP: 0.325, SLG: 0.460 (1, 7)	3-3 K			2-1 G3-6			0-0 P6		4-1 BB		3	0	0	0	1	1	2		
Glenn Davis, R OBP: 0.338, SLG: 0.546 (1, 3)			1-3 K			0-0 G6-3		1-0 S 1B	2-1 F7		4	0	1	0	0	1	1		
Ken Caminiti, S OBP: 0.310, SLG: 0.309 (10, PR)			3-0 F7			0-3 K		3-3 K	1-1 BLK 1B		4	0	1	0	0	2	1		
Eric Yelding, R OBP: 0.304, SLG: 0.298 (10, 4)			2-3 K			1-2 K		1-2 K	2-2 F8		4	0	2	0	0	1	1		
Mark Davidson, R OBP: 0.323, SLG: 0.370 (1, 8)			2-3 K			1-2 1B		2-2 SH1-4 1B	4-0 F8		2	0	0	0	1	2	1		
Eric Anthony, L OBP: 0.283, SLG: 0.366 (10, 1)			2-3 K			0-3 K		2-1 SH1-4	1-2 G1-6-3 IBB		2	0	0	0	1	2	1		
Juan Agosto, L OBP: 0.299, SLG: 0.304 (10, 5)			2-2 G6-3			1-0 L5		1-3 K	1-2 G1-6-3		3	0	0	0	0	1	1		
Dave Rohde, S OBP: 0.305, SLG: 0.265 (10, PH)			2-2 G6-3			1-0 L5		1-3 K	1-2 G1-6-3		1	0	0	0	0	0	2		
Ken Oberkfell, L OBP: 0.299, SLG: 0.304 (10, 5)			1-0 G5-3			0-1 G4-3		1-2 G6-3			2	0	0	0	0	0	0		
Jim Deshaies, L OBP: 0.080, SLG: 0.081 (8, PH)			1-0 G5-3			0-1 G4-3		1-2 G6-3			1	0	0	0	0	0	1		
Casey Candaele, S OBP: 0.365, SLG: 0.442 (8, 1)											0	0	0	0	0	0	0		
Dan Schatzeder, L OBP: 0.250, SLG: 0.250 (9, 1)											0	0	0	0	0	0	0		
Brian Meyer, R OBP: 0.364, SLG: 0.436 (10, 9)											0	0	0	0	0	0	0		
Karl Rhodes, L OBP: 0.364, SLG: 0.436 (10, 9)											0	0	0	0	0	0	0		
Inning Stats	R: 0 E: 0 K: 1 S: 7	H: 1 LOB: 1 BB: 1 P: 14	R: 0 E: 0 K: 2 S: 7	H: 0 LOB: 0 BB: 0 P: 13	R: 0 E: 0 K: 1 S: 8	H: 0 LOB: 0 BB: 1 P: 13	R: 0 E: 0 K: 0 S: 7	H: 0 LOB: 0 BB: 1 P: 14	R: 0 E: 0 K: 2 S: 10	H: 1 LOB: 1 BB: 0 P: 11	R: 0 E: 0 K: 1 S: 11	H: 1 LOB: 1 BB: 0 P: 17	R: 0 E: 0 K: 0 S: 5	H: 0 LOB: 1 BB: 1 P: 13	R: 0 E: 0 K: 0 S: 8	H: 1 LOB: 2 BB: 1 P: 16	1B: 5 2B: 1 3B: 0 HR: 0	SF: 0 SAC: 1 DP: 3 HBP: 0	WP: 0 PA: 35
PITCHER	IP WLS BF H R ER SO BB IBB HBP BLK WP HR S P ERA WHIP	IP WLS BF H R ER SO BB IBB HBP BLK WP HR S P ERA WHIP	IP WLS BF H R ER SO BB IBB HBP BLK WP HR S P ERA WHIP	IP WLS BF H R ER SO BB IBB HBP BLK WP HR S P ERA WHIP	IP WLS BF H R ER SO BB IBB HBP BLK WP HR S P ERA WHIP	IP WLS BF H R ER SO BB IBB HBP BLK WP HR S P ERA WHIP	IP WLS BF H R ER SO BB IBB HBP BLK WP HR S P ERA WHIP	IP WLS BF H R ER SO BB IBB HBP BLK WP HR S P ERA WHIP	IP WLS BF H R ER SO BB IBB HBP BLK WP HR S P ERA WHIP	IP WLS BF H R ER SO BB IBB HBP BLK WP HR S P ERA WHIP	IP WLS BF H R ER SO BB IBB HBP BLK WP HR S P ERA WHIP	IP WLS BF H R ER SO BB IBB HBP BLK WP HR S P ERA WHIP	IP WLS BF H R ER SO BB IBB HBP BLK WP HR S P ERA WHIP	IP WLS BF H R ER SO BB IBB HBP BLK WP HR S P ERA WHIP	IP WLS BF H R ER SO BB IBB HBP BLK WP HR S P ERA WHIP	IP WLS BF H R ER SO BB IBB HBP BLK WP HR S P ERA WHIP	IP WLS BF H R ER SO BB IBB HBP BLK WP HR S P ERA WHIP	IP WLS BF H R ER SO BB IBB HBP BLK WP HR S P ERA WHIP	
Bruce Hurst, L ERA: 3.45 (1, 1)	8.0	W	27	4	0	0	9	2	0	0	0	0	0	0	0	0	0	0.00	0.750
Greg Harris, R ERA: 2.55 (9, 1)	2.0	W	8	1	0	0	0	1	1	0	1	0	0	0	0	0	0	0.00	1.000

Houston Astros @ San Diego Padres
Jack Murphy Stadium, San Diego, CA
Thu Sep 06 1990, 10:05 PM EDT
Att: 9,244 - Unknown - 80 F

AB	30
R	0
H	5
RBI	0
BB	4
SO	9
LOB	11



Batter	1	2	3	4	5	6	7	8	9	10	AB	R	H	RBI	BB	SO	LOB	BOTTOM					
Bip Roberts, S OBP: 0.374, SLG: 0.427 (1, 5)	3-2 F8		0-1 G5-3			1-2 L7		0-0 G3		1-2 HR	5	1	1	3	0	0	0						
Shawn Abner, R OBP: 0.288, SLG: 0.317 (1, 8)	2-3 K		0-0 F8 1B			2-1 L4		0-2 P5			4	0	1	0	0	1	0						
Tony Gwynn, L OBP: 0.357, SLG: 0.409 (1, 9)	0-1 2B		3-2 F8			2-2 F7			0-1 G4-3		4	0	1	0	0	0	1						
Jack Clark, R OBP: 0.421, SLG: 0.536 (1, 3)	4-1 BB					3-3 K		3-3 K	2-1 G6-3		3	0	0	0	1	2	0						
Joe Carter, R OBP: 0.263, SLG: 0.401 (1, 7)	1-2 F9					1-0 F7		2-2 1B 1B	1-0 F8		4	0	1	0	0	0	2						
Garry Templeton, S OBP: 0.279, SLG: 0.362 (1, 6)			0-1 G3			0-0 G4-3		2-2 1B 1B	0-0 SH3 HR 1B		4	1	2	0	0	0	0						
Mark Parent, R OBP: 0.281, SLG: 0.316 (1, 2)			1-2 F9			1-0 F9		1-2 P4	1-1 SH3		3	0	0	0	0	0	2						
Paul Faries, R OBP: 0.250, SLG: 0.250 (1, 4)			1-1 1B			0-1 G5-3		2-2 G4-3	1-3 K2-3		4	0	1	0	0	1	3						
Bruce Hurst, L OBP: 0.167, SLG: 0.107 (8, PH)			1-3 K			2-3 K		1-2 G5-3	4-0 HR IBB		2	0	0	0	0	2	1						
Roberto Alomar, S ERA: 2.27 (9, 1)											1	0	0	0	0	0	0						
Greg Harris, R OBP: 0.100, SLG: 0.300 (10, PH)											0	0	0	0	0	0	0						
Fred Lynn, L OBP: 0.310, SLG: 0.358 (10, PH)											0	0	0	0	0	0	0						
Benito Santiago, R OBP: 0.347, SLG: 0.449 (10, PH)											0	1	0	0	1	0	0						
Inning Stats	R: 0 E: 0 K: 1 S: 15	H: 1 LOB: 2 BB: 1 P: 25	R: 0 E: 0 K: 1 S: 10	H: 1 LOB: 1 BB: 0 P: 13	R: 0 E: 0 K: 0 S: 6	H: 1 LOB: 0 BB: 0 P: 9	R: 0 E: 0 K: 1 S: 5	H: 0 LOB: 0 BB: 0 P: 9	R: 0 E: 0 K: 1 S: 6	H: 0 LOB: 0 BB: 0 P: 9	R: 0 E: 0 K: 1 S: 10	H: 0 LOB: 0 BB: 0 P: 15	R: 0 E: 0 K: 1 S: 17	H: 2 LOB: 2 BB: 0 P: 27	R: 0 E: 0 K: 0 S: 7	H: 0 LOB: 0 BB: 0 P: 8	R: 0 E: 0 K: 0 S: 5	H: 0 LOB: 0 BB: 0 P: 8	R: 3 E: 0 K: 1 S: 9	H: 2 LOB: 0 BB: 1 P: 16	1B: 5 2B: 1 3B: 0 HR: 1	SF: 0 SAC: 1 DP: 0 HBP: 0	WP: 0 PA: 37
PITCHER	IP WLS BF H R ER SO BB IBB HBP BLK WP HR S P ERA WHIP	IP WLS BF H R ER SO BB IBB HBP BLK WP HR S P ERA WHIP	IP WLS BF H R ER SO BB IBB HBP BLK WP HR S P ERA WHIP	IP WLS BF H R ER SO BB IBB HBP BLK WP HR S P ERA WHIP	IP WLS BF H R ER SO BB IBB HBP BLK WP HR S P ERA WHIP	IP WLS BF H R ER SO BB IBB HBP BLK WP HR S P ERA WHIP	IP WLS BF H R ER SO BB IBB HBP BLK WP HR S P ERA WHIP	IP WLS BF H R ER SO BB IBB HBP BLK WP HR S P ERA WHIP	IP WLS BF H R ER SO BB IBB HBP BLK WP HR S P ERA WHIP	IP WLS BF H R ER SO BB IBB HBP BLK WP HR S P ERA WHIP	IP WLS BF H R ER SO BB IBB HBP BLK WP HR S P ERA WHIP	IP WLS BF H R ER SO BB IBB HBP BLK WP HR S P ERA WHIP	IP WLS BF H R ER SO BB IBB HBP BLK WP HR S P ERA WHIP	IP WLS BF H R ER SO BB IBB HBP BLK WP HR S P ERA WHIP	IP WLS BF H R ER SO BB IBB HBP BLK WP HR S P ERA WHIP	IP WLS BF H R ER SO BB IBB HBP BLK WP HR S P ERA WHIP	IP WLS BF H R ER SO BB IBB HBP BLK WP HR S P ERA WHIP	IP WLS BF H R ER SO BB IBB HBP BLK WP HR S P ERA WHIP					
Jim Deshaies, L ERA: 4.11 (8, 1)	1.1	L	4	0	0	0	0	0	0	0	0	0	0	0	0	0	0	0.00	0.000				
Brian Meyer, R ERA: 3.18 (9, 1)	1.1	L	5	1	1	1	1	0	0	0	0	0	0	0	0	0	0	6.75	0.750				
Juan Agosto, L ERA: 4.33 (10, 1)	0.0		2	1	2	2	0	0	1	0	0	0	0	0	0	0	0	∞	∞				

Houston Astros @ San Diego Padres
Jack Murphy Stadium, San Diego, CA
Thu Sep 06 1990, 10:05 PM EDT
Att: 9,244 - Unknown - 80 F

AB	34
R	3
H	7
RBI	3
BB	2
SO	6
LOB	9



Batter	1	2	3	4	5	6	7	8	9	AB	R	H	RBI	BB	SO	LOB	TOP	
Eric Yelding, R OBP: 0.305, SLG: 0.302										4	0	2	0	0	1	2		
Gerald Young, S OBP: 0.243, SLG: 0.256										4	1	1	0	0	0	2		
Franklin Stubbs, L OBP: 0.325, SLG: 0.458 Karl Rhodes, L OBP: 0.364, SLG: 0.436										4	1	1	0	0	0	1		
Glenn Davis, R OBP: 0.340, SLG: 0.542										2	0	0	0	1	0	0		
Ken Caminiti, S OBP: 0.312, SLG: 0.308										2	0	0	1	2	0	1		
Craig Biggio, R OBP: 0.342, SLG: 0.346											4	0	1	0	0	1	3	
Eric Anthony, L OBP: 0.276, SLG: 0.360 Dave Rohde, S OBP: 0.305, SLG: 0.265 Dave Smith, R OBP: 0.323, SLG: 0.370										3	0	0	1	0	1	1		
Casey Candaele, S OBP: 0.387, SLG: 0.443										4	0	2	0	0	0	2		
Danny Darwin, R OBP: 0.212, SLG: 0.258 Al Osuna, R OBP: 0.323, SLG: 0.370 Mark Davidson, R OBP: 0.323, SLG: 0.370										3	0	0	0	0	2	2		
Inning Stats	R: 0 H: 1 E: 0 LOB: 0 K: 0 BB: 0 S: 7	H: 1 R: 0 ER: 0 SO: 12 S: 12	H: 1 R: 0 ER: 0 SO: 22 S: 22	H: 1 R: 0 ER: 0 SO: 5 S: 5	H: 0 R: 0 ER: 0 SO: 10 S: 10	H: 0 R: 0 ER: 0 SO: 13 S: 13	H: 1 R: 0 ER: 0 SO: 15 S: 15	H: 0 R: 0 ER: 0 SO: 10 S: 10	H: 1 R: 2 ER: 0 SO: 27 S: 27	1B: 6 2B: 1 3B: 0 HR: 0	SF: 1 SAC: 0 DP: 2 HBP: 1	WP: 0 PB: 0 SB: 3 CS: 0	PA: 35					
PITCHER	IP: 8.0 WLS: L BF: 31 HR: 0 S: 70 P: 119 ERA: 2.25 WHIP: 1.125	IP: 1.0 WLS: 4 BF: 0 HR: 0 S: 6 P: 12 ERA: 0.00 WHIP: 1.000	IP: 1.0 WLS: 0 BF: 0 HR: 0 S: 6 P: 12 ERA: 0.00 WHIP: 1.000	IP: 1.0 WLS: 0 BF: 0 HR: 0 S: 6 P: 12 ERA: 0.00 WHIP: 1.000	IP: 1.0 WLS: 0 BF: 0 HR: 0 S: 6 P: 12 ERA: 0.00 WHIP: 1.000	IP: 1.0 WLS: 0 BF: 0 HR: 0 S: 6 P: 12 ERA: 0.00 WHIP: 1.000	IP: 1.0 WLS: 0 BF: 0 HR: 0 S: 6 P: 12 ERA: 0.00 WHIP: 1.000	IP: 1.0 WLS: 0 BF: 0 HR: 0 S: 6 P: 12 ERA: 0.00 WHIP: 1.000	IP: 1.0 WLS: 0 BF: 0 HR: 0 S: 6 P: 12 ERA: 0.00 WHIP: 1.000	IP: 1.0 WLS: 0 BF: 0 HR: 0 S: 6 P: 12 ERA: 0.00 WHIP: 1.000	IP: 1.0 WLS: 0 BF: 0 HR: 0 S: 6 P: 12 ERA: 0.00 WHIP: 1.000	IP: 1.0 WLS: 0 BF: 0 HR: 0 S: 6 P: 12 ERA: 0.00 WHIP: 1.000	IP: 1.0 WLS: 0 BF: 0 HR: 0 S: 6 P: 12 ERA: 0.00 WHIP: 1.000	IP: 1.0 WLS: 0 BF: 0 HR: 0 S: 6 P: 12 ERA: 0.00 WHIP: 1.000	IP: 1.0 WLS: 0 BF: 0 HR: 0 S: 6 P: 12 ERA: 0.00 WHIP: 1.000	IP: 1.0 WLS: 0 BF: 0 HR: 0 S: 6 P: 12 ERA: 0.00 WHIP: 1.000	IP: 1.0 WLS: 0 BF: 0 HR: 0 S: 6 P: 12 ERA: 0.00 WHIP: 1.000	IP: 1.0 WLS: 0 BF: 0 HR: 0 S: 6 P: 12 ERA: 0.00 WHIP: 1.000

Houston Astros @ San Francisco Giants
Candlestick Park, San Francisco, CA
Fri Sep 07 1990, 10:05 PM EDT
Att: 18,153 - Unknown

AB	30
R	2
H	7
RBI	2
BB	3
SO	5
LOB	14



Batter	1	2	3	4	5	6	7	8	9	AB	R	H	RBI	BB	SO	LOB	BOTTOM	
Brett Butler, L OBP: 0.388, SLG: 0.363										4	0	1	0	0	0	0		
Mike Kingery, L OBP: 0.333, SLG: 0.344										4	0	2	0	0	0	0		
Will Clark, L OBP: 0.348, SLG: 0.434										4	0	3	0	0	0	2		
Kevin Mitchell, R OBP: 0.371, SLG: 0.558										3	0	0	0	0	1	4		
Matt Williams, R OBP: 0.324, SLG: 0.490										4	1	1	0	0	0	4		
Ernest Riles, L OBP: 0.340, SLG: 0.416 Greg Litton, R OBP: 0.273, SLG: 0.299										3	0	0	0	0	1	1		
Terry Kennedy, L OBP: 0.353, SLG: 0.387 Kirt Manwaring, R OBP: 0.182, SLG: 0.364 Kevin Bass, S OBP: 0.292, SLG: 0.435										2	0	0	0	1	1	0		
Robby Thompson, R OBP: 0.300, SLG: 0.386										4	0	0	0	0	1	1		
John Burkett, R OBP: 0.143, SLG: 0.059 Francisco Oliveras, R OBP: 0.143, SLG: 0.059										3	0	0	0	0	2	0		
Inning Stats	R: 0 H: 1 E: 0 LOB: 1 K: 0 BB: 0 S: 9	H: 0 R: 0 ER: 0 SO: 20 S: 20	H: 2 R: 0 ER: 0 SO: 19 S: 19	H: 0 R: 0 ER: 0 SO: 9 S: 9	H: 0 R: 0 ER: 0 SO: 14 S: 14	H: 0 R: 0 ER: 0 SO: 13 S: 13	H: 1 R: 0 ER: 0 SO: 13 S: 13	H: 0 R: 0 ER: 0 SO: 8 S: 8	H: 2 R: 0 ER: 0 SO: 9 S: 9	1B: 7 2B: 0 3B: 0 HR: 0	SF: 0 SAC: 0 DP: 1 HBP: 1	WP: 3 PB: 0 SB: 1 CS: 0	PA: 35					
PITCHER	IP: 8.0 WLS: W BF: 32 HR: 1 S: 78 P: 109 ERA: 1.12 WHIP: 1.000	IP: 0.1 WLS: 1 BF: 0 HR: 0 S: 4 P: 7 ERA: 0.00 WHIP: 0.000	IP: 0.2 WLS: S BF: 2 HR: 0 S: 7 P: 10 ERA: 0.00 WHIP: 0.000	IP: 0.1 WLS: 0 BF: 0 HR: 0 S: 4 P: 7 ERA: 0.00 WHIP: 0.000	IP: 0.1 WLS: 0 BF: 0 HR: 0 S: 4 P: 7 ERA: 0.00 WHIP: 0.000	IP: 0.1 WLS: 0 BF: 0 HR: 0 S: 4 P: 7 ERA: 0.00 WHIP: 0.000	IP: 0.1 WLS: 0 BF: 0 HR: 0 S: 4 P: 7 ERA: 0.00 WHIP: 0.000	IP: 0.1 WLS: 0 BF: 0 HR: 0 S: 4 P: 7 ERA: 0.00 WHIP: 0.000	IP: 0.1 WLS: 0 BF: 0 HR: 0 S: 4 P: 7 ERA: 0.00 WHIP: 0.000	IP: 0.1 WLS: 0 BF: 0 HR: 0 S: 4 P: 7 ERA: 0.00 WHIP: 0.000	IP: 0.1 WLS: 0 BF: 0 HR: 0 S: 4 P: 7 ERA: 0.00 WHIP: 0.000	IP: 0.1 WLS: 0 BF: 0 HR: 0 S: 4 P: 7 ERA: 0.00 WHIP: 0.000	IP: 0.1 WLS: 0 BF: 0 HR: 0 S: 4 P: 7 ERA: 0.00 WHIP: 0.000	IP: 0.1 WLS: 0 BF: 0 HR: 0 S: 4 P: 7 ERA: 0.00 WHIP: 0.000	IP: 0.1 WLS: 0 BF: 0 HR: 0 S: 4 P: 7 ERA: 0.00 WHIP: 0.000	IP: 0.1 WLS: 0 BF: 0 HR: 0 S: 4 P: 7 ERA: 0.00 WHIP: 0.000	IP: 0.1 WLS: 0 BF: 0 HR: 0 S: 4 P: 7 ERA: 0.00 WHIP: 0.000	IP: 0.1 WLS: 0 BF: 0 HR: 0 S: 4 P: 7 ERA: 0.00 WHIP: 0.000

Houston Astros @ San Francisco Giants
Candlestick Park, San Francisco, CA
Fri Sep 07 1990, 10:05 PM EDT
Att: 18,153 - Unknown

AB	33
R	1
H	7
RBI	0
BB	1
SO	7
LOB	14



Batter	1	2	3	4	5	6	7	8	9	10	AB	R	H	RBI	BB	SO	LOB				
Eric Yelding, R OBP: 0.307, SLG: 0.303 (1, 6)	4-1 BB		0-0 G6-4-3			2-2 P4			0-0 G3 SF9 1B		3	1	1	0	1	0	2				
Gerald Young, S OBP: 0.236, SLG: 0.248 (1, 8)	2-3 K		2-1 4-3			0-0 P4			1-2 G3		4	0	0	0	0	1	3				
Karl Rhodes, L OBP: 0.333, SLG: 0.405 (1, 7)	0-2 P5			2-0 G4-1				1-2 L9	1-0 SF9		3	0	0	1	0	0	1				
Ken Caminiti, S OBP: 0.309, SLG: 0.305 (1, 5)	0-0 G3			2-1 G3				0-0 L7	1-0 3-1		4	0	0	0	0	0	1				
Luis Gonzalez, L OBP: 0.200, SLG: 0.200 (1, 3)		2-0 L5		0-0 G3				1-0 F8	2-2 G3 4-3 1B		4	0	1	0	0	0	0				
Eric Anthony, L OBP: 0.273, SLG: 0.353 (1, 9)		0-0 L4			2-1 4-3			0-0 P4	1-2 4-3		4	0	0	0	0	0	1				
Casey Candaele, S OBP: 0.384, SLG: 0.439 (1, 4)		2-1 L6			0-0 G3-1			1-1 1B	2-2 G3		4	0	1	0	0	0	1				
Rich Gedman, L OBP: 0.313, SLG: 0.274 (1, 2)			2-2 G6-4-3 SH 1B		0-0 P5			3-2 L8	3-2 G3-1		4	0	1	0	0	0	2				
Bill Gullickson, R OBP: 0.189, SLG: 0.122 Franklin Stubbs, L OBP: 0.324, SLG: 0.456 Brian Meyer, R (8, 1)			0-0 SH G6-4-3			0-0 6-3		0-0 4-3			1	0	0	0	0	0	0				
											1	0	0	0	0	0	1				
											0	0	0	0	0	0	0				
Inning Stats	R: 0 E: 0 K: 1 S: 10	H: 0 LOB: 1 BB: 1 P: 16	R: 0 E: 0 K: 0 S: 4	H: 0 LOB: 0 BB: 0 P: 8	R: 0 E: 0 K: 0 S: 7	H: 1 LOB: 1 BB: 0 P: 11	R: 0 E: 0 K: 0 S: 4	H: 0 LOB: 0 BB: 0 P: 8	R: 0 E: 0 K: 0 S: 5	H: 0 LOB: 0 BB: 0 P: 7	R: 0 E: 0 K: 0 S: 6	H: 0 LOB: 0 BB: 0 P: 8	R: 0 E: 0 K: 0 S: 7	H: 1 LOB: 1 BB: 0 P: 11	R: 1 E: 0 K: 0 S: 6	H: 1 LOB: 0 BB: 0 P: 9	R: 0 E: 0 K: 0 S: 16	H: 1 LOB: 1 BB: 0 P: 24	1B: 4 2B: 0 3B: 0 HR: 0	SF: 1 SAC: 1 DP: 1 HBP: 0	WP: 0 PA: 35 PB: 0 SB: 2 CS: 0
PITCHER	IP 9.0	WLS 3	BF 31	H 3	R 1	ER 1	SO 1	BB 1	IBB 0	HBP 0	BLK 0	WP 0	HR 0	S 53	P 84	ERA 1.00	WHIP 0.444				
PITCHER	IP 10.1	WLS 4	BF 41	H 1	R 0	ER 0	SO 0	BB 0	IBB 0	HBP 0	BLK 0	WP 0	HR 0	S 16	P 24	ERA 0.00	WHIP 1.000				


TOP

Houston Astros @ San Francisco Giants
Candlestick Park, San Francisco, CA

Sat Sep 08 1990, 6:33 AM EDT
Att: 28,215 - Sunny

livebaseballscorecards.com

AB 32
R 1
H 4
RBI 1
BB 1
SO 1
LOB 12



Batter	1	2	3	4	5	6	7	8	9	10	AB	R	H	RBI	BB	SO	LOB				
Brett Butler, L OBP: 0.386, SLG: 0.362 (1, 8)	1-1 G4-3		3-2 F8		1-0 FC1-6		0-0 BB S 1B		0-1 4-3		5	0	1	0	0	0	1				
Mike Kingery, L OBP: 0.335, SLG: 0.342 (1, 9)	1-0 4-3		1-1 BB 1B		0-0 5-3		1-2 BB BB		1-1 4-3		4	0	1	0	1	0	1				
Will Clark, L OBP: 0.351, SLG: 0.436 (1, 3)	1-1 2B		4-0 BB BB		4-1 BB BB		4-2 BB BB		1-0 4-3		2	0	1	0	3	0	0				
Kevin Mitchell, R OBP: 0.367, SLG: 0.552 (1, 7)	3-0 F8		2-1 P3		1-2 F9		2-3 K		3-2 P3		5	0	0	0	0	1	8				
Matt Williams, R OBP: 0.325, SLG: 0.500 (1, 5)		0-0 P3		0-0 HR		0-1 F7		0-0 6-3	2-0 HR		5	2	2	2	0	0	0				
Gary Carter, R OBP: 0.322, SLG: 0.403 (1, 2)		1-0 E4		2-1 P5		0-0 F7		2-1 F7			4	0	0	0	0	0	0				
Robby Thompson, R OBP: 0.300, SLG: 0.383 (1, 4)		0-1 P3		0-0 G5-3		3-2 F7		4-2 BB			3	0	0	0	1	0	1				
Jose Uribe, S OBP: 0.300, SLG: 0.314 (1, 6)		1-0 P6		0-0 4-3				0-0 4-3	2-2 G1-3		4	0	0	0	0	0	2				
Kelly Downs, R (1, 1)			0-0 6-3			4-2 FC1-6 BB		1-3 K	0-1 6-3		2	0	0	0	1	1	0				
Ernest Riles, L OBP: 0.358, SLG: 0.413 Steve Bedrosian, R OBP: 0.500, SLG: 0.500 (10, 1)											1	0	0	0	0	0	0				
											0	0	0	0	0	0	0				
Inning Stats	R: 0 E: 0 K: 0 S: 6	H: 1 LOB: 1 BB: 0 P: 12	R: 0 E: 1 K: 0 S: 5	H: 0 LOB: 1 BB: 0 P: 7	R: 0 E: 0 K: 0 S: 8	H: 1 LOB: 2 BB: 1 P: 18	R: 1 E: 0 K: 0 S: 5	H: 1 LOB: 0 BB: 0 P: 7	R: 0 E: 0 K: 0 S: 9	H: 0 LOB: 2 BB: 2 P: 19	R: 0 E: 0 K: 2 S: 13	H: 1 LOB: 3 BB: 2 P: 24	R: 0 E: 0 K: 0 S: 9	H: 0 LOB: 1 BB: 1 P: 17	R: 0 E: 0 K: 0 S: 6	H: 0 LOB: 0 BB: 0 P: 7	R: 1 E: 0 K: 0 S: 5	H: 1 LOB: 0 BB: 0 P: 11	1B: 2 2B: 1 3B: 0 HR: 2	SF: 0 SAC: 0 DP: 0 HBP: 0	WP: 0 PA: 41 PB: 0 SB: 1 CS: 0
PITCHER	IP 7.0	WLS 4	BF 31	H 4	R 1	ER 1	SO 2	BB 5	IBB 0	HBP 0	BLK 0	WP 0	HR 1	S 53	P 97	ERA 1.29	WHIP 1.286				
PITCHER	IP 8.1	WLS 1	BF 10	H 1	R 1	ER 0	SO 0	BB 1	IBB 0	HBP 0	BLK 0	WP 0	HR 1	S 20	P 35	ERA 3.38	WHIP 0.750				

BOTTOM

Houston Astros @ San Francisco Giants
Candlestick Park, San Francisco, CA

Sat Sep 08 1990, 6:33 AM EDT
Att: 28,215 - Sunny

livebaseballscorecards.com

AB 35
R 2
H 5
RBI 2
BB 6
SO 2
LOB 13



Batter	1	2	3	4	5	6	7	8	9	AB	R	H	RBI	BB	SO	LOB	TOP										
Eric Yelding, R OBP: 0.308, SLG: 0.302 (1, 8)										4	0	1	0	1	1	1	Houston Astros @ San Francisco Giants Candlestick Park, San Francisco, CA Sun Sep 09 1990, 6:33 AM EDT Att: 23,229 - Sunny										
Rafael Ramirez, R OBP: 0.296, SLG: 0.336 (1, 6)										5	0	0	0	0	1	4											
Ken Oberkfell, L OBP: 0.297, SLG: 0.298 (1, 5)										3	0	0	0	1	0	1											
Franklin Stubbs, L OBP: 0.321, SLG: 0.452 (1, 3)										4	0	0	0	0	1	3											
Eric Anthony, L OBP: 0.272, SLG: 0.366 (1, 9)										4	1	1	1	0	2	0											
Karl Rhodes, L OBP: 0.346, SLG: 0.413 (1, 7)										4	0	2	0	0	1	0											
Craig Biggio, R OBP: 0.345, SLG: 0.349 (1, 2)										3	0	2	0	1	0	0											
Casey Candaele, S OBP: 0.391, SLG: 0.440 (1, 4)										2	0	1	0	2	0	2											
Mark Portugal, R OBP: 0.155, SLG: 0.140 (1, 1)										3	0	1	0	0	0	6											
Dan Schatzeder, L OBP: 0.250, SLG: 0.250 (8, 1)										0	0	0	0	0	0	0											
Mark Davidson, R OBP: 0.320, SLG: 0.366 (9, PH)										1	0	0	0	0	0	1											
Inning Stats	R: 0 E: 0 K: 1 S: 9	H: 0 LOB: 0 BB: 0 P: 13	R: 0 E: 0 K: 2 S: 12	H: 2 LOB: 2 BB: 0 P: 16	R: 0 E: 0 K: 0 S: 10	H: 2 LOB: 2 BB: 1 P: 20	R: 0 E: 0 K: 1 S: 10	H: 0 LOB: 1 BB: 1 P: 18	R: 0 E: 0 K: 0 S: 5	H: 0 LOB: 0 BB: 0 P: 14	R: 0 E: 0 K: 1 S: 7	H: 0 LOB: 0 BB: 0 P: 11	R: 1 E: 0 K: 1 S: 8	H: 1 LOB: 0 BB: 0 P: 14	R: 0 E: 0 K: 0 S: 13	H: 1 LOB: 1 BB: 0 P: 17	1B: 6 2B: 2 3B: 0 HR: 1	SF: 0 SAC: 0 DP: 3 HBP: 0	WP: 0 PB: 0 SB: 1 CS: 1	PA: 38							
PITCHER	IP	WLS	BF	H	R	ER	SO	BB	IBB	HBP	BLK	WP	HR	S	P	ERA	WHIP										
Michael LaCoss, R ERA: 3.82 (1, 1)	8.0	W	34	7	1	1	6	4	1	0	0	0	1	71	126	1.12	1.375										
Trevor Wilson, L ERA: 4.07 (9, 1)	1.0		4	1	0	0	0	0	0	0	1	0	0	13	17	0.00	1.000										

AB	33
R	1
H	8
RBI	1
BB	5
SO	6
LOB	18



Batter	1	2	3	4	5	6	7	8	9	AB	R	H	RBI	BB	SO	LOB	BOTTOM										
Brett Butler, L OBP: 0.385, SLG: 0.360 (1, 8)										3	1	0	0	1	0	0	Houston Astros @ San Francisco Giants Candlestick Park, San Francisco, CA Sun Sep 09 1990, 6:33 AM EDT Att: 23,229 - Sunny										
Mike Kingery, L OBP: 0.333, SLG: 0.339 (1, 9)										4	1	1	1	0	0	0											
Will Clark, L OBP: 0.352, SLG: 0.439 (1, 3)										3	2	2	1	0	0	0											
Kevin Mitchell, R OBP: 0.370, SLG: 0.560 (1, 7)										4	1	3	3	0	0	0											
Matt Williams, R OBP: 0.323, SLG: 0.497 (1, 5)										3	0	0	0	0	1	2											
Ernest Riles, L OBP: 0.331, SLG: 0.403 (1, 4)										3	0	0	0	0	0	1											
Terry Kennedy, L OBP: 0.349, SLG: 0.382 (1, 2)										3	0	0	0	0	1	0											
Jose Uribe, S OBP: 0.298, SLG: 0.312 (1, 6)										3	0	0	0	0	2	0											
Michael LaCoss, R OBP: 0.050, SLG: 0.100 (1, 1)										2	0	0	0	0	0	0											
Kevin Bass, S OBP: 0.290, SLG: 0.432 (8, PH)										1	0	0	0	0	0	0											
Trevor Wilson, L OBP: 0.167, SLG: 0.138 (9, 1)										0	0	0	0	0	0	0											
Inning Stats	R: 1 E: 0 K: 0 S: 10	H: 2 LOB: 1 BB: 0 P: 14	R: 0 E: 0 K: 1 S: 11	H: 0 LOB: 0 BB: 0 P: 17	R: 0 E: 0 K: 0 S: 8	H: 0 LOB: 0 BB: 0 P: 11	R: 0 E: 0 K: 0 S: 12	H: 1 LOB: 1 BB: 0 P: 15	R: 0 E: 0 K: 1 S: 6	H: 0 LOB: 0 BB: 0 P: 11	R: 2 E: 0 K: 1 S: 12	H: 2 LOB: 0 BB: 0 P: 15	R: 0 E: 0 K: 1 S: 6	H: 0 LOB: 0 BB: 0 P: 10	R: 2 E: 1 K: 0 S: 12	H: 1 LOB: 0 BB: 1 P: 22	1B: 4 2B: 1 3B: 0 HR: 1	SF: 1 SAC: 0 DP: 0 HBP: 0	WP: 0 PB: 0 SB: 1 CS: 0	PA: 31							
PITCHER	IP	WLS	BF	H	R	ER	SO	BB	IBB	HBP	BLK	WP	HR	S	P	ERA	WHIP										
Mark Portugal, R ERA: 3.78 (1, 1)	7.1	L	27	5	3	3	4	0	0	0	0	0	0	67	97	3.68	0.682										
Dan Schatzeder, L ERA: 2.39 (8, 1)	0.2		4	1	2	1	0	1	0	0	0	0	0	10	18	13.50	3.000										

AB	29
R	5
H	6
RBI	5
BB	1
SO	4
LOB	3



Batter	1	2	3	4	5	6	7	8	9	10	11	12	13	AB R H RBI BB SO LOB	TOP							
Eric Yelding, R OBP: 0.264, SLG: 0.297 (1.6, 12.7)														6 1 0 0 0 2 1	Houston Astros @ Cincinnati Reds Riverfront Stadium, Cincinnati, OH Wed Sep 12 1990, 7:05 PM EDT Att: 17,083 - Unknown livebaseballscorecards.com							
Casey Candaele, S OBP: 0.376, SLG: 0.422 (1.7, 12.4)														6 0 0 0 0 3 1								
Karl Rhodes, L OBP: 0.376, SLG: 0.429 (1.8, 12.3)														3 2 1 0 3 1 0								
Glenn Davis, R OBP: 0.330, SLG: 0.540 (1.3, 12.3)														5 0 1 0 0 0 3								
Gerald Young, S OBP: 0.248, SLG: 0.244 (12. PR)														0 0 0 0 0 0 0								
Mike Simms, R OBP: 0.500, SLG: 0.500 (12. 3)														1 0 1 1 0 0 0								
Ken Caminiti, S OBP: 0.307, SLG: 0.302 (1.5)														4 0 1 1 1 2 1								
Eric Anthony, L OBP: 0.276, SLG: 0.371 (1.9, 12. PH)														3 0 1 0 1 0 0								
Mark Davidson, R OBP: 0.311, SLG: 0.347 (12. 9)														2 0 0 0 0 1 5								
Craig Biggio, R OBP: 0.346, SLG: 0.349 (1.2)														4 0 1 0 1 1 4								
Dave Rohde, S OBP: 0.287, SLG: 0.247 (1.4, 12. 1)														5 0 0 0 0 2 4								
Juan Agosto, L (12. 1)														0 0 0 0 0 0 0								
Brian Meyer, R (13. 1)														0 0 0 0 0 0 0								
Danny Darwin, R ERA: 2.04 (8. 1)														1 0 0 0 0 0 1								
Luis Guimones, S OBP: 0.304, SLG: 0.320 (13. PH)														0 0 0 0 0 0 0								
Ken Oberkott, R ERA: 3.52 (13. 1)														1 0 0 0 0 0 0								
Rafael Ramirez, R OBP: 0.290, SLG: 0.338 (13. 9)														1 0 0 0 0 0 0								
Inning Stats	R: 0 E: 0 K: 0 S: 9	H: 0 LOB: 1 BB: 1 P: 16	R: 0 E: 0 K: 0 S: 10	H: 1 LOB: 0 BB: 0 P: 17	R: 0 E: 0 K: 3 S: 10	H: 1 LOB: 1 BB: 0 P: 17	R: 0 E: 0 K: 2 S: 9	H: 0 LOB: 1 BB: 1 P: 15	R: 0 E: 0 K: 1 S: 8	H: 0 LOB: 0 BB: 0 P: 10	R: 0 E: 0 K: 1 S: 8	H: 0 LOB: 0 BB: 0 P: 14	R: 0 E: 0 K: 1 S: 10	H: 0 LOB: 0 BB: 0 P: 11	R: 0 E: 0 K: 0 S: 15	H: 1 LOB: 2 BB: 0 P: 24	R: 2 E: 0 K: 2 S: 14	H: 2 LOB: 2 BB: 2 P: 27	1B: 4 2B: 3 3B: 0 HR: 0	SF: 0 SAC: 1 DP: 0 HBP: 0	WP: 1 PB: 0 SB: 5 CS: 0	PA: 52
PITCHER	IP WLS BF H R ER SO BB IBB HBP BLK WP HR S P ERA WHIP																					
Jose Rijo, R ERA: 3.0 (1. 1)	9.0	WLS 33	H 4	R 1	ER 1	SO 11	BB 4	IBB 0	HBP 0	BLK 0	WP 0	HR 0	S 86	P 136	ERA 1.00	WHIP 0.889						
Rob Dibble, R ERA: 1.86 (10. 1)	2.0	7	1	0	0	2	0	0	0	0	0	0	22	32	0.00	0.500						
Randy Myers, L ERA: 1.95 (12. 1)	1.0	4	0	0	0	0	0	0	0	0	0	0	11	17	0.00	0.000						
Tim Layana, R ERA: 3.52 (13. 1)	1.0	L 7	2	2	2	2	1	1	0	0	1	0	14	27	18.00	3.000						

Batter	1	2	3	4	5	6	7	8	9	10	11	12	13	AB R H RBI BB SO LOB	BOTTOM									
Bill Doran, S OBP: 0.418, SLG: 0.443 (1.4, 12. 1)														4 1 2 1 2 0 2	Houston Astros @ Cincinnati Reds Riverfront Stadium, Cincinnati, OH Wed Sep 12 1990, 7:05 PM EDT Att: 17,083 - Unknown livebaseballscorecards.com									
Barry Larkin, R OBP: 0.357, SLG: 0.394 (1.6)														4 0 0 0 1 0 3										
Hal Morris, L OBP: 0.382, SLG: 0.518 (1. 3)														4 0 1 0 0 0 1										
Mariano Duncan, R OBP: 0.344, SLG: 0.477 (12. PH)														1 0 0 0 0 1 0										
Todd Benzinger, S OBP: 0.294, SLG: 0.348 (13. 3)														0 0 0 0 0 0 0										
Eric Davis, R OBP: 0.337, SLG: 0.474 (1.7, 12. 1)														5 0 2 0 0 0 1										
Paul O'Neill, L OBP: 0.345, SLG: 0.434 (1.9, 13. 1)														5 0 2 0 0 0 2										
Chris Sabo, R OBP: 0.346, SLG: 0.481 (1.5)														4 0 1 0 1 0 2										
Jeff Reed, L OBP: 0.348, SLG: 0.364 (1. 2)														4 0 0 0 0 1 1										
Billy Hatcher, R OBP: 0.324, SLG: 0.391 (13. PH)														1 0 0 0 0 0 1										
Herm Winningham, L OBP: 0.320, SLG: 0.442 (1. 8)														4 0 0 0 0 1 0										
Luis Guimones, S OBP: 0.304, SLG: 0.320 (13. PH)														1 0 0 0 0 0 1										
Jose Rijo, R OBP: 0.167, SLG: 0.185 (1. 1)														3 0 0 0 0 1 0										
Rob Dibble, L (10. 1)														0 0 0 0 0 0 0										
Randy Myers, L OBP: 0.250, SLG: 0.250 (12. 1)														0 0 0 0 0 0 0										
Glenn Braggs, R OBP: 0.354, SLG: 0.399 (13. 9)														1 0 1 0 0 0 0										
Inning Stats	R: 1 E: 0 K: 0 S: 8	H: 1 LOB: 0 BB: 0 P: 11	R: 0 E: 0 K: 1 S: 7	H: 0 LOB: 0 BB: 0 P: 13	R: 0 E: 0 K: 1 S: 10	H: 2 LOB: 2 BB: 0 P: 12	R: 0 E: 0 K: 0 S: 6	H: 0 LOB: 0 BB: 0 P: 7	R: 0 E: 0 K: 0 S: 6	H: 1 LOB: 0 BB: 0 P: 4	R: 0 E: 0 K: 0 S: 4	H: 1 LOB: 0 BB: 0 P: 4	R: 0 E: 0 K: 0 S: 9	H: 0 LOB: 1 BB: 1 P: 11	R: 0 E: 0 K: 0 S: 9	H: 1 LOB: 1 BB: 1 P: 13	R: 0 E: 0 K: 1 S: 9	H: 1 LOB: 0 BB: 0 P: 12	R: 0 E: 0 K: 0 S: 8	H: 2 LOB: 2 BB: 0 P: 14	1B: 8 2B: 1 3B: 0 HR: 1	SF: 0 SAC: 1 DP: 5 HBP: 0	WP: 0 PB: 0 SB: 0 CS: 1	PA: 46
PITCHER	IP WLS BF H R ER SO BB IBB HBP BLK WP HR S P ERA WHIP																							
Danny Darwin, R ERA: 2.04 (8. 1)	7.0	WLS 24	H 5	R 1	ER 1	SO 2	BB 0	IBB 0	HBP 0	BLK 0	WP 0	HR 1	S 47	P 64	1.29	0.714								
Al Osuna, L ERA: 3.38 (10. 1)	2.0	6	0	0	0	1	2	0	0	0	0	0	10	20	0.00	1.000								
Dave Smith, R ERA: 2.17 (12. 1)	2.0	8	1	0	0	0	1	1	0	0	0	0	15	25	0.00	1.000								
Juan Agosto, L ERA: 4.23 (12. 1)	1.2	W 6	2	0	0	1	0	0	0	0	0	0	13	21	0.00	1.200								
Brian Meyer, R ERA: 3.0 (13. 1)	0.1	S 2	1	0	0	0	0	0	0	0	0	0	4	5	0.00	3.000								

Houston Astros @ Cincinnati Reds
Riverfront Stadium, Cincinnati, OH
Wed Sep 12 1990, 7:05 PM EDT
Att: 17,083 - Unknown

AB	44
R	3
H	7
RBI	2
BB	6
SO	15
LOB	20



Houston Astros @ Cincinnati Reds
Riverfront Stadium, Cincinnati, OH
Wed Sep 12 1990, 7:05 PM EDT
Att: 17,083 - Unknown

AB	41
R	1
H	9
RBI	1
BB	4
SO	4
LOB	14



Batter	1	2	3	4	5	6	7	8	9	10	AB	R	H	RBI	BB	SO	LOB	TOP						
Brett Butler, L OBP: 0.322, SLG: 0.371 (1, 8)	4-1 L3-6 E BB		3-2 SF8		0-0 1-2 1B			4-0 2B SF7 BB		3-2 G4-3	2	1	1	1	2	0	0							
Mike Kingery, L OBP: 0.326, SLG: 0.331 (1, 9)	0-0 SAFE L5		2-3 3-H G4-3		0-0 L1			0-0 SAFE SAFE SAFE 2B		1-1 G5-3	3	0	0	0	0	0	4							
Greg Litton, R OBP: 0.277, SLG: 0.303 (8, 9)	1-2							1-3 2B																
Mike Laga, L OBP: 0.167, SLG: 0.294 (1, 3)	0-1 L3-6							4-0 IBB																
Kevin Bass, S OBP: 0.286, SLG: 0.413 (8, PH)	2-3																							
Steve Bedrosian, R OBP: 0.500, SLG: 0.500 (8, 1)																								
Kevin Mitchell, R OBP: 0.368, SLG: 0.560 (1, 7)		1-3 K		2-2 1B		0-1 F7		2-2 SF7																
Matt Williams, R OBP: 0.322, SLG: 0.494 (1, 5)		0-3 K		0-2 F7		1-0 F9		3-H 2-3 K																
Terry Kennedy, L OBP: 0.348, SLG: 0.375 (1, 2)	1-1 F9			2-3 K																				
Robby Thompson, R OBP: 0.302, SLG: 0.388 (1, 4)			1-2 1B SF8		1-3 K																			
Jose Uribe, S OBP: 0.297, SLG: 0.308 (7, 1)	0-1 SAFE Francisco Oliveras, R		0-1 SF8 SH3-4		1-1 E6 1B			2-1 L8		2-2 L4														
Will Clark, L OBP: 0.332, SLG: 0.435 (8, 3)			1-3 1B																					
Michael LaCoss, R OBP: 0.048, SLG: 0.095 (1, 1)			1-0 SH3-4		1-0 B3																			
Ernest Riles, L OBP: 0.325, SLG: 0.393 (7, 6)																								
Mike Benjamin, R OBP: 0.258, SLG: 0.448 (8, 6)			1-2 G5-3																					
Inning Stats	R: 0 E: 1 K: 0 S: 4	H: 0 LOB: 0 BB: 1 P: 8	R: 0 E: 0 K: 2 S: 8	H: 0 LOB: 0 BB: 0 P: 10	R: 1 E: 0 K: 0 S: 16	H: 2 LOB: 1 BB: 0 P: 22	R: 0 E: 0 K: 1 S: 11	H: 1 LOB: 1 BB: 0 P: 16	R: 0 E: 1 K: 1 S: 8	H: 1 LOB: 2 BB: 0 P: 10	R: 0 E: 0 K: 0 S: 5	H: 0 LOB: 0 BB: 0 P: 8	R: 0 E: 0 K: 0 S: 5	H: 0 LOB: 0 BB: 0 P: 8	R: 1 E: 0 K: 1 S: 9	H: 1 LOB: 2 BB: 2 P: 21	R: 0 E: 0 K: 0 S: 8	H: 0 LOB: 0 BB: 0 P: 14	R: 0 E: 0 K: 0 S: 7	H: 0 LOB: 0 BB: 0 P: 11	1B: 4 2B: 2 3B: 0 HR: 0	SF: 2 SAC: 1 DP: 1 HBP: 0	WP: 0 PB: 0 SB: 0 CS: 0	PA: 38
PITCHER	IP WLS BF H R ER SO	IP WLS BF H R ER SO	IP WLS BF H R ER SO	IP WLS BF H R ER SO	IP WLS BF H R ER SO	IP WLS BF H R ER SO	IP WLS BF H R ER SO	IP WLS BF H R ER SO	IP WLS BF H R ER SO	IP WLS BF H R ER SO	IP WLS BF H R ER SO	IP WLS BF H R ER SO	IP WLS BF H R ER SO	IP WLS BF H R ER SO	IP WLS BF H R ER SO	IP WLS BF H R ER SO	IP WLS BF H R ER SO	IP WLS BF H R ER SO	IP WLS BF H R ER SO	IP WLS BF H R ER SO	ERA WHIP	ERA WHIP		
Mike Scott, R ERA: 4.02 (1, 1)	7.0																							
Al Osuna, L ERA: 3.68 (8, 1)	0.1																							
Xavier Hernandez, R ERA: 4.83 (8, 1)	2.2																							

San Francisco Giants @ Houston Astros
Astrodome, Houston, TX
Sat Sep 15 1990, 8:05 PM EDT
Att. 13,370 - Dome

livebaseballscorecards.com

AB 32
R 2
H 5
RBI 2
BB 3
SO 5
LOB 10

GIANTS

Batter	1	2	3	4	5	6	7	8	9	10	AB	R	H	RBI	BB	SO	LOB	BOTTOM						
Eric Yelding, R OBP: 0.305, SLG: 0.304 (1, 8)	1-3 K		3-2 FC5-4 CS			2-2 G3-1 SH1-3 1B		4-2 S 1B BB		0-2 G4-3	4	1	1	0	1	1	2							
Casey Candaele, S OBP: 0.376, SLG: 0.414 (1, 4)	0-1 G4-3		1-0 FC6-4 1B			0-0 SH1-3		1-1 F7		0-0 P6	4	0	1	0	0	0	2							
Karl Rhodes, L OBP: 0.366, SLG: 0.426 (1, 9)	2-1 G4-3		0-0 FC6-4			1-0 G3-1		0-0 F8		4-0 1B BB IBB	4	0	0	0	1	0	3							
Franklin Stubbs, L OBP: 0.328, SLG: 0.452 (1, 7)		0-1 FC3-6 1B		1-2 FC3-6 1B		4-0 BB		1-2 SAFE SAFE SAFE 1B		4-0 1B BB	3	1	3	1	1	0	0							
Gerald Young, S OBP: 0.252, SLG: 0.243 (8, PR)		FC3-6 1B						1-H 2-3 1B		1-2 2-3 BB	0	0	0	0	1	0	0							
Ken Caminiti, S OBP: 0.307, SLG: 0.310 (1, 5)		0-1 FC3-6 1B		0-0 FC3-6 G4-6		1-0 L8		1-0 P2		0-2 1B	5	0	2	1	0	0	4							
Ken Oberkfell, L OBP: 0.287, SLG: 0.286 (1, 3)		0-2 FC3-6 FC6-4		0-1 G4-6						1-2 2-3 1B	4	0	0	0	0	1	3							
Craig Biggio, R OBP: 0.345, SLG: 0.348 (1, 2)		1-1 FC6-4				1-2 F8		0-2 1B		0-0 G6-3	4	0	1	1	0	0	1							
Rafael Ramirez, R OBP: 0.298, SLG: 0.333 (1, 6)		1-1 SAFE G4-3				2-1 P5		2-2 L9		1-1 P2	4	0	0	0	0	0	2							
Mike Scott, R OBP: 0.204, SLG: 0.140 (1, 1)																								
Eric Anthony, L OBP: 0.274, SLG: 0.361 (7, PH)																								
Al Osuna, R (8, 1)																								
Xavier Hernandez, L OBP: 0.500, SLG: 0.500 (8, 1)																								
Luis Gonzalez, L OBP: 0.250, SLG: 0.143 (10, PH)																								
Inning Stats	R: 0 E: 0 K: 1 S: 9	H: 0 LOB: 0 BB: 0 P: 12	R: 1 E: 0 K: 0 S: 13	H: 2 LOB: 1 BB: 0 P: 15	R: 0 E: 0 K: 0 S: 7	H: 1 LOB: 1 BB: 1 P: 15	R: 0 E: 0 K: 0 S: 6	H: 1 LOB: 0 BB: 0 P: 7	R: 0 E: 0 K: 1 S: 9	H: 1 LOB: 0 BB: 0 P: 13	R: 0 E: 0 K: 0 S: 7	H: 1 LOB: 2 BB: 1 P: 15	R: 0 E: 0 K: 1 S: 15	H: 1 LOB: 1 BB: 0 P: 19	R: 1 E: 0 K: 0 S: 14	H: 1 LOB: 1 BB: 1 P: 21	R: 0 E: 0 K: 0 S: 4	H: 0 LOB: 0 BB: 0 P: 5	R: 1 E: 0 K: 0 S: 11	H: 1 LOB: 3 BB: 3 P: 23	1B: 8 2B: 0 3B: 0 HR: 0	SF: 0 SAC: 1 DP: 0 HBP: 0	WP: 0 PB: 0 SB: 1 CS: 1	PA: 41
PITCHER	IP WLS BF H R ER SO	IP WLS BF H R ER SO	IP WLS BF H R ER SO	IP WLS BF H R ER SO	IP WLS BF H R ER SO	IP WLS BF H R ER SO	IP WLS BF H R ER SO	IP WLS BF H R ER SO	IP WLS BF H R ER SO	IP WLS BF H R ER SO	IP WLS BF H R ER SO	IP WLS BF H R ER SO	IP WLS BF H R ER SO	IP WLS BF H R ER SO	IP WLS BF H R ER SO	IP WLS BF H R ER SO	IP WLS BF H R ER SO	IP WLS BF H R ER SO	IP WLS BF H R ER SO	IP WLS BF H R ER SO	ERA WHIP	ERA WHIP		
Michael LaCoss, R ERA: 3.63 (7, 1)	6.0																							
Francisco Oliveras, R ERA: 3.09 (7, 1)	1.0																							
Steve Bedrosian, R ERA: 4.5 (8, 1)	2.2																							

San Francisco Giants @ Houston Astros
Astrodome, Houston, TX
Sat Sep 15 1990, 8:05 PM EDT
Att. 13,370 - Dome

livebaseballscorecards.com

AB 34
R 3
H 8
RBI 3
BB 6
SO 3
LOB 18

HOUSTON ASTROS

Batter	1	2	3	4	5	6	7	8	9	AB	R	H	RBI	BB	SO	LOB	TOP					
Brett Butler, L OBP: 0.391, SLG: 0.370 (1, 8)										4	1	1	0	0	2	1	San Francisco Giants @ Houston Astros Astrodome, Houston, TX Sun Sep 16 1990, 4:33 AM EDT Att: 9,937 - Dome					
Kevin Bass, S OBP: 0.291, SLG: 0.415 (1, 9)										4	0	2	0	0	0	0						
Mike Benjamin, R OBP: 0.258, SLG: 0.448 (8, 6)										0	0	0	0	0	0	0						
Will Clark, L OBP: 0.353, SLG: 0.436 (1, 3)										4	0	2	0	0	0	1						
Andres Santana, S (9, PR)										0	0	0	0	0	0	0						
Mike Laga, L OBP: 0.167, SLG: 0.294 (9, 3)										0	0	0	0	0	0	0						
Kevin Mitchell, R OBP: 0.368, SLG: 0.561 (1, 7)										3	0	1	1	0	0	0						
Matt Williams, R OBP: 0.321, SLG: 0.491 (1, 5)										3	0	0	0	1	2	2						
Gary Carter, R OBP: 0.322, SLG: 0.405 (1, 2)										4	0	0	0	0	2	5						
Robby Thompson, R OBP: 0.302, SLG: 0.386 (1, 4)										4	0	1	0	0	1	3						
Jose Uribe, S OBP: 0.297, SLG: 0.307 (1, 6)										1	0	0	0	0	0	0						
Bill Bathe, R OBP: 0.333, SLG: 0.442 (8, PH)										1	0	0	0	0	0	0						
Mike Kingery, L OBP: 0.326, SLG: 0.331 (8, 9)										1	0	0	0	0	0	0						
Greg Litton, R OBP: 0.275, SLG: 0.302 (9, PH)										1	0	0	0	0	0	3						
Don Robinson, R OBP: 0.148, SLG: 0.262 (1, 1)										3	1	1	1	0	0	1						
Inning Stats	R: 1 E: 0 K: 1 S: 8	H: 3 LOB: 2 BB: 0 P: 8	R: 0 E: 0 K: 0 S: 3	H: 0 LOB: 0 BB: 0 P: 3	R: 0 E: 0 K: 0 S: 3	H: 0 LOB: 0 BB: 0 P: 3	R: 0 E: 0 K: 2 S: 7	H: 0 LOB: 0 BB: 0 P: 7	R: 0 E: 0 K: 1 S: 6	H: 1 LOB: 1 BB: 0 P: 6	R: 0 E: 0 K: 0 S: 3	H: 1 LOB: 0 BB: 0 P: 3	R: 0 E: 0 K: 2 S: 7	H: 0 LOB: 0 BB: 0 P: 7	R: 1 E: 0 K: 1 S: 6	H: 1 LOB: 0 BB: 0 P: 6	R: 0 E: 0 K: 0 S: 5	H: 2 LOB: 3 BB: 1 P: 9	1B: 6 2B: 2 3B: 0 HR: 1	SF: 1 SAC: 1 DP: 1 HBP: 0	WP: 0 PB: 0 SB: 0 CS: 0	PA: 35
PITCHER	IP WLS BF H R ER SO BB IBB HBP BLK WP HR S P ERA WHIP																					
Jim Deshaies, L ERA: 4.06 (1, 1)	7.0 25 5 1 1 6 0 0 0 0 0 0 0 37 7 1.29 0.714																					
Al Osuna, L ERA: 4.32 (8, 1)	1.0 5 2 1 1 1 0 0 0 0 0 1 7 7 9.00 2.000																					
Jim Clancy, R ERA: 6.98 (9, 1)	0.2 4 1 0 0 0 0 0 1 0 0 0 0 3 7 0.00 1.500																					
Juan Agosto, L ERA: 4.07 (9, 1)	0.1 W 1 0 0 0 0 0 0 0 0 0 0 0 1 1 0.00 0.000																					

Batter	1	2	3	4	5	6	7	8	9	AB	R	H	RBI	BB	SO	LOB	BOTTOM					
Eric Yelding, R OBP: 0.303, SLG: 0.302 (1, 6)										4	0	0	0	0	2	2	San Francisco Giants @ Houston Astros Astrodome, Houston, TX Sun Sep 16 1990, 4:33 AM EDT Att: 9,937 - Dome					
Mark Davidson, R OBP: 0.311, SLG: 0.347 (9, 7)										0	0	0	0	0	0	0						
Glenn Davis, R OBP: 0.347, SLG: 0.557 (9, PH)										1	0	1	1	0	0	0						
Casey Candaele, S OBP: 0.378, SLG: 0.420 (1, 4)										4	1	2	0	0	0	0						
Karl Rhodes, L OBP: 0.360, SLG: 0.415 (1, 8)										4	0	1	0	0	0	2						
Franklin Stubbs, L OBP: 0.330, SLG: 0.452 (1, 7)										4	0	2	1	0	1	2						
Juan Agosto, L (9, 1)										0	0	0	0	0	0	0						
Ken Caminiti, S OBP: 0.307, SLG: 0.308 (1, 5)										3	1	0	0	1	1	2						
Eric Anthony, L OBP: 0.275, SLG: 0.361 (1, 9)										3	0	1	0	0	0	0						
Gerald Young, S OBP: 0.257, SLG: 0.248 (7, PR)										1	1	1	0	0	0	0						
Craig Biggio, R OBP: 0.347, SLG: 0.350 (1, 2)										3	0	2	1	0	0	0						
Ken Oberkfell, L OBP: 0.281, SLG: 0.280 (1, 3)										3	0	0	0	0	1	3						
Al Osuna, R (8, 1)										0	0	0	0	0	0	0						
Jim Clancy, R OBP: 0.214, SLG: 0.214 (9, 1)										0	0	0	0	0	0	0						
Luis Gonzalez, L OBP: 0.333, SLG: 0.143 (9, 3)										0	0	0	0	1	0	0						
Jim Deshaies, L OBP: 0.093, SLG: 0.075 (1, 1)										2	0	0	0	0	0	1						
Rafael Ramirez, R OBP: 0.297, SLG: 0.333 (7, PH)										1	0	0	0	1	0	3						
Inning Stats	R: 1 E: 0 K: 1 S: 7	H: 2 LOB: 1 BB: 0 P: 7	R: 0 E: 0 K: 0 S: 4	H: 1 LOB: 1 BB: 0 P: 4	R: 0 E: 0 K: 1 S: 6	H: 1 LOB: 1 BB: 0 P: 6	R: 0 E: 0 K: 0 S: 3	H: 0 LOB: 0 BB: 0 P: 3	R: 0 E: 0 K: 2 S: 7	H: 0 LOB: 0 BB: 0 P: 7	R: 0 E: 0 K: 0 S: 4	H: 1 LOB: 1 BB: 0 P: 4	R: 0 E: 0 K: 1 S: 6	H: 1 LOB: 2 BB: 1 P: 10	R: 0 E: 0 K: 0 S: 3	H: 1 LOB: 0 BB: 0 P: 3	R: 2 E: 0 K: 0 S: 4	H: 3 LOB: 3 BB: 2 P: 12	1B: 9 2B: 1 3B: 0 HR: 0	SF: 0 SAC: 1 DP: 0 HBP: 0	WP: 0 PB: 0 SB: 1 CS: 1	PA: 38
PITCHER	IP WLS BF H R ER SO BB IBB HBP BLK WP HR S P ERA WHIP																					
Don Robinson, R ERA: 3.85 (1, 1)	8.1 L 37 10 3 3 5 1 2 0 0 0 0 0 44 56 3.24 1.320																					

Batter	1	2	3	4	5	6	7	8	9	AB	R	H	RBI	BB	SO	LOB	TOP					
Bip Roberts, S OBP: 0.374, SLG: 0.435 (1, 7)										5	2	3	0	0	0	0						
Roberto Alomar, S OBP: 0.342, SLG: 0.385 (1, 4)										5	1	1	2	0	0	2						
Jack Clark, R OBP: 0.429, SLG: 0.522 (1, 3)										4	1	1	1	1	0	1						
Joe Carter, R OBP: 0.284, SLG: 0.399 (1, 8)										5	0	2	1	0	1	2						
Fred Lynn, L OBP: 0.335, SLG: 0.367 (1, 9)										3	0	1	0	1	0	1						
Benito Santiago, R OBP: 0.336, SLG: 0.422 (1, 2)										4	1	1	0	0	1	4						
Mike Pagliarulo, L OBP: 0.327, SLG: 0.346 (1, 5)										4	0	1	0	0	1	5						
Garry Templeton, S OBP: 0.285, SLG: 0.361 (1, 6)										4	0	1	0	0	0	3						
Bruce Hurst, L OBP: 0.152, SLG: 0.097 (1, 1)										4	0	0	0	0	3	2						
Inning Stats	R: 0 E: 0 K: 0 S: 10	H: 0 LOB: 0 BB: 0 P: 14	R: 0 E: 0 K: 1 S: 14	H: 1 LOB: 2 BB: 1 P: 25	R: 2 E: 0 K: 1 S: 16	H: 2 LOB: 0 BB: 0 P: 17	R: 1 E: 1 K: 1 S: 12	H: 2 LOB: 1 BB: 0 P: 18	R: 2 E: 0 K: 1 S: 20	H: 4 LOB: 2 BB: 0 P: 30	R: 0 E: 0 K: 1 S: 6	H: 0 LOB: 0 BB: 0 P: 8	R: 0 E: 0 K: 1 S: 10	H: 0 LOB: 1 BB: 1 P: 18	R: 0 E: 0 K: 0 S: 5	H: 1 LOB: 1 BB: 0 P: 6	R: 0 E: 0 K: 0 S: 7	H: 1 LOB: 1 BB: 0 P: 9	1B: 5 2B: 5 3B: 0 HR: 1	SF: 0 SAC: 0 DP: 0 HBP: 0	WP: 0 PB: 0 SB: 0 CS: 0	PA: 40
PITCHER	IP	WLS	BF	H	R	ER	SO	BB	IBB	HBP	BLK	WP	HR	S	P	ERA	WHIP					
Danny Darwin, R ERA: 2.22 (1, 1)	4.1	L	23	9	5	4	3	1	0	0	0	0	1	67	96	8.31	2.308					
Randy Hennis, R ERA: (5, 1)	1.2		5	0	0	0	2	0	0	0	0	0	0	11	16	0.00	0.000					
Brian Meyer, R ERA: 3.75 (7, 1)	3.0		12	2	0	0	1	1	0	0	0	0	0	22	33	0.00	1.000					

San Diego Padres @ Houston Astros
Astrodome, Houston, TX
Mon Sep 17 1990, 8:05 PM EDT
Att: 6,059 - Dome

AB	38
R	5
H	11
RBI	4
BB	2
SO	6
LOB	20



Batter	1	2	3	4	5	6	7	8	9	AB	R	H	RBI	BB	SO	LOB	BOTTOM					
Karl Rhoades, L OBP: 0.342, SLG: 0.391 (1, 8)										4	0	0	0	0	0	2						
Casey Candaele, S OBP: 0.380, SLG: 0.422 (1, 4)										4	0	2	0	0	1	0						
Ken Caminiti, S OBP: 0.306, SLG: 0.307 (1, 5)										2	0	0	0	0	0	0						
Randy Hennis, R OBP: 0.283, SLG: 0.256 (6, PH)										0	0	0	0	0	0	0						
Carl Nichols, R OBP: 0.283, SLG: 0.256 (7, 1)										0	0	0	0	0	0	0						
Brian Meyer, R OBP: 0.333, SLG: 0.333 (9, PH)										1	0	0	0	0	0	1						
Glenn Davis, R OBP: 0.346, SLG: 0.553 (1, 3)										4	0	1	0	0	0	0						
Franklin Stubbs, L OBP: 0.329, SLG: 0.449 (1, 7)										3	0	0	0	1	1	0						
Rafael Ramirez, R OBP: 0.297, SLG: 0.332 (1, 6)										4	0	1	0	0	0	2						
Craig Biggio, R OBP: 0.347, SLG: 0.352 (1, 2)										3	0	1	0	0	0	1						
Terry McGriff, R (8, 2)										0	0	0	0	0	0	0						
Mark Davidson, R OBP: 0.312, SLG: 0.347 (1, 9)										3	0	1	0	0	0	1						
Danny Darwin, R OBP: 0.194, SLG: 0.235 (1, 1)										1	0	0	0	0	1	1						
Dave Rohde, S OBP: 0.282, SLG: 0.242 (5, 5)										2	0	0	0	0	1	1						
Inning Stats	R: 0 E: 0 K: 1 S: 10	H: 0 LOB: 0 BB: 0 P: 15	R: 0 E: 0 K: 0 S: 9	H: 0 LOB: 0 BB: 0 P: 15	R: 0 E: 0 K: 1 S: 9	H: 1 LOB: 1 BB: 0 P: 9	R: 0 E: 0 K: 0 S: 3	H: 0 LOB: 0 BB: 0 P: 6	R: 0 E: 0 K: 1 S: 7	H: 0 LOB: 0 BB: 0 P: 11	R: 0 E: 0 K: 1 S: 11	H: 2 LOB: 2 BB: 0 P: 14	R: 0 E: 0 K: 0 S: 6	H: 1 LOB: 1 BB: 0 P: 9	R: 0 E: 0 K: 0 S: 6	H: 0 LOB: 0 BB: 0 P: 8	R: 0 E: 0 K: 0 S: 13	H: 2 LOB: 2 BB: 1 P: 19	1B: 5 2B: 1 3B: 0 HR: 0	SF: 0 SAC: 0 DP: 1 HBP: 0	WP: 0 PB: 0 SB: 0 CS: 0	PA: 33
PITCHER	IP	WLS	BF	H	R	ER	SO	BB	IBB	HBP	BLK	WP	HR	S	P	ERA	WHIP					
Bruce Hurst, L ERA: 3.15 (1, 1)	9.0	W	33	6	0	0	4	1	0	0	0	0	0	74	106	0.00	0.778					

San Diego Padres @ Houston Astros
Astrodome, Houston, TX
Mon Sep 17 1990, 8:05 PM EDT
Att: 6,059 - Dome

AB	32
R	0
H	6
RBI	0
BB	1
SO	4
LOB	11



Batter	1	2	3	4	5	6	7	8	9	AB	R	H	RBI	BB	SO	LOB	TOP											
Bip Roberts, S OBP: 0.372, SLG: 0.438 (1, 7)	L5	G3-1		HR		FC6-4 1B S 1-2		L5		5	2	1	2	0	0	4	San Diego Padres @ Houston Astros Astrodome, Houston, TX Tue Sep 18 1990, 8:05 PM EDT Att: 5,189 - Dome											
Greg Harris, R OBP: 0.091, SLG: 0.273 Craig Lefferts, L OBP: 0.250, SLG: 0.250 (9, 1)										0	0	0	0	0	0	0												
Roberto Alomar, S OBP: 0.343, SLG: 0.385 (1, 4)	P6		F8	1B				F7		5	1	2	0	0	0	0												
Jack Clark, R OBP: 0.433, SLG: 0.533 Phil Stephenson, L OBP: 0.312, SLG: 0.321 (8, 3)	K		HR	BB				G4-3		3	2	2	3	1	1	0												
Joe Carter, R OBP: 0.286, SLG: 0.406 (1, 8)										1	0	0	0	0	0	0												
Fred Lynn, L OBP: 0.329, SLG: 0.359 Shawn Abner, R OBP: 0.282, SLG: 0.306 (7, 9)		G6-3 2B 1B	HR		P3	F9				5	2	3	2	0	0	1												
Benito Santiago, R OBP: 0.335, SLG: 0.420 Mark Parent, R OBP: 0.280, SLG: 0.314 (8, 2)	K		P4		P6			G4-3		4	0	0	0	0	1	1												
Mike Pagliarulo, L OBP: 0.329, SLG: 0.349 (1, 5)								G6-3		1	0	0	0	0	0	1												
Garry Templeton, S OBP: 0.286, SLG: 0.361 Jerald Clark, R OBP: 0.286, SLG: 0.358 (7, 7)										4	0	1	0	0	0	1												
Ed Whitson, R OBP: 0.169, SLG: 0.206 Joey Cora, S OBP: 0.295, SLG: 0.268 (8, PH)		G6-3	P5		WP 1B			G5-3		0	0	0	0	0	0	0												
Bill Gullickson, R ERA: 3.99 Jim Clancy, R ERA: 7.11 Xavier Hernandez, R ERA: 4.86 Al Osuna, L ERA: 3.86 (9, 1)										3	0	1	1	1	0	1												
Inning Stats	R: 0 E: 0 K: 1 S: 7	H: 0 LOB: 0 BB: 0 P: 9	R: 1 E: 1 K: 1 S: 18	H: 2 LOB: 3 BB: 1 P: 28	R: 2 E: 0 K: 0 S: 13	H: 1 LOB: 0 BB: 1 P: 22	R: 2 E: 0 K: 0 S: 9	H: 3 LOB: 1 BB: 0 P: 14	R: 1 E: 0 K: 0 S: 10	H: 2 LOB: 1 BB: 0 P: 16	R: 2 E: 0 K: 0 S: 13	H: 2 LOB: 1 BB: 1 P: 22	R: 0 E: 0 K: 0 S: 6	H: 0 LOB: 1 BB: 1 P: 13	R: 0 E: 0 K: 0 S: 10	H: 0 LOB: 0 BB: 0 P: 14		R: 0 E: 0 K: 0 S: 8	H: 1 LOB: 0 BB: 0 P: 10	1B: 7 2B: 1 3B: 0 HR: 3	SF: 0 SAC: 1 DP: 1 HBP: 0	WP: 1 PB: 0 SB: 3 CS: 0	PA: 41					
PITCHER	IP	WLS	BF	H	R	ER	SO	BB	IBB	HBP	BLK	WP	HR	S	P	ERA		WHIP										

Batter	1	2	3	4	5	6	7	8	9	AB	R	H	RBI	BB	SO	LOB	BOTTOM											
Craig Biggio, R OBP: 0.345, SLG: 0.350 Terry McGriff, R (7, 2)	F9		L4		K			G5-3		3	0	0	0	0	1	3	San Diego Padres @ Houston Astros Astrodome, Houston, TX Tue Sep 18 1990, 8:05 PM EDT Att: 5,189 - Dome											
Casey Candaele, S OBP: 0.378, SLG: 0.416 (1, 4)										3	0	0	0	1	1	3												
Karl Rhodes, L OBP: 0.346, SLG: 0.386 Jim Clancy, R OBP: 0.214, SLG: 0.214 Dave Rohde, S OBP: 0.279, SLG: 0.239 Mike Simms, R OBP: 0.250, SLG: 0.250 (7, 3)										1	0	0	0	1	0	0												
Glenn Davis, R OBP: 0.343, SLG: 0.547 Xavier Hernandez, L OBP: 0.500, SLG: 0.500 Andujar Cedeno, R Mark Davidson, R OBP: 0.312, SLG: 0.347 (9, 7)										0	0	0	0	0	0	0												
Franklin Stubbs, L OBP: 0.328, SLG: 0.447 Al Osuna, R (9, 1)										4	0	1	0	0	1	1												
Ken Caminiti, S OBP: 0.308, SLG: 0.308 Luis Gonzalez, L OBP: 0.273, SLG: 0.111 (7, 5)										1	1	1	0	1	0	0												
Eric Anthony, L OBP: 0.275, SLG: 0.358 (1, 9)										2	0	0	0	0	0	0												
Rafael Ramirez, R OBP: 0.299, SLG: 0.333 (1, 6)										4	0	1	0	0	1	2												
Bill Gullickson, R OBP: 0.196, SLG: 0.192 Gerald Young, S OBP: 0.266, SLG: 0.254 (5, 8)										1	0	0	0	0	0	0												
Inning Stats	R: 0 E: 0 K: 0 S: 7	H: 0 LOB: 1 BB: 2 P: 16	R: 0 E: 0 K: 0 S: 8	H: 2 LOB: 1 BB: 0 P: 9	R: 0 E: 0 K: 1 S: 7	H: 0 LOB: 0 BB: 0 P: 11	R: 0 E: 0 K: 1 S: 11	H: 0 LOB: 0 BB: 0 P: 16	R: 1 E: 0 K: 1 S: 13	H: 3 LOB: 2 BB: 1 P: 20	R: 0 E: 0 K: 0 S: 12	H: 0 LOB: 0 BB: 0 P: 17	R: 0 E: 0 K: 0 S: 7	H: 1 LOB: 2 BB: 1 P: 14	R: 0 E: 1 K: 0 S: 7	H: 0 LOB: 1 BB: 0 P: 9		R: 0 E: 0 K: 1 S: 8	H: 0 LOB: 0 BB: 0 P: 10	1B: 6 2B: 0 3B: 0 HR: 0	SF: 0 SAC: 0 DP: 2 HBP: 0	WP: 0 PB: 0 SB: 0 CS: 1	PA: 35					
PITCHER	IP	WLS	BF	H	R	ER	SO	BB	IBB	HBP	BLK	WP	HR	S	P	ERA		WHIP										



Batter	1	2	3	4	5	6	7	8	9	AB	R	H	RBI	BB	SO	LOB	TOP				
Barry Larkin, R OBP: 0.354, SLG: 0.392	E5 FC1-5		E 1B			F8		6-3		4	0	1	0	0	0	0	Cincinnati Reds @ Houston Astros Astrodome, Houston, TX Wed Sep 19 1990, 8:05 PM EDT Att: 8,570 - Dome				
Hal Morris, L OBP: 0.386, SLG: 0.526	FC1-5 CS		F7			F7		5-3		4	0	0	0	0	0	2					
Bill Doran, S OBP: 0.418, SLG: 0.445	K			P6		P5		3-1		4	0	0	0	0	1	1					
Eric Davis, R OBP: 0.333, SLG: 0.463		F3		4-3			S 4-3 1B BB		K	3	1	0	0	1	1	0					
Paul O'Neill, L OBP: 0.337, SLG: 0.426	G3			K			4-3		4-3	4	0	0	0	0	1	1					
Chris Sabo, R OBP: 0.348, SLG: 0.487	E5						K			3	0	1	0	1	1	1					
Jeff Reed, L OBP: 0.341, SLG: 0.373																					
Mariano Duncan, R OBP: 0.343, SLG: 0.471	4-3					F7			K	3	0	1	1	0	0	2					
Billy Hatcher, R OBP: 0.327, SLG: 0.389										1	0	0	0	0	1	1					
Rob Dibble, L OBP: 0.348, SLG: 0.487										3	0	0	0	0	1	2					
Danny Jackson, R OBP: 0.363, SLG: 0.125										0	0	0	0	0	1	0					
Tim Lincecum, R OBP: 0.343, SLG: 0.352										0	0	0	0	0	0	1					
Ron Oester, S OBP: 0.343, SLG: 0.352										0	0	0	0	0	0	0					
Keith Brown, S OBP: 0.343, SLG: 0.352										0	0	0	0	0	0	0					
Kip Gross, R OBP: 0.343, SLG: 0.352										0	0	0	0	0	0	0					
Herm Winningham, L OBP: 0.343, SLG: 0.352										1	1	1	1	0	0	0					
Inning Stats	R: 0 E: 1 K: 1 S: 5	H: 0 LOB: 0 BB: 0 P: 5	R: 0 E: 1 K: 0 S: 4	H: 0 LOB: 1 BB: 0 P: 4	R: 0 E: 1 K: 2 S: 8	H: 1 LOB: 1 BB: 0 P: 8	R: 0 E: 0 K: 1 S: 5	H: 0 LOB: 0 BB: 0 P: 5	R: 0 E: 0 K: 0 S: 4	H: 1 LOB: 1 BB: 0 P: 4	R: 0 E: 0 K: 0 S: 3	H: 0 LOB: 0 BB: 0 P: 3	R: 1 E: 0 K: 1 S: 6	H: 1 LOB: 1 BB: 1 P: 10	R: 1 E: 0 K: 0 S: 4	H: 1 LOB: 0 BB: 0 P: 4	R: 0 E: 0 K: 2 S: 7	H: 0 LOB: 1 BB: 1 P: 11	1B: 3 2B: 0 3B: 0 HR: 1	SF: 0 SAC: 0 DP: 0 HBP: 0	WP: 0 PA: 34 PB: 0 SB: 1 CS: 1
PITCHER	IP WLS BF H R ER SO BB IBB HBP BLK WP HR S P ERA WHIP																				
Mark Portugal, R ERA: 3.85	(1, 1) 7.1 W 28 4 2 2 5 1 0 0 0 0 0 1 37 41 2.46 0.682																				
Juan Agosto, L ERA: 3.99	(8, 1) 1.2 S 6 0 0 0 2 1 0 0 0 0 0 0 9 13 0.00 0.600																				

Batter	1	2	3	4	5	6	7	8	9	AB	R	H	RBI	BB	SO	LOB	BOTTOM				
Eric Yelding, R OBP: 0.302, SLG: 0.300	6-3	F8		K		4-3				5	0	1	0	0	1	3	Cincinnati Reds @ Houston Astros Astrodome, Houston, TX Wed Sep 19 1990, 8:05 PM EDT Att: 8,570 - Dome				
Casey Candaele, S OBP: 0.382, SLG: 0.417	K		G3 1B		HBP			K		4	1	2	1	0	2	2					
Ken Caminiti, S OBP: 0.307, SLG: 0.313			G3 1B		4-3			K		5	1	1	1	0	1	6					
Glenn Davis, R OBP: 0.347, SLG: 0.548										3	1	2	1	1	0	0					
Franklin Stubbs, L OBP: 0.332, SLG: 0.453	4-3									3	0	2	0	1	0	1					
Juan Agosto, L ERA: 3.99										0	0	0	0	0	0	0					
Craig Biggio, R OBP: 0.346, SLG: 0.352										3	1	1	0	1	0	2					
Rafael Ramirez, R OBP: 0.296, SLG: 0.330										4	0	0	0	0	1	4					
Mark Davidson, R OBP: 0.327, SLG: 0.356										3	1	2	1	1	0	0					
Mark Portugal, R ERA: 3.92										2	0	0	0	0	1	2					
Gerald Young, S ERA: 1.87										1	0	0	0	0	0	0					
Inning Stats	R: 1 E: 0 K: 1 S: 7	H: 2 LOB: 1 BB: 0 P: 7	R: 1 E: 0 K: 0 S: 5	H: 2 LOB: 1 BB: 0 P: 5	R: 1 E: 0 K: 1 S: 7	H: 3 LOB: 2 BB: 1 P: 11	R: 0 E: 0 K: 1 S: 5	H: 0 LOB: 2 BB: 1 P: 10	R: 1 E: 0 K: 0 S: 3	H: 1 LOB: 0 BB: 1 P: 7	R: 1 E: 0 K: 1 S: 7	H: 2 LOB: 1 BB: 0 P: 7	R: 0 E: 0 K: 0 S: 3	H: 0 LOB: 1 BB: 1 P: 7	R: 0 E: 1 K: 2 S: 9	H: 1 LOB: 2 BB: 0 P: 9	R: 0 E: 0 K: 2 S: 7	H: 1 LOB: 0 BB: 0 P: 9	1B: 8 2B: 1 3B: 1 HR: 1	SF: 0 SAC: 1 DP: 1 HBP: 1	WP: 0 PA: 39 PB: 0 SB: 1 CS: 0
PITCHER	IP WLS BF H R ER SO BB IBB HBP BLK WP HR S P ERA WHIP																				
Danny Jackson, L ERA: 3.92	(1, 1) 2.2 L 14 7 3 3 1 0 0 0 0 0 0 0 8 16 10.12 2.625																				
Tim Layana, R ERA: 3.73	(3, 1) 1.1 7 0 0 0 2 2 0 1 0 0 0 0 8 17 0.00 1.500																				
Keith Brown, R ERA: 5.59	(5, 1) 2.1 11 3 2 2 1 2 0 0 0 0 0 0 11 19 7.71 2.143																				
Kip Gross, R ERA: 5.06	(7, 1) 0.1 1 0 0 0 0 0 0 0 0 0 0 0 1 1 0.00 0.000																				
Rob Dibble, R ERA: 1.87	(7, 1) 1.1 6 1 0 0 2 0 0 0 0 0 0 0 10 10 0.00 0.750																				

Batter	1	2	3	4	5	6	7	8	9	AB	R	H	RBI	BB	SO	LOB	TOP										
Barry Larkin, R OBP: 0.395, SLG: 0.393 (1, 6)										3	0	2	0	0	0	0	Cincinnati Reds @ Houston Astros Astrodome, Houston, TX Thu Sep 20 1990, 8:05 PM EDT Att: 7,895 - Dome										
Hal Morris, L OBP: 0.386, SLG: 0.522 (1, 3)										4	0	1	0	0	1	3											
Bill Doran, S OBP: 0.414, SLG: 0.441 (1, 4)										4	0	0	0	0	1	3											
Eric Davis, R OBP: 0.334, SLG: 0.471 (1, 7)										4	2	2	1	0	1	0											
Paul O'Neill, L OBP: 0.335, SLG: 0.423 (1, 9)										4	0	0	0	0	0	1											
Chris Sabo, R OBP: 0.348, SLG: 0.484 (1, 5)										3	0	0	0	1	1	0											
Jeff Reed, L OBP: 0.341, SLG: 0.369 (1, 2)										2	0	0	0	1	0	1											
Billy Hatcher, R OBP: 0.325, SLG: 0.386 (1, 8)										3	0	0	0	0	0	2											
Norm Charlton, S OBP: 0.231, SLG: 0.143 Randy Myers, L OBP: 0.250, SLG: 0.250 (8, 1)										3	0	1	0	0	1	0											
										0	0	0	0	0	0	0											
Inning Stats	R: 0 E: 0 K: 0 S: 7	H: 1 LOB: 0 BB: 0 P: 12	R: 1 E: 0 K: 1 S: 9	H: 1 LOB: 1 BB: 1 P: 19	R: 0 E: 0 K: 2 S: 10	H: 1 LOB: 1 BB: 0 P: 17	R: 1 E: 0 K: 0 S: 11	H: 1 LOB: 1 BB: 1 P: 17	R: 0 E: 0 K: 1 S: 14	H: 0 LOB: 0 BB: 0 P: 3	R: 0 E: 0 K: 0 S: 6	H: 0 LOB: 0 BB: 0 P: 7	R: 0 E: 0 K: 0 S: 5	H: 1 LOB: 0 BB: 0 P: 6	R: 0 E: 0 K: 1 S: 9	H: 0 LOB: 0 BB: 0 P: 13	1B: 5 2B: 0 3B: 0 HR: 1	SF: 0 SAC: 1 DP: 1 HBP: 0	WP: 0 PB: 1 SB: 2 CS: 1	PA: 33							
PITCHER	IP	WLS	BF	H	R	ER	SO	BB	IBB	HBP	BLK	WP	HR	S	P	ERA	WHIP										
Mike Scott, R ERA: 3.9	(1, 1)	8.0	30	6	2	1	4	2	0	0	0	0	1	65	100	1.12	1.000										
Xavier Hernandez, R ERA: 4.58	(8, 1)	1.0	W	3	0	0	0	1	0	0	0	0	0	9	13	0.00	0.000										

AB	30
R	2
H	6
RBI	1
BB	2
SO	5
LOB	10



Batter	1	2	3	4	5	6	7	8	9	AB	R	H	RBI	BB	SO	LOB	BOTTOM										
Eric Yelding, R OBP: 0.305, SLG: 0.301 (1, 8)										2	1	1	0	2	1	0	Cincinnati Reds @ Houston Astros Astrodome, Houston, TX Thu Sep 20 1990, 8:05 PM EDT Att: 7,895 - Dome										
Casey Candaele, S OBP: 0.380, SLG: 0.414 (1, 4)										4	0	1	1	0	1	2											
Ken Caminiti, S OBP: 0.305, SLG: 0.311 (1, 5)										4	0	0	0	0	0	2											
Glenn Davis, R OBP: 0.355, SLG: 0.551 Gerald Young, S OBP: 0.200, SLG: 0.252 (9, PR)										2	0	2	0	2	0	0											
Franklin Stubbs, L OBP: 0.330, SLG: 0.450 Dave Rohde, S OBP: 0.286, SLG: 0.239 (9, PH)										2	0	2	0	2	0	0											
Franklin Stubbs, L OBP: 0.330, SLG: 0.450 Dave Rohde, S OBP: 0.286, SLG: 0.239 (9, PH)										3	0	0	0	0	2	4											
Franklin Stubbs, L OBP: 0.330, SLG: 0.450 Dave Rohde, S OBP: 0.286, SLG: 0.239 (9, PH)										0	1	0	0	0	0	0											
Craig Biggio, R OBP: 0.344, SLG: 0.350 (1, 2)											3	0	0	0	0	1											
Rafael Ramirez, R OBP: 0.296, SLG: 0.328 (1, 6)											3	0	0	0	1	0											
Mark Davidson, R OBP: 0.316, SLG: 0.343 (1, 9)											4	0	0	0	0	3											
Mike Scott, R OBP: 0.196, SLG: 0.135 Mike Simms, R OBP: 0.200, SLG: 0.200 Xavier Hernandez, L OBP: 0.500, SLG: 0.500 Carl Nichols, R OBP: 0.298, SLG: 0.275 (8, PH)											2	0	0	0	0	1											
Mike Scott, R OBP: 0.196, SLG: 0.135 Mike Simms, R OBP: 0.200, SLG: 0.200 Xavier Hernandez, L OBP: 0.500, SLG: 0.500 Carl Nichols, R OBP: 0.298, SLG: 0.275 (8, PH)											1	0	0	0	0	0											
Mike Scott, R OBP: 0.196, SLG: 0.135 Mike Simms, R OBP: 0.200, SLG: 0.200 Xavier Hernandez, L OBP: 0.500, SLG: 0.500 Carl Nichols, R OBP: 0.298, SLG: 0.275 (8, PH)											0	0	0	0	0	0											
Mike Scott, R OBP: 0.196, SLG: 0.135 Mike Simms, R OBP: 0.200, SLG: 0.200 Xavier Hernandez, L OBP: 0.500, SLG: 0.500 Carl Nichols, R OBP: 0.298, SLG: 0.275 (8, PH)											1	0	1	2	0	0											
Inning Stats	R: 0 E: 0 K: 0 S: 9	H: 1 LOB: 2 BB: 1 P: 15	R: 0 E: 0 K: 1 S: 6	H: 0 LOB: 0 BB: 0 P: 9	R: 0 E: 0 K: 1 S: 6	H: 0 LOB: 0 BB: 0 P: 8	R: 0 E: 0 K: 1 S: 7	H: 0 LOB: 1 BB: 1 P: 14	R: 0 E: 0 K: 2 S: 8	H: 0 LOB: 0 BB: 0 P: 14	R: 1 E: 0 K: 1 S: 15	H: 2 LOB: 1 BB: 1 P: 23	R: 0 E: 0 K: 1 S: 7	H: 0 LOB: 0 BB: 0 P: 12	R: 0 E: 0 K: 1 S: 10	H: 0 LOB: 1 BB: 1 P: 20	R: 2 E: 0 K: 1 S: 7	H: 2 LOB: 2 BB: 2 P: 14	1B: 5 2B: 0 3B: 0 HR: 0	SF: 0 SAC: 1 DP: 0 HBP: 1	WP: 0 PB: 0 SB: 1 CS: 0	PA: 36					
PITCHER	IP	WLS	BF	H	R	ER	SO	BB	IBB	HBP	BLK	WP	HR	S	P	ERA	WHIP										
Norm Charlton, L ERA: 2.34	(1, 1)	7.1	28	3	1	1	7	4	0	0	0	0	0	61	103	1.23	0.955										
Randy Myers, L ERA: 2.11	(8, 1)	1.1	L	8	2	2	2	0	1	1	0	0	0	14	26	13.50	1.500										

AB	29
R	3
H	5
RBI	3
BB	5
SO	9
LOB	12



Batter	1	2	3	4	5	6	7	8	9	AB	R	H	RBI	BB	SO	LOB	TOP					
Eric Yelding, R OBP: 0.306, SLG: 0.303 (1, 6)	1-2 FC5 1B		0-2 G5-3	0-1 F9			0-1 G6-4-3			4	0	1	0	0	0	3						
Casey Candaele, S OBP: 0.382, SLG: 0.420 (1, 4)	1-2 FC5 1B		0-0 E		1-0 G5-3		2-2 F9			4	1	2	0	0	0	0						
Craig Biggio, R OBP: 0.342, SLG: 0.347 (1, 2)	2-1 FC5		3-2 E5 HBP		0-1 G4-3			1-1 G5-3		4	0	0	0	0	0	2						
Glenn Davis, R OBP: 0.354, SLG: 0.546 (1, 3)	2-1 P3		1-0 HBP		2-1 L7			0-0 G6-3		3	0	0	0	0	0	2						
Ken Caminiti, S OBP: 0.304, SLG: 0.308 (1, 5)	1-0 G6-3		1-0 F9			3-2 G1-3		2-1 L4		4	0	0	0	0	0	4						
Eric Anthony, L OBP: 0.273, SLG: 0.367 (1, 9)		2-1 F7		3-2 E 1B		0-0 G4-3			0-2 P5	4	0	1	0	0	0	0						
Mark Davidson, R OBP: 0.322, SLG: 0.348 (1, 7)		2-1 P9		1-0 P4		3-2 1B		1-1 1B		4	0	2	0	0	0	1						
Gerald Young, S OBP: 0.261, SLG: 0.243 (6, PH)		2-3 K		2-1 E6		1-3 K		0-1 P9		2	0	0	0	0	1	1						
Rafael Ramirez, R OBP: 0.294, SLG: 0.326 (6, 6)				1-3 K						2	0	0	0	0	1	2						
Danny Darwin, R OBP: 0.184, SLG: 0.222 (7, PH)				1-3 K						0	0	0	0	1	0	0						
Carl Nichols, R OBP: 0.302, SLG: 0.289 (7, PH)				1-3 K						0	0	0	0	0	0	0						
Al Osuna, R OBP: 0.214, SLG: 0.214 (8, 1)							4-2 BB			0	0	0	0	0	0	0						
Jim Clancy, R OBP: 0.214, SLG: 0.214 (9, PH)										1	0	0	0	0	1	1						
Inning Stats	R: 0 E: 0 K: 0 S: 11	H: 2 LOB: 2 BB: 0 P: 18	R: 0 E: 0 K: 1 S: 7	H: 0 LOB: 0 BB: 0 P: 13	R: 1 E: 1 K: 1 S: 11	H: 1 LOB: 2 BB: 0 P: 17	R: 0 E: 1 K: 1 S: 12	H: 1 LOB: 0 BB: 0 P: 19	R: 0 E: 0 K: 0 S: 5	H: 0 LOB: 0 BB: 0 P: 8	R: 0 E: 0 K: 1 S: 11	H: 1 LOB: 1 BB: 0 P: 18	R: 0 E: 0 K: 0 S: 9	H: 0 LOB: 0 BB: 1 P: 15	R: 0 E: 0 K: 0 S: 5	H: 0 LOB: 0 BB: 0 P: 8	R: 0 E: 0 K: 1 S: 10	H: 1 LOB: 1 BB: 0 P: 13	1B: 5 2B: 1 3B: 0 HR: 0	SF: 0 SAC: 0 DP: 1 HBP: 1	WP: 0 PB: 0 SB: 0 CS: 0	PA: 36
PITCHER Charlie Leibrandt, L ERA: 3.01 (1, 1)	IP: 9.0 WLS: W BF: 36 H: 6 R: 1 ER: 0 SO: 5 BB: 1 IBB: 0 HBP: 1 BLK: 0 WP: 0 HR: 0 S: 81 P: 129 ERA: 0.00 WHIP: 0.778															PITCHER	IP: 9.0 WLS: W BF: 36 H: 6 R: 1 ER: 0 SO: 5 BB: 1 IBB: 0 HBP: 1 BLK: 0 WP: 0 HR: 0 S: 81 P: 129 ERA: 0.00 WHIP: 0.778					

Houston Astros @ Atlanta Braves
Atlanta-Fulton County Stadium, Atlanta, GA
Sat Sep 22 1990, 7:05 PM EDT
Att: 13,635 - Unknown

AB 34
R 1
H 6
RBI 0
BB 1
SO 5
LOB 18



Batter	1	2	3	4	5	6	7	8	9	AB	R	H	RBI	BB	SO	LOB	BOTTOM			
Oddibe McDowell, L OBP: 0.300, SLG: 0.367 (1, 7)	0-0 L8		0-0 SH1-3 1B	1-3 K			3-0 WP HBP			3	1	1	0	0	1	1				
Jeff Treadway, L OBP: 0.323, SLG: 0.414 (1, 4)	2-1 2B		2-1 SH1-3	1-3 HBP		1-1 G3-1	2-0 HBP	1-2 HBP		2	1	1	0	0	0	0				
Ron Gant, R OBP: 0.346, SLG: 0.525 (1, 8)	0-0 2B		2-1 S 1B		3-2 F8		3-1 P3			4	1	2	2	0	0	2				
David Justice, L OBP: 0.366, SLG: 0.538 (1, 9)	4-2 BB		2-3 K	1-2 K		2-1 L3		4-2 E BB BB		2	0	0	0	2	1	1				
Tommy Gregg, L OBP: 0.327, SLG: 0.391 (9, 3)	0-3 K		0-0 1B			0-1 G4-3	4-2 E BB	1-2 BB		3	0	1	1	1	1	2				
Mike Bell, L OBP: 0.304, SLG: 0.400 (9, 3)			2-H 1B							0	0	0	0	0	0	0				
Jim Presley, R OBP: 0.282, SLG: 0.415 (1, 5)	0-1 P6		0-1 P1			3-1 L9	2-0 P2			2	0	0	0	0	0	3				
Mark Lemke, S OBP: 0.287, SLG: 0.267 (4, 5)										2	0	0	0	0	0	2				
Jeff Blausler, R OBP: 0.335, SLG: 0.493 (1, 6)		2-2 F9		2-2 F9		0-1 G5-3		0-0 E6		4	0	0	0	0	0	2				
Jimmy Kremers, L OBP: 0.203, SLG: 0.222 (1, 2)		2-3 K		0-0 G3			2-2 F7	2-3 K		4	0	0	0	0	2	3				
Charlie Leibrandt, R OBP: 0.220, SLG: 0.170 (1, 1)		3-2 L7		4-1 BB			2-2 G6-3	0-3 K		3	0	0	0	1	1	3				
Inning Stats	R: 1 E: 0 K: 1 S: 14	H: 2 LOB: 1 BB: 1 P: 20	R: 0 E: 0 K: 1 S: 12	H: 0 LOB: 0 BB: 0 P: 19	R: 2 E: 0 K: 1 S: 11	H: 3 LOB: 1 BB: 0 P: 17	R: 0 E: 0 K: 1 S: 10	H: 0 LOB: 1 BB: 1 P: 17	R: 0 E: 0 K: 0 S: 7	H: 0 LOB: 0 BB: 0 P: 13	R: 0 E: 0 K: 0 S: 6	H: 0 LOB: 0 BB: 0 P: 9	R: 0 E: 0 K: 0 S: 10	H: 0 LOB: 2 BB: 0 P: 22	R: 0 E: 1 K: 2 S: 17	H: 0 LOB: 3 BB: 2 P: 29	1B: 3 2B: 2 3B: 0 HR: 0	SF: 0 SAC: 1 DP: 0 HBP: 2	WP: 1 PB: 0 SB: 2 CS: 0	PA: 36
PITCHER Danny Darwin, R ERA: 2.31 Al Osuna, L ERA: 4.35 Jim Clancy, R ERA: 7.0 (1, 1)	IP: 6.0 WLS: L BF: 25 H: 5 R: 3 ER: 3 SO: 4 BB: 2 IBB: 0 HBP: 0 BLK: 0 WP: 1 HR: 0 S: 60 P: 95 ERA: 4.50 WHIP: 1.167															PITCHER	IP: 6.0 WLS: L BF: 25 H: 5 R: 3 ER: 3 SO: 4 BB: 2 IBB: 0 HBP: 0 BLK: 0 WP: 1 HR: 0 S: 60 P: 95 ERA: 4.50 WHIP: 1.167			

Houston Astros @ Atlanta Braves
Atlanta-Fulton County Stadium, Atlanta, GA
Sat Sep 22 1990, 7:05 PM EDT
Att: 13,635 - Unknown

AB 29
R 3
H 5
RBI 3
BB 4
SO 6
LOB 19



Batter	1	2	3	4	5	6	7	8	9	AB	R	H	RBI	BB	SO	LOB	TOP					
Karl Rhodes, L OBP: 0.333, SLG: 0.359 (1, 8)	F7		FC1-6 1B		F8			G3-1		4	0	1	0	0	0	0						
Casey Candaele, S OBP: 0.376, SLG: 0.413 (1, 4)	F8		F8			G4-3		G4-3		4	0	0	0	0	0	2						
Luis Gonzalez, L OBP: 0.200, SLG: 0.077 (1, 5)	F7		FC1-6 FC6-4			F8		G3		4	0	0	0	0	0	2						
Glenn Davis, R OBP: 0.356, SLG: 0.550 (1, 3)		G6-3	FC6-4						G4-3 HBP	3	0	1	0	0	0	2						
Franklin Stubbs, L OBP: 0.329, SLG: 0.447 (1, 7)				F7		G3-1			P4	3	0	0	0	1	0	2						
Eric Anthony, L OBP: 0.276, SLG: 0.363 (1, 9)					L1-3 BB			G4-3	G4-3	2	0	0	0	2	0	1						
Rafael Ramirez, R OBP: 0.294, SLG: 0.325 (1, 6)			FC4-6		L1-3				P5	4	0	1	0	0	0	4						
Terry McGriff, R (1, 2)		G6-3								3	0	0	0	0	0	3						
Bill Gullickson, R OBP: 0.207, SLG: 0.204 (1, 1)										2	0	1	0	0	0	0						
Ken Caminiti, S OBP: 0.303, SLG: 0.307 (7, PH)										1	0	0	0	0	1	1						
Randy Hennis, R (7, 1)			FC1-6 1B							0	0	0	0	0	0	0						
Inning Stats	R: 0 E: 0 K: 0 S: 8	H: 0 LOB: 0 BB: 0 P: 13	R: 0 E: 0 K: 0 S: 11	H: 0 LOB: 2 BB: 2 P: 23	R: 0 E: 0 K: 0 S: 13	H: 2 LOB: 0 BB: 0 P: 22	R: 0 E: 0 K: 0 S: 5	H: 0 LOB: 0 BB: 1 P: 12	R: 0 E: 0 K: 0 S: 6	H: 0 LOB: 0 BB: 0 P: 9	R: 0 E: 0 K: 0 S: 8	H: 1 LOB: 1 BB: 0 P: 9	R: 0 E: 0 K: 1 S: 12	H: 1 LOB: 1 BB: 0 P: 16	R: 0 E: 0 K: 0 S: 4	H: 0 LOB: 0 BB: 0 P: 6	R: 0 E: 0 K: 0 S: 7	H: 0 LOB: 1 BB: 0 P: 11	1B: 3 2B: 1 3B: 1 HR: 0	SF: 0 SAC: 0 DP: 1 HBP: 1	WP: 0 PB: 0 SB: 0 CS: 0	PA: 34
PITCHER Paul Marak, R ERA: 3.72 (1, 1)	IP: 9.0 WLS: W BF: 34 H: 4 R: 0 ER: 0 SO: 1 BB: 3 IBB: 0 HBP: 1 BLK: 0 WP: 0 HR: 0 S: 74 P: 121 ERA: 0.00 WHIP: 0.778															PITCHER						

Houston Astros @ Atlanta Braves
Atlanta-Fulton County Stadium, Atlanta, GA
Sun Sep 23 1990, 3:33 AM EDT
Att: 9,060 - Sunny


AB	30
R	0
H	4
RBI	0
BB	3
SO	1
LOB	17



Batter	1	2	3	4	5	6	7	8	9	AB	R	H	RBI	BB	SO	LOB	BOTTOM			
Lonnie Smith, R OBP: 0.384, SLG: 0.457 (1, 7)	G5-3 HR		G4-3							3	1	2	0	1	0	0				
Jeff Treadway, L OBP: 0.325, SLG: 0.414 (1, 4)	L9		F7							3	0	1	1	1	0	1				
Ron Gant, R OBP: 0.345, SLG: 0.523 (1, 8)	G5-3									4	0	1	0	0	0	4				
David Justice, L OBP: 0.365, SLG: 0.543 (1, 9)										4	1	1	2	0	1	1				
Tommy Gregg, L OBP: 0.325, SLG: 0.389 (1, 3)										4	0	1	0	0	0	0				
Mike Bell, L OBP: 0.304, SLG: 0.400 (9, 3)	F7									0	0	0	0	0	0	0				
Jeff Blauser, R OBP: 0.334, SLG: 0.402 (1, 6)		G1-3								4	0	1	0	0	1	1				
Mark Lemke, S OBP: 0.288, SLG: 0.273 (1, 5)										3	0	1	0	0	0	2				
Kelly Mann, R (1, 2)										3	0	0	0	0	1	2				
Paul Marak, R OBP: 0.222, SLG: 0.125 (1, 1)										3	1	1	0	0	1	1				
Inning Stats	R: 2 E: 0 K: 0 S: 7	H: 2 LOB: 0 BB: 0 P: 9	R: 0 E: 0 K: 1 S: 11	H: 1 LOB: 1 BB: 0 P: 17	R: 0 E: 0 K: 1 S: 9	H: 1 LOB: 1 BB: 0 P: 13	R: 0 E: 0 K: 0 S: 5	H: 1 LOB: 1 BB: 0 P: 8	R: 1 E: 0 K: 0 S: 14	H: 3 LOB: 0 BB: 0 P: 23	R: 0 E: 0 K: 0 S: 6	H: 1 LOB: 1 BB: 0 P: 11	R: 0 E: 0 K: 1 S: 11	H: 0 LOB: 2 BB: 2 P: 27	R: 0 E: 0 K: 1 S: 9	H: 0 LOB: 0 BB: 0 P: 14	1B: 6 2B: 2 3B: 0 HR: 1	SF: 0 SAC: 0 DP: 1 HBP: 0	WP: 0 PB: 0 SB: 1 CS: 0	PA: 33
PITCHER Bill Gullickson, R ERA: 4.0 (1, 1)	IP: 6.0 WLS: L BF: 25 H: 9 R: 3 ER: 3 SO: 2 BB: 0 IBB: 0 HBP: 0 BLK: 0 WP: 0 HR: 1 S: 52 P: 81 ERA: 4.50 WHIP: 1.500															PITCHER				
Randy Hennis, R ERA: (7, 1)	IP: 2.0 WLS: L BF: 8 H: 0 R: 0 ER: 0 SO: 2 BB: 2 IBB: 0 HBP: 0 BLK: 0 WP: 0 HR: 0 S: 20 P: 41 ERA: 0.00 WHIP: 1.000															PITCHER				

Houston Astros @ Atlanta Braves
Atlanta-Fulton County Stadium, Atlanta, GA
Sun Sep 23 1990, 3:33 AM EDT
Att: 9,060 - Sunny

AB	31
R	3
H	9
RBI	3
BB	2
SO	4
LOB	12



Batter	1	2	3	4	5	6	7	8	9	10	AB	R	H	RBI	BB	SO	LOB	TOP
Lenny Harris, L (1.5) OBP: 0.350, SLG: 0.373 (8, 4)	G4-3		G4-3				G1-3					3	0	0	0	2	0	1
Kirk Gibson, L (1.8) OBP: 0.347, SLG: 0.407			F7								4	1	2	0	0	0	0	1
Kal Daniels, L (1.7) OBP: 0.390, SLG: 0.527 Jose Offerman, S (8, PR) OBP: 0.226, SLG: 0.240 (8, 6)	G3										3	0	1	0	1	0	1	1
Alfredo Griffin, S (10, 6) OBP: 0.258, SLG: 0.254											0	0	0	0	0	0	0	0
Eddie Murray, S (1.3) OBP: 0.412, SLG: 0.515	6-3										3	1	0	1	1	0	2	
Hubie Brooks, R (1.9) OBP: 0.308, SLG: 0.426																		
Mike Scioscia, L (1.2) OBP: 0.344, SLG: 0.400																		
Juan Samuel, R (1.4) OBP: 0.315, SLG: 0.372 Jose Gonzalez, R (8, 7) OBP: 0.278, SLG: 0.429																		
Mike Sharperson, R (1.6) OBP: 0.390, SLG: 0.390 (8, 5)																		
Ramon Martinez, R (1.1) OBP: 0.198, SLG: 0.117 Stan Javier, R (7, PR) OBP: 0.343, SLG: 0.395 Tim Crews, R (7, 1) OBP: 0.315, SLG: 0.395 Jim Poole, L (8, 1) OBP: 0.315, SLG: 0.395 Jim Gott, R (8, 1) OBP: 0.315, SLG: 0.395 Chris Gaynor, L (8, PR) OBP: 0.315, SLG: 0.395 Jay Howell, R (8, 1) OBP: 0.315, SLG: 0.395																		
Inning Stats	R: 0 E: 0 K: 0 S: 4	H: 1 LOB: 1 BB: 0 P: 4	R: 0 E: 0 K: 1 S: 6	H: 1 LOB: 2 BB: 1 P: 10	R: 0 E: 0 K: 1 S: 11	H: 0 LOB: 0 BB: 0 P: 15	R: 0 E: 0 K: 0 S: 9	H: 1 LOB: 1 BB: 0 P: 16	R: 1 E: 0 K: 1 S: 13	H: 2 LOB: 3 BB: 0 P: 21	R: 0 E: 0 K: 0 S: 8	H: 1 LOB: 1 BB: 1 P: 15	R: 2 E: 0 K: 0 S: 8	H: 1 LOB: 0 BB: 1 P: 15	1B: 5 2B: 2 3B: 0 HR: 1	SF: 1 SAC: 0 DP: 0 HBP: 1	WP: 0 PB: 0 SB: 1 CS: 0	PA: 44
PITCHER	IP WLS BF H R ER SO BB IBB HBP BLK WP HR S P ERA WHIP	IP WLS BF H R ER SO BB IBB HBP BLK WP HR S P ERA WHIP	IP WLS BF H R ER SO BB IBB HBP BLK WP HR S P ERA WHIP	IP WLS BF H R ER SO BB IBB HBP BLK WP HR S P ERA WHIP	IP WLS BF H R ER SO BB IBB HBP BLK WP HR S P ERA WHIP	IP WLS BF H R ER SO BB IBB HBP BLK WP HR S P ERA WHIP	IP WLS BF H R ER SO BB IBB HBP BLK WP HR S P ERA WHIP	IP WLS BF H R ER SO BB IBB HBP BLK WP HR S P ERA WHIP	IP WLS BF H R ER SO BB IBB HBP BLK WP HR S P ERA WHIP	IP WLS BF H R ER SO BB IBB HBP BLK WP HR S P ERA WHIP	IP WLS BF H R ER SO BB IBB HBP BLK WP HR S P ERA WHIP	IP WLS BF H R ER SO BB IBB HBP BLK WP HR S P ERA WHIP	IP WLS BF H R ER SO BB IBB HBP BLK WP HR S P ERA WHIP	IP WLS BF H R ER SO BB IBB HBP BLK WP HR S P ERA WHIP	IP WLS BF H R ER SO BB IBB HBP BLK WP HR S P ERA WHIP	IP WLS BF H R ER SO BB IBB HBP BLK WP HR S P ERA WHIP	IP WLS BF H R ER SO BB IBB HBP BLK WP HR S P ERA WHIP	IP WLS BF H R ER SO BB IBB HBP BLK WP HR S P ERA WHIP
Mike Scott, R (1.1) ERA: 3.81	5.0	2.0	0.2	1.1	1.0	1.0	1.0	1.0	1.0	1.0	1.0	1.0	1.0	1.0	1.0	1.0	1.0	1.0
Brian Meyer, R (6, 1) ERA: 2.76	2.0	8	5	2	1	1	0	0	0	0	0	0	0	0	0	0	0	0
Al Osuna, L (8, 1) ERA: 4.91	0.2	5	1	1	0	0	1	0	0	0	0	0	0	0	0	0	0	0
Jim Clancy, R (8, 1) ERA: 6.88	1.1	5	1	1	0	0	1	0	0	0	0	0	0	0	0	0	0	0
Juan Agosto, L (10, 1) ERA: 4.27	1.0	L	5	1	2	2	0	1	0	0	0	0	0	0	0	0	0	0

Los Angeles Dodgers @ Houston Astros
Astrodome, Houston, TX
Tue Sep 25 1990, 8:05 PM EDT
Att: 7,093 - Dome - 72 F

AB 36
R 3
H 8
RBI 3
BB 5
SO 3
LOB 14



Batter	1	2	3	4	5	6	7	8	9	10	AB	R	H	RBI	BB	SO	LOB	BOTTOM						
Eric Yelding, R (1.6) OBP: 0.305, SLG: 0.302	P4											5	0	0	0	1	2							
Gerald Young, S (1.8) OBP: 0.257, SLG: 0.235												4	0	0	0	1	0	2						
Eric Anthony, L (1.9) OBP: 0.277, SLG: 0.355 Juan Agosto, L (10, 1)												4	0	0	0	1	1	3						
												0	0	0	0	0	0	0						
Glenn Davis, R (1.3) OBP: 0.351, SLG: 0.537												5	0	0	0	0	1	3						
Franklin Stubbs, L (1.7) OBP: 0.337, SLG: 0.469												4	1	2	1	0	2	0						
Ken Caminiti, S (1.5) OBP: 0.301, SLG: 0.304												4	0	0	0	1	1	1						
Rich Gedman, L (1.2) OBP: 0.321, SLG: 0.288 Andujar Cedeno, R (8, PR) OBP: 0.302, SLG: 0.289 Carl Nichols, R (9, 2) OBP: 0.302, SLG: 0.289												3	0	1	0	1	0	1						
Casey Candaele, S (1.4) OBP: 0.377, SLG: 0.412												0	0	0	0	0	0	0						
Mike Scott, R (1.1) OBP: 0.305, SLG: 0.302 Brian Meyer, R (6, 1) ERA: 2.76 Karl Rhodes, L (7, PR) OBP: 0.343, SLG: 0.395 Al Osuna, R (8, 1) OBP: 0.315, SLG: 0.395 Jim Clancy, R (8, 1) OBP: 0.315, SLG: 0.395 Luis Gonzalez, R (8, PR) OBP: 0.315, SLG: 0.395 Mark DeRosa, R (10, 9) OBP: 0.315, SLG: 0.395												2	0	0	0	0	0	3						
Inning Stats	R: 0 E: 1 K: 0 S: 4	H: 0 LOB: 1 BB: 0 P: 4	R: 1 E: 0 K: 1 S: 7	H: 2 LOB: 1 BB: 0 P: 7	R: 0 E: 0 K: 2 S: 10	H: 0 LOB: 1 BB: 1 P: 20	R: 0 E: 0 K: 0 S: 7	H: 0 LOB: 2 BB: 1 P: 16	R: 0 E: 0 K: 0 S: 9	H: 0 LOB: 1 BB: 0 P: 16	R: 0 E: 0 K: 0 S: 12	H: 0 LOB: 0 BB: 0 P: 19	R: 0 E: 0 K: 0 S: 7	H: 1 LOB: 1 BB: 0 P: 11	R: 0 E: 0 K: 0 S: 14	H: 1 LOB: 3 BB: 2 P: 26	R: 0 E: 0 K: 1 S: 11	H: 1 LOB: 1 BB: 0 P: 16	R: 0 E: 0 K: 2 S: 9	H: 0 LOB: 0 BB: 0 P: 13	1B: 0 2B: 3 3B: 1 HR: 1	SF: 0 SAC: 0 DP: 0 HBP: 1	WP: 0 PB: 0 SB: 2 CS: 0	PA: 42
PITCHER	IP WLS BF H R ER SO BB IBB HBP BLK WP HR S P ERA WHIP	IP WLS BF H R ER SO BB IBB HBP BLK WP HR S P ERA WHIP	IP WLS BF H R ER SO BB IBB HBP BLK WP HR S P ERA WHIP	IP WLS BF H R ER SO BB IBB HBP BLK WP HR S P ERA WHIP	IP WLS BF H R ER SO BB IBB HBP BLK WP HR S P ERA WHIP	IP WLS BF H R ER SO BB IBB HBP BLK WP HR S P ERA WHIP	IP WLS BF H R ER SO BB IBB HBP BLK WP HR S P ERA WHIP	IP WLS BF H R ER SO BB IBB HBP BLK WP HR S P ERA WHIP	IP WLS BF H R ER SO BB IBB HBP BLK WP HR S P ERA WHIP	IP WLS BF H R ER SO BB IBB HBP BLK WP HR S P ERA WHIP	IP WLS BF H R ER SO BB IBB HBP BLK WP HR S P ERA WHIP	IP WLS BF H R ER SO BB IBB HBP BLK WP HR S P ERA WHIP	IP WLS BF H R ER SO BB IBB HBP BLK WP HR S P ERA WHIP	IP WLS BF H R ER SO BB IBB HBP BLK WP HR S P ERA WHIP	IP WLS BF H R ER SO BB IBB HBP BLK WP HR S P ERA WHIP	IP WLS BF H R ER SO BB IBB HBP BLK WP HR S P ERA WHIP	IP WLS BF H R ER SO BB IBB HBP BLK WP HR S P ERA WHIP	IP WLS BF H R ER SO BB IBB HBP BLK WP HR S P ERA WHIP						
Ramon Martinez, R (1.1) ERA: 3.0	6.0	1.2	0.0	0.1	1.0	1.0	1.0	1.0	1.0	1.0	1.0	1.0	1.0	1.0	1.0	1.0	1.0	1.0						
Tim Crews, R (7, 1) ERA: 2.73	1.2	6	1	0	0	0	0	0	0	0	0	0	0	0	0	0	0	0						
Jim Poole, L (8, 1) ERA: 2.25	0.0	1	1	0	0	0	0	0	0	0	0	0	0	0	0	0	0	0						
Jim Gott, R (8, 1) ERA: 2.85	0.1	3	0	0	0	0	1	1	0	0	0	0	0	0	0	0	0	0						
Jay Howell, R (9, 1) ERA: 2.09	2.0	W	7	1	0	0	3	0	0	0	0	0	0	0	0	0	0	0						

Los Angeles Dodgers @ Houston Astros
Astrodome, Houston, TX
Tue Sep 25 1990, 8:05 PM EDT
Att: 7,093 - Dome - 72 F

AB 36
R 1
H 5
RBI 1
BB 5
SO 7
LOB 19



Batter	1	2	3	4	5	6	7	8	9	AB	R	H	RBI	BB	SO	LOB	TOP			
Mike Sharperson, R OBP: 0.386, SLG: 0.385 (1, 5)	0-0 5-3		0-3 K			0-0 P4		0-0 F9		4	0	0	0	0	1	1	Los Angeles Dodgers @ Houston Astros Astrodome, Houston, TX Wed Sep 26 1990, 8:05 PM EDT Att: 13,790 - Dome			
Kirk Gibson, L OBP: 0.349, SLG: 0.409 (1, 8)	0-0 F5		4-0 BB			0-0 1B 2B		0-3 K		3	1	1	0	1	1	0				
Kal Daniels, L OBP: 0.389, SLG: 0.525 (1, 7)	0-3 K		0-3 K			0-0 2H 1B		0-0 P6		4	0	1	1	0	2	2				
Eddie Murray, S OBP: 0.411, SLG: 0.515 (1, 3)		0-0 L7		0-0 5-3		0-0 F2		0-0 2B		4	0	1	0	0	0	1				
Hubie Brooks, R OBP: 0.306, SLG: 0.423 (1, 9)		0-0 P6		0-0 F9		0-3 K		0-0 P5		4	0	0	0	0	1	2				
Mike Scioscia, L OBP: 0.344, SLG: 0.400 Rick Dempsey, R OBP: 0.320, SLG: 0.283 (7, PH) (7, 2)		4-0 BB		0-0 G3			0-0 F8		0-0 F9		1	0	0	0	1	0				
Juan Samuel, R OBP: 0.313, SLG: 0.370 (1, 4)		0-0 5-3		0-3 K			0-0 F8			3	0	0	0	0	1	1				
Alfredo Griffin, S OBP: 0.259, SLG: 0.254 (1, 6)			0-0 BB 1B		4-3		0-0 P6			3	0	1	0	0	0	0				
Mike Morgan, R Daren Holmes, R Luis Lopez, R John Wetteland, R Barry Lindsley, R Jim Poole, L Don Asse, R Dave Walsh, L Mickey Vachon, R Ray Seargeant, L (1, 1) (1, 1) (1, 1) (1, 1) (1, 1) (1, 1) (1, 1) (1, 1) (1, 1) (1, 1) (1, 1)			0-3 K		0-3 K		0-3 K		0-3 K		0	0	0	0	0	0				
Inning Stats	R: 0 E: 0 K: 1 S: 5	H: 0 LOB: 0 BB: 0 P: 5	R: 0 E: 0 K: 0 S: 3	H: 0 LOB: 1 BB: 1 P: 7	R: 0 E: 0 K: 3 S: 10	H: 1 LOB: 2 BB: 1 P: 14	R: 0 E: 0 K: 0 S: 3	H: 0 LOB: 0 BB: 0 P: 3	R: 0 E: 0 K: 2 S: 7	H: 2 LOB: 1 BB: 0 P: 7	R: 0 E: 0 K: 0 S: 3	H: 0 LOB: 0 BB: 0 P: 3	R: 0 E: 0 K: 2 S: 7	H: 0 LOB: 0 BB: 0 P: 7	R: 0 E: 0 K: 0 S: 4	H: 1 LOB: 1 BB: 0 P: 4		1B: 2 2B: 2 3B: 0 HR: 0	SF: 0 SAC: 0 DP: 0 HBP: 0	WP: 0 PB: 0 SB: 0 CS: 0
PITCHER Jim Deshaies, L ERA: 3.84 (1, 1)	IP: 9.0 WLS: W BF: 33 H: 4 R: 1 ER: 1 SO: 9 BB: 2 IBB: 0 HBP: 0 BLK: 0 WP: 0 HR: 0 S: 49 P: 57 ERA: 1.00 WHIP: 0.667																			

Batter	1	2	3	4	5	6	7	8	9	AB	R	H	RBI	BB	SO	LOB	BOTTOM			
Craig Biggio, R OBP: 0.344, SLG: 0.349 (1, 2)	4-0 BB 2B	0-0 CS 1B			4-0 HR BB		0-0 1B WP 2B	0-0 E5		3	3	2	0	2	0	0	Los Angeles Dodgers @ Houston Astros Astrodome, Houston, TX Wed Sep 26 1990, 8:05 PM EDT Att: 13,790 - Dome			
Casey Candaele, S OBP: 0.371, SLG: 0.405 Dave Rohde, S OBP: 0.282, SLG: 0.229 (1, 4) (8, 4)	0-0 4-3	0-0 F7			0-0 F8		0-0 6-3	0-0 F9		4	0	0	0	0	0	4				
Karl Rhodes, L OBP: 0.344, SLG: 0.386 (1, 8) (8, 7)	4-0 BB 2B	0-0 6-3			0-0 1-3		0-0 2B WP 1B	0-0 4-3		4	2	1	0	1	0	2				
Glenn Davis, R OBP: 0.356, SLG: 0.536 Mike Simms, R OBP: 0.394, SLG: 0.727 (1, 3) (8, 3)	4-0 BB 2B		0-0 F9		4-0 HR IBB		4-0 2B IBB		1	3	0	0	3	0	0	0				
Franklin Stubbs, L OBP: 0.338, SLG: 0.479 Mark Davidson, R OBP: 0.315, SLG: 0.339 (1, 7) (8, 9)	0-0 BB 2B		0-0 F5		0-0 1H 2H HR		0-0 K		4	1	2	6	0	1	2	0				
Ken Caminiti, S OBP: 0.301, SLG: 0.305 (1, 5)	0-3 K		0-3 K		0-0 G3		0-0 1B 2B		4	1	1	2	0	2	1	0				
Eric Anthony, L OBP: 0.286, SLG: 0.355 Gerald Young, S OBP: 0.257, SLG: 0.235 (1, 9) (8, 8)	4-0 BB IBB			0-0 6-3		0-3 K		0-0 1B		3	0	1	1	1	1	0				
Rafael Ramirez, R OBP: 0.295, SLG: 0.324 (1, 6)	4-0 BB 2B			0-3 K		0-0 F3		0-0 6-3		3	0	0	0	1	1	1				
Jim Deshaies, L OBP: 0.097, SLG: 0.067 (1, 1)	0-3 K			0-3 K		0-3 K		0-0 4-3		4	0	0	0	0	3	3				
Inning Stats	R: 3 E: 0 K: 2 S: 8	H: 1 LOB: 3 BB: 5 P: 28	R: 0 E: 0 K: 0 S: 3	H: 1 LOB: 0 BB: 0 P: 3	R: 0 E: 0 K: 1 S: 5	H: 0 LOB: 0 BB: 0 P: 5	R: 0 E: 0 K: 2 S: 7	H: 0 LOB: 0 BB: 0 P: 7	R: 3 E: 0 K: 0 S: 4	H: 1 LOB: 2 BB: 2 P: 12	R: 0 E: 0 K: 2 S: 7	H: 0 LOB: 0 BB: 0 P: 7	R: 4 E: 0 K: 1 S: 9	H: 4 LOB: 1 BB: 1 P: 13	R: 0 E: 1 K: 0 S: 4	H: 0 LOB: 1 BB: 0 P: 4		1B: 3 2B: 3 3B: 0 HR: 1	SF: 0 SAC: 0 DP: 0 HBP: 0	WP: 1 PB: 0 SB: 0 CS: 1
PITCHER Mike Morgan, R ERA: 3.87 (1, 1) Darren Holmes, R ERA: 6.75 (1, 1) John Wetteland, R ERA: 5.17 (3, 1) Jim Poole, L ERA: 5.19 (5, 1) Don Asse, R ERA: 5.02 (5, 1)	IP: 0.1 WLS: L BF: 5 H: 1 R: 3 ER: 3 SO: 0 BB: 3 IBB: 0 HBP: 0 BLK: 0 WP: 0 HR: 0 S: 2 P: 14 ERA: 81.00 WHIP: 12.000																			
PITCHER Dave Walsh, L ERA: 4.3 (7, 1) Ray Seargeant, L ERA: 2.87 (8, 1)	IP: 0.2 WLS: L BF: 4 H: 2 R: 0 ER: 0 SO: 0 BB: 0 IBB: 0 HBP: 0 BLK: 0 WP: 0 HR: 0 S: 4 P: 6 ERA: 13.50 WHIP: 3.000																			


AB	31
R	1
H	4
RBI	1
BB	2
SO	9
LOB	9



Batter	1	2	3	4	5	6	7	8	9	10	AB	R	H	RBI	BB	SO	LOB	TOP	
Oddibe McDowell, L (1, 7) OBP: 0.295, SLG: 0.361	K		K		K			1-3		6-3	5	0	0	0	0	3	1		
Mike Bell, L (1, 3) OBP: 0.258, SLG: 0.321	F8		4-3				3-1	K		E	5	1	1	0	0	1	0		
Ron Gant, R (1, 8) OBP: 0.346, SLG: 0.532	K				5-3			1B		E6	5	0	2	0	0	1	0		
David Justice, L (1, 9) OBP: 0.371, SLG: 0.548		K			F8			CS		CS	3	0	1	0	1	1	0		
Jeff Treadway, L (1, 4) OBP: 0.324, SLG: 0.413							CS	1B			3	0	1	0	1	0	3		
Mark Lemke, S (1, 5) OBP: 0.296, SLG: 0.289								1B			3	0	1	0	1	0	0		
Jimmy Kromers, L (1, 2) OBP: 0.189, SLG: 0.206								4-3			4	0	0	0	0	0	4		
Victor Rosario, R (1, 6) OBP: 0.250, SLG: 0.250											4	0	1	0	0	0	2		
Kent Mercker, L (9, 1)											0	0	0	0	0	0	0		
Jeff Parrett, R (10, 1) OBP: 0.091, SLG: 0.091											0	0	0	0	0	0	0		
Paul Marak, R (1, 1) OBP: 0.167, SLG: 0.091											3	0	0	0	0	2	1		
Jeff Blauser, R (9, 6) OBP: 0.333, SLG: 0.401											1	0	0	0	0	0	0		
Inning Stats	R: 0 E: 0 K: 2 S: 7	H: 0 LOB: 0 BB: 0 P: 7	R: 0 E: 0 K: 1 S: 7	H: 2 LOB: 2 BB: 0 P: 7	R: 0 E: 0 K: 2 S: 7	H: 0 LOB: 0 BB: 0 P: 7	R: 0 E: 0 K: 0 S: 3	H: 1 LOB: 1 BB: 1 P: 7	R: 0 E: 0 K: 0 S: 4	H: 1 LOB: 1 BB: 0 P: 4	R: 0 E: 0 K: 1 S: 7	H: 2 LOB: 2 BB: 0 P: 7	R: 0 E: 0 K: 0 S: 3	H: 0 LOB: 0 BB: 0 P: 3	R: 1 E: 2 K: 0 S: 4	H: 1 LOB: 0 BB: 0 P: 4	1B: 6 2B: 1 3B: 0 HR: 0	SF: 0 SAC: 0 DP: 0 HBP: 0	WP: 0 PA: 40 PB: 0 SB: 1 CS: 2
PITCHER	IP	WLS	BF	H	R	ER	SO	BB	IBB	HBP	BLK	WP	HR	S	P	ERA	WHIP		
Danny Darwin, R (1, 1) ERA: 2.21	7.0		27	4	0	0	7	3	0	0	0	0	0	38	50	0.00	1.000		
Brian Meyer, R (8, 1) ERA: 2.37	2.2		12	3	1	0	1	0	0	0	0	0	0	14	14	0.00	1.125		
Al Osuna, L (10, 1) ERA: 4.76	0.1	W	0	0	0	0	0	0	0	0	0	0	0	0	0	0.00	0.000		

Atlanta Braves @ Houston Astros
Astrodome, Houston, TX
Fri Sep 28 1990, 8:05 PM EDT
Att: 11,045 - Dome

AB 36
R 1
H 7
RBI 0
BB 3
SO 8
LOB 11



Batter	1	2	3	4	5	6	7	8	9	10	AB	R	H	RBI	BB	SO	LOB	BOTTOM					
Eric Yelding, R (1, 6) OBP: 0.304, SLG: 0.299	F7		5-3		6-3			K			4	1	0	0	1	1	0						
Gerald Young, S (1, 8) OBP: 0.269, SLG: 0.238											2	0	1	0	2	0	0						
Mike Simms, R (10, PH) OBP: 0.364, SLG: 0.727											0	0	0	0	0	0	0						
Casey Candaele, S (10, PH) OBP: 0.374, SLG: 0.416											1	0	1	2	0	0	0						
Craig Biggio, R (1, 2) OBP: 0.343, SLG: 0.347	5-3										3	0	0	0	0	0	3						
Glenn Davis, R (1, 3) OBP: 0.352, SLG: 0.529	4-3										4	0	0	0	0	0	3						
Franklin Stubbs, L (1, 7) OBP: 0.339, SLG: 0.477											4	0	1	0	0	0	0						
Luis Gonzalez, L (1, 5) OBP: 0.250, SLG: 0.222											3	0	1	0	0	1	1						
Ken Caminiti, S (9, PH) OBP: 0.300, SLG: 0.305											1	0	0	0	0	0	0						
Eric Anthony, L (1, 9) OBP: 0.279, SLG: 0.353											4	0	1	0	0	1	2						
Al Osuna, R (10, 1)											0	0	0	0	0	0	0						
Dave Rohde, S (1, 4) OBP: 0.283, SLG: 0.224											2	0	0	0	0	0	1						
Rafael Ramirez, R (10, PH) OBP: 0.294, SLG: 0.323											1	0	0	0	0	0	0						
Danny Darwin, R (1, 1) OBP: 0.175, SLG: 0.211											2	0	0	0	0	1	0						
Karl Rhodes, L (7, PH) OBP: 0.340, SLG: 0.381											1	0	0	0	1	2							
Brian Meyer, R (8, 1)											0	0	0	0	0	0	0						
Mark Davidson, R (10, 9) OBP: 0.320, SLG: 0.345											1	1	1	0	0	0	0						
Inning Stats	R: 0 E: 0 K: 0 S: 3	H: 0 LOB: 1 BB: 1 P: 7	R: 0 E: 0 K: 0 S: 4	H: 1 LOB: 1 BB: 0 P: 4	R: 0 E: 0 K: 0 S: 4	H: 1 LOB: 1 BB: 0 P: 4	R: 0 E: 0 K: 1 S: 6	H: 1 LOB: 1 BB: 0 P: 6	R: 0 E: 0 K: 1 S: 5	H: 0 LOB: 0 BB: 0 P: 5	R: 0 E: 1 K: 1 S: 3	H: 0 LOB: 0 BB: 0 P: 3	R: 0 E: 0 K: 2 S: 8	H: 1 LOB: 2 BB: 0 P: 9	R: 0 E: 0 K: 1 S: 5	H: 0 LOB: 1 BB: 1 P: 9	R: 0 E: 0 K: 0 S: 3	H: 0 LOB: 0 BB: 0 P: 3	R: 2 E: 0 K: 0 S: 3	H: 2 LOB: 1 BB: 1 P: 7	1B: 5 2B: 1 3B: 1 HR: 0	SF: 0 SAC: 1 DP: 1 HBP: 1	WP: 1 PA: 38 PB: 0 SB: 0 CS: 0
PITCHER	IP	WLS	BF	H	R	ER	SO	BB	IBB	HBP	BLK	WP	HR	S	P	ERA	WHIP						
Paul Marak, R (1, 1) ERA: 2.92	8.0		31	4	0	0	5	2	0	0	0	1	0	38	47	0.00	0.750						
Kent Mercker, L (9, 1) ERA: 3.11	1.1	L	6	1	2	2	0	1	0	0	0	0	0	5	9	13.50	1.500						
Jeff Parrett, R (10, 1) ERA: 4.64	0.0		1	1	0	0	0	0	0	0	0	0	0	1	1	=	=						

Atlanta Braves @ Houston Astros
Astrodome, Houston, TX
Fri Sep 28 1990, 8:05 PM EDT
Att: 11,045 - Dome

AB 33
R 2
H 6
RBI 2
BB 3
SO 5
LOB 12



Batter	1	2	3	4	5	6	7	8	9	AB	R	H	RBI	BB	SO	LOB	TOP		
Lonnie Smith, R OBP: 0.382, SLG: 0.458 Geronimo Berroa, R (7.7)	P4				G6-4-3			P4		3	0	1	0	0	0	1	Atlanta Braves @ Houston Astros Astrodome, Houston, TX Sat Sep 29 1990, 4:33 AM EDT Att: 8,129 - Dome		
Oddibe McDowell, L OBP: 0.294, SLG: 0.360 (1.8)	F9		P5			G5-4-3		4-3		4	0	1	0	0	0	2			
Mike Bell, L OBP: 0.286, SLG: 0.375 (1.3)						G5-4-3		G3		4	0	2	0	0	0	1			
David Justice, L OBP: 0.372, SLG: 0.546 (1.9)	CS							F9		2	0	0	0	2	0	0			
Jeff Treadway, L OBP: 0.322, SLG: 0.409 (1.4)			FC4-6					L9		4	0	0	0	0	0	3			
Mark Lemke, S OBP: 0.291, SLG: 0.284 (1.5)			G4-6-3					P6		4	0	0	0	0	0	3			
Kelly Mann, R OBP: 0.105, SLG: 0.263 (1.2)										3	0	1	0	0	1	2			
Victor Rosario, R OBP: 0.286, SLG: 0.167 (1.6)										2	0	0	0	1	0	0			
Charlie Leibrandt, R OBP: 0.227, SLG: 0.188 (5. PR) Ernie Whitt, L OBP: 0.287, SLG: 0.246 Marvin Freeman, R (5.1) Dwayne Henry, R (6.1) Tony Castillo, L OBP: 0.320, SLG: 0.143 Tommy Gregg, L OBP: 0.337, SLG: 0.379 Marty Clary, R (7.1)										1	0	1	0	0	0	0			
Inning Stats	R: 0 E: 0 K: 0 S: 3	H: 1 LOB: 0 BB: 0 P: 3	R: 0 E: 0 K: 0 S: 2	H: 0 LOB: 0 BB: 1 P: 6	R: 0 E: 0 K: 1 S: 7	H: 2 LOB: 2 BB: 0 P: 7	R: 0 E: 0 K: 0 S: 4	H: 1 LOB: 2 BB: 1 P: 8	R: 0 E: 0 K: 0 S: 2	H: 0 LOB: 0 BB: 1 P: 6	R: 0 E: 0 K: 0 S: 3	H: 1 LOB: 2 BB: 1 P: 8	R: 0 E: 0 K: 0 S: 3	H: 0 LOB: 0 BB: 0 P: 3	R: 0 E: 0 K: 0 S: 3	H: 0 LOB: 0 BB: 0 P: 3		1B: 5 2B: 1 3B: 0 HR: 0	SF: 0 SAC: 0 DP: 3 HBP: 0
PITCHER Bill Gullickson, R ERA: 3.82 (1.1)	IP: 9.0 WLS: W BF: 33 H: 6 R: 0 ER: 0 SO: 1 BB: 4 IBB: 0 HBP: 0 BLK: 0 WP: 0 HR: 0 S: 31 P: 47 ERA: 0.00 WHIP: 1.111																		

Batter	1	2	3	4	5	6	7	8	9	AB	R	H	RBI	BB	SO	LOB	BOTTOM		
Eric Yelding, R OBP: 0.307, SLG: 0.301 (1.8)	S BB G1-2-3 1B	1-3-1				S BB 2B		1-6-3		4	1	2	0	1	0	1	Atlanta Braves @ Houston Astros Astrodome, Houston, TX Sat Sep 29 1990, 4:33 AM EDT Att: 8,129 - Dome		
Casey Candaele, S OBP: 0.374, SLG: 0.411 (1.4)	G1-2-3 BB		F7		G5-4-3	2B BB		K		3	1	0	0	2	1	2			
Mark Davidson, R OBP: 0.338, SLG: 0.361 (1.9)	G1-2-3 BB					2B BB		PB 6-3 BB		3	2	2	1	2	1	0			
Glenn Davis, R OBP: 0.356, SLG: 0.537 (6. PR) Mike Simms, R OBP: 0.333, SLG: 0.667 (7.3)	G1-2-3		S 2B			1B PB HBP		6-3		3	2	2	3	0	0	3			
Franklin Stubbs, L OBP: 0.339, SLG: 0.479 Karl Rhodes, L OBP: 0.337, SLG: 0.376 (7.7)	L3					2B		6-3		1	1	0	0	0	0	1			
Rafael Ramirez, R OBP: 0.296, SLG: 0.327 Andujar Cedeno, R (7.6)			F3			3-1 2B		F8		4	1	2	1	0	0	3			
Ken Caminiti, S OBP: 0.300, SLG: 0.303 (1.5)			F8 SF7 2B			FC9-6 1B		4-3		4	1	2	2	0	0	2			
Carl Nichols, R OBP: 0.298, SLG: 0.271 (1.2)			L8			5-3				3	0	0	0	0	0	0			
Bill Gullickson, R OBP: 0.210, SLG: 0.211 (1.1)			F8			P4				3	0	0	0	0	1	2			
Inning Stats	R: 0 E: 0 K: 0 S: 3	H: 1 LOB: 2 BB: 2 P: 11	R: 1 E: 0 K: 0 S: 4	H: 1 LOB: 1 BB: 1 P: 8	R: 2 E: 0 K: 0 S: 6	H: 3 LOB: 1 BB: 0 P: 6	R: 0 E: 0 K: 1 S: 6	H: 2 LOB: 1 BB: 0 P: 6	R: 2 E: 1 K: 1 S: 7	H: 2 LOB: 2 BB: 0 P: 9	R: 4 E: 0 K: 0 S: 5	H: 2 LOB: 1 BB: 2 P: 13	R: 0 E: 0 K: 0 S: 3	H: 0 LOB: 0 BB: 0 P: 3	R: 0 E: 0 K: 1 S: 5	H: 0 LOB: 1 BB: 1 P: 9		1B: 6 2B: 5 3B: 0 HR: 0	SF: 1 SAC: 0 DP: 2 HBP: 2
PITCHER Charlie Leibrandt, L ERA: 3.11 Marvin Freeman, R ERA: 4.5 Dwayne Henry, R ERA: 5.63 Tony Castillo, L ERA: 4.16 Marty Clary, R ERA: 5.67 (7.1)	IP: 4.0 WLS: L BF: 20 H: 7 R: 3 ER: 3 SO: 3 BB: 3 IBB: 0 HBP: 0 BLK: 0 WP: 0 HR: 0 S: 19 P: 31 ERA: 6.75 WHIP: 2.500																		



Batter	1	2	3	4	5	6	7	8	9	AB	R	H	RBI	BB	SO	LOB	TOP					
Lonnie Smith, R OBP: 0.380, SLG: 0.455	5-3		1-3		F9			BB BB BB	1-3	5	1	1	0	0	0	3	Atlanta Braves @ Houston Astros Astrodome, Houston, TX Sun Sep 30 1990, 4:33 AM EDT Att: 14,387 - Dome					
Jeff Treadway, L OBP: 0.323, SLG: 0.409	3-1		P5			G3 1B		BB BB BB		3	1	1	0	1	0	1						
Ron Gant, R OBP: 0.349, SLG: 0.532	BB			K		G3 1B		G5-4-3 BB		2	0	1	0	2	1	0						
David Justice, L OBP: 0.373, SLG: 0.543	4-1		FC6-4 BB		F8			G5-4-3 BB		2	0	0	1	2	0	3						
Tommy Gregg, L OBP: 0.317, SLG: 0.374		K		FC6-4 BB		G3		G5-4-3 BB		3	0	0	0	0	1	3						
Francisco Cabrera, R OBP: 0.250, SLG: 0.459				1-2		1-2 2-3		1-2 2-3 3-H		1	0	0	0	0	0	2						
Jeff Blauser, R OBP: 0.330, SLG: 0.397	K			5-3		G3		5-3		4	0	0	0	0	1	4						
Mark Lemke, S OBP: 0.290, SLG: 0.280	3-1				K			G5-4-3 BB		3	0	0	0	1	1	0						
Greg Olson, R OBP: 0.332, SLG: 0.379			1-3 SH5-4 BB		E6			G5-4-3		2	0	0	0	1	0	1						
Ernie Whitt, L OBP: 0.295, SLG: 0.250					SH2-4			1-2		1	0	1	0	0	0	0						
Tom Glavine, L OBP: 0.211, SLG: 0.145			SH5-4		SH2-4			K		0	0	0	0	0	0	0						
Oddibe McDowell, L OBP: 0.294, SLG: 0.359										1	0	0	0	0	1	0						
Mark Grant, R OBP: 0.333, SLG: 0.200										0	0	0	0	0	0	0						
Mike Bell, L OBP: 0.278, SLG: 0.364										1	0	0	0	0	1	1						
Inning Stats	R: 0 E: 0 K: 0 S: 3	H: 0 LOB: 1 BB: 1 P: 7	R: 0 E: 0 K: 2 S: 7	H: 0 LOB: 0 BB: 0 P: 7	R: 0 E: 0 K: 0 S: 3	H: 0 LOB: 1 BB: 1 P: 7	R: 0 E: 0 K: 1 S: 5	H: 0 LOB: 1 BB: 0 P: 9	R: 0 E: 1 K: 1 S: 6	H: 0 LOB: 1 BB: 0 P: 6	R: 0 E: 0 K: 0 S: 5	H: 2 LOB: 2 BB: 0 P: 5	R: 0 E: 0 K: 1 S: 4	H: 0 LOB: 0 BB: 1 P: 8	R: 2 E: 0 K: 0 S: 3	H: 1 LOB: 1 BB: 3 P: 15	R: 0 E: 0 K: 1 S: 6	H: 1 LOB: 1 BB: 0 P: 6	1B: 4 2B: 0 3B: 0 HR: 0	SF: 0 SAC: 2 DP: 2 HBP: 0	WP: 0 PB: 0 SB: 0 CS: 0	PA: 37
PITCHER	IP WLS BF H R ER SO BB IBB HBP BLK WP HR S P ERA WHIP																					
Mark Portugal, R ERA: 3.62	(1, 1) 7.0 W 30 3 2 2 5 6 0 0 0 0 0 0 34 58 2.57 1.286																					
Juan Agosto, L ERA: 4.27	(8, 1) 0.0 1 0 0 0 0 1 0 0 0 0 0 0 4 ∞ ∞																					
Jim Clancy, R ERA: 6.69	(8, 1) 2.0 S 6 1 0 0 1 0 0 0 0 0 0 0 8 8 0.00 0.500																					

Batter	1	2	3	4	5	6	7	8	9	AB	R	H	RBI	BB	SO	LOB	BOTTOM			
Eric Yelding, R OBP: 0.306, SLG: 0.299	5-3	1B BB		4-3				K		3	0	0	0	1	1	1	Atlanta Braves @ Houston Astros Astrodome, Houston, TX Sun Sep 30 1990, 4:33 AM EDT Att: 14,387 - Dome			
Casey Candaele, S OBP: 0.372, SLG: 0.408	L5			5-3			F9			4	0	1	2	0	0	1				
Craig Biggio, R OBP: 0.340, SLG: 0.345	F9	L1			F9			E3		4	1	0	0	0	0	2				
Glenn Davis, R OBP: 0.355, SLG: 0.533		1B BB 1B	5-3		F8			K		4	1	1	0	0	1	1				
Franklin Stubbs, L OBP: 0.336, SLG: 0.475			F2	4-3				5-3		4	0	0	0	0	0	2				
Gerald Young, S OBP: 0.269, SLG: 0.238					4-3					0	0	0	0	0	0	0				
Rafael Ramirez, R OBP: 0.298, SLG: 0.329		1B BB 1B	E6					E9		4	2	2	1	0	0	0				
Ken Caminiti, S OBP: 0.301, SLG: 0.305		FC4-6 1B		K				1B		4	1	2	1	0	1	1				
Mark Davidson, R OBP: 0.343, SLG: 0.366		FC4-6 1B						P5		4	0	2	1	0	0	1				
Mark Portugal, R OBP: 0.148, SLG: 0.136		FC4-6 1B		4-3 SH1-4 1B						2	1	0	1	0	0	2				
Juan Agosto, L OBP: 0.214, SLG: 0.214		1-2 2-3 3-H	BB		SH1-4			4-3		0	0	0	0	0	0	0				
Inning Stats	R: 4 E: 0 K: 0 S: 3	H: 5 LOB: 2 BB: 1 P: 12	R: 0 E: 1 K: 1 S: 6	H: 0 LOB: 1 BB: 0 P: 6	R: 0 E: 0 K: 0 S: 4	H: 1 LOB: 1 BB: 0 P: 4	R: 0 E: 0 K: 0 S: 3	H: 0 LOB: 0 BB: 0 P: 3	R: 0 E: 0 K: 1 S: 5	H: 0 LOB: 0 BB: 0 P: 5	R: 2 E: 2 K: 1 S: 8	H: 2 LOB: 1 BB: 0 P: 8	R: 0 E: 0 K: 1 S: 3	H: 0 LOB: 0 BB: 0 P: 3	R: 2 E: 0 K: 1 S: 8	H: 2 LOB: 1 BB: 0 P: 8	1B: 8 2B: 0 3B: 0 HR: 0	SF: 0 SAC: 1 DP: 0 HBP: 0	WP: 0 PB: 0 SB: 0 CS: 0	PA: 35
PITCHER	IP WLS BF H R ER SO BB IBB HBP BLK WP HR S P ERA WHIP																			
Tom Glavine, L ERA: 4.28	(1, 1) 6.0 L 26 6 4 4 4 1 0 0 0 0 0 0 27 31 6.00 1.167																			
Mark Grant, R ERA: 4.84	(7, 1) 2.0 9 2 2 0 2 0 0 0 0 0 0 0 13 13 0.00 1.000																			



Batter	1	2	3	4	5	6	7	8	9	AB	R	H	RBI	BB	SO	LOB	TOP										
Eric Yelding, R OBP: 0.307, SLG: 0.300 (1, 8)										5	0	2	1	0	0	3	Houston Astros @ Cincinnati Reds Riverfront Stadium, Cincinnati, OH Mon Oct 01 1990, 7:05 PM EDT Att: 12,064 - Unknown										
Casey Candaele, S OBP: 0.369, SLG: 0.404 (1, 4)										5	0	1	0	0	0	4											
Ken Caminiti, S OBP: 0.301, SLG: 0.304 (1, 5)										4	0	1	0	0	0	2											
Glenn Davis, R OBP: 0.354, SLG: 0.528 (1, 3)										3	1	0	0	1	1	3											
Franklin Stubbs, L OBP: 0.337, SLG: 0.482 (1, 7)										4	1	2	2	0	0	2											
Rafael Ramirez, R OBP: 0.299, SLG: 0.330 (1, 6)										4	1	2	0	0	0	1											
Mark Davidson, R OBP: 0.317, SLG: 0.381 (8, PH)										3	0	2	0	0	0	1											
Karl Rhodes, L OBP: 0.333, SLG: 0.372 (8, 9)										1	0	0	0	0	1	0											
Carl Nichols, R OBP: 0.317, SLG: 0.265 (8, PH)										1	0	0	0	2	1	0											
Rich Gedman, L OBP: 0.319, SLG: 0.286 (8, 2)										1	0	0	0	0	1	0											
Jim Deshaies, L OBP: 0.092, SLG: 0.063 (9, PH)										3	0	0	0	0	1	6											
Mike Simms, R OBP: 0.308, SLG: 0.615 (9, 1)										1	0	0	0	0	1	0											
Brian Meyer, R (9, 1)										0	0	0	0	0	0	0											
Inning Stats	R: 0 E: 1 K: 1 S: 6	H: 0 LOB: 1 BB: 0 P: 6	R: 0 E: 0 K: 0 S: 5	H: 2 LOB: 3 BB: 1 P: 9	R: 0 E: 0 K: 0 S: 4	H: 1 LOB: 1 BB: 0 P: 4	R: 1 E: 0 K: 1 S: 7	H: 3 LOB: 2 BB: 1 P: 11	R: 2 E: 0 K: 0 S: 4	H: 2 LOB: 0 BB: 1 P: 8	R: 0 E: 0 K: 1 S: 5	H: 1 LOB: 1 BB: 0 P: 5	R: 0 E: 0 K: 2 S: 7	H: 0 LOB: 0 BB: 0 P: 7	R: 0 E: 0 K: 1 S: 5	H: 0 LOB: 0 BB: 0 P: 5	1B: 8 2B: 1 3B: 0 HR: 1	SF: 0 SAC: 0 DP: 1 HBP: 0	WP: 0 PB: 0 SB: 1 CS: 2	PA: 40							
PITCHER	IP	WLS	BF	H	R	ER	SO	BB	IBB	HBP	BLK	WP	HR	S	P	ERA	WHIP										
Tom Browning, L ERA: 3.8 (1, 1)	5.0		25	8	3	3	2	2	1	0	0	0	1	26	38	5.40	2.000										
Keith Brown, R ERA: 4.75 (6, 1)	1.0		3	1	0	0	1	0	0	0	0	0	0	5	5	0.00	1.000										
Rob Dibble, R ERA: 1.76 (7, 1)	1.0		4	1	0	0	0	0	0	0	0	0	0	4	4	0.00	1.000										
Tim Layana, R ERA: 3.49 (8, 1)	1.0		3	0	0	0	2	0	0	0	0	0	0	7	7	0.00	0.000										
Randy Myers, L ERA: 2.1 (9, 1)	1.0	W	3	0	0	0	1	0	0	0	0	0	0	5	5	0.00	0.000										

Batter	1	2	3	4	5	6	7	8	9	AB	R	H	RBI	BB	SO	LOB	BOTTOM										
Billy Hatcher, R OBP: 0.327, SLG: 0.379 (1, 8)										5	0	0	0	0	0	1	Houston Astros @ Cincinnati Reds Riverfront Stadium, Cincinnati, OH Mon Oct 01 1990, 7:05 PM EDT Att: 12,064 - Unknown										
Mariano Duncan, R OBP: 0.348, SLG: 0.480 (1, 6)										4	2	3	1	0	0	0											
Glenn Braggs, R OBP: 0.365, SLG: 0.417 (1, 7)										3	0	1	0	1	0	0											
Luis Quinones, S OBP: 0.310, SLG: 0.343 (1, 5)										2	0	0	0	1	1	2											
Terry Lee, R OBP: 0.273, SLG: 0.263 (8, PR)										2	0	0	1	1	1	3											
Billy Bates, L OBP: 0.184, SLG: 0.121 (8, PR)										0	0	0	0	0	0	0											
Randy Myers, L OBP: 0.250, SLG: 0.250 (9, 1)										0	0	0	0	0	0	0											
Paul O'Neill, L OBP: 0.339, SLG: 0.423 (1, 9)										3	1	1	0	1	2	2											
Joe Oliver, R OBP: 0.306, SLG: 0.362 (1, 2)										3	0	0	0	1	2	4											
Ron Oester, S OBP: 0.325, SLG: 0.358 (1, 4)										3	1	1	0	1	1	1											
Tom Browning, L OBP: 0.117, SLG: 0.120 (8, 1)										1	0	0	1	0	1	0											
Keith Brown, S OBP: 0.184, SLG: 0.121 (8, PR)										0	0	0	0	0	0	0											
Chris Sabo, R OBP: 0.345, SLG: 0.480 (7, 1)										0	0	0	0	0	0	0											
Rob Dibble, L OBP: 0.250, SLG: 0.250 (9, 1)										0	0	0	0	0	0	0											
Tim Layana, R OBP: 0.250, SLG: 0.250 (9, 3)										0	0	0	0	0	0	0											
Todd Benzinger, S OBP: 0.292, SLG: 0.342 (9, 3)										0	0	0	0	0	0	0											
Inning Stats	R: 0 E: 0 K: 2 S: 9	H: 2 LOB: 2 BB: 0 P: 9	R: 1 E: 1 K: 0 S: 5	H: 2 LOB: 1 BB: 0 P: 5	R: 1 E: 0 K: 1 S: 6	H: 1 LOB: 2 BB: 2 P: 14	R: 0 E: 0 K: 1 S: 5	H: 0 LOB: 0 BB: 0 P: 5	R: 1 E: 0 K: 1 S: 5	H: 1 LOB: 1 BB: 1 P: 10	R: 0 E: 0 K: 1 S: 3	H: 0 LOB: 0 BB: 2 P: 11	R: 0 E: 0 K: 2 S: 7	H: 0 LOB: 2 BB: 1 P: 11	R: 1 E: 1 K: 0 S: 2	H: 0 LOB: 1 BB: 1 P: 6	1B: 5 2B: 1 3B: 0 HR: 1	SF: 1 SAC: 2 DP: 1 HBP: 1	WP: 0 PB: 0 SB: 1 CS: 2	PA: 38							
PITCHER	IP	WLS	BF	H	R	ER	SO	BB	IBB	HBP	BLK	WP	HR	S	P	ERA	WHIP										
Jim Deshaies, L ERA: 3.78 (1, 1)	8.0		34	6	3	2	8	6	0	1	0	0	1	43	68	2.25	1.500										
Brian Meyer, R ERA: 2.33 (9, 1)	0.1	L	3	0	1	0	0	1	0	0	0	0	0	2	6	0.00	3.000										

Batter	1	2	3	4	5	6	7	8	9	AB	R	H	RBI	BB	SO	LOB	TOP			
Eric Yelding, R OBP: 0.305, SLG: 0.297 (1, 8)	K		1B		F8			L7		4	1	1	0	0	1	0	Houston Astros @ Cincinnati Reds Riverfront Stadium, Cincinnati, OH Wed Oct 03 1990, 3:33 AM EDT Att: 10,150 - Unknown			
Casey Candaele, S OBP: 0.384, SLG: 0.397 Dave Rohde, S OBP: 0.283, SLG: 0.224 (1, 4)	G6-3		1B		6-3			F7		4	1	1	0	0	0	0				
Craig Biggio, R OBP: 0.342, SLG: 0.348 Terry McGriff, R (7, 2)	1B		1B		6-3			F8		3	0	2	1	0	0	0				
Glenn Davis, R OBP: 0.357, SLG: 0.523 Gerald Young, S OBP: 0.209, SLG: 0.234 (9, PR)	L8		1B		L9			3B		2	0	0	0	2	0	1				
Franklin Stubbs, L OBP: 0.334, SLG: 0.475 Rafael Ramirez, R OBP: 0.299, SLG: 0.330 (9, 6)			F7		F8			P6		4	0	1	0	0	0	4				
Ken Caminiti, S OBP: 0.302, SLG: 0.309 (1, 5)	4-3		1B		F3			3B		4	0	2	2	0	0	1				
Mark Davidson, R OBP: 0.340, SLG: 0.369 (1, 9)	K				F9			K		4	0	0	0	0	2	3				
Andujar Cedeno, R (1, 6)	K				L5			5-3		4	0	0	0	0	2	3				
Mike Simms, R OBP: 0.308, SLG: 0.615 (9, 3)	K				L5			K		0	0	0	0	0	0	0				
Randy Hennis, R (1, 1)			K		L5			K		2	0	0	0	0	1	0				
Eric Anthony, L OBP: 0.279, SLG: 0.351 Juan Agosto, L (7, 1)										1	0	0	0	0	1	0				
Dave Smith, R (8, 1)										0	0	0	0	0	0	0				
Dave Smith, R (8, 1)										0	0	0	0	0	0	0				
Inning Stats	R: 0 E: 0 K: 1 S: 14	H: 1 LOB: 1 BB: 0 P: 16	R: 0 E: 0 K: 2 S: 9	H: 1 LOB: 1 BB: 0 P: 13	R: 2 E: 0 K: 1 S: 19	H: 4 LOB: 2 BB: 1 P: 28	R: 0 E: 0 K: 0 S: 10	H: 0 LOB: 0 BB: 0 P: 10	R: 0 E: 0 K: 0 S: 5	H: 0 LOB: 0 BB: 0 P: 7	R: 0 E: 0 K: 2 S: 10	H: 0 LOB: 0 BB: 0 P: 16	R: 0 E: 0 K: 0 S: 7	H: 0 LOB: 0 BB: 0 P: 11	R: 1 E: 0 K: 1 S: 13	H: 1 LOB: 2 BB: 1 P: 22	1B: 6 2B: 0 3B: 1 HR: 0	SF: 0 SAC: 0 DP: 0 HBP: 0	WP: 0 PB: 0 SB: 1 CS: 0	PA: 35
PITCHER	IP WLS BF H R ER SO BB IBB HBP BLK WP HR S P ERA WHIP																			
Danny Jackson, L ERA: 3.61 (1, 1)	6.0	24	6	2	2	4	1	0	0	0	0	0	0	0	66	88	3.00	1.167		
Kip Gross, R ERA: 4.29 (7, 1)	1.0	3	0	0	0	2	0	0	0	0	0	0	0	10	16	0.00	0.000			
Gino Minutelli, L ERA: 9.0 (8, 1)	1.0	3	0	0	0	0	0	0	0	0	0	0	0	7	11	0.00	0.000			
Tim Birtsas, L ERA: 3.86 (9, 1)	1.0	L	5	1	1	1	1	0	0	0	0	0	0	13	22	9.00	2.000			

Batter	1	2	3	4	5	6	7	8	9	AB	R	H	RBI	BB	SO	LOB	BOTTOM			
Barry Larkin, R OBP: 0.358, SLG: 0.396 Ron Oester, S OBP: 0.339, SLG: 0.377 (1, 6)	F3		HBP			2B		1B		1	0	0	0	0	0	0	Houston Astros @ Cincinnati Reds Riverfront Stadium, Cincinnati, OH Wed Oct 03 1990, 3:33 AM EDT Att: 10,150 - Unknown			
Herm Winningham, L OBP: 0.314, SLG: 0.425 Glenn Braggs, R OBP: 0.365, SLG: 0.417 (1, 8)	FC4-6		5-3			F7		1B		2	0	0	0	1	0	2				
Paul O'Neill, L OBP: 0.339, SLG: 0.421 (1, 9)	FC4-6					F9		HBP		4	0	1	1	0	0	2				
Eric Davis, R OBP: 0.347, SLG: 0.486 Todd Benzinger, S OBP: 0.291, SLG: 0.340 (1, 7)	F9					3-1		L7		3	1	1	0	0	0	1				
Hal Morris, L OBP: 0.381, SLG: 0.498 (1, 3)	L8					G6-3		K		4	0	0	0	0	1	1				
Luis Quinones, S OBP: 0.301, SLG: 0.331 (1, 5)	G3					F9		K		4	0	0	0	0	2	0				
Mariano Duncan, R OBP: 0.345, SLG: 0.476 (1, 4)	F9					F9		1-3		4	0	0	0	0	1	0				
Joe Oliver, R OBP: 0.304, SLG: 0.360 Glenn Sutko, R (1, 2)	F9					F9		K		2	0	0	0	0	0	0				
Danny Jackson, R OBP: 0.354, SLG: 0.106 Billy Hamilton, R OBP: 0.327, SLG: 0.381 Kip Gross, R (7, 1)	F9					F9		L7		1	0	0	0	0	0	0				
Gino Minutelli, L OBP: 0.354, SLG: 0.478 Chris Sabo, R OBP: 0.334, SLG: 0.478 Tim Birtsas, L (9, 1)	F9					F8		L7		0	0	0	0	0	0	0				
Inning Stats	R: 0 E: 1 K: 0 S: 5	H: 0 LOB: 1 BB: 1 P: 11	R: 0 E: 0 K: 0 S: 6	H: 0 LOB: 0 BB: 0 P: 12	R: 0 E: 0 K: 0 S: 10	H: 0 LOB: 1 BB: 0 P: 14	R: 0 E: 0 K: 0 S: 10	H: 0 LOB: 0 BB: 0 P: 16	R: 0 E: 0 K: 0 S: 6	H: 1 LOB: 1 BB: 0 P: 10	R: 1 E: 0 K: 2 S: 12	H: 1 LOB: 0 BB: 0 P: 15	R: 1 E: 0 K: 1 S: 13	H: 2 LOB: 2 BB: 0 P: 23	R: 0 E: 0 K: 2 S: 10	H: 0 LOB: 0 BB: 0 P: 11	1B: 2 2B: 2 3B: 0 HR: 0	SF: 0 SAC: 0 DP: 0 HBP: 2	WP: 0 PB: 0 SB: 2 CS: 0	PA: 34
PITCHER	IP WLS BF H R ER SO BB IBB HBP BLK WP HR S P ERA WHIP																			
Randy Hennis, R ERA: (1, 1)	6.0	21	1	0	0	0	1	0	0	0	0	0	0	43	76	0.00	0.333			
Juan Agosto, L ERA: 4.29 (7, 1)	1.2	9	3	2	1	3	0	0	1	0	0	0	0	22	34	5.40	1.800			
Dave Smith, R ERA: 2.39 (8, 1)	1.1	W	4	0	0	2	0	0	0	0	0	0	0	13	15	0.00	0.000			