

Houston Astros - 1991

Batter	1	2	3	4	5	6	7	8	9	AB R H RBI BB SO LOB	TOP											
Eric Yelding, R (1, 6) OBP: 0.250, SLG: 0.750	1-2 G6-3		0-1 P3			3-2 G5-3			0-1 SF8	4 1 1 0 0 0 0												
Steve Finley, L (1, 8)	1-2 P6			1-3 K		1-2 L8			1-1 SF8	3 0 0 1 0 1 0												
Craig Biggio, R (1, 2) OBP: 0.500, SLG: 1.250	0-0 F8			3-2 HR		1-0 G5-3			3-H 1-1 BB BB	4 1 2 1 0 0 0												
Luis Gonzalez, L (1, 7)		3-1 P6		1-3 K		0-3 K			4-2 1-2 5 L6 BB BB	3 0 0 0 1 2 0												
Ken Caminiti, S (1, 5) OBP: 0.500, SLG: 0.333		0-1 G4-3		0-0 5 FC5-4 1B		0-0 G6-3			4-1 1-2 2-3 BB	3 0 1 0 1 0 0												
5 Jeff Bagwell, R (1, 3)		4-2 BB		1 SAFE 0-1 FC5-4 1-2f		1-0 F9			3-2 L6	3 0 0 0 1 0 4												
Karl Rhodes, L (1, 9) OBP: 0.333, SLG: 0.333		1-2 P5			2-1 G4-3				3-1 G5-4-3 1B	3 0 1 0 0 0 1												
Mark McLemore, S (1, 4)			0-0 G1-3		0-1 F8				2-1 G5-4-3 1-2f	3 0 0 0 0 0 1												
Mike Scott, R (1, 1)			1-1 F7		0-3 K				1-2 P9	1 0 0 0 0 0 0												
Dave Rohde, S (5, PH)										1 0 0 0 0 1 0												
Jim Clancy, R (5, 1)										0 0 0 0 0 0 0												
Rafael Ramirez, R (8, PH)										1 0 0 0 0 0 0												
Darryl Kile, R (8, 1)										0 0 0 0 0 0 0												
Inning Stats	R: 0 E: 0 K: 0 S: 7	H: 0 LOB: 0 BB: 0 P: 9	R: 0 E: 0 K: 0 S: 9	H: 0 LOB: 1 BB: 1 P: 17	R: 0 E: 0 K: 0 S: 5	H: 0 LOB: 0 BB: 0 P: 6	R: 1 E: 0 K: 2 S: 15	H: 2 LOB: 1 BB: 0 P: 20	R: 0 E: 0 K: 1 S: 7	H: 0 LOB: 0 BB: 0 P: 9	R: 0 E: 0 K: 0 S: 7	H: 0 LOB: 0 BB: 0 P: 12	R: 0 E: 0 K: 1 S: 5	H: 0 LOB: 0 BB: 0 P: 6	R: 0 E: 0 K: 0 S: 8	H: 1 LOB: 0 BB: 0 P: 14	R: 1 E: 0 K: 0 S: 13	H: 2 LOB: 2 BB: 2 P: 26	1B: 3 2B: 1 3B: 1 HR: 1	SF: 1 SAC: 0 DP: 2 HBP: 0	WP: 0 PB: 0 SB: 0 CS: 0	PA: 33
PITCHER	IP WLS BF H R ER SO BB IBB HBP BLK WP HR S P ERA WHIP																					
Tom Browning, L (1, 1) ERA: 2.16	8.1 W 30 5 2 2 4 1 0 0 0 0 1 69 101 2.16 0.720																					
Randy Myers, L (9, 1) ERA:	0.0 2 0 0 0 0 2 0 0 0 0 0 3 11 ∞ ∞																					
Rob Dibble, R (9, 1) ERA:	0.2 S 1 0 0 0 0 0 0 0 0 0 0 0 4 7 0.00 0.000																					

Houston Astros @ Cincinnati Reds
Riverfront Stadium, Cincinnati, OH
Mon Apr 08 1991, 3:33 AM EDT
Att. 55,205 - Cloudy - 71 F

livebaseballscorecards.com

AB	29
R	2
H	5
RBI	2
BB	3
SO	4
LOB	6



BOTTOM

Houston Astros @ Cincinnati Reds
Riverfront Stadium, Cincinnati, OH

Mon Apr 08 1991, 3:33 AM EDT
Att: 55,205 - Cloudy - 71 F

livebaseballscorecards.com

AB	32
R	6
H	10
RBI	6
BB	2
SO	3
LOB	12



WP:	0	PA:	35
PB:	0	SB:	1
CS:	0		


AB	R	H	RBI	BB	SO	LOB
4	0	0	0	0	0	2
4	2	2	1	0	0	1
4	1	1	0	0	1	1
4	0	2	0	0	1	1
4	0	1	1	0	1	2
4	1	1	1	0	0	2
2	1	1	0	2	0	1
1	1	0	0	0	0	0
2	0	1	0	0	0	1
3	0	1	3	0	0	1
0	0	0	0	0	0	0
0	0	0	0	0	0	0

1B:	6	SF:	0
2B:	4	SAC:	0
3B:	0	DP:	1
HR:	1	HBP:	1

Batter	1	2	3	4	5	6	7	8	9
Billy Hatcher, R (1, 7) M F B X	1-2 E4 L4-6 S		2-1 P2	2-1 G4-3		1-0 G5-3			
Barry Larkin, R (1, 6) OBP: 0.500, SLG: 1.250 1 SAFE B F C F F X	2-2 L4-6 1-3			1-0 HR	1-0 1B 1B 1B		1-0 P2		
Paul O'Neill, L (1, 9) OBP: 0.250, SLG: 0.500 C B S F F B B B X	2-2 G4-3			2-1 G4-3 2B	1 SAFE F SAFE C	0-3 K	1-0 F7		
Eric Davis, R (1, 8) OBP: 0.500, SLG: 0.500 X		0-0 FC4-6 1B		1-3 K	1-1 SAFE B X	1-3 1B	0-0 F7		
Hal Morris, L (1, 3) OBP: 0.250, SLG: 0.250 1 SAFE SAFE B X		1-0 FC4-6 1-2f		2-0 G4-3		0-0 1B	0-3 K		
Chris Sabo, R (1, 5) OBP: 0.250, SLG: 0.500 1 SAFE SAFE B F X		2-2 P7		1-1 HBP 2B	3-H SAFE B F X	3-1 G6-3	3-2 L5		
Jeff Reed, L (1, 2) OBP: 0.750, SLG: 0.500 X		0-0 F8		4-0 HBP 2B IBB		4-0 G5-3 BB	2-0 1B 1B		
Mariano Duncan, R (1, 4) Bill Doran, S (5, 4) OBP: 0.500, SLG: 0.500 B S S X			1-2 L8	3-1 2B HBP		1-2 L9	0-2 1B		
Tom Browning, L (1, 1) OBP: 0.333, SLG: 0.667 Randy Myers, L (9, 1) Rob Dibble, L (9, 1) X			0-0 G2-3	1-0 2B		2-0 G5-3			

Inning	R	H	E	K	S	LOB	BB	IBB	HBP	BLK	WP	HR	S	P	ERA	WHIP
1	0	0	1	1	18	0	0	0	0	0	0	0	38	66	11.25	1.250
2	0	1	0	0	9	1	0	0	0	0	0	0	17	32	3.00	1.333
3	0	0	0	0	9	0	0	0	0	0	0	0	13	18	0.00	2.000
4	1	3	0	1	14	1	0	0	0	0	0	1	13	13		
5	0	0	0	0	5	0	0	0	0	0	0	0	0	5		
6	0	0	0	0	18	0	0	0	0	0	0	0	0	18		
7	0	0	0	0	5	0	0	0	0	0	0	0	0	5		
8	0	2	0	1	18	0	0	0	0	0	0	0	0	18		
9	0	0	0	0	0	0	0	0	0	0	0	0	0	0		

PITCHER	IP	WLS	BF	H	R	ER	SO	BB	IBB	HBP	BLK	WP	HR	S	P	ERA	WHIP
Mike Scott, R (1, 1) ERA: 11.25	4.0	L	19	5	5	5	1	0	0	0	0	0	1	38	66	11.25	1.250
Jim Clancy, R (5, 1) ERA: 3.0	3.0		12	3	1	1	1	1	0	0	0	0	0	17	32	3.00	1.333
Darryl Kile, R (8, 1) ERA:	1.0		4	2	0	0	1	0	0	0	0	0	0	13	18	0.00	2.000

Batter	1	2	3	4	5	6	7	8	9	AB R H RBI BB SO LOB	TOP															
Eric Yelding, R (1, 6) OBP: 0.250, SLG: 0.500	2-1 F9		0-1 CS	1-2 1B	2-3 K		1-1 G1-3			4 1 1 0 0 1 1																
Steve Finley, L (1, 8) OBP: 0.143, SLG: 0.167 Mark Davidson, R (8, PH)	2-2 G3		1-1 1B	0-1 1B	2-2 F7			3-2 F8		3 1 1 0 0 0 0 1 0 0 0 0 0 0																
Craig Biggio, R (1, 2) OBP: 0.375, SLG: 0.750	3-3 K			0-0 WP	1-0 P3			3-2 P6		4 1 1 1 0 1 0																
Luis Gonzalez, L (1, 7) OBP: 0.375, SLG: 0.333		1-2 G4-3		4-1 G3	1-3 K			2-2 2B		3 1 1 0 1 1 0																
Ken Caminiti, S (1, 5) OBP: 0.250, SLG: 0.143		2-2 P2		1-2 G3	1-1 G4-3			0-1 F9		4 0 0 1 0 0 2																
5 Jeff Bagwell, R (1, 3) OBP: 0.250, SLG: 0.143		1-3 K		1-0 FC4-6			3-2 G6-3			4 0 1 0 0 2 0																
Karl Rhodes, L (1, 9) OBP: 0.333, SLG: 0.333 Rafael Ramirez, R (9, PH)			0-3 K	2-1 FC4-6			2-1 1B			3 1 1 1 0 1 1 1 0 0 0 0 1 0	AB 33 R 5 H 8 RBI 4 BB 3 SO 8 LOB 7															
Mark McLemore, S (1, 4) OBP: 0.429, SLG: 0.200			4-2 CS	1-0 F9			4-1 1B			2 0 1 0 2 0 1																
Jim Deshaies, L (1, 1) Xavier Hernandez, L (6, 1) Casey Candaele, S (7, PH) Darryl Kile, R (7, 1) Al Osuna, R (7, 1) Dave Rohde, S (8, PH)			0-0 P5		0-0 G5-3		0-0 1B			2 0 0 0 0 0 0 1 0 0 0 0 0 0 0 0 1 0 0 1 1 0 0 0 0 0 0 0 0 0 0 0 0 0 0 0 0 0 0 0 1 0 0 0 0 0 1 1																
Inning Stats	R: 0 E: 0 K: 1 S: 8	H: 0 LOB: 0 BB: 0 P: 15	R: 0 E: 0 K: 1 S: 10	H: 0 LOB: 0 BB: 0 P: 14	R: 0 E: 0 K: 1 S: 7	H: 0 LOB: 0 BB: 1 P: 11	R: 4 E: 0 K: 0 S: 14	H: 4 LOB: 1 BB: 1 P: 24	R: 0 E: 0 K: 1 S: 8	H: 0 LOB: 0 BB: 0 P: 12	R: 0 E: 0 K: 1 S: 8	H: 0 LOB: 0 BB: 0 P: 11	R: 1 E: 0 K: 0 S: 9	H: 2 LOB: 1 BB: 1 P: 19	R: 0 E: 0 K: 0 S: 12	H: 1 LOB: 1 BB: 0 P: 20	R: 0 E: 0 K: 3 S: 15	H: 1 LOB: 1 BB: 0 P: 23	1B: 7 2B: 1 3B: 0 HR: 0	SF: 0 SAC: 0 DP: 0 HBP: 0	WP: 1 PB: 0 SB: 0 CS: 1	PA: 37				
PITCHER	IP WLS BF H R ER SO BB IBB HBP BLK WP HR S P ERA WHIP																									
Jose Rijo, R (1, 1) ERA: 6.0	6.0	23	4	4	4	5	2	0	0	0	1	0	55	87	6.00	1.000										
Ted Power, R (7, 1) ERA: 9.0	1.0	5	2	1	1	0	1	0	0	0	0	0	9	19	9.00	3.000										
Randy Myers, L (8, 1) ERA:	2.0	8	2	0	0	3	0	0	0	0	0	0	27	43	0.00	1.000										

Houston Astros @ Cincinnati Reds
Riverfront Stadium, Cincinnati, OH
Wed Apr 10 1991, 7:05 PM EDT
Att. 17,785 - Cloudy - 48 F

livebaseballscorecards.com

Batter	1	2	3	4	5	6	7	8	9
Bill Doran, S OBP: 0.571, SLG: 0.400 (1, 4)	2-1 G3		3-2 1B		4-0 2B BB		4-2 3B BB	1-1 P3	
Todd Benzinger, S OBP: 0.750, SLG: 1.500 (1, 3)	3-2 P3		1-2 1B		1-1 2B		1-2 HR 3B		
Chris Sabo, R OBP: 0.250, SLG: 0.750 (1, 5)	2-2 G3		2-2 P3		3-3 K		1-2 HR		
Eric Davis, R OBP: 0.250, SLG: 0.250 (1, 8)		2-2 F8		3-1 P4		1-0 P2	2-3 K		
Glenn Braggs, R (1, 7)		1-1 G6-3		0-0 G6-3		1-0 G5-3	4-2 BB		
Paul O'Neill, L OBP: 0.250, SLG: 0.375 (1, 9)		1-0 G1-5-3		0-1 G4-3		0-0 E 1B	2-0 P2		
Luis Quinones, S OBP: 0.250, SLG: 0.250 (1, 6)			1-0 P9		1-2 L8	1-2 E6 BB	1-0 F7		
Joe Oliver, R (1, 2)			3-3 K		2-3 K	4-0 BB		1-1 P9	
Jose Rijo, R OBP: 1.000, SLG: 1.000 (1, 1)			0-0 1B		1-1 BB	2-2 G6-3		2-3 K	
Billy Hatcher, R (6, PH)									
Ted Power, R (7, 1)									
Randy Myers, L (8, 1)									

AB	R	H	RBI	BB	SO	LOB
3	2	1	0	2	0	0
4	1	3	4	0	0	0
4	1	1	2	0	1	3
4	0	0	0	0	1	0
3	0	0	0	1	0	0
4	0	1	0	0	0	1
4	0	1	0	0	0	1
3	0	0	0	1	2	0
2	2	2	0	0	0	0
1	0	0	0	0	0	3
0	0	0	0	0	0	0
1	0	0	0	0	1	0

BOTTOM

Houston Astros @ Cincinnati Reds
Riverfront Stadium, Cincinnati, OH
Wed Apr 10 1991, 7:05 PM EDT
Att. 17,785 - Cloudy - 48 F

livebaseballscorecards.com

AB	33
R	6
H	9
RBI	6
BB	4
SO	5
LOB	8



Inning Stats	R	H	E	K	S	H	LOB	BB	P	R	H	E	K	S	H	LOB	BB	P	R	H	E	K	S	H	LOB	BB	P	
	0	0	0	8	15	0	0	0	15	0	0	0	0	6	0	0	0	15	0	0	0	0	0	0	0	0	0	0
	0	0	0	6	10	0	0	0	10	0	0	0	0	0	0	0	0	10	0	0	0	0	0	0	0	0	0	0
	1	3	0	17	27	0	2	0	27	0	0	0	0	0	0	0	0	27	0	0	0	0	0	0	0	0	0	0
	0	0	0	5	8	0	0	0	8	0	0	0	0	0	0	0	0	8	0	0	0	0	0	0	0	0	0	0
	2	2	0	13	25	0	0	0	25	0	0	0	0	0	0	0	0	25	0	0	0	0	0	0	0	0	0	0
	0	2	1	9	18	0	0	0	18	0	0	0	0	0	0	0	0	18	0	0	0	0	0	0	0	0	0	0
	0	0	0	7	11	0	0	0	11	0	0	0	0	0	0	0	0	11	0	0	0	0	0	0	0	0	0	0

WP	0	PA	37
PB	0	SB	0
CS	0		

PITCHER	IP	WLS	BF	H	R	ER	SO	BB	IBB	HBP	BLK	WP	HR	S	P	ERA	WHIP
Jim Deshaies, L ERA: 4.76 (1, 1)	5.2		26	7	3	3	3	2	0	0	0	0	0	55	98	4.76	1.588
Xavier Hernandez, R ERA: (6, 1)	0.1		1	0	0	0	0	0	0	0	0	0	0	3	5	0.00	0.000
Darryl Kile, R ERA: 20.25 (7, 1)	0.1	L	5	2	3	3	1	2	0	0	0	0	1	14	26	81.00	12.000
Al Osuna, L ERA: (7, 1)	1.2		5	0	0	0	1	0	0	0	0	0	0	9	16	0.00	0.000

Batter	1	2	3	4	5	6	7	8	9	AB R H RBI BB SO LOB	TOP											
Eric Yelding, R (1, 6) OBP: 0.250, SLG: 0.500 Rafael Ramirez, R (9, PH) (9, 6)	3-2 P4		1-0 G6-3		3-2 L5			0-0 1B 2B	3-0 P5	4 1 1 0 0 0 1 1 0 0 0 0 0 1												
Steve Finley, L (1, 8) OBP: 0.364, SLG: 0.400	1-1 F9			2-2 WP 1B 2B	0-2 S 1B			1-0 SH1-3 2-H 1B		4 1 3 1 0 0 0												
Craig Biggio, R (1, 2) OBP: 0.364, SLG: 0.636	1-1 G5-3			0-1 WP 2B 1B	2-3 K2-3			1-1 SH1-3		3 1 1 0 0 1 1												
Luis Gonzalez, L (1, 7) OBP: 0.333, SLG: 0.222		4-2 G6-3 BB		2-3 K		0-3 K		3-3 K		3 0 0 0 1 3 3												
Ken Caminiti, S (1, 5) OBP: 0.167, SLG: 0.091		1-1 G6-3		2-2 P3		2-3 K		3-0 F8		4 0 0 0 0 1 4												
5 Jeff Bagwell, R (1, 3) OBP: 0.250, SLG: 0.100		1-1 G6-3		4-1 2B IBB		1-1 F9			1-3 K	3 0 0 0 1 1 0												
Karl Rhodes, L (1, 9) OBP: 0.500, SLG: 0.600			2-2 FC5-4 1B	3-2 1-3 2-H 3-H 2B		0-1 F7		0-0 S 1B		4 1 3 2 0 0 0												
Mark McLemore, S (1, 4) OBP: 0.273, SLG: 0.111			2-2 FC5-4 SH5-4	1-3 K		0-1 G4-3		3-3 K		4 0 0 0 0 2 4												
Pete Harnisch, S (1, 1) Xavier Hernandez, L (6, 1) Curt Schilling, R (7, 1) OBP: 1.000, SLG: 1.000			1-0 SH5-4		1-2 G5-3		2-3 K		2-1 WP 2-H 1B	1 0 0 0 0 0 0 1 0 0 0 0 1 0 1 0 1 1 0 0 0												
Inning Stats	R: 0 E: 0 K: 0 S: 8	H: 0 LOB: 0 BB: 0 P: 13	R: 0 E: 0 K: 0 S: 7	H: 0 LOB: 0 BB: 1 P: 13	R: 0 E: 0 K: 0 S: 8	H: 1 LOB: 1 BB: 0 P: 14	R: 2 E: 0 K: 2 S: 18	H: 3 LOB: 2 BB: 1 P: 32	R: 0 E: 0 K: 1 S: 12	H: 1 LOB: 1 BB: 0 P: 18	R: 0 E: 0 K: 2 S: 8	H: 0 LOB: 0 BB: 0 P: 11	R: 0 E: 0 K: 1 S: 7	H: 0 LOB: 0 BB: 0 P: 9	R: 1 E: 0 K: 1 S: 9	H: 2 LOB: 1 BB: 0 P: 17	R: 1 E: 0 K: 2 S: 10	H: 2 LOB: 1 BB: 0 P: 19	1B: 7 2B: 2 3B: 0 HR: 0	SF: 0 SAC: 2 DP: 1 HBP: 0	WP: 2 PB: 0 SB: 2 CS: 0	PA: 37
PITCHER	IP WLS BF H R ER SO BB IBB HBP BLK WP HR S P ERA WHIP																					
Norm Charlton, L (1, 1) ERA: 3.38	8.0 L 32 7 3 3 7 1 1 0 0 1 0 77 127 3.38 1.000																					
Rob Dibble, R (9, 1) ERA: 6.75	0.2 4 2 1 1 2 0 0 0 0 0 0 9 15 13.50 3.000																					
Don Carman, L (9, 1) ERA:	0.1 1 0 0 0 0 0 0 0 0 1 0 1 4 0.00 0.000																					

Houston Astros @ Cincinnati Reds
Riverfront Stadium, Cincinnati, OH
Thu Apr 11 1991, 7:05 PM EDT
Att. 18,012 - Cloudy - 54 F

AB	33
R	4
H	9
RBI	4
BB	2
SO	9
LOB	14



Batter	1	2	3	4	5	6	7	8	9	AB R H RBI BB SO LOB
Bill Doran, S OBP: 0.583, SLG: 0.375 (1, 4)	4-0 S BB		0-1 L4		4-0 G6-3 BB		0-0 FC4-6 1B		2-1 E3 WP	3 0 1 0 2 0 0
Barry Larkin, R OBP: 0.222, SLG: 0.556 (1, 6)	1-3 K		0-2 G4-3		3-1 G6-3 1-2		0-0 P7		3-3 K	5 0 0 0 0 2 4
Paul O'Neill, L OBP: 0.231, SLG: 0.250 (1, 9)	4-2 1-2 BB				0-0 G6-3		1-0 FC4-6 1-2f		2-3 K	4 0 0 0 1 2 3
Eric Davis, R OBP: 0.333, SLG: 0.200 (1, 8)	0-2 F8				4-1 BB S BB		0-0 L6			2 1 0 0 2 0 3
Hal Morris, L OBP: 0.250, SLG: 0.250 (1, 3)	1-0 P6				1-3 K		0-0 P5			4 0 1 0 0 1 5
Chris Sabo, R OBP: 0.333, SLG: 0.636 (1, 5)		2-0 F7			4-1 BB BB BB		0-1 G5-3 1B		1-2 P2	3 0 1 0 1 0 1
Jeff Reed, L OBP: 0.500, SLG: 0.200 (1, 2)		1-3 K			4-0 BB 1-2 2-3 BB		1-3 K		1-3 K	3 0 0 0 1 3 2
Billy Hatcher, R (1, 7)		1-1 G5-3			4-1 BB 1-2 2-3 3-H BB		0-1 G5-3		1-2 F8	3 0 0 1 1 0 2
Rob Dibble, L (9, 1)										0 0 0 0 0 0 0
Don Carman, L (9, 1)										0 0 0 0 0 0 0
Norm Charlton, S (1, 1)			1-3 K		1-3 K		0-1 B5-3		0-3 K	3 0 0 0 0 2 4
Todd Benzinger, S (9, 7)										1 0 0 0 0 1 0

Inning Stats	R: 0	H: 0	E: 0	K: 1	S: 11	LOB: 2	BB: 2	P: 21	R: 0	H: 0	E: 0	K: 1	S: 6	LOB: 0	BB: 0	P: 10	R: 0	H: 0	E: 0	K: 1	S: 8	LOB: 0	BB: 0	P: 9	R: 1	H: 0	E: 0	K: 2	S: 10	LOB: 3	BB: 4	P: 28	R: 0	H: 0	E: 0	K: 1	S: 11	LOB: 2	BB: 2	P: 24	R: 0	H: 1	E: 0	K: 1	S: 9	LOB: 1	BB: 0	P: 10	R: 0	H: 1	E: 0	K: 0	S: 4	LOB: 1	BB: 0	P: 5	R: 0	H: 1	E: 0	K: 1	S: 14	LOB: 1	BB: 0	P: 20	R: 0	H: 0	E: 1	K: 3	S: 12	LOB: 1	BB: 0	P: 19	1B: 3	SF: 0	2B: 0	SAC: 0	3B: 0	DP: 0	HR: 0	HBP: 0
--------------	------	------	------	------	-------	--------	-------	-------	------	------	------	------	------	--------	-------	-------	------	------	------	------	------	--------	-------	------	------	------	------	------	-------	--------	-------	-------	------	------	------	------	-------	--------	-------	-------	------	------	------	------	------	--------	-------	-------	------	------	------	------	------	--------	-------	------	------	------	------	------	-------	--------	-------	-------	------	------	------	------	-------	--------	-------	-------	-------	-------	-------	--------	-------	-------	-------	--------

PITCHER	IP	WLS	BF	H	R	ER	SO	BB	IBB	HBP	BLK	WP	HR	S	P	ERA	WHIP
Pete Hamisch, R ERA: 1.8 (1, 1)	5.0	W	23	0	1	1	6	8	0	0	0	0	0	46	92	1.80	1.600
Xavier Hernandez, R ERA: (6, 1)	1.2		7	2	0	0	1	0	0	0	0	0	0	12	14	0.00	1.200
Curt Schilling, R ERA: (7, 1)	2.1	S	9	1	0	0	4	0	0	0	0	2	0	27	40	0.00	0.429


BOTTOM

Houston Astros @ Cincinnati Reds
Riverfront Stadium, Cincinnati, OH

Thu Apr 11 1991, 7:05 PM EDT
Att. 18,012 - Cloudy - 54 F

livebaseballscorecards.com

AB	31
R	1
H	3
RBI	1
BB	8
SO	11
LOB	24



WP: 2	PA: 39
PB: 0	
SB: 2	
CS: 0	

Batter	1	2	3	4	5	6	7	8	9	AB R H RBI BB SO LOB	TOP											
Robby Thompson, R (1, 4) OBP: 0.278, SLG: 0.400	2-3 K		0-1 F9		3-2 G6-3		0-1 L5			4 0 0 0 0 1 5	San Francisco Giants @ Houston Astros Astrodome, Houston, TX Fri Apr 12 1991, 8:05 PM EDT Att. 25,632 - Dome - 70 F											
Willie McGee, S (1, 8) OBP: 0.333, SLG: 0.500	2-3 K		0-0 G4-3			1-3 K		3-2 F8 BB G6-3 1B	4 1 1 0 0 2 2													
Will Clark, L (1, 3) OBP: 0.389, SLG: 0.471	0-2 F8			1-1 F8		3-1 1B		4-0 G6-3 F8 1-2 BB	3 0 1 0 1 0 0													
Kevin Mitchell, R (1, 7) OBP: 0.375, SLG: 0.929		0-0 G6-3		1-1 P4		1-1 F9		1-0 F8 1-2 2-3	4 0 0 0 0 0 3													
Matt Williams, R (1, 5) OBP: 0.167, SLG: 0.333		1-3 K		0-0 G6-3		0-0 F9		1-1 G6-3 2-3 3-H	4 0 0 1 0 1 2													
Kevin Bass, S (1, 9) OBP: 0.278, SLG: 0.188		2-3 K			0-2 2B SF8 1B		1-3 K	1-2 G6-3	4 1 1 0 0 2 1													
Steve Decker, R (1, 2) OBP: 0.500, SLG: 0.667			0-2 FC1-5 HBP 1B		0-0 SF8 1-3 2B		0-1 FC3-6 1B	0-3 K	4 0 3 0 0 1 0													
Mike Benjamin, R (1, 6) OBP: 0.200, SLG: 0.333			1 SAFE 2-0 FC1-5 HBP 1-2		0-1 SF8 2-3 3-H		0-0 FC3-6 1B 1-2f	0-3 K	0 0 0 1 0 0 0 1 0 0 0 0 0 1 0 0 0 0 0 0 0 1 0 0 0 0 1 0													
Trevor Wilson, L (7, 1) Mike Kingery, L (9, PH)			1-1 FC1-5 HBP		0-0 G6-3		0-0 G6-3 1-2 1B	0-2 F9	2 0 0 0 0 0 3 2 0 1 0 0 0 0													
Rick Reuschel, R (1, 1) Dave Anderson, R (7, PH) (7, 6)			1-2 2-3f																			
Inning Stats	R: 0 E: 0 K: 2 S: 13	H: 0 LOB: 0 BB: 0 P: 17	R: 0 E: 0 K: 2 S: 7	H: 0 LOB: 0 BB: 0 P: 10	R: 0 E: 0 K: 0 S: 8	H: 1 LOB: 2 BB: 0 P: 11	R: 0 E: 0 K: 0 S: 5	H: 0 LOB: 0 BB: 0 P: 7	R: 1 E: 0 K: 0 S: 10	H: 2 LOB: 1 BB: 0 P: 13	R: 0 E: 0 K: 1 S: 8	H: 1 LOB: 1 BB: 0 P: 13	R: 0 E: 0 K: 1 S: 11	H: 2 LOB: 2 BB: 0 P: 12	R: 1 E: 0 K: 0 S: 9	H: 1 LOB: 1 BB: 1 P: 19	R: 0 E: 0 K: 2 S: 9	H: 0 LOB: 0 BB: 0 P: 9	1B: 6 2B: 1 3B: 0 HR: 0	SF: 1 SAC: 0 DP: 0 HBP: 1	WP: 0 PB: 0 SB: 0 CS: 0	PA: 36
PITCHER	IP WLS BF H R ER SO BB IBB HBP BLK WP HR S P ERA WHIP																					
Mark Portugal, R (1, 1) ERA: 2.57	7.0 W 29 7 2 2 6 0 0 1 0 0 0 0 65 89 2.57 1.000																					
Al Osuna, L (8, 1) ERA:	0.0 1 0 0 0 0 1 0 0 0 0 0 0 4 ∞ ∞																					
Dwayne Henry, R (8, 1) ERA:	2.0 S 6 0 0 0 2 0 0 0 0 0 0 0 15 18 0.00 0.000																					

AB	33
R	2
H	7
RBI	2
BB	1
SO	8
LOB	17



San Francisco Giants @ Houston Astros
 Astrodome, Houston, TX

Sat Apr 13 1991, 8:05 PM EDT
 Att: 22,411 - Dome - 70 F

AB	44
R	16
H	19
RBI	14
BB	5
SO	6
LOB	11



WP	1	PA	49
PB	0		
SB	1		
CS	1		

AB	R	H	RBI	BB	SO	LOB
2	0	0	0	1	1	0
3	1	1	1	0	0	0
4	3	3	0	0	0	0
2	1	1	3	0	0	0
4	3	2	2	1	1	2
1	0	1	0	0	0	0
3	4	3	4	1	0	0
1	0	0	0	1	0	1
5	0	2	2	0	2	1
4	1	2	1	1	0	2
0	0	0	0	0	0	0
3	0	0	0	0	1	3
2	1	1	0	0	0	0
5	1	2	0	0	1	1
3	0	0	0	0	0	1
2	1	1	1	0	0	0

Batter	1	2	3	4	5	6	7	8	9																
Robby Thompson, R (1, 4) OBP: 0.286, SLG: 0.353 Greg Litton, R (5, 4) OBP: 0.250, SLG: 0.250	1-1 F9		4-1 1B BB	3-3 K		1-2 G3	1-0 3B 1B		2-2 G6-3																
Willie McGee, S (1, 8) OBP: 0.409, SLG: 0.545 Mike Kingery, L (7, PH) OBP: 0.250, SLG: 0.750	2-0 E S HR 1B		0-0 1B 1B		1-2 E1 2B	1-1 1B	2-2 1B 3B		0-1 F8																
Will Clark, L (1, 3) OBP: 0.435, SLG: 0.524 Kirt Manwaring, R (9, PH) OBP: 1.000, SLG: 1.000	4-0 E2 HR BB		2-1 L9		2-1 1B WP 2B	0-3 K	0-0 1B 1B		2-2 1B																
Kevin Mitchell, R (1, 7) OBP: 0.500, SLG: 1.294 Mike Felder, S (7, 8)	2-0 1-H 3-H HR		4-1 1B 1B BB		3-0 WP E 1B		HR BB		1-1 F8																
Matt Williams, R (1, 5) OBP: 0.217, SLG: 0.348	2-3 K		0-1 1B 1B		2-3 K		G4-3 BB																		
Kevin Bass, S (1, 9) OBP: 0.348, SLG: 0.250 Eric Gunderson, R (7, 1)	1-0 F7		2-1 1B 1B		1-2 3-H K		1B 1B G4-6-3																		
Steve Decker, R (1, 2) OBP: 0.429, SLG: 0.556 Terry Kennedy, L (7, PH) OBP: 0.500, SLG: 0.500		2-2 L8	0-3 K		1-0 FC6-4 1B		1-1 1B 1B 1B 1B		0-0 G4-3																
Dave Anderson, R (1, 6) OBP: 0.375, SLG: 0.375		0-1 CS 1B		1-3 K		1-1 F9	3-2 1B 1B 3B 1B		1-0 G6-3																
Scott Garrelts, R (1, 1) Mark Leonard, L (7, PH) OBP: 0.250, SLG: 0.250		1-1 G1-3		0-1 L8		2-0 F8	1-2 3B 1B		1-0 F7																
Inning Stats	R: 3 E: 1 K: 1 S: 9	H: 2 LOB: 0 BB: 1 P: 21	R: 0 E: 0 K: 0 S: 8	H: 1 LOB: 0 BB: 0 P: 11	R: 2 E: 0 K: 1 S: 12	H: 3 LOB: 2 BB: 2 P: 24	R: 0 E: 0 K: 2 S: 10	H: 0 LOB: 0 BB: 0 P: 14	R: 3 E: 2 K: 1 S: 13	H: 2 LOB: 1 BB: 1 P: 27	R: 0 E: 0 K: 1 S: 10	H: 1 LOB: 1 BB: 0 P: 14	R: 8 E: 0 K: 0 S: 23	H: 9 LOB: 1 BB: 1 P: 41	R: 0 E: 0 K: 0 S: 3	H: 0 LOB: 0 BB: 0 P: 5	R: 0 E: 0 K: 0 S: 12	H: 1 LOB: 1 BB: 0 P: 17	1B: 15 2B: 1 3B: 1 HR: 2	SF: 0 SAC: 0 DP: 1 HBP: 0	WP: 1 PB: 0 SB: 1 CS: 1	PA: 49			
PITCHER	IP	WLS	BF	H	R	ER	SO	BB	IBB	HBP	BLK	WP	HR	S	P	ERA	WHIP								
Mike Scott, R (1, 1) ERA: 12.86	3.0	L	16	6	5	5	2	3	0	0	0	0	1	29	56	15.00	3.000								
Jim Clancy, R (4, 1) ERA: 3.6	2.0		10	2	3	1	3	0	1	0	0	1	0	23	41	4.50	1.000								
Darryl Kile, R (6, 1) ERA: 33.75	1.1		12	8	7	7	1	0	0	0	0	0	1	27	41	47.25	6.000								
Xavier Hernandez, R (7, 1) ERA: 2.45	1.2		7	2	1	1	0	1	0	0	0	0	0	9	19	5.40	1.800								
Al Osuna, L (9, 1) ERA:	1.0		4	1	0	0	0	0	0	0	0	0	0	12	17	0.00	1.000								

Batter	1	2	3	4	5	6	7	8	9	AB	R	H	RBI	BB	SO	LOB
Eric Yelding, R (1, 6) Darryl Kile, R (6, 1) Mark Davidson, R (7, 7)	1-3 K		0-0 P4		1-0 G6-3		0-1 G5-3			3	0	0	0	0	1	1
Steve Finley, L (1, 8) OBP: 0.350, SLG: 0.368	1-1 P2		1-1 G4-3			3-2 G3		1-1 F7		4	0	0	0	0	0	0
Karl Rhodes, L (1, 9) OBP: 0.444, SLG: 0.500	3-1 G3			4-0 G4-3 G3 BB		0-3 K		0-0 G6-3		3	0	0	0	1	1	0
Luis Gonzalez, L (1, 7) Xavier Hernandez, L (7, 1) Casey Candaele, S (8, PH) Al Osuna, R (9, 1)		2-1 G3		3-2 G3		2-2 F7		1-0 G6-3		3	0	0	0	0	0	1
Ken Caminiti, S (1, 5)		0-0 1B		0-1 G4-3			0-0 5 1B 2B		2-1 F9	4	1	2	0	0	0	1
5 Jeff Bagwell, R (1, 3) OBP: 0.200, SLG: 0.111		2-3 SAFE K		0-0 F7			2-2 2B 1B		1-0 F9	4	1	1	1	0	1	2
Carl Nichols, R (1, 2) OBP: 0.750, SLG: 1.000		4-2 BB			3-1 2B		2-3 K		1-0 FC5-4 1B	3	0	2	0	1	1	1
Mark McLemore, S (1, 4) OBP: 0.158, SLG: 0.059		2-1 P4			0-0 P1		0-3 K		0-0 FC5-4	4	0	0	0	0	1	5
Mike Scott, R (1, 1) Dave Rohde, S (3, PH) Jim Clancy, R (4, 1) Rafael Ramirez, R (5, PH)			0-1 L3		1-2 L6		2-2 2B			0	0	0	0	0	0	0
										1	0	0	0	0	0	0
										0	0	0	0	0	0	0
										2	0	1	1	0	0	1

Inning Stats	R: 0	H: 0	E: 0	K: 1	S: 7	R: 0	H: 1	E: 0	K: 1	S: 10	R: 0	H: 0	E: 0	K: 0	S: 5	R: 0	H: 0	E: 0	K: 0	S: 7	R: 0	H: 1	E: 0	K: 0	S: 7	R: 0	H: 0	E: 0	K: 1	S: 10	R: 2	H: 3	E: 0	K: 2	S: 19	R: 0	H: 0	E: 0	K: 0	S: 4	R: 0	H: 1	E: 0	K: 0	S: 5	1B: 3	SF: 0	2B: 3	SAC: 0	3B: 0	DP: 0	HR: 0	HBP: 0	WP: 0	PA: 35
Scott Garrelts, R (1, 1) ERA: 6.0	IP: 6.0	WLS: W	BF: 22	H: 2	R: 0	ER: 0	SO: 3	BB: 2	IBB: 0	HBP: 0	BLK: 0	WP: 0	HR: 0	S: 46	P: 79	ERA: 6.00	WHIP: 0.667																																						
Eric Gunderson, L (7, 1) ERA: 5.4	IP: 3.0	WLS: S	BF: 13	H: 4	R: 2	ER: 2	SO: 2	BB: 0	IBB: 0	HBP: 0	BLK: 0	WP: 0	HR: 0	S: 28	P: 40	ERA: 6.00	WHIP: 1.333																																						

BOTTOM

San Francisco Giants @ Houston Astros
Astrodome, Houston, TX
Sat Apr 13 1991, 8:05 PM EDT
Att. 22,411 - Dome - 70 F

livebaseballscorecards.com

AB	33
R	2
H	6
RBI	2
BB	2
SO	5
LOB	13



Batter	1	2	3	4	5	6	7	8	9	AB R H RBI BB SO LOB	TOP											
Robby Thompson, R (1, 4) OBP: 0.280, SLG: 0.300	2-1 P6		1-3 K		2-0 G6-3			4-1 3B BB		3 1 0 0 1 1 1												
Willie McGee, S (1, 8) OBP: 0.346, SLG: 0.462	2-3 K			0-0 G4-3		1-1 L7		0-3 K		4 0 0 0 0 2 1												
Will Clark, L (1, 3) OBP: 0.481, SLG: 0.609	4-1 FC5-4 BB			4-2 FC3-6 BB		1-3 K		3-2 1-H 2B 3B		2 1 1 1 2 1 0												
Kevin Mitchell, R (1, 7) OBP: 0.458, SLG: 1.143	1-1 FC5-4 1-2f			0-1 FC3-6 1B 1-2f		0-0 P4		1-0 3-H 2B		4 0 1 1 0 0 2												
Matt Williams, R (1, 5) OBP: 0.222, SLG: 0.333		1-1 L8		2-2 1-2 1B		2-1 G5-3		2-2 P4		4 0 1 0 0 0 1												
Kevin Bass, S (1, 9) OBP: 0.333, SLG: 0.250		2-2 G6-3		3-2 F7		2-1 WP 1B 1B		2-3 K		4 0 1 0 0 1 3												
Terry Kennedy, L (1, 2) OBP: 0.333, SLG: 0.333		2-0 G4-3		3-2 G4-3		0-0 WP 1B		1-3 K		4 0 1 0 0 1 0												
Mike Benjamin, R (1, 6) OBP: 0.176, SLG: 0.286			1-2 G3		3-3 K		1-3 K		3-2 F7	2 0 0 0 0 1 0												
Mark Leonard, L (7, PH) OBP: 0.200, SLG: 0.200							1-2 2-3			1 0 0 0 0 1 2												
Don Robinson, R (7, 1)										0 0 0 0 0 0 0												
Jeff Brantley, R (8, 1)										0 0 0 0 0 0 0												
Mike Kingery, L (9, PH) OBP: 0.200, SLG: 0.600										1 0 0 0 0 0 0												
John Burkett, R (1, 1)			0-0 L7		2-1 1B		2-0 G5-3		0-3 K	1 0 0 0 0 0 0												
Mike Felder, S (5, PH) OBP: 0.500, SLG: 0.250										1 0 1 0 0 0 0												
Trevor Wilson, L (5, 1)										0 0 0 0 0 0 0												
Greg Litton, R (7, PH) OBP: 0.167, SLG: 0.167										2 0 0 0 0 1 2												
Inning Stats	R: 0 E: 0 K: 1 S: 8	H: 0 LOB: 1 BB: 1 P: 17	R: 0 E: 0 K: 0 S: 6	H: 0 LOB: 0 BB: 0 P: 11	R: 0 E: 0 K: 1 S: 7	H: 0 LOB: 0 BB: 0 P: 9	R: 0 E: 0 K: 0 S: 11	H: 1 LOB: 2 BB: 1 P: 20	R: 0 E: 0 K: 1 S: 10	H: 1 LOB: 1 BB: 0 P: 20	R: 0 E: 0 K: 1 S: 8	H: 0 LOB: 0 BB: 0 P: 10	R: 0 E: 0 K: 1 S: 10	H: 2 LOB: 2 BB: 0 P: 17	R: 2 E: 0 K: 2 S: 14	H: 2 LOB: 1 BB: 1 P: 26	R: 0 E: 0 K: 2 S: 9	H: 0 LOB: 0 BB: 0 P: 13	1B: 4 2B: 1 3B: 1 HR: 0	SF: 0 SAC: 0 DP: 0 HBP: 0	WP: 1 PB: 0 SB: 0 CS: 0	PA: 36
PITCHER	IP WLS BF H R ER SO BB IBB HBP BLK WP HR S P ERA WHIP																					
Jimmy Jones, R (1, 1) ERA: 2.45	7.1 W 30 5 2 2 6 3 0 0 0 1 0 67 118 2.46 1.091																					
Curt Schilling, R (8, 1) ERA:	1.2 6 1 0 0 3 0 0 0 0 0 0 16 25 0.00 0.600																					

San Francisco Giants @ Houston Astros
 Astrodome, Houston, TX
 Sun Apr 14 1991, 4:33 AM EDT
 Att: 12,834 - Dome - 70 F

AB	33
R	2
H	6
RBI	2
BB	3
SO	9
LOB	12



Batter	1	2	3	4	5	6	7	8	9
Eric Yelding, R OBP: 0.160, SLG: 0.280 (1, 6)	G4-3		FC5-4			FC6-4			
Steve Finley, L OBP: 0.375, SLG: 0.409 (1, 8)	G6-3			1B 2B	HR	F7			
Craig Biggio, R OBP: 0.474, SLG: 0.684 (1, 2)				2B 1B	HR		F7 FC3-2-5-3		
Luis Gonzalez, L OBP: 0.261, SLG: 0.250 (1, 7)	CS	P5		3B 2B	K	F7			
Ken Caminiti, S OBP: 0.375, SLG: 0.500 (1, 5)				K	HR	FC3-2-5-3			
Ken Oberkfell, L (1, 3)				3B IBB	P6				
Karl Rhodes, L OBP: 0.409, SLG: 0.444 (1, 9)			G6-3	SF8		FC5-6 1B		P5	
Curt Schilling, R OBP: 1.000, SLG: 1.000 (8, 1)									
Casey Candaele, S OBP: 0.500, SLG: 0.833 (1, 4)			F9			FC6-4 FC5-6 1B		L9	
Jimmy Jones, R OBP: 0.333, SLG: 0.333 (1, 1)				G6-3		FC5-6 FC6-4		G6-3	
Mark Davidson, R (8, 9)									

Inning Stats	R: 0 E: 0 K: 0 S: 11	H: 1 LOB: 0 BB: 0 P: 17	R: 0 E: 0 K: 1 S: 6	H: 0 LOB: 1 BB: 1 P: 12	R: 0 E: 0 K: 0 S: 8	H: 1 LOB: 1 BB: 0 P: 10	R: 4 E: 0 K: 1 S: 17	H: 4 LOB: 1 BB: 1 P: 26	R: 3 E: 0 K: 2 S: 15	H: 2 LOB: 0 BB: 1 P: 24	R: 0 E: 0 K: 0 S: 7	H: 1 LOB: 2 BB: 1 P: 15	R: 0 E: 0 K: 0 S: 10	H: 1 LOB: 2 BB: 1 P: 20	R: 0 E: 0 K: 1 S: 7	H: 0 LOB: 0 BB: 0 P: 9
--------------	-------------------------------	----------------------------------	------------------------------	----------------------------------	------------------------------	----------------------------------	-------------------------------	----------------------------------	-------------------------------	----------------------------------	------------------------------	----------------------------------	-------------------------------	----------------------------------	------------------------------	---------------------------------

PITCHER	IP	WLS	BF	H	R	ER	SO	BB	IBB	HBP	BLK	WP	HR	S	P	ERA	WHIP
John Burkett, R ERA: 5.73 (1, 1)	4.0	L	18	6	4	4	2	1	1	0	0	0	0	42	65	9.00	1.750
Trevor Wilson, L ERA: 11.57 (5, 1)	2.0		11	3	3	3	2	2	0	0	0	0	1	22	39	13.50	2.500
Don Robinson, R ERA: (7, 1)	1.0		5	1	0	0	0	1	0	0	0	0	0	10	20	0.00	2.000
Jeff Brantley, R ERA: 2.7 (8, 1)	1.0		3	0	0	0	1	0	0	0	0	0	0	7	9	0.00	0.000

AB R H RBI BB SO LOB

5	0	0	0	0	2	3
3	2	1	0	1	0	2
4	2	4	0	0	0	0
4	1	1	1	0	1	3
3	1	1	3	1	1	3
2	1	0	0	2	1	1
2	0	0	1	1	0	2
0	0	0	0	0	0	0
4	0	2	2	0	0	0
3	0	1	0	0	0	3
1	0	0	0	0	0	0

1B: 5	SF: 1	WP: 0	PA: 38
2B: 4	SAC: 0	PB: 0	
3B: 1	DP: 1	SB: 0	
HR: 1	HBP: 0	CS: 2	

WP	HR	S	P	ERA	WHIP
0	0	0	0	0.00	0.000

San Francisco Giants @ Houston Astros
Astrodome, Houston, TX
Sun Apr 14 1991, 4:33 AM EDT
Att: 12,834 - Dome - 70 F

livebaseballscorecards.com

AB	31
R	7
H	10
RBI	7
BB	5
SO	5
LOB	17



Batter	1	2	3	4	5	6	7	8	9	AB R H RBI BB SO LOB	TOP														
Eric Yelding, R (1, 6) OBP: 0.207, SLG: 0.321	4-1 BB		1-2 2B			3-2 G6-3		0-3 K		3 0 1 0 1 1 0															
Steve Finley, L (1, 8) OBP: 0.321, SLG: 0.346	0-2 F7		1-3 K			1-1 G3		3-3 K		4 0 0 0 0 2 2															
Craig Biggio, R (1, 2) OBP: 0.435, SLG: 0.739	0-3 K				3-1 P4	0-0 HR			0-2 G5-3	4 1 1 1 0 1 1															
Luis Gonzalez, L (1, 7) OBP: 0.222, SLG: 0.208	1-1 P5				1-0 P6	1-2 F9			3-3 K	4 0 0 0 0 1 1															
Ken Caminiti, S (1, 5) OBP: 0.429, SLG: 0.542					1-0 1B				0-0 5 HR 1B	4 1 3 0 0 0 0															
5 Jeff Bagwell, R (1, 3) OBP: 0.217, SLG: 0.286					1-1 F8				1-2 SH3-4 HR	3 1 1 2 0 0 1															
Karl Rhodes, L (1, 9) OBP: 0.346, SLG: 0.364									2-0 F7	4 0 0 0 0 2 1															
Curt Schilling, R (9, 1) OBP: 1.000, SLG: 1.000										0 0 0 0 0 0 0															
Casey Candaele, S (1, 4) OBP: 0.333, SLG: 0.556					1-0 F7					3 0 0 0 0 0 1															
Jim Deshaies, L (1, 1)																									
Rafael Ramirez, R (8, PH) OBP: 0.167, SLG: 0.333																									
Dwayne Henry, R (8, 1)																									
Al Osuna, R (8, 1)																									
Mark Davidson, R (9, 9)																									
Inning Stats	R: 0 E: 0 K: 1 S: 9	H: 0 LOB: 1 BB: 1 P: 14	R: 0 E: 0 K: 0 S: 7	H: 0 LOB: 0 BB: 0 P: 8	R: 0 E: 0 K: 2 S: 12	H: 1 LOB: 1 BB: 0 P: 16	R: 0 E: 0 K: 0 S: 6	H: 1 LOB: 1 BB: 0 P: 12	R: 0 E: 0 K: 1 S: 8	H: 0 LOB: 0 BB: 0 P: 13	R: 1 E: 0 K: 0 S: 9	H: 1 LOB: 0 BB: 0 P: 14	R: 0 E: 0 K: 1 S: 11	H: 1 LOB: 1 BB: 0 P: 18	R: 0 E: 0 K: 2 S: 7	H: 0 LOB: 0 BB: 0 P: 10	R: 2 E: 0 K: 1 S: 11	H: 2 LOB: 0 BB: 0 P: 17	1B: 3 2B: 1 3B: 0 HR: 2	SF: 0 SAC: 1 DP: 0 HBP: 0	WP: 0 PB: 0 SB: 0 CS: 0	PA: 34			
PITCHER	IP	WLS	BF	H	R	ER	SO	BB	IBB	HBP	BLK	WP	HR	S	P	ERA	WHIP								
29 John Smoltz, R (1, 1) ERA: 3.97	7.0		26	4	1	1	5	1	0	0	0	0	1	62	95	1.29	0.714								
Kent Mercker, L (8, 1) ERA: 6.0	2.0	L	8	2	2	2	3	0	0	0	0	0	1	18	27	9.00	1.000								

Houston Astros @ Atlanta Braves
Atlanta-Fulton County Stadium, Atlanta, GA

Mon Apr 15 1991, 7:05 PM EDT
Att: 6,729 - Cloudy - 78 F

livebaseballscorecards.com

AB	32
R	3
H	6
RBI	3
BB	1
SO	8
LOB	7



BOTTOM

Houston Astros @ Atlanta Braves
Atlanta-Fulton County Stadium, Atlanta, GA

Mon Apr 15 1991, 7:05 PM EDT
Att. 6,729 - Cloudy - 78 F

livebaseballscorecards.com

AB	29
R	1
H	5
RBI	1
BB	5
SO	2
LOB	10



AB	R	H	RBI	BB	SO	LOB
2	1	0	0	2	1	0
4	0	1	0	0	0	1
1	0	0	0	3	0	0
3	0	0	1	0	0	2
3	0	0	0	0	0	2
1	0	0	0	0	0	0
4	0	0	0	0	0	0
4	0	3	0	0	0	0
3	0	1	0	0	0	2
1	0	0	0	0	0	1
2	0	0	0	0	1	1
1	0	0	0	0	0	1
0	0	0	0	0	0	0

Batter	1	2	3	4	5	6	7	8	9
Deion Sanders, L (1, 7) OBP: 0.313, SLG: 0.154	4-2 2B SF8 BB		4-1 G6-4-3 BB		2-3 K			0-2 F8	
Mark Lemke, S (1, 4) OBP: 0.273, SLG: 0.500	1-0 2B		0-1 G6-4-3 1-2f		2-0 P3			3-2 G3	
Ron Gant, R (1, 8) OBP: 0.364, SLG: 0.188	4-2 BB		4-0 S BB		2-2 F7			4-2 BB	
David Justice, L (1, 9) OBP: 0.227, SLG: 0.476	1-2 SF8		1-1 F9		0-2 G6-3			0-2 G4-3	
Francisco Cabrera, R (1, 3) Sid Bream, L (7, 3)	2-1 G5-4-3 1-2f		1-1 P4		2-2 F8			2-2 G3	
Jeff Blauser, R (1, 5) OBP: 0.111, SLG: 0.111		1-2 F8		2-1 G4-3			0-0 L7	2-1 L7	
Mike Heath, R (1, 2) OBP: 0.353, SLG: 0.529		1-2 1B		1-1 2B			1-0 F8	1-1 3B	
Rafael Belliard, R (1, 6) Tommy Gregg, L (9, PH) OBP: 0.750, SLG: 1.000		1-1 F9		2-2 G4-3			0-0 1B	3-2 F8	
29 John Smoltz, R (1, 1) Terry Pendleton, S (7, PH) Kent Mercker, L (8, 1)		3-2 F8		3-3 K			1-0 F9		

Inning Stats	R: 1	H: 1	E: 0	K: 0	S: 16	LOB: 1	BB: 2	P: 28	R: 0	H: 1	E: 0	K: 0	S: 12	LOB: 1	BB: 0	P: 18	R: 0	H: 0	E: 0	K: 0	S: 5	LOB: 1	BB: 2	P: 14	R: 0	H: 1	E: 0	K: 0	S: 9	LOB: 0	BB: 0	P: 16	R: 0	H: 0	E: 0	K: 2	S: 9	LOB: 0	BB: 0	P: 16	R: 0	H: 0	E: 0	K: 0	S: 14	LOB: 0	BB: 0	P: 18	R: 0	H: 1	E: 0	K: 0	S: 4	LOB: 1	BB: 0	P: 6	R: 0	H: 0	E: 0	K: 0	S: 14	LOB: 1	BB: 1	P: 21	R: 0	H: 1	E: 0	K: 0	S: 13	LOB: 1	BB: 0	P: 21	1B: 2	2B: 2	3B: 1	HR: 0	SF: 1	SAC: 0	DP: 2	HBP: 0	WP: 0	PB: 0	SB: 1	CS: 0	PA: 35
--------------	------	------	------	------	-------	--------	-------	-------	------	------	------	------	-------	--------	-------	-------	------	------	------	------	------	--------	-------	-------	------	------	------	------	------	--------	-------	-------	------	------	------	------	------	--------	-------	-------	------	------	------	------	-------	--------	-------	-------	------	------	------	------	------	--------	-------	------	------	------	------	------	-------	--------	-------	-------	------	------	------	------	-------	--------	-------	-------	-------	-------	-------	-------	-------	--------	-------	--------	-------	-------	-------	-------	--------

PITCHER	IP	WLS	BF	H	R	ER	SO	BB	IBB	HBP	BLK	WP	HR	S	P	ERA	WHIP
Jim Deshaies, L (1, 1) ERA: 2.84	7.0		27	4	1	1	2	4	0	0	0	0	0	69	115	1.29	1.143
Dwayne Henry, R (8, 1) ERA:	0.2		3	0	0	0	0	1	0	0	0	0	0	11	18	0.00	1.500
Al Osuna, L (8, 1) ERA:	0.2	W	2	0	0	0	0	0	0	0	0	0	0	6	8	0.00	0.000
Curt Schilling, R (9, 1) ERA:	0.2	S	3	1	0	0	0	0	0	0	0	0	0	10	16	0.00	1.500

Batter	1	2	3	4	5	6	7	8	9	AB R H RBI BB SO LOB	TOP																									
Eric Yelding, R (1, 6) OBP: 0.176, SLG: 0.273	2-2 L6		2-3 K	2-2 F9			2-0 G1-3		3-2 P3	5 0 0 0 0 1 3																										
Steve Finley, L (1, 8) OBP: 0.335, SLG: 0.367	3-2 2B		2-2 G4-3		1-2 G3		4-1 1B BB		3-2 G3	4 0 1 0 1 0 0																										
Craig Biggio, R (1, 2) OBP: 0.407, SLG: 0.667	2-2 G5-3		2-2 F7		0-1 G4-3		2-1 1B			4 0 1 1 0 0 1																										
Luis Gonzalez, L (1, 7) OBP: 0.194, SLG: 0.179	2-1 P4			2-0 G3		2-3 K				4 0 0 0 0 2 3																										
Xavier Hernandez, L (8, 1)										0 0 0 0 0 0 0																										
Curt Schilling, R (8, 1) OBP: 1.000, SLG: 1.000										0 0 0 0 0 0 0																										
Mark McLemore, S (8, 4) OBP: 0.158, SLG: 0.059										0 0 0 0 0 0 0																										
Darryl Kile, R (8, 1)										0 0 0 0 0 0 0																										
Ken Caminiti, S (1, 5) OBP: 0.406, SLG: 0.536			1-1 F9		1-2 5 HR 2B		2-0 P5		1-1 G3-1	4 1 1 0 0 0 0																										
5 Jeff Bagwell, R (1, 3) OBP: 0.259, SLG: 0.417			4-2 1B BB		3-2 2-H HR		0-3 K		2-3 K	3 1 1 2 1 2 0																										
Mark Davidson, R (1, 9) OBP: 0.125, SLG: 0.125			1-0 F9		2-1 E7 2B 1B		1-2 G4-3		3-1 E6	4 1 1 0 0 0 1																										
Casey Candaele, S (1, 4) OBP: 0.462, SLG: 0.769			1-0 1B		0-1 1B 2B		3-2 1B 2B		2-3 K	4 1 3 1 0 1 1																										
Pete Harnisch, S (1, 1) OBP: 0.250, SLG: 0.250			0-3 K		0-0 CS 1B		0-3 K		2-3 K	3 0 1 0 0 2 3																										
Al Osuna, R (7, 1)										0 0 0 0 0 0 0																										
Dwayne Henry, R (7, 1)										0 0 0 0 0 0 0																										
Karl Rhodes, L (7, 9) OBP: 0.333, SLG: 0.348										1 0 0 0 0 1 0																										
Inning Stats	R: 0 E: 0 K: 0 S: 12	H: 1 LOB: 1 BB: 0 P: 21	R: 0 E: 0 K: 1 S: 9	H: 1 LOB: 2 BB: 1 P: 16	R: 0 E: 0 K: 1 S: 13	H: 0 LOB: 0 BB: 0 P: 19	R: 3 E: 1 K: 0 S: 15	H: 5 LOB: 1 BB: 0 P: 25	R: 0 E: 0 K: 1 S: 8	H: 0 LOB: 0 BB: 0 P: 11	R: 1 E: 0 K: 2 S: 13	H: 2 LOB: 2 BB: 1 P: 24	R: 0 E: 1 K: 2 S: 10	H: 0 LOB: 1 BB: 0 P: 18	R: 0 E: 0 K: 1 S: 10	H: 0 LOB: 0 BB: 0 P: 18	1B: 4 2B: 4 3B: 0 HR: 1	SF: 0 SAC: 0 DP: 0 HBP: 0	WP: 0 PB: 0 SB: 0 CS: 1	PA: 38																
PITCHER	IP WLS BF H R ER SO BB IBB HBP BLK WP HR S P ERA WHIP																																			
Charlie Leibrandt, L (1, 1) ERA: 3.75	5.0		22	7	3	3	3	1	0	0	0	0	1	57	92	5.40	1.600																			
Jeff Parrett, R (6, 1) ERA: 3.86	1.2		6	1	1	1	2	0	0	0	0	0	0	15	23	5.40	0.600																			
Mike Stanton, L (7, 1) ERA:	0.1		3	1	0	0	1	1	0	0	0	0	0	6	12	0.00	6.000																			
Doug Sisk, R (8, 1) ERA: 4.5	1.0	W	4	0	0	0	2	0	0	0	0	0	0	10	18	0.00	0.000																			
Juan Berenguer, R (9, 1) ERA: 3.6	1.0		3	0	0	0	1	0	0	0	0	0	0	10	18	0.00	0.000																			

Houston Astros @ Atlanta Braves
Atlanta-Fulton County Stadium, Atlanta, GA

Tue Apr 16 1991, 7:05 PM EDT
Att. 7,759 - Sunny - 80 F

livebaseballscorecards.com

AB	36
R	4
H	9
RBI	4
BB	2
SO	9
LOB	12



BOTTOM

Houston Astros @ Atlanta Braves
Atlanta-Fulton County Stadium, Atlanta, GA

Tue Apr 16 1991, 7:05 PM EDT
Att. 7,759 - Sunny - 80 F

livebaseballscorecards.com

AB	35
R	10
H	13
RBI	10
BB	9
SO	3
LOB	25

WP	0	PA	44
PB	1		
SB	1		
CS	0		



AB	R	H	RBI	BB	SO	LOB
3	1	2	2	2	0	0
2	0	0	0	1	0	3
2	1	2	3	0	0	0
5	1	1	2	0	0	6
3	1	1	0	2	1	1
5	0	2	2	0	1	5
4	1	1	0	1	1	3
4	1	1	0	1	0	3
1	0	0	0	1	0	0
0	1	0	0	1	0	0
0	0	0	0	0	0	0
2	1	1	0	0	0	2
0	0	0	0	0	0	0
0	0	0	0	0	0	0
2	2	2	1	0	0	0
1B:	9	SF:	0			
2B:	4	SAC:	0			
3B:	1	DP:	0			
HR:	0	HBP:	0			

Batter	1	2	3	4	5	6	7	8	9								
Deion Sanders, L (1, 7) OBP: 0.429, SLG: 0.250	4-1 BB S		0-0 B5-3		0-0 1B 1-2 2-H		0-2 FC5 1B 1-2 2-H	4-0 2B BB 1-2 2-3									
Jeff Treadway, L (1, 4) OBP: 0.333, SLG: 0.250	0-1 F8			4-1 2B BB	0-0 P6		1-2 PB FC5 1B 1-2 2-3	3-2 2B 2B 1-H 2-H 3-H									
Terry Pendleton, S (7, PH) OBP: 0.267, SLG: 0.786	1-2			0-1 P5	3-2 F8		3-1 FC5 PB 1-2 2-3	0-2 2B 2B 2-H									
Ron Gant, R (1, 8) OBP: 0.333, SLG: 0.238	2-1 P7			1-2 2B	3-2 F8		4-1 1B IBB 1-2 2-3	4-0 2B IBB									
David Justice, L (1, 9) OBP: 0.296, SLG: 0.500	1-3 K			1-0 F9	1-3 K		1-1 P2	1-1 G4-3 2B 1-H 2-H									
Sid Bream, L (1, 3) OBP: 0.316, SLG: 0.556		0-0 G5-4-3 1B		2-3 K													
Mark Lemke, S (1, 5) OBP: 0.313, SLG: 0.429		3-1 G5-4-3 1B		0-1 BB 1B													
Mike Heath, R (1, 2) OBP: 0.364, SLG: 0.476		0-2 G5-4-3 1B		4-1 1B BB													
Rafael Belliard, R (1, 6) OBP: 0.333, SLG: 0.250			0-1 G4-3		4-1 1B												
Otis Nixon, S (7, PH) OBP: 0.500, SLG: 0.333					1-2 BB												
Doug Sisk, R (8, 1)																	
Greg Olson, R (8, PH) OBP: 0.667, SLG: 0.667																	
Juan Berenguer, R (9, 1)																	
Charlie Leibrandt, R (1, 1)			0-1 G5-3		0-0 F9												
Tommy Gregg, L (5, PH) OBP: 0.600, SLG: 0.750																	
Jeff Farritt, R (6, 1)																	
Mike Stanton, L (7, 1)																	
Jerry Willard, L (7, PH)																	
Jeff Blauser, R (7, PH) OBP: 0.273, SLG: 0.273																	
Inning Stats	R: 0 H: 0 E: 0 K: 1 S: 8	H: 0 LOB: 1 BB: 1 P: 15	R: 0 H: 2 E: 0 K: 0 S: 6	H: 2 LOB: 0 BB: 0 P: 9	R: 0 H: 0 E: 0 K: 0 S: 5	H: 0 LOB: 0 BB: 0 P: 5	R: 0 H: 1 E: 0 K: 1 S: 12	H: 1 LOB: 2 BB: 1 P: 20	R: 1 H: 2 E: 0 K: 0 S: 10	H: 2 LOB: 2 BB: 1 P: 17	R: 0 H: 0 E: 0 K: 1 S: 16	H: 0 LOB: 0 BB: 0 P: 22	R: 2 H: 3 E: 0 K: 0 S: 16	H: 3 LOB: 3 BB: 2 P: 30	R: 7 H: 5 E: 0 K: 0 S: 21	H: 5 LOB: 2 BB: 4 P: 49	
PITCHER	IP WLS BF H R ER SO BB IBB HBP BLK WP HR S P ERA WHIP	IP WLS BF H R ER SO BB IBB HBP BLK WP HR S P ERA WHIP	IP WLS BF H R ER SO BB IBB HBP BLK WP HR S P ERA WHIP	IP WLS BF H R ER SO BB IBB HBP BLK WP HR S P ERA WHIP	IP WLS BF H R ER SO BB IBB HBP BLK WP HR S P ERA WHIP	IP WLS BF H R ER SO BB IBB HBP BLK WP HR S P ERA WHIP	IP WLS BF H R ER SO BB IBB HBP BLK WP HR S P ERA WHIP	IP WLS BF H R ER SO BB IBB HBP BLK WP HR S P ERA WHIP	IP WLS BF H R ER SO BB IBB HBP BLK WP HR S P ERA WHIP	IP WLS BF H R ER SO BB IBB HBP BLK WP HR S P ERA WHIP	IP WLS BF H R ER SO BB IBB HBP BLK WP HR S P ERA WHIP	IP WLS BF H R ER SO BB IBB HBP BLK WP HR S P ERA WHIP	IP WLS BF H R ER SO BB IBB HBP BLK WP HR S P ERA WHIP	IP WLS BF H R ER SO BB IBB HBP BLK WP HR S P ERA WHIP	IP WLS BF H R ER SO BB IBB HBP BLK WP HR S P ERA WHIP	IP WLS BF H R ER SO BB IBB HBP BLK WP HR S P ERA WHIP	
Pete Harnisch, R (1, 1) ERA: 2.38	6.1	26	5	2	2	3	4	0	0	0	0	0	0	0	0	2.84	1.421
Al Osuna, L (7, 1) ERA: 2.7	0.0	3	3	0	0	0	0	0	0	0	0	0	8	9	∞	∞	
Dwayne Henry, R (7, 1) ERA: 2.45	1.0	5	0	2	2	0	1	1	0	0	0	0	10	25	18.00	1.000	
Xavier Hernandez, R (8, 1) ERA: 9.82	0.0	L 3	2	0	0	0	1	0	0	0	0	0	2	8	∞	∞	
Curt Schilling, R (8, 1) ERA: 5.79	0.0	4	3	6	6	0	0	1	0	0	0	0	9	17	∞	∞	
PITCHER	IP WLS BF H R ER SO BB IBB HBP BLK WP HR S P ERA WHIP	IP WLS BF H R ER SO BB IBB HBP BLK WP HR S P ERA WHIP	IP WLS BF H R ER SO BB IBB HBP BLK WP HR S P ERA WHIP	IP WLS BF H R ER SO BB IBB HBP BLK WP HR S P ERA WHIP	IP WLS BF H R ER SO BB IBB HBP BLK WP HR S P ERA WHIP	IP WLS BF H R ER SO BB IBB HBP BLK WP HR S P ERA WHIP	IP WLS BF H R ER SO BB IBB HBP BLK WP HR S P ERA WHIP	IP WLS BF H R ER SO BB IBB HBP BLK WP HR S P ERA WHIP	IP WLS BF H R ER SO BB IBB HBP BLK WP HR S P ERA WHIP	IP WLS BF H R ER SO BB IBB HBP BLK WP HR S P ERA WHIP	IP WLS BF H R ER SO BB IBB HBP BLK WP HR S P ERA WHIP	IP WLS BF H R ER SO BB IBB HBP BLK WP HR S P ERA WHIP	IP WLS BF H R ER SO BB IBB HBP BLK WP HR S P ERA WHIP	IP WLS BF H R ER SO BB IBB HBP BLK WP HR S P ERA WHIP	IP WLS BF H R ER SO BB IBB HBP BLK WP HR S P ERA WHIP	IP WLS BF H R ER SO BB IBB HBP BLK WP HR S P ERA WHIP	IP WLS BF H R ER SO BB IBB HBP BLK WP HR S P ERA WHIP
Darryl Kile, R (8, 1) ERA: 27.0	0.2	3	0	0	0	0	1	0	0	0	0	0	0	0	0	0.00	1.500

Batter	1	2	3	4	5	6	7	8	9								
Deion Sanders, L (1, 7) OBP: 0.429, SLG: 0.250	4-1 BB S		0-0 B5-3		0-0 1B 1-2 2-H		0-2 FC5 1B 1-2 2-H	4-0 2B BB 1-2 2-3									
Jeff Treadway, L (1, 4) OBP: 0.333, SLG: 0.250	0-1 F8			4-1 2B BB	0-0 P6		1-2 PB FC5 1B 1-2 2-3	3-2 2B 2B 1-H 2-H 3-H									
Terry Pendleton, S (7, PH) OBP: 0.267, SLG: 0.786	1-2			0-1 P5	3-2 F8		3-1 FC5 PB 1-2 2-3	0-2 2B 2B 2-H									
Ron Gant, R (1, 8) OBP: 0.333, SLG: 0.238	2-1 P7			1-2 2B	3-2 F8		4-1 1B IBB 1-2 2-3	4-0 2B IBB									
David Justice, L (1, 9) OBP: 0.296, SLG: 0.500	1-3 K			1-0 F9	1-3 K		1-1 P2	1-1 G4-3 2B 1-H 2-H									
Sid Bream, L (1, 3) OBP: 0.316, SLG: 0.556		0-0 G5-4-3 1B		2-3 K													
Mark Lemke, S (1, 5) OBP: 0.313, SLG: 0.429		3-1 G5-4-3 1B		0-1 BB 1B													
Mike Heath, R (1, 2) OBP: 0.364, SLG: 0.476		0-2 G5-4-3 1B		4-1 1B BB													
Rafael Belliard, R (1, 6) OBP: 0.333, SLG: 0.250			0-1 G4-3		4-1 1B												
Otis Nixon, S (7, PH) OBP: 0.500, SLG: 0.333					1-2 BB												
Doug Sisk, R (8, 1)																	
Greg Olson, R (8, PH) OBP: 0.667, SLG: 0.667																	
Juan Berenguer, R (9, 1)																	
Charlie Leibrandt, R (1, 1)			0-1 G5-3		0-0 F9												
Tommy Gregg, L (5, PH) OBP: 0.600, SLG: 0.750																	
Jeff Farritt, R (6, 1)																	
Mike Stanton, L (7, 1)																	
Jerry Willard, L (7, PH)																	
Jeff Blauser, R (7, PH) OBP: 0.273, SLG: 0.273																	
Inning Stats	R: 0 H: 0 E: 0 K: 1 S: 8	H: 0 LOB: 1 BB: 1 P: 15	R: 0 H: 2 E: 0 K: 0 S: 6	H: 2 LOB: 0 BB: 0 P: 9	R: 0 H: 0 E: 0 K: 0 S: 5	H: 0 LOB: 0 BB: 0 P: 5	R: 0 H: 1 E: 0 K: 1 S: 12	H: 1 LOB: 2 BB: 1 P: 20	R: 1 H: 2 E: 0 K: 0 S: 10	H: 2 LOB: 2 BB: 1 P: 17	R: 0 H: 0 E: 0 K: 1 S: 16	H: 0 LOB: 0 BB: 0 P: 22	R: 2 H: 3 E: 0 K: 0 S: 16	H: 3 LOB: 3 BB: 2 P: 30	R: 7 H: 5 E: 0 K: 0 S: 21	H: 5 LOB: 2 BB: 4 P: 49	
PITCHER	IP WLS BF H R ER SO BB IBB HBP BLK WP HR S P ERA WHIP	IP WLS BF H R ER SO BB IBB HBP BLK WP HR S P ERA WHIP	IP WLS BF H R ER SO BB IBB HBP BLK WP HR S P ERA WHIP	IP WLS BF H R ER SO BB IBB HBP BLK WP HR S P ERA WHIP	IP WLS BF H R ER SO BB IBB HBP BLK WP HR S P ERA WHIP	IP WLS BF H R ER SO BB IBB HBP BLK WP HR S P ERA WHIP	IP WLS BF H R ER SO BB IBB HBP BLK WP HR S P ERA WHIP	IP WLS BF H R ER SO BB IBB HBP BLK WP HR S P ERA WHIP	IP WLS BF H R ER SO BB IBB HBP BLK WP HR S P ERA WHIP	IP WLS BF H R ER SO BB IBB HBP BLK WP HR S P ERA WHIP	IP WLS BF H R ER SO BB IBB HBP BLK WP HR S P ERA WHIP	IP WLS BF H R ER SO BB IBB HBP BLK WP HR S P ERA WHIP	IP WLS BF H R ER SO BB IBB HBP BLK WP HR S P ERA WHIP	IP WLS BF H R ER SO BB IBB HBP BLK WP HR S P ERA WHIP	IP WLS BF H R ER SO BB IBB HBP BLK WP HR S P ERA WHIP	IP WLS BF H R ER SO BB IBB HBP BLK WP HR S P ERA WHIP	IP WLS BF H R ER SO BB IBB HBP BLK WP HR S P ERA WHIP
Pete Harnisch, R (1, 1) ERA: 2.38	6.1	26	5	2	2	3	4	0	0	0	0	0	0	0	0	2.84	1.421
Al Osuna, L (7, 1) ERA: 2.7	0.0	3	3	0	0	0	0	0	0	0	0	0	8	9	∞	∞	
Dwayne Henry, R (7, 1) ERA: 2.45	1.0	5	0	2	2	0	1	1	0	0	0	0	10	25	18.00	1.000	
Xavier Hernandez, R (8, 1) ERA: 9.82	0.0	L 3	2	0	0	0	1	0	0	0	0	0	2	8	∞	∞	
Curt Schilling, R (8, 1) ERA: 5.79	0.0	4	3	6	6	0	0	1	0	0	0	0	9	17	∞	∞	
PITCHER	IP WLS BF H R ER SO BB IBB HBP BLK WP HR S P ERA WHIP	IP WLS BF H R ER SO BB IBB HBP BLK WP HR S P ERA WHIP	IP WLS BF H R ER SO BB IBB HBP BLK WP HR S P ERA WHIP	IP WLS BF H R ER SO BB IBB HBP BLK WP HR S P ERA WHIP	IP WLS BF H R ER SO BB IBB HBP BLK WP HR S P ERA WHIP	IP WLS BF H R ER SO BB IBB HBP BLK WP HR S P ERA WHIP	IP WLS BF H R ER SO BB IBB HBP BLK WP HR S P ERA WHIP	IP WLS BF H R ER SO BB IBB HBP BLK WP HR S P ERA WHIP	IP WLS BF H R ER SO BB IBB HBP BLK WP HR S P ERA WHIP	IP WLS BF H R ER SO BB IBB HBP BLK WP HR S P ERA WHIP	IP WLS BF H R ER SO BB IBB HBP BLK WP HR S P ERA WHIP	IP WLS BF H R ER SO BB IBB HBP BLK WP HR S P ERA WHIP	IP WLS BF H R ER SO BB IBB HBP BLK WP HR S P ERA WHIP	IP WLS BF H R ER SO BB IBB HBP BLK WP HR S P ERA WHIP	IP WLS BF H R ER SO BB IBB HBP BLK WP HR S P ERA WHIP	IP WLS BF H R ER SO BB IBB HBP BLK WP HR S P ERA WHIP	IP WLS BF H R ER SO BB IBB HBP BLK WP HR S P ERA WHIP
Darryl Kile, R (8, 1) ERA: 27.0	0.2	3	0	0	0	0	1	0	0	0	0	0	0	0	0	0.00	1.500

Batter	1	2	3	4	5	6	7	8	9	AB R H RBI BB SO LOB	TOP											
Steve Finley, L (1, 8) OBP: 0.342, SLG: 0.353	3-2 F9	1-2 1B		4-0 BB		1-2 F7		1-3 K		4 0 1 0 1 1 2												
Rafael Ramirez, R (1, 6) OBP: 0.182, SLG: 0.200	4-0 1B BB	1-1 F9		1-2 P4			1-3 K		0-0 G6-3	4 1 0 0 1 1 2												
Craig Biggio, R (1, 2) OBP: 0.438, SLG: 0.656	3-1 1B 1B	1-1 G3-1			1-0 FC3-6 1B		0-1 1B		2-3 K	5 1 3 0 0 1 1												
Luis Gonzalez, L (1, 7) OBP: 0.194, SLG: 0.156	2-3 K		1-0 P6		0-1 FC3-6 G6-3		4-0 5 1B BB		1-3 K	4 1 0 0 1 2 3												
Ken Caminiti, S (1, 5) OBP: 0.389, SLG: 0.500	1-2 5 BB 1B		1-2 L7		2-1 G6-3		1-0 E5			4 1 1 1 0 0 2												
5 Jeff Bagwell, R (1, 3) OBP: 0.323, SLG: 0.423	4-1 1B BB		4-1 BB			1-1 F7		0-1 1B		2 0 1 1 2 0 0												
Mark Davidson, R (1, 9) OBP: 0.273, SLG: 0.200	1-0 1B		2-1 P9			4-2 PB BB BB		3-2 G4-3		2 0 1 2 1 0 1												
Karl Rhodes, L (7, PH) OBP: 0.321, SLG: 0.333	1-2 2-H 3-H 1B									1 0 0 0 0 0 2	AB 33 R 4 H 7 RBI 4 BB 7 SO 6 LOB 17											
Casey Candaele, S (1, 4) OBP: 0.412, SLG: 0.625	1-2 F8			0-0 G6-3		1 SAFE 4-0 PB BB		0-2 G3-1		3 0 0 0 1 0 2												
Mark Portugal, R (1, 1) OBP: 0.333, SLG: 0.200			0-1 F7			2-0 G6-3		1-3 K		3 0 0 0 0 0 2												
Ken Oberkfell, L (8, PH)										1 0 0 0 0 1 0												
Al Osuna, R (8, 1)										0 0 0 0 0 0 0												
Curt Schilling, R (9, 1) OBP: 1.000, SLG: 1.000										0 0 0 0 0 0 0												
Inning Stats	R: 3 E: 0 K: 1 S: 18	H: 3 LOB: 2 BB: 2 P: 37	R: 0 E: 0 K: 0 S: 12	H: 1 LOB: 1 BB: 0 P: 15	R: 0 E: 0 K: 0 S: 7	H: 0 LOB: 1 BB: 1 P: 15	R: 0 E: 0 K: 0 S: 7	H: 0 LOB: 1 BB: 1 P: 13	R: 0 E: 0 K: 0 S: 5	H: 1 LOB: 0 BB: 0 P: 8	R: 0 E: 0 K: 0 S: 9	H: 0 LOB: 2 BB: 2 P: 21	R: 1 E: 1 K: 1 S: 12	H: 2 LOB: 2 BB: 1 P: 21	R: 0 E: 0 K: 2 S: 9	H: 0 LOB: 0 BB: 0 P: 11	R: 0 E: 0 K: 2 S: 7	H: 0 LOB: 0 BB: 0 P: 10	1B: 7 2B: 0 3B: 0 HR: 0	SF: 0 SAC: 0 DP: 1 HBP: 0	WP: 0 PB: 1 SB: 1 CS: 0	PA: 40
PITCHER	IP WLS BF H R ER SO BB IBB HBP BLK WP HR S P ERA WHIP																					
Steve Avery, L (1, 1) ERA: 4.5	5.0 L 23 5 3 3 1 4 0 0 0 0 0 0 49 88 5.40 1.800																					
Marvin Freeman, R (6, 1) ERA:	0.2 4 0 0 0 0 2 0 0 0 0 0 0 5 16 0.00 3.000																					
Mike Stanton, L (6, 1) ERA:	1.0 5 1 1 0 1 1 0 0 0 0 0 0 10 17 0.00 2.000																					
Doug Sisk, R (7, 1) ERA: 4.15	0.1 2 1 0 0 0 0 0 0 0 0 0 0 6 9 0.00 3.000																					
Jeff Parrett, R (8, 1) ERA: 2.08	2.0 6 0 0 0 4 0 0 0 0 0 0 0 16 21 0.00 0.000																					

Houston Astros @ Atlanta Braves
Atlanta-Fulton County Stadium, Atlanta, GA

Wed Apr 17 1991, 7:05 PM EDT
Att. 8,342 - Sunny - 83 F

livebaseballscorecards.com



BOTTOM

Houston Astros @ Atlanta Braves
 Atlanta-Fulton County Stadium, Atlanta, GA

Wed Apr 17 1991, 7:05 PM EDT
 Att. 8,342 - Sunny - 83 F

livebaseballscores.com

AB	33
R	3
H	6
RBI	3
BB	0
SO	7
LOB	5



WP:	0	PA:	33
PB:	0	SB:	2
CS:	0		

AB R H RBI BB SO LOB

4 1 1 0 0 0 1
 3 1 1 2 0 0 0
 1 0 0 0 0 0 0

4 0 0 0 0 1 0

4 0 1 0 0 0 0

4 0 0 0 0 2 1

4 1 1 1 0 1 1

3 0 1 0 0 1 0

3 0 1 0 0 0 1

1 0 0 0 0 0 1
 1 0 0 0 0 0 1
 0 0 0 0 0 0 0
 0 0 0 0 0 0 0
 0 0 0 0 0 0 0
 0 0 0 0 0 0 0
 1 0 0 0 0 1 0
 0 0 0 0 0 0 0

1B: 3 SF: 0
 2B: 1 SAC: 0
 3B: 0 DP: 0
 HR: 2 HBP: 0

Batter	1	2	3	4	5	6	7	8	9
Deion Sanders, L (1, 7) OBP: 0.400, SLG: 0.250	0-0 E S HR 1B	2-1 P3			1-1 L7			0-0 G4-3	
Jeff Treadway, L (1, 4) OBP: 0.333, SLG: 0.421 Mark Lemke, S (8, PH) OBP: 0.294, SLG: 0.400	3-2 SAFE 1 SAFE 1 SAFE 1 SAFE 1 B		3-1 F7		0-0 P6			1-0 G6-3	
Ron Gant, R (1, 8) OBP: 0.290, SLG: 0.200	1-2 F7		3-3 K			1-2 G5-3		1-0 F9	
David Justice, L (1, 9) OBP: 0.290, SLG: 0.464	2-1 S 1B		2-2 P6			3-2 G4-3		1-1 P6	
Sid Bream, L (1, 3) OBP: 0.261, SLG: 0.455	2-2 F7		3-3 K			2-0 F8		0-3 K	
Jeff Blausler, R (1, 5) OBP: 0.267, SLG: 0.467	2-1 SAFE 1 SAFE 1 B		0-3 K			1-1 HR		2-1 G1-3	
Mike Heath, R (1, 2) OBP: 0.360, SLG: 0.458		1-3 K		0-1 1B		2-2 G5-3			
Rafael Belliard, R (1, 6) OBP: 0.333, SLG: 0.316		0-1 G6-3 2B		1 SAFE 0-2 SAFE 1 SAFE 1 B		1-1 G6-3			
Steve Avery, L (1, 1) OBP: 0.250, SLG: 0.250 Tommy Gregg, L (5, PH) OBP: 0.500, SLG: 0.600 Marvin Freeman, R (6, 1) Mike Stanton, L (6, 1) Doug Sisk, R (7, 1) Jerry Willard, L (7, PH) Jeff Parrett, R (8, 1)		0-2 G6-3			1-3 K		1-3 K		

Inning Stats	R: 2	H: 3	E: 0	K: 0	S: 19	LOB: 1	BB: 0	P: 28	R: 0	H: 1	E: 0	K: 1	S: 10	LOB: 1	BB: 0	P: 13	R: 0	H: 0	E: 0	K: 1	S: 11	LOB: 0	BB: 0	P: 19	R: 0	H: 1	E: 0	K: 2	S: 11	LOB: 1	BB: 0	P: 14	R: 0	H: 0	E: 0	K: 1	S: 6	LOB: 0	BB: 0	P: 8	R: 0	H: 0	E: 0	K: 0	S: 7	LOB: 0	BB: 0	P: 13	R: 1	H: 1	E: 0	K: 1	S: 12	LOB: 0	BB: 0	P: 17	R: 0	H: 0	E: 0	K: 0	S: 3	LOB: 0	BB: 0	P: 5	R: 0	H: 0	E: 0	K: 1	S: 7	LOB: 0	BB: 0	P: 10	1B: 3	SF: 0	2B: 1	SAC: 0	3B: 0	DP: 0	HR: 2	HBP: 0	WP: 0	PA: 33
--------------	------	------	------	------	-------	--------	-------	-------	------	------	------	------	-------	--------	-------	-------	------	------	------	------	-------	--------	-------	-------	------	------	------	------	-------	--------	-------	-------	------	------	------	------	------	--------	-------	------	------	------	------	------	------	--------	-------	-------	------	------	------	------	-------	--------	-------	-------	------	------	------	------	------	--------	-------	------	------	------	------	------	------	--------	-------	-------	-------	-------	-------	--------	-------	-------	-------	--------	-------	--------

PITCHER	IP	WLS	BF	H	R	ER	SO	BB	IBB	HBP	BLK	WP	HR	S	P	ERA	WHIP
Mark Portugal, R (1, 1) ERA: 3.21	7.0	W	27	6	3	3	6	0	0	0	0	0	2	76	112	3.86	0.857
Al Osuna, L (8, 1) ERA: 1.8	1.2		5	0	0	0	1	0	0	0	0	0	0	8	11	0.00	0.000
Curt Schilling, R (9, 1) ERA: 5.4	0.1	S	1	0	0	0	0	0	0	0	0	0	0	2	4	0.00	0.000

Batter	1	2	3	4	5	6	7	8	9	AB R H RBI BB SO LOB	TOP	
Steve Finley, L (1, 8) OBP: 0.333, SLG: 0.324 Jim Corsi, R (7, 1) Ken Oberkfell, L (9, PH)	1-3 K		4-1 BB		2-1 F8		2-2 G2-3		1-3 K	3 0 0 0 1 1 0 0 0 0 0 0 0 0 1 0 0 0 0 1 3		
Casey Candaele, S (1, 4) OBP: 0.333, SLG: 0.500 (7, 8)	1-3 K		2-1 L9		0-0 G4-3			1-1 G4-3		4 0 0 0 0 1 1		
Craig Biggio, R (1, 2) OBP: 0.444, SLG: 0.639	1-0 F8			0-1 2B E 1B		0-1 FC5-4 1B		2-2 P2		4 1 2 0 0 0 0		
Luis Gonzalez, L (1, 7) OBP: 0.200, SLG: 0.194		1-0 P9		3-1 1B 5 SF9 2B		3-1 FC5-4 5 WP 5 FC5-2 1B		3-2 G3		4 1 1 0 0 0 1		
Ken Caminiti, S (1, 5) OBP: 0.425, SLG: 0.528		0-2 G3-1		0-2 1B		0-0 5 FC5-2 1B		1-1 1B 5 BB FC1-2 1B		4 0 3 0 0 0 0		
5 Jeff Bagwell, R (1, 3) OBP: 0.343, SLG: 0.429		3-2 1B		0-0 SF9 1B		2-2 FC5-2 1-2 2-H		4-2 FC1-2 1B 1-2 BB		2 0 1 1 1 0 2		
Karl Rhodes, L (1, 9) OBP: 0.290, SLG: 0.296 Mark Davidson, R (9, PH) OBP: 0.250, SLG: 0.182		0-0 L7		1 SAFE 0-0 F9		2-3 K		3-3 K		3 0 0 0 0 1 4 1 0 0 0 0 1 2		
Rafael Ramirez, R (1, 6) OBP: 0.200, SLG: 0.214			1-0 G4-3	0-1 L1			1-1 F4		0-1 FC1-2 1B 1-2 2-3	4 0 1 0 0 0 1		
Jimmy Jones, R (1, 1) OBP: 0.250, SLG: 0.250 Dave Rohde, S (5, PH) Jim Clancy, R (5, 1) Mark McLemore, S (7, PH) (7, 4)			0-0 P4		2-1 P4		1-2 F7		1-1 FC1-2 2 1-2 2-3 3-Hf	1 0 0 0 0 0 0 1 0 0 0 0 0 0 0 0 0 0 0 0 0 2 0 0 0 0 0 3		
Inning Stats	R: 0 E: 0 K: 2 S: 8 H: 0 LOB: 0 BB: 0 P: 11	R: 0 E: 0 K: 0 S: 10 H: 1 LOB: 1 BB: 0 P: 14	R: 0 E: 0 K: 0 S: 5 H: 0 LOB: 1 BB: 1 P: 12	R: 2 E: 1 K: 0 S: 11 H: 3 LOB: 1 BB: 0 P: 14	R: 0 E: 0 K: 0 S: 5 H: 0 LOB: 0 BB: 0 P: 9	R: 0 E: 0 K: 1 S: 11 H: 2 LOB: 2 BB: 0 P: 18	R: 0 E: 0 K: 0 S: 10 H: 0 LOB: 0 BB: 0 P: 14	R: 0 E: 0 K: 0 S: 12 H: 0 LOB: 0 BB: 0 P: 18	R: 0 E: 0 K: 2 S: 14 H: 2 LOB: 3 BB: 1 P: 24	1B: 7 2B: 1 3B: 0 HR: 0 SF: 1 SAC: 0 DP: 0 HBP: 0	WP: 1 PB: 0 SB: 0 CS: 0 PA: 37	
PITCHER	IP WLS BF H R ER SO BB IBB HBP BLK WP HR S P ERA WHIP											
John Burkett, R (1, 1) ERA: 4.26	8.0 W 31 6 2 2 3 1 0 0 0 1 0 72 110 2.25 0.875											
Dave Righetti, L (9, 1) ERA: 5.79	0.1 4 2 0 0 1 1 0 0 0 0 0 9 17 0.00 9.000											
Jeff Brantley, R (9, 1) ERA: 1.59	0.2 S 2 0 0 0 1 0 0 0 0 0 0 5 7 0.00 0.000											

Houston Astros @ San Francisco Giants
Candlestick Park, San Francisco, CA

Fri Apr 19 1991, 10:05 PM EDT
Att. 12,392 - Cloudy - 59 F

AB	34
R	2
H	8
RBI	1
BB	2
SO	5
LOB	17



Batter	1	2	3	4	5	6	7	8	9	AB	R	H	RBI	BB	SO	LOB
Robby Thompson, R OBP: 0.279, SLG: 0.361 (1, 4)	2-1 G1-3	0-3 K		3-2 F9			2-0 1B SH1-3 G1-2-3 1B			4	0	1	0	0	1	1
Willie McGee, S OBP: 0.310, SLG: 0.366 (1, 8)	4-1 HR BB		1-2 E5 FC5-4		2-2 G6-3		0-0 SH1-3			2	1	0	0	1	0	0
Will Clark, L OBP: 0.442, SLG: 0.676 (1, 3)	2-0 HR		1 SAFE FC5-4 HR		3-2 L9		4-0 G1-2-3 1B IBB			3	2	1	2	1	0	1
Kevin Mitchell, R OBP: 0.450, SLG: 0.943 (1, 7)	1-2 G5-3		1 SAFE HR		4-2 1B WP BB		2-0 G1-2-3 1B			3	1	2	2	1	0	0
Matt Williams, R OBP: 0.302, SLG: 0.415 (1, 5)	2-0 P3		1-0 G6-3		1-1 1B		1-1 G1-2-3			4	0	1	0	0	0	3
Kevin Bass, S OBP: 0.326, SLG: 0.237 Dave Righetti, L Jeff Brantley, R		1-0 G4-3	1-2 S 1B		0-0 F9		3-2 G5-4-3 1B			4	0	2	0	0	0	2
Steve Decker, R OBP: 0.361, SLG: 0.515 (1, 2)		0-2 2B 1B	1 SAFE G6-3		0-1 G5-3		1-2 G5-4-3			4	1	1	0	0	0	2
Jose Uribe, S (1, 6)		1 SAFE 2-0 F7		1-3 K		1-3 K		3-2 G4-3		4	0	0	0	0	2	1
John Burkett, R OBP: 0.200, SLG: 0.400 Mike Felder, S OBP: 0.429, SLG: 0.200		1 SAFE 1-2 2B		0-1 G5-3		1-3 K				3	0	1	1	0	1	0

Inning Stats	R: 2	H: 1	E: 0	K: 0	S: 8	H: 1	LOB: 0	BB: 1	P: 19	R: 1	H: 2	E: 0	K: 1	S: 14	R: 2	H: 2	E: 1	K: 0	S: 15	R: 0	H: 0	E: 0	K: 1	S: 9	R: 0	H: 1	E: 0	K: 0	S: 13	R: 0	H: 0	E: 0	K: 2	S: 8	R: 0	H: 2	E: 0	K: 0	S: 5	R: 0	H: 1	E: 0	K: 0	S: 11	1B: 6	SF: 0	2B: 1	SAC: 1	3B: 0	DP: 2	HR: 2	HBP: 0
--------------	------	------	------	------	------	------	--------	-------	-------	------	------	------	------	-------	------	------	------	------	-------	------	------	------	------	------	------	------	------	------	-------	------	------	------	------	------	------	------	------	------	------	------	------	------	------	-------	-------	-------	-------	--------	-------	-------	-------	--------

PITCHER	IP	WLS	BF	H	R	ER	SO	BB	IBB	HBP	BLK	WP	HR	S	P	ERA	WHIP
Jimmy Jones, R ERA: 4.76 (1, 1)	4.0	L	19	5	5	4	2	1	0	0	0	0	2	46	73	9.00	1.500
Jim Clancy, R ERA: 2.57 (5, 1)	2.0		8	1	0	0	2	1	0	0	0	1	0	21	33	0.00	1.000
Jim Corsi, R ERA: (7, 1)	2.0		8	3	0	0	0	0	1	0	0	0	0	16	32	0.00	1.500

BOTTOM

Houston Astros @ San Francisco Giants
Candlestick Park, San Francisco, CA

Fri Apr 19 1991, 10:05 PM EDT
Att: 12,392 - Cloudy - 59 F

AB	31
R	5
H	9
RBI	5
BB	3
SO	4
LOB	10

livebaseballscorecards.com



WP: 1	PA: 35
PB: 0	SB: 1
CS: 0	

Batter	1	2	3	4	5	6	7	8	9	AB R H RBI BB SO LOB	TOP
Eric Yelding, R (1, 6) OBP: 0.158, SLG: 0.243	3-2 P4	0-0 FC6-4			2-0 P2			1-0 G6-3		4 0 0 0 0 0 3	
Steve Finley, L (1, 8) OBP: 0.335, SLG: 0.308	4-1 1B		1-1 P5		1-2 L1			2-2 G6-3		2 0 0 0 1 0 0	
Darryl Kile, R (5, 1)										0 0 0 0 0 0 0	
Rafael Ramirez, R (8, PH) OBP: 0.188, SLG: 0.200										1 0 0 0 0 0 0	
Dwayne Henry, R (8, 1)										0 0 0 0 0 0 0	
Craig Biggio, R (1, 2) OBP: 0.475, SLG: 0.650	0-0 G6-4-3		2-2 G5-3			2-1 1B		0-3 K		4 0 3 0 0 1 0	
Ken Caminiti, S (1, 5) OBP: 0.409, SLG: 0.500	2-2 G6-4-3		2-0 G5-3		1-1 P6			1-1 BB		4 0 1 0 0 0 4	
5 Jeff Bagwell, R (1, 3) OBP: 0.333, SLG: 0.406		0-0 BB	1-0 G6-3		0-3 K			2-3 K		4 0 1 0 0 2 3	
Luis Gonzalez, L (1, 7) OBP: 0.182, SLG: 0.175		0-0 F9		0-0 B1-3		0-0 G4-3		2-3 K		4 0 0 0 0 1 3	
Mark McLemore, S (1, 4) OBP: 0.160, SLG: 0.045		2-2 G5-3		1-3 K			1-0 F8			3 0 0 0 1 1 1	
Karl Rhodes, L (1, 9) OBP: 0.294, SLG: 0.276		4-0 BB		0-2 G4-3			0-0 G3			2 0 0 0 1 0 0	
Mark Davidson, R (9, PH) OBP: 0.231, SLG: 0.167								1-2 F9		1 0 0 0 0 0 2	
Jim Deshaies, L (1, 1)		4-0 BB			0-1 G6-3			1-0 F8		0 0 0 0 1 0 0	
Casey Candaele, S (5, PH) OBP: 0.304, SLG: 0.455		1-2 FC6-4								2 0 0 0 0 0 0	
		2-3 BB									
Inning Stats	R: 0 H: 1 E: 0 LOB: 1 K: 0 BB: 1 S: 9 P: 18	R: 0 H: 1 E: 0 LOB: 3 K: 0 BB: 2 S: 6 P: 16	R: 0 H: 1 E: 0 LOB: 1 K: 0 BB: 0 S: 8 P: 14	R: 0 H: 0 E: 0 LOB: 0 K: 1 BB: 0 S: 7 P: 8	R: 0 H: 0 E: 0 LOB: 0 K: 0 BB: 0 S: 6 P: 9	R: 0 H: 1 E: 0 LOB: 1 K: 1 BB: 0 S: 8 P: 11	R: 0 H: 0 E: 0 LOB: 0 K: 0 BB: 0 S: 3 P: 5	R: 0 H: 0 E: 0 LOB: 0 K: 1 BB: 0 S: 7 P: 10	R: 0 H: 1 E: 0 LOB: 2 K: 2 BB: 1 S: 14 P: 24	1B: 5 SF: 0 2B: 0 SAC: 0 3B: 0 DP: 1 HR: 0 HBP: 0	WP: 0 PA: 35 PB: 0 SB: 1 CS: 0
PITCHER Bud Black, L (1, 1) ERA: 2.35	IP WLS BF H R ER SO BB IBB HBP BLK WP HR S P ERA WHIP										
	9.0 W 35 5 0 0 5 3 1 0 0 0 0 68 115 0.00 0.889										
PITCHER	IP WLS BF H R ER SO BB IBB HBP BLK WP HR S P ERA WHIP										

Houston Astros @ San Francisco Giants
Candlestick Park, San Francisco, CA

Sat Apr 20 1991, 6:33 AM EDT
Att. 18,856 - Cloudy - 65 F

livebaseballscores.com

AB	31
R	0
H	5
RBI	0
BB	4
SO	5
LOB	16



Batter	1	2	3	4	5	6	7	8	9	AB	R	H	RBI	BB	SO	LOB
Robby Thompson, R OBP: 0.298, SLG: 0.410 (1, 4)	4-0 1B BB	3-2 P3		1-2 1B 3B		0-0 F4				3	1	1	1	1	0	1
Willie McGee, S OBP: 0.333, SLG: 0.386 Mike Felder, S OBP: 0.500, SLG: 0.333 (1, 8) (5, 8)	2-2 1B	0-0 F9		2-2 1B			2-1 F8 S 1B			3	0	2	1	0	0	1
Will Clark, L OBP: 0.426, SLG: 0.634 (1, 3)	2-1 L9		1-1 S 1B	0-1 G1-3			3-2 F8	1-3		4	0	1	0	0	0	4
Kevin Mitchell, R OBP: 0.409, SLG: 0.846 (1, 7)	0-1 P9		1-2 F8		0-0 P6		0-0 P2			4	0	0	0	0	0	4
Matt Williams, R OBP: 0.277, SLG: 0.378 (1, 5)	1-2 F9		0-0 P4		1-2 G5-3		0-0 P3			4	0	0	0	0	0	4
Kevin Bass, S OBP: 0.340, SLG: 0.244 (1, 9)		1-2 HR 1B	2-2 G5-3		4-1 BB			0-3 K		3	1	1	0	1	1	1
Steve Decker, R OBP: 0.350, SLG: 0.568 (1, 2)		0-1 HR		2-2 F7	1-0 F9			1-1 P2		4	1	1	2	0	0	1
Jose Uribe, S OBP: 0.125, SLG: 0.125 (1, 6)		0-0 SH1-4 1B		2-3 K		2-1 G6-3		0-0 L6		4	0	1	0	0	1	0
Bud Black, L OBP: 0.500, SLG: 0.500 (1, 1)		0-0 SH1-4		0-2 3B 1B		1-0 G1-3				2	1	1	0	0	0	0

Inning Stats	R: 0	H: 1	E: 0	K: 0	S: 15	R: 2	H: 3	E: 0	K: 0	S: 16	R: 0	H: 1	E: 0	K: 0	S: 12	R: 2	H: 3	E: 0	K: 1	S: 19	R: 0	H: 0	E: 0	K: 0	S: 6	R: 0	H: 1	E: 0	K: 0	S: 8	R: 0	H: 0	E: 0	K: 1	S: 6	R: 0	H: 0	E: 0	K: 1	S: 6
	LOB: 2	BB: 1	P: 24	LOB: 1	BB: 0	P: 20	LOB: 1	BB: 0	P: 16	LOB: 1	BB: 0	P: 12	LOB: 1	BB: 1	P: 12	LOB: 0	BB: 0	P: 7	LOB: 0	BB: 0	P: 7	LOB: 1	BB: 0	P: 12	LOB: 0	BB: 0	P: 7	LOB: 0	BB: 0	P: 7	LOB: 0	SAC: 1	DP: 0	HBP: 0	WP: 0	HR: 1	S: 1	P: 0	ERA: 0.00	WHIP: 0.00

PITCHER	IP	WLS	BF	H	R	ER	SO	BB	IBB	HBP	BLK	WP	HR	S	P	ERA	WHIP
Jim Deshaies, L ERA: 4.32 (1, 1)	4.0	L	21	8	4	4	1	1	0	0	0	0	1	62	86	9.00	2.250
Darryl Kile, R ERA: 14.21 (5, 1)	3.0		11	1	0	0	0	1	0	0	0	0	0	18	31	0.00	0.667
Dwayne Henry, R ERA: 1.93 (8, 1)	1.0		3	0	0	0	1	0	0	0	0	0	0	6	7	0.00	0.000

BOTTOM

Houston Astros @ San Francisco Giants
Candlestick Park, San Francisco, CA

livebaseballscorecards.com

AB	32
R	4
H	9
RBI	4
BB	2
SO	2
LOB	16



WP	HR	S	P	ERA	WHIP
0	1	0	0	0.00	0.000

Sat Apr 20 1991, 6:33 AM EDT
Att: 18,856 - Cloudy - 65 F

Batter	1	2	3	4	5	6	7	8	9	AB R H RBI BB SO LOB	TOP
Eric Yelding, R (1, 6) OBP: 0.167, SLG: 0.244	3-2 G4-3		2-2 G5-3			1-2 SH3-4 1B		1-0 P2		4 0 1 0 0 0 0	Houston Astros @ San Francisco Giants Candlestick Park, San Francisco, CA Sun Apr 21 1991, 6:33 AM EDT Att. 27,405 - Cloudy - 71 F
Steve Finley, L (1, 8) OBP: 0.313, SLG: 0.286	2-2 G1-3		3-1 G3			1-1 SH3-4		1-2 L8		3 0 0 0 0 0 0	
Karl Rhodes, L (1, 9) OBP: 0.297, SLG: 0.281 Mark Davidson, R (9, PH) OBP: 0.286, SLG: 0.167	0-2 BB 1B		0-0 G5-3			0-3 K			4-2 SH3-4 BB	3 0 1 0 0 1 1 0 0 0 0 1 0 0	
Ken Caminiti, S (1, 5) OBP: 0.404, SLG: 0.476	4-2 BB 1-2 BB			3-1 G4-3		0-0 P5			2-0 SH3-4	2 0 0 0 1 0 1	
Luis Gonzalez, L (1, 7) OBP: 0.191, SLG: 0.186 5 Jeff Bagwell, R (9, PH) OBP: 0.325, SLG: 0.394	0-1 P5			1-1 L3			0-1 FC6-4 1B		1-3 K	3 0 1 0 0 0 2 1 0 0 0 0 1 1	
Ken Oberkfell, L (1, 3) OBP: 0.333, SLG: 0.286 Craig Biggio, R (9, PH) OBP: 0.488, SLG: 0.650		0-1 G3-1 2B		1-2 G3			0-0 FC6-4 1-2f		4-0 IBB	3 0 1 0 0 0 1 0 0 0 0 1 0 0	
Carl Nichols, R (1, 2) OBP: 0.375, SLG: 0.429			0-3 K		0-3 K		0-0 F8		3-2 P3	4 0 0 0 0 2 4	
Casey Candaele, S (1, 4) OBP: 0.269, SLG: 0.400			2-1 G3-1		0-3 K		2-2 G4-3			3 0 0 0 0 1 2	
Pete Harnisch, S (1, 1) OBP: 0.167, SLG: 0.167 Mark McLemore, S (8, PH) OBP: 0.154, SLG: 0.043 Curt Schilling, R (8, 1) OBP: 1.000, SLG: 1.000			0-3 K		2-3 K			3-3 K		2 0 0 0 0 2 1 1 0 0 0 0 1 0 0 0 0 0 0 0 0	
Inning Stats	R: 0 H: 1 E: 0 LOB: 2 K: 0 BB: 1 S: 14 P: 23	R: 0 H: 1 E: 0 LOB: 1 K: 2 BB: 0 S: 10 P: 12	R: 0 H: 0 E: 0 LOB: 0 K: 0 BB: 0 S: 6 P: 11	R: 0 H: 0 E: 0 LOB: 0 K: 0 BB: 0 S: 7 P: 12	R: 0 H: 0 E: 0 LOB: 0 K: 3 BB: 0 S: 9 P: 11	R: 0 H: 1 E: 0 LOB: 1 K: 1 BB: 0 S: 9 P: 11	R: 0 H: 1 E: 0 LOB: 1 K: 0 BB: 0 S: 7 P: 9	R: 0 H: 0 E: 0 LOB: 0 K: 1 BB: 2 S: 7 P: 12	R: 0 H: 0 E: 0 LOB: 2 K: 1 BB: 2 S: 11 P: 25	1B: 3 SF: 0 2B: 1 SAC: 2 3B: 0 DP: 0 HR: 0 HBP: 0	WP: 0 PA: 34 PB: 0 SB: 0 CS: 0
PITCHER Michael LaCoss, R (1, 1) ERA: 3.98 Dave Righetti, L (9, 1) ERA: 4.76	IP WLS BF H R ER SO BB IBB HBP BLK WP HR S P ERA WHIP	8.0 29 4 0 0 7 1 0 0 0 0 0 0 69 101 0.00 0.625	1.0 5 0 0 0 1 1 1 0 0 0 0 0 11 25 0.00 1.000	PITCHER IP WLS BF H R ER SO BB IBB HBP BLK WP HR S P ERA WHIP							

AB	29
R	0
H	4
RBI	0
BB	3
SO	8
LOB	13



Batter	1	2	3	4	5	6	7	8	9	AB R H RBI BB SO LOB	TOP																									
Chris Sabo, R OBP: 0.340, SLG: 0.413 (1, 5)	2-2 F9		0-0 G6-3			3-2 G4-3		1-2 P5		4 0 0 0 0 0 0	<p>Cincinnati Reds @ Houston Astros Astrodome, Houston, TX Mon Apr 22 1991, 8:05 PM EDT Att. 8,692 - Dome - 70 F</p>																									
Paul O'Neill, L OBP: 0.317, SLG: 0.382 (1, 9)	4-2 F8 E BB		1-0 P6			0-0 G3-1		3-2 G3		3 0 0 0 1 0 0																										
Barry Larkin, R OBP: 0.250, SLG: 0.429 (1, 6)	0-0 E5 S		3-1 F8			3-2 F7		3-2 G6-3		4 0 0 0 0 0 1																										
Hal Morris, L OBP: 0.400, SLG: 0.600 (1, 3)	0-0 F8			1-0 G1-3			0-0 2B SF7 1B		2-2 CS 1B	4 1 2 0 0 0 2																										
Bill Doran, S OBP: 0.432, SLG: 0.400 (1, 4)	4-0 1-2 BB		3-2 P6			1-2 1-3 2B		1-1 F7		3 0 1 0 1 0 1																										
Herm Winningham, L OBP: 0.375, SLG: 0.286 (1, 8)	0-0 P6		1-1 G3-1			4-0 IBB		2-2 P2		2 0 0 0 0 0 3																										
Glenn Braggs, R OBP: 0.310, SLG: 0.261 (7, PH) (7, 7)										1 0 0 0 1 0 0																										
Jeff Reed, L OBP: 0.375, SLG: 0.263 (1, 2)		1-1 G3-6-3 1B		3-3 K		2-2 SF7				2 0 1 1 0 1 0																										
Billy Hatcher, R OBP: 0.147, SLG: 0.065 (1, 7) (7, 8)		0-1 G3-6-3		2-1 P4		1-0 L8				3 0 0 0 0 0 3																										
Norm Charlton, S (1, 1)		0-3 K		0-3 K		1-2 G6-3				3 0 0 0 0 2 2																										
Randy Myers, L (8, 1)										0 0 0 0 0 0 0																										
Inning Stats	R: 0 E: 1 K: 0 S: 8	H: 0 LOB: 3 BB: 2 P: 18	R: 0 E: 0 K: 1 S: 7	H: 1 LOB: 0 BB: 0 P: 8	R: 0 E: 0 K: 0 S: 4	H: 0 LOB: 0 BB: 0 P: 8	R: 0 E: 0 K: 0 S: 8	H: 0 LOB: 0 BB: 0 P: 13	R: 0 E: 0 K: 2 S: 8	H: 0 LOB: 0 BB: 0 P: 13	R: 1 E: 0 K: 0 S: 12	H: 2 LOB: 2 BB: 1 P: 21	R: 0 E: 0 K: 0 S: 9	H: 0 LOB: 0 BB: 0 P: 16	R: 0 E: 0 K: 0 S: 11	H: 1 LOB: 0 BB: 0 P: 15	1B: 3 2B: 1 3B: 0 HR: 0	SF: 1 SAC: 0 DP: 1 HBP: 0	WP: 0 PA: 33 PB: 0 SB: 1 CS: 1																	
PITCHER	IP WLS BF H R ER SO BB IBB HBP BLK WP HR S P ERA WHIP																																			
Xavier Hernandez, R ERA: 4.66 (1, 1)	6.0		22	2	1	1	3	2	0	0	0	0	0	45	76	1.50	0.667																			
Al Osuna, L ERA: 1.69 (7, 1)	0.1		3	1	0	0	0	0	1	0	0	0	0	7	14	0.00	3.000																			
Dwayne Henry, R ERA: 1.23 (7, 1)	2.2	W	8	1	0	0	0	0	0	0	0	0	0	24	37	0.00	0.375																			

AB	29
R	1
H	4
RBI	1
BB	3
SO	3
LOB	12



livebaseballscorecards.com

Batter	1	2	3	4	5	6	7	8	9	AB R H RBI BB SO LOB
Eric Yelding, R OBP: 0.196, SLG: 0.267 (1, 6) C F B X (9, 8)	1-2 CS 1B		0-3 K		1-0 F8			1-2 CS 1B		4 0 2 0 0 1 3
Steve Finley, L OBP: 0.294, SLG: 0.267 Rafael Ramirez, R OBP: 0.235, SLG: 0.200 (1, 8) B 1 SAFE F B S X (8, PH) (9, 6)	3-2 G3-1		2-2 P4		0-0 G3			4-0 BB		3 0 0 0 0 0 4 0 0 0 0 1 0 0
Craig Biggio, R OBP: 0.444, SLG: 0.591 (1, 2) B L B F X	2-2 F9			0-3 K		0-0 G6-3		0-0 P3		4 0 0 0 0 1 1
Ken Caminiti, S OBP: 0.392, SLG: 0.457 Mark McLemore, S OBP: 0.154, SLG: 0.043 (1, 5) (9, PR)		2-3 K		2-0 G6-3		1-1 G6-3		0-0 BB 1B		4 0 1 0 0 1 0 0 1 0 0 0 0 0
5 Jeff Bagwell, R OBP: 0.349, SLG: 0.417 Dwayne Henry, R (7, 1) Mark Davidson, R OBP: 0.333, SLG: 0.167 (9, PH)		0-2 1B		1-2 1B		2-1 G1-6-3		4-1 BB 1B BB		3 0 2 0 0 0 0 0 0 0 0 0 0 0 0 1 0 0 1 0 0
Luis Gonzalez, L OBP: 0.216, SLG: 0.196 (1, 7)		0-3 K		0-3 K			2-0 CS HBP	1-2 1B BB 1B		3 0 1 1 0 2 2
Casey Candaele, S OBP: 0.267, SLG: 0.357 (1, 4)		2-1 F8			2-3 K		3-3 K	4-0 1B BB		3 0 0 0 1 2 2
Karl Rhodes, L OBP: 0.341, SLG: 0.333 (1, 9)			1-1 SH1-4 1B		2-0 F8 BB 1B		3-1 G3	2-2 1B		4 0 3 1 0 0 0
Xavier Hernandez, L Al Osuna, R Dave Rohde, S (1, 1) (7, 1) (7, 3)			1 SAFE 1 SAFE 2-2 SH1-4		4-1 BB 1B			1-1 F8		0 0 0 0 1 0 0 0 0 0 0 0 0 0 1 0 0 0 0 0 0

Inning Stats	R: 0 E: 0 K: 0 S: 9	H: 1 LOB: 0 BB: 0 P: 15	R: 0 E: 0 K: 2 S: 12	H: 1 LOB: 1 BB: 0 P: 16	R: 0 E: 0 K: 1 S: 11	H: 1 LOB: 1 BB: 0 P: 16	R: 0 E: 0 K: 2 S: 11	H: 1 LOB: 1 BB: 0 P: 14	R: 0 E: 0 K: 1 S: 7	H: 1 LOB: 2 BB: 1 P: 16	R: 0 E: 0 K: 0 S: 5	H: 0 LOB: 0 BB: 0 P: 8	R: 0 E: 0 K: 1 S: 7	H: 0 LOB: 0 BB: 0 P: 15	R: 0 E: 0 K: 0 S: 7	H: 1 LOB: 1 BB: 1 P: 13	R: 2 E: 0 K: 0 S: 9	H: 3 LOB: 3 BB: 2 P: 20	1B: 9 2B: 1 3B: 0 HR: 0	SF: 0 SAC: 1 DP: 1 HBP: 1
--------------	------------------------------	----------------------------------	-------------------------------	----------------------------------	-------------------------------	----------------------------------	-------------------------------	----------------------------------	------------------------------	----------------------------------	------------------------------	---------------------------------	------------------------------	----------------------------------	------------------------------	----------------------------------	------------------------------	----------------------------------	----------------------------------	------------------------------------

PITCHER	IP	WLS	BF	H	R	ER	SO	BB	IBB	HBP	BLK	WP	HR	S	P	ERA	WHIP
Norm Charlton, L ERA: 1.16 (1, 1)	7.0		26	5	0	0	7	1	0	1	0	0	0	62	100	0.00	0.857
Randy Myers, L ERA: 3.38 (8, 1)	1.0	L	9	4	2	2	0	3	0	0	0	0	0	16	33	18.00	7.000

BOTTOM

Cincinnati Reds @ Houston Astros
Astrodome, Houston, TX

Mon Apr 22 1991, 8:05 PM EDT
Att. 8,692 - Dome - 70 F

AB	29
R	2
H	9
RBI	2
BB	4
SO	7
LOB	12

livebaseballscorecards.com



WP	HR	S	P	ERA	WHIP
0	0	0	35		

Batter	1	2	3	4	5	6	7	8	9	AB R H RBI BB SO LOB
Eric Yelding, R (1, 6) OBP: 0.200, SLG: 0.265	2-1 G5-3		0-0 F8 1B G6-3 1B		0-0 F9		1-0 F8			4 1 1 0 0 0 1
Casey Candaele, S (1, 8) OBP: 0.324, SLG: 0.387	2-2 E E 1B		0-1 S 1-2 1B		2-1 G6-3			4-1 5 BB		3 0 2 0 1 0 0
Craig Biggio, R (1, 2) OBP: 0.408, SLG: 0.542	0-0 E 1-2		1-0 F8		2-1 G5-3			0-3 K		4 0 0 0 0 1 4
Ken Caminiti, S (1, 5) OBP: 0.382, SLG: 0.440	3-1 E4		3-2 G6-3		1-0 5 FC6-4 1B			1-3 K		4 0 1 1 0 1 4
5 Jeff Bagwell, R (1, 3) OBP: 0.340, SLG: 0.385	1-3 K		4-1 BB		2-1 FC6-4 G4-6-3			2-3 K		3 0 0 0 1 2 5
Luis Gonzalez, L (1, 7) OBP: 0.204, SLG: 0.184 Jim Corsi, R (7, 1) Steve Finley, L (9, PH) OBP: 0.288, SLG: 0.261	2-0 G4-3		1-1 F9		1-2 G4-6-3			1-3 K2-3		3 0 0 0 0 0 6 0 0 0 0 0 0 0 1 0 0 0 0 1 0
Mark McLemore, S (1, 4) OBP: 0.200, SLG: 0.077		3-2 G5-3		1-2 G4-6-3 1B		4-1 BB		0-3 K		3 0 1 0 1 1 0
Karl Rhodes, L (1, 9) OBP: 0.311, SLG: 0.300		2-2 G3		0-0 G4-6-3 1-2f		0-2 P6		3-3 K		4 0 0 0 0 1 2
Jimmy Jones, R (1, 1) OBP: 0.167, SLG: 0.167 Mark Davidson, R (7, 7) OBP: 0.313, SLG: 0.154		2-2 P2		1-3 K		0-0 F9				2 0 0 0 0 1 0 1 0 0 0 0 0 1

Inning Stats	R: 0	H: 1	E: 2	K: 1	S: 13	LOB: 3	BB: 0	P: 23	R: 0	H: 0	E: 0	K: 0	S: 10	LOB: 0	BB: 0	P: 17	R: 1	H: 2	E: 0	K: 0	S: 10	LOB: 2	BB: 1	P: 19	R: 0	H: 1	E: 0	K: 1	S: 7	LOB: 0	BB: 0	P: 9	R: 0	H: 0	E: 0	K: 0	S: 5	LOB: 0	BB: 0	P: 9	R: 0	H: 1	E: 0	K: 0	S: 6	LOB: 0	BB: 0	P: 10	R: 0	H: 0	E: 0	K: 0	S: 6	LOB: 1	BB: 1	P: 11	R: 0	H: 0	E: 0	K: 3	S: 10	LOB: 1	BB: 1	P: 17	R: 0	H: 0	E: 0	K: 3	S: 9	LOB: 0	BB: 0	P: 13	1B: 5	2B: 0	3B: 0	HR: 0	SF: 0	SAC: 0	DP: 2	HBP: 0	WP: 0	PB: 0	SB: 2	CS: 0	PA: 35
--------------	------	------	------	------	-------	--------	-------	-------	------	------	------	------	-------	--------	-------	-------	------	------	------	------	-------	--------	-------	-------	------	------	------	------	------	--------	-------	------	------	------	------	------	------	--------	-------	------	------	------	------	------	------	--------	-------	-------	------	------	------	------	------	--------	-------	-------	------	------	------	------	-------	--------	-------	-------	------	------	------	------	------	--------	-------	-------	-------	-------	-------	-------	-------	--------	-------	--------	-------	-------	-------	-------	--------

PITCHER	IP	WLS	BF	H	R	ER	SO	BB	IBB	HBP	BLK	WP	HR	S	P	ERA	WHIP
Chris Hammond, L (1, 1) ERA: 1.8	7.0	W	28	5	1	1	2	2	0	0	0	0	0	57	98	1.29	1.000
Rob Dibble, R (8, 1) ERA: 1.42	2.0	S	7	0	0	0	6	1	0	0	0	0	0	19	30	0.00	0.500

BOTTOM

Cincinnati Reds @ Houston Astros
Astrodome, Houston, TX

Tue Apr 23 1991, 8:05 PM EDT
Att. 9,232 - Dome - 70 F

AB	32
R	1
H	5
RBI	1
BB	3
SO	8
LOB	23

livebaseballscorecards.com



Batter	1	2	3	4	5	6	7	8	9	10	11	12	13	AB R H RBI BB SO LOB	TOP									
Billy Hatcher, R OBP: 0.190, SLG: 0.128 (1, 7)	 2-3		 1-0			 2-2			 0-0 1 SAFE		 0-0			4 0 0 0 0 1 0	Cincinnati Reds @ Houston Astros Astrodome, Houston, TX Wed Apr 24 1991, 8:05 PM EDT Att. 10,869 - Dome - 70 F livebaseballscores.com									
Herm Winningham, L OBP: 0.471, SLG: 0.600 (1, 8)	 0-0			 4-1		 0-3			 1-3		 0-0			4 0 1 0 1 2 1										
Barry Larkin, R OBP: 0.212, SLG: 0.360 (1, 6)	 1-3			 0-0 1 SAFE			 2-1		 3-3		 0-0 1 SAFE			4 0 0 0 0 2 2										
Paul O'Neill, L OBP: 0.320, SLG: 0.341 (1, 9)		 4-1		 0-0		 3-3			 2-1		 4-0			3 0 0 0 2 1 1										
Hal Morris, L OBP: 0.343, SLG: 0.486 (1, 3)		 0-2 1 SAFE		 0-2 1 SAFE		 1-0		 1-0	 0-0		 0-0			5 0 0 0 0 0 4										
Luis Quinones, S OBP: 0.167, SLG: 0.167 Scott Scudder, R (12, 1)		 1-0		 2-3		 3-1		 3-1	 1-1		 3-2			5 0 1 0 0 1 3 0 0 0 0 0 0 0										
Mariano Duncan, R OBP: 0.208, SLG: 0.182 (1, 4)		 0-0		 0-3		 2-1		 2-1	 3-3 1 SAFE		 2-1			5 0 0 0 0 2 2										
Jeff Reed, L OBP: 0.303, SLG: 0.185 (1, 2)			 0-2		 3-2		 0-1		 0-1		 2-2			5 0 0 0 0 0 0										
Jack Armstrong, R Bill Doran, S Ted Power, R Glenn Braggs, R Don Carmichael, L Rob Dibble, L Chris Sabo, R (1, 1) (9, PH) (9, 1) (11, PH) (11, 1) (11, 1) (12, 5)			 0-0		 1-1		 2-1		 2-3		 1-3			2 0 0 0 0 0 0 1 0 1 0 0 0 0 0 0 0 0 0 0 0 1 0 0 0 0 1 0 0 0 0 0 0 0 0 0 0 0 0 0 0 0 1 0 0 0 0 1 0										
Inning Stats	R: 0 E: 0 K: 2 S: 7	H: 0 LOB: 0 BB: 0 P: 10	R: 0 E: 0 K: 0 S: 6	H: 0 LOB: 1 BB: 1 P: 11	R: 0 E: 0 K: 0 S: 6	H: 0 LOB: 1 BB: 1 P: 10	R: 0 E: 0 K: 2 S: 10	H: 0 LOB: 0 BB: 0 P: 15	R: 0 E: 0 K: 1 S: 9	H: 0 LOB: 0 BB: 0 P: 13	R: 0 E: 0 K: 0 S: 6	H: 0 LOB: 0 BB: 0 P: 11	R: 0 E: 0 K: 2 S: 9	H: 1 LOB: 1 BB: 0 P: 15		R: 0 E: 0 K: 1 S: 8	H: 1 LOB: 1 BB: 0 P: 14	R: 0 E: 0 K: 1 S: 7	H: 1 LOB: 2 BB: 1 P: 14	R: 0 E: 0 K: 1 S: 10	H: 0 LOB: 0 BB: 0 P: 15	1B: 3 2B: 0 3B: 0 HR: 0	SF: 0 SAC: 2 DP: 0 HBP: 0	WP: 1 PA: 45 PB: 0 SB: 0 CS: 0
PITCHER	IP WLS BF H R ER SO BB IBB HBP BLK WP HR S P ERA WHIP																							
Darryl Kile, R ERA: 7.3 (1, 1)	6.0	20	0	0	0	0	5	2	0	0	0	1	0	0		44	65	0.00	0.333					
Al Osuna, L ERA: 1.23 (7, 1)	2.0	6	0	0	0	0	1	0	0	0	0	0	0	0		13	24	0.00	0.000					
Curt Schilling, R ERA: 3.72 (9, 1)	3.0	11	2	0	0	0	4	0	0	0	0	1	0	23	37	0.00	0.667							
Dwayne Henry, R ERA: 0.96 (12, 1)	2.0	W 8	1	0	0	0	1	0	1	0	0	0	0	17	29	0.00	0.500							



Batter	1	2	3	4	5	6	7	8	9	10	11	12	13	AB R H RBI BB SO LOB
Eric Yelding, R OBP: 0.179, SLG: 0.236 (1, 6) (12, 8)	1-2 P3		0-0 G5-3			2-2 P2		0-3 K			0-1 B3		2-2 P2	6 0 0 0 0 1 2
Steve Finley, L OBP: 0.286, SLG: 0.260 Rafael Ramirez, R OBP: 0.316, SLG: 0.294 (11, PH) (12, 6)	2-1 S 1B 1B		0-1 G4-3			1-0 P3		0-0 F8			1-2 1B 1-2 1B		1-2 FC6-4 1B 1B	4 0 1 0 0 0 1 2 1 2 0 0 0 0
Craig Biggio, R OBP: 0.400, SLG: 0.509 (1, 2)	0-1 S 1-2 1B			1-0 F7		0-3 K			1-2 F7		1-3 K		4-1 FC6-4 1-2 BB	5 0 1 0 1 2 2
Ken Caminiti, S OBP: 0.361, SLG: 0.411 (1, 5)	3-3 K			3-2 F8			1-0 P6		1-1 G4-3		1-1 1-2 2-3 1B		2-0 FC6-4 1-2f 2-3 1B	6 0 1 0 0 1 4
Luis Gonzalez, L OBP: 0.203, SLG: 0.185 Dwayne Henry, R OBP: 0.400, SLG: 0.375 (13, PH) (12, 1) (13, PH) (12, 7)	1-3 K 1-2 2-3			0-0 G4-3			0-0 5 1B		0-2 F8		3-2 F9		1-2 1B 3-H 1B	5 0 1 0 0 1 5 0 0 0 0 0 0 0 1 0 1 1 0 0 0
5 Jeff Bagwell, R OBP: 0.327, SLG: 0.364 (1, 3)		2-3 K			0-3 K		0-1 G4-3 1-2 1B			1-3 K		0-1 G5-3		5 0 1 0 0 3 0
Karl Rhodes, L OBP: 0.320, SLG: 0.311 (1, 9)		0-0 F7			1-2 FC4-6 1B		0-0 G4-3 1-2f			2-1 F7		3-2 1B		5 0 2 0 0 0 2
Mark McLemore, S OBP: 0.200, SLG: 0.067 (1, 4)		2-1 F9			1-0 FC4-6 1-2f		4-1 SH1-4 BB			2-1 G6-3		1-0 F9		4 0 0 0 1 0 2
Darryl Kile, R Al Osuna, R Dave Rohde, S Curt Schilling, R Casey Candaele, S (1, 1) (7, 1) (8, PH) (9, 1) (11, PH) (12, 7)			3-3 K		0-3 K		0-0 SH1-4 1-2			4-2 1B 1B BB		0-1 F7		2 0 0 0 0 0 2 1 0 0 0 0 0 0 0 0 0 0 0 0 0 0 0 0 1 0 0 0 0 1 0 1

Inning Stats	R: 0	H: 2	E: 0	LOB: 2	K: 2	S: 14	P: 21	R: 0	H: 0	E: 0	LOB: 0	K: 1	S: 6	P: 10	R: 0	H: 0	E: 0	LOB: 0	K: 0	S: 5	P: 9	R: 0	H: 1	E: 0	LOB: 1	K: 2	S: 11	P: 13	R: 0	H: 0	E: 0	LOB: 0	K: 1	S: 8	P: 11	R: 0	H: 2	E: 0	LOB: 1	K: 0	S: 5	P: 6	R: 0	H: 0	E: 0	LOB: 1	K: 1	S: 6	P: 10	R: 0	H: 0	E: 0	LOB: 0	K: 0	S: 8	P: 10	R: 0	H: 0	E: 0	LOB: 0	K: 1	S: 7	P: 12	R: 0	H: 2	E: 0	LOB: 3	K: 1	S: 17	P: 27	R: 0	H: 1	E: 0	LOB: 1	K: 0	S: 9	P: 13	R: 1	H: 2	E: 0	LOB: 2	K: 0	S: 12	P: 22	1B: 10	2B: 0	3B: 0	SF: 0	SAC: 1	DP: 1	HBP: 0	WP: 0	PA: 50
--------------	------	------	------	--------	------	-------	-------	------	------	------	--------	------	------	-------	------	------	------	--------	------	------	------	------	------	------	--------	------	-------	-------	------	------	------	--------	------	------	-------	------	------	------	--------	------	------	------	------	------	------	--------	------	------	-------	------	------	------	--------	------	------	-------	------	------	------	--------	------	------	-------	------	------	------	--------	------	-------	-------	------	------	------	--------	------	------	-------	------	------	------	--------	------	-------	-------	--------	-------	-------	-------	--------	-------	--------	-------	--------

PITCHER	IP	WLS	BF	H	R	ER	SO	BB	IBB	HBP	BLK	WP	HR	S	P	ERA	WHIP
Jack Armstrong, R ERA: 4.24 (1, 1)	8.0		29	5	0	0	8	1	0	0	0	0	0	61	89	0.00	0.750
Ted Power, R ERA: 3.38 (9, 1)	2.0		6	0	0	0	1	0	0	0	0	0	0	15	22	0.00	0.000
Don Carman, L ERA: 4.15 (11, 1)	0.1		3	1	0	0	0	1	0	0	0	0	0	8	13	0.00	6.000
Rob Dibble, R ERA: 1.29 (11, 1)	0.2		3	1	0	0	1	0	0	0	0	0	0	9	14	0.00	1.500
Scott Scudder, R ERA: 2.08 (12, 1)	1.2	L	9	3	1	1	0	1	0	0	0	0	0	21	35	5.40	2.400

BOTTOM

Cincinnati Reds @ Houston Astros
Astrodome, Houston, TX
Wed Apr 24 1991, 8:05 PM EDT
Att: 10,869 - Dome - 70 F

livebaseballscorecards.com

AB	46
R	1
H	10
RBI	1
BB	3
SO	10
LOB	20



Batter	1	2	3	4	5	6	7	8	9	AB R H RBI BB SO LOB	TOP											
Otis Nixon, S OBP: 0.400, SLG: 0.250 (1, 7)	0-1 E1 S E 1B	3-2 P5			4-2 G3 S 2B BB	0-0 G1-3			1-2 G6-3	4 2 1 0 1 0 1												
Terry Pendleton, S OBP: 0.366, SLG: 0.500 (1, 5)	4-1 F8 E 3B BB		0-0 2B 2B		0-1 G3	0-0 F7			2-1 G6-4-3 1B	4 2 2 0 1 0 2												
Ron Gant, R OBP: 0.279, SLG: 0.333 (1, 8)	4-2 B 1-2 2-H 3B BB		0-0 G4-3 2-H 2B		1-1 1B 2B			0-0 G5-3	1-1 G6-4-3 1-2f	4 2 2 2 1 0 1												
David Justice, L OBP: 0.271, SLG: 0.407 (1, 9)	0-1 P2		0-0 G4-3 2-3 2B 1B		0-0 2B 1B			4-2 BB		3 1 1 1 1 0 3												
Francisco Cabrera, R OBP: 0.133, SLG: 0.133 (1, 3)	0-0 F8 2-3		0-0 P5		1-2 1-H 2B			1-0 P4		2 0 0 0 0 0 3 2 0 1 1 0 0 1												
Sid Bream, L OBP: 0.289, SLG: 0.500 (5, PH) (5, 3)			2-3 K		2-2 L5			0-0 G3		4 0 1 2 0 1 3												
Jeff Blauser, R OBP: 0.296, SLG: 0.462 (1, 4)	2-2 1-H 3-H 3B				1-3 K	1-1 G6-3			2-2 G6-3	4 0 0 0 0 1 2												
Mike Heath, R OBP: 0.366, SLG: 0.447 (1, 2)	1-2 G6-3				1-1 G6-3					4 0 1 0 0 2 0												
Rafael Belliard, R OBP: 0.238, SLG: 0.205 (1, 6)		2-3 K			1-1 G5-3			2-3 K		2 0 0 0 0 1 0 1 0												
Charlie Leibrandt, R (1, 1)		0-0 P6			2-3 K			3-2 P5														
Tommy Gregg, L (8, PH)																						
Jeff Parrett, R (8, 1)																						
Juan Berenguer, R (9, 1)																						
Inning Stats	R: 3 E: 2 K: 0 S: 15	H: 2 LOB: 1 BB: 2 P: 26	R: 0 E: 0 K: 1 S: 7	H: 0 LOB: 0 BB: 0 P: 12	R: 1 E: 0 K: 1 S: 8	H: 2 LOB: 1 BB: 0 P: 10	R: 0 E: 0 K: 2 S: 8	H: 0 LOB: 0 BB: 0 P: 12	R: 3 E: 0 K: 0 S: 16	H: 3 LOB: 1 BB: 1 P: 25	R: 0 E: 0 K: 0 S: 6	H: 1 LOB: 1 BB: 0 P: 7	R: 0 E: 0 K: 0 S: 5	H: 0 LOB: 1 BB: 1 P: 10	R: 0 E: 0 K: 1 S: 12	H: 0 LOB: 0 BB: 0 P: 19	R: 0 E: 0 K: 0 S: 7	H: 1 LOB: 0 BB: 0 P: 11	1B: 4 2B: 4 3B: 1 HR: 0	SF: 0 SAC: 1 DP: 1 HBP: 0	WP: 0 PB: 0 SB: 2 CS: 0	PA: 39
PITCHER	IP WLS BF H R ER SO BB IBB HBP BLK WP HR S P ERA WHIP												PITCHER	IP WLS BF H R ER SO BB IBB HBP BLK WP HR S P ERA WHIP								
Jim Deshaies, L (1, 1) ERA: 6.43	4.1 L 22 6 7 7 4 3 0 0 0 0 0 0 45 72 14.54 2.077																					
Jim Clancy, R (5, 1) ERA: 1.69	3.2 14 2 0 0 1 1 0 0 0 0 0 0 32 49 0.00 0.818																					
Jim Corsi, R (9, 1) ERA: 3.0	1.0 3 1 0 0 0 0 0 0 0 0 0 0 7 11 0.00 1.000																					

Atlanta Braves @ Houston Astros
Astrodome, Houston, TX
Fri Apr 26 1991, 8:05 PM EDT
Att. 16,391 - Dome - 70 F

livebaseballscorecards.com

AB 34
R 7
H 9
RBI 6
BB 4
SO 5
LOB 16



Batter	1	2	3	4	5	6	7	8	9	AB	R	H	RBI	BB	SO	LOB
Eric Yelding, R (1, 6) OBP: 0.180, SLG: 0.233	2-1 L5-3 1B		1-3 K	0-0 FC4-6 1-2f			2-1 F9	1-1 F8		5	0	1	0	0	1	4
Steve Finley, L (1, 8) OBP: 0.262, SLG: 0.236	1-3 K		0-1 G1-3			0-0 F9	0-1 G4-3		0-3 K	5	0	0	0	0	2	1
Craig Biggio, R (1, 2) OBP: 0.417, SLG: 0.509	2-1 L5-3 1-2		0-0 E6 1B			0-1 5 1B	4-1 BB		3-2 1B	4	0	2	0	1	0	1
Ken Caminiti, S (1, 5) OBP: 0.364, SLG: 0.410		0-0 5 2B 1B	2-2 1B			1-3 K	2-2 SAFE F7		1-2 F9	5	1	2	0	0	1	3
5 Jeff Bagwell, R (1, 3) OBP: 0.351, SLG: 0.396		0-1 FC6-7-5 1-H 2B	0-2 F8			4-0 1-2 BB		1-0 3B 1B	0-0 L5	4	1	2	1	1	0	3
Mark Davidson, R (1, 9) OBP: 0.316, SLG: 0.133		1-2 FC6-7-5 HBP		2-2 G5-3		1-2 L6		3-2 F7		2	0	0	0	0	0	2
Karl Rhodes, L (8, PH) OBP: 0.314, SLG: 0.304										1	0	0	0	0	0	1
Casey Candaele, S (1, 7) OBP: 0.350, SLG: 0.444		1-2 FC6-7-5 1-2 2-3f		2-2 S 1B			1-0 G6-3		1-0 1-H 3B	4	0	2	1	0	0	2
Mark McLemore, S (1, 4) OBP: 0.179, SLG: 0.059		2-3 K		0-3 SAFE K			0-1 G5-3		1-2 P6	4	0	0	0	0	2	4
Jim Deshaies, L (1, 1)		1-0 G2-3		4-2 FC4-6 BB			2-1 F8		4-2 BB	1	0	0	0	1	0	2
Jim Clancy, R (5, 1)										1	0	0	0	0	0	0
Ken Oberkfell, L (8, PH)										0	0	0	0	1	0	0
Jim Corsi, R (9, 1)										0	0	0	0	0	0	0

Inning Stats	R: 0	H: 1	E: 0	K: 1	S: 7	LOB: 0	BB: 0	P: 12	R: 1	H: 2	E: 0	K: 1	S: 12	LOB: 2	BB: 0	P: 17	R: 0	H: 1	E: 1	K: 1	S: 12	LOB: 2	BB: 0	P: 15	R: 0	H: 1	E: 0	K: 1	S: 9	LOB: 2	BB: 1	P: 15	R: 0	H: 0	E: 0	K: 0	S: 5	LOB: 0	BB: 0	P: 8	R: 0	H: 0	E: 0	K: 0	S: 9	LOB: 1	BB: 1	P: 17	R: 1	H: 2	E: 0	K: 0	S: 12	LOB: 2	BB: 1	P: 23	R: 0	H: 1	E: 0	K: 1	S: 10	LOB: 1	BB: 0	P: 14	1B: 7	2B: 2	3B: 1	HR: 0	SF: 0	SAC: 0	DP: 1	HBP: 1	WP: 0	PA: 41
--------------	------	------	------	------	------	--------	-------	-------	------	------	------	------	-------	--------	-------	-------	------	------	------	------	-------	--------	-------	-------	------	------	------	------	------	--------	-------	-------	------	------	------	------	------	--------	-------	------	------	------	------	------	------	--------	-------	-------	------	------	------	------	-------	--------	-------	-------	------	------	------	------	-------	--------	-------	-------	-------	-------	-------	-------	-------	--------	-------	--------	-------	--------

PITCHER	IP	WLS	BF	H	R	ER	SO	BB	IBB	HBP	BLK	WP	HR	S	P	ERA	WHIP
Charlie Leibrandt, L (1, 1) ERA: 2.67	7.0	W	31	6	1	1	5	3	0	1	0	0	0	67	105	1.29	1.286
Jeff Parrett, R (8, 1) ERA: 3.68	1.0		6	2	1	1	0	1	0	0	0	0	0	12	23	9.00	3.000
Juan Berenguer, R (9, 1) ERA: 3.36	1.0		4	1	0	0	1	0	0	0	0	0	0	10	14	0.00	1.000

BOTTOM

Atlanta Braves @ Houston Astros
Astrodome, Houston, TX
Fri Apr 26 1991, 8:05 PM EDT
Att. 16,391 - Dome - 70 F

livebaseballscorecards.com

AB	36
R	2
H	9
RBI	2
BB	4
SO	6
LOB	23



Batter	1	2	3	4	5	6	7	8	9	10	11	12	13	AB R H RBI BB SO LOB	TOP														
Deion Sanders, L OBP: 0.373, SLG: 0.488	1-0 P7		0-0 L8		3-2 3B		1-3 BB		4-1 3B		1-1 F8			4 1 1 0 2 0 1															
Jeff Treadway, L OBP: 0.341, SLG: 0.500	2-2 BB 1B		0-2 L6		1-2 F9		0-0 F9		2-1 3B		0-0 B5-3			6 0 2 1 0 0 3															
Ron Gant, R OBP: 0.269, SLG: 0.333	0-2 P3		0-3 K						3-2 L8					6 0 1 0 0 2 2															
David Justice, L OBP: 0.292, SLG: 0.397	4-0 BB				3-1 E9 G4-3		0-3 K		3-2 1B 1B		4-2 CS BB			4 0 1 0 2 2 1															
Sid Bream, L Tommy Gregg, L Juan Berenguer, R Doug Sisk, R Tom Glavine, L Jeff Parrett, R	3-1 G4-3				1-2 F8		0-0 G3		2-2 P6		3-2 G4-6-3 1B			5 0 1 0 0 0 5															
Terry Pendleton, S OBP: 0.348, SLG: 0.462			3-1 G4-3		0-0 G4-3		3-3 K		0-1 1B		1-0 G4-6-3			5 0 1 0 0 1 3															
Mike Heath, R Kent Mercker, L Francisco Cabrera, R			0-1 G2		0-3 K				1-0 G6-3		0-0 G6-3			4 0 0 0 0 1 3															
Rafael Belliard, R Jerry Willard, L Jeff Blauser, R			0-2 1B				0-3 K		0-3 K		0-0 P4			2 0 1 0 0 1 0															
Steve Avery, L Mark Lemke, S Otis Nixon, S Mike Stanton, L Greg Olson, R			2-3 K				0-0 L7		2-2 E S 1B		2-0 F8			2 0 0 0 0 1 1															
Inning Stats	R: 0 E: 0 K: 0 S: 9	H: 1 LOB: 2 BB: 1 P: 19	R: 0 E: 0 K: 1 S: 10	H: 1 LOB: 1 BB: 0 P: 15	R: 0 E: 0 K: 1 S: 7	H: 0 LOB: 0 BB: 0 P: 7	R: 0 E: 1 K: 1 S: 10	H: 0 LOB: 1 BB: 0 P: 14	R: 0 E: 0 K: 1 S: 13	H: 1 LOB: 1 BB: 0 P: 17	R: 0 E: 0 K: 2 S: 11	H: 1 LOB: 2 BB: 1 P: 19	R: 0 E: 0 K: 0 S: 11	H: 2 LOB: 2 BB: 0 P: 19	R: 1 E: 0 K: 0 S: 11	H: 1 LOB: 1 BB: 1 P: 22	R: 0 E: 0 K: 0 S: 9	H: 1 LOB: 1 BB: 1 P: 17	R: 0 E: 0 K: 2 S: 8	H: 0 LOB: 0 BB: 0 P: 11	R: 1 E: 0 K: 0 S: 7	H: 2 LOB: 0 BB: 1 P: 14	1B: 9 2B: 1 3B: 2 HR: 0	SF: 0 SAC: 2 DP: 1 HBP: 0	WP: 0 PB: 0 SB: 1 CS: 2	PA: 54			
PITCHER	IP WLS BF H R ER SO BB IBB HBP BLK WP HR S P ERA WHIP																												
Pete Harnisch, R Al Osuna, L Curt Schilling, R Dwayne Henry, R Jim Corsi, R	(1, 1) (8, 1) (8, 1) (11, 1) (13, 1)	7.1 0.1 2.1 2.0 1.0	L	30 3 9 7 4	5 2 2 1 2	0 0 1 0 1	0 0 1 0 0	7 0 0 2 1	2 0 2 1 1	0 0 0 0 0	0 0 0 0 0	0 0 0 0 0	0 0 0 0 0	0 0 0 0 0	0 0 0 0 0	0 0 0 0 0	0 0 0 0 0	0 0 0 0 0	0 0 0 0 0	0 0 0 0 0	0 0 0 0 0	0 0 0 0 0	0 0 0 0 0	0 0 0 0 0	0 0 0 0 0	0 0 0 0 0	0 0 0 0 0	0 0 0 0 0	0 0 0 0 0

Atlanta Braves @ Houston Astros
Astrodome, Houston, TX
Sat Apr 27 1991, 8:05 PM EDT
Att. 17,527 - Dome - 70 F

livebaseballscorecards.com

AB	45
R	2
H	12
RBI	2
BB	6
SO	9
LOB	19



Batter	1	2	3	4	5	6	7	8	9	10	11	12	13	AB R H RBI BB SO LOB
Eric Yelding, R OBP: 0.197, SLG: 0.234 Dwayne Henry, R (11, 1) Carl Nichols, R OBP: 0.333, SLG: 0.375 (12, PH) (13, 2)	0-3 K2-3		2-1 FC5 S 1B			4-1 BB S BB		2-3 K		3-2 P4		1 SAFE 3-2 1 SAFE 1 SAFE 1-2 G4-3		4 0 1 0 1 2 3 0 0 0 0 0 0 0 1 0 0 0 0 0 1
Steve Finley, L OBP: 0.269, SLG: 0.267 Jim Corsi, R (1, 8) (13, 1)	2-1 SF9 3B		4-2 FC5 1-2 BB			1 SAFE 0-2 F7		0-0 B4-3		0-2 P3		0-2 P3		5 1 1 0 1 0 2 0 0 0 0 0 0 0
Craig Biggio, R OBP: 0.424, SLG: 0.500 (1, 2) (13, 8)	0-0 SF9 3-H		0-0 FC5 1-2 2-3f			4-1 CS 2-3 BB		1-0 G5-3		4-2 F9 1B BB				3 0 1 1 2 0 2
Ken Caminiti, S OBP: 0.353, SLG: 0.397 Dave Rohde, S OBP: 0.125, SLG: 0.125 (1, 5) (5, 5)	1-2 G5-3			3-1 G4-3		1 SAFE 2-2 CS	0-0 G5-3		2-0 F7		1-0 F9 1B		0-0 SH1-4	2 0 0 0 0 0 0 3 0 1 0 0 0 0
5 Jeff Bagwell, R OBP: 0.361, SLG: 0.442 Rafael Ramirez, R OBP: 0.286, SLG: 0.263 (1, 3) (11, 6)		3-1 G5-3		1-0 P3			2-0 2B			2-1 G4-3 2B		2-2 F9 1-2 2-3	1-2 F5	4 0 2 0 0 0 0 2 0 0 0 0 0 3
Luis Gonzalez, L OBP: 0.194, SLG: 0.175 Al Osuna, R (1, 7) (8, 1)		1-1 G6-3		3-2 F8			1-3 K			0-2 G4-3		4-1 BB	4-2 BB	3 0 0 0 0 1 1 0 0 0 0 0 0 0 0 0 0 0 0 0 0 1 0 0 0 2 0 1
Curt Schilling, R OBP: 1.000, SLG: 1.000 Ken Oberkfell, L OBP: 0.500, SLG: 0.333 (10, PH) (11, 3)		1-1 G5-3			1-0 G6-3		1-1 G5-3			4-0 IBB IBB		2-2 G3-1	0-1 P6	2 0 0 0 0 0 0 3 0 0 0 1 0 6
Mark McLemore, S OBP: 0.171, SLG: 0.056 Casey Candaele, S OBP: 0.341, SLG: 0.410 (1, 4) (7, PH) (8, 4)														
Karl Rhodes, L OBP: 0.304, SLG: 0.280 (1, 9)			2-3 K2-3		1-0 F8			3-2 G1-3		4-0 IBB		0-0 L7		4 0 0 0 1 1 0
Pete Harnisch, S OBP: 0.125, SLG: 0.125 Mark Davidson, R OBP: 0.318, SLG: 0.167 (1, 1) (8, 7)			0-0 G3		3-3 K			1-2 L9		1-3 K		2-2 G4-3 1B		2 0 0 0 0 1 0 3 0 1 0 0 1 3

Inning Stats	R: 1	H: 1	R: 0	H: 0	R: 0	H: 1	R: 0	H: 0	R: 0	H: 1	R: 0	H: 0	R: 0	H: 1	R: 0	H: 1	R: 0	H: 1	R: 0	H: 1	R: 0	H: 1	R: 0	H: 1	R: 0	H: 1	R: 0	H: 1	R: 0	H: 1	R: 0	H: 1	R: 0	H: 1	
E: 0	LOB: 0	E: 0	LOB: 0	E: 0	LOB: 2	E: 0	LOB: 0	E: 0	LOB: 1	E: 0	LOB: 0	E: 0	LOB: 0	E: 0	LOB: 3	E: 0	LOB: 3	E: 0	LOB: 1	E: 0	LOB: 1	E: 0	LOB: 3	E: 0	LOB: 1	E: 0	LOB: 1	E: 0	LOB: 2	E: 0	LOB: 2	E: 0	LOB: 2	E: 0	LOB: 2
K: 1	BB: 0	K: 0	BB: 0	K: 1	BB: 1	K: 0	BB: 2	K: 0	BB: 0	K: 1	BB: 0	K: 1	BB: 0	K: 0	BB: 2	K: 0	BB: 2	K: 0	BB: 0	K: 0	BB: 0	K: 0	BB: 2	K: 0	BB: 0	K: 0	BB: 1	K: 0	BB: 1	K: 0	BB: 1	K: 0	BB: 1	K: 0	BB: 1
S: 11	P: 14	S: 6	P: 11	S: 10	P: 18	S: 6	P: 13	S: 5	P: 10	S: 7	P: 17	S: 9	P: 15	S: 13	P: 27	S: 14	P: 27	S: 15	P: 20	S: 14	P: 20	S: 14	P: 20	S: 15	P: 20	S: 14	P: 20	S: 14	P: 20	S: 14	P: 20	S: 14	P: 20	S: 14	P: 20

Atlanta Braves @ Houston Astros
Astrodome, Houston, TX
Sat Apr 27 1991, 8:05 PM EDT
Att: 17,527 - Dome - 70 F

AB	42
R	1
H	7
RBI	1
BB	8
SO	6
LOB	22



WP: 0	PA: 53
PB: 0	
SB: 2	
CS: 1	

livebaseballscorecards.com

Batter	1	2	3	4	5	6	7	8	9	AB R H RBI BB SO LOB	TOP											
Otis Nixon, S OBP: 0.375, SLG: 0.250 (1, 8)	3-2 1B		0-0 P2		0-0 FC1-6		2-0 P5			4 0 1 0 0 0 3												
Deion Sanders, L OBP: 0.345, SLG: 0.447 (1, 7)	2-3 1-2		3-3		0-0 F8			0-0 G4-3		4 0 0 0 0 2 2												
Jeff Treadway, L OBP: 0.340, SLG: 0.488 Jeff Blauser, R OBP: 0.300, SLG: 0.448 (8, PH) (8, 4)	0-1 L7		2-1 1B		0-0 G4-3			1-2 G5-3		3 0 1 0 0 0 2 1 0 0 0 0 0 0												
David Justice, L OBP: 0.304, SLG: 0.393 (1, 9)	4-0 BB		2-1 1-3 1B			3-1 F8		0-0 L3		3 0 1 0 1 0 0												
Sid Bream, L OBP: 0.264, SLG: 0.440 Lonnie Smith, R (9, PH) (1, 3)	1-1 G5-3		1-0 G4-3			2-0 G6-3			0-0 F9	3 0 0 0 0 0 4 1 0 0 0 0 0 0												
Terry Pendleton, S OBP: 0.340, SLG: 0.429 (1, 5)		0-0 P5		2-2 G3		2-2 G4-3			4-1 BB	3 0 0 0 1 0 0												
Greg Olson, R OBP: 0.545, SLG: 0.619 Ron Gant, R OBP: 0.269, SLG: 0.333 Mike Heath, R OBP: 0.326, SLG: 0.395 (7, PR) (7, 2)		0-1 1B		0-0 G6-3			4-1 FC3-6 BB		2-1 G5-4-3	2 0 1 0 1 0 0 0 0 0 0 0 0 0 1 0 0 0 0 0 1	AB 30 R 0 H 5 RBI 0 BB 3 SO 3 LOB 15											
Rafael Belliard, R OBP: 0.234, SLG: 0.205 (1, 6)		0-0 F7		1-3 K			0-0 FC3-6 SH3-4			3 0 0 0 0 1 2												
Tom Glavine, L OBP: 0.500, SLG: 0.286 (1, 1)		1-1 G4-3			1-1 FC1-6 1B		1-1 SH3-4			2 0 1 0 0 0 1												
Inning Stats	R: 0 E: 0 K: 1 S: 11	H: 1 LOB: 2 BB: 1 P: 20	R: 0 E: 0 K: 0 S: 6	H: 1 LOB: 1 BB: 0 P: 7	R: 0 E: 0 K: 1 S: 9	H: 2 LOB: 2 BB: 0 P: 17	R: 0 E: 0 K: 1 S: 7	H: 0 LOB: 0 BB: 0 P: 10	R: 0 E: 0 K: 0 S: 5	H: 1 LOB: 1 BB: 0 P: 6	R: 0 E: 0 K: 0 S: 6	H: 0 LOB: 0 BB: 0 P: 13	R: 0 E: 0 K: 0 S: 5	H: 0 LOB: 2 BB: 1 P: 12	R: 0 E: 0 K: 0 S: 5	H: 0 LOB: 0 BB: 1 P: 6	R: 0 E: 0 K: 0 S: 4	H: 0 LOB: 0 BB: 1 P: 10	1B: 5 2B: 0 3B: 0 HR: 0	SF: 0 SAC: 1 DP: 1 HBP: 0	WP: 0 PB: 0 SB: 1 CS: 0	PA: 34
PITCHER	IP WLS BF H R ER SO BB IBB HBP BLK WP HR S P ERA WHIP																					
Jimmy Jones, R ERA: 2.59 (1, 1)	7.0 W 28 5 0 0 3 2 0 0 0 0 0 0 49 85 0.00 1.000																					
Al Osuna, L ERA: 1.0 (8, 1)	1.1 5 0 0 0 0 1 0 0 0 0 0 0 7 12 0.00 0.750																					
Dwayne Henry, R ERA: 0.75 (9, 1)	0.2 S 1 0 0 0 0 0 0 0 0 0 0 0 2 4 0.00 0.000																					

Atlanta Braves @ Houston Astros
Astrodome, Houston, TX
Sun Apr 28 1991, 4:33 AM EDT
Att: 11,817 - Dome - 70 F

livebaseballscorecards.com



Batter	1	2	3	4	5	6	7	8	9	AB R H RBI BB SO LOB	TOP											
Eric Yelding, R OBP: 0.214, SLG: 0.265 (1, 6) (7, 8)	1-0 G3 2B		3-2 L6		1-0 G5-3		1-2 1B			4 0 2 0 0 0 0												
Steve Finley, L OBP: 0.268, SLG: 0.266 Darryl Kile, R (1, 8) (7, 1)	0-1 G3 2-3		0-0 1B		1-1 F8		0-0 L9			4 0 1 0 0 0 2 0 0 0 0 0 0 0												
Craig Biggio, R OBP: 0.400, SLG: 0.469 (1, 2)	1-1 P6		3-3 K		3-1 F8			0-0 P9		4 0 0 0 0 1 2												
Ken Caminiti, S OBP: 0.316, SLG: 0.352 (1, 5)	2-2 G3-1		0-1 G4-3			1-0 P3		0-3 K		4 0 0 0 0 1 2												
Karl Rhodes, L OBP: 0.317, SLG: 0.351 (1, 9)		2-0 HR		0-2 G3		2-0 5 G5-3 1B		3-3 K		4 1 2 1 0 1 0												
5 Jeff Bagwell, R OBP: 0.348, SLG: 0.407 (1, 3)		0-1 L9		4-1 3B BB		1-2 G5-3		1-3 K		3 1 0 0 1 1 1												
Luis Gonzalez, L OBP: 0.212, SLG: 0.230 (1, 7)		1-0 FC4-6 1B		0-1 1-H SF8 3B		1-3 K		1-1 G6-3		4 1 2 1 0 1 1												
Casey Candaele, S OBP: 0.346, SLG: 0.467 (1, 4)		1-0 FC4-6 1-2f		2-0 SF8		4-1 CS BB		1-1 G4-3		2 0 0 1 1 0 1												
Mark Portugal, R OBP: 0.288, SLG: 0.167 Dave Rohde, S OBP: 0.100, SLG: 0.100 Xavier Hernandez, L OBP: 0.269, SLG: 0.250 (1, 1) (4, PH) (4, 1) (7, PH) (7, 6)		3-1 P3		2-0 G4-3		1-3 K				1 0 0 0 0 0 1 1 0 0 0 0 0 0 0 0 0 0 0 0 0 1 0 0 0 0 1 1												
Inning Stats	R: 0 E: 0 K: 0 S: 8	H: 1 LOB: 1 BB: 0 P: 12	R: 1 E: 0 K: 0 S: 7	H: 2 LOB: 1 BB: 0 P: 14	R: 0 E: 0 K: 1 S: 12	H: 1 LOB: 1 BB: 0 P: 17	R: 2 E: 0 K: 0 S: 8	H: 1 LOB: 0 BB: 1 P: 16	R: 0 E: 0 K: 0 S: 5	H: 0 LOB: 0 BB: 0 P: 10	R: 0 E: 0 K: 1 S: 8	H: 1 LOB: 1 BB: 0 P: 13	R: 0 E: 0 K: 1 S: 11	H: 1 LOB: 1 BB: 1 P: 17	R: 0 E: 0 K: 2 S: 9	H: 0 LOB: 0 BB: 0 P: 12	R: 0 E: 0 K: 1 S: 7	H: 0 LOB: 0 BB: 0 P: 10	1B: 4 2B: 1 3B: 1 HR: 1	SF: 1 SAC: 0 DP: 0 HBP: 0	WP: 0 PB: 0 SB: 1 CS: 1	PA: 35
PITCHER	IP WLS BF H R ER SO BB IBB HBP BLK WP HR S P ERA WHIP																					
Mike Bielecki, R ERA: 2.7 (1, 1)	6.0 W 25 6 3 3 2 1 0 0 0 0 1 48 82 4.50 1.167																					
Paul Assenmacher, L ERA: 2.3 (7, 1)	2.0 7 1 0 0 3 1 0 0 0 0 0 20 29 0.00 1.000																					
Heathcliff Slocumb, R ERA: 3.75 (9, 1)	1.0 3 0 0 0 1 0 0 0 0 0 0 7 10 0.00 0.000																					

Houston Astros @ Chicago Cubs
Wrigley Field, Chicago, IL
Tue Apr 30 1991, 7:05 PM CDT
Att. 27,523 - Sunny - 66 F

livebaseballscorecards.com

AB	32
R	3
H	7
RBI	3
BB	2
SO	6
LOB	11



Batter	1	2	3	4	5	6	7	8	9
Jerome Walton, R OBP: 0.288, SLG: 0.388 (1, 8)	1-1 G3 23 BB SF9 1B		1-1 P5	2-2 F9		1-3 SAFE K		0-0 FC5-4 E8	
23 Ryne Sandberg, R OBP: 0.287, SLG: 0.274 (1, 4)	4-2 G3 1-2 2B BB		3-1 CS 1B		3-1 F8		4-1 BLK 2B BB	0-1 G6-3	
Mark Grace, L OBP: 0.365, SLG: 0.394 (1, 3)	3-2 G3 1-2 2-3		4-2 2B BB		0-0 G5-3		1-1 G1-3 1B 2B	4-0 FC5-4 IBB	
George Bell, R OBP: 0.291, SLG: 0.469 (1, 7)	1-2 SF9		1-1 HR 2B		0-1 FC6-4 1B		2-2 G1-3	2-2 FC5-4	
Doug Dascenzo, S OBP: 0.326, SLG: 0.275 (8, 7)	3-H		1-H		1-0 FC6-4 1-2f		2-3 K	1-2f 2-3 3-H L7	
Andre Dawson, R OBP: 0.376, SLG: 0.595 (1, 9)	1-1 2B		4-0 HR IBB				1-3 K	1-2	
Hector Villanueva, R OBP: 0.357, SLG: 0.615 (1, 2)	0-3 K		2-2 HR				1-2 1B FC5-2 2B	2-0 FC5-4 1B	
Shawon Dunston, R OBP: 0.286, SLG: 0.353 (1, 6)		0-1 F9	2-1 G4-3				0-1 S FC5-2 1B	2-2 FC5-4	
Gary Scott, R OBP: 0.303, SLG: 0.286 (1, 5)	1-1 1B			2-1 L5			0-1 FC5-2	0-1 HR	
Mike Bielecki, R OBP: 0.286, SLG: 0.286 (1, 1)	1 SAFE 1 SAFE	0-1 B5-4-6-4		0-0 G1-3			1-2 3-H K	4-2 E FC5-4 BB	
Dwight Smith, L OBP: 0.214, SLG: 0.167 (6, PH)									
Paul Assenmacher, L OBP: 0.667, SLG: 0.500 (7, 1)									
Heathcliff Slocumb, R OBP: 0.500 (9, 1)									

AB	R	H	RBI	BB	SO	LOB
5	1	1	0	0	1	3
3	2	1	0	2	0	2
3	2	1	1	2	0	2
3	1	2	2	0	0	1
1	0	0	1	0	0	2
4	1	1	1	1	1	4
4	1	3	4	0	1	1
4	0	1	0	0	0	1
4	1	2	1	0	0	2
2	0	0	0	0	0	1
1	0	0	0	0	1	2
0	1	0	0	1	0	0
0	0	0	0	0	0	0

WP	PA
0	41

Inning Stats	R	H	E	K	S	H	LOB	BB	P
R: 2 E: 0 K: 1 S: 17	H: 2 LOB: 1 BB: 1 P: 27	R: 0 E: 0 K: 0 S: 6	H: 1 LOB: 0 BB: 0 P: 7	R: 4 E: 0 K: 0 S: 15	H: 3 LOB: 0 BB: 2 P: 32	R: 0 E: 0 K: 0 S: 6	H: 0 LOB: 0 BB: 0 P: 10	R: 0 E: 0 K: 0 S: 6	H: 1 LOB: 1 BB: 0 P: 10
R: 0 E: 0 K: 2 S: 17	H: 2 LOB: 2 BB: 0 P: 20	R: 2 E: 0 K: 1 S: 14	H: 2 LOB: 1 BB: 1 P: 26	R: 2 E: 1 K: 0 S: 15	H: 1 LOB: 2 BB: 2 P: 26				

WP	PA	ERA	WHIP
0	41	18.00	2.667
0	40	0.00	1.000
0	52	13.50	2.500

Houston Astros @ Chicago Cubs
Wrigley Field, Chicago, IL
Tue Apr 30 1991, 7:05 PM CDT
Att. 27,523 - Sunny - 66 F



Batter	1	2	3	4	5	6	7	8	9	AB R H RBI BB SO LOB
Eric Yelding, R (1, 6) OBP: 0.200, SLG: 0.247	3-2 G6-3		0-2 G3		1-2 F7		2-3 K		1-2 F8	5 0 0 0 0 1 3
Steve Finley, L (1, 8) OBP: 0.253, SLG: 0.250	2-1 L8		0-1 G4-3		2-2 G4-3		0-1 G4-3		1-0 G6-3	4 0 0 0 0 0 2
Al Osuna, R (7, 1)									2-3	0 0 0 0 0 0 0
Carl Nichols, R (8, 2)										1 0 0 0 0 0 1
Craig Biggio, R (1, 2) OBP: 0.405, SLG: 0.485	0-1 G5-3			0-0 F8 G3 2B		0-0 G6-3 G3 1B		0-1 E5 1B	4-0	4 3 2 0 0 0 0
Curt Schilling, R (8, 1) OBP: 1.000, SLG: 1.000									3-H	0 0 0 0 0 0 0
Rafael Ramirez, R (9, PH) OBP: 0.296, SLG: 0.250									1-1	0 0 0 0 1 0 0

Ken Caminiti, S (1, 5) OBP: 0.296, SLG: 0.329		0-0 L7		2-2 F8 G3		2-2 G3		0-2 G5-3	1-1	5 0 0 0 0 0 4
Karl Rhodes, L (1, 9) OBP: 0.299, SLG: 0.328		0-1 G1-3		0-1 G3		0-0 G6-3		2-2 F7		4 0 0 1 0 0 2
5 Jeff Bagwell, R (1, 3) OBP: 0.352, SLG: 0.410		1-3 K		0-0 HR 1B		2-2 BB 1B		0-0 HR 1B		2 1 1 0 0 1 0
Ken Oberkfell, L (6, PH) OBP: 0.563, SLG: 0.455										2 1 2 2 0 0 0

Luis Gonzalez, L (1, 7) OBP: 0.257, SLG: 0.359			0-0 SH2-4 1B	0-0 HR		4-0 BB		0-0 HR		3 2 3 4 1 0 0
Mark McLemore, S (1, 4) OBP: 0.184, SLG: 0.091			2-1 SH2-4 1B	2-2 G3-1		0-1 G3-1		1-0 F7		4 0 1 0 0 0 2

Jim Deshaies, L (1, 1)			1-0 SH2-4		1-1 G5-3		1-2 L8		3-2 G6-3 WP 2B	0 0 0 0 0 0 0
Jim Clancy, R (3, 1)										0 0 0 0 0 0 0
Dave Rohde, S (5, PH) OBP: 0.091, SLG: 0.091										1 0 0 0 0 0 0
Jim Corsi, R (5, 1)										0 0 0 0 0 0 0
Casey Candaele, S (7, PH) OBP: 0.352, SLG: 0.489										2 1 1 0 0 0 0

Inning Stats	R: 0 E: 0 K: 0 S: 7	H: 0 LOB: 0 BB: 0 P: 12	R: 0 E: 0 K: 1 S: 6	H: 0 LOB: 0 BB: 0 P: 7	R: 0 E: 0 K: 0 S: 9	H: 2 LOB: 2 BB: 0 P: 12	R: 3 E: 0 K: 0 S: 12	H: 3 LOB: 0 BB: 0 P: 16	R: 0 E: 0 K: 0 S: 8	H: 0 LOB: 0 BB: 0 P: 12	R: 1 E: 0 K: 0 S: 11	H: 2 LOB: 2 BB: 1 P: 19	R: 0 E: 0 K: 1 S: 8	H: 0 LOB: 0 BB: 0 P: 11	R: 3 E: 1 K: 0 S: 11	H: 2 LOB: 0 BB: 0 P: 14	R: 1 E: 0 K: 0 S: 10	H: 1 LOB: 1 BB: 1 P: 20	1B: 6 2B: 2 3B: 0 HR: 2	SF: 0 SAC: 1 DP: 0 HBP: 0	WP: 1 PB: 0 SB: 0 CS: 0	PA: 40
--------------	------------------------------	----------------------------------	------------------------------	---------------------------------	------------------------------	----------------------------------	-------------------------------	----------------------------------	------------------------------	----------------------------------	-------------------------------	----------------------------------	------------------------------	----------------------------------	-------------------------------	----------------------------------	-------------------------------	----------------------------------	----------------------------------	------------------------------------	----------------------------------	--------

PITCHER	IP	WLS	BF	H	R	ER	SO	BB	IBB	HBP	BLK	WP	HR	S	P	ERA	WHIP
Greg Maddux, R (1, 1) ERA: 3.93	8.0	W	35	9	7	4	2	1	0	0	0	0	2	72	103	4.50	1.250
Heathcliff Slocumb, R (9, 1) ERA: 4.15	1.0		5	1	1	1	0	1	0	0	0	1	0	10	20	9.00	2.000

Houston Astros @ Chicago Cubs
Wrigley Field, Chicago, IL
Wed May 01 1991, 3:33 AM CDT
Att. 17,606 - Cloudy - 60 F

AB	37
R	8
H	10
RBI	7
BB	2
SO	2
LOB	14



Batter	1	2	3	4	5	6	7	8	9	AB R H RBI BB SO LOB
Orlando Merced, S OBP: 0.389, SLG: 0.433 (1, 3) FSX	0-2 F8 ①		3-1 HR ②			1-3 K ①				3 1 1 1 0 1 0
Jay Bell, R OBP: 0.224, SLG: 0.278 (1, 6) BBS S	2-3 K ②		3-2 F9 ②			0-1 P4 ②				3 0 0 0 0 1 0
Andy Van Slyke, L OBP: 0.337, SLG: 0.479 (1, 8) BBS	4-0 BB ③		0-0 G4-3 ③			2-0 P6 ③				2 0 0 0 1 0 0
Bobby Bonilla, S OBP: 0.419, SLG: 0.570 (1, 9) X	0-0 F7 ③			1-1 G3 ①			0-1 G3-1 ①			3 0 0 0 0 0 1
Barry Bonds, L OBP: 0.219, SLG: 0.279 (1, 7) BX		1-0 L9 ①		2-2 P3 ②			2-0 P6 ②			3 0 0 0 0 0 0
Jeff King, R OBP: 0.352, SLG: 0.329 (1, 5) FB X		1-2 F9 ②		2-3 K ③			1-0 G5-3 ③			3 0 0 0 0 1 0
Michael LaValliere, L OBP: 0.246, SLG: 0.291 (1, 2) BC X		1-1 WP 1B ③			2-2 G4-3 ①			0-0 L4 ①		3 0 1 0 0 0 0
Jose Lind, R OBP: 0.278, SLG: 0.324 (1, 4) C X		0-2 G4-3 ③			0-1 G6-3 ②			1-2 G6-3 ②		3 0 0 0 0 0 1
Zane Smith, L OBP: 0.333, SLG: 0.300 (1, 1) FX			0-1 G4-3 ①		1-0 F8 ③			0-0 F8 ③		3 0 0 0 0 0 0

Inning Stats	R: 0 E: 0 K: 1 S: 8	H: 0 LOB: 1 BB: 1 P: 14	R: 0 E: 0 K: 0 S: 11	H: 1 LOB: 1 BB: 0 P: 14	R: 1 E: 0 K: 0 S: 8	H: 1 LOB: 0 BB: 0 P: 14	R: 0 E: 0 K: 1 S: 10	H: 0 LOB: 0 BB: 0 P: 15	R: 0 E: 0 K: 0 S: 6	H: 0 LOB: 0 BB: 0 P: 9	R: 0 E: 0 K: 1 S: 6	H: 0 LOB: 0 BB: 0 P: 9	R: 0 E: 0 K: 0 S: 4	H: 0 LOB: 0 BB: 0 P: 7	R: 0 E: 0 K: 0 S: 6	H: 0 LOB: 0 BB: 0 P: 7
	1B: 1 2B: 0 3B: 0 HR: 1	SF: 0 SAC: 0 DP: 0 HBP: 0	WP: 1 PB: 0 SB: 0 CS: 0	PA: 27												

PITCHER	IP	WLS	BF	H	R	ER	SO	BB	IBB	HBP	BLK	WP	HR	S	P	ERA	WHIP
Pete Harnisch, R ERA: 1.07 (1, 1)	8.0	L	27	2	1	1	3	1	0	0	0	1	1	59	89	1.12	0.375

BOTTOM

Houston Astros @ Pittsburgh Pirates
Three Rivers Stadium, Pittsburgh, PA

Fri May 03 1991, 7:05 PM EDT
Att. 24,145 - Sunny - 62 F

livebaseballscorecards.com

AB	26
R	1
H	2
RBI	1
BB	1
SO	3
LOB	2



Batter	1	2	3	4	5	6	7	8	9	AB R H RBI BB SO LOB	TOP											
Eric Yelding, R (1, 6) OBP: 0.210, SLG: 0.253	2-3 K	0-0 CS 1B 1-2 3-H 1B		2-2 F9		0-0 G4-3			2-2 G5-3	5 0 1 2 0 1 3												
Steve Finley, L (1, 8) OBP: 0.265, SLG: 0.293	0-1 G3	1-2 CS 1-2 2-H 1B		0-0 SF7		2-0 3B			0-2 1B BB 1B	4 0 3 3 0 0 0												
Craig Biggio, R (1, 2) OBP: 0.378, SLG: 0.440	0-3 K2-3	2-1 G6-3		1-0 L4		0-0 B1-3			4-0 1B 1-2 BB	4 0 0 0 1 1 4												
Ken Caminiti, S (1, 5) OBP: 0.315, SLG: 0.349		0-0 5 1B 3B	1-0 2-4 5 BB HBP		0-1 G3-1		3-1 P4		0-1 1B 1-2 2-3	4 1 2 0 0 0 0												
5 Jeff Bagwell, R (1, 3) OBP: 0.367, SLG: 0.412		0-1 3B	1 SAFE 4-0 2-4 BB		2-3 K		2-2 G6-4-3 1B		2-3 K	4 1 2 0 1 2 3												
Luis Gonzalez, L (1, 7) OBP: 0.253, SLG: 0.377		1-1 1B 1-H 2-H 3B	0-2 F8		0-1 G4-3		1-2 G6-4-3		1-3 K	5 1 1 2 0 1 6												
Karl Rhodes, L (1, 9) OBP: 0.296, SLG: 0.313		4-2 FC6-4 1B BB	1-0 F7		0-3 K		3-3 K			3 1 0 0 1 2 2												
Mark McLemore, S (1, 4) OBP: 0.226, SLG: 0.167		0-0 FC6-4 1B	1-0 2-4	2-1 F9 SF7 2B		1-1 1B G4-3 1B		1-2 F7		4 2 3 1 0 0 0												
Jimmy Jones, R (1, 1) OBP: 0.200, SLG: 0.111		0-2 FC6-4 1B		4-2 BB		3-1 3B G4-3 1B		0-1 G3-1		1 1 0 0 1 0 2												
Dave Rohde, S (6, PH) OBP: 0.133, SLG: 0.133		1-2 2-3								1 1 1 0 0 0 0												
Jim Clancy, R (6, 1)										1 0 0 0 0 0 0												
Inning Stats	R: 0 E: 0 K: 2 S: 10	H: 0 LOB: 0 BB: 0 P: 12	R: 5 E: 0 K: 0 S: 20	H: 6 LOB: 1 BB: 1 P: 28	R: 0 E: 0 K: 0 S: 4	H: 0 LOB: 2 BB: 1 P: 11	R: 1 E: 0 K: 0 S: 11	H: 1 LOB: 1 BB: 1 P: 20	R: 0 E: 0 K: 1 S: 7	H: 0 LOB: 0 BB: 0 P: 9	R: 2 E: 0 K: 1 S: 11	H: 3 LOB: 1 BB: 0 P: 16	R: 0 E: 0 K: 0 S: 9	H: 1 LOB: 0 BB: 0 P: 15	R: 0 E: 0 K: 1 S: 10	H: 0 LOB: 0 BB: 0 P: 14	R: 0 E: 0 K: 2 S: 15	H: 2 LOB: 3 BB: 1 P: 24	1B: 10 2B: 1 3B: 2 HR: 0	SF: 1 SAC: 0 DP: 1 HBP: 1	WP: 0 PB: 0 SB: 0 CS: 2	PA: 42
PITCHER	IP WLS BF H R ER SO BB IBB HBP BLK WP HR S P ERA WHIP																					
John Smiley, L (1, 1) ERA: 3.64	2.0 L 12 6 5 5 2 1 0 0 0 0 0 0 30 40 22.50 3.500																					
Neal Heaton, L (3, 1) ERA: 2.53	2.0 10 1 1 1 0 2 0 1 0 0 0 0 15 31 4.50 1.500																					
Mark Huisman, R (5, 1) ERA: 7.2	2.0 9 3 2 2 2 0 0 0 0 0 0 0 18 25 9.00 1.500																					
Randy Tomlin, L (7, 1) ERA: 2.57	1.0 3 1 0 0 0 0 0 0 0 0 0 0 9 15 0.00 1.000																					
Stan Belinda, R (8, 1) ERA: 5.91	1.0 3 0 0 0 1 0 0 0 0 0 0 0 10 14 0.00 0.000																					
PITCHER	IP WLS BF H R ER SO BB IBB HBP BLK WP HR S P ERA WHIP																					
Bob Patterson, L (9, 1) ERA: 5.79	1.0 6 2 0 0 2 1 0 0 0 0 0 0 15 24 0.00 3.000																					

Houston Astros @ Pittsburgh Pirates
Three Rivers Stadium, Pittsburgh, PA

Sat May 04 1991, 7:05 PM EDT
Att. 19,257 - Sunny - 71 F

AB	36
R	8
H	13
RBI	8
BB	4
SO	7
LOB	20



WP	0	PA	42
PB	0		
SB	0		
CS	2		

livebaseballscorecards.com

BOTTOM

Houston Astros @ Pittsburgh Pirates
Three Rivers Stadium, Pittsburgh, PA

Sat May 04 1991, 7:05 PM EDT
Att. 19,257 - Sunny - 71 F

livebaseballscorecards.com

AB	32
R	3
H	8
RBI	2
BB	3
SO	3
LOB	10



WP:	1	PA:	36
PB:	0		
SB:	0		
CS:	0		

AB R H RBI BB SO LOB

3 2 2 0 1 0 0
3 1 2 2 0 0 0
0 0 0 0 0 0 0
0 0 0 0 0 0 0

4 0 0 0 0 0 3

4 0 0 0 0 0 1

3 0 0 0 1 1 0

4 0 0 0 0 1 1

4 0 2 0 0 0 0

3 0 2 0 1 0 0

0 0 0 0 0 0 0
1 0 0 0 0 1 2
0 0 0 0 0 0 0
1 0 0 0 0 0 2
0 0 0 0 0 0 0
0 0 0 0 0 0 0
2 0 0 0 0 0 1

1B: 5 SF: 0
2B: 4 SAC: 1
3B: 0 DP: 2
HR: 0 HBP: 0

Batter	1	2	3	4	5	6	7	8	9
Orlando Merced, S OBP: 0.425, SLG: 0.515 (1, 3)	4-1 SH1-4 BB		3-2 1B 2B		3-2 2B 2B		1-1 G6-3		
Jay Bell, R OBP: 0.239, SLG: 0.305 Stan Belinda, R Bob Patterson, R (1, 6) (8, 1) (9, 1)	0-1 SH1-4		1-0 G4-3 1B		0-1 F8 WP 2B		0-0 G6-3		
Andy Van Slyke, L OBP: 0.323, SLG: 0.455 (1, 8)	3-1 L8		2-0 G4-3 1-2f		0-0 F8 2-3		1-2 G4-3		
Bobby Bonilla, S OBP: 0.402, SLG: 0.542 (1, 9)	0-1 F8		0-0 G1-3		3-2 G3		0-1 G4-3		
Barry Bonds, L OBP: 0.221, SLG: 0.268 (1, 7)		0-3 K		4-1 L5-3 BB		0-0 P5		1-0 F8	
Jeff King, R OBP: 0.337, SLG: 0.313 (1, 5)		2-3 K		1-0 L5-3		0-0 G6-3		2-2 G6-3	
Michael LaValliere, L OBP: 0.262, SLG: 0.305 (1, 2)		2-2 1B 1B		1-0 1B 1B		1-1 G6-3		0-1 F7	
Jose Lind, R OBP: 0.303, SLG: 0.338 (1, 4)		1-0 1-2 1B		1-1 1-2 1B		1-1 G6-3		4-2 BB	
John Smiley, L OBP: 0.182, SLG: 0.182 Gary Varsho, L OBP: 0.375, SLG: 0.429 Neal Hieston, L OBP: 1.000, SLG: 2.000 Lloyd McClendon, R OBP: 0.500, SLG: 0.778 Mark Huisman, R Randy Tomlin, L Curtis Wilkerson, S OBP: 0.375, SLG: 0.333 (1, 1) (2, PH) (3, 1) (4, PH) (5, 1) (7, 1) (7, PH) (8, 6)		1-3 K		1-2 G1-3		0-2 G3		2-1 F7	

Inning Stats	R: 0	H: 0	E: 0	K: 0	S: 7	H: 0	LOB: 1	BB: 1	P: 14	R: 0	H: 2	E: 0	K: 3	S: 15	H: 2	LOB: 2	BB: 0	P: 21	R: 1	H: 2	E: 0	K: 0	S: 6	H: 2	LOB: 0	BB: 0	P: 12	R: 0	H: 2	E: 0	K: 0	S: 8	H: 2	LOB: 2	BB: 1	P: 16	R: 2	H: 2	E: 0	K: 0	S: 10	H: 0	LOB: 0	BB: 0	P: 7	R: 0	H: 0	E: 0	K: 0	S: 5	H: 0	LOB: 0	BB: 0	P: 9	R: 0	H: 0	E: 0	K: 0	S: 8	H: 0	LOB: 0	BB: 0	P: 8	R: 0	H: 0	E: 0	K: 0	S: 6	H: 0	LOB: 0	BB: 0	P: 8	R: 0	H: 0	E: 0	K: 0	S: 12	H: 0	LOB: 1	BB: 1	P: 20	1B: 5	SF: 0	2B: 4	SAC: 1	3B: 0	DP: 2	HR: 0	HBP: 0	WP: 1	PA: 36
--------------	------	------	------	------	------	------	--------	-------	-------	------	------	------	------	-------	------	--------	-------	-------	------	------	------	------	------	------	--------	-------	-------	------	------	------	------	------	------	--------	-------	-------	------	------	------	------	-------	------	--------	-------	------	------	------	------	------	------	------	--------	-------	------	------	------	------	------	------	------	--------	-------	------	------	------	------	------	------	------	--------	-------	------	------	------	------	------	-------	------	--------	-------	-------	-------	-------	-------	--------	-------	-------	-------	--------	-------	--------

PITCHER	IP	WLS	BF	H	R	ER	SO	BB	IBB	HBP	BLK	WP	HR	S	P	ERA	WHIP
Jimmy Jones, R ERA: 3.07 (1, 1)	5.0	W	23	8	3	3	3	2	0	0	0	1	0	46	79	5.40	2.000
Jim Clancy, R ERA: 1.62 (6, 1)	4.0	S	13	0	0	0	0	1	0	0	0	0	0	31	44	0.00	0.250

Batter	1	2	3	4	5	6	7	8	9	AB R H RBI BB SO LOB	TOP											
Eric Yelding, R (1, 6) OBP: 0.233, SLG: 0.298	0-0 CS 1B	0-1 2-H 2B		0-3 K		0-0 F7		0-0 HR 2B		5 1 3 1 0 1 1												
Steve Finley, L (1, 8) OBP: 0.284, SLG: 0.342	4-1 BB G4-3 1-2	0-0 P6			2-2 G3-1	0-0 1-2 1B		0-1 2-H HR		4 1 2 2 1 0 1												
Karl Rhodes, L (1, 9) OBP: 0.289, SLG: 0.304	1-0 G4-3 1-2		2-1 F7		1-0 E 1B 1B	2-3 K		1-3 K		5 1 1 0 0 2 3												
Ken Caminiti, S (1, 5) OBP: 0.330, SLG: 0.349	4-2 BB BB		2-1 F8		2-0 E 1B 1B		2-2 F7	4-2 FC4-6 BB		3 1 1 0 2 0 0												
Luis Gonzalez, L (1, 7) OBP: 0.263, SLG: 0.384	4-0 BB BB		2-2 2B		2-0 E4 1B		0-0 B1	2-0 FC4-6 5S		4 0 1 0 1 0 3												
Curt Schilling, R (9, 1) OBP: 1.000, SLG: 1.000	1-2 2-3 BB				1-2 2-3			1-2f		0 0 0 0 0 0 0												
Ken Oberkfell, L (1, 3) OBP: 0.579, SLG: 0.462	0-0 F7		4-1 FC5-4 BB		1-1 1-3 2-H 3-H 1B		3-2 HR	1-3 K		2 0 1 2 1 0 3												
5 Jeff Bagwell, R (7, PH) OBP: 0.370, SLG: 0.457								1-2		2 1 1 1 0 1 1												
Carl Nichols, R (1, 2) OBP: 0.278, SLG: 0.250		2-2 G6-3	1-0 FC5-4		2-2 F8		2-2 F8	1-1 F7		4 0 0 0 0 0 3												
Casey Candaele, S (9, PH) OBP: 0.322, SLG: 0.442										1 0 0 0 0 0 1												
Craig Biggio, R (9, 2) OBP: 0.378, SLG: 0.440										0 0 0 0 0 0 0												
Mark McLemore, S (1, 4) OBP: 0.228, SLG: 0.173		1-0 SH3-4 2B 1B		0-3 K		1-0 P5		1-0 F8		4 1 1 0 0 1 0												
Mark Portugal, R (1, 1) OBP: 0.300, SLG: 0.125		0-0 SH3-4		3-2 F8		4-2 1B BB		2-2 L3		2 0 0 0 1 0 0												
Dwayne Henry, R (8, 1)										0 0 0 0 0 0 0												
Al Osuna, R (8, 1)										0 0 0 0 0 0 0												
Mark Davidson, R (9, 7) OBP: 0.276, SLG: 0.200		1-2								0 0 0 0 0 0 0												
Inning Stats	R: 0 E: 0 K: 0 S: 6	H: 1 LOB: 3 BB: 3 P: 19	R: 1 E: 0 K: 0 S: 9	H: 2 LOB: 1 BB: 0 P: 12	R: 0 E: 0 K: 0 S: 9	H: 1 LOB: 2 BB: 1 P: 20	R: 0 E: 0 K: 2 S: 9	H: 0 LOB: 0 BB: 0 P: 12	R: 2 E: 1 K: 0 S: 13	H: 3 LOB: 1 BB: 0 P: 23	R: 0 E: 0 K: 1 S: 8	H: 1 LOB: 2 BB: 1 P: 15	R: 1 E: 0 K: 0 S: 16	H: 1 LOB: 0 BB: 0 P: 23	R: 2 E: 0 K: 1 S: 12	H: 2 LOB: 0 BB: 0 P: 16	R: 0 E: 0 K: 1 S: 10	H: 0 LOB: 1 BB: 1 P: 18	1B: 6 2B: 3 3B: 0 HR: 2	SF: 0 SAC: 1 DP: 0 HBP: 0	WP: 0 PB: 0 SB: 1 CS: 1	PA: 43
PITCHER	IP WLS BF H R ER SO BB IBB HBP BLK WP HR S P ERA WHIP																					
Doug Drabek, R (1, 1) ERA: 4.08	5.0 L 25 7 3 2 2 4 0 0 0 0 0 0 46 86 3.60 2.200																					
Bob Kipper, L (6, 1) ERA: 9.28	3.0 14 4 3 3 2 1 0 0 0 0 0 2 36 54 9.00 1.667																					
Bill Landrum, R (9, 1) ERA:	1.0 4 0 0 0 0 1 1 0 0 0 0 0 10 18 0.00 1.000																					

Houston Astros @ Pittsburgh Pirates
 Three Rivers Stadium, Pittsburgh, PA
 Sun May 05 1991, 3:33 AM EDT
 Att. 17,727 - Sunny - 82 F

livebaseballscorecards.com

AB	36
R	6
H	11
RBI	6
BB	6
SO	5
LOB	16



BOTTOM

Houston Astros @ Pittsburgh Pirates
Three Rivers Stadium, Pittsburgh, PA

Sun May 05 1991, 3:33 AM EDT
Att. 17,727 - Sunny - 82 F

AB	31
R	4
H	5
RBI	4
BB	4
SO	6
LOB	8



WP:	0	PA:	36
PB:	1		
SB:	0		
CS:	1		

AB R H RBI BB SO LOB

3	1	1	3	1	0	0
4	0	0	0	0	1	0
4	0	1	0	0	0	0
4	0	0	0	0	1	1
3	1	0	0	1	0	0
2	0	1	1	1	0	0
1	0	0	0	0	0	0
3	1	1	0	1	0	2
4	1	1	0	0	1	2
1	0	0	0	0	1	0
1	0	0	0	0	1	1
0	0	0	0	0	0	0
1	0	0	0	0	1	2
0	0	0	0	0	0	0

Batter	1	2	3	4	5	6	7	8	9
Orlando Merced, S OBP: 0.432, SLG: 0.583 (1, 3)	2-1 G5-3 ①		4-0 BB CS			1-2 G1-4-3 ①		1-1 HR 1-H 2-H	
Jay Bell, R OBP: 0.228, SLG: 0.291 (1, 6)	0-2 G5-3 ②		1-2 CS 1-2	2-1 P3 ①		2-2 G6-3 ②		1-3 K ②	
Andy Van Slyke, L OBP: 0.320, SLG: 0.444 (1, 8)	3-2 P1 ③			1-1 G4-3 ②		1-1 F8 ③		0-0 1B ③	
Bobby Bonilla, S OBP: 0.386, SLG: 0.517 (1, 5)		1-0 G4-3 ①		1-3 K ③		0-1 F9 ①		0-0 P4 ③	
Barry Bonds, L OBP: 0.222, SLG: 0.257 (1, 7)		3-2 P6 ②			4-2 2B BB		1-0 G3-1 ②		0-0 G4-3 ①
Gary Varsho, L OBP: 0.400, SLG: 0.467 Curtis Wilkerson, S OBP: 0.360, SLG: 0.318 (1, 9) (9, PH)		4-1 BB			0-0 G6-3 1-H 2B		2-1 F8 ③		0-1 G5-3 ②
Don Slaught, R OBP: 0.406, SLG: 0.429 (1, 2)		0-1 F9 ③			2-1 G6-3 ①			1-1 HR 1B 1B	4-2 PB BB
Jose Lind, R OBP: 0.300, SLG: 0.333 (1, 4)			0-2 G4-3 ①		1-2 P6 ②			3-1 HR 1B	2-3 K ③
Doug Drabek, R OBP: 0.200, SLG: 0.200 Jeff Schulz, L Bob Kipper, R Lloyd McClendon, R OBP: 0.462, SLG: 0.700 Bill Landrum, R (1, 1) (5, PH) (6, 1) (8, PH) (9, 1)			0-3 K ②		2-3 K2-3 ③			2-3 K ①	

Inning Stats	R: 0 H: 0 E: 0 K: 9	H: 0 LOB: 0 BB: 14	R: 0 H: 0 E: 0 K: 9	H: 0 LOB: 1 BB: 17	R: 0 H: 0 E: 0 K: 1 S: 8	H: 0 LOB: 0 BB: 13	R: 0 H: 0 E: 0 K: 1 S: 7	H: 0 LOB: 0 BB: 0 P: 11	R: 1 H: 1 E: 0 K: 1 S: 11	H: 1 LOB: 1 BB: 20	R: 0 H: 0 E: 0 K: 8 S: 8	H: 0 LOB: 0 BB: 0 P: 8	R: 0 H: 0 E: 0 K: 15 S: 15	H: 4 LOB: 1 BB: 0 P: 23	R: 3 H: 0 E: 0 K: 2 S: 10	H: 0 LOB: 1 BB: 16	1B: 3 2B: 1 3B: 0 HR: 1	SF: 0 SAC: 0 DP: 0 HBP: 0
--------------	---------------------	--------------------	---------------------	--------------------	--------------------------	--------------------	--------------------------	-------------------------	---------------------------	--------------------	--------------------------	------------------------	----------------------------	-------------------------	---------------------------	--------------------	-------------------------	---------------------------

PITCHER	IP	WLS	BF	H	R	ER	SO	BB	IBB	HBP	BLK	WP	HR	S	P	ERA	WHIP
Mark Portugal, R ERA: 5.55 (1, 1)	7.1	W	28	4	4	4	4	3	0	0	0	0	1	66	111	4.91	0.955
Dwayne Henry, R ERA: 0.73 (8, 1)	0.1		2	1	0	0	1	0	0	0	0	0	0	5	6	0.00	3.000
Al Osuna, L ERA: 0.82 (8, 1)	1.0		4	0	0	0	0	1	0	0	0	0	0	7	11	0.00	1.000
Curt Schilling, R ERA: 3.38 (9, 1)	0.1	S	1	0	0	0	1	0	0	0	0	0	0	4	6	0.00	0.000

PITCHER	IP	WLS	BF	H	R	ER	SO	BB	IBB	HBP	BLK	WP	HR	S	P	ERA	WHIP
---------	----	-----	----	---	---	----	----	----	-----	-----	-----	----	----	---	---	-----	------

Batter	1	2	3	4	5	6	7	8	9	AB	R	H	RBI	BB	SO	LOB	
Eric Yelding, R OBP: 0.222, SLG: 0.284 (1, 6) BB X	2-0 F8 ①		0-2 F9 ③		0-0 L7 ②		2-2 F7 ③			4	0	0	0	0	0	1	
Steve Finley, L OBP: 0.272, SLG: 0.325 (1, 8) C F B B X	1-2 G6-3 ②			0-0 G3 ①	1-1 G3 ③			2-3 K ①		4	0	0	0	0	1	1	
Craig Biggio, R OBP: 0.395, SLG: 0.449 (1, 2) C B B B B	4-1 BB			1-0 5 BB 3B 1B		0-1 S 2B 1B		0-0 G6-3 ②		3	2	2	0	1	0	0	
Ken Caminiti, S OBP: 0.327, SLG: 0.344 (1, 5) B B C 1 SAFE F X	3-2 G4-3 ③			0-1 P6 ②		2-3 K ①		0-1 1B		4	0	1	0	0	1	3	
Luis Gonzalez, L OBP: 0.277, SLG: 0.400 (1, 7) Rafael Ramirez, R OBP: 0.290, SLG: 0.250 (8, PH) Curt Schilling, R OBP: 1.000, SLG: 1.000 (9, 1)		2-2 G3 ①		4-2 5 BB 3B BB		0-0 5 F9 2B		1-2 G5-3 ③		2	1	1	1	1	0	0	
5 Jeff Bagwell, R OBP: 0.365, SLG: 0.473 (1, 3) X		0-0 F9 ②		3-1 1-H 2-H 3B		0-1 SAFE F9 ②		2-3 K ①		4	0	1	2	0	1	1	
Karl Rhodes, L OBP: 0.275, SLG: 0.288 (1, 9) B B F C X		3-2 F7 ③		2-0 G3-1 ③		1-1 G3 ③		0-1 F9 ②		4	0	0	0	0	0	2	
Mark McLemore, S OBP: 0.213, SLG: 0.161 (1, 4) S C B B S			2-3 K ①		0-0 G5-3 ①		0-1 G3 ①		1-1 F8 ③		4	0	0	0	0	1	0
Jim Deshaies, L (1, 1) Darryl Kile, R (4, 1) Dave Rohde, S OBP: 0.188, SLG: 0.133 (5, PH) Jim Corsi, R (6, 1) Ken Oberkell, L OBP: 0.150, SLG: 0.429 (7, PH) Dwayne Henry, R (8, 1) Mark Davidson, R OBP: 0.276, SLG: 0.200 (9, 7)			0-3 K ②		4-2 BB		1-2 G3 ②			1	0	0	0	0	0	0	


Inning Stats	R: 0	H: 0	E: 0	LOB: 1	K: 0	BB: 1	S: 9	R: 0	H: 0	E: 0	LOB: 0	K: 0	BB: 0	S: 7	R: 0	H: 0	E: 0	LOB: 0	K: 2	BB: 0	S: 9	R: 2	H: 2	E: 0	LOB: 1	K: 0	BB: 1	S: 10	R: 0	H: 0	E: 0	LOB: 1	K: 0	BB: 1	S: 6	R: 1	H: 2	E: 0	LOB: 1	K: 1	BB: 0	S: 11	R: 0	H: 0	E: 0	LOB: 0	K: 0	BB: 0	S: 8	R: 0	H: 1	E: 0	LOB: 1	K: 1	BB: 0	S: 9	R: 0	H: 0	E: 0	LOB: 0	K: 1	BB: 0	S: 7	R: 0	H: 0	E: 0	LOB: 0	K: 1	BB: 0	S: 10	1B: 3	SF: 0	2B: 1	SAC: 0	3B: 1	DP: 0	HR: 0	HBP: 0	WP: 0	PA: 35
--------------	------	------	------	--------	------	-------	------	------	------	------	--------	------	-------	------	------	------	------	--------	------	-------	------	------	------	------	--------	------	-------	-------	------	------	------	--------	------	-------	------	------	------	------	--------	------	-------	-------	------	------	------	--------	------	-------	------	------	------	------	--------	------	-------	------	------	------	------	--------	------	-------	------	------	------	------	--------	------	-------	-------	-------	-------	-------	--------	-------	-------	-------	--------	-------	--------

PITCHER	IP	WLS	BF	H	R	ER	SO	BB	IBB	HBP	BLK	WP	HR	S	P	ERA	WHIP
Greg Maddux, R ERA: 3.92 (1, 1)	7.0	W	28	4	3	3	3	3	0	0	0	0	0	60	98	3.86	1.000
Paul Assenmacher, L ERA: 2.79 (8, 1)	1.0		4	1	0	0	1	0	0	0	0	0	0	9	12	0.00	1.000
Dave Smith, R ERA: 7.04 (9, 1)	1.0	S	3	0	0	0	1	0	0	0	0	0	0	7	10	0.00	0.000

Chicago Cubs @ Houston Astros
Astrodome, Houston, TX
Mon May 06 1991, 8:05 PM EDT
Att. 9,736 - Dome - 70 F

livebaseballscorecards.com

AB	32
R	3
H	5
RBI	3
BB	3
SO	5
LOB	9



Batter	1	2	3	4	5	6	7	8	9	AB R H RBI BB SO LOB	TOP									
Jerome Walton, R (1, 8) OBP: 0.250, SLG: 0.333	0-0 G6-3	1-3 K			0-0 G5-3			0-0 FC3-6 23 S 2B	2-2 F8	5 1 0 0 0 1 3										
23 Ryne Sandberg, R (1, 4) OBP: 0.314, SLG: 0.361	1-1 1B HR 1B		0-1 L4		2-2 G4-3			2-2 1B 1-H 2B		4 1 2 1 0 0 0										
Mark Grace, L (1, 3) OBP: 0.369, SLG: 0.404	0-0 1-2 HR 1B		4-0 BB		2-2 G4-3			0-0 L7		3 1 1 0 1 0 1										
George Bell, R (1, 7) OBP: 0.300, SLG: 0.553 Doug Dascenzo, S (8, PR) OBP: 0.365, SLG: 0.391 (8, 7)	2-0 1-H 2-H HR		0-3 K		2-0 G5-3			4-1 1B BB		3 1 1 3 1 1 1 0 0 0 0 0 0 0										
Andre Dawson, R (1, 9) OBP: 0.339, SLG: 0.549	1-2 G5-3		0-0 G5-3		0-0 F7			1-2 1-2 2-3 FC5 1B		4 0 1 0 0 0 1										
Damon Berryhill, S (1, 2) OBP: 0.200, SLG: 0.232	1-3 K		2-1 F8		1-3 K			1-2 FC5		4 0 0 0 0 2 3										
Shawon Dunston, R (1, 6) OBP: 0.287, SLG: 0.344		2-2 G4-3 2B	3-2 F8		1-0 F9-6 1B			1-1 CS 1B		4 0 3 0 0 0 0										
Gary Scott, R (1, 5) OBP: 0.329, SLG: 0.279		1-0 G5-3	0-2 F9		1-0 F9-6			3-2 SH1-4 HBP		3 0 0 0 0 0 2										
Bob Scanlan, R (1, 1) Les Lancaster, R (8, 1) Dave Smith, R (9, 1)		0-1 G4-3	2-2 F8		4-0 FC3-6 BB			0-2 SH1-4		2 0 0 0 1 0 1 0 0 0 0 0 0 0 0 0 0 0 0 0 0										
Inning Stats	R: 3 E: 0 K: 1 S: 12	H: 3 LOB: 0 BB: 0 P: 17	R: 0 E: 0 K: 1 S: 10	H: 1 LOB: 1 BB: 0 P: 14	R: 0 E: 0 K: 1 S: 7	H: 0 LOB: 1 BB: 1 P: 11	R: 0 E: 0 K: 0 S: 8	H: 0 LOB: 0 BB: 0 P: 13	R: 0 E: 0 K: 0 S: 9	H: 0 LOB: 0 BB: 0 P: 13	R: 0 E: 0 K: 1 S: 5	H: 1 LOB: 0 BB: 0 P: 8	R: 1 E: 0 K: 0 S: 12	H: 2 LOB: 3 BB: 2 P: 24	R: 0 E: 0 K: 0 S: 11	H: 1 LOB: 1 BB: 0 P: 16	1B: 5 2B: 3 3B: 0 HR: 1	SF: 0 SAC: 1 DP: 1 HBP: 1	WP: 0 PB: 0 SB: 1 CS: 1	PA: 37
PITCHER	IP WLS BF H R ER SO BB IBB HBP BLK WP HR S P ERA WHIP																			
Xavier Hernandez, R (1, 1) ERA: 4.08	5.0 L 20 4 3 3 3 1 0 0 0 0 0 1 46 68 5.40 1.000																			
Jim Clancy, R (6, 1) ERA: 1.45	2.0 6 1 0 0 1 0 0 0 0 0 0 0 10 17 0.00 0.500																			
Darryl Kile, R (8, 1) ERA: 7.0	2.0 11 3 1 1 0 2 0 1 0 0 0 0 23 40 4.50 2.500																			

Chicago Cubs @ Houston Astros
Astrodome, Houston, TX
Tue May 07 1991, 8:05 PM EDT
Att. 13,640 - Dome - 70 F

livebaseballscorecards.com

AB	32
R	4
H	8
RBI	4
BB	3
SO	4
LOB	12



BOTTOM

Chicago Cubs @ Houston Astros
Astrodome, Houston, TX
Tue May 07 1991, 8:05 PM EDT
Att. 13,640 - Dome - 70 F

livebaseballscorecards.com

AB	35
R	3
H	8
RBI	3
BB	4
SO	2
LOB	21



WP:	0	PA:	40
PB:	0	SB:	0
CS:	0		

AB R H RBI BB SO LOB

5	0	2	1	0	0	3
3	0	1	1	2	0	1
3	0	1	0	2	0	0
5	0	0	0	0	0	7
4	0	0	0	0	0	3
4	1	2	0	0	1	0
4	0	1	0	0	0	1
3	1	1	1	0	0	2
1	0	0	0	0	1	2
1	0	0	0	0	0	0
1	0	0	0	0	0	1
0	0	0	0	0	0	0
1	1	0	0	0	0	1

Batter	1	2	3	4	5	6	7	8	9
Eric Yelding, R OBP: 0.232, SLG: 0.301 (1, 6)	2-2 G6-3	1-1 FC5-4			0-2 2B		0-1 F9		0-0 1B
Steve Finley, L OBP: 0.289, SLG: 0.326 (1, 8)	4-1 1B BB		1-2 F7		1-0 G6-3			4-2 G1-6-3 BB	1-1 1B
Craig Biggio, R OBP: 0.407, SLG: 0.444 (1, 2)	0-1 1-2 1B		1-1 G4-3			0-0 P2		4-2 G1-6-3 BB	4-2 BB
Ken Caminiti, S OBP: 0.311, SLG: 0.326 (1, 5)	0-0 F8		3-1 G4-3			1-1 L8		2-2 G1-6-3	1-2 G4-3
Luis Gonzalez, L OBP: 0.264, SLG: 0.380 (1, 7)	0-1 G6-3			0-0 F7		2-2 G3		1-1 F8	
5 Jeff Bagwell, R OBP: 0.371, SLG: 0.474 (1, 3)		1-1 E7 1B 1B		1-1 G6-3			0-0 E SF7 1B		0-3 K
Karl Rhodes, L OBP: 0.274, SLG: 0.286 (1, 9)		0-1 FC5-4 1B		0-1 L8			0-0 E6 G4-3		1-2 P6
Mark McLemore, S OBP: 0.215, SLG: 0.169 (1, 4)		1-0 P6			2-1 L7		0-0 SF7		0-1 E 1B 1B
Xavier Hernandez, L OBP: 0.176, SLG: 0.125 (5, PH) Jim Clancy, R OBP: 0.524, SLG: 0.400 (7, PH) Darryl Kile, R OBP: 0.317, SLG: 0.434 (9, PH)		3-3 K			2-2 P4		1-1 G4-3		2-2 E6 1B 1B

Inning Stats	R: 0	H: 1	E: 0	LOB: 2	K: 0	S: 9	R: 0	H: 2	E: 1	LOB: 2	K: 1	S: 10	R: 0	H: 0	E: 0	LOB: 0	K: 0	S: 7	R: 0	H: 0	E: 0	LOB: 0	K: 0	S: 5	R: 0	H: 1	E: 0	LOB: 1	K: 0	S: 10	R: 0	H: 0	E: 0	LOB: 0	K: 0	S: 6	R: 1	H: 1	E: 1	LOB: 1	K: 0	S: 7	R: 0	H: 0	E: 0	LOB: 1	K: 0	S: 10	R: 2	H: 3	E: 1	LOB: 3	K: 1	S: 22
--------------	------	------	------	--------	------	------	------	------	------	--------	------	-------	------	------	------	--------	------	------	------	------	------	--------	------	------	------	------	------	--------	------	-------	------	------	------	--------	------	------	------	------	------	--------	------	------	------	------	------	--------	------	-------	------	------	------	--------	------	-------

PITCHER	IP	WLS	BF	H	R	ER	SO	BB	IBB	HBP	BLK	WP	HR	S	P	ERA	WHIP
Bob Scanlan, R ERA: 7.0	7.0	W	29	5	1	0	1	2	0	0	0	0	0	56	87	0.00	1.000
Les Lancaster, R ERA: 3.38	1.2		8	2	2	0	1	1	0	0	0	0	0	21	31	0.00	1.800
Dave Smith, R ERA: 6.75	0.1	S	3	1	0	0	0	1	0	0	0	0	0	9	15	0.00	6.000

Batter	1	2	3	4	5	6	7	8	9	AB R H RBI BB SO LOB	TOP		
Jerome Walton, R (1, 8) OBP: 0.250, SLG: 0.329	1-0 G5-3		1-2 G6-3		1-0 23 S 23 1B		0-2 G3-1			4 1 1 0 0 0 0			
23 Ryne Sandberg, R (1, 4) OBP: 0.312, SLG: 0.357	1-2 G5-3		1-1 F7		1-2 1B			3-1 L4		4 0 1 1 0 0 0			
Mark Grace, L (1, 3) OBP: 0.374, SLG: 0.402	4-2 1B BB		0-1 G1-4-3		0-1 1B			3-1 G3		3 0 1 0 1 0 0			
George Bell, R (1, 7) OBP: 0.298, SLG: 0.542	2-2 1-2 FC6-4 1B			3-2 G6-3	2-1 L9			2-2 L5		4 0 1 0 0 0 2			
Andre Dawson, R (1, 9) OBP: 0.327, SLG: 0.528	0-2 FC6-4 1-2f			0-0 F8		0-2 F7			2-3 K	4 0 0 0 0 1 2			
Damon Berryhill, S (1, 2) OBP: 0.234, SLG: 0.333		0-0 HR		0-1 2B		1-2 F7			1-1 1B 1B	4 1 3 1 0 0 0 0 0 0 0 0 0 0			
Doug Descenzo, S (9, PR) OBP: 0.365, SLG: 0.391													
Shawon Dunston, R (1, 6) OBP: 0.286, SLG: 0.340			3-2 P6		0-0 L7		1-1 P3		1-1 1-2 1B	4 0 1 0 0 0 1			
Gary Scott, R (1, 5) OBP: 0.318, SLG: 0.268			3-3 K			1-0 F7		3-1 P4	0-3 K	3 0 0 0 0 1 0 1 0 0 0 0 1 2			
Chico Walker, S (9, PH) OBP: 0.313, SLG: 0.267													
Shawn Boskie, R (1, 1) OBP: 0.267, SLG: 0.538			2-3 K			1-3 K			2-2 F9	2 0 0 0 0 2 0 1 0 0 0 0 1 0 0 0 0 0 0 0 0 1 0 0 0 0 0 2			
Dwight Smith, L (7, PH) OBP: 0.176, SLG: 0.133													
Heathcliff Stocumb, R (7, 1)													
Hector Villanueva, R (9, PH) OBP: 0.355, SLG: 0.679													
Inning Stats	R: 0 H: 1 E: 0 LOB: 2 K: 0 BB: 1 S: 13 P: 21	R: 1 H: 1 E: 0 LOB: 0 K: 2 BB: 0 S: 15 P: 23	R: 0 H: 0 E: 0 LOB: 0 K: 0 BB: 0 S: 7 P: 9	R: 0 H: 1 E: 0 LOB: 1 K: 0 BB: 0 S: 7 P: 10	R: 1 H: 3 E: 0 LOB: 2 K: 1 BB: 0 S: 16 P: 21	R: 0 H: 0 E: 0 LOB: 0 K: 0 BB: 0 S: 8 P: 10	R: 0 H: 0 E: 0 LOB: 0 K: 1 BB: 0 S: 8 P: 11	R: 0 H: 0 E: 0 LOB: 0 K: 2 BB: 0 S: 15 P: 21	1B: 6 SF: 0 2B: 1 SAC: 0 3B: 0 DP: 0 HR: 1 HBP: 0	WP: 0 PA: 36 PB: 0 SB: 1 CS: 0			
PITCHER	IP WLS BF H R ER SO BB IBB HBP BLK WP HR S P ERA WHIP											PITCHER	IP WLS BF H R ER SO BB IBB HBP BLK WP HR S P ERA WHIP
Pete Harnisch, R (1, 1) ERA: 1.33	7.0 W 28 6 2 2 4 1 0 0 0 0 1 74 105 2.57 1.000												
Curt Schilling, R (8, 1) ERA: 2.76	2.0 S 8 2 0 0 2 0 0 0 0 0 0 0 22 36 0.00 1.000												

Chicago Cubs @ Houston Astros
Astrodome, Houston, TX
Wed May 08 1991, 8:05 PM EDT
Att. 11,307 - Dome - 70 F

livebaseballscorecards.com

AB	35
R	2
H	8
RBI	2
BB	1
SO	6
LOB	9



Batter	1	2	3	4	5	6	7	8	9	AB R H RBI BB SO LOB
Eric Yelding, R OBP: 0.224, SLG: 0.292 (1, 6)	1-2 F8	1-1 L5		0-3 K			0-0 SH1-4			3 0 0 0 0 1 2
Steve Finley, L OBP: 0.297, SLG: 0.333 (1, 8)	0-2 1B 2B 1B		2-1 F7		0-0 G4-3 1B		0-1 G4-3			4 1 2 0 0 0 1
Craig Biggio, R OBP: 0.400, SLG: 0.429 (1, 2)	1-3 K		4-0 3B BB		1 SAFE 0-1 F8		2-1 G3			3 1 0 0 1 1 3
Ken Caminiti, S OBP: 0.308, SLG: 0.323 (1, 5)	1 SAFE 0-1 2B 1B		1-0 F7		1 SAFE 1-1 G4-3		1-1 G4-3			4 1 1 0 0 0 2
Luis Gonzalez, L OBP: 0.275, SLG: 0.422 (1, 7)	1-1 1-H 3-H 2B		1 SAFE 1-2 1 SAFE 5 1B 3B		1-1 G3-1		2-3 K			4 1 2 3 0 1 1
5 Jeff Bagwell, R OBP: 0.366, SLG: 0.463 (1, 3)	2-1 L5		2-2 3-H 1B		0-3 K		2-2 F8			4 0 1 1 0 1 1
Karl Rhodes, L OBP: 0.276, SLG: 0.278 (1, 9)		4-1 FC1-5 BB BB	3-2 G6-3		2-2 F7		0-0 B3-1			2 0 0 0 1 0 1
Mark McLemore, S OBP: 0.221, SLG: 0.164 (1, 4)		4-2 L5 FC1-5 BB		1-1 F9						2 0 0 0 1 0 0
Casey Candaele, S OBP: 0.317, SLG: 0.434 (7, 4)		1 SAFE 1 SAFE 1-2 BB		0-3 K						0 0 0 0 0 0 0
Pete Harnisch, S OBP: 0.083, SLG: 0.083 (1, 1)		0-1 FC1-5					1-1 G4-3 SH1-4 1B			2 0 0 0 0 1 2
Dave Rohde, S OBP: 0.222, SLG: 0.176 (7, PH)		1-2 2-3f								1 0 1 0 0 0 0
Curt Schilling, R OBP: 1.000, SLG: 1.000 (8, 1)										0 0 0 0 0 0 0

Inning Stats	R: 2	H: 3	E: 0	LOB: 1	K: 1	P: 21	R: 0	H: 0	E: 0	LOB: 1	K: 0	P: 17	R: 2	H: 2	E: 0	LOB: 1	K: 0	P: 26	R: 0	H: 0	E: 0	LOB: 0	K: 2	P: 9	R: 0	H: 1	E: 0	LOB: 1	K: 0	P: 9	R: 0	H: 0	E: 0	LOB: 0	K: 1	P: 11	R: 0	H: 1	E: 0	LOB: 1	K: 0	P: 10	R: 0	H: 0	E: 0	LOB: 0	K: 1	P: 13					
PITCHER	IP	WLS	BF	H	R	ER	SO	BB	IBB	HBP	BLK	WP	HR	S	P	ERA	WHIP													IP	WLS	BF	H	R	ER	SO	BB	IBB	HBP	BLK	WP	HR	S	P	ERA	WHIP							
Shawn Boskie, R ERA: 3.4 (1, 1)	6.0	L	26	6	4	4	4	3	0	0	0	0	0	61	93	6.00	1.500																																				
Heathcliff Slocumb, R ERA: 3.24 (7, 1)	2.0		7	1	0	0	1	0	0	0	0	0	0	15	23	0.00	0.500																																				

BOTTOM

Chicago Cubs @ Houston Astros
Astrodome, Houston, TX
Wed May 08 1991, 8:05 PM EDT
Att. 11,307 - Dome - 70 F

livebaseballscores.com

AB	29
R	4
H	7
RBI	4
BB	3
SO	5
LOB	13



1B: 5	SF: 0	WP: 0	PA: 33
2B: 1	SAC: 1	PB: 0	
3B: 1	DP: 0	SB: 0	
HR: 0	HBP: 0	CS: 0	

Batter	1	2	3	4	5	6	7	8	9	10	AB R H RBI BB SO LOB	TOP														
Ray Lankford, L OBP: 0.291, SLG: 0.309	1-0 S 1B	0-0 F7		1-3 K			2-2 E3 1B	2-1 F8		3-2 1B 1B	6 3 2 0 0 1 1															
Ozzie Smith, S OBP: 0.400, SLG: 0.312	4-2 S 1B		4-0 FC1-6 BB		0-0 G5-3		3-2 E 1B	4-1 S BB		1-0 1B 1B	3 3 2 1 3 0 0															
Bernard Gilkey, R OBP: 0.359, SLG: 0.356	0-1 F7		1-0 FC1-6 E		0-0 B2		0-1 E5 1B	4-1 BB		0-0 1B 1B	5 1 1 0 1 0 4															
Pedro Guerrero, R OBP: 0.339, SLG: 0.365	4-1 1B BB		0-1 E6		1-2 1B		1-2 2B 1B	0-0 F7		2-1 BB 1B	5 0 3 3 1 0 3															
Felix Jose, S OBP: 0.372, SLG: 0.486	1-1 FC5-4 1B		1-3 K		1-1 F7		0-0 2B		0-3 K	4-1 BB	5 0 2 3 1 2 3															
Todd Zeile, R OBP: 0.364, SLG: 0.404	2-1 P4		2-3 K			2-1 G6-3	4-0 IBB		0-0 P3	1-1 G6-4-3	5 0 0 0 1 1 7															
Tom Pagnozzi, R OBP: 0.284, SLG: 0.309	1-0 FC5-4		4-0 S BB		0-0 G5-3		1-2 F8		1-0 1B		4 0 1 0 1 0 5															
Rex Hudler, R OBP: 0.324, SLG: 0.371											0 0 0 0 0 0 0	AB 43														
Rich Gedman, L OBP: 0.048, SLG: 0.050											0 0 0 0 0 0 0	R 7														
José Oquendo, S OBP: 0.333, SLG: 0.333		1-0 G4-3		1-1 F8		3-2 G3-1	1-1 F7		0-3 K		4 0 0 0 0 0 4	H 11														
Scott Terry, R											0 0 0 0 0 0 0	RBI 7														
Gerald Perry, L OBP: 0.333, SLG: 0.444											1 0 0 0 0 1 1	BB 8														
Juan Agosto, L											0 0 0 0 0 0 0	SO 7														
Lee Smith, R											0 0 0 0 0 0 0	LOB 29														
Bob Tewksbury, R OBP: 0.200, SLG: 0.200		1-1 G1-3		2-3 K			2-3 K	3-2 P3		1-0 G4-3	2 0 0 0 0 1 1															
Milt Thompson, L OBP: 0.526, SLG: 0.433											1 0 0 0 0 1 0															
Cris Carpenter, R											0 0 0 0 0 0 0															
Geronimo Pena, S OBP: 0.393, SLG: 0.435											2 0 0 0 0 0 0															
Inning Stats	R: 2 E: 0 K: 0 S: 12	H: 2 LOB: 2 BB: 2 P: 24	R: 0 E: 0 K: 0 S: 4	H: 0 LOB: 0 BB: 0 P: 6	R: 0 E: 1 K: 2 S: 11	H: 0 LOB: 2 BB: 1 P: 19	R: 0 E: 0 K: 2 S: 8	H: 0 LOB: 1 BB: 1 P: 16	R: 0 E: 0 K: 0 S: 7	H: 1 LOB: 1 BB: 0 P: 9	R: 0 E: 0 K: 0 S: 6	H: 0 LOB: 0 BB: 0 P: 11	R: 3 E: 2 K: 1 S: 21	H: 3 LOB: 3 BB: 1 P: 35	R: 0 E: 0 K: 0 S: 9	H: 0 LOB: 2 BB: 2 P: 22	R: 0 E: 0 K: 2 S: 8	H: 1 LOB: 1 BB: 0 P: 9	R: 2 E: 0 K: 0 S: 11	H: 4 LOB: 2 BB: 1 P: 23	1B: 10 2B: 1 3B: 0 HR: 0	SF: 0 SAC: 0 DP: 1 HBP: 0	WP: 0 PB: 0 SB: 7 CS: 0	PA: 51		
PITCHER	IP WLS BF H R ER SO BB IBB HBP BLK WP HR S P ERA WHIP																									
Jimmy Jones, R ERA: 3.03	(1, 1) 6.1																									
Dwayne Henry, R ERA: 0.6	(7, 1) 1.2	L	10	2	0	0	0	2	1	0	0	0	0	0	0	0	0	0	0	0	0	0	0	0	0	0
Curt Schilling, R ERA: 3.57	(9, 1) 1.1		10	5	2	2	2	1	0	0	0	0	0	0	0	0	0	0	0	0	0	0	0	0	0	0
Jim Corsi, R ERA: 2.31	(10, 1) 0.2		1	0	0	0	0	0	0	0	0	0	0	0	0	0	0	0	0	0	0	0	0	0	0	0

St. Louis Cardinals @ Houston Astros
Astrodome, Houston, TX
Fri May 10 1991, 8:05 PM EDT
Att. 15,932 - Dome - 70 F

livebaseballscorecards.com



Batter	1	2	3	4	5	6	7	8	9	AB R H RBI BB SO LOB	TOP											
Ray Lankford, L (1, 8) OBP: 0.278, SLG: 0.294	1-3 K		1-3 K			0-0 B1-3			3-2 G4-3	4 0 0 0 0 2 0	St. Louis Cardinals @ Houston Astros Astrodome, Houston, TX Sat May 11 1991, 8:05 PM EDT Att. 18,010 - Dome - 70 F											
Ozzie Smith, S (1, 6) OBP: 0.395, SLG: 0.302	1-1 G6-3			4-0 G6-4-3 BB		0-0 F7			0-3 K	3 0 0 0 1 1 0												
Bernard Gilkey, R (1, 7) OBP: 0.350, SLG: 0.346	3-3 K			1-2 G6-4-3		2-2 F7			3-1 G4-3	3 0 0 0 0 1 1												
Mike Perez, R (6, 1)				1-2 SAFE						0 0 0 0 0 0 0												
Juan Agosto, L (6, 1)				1-2 SAFE						0 0 0 0 0 0 0												
Jamie Moyer, L (8, 1)				1-2 SAFE						0 0 0 0 0 0 0												
Gerald Perry, L (9, PH) OBP: 0.320, SLG: 0.421				1-2f						1 0 0 0 0 0 0												
Pedro Guerrero, R (1, 3) OBP: 0.331, SLG: 0.355		2-3 K		3-2 F9			2-2 F9			3 0 0 0 0 1 0												
Felix Jose, S (1, 9) OBP: 0.371, SLG: 0.477		1-2 F9			1-3 K		4-1 L6-3 BB			2 0 0 0 1 1 0												
Todd Zeile, R (1, 5) OBP: 0.373, SLG: 0.413		2-1 1B			0-0 1B		2-0 L6-3			3 0 2 0 0 0 1												
Tom Pagnozzi, R (1, 2) OBP: 0.275, SLG: 0.298		2-2 F9			2-2 F9			0-1 L9		3 0 0 0 0 0 2												
José Oquendo, S (1, 4) OBP: 0.323, SLG: 0.321			0-0 G4-3		3-3 K2-3			0-0 G5-3		3 0 0 0 0 1 1												
Jose DeLeon, R (1, 1) OBP: 0.091, SLG: 0.091			1-0 G6-3			2-2 HR		2-1 G6-3		1 0 0 0 0 0 0												
Scott Terry, R (5, 1)										0 0 0 0 0 0 0												
Milt Thompson, L (6, PH) OBP: 0.525, SLG: 0.531										2 1 1 1 0 0 0												
Inning Stats	R: 0 E: 0 K: 2 S: 9	H: 0 LOB: 0 BB: 0 P: 14	R: 0 E: 0 K: 1 S: 12	H: 1 LOB: 1 BB: 0 P: 19	R: 0 E: 0 K: 1 S: 7	H: 0 LOB: 0 BB: 0 P: 9	R: 0 E: 0 K: 0 S: 8	H: 0 LOB: 0 BB: 1 P: 16	R: 0 E: 0 K: 2 S: 11	H: 1 LOB: 1 BB: 0 P: 17	R: 1 E: 0 K: 0 S: 9	H: 1 LOB: 0 BB: 0 P: 13	R: 0 E: 0 K: 0 S: 5	H: 0 LOB: 0 BB: 1 P: 13	R: 0 E: 0 K: 0 S: 5	H: 0 LOB: 0 BB: 0 P: 7	R: 0 E: 0 K: 1 S: 8	H: 0 LOB: 0 BB: 0 P: 14	1B: 2 2B: 1 3B: 0 HR: 1	SF: 0 SAC: 0 DP: 2 HBP: 0	WP: 0 PB: 0 SB: 1 CS: 0	PA: 30
PITCHER	IP WLS BF H R ER SO BB IBB HBP BLK WP HR S P ERA WHIP																					
Mark Portugal, R (1, 1) ERA: 4.6	7.0 W 24 3 1 1 6 2 0 0 0 0 0 1 61 101 1.29 0.714																					
Jim Corsi, R (8, 1) ERA: 1.98	2.0 6 0 0 0 1 0 0 0 0 0 0 0 13 21 0.00 0.000																					

AB	28
R	1
H	3
RBI	1
BB	2
SO	7
LOB	5



Batter	1	2	3	4	5	6	7	8	9
Eric Yelding, R (1, 6) OBP: 0.226, SLG: 0.288 Ken Oberkfell, L (6, PH) OBP: 0.545, SLG: 0.400 Gerald Young, S (6, PR) (7, 8)	3-3 K		1-3 K	2-3 K		4-0 2B IBB	1-2 G6-3		
Steve Finley, L (1, 8) OBP: 0.296, SLG: 0.330 Rafael Ramirez, R (6, PH) OBP: 0.286, SLG: 0.281 (7, 6)	1-1 B1-3		2-2 S 1B		2-1 G5-3	1-2 F8		1-1 G6-3	
Craig Biggio, R (1, 2) OBP: 0.410, SLG: 0.452	3-2 CS 1B		1-3 K		4-0 G4-3 BB	3-2 S 3B 2B		2-2 G5-3	
Ken Caminiti, S (1, 5) OBP: 0.325, SLG: 0.340	1-0 CS	1-0 P6	4-1 BB		4-0 G4-3 BB	2-1 3B		3-1 F7	
Luis Gonzalez, L (1, 7) OBP: 0.280, SLG: 0.457		1-0 HR	1-3 K		0-0 G4-3	0-2 G4-3			
5 Jeff Bagwell, R (1, 3) OBP: 0.373, SLG: 0.449		4-2 1B BB		0-1 B1-3	2-1 G5-3		2-2 G1-3 1B		
Karl Rhodes, L (1, 9) OBP: 0.313, SLG: 0.294		1-0 1B	4-2 2B SF7 BB		0-0 1B 2B	0-0 1B 2B	1-3 K		
Casey Candaele, S (1, 4) OBP: 0.313, SLG: 0.433		1-3 K	0-0 SAFE	1-3 2B		3-2 SAFE	1-2 G1-3		
Mark Portugal, R (1, 1) OBP: 0.250, SLG: 0.111 Mark Davidson, R (7, PH) OBP: 0.300, SLG: 0.200 Jim Corsi, R (8, 1)		0-2 F8	2-2 SF7		2-2 SF7	0-1 SH1-4	4-1 BB		

AB	R	H	RBI	BB	SO	LOB
3	0	0	0	0	3	1
0	0	0	0	1	0	0
1	1	0	0	0	0	2
3	0	1	0	0	0	0
2	0	0	0	0	0	3
4	1	2	3	1	1	1
3	0	1	1	2	0	0
4	1	1	1	0	1	6
3	0	1	0	1	0	2
3	2	2	0	1	1	1
4	1	2	0	0	1	3
1	0	0	1	0	0	2
0	0	0	0	1	0	0
0	0	0	0	0	0	0

AB	R	H	RBI	BB	SO	LOB
31	6	10	6	7	7	21

Inning	R	H	E	K	S	P
1	0	1	0	1	16	
2	1	2	0	11	19	
3	0	1	0	19	28	
4	1	1	0	11	19	
5	0	0	0	5	17	
6	4	4	0	20	33	
7	0	1	0	15	24	
8	0	0	0	7	13	


PITCHER	IP	WLS	BF	H	R	ER	SO	BB	IBB	HBP	BLK	WP	HR	S	P	ERA	WHIP
Jose DeLeon, R (1, 1) ERA: 2.23	4.1	L	22	5	2	2	6	5	0	0	0	0	1	51	94	4.15	2.308
Scott Terry, R (5, 1) ERA: 1.37	0.2		2	0	0	0	0	0	0	0	0	0	3	5	0.00	0.000	
Mike Perez, R (6, 1) ERA: 5.82	0.1		4	2	3	3	0	0	1	0	0	0	8	15	81.00	6.000	
Juan Agosto, L (6, 1) ERA: 6.27	1.2		9	3	1	1	1	1	0	0	0	0	27	42	5.40	2.400	
Jamie Moyer, L (8, 1) ERA: 4.94	1.0		3	0	0	0	0	0	0	0	0	0	7	13	0.00	0.000	

St. Louis Cardinals @ Houston Astros
Astrodome, Houston, TX

Sat May 11 1991, 8:05 PM EDT
Att. 18,010 - Dome - 70 F

livebaseballscorecards.com

AB 31
R 6
H 10
RBI 6
BB 7
SO 7
LOB 21



WP: 0 PA: 41
PB: 0
SB: 2
CS: 1

Batter	1	2	3	4	5	6	7	8	9	AB	R	H	RBI	BB	SO	LOB	TOP										
Rex Hudler, R OBP: 0.357, SLG: 0.436 Geronimo Pena, S OBP: 0.393, SLG: 0.435	2-2 CS 1B	2-1 CS 1-2	3-1 FC5-4 2B		3-2 E6 1B		0-0 SH3-4 1B	0-2 SF9		4	0	3	1	0	0	0											
Ozzie Smith, S OBP: 0.398, SLG: 0.310	1-2 G5-3		1-2 G1-3		1-1 BB 1B		0-0 SH3-4	1-0 BB 1B		4	1	2	2	0	0	2											
Felix Jose, S OBP: 0.395, SLG: 0.491	3-2 2B		4-2 FC5-4 BB		4-1 G6-4-3 BB		4-0 IBB	4-0 BB 1B		1	0	1	0	4	0	0											
Pedro Guerrero, R OBP: 0.325, SLG: 0.348 Juan Agosto, L	2-3 K		1-1 FC5-4		1-0 G6-4-3		1-0 P4	1-1 FC6-3-2 1B		5	0	1	1	0	1	9											
Todd Zeile, R OBP: 0.364, SLG: 0.396		4-2 2B SF8 BB	0-0 G6-3			3-3 K	0-0 L8	1-1 FC6-3-2		4	1	0	0	1	1	7											
Ray Lankford, L OBP: 0.284, SLG: 0.311		1-2 SF8 2B		2-1 G3-4-3		1-3 K		1-1 2B BB 1B	1-2 F7	5	2	2	0	0	1	0											
Tom Pagnozzi, R OBP: 0.292, SLG: 0.326		1-3 K		1-1 G6-3		1-2 1B		1-1 BB SF9 2B	0-0 G3 S 1B	5	1	3	0	0	1	2											
José Oquendo, S OBP: 0.324, SLG: 0.314 Milt Thompson, L OBP: 0.524, SLG: 0.515		4-0 CS IBB		1-1 F7		1-1 P4		4-0 SF9 BB 1B IBB	2-1 G3	2	0	0	0	1	0	1											
Bryn Smith, R OBP: 0.200, SLG: 0.154 Bernard Gilkey, R OBP: 0.355, SLG: 0.346 Cris Carpenter, R Gerald Perry, L OBP: 0.333, SLG: 0.400		1-1 SF8		1-1 F7			4-2 SH3-4 1B BB	4-1 1B SF9 BB	1-2 F9	1	0	0	1	0	0	0											
Inning Stats	R: 0 E: 0 K: 1 S: 12	H: 2 LOB: 1 BB: 0 P: 20	R: 2 E: 0 K: 1 S: 12	H: 1 LOB: 0 BB: 2 P: 25	R: 0 E: 0 K: 0 S: 11	H: 0 LOB: 0 BB: 0 P: 10	R: 0 E: 1 K: 2 S: 13	H: 1 LOB: 1 BB: 0 P: 19	R: 0 E: 0 K: 0 S: 8	H: 1 LOB: 3 BB: 2 P: 17	R: 5 E: 0 K: 0 S: 15	H: 4 LOB: 1 BB: 3 P: 31	R: 0 E: 0 K: 0 S: 10	H: 1 LOB: 1 BB: 0 P: 14	1B: 8 2B: 5 3B: 0 HR: 0	SF: 2 SAC: 1 DP: 2 HBP: 0	WP: 0 PB: 0 SB: 1 CS: 2	PA: 46									
PITCHER	IP	WLS	BF	H	R	ER	SO	BB	IBB	HBP	BLK	WP	HR	S	P	ERA	WHIP										
Jim Deshaies, L ERA: 7.56	(1, 1)	7.0	32	7	2	2	4	4	2	0	0	0	0	72	131	2.57	1.571										
Al Osuna, L ERA: 2.45	(8, 1)	0.0	L	2	2	2	0	0	0	0	0	0	0	4	6	∞	∞										
Dwayne Henry, R ERA: 2.35	(8, 1)	0.1		4	1	2	0	1	1	0	0	0	0	7	15	54.00	6.000										
Curt Schilling, R ERA: 3.44	(8, 1)	0.2		3	1	1	0	1	0	0	0	0	0	4	10	13.50	3.000										
Jim Clancy, R ERA: 1.37	(9, 1)	1.0		4	1	0	0	0	0	0	0	0	0	10	14	0.00	1.000										

St. Louis Cardinals @ Houston Astros
Astrodome, Houston, TX
Sun May 12 1991, 8:05 PM EDT
Att: 11,007 - Dome - 70 F

livebaseballscorecards.com

AB	33
R	7
H	12
RBI	6
BB	9
SO	4
LOB	23



Batter	1	2	3	4	5	6	7	8	9	AB R H RBI BB SO LOB
Eric Yelding, R (1, 6) OBP: 0.234, SLG: 0.294	1-2 G1-3		0-1 2B 1-2 1B		0-0 2-3 3-H 1B		3-3 K		3-2 G5-3	5 0 2 1 0 1 1
Steve Finley, L (1, 8) OBP: 0.304, SLG: 0.347	2-1 F8		2-1 1-3 2-H 2B		1-1 L4			0-1 5 1B 1B		4 1 2 1 0 0 2
Luis Gonzalez, L (1, 7) OBP: 0.279, SLG: 0.448	0-0 CS 1B		2-3 K		0-0 G4-3			1-3 K		4 0 1 0 0 2 5
Ken Caminiti, S (1, 5) OBP: 0.314, SLG: 0.327	2-0 CS 1-2	3-2 G6-3		2-2 G6-3		1-1 G3-1		2-0 G5-3 1-2		4 0 0 0 0 0 1
5 Jeff Bagwell, R (1, 3) OBP: 0.368, SLG: 0.441		0-3 K		2-1 G5-3		0-0 F8		2-2 FC6-4 2-H 1B		4 0 1 1 0 1 0
Karl Rhodes, L (1, 9) OBP: 0.313, SLG: 0.287		2-2 P5		0-2 G4-3		4-2 BB		0-1 FC6-4 1-2f		2 0 0 0 1 0 0
Mark Davidson, R (8, PH) OBP: 0.290, SLG: 0.192 (9, 9)										1 0 0 0 0 0 1
Casey Candaele, S (1, 4) OBP: 0.310, SLG: 0.413			1-2 L8		4-1 SH1-4 1B BB		0-1 L8		1-2 F8	3 1 0 0 1 0 1
Carl Nichols, R (1, 2) OBP: 0.273, SLG: 0.250			2-2 G6-3		0-0 1B SH1-4 1-2 1B		2-3 K		2-1 G5-3	4 0 1 0 0 1 0
Jim Deshaies, L (1, 1) OBP: 0.333, SLG: 0.143			0-0 1B 2B 1B		0-0 SH1-4		0-3 K		2-1 1B	1 1 1 0 0 0 0
Gerald Young, S (7, PH)										1 0 0 0 0 0 1
Al Osuna, R (8, 1)										0 0 0 0 0 0 0
Dwayne Henry, R (8, 1)										0 0 0 0 0 0 0
Curt Schilling, R (8, 1) OBP: 1.000, SLG: 1.000										0 0 0 0 0 0 0
Jim Ciancy, R (9, 1)										0 0 0 0 0 0 0
Rafael Ramirez, R (9, PH) OBP: 0.306, SLG: 0.303					1-2 2-3					1 0 1 0 0 0 0

Inning Stats	R: 0 E: 0 K: 0 S: 6	H: 1 LOB: 0 BB: 0 P: 11	R: 0 E: 0 K: 1 S: 9	H: 0 LOB: 0 BB: 0 P: 14	R: 1 E: 0 K: 1 S: 19	H: 3 LOB: 2 BB: 0 P: 26	R: 0 E: 0 K: 0 S: 8	H: 0 LOB: 0 BB: 0 P: 12	R: 1 E: 0 K: 0 S: 7	H: 2 LOB: 2 BB: 1 P: 12	R: 0 E: 0 K: 0 S: 7	H: 0 LOB: 1 BB: 1 P: 12	R: 0 E: 0 K: 3 S: 10	H: 0 LOB: 0 BB: 0 P: 15	R: 1 E: 0 K: 1 S: 12	H: 2 LOB: 1 BB: 0 P: 17	R: 0 E: 0 K: 0 S: 10	H: 1 LOB: 1 BB: 0 P: 18	1B: 8 2B: 1 3B: 0 HR: 0	SF: 0 SAC: 1 DP: 0 HBP: 0
--------------	------------------------------	----------------------------------	------------------------------	----------------------------------	-------------------------------	----------------------------------	------------------------------	----------------------------------	------------------------------	----------------------------------	------------------------------	----------------------------------	-------------------------------	----------------------------------	-------------------------------	----------------------------------	-------------------------------	----------------------------------	----------------------------------	------------------------------------

PITCHER	IP	WLS	BF	H	R	ER	SO	BB	IBB	HBP	BLK	WP	HR	S	P	ERA	WHIP
Bryn Smith, R (1, 1) ERA: 4.47	6.0		25	6	2	2	2	2	2	0	0	0	0	56	87	3.00	1.333
Cris Carpenter, R (7, 1) ERA: 3.24	1.0	W	3	0	0	0	3	0	0	0	0	0	0	10	15	0.00	0.000
Juan Agosto, L (8, 1) ERA: 6.1	2.0		9	3	1	1	1	0	0	0	0	0	0	22	35	4.50	1.500

BOTTOM

St. Louis Cardinals @ Houston Astros
Astrodome, Houston, TX
Sun May 12 1991, 8:05 PM EDT
Att. 11,007 - Dome - 70 F

AB	34
R	3
H	9
RBI	3
BB	2
SO	6
LOB	11



WP: 0	PA: 38
PB: 0	
SB: 1	
CS: 1	

PITCHER	IP	WLS	BF	H	R	ER	SO	BB	IBB	HBP	BLK	WP	HR	S	P	ERA	WHIP
---------	----	-----	----	---	---	----	----	----	-----	-----	-----	----	----	---	---	-----	------

Batter	1	2	3	4	5	6	7	8	9	AB	R	H	RBI	BB	SO	LOB
Gerald Young, S OBP: 0.143, SLG: 0.143 (1, 8)	2-2 F9		0-3 K		1-1 F8		1-1 SAFE 1-1 SAFE 1-1 SAFE 1-1 SAFE		1-1 G4-3	5	0	1	0	0	1	1
Rafael Ramirez, R OBP: 0.282, SLG: 0.278 Luis Gonzalez, L OBP: 0.286, SLG: 0.448 Xavier Hernandez, L (7, PH) Al Osuna, R (8, 1) Ken Oberkfell, L (9, PH) OBP: 0.522, SLG: 0.375	2-3 K		0-2 G6-3		2-2 G6-3		4-2 BB 1-3		1-2 G3-1	3	0	0	0	0	1	0
Craig Biggio, R OBP: 0.413, SLG: 0.458 (1, 2)	4-2 FC6-4 BB				1-1 G4-3		2-1 G3 2B		1-1 P2	3	0	1	0	1	0	3
Ken Caminiti, S OBP: 0.312, SLG: 0.325 (1, 5)	1-0 FC6-4				1-2 5 1B 2B		1-2 G3		1-2 F8	4	1	1	0	0	0	2
5 Jeff Bagwell, R OBP: 0.364, SLG: 0.433 (1, 3)			3-2 G5-3		2-2 2B 1B		2-3 K		2-1 F9	4	1	1	0	0	1	1
Mark Davidson, R OBP: 0.324, SLG: 0.276 Karl Rhodes, L OBP: 0.310, SLG: 0.284 (8, PH) (9, 9)			0-1 FC4-6 1B		0-0 G3 1-H 2-H 2B		2-3 K		1-3 K	3	0	2	2	0	1	1
Casey Candaele, S OBP: 0.320, SLG: 0.448 (1, 7)			0-1 FC4-6 1-2f		0-0 G3				0-1 FC1-6 1B	4	1	2	0	0	0	2
Dave Rohde, S OBP: 0.200, SLG: 0.130 (1, 4)			1-3 K		3-1 F8				0-0 P4	4	0	0	0	0	1	4
Pete Harnisch, S OBP: 0.077, SLG: 0.077 Steve Finley, L OBP: 0.301, SLG: 0.343 Darryl Kile, R (6, 1) Eric Yelding, R OBP: 0.239, SLG: 0.306 (7, PH) (8, 6)			0-0 G3		0-3 K		2-1 FC1-6 1B 1-2f		3-2 G4-3 2B 3-H	1	0	0	0	0	0	0

Inning Stats	R: 0	H: 0	E: 0	K: 1	S: 11	R: 0	H: 1	E: 0	K: 1	S: 10	R: 0	H: 0	E: 0	K: 1	S: 7	R: 2	H: 3	E: 0	K: 0	S: 12	R: 0	H: 0	E: 0	K: 1	S: 8	R: 0	H: 1	E: 0	K: 2	S: 12	R: 0	H: 2	E: 0	K: 0	S: 11	R: 0	H: 0	E: 0	K: 1	S: 8	R: 1	H: 2	E: 0	K: 0	S: 13	1B: 5	2B: 3	3B: 1	HR: 0	SF: 0	SAC: 0	DP: 0	HBP: 0	WP: 0	PA: 38
--------------	------	------	------	------	-------	------	------	------	------	-------	------	------	------	------	------	------	------	------	------	-------	------	------	------	------	------	------	------	------	------	-------	------	------	------	------	-------	------	------	------	------	------	------	------	------	------	-------	-------	-------	-------	-------	-------	--------	-------	--------	-------	--------

PITCHER	IP	WLS	BF	H	R	ER	SO	BB	IBB	HBP	BLK	WP	HR	S	P	ERA	WHIP
Zane Smith, L ERA: 2.15 (1, 1)	6.2	W	28	7	2	2	6	1	0	0	0	0	0	67	100	2.70	1.200
Stan Belinda, R ERA: 4.24 (7, 1)	1.1		5	0	0	0	1	1	0	0	0	0	0	12	21	0.00	0.750
Bill Landrum, R ERA: 0.56 (9, 1)	1.0		5	2	1	1	0	0	0	0	0	0	0	13	20	9.00	2.000

BOTTOM

Pittsburgh Pirates @ Houston Astros
Astrodome, Houston, TX
Tue May 14 1991, 8:05 PM EDT
Att. 7,846 - Dome - 70 F

livebaseballscorecards.com

AB	36
R	3
H	9
RBI	3
BB	2
SO	7
LOB	16



Batter	1	2	3	4	5	6	7	8	9	AB	R	H	RBI	BB	SO	LOB
Eric Yelding, R OBP: 0.237, SLG: 0.302 (1, 6)	2-2 P4		2-3 K	1-3 K		1-0 G4-3		2-1 1B		5	0	1	0	0	2	2
Steve Finley, L OBP: 0.305, SLG: 0.346 (1, 8)	0-1 F8		0-2 P5		0-0 1B		0-1 1B	0-0 F7		5	1	2	0	0	0	3
Craig Biggio, R OBP: 0.421, SLG: 0.475 (1, 2)	0-0 1B		2-2 E6		0-0 1B		3-3 K		0-0 L7	5	1	3	0	0	1	1
Ken Caminiti, S OBP: 0.315, SLG: 0.328 (1, 5)	1-1 1B		1-2 L7		2-2 L9		3-2 1B		1-2 G3	5	0	2	2	0	0	3
5 Jeff Bagwell, R OBP: 0.365, SLG: 0.441 (1, 3)	1-0 F9			2-3 K	3-1 1B	1-2 1B	1-2 1B	0-0 G5-4-3	0-0 1B	5	1	2	0	0	1	2
Luis Gonzalez, L OBP: 0.300, SLG: 0.455 (1, 7)		0-0 F8		1-2 2B	2-1 1B	2-1 1B		0-1 G4-3	1-1 1B	5	1	3	0	0	0	0
Casey Candaele, S OBP: 0.338, SLG: 0.479 (1, 4)		0-2 L8		1-1 2B	2-2 1B	1-2 1B		0-1 1B	4-1 1B	4	2	2	1	1	0	3
Karl Rhodes, L OBP: 0.311, SLG: 0.297 (1, 9)		2-1 F8		2-2 1B		3-2 G4-3		0-2 1B	3-2 P5	3	0	1	1	0	0	0
Mark Davidson, R OBP: 0.343, SLG: 0.300 (8, PH)				2-2 2B				2-3 1B		1	0	1	0	0	0	0
Ken Oberkfell, L OBP: 0.500, SLG: 0.353 (9, PH)				2-H 2B				1-2 1B		1	0	0	0	0	0	2
Jimmy Jones, R OBP: 0.397, SLG: 0.250 (7, 1)			4-2 2B		2-2 1B		2-1 P3		0-1 FC4-6	2	1	1	0	1	0	0
Jim Corsi, R (8, 1)										0	0	0	0	0	0	0
Al Osuna, R (8, 1)										0	0	0	0	0	0	0
Curt Schilling, R OBP: 1.000, SLG: 1.000 (8, PH)										1	0	0	1	0	0	1
Rafael Ramirez, R OBP: 0.270, SLG: 0.270 (9, 1)										0	0	0	0	0	0	0

Inning Stats	R: 1	H: 2	E: 0	K: 0	S: 9	H: 0	LOB: 1	BB: 0	P: 13	R: 0	H: 0	E: 0	K: 0	S: 6	R: 1	H: 1	E: 1	K: 1	S: 16	R: 2	H: 4	E: 0	K: 2	S: 23	R: 0	H: 4	E: 0	K: 0	S: 13	R: 0	H: 0	E: 0	K: 0	S: 7	R: 1	H: 2	E: 0	K: 1	S: 10	R: 1	H: 3	E: 0	K: 0	S: 12	R: 1	H: 2	E: 0	K: 0	S: 12	R: 1	H: 2	E: 0	K: 0	S: 12	R: 1	H: 2	E: 0	K: 0	S: 12	1B: 13	2B: 5	3B: 0	HR: 0	SF: 0	SAC: 0	DP: 1	HBP: 0	WP: 1	PB: 0	SB: 3	CS: 0	PA: 44
--------------	------	------	------	------	------	------	--------	-------	-------	------	------	------	------	------	------	------	------	------	-------	------	------	------	------	-------	------	------	------	------	-------	------	------	------	------	------	------	------	------	------	-------	------	------	------	------	-------	------	------	------	------	-------	------	------	------	------	-------	------	------	------	------	-------	--------	-------	-------	-------	-------	--------	-------	--------	-------	-------	-------	-------	--------


PITCHER	IP	WLS	BF	H	R	ER	SO	BB	IBB	HBP	BLK	WP	HR	S	P	ERA	WHIP
John Smiley, L ERA: 3.54 (1, 1)	4.0		19	7	4	3	3	1	0	0	0	0	0	54	77	6.75	2.000
Bob Walk, R ERA: 3.86 (5, 1)	1.0		6	4	0	0	0	0	0	0	0	0	0	13	22	0.00	4.000
Neal Heaton, L ERA: 2.13 (6, 1)	1.0		3	0	0	0	0	0	0	0	0	0	0	7	13	0.00	0.000
Bob Kipper, L ERA: 9.95 (7, 1)	1.0	W	4	2	1	1	1	0	0	0	0	0	0	10	15	9.00	2.000
Bob Patterson, L ERA: 5.56 (8, 1)	0.1		3	2	1	1	0	0	0	0	0	0	0	7	7	27.00	6.000

BOTTOM

Pittsburgh Pirates @ Houston Astros
Astrodome, Houston, TX
Wed May 15 1991, 8:05 PM EDT
Att. 9,577 - Dome - 70 F

livebaseballscores.com

AB	42
R	7
H	18
RBI	5
BB	2
SO	4
LOB	17



Batter	1	2	3	4	5	6	7	8	9	AB R H RBI BB SO LOB	TOP																
Orlando Merced, S (1, 3) OBP: 0.456, SLG: 0.614	1-1 F8		1-1 1B		0-0 FC3-6 1B	4-0 1B BB		4-2 L1-3 BB		3 1 2 0 2 0 0																	
Jay Bell, R (1, 6) OBP: 0.300, SLG: 0.407	2-1 1B		1-3 K		0-2 FC3-6 BLK 1B	3-1 1B		0-1 L1-3		5 1 3 1 0 1 2																	
Andy Van Slyke, L (1, 8) OBP: 0.309, SLG: 0.389	0-0 F7			1-2 G4-3 G3-1 2B	4-1 FC3-6 BB	0-0 G3			0-1 F8	4 1 1 0 1 0 3																	
Bobby Bonilla, S (1, 5) OBP: 0.386, SLG: 0.500	0-2 F8			1-0 G4-3	0-2 FC3-6 BLK		2-1 2B		1-1 F9	5 1 1 1 0 0 4																	
Barry Bonds, L (1, 7) OBP: 0.267, SLG: 0.262		4-0 G3-6 BB		0-0 G3-1	4-2 BB		2-2 SF9 2B		1-1 F8	3 1 1 2 2 0 0																	
Mitch Webster, S (1, 9) OBP: 0.205, SLG: 0.139		0-2 G3-6		2-1 1B	2-3 K		0-3 K			4 0 1 0 0 2 4																	
Michael LaValliere, L (1, 2) OBP: 0.301, SLG: 0.307		3-3 K		1-0 1B	2-2 G4-3		2-1 SF9			3 0 1 1 0 1 2																	
Curtis Wilkerson, S (1, 4) OBP: 0.327, SLG: 0.295			0-0 F7	0-3 K		1-3 K	0-3 K			4 0 0 0 0 3 2																	
Doug Drabek, R (1, 1) OBP: 0.188, SLG: 0.250			0-3 K		0-0 1B 2B	0-1 L4		0-3 K		3 1 1 0 0 1 0																	
Neal Heaton, L (7, 1) OBP: 0.500, SLG: 1.000										1 0 0 0 0 1 0																	
Stan Belinda, R (9, 1)										0 0 0 0 0 0 0																	
Inning Stats	R: 0 E: 0 K: 0 S: 8	H: 1 LOB: 1 BB: 0 P: 11	R: 0 E: 0 K: 1 S: 6	H: 0 LOB: 0 BB: 1 P: 13	R: 0 E: 0 K: 2 S: 10	H: 1 LOB: 1 BB: 0 P: 12	R: 1 E: 0 K: 1 S: 12	H: 3 LOB: 2 BB: 0 P: 17	R: 3 E: 0 K: 1 S: 20	H: 3 LOB: 2 BB: 2 P: 32	R: 0 E: 0 K: 1 S: 8	H: 1 LOB: 2 BB: 1 P: 16	R: 2 E: 0 K: 2 S: 14	H: 2 LOB: 0 BB: 0 P: 20	R: 0 E: 0 K: 1 S: 8	H: 0 LOB: 0 BB: 1 P: 12	R: 0 E: 0 K: 0 S: 6	H: 0 LOB: 0 BB: 0 P: 8	R: 0 E: 0 K: 0 S: 6	H: 0 LOB: 0 BB: 0 P: 8	1B: 7 2B: 5 3B: 0 HR: 0	SF: 1 SAC: 0 DP: 2 HBP: 0	WP: 0 PB: 0 SB: 1 CS: 0	PA: 41			
PITCHER	IP WLS BF H R ER SO BB IBB HBP BLK WP HR S P ERA WHIP																										
Mark Portugal, R (1, 1) ERA: 5.05	4.1		23	8	4	4	4	3	0	0	1	0	0	49	74	8.31	2.538										
Jim Clancy, R (5, 1) ERA: 2.11	1.2	L	9	3	2	2	2	1	0	0	0	0	0	21	37	10.80	2.400										
Dwayne Henry, R (7, 1) ERA: 1.96	2.0		6	0	0	0	3	1	0	0	0	0	0	16	22	0.00	0.500										
Al Osuna, L (9, 1) ERA: 2.57	1.0		3	0	0	0	0	0	0	0	0	0	0	6	8	0.00	0.000										

Pittsburgh Pirates @ Houston Astros
Astrodome, Houston, TX
Thu May 16 1991, 8:05 PM EDT
Att. 8,419 - Dome - 70 F

livebaseballscorecards.com

AB	35
R	6
H	11
RBI	5
BB	5
SO	9
LOB	17



Batter	1	2	3	4	5	6	7	8	9	AB R H RBI BB SO LOB
Steve Finley, L (1, 8) OBP: 0.303, SLG: 0.351 Rafael Ramirez, R (9, PH) OBP: 0.268, SLG: 0.263	1-1 1B SF9 2B	0-2 P8		2-1 F8		1-1 L4-6 2-3			0-3 K	4 1 1 0 0 0 2 1 0 0 0 0 1 1
Craig Biggio, R (1, 2) OBP: 0.420, SLG: 0.472	0-1 1B 2-3 1B	3-3 K		1-1 1B			1-1 F7		0-3 K	5 1 2 0 0 2 2
Luis Gonzalez, L (1, 7) OBP: 0.289, SLG: 0.442	0-1 SF9	3-2 F7		1-1 P3			1-0 F8			3 0 0 1 0 0 2
Ken Caminiti, S (1, 5) OBP: 0.313, SLG: 0.325	3-1 2B G4-3 1B		3-1 F7			1-3 K				4 1 1 0 0 1 0
Ken Oberkfell, L (1, 3) OBP: 0.519, SLG: 0.450 Mark Davidson, R (8, PH) OBP: 0.333, SLG: 0.290	1-1 G4-3 1B 2B		2-2 1B 1B		0-1 G4-3			2-1 P6		3 1 2 1 0 0 0 1 0 0 0 0 0 0
Casey Candaele, S (1, 4) OBP: 0.333, SLG: 0.467	2-2 G4-3		1-2 L7		1-2 S 1B			2-1 L7		4 0 1 1 0 0 2
Karl Rhodes, L (1, 9) OBP: 0.321, SLG: 0.309 5 Jeff Bagwell, R (8, PH) OBP: 0.362, SLG: 0.437	2-2 E 1B		1-2 1B		2-3 K			1-1 F8		3 0 2 1 0 1 1 1 0 0 0 0 0 0
Eric Yelding, R (1, 6) OBP: 0.246, SLG: 0.308	1-2 L3		1-3 K			0-0 L4-6 SH1-4 1B			2-2 BLK 1B	4 0 2 0 0 1 3
Mark Portugal, R (1, 1) OBP: 0.286, SLG: 0.182 Jim Clancy, R (5, 1) Dwayne Henry, R (7, 1) Al Osuna, R (9, 1) Gerald Young, S (9, PH) OBP: 0.125, SLG: 0.125		1-2 1B		1-2 G4-3		0-0 SH1-4			3-2 G6-3	2 0 1 0 1 0 0 0 0 0 1

Inning Stats	R: 4 E: 1 K: 0 S: 22	H: 5 LOB: 1 BB: 0 P: 31	R: 0 E: 0 K: 1 S: 17	H: 1 LOB: 1 BB: 0 P: 24	R: 0 E: 0 K: 1 S: 17	H: 2 LOB: 2 BB: 0 P: 25	R: 0 E: 0 K: 0 S: 10	H: 1 LOB: 1 BB: 0 P: 14	R: 0 E: 0 K: 2 S: 14	H: 1 LOB: 1 BB: 0 P: 18	R: 0 E: 0 K: 0 S: 4	H: 1 LOB: 0 BB: 0 P: 5	R: 0 E: 0 K: 0 S: 5	H: 0 LOB: 0 BB: 0 P: 7	R: 0 E: 0 K: 0 S: 6	H: 0 LOB: 0 BB: 0 P: 11	R: 0 E: 0 K: 2 S: 13	H: 1 LOB: 1 BB: 0 P: 18	1B: 10 2B: 3 3B: 0 HR: 0	SF: 1 SAC: 1 DP: 1 HBP: 0
--------------	-------------------------------	----------------------------------	-------------------------------	----------------------------------	-------------------------------	----------------------------------	-------------------------------	----------------------------------	-------------------------------	----------------------------------	------------------------------	---------------------------------	------------------------------	---------------------------------	------------------------------	----------------------------------	-------------------------------	----------------------------------	-----------------------------------	------------------------------------

PITCHER	IP	WLS	BF	H	R	ER	SO	BB	IBB	HBP	BLK	WP	HR	S	P	ERA	WHIP
Doug Drabek, R (1, 1) ERA: 4.11	6.0	W	28	11	4	4	4	0	0	0	0	0	0	84	117	6.00	1.833
Neal Heaton, L (7, 1) ERA: 1.8	2.1		8	1	0	0	0	0	0	0	1	0	0	18	30	0.00	0.429
Stan Belinda, R (9, 1) ERA: 4.08	0.2	S	2	0	0	0	2	0	0	0	0	0	0	6	6	0.00	0.000


BOTTOM

Pittsburgh Pirates @ Houston Astros
Astrodome, Houston, TX

Thu May 16 1991, 8:05 PM EDT
Att. 8,419 - Dome - 70 F

livebaseballscorecards.com

AB	36
R	4
H	12
RBI	4
BB	0
SO	6
LOB	14



WP	PA	ERA	WHIP
0	38		
0			
1			
0			

Batter	1	2	3	4	5	6	7	8	9	AB R H RBI BB SO LOB	TOP																	
Steve Finley, L (1, 8) OBP: 0.299, SLG: 0.371	0-1 HR	0-0 G4-3		1-1 P9			0-1 F7		3-2 G3-1	5 1 1 1 0 0 2																		
Craig Biggio, R (1, 2) OBP: 0.419, SLG: 0.468	0-3 K		0-0 1B 5 1B	0-3 K			0-0 G6-4-3 1B		1-3 K	5 1 2 0 0 3 1																		
Luis Gonzalez, L (1, 7) OBP: 0.286, SLG: 0.459	1-3 K		1-2 L7				0-0 G6-4-3 1-2f		2-0 F7	5 1 1 1 0 1 2																		
Ken Caminiti, S (1, 5) OBP: 0.326, SLG: 0.328	4-1 5 BB BB		1-1 5 1B				4-2 5 G6-4-3 BB		0-0 F9	2 0 1 0 2 0 0																		
5 Jeff Bagwell, R (1, 3) OBP: 0.367, SLG: 0.434	4-2 1-2 BB		0-1 1-2 1B				0-0 G6-4-3 1-2f		0-0 G5-3	3 0 1 1 1 0 1																		
Karl Rhodes, L (1, 9) OBP: 0.312, SLG: 0.299	2-2 F8		0-1 F8				0-0 G3		4-0 1B BB	3 0 0 0 0 0 4																		
Mark Davidson, R (8, PH) OBP: 0.351, SLG: 0.290										0 0 0 0 1 0 0																		
Gerald Young, S (8, PR) OBP: 0.125, SLG: 0.125										0 1 0 0 0 0 0																		
Casey Candaele, S (1, 4) OBP: 0.330, SLG: 0.456		0-0 F8	2-1 P5				2-1 P3		2-2 1B 1B	4 1 1 1 0 0 2																		
Eric Yelding, R (1, 6) OBP: 0.254, SLG: 0.315		2-2 SH1-4 1B		3-1 G5-3			2-1 P6		2-2 1B	4 0 2 1 0 0 0																		
Jim Deshaies, L (1, 1) OBP: 0.364, SLG: 0.222		1-0 SH1-4		0-2 1B			3-2 F7		1-3 K	2 0 1 0 0 0 0																		
Ken Oberkfell, L (8, PH) OBP: 0.500, SLG: 0.429										1 0 0 0 0 1 1																		
Jim Corsi, R (8, 1)										0 0 0 0 0 0 0																		
Al Osuna, R (8, 1)										0 0 0 0 0 0 0																		
Inning Stats	R: 1 E: 0 K: 2 S: 16	H: 1 LOB: 2 BB: 2 P: 27	R: 0 E: 0 K: 0 S: 6	H: 1 LOB: 1 BB: 0 P: 9	R: 1 E: 0 K: 0 S: 12	H: 3 LOB: 2 BB: 0 P: 16	R: 0 E: 0 K: 1 S: 12	H: 1 LOB: 1 BB: 0 P: 16	R: 1 E: 0 K: 0 S: 5	H: 1 LOB: 0 BB: 1 P: 10	R: 0 E: 0 K: 0 S: 8	H: 0 LOB: 0 BB: 0 P: 15	R: 0 E: 0 K: 0 S: 4	H: 1 LOB: 0 BB: 0 P: 4	R: 2 E: 0 K: 1 S: 13	H: 2 LOB: 2 BB: 1 P: 22	R: 0 E: 0 K: 1 S: 7	H: 0 LOB: 0 BB: 0 P: 13	1B: 8 2B: 0 3B: 0 HR: 2	SF: 0 SAC: 1 DP: 2 HBP: 0	WP: 0 PB: 0 SB: 2 CS: 0	PA: 39						
PITCHER	IP WLS BF H R ER SO BB IBB HBP BLK WP HR S P ERA WHIP																											
Jose DeLeon, R (1, 1) ERA: 2.53	6.0		27	7	3	3	3	3	0	0	0	0	0	2	59	93	4.50	1.667										
Juan Agosto, L (7, 1) ERA: 6.04	1.2		6	1	1	1	0	1	0	0	0	0	0	6	10	5.40	1.200											
Lee Smith, R (8, 1) ERA: 3.31	0.1	L	3	2	1	1	1	0	0	0	0	0	0	11	16	27.00	6.000											
Tim Sherrill, L (9, 1) ERA:	1.0		3	0	0	0	1	0	0	0	0	0	0	7	13	0.00	0.000											

Houston Astros @ St. Louis Cardinals
 Busch Stadium, St. Louis, MO
 Fri May 17 1991, 7:05 PM CDT
 Att. 40,231 - Cloudy - 82 F

AB	34
R	5
H	10
RBI	5
BB	4
SO	5
LOB	13



Batter	1	2	3	4	5	6	7	8	9	AB R H RBI BB SO LOB
--------	---	---	---	---	---	---	---	---	---	----------------------

Geronimo Pena, S (1, 4) <small>OBP: 0.342, SLG: 0.375</small> Lee Smith, R (8, 1) Tim Sherrill, L (9, 1) Craig Wilson, R (9, PH) <small>OBP: 0.273, SLG: 0.250</small>	4-1 BB	2-1 G4-3			3-3 K		1-0 F7		0-1 G6-4-3 <small>1-2f</small>	3 1 0 0 1 1 0 0 0 0 0 0 0 0 0 0 0 0 0 0 0 1 0 0 0 0 0 1
---	---------------	--------------------	--	--	--------------	--	------------------	--	---	--

Ozzie Smith, S (1, 6) <small>OBP: 0.393, SLG: 0.310</small>	3-3 1-2		0-0 F9		1-0 G5-3		0-1 F4			4 0 0 0 0 1 1
---	----------------	--	------------------	--	--------------------	--	------------------	--	--	---------------

Bernard Gilkey, R (1, 7) <small>OBP: 0.358, SLG: 0.374</small>	4-0 BB		2-0 P9			1-0 F8		4-1 BB		2 1 0 0 2 0 0
--	---------------	--	------------------	--	--	------------------	--	---------------	--	---------------

Pedro Guerrero, R (1, 3) <small>OBP: 0.345, SLG: 0.362</small>	0-2 1-3 3-H 1B		2-0 G6-3			0-0 F8		2-1 G5-4-3 <small>1-2f</small>		4 0 1 1 0 0 1
--	------------------------------------	--	--------------------	--	--	------------------	--	---	--	---------------

Felix Jose, S (1, 9) <small>OBP: 0.421, SLG: 0.524</small>	0-0 1-2 3-H 1B			2-3 K		4-2 BB		0-0 2B		3 1 2 1 1 1 0
--	------------------------------------	--	--	--------------	--	---------------	--	---------------	--	---------------

Todd Zeile, R (1, 5) <small>OBP: 0.374, SLG: 0.404</small>	2-3 K			0-0 2B		4-0 BB		1-1 1B		3 1 2 0 1 1 2
--	--------------	--	--	---------------	--	---------------	--	---------------	--	---------------

Rex Hudler, R (1, 8) <small>OBP: 0.357, SLG: 0.423</small> Juan Agosto, L (7, 1) José Oquendo, S (8, 4) <small>OBP: 0.306, SLG: 0.293</small> Gerald Perry, L (8, PH) <small>OBP: 0.310, SLG: 0.364</small> Tim Jones, L (9, 4)	3-2 F8		2-1 1B		2-1 1B		2-1 1B		0-3 K		3 0 2 2 0 0 2 0 0 0 0 0 0 0 0 0 0 0 0 0 0 1 0 0 0 0 1 2 0 0 0 0 0 0 0
---	------------------	--	---------------	--	---------------	--	---------------	--	--------------	--	---

Tom Pagnozzi, R (1, 2) <small>OBP: 0.288, SLG: 0.307</small>		2-1 L8		3-2 P9		0-0 L1			4-2 BB		3 0 0 0 1 0 2
--	--	------------------	--	------------------	--	------------------	--	--	---------------	--	---------------

Jose DeLeon, R (1, 1) <small>OBP: 0.077, SLG: 0.077</small> Ray Lankford, L (7, 8) <small>OBP: 0.265, SLG: 0.289</small>		2-3 K			0-0 G5-3		3-2 P6		0-0 FC1-6 G6-4-3 <small>1-2f</small>		2 0 0 0 0 1 0 2 0 0 0 0 0 1
---	--	--------------	--	--	--------------------	--	------------------	--	---	--	--------------------------------

Inning Stats	R: 2 H: 2 E: 0 LOB: 2 K: 2 BB: 2 S: 15 P: 31	R: 0 H: 0 E: 0 LOB: 0 K: 1 BB: 0 S: 7 P: 13	R: 0 H: 0 E: 0 LOB: 0 K: 0 BB: 0 S: 3 P: 7	R: 1 H: 2 E: 0 LOB: 0 K: 1 BB: 0 S: 11 P: 18	R: 0 H: 0 E: 0 LOB: 0 K: 1 BB: 0 S: 6 P: 10	R: 1 H: 1 E: 0 LOB: 2 K: 0 BB: 2 S: 8 P: 18	R: 0 H: 0 E: 0 LOB: 0 K: 0 BB: 0 S: 6 P: 10	R: 0 H: 2 E: 0 LOB: 2 K: 1 BB: 1 S: 9 P: 16	R: 0 H: 0 E: 0 LOB: 0 K: 0 BB: 1 S: 5 P: 9	1B: 5 SF: 0 2B: 2 SAC: 0 3B: 0 DP: 2 HR: 0 HBP: 0	WP: 0 PA: 37 PB: 0 SB: 4 CS: 0
---------------------	---	--	---	---	--	--	--	--	---	--	---

PITCHER															PITCHER																		
IP	WLS	BF	H	R	ER	SO	BB	IBB	HBP	BLK	WP	HR	S	P	ERA	WHIP	IP	WLS	BF	H	R	ER	SO	BB	IBB	HBP	BLK	WP	HR	S	P	ERA	WHIP
Jim Deshaies, L (1, 1) <small>ERA: 7.14</small>	7.0		29	5	4	4	5	4	0	0	0	0	56	107	5.14	1.286																	
Jim Corsi, R (8, 1) <small>ERA: 2.93</small>	0.2		4	2	0	0	0	1	0	0	0	0	6	13	0.00	4.500																	
Al Osuna, L (8, 1) <small>ERA: 2.35</small>	1.1	S	4	0	0	0	1	1	0	0	0	0	8	12	0.00	0.750																	

BOTTOM

Houston Astros @ St. Louis Cardinals
 Busch Stadium, St. Louis, MO
 Fri May 17 1991, 7:05 PM CDT
 Att. 40,231 - Cloudy - 82 F

livebaseballscorecards.com

AB	31
R	4
H	7
RBI	4
BB	6
SO	6
LOB	12



Batter	1	2	3	4	5	6	7	8	9	AB R H RBI BB SO LOB	TOP	
Steve Finley, L (1, 8) <small>OBP: 0.308, SLG: 0.387</small> Gerald Young, S (6, 8) <small>OBP: 0.111, SLG: 0.111</small>	2-2 G5-3 1B		1-0 G4-3			0-1 SF9 G4-3 2B		0-0 F9		3 1 2 0 0 0 0 1 0 0 0 0 0 0		
Craig Biggio, R (1, 2) <small>OBP: 0.409, SLG: 0.460</small> Carl Nichols, R (6, 2) <small>OBP: 0.261, SLG: 0.238</small>	1-2 G5-3		0-1 G5-3			0-0 SF9		3-1 G6-3		2 0 0 1 0 0 1 1 0 0 0 0 0 0		
Luis Gonzalez, L (1, 7) <small>OBP: 0.276, SLG: 0.442</small>	1-0 P8			0-1 G1-3		0-0 G4-3		0-3 K		4 0 0 1 0 1 1		
Ken Caminiti, S (1, 5) <small>OBP: 0.326, SLG: 0.323</small> Curt Schilling, R (7, 1) <small>OBP: 1.000, SLG: 1.000</small> Mark Davidson, R (9, PH) <small>OBP: 0.368, SLG: 0.313</small>	4-2 BB			1-0 P7		0-0 F9		0-0 1B		2 0 0 0 1 0 0 0 0 0 0 0 0 0 1 0 1 0 0 0 0		
5 Jeff Bagwell, R (1, 3) <small>OBP: 0.361, SLG: 0.426</small> Darryl Kile, R (4, 1) Dave Rohde, S (7, PH) <small>OBP: 0.185, SLG: 0.120</small>	1-3 K			1-0 G5-3			2-2 L4		3-2 F8		2 0 0 0 0 1 2 0 0 0 0 0 0 0 2 0 0 0 0 0 1	
Karl Rhodes, L (1, 9) <small>OBP: 0.304, SLG: 0.290</small>		2-1 G6-3			2-3 K		1-0 G4-3			3 0 0 0 0 1 0		
Casey Candaele, S (1, 4) <small>OBP: 0.319, SLG: 0.439</small>		0-1 F8			2-1 P4		0-1 G4-3			3 0 0 0 0 0 0		
Eric Yelding, R (1, 6) <small>OBP: 0.248, SLG: 0.307</small>		2-3 K			1-0 F9			0-0 F9		3 0 0 0 0 1 0		
Xavier Hernandez, L (1, 1) Ken Oberkfell, L (4, 3) <small>OBP: 0.500, SLG: 0.409</small>			2-3 K			4-1 2B SF9 BB		3-2 G3-1		1 0 0 0 0 1 0 1 1 0 0 1 0 0		
Inning Stats	R: 0 H: 1 E: 0 LOB: 2 K: 1 BB: 1 S: 14 P: 23	R: 0 H: 0 E: 0 LOB: 0 K: 1 BB: 0 S: 7 P: 11	R: 0 H: 0 E: 0 LOB: 0 K: 1 BB: 0 S: 6 P: 9	R: 0 H: 0 E: 0 LOB: 0 K: 0 BB: 0 S: 4 P: 6	R: 0 H: 0 E: 0 LOB: 0 K: 1 BB: 0 S: 6 P: 11	R: 2 H: 1 E: 0 LOB: 0 K: 0 BB: 1 S: 6 P: 10	R: 0 H: 0 E: 0 LOB: 0 K: 0 BB: 0 S: 6 P: 9	R: 0 H: 0 E: 0 LOB: 0 K: 0 BB: 0 S: 5 P: 8	R: 0 H: 1 E: 0 LOB: 1 K: 1 BB: 0 S: 10 P: 16	1B: 2 SF: 1 2B: 1 SAC: 0 3B: 0 DP: 0 HR: 0 HBP: 0	WP: 0 PA: 32 PB: 0 SB: 0 CS: 0	
PITCHER Bryn Smith, R (1, 1) <small>ERA: 4.05</small>	IP WLS BF H R ER SO BB IBB HBP BLK WP HR S P ERA WHIP 9.0 W 32 3 2 2 5 2 0 0 0 0 0 0 64 103 2.00 0.556											

Houston Astros @ St. Louis Cardinals
 Busch Stadium, St. Louis, MO
 Sat May 18 1991, 7:05 PM CDT
 Att. 37,638 - Cloudy - 85 F

livebaseballscorecards.com

AB 29
R 2
H 3
RBI 2
BB 2
SO 5
LOB 5



BOTTOM

Houston Astros @ St. Louis Cardinals
 Busch Stadium, St. Louis, MO
 Sat May 18 1991, 7:05 PM CDT
 Att. 37,638 - Cloudy - 85 F

livebaseballscorecards.com

AB	44
R	12
H	18
RBI	11
BB	7
SO	9
LOB	32



WP: 0	PA: 52
PB: 0	
SB: 2	
CS: 0	

AB R H RBI BB SO LOB

6 2 3 1 0 0 0
 4 1 3 2 0 1 0
 1 1 1 0 1 0 0

4 0 1 0 2 0 5

4 2 3 2 0 0 0
 2 0 0 0 0 1 5

3 1 1 0 1 1 2
 2 0 1 0 0 0 3

3 2 1 1 1 0 2
 2 0 1 2 0 1 1

3 1 0 0 2 0 4

5 1 1 1 0 2 6

5 1 2 2 0 3 4

1B: 14 SF: 0
 2B: 2 SAC: 0
 3B: 0 DP: 0
 HR: 2 HBP: 1

Batter	1	2	3	4	5	6	7	8	9
Ray Lankford, L OBP: 0.278, SLG: 0.311 (1, 8)	2-1 F7	0-0 1B 2B		G6-3		G4-3		2-2 1B 1B	
Ozzie Smith, S OBP: 0.403, SLG: 0.325 Geronimo Pena, S OBP: 0.375, SLG: 0.394 (4, PR) (5, 4)	1-3 K	0-1 1B		HR 1B		BB BB		1-2 1B 1B	
Bernard Gilkey, R OBP: 0.364, SLG: 0.370 (1, 7)	4-1 1B BB	0-0 G5-3		L5		BB BB		1-2 1B 1B	
Pedro Guerrero, R OBP: 0.357, SLG: 0.405 Gerald Perry, L OBP: 0.290, SLG: 0.333 (1, 3) (6, 3)	0-0 1-2 1B		2-1 1B FC4-6 2B	0-1 HR	1-1 P3	1-1 P5		1-3 K	
Felix Jose, S OBP: 0.423, SLG: 0.520 Milt Thompson, L OBP: 0.511, SLG: 0.500 (1, 9) (5, PR) (6, 9)	1-3 K		0-0 FC4-6 S 1B	3-2 E3 E	4-2 BB BB		0-1 BB 1B	1-1 L9	
Todd Zeile, R OBP: 0.378, SLG: 0.429 Craig Wilson, R OBP: 0.292, SLG: 0.273 (1, 5) (5, PR) (6, 5)		1-1 HR	2-0 G1-3	2-1 E6 1B HBP	4-2 BB		2-3 K	0-1 1-2 2-H 3-H 1B	
Tom Pagnozzi, R OBP: 0.299, SLG: 0.298 (1, 2)		1-0 P8	4-0 FC4-6 IBB	1-0 1B HBP	0-0 F9		4-0 BB	2-2 G5-3	
Tim Jones, L OBP: 0.200, SLG: 0.200 (1, 4) (5, 6)		0-3 K	0-0 FC4-6	2-2 1B 1B	0-1 G1-3		2-3 K		
Bryn Smith, R OBP: 0.250, SLG: 0.222 (1, 1)		1-0 2B 1B 1B	3-3 K	1-1 1B 1B		2-3 K	2-3 K		

Inning Stats	R: 0	H: 1	E: 0	K: 2	S: 11	LOB: 2	BB: 1	P: 19
Inning Stats	R: 3	H: 4	E: 0	K: 1	S: 11	LOB: 1	BB: 0	P: 14
Inning Stats	R: 1	H: 2	E: 0	K: 1	S: 8	LOB: 2	BB: 1	P: 19
Inning Stats	R: 6	H: 6	E: 3	K: 0	S: 22	LOB: 3	BB: 0	P: 38
Inning Stats	R: 0	H: 0	E: 0	K: 0	S: 13	LOB: 2	BB: 2	P: 22
Inning Stats	R: 0	H: 0	E: 0	K: 1	S: 8	LOB: 2	BB: 2	P: 19
Inning Stats	R: 0	H: 1	E: 0	K: 3	S: 12	LOB: 2	BB: 1	P: 22
Inning Stats	R: 2	H: 4	E: 0	K: 1	S: 22	LOB: 2	BB: 0	P: 30

PITCHER	IP	WLS	BF	H	R	ER	SO	BB	IBB	HBP	BLK	WP	HR	S	P	ERA	WHIP
Xavier Hernandez, R ERA: 6.23 (1, 1)	3.2	L	23	9	7	6	4	1	1	0	0	0	2	42	70	14.73	2.727
Darryl Kile, R ERA: 5.64 (4, 1)	2.1		17	4	3	0	1	4	0	1	0	0	0	31	61	0.00	3.429
Curt Schilling, R ERA: 5.23 (7, 1)	2.0		12	5	2	2	4	1	0	0	0	0	0	34	52	9.00	3.000

Batter	1	2	3	4	5	6	7	8	9	AB R H RBI BB SO LOB	TOP											
Steve Finley, L (1, 8) OBP: 0.306, SLG: 0.382	1-1 G3		1-2 S 1B		2-2 G4-3			2-2 G6-3		4 0 1 0 0 0 0												
Casey Candaele, S (1, 4) OBP: 0.305, SLG: 0.419	3-2 F7		1-0 SAFE F7			1-1 F8			0-2 G6-3	4 0 0 0 0 0 1												
Luis Gonzalez, L (1, 7) OBP: 0.268, SLG: 0.427	1-3 K		0-3 K			0-0 G3-1			1-2 F7	4 0 0 0 0 2 1												
Ken Caminiti, S (1, 5) OBP: 0.317, SLG: 0.313		3-2 F7		2-0 L3		1-3 K			0-0 G6-3	4 0 0 0 0 1 0												
5 Jeff Bagwell, R (1, 3) OBP: 0.360, SLG: 0.423		0-1 WP 2B 1B		3-2 F6				0-3 K		3 1 1 0 0 1 0												
Karl Rhodes, L (1, 9) OBP: 0.296, SLG: 0.282		2-2 P9		1-0 F7				1-1 F8		3 0 0 0 0 0 1												
Carl Nichols, R (1, 2) OBP: 0.269, SLG: 0.292		3-1 1-H 2B			0-0 F8			2-3 K		3 0 1 1 0 1 0												
Eric Yelding, R (1, 6) OBP: 0.250, SLG: 0.331		1-0 F9			0-0 HR			3-2 F7		3 1 1 1 0 0 1												
Pete Harnisch, S (1, 1) OBP: 0.067, SLG: 0.067			1-1 G6-3		0-0 P3			1-0 P7		2 0 0 0 0 0 0												
Jim Clancy, R (5, 1)										0 0 0 0 0 0 0												
Dave Rohde, S (8, PH) OBP: 0.179, SLG: 0.115										1 0 0 0 0 0 0												
Dwayne Henry, R (8, 1)										0 0 0 0 0 0 0												
Inning Stats	R: 0 E: 0 K: 1 S: 13	H: 0 LOB: 0 BB: 0 P: 18	R: 1 E: 0 K: 0 S: 13	H: 2 LOB: 1 BB: 0 P: 22	R: 0 E: 0 K: 1 S: 10	H: 1 LOB: 1 BB: 0 P: 13	R: 0 E: 0 K: 0 S: 6	H: 0 LOB: 0 BB: 0 P: 12	R: 1 E: 0 K: 0 S: 6	H: 1 LOB: 0 BB: 0 P: 8	R: 0 E: 0 K: 1 S: 6	H: 0 LOB: 0 BB: 0 P: 8	R: 0 E: 0 K: 2 S: 10	H: 0 LOB: 0 BB: 0 P: 13	R: 0 E: 0 K: 0 S: 7	H: 0 LOB: 0 BB: 0 P: 13	R: 0 E: 0 K: 0 S: 8	H: 0 LOB: 0 BB: 0 P: 9	1B: 2 2B: 1 3B: 0 HR: 1	SF: 0 SAC: 0 DP: 0 HBP: 0	WP: 1 PB: 0 SB: 1 CS: 0	PA: 31
PITCHER	IP WLS BF H R ER SO BB IBB HBP BLK WP HR S P ERA WHIP																					
Ken Hill, R (1, 1) ERA: 3.35	8.0 W 28 4 2 2 5 0 0 0 0 1 1 71 107 2.25 0.500																					
Lee Smith, R (9, 1) ERA: 3.12	1.0 3 0 0 0 0 0 0 0 0 0 0 8 9 0.00 0.000																					

Houston Astros @ St. Louis Cardinals
 Busch Stadium, St. Louis, MO
 Sun May 19 1991, 3:33 AM CDT
 Att. 31,446 - Cloudy - 70 F

livebaseballscorecards.com

AB	31
R	2
H	4
RBI	2
BB	0
SO	5
LOB	4



BOTTOM

Houston Astros @ St. Louis Cardinals
Busch Stadium, St. Louis, MO
Sun May 19 1991, 3:33 AM CDT
Att. 31,446 - Cloudy - 70 F

livebaseballscorecards.com

AB	34
R	9
H	13
RBI	8
BB	3
SO	2
LOB	13



WP:	1	PA:	39
PB:	0	SB:	1
CS:	0		

AB	R	H	RBI	BB	SO	LOB
5	4	3	0	0	0	1
5	1	3	1	0	0	1
0	0	0	0	0	0	0
5	2	2	2	0	1	2
3	1	1	2	0	0	1
0	0	0	0	0	0	0
4	1	1	0	0	1	1
3	0	3	2	1	0	0
3	0	0	1	0	0	3
3	0	0	0	1	0	2
2	0	0	0	1	0	2
1	0	0	0	0	0	0
1B:	10	SF:	2			
2B:	3	SAC:	0			
3B:	1	DP:	1			
HR:	0	HBP:	0			

Batter	1	2	3	4	5	6	7	8	9	AB	R	H	RBI	BB	SO	LOB		
Milt Thompson, L OBP: 0.520, SLG: 0.561 (1, 7)	0-1 1B 2B 1B	3-2 G4-3			0-0 1B 1B	0-0 FC3-6 1B WP		0-2 1B 3B		5	4	3	0	0	0	1		
Ozzie Smith, S OBP: 0.409, SLG: 0.336 Geronimo Pena, S OBP: 0.375, SLG: 0.394 (8, PR) (9, 4)	0-0 2B SF8 1B		3-2 F9		1-0 G1-3 1-2	2-1 G6-3 WP 1B		2-2 F8-3 1B		5	1	3	1	0	0	1		
Ray Lankford, L OBP: 0.283, SLG: 0.324 (1, 8)	1-2 1B 2B		1-3 K		1-1 1B 1B	1-2 G6-3		0-0 F8-3		5	2	2	2	0	1	2		
Pedro Guerrero, R OBP: 0.354, SLG: 0.403 Lee Smith, R (1, 3) (9, 1)	2-2 SF8		3-0 L5		0-0 1B 1B	0-1 G5-3				3	1	1	2	0	0	1		
Felix Jose, S OBP: 0.418, SLG: 0.511 (1, 9)	1-3 K			1-0 L8	1-1 1B SF8 1B		0-0 G6-3			4	1	1	0	0	1	1		
Todd Zeile, R OBP: 0.397, SLG: 0.452 (1, 5)	1-2 1B			4-2 G6-3 BB	0-1 1B		3-2 G4-3 2B			3	0	3	2	1	0	0		
Rich Gedman, L OBP: 0.040, SLG: 0.043 (1, 2)	0-0 G3			0-0 G6-3	3-2 SF8		3-1 G4-3			3	0	0	1	0	0	3		
Tim Jones, L OBP: 0.222, SLG: 0.125 (1, 4) (9, 6)		2-0 F9		4-2 BB	0-0 F9		2-2 G4-3			3	0	0	0	1	0	2		
Ken Hill, R Gerald Perry, L OBP: 0.281, SLG: 0.320 (1, 1) (8, PH) (9, 3)		1-2 L8		0-2 G3		4-2 FC3-6 BB		2-1 F7		2	0	0	0	1	0	2		
										1	0	0	0	0	0	0		
Inning Stats	R: 3 E: 0 K: 1 S: 20	H: 4 LOB: 1 BB: 0 P: 25	R: 0 E: 0 K: 0 S: 7	H: 0 LOB: 0 BB: 0 P: 13	R: 0 E: 0 K: 1 S: 7	H: 0 LOB: 2 BB: 2 P: 18	R: 4 E: 0 K: 0 S: 14	H: 5 LOB: 1 BB: 0 P: 20	R: 1 E: 0 K: 0 S: 12	H: 1 LOB: 1 BB: 1 P: 19	R: 0 E: 0 K: 0 S: 9	H: 1 LOB: 1 BB: 0 P: 17	R: 1 E: 0 K: 0 S: 9	H: 2 LOB: 1 BB: 0 P: 13	1B: 10 2B: 3 3B: 1 HR: 0	SF: 2 SAC: 0 DP: 1 HBP: 0	WP: 1 PB: 0 SB: 1 CS: 0	PA: 39 ERA WHIP

PITCHER	IP	WLS	BF	H	R	ER	SO	BB	IBB	HBP	BLK	WP	HR	S	P	ERA	WHIP
Pete Harnisch, R ERA: 3.06 (1, 1)	4.1	L	24	9	7	7	2	2	0	0	0	0	0	52	82	14.54	2.538
Jim Clancy, R ERA: 2.25 (5, 1)	2.2		11	2	1	1	0	1	0	0	0	1	0	26	44	3.38	1.125
Dwayne Henry, R ERA: 2.33 (8, 1)	1.0		4	2	1	1	0	0	0	0	0	0	0	9	13	9.00	2.000

Batter	1	2	3	4	5	6	7	8	9	AB R H RBI BB SO LOB	TOP		
Brett Butler, L (1, 8) OBP: 0.373, SLG: 0.353	2-1 G6-3		0-1 CS 1B		3-3 K			1-1 G6-3 HBP		3 0 1 0 0 1 1	Los Angeles Dodgers @ Houston Astros Astrodome, Houston, TX Mon May 20 1991, 8:05 PM EDT Att. 9,058 - Dome - 70 F		
Juan Samuel, R (1, 4) OBP: 0.359, SLG: 0.465	2-2 FC6-4 1B		4-2 BB			1-0 G6-3		2-2 G6-3		3 0 1 0 1 0 1			
Darryl Strawberry, L (1, 9) OBP: 0.350, SLG: 0.345 Jim Gott, R (8, 1)	2-1 FC6-4 1-2f		1-3 K			4-0 FC4-6 BB		1-0 F8		3 0 0 0 1 1 3 0 0 0 0 0 0 0			
Eddie Murray, S (1, 3) OBP: 0.368, SLG: 0.491	3-1 G4-3			1-0 F7		2-1 FC4-6 1-2f		0-0 G1-3 1B G4-3 1B		4 1 1 0 0 0 2			
Kal Daniels, L (1, 7) OBP: 0.265, SLG: 0.375		0-0 G4-3		2-3 K		2-0 L7		1-0 G4-3 G1-3 1B		4 0 1 0 0 1 1			
Lenny Harris, L (1, 5) OBP: 0.361, SLG: 0.316 Jeff Hamilton, R (9, PH) OBP: 0.258, SLG: 0.283		4-0 S BB		0-0 G6-3			0-0 G6-3	0-2 G1-3		2 0 0 0 1 0 0 1 0 0 0 0 0 2			
Mike Scioscia, L (1, 2) OBP: 0.359, SLG: 0.333		2-3 SAFE K		4-0 G1-3 BB		1-1 F8		0-1 G4-3		3 0 0 1 1 1 2			
Jose Offerman, S (1, 6) OBP: 0.313, SLG: 0.250 Gary Carter, R (9, PH) OBP: 0.333, SLG: 0.483		1-2 F7		3-3 K		2-1 L8		2-2 G5-3		3 0 0 0 0 1 2 1 0 0 0 0 0 1			
Kevin Gross, R (1, 1) Chris Gwynn, L (5, PH) OBP: 0.375, SLG: 0.407 Mike Hartley, R (5, 1) Stan Javier, S (8, PH) OBP: 0.250, SLG: 0.289 (8, 9)			1-3 K		1-0 G1-3			2-1 G4-3		1 0 0 0 0 1 0 1 0 0 0 0 0 1 0 0 0 0 0 0 0 1 0 0 0 0 0 0			
Inning Stats	R: 0 H: 1 E: 0 LOB: 1 K: 0 BB: 0 S: 9 P: 18	R: 0 H: 0 E: 0 LOB: 1 K: 1 BB: 1 S: 9 P: 15	R: 0 H: 1 E: 0 LOB: 1 K: 2 BB: 1 S: 12 P: 18	R: 0 H: 0 E: 0 LOB: 0 K: 1 BB: 0 S: 5 P: 8	R: 0 H: 0 E: 0 LOB: 1 K: 2 BB: 1 S: 10 P: 21	R: 0 H: 0 E: 0 LOB: 1 K: 0 BB: 1 S: 4 P: 13	R: 0 H: 0 E: 0 LOB: 0 K: 0 BB: 0 S: 5 P: 8	R: 0 H: 0 E: 0 LOB: 1 K: 0 BB: 0 S: 7 P: 13	R: 1 H: 2 E: 0 LOB: 1 K: 0 BB: 0 S: 11 P: 14	1B: 4 SF: 0 2B: 0 SAC: 0 3B: 0 DP: 0 HR: 0 HBP: 1	WP: 0 PA: 35 PB: 0 SB: 1 CS: 1		
PITCHER	IP WLS BF H R ER SO BB IBB HBP BLK WP HR S P ERA WHIP											PITCHER	IP WLS BF H R ER SO BB IBB HBP BLK WP HR S P ERA WHIP
Jimmy Jones, R (1, 1) ERA: 2.7	8.0 W 32 4 1 1 6 4 0 1 0 0 0 0 63 117 1.12 1.000												
Al Osuna, L (9, 1) ERA: 2.2	1.0 S 3 0 0 0 0 0 0 0 0 0 0 0 9 11 0.00 0.000												

livebaseballscorecards.com

AB	30
R	1
H	4
RBI	1
BB	4
SO	6
LOB	16



Batter	1	2	3	4	5	6	7	8	9	AB	R	H	RBI	BB	SO	LOB
Steve Finley, L OBP: 0.302, SLG: 0.375 (1, 8)	1-0 3B 1B	3-2 F8		0-0 G6-3		1-1 FC5		0-0 G4-3		5	1	1	0	0	0	5
Craig Biggio, R OBP: 0.397, SLG: 0.444 (1, 2)	0-0 P3	2-3 K2-3		0-1 F4			0-1 G5-3			4	0	0	0	0	1	3
Luis Gonzalez, L OBP: 0.275, SLG: 0.471 (1, 7)	2-0 1B 3B		0-1 G4-3		2-3 K		1-0 HR			4	2	2	2	0	1	0
Ken Caminiti, S OBP: 0.315, SLG: 0.306 (1, 5)	4-2 5 HBP 1B BB		0-0 F7		2-3 K		1-2 G6-3			3	1	0	0	1	1	0
5 Jeff Bagwell, R OBP: 0.372, SLG: 0.420 (1, 3)	1-0 1B 1-2 HBP		4-2 BB		1-0 F8		4-2 BB			1	0	0	0	2	0	0
Karl Rhodes, L OBP: 0.294, SLG: 0.280 (1, 9)	2-1 1B		1-1 L9		2-2 P6		1-2 L6			4	0	1	2	0	0	2
Casey Candaele, S OBP: 0.293, SLG: 0.400 (1, 4)	2-3 K		1-2 G3-1		1-0 L4		3-2 G3-1			4	0	0	0	0	1	2
Dave Rohde, S OBP: 0.219, SLG: 0.167 (1, 6)	3-3 K		2-1 G6-3 1B		0-1 FC5 1B		0-3 K			4	0	2	0	0	2	2
Jimmy Jones, R OBP: 0.444, SLG: 0.333 Al Osuna, R (9, 1)		0-0 P4		1-0 G6-3 1B		4-1 FC5 BB		2-2 1B		3	0	2	0	1	0	0
										0	0	0	0	0	0	0

Inning Stats	R: 3	H: 3	E: 0	K: 2	S: 14	LOB: 2	BB: 1	P: 29	R: 0	H: 0	E: 0	K: 1	S: 8	LOB: 0	BB: 0	P: 13	R: 0	H: 0	E: 0	K: 0	S: 7	LOB: 1	BB: 1	P: 12	R: 0	H: 2	E: 0	K: 0	S: 9	LOB: 2	BB: 0	P: 13	R: 0	H: 0	E: 0	K: 2	S: 9	LOB: 0	BB: 0	P: 14	R: 0	H: 1	E: 1	K: 0	S: 10	LOB: 2	BB: 1	P: 18	R: 1	H: 1	E: 0	K: 0	S: 11	LOB: 1	BB: 1	P: 18	R: 0	H: 1	E: 0	K: 1	S: 12	LOB: 1	BB: 0	P: 17
--------------	------	------	------	------	-------	--------	-------	-------	------	------	------	------	------	--------	-------	-------	------	------	------	------	------	--------	-------	-------	------	------	------	------	------	--------	-------	-------	------	------	------	------	------	--------	-------	-------	------	------	------	------	-------	--------	-------	-------	------	------	------	------	-------	--------	-------	-------	------	------	------	------	-------	--------	-------	-------

PITCHER	IP	WLS	BF	H	R	ER	SO	BB	IBB	HBP	BLK	WP	HR	S	P	ERA	WHIP
Kevin Gross, R ERA: 5.93 (1, 1)	4.0	L	20	5	3	3	3	2	0	1	0	0	0	38	67	6.75	1.750
Mike Hartley, R ERA: 3.0 (5, 1)	3.0		13	2	1	1	2	2	0	0	0	0	1	30	50	3.00	1.333
Jim Gott, R ERA: 2.29 (8, 1)	1.0		4	1	0	0	1	0	0	0	0	0	0	12	17	0.00	1.000

BOTTOM


Los Angeles Dodgers @ Houston Astros
Astrodome, Houston, TX
Mon May 20 1991, 8:05 PM EDT
Att. 9,058 - Dome - 70 F

AB	32
R	4
H	8
RBI	4
BB	4
SO	6
LOB	14



WP: 0	PA: 37
PB: 0	SB: 1
CS: 0	

PITCHER	IP	WLS	BF	H	R	ER	SO	BB	IBB	HBP	BLK	WP	HR	S	P	ERA	WHIP
---------	----	-----	----	---	---	----	----	----	-----	-----	-----	----	----	---	---	-----	------

Batter	1	2	3	4	5	6	7	8	9	AB R H RBI BB SO LOB	TOP																
Brett Butler, L (1, 8) OBP: 0.374, SLG: 0.350	0-0 F8		4-1 1B BB		1-2 G4-3		0-1 F7		1-1 1B	4 0 1 0 1 0 1																	
Juan Samuel, R (1, 4) OBP: 0.373, SLG: 0.480 Jay Howell, R (9, 1)	3-3 K		1-2 1B		4-1 HR BB		1-1 HR 2B		1-0 1B CS	4 2 3 1 1 1 0 0 0 0 0 0 0 0																	
Darryl Strawberry, L (1, 9) OBP: 0.351, SLG: 0.397	2-3 K		2-3 K		1-1 HR		2-1 HR		3-3 K	5 2 2 4 0 3 4																	
Eddie Murray, S (1, 3) OBP: 0.369, SLG: 0.513		2-0 1B		2-0 G4-3		1-0 G3		2-0 HR	1-0 G4-3	5 1 2 1 0 0 1																	
Kal Daniels, L (1, 7) OBP: 0.256, SLG: 0.361 Jim Gott, R (7, 1) Tim Crews, R (7, 1) John Candelaria, L (8, 1) Jeff Hamilton, R (9, 5) OBP: 0.258, SLG: 0.283		3-2 F7		0-0 G3-1		3-2 L6		1-0 G3		4 0 0 0 0 0 1 0																	
Lenny Harris, L (1, 5) OBP: 0.356, SLG: 0.313	1 SAFE F7	0-1 F7		0-2 S 1B		0-0 F7		1-2 F7		4 0 1 0 0 0 1																	
Mike Scioscia, L (1, 2) OBP: 0.364, SLG: 0.363		2-1 F7		1 SAFE 3-3 K			2-0 HR	4-1 CS BB BB		3 1 1 1 1 1 2	AB 36 R 7 H 11 RBI 7 BB 4 SO 8 LOB 13																
Jose Offerman, S (1, 6) OBP: 0.333, SLG: 0.258			2-3 K		0-0 F7		1-1 2B S 1B	4-0 BB BB	1-2 BB	3 1 1 0 1 1 0																	
Bob Ojeda, L (1, 1) OBP: 0.231, SLG: 0.231 Greg Smith, S (7, PH) Stan Javier, S (7, 7) OBP: 0.244, SLG: 0.282			2-2 G4-3		1-0 G4-3		1 SAFE 1 SAFE 1 SAFE K	1-3 K	3-3 K	2 0 0 0 0 0 0 1 0 0 0 0 1 1 1 0 0 0 0 1 2																	
Inning Stats	R: 0 E: 0 K: 2 S: 9	H: 0 LOB: 0 BB: 0 P: 14	R: 0 E: 0 K: 0 S: 8	H: 1 LOB: 1 BB: 0 P: 15	R: 0 E: 0 K: 2 S: 15	H: 1 LOB: 2 BB: 1 P: 26	R: 0 E: 0 K: 1 S: 8	H: 1 LOB: 1 BB: 0 P: 13	R: 0 E: 0 K: 0 S: 5	H: 0 LOB: 0 BB: 0 P: 7	R: 2 E: 0 K: 0 S: 8	H: 1 LOB: 0 BB: 1 P: 17	R: 5 E: 0 K: 1 S: 14	H: 5 LOB: 0 BB: 0 P: 24	R: 0 E: 0 K: 1 S: 7	H: 0 LOB: 2 BB: 2 P: 19	R: 0 E: 0 K: 1 S: 10	H: 2 LOB: 1 BB: 0 P: 16	1B: 6 2B: 3 3B: 0 HR: 4	SF: 0 SAC: 0 DP: 2 HBP: 0	WP: 0 PB: 0 SB: 2 CS: 2	PA: 40					
PITCHER	IP WLS BF H R ER SO BB IBB HBP BLK WP HR S P ERA WHIP																										
Mark Portugal, R (1, 1) ERA: 4.43	5.0		19	3	0	0	5	1	0	0	0	0	0	45	75	0.00	0.800										
Jim Corsi, R (6, 1) ERA: 5.29	1.2	L	10	4	5	5	1	1	0	0	0	0	2	18	32	27.00	3.000										
Dwayne Henry, R (7, 1) ERA: 3.05	1.1		7	2	2	2	1	2	0	0	0	0	2	11	28	13.50	3.000										
Curt Schilling, R (9, 1) ERA: 4.98	1.0		4	2	0	0	1	0	0	0	0	0	0	10	16	0.00	2.000										

Los Angeles Dodgers @ Houston Astros
Astrodome, Houston, TX
Tue May 21 1991, 8:05 PM EDT
Att. 9,053 - Dome - 70 F

livebaseballscorecards.com

BOTTOM

Los Angeles Dodgers @ Houston Astros
Astrodome, Houston, TX
Tue May 21 1991, 8:05 PM EDT
Att. 9,053 - Dome - 70 F

livebaseballscorecards.com

AB 31
R 3
H 6
RBI 3
BB 7
SO 8
LOB 18



WP: 2 PA: 40
PB: 0
SB: 0
CS: 0

AB R H RBI BB SO LOB

3	0	1	1	1	1	0
4	0	0	1	0	0	3
4	0	0	0	1	0	2
5	1	2	1	0	1	3
4	0	0	0	0	3	1
2	1	1	0	1	0	1
0	0	0	0	0	0	0
1	0	1	0	0	0	0
0	0	0	0	0	0	0
3	0	1	0	1	1	2
3	1	0	0	1	1	4
1	0	0	0	0	0	0
0	0	0	0	1	0	0
0	0	0	0	0	0	0
1	0	0	0	1	1	2

Batter	1	2	3	4	5	6	7	8	9
Steve Finley, L OBP: 0.306, SLG: 0.374 (1, 9)	G4-3 1-0		FC6-4 1B 2-1		SF8 1-1		BB 1-2 2-3 4-1		K 0-3
Gerald Young, S OBP: 0.071, SLG: 0.077 (1, 8)	G3 1-0		FC6-4 1-2f		FC6-4 1-2f		SF8 3-H		F7 1-0
Craig Biggio, R OBP: 0.390, SLG: 0.430 (1, 2)	G6-3 0-0			F8 0-0		G1-3 1-1	F7 1-2		BB 4-0
Ken Caminiti, S OBP: 0.318, SLG: 0.331 (1, 5)		WP G3-1 1B 2-2		G3-1 3-2		HR 1-1	K 1-3		F8 1-1
5 Jeff Bagwell, R OBP: 0.361, SLG: 0.405 (1, 3)		1 SAFE K 1-3		K 2-3		K 2-3		G6-3 2-2	
Mark Davidson, R OBP: 0.390, SLG: 0.324 Dwayne Henry, R (7, 1)		G3-1 0-0			1B SF8 1B 3-2	BB 4-1		WP 1B 0-0	
Ken Oberkfell, L OBP: 0.516, SLG: 0.435 Curt Schilling, R OBP: 1.000, SLG: 1.000 (8, PH) (9, 1)		1-2 1B 1-2		BB 1B 1-3		BB L8 0-0		1B BB 1-2	
Casey Candaele, S OBP: 0.301, SLG: 0.398 (1, 4)		K 2-3			BB K 2-3			BB F8 0-0	
Dave Rohde, S OBP: 0.222, SLG: 0.152 (1, 6)			F8 1-0		K 2-3		BB SF8 BB 4-2	F8 0-0	
Mark Portugal, R OBP: 0.267, SLG: 0.167 Rafael Ramirez, R OBP: 0.286, SLG: 0.263 Jim Corsi, R (5, PH) (6, 1)			G6-3 0-0			FC6-4 BB 1-2		K 0-3	
Luis Gonzalez, L OBP: 0.278, SLG: 0.467 (7, 7)									

Inning Stats	R: 0	H: 0	E: 0	K: 0	S: 3	H: 1	LOB: 1	BB: 0	P: 5	R: 0	H: 1	E: 0	K: 2	S: 11	R: 0	H: 1	E: 0	K: 0	S: 5	R: 0	H: 0	E: 0	K: 1	S: 7	R: 1	H: 2	E: 0	K: 1	S: 12	R: 1	H: 1	E: 0	K: 1	S: 9	R: 1	H: 0	E: 0	K: 1	S: 16	R: 0	H: 1	E: 0	K: 1	S: 10	R: 0	H: 0	E: 0	K: 1	S: 6	1B: 5	2B: 0	3B: 0	HR: 1	SF: 2	SAC: 0	DP: 0	HBP: 0	WP: 2	PA: 40
--------------	------	------	------	------	------	------	--------	-------	------	------	------	------	------	-------	------	------	------	------	------	------	------	------	------	------	------	------	------	------	-------	------	------	------	------	------	------	------	------	------	-------	------	------	------	------	-------	------	------	------	------	------	-------	-------	-------	-------	-------	--------	-------	--------	-------	--------

PITCHER	IP	WLS	BF	H	R	ER	SO	BB	IBB	HBP	BLK	WP	HR	S	P	ERA	WHIP
Bob Ojeda, L ERA: 4.13 (1, 1)	6.0		25	5	2	2	5	2	0	0	0	1	1	47	83	3.00	1.167
Jim Gott, R ERA: 2.75 (7, 1)	0.0		3	0	1	1	0	3	0	0	0	0	0	6	18	∞	∞
Tim Crews, R ERA: 4.18 (7, 1)	1.2		7	1	0	0	1	1	0	0	0	1	0	17	27	0.00	1.200
John Candelaria, L ERA: 2.25 (8, 1)	0.2		2	0	0	0	2	0	0	0	0	0	0	6	6	0.00	0.000
Jay Howell, R ERA: 2.29 (9, 1)	0.2		3	0	0	0	0	1	0	0	0	0	0	3	9	0.00	1.500

Batter	1	2	3	4	5	6	7	8	9	AB R H RBI BB SO LOB	TOP											
Brett Butler, L (1, 8) OBP: 0.377, SLG: 0.349	3-2 1B		2-1 G6-3			3-2 L6		4-1 2B BB		3 1 1 0 1 0 0	Los Angeles Dodgers @ Houston Astros Astrodome, Houston, TX Wed May 22 1991, 8:05 PM EDT Att. 12,310 - Dome - 70 F											
Juan Samuel, R (1, 4) OBP: 0.376, SLG: 0.483	1-2 P2		1-0 G5-3			4-2 BB		3-1 2B		3 0 1 1 1 0 1												
Darryl Strawberry, L (1, 9) OBP: 0.349, SLG: 0.416	1-1 F9			2-0 HR		2-2 F4		1-3 K		4 1 1 1 0 1 3												
Eddie Murray, S (1, 3) OBP: 0.358, SLG: 0.496	3-3 K			1-2 G6-3		2-3 K		2-1 G5-3		4 0 0 0 0 2 3												
Kal Daniels, L (1, 7) OBP: 0.248, SLG: 0.348		2-3 K		1-1 G3			2-2 L9		3-3 K	4 0 0 0 0 2 0												
Gary Carter, R (1, 2) OBP: 0.324, SLG: 0.438		4-2 BB		1-2 F7			0-0 L7		2-1 G5-3	3 0 0 0 1 0 0												
Jeff Hamilton, R (1, 5) OBP: 0.258, SLG: 0.270		1-1 L3			1-0 P5		4-2 BB		1-2 F8	3 0 0 0 1 0 1												
Jose Offerman, S (1, 6) OBP: 0.308, SLG: 0.235		3-2 G5-3			2-2 F7		3-2 G6-3			3 0 0 0 0 0 2												
Mike Morgan, R (1, 1) OBP: 0.100, SLG: 0.100			0-0 G4-3		0-0 G4-3			3-3 K		2 0 0 0 0 0 0												
John Candelaria, L (7, 1)										0 0 0 0 0 0 0												
Mike Hartley, R (7, 1)										0 0 0 0 0 0 0												
Stan Javier, S (8, PH) OBP: 0.238, SLG: 0.275										1 0 0 0 0 1 0												
Jim Gott, R (8, 1)										0 0 0 0 0 0 0												
Inning Stats	R: 0 E: 0 K: 1 S: 13	H: 1 LOB: 1 BB: 0 P: 20	R: 0 E: 0 K: 1 S: 11	H: 0 LOB: 1 BB: 1 P: 21	R: 0 E: 0 K: 0 S: 4	H: 0 LOB: 0 BB: 0 P: 7	R: 1 E: 0 K: 0 S: 9	H: 1 LOB: 0 BB: 0 P: 14	R: 0 E: 0 K: 1 S: 5	H: 0 LOB: 0 BB: 0 P: 8	R: 0 E: 0 K: 1 S: 13	H: 0 LOB: 1 BB: 1 P: 24	R: 0 E: 0 K: 0 S: 9	H: 0 LOB: 1 BB: 1 P: 18	R: 1 E: 0 K: 2 S: 12	H: 1 LOB: 1 BB: 1 P: 25	R: 0 E: 0 K: 1 S: 9	H: 0 LOB: 0 BB: 0 P: 15	1B: 1 2B: 1 3B: 0 HR: 1	SF: 0 SAC: 0 DP: 0 HBP: 0	WP: 0 PB: 0 SB: 1 CS: 0	PA: 34
PITCHER	IP WLS BF H R ER SO BB IBB HBP BLK WP HR S P ERA WHIP																					
Jim Deshaies, L (1, 1) ERA: 6.27	7.0 W 26 2 1 1 3 3 0 0 0 0 0 1 64 112 1.29 0.714																					
Al Osuna, L (8, 1) ERA: 2.45	2.0 S 8 1 1 1 3 1 0 0 0 0 0 0 21 40 4.50 1.000																					

AB	30
R	2
H	3
RBI	2
BB	4
SO	6
LOB	10



Batter	1	2	3	4	5	6	7	8	9
Steve Finley, L (1, 8) OBP: 0.313, SLG: 0.391 Mark Davidson, R (7, PH) OBP: 0.381, SLG: 0.314 Al Osuna, R (8, 1)	2-1 1B 3B		2-2 G3-1		4-0 1B BB		3-2 F9 3-H		
Craig Biggio, R (1, 2) OBP: 0.407, SLG: 0.444	1-1 G6-3 1B 3-H		4-2 S BB		0-1 1-2 1B		0-0 P2-3 1B		
Luis Gonzalez, L (1, 7) OBP: 0.270, SLG: 0.452	0-0 G6-3 1-2f		3-3 K		1-3 K		0-0 P2-3 1-2f		
Ken Caminiti, S (1, 5) OBP: 0.316, SLG: 0.336	0-0 G6-3			0-1 5 1B G4-6-3 2B		0-0 F8		2-1 P5	
5 Jeff Bagwell, R (1, 3) OBP: 0.360, SLG: 0.403		2-1 F8		0-1 G4-6-3 1B 2-3		2-3 K			
Karl Rhodes, L (1, 9) OBP: 0.295, SLG: 0.282		0-0 CS 1B		0-0 G4-6-3 1-2f 3-H		0-1 G3			
Rafael Ramirez, R (1, 6) OBP: 0.311, SLG: 0.317		2-0 S 1B 1-2		2-1 G5-3		0-1 G1-3 WP 2B			
Casey Candaele, S (1, 4) OBP: 0.292, SLG: 0.385		3-3 K 1-2		3-1 G6-3		0-1 G1-3 2-3			
Jim Deshaies, L (1, 1) OBP: 0.308, SLG: 0.182 Ken Oberkfell, L (7, PH) OBP: 0.500, SLG: 0.417 Gerald Young, S (8, 8) OBP: 0.071, SLG: 0.077			0-0 G4-3		1-3 K		1-3 K		

AB	R	H	RBI	BB	SO	LOB
2	1	1	0	1	0	0
1	0	0	0	0	0	0
0	0	0	0	0	0	0
3	0	3	1	1	0	0
4	0	0	0	0	2	5
4	1	1	0	0	0	0
3	0	1	0	0	1	0
3	0	1	0	0	0	1
3	1	2	0	0	0	0
3	0	0	0	0	1	2
2	0	0	0	0	1	0
1	0	0	0	0	1	1
0	0	0	0	0	0	0

BOTTOM

Los Angeles Dodgers @ Houston Astros
Astrodome, Houston, TX
Wed May 22 1991, 8:05 PM EDT
Att. 12,310 - Dome - 70 F

AB	29
R	3
H	9
RBI	1
BB	2
SO	6
LOB	9



1B:	6	SF:	0
2B:	3	SAC:	0
3B:	1	DP:	3
HR:	0	HBP:	0

WP:	1	PA:	31
PB:	0		
SB:	2		
CS:	1		

Inning	R	H	E	K	S	H	LOB	BB	IBB	HBP	BLK	WP	HR	S	P	ERA	WHIP
1	1	2	0	0	6	2	0	0	0	0	0	0	0	53	83	4.26	1.579
2	0	2	0	1	10	0	1	0	0	0	0	0	0	3	4	0.00	0.000
3	0	0	0	1	10	0	0	0	0	0	0	1	0	3	6	0.00	0.000
4	1	2	0	0	7	0	0	0	0	0	0	0	0	4	6	0.00	1.000

PITCHER	IP	WLS	BF	H	R	ER	SO	BB	IBB	HBP	BLK	WP	HR	S	P	ERA	WHIP
Mike Morgan, R (1, 1) ERA: 2.12	6.1	L	26	8	3	3	5	2	0	0	0	0	0	53	83	4.26	1.579
John Candelaria, L (7, 1) ERA: 2.16	0.1		1	0	0	0	1	0	0	0	0	0	0	3	4	0.00	0.000
Mike Hartley, R (7, 1) ERA: 2.96	0.1		1	0	0	0	0	0	0	0	0	1	0	3	6	0.00	0.000
Jim Gott, R (8, 1) ERA: 2.61	1.0		3	1	0	0	0	0	0	0	0	0	0	4	6	0.00	1.000

PITCHER	IP	WLS	BF	H	R	ER	SO	BB	IBB	HBP	BLK	WP	HR	S	P	ERA	WHIP
Steve Finley, L (1, 8) OBP: 0.313, SLG: 0.391	0.1		1	0	0	0	0	0	0	0	0	0	0	1	1	0.00	0.000
Mark Davidson, R (7, PH) OBP: 0.381, SLG: 0.314	0.1		1	0	0	0	0	0	0	0	0	0	0	1	1	0.00	0.000
Al Osuna, R (8, 1)	0.1		1	0	0	0	0	0	0	0	0	0	0	1	1	0.00	0.000

Batter	1	2	3	4	5	6	7	8	9	AB R H RBI BB SO LOB	TOP											
Brett Butler, L (1, 8) OBP: 0.366, SLG: 0.338	2-3 K		0-0 G4-3		0-1 G1-3		1-1 G6-3		1-0 F7	5 0 0 0 0 1 0	Los Angeles Dodgers @ Houston Astros Astrodome, Houston, TX Thu May 23 1991, 8:05 PM EDT Att. 9,386 - Dome - 70 F											
Juan Samuel, R (1, 4) OBP: 0.382, SLG: 0.490	4-2 BB		2-2 2B		2-3 K		3-2 1B		1-3 K	4 0 2 0 1 2 0												
Darryl Strawberry, L (1, 9) OBP: 0.350, SLG: 0.406	1-1 L7		3-2 G3-1		4-2 1B		3-2 F8		4-1 BB	3 1 0 0 2 0 3												
Eddie Murray, S (1, 3) OBP: 0.367, SLG: 0.504	0-0 G4-3			0-0 1B		2-1 1B	4-0 1B		1-2 BB	4 1 2 0 1 0 2												
Kal Daniels, L (1, 7) OBP: 0.248, SLG: 0.345		0-1 G4-3		0-0 L8		2-3 K	0-0 L3			4 0 1 0 0 1 5												
Stan Javier, S (8, 7) OBP: 0.238, SLG: 0.275										0 0 0 0 0 0 0												
Lenny Harris, L (1, 5) OBP: 0.363, SLG: 0.321		1-1 G4-3		0-0 1B		0-0 G1-3		3-3 K		4 0 2 2 0 1 1												
Mike Scioscia, L (1, 2) OBP: 0.352, SLG: 0.349		1-1 G4-3		1-0 F7		3-1 G1-3		2-0 L3		4 0 0 0 0 0 4												
Jose Offerman, S (1, 6) OBP: 0.326, SLG: 0.222		2-2 P5		1-3 K		4-0 1B		4-1 BB		2 0 0 0 2 1 2												
Tim Belcher, R (1, 1) OBP: 0.118, SLG: 0.176			1-3 K		1-3 K		1-3 K		1-3 K	4 0 0 0 0 4 4												
John Candelaria, L (8, 1)										0 0 0 0 0 0 0												
Jay Howell, R (9, 1)										0 0 0 0 0 0 0												
Inning Stats	R: 0 E: 0 K: 1 S: 8	H: 0 LOB: 1 BB: 1 P: 15	R: 0 E: 0 K: 0 S: 9	H: 1 LOB: 1 BB: 0 P: 13	R: 0 E: 0 K: 1 S: 11	H: 1 LOB: 1 BB: 0 P: 17	R: 1 E: 0 K: 1 S: 8	H: 2 LOB: 1 BB: 0 P: 9	R: 0 E: 0 K: 2 S: 8	H: 0 LOB: 0 BB: 0 P: 11	R: 1 E: 0 K: 2 S: 14	H: 2 LOB: 3 BB: 2 P: 30	R: 0 E: 0 K: 0 S: 10	H: 1 LOB: 2 BB: 1 P: 21	R: 0 E: 0 K: 2 S: 9	H: 0 LOB: 1 BB: 1 P: 19	R: 0 E: 0 K: 1 S: 8	H: 0 LOB: 1 BB: 1 P: 15	1B: 5 2B: 2 3B: 0 HR: 0	SF: 0 SAC: 0 DP: 0 HBP: 0	WP: 0 PB: 1 SB: 0 CS: 0	PA: 40
PITCHER	IP WLS BF H R ER SO BB IBB HBP BLK WP HR S P ERA WHIP	IP WLS BF H R ER SO BB IBB HBP BLK WP HR S P ERA WHIP																				
Xavier Hernandez, R (1, 1) ERA: 5.34	7.0 L 32 7 2 2 7 2 2 0 0 0 0 68 116 2.57 1.286	2.0 L 8 0 0 0 3 2 0 0 0 0 0 17 34 0.00 1.000																				

livebaseballscorecards.com

AB	34
R	2
H	7
RBI	2
BB	6
SO	10
LOB	21



Batter	1	2	3	4	5	6	7	8	9	AB	R	H	RBI	BB	SO	LOB
Steve Finley, L OBP: 0.318, SLG: 0.401 (1, 8)	1-1 CS 1B 1B		1-0 F9		1-2 2B		2-2 G5-3			4	0	2	0	0	0	1
Craig Biggio, R OBP: 0.417, SLG: 0.457 (1, 2)	0-0 1B		1-1 2B		4-1 BB			0-0 F8		3	0	2	0	1	0	0
Luis Gonzalez, L OBP: 0.270, SLG: 0.454 (1, 7)	2-1 L7		3-1 G4-3		1-0 P5			2-2 2B		4	0	1	0	0	0	6
Ken Caminiti, S OBP: 0.309, SLG: 0.327 (1, 5)	3-3 K			1-2 G3		2-2 F7		1-1 F8		4	0	0	0	0	1	3
5 Jeff Bagwell, R OBP: 0.364, SLG: 0.410 (1, 3)		0-3 K		1-1 F9		2-1 G3-1 2B		4-1 BB		3	0	1	0	1	1	0
Karl Rhodes, L OBP: 0.296, SLG: 0.277 (1, 9)		1-1 L8		4-2 BB		3-2 G3-1		3-2 F8		2	0	0	0	1	0	1
Mark Davidson, R OBP: 0.372, SLG: 0.306 (8, PH) (9, 9)		3-2 F9		1-0 P3		2-2 G5-3				1	0	0	0	0	0	2
Rafael Ramirez, R OBP: 0.286, SLG: 0.289 (1, 6)			1-2 G4-3		2-2 F6		2-2 F7		1-1 F9	4	0	0	0	0	1	2
Dave Rohde, S OBP: 0.205, SLG: 0.139 (1, 4)										3	0	0	0	0	0	0
Jim Clancy, R (8, 1)										0	0	0	0	0	0	0
Ken Oberkfell, L (9, PH) OBP: 0.485, SLG: 0.400 (8, 4)										1	0	0	0	0	0	0
Xavier Hernandez, L (1, 1)			4-1 2B BB		1-2 P4		0-0 G6-3		1-0 F8	1	0	0	0	1	0	0
Casey Candaele, S (7, PH) (8, 4)										2	0	0	0	0	0	0

Inning Stats	R: 0	H: 2	E: 0	K: 1	S: 9	R: 0	H: 0	E: 0	K: 1	S: 9	R: 0	H: 1	E: 0	K: 0	S: 9	R: 0	H: 0	E: 0	K: 0	S: 9	R: 0	H: 1	E: 0	K: 0	S: 12	R: 0	H: 1	E: 0	K: 0	S: 13	R: 0	H: 0	E: 0	K: 0	S: 9	R: 0	H: 1	E: 0	K: 0	S: 11	R: 0	H: 0	E: 0	K: 1	S: 6	R: 0	H: 0	E: 0	K: 1	S: 6
	LOB: 2	BB: 0	P: 15	LOB: 0	BB: 0	P: 13	LOB: 2	BB: 1	P: 19	LOB: 1	BB: 1	LOB: 2	BB: 1	P: 21	LOB: 1	BB: 0	LOB: 0	BB: 1	P: 22	LOB: 0	BB: 0	LOB: 2	BB: 1	P: 9	LOB: 0	BB: 0	LOB: 0	BB: 0	P: 13	LOB: 2	BB: 1	P: 21	LOB: 0	BB: 0	P: 9	LOB: 0	BB: 0	P: 9	1B: 2	SF: 0	2B: 5	SAC: 0	3B: 0	DP: 1	HR: 0	HBP: 0				

PITCHER	IP	WLS	BF	H	R	ER	SO	BB	IBB	HBP	BLK	WP	HR	S	P	ERA	WHIP
Tim Belcher, R (1, 1) ERA: 2.82	7.2	W	32	6	0	0	2	4	0	0	0	0	0	77	133	0.00	1.304
John Candelaria, L (8, 1) ERA: 2.08	0.1		1	0	0	0	0	0	0	0	0	0	0	4	7	0.00	0.000
Jay Howell, R (9, 1) ERA: 2.18	1.0	S	3	0	0	0	1	0	0	0	0	0	0	6	9	0.00	0.000

BOTTOM

Los Angeles Dodgers @ Houston Astros
Astrodome, Houston, TX

Thu May 23 1991, 8:05 PM EDT
Att. 9,386 - Dome - 70 F

AB	32
R	0
H	6
RBI	0
BB	4
SO	3
LOB	15

livebaseballscorecards.com



WP	PA	ERA	WHIP
0	36		
0			
0			

Batter	1	2	3	4	5	6	7	8	9	AB R H RBI BB SO LOB	TOP																									
Bip Roberts, S (1, 8) OBP: 0.359, SLG: 0.329	1-3 K		1-1 G4-3		4-0 G4-3 BB		1-3 K			3 0 0 0 1 2 1	San Diego Padres @ Houston Astros Astrodome, Houston, TX Fri May 24 1991, 8:05 PM EDT Att. 15,310 - Dome - 70 F																									
Tony Fernandez, S (1, 6) OBP: 0.326, SLG: 0.371	1-2 G6-3 2B		4-1 S BB		0-2 G4-3		1-2 F8			3 0 1 0 1 0 1																										
Tony Gwynn, L (1, 9) OBP: 0.389, SLG: 0.509	1-2 G6-3		4-2 BB		2-1 G1-3		1-0 G5-3			3 0 0 0 1 0 2																										
Fred McGriff, L (1, 3) OBP: 0.426, SLG: 0.556	4-2 BB		0-0 F7		0-0 L7		1-0 F8			3 0 0 0 1 0 2																										
Benito Santiago, R (1, 2) OBP: 0.266, SLG: 0.364	0-3 K		3-2 L8		2-1 G5-3		0-0 SH1-4 1B			4 0 1 0 0 1 2																										
Jerald Clark, R (1, 7) Thomas Howard, S (9, PH) OBP: 0.200, SLG: 0.242		2-0 G4-3	1-2 HBP		2-3 K		0-1 SH1-4			2 0 0 0 0 1 0 0 0 0 0 0 0 0																										
Scott Coolbaugh, R (1, 5) OBP: 0.320, SLG: 0.340		1-0 G6-3	1-0 L5		3-2 SH3-4 1B		0-3 K			4 0 1 0 0 1 2																										
Jose Mota, S (1, 4)		2-3 K	0-0 F7		0-0 SH3-4		3-3 K			3 0 0 0 0 2 2																										
Andy Benes, R (1, 1) OBP: 0.158, SLG: 0.278			3-2 G4-3		1-3 K		1-2 F8			3 0 0 0 0 1 1																										
Inning Stats	R: 0 E: 0 K: 2 S: 16	H: 1 LOB: 2 BB: 1 P: 23	R: 0 E: 0 K: 1 S: 5	H: 0 LOB: 0 BB: 0 P: 10	R: 0 E: 0 K: 0 S: 10	H: 0 LOB: 2 BB: 2 P: 22	R: 0 E: 0 K: 1 S: 8	H: 0 LOB: 1 BB: 0 P: 13	R: 0 E: 0 K: 1 S: 8	H: 0 LOB: 1 BB: 1 P: 15		R: 0 E: 0 K: 1 S: 6	H: 0 LOB: 0 BB: 0 P: 10	R: 0 E: 0 K: 1 S: 13	H: 1 LOB: 1 BB: 0 P: 18	R: 0 E: 0 K: 0 S: 5	H: 0 LOB: 0 BB: 0 P: 8	R: 0 E: 0 K: 2 S: 9	H: 1 LOB: 1 BB: 0 P: 12	1B: 2 2B: 1 3B: 0 HR: 0	SF: 0 SAC: 2 DP: 0 HBP: 1	WP: 0 PB: 0 SB: 1 CS: 0	PA: 35													
PITCHER	IP WLS BF H R ER SO BB IBB HBP BLK WP HR S P ERA WHIP																																			
Pete Harnisch, R (1, 1) ERA: 2.64	8.0	31	2	0	0	6	4	0	1	0	0	0	0	71	119	0.00	0.750																			
Curt Schilling, R (9, 1) ERA: 4.76	1.0	W	4	1	0	0	2	0	0	0	0	0	0	9	12	0.00	1.000																			

livebaseballscorecards.com

AB	28
R	0
H	3
RBI	0
BB	4
SO	8
LOB	13



Batter	1	2	3	4	5	6	7	8	9	10	AB R H RBI BB SO LOB	TOP										
Bip Roberts, S (1, 8) OBP: 0.355, SLG: 0.325	0-0 G1-6-3 1B		2-2 G4-3		2-2 G1-3			2-0 F8		3-2 E6 2B	5 1 1 0 0 0 3	San Diego Padres @ Houston Astros Astrodome, Houston, TX Sat May 25 1991, 8:05 PM EDT Att. 14,618 - Dome - 70 F										
Tony Fernandez, S (1, 6) OBP: 0.323, SLG: 0.363	2-1 G1-6-3 1-2f		2-2 G5-3			2-3 K		0-0 F8	1 SAFE 1 SAFE 1 SAFE 1 SAFE 1 SAFE 1 SAFE 1 SAFE 1 SAFE	4 0 0 0 1 1 2												
Tony Gwynn, L (1, 9) OBP: 0.384, SLG: 0.506	0-1 G4-3			1-0 G4-3		1-1 G3-1		2-2 G4-3	2-2 2B	5 0 1 1 0 0 0												
Fred McGriff, L (1, 3) OBP: 0.426, SLG: 0.568		0-0 HR		3-1 G3-1		3-0 L3		1-3 K	4-0 IBB	4 1 1 1 1 1 0												
Benito Santiago, R (1, 2) OBP: 0.259, SLG: 0.353		0-1 F8		0-1 L3			1-1 G5-3	1-3 K	2-1 P4	5 0 0 0 0 1 3												
Jerald Clark, R (1, 7) OBP: 0.365, SLG: 0.442		2-2 FC4-6 1B			1-1 G5-3 1B		0-0 G6-3		1-1 F8	4 0 2 0 0 0 0 0 0 0 0 0 0 0												
Thomas Howard, S (10, 7) OBP: 0.200, SLG: 0.242																						
Scott Coolbaugh, R (1, 5) OBP: 0.315, SLG: 0.392		1-0 FC4-6 1-2f		2-1 G5-3		2-3 K		0-0 HR		4 1 1 1 0 1 2												
Jose Mota, S (1, 4) OBP: 0.286, SLG: 0.286		0-3 K		2-3 K			0-0 F8 G4-3 1B	0-1 E9 E 1B		4 1 2 0 0 2 2												
Dennis Rasmussen, L (1, 1) OBP: 0.189, SLG: 0.229			0-1 F8		4-1 BB			0-2 SAFE SAFE SAFE SAFE SAFE SAFE SAFE SAFE	1-3 K	1 0 0 0 1 0 0 1 0 0 0 0 0 1 0 0 0 0 0 0 0 0 0 0 0 0 0 0 1 0 0 0 0 1 1 0 0 0 0 0 0 0												
Garry Templeton, S (8, PH) OBP: 0.189, SLG: 0.229																						
John Costello, R (8, 1) OBP: 0.189, SLG: 0.229																						
Rich Rodriguez, L (8, 1) OBP: 0.189, SLG: 0.229																						
Darrin Jackson, R (10, PH) OBP: 0.344, SLG: 0.396																						
Craig Lefferts, L (10, 1) OBP: 0.344, SLG: 0.396																						
Inning Stats	R: 0 E: 0 K: 0 S: 6	H: 1 LOB: 0 BB: 0 P: 7	R: 1 E: 0 K: 1 S: 13	H: 2 LOB: 1 BB: 0 P: 16	R: 0 E: 0 K: 0 S: 8	H: 0 LOB: 0 BB: 0 P: 12	R: 0 E: 0 K: 1 S: 5	H: 0 LOB: 0 BB: 0 P: 9	R: 0 E: 0 K: 1 S: 15	H: 1 LOB: 2 BB: 1 P: 26	R: 0 E: 0 K: 1 S: 6	H: 0 LOB: 0 BB: 0 P: 12	R: 0 E: 0 K: 1 S: 6	H: 0 LOB: 0 BB: 0 P: 9	R: 0 E: 0 K: 2 S: 9	H: 0 LOB: 0 BB: 0 P: 13	R: 3 E: 2 K: 1 S: 21	H: 3 LOB: 3 BB: 2 P: 38	1B: 5 2B: 1 3B: 0 HR: 2	SF: 0 SAC: 0 DP: 1 HBP: 0	WP: 0 PB: 0 SB: 1 CS: 0	PA: 41
PITCHER	IP WLS BF H R ER SO BB IBB HBP BLK WP HR S P ERA WHIP																					
Jimmy Jones, R (1, 1) ERA: 2.48	8.0	L	29	5	1	1	4	1	0	0	0	0	0	0	1	14	19	6.75	1.500			
Al Osuna, L (9, 1) ERA: 2.75	1.1		6	2	2	1	2	0	0	0	0	0	0	0	0	0	0	0	0			
Curt Schilling, R (10, 1) ERA: 4.63	0.2		6	1	1	0	1	1	0	0	0	0	0	0	0	16	32	0.00	3.000			

livebaseballscorecards.com

AB	38
R	4
H	8
RBI	3
BB	3
SO	7
LOB	14



BOTTOM

San Diego Padres @ Houston Astros
Astrodome, Houston, TX
Sat May 25 1991, 8:05 PM EDT
Att. 14,618 - Dome - 70 F

livebaseballscorecards.com

AB 34
R 2
H 7
RBI 2
BB 1
SO 8
LOB 11



WP: 0 PA: 37
PB: 0
SB: 2
CS: 1

AB R H RBI BB SO LOB

3	0	0	0	0	1	0
1	0	0	0	1	0	1
4	1	2	0	0	1	2
4	0	0	0	0	0	2
3	0	1	1	0	0	0
4	0	1	0	0	2	1
4	1	1	0	0	1	1
4	0	2	1	0	0	1
3	0	0	0	0	1	1
2	0	0	0	0	2	0
1	0	0	0	0	0	1
0	0	0	0	0	0	0
0	0	0	0	0	0	0
1	0	0	0	0	0	1

Batter	1	2	3	4	5	6	7	8	9	10
Steve Finley, L (1, 9) OBP: 0.310, SLG: 0.389 Rafael Ramirez, R (8, PH) OBP: 0.294, SLG: 0.283	0-3 K		0-0 G4-3			1-2 G3		4-2 FC6-4 BB		2-1 F8
Gerald Young, S (1, 8) OBP: 0.167, SLG: 0.294	3-3 K			2-2 SF7 3B		2-2 S 1B		1-1 FC6-4 1-2f 2-3		
Craig Biggio, R (1, 2) OBP: 0.395, SLG: 0.430	1-1 G6-3			1-2 L4		1-1 L7			2-2 F8	
Ken Caminiti, S (1, 5) OBP: 0.306, SLG: 0.320		0-2 P4		0-1 SF7			3-1 F8		0-0 5 CS 1B	
5 Jeff Bagwell, R (1, 3) OBP: 0.372, SLG: 0.406		3-1 FC5-4 1B		1-3 K			3-2 F8		1-3 SAFE K	
Mark Davidson, R (1, 7) OBP: 0.362, SLG: 0.325		2-2 FC5-4 1-2f			0-0 F8		2-3 K			0-2 1B 2B
Casey Candaele, S (1, 4) OBP: 0.293, SLG: 0.377		1-1 SAFE L4			3-1 F9			0-0 S SH5-4 1B		2-2 X 2-H 1B
Eric Yelding, R (1, 6) OBP: 0.246, SLG: 0.324			1-3 K		2-1 F9			1 SAFE 2-0 SH5-4 1-2		0-0 F8
Jimmy Jones, R (1, 1) OBP: 0.400, SLG: 0.294 Dave Rohde, S (8, PH) OBP: 0.200, SLG: 0.135 Al Osuna, R (9, 1) Curt Schilling, R (10, 1) OBP: 1.000, SLG: 1.000 Carl Nichols, R (10, PH) OBP: 0.259, SLG: 0.280			2-3 K			1-3 K		2-0 G5-3		1-2 F7

Inning Stats	R: 0 E: 0 K: 2 S: 8	H: 0 LOB: 0 BB: 0 P: 12	R: 0 E: 0 K: 0 S: 10	H: 1 LOB: 1 BB: 0 P: 16	R: 0 E: 0 K: 2 S: 7	H: 0 LOB: 0 BB: 0 P: 10	R: 1 E: 0 K: 1 S: 12	H: 1 LOB: 0 BB: 0 P: 16	R: 0 E: 0 K: 0 S: 5	H: 0 LOB: 0 BB: 0 P: 10	R: 0 E: 0 K: 1 S: 11	H: 1 LOB: 1 BB: 0 P: 16	R: 0 E: 0 K: 1 S: 8	H: 0 LOB: 0 BB: 0 P: 16	R: 0 E: 0 K: 0 S: 9	H: 1 LOB: 2 BB: 1 P: 18	R: 0 E: 0 K: 1 S: 7	H: 1 LOB: 0 BB: 0 P: 10	R: 1 E: 0 K: 0 S: 17	H: 2 LOB: 1 BB: 0 P: 22	1B: 5 2B: 1 3B: 1 HR: 0	SF: 1 SAC: 1 DP: 0 HBP: 0
--------------	------------------------------	----------------------------------	-------------------------------	----------------------------------	------------------------------	----------------------------------	-------------------------------	----------------------------------	------------------------------	----------------------------------	-------------------------------	----------------------------------	------------------------------	----------------------------------	------------------------------	----------------------------------	------------------------------	----------------------------------	-------------------------------	----------------------------------	----------------------------------	------------------------------------

PITCHER	IP	WLS	BF	H	R	ER	SO	BB	IBB	HBP	BLK	WP	HR	S	P	ERA	WHIP
Dennis Rasmussen, L (1, 1) ERA: 1.29	7.0		24	3	1	1	7	0	0	0	0	0	0	61	96	1.29	0.429
John Costello, R (8, 1) ERA: 3.52	0.1		2	1	0	0	0	0	0	0	0	0	0	2	4	0.00	3.000
Rich Rodriguez, L (8, 1) ERA: 2.63	1.2	W	6	1	0	0	1	1	0	0	0	0	0	14	24	0.00	1.200
Craig Leferts, L (10, 1) ERA: 4.13	1.0	S	5	2	1	1	0	0	0	0	0	0	0	17	22	9.00	2.000

Batter	1	2	3	4	5	6	7	8	9	AB	R	H	RBI	BB	SO	LOB	TOP								
Bip Roberts, S (1, 8) OBP: 0.354, SLG: 0.331 Shawn Abner, R (7, 8) OBP: 0.229, SLG: 0.227	0-0 1B 2B		1-3 K			1-0 G4-3		2-1 SF9 3B		3	1	1	0	0	1	1									
Tony Fernandez, S (1, 6) OBP: 0.320, SLG: 0.359 Garry Templeton, S (5, 6) OBP: 0.196, SLG: 0.241	3-2 P6		2-0 G1-6-3			1-2 3B 1B		1-0 SF9		2	0	0	0	0	0	2									
Tony Gwynn, L (1, 9) OBP: 0.387, SLG: 0.517	2-1 CS 1B				0-1 G6-3		1-1 3B		3-1 F9	4	0	2	2	0	0	0									
Fred McGriff, L (1, 3) OBP: 0.419, SLG: 0.557 Thomas Howard, S (8, PH) OBP: 0.222, SLG: 0.242 (8, 7)	3-3 K				1-3 K		2-1 G4-3		4-2 BB	3	0	0	0	0	2	2									
Jerald Clark, R (1, 7) OBP: 0.360, SLG: 0.433 (8, 3)					2-1 G6-3		0-0 P3		3-2 G6-3	4	0	1	0	0	0	1									
Tom Lampkin, L (1, 2) OBP: 0.300, SLG: 0.263							2-3 K		0-0 G6-3	4	0	0	0	0	2	1									
Scott Coolbaugh, R (1, 5) OBP: 0.310, SLG: 0.382							2-0 F7		1-2 F9	4	0	1	0	0	0	1									
Jose Mota, S (1, 4) OBP: 0.273, SLG: 0.273							0-2 P6		3-2 G1-3	4	0	1	0	0	0	1									
Ed Whitson, R (1, 1) OBP: 0.136, SLG: 0.095 Wes Gardner, R (4, 1) Mike Maddux, L (4, 1) Jim Presley, R (6, PH) Steve Rosenberg, L (6, 1) Darrin Jackson, R (7, PH) (7, 1)							0-0 E5		1-3 K	1	0	0	0	0	0	0									
Inning Stats	R: 1 E: 0 K: 1 S: 11	H: 2 LOB: 1 BB: 0 P: 19	R: 0 E: 0 K: 1 S: 8	H: 1 LOB: 1 BB: 0 P: 13	R: 0 E: 1 K: 1 S: 7	H: 0 LOB: 0 BB: 0 P: 10	R: 0 E: 0 K: 1 S: 7	H: 0 LOB: 0 BB: 0 P: 10	R: 0 E: 0 K: 1 S: 7	H: 0 LOB: 0 BB: 0 P: 11	R: 1 E: 0 K: 1 S: 12	H: 2 LOB: 1 BB: 0 P: 18	R: 0 E: 0 K: 0 S: 8	H: 2 LOB: 2 BB: 0 P: 13	R: 1 E: 0 K: 0 S: 12	H: 1 LOB: 1 BB: 1 P: 25	R: 0 E: 0 K: 0 S: 8	H: 0 LOB: 0 BB: 0 P: 12	1B: 5 2B: 2 3B: 2 HR: 0	SF: 1 SAC: 0 DP: 2 HBP: 0	WP: 0 PB: 0 SB: 0 CS: 1	PA: 35			
PITCHER	IP	WLS	BF	H	R	ER	SO	BB	IBB	HBP	BLK	WP	HR	S	P	ERA	WHIP								
Mark Portugal, R (1, 1) ERA: 4.15 Darryl Kile, R (8, 1) ERA: 5.55	7.0	W	27	7	2	2	6	0	0	0	0	0	0	60	94	2.57	1.000								
	2.0		8	1	1	1	0	1	0	0	0	0	0	20	37	4.50	1.000								

San Diego Padres @ Houston Astros
 Astrodome, Houston, TX
 Sun May 26 1991, 4:33 AM EDT
 Att. 15,726 - Dome - 70 F

livebaseballscorecards.com

AB	33
R	3
H	8
RBI	3
BB	1
SO	6
LOB	11



Batter	1	2	3	4	5	6	7	8	9	AB	R	H	RBI	BB	SO	LOB
Steve Finley, L (1, 8) Darryl Kile, R (8, 1)	G3-1	G6-4-3		BB 1B BB		P5	1B 2B			4	1	1	1	1	0	2
Casey Candaele, S (1, 4)	F8		F8	1B BB		2B 5 HR 1B	1B			4	1	2	2	1	0	0
Ken Oberkfell, L (1, 5) Ken Caminiti, S (6, PH) (7, 5)	2B BB		L5	1B		P6	F8			2	1	1	2	1	0	0
Luis Gonzalez, L (1, 7)	1-H 2B		HR			5 HR 2B			G4-3	5	2	3	3	0	0	2
5 Jeff Bagwell, R (1, 3)	K		1B			HR			F9	5	1	2	3	0	1	3
Karl Rhodes, L (1, 9) Mark Davidson, R (8, PH) (9, 9)		F7	G4-3			F8	K		BB	4	0	0	0	0	1	1
Carl Nichols, R (1, 2)		2B 1B				G5-3			P5	5	2	2	0	0	0	1
Eric Yelding, R (1, 6) Gerald Young, S (8, 8)		1B 2B				K			F8	4	2	2	1	0	1	1
Mark Portugal, R (1, 1) Dave Rohde, S (7, PH) (8, 6)		1B				1B BB			1B BB	0	0	0	0	0	0	0

Inning Stats	R: 1	H: 1	E: 0	K: 13	S: 13	L: 1	LOB: 1	BB: 1	P: 22	R: 2	H: 3	E: 0	K: 10	S: 16	L: 3	LOB: 0	BB: 0	P: 22	R: 1	H: 2	E: 0	K: 0	S: 8	L: 2	LOB: 1	BB: 0	P: 9	R: 3	H: 2	E: 0	K: 0	S: 14	L: 2	LOB: 2	BB: 3	P: 29	R: 0	H: 0	E: 0	K: 1	S: 8	L: 3	LOB: 0	BB: 0	P: 12	R: 4	H: 3	E: 0	K: 1	S: 20	L: 3	LOB: 0	BB: 1	P: 33	R: 2	H: 3	E: 0	K: 0	S: 12	L: 3	LOB: 1	BB: 1	P: 23	R: 0	H: 0	E: 0	K: 0	S: 4	L: 0	LOB: 1	BB: 1	P: 11
1B: 7	SF: 0	2B: 5	SAC: 0	3B: 0	DP: 1	HR: 2	HBP: 0	WP: 0	PA: 43																																																															

BOTTOM

San Diego Padres @ Houston Astros
Astrodome, Houston, TX

Sun May 26 1991, 4:33 AM EDT
Att. 15,726 - Dome - 70 F

AB	36
R	13
H	14
RBI	13
BB	7
SO	3
LOB	13

livebaseballscores.com



PITCHER	IP	WLS	BF	H	R	ER	SO	BB	IBB	HBP	BLK	WP	HR	S	P	ERA	WHIP
Ed Whitson, R (1, 1) ERA: 4.68	3.0	L	15	6	4	4	1	1	0	0	0	0	0	37	53	12.00	2.333
Wes Gardner, R (4, 1) ERA: 7.08	0.1		6	2	3	3	0	3	0	0	0	0	0	9	22	81.00	15.000
Mike Maddux, R (4, 1) ERA: 3.68	1.2		5	0	0	0	1	0	0	0	0	0	0	13	19	0.00	0.000
Steve Rosenberg, L (6, 1) ERA: 6.94	1.0		7	3	4	4	1	1	0	0	0	0	1	20	33	36.00	4.000
Darin Jackson, R (7, 1) ERA: 9.0	2.0		10	3	2	2	0	2	0	0	0	0	0	16	34	9.00	2.500

Batter	1	2	3	4	5	6	7	8	9
Brett Butler, L OBP: 0.377, SLG: 0.337 (1, 8)	2-2 E 1B	1-1 SAFE BB 1B		4-2 G5-4-3 BB		2-2 L6		1-1 L8	
Juan Samuel, R OBP: 0.383, SLG: 0.497 (1, 4)	2-1 E9 1B 2B	0-1 F9		2-2 SAFE G5-4-3 1-2f		2-3 K			
Lenny Harris, L OBP: 0.386, SLG: 0.337 (7, 4)									
Darryl Strawberry, L OBP: 0.357, SLG: 0.397 (1, 9)	4-1 1B SF7 BB	4-1 1-2 BB		1-3 K		1-3 K			
Eddie Murray, S OBP: 0.359, SLG: 0.489 (1, 3)	3-2 BLK S 1B	0-0 G6-3			1-0 G4-3		3-2 P3		
Kal Daniels, L OBP: 0.272, SLG: 0.373 (1, 7)	1-3 K		0-0 1B 1B		0-1 2B 2B		3-2 G4-3		
Jose Gonzalez, R (8, 7)									
Gary Carter, R OBP: 0.313, SLG: 0.375 (1, 2)	2-2 SF7		1-0 P4		2-3 K		1-0 F8		
Jeff Hamilton, R OBP: 0.259, SLG: 0.273 (1, 5)	0-3 K		2-3 K		3-2 2B 2B		3-3 K		
Alfredo Griffin, S OBP: 0.290, SLG: 0.287 (1, 6)		1-2 1B 1B	1-1 FC6 1B		4-0 IBB		4-2 SH3-4 BB		
Mike Morgan, R OBP: 0.087, SLG: 0.087 (1, 1)		1-0 P2	2-2 FC6		1-0 F8		0-0 SH3-4		
Jay Howell, R (9, 1)									

Inning Stats	R: 3	H: 3	E: 1	LOB: 1	K: 2	S: 20	P: 34	R: 0	H: 2	E: 0	LOB: 3	K: 0	BB: 1	S: 10	P: 17	R: 0	H: 2	E: 0	LOB: 2	K: 1	BB: 0	S: 12	P: 18	R: 0	H: 0	E: 0	LOB: 0	K: 1	BB: 1	S: 9	P: 16	R: 1	H: 2	E: 0	LOB: 2	K: 1	BB: 1	S: 10	P: 21	R: 0	H: 0	E: 0	LOB: 0	K: 2	BB: 0	S: 10	P: 15	R: 0	H: 0	E: 0	LOB: 0	K: 0	BB: 0	S: 7	P: 14	R: 0	H: 0	E: 0	LOB: 1	K: 1	BB: 1	S: 8	P: 16
--------------	------	------	------	--------	------	-------	-------	------	------	------	--------	------	-------	-------	-------	------	------	------	--------	------	-------	-------	-------	------	------	------	--------	------	-------	------	-------	------	------	------	--------	------	-------	-------	-------	------	------	------	--------	------	-------	-------	-------	------	------	------	--------	------	-------	------	-------	------	------	------	--------	------	-------	------	-------

PITCHER	IP	WLS	BF	H	R	ER	SO	BB	IBB	HBP	BLK	WP	HR	S	P	ERA	WHIP
Jim Deshaies, L ERA: 6.13 (1, 1)	7.0	L	33	9	4	4	7	3	1	0	1	0	0	78	135	5.14	1.714
Dwayne Henry, R ERA: 2.91 (8, 1)	1.0		4	0	0	0	1	1	0	0	0	0	0	8	16	0.00	1.000

AB R H RBI BB SO LOB

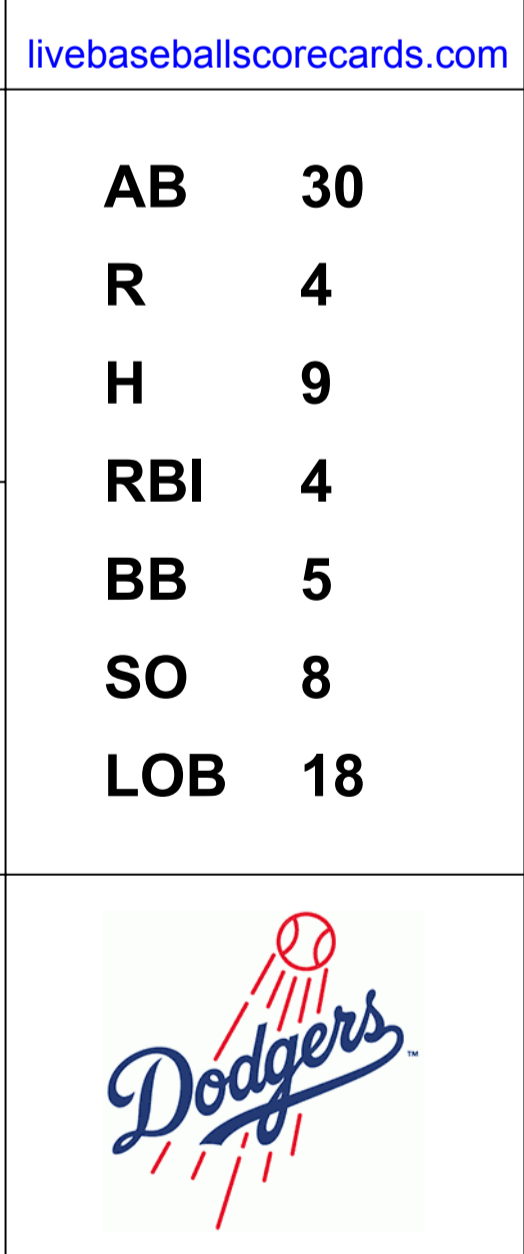
4	1	2	0	1	0	1
4	1	1	1	0	1	3
0	0	0	0	0	0	0
2	1	0	0	2	2	0
4	0	1	1	0	0	3
4	1	2	0	0	1	2
0	0	0	0	0	0	0
3	0	0	1	0	1	2
4	0	1	1	0	3	2
2	0	2	0	2	0	0
3	0	0	0	0	0	5
0	0	0	0	0	0	0

AB 30
R 4
H 9
RBI 4
BB 5
SO 8
LOB 18

WP: 0 PA: 37
PB: 0
SB: 1
CS: 0

WP: 0 PA: 37
ERA WHIP

Houston Astros @ Los Angeles Dodgers
Dodger Stadium, Los Angeles, CA
Mon May 27 1991, 7:05 PM PDT
Att. 43,680 - Sunny - 68 F



Batter	1	2	3	4	5	6	7	8	9	AB	R	H	RBI	BB	SO	LOB	TOP								
Steve Finley, L (1, 8) OBP: 0.322, SLG: 0.429 Jim Corsi, R (6, 1) Ken Oberkfell, L (8, PH) OBP: 0.474, SLG: 0.379 Dwayne Henry, R (8, 1)	3-3 K		1-0 G4-3 1B 2B		0-3 K	2-3 K2-3		3-2 F8		4	1	1	0	0	3	3									
Craig Biggio, R (1, 2) OBP: 0.385, SLG: 0.417	0-1 1B		0-1 G4-3		0-2 FC5-4 1B		0-0 L4-6 1B		1-2 G1-3	5	1	2	0	0	0	2									
Luis Gonzalez, L (1, 7) OBP: 0.270, SLG: 0.466	2-3 K		0-1 1B		2-0 1B		1-0 F5		3-1 G3	5	0	2	1	0	1	2									
Ken Caminiti, S (1, 5) OBP: 0.304, SLG: 0.317	1-0 P5		1-3 K		2-1 1B		0-1 1B		2-0 G3	5	0	2	1	0	1	2									
5 Jeff Bagwell, R (1, 3) OBP: 0.360, SLG: 0.407		1-3 K	0-0 F8		1-3 K		2-1 L4-6			4	0	0	0	0	2	5									
Karl Rhodes, L (1, 9) OBP: 0.291, SLG: 0.262		0-2 E5 1B		3-1 P5		1-2 BB HBP		1-3 K		3	0	0	0	0	1	0									
Rafael Ramirez, R (1, 4) OBP: 0.288, SLG: 0.278		2-0 F9		1-0 G4-3		1-3 K		1-0 1B		4	0	1	0	0	1	2									
Eric Yelding, R (1, 6) OBP: 0.257, SLG: 0.338 Darryl Kile, R (4, 1) Gerald Young, S (6, PH) OBP: 0.250, SLG: 0.333		0-1 1B		3-1 G6-3		4-2 BB		1-1 1B		2	0	1	0	0	0	0									
Xavier Hernandez, L (1, 1) Casey Candaele, S (4, 4) OBP: 0.299, SLG: 0.371		1-3 K		2-2 FC5-4 1B		1-1 P2		2-3 K		1	0	0	0	0	1	2									
										3	0	1	0	0	1	4									
Inning Stats	R: 0 E: 0 K: 2 S: 12	H: 1 LOB: 1 BB: 0 P: 18	R: 0 E: 1 K: 2 S: 12	H: 1 LOB: 2 BB: 0 P: 16	R: 1 E: 0 K: 1 S: 9	H: 2 LOB: 1 BB: 0 P: 11	R: 0 E: 0 K: 0 S: 5	H: 0 LOB: 0 BB: 0 P: 12	R: 1 E: 0 K: 2 S: 16	H: 3 LOB: 2 BB: 0 P: 23	R: 0 E: 0 K: 2 S: 16	H: 0 LOB: 2 BB: 1 P: 25	R: 0 E: 0 K: 0 S: 6	H: 2 LOB: 1 BB: 0 P: 9	R: 0 E: 0 K: 2 S: 17	H: 2 LOB: 2 BB: 0 P: 25	R: 0 E: 0 K: 0 S: 7	H: 0 LOB: 0 BB: 0 P: 13	1B: 10 2B: 2 3B: 0 HR: 0	SF: 0 SAC: 0 DP: 1 HBP: 1	WP: 0 PB: 0 SB: 0 CS: 0	PA: 40			
PITCHER	IP	WLS	BF	H	R	ER	SO	BB	IBB	HBP	BLK	WP	HR	S	P	ERA	WHIP								
Tim Belcher, R (1, 1) ERA: 2.79	7.0	W	32	9	2	2	9	1	0	1	0	0	0	76	114	2.57	1.429								
Mike Hartley, R (8, 1) ERA: 3.08	1.0		5	2	0	0	2	0	0	0	0	0	0	17	25	0.00	2.000								
Tim Crews, R (9, 1) ERA: 3.71	1.0		3	0	0	0	0	0	0	0	0	0	0	7	13	0.00	0.000								

Houston Astros @ Los Angeles Dodgers
Dodger Stadium, Los Angeles, CA

Tue May 28 1991, 7:05 PM PDT
Att. 22,617 - Sunny - 66 F

livebaseballscorecards.com

AB	38
R	2
H	11
RBI	2
BB	1
SO	11
LOB	24



Batter	1	2	3	4	5	6	7	8	9
Brett Butler, L OBP: 0.379, SLG: 0.343 Jose Offerman, S OBP: 0.327, SLG: 0.220	4-2 PB HR BB	2-2 G5-3		0-0 L9 1B 2B	1-2 G1-3			2-3 K	
Lenny Harris, L OBP: 0.396, SLG: 0.347	4-1 SAFE PB HR BB	0-1 G3 2B		2-0 L9 2-3	0-1 G6-3			4-0 BB	
Darryl Strawberry, L OBP: 0.360, SLG: 0.421 Stan Javier, S OBP: 0.216, SLG: 0.229	3-1 1-H 2-H HR	1-0 G3		2-2 G4-3 S HR 1B		1-0 G4-3		2-3 K	
Eddie Murray, S OBP: 0.365, SLG: 0.486 Gary Carter, R OBP: 0.300, SLG: 0.357	4-1 FC4-6 BB	2-1 P2		4-0 G4-3 HR IBB		2-3 K		3-2 F7	
Kal Daniels, L OBP: 0.271, SLG: 0.369 Jose Gonzalez, R	1 SAFE FC4-6 1B 1-2f G4-3		2-1 G3-1	2-0 G4-3		2-1 1B			
Jeff Hamilton, R OBP: 0.271, SLG: 0.321	1 SAFE G4-3 1-3 1B		1-0 G1-3	1-1 HR		0-0 F9			
Mike Scioscia, L OBP: 0.368, SLG: 0.374 Barry Lyons, R	0-1 G4-3 1-2 3-H		3-1 2B	4-0 BB			0-1 G6-3 1B		
Alfredo Griffin, S OBP: 0.299, SLG: 0.281 Mike Hartley, R Tim Crews, R	4-0 IBB		4-0 FC6-4 IBB	1-0 G3			0-1 G6-3 1-2f		
Tim Belcher, R OBP: 0.100, SLG: 0.150 Chris Gwynn, L OBP: 0.343, SLG: 0.367	0-0 G4-3		0-0 FC6-4 1-2f		2-1 P4		3-2 G4-3		

Inning Stats	R: 4 E: 0 K: 0 S: 13	H: 2 LOB: 2 BB: 4 P: 33	R: 0 E: 0 K: 0 S: 8	H: 1 LOB: 1 BB: 0 P: 13	R: 0 E: 0 K: 0 S: 6	H: 1 LOB: 2 BB: 1 P: 16	R: 4 E: 0 K: 0 S: 9	H: 3 LOB: 1 BB: 2 P: 25	R: 0 E: 0 K: 0 S: 7	H: 0 LOB: 0 BB: 0 P: 10	R: 0 E: 0 K: 1 S: 7	H: 1 LOB: 1 BB: 0 P: 12	R: 0 E: 0 K: 0 S: 7	H: 1 LOB: 0 BB: 0 P: 10	R: 0 E: 0 K: 2 S: 10	H: 0 LOB: 1 BB: 1 P: 21
--------------	-------------------------------	----------------------------------	------------------------------	----------------------------------	------------------------------	----------------------------------	------------------------------	----------------------------------	------------------------------	----------------------------------	------------------------------	----------------------------------	------------------------------	----------------------------------	-------------------------------	----------------------------------

PITCHER	IP	WLS	BF	H	R	ER	SO	BB	IBB	HBP	BLK	WP	HR	S	P	ERA	WHIP
Xavier Hernandez, R ERA: 6.47	(1, 1)	3.1	L	21	6	6	0	3	2	0	0	0	1	32	71	16.20	2.700
Darryl Kile, R ERA: 5.88	(4, 1)	1.2		8	1	2	0	1	1	0	0	0	1	11	26	10.80	1.200
Jim Corsi, R ERA: 4.74	(6, 1)	2.0		7	2	0	1	0	0	0	0	0	0	14	22	0.00	1.000
Dwayne Henry, R ERA: 2.76	(8, 1)	1.0		4	0	0	2	1	0	0	0	0	0	10	21	0.00	1.000

BOTTOM

AB	R	H	RBI	BB	SO	LOB
3	2	1	0	1	0	0
1	0	0	0	0	1	0
3	1	1	0	2	0	1
4	2	2	4	0	0	1
1	0	0	0	0	1	1
1	1	0	0	2	0	1
2	0	0	0	0	1	1
4	1	1	0	0	0	3
0	0	0	0	0	0	0
4	1	2	3	0	0	1
3	0	2	1	1	0	1
0	0	0	0	0	0	0
2	0	0	0	2	0	2
0	0	0	0	0	0	0
0	0	0	0	0	0	0
3	0	0	0	0	0	4
1	0	0	0	0	0	0

AB 32
R 8
H 9
RBI 8
BB 8
SO 3
LOB 16



Houston Astros @ Los Angeles Dodgers
Dodger Stadium, Los Angeles, CA
Tue May 28 1991, 7:05 PM PDT
Att. 22,617 - Sunny - 66 F

WP	PA
0	40

WP	PA	ERA	WHIP
0	40		

Batter	1	2	3	4	5	6	7	8	9	AB R H RBI BB SO LOB	TOP
Steve Finley, L (1, 8) OBP: 0.333, SLG: 0.444 (9, 9)										6 1 4 1 0 1 3	
Craig Biggio, R (1, 2) OBP: 0.395, SLG: 0.423										5 1 3 0 1 0 3	
Ken Caminiti, S (1, 5) OBP: 0.301, SLG: 0.314										5 1 1 1 0 0 4	
Luis Gonzalez, L (1, 7) OBP: 0.280, SLG: 0.477										5 1 3 0 0 1 0	
5 Jeff Bagwell, R (1, 3) OBP: 0.361, SLG: 0.424										4 1 1 1 1 3 6	
Karl Rhodes, L (1, 9) OBP: 0.301, SLG: 0.285 Gerald Young, S (9, PR) OBP: 0.250, SLG: 0.333 (9, 8)										4 0 2 1 1 1 1 0 1 0 0 0 0 0	
Rafael Ramirez, R (1, 4) OBP: 0.270, SLG: 0.259 Casey Candaele, S (7, 4) OBP: 0.297, SLG: 0.368										4 0 0 0 0 0 6 1 1 0 0 0 0 0	
Eric Yelding, R (1, 6) OBP: 0.288, SLG: 0.338										3 1 1 1 2 0 0	
Pete Harnisch, S (1, 1) OBP: 0.095, SLG: 0.095 Al Osuna, R (8, 1)										4 0 1 1 0 1 2 0 0 0 0 0 0 0	
Inning Stats	R: 4 H: 6 E: 0 LOB: 3 K: 2 BB: 1 S: 22 P: 34	R: 0 H: 1 E: 0 LOB: 0 K: 0 BB: 0 S: 8 P: 13	R: 0 H: 0 E: 0 LOB: 2 K: 1 BB: 2 S: 9 P: 20	R: 0 H: 2 E: 0 LOB: 2 K: 1 BB: 0 S: 13 P: 19	R: 0 H: 0 E: 0 LOB: 0 K: 1 BB: 0 S: 9 P: 13	R: 0 H: 1 E: 0 LOB: 0 K: 0 BB: 0 S: 8 P: 13	R: 0 H: 1 E: 0 LOB: 2 K: 1 BB: 1 S: 9 P: 17	R: 0 H: 1 E: 0 LOB: 2 K: 0 BB: 1 S: 9 P: 18	R: 4 H: 4 E: 1 LOB: 2 K: 1 BB: 0 S: 23 P: 29	1B: 12 SF: 0 2B: 2 SAC: 1 3B: 1 DP: 1 HR: 1 HBP: 0	WP: 0 PA: 47 PB: 0 SB: 0 CS: 1
PITCHER Orel Hershiser, R (1, 1) ERA: 9.0 Tim Crews, R (5, 1) ERA: 3.34 Kevin Gross, R (8, 1) ERA: 4.95	IP WLS BF H R ER SO BB IBB HBP BLK WP HR S P ERA WHIP 4.0 L 23 9 4 4 4 1 2 0 1 0 0 52 86 9.00 2.500 3.0 11 2 0 0 2 0 1 0 0 0 0 26 43 0.00 0.667 2.0 13 5 4 1 1 1 0 0 0 0 0 1 32 47 4.50 3.000	PITCHER IP WLS BF H R ER SO BB IBB HBP BLK WP HR S P ERA WHIP									

Houston Astros @ Los Angeles Dodgers
 Dodger Stadium, Los Angeles, CA
 Wed May 29 1991, 7:05 PM PDT
 Att. 39,127 - Sunny - 68 F

livebaseballscorecards.com

AB	41
R	8
H	16
RBI	6
BB	5
SO	7
LOB	25



Batter	1	2	3	4	5	6	7	8	9	AB R H RBI BB SO LOB
Brett Butler, L OBP: 0.380, SLG: 0.337 (1, 8)	0-1 E4 WP S G4-3		1-2 G1-3		0-3 K		4-1 FC4-6 BB		4-2 BB	3 1 0 0 2 1 1
Juan Samuel, R OBP: 0.373, SLG: 0.482 (1, 4)	2-1 G4-3 1-H		2-2 G5-3		1-3 K		0-1 FC4-6 1-2f		2-3 K	5 0 0 1 0 2 3
Darryl Strawberry, L OBP: 0.356, SLG: 0.410 (1, 9)	4-2 S BB		1-0 F6		2-2 G4-3		3-3 K		0-3 K	4 0 0 0 1 2 3
Eddie Murray, S OBP: 0.368, SLG: 0.486 (1, 3)	0-3 K 1-2			1-1 BB 1B SF9 1B		0-2 G6-3		0-0 G1-3 1B		4 1 2 0 0 1 1
Lenny Harris, L OBP: 0.404, SLG: 0.357 (1, 5)	0-1 G4-3		1-0 SF9 BB 1B		3-2 BB 1B		1-1 F7			3 0 2 0 0 0 1 1 0 0 0 0 0 1
Jeff Hamilton, R OBP: 0.267, SLG: 0.317 (8, PH) (9, 5)										
Stan Javier, S OBP: 0.236, SLG: 0.220 (1, 7)		0-0 B5-3		4-2 BB		4-2 FC4 BB		1-2 G1-3		2 0 0 0 2 0 1
Mike Scioscia, L OBP: 0.360, SLG: 0.364 (1, 2)		2-1 F7		2-1 F7		0-0 P5		4-2 BB		3 0 0 0 0 0 5 0 0 0 0 1 0 0
Gary Carter, R OBP: 0.314, SLG: 0.357 (8, PH) (9, 2)										
Alfredo Griffin, S OBP: 0.287, SLG: 0.272 (1, 6)		0-1 L4		2-0 SF9		0-1 FC4 1-2f		0-3 K		3 0 0 1 0 1 4
Orel Hershiser, R OBP: 1.000, SLG: 1.000 (1, 1)			0-2 G1-3 1B		2-3 K		1-2 G6-3		2-3 K	1 0 1 0 0 0 0 1 0 0 0 0 1 2 0 0 0 0 0 0 0 1 0 0 0 0 0 0 0 0 0 0 0 0 0 1 0 0 0 0 1 0
Kal Daniels, L OBP: 0.270, SLG: 0.366 (4, PH)										
Tim Lincecum, R OBP: 0.270, SLG: 0.366 (5, 1)										
Chris Gwynn, L OBP: 0.333, SLG: 0.355 (7, PH)										
Kevin Gross, R OBP: 0.167, SLG: 0.091 (8, 1)										
Jose Gonzalez, R (9, PH)										

Inning Stats	R: 1	H: 0	E: 1	LOB: 1	K: 13	S: 13	R: 0	H: 0	E: 0	LOB: 0	K: 0	S: 5	R: 0	H: 1	E: 0	LOB: 1	K: 0	S: 12	R: 1	H: 2	E: 0	LOB: 2	K: 1	S: 13	R: 0	H: 0	E: 0	LOB: 0	K: 2	S: 13	R: 0	H: 1	E: 0	LOB: 2	K: 0	S: 12	R: 0	H: 0	E: 0	LOB: 1	K: 1	S: 9	R: 0	H: 1	E: 0	LOB: 2	K: 1	S: 13	R: 0	H: 0	E: 0	LOB: 1	K: 3	S: 13	1B: 5	SF: 1	2B: 0	SAC: 0	3B: 0	DP: 0	HR: 0	HBP: 0
PITCHER	IP	WLS	BF	H	R	ER	SO	BB	IBB	HBP	BLK	WP	HR	S	P	ERA	WHIP																																													
Pete Harnisch, R ERA: 2.49 (1, 1)	7.0	W	31	5	2	1	5	4	0	0	0	1	0	78	120	1.29	1.286																																													
Al Osuna, L ERA: 2.49 (8, 1)	2.0	S	8	0	0	0	4	2	0	0	0	0	0	25	39	0.00	1.000																																													

BOTTOM

Houston Astros @ Los Angeles Dodgers
Dodger Stadium, Los Angeles, CA
Wed May 29 1991, 7:05 PM PDT
Att: 39,127 - Sunny - 68 F

livebaseballscores.com

AB	32
R	2
H	5
RBI	2
BB	6
SO	9
LOB	22



WP: 1	PA: 39
PB: 0	
SB: 2	
CS: 0	

Batter	1	2	3	4	5	6	7	8	9	AB R H RBI BB SO LOB	TOP									
Gerald Young, S (1, 8) OBP: 0.208, SLG: 0.273 Craig Biggio, R (9, PH) OBP: 0.393, SLG: 0.420	2-2 G5-3	0-0 F8			0-2 P3		2-2 P3		0-1 P3	4 0 0 0 0 0 2 1 0 0 0 0 0 1	Houston Astros @ San Diego Padres Jack Murphy Stadium, San Diego, CA Thu May 30 1991, 6:33 AM EDT Att. 13,066 - Cloudy - 68 F									
Casey Candaele, S (1, 7) OBP: 0.303, SLG: 0.372	1-2 1B				0-1 G6-3		0-0 F9			4 0 2 0 0 0 0										
Mark Davidson, R (1, 9) OBP: 0.385, SLG: 0.326	1-2 L6-4 1B				3-2 HBP		3-2 G6-3			3 0 1 0 0 0 1										
Ken Caminiti, S (1, 5) OBP: 0.305, SLG: 0.318	0-0 1B				0-0 1B		1-2 G4-3			4 0 2 0 0 0 1										
5 Jeff Bagwell, R (1, 3) OBP: 0.353, SLG: 0.412	0-0 L6-4				1-3 K		0-0 G5-3			4 0 0 0 0 2 6										
Rafael Ramirez, R (1, 4) OBP: 0.284, SLG: 0.262							1-3 K			3 0 1 0 1 1 0										
Carl Nichols, R (1, 2) OBP: 0.306, SLG: 0.313							1-1 G6-3			2 0 0 0 2 1 2										
Eric Yelding, R (1, 6) OBP: 0.281, SLG: 0.349							1-3 K			4 0 3 0 0 1 1										
Jimmy Jones, R (1, 1) OBP: 0.348, SLG: 0.250 Jim Clancy, R (8, 1) Dave Rohde, S (9, PH) OBP: 0.209, SLG: 0.128							1-0 L7			3 0 0 0 0 0 4 0 0 0 0 0 0 0 1 0 0 0 0 0 2										
Inning Stats	R: 0 E: 0 K: 0 S: 12	H: 3 LOB: 2 BB: 0 P: 16	R: 0 E: 0 K: 0 S: 8	H: 1 LOB: 2 BB: 1 P: 16	R: 0 E: 0 K: 1 S: 8	H: 1 LOB: 1 BB: 1 P: 18	R: 0 E: 0 K: 1 S: 12	H: 1 LOB: 2 BB: 0 P: 16	R: 0 E: 0 K: 1 S: 7	H: 1 LOB: 1 BB: 0 P: 11	R: 0 E: 0 K: 0 S: 12	H: 0 LOB: 0 BB: 0 P: 17	R: 0 E: 0 K: 1 S: 9	H: 0 LOB: 0 BB: 0 P: 11	R: 0 E: 0 K: 0 S: 6	H: 1 LOB: 1 BB: 1 P: 10	1B: 9 2B: 1 3B: 0 HR: 0	SF: 0 SAC: 0 DP: 2 HBP: 1	WP: 0 PB: 0 SB: 1 CS: 1	PA: 37
PITCHER	IP WLS BF H R ER SO BB IBB HBP BLK WP HR S P ERA WHIP																			
Dennis Rasmussen, L (1, 1) ERA: 0.64	7.0 W 30 8 0 0 4 2 0 1 0 0 0 0 67 107 0.00 1.429																			
Larry Andersen, R (8, 1) ERA: 0.84	1.0 3 0 0 0 1 0 0 0 0 0 0 0 9 11 0.00 0.000																			
Rich Rodriguez, L (9, 1) ERA: 2.32	1.0 4 1 0 0 0 1 0 0 0 0 0 0 6 10 0.00 2.000																			

livebaseballscorecards.com

AB	33
R	0
H	9
RBI	0
BB	3
SO	5
LOB	20



Batter	1	2	3	4	5	6	7	8	9	AB	R	H	RBI	BB	SO	LOB
Bip Roberts, S OBP: 0.349, SLG: 0.326 (1, 8) C B X	1-1 G4-3 ①		0-1 1B 2-3 1B		1-0 G6-3 ③		2-1 F7 ①			4	0	1	0	0	0	0
Tony Fernandez, S OBP: 0.333, SLG: 0.358 (1, 6) C B X	3-2 CS 1B		3-2 1 SAFE F B F F X 1 SAFE F B F X 1 SAFE F B F X			0-1 B1-3 ①	4-2 G4-6-3 BB			3	0	2	1	1	0	0
Tony Gwynn, L OBP: 0.386, SLG: 0.520 (1, 9) C B X	1-1 G6-3 ② ③ 1-2		2-1 G1-3 ③		0-1 1B 2B 1B		0-0 G4-6-3 ② ③ 1-2f			4	1	1	0	0	0	4
Fred McGriff, L OBP: 0.406, SLG: 0.532 (1, 3) X		0-0 G4-3 ①		0-0 L8 ①		2-0 2B 1B 1B		2-2 F7 ①		4	1	1	0	0	0	0
Benito Santiago, R OBP: 0.250, SLG: 0.337 (1, 2) C B X		3-3 K ②		0-0 E6 G6-3		0-0 1B 2B		2-2 1B 1B		2	0	0	0	0	1	0
Tom Lampkin, L OBP: 0.375, SLG: 0.391 (5, 2) C B X		2-3 K ③		0-1 G6-3 ② 1-2		4-0 1B IBB		3-2 G5-4-3 1B 1-2		2	0	0	0	0	1	1
Jerald Clark, R OBP: 0.352, SLG: 0.415 (1, 7) C B X										1	0	1	0	1	0	0
Thomas Howard, S OBP: 0.233, SLG: 0.231 (6, 7) C B X										2	0	0	0	0	0	1
Scott Coolbaugh, R OBP: 0.282, SLG: 0.318 (1, 5) C B X			0-0 L5 ①	2-3 K ③		0-3 K ②		0-0 G5-4-3 ② ③ 1-2f		4	0	0	0	0	2	6
Jose Mota, S OBP: 0.360, SLG: 0.304 (1, 4) C B X			4-0 1B E 1B BB		1-3 K ①	0-2 1B				2	1	1	2	1	1	0
Dennis Rasmussen, L (1, 1) C B X			0-0 P3 ②		1-3 K ②	0-2 G4-3 ③				3	0	0	0	0	1	3
Larry Andersen, R (8, 1) C B X										0	0	0	0	0	0	0
Rich Rodriguez, L (9, 1) C B X										0	0	0	0	0	0	0

Inning Stats	R: 0	H: 1	E: 0	LOB: 0	K: 0	BB: 0	S: 10	R: 0	H: 0	E: 0	LOB: 0	K: 2	BB: 0	S: 7	R: 1	H: 2	E: 1	LOB: 2	K: 0	BB: 1	S: 14	R: 0	H: 0	E: 1	LOB: 1	K: 1	BB: 0	S: 7	R: 0	H: 0	E: 0	LOB: 0	K: 2	BB: 0	S: 7	R: 3	H: 4	E: 0	LOB: 2	K: 1	BB: 1	S: 16	R: 0	H: 0	E: 0	LOB: 0	K: 0	BB: 1	S: 6	R: 0	H: 2	E: 0	LOB: 1	K: 0	BB: 0	S: 13	1B: 8	SF: 0	2B: 1	SAC: 0	3B: 0	DP: 2	HR: 0	HBP: 0	WP: 0	PA: 34
--------------	------	------	------	--------	------	-------	-------	------	------	------	--------	------	-------	------	------	------	------	--------	------	-------	-------	------	------	------	--------	------	-------	------	------	------	------	--------	------	-------	------	------	------	------	--------	------	-------	-------	------	------	------	--------	------	-------	------	------	------	------	--------	------	-------	-------	-------	-------	-------	--------	-------	-------	-------	--------	-------	--------


PITCHER	IP	WLS	BF	H	R	ER	SO	BB	IBB	HBP	BLK	WP	HR	S	P	ERA	WHIP
Jimmy Jones, R ERA: 2.76 (1, 1)	7.1	L	33	9	4	4	6	2	1	0	0	0	0	79	122	4.91	1.500
Jim Clancy, R ERA: 2.03 (8, 1)	0.2		1	0	0	0	0	0	0	0	0	0	0	1	1	0.00	0.000

BOTTOM

Houston Astros @ San Diego Padres
Jack Murphy Stadium, San Diego, CA

Thu May 30 1991, 6:33 AM EDT
Att. 13,066 - Cloudy - 68 F

AB	31
R	4
H	9
RBI	4
BB	3
SO	6
LOB	14



PITCHER	IP	WLS	BF	H	R	ER	SO	BB	IBB	HBP	BLK	WP	HR	S	P	ERA	WHIP
---------	----	-----	----	---	---	----	----	----	-----	-----	-----	----	----	---	---	-----	------

Batter	1	2	3	4	5	6	7	8	9	AB R H RBI BB SO LOB	TOP		
Steve Finley, L (1, 8) OBP: 0.343, SLG: 0.445	3-2 E 1B		1-2 F7		4-2 BB			4-1 BB		2 1 1 0 2 0 0			
Craig Biggio, R (1, 2) OBP: 0.390, SLG: 0.416	1-1 E9 G4-3 1-H 1B		2-2 E4		2-2 G1-3			1-0 F7		4 1 1 0 0 0 2			
Ken Oberkfell, L (1, 3) OBP: 0.429, SLG: 0.333	1-2 G4-3 2-3		1-1 F8			2-1 F8		3-2 G3-1		4 0 0 0 0 0 3			
Luis Gonzalez, L (1, 7) OBP: 0.275, SLG: 0.471 Gerald Young, S (9, PH) OBP: 0.240, SLG: 0.304	1-2 SF8			1-0 E3 G3-4-3		0-1 F9			2-2 HR 1B	2 0 0 1 0 0 0 1 1 1 0 0 0 0			
Ken Caminiti, S (1, 5) OBP: 0.304, SLG: 0.333	3-2 F9			0-0 F9		3-2 P7			0-1 HR	4 1 1 2 0 0 1			
Karl Rhodes, L (1, 9) OBP: 0.295, SLG: 0.278 Mark Davidson, R (9, PH) OBP: 0.377, SLG: 0.318		1-1 P3		0-0 G3-4-3			1-0 L9		0-0 G6-3	3 0 0 0 0 0 1 1 0 0 0 0 0 0			
Rafael Ramirez, R (1, 4) OBP: 0.268, SLG: 0.246		2-1 P5		0-1 F8			1-0 G5-3		2-1 G5-3	4 0 0 0 0 0 1			
Eric Yelding, R (1, 6) OBP: 0.274, SLG: 0.340		1-3 K			1-0 G5-3		0-0 F9		1-0 G5-3	4 0 0 0 0 1 0			
Mark Portugal, R (1, 1) OBP: 0.350, SLG: 0.200 Casey Candaele, S (8, PH) OBP: 0.301, SLG: 0.369 Curt Schilling, R (8, 1) OBP: 1.000, SLG: 1.000			2-2 G6-3		0-0 F7			0-1 F8		2 0 0 0 0 0 0 1 0 0 0 0 0 0 0 0 0 0 0 0 0			
Inning Stats	R: 2 H: 2 E: 1 LOB: 0 K: 0 BB: 0 S: 14 P: 23	R: 0 H: 0 E: 0 LOB: 0 K: 1 BB: 0 S: 7 P: 11	R: 0 H: 0 E: 1 LOB: 1 K: 0 BB: 0 S: 13 P: 19	R: 0 H: 0 E: 1 LOB: 1 K: 0 BB: 0 S: 5 P: 6	R: 0 H: 0 E: 0 LOB: 1 K: 0 BB: 1 S: 9 P: 15	R: 0 H: 0 E: 0 LOB: 0 K: 0 BB: 0 S: 9 P: 14	R: 0 H: 0 E: 0 LOB: 0 K: 0 BB: 0 S: 3 P: 5	R: 0 H: 0 E: 0 LOB: 1 K: 0 BB: 1 S: 7 P: 15	R: 2 H: 2 E: 0 LOB: 0 K: 0 BB: 0 S: 10 P: 15	1B: 3 SF: 1 2B: 0 SAC: 0 3B: 0 DP: 0 HR: 1 HBP: 0	WP: 0 PA: 35 PB: 0 SB: 0 CS: 0		
PITCHER	IP WLS BF H R ER SO BB IBB HBP BLK WP HR S P ERA WHIP											PITCHER	IP WLS BF H R ER SO BB IBB HBP BLK WP HR S P ERA WHIP
Jose Melendez, R (1, 1) ERA: 1.13	8.0 W 30 2 2 1 1 2 0 0 0 0 0 0 67 108 1.12 0.500												
Craig Lefferts, L (9, 1) ERA: 4.67	1.0 S 5 2 2 2 0 0 0 0 0 0 0 1 10 15 18.00 2.000												

Houston Astros @ San Diego Padres
Jack Murphy Stadium, San Diego, CA

Fri May 31 1991, 10:05 PM EDT
Att. 17,749 - Sunny - 68 F

livebaseballscorecards.com

AB	32
R	4
H	4
RBI	3
BB	2
SO	1
LOB	8



Batter	1	2	3	4	5	6	7	8	9	AB	R	H	RBI	BB	SO	LOB
Bip Roberts, S OBP: 0.347, SLG: 0.324 (1, 8)	2-2 G4-3		1-1 G4-3		0-1 E9 FC3-2 PB 1B		0-0 G4-3			4	1	1	0	0	0	0
Tony Fernandez, S OBP: 0.341, SLG: 0.372 (1, 6)	0-1 B1-3		1-2 2B		4-1 PB FC3-2 BB		0-0 1B 2B			3	1	2	0	1	0	0
Tony Gwynn, L OBP: 0.393, SLG: 0.520 (1, 9)	1-0 1B		4-1 BB		1-0 FC3-2 PB		4-0 1B 2B IBB			2	1	1	0	2	0	3
Fred McGriff, L OBP: 0.403, SLG: 0.523 (1, 3)	3-3 K		1-0 L9		4-0 IBB		2-3 K			3	0	0	0	1	2	5
Thomas Howard, S OBP: 0.255, SLG: 0.279 (1, 7)		1-1 HR 2B	2-3 K		0-3 K		0-0 2B 1B			4	1	2	1	0	2	5
Scott Coolbaugh, R OBP: 0.293, SLG: 0.386 (1, 5)		2-1 2-H HR		1-2 G5-3	1-3 K2-3		0-1 1-H 2-H 2B			4	1	2	3	0	1	3
Tom Lampkin, L OBP: 0.321, SLG: 0.333 (1, 2)		1-1 G5-3		2-1 G4-3		1-1 G3		3-2 G6-3		4	0	0	0	0	0	0
Jose Mota, S OBP: 0.310, SLG: 0.259 (1, 4)		1-0 F9		0-2 G3		1-3 K		2-1 G6-3		4	0	0	0	0	1	0
Jose Melendez, R OBP: 0.333, SLG: 0.333 (1, 1)		1-0 G4-3			1-1 E FC3-2 1B		0-1 G4-3		1-1 F9	3	0	1	0	0	0	0
Jim Presley, R OBP: 0.188, SLG: 0.172 (8, PH)										1	0	0	0	0	0	0
Craig Lefferts, L (9, 1)										0	0	0	0	0	0	0

Inning Stats	R: 0	H: 1	E: 0	K: 1	S: 9	LOB: 1	BB: 0	P: 15
	R: 2	H: 2	E: 0	K: 0	S: 8	LOB: 0	BB: 0	P: 14
	R: 0	H: 1	E: 0	K: 1	S: 10	LOB: 2	BB: 1	P: 19
	R: 0	H: 0	E: 0	K: 0	S: 9	LOB: 0	BB: 0	P: 12
	R: 1	H: 2	E: 1	K: 2	S: 12	LOB: 3	BB: 2	P: 23
	R: 0	H: 0	E: 0	K: 1	S: 7	LOB: 0	BB: 0	P: 9
	R: 2	H: 3	E: 0	K: 1	S: 9	LOB: 2	BB: 1	P: 15
	R: 0	H: 0	E: 0	K: 0	S: 7	LOB: 0	BB: 0	P: 13


PITCHER	IP	WLS	BF	H	R	ER	SO	BB	IBB	HBP	BLK	WP	HR	S	P	ERA	WHIP
Mark Portugal, R ERA: 4.45 (1, 1)	7.0	L	33	9	5	5	6	2	2	0	0	0	1	64	107	6.43	1.571
Curt Schilling, R ERA: 4.44 (8, 1)	1.0		3	0	0	0	0	0	0	0	0	0	0	7	13	0.00	0.000

BOTTOM

Houston Astros @ San Diego Padres
Jack Murphy Stadium, San Diego, CA

Fri May 31 1991, 10:05 PM EDT
Att: 17,749 - Sunny - 68 F

AB	32
R	5
H	9
RBI	4
BB	4
SO	6
LOB	16



WP	HR	S	P	ERA	WHIP
0	0	0	0	0	0
0	0	0	0	0	0
0	0	0	0	0	0

Batter	1	2	3	4	5	6	7	8	9	AB R H RBI BB SO LOB	TOP											
Steve Finley, L OBP: 0.335, SLG: 0.435 (1, 8) (5, 9)	0-1 G6-3		0-2 F8		0-1 G6-3		0-1 SAFE G4-3			4 0 0 0 0 0 2												
Casey Candaele, S OBP: 0.301, SLG: 0.363 Jim Corsi, R Dave Rohde, S OBP: 0.227, SLG: 0.128 (8, PH) (8, 5)	4-1 1B BB		1-0 F9		0-0 F9			4-1 FC5-4 BB		2 0 0 0 1 0 0 0 0 0 0 0 0 0 0 0 0 0 1 0 0												
Craig Biggio, R OBP: 0.386, SLG: 0.411 (1, 2)	0-0 1-2 1B		2-2 G5-3			0-0 P3		2-1 FC5-4 5 1B 1-2f		4 1 1 0 0 0 1												
Ken Caminiti, S OBP: 0.303, SLG: 0.328 Dwayne Henry, R (8, 1)	1-3 K			0-0 G6-3		4-1 5 G5-4-3 BB		0-0 B5-3 1-2		3 0 0 0 1 1 3 0 0 0 0 0 0 0												
5 Jeff Bagwell, R OBP: 0.356, SLG: 0.421 (1, 3)	1-2 G6-3			3-2 1B 2B		2-1 G5-4-3 1-2f		1-0 1B 2-H		4 1 2 1 0 0 3												
Mark Davidson, R OBP: 0.351, SLG: 0.292 (1, 9) (5, 7)		3-1 P2		2-2 L6			2-1 G2-3	1-1 F9		4 0 0 0 0 0 2												
Rafael Ramirez, R OBP: 0.280, SLG: 0.261 (1, 4)		0-2 P3		0-0 2-H 1B			0-0 1B WP 1B	0-1 P4		4 0 2 1 0 0 0												
Eric Yelding, R OBP: 0.273, SLG: 0.338 (1, 6)		1-1 1B		1-1 G5-3			2-2 G5-3 1-2	1-0 F8		4 0 1 0 0 0 2												
Jim Deshaies, L OBP: 0.267, SLG: 0.154 Darryl Kile, R Gerald Young, S OBP: 0.250, SLG: 0.308 (5, PH) (5, 8)		0-3 K			2-1 L8		2-1 1B 2-3	0-0 G5-3		1 0 0 0 0 1 1 0 0 0 0 0 0 0 3 0 1 0 0 0 0												
Inning Stats	R: 0 E: 0 K: 1 S: 10	H: 1 LOB: 2 BB: 1 P: 16	R: 0 E: 0 K: 1 S: 10	H: 1 LOB: 1 BB: 0 P: 14	R: 0 E: 0 K: 0 S: 7	H: 0 LOB: 0 BB: 0 P: 10	R: 1 E: 0 K: 0 S: 11	H: 2 LOB: 1 BB: 0 P: 17	R: 0 E: 0 K: 0 S: 5	H: 0 LOB: 0 BB: 0 P: 7	R: 0 E: 0 K: 0 S: 4	H: 0 LOB: 0 BB: 1 P: 10	R: 0 E: 0 K: 0 S: 10	H: 2 LOB: 2 BB: 0 P: 16	R: 1 E: 0 K: 0 S: 7	H: 1 LOB: 1 BB: 1 P: 15	R: 0 E: 0 K: 0 S: 4	H: 0 LOB: 0 BB: 0 P: 5	1B: 6 2B: 1 3B: 0 HR: 0	SF: 0 SAC: 0 DP: 1 HBP: 0	WP: 1 PB: 0 SB: 0 CS: 0	PA: 36
PITCHER Bruce Hurst, L ERA: 3.1 (1, 1)	IP: 9.0 WLS: W BF: 36 H: 7 R: 2 ER: 2 SO: 2 BB: 3 IBB: 0 HBP: 0 BLK: 0 WP: 1 HR: 0 S: 68 P: 110 ERA: 2.00 WHIP: 1.111											PITCHER IP: 9.0 WLS: W BF: 36 H: 7 R: 2 ER: 2 SO: 2 BB: 3 IBB: 0 HBP: 0 BLK: 0 WP: 1 HR: 0 S: 68 P: 110 ERA: 2.00 WHIP: 1.111										

Houston Astros @ San Diego Padres
Jack Murphy Stadium, San Diego, CA

Sat Jun 01 1991, 10:05 PM EDT
Att. 54,517 - Sunny - 65 F

livebaseballscorecards.com

AB	33
R	2
H	7
RBI	2
BB	3
SO	2
LOB	14



Batter	1	2	3	4	5	6	7	8	9	AB	R	H	RBI	BB	SO	LOB
Bip Roberts, S OBP: 0.340, SLG: 0.317 (1, 8)	1-1 E6 CS	0-3 K	2-2 G3-1			0-0 G5-3				4	0	0	0	0	1	3
Tony Fernandez, S OBP: 0.348, SLG: 0.377 (1, 6)	4-1 2B BB 1-2		2-2 HR 1B			3-2 1B				3	2	2	0	1	0	0
Tony Gwynn, L OBP: 0.394, SLG: 0.522 (1, 9)	1-2 HR 2B 1-H		4-0 HR BB 1-2			2-1 G4-3				3	2	1	1	1	0	1
Fred McGriff, L OBP: 0.405, SLG: 0.536 (1, 3)	4-2 HR BB		0-0 HR 1-H 2-H			2-0 L9				3	2	1	3	1	1	0
Tim Teufel, R OBP: 0.225, SLG: 0.306 (1, 4)	2-2 HR 1-H 2-H		4-1 F9 1B BB			4-0 G6-4-3 1B BB				2	1	1	3	2	0	0
Benito Santiago, R OBP: 0.255, SLG: 0.341 (1, 2)	0-0 F8		0-1 BB 1B 1-2			0-0 G6-4-3 1B				4	0	2	0	0	0	0
Scott Coolbaugh, R OBP: 0.291, SLG: 0.378 (1, 5)	1-1 P3		0-0 F9 2-3			1-1 G6-4-3 1-2 2-3				4	0	1	0	0	0	4
Thomas Howard, S OBP: 0.255, SLG: 0.261 (1, 7)			2-1 G1-3			4-0 BB 1-2				3	0	0	0	1	1	2
Bruce Hurst, L OBP: 0.179, SLG: 0.080 (1, 1)			0-3 K			0-1 F7				4	0	0	0	0	2	3

Inning Stats	R: 4	H: 2	E: 1	K: 0	S: 15	LOB: 0	BB: 2	P: 28	R: 0	H: 0	E: 0	K: 2	S: 8	LOB: 0	BB: 0	P: 10	R: 3	H: 3	E: 0	K: 0	S: 13	LOB: 3	BB: 3	P: 29	R: 0	H: 0	E: 0	K: 0	S: 6	LOB: 0	BB: 0	P: 11	R: 0	H: 1	E: 0	K: 0	S: 6	LOB: 1	BB: 1	P: 12	R: 0	H: 1	E: 0	K: 0	S: 8	LOB: 1	BB: 0	P: 11	R: 0	H: 0	E: 0	K: 1	S: 8	LOB: 0	BB: 0	P: 15	R: 0	H: 1	E: 0	K: 2	S: 10	LOB: 0	BB: 0	P: 14	R: 0	H: 1	E: 0	K: 2	S: 10	LOB: 0	BB: 0	P: 14
--------------	------	------	------	------	-------	--------	-------	-------	------	------	------	------	------	--------	-------	-------	------	------	------	------	-------	--------	-------	-------	------	------	------	------	------	--------	-------	-------	------	------	------	------	------	--------	-------	-------	------	------	------	------	------	--------	-------	-------	------	------	------	------	------	--------	-------	-------	------	------	------	------	-------	--------	-------	-------	------	------	------	------	-------	--------	-------	-------

PITCHER	IP	WLS	BF	H	R	ER	SO	BB	IBB	HBP	BLK	WP	HR	S	P	ERA	WHIP
Jim Deshaies, L ERA: 7.03 (1, 1)	2.0	L	14	4	7	7	2	4	0	0	0	0	0	28	53	31.50	4.000
Darryl Kile, R ERA: 5.46 (3, 1)	2.0		8	1	0	0	0	1	0	0	0	0	0	14	25	0.00	1.000
Jim Corsi, R ERA: 4.09 (5, 1)	3.0		11	2	0	0	1	1	0	0	0	0	0	22	38	0.00	1.000
Dwayne Henry, R ERA: 2.66 (8, 1)	1.0		3	1	0	0	2	0	0	0	0	0	0	10	14	0.00	1.000

BOTTOM

Houston Astros @ San Diego Padres
Jack Murphy Stadium, San Diego, CA
 Sat Jun 01 1991, 10:05 PM EDT
 Att: 54,517 - Sunny - 65 F

livebaseballscorecards.com

AB	30
R	7
H	8
RBI	7
BB	6
SO	5
LOB	13



WP	PA	ERA	WHIP
0	36		

Batter	1	2	3	4	5	6	7	8	9	AB R H RBI BB SO LOB	TOP											
Steve Finley, L (1, 8) OBP: 0.339, SLG: 0.453	3-2 HR		2-2 WP 1B			1-2 F7		1-3 K		4 1 2 1 0 1 0												
Craig Biggio, R (1, 2) OBP: 0.383, SLG: 0.404	0-0 F8		2-1 F9			4-0 BB		0-2 L8		3 0 0 0 1 0 1												
Ken Caminiti, S (1, 5) OBP: 0.297, SLG: 0.321	2-3 K2-3			0-0 F8		0-0 F8			2-1 F8	4 0 0 0 0 1 1												
Luis Gonzalez, L (1, 7) OBP: 0.271, SLG: 0.462 Mark Davidson, R (9, PH) OBP: 0.345, SLG: 0.286	1-3 K			1-2 F8		2-3 K			2-1 L7	3 0 0 0 0 2 1 1 0 0 0 0 0 0												
5 Jeff Bagwell, R (1, 3) OBP: 0.360, SLG: 0.416		1-3 K		4-2 BB		4-2 G4-3 BB			2-3 K	2 0 0 0 2 2 0												
Karl Rhodes, L (1, 9) OBP: 0.289, SLG: 0.272		2-2 P6		3-2 G1-3		2-3 K				3 0 0 0 0 1 2												
Casey Candaele, S (1, 4) OBP: 0.295, SLG: 0.354		2-2 L8			0-1 G3	3-2 G4-3				3 0 0 0 0 0 1												
Eric Yelding, R (1, 6) OBP: 0.288, SLG: 0.331 Curt Schilling, R (7, 1) OBP: 1.000, SLG: 1.000			1-1 F8		2-2 G6-3	2-0 G1-4-3				3 0 0 0 0 0 1 0 0 0 0 0 0 0												
Xavier Hernandez, L (1, 1) Al Osuna, R (7, 1) Rafael Ramirez, R (7, 6) OBP: 0.276, SLG: 0.257			0-0 F8		2-1 P5			0-0 L8		2 0 0 0 0 0 0 0 0 0 0 0 0 0 1 0 0 0 0 0 0												
Inning Stats	R: 1 E: 0 K: 2 S: 14	H: 1 LOB: 0 BB: 0 P: 20	R: 0 E: 0 K: 1 S: 10	H: 0 LOB: 0 BB: 0 P: 15	R: 0 E: 0 K: 0 S: 8	H: 1 LOB: 1 BB: 0 P: 13	R: 0 E: 0 K: 0 S: 9	H: 0 LOB: 1 BB: 1 P: 17	R: 0 E: 0 K: 1 S: 8	H: 0 LOB: 0 BB: 0 P: 11	R: 0 E: 0 K: 1 S: 8	H: 0 LOB: 1 BB: 1 P: 14	R: 0 E: 0 K: 1 S: 9	H: 0 LOB: 1 BB: 1 P: 20	R: 0 E: 0 K: 1 S: 8	H: 0 LOB: 0 BB: 0 P: 9	R: 0 E: 0 K: 1 S: 9	H: 0 LOB: 0 BB: 0 P: 15	1B: 1 2B: 0 3B: 0 HR: 1	SF: 0 SAC: 0 DP: 0 HBP: 0	WP: 1 PB: 0 SB: 0 CS: 0	PA: 32
PITCHER	IP WLS BF H R ER SO BB IBB HBP BLK WP HR S P ERA WHIP																					
Adam Peterson, R (1, 1) ERA: 3.29	6.0 W 22 2 1 1 4 2 0 0 0 1 1 56 90 1.50 0.667																					
Mike Maddux, R (7, 1) ERA: 3.27	1.1 5 0 0 0 1 1 0 0 0 0 0 10 21 0.00 0.750																					
Craig Lefferts, L (8, 1) ERA: 4.4	1.2 S 5 0 0 0 2 0 0 0 0 0 0 16 23 0.00 0.000																					


Houston Astros @ San Diego Padres
Jack Murphy Stadium, San Diego, CA

Sun Jun 02 1991, 6:33 AM EDT
Att. 16,239 - Sunny - 70 F

livebaseballscorecards.com

AB	29
R	1
H	2
RBI	1
BB	3
SO	7
LOB	7



Batter	1	2	3	4	5	6	7	8	9	AB R H RBI BB SO LOB	TOP											
Delino DeShields, L (1, 4) OBP: 0.363, SLG: 0.362	1-0 G3			4-2 S BB		1-1 HR			3-2 SH3 1B	3 1 2 2 1 0 0												
Marquis Grissom, R (1, 8) OBP: 0.335, SLG: 0.442	3-2 CS 1B			3-3 SAFE K		3-1 F8			0-1 SH3	3 0 1 0 0 1 1												
Ivan Calderon, R (1, 7) Barry Jones, R (9, 1)	0-0 F9			2-2 P5		0-3 K			0-0 1B	4 1 1 0 0 1 2 0 0 0 0 0 0 0												
Tim Wallach, R (1, 5) OBP: 0.288, SLG: 0.286	1-0 CS 1-2	0-2 F9		3-2 F9			3-3 K		1-2 1B	4 1 1 1 0 1 1												
Dave Martinez, L (1, 9) (9, 7)			1-2 L9		2-3 K		2-1 F8		1-0 1B	4 0 1 1 0 1 0												
Mike Fitzgerald, R (1, 2) OBP: 0.333, SLG: 0.263			1-0 L7		3-2 G6-3		1-1 L8		1-3 K	4 0 0 0 0 1 1												
Larry Walker, L (1, 3) (9, 9)				2-1 CS 1B		3-3 K		2-3 K		3 0 1 0 0 2 0	AB 31 R 4 H 8 RBI 4 BB 1 SO 8 LOB 7											
Spike Owen, S (1, 6) OBP: 0.285, SLG: 0.300				3-2 F8		2-1 HR 3B		1-1 F7		3 1 1 0 0 0 1												
Mark Gardner, R (1, 1) Scott Ruskin, R (8, 1) Tim Burke, R (8, 1) Tom Foley, L (9, 3) OBP: 0.254, SLG: 0.295				0-0 G3-1		1-3 K		1-2 G5-3		3 0 0 0 0 1 1 0												
Inning Stats	R: 0 E: 0 K: 0 S: 5	H: 1 LOB: 0 BB: 0 P: 10	R: 0 E: 0 K: 0 S: 9	H: 0 LOB: 0 BB: 0 P: 11	R: 0 E: 0 K: 0 S: 9	H: 1 LOB: 0 BB: 0 P: 13	R: 0 E: 0 K: 1 S: 13	H: 0 LOB: 1 BB: 1 P: 24	R: 0 E: 0 K: 2 S: 10	H: 0 LOB: 0 BB: 0 P: 18	R: 2 E: 0 K: 2 S: 12	H: 2 LOB: 0 BB: 0 P: 19	R: 0 E: 0 K: 1 S: 7	H: 0 LOB: 0 BB: 0 P: 13	R: 0 E: 0 K: 1 S: 8	H: 0 LOB: 0 BB: 0 P: 12	R: 2 E: 0 K: 1 S: 13	H: 4 LOB: 1 BB: 0 P: 19	1B: 6 2B: 0 3B: 1 HR: 1	SF: 0 SAC: 1 DP: 0 HBP: 0	WP: 0 PB: 0 SB: 1 CS: 2	PA: 34
PITCHER	IP WLS BF H R ER SO BB IBB HBP BLK WP HR S P ERA WHIP												PITCHER	IP WLS BF H R ER SO BB IBB HBP BLK WP HR S P ERA WHIP								
Pete Harnisch, R (1, 1) ERA: 2.47	8.0 L 27 4 2 2 7 1 0 0 0 0 0 1 73 120 2.25 0.625																					
Curt Schilling, R (9, 1) ERA: 4.73	0.2 4 3 2 2 0 0 0 0 0 0 0 0 9 13 27.00 4.500																					
Al Osuna, L (9, 1) ERA: 2.42	0.1 2 1 0 0 1 0 0 0 0 0 0 0 4 6 0.00 3.000																					

Montreal Expos @ Houston Astros
Astrodome, Houston, TX
Tue Jun 04 1991, 8:05 PM EDT
Att. 8,442 - Dome - 70 F

livebaseballscorecards.com


Batter	1	2	3	4	5	6	7	8	9	AB	R	H	RBI	BB	SO	LOB
Steve Finley, L (1, 8) OBP: 0.333, SLG: 0.446 Rafael Ramirez, R (8, PH) OBP: 0.273, SLG: 0.254 (9, 4)	1-1 G6-3 ①		1-1 G4-3 ②			1-2 F6 ②		1-2 G6-3 ②③		3	0	0	0	0	0	0
Craig Biggio, R (1, 2) OBP: 0.375, SLG: 0.394	1-1 G6-3 ②		2-1 P3 ③			1-2 P2 ③			2-2 F8 ①	4	0	0	0	0	0	0
Eric Anthony, L (1, 9) OBP: 0.250, SLG: 0.250	1-1 G4-3 ③				1-0 L6-3 1B				2-3 K ②	4	0	1	0	0	2	0
Luis Gonzalez, L (1, 7) OBP: 0.264, SLG: 0.451			3-1 G4-3 ①		3-1 L6-3 ①②				1-0 F9 ③	4	0	0	0	0	0	1
Ken Caminiti, S (1, 5) OBP: 0.298, SLG: 0.317			4-2 2B BB		2-0 F8 ③				0-0 P5 ③	2	1	0	0	1	0	0
5 Jeff Bagwell, R (1, 3) OBP: 0.359, SLG: 0.414			1-2 L6 ②		0-0 G5-4-3 1B				3-2 F9 ①	3	0	1	0	0	0	1
Casey Candaele, S (1, 4) OBP: 0.303, SLG: 0.369 Gerald Young, S (8, PR) OBP: 0.250, SLG: 0.308 (9, 8)			3-2 1-H 2B		2-1 F7 ①				0-0 E 1B 1B	3	0	2	1	0	0	1
Eric Yelding, R (1, 6) OBP: 0.269, SLG: 0.331			2-3 K ③		0-2 G5-4-3 ②③				0-0 E 1B	3	0	1	0	0	1	2
Pete Harnisch, S (1, 1) OBP: 0.087, SLG: 0.087 Ken Oberkfell, L (8, PH) OBP: 0.429, SLG: 0.333 Mark Davidson, R (8, PH) OBP: 0.339, SLG: 0.280 Curt Schilling, R (9, 1) OBP: 1.000, SLG: 1.000 Al Osuna, R (9, 1)			2-1 G4-3 ①			2-3 K ①			0-2 E5 G6-3 ①	2	0	0	0	0	1	0

Inning Stats	R: 0	H: 0	E: 0	K: 0	S: 6	R: 1	H: 1	E: 0	K: 1	S: 14	R: 0	H: 0	E: 0	K: 0	S: 6	R: 0	H: 1	E: 0	K: 0	S: 4	R: 0	H: 1	E: 0	K: 0	S: 6	R: 0	H: 0	E: 1	K: 1	S: 12	R: 0	H: 0	E: 0	K: 1	S: 10	R: 0	H: 2	E: 1	K: 0	S: 10	R: 0	H: 0	E: 0	K: 1	S: 8	1B: 4	2B: 2	3B: 0	HR: 0	SF: 0	SAC: 0	DP: 3	HBP: 0	WP: 0	PB: 0	SB: 0	CS: 0	PA: 31
--------------	------	------	------	------	------	------	------	------	------	-------	------	------	------	------	------	------	------	------	------	------	------	------	------	------	------	------	------	------	------	-------	------	------	------	------	-------	------	------	------	------	-------	------	------	------	------	------	-------	-------	-------	-------	-------	--------	-------	--------	-------	-------	-------	-------	--------

PITCHER	IP	WLS	BF	H	R	ER	SO	BB	IBB	HBP	BLK	WP	HR	S	P	ERA	WHIP
Mark Gardner, R (1, 1) ERA: 3.64	7.1	W	26	5	1	1	3	1	0	0	0	0	0	63	104	1.23	0.818
Scott Ruskin, L (8, 1) ERA: 2.42	0.0		1	0	0	0	0	0	0	0	0	0	0	4	4	∞	∞
Tim Burke, R (8, 1) ERA: 3.9	0.2		1	0	0	0	0	0	0	0	0	0	0	1	3	0.00	0.000
Barry Jones, R (9, 1) ERA: 2.75	1.0	S	3	0	0	0	1	0	0	0	0	0	0	8	13	0.00	0.000

Montreal Expos @ Houston Astros
Astrodome, Houston, TX
Tue Jun 04 1991, 8:05 PM EDT
Att. 8,442 - Dome - 70 F

AB	30
R	1
H	5
RBI	1
BB	1
SO	4
LOB	10



Batter	1	2	3	4	5	6	7	8	9	AB R H RBI BB SO LOB	TOP											
Delino DeShields, L (1, 4) OBP: 0.373, SLG: 0.401	2-2 G1-3 E 2B	3-2 2-H 3-H 2B		2-0 1-H HR		3-2 1B		3-2 G4-3		5 2 4 4 0 0 1												
Marquis Grissom, R (1, 8) OBP: 0.326, SLG: 0.429	2-2 G3 2-3	1-1 G6-3		0-1 G5-3		2-2 G1-3		2-0 L7		5 0 0 0 0 0 4												
Ivan Calderon, R (1, 7) OBP: 0.353, SLG: 0.454	0-0 G1-3 3-H		1-1 G4-3	3-3 K			4-0 E BB		1-1 1B 2B	4 2 1 1 1 1 0												
Tim Wallach, R (1, 5) OBP: 0.295, SLG: 0.294	0-0 1B		0-0 BB 1B		0-2 F4		1-3 SAFE SAFE K		0-0 WP 2-H 1B	5 0 3 1 0 1 1												
Dave Martinez, L (1, 9) OBP: 0.269, SLG: 0.306	1-0 G4-3		4-0 G4-6-3 BB		2-3 K		3-2 E6 2-H 1B		1-0 P5	4 0 1 0 1 1 2												
Ron Hassey, L (1, 2) OBP: 0.360, SLG: 0.365		2-2 G3	2-1 G4-6-3		3-2 1B		1 SAFE 1-0 L7		3-3 K	5 0 1 0 0 1 4												
Larry Walker, L (1, 3) OBP: 0.302, SLG: 0.348		0-0 SH1-4 1B 2B 1B		0-0 G4-3 1B 2B		2-1 F7		1 SAFE 0-1 G1-3	4-0 2-3 BB	4 2 2 0 1 0 2												
Spike Owen, S (1, 6) OBP: 0.298, SLG: 0.299		1 SAFE 3-1 SH1-4 2B 1B		1-0 G4-3 2-3		1-0 G4-3		B S F B B 4-2 G4-3 SH1-4 BB	2-1 F9	4 1 1 0 1 0 3												
Dennis Martinez, R (1, 1) OBP: 0.172, SLG: 0.241		0-0 SH1-4		1-2 HR 1B		2-2 L8		X 0-0 SH1-4		2 1 1 1 0 0 0												
Tim Burke, R (9, 1)		1-2 2-3								0 0 0 0 0 0 0												
Inning Stats	R: 1 E: 1 K: 0 S: 12	H: 2 LOB: 1 BB: 0 P: 17	R: 2 E: 0 K: 0 S: 12	H: 3 LOB: 1 BB: 0 P: 21	R: 0 E: 0 K: 0 S: 5	H: 1 LOB: 1 BB: 1 P: 12	R: 3 E: 0 K: 1 S: 11	H: 3 LOB: 0 BB: 0 P: 18	R: 0 E: 0 K: 1 S: 13	H: 1 LOB: 1 BB: 0 P: 20	R: 0 E: 0 K: 0 S: 10	H: 1 LOB: 1 BB: 0 P: 18	R: 1 E: 1 K: 1 S: 12	H: 1 LOB: 1 BB: 1 P: 21	R: 0 E: 0 K: 0 S: 9	H: 0 LOB: 1 BB: 1 P: 18	R: 1 E: 0 K: 1 S: 9	H: 2 LOB: 2 BB: 1 P: 20	1B: 9 2B: 4 3B: 0 HR: 1	SF: 0 SAC: 2 DP: 1 HBP: 0	WP: 1 PB: 0 SB: 1 CS: 0	PA: 44
PITCHER	IP WLS BF H R ER SO BB IBB HBP BLK WP HR S P ERA WHIP																					
Jimmy Jones, R (1, 1) ERA: 3.28	3.1 L 18 8 5 5 0 1 0 0 0 0 0 0 34 57 13.50 2.700																					
Jim Clancy, R (4, 1) ERA: 2.22	1.2 7 2 1 1 2 0 0 0 0 0 0 1 19 31 5.40 1.200																					
Jim Corsi, R (6, 1) ERA: 4.13	2.0 9 2 1 1 1 1 0 0 0 0 0 0 22 39 4.50 1.500																					
Darryl Kile, R (8, 1) ERA: 5.28	1.0 4 0 0 0 0 1 0 0 0 0 0 0 9 18 0.00 1.000																					
Dwayne Henry, R (9, 1) ERA: 2.92	1.0 6 2 1 1 1 1 0 0 0 1 0 0 9 20 9.00 3.000																					

Montreal Expos @ Houston Astros
Astrodome, Houston, TX
Wed Jun 05 1991, 8:05 PM EDT
Att. 7,027 - Dome - 70 F

livebaseballscorecards.com

AB	38
R	8
H	14
RBI	7
BB	4
SO	4
LOB	17



Batter	1	2	3	4	5	6	7	8	9	AB	R	H	RBI	BB	SO	LOB
Steve Finley, L (1, 8) OBP: 0.332, SLG: 0.447	0-1 2B		0-2 E4 1B		3-1 F8			0-3 K		4	1	1	0	0	1	1
Craig Biggio, R (1, 2) OBP: 0.372, SLG: 0.391	2-2 F9		0-1 E 2-H 1B			1-2 L7		2-1 G1-3		4	0	1	1	0	0	1
Eric Anthony, L (1, 9) OBP: 0.250, SLG: 0.250	2-3 K		3-3 1 SAFE 1 SAFE 1 SAFE 1-3 K			0-1 L6			0-0 1B 1B	4	1	1	0	0	2	2
Luis Gonzalez, L (1, 7) OBP: 0.264, SLG: 0.446	3-3 K			1-0 5 L6-4 G3 1B		0-0 F8			1-0 L8	4	0	1	0	0	1	2
Ken Caminiti, S (1, 5) OBP: 0.301, SLG: 0.317		2-1 G4-3		1-2 G3			4-1 FC6-4 5 1B BB		0-0 BB 1B 1B	3	0	1	0	1	0	1
5 Jeff Bagwell, R (1, 3) OBP: 0.357, SLG: 0.410		0-0 F9		1-2 L6-4			2-1 FC6-4 1-2 1B		2-3 K	4	0	1	0	0	1	3
Casey Candaele, S (1, 4) OBP: 0.301, SLG: 0.366		0-1 F7			1-1 L8		0-2 FC6-4 L1-3		2-2 BB 1B	4	0	1	1	0	0	2
Eric Yelding, R (1, 6) OBP: 0.271, SLG: 0.331			2-0 G5-3		2-2 S 1B		0-0 L1-3		4-0 FC4-6 BB	3	0	1	0	0	0	2
Darryl Kile, R (8, 1)										0	0	0	0	0	0	0
Dwayne Henry, R (9, 1)										0	0	0	0	0	0	0
Gerald Young, S (9, PH) OBP: 0.276, SLG: 0.308										0	0	0	0	0	1	0
Jimmy Jones, R (1, 1) OBP: 0.333, SLG: 0.238			0-3 K		2-3 K				2-2 L1	1	0	0	0	0	1	0
Jim Clancy, R (4, 1)										0	0	0	0	0	0	0
Dave Rohde, S (5, PH) OBP: 0.222, SLG: 0.125										1	0	0	0	0	1	1
Jim Corsi, R (6, 1)										0	0	0	0	0	0	0
Rafael Ramirez, R (8, 6) OBP: 0.266, SLG: 0.247										2	0	0	0	0	0	3

Inning Stats	R: 0	H: 1	E: 0	K: 2	S: 14	H: 0	LOB: 1	BB: 0	P: 21	R: 0	H: 0	E: 0	K: 0	S: 5	R: 0	H: 1	E: 2	K: 2	S: 13	R: 0	H: 1	E: 0	K: 0	S: 7	R: 0	H: 1	E: 0	K: 1	S: 15	R: 0	H: 0	E: 0	K: 0	S: 6	R: 0	H: 1	E: 0	K: 0	S: 7	R: 0	H: 0	E: 0	K: 1	S: 9	R: 1	H: 3	E: 0	K: 1	S: 12	1B: 7	2B: 3	3B: 0	HR: 0	SF: 0	SAC: 0	DP: 2	HBP: 0	WP: 0	PA: 36
PITCHER	IP	WLS	BF	H	R	ER	SO	BB	IBB	HBP	BLK	WP	HR	S	P	ERA	WHIP																																										
Dennis Martinez, R (1, 1) ERA: 2.28	8.2	W	35	8	2	1	7	2	0	0	0	0	0	85	129	1.04	1.154																																										
Tim Burke, R (9, 1) ERA: 3.86	0.1		1	0	0	0	0	0	0	0	0	0	0	3	5	0.00	0.000																																										


BOTTOM

Montreal Expos @ Houston Astros
Astrodome, Houston, TX
Wed Jun 05 1991, 8:05 PM EDT
Att. 7,027 - Dome - 70 F

livebaseballscores.com

AB	34
R	2
H	8
RBI	2
BB	2
SO	7
LOB	18



Batter	1	2	3	4	5	6	7	8	9	AB R H RBI BB SO LOB	TOP																
Delino DeShields, L OBP: 0.372, SLG: 0.396 (1, 4)	0-2 G3	1-0 1B		1-3 K		3-1 G4-3		4-2 S BB	2-3 K	5 0 1 0 1 2 3																	
Marquis Grissom, R OBP: 0.328, SLG: 0.421 (1, 8)	1-2 P5	0-0 F9		4-2 BB			0-1 G6-3	4-1 BB		3 0 0 0 2 0 1																	
Ivan Calderon, R OBP: 0.358, SLG: 0.460 (1, 7)	0-0 BB 1B		4-2 2B BB	1-1 L7			0-2 S 1B 2B	1-1 G4-3		4 3 2 0 1 0 4																	
Tim Wallach, R OBP: 0.306, SLG: 0.313 (1, 5)	4-2 1B 1-2 BB		0-0 G4-3 SF9 2B	2-1 G6-3			3-1 FC4-6 1B	3-2 SH 2B		4 3 3 2 1 0 0																	
Dave Martinez, L OBP: 0.268, SLG: 0.304 (1, 9)	1-0 1B 1-3 2-H 1B		1-0 G4-3	0-0 G6-3			1-0 FC4-6 S 1-2f	1-0 SH 3B		4 1 1 1 0 0 2																	
Mike Fitzgerald, R OBP: 0.385, SLG: 0.409 (1, 2)	0-0 1B		2-1 SF9	2-2 P6			4-1 IBB	2-2 1B 3B		3 1 2 4 1 0 0																	
Larry Walker, L OBP: 0.301, SLG: 0.345 Tim Burke, R (7, 1) Kenny Williams, R OBP: 0.306, SLG: 0.367 Barry Jones, R (9, 1)	1-3 K		3-2 F9	1-2 K S 1B			0-3 K	2-3 K		4 0 1 0 0 2 4 0 0 0 0 0 0 0 1 0 0 0 0 1 1 0 0 0 0 0 0 0	AB 36 R 8 H 12 RBI 8 BB 7 SO 7 LOB 18																
Spike Owen, S OBP: 0.301, SLG: 0.297 (1, 6)		3-2 G3-1		1-0 SH2-4 1B		4-2 BB		1-1 F7	0-1 L7	4 0 1 0 1 0 1																	
Chris Nabholz, L OBP: 0.095, SLG: 0.050 Rick Mahler, R OBP: 0.111, SLG: 0.111 Jeff Fassero, L (6, 1) Tom Foley, L OBP: 0.261, SLG: 0.302 (7, 3)		1-3 K		0-0 SH2-4		1-3 K		2-0 L7	1-0 1B	2 0 0 0 0 2 2 0 0 0 0 0 0 0 0 0 0 0 0 0 0 2 0 1 1 0 0 0																	
Inning Stats	R: 2 E: 0 K: 1 S: 15	H: 3 LOB: 2 BB: 1 P: 22	R: 0 E: 0 K: 1 S: 13	H: 1 LOB: 1 BB: 0 P: 18	R: 2 E: 0 K: 0 S: 9	H: 1 LOB: 0 BB: 1 P: 19	R: 0 E: 0 K: 1 S: 9	H: 1 LOB: 2 BB: 1 P: 16	R: 0 E: 0 K: 1 S: 11	H: 1 LOB: 1 BB: 1 P: 20	R: 1 E: 0 K: 1 S: 12	H: 2 LOB: 2 BB: 1 P: 20	R: 0 E: 0 K: 0 S: 9	H: 0 LOB: 2 BB: 2 P: 20	R: 3 E: 1 K: 2 S: 16	H: 3 LOB: 1 BB: 0 P: 27	1B: 8 2B: 3 3B: 1 HR: 0	SF: 1 SAC: 2 DP: 0 HBP: 0	WP: 0 PB: 0 SB: 4 CS: 0	PA: 46							
PITCHER	IP WLS BF H R ER SO BB IBB HBP BLK WP HR S P ERA WHIP																										
Mark Portugal, R ERA: 4.68 (1, 1)	5.0		24	6	4	4	3	3	0	0	0	0	0	53	86	7.20	1.800										
Jim Clancy, R ERA: 2.15 (6, 1)	1.0		4	1	0	0	1	1	0	0	0	0	0	11	20	0.00	2.000										
Dwayne Henry, R ERA: 3.24 (7, 1)	0.1		3	2	1	1	0	0	0	0	0	0	0	7	10	27.00	6.000										
Al Osuna, L ERA: 2.63 (7, 1)	1.2		11	2	3	1	1	2	1	0	0	0	0	21	43	5.40	2.400										
Curt Schilling, R ERA: 4.55 (9, 1)	1.0	W	4	1	0	0	2	0	0	0	0	0	0	9	14	0.00	1.000										

Montreal Expos @ Houston Astros
Astrodome, Houston, TX
Thu Jun 06 1991, 8:05 PM EDT
Att. 7,528 - Dome - 70 F

livebaseballscorecards.com

Batter	1	2	3	4	5	6	7	8	9	AB	R	H	RBI	BB	SO	LOB
Craig Biggio, R OBP: 0.373, SLG: 0.391 (1, 2)	1-0 F8		2-1 G6-3		0-1 1B	2-1 E4		3-3 K		5	0	2	1	0	1	1
Steve Finley, L OBP: 0.330, SLG: 0.443 Dwayne Henry, R (7, 1) Al Osuna, R (7, 1) Curt Schilling, R OBP: 1.000, SLG: 1.000 Mark Davidson, R OBP: 0.350, SLG: 0.294 (9, 8)	3-2 G6-3		0-1 CS 1B		1-0 P2	0-3 K			1-1 2B SF7 1B	4	0	1	0	0	1	3
Ken Caminiti, S OBP: 0.299, SLG: 0.320 (1, 5)	1-0 P4		0-0 L8		2-2 L8		2-1 F7		1-0 SF7 5 1B 2B	5	1	1	0	0	0	2
Eric Anthony, L OBP: 0.231, SLG: 0.250 (1, 9)		2-3 K	0-0 CS	1-2 G6-3		0-2 BB 1B	1-0 G5-3		0-1 SF7	4	1	1	1	0	1	0
5 Jeff Bagwell, R OBP: 0.363, SLG: 0.416 (1, 3)		0-0 2B SF8 1B		1-1 1B 1B		2-1 F8	0-0 G6-3		2-3 3-H 1-2 2B 1B	5	2	3	1	0	0	1
Luis Gonzalez, L OBP: 0.273, SLG: 0.459 (1, 7)		1-1 1B 1-3 2B		1-3 K		4-2 SAFE BB 1B 1-2 BB		1-2 G3	0-0 1-3 1B 2B	4	2	2	0	1	1	1
Eric Yelding, R OBP: 0.280, SLG: 0.341 (1, 6)		0-2 SF8		1-0 1-2 1B		2-3 K		0-1 E1 1B	0-0 2-H 3-H 1B	4	1	3	3	0	1	2
Casey Candaele, S OBP: 0.313, SLG: 0.377 (1, 4)		3-2 1B		2-2 F8		1-0 1B BB E 1B		1-2 FC6-4 1B		4	1	3	2	0	0	2
Mark Portugal, R OBP: 0.333, SLG: 0.188 Dave Rohde, S OBP: 0.217, SLG: 0.122 Jim Clancy, R (6, 1) Gerald Young, S OBP: 0.290, SLG: 0.296 (6, PH) (7, 8)		0-0 F4		2-3 K		4-2 E BB 1-2 2-3 BB		0-0 FC6-4		1	0	0	0	0	0	2

Inning Stats	R: 0	H: 0	E: 0	K: 5	S: 5	R: 1	H: 3	E: 0	K: 1	S: 16	R: 0	H: 1	E: 0	K: 0	S: 5	R: 0	H: 2	E: 0	K: 1	S: 15	R: 0	H: 1	E: 0	K: 1	S: 9	R: 3	H: 3	E: 1	K: 2	S: 24	R: 0	H: 0	E: 0	K: 0	S: 4	R: 1	H: 2	E: 1	K: 1	S: 14	R: 4	H: 5	E: 0	K: 0	S: 10	1B: 14	2B: 3	3B: 0	HR: 0	SF: 2	SAC: 0	DP: 0	HBP: 0	WP: 0	PB: 0	SB: 1	CS: 1	PA: 44
--------------	------	------	------	------	------	------	------	------	------	-------	------	------	------	------	------	------	------	------	------	-------	------	------	------	------	------	------	------	------	------	-------	------	------	------	------	------	------	------	------	------	-------	------	------	------	------	-------	--------	-------	-------	-------	-------	--------	-------	--------	-------	-------	-------	-------	--------

PITCHER	IP	WLS	BF	H	R	ER	SO	BB	IBB	HBP	BLK	WP	HR	S	P	ERA	WHIP
Chris Nabholz, L ERA: 3.57 (1, 1)	5.1		24	8	3	3	3	1	0	0	0	0	0	63	93	5.06	1.688
Rick Mahler, R ERA: 3.82 (6, 1)	0.1		4	2	1	0	1	1	0	0	0	0	0	8	17	0.00	9.000
Jeff Fassero, L ERA: 3.0 (6, 1)	1.0		3	0	0	0	1	0	0	0	0	0	0	6	9	0.00	0.000
Tim Burke, R ERA: 3.98 (7, 1)	1.1		6	2	1	1	1	0	0	0	0	0	0	15	20	6.75	1.500
Barry Jones, R ERA: 3.72 (9, 1)	0.1	L	6	5	4	4	0	0	0	0	0	0	0	10	13	108.00	15.000

BOTTOM

Montreal Expos @ Houston Astros
Astrodome, Houston, TX
Thu Jun 06 1991, 8:05 PM EDT
Att. 7,528 - Dome - 70 F

livebaseballscorecards.com

AB	39
R	9
H	17
RBI	8
BB	2
SO	6
LOB	15



New York Mets @ Houston Astros
Astrodome, Houston, TX

Fri Jun 07 1991, 8:05 PM EDT
Att. 15,527 - Dome - 70 F

AB	31
R	6
H	7
RBI	5
BB	8
SO	3
LOB	12



WP	1	PA	40
PB	0	SAC	0
SB	2	DP	0
CS	2	HR	0

AB R H RBI BB SO LOB

5	0	1	1	0	0	2
3	0	0	0	1	0	1
0	1	0	0	1	0	0
4	1	0	0	1	1	4
0	0	0	0	0	0	0
4	1	2	1	0	0	0
3	0	0	0	1	0	0
0	1	0	0	0	0	0
3	1	2	0	1	0	0
3	1	1	1	1	1	2
2	0	0	0	0	0	1
1	0	1	0	0	0	0
0	0	0	0	0	0	0
0	0	0	1	1	0	0
2	0	0	0	0	0	0
1	0	0	1	1	1	2

Batter	1	2	3	4	5	6	7	8	9
Vince Coleman, S OBP: 0.375, SLG: 0.358 (1, 8)	0-0 P3			1-1 CS 1B		3-1 F8			G6-3 FC4-6
Dave Magadan, L OBP: 0.397, SLG: 0.363 Howard Johnson, S OBP: 0.303, SLG: 0.480 (1, 3) (9, PR) (9, 5)	0-1 F8			3-2 1 SAFE F7			1-2 G3	BB BB	BB BB
Gregg Jefferies, S OBP: 0.354, SLG: 0.359 Alejandro Pena, R (1, 4) (9, 1)	2-2 P5			1 SAFE F8			2-2 G5-3	BB WP BB	BB K
Kevin McReynolds, R OBP: 0.341, SLG: 0.440 (1, 7)		0-2 L1		1 SAFE 1 SAFE CS 1-2	0-0 F9		1-2 2B	1-1 WP 1B 2B	1-3 2-H 1B 2B
Hubie Brooks, R OBP: 0.337, SLG: 0.478 Daryl Boston, L OBP: 0.232, SLG: 0.245 (1, 9) (9, PR) (9, 9)		1-0 L9			2-1 F9			4-0 1B WP BB IBB	
Garry Templeton, S OBP: 0.225, SLG: 0.294 (1, 5) (9, 3)		2-1 P3			1-2 1B			4-0 BB 1B BB IBB	
Kevin Elster, R OBP: 0.363, SLG: 0.411 (1, 6)				4-0 CS BB	1-3 K			2-1 BB BB FC4-6 1B	
Charlie O'Brien, R OBP: 0.228, SLG: 0.181 Mark Carreon, R OBP: 0.365, SLG: 0.508 Doug Simons, L (1, 2) (8, PH) (8, 1)		2-2 P6		2-2 1 SAFE P6		2-0 P5		4-0 FC4-6 BB	
Tom Herr, S OBP: 0.377, SLG: 0.306 (9, PH) (9, 4)		1-2 P6					1-2 1B	1-2 2-3 3-H BB	
Ron Darling, R OBP: 0.136, SLG: 0.227 Rick Cerone, R OBP: 0.354, SLG: 0.411 (1, 1) (8, PH) (8, 2)		0-0 P4		0-0 P4		0-1 G6-3		2-3 K	4-2 FC4-6 BB

Inning Stats	R: 0	H: 0	E: 0	K: 0	S: 8	P: 10	R: 0	H: 0	E: 0	K: 0	S: 7	P: 10	R: 0	H: 0	E: 0	K: 0	S: 5	P: 11	R: 0	H: 1	E: 0	K: 0	S: 9	P: 14	R: 0	H: 1	E: 0	K: 1	S: 9	P: 13	R: 0	H: 0	E: 0	K: 0	S: 5	P: 10	R: 0	H: 1	E: 0	K: 0	S: 9	P: 13	R: 0	H: 2	E: 0	K: 1	S: 15	P: 23	R: 6	H: 2	E: 0	K: 1	S: 24	P: 62	1B: 5	SF: 0	2B: 2	SAC: 0	3B: 0	DP: 0	HR: 0	HBP: 0	WP: 1	PA: 40
--------------	------	------	------	------	------	-------	------	------	------	------	------	-------	------	------	------	------	------	-------	------	------	------	------	------	-------	------	------	------	------	------	-------	------	------	------	------	------	-------	------	------	------	------	------	-------	------	------	------	------	-------	-------	------	------	------	------	-------	-------	-------	-------	-------	--------	-------	-------	-------	--------	-------	--------

PITCHER	IP	WLS	BF	H	R	ER	SO	BB	IBB	HBP	BLK	WP	HR	S	P	ERA	WHIP
Jim Deshaies, L ERA: 6.4 (1, 1)	8.1		30	5	2	2	2	3	0	0	0	0	0	76	123	2.16	0.960
Curt Schilling, R ERA: 5.2 (9, 1)	0.0	L	2	1	0	0	0	0	1	0	0	0	0	2	7	∞	∞
Al Osuna, L ERA: 3.38 (9, 1)	0.0		3	1	2	2	0	1	1	0	0	1	0	2	12	∞	∞
Dwayne Henry, R ERA: 3.2 (9, 1)	0.1		3	0	2	2	0	2	0	0	0	0	0	8	19	54.00	6.000
Mike Capel, R ERA: (9, 1)	0.1		1	0	0	0	1	0	0	0	0	0	0	3	5	0.00	0.000

PITCHER	IP	WLS	BF	H	R	ER	SO	BB	IBB	HBP	BLK	WP	HR	S	P	ERA	WHIP
---------	----	-----	----	---	---	----	----	----	-----	-----	-----	----	----	---	---	-----	------

Batter	1	2	3	4	5	6	7	8	9	AB	R	H	RBI	BB	SO	LOB
Steve Finley, L OBP: 0.333, SLG: 0.444 (1, 8) C S B B X (9, 9)	2-2 FC1-6 1B	1-1 SAFE PO 2-3	1-0 G3		1-1 G3		2-2 G4-3			4	0	2	0	0	0	0
Craig Biggio, R OBP: 0.371, SLG: 0.384 (1, 2) X	0-0 FC1-6 BB 1B 1-2f		1-1 BLK HBP		0-2 F8			0-1 P3		3	0	0	0	0	0	1
Luis Gonzalez, L OBP: 0.273, SLG: 0.454 (1, 7) 1 SAFE F B B 1 B SAFE X	3-1 BB 1B 1-2		2-2 SAFE P5		2-2 G4-3			0-2 G4-3		4	0	1	0	0	0	1
Eric Anthony, L OBP: 0.235, SLG: 0.200 Gerald Young, S OBP: 0.290, SLG: 0.296 (1, 9) B B B B (9, 8)	4-0 BB 1B 1-2 2-3		1-1 G3			0-2 P5		1-3 K		3	0	0	0	1	1	1
5 Jeff Bagwell, R OBP: 0.366, SLG: 0.414 (1, 3) S S S	0-3 K			2-0 BB X 1B 1B		4-2 BB		2-2 F9		3	1	1	0	1	1	3
Ken Caminiti, S OBP: 0.303, SLG: 0.338 (1, 5) B B C X	2-1 G4-3		2-1 SAFE SAFE 1B 1-2 SF9 1B		1-3 SAFE SAFE K		0-0 HR		4	2	2	1	0	1	4	
Eric Yelding, R OBP: 0.285, SLG: 0.341 (1, 6) B B C B		4-1 PO SH5-4 BB		0-1 1-3 2-H 1B		1-2 SAFE SAFE G5-3		1-2 L1		3	0	1	1	1	0	1
Casey Candaele, S OBP: 0.312, SLG: 0.383 (1, 4) B SAFE C 1 SAFE F SAFE SAFE SAFE F	2-2 SAFE F9		2-1 SAFE SAFE 1B 1-2 SF9		0-0 3-H 3-2 SF9		0-3 K		3-1 2B	3	0	1	1	0	1	1
Jim Deshaies, L OBP: 0.235, SLG: 0.133 Curt Schilling, R OBP: 1.000, SLG: 1.000 Al Osuna, R Dwayne Henry, R Mike Capel, R Ken Oberkfell, L OBP: 0.419, SLG: 0.324 (1, 1) (9, 1) (9, 1) (9, 1) (9, 1) (9, PH)	0-0 SH5-4		0-0 3-2 F7				0-0 G1-3		1-2 F7	2	0	0	0	0	0	0

Inning Stats	R: 0	H: 2	E: 0	LOB: 3	K: 11	S: 11	R: 0	H: 0	E: 0	LOB: 0	K: 0	S: 9	R: 0	H: 0	E: 0	LOB: 1	K: 0	S: 8	R: 2	H: 3	E: 0	LOB: 0	K: 0	S: 9	R: 0	H: 1	E: 0	LOB: 0	K: 1	S: 13	R: 0	H: 0	E: 0	LOB: 1	K: 1	S: 7	R: 0	H: 0	E: 0	LOB: 0	K: 1	S: 9	R: 1	H: 2	E: 0	LOB: 1	K: 0	S: 13	1B: 6	SF: 1	2B: 1	SAC: 1	3B: 0	DP: 0	HR: 1	HBP: 1	WP: 0	PA: 37
--------------	------	------	------	--------	-------	-------	------	------	------	--------	------	------	------	------	------	--------	------	------	------	------	------	--------	------	------	------	------	------	--------	------	-------	------	------	------	--------	------	------	------	------	------	--------	------	------	------	------	------	--------	------	-------	-------	-------	-------	--------	-------	-------	-------	--------	-------	--------

PITCHER	IP	WLS	BF	H	R	ER	SO	BB	IBB	HBP	BLK	WP	HR	S	P	ERA	WHIP
Ron Darling, R ERA: 3.82 (1, 1)	7.0		28	6	2	2	3	3	0	1	1	0	0	65	106	2.57	1.286
Doug Simons, L ERA: 4.43 (8, 1)	1.0	W	3	0	0	0	1	0	0	0	0	0	0	8	9	0.00	0.000
Alejandro Pena, R ERA: 3.42 (9, 1)	1.0		5	2	1	1	0	0	0	0	0	0	1	13	20	9.00	2.000


BOTTOM

New York Mets @ Houston Astros
Astrodome, Houston, TX

Fri Jun 07 1991, 8:05 PM EDT
Att: 15,527 - Dome - 70 F

livebaseballscores.com

AB	30
R	3
H	8
RBI	3
BB	3
SO	4
LOB	13



Batter	1	2	3	4	5	6	7	8	9	10	11	AB R H RBI BB SO LOB	TOP																			
Vince Coleman, S OBP: 0.371, SLG: 0.359	3-2 F8 2B	3-1 F7		1-1 G4-3			2-2 G5-3			1-1 G6-3		5 1 1 0 0 0 1	<p>New York Mets @ Houston Astros Astrodome, Houston, TX Sat Jun 08 1991, 8:05 PM EDT Att. 19,462 - Dome - 70 F</p>																			
Dave Magadan, L OBP: 0.388, SLG: 0.353	0-0 G1-3	0-1 L9			2-3 K			1-2 G4-3		3-3 K		5 0 0 0 0 2 2																				
Gregg Jefferies, S OBP: 0.355, SLG: 0.360	2-1 F8	1-0 G4-3			2-0 F8			0-2 1B		3-2 1B		5 0 2 0 0 0 2																				
Kevin McReynolds, R OBP: 0.337, SLG: 0.439	3-1 1B 2B				3-2 F8			2-0 P2		3-2 G6-3		5 1 1 1 0 0 2																				
Howard Johnson, S OBP: 0.311, SLG: 0.503	4-1 1B BB				1-0 2B			2-0 F9		1-1 G3		4 1 2 1 1 0 1																				
Hubie Brooks, R OBP: 0.351, SLG: 0.488	2-1 BB 1B				4-1 FC6-4 BB			0-0 G6-3 1B		1-1 1B 1B		3 0 3 1 1 0 0 1 1 0 0 0 1 0																				
Garry Templeton, S OBP: 0.222, SLG: 0.290	1-3 2-H 1B																															
Rick Cerone, R OBP: 0.353, SLG: 0.400	4-0 BB 1B				1-1 FC6-4			1-2 G6-3		1-1 G6-3 1B		2 0 0 0 1 0 2 1 0 1 1 0 0 0 0 0 0 0 0 0 0 1 0 0 0 0 1 0 0 0 0 0 0 0 0																				
Darryl Boston, L OBP: 0.246, SLG: 0.259																																
Alejandro Pena, R	1-2 BB																															
Chris Donnels, L OBP: 0.409, SLG: 0.294																																
John Franco, L	1-0 G5-3				1-1 F8					0-1 P3		5 0 0 0 0 2 4																				
Kevin Elster, R OBP: 0.347, SLG: 0.390																																
Wally Whitehurst, R OBP: 0.300, SLG: 0.333		3-2 1B			1-1 G4-3					1-2 G6-3		2 0 1 0 0 0 0 0 0 0 0 0 0 0 1 0 0 0 0 0 0 0 0 0 0 0 0 0 1 0 0 0 0 0 1 0 0 0 0 0 0 0																				
Rich Sauveur, L																																
Mackey Sasser, L OBP: 0.286, SLG: 0.550																																
Doug Simons, L																																
Mark Carreon, R OBP: 0.389, SLG: 0.500																																
Charlie O'Brien, R OBP: 0.228, SLG: 0.181																																
Inning Stats	R: 2 E: 0 K: 0 S: 13	H: 3 LOB: 3 BB: 2 P: 32	R: 0 E: 0 K: 0 S: 8	H: 1 LOB: 1 BB: 0 P: 15	R: 0 E: 0 K: 0 S: 8	H: 1 LOB: 1 BB: 1 P: 17	R: 0 E: 0 K: 0 S: 6	H: 0 LOB: 0 BB: 0 P: 9	R: 0 E: 0 K: 1 S: 10	H: 0 LOB: 0 BB: 0 P: 17	R: 0 E: 0 K: 0 S: 5	H: 1 LOB: 0 BB: 0 P: 8	R: 0 E: 0 K: 1 S: 9	H: 0 LOB: 0 BB: 0 P: 12	R: 0 E: 0 K: 0 S: 10	H: 1 LOB: 1 BB: 0 P: 14	R: 1 E: 0 K: 0 S: 9	H: 2 LOB: 1 BB: 0 P: 12	R: 0 E: 0 K: 1 S: 11	H: 1 LOB: 1 BB: 0 P: 21	R: 1 E: 0 K: 3 S: 13	H: 1 LOB: 0 BB: 0 P: 17	1B: 7 2B: 3 3B: 0 HR: 1	SF: 0 SAC: 0 DP: 2 HBP: 0	WP: 0 PB: 0 SB: 1 CS: 0	PA: 44						
PITCHER	IP WLS BF H R ER SO BB IBB HBP BLK WP HR S P ERA WHIP																															
Darryl Kile, R ERA: 4.89	(1, 1) 6.0	25	6	2	2	1	3	0	0	0	0	0	0	0	50	98	3.00	1.500														
Jim Corsi, R ERA: 4.0	(7, 1) 3.0	11	3	1	1	1	0	0	0	0	0	0	0	0	28	38	3.00	1.000														
Mike Capel, R ERA: 3.86	(10, 1) 2.0	L 8	2	1	1	4	0	0	0	0	0	0	0	1	24	38	4.50	1.000														

livebaseballscores.com

AB	41
R	4
H	11
RBI	4
BB	3
SO	6
LOB	15



BOTTOM

New York Mets @ Houston Astros
Astrodome, Houston, TX

Sat Jun 08 1991, 8:05 PM EDT
Att. 19,462 - Dome - 70 F

livebaseballscores.com

AB 43
R 3
H 11
RBI 3
BB 2
SO 7
LOB 19



WP: 1 PA: 46
PB: 1
SB: 1
CS: 1

AB	R	H	RBI	BB	SO	LOB
5	0	0	0	0	1	1
5	0	3	0	0	0	0
5	0	0	0	0	0	4
4	0	0	0	0	2	3
1	0	0	0	0	1	0
4	2	2	0	1	1	0
5	1	1	2	0	0	3
5	0	2	0	0	1	1
5	0	3	1	0	1	2
1	0	0	0	1	0	1
1	0	0	0	0	0	1
0	0	0	0	0	0	0
1	0	0	0	0	0	0
1	0	0	0	0	0	0
0	0	0	0	0	0	3

Batter	1	2	3	4	5	6	7	8	9	10	11
Steve Finley, L (1, 8) OBP: 0.325, SLG: 0.432	G4-3		G4-3		G4-3		K			B3	
Craig Biggio, R (1, 2) OBP: 0.376, SLG: 0.396	G4-3 2B		G4-3 1B		G6-3		G5-3			CS 1B	
Luis Gonzalez, L (1, 7) OBP: 0.266, SLG: 0.441	G4-3		F7		F7		G4-3			F7	
Eric Anthony, L (1, 9) Mark Davidson, R (9, 9) OBP: 0.190, SLG: 0.158 OBP: 0.344, SLG: 0.288	K		G6-3				K			CS	K
5 Jeff Bagwell, R (1, 3) OBP: 0.372, SLG: 0.416		K 1B									
Ken Caminiti, S (1, 5) OBP: 0.300, SLG: 0.350		L8									
Eric Yelding, R (1, 6) OBP: 0.288, SLG: 0.343											
Casey Candaele, S (1, 4) OBP: 0.321, SLG: 0.390											
Darryl Kile, R (1, 1) Gerald Young, S (6, PH) Jim Corsi, R (7, 1) Ken Oberkfell, L (9, PH) Mike Capel, R (10, 1) Rafael Ramirez, R (11, PH) OBP: 0.281, SLG: 0.286 OBP: 0.409, SLG: 0.314 OBP: 0.293, SLG: 0.243											

Inning	1	2	3	4	5	6	7	8	9	10	11
R: 0	H: 1	R: 0	H: 1	R: 0	H: 1	R: 1	H: 2	R: 0	H: 0	R: 0	H: 1
E: 0	LOB: 1	E: 0	LOB: 1	E: 0	LOB: 2	E: 0	LOB: 1	E: 0	LOB: 0	E: 0	LOB: 0
K: 1	BB: 0	K: 1	BB: 0	K: 0	BB: 1	K: 1	BB: 0	K: 0	BB: 0	K: 1	BB: 0
S: 7	P: 10	S: 7	P: 8	S: 8	P: 17	S: 7	P: 9	S: 6	P: 10	S: 6	P: 7

PITCHER	IP	WLS	BF	H	R	ER	SO	BB	IBB	HBP	BLK	WP	HR	S	P	ERA	WHIP
Wally Whitehurst, R (1, 1) ERA: 3.32	5.0		21	5	1	1	3	1	0	0	0	1	0	48	75	1.80	1.200
Rich Sauveur, L (6, 1) ERA: 9.0	1.0		6	2	2	2	1	1	0	0	0	0	1	12	24	18.00	3.000
Doug Simons, L (7, 1) ERA: 4.07	2.0		6	0	0	0	1	0	0	0	0	0	0	12	17	0.00	0.000
Alejandro Pena, R (9, 1) ERA: 3.16	2.0	W	6	1	0	0	1	0	0	0	0	0	0	18	25	0.00	0.500
John Franco, L (11, 1) ERA: 0.67	1.0	S	6	3	0	0	1	0	0	0	0	0	0	16	23	0.00	3.000

PITCHER	IP	WLS	BF	H	R	ER	SO	BB	IBB	HBP	BLK	WP	HR	S	P	ERA	WHIP
Wally Whitehurst, R (1, 1) ERA: 3.32	5.0		21	5	1	1	3	1	0	0	0	1	0	48	75	1.80	1.200
Rich Sauveur, L (6, 1) ERA: 9.0	1.0		6	2	2	2	1	1	0	0	0	0	1	12	24	18.00	3.000
Doug Simons, L (7, 1) ERA: 4.07	2.0		6	0	0	0	1	0	0	0	0	0	0	12	17	0.00	0.000
Alejandro Pena, R (9, 1) ERA: 3.16	2.0	W	6	1	0	0	1	0	0	0	0	0	0	18	25	0.00	0.500
John Franco, L (11, 1) ERA: 0.67	1.0	S	6	3	0	0	1	0	0	0	0	0	0	16	23	0.00	3.000

PITCHER	IP	WLS	BF	H	R	ER	SO	BB	IBB	HBP	BLK	WP	HR	S	P	ERA	WHIP
Wally Whitehurst, R (1, 1) ERA: 3.32	5.0		21	5	1	1	3	1	0	0	0	1	0	48	75	1.80	1.200
Rich Sauveur, L (6, 1) ERA: 9.0	1.0		6	2	2	2	1	1	0	0	0	0	1	12	24	18.00	3.000
Doug Simons, L (7, 1) ERA: 4.07	2.0		6	0	0	0	1	0	0	0	0	0	0	12	17	0.00	0.000
Alejandro Pena, R (9, 1) ERA: 3.16	2.0	W	6	1	0	0	1	0	0	0	0	0	0	18	25	0.00	0.500
John Franco, L (11, 1) ERA: 0.67	1.0	S	6	3	0	0	1	0	0	0	0	0	0	16	23	0.00	3.000

PITCHER	IP	WLS	BF	H	R	ER	SO	BB	IBB	HBP	BLK	WP	HR	S	P	ERA	WHIP
Wally Whitehurst, R (1, 1) ERA: 3.32	5.0		21	5	1	1	3	1	0	0	0	1	0	48	75	1.80	1.200
Rich Sauveur, L (6, 1) ERA: 9.0	1.0		6	2	2	2	1	1	0	0	0	0	1	12	24	18.00	3.000
Doug Simons, L (7, 1) ERA: 4.07	2.0		6	0	0	0	1	0	0	0	0	0	0	12	17	0.00	0.000
Alejandro Pena, R (9, 1) ERA: 3.16	2.0	W	6	1	0	0	1	0	0	0	0	0	0	18	25	0.00	0.500
John Franco, L (11, 1) ERA: 0.67	1.0	S	6	3	0	0	1	0	0	0	0	0	0	16	23	0.00	3.000

PITCHER	IP	WLS	BF	H	R	ER	SO	BB	IBB	HBP	BLK	WP	HR	S	P	ERA	WHIP
Wally Whitehurst, R (1, 1) ERA: 3.32	5.0		21	5	1	1	3	1	0	0	0	1	0	48	75	1.80	1.200
Rich Sauveur, L (6, 1) ERA: 9.0	1.0		6	2	2	2	1	1	0	0	0	0	1	12	24	18.00	3.000
Doug Simons, L (7, 1) ERA: 4.07	2.0		6	0	0	0	1	0	0	0	0	0	0	12	17	0.00	0.000
Alejandro Pena, R (9, 1) ERA: 3.16	2.0	W	6	1	0	0	1	0	0	0	0	0	0	18	25	0.00	0.500
John Franco, L (11, 1) ERA: 0.67	1.0	S	6	3	0	0	1	0	0	0	0	0	0	16	23	0.00	3.000

PITCHER	IP	WLS	BF	H	R	ER	SO	BB	IBB	HBP	BLK	WP	HR	S	P	ERA	WHIP
Wally Whitehurst, R (1, 1) ERA: 3.32	5.0		21	5	1	1	3	1	0	0	0	1	0	48	75	1.80	1.200
Rich Sauveur, L (6, 1) ERA: 9.0	1.0		6	2	2	2	1	1	0	0	0	0	1	12	24	18.00	3.000
Doug Simons, L (7, 1) ERA: 4.07	2.0		6	0	0	0	1	0	0	0	0	0	0	12	17	0.00	0.000
Alejandro Pena, R (9, 1) ERA: 3.16	2.0	W	6	1	0	0	1	0	0	0	0	0	0	18	25	0.00	0.500
John Franco, L (11, 1) ERA: 0.67	1.0	S	6	3	0	0	1	0	0	0	0	0	0	16	23	0.00	3.000

PITCHER	IP	WLS	BF	H	R	ER	SO	BB	IBB	HBP	BLK	WP	HR	S	P	ERA	WHIP
Wally Whitehurst, R (1, 1) ERA: 3.32	5.0		21	5	1	1	3	1	0	0	0	1	0	48	75	1.80	1.200
Rich Sauveur, L (6, 1) ERA: 9.0	1.0		6	2	2	2	1	1	0	0	0	0	1	12	24	18.00	3.000
Doug Simons, L (7, 1) ERA: 4.07	2.0		6	0	0	0	1	0	0	0	0	0	0	12	17	0.00	0.000
Alejandro Pena, R (9, 1) ERA: 3.16	2.0	W	6	1	0	0	1	0	0	0	0	0	0	18	25	0.00	0.500
John Franco, L (11, 1) ERA: 0.67	1.0	S	6	3	0	0	1	0	0	0	0	0	0	16	23	0.00	3.000

PITCHER	IP	WLS	BF	H	R	ER	SO	BB	IBB	HBP	BLK	WP	HR	S	P	ERA	WHIP
Wally Whitehurst, R (1, 1) ERA: 3.32	5.0		21	5	1	1	3	1	0	0	0	1	0	48	75	1.80	1.200
Rich Sauveur, L (6, 1) ERA: 9.0	1.0		6	2	2	2	1	1	0	0	0	0	1	12	24	18.00	3.000
Doug Simons, L (7, 1) ERA: 4.07	2.0		6	0	0	0	1	0	0	0	0	0	0	12	17	0.00	0.000
Alejandro Pena, R (9, 1) ERA: 3.16	2.0	W	6	1	0	0	1	0	0	0	0	0	0	18	25	0.00	0.500
John Franco, L (11, 1) ERA: 0.67	1.0	S	6	3	0	0	1	0	0	0	0	0	0	16	23	0.00	3.000

PITCHER	IP	WLS	BF	H	R	ER	SO	BB	IBB	HBP	BLK	WP	HR	S	P	ERA	WHIP
Wally Whitehurst, R (1, 1) ERA: 3.32	5.0		21	5	1	1	3	1	0	0	0	1	0	48	75	1.80	1.200
Rich Sauveur, L (6, 1) ERA: 9.0	1.0		6	2	2	2	1	1	0	0	0	0	1	12	24	18.00	3.000
Doug Simons, L (7, 1) ERA: 4.07	2.0		6	0	0	0	1	0	0	0	0	0	0	12	17	0.00	0.000
Alejandro Pena, R (9, 1) ERA: 3.16	2.0	W	6	1	0	0	1	0	0	0	0	0	0	18	25	0.00	0.500
John Franco, L (11, 1) ERA: 0.67	1.0	S	6	3	0	0	1	0	0	0	0	0	0	16	23	0.00	3.000

PITCHER	IP	WLS	BF	H	R	ER	SO	BB	IBB	HBP	BLK	WP	HR	S	P	ERA	WHIP
Wally Whitehurst, R (1, 1) ERA: 3.32	5.0		21	5	1	1	3	1	0	0	0	1	0	48	75	1.80</	

Batter	1	2	3	4	5	6	7	8	9	AB R H RBI BB SO LOB	TOP											
Vince Coleman, S (1, 8) OBP: 0.365, SLG: 0.351	1-3 K		0-3 K			2-0 F7		1-2 F8		4 0 0 0 0 2 1												
Dave Magadan, L (1, 3) OBP: 0.385, SLG: 0.356	0-2 P6			3-2 G3 2B		1-3 K		0-0 G3		4 0 1 0 0 1 1												
Gregg Jefferies, S (1, 4) OBP: 0.359, SLG: 0.360	1-2 1B			3-1 G3 2-3		2-3 K			4-1 CS BB	3 0 1 0 1 1 2												
Kevin McReynolds, R (1, 7) OBP: 0.330, SLG: 0.429	0-0 F8			2-3 K			0-1 G4-3		0-3 K	4 0 0 0 0 2 3												
Howard Johnson, S (1, 5) OBP: 0.310, SLG: 0.494		2-0 G1-3		0-0 P4			4-2 FC1-6 BB		3-3 K	3 0 0 0 1 1 2												
Mark Carreon, R (1, 9) OBP: 0.343, SLG: 0.476		1-3 K			3-3 K		1-1 FC1-6 BB 1-2f			3 0 0 0 0 2 1												
Rick Cerone, R (1, 2) OBP: 0.352, SLG: 0.390		1-1 F9			2-2 P3		4-1 SAFE SAFE BB 1-2			2 0 0 0 1 0 0												
Kevin Elster, R (1, 6) OBP: 0.339, SLG: 0.379			1-3 K		0-1 G1-3		3-2 P2			3 0 0 0 0 1 2												
David Cone, L (1, 1) OBP: 0.185, SLG: 0.125			1-3 K			0-0 1B		1-2 F9		2 0 1 0 0 1 0												
Garry Templeton, S (8, PH) OBP: 0.219, SLG: 0.286										1 0 0 0 0 0 0												
Doug Simons, L (8, 1)										0 0 0 0 0 0 0												
Jeff Innis, R (8, 1)										0 0 0 0 0 0 0												
Inning Stats	R: 0 E: 0 K: 1 S: 11	H: 1 LOB: 1 BB: 0 P: 13	R: 0 E: 0 K: 1 S: 6	H: 0 LOB: 0 BB: 0 P: 10	R: 0 E: 0 K: 3 S: 10	H: 0 LOB: 0 BB: 0 P: 12	R: 0 E: 0 K: 1 S: 12	H: 1 LOB: 1 BB: 0 P: 20	R: 0 E: 0 K: 1 S: 8	H: 0 LOB: 0 BB: 0 P: 13	R: 0 E: 0 K: 2 S: 9	H: 1 LOB: 1 BB: 0 P: 14	R: 0 E: 0 K: 0 S: 11	H: 0 LOB: 2 BB: 2 P: 23	R: 0 E: 0 K: 0 S: 9	H: 0 LOB: 0 BB: 0 P: 11	R: 0 E: 0 K: 2 S: 9	H: 0 LOB: 1 BB: 1 P: 16	1B: 2 2B: 2 3B: 0 HR: 0	SF: 0 SAC: 0 DP: 1 HBP: 0	WP: 0 PB: 0 SB: 0 CS: 1	PA: 32
PITCHER Pete Harnisch, R (1, 1) ERA: 2.2	IP: 9.0 WLS: W BF: 32 H: 3 R: 0 ER: 0 SO: 11 BB: 3 IBB: 0 HBP: 0 BLK: 0 WP: 0 HR: 0 S: 85 P: 132 ERA: 0.00 WHIP: 0.667											PITCHER	IP: 9.0 WLS: W BF: 32 H: 3 R: 0 ER: 0 SO: 11 BB: 3 IBB: 0 HBP: 0 BLK: 0 WP: 0 HR: 0 S: 85 P: 132 ERA: 0.00 WHIP: 0.667									

New York Mets @ Houston Astros
Astrodome, Houston, TX
Sun Jun 09 1991, 4:33 AM EDT
Att: 21,073 - Dome - 70 F

livebaseballscorecards.com

AB 29
R 0
H 3
RBI 0
BB 3
SO 11
LOB 12



Batter	1	2	3	4	5	6	7	8	9	AB R H RBI BB SO LOB
Steve Finley, L (1, 8) OBP: 0.329, SLG: 0.429	1-1 G1-3		3-2 G3		0-1 FC4-6			0-0		4 1 1 0 0 0 1
Craig Biggio, R (1, 2) OBP: 0.377, SLG: 0.401	1-2 P2			0-0 G6-3		2-1		2-2		4 2 2 0 0 0 0
Luis Gonzalez, L (1, 7) OBP: 0.276, SLG: 0.449 Mark Davidson, R (8, PH) (9, 9) OBP: 0.355, SLG: 0.288	3-3 K			3-2 FC6-5		2-1		4-1		3 0 2 0 0 1 0 0 1 0 0 1 0 0
Eric Anthony, L (1, 9) OBP: 0.185, SLG: 0.208 Ken Caminiti, S (8, PH) (9, 5) OBP: 0.300, SLG: 0.353		0-0		0-0 FC6-5		1-1		2-3		2 0 1 1 0 0 1 1 0 0 0 0 1 3
5 Jeff Bagwell, R (1, 3) OBP: 0.369, SLG: 0.418		2-3		1 SAFE 3-3		1 SAFE 1-2		1-1		4 1 1 2 0 2 3
Rafael Ramirez, R (1, 4) OBP: 0.286, SLG: 0.269		0-1			1-0	1-0		1-2		4 0 3 2 0 0 2
Eric Yelding, R (1, 6) OBP: 0.281, SLG: 0.330		1-2			1-0			2-2		4 1 0 0 0 0 2
Casey Candaele, S (1, 5) (9, 7) OBP: 0.315, SLG: 0.377			1-1		3-1					3 0 0 0 0 0 1
Jimmy Jones, R (1, 1) OBP: 0.330, SLG: 0.227 Ken Oberkell, L (5, PH) (6, 1) OBP: 0.417, SLG: 0.316 Jim Clancy, R (7, PH) (8, 1) OBP: 0.273, SLG: 0.276 Curt Schilling, R (9, 1) OBP: 1.000, SLG: 1.000 Al Osuna, R (9, 1) Mike Capel, R (9, 1)			2-3		0-2					1 0 0 0 0 0 1 0 1 0 1 1 0 0 0 0 0 0 0 0 0 0 0 0 1 0 0 0 0 0 1 0

Inning Stats	R: 0	H: 0	E: 0	K: 1	S: 8	H: 2	LOB: 1	BB: 0	P: 13	R: 0	H: 1	E: 0	K: 1	S: 9	H: 0	LOB: 0	BB: 0	P: 15	R: 0	H: 1	E: 0	K: 1	S: 9	H: 2	LOB: 1	BB: 0	P: 14	R: 1	H: 2	E: 1	K: 0	S: 11	H: 0	LOB: 0	BB: 0	P: 10	R: 4	H: 4	E: 0	K: 1	S: 16	H: 4	LOB: 0	BB: 1	P: 28
PITCHER	IP	WLS	BF	H	R	ER	SO	BB	IBB	HBP	BLK	WP	HR	S	P	ERA	WHIP																												
Dwight Gooden, R (1, 1) ERA: 4.12	7.0		27	7	2	2	5	0	0	0	0	0	0	62	97	2.57	1.000																												
John Franco, L (8, 1) ERA: 2.49	1.0	L	7	4	4	4	1	1	0	0	0	0	0	16	28	36.00	5.000																												
PITCHER	IP	WLS	BF	H	R	ER	SO	BB	IBB	HBP	BLK	WP	HR	S	P	ERA	WHIP																												


BOTTOM

New York Mets @ Houston Astros
Astrodome, Houston, TX

Mon Jun 10 1991, 8:05 PM EDT
Att. 11,809 - Dome - 70 F

livebaseballscorecards.com

AB	32
R	6
H	11
RBI	6
BB	1
SO	6
LOB	13



1B: 7	SF: 1	WP: 0	PA: 34
2B: 4	SAC: 0	PB: 0	
3B: 0	DP: 0	SB: 4	
HR: 0	HBP: 0	CS: 1	

Batter	1	2	3	4	5	6	7	8	9	10	11	AB R H RBI BB SO LOB	TOP					
Wally Backman, S (1, 5) OBP: 0.327, SLG: 0.293 Charlie Hayes, R (8, 5) OBP: 0.220, SLG: 0.318	4-2 CS BB		0-1 E6			2-2 L8		0-0 G4-3			0-2 P3	3 0 0 0 1 0 2 1 0 0 0 0 0 0						
Mickey Morandini, L (1, 4) OBP: 0.347, SLG: 0.297	0-3 K		1-1 L9			1-2 G4-3				0-0 G4-6-3 1B	2-0 F8	5 0 1 0 0 1 3						
John Kruk, L (1, 7) OBP: 0.355, SLG: 0.493	2-3 K					1-1 G4-3				2-2 G4-6-3 1-2f		4 0 1 0 0 1 2						
Dale Murphy, R (1, 9) OBP: 0.307, SLG: 0.416						0-0 G3-6 1B				1-0 G5-3		4 0 2 0 0 1 0						
Von Hayes, L (1, 8) OBP: 0.310, SLG: 0.298						0-0 G3-6 1-2f 2-3					2-3 K	4 0 0 0 0 2 3						
Ricky Jordan, R (1, 3) OBP: 0.328, SLG: 0.487 Steve Lake, R (10, 2) OBP: 0.172, SLG: 0.159						0-1 G6-3					1-1 F9	4 0 0 0 0 0 2 0 0 0 0 0 0 0						
Darrin Fletcher, L (1, 2) OBP: 0.250, SLG: 0.338 Rod Booker, L (10, PR) OBP: 0.242, SLG: 0.273						0-0 F7					1-2 1B	4 0 1 0 0 0 0 0 0 0 0 0 0 0						
Dickie Thon, R (1, 6) OBP: 0.286, SLG: 0.342 Roger McDowell, R (10, 1)						0-3 K					2-2 F8	4 0 1 0 0 1 1 0 0 0 0 0 0 0						
Pat Combs, L (1, 1) OBP: 0.235, SLG: 0.133 John Morris, L (10, 7) OBP: 0.315, SLG: 0.320 Jim Lindeman, R (11, PH) OBP: 0.465, SLG: 0.500						1-1 SH2-4 1B					0-2 G4-3	2 0 0 0 0 1 1 0 0 0 0 0 0 0 1 0 0 0 0 0 0						
Inning Stats	R: 0 H: 0 E: 0 LOB: 0 K: 2 BB: 1 S: 9 P: 15	R: 0 H: 1 E: 0 LOB: 0 K: 0 BB: 0 S: 8 P: 13	R: 0 H: 1 E: 1 LOB: 2 K: 0 BB: 0 S: 11 P: 17	R: 0 H: 2 E: 0 LOB: 1 K: 0 BB: 0 S: 6 P: 6	R: 0 H: 0 E: 0 LOB: 0 K: 1 BB: 0 S: 6 P: 7	R: 0 H: 0 E: 0 LOB: 0 K: 2 BB: 0 S: 8 P: 12	R: 0 H: 0 E: 0 LOB: 0 K: 2 BB: 0 S: 9 P: 11	R: 0 H: 0 E: 1 LOB: 1 K: 1 BB: 0 S: 9 P: 14	R: 0 H: 1 E: 0 LOB: 0 K: 0 BB: 0 S: 6 P: 9	R: 0 H: 1 E: 0 LOB: 1 K: 1 BB: 0 S: 12 P: 18	R: 0 H: 0 E: 0 LOB: 0 K: 0 BB: 0 S: 9 P: 11	1B: 6 SF: 0 2B: 0 SAC: 1 3B: 0 DP: 3 HR: 0 HBP: 0	WP: 0 PA: 38 PB: 0 SB: 0 CS: 1					
PITCHER	IP WLS BF H R ER SO BB IBB HBP BLK WP HR S P ERA WHIP																	
Mark Portugal, R (1, 1) ERA: 4.0	10.0	35	6	0	0	7	1	0	0	0	0	0	0	0	84	122	0.00	0.700
Al Osuna, L (11, 1) ERA: 3.16	1.0	W 3	0	0	0	0	0	0	0	0	0	0	0	9	11	0.00	0.000	

Philadelphia Phillies @ Houston Astros
Astrodome, Houston, TX
Tue Jun 11 1991, 8:05 PM EDT
Att. 7,953 - Dome - 70 F

livebaseballscorecards.com

AB	36
R	0
H	6
RBI	0
BB	1
SO	7
LOB	14



Batter	1	2	3	4	5	6	7	8	9	10	11	AB R H RBI BB SO LOB	BOTTOM	
Eric Yelding, R OBP: 0.289, SLG: 0.330 (1, 6)	4-0 G4-3 BB		3-2 S 1B			2-0 F7		2-1 G5-3		4-0 1-2 2-3 BB		3 0 1 0 2 0 1	Philadelphia Phillies @ Houston Astros Astrodome, Houston, TX Tue Jun 11 1991, 8:05 PM EDT Att: 7,953 - Dome - 70 F	
Casey Candaele, S OBP: 0.312, SLG: 0.372 (1, 4)	1-1 G4-3		2-1 G4-3			0-1 2B 1B		0-0 G4-3		1-3 K		5 0 1 0 0 1 6		
Craig Biggio, R OBP: 0.373, SLG: 0.401 (1, 2)	1-3 K					1-0 2B 1-H						5 0 1 0 0 2 1		
Ken Caminiti, S OBP: 0.297, SLG: 0.349 (1, 5)	1-1 G5-3											5 1 1 0 0 1 1		
5 Jeff Bagwell, R OBP: 0.370, SLG: 0.414 (1, 3)												4 0 1 0 1 0 0		
Javier Ortiz, R OBP: 0.333, SLG: 0.333 Steve Finley, L OBP: 0.330, SLG: 0.427 (10, PH) (11, 8)												3 0 1 0 0 0 1 1 0 0 0 1 0 0		
Mark Davidson, R OBP: 0.348, SLG: 0.286 Ken Oberkfell, L OBP: 0.429, SLG: 0.316 (11, PH)												4 0 1 0 0 1 2 0 0 0 1 1 0 0		
Gerald Young, S OBP: 0.250, SLG: 0.250 Luis Gonzalez, L OBP: 0.280, SLG: 0.449 (10, PH) (11, 7)												3 0 0 0 0 0 1 0 0 0 0 1 0 0		
Mark Portugal, R OBP: 0.333, SLG: 0.263 Eric Anthony, L OBP: 0.179, SLG: 0.200 Al Osuna, R (11, 1)												3 0 1 0 0 0 0 1 0 0 0 0 1 2 0 0 0 0 0 0 0		
Inning Stats	R: 0 H: 0 E: 0 LOB: 1 K: 1 BB: 1 S: 8 P: 15	R: 0 H: 0 E: 0 LOB: 0 K: 0 BB: 0 S: 5 P: 7	R: 0 H: 1 E: 0 LOB: 1 K: 0 BB: 0 S: 11 P: 18	R: 0 H: 0 E: 0 LOB: 0 K: 0 BB: 0 S: 6 P: 10	R: 0 H: 1 E: 0 LOB: 0 K: 0 BB: 0 S: 6 P: 9	R: 0 H: 2 E: 0 LOB: 2 K: 0 BB: 0 S: 6 P: 10	R: 0 H: 0 E: 0 LOB: 1 K: 1 BB: 1 S: 6 P: 14	R: 0 H: 1 E: 0 LOB: 1 K: 0 BB: 0 S: 6 P: 10	R: 0 H: 0 E: 0 LOB: 0 K: 1 BB: 0 S: 7 P: 11	R: 0 H: 1 E: 0 LOB: 3 K: 2 BB: 2 S: 14 P: 26	R: 1 H: 2 E: 0 LOB: 3 K: 1 BB: 2 S: 11 P: 21	1B: 6 SF: 0 2B: 2 SAC: 0 3B: 0 DP: 1 HR: 0 HBP: 0		WP: 1 PA: 43 PB: 0 SB: 1 CS: 0
PITCHER Pat Combs, L ERA: 3.92 Roger McDowell, R ERA: 1.9	IP WLS BF H R ER SO BB IBB HBP BLK WP HR S P ERA WHIP													
	9.0 32 5 0 0 3 2 0 0 0 1 0 61 104 0.00 0.778													
	1.1 L 11 3 1 1 3 3 1 0 0 0 0 25 47 6.75 4.500													

livebaseballscores.com

AB	37
R	1
H	8
RBI	1
BB	6
SO	6
LOB	15



Batter	1	2	3	4	5	6	7	8	9	AB	R	H	RBI	BB	SO	LOB
Steve Finley, L OBP: 0.332, SLG: 0.429 (1, 8) C B F X (9, 9)	1-2 G5-4-3 1B	0-0 SF7			1-2 G4-3			0-0 G6-3	3-2 1B	4	0	2	2	0	0	0
Craig Biggio, R OBP: 0.370, SLG: 0.398 (1, 2) B S F X SAFE	1-2 G5-4-3 1-2f	2-3 K			2-1 L5			0-0 1B		4	0	1	0	0	1	3
Luis Gonzalez, L OBP: 0.284, SLG: 0.457 (1, 7) B B F F X	3-2 3B				0-1 G4-3			1 SAFE 4-1 1-2 IBB		3	0	1	0	1	0	0
Eric Anthony, L OBP: 0.156, SLG: 0.172 Gerald Young, S OBP: 0.250, SLG: 0.250 (1, 9) S C X (9, 8)	0-2 F7				2-3 K			0-1 G3		4	0	0	0	0	1	3
5 Jeff Bagwell, R OBP: 0.373, SLG: 0.416 (1, 3)		1-1 1B 1B			1-3 K			0-0 L8		4	2	2	0	0	1	0
Ken Caminiti, S OBP: 0.298, SLG: 0.349 (1, 5)		2-1 1B 1B 1-3 SF7 1B			2-0 F8			0-3 K		3	1	1	0	0	1	0
Eric Yelding, R OBP: 0.290, SLG: 0.330 (1, 6)		2-1 1B 1-2 3-H 1B			1-3 K			1-2 G6-3		3	0	1	1	0	1	0
Casey Candaele, S OBP: 0.310, SLG: 0.369 (1, 4)		2-0 1-2 2-3 1B			3-2 G4-3			0-2 F8		4	0	1	0	0	1	2
Jim Deshaies, L OBP: 0.211, SLG: 0.118 Mike Capel, R Al Osuna, R Rafael Ramirez, R OBP: 0.291, SLG: 0.266 Ken Oberkfell, L OBP: 0.440, SLG: 0.316 (1, 1) (8, 1) (8, 1) (8, 6) (9, PH)		2-3 K			1-3 K			1-2 G1-3		2	0	0	0	0	2	3

Inning Stats	R: 0	H: 2	E: 0	K: 0	S: 12	H: 2	LOB: 1	BB: 0	P: 17	R: 2	H: 4	E: 0	K: 2	S: 16	H: 0	LOB: 0	BB: 0	P: 11	R: 0	H: 0	E: 0	K: 2	S: 8	R: 0	H: 0	E: 0	K: 1	S: 12	H: 0	LOB: 0	BB: 0	P: 18	R: 0	H: 0	E: 0	K: 1	S: 8	R: 0	H: 0	E: 0	K: 1	S: 8	R: 0	H: 0	E: 0	K: 1	S: 9	R: 0	H: 1	E: 0	K: 0	S: 8	R: 1	H: 2	E: 0	K: 1	S: 13	H: 2	LOB: 3	BB: 2	P: 29	1B: 8	2B: 0	3B: 1	HR: 0	SF: 1	SAC: 1	DP: 1	HBP: 0	WP: 0	PB: 0	SB: 1	CS: 0	PA: 37
--------------	------	------	------	------	-------	------	--------	-------	-------	------	------	------	------	-------	------	--------	-------	-------	------	------	------	------	------	------	------	------	------	-------	------	--------	-------	-------	------	------	------	------	------	------	------	------	------	------	------	------	------	------	------	------	------	------	------	------	------	------	------	------	-------	------	--------	-------	-------	-------	-------	-------	-------	-------	--------	-------	--------	-------	-------	-------	-------	--------


PITCHER	IP	WLS	BF	H	R	ER	SO	BB	IBB	HBP	BLK	WP	HR	S	P	ERA	WHIP
Tommy Greene, R ERA: 2.13 (1, 1)	7.0		26	6	2	2	7	0	0	0	0	0	0	71	105	2.57	0.857
Joe Boever, R ERA: 4.1 (8, 1)	1.2	L	11	3	1	1	1	1	2	0	0	0	0	21	42	5.40	2.400

BOTTOM

Philadelphia Phillies @ Houston Astros
Astrodome, Houston, TX

Wed Jun 12 1991, 8:05 PM EDT
Att. 8,374 - Dome - 70 F

AB	32
R	3
H	9
RBI	3
BB	3
SO	8
LOB	11



livebaseballscorecards.com

Batter	1	2	3	4	5	6	7	8	9	AB R H RBI BB SO LOB	TOP											
Wally Backman, S (1, 4) OBP: 0.330, SLG: 0.284	4-0 E BB	1-0 G4-3		0-2 P4		4-2 BB		3-2 G4-3		3 1 0 0 2 0 1												
John Morris, L (1, 9) OBP: 0.322, SLG: 0.315	0-2 E4 E 1-3		4-2 E BLK BB	1-0 WP G4-3 1B		2-2 G3		1-3 K		4 2 1 0 1 1 2												
John Kruk, L (1, 3) OBP: 0.354, SLG: 0.483	1-3 K		4-2 BB E BB	1-0 G4-3		2-0 BB 1B		1-0 F7		4 1 1 0 1 1 3												
Von Hayes, L (1, 8) OBP: 0.304, SLG: 0.292	0-0 E1 FC6-4 1-2 3-H		0-1 E3 BB BB SF9	3-0 F7		2-3 K		0-1 F8		5 1 0 1 0 1 5												
Jim Lindeman, R (1, 7) OBP: 0.458, SLG: 0.476	0-0 FC6-4 1-2f 2-H		2-1 F9		0-0 G5-3		4-2 BB			3 0 0 0 1 0 4												
Rick Schu, R (1, 5) OBP: 0.214, SLG: 0.167	0-0 G6-3		4-0 BB		2-3 K		2-3 K			2 0 0 1 1 1 1												
Ron Jones, L (7, PH) OBP: 0.500, SLG: 0.500			1-2 2-3 3-H BB							1 0 0 0 0 1 2												
Charlie Hayes, R (7, 5) OBP: 0.215, SLG: 0.312										0 0 0 0 0 0 0												
Darrin Fletcher, L (1, 2) OBP: 0.250, SLG: 0.325			4-2 G3	4-2 BB		3-1 G4-3		3-2 G1		3 0 0 1 1 0 2												
Rod Booker, L (1, 6) OBP: 0.216, SLG: 0.250			1-2 2-3 3-H BB							3 0 0 1 0 0 0												
Jose De Jesus, R (1, 1) OBP: 0.238, SLG: 0.200			2-2 G3	1-2 SF9		0-0 L8		2-1 G6-3		3 0 0 1 0 0 0												
Ricky Jordan, R (8, PH) OBP: 0.318, SLG: 0.472			1-2 K			2-3 K		0-1 F9		3 0 1 0 0 2 2												
Mitch Williams, L (8, 1)			2-3 K							1 0 0 0 0 0 0												
			1-2 1B							0 0 0 0 0 0 0												
Inning Stats	R: 2 E: 3 K: 1 S: 10	H: 0 LOB: 1 BB: 1 P: 15	R: 0 E: 0 K: 0 S: 10	H: 1 LOB: 1 BB: 0 P: 16	R: 3 E: 1 K: 1 S: 19	H: 0 LOB: 2 BB: 4 P: 40	R: 0 E: 0 K: 0 S: 6	H: 1 LOB: 1 BB: 0 P: 11	R: 0 E: 0 K: 1 S: 6	H: 0 LOB: 0 BB: 0 P: 11	R: 0 E: 0 K: 1 S: 10	H: 0 LOB: 1 BB: 1 P: 18	R: 0 E: 0 K: 2 S: 13	H: 1 LOB: 2 BB: 1 P: 26	R: 0 E: 0 K: 0 S: 8	H: 0 LOB: 0 BB: 0 P: 13	R: 0 E: 0 K: 1 S: 6	H: 0 LOB: 0 BB: 0 P: 8	1B: 3 2B: 0 3B: 0 HR: 0	SF: 1 SAC: 0 DP: 0 HBP: 0	WP: 1 PB: 0 SB: 0 CS: 0	PA: 40
PITCHER	IP WLS BF H R ER SO BB IBB HBP BLK WP HR S P ERA WHIP																				IP WLS BF H R ER SO BB IBB HBP BLK WP HR S P ERA WHIP	
Darryl Kile, R (1, 1) ERA: 4.62	4.0 L 22 2 5 1 2 5 0 0 1 1 0 45 82 2.25 1.750																					
Jim Corsi, R (5, 1) ERA: 3.72	2.0 7 0 0 0 2 1 0 0 0 0 0 0 16 29 0.00 0.500																					
Curt Schilling, R (7, 1) ERA: 4.83	3.0 11 1 0 0 3 1 0 0 0 0 0 0 27 47 0.00 0.667																					

Philadelphia Phillies @ Houston Astros
Astrodome, Houston, TX
Thu Jun 13 1991, 4:33 AM EDT
Att. 14,362 - Dome - 70 F

AB	32
R	5
H	3
RBI	4
BB	7
SO	7
LOB	22




Batter	1	2	3	4	5	6	7	8	9	AB R H RBI BB SO LOB
Steve Finley, L (1, 8) OBP: 0.329, SLG: 0.423	2-2 L5	2-3 K		0-0 P6		2-1 FC4-6			0-0 S 1B	5 0 1 0 0 1 5
Eric Yelding, R (1, 6) OBP: 0.288, SLG: 0.327	1-3 K		1-1 B1-3	0-1 E2 1B			0-0 F8		1-0 F9	5 0 1 1 0 1 1
Craig Biggio, R (1, 2) OBP: 0.376, SLG: 0.403	0-0 E5 1B		0-1 FC6 1B	0-1 P6			2-3 K		3-2 K 1B	5 1 3 0 0 1 1
Luis Gonzalez, L (1, 7) OBP: 0.279, SLG: 0.448	1-1 E4 5 CS 2-H		3-2 FC6 5 BB 1-2f		2-0 F7		1-0 F8			4 0 0 0 0 0 1
5 Jeff Bagwell, R (1, 3) OBP: 0.375, SLG: 0.420	1-1 CS 1-2	3-2 1B 2B	4-2 BB		2-0 P2			0-2 G4-3		3 1 1 0 1 0 0
Ken Caminiti, S (1, 5)		0-0 2B 1B	1-3 K		0-0 P2			1-2 K 1B		4 0 2 0 0 1 2
Eric Anthony, L (1, 9) OBP: 0.143, SLG: 0.156		0-3 K		0-0 G4-3		0-0 F9		0-3 K		3 0 0 0 0 1 2
Mark Davidson, R (8, PH) OBP: 0.343, SLG: 0.281										1 0 0 0 0 1 1
Casey Candaele, S (1, 4) OBP: 0.320, SLG: 0.380		1-1 K		4-1 2B 1B BB		0-1 FC4-6 1B		0-1 F8		3 1 2 1 1 0 1
Darryl Kile, R (1, 1) Javier Ortiz, R (4, PH) Jim Corsi, R (5, 1) Gerald Young, S (6, PH) Curt Schilling, R (7, 1) Rafael Ramirez, R (9, PH)		0-0 L9		0-1 E 1-3 2B		2-1 F7			2-1 F9	1 0 0 0 0 0 2 1 1 1 0 0 0 0 0 0 0 0 0 0 0 1 0 0 0 0 0 1 0 0 0 0 0 0 0 1 0 0 0 0 0 0

Inning Stats	R: 1 E: 2 K: 1 S: 11	H: 1 LOB: 0 BB: 0 P: 15	R: 1 E: 0 K: 2 S: 15	H: 3 LOB: 2 BB: 0 P: 21	R: 0 E: 0 K: 1 S: 13	H: 1 LOB: 2 BB: 1 P: 22	R: 2 E: 1 K: 0 S: 9	H: 2 LOB: 1 BB: 1 P: 13	R: 0 E: 0 K: 0 S: 3	H: 0 LOB: 0 BB: 0 P: 7	R: 0 E: 0 K: 0 S: 7	H: 1 LOB: 1 BB: 0 P: 11	R: 0 E: 0 K: 1 S: 6	H: 0 LOB: 0 BB: 0 P: 9	R: 0 E: 0 K: 1 S: 11	H: 1 LOB: 1 BB: 0 P: 12	R: 0 E: 0 K: 0 S: 8	H: 2 LOB: 1 BB: 0 P: 14	1B: 8 2B: 3 3B: 0 HR: 0	SF: 0 SAC: 0 DP: 0 HBP: 0
--------------	-------------------------------	----------------------------------	-------------------------------	----------------------------------	-------------------------------	----------------------------------	------------------------------	----------------------------------	------------------------------	---------------------------------	------------------------------	----------------------------------	------------------------------	---------------------------------	-------------------------------	----------------------------------	------------------------------	----------------------------------	----------------------------------	------------------------------------

PITCHER	IP	WLS	BF	H	R	ER	SO	BB	IBB	HBP	BLK	WP	HR	S	P	ERA	WHIP
Jose De Jesus, R (1, 1) ERA: 3.76	7.0	W	31	8	4	2	5	2	0	0	0	0	0	64	98	2.57	1.429
Mitch Williams, L (8, 1) ERA: 2.89	2.0	S	8	3	0	0	1	0	0	0	0	0	0	19	26	0.00	1.500

Philadelphia Phillies @ Houston Astros
Astrodome, Houston, TX
 Thu Jun 13 1991, 4:33 AM EDT
 Att. 14,362 - Dome - 70 F

AB	37
R	4
H	11
RBI	2
BB	2
SO	6
LOB	17



WP	PA	ERA	WHIP
0	40		

BOTTOM

Houston Astros @ New York Mets
 Shea Stadium, Flushing, NY
 Fri Jun 14 1991, 7:05 PM EDT
 Att: 35,497 - Sunny - 77 F

livebaseballscorecards.com

AB	29
R	1
H	4
RBI	1
BB	6
SO	1
LOB	17



WP: 1	PA: 35
PB: 0	
SB: 1	
CS: 1	

AB R H RBI BB SO LOB

4	0	1	0	0	0	2
0	0	0	0	0	0	0
3	0	0	0	1	0	2
3	0	0	0	1	0	1
0	0	0	0	0	0	0
0	0	0	0	0	0	0
4	0	1	0	0	0	2
3	0	0	0	1	0	3
3	1	1	0	1	1	0
2	0	0	0	1	0	3
1	0	0	0	0	0	0
4	0	1	1	0	0	3
2	0	0	0	1	0	1
0	0	0	0	0	0	0

Batter	1	2	3	4	5	6	7	8	9
Vince Coleman, S OBP: 0.360, SLG: 0.343 Daryl Boston, L OBP: 0.246, SLG: 0.259 (1, 8) (7, PR) (8, 8)	3-2 G6-3	0-1 G4-3			1-0 L9 2B		0-0 FC4-6 CS 1-2f		
Dave Magadan, L OBP: 0.381, SLG: 0.345 (1, 3)	4-2 BB BB		2-1 F9		1-2 L9 2-3		3-1 F9 1-2		
Gregg Jefferies, S OBP: 0.343, SLG: 0.344 John Franco, L Jeff Innis, R (1, 4) (9, 1) (9, 1)	4-1 BB 1-2 BB		2-1 F8		2-1 F9		2-1 G4-3		
Kevin McReynolds, R OBP: 0.322, SLG: 0.422 (1, 7)	0-0 F9		2-0 1B		0-0 L8		0-0 F9		
Howard Johnson, S OBP: 0.314, SLG: 0.503 (1, 5)	3-2 P5		0-0 P5		4-2 S BB		1-0 F8		
Hubie Brooks, R OBP: 0.358, SLG: 0.497 (1, 9)		1-1 WP G5-3 2B 1B		1-3 K		4-0 1-2 BB		0-1 G5-3	
Rick Cerone, R OBP: 0.347, SLG: 0.364 Mackey Sasser, L OBP: 0.273, SLG: 0.524 (1, 2) (9, PH)		3-2 G5-3		4-2 G6-4-3 BB		0-0 F7		1-0 G3	
Kevin Elster, R OBP: 0.326, SLG: 0.385 (1, 6)		3-2 2-H 2B		0-1 G6-4-3 1-2f		2-0 P4		2-1 G5-3	
David Cone, L OBP: 0.200, SLG: 0.115 Tom Herr, S OBP: 0.374, SLG: 0.303 (1, 1) (9, 4)		0-2 F7		1-1 P6		4-1 FC4-6 BB			

Inning Stats	R: 0	H: 0	E: 0	K: 0	S: 13	R: 1	H: 2	E: 0	K: 0	S: 17	R: 0	H: 1	E: 0	K: 0	S: 6	R: 0	H: 0	E: 0	K: 1	S: 13	R: 0	H: 1	E: 0	K: 0	S: 9	R: 0	H: 0	E: 0	K: 0	S: 5	R: 0	H: 0	E: 0	K: 0	S: 5	R: 0	H: 0	E: 0	K: 0	S: 4	R: 0	H: 0	E: 0	K: 0	S: 5	R: 0	H: 0	E: 0	K: 0	S: 5	R: 0	H: 0	E: 0	K: 0	S: 4	R: 0	H: 0	E: 0	K: 0	S: 5	1B: 2	SF: 0	2B: 2	SAC: 0	3B: 0	DP: 1	HR: 0	HBP: 0
--------------	------	------	------	------	-------	------	------	------	------	-------	------	------	------	------	------	------	------	------	------	-------	------	------	------	------	------	------	------	------	------	------	------	------	------	------	------	------	------	------	------	------	------	------	------	------	------	------	------	------	------	------	------	------	------	------	------	------	------	------	------	------	-------	-------	-------	--------	-------	-------	-------	--------

PITCHER	IP	WLS	BF	H	R	ER	SO	BB	IBB	HBP	BLK	WP	HR	S	P	ERA	WHIP
Pete Harnisch, R ERA: 2.15 (1, 1)	6.0		26	4	1	1	1	5	0	0	0	1	0	63	110	1.50	1.500
Mike Capel, R ERA: 1.93 (7, 1)	2.0	W	6	0	0	0	0	1	0	0	0	0	0	9	18	0.00	0.500
Jim Clancy, R ERA: 2.23 (9, 1)	1.0	S	3	0	0	0	0	0	0	0	0	0	0	5	8	0.00	0.000

PITCHER	IP	WLS	BF	H	R	ER	SO	BB	IBB	HBP	BLK	WP	HR	S	P	ERA	WHIP
---------	----	-----	----	---	---	----	----	----	-----	-----	-----	----	----	---	---	-----	------

Batter	1	2	3	4	5	6	7	8	9	AB R H RBI BB SO LOB	TOP
Steve Finley, L (1, 8) OBP: 0.338, SLG: 0.426	1-2 G6-3 1B		1-0 E3 CS			2-2 G1-3			0-2 F9	4 0 1 0 0 0 0	
Eric Yelding, R (1, 6) OBP: 0.280, SLG: 0.322	2-0 G6-3 1-2f		1-0 CS	3-3 K			0-0 F8		1-1 G5-3	4 0 0 0 0 1 1	
Craig Biggio, R (1, 2) OBP: 0.367, SLG: 0.389	1-2 P3			1-1 G5-3			3-2 G5-3			3 0 0 0 0 0 0	
Luis Gonzalez, L (1, 7) OBP: 0.288, SLG: 0.452		1-2 G4-3 1B		0-0 G3			0-1 2B			3 0 2 0 0 0 0	
Ken Oberkfell, L (1, 3) OBP: 0.415, SLG: 0.293		2-1 G4-3 1-2			2-2 G1-3		0-0 F7			3 0 0 0 0 0 2	
Rafael Ramirez, R (1, 4) OBP: 0.286, SLG: 0.274		1-0 G6-3			0-2 G6-3			0-0 F9		3 0 0 0 0 0 1	
Eric Anthony, L (1, 9) OBP: 0.143, SLG: 0.154		0-3 K			2-0 G6-3			2-1 F7		3 0 0 0 0 1 1	
Casey Candaele, S (1, 5) OBP: 0.314, SLG: 0.371			1-3 K			0-0 F9		0-1 F8		3 0 0 0 0 1 0	
Jimmy Jones, R (1, 1) OBP: 0.296, SLG: 0.208 Dwayne Henry, R (7, 1) 5 Jeff Bagwell, R (7, 3) OBP: 0.374, SLG: 0.415			0-3 K			2-3 K			0-0 G6-3	2 0 0 0 0 2 0 0 0 0 0 0 0 0 1 0 0 0 0 0 0	
Inning Stats	R: 0 H: 1 E: 0 LOB: 0 K: 0 BB: 0 S: 7 P: 11	R: 0 H: 1 E: 0 LOB: 1 K: 1 BB: 0 S: 9 P: 13	R: 0 H: 0 E: 1 LOB: 0 K: 2 BB: 0 S: 7 P: 10	R: 0 H: 0 E: 0 LOB: 0 K: 1 BB: 0 S: 6 P: 10	R: 0 H: 0 E: 0 LOB: 0 K: 0 BB: 0 S: 7 P: 11	R: 0 H: 0 E: 0 LOB: 0 K: 1 BB: 0 S: 7 P: 11	R: 0 H: 1 E: 0 LOB: 1 K: 0 BB: 0 S: 8 P: 11	R: 0 H: 0 E: 0 LOB: 0 K: 0 BB: 0 S: 5 P: 7	R: 0 H: 0 E: 0 LOB: 0 K: 0 BB: 0 S: 7 P: 8	1B: 2 SF: 0 2B: 1 SAC: 0 3B: 0 DP: 1 HR: 0 HBP: 0	WP: 0 PA: 30 PB: 0 SB: 0 CS: 1
PITCHER Dwight Gooden, R (1, 1) ERA: 3.74	IP WLS BF H R ER SO BB IBB HBP BLK WP HR S P ERA WHIP										
	9.0 W 29 3 0 0 5 0 0 0 0 0 0 0 63 92 0.00 0.333										

Houston Astros @ New York Mets
Shea Stadium, Flushing, NY
Sat Jun 15 1991, 7:05 PM EDT
Att. 41,709 - Cloudy - 89 F

livebaseballscorecards.com

AB 29
R 0
H 3
RBI 0
BB 0
SO 5
LOB 5



Batter	1	2	3	4	5	6	7	8	9	AB	R	H	RBI	BB	SO	LOB
Daryl Boston, L OBP: 0.262, SLG: 0.310 (1, 8)	0-0 F8-5 2B	0-3 K			2-2 P5		2-2 2-H 2B			4	0	2	1	0	1	0
Dave Magadan, L OBP: 0.374, SLG: 0.338 (1, 3)	3-1 F8-5 2-3		0-2 G4-3		0-0 F8		0-0 F9			4	0	0	0	0	0	2
Gregg Jefferies, S OBP: 0.341, SLG: 0.342 (1, 4)	2-1 HBP 1B		0-1 G5-3		2-3 K		2-2 P6			4	0	1	0	0	1	1
Kevin McReynolds, R OBP: 0.324, SLG: 0.419 Mark Carreon, R OBP: 0.299, SLG: 0.411 (1, 7) (5, 7)	1-0 1-2 HBP		1-2 L4		3-1 E6 3B		2-2 G4-3			1	0	0	0	0	0	0
Howard Johnson, S OBP: 0.318, SLG: 0.510 (1, 5)	3-0 L3		4-1 1B BB FC5-4 BB		0-0 1-H 1B 3B		2-1 F7			3	2	1	1	1	0	2
Hubie Brooks, R OBP: 0.356, SLG: 0.489 (1, 9)		2-0 L8	4-1 FC5-4 1B 1-2 BB		0-2 G6-3		0-3 K			3	0	0	0	1	1	1
Mackey Sasser, L OBP: 0.313, SLG: 0.543 (1, 2)		0-0 HR 1B	0-0 FC5-4 1B 1-2 2-3 1B		0-0 G4-3 1B		1-1 G3-1			4	1	3	1	0	0	0
Garry Templeton, S OBP: 0.210, SLG: 0.308 (1, 6)		2-2 1-H HR	0-2 FC5-4 G1-6-3		0-2 G4-3		0-0 G4-3			3	1	1	3	0	0	3
Dwight Gooden, R OBP: 0.156, SLG: 0.188 (1, 1)		2-0 G5-3	0-0 G1-6-3		0-0 G1-6-3		1-0 2B 2B			3	1	1	0	0	0	2

Inning Stats	R: 0	H: 2	E: 0	LOB: 2	K: 0	BB: 0	S: 6	P: 15	R: 2	H: 2	E: 0	LOB: 0	K: 1	BB: 0	S: 10	P: 16	R: 0	H: 0	E: 0	LOB: 0	K: 0	BB: 0	S: 8	P: 9	R: 1	H: 1	E: 0	LOB: 1	K: 0	BB: 2	S: 9	P: 16	R: 0	H: 0	E: 0	LOB: 0	K: 1	BB: 0	S: 7	P: 11	R: 2	H: 2	E: 1	LOB: 0	K: 0	BB: 0	S: 8	P: 11	R: 1	H: 2	E: 0	LOB: 1	K: 0	BB: 0	S: 11	P: 18	R: 0	H: 0	E: 0	LOB: 0	K: 1	BB: 0	S: 8	P: 11
--------------	------	------	------	--------	------	-------	------	-------	------	------	------	--------	------	-------	-------	-------	------	------	------	--------	------	-------	------	------	------	------	------	--------	------	-------	------	-------	------	------	------	--------	------	-------	------	-------	------	------	------	--------	------	-------	------	-------	------	------	------	--------	------	-------	-------	-------	------	------	------	--------	------	-------	------	-------

PITCHER	IP	WLS	BF	H	R	ER	SO	BB	IBB	HBP	BLK	WP	HR	S	P	ERA	WHIP
Jimmy Jones, R ERA: 3.62 (1, 1)	6.0	L	27	8	6	5	2	2	0	1	0	0	1	49	80	7.50	1.667
Dwayne Henry, R ERA: 2.96 (7, 1)	2.0		7	1	0	0	1	0	0	0	0	0	0	18	27	0.00	0.500

BOTTOM

Houston Astros @ New York Mets
Shea Stadium, Flushing, NY

Sat Jun 15 1991, 7:05 PM EDT
Att: 41,709 - Cloudy - 89 F

AB	31
R	6
H	9
RBI	6
BB	2
SO	3
LOB	12



WP	PA	34
PB	0	
SB	0	
CS	0	

BOTTOM

Houston Astros @ New York Mets
Shea Stadium, Flushing, NY
Sun Jun 16 1991, 3:33 AM EDT
Att. 37,550 - Cloudy - 90 F

livebaseballscorecards.com

AB	33
R	4
H	9
RBI	3
BB	3
SO	5
LOB	15



WP:	0	PA:	37
PB:	1	SB:	0
CS:	0		

AB R H RBI BB SO LOB

4 0 0 0 1 2 3
4 2 2 0 0 0 1
0 0 0 0 0 0 0
0 0 0 0 0 0 0

3 0 0 0 1 0 2

4 0 1 1 0 1 1

4 0 1 0 0 0 2

3 1 2 1 0 0 0
1 0 0 0 0 0 0

3 0 1 0 1 1 2
0 0 0 0 0 0 0

3 1 2 1 0 0 0

2 0 0 0 0 1 1
2 0 0 0 0 0 3

1B: 7 SF: 0
2B: 1 SAC: 1
3B: 1 DP: 1
HR: 0 HBP: 0

Batter	1	2	3	4	5	6	7	8	9
Daryl Boston, L OBP: 0.258, SLG: 0.290 (1, 8)	1-2 G3		3-3 K		1 SAFE 0-0 F8		4-2 G6-3 BLK 2-3 BB		2-3 K
Gregg Jefferies, S OBP: 0.344, SLG: 0.345 Doug Simons, L (8, 1) Jeff Innis, R (8, 1)	1-1 E 1B		2-2 F9			2-2 1B 1B	1-2 G6-3		
Hubie Brooks, R OBP: 0.354, SLG: 0.481 (1, 9)	4-1 1B 1-3 BB			0-0 F8		1-0 F9	1-0 F9		
Howard Johnson, S OBP: 0.316, SLG: 0.505 (1, 5)	0-1 G4-6-3 1B		1-3 K		1-2 P5			0-2 F8	
Mark Carreon, R OBP: 0.296, SLG: 0.403 (1, 7)	0-0 G4-6-3 1-2f		2-0 L8		3-2 1B 1B			3-1 F9	
Mackey Sasser, L OBP: 0.333, SLG: 0.592 Dave Magadan, L OBP: 0.373, SLG: 0.337 (6, PR) (7, 3)		3-2 G3-1			1-0 1B 3B	3-2 1B		3-1 G4-3	
Rick Cerone, R OBP: 0.352, SLG: 0.363 Keith Miller, R OBP: 0.409, SLG: 0.537 (9, PR)		2-0 G6-3			4-1 1B BB	2-3 K		1-1 SH1-4 1B	
Garry Templeton, S OBP: 0.226, SLG: 0.333 (1, 6)		0-1 P4			0-0 1B		1-2 PB BLK 2B	1-0 SH1-4	
Frank Viola, L OBP: 0.111, SLG: 0.114 Tom Herr, S OBP: 0.369, SLG: 0.297 (7, PH) (8, 4)			0-0 G1-3		0-3 K		0-0 F7	1-0 F7	

Inning Stats	R: 1	H: 2	E: 1	K: 0	S: 9	R: 0	H: 0	E: 0	K: 0	S: 7	R: 0	H: 0	E: 0	K: 1	S: 8	R: 0	H: 0	E: 0	K: 1	S: 5	R: 1	H: 2	E: 0	K: 1	S: 7	R: 1	H: 3	E: 0	K: 1	S: 19	R: 1	H: 1	E: 0	K: 0	S: 11	R: 0	H: 0	E: 0	K: 0	S: 7	R: 0	H: 1	E: 0	K: 1	S: 7	1B: 7	2B: 1	3B: 1	HR: 0	SF: 0	SAC: 1	DP: 1	HBP: 0	WP: 0	PB: 1	SB: 0	CS: 0	PA: 37
--------------	------	------	------	------	------	------	------	------	------	------	------	------	------	------	------	------	------	------	------	------	------	------	------	------	------	------	------	------	------	-------	------	------	------	------	-------	------	------	------	------	------	------	------	------	------	------	-------	-------	-------	-------	-------	--------	-------	--------	-------	-------	-------	-------	--------

PITCHER	IP	WLS	BF	H	R	ER	SO	BB	IBB	HBP	BLK	WP	HR	S	P	ERA	WHIP
Mark Portugal, R ERA: 4.04 (1, 1)	6.0	W	25	7	3	3	4	2	0	0	0	0	0	55	91	4.50	1.500
Jim Corsi, R ERA: 3.6 (7, 1)	1.0		5	1	1	0	0	1	0	0	1	0	0	11	18	0.00	2.000
Al Osuna, L ERA: 2.76 (8, 1)	2.0	S	7	1	0	0	1	0	0	0	0	0	0	14	25	0.00	0.500

Batter	1	2	3	4	5	6	7	8	9	10	11	12	13	14	15	16	AB	R	H	RBI	BB	SO	LOB	TOP										
Steve Finley, L OBP: 0.329, SLG: 0.414 (1, 8)	G4-3		G3-1		P5			F7					G6-3			G4-3	7	0	1	0	0	0	0											
Eric Yelding, R OBP: 0.292, SLG: 0.322 (1, 6)	F8		FC5-4 BB		G1-3			CS 1B		CS 1B			G4-3			L9	5	1	1	0	2	0	0											
Craig Biggio, R OBP: 0.362, SLG: 0.388 (1, 2)	1B 2B		FC5-4 1-2f		F8			G3 1-2					F8			P6	6	1	1	0	0	0	2											
Luis Gonzalez, L OBP: 0.298, SLG: 0.456 (1, 7)	5 FC6-4 2-H 1B		1 SAFE 2-3 SAFE C		K			P5					5 FC4-6-3 2-H 2B			5 G4-6-3 1B	6	0	3	2	0	2	1											
5 Jeff Baqwell, R OBP: 0.369, SLG: 0.417 (1, 3)	FC6-4 1-2f		3-3 K		1-2 CS 1B			G5-3					FC5-4-6-3 2-3			G4-6-3 1-2f	6	0	1	0	0	1	3											
Ken Oberkfell, L OBP: 0.400, SLG: 0.292 (1, 5)			G3-1		G3			F7 1-2					FC2-6 1B			G6-3	6	0	2	0	0	0	1											
Eric Anthony, L OBP: 0.188, SLG: 0.222 (1, 9)			2-2		0-0			K					FC2-6 FC4 1-2f			G3	3	0	2	0	0	1	0											
Javier Ortiz, R OBP: 0.500, SLG: 0.600 (9, PH)			2B		1B																													
Gerald Young, S OBP: 0.220, SLG: 0.216 (9, 8)																																		
Casey Candaele, S OBP: 0.308, SLG: 0.367 (1, 4)			1-1 F7		0-1 G4-3			1-0 G4-3					1 SAFE 1 SAFE X			FC4 1-2f	6	0	1	0	0	0	2											
Jim Deshaies, L OBP: 0.195, SLG: 0.100 (10, PH)			0-2 G4-3		0-0 G6-3			0-2 G6-3					2-3 K																					
Mark Davidson, R OBP: 0.248, SLG: 0.288 (10, 1)																																		
Al Osofsky, R OBP: 0.230, SLG: 0.287 (12, PH)																																		
Rafael Ramirez, R OBP: 0.230, SLG: 0.287 (12, PH)																																		
Mike Capell, R OBP: 0.302, SLG: 0.308 (15, PH)																																		
Carl Nichols, R OBP: 0.302, SLG: 0.308 (15, PH)																																		
Curt Schilling, R OBP: 1.000, SLG: 1.000 (15, 1)																																		
Inning Stats	R: 1 E: 0 K: 0 S: 7	H: 2 LOB: 1	R: 0 E: 0 K: 0 S: 9	H: 1 LOB: 1 BB: 0	R: 0 E: 0 K: 1 S: 8	H: 0 LOB: 1 BB: 1 P: 15	R: 0 E: 0 K: 1 S: 9	H: 2 LOB: 2 BB: 0 P: 13	R: 0 E: 0 K: 0 S: 8	H: 0 LOB: 0 BB: 0 P: 10	R: 0 E: 0 K: 1 S: 8	H: 1 LOB: 0 BB: 0 P: 11	R: 0 E: 0 K: 1 S: 7	H: 0 LOB: 0 BB: 0 P: 11	R: 0 E: 0 K: 0 S: 10	H: 1 LOB: 1 BB: 0 P: 14	R: 0 E: 0 K: 0 S: 11	H: 1 LOB: 1 BB: 0 P: 18	R: 1 E: 0 K: 0 S: 4	H: 1 LOB: 0 BB: 1 P: 8	R: 0 E: 0 K: 1 S: 13	H: 1 LOB: 1 BB: 0 P: 16	R: 0 E: 0 K: 0 S: 4	H: 0 LOB: 0 BB: 0 P: 7	R: 0 E: 0 K: 0 S: 5	H: 1 LOB: 0 BB: 0 P: 6	R: 0 E: 0 K: 1 S: 14	H: 0 LOB: 0 BB: 0 P: 21	R: 0 E: 0 K: 0 S: 7	H: 0 LOB: 0 BB: 0 P: 12	1B: 8 2B: 5 3B: 0 HR: 0	SF: 0 SAC: 1 DP: 2 HBP: 0	WP: 0 PB: 0 SB: 0 CS: 3	PA: 58
PITCHER	IP WLS BF H R ER SO BB IBB HBP BLK WP HR S P ERA WHIP																																	
Oil Can Boyd, R ERA: 3.95 (1, 1)	8.0	30	7	1	1	4	1	0	0	0	0	0	0	0	0	0	1.12	1.000																
Scott Ruskin, L ERA: 1.62 (9, 1)	2.0	7	2	0	0	0	0	0	0	0	0	0	0	0	0	0	0.00	1.000																
Tim Burke, R ERA: 4.33 (11, 1)	2.0	8	2	1	1	1	1	0	0	0	0	0	0	0	0	0	4.50	1.500																
Barry Jones, R ERA: 3.43 (13, 1)	3.0	9	1	0	0	1	0	0	0	0	0	0	0	0	0	0	0.00	0.333																
Jeff Fassero, L ERA: 2.53 (16, 1)	1.0	W	3	0	0	0	0	0	0	0	0	0	0	0	0	0	0.00	0.000																

Houston Astros @ Montreal Expos
Olympic Stadium, Montreal, QB
Mon Jun 17 1991, 7:05 PM EDT
Att: 10,523 - Cloudy - 67 F

livebaseballscores.com

AB 54
R 2
H 12
RBI 2
BB 2
SO 6
LOB 15



Batter	1	2	3	4	5	6	7	8	9	10	11	12	13	14	15	16	AB	R	H	RBI	BB	SO	LOB	
Marquis Grissom, R OBP: 0.333, SLG: 0.405	0-0 F8		3-2 G3 BLK 1B			0-0 P3			1-1 G5-3	2-1 G6-3			2-1 G4-3			2-2 SH1-4 1B	7	1	2	0	0	0	1	
Delino DeShields, L OBP: 0.397, SLG: 0.393	1-2 S 1B		1-2 G3 1-3			3-1 G3			4-1 2B SF7 BB		2-2 FC5 E 1B		4-1 P4-1 BB			1-0 SH1-4 1-2	4	1	2	0	2	0	1	
Ivan Calderon, R OBP: 0.366, SLG: 0.457	3-3 SAFE 1 SAFE 1 SAFE 1 SAFE 1 SAFE 1 SAFE 1-2		3-3 K 1-2			0-0 F9			0-0 SF7 2B		0-0 E4 E G4-3		1-0 P4-1 1-2			4-0 1B IBB	6	1	1	0	1	2	4	
Tim Wallach, R OBP: 0.319, SLG: 0.352	2-1 F8			3-2 G6-3		0-0 F8			4-0 SF7 IBB		1-2 FC5 G4-3			3-2 P2		1-1 1B	6	0	1	1	1	0	3	
Dave Martinez, L OBP: 0.276, SLG: 0.366		3-2 L4		1-3 K		2-3 K			0-1 SF7		1-2 G4-3		1-2 G4-3				5	0	0	2	0	2	1	
Gilberto Reyes, R OBP: 0.330, SLG: 0.307		1-0 G1-3		1-0 G5-3		2-2 P6			1-0 G1-3		1-2 F9			1-0 P5			6	0	0	0	0	0	3	
Larry Walker, L OBP: 0.327, SLG: 0.374		4-2 S BB			0-0 F8			3-2 F8		0-2 G4-3			2-3 K			0-0 G4-3	5	0	0	0	1	1	0	
Spike Owen, S OBP: 0.303, SLG: 0.294		3-2 G4-3 1-2		0-1 G5-3		2-2 F9			2-2 F7		1-2 G4-3				4-2 CS BB		5	0	0	0	1	0	1	
Oliver Brown, R Junior Nelson, R Scott Rolen, R Mike Fitzgerald, R Tim Lincecum, R Eric Byrnes, L Barry Jones, R Bret Barbane, S Jeff Fassero, L			1-3 K		1-3 K			0-0 F7		4-2 BB			1-0 L7		3-3 SAFE S SAFE S SAFE S SAFE S SAFE S SAFE 1-2		2	0	0	0	0	0	2	0

Inning Stats	R: 0	H: 1	E: 0	LOB: 1	K: 1	S: 9	P: 15	R: 0	H: 0	E: 0	LOB: 0	K: 0	S: 12	P: 23	R: 0	H: 1	E: 0	LOB: 1	K: 2	S: 13	P: 21	R: 0	H: 0	E: 0	LOB: 0	K: 1	S: 7	P: 8	R: 0	H: 0	E: 0	LOB: 0	K: 1	S: 7	P: 11	R: 0	H: 0	E: 0	LOB: 0	K: 0	S: 7	P: 12	R: 1	H: 1	E: 0	LOB: 2	K: 0	S: 7	P: 17	R: 0	H: 0	E: 0	LOB: 1	K: 0	S: 11	P: 19	R: 1	H: 1	E: 2	LOB: 1	K: 0	S: 16	P: 22	R: 0	H: 0	E: 0	LOB: 0	K: 0	S: 4	P: 11	R: 0	H: 0	E: 0	LOB: 0	K: 0	S: 6	P: 11	R: 0	H: 0	E: 0	LOB: 0	K: 0	S: 6	P: 11	R: 0	H: 0	E: 0	LOB: 0	K: 1	S: 7	P: 14	R: 1	H: 2	E: 0	LOB: 2	K: 0	S: 6	P: 14	1B: 5	2B: 3	3B: 0	HR: 0	SF: 1	SAC: 1	DP: 2	HBP: 0	WP: 0	PA: 58
PITCHER	IP	WLS	BF	H	R	ER	SO	BB	IBB	HBP	BLK	WP	HR	S	P	ERA	WHIP																																																																																											
Jim Deshaies, L ERA: 5.44	(1, 1)	9.0	33	3	1	0	6	2	1	0	1	0	0	0	73	1.00	0.556																																																																																											
Al Osuna, L ERA: 2.59	(10, 1)	2.0	9	1	1	0	0	1	0	0	0	0	0	0	27	41	0.00	1.000																																																																																										
Mike Capel, R ERA: 1.17	(12, 1)	3.0	9	0	0	0	1	1	0	0	0	0	0	0	18	34	0.00	0.333																																																																																										
Curt Schilling, R ERA: 4.91	(15, 1)	1.1	L	7	2	1	1	1	1	0	0	0	0	0	13	28	6.75	2.250																																																																																										


BOTTOM

Houston Astros @ Montreal Expos
Olympic Stadium, Montreal, QB

Mon Jun 17 1991, 7:05 PM EDT
Att: 10,523 - Cloudy - 67 F

livebaseballscores.com

AB	49
R	3
H	6
RBI	3
BB	7
SO	8
LOB	15



Batter	1	2	3	4	5	6	7	8	9	10	11	12	AB R H RBI BB SO LOB	TOP												
Gerald Young, S OBP: 0.255, SLG: 0.326 (1, 8)	1-0 P3		1-0 CS 1B			2-0 HR		2-2 P4		0-0 G6-4-3 1-2f		1-0 1B	6 1 3 2 0 0 1													
Eric Yelding, R OBP: 0.286, SLG: 0.315 (1, 6)	2-1 G6-3		2-3 3-H K			1-2 G5-3		1-3 K				1-3 K	5 0 0 0 0 3 2													
Luis Gonzalez, L OBP: 0.296, SLG: 0.448 (1, 7)	3-3 K					0-0 B1-3		0-1 G4-3				1-0 G3-1	4 0 0 0 1 1 0													
5 Jeff Bagwell, R OBP: 0.370, SLG: 0.413 (1, 3)			1-1 P3			2-3 SAFE SAFE K		1-2 1B		0-1 F9		4-2 BB	4 0 1 0 1 1 1													
Rafael Ramirez, R OBP: 0.265, SLG: 0.253 (1, 4)			2-2 F8			1-3 SAFE SAFE K		0-1 P4		2-1 F9		1-3 SAFE K	5 0 0 0 0 2 3													
Casey Candaele, S OBP: 0.305, SLG: 0.362 (1, 5)			1-0 P3			1-1 SAFE G6-3 1-2		0-2 F8		0-0 1B		2-1 G3	5 0 1 0 0 0 1													
Eric Anthony, L OBP: 0.192, SLG: 0.208 Jim Clancy, R (9, 1)			4-2 E 1B BB			1-0 G4-3		3-3 K		2-0 F8		3-2 E4 1B	3 1 0 0 1 1 1 0 0 0 0 0 0 0 1 0	AB 41 R 2 H 8 RBI 2 BB 5 SO 12 LOB 12												
Ken Oberkfell, L OBP: 0.393, SLG: 0.286 Mark Portugal, R OBP: 0.360, SLG: 0.300 Jim Corsi, R (12, 1)						2-0 F8		4-1 BB		3-3 K		2-2 1B 1B	3 0 1 0 1 1 0 1 0 1 0 0 0 0													
Carl Nichols, R OBP: 0.319, SLG: 0.310 Craig Biggio, R OBP: 0.364, SLG: 0.391 (12, 2)			1-0 E7 1B 1B			1-3 K		2-3 K		0-0 G6-4-3 BB		0-0 1B 1B	3 0 0 0 0 3 3 1 0 1 0 1 0 0													
Darryl Kile, R Steve Finley, L OBP: 0.335, SLG: 0.417 (9, 9)			0-3 K			1-3 K																				
Inning Stats	R: 0 E: 0 K: 1 S: 6	H: 0 LOB: 0 BB: 0 P: 12	R: 0 E: 0 K: 0 S: 6	H: 0 LOB: 0 BB: 0 P: 10	R: 1 E: 1 K: 2 S: 10	H: 2 LOB: 1 BB: 1 P: 19	R: 0 E: 0 K: 2 S: 11	H: 0 LOB: 1 BB: 1 P: 18	R: 0 E: 0 K: 1 S: 5	H: 0 LOB: 0 BB: 0 P: 9	R: 1 E: 0 K: 2 S: 11	H: 2 LOB: 1 BB: 0 P: 15	R: 0 E: 0 K: 1 S: 8	H: 0 LOB: 0 BB: 0 P: 11	R: 0 E: 0 K: 0 S: 6	H: 1 LOB: 1 BB: 0 P: 10	R: 0 E: 0 K: 1 S: 8	H: 0 LOB: 0 BB: 1 P: 15	R: 0 E: 0 K: 2 S: 10	H: 0 LOB: 1 BB: 1 P: 17	R: 0 E: 1 K: 0 S: 11	H: 3 LOB: 2 BB: 0 P: 19	1B: 7 2B: 0 3B: 0 HR: 1	SF: 0 SAC: 0 DP: 1 HBP: 0	WP: 0 PB: 0 SB: 1 CS: 1	PA: 46
PITCHER	IP WLS BF H R ER SO BB IBB HBP BLK WP HR S P ERA WHIP																									
Brian Barnes, L ERA: 5.33 (1, 1)	7.0		27	4	2	2	8	3	0	0	0	0	0	0	0	1	61	104	2.57	1.000						
Doug Piatt, R ERA: 1.42 (8, 1)	3.0		10	1	0	0	2	1	0	0	0	0	0	0	0	0	22	36	0.00	0.667						
Bill Sampen, R ERA: 3.83 (11, 1)	2.0	W	9	3	0	0	2	1	0	0	0	0	0	0	0	0	21	36	0.00	2.000						

Houston Astros @ Montreal Expos
Olympic Stadium, Montreal, QB
Tue Jun 18 1991, 7:05 PM EDT
Att. 11,971 - Cloudy - 70 F

livebaseballscorecards.com



Batter	1	2	3	4	5	6	7	8	9	10	11	12	AB	R	H	RBI	BB	SO	LOB
Marquis Grissom, R OBP: 0.331, SLG: 0.397 (1, 8)	3-2 L9		4-1 SF7 BB			0-2 G6-3		2-2 G6-3		0-1 F9			4	0	0	0	1	0	0
Delino DeShields, L OBP: 0.387, SLG: 0.392 (1, 4)	3-1 F8		1-0 SF7			3-2 HBP 1B		4-1 E S SF8 BB			0-0 G4-3		3	1	1	1	1	0	0
Ivan Calderon, R OBP: 0.363, SLG: 0.451 (1, 7)	4-1 FC5-4 BB		0-1 G5-3			2-0 P3		1-0 SF8		1-0 L7		2-3 K	3	0	0	1	1	1	2
Tim Wallach, R OBP: 0.317, SLG: 0.347 (1, 5)	0-0 FC5-4			3-1 P4		1-0 FC6-4 HBP						2-3 K	4	0	0	0	0	1	1
Dave Martinez, L OBP: 0.269, SLG: 0.354 (1, 9)		1-1 L8		1-2 G5-3		0-1 FC6-4			2-2 G4-3			0-0 G4-3	5	0	0	0	0	0	2
Mike Fitzgerald, R OBP: 0.262, SLG: 0.264 (1, 2)		1-2 F7		3-2 F7			2-2 F9		0-0 F8			4-2 S 1B BB	4	1	0	0	1	0	0
Larry Walker, L OBP: 0.325, SLG: 0.369 (1, 3)		2-3 K				0-3 K		3-2 E S 1B		1-0 G3		1-1 P4	5	0	1	0	0	2	1
Tom Foley, L OBP: 0.289, SLG: 0.350 (1, 6)			1-0 SH2-4 SF7 2B			2-0 G4-3		1-3 K		2-2 G3		2-0 G3	5	1	2	1	0	1	1
Brian Barnes, L (1, 1)						0-3 K		2-3 K			2-0 L4		1	0	0	0	0	1	0
Eric Bullock, L OBP: 0.317, SLG: 0.333 (7, PH)			1-1 SH2-4										1	0	0	0	0	1	1
Doug Piatt, L (8, 1)													0	0	0	0	0	0	0
Bret Barberie, S (10, PH)													1	0	0	0	0	0	0
Bill Sampen, R OBP: 0.750, SLG: 0.750 (11, 1)			2-3					2-3 K					0	0	0	0	0	0	0

Inning Stats	R: 0	H: 0	E: 0	LOB: 1	K: 0	P: 7	R: 0	H: 0	E: 0	LOB: 0	K: 1	P: 8	R: 1	H: 1	E: 0	LOB: 1	K: 0	P: 7	R: 0	H: 0	E: 0	LOB: 0	K: 2	P: 9	R: 0	H: 1	E: 1	LOB: 1	K: 2	P: 17	R: 1	H: 0	E: 0	LOB: 0	K: 0	P: 6	R: 0	H: 0	E: 0	LOB: 0	K: 0	P: 6	R: 0	H: 0	E: 0	LOB: 0	K: 0	P: 7	R: 1	H: 0	E: 0	LOB: 0	K: 0	P: 11	R: 0	H: 0	E: 0	LOB: 0	K: 0	P: 7	R: 1	H: 1	E: 0	LOB: 1	K: 0	P: 14	1B: 3	SF: 2	2B: 1	SAC: 1	3B: 0	DP: 0	HR: 0	HBP: 1	WP: 0	PA: 44
--------------	------	------	------	--------	------	------	------	------	------	--------	------	------	------	------	------	--------	------	------	------	------	------	--------	------	------	------	------	------	--------	------	-------	------	------	------	--------	------	------	------	------	------	--------	------	------	------	------	------	--------	------	------	------	------	------	--------	------	-------	------	------	------	--------	------	------	------	------	------	--------	------	-------	-------	-------	-------	--------	-------	-------	-------	--------	-------	--------

PITCHER	IP	WLS	BF	H	R	ER	SO	BB	IBB	HBP	BLK	WP	HR	S	P	ERA	WHIP
Darryl Kile, R ERA: 4.02 (1, 1)	8.0		31	3	2	1	5	3	0	1	0	0	0	72	126	1.12	0.750
Jim Clancy, R ERA: 2.04 (9, 1)	3.0		9	0	0	0	2	0	0	0	0	0	0	20	31	0.00	0.000
Jim Corsi, R ERA: 3.82 (12, 1)	0.2	L	4	1	1	1	0	1	0	0	0	0	0	7	14	13.50	3.000


BOTTOM

Houston Astros @ Montreal Expos
Olympic Stadium, Montreal, QB

Tue Jun 18 1991, 7:05 PM EDT
Att: 11,971 - Cloudy - 70 F

livebaseballscorecards.com

AB	36
R	3
H	4
RBI	3
BB	4
SO	7
LOB	8



Houston Astros @ Montreal Expos

Olympic Stadium, Montreal, QB

Wed Jun 19 1991, 7:05 PM EDT
Att. 15,188 - Cloudy - 82 F

livebaseballscorecards.com

AB	31
R	1
H	5
RBI	1
BB	3
SO	5
LOB	18



AB	R	H	RBI	BB	SO	LOB
4	0	0	0	0	0	2
3	0	2	0	1	0	0
3	0	0	0	0	0	3
1	0	0	0	0	0	1
3	0	0	0	1	2	4
4	1	1	0	0	0	2
3	0	0	0	0	1	2
1	0	0	0	0	0	0
4	0	0	0	0	2	2
2	0	1	1	1	0	0
2	0	1	0	0	0	1
1	0	0	0	0	0	1
0	0	0	0	0	0	0

1B:	5	SF:	0
2B:	0	SAC:	0
3B:	0	DP:	1
HR:	0	HBP:	0

WP:	0	PA:	34
PB:	0		
SB:	2		
CS:	0		

Batter	1	2	3	4	5	6	7	8	9
Steve Finley, L (1, 8) OBP: 0.329, SLG: 0.409	1-2 G4-3		2-1 G5-4-3			2-2 F7		0-0 G6-3	
Craig Biggio, R (1, 2) OBP: 0.371, SLG: 0.394	0-1 P3			3-2 1B		1-1 1B		4-2 BB	
Ken Oberkfell, L (1, 5) Eric Yelding, R (8, PH) OBP: 0.375, SLG: 0.269 OBP: 0.284, SLG: 0.314	3-2 F9			3-2 F8		3-1 F7		0-0 FC6-4	
Luis Gonzalez, L (1, 7) OBP: 0.295, SLG: 0.441		4-2 BB		2-3 K		0-3 K		3-0 G1-3	
5 Jeff Bagwell, R (1, 3) OBP: 0.368, SLG: 0.410		0-0 F9		3-2 F9			3-1 G2-3 1B		1-0 F9
Eric Anthony, L (1, 9) Mark Davidson, R (9, PH) OBP: 0.182, SLG: 0.196 OBP: 0.343, SLG: 0.283		2-3 K		2-2 P5			1-0 F9		0-1 G6-3
Rafael Ramirez, R (1, 6) OBP: 0.255, SLG: 0.242		0-3 K		0-1 G1-3			2-2 G2-3		1-3 K
Casey Candaele, S (1, 4) OBP: 0.310, SLG: 0.364			4-1 BB		3-2 L8		1-1 1B		
Pete Harnisch, S (1, 1) Javier Ortiz, R (7, PH) Dwayne Henry, R (7, 1) OBP: 0.103, SLG: 0.103 OBP: 0.429, SLG: 0.500			0-0 FC5-6			0-1 1B		3-2 F9	

Inning	1	2	3	4	5	6	7	8	9
R:	0	0	0	0	0	0	1	0	0
H:	0	0	0	1	0	2	2	0	0
E:	0	0	0	0	0	0	0	0	0
K:	0	2	0	1	1	0	0	1	1
S:	9	10	4	15	9	12	12	6	6
P:	13	16	10	26	14	18	22	13	8

PITCHER	IP	WLS	BF	H	R	ER	SO	BB	IBB	HBP	BLK	WP	HR	S	P	ERA	WHIP
Mark Gardner, R (1, 1) ERA: 3.75	7.0	W	27	5	1	1	4	2	0	0	0	0	0	71	119	1.29	1.000
Jeff Fassero, L (8, 1) ERA: 2.13	2.0	S	7	0	0	0	1	1	0	0	0	0	0	12	21	0.00	0.500

Batter	1	2	3	4	5	6	7	8	9
Marquis Grissom, R (1, 8) <small>OBP: 0.329, SLG: 0.395</small>	3-2 		0-1 		2-3 			2-1 	
Delino DeShields, L (1, 4) <small>OBP: 0.382, SLG: 0.385</small>	1-1 			3-1 		2-3 		1-2 	
Ivan Calderon, R (1, 7) <small>OBP: 0.361, SLG: 0.460</small>	3-2 			1-1 		0-0 		0-0 	
Tim Wallach, R (1, 5) <small>OBP: 0.317, SLG: 0.344</small>		0-1 		0-3 		4-1 			
Dave Martinez, L (1, 9) <small>OBP: 0.264, SLG: 0.347</small>		0-0 			2-2 	0-1 			
Mike Fitzgerald, R (1, 2) <small>OBP: 0.266, SLG: 0.268</small>		2-1 			2-1 	3-3 			
Larry Walker, L (1, 3) <small>OBP: 0.325, SLG: 0.369</small>			0-0 		0-0 		2-3 		
Tom Foley, L (1, 6) <small>OBP: 0.290, SLG: 0.341</small>			3-3 		4-1 	1-2 	1-2 		
Mark Gardner, R (1, 1) <small>OBP: 0.063, SLG: 0.063</small> Eric Bullock, L (7, PH) <small>OBP: 0.310, SLG: 0.324</small> Jeff Fassero, L (8, 1)			0-3 		1-2 		3-2 		

Inning Stats	R: 0	H: 0	E: 0	K: 0	S: 9	LOB: 0	BB: 0	P: 16
	0	0	0	0	16	0	0	16

PITCHER	IP	WLS	BF	H	R	ER	SO	BB	IBB	HBP	BLK	WP	HR	S	P	ERA	WHIP
Pete Harnisch, R (1, 1) <small>ERA: 2.2</small>	6.0	L	24	5	3	2	6	1	1	0	0	0	1	61	97	3.00	1.000
Dwayne Henry, R (7, 1) <small>ERA: 2.76</small>	2.0		6	0	0	0	1	0	0	0	0	0	0	18	27	0.00	0.000

BOTTOM

Houston Astros @ Montreal Expos
 Olympic Stadium, Montreal, QB
 Wed Jun 19 1991, 7:05 PM EDT
 Att. 15,188 - Cloudy - 82 F

AB	28
R	3
H	5
RBI	2
BB	2
SO	7
LOB	6

1B	2B	3B	HR	SF	SAC	DP	HBP	WP	PA
4	0	0	1	0	0	0	0	0	30

Batter	1	2	3	4	5	6	7	8	9	AB R H RBI BB SO LOB	TOP											
Steve Finley, L (1, 8) OBP: 0.332, SLG: 0.421	0-2 G6-3		1-0 HR			4-2 BB		1-2 G3		3 1 1 2 1 0 0												
Eric Yelding, R (1, 6) OBP: 0.280, SLG: 0.308	1-1 F9		0-0 F9			1-1 G6-4-3		2-2 G3		4 0 0 0 0 0 1												
Craig Biggio, R (1, 2) OBP: 0.377, SLG: 0.395	0-2 L5			0-0 1B		4-1 BB			4-2 DI 2B	2 1 1 0 2 0 0												
Luis Gonzalez, L (1, 7) OBP: 0.294, SLG: 0.442		3-2 F7		2-1 G4-6-3		0-0 G4-3		2-2 BB 2B	2-2 BB 2B	4 0 1 1 0 0 2												
5 Jeff Bagwell, R (1, 3) OBP: 0.366, SLG: 0.407		0-2 L7		1-2 F7			3-2 1B	1-2 G5-3		4 0 1 0 0 0 1												
Ken Caminiti, S (1, 5) OBP: 0.296, SLG: 0.341		2-0 G4-3			3-2 G4-3		0-0 F7	4-1 BB BB		3 0 0 0 1 0 1												
Eric Anthony, L (1, 9) OBP: 0.186, SLG: 0.185			1-3 K		4-0 BB FC5-4		0-0 F7	0-1 F8		3 0 0 0 1 1 3												
Casey Candaele, S (1, 4) OBP: 0.309, SLG: 0.358			2-1 F7		2-2 FC5-4		0-0 L7	4-2 BB	1-2 2-3 BB	3 0 0 0 1 0 2												
Jimmy Jones, R (1, 1) Curt Schilling, R (4, 1) Javier Ortiz, R (5, PH) Jim Corsi, R (5, 1) Gerald Young, S (8, PH) Dwayne Henry, R (8, 1) Mike Capel, R (8, 1) Rafael Ramirez, R (9, PH)			1-1 HR 1B		1-2 G5-3			1-1 F8	3-2 G3	1 1 1 0 0 0 0 0 0 0 0 0 0 0 1 0 0 0 0 0 0 1 0 0 0 0 0 0 0 0 1 0 1 0 0 0 0 0 0 3												
Inning Stats	R: 0 E: 0 K: 0 S: 8	H: 0 LOB: 0 BB: 0 P: 9	R: 0 E: 0 K: 0 S: 8	H: 0 LOB: 0 BB: 0 P: 13	R: 2 E: 0 K: 1 S: 11	H: 2 LOB: 0 BB: 0 P: 16	R: 0 E: 0 K: 0 S: 6	H: 1 LOB: 0 BB: 0 P: 9	R: 0 E: 0 K: 0 S: 10	H: 0 LOB: 1 BB: 1 P: 20	R: 0 E: 0 K: 0 S: 6	H: 0 LOB: 1 BB: 2 P: 15	R: 0 E: 0 K: 0 S: 7	H: 1 LOB: 1 BB: 0 P: 10	R: 0 E: 0 K: 0 S: 9	H: 0 LOB: 0 BB: 0 P: 13	R: 1 E: 0 K: 0 S: 24	H: 1 LOB: 3 BB: 3 P: 42	1B: 3 2B: 1 3B: 0 HR: 1	SF: 0 SAC: 0 DP: 2 HBP: 0	WP: 1 PB: 0 SB: 0 CS: 0	PA: 36
PITCHER	IP WLS BF H R ER SO BB IBB HBP BLK WP HR S P ERA WHIP																					
Danny Cox, R (1, 1) ERA: 3.03	5.2 W 21 3 2 2 1 3 0 0 0 1 1 48 81 3.18 1.059																					
Bruce Ruffin, L (6, 1) ERA: 3.86	0.1 1 0 0 0 0 0 0 0 0 0 0 0 1 1 0.00 0.000																					
Roger McDowell, R (7, 1) ERA: 2.32	2.0 7 1 0 0 0 0 0 0 0 0 0 0 16 23 0.00 0.500																					
Mitch Williams, L (9, 1) ERA: 2.93	1.0 7 1 1 1 0 3 0 0 0 0 0 0 24 42 9.00 4.000																					

Houston Astros @ Philadelphia Phillies
Veterans Stadium, Philadelphia, PA

livebaseballscorecards.com

AB	30
R	3
H	5
RBI	3
BB	6
SO	1
LOB	14



Thu Jun 20 1991, 7:05 PM EDT
Att. 23,415 - Sunny - 88 F

Batter	1	2	3	4	5	6	7	8	9	AB R H RBI BB SO LOB	TOP	
Gerald Young, S OBP: 0.250, SLG: 0.298 (1, 8) C X	0-1 F9		4-0 G4-6-3 BB			2-0 G6-3			2-2 G1-6-3	3 0 0 0 1 0 0		
Casey Candaele, S OBP: 0.313, SLG: 0.358 (1, 4) C X	0-1 FC5-4 1B		1-0 G4-6-3 1-2f			0-0 G6-3			4-1 BB 5 1B BB	3 0 1 0 1 0 1		
5 Jeff Bagwell, R OBP: 0.368, SLG: 0.406 (1, 3) C B 1 P SAFE X	2-1 FC5-4 1-2f			4-2 FC5-4 BB		3-1 F8			3-1 BB 1B	3 0 1 0 1 0 1		
Ken Caminiti, S OBP: 0.296, SLG: 0.339 (1, 5) B B X	2-0 G4-3			0-0 FC5-4 1-2f			1-1 G6-4-3 1B		1-3 K	4 0 1 0 0 1 4		
Javier Ortiz, R OBP: 0.417, SLG: 0.400 (1, 7) Steve Finley, L OBP: 0.332, SLG: 0.421 (9, PR)				1-1 FC5-4 1-2f			0-1 G6-4-3 1-2f		4-2 BB 1B 2-3	3 0 1 0 1 0 2 0 0 0 0 0 0 0		
Mark Davidson, R OBP: 0.324, SLG: 0.266 (1, 9) C B X				1-1 F9			2-1 P6		2-2 F9	4 0 0 0 0 1 5		
Carl Nichols, R OBP: 0.300, SLG: 0.289 (1, 2) B 1 SAFE X				1-1 F9		0-1 F7			0-0 F8	3 0 0 0 0 0 1		
Eric Yelding, R OBP: 0.276, SLG: 0.304 (1, 6) C B X				1-1 L5		1-2 L4			0-3 K	3 0 0 0 0 1 1		
Mark Portugal, R OBP: 0.333, SLG: 0.273 (1, 1) Craig Biggio, R OBP: 0.376, SLG: 0.394 (8, PH) Al Osuna, R (8, 1)				2-1 G6-3		1-0 G3			1-3 K	2 0 0 0 0 0 0 1 0 0 0 0 1 0 0 0 0 0 0 0 0		
Inning Stats	R: 0 H: 1 E: 0 LOB: 1 K: 0 BB: 0 S: 8 P: 11	R: 0 H: 1 E: 0 LOB: 1 K: 1 BB: 0 S: 8 P: 10	R: 0 H: 0 E: 0 LOB: 0 K: 0 BB: 1 S: 3 P: 10	R: 0 H: 0 E: 0 LOB: 1 K: 0 BB: 1 S: 8 P: 14	R: 0 H: 0 E: 0 LOB: 0 K: 0 BB: 0 S: 7 P: 9	R: 0 H: 0 E: 0 LOB: 0 K: 0 BB: 0 S: 4 P: 9	R: 0 H: 1 E: 0 LOB: 0 K: 0 BB: 0 S: 6 P: 9	R: 0 H: 0 E: 0 LOB: 0 K: 2 BB: 0 S: 9 P: 10	R: 0 H: 1 E: 0 LOB: 3 K: 1 BB: 2 S: 15 P: 31	1B: 4 SF: 0 2B: 0 SAC: 0 3B: 0 DP: 2 HR: 0 HBP: 0	WP: 0 PA: 33 PB: 0 SB: 0 CS: 0	
PITCHER	IP WLS BF H R ER SO BB IBB HBP BLK WP HR S P ERA WHIP											
Bruce Ruffin, L ERA: 2.08 (1, 1)	8.0 W 27 3 0 0 3 2 0 0 0 0 0 0 53 82 0.00 0.625											
Mitch Williams, L ERA: 2.84 (9, 1)	1.0 S 6 1 0 0 1 2 0 0 0 0 0 0 15 31 0.00 3.000											

Houston Astros @ Philadelphia Phillies
Veterans Stadium, Philadelphia, PA
Fri Jun 21 1991, 7:05 PM EDT
Att. 21,120 - Sunny - 92 F

livebaseballscorecards.com

AB	29
R	0
H	4
RBI	0
BB	4
SO	4
LOB	15



Batter	1	2	3	4	5	6	7	8	9	10	AB R H RBI BB SO LOB	TOP														
Steve Finley, L (1, 8) OBP: 0.333, SLG: 0.418 (8, 9) (8, 8)	1-0 1B	0-1 G4-3			2-0 F7		1-2 P6		4-0 G4-3 IBB		4 1 1 0 1 0 1															
Rafael Ramirez, R (1, 6) OBP: 0.262, SLG: 0.250 Ken Oberkfell, L (9, PH) OBP: 0.369, SLG: 0.264 Eric Yelding, R (9, 6) OBP: 0.276, SLG: 0.304	2-0 G1-3 1B		2-2 P3		1-3 K		0-1 FC5-4 1B		0-2 G4-3		4 0 2 1 0 1 0 1 0 0 0 0 0 2 0 0 0 0 0 0 0															
Craig Biggio, R (1, 2) OBP: 0.376, SLG: 0.394	0-0 G1-3 1B		0-1 G5-3		1-1 BB 1B		1-1 FC5-4		1-1 G1-3		5 0 2 0 0 0 3															
Luis Gonzalez, L (1, 7) OBP: 0.292, SLG: 0.434	0-0 P5		2-2 G4-3		4-2 BB 1B		1-0 F8			1-1 G3-1	4 0 0 0 1 0 2															
5 Jeff Bagwell, R (1, 3) OBP: 0.365, SLG: 0.406	0-1 G1-3			2-3 K			1-1 F9			0-0 BB FC4-6 2B	5 1 1 0 0 2 4															
Ken Caminiti, S (1, 5) OBP: 0.298, SLG: 0.350	1-0 F7			2-2 L4		1-0 G3		2-0 HR		4-0 FC4-6 BB IBB	4 1 1 1 1 0 2															
Eric Anthony, L (1, 9) OBP: 0.190, SLG: 0.241 Gerald Young, S (8, 8) OBP: 0.250, SLG: 0.298 Al Osuna, R (8, 1) Javier Ortiz, R (10, PH) OBP: 0.462, SLG: 0.400 Mike Capel, R (10, 1)		1-2 G3		1-1 HR		0-1 L9		1-3 K		4-0 FC4-6 BB	4 1 1 1 0 1 0	AB 40 R 4 H 10 RBI 4 BB 5 SO 7 LOB 20														
Casey Candaele, S (1, 4) OBP: 0.315, SLG: 0.364		2-1 P2		3-2 1B		1-3 K			1-0 G4-3 2B	1-2 FC4-6 FC5-4	5 0 2 1 0 1 2															
Jim Deshaies, L (1, 1) OBP: 0.200, SLG: 0.091 Jim Clancy, R (8, 1) Mark Davidson, R (8, 9) OBP: 0.316, SLG: 0.258		4-2 BB		2-2 L8			1-3 K		2-3 K	1-0 FC5-4	2 0 0 0 1 1 1 0 0 0 0 0 0 0 2 0 0 0 0 1 3															
Inning Stats	R: 1 E: 0 K: 0 S: 7	H: 3 LOB: 2 BB: 0 P: 11	R: 0 E: 0 K: 0 S: 10	H: 0 LOB: 1 BB: 1 P: 17	R: 0 E: 0 K: 0 S: 8	H: 0 LOB: 0 BB: 0 P: 12	R: 1 E: 0 K: 1 S: 14	H: 2 LOB: 1 BB: 0 P: 24	R: 0 E: 0 K: 2 S: 14	H: 1 LOB: 2 BB: 1 P: 23	R: 0 E: 0 K: 1 S: 7	H: 0 LOB: 0 BB: 0 P: 9	R: 0 E: 0 K: 1 S: 12	H: 1 LOB: 1 BB: 0 P: 15	R: 1 E: 0 K: 1 S: 8	H: 1 LOB: 0 BB: 0 P: 13	R: 0 E: 0 K: 1 S: 9	H: 1 LOB: 2 BB: 1 P: 17	R: 1 E: 0 K: 0 S: 8	H: 1 LOB: 2 BB: 2 P: 19	1B: 6 2B: 2 3B: 0 HR: 2	SF: 0 SAC: 0 DP: 0 HBP: 0	WP: 0 PB: 0 SB: 1 CS: 0	PA: 45		
PITCHER Tommy Greene, R (1, 1) ERA: 2.38 Roger McDowell, R (9, 1) ERA: 2.41	IP 8.0	WLS L	BF 34	H 8	R 3	ER 3	SO 6	BB 2	IBB 0	HBP 0	BLK 0	WP 0	HR 2	S 80	P 124	ERA 3.38	WHIP 1.250									

Houston Astros @ Philadelphia Phillies
Veterans Stadium, Philadelphia, PA
Sat Jun 22 1991, 7:05 PM EDT
Att: 25,506 - Cloudy - 78 F

livebaseballscores.com



BOTTOM

Houston Astros @ Philadelphia Phillies
Veterans Stadium, Philadelphia, PA

Sat Jun 22 1991, 7:05 PM EDT
Att. 25,506 - Cloudy - 78 F

livebaseballscorecards.com

AB	37
R	3
H	8
RBI	3
BB	2
SO	9
LOB	12



WP:	0	PA:	41
PB:	0		
SB:	0		
CS:	2		

Batter	1	2	3	4	5	6	7	8	9	10	AB	R	H	RBI	BB	SO	LOB
Wally Backman, S OBP: 0.333, SLG: 0.333 (1, 4)											5	0	0	0	0	2	2
Dickie Thon, R OBP: 0.296, SLG: 0.338 (1, 6)											5	2	2	0	0	1	0
Wes Chamberlain, R OBP: 0.385, SLG: 0.526 (1, 7)											5	1	2	0	0	1	1
Ricky Jordan, R OBP: 0.325, SLG: 0.469 (1, 3)											4	0	1	1	0	0	3
Rod Booker, L OBP: 0.209, SLG: 0.238 (9, 5)											0	0	0	0	0	0	0
Ron Jones, L OBP: 0.375, SLG: 0.286 (10, PH)											1	0	0	0	0	1	0
Dale Murphy, R OBP: 0.307, SLG: 0.437 (1, 9)											3	0	0	0	1	0	3
Charlie Hayes, R OBP: 0.223, SLG: 0.316 (1, 5)											2	0	0	1	0	1	0
John Kruk, L OBP: 0.352, SLG: 0.477 (8, PH)											1	0	1	1	0	0	0
Steve Lake, R OBP: 0.173, SLG: 0.163 (1, 2)											3	0	0	0	0	1	0
Jim Lindeman, R OBP: 0.444, SLG: 0.458 (8, PH)											1	0	0	0	0	0	2
Roger McDowell, R (9, 1)											0	0	0	0	0	0	0
Sil Campusano, R OBP: 0.174, SLG: 0.136 (1, 8)											4	0	1	0	0	1	0
Tommy Greene, R OBP: 0.300, SLG: 0.379 (1, 1)											2	0	1	0	1	1	1
Darren Daulton, L OBP: 0.269, SLG: 0.211 (9, 2)											1	0	0	0	0	0	0

Inning Stats	R: 2	H: 3	E: 0	K: 1	S: 12	H: 1	LOB: 1	BB: 1	P: 23	R: 0	H: 0	E: 0	K: 1	S: 13	H: 0	LOB: 1	BB: 1	P: 21	R: 0	H: 1	E: 0	K: 0	S: 11	H: 1	LOB: 1	BB: 0	P: 14	R: 0	H: 0	E: 0	K: 2	S: 12	H: 1	LOB: 1	BB: 0	P: 18	R: 0	H: 0	E: 0	K: 0	S: 13	H: 0	LOB: 0	BB: 0	P: 19	R: 0	H: 0	E: 0	K: 0	S: 4	H: 0	LOB: 0	BB: 0	P: 5	R: 0	H: 1	E: 0	K: 0	S: 7	H: 1	LOB: 1	BB: 0	P: 11	R: 1	H: 2	E: 1	K: 0	S: 6	H: 2	LOB: 2	BB: 0	P: 10	R: 0	H: 0	E: 0	K: 2	S: 16	H: 0	LOB: 0	BB: 0	P: 24	R: 0	H: 0	E: 0	K: 1	S: 11	H: 0	LOB: 0	BB: 0	P: 15	1B: 6	SF: 1	2B: 1	SAC: 0	3B: 1	DP: 0	HR: 0	HBP: 0
--------------	------	------	------	------	-------	------	--------	-------	-------	------	------	------	------	-------	------	--------	-------	-------	------	------	------	------	-------	------	--------	-------	-------	------	------	------	------	-------	------	--------	-------	-------	------	------	------	------	-------	------	--------	-------	-------	------	------	------	------	------	------	--------	-------	------	------	------	------	------	------	------	--------	-------	-------	------	------	------	------	------	------	--------	-------	-------	------	------	------	------	-------	------	--------	-------	-------	------	------	------	------	-------	------	--------	-------	-------	-------	-------	-------	--------	-------	-------	-------	--------

PITCHER	IP	WLS	BF	H	R	ER	SO	BB	IBB	HBP	BLK	WP	HR	S	P	ERA	WHIP
Jim Deshaies, L ERA: 5.2 (1, 1)	7.1		31	7	3	2	6	1	1	0	0	0	0	75	115	2.46	1.091
Jim Clancy, R ERA: 2.02 (8, 1)	0.1		1	0	0	0	0	0	0	0	0	0	0	1	1	0.00	0.000
Al Osuna, L ERA: 2.41 (8, 1)	1.1	W	5	1	0	0	2	0	0	0	0	0	0	18	29	0.00	0.750
Mike Capel, R ERA: 1.0 (10, 1)	1.0	S	3	0	0	0	1	0	0	0	0	0	0	11	15	0.00	0.000

PITCHER	IP	WLS	BF	H	R	ER	SO	BB	IBB	HBP	BLK	WP	HR	S	P	ERA	WHIP
---------	----	-----	----	---	---	----	----	----	-----	-----	-----	----	----	---	---	-----	------

Batter	1	2	3	4	5	6	7	8	9	AB R H RBI BB SO LOB	TOP											
Steve Finley, L (1, 8) OBP: 0.338, SLG: 0.424	2-2 CS 1B		3-3 K		1-0 2-H 2B	1-0 F8		4-1 BB		4 0 2 1 1 1 3												
Casey Candaele, S (1, 4) OBP: 0.308, SLG: 0.355	2-3 K 1-2			1-2 G4-3	0-1 G3		0-0 G4-3	0-0 L6		5 0 0 0 0 1 4												
Craig Biggio, R (1, 2) OBP: 0.380, SLG: 0.393	1-2 G4-3			1-1 G1-4-3 5 1B 1B		4-1 F8 1B 1B BB	1-0 F8		4-2 S 1B BB	3 2 1 0 2 0 0												
Luis Gonzalez, L (1, 7) OBP: 0.294, SLG: 0.434		1-3 K		2-2 G1-4-3		2-1 1B BB 1B	1-0 P6		2-1 SAFE 1B	5 1 2 0 0 1 1												
5 Jeff Bagwell, R (1, 3) OBP: 0.369, SLG: 0.415		2-0 G6-3 WP 1B		0-0 1B 2-H		0-0 F9		3-2 2B 2B	3-3 K	5 1 3 1 0 1 4												
Ken Caminiti, S (1, 5) OBP: 0.292, SLG: 0.343		1-1 G6-3		1-2 L9		1-1 F8		0-0 F7	0-3 K	5 0 0 0 0 1 7												
Eric Anthony, L (1, 9) OBP: 0.209, SLG: 0.233		2-2 G4-3			1-1 G4-3	4-0 BB 1B BB		4-0 2B IBB	3-3 K	2 1 0 0 2 0 1												
Rafael Ramirez, R (9, PH) OBP: 0.259, SLG: 0.248										1 0 0 0 0 1 2												
Gerald Young, S (9, 8) OBP: 0.250, SLG: 0.298										0 0 0 0 0 0 0												
Eric Yelding, R (1, 6) OBP: 0.280, SLG: 0.312			1-1 P4		0-0 2B	1-0 BB 1B		3-2 P3		4 1 2 1 0 0 2												
Darryl Kile, R (1, 1) OBP: 0.379, SLG: 0.296			3-3 K		1-3 K	4-2 BB		2-2 1-H 2-H 2B		2 0 0 1 1 2 1												
Ken Oberkfell, L (8, PH) OBP: 0.379, SLG: 0.296										1 0 1 2 0 0 0												
Al Osuna, R (8, 1)										0 0 0 0 0 0 0												
Jim Clancy, R (8, 1)										0 0 0 0 0 0 0												
Inning Stats	R: 0 E: 0 K: 1 S: 9	H: 1 LOB: 0 BB: 0 P: 14	R: 0 E: 0 K: 1 S: 9	H: 1 LOB: 1 BB: 0 P: 15	R: 0 E: 0 K: 2 S: 8	H: 0 LOB: 0 BB: 0 P: 15	R: 1 E: 0 K: 0 S: 12	H: 2 LOB: 1 BB: 0 P: 17	R: 1 E: 0 K: 1 S: 9	H: 2 LOB: 1 BB: 0 P: 12	R: 2 E: 0 K: 0 S: 10	H: 2 LOB: 3 BB: 3 P: 27	R: 0 E: 0 K: 0 S: 3	H: 0 LOB: 0 BB: 0 P: 5	R: 2 E: 0 K: 0 S: 12	H: 2 LOB: 2 BB: 2 P: 28	R: 0 E: 0 K: 3 S: 15	H: 1 LOB: 2 BB: 1 P: 27	1B: 7 2B: 5 3B: 0 HR: 0	SF: 0 SAC: 0 DP: 1 HBP: 0	WP: 1 PB: 0 SB: 1 CS: 1	PA: 43
PITCHER	IP WLS BF H R ER SO BB IBB HBP BLK WP HR S P ERA WHIP																					
Jose De Jesus, R (1, 1) ERA: 4.11	5.2 L 27 8 4 4 5 3 0 0 0 1 0 56 98 6.35 1.941																					
Darrel Akerfelds, R (6, 1) ERA: 4.04	1.1 4 0 0 0 0 0 0 0 0 0 0 0 4 7 0.00 0.000																					
Joe Boever, R (8, 1) ERA: 4.25	1.0 7 2 2 2 0 1 1 0 0 0 0 0 12 28 18.00 3.000																					
Mitch Williams, L (9, 1) ERA: 2.76	1.0 5 1 0 0 3 1 0 0 0 0 0 0 15 27 0.00 2.000																					

Houston Astros @ Philadelphia Phillies
Veterans Stadium, Philadelphia, PA
Sun Jun 23 1991, 3:33 AM EDT
Att. 23,455 - Cloudy - 65 F

livebaseballscorecards.com

AB	37
R	6
H	11
RBI	6
BB	6
SO	8
LOB	25



Batter	1	2	3	4	5	6	7	8	9	AB	R	H	RBI	BB	SO	LOB
Wally Backman, S OBP: 0.343, SLG: 0.347 Mitch Williams, L (9, 1)	4-0 E BLK BB		0-1 G4-3 1B		1-0 2B		2-2 G3	2-2 FC4-6 1-2f		4	0	2	0	1	0	2
Mickey Morandini, L OBP: 0.312, SLG: 0.276 (1, 4)	3-2 SAFE F7		0-0 G4-3 1-2		4-1 BB		4-2 BB		2-1 L8	3	0	0	0	2	0	2
Wes Chamberlain, R OBP: 0.341, SLG: 0.465 (1, 7)	2-0 E5 1-3		3-2 G5-3		1-1 P6		0-0 F7		0-1 F7	5	0	0	0	0	0	5
John Kruk, L OBP: 0.346, SLG: 0.467 (1, 9)	0-3 K		1-0 F8		2-0 L8			1-0 F7	3-3 K	5	0	0	0	0	2	5
Ricky Jordan, R OBP: 0.323, SLG: 0.470 (1, 3)	2-0 P6			1-1 G5-3		0-2 G5-3		1-0 1B 2B		4	1	1	0	0	0	2
Darren Daulton, L OBP: 0.296, SLG: 0.301 (1, 2)		1-1 HR		1-0 HR		4-1 BB		1-2 1B E 1B 2-H		3	3	3	3	1	0	0
Dickie Thon, R OBP: 0.295, SLG: 0.336 (1, 6)		1-0 L5		0-3 K		0-0 L4		1-2 E6 1B 1-H		4	0	1	0	0	1	1
John Morris, L OBP: 0.324, SLG: 0.308 Dale Murphy, R OBP: 0.310, SLG: 0.437 Sil Campusano, R OBP: 0.174, SLG: 0.136 (8, PH) (8, PR) (9, 8)		2-3 K		2-1 F7		0-2 F7		4-0 FC4-6 BB		3	0	0	0	0	1	1
Jose De Jesus, R OBP: 0.192, SLG: 0.180 Darrel Akerfelds, R (6, 1) Jim Lindeman, R OBP: 0.436, SLG: 0.449 Joe Boevert, R OBP: 0.500, SLG: 0.500 Ron Jones, L OBP: 0.250, SLG: 0.250 Charlie Hayes, R OBP: 0.223, SLG: 0.316 (7, PH) (8, 1) (8, PH) (9, 5)		2-2 P4			0-3 K		2-2 F8	2-2 F9		2	0	0	0	0	1	0

Inning Stats	R: 0	H: 0	E: 1	LOB: 2	K: 1	BB: 1	S: 13	P: 24	R: 1	H: 1	E: 0	LOB: 0	K: 1	BB: 0	S: 9	P: 15	R: 0	H: 1	E: 0	LOB: 1	K: 0	BB: 0	S: 8	P: 12	R: 1	H: 1	E: 0	LOB: 0	K: 1	BB: 0	S: 8	P: 12	R: 0	H: 1	E: 0	LOB: 2	K: 1	BB: 1	S: 8	P: 16	R: 0	H: 0	E: 0	LOB: 1	K: 0	BB: 1	S: 8	P: 12	R: 0	H: 0	E: 0	LOB: 1	K: 0	BB: 1	S: 9	P: 17	R: 2	H: 3	E: 1	LOB: 2	K: 0	BB: 1	S: 16	P: 28	R: 0	H: 0	E: 0	LOB: 0	K: 1	BB: 0	S: 7	P: 12	1B: 3	SF: 0	2B: 2	SAC: 0	3B: 0	DP: 0	HR: 2	HBP: 0	WP: 0	PA: 40
PITCHER	IP	WLS	BF	H	R	ER	SO	BB	IBB	HBP	BLK	WP	HR	S	P	ERA	WHIP																																																																	
Darryl Kile, R ERA: 3.83 (1, 1)	7.0	W	30	4	2	2	4	4	0	0	1	0	0	63	108	2.57	1.143																																																																	
Al Osuna, L ERA: 2.65 (8, 1)	0.1		4	3	2	1	0	0	0	0	0	0	0	9	13	27.00	9.000																																																																	
Jim Clancy, R ERA: 1.93 (8, 1)	1.2	S	6	0	0	0	1	1	0	0	0	0	0	14	27	0.00	0.600																																																																	

BOTTOM

Houston Astros @ Philadelphia Phillies
Veterans Stadium, Philadelphia, PA
Sun Jun 23 1991, 3:33 AM EDT
Att. 23,455 - Cloudy - 65 F

livebaseballscorecards.com

AB	35
R	4
H	7
RBI	3
BB	5
SO	5
LOB	20



Batter	1	2	3	4	5	6	7	8	9	AB R H RBI BB SO LOB	TOP
Otis Nixon, S (1, 9) OBP: 0.398, SLG: 0.358 FFC FFC X	0-2 L6 		3-1 F7 			1-1 B1-3 		0-1 P2 		4 0 0 0 0 0 0	Atlanta Braves @ Houston Astros Astrodome, Houston, TX Tue Jun 25 1991, 8:05 PM EDT Att. 22,617 - Dome - 70 F livebaseballscorecards.com
Terry Pendleton, S (1, 5) OBP: 0.360, SLG: 0.493 Rick Mahler, R (8, 1) OBP: 0.100, SLG: 0.100 BFB BFB X	2-2 1B 		3-2 G3 			2-0 L6 		1-3 K 		4 0 1 0 0 1 0 0 0 0 0 0 0 0	
Jeff Treadway, L (1, 4) OBP: 0.383, SLG: 0.467 SX SX	0-1 				1-3 K 		0-2 FC5-4 1B 		1-0 L3 	4 0 2 0 0 1 0	
Ron Gant, R (1, 8) OBP: 0.303, SLG: 0.489 B1SAFE B1SAFE X	1-2 P3 				2-1 S 1B 		2-1 FC5-4 1-2f 		1-2 	4 0 2 0 0 0 3	
Lonnie Smith, R (1, 7) OBP: 0.385, SLG: 0.408 CSS CSS	0-3 K 				1-0 F9 				0-1 F7 	4 0 1 0 0 1 4	
Tommy Gregg, L (1, 3) OBP: 0.270, SLG: 0.212 X		0-0 G1-3 			0-1 G4-3 				0-1 P5 	4 0 0 0 0 1 3	
Greg Olson, R (1, 2) OBP: 0.345, SLG: 0.407 CCB CCB			1-3 K 			1-0 F4 				3 0 0 0 0 1 1	
Rafael Belliard, R (1, 6) OBP: 0.266, SLG: 0.260 David Justice, L (7, PH) OBP: 0.381, SLG: 0.519 Jeff Blausler, R (7, 6) OBP: 0.364, SLG: 0.455 FX FX			0-1 G4-3 			1-0 F8 		0-3 K 		2 0 0 0 0 0 0 1 0 0 0 0 1 1 0 0 0 0 0 0 0	
Tom Glavine, L (1, 1) OBP: 0.368, SLG: 0.324 Sid Bream, L (8, PH) OBP: 0.333, SLG: 0.500 Mark Lemke, S (8, 5) OBP: 0.346, SLG: 0.353 FFB FFB X			3-2 G3 			0-2 L4 		0-0 P5 		2 0 0 0 0 0 0 1 0 0 0 0 0 0 0 0 0 0 0 0 0	
Inning Stats	R: 0 H: 2 E: 0 LOB: 2 K: 1 BB: 0 S: 17 P: 20	R: 0 H: 0 E: 0 LOB: 0 K: 1 BB: 0 S: 6 P: 7	R: 0 H: 0 E: 0 LOB: 0 K: 0 BB: 0 S: 18 P: 27	R: 0 H: 1 E: 0 LOB: 1 K: 1 BB: 0 S: 8 P: 12	R: 0 H: 0 E: 0 LOB: 0 K: 0 BB: 0 S: 5 P: 7	R: 0 H: 1 E: 0 LOB: 1 K: 0 BB: 0 S: 9 P: 14	R: 0 H: 1 E: 0 LOB: 1 K: 2 BB: 0 S: 16 P: 19	R: 0 H: 0 E: 0 LOB: 0 K: 1 BB: 0 S: 6 P: 7	R: 0 H: 1 E: 0 LOB: 1 K: 0 BB: 0 S: 8 P: 10	1B: 5 SF: 0 2B: 1 SAC: 0 3B: 0 DP: 0 HR: 0 HBP: 0	
PITCHER Pete Harnisch, R (1, 1) ERA: 2.01	IP WLS BF H R ER SO BB IBB HBP BLK WP HR S P ERA WHIP 9.0 W 33 6 0 0 6 0 0 0 0 0 0 0 93 123 0.00 0.667										

AB	33
R	0
H	6
RBI	0
BB	0
SO	6
LOB	12



Batter	1	2	3	4	5	6	7	8	9
Steve Finley, L OBP: 0.341, SLG: 0.423 (1, 8)	4-2 L1-6 1B BB		1-3 K		0-0 CS 1B			1-2 G3	
Craig Biggio, R OBP: 0.386, SLG: 0.397 (1, 2)	1-2 WP 1B		1-1 FC6-5 5 1B 1-2 1B		0-2 P3 1-2			4-1 5 BB BB	
5 Jeff Bagwell, R OBP: 0.371, SLG: 0.414 (1, 3)	1-0 L1-6 2-3		2-0 FC6-5 1-2 2-3 1B		0-1 F8			4-2 SAFE 1-2 BB	
Ken Caminiti, S OBP: 0.288, SLG: 0.337 (1, 5)	1-1 L5 1-2		0-1 FC6-5 FC4 1-2 2-3f 3-H		0-1 G5-3			2-0 F8	
Mark Davidson, R OBP: 0.304, SLG: 0.246 (1, 9)		1-1 G6-3	1 SAFE FC4 1-2f		0-0 G1-3				
Rafael Ramirez, R OBP: 0.252, SLG: 0.240 (1, 6)		1-3 K		0-0 P4			1-1 G5-3		
Javier Ortiz, R OBP: 0.438, SLG: 0.385 (1, 7)		0-0		2-3 K			0-0 G5-3		
Gerald Young, S OBP: 0.250, SLG: 0.298 (8, 7)		1-3 1B		0-0 K			2-3 K		
Casey Candaele, S OBP: 0.304, SLG: 0.350 (1, 4)		1-3 K		0-0 F8					
Pete Harnisch, S OBP: 0.125, SLG: 0.125 (1, 1)			1-1 5 1B FC6-5 1B		3-2 G5-3			0-0 G5-3	

Inning Stats	R: 0	H: 1	E: 0	LOB: 1	K: 0	S: 8	R: 0	H: 1	E: 0	LOB: 1	K: 2	S: 9	R: 1	H: 3	E: 0	LOB: 2	K: 1	S: 11	R: 0	H: 0	E: 0	LOB: 0	K: 1	S: 5	R: 0	H: 1	E: 0	LOB: 0	K: 0	S: 9	R: 0	H: 0	E: 0	LOB: 0	K: 1	S: 7	R: 0	H: 0	E: 0	LOB: 0	K: 1	S: 7	R: 0	H: 0	E: 0	LOB: 2	K: 0	S: 9		

PITCHER	IP	WLS	BF	H	R	ER	SO	BB	IBB	HBP	BLK	WP	HR	S	P	ERA	WHIP
Tom Glavine, L ERA: 2.13 (1, 1)	7.0	L	26	6	1	1	5	1	0	0	0	1	0	56	82	1.29	1.000
Rick Mahler, R ERA: 3.88 (8, 1)	1.0		5	0	0	0	0	2	0	0	0	0	0	9	19	0.00	2.000

BOTTOM

AB	R	H	RBI	BB	SO	LOB
3	0	1	0	1	1	1
3	0	2	0	1	0	1
3	0	1	0	1	0	2
4	0	0	1	0	0	5
3	0	0	0	0	0	2
3	0	0	0	0	1	0
3	0	1	0	0	1	0
0	0	0	0	0	0	0
3	0	0	0	0	2	1
3	1	1	0	0	0	0

AB	28
R	1
H	6
RBI	1
BB	3
SO	5
LOB	12



WP	PA
1	31

Atlanta Braves @ Houston Astros
Astrodome, Houston, TX
Tue Jun 25 1991, 8:05 PM EDT
Att: 22,617 - Dome - 70 F

livebaseballscorecards.com

Batter	1	2	3	4	5	6	7	8	9	AB R H RBI BB SO LOB	TOP																										
Otis Nixon, S OBP: 0.395, SLG: 0.355 (1, 9)	1-0 G1-3		2-1 FC4-6 CS 1-2f			0-1 1B S E 1B	1-0 G6-3			4 1 1 0 0 0 1																											
Terry Pendleton, S OBP: 0.371, SLG: 0.507 (1, 5)	2-1 FC5-4 1B		1-1 CS 1-2	2-2 G5-4-3 1B		2-1 WP E 1B		1-0 1B 2B		4 2 4 0 0 0 0																											
Jeff Treadway, L OBP: 0.380, SLG: 0.460 (1, 4)	1-3 K			0-1 G5-4-3 1-2f		0-1 P6		1-2 G6-4-3 1B 2-H		4 0 1 1 0 1 4																											
Lonnie Smith, R OBP: 0.381, SLG: 0.403 (1, 7)	2-1 FC5-4 1-2f			1-2 S 1B		1-2 E5 1-H 3-H		0-1 G6-4-3 1-2f		4 0 1 1 0 0 2																											
Ron Gant, R OBP: 0.302, SLG: 0.483 (1, 8)		3-1 G5-3		4-2 BB 1-2		1-0 F7		1-1 F4		3 0 0 0 1 0 1																											
Tommy Gregg, L OBP: 0.268, SLG: 0.194 (1, 3)		1-3 K		2-2 G3-1		4-1 BB			1-1 F6	3 0 0 0 1 1 2 0 0 0 0 0 0 0																											
Brian Hunter, R OBP: 0.375, SLG: 0.694 (9, 3)																																					
Jeff Blausler, R OBP: 0.358, SLG: 0.447 (1, 6)		2-3 K			0-0 G6-3	3-1 G6-3			1-1 FC4 1B	3 0 0 0 0 1 2 1 0 1 0 0 0 0																											
Rafael Belliard, R OBP: 0.289, SLG: 0.263 (6, 6)																																					
Greg Olson, R OBP: 0.336, SLG: 0.396 (1, 2)			1-2 E5 FC4-6		1-1 P3		1-2 F8		0-1 FC4 1-2f	4 0 0 0 0 0 1																											
29 John Smoltz, R OBP: 0.167, SLG: 0.143 (1, 1)			2-1 P2		2-2 G6-3		0-3 K		1-3 K	2 0 0 0 0 0 1 1 0 0 0 0 1 0 0 0 0 0 0 0 0 1 0 0 0 0 1 1																											
David Justice, L OBP: 0.380, SLG: 0.517 (7, PH)																																					
Mike Stanton, L (7, 1)																																					
Juan Berenguer, R (8, 1)																																					
Inning Stats	R: 0 E: 0 K: 1 S: 8	H: 1 LOB: 1 BB: 0 P: 14	R: 0 E: 0 K: 2 S: 8	H: 0 LOB: 0 BB: 0 P: 14	R: 0 E: 1 K: 0 S: 8	H: 0 LOB: 0 BB: 0 P: 14	R: 0 E: 0 K: 0 S: 16	H: 2 LOB: 2 BB: 1 P: 25	R: 0 E: 0 K: 0 S: 6	H: 0 LOB: 0 BB: 0 P: 9	R: 2 E: 1 K: 0 S: 14	H: 2 LOB: 2 BB: 1 P: 24	R: 0 E: 0 K: 1 S: 9	H: 0 LOB: 0 BB: 0 P: 11	R: 1 E: 0 K: 0 S: 10	H: 2 LOB: 0 BB: 0 P: 13	R: 0 E: 0 K: 1 S: 9	H: 1 LOB: 1 BB: 0 P: 12	1B: 7 2B: 1 3B: 0 HR: 0	SF: 0 SAC: 0 DP: 2 HBP: 0	WP: 1 PB: 0 SB: 2 CS: 1	PA: 37															
PITCHER	IP WLS BF H R ER SO BB IBB HBP BLK WP HR S P ERA WHIP																																				
Jimmy Jones, R ERA: 3.83 (1, 1)	6.0		25	5	2	1	3	2	0	0	0	1	0	60	100	1.50	1.167																				
Jim Clancy, R ERA: 2.06 (7, 1)	2.0	L	7	2	1	1	1	0	0	0	0	0	0	19	24	4.50	1.000																				
Mike Capel, R ERA: 0.9 (9, 1)	1.0		4	1	0	0	1	0	0	0	0	0	0	9	12	0.00	1.000																				

Atlanta Braves @ Houston Astros
Astrodome, Houston, TX
Wed Jun 26 1991, 8:05 PM EDT
Att. 23,589 - Dome - 70 F

livebaseballscorecards.com

AB 34
R 3
H 8
RBI 2
BB 2
SO 5
LOB 15



Batter	1	2	3	4	5	6	7	8	9	AB	R	H	RBI	BB	SO	LOB
Steve Finley, L (1, 8) OBP: 0.342, SLG: 0.426	G4-3		K		1B SF7	E9			F8	5	1	2	1	0	1	1
Craig Biggio, R (1, 2) OBP: 0.386, SLG: 0.394	K		K		1B	G5-3			F9	4	0	1	0	1	1	1
5 Jeff Bagwell, R (1, 3) OBP: 0.368, SLG: 0.407	K		F8		1B				F8	4	0	0	0	1	2	2
Luis Gonzalez, L (1, 7) OBP: 0.294, SLG: 0.428	F9				1B FC6-2	K			L9	3	0	0	0	1	1	4
Ken Caminiti, S (1, 5) OBP: 0.287, SLG: 0.337			K		1B FC6-2	SF7			K	3	0	1	1	0	2	0
Eric Anthony, L (1, 9) OBP: 0.214, SLG: 0.226			K		1B FC3-2	P5			SH3-4	2	0	0	0	1	1	2
Rafael Ramirez, R (8, PH) OBP: 0.259, SLG: 0.248			K		1B FC3-2				1B	1	0	1	0	0	0	0
Eric Yelding, R (1, 6) OBP: 0.276, SLG: 0.308			P4		1B FC6-2	G6-3			SH3-4	3	0	0	0	0	0	3
Casey Candaele, S (1, 4) OBP: 0.307, SLG: 0.346					1B FC3-2	E			K	2	1	0	0	2	1	4
Jimmy Jones, R (1, 1) OBP: 0.300, SLG: 0.222					1B FC1-6	F7			P3	2	0	0	0	0	0	4
Gerald Young, S (6, PH) OBP: 0.245, SLG: 0.292					1B L7					1	0	0	0	0	0	1
Jim Clancy, R (7, 1)					1B WP					0	0	0	0	0	0	0
Ken Oberkfell, L (8, PH) OBP: 0.373, SLG: 0.291					1-2f					1	0	0	0	0	0	1
Mike Capel, R (9, 1)										0	0	0	0	0	0	0

Inning Stats	R: 0	H: 0	E: 0	K: 2	S: 11	R: 0	H: 0	E: 0	K: 2	S: 10	R: 0	H: 0	E: 0	K: 1	S: 7	R: 0	H: 1	E: 0	K: 0	S: 13	R: 1	H: 2	E: 0	K: 1	S: 9	R: 1	H: 1	E: 1	K: 0	S: 14	R: 0	H: 0	E: 0	K: 2	S: 9	R: 0	H: 1	E: 0	K: 1	S: 18	R: 0	H: 0	E: 0	K: 0	S: 4	R: 0	H: 0	E: 0	K: 0	S: 7	R: 0	H: 0	E: 0	K: 0	S: 4
	LOB: 1	BB: 0	P: 18	LOB: 0	BB: 0	P: 17	LOB: 2	BB: 2	P: 17	LOB: 3	BB: 2	P: 23	LOB: 2	BB: 1	P: 19	LOB: 1	BB: 1	P: 23	LOB: 0	BB: 0	P: 13	LOB: 1	BB: 0	P: 22	LOB: 0	BB: 0	P: 7	LOB: 0	BB: 0	P: 7	1B: 4	SF: 1	2B: 1	SAC: 1	3B: 0	DP: 0	HR: 0	HBP: 0	WP: 2	PB: 0	SB: 0	CS: 0	PA: 39												

PITCHER	IP	WLS	BF	H	R	ER	SO	BB	IBB	HBP	BLK	WP	HR	S	P	ERA	WHIP
29 John Smoltz, R (1, 1) ERA: 4.62	6.0		29	4	2	2	6	6	0	0	0	2	0	64	117	3.00	1.667
Mike Stanton, L (7, 1) ERA: 3.67	1.1	W	5	1	0	0	2	0	0	0	0	0	0	20	26	0.00	0.750
Juan Berenguer, R (8, 1) ERA: 2.27	1.2	S	5	0	0	0	1	0	0	0	0	0	0	11	16	0.00	0.000

BOTTOM

Atlanta Braves @ Houston Astros
Astrodome, Houston, TX
Wed Jun 26 1991, 8:05 PM EDT
Att. 23,589 - Dome - 70 F

livebaseballscorecards.com

AB	31
R	2
H	5
RBI	2
BB	6
SO	9
LOB	23



Batter	1	2	3	4	5	6	7	8	9	AB R H RBI BB SO LOB	TOP	
Otis Nixon, S (1, 9) <small>OBP: 0.397, SLG: 0.358</small> 	3-2 1B		0-0 1B		0-3 K			1-0 G4-3		4 2 2 0 0 1 1		
Terry Pendleton, S (1, 5) <small>OBP: 0.373, SLG: 0.507</small> 	1-2 1B		3-2 1B		0-1 G4-3			2-2 G1-6-3		4 0 2 2 0 0 1		
Jeff Treadway, L (1, 4) <small>OBP: 0.379, SLG: 0.457</small> Mark Lemke, S (8, 4) <small>OBP: 0.346, SLG: 0.353</small> 	0-0 SH1-3		2-3 K			1-3 K		0-0 1B		3 0 1 0 0 2 1 0 0 0 0 0 0 0		
Lonnie Smith, R (1, 7) <small>OBP: 0.371, SLG: 0.391</small> 	0-0 L7		1-2 F9			3-3 K		1-1 F9		4 0 0 0 0 1 3		
Ron Gant, R (1, 8) <small>OBP: 0.297, SLG: 0.475</small> 	0-0 F7			2-0 L5		0-0 P4		0-0 G5-3		4 0 0 0 0 0 1		
Tommy Gregg, L (1, 3) <small>OBP: 0.269, SLG: 0.231</small> Brian Hunter, R (9, 3) <small>OBP: 0.375, SLG: 0.694</small> 		4-1 G5-4-3 BB		0-2 G4-3			0-0 SH3-4 SF8 2B		2-3 K		3 1 1 0 1 1 0 0 0 0 0 0 0 0	
Mike Heath, R (1, 2) <small>OBP: 0.245, SLG: 0.262</small> 		1-0 F8		1-3 K			0-1 SH3-4		0-1 G5-3		3 0 0 0 0 1 1	
Rafael Belliard, R (1, 6) <small>OBP: 0.266, SLG: 0.261</small> 		1-0 G5-4-3			0-1 F9			0-1 SF8		2 0 0 1 0 0 1		
Charlie Leibrandt, R (1, 1) <small>OBP: 0.061, SLG: 0.094</small> 			2-2 F8			4-1 BB		2-3 K		2 0 0 0 1 1 0		
Inning Stats	R: 1 H: 2 E: 0 LOB: 1 K: 0 BB: 0 S: 11 P: 15	R: 0 H: 0 E: 0 LOB: 0 K: 0 BB: 1 S: 3 P: 9	R: 1 H: 2 E: 0 LOB: 1 K: 1 BB: 0 S: 15 P: 22	R: 0 H: 0 E: 0 LOB: 0 K: 1 BB: 0 S: 8 P: 11	R: 0 H: 0 E: 0 LOB: 1 K: 1 BB: 1 S: 10 P: 14	R: 0 H: 0 E: 0 LOB: 0 K: 2 BB: 0 S: 8 P: 12	R: 1 H: 1 E: 0 LOB: 0 K: 1 BB: 0 S: 8 P: 10	R: 0 H: 1 E: 0 LOB: 1 K: 0 BB: 0 S: 7 P: 11	R: 0 H: 0 E: 0 LOB: 0 K: 1 BB: 0 S: 6 P: 8	1B: 5 SF: 1 2B: 1 SAC: 2 3B: 0 DP: 1 HR: 0 HBP: 0	WP: 0 PA: 34 PB: 0 SB: 3 CS: 0	
PITCHER Mark Portugal, R (1, 1) <small>ERA: 3.97</small> Jim Corsi, R (9, 1) <small>ERA: 3.38</small>	IP WLS BF H R ER SO BB IBB HBP BLK WP HR S P ERA WHIP 8.0 L 31 6 3 3 6 2 0 0 0 0 0 0 70 104 3.38 1.000											

Atlanta Braves @ Houston Astros
 Astrodome, Houston, TX
 Thu Jun 27 1991, 8:05 PM EDT
 Att. 30,145 - Dome - 70 F

AB	29
R	3
H	6
RBI	3
BB	2
SO	7
LOB	9



Batter	1	2	3	4	5	6	7	8	9	AB	R	H	RBI	BB	SO	LOB
Steve Finley, L (1, 8) OBP: 0.337, SLG: 0.420	2-1 G4-3		0-0 B1-3			1-2 F9		1-2 G6-3		4	0	0	0	0	0	0
Craig Biggio, R (1, 2) OBP: 0.384, SLG: 0.392	0-1 5S 1B		0-1 G3			2-1 P5			1-1 L5	4	0	1	0	0	0	0
5 Jeff Bagwell, R (1, 3) OBP: 0.366, SLG: 0.402	2-2 G6-3			4-0 S BB		0-3 K			2-2 G5-3	3	0	0	0	1	1	1
Ken Caminiti, S (1, 5) OBP: 0.294, SLG: 0.345	4-1 BB			1-3 K			1-1 2B		0-0 1B	3	0	2	0	1	1	1
Rafael Ramirez, R (1, 6) OBP: 0.250, SLG: 0.239	3-3 K			2-0 P6			2-2 F8		0-1 G1-3	4	0	0	0	0	1	5
Mark Davidson, R (1, 9) OBP: 0.293, SLG: 0.236		1-0 F9		1-0 G6-3			0-1 G5-3			3	0	0	0	0	0	2
Javier Ortiz, R (1, 7) OBP: 0.368, SLG: 0.313		1-0 G5-3			1-1 F6		2-1 G5-3			3	0	0	0	0	0	1
Casey Candaele, S (1, 4) OBP: 0.303, SLG: 0.341		0-1 F8			0-0 G6-3			2-1 L9		3	0	0	0	0	0	0
Mark Portugal, R (1, 1) OBP: 0.310, SLG: 0.250			0-2 G4-3			2-1 G6-3			0-0 F7	2	0	0	0	0	0	0
Gerald Young, S (8, PH) OBP: 0.241, SLG: 0.286										1	0	0	0	0	0	0
Jim Corsi, R (9, 1)										0	0	0	0	0	0	0

Inning Stats	R: 0	H: 1	R: 0	H: 0	R: 0	H: 0	R: 0	H: 0	R: 0	H: 1	R: 0	H: 0	R: 0	H: 1	R: 0	H: 1	1B: 2	SF: 0	WP: 0	PA: 32
	E: 0	LOB: 2	E: 0	LOB: 0	E: 0	LOB: 1	E: 0	LOB: 0	E: 0	LOB: 1	E: 0	LOB: 1	E: 0	LOB: 1	E: 0	LOB: 1	2B: 1	SAC: 0	PB: 0	
	K: 1	BB: 1	K: 0	BB: 0	K: 1	BB: 1	K: 0	BB: 0	K: 1	BB: 0	K: 0	BB: 0	K: 0	BB: 0	K: 0	BB: 0	3B: 0	DP: 0	SB: 2	
	S: 11	P: 22	S: 4	P: 6	S: 6	P: 13	S: 5	P: 8	S: 8	P: 11	S: 9	P: 14	S: 7	P: 10	S: 8	P: 11	HR: 0	HBP: 0	CS: 0	

PITCHER	IP	WLS	BF	H	R	ER	SO	BB	IBB	HBP	BLK	WP	HR	S	P	ERA	WHIP	PITCHER	IP	WLS	BF	H	R	ER	SO	BB	IBB	HBP	BLK	WP	HR	S	P	ERA	WHIP	
Charlie Leibrandt, L (1, 1) ERA: 2.76	9.0	W	32	3	0	0	3	2	0	0	0	0	0	63	101	0.00	0.556																			


BOTTOM

Atlanta Braves @ Houston Astros
Astrodome, Houston, TX

Thu Jun 27 1991, 8:05 PM EDT
Att: 30,145 - Dome - 70 F

livebaseballscorecards.com

AB	30
R	0
H	3
RBI	0
BB	2
SO	3
LOB	10



Batter	1	2	3	4	5	6	7	8	9	AB R H RBI BB SO LOB	TOP											
Craig Biggio, R (1, 2) OBP: 0.385, SLG: 0.392	0-0 G6-3		1-2 FC1-6 SF7 1B	0-2 G5-3		2-1 G6-4-3 1B		0-1 FC6-4 S		5 1 2 1 0 0 2												
Steve Finley, L (1, 8) OBP: 0.336, SLG: 0.417	1-1 P6		0-1 FC1-6 1B		4-2 G1-3 BB	1-1 G6-4-3 1B		1-3 K		4 0 1 0 1 1 4												
5 Jeff Bagwell, R (1, 3) OBP: 0.363, SLG: 0.402	1-1 F9		1-1 FC1-6 SF7 BB		1-1 G1-3		0-0		1-3 K	5 0 1 0 0 1 3												
Luis Gonzalez, L (1, 7) OBP: 0.292, SLG: 0.421		2-1 F9	4-2 SF7 BB		0-1 F8		1-3 K		3-2 G3	4 0 0 0 1 1 2												
Ken Caminiti, S (1, 5) OBP: 0.296, SLG: 0.345		1-0 1B 2B 1B	2-0 SF7		4-0 IBB		1-0 G6-3		1-3 K	3 1 1 1 1 1 1												
Eric Anthony, L (1, 9) OBP: 0.216, SLG: 0.227 Al Osuna, R (7, 1)		1-1 2B G4-3 1B	1-3 K		0-2 G4-3		3-0 L8			4 1 1 0 0 1 5 0 0 0 0 0 0 0												
Rafael Ramirez, R (1, 6) OBP: 0.258, SLG: 0.283		0-2 2B		0-0 HR		0-1 F9		0-3 K		4 1 2 2 0 1 0												
Casey Candaele, S (1, 4) OBP: 0.302, SLG: 0.336		1-0 G4-3		2-1 F9		4-0 1B BB		2-2 E4 FC6-4 BB		3 1 0 1 1 0 1												
Jim Deshaies, L (1, 1) OBP: 0.185, SLG: 0.083 Javier Ortiz, R (6, PH) OBP: 0.400, SLG: 0.353 Dwayne Henry, R (6, 1) Mike Capel, R (6, 1) Mark Davidson, R (7, 9) OBP: 0.301, SLG: 0.236		0-3 K		1-3 K		3-2 1B		4-2 FC6-4 BB		2 0 0 0 0 2 1 1 0 1 0 1 0 0												
Inning Stats	R: 0 E: 0 K: 0 S: 5	H: 0 LOB: 0 BB: 0 P: 7	R: 2 E: 0 K: 1 S: 13	H: 3 LOB: 1 BB: 0 P: 18	R: 1 E: 0 K: 1 S: 16	H: 2 LOB: 2 BB: 1 P: 25	R: 1 E: 0 K: 1 S: 10	H: 1 LOB: 0 BB: 0 P: 13	R: 0 E: 0 K: 0 S: 9	H: 0 LOB: 2 BB: 2 P: 18	R: 1 E: 0 K: 0 S: 9	H: 2 LOB: 1 BB: 1 P: 19	R: 0 E: 0 K: 1 S: 6	H: 1 LOB: 1 BB: 0 P: 11	R: 0 E: 1 K: 2 S: 20	H: 0 LOB: 2 BB: 1 P: 27	R: 0 E: 0 K: 2 S: 9	H: 0 LOB: 0 BB: 0 P: 14	1B: 6 2B: 2 3B: 0 HR: 1	SF: 1 SAC: 0 DP: 1 HBP: 0	WP: 0 PB: 0 SB: 1 CS: 0	PA: 41
PITCHER	IP WLS BF H R ER SO BB IBB HBP BLK WP HR S P ERA WHIP																					
Tom Browning, L (1, 1) ERA: 3.49	5.1 W 26 6 5 5 3 3 1 0 0 0 1 55 87 8.44 1.688																					
Ted Power, R (6, 1) ERA: 3.38	0.0 2 2 0 0 0 0 0 0 0 0 0 5 10 ∞ ∞																					
Randy Myers, L (6, 1) ERA: 2.45	2.0 8 1 0 0 2 1 0 0 0 0 0 23 35 0.00 1.000																					
Rob Dibble, R (8, 1) ERA: 1.4	1.2 S 5 0 0 0 3 0 0 0 0 0 0 14 20 0.00 0.000																					

Houston Astros @ Cincinnati Reds
Riverfront Stadium, Cincinnati, OH
Fri Jun 28 1991, 7:05 PM EDT
Att. 33,157 - Cloudy - 86 F

livebaseballscorecards.com

AB	35
R	5
H	9
RBI	5
BB	5
SO	8
LOB	19



Batter	1	2	3	4	5	6	7	8	9
Chris Jones, R (1, 7) OBP: 0.654, SLG: 0.708 Paul O'Neill, L (6, PH) OBP: 0.353, SLG: 0.513 Rob Dibble, L (8, 1)	4-0 HR BB		3-2 HR 1B	1-3 K		0-0 FC6-4 1B	2-3 K		
Barry Larkin, R (1, 6) OBP: 0.411, SLG: 0.613	2-1 HR 1-H		3-2 1 SAFE HR 1-H		0-1 HR	1-0 FC6-4 S 1-2f 3-H		4-0 BB BB BB G6-4-3 BB	
Eric Davis, R (1, 8) OBP: 0.397, SLG: 0.451 Herm Winningham, L (9, 8) OBP: 0.282, SLG: 0.329	2-2 G6-4-3 1B		4-2 FC5-4 BB		1-1 HR	1 SAFE 4-1 BB BB BB 1-2 BB		1 SAFE 0-0 G6-4-3 1-2f	
Chris Sabo, R (1, 5) OBP: 0.350, SLG: 0.459	3-1 G6-4-3 1-2f		0-1 L7		1-0 F8	1-1 P6		3-2 F7	
Glenn Braggs, R (1, 9) OBP: 0.326, SLG: 0.409	2-2 1B		2-2 FC5-4 1B 1-2f		0-0 G5-3		3-2 SH1-3 SH6-3 2B		
Mariano Duncan, R (1, 4) OBP: 0.253, SLG: 0.305	0-1 F9		1-2 1B		2-1 2B		0-0 SH1-3 2-3		
Todd Benzinger, S (1, 3) OBP: 0.248, SLG: 0.274 Ted Power, R (6, 1) Randy Myers, L (6, 1) OBP: 0.400, SLG: 0.400 Billy Hatcher, R (8, 7) OBP: 0.300, SLG: 0.360		1-1 G6-3	0-0 F8		1-2 F9		1-2 SH6-3 3-H		
Joe Oliver, R (1, 2) OBP: 0.274, SLG: 0.306		2-1 P6		2-2 F7		2-3 K	2-1 1B 2B		
Tom Browning, L (1, 1) OBP: 0.194, SLG: 0.250 Hal Morris, L (6, 3) OBP: 0.343, SLG: 0.470		1-0 F8		1-0 L8		3-2 1B FC6-4 1B	1-1 1B 2B		

Inning Stats	R: 2 E: 0 K: 0 S: 13	H: 3 LOB: 1 BB: 1 P: 26	R: 0 E: 0 K: 0 S: 5	H: 0 LOB: 0 BB: 0 P: 9	R: 2 E: 0 K: 0 S: 23	H: 3 LOB: 2 BB: 1 P: 36	R: 0 E: 0 K: 1 S: 8	H: 0 LOB: 0 BB: 0 P: 12	R: 2 E: 0 K: 0 S: 12	H: 3 LOB: 1 BB: 0 P: 17	R: 1 E: 0 K: 1 S: 13	H: 2 LOB: 2 BB: 1 P: 24	R: 1 E: 0 K: 1 S: 15	H: 3 LOB: 2 BB: 0 P: 24	R: 0 E: 0 K: 0 S: 8	H: 0 LOB: 0 BB: 1 P: 15
1B: 7 2B: 3 3B: 0 HR: 4	SF: 0 SAC: 2 DP: 2 HBP: 0	WP: 0 PA: 40	ERA WHIP	ERA WHIP	ERA WHIP	ERA WHIP	ERA WHIP	ERA WHIP	ERA WHIP	ERA WHIP	ERA WHIP	ERA WHIP	ERA WHIP	ERA WHIP	ERA WHIP	ERA WHIP

PITCHER	IP	WLS	BF	H	R	ER	SO	BB	IBB	HBP	BLK	WP	HR	S	P	ERA	WHIP
Jim Deshaies, L (1, 1) ERA: 5.5	5.0	L	25	9	6	6	1	2	0	0	0	0	4	61	100	10.80	2.200
Dwayne Henry, R (6, 1) ERA: 3.52	0.2		5	2	1	1	1	1	0	0	0	0	0	11	21	13.50	4.500
Mike Capel, R (6, 1) ERA: 1.64	1.0		6	3	1	1	0	0	0	0	0	0	0	14	22	9.00	3.000
Al Osuna, L (7, 1) ERA: 2.55	1.1		4	0	0	0	1	1	0	0	0	0	0	11	20	0.00	0.750

BOTTOM

Houston Astros @ Cincinnati Reds
Riverfront Stadium, Cincinnati, OH
Fri Jun 28 1991, 7:05 PM EDT
Att: 33,157 - Cloudy - 86 F

livebaseballscorecards.com

AB	34
R	8
H	14
RBI	8
BB	4
SO	3
LOB	13



Houston Astros @ Cincinnati Reds

Riverfront Stadium, Cincinnati, OH

Sat Jun 29 1991, 7:05 PM EDT
Att. 42,608 - Sunny - 92 F

livebaseballscorecards.com

AB	34
R	6
H	8
RBI	6
BB	5
SO	3
LOB	17



AB R H RBI BB SO LOB

TOP

Batter	1	2	3	4	5	6	7	8	9
Craig Biggio, R (1, 2) OBP: 0.385, SLG: 0.404	0-1 G1-3		1-1 B5-3		1-1 F9		3-2 CS 1B		0-1 HR
Steve Finley, L (1, 8) OBP: 0.342, SLG: 0.414	4-0 2B 5S BB		0-2 G4-3		3-2 5 HR HBP		4-0 F8 5E BB		1-2 P4
5 Jeff Bagwell, R (1, 3) OBP: 0.367, SLG: 0.419	3-3 K 1-2		3-2 2B		2-0 1-H HR		4-1 F8 BB		1-3 K
Luis Gonzalez, L (1, 7) OBP: 0.294, SLG: 0.422	1-1 2-H 2B		2-2 L3		1-2 F8		0-1 F8		1-1 HBP
Ken Caminiti, S (1, 5) OBP: 0.294, SLG: 0.346	1-0 G1-4-3			1-1 G4-3		0-0 G4-3 1B 2B		1-2 G4-3	1-1 P6
Eric Anthony, L (1, 9) OBP: 0.231, SLG: 0.221		4-2 BB		0-0 P6		1-1 G4-3		4-1 FC1-6 BB	
Gerald Young, S (8, 8) OBP: 0.241, SLG: 0.286						2-3			
Rafael Ramirez, R (1, 6) OBP: 0.258, SLG: 0.282		0-1 P2		0-1 G5-3		0-0 1B 3-H		1-1 FC1-6 FC5-4	
Casey Candaele, S (1, 4) OBP: 0.301, SLG: 0.349		2-1 P3			1-1 HR	1-0 F9		0-0 FC5-4	
Darryl Kile, R (1, 1) Ken Oberkfell, L (8, PH) OBP: 0.368, SLG: 0.286 Jim Clancy, R (8, 1)		2-1 P4			2-3 K	0-0 G5-3		0-1 G4-3	

Inning Stats	R: 1	H: 1	E: 0	K: 1	S: 8	R: 0	H: 0	E: 0	K: 0	S: 10	R: 0	H: 1	E: 0	K: 0	S: 13	R: 0	H: 0	E: 0	K: 0	S: 5	R: 3	H: 2	E: 0	K: 1	S: 15	R: 1	H: 2	E: 0	K: 0	S: 6	R: 0	H: 1	E: 1	K: 0	S: 12	R: 0	H: 0	E: 0	K: 0	S: 6	R: 1	H: 1	E: 0	K: 1	S: 12	R: 0	H: 1	E: 0	K: 0	S: 12	R: 1	H: 1	E: 0	K: 1	S: 16	1B: 2	2B: 3	3B: 0	HR: 3	SF: 0	SAC: 0	DP: 0	HBP: 2	WP: 0	PB: 0	SB: 1	CS: 1	PA: 41
--------------	------	------	------	------	------	------	------	------	------	-------	------	------	------	------	-------	------	------	------	------	------	------	------	------	------	-------	------	------	------	------	------	------	------	------	------	-------	------	------	------	------	------	------	------	------	------	-------	------	------	------	------	-------	------	------	------	------	-------	-------	-------	-------	-------	-------	--------	-------	--------	-------	-------	-------	-------	--------

PITCHER	IP	WLS	BF	H	R	ER	SO	BB	IBB	HBP	BLK	WP	HR	S	P	ERA	WHIP
Gino Minutelli, L (1, 1) ERA: 9.0	1.0		5	1	1	1	1	1	0	0	0	0	0	8	17	9.00	2.000
Don Carman, L (2, 1) ERA: 5.46	4.1	L	19	4	4	4	1	1	0	1	0	0	2	46	72	8.31	1.154
Keith Brown, R (6, 1) ERA:	2.2		12	2	0	0	0	3	0	0	0	0	0	21	38	0.00	1.875
Ted Power, R (9, 1) ERA: 3.52	1.0		5	1	1	1	1	0	0	1	0	0	1	12	16	9.00	1.000

PITCHER	IP	WLS	BF	H	R	ER	SO	BB	IBB	HBP	BLK	WP	HR	S	P	ERA	WHIP
---------	----	-----	----	---	---	----	----	----	-----	-----	-----	----	----	---	---	-----	------

Batter	1	2	3	4	5	6	7	8	9	AB	R	H	RBI	BB	SO	LOB
Bill Doran, S OBP: 0.418, SLG: 0.411 (1, 4)	1-2 G4-3	2-0 F8			4-1 G5-3 BB		0-0 L4-6			3	0	0	0	1	0	1
Barry Larkin, R OBP: 0.413, SLG: 0.616 (1, 6)	3-2 PB 1B		1-3 K		0-0 G5-3		1-0 2B			4	0	2	0	0	1	1
Eric Davis, R OBP: 0.394, SLG: 0.446 (1, 8)	1-3 K 1-2		3-2 1B		2-3 K		3-2 P6			4	0	1	0	0	2	3
Paul O'Neill, L OBP: 0.353, SLG: 0.509 Keith Brown, S (6, 1) Todd Benzinger, S (8, PH) Ted Power, R (9, 1)	4-1 BB		1-3 SAFE P5		1-0 P5		1-2 F7			2	0	0	0	1	0	2
Hal Morris, L OBP: 0.338, SLG: 0.462 (1, 3)	0-1 F7		0-0 F8			0-0 G3		0-0 F7		4	0	0	0	0	0	3
Luis Quinones, S OBP: 0.245, SLG: 0.270 (1, 5)		0-1 F6		1-3 K		3-2 WP 1B		3-2 F8		4	0	1	0	0	1	0
Jeff Reed, L OBP: 0.344, SLG: 0.372 (1, 2)		1-1 2B E 1B		1-2 1B 2B		3-1 F7		0-3 K		4	1	2	0	0	1	1
Billy Hatcher, R OBP: 0.304, SLG: 0.368 (1, 7)		1-2 E7 G4-3 2B		0-0 1B		2-3 K		1-1 F7		4	1	2	0	0	1	1
Gino Minutelli, L Don Carman, L Herm Winningham, L (6, 9)		1-1 G4-3		1-3 K			0-0 L4-6 2B		1-2 P2	0	0	0	0	0	0	0
		3-H								2	0	0	1	0	1	1
										2	0	1	0	0	0	0

Inning Stats	R: 0	H: 1	E: 0	K: 1	S: 12	H: 2	LOB: 2	BB: 1	P: 21	R: 2	H: 2	E: 1	K: 0	S: 12	H: 1	LOB: 1	BB: 0	P: 13	R: 0	H: 2	E: 0	K: 2	S: 10	H: 0	LOB: 1	BB: 1	P: 13	R: 0	H: 1	E: 0	K: 1	S: 10	H: 2	LOB: 1	BB: 0	P: 18	R: 0	H: 2	E: 0	K: 0	S: 6	H: 0	LOB: 0	BB: 0	P: 10	R: 0	H: 0	E: 0	K: 0	S: 10	H: 0	LOB: 0	BB: 0	P: 14	R: 0	H: 0	E: 0	K: 1	S: 8	H: 0	LOB: 0	BB: 0	P: 10	1B: 5	SF: 0	2B: 5	SAC: 0	3B: 0	DP: 1	HR: 0	HBP: 0	WP: 1	PA: 36
PITCHER	IP	WLS	BF	H	R	ER	SO	BB	IBB	HBP	BLK	WP	HR	S	P	ERA	WHIP																																																								
Darryl Kile, R ERA: 3.54	(1, 1)	7.0	W	30	9	2	1	6	2	0	0	1	0	65	104	1.29	1.571																																																								
Jim Clancy, R ERA: 1.96	(8, 1)	2.0	S	6	0	0	1	0	0	0	0	0	0	18	24	0.00	0.000																																																								

BOTTOM

Houston Astros @ Cincinnati Reds
Riverfront Stadium, Cincinnati, OH
Sat Jun 29 1991, 7:05 PM EDT
Att: 42,608 - Sunny - 92 F

livebaseballscorecards.com

AB	34
R	2
H	9
RBI	1
BB	2
SO	7
LOB	13



Batter	1	2	3	4	5	6	7	8	9	AB R H RBI BB SO LOB	TOP														
Eric Yelding, R (1, 6) OBP: 0.280, SLG: 0.308	1-1 G3			1-1 G6-3		0-2 5 HR 1B		4-2 SH1-4 1B BB		3 1 1 0 1 0 0															
Steve Finley, L (1, 8) OBP: 0.342, SLG: 0.413	1-1 5 G6-4-3 1B			2-2 G6-3		1-1 F8		0-0 SH1-4		3 0 1 0 0 0 1															
5 Jeff Bagwell, R (1, 3) OBP: 0.369, SLG: 0.433	0-0 G6-4-3 1-2f			2-1 G5-3		1-0 HR		2-1 1B		4 1 2 3 0 0 1															
Luis Gonzalez, L (1, 7) OBP: 0.294, SLG: 0.433		3-2 G4-3			0-0 HR	2-1 F7		2-2 F8		3 1 1 1 0 0 0															
Mike Capel, R (6, 1)										0 0 0 0 0 0 0															
Ken Oberkfell, L (8, PH) OBP: 0.362, SLG: 0.281										1 0 0 0 0 0 1															
Jim Clancy, R (8, 1)										0 0 0 0 0 0 0															
Ken Caminiti, S (1, 5) OBP: 0.290, SLG: 0.341		0-0 F8			0-1 F7	2-2 L7			1-3 K	4 0 0 0 0 1 0															
Eric Anthony, L (1, 9) OBP: 0.232, SLG: 0.211		1-3 K																							
Rafael Ramirez, R (1, 4) OBP: 0.266, SLG: 0.289					0-1 F8	0-1 FC6 1B		3-3 K	0-3 K	3 0 0 0 1 3 0															
Carl Nichols, R (1, 2) OBP: 0.283, SLG: 0.271																									
Craig Biggio, R (9, PH) OBP: 0.384, SLG: 0.402				2-3 K		0-3 K		3-2 F9	0-0 P6	4 0 2 0 0 0 0															
Pete Harnisch, S (1, 1) OBP: 0.118, SLG: 0.118																									
Javier Ortiz, R (6, 7) OBP: 0.429, SLG: 0.389																									
Gerald Young, S (8, PR) OBP: 0.241, SLG: 0.286				1-3 K		1-0 FC6				3 0 0 0 0 2 2															
										1 0 0 0 0 0 1															
										2 0 0 0 0 1 2															
										1 0 1 0 0 0 0															
										0 1 0 0 0 0 0															
Inning Stats	R: 0 E: 0 K: 0 S: 5	H: 1 LOB: 0 BB: 0 P: 7	R: 0 E: 0 K: 1 S: 7	H: 0 LOB: 0 BB: 0 P: 11	R: 0 E: 0 K: 2 S: 8	H: 0 LOB: 0 BB: 0 P: 11	R: 0 E: 0 K: 0 S: 10	H: 0 LOB: 0 BB: 0 P: 15	R: 1 E: 0 K: 1 S: 11	H: 2 LOB: 2 BB: 1 P: 16	R: 2 E: 0 K: 0 S: 11	H: 2 LOB: 0 BB: 0 P: 17	R: 0 E: 0 K: 1 S: 9	H: 0 LOB: 0 BB: 0 P: 16	R: 1 E: 0 K: 0 S: 10	H: 2 LOB: 1 BB: 1 P: 19	R: 0 E: 0 K: 2 S: 8	H: 1 LOB: 1 BB: 0 P: 10	1B: 6 2B: 0 3B: 0 HR: 2	SF: 0 SAC: 1 DP: 1 HBP: 0	WP: 0 PB: 0 SB: 0 CS: 0	PA: 35			
PITCHER	IP	WLS	BF	H	R	ER	SO	BB	IBB	HBP	BLK	WP	HR	S	P	ERA	WHIP								
Chris Hammond, L (1, 1) ERA: 4.25	6.0	W	23	5	3	3	4	1	0	0	0	0	2	52	77	4.50	1.000								
Randy Myers, L (7, 1) ERA: 2.58	1.1		6	1	1	1	1	1	0	0	0	0	0	14	26	6.75	1.500								
Rob Dibble, R (8, 1) ERA: 1.34	1.2	S	6	2	0	0	2	0	0	0	0	0	0	13	19	0.00	1.200								

Houston Astros @ Cincinnati Reds
Riverfront Stadium, Cincinnati, OH

Sun Jun 30 1991, 3:33 AM EDT
Att. 31,775 - Cloudy - 92 F

livebaseballscorecards.com

AB	32
R	4
H	8
RBI	4
BB	2
SO	7
LOB	8



Batter	1	2	3	4	5	6	7	8	9	AB	R	H	RBI	BB	SO	LOB
Bill Doran, S OBP: 0.418, SLG: 0.433 (1, 4)	2-3 K	2-0 PO	2-0 F8		0-0 HR	2-1 BB 1B		1-3 K		5	1	2	2	0	2	0
Billy Hatcher, R OBP: 0.311, SLG: 0.390 (1, 7)	2-2 G6-3		1-0 G6-3		3-2 HR	4-1 BB 1B		0-0 2B		4	1	2	1	1	0	0
Barry Larkin, R OBP: 0.408, SLG: 0.605 (1, 6)	0-2 S 1B		1-1 E6 FC5-4		1-0 F9	2-2 G4-3		0-1 F8		5	0	1	0	0	0	3
Eric Davis, R OBP: 0.386, SLG: 0.435 (1, 8)	2-2 P3 1-2		2-1 FC5-4 1-2f		2-3 K					4	0	0	0	0	2	2
Paul O'Neill, L OBP: 0.359, SLG: 0.525 (1, 9)		0-0 G4-3 BLK 1B		0-1 S 1B	1-0 HR			2-2 G4-3		4	2	3	1	0	0	0
Hal Morris, L OBP: 0.340, SLG: 0.463 (1, 3)		0-2 G4-3 1-3		0-1 F7 SAFE	0-0 CS 1B			2-1 BB 1B		4	0	2	0	0	0	2
Jeff Reed, L OBP: 0.353, SLG: 0.370 (1, 2)		4-0 SH5-4 PO BB		1-3 K 1-2	1-0 CS 1-2	4-1 F9 SH1-4 BB		4-1 BB BB		1	1	0	0	3	1	1
Luis Quinones, S OBP: 0.258, SLG: 0.275 (1, 5)		0-0 SH5-4 1B		4-0 IBB		0-0 SH1-4		3-3 K		2	0	1	1	1	1	2
Rob Dibble, L (8, 1)		1-2 3-H				1-2 F9				0	0	0	0	0	0	0
Chris Hammond, L OBP: 0.333, SLG: 0.320 (1, 1)		0-0 SH5-4		1-2 P8		1-0 F9		0-0 F9		1	0	0	0	0	0	2
Todd Benzinger, S OBP: 0.244, SLG: 0.269 (6, PH)										1	0	0	0	0	0	1
Randy Myers, L OBP: 0.400, SLG: 0.400 (7, 1)										0	0	0	0	0	0	0
Chris Sabo, R OBP: 0.349, SLG: 0.458 (8, 5)										1	0	0	0	0	0	0

Inning Stats	R: 0	H: 1	E: 0	K: 1	S: 13	R: 1	H: 2	E: 0	K: 0	S: 6	R: 0	H: 0	E: 1	K: 0	S: 7	R: 0	H: 1	E: 0	K: 1	S: 10	R: 3	H: 4	E: 0	K: 1	S: 13	R: 1	H: 1	E: 0	K: 0	S: 9	R: 0	H: 1	E: 0	K: 2	S: 15	R: 0	H: 1	E: 0	K: 1	S: 9
	LOB: 1	BB: 0	P: 19	LOB: 1	BB: 1	P: 12	LOB: 2	BB: 1	P: 16	LOB: 0	BB: 0	P: 21	LOB: 2	BB: 2	P: 22	LOB: 2	BB: 1	P: 28	LOB: 1	BB: 0	P: 10	LOB: 0	BB: 0	P: 28	LOB: 2	BB: 1	P: 10	LOB: 1	BB: 0	P: 10	LOB: 0	BB: 0	P: 10	LOB: 2	SAC: 2	DP: 0	HBP: 0			

PITCHER	IP	WLS	BF	H	R	ER	SO	BB	IBB	HBP	BLK	WP	HR	S	P	ERA	WHIP
Pete Harnisch, R ERA: 2.32 (1, 1)	5.2	L	29	9	5	5	3	3	1	0	1	0	3	55	97	7.94	2.118
Mike Capel, R ERA: 1.46 (6, 1)	1.1		6	1	0	0	2	1	0	0	0	0	0	18	33	0.00	1.500
Jim Clancy, R ERA: 1.91 (8, 1)	1.0		4	1	0	0	1	0	0	0	0	0	0	9	10	0.00	1.000


BOTTOM

Houston Astros @ Cincinnati Reds
Riverfront Stadium, Cincinnati, OH

Sun Jun 30 1991, 3:33 AM EDT
Att: 31,775 - Cloudy - 92 F

AB	32
R	5
H	11
RBI	5
BB	5
SO	6
LOB	13

livebaseballscorecards.com



WP: 0	PA: 41
PB: 0	
SB: 2	
CS: 1	

Batter	1	2	3	4	5	6	7	8	9	AB	R	H	RBI	BB	SO	LOB	TOP
Craig Biggio, R OBP: 0.384, SLG: 0.400 (1, 2)	1-1 F8	4-0 1B 5 1B IBB		0-0 B5-3			3-2 P4	0-1 1-2 2-H 5 1B 1B		4	1	1	1	1	0	0	
Steve Finley, L OBP: 0.343, SLG: 0.413 (1, 8) (7, 9)	2-2 G6-3	0-0 5 1B 1-3 2-H 3-H 1B		1-2 G1-3			0-0 5 HR 1B	1-2 P6		5	1	2	2	0	0	2	
5 Jeff Bagwell, R OBP: 0.377, SLG: 0.449 (1, 3)	4-2 BB	0-0 FC4-6 1B		1-0 F8			1-0 1-H HR	2-2 1-2 2-H 1B		4	1	3	4	1	0	0	
Luis Gonzalez, L OBP: 0.293, SLG: 0.429 (1, 7)	2-1 P4	0-1 FC4-6 1-2f		2-1 F8			0-0 FC6-3 BB 1B	3-2 F7		5	0	1	0	0	0	5	
Ken Caminiti, S OBP: 0.292, SLG: 0.339 (1, 5)		1-2 WP 1B 1B		1-1 F9			0-0 F7	2-1 F9		4	1	1	0	1	0	2	
Eric Anthony, L OBP: 0.233, SLG: 0.213 (1, 9) Gerald Young, S OBP: 0.255, SLG: 0.300 (7, 8)		3-2 SH1-4 1-H 1B 1B		1-0 P4			1-3 K			4	1	1	1	0	2	2	
Eric Yelding, R OBP: 0.286, SLG: 0.311 (1, 6)		2-1 SH1-4 1B 1B		4-2 1B BB			3-2 CS 1B			4	1	2	0	1	0	3	
Casey Candaele, S OBP: 0.303, SLG: 0.350 (1, 4)		0-0 F9		0-1 1B			0-3 K			5	1	2	0	0	1	3	
Mark Portugal, R OBP: 0.290, SLG: 0.231 (1, 1) Ken Oberkfell, L OBP: 0.371, SLG: 0.281 (8, PH) Al Osuna, R (8, 1) Mike Capel, R (9, 1)		0-1 SH1-4		2-1 P3			0-0 G6-3			2	0	0	0	0	0	2	
Inning Stats	R: 0 E: 0 K: 0 S: 12 H: 0 LOB: 1 BB: 1 P: 21	R: 4 E: 0 K: 0 S: 18 H: 5 LOB: 2 BB: 1 P: 28	R: 0 E: 0 K: 0 S: 9 H: 1 LOB: 2 BB: 1 P: 17	R: 0 E: 0 K: 0 S: 6 H: 0 LOB: 0 BB: 0 P: 8	R: 0 E: 0 K: 1 S: 7 H: 0 LOB: 0 BB: 0 P: 10	R: 0 E: 0 K: 1 S: 8 H: 1 LOB: 0 BB: 0 P: 11	R: 2 E: 0 K: 1 S: 15 H: 3 LOB: 2 BB: 1 P: 25	R: 2 E: 0 K: 0 S: 17 H: 3 LOB: 2 BB: 1 P: 30	R: 0 E: 0 K: 0 S: 3 H: 1 LOB: 0 BB: 0 P: 6	1B: 13 2B: 0 3B: 0 HR: 1 SF: 0 SAC: 1 DP: 1 HBP: 0	WP: 2 PB: 0 SB: 0 CS: 1 PA: 44						
PITCHER	IP WLS BF H R ER SO BB IBB HBP BLK WP HR S P ERA WHIP	IP WLS BF H R ER SO BB IBB HBP BLK WP HR S P ERA WHIP	IP WLS BF H R ER SO BB IBB HBP BLK WP HR S P ERA WHIP	IP WLS BF H R ER SO BB IBB HBP BLK WP HR S P ERA WHIP	IP WLS BF H R ER SO BB IBB HBP BLK WP HR S P ERA WHIP	IP WLS BF H R ER SO BB IBB HBP BLK WP HR S P ERA WHIP	IP WLS BF H R ER SO BB IBB HBP BLK WP HR S P ERA WHIP	IP WLS BF H R ER SO BB IBB HBP BLK WP HR S P ERA WHIP	IP WLS BF H R ER SO BB IBB HBP BLK WP HR S P ERA WHIP	IP WLS BF H R ER SO BB IBB HBP BLK WP HR S P ERA WHIP	IP WLS BF H R ER SO BB IBB HBP BLK WP HR S P ERA WHIP	IP WLS BF H R ER SO BB IBB HBP BLK WP HR S P ERA WHIP	IP WLS BF H R ER SO BB IBB HBP BLK WP HR S P ERA WHIP	IP WLS BF H R ER SO BB IBB HBP BLK WP HR S P ERA WHIP	IP WLS BF H R ER SO BB IBB HBP BLK WP HR S P ERA WHIP	IP WLS BF H R ER SO BB IBB HBP BLK WP HR S P ERA WHIP	IP WLS BF H R ER SO BB IBB HBP BLK WP HR S P ERA WHIP

Houston Astros @ San Francisco Giants
Candlestick Park, San Francisco, CA
Tue Jul 02 1991, 10:05 PM EDT
Att. 13,294 - Sunny - 64 F

livebaseballscorecards.com

AB	38
R	8
H	14
RBI	8
BB	5
SO	3
LOB	19



Batter	1	2	3	4	5	6	7	8	9	AB	R	H	RBI	BB	SO	LOB
Mike Felder, S (1, 8) OBP: 0.347, SLG: 0.372	1-3 K		0-1 G4-3			1-0 G4-3		1-1 1B	4-1 BB	4	1	1	0	1	1	0
Mike Kingery, L (1, 9) OBP: 0.303, SLG: 0.262 Greg Litton, R (8, PH) OBP: 0.227, SLG: 0.267 (9, 9)	4-1 FC6-4 BB		1-1 F7			1-1 F7		3-3 K	2-1 G6-3	2	0	0	0	1	0	0
Will Clark, L (1, 3) OBP: 0.347, SLG: 0.498	0-0 F8				4-2 G6-4-3 BB	1-0 HR		0-0 F7		3	1	1	1	1	0	2
Kevin Mitchell, R (1, 7) OBP: 0.383, SLG: 0.603	3-0 FC6-4				1-0 G6-4-3	0-2 L8		2-2 FC6-4 1B		4	0	1	1	0	0	2
Matt Williams, R (1, 5) OBP: 0.266, SLG: 0.394					1-3 K			0-1 FC6-4		4	0	1	0	0	1	1
Robby Thompson, R (1, 4) OBP: 0.350, SLG: 0.447					1-0 G6-3			0-1 1B	4-1 G4-3 1B BB	3	2	1	0	1	1	1
Terry Kennedy, L (1, 2) OBP: 0.267, SLG: 0.346					2-1 1B			1-0 E9 WP 1-H 1B	1-1 G4-3	4	0	2	0	0	0	2
Tony Perezchica, R (1, 6) OBP: 0.333, SLG: 0.448					1-3 K			0-0 G5-3	1-3 K	4	0	0	0	0	2	4
Bud Black, L (1, 1) OBP: 0.214, SLG: 0.238 Jose Segura, R (7, 1) Mark Leonard, L (7, PH) OBP: 0.276, SLG: 0.375 Michael LaCoss, R (8, 1) OBP: 0.300, SLG: 0.222 Dave Anderson, R (9, PH) OBP: 0.317, SLG: 0.344					3-2 G6-3			1-3 K	0-0 BB 1B	2	0	0	0	0	1	1

Inning Stats	R: 0	H: 0	E: 0	K: 1	S: 6	R: 0	H: 1	E: 0	K: 1	S: 9	R: 0	H: 0	E: 0	K: 1	S: 7	R: 0	H: 0	E: 0	K: 1	S: 8	R: 0	H: 1	E: 0	K: 1	S: 11	R: 1	H: 1	E: 0	K: 0	S: 8	R: 1	H: 2	E: 1	K: 1	S: 9	R: 1	H: 2	E: 0	K: 1	S: 12	R: 1	H: 1	E: 0	K: 1	S: 10	1B: 6	SF: 0	2B: 1	SAC: 0	3B: 0	DP: 1	HR: 1	HBP: 0	WP: 1	PA: 38
--------------	------	------	------	------	------	------	------	------	------	------	------	------	------	------	------	------	------	------	------	------	------	------	------	------	-------	------	------	------	------	------	------	------	------	------	------	------	------	------	------	-------	------	------	------	------	-------	-------	-------	-------	--------	-------	-------	-------	--------	-------	--------

PITCHER	IP	WLS	BF	H	R	ER	SO	BB	IBB	HBP	BLK	WP	HR	S	P	ERA	WHIP
Mark Portugal, R (1, 1) ERA: 3.87	7.0		27	5	2	2	6	2	0	0	0	1	1	58	92	2.57	1.000
Al Osuna, L (8, 1) ERA: 2.72	1.0		5	2	1	1	1	0	0	0	0	0	0	12	18	9.00	2.000
Mike Capel, R (9, 1) ERA: 2.03	1.0		6	1	1	1	1	2	0	0	0	0	0	10	22	9.00	3.000

BOTTOM

Houston Astros @ San Francisco Giants
Candlestick Park, San Francisco, CA

livebaseballscorecards.com

AB	34
R	4
H	8
RBI	3
BB	4
SO	8
LOB	17



Tue Jul 02 1991, 10:05 PM EDT
Att. 13,294 - Sunny - 64 F

Batter	1	2	3	4	5	6	7	8	9	AB R H RBI BB SO LOB	TOP											
Steve Finley, L (1, 8) OBP: 0.344, SLG: 0.412 (8, 9)	2-2 G4-3 SF8 1B		2-1 E6 G4-3		1-1 G4-3 2-3		1-2 F9		0-0 HR 1B	5 2 2 1 0 0 1												
Craig Biggio, R (1, 2) OBP: 0.388, SLG: 0.404	1-2 SF8 5 G4-3 1B		0-0 G4-3		2-2 5 WP 1B		1-3 K		0-1 HR 1B	5 2 3 1 0 1 1												
5 Jeff Bagwell, R (1, 3) OBP: 0.377, SLG: 0.444	1-2 G4-3		3-3 K		4-2 1B BB			4-2 PB 2B BB	3-3 K	3 1 0 0 2 2 5												
Luis Gonzalez, L (1, 7) OBP: 0.295, SLG: 0.442	2-1 SF8		2-3 K		3-1 1-3 2-H 1B		1-2 F7		1-2 HR	4 1 2 5 0 1 2												
Ken Caminiti, S (1, 5) OBP: 0.294, SLG: 0.351	2-3 K			2-2 G5-3		0-0 F8		3-2 2-H 2B	1-2 3B	5 0 2 1 0 1 3												
Eric Anthony, L (1, 9) OBP: 0.222, SLG: 0.203 Gerald Young, S (8, 8) OBP: 0.250, SLG: 0.294		2-0 F5		0-0 G4-3		1-3 K		1-3 K	2-2 G5-3	4 0 0 0 0 2 1 1 0 0 0 0 0 1												
Eric Yelding, R (1, 6) OBP: 0.282, SLG: 0.306		0-0 F8		0-1 P3		0-0 G6-3		0-2 P3		4 0 0 0 0 0 1												
Casey Candaele, S (1, 4) OBP: 0.310, SLG: 0.370		0-1 HR			3-2 G4-3 SH2-4 1B 1B		1-1 P5		2-2 G4-3 WP 1B 1B	4 3 3 1 0 0 0												
Jim Deshaies, L (1, 1) OBP: 0.172, SLG: 0.077 Ken Oberkfell, L (9, PH) OBP: 0.366, SLG: 0.276 Jim Clancy, R (9, 1)		2-3 K			0-0 SH2-4		0-1 G4-3		1-0 G4-3	2 0 0 0 0 1 0 1 0 0 0 0 0 1 0 0 0 0 0 0 0												
Inning Stats	R: 1 E: 0 K: 1 S: 15	H: 2 LOB: 1 BB: 0 P: 23	R: 1 E: 0 K: 1 S: 8	H: 1 LOB: 0 BB: 0 P: 12	R: 0 E: 1 K: 2 S: 9	H: 0 LOB: 1 BB: 0 P: 16	R: 0 E: 0 K: 0 S: 6	H: 0 LOB: 0 BB: 0 P: 8	R: 2 E: 0 K: 0 S: 15	H: 3 LOB: 2 BB: 1 P: 28	R: 0 E: 0 K: 1 S: 8	H: 0 LOB: 0 BB: 0 P: 10	R: 0 E: 0 K: 1 S: 9	H: 0 LOB: 0 BB: 0 P: 11	R: 1 E: 0 K: 1 S: 18	H: 1 LOB: 1 BB: 1 P: 29	R: 4 E: 0 K: 1 S: 23	H: 5 LOB: 1 BB: 0 P: 33	1B: 8 2B: 1 3B: 1 HR: 2	SF: 1 SAC: 1 DP: 0 HBP: 0	WP: 2 PB: 1 SB: 0 CS: 0	PA: 42
PITCHER	IP WLS BF H R ER SO BB IBB HBP BLK WP HR S P ERA WHIP																					
John Burkett, R (1, 1) ERA: 3.34	5.0 L 23 6 4 4 4 1 0 0 0 1 1 53 87 7.20 1.400																					
Kelly Downs, R (6, 1) ERA: 3.96	3.0 11 1 1 0 3 1 0 0 0 0 0 35 50 0.00 0.667																					
Francisco Oliveras, R (9, 1) ERA: 2.83	1.0 8 5 4 4 1 0 0 0 0 1 1 23 33 36.00 5.000																					

Houston Astros @ San Francisco Giants
 Candlestick Park, San Francisco, CA
 Wed Jul 03 1991, 10:05 PM EDT
 Att. 33,774 - Sunny - 68 F

livebaseballscorecards.com

AB	38
R	9
H	12
RBI	9
BB	2
SO	8
LOB	16



Batter	1	2	3	4	5	6	7	8	9	AB	R	H	RBI	BB	SO	LOB
Mike Felder, S OBP: 0.346, SLG: 0.370 (1, 8)	0-0 G6-3			1-1 G5-3		3-2 G6-3		3-2 1B		4	0	1	0	0	0	0
Robby Thompson, R OBP: 0.348, SLG: 0.444 (1, 4)	1-1 F9			3-2 F8 BB 1B		0-0 L4		2-1 P3		4	0	1	0	0	0	2
Will Clark, L OBP: 0.349, SLG: 0.496 (1, 3)	3-2 G4-3			4-1 1B		0-0 1B		3-3 K		3	0	1	0	1	1	2
Kevin Mitchell, R OBP: 0.380, SLG: 0.593 (1, 7)			3-1 P6	1-0 F8		2-2 P4		0-2 G5-4-3 1B		4	0	1	0	0	0	3
Matt Williams, R OBP: 0.266, SLG: 0.392 (1, 5)		2-0 L7		2-3 K			3-1 P3		1-2 G5-4-3 1B	4	0	1	0	0	1	2
Greg Litton, R OBP: 0.221, SLG: 0.260 (1, 9)			3-2 G5-3		1-1 P4		0-1 P4		0-2 G5-4-3	3	0	0	0	0	0	0
Mark Leonard, L OBP: 0.273, SLG: 0.370 (9, PH)									1-2 2-3	1	0	0	0	0	0	2
Steve Decker, R OBP: 0.266, SLG: 0.337 (1, 2)			3-2 P4	2-0 1B		3-2 L8		1-3 K		3	0	1	0	0	0	0
Terry Kennedy, L OBP: 0.265, SLG: 0.343 (9, PH)					0-0 P2					1	0	0	0	0	1	1
Tony Perezchica, R OBP: 0.303, SLG: 0.406 (1, 6)			0-3 K	0-1 G5-3		1-1 F8		4-1 1B BB		3	0	0	0	0	1	1
John Burkett, R OBP: 0.138, SLG: 0.143 (1, 1)										1	0	0	0	0	0	0
Dave Anderson, R OBP: 0.314, SLG: 0.341 (5, PH)										1	0	0	0	0	0	1
Kelly Downs, R (6, 1)										0	0	0	0	0	0	0
Mike Kingery, L OBP: 0.312, SLG: 0.262 (8, PH)										0	0	0	0	0	1	0
Francisco Oliveras, R OBP: 0.286, SLG: 0.286 (9, 1)										0	0	0	0	0	0	0

Inning Stats	R: 0	H: 0	E: 0	K: 0	S: 6	R: 0	H: 0	E: 0	K: 0	S: 6	R: 0	H: 0	E: 0	K: 1	S: 12	R: 0	H: 1	E: 0	K: 0	S: 6	R: 0	H: 1	E: 0	K: 0	S: 8	R: 0	H: 0	E: 0	K: 0	S: 7	R: 0	H: 1	E: 0	K: 1	S: 12	R: 0	H: 2	E: 0	K: 1	S: 12	1B: 6	2B: 0	3B: 0	HR: 0	SF: 0	SAC: 0	DP: 1	HBP: 0	WP: 0	PA: 34
PITCHER	IP	WLS	BF	H	R	ER	SO	BB	IBB	HBP	BLK	WP	HR	S	P	ERA	WHIP																																	
Jim Deshaies, L ERA: 5.06 (1, 1)	8.0		30	4	0	0	3	2	0	0	0	0	0	69	123	0.00	0.750																																	
Jim Clancy, R ERA: 1.87 (9, 1)	1.0		4	2	0	0	1	0	0	0	0	0	0	12	14	0.00	2.000																																	

BOTTOM

Houston Astros @ San Francisco Giants
Candlestick Park, San Francisco, CA

Wed Jul 03 1991, 10:05 PM EDT
Att. 33,774 - Sunny - 68 F

AB	32
R	0
H	6
RBI	0
BB	2
SO	4
LOB	14



WP: 0	PA: 34
PB: 0	SB: 0
CS: 0	

livebaseballscorecards.com

Batter	1	2	3	4	5	6	7	8	9	AB R H RBI BB SO LOB	TOP											
Craig Biggio, R (1, 2) OBP: 0.386, SLG: 0.398	4-1 5 HBP 2B BB	2-2 F8		0-1 F7		2-2 E6 5 1B G3	4-1 1B BB	2-1 L4		4 2 0 0 2 0 3												
Steve Finley, L (1, 9) OBP: 0.347, SLG: 0.412	1-1 5 HBP 2B 1B	0-0 P1		4-0 BB		1-1 G3	0-0 1B		0-0 G4-3	5 1 2 1 1 0 2												
5 Jeff Bagwell, R (1, 3) OBP: 0.383, SLG: 0.455	1-2 2B G1-4-3 HBP		0-1 HR 1B	2-3 K		2-1 1B WP 1B	2-3 K		0-0 BB 3B	5 3 3 2 0 2 4												
Luis Gonzalez, L (1, 7) OBP: 0.299, SLG: 0.439	0-1 P2		0-3 K 1B		4-1 CS BB	1-1 1B	1-0 F9		4-2 BB BB BB	4 0 1 0 2 1 6												
Ken Caminiti, S (1, 5) OBP: 0.301, SLG: 0.368	0-1 G1-4-3 1-3 2-H 3-H 2B		3-2 HR		1-0 F8	0-0 L9		2-2 1B HBP 2B	4-0 BB BB	4 2 2 4 1 0 3												
Rafael Ramirez, R (1, 6) OBP: 0.269, SLG: 0.291	0-0 G1-4-3		1-0 G4-3		1 SAFE 3-2 G6-3		1-0 FC4-6 1B	1-1 2B G4-3 1B	1-1 P2	6 1 2 1 0 0 5												
Gerald Young, S (1, 8) OBP: 0.274, SLG: 0.309	4-2 FC4 BB		1-2 F8		1-0 E2 1B	1-1 FC4-6 HR	1-1 G4-3 2B	4-0 1-2 2-3 3-H BB		4 2 1 2 2 0 1												
Casey Candaele, S (1, 4) OBP: 0.311, SLG: 0.382	1-0 FC4		1-0 E4 PB SH3	1-0 E4 PB SH3		0-2 FC3-6 1B	1 SAFE 2-1 HR	3-2 G4-3	0-0 P5	6 1 2 4 0 0 6												
Darryl Kile, R (1, 1)			1-3 K	0-0 SH3		2-0 FC3-6 5 1B	4-2 BB 1B	0-3 K		2 2 0 0 1 1 1												
Ken Oberkfell, L (8, PH) OBP: 0.361, SLG: 0.271				1-2 SH3						1 0 0 0 0 1 1												
Jim Corsi, R (8, 1)										0 0 0 0 0 0 0												
Xavier Hernandez, L (9, 1)										0 0 0 0 0 0 0												
Inning Stats	R: 3 E: 0 K: 0 S: 13	H: 2 LOB: 2 BB: 2 P: 24	R: 0 E: 0 K: 1 S: 10	H: 0 LOB: 0 BB: 0 P: 13	R: 2 E: 0 K: 1 S: 14	H: 2 LOB: 0 BB: 1 P: 19	R: 0 E: 0 K: 1 S: 7	H: 0 LOB: 2 BB: 1 P: 14	R: 0 E: 0 K: 0 S: 7	H: 0 LOB: 0 BB: 1 P: 15	R: 3 E: 2 K: 0 S: 15	H: 3 LOB: 2 BB: 0 P: 24	R: 3 E: 0 K: 1 S: 15	H: 3 LOB: 2 BB: 2 P: 30	R: 2 E: 0 K: 1 S: 14	H: 2 LOB: 1 BB: 0 P: 24	R: 1 E: 0 K: 0 S: 7	H: 1 LOB: 3 BB: 3 P: 20	1B: 8 2B: 2 3B: 1 HR: 2	SF: 0 SAC: 1 DP: 0 HBP: 2	WP: 1 PB: 1 SB: 1 CS: 1	PA: 53
PITCHER	IP WLS BF H R ER SO BB IBB HBP BLK WP HR S P ERA WHIP											PITCHER	IP WLS BF H R ER SO BB IBB HBP BLK WP HR S P ERA WHIP									
Trevor Wilson, L (1, 1) ERA: 3.97	5.0 L 24 4 5 5 3 4 0 1 0 0 1 51 85 9.00 1.600																					
Jose Segura, R (6, 1) ERA: 4.41	1.1 14 6 6 3 0 2 0 0 0 1 1 25 46 20.25 6.000																					
Francisco Oliveras, R (7, 1) ERA: 2.79	0.2 2 0 0 0 1 0 0 0 0 0 0 5 8 0.00 0.000																					
Jeff Brantley, R (8, 1) ERA: 2.51	1.0 6 2 2 2 1 0 0 1 0 0 0 14 24 18.00 2.000																					
Greg Litton, R (9, 1) ERA: 9.0	1.0 7 1 1 1 0 3 0 0 0 0 0 7 20 9.00 4.000																					

Houston Astros @ San Francisco Giants
 Candlestick Park, San Francisco, CA

AB 41
 R 14
 H 13
 RBI 14
 BB 9
 SO 5
 LOB 32



Thu Jul 04 1991, 10:05 PM EDT
 Att. 29,341 - Sunny - 64 F

livebaseballscorecards.com

Batter	1	2	3	4	5	6	7	8	9	AB	R	H	RBI	BB	SO	LOB	BOTTOM					
Mike Felder, S (1, 8) OBP: 0.339, SLG: 0.362	3-3 ①		0-0 FC4-6 G5-4-3 1-2f		2-1 FC4-6 1-2f 2-3		1-0 FC3-6 1B 1-2f		3-1 G4-3	5	0	0	0	0	1	4	<p>Houston Astros @ San Francisco Giants Candlestick Park, San Francisco, CA</p> <p>Thu Jul 04 1991, 10:05 PM EDT Att. 29,341 - Sunny - 64 F</p> <p>livebaseballscorecards.com</p>					
Robby Thompson, R (1, 4) OBP: 0.346, SLG: 0.443	0-2 G5-3		0-0 G5-4-3 1-2f		1-2 F9		2-3 		0-2 G6-3 1B 2B	5	1	1	0	0	1	4						
Will Clark, L (1, 3) OBP: 0.347, SLG: 0.491	1-3 ③			2-3 		0-1 F7		0-0 1B 1-2	0-0 G6-3 2-3	5	0	1	0	0	2	1						
Kevin Mitchell, R (1, 7) OBP: 0.392, SLG: 0.618		4-2 1B 1B		0-1 1B		3-1 		2-1 G5-3	2-2 1B 3-H	4	2	3	2	1	0	2						
Matt Williams, R (1, 5) OBP: 0.268, SLG: 0.403		0-3 ①		3-3 ②		2-3 		1-1 1B 1B	2-1 1B 1-H	5	1	2	2	0	3	2						
Mark Leonard, L (1, 9) OBP: 0.280, SLG: 0.364		4-0 SAFE 1-2 		1-1 G6-3 1-2		0-0 1B		2-3 ①	2-2 G4-3 ③	4	1	1	0	1	1	2						
Terry Kennedy, L (1, 2) OBP: 0.273, SLG: 0.375		1-1 P7				0-0 FC4-6 G4-3 1B		0-1 1B 1-H	3-1 F7 ②	4	1	2	2	0	0	3						
Steve Decker, R (9, 2) OBP: 0.266, SLG: 0.337										0	0	0	0	0	0	0						
Dave Anderson, R (1, 6) OBP: 0.308, SLG: 0.333		2-0 P3				1-0 G4-3		0-0 L8 ③	1-2 1B	3	0	0	0	0	0	3						
Francisco Oliveras, R (7, 1) OBP: 0.296, SLG: 0.286										0	0	0	0	0	0	0						
Jeff Brantley, R (8, 1)										0	0	0	0	0	0	0						
Greg Litton, R (8, PH) OBP: 0.228, SLG: 0.267										1	0	1	0	0	0	0						
Trevor Wilson, L (1, 1) OBP: 0.350, SLG: 0.235			1-2 FC4-6 1B			3-1 FC4-6 1B		2-1 FC3-6 1B	0-1 G1-3 ③	1	0	1	0	0	0	0						
Mike Kingery, L (5, PH) OBP: 0.321, SLG: 0.273										1	0	1	0	0	0	0						
Jose Segura, R (6, 1)										0	0	0	0	0	0	0						
Tony Perezchica, R (7, 6) OBP: 0.314, SLG: 0.412										2	0	1	0	0	0	2						
Inning Stats	R: 0 E: 0 K: 2 S: 9	H: 0 LOB: 0 BB: 0 P: 13	R: 0 E: 0 K: 1 S: 8	H: 0 LOB: 2 BB: 2 P: 19	R: 0 E: 0 K: 0 S: 6	H: 1 LOB: 0 BB: 0 P: 7	R: 0 E: 0 K: 2 S: 11	H: 1 LOB: 1 BB: 0 P: 17	R: 0 E: 0 K: 0 S: 9	H: 2 LOB: 2 BB: 0 P: 16	R: 3 E: 0 K: 1 S: 12	H: 3 LOB: 0 BB: 0 P: 17	R: 0 E: 0 K: 1 S: 9	H: 2 LOB: 2 BB: 0 P: 16	R: 0 E: 0 K: 1 S: 13	H: 2 LOB: 2 BB: 0 P: 20	R: 3 E: 0 K: 0 S: 16	H: 3 LOB: 0 BB: 0 P: 25	1B: 10 2B: 1 3B: 0 HR: 3	SF: 0 SAC: 0 DP: 1 HBP: 0	WP: 0 PB: 1 SB: 0 CS: 0	PA: 42
PITCHER	IP WLS BF H R ER SO	W W 5 2 0 0 1	31 3 0 3 3 0 0	9 3 0 3 3 0 0	3 3 0 3 3 0 0	ER SO BB IBB HBP BLK	7 7 0 0 0 0 0	BB IBB HBP BLK	2 0 0 0 0 0 0	WP HR S P	0 0 13 20	0 0 16 25	ERA WHIP	3.86 1.571	0.00 2.000	27.00 3.000	WP HR S P	0 0 1 0	ERA WHIP			

AB 40
R 6
H 14
RBI 6
BB 2
SO 8
LOB 23



Batter	1	2	3	4	5	6	7	8	9	AB R H RBI BB SO LOB	TOP									
Bill Doran, S (1, 4) OBP: 0.419, SLG: 0.448	1-3 K		0-1 P6		1-2 F9		4-2 FC6-4 BB			3 0 0 0 1 1 2										
Billy Hatcher, R (1, 7) OBP: 0.314, SLG: 0.390	0-1 G5-3		1-2 E6 2-H 1B		1-0 F9		1-1 FC6-4 1-2f			4 0 1 1 0 0 2										
Barry Larkin, R (1, 6) OBP: 0.402, SLG: 0.576	2-2 1B		4-1 BB		3-1 1B			2-2 G1-3		3 0 2 0 1 0 0										
Paul O'Neill, L (1, 9) OBP: 0.360, SLG: 0.514	1 SAFE 1-2 F8		0-0 G3-1		2-0 P6			1-1 F9		4 0 0 0 0 0 5										
Hal Morris, L (1, 3) OBP: 0.345, SLG: 0.462		3-1 G3		4-0 BB		0-1 L9		2-2 F8		3 0 0 0 1 0 0										
Chris Sabo, R (1, 5) OBP: 0.349, SLG: 0.471		2-1 P2		0-1 F7		0-3 K		2-2 F7		4 0 0 0 0 1 1										
Herm Winningham, L (1, 8) OBP: 0.274, SLG: 0.326		2-2 F7		0-1 F7		3-3 K		0-1 E5		4 0 0 0 0 1 1										
Joe Oliver, R (1, 2) OBP: 0.289, SLG: 0.389			2-2 P6	1 SAFE 1-2 G6-3			0-0 G6-3		1-1 G6-3	4 0 0 0 0 0 2										
Chris Hammond, L (1, 1) OBP: 0.379, SLG: 0.407			2-1 E		1-1 1B		2-2 G4-3		0-0 G4-3	2 1 2 0 0 0 0										
Todd Benzinger, S (7, PH) OBP: 0.241, SLG: 0.264										1 0 0 0 0 0 0										
Randy Myers, L (7, 1) OBP: 0.400, SLG: 0.400										0 0 0 0 0 0 0										
Luis Quinones, S (9, PH) OBP: 0.255, SLG: 0.272										1 0 0 0 0 0 1										
Rob Dibble, L (9, 1)										0 0 0 0 0 0 0										
Inning Stats	R: 0 E: 0 K: 1 S: 13	H: 1 LOB: 1 BB: 0 P: 17	R: 0 E: 0 K: 0 S: 7	H: 0 LOB: 0 BB: 0 P: 14	R: 1 E: 1 K: 0 S: 12	H: 2 LOB: 2 BB: 1 P: 21	R: 0 E: 0 K: 0 S: 8	H: 0 LOB: 1 BB: 1 P: 12	R: 0 E: 0 K: 2 S: 9	H: 0 LOB: 0 BB: 0 P: 12	R: 0 E: 0 K: 0 S: 8	H: 0 LOB: 1 BB: 1 P: 15	R: 0 E: 0 K: 0 S: 12	H: 0 LOB: 0 BB: 0 P: 17	R: 0 E: 1 K: 0 S: 9	H: 0 LOB: 1 BB: 0 P: 12	1B: 4 2B: 1 3B: 0 HR: 0	SF: 0 SAC: 0 DP: 0 HBP: 0	WP: 0 PB: 0 SB: 0 CS: 0	PA: 36
PITCHER Pete Harnisch, R (1, 1) ERA: 2.22	IP: 9.0 WLS: L BF: 36 H: 5 R: 1 ER: 1 SO: 3 BB: 3 IBB: 0 HBP: 0 BLK: 0 WP: 0 HR: 0 S: 89 P: 139 ERA: 1.00 WHIP: 0.889																			

Cincinnati Reds @ Houston Astros
Astrodome, Houston, TX
Fri Jul 05 1991, 8:05 PM EDT
Att: 24,117 - Dome - 70 F

livebaseballscorecards.com

AB	33
R	1
H	5
RBI	1
BB	3
SO	3
LOB	14



Batter	1	2	3	4	5	6	7	8	9	AB	R	H	RBI	BB	SO	LOB
Eric Yelding, R OBP: 0.278, SLG: 0.301 (1, 6)	0-0 G6-3		0-1 G6-3			1 SAFE 2-1 F9			1-3 K	4	0	0	0	0	1	3
Steve Finley, L OBP: 0.349, SLG: 0.413 (1, 8)	1-3 K			1-1 FC6-4 1B		1-1 G6-4-3			0-0 1B	4	0	2	0	0	1	1
5 Jeff Bagwell, R OBP: 0.361, SLG: 0.451 (1, 3)	2-1 G6-3			2-1 L7			1-0 F9		0-0 1B	4	0	1	0	0	0	1
Luis Gonzalez, L OBP: 0.295, SLG: 0.432 (1, 7)		1-1 F7		1-3 K			3-2 P5		1-2 F8	4	0	0	0	0	1	3
Ken Caminiti, S OBP: 0.298, SLG: 0.364 (1, 5)		1-0 G5-3		2-1 FC6-4			0-0 F9			3	0	0	0	0	0	1
Javier Ortiz, R OBP: 0.375, SLG: 0.333 (1, 9)		1-3 K			1-3 K			1-0 F9		3	0	0	0	0	2	0
Mark Davidson, R OBP: 0.301, SLG: 0.236 (9, 9)										0	0	0	0	0	0	0
Casey Candaele, S OBP: 0.311, SLG: 0.381 (1, 4)			1-2 SH1-4 1B		2-2 L3			2-2 G5-3		3	0	1	0	0	0	0
Carl Nichols, R OBP: 0.268, SLG: 0.255 (1, 2)			1-3 K		0-3 K			3-2 F9		3	0	0	0	0	2	1
Pete Harnisch, S OBP: 0.143, SLG: 0.118 (1, 1)			0-0 SH1-4			4-0 G6-4-3 BB			0-2 CS 1B	0	0	0	0	1	0	0
Rafael Ramirez, R OBP: 0.274, SLG: 0.297 (9, PH)										1	0	1	0	0	0	0
Gerald Young, S OBP: 0.274, SLG: 0.309 (9, PR)										0	0	0	0	0	0	0

Inning Stats	R: 0	H: 0	E: 0	K: 1	S: 6	LOB: 0	BB: 0	P: 9	R: 0	H: 0	E: 0	K: 1	S: 6	LOB: 0	BB: 0	P: 9	R: 0	H: 1	E: 0	K: 1	S: 9	LOB: 1	BB: 0	P: 11	R: 0	H: 1	E: 0	K: 1	S: 9	LOB: 1	BB: 0	P: 15	R: 0	H: 0	E: 0	K: 2	S: 12	LOB: 0	BB: 0	P: 15	R: 0	H: 0	E: 0	K: 0	S: 4	LOB: 0	BB: 1	P: 11	R: 0	H: 0	E: 0	K: 0	S: 6	LOB: 0	BB: 0	P: 10	R: 0	H: 0	E: 0	K: 0	S: 9	LOB: 0	BB: 0	P: 15	R: 0	H: 3	E: 0	K: 1	S: 11	LOB: 2	BB: 0	P: 13	1B: 5	SF: 0	2B: 0	SAC: 1	3B: 0	DP: 1	HR: 0	HBP: 0	WP: 0	PA: 31
--------------	------	------	------	------	------	--------	-------	------	------	------	------	------	------	--------	-------	------	------	------	------	------	------	--------	-------	-------	------	------	------	------	------	--------	-------	-------	------	------	------	------	-------	--------	-------	-------	------	------	------	------	------	--------	-------	-------	------	------	------	------	------	--------	-------	-------	------	------	------	------	------	--------	-------	-------	------	------	------	------	-------	--------	-------	-------	-------	-------	-------	--------	-------	-------	-------	--------	-------	--------

PITCHER	IP	WLS	BF	H	R	ER	SO	BB	IBB	HBP	BLK	WP	HR	S	P	ERA	WHIP
Chris Hammond, L ERA: 3.92 (1, 1)	6.0	W	20	2	0	0	6	1	0	0	0	0	0	46	70	0.00	0.500
Randy Myers, L ERA: 2.42 (7, 1)	2.0		6	0	0	0	0	0	0	0	0	0	0	15	25	0.00	0.000
Rob Dibble, R ERA: 1.31 (9, 1)	1.0	S	5	3	0	0	1	0	0	0	0	0	0	11	13	0.00	3.000

BOTTOM

Cincinnati Reds @ Houston Astros
Astrodome, Houston, TX

Fri Jul 05 1991, 8:05 PM EDT
Att. 24,117 - Dome - 70 F

AB	29
R	0
H	5
RBI	0
BB	1
SO	7
LOB	10

livebaseballscorecards.com



Batter	1	2	3	4	5	6	7	8	9	AB R H RBI BB SO LOB	TOP											
Bill Doran, S (1, 4) OBP: 0.409, SLG: 0.436	0-0 F8		0-3 K			1-0 G3-1			2-2 E1 G4-3 B4-3	4 0 0 0 0 1 0	<p>Cincinnati Reds @ Houston Astros</p> <p>Astrodome, Houston, TX</p> <p>Sat Jul 06 1991, 8:05 PM EDT</p> <p>Att. 31,452 - Dome - 70 F</p>											
Billy Hatcher, R (1, 7) OBP: 0.308, SLG: 0.383	1-2 G5-3			0-1 G5-3		0-0 G6-3			0-0 B4-3	4 0 0 0 0 0 1												
Barry Larkin, R (1, 6) OBP: 0.396, SLG: 0.565	1-2 G3			1-3 K			0-0 G6-3		0-1 G4-3	4 0 0 0 0 1 1												
Paul O'Neill, L (1, 9) OBP: 0.355, SLG: 0.506		0-0 P4		0-0 G4-3			2-3 K		1-3 K	4 0 0 0 0 2 1												
Hal Morris, L (1, 3) OBP: 0.349, SLG: 0.465		2-1 FC5-4 1B			1-2 FC3-6 1B		2-1 G4-1			3 0 2 0 0 0 0												
Chris Sabo, R (1, 5) OBP: 0.349, SLG: 0.470		0-1 FC5-4 1-2f			2-3 K			0-1 G3 1B		3 0 1 0 0 1 2												
Herm Winningham, L (1, 8) OBP: 0.265, SLG: 0.315		2-3 K			1-0 FC3-6 1-2f			0-0 G3		3 0 0 0 0 1 3												
Joe Oliver, R (1, 2) OBP: 0.282, SLG: 0.379			2-0 G6-3		1-1 G1-3			0-0 L8		3 0 0 0 0 0 2												
Jack Armstrong, R (1, 1) OBP: 0.115, SLG: 0.080			2-2 L4			2-1 G4-3		2-2 G6-3		1 0 0 0 0 0 0												
Todd Benzinger, S (6, PH) OBP: 0.239, SLG: 0.262										1 0 0 0 0 0 0												
Tim Layana, R (6, 1)										0 0 0 0 0 0 0												
Luis Quinones, S (8, PH)										1 0 0 0 0 0 1												
Don Carman, L (8, 1)										0 0 0 0 0 0 0												
Inning Stats	R: 0 E: 0 K: 0 S: 7	H: 0 LOB: 0 BB: 0 P: 9	R: 0 E: 1 K: 1 S: 8	H: 1 LOB: 1 BB: 0 P: 12	R: 0 E: 0 K: 1 S: 7	H: 0 LOB: 0 BB: 0 P: 11	R: 0 E: 0 K: 1 S: 6	H: 0 LOB: 0 BB: 0 P: 7	R: 0 E: 0 K: 1 S: 10	H: 1 LOB: 1 BB: 0 P: 15	R: 0 E: 0 K: 0 S: 4	H: 0 LOB: 0 BB: 0 P: 7	R: 0 E: 0 K: 1 S: 6	H: 0 LOB: 0 BB: 0 P: 10	R: 0 E: 0 K: 0 S: 7	H: 1 LOB: 1 BB: 0 P: 9	R: 0 E: 1 K: 1 S: 9	H: 0 LOB: 1 BB: 0 P: 12	1B: 3 2B: 0 3B: 0 HR: 0	SF: 0 SAC: 0 DP: 0 HBP: 0	WP: 0 PB: 0 SB: 0 CS: 0	PA: 31
PITCHER Jimmy Jones, R (1, 1) ERA: 3.48	IP: 9.0 WLS: W BF: 31 H: 3 R: 0 ER: 0 SO: 6 BB: 0 IBB: 0 HBP: 0 BLK: 0 WP: 0 HR: 0 S: 64 P: 92 ERA: 0.00 WHIP: 0.333											PITCHER	IP: 9.0 WLS: W BF: 31 H: 3 R: 0 ER: 0 SO: 6 BB: 0 IBB: 0 HBP: 0 BLK: 0 WP: 0 HR: 0 S: 64 P: 92 ERA: 0.00 WHIP: 0.333									

livebaseballscorecards.com

AB	31
R	0
H	3
RBI	0
BB	0
SO	6
LOB	11



Batter	1	2	3	4	5	6	7	8	9
Steve Finley, L OBP: 0.348, SLG: 0.411 (1, 8) C C C C C C B B B B B B S S S S S S	2-3 K			1-0 F9	2-3 K			1-0 PB 1B	
Craig Biggio, R OBP: 0.381, SLG: 0.392 (1, 2) C B B B B B S S S S S S	2-3 K			0-0 L6		0-0 G6-3		3-3 K 1-2	
5 Jeff Bagwell, R OBP: 0.361, SLG: 0.448 (1, 3) S S S S S S	0-3 K			4-2 2B BB		1-2 G5-3			
Luis Gonzalez, L OBP: 0.295, SLG: 0.435 (1, 7) X		0-0 L9		1-1 HR 2B		0-0 P6			
Ken Caminiti, S OBP: 0.298, SLG: 0.374 (1, 5) B B B B B B X		1-0 P2		0-0 HR			1-2 F8		
Eric Anthony, L OBP: 0.226, SLG: 0.198 Gerald Young, S OBP: 0.274, SLG: 0.309 (1, 9) (8, 8) B B B B B B X		1-2 F9		4-1 BB			1-3 K		
Eric Yelding, R OBP: 0.274, SLG: 0.298 (1, 6) B S S S S S X			1-1 F7	0-0 P4			1-2 G5-3		
Casey Candaele, S OBP: 0.308, SLG: 0.377 (1, 4) C B B B B B F F F F F F X			2-2 F9		2-2 F8			1-0 P2	
Jimmy Jones, R OBP: 0.273, SLG: 0.200 (1, 1) B S S S S S X			1-0 F8		2-1 G5-3			2-3 K	

Inning Stats	R: 0	H: 0	E: 0	K: 3	S: 12	LOB: 0	BB: 0	P: 16	R: 0	H: 0	E: 0	K: 0	S: 5	LOB: 0	BB: 0	P: 7	R: 0	H: 0	E: 0	K: 0	S: 12	LOB: 0	BB: 0	P: 16	R: 3	H: 2	E: 0	K: 0	S: 10	LOB: 1	BB: 2	P: 20	R: 0	H: 0	E: 0	K: 1	S: 8	LOB: 0	BB: 0	P: 14	R: 0	H: 0	E: 0	K: 0	S: 5	LOB: 0	BB: 0	P: 6	R: 0	H: 0	E: 0	K: 1	S: 10	LOB: 0	BB: 0	P: 13	R: 0	H: 1	E: 0	K: 2	S: 8	LOB: 1	BB: 0	P: 15	R: 0	H: 0	E: 0	K: 0	S: 12	LOB: 0	BB: 0	P: 16	R: 0	H: 0	E: 0	K: 0	S: 12	LOB: 0	BB: 0	P: 16	R: 0	H: 0	E: 0	K: 0	S: 12	LOB: 0	BB: 0	P: 16	R: 0	H: 0	E: 0	K: 0	S: 12	LOB: 0	BB: 0	P: 16
--------------	------	------	------	------	-------	--------	-------	-------	------	------	------	------	------	--------	-------	------	------	------	------	------	-------	--------	-------	-------	------	------	------	------	-------	--------	-------	-------	------	------	------	------	------	--------	-------	-------	------	------	------	------	------	--------	-------	------	------	------	------	------	-------	--------	-------	-------	------	------	------	------	------	--------	-------	-------	------	------	------	------	-------	--------	-------	-------	------	------	------	------	-------	--------	-------	-------	------	------	------	------	-------	--------	-------	-------	------	------	------	------	-------	--------	-------	-------

PITCHER	IP	WLS	BF	H	R	ER	SO	BB	IBB	HBP	BLK	WP	HR	S	P	ERA	WHIP
Jack Armstrong, R ERA: 4.74 (1, 1)	5.0	L	19	2	3	3	4	2	0	0	0	0	1	47	73	5.40	0.800
Tim Layana, R ERA: 8.59 (6, 1)	2.0		6	0	0	0	1	0	0	0	0	0	0	15	19	0.00	0.000
Don Carman, L ERA: 5.17 (8, 1)	1.0		4	1	0	0	2	0	0	0	0	0	0	8	15	0.00	1.000

BOTTOM

Cincinnati Reds @ Houston Astros
Astrodome, Houston, TX

Sat Jul 06 1991, 8:05 PM EDT
Att: 31,452 - Dome - 70 F

AB	27
R	3
H	3
RBI	3
BB	2
SO	7
LOB	2

livebaseballscorecards.com



WP	HR	S	P	ERA	WHIP
0	0	0	0	0	0

Batter	1	2	3	4	5	6	7	8	9	AB R H RBI BB SO LOB	TOP	
Bill Doran, S (1, 4) <small>OBP: 0.406, SLG: 0.428</small> <small>(8, 3)</small>	1-1 			3-3 		4-0 	1-1 			3 0 0 0 1 1 1		
Billy Hatcher, R (1, 8) <small>OBP: 0.311, SLG: 0.382</small>	1-1 			0-1 		4-0 <small>SAFE</small> 	2-1 			3 1 1 0 1 0 1		
Barry Larkin, R (1, 6) <small>OBP: 0.394, SLG: 0.557</small>	1-2 			0-1 		1-2 		4-0 		3 0 0 0 1 0 3		
Paul O'Neill, L (1, 9) <small>OBP: 0.355, SLG: 0.502</small> Eric Davis, R (8, PH) <small>OBP: 0.380, SLG: 0.418</small> <small>(8, 7)</small>			3-1 	0-2 		4-1 		1-3 		2 0 0 0 1 0 1 1 0 0 0 0 1 1		
Hal Morris, L (1, 3) <small>OBP: 0.348, SLG: 0.463</small> Mariano Duncan, R (8, PH) <small>OBP: 0.255, SLG: 0.322</small> <small>(8, 4)</small>			3-1 		0-2 	1-0 		1-1 		3 1 1 0 0 0 2 1 0 0 0 0 0 1		
Chris Sabo, R (1, 5) <small>OBP: 0.345, SLG: 0.463</small>			1-0 		0-0 	2-0 		1-0 		4 0 0 0 0 0 4		
Glenn Braggs, R (1, 7) <small>OBP: 0.340, SLG: 0.457</small> <small>(8, 9)</small>			0-2 		1-1 		1-1 		3-3 	4 1 2 2 0 1 0	AB 32 R 3 H 6 RBI 2 BB 4 SO 7 LOB 15	
Joe Oliver, R (1, 2) <small>OBP: 0.281, SLG: 0.375</small>			3-3 		0-0 		0-0 		2-3 	4 0 1 0 0 2 0		
<small>Tom Browning, L</small> <small>Tim Lincecum, R</small> <small>Luis Quiñones, S</small> <small>Ted Power, R</small> <small>Todd Beitzel, S</small> <small>Keith Brown, S</small> <small>Rob Dibble, L</small> <small>Don Carman, L</small> <small>Glenn Sutko, R</small>			2-3 		1-0 		0-0 		3-3 	1 0 0 0 0 0 1 0 0 0 0 0 0 0 0 0 1 0 0 0 0 0 0 0 0 0 0 0 0 0 0 0 1 0 0 1 0 1 0 0 0 0 0 1 0		
Inning Stats	R: 0 H: 0 E: 0 LOB: 0 K: 0 BB: 0 S: 7 P: 10	R: 0 H: 0 E: 0 LOB: 0 K: 0 BB: 0 S: 5 P: 12	R: 0 H: 0 E: 0 LOB: 0 K: 2 BB: 0 S: 10 P: 15	R: 0 H: 1 E: 0 LOB: 1 K: 1 BB: 0 S: 11 P: 14	R: 1 H: 3 E: 0 LOB: 1 K: 0 BB: 0 S: 8 P: 10	R: 1 H: 0 E: 1 LOB: 2 K: 0 BB: 3 S: 6 P: 22	R: 1 H: 2 E: 0 LOB: 1 K: 0 BB: 0 S: 8 P: 12	R: 0 H: 0 E: 0 LOB: 1 K: 1 BB: 1 S: 6 P: 13	R: 0 H: 0 E: 0 LOB: 0 K: 3 BB: 0 S: 11 P: 19	1B: 4 SF: 0 2B: 1 SAC: 0 3B: 0 DP: 0 HR: 1 HBP: 0	WP: 0 PA: 36 PB: 0 SB: 0 CS: 0	
PITCHER	Mark Portugal, R (1, 1) <small>ERA: 3.81</small>	Mike Capel, R (7, 1) <small>ERA: 1.93</small>	Al Osuna, L (8, 1) <small>ERA: 2.58</small>	PITCHER								IP WLS BF H R ER SO BB IBB HBP BLK WP HR S P ERA WHIP
	6.1 W 27 6 3 2 3 3 0 0 0 0 0 1 51 88 2.84 1.421	0.2 2 0 0 0 0 0 0 0 0 0 0 0 4 7 0.00 0.000	2.0 7 0 0 0 4 1 0 0 0 0 0 0 17 32 0.00 0.500									

Cincinnati Reds @ Houston Astros
 Astrodome, Houston, TX
 Sun Jul 07 1991, 4:33 AM EDT
 Att. 20,790 - Dome - 70 F

livebaseballscorecards.com

Batter	1	2	3	4	5	6	7	8	9
Craig Biggio, R OBP: 0.378, SLG: 0.388 (1, 2)	0-0 5 1B 1B	1-1 FC4-6 1-2f		1-3 K		0-2 F8	0-2 G5-3 1-2 2-3 3-H		
Steve Finley, L OBP: 0.343, SLG: 0.404 (1, 8) (8, 9)	0-3 K	1-2 F8		0-1 L9		0-1 F8	0-3 K		
5 Jeff Bagwell, R OBP: 0.367, SLG: 0.460 (1, 3)	2-2 1B 1-2 1B		4-1 1B E BB		0-0 WP 2B	1-2 2B		3-2 G5-3	
Luis Gonzalez, L OBP: 0.304, SLG: 0.435 (1, 7)	0-1 1B 1-2 2-H 1B		2-2 F8		4-0 FC3-6 BB	4-0 IBB		4-0 BB S BB	
Ken Caminiti, S OBP: 0.300, SLG: 0.375 (1, 5)	1-2 1B 1-2 2-H 1B		0-0 E7 1B 1B 1B		2-2 FC3-6 2B 1-2f 2-3 PB	2-2 G3-1		1-3 K 1-2	
Rafael Ramirez, R OBP: 0.293, SLG: 0.326 (1, 6)	0-2 F8		1-0 FC3-6 CS 1B 1B		0-1 PB 2B 1-3 3-H		0-0 E7 G5-3 2B	4-0 BB IBB	
Mark Davidson, R OBP: 0.302, SLG: 0.240 (1, 9) Gerald Young, S OBP: 0.297, SLG: 0.309 (7, PH) (8, 8)	1-1 G1-3		1-0 FC3-6 1B 1-2 3-H 1B		2-3 K 2-3 3-H		4-1 G5-3 S BB	4-2 FC6 BB	
Casey Candaele, S OBP: 0.302, SLG: 0.369 (1, 4)		0-3 K	1-2 FC3-6 CS 1-2f 2-3		2-3 K		2-3 K 1-2	0-1 FC6 1-2f	
Mark Portugal, R OBP: 0.324, SLG: 0.276 (1, 1) Mike Capel, R (7, 1) Ken Oberkfell, L OBP: 0.370, SLG: 0.271 (7, PH) Al Osuna, R (8, 1)		0-2 FC4-6 1B	0-1 CS 1-2 3-H	1-0 P3		1-0 5 2B 1B	4-0 G5-3 IBB		

Inning Stats	R: 2	H: 4	E: 0	K: 1	S: 17	LOB: 2	BB: 0	P: 21	R: 0	H: 1	E: 0	K: 1	S: 14	LOB: 1	BB: 0	P: 16	R: 2	H: 3	E: 1	K: 0	S: 11	LOB: 1	BB: 1	P: 20	R: 0	H: 0	E: 0	K: 1	S: 6	LOB: 0	BB: 0	P: 8	R: 2	H: 2	E: 0	K: 2	S: 12	LOB: 1	BB: 1	P: 22	R: 0	H: 2	E: 0	K: 0	S: 12	LOB: 3	BB: 2	P: 20	R: 1	H: 1	E: 1	K: 2	S: 12	LOB: 2	BB: 2	P: 22	R: 0	H: 0	E: 0	K: 1	S: 10	LOB: 3	BB: 3	P: 26
--------------	------	------	------	------	-------	--------	-------	-------	------	------	------	------	-------	--------	-------	-------	------	------	------	------	-------	--------	-------	-------	------	------	------	------	------	--------	-------	------	------	------	------	------	-------	--------	-------	-------	------	------	------	------	-------	--------	-------	-------	------	------	------	------	-------	--------	-------	-------	------	------	------	------	-------	--------	-------	-------

PITCHER		IP	WLS	BF	H	R	ER	SO	BB	IBB	HBP	BLK	WP	HR	S	P	ERA	WHIP
Tom Browning, L ERA: 3.99 (1, 1)		2.1	L	16	8	4	4	2	1	0	0	0	0	0	38	52	15.43	3.857
Tim Layana, R ERA: 7.0 (3, 1)		1.2		4	0	0	0	1	0	0	0	0	0	0	10	13	0.00	0.000
Ted Power, R ERA: 3.61 (5, 1)		2.0		12	4	2	1	2	1	1	0	0	1	0	24	42	4.50	2.500
Keith Brown, R ERA: 2.79 (7, 1)		0.1		4	1	1	1	1	1	1	0	0	0	0	6	16	27.00	6.000
Rob Dibble, R ERA: 1.29 (7, 1)		0.2		2	0	0	0	1	0	0	0	0	0	0	6	6	0.00	0.000

AB R H RBI BB SO LOB
5 1 1 1 0 1 4
5 0 0 0 0 2 5
4 3 3 0 1 0 0
2 0 1 1 3 0 1
5 2 2 1 0 1 6
4 1 3 1 1 0 2
3 0 1 1 0 1 3
0 0 0 0 2 0 0
5 0 0 0 0 3 8
3 0 2 0 0 0 0
0 0 0 0 0 0 0
0 0 0 0 1 0 0
0 0 0 0 0 0 0

AB 36
R 7
H 13
RBI 5
BB 8
SO 8
LOB 29

WP: 1 **PA: 45**
PB: 1
SB: 2
CS: 2

1B: 9 **SF: 0**
2B: 4 **SAC: 0**
3B: 0 **DP: 0**
HR: 0 **HBP: 0**

ERA 0.00 **WHIP 2.000**

HOUSTON ASTROS

Cincinnati Reds @ Houston Astros
Astrodome, Houston, TX
Sun Jul 07 1991, 4:33 AM EDT
Att: 20,790 - Dome - 70 F

livebaseballscorecards.com

Batter	1	2	3	4	5	6	7	8	9	10	11	AB R H RBI BB SO LOB	TOP				
Steve Finley, L OBP: 0.341, SLG: 0.402 (1, 8) LFBX (9, 9) (9, 8)	2-2 G3-1 ①		2-1 G1-3 HR 1B 2-H		1-1 G3 ②			0-0 SH2-4 1-2 ①		3-2 F8 ③		4 1 1 1 0 0 0					
Craig Biggio, R OBP: 0.375, SLG: 0.385 (1, 2) BX (9, 9)	1-0 G1-4-3 1B 5		0-1 G1-3 1-2		1-2 G6-3 ③			2-1 P2 ②			2-2 G1-3 ①	5 0 1 0 0 0 2					
5 Jeff Bagwell, R OBP: 0.394, SLG: 0.458 (1, 3) BSAFE ① ② ③	2-0 G1-4-3 1-2f		1-1 HR HBP		4-2 G6-4-3 BB			4-0 IBB			4-2 1B 2B BB	1 2 0 0 3 0 1					
Luis Gonzalez, L OBP: 0.302, SLG: 0.442 (1, 7)		0-0 G3 ①	2-2 HR 1-H 2-H		0-0 G6-4-3 1-2f ① ②			0-2 G3 ③			0-3 K SAFE ②	5 1 1 3 0 1 4					
Ken Caminiti, S OBP: 0.298, SLG: 0.372 (1, 5)		1-1 P6 ②	0-2 F7 ③		2-3 K ③			2-1 G6-3 ①			2-2 2B 1B SAFE ②	5 1 1 0 0 1 0					
Eric Anthony, L OBP: 0.224, SLG: 0.214 (9, PH) Mike Jimenez, R (9, 8) Gerald Young, S OBP: 0.287, SLG: 0.309 (9, 1) Al Osuna, R (11, PH) Ken Oberkell, L OBP: 0.378, SLG: 0.300 (11, 1) Mike Capel, R (11, 1)		0-0 2B ③		2-3 K ①			1-1 G6-3 ①		0-1 G1-3 ②		1-1 2B 1-H 2-H ③	3 0 1 0 0 0 1 0 1 0 1 0 1 2 0 0 0 0 0 0 0 0 0 0 0 0					
Rafael Ramirez, R OBP: 0.283, SLG: 0.314 (1, 6) (7, 4)	1-0 G4-3 ③		2-1 G5-3 ②		2-1 G5-3 ②			0-3 K ③			2-0 G5-3 ③	5 0 0 0 0 1 2					
Casey Candaele, S OBP: 0.302, SLG: 0.368 (7, 1) Jim Clancy, R (9, 9) Mark Davidson, R OBP: 0.299, SLG: 0.237			0-0 SH3-4 1B 1B		1-0 F7 ③			0-0 G3 ③			0-2 F8 ①	3 1 1 0 0 0 0 0 0 0 0 0 0 0 1 0 0 0 0 0 0					
Jim Deshaies, L OBP: 0.167, SLG: 0.074 (1, 1) Eric Yelding, R OBP: 0.276, SLG: 0.299 (7, 6)			0-0 SH3-4 1-2 ①		0-0 G6-3 ①			1-2 SH2-4 1B			2-2 G6-3 ②	1 0 0 0 0 0 0 2 0 1 0 0 0 0					
Inning Stats	R: 0 H: 1 E: 0 LOB: 0 K: 0 BB: 0 S: 5 P: 10	R: 0 H: 1 E: 0 LOB: 1 K: 0 BB: 0 S: 5 P: 7	R: 4 H: 3 E: 0 LOB: 0 K: 0 BB: 0 S: 13 P: 18	R: 0 H: 0 E: 0 LOB: 0 K: 1 BB: 0 S: 6 P: 11	R: 0 H: 0 E: 0 LOB: 0 K: 0 BB: 0 S: 6 P: 8	R: 0 H: 0 E: 0 LOB: 0 K: 1 BB: 1 S: 6 P: 12	R: 0 H: 0 E: 0 LOB: 0 K: 0 BB: 0 S: 5 P: 8	R: 0 H: 1 E: 0 LOB: 2 K: 0 BB: 1 S: 11 P: 18	R: 0 H: 0 E: 0 LOB: 0 K: 1 BB: 0 S: 7 P: 9	R: 0 H: 0 E: 0 LOB: 0 K: 0 BB: 0 S: 11 P: 16	R: 2 H: 2 E: 0 LOB: 1 K: 1 BB: 1 S: 17 P: 28	1B: 5 SF: 0 2B: 2 SAC: 2 3B: 0 DP: 2 HR: 1 HBP: 1	WP: 0 PA: 43 PB: 0 SB: 0 CS: 0				
PITCHER	IP WLS BF H R ER SO BB IBB HBP BLK WP HR S P ERA WHIP																
Greg Maddux, R ERA: 3.79 (1, 1)	6.0	23	5	4	4	2	1	0	1	0	0	0	1	41	66	6.00	1.000
Heathcliff Slocumb, R ERA: 2.91 (7, 1)	1.0	3	0	0	0	0	0	0	0	0	0	0	0	5	8	0.00	0.000
Chuck McElroy, L ERA: 1.58 (8, 1)	2.0	8	1	0	0	1	0	1	0	0	0	0	0	18	27	0.00	0.500
Dave Smith, R ERA: 5.2 (10, 1)	2.0	L	9	2	2	2	1	1	0	0	0	0	0	28	44	9.00	1.500

Houston Astros @ Chicago Cubs
Wrigley Field, Chicago, IL
Thu Jul 11 1991, 7:05 PM CDT
Att: 32,313 - Cloudy - 78 F

AB	37
R	6
H	8
RBI	6
BB	3
SO	4
LOB	9



1B	5	SF	0
2B	2	SAC	2
3B	0	DP	2
HR	1	HBP	1

Batter	1	2	3	4	5	6	7	8	9	10	11	AB R H RBI BB SO LOB	BOTTOM					
Jerome Walton, R OBP: 0.282, SLG: 0.347 (1, 8)	2-1 G4-3 ①			1-1 G3 ①		2-1 G5-3 ②		1-3 K ①		1-3 K ①	4-1 BB ①	5 0 0 0 1 2 1	Houston Astros @ Chicago Cubs Wrigley Field, Chicago, IL Thu Jul 11 1991, 7:05 PM CDT Att: 32,313 - Cloudy - 78 F					
Mark Grace, L OBP: 0.353, SLG: 0.409 (1, 3)	0-2 F7 ②			0-0 G4-3 ②		1-1 F7 ③		2-1 1B ②		3-2 F8 23 BB 1B ①	2-2 G3 ③	6 0 2 0 0 0 4						
23 Ryne Sandberg, R OBP: 0.380, SLG: 0.492 (1, 4)	2-3 K ③			3-2 F9 ③			4-2 BLK 2B BB ①	3-3 K ②		4-2 BB ①		3 1 0 0 2 2 1						
Andre Dawson, R OBP: 0.318, SLG: 0.502 (1, 9)		1-0 G5-3 ①			0-1 P2 ①		2-3 K ①	0-2 F8 ③		1-2 F8 ②		5 0 0 0 0 1 4						
George Bell, R OBP: 0.329, SLG: 0.495 (1, 7)		3-2 F9 ②			1-2 L8 ②		0-1 G6-3 ②		0-2 HR ①	1-0 F9 ③		5 1 1 1 0 0 3						
Luis Salazar, R OBP: 0.316, SLG: 0.438 (1, 5)		2-3 K ③			0-0 HR ③		0-0 1B 2B ②		1-2 G5-3 ①		1-0 F7 ①	5 2 2 2 0 1 0						
Shawon Dunston, R OBP: 0.265, SLG: 0.370 Dave Smith, R Dwight Smith, L OBP: 0.295, SLG: 0.405 (1, 6) (10, 1) (11, PH)			2-2 F7 ①		2-2 P3 ③		0-0 1B 1B ②		0-1 L8 ②		2-2 F8 ②	4 0 1 1 0 0 0 0 0 0 0 0 0 0 1 0 0 0 0 0 0						
Hector Villanueva, R OBP: 0.315, SLG: 0.453 Rick Wilkins, L OBP: 0.369, SLG: 0.493 (1, 2) (7, PR) (8, 2)			2-3 K ②			4-2 G5-3 BB ①	1-1 1B ①		1-2 2B ②		4-2 2B BB ①	2 0 1 0 1 1 0 1 0 1 0 1 0 0						
Greg Maddux, R OBP: 0.267, SLG: 0.364 Doug Lescanor, S OBP: 0.359, SLG: 0.357 Heathcliff Slocumb, R Chico Walker, S OBP: 0.345, SLG: 0.357 Chuck McElroy, L OBP: 0.333, SLG: 0.500 Jose Vizcaino, S OBP: 0.310, SLG: 0.321 (1, 1) (6, PH) (7, 1) (7, PH) (8, 1) (9, PH) (10, 6)			1-3 K ③			0-2 F7 ①	1-2 L8 ③		1-1 G5-3 ③		0-1 2B ①	1 0 0 0 0 0 1 0 1 0 0 0 0 0 0 1 0 0 0 0 0 0 0 0 1 0 0 0 0 0 0 2 0 0 0 0 0 0 0 0 2 0 1 0 0 0 0 1						
Inning Stats	R: 0 H: 0 E: 0 LOB: 0 K: 1 BB: 0 S: 8 P: 12	R: 0 H: 0 E: 0 LOB: 0 K: 1 BB: 0 S: 8 P: 14	R: 0 H: 0 E: 0 LOB: 0 K: 2 BB: 0 S: 12 P: 17	R: 0 H: 0 E: 0 LOB: 0 K: 0 BB: 0 S: 6 P: 10	R: 1 H: 1 E: 0 LOB: 0 K: 0 BB: 0 S: 9 P: 12	R: 0 H: 0 E: 0 LOB: 1 K: 0 BB: 1 S: 12 P: 19	R: 2 H: 3 E: 0 LOB: 2 K: 1 BB: 1 S: 15 P: 23	R: 0 H: 1 E: 0 LOB: 1 K: 2 BB: 0 S: 11 P: 17	R: 1 H: 2 E: 0 LOB: 1 K: 0 BB: 0 S: 13 P: 16	R: 0 H: 1 E: 0 LOB: 2 K: 1 BB: 1 S: 15 P: 25	R: 0 H: 1 E: 0 LOB: 3 K: 0 BB: 2 S: 14 P: 27	1B: 4 SF: 0 2B: 3 SAC: 0 3B: 0 DP: 0 HR: 2 HBP: 0		WP: 0 PA: 47 PB: 0 SB: 0 CS: 0				
PITCHER	IP WLS BF H R ER SO BB IBB HBP BLK WP HR S P ERA WHIP																	
Jim Deshaies, L ERA: 5.0 Jim Clancy, R ERA: 1.99 Al Osuna, L ERA: 2.5 Mike Capel, R ERA: 1.8	(1, 1) (7, 1) (9, 1) (11, 1)	6.2 2.0 1.1 1.0	WLS 9 6 6	BF 26 9 6	H 4 3 1 0	R 3 1 0 0	ER 3 1 0 0	SO 5 2 1 0	BB 2 0 1 2	IBB 0 0 0 0	HBP 0 0 0 0	BLK 1 0 0 0	WP 0 0 0 0	HR 1 1 0 0	S 67 25 17 14	P 103 34 28 27	ERA 4.05 4.50 0.00 0.00	WHIP 0.900 1.500 1.500 3.000

AB	42
R	4
H	9
RBI	4
BB	5
SO	8
LOB	17



WP: 0	PA: 47
PB: 0	
SB: 0	
CS: 0	

1B: 4	SF: 0
2B: 3	SAC: 0
3B: 0	DP: 0
HR: 2	HBP: 0

Batter	1	2	3	4	5	6	7	8	9	AB R H RBI BB SO LOB
--------	---	---	---	---	---	---	---	---	---	----------------------

Steve Finley, L <small>(1, 8) OBP: 0.340, SLG: 0.400</small>										4 1 1 0 0 0 2
Craig Biggio, R <small>(1, 2) OBP: 0.374, SLG: 0.383</small>										4 0 1 1 0 2 1
5 Jeff Bagwell, R <small>(1, 3) OBP: 0.392, SLG: 0.453</small>										3 0 0 0 1 0 1
Luis Gonzalez, L <small>(1, 7) OBP: 0.299, SLG: 0.437</small> Mike Simms, R <small>(9, PH)</small>										3 0 0 0 0 1 1 1 0 0 0 0 1 2
Ken Caminiti, S <small>(1, 5) OBP: 0.298, SLG: 0.370</small>										4 0 1 1 0 1 0
Eric Anthony, L <small>(1, 9) OBP: 0.222, SLG: 0.207</small> Scott Servais, R <small>(9, PH)</small>										3 0 0 0 0 2 0 1 0 0 0 0 1 2
Rafael Ramirez, R <small>(1, 6) OBP: 0.277, SLG: 0.307</small>										3 0 0 0 0 2 0
Casey Candaele, S <small>(1, 4) OBP: 0.306, SLG: 0.373</small>										2 1 1 0 1 0 0
Mark Portugal, R <small>(1, 1) OBP: 0.324, SLG: 0.276</small> Javier Ortiz, R <small>(6, PH) OBP: 0.360, SLG: 0.318</small> Jim Corsi, R <small>(6, 1)</small> Ken Oberkfell, L <small>(8, PH) OBP: 0.373, SLG: 0.295</small> Dwayne Henry, R <small>(8, 1)</small>										0 0 0 0 0 0 0 1 0 0 0 0 0 1 0 0 0 0 0 0 0 1 0 0 0 0 0 0 0 0 0 0 0 0 0

Inning Stats	R: 0 H: 0 R: 0 H: 0 R: 0 H: 0 R: 0 H: 0 R: 1 H: 2 R: 0 H: 0 R: 0 H: 0 R: 1 H: 2	E: 0 LOB: 0 E: 0 LOB: 0 E: 0 LOB: 0 E: 0 LOB: 0 E: 0 LOB: 1 E: 0 LOB: 0 E: 0 LOB: 2	K: 1 BB: 0 K: 2 BB: 0 K: 0 BB: 0 K: 2 BB: 0 K: 1 BB: 0	S: 8 P: 12 S: 8 P: 11 S: 7 P: 12 S: 4 P: 8 S: 7 P: 10 S: 8 P: 12 S: 8 P: 12 S: 6 P: 8 S: 13 P: 21	1B: 3 SF: 0 2B: 1 SAC: 1 3B: 0 DP: 1 HR: 0 HBP: 0
	WP: 0 PA: 33 PB: 0 SB: 0 CS: 0				

PITCHER Frank Castillo, R <small>(1, 1) ERA: 2.76</small> Paul Assenmacher, L <small>(9, 1) ERA: 3.76</small>	IP WLS BF H R ER SO BB IBB HBP BLK WP HR S P ERA WHIP
8.1 W 30 3 2 2 8 2 0 0 0 0 0 0 62 97 2.16 0.600 0.2 S 3 1 0 0 2 0 0 0 0 0 0 0 7 9 0.00 1.500	

TOP

Houston Astros @ Chicago Cubs
Wrigley Field, Chicago, IL
Fri Jul 12 1991, 3:33 AM CDT
Att. 33,772 - Cloudy - 85 F

livebaseballscores.com

AB	30
R	2
H	4
RBI	2
BB	2
SO	10
LOB	10



Batter	1	2	3	4	5	6	7	8	9
Chico Walker, S OBP: 0.340, SLG: 0.351 (1, 5)	2-0 G6-3 S WP 1B	1-2 G3		1-2 E6 G6-3		1-1 F8		2-2 P8	
Mark Grace, L OBP: 0.353, SLG: 0.407 (1, 3)	2-1 G6-3 1-3		4-0 1B 23 BB 1B BB	1-0 G6-3 1-2f		0-0 23 G6-3 1B		2-0 P5	
23 Ryne Sandberg, R OBP: 0.382, SLG: 0.489 (1, 4)	4-2 1B WP BB		4-2 1B 1-2 BB	1-3 K		1-1 G6-3 1-2			
Andre Dawson, R OBP: 0.323, SLG: 0.503 (1, 9)	1-2 1-3 3-H 1B		0-1 FC3-6 1B 2B 1B 1-2 2-3		4-0 E FC4-6 BB	1-1 G4-3			
George Bell, R OBP: 0.328, SLG: 0.492 Jerome Walton, R OBP: 0.282, SLG: 0.347 (1, 7) (8, 8)	0-3 K		0-0 FC3-6 1B 1-2 2-H 3-H		0-0 F8		0-1 L3		
Rick Wilkins, L OBP: 0.352, SLG: 0.468 (1, 2)	2-2 G3		2-1 F7		0-0 E6 FC4-6 1-3	1-1 F9			
Doug Dasenczo, S OBP: 0.350, SLG: 0.348 (1, 8) (8, 7)		1-3 K	1-2 FC3-6 2B 1-2f 2-3		1-1 FC4-6 1B 1-2f 3-H	1-3 K			
Jose Vizcaino, S OBP: 0.341, SLG: 0.378 (1, 6)		0-1 1B 2B	2-1 SAFE 1-3 3-H 2B		0-0 SAFE 1-3 1B		0-0 SH3 1B		
Frank Castillo, R OBP: 0.083, SLG: 0.083 Paul Assenmacher, L OBP: 0.667, SLG: 0.500 (1, 1) (9, 1)		0-1 2-3 1B	1-2 G3-1		0-0 F9		2-1 SAFE SH3		

BOTTOM															
AB	R	H	RBI	BB	SO	LOB									
5	1	1	0	0	0	2									
4	1	1	0	1	0	3									
2	1	0	0	2	1	1									
3	2	2	0	1	0	1									
4	0	1	2	0	1	3									
0	0	0	0	0	0	0									
4	0	0	0	0	0	5									
4	0	0	1	0	2	3									
4	0	4	1	0	0	0									
3	0	1	0	0	0	4									
0	0	0	0	0	0	0									
1B: 8	SF: 0	WP: 1	PA: 38	2B: 2	SAC: 1	PB: 0		3B: 0	DP: 1	SB: 1		HR: 0	HBP: 0	CS: 0	
WP: 1	PA: 38	PB: 0		SB: 1		CS: 0									

Houston Astros @ Chicago Cubs
Wrigley Field, Chicago, IL
Fri Jul 12 1991, 3:33 AM CDT
Att: 33,772 - Cloudy - 85 F

AB	33
R	5
H	10
RBI	4
BB	4
SO	4
LOB	22



Inning Stats		R: 1	H: 2	E: 0	K: 1	S: 17	R: 0	H: 2	E: 0	K: 1	S: 10	R: 3	H: 3	E: 0	K: 0	S: 19	R: 0	H: 0	E: 1	K: 1	S: 8	R: 1	H: 1	E: 1	K: 0	S: 6	R: 0	H: 1	E: 0	K: 0	S: 7	R: 0	H: 0	E: 0	K: 1	S: 7	R: 0	H: 1	E: 0	K: 0	S: 7	R: 0	H: 1	E: 0	K: 0	S: 7
PITCHER	IP	WLS	BF	H	R	ER	SO	BB	IBB	HBP	BLK	WP	HR	S	P	ERA	WHIP																													
Mark Portugal, R ERA: 3.96	(1, 1)	5.0	L	27	8	5	4	3	4	0	0	0	0	0	60	95	7.20	2.400																												
Jim Corsi, R ERA: 3.11	(6, 1)	2.0		7	1	0	1	0	0	0	0	0	0	14	19	0.00	0.500																													
Dwayne Henry, R ERA: 3.41	(8, 1)	1.0		4	1	0	0	0	0	0	0	0	0	7	13	0.00	1.000																													

Batter	1	2	3	4	5	6	7	8	9	AB R H RBI BB SO LOB	TOP
Steve Finley, L (1, 8) OBP: 0.345, SLG: 0.408	1-2 1B 5 SF9 2B	3-1 1B			2-2 FC5-4 1B		0-0 G3			4 1 3 0 0 0 0	
Craig Biggio, R (1, 2) OBP: 0.372, SLG: 0.381	0-1 FC3-6 1B	0-0 G5-3			0-0 FC5-4 5 G5-3 1-2f		1-2 P4			4 0 1 0 0 0 2	
5 Jeff Bagwell, R (1, 3) OBP: 0.387, SLG: 0.448	0-0 SF9				3-2 G5-3 1-2			2-3 K		3 0 0 1 0 1 1	
Luis Gonzalez, L (1, 7) OBP: 0.295, SLG: 0.431	2-2 FC3-6 1B 2B 1-2f				1-1 L8			0-1 L8		4 1 0 0 0 0 2	
Ken Caminiti, S (1, 5) OBP: 0.300, SLG: 0.372	2-0 2B 1B 1-2				1-1 1B			1-1 G4-3		4 1 2 0 0 0 0	
Eric Anthony, L (1, 9) OBP: 0.233, SLG: 0.231	1-2 2B				1-1 F8			3-1 FC6-4 1B		4 0 2 2 0 0 1	
Rafael Ramirez, R (1, 6) OBP: 0.283, SLG: 0.313	1-2 P9				0-0 G6-4-3 1B			1-2 FC6-4 CS 1-2f		4 0 2 0 0 0 2	
Eric Yelding, R (9, PR) OBP: 0.276, SLG: 0.299										0 0 0 0 0 0 0	
Casey Candaele, S (1, 4) OBP: 0.302, SLG: 0.368					0-0 F8			2-3 K		4 0 0 0 0 3 3	
Pete Harnisch, S (1, 1) OBP: 0.135, SLG: 0.111					1-1 G6-4-3					2 0 0 0 0 0 1	
Gerald Young, S (7, PH) OBP: 0.292, SLG: 0.304										1 0 0 0 0 1 0	
Mike Capel, R (7, 1)										0 0 0 0 0 0 0	
Inning Stats	R: 3 H: 4 E: 0 LOB: 1 K: 0 BB: 0 S: 17 P: 24	R: 0 H: 1 E: 0 LOB: 1 K: 1 BB: 0 S: 8 P: 11	R: 0 H: 1 E: 0 LOB: 1 K: 0 BB: 0 S: 8 P: 10	R: 0 H: 1 E: 0 LOB: 0 K: 0 BB: 0 S: 4 P: 5	R: 0 H: 1 E: 0 LOB: 1 K: 0 BB: 0 S: 10 P: 16	R: 0 H: 1 E: 0 LOB: 1 K: 1 BB: 0 S: 9 P: 17	R: 0 H: 0 E: 0 LOB: 0 K: 1 BB: 0 S: 7 P: 9	R: 0 H: 0 E: 0 LOB: 0 K: 1 BB: 0 S: 7 P: 10	R: 0 H: 1 E: 0 LOB: 1 K: 1 BB: 0 S: 10 P: 16	1B: 8 SF: 1 2B: 2 SAC: 0 3B: 0 DP: 1 HR: 0 HBP: 0	WP: 0 PA: 35 PB: 0 SB: 0 CS: 1
PITCHER Les Lancaster, R (1, 1) ERA: 3.54	IP WLS BF H R ER SO BB IBB HBP BLK WP HR S P ERA WHIP										
	9.0 W 35 10 3 3 5 0 0 0 0 0 0 0 80 118 3.00 1.111										
PITCHER	IP WLS BF H R ER SO BB IBB HBP BLK WP HR S P ERA WHIP										

Houston Astros @ Chicago Cubs
Wrigley Field, Chicago, IL
Sat Jul 13 1991, 3:33 AM CDT
Att. 32,588 - Cloudy - 71 F

livebaseballscorecards.com

AB	34
R	3
H	10
RBI	3
BB	0
SO	5
LOB	12



Houston Astros @ Chicago Cubs
Wrigley Field, Chicago, IL

Sun Jul 14 1991, 3:33 AM CDT
Att. 33,750 - Sunny - 72 F

livebaseballscorecards.com

AB	39
R	3
H	13
RBI	2
BB	2
SO	9
LOB	19



AB R H RBI BB SO LOB

5	2	3	1	0	0	2
4	0	2	0	1	0	1
5	0	2	0	0	2	2
4	0	2	0	0	1	3
1	0	0	0	0	0	2
5	1	2	0	0	1	4
3	0	0	0	0	1	1
1	0	0	0	0	0	2
4	0	1	1	0	1	0
4	0	1	0	0	2	1
1	0	0	0	0	1	0
1	0	0	0	0	0	1
0	0	0	0	0	0	0
0	0	0	0	1	0	0
0	0	0	0	0	0	0
1	0	0	0	0	0	0
0	0	0	0	0	0	0

1B:	10	SF:	0
2B:	2	SAC:	0
3B:	0	DP:	1
HR:	1	HBP:	0
WP:	0	PA:	41
PB:	0	SB:	1
CS:	0		

Batter 1 2 3 4 5 6 7 8 9

Steve Finley, L (1, 8) OBP: 0.349, SLG: 0.421	2-2 HR		2-2 F8		0-0 1B 5 G6-4-3	0-0 G5-3		0-1 5 1B
Craig Biggio, R (1, 2) OBP: 0.376, SLG: 0.383	0-0 B3		3-2 5 1B		0-0 1B 5 G6-4-3		4-2 1B BB	2-2 P8
5 Jeff Bagwell, R (1, 3) OBP: 0.387, SLG: 0.448	3-3 K		3-1 1B 1-2		2-0 1B G6-4-3		0-3 K	1-2 1B FC5-4
Luis Gonzalez, L (1, 7) Javier Ortiz, R (9, PH) OBP: 0.298, SLG: 0.432 OBP: 0.346, SLG: 0.304	1-1 1B		0-0 G3-1		2-1 1B		2-3 K	3-1 L7
Ken Caminiti, S (1, 5)	3-3 K			0-0 2B	1-0 F8		0-1 1B	2-2 FC5-4
Eric Anthony, L (1, 9) Mike Simms, R (7, PH) (7, 9)		1-1 P8		0-3 K		2-1 F8	3-2 G6-3	
Rafael Ramirez, R (1, 4)		3-1 G6-3		2-1 2B 2-H		2-1 F8		1-3 K
Eric Yelding, R (1, 6)		2-3 K		2-3 K		1-1 1B	2-2 G1-3	
Darryl Kile, R (1, 1) Gerard Young, S (4, PH) Dwayne Henry, R (4, 1) Casey Candaele, S (6, PH) Jim Corsi, R (6, 1) Ken Oberkfell, L (8, PH) Al Osuna, R (8, 1)			2-3 K	0-0 F9		4-2 BB	2-2 L7	

R: 1 H: 2 R: 0 H: 0 R: 0 H: 2 R: 1 H: 2 R: 1 H: 3 R: 0 H: 1 R: 0 H: 1 R: 0 H: 0 R: 0 H: 2	E: 0 LOB: 1 E: 0 LOB: 0 E: 0 LOB: 2 E: 0 LOB: 1 E: 0 LOB: 2 E: 0 LOB: 2 E: 0 LOB: 0 E: 0 LOB: 2	K: 2 BB: 0 K: 1 BB: 0 K: 2 BB: 0 K: 0 BB: 0 K: 2 BB: 1 K: 1 BB: 0 K: 2 BB: 0	S: 18 P: 27 S: 7 P: 13 S: 13 P: 23 S: 10 P: 14 S: 6 P: 11 S: 11 P: 19 S: 19 P: 28 S: 12 P: 17 S: 13 P: 21
---	---	--	---

PITCHER	IP	WLS	BF	H	R	ER	SO	BB	IBB	HBP	BLK	WP	HR	S	P	ERA	WHIP
Mike Bielecki, R (1, 1) ERA: 4.15	5.2	W	27	10	3	3	6	1	0	0	0	0	1	64	106	4.76	1.941
Chuck McElroy, L (6, 1) ERA: 1.54	1.1		6	1	0	0	2	1	0	0	0	0	0	20	29	0.00	1.500
Dave Smith, R (8, 1) ERA: 4.97	1.1		6	2	0	0	1	0	0	0	0	0	0	20	28	0.00	1.500
Paul Assenmacher, L (9, 1) ERA: 3.71	0.2	S	2	0	0	0	0	0	0	0	0	0	0	5	10	0.00	0.000

Batter	1	2	3	4	5	6	7	8	9	AB	R	H	RBI	BB	SO	LOB	BOTTOM						
Chico Walker, S OBP: 0.355, SLG: 0.362 Shawon Dunston, R OBP: 0.265, SLG: 0.370	1-1 1B 23 G6-3		0-0 1B 23 BB WP		1-1 F8			2-2 G5-3		4	2	2	0	0	0	0	Houston Astros @ Chicago Cubs Wrigley Field, Chicago, IL Sun Jul 14 1991, 3:33 AM CDT Att: 33,750 - Sunny - 72 F						
Mark Grace, L OBP: 0.354, SLG: 0.407	1-1 F7		0-2 1B 23 BB WP E		3-3 K			1-3 K		4	1	1	0	0	2	1							
23 Ryne Sandberg, R OBP: 0.379, SLG: 0.484	1-0 G6-3		4-1 1B 2B BB E WP		1-0 F7			3-2 F9		3	1	0	0	1	0	1							
Andre Dawson, R OBP: 0.319, SLG: 0.497	0-1 1B CS		1-1 1B 2B E6		0-1 P3					3	0	1	1	0	0	1							
George Bell, R OBP: 0.333, SLG: 0.500	2-2 CS	1-0 G5-3	1-2 2B		1-1 G5-3					3	0	1	1	0	0	0							
Rick Wilkins, L OBP: 0.341, SLG: 0.451		2-3 K	0-3 K		2-1 G3					3	0	0	0	0	2	2							
Jose Vizcaino, S OBP: 0.316, SLG: 0.348		1-3 K			2-2 G6-3					3	0	0	0	0	2	0							
Ced Landrum, L OBP: 0.242, SLG: 0.219			1-3 K		3-2 F8			2-3 K		3	0	0	0	0	2	0							
Mike Bielecki, R OBP: 0.167, SLG: 0.091 Chuck McElroy, L OBP: 0.333, SLG: 0.500 Dwight Smith, L OBP: 0.291, SLG: 0.400 Dave Smith, R OBP: 0.291, SLG: 0.400 Paul Assenmacher, L OBP: 0.667, SLG: 0.500			2-3 K		2-3 K			1-0 L6		2	0	0	0	0	2	0							
Inning Stats	R: 1 E: 0 K: 0 S: 9	H: 2 LOB: 0 BB: 0 P: 14	R: 0 E: 0 K: 2 S: 7	H: 0 LOB: 0 BB: 0 P: 11	R: 3 E: 1 K: 3 S: 20	H: 3 LOB: 2 BB: 1 P: 29	R: 0 E: 0 K: 1 S: 10	H: 0 LOB: 0 BB: 0 P: 17	R: 0 E: 0 K: 1 S: 6	H: 0 LOB: 0 BB: 0 P: 11	R: 0 E: 0 K: 1 S: 6	H: 0 LOB: 0 BB: 0 P: 9	R: 0 E: 0 K: 2 S: 8	H: 0 LOB: 0 BB: 0 P: 14	R: 0 E: 0 K: 1 S: 11	H: 0 LOB: 0 BB: 0 P: 17	1B: 4 2B: 1 3B: 0 HR: 0	SF: 0 SAC: 0 DP: 0 HBP: 0	WP: 1 PB: 0 SB: 0 CS: 1	PA: 31			
PITCHER	IP WLS L	WLS L	BF L	H R	H R	ER LOB	SO BB	BB IBB	HBP BLK	WP HR	S P	ERA WHIP	PITCHER	IP WLS BF	H R	ER LOB	SO BB	BB IBB	HBP BLK	WP HR	S P	ERA WHIP	
Darryl Kile, R ERA: 3.68	(1, 1) 3.0		15	5	4	2	5	1	0	0	36	6.00	2.000										
Dwayne Henry, R ERA: 3.21	(4, 1) 2.0		6	0	0	0	2	0	0	0	16	0.00	0.000										
Jim Corsi, R ERA: 2.95	(6, 1) 2.0		6	0	0	0	2	0	0	0	14	0.00	0.000										
Al Osuna, L ERA: 2.43	(8, 1) 1.0		3	0	0	0	1	0	0	0	11	0.00	0.000										

AB	29
R	4
H	5
RBI	2
BB	1
SO	10
LOB	5



livebaseballscorecards.com

Batter	1	2	3	4	5	6	7	8	9	AB R H RBI BB SO LOB	TOP	
Craig Biggio, R (1, 2) OBP: 0.375, SLG: 0.382 Gerald Young, S (6, 8) OBP: 0.284, SLG: 0.293	1-1 FC5-4 1B		0-1 F7		1-0 FC5 2-3f			1-0 G6-3		3 0 1 0 0 0 3 1 0 0 0 0 0 0		
Steve Finley, L (1, 8) OBP: 0.346, SLG: 0.417 Scott Servais, R (6, 2)	2-2 FC5-4 5 CS 1-2f		2-1 F7			1-1 P5		0-3 K		3 0 0 0 0 0 2 1 0 0 0 0 0 1 0		
5 Jeff Bagwell, R (1, 3) OBP: 0.389, SLG: 0.446	4-2 SAFE SAFE SAFE SAFE 1-2			1-1 L4		1-0 1B		3-3 K		3 0 1 0 1 1 0		
Luis Gonzalez, L (1, 7) OBP: 0.295, SLG: 0.427 Mike Capel, R (6, 1) Eric Anthony, L (9, PH) OBP: 0.234, SLG: 0.223	1-3 K		0-1 F9		0-0 F9			4-2 G5-4-3 BB		3 0 0 0 0 1 2 0 0 0 0 0 0 0 0 0 0 0 1 0 0		
Ken Caminiti, S (1, 5) OBP: 0.298, SLG: 0.371		1-2 G4-3		2-2 P9		1-0 L8		0-0 G5-4-3 1-2f		4 0 0 0 0 0 2		
Mike Simms, R (1, 9)		1-3 K		0-3 K			4-2 1B BB	1-0 F9		3 0 0 0 1 2 0		
Rafael Ramirez, R (1, 6) OBP: 0.283, SLG: 0.318		3-2 G4-3		0-2 FC5 1B 1B		1-0 P6				3 0 1 0 0 0 1		
Casey Candaele, S (1, 4) OBP: 0.308, SLG: 0.369			4-1 BB		0-2 F8		2-1 G5-4-3 1B			2 0 1 0 1 0 1		
Jimmy Jones, R (1, 1) OBP: 0.273, SLG: 0.200 Mark Davidson, R (3, PH) OBP: 0.266, SLG: 0.234 Dwayne Henry, R (3, 1) Eric Yelding, R (5, PH) OBP: 0.273, SLG: 0.301 Jim Corsi, R (5, 1) Javier Ortiz, R (6, 7) OBP: 0.333, SLG: 0.292			1-3 K		0-0 1B		0-1 G5-4-3			0 0 0 0 0 0 0 1 0 0 0 0 1 1 0 0 0 0 0 0 0 1 0 1 0 0 0 0 0 0 0 0 0 0 0 1 0 0 0 0 0 2		
Inning Stats	R: 0 H: 1 E: 0 LOB: 1 K: 1 BB: 1 S: 11 P: 19	R: 0 H: 0 E: 0 LOB: 0 K: 1 BB: 0 S: 9 P: 14	R: 0 H: 0 E: 0 LOB: 1 K: 1 BB: 1 S: 9 P: 16	R: 0 H: 0 E: 0 LOB: 0 K: 0 BB: 0 S: 10 P: 13	R: 0 H: 2 E: 0 LOB: 2 K: 1 BB: 0 S: 13 P: 14	R: 0 H: 1 E: 0 LOB: 1 K: 0 BB: 0 S: 5 P: 8	R: 0 H: 1 E: 0 LOB: 1 K: 0 BB: 1 S: 7 P: 14	R: 0 H: 0 E: 0 LOB: 0 K: 2 BB: 0 S: 7 P: 11	R: 0 H: 0 E: 0 LOB: 0 K: 0 BB: 1 S: 4 P: 9	1B: 5 SF: 0 2B: 0 SAC: 0 3B: 0 DP: 2 HR: 0 HBP: 0	WP: 0 PA: 33 PB: 0 SB: 0 CS: 1	
PITCHER Randy Tomlin, L (1, 1) ERA: 2.57	IP WLS BF H R ER SO BB IBB HBP BLK WP HR S P ERA WHIP											
	9.0 W 33 5 0 0 6 4 0 0 0 0 0 0 75 118 0.00 1.000											

Houston Astros @ Pittsburgh Pirates
Three Rivers Stadium, Pittsburgh, PA

Mon Jul 15 1991, 7:05 PM EDT
Att. 21,642 - Sunny - 81 F

livebaseballscorecards.com

AB	29
R	0
H	5
RBI	0
BB	4
SO	6
LOB	14



Batter	1	2	3	4	5	6	7	8	9
Orlando Merced, S OBP: 0.373, SLG: 0.429	1-0 1B 2B 1B	4-1 1B 3B BB		3-2 G4-3 1B	3-3 K			4-2 G6-4-3 BB	
Jay Bell, R OBP: 0.330, SLG: 0.431	0-0 1-2 2B 1B	0-1 1-3 3B 1B		1-1 E7 1B		2-2 HR		0-0 G6-4-3 1-2f	
Andy Van Slyke, L OBP: 0.343, SLG: 0.403	1-2 1B 2B	2-0 1B 3B		4-2 1B BB		4-2 FC1-6 BB		2-3 K	
Bobby Bonilla, S OBP: 0.381, SLG: 0.479	1-1 1B	0-1 L4-3 1B		2-2 1B		2-1 FC1-6 FC4-6			
Joe Redfield, R OBP: 0.273, SLG: 0.111									
Barry Bonds, L OBP: 0.392, SLG: 0.506	1-3 K	2-0 L4-3			1-1 1B BB 1B	2-1 FC4-6			
Jose Gonzalez, R OBP: 0.088, SLG: 0.031									
Gary Varsho, L OBP: 0.358, SLG: 0.450	2-2 1B		2-2 P5		4-1 1B BB	2-1 G3-1			
Michael LaValliere, L OBP: 0.365, SLG: 0.383	2-0 F7		2-1 F7		3-3 K		0-0 F8		
Jose Lind, R OBP: 0.304, SLG: 0.344	0-1 G1-3		1-1 P6		2-2 F8		2-0 G6-4-3 1B		
Randy Tomlin, L OBP: 0.154, SLG: 0.154		0-3 K			1-3 K	2-2 1B	0-2 G6-4-3		

Inning Stats	R: 3 E: 0 K: 1 S: 18	H: 5 LOB: 2 BB: 0 P: 26	R: 3 E: 0 K: 1 S: 10	H: 3 LOB: 0 BB: 1 P: 18	R: 0 E: 0 K: 0 S: 8	H: 0 LOB: 0 BB: 0 P: 13	R: 1 E: 1 K: 1 S: 13	H: 1 LOB: 2 BB: 1 P: 24	R: 0 E: 0 K: 2 S: 17	H: 2 LOB: 3 BB: 1 P: 32	R: 1 E: 0 K: 0 S: 12	H: 1 LOB: 1 BB: 1 P: 24	R: 0 E: 0 K: 0 S: 5	H: 1 LOB: 0 BB: 0 P: 7	R: 0 E: 0 K: 1 S: 6	H: 0 LOB: 0 BB: 1 P: 12
--------------	-------------------------------	----------------------------------	-------------------------------	----------------------------------	------------------------------	----------------------------------	-------------------------------	----------------------------------	-------------------------------	----------------------------------	-------------------------------	----------------------------------	------------------------------	---------------------------------	------------------------------	----------------------------------

PITCHER	IP	WLS	BF	H	R	ER	SO	BB	IBB	HBP	BLK	WP	HR	S	P	ERA	WHIP
Jimmy Jones, R ERA: 3.95	(1, 1)	2.0	L	8	6	6	2	1	0	0	0	0	0	28	44	27.00	4.500
Dwayne Henry, R ERA: 3.03	(3, 1)	2.0		8	1	1	0	1	0	0	0	0	0	21	37	0.00	1.000
Jim Corsi, R ERA: 2.88	(5, 1)	1.0		6	2	0	2	1	0	0	0	0	0	17	32	0.00	3.000
Mike Capel, R ERA: 2.25	(6, 1)	3.0		11	2	1	1	2	0	0	0	0	1	23	43	3.00	1.333

AB R H RBI BB SO LOB

3	2	1	0	2	1	3
5	4	3	1	0	0	1
3	2	2	4	2	1	0
4	0	3	3	0	0	1
0	0	0	0	0	0	0
4	0	1	0	0	1	3
0	0	0	0	0	0	0
3	0	1	0	1	0	1

4	0	0	0	0	1	4
4	0	1	0	0	0	4
4	0	1	0	0	2	1

1B: 10	SF: 0	WP: 0	PA: 39
2B: 2	SAC: 0	PB: 0	
3B: 1	DP: 3	SB: 0	
HR: 1	HBP: 0	CS: 0	

AB	R	H	RBI	BB	SO	LOB
34	8	13	8	5	6	18



Houston Astros @ Pittsburgh Pirates
 Three Rivers Stadium, Pittsburgh, PA
 Mon Jul 15 1991, 7:05 PM EDT
 Att. 21,642 - Sunny - 81 F

livebaseballscorecards.com

Houston Astros @ Pittsburgh Pirates
 Three Rivers Stadium, Pittsburgh, PA

Tue Jul 16 1991, 7:05 PM EDT
 Att. 18,028 - Sunny - 87 F

livebaseballscorecards.com



Batter	1	2	3	4	5	6	7	8	9	AB R H RBI BB SO LOB	TOP											
Gerald Young, S OBP: 0.296, SLG: 0.323 (1, 8)	1-3 K		2-0 1B		0-1 G5-3		1-2 2B			4 0 2 1 0 1 1												
Craig Biggio, R OBP: 0.371, SLG: 0.377 (1, 2)	0-0 G6-3		0-2 F9			1-2 E5 1B	1-3 K			4 1 0 0 0 1 2												
5 Jeff Bagwell, R OBP: 0.387, SLG: 0.442 Al Osuna, R (1, 3) (7, 1)	4-2 FC5-4 BB			1-2 G5-3		2-3 K	3-0 P4			3 0 0 0 1 1 2 0 0 0 0 0 0 0												
Ken Caminiti, S OBP: 0.301, SLG: 0.372 (1, 5)	0-1 FC5-4 1-2f			0-0 G1-6-3 1B		1 SAFE 2 SAFE 2B 1B		1-3 K		4 1 2 1 0 1 1												
Javier Ortiz, R OBP: 0.300, SLG: 0.259 Eric Anthony, L OBP: 0.231, SLG: 0.221 (1, 7) (8, PH) (8, 9)		1-0 G6-3		0-1 G1-6-3 1-2f		3-1 F9		1-1 P7		3 0 0 0 0 0 2 1 0 0 0 0 0 0												
Mark Davidson, R OBP: 0.308, SLG: 0.300 Dwayne Henry, R (6, 1) Ken Oberkfell, L OBP: 0.364, SLG: 0.286 (7, 3)		3-3 K			2-0 HR	1-1 2B		0-0 G6-3		3 1 2 2 0 1 0 0 0 0 0 0 0 0 1 0 0 0 0 0 0												
Rafael Ramirez, R OBP: 0.276, SLG: 0.310 (1, 6)		2-2 G4-3			1-0 G3-1	1-2 G5-3			1-2 G5-3	4 0 0 0 0 0 1												
Casey Candaele, S OBP: 0.307, SLG: 0.367 (1, 4)			2-1 F8		0-2 S 1B		2-2 G4-3		0-0 F8	4 0 1 0 0 0 0												
Jim Deshaies, L OBP: 0.167, SLG: 0.074 Jim Clancy, R OBP: 0.277, SLG: 0.300 Eric Yelding, R OBP: 0.250, SLG: 0.286 Darryl Kile, R OBP: 0.250, SLG: 0.286 Mike Simms, R OBP: 0.250, SLG: 0.286 Steve Finley, L OBP: 0.345, SLG: 0.415 (1, 1) (1, 1) (5, PH) (5, 1) (6, 9) (8, 7) (9, PH)			0-3 K		3-2 G5-3		0-0 2B 2B		0-1 G4-3	0 0 0 0 0 0 0 1 0 0 0 0 1 0 1 0 0 0 0 0 1 0 0 0 0 0 0 0 1 1 1 0 0 0 0 1 0 0 0 0 0 0												
Inning Stats	R: 0 E: 0 K: 1 S: 10	H: 0 LOB: 1 BB: 1 P: 15	R: 0 E: 0 K: 1 S: 9	H: 0 LOB: 0 BB: 0 P: 15	R: 0 E: 0 K: 1 S: 9	H: 1 LOB: 1 BB: 0 P: 13	R: 0 E: 0 K: 0 S: 6	H: 1 LOB: 0 BB: 0 P: 7	R: 1 E: 0 K: 0 S: 11	H: 2 LOB: 1 BB: 0 P: 17	R: 2 E: 1 K: 1 S: 16	H: 2 LOB: 1 BB: 0 P: 26	R: 1 E: 0 K: 1 S: 11	H: 2 LOB: 1 BB: 0 P: 18	R: 0 E: 0 K: 1 S: 6	H: 0 LOB: 0 BB: 0 P: 8	R: 0 E: 0 K: 0 S: 9	H: 0 LOB: 0 BB: 0 P: 10	1B: 4 2B: 3 3B: 0 HR: 1	SF: 0 SAC: 0 DP: 1 HBP: 0	WP: 0 PB: 0 SB: 4 CS: 0	PA: 36
PITCHER	IP WLS BF H R ER SO BB IBB HBP BLK WP HR S P ERA WHIP																				PITCHER	IP WLS BF H R ER SO BB IBB HBP BLK WP HR S P ERA WHIP
Zane Smith, L ERA: 2.97 (1, 1)	6.0 W 25 6 3 1 4 1 0 0 0 0 1 61 93 1.50 1.167																					
Neal Heaton, L ERA: 3.89 (7, 1)	0.1 S 3 2 1 1 0 0 0 0 0 0 0 7 10 27.00 6.000																					
Stan Belinda, R ERA: 3.71 (7, 1)	2.2 S 8 0 0 0 2 0 0 0 0 0 0 19 26 0.00 0.000																					

Batter	1	2	3	4	5	6	7	8	9	AB	R	H	RBI	BB	SO	LOB
Gary Redus, R OBP: 0.313, SLG: 0.336 (1, 3) C B X (7, 9)	1-1 WP E 1B	2-1 F8		2-1 FC6-4 1-2f		H 1-0 PO HBP		1-0 L5		4	1	1	0	0	0	2
Jay Bell, R OBP: 0.334, SLG: 0.433 (1, 6) 1 SAFE SAFE 1 B SAFE SAFE 1 B SAFE SAFE SAFE B SAFE SAFE X	3-2 E5 BB G4-3 1B 1-H		X 0-0 HR 1B		B SAFE SAFE 1 B SAFE SAFE X 1-2 G3	B SAFE SAFE 1 B SAFE SAFE X 1-0 PO	0-1 WP SH3-4 FC5-4 1B	2-3 K		5	2	3	0	0	1	1
Jose Gonzalez, R OBP: 0.108, SLG: 0.143 Andy Van Slyke, L OBP: 0.342, SLG: 0.401 (1, 8) (8, 8) C X	0-1 G4-3		1 SAFE X 0-0 HR		B SAFE SAFE X 1-1 G5-3		1 SAFE X 0-0 SH3-4	3-3 K		3	1	1	2	0	0	1
Bobby Bonilla, S OBP: 0.382, SLG: 0.477 (1, 5) B SAFE SAFE X C F F B B X	1-1 F7		3-2 F9		B SAFE SAFE X 1-2 1B		4-0 FC5-4 WP IBB			3	0	1	0	1	0	1
Barry Bonds, L OBP: 0.393, SLG: 0.502 (1, 7) B SAFE SAFE X C F F B B X	4-0 BB IBB		2-0 F7		B SAFE SAFE X 3-2 1B		4-2 FC5-4 BB			2	0	0	0	2	0	1
Lloyd McClendon, R OBP: 0.337, SLG: 0.442 Orlando Merced, S OBP: 0.370, SLG: 0.424 (1, 9) (6, PH) (7, 3) B SAFE SAFE X B SAFE SAFE X	4-0 BB		1-1 G6-3		B SAFE SAFE X 3-3 K		3-2 FC5-4 FC5 BB			1	0	0	0	1	0	0
Don Slaught, R OBP: 0.295, SLG: 0.306 (1, 2) C F F B B X	1-3 K			1-1 G6-3		B SAFE SAFE X 2-1 HR G5-3 1B		4-2 BB		3	1	1	0	1	1	3
Jose Lind, R OBP: 0.300, SLG: 0.339 (1, 4) B SAFE SAFE X B SAFE SAFE X		3-2 F9		1-0 G6-3		B SAFE SAFE X 2-2 G5-3		0-1 FC5		4	0	0	0	0	0	4
Zane Smith, L OBP: 0.300, SLG: 0.324 Gary Varsho, L OBP: 0.363, SLG: 0.482 Neal Heaton, L OBP: 0.429, SLG: 0.571 Stan Belinda, R (1, 1) (6, PH) (7, 1) (7, 1) F H X		0-2 G5-3		0-0 FC6-4 1B		B SAFE SAFE X 1-1 HR		4-2 BB		2	0	1	0	0	0	0
Inning Stats	R: 1 E: 1 K: 1 S: 15	H: 2 LOB: 3 BB: 2 P: 29	R: 0 E: 0 K: 0 S: 11	H: 0 LOB: 0 BB: 0 P: 16	R: 2 E: 0 K: 0 S: 10	H: 2 LOB: 0 BB: 0 P: 16	R: 0 E: 0 K: 0 S: 6	H: 1 LOB: 1 BB: 0 P: 10	R: 0 E: 0 K: 1 S: 13	H: 2 LOB: 0 BB: 0 P: 23	R: 1 E: 0 K: 0 S: 14	H: 1 LOB: 3 BB: 3 P: 29	R: 0 E: 0 K: 2 S: 10	H: 0 LOB: 1 BB: 1 P: 20	1B: 7 2B: 0 3B: 0 HR: 2	SF: 0 SAC: 1 DP: 0 HBP: 1

BOTTOM

Houston Astros @ Pittsburgh Pirates
Three Rivers Stadium, Pittsburgh, PA

Tue Jul 16 1991, 7:05 PM EDT
Att. 18,028 - Sunny - 87 F

AB	31
R	6
H	9
RBI	5
BB	6
SO	4
LOB	16



WP:	2	PA:	40
PB:	0		
SB:	0		
CS:	0		

PITCHER	IP	WLS	BF	H	R	ER	SO	BB	IBB	HBP	BLK	WP	HR	S	P	ERA	WHIP
Jim Deshaies, L ERA: 5.08	(1, 1)																
Jim Clancy, R ERA: 2.19	(1, 1)	4.0	18	4	2	2	1	1	1	0	0	1	1	40	68	4.50	1.250
Darryl Kile, R ERA: 3.84	(5, 1)	1.2	L 9	3	2	2	1	0	0	1	0	0	1	24	39	10.80	1.800
Dwayne Henry, R ERA: 3.22	(6, 1)	0.2		3	1	1	0	0	1	0	0	0	0	3	8	13.50	1.500
Al Osuna, L ERA: 2.34	(7, 1)	1.2		8	0	0	2	3	0	0	0	1	0	21	42	0.00	1.800

Batter	1	2	3	4	5	6	7	8	9	AB R H RBI BB SO LOB	TOP											
Steve Finley, L OBP: 0.343, SLG: 0.412 (1, 8) (8, 9)	1-2 G4-3		1-2 5 CS 1B		0-1 FC4-6 E		0-1 G4-3		1-2 E6 FC6-4	5 1 1 1 0 0 2												
Craig Biggio, R OBP: 0.365, SLG: 0.371 (1, 2)	2-2 G5-3		3-2 P6		2-2 E5 5 SF9		1-0 F7		1-2 FC6-4 2B	5 2 0 0 0 0 3												
5 Jeff Bagwell, R OBP: 0.386, SLG: 0.441 Al Osuna, R (1, 3) (7, 1)	2-1 1B		0-1 CS		0-2 G6-3		2-3 K		1-1 E4 2B 1B	3 0 1 1 0 1 0 1 1 0 1 0 0 1												
Luis Gonzalez, L OBP: 0.303, SLG: 0.441 (1, 7)	2-3 K				0-0 2B 1B		1-2 1B		2-2 1B 2B	5 3 4 1 0 1 1												
Ken Caminiti, S OBP: 0.305, SLG: 0.379 (1, 5)			1-0 CS 1B		1-2 1B 2B		2-1 F7		0-3 K	5 1 3 3 0 1 2												
Eric Anthony, L OBP: 0.232, SLG: 0.222 Gerald Young, S OBP: 0.292, SLG: 0.317 (1, 9) (8, 8)			3-3 K		1-1 1B		0-0 G3		3-3 K	4 0 1 1 0 2 2 1 0 0 0 0 1 1												
Eric Yelding, R OBP: 0.280, SLG: 0.302 (1, 6)			2-1 B1-3		0-0 P6		3-2 CS 1B		1-2 1B	5 0 2 1 0 0 2												
Casey Candaele, S OBP: 0.310, SLG: 0.370 (1, 4)			2-1 SH1-4 1B 2B		0-1 G1-3		4-0 BB		0-0 L8	3 1 1 0 1 0 2												
Mark Portugal, R OBP: 0.324, SLG: 0.276 Jimmy Jones, R OBP: 0.273, SLG: 0.200 Mark Davidson, R OBP: 0.315, SLG: 0.309 Mike Capel, R (5, PH) (5, 1) Javier Ortiz, R OBP: 0.290, SLG: 0.250 Jim Cortes, R (6, PH) (6, 1) Ken Oberkell, L OBP: 0.372, SLG: 0.297 (7, 3)			0-1 SH1-4		0-1 FC4-6 1B		1-2 L9		1-1 FC6-4 E 1B	0 0 0 0 0 0 0 0 0 0 0 0 0 0 1 0 1 0 0 0 0 0 0 0 0 0 0 0 1 0 0 0 0 0 1 0 0 0 0 0 0 0 1 1 1 0 0 0 0												
Inning Stats	R: 0 E: 0 K: 1 S: 11	H: 1 LOB: 1 BB: 0 P: 18	R: 0 E: 0 K: 1 S: 6	H: 1 LOB: 0 BB: 0 P: 12	R: 1 E: 0 K: 0 S: 11	H: 2 LOB: 0 BB: 0 P: 17	R: 2 E: 0 K: 0 S: 12	H: 3 LOB: 1 BB: 0 P: 14	R: 2 E: 2 K: 0 S: 14	H: 2 LOB: 1 BB: 0 P: 22	R: 0 E: 0 K: 0 S: 12	H: 1 LOB: 1 BB: 1 P: 19	R: 0 E: 0 K: 1 S: 7	H: 0 LOB: 0 BB: 0 P: 10	R: 1 E: 0 K: 2 S: 17	H: 2 LOB: 1 BB: 0 P: 22	R: 4 E: 2 K: 1 S: 25	H: 3 LOB: 1 BB: 0 P: 37	1B: 11 2B: 4 3B: 0 HR: 0	SF: 1 SAC: 1 DP: 0 HBP: 0	WP: 0 PB: 0 SB: 1 CS: 3	PA: 44
PITCHER	IP WLS BF H R ER SO BB IBB HBP BLK WP HR S P ERA WHIP																					
Doug Drabek, R ERA: 3.0 (1, 1)	4.2 L 22 9 5 3 2 0 0 0 0 0 0 0 52 79 5.79 1.929																					
Bob Kipper, L ERA: 5.93 (5, 1)	1.1 5 1 0 0 0 1 0 0 0 0 0 0 14 23 0.00 1.500																					
Vicente Palacios, R ERA: 3.15 (7, 1)	1.0 3 0 0 0 1 0 0 0 0 0 0 0 7 10 0.00 0.000																					
Bob Patterson, L ERA: 4.08 (8, 1)	1.0 5 2 1 1 2 0 0 0 0 0 0 0 17 22 9.00 2.000																					
Bill Landrum, R ERA: 2.11 (9, 1)	1.0 8 3 4 0 1 0 0 0 0 0 0 0 25 37 0.00 3.000																					

Houston Astros @ Pittsburgh Pirates
 Three Rivers Stadium, Pittsburgh, PA
 Wed Jul 17 1991, 7:05 PM EDT
 Att. 38,736 - Sunny - 85 F

livebaseballscorecards.com

AB	40
R	10
H	15
RBI	9
BB	1
SO	6
LOB	17



Batter	1	2	3	4	5	6	7	8	9	AB	R	H	RBI	BB	SO	LOB
Orlando Merced, S OBP: 0.370, SLG: 0.421 (1, 3)	0-0 G4-3 ①		1-1 L9 ①		1-1 G6-3 ①		4-1 FC1-6 BB		1-1 1B	4	0	1	0	1	0	0
Jay Bell, R OBP: 0.330, SLG: 0.427 (1, 6)	1-2 G4-3 ②		2-2 L6 ②		3-2 F9 ②		0-2 FC1-6 1-2f		2-2 F9 ③	5	0	0	0	0	0	2
Andy Van Slyke, L OBP: 0.347, SLG: 0.417 (1, 8)	0-1 1B 1B		2-1 HR		2-1 2B 1B		2-1 F9 ②			4	2	3	1	0	0	1
Bobby Bonilla, S OBP: 0.384, SLG: 0.481 (1, 5) (9, 9)	1-1 SAFE 1B 1-2 FC3-6 1B		1-1 F7 ③		2-1 2B		1-1 F7 ③			4	0	2	1	0	0	1
Barry Bonds, L OBP: 0.395, SLG: 0.500 (1, 7)	3-1 FC3-6 1-2f ③			2-2 SH5-4 1B 1B	4-2 BB			1-2 G3-1 ①		3	0	1	0	1	0	2
Gary Varsho, L OBP: 0.362, SLG: 0.478 Don Slaught, R OBP: 0.293, SLG: 0.303 (1, 9) (8, PH) (9, 2)		2-2 F9 ①		2-0 SAFE SH5-4 1-2 1B	3-2 G4-3 ③			0-2 F7 ②		3	0	1	0	0	0	2
Michael LaValliere, L OBP: 0.362, SLG: 0.379 Gary Redus, R OBP: 0.311, SLG: 0.333 Bill Landrum, R (1, 2) (8, PH) (9, 1)		2-1 G5-3 ②		1-2 2-3 1B	3-2 G4-3 ③		3-2 F8 ①		3-3 K ③	2	0	0	0	0	0	0
Jose Lind, R OBP: 0.299, SLG: 0.337 (1, 4)		1-0 FC6-4 1B		1-0 L5 ②		1-1 G5-3 ②		2-3 K ①	4	0	1	0	0	1	2	
Doug Drabek, R OBP: 0.186, SLG: 0.208 Bob Kipper, R Zane Smith, L OBP: 0.293, SLG: 0.316 Vicente Palacios, R OBP: 0.071, SLG: 0.071 Bob Patterson, R John Wehner, R (1, 1) (5, 1) (6, PH) (7, 1) (8, 1) (9, 5)		2-1 FC6-4 ③		1-3 K ③		1-3 K ③		1-0 G5-3 ②	2	0	0	0	0	0	1	3

Inning Stats	R: 0	H: 2	E: 0	LOB: 2	K: 0	BB: 0	S: 11	R: 0	H: 1	E: 0	LOB: 1	K: 0	BB: 0	S: 9	R: 1	H: 1	E: 0	LOB: 0	K: 0	BB: 0	S: 9	R: 0	H: 2	E: 0	LOB: 2	K: 0	BB: 1	S: 16	R: 0	H: 0	E: 0	LOB: 0	K: 1	BB: 0	S: 8	R: 0	H: 0	E: 0	LOB: 1	K: 0	BB: 1	S: 9	R: 0	H: 0	E: 0	LOB: 0	K: 1	BB: 0	S: 11	R: 0	H: 1	E: 0	LOB: 1	K: 1	BB: 0	S: 9	1B: 7	SF: 0	2B: 1	SAC: 1	3B: 0	DP: 0	HR: 1	HBP: 0	WP: 0	PA: 38
--------------	------	------	------	--------	------	-------	-------	------	------	------	--------	------	-------	------	------	------	------	--------	------	-------	------	------	------	------	--------	------	-------	-------	------	------	------	--------	------	-------	------	------	------	------	--------	------	-------	------	------	------	------	--------	------	-------	-------	------	------	------	--------	------	-------	------	-------	-------	-------	--------	-------	-------	-------	--------	-------	--------

PITCHER	IP	WLS	BF	H	R	ER	SO	BB	IBB	HBP	BLK	WP	HR	S	P	ERA	WHIP
Mark Portugal, R ERA: 3.94 (1, 1)	0.2		4	2	0	0	0	0	0	0	0	0	0	9	11	0.00	3.000
Jimmy Jones, R ERA: 3.91 (1, 1)	3.1	W	14	4	1	1	1	0	0	0	0	0	1	31	53	2.70	1.200
Mike Capel, R ERA: 2.57 (5, 1)	1.0		6	2	1	1	0	1	0	0	0	0	0	16	31	9.00	3.000
Jim Corsi, R ERA: 2.76 (6, 1)	1.2		6	0	0	0	1	1	0	0	0	0	0	15	26	0.00	0.600
Al Osuna, L ERA: 2.22 (7, 1)	2.1	S	8	1	0	0	2	0	0	0	0	0	0	22	33	0.00	0.429

BOTTOM

Houston Astros @ Pittsburgh Pirates
Three Rivers Stadium, Pittsburgh, PA

Wed Jul 17 1991, 7:05 PM EDT
Att: 38,736 - Sunny - 85 F

AB	35
R	2
H	9
RBI	2
BB	2
SO	4
LOB	13



PITCHER	IP	WLS	BF	H	R	ER	SO	BB	IBB	HBP	BLK	WP	HR	S	P	ERA	WHIP
---------	----	-----	----	---	---	----	----	----	-----	-----	-----	----	----	---	---	-----	------

Batter	1	2	3	4	5	6	7	8	9	AB R H RBI BB SO LOB	TOP											
Chico Walker, S (1, 5) OBP: 0.367, SLG: 0.373	2-3 		1-2 			0-0 		4-2 	4-2 	3 1 1 0 2 1 0												
Mark Grace, L (1, 3) OBP: 0.345, SLG: 0.391	0-2 		0-1 			3-1 		2-2 	0-0 	5 0 0 0 0 0 5												
23 Ryne Sandberg, R (1, 4) OBP: 0.378, SLG: 0.479	2-3 			0-1 		3-2 		4-2 		3 0 0 0 1 1 0												
Andre Dawson, R (1, 9)		2-3 		0-0 		1-1 		1-2 		3 0 1 1 0 1 0												
George Bell, R (1, 7) OBP: 0.330, SLG: 0.488		0-1 		1-2 		2-2 		0-0 		4 0 2 1 0 0 2												
Rick Wilkins, L (1, 2) OBP: 0.330, SLG: 0.456		2-2 			4-0 		1-3 	2-3 		3 0 0 0 1 2 3												
Shawon Dunston, R (1, 6) OBP: 0.264, SLG: 0.360		0-0 		1-1 		1-2 			4-0 	3 0 0 0 1 0 2												
Doug Dascenzo, S (1, 8) OBP: 0.339, SLG: 0.331			0-3 		0-0 		2-1 		2-2 	4 0 0 0 0 1 2												
Mike Bielecki, R (1, 1) OBP: 0.154, SLG: 0.083			2-3 		1-3 			1-2 	0-0 	2 0 0 0 0 2 1												
Dwight Smith, L (8, PH) OBP: 0.282, SLG: 0.407										1 1 1 0 0 0 0												
Bob Scanlan, R (8, 1)										0 0 0 0 0 0 0												
Chuck McElroy, L (8, 1) OBP: 0.333, SLG: 0.500										0 0 0 0 0 0 0												
Damon Berryhill, S (9, PH) OBP: 0.234, SLG: 0.313										1 0 0 0 0 0 1												
Inning Stats	R: 0 E: 0 K: 2 S: 9	H: 0 LOB: 0 BB: 0 P: 13	R: 0 E: 0 K: 1 S: 13	H: 1 LOB: 1 BB: 0 P: 17	R: 0 E: 0 K: 2 S: 11	H: 1 LOB: 1 BB: 0 P: 14	R: 0 E: 0 K: 0 S: 6	H: 0 LOB: 0 BB: 0 P: 7	R: 0 E: 0 K: 1 S: 6	H: 0 LOB: 1 BB: 1 P: 12	R: 0 E: 1 K: 0 S: 12	H: 1 LOB: 2 BB: 0 P: 21	R: 0 E: 0 K: 1 S: 8	H: 0 LOB: 0 BB: 0 P: 12	R: 2 E: 0 K: 1 S: 20	H: 2 LOB: 2 BB: 2 P: 34	R: 0 E: 0 K: 0 S: 9	H: 0 LOB: 2 BB: 2 P: 19	1B: 3 2B: 1 3B: 1 HR: 0	SF: 1 SAC: 0 DP: 0 HBP: 0	WP: 0 PB: 0 SB: 0 CS: 0	PA: 38
PITCHER	IP WLS BF H R ER SO BB IBB HBP BLK WP HR S P ERA WHIP																					
Pete Harnisch, R (1, 1) ERA: 2.26	8.0 W 33 5 2 2 8 3 0 0 0 0 0 0 85 130 2.25 1.000																					
Jim Clancy, R (9, 1) ERA: 2.16	0.2 4 0 0 0 0 2 0 0 0 0 0 0 8 18 0.00 3.000																					
Al Osuna, L (9, 1) ERA: 2.2	0.1 S 1 0 0 0 0 0 0 0 0 0 0 0 1 1 0.00 0.000																					

Chicago Cubs @ Houston Astros
Astrodome, Houston, TX
Fri Jul 19 1991, 8:05 PM EDT
Att: 27,577 - Dome - 70 F

livebaseballscorecards.com

AB	32
R	2
H	5
RBI	2
BB	5
SO	8
LOB	16



BOTTOM

Chicago Cubs @ Houston Astros

Astrodome, Houston, TX

Fri Jul 19 1991, 8:05 PM EDT
Att: 27,577 - Dome - 70 F

livebaseballscorecards.com

AB	29
R	5
H	9
RBI	5
BB	6
SO	2
LOB	18



WP:	0	PA:	36
PB:	0	SB:	1
CS:	0		

AB	R	H	RBI	BB	SO	LOB	
3	2	2	0	1	0	0	
3	1	1	1	1	0	4	
2	1	1	0	2	0	1	
4	0	1	1	0	1	3	
4	1	1	3	0	0	2	
2	0	1	0	1	0	0	
1	0	1	0	0	0	0	
0	0	0	0	0	0	0	
4	0	1	0	0	0	2	
3	0	0	0	0	0	3	
0	0	0	0	1	0	0	
2	0	0	0	0	1	1	
1	0	0	0	0	0	2	
0	0	0	0	0	0	0	
0	0	0	0	0	0	0	
1B:	6	SF:	0	WP:	0	PA:	36
2B:	1	SAC:	1	PB:	0		
3B:	1	DP:	3	SB:	1		
HR:	1	HBP:	0	CS:	0		

Batter	1	2	3	4	5	6	7	8	9							
Steve Finley, L OBP: 0.347, SLG: 0.421 (1, 8) C C B B X	2-2 1B 5 S	4-0 BB			2-2 1B 3B		3-2 F7									
Craig Biggio, R OBP: 0.367, SLG: 0.370 (1, 2) B 1 SAFE B 1 SAFE F 1 SAFE B 1 SAFE X	2-1 P3	2-0 F9			1-1 1B 5 G5-4-3			4-0 HR 5 BB BB								
5 Jeff Bagwell, R OBP: 0.390, SLG: 0.441 (1, 3) 1 SAFE B B B C B	4-1 1B 1-2 BB				1-0 G5-4-3 3-H 1-2f			4-1 HR 1-2 BB								
Luis Gonzalez, L OBP: 0.302, SLG: 0.438 (1, 7) C X	0-1 1B G6-3 1-2 2-H				1-2 G4-3			1-3 K								
Ken Caminiti, S OBP: 0.304, SLG: 0.387 (1, 5) C B B F F X	2-2 G6-3 1-2f				1-2 F8			1-0 HR 1-H 2-H								
Eric Anthony, L OBP: 0.243, SLG: 0.228 (1, 9)					2-1 FC5-4 1B			0-0 2B								
Javier Ortiz, R OBP: 0.313, SLG: 0.310 (8, PH)																
Gerald Young, S OBP: 0.292, SLG: 0.317 (9, 8)																
Eric Yelding, R OBP: 0.279, SLG: 0.301 (1, 6) P F X					1-0 P5			2-0 F8								
Rafael Ramirez, R OBP: 0.271, SLG: 0.304 (1, 4)					1-2 FC5-4 1-2f			4-0 IBB								
Casey Candaele, S OBP: 0.313, SLG: 0.370 (8, 4) C B S X					0-3 K			1-0 L6								
Pete Harnisch, S OBP: 0.128, SLG: 0.105 (1, 1)																
Mark Davidson, R OBP: 0.312, SLG: 0.305 (8, PH)																
Jim Clancy, R (9, 1)																
Al Osuna, R (9, 1)																
Inning Stats	R: 1 E: 0 K: 0 S: 11	H: 2 LOB: 1 BB: 1 P: 21	R: 0 E: 0 K: 0 S: 10	H: 1 LOB: 3 BB: 2 P: 20	R: 0 E: 0 K: 0 S: 6	H: 1 LOB: 0 BB: 0 P: 11	R: 0 E: 0 K: 1 S: 9	H: 1 LOB: 1 BB: 0 P: 13	R: 1 E: 0 K: 0 S: 9	H: 2 LOB: 0 BB: 0 P: 14	R: 0 E: 0 K: 0 S: 6	H: 0 LOB: 0 BB: 0 P: 12	R: 0 E: 0 K: 0 S: 5	H: 0 LOB: 0 BB: 0 P: 8	R: 3 E: 0 K: 1 S: 8	H: 2 LOB: 2 BB: 3 P: 25

PITCHER	IP	WLS	BF	H	R	ER	SO	BB	IBB	HBP	BLK	WP	HR	S	P	ERA	WHIP
Mike Bielecki, R ERA: 4.04 (1, 1)	7.0		28	7	2	2	1	3	0	0	0	0	0	56	99	2.57	1.429
Bob Scanlan, R ERA: 4.12 (8, 1)	0.0	L	2	0	2	2	0	2	0	0	0	0	0	1	9	∞	∞
Chuck McElroy, L ERA: 1.64 (8, 1)	1.0		6	2	1	1	1	0	1	0	0	0	1	7	16	9.00	2.000

Batter	1	2	3	4	5	6	7	8	9	AB R H RBI BB SO LOB	TOP	
Chico Walker, S OBP: 0.374, SLG: 0.379 (1, 5) (7, 7)	1-1 G4-3		4-2 G4-6-3 BB		1-1 23 SF7 BB 1B	1-1 SF7		0-0 1B		3 0 2 1 1 0 0	Chicago Cubs @ Houston Astros Astrodome, Houston, TX Sat Jul 20 1991, 4:33 AM EDT Att. 37,970 - Dome - 70 F	
Mark Grace, L OBP: 0.346, SLG: 0.390 (1, 3)	1-0 F7		0-0 G4-6-3		4-2 BB 1B	2-1 1B		1-1 G3		4 0 1 1 1 0 3		
23 Ryne Sandberg, R OBP: 0.373, SLG: 0.473 (1, 4)	2-3 K		2-0 F7		1-0 SF7	0-1 G6-3		3-3 K		4 0 0 1 0 2 3		
Andre Dawson, R OBP: 0.318, SLG: 0.495 Doug Dascenzo, S OBP: 0.337, SLG: 0.329 (7, 8)		2-2 G6-3		1-1 E2	2-0 F7		1-1 PB F9-2 2B	2-3 K		4 0 1 0 0 0 2 1 0 0 0 0 1 0		
George Bell, R OBP: 0.329, SLG: 0.488 Jose Vizcaino, S OBP: 0.313, SLG: 0.344 (7, 5)		1-3 K		1-1 F7		0-0 1B 2B	0-2 L5	0-0 G6-3		4 1 1 0 0 0 1 2 1 0 0 0 0 0 0		
Dwight Smith, L OBP: 0.292, SLG: 0.405 (7, 9)		1-3 K		3-1 L6		1-1 CS 1B	4-2 BB			3 0 1 1 1 1 1		
Shawon Dunston, R OBP: 0.264, SLG: 0.362 (1, 6)			2-1 E6 1B	1-1 P6		1-0 SH SF7 2B	0-1 F9-2			4 2 1 0 0 0 4		
Rick Wilkins, L OBP: 0.337, SLG: 0.452 (1, 2)		1 SAFE E5 1B G4-6-3 1B		0-1 G3-1		4-0 SH 1B BB		3-2 G4-3		3 2 1 0 1 0 0		
Greg Maddux, R OBP: 0.275, SLG: 0.360 (1, 1)			0-1 G4-6-3 BB 1B		0-0 BB 23 SF7 1B	2-1 SH 1B		2-3 K		3 1 2 1 0 1 0		
Inning Stats	R: 0 E: 0 K: 1 S: 6 H: 0 LOB: 0 BB: 0 P: 10	R: 0 E: 0 K: 2 S: 10 H: 0 LOB: 0 BB: 0 P: 14	R: 2 E: 2 K: 0 S: 10 H: 2 LOB: 1 BB: 1 P: 18	R: 0 E: 1 K: 0 S: 8 H: 0 LOB: 1 BB: 0 P: 14	R: 1 E: 0 K: 0 S: 9 H: 2 LOB: 2 BB: 1 P: 17	R: 3 E: 0 K: 0 S: 12 H: 4 LOB: 2 BB: 1 P: 23	R: 0 E: 0 K: 0 S: 10 H: 1 LOB: 2 BB: 1 P: 15	R: 0 E: 0 K: 1 S: 9 H: 1 LOB: 1 BB: 0 P: 15	R: 0 E: 0 K: 2 S: 8 H: 0 LOB: 0 BB: 0 P: 13	1B: 7 2B: 4 3B: 0 HR: 0 SF: 2 SAC: 1 DP: 2 HBP: 0		WP: 0 PB: 1 SB: 0 CS: 1 PA: 41
PITCHER	IP WLS BF H R ER SO BB IBB HBP BLK WP HR S P ERA WHIP											
Darryl Kile, R ERA: 3.71 (1, 1)	5.0 L 22 4 3 1 3 2 0 0 0 0 0 0 43 73 1.80 1.200											
Mike Capel, R ERA: 3.74 (6, 1)	0.2 7 4 3 3 0 1 0 0 0 0 0 0 10 21 40.50 7.500											
Dwayne Henry, R ERA: 3.11 (6, 1)	1.1 5 1 0 0 0 1 0 0 0 0 0 0 12 17 0.00 1.500											
Jim Corsi, R ERA: 2.64 (8, 1)	2.0 7 1 0 0 3 0 0 0 0 0 0 0 17 28 0.00 0.500											

livebaseballscorecards.com

AB	34
R	6
H	10
RBI	5
BB	4
SO	6
LOB	15



Batter	1	2	3	4	5	6	7	8	9	AB	R	H	RBI	BB	SO	LOB
Steve Finley, L (1, 8) OBP: 0.349, SLG: 0.422	1-0 1B 1B		1-3 K			0-1 G4-3		0-0 1B		4	0	2	0	0	1	0
Craig Biggio, R (1, 2) OBP: 0.368, SLG: 0.372	1-1 1-2 1B			1-1 F8		2-1 1B 1B		0-0 P5		4	0	2	0	0	0	1
5 Jeff Bagwell, R (1, 3) OBP: 0.385, SLG: 0.435	1-2 L1-3			1-1 G3		0-1 F9		2-3 K		4	0	0	0	0	1	4
Luis Gonzalez, L (1, 7) OBP: 0.305, SLG: 0.439	1-0 G3-1			3-2 1B 1B		3-1 1-2 1B		0-1 F7		4	0	2	0	0	0	2
Ken Caminiti, S (1, 5) OBP: 0.304, SLG: 0.385		0-0 F8		0-2 1-3 1B		0-3 K		1-2 G4-3		4	0	1	0	0	1	2
Eric Anthony, L (1, 9) OBP: 0.235, SLG: 0.219		1-3 K		0-2 G3-1		1-0 G3		1-0 F7		4	0	0	0	0	1	2
Eric Yelding, R (1, 6) OBP: 0.275, SLG: 0.297		3-2 G6-3		0-0 F8		1-3 K		1-1 G4-3		4	0	0	0	0	1	0
Casey Candaele, S (1, 4) OBP: 0.313, SLG: 0.370		1-0 F7		0-1 G3		2-0 FC6-4 1B		0-0 FC6-4		3	0	1	0	0	0	0
Darryl Kile, R (1, 1) Mark Davidson, R (5, PH) Mike Capel, R (6, 1) Dwayne Henry, R (6, 1) Gerald Young, S (7, PH) Jim Corsi, R (8, 1)		1-3 K		1-1 G4-3		0-0 FC6-4				1	0	0	0	0	1	0

Inning Stats	R: 0	H: 2	E: 0	LOB: 1	K: 0	BB: 0	S: 8	P: 12	R: 0	H: 0	E: 0	LOB: 0	K: 1	BB: 0	S: 9	P: 13	R: 0	H: 0	E: 0	LOB: 0	K: 2	BB: 0	S: 7	P: 10	R: 0	H: 2	E: 0	LOB: 2	K: 0	BB: 0	S: 15	P: 20	R: 0	H: 0	E: 0	LOB: 0	K: 0	BB: 0	S: 5	P: 6	R: 0	H: 2	E: 0	LOB: 2	K: 1	BB: 0	S: 11	P: 16	R: 0	H: 1	E: 0	LOB: 1	K: 1	BB: 0	S: 7	P: 11	R: 0	H: 1	E: 0	LOB: 1	K: 1	BB: 0	S: 7	P: 9	R: 0	H: 0	E: 0	LOB: 0	K: 0	BB: 0	S: 6	P: 9	1B: 8	2B: 1	3B: 0	HR: 0	SF: 0	SAC: 0	DP: 1	HBP: 0	WP: 0	PB: 0	SB: 0	CS: 0	PA: 34	ERA	WHIP
PITCHER Greg Maddux, R (1, 1) ERA: 3.64	IP	WLS	BF	H	R	ER	SO	BB	IBB	HBP	BLK	WP	HR	S	P	ERA	WHIP																	IP	WLS	BF	H	R	ER	SO	BB	IBB	HBP	BLK	WP	HR	S	P	ERA	WHIP																																					
																	9.0	W	34	8	0	0	6	0	0	0	0	0	0	75	106	0.00	0.889																	9.0	W	34	8	0	0	6	0	0	0	0	0	0	0	75	106	0.00	0.889																				

BOTTOM

Chicago Cubs @ Houston Astros
Astrodome, Houston, TX
Sat Jul 20 1991, 4:33 AM EDT
Att: 37,970 - Dome - 70 F

livebaseballscorecards.com

AB	34
R	0
H	8
RBI	0
BB	0
SO	6
LOB	12



Batter	1	2	3	4	5	6	7	8	9	AB R H RBI BB SO LOB	TOP												
Chico Walker, S OBP: 0.375, SLG: 0.380 (1, 5) (6, 8) (8, 7)	3-3 K		1-0 23 BB 1B		3-1 G3 1B		1-2 P4		1-2 F7	5 0 2 0 0 1 0													
Mark Grace, L OBP: 0.345, SLG: 0.387 (1, 3)	3-2 F8		0-0 SF8		0-0 G3			4-2 23 1B 23 WP HR BB		2 1 0 1 1 0 1													
23 Ryne Sandberg, R OBP: 0.377, SLG: 0.475 (1, 4)	0-1 1B		3-H 4-2 1 SAFE 1 SAFE 1B 1B		2-3 K			2-1 1-3 HR 1B		3 1 2 0 1 1 1													
Andre Dawson, R OBP: 0.314, SLG: 0.489 (1, 9)	0-1 F7		0-1 P2			1-2 G5-3		2-0 F7		4 0 0 0 0 0 5													
George Bell, R OBP: 0.328, SLG: 0.494 Jerome Walton, R OBP: 0.285, SLG: 0.350 (1, 7) (8, 8)		0-1 L3		1-3 K		0-0 G6-3		1-1 1-H 3-H HR		4 1 1 3 0 1 0 0 0 0 0 0 0 0													
Dwight Smith, L OBP: 0.293, SLG: 0.402 Jose Vizcaino, S OBP: 0.309, SLG: 0.341 (1, 8) (6, 5)		0-1 B1-3		2-2 G3-1		2-1 FC6-4 1B		2-3 K		3 0 1 0 0 0 0 1 0 0 0 0 1 0													
Shawon Dunston, R OBP: 0.263, SLG: 0.360 (1, 6)		1-1 G4-3		1-1 1B		2-0 FC6-4 1-2f		0-0 F8		4 0 1 0 0 0 1													
Rick Wilkins, L OBP: 0.333, SLG: 0.443 (1, 2)			2-1 1B SF8 SH3-4 1B		0-1 G4-3		0-0 G5-3		1-3 K	4 1 1 0 0 1 1													
Frank Castillo, R OBP: 0.125, SLG: 0.067 (1, 1)			0-0 SH3-4		0-3 K		0-3 K		0-1 G3	3 0 0 0 0 2 0													
Inning Stats	R: 0 E: 0 K: 1 S: 10	H: 1 LOB: 1 BB: 0 P: 16	R: 0 E: 0 K: 0 S: 6	H: 0 LOB: 0 BB: 0 P: 7	R: 1 E: 0 K: 0 S: 10	H: 2 LOB: 2 BB: 1 P: 16	R: 0 E: 0 K: 1 S: 12	H: 1 LOB: 1 BB: 0 P: 16	R: 0 E: 0 K: 2 S: 9	H: 1 LOB: 1 BB: 0 P: 14	R: 0 E: 0 K: 0 S: 7	H: 1 LOB: 1 BB: 0 P: 12	R: 0 E: 0 K: 1 S: 7	H: 0 LOB: 0 BB: 0 P: 8	R: 3 E: 0 K: 1 S: 12	H: 2 LOB: 0 BB: 1 P: 23	R: 0 E: 0 K: 1 S: 9	H: 0 LOB: 0 BB: 0 P: 11	1B: 7 2B: 0 3B: 0 HR: 1	SF: 1 SAC: 1 DP: 0 HBP: 0	WP: 1 PB: 0 SB: 0 CS: 0	PA: 37	
PITCHER Jimmy Jones, R ERA: 3.74 Jim Clancy, R ERA: 2.6	(1, 1) (8, 1)	IP 7.0 WLS L	BF 28 9	H 6 2	R 1 3	ER 1 3	SO 5 2	BB 1 1	IBB 0 0	HBP 0 0	BLK 0 0	WP 0 1	HR 0 1	S 61 21	P 89 34	ERA 1.29 13.50	WHIP 1.000 1.500						PITCHER IP WLS BF H R ER SO BB IBB HBP BLK WP HR S P ERA WHIP

Chicago Cubs @ Houston Astros
Astrodome, Houston, TX
Sun Jul 21 1991, 4:33 AM EDT
Att. 28,847 - Dome - 70 F

livebaseballscorecards.com

AB	33
R	4
H	8
RBI	4
BB	2
SO	7
LOB	9




Batter	1	2	3	4	5	6	7	8	9	AB	R	H	RBI	BB	SO	LOB
Steve Finley, L (1, 8) OBP: 0.351, SLG: 0.426	0-1 B4-3		0-1 E8 2B		2-0 1B		0-2 P4			4	0	2	0	0	0	1
Rafael Ramirez, R (1, 6) OBP: 0.265, SLG: 0.296	0-1 G4-3		0-3 K		0-0 G4-3			1-0 G6-3		4	0	0	0	0	1	3
5 Jeff Bagwell, R (1, 3) OBP: 0.361, SLG: 0.430	1-1 G5-3		1-0 G6-3			0-1 F8		0-0 F7		4	0	0	0	0	0	1
Luis Gonzalez, L (1, 7) OBP: 0.304, SLG: 0.436		0-3 K		1-3 K		2-0 1B		1-2 L8		4	0	1	0	0	2	0
Ken Caminiti, S (1, 5) OBP: 0.306, SLG: 0.384		1-2 2B 1B		2-1 G5-3		1 SAFE 2-2 P5		4-0 FC4-6 BB		3	1	1	0	1	0	1
Eric Anthony, L (1, 9) OBP: 0.236, SLG: 0.229		0-0 1B		2-3 K		1-0 G3		2-2 FC4-6 2B		4	1	1	0	0	1	2
Casey Candaele, S (1, 4) OBP: 0.319, SLG: 0.375		1-1 FC4-6 1B			0-0 1B 1B		0-2 G4-3 SH3-4 1B		2-2 P3	4	0	3	1	0	0	1
Scott Servais, R (1, 2) Craig Biggio, R (9, PH) OBP: 0.370, SLG: 0.377		0-0 FC4-6		0-2 L5		1-0 SH3-4		1-2 2B		2	0	0	0	0	0	2
Jimmy Jones, R (1, 1) Ken Oberkfell, L (7, PH) Jim Clancy, R (8, 1) Javier Ortiz, R (9, PH) OBP: 0.303, SLG: 0.300			2-0 G4-3		0-0 P3		2-2 G4-3		1-1 P5	2	0	0	0	0	0	1

Inning Stats	R: 0	H: 0	E: 0	K: 0	S: 6	R: 1	H: 3	E: 0	K: 1	S: 10	R: 0	H: 1	E: 1	K: 1	S: 7	R: 0	H: 0	E: 0	K: 2	S: 9	R: 0	H: 2	E: 0	K: 0	S: 7	R: 0	H: 1	E: 0	K: 0	S: 7	R: 0	H: 1	E: 0	K: 0	S: 10	R: 0	H: 0	E: 0	K: 0	S: 5	R: 1	H: 1	E: 0	K: 0	S: 12	1B: 6	2B: 3	3B: 0	HR: 0	SF: 0	SAC: 1	DP: 0	HBP: 0	WP: 0	PA: 36
PITCHER Frank Castillo, R (1, 1) ERA: 3.18	IP	WLS	BF	H	R	ER	SO	BB	IBB	HBP	BLK	WP	HR	S	P	ERA	WHIP																																						

Chicago Cubs @ Houston Astros
Astrodome, Houston, TX
Sun Jul 21 1991, 4:33 AM EDT
Att. 28,847 - Dome - 70 F

AB	34
R	2
H	9
RBI	2
BB	1
SO	4
LOB	14



Batter	1	2	3	4	5	6	7	8	9	AB R H RBI BB SO LOB	TOP											
Steve Finley, L OBP: 0.347, SLG: 0.420 (1, 8) (6, 9)	2-2 G3		1-2 E6		2-0 F7		2-1 P5			4 0 0 0 0 0 4												
Craig Biggio, R OBP: 0.369, SLG: 0.374 Dwayne Henry, R (1, 2) (8, 1)	1-0 F7		3-H 4-0 5 FC6-4 1-2 BB		1-2 F8-2			0-2 L7		3 0 0 0 1 0 3 0 0 0 0 0 0 0												
5 Jeff Bagwell, R OBP: 0.380, SLG: 0.427 (1, 3)	0-0 G5-3		0-2 FC6-4		0-1 F9			2-1 1B		4 0 1 0 0 0 2												
Luis Gonzalez, L OBP: 0.306, SLG: 0.435 (1, 7)		0-0 G3-6-3 1B		2-2 P5		1-0 BB HBP		0-1 P3		3 0 1 0 0 0 1												
Ken Caminiti, S OBP: 0.305, SLG: 0.381 (1, 5)		2-2 G3-6-3		0-1 P9		4-1 G4-6-3 1-2 BB		0-0 G3		3 0 0 0 1 0 2												
Eric Anthony, L OBP: 0.230, SLG: 0.223 Scott Servais, R (1, 9) (8, 2)		2-3 K		1-3 K		2-2 G4-6-3		1-0 F7		3 0 0 0 0 2 2 1 0 0 0 0 0 0												
Rafael Ramirez, R OBP: 0.276, SLG: 0.313 (1, 6)			2-2 P5		1-1 2B F8-2 1B		3-1 FC1-6 1B		1-1 G3 2B	4 0 3 0 0 0 0	AB 32 R 1 H 7 RBI 0 BB 3 SO 2 LOB 19											
Casey Candaele, S OBP: 0.321, SLG: 0.388 (1, 4)			0-2 E 3B		0-0 2B		2-1 F9		1-0 G3	4 1 2 0 0 0 2												
Ryan Bowen, R Mike Capel, R Gerald Young, S OBP: 0.280, SLG: 0.303 (1, 1) (6, 1) (6, 8)			1-0 G4		4-2 BB		2-1 FC1-6		2-2 P5	1 0 0 0 1 0 1 0 0 0 0 0 0 0 2 0 0 0 0 0 2												
Inning Stats	R: 0 E: 0 K: 0 S: 9	H: 0 LOB: 0 BB: 0 P: 12	R: 0 E: 0 K: 1 S: 9	H: 1 LOB: 0 BB: 0 P: 13	R: 1 E: 1 K: 0 S: 16	H: 1 LOB: 2 BB: 1 P: 24	R: 0 E: 0 K: 1 S: 9	H: 0 LOB: 0 BB: 0 P: 12	R: 0 E: 0 K: 0 S: 9	H: 2 LOB: 2 BB: 1 P: 17	R: 0 E: 0 K: 0 S: 7	H: 0 LOB: 1 BB: 1 P: 13	R: 0 E: 0 K: 0 S: 8	H: 1 LOB: 1 BB: 0 P: 17	R: 0 E: 0 K: 0 S: 8	H: 1 LOB: 1 BB: 0 P: 10	R: 0 E: 0 K: 0 S: 7	H: 1 LOB: 1 BB: 0 P: 12	1B: 4 2B: 3 3B: 1 HR: 0	SF: 0 SAC: 0 DP: 3 HBP: 1	WP: 0 PB: 0 SB: 1 CS: 0	PA: 36
PITCHER Jose DeLeon, R ERA: 3.05 (1, 1)	IP 9.0 WLS W BF 36 H 7 R 1 ER 0 SO 2 BB 3 IBB 0 HBP 1 BLK 0 WP 0 HR 0 S 82 P 130 ERA 0.00 WHIP 1.111											PITCHER IP WLS BF H R ER SO BB IBB HBP BLK WP HR S P ERA WHIP										

Houston Astros @ St. Louis Cardinals
 Busch Stadium, St. Louis, MO
 Mon Jul 22 1991, 7:05 PM CDT
 Att. 27,289 - Sunny - 97 F

livebaseballscorecards.com




Batter	1	2	3	4	5	6	7	8	9	AB	R	H	RBI	BB	SO	LOB
Milt Thompson, L (1, 7) OBP: 0.398, SLG: 0.486	3-1 G4-3		1-0 L6			1B				4	1	2	3	0	0	0
Ozzie Smith, S (1, 6) Geronimo Pena, S (7, 4) OBP: 0.409, SLG: 0.365 OBP: 0.290, SLG: 0.396	4-1 WP G4-3 BLK BB		2-2 G3-1			1B				3	2	1	0	1	0	1
Ray Lankford, L (1, 8) OBP: 0.299, SLG: 0.339	3-1 G4-3			4-1 F8 S SF7 BB		1-2 2B 1B		0-0 FC5-4 1B		3	2	2	0	1	0	1
Gerald Perry, L (1, 3) Rich Gedman, L (8, 2) OBP: 0.320, SLG: 0.491 OBP: 0.173, SLG: 0.319	4-0 BLK S 2-3 BB			3-1 F8		2-1 2B E 1B		3-1 F8		3	1	1	1	1	0	2
Felix Jose, S (1, 9) Rex Hudler, R (7, PR) OBP: 0.375, SLG: 0.439 OBP: 0.298, SLG: 0.359	3-2 G4-3			1-1 SF7		1-1 E 2B		1-1 FC5-4		3	1	1	3	0	0	2
Todd Zeile, R (1, 5) Luis Alicea, S (8, 5) OBP: 0.343, SLG: 0.400 OBP: 0.320, SLG: 0.318			3-1 G5-3		3-2 G5-3		1-2 E6 2B		2-3 K	4	1	0	0	0	1	2
Tom Pagnozzi, R (1, 2) OBP: 0.298, SLG: 0.325			3-1 L4			2-1 F9		0-2 G5-3		4	0	0	0	0	0	2
José Oquendo, S (1, 4) OBP: 0.353, SLG: 0.275			3-3 K			1-3 K		4-0 2B IBB		3	1	0	0	1	2	0
Jose DeLeon, R (1, 1) OBP: 0.053, SLG: 0.053			0-0 G3			1-0 G3		0-3 K		4	0	0	0	0	2	3

Inning Stats	R: 1	H: 0	E: 0	K: 0	S: 9	R: 0	H: 0	E: 0	K: 1	S: 7	R: 0	H: 0	E: 0	K: 0	S: 5	R: 1	H: 0	E: 0	K: 0	S: 8	R: 0	H: 0	E: 0	K: 1	S: 6	R: 7	H: 6	E: 1	K: 1	S: 25	R: 0	H: 1	E: 0	K: 1	S: 9	R: 0	H: 0	E: 0	K: 1	S: 6
	LOB: 1	BB: 2	P: 26	LOB: 0	BB: 0	P: 16	LOB: 0	BB: 0	P: 8	LOB: 0	BB: 0	P: 10	LOB: 1	BB: 1	P: 42	LOB: 1	BB: 0	P: 15	LOB: 0	BB: 0	P: 8	LOB: 0	BB: 0	P: 8	LOB: 0	BB: 0	P: 8	LOB: 0	BB: 0	P: 8	LOB: 0	BB: 0	P: 8	LOB: 0	BB: 0	P: 8	LOB: 0	BB: 0	P: 8	

BOTTOM

Houston Astros @ St. Louis Cardinals
 Busch Stadium, St. Louis, MO
 Mon Jul 22 1991, 7:05 PM CDT
 Att. 27,289 - Sunny - 97 F

AB	31
R	9
H	7
RBI	7
BB	4
SO	5
LOB	13



WP: 1	PA: 36
PB: 0	SB: 3
CS: 0	

Batter	1	2	3	4	5	6	7	8	9	AB R H RBI BB SO LOB	TOP											
Steve Finley, L (1, 8) OBP: 0.346, SLG: 0.417	1-2 HBP		1-1 G4-3			1-1 P6		1-0 G4-3		3 0 0 0 0 0 1												
Craig Biggio, R (1, 2) OBP: 0.368, SLG: 0.372	2-2 SAFE G5-3			0-1 F8		0-1 1B		1-2 P5		4 0 1 1 0 0 1												
5 Jeff Bagwell, R (1, 3) OBP: 0.378, SLG: 0.428	2-3 K			1-0 F9		0-1 F7		2-2 G4-3 2B		4 0 1 0 0 1 2												
Luis Gonzalez, L (1, 7) OBP: 0.303, SLG: 0.430	1-3 K			0-0 F7			0-1 F9	1-2 G4-3 2-3		4 0 0 0 0 1 2												
Ken Oberkfell, L (1, 5) OBP: 0.361, SLG: 0.290		1-0 G4-3		0-2 G6-4-3 1B			0-3 K	1-1 G3		4 0 1 0 0 1 1												
Eric Anthony, L (1, 9) OBP: 0.233, SLG: 0.235		0-0 F7		0-0 G6-4-3 1-2f			0-0 2B			3 0 1 0 0 0 1												
Rafael Ramirez, R (1, 6) OBP: 0.277, SLG: 0.314		2-1 CS 1B		0-2 G5-3			2-0 G5-3			3 0 1 0 0 0 1												
Casey Candaele, S (1, 4) OBP: 0.318, SLG: 0.384	1-2 CS 1-2		1-1 G4-3			1-1 G4-3		2-1 F9		3 0 0 0 0 0 0												
Jim Deshaies, L (1, 1) OBP: 0.161, SLG: 0.071			0-0 G6-3			0-1 1B 2B		3-1 L8		1 0 0 0 0 0 0												
Eric Yelding, R (6, PH) OBP: 0.278, SLG: 0.303										1 1 1 0 0 0 0												
Jim Corsi, R (6, 1)										0 0 0 0 0 0 0												
Gerald Young, S (8, PH) OBP: 0.276, SLG: 0.299										1 0 0 0 0 0 0												
Al Osuna, R (8, 1)										0 0 0 0 0 0 0												
Inning Stats	R: 0 E: 0 K: 2 S: 13	H: 0 LOB: 1 BB: 0 P: 17	R: 0 E: 0 K: 0 S: 6	H: 1 LOB: 0 BB: 0 P: 10	R: 0 E: 0 K: 0 S: 5	H: 0 LOB: 0 BB: 0 P: 7	R: 0 E: 0 K: 0 S: 4	H: 0 LOB: 0 BB: 0 P: 5	R: 0 E: 0 K: 0 S: 8	H: 1 LOB: 0 BB: 0 P: 8	R: 1 E: 0 K: 0 S: 10	H: 2 LOB: 1 BB: 0 P: 12	R: 0 E: 0 K: 1 S: 7	H: 1 LOB: 1 BB: 0 P: 9	R: 0 E: 0 K: 0 S: 5	H: 0 LOB: 0 BB: 0 P: 11	R: 0 E: 0 K: 0 S: 14	H: 1 LOB: 1 BB: 0 P: 19	1B: 3 2B: 3 3B: 0 HR: 0	SF: 0 SAC: 0 DP: 1 HBP: 1	WP: 0 PB: 0 SB: 1 CS: 1	PA: 33
PITCHER Bryn Smith, R (1, 1) ERA: 3.44	IP: 9.0 WLS: W BF: 32 H: 6 R: 1 ER: 1 SO: 3 BB: 0 IBB: 0 HBP: 1 BLK: 0 WP: 0 HR: 0 S: 72 P: 98 ERA: 1.00 WHIP: 0.667																				PITCHER	IP: WLS: BF: H: R: ER: SO: BB: IBB: HBP: BLK: WP: HR: S: P: ERA: WHIP:

Houston Astros @ St. Louis Cardinals
 Busch Stadium, St. Louis, MO
 Tue Jul 23 1991, 7:05 PM CDT
 Att. 24,360 - Cloudy - 87 F

livebaseballscorecards.com

AB	31
R	1
H	6
RBI	1
BB	0
SO	3
LOB	9



BOTTOM

Houston Astros @ St. Louis Cardinals
Busch Stadium, St. Louis, MO
Tue Jul 23 1991, 7:05 PM CDT
Att. 24,360 - Cloudy - 87 F

livebaseballscores.com

AB	30
R	5
H	9
RBI	4
BB	3
SO	2
LOB	8



WP:	0	PA:	34
PB:	0	SB:	1
CS:	1		

AB R H RBI BB SO LOB

3 2 1 0 1 0 0

3 1 1 0 1 0 0

4 0 2 3 0 0 1

3 0 1 0 1 1 1

4 0 0 0 0 1 3

4 0 0 0 0 0 0

3 0 1 0 0 0 0

3 1 2 0 0 0 1

1B:	6	SF:	0
2B:	1	SAC:	0
3B:	2	DP:	2
HR:	0	HBP:	0

Batter	1	2	3	4	5	6	7	8	9
Bernard Gilkey, R OBP: 0.333, SLG: 0.307 (1, 7)	2-1 P6		0-0 BB 3B 1B		4-1 1B S G3-6-3 BB		2-2 F9		
Ozzie Smith, S OBP: 0.410, SLG: 0.365 (1, 6)	3-2 F8		4-0 BB 3B BB		2-1 G3-6-3 1-3 1B		1-0 G6-3		
Ray Lankford, L OBP: 0.301, SLG: 0.348 (1, 8)	1-1 P6		1-0 BB 1-H 2-H 3-H 3B		0-0 G3-6-3 1-2f 3-H		1-2 CS 1B		
Todd Zeile, R OBP: 0.345, SLG: 0.402 (1, 5)		1-1 F7	2-3 K		3-2 BB 3-2 2B		2-2 CS 1-2	4-0 G1-4-3 BB	
Felix Jose, S OBP: 0.371, SLG: 0.433 (1, 9)		3-3 K	3-1 P4		0-0 P3		0-1 G1-4-3 1-2f		
Rex Hudler, R OBP: 0.289, SLG: 0.347 (1, 3)		1-0 F9		0-1 B3		2-2 G1-3		3-2 F8	
Tom Pagnozzi, R OBP: 0.298, SLG: 0.332 (1, 2)			0-1 G6-3	0-0 BB 3B		1-0 G5-3			
José Oquendo, S OBP: 0.357, SLG: 0.281 (1, 4)			0-0 BLK 1B 1B	3-2 P2		1-2 BB 1B			
Bryn Smith, R OBP: 0.244, SLG: 0.233 (1, 1)			1-0 BB 1B 3B 1B	3-2 P5		1-1 G4-3			

Inning Stats	R: 0	H: 0	E: 0	LOB: 0	K: 0	S: 7	P: 13	R: 0	H: 0	E: 0	LOB: 0	K: 1	S: 6	R: 4	H: 4	E: 0	LOB: 1	K: 1	S: 11	R: 0	H: 1	E: 0	LOB: 1	K: 0	S: 9	R: 1	H: 2	E: 0	LOB: 1	K: 0	S: 8	R: 0	H: 1	E: 0	LOB: 1	K: 0	S: 9	R: 0	H: 1	E: 0	LOB: 0	K: 0	S: 11	R: 0	H: 0	E: 0	LOB: 0	K: 0	S: 7	R: 0	H: 0	E: 0	LOB: 0	K: 0	S: 14
--------------	------	------	------	--------	------	------	-------	------	------	------	--------	------	------	------	------	------	--------	------	-------	------	------	------	--------	------	------	------	------	------	--------	------	------	------	------	------	--------	------	------	------	------	------	--------	------	-------	------	------	------	--------	------	------	------	------	------	--------	------	-------

PITCHER	IP	WLS	BF	H	R	ER	SO	BB	IBB	HBP	BLK	WP	HR	S	P	ERA	WHIP
Jim Deshaies, L ERA: 5.26 (1, 1)	5.0	L	23	7	5	5	2	2	0	0	1	0	0	41	78	9.00	1.800
Jim Corsi, R ERA: 2.53 (6, 1)	2.0		7	2	0	0	0	0	0	0	0	0	0	20	30	0.00	1.000
Al Osuna, L ERA: 2.15 (8, 1)	1.0		3	0	0	0	0	1	0	0	0	0	0	7	14	0.00	1.000

Batter	1	2	3	4	5	6	7	8	9	AB R H RBI BB SO LOB	TOP	
Steve Finley, L OBP: 0.348, SLG: 0.416 (1, 8) BB (9, 9)	4-2 G4-6-3 BB		3-2 CS 2-H 1B			3-2 F9		1-2 F7		3 0 1 1 1 0 0		
Craig Biggio, R OBP: 0.363, SLG: 0.368 (1, 2) X	0-0 G4-6-3 1-2f		2-0 CS 1-2	0-3 K		2-2 G4-3			2-3 K	4 0 0 0 0 2 1		
5 Jeff Bagwell, R OBP: 0.382, SLG: 0.430 Gerald Young, S OBP: 0.276, SLG: 0.299 (1, 3) S BB X (9, PR) (9, 8)	2-2 G4-3			2-2 FC6-4 1B			2-1 3B HBP		0-1 1B 1B	3 1 2 0 0 0 0 0 0 0 0 0 0 0		
Luis Gonzalez, L OBP: 0.305, SLG: 0.437 (1, 7)		1-3 K		0-0 F7			2-0 1-H G4-3 3B		1-1 1 SAFE 1 SAFE 1 SAFE 1 B 1 F 1 SAFE 1 SAFE X	4 1 2 1 0 1 1		
Ken Caminiti, S OBP: 0.302, SLG: 0.376 (1, 5)		2-2 F7		1-2 FC6-4 1-2f			0-0 G4-3		0-0 F7	4 0 0 1 0 0 3		
Mike Simms, R OBP: 0.182, SLG: 0.200 Ken Oberkfell, L OBP: 0.357, SLG: 0.286 (1, 9) (9, PH) (9, 3)		1-1 P3			3-3 K		1-1 F8		2-2 G1-3	3 0 0 0 0 1 0 1 0 0 0 0 0 2		
Rafael Ramirez, R OBP: 0.278, SLG: 0.310 (1, 6)			4-0 BLK SH1-4 1B BB		1-2 G4-3		0-2 K			2 1 0 0 1 1 0		
Casey Candaele, S OBP: 0.315, SLG: 0.380 (1, 4)		2-3 1 SAFE K		1-2 G4-3				2-1 F7		3 0 0 0 0 1 1		
Pete Harnisch, S OBP: 0.125, SLG: 0.103 Al Osuna, R Eric Yelding, R OBP: 0.277, SLG: 0.302 (1, 1) (7, 1) (7, 6)			0-0 SH1-4 1-2		3-3 K			2-3 K		1 0 0 0 0 1 0 0 0 0 0 0 0 0 1 0 0 0 0 1 0		
Inning Stats	R: 0 H: 0 E: 0 LOB: 0 K: 0 BB: 1 S: 6 P: 12	R: 0 H: 0 E: 0 LOB: 0 K: 1 BB: 0 S: 10 P: 14	R: 1 H: 1 E: 0 LOB: 0 K: 1 BB: 1 S: 8 P: 18	R: 0 H: 1 E: 0 LOB: 1 K: 1 BB: 0 S: 11 P: 14	R: 0 H: 0 E: 0 LOB: 0 K: 1 BB: 0 S: 9 P: 14	R: 0 H: 0 E: 0 LOB: 0 K: 1 BB: 0 S: 10 P: 18	R: 2 H: 1 E: 0 LOB: 0 K: 1 BB: 0 S: 8 P: 13	R: 0 H: 0 E: 0 LOB: 0 K: 1 BB: 0 S: 8 P: 13	R: 0 H: 2 E: 0 LOB: 2 K: 1 BB: 0 S: 11 P: 16	1B: 4 SF: 0 2B: 0 SAC: 1 3B: 1 DP: 1 HR: 0 HBP: 1	WP: 0 PA: 34 PB: 0 SB: 0 CS: 1	
PITCHER Ken Hill, R ERA: 4.08 Lee Smith, R ERA: 2.45 (1, 1) (9, 1)	IP WLS BF H R ER SO BB IBB HBP BLK WP HR S P ERA WHIP	8.0 28 3 3 3 7 2 0 1 1 0 0 70 116 3.38 0.625	1.0 5 2 0 0 1 0 0 0 0 0 0 11 16 0.00 2.000	PITCHER IP WLS BF H R ER SO BB IBB HBP BLK WP HR S P ERA WHIP								

Houston Astros @ St. Louis Cardinals
 Busch Stadium, St. Louis, MO
 Wed Jul 24 1991, 7:05 PM CDT
 Att. 29,182 - Cloudy - 77 F

livebaseballscorecards.com

AB 29
 R 3
 H 5
 RBI 3
 BB 2
 SO 8
 LOB 8



Batter	1	2	3	4	5	6	7	8	9	AB	R	H	RBI	BB	SO	LOB
Bernard Gilkey, R (1, 7) OBP: 0.328, SLG: 0.302 Craig Wilson, R (8, PH) OBP: 0.241, SLG: 0.204 Lee Smith, R (9, 1)	0-3 K		2-0 F7		0-0 FC5-2	3-3 K		0-2 FC9-6 BB		4	0	0	0	0	2	4
Ozzie Smith, S (1, 6) OBP: 0.410, SLG: 0.363	2-1 P5			2-2 G4-3	0-1 F9		0-0 SH3	4-0 BB		4	0	1	0	1	0	2
Ray Lankford, L (1, 8)	0-0 F9			2-3 K	0-2 F8		0-0 SH3	0-3 K		4	0	0	0	0	2	5
Gerald Perry, L (1, 3) OBP: 0.315, SLG: 0.479		2-3 K		1-0 1B		1-2 G4-3	0-3 K		0-1 F8	5	0	1	0	0	2	1
Felix Jose, S (1, 9) OBP: 0.376, SLG: 0.437		3-1 E		1-2 1B		2-0 G6-3	0-0 1B		4-1 BB	4	1	3	0	1	0	0
Todd Zeile, R (1, 5) OBP: 0.346, SLG: 0.411		0-2 E5		3-2 F7		3-0 HR	3-3 K		0-0 1B	5	1	2	1	0	1	5
Tom Pagnozzi, R (1, 2) OBP: 0.306, SLG: 0.333		0-0 G6-3			4-2 1B	0-0 1B		4-1 FC9-6	4-0 1B	2	2	1	0	3	0	2
José Oquendo, S (1, 4) OBP: 0.365, SLG: 0.289			2-2 F9		0-0 E	0-0 1B		1-0 FC9-6	1-1 1B	4	0	3	1	0	0	0
Ken Hill, R (1, 1) OBP: 0.158, SLG: 0.086 Rex Hudler, R (8, PH) OBP: 0.287, SLG: 0.344 (9, 7)			2-2 G6-3		1-2 E9	2-0 1B		1-2 P2		3	0	2	2	0	0	0


Inning Stats	R: 0	H: 0	E: 0	K: 1	S: 7	R: 0	H: 1	E: 1	K: 1	S: 9	R: 0	H: 0	E: 0	K: 0	S: 8	R: 0	H: 2	E: 0	K: 1	S: 20	R: 1	H: 2	E: 1	K: 0	S: 14	R: 2	H: 4	E: 0	K: 2	S: 9	R: 0	H: 0	E: 0	K: 1	S: 11	R: 0	H: 2	E: 0	K: 2	S: 9	R: 0	H: 0	E: 0	K: 1	S: 11	R: 1	H: 2	E: 0	K: 0	S: 6	1B: 12	2B: 0	3B: 0	HR: 1	SF: 0	SAC: 1	DP: 1	HBP: 1	WP: 0	PA: 44
PITCHER Pete Harnisch, R (1, 1) ERA: 2.35 Al Osuna, L (7, 1) ERA: 2.23	IP	WLS	BF	H	R	ER	SO	BB	IBB	HBP	BLK	WP	HR	S	P	ERA	WHIP													IP	WLS	BF	H	R	ER	SO	BB	IBB	HBP	BLK	WP	HR	S	P	ERA	WHIP														
	6.0		29	10	3	3	4	1	0	0	0	0	1	70	108	4.50	1.833																																											
	2.1	L	15	3	1	1	3	4	0	1	0	0	0	25	47	3.86	3.000																																											

BOTTOM

Houston Astros @ St. Louis Cardinals
 Busch Stadium, St. Louis, MO

Wed Jul 24 1991, 7:05 PM CDT
 Att. 29,182 - Cloudy - 77 F

AB	37
R	4
H	13
RBI	4
BB	5
SO	7
LOB	23



Batter	1	2	3	4	5	6	7	8	9	AB R H RBI BB SO LOB	TOP		
Orlando Merced, S OBP: 0.386, SLG: 0.430 (1, 3)	4-1 G3 SH1-4 BB	1-1 2-H 1B		2-3 K			0-1 G3		3-2 G1-3 1B 2B 1B	4 1 2 1 1 1 0			
Jay Bell, R OBP: 0.328, SLG: 0.427 (1, 6)	0-0 SH1-4 1-2		2-2 FC1-6 1B		0-1 HR		1-3 K		0-0 G1-3 2B 1B 1-2	4 2 3 1 0 1 0			
Andy Van Slyke, L OBP: 0.357, SLG: 0.438 Jose Gonzalez, R OBP: 0.093, SLG: 0.125 (1, 8) (3, 8)	3-2 G3 2-3		0-1 FC1-6 HR		2-3 K		0-3 K		0-2 G1-3 1-2 2-3	2 1 0 0 0 0 2 3 0 0 0 0 2 2			
Bobby Bonilla, S OBP: 0.382, SLG: 0.515 (1, 5) (8, 9)	2-3 K		2-2 1-H HR		3-3 K			2-2 F9	2-2 2B	5 1 2 4 0 2 1			
Barry Bonds, L OBP: 0.396, SLG: 0.505 (1, 7)		0-0 E 3B	3-3 K		2-3 K			1-0 FC4-6 1B	4-0 FC6-4 IBB	4 1 2 0 1 2 0			
Gary Varsho, L OBP: 0.350, SLG: 0.451 John Wehner, R OBP: 0.450, SLG: 0.550 (1, 9) (8, 5)		2-3 K	4-2 BB			0-2 G3-1		0-2 FC4-6 BB 1-2f	1-2 FC6-4 1-2f	3 0 0 0 1 1 2 1 0 0 0 0 0 2			
Michael LaValliere, L OBP: 0.362, SLG: 0.373 (1, 2)		0-0 P9	1-0 F7			1-1 G4-3		4-1 SAFE 1-2 BB		3 0 0 0 1 0 2			
Jose Lind, R OBP: 0.303, SLG: 0.336 (1, 4)		2-1 E6 2B 3-H		1-3 K		3-2 1B		1-2 G4-3		4 1 1 0 0 1 2			
Bob Walk, R OBP: 0.207, SLG: 0.321 Neal Heaton, L OBP: 0.333, SLG: 0.444 Bob Kipper, R Bill Landrum, R (1, 1) (2, 1) (6, 1) (8, 1)		0-1 1B 2B		0-3 K		1-1 G3			0-0 G4-3	1 1 1 1 0 0 0 2 0 0 0 0 1 1 0 0 0 0 0 0 0 1 0 0 0 0 0 0			
Inning Stats	R: 0 E: 0 K: 1 S: 10 H: 0 LOB: 1 BB: 1 P: 19	R: 3 E: 1 K: 1 S: 14 H: 3 LOB: 1 BB: 0 P: 19	R: 2 E: 0 K: 1 S: 15 H: 2 LOB: 1 BB: 1 P: 27	R: 0 E: 0 K: 3 S: 9 H: 0 LOB: 0 BB: 0 P: 12	R: 1 E: 0 K: 3 S: 12 H: 1 LOB: 0 BB: 0 P: 19	R: 0 E: 0 K: 0 S: 11 H: 1 LOB: 1 BB: 0 P: 16	R: 0 E: 0 K: 2 S: 9 H: 0 LOB: 0 BB: 0 P: 10	R: 0 E: 0 K: 0 S: 14 H: 1 LOB: 2 BB: 1 P: 22	R: 2 E: 0 K: 0 S: 15 H: 3 LOB: 2 BB: 1 P: 25	1B: 6 2B: 2 3B: 1 HR: 2 SF: 0 SAC: 1 DP: 0 HBP: 0	WP: 0 PB: 0 SB: 1 CS: 0 PA: 42		
PITCHER	IP WLS BF H R ER SO BB IBB HBP BLK WP HR S P ERA WHIP											PITCHER	IP WLS BF H R ER SO BB IBB HBP BLK WP HR S P ERA WHIP
Darryl Kile, R ERA: 3.79 (1, 1)	3.0 L 16 5 5 2 3 2 0 0 0 0 0 1 39 65 6.00 2.333												
Dwayne Henry, R ERA: 3.1 (4, 1)	2.0 7 1 1 1 6 0 0 0 0 0 0 1 21 31 4.50 0.500												
Mike Capel, R ERA: 3.04 (6, 1)	3.0 12 2 0 0 2 1 0 0 0 0 0 0 34 48 0.00 1.000												
Jim Clancy, R ERA: 2.89 (9, 1)	1.0 7 3 2 2 0 0 0 1 0 0 0 0 15 25 18.00 3.000												

Pittsburgh Pirates @ Houston Astros
Astrodome, Houston, TX
Fri Jul 26 1991, 8:05 PM EDT
Att. 26,185 - Dome - 70 F

AB	37
R	8
H	11
RBI	7
BB	4
SO	11
LOB	14



Batter	1	2	3	4	5	6	7	8	9	AB	R	H	RBI	BB	SO	LOB
Steve Finley, L (1, 8) OBP: 0.352, SLG: 0.426	3-2 G4-3		1-0 2B			0-1 P4-3 1B		0-1 2B		4	0	3	1	0	0	0
Craig Biggio, R (1, 2) OBP: 0.359, SLG: 0.363	0-1 G1-3		0-2 F8			0-1 P4-3 1-2f		3-2 L9		4	0	0	0	0	0	3
5 Jeff Bagwell, R (1, 3) OBP: 0.363, SLG: 0.433	2-2 2B		0-1 F8			4-2 BB			0-3 K	3	0	1	0	1	1	1
Luis Gonzalez, L (1, 7) OBP: 0.304, SLG: 0.435	0-1 L7			1-2 G5-4-3 1B		1-0 F8			3-1 G6-3	4	0	1	0	0	0	2
Ken Caminiti, S (1, 5) OBP: 0.299, SLG: 0.372		1-1 F9		2-2 G5-4-3 1-2f			0-0 P3		1-2 G4-3	4	0	0	0	0	0	1
Eric Anthony, L (1, 9) OBP: 0.227, SLG: 0.229		0-0 F8		0-0 P6			2-2 F7			3	0	0	0	0	0	0
Rafael Ramirez, R (1, 6) OBP: 0.273, SLG: 0.305		0-1 G4-3			1-1 F9		1-2 L6			3	0	0	0	0	0	0
Casey Candaele, S (1, 4) OBP: 0.315, SLG: 0.377			4-0 2B BB		0-3 K		2-2 F7			2	1	0	0	1	1	0
Darryl Kile, R (1, 1) Mark Davidson, R (3, PH) Dwayne Henry, R (4, 1) Mike Simms, R (5, PH) Mike Capel, R (6, 1) Eric Yelding, R (8, PH) Jim Clancy, R (9, 1)			0-1 P4		3-3 K		0-2 F7			0	0	0	0	0	0	0

Inning Stats	R: 0	H: 1	E: 0	LOB: 1	K: 0	P: 17	R: 0	H: 0	E: 0	LOB: 0	K: 0	P: 6	R: 1	H: 1	E: 0	LOB: 1	K: 0	P: 13	R: 0	H: 1	E: 0	LOB: 0	K: 0	P: 10	R: 0	H: 0	E: 0	LOB: 0	K: 2	P: 12	R: 0	H: 1	E: 0	LOB: 1	K: 0	P: 12	R: 0	H: 0	E: 0	LOB: 0	K: 0	P: 11	R: 0	H: 1	E: 0	LOB: 1	K: 0	P: 17	R: 0	H: 0	E: 0	LOB: 0	K: 1	P: 12	1B: 2	SF: 0	2B: 4	SAC: 0	3B: 0	DP: 2	HR: 0	HBP: 0	WP: 0	PA: 32
--------------	------	------	------	--------	------	-------	------	------	------	--------	------	------	------	------	------	--------	------	-------	------	------	------	--------	------	-------	------	------	------	--------	------	-------	------	------	------	--------	------	-------	------	------	------	--------	------	-------	------	------	------	--------	------	-------	------	------	------	--------	------	-------	-------	-------	-------	--------	-------	-------	-------	--------	-------	--------

PITCHER	IP	WLS	BF	H	R	ER	SO	BB	IBB	HBP	BLK	WP	HR	S	P	ERA	WHIP
Bob Walk, R (1, 1) ERA: 3.15	1.0		4	1	0	0	0	0	0	0	0	0	0	12	17	0.00	1.000
Neal Heaton, L (2, 1) ERA: 3.48	4.2	W	17	3	1	1	2	2	0	0	0	0	0	34	51	1.93	1.071
Bob Kipper, L (6, 1) ERA: 5.14	2.0		7	1	0	0	0	0	0	0	0	0	0	18	24	0.00	0.500
Bill Landrum, R (8, 1) ERA: 1.96	1.1		4	0	0	0	1	0	0	0	0	0	0	11	18	0.00	0.000


BOTTOM


Pittsburgh Pirates @ Houston Astros
Astrodome, Houston, TX

Fri Jul 26 1991, 8:05 PM EDT
Att: 26,185 - Dome - 70 F

livebaseballscores.com

AB	30
R	1
H	5
RBI	1
BB	2
SO	3
LOB	8



Batter	1	2	3	4	5	6	7	8	9	AB R H RBI BB SO LOB	TOP											
Orlando Merced, S OBP: 0.385, SLG: 0.425 (1, 3) (9, 9)	1-1 G6-3	0-3 K		2-1 FC2-5 1B	4-1 1B PB BB	0-0 G3		1-3 K		5 1 1 0 1 2 6												
Jay Bell, R OBP: 0.336, SLG: 0.449 (1, 6) (9, 9)	1-2 HR	4-2 BB BB		0-0 BB FC2-5 1B	3-2 SAFE G4-3 PB 1B	0-1 HR		0-0 L6		5 4 4 4 1 0 3												
Gary Varsho, L OBP: 0.348, SLG: 0.440 Jose Gonzalez, R OBP: 0.089, SLG: 0.119 (1, 8) (5, 8)	2-3 K	4-2 BB		0-1 FC2-5 BB 1B	2-2 G4-3	3-3 K		3-3 K		3 1 0 0 1 1 3 2 0 0 0 0 2 3												
Bobby Bonilla, S OBP: 0.387, SLG: 0.513 Gary Redus, R OBP: 0.335, SLG: 0.400 (1, 9) (9, PR) (9, 3)	1-1 1B BB 1B	2-0 G3		4-1 F8 1B BB	0-0 P4		4-2 G4-6-3 BB	4-2 G6-4-3 BB		3 1 1 0 3 0 4 0 0 0 0 0 0 0												
Barry Bonds, L OBP: 0.402, SLG: 0.508 Lloyd McClendon, R OBP: 0.343, SLG: 0.441 (1, 7) (7, PH) (7, 7)	4-2 1B BB		2-2 G4-3 S 1B HBP	3-2 1B 1B	0-1 1B		3-1 P6	1-0 F8		2 2 2 3 1 0 0 2 0 0 0 0 0 2												
Michael LaValliere, L OBP: 0.359, SLG: 0.368 Tom Prince, R (1, 2) (7, 2)	0-1 1B		1 SAFE 1 SAFE G4-3	0-0 F8	1-0 G3-1		0-0 G4-6-3	1-1 G6-4-3		5 0 1 0 0 0 5 1 0 0 0 0 0 1												
John Wehner, R OBP: 0.480, SLG: 0.542 (1, 5)	1-3 K		1-0 1B	0-0 1B 1B		2-3 K		4-1 BB 1B BB		4 0 2 2 1 2 3	AB 41 R 11 H 16 RBI 10 BB 9 SO 9 LOB 34											
Jose Lind, R OBP: 0.306, SLG: 0.338 Curtis Wilkerson, S OBP: 0.252, SLG: 0.271 (1, 4) (7, 4)		1-3 K	0-0 F9	3-2 1B	2-2 G3 HR 1B		0-0 BB BB	0-0 BB 1B		4 1 2 1 0 1 1 1 0 1 0 0 0 0												
Randy Tomlin, L OBP: 0.188, SLG: 0.188 Neal Heaton, L OBP: 0.400, SLG: 0.444 Bob Patterson, R Stan Belinda, R (1, 1) (8, PH) (8, 1) (9, 1)		2-2 BB BB 1B	0-3 K	0-0 G1		0-2 G3 HR 1B		4-1 BB 1B		4 1 2 0 0 1 3 0 0 0 0 1 0 0 0 0 0 0 0 0 0 0 0 0 0 0 0 0												
Inning Stats	R: 1 E: 0 K: 2 S: 18	H: 3 LOB: 3 BB: 1 P: 28	R: 0 E: 0 K: 2 S: 15	H: 1 LOB: 3 BB: 2 P: 28	R: 1 E: 0 K: 1 S: 10	H: 1 LOB: 1 BB: 0 P: 15	R: 4 E: 0 K: 0 S: 15	H: 5 LOB: 2 BB: 1 P: 27	R: 2 E: 0 K: 0 S: 19	H: 2 LOB: 1 BB: 1 P: 29	R: 3 E: 0 K: 2 S: 17	H: 3 LOB: 0 BB: 0 P: 24	R: 0 E: 0 K: 0 S: 6	H: 0 LOB: 0 BB: 1 P: 13	R: 0 E: 0 K: 2 S: 10	H: 1 LOB: 3 BB: 2 P: 22	R: 0 E: 0 K: 0 S: 5	H: 0 LOB: 1 BB: 1 P: 11	1B: 14 2B: 0 3B: 0 HR: 2	SF: 0 SAC: 0 DP: 2 HBP: 1	WP: 0 PB: 1 SB: 1 CS: 0	PA: 51
PITCHER	IP WLS BF H R ER SO BB IBB HBP BLK WP HR S P ERA WHIP																					
Jimmy Jones, R ERA: 4.11 (1, 1)	3.1 L 23 8 6 6 5 4 0 1 0 0 0 1 52 89 16.20 3.600																					
Jim Corsi, R ERA: 3.31 (4, 1)	2.2 16 7 5 5 2 1 0 0 0 0 0 1 42 62 16.88 3.000																					
Dwayne Henry, R ERA: 2.95 (7, 1)	2.0 9 1 0 0 2 3 0 0 0 0 0 0 16 35 0.00 2.000																					
Jim Clancy, R ERA: 2.83 (9, 1)	1.0 3 0 0 0 0 1 0 0 0 0 0 0 5 11 0.00 1.000																					

Pittsburgh Pirates @ Houston Astros
Astrodome, Houston, TX
Sat Jul 27 1991, 8:05 PM EDT
Att. 24,447 - Dome - 70 F

livebaseballscorecards.com

Batter	1	2	3	4	5	6	7	8	9	AB	R	H	RBI	BB	SO	LOB
Craig Biggio, R OBP: 0.362, SLG: 0.364 Scott Servais, R (7, 2)	4-1 BB G6-4-3			2-1 1B G4-6-3		1-2 F7		3-2 P6	2-1 FC6-4	2	0	1	0	1	0	1
Steve Finley, L OBP: 0.349, SLG: 0.422 Dwayne Henry, R (7, 1)	1-1 SAFE P5			0-2 1-2f G4-6-3		2-1 L8		2-1 F9	3-1 SF8	3	0	0	0	0	0	3
Javier Ortiz, R OBP: 0.294, SLG: 0.290 Rafael Ramirez, R OBP: 0.272, SLG: 0.305 (9, 5)										1	0	0	0	0	0	0
5 Jeff Bagwell, R OBP: 0.386, SLG: 0.437 (1, 3)	0-1 SAFE G6-4-3			0-0 2B		1-0 2-H 1B		4-2 3B BB	1-0 F7	4	1	2	1	1	0	2
Ken Caminiti, S OBP: 0.301, SLG: 0.378 Jim Clancy, R (9, 1)			2-1 L7	4-0 BB		1-2 L9		1-1 1-H 2B 3B		3	1	1	1	1	0	1
Mike Simms, R OBP: 0.250, SLG: 0.333 (1, 9)			3-3 K	2-1 F9			1-2 BB 1B	3-2 2B		4	0	2	1	0	1	2
Luis Gonzalez, L OBP: 0.302, SLG: 0.430 Mark Davidson, R OBP: 0.302, SLG: 0.294 (8, PH) (9, 7)			1-3 K		1-1 G3		0-1 F8	1-0 F8		3	0	0	0	0	1	1
Andujar Cedeno, R OBP: 0.500, SLG: 0.333 (1, 6)			1-3 K		2-3 K		0-1 BB 1B		4-2 1B FC6-4 BB	3	1	1	0	1	2	0
Casey Candaele, S OBP: 0.321, SLG: 0.380 (1, 4)			2-1 P4-3 1B		1-1 G4-3		4-0 G4-6-3 BB		2-2 FC6-4 BB SF8 1B	3	1	2	0	1	0	0
Jimmy Jones, R OBP: 0.250, SLG: 0.182 Jim Corsi, R (4, 1)			1-2 P4-3		1-1 5 1B		0-0 G4-6-3		4-1 FC6-4 BB	1	0	0	0	0	0	1
Gerald Young, S OBP: 0.291, SLG: 0.304 (7, 8)			1-2f						1-2	0	0	0	0	0	0	0
										2	1	1	0	1	0	3

Inning Stats	R: 0	H: 0	E: 0	K: 5	S: 5	R: 0	H: 0	E: 0	K: 2	S: 9	R: 0	H: 1	E: 0	K: 1	S: 9	R: 0	H: 2	E: 0	K: 0	S: 8	R: 0	H: 0	E: 0	K: 1	S: 7	R: 1	H: 2	E: 0	K: 0	S: 12	R: 0	H: 2	E: 0	K: 0	S: 8	R: 2	H: 2	E: 0	K: 0	S: 13	R: 2	H: 1	E: 0	K: 0	S: 12	1B: 7	2B: 3	3B: 1	HR: 0	SF: 1	SAC: 0	DP: 4	HBP: 0	WP: 0	PB: 0	SB: 1	CS: 0	PA: 39
--------------	------	------	------	------	------	------	------	------	------	------	------	------	------	------	------	------	------	------	------	------	------	------	------	------	------	------	------	------	------	-------	------	------	------	------	------	------	------	------	------	-------	------	------	------	------	-------	-------	-------	-------	-------	-------	--------	-------	--------	-------	-------	-------	-------	--------

PITCHER	IP	WLS	BF	H	R	ER	SO	BB	IBB	HBP	BLK	WP	HR	S	P	ERA	WHIP
Randy Tomlin, L ERA: 2.23 (1, 1)	7.0		27	7	1	1	4	3	0	0	0	0	0	58	96	1.29	1.429
Bob Patterson, L ERA: 4.23 (8, 1)	1.0		6	2	2	2	0	1	0	0	0	0	0	13	27	18.00	3.000
Stan Belinda, R ERA: 3.88 (9, 1)	1.0		6	1	2	2	0	2	0	0	0	0	0	12	28	18.00	3.000

BOTTOM

Pittsburgh Pirates @ Houston Astros
Astrodome, Houston, TX

Sat Jul 27 1991, 8:05 PM EDT
Att. 24,447 - Dome - 70 F

AB	32
R	5
H	10
RBI	5
BB	6
SO	4
LOB	17



PITCHER	IP	WLS	BF	H	R	ER	SO	BB	IBB	HBP	BLK	WP	HR	S	P	ERA	WHIP
---------	----	-----	----	---	---	----	----	----	-----	-----	-----	----	----	---	---	-----	------

Batter 1 2 3 4 5 6 7 8 9 AB R H RBI BB SO LOB TOP

<p>Orlando Merced, S (1, 3) OBP: 0.393, SLG: 0.428</p>	<p>Jay Bell, R (1, 6) OBP: 0.342, SLG: 0.458</p>	<p>Gary Varsho, L (1, 8) OBP: 0.345, SLG: 0.442 Lloyd McClendon, R (8, PH) OBP: 0.350, SLG: 0.441</p>	<p>Bobby Bonilla, S (1, 9) OBP: 0.384, SLG: 0.509</p>	<p>Barry Bonds, L (1, 7) OBP: 0.405, SLG: 0.508</p>	<p>Michael LaValliere, L (1, 2) OBP: 0.353, SLG: 0.362 Jose Lind, R (9, PH) OBP: 0.308, SLG: 0.338</p>	<p>John Wehner, R (1, 5) OBP: 0.467, SLG: 0.500</p>	<p>Curtis Wilkerson, S (1, 4) OBP: 0.246, SLG: 0.266 Bob Kipper, R (5, 1) Gary Redus, R (7, PH) OBP: 0.333, SLG: 0.397 Bill Landrum, R (7, 1) Jose Gonzalez, R (9, PH) OBP: 0.087, SLG: 0.116</p>	<p>Zane Smith, L (1, 1) OBP: 0.273, SLG: 0.300 Vicente Palacios, R (3, 1) OBP: 0.071, SLG: 0.071 Carlos Garcia, R (5, 4)</p>	<p>FC4-6 BB</p>	<p>E3 2B</p>	<p>G4-3 1B</p>	<p>G4-3 2B</p>	<p>G4-3 1B</p>	<p>F8 1B</p>	<p>F9</p>	<p>G5-3</p>	<p>F8</p>	<p>FC5-4 BB</p>	<p>FC5-4</p>	<p>P5</p>	<p>K</p>	<p>K</p>	<p>K</p>	<p>K</p>	<p>3 3 2 0 2 0 0</p>	<p>4 1 3 1 1 0 1</p>	<p>4 1 1 2 0 2 5 0 0 0 0 1 0 0</p>	<p>3 1 0 1 1 0 4</p>	<p>4 0 2 1 1 1 3</p>	<p>4 0 0 0 0 0 5 0 0 0 0 1 0 0</p>	<p>4 1 1 0 1 0 2</p>	<p>2 0 0 1 0 1 2 0 0 0 0 0 0 0 1 0 0 0 0 0 0 0 0 0 0 0 0 0 1 0 0 0 0 1 1</p>	<p>1 0 0 1 0 0 2 0 0 0 0 0 0 0 3 0 0 0 0 3 1</p>
---	---	---	--	--	--	--	--	---	------------------------	---------------------	-----------------------	-----------------------	-----------------------	---------------------	------------------	--------------------	------------------	------------------------	---------------------	------------------	-----------------	-----------------	-----------------	-----------------	----------------------	----------------------	--	----------------------	----------------------	--	----------------------	--	--

Inning Stats	R: 1 H: 2 E: 0 LOB: 2 K: 1 BB: 1 S: 16 P: 28	R: 1 H: 2 E: 0 LOB: 2 K: 2 BB: 1 S: 13 P: 22	R: 1 H: 0 E: 1 LOB: 2 K: 1 BB: 2 S: 9 P: 20	R: 1 H: 1 E: 0 LOB: 0 K: 0 BB: 1 S: 8 P: 13	R: 0 H: 1 E: 0 LOB: 1 K: 0 BB: 0 S: 5 P: 10	R: 3 H: 3 E: 1 LOB: 1 K: 1 BB: 0 S: 16 P: 23	R: 0 H: 0 E: 0 LOB: 0 K: 1 BB: 0 S: 7 P: 11	R: 0 H: 0 E: 0 LOB: 2 K: 0 BB: 2 S: 7 P: 17	R: 0 H: 0 E: 0 LOB: 1 K: 2 BB: 1 S: 11 P: 20	1B: 6 SF: 3 2B: 4 SAC: 0 3B: 0 DP: 1 HR: 0 HBP: 0	WP: 1 PA: 45 PB: 0 SB: 2 CS: 0
---------------------	--	--	---	---	---	--	---	---	--	---	--------------------------------

PITCHER	IP WLS BF H R ER SO BB IBB HBP BLK WP HR S P ERA WHIP	PITCHER	IP WLS BF H R ER SO BB IBB HBP BLK WP HR S P ERA WHIP
Ryan Bowen, R (1, 1) ERA: 7.2	5.0 W 26 6 4 3 4 4 1 0 0 1 0 51 93 5.40 2.000	Dean Wilkins, R (6, 1) ERA: 13.5	0.2 6 3 3 1 1 0 0 0 0 0 0 15 21 13.50 4.500
Al Osuna, L (6, 1) ERA: 2.13	2.1 10 0 0 0 1 3 0 0 0 0 0 16 35 0.00 1.286	Jim Clancy, R (9, 1) ERA: 2.78	1.0 S 3 0 0 0 2 0 0 0 0 0 0 10 15 0.00 0.000

Pittsburgh Pirates @ Houston Astros
Astrodome, Houston, TX
Sun Jul 28 1991, 4:33 AM EDT
Att. 20,754 - Dome - 70 F

AB	34
R	7
H	9
RBI	7
BB	8
SO	8
LOB	26



WP	1	PA	45
PB	0		
SB	2		
CS	0		

Batter	1	2	3	4	5	6	7	8	9
Gerald Young, S (1, 8) OBP: 0.286, SLG: 0.288	3-2 L9		2-3 K	0-1 G6-3	4-1 BB		0-1 L6		
Casey Candaele, S (1, 4) OBP: 0.322, SLG: 0.391	1-0 E1 5 WP 2B		0-0 FC5-4 5 S 1B	1-0 HR	0-1 F7			0-0 G3-1 5 F9 2B 1B	
5 Jeff Bagwell, R (1, 3) OBP: 0.386, SLG: 0.434	1-1 P4		1-2 BB 2B 1B	4-2 BB		2-2 F9		0-0 F9	
Ken Caminiti, S (1, 5) OBP: 0.305, SLG: 0.382	1-2 2B		4-0 2B BB	1-0 L8		0-1 1B 1B		1-0 G3-1	
Mike Simms, R (1, 9) OBP: 0.300, SLG: 0.389 Steve Finley, L (8, 9) OBP: 0.331, SLG: 0.427	2-0 G4-3		1-0 1B 2B		4-2 WP S BLK BB	0-0 F7		2-1 2B	
Mark Davidson, R (1, 7) OBP: 0.320, SLG: 0.315 Luis Gonzalez, L (8, PH) OBP: 0.304, SLG: 0.430		0-0 G6-3 1B	3-2 3B 1B		0-3 K	0-1 FC6-4 1B		4-0 FC5-4 1BB	
Andujar Cedeno, R (1, 6) OBP: 0.333, SLG: 0.500		1-0 G6-3 1-2f	3-2 2-H 3B		3-3 K	2-1 FC6-4 1-2f		1-1 FC5-4 1-2f	
Scott Servais, R (1, 2)		3-1 G4-3	0-0 F7		4-2 BLK BB BB		0-0 F9		
Ryan Bowen, R (1, 1) OBP: 0.500, SLG: 0.333 Jose Tolentino, L (5, PH) Dean Wilkins, R (6, 1) Al Osuna, R (6, 1) Jim Clancy, R (9, 1)			0-0 FC5-4 1B	1-3 K	4-2 BLK BB		0-3 K		

AB	R	H	RBI	BB	SO	LOB
4	0	0	0	1	1	1
5	4	2	1	0	0	4
4	1	1	1	1	0	2
4	1	2	1	1	0	2
3	2	1	2	1	0	2
1	0	1	1	0	0	0
4	1	3	1	0	1	1
0	0	0	0	1	0	0
5	0	1	1	0	1	6
3	0	0	0	1	0	1
2	0	1	0	0	1	0
0	0	0	0	1	0	0
0	0	0	0	0	0	0
1	0	0	0	0	1	0
0	0	0	0	0	0	0

Pittsburgh Pirates @ Houston Astros

Astrodome, Houston, TX

Sun Jul 28 1991, 4:33 AM EDT
Att: 20,754 - Dome - 70 F

AB	36
R	9
H	12
RBI	8
BB	7
SO	5
LOB	19



1B	SF	WP	PA
7	0	2	43
3	0	0	
1	0	0	
1	0	0	

Inning Stats	R: 1	H: 1	R: 0	H: 1	R: 5	H: 5	R: 1	H: 1	R: 0	H: 2	R: 0	H: 0	R: 1	H: 2	R: 0	H: 0	R: 1	H: 2	
E: 1	LOB: 1	E: 0	LOB: 0	E: 0	LOB: 1	E: 0	LOB: 1	E: 0	LOB: 2	E: 0	LOB: 3	E: 0	LOB: 2	E: 0	LOB: 0	E: 0	LOB: 2	E: 0	LOB: 2
K: 0	BB: 0	K: 0	BB: 0	K: 1	BB: 1	K: 1	BB: 1	K: 2	BB: 0	K: 1	BB: 4	K: 1	BB: 0	K: 0	BB: 0	K: 1	BB: 1	K: 0	BB: 1
S: 11	P: 18	S: 4	P: 8	S: 18	P: 32	S: 10	P: 17	S: 18	P: 14	S: 6	P: 6	S: 7	P: 15	S: 7	P: 15	S: 7	P: 15	S: 7	P: 15

PITCHER	IP	WLS	BF	H	R	ER	SO	BB	IBB	HBP	BLK	WP	HR	S	P	ERA	WHIP
Zane Smith, L (1, 1) ERA: 3.38	2.2	L	15	6	6	5	1	1	0	0	0	1	0	27	49	16.88	2.625
Vicente Palacios, R (3, 1) ERA: 3.27	2.0		13	2	2	2	3	5	0	0	1	1	1	32	60	9.00	3.500
Bob Kipper, L (5, 1) ERA: 4.95	1.1		6	2	0	0	0	0	0	0	0	0	0	12	16	0.00	1.500
Bill Landrum, R (7, 1) ERA: 2.06	2.0		9	2	1	1	1	0	1	0	0	0	0	13	21	4.50	1.000

Batter	1	2	3	4	5	6	7	8	9	AB R H RBI BB SO LOB	TOP											
Ray Lankford, L (1, 8) OBP: 0.296, SLG: 0.342	2-2 L7	2-2 2B			3-2 SF8			2-1 G5-4-3 1B		3 0 2 1 0 0 0												
Ozzie Smith, S (1, 6) OBP: 0.408, SLG: 0.364	0-0 1B 1B		1-0 F8		2-1 F9			1-0 G5-4-3 1-2f		4 1 1 0 0 0 1												
Gerald Perry, L (1, 3) OBP: 0.295, SLG: 0.436	2-2 1B 1-2 1B		3-3 K			2-2 G4-3		0-2 G5-3		4 0 1 0 0 1 0												
Todd Zeile, R (1, 5) OBP: 0.349, SLG: 0.419	1-2 1B 1-2 2-H 1B		3-1 G5-3			2-1 1B			3-1 L8	4 0 2 1 0 0 0												
Felix Jose, S (1, 9) OBP: 0.375, SLG: 0.434	2-3 K			3-2 CS 1B		2-1 F8		0-1 G4-3		4 0 1 0 0 1 3												
Bernard Gilkey, R (1, 7) OBP: 0.325, SLG: 0.299	0-0 F8			0-1 F7		3-2 P6		0-1 F9		4 0 0 0 0 0 4												
Tom Pagnozzi, R (1, 2) OBP: 0.304, SLG: 0.328		0-0 G1-3		1-0 F9			0-1 F9			3 0 0 0 0 0 1												
José Oquendo, S (1, 4) OBP: 0.376, SLG: 0.299		1-0 G6-3		1-1 CS	2-2 SH5-4 SF8 2B		2-2 G5-3			3 1 1 0 0 0 0												
Bryn Smith, R (1, 1) OBP: 0.261, SLG: 0.250					0-0 SH5-4			1-1 G5-3		1 0 1 0 0 0 0												
Juan Agosto, L (5, 1)										0 0 0 0 0 0 0												
Rex Hudler, R (7, PH) OBP: 0.281, SLG: 0.336										1 0 0 0 0 0 0												
Willie Fraser, R (7, 1)										0 0 0 0 0 0 0												
Inning Stats	R: 1 E: 0 K: 1 S: 14	H: 3 LOB: 2 BB: 0 P: 21	R: 0 E: 0 K: 0 S: 9	H: 2 LOB: 2 BB: 0 P: 15	R: 0 E: 0 K: 1 S: 6	H: 0 LOB: 0 BB: 0 P: 13	R: 0 E: 0 K: 0 S: 8	H: 1 LOB: 0 BB: 0 P: 12	R: 1 E: 0 K: 0 S: 11	H: 1 LOB: 0 BB: 0 P: 18	R: 0 E: 0 K: 0 S: 12	H: 1 LOB: 1 BB: 0 P: 21	R: 0 E: 0 K: 0 S: 7	H: 0 LOB: 0 BB: 0 P: 10	R: 0 E: 0 K: 0 S: 6	H: 1 LOB: 0 BB: 0 P: 9	R: 0 E: 0 K: 0 S: 6	H: 0 LOB: 0 BB: 0 P: 9	1B: 7 2B: 2 3B: 0 HR: 0	SF: 1 SAC: 1 DP: 1 HBP: 0	WP: 0 PB: 0 SB: 0 CS: 1	PA: 34
PITCHER Jim Deshaies, L (1, 1) ERA: 5.02	IP: 9.0 WLS: W BF: 33 H: 9 R: 2 ER: 2 SO: 2 BB: 0 IBB: 0 HBP: 0 BLK: 0 WP: 0 HR: 0 S: 79 P: 128 ERA: 2.00 WHIP: 1.000																					

St. Louis Cardinals @ Houston Astros
 Astrodome, Houston, TX
 Mon Jul 29 1991, 8:05 PM EDT
 Att: 15,615 - Dome - 70 F

livebaseballscorecards.com

AB	31
R	2
H	9
RBI	2
BB	0
SO	2
LOB	9



Batter	1	2	3	4	5	6	7	8	9	AB R H RBI BB SO LOB	BOTTOM
--------	---	---	---	---	---	---	---	---	---	----------------------	--------

Steve Finley, L <small>(1, 8) OBP: 0.350, SLG: 0.430</small> <small>(8, 9)</small>	2-2 		1-1 		0-2 		3-1 		4 1 1 0 0 0 1	St. Louis Cardinals @ Houston Astros Astrodome, Houston, TX <small>Mon Jul 29 1991, 8:05 PM EDT Att: 15,615 - Dome - 70 F</small>
Craig Biggio, R <small>(1, 2) OBP: 0.369, SLG: 0.372</small>	2-2 			0-1 	2-0 		1-1 	4 2 4 1 0 0 0		
Jose Tolentino, L <small>(1, 3) OBP: 0.400, SLG: 0.250</small>	2-2 		2-1 	2-2 		1-1 		4 1 1 0 0 0 3		
Luis Gonzalez, L <small>(1, 7) OBP: 0.306, SLG: 0.428</small>		0-0 		1-2 	4-2 		0-3 	2 1 0 0 1 1 1		
Ken Caminiti, S <small>(1, 5) OBP: 0.304, SLG: 0.389</small>		3-3 		1-1 	1-1 		0-0 	4 1 1 4 0 1 1		
Mike Simms, R <small>(1, 9) OBP: 0.261, SLG: 0.333</small> Gerald Young, S <small>(8, 8) OBP: 0.282, SLG: 0.284</small>		0-3 		0-1 	2-3 		2-0 	3 0 0 0 0 2 1 1 0 0 0 0 0 0		
Andujar Cedeno, R <small>(1, 6) OBP: 0.231, SLG: 0.333</small>			0-3 	2-2 		1-0 	1-2 	4 0 0 0 0 1 0		
Casey Candaele, S <small>(1, 4) OBP: 0.325, SLG: 0.394</small>			1-2 	0-0 		1-2 		3 0 2 0 0 0 0		
Jim Deshaies, L <small>(1, 1) OBP: 0.176, SLG: 0.097</small>			0-2 	0-2 		1-1 		3 0 1 0 0 0 2		

Inning Stats	R: 0	H: 1	E: 0	LOB: 0	K: 0	S: 10	P: 16	R: 0	H: 0	E: 0	LOB: 0	K: 2	S: 7	P: 10	R: 0	H: 1	E: 0	LOB: 1	K: 1	S: 13	P: 15	R: 4	H: 4	E: 0	LOB: 1	K: 0	S: 20	P: 26	R: 2	H: 2	E: 1	LOB: 1	K: 1	S: 15	P: 26	R: 0	H: 1	E: 0	LOB: 0	K: 0	S: 6	P: 9	R: 0	H: 1	E: 0	LOB: 1	K: 1	S: 9	P: 14	R: 0	H: 0	E: 0	LOB: 0	K: 0	S: 5	P: 8	1B: 8	2B: 0	3B: 1	HR: 1	SF: 0	SAC: 0	DP: 2	HBP: 1	WP: 2	PB: 0	SB: 0	CS: 0	PA: 34
--------------	------	------	------	--------	------	-------	-------	------	------	------	--------	------	------	-------	------	------	------	--------	------	-------	-------	------	------	------	--------	------	-------	-------	------	------	------	--------	------	-------	-------	------	------	------	--------	------	------	------	------	------	------	--------	------	------	-------	------	------	------	--------	------	------	------	-------	-------	-------	-------	-------	--------	-------	--------	-------	-------	-------	-------	--------

PITCHER	IP	WLS	BF	H	R	ER	SO	BB	IBB	HBP	BLK	WP	HR	S	P	ERA	WHIP
Bryn Smith, R <small>ERA: 3.73</small>	(1, 1)	4.1	L	21	8	6	6	3	0	0	0	0	1	57	78	12.46	1.846
Juan Agosto, L <small>ERA: 5.64</small>	(5, 1)	1.2		6	1	0	0	1	0	0	0	1	0	14	24	0.00	1.200
Willie Fraser, R <small>ERA: 6.02</small>	(7, 1)	2.0		7	1	0	0	1	0	0	0	0	0	14	22	0.00	0.500

livebaseballscorecards.com

AB	32
R	6
H	10
RBI	5
BB	1
SO	5
LOB	9



Batter	1	2	3	4	5	6	7	8	9	AB	R	H	RBI	BB	SO	LOB	TOP										
Ray Lankford, L (1, 8) OBP: 0.297, SLG: 0.352	0-2 F8		1-2 S 1B		2-2 2-H HR		0-1 P8		3-3 K	5	1	2	2	0	1	1											
Ozzie Smith, S (1, 6) OBP: 0.406, SLG: 0.361	1-1 F8		2-1 SAFE SAFE SAFE SAFE SAFE SAFE SAFE F P X		1-3 K			4-0 HR BB		3	1	0	0	1	1	1											
Gerald Perry, L (1, 3) OBP: 0.307, SLG: 0.463	2-0 S 1B		4-0 SAFE 1-2 BB		0-0 HR			0-0 G3		3	1	2	1	1	0	1											
Todd Zeile, R (1, 5) OBP: 0.345, SLG: 0.414	2-2 F7		1-2 G5-3		1-1 G6-3			3-2 F7		4	0	0	0	0	0	4											
Felix Jose, S (1, 9) OBP: 0.373, SLG: 0.440		0-0 G4-3		1-1 P5		3-2 L5		1-1 HR		4	1	1	2	0	0	0											
Milt Thompson, L (1, 7) OBP: 0.395, SLG: 0.478		1-2 G3 1B		1-3 K		1-0 G4-3		1-2 L8		4	0	1	0	0	1	0											
Rich Gedman, L (1, 2) OBP: 0.158, SLG: 0.288 Bernard Gilkey, R (9, PH) OBP: 0.324, SLG: 0.298		1-0 G3		0-1 G4-3		3-2 G4-3				3	0	0	0	0	0	1											
José Oquendo, S (1, 4) OBP: 0.375, SLG: 0.298		1-3 K			0-0 SH3 HR 1B					1	0	0	0	0	1	0											
Ken Hill, R (1, 1) OBP: 0.154, SLG: 0.083 Luis Alicea, S (7, PH) OBP: 0.286, SLG: 0.280 Cris Carpenter, R (7, 1) OBP: 0.333, SLG: 0.333 Craig Wilson, R (9, PH) OBP: 0.276, SLG: 0.235			1-0 G4-3		0-1 SH3		0-3 K		4-0 BB	1	0	0	0	0	0	0											
Inning Stats	R: 0 E: 0 K: 0 S: 12	H: 1 LOB: 1 BB: 0 P: 17	R: 0 E: 1 K: 1 S: 9	H: 1 LOB: 1 BB: 0 P: 12	R: 0 E: 0 K: 0 S: 10	H: 1 LOB: 2 BB: 1 P: 18	R: 0 E: 0 K: 1 S: 7	H: 0 LOB: 0 BB: 0 P: 9	R: 3 E: 0 K: 1 S: 13	H: 3 LOB: 0 BB: 0 P: 17	R: 0 E: 0 K: 0 S: 13	H: 0 LOB: 0 BB: 0 P: 20	R: 0 E: 0 K: 1 S: 8	H: 0 LOB: 0 BB: 0 P: 9	R: 2 E: 0 K: 0 S: 10	H: 1 LOB: 0 BB: 1 P: 19	R: 0 E: 0 K: 2 S: 13	H: 0 LOB: 1 BB: 1 P: 25	1B: 4 2B: 0 3B: 0 HR: 3	SF: 0 SAC: 1 DP: 0 HBP: 0	WP: 0 PB: 0 SB: 2 CS: 0	PA: 37					
PITCHER	IP	WLS	BF	H	R	ER	SO	BB	IBB	HBP	BLK	WP	HR	S	P	ERA	WHIP										
Pete Harnisch, R (1, 1) ERA: 2.49	7.0		29	6	4	4	4	2	0	0	0	0	2	72	106	5.14	1.143										
Al Osuna, L (8, 1) ERA: 2.22	2.0	W	8	1	1	1	2	1	0	0	0	0	1	23	40	4.50	1.000										

St. Louis Cardinals @ Houston Astros
Astrodome, Houston, TX
Tue Jul 30 1991, 8:05 PM EDT
Att: 16,208 - Dome - 70 F

livebaseballscorecards.com

AB	33
R	5
H	7
RBI	5
BB	3
SO	6
LOB	9



Batter	1	2	3	4	5	6	7	8	9	AB	R	H	RBI	BB	SO	LOB	BOTTOM
--------	---	---	---	---	---	---	---	---	---	----	---	---	-----	----	----	-----	--------

Steve Finley, L <small>(1, 8)</small> <small>OBP: 0.350, SLG: 0.430</small> <small>(9, 9)</small>	<small>2-1</small> 	<small>1-3</small> 		<small>3-0</small> 			<small>0-0</small> 	<small>1-0</small> 		5	0	2	0	0	1	3	
---	------------------------	------------------------	--	------------------------	--	--	------------------------	------------------------	--	---	---	---	---	---	---	---	--

Craig Biggio, R <small>(1, 2)</small> <small>OBP: 0.370, SLG: 0.379</small>	<small>0-0</small> 		<small>0-2</small> 		<small>0-0</small> 		<small>1-0</small> 			4	2	2	0	0	0	1	
--	------------------------	--	------------------------	--	------------------------	--	------------------------	--	--	---	---	---	---	---	---	---	--

5 Jeff Bagwell, R <small>(1, 3)</small> <small>OBP: 0.365, SLG: 0.441</small>	<small>3-2</small> 		<small>0-3</small> 		<small>1-0</small> 		<small>0-1</small> 			4	1	1	2	0	1	3	
--	------------------------	--	------------------------	--	------------------------	--	------------------------	--	--	---	---	---	---	---	---	---	--

Luis Gonzalez, L <small>(1, 7)</small> <small>OBP: 0.306, SLG: 0.425</small>	<small>4-0</small> 		<small>0-0</small> 		<small>0-0</small> 		<small>2-3</small> 			2	0	0	1	1	1	0	
---	------------------------	--	------------------------	--	------------------------	--	------------------------	--	--	---	---	---	---	---	---	---	--

Ken Caminiti, S <small>(1, 5)</small> <small>OBP: 0.304, SLG: 0.385</small>	<small>0-0</small> 		<small>1-3</small> 		<small>4-2</small> 		<small>2-1</small> 			3	1	0	0	1	1	2	
--	------------------------	--	------------------------	--	------------------------	--	------------------------	--	--	---	---	---	---	---	---	---	--

Mike Simms, R <small>(1, 9)</small> <small>OBP: 0.296, SLG: 0.333</small> Gerald Young, S <small>(9, 8)</small> <small>OBP: 0.282, SLG: 0.284</small>		<small>3-2</small> 		<small>4-0</small> 		<small>3-2</small> 		<small>3-2</small> 		3	1	1	0	1	0	0	
--	--	------------------------	--	------------------------	--	------------------------	--	------------------------	--	---	---	---	---	---	---	---	--

Andujar Cedeno, R <small>(1, 6)</small> <small>OBP: 0.294, SLG: 0.438</small>		<small>0-3</small> 		<small>2-1</small> 		<small>2-3</small> 		<small>2-0</small> 		4	0	2	0	0	2	1	
--	--	------------------------	--	------------------------	--	------------------------	--	------------------------	--	---	---	---	---	---	---	---	--

Casey Candaele, S <small>(1, 4)</small> <small>OBP: 0.330, SLG: 0.401</small>		<small>4-2</small> 		<small>0-3</small> 		<small>3-2</small> 		<small>4-2</small> 		2	1	1	1	2	1	2	
--	--	------------------------	--	------------------------	--	------------------------	--	------------------------	--	---	---	---	---	---	---	---	--

Pete Harnisch, S <small>(1, 1)</small> <small>OBP: 0.140, SLG: 0.100</small> Al Osuna, R <small>(8, 1)</small> Mark Davidson, R <small>(8, 7)</small> <small>OBP: 0.327, SLG: 0.356</small>		<small>4-1</small> 		<small>0-0</small> 		<small>0-2</small> 		<small>2-1</small> 		1	0	0	1	1	0	1	
---	--	------------------------	--	------------------------	--	------------------------	--	------------------------	--	---	---	---	---	---	---	---	--

Inning Stats R: 0 H: 2 E: 0 LOB: 2 K: 0 BB: 1 S: 7 P: 16	R: 0 H: 0 E: 0 LOB: 2 K: 2 BB: 2 S: 13 P: 25	R: 1 H: 1 E: 0 LOB: 0 K: 2 BB: 0 S: 11 P: 12	R: 1 H: 1 E: 0 LOB: 1 K: 1 BB: 1 S: 7 P: 16	R: 0 H: 0 E: 0 LOB: 0 K: 0 BB: 0 S: 3 P: 4	R: 1 H: 2 E: 0 LOB: 1 K: 1 BB: 1 S: 15 P: 27	R: 2 H: 2 E: 0 LOB: 0 K: 1 BB: 0 S: 9 P: 14	R: 2 H: 2 E: 0 LOB: 0 K: 0 BB: 1 S: 11 P: 21	R: 1 H: 2 E: 0 LOB: 0 K: 0 BB: 1 S: 11 P: 21	1B: 5 SF: 1 2B: 2 SAC: 1 3B: 2 DP: 1 HR: 2 HBP: 0	WP: 1 PA: 37 PB: 0 SB: 0 CS: 1
---	---	---	--	---	---	--	---	---	--	---

PITCHER	IP	WLS	BF	H	R	ER	SO	BB	IBB	HBP	BLK	WP	HR	S	P	ERA	WHIP
Ken Hill, R <small>(1, 1)</small> <small>ERA: 4.1</small>	6.0		27	6	3	3	6	5	0	0	0	0	0	56	100	4.50	1.833
Cris Carpenter, R <small>(7, 1)</small> <small>ERA: 4.73</small>	2.0	L	10	4	4	4	1	1	0	0	0	1	2	20	35	18.00	2.500

St. Louis Cardinals @ Houston Astros
Astrodome, Houston, TX
Tue Jul 30 1991, 8:05 PM EDT
Att. 16,208 - Dome - 70 F

AB	29
R	7
H	10
RBI	7
BB	6
SO	7
LOB	13



WP	PA	ERA	WHIP
1	37		

Batter	1	2	3	4	5	6	7	8	9	AB R H RBI BB SO LOB	TOP		
Ray Lankford, L (1, 8) OBP: 0.299, SLG: 0.354	1-2 F7		3-2 G4-3 2B		2-2 G4-3		1-2 G4-3	4-1 FC4-6 BB		4 0 1 1 1 0 0	St. Louis Cardinals @ Houston Astros Astrodome, Houston, TX Wed Jul 31 1991, 8:05 PM EDT Att. 15,589 - Dome - 70 F		
Ozzie Smith, S (1, 6) Juan Agosto, L (8, 1) OBP: 0.404, SLG: 0.358	1-2 F7		1-1 G4-3		2-1 P5		2-1 E S 1B	0-2 FC4-6		5 0 1 0 0 0 3 0 0 0 0 0 0 0			
Gerald Perry, L (1, 3) OBP: 0.310, SLG: 0.453	4-2 S BB		3-3 K			2-2 P4	4-2 BB BB		0-2 G4-3	3 0 0 0 2 1 1			
Todd Zeile, R (1, 5) OBP: 0.348, SLG: 0.416	2-1 P2			4-1 3B BB		1-2 G3	4-1 BB BB		1-1 1B 1B 2B	3 2 1 0 2 0 1			
Felix Jose, S (1, 9) OBP: 0.376, SLG: 0.441		2-2 G5-4-3 1B		2-3 SAFE		4-0 BB BB	0-0 G3-1		0-1 1B G5-3 1B	4 1 2 0 1 1 4			
Milt Thompson, L (1, 7) OBP: 0.400, SLG: 0.478		2-2 G5-4-3 1B		0-3 SAFE		4-0 BB BB		0-0 G4-3	1-1 WP G5-3 1B	4 0 2 1 1 1 1			
Tom Pagnozzi, R (1, 2) OBP: 0.303, SLG: 0.332		1-0 G5-4-3		0-1 1-H 3B		3-2 G5-3		2-1 G5-3	1-0 G5-3	5 0 1 2 0 0 5			
José Oquendo, S (1, 4) OBP: 0.378, SLG: 0.314	3-2 F7		3-1 G4-3			2-2 F9 G4-3 2B	0-2 E 3B		4-0 WP BB	4 2 2 0 1 0 2			
Bob Tewksbury, R (1, 1) Rex Hudler, R (5, PH) Willie Fraser, R (5, 1) Luis Alcega, S (7, PH) Scott Terry, R (7, 1) Craig Wilson, R (8, PH) OBP: 0.200, SLG: 0.200 OBP: 0.279, SLG: 0.333 OBP: 0.279, SLG: 0.289 OBP: 0.200, SLG: 0.200 OBP: 0.267, SLG: 0.226			3-2 G5-3		2-1 F8		0-1 F9	1-1 E6 BB	1-2 G4-3	1 0 0 0 0 0 0 1 0 0 0 0 0 0 0 0 0 0 0 0 0 1 0 0 0 0 0 1 0 0 0 0 0 0 0 2 0 0 0 0 0 2			
Inning Stats	R: 0 H: 0 E: 0 LOB: 1 K: 0 BB: 1 S: 12 P: 20	R: 0 H: 2 E: 0 LOB: 1 K: 0 BB: 0 S: 11 P: 19	R: 0 H: 1 E: 0 LOB: 1 K: 1 BB: 0 S: 15 P: 25	R: 1 H: 1 E: 0 LOB: 1 K: 2 BB: 1 S: 13 P: 22	R: 0 H: 0 E: 0 LOB: 0 K: 0 BB: 0 S: 7 P: 13	R: 0 H: 0 E: 0 LOB: 2 K: 0 BB: 2 S: 12 P: 26	R: 1 H: 2 E: 0 LOB: 3 K: 0 BB: 2 S: 16 P: 29	R: 1 H: 1 E: 1 LOB: 2 K: 0 BB: 1 S: 13 P: 20	R: 2 H: 3 E: 0 LOB: 2 K: 0 BB: 1 S: 13 P: 21	1B: 5 SF: 0 2B: 3 SAC: 0 3B: 2 DP: 1 HR: 0 HBP: 0	WP: 1 PA: 45 PB: 0 SB: 2 CS: 0		
PITCHER	IP WLS BF H R ER SO BB IBB HBP BLK WP HR S P ERA WHIP											PITCHER	IP WLS BF H R ER SO BB IBB HBP BLK WP HR S P ERA WHIP
Darryl Kile, R (1, 1) ERA: 3.63	6.0 W 25 4 1 1 3 4 0 0 0 0 0 0 70 125 1.50 1.333												
Mike Capel, R (7, 1) ERA: 3.29	0.2 5 2 1 1 0 1 0 0 0 0 0 0 14 23 13.50 4.500												
Dean Wilkins, R (7, 1) ERA: 9.0	2.1 S 15 4 3 2 0 3 0 0 0 0 1 0 28 47 7.71 3.000												

livebaseballscorecards.com

AB	37
R	5
H	10
RBI	4
BB	8
SO	3
LOB	20



BOTTOM

St. Louis Cardinals @ Houston Astros
 Astrodome, Houston, TX
 Wed Jul 31 1991, 8:05 PM EDT
 Att: 15,589 - Dome - 70 F

livebaseballscorecards.com

AB	33
R	9
H	9
RBI	9
BB	2
SO	6
LOB	6



WP:	0	PA:	35
PB:	0	SB:	0
CS:	0		

AB R H RBI BB SO LOB

3 2 1 0 1 0 0

4 2 1 2 0 1 0

4 2 2 2 0 0 1

4 1 2 2 0 0 2

4 1 1 2 0 1 0

3 0 0 0 0 1 1

0 0 0 0 0 0 0

1 0 0 0 0 1 0

4 0 1 1 0 0 0

3 0 0 0 1 0 0

2 0 0 0 0 2 2

1 1 1 0 0 0 0

1B:	5	SF:	0
2B:	1	SAC:	0
3B:	1	DP:	0
HR:	2	HBP:	0

Batter	1	2	3	4	5	6	7	8	9
Steve Finley, L OBP: 0.352, SLG: 0.435 (1, 8) (7, 9)	1-2 E 3B	1-1 F7 1		1-2 G4-3 3			4-1 1B 5 G5-3 BB		
Craig Biggio, R OBP: 0.369, SLG: 0.378 (1, 2)	0-1 E3 5 1B 2B	2-3 K2-3 2			0-1 G6-3 1		1-0 1B 5 G5-3 1B		
5 Jeff Bagwell, R OBP: 0.386, SLG: 0.451 (1, 3)	2-2 2B 1B	0-1 G6-3 3			0-0 HR		0-1 G5-3 1		
Luis Gonzalez, L OBP: 0.308, SLG: 0.435 (1, 7)	3-0 F8 1		2-0 HR		1-0 F8 2		2-2 1B 2-H		
Ken Caminiti, S OBP: 0.303, SLG: 0.387 (1, 5)	0-0 1B 2B		1-1 G1-3 1		1-0 F9 3		2-3 K 3		
Mike Simms, R OBP: 0.267, SLG: 0.296 Mike Capel, R Dean Wilkins, R	0-1 L4 2		1-3 K 2			2-1 G6-3 1		0-3 K 1	
Andujar Cedeno, R OBP: 0.286, SLG: 0.400 (1, 6)	1-1 1B 2-H		0-0 G4-3 3			2-2 L8 2		3-1 L6 2	
Casey Candaele, S OBP: 0.329, SLG: 0.397 (1, 4)	4-1 BB			0-2 G4-3 1		0-0 P4 3		2-2 G1-3 3	
Darryl Kile, R Gerald Young, S OBP: 0.291, SLG: 0.293 (1, 1) (7, 8)	0-3 K 3			0-3 K 2			1-0 1B BB 1B		

Inning Stats	R	H	E	LOB	K	S	R	H	E	LOB	K	S	R	H	E	LOB	K	S	R	H	E	LOB	K	S	R	H	E	LOB	K	S	R	H	E	LOB	K	S	R	H	E	LOB	K	S												
	4	4	1	2	20	31	0	0	0	0	7	10	1	1	0	0	7	11	0	0	0	0	9	10	1	1	0	0	5	7	0	0	0	0	7	11	0	0	0	0	7	11	3	3	0	0	12	21	0	0	0	0	8	13

PITCHER	IP	WLS	BF	H	R	ER	SO	BB	IBB	HBP	BLK	WP	HR	S	P	ERA	WHIP
Bob Tewksbury, R ERA: 2.62 (1, 1)	4.0	L	19	5	5	3	4	1	0	0	0	0	1	43	62	6.75	1.500
Willie Fraser, R ERA: 5.95 (5, 1)	2.0		7	1	1	1	0	0	0	0	0	0	1	12	18	4.50	0.500
Scott Terry, R ERA: 2.1 (7, 1)	1.0		6	3	3	3	1	1	0	0	0	0	0	12	21	27.00	4.000
Juan Agosto, L ERA: 5.55 (8, 1)	1.0		3	0	0	0	1	0	0	0	0	0	0	8	13	0.00	0.000

Batter	1	2	3	4	5	6	7	8	9	AB R H RBI BB SO LOB	TOP																
Brett Butler, L OBP: 0.400, SLG: 0.337 (1, 8) <small>B X</small>	1-0 F7		2-3 K		1-2 3B 1B		3-2 G4-3	3-2 F8	1-1 G3	6 1 1 0 0 1 8																	
Juan Samuel, R OBP: 0.342, SLG: 0.421 (1, 4) <small>C B X</small>	2-1 G5-3		3-1 G1-3		0-0 G1-3 3B		4-1 1B BB	4-1 BB		3 1 1 3 2 0 2																	
Eddie Murray, S OBP: 0.305, SLG: 0.365 (1, 3) <small>B B F F F B S</small>	3-3 K			0-0 F7	0-1 G1-3		2-3 K	1-2 G3		5 0 0 1 0 2 5																	
Darryl Strawberry, L OBP: 0.360, SLG: 0.466 (1, 9) <small>B B T B T B T B X</small>		3-2 G6-3		2-2 HR	0-0 P4		1-0 1B		3-1 1B 2B	5 2 3 2 0 0 0																	
Kal Daniels, L OBP: 0.339, SLG: 0.429 Roger McDowell, R (7, 1) <small>S B B B X</small>	2-1 G4-3		1-3 K		2-3 K		2-2 F8		0-0 SH5-4 1B 1B	4 0 0 0 0 0 2 2 0 0 0 0 0 0 0 0 1 1 1 1 0 0 0 0																	
Chris Gwynn, L OBP: 0.327, SLG: 0.459 (9, PH) (9, 7) <small>C B X</small>	1-1 F7		0-0 BB 1B			2-2 G4-6-3 1B		3-2 F8	0-0 SH5-4 1B	3 0 2 0 0 0 0 0 1 0 0 0 0 0 0 0																	
Lenny Harris, L OBP: 0.351, SLG: 0.332 Mike Sharperson, R OBP: 0.378, SLG: 0.381 (8, PH) (8, 5) <small>B B C F X</small>			1-3 K	4-0 BB		0-1 G4-6-3		4-0 BB 1B BB	4-0 1B IBB	2 1 0 0 3 1 1																	
Mike Scioscia, L OBP: 0.376, SLG: 0.392 (1, 2) <small>B B C F X</small>			0-0 S E 1B	0-0 G4-3		2-3 K		2-2 BB BB 1B	2-0 1B	5 0 3 1 0 1 2																	
Alfredo Griffin, S OBP: 0.282, SLG: 0.285 (1, 6) <small>B B F C F X</small>			3-2 E4		0-0 1B 3B 1B		4-2 G4-3 1B BB	4-1 BB	0-3 K	0 0 0 0 0 0 0 0 1 0 0 0 0 0 0 1 0 0 0 0 0 0 0 0 1 1 1 0 0 0 0 0 0 0 0 0 0 0 0 0 1 1 0 0 2 1 2 0 0 0 0 0 0 0 0 0 0 0 0 0 0 0 0																	
Bob Ojeda, L Dave Hansen, L Jim Gott, R Stan Javier, S Tim Crews, R Mitch Webster, S Jay Howell, R John Candelaria, L																											
Inning Stats	R: 0 E: 0 K: 1 S: 7	H: 0 LOB: 0 BB: 0 P: 13	R: 0 E: 0 K: 0 S: 8	H: 0 LOB: 0 BB: 0 P: 14	R: 0 E: 1 K: 2 S: 12	H: 1 LOB: 2 BB: 0 P: 21	R: 1 E: 0 K: 1 S: 9	H: 2 LOB: 2 BB: 1 P: 16	R: 3 E: 0 K: 1 S: 12	H: 3 LOB: 0 BB: 0 P: 15	R: 0 E: 0 K: 1 S: 8	H: 1 LOB: 0 BB: 0 P: 12	R: 1 E: 0 K: 1 S: 15	H: 1 LOB: 2 BB: 2 P: 31	R: 1 E: 0 K: 0 S: 16	H: 1 LOB: 3 BB: 3 P: 37	R: 2 E: 0 K: 1 S: 11	H: 3 LOB: 2 BB: 1 P: 20	1B: 9 2B: 1 3B: 1 HR: 1	SF: 0 SAC: 1 DP: 1 HBP: 0	WP: 0 PB: 0 SB: 2 CS: 0	PA: 46					
PITCHER	IP WLS BF H R ER SO BB IBB HBP BLK WP HR S P ERA WHIP																										
Jimmy Jones, R ERA: 4.2 (1, 1)	6.0		26	7	4	4	6	1	0	0	0	0	1	56	91	6.00	1.333										
Curt Schilling, R ERA: 5.08 (7, 1)	0.1		3	0	1	1	0	2	0	0	0	0	0	8	19	27.00	6.000										
Al Osuna, L ERA: 2.33 (7, 1)	1.1		9	2	1	1	1	3	0	0	0	0	0	20	45	6.75	3.750										
Dean Wilkins, R ERA: 10.38 (8, 1)	1.1	W	8	3	2	2	1	0	1	0	0	0	0	14	24	13.50	2.250										

Los Angeles Dodgers @ Houston Astros
Astrodome, Houston, TX
Fri Aug 02 1991, 8:05 PM EDT
Att: 26,079 - Dome - 70 F

AB	38
R	8
H	12
RBI	8
BB	7
SO	8
LOB	23



WP: 0	PA: 46
-------	--------

Batter	1	2	3	4	5	6	7	8	9	AB	R	H	RBI	BB	SO	LOB
Craig Biggio, R OBP: 0.369, SLG: 0.374 (1, 2)	3-2 L8	4-1 1B E BB		2-1 P4			2-1 G5-3		4-2 1 SAFE B B 1-2 2B BB	3	2	0	0	2	0	0
Steve Finley, L OBP: 0.353, SLG: 0.441 (8, 9)	1-3 K	0-1 E4 1B		1-0 L8			1-2 CS 3B		0-1 2B	4	0	2	2	0	1	0
Rafael Ramirez, R OBP: 0.276, SLG: 0.314 (9, PH)		1-H 2-H 3-H 1B								1	0	1	2	0	0	0
5 Jeff Bagwell, R OBP: 0.362, SLG: 0.445 (1, 3)	2-2 G6-3	1-2 L4			2-2 L7		2-3 K			4	0	0	0	0	1	2
Ken Caminiti, S OBP: 0.305, SLG: 0.389 (1, 5)		1-1 G1 1B 2B	1-3 K		0-1 G3-1		4-0 CS IBB			3	1	1	0	1	1	0
Mike Simms, R OBP: 0.303, SLG: 0.310 Gerald Young, S OBP: 0.287, SLG: 0.289 (8, 8)		4-1 SAFE G1 1B BB	0-1 G6-3		3-0 1B		2-2 CS 1-2 3-H	3-2 G6-3		2	1	1	0	1	0	0
Mark Davidson, R OBP: 0.324, SLG: 0.351 (1, 7)		1-0 G1 1-2 2-3	0-1 WP HR 1B		1-3 K			0-0 G3		4	1	1	0	0	1	3
Andujar Cedeno, R OBP: 0.320, SLG: 0.542 (1, 6)		3-2 BB 1B 1B 2-H 3-H	1-1 HR			3-3 K		1-0 L9		4	2	2	4	0	1	0
Casey Candaele, S OBP: 0.328, SLG: 0.395 (1, 4)		1-1 BB 1B	0-0 L7			2-2 G4-3		0-0 G3-1		4	1	1	0	0	0	0
Jimmy Jones, R OBP: 0.237, SLG: 0.171 Jose Tolentino, L OBP: 0.333, SLG: 0.200 Curt Schilling, R OBP: 1.000, SLG: 1.000 Al Osuna, R Dean Wilkins, R Luis Gonzalez, L OBP: 0.310, SLG: 0.435 (8, PH) (7, 1) (7, 1) (8, 1) (9, PH)		0-0 P5		1-3 K		3-2 G3		4-2 BB 2B BB		2	0	0	0	0	1	2

Inning Stats	R: 0	H: 0	E: 0	K: 1	S: 11	H: 0	LOB: 0	BB: 0	P: 17	R: 5	H: 4	E: 1	K: 0	S: 17	H: 2	LOB: 1	BB: 2	P: 32	R: 2	H: 2	E: 0	K: 1	S: 10	R: 0	H: 1	E: 0	K: 1	S: 9	R: 0	H: 0	E: 0	K: 1	S: 10	R: 0	H: 0	E: 0	K: 1	S: 11	R: 0	H: 1	E: 0	K: 1	S: 11	R: 0	H: 0	E: 0	K: 0	S: 5	R: 2	H: 1	E: 0	K: 0	S: 13	1B: 5	2B: 2	3B: 1	HR: 1	SF: 0	SAC: 0	DP: 0	HBP: 0
--------------	------	------	------	------	-------	------	--------	-------	-------	------	------	------	------	-------	------	--------	-------	-------	------	------	------	------	-------	------	------	------	------	------	------	------	------	------	-------	------	------	------	------	-------	------	------	------	------	-------	------	------	------	------	------	------	------	------	------	-------	-------	-------	-------	-------	-------	--------	-------	--------

BOTTOM

Los Angeles Dodgers @ Houston Astros
Astrodome, Houston, TX
Fri Aug 02 1991, 8:05 PM EDT
Att: 26,079 - Dome - 70 F

livebaseballscores.com

AB	33
R	9
H	9
RBI	8
BB	5
SO	6
LOB	7



PITCHER	IP	WLS	BF	H	R	ER	SO	BB	IBB	HBP	BLK	WP	HR	S	P	ERA	WHIP
Bob Ojeda, L ERA: 3.67 (1, 1)	2.0		12	4	5	4	1	2	0	0	0	0	0	28	49	18.00	3.000
Jim Gott, R ERA: 3.48 (3, 1)	2.0		8	2	2	2	2	0	0	0	0	1	1	16	22	9.00	1.000
Tim Crews, R ERA: 3.38 (5, 1)	2.0		7	1	0	0	2	0	0	0	0	0	0	19	33	0.00	0.500
Roger McDowell, R ERA: 3.1 (7, 1)	2.0		7	1	0	0	1	0	1	0	0	0	0	16	30	0.00	0.500
Jay Howell, R ERA: 3.0 (9, 1)	0.1	L	3	0	2	2	0	2	0	0	0	0	0	11	19	54.00	6.000

PITCHER	IP	WLS	BF	H	R	ER	SO	BB	IBB	HBP	BLK	WP	HR	S	P	ERA	WHIP
John Candelaria, L ERA: 2.45 (9, 1)	0.0		1	1	0	0	0	0	0	0	0	0	0	2	2	∞	∞

WP: 1	PA: 39
PB: 0	SB: 0
CS: 2	

TOP

Los Angeles Dodgers @ Houston Astros
Astrodome, Houston, TX
Sat Aug 03 1991, 8:05 PM EDT
Att. 29,085 - Dome - 70 F

livebaseballscorecards.com

AB	34
R	1
H	7
RBI	1
BB	5
SO	8
LOB	16



WP:	1	PA:	39
PB:	0		
SB:	2		
CS:	1		

AB R H RBI BB SO LOB

3	0	2	0	2	0	0
3	1	2	0	2	0	1
5	0	2	1	0	1	3
4	0	0	0	0	4	5
3	0	0	0	1	1	3
4	0	0	0	0	0	4
4	0	0	0	0	0	0
4	0	0	0	0	1	0
3	0	1	0	0	1	0
1	0	0	0	0	0	0
0	0	0	0	0	0	0
0	0	0	0	0	0	0

Batter 1 2 3 4 5 6 7 8 9 10

Brett Butler, L OBP: 0.404, SLG: 0.342 (1, 8) B C B X	2-1 1B 2B	3-2 1-3 1B		4-0 F7 S BB		1-1 F8			4-0 CS BB	
Juan Samuel, R OBP: 0.347, SLG: 0.423 (1, 4) B C B X	2-1 2-3 1B 2B		1-0 1B 1B	2-2 L4 1-2				4-2 S BB	4-2 1-2 BB	
Eddie Murray, S OBP: 0.306, SLG: 0.368 (1, 3) 1 SAFE B 1 SAFE F 1 SAFE X	2-1 WP 1-H 2B		2-2 SAFE SAFE 1-2 1B	2-0 F7 2-3				0-0 P5	1-3 K	
Darryl Strawberry, L OBP: 0.355, SLG: 0.460 (1, 9) B C F B S	2-3 K		2-3 SAFE K	1-3 K				1-3 K		
Kal Daniels, L OBP: 0.338, SLG: 0.424 (1, 7) B B F B	4-1 WP BB		2-2 F7	0-3 K				3-2 G4-3		
Lenny Harris, L OBP: 0.346, SLG: 0.327 (1, 5) B X	1-0 G5-3 1-2 2-3		3-1 F8	1-0 G6-3				2-0 F7		
Mike Scioscia, L OBP: 0.370, SLG: 0.385 (1, 2) B C B X		2-1 P2		3-2 P4				1-2 G3		
Alfredo Griffin, S OBP: 0.288, SLG: 0.281 (1, 6) S B B B X		2-2 G5-3		1-1 B4-3				2-3 K		
Mike Morgan, R OBP: 0.078, SLG: 0.080 (1, 1)										
Chris Gwynn, L OBP: 0.324, SLG: 0.455 (10, PH)										
Jay Howell, R (10, 1)										
John Candelaria, L (10, 1)	1B 1B								0-1 G4-3	

Inning Stats	R: 1 E: 0 K: 1 S: 12	H: 3 LOB: 2 BB: 1 P: 25	R: 0 E: 0 K: 10	H: 2 LOB: 2 BB: 0 P: 17	R: 0 E: 0 K: 1 S: 13	H: 2 LOB: 2 BB: 0 P: 23	R: 0 E: 0 K: 0 S: 7	H: 0 LOB: 0 BB: 0 P: 11	R: 0 E: 0 K: 1 S: 8	H: 0 LOB: 1 BB: 1 P: 17	R: 0 E: 0 K: 1 S: 6	H: 0 LOB: 0 BB: 0 P: 10	R: 0 E: 0 K: 1 S: 9	H: 0 LOB: 0 BB: 0 P: 11	R: 0 E: 0 K: 1 S: 14	H: 0 LOB: 1 BB: 1 P: 22	R: 0 E: 0 K: 1 S: 10	H: 0 LOB: 0 BB: 0 P: 15	R: 0 E: 0 K: 1 S: 12	H: 0 LOB: 1 BB: 2 P: 19	1B: 5 2B: 2 3B: 0 HR: 0	SF: 0 SAC: 0 DP: 0 HBP: 0
---------------------	-------------------------------	----------------------------------	-----------------------	----------------------------------	-------------------------------	----------------------------------	------------------------------	----------------------------------	------------------------------	----------------------------------	------------------------------	----------------------------------	------------------------------	----------------------------------	-------------------------------	----------------------------------	-------------------------------	----------------------------------	-------------------------------	----------------------------------	----------------------------------	------------------------------------

PITCHER	IP	WLS	BF	H	R	ER	SO	BB	IBB	HBP	BLK	WP	HR	S	P	ERA	WHIP
Ryan Bowen, R ERA: 4.76 (1, 1)	7.0		28	7	1	1	5	2	0	0	0	1	0	65	114	1.29	1.286
Curt Schilling, R ERA: 4.79 (8, 1)	2.0		7	0	0	0	2	1	0	0	0	0	0	24	37	0.00	0.500
Dean Wilkins, R ERA: 8.44 (10, 1)	1.0	W	4	0	0	0	1	2	0	0	0	0	0	12	19	0.00	2.000

BOTTOM

Los Angeles Dodgers @ Houston Astros
Astrodome, Houston, TX

Sat Aug 03 1991, 8:05 PM EDT
Att: 29,085 - Dome - 70 F

livebaseballscorecards.com

AB	36
R	2
H	8
RBI	2
BB	3
SO	7
LOB	14



WP:	0	PA:	40
PB:	0		
SB:	0		
CS:	0		

AB R H RBI BB SO LOB

4	0	0	0	0	1	0
4	0	0	0	1	1	2
4	0	2	0	1	0	0
4	0	2	0	0	1	3
3	0	0	0	1	1	3
3	1	1	0	0	1	2
1	0	0	0	0	0	0
4	0	1	0	0	2	2
3	0	0	1	0	0	1
1	0	0	0	0	0	0
2	0	0	0	0	0	1
1	0	0	0	0	0	0
0	0	0	0	0	0	0
0	0	0	0	0	0	0
1	1	1	0	0	0	0

Batter	1	2	3	4	5	6	7	8	9	10
Steve Finley, L OBP: 0.350, SLG: 0.436 (1, 8) B C B X (7, 9)	2-1 G3		0-0 F7		2-2 G6-3		0-3 K		2 SAFE X 0-0 SH 1B 5 DI 2-3	
Casey Candaele, S OBP: 0.326, SLG: 0.390 (1, 4) M X	0-1 G6-3		4-0 5 FC 5 1B BB		1-1 G6-3		1-1 F7		0-3 K	
5 Jeff Bagwell, R OBP: 0.385, SLG: 0.446 (1, 3) X	0-0 1B		2-1 SAFE 1 SAFE X 1-3 1B		1-0 G4-3		1-1 G5-3		4-0 1-2 1B IBB	
Luis Gonzalez, L OBP: 0.312, SLG: 0.439 Rafael Ramirez, R OBP: 0.280, SLG: 0.318 (1, 7) B B X (10, PH)	2-0 G6-3		1-3 K		2-1 2B		1-1 1B		0-1 1-2 2-3 3-H 1B	
Ken Caminiti, S OBP: 0.304, SLG: 0.386 (1, 5)		2-2 G6-3	1-3 K		4-0 FC6-4 IBB		0-0 L4			
Mike Simms, R OBP: 0.306, SLG: 0.313 Gerald Young, S OBP: 0.284, SLG: 0.286 (1, 9) B B X (7, 8)	2-0 2B G6-3 1B		2-2 G4-3		0-3 K		2-1 F8			
Andujar Cedeno, R OBP: 0.310, SLG: 0.536 (1, 6) S X	0-1 G6-3 1-3 2B		2-3 K		1-0 FC6-4 1-2f		0-3 K			
Scott Servais, R Craig Biggio, R OBP: 0.368, SLG: 0.373 (1, 2) (8, 2) S B B B X	3-2 G6-3 2-3 3-H		2-2 F7		0-0 G5-3		1-2 G6-3			
Ryan Bowen, R OBP: 0.333, SLG: 0.200 Javier Ortiz, R OBP: 0.286, SLG: 0.281 Curt Schilling, R OBP: 1.000, SLG: 1.000 Dean Wilkins, R OBP: 0.429, SLG: 0.500 (1, 1) (7, PH) (8, 1) (10, 1) (10, PH)	0-2 G1-3		0-0 G5-3		0-2 F8		3-1 SH 1B 2B			

Inning Stats	R: 0	H: 1	E: 0	K: 0	S: 6	P: 10	R: 1	H: 2	E: 0	K: 0	S: 12	P: 19	R: 0	H: 1	E: 1	K: 2	S: 9	R: 0	H: 0	E: 0	K: 1	S: 9	P: 15	R: 0	H: 1	E: 0	K: 1	S: 7	P: 15	R: 0	H: 0	E: 0	K: 1	S: 7	P: 7	R: 0	H: 1	E: 0	K: 0	S: 7	P: 10	R: 0	H: 0	E: 0	K: 1	S: 10	P: 13	R: 1	H: 2	E: 1	K: 1	S: 9	P: 16	1B: 5	2B: 3	3B: 0	HR: 0	SF: 0	SAC: 1	DP: 0	HBP: 0
--------------	------	------	------	------	------	-------	------	------	------	------	-------	-------	------	------	------	------	------	------	------	------	------	------	-------	------	------	------	------	------	-------	------	------	------	------	------	------	------	------	------	------	------	-------	------	------	------	------	-------	-------	------	------	------	------	------	-------	-------	-------	-------	-------	-------	--------	-------	--------

PITCHER	IP	WLS	BF	H	R	ER	SO	BB	IBB	HBP	BLK	WP	HR	S	P	ERA	WHIP
Mike Morgan, R ERA: 2.44 (1, 1)	9.0		35	6	1	1	6	1	1	0	0	0	0	73	115	1.00	0.778
Jay Howell, R ERA: 3.22 (10, 1)	0.1	L	4	1	1	1	1	0	1	0	0	0	0	7	14	27.00	3.000
John Candelaria, L ERA: 2.45 (10, 1)	0.0		1	1	0	0	0	0	0	0	0	0	0	2	2	∞	∞

Batter	1	2	3	4	5	6	7	8	9	10	AB R H RBI BB SO LOB	TOP												
Brett Butler, L OBP: 0.403, SLG: 0.339 (1, 8)	2-2 G4-3 ①		3-3 K ③			4-1 K BB ②			2-3 K ②		3 0 0 0 1 2 0	Los Angeles Dodgers @ Houston Astros Astrodome, Houston, TX Sun Aug 04 1991, 4:33 AM EDT Att. 23,701 - Dome - 70 F												
Juan Samuel, R OBP: 0.344, SLG: 0.419 (1, 4)	1-3 K ②			3-2 G3 ①		3-3 K ② ③ 1-2			1-3 K ③		4 0 0 0 0 3 1													
Eddie Murray, S OBP: 0.306, SLG: 0.387 (1, 3)	3-2 S 1B ②			1-0 P4 ②			2-3 K ①			1-2 F8 ①	4 0 1 0 0 1 0													
Darryl Strawberry, L OBP: 0.354, SLG: 0.467 (1, 9)	3-2 P5 ③ 1-2			3-2 HR ③			2-1 G4-3 ②			3-3 K ②	4 1 1 1 0 1 1													
Gary Carter, R OBP: 0.319, SLG: 0.395 (1, 2)				1-2 G5-3 ③			1-2 G6-3 ③			1-0 F8 ③	4 0 1 0 0 0 0													
Mike Sharperson, R OBP: 0.381, SLG: 0.384 Lenny Harris, L OBP: 0.345, SLG: 0.326 (1, 5) (8, PH) (8, 5)				2-2 G6-4-3 ③ ④ 1-2r		0-1 F9-5-6 1B ①			0-0 B1-3 ①		2 0 1 0 0 0 1 1 0 0 0 0 0 0													
Stan Javier, S OBP: 0.261, SLG: 0.304 (1, 7)				2-1 P4 ③		1-2 F9-5-6 1B ①			2-3 K ②		3 0 1 0 0 1 0													
Alfredo Griffin, S OBP: 0.285, SLG: 0.278 (1, 6)				2-1 P2 ①		0-0 F9-5-6 ① ② ③ 1-2 2-3			3-2 F9 ③		3 0 0 0 0 0 2													
Tim Belcher, R OBP: 0.156, SLG: 0.178 Chris Gwynn, L OBP: 0.324, SLG: 0.455 Mitch Webster, S OBP: 0.263, SLG: 0.309 Kevin Gross, R OBP: 0.353, SLG: 0.375 (1, 1) (9, PH) (9, PH) (9, 1)				1-1 G5-3 ②			1-3 K ①			2-1 G6-3 ①	2 0 0 0 0 1 0 0 0 0 0 0 0 0 1 0 0 0 0 0 0 0 0 0 0 0 0 0													
Inning Stats	R: 0 E: 0 K: 1 S: 13	H: 1 LOB: 1 BB: 0 P: 22	R: 0 E: 0 K: 0 S: 7	H: 1 LOB: 0 BB: 0 P: 13	R: 0 E: 0 K: 1 S: 7	H: 0 LOB: 0 BB: 0 P: 13	R: 1 E: 0 K: 0 S: 11	H: 1 LOB: 0 BB: 0 P: 19	R: 0 E: 0 K: 0 S: 6	H: 2 LOB: 0 BB: 0 P: 7	R: 0 E: 0 K: 2 S: 8		H: 0 LOB: 0 BB: 1 P: 16	R: 0 E: 0 K: 1 S: 9	H: 0 LOB: 0 BB: 0 P: 14	R: 0 E: 0 K: 1 S: 8	H: 0 LOB: 0 BB: 0 P: 13	R: 0 E: 0 K: 2 S: 8	H: 0 LOB: 0 BB: 0 P: 13	R: 0 E: 0 K: 1 S: 7	H: 0 LOB: 0 BB: 0 P: 12	1B: 4 2B: 0 3B: 1 HR: 1	SF: 0 SAC: 0 DP: 1 HBP: 0	WP: 0 PB: 0 SB: 1 CS: 0
PITCHER	IP WLS BF H R ER SO BB IBB HBP BLK WP HR S P ERA WHIP												PITCHER	IP WLS BF H R ER SO BB IBB HBP BLK WP HR S P ERA WHIP										
Jim Deshaies, L ERA: 4.81 Jim Corsi, R ERA: 3.24 Al Osuna, L ERA: 2.25	(1, 1) (8, 1) (9, 1)	7.0 1.0 2.0	WLS 3 W	BF 23 6	H 5 0 0	R 1 0 0	ER 1 0 0	SO 5 1 3	BB 1 0 0	IBB 0 0 0	HBP 0 0 0	BLK 0 0 0	WP 0 0 0	HR 1 0 0	S 61 8 15	P 104 13 25	ERA 1.29 0.00 0.00	WHIP 0.857 0.000 0.000						

livebaseballscorecards.com

AB	31
R	1
H	5
RBI	1
BB	1
SO	9
LOB	5



Batter	1	2	3	4	5	6	7	8	9	10	AB	R	H	RBI	BB	SO	LOB	BOTTOM				
Steve Finley, L OBP: 0.350, SLG: 0.434 (1, 8) (8, 9)											4	0	1	0	1	2	2	Los Angeles Dodgers @ Houston Astros Astrodome, Houston, TX Sun Aug 04 1991, 4:33 AM EDT Att: 23,701 - Dome - 70 F livebaseballscorecards.com				
Craig Biggio, R OBP: 0.371, SLG: 0.378 (1, 2)											4	0	2	1	1	0	1					
5 Jeff Bagwell, R OBP: 0.384, SLG: 0.442 (1, 3)											3	0	0	0	1	0	2					
Luis Gonzalez, L OBP: 0.312, SLG: 0.435 Al Osuna, R (1, 7) (9, 1)											3	0	0	0	1	1	3					
Ken Caminiti, S OBP: 0.301, SLG: 0.382 (1, 5)											4	0	0	0	0	2	2					
Mike Simms, R OBP: 0.282, SLG: 0.286 Jim Corsi, R Mark Davidson, R OBP: 0.321, SLG: 0.347 (1, 9) (8, 1) (9, 7)										3	0	0	0	0	0	0	1					
Andujar Cedeno, R OBP: 0.303, SLG: 0.500 (1, 6)										4	0	1	0	0	1	0						
Casey Candaele, S OBP: 0.326, SLG: 0.392 (1, 4)										4	1	1	0	0	1	1						
Jim Deshaies, L OBP: 0.167, SLG: 0.091 Jose Tolentino, L OBP: 0.500, SLG: 0.571 Gerald Young, S OBP: 0.292, SLG: 0.286 (1, 1) (7, PH) (7, PR) (8, 8)										2	0	0	0	0	2	1						
Inning Stats	R: 0 E: 0 K: 2 S: 13	H: 1 LOB: 1 BB: 0 P: 19	R: 0 E: 0 K: 1 S: 7	H: 0 LOB: 0 BB: 0 P: 13	R: 0 E: 0 K: 1 S: 15	H: 0 LOB: 1 BB: 1 P: 23	R: 0 E: 0 K: 1 S: 9	H: 0 LOB: 1 BB: 1 P: 17	R: 0 E: 0 K: 0 S: 9	H: 0 LOB: 1 BB: 1 P: 13	R: 1 E: 0 K: 0 S: 11	H: 2 LOB: 1 BB: 0 P: 13	R: 0 E: 0 K: 0 S: 6	H: 0 LOB: 0 BB: 1 P: 13	R: 0 E: 0 K: 1 S: 7	H: 0 LOB: 0 BB: 0 P: 11	R: 0 E: 0 K: 1 S: 6		H: 2 LOB: 2 BB: 1 P: 11	1B: 4 2B: 2 3B: 0 HR: 0	SF: 0 SAC: 0 DP: 0 HBP: 0	WP: 0 PB: 1 SB: 1 CS: 1
PITCHER	IP WLS BF H R ER SO BB IBB HBP BLK WP HR S P ERA WHIP	IP WLS BF H R ER SO BB IBB HBP BLK WP HR S P ERA WHIP																				
Tim Belcher, R ERA: 2.93 Kevin Gross, R ERA: 3.65 (1, 1) (9, 1)	8.0 L 7 2 1 1 2 1 0 0 0 0 0 13 22 6.75 2.250	1.1 L 7 2 1 1 2 1 0 0 0 0 0 13 22 6.75 2.250																				

Los Angeles Dodgers @ Houston Astros
 Astrodome, Houston, TX
 Sun Aug 04 1991, 4:33 AM EDT
 Att: 23,701 - Dome - 70 F

AB	33
R	2
H	6
RBI	2
BB	5
SO	9
LOB	13



Batter	1	2	3	4	5	6	7	8	9	10	11	12	AB R H RBI BB SO LOB	TOP				
Bip Roberts, S (1, 4) OBP: 0.336, SLG: 0.327 Tim Teufel, R (5, 4) OBP: 0.329, SLG: 0.333	G3		K		K			B2-6-4		SH5-4		K	3 0 0 0 0 2 3 2 0 0 0 0 1 1	San Diego Padres @ Houston Astros Astrodome, Houston, TX Mon Aug 05 1991, 8:05 PM EDT Att. 14,577 - Dome - 70 F				
Tony Fernandez, S (1, 6) OBP: 0.339, SLG: 0.356	K			G4-3		K		G3-1		F9			5 0 0 0 0 2 2					
Tony Gwynn, L (1, 9) OBP: 0.370, SLG: 0.456	G3			BB		L4			1B				3 1 1 0 2 0 0					
Benito Santiago, R (1, 2)			K		F9				K			G5-3	5 0 0 0 0 3 4					
Jack Howell, L (1, 5) OBP: 0.314, SLG: 0.311	F9			L4					G5-3			B5-6-4	4 0 1 0 1 0 2					
Jerald Clark, R (1, 3) OBP: 0.323, SLG: 0.401												B5-6-4	5 0 2 0 0 1 2					
Thomas Howard, S (1, 7) OBP: 0.320, SLG: 0.322			K		K							G4-3	5 0 1 1 0 3 2					
Darrin Jackson, R (1, 8) OBP: 0.335, SLG: 0.528												G6-3	5 0 2 0 0 2 3					
Greg Harris, R (1, 1) Phil Sigurdson, L (8, 1) Craig Shipley, R (9, 1) Mike Maguire, L (11, 1) Rich Rodriguez, L (1, 1) Kevin Ward, R (1, 1) Jose Matencio, R (1, 1) Dennis Baumhusen, L (1, 1) Larry Anderson, R (1, 1)			K		G3			B2-6-4		F9		K	2 0 0 0 0 0 1 3 1 0		WP: 0 PA: 46 PB: 0 SB: 0 CS: 0			
Inning Stats	R: 0 H: 0 E: 0 LOB: 0 K: 1 BB: 0 S: 6 P: 10	R: 0 H: 0 E: 0 LOB: 0 K: 1 BB: 0 S: 6 P: 9	R: 0 H: 1 E: 0 LOB: 1 K: 3 BB: 0 S: 10 P: 12	R: 0 H: 0 E: 0 LOB: 1 K: 0 BB: 1 S: 8 P: 14	R: 0 H: 2 E: 0 LOB: 2 K: 2 BB: 0 S: 15 P: 18	R: 0 H: 0 E: 0 LOB: 1 K: 2 BB: 1 S: 10 P: 12	R: 0 H: 0 E: 0 LOB: 1 K: 3 BB: 1 S: 12 P: 19	R: 0 H: 1 E: 0 LOB: 1 K: 0 BB: 0 S: 6 P: 10	R: 1 H: 3 E: 0 LOB: 2 K: 2 BB: 0 S: 14 P: 15	R: 0 H: 0 E: 0 LOB: 2 K: 0 BB: 2 S: 4 P: 12	R: 0 H: 1 E: 0 LOB: 0 K: 0 BB: 0 S: 8 P: 9	R: 0 H: 0 E: 0 LOB: 0 K: 2 BB: 0 S: 13 P: 16	1B: 5 SF: 0 2B: 3 SAC: 1 3B: 0 DP: 2 HR: 0 HBP: 0					
PITCHER	IP WLS BF H R ER SO BB IBB HBP BLK WP HR S P ERA WHIP																	
Pete Harnisch, R (1, 1) ERA: 2.37	7.0		26	3	0	0	12	2	0	0	0	0	0	0	67	94	0.00	0.714
Curt Schilling, R (8, 1) ERA: 4.82	1.2		8	4	1	1	1	0	0	0	0	0	0	0	17	22	5.40	2.400
Dean Wilkins, R (9, 1) ERA: 6.75	1.1		6	0	0	0	1	1	1	0	0	0	0	0	7	15	0.00	0.750
Dwayne Henry, R (11, 1) ERA: 2.82	2.0	W	6	1	0	0	2	0	0	0	0	0	0	0	21	25	0.00	0.500

Batter	1	2	3	4	5	6	7	8	9	10	11	12	AB	R	H	RBI	BB	SO	LOB
Steve Finley, L OBP: 0.350, SLG: 0.432 (1, 8) C S (8, 9)	0-3 K ①			0-0 B3 ①		0-2 G1-3 ②		0-0 L9 S 1B ②		1-0 P5 ②		0-1 1B ②	6	0	2	0	0	1	1
Craig Biggio, R OBP: 0.371, SLG: 0.380 (1, 2) F X	0-1 F9 ②			0-1 G1 ②		3-1 2B ③		1-1 L9 ①		2-2 FC6 ③		1-2 1B ②	6	0	2	1	0	0	2
5 Jeff Bagwell, R OBP: 0.381, SLG: 0.439 (1, 3) X	0-0 F7 ③			2-1 1B 1B ③		0-0 G5-3 ③		0-2 P3 ②					5	1	1	0	0	1	2
Luis Gonzalez, L OBP: 0.312, SLG: 0.434 Mark Davidson, R OBP: 0.324, SLG: 0.351 (1, 7) (8, PH) (9, 7)		3-3 K ①		3-2 E 1B ③		0-0 F7 ①		2-2 F9 ③					3	0	1	0	0	1	0
Ken Caminiti, S OBP: 0.298, SLG: 0.377 (1, 5)		3-2 G4-3 ②		2-3 K ③		2-1 P4 ②				0-3 K ①		0-3 K ②	5	0	0	0	0	3	2
Mike Simms, R OBP: 0.286, SLG: 0.289 Gerald Young, S OBP: 0.286, SLG: 0.278 (1, 9) (7, PR) (8, 8)		3-3 K ③		2-3 K ①		1-1 E S 1B ③				1-1 F8 ②		3-2 F7 ③	3	0	1	0	0	2	0
Andujar Cedeno, R OBP: 0.288, SLG: 0.444 (1, 6)			3-3 K ①		0-0 P4 ②		4-0 S BB ③			0-3 K2-3 ③		0-3 K ①	4	0	0	0	1	3	0
Casey Candaele, S OBP: 0.324, SLG: 0.387 (1, 4)			0-1 G3-1 ②		1-0 F7 ③		4-2 IBB ③					1-2 F7 ②	4	0	0	0	1	0	0
Pete Harnisch, S OBP: 0.133, SLG: 0.095 Jose Llerenas, L OBP: 0.444, SLG: 0.500 Curt Schilling, R OBP: 1.000, SLG: 1.000 Dean Williams, R (8, 1) (8, 1) Javier Ortiz, R OBP: 0.308, SLG: 0.303 Ryan Bowdler, R OBP: 0.333, SLG: 0.200 Dwayne Henry, R (11, 1) Rafael Ramirez, R OBP: 0.283, SLG: 0.322 (12, PH)			1-3 K ③		1-3 K ①		0-0 G4-3 ③					3-2 FC6 1B ③	2	0	0	0	0	2	0


Inning Stats	R: 0	H: 0	E: 0	K: 1	S: 6	R: 0	H: 0	E: 0	K: 2	S: 13	R: 0	H: 0	E: 0	K: 2	S: 8	R: 1	H: 2	E: 1	K: 1	S: 11	R: 0	H: 0	E: 0	K: 1	S: 5	R: 0	H: 1	E: 0	K: 0	S: 9	R: 0	H: 1	E: 0	K: 0	S: 9	R: 0	H: 0	E: 0	K: 2	S: 10	R: 0	H: 1	E: 0	K: 0	S: 13	R: 0	H: 1	E: 0	K: 2	S: 10	R: 0	H: 3	E: 0	K: 1	S: 15	1B: 9	SF: 0	2B: 1	SAC: 0	3B: 0	DP: 0	HR: 0	WP: 0	PA: 47
--------------	------	------	------	------	------	------	------	------	------	-------	------	------	------	------	------	------	------	------	------	-------	------	------	------	------	------	------	------	------	------	------	------	------	------	------	------	------	------	------	------	-------	------	------	------	------	-------	------	------	------	------	-------	------	------	------	------	-------	-------	-------	-------	--------	-------	-------	-------	-------	--------

PITCHER	IP	WLS	BF	H	R	ER	SO	BB	IBB	HBP	BLK	WP	HR	S	P	ERA	WHIP
Greg Harris, R ERA: 2.52 (1, 1)	7.0		27	4	1	0	8	1	1	0	0	0	0	61	99	0.00	0.714
Mike Maddux, R ERA: 2.28 (8, 1)	0.2		3	1	0	0	0	0	0	0	0	0	0	6	7	0.00	1.500
Rich Rodriguez, L ERA: 3.3 (8, 1)	1.1		4	0	0	0	2	0	0	0	0	0	0	13	16	0.00	0.000
Jose Melendez, R ERA: 2.79 (10, 1)	2.0		8	2	0	0	2	0	0	0	0	0	0	23	35	0.00	1.000
Larry Andersen, R ERA: 2.73 (12, 1)	0.2	L	5	3	1	1	1	0	0	0	0	0	0	15	19	13.50	4.500

San Diego Padres @ Houston Astros
Astrodome, Houston, TX
Mon Aug 05 1991, 8:05 PM EDT
Att: 14,577 - Dome - 70 F

livebaseballscorecards.com

AB	45
R	2
H	10
RBI	1
BB	2
SO	13
LOB	12



Batter	1	2	3	4	5	6	7	8	9	AB R H RBI BB SO LOB	TOP		
Thomas Howard, S (1, 8) OBP: 0.318, SLG: 0.326	1-2 F7		0-3 K			1-3 K		1-0 2B		4 0 1 1 0 2 2	San Diego Padres @ Houston Astros Astrodome, Houston, TX Tue Aug 06 1991, 8:05 PM EDT Att: 17,196 - Dome - 70 F		
Tony Fernandez, S (1, 6) OBP: 0.338, SLG: 0.353	4-0 S G4-3 BB		1-2 G6-4-3			0-0 F7		0-1 L6		3 0 0 0 1 0 4			
Tony Gwynn, L (1, 9) OBP: 0.367, SLG: 0.452	2-1 G4-3			3-2 G4-3		0-0 L8		3-1 G3-1		4 0 0 0 0 0 4			
Fred McGriff, L (1, 3) OBP: 0.393, SLG: 0.483	1-3 K			2-3 K			1-3 K		2-1 L4	4 0 0 0 0 3 1			
Benito Santiago, R (1, 2) OBP: 0.276, SLG: 0.393		0-0 1B		0-0 G6-3			0-0 G6-3		1-3 K	4 0 1 0 0 1 0			
Jack Howell, L (1, 5) Kevin Ward, R (9, PH) OBP: 0.286, SLG: 0.308		0-0 G5-3 1B			1-0 G1-3		2-3 K		0-0 P4	3 0 1 0 0 1 0 1 0 0 0 0 0 0			
Jerald Clark, R (1, 7) OBP: 0.327, SLG: 0.401		1-2 G5-3 1B			2-0 G6-3			4-2 BB 2B BB		2 1 1 0 1 0 0			
Tim Teufel, R (1, 4) Rich Rodriguez, L (7, 1) Phil Stephenson, L (8, PH) Craig Lefferts, L (8, 1)		1-2 G5-3			0-0 G3-1			2-3 K		2 0 0 0 0 0 2 0 0 0 0 0 0 0 1 0 0 0 0 1 1 0 0 0 0 0 0 0			
Adam Peterson, R (1, 1) John Costello, R (5, 1) Bip Roberts, S (5, 4)			4-0 G6-4-3 BB			0-0 1B		4-1 2B BB		0 0 0 0 1 0 0 0 0 0 0 0 0 0 1 0 1 0 1 0 0			
Inning Stats	R: 0 H: 0 E: 0 LOB: 1 K: 1 BB: 1 S: 8 P: 16	R: 0 H: 3 E: 0 LOB: 1 K: 0 BB: 0 S: 8 P: 10	R: 0 H: 0 E: 0 LOB: 0 K: 1 BB: 1 S: 6 P: 11	R: 0 H: 0 E: 0 LOB: 0 K: 1 BB: 0 S: 7 P: 12	R: 0 H: 0 E: 0 LOB: 0 K: 0 BB: 0 S: 3 P: 6	R: 0 H: 1 E: 0 LOB: 1 K: 1 BB: 0 S: 6 P: 7	R: 0 H: 0 E: 0 LOB: 0 K: 2 BB: 0 S: 7 P: 10	R: 1 H: 1 E: 0 LOB: 2 K: 1 BB: 2 S: 11 P: 25	R: 0 H: 0 E: 0 LOB: 0 K: 1 BB: 0 S: 6 P: 9	1B: 4 SF: 0 2B: 1 SAC: 0 3B: 0 DP: 2 HR: 0 HBP: 0		WP: 0 PA: 33 PB: 0 SB: 1 CS: 0	
PITCHER	IP WLS BF H R ER SO BB IBB HBP BLK WP HR S P ERA WHIP											PITCHER	IP WLS BF H R ER SO BB IBB HBP BLK WP HR S P ERA WHIP
Darryl Kile, R (1, 1) ERA: 3.45	7.1 W 28 5 1 1 7 4 0 0 0 0 0 0 52 90 1.23 1.227												
Al Osuna, L (8, 1) ERA: 2.18	1.2 S 5 0 0 0 1 0 0 0 0 0 0 0 10 16 0.00 0.000												

livebaseballscorecards.com

AB	29
R	1
H	5
RBI	1
BB	4
SO	8
LOB	14



Batter	1	2	3	4	5	6	7	8	9
Steve Finley, L OBP: 0.348, SLG: 0.432 (1, 8) BB: 1, F: 6, X: 9	3-2 1B 2B	2-2 FC SH1-3		1-1 G4-6-3 1-2f			0-0 G4-3	0-2 P6	
Craig Biggio, R OBP: 0.373, SLG: 0.380 (1, 2) BB: 1, F: 1, X: 2	1-1 3B 1B	0-1 SH1-3			4-2 BB		1-2 E6		
5 Jeff Bagwell, R OBP: 0.378, SLG: 0.434 (1, 3) SAFE: 1, BB: 1, F: 1, X: 3	3-2 F8	2-0 L9			2-3 SAFE: 1, BB: 1, F: 1, X: 3		3-3 K		
Luis Gonzalez, L OBP: 0.316, SLG: 0.445 Al Osuna, R (8, 1) SAFE: 1, BB: 1, F: 1, X: 8	2-2 1B 3B		1-0 2B		4-2 SAFE: 1, BB: 1, F: 1, X: 4		1-0 F9		
Ken Caminiti, S OBP: 0.300, SLG: 0.378 (1, 5) SAFE: 1, BB: 1, F: 1, X: 5	2-1 1B		2-2 F7		1-2 F7		2-0 1B 2B		
Mike Simms, R OBP: 0.267, SLG: 0.268 Gerald Young, S OBP: 0.293, SLG: 0.288 (6, 8) SAFE: 1, BB: 1, F: 1, X: 6	2-0 F9		3-3 K		1-2 F9		1-2 2B 1B		
Andujar Cedeno, R OBP: 0.262, SLG: 0.400 (1, 6) SAFE: 1, BB: 1, F: 1, X: 6	3-2 F8		1-3 K			0-2 G1-3	1-3 K		
Casey Candaele, S OBP: 0.329, SLG: 0.397 (1, 4) SAFE: 1, BB: 1, F: 1, X: 4		0-0 SH1-4 FC 2B		1-2 G4-6-3 1B		2-2 F8	2-1 2B		
Darryl Kile, R Mark Davidson, R OBP: 0.321, SLG: 0.347 (8, 7) SAFE: 1, BB: 1, F: 1, X: 8		0-0 SH1-4		0-3 K		1-3 K	1-2 P3		

AB	R	H	RBI	BB	SO	LOB
5	1	1	1	0	0	2
2	1	1	1	1	0	0
4	0	0	0	0	2	4
3	1	2	1	1	0	1
0	0	0	0	0	0	0
4	1	2	1	0	0	3
3	0	0	0	0	1	4
1	1	1	0	0	0	0
4	0	0	0	0	2	4
4	1	3	2	0	0	0
2	0	0	0	0	2	1
1	0	0	0	0	0	1

BOTTOM

San Diego Padres @ Houston Astros
Astrodome, Houston, TX

Tue Aug 06 1991, 8:05 PM EDT
Att. 17,196 - Dome - 70 F

livebaseballscorecards.com

AB	33
R	6
H	10
RBI	6
BB	2
SO	7
LOB	20



Inning Stats	R	H	E	K	S	P	BB	IBB	HBP	BLK	WP	HR	S	P	ERA	WHIP	
R: 3 E: 0 K: 0 S: 19	H: 4 LOB: 1 BB: 0 P: 35	R: 1 E: 0 K: 0 S: 8	H: 1 LOB: 1 BB: 0 P: 12	R: 0 E: 0 K: 2 S: 12	H: 1 LOB: 0 BB: 0 P: 10	R: 0 E: 0 K: 1 S: 8	H: 0 LOB: 2 BB: 2 P: 30	R: 0 E: 0 K: 1 S: 9	H: 0 LOB: 0 BB: 0 P: 12	R: 0 E: 1 K: 1 S: 9	H: 0 LOB: 1 BB: 0 P: 14	R: 2 E: 0 K: 1 S: 15	H: 3 LOB: 1 BB: 0 P: 22	1B: 5 2B: 4 3B: 1 HR: 0	SF: 0 SAC: 2 DP: 1 HBP: 0	WP: 0 PB: 0 SB: 2 CS: 0	PA: 37

PITCHER	IP	WLS	BF	H	R	ER	SO	BB	IBB	HBP	BLK	WP	HR	S	P	ERA	WHIP
Adam Peterson, R ERA: 4.45 (1, 1)	4.0	L	20	7	4	4	3	1	0	0	0	0	0	52	85	9.00	2.000
John Costello, R ERA: 3.68 (5, 1)	2.1		9	0	0	0	2	1	0	0	0	0	0	27	39	0.00	0.429
Rich Rodriguez, L ERA: 3.26 (7, 1)	0.2		2	0	0	0	1	0	0	0	0	0	0	4	8	0.00	0.000
Craig Lefferts, L ERA: 4.98 (8, 1)	1.0		6	3	2	2	1	0	0	0	0	0	0	15	22	18.00	3.000

Batter	1	2	3	4	5	6	7	8	9	AB R H RBI BB SO LOB	TOP																
Bip Roberts, S (1, 4) OBP: 0.343, SLG: 0.334	1-1 1B 1B 2B		0-1 G4-3			4-0 3B BB		0-1 FC4-6 1B	1-1 G6-3	4 3 2 0 1 0 0																	
Tony Fernandez, S (1, 6) OBP: 0.340, SLG: 0.355	2-2 1B 1B		0-0 F8			0-0 G4-3		1-1 FC4-6 1B		4 0 2 0 0 0 1																	
Tony Gwynn, L (1, 9) OBP: 0.368, SLG: 0.457	0-2 CS 1B				2-2 L8	2-1 E 3B		1-0 FC4-6 FC4-6		4 1 2 2 0 0 2																	
Fred McGriff, L (1, 3) OBP: 0.392, SLG: 0.481	3-2 1B				2-3 K	3-2 E3		1-1 FC4-6 2B		4 1 1 1 0 1 1																	
Benito Santiago, R (1, 2) OBP: 0.278, SLG: 0.393	1-1 F7				4-2 CS BB	0-0 F9		0-1 2B 1B		3 1 1 0 1 0 2																	
Jerald Clark, R (1, 7) OBP: 0.326, SLG: 0.403		1-3 K			1-2 CS 1-2	0-1 G6-3		0-2 E 2B		4 1 1 2 0 2 0																	
Darrin Jackson, R (1, 8) OBP: 0.328, SLG: 0.515		0-0 G5-3				2-0 G5-3		0-0 E5 CS		4 0 0 0 0 1 0																	
Jack Howell, L (1, 5) OBP: 0.312, SLG: 0.309		0-1 G6-3				2-0 F7		1-2 CS 1-2	1-3 K	4 0 1 0 0 1 0																	
Bruce Hurst, L (1, 1) OBP: 0.164, SLG: 0.098			2-2 G4-3			2-3 K			3-2 G6-3	4 0 0 0 0 2 1																	
Larry Andersen, R (9, 1)										0 0 0 0 0 0 0																	
Inning Stats	R: 1 E: 0 K: 0 S: 16	H: 4 LOB: 1 BB: 0 P: 23	R: 0 E: 0 K: 1 S: 6	H: 0 LOB: 0 BB: 0 P: 7	R: 0 E: 0 K: 0 S: 6	H: 0 LOB: 0 BB: 0 P: 8	R: 0 E: 0 K: 1 S: 10	H: 0 LOB: 0 BB: 1 P: 19	R: 0 E: 0 K: 0 S: 4	H: 0 LOB: 0 BB: 0 P: 8	R: 2 E: 1 K: 1 S: 10	H: 1 LOB: 1 BB: 1 P: 21	R: 0 E: 0 K: 3 S: 10	H: 1 LOB: 1 BB: 0 P: 16	R: 4 E: 1 K: 0 S: 17	H: 4 LOB: 0 BB: 0 P: 19	R: 0 E: 0 K: 1 S: 8	H: 0 LOB: 0 BB: 0 P: 13	1B: 7 2B: 2 3B: 1 HR: 0	SF: 0 SAC: 0 DP: 0 HBP: 0	WP: 0 PB: 0 SB: 0 CS: 3	PA: 39					
PITCHER	IP WLS BF H R ER SO BB IBB HBP BLK WP HR S P ERA WHIP																										
Jimmy Jones, R (1, 1) ERA: 4.11	7.0		27	6	3	2	6	2	0	0	0	0	0	62	102	2.57	1.143										
Dean Wilkins, R (8, 1) ERA: 9.39	1.0	L	7	4	4	3	0	0	0	0	0	0	0	17	19	27.00	4.000										
Mike Capel, R (9, 1) ERA: 3.18	1.0		3	0	0	0	1	0	0	0	0	0	0	8	13	0.00	0.000										

San Diego Padres @ Houston Astros
 Astrodome, Houston, TX
 Wed Aug 07 1991, 8:05 PM EDT
 Att. 19,305 - Dome - 70 F

livebaseballscorecards.com

AB	35
R	7
H	10
RBI	5
BB	2
SO	7
LOB	7



Batter	1	2	3	4	5	6	7	8	9	AB	R	H	RBI	BB	SO	LOB
Gerald Young, S (1, 8) Luis Gonzalez, L (9, PH) OBP: 0.302, SLG: 0.289 OBP: 0.318, SLG: 0.447	2-2 F8		4-2 1B 5 HBP SF7 BB		3-1 F8		1-0 1B		1-0 1B	3	1	1	0	1	0	0
Craig Biggio, R (1, 2) OBP: 0.371, SLG: 0.378	1-1 P2		0-2 L8		0-2 5 FC6-4 1B		2-3 K		2-1 G4-3	5	0	1	0	0	1	5
5 Jeff Bagwell, R (1, 3) OBP: 0.379, SLG: 0.431	0-3 K		2-2 1B HBP		1-2 2-3 FC6-4 S		2-1 G6-4-3 BB		4-2 G6-4-3 BB	2	0	0	0	1	1	1
Ken Caminiti, S (1, 5)		1-3 K	1-0 1B		2-1 F9		1-0 G6-4-3		1-2 2-3 3-H B1-3	4	0	1	1	0	1	2
Mike Simms, R (1, 9) Steve Finley, L (7, 9) OBP: 0.271, SLG: 0.279 OBP: 0.348, SLG: 0.431		2-1 2B G6-3 1B	1-2 SF7		2-3 K		2-3 K		0-0 K	2	1	1	1	0	1	0
Mark Davidson, R (1, 7) OBP: 0.319, SLG: 0.353		2-1 1B G5-3	3-H G5-3		2-3 K		2-3 K		3-1 P6	4	0	1	0	0	1	2
Andujar Cedeno, R (1, 6) OBP: 0.261, SLG: 0.386		0-2 G6-3	1-1 G5-3		1-3 K		1-3 K		0-2 WP 1B	4	1	1	1	0	1	1
Casey Candaele, S (1, 4) OBP: 0.325, SLG: 0.393		0-1 L5	1-0 F8		0-3 K		0-3 K		1-2 F7	4	0	0	0	0	1	2
Jimmy Jones, R (1, 1) Javier Ortiz, R (7, PH) Dean Wilkins, R (8, 1) Mike Capel, R (9, 1) Rafael Ramirez, R (9, PH) OBP: 0.250, SLG: 0.216 OBP: 0.297, SLG: 0.294			2-2 5 HBP 1B 2B		2-3 K		1-1 G5-3		4-1 1B BB	2	1	1	0	0	1	0

Inning Stats	R: 0	H: 0	E: 0	K: 1	S: 8	R: 1	H: 2	E: 0	K: 1	S: 13	R: 2	H: 2	E: 0	K: 0	S: 20	R: 0	H: 0	E: 0	K: 1	S: 7	R: 0	H: 1	E: 0	K: 0	S: 9	R: 0	H: 0	E: 0	K: 3	S: 11	R: 0	H: 1	E: 0	K: 2	S: 9	R: 0	H: 0	E: 0	K: 0	S: 4	R: 1	H: 2	E: 0	K: 0	S: 12	1B: 6	SF: 1	2B: 2	SAC: 0	3B: 0	DP: 1	HR: 0	HBP: 1	WP: 1	PA: 38
--------------	------	------	------	------	------	------	------	------	------	-------	------	------	------	------	-------	------	------	------	------	------	------	------	------	------	------	------	------	------	------	-------	------	------	------	------	------	------	------	------	------	------	------	------	------	------	-------	-------	-------	-------	--------	-------	-------	-------	--------	-------	--------

PITCHER	IP	WLS	BF	H	R	ER	SO	BB	IBB	HBP	BLK	WP	HR	S	P	ERA	WHIP
Bruce Hurst, L (1, 1) ERA: 3.23	8.2	W	36	7	4	4	8	3	0	1	0	1	0	90	141	4.15	1.154
Larry Andersen, R (9, 1) ERA: 2.7	0.1	S	2	1	0	0	0	0	0	0	0	0	0	3	6	0.00	3.000

BOTTOM

San Diego Padres @ Houston Astros
Astrodome, Houston, TX
Wed Aug 07 1991, 8:05 PM EDT
Att: 19,305 - Dome - 70 F

livebaseballscorecards.com

AB	33
R	4
H	8
RBI	4
BB	3
SO	8
LOB	13



Batter	1	2	3	4	5	6	7	8	9	AB R H RBI BB SO LOB	TOP														
Bip Roberts, S (1, 4) OBP: 0.346, SLG: 0.336	3-1 G4-3		4-1 1B BB		0-0 1B S 1B		1-3 K2-3		0-0 WP 1B	4 2 2 0 1 1 0															
Tony Fernandez, S (1, 6) OBP: 0.343, SLG: 0.363	2-2 2B		2-1 1B G4-6-3 1B		3-2 F7		0-0 2B		3-2 G3	5 1 3 1 0 0 3															
Tony Gwynn, L (1, 9) OBP: 0.369, SLG: 0.457	3-2 G6-3		0-0 1B G4-6-3 1B		0-2 1B		1-0 F7			4 0 2 3 0 0 1															
Fred McGriff, L (1, 3) OBP: 0.393, SLG: 0.479		1-0 G4-3	2-0 G4-6-3		2-1 1B			4-0 FC4-6 BB		3 0 1 0 1 0 1															
Jerald Clark, R (1, 7) OBP: 0.325, SLG: 0.401		1-2 1B	0-0 G6-3		0-0 G4-3			1-1 P4		4 0 1 0 0 0 3															
Jack Howell, L (1, 5) OBP: 0.301, SLG: 0.297		2-3 K		2-1 G4-3		2-1 G4-3		0-1 FC4-6		4 0 0 0 0 1 2															
Darrin Jackson, R (1, 8) OBP: 0.321, SLG: 0.503		1-2 F7		2-2 L5		3-3 K		0-1 G3		4 0 0 0 0 1 2															
Dann Bilardello, R (1, 2) OBP: 0.333, SLG: 0.300			4-1 BB HBP 1B BB		0-2 G6-3		0-1 G1-3		1-1 G4-3	3 1 0 0 1 0 0															
Andy Benes, R (1, 1) OBP: 0.149, SLG: 0.119			3-0 1B BB		1-1 F8		2-2 G3-1		4-2 1B BB	1 1 0 0 0 0 0 1 0 0 0 0 0 0 0 0 0 0 0 0 0 0 0 0 0 0 1 0 0 0 0 0 0 0 0 0 0 0 0 0 0 0 0 0 0															
Thomas Howard, S (7, PH) OBP: 0.377, SLG: 0.324																									
Jose Melendez, R (7, 1) OBP: 0.125, SLG: 0.067																									
Phil Stephenson, L (9, PH) OBP: 0.444, SLG: 0.286																									
Craig Shipley, R (9, PR) OBP: 0.250, SLG: 0.300																									
Craig Lefferts, L (9, 1) OBP: 0.250, SLG: 0.300																									
Inning Stats	R: 0 E: 0 K: 0 S: 8	H: 1 LOB: 0 BB: 0 P: 16	R: 0 E: 0 K: 1 S: 15	H: 1 LOB: 1 BB: 0 P: 20	R: 4 E: 0 K: 0 S: 7	H: 2 LOB: 0 BB: 2 P: 22	R: 0 E: 0 K: 0 S: 10	H: 0 LOB: 0 BB: 0 P: 14	R: 1 E: 0 K: 1 S: 12	H: 3 LOB: 2 BB: 0 P: 18	R: 0 E: 0 K: 1 S: 7	H: 0 LOB: 0 BB: 0 P: 12	R: 0 E: 0 K: 1 S: 10	H: 1 LOB: 1 BB: 0 P: 14	R: 0 E: 0 K: 0 S: 6	H: 0 LOB: 1 BB: 1 P: 11	R: 0 E: 0 K: 0 S: 8	H: 1 LOB: 2 BB: 1 P: 16	1B: 7 2B: 2 3B: 0 HR: 0	SF: 0 SAC: 0 DP: 1 HBP: 1	WP: 1 PB: 0 SB: 1 CS: 0	PA: 38			
PITCHER	IP	WLS	BF	H	R	ER	SO	BB	IBB	HBP	BLK	WP	HR	S	P	ERA	WHIP								
Ryan Bowen, R (1, 1) ERA: 5.82	4.2	L	22	7	5	5	1	2	0	1	0	0	0	51	89	9.64	1.929								
Jim Corsi, R (5, 1) ERA: 3.16	1.1		4	0	0	0	1	0	0	0	0	0	0	8	13	0.00	0.000								
Curt Schilling, R (7, 1) ERA: 4.56	2.0		8	1	0	0	1	1	0	0	0	0	0	16	25	0.00	1.000								
Dwayne Henry, R (9, 1) ERA: 2.76	1.0		4	1	0	0	0	1	0	0	0	1	0	8	16	0.00	2.000								

San Diego Padres @ Houston Astros
Astrodome, Houston, TX
Thu Aug 08 1991, 8:05 PM EDT
Att. 22,606 - Dome - 70 F

livebaseballscorecards.com

AB	33
R	5
H	9
RBI	4
BB	4
SO	3
LOB	12



Batter	1	2	3	4	5	6	7	8	9	AB	R	H	RBI	BB	SO	LOB
Steve Finley, L OBP: 0.344, SLG: 0.425 (1, 8)	F7		F9		P5		F9		K	5	0	0	0	0	1	5
Casey Candaele, S OBP: 0.323, SLG: 0.390 (1, 4)	G3-1		F8				G3		G1-3	5	0	1	1	0	0	3
Jose Tolentino, L OBP: 0.385, SLG: 0.500 (1, 3)	F9			F8	F7					4	1	1	0	0	0	2
Luis Gonzalez, L OBP: 0.318, SLG: 0.450 (1, 7)		P6		K		G6-3		K		4	1	1	0	0	2	1
Ken Caminiti, S OBP: 0.301, SLG: 0.380 (1, 5)							G1-3	F7		4	0	2	0	0	0	2
Mike Simms, R OBP: 0.289, SLG: 0.267 (1, 9)										2	0	0	0	0	0	2
Jim Corsi, R (5, 1)										0	0	0	0	0	0	0
Mark Davidson, R (6, PH)										1	0	0	1	0	0	0
Curt Schilling, R (7, 1)										0	0	0	0	0	0	0
5 Jeff Bagwell, R (8, PH)										1	0	1	1	0	0	0
Dwayne Henry, R (9, 1)										0	0	0	0	0	0	0
Andujar Cedeno, R OBP: 0.240, SLG: 0.354 (1, 6)					G1-3		K			4	0	0	0	0	3	2
Tony Eusebio, R (1, 2)										2	1	0	0	1	1	0
Craig Biggio, R OBP: 0.370, SLG: 0.377 (9, PH)										1	0	0	0	0	1	0
Ryan Bowen, R OBP: 0.429, SLG: 0.333 (1, 1)										1	0	1	0	0	0	0
Javier Ortiz, R OBP: 0.350, SLG: 0.333 (5, 9)										2	0	2	0	1	0	0

Inning Stats	R: 0	H: 0	E: 0	K: 0	S: 5	H: 0	LOB: 0	BB: 0	P: 10	R: 0	H: 1	E: 0	K: 1	S: 15	H: 1	LOB: 1	BB: 0	P: 22	R: 0	H: 1	E: 0	K: 0	S: 9	H: 1	LOB: 1	BB: 0	P: 15	R: 0	H: 1	E: 0	K: 1	S: 10	H: 1	LOB: 1	BB: 0	P: 15	R: 1	H: 2	E: 0	K: 0	S: 13	H: 2	LOB: 2	BB: 1	P: 24	R: 1	H: 1	E: 0	K: 1	S: 9	H: 1	LOB: 0	BB: 0	P: 9	R: 0	H: 0	E: 0	K: 1	S: 6	H: 0	LOB: 1	BB: 1	P: 12	R: 1	H: 2	E: 0	K: 2	S: 11	H: 2	LOB: 1	BB: 0	P: 15	R: 0	H: 1	E: 0	K: 2	S: 9	H: 1	LOB: 1	BB: 0	P: 11	1B: 5	SF: 0	2B: 3	SAC: 0	3B: 1	DP: 0	HR: 0	HBP: 0	WP: 0	PA: 38
--------------	------	------	------	------	------	------	--------	-------	-------	------	------	------	------	-------	------	--------	-------	-------	------	------	------	------	------	------	--------	-------	-------	------	------	------	------	-------	------	--------	-------	-------	------	------	------	------	-------	------	--------	-------	-------	------	------	------	------	------	------	--------	-------	------	------	------	------	------	------	------	--------	-------	-------	------	------	------	------	-------	------	--------	-------	-------	------	------	------	------	------	------	--------	-------	-------	-------	-------	-------	--------	-------	-------	-------	--------	-------	--------

PITCHER	IP	WLS	BF	H	R	ER	SO	BB	IBB	HBP	BLK	WP	HR	S	P	ERA	WHIP
Andy Benes, R ERA: 3.55 (1, 1)	6.0	W	25	6	2	2	3	1	0	0	0	0	0	61	95	3.00	1.167
Jose Melendez, R ERA: 2.85 (7, 1)	2.0		9	2	1	1	3	1	0	0	0	0	0	17	27	4.50	1.500
Craig Leferts, L ERA: 4.88 (9, 1)	1.0	S	4	1	0	0	2	0	0	0	0	0	0	9	11	0.00	1.000

BOTTOM

San Diego Padres @ Houston Astros
Astrodome, Houston, TX

Thu Aug 08 1991, 8:05 PM EDT
Att: 22,606 - Dome - 70 F

AB	36
R	3
H	9
RBI	3
BB	2
SO	8
LOB	17



PITCHER	IP	WLS	BF	H	R	ER	SO	BB	IBB	HBP	BLK	WP	HR	S	P	ERA	WHIP
---------	----	-----	----	---	---	----	----	----	-----	-----	-----	----	----	---	---	-----	------

Batter	1	2	3	4	5	6	7	8	9	AB R H RBI BB SO LOB	TOP
Craig Biggio, R (1, 2) OBP: 0.370, SLG: 0.377	3-2 1B 5 1B		0-3 K			0-1 FC6-4 1B	1-0 FC5-4 1-2f		1-0 F8	5 0 2 0 0 1 2	
Steve Finley, L (1, 8) OBP: 0.345, SLG: 0.423	0-2 F7			1-3 K		2-0 FC6-4 1-2f		2-2 1B 1B		4 0 1 0 0 1 2	
5 Jeff Bagwell, R (1, 3) OBP: 0.384, SLG: 0.438	0-0 1B G6-4-3 1-2			2-1 1B G5-4-3		4-0 1B BB		2-3 K		3 0 2 0 1 1 1	
Ken Caminiti, S (1, 5) OBP: 0.301, SLG: 0.379	0-1 G6-4-3 1-2f			1-0 G5-4-3 1-2f		0-0 G1-3		0-0 1B D		4 0 1 0 0 0 5	
Mike Simms, R (1, 9) OBP: 0.278, SLG: 0.271			0-1 G5-3		4-1 BB G6-4-3		3-2 E G4-3 1B	0-1 F8		3 1 1 0 1 0 2	
Luis Gonzalez, L (1, 7) OBP: 0.314, SLG: 0.445			3-2 P6		0-0 G6-4-3 1-2f		1-1 E3 G4-3 1B	1-3 K		4 1 0 0 0 1 4	
Andujar Cedeno, R (1, 6) OBP: 0.241, SLG: 0.365			1-1 L4		3-2 E4 FC6-4		1-2 G4-3		0-0 2B	4 0 1 1 0 0 1	
Casey Candaele, S (1, 4) OBP: 0.321, SLG: 0.387			1-0 F7		0-1 FC6-4 1-2f		1-3 K		2-1 P4	2 0 0 0 0 0 1 0 0 0 0 0 0 0 1 0 0 0 0 0 1 0 0 0 0 0 0 0 0 0 0 0 0 0 0 1 0 0 0 0 0 1	
Mike Capel, R (5, 1)											
Javier Ortiz, R (7, PH)											
Dean Wilkins, R (7, 1)											
Dwayne Henry, R (7, 1)											
Jose Tolentino, L (9, PH)											
Jim Deshaies, L (1, 1) OBP: 0.162, SLG: 0.088			2-1 G5-3		2-3 K		3-1 FC5-4 1B		1-3 K	1 0 0 0 0 0 0 3 0 1 1 0 2 1	
Rafael Ramirez, R (5, 4) OBP: 0.288, SLG: 0.322											
Inning Stats	R: 0 H: 2 E: 0 LOB: 1 K: 0 BB: 0 S: 10 P: 13	R: 0 H: 0 E: 0 LOB: 0 K: 0 BB: 0 S: 9 P: 13	R: 0 H: 0 E: 0 LOB: 0 K: 1 BB: 0 S: 6 P: 9	R: 0 H: 1 E: 0 LOB: 0 K: 1 BB: 0 S: 7 P: 11	R: 0 H: 0 E: 1 LOB: 1 K: 0 BB: 1 S: 7 P: 14	R: 0 H: 1 E: 0 LOB: 2 K: 1 BB: 1 S: 7 P: 15	R: 2 H: 2 E: 1 LOB: 1 K: 1 BB: 0 S: 16 P: 26	R: 0 H: 2 E: 0 LOB: 2 K: 2 BB: 0 S: 12 P: 17	R: 0 H: 1 E: 0 LOB: 1 K: 1 BB: 0 S: 8 P: 12	1B: 8 SF: 0 2B: 1 SAC: 0 3B: 0 DP: 3 HR: 0 HBP: 0	WP: 0 PA: 37 PB: 0 SB: 1 CS: 0
PITCHER	IP WLS BF H R ER SO BB IBB HBP BLK WP HR S P ERA WHIP										
Steve Avery, L (1, 1) ERA: 3.43	7.1 W 31 8 2 0 5 2 0 0 0 0 0 0 69 112 0.00 1.364										
Juan Berenguer, R (8, 1) ERA: 2.31	1.2 6 1 0 0 2 0 0 0 0 0 0 0 13 18 0.00 0.600										

Houston Astros @ Atlanta Braves
Atlanta-Fulton County Stadium, Atlanta, GA

Fri Aug 09 1991, 7:05 PM EDT
Att. 34,700 - Cloudy - 74 F

livebaseballscorecards.com

AB 35
R 2
H 9
RBI 2
BB 2
SO 7
LOB 21



Batter	1	2	3	4	5	6	7	8	9	AB R H RBI BB SO LOB
Keith Mitchell, R OBP: 0.476, SLG: 0.421 (1, 9)	0-0 SF9 1B		3-2 P4 1B		2-1 2B 1B	4-2 BB		1-0 1B		4 2 3 0 1 0 0
Jeff Blausler, R OBP: 0.365, SLG: 0.415 Rafael Belliard, R OBP: 0.264, SLG: 0.263 (1, 6) (7, 6)	4-1 CS 1-3 BB		4-2 HR BB		3-3 K 1-2	1-0 F9		1-2 F7		2 1 0 0 2 1 3 1 0 0 0 0 0 1
Terry Pendleton, S OBP: 0.378, SLG: 0.538 (1, 5)	0-2 SF9		1-0 F7		2-2 F8		1-0 BB 1B	2-1 F8		4 1 1 1 0 0 3
Ron Gant, R OBP: 0.341, SLG: 0.544 (1, 8)	4-2 BLK 1-2 BB		3-1 HR		1-1 2B		4-0 BB 1B	0-2 P6		3 3 2 3 2 0 1
Lonnie Smith, R OBP: 0.380, SLG: 0.404 (1, 7)	0-0 F8 1-2		0-0 F8		2-0 2B		1-2 F8			4 0 1 1 0 0 3
Brian Hunter, R OBP: 0.295, SLG: 0.452 (1, 3)		1-1 G5-4-3 1B		2-3 K	1-1 P5		4-2 F9 1B 1-2 2-3 BB			3 0 1 0 1 1 1
Francisco Cabrera, R OBP: 0.297, SLG: 0.424 (1, 2)		0-1 G5-4-3 1-2 1B		1-1 1B		1-1 G6-3	0-2 1B			4 0 2 2 0 0 1
Mark Lemke, S OBP: 0.318, SLG: 0.311 (1, 4)		4-1 BB		0-0 F8		0-3 K	0-0 F9			3 0 0 0 1 1 3
Steve Avery, L OBP: 0.255, SLG: 0.255 Juan Berenguer, R (8, 1)		3-3 K		2-3 K		1-2 BB 1B	2-3 K			4 0 1 0 0 3 4 0 0 0 0 0 0 0

Inning Stats	R: 1	H: 1	E: 1	LOB: 1	K: 0	P: 17	R: 0	H: 1	E: 0	LOB: 1	K: 1	P: 17	R: 2	H: 1	E: 0	LOB: 0	K: 0	P: 20	R: 0	H: 1	E: 0	LOB: 1	K: 2	P: 15	R: 2	H: 3	E: 0	LOB: 1	K: 1	P: 24	R: 0	H: 1	E: 0	LOB: 2	K: 1	P: 18	R: 2	H: 2	E: 0	LOB: 2	K: 1	P: 29	R: 0	H: 1	E: 0	LOB: 1	K: 0	P: 13
	S: 9	BB: 2					S: 9	BB: 1					S: 9	BB: 1					S: 10	BB: 1					S: 13	BB: 0							S: 11	BB: 1							S: 9	BB: 0						

PITCHER														PITCHER																															
IP	WLS	BF	H	R	ER	SO	BB	IBB	HBP	BLK	WP	HR	S	P	ERA	WHIP	IP	WLS	BF	H	R	ER	SO	BB	IBB	HBP	BLK	WP	HR	S	P	ERA	WHIP												
Jim Deshaies, L ERA: 4.98 (1, 1)	4.2	L	23	7	5	5	4	4	0	0	1	0	48	90	9.64	2.357																													
Mike Capel, R ERA: 3.03 (5, 1)	1.1		6	1	0	1	1	0	0	0	0	0	13	21	0.00	1.500																													
Dean Wilkins, R ERA: 11.25 (7, 1)	0.1		5	2	2	0	2	0	0	0	0	0	11	21	54.00	12.000																													
Dwayne Henry, R ERA: 2.66 (7, 1)	1.2		6	1	0	1	0	0	0	0	0	0	15	21	0.00	0.600																													

BOTTOM

Houston Astros @ Atlanta Braves
Atlanta-Fulton County Stadium, Atlanta, GA

livebaseballscorecards.com

AB	32
R	7
H	11
RBI	7
BB	7
SO	6
LOB	20

WP: 0 PA: 40
PB: 0
SB: 1
CS: 1



Fri Aug 09 1991, 7:05 PM EDT
Att: 34,700 - Cloudy - 74 F

Batter	1	2	3	4	5	6	7	8	9	AB R H RBI BB SO LOB	TOP											
Steve Finley, L (1, 8) OBP: 0.339, SLG: 0.419	2-3 K 5 G5-3		0-3 K			2-2 F9		0-1 G4-3		4 0 0 0 0 2 0	Houston Astros @ Atlanta Braves Atlanta-Fulton County Stadium, Atlanta, GA Sat Aug 10 1991, 7:05 PM EDT Att. 41,251 - Cloudy - 77 F											
Craig Biggio, R (1, 2) OBP: 0.369, SLG: 0.374	0-0 P6			2-1 F8		4-0 WP 5 E BB		0-0 F8		3 0 0 0 1 0 1												
5 Jeff Bagwell, R (1, 3) OBP: 0.383, SLG: 0.436	3-2 SAFE SAFE SAFE G5-3			0-1 G5-3		2-2 E4 WP		0-0 1B		4 0 1 0 0 0 2												
Luis Gonzalez, L (1, 7) OBP: 0.314, SLG: 0.441	2-2 F8			2-0 F7		4-0 1-2 2-3 BB		1-0 G4-3		3 0 0 0 1 0 2												
Ken Caminiti, S (1, 5) OBP: 0.300, SLG: 0.378		1-0 F8		0-3 K		0-1 G3		1-0 FC6-4 1B		4 0 1 0 0 1 3												
Mike Simms, R (1, 9) OBP: 0.259, SLG: 0.250		2-3 K		2-1 G6-3		1-1 G5-3		3-2 FC6-4 1-2f		4 0 0 0 0 1 1												
Andujar Cedeno, R (1, 6) OBP: 0.259, SLG: 0.375		1-3 K		2-2 1B		0-0 FC4-6 1B		2-3 K		4 0 2 0 0 2 1												
Casey Candaele, S (1, 4) OBP: 0.318, SLG: 0.383		1-2 G3-1		1-0 G3		1-1 SAFE FC4-6 1-2f		0-0 G3		4 0 0 0 0 0 3												
Pete Harnisch, S (1, 1) OBP: 0.128, SLG: 0.091		0-0 G5-3				2-1 P3		0-3 K		2 0 0 0 0 0 0												
Jose Tolentino, L (7, PH) OBP: 0.333, SLG: 0.429										1 0 0 0 0 1 1												
Curt Schilling, R (7, 1) OBP: 1.000, SLG: 1.000										0 0 0 0 0 0 0												
Inning Stats	R: 0 E: 0 K: 1 S: 16	H: 0 LOB: 1 BB: 0 P: 23	R: 0 E: 0 K: 2 S: 7	H: 0 LOB: 0 BB: 0 P: 11	R: 0 E: 0 K: 1 S: 7	H: 0 LOB: 0 BB: 0 P: 8	R: 0 E: 0 K: 0 S: 5	H: 0 LOB: 0 BB: 0 P: 9	R: 0 E: 0 K: 1 S: 10	H: 1 LOB: 1 BB: 0 P: 15	R: 0 E: 1 K: 0 S: 11	H: 0 LOB: 3 BB: 2 P: 25	R: 0 E: 0 K: 1 S: 8	H: 1 LOB: 1 BB: 0 P: 10	R: 0 E: 0 K: 0 S: 5	H: 1 LOB: 1 BB: 0 P: 6	R: 0 E: 0 K: 1 S: 9	H: 1 LOB: 1 BB: 0 P: 15	1B: 4 2B: 0 3B: 0 HR: 0	SF: 0 SAC: 0 DP: 0 HBP: 0	WP: 2 PB: 0 SB: 0 CS: 0	PA: 35
PITCHER	IP WLS BF H R ER SO BB IBB HBP BLK WP HR S P ERA WHIP																					
29 John Smoltz, R (1, 1) ERA: 5.0	7.0 W 27 2 0 0 6 2 0 0 0 0 2 0 64 101 0.00 0.571																					
Mike Stanton, L (8, 1) ERA: 2.63	1.0 4 1 0 0 0 0 0 0 0 0 0 0 5 6 0.00 1.000																					
Juan Berenguer, R (9, 1) ERA: 2.27	1.0 4 1 0 0 0 1 0 0 0 0 0 0 9 15 0.00 1.000																					

livebaseballscorecards.com

AB	33
R	0
H	4
RBI	0
BB	2
SO	7
LOB	14



Batter	1	2	3	4	5	6	7	8	9
Otis Nixon, S (1, 9) <small>OBP: 0.391, SLG: 0.346</small> Tommy Gregg, L (8, 9) <small>OBP: 0.262, SLG: 0.280</small>	4-2 1B E 1B BB	2-3 K		1-2 FC4-6 S 1-2f 2-3		0-0 B5-3		0-0 P5	
Jeff Treadway, L (1, 4) <small>OBP: 0.387, SLG: 0.443</small> Rafael Belliard, R (8, 6) <small>OBP: 0.264, SLG: 0.263</small>	1 SAFE 0-0 E FC5-2 1B	3-1 1B		3-0 F8 1-2			3-1 F8 E 2B		
Terry Pendleton, S (1, 5) <small>OBP: 0.377, SLG: 0.534</small>	0-1 E9 FC5-2 1B 1-3 2-H	0-0 G4-3			0-2 G1-3		0-0 F8 2-3		
Ron Gant, R (1, 8) <small>OBP: 0.337, SLG: 0.539</small>	0-0 G5-3		1-1 F7		2-3 K		2-2 F7		
Lonnie Smith, R (1, 7) <small>OBP: 0.382, SLG: 0.403</small>	4-2 FC5-2 BB		0-2 F8		0-1 1B		0-1 E6 FC6-4		
Jeff Blausler, R (1, 6) <small>OBP: 0.361, SLG: 0.409</small> Mike Stanton, L (8, 1) <small>OBP: 0.500, SLG: 0.750</small> Juan Berenguer, R (9, 1)	2-2 FC5-2		2-3 K		0-2 F8		1 SAFE 2-1 FC6-4 1-2f		
Brian Hunter, R (1, 3) <small>OBP: 0.288, SLG: 0.440</small>	1-2 P5			1-3 K		0-3 K		2-2 L5	
Greg Olson, R (1, 2) <small>OBP: 0.338, SLG: 0.399</small>		1-2 HR		0-0 FC4-6 2B		3-2 E5		1-3 K	
29 John Smoltz, R (1, 1) <small>OBP: 0.200, SLG: 0.171</small> Mark Lemke, S (8, 4) <small>OBP: 0.323, SLG: 0.338</small>		1-3 K		4-2 FC4-6 BB		0-3 K		3-2 HR	

Inning Stats		R: 1	H: 2	E: 1	LOB: 3	K: 0	BB: 2	S: 19	R: 1	H: 2	E: 0	LOB: 1	K: 2	BB: 0	S: 13	R: 0	H: 0	E: 0	LOB: 0	K: 1	BB: 0	S: 10	R: 0	H: 1	E: 0	LOB: 1	K: 1	BB: 0	S: 11	R: 0	H: 0	E: 1	LOB: 1	K: 2	BB: 0	S: 12	R: 1	H: 1	E: 1	LOB: 1	K: 0	BB: 0	S: 10	R: 1	H: 1	E: 0	LOB: 0	K: 1	BB: 0	S: 14
PITCHER		IP	WLS	BF	H	R	ER	SO	BB	IBB	HBP	BLK	WP	HR	S	P	ERA	WHIP																																
Pete Harnisch, R (1, 1) <small>ERA: 2.4</small>	(1, 1)	6.0	L	28	6	2	2	7	3	0	0	0	0	0	78	113	3.00	1.500																																
Curt Schilling, R (7, 1) <small>ERA: 4.57</small>	(7, 1)	2.0		9	2	2	1	1	0	0	0	0	0	1	24	37	4.50	1.000																																

BOTTOM												
AB	R	H	RBI	BB	SO	LOB						
3	1	0	0	1	1	3						
1	0	0	0	0	0	0						
4	1	3	0	0	0	2						
0	0	0	0	0	0	0						
4	0	1	0	0	0	2						
4	0	0	0	0	1	3						
3	0	1	0	1	0	0						
4	0	0	0	0	1	5						
0	0	0	0	0	0	0						
0	0	0	0	0	0	0						
4	0	0	0	0	2	3						
4	1	2	1	0	1	0						
2	0	0	0	1	2	1						
1	1	1	1	0	0	0						
1B:	4	SF:	0	WP:	0	PA:	37					
2B:	2	SAC:	0	PB:	0							
3B:	0	DP:	0	SB:	1							
HR:	2	HBP:	0	CS:	0							
livebaseballscores.com												
Braves												

Houston Astros @ Atlanta Braves
 Atlanta-Fulton County Stadium, Atlanta, GA
 Sat Aug 10 1991, 7:05 PM EDT
 Att: 41,251 - Cloudy - 77 F

Batter	1	2	3	4	5	6	7	8	9	AB R H RBI BB SO LOB	TOP											
Steve Finley, L (1, 8) OBP: 0.336, SLG: 0.415	3-3 K		1-1 G4-3		1-2 G4-3			2-3 K		4 0 0 0 0 2 0	Houston Astros @ Atlanta Braves Atlanta-Fulton County Stadium, Atlanta, GA Sun Aug 11 1991, 3:33 AM EDT Att. 23,646 - Cloudy - 78 F											
Casey Candaele, S (1, 4) OBP: 0.317, SLG: 0.381	3-2 F7		0-1 1B			1-3 K		3-1 G6-3		4 0 1 0 0 1 0												
5 Jeff Bagwell, R (1, 3) OBP: 0.384, SLG: 0.438	4-2 BB		2-3 K			0-0 F8		0-0 G6-3 1B 2B		3 1 1 0 1 1 1												
Luis Gonzalez, L (1, 7) OBP: 0.314, SLG: 0.439 Craig Biggio, R (9, PH) OBP: 0.368, SLG: 0.373	0-2 P5		1-0 G1-3			4-2 H WP PB HBP		1-3 K2-3		2 0 0 0 0 0 2 1 0 0 0 0 1 1												
Ken Caminiti, S (1, 5) OBP: 0.300, SLG: 0.375		4-2 1B G6-3 BB		1-3 K		3-2 SAFE F8		3-2 G6-3		3 0 0 0 1 1 2												
Mike Simms, R (1, 9) OBP: 0.258, SLG: 0.250		2-1 SAFE G6-3		2-0 G5-3			0-3 K	3-2 1B		4 0 1 1 0 1 1												
Andujar Cedeno, R (1, 6) OBP: 0.258, SLG: 0.367		2-2 BB 1B		0-1 G4-3			3-3 K	0-0 G1-3		4 0 1 0 0 1 1												
Tony Eusebio, R (1, 2)		4-0 G4-6-3 BB			1-0 G6-3		2-1 G4-3			2 0 0 0 1 0 0												
Darryl Kile, R (1, 1) Gerald Young, S (8, PH) OBP: 0.299, SLG: 0.286 Jim Corsi, R (8, 1)		0-0 G4-6-3			0-1 F9			1-1 G3		2 0 0 0 0 0 3 1 0 0 0 0 0 0 0 0 0 0 0 0 0												
Inning Stats	R: 0 E: 0 K: 1 S: 13	H: 0 LOB: 1 BB: 1 P: 23	R: 0 E: 0 K: 0 S: 8	H: 1 LOB: 2 BB: 2 P: 20	R: 0 E: 0 K: 1 S: 8	H: 1 LOB: 1 BB: 0 P: 12	R: 0 E: 0 K: 1 S: 6	H: 0 LOB: 0 BB: 0 P: 9	R: 0 E: 0 K: 0 S: 6	H: 0 LOB: 0 BB: 0 P: 8	R: 0 E: 0 K: 1 S: 14	H: 0 LOB: 1 BB: 0 P: 22	R: 0 E: 0 K: 2 S: 8	H: 0 LOB: 0 BB: 0 P: 13	R: 0 E: 0 K: 1 S: 7	H: 0 LOB: 0 BB: 0 P: 13	R: 1 E: 0 K: 1 S: 12	H: 2 LOB: 1 BB: 0 P: 19	1B: 3 2B: 1 3B: 0 HR: 0	SF: 0 SAC: 0 DP: 1 HBP: 1	WP: 1 PB: 1 SB: 0 CS: 0	PA: 34
PITCHER	IP WLS BF H R ER SO BB IBB HBP BLK WP HR S P ERA WHIP																					
Armando Reynoso, R (1, 1) ERA: 2.89	6.0 W 23 2 0 0 4 3 0 1 0 0 1 0 55 94 0.00 0.833																					
Marvin Freeman, R (7, 1) ERA: 2.89	2.0 7 1 1 1 3 0 0 0 0 0 0 0 16 27 4.50 0.500																					
Mike Stanton, L (9, 1) ERA: 2.57	1.0 S 4 1 0 0 1 0 0 0 0 0 0 0 11 18 0.00 1.000																					

livebaseballscorecards.com

AB	30
R	1
H	4
RBI	1
BB	3
SO	8
LOB	11



Batter	1	2	3	4	5	6	7	8	9
Keith Mitchell, R OBP: 0.520, SLG: 0.591 (1, 9) B C X	1-1 1B 1B 1B		2-2 G6-3		0-0 HR		4-2 L1-6 SH2-4 BB		
Jeff Treadway, L OBP: 0.387, SLG: 0.442 Mark Lemke, S OBP: 0.323, SLG: 0.338 (1, 4) 1 SAFE 1 SAFE (8, 4) B X	1-0 1B 1-2 1B		1-0 F8		2-2 G6-3		0-0 SH2-4 1-2		
Terry Pendleton, S OBP: 0.376, SLG: 0.540 (1, 5) C X	0-1 F7		2-1 G3		1-0 HR		1-1 L1-6 2-3		
Ron Gant, R OBP: 0.339, SLG: 0.546 (1, 8) B C X	1-2 P4			0-2 HR	2-1 P4		0-1 L3 1B		
Lonnie Smith, R OBP: 0.380, SLG: 0.400 (1, 7) B C X	1-1 1-2 2-3 1B			3-1 L9		0-0 P8	0-0 L3 1-2		
Tommy Gregg, L OBP: 0.264, SLG: 0.295 Brian Hunter, R OBP: 0.286, SLG: 0.437 (1, 3) B S S S (7, 3) B S S S	3-3 K			1-1 F8		0-0 2B	1-3 K		
Jeff Blauser, R OBP: 0.361, SLG: 0.406 Rafael Belliard, R OBP: 0.264, SLG: 0.263 (1, 6) B X (7, 6) B X		2-0 P2		4-1 BB		0-1 G5-3			
Francisco Cabrera, R OBP: 0.299, SLG: 0.410 (1, 2) B C X		1-1 F8		0-0 P4		4-1 BB			
Armando Reynoso, R Jerry Willard, L (6, PH) Marvin Freeman, R (7, 1) Mike Stanton, L OBP: 0.500, SLG: 0.750 (9, 1) B C C C X		2-3 K			0-3 K	1-3 K			

AB	R	H	RBI	BB	SO	LOB
3	1	2	1	1	0	0
3	0	1	0	0	0	0
0	0	0	0	0	0	0
4	1	1	1	0	0	3
4	1	2	1	0	0	2
4	0	1	0	0	0	1
3	0	1	0	0	1	3
1	0	0	0	0	1	0
2	0	0	0	1	0	1
0	0	0	0	0	0	0
2	0	0	0	1	0	1
2	0	0	0	0	2	0
1	0	0	0	0	1	2
0	0	0	0	0	0	0
0	0	0	0	0	0	0

BOTTOM

Houston Astros @ Atlanta Braves
Atlanta-Fulton County Stadium, Atlanta, GA

Sun Aug 11 1991, 3:33 AM EDT
Att. 23,646 - Cloudy - 78 F

livebaseballscorecards.com

AB	29
R	3
H	8
RBI	3
BB	3
SO	5
LOB	13

Braves

WP: 0	PA: 33
PB: 0	
SB: 0	
CS: 0	

Inning Stats	R	H	E	K	S	R	H	E	K	S	R	H	E	K	S	R	H	E	K	S	R	H	E	K	S
	0	3	0	1	13	0	0	0	1	20	0	0	0	1	6	0	0	0	1	11	0	0	0	0	6
	0	0	0	0	6	0	0	0	0	11	1	1	0	0	9	2	2	0	1	15	0	0	0	0	15
	0	1	0	0	8	0	1	0	1	13	0	0	0	0	7	0	0	0	7	0	1	0	0	0	7

PITCHER	IP	WLS	BF	H	R	ER	SO	BB	IBB	HBP	BLK	WP	HR	S	P	ERA	WHIP
Darryl Kile, R ERA: 3.48 (1, 1)	7.0	L	30	7	3	3	4	3	0	0	0	0	3	59	99	3.86	1.429
Jim Corsi, R ERA: 3.1 (8, 1)	1.0		3	1	0	0	1	0	0	0	0	0	0	6	7	0.00	1.000

WP	PA	ERA	WHIP
0	33		

Batter	1	2	3	4	5	6	7	8	9	AB	R	H	RBI	BB	SO	LOB	TOP								
Gerald Young, S (1, 8) OBP: 0.290, SLG: 0.276 Luis Gonzalez, L (7, PH) OBP: 0.313, SLG: 0.439 (7, 7)	1-3 			2-1 G6-3 		2-1 FC5-4 SH3 	1-1 SF9 				3	1	0	0	0	1	1								
Craig Biggio, R (1, 2) OBP: 0.366, SLG: 0.370	0-0 G6-3 			3-2 P3 		0-0 SH3 	0-0 G5-3 				3	0	0	0	0	0	2								
5 Jeff Bagwell, R (1, 3) OBP: 0.382, SLG: 0.434	0-1 G6-3 			0-0 G6-3 		1-0 E5 FC5-4 		4-2 			3	0	0	0	1	0	0								
Ken Caminiti, S (1, 5) OBP: 0.299, SLG: 0.374			3-3 K 		0-1 FC5-4 BB 2B 			2-2 G4-3 			4	1	1	0	0	1	2								
Mike Simms, R (1, 9) OBP: 0.273, SLG: 0.241			2-3 K 		4-1 G4-6-3 BB 		4-0 BB 1B BB 	2-2 P4 			2	1	0	0	2	1	0								
Rafael Ramirez, R (1, 4) OBP: 0.287, SLG: 0.321 (5, 6)			1-3 K 		1-2 G4-6-3 		0-1 1B BB 1B BLK 		1-3 K 		4	1	1	0	0	2	2								
Mark Davidson, R (1, 7) OBP: 0.316, SLG: 0.358 (7, 8)			0-2 F8 		1-0 		0-1 F9 		0-0 B1-3 		3	0	1	1	0	0	2								
Steve Finley, L (9, PH) OBP: 0.336, SLG: 0.414					3-H 2B 						1	0	0	0	0	0									
Andujar Cedeno, R (1, 8) OBP: 0.250, SLG: 0.355 Curt Schilling, R (5, 1) OBP: 1.000, SLG: 1.000 Al Osuna, R (6, 1) Javier Ortiz, R (7, PH) OBP: 0.387, SLG: 0.324 Ryan Bowen, R (7, PH) OBP: 0.428, SLG: 0.333 Mike Cappel, R (7, 1) Jose Talentino, L (9, PH) OBP: 0.375, SLG: 0.467			1-3 K 		1-2 G6-3 		4-2 BLK 1B SF9 BB 		0-1 		2	0	0	0	0	1	1								
Jimmy Jones, R (1, 1) OBP: 0.244, SLG: 0.211 Casey Candaele, S (5, 4) OBP: 0.320, SLG: 0.383			3-2 F7 				0-0 FC5-4 1B 		2-0 F9 		1	0	0	0	0	0	0								
							1-2 2-3 3-H 1B 				3	0	2	1	0	0	1								
Inning Stats	R: 0 E: 0 K: 1 S: 6	H: 0 LOB: 0 BB: 0 P: 7	R: 0 E: 0 K: 3 S: 10	H: 0 LOB: 0 BB: 0 P: 16	R: 0 E: 0 K: 1 S: 11	H: 0 LOB: 0 BB: 0 P: 15	R: 0 E: 0 K: 0 S: 8	H: 0 LOB: 0 BB: 0 P: 13	R: 1 E: 0 K: 0 S: 12	H: 2 LOB: 1 BB: 1 P: 19	R: 1 E: 1 K: 0 S: 7	H: 1 LOB: 1 BB: 0 P: 10	R: 3 E: 0 K: 0 S: 11	H: 2 LOB: 2 BB: 2 P: 20	R: 0 E: 0 K: 0 S: 10	H: 0 LOB: 0 BB: 1 P: 18	R: 0 E: 0 K: 1 S: 7	H: 1 LOB: 1 BB: 0 P: 10	1B: 5 2B: 1 3B: 0 HR: 0	SF: 1 SAC: 1 DP: 1 HBP: 0	WP: 0 PB: 0 SB: 0 CS: 1	PA: 36			
PITCHER	IP	WLS	BF	H	R	ER	SO	BB	IBB	HBP	BLK	WP	HR	S	P	ERA	WHIP								
Bruce Hurst, L (1, 1) ERA: 3.32	6.1		27	5	5	4	5	3	0	0	0	0	0	62	96	5.68	1.263								
Jose Melendez, R (7, 1) ERA: 2.82	0.2	W	2	0	0	0	0	0	0	0	1	0	0	3	4	0.00	0.000								
Larry Andersen, R (8, 1) ERA: 2.57	1.2		6	1	0	0	1	1	0	0	0	0	0	16	25	0.00	1.200								
Craig Lefferts, L (9, 1) ERA: 4.84	0.1	S	1	0	0	0	0	0	0	0	0	0	0	1	3	0.00	0.000								

Houston Astros @ San Diego Padres
 Jack Murphy Stadium, San Diego, CA
 Mon Aug 12 1991, 10:05 PM EDT
 Att. 13,896 - Sunny - 76 F

livebaseballscorecards.com

AB	30
R	5
H	6
RBI	3
BB	4
SO	6
LOB	11



Batter	1	2	3	4	5	6	7	8	9
Bip Roberts, S (1, 4) OBP: 0.349, SLG: 0.355	0-3 K		1-3 K		1-2 1B	1-3 K		0-0 B1-3	
Tony Fernandez, S (1, 6) OBP: 0.345, SLG: 0.371	0-0 B1-3		1-2 S 2B		2-1 G6-3	4-2 BB		3-2 L7	
Tony Gwynn, L (1, 9) OBP: 0.370, SLG: 0.456	0-0 G4-3		1-2 1B		2-1 BB 1B	1-1 F7		0-1 1B	
Fred McGriff, L (1, 3) OBP: 0.396, SLG: 0.488		1-0 HR	4-0 IBB		4-2 1B BB		0-0 HR	0-3 K	
Benito Santiago, R (1, 2) OBP: 0.277, SLG: 0.384		1-3 K	0-0 L9		1-0 1B		2-1 F7		
Jack Howell, L (1, 5) OBP: 0.295, SLG: 0.293		4-1 BB G4-3		1-0 P6	1-2 K		0-0 1B		
Darrin Jackson, R (1, 8) OBP: 0.323, SLG: 0.519		1-2 G4-3		0-3 K		3-2 BB 1B	1-1 P3		
Oscar Azocar, L (1, 7) Kevin Ward, R (7, 7) OBP: 0.237, SLG: 0.250			1-0 1B S 2B	1-3 K		0-1 BB 1B	0-0 1B		
Bruce Hurst, L (1, 1) Jose Melendez, R (7, 1) Thomas Howard, S (7, PH) Larry Andersen, R (8, 1) Craig Lefferts, L (9, 1)			0-3 K		0-0 G4-3	3-3 K	2-2 G4-3		

Inning Stats	R: 0	H: 0	E: 0	K: 1	S: 5	R: 1	H: 1	E: 0	K: 1	S: 8	R: 2	H: 3	E: 0	K: 2	S: 15	R: 0	H: 0	E: 0	K: 2	S: 7	R: 2	H: 3	E: 0	K: 1	S: 14	R: 0	H: 2	E: 0	K: 2	S: 19	R: 1	H: 3	E: 0	K: 0	S: 12	R: 0	H: 1	E: 0	K: 1	S: 9	
	LOB: 0	BB: 0	P: 5	LOB: 0	BB: 1	LOB: 0	BB: 1	LOB: 0	BB: 1	P: 15	LOB: 2	BB: 1	LOB: 0	BB: 0	P: 23	LOB: 2	BB: 1	LOB: 0	BB: 1	P: 9	LOB: 2	BB: 1	LOB: 3	BB: 1	P: 26	LOB: 3	BB: 1	LOB: 0	BB: 0	P: 17	LOB: 1	BB: 0	LOB: 1	BB: 0	P: 12						

PITCHER	IP	WLS	BF	H	R	ER	SO	BB	IBB	HBP	BLK	WP	HR	S	P	ERA	WHIP
Jimmy Jones, R (1, 1) ERA: 4.31	4.2		23	7	5	5	6	2	1	0	0	0	1	46	73	9.64	1.929
Curt Schilling, R (5, 1) ERA: 4.46	1.0		6	2	0	0	3	1	0	0	0	0	0	20	33	0.00	3.000
Al Osuna, L (6, 1) ERA: 2.17	0.1		1	0	0	0	0	0	0	0	0	0	0	2	3	0.00	0.000
Mike Capel, R (7, 1) ERA: 3.13	2.0	L	10	4	1	1	1	0	0	0	0	0	1	21	29	4.50	2.000

AB R H RBI BB SO LOB

5	1	1	0	0	3	3
4	1	1	0	1	0	1
5	1	3	2	0	0	3
3	2	2	2	2	1	1
4	0	1	2	0	1	2
3	0	1	0	1	1	2
4	0	1	0	0	1	2
3	1	2	0	0	1	0
1	0	1	0	0	0	0
3	0	0	0	0	2	3
0	0	0	0	0	0	0
1	0	0	0	0	0	2
0	0	0	0	0	0	0
0	0	0	0	0	0	0

1B:	10	SF:	0
2B:	1	SAC:	0
3B:	0	DP:	1
HR:	2	HBP:	0
WP:	0	PA:	40
PB:	0		
SB:	2		
CS:	0		

Houston Astros @ San Diego Padres
Jack Murphy Stadium, San Diego, CA
 Mon Aug 12 1991, 10:05 PM EDT
 Att: 13,896 - Sunny - 76 F

livebaseballscorecards.com

AB	36
R	6
H	13
RBI	6
BB	4
SO	10
LOB	19



Batter	1	2	3	4	5	6	7	8	9	AB	R	H	RBI	BB	SO	LOB
Thomas Howard, S OBP: 0.315, SLG: 0.337 (1, 8)	0-0 B1-3		0-1 FC HR	0-1 E 1B			3-2 F7		2-1 FC4 BLK	5	2	1	0	0	0	2
Tony Fernandez, S OBP: 0.344, SLG: 0.373 (1, 6)	2-1 G6-3		0-0 G3	3-1 E9 1-H 3-H 3B			3-2 F7		2-2 P4	5	1	1	2	0	0	3
Tony Gwynn, L OBP: 0.368, SLG: 0.452 (1, 9)	1-3 K		4-0 HR IBB	3-1 G3			1-1 G4-3		1-2 G4-3	4	1	0	0	1	1	1
Fred McGriff, L OBP: 0.394, SLG: 0.493 (1, 3)		0-0 G4-3	2-1 HR		1-2 G6-3			2-3 K		4	1	1	4	0	1	0
Benito Santiago, R OBP: 0.279, SLG: 0.393 (1, 2)		1-0 HR	2-1 G6-3		0-1 G5-3			2-1 WP 1B		4	1	2	1	0	0	0
Jack Howell, L OBP: 0.286, SLG: 0.283 (1, 5)		1-3 K	1-1 G3		1-1 F8			2-2 F7		4	0	0	0	0	1	1
Jerald Clark, R OBP: 0.324, SLG: 0.396 Kevin Ward, R OBP: 0.237, SLG: 0.250 Oscar Azocar, L OBP: 0.667, SLG: 0.600 (8, PH) (9, 7)	1-2 F8			1-2 L9		1-0 G6-3		2-2 HBP		3	0	0	0	0	0	0
Tim Teufel, R OBP: 0.335, SLG: 0.354 (1, 4)		2-1 HR	4-0 1B SH3-4 E BB		1-0 F8			1-0 L7		3	2	1	1	1	0	2
Andy Benes, R OBP: 0.163, SLG: 0.116 Mike Maddux, L OBP: 0.333, SLG: 0.143 Rich Rodriguez, L (7, 1) Jose Melendez, R OBP: 0.125, SLG: 0.067 Darrin Jackson, R OBP: 0.327, SLG: 0.519 (9, PH)	4-2 E FC HR BB		0-0 SH3-4		2-3 K			4-2 FC4 BB		1	1	0	0	1	1	0

Inning Stats	R: 0	H: 0	E: 0	LOB: 0	K: 1	BB: 0	S: 6	P: 9	R: 1	H: 1	E: 0	LOB: 0	K: 1	BB: 0	S: 8	P: 11	R: 5	H: 2	E: 1	LOB: 0	K: 0	BB: 2	S: 15	P: 30	R: 3	H: 2	E: 0	LOB: 0	K: 0	BB: 1	S: 10	P: 21	R: 0	H: 0	E: 0	LOB: 0	K: 1	BB: 0	S: 5	P: 9	R: 0	H: 0	E: 0	LOB: 0	K: 0	BB: 0	S: 10	P: 17	R: 0	H: 1	E: 0	LOB: 2	K: 1	BB: 0	S: 13	P: 22	R: 0	H: 0	E: 0	LOB: 1	K: 0	BB: 1	S: 12	P: 21	1B: 2	2B: 0	3B: 1	SF: 0	SAC: 1	DP: 0	HBP: 1	WP: 1	PA: 39
--------------	------	------	------	--------	------	-------	------	------	------	------	------	--------	------	-------	------	-------	------	------	------	--------	------	-------	-------	-------	------	------	------	--------	------	-------	-------	-------	------	------	------	--------	------	-------	------	------	------	------	------	--------	------	-------	-------	-------	------	------	------	--------	------	-------	-------	-------	------	------	------	--------	------	-------	-------	-------	-------	-------	-------	-------	--------	-------	--------	-------	--------

PITCHER	IP	WLS	BF	H	R	ER	SO	BB	IBB	HBP	BLK	WP	HR	S	P	ERA	WHIP
Mark Portugal, R ERA: 4.35 (1, 1)	4.0		21	5	9	7	2	2	1	0	0	0	3	39	71	15.75	1.750
Ryan Bowen, R ERA: 5.32 (5, 1)	2.0	W	6	0	0	0	1	0	0	0	0	0	0	12	18	0.00	0.000
Dwayne Henry, R ERA: 2.55 (7, 1)	2.0		8	1	0	0	1	0	0	1	0	1	0	23	39	0.00	0.500
Al Osuna, L ERA: 2.14 (9, 1)	1.0	S	4	0	0	0	0	1	0	0	1	0	0	12	21	0.00	1.000

BOTTOM

Houston Astros @ San Diego Padres
Jack Murphy Stadium, San Diego, CA
Tue Aug 13 1991, 10:05 PM EDT
Att. 12,688 - Cloudy - 82 F

livebaseballscorecards.com

AB	33
R	9
H	6
RBI	8
BB	4
SO	4
LOB	9



Batter	1	2	3	4	5	6	7	8	9	AB R H RBI BB SO LOB	TOP		
Gerald Young, S (1, 8) OBP: 0.288, SLG: 0.267 Jim Corsi, R (6, 1) Javier Ortiz, R (8, PH) OBP: 0.400, SLG: 0.385 Mike Capel, R (8, 1)	4-2 CS S BB		1-0 P3			2-1 F9		4-2 1B BB		2 0 0 0 1 0 0 0 0 0 0 0 0 0 0 0 0 0 1 0 0 0 0 0 0 0 0 0	Houston Astros @ San Diego Padres Jack Murphy Stadium, San Diego, CA Wed Aug 14 1991, 10:05 PM EDT Att. 12,586 - Sunny - 70 F		
Craig Biggio, R (1, 2) OBP: 0.365, SLG: 0.370	1-3 K 1-2		1-2 F8			0-1 P4		0-1 1B		4 0 1 1 0 1 1			
5 Jeff Bagwell, R (1, 3) OBP: 0.386, SLG: 0.434	4-2 BB 2-3				1-2 G5-3		1-1 G6-3 1B	2-3 K		3 0 1 0 1 1 3			
Ken Caminiti, S (1, 5) OBP: 0.300, SLG: 0.368	3-1 F8				2-1 G4-3		2-1 G6-3 1-2f	3-2 G5-3		4 0 0 0 0 0 2			
Mark Davidson, R (1, 7) OBP: 0.308, SLG: 0.349 Steve Finley, L (9, PH) OBP: 0.340, SLG: 0.419					2-1 G6-3		3-2 P6	1-1 2B		3 0 0 0 0 0 0 1 0 1 0 0 0 0			
Mike Simms, R (1, 9) OBP: 0.278, SLG: 0.250 Luis Gonzalez, L (9, PH) OBP: 0.313, SLG: 0.445						3-2 G6-3		1-1 BB 1B 1B	1-3 K	3 1 2 0 0 0 0 1 0 0 0 0 1 1			
Rafael Ramirez, R (1, 4) OBP: 0.285, SLG: 0.314						0-0 P3		4-0 1B 1-2 BB	0-3 K	3 0 0 0 1 1 2			
Andujar Cedeno, R (1, 6) OBP: 0.250, SLG: 0.386						0-2 G4-3		2-3 K		3 0 0 0 0 1 3			
Jim Deshaies, L (1, 1) OBP: 0.158, SLG: 0.086 Casey Candaele, S (6, PH) OBP: 0.317, SLG: 0.380							1-1 F9	1-0 L8		1 0 0 0 0 1 0 2 0 0 0 0 0 2			
Inning Stats	R: 0 H: 0 E: 0 LOB: 1 K: 1 BB: 2 S: 10 P: 22	R: 0 H: 1 E: 0 LOB: 1 K: 0 BB: 0 S: 10 P: 15	R: 0 H: 0 E: 0 LOB: 0 K: 1 BB: 0 S: 8 P: 11	R: 0 H: 0 E: 0 LOB: 0 K: 0 BB: 0 S: 7 P: 12	R: 0 H: 0 E: 0 LOB: 0 K: 0 BB: 0 S: 7 P: 10	R: 0 H: 0 E: 0 LOB: 0 K: 0 BB: 0 S: 6 P: 9	R: 0 H: 1 E: 0 LOB: 0 K: 0 BB: 0 S: 7 P: 13	R: 1 H: 2 E: 0 LOB: 3 K: 2 BB: 2 S: 14 P: 28	R: 0 H: 1 E: 0 LOB: 1 K: 2 BB: 0 S: 12 P: 17	1B: 4 SF: 0 2B: 1 SAC: 0 3B: 0 DP: 1 HR: 0 HBP: 0		WP: 0 PA: 34 PB: 0 SB: 1 CS: 1	
PITCHER	IP WLS BF H R ER SO BB IBB HBP BLK WP HR S P ERA WHIP											PITCHER	IP WLS BF H R ER SO BB IBB HBP BLK WP HR S P ERA WHIP
Dennis Rasmussen, L (1, 1) ERA: 3.38 Larry Andersen, R (8, 1) ERA: 2.48	7.2 W 28 3 1 1 3 4 0 0 0 0 0 0 64 113 1.17 0.913												

livebaseballscorecards.com

AB	30
R	1
H	5
RBI	1
BB	4
SO	6
LOB	14



Batter	1	2	3	4	5	6	7	8	9	AB	R	H	RBI	BB	SO	LOB
Bip Roberts, S OBP: 0.351, SLG: 0.356 (1, 4)	2-1 HR 1B	0-0 G6-3		1-1 F8			0-1 1B G2-3			4	1	2	0	0	0	0
Tony Fernandez, S OBP: 0.347, SLG: 0.382 (1, 6)	2-1 HR 2B	2-2 2B		1-1 G6-4-3 1B			1-0 G2-3			4	1	3	0	0	0	1
Tony Gwynn, L OBP: 0.369, SLG: 0.451 (1, 9)	4-0 HR BB	2-2 L4		2-1 G6-4-3 1-2f			1-0 1B			3	1	1	0	1	0	2
Fred McGriff, L OBP: 0.395, SLG: 0.500 (1, 3)	3-2 HR 1-H 2-H 3-H	4-1 FC6-4 BB		3-1 F8			3-3 K			3	1	1	4	1	1	2
Benito Santiago, R OBP: 0.277, SLG: 0.389 (1, 2)	3-1 P2	0-0 FC6-4 1-2f		3-3 K			3-1 G6-3			4	0	0	0	0	1	4
Tim Teufel, R OBP: 0.329, SLG: 0.347 (1, 5)	2-1 P3		3-2 F8		1-2 L8			1-3 K		4	0	0	0	0	1	0
Jerald Clark, R OBP: 0.321, SLG: 0.392 Kevin Ward, R OBP: 0.231, SLG: 0.243 (1, 7) (7, 7)	2-1 1B E6		2-3 K		1-1 G6-3		2-0 E5 CS			3	0	0	0	0	1	0
Darrin Jackson, R OBP: 0.335, SLG: 0.522 (1, 8)	0-1 1B 1-2		4-0 BB		0-3 K		1-1 1B 1-2			3	0	2	0	1	1	0
Dennis Rasmussen, L OBP: 0.176, SLG: 0.156 Larry Andersen, R (8, 1)	1-1 F7		3-2 F7		1-3 K		0-3 K			3	0	0	0	0	1	3

Inning Stats	R: 4	H: 4	R: 0	H: 1	R: 0	H: 0	R: 0	H: 0	R: 0	H: 2	R: 0	H: 1	1B: 6	SF: 0	WP: 0	PA: 36
	E: 1	LOB: 2	E: 0	LOB: 2	E: 0	LOB: 0	E: 0	LOB: 0	E: 0	LOB: 2	E: 1	LOB: 1	2B: 2	SAC: 0	PB: 0	
	K: 0	BB: 1	K: 0	BB: 1	K: 0	BB: 0	K: 2	BB: 0	K: 1	BB: 0	K: 2	BB: 0	3B: 0	DP: 1	SB: 1	
	S: 19	P: 38	S: 10	P: 18	S: 6	P: 10	S: 8	P: 15	S: 8	P: 17	S: 9	P: 13	HR: 1	HBP: 0	CS: 1	


PITCHER	IP	WLS	BF	H	R	ER	SO	BB	IBB	HBP	BLK	WP	HR	S	P	ERA	WHIP
Jim Deshaies, L ERA: 5.06 (1, 1)	5.0	L	24	6	4	4	2	3	0	0	0	0	1	52	102	7.20	1.800
Jim Corsi, R ERA: 2.98 (6, 1)	2.0		8	2	0	0	3	0	0	0	0	0	0	17	27	0.00	1.000
Mike Capel, R ERA: 3.03 (8, 1)	1.0		4	1	0	0	2	0	0	0	0	0	0	9	13	0.00	1.000

BOTTOM

Houston Astros @ San Diego Padres
Jack Murphy Stadium, San Diego, CA
 Wed Aug 14 1991, 10:05 PM EDT
 Att. 12,586 - Sunny - 70 F

livebaseballscorecards.com

AB	33
R	4
H	9
RBI	4
BB	3
SO	7
LOB	13



Batter	1	2	3	4	5	6	7	8	9	AB R H RBI BB SO LOB	TOP																
Steve Finley, L OBP: 0.345, SLG: 0.433 (1, 8) (5, 9)	0-1 E 5 E 1B		3-1 G4-3 2B	0-0 1-H 2-H HR		1-2 G4-3 2-3			2-0 1B	5 2 4 3 0 0 1																	
Craig Biggio, R OBP: 0.361, SLG: 0.365 (1, 2)	0-0 E5 WP G4-3 1-3		1-2 G4-3 2-3	2-1 L6		1-3 K			0-2 F7	5 1 0 0 0 1 4																	
5 Jeff Bagwell, R OBP: 0.382, SLG: 0.428 (1, 3)	0-0 E6 G4-3 WP 3-H		1-3 K						0-0 F9	5 0 0 1 0 2 3																	
Luis Gonzalez, L OBP: 0.309, SLG: 0.439 (1, 7)	1-3 K		1-3 K						1-1 G1-3	5 0 0 0 0 4 4																	
Ken Caminiti, S OBP: 0.302, SLG: 0.368 (1, 5)	2-2 G4-3 1-3 2-H			0-0 1B 1B		4-1 FC5 BB BB			0-1 G4-3	3 1 1 1 1 0 1																	
Mike Simms, R OBP: 0.290, SLG: 0.242 Gerald Young, S OBP: 0.295, SLG: 0.267 (1, 9) (5, PR) (5, 8)	2-0 G6-3			0-0 F7		4-2 BB			4-0 G4-3 S BB	2 0 0 0 1 0 2 0 0 0 0 1 0 0																	
Andujar Cedeno, R OBP: 0.250, SLG: 0.378 (1, 6)			1-3 K	3-2 1B 1-2 FC1-2 1B		0-0 FC5 2-3f			0-3 K	4 0 1 0 0 2 3																	
Casey Candaele, S OBP: 0.319, SLG: 0.381 (1, 4)			0-1 G4-3	1-0 FC1-2 HR 1B					0-0 G4-3 SH2-4 1B	4 1 2 1 0 0 1																	
Pete Harnisch, S OBP: 0.122, SLG: 0.087 Jose Tolentino, L OBP: 0.333, SLG: 0.438 Curt Schilling, R OBP: 1.000, SLG: 1.000 (1, 1) (8, PH) (8, 1)			1-2 B1-3	0-2 FC1-2 HR					0-1 SH2-4 L9	2 1 0 0 0 0 2 1 0 0 0 0 0 1 0 0 0 0 0 0 0																	
Inning Stats	R: 2 E: 2 K: 1 S: 14	H: 1 LOB: 1 BB: 0 P: 19	R: 0 E: 0 K: 1 S: 8	H: 0 LOB: 0 BB: 0 P: 10	R: 0 E: 0 K: 2 S: 13	H: 1 LOB: 1 BB: 0 P: 19	R: 4 E: 0 K: 0 S: 15	H: 4 LOB: 0 BB: 0 P: 21	R: 0 E: 0 K: 2 S: 10	H: 0 LOB: 2 BB: 2 P: 22	R: 0 E: 0 K: 1 S: 11	H: 1 LOB: 1 BB: 0 P: 14	R: 0 E: 0 K: 1 S: 7	H: 0 LOB: 0 BB: 0 P: 7	R: 0 E: 0 K: 1 S: 7	H: 0 LOB: 1 BB: 1 P: 12	R: 0 E: 0 K: 0 S: 7	H: 1 LOB: 1 BB: 0 P: 10	1B: 6 2B: 1 3B: 0 HR: 1	SF: 0 SAC: 1 DP: 0 HBP: 0	WP: 1 PB: 0 SB: 1 CS: 0	PA: 40					
PITCHER	IP	WLS	BF	H	R	ER	SO	BB	IBB	HBP	BLK	WP	HR	S	P	ERA	WHIP										
Ramon Martinez, R ERA: 2.82 (1, 1)	5.0	L	25	6	6	4	6	2	0	0	0	1	1	60	91	7.20	1.600										
Tim Crews, R ERA: 3.14 (6, 1)	1.1		5	1	0	0	1	0	0	0	0	0	0	13	16	0.00	0.750										
Jim Gott, R ERA: 3.77 (7, 1)	0.2		2	0	0	0	1	0	0	0	0	0	0	5	5	0.00	0.000										
Kevin Gross, R ERA: 3.56 (8, 1)	2.0		8	1	0	0	1	1	0	0	0	0	0	14	22	0.00	1.000										

Houston Astros @ Los Angeles Dodgers
Dodger Stadium, Los Angeles, CA

Thu Aug 15 1991, 7:05 PM PDT
Att. 42,829 - Sunny - 74 F

AB	36
R	6
H	8
RBI	6
BB	3
SO	9
LOB	22



Batter	1	2	3	4	5	6	7	8	9	AB	R	H	RBI	BB	SO	LOB
Brett Butler, L OBP: 0.408, SLG: 0.345 (1, 8)	2-2 G6-3		3-2 1B		0-0 L9		3-2 F7			4	0	1	0	0	0	5
Juan Samuel, R OBP: 0.345, SLG: 0.410 (1, 4)	1-2 F8		2-1 G6-3		1-2 G6-4-3			4-2 BB		3	0	0	0	1	0	4
Kal Daniels, L OBP: 0.347, SLG: 0.412 (1, 7)	0-0 F7			2-2 1B		0-0 G4-3		2-3 K		4	0	1	0	0	1	1
Darryl Strawberry, L OBP: 0.349, SLG: 0.451 (1, 9)		1-0 F9		0-0 F7		3-3 K		2-2 G3-6-3		4	0	0	0	0	1	2
Eddie Murray, S OBP: 0.303, SLG: 0.367 (1, 3)		4-2 G6-3 1B BB		0-2 F8		3-2 F7			0-3 K	3	1	0	0	1	1	1
Lenny Harris, L OBP: 0.359, SLG: 0.361 (1, 5)		0-1 G6-3		3-1 G4-3			1-0 G3-1		2-1 G4-3	4	0	0	0	0	0	2
Gary Carter, R OBP: 0.315, SLG: 0.381 (1, 2)		0-1 S 1B			1-0 HBP 1B HBP		3-3 K		2-1 G4-3	3	0	1	1	0	1	0
Jose Offerman, S OBP: 0.325, SLG: 0.197 (1, 6)		3-3 K		1-1 HBP 1B		2-1 HBP 1B HBP				2	0	1	0	0	1	1
Ramon Martinez, R OBP: 0.117, SLG: 0.102 (5, PH) Chris Gwynn, L OBP: 0.320, SLG: 0.431 (6, 1) Tim Crews, R OBP: 1.000, SLG: 1.000 (7, 1) Dave Hansen, L OBP: 0.260, SLG: 0.450 (8, 1) Kevin Gross, R OBP: 0.353, SLG: 0.375 (8, 1)			2-3 K		2-2 G6-4-3 HBP		0-0 1B			1	0	0	0	0	1	0


Inning Stats	R: 0	H: 0	E: 0	K: 0	S: 7	R: 1	H: 1	E: 0	K: 1	S: 10	R: 0	H: 1	E: 0	K: 1	S: 9	R: 0	H: 1	E: 0	K: 0	S: 10	R: 0	H: 1	E: 0	K: 0	S: 8	R: 0	H: 0	E: 0	K: 1	S: 9	R: 0	H: 1	E: 0	K: 1	S: 9	R: 0	H: 0	E: 0	K: 1	S: 9	R: 0	H: 0	E: 0	K: 1	S: 8	R: 0	H: 0	E: 0	K: 1	S: 8							
	0	0	0	0	10	1	1	0	1	18	0	1	0	0	16	0	1	0	0	0	15	0	1	0	0	13	0	0	0	0	0	0	0	0	0	0	0	0	0	0	0	0	0	0	0	0	0	0	0	0	0	0	0	0	0	0	0

BOTTOM

Houston Astros @ Los Angeles Dodgers
Dodger Stadium, Los Angeles, CA

Thu Aug 15 1991, 7:05 PM PDT
Att: 42,829 - Sunny - 74 F

AB	29
R	1
H	5
RBI	1
BB	2
SO	6
LOB	16



PITCHER	IP	WLS	BF	H	R	ER	SO	BB	IBB	HBP	BLK	WP	HR	S	P	ERA	WHIP
Pete Harnisch, R (1, 1)	7.0	W	28	5	1	1	4	1	0	0	0	0	0	62	105	1.29	0.857
Curt Schilling, R (8, 1)	2.0		6	0	0	0	2	1	0	0	0	0	0	17	29	0.00	0.500

Batter	1	2	3	4	5	6	7	8	9	10	11	12	13	AB R H RBI BB SO LOB	TOP												
Steve Finley, L OBP: 0.341, SLG: 0.427 (1, 8) (6, 9) (11, 8)	0-2 G1-3		1-2 G6-3		1-2 G4-3		1-1 G4-3			2-1 F7			0-1 G6-3	6 0 0 0 0 0 1													
Craig Biggio, R OBP: 0.360, SLG: 0.363 (1, 2)	3-2 P6		4-2 5 BB BB		2-2 G5-3		2-1 G4-3			1-0 1B			2-3 K	5 0 1 0 1 1 0													
5 Jeff Bagwell, R OBP: 0.383, SLG: 0.428 (1, 3)	2-0 L5		4-2 1-2 2-3 BB		3-2 F9		2-0 G6-3				0-0 FC5 G4-6-3 1B		2-2 1B	5 0 2 0 1 0 0													
Luis Gonzalez, L OBP: 0.309, SLG: 0.437 Al Osuna, R OBP: 0.298, SLG: 0.364 Jose Tolentino, L OBP: 0.218, SLG: 0.412 Dwayne Henry, R OBP: 0.284, SLG: 0.312 Jim Corsi, R OBP: 0.284, SLG: 0.312 (1, 7) (8, 1) (11, PH) (11, 1) (13, PH) (13, 1)		3-3 K	0-0 F8		0-1 L3		1-2 1B				0-3 K		1-0 P4	4 0 1 0 0 0 1 3 0 0 0 0 0 0 0 0 1 0 0 0 0 0 1 1 0 0 0 0 0 0 0 0 1 0 0 0 0 0 0 1 0 0 0 0 0 0 0 0													
Ken Caminiti, S OBP: 0.298, SLG: 0.364 (1, 5)	1-0 F8			1-0 F7		2-2 G3		0-0 G4-3			1-0 SAFE G4-6-3			5 0 0 0 0 0 2													
Mike Simms, R OBP: 0.308, SLG: 0.309 Gerald Young, S OBP: 0.292, SLG: 0.264 (6, PR) (6, 8) Javier Ortiz, R OBP: 0.391, SLG: 0.375 (11, PH) (11, 9)	1-0 BLK 1B			1-0 HR		4-2 BB			1-3 K		0-1 FC5			2 1 2 1 1 0 0 1 0 0 0 0 1 0 1 0 0 0 0 0 1													
Andujar Cedeno, R OBP: 0.247, SLG: 0.367 (1, 6)	0-3 K		0-3 1-2 K	0-1 FC6-4 1B		0-0 F9			2-3 K				1-2 P3	5 0 1 0 0 2 2													
Casey Candaele, S OBP: 0.318, SLG: 0.377 (1, 4)			4-2 5 BB SH3 BB	0-0 FC6-4 1-2 1B			1-0 F9		0-0 G6-3				0-1 G4-3	4 0 0 0 1 0 1													
Darryl Kile, R Mark Davidson, R OBP: 0.303, SLG: 0.342 (1, 1) (8, 7)	1-1 SH3		1-1 SH3	1-3 K			3-3 K			1-0 P6			1-2 F8	2 0 0 0 0 2 1 2 0 0 0 0 0 0													
Inning Stats	R: 0 E: 0 K: 0 S: 7	H: 0 LOB: 0 BB: 0 P: 12	R: 0 E: 0 K: 2 S: 8	H: 1 LOB: 1 BB: 0 P: 13	R: 0 E: 0 K: 0 S: 14	H: 0 LOB: 3 BB: 3 P: 28	R: 1 E: 0 K: 1 S: 8	H: 2 LOB: 1 BB: 0 P: 11	R: 0 E: 0 K: 0 S: 9	H: 0 LOB: 1 BB: 1 P: 15	R: 0 E: 0 K: 1 S: 6	H: 0 LOB: 0 BB: 0 P: 11	R: 0 E: 0 K: 0 S: 7	H: 1 LOB: 0 BB: 0 P: 12	R: 0 E: 0 K: 2 S: 7	H: 0 LOB: 0 BB: 0 P: 10	R: 0 E: 0 K: 0 S: 4	H: 1 LOB: 1 BB: 0 P: 8	R: 0 E: 0 K: 1 S: 8	H: 1 LOB: 1 BB: 0 P: 9	R: 0 E: 0 K: 1 S: 8	H: 0 LOB: 0 BB: 0 P: 10	R: 0 E: 0 K: 1 S: 10	H: 1 LOB: 1 BB: 0 P: 15	1B: 6 2B: 0 3B: 0 HR: 1	SF: 0 SAC: 1 DP: 0 HBP: 0	WP: 0 PA: 49 PB: 0 SB: 0 CS: 0
PITCHER Orel Hershiser, R ERA: 3.94 Jim Gott, R ERA: 3.64 Tim Crews, R ERA: 3.03 Roger McDowell, R ERA: 3.03 Jay Howell, R ERA: 3.19	(1, 1) (2, 1) (6, 1) (8, 1) (10, 1)	IP 1.0 4.0 2.0 2.0 2.0	WLS 3 18 7 7 7	BF 3 18 7 7 7	H 0 3 0 1 2	R 0 1 0 0 0	ER 0 1 0 0 0	SO 0 3 0 2 1	BB 0 3 0 0 0	IBB 0 0 0 0 0	HBP 0 0 0 0 0	BLK 0 1 0 0 0	WP 0 0 0 0 0	HR 0 1 0 0 0	S 12 39 15 14 12	P 12 67 26 22 17	ERA 0.00 2.25 0.00 0.00 0.00	WHIP 0.000 1.500 0.500 0.500 1.000									
PITCHER Kevin Gross, R ERA: 3.47	(12, 1)	IP 2.0	WLS 7	BF 7	H 1	R 0	ER 0	SO 1	BB 0	IBB 0	HBP 0	BLK 0	WP 0	HR 0	S 18	P 25	ERA 0.00	WHIP 0.500									

Houston Astros @ Los Angeles Dodgers
Dodger Stadium, Los Angeles, CA

Fri Aug 16 1991, 7:05 PM PDT
Att: 37,029 - Cloudy - 74 F

livebaseballscorecards.com

AB	44
R	1
H	7
RBI	1
BB	4
SO	8
LOB	13



Batter	1	2	3	4	5	6	7	8	9	10	11	12	13	AB R H RBI BB SO LOB
Brett Butler, L OBP: 0.410, SLG: 0.347 (1, 8)	1-1 G4-3		1-2 1B		4-1 L5-3 BB			0-0 SH3-4		2-1 G4-3			3-2 SH1-4 HR 1B	4 1 2 0 1 0 0
Lenny Harris, L OBP: 0.359, SLG: 0.358 (12, 4)	4-1 G4-3 BB		3-2 P5		0-0 L5-3			4-1 SF9 BB BB		1-2 G4-3			0-0 SH1-4	3 0 0 0 2 0 3
Kal Daniels, L OBP: 0.350, SLG: 0.408 (1, 7)	3-1 G4-3			4-0 G6-4-3 BB				4-2 L5-3 BB		0-0 L8			4-0 HR IBB	3 1 0 0 3 0 1
Darryl Strawberry, L OBP: 0.349, SLG: 0.458 (1, 9)	0-3 K			0-0 G6-4-3			3-1 F7	0-0 SF9					1-2 L9-3 BB	4 1 1 4 1 1 2
Eddie Murray, S OBP: 0.302, SLG: 0.365 (1, 3)		0-2 F7		2-2 1B 1B			2-3 K	1-0 F7				1-2 L9-3		5 0 1 0 0 1 3
Juan Samuel, R OBP: 0.343, SLG: 0.408 (1, 4)		2-2 P3		0-0 1B			0-1 G3					0-0 F8		5 0 1 0 0 1 0
Kevin Gross, R OBP: 0.353, SLG: 0.375 (12, 1)				1-2 1B										0 0 0 0 0 0 0
Gary Carter, R OBP: 0.311, SLG: 0.376 (8, 1)		0-0 G6-3		2-2 P6			2-0 F9						3-2 F8	3 0 0 0 0 0 2
Roger McDowell, R (9, PH)														0 0 0 0 1 0 0
Mitch Webster, S OBP: 0.269, SLG: 0.308 (10, 1)														0 0 0 0 0 0 0
Jay Howell, R (12, 5)														1 0 0 0 0 0 0
Mike Sharperson, R OBP: 0.355, SLG: 0.355														5 0 1 0 0 2 1
Jose Offerman, S OBP: 0.318, SLG: 0.211 (1, 6)			1-3 K		1-1 2B		2-2 G6-3	1-3 K		1-3 K			3-2 F9	5 0 1 0 0 2 1
Orel Hershiser, R OBP: 0.409, SLG: 0.368 (1, 1)														0 0 0 0 0 0 0
Jim Gott, R OBP: 0.500, SLG: 0.500 (2, 1)			1-3 K		0-0 L7			2-1 SH3-4 SF9 1B		2-0 G3			0-3 K	1 0 0 0 0 1 0
Dave Hansen, L OBP: 0.238, SLG: 0.429 (5, PH)														1 0 0 0 0 0 1
Tim Crews, R (6, 1)														0 0 0 0 0 0 0
Mike Scioscia, L OBP: 0.370, SLG: 0.388 (8, 2)														3 1 1 0 0 1 1

Inning Stats	R: 0	H: 0	E: 0	LOB: 1	K: 1	S: 8	P: 16	R: 0	H: 0	E: 0	LOB: 0	K: 0	S: 10	P: 12	R: 0	H: 1	E: 0	LOB: 1	K: 2	S: 14	P: 20	R: 0	H: 2	E: 0	LOB: 2	K: 0	S: 9	P: 17	R: 0	H: 1	E: 0	LOB: 1	K: 0	S: 5	P: 10	R: 0	H: 0	E: 0	LOB: 0	K: 1	S: 8	P: 14	R: 1	H: 1	E: 0	LOB: 2	K: 0	S: 11	P: 22	R: 0	H: 0	E: 0	LOB: 1	K: 0	S: 11	P: 21	R: 0	H: 0	E: 0	LOB: 0	K: 0	S: 6	P: 9	R: 0	H: 0	E: 0	LOB: 0	K: 0	S: 4	P: 9	R: 0	H: 0	E: 0	LOB: 0	K: 0	S: 10	P: 16	R: 3	H: 2	E: 0	LOB: 0	K: 0	S: 7	P: 15	1B: 5	SF: 1	2B: 3	SAC: 2	3B: 0	DP: 3	HR: 1	HBP: 0	WP: 0	PA: 49
--------------	------	------	------	--------	------	------	-------	------	------	------	--------	------	-------	-------	------	------	------	--------	------	-------	-------	------	------	------	--------	------	------	-------	------	------	------	--------	------	------	-------	------	------	------	--------	------	------	-------	------	------	------	--------	------	-------	-------	------	------	------	--------	------	-------	-------	------	------	------	--------	------	------	------	------	------	------	--------	------	------	------	------	------	------	--------	------	-------	-------	------	------	------	--------	------	------	-------	-------	-------	-------	--------	-------	-------	-------	--------	-------	--------


PITCHER	IP	WLS	BF	H	R	ER	SO	BB	IBB	HBP	BLK	WP	HR	S	P	ERA	WHIP
Darryl Kile, R ERA: 3.32 (1, 1)	7.1		29	5	1	1	4	4	0	0	0	0	0	64	109	1.23	1.227
Al Osuna, L ERA: 2.04 (8, 1)	2.2		10	0	0	0	2	2	0	0	0	0	0	24	42	0.00	0.750
Dwayne Henry, R ERA: 2.45 (11, 1)	2.0		6	0	0	0	1	1	0	0	0	0	0	14	25	0.00	0.500
Jim Corsi, R ERA: 3.46 (13, 1)	0.1	L	4	2	3	3	0	0	1	0	0	0	1	7	15	81.00	6.000

BOTTOM

Houston Astros @ Los Angeles Dodgers
Dodger Stadium, Los Angeles, CA

Fri Aug 16 1991, 7:05 PM PDT
Att. 37,029 - Cloudy - 74 F

AB	38
R	4
H	7
RBI	4
BB	8
SO	7
LOB	14



Batter	1	2	3	4	5	6	7	8	9	10	AB	R	H	RBI	BB	SO	LOB	TOP							
Craig Biggio, R OBP: 0.358, SLG: 0.360 (1, 2)	2-1 G4-3	1-0 L9		0-1 P2 5 1B		3-3 K		1-0 F8		0-0 F8	6	1	1	2	0	1	3								
Steve Finley, L OBP: 0.337, SLG: 0.422 (1, 8) (7, 9) (9, 8)	0-2 F7		1-1 G4-3	2-1 P2 1-2		2-3 K			0-0 P2		5	0	0	0	0	1	1								
5 Jeff Bagwell, R OBP: 0.386, SLG: 0.429 (1, 3)	4-2 BB		1-2 F8	2-0 FC6-4 1B		1-3 K			0-0 1B SF8 1B		4	1	2	1	1	1	0								
Ken Caminiti, S OBP: 0.300, SLG: 0.366 (1, 5) SAFE	2-3 K		1-1 2B	0-1 FC6-4 1-2f			1-1 G4-3		1 SAFE 2-2 1-3 1B		5	0	2	0	0	1	2								
Mike Simms, R OBP: 0.317, SLG: 0.324 Gerald Young, S OBP: 0.292, SLG: 0.264 Rafael Ramirez, R OBP: 0.282, SLG: 0.312 (1, 9) (7, 8) (9, PH) (9, 4)		4-2 1B 1B SF9 BB	0-0 G6-3	2-1 FC4-2 2B			3-2 G1-3		1-0 SF8		3	1	1	0	1	0	1								
Javier Ortiz, R OBP: 0.420, SLG: 0.477 Rob Mallicoat, L (1, 7) (7, 1)		2-0 1B		3-2 E 1B			2-2 P3		1-3 K		4	2	3	1	0	0	1								
Curt Schilling, R OBP: 1.000, SLG: 1.000 Al Osuna, R (7, 1) (8, 1)		1-2 1B		0-1 E 1B			2-3 HR				0	0	0	0	0	0	0								
Dwayne Henry, R (8, 1)				4-0 WP FC4-2 IBB							1	0	0	0	0	1	1								
Casey Candaele, S OBP: 0.321, SLG: 0.381 (1, 4) (9, 9)		1-1 1B		0-1 E 1B			0-0 G3-1				4	1	2	0	1	1	0								
Andujar Cedeno, R OBP: 0.233, SLG: 0.349 (1, 6)		3-2 SF9		2-2 E5 SH2-4 1B			0-2 FC4-2		0-0 G6-3		4	1	0	2	0	0	3								
Ryan Bowen, R OBP: 0.333, SLG: 0.250 Jimmy Jones, R OBP: 0.244, SLG: 0.211 Luis Gonzalez, L OBP: 0.310, SLG: 0.436 (1, 1) (5, 1) (7, 7)		3-3 K		0-1 SH2-4			0-2 FC4-6		0-0 L6		2	0	0	0	0	1	4								
Inning Stats	R: 0 E: 0 K: 1 S: 11	H: 0 LOB: 1 BB: 1 P: 19	R: 1 E: 0 K: 1 S: 13	H: 2 LOB: 2 BB: 1 P: 27	R: 0 E: 0 K: 0 S: 8	H: 1 LOB: 1 BB: 0 P: 11	R: 4 E: 1 K: 0 S: 17	H: 4 LOB: 1 BB: 0 P: 26	R: 0 E: 0 K: 3 S: 9	H: 1 LOB: 2 BB: 1 P: 15	R: 1 E: 0 K: 0 S: 11	H: 1 LOB: 0 BB: 0 P: 17	R: 0 E: 0 K: 0 S: 3	H: 0 LOB: 0 BB: 0 P: 4	R: 1 E: 0 K: 1 S: 9	H: 2 LOB: 1 BB: 0 P: 13	R: 0 E: 0 K: 1 S: 7	H: 0 LOB: 1 BB: 0 P: 11	1B: 7 2B: 3 3B: 0 HR: 1	SF: 2 SAC: 1 DP: 0 HBP: 1	WP: 1 PB: 0 SB: 0 CS: 0	PA: 46			
PITCHER	IP	WLS	BF	H	R	ER	SO	BB	IBB	HBP	BLK	WP	HR	S	P	ERA	WHIP								
Bob Ojeda, L ERA: 3.42 (1, 1)	3.2		21	7	5	3	2	2	0	0	0	0	0	47	81	7.36	2.455								
Tim Crews, R ERA: 3.02 (4, 1)	0.1		1	0	0	0	0	0	0	0	0	0	0	2	2	0.00	0.000								
Jim Gott, R ERA: 3.49 (5, 1)	2.0		8	1	0	0	3	0	1	0	0	1	0	18	30	0.00	0.500								
Roger McDowell, R ERA: 3.07 (7, 1)	2.0		7	1	1	1	0	0	0	0	0	0	1	14	21	4.50	0.500								
John Candelaria, L ERA: 2.51 (9, 1)	1.0		5	2	1	1	1	0	0	0	0	0	0	9	13	9.00	2.000								
PITCHER	IP	WLS	BF	H	R	ER	SO	BB	IBB	HBP	BLK	WP	HR	S	P	ERA	WHIP								
Jay Howell, R ERA: 3.12 (10, 1)	1.0		4	0	0	0	1	0	0	1	0	0	0	7	11	0.00	0.000								

Houston Astros @ Los Angeles Dodgers
Dodger Stadium, Los Angeles, CA
 Sat Aug 17 1991, 7:05 PM PDT
 Atf. 46,001 - Overcast

AB	39
R	7
H	11
RBI	7
BB	3
SO	7
LOB	16



Batter	1	2	3	4	5	6	7	8	9	10	AB	R	H	RBI	BB	SO	LOB							
Brett Butler, L OBP: 0.412, SLG: 0.350 (1, 8)	1-1 G3 2B BB 1B		3-2 G4-3 WP 1B	0-0 SF7		1-0 G6-3		4-1 WP 1B BB BB	1-0		4	2	3	1	1	0	1							
Lenny Harris, L OBP: 0.359, SLG: 0.355 (1.5), (8, 6)	4-1 G3 2B BB		1-0 G4-3	3-2 F8		1-0 G1-3		3-0 BB WP 1B	2-0 F7		5	1	1	0	1	0	5							
Kal Daniels, L OBP: 0.350, SLG: 0.406 (1, 7) John Candelaria, L OBP: 0.389, SLG: 0.412 (9, 1) Jay Howell, R OBP: 0.389, SLG: 0.412 (10, 1) Kevin Cross, R OBP: 0.389, SLG: 0.412 (10, PH)	1-3 K		4-1 WP BB		1-1 HR 1B	2-3 K		2-3 K		1-1 BB 1B	4	1	1	0	1	3	5							
Darryl Strawberry, L OBP: 0.354, SLG: 0.466 (1, 9)	2-1 G3 1-2 2-3		2-3 K		1-1 HR		4-0 2B BB	4-2 BB BB		4-2 1B BB	3	1	1	2	3	1	4							
Eddie Murray, S OBP: 0.308, SLG: 0.375 (1, 3)	1-0 2B 2-H 3-H		1-3 K		0-0 G5-3 1B		0-2 2B	4-0 BB		0-0 1B 1-2 2-H	5	0	4	4	1	1	2							
Juan Samuel, R OBP: 0.340, SLG: 0.403 (1, 4)	2-3 K		2-3 K		0-0 G5-3 1-2		0-3 K	2-1 F9			5	0	0	0	0	3	7							
Mike Scioscia, L OBP: 0.370, SLG: 0.387 (1, 2) Gary Carter, R OBP: 0.312, SLG: 0.392 (7, PH), (8, 2)		2-3 K	2-2 BB 1B SF7 1B	2-1 F7		2-0 P4			2-2 HR		3	1	1	0	0	1	1							
Jose Offerman, S OBP: 0.318, SLG: 0.216 (1, 6) Mitch Webster, S OBP: 0.267, SLG: 0.306 (7, PH) Mike Sharperson, R OBP: 0.352, SLG: 0.352 (8, 5)		0-0 B1-3	0-1 BB 1B	2-2 G5-3		0-0 F8			1-0 P3		3	0	1	0	0	0	1							
Bob Ojeda, L OBP: 0.244, SLG: 0.288 (1, 1) Tim Crews, R OBP: 0.273, SLG: 0.429 (4, 1) Dave Hansen, L OBP: 0.500, SLG: 0.500 (4, PH) Jim Gott, R OBP: 0.257, SLG: 0.299 (5, 1) Stan Javier, S OBP: 0.257, SLG: 0.299 (6, PH) Roger McDowell, R OBP: 0.315, SLG: 0.423 (7, 1) Chris Gwynn, L OBP: 0.315, SLG: 0.423 (8, PH), (9, 7)		1-0 G4-3	4-0 BB	1-2 2-3 BB		1-2 G1-3 G6-3 1B		0-0 F9	1-3 K		1	0	0	0	0	0	0							
Inning Stats	R: 2 E: 0 K: 2 S: 12	H: 2 LOB: 1 BB: 1 P: 23	R: 0 E: 0 K: 1 S: 5	H: 0 LOB: 0 BB: 0 P: 8	R: 0 E: 0 K: 2 S: 13	H: 1 LOB: 2 BB: 1 P: 24	R: 1 E: 0 K: 1 S: 13	H: 2 LOB: 2 BB: 1 P: 24	R: 2 E: 0 K: 0 S: 14	H: 3 LOB: 1 BB: 0 P: 20	R: 0 E: 0 K: 1 S: 11	H: 1 LOB: 1 BB: 0 P: 16	R: 0 E: 0 K: 1 S: 8	H: 2 LOB: 2 BB: 1 P: 14	R: 1 E: 0 K: 1 S: 14	H: 1 LOB: 3 BB: 3 P: 33	R: 1 E: 0 K: 1 S: 12	H: 2 LOB: 1 BB: 0 P: 19	R: 1 E: 0 K: 0 S: 5	H: 2 LOB: 2 BB: 1 P: 10	1B: 11 2B: 2 3B: 0 HR: 2	SF: 1 SAC: 0 DP: 0 HBP: 0	WP: 3 PB: 0 SB: 1 CS: 0	PA: 50

Houston Astros @ Los Angeles Dodgers
Dodger Stadium, Los Angeles, CA

Sat Aug 17 1991, 7:05 PM PDT
Att: 46,001 - Overcast

AB	41
R	8
H	15
RBI	8
BB	8
SO	10
LOB	30



PITCHER	IP	WLS	BF	H	R	ER	SO	BB	IBB	HBP	BLK	WP	HR	S	P	ERA	WHIP
Ryan Bowen, R ERA: 6.18 (1, 1)	4.0		23	8	5	5	6	3	0	0	0	2	1	48	86	11.25	2.750
Jimmy Jones, R ERA: 4.24 (5, 1)	2.0		7	1	0	0	1	0	0	0	0	0	0	20	29	0.00	0.500
Rob Mallicoat, L ERA: (7, 1)	0.1		3	1	0	0	1	1	0	0	0	0	0	6	10	0.00	6.000
Curt Schilling, R ERA: 4.34 (7, 1)	1.1		7	1	1	1	1	2	0	0	0	1	0	14	29	6.75	2.250
Al Osuna, L ERA: 2.04 (8, 1)	0.0		1	0	0	0	0	1	0	0	0	0	0	4		∞	∞

PITCHER	IP	WLS	BF	H	R	ER	SO	BB	IBB	HBP	BLK	WP	HR	S	P	ERA	WHIP
Dwayne Henry, R ERA: 2.73 (8, 1)	1.1		9	4	2	2	1	1	0	0	0	0	1	19	33	13.50	3.750

Batter	1	2	3	4	5	6	7	8	9	AB R H RBI BB SO LOB	TOP		
Steve Finley, L OBP: 0.340, SLG: 0.429 (1, 8) (7, 9)	1-1 G6-3	1-0 1B		0-3 K2-3		1-1 SH5-4 1B		0-1 5 SF7 3B		5 1 3 2 0 1 0	Houston Astros @ Los Angeles Dodgers Dodger Stadium, Los Angeles, CA Sun Aug 18 1991, 3:33 AM PDT Att. 43,122 - Sunny - 77 F		
Rafael Ramirez, R OBP: 0.283, SLG: 0.313 Jimmy Jones, R OBP: 0.244, SLG: 0.211 Rob Mallicoat, L (7, 1) Craig Biggio, R OBP: 0.357, SLG: 0.359 (7, 2)	2-0 F8	0-3 K		1-2 5 1B		0-0 SH5-4		0-2 G6-3		3 0 1 0 0 1 2 0 0 0 0 0 0 0 1 0 0 0 0 0 1 1 0 0 0 0 0 1			
5 Jeff Bagwell, R OBP: 0.381, SLG: 0.424 (1, 3)	1-2 G4-3		1-0 G3	1-1 E5		0-1 G5-3		0-2 SF7		4 0 0 2 0 0 2			
Luis Gonzalez, L OBP: 0.313, SLG: 0.445 (1, 7)		0-0 G4-3	0-0 BB 1B	0-1 G3		4-1 BB BB		0-0 HR		4 2 2 1 1 0 2			
Ken Caminiti, S OBP: 0.301, SLG: 0.364 (1, 5)		4-2 1B FC5-4 BB	1 SAFE 4-0 1B BB		2-2 F8	1-1 G3		0-0 F8		3 1 0 0 2 0 2			
Mike Simms, R OBP: 0.326, SLG: 0.333 Gerald Young, S OBP: 0.290, SLG: 0.261 (1, 9) (7, 8)		1-2 FC5-4 1B	0-0 1-2 2-H 1B		3-2 L5		1-2 F7		1-2 G3	4 0 2 1 0 0 0 1 0 0 0 0 0 0			
Andujar Cedeno, R OBP: 0.242, SLG: 0.352 (1, 6)		1-1 FC5-4 1B	0-2 L9		2-3 K		0-0 G4-3 1B		2-1 S 1B	5 1 2 1 0 1 3			
Tony Eusebio, R OBP: 0.400, SLG: 0.286 (1, 2)		4-2 1B 1B BB	1-3 K			0-0 FC 1B 2B		0-0 G4-3		3 2 1 0 1 1 3			
Mark Portugal, R OBP: 0.324, SLG: 0.281 Casey Candaele, S OBP: 0.319, SLG: 0.378 (1, 1) (6, PH) (6, 4)		0-0 1B 1B		1-2 L6		2-2 SH5-4 5 G5-3 1B		1-1 F7		2 0 1 1 0 0 0 3 1 0 0 0 0 3			
Inning Stats	R: 0 E: 0 K: 0 S: 6 H: 0 LOB: 0 BB: 0 P: 10	R: 3 E: 0 K: 1 S: 15 H: 3 LOB: 2 BB: 2 P: 26	R: 1 E: 0 K: 1 S: 9 H: 2 LOB: 2 BB: 1 P: 15	R: 0 E: 1 K: 1 S: 14 H: 1 LOB: 2 BB: 0 P: 17	R: 0 E: 0 K: 1 S: 10 H: 0 LOB: 0 BB: 0 P: 17	R: 2 E: 0 K: 0 S: 12 H: 2 LOB: 2 BB: 1 P: 20	R: 0 E: 0 K: 0 S: 7 H: 1 LOB: 1 BB: 0 P: 9	R: 2 E: 0 K: 0 S: 10 H: 2 LOB: 0 BB: 0 P: 10	R: 0 E: 0 K: 0 S: 11 H: 1 LOB: 1 BB: 0 P: 15	1B: 9 2B: 1 3B: 1 HR: 1 SF: 1 SAC: 1 DP: 0 HBP: 0		WP: 0 PB: 0 SB: 2 CS: 0 PA: 45	
PITCHER	IP WLS BF H R ER SO BB IBB HBP BLK WP HR S P ERA WHIP											PITCHER	IP WLS BF H R ER SO BB IBB HBP BLK WP HR S P ERA WHIP
Mike Morgan, R ERA: 2.65 (1, 1)	6.0 L 32 8 6 6 4 4 0 0 0 0 0 66 105 9.00 2.000												
Roger McDowell, R ERA: 3.23 (7, 1)	2.0 9 3 2 2 0 0 0 0 0 0 0 1 17 19 9.00 1.500												
Tim Crews, R ERA: 2.97 (9, 1)	1.0 4 1 0 0 0 0 0 0 0 0 0 0 11 15 0.00 1.000												

livebaseballscorecards.com

AB	39
R	8
H	12
RBI	8
BB	4
SO	4
LOB	19



Main game log table with columns for Batter, Inning (1-9), and AB R H RBI BB SO LOB. Rows include players like Brett Butler, Lenny Harris, Mike Sharperson, Kal Daniels, Darryl Strawberry, Eddie Murray, Juan Samuel, Mike Scioscia, Gary Carter, Jose Offerman, Mike Morgan, Roger McDowell, Mitch Webster, and Tim Crews.

BOTTOM

Houston Astros @ Los Angeles Dodgers
Dodger Stadium, Los Angeles, CA
Sun Aug 18 1991, 3:33 AM PDT
Att. 43,122 - Sunny - 77 F

livebaseballscores.com

Summary statistics table: AB 33, R 4, H 9, RBI 3, BB 7, SO 8, LOB 20



Inning Stats table showing R, H, E, K, S for each inning and totals for 1B, 2B, 3B, HR, SF, SAC, DP, HBP.

PITCHER table with columns for PITCHER, IP, WLS, BF, H, R, ER, SO, BB, IBB, HBP, BLK, WP, HR, S, P, ERA, WHIP. Rows include Mark Portugal, Jimmy Jones, and Rob Mallicoat.

Batter	1	2	3	4	5	6	7	8	9	AB R H RBI BB SO LOB	TOP
--------	---	---	---	---	---	---	---	---	---	----------------------	-----

Darren Lewis, R (1, 8) <small>OBP: 0.388, SLG: 0.391</small>	1-1 G6-3		3-3 K			1-0 2B E 1B	2-3 K		2-1 G4-3	5 1 1 0 0 2 2	San Francisco Giants @ Houston Astros Astrodome, Houston, TX Tue Aug 20 1991, 8:05 PM EDT Att. 12,201 - Dome - 70 F
Willie McGee, S (1, 9) <small>OBP: 0.358, SLG: 0.410</small>	0-0 F8			2-1 L3		1-1 E9 2B 2B	4-1 HR BB	3-3 K	4 2 1 1 1 1 0		
Will Clark, L (1, 3) <small>OBP: 0.371, SLG: 0.567</small>	1-3 K			0-1 L7		1-0 E 2B 2B	1-0 HR	2-0 1B	5 1 3 5 0 1 0		
Kevin Mitchell, R (1, 7)		3-2 F8		0-0 F8		3-3 K	0-0 HR	2-3 K	5 1 1 1 0 2 2		
Matt Williams, R (1, 5)		4-2 BB			1-0 P5	3-2 E5	0-0 G5-3		3 0 0 0 1 0 1		
Robby Thompson, R (1, 4) <small>OBP: 0.346, SLG: 0.441</small>		1-1 F7			3-2 F8	2-0 L9			4 1 1 1 0 0 3		
Kirt Manwaring, R (1, 2) <small>OBP: 0.282, SLG: 0.302</small>		2-3 K			3-3 K		0-1 G3	1-1 G2-3	4 0 0 0 0 2 1		
Jose Uribe, S (1, 6) <small>OBP: 0.249, SLG: 0.259</small>			0-0 F7			0-1 F8	1-2 BB HR 1B	3-3 K	1 0 0 0 0 0 0		
Dave Anderson, R (6, PH) <small>OBP: 0.285, SLG: 0.315</small>									2 1 1 0 0 0 0		
Mike Benjamin, R (7, 6)									1 0 0 0 0 1 0		

Paul McClellan, R (1, 1) <small>OBP: 0.231, SLG: 0.167</small>		1-2 G4-3				4-1 1B 2B BB	4-2 HR BB	0-2 G6-3	1 0 0 0 0 0 0	
Tom Herr, S (6, PH) <small>OBP: 0.330, SLG: 0.258</small>									0 1 0 0 1 0 0	
Kelly Downs, R (6, 1) <small>OBP: 0.087, SLG: 0.087</small>									0 0 0 0 0 0 0	
Kevin Bass, S (7, PH) <small>OBP: 0.304, SLG: 0.365</small>									0 1 0 0 1 0 0	
Jeff Brantley, R (7, 1)									1 0 0 0 0 0 0	

Inning Stats	R: 0	H: 0	E: 0	K: 1	S: 6	R: 0	H: 0	E: 0	K: 1	S: 10	R: 0	H: 0	E: 0	K: 1	S: 12	R: 0	H: 0	E: 0	K: 0	S: 5	R: 0	H: 0	E: 0	K: 1	S: 14	R: 3	H: 3	E: 2	K: 1	S: 14	R: 5	H: 3	E: 0	K: 1	S: 15	R: 1	H: 1	E: 0	K: 1	S: 16	R: 0	H: 1	E: 0	K: 2	S: 11	1B: 3	2B: 2	3B: 0	HR: 3	SF: 0	SAC: 0	DP: 0	HBP: 0	WP: 0	PA: 40
--------------	------	------	------	------	------	------	------	------	------	-------	------	------	------	------	-------	------	------	------	------	------	------	------	------	------	-------	------	------	------	------	-------	------	------	------	------	-------	------	------	------	------	-------	------	------	------	------	-------	-------	-------	-------	-------	-------	--------	-------	--------	-------	--------

PITCHER	IP	WLS	BF	H	R	ER	SO	BB	IBB	HBP	BLK	WP	HR	S	P	ERA	WHIP	PITCHER	IP	WLS	BF	H	R	ER	SO	BB	IBB	HBP	BLK	WP	HR	S	P	ERA	WHIP																	
Jim Deshaies, L (1, 1) ERA: 5.04	6.0		24	3	3	3	5	2	0	0	0	0	0	61	101	4.50	0.833																																			
Jimmy Jones, R (7, 1) ERA: 4.39	0.2	L	5	1	3	3	1	2	0	0	0	0	0	12	23	40.50	4.500																																			
Rob Mallicoat, L (7, 1) ERA: 5.4	0.0		2	2	2	2	0	0	0	0	0	0	2	2	3	∞	∞																																			
Dwayne Henry, R (7, 1) ERA: 2.83	1.1		5	1	1	1	1	0	0	0	0	0	1	17	21	6.75	0.750																																			
Jim Corsi, R (9, 1) ERA: 3.4	1.0		4	1	0	0	2	0	0	0	0	0	0	11	20	0.00	1.000																																			

Batter	1	2	3	4	5	6	7	8	9	AB	R	H	RBI	BB	SO	LOB
Steve Finley, L OBP: 0.337, SLG: 0.425 (1, 8) CF F X (9, 9)	0-2 G6-3 1	1-1 FC6-4 2		0-1 F8 3			2-2 G3 1			4	0	0	0	0	0	1
Craig Biggio, R OBP: 0.356, SLG: 0.358 (1, 2) BB C X X	2-1 1B 1	3-1 P3 3			0-1 G1-3 1		0-0 F9 2			4	0	1	0	0	0	1
5 Jeff Bagwell, R OBP: 0.378, SLG: 0.420 (1, 3) F S B X X	1-2 F9 2		0-0 F7 1		2-0 F8 2		1-1 G5-3 3			4	0	0	0	0	0	1
Luis Gonzalez, L OBP: 0.313, SLG: 0.443 (1, 7) C SAFE X	0-1 G3 3		3-2 1B 1B 1		2-3 K 3			2-1 L3 1		4	0	1	0	0	1	1
Mike Simms, R OBP: 0.333, SLG: 0.342 Jim Corsi, R (9, 1)		1-0 HR 1B 1	1 SAFE 2-1 1 SAFE 1 SAFE 1 SAFE 1 SAFE X	1-2 FC6-4 1B 1		3-3 K 1		1-3 K 2		4	1	2	0	0	2	0
Rafael Ramirez, R OBP: 0.282, SLG: 0.308 (1, 4) 1 SAFE P BB BB		4-0 HR BB 1	0-3 K 2		0-1 G5-3 2		1-1 G5-3 3			3	1	0	0	1	1	2
Andujar Cedeno, R OBP: 0.253, SLG: 0.385 (1, 6) B C X X		1-1 HR 1-1 H 2-H	0-1 FC6-4 3		4-2 1B BB 1			0-3 K 1		3	1	1	3	1	1	2
Casey Candaele, S OBP: 0.318, SLG: 0.376 (1, 5) B X	1-0 F8 1		0-0 L7 1		1 SAFE 1-2 C F P X 1		1-3 1B 1		2-3 K 2	4	0	1	0	0	1	0
Jim Deshaies, L OBP: 0.175, SLG: 0.108 Jose Tolentino, L OBP: 0.300, SLG: 0.389 Jimmy Jones, R OBP: 0.244, SLG: 0.211 Rob Mallicoat, L Dwayne Henry, R Gerald Young, S OBP: 0.287, SLG: 0.258 (1, 1) (6, PH) (7, 1) (7, 1) (9, 8)	0-1 FC6-4 1B 1		1-2 G3-1 2		1-0 F9 3			3-2 G4-3 3		2	0	1	0	0	0	0

Inning Stats	R: 0	H: 1	E: 0	LOB: 1	K: 0	P: 14	R: 3	H: 3	E: 0	LOB: 1	K: 0	P: 21	R: 0	H: 2	E: 0	LOB: 2	K: 1	P: 18	R: 0	H: 0	E: 0	LOB: 0	K: 0	P: 7	R: 0	H: 0	E: 0	LOB: 0	K: 1	P: 12	R: 0	H: 1	E: 0	LOB: 2	K: 1	P: 21	R: 0	H: 0	E: 0	LOB: 0	K: 0	P: 9	R: 0	H: 0	E: 0	LOB: 0	K: 1	P: 11	R: 0	H: 0	E: 0	LOB: 0	K: 2	P: 14	1B: 6	SF: 0	2B: 0	SAC: 0	3B: 0	DP: 0	HR: 1	HBP: 0	WP: 0	PA: 36
--------------	------	------	------	--------	------	-------	------	------	------	--------	------	-------	------	------	------	--------	------	-------	------	------	------	--------	------	------	------	------	------	--------	------	-------	------	------	------	--------	------	-------	------	------	------	--------	------	------	------	------	------	--------	------	-------	------	------	------	--------	------	-------	-------	-------	-------	--------	-------	-------	-------	--------	-------	--------

PITCHER	IP	WLS	BF	H	R	ER	SO	BB	IBB	HBP	BLK	WP	HR	S	P	ERA	WHIP
Paul McClellan, R ERA: 3.49 (1, 1)	5.0		22	6	3	3	2	1	0	0	0	0	1	49	72	5.40	1.400
Kelly Downs, R ERA: 3.26 (6, 1)	1.0	W	5	1	0	0	1	1	0	0	0	0	0	13	21	0.00	2.000
Jeff Brantley, R ERA: 2.73 (7, 1)	3.0	S	9	0	0	0	3	0	0	0	0	0	0	22	34	0.00	0.000

BOTTOM

San Francisco Giants @ Houston Astros
Astrodome, Houston, TX
Tue Aug 20 1991, 8:05 PM EDT
Att. 12,201 - Dome - 70 F

livebaseballscorecards.com

AB	34
R	3
H	7
RBI	3
BB	2
SO	6
LOB	10



Batter	1	2	3	4	5	6	7	8	9	AB R H RBI BB SO LOB	TOP																
Darren Lewis, R OBP: 0.388, SLG: 0.386 (1, 8)	4-2 3B BB	1-2 FC6-4 1B	1-0 F9			2-2 G3-1			2-2 1B	4 2 1 0 1 0 2																	
Willie McGee, S OBP: 0.359, SLG: 0.415 Francisco Oliveras, R OBP: 0.250, SLG: 0.250 Terry Kennedy, L OBP: 0.283, SLG: 0.355 (1, 9) (7, 1) (9, PH)	0-2 1B 3B	4-2 E 1B BB		3-2 G6-3		3-2 F7		1-3 K	3 1 1 1 1 0 0 0 0 0 0 0 0 0 1 0 0 0 0 1 2																		
Will Clark, L OBP: 0.369, SLG: 0.563 (1, 3)	1-0 P6	1-2 E6 1B		0-0 L7		2-2 F7		1-1 G5-3	5 0 1 1 0 0 3																		
Kevin Mitchell, R OBP: 0.358, SLG: 0.538 (1, 7)	0-0 1B 2B 1B	4-0 IBB		1-3 K		3-2 G5-3			3 1 1 1 1 1 0																		
Matt Williams, R OBP: 0.294, SLG: 0.482 (1, 6)	0-3 K	2-3 K			0-0 P2			0-0 G4-6-3 1B	4 0 1 0 0 2 4																		
Tom Herr, S OBP: 0.328, SLG: 0.258 (1, 5)	0-0 2B 1B	1-0 F7			0-2 P5			0-1 G4-6-3 1-2f	4 0 1 0 0 0 4																		
Robby Thompson, R OBP: 0.348, SLG: 0.443 (1, 4)	1-0 2B		4-2 SH3-4 BB		2-2 L7			2-2 G6-3	3 0 1 1 1 0 0																		
Kirt Manwaring, R OBP: 0.274, SLG: 0.293 Dave Anderson, R OBP: 0.284, SLG: 0.314 (1, 2) (9, PH)	1-3 K		1-3 SAFE K		3-3 K			2-2 G6-3	3 0 0 0 0 3 3 1 0 0 0 0 0 0																		
Bud Black, L OBP: 0.183, SLG: 0.217 Rod Beck, R OBP: 1.000, SLG: 1.000 Mike Kingery, L OBP: 0.307, SLG: 0.244 Bryan Hickerson, L Kevin Bass, S OBP: 0.307, SLG: 0.365 (1, 1) (3, 1) (6, PH) (6, 1) (7, 9)		1-1 FC6-4 1B	0-0 SH3-4		1-3 K			4-0 1B BB	1 0 1 0 0 0 0 0 0 0 0 0 0 0 1 0 0 0 0 1 0 0 0 0 0 0 0 0 0 0 0 0 1 0 0																		
Inning Stats	R: 3 E: 0 K: 2 S: 16	H: 4 LOB: 2 BB: 1 P: 23	R: 1 E: 1 K: 1 S: 17	H: 2 LOB: 3 BB: 2 P: 31	R: 0 E: 0 K: 1 S: 8	H: 0 LOB: 1 BB: 1 P: 14	R: 0 E: 0 K: 1 S: 8	H: 0 LOB: 0 BB: 0 P: 12	R: 0 E: 0 K: 0 S: 8	H: 0 LOB: 0 BB: 0 P: 10	R: 0 E: 0 K: 2 S: 10	H: 0 LOB: 0 BB: 0 P: 16	R: 0 E: 0 K: 0 S: 11	H: 0 LOB: 0 BB: 0 P: 19	R: 0 E: 0 K: 0 S: 7	H: 1 LOB: 0 BB: 0 P: 9	R: 0 E: 0 K: 1 S: 11	H: 1 LOB: 2 BB: 1 P: 21	1B: 6 2B: 1 3B: 1 HR: 0	SF: 0 SAC: 1 DP: 1 HBP: 0	WP: 0 PB: 0 SB: 1 CS: 0	PA: 39					
PITCHER Pete Harnisch, R ERA: 2.46 Curt Schilling, R ERA: 4.15 (1, 1) (8, 1)	IP 7.0 2.0	WLS W 8	BF 31 8	H 6 2	R 4 0	ER 4 0	SO 7 1	BB 3 1	IBB 1 0	HBP 0 0	BLK 0 0	WP 0 0	HR 0 0	S 78 18	P 125 30	ERA 5.14 0.00	WHIP 1.286 1.500										

San Francisco Giants @ Houston Astros
Astrodome, Houston, TX
Wed Aug 21 1991, 8:05 PM EDT
Att. 10,260 - Dome - 70 F

livebaseballscorecards.com

AB	33
R	4
H	8
RBI	4
BB	5
SO	8
LOB	18



BOTTOM

San Francisco Giants @ Houston Astros
Astrodome, Houston, TX
Wed Aug 21 1991, 8:05 PM EDT
Att. 10,260 - Dome - 70 F

livebaseballscorecards.com

AB	35
R	13
H	17
RBI	13
BB	5
SO	5
LOB	11



WP: 0	PA: 44
PB: 0	
SB: 0	
CS: 0	

AB	R	H	RBI	BB	SO	LOB
3	2	2	1	1	0	0
4	3	3	0	0	0	1
3	1	2	3	0	0	0
0	0	0	0	0	0	0
5	1	2	2	0	2	3
3	1	0	1	1	1	3
1	0	1	2	0	0	0
5	2	2	0	0	1	2
5	2	3	2	0	1	1
4	0	1	0	1	0	1
2	1	1	2	1	0	0
0	0	0	0	1	0	0
0	0	0	0	0	0	0
1B: 12	SF: 2	WP: 0	PA: 44			
2B: 4	SAC: 1	PB: 0				
3B: 1	DP: 1	SB: 0				
HR: 1	HBP: 1	CS: 0				

Batter	1	2	3	4	5	6	7	8	9						
Craig Biggio, R OBP: 0.359, SLG: 0.363 (1, 2)	2-2 SH3-1 5 G5-3 2B		4-2 1B 1B BB	1-1 F7		0-0 F9 5 1B 1B	1-0 SF9-2-4								
Steve Finley, L OBP: 0.340, SLG: 0.430 (1, 8) (7, 9)	0-0 SH3-1 2-3		0-0 1B FC5-4 1B	1-0 5 3B 2B		2-2 L9		1-2 5 HBP 2B 1B							
5 Jeff Bagwell, R OBP: 0.361, SLG: 0.427 Jose Tolentino, L OBP: 0.300, SLG: 0.389 (1, 3) (9, 3)	2-2 G5-3 3-H		0-0 SF8	1-2 3B		0-0 FC6-4 1B		1-2 2B 1B HBP							
Ken Caminiti, S OBP: 0.302, SLG: 0.367 (1, 5)	1-3 K		0-1 FC5-4 1B	1-3 K		1-1 F9		3-2 1B 2B							
Mike Simms, R OBP: 0.330, SLG: 0.329 Gerald Young, S OBP: 0.294, SLG: 0.266 (1, 9) (7, 8)		0-3 K	0-0 FC5-4 1B 1B	4-2 BB		2-0 FC6-4 1-2f		0-0 1B							
Luis Gonzalez, L OBP: 0.314, SLG: 0.442 (1, 7)	1-2 F8		0-0 1B 1B	1-3 K		0-0 BB 1B SF9-2-4 1B		1-2 F8							
Andujar Cedeno, R OBP: 0.270, SLG: 0.427 (1, 6)	3-2 1B		1-2 1B 1B	2-3 K		2-2 SAFE L8		2-2 HR							
Casey Candaele, S OBP: 0.319, SLG: 0.375 (1, 4)	1-0 L8		4-0 1B IBB	0-1 F7		1-2 SAFE SF9-2-4 BB 1B		0-0 F8							
Pete Harnisch, S OBP: 0.154, SLG: 0.104 Javier Ortiz, R OBP: 0.431, SLG: 0.477 Curt Schilling, R OBP: 1.000, SLG: 1.000 (1, 1) (7, PH) (8, 1)			1-0 BB BB	0-2 G1-3		4-1 BB SF9-2-4 1B									
Inning Stats	R: 1 E: 0 K: 12 S: 17	H: 1 LOB: 0 BB: 0 P: 17	R: 0 E: 0 K: 11 S: 16	H: 1 LOB: 1 BB: 0 P: 16	R: 6 E: 0 K: 12 S: 26	H: 5 LOB: 2 BB: 3 P: 26	R: 1 E: 0 K: 2 S: 15	H: 2 LOB: 2 BB: 1 P: 24	R: 0 E: 0 K: 11 S: 13	R: 0 E: 0 K: 8 S: 13	H: 2 LOB: 2 BB: 0 P: 13	R: 1 E: 0 K: 10 S: 18	H: 2 LOB: 1 BB: 1 P: 18	R: 4 E: 0 K: 20 S: 28	H: 4 LOB: 0 BB: 0 P: 28

PITCHER	IP	WLS	BF	H	R	ER	SO	BB	IBB	HBP	BLK	WP	HR	S	P	ERA	WHIP
Bud Black, L ERA: 3.83 (1, 1)	2.1	L	13	4	5	5	2	2	0	0	0	0	0	29	47	19.29	2.571
Rod Beck, R ERA: 3.54 (3, 1)	2.2		14	5	3	3	3	1	1	0	0	0	0	32	49	10.12	2.250
Bryan Hickerson, L ERA: 4.63 (6, 1)	1.1		9	4	1	1	0	1	0	0	0	0	0	17	29	6.75	3.750
Francisco Oliveras, R ERA: 2.97 (7, 1)	1.2		8	4	4	4	0	0	0	1	0	0	1	21	30	21.60	2.400

San Francisco Giants @ Houston Astros
 Astrodome, Houston, TX
 Thu Aug 22 1991, 4:33 AM EDT
 Att. 9,411 - Dome - 70 F


Batter	1	2	3	4	5	6	7	8	9	AB R H RBI BB SO LOB
Willie McGee, S OBP: 0.359, SLG: 0.414 (1, 8) (9, 9)	0-0 F9	2-0 1B	0-2 FC6-4 1B		0-2 F8		1-2 G1-3		1-1 G6-4-3	6 0 2 2 0 0 2
Tom Herr, S OBP: 0.330, SLG: 0.263 (1, 4)	4-1 FC4-6 BB	2-1 G3	2-1 FC6-4		2-0 G5-3		2-0 2B			4 0 1 1 1 0 4
Will Clark, L OBP: 0.370, SLG: 0.560 (1, 3)	0-0 FC4-6 2B		4-0 BB E BB	1-1 2B 1B	1-1 F7		1-0 G3-1			4 3 1 0 1 0 2
Kevin Mitchell, R OBP: 0.364, SLG: 0.551 (1, 7)	1-0 2B		4-2 FC6-4 BB	0-1 E 2B		1-1 2B		3-2 F9		4 1 3 2 1 0 0
Matt Williams, R OBP: 0.291, SLG: 0.477 (1, 5)	1-3 K		0-0 FC6-4 1B HBP 1B	2-3 K		1-3 K		1-1 G1-3		5 1 0 0 0 3 4
Kevin Bass, S OBP: 0.306, SLG: 0.361 Francisco Oliveras, R OBP: 0.250, SLG: 0.250 Dave Righetti, L (8, 1)		1-0 E6 1B	0-0 F8	4-1 S 2B BB		0-0 F7		1-2 G6-3		3 1 0 0 1 0 2 0 0 0 0 0 0 0 0 0 0 0 0 0 0
Terry Kennedy, L OBP: 0.287, SLG: 0.352 (1, 2)		1-0 FC6-5 1B 1B	1-0 1B HBP	3-3 K		1-2 G3		0-0 P2		4 1 1 0 0 1 3
Jose Uribe, S OBP: 0.270, SLG: 0.294 (1, 6)		0-0 FC6-5 1B 1B	2-0 1B 1B	0-2 1B 2B		1-0 G6-3 2B 1B		2-2 E 2B		5 4 5 1 0 0 0
Don Robinson, R OBP: 0.184, SLG: 0.189 Kelly Downs, R OBP: 0.087, SLG: 0.087 Jeff Brantley, R (6, 1) Mike Kingery, L OBP: 0.304, SLG: 0.241 Dave Anderson, R OBP: 0.282, SLG: 0.312 Darrin Lewis, R OBP: 0.392, SLG: 0.391 (8, PH) (9, PH) (9, 8)	0-0 FC6-5 1B	0-0 FC6-5 1B	1-1 1B	2-2 G6-3		0-1 G6-3		1-1 E4 G6-4-3 1B		3 0 1 2 0 0 3 0 0 0 0 0 0 0 0 0 0 0 0 0 0 1 0 0 0 0 0 1 1 0 0 0 0 0 0 1 0 1 0 0 0 0

Inning Stats	R: 1 E: 0 K: 1 S: 9	H: 1 LOB: 1 BB: 1 P: 15	R: 1 E: 1 K: 0 S: 7	H: 3 LOB: 2 BB: 0 P: 13	R: 4 E: 1 K: 0 S: 14	H: 3 LOB: 2 BB: 2 P: 28	R: 3 E: 0 K: 2 S: 19	H: 3 LOB: 1 BB: 1 P: 31	R: 0 E: 0 K: 0 S: 8	H: 0 LOB: 0 BB: 0 P: 11	R: 0 E: 0 K: 1 S: 9	H: 1 LOB: 1 BB: 0 P: 12	R: 1 E: 0 K: 0 S: 8	H: 2 LOB: 1 BB: 0 P: 13	R: 0 E: 0 K: 0 S: 8	H: 0 LOB: 0 BB: 0 P: 13	R: 1 E: 1 K: 0 S: 9	H: 2 LOB: 0 BB: 0 P: 13	1B: 9 2B: 6 3B: 0 HR: 0	SF: 0 SAC: 0 DP: 1 HBP: 1	WP: 0 PB: 0 SB: 3 CS: 0	PA: 46
--------------	------------------------------	----------------------------------	------------------------------	----------------------------------	-------------------------------	----------------------------------	-------------------------------	----------------------------------	------------------------------	----------------------------------	------------------------------	----------------------------------	------------------------------	----------------------------------	------------------------------	----------------------------------	------------------------------	----------------------------------	----------------------------------	------------------------------------	----------------------------------	--------

PITCHER	IP	WLS	BF	H	R	ER	SO	BB	IBB	HBP	BLK	WP	HR	S	P	ERA	WHIP
Darryl Kile, R ERA: 3.73 (1, 1)	2.2	L	19	7	6	6	1	3	0	1	0	0	0	28	52	20.25	3.750
Jim Corsi, R ERA: 3.79 (3, 1)	1.1		8	3	3	3	2	1	0	0	0	0	0	21	35	20.25	3.000
Rob Mallicoat, L ERA: 4.15 (5, 1)	1.0		3	0	0	0	0	0	0	0	0	0	0	8	11	0.00	0.000
Dwayne Henry, R ERA: 2.91 (6, 1)	1.2		8	3	1	1	1	0	0	0	0	0	0	16	23	5.40	1.800
Al Osuna, L ERA: 1.97 (7, 1)	2.1		8	2	1	0	0	0	0	0	0	0	0	18	28	0.00	0.857

livebaseballscorecards.com

AB	41
R	11
H	15
RBI	8
BB	4
SO	4
LOB	21



BOTTOM

San Francisco Giants @ Houston Astros
Astrodome, Houston, TX
Thu Aug 22 1991, 4:33 AM EDT
Att. 9,411 - Dome - 70 F

livebaseballscorecards.com

AB	37
R	8
H	11
RBI	8
BB	6
SO	8
LOB	23



WP	0	PA	43
PB	0		
SB	2		
CS	0		

AB R H RBI BB SO LOB

4	3	3	0	1	1	0
4	1	2	0	1	1	3
4	2	1	3	1	1	4
4	1	1	1	0	1	4
1	0	0	0	0	0	1
4	0	3	3	1	1	0
3	0	1	1	1	2	3
0	0	0	0	0	0	0
1	0	0	0	0	0	0
5	0	0	0	0	0	4
1	0	0	0	0	0	2
0	0	0	0	0	0	0
1	0	0	0	0	0	0
0	0	0	0	0	0	0
1	0	0	0	0	0	2
0	0	0	0	0	0	0
0	0	0	0	0	0	0
1	0	0	0	0	0	0
0	0	0	0	0	0	0
3	1	0	0	1	1	0

1B	6	SF	0
2B	4	SAC	0
3B	0	DP	1
HR	1	HBP	0

WP	0	PA	43
PB	0		
SB	2		
CS	0		

1B	6	SF	0
2B	4	SAC	0
3B	0	DP	1
HR	1	HBP	0

Batter	1	2	3	4	5	6	7	8	9
Steve Finley, L (1, 8) OBP: 0.345, SLG: 0.435 (7, 9)	1-1 1B		1-2 5 HR 2B		4-2 5 FC6-4 1B BB	1-1 5 S 2B 1B		2-3 K	
Craig Biggio, R (1, 2) OBP: 0.361, SLG: 0.364	0-2 F8		4-1 5 HR BB		1-2 5 FC6-4 1B	0-3 K		1-1 1B	
5 Jeff Bagwell, R (1, 3) OBP: 0.361, SLG: 0.432	3-2 F9		0-0 HR		1-0 FC6-4 1B 1-2 2-3	4-2 2B BB		1-3 K	
Luis Gonzalez, L (1, 7) OBP: 0.313, SLG: 0.440 Javier Ortiz, R (8, PH) OBP: 0.423, SLG: 0.467 (9, 7)	3-2 F8		0-0 B3		0-0 1B 2B 1B	1-3 K		3-2 G6-3	
Ken Caminiti, S (1, 5) OBP: 0.307, SLG: 0.375		2-2 2B	4-1 BB		3-2 2B 1B 1-3 2-H	1-1 2B		1-3 K	
Mike Simms, R (1, 9) OBP: 0.337, SLG: 0.341 Al Osuna, R (7, 1) Tony Eusebio, R (9, PH) OBP: 0.364, SLG: 0.250		4-0 G4-6-3 BB	2-3 K		1-1 2B	0-3 K		0-1 G4-3	
Andujar Cedeno, R (1, 6) OBP: 0.257, SLG: 0.406	0-1 P2			1-2 F8	1-2 G1-3		1-1 L8	2-2 G5-3	
Casey Candaele, S (1, 4) OBP: 0.319, SLG: 0.374 Jim Corsi, R (3, 1) Mark Davidson, R (4, PH) OBP: 0.301, SLG: 0.339 Rob Mallicoat, L (5, 1) Jose Tolentino, L (5, PH) OBP: 0.298, SLG: 0.368 Dwayne Henry, R (6, 1) Gerald Young, S (7, 8) OBP: 0.291, SLG: 0.263	1-1 G4-6-3			1-1 F8	3-0 F8		2-1 P5		
Darryl Kile, R (1, 1) Rafael Ramirez, R (3, 4) OBP: 0.282, SLG: 0.303			0-2 F9	0-0 F9		4-0 5 S 1B 2B BB	1-3 K		

Inning Stats	R: 0	H: 1	E: 0	LOB: 1	K: 0	BB: 0	S: 14	R: 0	H: 1	E: 0	LOB: 1	K: 0	BB: 1	S: 7	R: 3	H: 2	E: 0	LOB: 1	K: 1	BB: 2	S: 14	R: 0	H: 0	E: 0	LOB: 0	K: 0	BB: 0	S: 7	R: 3	H: 4	E: 0	LOB: 2	K: 0	BB: 1	S: 19	R: 2	H: 2	E: 0	LOB: 2	K: 3	BB: 2	S: 20	R: 0	H: 0	E: 0	LOB: 0	K: 1	BB: 0	S: 8	R: 0	H: 1	E: 0	LOB: 1	K: 2	BB: 0	S: 12	R: 0	H: 0	E: 0	LOB: 0	K: 1	BB: 0	S: 12	R: 0	H: 0	E: 0	LOB: 0	K: 1	BB: 0	S: 15	1B: 6	SF: 0	2B: 4	SAC: 0	3B: 0	DP: 1	HR: 1	HBP: 0	WP: 0	PA: 43
--------------	------	------	------	--------	------	-------	-------	------	------	------	--------	------	-------	------	------	------	------	--------	------	-------	-------	------	------	------	--------	------	-------	------	------	------	------	--------	------	-------	-------	------	------	------	--------	------	-------	-------	------	------	------	--------	------	-------	------	------	------	------	--------	------	-------	-------	------	------	------	--------	------	-------	-------	------	------	------	--------	------	-------	-------	-------	-------	-------	--------	-------	-------	-------	--------	-------	--------

PITCHER	IP	WLS	BF	H	R	ER	SO	BB	IBB	HBP	BLK	WP	HR	S	P	ERA	WHIP
Don Robinson, R ERA: 4.67	(1, 1)	4.1	22	6	6	6	1	4	0	0	0	0	0	52	83	12.46	2.308
Kelly Downs, R ERA: 3.44	(5, 1)	0.2	6	3	2	2	0	1	0	0	0	0	0	11	24	27.00	6.000
Jeff Brantley, R ERA: 2.65	(6, 1)	2.0	W	8	1	0	0	4	1	0	0	0	0	26	36	0.00	1.000
Francisco Oliveras, R ERA: 2.93	(8, 1)	0.2	3	1	0	0	2	0	0	0	0	0	0	9	13	0.00	1.500
Dave Righetti, L ERA: 3.17	(8, 1)	1.1	S	4	0	0	0	1	0	0	0	0	0	15	21	0.00	0.000

PITCHER	IP	WLS	BF	H	R	ER	SO	BB	IBB	HBP	BLK	WP	HR	S	P	ERA	WHIP
---------	----	-----	----	---	---	----	----	----	-----	-----	-----	----	----	---	---	-----	------

Batter	1	2	3	4	5	6	7	8	9	AB R H RBI BB SO LOB	TOP																												
Delino DeShields, L (1, 4) OBP: 0.369, SLG: 0.340 B C S B X	2-2 G4-3		3-1 G4-6-3 1-2r			1-0 G4-3		2-3 K	2-2 G3-1	5 0 0 0 0 1 3																													
Marquis Grissom, R (1, 8) OBP: 0.310, SLG: 0.370 B X	1-0 F9			1-1 G6-3		2-0 G6-3 S 2B		2-1 F8		4 1 1 0 0 0 0																													
Dave Martinez, L (1, 7) OBP: 0.309, SLG: 0.384 B X	1-0 2B			2-0 WP 1B		4-0 G6-3 BB		0-0 1B		3 0 3 0 1 0 0																													
Tim Wallach, R (1, 5) OBP: 0.299, SLG: 0.339 B F X	1-1 G6-3			1-2 P3 1-2		0-0 G6-3 1-2 3-H		1-2 G6-3		4 0 0 1 0 0 4																													
Larry Walker, L (1, 9) OBP: 0.339, SLG: 0.452 B B B X C X		3-1 P5		0-1 G3		2-3 K			2-2 E SF7 2B	4 1 1 0 0 1 2																													
Andres Galarraga, R (1, 3) OBP: 0.273, SLG: 0.307 B X		1-0 P4			1-3 K		2-0 G6-3		1-2 F8	4 0 0 0 0 1 1																													
Gilberto Reyes, R (1, 2) OBP: 0.298, SLG: 0.261 Tom Foley, L (9, PH) OBP: 0.284, SLG: 0.308 B B B B X C T F X		3-2 G5-3			1-2 G5-3		2-1 G5-3		1-2 E4 BB	3 0 0 0 0 0 0 1 0 0 0 0 0 1																													
Spike Owen, S (1, 6) OBP: 0.315, SLG: 0.333 B F B X C X			1-2 L7		4-1 BB		4-2 BB		0-1 SF7	1 0 0 1 2 0 0																													
Dennis Martinez, R (1, 1) OBP: 0.154, SLG: 0.188 Eric Bullock, L (7, PH) OBP: 0.319, SLG: 0.349 Bill Sampen, R (7, 1) OBP: 0.600, SLG: 0.600 Mel Rojas, R (8, 1) Bret Barberie, S (9, PH) OBP: 0.364, SLG: 0.462 B C B X T F B X			1-2 G4-6-3 1B		3-2 L9		3-3 K		4-2 BB	2 0 1 0 0 0 1 1 0 0 0 0 1 1 0 0 0 0 0 0 0 0 0 0 0 0 0 0 0 0 0 0 1 0 0																													
Inning Stats	R: 0 E: 0 K: 0 S: 7	H: 1 LOB: 1 BB: 0 P: 12	R: 0 E: 0 K: 0 S: 7	H: 0 LOB: 0 BB: 0 P: 14	R: 0 E: 0 K: 0 S: 9	H: 1 LOB: 0 BB: 0 P: 14	R: 0 E: 0 K: 0 S: 8	H: 1 LOB: 1 BB: 0 P: 12	R: 0 E: 0 K: 1 S: 12	H: 0 LOB: 1 BB: 1 P: 21	R: 1 E: 0 K: 1 S: 6	H: 1 LOB: 1 BB: 1 P: 15	R: 0 E: 0 K: 1 S: 8	H: 0 LOB: 1 BB: 1 P: 19	R: 0 E: 0 K: 1 S: 9	H: 1 LOB: 1 BB: 0 P: 14	R: 1 E: 1 K: 0 S: 24	H: 1 LOB: 2 BB: 1 P: 34	1B: 3 2B: 3 3B: 0 HR: 0	SF: 1 SAC: 0 DP: 1 HBP: 0	WP: 1 PB: 0 SB: 1 CS: 0	PA: 37																	
PITCHER	IP WLS BF H R ER SO BB IBB HBP BLK WP HR S P ERA WHIP																			PITCHER	IP WLS BF H R ER SO BB IBB HBP BLK WP HR S P ERA WHIP																		
Ryan Bowen, R (1, 1) ERA: 5.05	8.0 W 31 5 1 1 4 3 0 0 0 1 0 66 121 1.12 1.000																			Curt Schilling, R (9, 1) ERA: 4.07	1.0 6 1 1 0 0 1 0 0 0 0 0 24 34 0.00 2.000																		

Montreal Expos @ Houston Astros
Astrodome, Houston, TX

Fri Aug 23 1991, 8:05 PM EDT
Att: 15,052 - Dome - 70 F

livebaseballscorecards.com

AB	32
R	2
H	6
RBI	2
BB	4
SO	4
LOB	13



BOTTOM

Montreal Expos @ Houston Astros
Astrodome, Houston, TX

AB 35
R 9
H 11
RBI 9
BB 3
SO 7
LOB 13



WP: 0 PA: 38
PB: 0
SB: 0
CS: 0

Fri Aug 23 1991, 8:05 PM EDT
Att. 15,052 - Dome - 70 F

livebaseballscorecards.com

Batter	1	2	3	4	5	6	7	8	9	AB	R	H	RBI	BB	SO	LOB
Steve Finley, L OBP: 0.346, SLG: 0.439 (1, 8) (7, 9)	G3		G6-3			5 1B	G5-3	3B		5	1	2	2	0	0	0
Craig Biggio, R OBP: 0.362, SLG: 0.366 (1, 2)	G3		K			5 1B	5 HR	K		4	2	1	0	1	2	1
5 Jeff Bagwell, R OBP: 0.364, SLG: 0.443 (1, 3)	1B				F9	1B	HR			4	2	3	3	0	0	0
Luis Gonzalez, L OBP: 0.313, SLG: 0.438 (1, 7)	G4-3				K	BB FC6-2 1B	F7			4	0	1	1	0	1	1
Ken Caminiti, S OBP: 0.306, SLG: 0.372 (1, 5)			K		K	FC6-2 1B	G4-3			3	1	0	0	1	2	0
Mike Simms, R OBP: 0.337, SLG: 0.333 Gerald Young, S OBP: 0.297, SLG: 0.271 (6, PR) (7, 8)	E3				G6-3	FC6-2 1B		1B		2	0	0	1	1	0	0
Andujar Cedeno, R OBP: 0.257, SLG: 0.400 (1, 6)	G5-3				L9	FC6-2 1B		3B		4	1	1	0	0	0	4
Casey Candaele, S OBP: 0.318, SLG: 0.373 (1, 4)	G5-3				P6	1B		F8		4	0	1	2	0	0	3
Ryan Bowen, R OBP: 0.333, SLG: 0.364 Jose Tolentino, L OBP: 0.273, SLG: 0.350 Curt Schilling, R OBP: 1.000, SLG: 1.000 (8, PH) (9, 1)	G4-3				G4-3			K		3	0	1	0	0	1	2
										1	0	0	0	0	1	2
										0	0	0	0	0	0	0

Inning	1	2	3	4	5	6	7	8	9
R: 0	R: 0	R: 0	R: 0	R: 0	R: 0	R: 5	R: 2	R: 2	R: 0
H: 1	H: 0	H: 0	H: 0	H: 0	H: 0	H: 5	H: 2	H: 3	H: 0
E: 0	E: 1	E: 0	E: 0	E: 0	E: 0	E: 0	E: 0	E: 0	E: 0
K: 0	K: 1	K: 1	K: 2	K: 2	K: 0	K: 1	K: 0	K: 2	K: 13
S: 7	S: 11	S: 7	S: 9	S: 7	S: 6	S: 19	S: 5	S: 13	S: 7
LOB: 1	LOB: 1	LOB: 0	LOB: 0	LOB: 0	LOB: 0	LOB: 2	LOB: 0	LOB: 1	LOB: 0
BB: 0	BB: 0	BB: 0	BB: 0	BB: 0	BB: 0	BB: 3	BB: 0	BB: 0	BB: 0
P: 11	P: 16	P: 14	P: 9	P: 12	P: 12	P: 38	P: 11	P: 20	P: 0

PITCHER	IP	WLS	BF	H	R	ER	SO	BB	IBB	HBP	BLK	WP	HR	S	P	ERA	WHIP
Dennis Martinez, R ERA: 2.2 (1, 1)	6.0	L	27	6	5	5	5	2	1	0	0	0	0	59	100	7.50	1.333
Bill Sampen, R ERA: 4.58 (7, 1)	1.0		5	2	2	2	0	0	0	0	0	0	1	5	11	18.00	2.000
Mel Rojas, R ERA: 4.68 (8, 1)	1.0		6	3	2	2	2	0	0	0	0	0	0	13	20	18.00	3.000

Batter	1	2	3	4	5	6	7	8	9	AB R H RBI BB SO LOB	TOP									
Delino DeShields, L (1, 4) OBP: 0.369, SLG: 0.341	1-0 S 1B		1-3 K			0-3 K		1-0 1B FC1-5 G6-3 1B	2-2 G1-3	5 1 2 1 0 2 0										
Marquis Grissom, R (1, 8) OBP: 0.309, SLG: 0.367	0-3 K			4-2 CS BB		2-1 L3		2-1 FC1-5 G6-3 1B 2B		3 1 0 0 1 1 3										
Dave Martinez, L (1, 9) OBP: 0.309, SLG: 0.382	0-1 F7			2-3 K 1-2			3-2 G1-3	3-1 G6-3 2B 1B		4 1 1 0 0 1 2										
Ivan Calderon, R (1, 7) OBP: 0.359, SLG: 0.466	3-1 F9 1-2			2-0 F7			0-0 S 1B	1-0 G6-3		4 0 1 1 0 0 3										
Tim Wallach, R (1, 5) OBP: 0.298, SLG: 0.336		1-0 G5-3			0-1 F9		1 SAFE S 1 SAFE F 1 SAFE B 1 SAFE S	4-0 2B IBB		3 1 0 0 1 1 1										
Ron Hassey, L (1, 2) OBP: 0.298, SLG: 0.316		0-0 F7			2-3 K		1 SAFE B 1 SAFE B 1 SAFE B 1 SAFE B	1-1 2B		2 0 0 0 1 1 0										
Eric Bullock, L (7, PR) OBP: 0.319, SLG: 0.349										0 0 0 0 0 0 0										
Mel Rojas, R (7, 1)										0 0 0 0 0 0 0										
Tom Foley, L (8, PH) OBP: 0.289, SLG: 0.321							1-2 BB	1-H 2-H 3-H 2B		1 0 1 3 0 0 0										
Barry Jones, R (8, 1)										0 0 0 0 0 0 0										
Andres Galarraga, R (1, 3) OBP: 0.272, SLG: 0.310		1-1 F8			2-2 2B		B B X	0-2 F9		4 0 1 0 0 0 3										
Bret Barberie, S (1, 6) OBP: 0.358, SLG: 0.464			3-2 G3-1			0-3 K		1-1 1B 2B	2-3 K	4 1 1 0 0 2 1										
Brian Barnes, L (1, 1) OBP: 0.237, SLG: 0.094							M F S	0-2 FC1-5 1B	2-0 G5-3	2 0 0 0 0 1 0										
Gilberto Reyes, R (7, 2) OBP: 0.301, SLG: 0.265			3-2 F7					2-3 1B		2 0 1 0 0 0 0										
Inning Stats	R: 0 E: 0 K: 1 S: 9	H: 1 LOB: 1 BB: 0 P: 12	R: 0 E: 0 K: 0 S: 4	H: 0 LOB: 0 BB: 0 P: 6	R: 0 E: 0 K: 1 S: 11	H: 0 LOB: 0 BB: 0 P: 18	R: 0 E: 0 K: 1 S: 8	H: 0 LOB: 0 BB: 1 P: 16	R: 0 E: 0 K: 2 S: 8	H: 1 LOB: 1 BB: 0 P: 10	R: 0 E: 0 K: 1 S: 14	H: 1 LOB: 2 BB: 1 P: 24	R: 5 E: 0 K: 0 S: 16	H: 5 LOB: 1 BB: 1 P: 29	R: 0 E: 0 K: 1 S: 9	H: 0 LOB: 0 BB: 0 P: 15	1B: 5 2B: 4 3B: 0 HR: 0	SF: 0 SAC: 0 DP: 1 HBP: 0	WP: 0 PB: 0 SB: 2 CS: 1	PA: 37
PITCHER	IP WLS BF H R ER SO BB IBB HBP BLK WP HR S P ERA WHIP																			
Mark Portugal, R (1, 1) ERA: 4.37	7.0 L 27 5 2 2 8 2 0 0 0 0 0 0 71 108 2.57 1.000																			
Al Osuna, L (8, 1) ERA: 2.24	0.1 3 2 0 0 0 0 0 0 0 0 0 0 5 11 0.00 6.000																			
Dwayne Henry, R (8, 1) ERA: 2.98	1.2 7 1 3 3 1 0 1 0 0 0 0 0 15 27 16.20 0.600																			

Montreal Expos @ Houston Astros
Astrodome, Houston, TX
Sat Aug 24 1991, 8:05 PM EDT
Att. 15,194 - Dome - 70 F

AB	34
R	5
H	8
RBI	5
BB	3
SO	9
LOB	13



Batter	1	2	3	4	5	6	7	8	9	AB	R	H	RBI	BB	SO	LOB						
Gerald Young, S OBP: 0.296, SLG: 0.263 (1, 7) BF: 7, BB: 1, SO: 8	2-1 G5-3 ①		1-2 F8 ②		2 SAFE 4-2 BB F8		X 0-0 F8 ②			3	0	0	0	1	0	2						
Steve Finley, L OBP: 0.345, SLG: 0.436 (1, 8) BF: 7, BB: 1, SO: 9	2-2 G6-3 ②		0-2 L3 ③		1-1 F8 ②		4-0 IBB			3	0	0	0	1	0	3						
Craig Biggio, R OBP: 0.363, SLG: 0.369 (1, 2) BF: 1, BB: 1, SO: 2	3-1 1B			2-2 E 2B	2-3 K2-3 ③		0-3 K			4	1	2	0	0	2	4						
5 Jeff Bagwell, R OBP: 0.385, SLG: 0.441 (1, 3) SAFE 1, SAFE 1, BB: 1, SO: 3	2-2 G5-3 ③			4-2 FC4-6 BB		4-1 CS BB		1-0 G5-3 ①		2	0	0	0	2	0	1						
Ken Caminiti, S OBP: 0.306, SLG: 0.373 (1, 5) M BB: 1, SO: 5		2-3 K ①		1-2 FC4-6 S 1-2f 2-H		1 SAFE 2-0 2B BB		0-1 L3 ②		4	0	1	0	0	1	1						
Mike Simms, R OBP: 0.327, SLG: 0.322 Mark Davidson, R OBP: 0.301, SLG: 0.339 Luis Gonzalez, L OBP: 0.312, SLG: 0.437 (1, 9) BF: 8, PH: 7, SO: 9		3-3 K ②		1 SAFE 3-3 K SAFE 1, SAFE 1, BB: 1, SO: 3		1-1 G5-3 ②		0-2 G3-1 ③		3	0	0	0	0	2	2						
Andujar Cedeno, R OBP: 0.248, SLG: 0.385 (1, 6) C BB: 1, SO: 6		0-3 K ③		1-2 K		X 0-0 F8 ③				1	0	0	0	0	2	2						
Casey Candaele, S OBP: 0.322, SLG: 0.375 (1, 4) B BB: 1, SO: 4		1-0 L5 ①			4-0 SH3-4 BB		X 0-0 F8 E 1B		3-2 G5-4-3 1B	3	0	2	0	1	0	0						
Mark Portugal, R OBP: 0.333, SLG: 0.273 Al Osuna, R Dwayne Henry, R Jose Tolentino, L OBP: 0.261, SLG: 0.333 (1, 1) BF: 8, PH: 8, SO: 9		2-2 HBP		0-0 SH3-4 ①		X 0-0 P3 ①		1-2 G5-4-3 ② ③		1	0	0	0	0	0	1						
Inning Stats	R: 0 E: 0 K: 10 S: 10	H: 1 LOB: 1 BB: 0 P: 19	R: 0 E: 0 K: 3 S: 9	H: 0 LOB: 0 BB: 0 P: 14	R: 0 E: 0 K: 10 S: 10	H: 0 LOB: 1 BB: 0 P: 14	R: 1 E: 1 K: 2 S: 16	H: 1 LOB: 1 BB: 1 P: 26	R: 0 E: 0 K: 1 S: 9	H: 0 LOB: 2 BB: 2 P: 20	R: 0 E: 0 K: 5 S: 5	H: 1 LOB: 1 BB: 1 P: 12	R: 0 E: 1 K: 1 S: 7	H: 1 LOB: 2 BB: 1 P: 11	R: 0 E: 0 K: 6 S: 6	H: 0 LOB: 0 BB: 0 P: 7	R: 0 E: 0 K: 10 S: 10	H: 1 LOB: 0 BB: 0 P: 16	1B: 3 2B: 2 3B: 0 HR: 0	SF: 0 SAC: 1 DP: 1 HBP: 1	WP: 0 PB: 0 SB: 1 CS: 1	PA: 36

Montreal Expos @ Houston Astros
Astrodome, Houston, TX

Sat Aug 24 1991, 8:05 PM EDT
Att. 15,194 - Dome - 70 F

AB	29
R	1
H	5
RBI	0
BB	5
SO	7
LOB	17



Batter	1	2	3	4	5	6	7	8	9								
PITCHER	IP	WLS	BF	H	R	ER	SO	BB	IBB	HBP	BLK	WP	HR	S	P	ERA	WHIP
Brian Barnes, L ERA: 3.98	(1, 1)	6.0		3	1	0	6	4	0	0	0	0	0	59	105	0.00	1.167
Mel Rojas, R ERA: 4.5	(7, 1)	1.0	W	5	1	0	1	0	1	0	0	0	0	7	11	0.00	1.000
Barry Jones, R ERA: 3.13	(8, 1)	2.0		6	1	0	0	0	0	0	0	0	0	16	23	0.00	0.500

Batter	1	2	3	4	5	6	7	8	9	AB R H RBI BB SO LOB	TOP
Delino DeShields, L (1, 4) OBP: 0.370, SLG: 0.342	1-1 G3		3-3 K		3-2 CS 1B			1-3 K	2-2 1B	5 0 2 1 0 2 0	
Spike Owen, S (1, 6) OBP: 0.318, SLG: 0.339	3-3 K			0-0 PB 1B 2B	3-2 P4			3-2 FC1-4 1B		4 1 2 0 0 1 1	
Marquis Grissom, R (1, 8) OBP: 0.309, SLG: 0.373	2-1 F6			1-0 P3		1-1 HR		0-2 FC1-4		4 1 1 1 0 0 2	
Ivan Calderon, R (1, 7) OBP: 0.356, SLG: 0.462		0-1 P4		1-0 G5-3		2-3 K		1-0 F8		4 0 0 0 0 1 2	
Tim Wallach, R (1, 5) OBP: 0.300, SLG: 0.336		1-2 P4		4-2 BB 1B BB		3-3 K		1-2 FC4-6 1B		3 1 1 0 1 1 0	
Larry Walker, L (1, 9) OBP: 0.341, SLG: 0.449		4-2 BB		4-2 1B BB		0-1 G1-3		0-2 F7		2 0 0 0 2 0 1	
Andres Galarraga, R (1, 3) OBP: 0.272, SLG: 0.309		2-3 K		2-1 1B		1-0 P5		0-0 FC4-6 BB 1B		4 1 1 2 0 1 2	
Gilberto Reyes, R (1, 2) OBP: 0.299, SLG: 0.259			2-3 K	0-0 L7		3-1 G1-4-3		4-2 BB 1B BB		3 0 0 0 1 1 2	
Mark Gardner, R (1, 1) OBP: 0.071, SLG: 0.071			0-1 L6		2-3 K		1-3 K	4-2 1B BB		3 0 0 0 0 2 0	
Mel Rojas, R (8, 1)										0 0 0 0 0 0 0	
Jeff Fassero, L (8, 1)										0 0 0 0 1 0 0	
Inning Stats	R: 0 E: 0 K: 1 S: 7 H: 0 LOB: 0 BB: 0 P: 13	R: 0 E: 0 K: 1 S: 10 H: 0 LOB: 1 BB: 1 P: 17	R: 0 E: 0 K: 2 S: 10 H: 0 LOB: 0 BB: 0 P: 15	R: 2 E: 0 K: 0 S: 11 H: 2 LOB: 2 BB: 2 P: 23	R: 0 E: 0 K: 1 S: 12 H: 1 LOB: 0 BB: 0 P: 20	R: 1 E: 0 K: 2 S: 11 H: 1 LOB: 0 BB: 0 P: 17	R: 0 E: 0 K: 1 S: 6 H: 0 LOB: 0 BB: 0 P: 11	R: 0 E: 0 K: 1 S: 11 H: 1 LOB: 1 BB: 0 P: 16	R: 1 E: 0 K: 0 S: 17 H: 2 LOB: 2 BB: 2 P: 28	1B: 5 2B: 1 3B: 0 HR: 1 SF: 0 SAC: 0 DP: 0 HBP: 0	WP: 0 PB: 1 SB: 0 CS: 1 PA: 37
PITCHER	IP WLS BF H R ER SO BB IBB HBP BLK WP HR S P ERA WHIP										
Jim Deshaies, L (1, 1) ERA: 5.02	6.0 L 24 4 3 3 7 3 0 0 0 0 0 1 61 105 4.50 1.167										
Jim Corsi, R (7, 1) ERA: 3.66	2.0 7 1 0 0 2 0 0 0 0 0 0 0 17 27 0.00 0.500										
Curt Schilling, R (9, 1) ERA: 4.17	1.0 6 2 1 1 0 2 0 0 0 0 0 0 17 28 9.00 4.000										

Montreal Expos @ Houston Astros
Astrodome, Houston, TX
Sun Aug 25 1991, 4:33 AM EDT
Att. 10,851 - Dome - 70 F

livebaseballscorecards.com

AB	32
R	4
H	7
RBI	4
BB	5
SO	9
LOB	10



Batter	1	2	3	4	5	6	7	8	9	AB	R	H	RBI	BB	SO	LOB
Steve Finley, L (1, 8) OBP: 0.342, SLG: 0.432	2-3 K			3-2 L8		1-1 G6-3		0-1 FC6-4		4	0	0	0	0	1	2
Casey Candaele, S (1, 4) OBP: 0.319, SLG: 0.371	3-2 P5			2-1 L7		0-0 L8		0-0 F8		4	0	0	0	0	0	2
5 Jeff Bagwell, R (1, 3) OBP: 0.386, SLG: 0.439	1-0 F8			4-2 BB			4-1 BB		1-0 F8	2	0	0	0	2	0	0
Luis Gonzalez, L (1, 7) OBP: 0.310, SLG: 0.434			2-2 P2						0-3 K	3	0	0	0	0	0	2
Mike Simms, R (9, PH) OBP: 0.324, SLG: 0.319				3-0 F8					1-3 K	1	0	0	0	0	1	0
Ken Caminiti, S (1, 5) OBP: 0.303, SLG: 0.370			1-1 G3-1		0-2 L7				0-0 F9	4	0	0	0	0	1	1
Javier Ortiz, R (1, 9) OBP: 0.418, SLG: 0.458			2-0 G5-3		1-1 1B				1-1 L8	3	0	1	0	0	0	1
Andujar Cedeno, R (1, 6) OBP: 0.259, SLG: 0.402				0-1 G4-6-3 1B		0-1 P2			0-1 F8 2B	3	0	2	0	0	0	1
Tony Eusebio, R (1, 2) OBP: 0.357, SLG: 0.200			2-0 G4-6-3		0-3 K				4-0 FC6-4 BB	2	0	0	0	1	1	2
Jim Deshaies, L (1, 1) OBP: 0.171, SLG: 0.105				0-2 G1-3					1-0 F8	1	0	0	0	0	0	0
Gerald Young, S (6, PH) OBP: 0.293, SLG: 0.260						3-2 P5				1	0	0	0	0	0	0
Jim Corsi, R (7, 1)										0	0	0	0	0	0	0
Jose Tolentino, L (8, PH) OBP: 0.250, SLG: 0.318										1	0	0	0	0	0	2
Curt Schilling, R (9, 1) OBP: 1.000, SLG: 1.000										0	0	0	0	0	0	0

Inning Stats	R: 0	H: 0	E: 0	K: 1	S: 11	R: 0	H: 0	E: 0	K: 0	S: 6	R: 0	H: 1	E: 0	K: 0	S: 6	R: 0	H: 0	E: 0	K: 0	S: 8	R: 0	H: 1	E: 0	K: 1	S: 11	R: 0	H: 0	E: 0	K: 0	S: 7	R: 0	H: 0	E: 0	K: 0	S: 6	R: 0	H: 1	E: 0	K: 0	S: 6	R: 0	H: 0	E: 0	K: 2	S: 7	R: 0	H: 0	E: 0	K: 0	S: 9	1B: 2	2B: 1	3B: 0	HR: 0	SF: 0	SAC: 0	DP: 1	HBP: 0	WP: 0	PB: 0	SB: 0	CS: 0	PA: 32
--------------	------	------	------	------	-------	------	------	------	------	------	------	------	------	------	------	------	------	------	------	------	------	------	------	------	-------	------	------	------	------	------	------	------	------	------	------	------	------	------	------	------	------	------	------	------	------	------	------	------	------	------	-------	-------	-------	-------	-------	--------	-------	--------	-------	-------	-------	-------	--------


PITCHER	IP	WLS	BF	H	R	ER	SO	BB	IBB	HBP	BLK	WP	HR	S	P	ERA	WHIP
Mark Gardner, R (1, 1) ERA: 3.12	7.0	W	26	3	0	0	2	3	0	0	0	0	0	57	96	0.00	0.857
Mel Rojas, R (8, 1) ERA: 4.44	0.1		1	0	0	0	0	0	0	0	0	0	0	1	2	0.00	0.000
Jeff Fassero, L (8, 1) ERA: 1.98	1.2	S	5	0	0	0	2	0	0	0	0	0	0	10	12	0.00	0.000

BOTTOM

Montreal Expos @ Houston Astros
Astrodome, Houston, TX

Sun Aug 25 1991, 4:33 AM EDT
Att. 10,851 - Dome - 70 F

AB	29
R	0
H	3
RBI	0
BB	3
SO	4
LOB	13



PITCHER	IP	WLS	BF	H	R	ER	SO	BB	IBB	HBP	BLK	WP	HR	S	P	ERA	WHIP
---------	----	-----	----	---	---	----	----	----	-----	-----	-----	----	----	---	---	-----	------

Batter	1	2	3	4	5	6	7	8	9	10	AB	R	H	RBI	BB	SO	LOB	TOP							
Daryl Boston, L OBP: 0.319, SLG: 0.353 John Franco, L (9. 1)	(1. 8) B (7. 7) F (9. 1) X P2		(1. 3) F K		(1. 1) F PB 1B		(0. 0) X F9		(2. 0) B P6		5	1	1	0	0	1	1								
Dave Magadan, L OBP: 0.377, SLG: 0.344	(1. 3) X F8			(3. 2) WP G3-1 2B	(2. 2) B G4-3 1B		(3. 2) B G4-3 2B		(2. 2) B P4		5	1	3	2	0	0	0								
Kevin McReynolds, R OBP: 0.332, SLG: 0.432 Mark Carreon, R OBP: 0.296, SLG: 0.328 Alejandro Pena, R OBP: 0.305, SLG: 0.345 Keith Miller, R (9. 7)	(1. 7) B (4. 7) X 1B			(4. 1) B G3-1 WP SF9 BB	(1. 1) B G4-3		(1. 2) B F8		(3. 3) B P4		1	1	1	0	1	0	0								
Howard Johnson, S OBP: 0.341, SLG: 0.512	(1. 5) S SAFE K			(2. 2) S G3-1	(3. 2) B F8			(0. 2) C P4		(1. 1) F SAFE 1B SAFE 1B SAFE X	5	1	1	1	0	1	3								
Mackey Sasser, L OBP: 0.312, SLG: 0.469		(2. 0) B F7		(2. 2) F SF9		(0. 0) X L3 1B		(0. 0) X 2B		(3. 1) B 1B G5-3 2B	4	0	3	2	0	0	0								
Gregg Jefferies, S OBP: 0.328, SLG: 0.396	(1. 4) B F9			(4. 0) B E BB		(2. 1) B L3		(1. 2) B G5-3		(4. 0) I 1B IBB	3	0	0	0	2	0	2								
Rick Cerone, R OBP: 0.366, SLG: 0.344	(1. 2) X G4-3			(1. 3) F SAFE SAFE BB		(2. 1) C F8		(1. 2) B G5-3		(0. 0) X 1B 1-2 2-3 3-H	4	0	1	1	1	0	1								
Garry Templeton, S OBP: 0.228, SLG: 0.302	(1. 6) X F8			(0. 1) C P5		(1. 2) F 2B 1B			(0. 3) S K		(1. 1) F P4	5	1	1	0	0	1	5							
Sid Fernandez, L OBP: 0.154, SLG: 0.231 Chris Donnels, L OBP: 0.357, SLG: 0.261 Chuck Carr, S OBP: 0.125, SLG: 0.125 (7. 8)	(1. 1) B (7. PH) X K		(1. 3) C K		(2. 3) F K		(0. 1) L F8		(2. 1) B B3		(2. 2) C P7	2	0	0	0	0	2	0							
Inning Stats	R: 0 E: 0 K: 1 S: 10	H: 1 LOB: 1 BB: 0 P: 14	R: 0 E: 0 K: 0 S: 7	H: 0 LOB: 0 BB: 0 P: 12	R: 0 E: 0 K: 2 S: 7	H: 0 LOB: 0 BB: 0 P: 9	R: 2 E: 1 K: 0 S: 15	H: 1 LOB: 2 BB: 3 P: 34	R: 1 E: 0 K: 1 S: 14	H: 2 LOB: 1 BB: 0 P: 23	R: 0 E: 0 K: 0 S: 5	H: 1 LOB: 0 BB: 0 P: 9	R: 1 E: 0 K: 0 S: 14	H: 2 LOB: 1 BB: 0 P: 20	R: 0 E: 0 K: 0 S: 10	H: 1 LOB: 1 BB: 0 P: 12	R: 0 E: 0 K: 1 S: 7	H: 0 LOB: 0 BB: 0 P: 11	R: 2 E: 0 K: 0 S: 14	H: 3 LOB: 3 BB: 2 P: 31	1B: 7 2B: 5 3B: 0 HR: 0	SF: 1 SAC: 0 DP: 1 HBP: 0	WP: 1 PB: 1 SB: 0 CS: 0	PA: 45	
PITCHER Pete Harnisch, R ERA: 2.52 Al Osuna, L ERA: 2.2 Dwayne Henry, R ERA: 3.19	IP 7.0 1.0 2.0	WLS 30 4 11	H 7 1 3	R 4 0 2	ER 3 0 2	SO 4 0 1	BB 3 0 1	IBB 0 0 1	HBP 0 0 0	BLK 0 0 0	WP 1 0 0	HR 0 0 0	S 72 10 21	P 121 12 42	ERA 3.86 0.00 9.00	WHIP 1.429 1.000 2.000									

New York Mets @ Houston Astros
Astrodome, Houston, TX
Mon Aug 26 1991, 8:05 PM EDT
Att. 7,720 - Dome - 70 F

livebaseballscorecards.com

AB	39
R	6
H	11
RBI	6
BB	5
SO	5
LOB	18



Batter	1	2	3	4	5	6	7	8	9	10	AB	R	H	RBI	BB	SO	LOB	BOTTOM									
Gerald Young, S OBP: 0.289, SLG: 0.257 (1, 8)	P3			G6-3		G6-3		K		G5-3	5	0	1	0	0	1	1	New York Mets @ Houston Astros Astrodome, Houston, TX Mon Aug 26 1991, 8:05 PM EDT Att. 7,720 - Dome - 70 F									
Craig Biggio, R OBP: 0.361, SLG: 0.367 (1, 2)	K			G6-3		L6		5 1B		G5-3	5	0	1	0	0	1	2										
5 Jeff Bagwell, R Dwayne Henry, R (9, 1)	F8			IHR		K		1B			4	1	2	0	0	1	1										
Ken Caminiti, S OBP: 0.305, SLG: 0.378 (1, 5)	F8			IHR				1B			4	1	2	2	0	0	0										
Javier Ortiz, R Steve Finley, L (7, PH) (8, 9)	K			F8		G3				G4-3	2	0	0	0	0	1	0										
Mike Simms, R Luis Gonzalez, L (7, PH) (8, 7)	K			F8		G4-3				K	2	0	0	0	0	2	0										
Rafael Ramirez, R OBP: 0.276, SLG: 0.297 (1, 4)	K			F8				K		K	4	0	0	0	0	3	0										
Andujar Cedeno, R OBP: 0.258, SLG: 0.405 (1, 6)	P3			P3				HR		G5-3	4	1	1	0	0	0	0										
Pete Harnisch, S Al Osuna, R Jose Tolentino, L (8, PH) (9, 3)	L9			B5-3				HR		WP	2	0	0	0	0	0	0										
Inning Stats	R: 0 E: 0 K: 1 S: 9	H: 0 LOB: 0 BB: 0 P: 15	R: 0 E: 0 K: 2 S: 8	H: 0 LOB: 0 BB: 0 P: 11	R: 0 E: 0 K: 1 S: 11	H: 0 LOB: 0 BB: 0 P: 15	R: 2 E: 0 K: 0 S: 12	H: 2 LOB: 0 BB: 0 P: 19	R: 0 E: 0 K: 1 S: 6	H: 0 LOB: 0 BB: 0 P: 11	R: 0 E: 0 K: 0 S: 7	H: 1 LOB: 1 BB: 0 P: 16	R: 0 E: 0 K: 0 S: 7	H: 0 LOB: 0 BB: 0 P: 9	R: 2 E: 0 K: 2 S: 16	H: 5 LOB: 2 BB: 0 P: 21	R: 0 E: 0 K: 2 S: 11		H: 0 LOB: 0 BB: 0 P: 15	R: 0 E: 0 K: 0 S: 8	H: 1 LOB: 1 BB: 0 P: 12	1B: 5 2B: 2 3B: 0 HR: 2	SF: 0 SAC: 0 DP: 0 HBP: 0	WP: 1 PB: 0 SB: 1 CS: 0	PA: 38		
Sid Fernandez, L ERA: 2.86 (1, 1)	IP: 6.0	WLS: 21	BF: 3	H: 2	R: 2	ER: 2	SO: 6	BB: 0	IBB: 0	HBP: 0	BLK: 0	WP: 0	HR: 0	S: 59	P: 87	ERA: 3.00	WHIP: 0.500										
Alejandro Pena, R ERA: 2.71 (7, 1)	IP: 2.0	WLS: 10	BF: 5	H: 2	R: 2	ER: 2	SO: 2	BB: 0	IBB: 0	HBP: 0	BLK: 0	WP: 0	HR: 1	S: 23	P: 30	ERA: 9.00	WHIP: 2.500										
John Franco, L ERA: 2.36 (9, 1)	IP: 2.0	WLS: 7	BF: 1	H: 0	R: 0	ER: 0	SO: 2	BB: 0	IBB: 0	HBP: 0	BLK: 0	WP: 1	HR: 0	S: 19	P: 27	ERA: 0.00	WHIP: 0.500										

livebaseballscorecards.com

AB	38
R	4
H	9
RBI	4
BB	0
SO	10
LOB	4



Batter	1	2	3	4	5	6	7	8	9	AB R H RBI BB SO LOB	TOP	
Daryl Boston, L (1, 8) OBP: 0.316, SLG: 0.349 Doug Simons, L (8, 1)	0-1 G4-3		2-1 F7		0-3 K		1-1 G5-3 2B	2-0 F8		5 1 1 0 0 1 4 0 0 0 0 0 0 0		
Dave Magadan, L (1, 3) OBP: 0.379, SLG: 0.349	1-2 G6-3		4-0 1-2 BB		1-0 1-3 2-H 1B		1-1 1-3 2B		1-2 G3	4 0 2 1 1 0 0		
Mark Carreon, R (1, 7) OBP: 0.287, SLG: 0.319 (8, 8)	0-0 L7		1-0 L7		2-1 P2		2-1 G5-3		1-1 G5-3	5 0 0 1 0 0 5		
Howard Johnson, S (1, 5) OBP: 0.339, SLG: 0.507		1-2 P6		1-3 K		2-3 K	1-1 L9		4-0 BB	4 0 0 0 1 2 1		
Mackey Sasser, L (1, 9) OBP: 0.315, SLG: 0.470		4-1 BB		0-0 F9		1-0 BB 2B	3-3 K		0-0 L6	4 0 1 0 1 1 2		
Gregg Jefferies, S (1, 4) OBP: 0.327, SLG: 0.392		0-3 K		1-1 G1-3		4-1 BB BB		1-1 G6-3		3 0 0 0 1 1 1		
Kevin Elster, R (1, 6) OBP: 0.312, SLG: 0.362		1-0 F9			0-0 1B HBP 1B	4-1 1-2 2-3 BB		3-1 2B 1B		3 2 2 0 1 0 1		
Charlie O'Brien, R (1, 2) OBP: 0.303, SLG: 0.265			2-0 P2		3-1 1B HBP	1-3 K		1-1 2B		3 0 1 1 0 1 3		
Wally Whitehurst, R (1, 1) OBP: 0.200, SLG: 0.179 Chris Donnels, L (5, PH) Pete Schourek, L (5, 1) Garry Templeton, S (6, PH) Jeff Innis, R (6, 1) Keith Miller, R (8, PH) OBP: 0.303, SLG: 0.343 (8, 7)			2-2 BB 1B		2-2 L7	1-0 G4-3		2-3 K		1 0 1 0 0 0 0 1 0 0 0 0 0 2 0 0 0 0 0 0 0 1 0 0 0 0 0 3 0 0 0 0 0 0 0 1 0 0 0 0 1 1		
Inning Stats	R: 0 H: 0 E: 0 LOB: 0 K: 0 BB: 0 S: 6 P: 7	R: 0 H: 0 E: 0 LOB: 1 K: 1 BB: 1 S: 9 P: 15	R: 0 H: 1 E: 0 LOB: 2 K: 0 BB: 1 S: 7 P: 18	R: 0 H: 0 E: 0 LOB: 0 K: 1 BB: 0 S: 6 P: 8	R: 1 H: 2 E: 0 LOB: 2 K: 1 BB: 0 S: 11 P: 19	R: 0 H: 1 E: 0 LOB: 3 K: 2 BB: 2 S: 13 P: 26	R: 1 H: 2 E: 0 LOB: 1 K: 1 BB: 0 S: 15 P: 23	R: 1 H: 2 E: 0 LOB: 1 K: 1 BB: 0 S: 11 P: 20	R: 0 H: 0 E: 0 LOB: 1 K: 0 BB: 1 S: 6 P: 12	1B: 5 SF: 0 2B: 3 SAC: 0 3B: 0 DP: 0 HR: 0 HBP: 1	WP: 0 PA: 41 PB: 0 SB: 0 CS: 0	
PITCHER	IP WLS BF H R ER SO BB IBB HBP BLK WP HR S P ERA WHIP											
Darryl Kile, R (1, 1) ERA: 3.69	6.0 W 29 6 2 2 5 4 0 1 0 0 0 56 99 3.00 1.667											
Curt Schilling, R (7, 1) ERA: 4.1	3.0 S 12 2 1 1 2 1 0 0 0 0 0 28 49 3.00 1.000											

New York Mets @ Houston Astros
Astrodome, Houston, TX
Tue Aug 27 1991, 8:05 PM EDT
Att. 9,175 - Dome - 70 F

livebaseballscorecards.com

AB	35
R	3
H	8
RBI	3
BB	5
SO	7
LOB	23



BOTTOM

New York Mets @ Houston Astros
Astrodome, Houston, TX
Tue Aug 27 1991, 8:05 PM EDT
Att. 9,175 - Dome - 70 F

livebaseballscorecards.com

AB	32
R	8
H	10
RBI	7
BB	3
SO	3
LOB	10



WP:	0	PA:	37
PB:	0	SB:	0
CS:	0		

AB	R	H	RBI	BB	SO	LOB
5	1	2	1	0	0	1
3	2	3	0	1	0	0
4	0	0	1	0	0	5
4	2	2	1	0	1	0
3	1	1	3	0	1	0
2	1	1	0	2	1	0
0	0	0	0	0	0	0
4	1	1	0	0	0	2
4	0	0	1	0	0	2
2	0	0	0	0	0	0
0	0	0	0	0	0	0
1	0	0	0	0	0	0
1B:	7	SF:	1			
2B:	2	SAC:	1			
3B:	0	DP:	1			
HR:	1	HBP:	0			

Batter	1	2	3	4	5	6	7	8	9	AB	R	H	RBI	BB	SO	LOB											
Steve Finley, L OBP: 0.341, SLG: 0.430 (1, 8) (8, 9)	1-1 1B E 1B	0-0 G3		1-2 G3-1		0-0 1B		0-1 L4		5	1	2	1	0	0	1											
Craig Biggio, R OBP: 0.367, SLG: 0.374 (1, 2)	0-1 E9 5 G6-3 1B	4-0 BB			3-2 5 F9 1B 2B	0-1 5 G6-4-3 1B				3	2	3	0	1	0	0											
5 Jeff Bagwell, R OBP: 0.364, SLG: 0.435 (1, 3)	0-0 G6-3	2-2 L9			0-0 F9	0-1 G6-4-3				4	0	0	1	0	0	5											
Luis Gonzalez, L OBP: 0.310, SLG: 0.435 (1, 7)	1-3 K		0-0 E SF8 2B		1-2 HR 1B		1-2 G3-1			4	2	2	1	0	1	0											
Ken Caminiti, S OBP: 0.305, SLG: 0.384 (1, 5)	2-2 G3		3-2 SAFE SF8		0-0 HR		1-3 K			3	1	1	3	0	1	0											
Mike Simms, R OBP: 0.333, SLG: 0.316 Gerald Young, S OBP: 0.289, SLG: 0.257 (7, PR) (8, 8)		1-0 1B FC 1B	1-3 K		4-1 FC5-4 BB		4-2 BB			2	1	1	0	2	1	0											
Rafael Ramirez, R OBP: 0.276, SLG: 0.296 (1, 4)		3-2 SH5-4 G3 1B	2-2 G5-3		1-0 P4		0-0 G3			4	1	1	0	0	0	2											
Andujar Cedeno, R OBP: 0.250, SLG: 0.392 (1, 6)		2-2 FC G3 SH5-4 1B		3-1 G6-3	2-0 FC5-4		2-2 L5			4	0	0	1	0	0	2											
Darryl Kile, R Curt Schilling, R OBP: 1.000, SLG: 1.000 Jose Tolentino, L OBP: 0.296, SLG: 0.520 (7, 1) (7, 3)	0-1 SH5-4		1-2 G5-3		0-1 G6-3		0-0 G3			2	0	0	0	0	0	0											
Inning Stats	R: 2 E: 1 K: 1 S: 11	H: 2 LOB: 0 BB: 0 P: 15	R: 2 H: 2 ER: 2 SO: 2 K: 0 S: 15	H: 2 LOB: 2 BB: 1 P: 27	R: 1 E: 1 K: 1 S: 11	H: 1 LOB: 0 BB: 0 P: 17	R: 0 E: 0 K: 0 S: 8	H: 0 LOB: 0 BB: 0 P: 13	R: 3 E: 0 K: 0 S: 11	H: 3 LOB: 1 BB: 1 P: 22	R: 0 E: 0 K: 0 S: 7	H: 2 LOB: 1 BB: 0 P: 7	R: 0 E: 0 K: 1 S: 9	H: 0 LOB: 1 BB: 1 P: 15	R: 0 E: 0 K: 0 S: 7	H: 0 LOB: 0 BB: 0 P: 9	1B: 7 2B: 2 3B: 0 HR: 1	SF: 1 SAC: 1 DP: 1 HBP: 0	WP: 0 PA: 37 PB: 0 SB: 0 CS: 0								
PITCHER	IP	WLS	BF	H	R	ER	SO	BB	IBB	HBP	BLK	WP	HR	S	P	ERA	WHIP										
Wally Whitehurst, R ERA: 4.32 (1, 1)	4.0	L	19	5	5	3	2	1	0	0	0	0	0	45	72	6.75	1.500										
Pete Schourek, L ERA: 4.35 (5, 1)	1.0		7	3	3	3	0	1	0	0	0	0	1	11	22	27.00	4.000										
Jeff Innis, R ERA: 2.66 (6, 1)	2.0		8	2	0	0	1	1	0	0	0	0	0	16	22	0.00	1.500										
Doug Simons, L ERA: 4.89 (8, 1)	1.0		3	0	0	0	0	0	0	0	0	0	0	7	9	0.00	0.000										

Batter	1	2	3	4	5	6	7	8	9	10	AB R H RBI BB SO LOB	TOP													
Gerald Young, S OBP: 0.291, SLG: 0.257	3-2 5 BB 1B 2B 1B	4-2 1B BB		3-2 F8		1-1 G5-3	1-0 G4-3		2-1 SF9		4 2 1 1 1 0 2														
Rafael Ramirez, R OBP: 0.286, SLG: 0.307	0-1 SAFE 5 BB 2B 1B	1-2 SAFE 1B 1B		2-1 L9		0-0 5 WP 2B 1B		2-2 FC5-4 1B	3-3 K		6 3 4 0 0 1 2														
5 Jeff Bagwell, R OBP: 0.387, SLG: 0.434	4-2 2B 1-2 2-3 G5-3 BB	1-3 K		1-1 G5-3		4-2 2B BB		0-1 SAFE 1-2 FC5-4 1B		2-2 1B WP FC4-6 HBP	3 3 1 0 2 1 2														
Ken Caminiti, S OBP: 0.309, SLG: 0.391	0-0 1-3 2-H 3-H 2B	2-0 1-2 2-H 1B			2-2 F9	0-0 1-H 2-H 2B		2-0 FC5-4		4-0 FC4-6 1B BB	5 1 3 5 1 0 2														
Javier Ortiz, R OBP: 0.410, SLG: 0.434	1-3 K	0-2 1-2 2-H 1B		4-2 2B BB		0-2 P2		0-3 SAFE K		3-1 FC4-6 1B	3 0 1 1 1 1 3 0 0 0 0 0 0 0 1 0 0 0 0 0 0 0 0 0 0 0 0 0 1 0 1 0 0 0 0 0 0 0 0 0 0 0 0 0 0 0 0 0 0														
Casey Candaele, S OBP: 0.319, SLG: 0.370																									
Rob Mallicoat, L																									
Xavier Hernandez, L																									
Jose Tolentino, L OBP: 0.321, SLG: 0.538																									
Al Osuna, R																									
Dwayne Henry, R																									
Mike Simms, R OBP: 0.325, SLG: 0.306	1-0 G5-3	1-2 G6-3		1-3 K		0-0 P6			2-1 HBP SF9 1B	0-1 FC4-6 1B	3 0 0 1 0 1 4 3 1 1 1 0 0 2														
Steve Finley, L OBP: 0.341, SLG: 0.430																									
Andujar Cedeno, R OBP: 0.269, SLG: 0.408	4-2 BB		0-0 G6-3		2-2 SAFE 1-3 2B		0-1 BB 1B		1-3 SAFE K	0-0 1-3 3-H 1B	5 0 3 1 1 1 1														
Tony Eusebio, R OBP: 0.333, SLG: 0.154	1-1 L8		3-3 K		3-1 L3		4-0 SAFE 1-2 BB		4-2 SAFE SF9 HBP BB	2-0 P4	3 0 0 0 1 1 4 1 0 0 0 1 0 2														
Craig Biggio, R OBP: 0.367, SLG: 0.373																									
Ryan Bowen, R OBP: 0.286, SLG: 0.308			0-0 K			1-1 F7		0-3 K		1-0 SF9	2 0 0 0 0 1 0 1 0 0 0 0 0 0														
Mark Davidson, R OBP: 0.298, SLG: 0.336																									
Luis Gonzalez, L OBP: 0.310, SLG: 0.433										0-0 G2-3	2 0 0 0 0 1 4														
										1-2 2-3 HBP															
Inning Stats	R: 3 E: 0 K: 1 S: 17	H: 3 LOB: 2 BB: 2 P: 31	R: 2 E: 0 K: 2 S: 20	H: 3 LOB: 2 BB: 1 P: 30	R: 0 E: 0 K: 1 S: 7	H: 0 LOB: 0 BB: 0 P: 10	R: 0 E: 0 K: 0 S: 8	H: 0 LOB: 0 BB: 0 P: 14	R: 0 E: 0 K: 1 S: 13	H: 1 LOB: 2 BB: 1 P: 25	R: 2 E: 0 K: 0 S: 13	H: 2 LOB: 1 BB: 1 P: 19	R: 0 E: 0 K: 1 S: 7	H: 1 LOB: 2 BB: 1 P: 12	R: 0 E: 0 K: 1 S: 9	H: 2 LOB: 1 BB: 0 P: 13	R: 1 E: 0 K: 2 S: 14	H: 1 LOB: 2 BB: 1 P: 27	R: 2 E: 0 K: 0 S: 9	H: 2 LOB: 2 BB: 1 P: 20	1B: 12 2B: 4 3B: 0 HR: 0	SF: 1 SAC: 0 DP: 1 HBP: 2	WP: 2 PB: 0 SB: 1 CS: 0	PA: 54	
PITCHER	IP WLS BF H R ER SO BB IBB HBP BLK WP HR S P ERA WHIP																								
Terry Mulholland, L ERA: 3.62	1.2	14	6	5	5	3	3	0	0	0	0	0	0	0	0	0	0	0	0	0	0	0	0	0	0
Steve Searcy, L ERA: 6.71	4.0	17	3	2	2	2	2	0	0	0	1	0	42	70	4.50	1.250									
Joe Boever, R ERA: 3.83	1.1	6	1	0	0	1	1	0	0	0	0	0	10	15	0.00	1.500									
Mitch Williams, L ERA: 2.22	2.0	10	3	1	1	3	1	0	1	0	0	0	23	40	4.50	2.000									
Mike Hartley, R ERA: 4.52	1.0	W 7	2	2	2	0	1	0	1	0	1	0	9	20	18.00	3.000									

Houston Astros @ Philadelphia Phillies
Veterans Stadium, Philadelphia, PA
Wed Aug 28 1991, 7:05 PM EDT
Att: 24,981 - Cloudy - 88 F

livebaseballscorecards.com

AB 43
R 10
H 15
RBI 10
BB 8
SO 9
LOB 29



BOTTOM

Houston Astros @ Philadelphia Phillies
Veterans Stadium, Philadelphia, PA

Wed Aug 28 1991, 7:05 PM EDT
Att. 24,981 - Cloudy - 88 F

livebaseballscorecards.com

AB	36
R	11
H	11
RBI	11
BB	5
SO	10
LOB	6



WP:	1	PA:	43
PB:	0		
SB:	1		
CS:	1		

AB	4	R	1	H	1	RBI	0	BB	0	SO	1	LOB	1
	0	0	0	0	0	0	0	0	0	0	0	0	0
	1	0	0	0	0	0	0	1	1				

5	1	3	2	0	0	0	0						
---	---	---	---	---	---	---	---	--	--	--	--	--	--

5	2	2	0	0	0	0	1						
---	---	---	---	---	---	---	---	--	--	--	--	--	--

3	2	1	2	1	1	0							
---	---	---	---	---	---	---	--	--	--	--	--	--	--

4	2	1	0	1	0	0							
---	---	---	---	---	---	---	--	--	--	--	--	--	--

3	1	0	2	1	1	0							
---	---	---	---	---	---	---	--	--	--	--	--	--	--

5	1	2	5	0	1	0							
---	---	---	---	---	---	---	--	--	--	--	--	--	--

2	0	1	0	0	1	0							
---	---	---	---	---	---	---	--	--	--	--	--	--	--

0	1	0	0	1	0	0							
---	---	---	---	---	---	---	--	--	--	--	--	--	--

0	0	0	0	0	0	0							
---	---	---	---	---	---	---	--	--	--	--	--	--	--

2	0	0	0	2	1								
---	---	---	---	---	---	--	--	--	--	--	--	--	--

1	0	0	0	0	1	1							
---	---	---	---	---	---	---	--	--	--	--	--	--	--

1	0	0	0	0	1	1							
---	---	---	---	---	---	---	--	--	--	--	--	--	--

1B:	5	SF:	2	WP:	1	PA:	43
2B:	4	SAC:	0	PB:	0		
3B:	0	DP:	0	SB:	1		
HR:	2	HBP:	0	CS:	1		

Batter	1	2	3	4	5	6	7	8	9	10
Mickey Morandini, L OBP: 0.311, SLG: 0.301 Mitch Williams, L (8, 1) Jim Lindeman, R OBP: 0.411, SLG: 0.390 (9, PH) (10, 8)	3-2 G4-3 1 X	0-0 G4-3 2		1-3 K 3			1-0 2B 1B 2-3		1-3 SAFE K 3	
Dickie Thon, R OBP: 0.286, SLG: 0.358 (1, 6)	1-2 G5-3 2	2-2 G5-3 3			0-0 CS 1B		1-0 1-H 3-H 2B		2-1 1B SF8 2B	
Wes Chamberlain, R OBP: 0.328, SLG: 0.453 (1, 7)	1-0 BB BB 1B		1-0 F9 1		2-1 SAFE G5-3 2		1-2 F9 3		0-1 2B SF8 1B	
John Kruk, L OBP: 0.360, SLG: 0.470 (1, 3)	4-2 BB BB HR BB		0-0 HR		2-3 K 3		3-2 G4-3 1		0-0 SF8 1	
Dale Murphy, R OBP: 0.306, SLG: 0.420 (1, 9)	4-0 HR BB		2-1 F8 2		1-0 G5-3 1		2-2 F7 2		0-0 WP 1B 2B	
Darren Daulton, L OBP: 0.300, SLG: 0.342 (1, 2)	4-2 HR BB		1-0 G6-3 3		3-3 K 2		2-1 F8 3		2-2 SF8 2	
Charlie Hayes, R OBP: 0.240, SLG: 0.355 (1, 5)	0-0 1-H 2-H 3-H HR		1-3 K 1		0-1 F9 3		0-2 F8 1		2-2 2-H 1B	
Braulio Castillo, R OBP: 0.286, SLG: 0.308 Wally Backman, S OBP: 0.348, SLG: 0.319 (7, PH) (8, 4) Randy Ready, R OBP: 0.388, SLG: 0.284 (9, PH) (10, 4)	0-3 K 3		2-2 K 2		4-2 1B 2B BB S		4-2 BB			
Terry Mulholland, R OBP: 0.108, SLG: 0.079 Steve Searcy, L (2, 1) Joe Boever, R OBP: 0.350, SLG: 0.500 John Morris, L OBP: 0.250, SLG: 0.252 (7, PH) (8, 8) Ricky Jordan, R OBP: 0.301, SLG: 0.453 Mike Hartley, R (9, PH) (10, 1)		2-3 K 1		0-3 K 2		3-3 SAFE K 1		0-3 SAFE K 2		

Inning Stats	R: 5	H: 2	E: 0	K: 1	S: 16	P: 33	R: 0	H: 0	E: 0	K: 1	S: 9	P: 13	R: 1	H: 1	E: 0	K: 0	S: 5	R: 0	H: 1	E: 0	K: 3	S: 16	P: 20	R: 0	H: 0	E: 0	K: 1	S: 6	R: 2	H: 2	E: 0	K: 1	S: 14	P: 24	R: 0	H: 0	E: 0	K: 0	S: 8	R: 0	H: 0	E: 0	K: 2	S: 11	P: 16	R: 3	H: 4	E: 0	K: 0	S: 12	P: 18	1B: 5	SF: 2	2B: 4	SAC: 0	3B: 0	DP: 0	HR: 2	HBP: 0	WP: 1	PA: 43
--------------	------	------	------	------	-------	-------	------	------	------	------	------	-------	------	------	------	------	------	------	------	------	------	-------	-------	------	------	------	------	------	------	------	------	------	-------	-------	------	------	------	------	------	------	------	------	------	-------	-------	------	------	------	------	-------	-------	-------	-------	-------	--------	-------	-------	-------	--------	-------	--------

PITCHER	IP	WLS	BF	H	R	ER	SO	BB	IBB	HBP	BLK	WP	HR	S	P	ERA	WHIP
Ryan Bowen, R ERA: 5.75 (1, 1)	5.0		22	5	6	6	6	3	0	0	0	0	2	54	86	10.80	1.600
Jim Corsi, R ERA: 3.84 (6, 1)	2.0		8	2	2	2	2	1	0	0	0	0	0	20	34	9.00	1.500
Rob Mallicoat, L ERA: 3.18 (8, 1)	1.1		5	0	0	0	0	1	0	0	0	0	0	13	24	0.00	0.750
Xavier Hernandez, R ERA: 6.58 (9, 1)	0.2		2	0	0	0	2	0	0	0	0	0	0	6	7	0.00	0.000
Al Osuna, L ERA: 2.59 (10, 1)	0.2	L	5	3	3	3	0	0	0	0	0	0	0	9	13	40.50	4.500

PITCHER	IP	WLS	BF	H	R	ER	SO	BB	IBB	HBP	BLK	WP	HR	S	P	ERA	WHIP
Dwayne Henry, R ERA: 3.19 (10, 1)	0.0		1	1	0	0	0	0	0	0	0	0	0	3	5	∞	∞

Batter	1	2	3	4	5	6	7	8	9	AB	R	H	RBI	BB	SO	LOB
Mickey Morandini, L (1, 4) OBP: 0.307, SLG: 0.297	1-0 G2-3		1-1 F7			1-1 F7		0-0 P6		4	0	0	0	0	0	2
Dickie Thon, R (1, 6) OBP: 0.286, SLG: 0.357	1-3 K			3-1 FC1-6 1B		1-3 K		0-0 F9		4	0	1	0	0	2	1
Wes Chamberlain, R (1, 7) OBP: 0.331, SLG: 0.466	2-1 G6-3			0-0 P3		0-1 1B			1-0 HR	4	1	2	1	0	0	1
John Kruk, L (1, 3) OBP: 0.357, SLG: 0.465		3-3 K		0-1 FC1-6 1-2f		1-0 F7			1-0 F7	4	0	0	0	0	1	2
Dale Murphy, R (1, 9) OBP: 0.308, SLG: 0.419		0-3 K		2-2 F7			0-1 F8		0-0 1B	4	0	1	0	0	1	1
Darren Daulton, L (1, 2) OBP: 0.299, SLG: 0.345		2-2 G3-1			2-2 F8 2B		0-3 K		3-1 F8	4	0	1	0	0	1	1
Charlie Hayes, R (1, 5) OBP: 0.237, SLG: 0.351			3-2 G6-3		0-0 F8		2-2 F9		0-2 F8	4	0	0	0	0	0	2
Braulio Castillo, R (1, 8) OBP: 0.235, SLG: 0.250			1-2 G5-3		1-3 K			0-2 E5		3	0	0	0	0	1	1
Danny Cox, R (1, 1) OBP: 0.167, SLG: 0.107			2-1 G6-3		0-0 G6-3			2-2 P5		1	0	1	0	0	0	0
Rick Schu, R (5, PH) OBP: 0.188, SLG: 0.143										1	0	0	0	0	0	1
Joe Boever, R (6, 1) OBP: 0.500, SLG: 0.500										0	0	0	0	0	0	0
Wally Backman, S (8, PH) OBP: 0.346, SLG: 0.317										1	0	0	0	0	0	1
Wally Ritchie, L (9, 1)										0	0	0	0	0	0	0

Inning Stats	R: 0	H: 0	E: 0	K: 1	S: 7	R: 0	H: 0	E: 0	K: 2	S: 9	R: 0	H: 1	E: 0	K: 0	S: 10	R: 0	H: 1	E: 0	K: 1	S: 9	R: 0	H: 1	E: 0	K: 1	S: 8	R: 0	H: 0	E: 0	K: 1	S: 9	R: 0	H: 0	E: 1	K: 0	S: 10	R: 1	H: 2	E: 0	K: 0	S: 8
	LOB: 0	BB: 0	LOB: 0	BB: 0	P: 11	LOB: 0	BB: 0	LOB: 0	BB: 0	P: 14	LOB: 1	BB: 0	LOB: 1	BB: 0	P: 17	LOB: 1	BB: 0	LOB: 1	BB: 0	P: 12	LOB: 1	BB: 0	LOB: 0	BB: 0	P: 11	LOB: 0	BB: 0	LOB: 0	BB: 0	P: 11	LOB: 0	BB: 0	LOB: 1	BB: 0	P: 12	LOB: 1	BB: 0	P: 13		

PITCHER	IP	WLS	BF	H	R	ER	SO	BB	IBB	HBP	BLK	WP	HR	S	P	ERA	WHIP
Mark Portugal, R (1, 1) ERA: 4.14	9.0	W	34	6	1	1	6	0	0	0	0	0	1	78	114	1.00	0.667

BOTTOM

Houston Astros @ Philadelphia Phillies
Veterans Stadium, Philadelphia, PA

Thu Aug 29 1991, 7:05 PM EDT
Att. 20,321 - Cloudy - 92 F

AB	34
R	1
H	6
RBI	1
BB	0
SO	6
LOB	13

WP: 0 PA: 34
PB: 0 SB: 0 CS: 0
SF: 0 SAC: 0 DP: 0 HBP: 0
1B: 4 2B: 1 3B: 0 HR: 1
1 0 1 0 0 0 0
1 0 0 0 0 0 1
0 0 0 0 0 0 0
1 0 0 0 0 0 1
0 0 0 0 0 0 0



Batter	1	2	3	4	5	6	7	8	9	AB R H RBI BB SO LOB	TOP		
Steve Finley, L (1, 8) OBP: 0.343, SLG: 0.427	3-3 		4-1 		3-1 			0-1 		3 0 1 1 1 1 1			
Craig Biggio, R (1, 2) OBP: 0.369, SLG: 0.376	4-2 		1-1 			0-1 		2-2 		2 0 0 0 1 0 2			
5 Jeff Bagwell, R (1, 3) OBP: 0.382, SLG: 0.430	2-1 		0-0 			0-0 		0-3 		4 0 0 0 0 1 5			
Ken Caminiti, S (1, 5) OBP: 0.312, SLG: 0.393	1-2 			2-1 		3-1 		1-0 		4 0 1 0 0 0 3			
Curt Schilling, R (8, 1) OBP: 1.000, SLG: 1.000				1-0 			1-1 		1-1 	4 0 0 0 0 0 1			
Javier Ortiz, R (1, 9) OBP: 0.377, SLG: 0.383				3-3 			1-1 		2-3 	4 0 0 0 0 2 1			
Mark Davidson, R (1, 7) OBP: 0.268, SLG: 0.322				1-2 			3-3 		0-3 	4 0 0 0 0 2 0			
Andujar Cedeno, R (1, 6) OBP: 0.268, SLG: 0.398				1-1 		1-0 							
Casey Candaele, S (1, 4) OBP: 0.320, SLG: 0.375				2-3 		1-0 				4 0 0 0 0 2 0			
Casey Candaele, S (1, 4) OBP: 0.320, SLG: 0.375				0-0 		1-0 		1-1 		3 1 2 0 0 0 0			
Jim Deshaies, L (1, 1) OBP: 0.190, SLG: 0.105				4-0 		0-1 		3-1 		0 0 0 0 1 0 0			
Al Osuna, R (6, 1)										0 0 0 0 0 0 0			
Jose Tolentino, L (8, PH) OBP: 0.321, SLG: 0.538										0 0 0 0 0 0 0			
Rafael Ramirez, R (8, PH) OBP: 0.285, SLG: 0.305										1 0 0 0 0 0 1			
Inning Stats	R: 0 H: 0 E: 0 LOB: 1 K: 1 BB: 1 S: 11 P: 21	R: 0 H: 0 E: 0 LOB: 0 K: 0 BB: 0 S: 6 P: 8	R: 0 H: 0 E: 0 LOB: 2 K: 0 BB: 2 S: 5 P: 14	R: 0 H: 1 E: 0 LOB: 0 K: 1 BB: 0 S: 7 P: 14	R: 0 H: 1 E: 0 LOB: 1 K: 0 BB: 0 S: 6 P: 11	R: 0 H: 0 E: 0 LOB: 0 K: 0 BB: 0 S: 5 P: 8	R: 0 H: 0 E: 0 LOB: 0 K: 1 BB: 0 S: 8 P: 13	R: 1 H: 2 E: 0 LOB: 2 K: 1 BB: 0 S: 12 P: 19	R: 0 H: 0 E: 0 LOB: 0 K: 2 BB: 0 S: 11 P: 14	1B: 3 SF: 0 2B: 0 SAC: 1 3B: 1 DP: 0 HR: 0 HBP: 1	WP: 1 PA: 35 PB: 0 SB: 0 CS: 1		
PITCHER	IP WLS BF H R ER SO BB IBB HBP BLK WP HR S P ERA WHIP											PITCHER	IP WLS BF H R ER SO BB IBB HBP BLK WP HR S P ERA WHIP
Mark Gardner, R (1, 1) ERA: 2.99	6.0 W 22 2 0 0 2 3 0 0 0 0 1 0 40 76 0.00 0.833												
Mel Rojas, R (7, 1) ERA: 5.34	1.0 4 1 1 1 1 0 0 0 0 0 0 0 10 16 9.00 1.000												
Jeff Fassero, L (8, 1) ERA: 1.84	0.1 2 1 0 0 0 0 0 0 0 0 0 0 4 7 0.00 3.000												
Barry Jones, R (8, 1) ERA: 3.01	1.2 S 6 0 0 0 3 0 0 1 0 0 0 0 17 23 0.00 0.000												

Houston Astros @ Montreal Expos
Olympic Stadium, Montreal, QB
Fri Aug 30 1991, 7:05 PM EDT
Att: 7,704 - Cloudy - 85 F

livebaseballscorecards.com

AB	29
R	1
H	4
RBI	1
BB	3
SO	6
LOB	14



BOTTOM

Houston Astros @ Montreal Expos
 Olympic Stadium, Montreal, QB
 Fri Aug 30 1991, 7:05 PM EDT
 Att. 7,704 - Cloudy - 85 F

livebaseballscorecards.com

AB	30
R	3
H	11
RBI	3
BB	2
SO	13
LOB	14



WP:	1	PA:	35
PB:	0		
SB:	1		
CS:	3		

AB R H RBI BB SO LOB

3	1	2	0	0	0	1
4	0	0	0	0	3	4
4	0	2	0	0	1	1
3	1	1	1	1	1	1
4	1	4	1	0	0	0
3	0	1	1	1	2	2
4	0	0	0	0	3	5
3	0	1	0	0	2	0
1	0	0	0	0	0	0
1	0	0	0	0	1	0
0	0	0	0	0	0	0
0	0	0	0	0	0	0

1B:	9	SF:	0
2B:	2	SAC:	1
3B:	0	DP:	0
HR:	0	HBP:	1

Batter	1	2	3	4	5	6	7	8	9
Delino DeShields, L (1, 4) OBP: 0.369, SLG: 0.353	1-1 G5-3 S 2B HBP	2-1 G4-3			2-0 CS 1B		2-1 1B		
Spike Owen, S (1, 6) OBP: 0.314, SLG: 0.338	3-3 1 SAFE 1 SAFE 1 SAFE 1 SAFE 1-2 K	2-3 K			3-3 1 SAFE 1 SAFE 1-2 K		0-0 G4-3		
Ivan Calderon, R (1, 7) OBP: 0.366, SLG: 0.482	0-0 G5-3		3-3 K			3-2 CS 1B		0-0 1B 1B	
Tim Wallach, R (1, 5) OBP: 0.299, SLG: 0.348	1-0 2B 2B		2-1 F6			4-1 1 SAFE 1 SAFE 1 SAFE 1 SAFE 1-2 WP 1B BB		0-3 K	
Larry Walker, L (1, 9) OBP: 0.349, SLG: 0.461	2-0 2B		1-0 2-0 CS 1B			0-0 WP 1B		0-0 1B 1B	
Marquis Grissom, R (1, 8) OBP: 0.305, SLG: 0.366	4-1 BB		1-0 CS	1-3 K		0-3 K		1-0 1B	
Andres Galarraga, R (1, 3) OBP: 0.265, SLG: 0.300	2-3 K			2-3 K2-3		2-3 K		1-0 G3	
Gilberto Reyes, R (1, 2) OBP: 0.293, SLG: 0.255		2-2 G4-3 SH5-4 1B		2-3 K			2-3 K		
Mark Gardner, R (1, 1) OBP: 0.070, SLG: 0.070		0-0 SH5-4			2-1 G6-3		0-3 K		
Mel Rojas, R (7, 1)									
Jeff Fassero, L (8, 1)									
Barry Jones, R (8, 1)									

Inning Stats	R: 2 E: 0 K: 2 S: 12	H: 2 LOB: 2 BB: 1 P: 25	R: 0 E: 0 K: 1 S: 9	H: 1 LOB: 1 BB: 0 P: 15	R: 0 E: 0 K: 1 S: 6	H: 1 LOB: 0 BB: 0 P: 13	R: 0 E: 0 K: 3 S: 9	H: 0 LOB: 0 BB: 0 P: 14	R: 0 E: 0 K: 1 S: 8	H: 1 LOB: 0 BB: 0 P: 15	R: 0 E: 0 K: 2 S: 12	H: 2 LOB: 2 BB: 1 P: 21	R: 0 E: 0 K: 2 S: 9	H: 1 LOB: 1 BB: 0 P: 13	R: 1 E: 0 K: 1 S: 7	H: 3 LOB: 1 BB: 0 P: 9
--------------	-------------------------------	----------------------------------	------------------------------	----------------------------------	------------------------------	----------------------------------	------------------------------	----------------------------------	------------------------------	----------------------------------	-------------------------------	----------------------------------	------------------------------	----------------------------------	------------------------------	---------------------------------

PITCHER	IP	WLS	BF	H	R	ER	SO	BB	IBB	HBP	BLK	WP	HR	S	P	ERA	WHIP
Jim Deshaies, L (1, 1) ERA: 4.96	5.1	L	22	6	2	2	8	2	0	1	0	0	0	48	93	3.38	1.500
Al Osuna, L (6, 1) ERA: 2.53	1.2		7	2	0	0	4	0	0	0	0	1	0	17	23	0.00	1.200
Curt Schilling, R (8, 1) ERA: 4.19	1.0		5	3	1	1	1	0	0	0	0	0	0	7	9	9.00	3.000

PITCHER	IP	WLS	BF	H	R	ER	SO	BB	IBB	HBP	BLK	WP	HR	S	P	ERA	WHIP
---------	----	-----	----	---	---	----	----	----	-----	-----	-----	----	----	---	---	-----	------

Batter	1	2	3	4	5	6	7	8	9	10	AB R H RBI BB SO LOB	TOP										
Craig Biggio, R OBP: 0.371, SLG: 0.375 (1, 2) C X	0-1 F6		4-1 G6-3		1-1 G6-3		4-1 G4-3		4-1 BB		2 2 0 0 3 0 0	Houston Astros @ Montreal Expos Olympic Stadium, Montreal, QB Sat Aug 31 1991, 7:05 PM EDT Att: 11,009 - Cloudy - 52 F										
Steve Finley, L OBP: 0.342, SLG: 0.424 (1, 8) B C B B B (6, 9) B	4-1 E 5 1B WP BB		0-1 F9		0-1 G1-3		1-1 G4-3		1-1 F7		4 1 0 0 1 0 4											
5 Jeff Bagwell, R OBP: 0.384, SLG: 0.434 (1, 3) B C 1 SAFE X	1-1 WP E 1B		3-2 BB 2B		1-1 F9		2-2 FC4-6 1B		2-2 F8		5 0 3 3 0 0 0											
Ken Caminiti, S OBP: 0.313, SLG: 0.391 (1, 5) B C B C X	2-2 E6 WP		4-2 BB BB		2-2 1B		0-0 FC4-6 1-2f		0-0 P2		4 0 1 0 1 0 3											
Javier Ortiz, R OBP: 0.370, SLG: 0.365 (1, 9) S B B B B X (6, 7) B (8, 7) B	3-2 F7-2		4-2 BB		2-3 K 1B		3-2 F8		4-2 BB		3 0 0 0 1 1 3 0 0 0 0 1 0 0											
Casey Candaele, S OBP: 0.320, SLG: 0.374 Gerald Young, S OBP: 0.295, SLG: 0.261 (1, 7) C B B T F X (6, 8) B		1-2 CS 1B	1-3 K		0-2 P4		1-2 K2 1B		1-0 F9		3 0 1 0 0 1 4 2 0 1 0 0 0 1											
Andujar Cedeno, R OBP: 0.261, SLG: 0.387 (1, 6) B B F S B 1 SAFE X	2-2 F6		0-0 F9		1-3 K		1-3 K2				4 0 0 0 0 2 3											
Andy Mota, R (1, 4) B B T F T X	2-3 K		0-3 K		0-2 P5		3-1 G6-3				4 0 0 0 0 2 0											
Pete Harnisch, S OBP: 0.158, SLG: 0.132 Rob Mallicoat, L Xavier Hernandez, L Al Osuna, R (1, 1) C B B S M (7, 1) B (7, 1) B (10, 1) B		1-3 K	1-3 G4-3		3-2 G4-3 5 1B 2B				0-3 K		3 1 1 0 0 1 0 0 0 0 0 0 0 0 1 0 0 0 0 1 0 0 0 0 0 0 0 0											
Inning Stats	R: 1 H: 1 E: 1 K: 0 S: 11	H: 1 LOB: 1 BB: 1 P: 21	R: 0 H: 1 E: 0 K: 1 S: 12	H: 1 LOB: 0 BB: 0 P: 17	R: 1 H: 1 E: 0 K: 2 S: 17	H: 1 LOB: 3 BB: 3 P: 34	R: 0 H: 0 E: 0 K: 1 S: 6	H: 0 LOB: 0 BB: 0 P: 9	R: 0 H: 0 E: 0 K: 2 S: 14	H: 1 LOB: 1 BB: 0 P: 19	R: 2 H: 2 E: 0 K: 0 S: 15		H: 2 LOB: 1 BB: 1 P: 25	R: 0 H: 1 E: 0 K: 1 S: 10	H: 1 LOB: 1 BB: 0 P: 15	R: 0 H: 0 E: 0 K: 1 S: 8	H: 0 LOB: 1 BB: 1 P: 16	R: 0 H: 0 E: 0 K: 0 S: 8	H: 0 LOB: 1 BB: 1 P: 15	1B: 5 2B: 4 3B: 0 HR: 0	SF: 0 SAC: 0 DP: 2 HBP: 0	WP: 1 PA: 42 PB: 0 SB: 0 CS: 1
PITCHER	IP WLS BF H R ER SO BB IBB HBP BLK WP HR S P ERA WHIP																					
Chris Haney, L ERA: 3.84 (1, 1)	6.1																					
Brian Barnes, L ERA: 4.15 (7, 1)	0.2																					
Scott Ruskin, L ERA: 4.5 (8, 1)	2.0																					
Jeff Fassero, L ERA: 1.8 (10, 1)	1.0	W																				

livebaseballscores.com

AB	35
R	4
H	7
RBI	3
BB	7
SO	8
LOB	18



BOTTOM

Houston Astros @ Montreal Expos
Olympic Stadium, Montreal, QB

Sat Aug 31 1991, 7:05 PM EDT
Att. 11,009 - Cloudy - 52 F

livebaseballscorecards.com

AB	35
R	5
H	10
RBI	4
BB	4
SO	7
LOB	16



WP:	0	PA:	43
PB:	0		
SB:	2		
CS:	0		

AB R H RBI BB SO LOB

5	1	2	1	0	1	0
4	0	3	2	0	0	0
4	0	1	0	1	0	5
4	0	0	0	1	1	4
5	1	2	0	0	0	3
4	1	1	0	0	0	2
3	1	0	0	1	2	1
0	0	0	0	0	0	0
2	0	0	0	0	2	1
0	0	0	0	1	0	0
0	0	0	0	0	0	0
1	0	0	0	0	0	0
0	0	0	0	0	0	0
0	0	0	0	0	0	0
1	1	1	1	0	0	0

1B:	8	SF:	1
2B:	2	SAC:	2
3B:	0	DP:	1
HR:	0	HBP:	1

Batter	1	2	3	4	5	6	7	8	9	10
Delino DeShields, L OBP: 0.370, SLG: 0.353 (1, 4)	G3		G3			K	HBP 1B		S 1B	
Dave Martinez, L OBP: 0.324, SLG: 0.408 (1, 9)	1B		G4-3			FC3-6 1B	G4-3 HBP		1B SAFE	
Ivan Calderon, R OBP: 0.366, SLG: 0.480 (1, 7)	P3				G1-3 BB	FC3-6 1-2f	G4-3 1-2f		1B	
Tim Wallach, R OBP: 0.298, SLG: 0.345 (1, 5)	G5-3			F7		BB		K	F8	
Larry Walker, L OBP: 0.350, SLG: 0.463 (1, 3)		F9 2B		G1-3		P2		G1-3		SH SH 1B
Marquis Grissom, R OBP: 0.305, SLG: 0.367 (1, 8)		F9 2-3		F9			BB SF8 2B	G3		SH SH
Tom Foley, L OBP: 0.280, SLG: 0.305 Spike Owen, S OBP: 0.314, SLG: 0.338 (10, PH)		K		K		G3	SF8 BB 1B BB		K	SH
Gilberto Reyes, R OBP: 0.290, SLG: 0.251 Eric Bullock, L OBP: 0.320, SLG: 0.338 Scott Ruskin, R (8, 1) Ron Hassey, L OBP: 0.295, SLG: 0.314 Jeff Fassero, L (10, 1)		K		K		K	HBP 1B BB		F7	
Chris Haney, L OBP: 0.118, SLG: 0.118 Brian Barnes, L OBP: 0.225, SLG: 0.088 Bret Barberie, S OBP: 0.361, SLG: 0.465 Mike Fitzgerald, R OBP: 0.256, SLG: 0.286 (8, 2)			G5-3		K		SF8		1B 1B	

Inning Stats	R: 0	H: 1	E: 0	K: 0	S: 6	H: 1	LOB: 1	BB: 0	P: 14	R: 0	H: 1	E: 0	K: 2	S: 11	R: 0	H: 0	E: 0	K: 0	S: 6	R: 0	H: 0	E: 0	K: 0	S: 6	R: 0	H: 0	E: 0	K: 0	S: 7	R: 0	H: 0	E: 0	K: 2	S: 7	R: 0	H: 1	E: 0	K: 1	S: 13	R: 2	H: 2	E: 0	K: 0	S: 14	R: 0	H: 0	E: 0	K: 1	S: 6	R: 2	H: 4	E: 0	K: 1	S: 13	R: 1	H: 1	E: 0	K: 0	S: 7	1B: 8	SF: 1	2B: 2	3B: 0	HR: 0	SAC: 2	DP: 1	HBP: 1	WP: 0	PA: 43
--------------	------	------	------	------	------	------	--------	-------	-------	------	------	------	------	-------	------	------	------	------	------	------	------	------	------	------	------	------	------	------	------	------	------	------	------	------	------	------	------	------	-------	------	------	------	------	-------	------	------	------	------	------	------	------	------	------	-------	------	------	------	------	------	-------	-------	-------	-------	-------	--------	-------	--------	-------	--------

PITCHER	IP	WLS	BF	H	R	ER	SO	BB	IBB	HBP	BLK	WP	HR	S	P	ERA	WHIP
Pete Harnisch, R ERA: 2.53 (1, 1)	6.0		26	4	2	2	5	4	0	0	0	0	0	57	102	3.00	1.333
Rob Mallicoat, L ERA: 3.0 (7, 1)	0.1		3	1	0	0	0	0	0	1	0	0	0	5	9	0.00	3.000
Xavier Hernandez, R ERA: 6.59 (7, 1)	2.2		11	4	2	2	2	0	0	0	0	0	0	21	34	6.75	1.500
Al Osuna, L ERA: 2.53 (10, 1)	0.0	L	3	1	1	0	0	0	0	0	0	0	0	7	11	∞	∞

Batter	1	2	3	4	5	6	7	8	9	AB R H RBI BB SO LOB	TOP	
Steve Finley, L (1, 8) OBP: 0.343, SLG: 0.426	1-2 5 1B 2B		3-2 G4-3		1-0 F8			0-2 G6-4-3 1B		4 1 2 0 0 0 0		
Mark Davidson, R (1, 7) OBP: 0.299, SLG: 0.317	4-2 G4-3 5 1B BB		2-3 K			4-2 BB		1-1 G6-4-3 1-2f		2 0 0 0 2 1 1		
5 Jeff Bagwell, R (1, 3) OBP: 0.385, SLG: 0.435	1-2 G4-3 1-2 2-H 1B		0-1 E S 1B		1-0 F9			2-1 G4-3		4 0 2 1 0 0 1		
Ken Caminiti, S (1, 5) OBP: 0.310, SLG: 0.388	1-2 G4-3 1-2f 2-3		2-2 F9 1-3		0-1 L7			1-2 F8		4 0 0 0 0 0 4		
Javier Ortiz, R (1, 9) OBP: 0.364, SLG: 0.348	0-0 F8			4-1 A4 BB		0-0 P3		0-3 K		3 0 0 0 1 1 2		
Andujar Cedeno, R (1, 6) OBP: 0.255, SLG: 0.379		3-3 K		1-3 K		2-3 K				3 0 0 0 0 3 1		
Andy Mota, R (1, 4) Rob Mallicoat, L (7, 1)		4-2 S BB		0-3 SAFE K 1-2		1-3 K				2 0 0 0 1 2 1 0 0 0 0 0 0 0		
Tony Eusebio, R (1, 2) OBP: 0.286, SLG: 0.125		1-3 SAFE SAFE K		3-3 K		1-3 K				3 0 0 0 0 3 1		
Darryl Kile, R (1, 1) Mike Simms, R (5, PH) Jim Corsi, R (5, 1) Rafael Ramirez, R (7, 4) OBP: 0.284, SLG: 0.304		0-3 K		0-2 G4-3				2-1 G6-3		1 0 0 0 0 1 1 1 0 0 0 0 0 0 0 0 0 0 0 0 0 1 0 0 0 0 0 0		
Inning Stats	R: 1 H: 2 E: 0 LOB: 1 K: 0 BB: 1 S: 13 P: 20	R: 0 H: 0 E: 0 LOB: 1 K: 3 BB: 1 S: 15 P: 23	R: 0 H: 1 E: 0 LOB: 1 K: 1 BB: 0 S: 14 P: 21	R: 0 H: 0 E: 0 LOB: 0 K: 2 BB: 1 S: 7 P: 12	R: 0 H: 0 E: 0 LOB: 0 K: 1 BB: 0 S: 7 P: 11	R: 0 H: 0 E: 0 LOB: 1 K: 3 BB: 1 S: 7 P: 12	R: 0 H: 0 E: 0 LOB: 0 K: 3 BB: 0 S: 10 P: 14	R: 0 H: 1 E: 0 LOB: 0 K: 0 BB: 0 S: 7 P: 10	R: 0 H: 0 E: 0 LOB: 0 K: 1 BB: 0 S: 8 P: 11	1B: 3 SF: 0 2B: 1 SAC: 0 3B: 0 DP: 2 HR: 0 HBP: 0	WP: 0 PA: 32 PB: 0 SB: 2 CS: 0	
PITCHER Chris Nabholz, L (1, 1) ERA: 4.09	IP WLS BF H R ER SO BB IBB HBP BLK WP HR S P ERA WHIP	9.0 W 32 4 1 1 11 4 0 0 0 0 0 88 134 1.00 0.889										

Houston Astros @ Montreal Expos
Olympic Stadium, Montreal, QB
Sun Sep 01 1991, 3:33 AM EDT
Att. 13,860 - Sunny - 70 F

livebaseballscorecards.com

AB	28
R	1
H	4
RBI	1
BB	4
SO	11
LOB	12



Batter	1	2	3	4	5	6	7	8	9	AB	R	H	RBI	BB	SO	LOB
Delino DeShields, L OBP: 0.372, SLG: 0.355 (1, 4)	0-3 K		1-2 1B 1B	1-3 K		1-2 1B		4-1 1B G4-3		4	2	2	0	1	2	0
Marquis Grissom, R OBP: 0.308, SLG: 0.369 (1, 8)	0-3 K		1-1 1B E 1B	2-3 K		1-0 1B		1-0 G4-3 WP 1B		5	1	3	1	0	2	0
Dave Martinez, L OBP: 0.328, SLG: 0.409 (1, 7)	3-2 S 1B		1-1 WP E 1B		3-2 G3-1	4-0 IBB		3-2 G4-3		4	0	2	3	1	0	1
Tim Wallach, R OBP: 0.295, SLG: 0.342 (1, 5)	1-1 L7 1-2		0-1 P4		3-3 K	1-3 K		1-2 G5-3		5	0	0	0	0	2	7
Larry Walker, L OBP: 0.349, SLG: 0.459 (1, 9)		2-1 L7	1-3 K		4-2 BB		1-2 G4-3		3	0	0	0	1	1	1	1
Andres Galarraga, R OBP: 0.268, SLG: 0.311 (1, 3)		1-1 HR	4-1 BB		0-3 K		1-0 G5-3		3	1	1	1	1	1	1	1
Bret Barberie, S OBP: 0.379, SLG: 0.458 (1, 6)		2-0 G6-3	4-0 BB			4-2 FC2-6 BB		4-1 BB		1	0	0	0	3	0	0
Mike Fitzgerald, R OBP: 0.250, SLG: 0.278 (1, 2)		2-2 F8	1-0 F7			1-0 F8		1-0 G5-3		4	0	0	0	0	0	5
Chris Nabholz, L OBP: 0.135, SLG: 0.086 (1, 1)			0-0 1B 1B 1B	0-1 G4-3		0-0 FC2-6 1B		1-1 G6-3		4	2	1	0	0	0	1

Inning Stats	R: 0	H: 1	E: 0	K: 2	S: 12	LOB: 1	BB: 0	P: 16	R: 1	H: 1	E: 0	K: 0	S: 8	LOB: 0	BB: 0	P: 15	R: 3	H: 4	E: 1	K: 1	S: 15	LOB: 3	BB: 2	P: 28	R: 0	H: 0	E: 0	K: 2	S: 8	LOB: 1	BB: 1	P: 21	R: 1	H: 2	E: 0	K: 1	S: 14	LOB: 3	BB: 2	P: 26	R: 0	H: 0	E: 0	K: 0	S: 6	LOB: 1	BB: 1	P: 13	R: 1	H: 1	E: 0	K: 0	S: 10	LOB: 1	BB: 1	P: 20
1B: 8	2B: 0	3B: 0	HR: 1	SF: 0	SAC: 0	DP: 0	HBP: 0	WP: 2	PB: 0	SB: 1	CS: 0	PA: 40																																												

PITCHER	IP	WLS	BF	H	R	ER	SO	BB	IBB	HBP	BLK	WP	HR	S	P	ERA	WHIP
Darryl Kile, R ERA: 3.87 (1, 1)	4.0	L	20	6	4	4	5	2	0	0	0	1	1	43	70	9.00	2.000
Jim Corsi, R ERA: 3.86 (5, 1)	2.0		11	2	1	1	3	2	1	0	0	0	0	25	47	4.50	2.000
Rob Mallicoat, L ERA: 3.38 (7, 1)	2.0		9	1	1	1	0	2	0	0	0	1	0	16	33	4.50	1.500

BOTTOM

Houston Astros @ Montreal Expos
Olympic Stadium, Montreal, QB
Sun Sep 01 1991, 3:33 AM EDT
Att. 13,860 - Sunny - 70 F

livebaseballscorecards.com

AB	33
R	6
H	9
RBI	5
BB	7
SO	8
LOB	16



Batter	1	2	3	4	5	6	7	8	9	AB R H RBI BB SO LOB	TOP
--------	---	---	---	---	---	---	---	---	---	----------------------	-----

Steve Finley, L <small>(1, 8) OBP: 0.342, SLG: 0.426</small> <small>(8, 9)</small>	F8 <small>3-1</small>	E5 <small>0-1</small> <small>2-H</small>		L1 <small>0-2</small>			G4-3 <small>0-1</small>		 <small>0-0</small> F9 1B 2B	5 1 1 0 0 0 0		
Craig Biggio, R <small>(1, 2) OBP: 0.369, SLG: 0.373</small>	E5 <small>0-1</small> 5 1B	<small>1 SAFE</small> 1-2 1B		P2 <small>0-0</small>			L4 <small>0-1</small>		G1-3 <small>0-0</small>	5 0 1 0 0 0 1		
5 Jeff Bagwell, R <small>(1, 3) OBP: 0.385, SLG: 0.434</small>	<small>2-1</small> 1B	<small>2-3</small> K				G6-3 <small>0-0</small>	<small>1-0</small> 1B		F9 <small>0-2</small> 2-3	5 0 2 0 0 1 3		
Ken Caminiti, S <small>(1, 5) OBP: 0.311, SLG: 0.388</small>	<small>1-1</small> P4			<small>0-1</small> F7			<small>2-1</small> G6-4-3 1B		<small>3-2</small> 1B	5 0 2 1 0 0 3		
Mike Simms, R <small>(1, 9) OBP: 0.328, SLG: 0.297</small> Gerald Young, S <small>(8, 8) OBP: 0.292, SLG: 0.259</small>	<small>4-2</small> BB			<small>4-0</small> 1B BB			<small>2-2</small> G6-4-3 1-2f		<small>1-0</small> G6-3	<small>3-H</small> F7	2 1 0 0 2 0 1 1 0 0 0 0 0 1	
Casey Candaele, S <small>(1, 7) OBP: 0.322, SLG: 0.376</small>	<small>1-2</small> G4-3			<small>1-2</small> 1B			<small>2-0</small> G4-3				4 0 2 0 0 0 3	
Andujar Cedeno, R <small>(1, 6) OBP: 0.268, SLG: 0.403</small>				<small>2-2</small> CS 1B			<small>1-1</small> 2B		<small>3-2</small> F9		4 1 3 1 0 0 1	
Andy Mota, R <small>(1, 4) OBP: 0.182, SLG: 0.100</small>				<small>1-3</small> 3-H 1B			<small>0-2</small> <small>SAFE</small> F9				4 0 1 0 0 1 4	
Ryan Bowen, R <small>(1, 1) OBP: 0.235, SLG: 0.250</small> Rob Mallicoate, L <small>(7, 1)</small> Rafael Ramirez, R <small>(8, PH) OBP: 0.283, SLG: 0.302</small> Al Osuna, R <small>(8, 1)</small>				<small>0-3</small> K			<small>1-3</small> K		<small>0-1</small> F7		3 0 0 0 0 3 2 0 0 0 0 0 0 0 1 0 0 0 0 0 2 0 0 0 0 0 0 0	

Houston Astros @ New York Mets
 Shea Stadium, Flushing, NY
 Mon Sep 02 1991, 3:33 AM EDT
 Att. 16,870 - Sunny - 74 F

livebaseballscorecards.com

AB	39
R	3
H	12
RBI	2
BB	2
SO	5
LOB	21



Inning Stats	R: 0 H: 1 E: 1 LOB: 3 K: 0 BB: 1 S: 13 P: 24	R: 1 H: 2 E: 1 LOB: 2 K: 3 BB: 0 S: 18 P: 22	R: 1 H: 2 E: 0 LOB: 1 K: 0 BB: 1 S: 12 P: 21	R: 0 H: 0 E: 0 LOB: 0 K: 1 BB: 0 S: 7 P: 7	R: 0 H: 1 E: 0 LOB: 0 K: 0 BB: 0 S: 6 P: 10	R: 0 H: 1 E: 0 LOB: 1 K: 1 BB: 0 S: 10 P: 14	R: 0 H: 1 E: 0 LOB: 1 K: 0 BB: 0 S: 6 P: 7	R: 0 H: 2 E: 0 LOB: 2 K: 0 BB: 0 S: 13 P: 18	R: 1 H: 2 E: 0 LOB: 1 K: 0 BB: 0 S: 9 P: 13	1B: 9 SF: 0 2B: 3 SAC: 0 3B: 0 DP: 1 HR: 0 HBP: 0	WP: 0 PA: 42 PB: 0 SB: 1 CS: 1
--------------	--	--	--	--	---	--	--	--	---	--	---

PITCHER	IP	WLS	BF	H	R	ER	SO	BB	IBB	HBP	BLK	WP	HR	S	P	ERA	WHIP
Frank Viola, L <small>(1, 1) ERA: 3.71</small> Tony Castillo, L <small>(9, 1) ERA: 6.35</small>	8.0	L	36	10	2	1	5	2	0	0	0	0	0	85	123	1.12	1.500

BOTTOM

Houston Astros @ New York Mets
 Shea Stadium, Flushing, NY
 Mon Sep 02 1991, 3:33 AM EDT
 Att. 16,870 - Sunny - 74 F

livebaseballscorecards.com

AB	30
R	0
H	6
RBI	0
BB	4
SO	2
LOB	15



WP: 0	PA: 37
PB: 1	
SB: 1	
CS: 0	

AB R H RBI BB SO LOB

3	0	1	0	1	0	0
4	0	0	0	0	0	5
3	0	0	0	1	0	3
3	0	0	0	1	0	1
4	0	1	0	0	0	1
2	0	1	0	1	0	0
0	0	0	0	0	0	0
4	0	1	0	0	0	4
3	0	1	0	0	0	1
1	0	0	0	0	1	0
2	0	1	0	0	0	0
0	0	0	0	0	0	0
1	0	0	0	0	1	0

Batter	1	2	3	4	5	6	7	8	9
Keith Miller, R OBP: 0.330, SLG: 0.387 (1, 4)	1-0 P5		1-0 F8 PB 1B		3-1 1-2 HBP		4-1 G6-3 BB		1-1 F9
Dave Magadan, L OBP: 0.382, SLG: 0.345 (1, 3)	1-0 G3-1		3-2 F8 1-3		0-0 F7		2-0 G6-3 1-2f		
Howard Johnson, S OBP: 0.338, SLG: 0.516 (1, 5)	4-2 E BB		0-1 F8		0-0 L8			1-2 F7	
Kevin McReynolds, R OBP: 0.328, SLG: 0.419 (1, 7) (9, 8)	3-2 P5 1-3			4-0 G4-6-3 BB		1-1 P4		1-1 G5-3	
Mackey Sasser, L OBP: 0.304, SLG: 0.450 (1, 9) (8, 2)		1-0 G4-3		0-0 G4-6-3 1-2f		1-0 F9		1-0 2B	
Daryl Boston, L OBP: 0.330, SLG: 0.350 (1, 8)		0-0 F9		4-0 E S BB		3-1 FC4-6 1B		1-0 HBP	
Mark Carreon, R OBP: 0.288, SLG: 0.314 (8, PH) (9, 7)				2-2 P4 1-3		2-2 FC4-6 1-2f		3-2 P4	
Kevin Elster, R OBP: 0.310, SLG: 0.354 (1, 6)		3-2 1B			1-1 F7		1-2 SH1-4 1B		1-3 K
Charlie O'Brien, R OBP: 0.299, SLG: 0.291 (1, 2)		1-1 P6			0-0 SH1-4 1B				2-3 K
Terry McDaniel, S OBP: 0.250, SLG: 0.500 (7, PR) (8, 9)				2-1 G4-3					
Frank Viola, L OBP: 0.138, SLG: 0.156 (1, 1)									
Tony Castillo, L (9, 1)									
Gregg Jefferies, S OBP: 0.320, SLG: 0.379 (9, PH)									

Inning Stats	R: 0	H: 0	E: 1	K: 0	S: 7	R: 0	H: 1	E: 0	K: 0	S: 7	R: 0	H: 1	E: 0	K: 0	S: 8	R: 0	H: 0	E: 0	K: 0	S: 4	R: 0	H: 1	E: 0	K: 0	S: 6	R: 0	H: 1	E: 0	K: 0	S: 8	R: 0	H: 1	E: 0	K: 0	S: 6	R: 0	H: 1	E: 0	K: 0	S: 10	R: 0	H: 0	E: 0	K: 2	S: 8	R: 0	H: 0	E: 0	K: 2	S: 8	1B: 5	2B: 1	3B: 0	HR: 0	SF: 0	SAC: 1	DP: 2	HBP: 2	WP: 0	PB: 1	SB: 1	CS: 0	PA: 37
--------------	------	------	------	------	------	------	------	------	------	------	------	------	------	------	------	------	------	------	------	------	------	------	------	------	------	------	------	------	------	------	------	------	------	------	------	------	------	------	------	-------	------	------	------	------	------	------	------	------	------	------	-------	-------	-------	-------	-------	--------	-------	--------	-------	-------	-------	-------	--------

PITCHER	IP	WLS	BF	H	R	ER	SO	BB	IBB	HBP	BLK	WP	HR	S	P	ERA	WHIP
Ryan Bowen, R ERA: 4.98 (1, 1)	6.1	W	28	5	0	0	0	4	0	1	0	0	0	45	91	0.00	1.421
Rob Mallicoat, L ERA: 3.12 (7, 1)	0.2		1	0	0	0	0	0	0	0	0	0	0	1	3	0.00	0.000
Al Osuna, L ERA: 2.45 (8, 1)	2.0	S	8	1	0	0	2	0	0	1	0	0	0	18	29	0.00	0.500

Batter	1	2	3	4	5	6	7	8	9	AB R H RBI BB SO LOB	TOP											
Steve Finley, L (1, 8) OBP: 0.341, SLG: 0.427	2-2 G3		1-3 K			0-2 G6-3 5 G5-3 2B		3-2 G4-3		4 1 1 0 0 1 0												
Craig Biggio, R (1, 2) OBP: 0.366, SLG: 0.369	1-3 K		1-3 K			1-1 G6-3		0-0 P5		4 0 0 0 0 2 1												
5 Jeff Bagwell, R (1, 3) OBP: 0.382, SLG: 0.430	1-3 K			2-3 K		2-0 G5-3		1-3 K		4 0 0 1 0 3 0												
Jose Tolentino, L (1, 7)		2-1 1B 1B		0-0 G3-1		0-0 2B 1B		1-0 G4-6-3 1B		4 0 3 0 0 0 0												
Ken Caminiti, S (1, 5) OBP: 0.311, SLG: 0.389		1-0 P5		2-2 G4-3		2-2 1-3 2B		2-2 F8		4 0 1 0 0 0 2												
Casey Candaele, S (1, 9) OBP: 0.321, SLG: 0.374		1-1 1-2 1B			0-1 G4-3		0-2 G6-3		0-0 G4-6-3 1-2f	4 0 1 0 0 0 3												
Andujar Cedeno, R (1, 6) OBP: 0.270, SLG: 0.401		1-3 K			0-1 FC3-6 1B					3 0 1 0 0 1 2												
Andy Mota, R (1, 4) OBP: 0.214, SLG: 0.154		1-1 F9			1-0 FC3-6 1-2f 1B					3 0 1 0 0 0 3												
Mark Portugal, R (1, 1) OBP: 0.311, SLG: 0.256			0-1 G6-3							2 0 0 0 0 0 1												
Mark Davidson, R (7, PH) OBP: 0.297, SLG: 0.315					2-2 G5-3					1 0 0 0 0 0 1												
Curt Schilling, R (7, 1) OBP: 1.000, SLG: 1.000								0-0 L6-3 1-2		0 0 0 0 0 0 0												
Inning Stats	R: 0 E: 0 K: 2 S: 12	H: 0 LOB: 0 BB: 0 P: 16	R: 0 E: 0 K: 1 S: 10	H: 2 LOB: 2 BB: 0 P: 16	R: 0 E: 0 K: 2 S: 8	H: 0 LOB: 0 BB: 0 P: 10	R: 0 E: 0 K: 1 S: 8	H: 0 LOB: 0 BB: 0 P: 12	R: 0 E: 0 K: 0 S: 9	H: 1 LOB: 1 BB: 0 P: 12	R: 1 E: 0 K: 0 S: 16	H: 3 LOB: 2 BB: 0 P: 21	R: 0 E: 0 K: 0 S: 5	H: 1 LOB: 0 BB: 0 P: 5	R: 0 E: 0 K: 1 S: 7	H: 0 LOB: 0 BB: 0 P: 11	R: 0 E: 0 K: 0 S: 6	H: 1 LOB: 0 BB: 0 P: 9	1B: 6 2B: 3 3B: 0 HR: 0	SF: 0 SAC: 0 DP: 2 HBP: 0	WP: 0 PB: 0 SB: 0 CS: 0	PA: 33
PITCHER	IP WLS BF H R ER SO BB IBB HBP BLK WP HR S P ERA WHIP																					
Anthony Young, R (1, 1) ERA: 2.0	7.0 W 27 7 1 1 6 0 0 0 0 0 0 0 68 92 1.29 1.000																					
Tim Burke, R (8, 1) ERA: 3.76	2.0 6 1 0 0 1 0 0 0 0 0 0 0 13 20 0.00 0.500																					

Houston Astros @ New York Mets
Shea Stadium, Flushing, NY
Tue Sep 03 1991, 7:05 PM EDT
Att. 12,974 - Cloudy - 72 F

livebaseballscorecards.com

AB	33
R	1
H	8
RBI	1
BB	0
SO	7
LOB	13



BOTTOM

Houston Astros @ New York Mets
 Shea Stadium, Flushing, NY
 Tue Sep 03 1991, 7:05 PM EDT
 Att. 12,974 - Cloudy - 72 F

livebaseballscorecards.com

AB	32
R	6
H	10
RBI	6
BB	4
SO	5
LOB	13



WP: 0	PA: 37
PB: 0	
SB: 2	
CS: 1	

AB	R	H	RBI	BB	SO	LOB
3	2	1	0	2	0	1
4	1	0	0	0	1	4
4	2	2	2	0	2	1
3	1	2	2	1	0	0
4	0	1	1	0	1	2
0	0	0	0	0	0	0
3	0	1	0	1	1	1
3	0	1	1	0	0	1
4	0	1	0	0	0	2
3	0	1	0	0	0	1
1	0	0	0	0	0	0

Batter	1	2	3	4	5	6	7	8	9																	
Keith Miller, R OBP: 0.337, SLG: 0.386 (1, 4)	4-1 E FC 2B BB	2-0 F8 2-3			0-2 S 1B BB	4-1 S BB		1-2 G6-3																		
Dave Magadan, L OBP: 0.379, SLG: 0.341 (1, 3)	0-0 FC 2B 2B	3-1 F7			1 SAFE 3-3 F S K 1-2	1-1 F8																				
Howard Johnson, S OBP: 0.339, SLG: 0.518 (1, 9)	0-1 2B 2B		3-3 K 1-2		0-0 BB 1B 2-H	3-3 K 1-2																				
Kevin McReynolds, R OBP: 0.332, SLG: 0.423 (1, 8) (8, 7)	0-2 2B 2B		1-0 CS 1B		1 SAFE 4-1 P 1B 1-2 SAFE		2-1 L6																			
Mackey Sasser, L OBP: 0.303, SLG: 0.445 Tim Burke, R (8, 1)	0-0 F7		1-3 K 1-2		1-0 SAFE 1B 1-2		0-0 F7																			
Gregg Jefferies, S OBP: 0.322, SLG: 0.379 (1, 5)	0-3 K			0-2 G3-1			0-0 2B 1B																			
Kevin Elster, R OBP: 0.309, SLG: 0.358 (1, 6)	0-0 F9		3-1 F9		1-0 SF8		0-2 2B																			
Charlie O'Brien, R OBP: 0.298, SLG: 0.298 (1, 2)		0-1 L5		3-1 2B		0-0 G5-3		1-1 F7																		
Anthony Young, R OBP: 0.200, SLG: 0.400 Daryl Boston, L OBP: 0.329, SLG: 0.348 (8, 8)		0-0 F8 2B		1-1 G5-3		0-0 F8		2-0 P5																		
Inning Stats	R: 3 E: 1 K: 1 S: 13	H: 2 LOB: 1 BB: 1 P: 17	R: 0 E: 0 K: 0 S: 6	H: 1 LOB: 1 BB: 0 P: 11	R: 0 E: 0 K: 2 S: 8	H: 1 LOB: 0 BB: 0 P: 13	R: 0 E: 0 K: 0 S: 10	H: 1 LOB: 1 BB: 0 P: 17	R: 3 E: 0 K: 1 S: 14	H: 3 LOB: 2 BB: 2 P: 26	R: 0 E: 0 K: 1 S: 9	H: 0 LOB: 1 BB: 1 P: 17	R: 0 E: 0 K: 0 S: 8	H: 2 LOB: 2 BB: 0 P: 10	R: 0 E: 0 K: 0 S: 6	H: 0 LOB: 0 BB: 0 P: 10	R: 0 E: 0 K: 0 S: 6	H: 0 LOB: 0 BB: 0 P: 10	1B: 5 2B: 5 3B: 0 HR: 0	SF: 1 SAC: 0 DP: 0 HBP: 0	WP: 0 PB: 0 SB: 2 CS: 1	PA: 37				
PITCHER	IP WLS BF L	H R ER S	SO BB HBP BLK	WP HR S P	ERA WHIP	PITCHER																IP WLS BF H R ER SO BB IBB HBP BLK WP HR S P ERA WHIP				
Mark Portugal, R ERA: 4.29 (1, 1)	6.0 L	8 6 5 5	3 1 0 0	0 0 60 101	7.50 1.833																	6.0 L	8 6 5 5	3 1 0 0	0 0 60 101	7.50 1.833
Curt Schilling, R ERA: 4.04 (7, 1)	2.0	2 0 0 0	0 0 0 0	0 0 14 20	0.00 1.000																	2.0	2 0 0 0	0 0 0 0	0 0 14 20	0.00 1.000

Batter	1	2	3	4	5	6	7	8	9	AB	R	H	RBI	BB	SO	LOB	TOP								
Steve Finley, L OBP: 0.343, SLG: 0.429 (1, 9) X	0-0 5 HR 1B	2-2 SH1-3 1B		1-2 F7 2		0-1 HR 1B		3-2 F7 1		5	2	3	0	0	0	0									
Craig Biggio, R OBP: 0.369, SLG: 0.377 (1, 2) L SAFE S 1 SAFE S 1 SAFE S 1 SAFE S 1 SAFE S 1 SAFE B B B B	4-2 5 HR BB	0-1 SH1-3 1-2		4-2 BB		0-0 HR 1H		0-1 F7 2		2	2	1	2	2	0	0									
5 Jeff Bagwell, R OBP: 0.384, SLG: 0.438 (1, 3) S S B B B B S 1 B B B B S 1 B B B B S 1 B B B B	3-2 HR 1-H 2-H	1-0 L6		1-0 F8 3		4-2 G1-3 BB		1-1 1B		4	1	2	3	1	0	2									
Ken Caminiti, S OBP: 0.310, SLG: 0.386 (1, 5) F B B B B B	4-1 BB	1-1 G6-3 3			1-3 K 1 SAFE 1 SAFE X	1-0 G1-3 1-2		1-1 G4-3 3		4	0	0	0	1	1	3									
Javier Ortiz, R OBP: 0.358, SLG: 0.333 Xavier Hernandez, L (6, 1) B X Rob Mallicoat, L (7, 1) B X Jose Tolentino, L OBP: 0.364, SLG: 0.548 (9, PH) B X Curt Schilling, R OBP: 1.000, SLG: 1.000 (9, 1) B X	1-0 FC 1-2		4-1 BB		2-3 K 2 C S X	0-2 F7 2		0-0 F7 1		3	0	0	0	1	1	2									
Andujar Cedeno, R OBP: 0.268, SLG: 0.395 (1, 6) S S B B B S	1-3 K 1		1-3 K 1		2-1 K S 1B 1B	2-2 L3 3		2-0 G6-3 2		5	1	1	0	0	2	4									
Gerald Young, S OBP: 0.296, SLG: 0.259 (1, 8) B S C C B B B X	2-2 FC 1-2 2-3		1-0 F8 2		4-1 1B BB 1-2		0-3 K 1		3-2 HR 1B		4	1	1	0	1	1	3								
Andy Mota, R OBP: 0.263, SLG: 0.389 (1, 4) F X	0-1 F8 2		0-0 F7 3		3-2 BB 1-3 2-H 1B		1-1 G6-3 2		1-0 HR 1-H		5	1	2	3	0	0	4								
Jim Deshaies, L OBP: 0.178, SLG: 0.098 Mark Davidson, R OBP: 0.293, SLG: 0.310 (6, 7) C F F B B B S	1-3 K 3		2-3 K 1		0-3 K 3		3-2 F9 3		1-1 G5-3 3		3	0	0	0	0	3	5								
Inning Stats	R: 3 E: 2 K: 2 S: 22	H: 2 LOB: 3 BB: 2 P: 38	R: 0 E: 0 K: 0 S: 10	H: 1 LOB: 1 BB: 0 P: 14	R: 0 E: 0 K: 1 S: 6	H: 0 LOB: 1 BB: 1 P: 12	R: 0 E: 0 K: 1 S: 12	H: 0 LOB: 1 BB: 1 P: 20	R: 1 E: 0 K: 3 S: 15	H: 2 LOB: 2 BB: 1 P: 27	R: 2 E: 0 K: 0 S: 13	H: 2 LOB: 1 BB: 1 P: 20	R: 0 E: 0 K: 1 S: 8	H: 0 LOB: 0 BB: 0 P: 12	R: 0 E: 0 K: 0 S: 9	H: 1 LOB: 1 BB: 0 P: 14	R: 2 E: 0 K: 0 S: 9	H: 2 LOB: 0 BB: 0 P: 16	1B: 7 2B: 0 3B: 0 HR: 3	SF: 0 SAC: 1 DP: 0 HBP: 0	WP: 0 PB: 0 SB: 2 CS: 0	PA: 45			
PITCHER	IP	WLS	BF	H	R	ER	SO	BB	IBB	HBP	BLK	WP	HR	S	P	ERA	WHIP								
David Cone, R ERA: 3.62 (1, 1)	5.0	L	30	7	6	6	7	6	0	0	0	0	2	70	120	10.80	2.600								
Jeff Innis, R ERA: 2.71 (6, 1)	2.0		6	0	0	0	1	0	0	0	0	0	0	16	23	0.00	0.000								
Terry Bross, R ERA: 9.0 (8, 1)	2.0		9	3	2	2	0	0	0	0	0	0	1	18	30	9.00	1.500								

Houston Astros @ New York Mets
Shea Stadium, Flushing, NY
Wed Sep 04 1991, 7:05 PM EDT
Att. 12,512 - Cloudy - 77 F

livebaseballscorecards.com

AB	38
R	8
H	10
RBI	8
BB	6
SO	8
LOB	23



BOTTOM

Houston Astros @ New York Mets

Shea Stadium, Flushing, NY

Wed Sep 04 1991, 7:05 PM EDT
Att: 12,512 - Cloudy - 77 F

livebaseballscorecards.com

AB	35
R	3
H	10
RBI	2
BB	3
SO	6
LOB	20



WP	0	PA	38
PB	0	SB	4
CS	1		

Batter	1	2	3	4	5	6	7	8	9	AB	R	H	RBI	BB	SO	LOB						
Keith Miller, R (1, 4) OBP: 0.344, SLG: 0.392	0-0 CS 1B		3-2 S 1B	3-3 SAFE S 1-2 3-H K			0-2 1B		2-2 F8	5	0	3	0	0	1	1						
Kevin Elster, R (1, 6) OBP: 0.311, SLG: 0.358	3-3 K 1-2		1-1 S 1B	1-2 S 1B		2-2 P3	1-0 1B		1-0 F9	5	0	2	0	0	1	1						
Howard Johnson, S (1, 9) OBP: 0.340, SLG: 0.531	1-1 HR		1-0 F8			2-2 HR	1-3 K			4	2	2	2	0	1	4						
Kevin McReynolds, R (1, 8) OBP: 0.333, SLG: 0.423	3-1 1B		4-2 BB			3-2 F7	0-1 L6			3	0	1	0	1	0	2						
Mark Carreon, R (1, 7) Terry Bross, R (8, 1)	0-0 F9		0-0 P5			0-0 G5-3	0-2 P5			3	0	0	0	0	0	4						
Gregg Jefferies, S (1, 5) OBP: 0.323, SLG: 0.378		2-1 F8		2-1 F7 S 1B		1-2 G3		4-0 G4-6-3 BB		3	1	1	0	1	0	0						
Garry Templeton, S (1, 3) OBP: 0.226, SLG: 0.296		3-2 P4		0-0 S 1B		0-1 G5-3		1-1 G4-6-3 1-2f		4	0	1	0	0	0	1						
Charlie O'Brien, R (1, 2) OBP: 0.297, SLG: 0.291		3-2 P7		2-1 F7		4-1 BB		2-1 G5-3		3	0	0	0	1	0	2						
David Cone, L (1, 1) OBP: 0.188, SLG: 0.136 Jeff Innis, R (6, 1) Terry McDaniel, S (6, 7) Mackey Sasser, L (7, PH) OBP: 0.301, SLG: 0.443			0-2 L6	2-3 K		2-3 K			1-3 K	2	0	0	0	0	1	2						
										0	0	0	0	0	0	0						
										2	0	0	0	0	2	1						
										1	0	0	0	0	0	2						
Inning Stats	R: 1 E: 0 K: 1 S: 9	H: 3 LOB: 1 BB: 0 P: 16	R: 0 E: 0 K: 0 S: 9	H: 0 LOB: 0 BB: 0 P: 17	R: 0 E: 0 K: 0 S: 17	H: 2 LOB: 3 BB: 1 P: 26	R: 1 E: 0 K: 2 S: 12	H: 2 LOB: 1 BB: 0 P: 21	R: 1 E: 0 K: 0 S: 11	H: 1 LOB: 0 BB: 0 P: 18	R: 0 E: 0 K: 1 S: 10	H: 0 LOB: 1 BB: 1 P: 17	R: 0 E: 0 K: 1 S: 13	H: 2 LOB: 2 BB: 0 P: 15	R: 0 E: 0 K: 0 S: 4	H: 0 LOB: 0 BB: 1 P: 11	R: 0 E: 0 K: 1 S: 9	H: 0 LOB: 0 BB: 0 P: 13	1B: 8 2B: 0 3B: 0 HR: 2	SF: 0 SAC: 0 DP: 1 HBP: 0	WP: 0 PB: 0 SB: 4 CS: 1	PA: 38
PITCHER	IP	WLS	BF	H	R	ER	SO	BB	IBB	HBP	BLK	WP	HR	S	P	ERA	WHIP					
Jim Deshaies, L (1, 1) ERA: 4.98	5.0	W	23	8	3	3	3	1	0	0	0	0	2	58	98	5.40	1.800					
Xavier Hernandez, R (6, 1) ERA: 6.34	1.2		8	2	0	0	2	1	0	0	0	0	0	19	28	0.00	1.800					
Rob Molloco, L (7, 1) ERA: 2.7	1.1		4	0	0	0	0	1	0	0	0	0	0	8	15	0.00	0.750					
Curt Schilling, R (9, 1) ERA: 3.97	1.0		3	0	0	0	1	0	0	0	0	0	0	9	13	0.00	0.000					

Batter	1	2	3	4	5	6	7	8	9	AB R H RBI BB SO LOB	TOP
Von Hayes, L (1, 8) OBP: 0.307, SLG: 0.286	1-0 G3		2-1 P6			4-0 1B BB BB		1-3 K		3 1 0 0 1 1 0	
Mickey Morandini, L (1, 4) OBP: 0.312, SLG: 0.315 Randy Ready, R (8, PH) OBP: 0.386, SLG: 0.295	0-3 K			2-3 K		1-1 BB 1B 1B		1-1 P3		3 0 1 0 0 2 0 1 0 0 0 0 0 0	
Dave Hollins, S (1, 5) OBP: 0.396, SLG: 0.580	1-1 G5-3			2-2 2B		1-0 BB 1B		1-2 P3		4 0 2 0 0 0 0	
John Kruk, L (1, 3) OBP: 0.363, SLG: 0.468		1-2 1B		3-3 K		4-1 BB BB		1-3 K		3 0 1 1 1 2 1	
Dale Murphy, R (1, 9) OBP: 0.307, SLG: 0.421		0-3 K		1-3 K		0-0 P2		2-1 L9		4 0 0 0 0 2 5	
Darren Daulton, L (1, 2) OBP: 0.297, SLG: 0.365 Darrin Fletcher, L (8, 2) OBP: 0.253, SLG: 0.338 Ricky Jordan, R (9, PH) OBP: 0.299, SLG: 0.448		1-2 F8			3-2 L8		0-1 G3		2-3 K	3 0 0 0 0 0 4 0 0 0 0 0 0 0 1 0 0 0 0 1 0	
Wes Chamberlain, R (1, 7) OBP: 0.320, SLG: 0.430		1-3 K			1-3 K			0-3 K		3 0 0 0 0 3 1	
Dickie Thon, R (1, 6) OBP: 0.284, SLG: 0.360			0-0 P3			1-2 F8		0-3 K		3 0 0 0 0 1 0	
Jose De Jesus, R (1, 1) OBP: 0.155, SLG: 0.125			0-3 K					1-3 K		3 0 0 0 0 3 0	
Inning Stats	R: 0 H: 0 E: 0 LOB: 0 K: 1 BB: 0 S: 6 P: 8	R: 0 H: 1 E: 0 LOB: 1 K: 2 BB: 0 S: 12 P: 15	R: 0 H: 0 E: 0 LOB: 0 K: 1 BB: 0 S: 6 P: 8	R: 0 H: 1 E: 0 LOB: 1 K: 3 BB: 0 S: 18 P: 26	R: 0 H: 0 E: 0 LOB: 0 K: 1 BB: 0 S: 10 P: 15	R: 1 H: 2 E: 0 LOB: 3 K: 1 BB: 2 S: 11 P: 22	R: 0 H: 0 E: 0 LOB: 0 K: 3 BB: 0 S: 9 P: 9	R: 0 H: 0 E: 0 LOB: 0 K: 1 BB: 0 S: 8 P: 11	R: 0 H: 0 E: 0 LOB: 0 K: 2 BB: 0 S: 9 P: 14	1B: 3 SF: 0 2B: 1 SAC: 0 3B: 0 DP: 0 HR: 0 HBP: 0	WP: 0 PA: 33 PB: 0 SB: 0 CS: 0
PITCHER Pete Harnisch, R (1, 1) ERA: 2.49 Al Osuna, L (8, 1) ERA: 2.39	IP WLS BF H R ER SO BB IBB HBP BLK WP HR S P ERA WHIP	7.0 W 27 4 1 1 12 2 0 0 0 0 0 0 72 103 1.29 0.857	2.0 S 6 0 0 0 3 0 0 0 0 0 0 0 17 25 0.00 0.000								

Philadelphia Phillies @ Houston Astros
Astrodome, Houston, TX
Fri Sep 06 1991, 8:05 PM EDT
Att. 7,868 - Dome - 70 F

livebaseballscorecards.com



BOTTOM

Philadelphia Phillies @ Houston Astros
Astrodome, Houston, TX
Fri Sep 06 1991, 8:05 PM EDT
Att. 7,868 - Dome - 70 F

livebaseballscorecards.com

AB 29
R 3
H 6
RBI 3
BB 4
SO 9
LOB 14



WP: 1 PA: 33
PB: 1
SB: 1
CS: 0

AB	R	H	RBI	BB	SO	LOB
4	1	1	0	0	0	1
4	0	1	0	0	1	1
4	1	3	2	0	0	0
2	0	0	0	2	0	1
4	0	0	0	0	2	4
4	0	0	0	0	2	4
2	1	1	1	1	1	0
3	0	0	0	0	2	3
0	0	0	0	0	0	0
1	0	0	0	1	1	0
1	0	0	0	0	0	0
0	0	0	0	0	0	0
1B: 3	SF: 0					
2B: 1	SAC: 0					
3B: 0	DP: 1					
HR: 2	HBP: 0					

Batter	1	2	3	4	5	6	7	8	9								
Steve Finley, L OBP: 0.343, SLG: 0.427 (1, 8) B C B X (8, 9)	2-1 P2 		1-0 P3 		1-1 G4-3 			1-2 5 2B 1B									
Craig Biggio, R OBP: 0.368, SLG: 0.376 (1, 2) X	0-0 F8 		1-3 K 		1-2 P3 			0-2 1B 1-3 1B									
5 Jeff Bagwell, R OBP: 0.367, SLG: 0.449 (1, 3) B B B X	3-0 HR			2-2 E4 PB 		0-1 G4-6-3 1B		2-2 WP 2B 3-H									
Ken Caminiti, S OBP: 0.311, SLG: 0.384 (1, 5) X	0-0 G3 			4-2 S 2-3 BB		2-2 G4-6-3 1-2f		4-0 WP IBB									
Mark Davidson, R OBP: 0.285, SLG: 0.300 (1, 9) (8, 7)		2-1 F9 		2-3 K 		2-1 P6 		3-3 K 									
Casey Candaele, S OBP: 0.318, SLG: 0.371 (1, 7) (8, 4)		1-3 K 		1-3 K 			0-0 G4-3 	2-0 G4-3 1-2 2-3									
Andujar Cedeno, R OBP: 0.275, SLG: 0.416 (1, 6)		1-3 K 		4-2 BB 1-2 BB			2-2 HR										
Andy Mota, R OBP: 0.227, SLG: 0.333 Gerald Young, S OBP: 0.296, SLG: 0.259 (1, 4) (8, 8)			0-0 L7 	1-3 K 			1-3 K 										
Pete Harnisch, S OBP: 0.169, SLG: 0.130 Jose Tolentino, L OBP: 0.353, SLG: 0.531 Al Osuna, R (7, PH) (8, 1)			4-1 BB		3-3 K 		1-0 F8 										
Inning Stats	R: 1 E: 0 K: 0 S: 5	H: 1 LOB: 0 BB: 0 P: 10	R: 0 E: 0 K: 2 S: 8	H: 0 LOB: 0 BB: 0 P: 12	R: 0 E: 0 K: 1 S: 6	H: 0 LOB: 1 BB: 1 P: 12	R: 0 E: 1 K: 3 S: 20	H: 0 LOB: 3 BB: 2 P: 34	R: 0 E: 0 K: 1 S: 10	H: 0 LOB: 0 BB: 0 P: 15	R: 0 E: 0 K: 0 S: 7	H: 1 LOB: 0 BB: 0 P: 11	R: 1 E: 0 K: 1 S: 8	H: 1 LOB: 0 BB: 0 P: 12	R: 1 E: 0 K: 1 S: 16	H: 3 LOB: 2 BB: 1 P: 28	
PITCHER Jose De Jesus, R ERA: 3.35 (1, 1)	IP 8.0	WLS L	BF 33	H 6	R 3	ER 3	SO 9	BB 3	IBB 1	HBP 0	BLK 0	WP 1	HR 2	S 80	P 134	ERA 3.38	WHIP 1.125
PITCHER	IP	WLS	BF	H	R	ER	SO	BB	IBB	HBP	BLK	WP	HR	S	P	ERA	WHIP

Batter	1	2	3	4	5	6	7	8	9	AB R H RBI BB SO LOB	TOP		
Mickey Morandini, L (1, 4) OBP: 0.311, SLG: 0.312	1-3 K		1-3 K			4-1 F9 1B BB		3-2 F7		3 0 0 0 1 2 1	Philadelphia Phillies @ Houston Astros Astrodome, Houston, TX Sat Sep 07 1991, 8:05 PM EDT Att. 12,952 - Dome - 70 F		
Von Hayes, L (1, 8) OBP: 0.306, SLG: 0.286	3-1 G3-1			1-2 G4-3		1-0 F9 1B		0-0 G6-3		4 0 1 0 0 0 0			
Dave Hollins, S (1, 5) OBP: 0.390, SLG: 0.565	0-0 G3			1-1 P5		0-0 F9 1B		3-2 1B		4 0 1 0 0 0 2			
John Kruk, L (1, 3) OBP: 0.364, SLG: 0.469		3-3 K		3-1 2B		4-0 IBB		0-3 K		3 0 1 0 1 2 1			
Dale Murphy, R (1, 9) OBP: 0.305, SLG: 0.418		1-3 K		0-1 G5-3		1-3 K		3-1 G5-3		4 0 0 0 0 2 4			
Darrin Fletcher, L (1, 2) OBP: 0.241, SLG: 0.321		0-2 G5-3			0-0 G4-3		1-0 F7		1-3 K	4 0 0 0 0 1 0			
Wes Chamberlain, R (1, 7) OBP: 0.319, SLG: 0.431			1-1 L7		0-0 F8		3-1 G4-3 2B		0-1 G5-3	4 0 1 0 0 0 0			
Dickie Thon, R (1, 6) OBP: 0.285, SLG: 0.359			1-1 SH3-4 1B		0-1 G5-3		0-0 G4-3			3 0 1 0 0 0 1			
Bruce Ruffin, S (1, 1) Joe Boever, R (8, 1) OBP: 0.333, SLG: 0.333			0-0 SH3-4		2-2 G4-3		1-3 K			2 0 0 0 0 1 1 0 0 0 0 0 0 0			
Inning Stats	R: 0 H: 0 E: 0 LOB: 0 K: 1 BB: 0 S: 6 P: 10	R: 0 H: 0 E: 0 LOB: 0 K: 2 BB: 0 S: 10 P: 14	R: 0 H: 1 E: 0 LOB: 1 K: 1 BB: 0 S: 8 P: 11	R: 0 H: 1 E: 0 LOB: 1 K: 0 BB: 0 S: 12 P: 17	R: 0 H: 0 E: 0 LOB: 0 K: 0 BB: 0 S: 4 P: 4	R: 0 H: 1 E: 0 LOB: 3 K: 1 BB: 2 S: 11 P: 23	R: 0 H: 1 E: 0 LOB: 1 K: 1 BB: 0 S: 7 P: 12	R: 0 H: 1 E: 0 LOB: 1 K: 1 BB: 0 S: 10 P: 16	R: 0 H: 0 E: 0 LOB: 0 K: 1 BB: 0 S: 7 P: 11	1B: 3 SF: 0 2B: 2 SAC: 1 3B: 0 DP: 0 HR: 0 HBP: 0	WP: 0 PA: 34 PB: 0 SB: 0 CS: 0		
PITCHER	IP WLS BF H R ER SO BB IBB HBP BLK WP HR S P ERA WHIP											PITCHER	IP WLS BF H R ER SO BB IBB HBP BLK WP HR S P ERA WHIP
Darryl Kile, R (1, 1) ERA: 3.64	7.2 W 30 5 0 0 6 1 1 0 0 0 0 65 104 0.00 0.783												
Rob Mallicoat, L (8, 1) ERA: 2.61	0.1 1 0 0 0 1 0 0 0 0 0 0 3 3 0.00 0.000												
Xavier Hernandez, R (9, 1) ERA: 6.2	1.0 3 0 0 0 1 0 0 0 0 0 0 7 11 0.00 0.000												

livebaseballscorecards.com

AB	31
R	0
H	5
RBI	0
BB	2
SO	8
LOB	10



Batter	1	2	3	4	5	6	7	8	9
Steve Finley, L OBP: 0.340, SLG: 0.424 (1, 8) (7, 9)	0-3 K		3-2 E6		0-1 G1-3		1-1 G6-3		
Craig Biggio, R OBP: 0.369, SLG: 0.377 (1, 2)	2-1 FC5-4 1B		3-1 L7		0-0 F7		0-1 1B 5 BB BB 1B		
5 Jeff Bagwell, R OBP: 0.386, SLG: 0.446 (1, 3)	3-1 F8			2-3 K	2-2 G5-3		4-0 BB 1B SF9 BB		
Ken Caminiti, S OBP: 0.313, SLG: 0.387 (1, 5)	0-2 FC5-4			0-0 G5-3	1-1 2B		0-0 BB 3B 1B		
Mike Simms, R OBP: 0.320, SLG: 0.288 Gerald Young, S OBP: 0.301, SLG: 0.259 (1, 9) (7, 8)		0-1 F8		0-3 K	0-1 G4-3		4-0 3B BB		
Casey Candaele, S OBP: 0.320, SLG: 0.371 (1, 7)		1-0 P4			4-0 1B BB		2-2 E 1B 1B	0-0 SF9	
Andujar Cedeno, R OBP: 0.287, SLG: 0.437 (1, 6)		2-0 G4-3			0-0 1B		1-1 FC3-5 1B 1B	1-1 1-H 2-H G6-3 3B	
Andy Mota, R OBP: 0.231, SLG: 0.320 (1, 4)			1-0 G1-6-3		3-3 K		0-0 FC3-5 1B	0-0 G6-3	
Darryl Kile, R Rob Mallicoat, L Jose Tolentino, L Xavier Hernandez, L (1, 1) (8, 1) (8, PH) (9, 1)			2-0 L8		1-3 K		1-1 FC3-5 G6-3	3-2 F9	

AB	R	H	RBI	BB	SO	LOB
4	0	0	0	0	1	4
4	1	2	0	0	0	1
3	1	0	0	1	1	1
4	1	2	0	0	0	1
3	0	0	0	0	1	1
0	1	0	1	1	0	0
2	1	1	1	1	0	0
4	1	3	2	0	0	0
4	0	1	2	0	1	2
3	0	0	0	0	1	4
0	0	0	0	0	0	0
1	0	0	0	0	0	0
0	0	0	0	0	0	0

Philadelphia Phillies @ Houston Astros
Astrodome, Houston, TX
Sat Sep 07 1991, 8:05 PM EDT
Att. 12,952 - Dome - 70 F

AB	32
R	6
H	9
RBI	6
BB	3
SO	5
LOB	14



Inning	1B	2B	3B	SF	BB	SO	LOB	WP	PA
1	7	1	1	1	0	0	4	0	36
2	1	0	0	0	0	0	0	0	0
3	1	0	0	0	0	0	0	0	0
4	0	0	0	0	0	0	0	0	0
5	0	0	0	0	0	0	0	0	0
6	0	0	0	0	0	0	0	0	0
7	0	0	0	0	0	0	0	0	0
8	0	0	0	0	0	0	0	0	0
9	0	0	0	0	0	0	0	0	0

PITCHER	IP	WLS	BF	H	R	ER	SO	BB	IBB	HBP	BLK	WP	HR	S	P	ERA	WHIP
Bruce Ruffin, L ERA: 3.49 (1, 1)	7.0	L	30	7	3	2	5	2	0	0	0	0	0	57	96	2.57	1.286
Joe Boever, R ERA: 3.91 (8, 1)	1.0		6	2	3	3	0	1	0	0	0	0	0	9	17	27.00	3.000

WP	PA
0	36
0	0
0	0

Philadelphia Phillies @ Houston Astros
Astrodome, Houston, TX

livebaseballscorecards.com



WP: 0 PA: 43
PB: 0
SB: 2
CS: 0

Sun Sep 08 1991, 4:33 AM EDT
Att. 7,847 - Dome - 70 F

AB R H RBI BB SO LOB

5	0	2	0	0	0	3
5	2	3	0	0	1	2
5	1	2	1	0	0	3
0	0	0	0	0	0	0
4	2	1	0	1	2	2
4	0	2	2	0	0	1
1	0	0	0	0	1	0
3	0	0	1	2	1	1
5	0	3	1	0	1	3
3	0	1	0	1	0	3
4	0	0	0	0	4	5

1B: 11 SF: 0
2B: 3 SAC: 0
3B: 0 DP: 1
HR: 0 HBP: 0

ERA: 3.60 WHIP: 1.600
ERA: 16.20 WHIP: 4.200
ERA: 0.00 WHIP: 0.750
ERA: 0.00 WHIP: 1.000

Batter	1	2	3	4	5	6	7	8	9
Wally Backman, S OBP: 0.349, SLG: 0.327 (1, 4)	F7		G4-6-3 1B			FC6-4 1-2f		P2	
Von Hayes, L OBP: 0.312, SLG: 0.297 (1, 9)	1B 2B		L9				1B 2B 1B	S 1B	
Dave Hollins, S OBP: 0.390, SLG: 0.556 Charlie Hayes, R OBP: 0.241, SLG: 0.348 (1, 5) (8, 5)	1B		G4-6-3				2B 1B	G5-3	
John Kruk, L OBP: 0.365, SLG: 0.470 (1, 8) (7, 3)	K			G4-3 G5-3 2B		BB 1B G5-3 BB	K	F9	
Ricky Jordan, R OBP: 0.302, SLG: 0.452 Braulio Castillo, R OBP: 0.200, SLG: 0.211 (1, 3) (7, PR) (7, 8)			F7	G4-3		G5-3 BB 1B	1B 2B	K	
Wes Chamberlain, R OBP: 0.320, SLG: 0.426 (1, 7)			G5-3	G5-3		G5-3 BB	K	BB	
Steve Lake, R OBP: 0.220, SLG: 0.240 (1, 2)			1B 1B	1B		G5-3	FC6-4 1B	K	
Kim Batiste, R OBP: 0.500, SLG: 0.333 (1, 6)			1B	G6-3		FC6-4 IBB	FC6-4		
Terry Mulholland, R OBP: 0.099, SLG: 0.072 (1, 1)			K			K		K	

Inning Stats	R: 1	H: 2	R: 0	H: 2	R: 0	H: 1	R: 1	H: 2	R: 0	H: 1	R: 2	H: 4	R: 0	H: 1	R: 0	H: 0	
E: 0	LOB: 0	E: 0	LOB: 2	E: 0	LOB: 0	E: 0	LOB: 1	E: 0	LOB: 1	E: 0	LOB: 2	E: 0	LOB: 1	E: 0	LOB: 1	E: 0	LOB: 1
K: 1	BB: 0	K: 1	BB: 0	K: 0	BB: 0	K: 2	BB: 0	K: 1	BB: 3	K: 2	BB: 0	K: 1	BB: 0	K: 2	BB: 1	K: 2	BB: 1
S: 9	P: 18	S: 10	P: 17	S: 4	P: 7	S: 14	P: 20	S: 9	P: 16	S: 11	P: 25	S: 16	P: 25	S: 11	P: 17	S: 7	P: 15

PITCHER	IP	WLS	BF	H	R	ER	SO	BB	IBB	HBP	BLK	WP	HR	S	P	ERA	WHIP
Ryan Bowen, R ERA: 4.85 (1, 1)	5.0	L	21	8	2	2	4	0	0	0	0	0	0	46	78	3.60	1.600
Curt Schilling, R ERA: 4.32 (6, 1)	1.2		13	5	3	3	3	2	1	0	0	0	0	24	45	16.20	4.200
Jim Corsi, R ERA: 3.78 (7, 1)	1.1		5	1	0	0	1	0	0	0	0	0	0	14	22	0.00	0.750
Dwayne Henry, R ERA: 3.13 (9, 1)	1.0		4	0	0	0	2	1	0	0	0	0	0	7	15	0.00	1.000

Batter	1	2	3	4	5	6	7	8	9	AB R H RBI BB SO LOB	TOP											
Tony Fernandez, S (1, 6) OBP: 0.331, SLG: 0.360	1-0 G3		1-0 F7		1-2 F8			0-0 G4-3		4 0 0 0 0 0 1												
Jack Howell, L (1, 5) OBP: 0.280, SLG: 0.353	1-2 E4 1B		1-3 K			2-1 FC4-6 1B		1-2 F8		4 0 2 0 0 1 0												
Tony Gwynn, L (1, 9) OBP: 0.359, SLG: 0.437	2-2 G5-3		2-1 G4-3			1-0 F7			2-1 E 2B 1B	4 1 1 0 0 0 2												
Fred McGriff, L (1, 3) OBP: 0.394, SLG: 0.481	3-3 K			0-0 G3-1		0-2 FC4-6 1-2f			3-2 1B SF9 2B 1-H	4 1 1 1 0 1 2												
Benito Santiago, R (1, 2) OBP: 0.262, SLG: 0.386				2-0 L9		0-0 F8			0-3 K	4 0 0 0 0 1 2												
Tim Teufel, R (1, 4) OBP: 0.341, SLG: 0.391				3-1 G5-3			3-1 P4		2-1 2-3 1B	4 1 2 0 0 0 0												
Darrin Jackson, R (1, 8) OBP: 0.313, SLG: 0.479					0-0 F7		0-0 G5-3		3-2 SF9	3 0 0 1 0 0 1												
Thomas Howard, S (1, 7) OBP: 0.304, SLG: 0.335				2-1 E6 2-H 1B		2-1 L5		0-2 G5-3	0-1 L3 3-H	4 0 1 0 0 0 1												
Andy Benes, R (1, 1) OBP: 0.167, SLG: 0.096				2-3 K		1-0 HBP				2 0 0 0 0 1 1												
Craig Lefferts, L (8, 1)										0 0 0 0 0 0 0												
Inning Stats	R: 0 E: 1 K: 1 S: 10	H: 1 LOB: 1 BB: 0 P: 17	R: 1 E: 1 K: 1 S: 12	H: 2 LOB: 1 BB: 0 P: 22	R: 0 E: 0 K: 1 S: 6	H: 0 LOB: 0 BB: 0 P: 10	R: 0 E: 0 K: 0 S: 4	H: 0 LOB: 0 BB: 0 P: 9	R: 0 E: 0 K: 0 S: 6	H: 0 LOB: 1 BB: 0 P: 10	R: 0 E: 0 K: 0 S: 9	H: 1 LOB: 1 BB: 0 P: 12	R: 0 E: 0 K: 0 S: 6	H: 0 LOB: 0 BB: 0 P: 9	R: 0 E: 0 K: 0 S: 10	H: 0 LOB: 0 BB: 0 P: 13	R: 2 E: 1 K: 1 S: 15	H: 3 LOB: 1 BB: 0 P: 25	1B: 5 2B: 2 3B: 0 HR: 0	SF: 1 SAC: 0 DP: 0 HBP: 1	WP: 0 PB: 0 SB: 0 CS: 0	PA: 35
PITCHER	IP WLS BF H R ER SO BB IBB HBP BLK WP HR S P ERA WHIP																					
Mark Portugal, R (1, 1) ERA: 4.06	8.0 L 29 4 1 0 3 0 0 1 0 0 0 63 102 0.00 0.500																					
Al Osuna, L (9, 1) ERA: 2.64	0.0 2 2 2 2 0 0 0 0 0 0 0 5 10 ∞ ∞																					
Xavier Hernandez, R (9, 1) ERA: 6.07	1.0 4 1 0 0 1 0 0 0 0 0 0 10 15 0.00 1.000																					

San Diego Padres @ Houston Astros
Astrodome, Houston, TX
Mon Sep 09 1991, 8:05 PM EDT
Att. 5,528 - Dome - 70 F

livebaseballscorecards.com

AB	33
R	3
H	7
RBI	2
BB	0
SO	4
LOB	10



Batter	1	2	3	4	5	6	7	8	9	AB R H RBI BB SO LOB
Steve Finley, L (1, 8) OBP: 0.338, SLG: 0.421 Rafael Ramirez, R (8, PH) OBP: 0.280, SLG: 0.300 (9, 4)	2-2 P4		2-3 K			2-2 P6		1-3 K		3 0 0 0 0 1 0 1 0 0 0 0 1 1
Craig Biggio, R (1, 2) OBP: 0.368, SLG: 0.377	3-2 2B			1-2 5 1B		0-0 G5-3		1-1 F9		4 0 2 0 0 0 1
5 Jeff Bagwell, R (1, 3) OBP: 0.382, SLG: 0.441	3-2 G5-3			2-1 G5-4-3 1B		0-0 L4		0-3 K		4 0 1 0 0 1 1
Ken Caminiti, S (1, 5)	1-2 P3			1-1 P5		0-0 1B		3-2 G5-3		4 0 1 0 0 0 3
Mike Simms, R (1, 9) OBP: 0.307, SLG: 0.275		3-2 G3		0-1 G5-4-3 1-2f		1-1 P5		1-3 K		4 0 0 0 0 1 3
Casey Candaele, S (1, 7) OBP: 0.316, SLG: 0.366		1-1 L8			1-2 G3		1-0 F7			3 0 0 0 0 0 1
Andujar Cedeno, R (1, 6) OBP: 0.282, SLG: 0.427		0-1 B2-3			0-0 E6 FC5		0-2 F9			3 0 0 0 0 0 1
Andy Mota, R (1, 4) OBP: 0.219, SLG: 0.290 Gerald Young, S (8, PR) OBP: 0.300, SLG: 0.258 (9, 8)			2-1 F8		1-1 G5-3			0-0 E2 1B		3 0 1 0 0 0 1 0 0 0 0 0 0 0
Mark Portugal, R (1, 1) OBP: 0.298, SLG: 0.244 Jose Tolentino, L (8, PH) OBP: 0.333, SLG: 0.500 Al Osuna, R (9, 1) Xavier Hernandez, L (9, 1)			1-1 G4-3		0-1 FC5 2-3			1-3 K		2 0 0 0 0 0 1 1 0 0 0 0 1 1 0 0 0 0 0 0 0 0 0 0 0 0 0 0

Inning Stats	R: 0	H: 1	E: 0	LOB: 1	K: 0	S: 15	R: 0	H: 0	E: 0	LOB: 0	K: 0	S: 7	R: 0	H: 0	E: 0	LOB: 0	K: 1	S: 7	R: 0	H: 2	E: 0	LOB: 1	K: 0	S: 9	R: 0	H: 0	E: 1	LOB: 1	K: 0	S: 9	R: 0	H: 1	E: 0	LOB: 1	K: 0	S: 7	R: 0	H: 1	E: 1	LOB: 1	K: 2	S: 9	R: 0	H: 0	E: 0	LOB: 0	K: 2	S: 12	R: 0	H: 0	E: 0	LOB: 0	K: 2	S: 16	1B: 4	SF: 0	2B: 1	SAC: 0	3B: 0	DP: 1	HR: 0	HBP: 0	WP: 0	PA: 32
--------------	------	------	------	--------	------	-------	------	------	------	--------	------	------	------	------	------	--------	------	------	------	------	------	--------	------	------	------	------	------	--------	------	------	------	------	------	--------	------	------	------	------	------	--------	------	------	------	------	------	--------	------	-------	------	------	------	--------	------	-------	-------	-------	-------	--------	-------	-------	-------	--------	-------	--------

PITCHER	IP	WLS	BF	H	R	ER	SO	BB	IBB	HBP	BLK	WP	HR	S	P	ERA	WHIP
Andy Benes, R (1, 1) ERA: 3.17	7.1	W	27	5	0	0	2	0	0	0	0	0	0	63	92	0.00	0.682
Craig Lefferts, L (8, 1) ERA: 4.25	1.2	S	5	0	0	0	3	0	0	0	0	0	0	17	23	0.00	0.000

BOTTOM

San Diego Padres @ Houston Astros
Astrodome, Houston, TX
Mon Sep 09 1991, 8:05 PM EDT
Att. 5,528 - Dome - 70 F

livebaseballscores.com

AB	32
R	0
H	5
RBI	0
BB	0
SO	5
LOB	14



Batter	1	2	3	4	5	6	7	8	9	AB R H RBI BB SO LOB	TOP											
Tony Fernandez, S (1, 6) OBP: 0.330, SLG: 0.357	2-2 G1-3		4-2 BB 1B BB	0-3 K		2-0 L3		1-2 G1-4-3		4 1 0 0 1 1 2												
Jack Howell, L (1, 5) OBP: 0.278, SLG: 0.346	1-3 K		4-0 1 SAFE 1 SAFE BB 1B BB		2-1 G4-3	2-3 K		0-0 F8		4 1 0 0 1 2 2												
Tony Gwynn, L (1, 9) OBP: 0.356, SLG: 0.433	0-1 G6-3		0-0 P5		0-2 G3-1		0-1 G6-3	2-1 L8		5 0 0 0 0 0 2												
Fred McGriff, L (1, 3) OBP: 0.398, SLG: 0.490		4-1 1B HR BB	4-0 BB 1B BB		1-1 HR		1-1 2B		0-1 P5	3 3 2 1 2 0 0												
Benito Santiago, R (1, 2) OBP: 0.289, SLG: 0.393		0-0 HR 1B	0-0 BB 1B		4-1 BB		0-2 1B 2B		0-2 1B	4 1 4 3 1 0 0												
Tim Teufel, R (1, 4) OBP: 0.342, SLG: 0.401		1-1 HR 1B	4-1 BB 1B		0-3 K		1-3 K		2-1 F8	4 1 1 3 1 2 3												
Darrin Jackson, R (1, 8) OBP: 0.311, SLG: 0.472		1-2 G4-3	0-1 G5-4-3			0-1 E6 SH4-3		4-0 1B BB		1 SAFE 1 SAFE 1 SAFE K	4 0 0 0 1 1 4											
Bip Roberts, S (1, 7) OBP: 0.349, SLG: 0.357		0-0 G1-5-3		3-2 L7		1 SAFE 1 SAFE 1 SAFE SH4-3		3-1 1B			3 0 1 0 0 0 0											
Jim Vatcher, R (8, 7) OBP: 0.500, SLG: 0.333						1-2 BB		1-2 2-3 1B			0 0 0 0 0 0 0											
Dennis Rasmussen, L Tom Lampson, L Mike Maddux, L Oscar Azocar, L Larry Andersen, R Jose Hernandez, R Rich Rodriguez, L Jim Lewis, R Craig Lefferts, L		1-2 G6-3		1-3 K		4-2 BB		3-2 L8			2 0 0 0 0 0 1 0 0 0 0 0 0 1 0 0 0 0 0 0 0 0 0 0 1 0 0 0 0 0 0 3 0											
Inning Stats	R: 0 E: 0 K: 1 S: 8	H: 0 LOB: 0 BB: 0 P: 11	R: 3 E: 0 K: 0 S: 12	H: 2 LOB: 0 BB: 1 P: 19	R: 2 E: 0 K: 0 S: 7	H: 1 LOB: 2 BB: 4 P: 23	R: 0 E: 0 K: 2 S: 9	H: 0 LOB: 0 BB: 0 P: 13	R: 1 E: 0 K: 1 S: 12	H: 1 LOB: 1 BB: 1 P: 19	R: 0 E: 1 K: 1 S: 11	H: 0 LOB: 2 BB: 1 P: 20	R: 1 E: 0 K: 1 S: 19	H: 3 LOB: 3 BB: 1 P: 31	R: 0 E: 0 K: 0 S: 6	H: 0 LOB: 0 BB: 0 P: 9	R: 0 E: 0 K: 1 S: 15	H: 1 LOB: 1 BB: 0 P: 18	1B: 4 2B: 2 3B: 0 HR: 2	SF: 0 SAC: 1 DP: 1 HBP: 0	WP: 0 PB: 0 SB: 0 CS: 0	PA: 43
PITCHER	IP WLS BF H R ER SO BB IBB HBP BLK WP HR S P ERA WHIP																					
Chris Gardner, R (1, 1) ERA: 10.8	5.0 L 24 4 6 6 4 6 0 0 0 0 2 48 85 10.80 2.000																					
Dwayne Henry, R (6, 1) ERA: 3.12	0.1 3 0 0 0 0 1 0 0 0 0 0 7 12 0.00 3.000																					
Rob Mallicoat, L (6, 1) ERA: 3.09	1.1 6 2 1 1 2 0 0 0 0 0 0 14 20 6.75 1.500																					
Xavier Hernandez, R (7, 1) ERA: 5.89	1.1 6 1 0 0 0 1 0 0 0 0 0 15 28 0.00 1.500																					
Curt Schilling, R (9, 1) ERA: 4.25	1.0 4 1 0 0 1 0 0 0 0 0 0 15 18 0.00 1.000																					

San Diego Padres @ Houston Astros
Astrodome, Houston, TX
Tue Sep 10 1991, 8:05 PM EDT
Att. 4,353 - Dome - 70 F

livebaseballscorecards.com

AB	34
R	7
H	8
RBI	7
BB	8
SO	7
LOB	16



Batter	1	2	3	4	5	6	7	8	9	AB	R	H	RBI	BB	SO	LOB
Gerald Young, S OBP: 0.303, SLG: 0.272 (1, 8)	2-2 BLK S G5-3 1B		2-2 F9		1-1 E7 G6-3 1-H 2B		1-3 K 1-2	0-0 G1-3		5	2	2	0	0	1	4
Mark Davidson, R OBP: 0.270, SLG: 0.283 (1, 7)	0-3 SAFE K 1-2		0-0 F8		1-1 G6-3 3-H		0-3 K		0-2 P4	5	0	0	1	0	2	2
5 Jeff Bagwell, R OBP: 0.364, SLG: 0.447 (1, 3)	3-2 G5-3 2-H			3-1 G1-3 1B 2B		0-3 K		1-0 WP SF8 2B	1-2 G1-6-3 1B	5	2	3	1	0	1	0
Ken Caminiti, S OBP: 0.311, SLG: 0.384 (1, 5)	0-2 1B			2-0 G1-3 2-3		0-3 K		1-3 K 2-3	0-2 G1-6-3 1-2	5	0	1	0	0	2	3
Mike Simms, R OBP: 0.302, SLG: 0.270 Steve Finley, L OBP: 0.339, SLG: 0.422 (1, 9) (6, PH) (7, 9)	2-0 SAFE F9			3-3 K		0-0 WP 1B		0-0 SF8		2	0	0	0	0	1	2
Andujar Cedeno, R OBP: 0.287, SLG: 0.435 (1, 6)			0-3 K		2-1 G6-3 3-H 1B		1 SAFE 2-0 G6-3 1-2	2-2 2B 2B		4	1	2	1	0	1	1
Andy Mota, R OBP: 0.200, SLG: 0.265 Xavier Hernandez, L OBP: 0.333, SLG: 0.500 Craig Biggio, R OBP: 0.369, SLG: 0.380 (1, 4) (7, 1) (8, PH) (8, PH) (9, 2)			1-0 G6-3		1-3 K		0-0 F8	3-2 WP 2B 2-H		3	0	0	0	0	1	2
Tony Eusebio, R OBP: 0.320, SLG: 0.158 Ryan Bowen, R OBP: 0.278, SLG: 0.250 Curt Schilling, R OBP: 1.000, SLG: 1.000 (1, 2) (8, PR) (9, 1)			3-3 K		2-2 2B E 1B		1-2 F9	4-1 WP BB		3	1	1	0	0	1	0
Chris Gardner, R OBP: 0.279, SLG: 0.298 Dwayne Henry, R OBP: 0.319, SLG: 0.367 (1, 1) (5, PH) (6, 1) (6, 1) (7, 4)			0-1 P4		1-0 F7		0-1 WP 1B	4-0 IBB		1	0	0	0	0	0	0

Inning Stats	R: 1	H: 2	E: 0	LOB: 1	K: 1	P: 22	R: 0	H: 0	E: 0	LOB: 0	K: 2	P: 11	R: 0	H: 0	E: 0	LOB: 0	K: 0	P: 8	R: 1	H: 2	E: 0	LOB: 1	K: 2	P: 23	R: 2	H: 2	E: 1	LOB: 0	K: 1	P: 16	R: 0	H: 1	E: 0	LOB: 1	K: 1	P: 8	R: 0	H: 1	E: 0	LOB: 1	K: 2	P: 14	R: 2	H: 3	E: 0	LOB: 3	K: 1	P: 28	R: 0	H: 1	E: 0	LOB: 0	K: 0	P: 10
	S: 15	BB: 0	S: 7	BB: 11	S: 6	BB: 8	S: 12	BB: 0	S: 11	S: 6	BB: 0	S: 14	S: 13	S: 9	1B: 7	2B: 5	3B: 0	HR: 0	SF: 1	SAC: 0	DP: 1	HBP: 0	WP: 4	PB: 0	SB: 1	CS: 0	PA: 40																											


PITCHER	IP	WLS	BF	H	R	ER	SO	BB	IBB	HBP	BLK	WP	HR	S	P	ERA	WHIP
Dennis Rasmussen, L ERA: 3.32 (1, 1)	5.0	W	21	6	4	3	6	0	0	0	1	0	0	51	80	5.40	1.200
Mike Maddux, R ERA: 2.65 (6, 1)	1.0		4	1	0	0	1	0	0	0	0	1	0	6	8	0.00	1.000
Larry Andersen, R ERA: 2.52 (7, 1)	1.0		4	1	0	0	2	0	0	0	0	1	0	12	14	0.00	1.000
Jose Melendez, R ERA: 3.39 (8, 1)	0.2		4	2	2	2	1	0	0	0	0	1	0	8	12	27.00	3.000
Rich Rodriguez, L ERA: 3.62 (8, 1)	0.0		1	1	0	0	0	0	0	0	0	0	0	3	6	∞	∞

BOTTOM

San Diego Padres @ Houston Astros
Astrodome, Houston, TX

Tue Sep 10 1991, 8:05 PM EDT
Att. 4,353 - Dome - 70 F

AB	37
R	6
H	12
RBI	5
BB	2
SO	10
LOB	15



Batter	1	2	3	4	5	6	7	8	9	AB R H RBI BB SO LOB	TOP
Brett Butler, L (1, 8) <small>OBP: 0.405, SLG: 0.349</small> Mitch Webster, S (5, 8) <small>OBP: 0.286, SLG: 0.333</small> (7, 9)	4-0 	0-2 G3		0-0 G5-3		0-0 		0-0 F8		2 1 0 0 1 0 1 2 1 1 0 0 0 0	Los Angeles Dodgers @ Houston Astros Astrodome, Houston, TX Wed Sep 11 1991, 8:05 PM EDT Att. 7,642 - Dome - 70 F
Lenny Harris, L (1, 5) <small>OBP: 0.356, SLG: 0.360</small> Dave Hansen, L (7, 5) <small>OBP: 0.333, SLG: 0.465</small>	1-2 G4-3		0-0 	1-1 L8		0-0 		1-3 K		4 1 2 2 0 0 1 1 0 0 0 0 1 0	
Darryl Strawberry, L (1, 9) <small>OBP: 0.367, SLG: 0.479</small> Tom Goodwin, L (7, 8) <small>OBP: 0.333, SLG: 0.333</small>	0-1 SF7		1-0 	2-3 K		1-1 		2-2 F7		3 1 2 2 0 1 0 1 0 0 0 0 0 0	
Eddie Murray, S (1, 3) <small>OBP: 0.319, SLG: 0.400</small> Eric Karros, R (7, 3)	3-2 		2-2 		2-1 F8	2-2 		0-3 		4 1 2 2 0 0 1 1 0 0 0 0 1 0	
Kal Daniels, L (1, 7) <small>OBP: 0.339, SLG: 0.391</small> Carlos Hernandez, R (7, 2)	2-2 F7		1-1 		2-3 K		0-0 F8		1-3 	4 1 0 0 0 1 1 1 0 0 0 0 1 0	
Mike Scioscia, L (1, 2) <small>OBP: 0.359, SLG: 0.382</small> Jim Gott, R (7, 1) <small>OBP: 0.500, SLG: 0.500</small> Chris Gwynn, L (9, PH) <small>OBP: 0.314, SLG: 0.437</small> Roger McDowell, R (9, 1)		1-1 G3	0-0 		4-0 		2-0 	3-2 F8		3 1 2 1 1 0 0 0 0 0 0 0 0 0 1 0 0 0 0 0 0 0 0 0 0 0 0 0	
Juan Samuel, R (1, 4) <small>OBP: 0.325, SLG: 0.382</small>		0-1 	0-1 FC3-2	1-2 G4-3		3-3 K		2-2 P6		4 1 1 0 0 1 4	
Alfredo Griffin, S (1, 6) <small>OBP: 0.294, SLG: 0.282</small> Jose Offerman, S (8, 6) <small>OBP: 0.331, SLG: 0.214</small>	1 SAFE 1 SAFE 1 SAFE	2-2 	1-2 G4-3	1-2 		2-1 		3-1 		4 0 3 1 0 0 2 0 0 0 0 0 0 0	
Orel Hershiser, R (1, 1) <small>OBP: 0.357, SLG: 0.360</small> Stan Javier, S (7, PH) <small>OBP: 0.257, SLG: 0.286</small> (7, 7)		0-0 	2-0 G5-3		0-1 		0-1 P2		3 1 1 1 0 0 3 1 0 0 0 0 0 1		
Inning Stats	R: 2 H: 1 E: 0 LOB: 0 K: 0 BB: 1 S: 11 P: 21	R: 1 H: 3 E: 0 LOB: 1 K: 0 BB: 0 S: 11 P: 14	R: 3 H: 4 E: 1 LOB: 2 K: 0 BB: 0 S: 15 P: 22	R: 0 H: 0 E: 0 LOB: 0 K: 1 BB: 0 S: 7 P: 10	R: 0 H: 0 E: 0 LOB: 1 K: 2 BB: 1 S: 8 P: 19	R: 2 H: 4 E: 0 LOB: 1 K: 0 BB: 0 S: 11 P: 16	R: 1 H: 2 E: 0 LOB: 1 K: 0 BB: 0 S: 9 P: 16	R: 0 H: 0 E: 0 LOB: 0 K: 1 BB: 0 S: 9 P: 12	R: 0 H: 0 E: 0 LOB: 0 K: 2 BB: 0 S: 9 P: 13	1B: 9 SF: 1 2B: 3 SAC: 0 3B: 0 DP: 0 HR: 2 HBP: 0	
PITCHER Pete Harnisch, R (1, 1) <small>ERA: 2.7</small> Jim Corsi, R (3, 1) <small>ERA: 3.66</small> Rob Mallicoat, L (5, 1) <small>ERA: 3.95</small> Dwayne Henry, R (7, 1) <small>ERA: 3.11</small>	IP WLS BF H R ER SO BB IBB HBP BLK WP HR S P ERA WHIP 2.0 L 13 7 6 5 0 1 0 0 0 0 0 1 28 44 22.50 4.000 2.0 8 1 0 0 1 0 0 0 0 0 0 0 16 23 0.00 0.500 2.0 10 4 2 2 2 1 0 0 0 0 0 0 19 35 9.00 2.500 3.0 11 2 1 1 3 0 0 0 0 0 0 1 27 41 3.00 0.667	PITCHER IP WLS BF H R ER SO BB IBB HBP BLK WP HR S P ERA WHIP									

AB	39
R	9
H	14
RBI	9
BB	2
SO	6
LOB	14



livebaseballscorecards.com

Batter	1	2	3	4	5	6	7	8	9	10	AB R H RBI BB SO LOB
Craig Biggio, R OBP: 0.368, SLG: 0.383 (1, 2)	1-0 1B 3B		0-1 F8		0-1 P4		0-3 K2-3			2-2 G3	5 1 1 0 0 1 0
Steve Finley, L OBP: 0.336, SLG: 0.422 (1, 9)	1-2 G1-3 FC 1B		1-3 K		3-1 L6			3-2 F8		0-1 G4-3	5 1 1 1 0 1 0
5 Jeff Bagwell, R OBP: 0.384, SLG: 0.444 (1, 3)	2-0 G1-3 1-3		3-2 BB 1B			2-1 G6-3		1-1 G6-3			4 0 1 0 0 0 1
Ken Caminiti, S OBP: 0.312, SLG: 0.382 (1, 5)	0-0 FC K2 3-H		4-0 1-2 BB			1-1 1B 1B		1-3 K			3 0 1 1 1 1 0
Andujar Cedeno, R OBP: 0.280, SLG: 0.420 (1, 6)	3-3 K2 1-2f SAFE SAFE SAFE SAFE		0-0 G5-3			3-1 F7			1-3 K		4 0 0 0 0 2 4
Casey Candaele, S OBP: 0.319, SLG: 0.368 (1, 7)		0-1 G3-1		0-0 L6		3-1 1-3 1B			1-2 SH1-3 1B		4 0 2 0 0 0 0
Gerald Young, S OBP: 0.309, SLG: 0.275 (1, 8)		1-3 K		4-2 CS BB		0-0 G5-3			0-0 SH1-3		2 0 0 0 1 1 2
Andy Mota, R OBP: 0.186, SLG: 0.238 (1, 4)		0-0 1B		0-0 F4 1-2			0-3 K		1-1 L5		4 0 1 0 0 1 2
Darryl Kile, R (1, 1)		1-3 K		1-2 B1-3			1-2 L5			0-3 K	2 0 0 0 0 1 1
Rafael Ramirez, R OBP: 0.278, SLG: 0.297 (7, PH)											1 0 0 0 0 0 0
Al Osuna, R (8, 1)											0 0 0 0 0 0 0
Xavier Hernandez, L (10, 1)											0 0 0 0 0 0 0
Jose Tolentino, L OBP: 0.316, SLG: 0.472 (10, PH)											1 0 0 0 0 1 0


Inning Stats	R: 2 E: 0 K: 1 S: 11	H: 2 LOB: 1 BB: 0 P: 18	R: 0 E: 0 K: 2 S: 10	H: 1 LOB: 1 BB: 0 P: 12	R: 0 E: 0 K: 1 S: 9	H: 1 LOB: 2 BB: 1 P: 17	R: 0 E: 0 K: 0 S: 6	H: 0 LOB: 0 BB: 1 P: 10	R: 0 E: 0 K: 0 S: 7	H: 0 LOB: 0 BB: 0 P: 11	R: 0 E: 0 K: 0 S: 9	H: 2 LOB: 2 BB: 0 P: 18	R: 0 E: 0 K: 2 S: 10	H: 0 LOB: 0 BB: 0 P: 11	R: 0 E: 0 K: 1 S: 8	H: 0 LOB: 0 BB: 0 P: 13	R: 0 E: 0 K: 1 S: 9	H: 1 LOB: 1 BB: 0 P: 12	R: 0 E: 0 K: 1 S: 9	H: 0 LOB: 0 BB: 0 P: 11	1B: 6 2B: 1 3B: 1 HR: 0	SF: 0 SAC: 1 DP: 1 HBP: 0
--------------	-------------------------------	----------------------------------	-------------------------------	----------------------------------	------------------------------	----------------------------------	------------------------------	----------------------------------	------------------------------	----------------------------------	------------------------------	----------------------------------	-------------------------------	----------------------------------	------------------------------	----------------------------------	------------------------------	----------------------------------	------------------------------	----------------------------------	----------------------------------	------------------------------------

PITCHER	IP	WLS	BF	H	R	ER	SO	BB	IBB	HBP	BLK	WP	HR	S	P	ERA	WHIP
Bob Ojeda, L ERA: 3.28 (1, 1)	6.0		25	6	2	2	4	2	0	0	0	0	0	52	86	3.00	1.333
Jim Gott, R ERA: 2.79 (7, 1)	2.0		6	0	0	0	3	0	0	0	0	0	0	18	24	0.00	0.000
Roger McDowell, R ERA: 3.12 (9, 1)	2.0	W	7	1	0	0	2	0	0	0	0	0	0	18	23	0.00	0.500

Los Angeles Dodgers @ Houston Astros
Astrodome, Houston, TX
Thu Sep 12 1991, 8:05 PM EDT
Att: 10,146 - Dome - 70 F

livebaseballscorecards.com

AB	35
R	2
H	7
RBI	2
BB	2
SO	9
LOB	10



WP: 0	PA: 38
PB: 0	
SB: 1	
CS: 1	

Batter	1	2	3	4	5	6	7	8	9	AB R H RBI BB SO LOB	TOP	
Steve Finley, L (1, 8) OBP: 0.334, SLG: 0.419 Curt Schilling, R (8, 1) OBP: 1.000, SLG: 1.000	3-1 G3		0-0 P2		0-3 K			0-1 G4-3		4 0 0 0 0 1 2 0 0 0 0 0 0 0		
Craig Biggio, R (1, 2) OBP: 0.367, SLG: 0.382 Scott Servais, R (4, 2)	1-1 F9		0-1 P6		1-2 G5-3			1-1 F8		2 0 0 0 0 0 1 2 0 0 0 0 0 1		
5 Jeff Bagwell, R (1, 3) OBP: 0.383, SLG: 0.442 Jose Tolentino, L (6, PH) OBP: 0.300, SLG: 0.447 (6, 3)	1-2 F9				0-0 F7			1-2 F8		2 0 0 0 0 0 0 2 0 0 0 0 0 0		
Luis Gonzalez, L (1, 7) OBP: 0.310, SLG: 0.438		1-1 HR			1-1 L3			0-1 G4-3		4 1 1 1 0 1 0		
Ken Caminiti, S (1, 5) OBP: 0.313, SLG: 0.384 Rafael Ramirez, R (6, PH) OBP: 0.280, SLG: 0.299 (6, 6)		0-1 G3-1			1-0 2B			1-2 G4-3		2 0 1 0 0 0 0 2 0 1 0 0 0 0		
Casey Candaele, S (1, 9) OBP: 0.319, SLG: 0.367 (6, 5)		3-2 F7			0-0 G3-1			1-0 F8		4 0 1 0 0 0 1		
Andujar Cedeno, R (1, 6) OBP: 0.283, SLG: 0.421 Mark Davidson, R (6, 9) OBP: 0.265, SLG: 0.277		3-2 F9			1-2 2B SF9 1B			1-3 K		2 1 1 0 0 0 0 2 0 0 0 0 1 2		
Andy Mota, R (1, 4) OBP: 0.217, SLG: 0.289					0-1 1B SF9 2B			0-2 F9		3 0 2 0 0 0 0		
Ryan Bowen, R (1, 1) OBP: 0.278, SLG: 0.250 Jim Corsi, R (2, 1) Mike Simms, R (5, PH) OBP: 0.290, SLG: 0.270 Dwayne Henry, R (5, 1) Rob Mallicoat, L (7, 1) Gerald Young, S (8, PH) OBP: 0.307, SLG: 0.273 (8, 8)					0-3 SAFE K			0-1 SF9		0 0 0 0 0 0 0 1 0 0 0 0 1 1 0 0 0 1 0 0 0 0 0 0 0 0 0 0 0 0 0 0 0 0 0 1 0 0 0 0 0 0		
Inning Stats	R: 0 H: 0 E: 0 LOB: 0 K: 0 BB: 0 S: 7 P: 12	R: 1 H: 1 E: 0 LOB: 0 K: 0 BB: 0 S: 11 P: 18	R: 0 H: 1 E: 0 LOB: 1 K: 1 BB: 0 S: 8 P: 8	R: 0 H: 1 E: 0 LOB: 1 K: 0 BB: 0 S: 5 P: 7	R: 1 H: 2 E: 0 LOB: 1 K: 1 BB: 0 S: 14 P: 18	R: 0 H: 0 E: 0 LOB: 0 K: 0 BB: 0 S: 10 P: 12	R: 0 H: 0 E: 0 LOB: 0 K: 1 BB: 0 S: 7 P: 9	R: 0 H: 0 E: 0 LOB: 0 K: 0 BB: 0 S: 7 P: 10	R: 0 H: 2 E: 0 LOB: 2 K: 1 BB: 0 S: 11 P: 17	1B: 4 SF: 1 2B: 2 SAC: 0 3B: 0 DP: 0 HR: 1 HBP: 0	WP: 0 PA: 34 PB: 0 SB: 0 CS: 0	
PITCHER Jack Armstrong, R (1, 1) ERA: 5.34 Gino Minutelli, L (8, 1) ERA: 6.87	IP WLS BF H R ER SO BB IBB HBP BLK WP HR S P ERA WHIP	7.0 W 26 5 2 2 3 0 0 0 0 0 0 1 62 84 2.57 0.714	2.0 8 2 0 0 1 0 0 0 0 0 0 0 18 27 0.00 1.000	PITCHER IP WLS BF H R ER SO BB IBB HBP BLK WP HR S P ERA WHIP								

Houston Astros @ Cincinnati Reds
Riverfront Stadium, Cincinnati, OH

Fri Sep 13 1991, 7:05 PM EDT
Att. 22,205 - Cloudy - 87 F

livebaseballscorecards.com



Batter	1	2	3	4	5	6	7	8	9	AB	R	H	RBI	BB	SO	LOB
Bill Doran, S (1, 7) OBP: 0.356, SLG: 0.372 Chris Jones, R (6, 7) OBP: 0.392, SLG: 0.408	3-2 	1-1 	0-0 		2-1 	1-0 				4	3	3	0	0	0	0
Mariano Duncan, R (1, 6) OBP: 0.289, SLG: 0.425	1-0 	0-0 	2-2 		1-1 		2-3 			5	3	3	1	0	1	0
Hal Morris, L (1, 3) OBP: 0.373, SLG: 0.492	3-3 	1-0 	3-1 		4-2 		2-2 			4	2	2	3	1	1	2
Paul O'Neill, L (1, 9) OBP: 0.355, SLG: 0.501	0-1 	2-2 	4-0 		1-0 		2-0 			4	2	4	5	1	0	0
Chris Sabo, R (1, 5) OBP: 0.362, SLG: 0.523	2-2 	1-1 	1-1 		1-0 		1-3 			5	1	2	3	0	1	4
Luis Quinones, S (1, 4) OBP: 0.322, SLG: 0.329	1-0 	3-1 	0-0 		0-1 		2-0 			4	0	1	0	0	0	3
Billy Hatcher, R (1, 8) OBP: 0.310, SLG: 0.355					0-0 		0-1 		0-0 	4	1	1	0	1	0	3
Joe Oliver, R (1, 2) OBP: 0.263, SLG: 0.357 Donnie Scott, S (8, 2)		2-1 	0-0 		2-2 		3-3 		2-2 	4	1	1	0	0	1	2
Jack Armstrong, R (1, 1) OBP: 0.083, SLG: 0.057 Gino Minutelli, L (8, 1)		1-3 	1-3 		0-0 		0-2 			4	0	0	0	0	2	2
										0	0	0	0	0	0	0

Inning Stats	R: 2	H: 3	E: 0	LOB: 1	K: 1	S: 15	R: 6	H: 5	E: 0	LOB: 1	K: 1	S: 20	R: 3	H: 4	E: 1	LOB: 2	K: 1	S: 14	R: 0	H: 1	E: 0	LOB: 0	K: 0	S: 6	R: 2	H: 3	E: 0	LOB: 2	K: 0	S: 12	R: 0	H: 0	E: 0	LOB: 0	K: 1	S: 8	R: 0	H: 1	E: 0	LOB: 1	K: 2	S: 10	R: 0	H: 0	E: 0	LOB: 0	K: 0	S: 6	R: 0	H: 0	E: 0	LOB: 0	K: 0	S: 6
1B: 11 2B: 4 3B: 0 HR: 2	SF: 0 SAC: 0 DP: 1 HBP: 1	WP: 0 PB: 1 SB: 3 CS: 0																																																				

BOTTOM

Houston Astros @ Cincinnati Reds
 Riverfront Stadium, Cincinnati, OH

Fri Sep 13 1991, 7:05 PM EDT
 Att. 22,205 - Cloudy - 87 F

livebaseballscorecards.com

AB	40
R	13
H	17
RBI	12
BB	3
SO	6
LOB	16

PITCHER	IP	WLS	BF	H	R	ER	SO	BB	IBB	HBP	BLK	WP	HR	S	P	ERA	WHIP
Ryan Bowen, R (1, 1) ERA: 6.04	1.2	L	15	8	8	8	2	1	0	0	0	0	1	30	55	43.20	5.400
Jim Corsi, R (2, 1) ERA: 3.93	2.1		12	5	3	3	1	0	1	0	0	0	0	25	41	11.57	2.143
Dwayne Henry, R (5, 1) ERA: 3.29	2.0		10	3	2	2	1	1	0	0	0	0	1	20	33	9.00	2.000
Rob Mallicoat, L (7, 1) ERA: 3.68	1.0		4	1	0	0	2	0	0	0	0	0	0	10	17	0.00	1.000
Curt Schilling, R (8, 1) ERA: 4.18	1.0		3	0	0	0	0	0	0	0	0	0	0	6	10	0.00	0.000

Batter	1	2	3	4	5	6	7	8	9	AB	R	H	RBI	BB	SO	LOB
Bill Doran, S (1, 7) OBP: 0.352, SLG: 0.368	3-3 K		0-0 G6-3		1-2 E6			2-1 L4		4	0	0	0	0	1	0
Mariano Duncan, R (1, 6) OBP: 0.292, SLG: 0.437	1-0 G1-3			0-0 HR	0-0 P2			0-1 1B 1B		4	1	2	1	0	0	1
Hal Morris, L (1, 3) OBP: 0.377, SLG: 0.500	4-1 BB			1-1 HR		2-2 G5-3		2-2 1B		3	1	2	1	1	0	0
Paul O'Neill, L (1, 9) OBP: 0.354, SLG: 0.505	0-0 P6			1-1 HR		2-2 G3		1-3 K		4	1	1	1	0	1	3
Chris Sabo, R (1, 5) OBP: 0.360, SLG: 0.519		0-2 G5-3		2-2 G5-3		2-3 K		1-1 F9		4	0	0	0	0	1	2
Luis Quinones, S (1, 4) OBP: 0.315, SLG: 0.321		2-3 K		0-1 G3		2-3 K		1-1 G4-3		4	0	0	0	0	2	0
Billy Hatcher, R (1, 8) OBP: 0.310, SLG: 0.354		2-2 G4-3		0-1 P2		0-1 1B CS 1B		2-2 G6-3		4	0	1	0	0	0	0
Joe Oliver, R (1, 2) OBP: 0.264, SLG: 0.357			0-2 F9		1-1 F9		0-0 1B		2-2 P6	3	0	1	0	0	0	0
Jeff Reed, L (9, PH) OBP: 0.323, SLG: 0.360							1-3 1B			1	0	0	0	0	0	0
Randy Myers, L (1, 1) OBP: 0.231, SLG: 0.240			1-0 L1		0-3 K		0-3 K			3	0	0	0	0	2	2
Rob Dibble, L (8, 1)										0	0	0	0	0	0	0
Ted Power, R (9, 1)										0	0	0	0	0	0	0

Inning Stats	R: 0	H: 0	E: 0	K: 1	S: 6	R: 0	H: 0	E: 0	K: 1	S: 10	R: 0	H: 0	E: 0	K: 0	S: 5	R: 3	H: 3	E: 0	K: 0	S: 12	R: 0	H: 0	E: 1	K: 1	S: 10	R: 0	H: 0	E: 0	K: 1	S: 13	R: 0	H: 2	E: 0	K: 2	S: 11	R: 0	H: 2	E: 0	K: 1	S: 13	R: 0	H: 0	E: 0	K: 0	S: 8	R: 0	H: 0	E: 0	K: 0	S: 13	1B: 4	SF: 0	2B: 1	SAC: 0	3B: 0	DP: 1	HR: 3	HBP: 0	WP: 0	PA: 35
--------------	------	------	------	------	------	------	------	------	------	-------	------	------	------	------	------	------	------	------	------	-------	------	------	------	------	-------	------	------	------	------	-------	------	------	------	------	-------	------	------	------	------	-------	------	------	------	------	------	------	------	------	------	-------	-------	-------	-------	--------	-------	-------	-------	--------	-------	--------

PITCHER	IP	WLS	BF	H	R	ER	SO	BB	IBB	HBP	BLK	WP	HR	S	P	ERA	WHIP
Mark Portugal, R (1, 1) ERA: 4.07	6.0		23	3	3	3	4	1	0	0	0	0	3	56	81	4.50	0.667
Xavier Hernandez, R (7, 1) ERA: 5.69	1.1	W	6	3	0	0	2	0	0	0	0	0	0	15	19	0.00	2.250
Rob Mallicoat, L (8, 1) ERA: 3.6	0.1		2	1	0	0	1	0	0	0	0	0	0	7	10	0.00	3.000
Curt Schilling, R (8, 1) ERA: 4.09	1.1	S	4	0	0	0	0	0	0	0	0	0	0	10	16	0.00	0.000

BOTTOM

Houston Astros @ Cincinnati Reds
Riverfront Stadium, Cincinnati, OH
Sat Sep 14 1991, 7:05 PM EDT
Att: 25,829 - Cloudy - 87 F

livebaseballscorecards.com

AB	34
R	3
H	7
RBI	3
BB	1
SO	7
LOB	8



Batter	1	2	3	4	5	6	7	8	9	AB R H RBI BB SO LOB	TOP											
Kenny Lofton, L (1, 8) OBP: 0.556, SLG: 0.625	2-3 K		1-1 F8			0-0 5 1B	1-3 K			4 0 1 0 0 2 2	Houston Astros @ Cincinnati Reds Riverfront Stadium, Cincinnati, OH Sun Sep 15 1991, 3:33 AM EDT Att. 19,585 - Sunny - 88 F											
Steve Finley, L (1, 9) OBP: 0.331, SLG: 0.413	2-3 K			1-2 G6-3		0-1 L4		0-0 P3		4 0 0 0 0 1 1												
5 Jeff Bagwell, R (1, 3) OBP: 0.384, SLG: 0.447	1-1 2B			0-0 E 1B		0-0 1B		1-3 K		4 0 3 0 0 1 0												
Luis Gonzalez, L (1, 7) OBP: 0.308, SLG: 0.435	2-3 K			0-0 L9		0-1 L6		0-1 F9		4 0 0 0 0 1 4												
Ken Caminiti, S (1, 5) OBP: 0.312, SLG: 0.382 Jim Corsi, R (6, 1) Jose Tolentino, L (9, PH) OBP: 0.293, SLG: 0.436		2-2 G4-3		0-0 E4		1-3 K		2-1 F8		3 0 0 0 0 1 3 0 0 0 0 0 0 0 1 0 0 0 0 0 0												
Andujar Cedeno, R (1, 6) OBP: 0.281, SLG: 0.419		0-0 P2		2-3 K			0-0 G6-3		0-1 F8	4 0 0 0 0 1 2												
Andy Mota, R (1, 4) OBP: 0.204, SLG: 0.264		0-1 G4-3			1-0 P6		1-1 1B		0-0 F7	4 0 1 0 0 0 0												
Scott Servais, R (1, 2)			1-0 F9		0-3 K		1-1 F9			3 0 0 0 0 1 1												
Chris Gardner, R (1, 1) Gary Cooper, R (5, PH) Jeff Juden, R (5, 1) Casey Candaele, S (6, 5) OBP: 0.320, SLG: 0.367			1-0 G3		1-0 F8		2-2 1B			1 0 0 0 0 0 0 1 0 0 0 0 0 0 0 0 0 0 0 0 0 1 0 1 0 0 0 0												
Inning Stats	R: 0 E: 0 K: 3 S: 17	H: 1 LOB: 1 BB: 0 P: 24	R: 0 E: 0 K: 0 S: 6	H: 0 LOB: 0 BB: 0 P: 8	R: 0 E: 0 K: 0 S: 4	H: 0 LOB: 0 BB: 0 P: 7	R: 0 E: 1 K: 1 S: 11	H: 1 LOB: 2 BB: 0 P: 14	R: 0 E: 0 K: 1 S: 5	H: 0 LOB: 0 BB: 0 P: 7		R: 0 E: 0 K: 1 S: 9	H: 2 LOB: 2 BB: 0 P: 10	R: 0 E: 0 K: 1 S: 11	H: 2 LOB: 2 BB: 0 P: 16	R: 0 E: 0 K: 1 S: 6	H: 0 LOB: 0 BB: 0 P: 7	R: 0 E: 0 K: 0 S: 5	H: 0 LOB: 0 BB: 0 P: 7	1B: 5 2B: 1 3B: 0 HR: 0	SF: 0 SAC: 0 DP: 0 HBP: 0	WP: 0 PB: 0 SB: 0 CS: 0
PITCHER	IP WLS BF H R ER SO BB IBB HBP BLK WP HR S P ERA WHIP												IP WLS BF H R ER SO BB IBB HBP BLK WP HR S P ERA WHIP									
Jose Rijo, R (1, 1) ERA: 2.39 Milt Hill, R (8, 1) ERA: 3.51	7.0 W 28 6 0 0 7 0 0 0 0 0 0 0 63 86 0.00 0.857												2.0 6 0 0 0 1 0 0 0 0 0 0 0 11 14 0.00 0.000									

livebaseballscorecards.com

AB	34
R	0
H	6
RBI	0
BB	0
SO	8
LOB	13



Batter	1	2	3	4	5	6	7	8	9	AB R H RBI BB SO LOB	TOP											
Kenny Lofton, L (1, 8) OBP: 0.500, SLG: 0.500	1-1 BB G4-3 1B	0-3 K			4-0 SH2-3 BB		2-1 F7		2-2 G1-3	4 0 1 0 1 1 1												
Steve Finley, L (1, 9) OBP: 0.331, SLG: 0.413	1-0 G4-3		1-1 5S 1B		0-0 SH2-3		2-2 B2-3			3 0 1 0 0 0 1												
Craig Biggio, R (1, 2) OBP: 0.366, SLG: 0.380	0-2 F8		0-1 F8		1-1 P3			1-1 G5-3		4 0 0 0 0 0 3												
5 Jeff Bagwell, R (1, 3) OBP: 0.384, SLG: 0.453	4-1 BB BB		3-3 K		2-2 F8			0-0 HR		3 1 1 1 1 1 2												
Luis Gonzalez, L (1, 7) OBP: 0.310, SLG: 0.434	4-2 BB 1-2 2-3 BB		2-1 P4		0-0 1B 1B			0-1 F7		3 0 1 0 1 0 1												
Ken Caminiti, S (1, 5) OBP: 0.313, SLG: 0.383	2-0 P5		2-1 G4-3		0-0 CS 1B			1-1 1B		4 0 2 0 0 0 3												
Andujar Cedeno, R (1, 6) OBP: 0.276, SLG: 0.411		1-0 G6-3		0-0 B5-3		3-3 K		1-3 K		4 0 0 0 0 2 3												
Al Osuna, R (8, 1)						1-2				0 0 0 0 0 0 0												
Xavier Hernandez, L (8, 1)										0 0 0 0 0 0 0												
Andy Mota, R (1, 4) OBP: 0.228, SLG: 0.286		1-1 SH1-4 1B		1-2 1B		1-1 G6-3			1-2 G4-3	3 0 2 0 0 0 1												
Casey Candaele, S (9, PH) OBP: 0.319, SLG: 0.366										1 0 0 0 0 0 0												
Brian Williams, R (1, 1)																						
Rafael Ramirez, R (8, 6) OBP: 0.277, SLG: 0.296		0-0 SH1-4		1-1 P6			0-1 L8		0-1 F8	2 0 0 0 0 0 1												
		1-2								1 0 0 0 0 0 0												
Inning Stats	R: 0 E: 0 K: 0 S: 12	H: 1 LOB: 3 BB: 2 P: 24	R: 0 E: 0 K: 1 S: 7	H: 1 LOB: 1 BB: 0 P: 9	R: 0 E: 0 K: 1 S: 9	H: 1 LOB: 1 BB: 0 P: 15	R: 0 E: 0 K: 0 S: 8	H: 1 LOB: 1 BB: 0 P: 12	R: 0 E: 0 K: 1 S: 8	H: 2 LOB: 1 BB: 0 P: 12	R: 0 E: 0 K: 0 S: 7	H: 0 LOB: 1 BB: 1 P: 15	R: 1 E: 0 K: 1 S: 10	H: 2 LOB: 1 BB: 0 P: 13	R: 0 E: 0 K: 0 S: 8	H: 0 LOB: 0 BB: 0 P: 11	R: 0 E: 0 K: 0 S: 8	H: 0 LOB: 0 BB: 0 P: 11	1B: 7 2B: 1 3B: 0 HR: 1	SF: 0 SAC: 2 DP: 1 HBP: 0	WP: 0 PB: 0 SB: 1 CS: 1	PA: 37
PITCHER	IP WLS BF H R ER SO BB IBB HBP BLK WP HR S P ERA WHIP																					
Greg Harris, R (1, 1) ERA: 2.06	7.2 W 33 8 1 1 3 3 0 0 0 0 0 1 66 107 1.17 1.435																					
Larry Andersen, R (8, 1) ERA: 2.43	1.1 S 4 0 0 0 1 0 0 0 0 0 0 0 11 15 0.00 0.000																					

Houston Astros @ San Diego Padres
Jack Murphy Stadium, San Diego, CA

Mon Sep 16 1991, 10:05 PM EDT
Att. 19,175 - Overcast - 68 F

livebaseballscorecards.com

AB	32
R	1
H	8
RBI	1
BB	3
SO	4
LOB	16



Batter	1	2	3	4	5	6	7	8	9	AB R H RBI BB SO LOB	TOP									
Kenny Lofton, L (1, 8) OBP: 0.389, SLG: 0.375	1-2 G4-3	0-0 E1			0-3 K			0-0 G3		4 0 0 0 0 1 0										
Steve Finley, L (1, 9) OBP: 0.330, SLG: 0.411	0-1 1B	0-2 G4-3			0-0 B3			1-3 K		4 1 1 0 0 1 1										
Craig Biggio, R (1, 2) OBP: 0.365, SLG: 0.379	2-1 FC				2-3 K			1-1 F8		4 1 1 0 0 1 0										
5 Jeff Bagwell, R (1, 3) OBP: 0.384, SLG: 0.451	1-2 E				0-0 G6-3			1-2 L6		4 1 1 1 0 0 0										
Ken Caminiti, S (1, 5) OBP: 0.314, SLG: 0.384	3-1 FC				1-2 G5-3			2-1 1B		4 0 2 0 0 0 1										
Luis Gonzalez, L (1, 7) OBP: 0.307, SLG: 0.430	2-0 G3				2-3 K			2-1 P5		4 0 0 1 0 1 3										
Andujar Cedeno, R (1, 6) OBP: 0.275, SLG: 0.407	1-3 K				0-0 G6-3			0-0 L8		4 0 1 0 0 1 1										
Andy Mota, R (1, 4) OBP: 0.213, SLG: 0.267					2-2 G5-3			1-3 K		4 0 0 0 0 2 2										
Pete Harnisch, S (1, 1) OBP: 0.164, SLG: 0.125					0-0 G1-3			1-0 F7		2 0 0 0 0 1 0										
Jose Tolentino, L (7, PH) OBP: 0.286, SLG: 0.425										1 0 0 0 0 0 0										
Curt Schilling, R (7, 1) OBP: 0.500, SLG: 0.500										0 0 0 0 0 0 0										
Rob Mallicoat, L (8, 1)										0 0 0 0 0 0 0										
Xavier Hernandez, L (8, 1)										0 0 0 0 0 0 0										
Inning Stats	R: 3 E: 1 K: 1 S: 16	H: 3 LOB: 1 BB: 0 P: 26	R: 0 E: 1 K: 2 S: 12	H: 0 LOB: 1 BB: 0 P: 13	R: 0 E: 0 K: 0 S: 7	H: 1 LOB: 1 BB: 0 P: 9	R: 0 E: 0 K: 0 S: 5	H: 0 LOB: 0 BB: 0 P: 7	R: 0 E: 0 K: 1 S: 7	H: 0 LOB: 0 BB: 0 P: 10	R: 0 E: 0 K: 1 S: 7	H: 0 LOB: 0 BB: 0 P: 10	R: 0 E: 0 K: 1 S: 6	H: 0 LOB: 0 BB: 0 P: 8	R: 0 E: 0 K: 0 S: 10	H: 2 LOB: 2 BB: 0 P: 15	1B: 6 2B: 0 3B: 0 HR: 0	SF: 0 SAC: 0 DP: 0 HBP: 0	WP: 0 PB: 0 SB: 0 CS: 0	PA: 35
PITCHER	IP WLS BF H R ER SO BB IBB HBP BLK WP HR S P ERA WHIP																			
Bruce Hurst, L (1, 1) ERA: 3.29	1.0 L 7 3 3 2 1 0 0 0 0 0 0 0 16 26 18.00 3.000																			
Jose Melendez, R (2, 1) ERA: 3.26	2.0 8 1 0 0 2 0 0 0 0 0 0 0 19 22 0.00 0.500																			
Mike Maddux, R (4, 1) ERA: 2.53	2.0 6 0 0 0 2 0 0 0 0 0 0 0 12 16 0.00 0.000																			
Jeremy Hernandez, R (6, 1) ERA:	2.0 6 0 0 0 2 0 0 0 0 0 0 0 14 20 0.00 0.000																			
Rich Rodriguez, L (8, 1) ERA: 3.45	2.0 8 2 0 0 1 0 0 0 0 0 0 0 16 23 0.00 1.000																			

Houston Astros @ San Diego Padres
Jack Murphy Stadium, San Diego, CA

Tue Sep 17 1991, 10:05 PM EDT
Att: 6,695 - Cloudy - 65 F

livebaseballscorecards.com

AB 35
R 3
H 6
RBI 2
BB 0
SO 8
LOB 8



BOTTOM

Houston Astros @ San Diego Padres
Jack Murphy Stadium, San Diego, CA

Tue Sep 17 1991, 10:05 PM EDT
Att. 6,695 - Cloudy - 65 F

livebaseballscorecards.com

AB	32
R	0
H	6
RBI	0
BB	2
SO	7
LOB	18



WP:	0	PA:	35
PB:	0		
SB:	2		
CS:	0		

AB R H RBI BB SO LOB

4 0 1 0 0 1 0
1 0 0 0 2 0 0
0 0 0 0 0 0 0
0 0 0 0 0 0 0

4 0 3 0 0 0 2

4 0 0 0 0 2 7

4 0 0 0 0 0 4

4 0 0 0 0 3 2

4 0 2 0 0 1 0

3 0 0 0 0 0 2
1 0 0 0 0 0 0

0 0 0 0 0 0 0
0 0 0 0 0 0 0
1 0 0 0 0 0 0
0 0 0 0 0 0 0
1 0 0 0 0 0 0
0 0 0 0 0 0 0
1 0 0 0 0 0 1
0 0 0 0 0 0 0

1B: 6 SF: 0
2B: 1 SAC: 0
3B: 0 DP: 1
HR: 0 HBP: 1

Batter	1	2	3	4	5	6	7	8	9
Thomas Howard, S (1, 7) OBP: 0.302, SLG: 0.343	0-1 B1-3		1-1 L7		2-3 K			1-0 FC6-4 HBP 1B	
Jack Howell, L (1, 5) OBP: 0.268, SLG: 0.322 Kevin Ward, R (8, PH) OBP: 0.293, SLG: 0.407 Paul Faries, R (8, PR) OBP: 0.244, SLG: 0.195	3-1 P5		4-1 1B BB			4-1 F8 1B BB		2-0 FC6-4 1-2 HBP	
Tony Fernandez, S (1, 6) OBP: 0.332, SLG: 0.356	0-0 S 1B		0-2 1-2 1B			0-0 1-2 1B		3-2 FC6-4 1-2f 2-3	
Fred McGriff, L (1, 3) OBP: 0.392, SLG: 0.479	1-0 G4-3 1-2		0-1 F8			0-3 K		3-3 SAFE K	
Benito Santiago, R (1, 2) OBP: 0.294, SLG: 0.401		0-0 F8		0-0 L6		1-0 F8 2-3		3-0 L7	
Darrin Jackson, R (1, 8) OBP: 0.311, SLG: 0.476		0-3 K		0-0 L7		1-3 K 1-2		1-3 K	
Tim Teufel, R (1, 4) OBP: 0.329, SLG: 0.382		2-2 BLK 1B		3-3 K			1-1 FC4-6 1B		3-2 G6-3
Jim Vatcher, R (1, 9) OBP: 0.417, SLG: 0.222 Bip Roberts, S (9, PH) OBP: 0.351, SLG: 0.358		1-1 SAFE P3 1-2			2-2 G5-3		0-1 FC4-6 1-2f F7-6-3		0-1 G4-3
Bruce Hurst, L (1, 1) OBP: 0.183, SLG: 0.149 Jose Melendez, R (2, 1) OBP: 0.125, SLG: 0.067 Tom Lampkin, L (3, PH) OBP: 0.222, SLG: 0.250 Mike Maddux, L (4, 1) OBP: 0.250, SLG: 0.100 Jerald Clark, R (5, PH) OBP: 0.305, SLG: 0.370 Jeremy Hernandez, R (6, 1) Oscar Azocar, L (7, PH) OBP: 0.262, SLG: 0.250 Rich Rodriguez, L (8, 1)			2-2 P3		2-1 G6-3		0-0 F7-6-3 1-2		

Inning Stats	R: 0	H: 1	E: 0	K: 0	S: 6	LOB: 1	BB: 0	P: 10	R: 0	H: 1	E: 0	K: 1	S: 9	LOB: 1	BB: 0	P: 12	R: 0	H: 1	E: 0	K: 0	S: 11	LOB: 2	BB: 1	P: 18	R: 0	H: 0	E: 0	K: 1	S: 6	LOB: 0	BB: 0	P: 9	R: 0	H: 0	E: 0	K: 1	S: 8	LOB: 0	BB: 0	P: 14	R: 0	H: 1	E: 0	K: 2	S: 10	LOB: 2	BB: 1	P: 16	R: 0	H: 1	E: 0	K: 0	S: 5	LOB: 0	BB: 0	P: 6	R: 0	H: 1	E: 0	K: 1	S: 10	LOB: 2	BB: 0	P: 22	R: 0	H: 1	E: 0	K: 1	S: 10	LOB: 0	BB: 0	P: 14	1B: 6	SF: 0	2B: 1	SAC: 0	3B: 0	DP: 1	HR: 0	HBP: 1	WP: 0	PA: 35
--------------	------	------	------	------	------	--------	-------	-------	------	------	------	------	------	--------	-------	-------	------	------	------	------	-------	--------	-------	-------	------	------	------	------	------	--------	-------	------	------	------	------	------	------	--------	-------	-------	------	------	------	------	-------	--------	-------	-------	------	------	------	------	------	--------	-------	------	------	------	------	------	-------	--------	-------	-------	------	------	------	------	-------	--------	-------	-------	-------	-------	-------	--------	-------	-------	-------	--------	-------	--------

PITCHER	IP	WLS	BF	H	R	ER	SO	BB	IBB	HBP	BLK	WP	HR	S	P	ERA	WHIP
Pete Harnisch, R (1, 1) ERA: 2.61	6.0	W	24	4	0	0	5	2	0	0	1	0	0	50	79	0.00	1.000
Curt Schilling, R (7, 1) ERA: 4.02	1.0		3	1	0	0	0	0	0	0	0	0	0	5	6	0.00	1.000
Rob Mallcoat, L (8, 1) ERA: 3.45	0.2		4	1	0	0	1	0	0	1	0	0	0	9	18	0.00	1.500
Xavier Hernandez, R (8, 1) ERA: 5.47	1.1	S	4	0	0	0	1	0	0	0	0	0	0	11	18	0.00	0.000

Batter	1	2	3	4	5	6	7	8	9	AB R H RBI BB SO LOB	TOP											
Kenny Lofton, L (1, 8) OBP: 0.318, SLG: 0.300 Rafael Ramirez, R (9, PH) OBP: 0.276, SLG: 0.295	0-2 G1-3		1-3 K		1-0 G3		0-0 F7		1-1 G6-3	4 0 0 0 0 1 1 1 0 0 0 0 0 2												
Steve Finley, L (1, 9) OBP: 0.335, SLG: 0.418	0-2 1B 5 SF9 1B		1-1 HR		2-2 F8		4-1 5 WP BB			3 2 2 1 1 0 0												
Craig Biggio, R (1, 2) OBP: 0.364, SLG: 0.378	1-0 1-3 1B		2-1 G5-3		0-0 G6-3		1-3 K			4 0 1 0 0 1 1												
5 Jeff Bagwell, R (1, 3) OBP: 0.383, SLG: 0.450	1-2 SF9		3-2 G5-3		2-2 1B		1-3 K			3 0 1 1 0 1 1												
Luis Gonzalez, L (1, 7) OBP: 0.307, SLG: 0.429	2-2 P6			1-0 G4-6-3 1B		0-0 P5		1-2 G4-3		4 0 1 0 0 0 3												
Ken Caminiti, S (1, 5) OBP: 0.316, SLG: 0.385		2-3 K		0-0 F8		1-2 G5-3 SH1-3 1B		1-0 BB 1B		4 2 2 0 0 1 1												
Andujar Cedeno, R (1, 6) OBP: 0.281, SLG: 0.405		3-1 FC4-6 HBP		2-2 G4-6-3		0-0 SH1-3		4-2 FC1-5 1B BB		1 0 0 0 1 0 1												
Andy Mota, R (1, 4) OBP: 0.203, SLG: 0.254 Casey Candaele, S (9, PH) OBP: 0.321, SLG: 0.368		0-0 F8			0-1 G5-3		1-2 G5-3		1-0 FC1-5 1B	3 0 0 0 0 0 2 1 0 1 1 0 0 0												
Darryl Kile, R (1, 1) Jose Tolentino, L (7, PH) OBP: 0.302, SLG: 0.439 Gerald Young, S (7, PR) OBP: 0.307, SLG: 0.273 Rob Mallicoat, L (7, 1) Mark Davidson, R (9, PH) OBP: 0.263, SLG: 0.275		0-0 FC4-6		0-3 K		2-1 K		1-1 FC1-5 G6-3		2 0 0 0 0 1 1 1 0 1 1 0 0 0 0 0 0 0 0 0 0 0 0 0 0 0 0 0 1 0 0 0 0 0 2												
Inning Stats	R: 1 E: 0 K: 0 S: 13	H: 2 LOB: 1 BB: 0 P: 17	R: 0 E: 0 K: 1 S: 7	H: 0 LOB: 1 BB: 0 P: 12	R: 1 E: 0 K: 1 S: 10	H: 1 LOB: 0 BB: 0 P: 17	R: 0 E: 0 K: 0 S: 6	H: 1 LOB: 0 BB: 0 P: 8	R: 0 E: 0 K: 1 S: 6	H: 0 LOB: 0 BB: 0 P: 7	R: 0 E: 0 K: 0 S: 11	H: 1 LOB: 1 BB: 0 P: 15	R: 1 E: 0 K: 0 S: 11	H: 2 LOB: 1 BB: 0 P: 15	R: 0 E: 0 K: 2 S: 11	H: 0 LOB: 1 BB: 1 P: 18	R: 1 E: 0 K: 0 S: 8	H: 2 LOB: 1 BB: 1 P: 16	1B: 8 2B: 0 3B: 0 HR: 1	SF: 1 SAC: 1 DP: 2 HBP: 1	WP: 1 PB: 0 SB: 0 CS: 0	PA: 37
PITCHER	IP WLS BF H R ER SO BB IBB HBP BLK WP HR S P ERA WHIP																					
Mike Morgan, R (1, 1) ERA: 2.81	7.0 W 28 7 3 3 3 0 0 1 0 0 0 1 64 91 3.86 1.000																					
Jim Gott, R (8, 1) ERA: 2.96	1.0 6 1 1 1 2 2 0 0 0 1 0 14 26 9.00 3.000																					
Roger McDowell, R (9, 1) ERA: 3.06	0.1 2 1 0 0 0 0 0 0 0 0 0 3 5 0.00 3.000																					
Steve Wilson, L (9, 1) ERA: 3.18	0.2 S 1 0 0 0 0 0 0 0 0 0 0 2 3 0.00 0.000																					

Houston Astros @ Los Angeles Dodgers
 Dodger Stadium, Los Angeles, CA
 Wed Sep 18 1991, 7:05 PM PDT
 Att. 28,345 - Cloudy - 70 F

livebaseballscorecards.com

AB	32
R	4
H	9
RBI	4
BB	2
SO	5
LOB	15



Batter	1	2	3	4	5	6	7	8	9
Brett Butler, L OBP: 0.404, SLG: 0.344 (1, 8)	2-1 P1		2-2 G5-3		0-0 G4-3		3-2 1B		
Lenny Harris, L OBP: 0.347, SLG: 0.348 Mike Sharperson, R OBP: 0.361, SLG: 0.357 (7, PH) (8, 5) (9, 4)	0-3 K		2-2 G5-3		1-2 G3		2-2 E9 1B		
Darryl Strawberry, L OBP: 0.371, SLG: 0.489 (1, 9)	0-1 2B			2-2 G4-3	2-2 HR 2B		2-2 CS 1B		
Eddie Murray, S OBP: 0.324, SLG: 0.419 (1, 3)	1-3 K			4-2 1B E BB	3-2 HR		3-2 F9		
Kal Daniels, L OBP: 0.346, SLG: 0.413 Mitch Webster, S OBP: 0.288, SLG: 0.330 (1, 7) (9, 7)		0-1 G4-3		2-1 E 1B	3-2 G4-3			0-3 K	
Mike Scioscia, L OBP: 0.356, SLG: 0.375 (1, 2)		4-1 G4-3 BB		0-1 E 1B		0-0 G3		1-1 F8	
Juan Samuel, R OBP: 0.328, SLG: 0.385 Steve Wilson, L (9, 1)		2-2 G4-3		0-2 L9		1-3 K		4-1 BB	
Alfredo Griffin, S OBP: 0.287, SLG: 0.272 (1, 6)		0-1 G3		1-0 E6		0-0 G4-3		0-1 F8	
Mike Morgan, R OBP: 0.085, SLG: 0.087 Stan Javier, S OBP: 0.257, SLG: 0.285 (7, PH) Jim Gott, R OBP: 0.500, SLG: 0.500 Roger McDowell, R (9, 1) Dave Hansen, L OBP: 0.314, SLG: 0.429 (9, 5)			1-0 G6-3	0-0 G5-3			0-3 K		

Inning Stats	R: 0	H: 1	E: 0	K: 2	S: 11	LOB: 1	BB: 0	P: 14
	R: 0	H: 0	E: 0	K: 0	S: 8 <td>LOB: 1</td> <td>BB: 1</td> <td>P: 14</td>	LOB: 1	BB: 1	P: 14
	R: 0	H: 0	E: 0	K: 0	S: 7 <td>LOB: 0</td> <td>BB: 0</td> <td>P: 12</td>	LOB: 0	BB: 0	P: 12
	R: 1	H: 2	E: 1	K: 0	S: 18 <td>LOB: 3</td> <td>BB: 1</td> <td>P: 27</td>	LOB: 3	BB: 1	P: 27
	R: 2	H: 2	E: 0	K: 0	S: 16 <td>LOB: 0</td> <td>BB: 0</td> <td>P: 25</td>	LOB: 0	BB: 0	P: 25
	R: 0	H: 0	E: 0	K: 1	S: 5 <td>LOB: 0</td> <td>BB: 0</td> <td>P: 6</td>	LOB: 0	BB: 0	P: 6
	R: 2	H: 3	E: 1	K: 1	S: 19 <td>LOB: 0</td> <td>BB: 0</td> <td>P: 29</td>	LOB: 0	BB: 0	P: 29
	R: 0	H: 0	E: 0	K: 1	S: 8 <td>LOB: 1</td> <td>BB: 1</td> <td>P: 13</td>	LOB: 1	BB: 1	P: 13

PITCHER	IP	WLS	BF	H	R	ER	SO	BB	IBB	HBP	BLK	WP	HR	S	P	ERA	WHIP
Darryl Kile, R ERA: 3.56 (1, 1)	6.0		26	5	3	2	3	2	0	0	0	0	1	65	98	3.00	1.167
Rob Mallicoat, L ERA: 4.08 (7, 1)	2.0	L	9	3	2	2	2	1	0	0	0	0	0	27	42	9.00	2.000

AB R H RBI BB SO LOB

4	1	1	0	0	0	0
3	0	0	0	0	1	0
1	1	1	1	0	0	0
4	1	3	1	0	0	0
3	2	1	2	1	1	2
4	0	1	0	0	1	0
0	0	0	0	0	0	0
3	0	1	0	1	0	0
3	0	0	0	1	1	4
0	0	0	0	0	0	0
4	0	0	0	0	0	4
2	0	0	0	0	0	3
1	0	0	0	0	1	0
0	0	0	0	0	0	0
0	0	0	0	0	0	0
0	0	0	0	0	0	0

AB 32
R 5
H 8
RBI 4
BB 3
SO 5
LOB 13

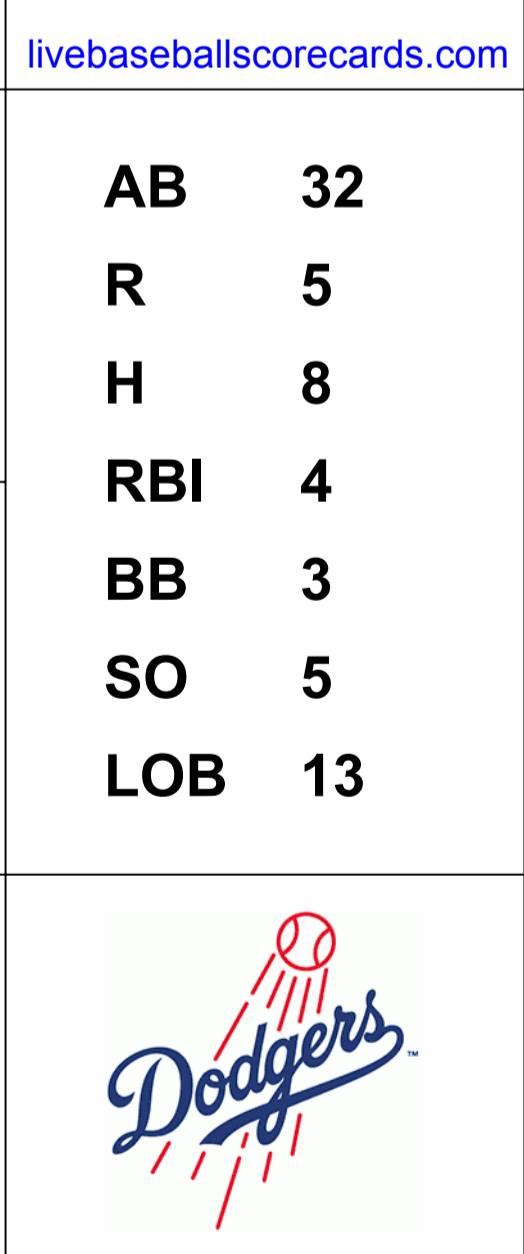
WP: 0 **PA: 35**
PB: 0
SB: 1
CS: 1


1B: 5 **SF: 0**
2B: 2 **SAC: 0**
3B: 0 **DP: 0**
HR: 1 **HBP: 0**

WP: 0 **PA: 35**
PB: 0
SB: 1
CS: 1

WP: 0 **PA: 35**
PB: 0
SB: 1
CS: 1

Houston Astros @ Los Angeles Dodgers
Dodger Stadium, Los Angeles, CA
Wed Sep 18 1991, 7:05 PM PDT
Att. 28,345 - Cloudy - 70 F



Batter	1	2	3	4	5	6	7	8	9	AB R H RBI BB SO LOB	TOP	
Kenny Lofton, L OBP: 0.308, SLG: 0.292 (1, 8)	2-2 L8		0-0 B1-3			1-0 G4-3		0-1 SAFE 2B 5 1B 1B		4 1 1 0 0 0 0		
Steve Finley, L OBP: 0.334, SLG: 0.420 (1, 9)	4-2 S BB		0-2 G6-3			0-1 G4-3		0-0 5 1B 2B		3 0 1 1 1 0 0		
5 Jeff Bagwell, R OBP: 0.383, SLG: 0.451 (1, 3)	0-0 F8			3-2 CS 1B		2-1 G6-3		3-2 BB 1B		4 0 2 1 0 0 1		
Luis Gonzalez, L OBP: 0.306, SLG: 0.426 Al Osuna, R (8, 1)	1-3 SAFE SAFE K 1-2		3-3 SAFE K 1-2			0-0 F8		4-2 BB		3 0 0 0 1 2 2 0 0 0 0 0 0 0		
Ken Caminiti, S OBP: 0.315, SLG: 0.384 (1, 5)		3-2 FC6-4 1B		2-3 K		3-2 F7		1-3 K		4 0 1 0 0 2 3		
Andujar Cedeno, R OBP: 0.280, SLG: 0.417 (1, 6)		1-1 SAFE FC6-4 1-2f			3-2 HR	0-1 F8		G6-3		4 1 1 1 0 0 1		
Andy Mota, R OBP: 0.197, SLG: 0.246 Gerald Young, S (8, PH) (8, 7)		0-3 SAFE K		0-2 F9			4-0 1B 2B BB	2-2 G4-3		2 0 0 0 0 1 1 1 1 0 0 1 0 0	AB 32 R 3 H 6 RBI 3 BB 3 SO 7 LOB 11	
Scott Servais, R (1, 2) Casey Candaele, S OBP: 0.319, SLG: 0.366 (8, PH) (8, 4)		1-0 SAFE F8		1-1 G5-3			0-0 F9	0-0 P6		2 0 0 0 0 0 1 2 0 0 0 0 0 1		
Mark Portugal, R OBP: 0.275, SLG: 0.222 Jose Tolentino, L OBP: 0.295, SLG: 0.429 Tony Eusebio, R OBP: 0.320, SLG: 0.158 (8, PH) (8, 2)			0-3 K		0-3 K		2-2 SAFE F8			2 0 0 0 0 2 0 1 0 0 0 0 0 1 0 0 0 0 0 0 0		
Inning Stats	R: 0 E: 0 K: 1 S: 10 H: 0 LOB: 1 BB: 1 P: 17	R: 0 E: 0 K: 1 S: 11 H: 1 LOB: 1 BB: 0 P: 16	R: 0 E: 0 K: 1 S: 7 H: 0 LOB: 0 BB: 0 P: 7	R: 0 E: 0 K: 2 S: 13 H: 1 LOB: 0 BB: 0 P: 21	R: 1 E: 0 K: 1 S: 13 H: 1 LOB: 0 BB: 0 P: 17	R: 0 E: 0 K: 0 S: 5 H: 0 LOB: 0 BB: 0 P: 8	R: 0 E: 0 K: 0 S: 7 H: 0 LOB: 0 BB: 0 P: 10	R: 2 E: 0 K: 1 S: 19 H: 3 LOB: 3 BB: 2 P: 33	R: 0 E: 0 K: 0 S: 9 H: 0 LOB: 0 BB: 0 P: 12	1B: 4 2B: 2 3B: 0 HR: 1 SF: 0 SAC: 0 DP: 1 HBP: 0	WP: 0 PB: 0 SB: 1 CS: 1 PA: 35	
PITCHER Kevin Gross, R ERA: 3.54 Tim Crews, R ERA: 3.07 Roger McDowell, R ERA: 3.02	IP WLS BF H R ER SO BB IBB HBP BLK WP HR S P ERA WHIP	7.0 W 25 3 2 2 6 2 0 0 0 0 0 1 66 100 2.57 0.714	0.2 6 3 1 1 0 1 0 0 0 0 0 0 16 25 13.50 6.000	1.1 S 4 0 0 0 1 0 0 0 0 0 0 0 12 16 0.00 0.000	PITCHER IP WLS BF H R ER SO BB IBB HBP BLK WP HR S P ERA WHIP							

Houston Astros @ Los Angeles Dodgers
Dodger Stadium, Los Angeles, CA

Thu Sep 19 1991, 3:33 AM PDT
Att. 25,850 - Cloudy - 83 F

livebaseballscorecards.com

Batter	1	2	3	4	5	6	7	8	9	AB	R	H	RBI	BB	SO	LOB	
Brett Butler, L OBP: 0.403, SLG: 0.345 (1, 8) C B X	1-1 G6-3 ①		2-0 E1 HR ①		2-2 2B			1-2 E6 G1-6-3		4	1	1	0	0	0	1	
Lenny Harris, L OBP: 0.351, SLG: 0.358 (1, 5) X	0-0 HR 1B		0-2 HR 1-H		4-2 BB G4-6-3			2-2 G1-6-3 1-2f ① ②		3	2	2	2	1	0	1	
Darryl Strawberry, L OBP: 0.371, SLG: 0.494 (1, 9) 1 SAFE B F 1 B SAFE 1 B SAFE 1 S	3-2 HR 1-H		4-1 BB FC6 BB		1-1 BB G4-6-3 1-2f ② ③			1-3 K ③		3	1	1	2	1	1	2	
Eddie Murray, S OBP: 0.324, SLG: 0.417 (1, 3) C X	0-1 F8 ②		4-0 BB FC6 BB 1-2		0-1 F8 ①					2	0	0	0	1	0	0	
Kal Daniels, L OBP: 0.344, SLG: 0.410 (1, 7) B X	1-0 G4-3 ③		1-1 CS 1-2f 2-3 ②		1-2 F7 ②					3	0	0	0	0	0	2	
Mike Scioscia, L OBP: 0.356, SLG: 0.375 (1, 2) C X		0-1 G6-4-3 1B	2-2 CS 1-2 ③ X	0-0 L8 ①		0-1 F7 ③				3	0	1	0	0	0	0	
Juan Samuel, R OBP: 0.327, SLG: 0.383 (1, 4) X		0-0 G6-4-3 1-2f ① ②		2-3 K ②						3	0	0	0	0	1	1	
Alfredo Griffin, S OBP: 0.285, SLG: 0.270 (1, 6) B C B X		2-1 G5-3 ③		0-3 K ③						3	0	0	0	0	2	0	
Kevin Gross, R OBP: 0.346, SLG: 0.333 (1, 1) Tim Crews, R (8, 1) Roger McDowell, R (8, 1)			2-2 E1 E 1B		1-0 G5-3 ①			0-0 L7 ③		3	0	1	0	0	0	0	
Inning Stats	R: 2 E: 0 K: 0 S: 10	H: 2 LOB: 0 BB: 0 P: 15	R: 0 E: 0 K: 0 S: 5	H: 1 LOB: 0 BB: 0 P: 7	R: 2 E: 1 K: 0 S: 14	H: 2 LOB: 1 BB: 2 P: 29	R: 0 E: 0 K: 2 S: 7	H: 0 LOB: 0 BB: 0 P: 9	R: 0 E: 0 K: 0 S: 10	H: 1 LOB: 1 BB: 1 P: 18	R: 0 E: 0 K: 1 S: 6	H: 0 LOB: 0 BB: 0 P: 8	R: 0 E: 1 K: 1 S: 10	H: 0 LOB: 0 BB: 0 P: 14	1B: 3 2B: 1 3B: 0 HR: 2	SF: 0 SAC: 0 DP: 3 HBP: 0	
PITCHER Mark Portugal, R (1, 1) ERA: 4.12 Al Osuna, L (8, 1) ERA: 3.33	IP 7.0	WLS L	BF 27	H 6	R 4	ER 4	SO 3	BB 3	IBB 0	HBP 0	BLK 0	WP 0	HR 2	S 59	P 94	ERA 5.14	WHIP 1.286
	IP 1.0	WLS L	BF 3	H 0	R 0	ER 0	SO 1	BB 0	IBB 0	HBP 0	BLK 0	WP 0	HR 0	S 10	P 14	ERA 0.00	WHIP 0.000

BOTTOM

Houston Astros @ Los Angeles Dodgers
Dodger Stadium, Los Angeles, CA
Thu Sep 19 1991, 3:33 AM PDT
Att: 25,850 - Cloudy - 83 F

livebaseballscorecards.com

AB	27
R	4
H	6
RBI	4
BB	3
SO	4
LOB	7



WP: 0	PA: 31
PB: 0	
SB: 0	
CS: 1	

Batter	1	2	3	4	5	6	7	8	9	AB R H RBI BB SO LOB	TOP																
Billy Hatcher, R OBP: 0.312, SLG: 0.356 (1, 8) B C F S F S	1-3 K		2-2 G1-3			2-1 F9		4-1 FC4-8 BB		3 0 0 0 1 1 0																	
Mariano Duncan, R OBP: 0.286, SLG: 0.426 (1, 6) B B S B F S	3-3 K			1-0 G6-3		4-1 E BB		0-1 FC4-6 1-2f		3 0 0 0 1 1 1																	
Hal Morris, L OBP: 0.376, SLG: 0.494 (1, 3) C X	0-1 F9			0-3 K		3-2 G3-1 1-2		0-0 F7		4 0 0 0 0 1 2																	
Paul O'Neill, L OBP: 0.350, SLG: 0.497 (1, 9) F T B T B B F X		3-2 G6-3		0-0 G5-3			4-1 E 1B BB	3-3 K		3 1 0 0 1 1 1																	
Chris Sabo, R OBP: 0.351, SLG: 0.502 (1, 5) B B X		2-0 P3			1-2 P3		0-0 E8 1B SF9 1B	1-2 F8		4 1 1 0 0 0 0																	
Luis Quinones, S OBP: 0.313, SLG: 0.339 (1, 4) B T B T B B X		3-2 1B			1-1 G3		2-2 G4-1 1B	1-3 K		4 0 2 1 0 1 0																	
Chris Jones, R OBP: 0.359, SLG: 0.475 (1, 7) B T B X		0-3 K			2-2 1B		0-0 SF9	2-2 G6-3		3 0 1 1 0 1 1																	
Jeff Reed, L OBP: 0.324, SLG: 0.358 (1, 2) B S C B X			2-2 G4-3		1-0 L8		1-1 G4-1			3 0 0 0 0 0 2																	
Jose Rijo, R OBP: 0.250, SLG: 0.224 (1, 1) Bill Doran, S OBP: 0.351, SLG: 0.366 (7, PH) Norm Charlton, S OBP: 0.043, SLG: 0.087 (7, 1) X			0-0 G6-3			0-0 G4-3	0-1 G3			2 0 0 0 0 0 0 1 0 0 0 0 0 1 0 0 0 0 0 0 0																	
Inning Stats	R: 0 E: 0 K: 2 S: 10	H: 0 LOB: 0 BB: 0 P: 14	R: 0 E: 0 K: 1 S: 12	H: 1 LOB: 1 BB: 0 P: 20	R: 0 E: 0 K: 0 S: 7	H: 0 LOB: 0 BB: 0 P: 11	R: 0 E: 0 K: 1 S: 5	H: 0 LOB: 0 BB: 0 P: 6	R: 0 E: 0 K: 0 S: 9	H: 1 LOB: 1 BB: 0 P: 14	R: 0 E: 1 K: 0 S: 7	H: 0 LOB: 1 BB: 1 P: 16	R: 2 E: 1 K: 0 S: 10	H: 2 LOB: 1 BB: 1 P: 17	R: 0 E: 0 K: 1 S: 7	H: 0 LOB: 1 BB: 1 P: 14	R: 0 E: 0 K: 1 S: 12	H: 0 LOB: 0 BB: 0 P: 16	1B: 4 2B: 0 3B: 0 HR: 0	SF: 1 SAC: 0 DP: 0 HBP: 0	WP: 0 PB: 0 SB: 0 CS: 0	PA: 34					
PITCHER	IP	WLS	BF	H	R	ER	SO	BB	IBB	HBP	BLK	WP	HR	S	P	ERA	WHIP										
Ryan Bowen, R ERA: 5.73 (1, 1)	6.0	W	23	3	2	2	4	2	0	0	0	0	0	52	87	3.00	0.833										
Rob Mallicoat, L ERA: 3.86 (7, 1)	1.0		4	1	0	0	0	0	0	0	0	0	0	8	11	0.00	1.000										
Curt Schilling, R ERA: 4.0 (8, 1)	0.1		2	0	0	0	0	1	0	0	0	0	0	3	7	0.00	3.000										
Al Osuna, L ERA: 3.3 (8, 1)	0.2		2	0	0	0	1	0	0	0	0	0	0	4	7	0.00	0.000										
Xavier Hernandez, R ERA: 5.37 (9, 1)	1.0	S	3	0	0	0	1	0	0	0	0	0	0	12	16	0.00	0.000										

Cincinnati Reds @ Houston Astros
Astrodome, Houston, TX
Fri Sep 20 1991, 8:05 PM EDT
Att. 7,872 - Dome - 70 F

livebaseballscorecards.com

AB	30
R	2
H	4
RBI	2
BB	3
SO	6
LOB	8



Batter	1	2	3	4	5	6	7	8	9	AB	R	H	RBI	BB	SO	LOB	BOTTOM																		
Kenny Lofton, L OBP: 0.300, SLG: 0.259 Al Osuna, R Mark Davidson, R OBP: 0.263, SLG: 0.275	2-2 G4-3		4-2 1B 1-2 BB		1-1 G3		1-1 L7			3	0	0	0	1	0	0	<p>Cincinnati Reds @ Houston Astros Astrodome, Houston, TX</p> <p>Fri Sep 20 1991, 8:05 PM EDT Att. 7,872 - Dome - 70 F</p> <p>livebaseballscores.com</p>																		
Steve Finley, L OBP: 0.336, SLG: 0.420	1-1 P1		3-1 1B 1-3 2-H		1-0 F9			2-2 CS S 1B		4	0	2	1	0	0	0																			
Craig Biggio, R OBP: 0.362, SLG: 0.374	1-0 F7		2-3 1 SAFE 1 SAFE 1 SAFE 1 SAFE 1 C				1-0 P4	0-3 K 1-2		4	0	0	0	0	2	3																			
5 Jeff Bagwell, R OBP: 0.386, SLG: 0.451		1-2 F9		H 1-0 1B 1B HBP		B X 1-0 1B E 1B		4-0 WP CS IBB		2	2	1	0	1	0	0																			
Luis Gonzalez, L OBP: 0.309, SLG: 0.427 Casey Candaele, S OBP: 0.318, SLG: 0.365 Xavier Hernandez, L		1-0 F8		1 SAFE 0-0 G4-6-3 1B 1-2 1B		B 1 SAFE 1-2 E8 1B 1-H 1B		1-1 G6-3 1-3 2-3		3	0	2	0	0	0	0																			
Ken Caminiti, S OBP: 0.315, SLG: 0.383		1-1 G3-1		M B X 1-1 1B G4-6-3 1-2 2-H 1B		F B B F F X 3-2 P6				3	0	1	1	0	0	1																			
Andujar Cedeno, R OBP: 0.276, SLG: 0.411 Curt Schilling, R OBP: 0.500, SLG: 0.500 Gerald Young, S OBP: 0.310, SLG: 0.271			2-3 K 1-2f 2-3		2-1 G4-6-3 1-2f 2-3		F B B F F S 3-3 K			3	0	0	0	0	2	3																			
Andy Mota, R OBP: 0.188, SLG: 0.235			0-0 F8 2-3 G1-3		0-1 G1-3		B C S B S 2-3 K			3	0	0	0	0	1	1																			
Ryan Bowen, R OBP: 0.300, SLG: 0.278 Rob Mallicoat, L Rafael Ramirez, R OBP: 0.275, SLG: 0.293			1-1 BB 1B 1B		1-3 K		C B B B B S 3-3 K			2	1	1	0	0	1	0																			
										2	0	0	0	0	0	0																			
										1	0	0	0	0	1	0																			
Inning Stats	R: 0 E: 0 K: 0 S: 6	H: 0 LOB: 0 BB: 0 P: 10	R: 0 E: 0 K: 0 S: 6	H: 0 LOB: 0 BB: 0 P: 9	R: 1 E: 0 K: 2 S: 16	H: 2 LOB: 2 BB: 1 P: 28	R: 1 E: 0 K: 0 S: 7	H: 2 LOB: 1 BB: 0 P: 11	R: 0 E: 0 K: 1 S: 6	H: 0 LOB: 0 BB: 0 P: 9	R: 1 E: 1 K: 1 S: 13	H: 2 LOB: 1 BB: 0 P: 22	R: 0 E: 0 K: 2 S: 9	H: 0 LOB: 0 BB: 0 P: 15	R: 0 E: 0 K: 1 S: 8	H: 1 LOB: 1 BB: 1 P: 15		1B: 7 2B: 0 3B: 0 HR: 0	SF: 0 SAC: 0 DP: 1 HBP: 1	WP: 1 PB: 0 SB: 1 CS: 2	PA: 32														
PITCHER	IP	WLS	BF	H	R	ER	SO	BB	IBB	HBP	BLK	WP	HR	S	P	ERA	WHIP	IP	WLS	BF	H	R	ER	SO	BB	IBB	HBP	BLK	WP	HR	S	P	ERA	WHIP	
Jose Rijo, R ERA: 2.41	(1, 1)	6.0	L	25	6	3	2	4	1	0	0	0	0	54	89	3.00	1.167																		
Norm Charlton, L ERA: 3.14	(7, 1)	2.0		7	1	0	0	3	0	1	0	0	1	0	30	0.00	0.500																		



Batter	1	2	3	4	5	6	7	8	9	AB R H RBI BB SO LOB	TOP									
Reggie Sanders, R OBP: 0.308, SLG: 0.308 (1, 8)	G3		1B		G4-3 1B		K			4 1 2 0 0 1 0	Cincinnati Reds @ Houston Astros Astrodome, Houston, TX Sat Sep 21 1991, 8:05 PM EDT Att. 11,144 - Dome - 70 F									
Hal Morris, L OBP: 0.375, SLG: 0.492 (1, 3)	K		K		G4-3			G6-4-3 1B	4 1 1 0 0 2 3											
Barry Larkin, R OBP: 0.380, SLG: 0.513 (1, 6)	G6-3			1B 2B	G4-6-3 1B			G6-4-3 1B	4 1 2 1 0 0 1											
Paul O'Neill, L OBP: 0.351, SLG: 0.496 (1, 9)		G6-3		SH1-3 1B	G4-6-3			CS 1B IBB	3 1 1 0 1 0 1											
Chris Sabo, R OBP: 0.352, SLG: 0.502 (1, 5)		F7		E SH1-3 1B		G6-3		FC5 CS 1B	4 0 2 2 0 0 0											
Mariano Duncan, R OBP: 0.284, SLG: 0.422 (1, 4)		K		SH1-3		G1-3		FC5	3 0 0 0 0 1 2											
Jeff Reed, L OBP: 0.319, SLG: 0.354 (1, 2)			G3	SF7		G3		K	3 0 0 1 0 1 0											
Billy Hatcher, R OBP: 0.312, SLG: 0.354 (1, 7)			G4-3		IBB		G3	G5-3	3 0 0 0 1 0 0											
Scott Scudder, R OBP: 0.107, SLG: 0.214 (1, 1)			E1		P5		K	K	3 0 0 0 0 1 2											
Ted Power, R (7, 1)									0 0 0 0 0 0 0											
Norm Charlton, S OBP: 0.043, SLG: 0.087 (8, 1)									0 0 0 0 0 0 0											
Stan Jefferson, S (9, PH)									1 0 0 0 0 1 0											
Rob Dibble, L (9, 1)									0 0 0 0 0 0 0											
Inning Stats	R: 0 E: 0 K: 1 S: 10	H: 0 LOB: 0 BB: 0 P: 15	R: 0 E: 0 K: 1 S: 10	H: 0 LOB: 0 BB: 0 P: 16	R: 0 E: 1 K: 1 S: 13	H: 1 LOB: 2 BB: 0 P: 20	R: 2 E: 1 K: 0 S: 8	H: 3 LOB: 2 BB: 1 P: 16	R: 1 E: 0 K: 0 S: 10	H: 2 LOB: 0 BB: 0 P: 17	R: 0 E: 0 K: 2 S: 9	H: 0 LOB: 0 BB: 0 P: 14	R: 1 E: 0 K: 0 S: 8	H: 2 LOB: 1 BB: 1 P: 20	R: 0 E: 0 K: 2 S: 10	H: 0 LOB: 0 BB: 0 P: 13	1B: 7 2B: 1 3B: 0 HR: 0	SF: 1 SAC: 1 DP: 1 HBP: 0	WP: 0 PB: 0 SB: 1 CS: 2	PA: 36
PITCHER	IP WLS BF H R ER SO BB IBB HBP BLK WP HR S P ERA WHIP																			
Jeff Juden, R ERA: 8.1 (1, 1)	5.0 L 22 6 3 3 3 0 1 0 0 0 0 0 51 83 5.40 1.200																			
Jim Corsi, R ERA: 3.95 (6, 1)	2.0 6 0 0 0 2 0 0 0 0 0 0 0 19 31 0.00 0.000																			
Curt Schilling, R ERA: 4.08 (8, 1)	1.0 5 2 1 1 0 0 1 0 0 0 0 0 8 20 9.00 2.000																			
Dwayne Henry, R ERA: 3.24 (9, 1)	1.0 3 0 0 0 2 0 0 0 0 0 0 0 10 13 0.00 0.000																			

AB	32
R	4
H	8
RBI	4
BB	2
SO	7
LOB	9



Batter	1	2	3	4	5	6	7	8	9	AB R H RBI BB SO LOB
Kenny Lofton, L OBP: 0.265, SLG: 0.226 (1, 8)	1-2 F8		3-2 P7			2-3 K		2-3 K		4 0 0 0 0 2 0
Steve Finley, L OBP: 0.333, SLG: 0.417 (1, 9)	2-2 G4-3		1-1 P2			1-0 G6-3		0-2 G3		4 0 0 0 0 0 0
Craig Biggio, R OBP: 0.359, SLG: 0.371 (1, 2)	0-0 G6-3				2-2 P6	2-2 F8		0-1 P3		4 0 0 0 0 0 0
Luis Gonzalez, L OBP: 0.308, SLG: 0.424 (1, 7)					3-3 K		2-1 F9		1-0 G3	3 0 0 0 1 1 0
Jose Tolentino, L OBP: 0.292, SLG: 0.400 (1, 3)					0-0 G3-1		3-3 K		0-3 K	3 0 0 0 1 2 0
Ken Caminiti, S OBP: 0.315, SLG: 0.384 (1, 5)						2-2 F9		0-0 1B 2B	2-3 K	4 1 1 0 0 2 2
Andujar Cedeno, R OBP: 0.282, SLG: 0.417 (1, 6)						0-0 2B		4-2 1B BB		2 0 1 0 1 0 2
Andy Mota, R OBP: 0.183, SLG: 0.229 Casey Candaele, S OBP: 0.320, SLG: 0.367 (7, PH) (8, 4)						1-2 G5-3		1-2 1B		2 0 0 0 0 0 3 1 0 1 1 0 0 0
Jeff Juden, R Gary Cooper, R Jim Corsi, R Javier Ortiz, R Curt Schilling, R Dwayne Henry, R (1, 1) (5, PH) (6, 1) (7, PH) (8, 1) (9, 1)						1-3 K		1-0 F8		1 0 0 0 0 0 1 0 1 0 0 0 0 0 1 1 0 0 0 0 0 0 0 0 1 0 0 0 0 0 0 2 0 0 0 0 0 0 0 0 0 0 0 0 0 0 0 0

BOTTOM

Cincinnati Reds @ Houston Astros
Astrodome, Houston, TX
Sat Sep 21 1991, 8:05 PM EDT
Att. 11,144 - Dome - 70 F

livebaseballscorecards.com

AB	30
R	1
H	3
RBI	1
BB	3
SO	9
LOB	10



Inning Stats	R: 0	H: 0	E: 0	K: 8	H: 0	LOB: 0	BB: 0	P: 11	R: 0	H: 0	E: 0	K: 14	H: 0	LOB: 2	BB: 2	P: 24	R: 0	H: 0	E: 0	K: 12	H: 0	LOB: 0	BB: 0	P: 17	R: 0	H: 0	E: 0	K: 7	H: 0	LOB: 0	BB: 0	P: 12	R: 0	H: 1	E: 0	K: 10	H: 1	LOB: 1	BB: 0	P: 14	R: 0	H: 0	E: 0	K: 8	H: 0	LOB: 0	BB: 0	P: 13	R: 1	H: 2	E: 0	K: 13	H: 2	LOB: 2	BB: 1	P: 24	R: 0	H: 0	E: 0	K: 8	H: 0	LOB: 0	BB: 0	P: 10	R: 0	H: 0	E: 0	K: 7	H: 0	LOB: 0	BB: 0	P: 10	1B: 1	2B: 2	3B: 0	HR: 0	SF: 0	SAC: 0	DP: 0	HBP: 0	WP: 0	PB: 0	SB: 0	CS: 0	PA: 33
--------------	------	------	------	------	------	--------	-------	-------	------	------	------	-------	------	--------	-------	-------	------	------	------	-------	------	--------	-------	-------	------	------	------	------	------	--------	-------	-------	------	------	------	-------	------	--------	-------	-------	------	------	------	------	------	--------	-------	-------	------	------	------	-------	------	--------	-------	-------	------	------	------	------	------	--------	-------	-------	------	------	------	------	------	--------	-------	-------	-------	-------	-------	-------	-------	--------	-------	--------	-------	-------	-------	-------	--------

PITCHER	IP	WLS	BF	H	R	ER	SO	BB	IBB	HBP	BLK	WP	HR	S	P	ERA	WHIP
Scott Scudder, R ERA: 3.67 (1, 1)	6.2		26	3	1	1	6	3	0	0	0	0	0	71	113	1.35	0.900
Ted Power, R ERA: 3.52 (7, 1)	0.1		1	0	0	0	0	0	0	0	0	0	0	1	2	0.00	0.000
Norm Charlton, L ERA: 3.11 (8, 1)	1.0		3	0	0	0	1	0	0	0	0	0	0	8	10	0.00	0.000
Rob Dibble, R ERA: 2.86 (9, 1)	1.0	S	3	0	0	0	2	0	0	0	0	0	0	7	10	0.00	0.000

Batter	1	2	3	4	5	6	7	8	9	AB R H RBI BB SO LOB	TOP												
Reggie Sanders, R OBP: 0.294, SLG: 0.294 (1, 8)	2-1 1B 1B		2-0 F7			2-1 L7		3-3 K		4 0 1 0 0 1 1													
Hal Morris, L OBP: 0.376, SLG: 0.491 (1, 3)	2-1 L6 1B 1B		4-1 BB			1-1 G3		1-2 F7		3 0 1 0 1 0 0													
Barry Larkin, R OBP: 0.381, SLG: 0.513 (1, 6)	0-1 1B 1B		1-2 G4-3			3-2 BB 1B 1B		2-2 G6-3		4 1 2 0 0 0 2													
Paul O'Neill, L OBP: 0.352, SLG: 0.494 (1, 9)	2-1 L6 2-3			0-0 G4-3		4-0 1B BB 1-2		4-2 FC6-4 BB BB		2 0 0 0 2 0 2													
Chris Sabo, R OBP: 0.351, SLG: 0.500 (1, 5)		1-1 P3		3-2 F8		2-1 1B 1-2 2-H		2-1 L9		4 0 1 1 0 0 1													
Mariano Duncan, R OBP: 0.283, SLG: 0.418 (1, 4)		2-2 F8		2-2 G5-3		1-3 K		4-2 FC6-4 BB 1-2		3 0 0 0 1 1 2													
Chris Jones, R OBP: 0.338, SLG: 0.446 (1, 7)		3-2 G4-3			1-1 G4-3		2-1 F9		0-0 FC6-4 1-2 2-3	4 0 0 0 0 0 2													
Joe Oliver, R OBP: 0.263, SLG: 0.355 Luis Quinones, S OBP: 0.311, SLG: 0.337 (1, 2) (9, PH)			0-2 SH1-4 1B		0-0 G6-3		0-3 K		0-1 G3	3 0 1 0 0 1 0 1 0 0 0 0 0 2													
Tom Browning, L OBP: 0.203, SLG: 0.212 Ted Power, R Gino Minutelli, L (1, 1) (7, 1) (7, 1)			1-0 SH1-4 1-2		2-1 G5-3		0-3 K			2 0 0 0 0 1 0 0 0 0 0 0 0 0 0 0 0 0 0 0 0													
Inning Stats	R: 0 E: 0 K: 0 S: 8	H: 3 LOB: 1 BB: 0 P: 14	R: 0 E: 0 K: 0 S: 8	H: 0 LOB: 0 BB: 0 P: 14	R: 0 E: 0 K: 0 S: 10	H: 1 LOB: 2 BB: 1 P: 18	R: 0 E: 0 K: 0 S: 7	H: 0 LOB: 0 BB: 0 P: 12	R: 0 E: 0 K: 0 S: 5	H: 0 LOB: 0 BB: 0 P: 8	R: 1 E: 0 K: 1 S: 13	H: 2 LOB: 2 BB: 1 P: 26	R: 0 E: 0 K: 2 S: 8	H: 0 LOB: 0 BB: 0 P: 10	R: 0 E: 0 K: 1 S: 11	H: 0 LOB: 0 BB: 0 P: 17	R: 0 E: 0 K: 0 S: 9	H: 0 LOB: 2 BB: 2 P: 19	1B: 6 2B: 1 3B: 0 HR: 0	SF: 0 SAC: 1 DP: 1 HBP: 0	WP: 0 PB: 0 SB: 0 CS: 0	PA: 35	
PITCHER	IP WLS BF H R ER SO BB IBB HBP BLK WP HR S P ERA WHIP																					PITCHER	IP WLS BF H R ER SO BB IBB HBP BLK WP HR S P ERA WHIP
Chris Gardner, R ERA: 6.14 Xavier Hernandez, R ERA: 5.23 Al Osuna, L ERA: 3.26 Mark Portugal, R ERA: 4.09	(1, 1) (6, 1) (8, 1) (9, 1)	5.2 1.1 1.0 1.0	22 5 3 5	5 1 0 0	1 0 0 0	1 0 0 0	0 3 1 0	2 0 0 2	0 0 0 0	0 0 0 0	0 0 0 0	0 0 0 0	0 0 0 0	46 13 11 9	84 18 17 19	1.59 0.00 0.00 0.00	1.235 0.750 0.000 2.000						

Cincinnati Reds @ Houston Astros
Astrodome, Houston, TX
Sun Sep 22 1991, 4:33 AM EDT
Att. 9,076 - Dome - 70 F

livebaseballscorecards.com

AB	30
R	1
H	6
RBI	1
BB	4
SO	4
LOB	12



Batter	1	2	3	4	5	6	7	8	9	AB R H RBI BB SO LOB	TOP											
Ted Wood, L (1, 9) OBP: 0.158, SLG: 0.111	1-2 G3		1-2 P5			2-1 F8		4-0 1B BB		3 0 0 0 1 0 0												
Willie McGee, S (1, 8) OBP: 0.358, SLG: 0.413 Darren Lewis, R (8, 8) OBP: 0.354, SLG: 0.319	2-2 G4-3			3-1 L7		0-2 1B		2-2 1B		4 0 2 0 0 0 0 0 0 0 0 0 0 0												
Will Clark, L (1, 3) OBP: 0.355, SLG: 0.526 Mike Kingery, L (4, 3) OBP: 0.285, SLG: 0.241	3-3 K			1-0 G1-3		0-3 K		1-3 K		2 0 0 0 0 1 0 2 0 0 0 0 2 4												
Mark Leonard, L (1, 7) OBP: 0.302, SLG: 0.379 Kevin Bass, S (2, 7) OBP: 0.312, SLG: 0.369		1-1 G2-3 HBP		1-2 G6-3		1-0 F7		0-0 F8		0 0 0 0 0 0 0 3 0 0 0 0 0 3												
Robby Thompson, R (1, 4) OBP: 0.353, SLG: 0.465 Mike Benjamin, R (6, 5) OBP: 0.194, SLG: 0.224		1-3 K			1-1 F8		1-2 F8		1-3 K	2 0 0 0 0 1 1 2 0 0 0 0 1 0												
Dave Anderson, R (1, 5) OBP: 0.280, SLG: 0.316 Kelly Downs, R (7, 1) OBP: 0.125, SLG: 0.087 Kevin Mitchell, R (9, PH) OBP: 0.340, SLG: 0.522		1-2 G2-3			1-0 1B		1-2 1B		1-0 G4-3	3 0 2 0 0 0 1 0 0 0 0 0 0 0 1 0 0 0 0 0 0												
Kirt Manwaring, R (1, 2) OBP: 0.283, SLG: 0.294 Steve Decker, R (3, 2) OBP: 0.255, SLG: 0.312		1-2 L8			1-3 K		0-3 K		0-2 F9	1 0 0 0 0 0 1 3 0 0 0 0 2 2												
Royce Clayton, R (1, 6) OBP: 0.143, SLG: 0.154			2-0 F7		0-0 F9			1-1 G3-1		3 0 0 0 0 0 1												
Trevor Wilson, L (1, 1) OBP: 0.340, SLG: 0.356 Don Robinson, R (2, 1) OBP: 0.171, SLG: 0.175 Mike Felder, S (7, 4) OBP: 0.325, SLG: 0.339			3-3 K			2-3 K		1-0 1B BB 1B		0 0 0 0 0 0 0 2 0 0 0 0 2 0 1 0 1 0 0 0 0												
Inning Stats	R: 0 E: 0 K: 1 S: 10	H: 0 LOB: 0 BB: 0 P: 16	R: 0 E: 0 K: 1 S: 14	H: 0 LOB: 1 BB: 0 P: 19	R: 0 E: 0 K: 1 S: 8	H: 0 LOB: 0 BB: 0 P: 14	R: 0 E: 0 K: 0 S: 8	H: 0 LOB: 0 BB: 0 P: 13	R: 0 E: 0 K: 1 S: 7	H: 1 LOB: 1 BB: 0 P: 10	R: 0 E: 0 K: 2 S: 11	H: 1 LOB: 1 BB: 0 P: 15	R: 0 E: 0 K: 1 S: 10	H: 1 LOB: 1 BB: 0 P: 13	R: 0 E: 0 K: 1 S: 10	H: 2 LOB: 3 BB: 1 P: 19	R: 0 E: 0 K: 1 S: 7	H: 0 LOB: 0 BB: 0 P: 9	1B: 5 2B: 0 3B: 0 HR: 0	SF: 0 SAC: 0 DP: 0 HBP: 1	WP: 0 PB: 0 SB: 0 CS: 0	PA: 34
PITCHER	IP WLS BF H R ER SO BB IBB HBP BLK WP HR S P ERA WHIP												PITCHER	IP WLS BF H R ER SO BB IBB HBP BLK WP HR S P ERA WHIP								
Pete Harnisch, R (1, 1) ERA: 2.54 Curt Schilling, R (7, 1) ERA: 3.9	6.0 W 21 2 0 0 6 0 0 1 0 0 0 58 87 0.00 0.333													3.0 S 13 3 0 0 3 1 0 0 0 0 0 27 41 0.00 1.333								

San Francisco Giants @ Houston Astros
Astrodome, Houston, TX
Mon Sep 23 1991, 8:05 PM EDT
Att. 4,103 - Dome - 70 F

AB	32
R	0
H	5
RBI	0
BB	1
SO	9
LOB	13



Batter	1	2	3	4	5	6	7	8	9
Kenny Lofton, L OBP: 0.262, SLG: 0.231 (1, 8)	3-1 1B 5 1B 1B	1-2 5 1B G4-3 1B	0-1 G1-3		0-0 F9		3-3 K		
Steve Finley, L OBP: 0.332, SLG: 0.416 Gerald Young, S OBP: 0.310, SLG: 0.272 (7, PH) (8, 9)	1-1 5 1B 1B	1-2 G4-3	0-0 P6		2-2 G3-1		1-2 G4-3		
5 Jeff Bagwell, R OBP: 0.369, SLG: 0.453 Curt Schilling, R OBP: 0.333, SLG: 0.333 (1, 3) (7, 1)	0-0 1B G4-3 1B	1-0 2B 1B	0-2 F8		1-2 BB 1B		2-2 G4-3		
Ken Caminiti, S OBP: 0.317, SLG: 0.387 Gary Cooper, R (1, 5) (3, 5)	0-0 F9	1-2 2B 1B 1B	0-1 G1-3		0-3 K		1-3 K		
Andujar Cedeno, R OBP: 0.284, SLG: 0.418 (1, 6)	2-1 G4-3 1B	1-0 1B 2B	1-3 K		1-3 K		2-3 K		
Luis Gonzalez, L OBP: 0.311, SLG: 0.424 (1, 7)	0-0 G4-3	1-2 1B 1B	0-2 1B 1B		4-2 BB		3-1 F8		
Casey Candaele, S OBP: 0.323, SLG: 0.368 (1, 4)	3-2 WP 1B	1-0 1B 1B	0-0 1B 1B		3-1 F8		0-0 2B		
Scott Servais, R OBP: 0.154, SLG: 0.125 (1, 2)	4-2 BB	1-0 F8	2-2 1B		0-0 2B		1-0 L6		
Pete Harnisch, S OBP: 0.156, SLG: 0.119 Jose Tolentino, L OBP: 0.286, SLG: 0.391 (1, 1) (7, 3)	1-3 K	0-1 G3-1	0-2 L7						

Inning Stats	R: 4	H: 5	E: 0	K: 1	S: 20	LOB: 2	BB: 1	P: 34	R: 4	H: 6	E: 0	K: 0	S: 19	LOB: 2	BB: 2	P: 27	R: 0	H: 3	E: 0	K: 1	S: 12	LOB: 2	BB: 0	P: 15	R: 0	H: 1	E: 0	K: 2	S: 15	LOB: 2	BB: 1	P: 24	R: 0	H: 1	E: 0	K: 1	S: 9	LOB: 1	BB: 0	P: 14	R: 0	H: 0	E: 0	K: 2	S: 10	LOB: 0	BB: 0	P: 15
--------------	------	------	------	------	-------	--------	-------	-------	------	------	------	------	-------	--------	-------	-------	------	------	------	------	-------	--------	-------	-------	------	------	------	------	-------	--------	-------	-------	------	------	------	------	------	--------	-------	-------	------	------	------	------	-------	--------	-------	-------

PITCHER	IP	WLS	BF	H	R	ER	SO	BB	IBB	HBP	BLK	WP	HR	S	P	ERA	WHIP
Trevor Wilson, L ERA: 3.87 (1, 1)	1.1	L	13	8	7	7	1	1	0	0	0	1	0	31	49	47.25	6.750
Don Robinson, R ERA: 4.4 (2, 1)	4.2		21	7	1	1	3	1	0	0	0	0	0	52	70	1.93	1.714
Kelly Downs, R ERA: 4.27 (7, 1)	2.0		7	1	0	0	3	0	0	0	0	0	0	19	29	0.00	0.500

BOTTOM

San Francisco Giants @ Houston Astros
Astrodome, Houston, TX

Mon Sep 23 1991, 8:05 PM EDT
Att. 4,103 - Dome - 70 F

AB	R	H	RBI	BB	SO	LOB
5	2	2	0	0	1	1
4	1	1	0	0	0	1
1	0	0	0	0	0	1
4	2	3	1	0	0	0
1	0	0	0	0	0	0
2	1	1	1	0	0	2
3	0	0	0	0	2	1
5	2	2	2	0	3	1
3	0	2	3	1	0	1
4	0	3	1	0	0	2
3	0	2	0	1	0	2
3	0	0	0	0	1	4
1	0	0	0	0	0	1

AB	39
R	8
H	16
RBI	8
BB	2
SO	7
LOB	17

livebaseballscorecards.com

WP	PA
1	41



San Francisco Giants @ Houston Astros
Astrodome, Houston, TX

Tue Sep 24 1991, 8:05 PM EDT
Att. 10,972 - Dome - 70 F



Batter	1	2	3	4	5	6	7	8	9	AB R H RBI BB SO LOB
Mike Felder, S OBP: 0.328, SLG: 0.338 (1, 8) BB (9, 9)	4-0 BB G6-3		1-0 1B 1-2		2-2 G1-3		0-0 L9		G4-3 BB SF7 E4	4 1 1 0 2 0 2
Willie McGee, S OBP: 0.358, SLG: 0.412 Dave Righetti, L (1, 9) SAFE (9, 1) SAFE SAFE	2-2 G6-3 1-2f		2-2 G5-3		3-2 1B		2-2 G3-1		G4-3 BB SF7 G3-1	6 1 2 1 0 0 6 0 0 0 0 0 0 0
Will Clark, L OBP: 0.353, SLG: 0.523 (1, 3) SAFE SAFE SAFE	1-3 K			2-0 HR 1B	3-1 F7			0-1 G5-3	0-2 G4-3	5 1 1 1 0 1 3
Matt Williams, R OBP: 0.299, SLG: 0.482 Dave Anderson, R OBP: 0.282, SLG: 0.315 (1, 5) (6, PR) (6, 5)		0-3 K		0-0 HR 1-H		1-0 FC5-4 E HBP		1-3 K	4-2 BB SF7 BB	2 1 1 2 0 1 0 1 1 0 0 1 1 0
Kevin Bass, S OBP: 0.311, SLG: 0.368 (1, 7)		2-1 F7		2-1 F8		2-2 FC FC5-4		1-1 BB 1B	0-2 SF7	4 0 1 1 0 0 1
Robby Thompson, R OBP: 0.354, SLG: 0.462 (1, 4)		2-1 G4-3		2-1 L8		0-0 FC5-4 FC3-6		4-2 BB 1B	4-0 BB HBP IBB	3 1 0 0 2 0 2
Steve Decker, R OBP: 0.256, SLG: 0.312 Kevin Mitchell, R OBP: 0.339, SLG: 0.521 Kirt Manwaring, R OBP: 0.287, SLG: 0.294 (1, 2) (8, PH) (8, 2)		2-1 G5-3		1-1 1B		2-3 K		1-2 F9	4-2 HBP BB E BB	3 0 1 0 0 1 2 1 0 0 0 0 0 2 0 1 0 1 1 0 0
Jose Uribe, S OBP: 0.290, SLG: 0.315 Terry Kennedy, L OBP: 0.288, SLG: 0.348 Darren Lewis, R OBP: 0.357, SLG: 0.319 (1, 6) (9, PH) (9, PH) (9, 8)		2-1 P5		0-1 G4-3		1-1 FC3-6			BB BB 1B 1B	3 0 0 0 0 0 3 1 1 1 0 0 0 0 0 0 0 1 1 0 0
Gil Heredia, R OBP: 0.500, SLG: 0.400 Mike Kingery, L OBP: 0.282, SLG: 0.239 Rod Beck, R OBP: 0.500, SLG: 0.500 Mark Leonard, L OBP: 0.307, SLG: 0.379 Mike Benjamin, R OBP: 0.202, SLG: 0.224 (1, 1) (7, PH) (7, 1) (9, PH) (9, PR) (9, 8)		1-1 E4 1B		0-1 G3-1		2-2 F8			BB BB BB BB E HBP	2 0 0 0 0 0 0 1 0 0 0 0 0 0 0 0 0 0 0 0 0 0 0 0 0 1 0 0 0 1 0 1 0 0 0

Inning Stats	R: 0 E: 0 K: 1 S: 7	H: 0 LOB: 0 BB: 1 P: 14	R: 0 E: 0 K: 1 S: 7	H: 0 LOB: 0 BB: 0 P: 11	R: 0 E: 1 K: 0 S: 10	H: 1 LOB: 2 BB: 0 P: 18	R: 2 E: 0 K: 0 S: 10	H: 3 LOB: 1 BB: 0 P: 17	R: 0 E: 0 K: 0 S: 11	H: 1 LOB: 1 BB: 0 P: 19	R: 0 E: 0 K: 1 S: 9	H: 0 LOB: 2 BB: 0 P: 15	R: 0 E: 0 K: 0 S: 7	H: 0 LOB: 0 BB: 0 P: 11	R: 0 E: 0 K: 1 S: 14	H: 1 LOB: 2 BB: 1 P: 21	R: 7 E: 1 K: 0 S: 28	H: 2 LOB: 3 BB: 6 P: 58	1B: 7 2B: 0 3B: 0 HR: 1	SF: 1 SAC: 0 DP: 1 HBP: 2	WP: 0 PB: 0 SB: 0 CS: 0	PA: 47
--------------	------------------------------	----------------------------------	------------------------------	----------------------------------	-------------------------------	----------------------------------	-------------------------------	----------------------------------	-------------------------------	----------------------------------	------------------------------	----------------------------------	------------------------------	----------------------------------	-------------------------------	----------------------------------	-------------------------------	----------------------------------	----------------------------------	------------------------------------	----------------------------------	--------

PITCHER	IP	WLS	BF	H	R	ER	SO	BB	IBB	HBP	BLK	WP	HR	S	P	ERA	WHIP
Brian Williams, R ERA: 3.75 (1, 1)	5.0		22	5	2	2	2	1	0	1	0	0	1	45	80	3.60	1.200
Xavier Hernandez, R ERA: 5.04 (6, 1)	2.0		7	0	0	0	1	0	0	0	0	0	0	16	25	0.00	0.000
Rob Mallicoat, L ERA: 3.72 (8, 1)	0.2		2	0	0	0	1	0	0	0	0	0	0	5	6	0.00	0.000
Mark Portugal, R ERA: 4.31 (8, 1)	0.1	L	7	3	4	4	0	3	0	0	0	0	0	16	31	108.00	18.000
Al Osuna, L ERA: 3.46 (9, 1)	0.2		5	0	0	0	0	2	1	0	0	0	0	17	29	0.00	3.000

PITCHER	IP	WLS	BF	H	R	ER	SO	BB	IBB	HBP	BLK	WP	HR	S	P	ERA	WHIP
Dwayne Henry, R ERA: 3.24 (9, 1)	0.0		2	0	2	2	0	1	0	1	0	0	0	1	8	∞	∞
Jim Corsi, R ERA: 3.93 (9, 1)	0.1		2	0	1	0	0	0	0	0	0	0	0	3	5	0.00	0.000

AB	R	H	RBI	BB	SO	LOB
36	9	8	8	8	4	21

Batter	1	2	3	4	5	6	7	8	9	AB R H RBI BB SO LOB
Kenny Lofton, L OBP: 0.277, SLG: 0.250 (1, 8)	2-2 CS 1B		0-0 F8		3-0 G4-3	2-3 K		1-1 2-H 1B		5 1 2 0 0 1 1
Steve Finley, L OBP: 0.333, SLG: 0.415 (1, 9)	1-2 SAFE 1B	2-1 F7	4-0 FC5 1B IBB		2-2 5 WP 1B		1-0 SH2-3 1B		2-3 K	3 0 1 0 1 0 1
Craig Biggio, R OBP: 0.361, SLG: 0.375 (1, 2)	0-2 1B		0-1 FC5 1B		1-1 L9		1-1 SH2-3		0-0 F8	5 1 3 2 0 0 1
5 Jeff Bagwell, R OBP: 0.389, SLG: 0.451 (1, 3)	2-3 SAFE K		1-1 FC5		2-2 WP		1-1 2-H 1B		1-1 E5 2B	5 2 1 0 1 1 5
Luis Gonzalez, L OBP: 0.311, SLG: 0.427 (1, 7)		2-1 G3		1-2 G5-3		0-0 3B 1B		3-1 F9	4-0 2B BB	4 1 1 1 0 0 1
Mark Portugal, R OBP: 0.275, SLG: 0.222 (8, 1)										0 0 0 0 0 0 0
Al Osuna, R (9, 1)										0 0 0 0 0 0 0
Casey Candaele, S OBP: 0.324, SLG: 0.371 (9, 4)										1 0 1 2 0 0 0
Ken Caminiti, S OBP: 0.317, SLG: 0.386 (1, 5)		1-0 G4-3		4-2 1B BB		2-1 SAFE SAFE SAFE 1-H SF8 3B		0-1 L8	3-2 FC5 2B	4 1 1 0 1 0 2
Andujar Cedeno, R OBP: 0.279, SLG: 0.412 (1, 6)		1-0 F7		0-1 L7		1-2 G4-3		0-1 1B G5-3 1B	0-0 FC5 2B	3 0 0 1 0 0 2
Andy Mota, R OBP: 0.213, SLG: 0.270 (1, 4)			2-1 SH2-4 1B		1-0 FC6-4 1B		1-1 SF8		1-0 P5	4 1 3 0 0 0 1
Dwayne Henry, R (9, 1)										0 0 0 0 0 0 0
Jim Corsi, R (9, 1)										0 0 0 0 0 0 0
Brian Williams, R (1, 1)			0-0 SH2-4		2-2 FC6-4		2-2 3-H 2B		1-0 G5-3	1 0 0 0 0 0 2
Xavier Hernandez, L (6, 1)										1 0 0 0 0 1 1
Rob Mallicoat, L (8, 1)										0 0 0 0 0 0 0
Gerald Young, S OBP: 0.314, SLG: 0.277 (8, 7)			1-2		1-2f					1 0 1 1 0 0 0

Inning Stats	R: 0 E: 0 K: 11 S: 11	H: 2 LOB: 1 BB: 0 P: 17	R: 0 E: 0 K: 0 S: 4	H: 0 LOB: 0 BB: 0 P: 8	R: 1 E: 0 K: 0 S: 8	H: 2 LOB: 2 BB: 1 P: 15	R: 0 E: 0 K: 0 S: 12	H: 1 LOB: 2 BB: 1 P: 20	R: 0 E: 0 K: 0 S: 8	H: 1 LOB: 0 BB: 0 P: 16	R: 2 E: 0 K: 1 S: 17	H: 3 LOB: 1 BB: 0 P: 25	R: 1 E: 0 K: 0 S: 10	H: 2 LOB: 1 BB: 0 P: 15	R: 1 E: 0 K: 0 S: 6	H: 2 LOB: 1 BB: 0 P: 9	R: 2 E: 1 K: 1 S: 12	H: 1 LOB: 1 BB: 1 P: 22	1B: 11 2B: 2 3B: 1 HR: 0	SF: 1 SAC: 2 DP: 0 HBP: 0
--------------	--------------------------------	----------------------------------	------------------------------	---------------------------------	------------------------------	----------------------------------	-------------------------------	----------------------------------	------------------------------	----------------------------------	-------------------------------	----------------------------------	-------------------------------	----------------------------------	------------------------------	---------------------------------	-------------------------------	----------------------------------	-----------------------------------	------------------------------------

BOTTOM

San Francisco Giants @ Houston Astros
Astrodome, Houston, TX

Tue Sep 24 1991, 8:05 PM EDT
Att. 10,972 - Dome - 70 F

AB	37
R	7
H	14
RBI	7
BB	3
SO	3
LOB	17

WP: 1 PA: 43
PB: 0
SB: 1
CS: 1



PITCHER	IP	WLS	BF	H	R	ER	SO	BB	IBB	HBP	BLK	WP	HR	S	P	ERA	WHIP
Gil Heredia, R ERA: 4.5 (1, 1)	6.0		28	9	3	3	2	1	1	0	0	1	0	60	101	4.50	1.667
Rod Beck, R ERA: 3.72 (7, 1)	2.0	W	9	4	2	2	0	0	0	0	0	0	0	16	24	9.00	2.000
Dave Righetti, L ERA: 3.21 (9, 1)	1.0		6	1	2	0	1	1	0	0	0	0	0	12	22	0.00	2.000

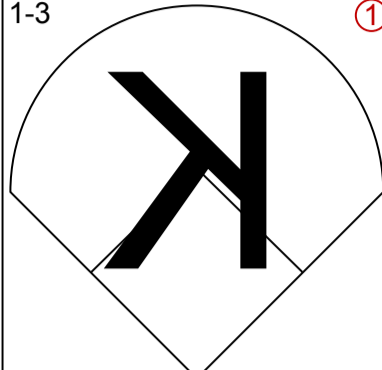
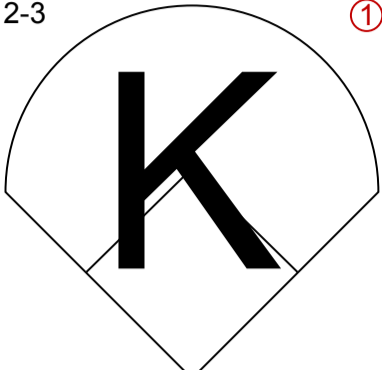
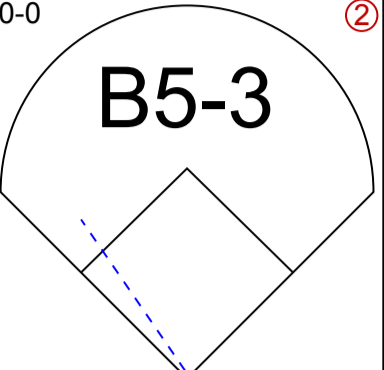
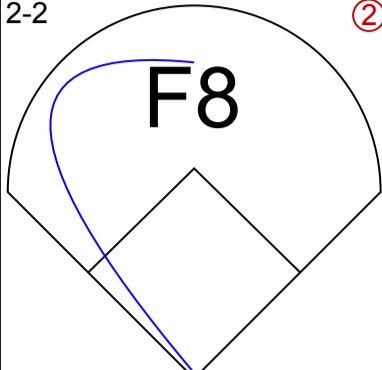
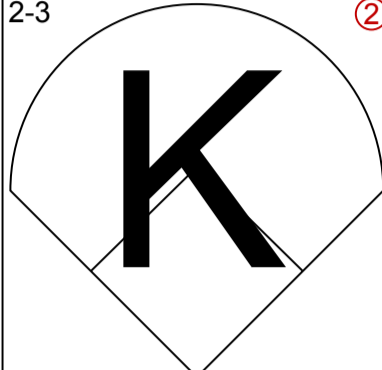
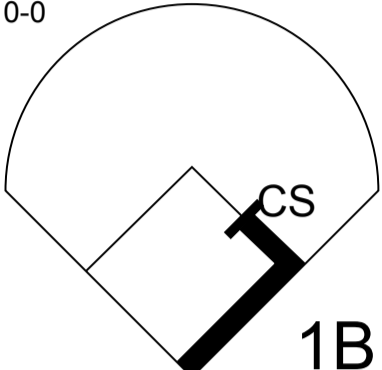
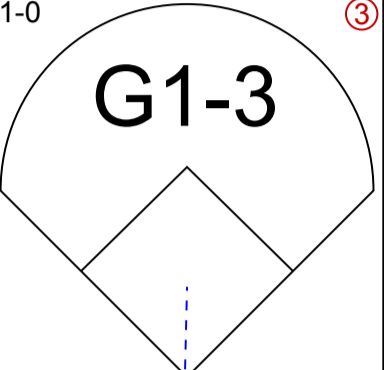
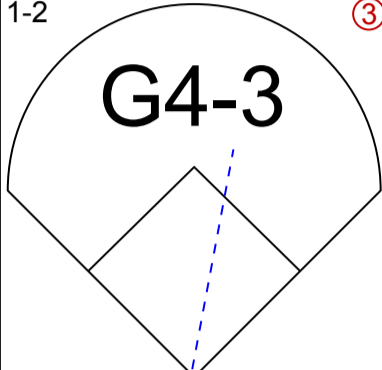
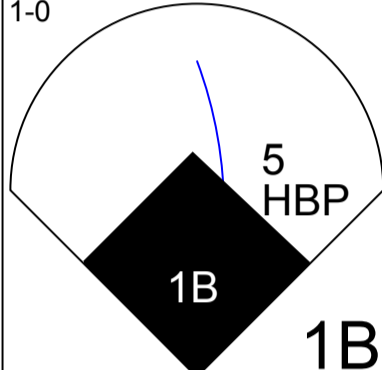
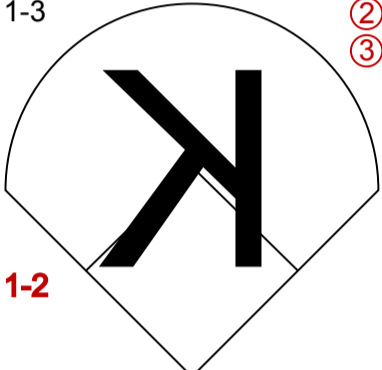
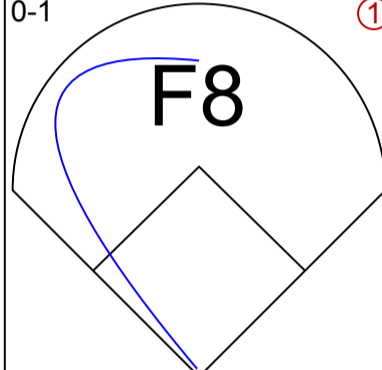
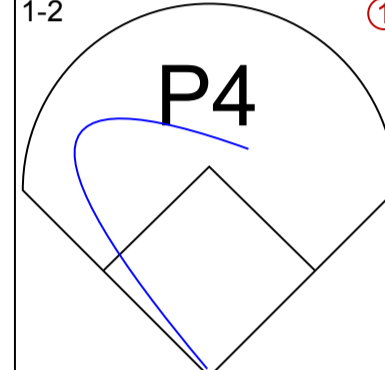
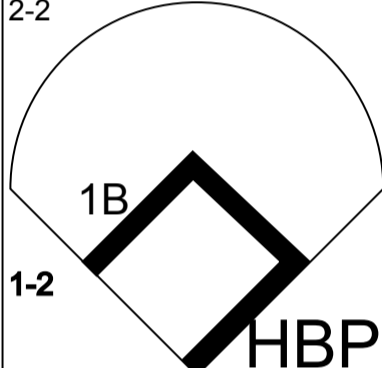
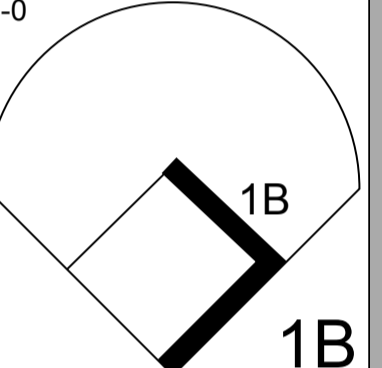
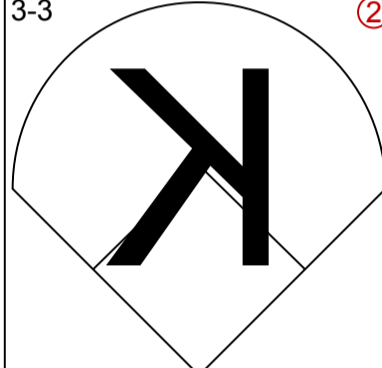
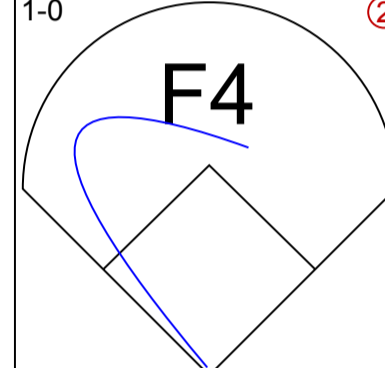
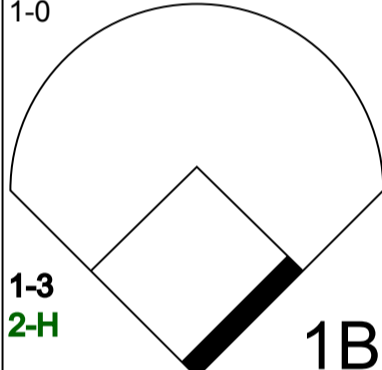
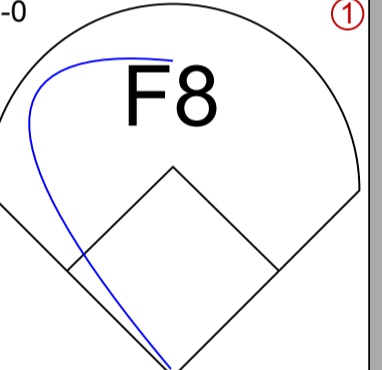
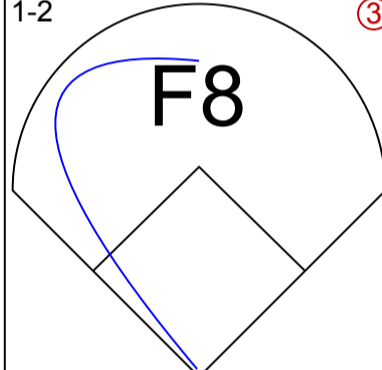
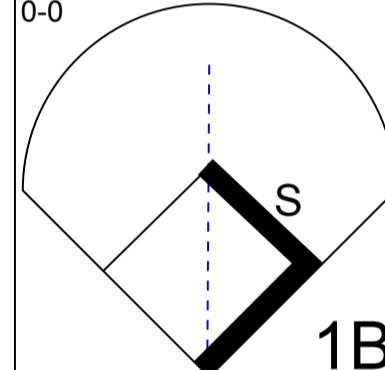
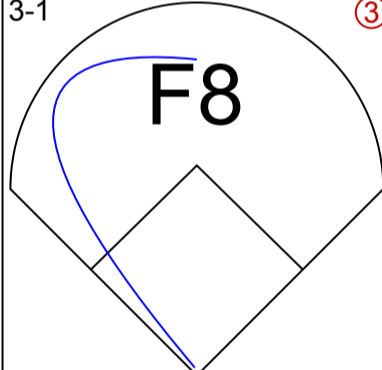
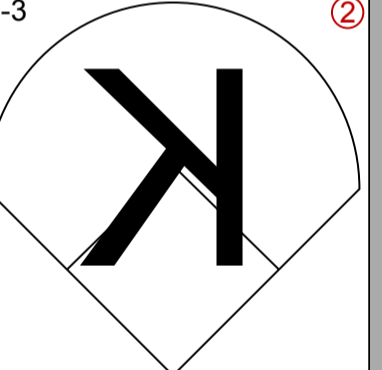
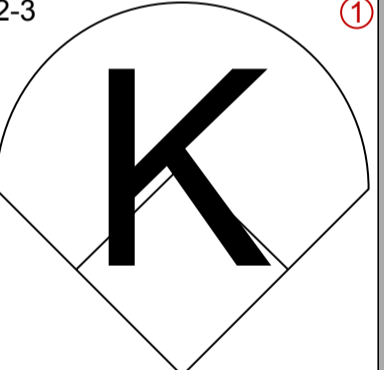
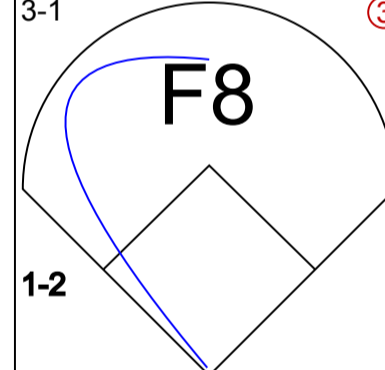
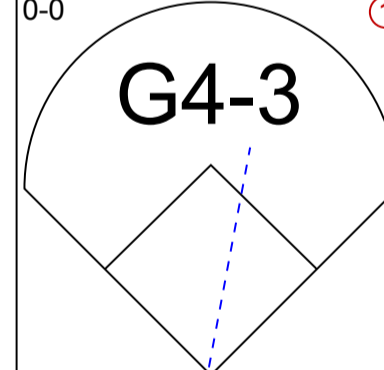
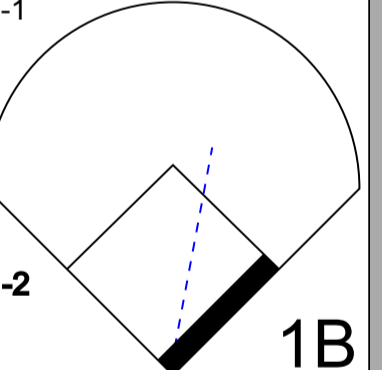
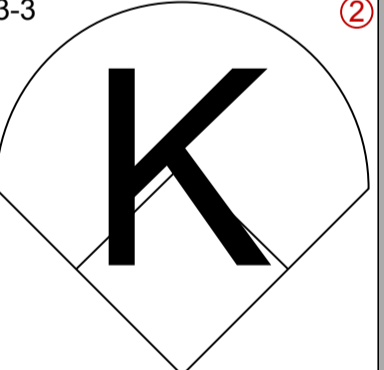
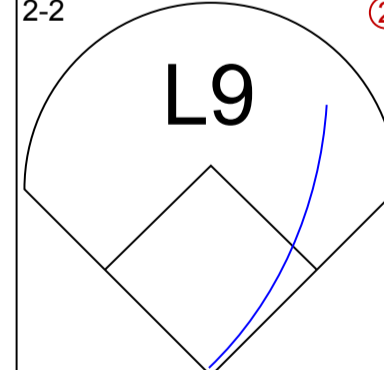
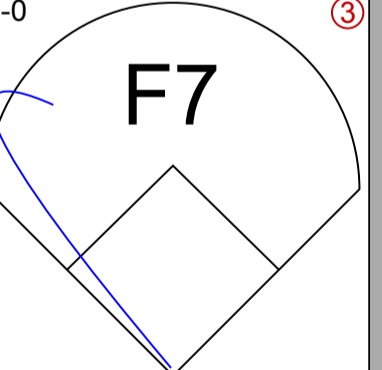
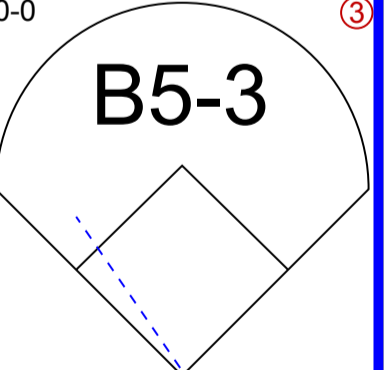
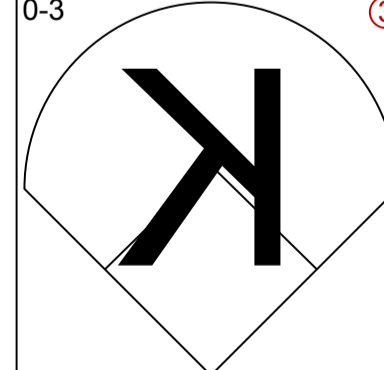
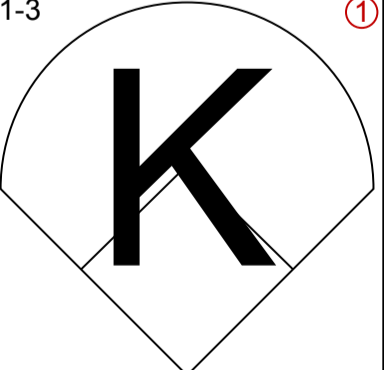
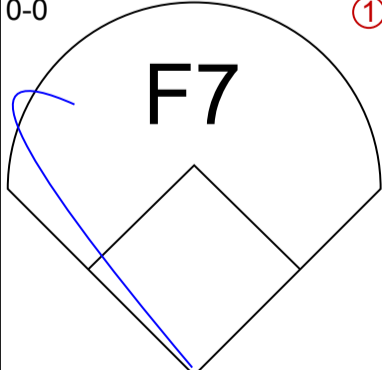
Batter	1	2	3	4	5	6	7	8	9	AB R H RBI BB SO LOB	TOP											
Darren Lewis, R (1, 8) OBP: 0.359, SLG: 0.316	2-3 K		4-1 E BB		4-2 2B BB		0-0 SH G4-3 SH5-4		0-0 G4-3	2 1 0 0 2 1 0												
Willie McGee, S (1, 9) OBP: 0.361, SLG: 0.413	1-0 WP S 1B		4-2 FC4 BB		1-2 2B 1B		0-0 SH5-4		3-3 K	3 0 2 0 1 1 0												
Will Clark, L (1, 3) OBP: 0.354, SLG: 0.523	1-3 K		1-0 F7		1-1 2B		4-0 G4-3 IBB		1-3 K	4 0 1 1 1 2 3												
Matt Williams, R (1, 5) OBP: 0.299, SLG: 0.479	2-3 K		1-0 FC4		4-2 BB		0-1 G4-3			3 0 0 1 1 1 5												
Kevin Bass, S (1, 7) OBP: 0.310, SLG: 0.369				0-1 F7	0-1 F7		2-0 F9			4 0 1 0 0 0 5												
Jeff Brantley, R (7, 1)										0 0 0 0 0 0 0												
Robby Thompson, R (1, 4) OBP: 0.351, SLG: 0.458		2-3 K		0-0 G1-3		0-0 F8		0-2 G5-3		4 0 0 0 0 1 1												
Terry Kennedy, L (1, 2) OBP: 0.282, SLG: 0.339			0-0 G4-3		1-2 G3		3-1 G6-3		1-2 F7	4 0 0 0 0 0 1												
Kirt Manwaring, R (9, 2) OBP: 0.287, SLG: 0.294			2-3							0 0 0 0 0 0 0												
Jose Uribe, S (1, 6) OBP: 0.285, SLG: 0.309		2-3 K		2-3 K		3-2 F7		0-2 E1		4 0 0 0 0 2 1												
John Burkett, R (1, 1) OBP: 0.125, SLG: 0.111			2-2 G4-3		2-2 G3		4-0 SH5-4 SH G4-3 BB		2-2 L8	2 0 0 0 0 0 0												
Mike Felder, S (7, PH) OBP: 0.329, SLG: 0.336										1 1 0 0 1 0 1												
Inning Stats	R: 0 E: 0 K: 3 S: 10	H: 1 LOB: 1 BB: 0 P: 16	R: 0 E: 0 K: 2 S: 9	H: 1 LOB: 1 BB: 0 P: 13	R: 0 E: 1 K: 0 S: 13	H: 0 LOB: 2 BB: 2 P: 25	R: 0 E: 0 K: 0 S: 6	H: 0 LOB: 0 BB: 0 P: 7	R: 1 E: 0 K: 1 S: 19	H: 2 LOB: 3 BB: 2 P: 32	R: 0 E: 0 K: 0 S: 6	H: 0 LOB: 0 BB: 0 P: 12	R: 1 E: 0 K: 0 S: 5	H: 0 LOB: 2 BB: 2 P: 15	R: 0 E: 1 K: 0 S: 16	H: 0 LOB: 1 BB: 0 P: 18	R: 0 E: 0 K: 2 S: 7	H: 0 LOB: 0 BB: 0 P: 11	1B: 2 2B: 2 3B: 0 HR: 0	SF: 0 SAC: 2 DP: 0 HBP: 0	WP: 1 PB: 0 SB: 1 CS: 0	PA: 39
PITCHER	IP WLS BF H R ER SO BB IBB HBP BLK WP HR S P ERA WHIP																					
Darryl Kile, R (1, 1) ERA: 3.51	7.0 L 32 4 2 2 6 5 1 0 0 1 0 68 120 2.57 1.286																					
Curt Schilling, R (8, 1) ERA: 3.78	2.0 7 0 0 0 2 0 0 0 0 0 0 0 23 29 0.00 0.000																					

San Francisco Giants @ Houston Astros
Astrodome, Houston, TX
Wed Sep 25 1991, 8:05 PM EDT
Att. 7,322 - Dome - 70 F

livebaseballscorecards.com

AB	31
R	2
H	4
RBI	2
BB	6
SO	8
LOB	17



Batter	1	2	3	4	5	6	7	8	9	AB R H RBI BB SO LOB
Kenny Lofton, L <small>OBP: 0.255, SLG: 0.229</small> (1, 8) C B M C	1-3 		2-3 		0-0 X 			2-2 C B S B F F X 		4 0 0 0 0 2 0
Steve Finley, L <small>OBP: 0.332, SLG: 0.414</small> (1, 9) C B S B S	2-3 		0-0 X 		1-0 B X 			1-2 B C F X 		4 0 1 0 0 1 0
Craig Biggio, R <small>OBP: 0.360, SLG: 0.374</small> (1, 2) B X	1-0  5 HBP 1B		1-3 C 1 P F F C 				0-1 S X 		1-2 B F F X 	4 1 1 0 0 1 1
5 Jeff Bagwell, R <small>OBP: 0.390, SLG: 0.450</small> (1, 3) C F P 1 H SAFE	2-2  1B 1-2 HBP			0-0 X  1B 1B			3-3 C B B F C 		1-0 B X 	3 0 1 0 0 1 0
Luis Gonzalez, L <small>OBP: 0.312, SLG: 0.428</small> (1, 7) Gerald Young, S <small>OBP: 0.314, SLG: 0.277</small> (9, PR)	1-0  1B 1-3 2-H			0-0 1 SAFE X 			1-2 C B S X 		0-0 X  S 1B	4 0 2 1 0 0 1 0 0 0 0 0 0 0
Andujar Cedeno, R <small>OBP: 0.274, SLG: 0.405</small> (1, 6) C B B 1 X SAFE	3-1 			1-3 S B F S 1 SAFE C 			2-3 F B F S 		3-1 B 1 SAFE B 1 SAFE B 1 SAFE F 1 SAFE B X 	4 0 0 0 0 2 4
Gary Cooper, R <small>OBP: 0.222, SLG: 0.125</small> (1, 5)		X	0-0 		3-1 1 SAFE F B B B X  1B 1-2			3-3 S B B F S 		3 0 1 0 0 1 0
Andy Mota, R <small>OBP: 0.205, SLG: 0.260</small> (1, 4) Curt Schilling, R <small>OBP: 0.333, SLG: 0.333</small> (8, 1)		C C B B X	2-2 		X	0-0 		0-0 X 		3 0 0 0 0 0 2 0 0 0 0 0 0 0
Darryl Kile, R <small>OBP: 0.324, SLG: 0.370</small> (8, 4) Casey Candaele, S		F C C	0-3 			1-3 C B S L 		0-0 X 		2 0 0 0 0 2 0 1 0 0 0 0 0 0

Inning Stats	R: 1	H: 2	E: 0	K: 2	S: 13	LOB: 2	BB: 0	P: 22	R: 0	H: 0	E: 0	K: 1	S: 7	LOB: 0	BB: 0	P: 9	R: 0	H: 1	E: 0	K: 2	S: 9	LOB: 0	BB: 0	P: 11	R: 0	H: 2	E: 0	K: 1	S: 9	LOB: 2	BB: 0	P: 13	R: 0	H: 0	E: 0	K: 1	S: 5	LOB: 0	BB: 0	P: 7	R: 0	H: 0	E: 0	K: 2	S: 8	LOB: 0	BB: 0	P: 12	R: 0	H: 0	E: 0	K: 2	S: 7	LOB: 0	BB: 0	P: 12	R: 0	H: 0	E: 0	K: 0	S: 10	LOB: 0	BB: 0	P: 13	R: 0	H: 1	E: 0	K: 0	S: 7	LOB: 2	BB: 0	P: 12	1B: 6	2B: 0	3B: 0	HR: 0	SF: 0	SAC: 0	DP: 0	HBP: 1	WP: 0	PB: 0	SB: 1	CS: 1	PA: 33	ERA	WHIP
PITCHER	IP	WLS	BF	H	R	ER	SO	BB	IBB	HBP	BLK	WP	HR	S	P	ERA	WHIP																										IP	WLS	BF	H	R	ER	SO	BB	IBB	HBP	BLK	WP	HR	S	P	ERA	WHIP																												
John Burkett, R <small>ERA: 4.19</small> (1, 1)	6.0	W	23	5	1	1	8	0	0	0	0	0	0	51	74	1.50	0.833																										6.0	W	23	5	1	1	1	8	0	0	0	0	0	0	0	51	74	1.50	0.833																										
Jeff Brantley, R <small>ERA: 2.45</small> (7, 1)	3.0	S	10	1	0	0	2	0	0	0	0	0	0	24	37	0.00	0.333																										3.0	S	10	1	0	0	0	2	0	0	0	0	0	24	37	0.00	0.333																												

BOTTOM

San Francisco Giants @ Houston Astros
Astrodome, Houston, TX
Wed Sep 25 1991, 8:05 PM EDT
Att. 7,322 - Dome - 70 F

AB	32
R	1
H	6
RBI	1
BB	0
SO	10
LOB	8



WP: 0	PA: 33
PB: 0	ERA
SB: 1	WHIP
CS: 1	

livebaseballscores.com

Batter	1	2	3	4	5	6	7	8	9	AB R H RBI BB SO LOB	TOP																	
Lonnie Smith, R (1, 7) OBP: 0.370, SLG: 0.399 Alejandro Pena, R (8, 1)	0-0 F9		0-0 E5		3-2 P4			1B 2B K		5 1 1 0 0 1 4 0 0 0 0 0 0 0																		
Mark Lemke, S (1, 4) OBP: 0.307, SLG: 0.325	2-1 G4-3		2-0 G6-3		0-0 F8			1B 1B 1B	0-0 G4-3	5 1 1 1 0 0 2																		
Terry Pendleton, S (1, 5) OBP: 0.361, SLG: 0.511	2-3 K			2-1 WP WP 1B		0-0 F8		0-1 1B 1B	2-3 K	5 0 2 0 0 2 0																		
David Justice, L (1, 9)		2-1 1B		4-1 WP 1-2 BB		4-1 BB BB		3-1 1B 1-2 2-3 1B	1-3 K	3 1 2 0 2 1 0																		
Ron Gant, R (1, 8) OBP: 0.332, SLG: 0.490		2-3 K		0-2 P2		0-0 P3		1-2 P2		4 0 0 0 0 1 7																		
Sid Bream, L (1, 3) OBP: 0.312, SLG: 0.428 Mike Bell, L (8, PR) OBP: 0.185, SLG: 0.269	1-0 SAFE F8		0-0 F9		0-2 G4-3			2-1 1B 1B		4 0 1 1 0 0 4 0 1 0 0 0 0 0																		
Greg Olson, R (1, 2) OBP: 0.324, SLG: 0.352	1-0 F7		4-1 1-2 2-3 BB		1-1 G4-3			2-1 1B BB 1B		3 0 1 1 1 0 1																		
Rafael Belliard, R (1, 6) OBP: 0.289, SLG: 0.277 Tommy Gregg, L (4, PH) OBP: 0.271, SLG: 0.306 Vinny Castilla, R (4, 6) Jeff Treadway, L (7, PH) OBP: 0.388, SLG: 0.420 Rico Rossy, R (7, 6) Jeff Blauser, R (8, PH) OBP: 0.354, SLG: 0.401			4-2 E SH2-4 BB		2-1 G3			1-0 BB 1B		0 0 0 0 0 1 0 0 1 0 0 0 0 0 0 3 0 0 0 0 0 0 0 0 1 0 0 0 0 0 0 0 0 0 0 0 0 0 0 0 1 0 1 1 0 0 0 0																		
Tom Glavine, L (1, 1) OBP: 0.286, SLG: 0.250 Jerry Willard, L (7, PH) OBP: 0.250, SLG: 0.100 Mike Stanton, L (7, 1) OBP: 0.571, SLG: 0.667 Mark Wohlers, R (7, 1) Keith Mitchell, R (8, PH) OBP: 0.431, SLG: 0.456	1-0 SAFE SH2-4		0-0 SH2-4		0-3 K			3-2 G3-1	4-2 BB	1 0 0 0 0 0 1 0 1 0 1 0 0																		
Inning Stats	R: 0 H: 0 E: 0 LOB: 0 K: 1 BB: 0 S: 9 P: 13	R: 0 H: 1 E: 0 LOB: 1 K: 1 BB: 0 S: 7 P: 13	R: 0 H: 0 E: 1 LOB: 1 K: 0 BB: 1 S: 5 P: 11	R: 0 H: 1 E: 0 LOB: 3 K: 0 BB: 2 S: 10 P: 22	R: 0 H: 0 E: 0 LOB: 0 K: 1 BB: 0 S: 7 P: 10	R: 0 H: 0 E: 0 LOB: 1 K: 0 BB: 1 S: 6 P: 10	R: 0 H: 0 E: 0 LOB: 0 K: 0 BB: 0 S: 8 P: 14	R: 4 H: 7 E: 0 LOB: 3 K: 1 BB: 1 S: 20 P: 34	R: 0 H: 0 E: 0 LOB: 0 K: 2 BB: 0 S: 7 P: 10	1B: 8 SF: 0 2B: 1 SAC: 1 3B: 0 DP: 1 HR: 0 HBP: 0	WP: 2 PA: 40 PB: 0 SB: 0 CS: 0																	
PITCHER	IP WLS BF H R ER SO BB IBB HBP BLK WP HR S P ERA WHIP												PITCHER	IP WLS BF H R ER SO BB IBB HBP BLK WP HR S P ERA WHIP														
Ryan Bowen, R (1, 1) ERA: 5.27	7.0	28	3	1	1	3	4	0	0	0	2	0	53	94	1.29	1.000												
Xavier Hernandez, R (8, 1) ERA: 5.2	0.0	1	1	0	0	0	0	0	0	0	0	0	1	2	∞	∞												
Rob Mallicoat, L (8, 1) ERA: 4.19	0.0	L	2	2	0	0	0	0	0	0	0	0	4	7	∞	∞												
Mark Portugal, R (8, 1) ERA: 4.34	0.2	5	3	3	3	0	1	0	0	0	0	0	11	21	40.50	6.000												
Curt Schilling, R (8, 1) ERA: 3.71	1.1	4	0	0	0	3	0	0	0	0	0	0	10	13	0.00	0.000												

Atlanta Braves @ Houston Astros
Astrodome, Houston, TX
Fri Sep 27 1991, 8:05 PM EDT
Att: 10,701 - Dome - 70 F

livebaseballscorecards.com

AB	34
R	4
H	9
RBI	4
BB	5
SO	6
LOB	21



BOTTOM

Atlanta Braves @ Houston Astros
Astrodome, Houston, TX

Fri Sep 27 1991, 8:05 PM EDT
Att: 10,701 - Dome - 70 F

livebaseballscorecards.com

AB	34
R	2
H	7
RBI	2
BB	5
SO	13
LOB	17



WP:	0	PA:	39
PB:	0		
SB:	5		
CS:	0		

AB	R	H	RBI	BB	SO	LOB
4	0	0	0	1	0	1
5	1	3	0	0	2	1
4	1	2	1	1	2	2
3	0	1	1	1	1	2
0	0	0	0	0	0	0
4	0	0	0	0	1	4
3	0	1	0	1	1	3
4	0	0	0	0	3	3
4	0	0	0	0	1	1
2	0	0	0	1	2	0
0	0	0	0	0	0	0
0	0	0	0	0	0	0
0	0	0	0	0	0	0
1	0	0	0	0	0	0

Batter	1	2	3	4	5	6	7	8	9
Kenny Lofton, L OBP: 0.250, SLG: 0.212 (1, 8)	1-2 G4-3 BB	4-0		0-1 P6			1-1 G3		2-2 F7
Steve Finley, L OBP: 0.334, SLG: 0.416 (1, 9)	0-1 3B 1B	3-3 K			1-3 K		2-2 K 5 1B		1-2 DI 1B
Craig Biggio, R OBP: 0.362, SLG: 0.379 (1, 2)	1-1 5 1B 3B				2-1 K S 5 1B		0-3 K		2-3 K
5 Jeff Bagwell, R OBP: 0.391, SLG: 0.450 Curt Schilling, R OBP: 0.333, SLG: 0.333 (1, 3) (8, 1)	0-2 S 1B				4-1 K 1-2 BB		1-1 P3		
Ken Caminiti, S OBP: 0.315, SLG: 0.384 (1, 5)	2-1 L5				3-2 P3 1-2		2-3 K		1-1 P5
Luis Gonzalez, L OBP: 0.314, SLG: 0.427 (1, 7)	4-2 1-2 BB				3-3 K		0-0 G1-3		1-2 1B
Andujar Cedeno, R OBP: 0.269, SLG: 0.397 (1, 6)	3-3 K				0-1 P4		1-3 K		1-3 K
Casey Candaele, S OBP: 0.321, SLG: 0.367 (1, 4)					1-1 L7		0-1 G5-3		2-2 F8
Ryan Bowen, R OBP: 0.304, SLG: 0.250 Xavier Hernandez, L Rob Mallicoat, L Mark Portugal, R Jose Tolentino, L OBP: 0.275, SLG: 0.222 OBP: 0.280, SLG: 0.383 (1, 1) (8, 1) (8, 1) (8, 1) (8, 3)					4-2 BB		3-3 K		2-2 F7

Inning	R	H	E	K	S	P	IP	WLS	BF	H	R	ER	SO	BB	IBB	HBP	BLK	WP	HR	S	P	ERA	WHIP
1	2	3	0	17	28		6.0		27	4	2	2	10	5	0	0	0	0	0	65	113	3.00	1.500
2	0	0	0	3	10		0.2		3	1	0	0	1	0	0	0	0	0	0	8	11	0.00	1.500
3	0	0	0	3	10		0.1	W	1	0	0	0	0	0	0	0	0	0	0	2	3	0.00	0.000
4	0	0	0	17	28		2.0	S	8	2	0	0	2	0	0	0	0	0	0	28	40	0.00	1.000

PITCHER	IP	WLS	BF	H	R	ER	SO	BB	IBB	HBP	BLK	WP	HR	S	P	ERA	WHIP
Tom Glavine, L ERA: 2.6 (1, 1)	6.0		27	4	2	2	10	5	0	0	0	0	0	65	113	3.00	1.500
Mike Stanton, L ERA: 3.03 (7, 1)	0.2		3	1	0	0	1	0	0	0	0	0	0	8	11	0.00	1.500
Mark Wohlers, R ERA: 1.65 (7, 1)	0.1	W	1	0	0	0	0	0	0	0	0	0	0	2	3	0.00	0.000
Alejandro Pena, R ERA: 2.41 (8, 1)	2.0	S	8	2	0	0	2	0	0	0	0	0	0	28	40	0.00	1.000

Batter	1	2	3	4	5	6	7	8	9	AB R H RBI BB SO LOB	TOP		
Lonnie Smith, R (1, 7) <small>OBP: 0.369, SLG: 0.395</small> Mark Wohlers, R (8, 1) Mike Bell, L (9, PH) <small>OBP: 0.179, SLG: 0.259</small> Alejandro Pena, R (9, 1)	0-1 			0-0 		1-2 		4-2 	0-1 	3 1 0 0 1 0 1 0 0 0 0 0 0 0 1 0 0 0 0 0 0 0 0 0 0 0 0 0			
Mark Lemke, S (1, 4) <small>OBP: 0.310, SLG: 0.325</small>	0-3 			1-0 		0-0 		4-2 		3 0 1 0 1 1 1			
Terry Pendleton, S (1, 5) <small>OBP: 0.359, SLG: 0.508</small>	0-3 			1-2 			2-2 	0-0 		3 0 0 0 0 1 1			
David Justice, L (1, 9) <small>OBP: 0.385, SLG: 0.505</small>					2-1 		4-0 	4-0 		2 1 0 0 2 0 0			
Ron Gant, R (1, 8) <small>OBP: 0.333, SLG: 0.492</small>					0-3 		3-1 	1-1 		4 1 2 2 0 2 0			
Sid Bream, L (1, 3) <small>OBP: 0.314, SLG: 0.441</small> Brian Hunter, R (7, PH) <small>OBP: 0.298, SLG: 0.454</small> (7, 3)				3-2 		3-2 	3-3 	0-1 		2 1 1 1 0 0 0 2 0 0 0 0 1 3			
Greg Olson, R (1, 2) <small>OBP: 0.323, SLG: 0.354</small>				1-2 		2-2 	0-0 		1-1 	4 0 1 1 0 0 0			
Rafael Belliard, R (1, 6) <small>OBP: 0.289, SLG: 0.276</small> Jeff Treadway, L (6, PH) <small>OBP: 0.368, SLG: 0.419</small> Vinny Castilla, R (6, 6) Jeff Blausen, R (7, PH) <small>OBP: 0.357, SLG: 0.412</small> (7, 6)				1-2 		0-3 	4-0 		2-2 	1 0 0 0 0 0 0 1 0 0 0 0 1 0 0 0 0 0 0 0 0 1 1 1 1 1 0 0			
Kent Mercker, L (1, 1) <small>OBP: 0.182, SLG: 0.100</small> Tommy Gregg, L (8, PH) <small>OBP: 0.286, SLG: 0.313</small> Jim Clancy, R (6, 1) Jerry Willard, L (7, PH) <small>OBP: 0.231, SLG: 0.091</small> Mike Stanton, L (7, 1) <small>OBP: 0.571, SLG: 0.667</small> Keith Mitchell, R (8, 7) <small>OBP: 0.424, SLG: 0.448</small>				1-2 		1-0 	0-3 		0-0 	1 0 0 0 0 0 0 1 0 1 0 0 0 0 0 0 0 0 0 0 0 1 0 0 0 0 1 2 0 0 0 0 0 0 0 1 0 0 0 0 0 0			
Inning Stats	R: 0 H: 0 E: 0 LOB: 0 K: 2 BB: 0 S: 9 P: 9	R: 0 H: 0 E: 0 LOB: 0 K: 1 BB: 0 S: 9 P: 16	R: 0 H: 0 E: 0 LOB: 0 K: 0 BB: 0 S: 11 P: 14	R: 0 H: 1 E: 0 LOB: 0 K: 0 BB: 0 S: 5 P: 7	R: 1 H: 1 E: 0 LOB: 0 K: 1 BB: 0 S: 11 P: 18	R: 0 H: 1 E: 0 LOB: 1 K: 1 BB: 0 S: 8 P: 10	R: 2 H: 2 E: 1 LOB: 2 K: 2 BB: 2 S: 14 P: 30	R: 1 H: 1 E: 0 LOB: 2 K: 0 BB: 3 S: 9 P: 22	R: 1 H: 1 E: 0 LOB: 0 K: 0 BB: 0 S: 8 P: 11	1B: 3 SF: 0 2B: 2 SAC: 1 3B: 0 DP: 1 HR: 2 HBP: 0	WP: 0 PA: 37 PB: 0 SB: 1 CS: 0		
PITCHER	IP WLS BF H R ER SO BB IBB HBP BLK WP HR S P ERA WHIP Jeff Juden, R (1, 1) <small>ERA: 6.23</small> Al Osuna, L (7, 1) <small>ERA: 3.45</small> Xavier Hernandez, R (7, 1) <small>ERA: 5.34</small> Rob Mallicoat, L (8, 1) <small>ERA: 4.12</small> Mark Portugal, R (8, 1) <small>ERA: 4.35</small>											PITCHER	IP WLS BF H R ER SO BB IBB HBP BLK WP HR S P ERA WHIP

Atlanta Braves @ Houston Astros
 Astrodome, Houston, TX
 Sat Sep 28 1991, 4:33 AM EDT
 Att. 8,647 - Dome - 70 F

livebaseballscorecards.com

AB 31
R 5
H 7
RBI 5
BB 5
SO 7
LOB 8



Batter	1	2	3	4	5	6	7	8	9	10	11	12	13	AB R H RBI BB SO LOB	TOP	
Lonnie Smith, R <small>OBP: 0.372, SLG: 0.396</small> Keith Mitchell, R <small>OBP: 0.412, SLG: 0.433</small>	 <small>4-1</small>		 <small>3-2</small>		 <small>0-0</small>		 <small>4-1</small>		 <small>0-1</small>		 <small>1-3</small>			2 2 1 0 2 0 1 2 0 0 0 0 1 0		
Mark Lemke, S <small>OBP: 0.308, SLG: 0.323</small>	 <small>0-0</small>		 <small>1-1</small>		 <small>0-2</small>		 <small>0-0</small>		 <small>0-3</small>			 <small>1-2</small>		5 0 1 1 0 1 3		
Terry Pendleton, S <small>OBP: 0.357, SLG: 0.504</small>	 <small>1-0</small>		 <small>1-1</small>		 <small>0-2</small>		 <small>0-1</small>		 <small>0-2</small>			 <small>1-2</small>		6 0 1 2 0 0 3		
David Justice, L <small>OBP: 0.386, SLG: 0.511</small>	 <small>2-2</small>			 <small>3-2</small>	 <small>0-1</small>		 <small>4-1</small>			 <small>4-1</small>		 <small>0-2</small>		4 1 1 1 2 0 2		
Ron Gant, R <small>OBP: 0.335, SLG: 0.491</small>		 <small>1-2</small>		 <small>1-1</small>		 <small>1-0</small>	 <small>2-2</small>		 <small>1-2</small>			 <small>4-2</small>		5 1 2 1 1 0 1		
Sid Bream, L <small>OBP: 0.314, SLG: 0.440</small> Brian Hunter, R <small>OBP: 0.298, SLG: 0.457</small>		 <small>1-2</small>	 <small>1-2</small>		 <small>0-0</small>		 <small>0-0</small>	 <small>1-1</small>		 <small>1-2</small>		 <small>2-2</small>	 <small>1-H</small>	 <small>2-2</small>	3 0 1 0 0 0 1 3 0 1 1 0 0 3	
Greg Olson, R <small>OBP: 0.319, SLG: 0.349</small>		 <small>0-1</small>		 <small>0-0</small>		 <small>0-0</small>		 <small>3-1</small>		 <small>1-3</small>			 <small>0-0</small>	6 0 0 0 0 1 3		
Rafael Belliard, R <small>OBP: 0.294, SLG: 0.285</small> Tommy Gregg, L <small>OBP: 0.283, SLG: 0.310</small> Jim Clancy, R <small>OBP: 0.283, SLG: 0.310</small>			 <small>0-1</small>		 <small>2-1</small>		 <small>0-0</small>		 <small>0-0</small>		 <small>2-3</small>		 <small>0-3</small>	4 2 3 0 0 0 0 1 0 0 0 0 1 0 1 0 0 0 0 1 1		
Steve Avery, L <small>OBP: 0.266, SLG: 0.267</small> Mark Wohlers, R <small>OBP: 0.271, SLG: 0.267</small> Mike Stanton, L <small>OBP: 0.500, SLG: 0.500</small> Randy St. Claire, R <small>OBP: 0.500, SLG: 0.500</small> Jeff Blausieck, R <small>OBP: 0.358, SLG: 0.412</small>			 <small>0-0</small>		 <small>0-3</small>		 <small>1-3</small>		 <small>2-3</small>		 <small>3-3</small>		 <small>1-0</small>	3 0 0 0 0 3 3 0 2 0 1 0 0 1 0		
Inning Stats	R: 0 H: 0 E: 0 LOB: 1 K: 0 BB: 1 S: 7 P: 14	R: 0 H: 1 E: 0 LOB: 0 K: 0 BB: 0 S: 8 P: 10	R: 1 H: 2 E: 0 LOB: 1 K: 0 BB: 0 S: 14 P: 19	R: 1 H: 1 E: 0 LOB: 0 K: 0 BB: 0 S: 11 P: 15	R: 2 H: 3 E: 0 LOB: 1 K: 1 BB: 0 S: 15 P: 17	R: 0 H: 2 E: 0 LOB: 2 K: 1 BB: 0 S: 7 P: 9	R: 1 H: 1 E: 0 LOB: 2 K: 0 BB: 2 S: 11 P: 22	R: 0 H: 0 E: 0 LOB: 0 K: 1 BB: 0 S: 6 P: 11	R: 0 H: 0 E: 0 LOB: 0 K: 1 BB: 0 S: 8 P: 8	R: 0 H: 0 E: 0 LOB: 1 K: 1 BB: 1 S: 11 P: 18	R: 0 H: 0 E: 0 LOB: 0 K: 3 BB: 0 S: 9 P: 15	R: 0 H: 0 E: 0 LOB: 0 K: 0 BB: 0 S: 9 P: 11	R: 1 H: 2 E: 0 LOB: 1 K: 1 BB: 1 S: 14 P: 21	1B: 9 SF: 0 2B: 2 SAC: 2 3B: 0 DP: 1 HR: 1 HBP: 0	WP: 0 PA: 54 PB: 0 SB: 1 CS: 0	
PITCHER Pete Harnisch, R <small>ERA: 2.64</small> Rob Mallicoat, L <small>ERA: 4.43</small> Jim Corsi, R <small>ERA: 3.86</small> Curt Schilling, R <small>ERA: 3.56</small> Al Osuna, L <small>ERA: 3.4</small>	IP: 6.0 WLS: 27 BF: 27 H: 9 R: 4 ER: 4 SO: 2 BB: 1 IBB: 0 HBP: 0 BLK: 0 WP: 0 HR: 1 S: 62 P: 84 ERA: 6.00 WHIP: 1.667				PITCHER Mark Portugal, R <small>ERA: 4.38</small> (13, 1)	IP: 1.0 WLS: 5 BF: 5 H: 2 R: 1 ER: 1 SO: 1 BB: 1 IBB: 0 HBP: 0 BLK: 0 WP: 0 HR: 0 S: 14 P: 21 ERA: 9.00 WHIP: 3.000										

Atlanta Braves @ Houston Astros
Astrodome, Houston, TX
Sun Sep 29 1991, 4:33 AM EDT
Att. 13,767 - Dome - 70 F

livebaseballscorecards.com

AB	47
R	6
H	12
RBI	6
BB	5
SO	9
LOB	21



Batter	1	2	3	4	5	6	7	8	9	10	11	12	13	AB R H RBI BB SO LOB
Steve Finley, L OBP: 0.332, SLG: 0.410 (1, 8) (12, 7)	1-1 F8			0-1 G4-3		1-0 G3		0-2 FC9-6 1B	1-1 G3		2-1 F9			6 1 1 0 0 0 0
Rafael Ramirez, R OBP: 0.275, SLG: 0.293 (1, 6)	0-1 L1-4			0-0 G4-3		3-1 G6-3		1-2 FC9-6 1B		3-1 G6-3		0-1 G6-3		6 0 1 0 0 0 0
Craig Biggio, R OBP: 0.364, SLG: 0.381 (1, 2)	0-0 2B			2-1 1B			3-1 2B 1B	2-1 FC9-6 1B		2-1 G6-3			0-1 F9	6 2 3 0 0 0 2
5 Jeff Bagwell, R OBP: 0.389, SLG: 0.444 (1, 3)		0-0 G6-3		1-0 G1-3			2-2 L6	1-2 1B HBP		2-3 K			0-1 F9	5 1 0 0 0 2 2
Ken Caminiti, S OBP: 0.314, SLG: 0.383 Casey Candaele, S OBP: 0.324, SLG: 0.369 (8, 5)		0-0 G5-3			1-0 G5-3		0-3 K	1-1 1B 1B			4-1 BB		0-0 WP 1B	3 0 0 0 0 1 1 2 0 2 2 1 0 0
Javier Ortiz, R OBP: 0.372, SLG: 0.365 (1, 9) (9, 7)		1-3 K			0-0 1B		0-0 1H 2B	3-1 1-2 2H 1B			0-3 K		1-0 WP 1B	4 0 3 2 0 1 0 2 0 1 0 0 1 1
Kenny Lofton, L OBP: 0.258, SLG: 0.224 (11, PH) (12, 8)							2-2 G4-3	1-1 F8			2-1 P5		1-1 P6	4 0 0 0 0 0 4 0 0 0 0 0 0 0 1 0 0 0 0 0 1 0 0 0 0 0 0 0 1 0 0 0 0 0 2
Luis Gonzalez, L OBP: 0.315, SLG: 0.427 Curt Schilling, R OBP: 0.337, SLG: 0.533 Jose Valentin, L OBP: 0.288, SLG: 0.375 Al Osuna, R Mark Portugal, R OBP: 0.272, SLG: 0.222 Andujar Cedeno, R OBP: 0.266, SLG: 0.369 (1, 7) (8, 1) (11, PH) (12, 1) (13, 1) (13, PH)			0-1 G1-3		2-0 F8		2-2 G4-3	1-1 F8			SAFE SAFE SAFE		1-2 2-3	5 0 0 0 0 1 2
Andy Mota, R OBP: 0.198, SLG: 0.247 (1, 4)			1-0 F9		3-2 P3			1-3 K2-3	2-1 G6-3		2-2 G4-3			
Pete Harnisch, S OBP: 0.154, SLG: 0.117 Gary Cooper, R OBP: 0.200, SLG: 0.111 Rob Mallicoat, L Jim Corsi, R Mike Simms, R OBP: 0.209, SLG: 0.297 (1, 1) (6, PH) (7, 1) (7, 1) (8, PH) (9, 9)			0-2 G5-3			3-2 L4		0-1 HR	1-0 G6-3			1-3 K		1 0 0 0 0 0 0 1 0 3 1 1 1 1 0 0

BOTTOM

Atlanta Braves @ Houston Astros
Astrodome, Houston, TX
Sun Sep 29 1991, 4:33 AM EDT
Att: 13,767 - Dome - 70 F

livebaseballscorecards.com

AB	50
R	5
H	12
RBI	5
BB	1
SO	7
LOB	15



Inning Stats	R: 0	H: 1	E: 0	LOB: 1	K: 0	P: 5	S: 5	R: 0	H: 0	E: 0	LOB: 0	K: 1	P: 6	S: 5	R: 0	H: 0	E: 0	LOB: 0	K: 0	P: 6	S: 6	R: 0	H: 1	E: 0	LOB: 1	K: 0	P: 9	S: 8	R: 0	H: 1	E: 0	LOB: 1	K: 0	P: 14	S: 8	R: 4	H: 5	E: 0	LOB: 2	K: 1	P: 22	S: 22	R: 0	H: 0	E: 0	LOB: 0	K: 0	P: 9	R: 0	H: 0	E: 0	LOB: 1	K: 1	P: 17	S: 10	R: 0	H: 2	E: 0	LOB: 2	K: 1	P: 10	S: 10	R: 0	H: 0	E: 0	LOB: 0	K: 1	P: 13	S: 10	R: 0	H: 2	E: 0	LOB: 2	K: 1	P: 13	S: 10	1B: 9	SF: 0	2B: 2	SAC: 0	3B: 0	DP: 0	HR: 1	HBP: 1	WP: 1	PA: 52
PITCHER	IP	WLS	BF	H	R	ER	SO	BB	IBB	HBP	BLK	WP	HR	S	P	ERA	WHIP																																																																					
Steve Avery, L ERA: 3.43	(1, 1)	7.1	28	7	3	3	3	0	0	0	0	0	1	56	83	3.68	0.955																																																																					
Mark Wohlers, R ERA: 2.55	(8, 1)	0.1	5	3	2	2	0	0	0	1	0	0	0	12	22	54.00	9.000																																																																					
Mike Stanton, L ERA: 2.93	(8, 1)	1.1	4	0	0	0	0	0	0	0	0	0	0	7	12	0.00	0.000																																																																					
Randy St. Claire, R ERA: 4.23	(10, 1)	1.0	3	0	0	0	1	0	0	0	0	0	0	7	14	0.00	0.000																																																																					
Jim Clancy, R ERA: 3.76	(11, 1)	3.0	W	12	2	0	3	1	0	0	0	1	0	27	40	0.00	1.000																																																																					

Batter	1	2	3	4	5	6	7	8	9	AB R H RBI BB SO LOB	TOP		
Kenny Lofton, L OBP: 0.258, SLG: 0.226 (1, 8) X	0-0 G4-3		2-0 G4-3 1B		3-2 G4-3			1-0 G4-3		4 0 1 0 0 0 0	Houston Astros @ San Francisco Giants Candlestick Park, San Francisco, CA Mon Sep 30 1991, 10:05 PM EDT Att: 5,379 - Cloudy - 55 F		
Steve Finley, L OBP: 0.330, SLG: 0.408 (1, 9) B X	1-1 P5		2-1 G4-3 1-2f			2-3 K		0-2 P6	4 0 0 0 0 1 1				
Craig Biggio, R OBP: 0.361, SLG: 0.378 (1, 4) B F B X	2-2 P6		2-1 F8			0-1 G1-3		2-3 K	4 0 0 0 0 1 0				
5 Jeff Bagwell, R OBP: 0.388, SLG: 0.442 (1, 3) B B B		4-0 1B 1B BB		0-0 G5-3		2-1 G5-3		1-3 K	3 1 0 0 1 1 0				
Luis Gonzalez, L OBP: 0.317, SLG: 0.428 (1, 7) C S X		0-2 1B 1-3 1B		4-0 G4-3 BB		1-3 K			2 1 1 0 1 1 0				
Ken Caminiti, S OBP: 0.312, SLG: 0.381 (1, 5) B 1 SAFE		3-2 F7		2-2 G4-3		0-1 P6			3 0 0 0 0 0 3				
Casey Candaele, S OBP: 0.324, SLG: 0.369 (7, 5) B B T C C B B 1 SAFE		1-2 F7		1-2 G4-3					0 0 0 0 0 0 0				
Andujar Cedeno, R OBP: 0.264, SLG: 0.385 (1, 6) I I I I I I		4-0 1B CS IBB		0-0 G5-3		2-3 K			2 0 0 0 1 1 1				
Scott Servais, R OBP: 0.172, SLG: 0.148 (1, 2) B X		1-0 CS 1-3 2-H 3-H 1B		1-3 K		3-3 K			3 0 1 2 0 2 0				
Chris Gardner, R (1, 1) F S M		0-3 K 3-H		0-0 G5-3		1-3 K			2 0 0 0 0 1 2				
Jose Tolentino, L (8, PH) OBP: 0.283, SLG: 0.367									1 0 0 0 0 1 0				
Rob Mallicoat, L (8, 1)									0 0 0 0 0 0 0				
Xavier Hernandez, L (8, 1)									0 0 0 0 0 0 0				
Inning Stats	R: 0 E: 0 K: 0 S: 7 H: 0 LOB: 0 BB: 0 P: 10	R: 2 E: 0 K: 1 S: 11 H: 2 LOB: 1 BB: 2 P: 23	R: 0 E: 0 K: 0 S: 6 H: 1 LOB: 0 BB: 0 P: 11	R: 0 E: 0 K: 0 S: 5 H: 0 LOB: 1 BB: 1 P: 11	R: 0 E: 0 K: 1 S: 8 H: 0 LOB: 0 BB: 0 P: 12	R: 0 E: 0 K: 1 S: 7 H: 0 LOB: 0 BB: 0 P: 11	R: 0 E: 0 K: 2 S: 8 H: 0 LOB: 0 BB: 0 P: 11	R: 0 E: 0 K: 2 S: 9 H: 0 LOB: 0 BB: 0 P: 14	R: 0 E: 0 K: 2 S: 10 H: 0 LOB: 0 BB: 0 P: 13	1B: 3 2B: 0 3B: 0 HR: 0 SF: 0 SAC: 0 DP: 1 HBP: 0	WP: 0 PB: 0 SB: 1 CS: 2 PA: 31		
PITCHER	IP WLS BF H R ER SO BB IBB HBP BLK WP HR S P ERA WHIP											PITCHER	IP WLS BF H R ER SO BB IBB HBP BLK WP HR S P ERA WHIP
Gil Heredia, R (1, 1) ERA: 4.06	7.0 L 25 3 2 2 5 2 1 0 0 0 0 52 89 2.57 0.714												
Rod Beck, R (8, 1) ERA: 3.58	2.0 6 0 0 0 4 0 0 0 0 0 0 19 27 0.00 0.000												

AB	28
R	2
H	3
RBI	2
BB	3
SO	9
LOB	7



livebaseballscores.com

Batter	1	2	3	4	5	6	7	8	9	AB	R	H	RBI	BB	SO	LOB
Royce Clayton, R (1, 6) OBP: 0.118, SLG: 0.125 Kevin Bass, S (7, PH) OBP: 0.310, SLG: 0.364 (8, 9)	1-3 K		1-0 G1-4-3		1-0 F9		4-2 BB		1-1 F7	3	0	0	0	0	1	1
Willie McGee, S (1, 8) OBP: 0.358, SLG: 0.409	1-2 G1			3-2 G3-1		1-3 K	2-3 K		1-1 G4-3	5	0	0	0	0	2	4
Will Clark, L (1, 3) OBP: 0.358, SLG: 0.526	2-0 G4-3			0-1 P6		3-3 K		0-0 E6		4	0	0	0	0	1	0
Matt Williams, R (1, 5) OBP: 0.304, SLG: 0.485		0-1 G3 1B		0-1 2B 1B		0-1 1B		1-1 E1		4	0	3	0	0	0	1
Mark Leonard, L (1, 7) OBP: 0.308, SLG: 0.380		1-1 F8		0-0 2B		1-0 F8		3-1 G3-6		4	0	1	0	0	0	4
Tom Herr, S (1, 4) OBP: 0.340, SLG: 0.271		2-1 G3		4-0 1B				4-2 SH1-4 1B BB		1	0	0	0	3	0	1
Steve Decker, R (1, 2) OBP: 0.257, SLG: 0.313 Darren Lewis, R (7, PR) OBP: 0.358, SLG: 0.314 Kirt Manwaring, R (8, 2) OBP: 0.270, SLG: 0.275		2-2 F9		2-0 L8				3-1 SH1-4 1B		3	0	1	0	0	0	4
Ted Wood, L (1, 9) OBP: 0.143, SLG: 0.100 Mike Benjamin, R (8, 6) OBP: 0.188, SLG: 0.208 Mike Felder, S (9, PH) OBP: 0.329, SLG: 0.334			3-3 K		0-0 F7			0-0 SH1-4		2	0	0	0	0	1	0
Gil Heredia, R (1, 1) OBP: 0.500, SLG: 0.429 Mike Kingery, L (7, PH) OBP: 0.280, SLG: 0.236 Rod Beck, R (8, 1) OBP: 0.500, SLG: 0.500 Dave Anderson, R (9, PH) OBP: 0.290, SLG: 0.320			3-2 G1-4-3 1B		1-3 K			1-0 L9		2	0	1	0	0	1	0

Inning Stats	R: 0	H: 0	E: 0	K: 1	S: 7	R: 0	H: 1	E: 0	K: 0	S: 9	R: 0	H: 1	E: 0	K: 1	S: 8	R: 0	H: 2	E: 0	K: 0	S: 11	R: 0	H: 0	E: 0	K: 1	S: 5	R: 0	H: 1	E: 0	K: 2	S: 9	R: 0	H: 1	E: 2	K: 0	S: 8	R: 0	H: 0	E: 0	K: 0	S: 8	R: 0	H: 0	E: 0	K: 0	S: 8	R: 0	H: 0	E: 0	K: 0	S: 8
	LOB: 0	BB: 0	P: 11	LOB: 1	BB: 0	P: 14	LOB: 0	BB: 0	P: 15	LOB: 3	BB: 1	P: 20	LOB: 0	BB: 0	P: 7	LOB: 1	BB: 0	P: 14	LOB: 3	BB: 0	P: 28	LOB: 2	BB: 1	P: 16	LOB: 1	BB: 1	P: 16	LOB: 0	BB: 1	P: 16	LOB: 1	BB: 1	P: 16	LOB: 0	BB: 1	P: 16	LOB: 0	BB: 1	P: 16	LOB: 0	BB: 1	P: 16	LOB: 0	BB: 1	P: 16	LOB: 0	BB: 1	P: 16		

PITCHER	IP	WLS	BF	H	R	ER	SO	BB	IBB	HBP	BLK	WP	HR	S	P	ERA	WHIP
Chris Gardner, R (1, 1) ERA: 4.15	7.0	W	29	6	0	0	6	2	1	0	0	0	0	63	109	0.00	1.143
Rob Mallicoat, L (8, 1) ERA: 4.29	0.2		3	0	0	0	0	0	0	0	0	0	0	5	9	0.00	0.000
Xavier Hernandez, R (8, 1) ERA: 5.21	1.1	S	6	0	0	0	0	2	0	0	0	0	0	11	23	0.00	1.500

BOTTOM

Houston Astros @ San Francisco Giants
Candlestick Park, San Francisco, CA

Mon Sep 30 1991, 10:05 PM EDT
Att. 5,379 - Cloudy - 55 F

AB	32
R	0
H	6
RBI	0
BB	5
SO	6
LOB	21

livebaseballscorecards.com



WP	PA	ERA	WHIP
0	38		
0			
0			

Batter	1	2	3	4	5	6	7	8	9	AB R H RBI BB SO LOB	TOP		
Kenny Lofton, L (1, 8) OBP: 0.268, SLG: 0.227 Tony Eusebio, R (8, 2) OBP: 0.320, SLG: 0.158	2-2 G1-3		0-0 B2-3		4-0 2B 5 1B BB		0-0 FC1-6 1B	1-2 L8		4 1 1 0 1 0 1 0 0 0 0 0 0 0	Houston Astros @ San Francisco Giants Candlestick Park, San Francisco, CA Tue Oct 01 1991, 10:05 PM EDT Att: 6,174 - Cloudy - 55 F		
Steve Finley, L (1, 9) OBP: 0.330, SLG: 0.408	0-0 5 1B 1B		2-2 5 HBP 1B		2-1 P6		0-0 FC1-6 5 BB 1B	0-2 P6		5 2 2 0 0 0 3			
Craig Biggio, R (1, 4) OBP: 0.361, SLG: 0.378	1-0 5 1B 1B		0-0 L6		0-1 P3		3-1 L6		0-0 G5-3 1B	5 0 2 0 0 0 3			
5 Jeff Bagwell, R (1, 3) OBP: 0.391, SLG: 0.443	0-1 1-2 2-H 1B		1-0 HBP		0-1 2B 1B		4-2 1B BB		2-1 F7	3 0 2 1 1 0 1			
Luis Gonzalez, L (1, 7) OBP: 0.318, SLG: 0.430	0-3 K		2-3 K		1-1 2B		0-2 1-3 2-H 1B		0-2 G5-3	5 0 2 2 0 2 5			
Casey Candaele, S (1, 5) OBP: 0.321, SLG: 0.365	3-2 P5				2-2 G6-3		2-1 L3		3-1 F8	5 0 0 0 0 0 7			
Andujar Cedeno, R (1, 6) OBP: 0.264, SLG: 0.396			2-3 K		2-2 E6		2-2 G3-1		1-0 HR	4 1 1 1 0 1 0			
Scott Servais, R (1, 2) OBP: 0.156, SLG: 0.133 Gerald Young, S (8, PH) OBP: 0.323, SLG: 0.283			3-2 G3-1		0-2 P8		1-3 K		0-2 S 1B	3 0 0 0 0 1 1 1 0 1 0 0 0 0			
Darryl Kile, R (1, 1) Javier Ortiz, R (6, PH) OBP: 0.368, SLG: 0.360 Jim Corsi, R (6, 1) Jose Tolentino, L (8, PH) OBP: 0.278, SLG: 0.360 Al Osuna, R (8, 1)			0-0 G5-3		0-0 L6		1-3 K		0-0 F7	2 0 0 0 0 0 1 1 0 0 0 0 1 0 0 0 0 0 0 0 0 1 0 0 0 0 0 1 0 0 0 0 0 0 0			
Inning Stats	R: 1 H: 3 E: 0 LOB: 2 K: 1 BB: 0 S: 16 P: 22	R: 0 H: 0 E: 0 LOB: 0 K: 1 BB: 0 S: 7 P: 12	R: 0 H: 1 E: 0 LOB: 2 K: 1 BB: 0 S: 9 P: 14	R: 0 H: 0 E: 1 LOB: 1 K: 0 BB: 0 S: 10 P: 14	R: 1 H: 2 E: 0 LOB: 2 K: 0 BB: 1 S: 10 P: 19	R: 0 H: 0 E: 0 LOB: 0 K: 2 BB: 0 S: 12 P: 16	R: 1 H: 2 E: 0 LOB: 2 K: 0 BB: 1 S: 12 P: 19	R: 1 H: 2 E: 0 LOB: 1 K: 0 BB: 0 S: 12 P: 14	R: 0 H: 1 E: 0 LOB: 1 K: 0 BB: 0 S: 9 P: 14	1B: 9 SF: 0 2B: 1 SAC: 0 3B: 0 DP: 0 HR: 1 HBP: 1		WP: 0 PA: 42 PB: 0 SB: 1 CS: 0	
PITCHER	IP WLS BF H R ER SO BB IBB HBP BLK WP HR S P ERA WHIP											PITCHER	IP WLS BF H R ER SO BB IBB HBP BLK WP HR S P ERA WHIP
John Burkett, R (1, 1) ERA: 4.18	6.2 W 31 7 3 3 5 2 0 1 0 0 0 0 71 111 4.05 1.350												
Francisco Oliveras, R (7, 1) ERA: 3.79	0.1 2 1 0 0 0 0 0 0 0 0 0 0 5 5 0.00 3.000												
Jeff Brantley, R (8, 1) ERA: 2.53	2.0 S 9 3 1 1 0 0 0 0 0 0 0 1 21 28 4.50 1.500												

AB	39
R	4
H	11
RBI	4
BB	2
SO	5
LOB	23



WP: 0	PA: 42
PB: 0	
SB: 1	
CS: 0	

ERA	4.05
WHIP	1.350

Batter	1	2	3	4	5	6	7	8	9	AB	R	H	RBI	BB	SO	LOB
Darren Lewis, R OBP: 0.352, SLG: 0.308 (1, 8)	3-2 E4 CS	0-0 L7		2-0 L9			0-1 G3			4	0	0	0	0	0	3
Willie McGee, S OBP: 0.357, SLG: 0.410 (1, 9)	2-1 1B 2B		2-3 K	0-2 G4-3			0-0 G3-1			4	1	1	0	0	1	2
Will Clark, L OBP: 0.359, SLG: 0.531 (1, 3)	2-1 HR 1B		1-3 K		1-1 F8			0-1 HR		4	2	2	2	0	1	0
Matt Williams, R OBP: 0.304, SLG: 0.490 (1, 5)	0-0 HR		0-2 F9		0-0 G6-3			2-3 K		3	1	1	2	0	0	0
Dave Anderson, R OBP: 0.269, SLG: 0.318 (6, 5)	1-1 HR									1	0	0	0	0	1	0
Mark Leonard, L OBP: 0.309, SLG: 0.374 (1, 7)	3-2 G1-3			4-2 1B 1B 1B BB	2-2 P5			0-2 P3		2	1	0	0	1	0	0
Kevin Bass, S OBP: 0.309, SLG: 0.363 (8, PH) (9, 7)										1	0	0	0	0	0	0
Robby Thompson, R OBP: 0.352, SLG: 0.452 (1, 4)	0-0 P4			1-0 1B 1-2 1B 1B		4-2 CS BB		4-2 BB		2	1	1	0	2	0	0
Steve Decker, R OBP: 0.257, SLG: 0.311 (1, 2)			1-1 G5-3	2-1 1B 1-2 2-3 1B		3-2 G5-3		2-3 K		4	0	1	0	0	1	2
Royce Clayton, R OBP: 0.150, SLG: 0.158 (1, 6)			2-3 K	3-2 1B 1-2 2-H 3-H 1B		1-2 G6-3				3	0	1	2	0	1	0
John Burkett, R OBP: 0.138, SLG: 0.109 (1, 1)			4-0 BB	0-0 P1						1	0	0	0	1	0	2
Francisco Oliveras, R OBP: 0.200, SLG: 0.200 (7, 1)										0	0	0	0	0	0	0
Mike Felder, S OBP: 0.328, SLG: 0.333 (7, PH)										1	0	0	0	0	0	0
Jeff Brantley, R (8, 1)							1-1 G4-3			0	0	0	0	0	0	0

Inning Stats	R: 3	H: 3	E: 1	K: 0	S: 13	H: 3	LOB: 0	BB: 0	P: 23	R: 0	H: 0	E: 0	K: 1	S: 6	H: 0	LOB: 0	BB: 1	P: 13	R: 0	H: 0	E: 0	K: 2	S: 9	R: 0	H: 0	E: 0	K: 0	S: 15	H: 3	LOB: 2	BB: 1	P: 27	R: 0	H: 0	E: 0	K: 0	S: 7	H: 0	LOB: 0	BB: 0	P: 10	R: 0	H: 0	E: 0	K: 0	S: 8	H: 0	LOB: 0	BB: 1	P: 16	R: 0	H: 0	E: 0	K: 0	S: 5	H: 0	LOB: 0	BB: 0	P: 6	R: 1	H: 1	E: 0	K: 2	S: 14	H: 1	LOB: 1	BB: 1	P: 22
--------------	------	------	------	------	-------	------	--------	-------	-------	------	------	------	------	------	------	--------	-------	-------	------	------	------	------	------	------	------	------	------	-------	------	--------	-------	-------	------	------	------	------	------	------	--------	-------	-------	------	------	------	------	------	------	--------	-------	-------	------	------	------	------	------	------	--------	-------	------	------	------	------	------	-------	------	--------	-------	-------

PITCHER	IP	WLS	BF	H	R	ER	SO	BB	IBB	HBP	BLK	WP	HR	S	P	ERA	WHIP
Darryl Kile, R ERA: 3.69 (1, 1)	5.0	L	23	6	5	5	3	2	0	0	0	0	1	50	85	9.00	1.600
Jim Corsi, R ERA: 3.76 (6, 1)	2.0		6	0	0	0	0	1	0	0	0	0	0	13	22	0.00	0.500
Al Osuna, L ERA: 3.47 (8, 1)	1.0		5	1	1	1	2	1	0	0	0	0	1	14	22	9.00	2.000

BOTTOM

Houston Astros @ San Francisco Giants
Candlestick Park, San Francisco, CA


Tue Oct 01 1991, 10:05 PM EDT
Att. 6,174 - Cloudy - 55 F

AB	30
R	6
H	7
RBI	6
BB	4
SO	5
LOB	9

livebaseballscores.com



WP: 0	PA: 34
PB: 0	SB: 0
CS: 2	

Batter	1	2	3	4	5	6	7	8	9	AB R H RBI BB SO LOB	TOP
Kenny Lofton, L (1, 8) <small>OBP: 0.253, SLG: 0.214</small> Curt Schilling, R (7, 1) <small>OBP: 0.333, SLG: 0.333</small> Rafael Ramirez, R (8, 6) <small>OBP: 0.274, SLG: 0.292</small>	0-2 E4 1B		1-1 F8		0-0 P3		1-0 G1-3		0-1 P4	4 1 0 0 0 0 0 0 0 0 0 0 0 0 1 0 0 0 0 0 2	
Steve Finley, L (1, 9) <small>OBP: 0.334, SLG: 0.410</small>	4-1 5 1B BB		0-1 F8		1-0 CS 1B			0-0 S 1B	0-1 CS 1B	4 2 3 1 1 0 0	
Craig Biggio, R (1, 4) <small>OBP: 0.362, SLG: 0.379</small>	0-1 5 1B		2-3 K		1-2 CS	0-1 B1-3		2-2 5 1B	3-0 CS	4 1 2 2 0 1 0	
5 Jeff Bagwell, R (1, 3) <small>OBP: 0.388, SLG: 0.440</small>	1-2 G4-6-3			1-3 K		2-0 F7		0-0 G5-3		4 0 0 0 0 1 3	
Luis Gonzalez, L (1, 7) <small>OBP: 0.321, SLG: 0.434</small>	3-1 CS 1B			0-1 E S 1B		2-2 2B		2-3 K		4 1 3 1 0 1 1	
Gary Cooper, R (1, 5) <small>OBP: 0.308, SLG: 0.182</small> Xavier Hernandez, L (6, 1) <small>OBP: 0.333, SLG: 0.333</small> Rob Mallicoat, L (7, 1) <small>OBP: 0.333, SLG: 0.333</small> Gerald Young, S (7, 8) <small>OBP: 0.327, SLG: 0.283</small>	3-1 CS	3-2 F8		2-2 1B		4-1 BB		4-2 1B CS BB		2 0 1 1 1 0 1 0 0	
Andujar Cedeno, R (1, 6) <small>OBP: 0.268, SLG: 0.410</small> Al Osuna, R (8, 1)				1-3 K		0-1 F7		0-1 CS 1B		4 1 2 2 0 1 3 0 0 0 0 0 0 0	AB 33 R 7 H 11 RBI 7 BB 4 SO 6 LOB 10
Scott Servais, R (1, 2) <small>OBP: 0.167, SLG: 0.121</small> Andy Mota, R (9, PR) <small>OBP: 0.198, SLG: 0.247</small>			0-1 F7		0-3 K		2-1 G5-3	1-2 CS	4-2 SH3-4 1B BB	3 0 0 0 1 1 1 0 1 0 0 0 0 0	
Ryan Bowen, R (1, 1) <small>OBP: 0.280, SLG: 0.227</small> Casey Candaele, S (6, 5) <small>OBP: 0.321, SLG: 0.364</small>			0-0 G5-3		2-3 K		0-1 F9		0-1 SH3-4	2 0 0 0 0 1 0 1 0 0 0 0 0 0	
Inning Stats	R: 2 H: 2 E: 1 LOB: 0 K: 0 BB: 1 S: 13 P: 23	R: 1 H: 1 E: 0 LOB: 0 K: 0 BB: 0 S: 7 P: 10	R: 0 H: 0 E: 0 LOB: 0 K: 1 BB: 0 S: 7 P: 10	R: 1 H: 2 E: 0 LOB: 1 K: 3 BB: 0 S: 14 P: 18	R: 0 H: 1 E: 0 LOB: 0 K: 1 BB: 0 S: 9 P: 12	R: 0 H: 1 E: 0 LOB: 2 K: 0 BB: 1 S: 9 P: 17	R: 0 H: 0 E: 0 LOB: 0 K: 0 BB: 0 S: 5 P: 8	R: 2 H: 3 E: 0 LOB: 1 K: 1 BB: 1 S: 15 P: 24	R: 1 H: 1 E: 0 LOB: 1 K: 0 BB: 1 S: 11 P: 17	1B: 9 SF: 0 2B: 1 SAC: 1 3B: 0 DP: 1 HR: 1 HBP: 0	WP: 0 PA: 42 PB: 0 SB: 3 CS: 5
PITCHER	Paul McClellan, R (1, 1) <small>ERA: 4.63</small> Kelly Downs, R (6, 1) <small>ERA: 4.19</small> Rod Beck, R (8, 1) <small>ERA: 3.86</small> Francisco Oliveras, R (9, 1) <small>ERA: 3.86</small>	IP WLS BF H R ER SO BB IBB HBP BLK WP HR S P ERA WHIP 5.0 L 20 6 4 1 5 1 0 0 0 0 0 1 50 73 1.80 1.400 2.0 8 1 0 0 0 1 0 0 0 0 0 0 14 25 0.00 1.000 1.0 6 3 2 2 1 1 0 0 0 0 0 0 15 24 18.00 4.000 1.0 4 1 1 1 0 1 0 0 0 0 0 0 11 17 9.00 2.000	PITCHER IP WLS BF H R ER SO BB IBB HBP BLK WP HR S P ERA WHIP								

Houston Astros @ San Francisco Giants
 Candlestick Park, San Francisco, CA
 Wed Oct 02 1991, 6:33 AM EDT
 Att. 5,823 - Sunny - 70 F

livebaseballscorecards.com

Batter	1	2	3	4	5	6	7	8	9	AB	R	H	RBI	BB	SO	LOB
Darren Lewis, R OBP: 0.359, SLG: 0.315 (1, 8)	4-2 BB		3-3 K		0-0 1B SF7	0-0 1B		2-2 1B FC3-8	2-2 P3	5	1	3	0	1	1	0
Ted Wood, L OBP: 0.167, SLG: 0.130 Kevin Bass, S OBP: 0.307, SLG: 0.360 (1, 9) (6, PH) (7, 9)	0-3 K		0-0 G3		1-1 BB 1B	3-3 K		1-1 P5	0-1 P3	3	0	1	1	0	1	1
Will Clark, L OBP: 0.356, SLG: 0.527 (1, 3)	1-2 F7		0-2 F7		2-2 SF7		3-2 G3	1-1 FC3-6 1B		4	1	0	1	0	0	3
Mark Leonard, L OBP: 0.307, SLG: 0.365 Kirt Manwaring, R OBP: 0.270, SLG: 0.275 Willie McGee, S OBP: 0.359, SLG: 0.411 Terry Kennedy, L OBP: 0.284, SLG: 0.341 (1, 7) (8, 2) (8, PH) (9, 2)	3-2 F9			2-0 G4-3	2-3 K		4-2 F8 BB	1-2 1B 1B		3	0	0	0	1	1	2
Robby Thompson, R OBP: 0.356, SLG: 0.453 (1, 4)		4-0 1B BB		3-2 E5	4-1 FC6-4 BB		4-1 BB BB	0-0 BB 1B		2	0	1	1	3	0	0
Dave Anderson, R OBP: 0.289, SLG: 0.318 Kelly Downs, R OBP: 0.125, SLG: 0.087 Matt Williams, R OBP: 0.305, SLG: 0.490 (1, 5) (6, 1) (7, PH) (8, 6) (9, 5)		2-1 1B		3-3 K	0-0 FC6-4		0-0 F8	2-2 BB 1B		3	0	1	0	0	1	3
Steve Decker, R OBP: 0.262, SLG: 0.310 Tom Herr, S OBP: 0.345, SLG: 0.271 (1, 2) (7, PH) (8, 5) Francisco Oliveras, R OBP: 0.200, SLG: 0.200 (9, 1)		0-3 K		4-1 BB		4-1 1B BB	4-2 BB BB	4-0 1-2 2-3 BB		1	0	0	0	2	1	2
Royce Clayton, R OBP: 0.130, SLG: 0.136 Kevin Mitchell, R OBP: 0.340, SLG: 0.518 Rod Beck, R OBP: 0.500, SLG: 0.500 Jose Uribe, S OBP: 0.283, SLG: 0.307 (1, 6) (7, PH) (8, 1) (8, PH) (9, 6)		0-3 K		0-1 G4-3		3-1 F8	1-2 P3	2-3 K		3	0	0	0	0	1	5
Paul McClellan, R OBP: 0.182, SLG: 0.143 Mike Felder, S OBP: 0.330, SLG: 0.333 (1, 1) (5, PH) (6, 5) (8, 7)		1-3 K			2-2 1B 1B	1-3 K		4-1 FC3-6 1B BB	2-3 K	1	0	0	0	0	1	2

Inning Stats	R: 0	H: 0	E: 0	K: 1	S: 12	H: 0	LOB: 1	BB: 1	P: 20	R: 0	H: 1	E: 0	K: 3	S: 13	H: 0	LOB: 2	BB: 1	P: 20	R: 0	H: 0	E: 0	K: 1	S: 10	R: 2	H: 3	E: 0	K: 1	S: 16	H: 1	LOB: 2	BB: 1	P: 22	R: 0	H: 0	E: 0	K: 0	S: 21	R: 3	H: 4	E: 0	K: 1	S: 20	R: 0	H: 0	E: 0	K: 1	S: 8	H: 0	LOB: 0	BB: 0	P: 12	1B: 9	SF: 1	2B: 0	SAC: 0	3B: 0	DP: 0	HR: 0	HBP: 0	WP: 0	PA: 47
--------------	------	------	------	------	-------	------	--------	-------	-------	------	------	------	------	-------	------	--------	-------	-------	------	------	------	------	-------	------	------	------	------	-------	------	--------	-------	-------	------	------	------	------	-------	------	------	------	------	-------	------	------	------	------	------	------	--------	-------	-------	-------	-------	-------	--------	-------	-------	-------	--------	-------	--------

PITCHER	IP	WLS	BF	H	R	ER	SO	BB	IBB	HBP	BLK	WP	HR	S	P	ERA	WHIP
Ryan Bowen, R ERA: 5.15 (1, 1)	5.0	W	24	4	2	2	7	4	0	0	0	0	0	59	100	3.60	1.600
Xavier Hernandez, R ERA: 5.12 (6, 1)	1.0		5	1	0	0	2	1	0	0	0	0	0	11	22	0.00	2.000
Rob Mallicoat, L ERA: 4.22 (7, 1)	0.1		2	0	0	0	0	1	0	0	0	0	0	6	13	0.00	3.000
Curt Schilling, R ERA: 3.86 (7, 1)	1.1		11	4	3	3	0	3	0	0	0	0	0	31	51	20.25	5.250
Al Osuna, L ERA: 3.42 (8, 1)	1.1	S	5	0	0	0	2	1	0	0	0	0	0	12	22	0.00	0.750

BOTTOM

Houston Astros @ San Francisco Giants
Candlestick Park, San Francisco, CA

Wed Oct 02 1991, 6:33 AM EDT
Att. 5,823 - Sunny - 70 F

AB	36
R	5
H	9
RBI	5
BB	10
SO	11
LOB	31

PITCHER	IP	WLS	BF	H	R	ER	SO	BB	IBB	HBP	BLK	WP	HR	S	P	ERA	WHIP
---------	----	-----	----	---	---	----	----	----	-----	-----	-----	----	----	---	---	-----	------

Batter	1	2	3	4	5	6	7	8	9	AB R H RBI BB SO LOB	TOP											
Steve Finley, L (1, 8) OBP: 0.332, SLG: 0.407	3-2 X E4 FC4-6		3-3 K			1-2 F7		1-0 FC6 FC6-4		4 0 0 0 0 1 2	<p>Houston Astros @ Atlanta Braves</p> <p>Atlanta-Fulton County Stadium, Atlanta, GA</p> <p>Fri Oct 04 1991, 7:05 PM EDT</p> <p>Att. 45,815 - Sunny - 79 F</p>											
Craig Biggio, R (1, 2) OBP: 0.360, SLG: 0.376	0-2 FC4-6 1-2f		1-1 F8			0-0 G5-3		2-1 FC6-4 1-2f		4 0 0 1 0 0 2												
5 Jeff Bagwell, R (1, 3) OBP: 0.386, SLG: 0.436	1 SAFE 3-2 F8 1-2				1-1 G5-3		2-0 G4-3		1-0 F7	4 0 0 0 0 0 2												
Ken Caminiti, S (1, 5) OBP: 0.314, SLG: 0.386	4-2 BB		3-3 K			0-0 L6			2-2 HR	3 1 1 1 1 1 0												
Javier Ortiz, R (1, 9) OBP: 0.374, SLG: 0.359	1-3 K		1-1 F8			4-1 2B BB			1-1 1B	3 0 1 0 1 1 2												
Luis Gonzalez, L (1, 7) OBP: 0.321, SLG: 0.435		2-2 G3			0-0 G3		1-2 2B		2-2 F7	4 0 1 0 0 0 1												
Andujar Cedeno, R (1, 6) OBP: 0.264, SLG: 0.403		1-1 L6			1-3 K		0-0 G3		2-2 P3	4 0 0 0 0 1 3												
Casey Candaele, S (1, 4) OBP: 0.320, SLG: 0.363		0-1 G1-3			0-0 G4-3			1-2 FC6 FC6-4 1B	0-2 F8	4 1 1 0 0 0 1												
Jeff Juden, R (1, 1)			1-3 K			0-0 P3		4-2 FC6 BB		1 0 0 0 0 1 0												
Gary Cooper, R (6, PH) OBP: 0.286, SLG: 0.167										1 0 0 0 0 0 0												
Xavier Hernandez, L (6, 1)										0 0 0 0 0 0 0												
Mike Simms, R (8, PH) OBP: 0.304, SLG: 0.297										0 0 0 0 1 0 0												
Jim Corsi, R (8, 1)										0 0 0 0 0 0 0												
Inning Stats	R: 0 E: 1 K: 1 S: 19	H: 0 LOB: 2 BB: 1 P: 30	R: 0 E: 0 K: 0 S: 7	H: 0 LOB: 0 BB: 0 P: 10	R: 0 E: 0 K: 2 S: 9	H: 0 LOB: 0 BB: 0 P: 14	R: 0 E: 0 K: 1 S: 9	H: 0 LOB: 0 BB: 0 P: 14	R: 0 E: 0 K: 1 S: 6	H: 0 LOB: 0 BB: 0 P: 7	R: 0 E: 0 K: 0 S: 5	H: 0 LOB: 0 BB: 0 P: 6	R: 0 E: 0 K: 0 S: 7	H: 1 LOB: 2 BB: 1 P: 14	R: 1 E: 0 K: 0 S: 10	H: 1 LOB: 1 BB: 1 P: 19	R: 1 E: 0 K: 0 S: 19	H: 2 LOB: 1 BB: 0 P: 26	1B: 2 2B: 1 3B: 0 HR: 1	SF: 0 SAC: 0 DP: 0 HBP: 0	WP: 0 PB: 0 SB: 1 CS: 0	PA: 35
PITCHER	IP WLS BF H R ER SO BB IBB HBP BLK WP HR S P ERA WHIP												PITCHER	IP WLS BF H R ER SO BB IBB HBP BLK WP HR S P ERA WHIP								
Steve Avery, L (1, 1) ERA: 3.38	8.0 W 31 3 2 2 5 3 0 0 0 0 0 1 75 119 2.25 0.750																					
Alejandro Pena, R (9, 1) ERA: 2.4	1.0 S 4 1 0 0 0 0 0 0 0 0 0 0 16 21 0.00 1.000																					

livebaseballscorecards.com

AB	32
R	2
H	4
RBI	2
BB	3
SO	5
LOB	13



Batter	1	2	3	4	5	6	7	8	9	AB R H RBI BB SO LOB	TOP
Kenny Lofton, L OBP: 0.253, SLG: 0.216 (1, 8) C B B F X	2-2 L6 ①		1-3 K ②		0-0 F9 1B X			3-2 G4-3 ①		4 0 1 0 0 1 0	Houston Astros @ Atlanta Braves Atlanta-Fulton County Stadium, Atlanta, GA Sat Oct 05 1991, 3:33 AM EDT Att. 44,994 - Sunny - 82 F
Steve Finley, L OBP: 0.331, SLG: 0.406 (1, 9) X	0-0 P8 ②		2-0 1B X		0-0 F7 ①			1-2 P5 ②		4 0 1 0 0 0 1	
Craig Biggio, R OBP: 0.358, SLG: 0.374 (1, 2) C S X	0-2 P3 ③		0-0 G6-3 ③		0-2 F9 ② ③ 1-2			0-0 F9 ③		4 0 0 0 0 0 2	
5 Jeff Bagwell, R OBP: 0.387, SLG: 0.437 (1, 3) B B X		2-0 P3 ①		2-0 2B 1B X				3-2 F7 ①		4 1 2 0 0 0 0	
Luis Gonzalez, L OBP: 0.320, SLG: 0.433 (1, 7) B B X		2-0 1B G4-3 1B X		2-0 F9 X				0-0 G3 ②		4 0 1 0 0 0 2	
Ken Caminiti, S OBP: 0.312, SLG: 0.383 (1, 5) B B F B X		3-2 G4-3 ②		0-3 K ②				2-1 G6-3 ③		4 0 0 0 0 1 3	
Andujar Cedeno, R OBP: 0.267, SLG: 0.409 (1, 6) X S B X		0-2 FC6-4 1B 2-3 X		2-2 1B 2B 1-H X				1-0 P4 ①		4 1 2 1 0 0 1	
Casey Candaele, S OBP: 0.320, SLG: 0.363 (1, 4) X		0-0 FC6-4 ③ 1-2f		0-1 1B 2-H X				3-1 G3 ②		3 0 1 1 0 0 2	
Mark Portugal, R OBP: 0.266, SLG: 0.217 (3, 1) Dwayne Henry, R Gerald Young, S OBP: 0.326, SLG: 0.281 (4, PH) Chris Gardner, R (4, 1) Javier Ortiz, R OBP: 0.370, SLG: 0.354 (7, PH) Rob Mallicoat, L (7, 1)			0-0 F9 ①		0-0 G5-3 ③			2-2 G6-3 ③		1 0 0 0 0 0 0 0 0 0 0 0 0 0 1 0 0 0 0 0 1 0 0 0 0 0 0 0 1 0 0 0 0 0 0 0 0 0 0 0 0 0	
Inning Stats	R: 0 E: 0 K: 0 S: 8 H: 0 LOB: 0 BB: 0 P: 10	R: 0 E: 0 K: 0 S: 9 H: 2 LOB: 2 BB: 0 P: 16	R: 0 E: 0 K: 1 S: 6 H: 1 LOB: 1 BB: 0 P: 9	R: 2 E: 0 K: 1 S: 11 H: 3 LOB: 1 BB: 0 P: 17	R: 0 E: 0 K: 0 S: 5 H: 1 LOB: 0 BB: 0 P: 5	R: 0 E: 0 K: 0 S: 7 H: 0 LOB: 0 BB: 0 P: 12	R: 0 E: 0 K: 0 S: 6 H: 0 LOB: 0 BB: 0 P: 12	R: 0 E: 0 K: 0 S: 7 H: 0 LOB: 0 BB: 0 P: 11	R: 0 E: 0 K: 0 S: 9 H: 1 LOB: 1 BB: 0 P: 11	1B: 7 2B: 1 3B: 0 HR: 0 SF: 0 SAC: 0 DP: 0 HBP: 0	WP: 0 PA: 34 PB: 0 SB: 0 CS: 0
PITCHER 29 John Smoltz, R ERA: 3.8 (1, 1)	IP 9.0 WLS W BF 34 H 8 R 2 ER 2 SO 2 BB 0 IBB 0 HBP 0 BLK 0 WP 0 HR 0 S 68 P 103 ERA 2.00 WHIP 0.889	PITCHER IP WLS BF H R ER SO BB IBB HBP BLK WP HR S P ERA WHIP									

livebaseballscorecards.com

AB	34
R	2
H	8
RBI	2
BB	0
SO	2
LOB	12



Batter	1	2	3	4	5	6	7	8	9	AB	R	H	RBI	BB	SO	LOB
Lonnie Smith, R (1, 7) OBP: 0.377, SLG: 0.394 Keith Mitchell, R (7, 7) OBP: 0.406, SLG: 0.426	3-1 1B 1B	2-1 2B		1-0 G5-3		2-3 K				4	1	2	1	0	1	0
Mark Lemke, S (1, 4) OBP: 0.305, SLG: 0.312	1-1 1B SF7 1B	1-1 F8		1-2 F8		0-0 P3				4	1	1	0	0	0	1
Terry Pendleton, S (1, 5) OBP: 0.363, SLG: 0.517	0-0 1B E 1B	4-1 BB		0-0 G6-3		4-1 F8 BB				2	0	1	1	2	0	0
David Justice, L (1, 9) OBP: 0.377, SLG: 0.503	2-2 E6 1B	0-1 G3		0-1 F7		1-1 F8				4	0	0	0	0	0	5
Ron Gant, R (1, 8) OBP: 0.338, SLG: 0.496	0-0 SF7		2-1 BB E 1B		0-0 HR		0-1 G6-3			3	2	2	2	0	0	1
Sid Bream, L (1, 3) OBP: 0.314, SLG: 0.424	2-0 G5-4-3 1B	1 SAFE BB BB BB BB	4-1 E BB		3-1 F9		1-1 P5			3	0	1	0	1	0	0
Greg Olson, R (1, 2) OBP: 0.316, SLG: 0.345	1-2 G5-4-3	2-0 E6 29 P3-4	2-0 E6 29 P3-4		0-0 L9		1-3 K			4	0	0	0	0	1	4
Rafael Belliard, R (1, 6) OBP: 0.296, SLG: 0.286		0-1 29 SH1-4 2B 1B	2-2 F9		2-1 F9		2-3 K			4	1	1	0	0	1	2
29 John Smoltz, R (1, 1) OBP: 0.171, SLG: 0.154		0-1 SH1-4	0-0 P3-4		0-0 G4-3					2	0	0	0	0	0	2

Inning Stats	R: 2	H: 4	E: 1	LOB: 2	K: 0	P: 22	R: 1	H: 2	E: 0	LOB: 2	K: 0	P: 18	R: 1	H: 1	E: 1	LOB: 1	K: 0	P: 19	R: 0	H: 0	E: 0	LOB: 0	K: 0	P: 7	R: 1	H: 1	E: 0	LOB: 0	K: 0	P: 9	R: 0	H: 0	E: 0	LOB: 0	K: 1	P: 10	R: 0	H: 0	E: 0	LOB: 1	K: 0	P: 11	R: 0	H: 0	E: 0	LOB: 0	K: 2	P: 12
1B: 6	SF: 1	3B: 0	SAC: 1	HR: 1	DP: 2	HBP: 0	WP: 0	PA: 35	1B: 2	SAC: 1	DP: 2	HBP: 0	WP: 0	PA: 35	1B: 2	SAC: 1	DP: 2	HBP: 0	WP: 0	PA: 35	1B: 2	SAC: 1	DP: 2	HBP: 0	WP: 0	PA: 35	1B: 2	SAC: 1	DP: 2	HBP: 0	WP: 0	PA: 35	1B: 2	SAC: 1	DP: 2	HBP: 0	WP: 0	PA: 35	1B: 2	SAC: 1	DP: 2	HBP: 0	WP: 0	PA: 35				

PITCHER	IP	WLS	BF	H	R	ER	SO	BB	IBB	HBP	BLK	WP	HR	S	P	ERA	WHIP
Mark Portugal, R (1, 1) ERA: 4.49	2.0	L	16	7	4	3	0	2	0	0	0	0	0	28	52	13.50	4.500
Dwayne Henry, R (3, 1) ERA: 3.19	1.0		2	0	0	0	0	0	0	0	0	0	0	5	7	0.00	0.000
Chris Gardner, R (4, 1) ERA: 4.01	3.0		10	1	1	1	1	0	0	0	0	0	1	17	26	3.00	0.333
Rob Mallicoat, L (7, 1) ERA: 3.86	2.0		7	0	0	0	2	1	0	0	0	0	0	14	23	0.00	0.500

BOTTOM

Houston Astros @ Atlanta Braves
 Atlanta-Fulton County Stadium, Atlanta, GA

Sat Oct 05 1991, 3:33 AM EDT
 Att: 44,994 - Sunny - 82 F

livebaseballscorecards.com

AB	30
R	5
H	8
RBI	4
BB	3
SO	3
LOB	15

Houston Astros @ Atlanta Braves

Atlanta-Fulton County Stadium, Atlanta, GA

Sun Oct.06 1991, 3:33 AM EDT
Att. 42,764 - Sunny - 63 F

livebaseballscorecards.com



AB	37
R	8
H	12
RBI	8
BB	7
SO	7
LOB	17

WP:	0	PA:	47
PB:	1		
SB:	1		
CS:	0		

Batter	1	2	3	4	5	6	7	8	9	AB	R	H	RBI	BB	SO	LOB
Gerald Young, S OBP: 0.327, SLG: 0.275 (1, 8) (8, 9)	F7		G4-3	BB	PO	F9		S BB		3	0	0	0	2	0	0
Andy Mota, R OBP: 0.198, SLG: 0.244 (1, 4)	P6		E5 2B 1B	P3		F9		F9		5	1	1	0	0	0	3
Jose Tolentino, L OBP: 0.305, SLG: 0.389 (1, 3)	PO BB		HR 2B	G1-3		K		1B		4	1	2	1	1	1	2
Mike Simms, R OBP: 0.301, SLG: 0.317 Kenny Lofton, L OBP: 0.253, SLG: 0.216 (1, 9) (8, 8)	PO 1-2	K	HR		G5-3			F9		5	1	1	2	0	1	2
Javier Ortiz, R OBP: 0.381, SLG: 0.386 (1, 7)			HR 1B	HR 1B		HR 3B		F9		4	2	2	0	1	0	2
Andujar Cedeno, R OBP: 0.270, SLG: 0.418 (1, 6)			1B BB	HR		HR				4	2	1	2	1	1	2
Gary Cooper, R OBP: 0.368, SLG: 0.313 (1, 5)			1B BB	1B		SH1-4 BB 1B		2B		4	1	2	1	1	2	1
Scott Servais, R OBP: 0.244, SLG: 0.243 (1, 2)			1B	1B		PO SH1-4 BB		2B		4	0	3	2	1	0	0
Pete Harnisch, S OBP: 0.149, SLG: 0.113 Xavier Hernandez, L (6, 1) Casey Candaele, S OBP: 0.319, SLG: 0.362 Curt Schilling, R OBP: 0.333, SLG: 0.333 (9, PH) (9, 1)	K	K	FC3-6 BB	SH1-4		K		G4-3		2	0	0	0	0	1	3
			1-2f	1-2 2-3						1	0	0	0	0	1	1
										1	0	0	0	0	0	1
										0	0	0	0	0	0	0

Batter	1	2	3	4	5	6	7	8	9	AB	R	H	RBI	BB	SO	LOB
Gerald Young, S OBP: 0.327, SLG: 0.275 (1, 8) (8, 9)	F7		G4-3	BB	PO	F9		S BB		3	0	0	0	2	0	0
Andy Mota, R OBP: 0.198, SLG: 0.244 (1, 4)	P6		E5 2B 1B	P3		F9		F9		5	1	1	0	0	0	3
Jose Tolentino, L OBP: 0.305, SLG: 0.389 (1, 3)	PO BB		HR 2B	G1-3		K		1B		4	1	2	1	1	1	2
Mike Simms, R OBP: 0.301, SLG: 0.317 Kenny Lofton, L OBP: 0.253, SLG: 0.216 (1, 9) (8, 8)	PO 1-2	K	HR		G5-3			F9		5	1	1	2	0	1	2
Javier Ortiz, R OBP: 0.381, SLG: 0.386 (1, 7)			HR 1B	HR 1B		HR 3B		F9		4	2	2	0	1	0	2
Andujar Cedeno, R OBP: 0.270, SLG: 0.418 (1, 6)			1B BB	HR		HR				4	2	1	2	1	1	2
Gary Cooper, R OBP: 0.368, SLG: 0.313 (1, 5)			1B BB	1B		SH1-4 BB 1B		2B		4	1	2	1	1	2	1
Scott Servais, R OBP: 0.244, SLG: 0.243 (1, 2)			1B	1B		PO SH1-4 BB		2B		4	0	3	2	1	0	0
Pete Harnisch, S OBP: 0.149, SLG: 0.113 Xavier Hernandez, L (6, 1) Casey Candaele, S OBP: 0.319, SLG: 0.362 Curt Schilling, R OBP: 0.333, SLG: 0.333 (9, PH) (9, 1)	K	K	FC3-6 BB	SH1-4		K		G4-3		2	0	0	0	0	1	3
			1-2f	1-2 2-3						1	0	0	0	0	1	1
										1	0	0	0	0	0	1
										0	0	0	0	0	0	0

Inning Stats		R: 0	H: 0	E: 0	K: 0	S: 9	P: 18	R: 1	H: 1	E: 1	K: 2	S: 13	P: 25	R: 3	H: 4	E: 1	K: 1	S: 12	P: 18	R: 0	H: 0	E: 1	K: 0	S: 16	P: 25	R: 2	H: 3	E: 0	K: 1	S: 12	P: 19	R: 0	H: 0	E: 0	K: 1	S: 5	P: 7	R: 2	H: 2	E: 0	K: 1	S: 12	P: 22	R: 0	H: 1	E: 0	K: 2	S: 10	P: 17	R: 0	H: 1	E: 0	K: 0	S: 10	P: 12	R: 0	H: 1	E: 0	K: 2	S: 10	P: 12
WP:	0	PA:	47	1B:	5	SF:	0	2B:	4	SAC:	1	3B:	1	DP:	0	HR:	2	HBP:	0	WP:	0	HR:	0	S:	0	P:	0	ERA:	9.00	WHIP:	2.250	ERA:	18.00	WHIP:	4.000	ERA:	9.00	WHIP:	1.500	ERA:	0.00	WHIP:	2.000	ERA:	0.00	WHIP:	1.000														

PITCHER		IP	WLS	BF	H	R	ER	SO	BB	IBB	HBP	BLK	WP	HR	S	P	ERA	WHIP
Charlie Leibrandt, L ERA: 3.49 (1, 1)		4.0	L	21	5	4	4	3	4	0	0	0	0	1	50	86	9.00	2.250
Jim Clancy, R ERA: 3.91 (5, 1)		1.0		6	3	2	2	0	1	0	0	0	0	1	12	19	18.00	4.000
Mark Wohlers, R ERA: 3.2 (6, 1)		2.0		9	2	2	2	2	1	0	0	0	0	0	17	29	9.00	1.500
Kent Mercker, L ERA: 2.58 (8, 1)		1.0		5	1	0	0	0	1	0	0	0	0	0	10	17	0.00	2.000
Randy St. Claire, R ERA: 4.08 (9, 1)		1.0		4	1	0	0	2	0	0	0	0	0	0	10	12	0.00	1.000

BOTTOM

Houston Astros @ Atlanta Braves
 Atlanta-Fulton County Stadium, Atlanta, GA

Sun Oct 06 1991, 3:33 AM EDT
 Att. 42,764 - Sunny - 63 F

livebaseballscorecards.com

AB	35
R	3
H	6
RBI	3
BB	2
SO	13
LOB	18



WP : 0	PA : 37
PB : 0	
SB : 0	
CS : 0	

AB	R	H	RBI	BB	SO	LOB
5	1	1	0	0	2	3
4	0	1	0	0	0	1
4	0	0	0	0	2	4
4	0	1	1	0	1	0
3	1	1	0	1	0	2
2	1	1	2	0	0	2
2	0	0	0	0	2	1
3	0	0	0	1	1	1
4	0	1	0	0	2	1
1	0	0	0	0	1	0
1	0	0	0	0	0	2
0	0	0	0	0	0	0
0	0	0	0	0	0	0
1	0	0	0	0	1	1
0	0	0	0	0	0	0
0	0	0	0	0	0	0
1	0	0	0	0	1	0

Batter	1	2	3	4	5	6	7	8	9
Keith Mitchell, R OBP: 0.392, SLG: 0.409 (1, 8) B X	1-0 E 1B		2-3 F B F B C K	2-0 F8			1-3 C B B S K		1-0 B X F8
Jeff Treadway, L OBP: 0.368, SLG: 0.418 (1, 4) B B X	2-0 E3 P3 1B 1-3		1-1 F B X L4		0-0 X P5		1-2 C C C B X 1-2 1B		
Tommy Gregg, L OBP: 0.275, SLG: 0.308 (1, 9) F B B C S	2-3 K		3-3 S F F B B C K		2-2 B X T T S B B S F8		1-2 S B B L X P5		
Brian Hunter, R OBP: 0.296, SLG: 0.450 (1, 7) X	0-0 1-2 3-H 1B			3-3 B B B C C S K	1-1 B X F7		1-2 S B C B X P7		
Jeff Blausler, R OBP: 0.358, SLG: 0.409 (1, 5) S F X	0-2 P3 2-3		4-2 B B B B C C F F B B HR BB		1-0 B X F7		2-2 B B F F F F X 1B		
Jerry Willard, L OBP: 0.313, SLG: 0.429 Francisco Cabrera, R OBP: 0.284, SLG: 0.432 (1, 2) B B F (5, 2) X	2-1 F8		1-0 B B X 1-H HR		3-3 B B F F F F S K		2-3 C T F F F F B K		
Mike Bell, L OBP: 0.188, SLG: 0.233 (1, 3) X		0-0 P6	4-2 B B B B C C F F B B E BB		1-3 F B B S K		0-1 F X G3		
Vinny Castilla, R OBP: 0.200, SLG: 0.200 (1, 6) C		0-3 K	0-1 F X E6 1-2			2-2 C B B B X 1B 1B		1-3 B F F S K	
Charlie Leibrandt, R OBP: 0.082, SLG: 0.100 Sid Bream, L OBP: 0.313, SLG: 0.423 Jim Clancy, R Mark Wohlers, R Deion Sanders, L OBP: 0.270, SLG: 0.345 Kent Mercker, L OBP: 0.182, SLG: 0.100 Randy St. Claire, R OBP: 0.500, SLG: 0.500 (1, 1) (4, PH) (5, 1) (6, 1) (7, PH) (8, 1) (9, 1) (9, PH)		0-3 K	0-2 F S X F8			2-3 C B B B S K		0-3 F F S K	

Inning Stats	R: 1	H: 2	E: 1	K: 1	S: 11	LOB: 2	BB: 0	P: 18
	R: 0	H: 0	E: 0	K: 2	S: 7 <td>LOB: 0</td> <td>BB: 0</td> <td>P: 7</td>	LOB: 0	BB: 0	P: 7
	R: 0	H: 0	E: 0	K: 2	S: 9 <td>LOB: 0</td> <td>BB: 0</td> <td>P: 15</td>	LOB: 0	BB: 0	P: 15
	R: 2	H: 1	E: 1	K: 1	S: 20 <td>LOB: 2</td> <td>BB: 2</td> <td>P: 34</td>	LOB: 2	BB: 2	P: 34
	R: 0	H: 0	E: 0	K: 0	S: 8 <td>LOB: 0</td> <td>BB: 0</td> <td>P: 11</td>	LOB: 0	BB: 0	P: 11
	R: 0	H: 0	E: 0	K: 2	S: 12 <td>LOB: 0</td> <td>BB: 0</td> <td>P: 17</td>	LOB: 0	BB: 0	P: 17
	R: 0	H: 2	E: 0	K: 2	S: 17 <td>LOB: 2</td> <td>BB: 0</td> <td>P: 24</td>	LOB: 2	BB: 0	P: 24
	R: 0	H: 1	E: 0	K: 1	S: 14 <td>LOB: 1</td> <td>BB: 0</td> <td>P: 19</td>	LOB: 1	BB: 0	P: 19
	R: 0	H: 0	E: 0	K: 2	S: 7 <td>LOB: 0</td> <td>BB: 0</td> <td>P: 9</td>	LOB: 0	BB: 0	P: 9

PITCHER	IP	WLS	BF	H	R	ER	SO	BB	IBB	HBP	BLK	WP	HR	S	P	ERA	WHIP
Pete Harnisch, R ERA: 2.7 (1, 1)	5.0	W	22	3	3	3	6	2	0	0	0	0	1	55	85	5.40	1.000
Xavier Hernandez, R ERA: 4.71 (6, 1)	3.0		12	3	0	0	5	0	0	0	0	0	0	43	60	0.00	1.000
Curt Schilling, R ERA: 3.81 (9, 1)	1.0		3	0	0	0	2	0	0	0	0	0	0	7	9	0.00	0.000

1B: 5	SF: 0
2B: 0	SAC: 0
3B: 0	DP: 0
HR: 1	HBP: 0