

# Houston Astros - 1991

Batter	1	2	3	4	5	6	7	8	9	AB	R	H	RBI	BB	SO	LOB	TOP					
Eric Yelding, R OBP: 0.250, SLG: 0.750	G6-3		P3			G5-3			SF8 3B	4	1	1	0	0	0	0						
Steve Finley, L	P6			K		L8			SF8	3	0	0	1	0	1	0						
Craig Biggio, R OBP: 0.500, SLG: 1.250	F8			HR		G5-3			BB 1B	4	1	2	1	0	0	0						
Luis Gonzalez, L		P6		K			K		5 LG BB	3	0	0	0	1	2	0						
Ken Caminiti, S OBP: 0.500, SLG: 0.333	G4-3			FC5-4 1B		G6-3			BB	3	0	1	0	1	0	0						
5 Jeff Bagwell, R				FC5-4 1B		F9			BB L6	3	0	0	0	1	0	4						
Karl Rhodes, L OBP: 0.333, SLG: 0.333		P5				G4-3			G5-4-3 1B	3	0	1	0	0	0	1						
Mark McLemore, S			G1-3			F8			G5-4-3	3	0	0	0	0	0	1						
Mike Scott, R			F7			K			P9	1	0	0	0	0	0	0						
Dave Rohde, S (5, PH)										1	0	0	0	0	0	1						
Jim Clancy, R (5, PH)										0	0	0	0	0	0	0						
Rafael Ramirez, R (8, PH)										1	0	0	0	0	0	0						
Darryl Kile, R (8, PH)										0	0	0	0	0	0	0						
<b>Inning Stats</b>	R: 0 E: 0 K: 0 S: 7	H: 0 LOB: 0 BB: 0 P: 9	R: 0 E: 0 K: 0 S: 9	H: 0 LOB: 1 BB: 1 P: 17	R: 0 E: 0 K: 0 S: 5	H: 0 LOB: 0 BB: 0 P: 6	R: 1 E: 0 K: 2 S: 15	H: 2 LOB: 1 BB: 0 P: 20	R: 0 E: 0 K: 1 S: 7	H: 0 LOB: 0 BB: 0 P: 9	R: 0 E: 0 K: 0 S: 7	H: 0 LOB: 0 BB: 0 P: 12	R: 0 E: 0 K: 1 S: 5	H: 0 LOB: 0 BB: 0 P: 6	R: 0 E: 0 K: 0 S: 8	H: 1 LOB: 0 BB: 0 P: 14	R: 1 E: 0 K: 0 S: 13	H: 2 LOB: 2 BB: 2 P: 26	1B: 3 2B: 1 3B: 1 HR: 1	SF: 1 SAC: 0 DP: 2 HBP: 0	WP: 0 PB: 0 SB: 0 CS: 0	PA: 33
<b>PITCHER</b>	IP WLS BF H R ER SO BB IBB HBP BLK WP HR S P ERA WHIP	IP WLS BF H R ER SO BB IBB HBP BLK WP HR S P ERA WHIP	IP WLS BF H R ER SO BB IBB HBP BLK WP HR S P ERA WHIP	IP WLS BF H R ER SO BB IBB HBP BLK WP HR S P ERA WHIP	IP WLS BF H R ER SO BB IBB HBP BLK WP HR S P ERA WHIP	IP WLS BF H R ER SO BB IBB HBP BLK WP HR S P ERA WHIP	IP WLS BF H R ER SO BB IBB HBP BLK WP HR S P ERA WHIP	IP WLS BF H R ER SO BB IBB HBP BLK WP HR S P ERA WHIP	IP WLS BF H R ER SO BB IBB HBP BLK WP HR S P ERA WHIP	IP WLS BF H R ER SO BB IBB HBP BLK WP HR S P ERA WHIP	IP WLS BF H R ER SO BB IBB HBP BLK WP HR S P ERA WHIP	IP WLS BF H R ER SO BB IBB HBP BLK WP HR S P ERA WHIP	IP WLS BF H R ER SO BB IBB HBP BLK WP HR S P ERA WHIP	IP WLS BF H R ER SO BB IBB HBP BLK WP HR S P ERA WHIP	IP WLS BF H R ER SO BB IBB HBP BLK WP HR S P ERA WHIP	IP WLS BF H R ER SO BB IBB HBP BLK WP HR S P ERA WHIP	IP WLS BF H R ER SO BB IBB HBP BLK WP HR S P ERA WHIP					
Tom Browning, L ERA: 2.16	8.1	W	30	5	2	2	4	1	0	0	0	0	0	0	0	0	0	2.16	0.720			
Randy Myers, L ERA	0.0		2	0	0	0	0	2	0	0	0	0	0	0	0	0	0	∞	∞			
Rob Dibble, R ERA	0.2	S	1	0	0	0	0	0	0	0	0	0	0	0	0	0	0	0.00	0.000			

Houston Astros @ Cincinnati Reds  
Riverfront Stadium, Cincinnati, OH  
Mon Apr 08 1991, 3:33 AM EDT  
Att: 55,205 - Cloudy - 71 F

AB	29
R	2
H	5
RBI	2
BB	3
SO	4
LOB	6



Batter	1	2	3	4	5	6	7	8	9	AB	R	H	RBI	BB	SO	LOB	BOTTOM					
Billy Hatcher, R	E4 L4-6 S		P2	G4-3		G5-3				4	0	0	0	0	0	2						
Barry Larkin, R OBP: 0.500, SLG: 1.250	L4-6			HR		1B 1B			P2	4	2	2	1	0	0	1						
Paul O'Neill, L OBP: 0.250, SLG: 0.500	G4-3			G4-3 2B		K			F7	4	1	1	0	0	1	1						
Eric Davis, R OBP: 0.500, SLG: 0.500				K		K			F7	4	0	2	0	0	1	1						
Hal Morris, L OBP: 0.250, SLG: 0.250		FC4-6		G4-3		G4-3			K	4	0	1	1	0	1	2						
Chris Sabo, R OBP: 0.250, SLG: 0.500		P7		G4-3		G6-3			L5	4	1	1	1	0	0	2						
Jeff Reed, L OBP: 0.750, SLG: 0.500		F8		HBP 2B		HBP 2B			G5-3 BB	2	1	1	0	2	0	1						
Mariano Duncan, R				HBP 2B		HBP 2B			1B 1B	1	1	0	0	0	0	0						
Bill Doran, S OBP: 0.500, SLG: 0.500			L8	HBP 2B		L9			1B	2	0	1	0	0	0	1						
Tom Browning, L OBP: 0.333, SLG: 0.667			G2-3	HBP 2B		G5-3			1B	3	0	1	3	0	0	1						
Randy Myers, L										0	0	0	0	0	0	0						
Rob Dibble, L										0	0	0	0	0	0	0						
<b>Inning Stats</b>	R: 0 E: 1 K: 0 S: 13	H: 0 LOB: 0 BB: 0 P: 18	R: 0 E: 0 K: 0 S: 6	H: 1 LOB: 1 BB: 0 P: 9	R: 0 E: 0 K: 0 S: 6	H: 0 LOB: 0 BB: 0 P: 9	R: 5 E: 0 K: 1 S: 13	H: 4 LOB: 1 BB: 1 P: 30	R: 1 E: 0 K: 1 S: 9	H: 3 LOB: 1 BB: 0 P: 14	R: 0 E: 0 K: 0 S: 5	H: 0 LOB: 1 BB: 1 P: 13	R: 0 E: 0 K: 0 S: 3	H: 0 LOB: 0 BB: 0 P: 5	R: 0 E: 0 K: 1 S: 13	H: 2 LOB: 2 BB: 0 P: 18	R: 0 E: 0 K: 1 S: 13	H: 2 LOB: 2 BB: 0 P: 18	1B: 6 2B: 4 3B: 0 HR: 1	SF: 0 SAC: 0 DP: 1 HBP: 1	WP: 0 PB: 0 SB: 1 CS: 0	PA: 35
<b>PITCHER</b>	IP WLS BF H R ER SO BB IBB HBP BLK WP HR S P ERA WHIP	IP WLS BF H R ER SO BB IBB HBP BLK WP HR S P ERA WHIP	IP WLS BF H R ER SO BB IBB HBP BLK WP HR S P ERA WHIP	IP WLS BF H R ER SO BB IBB HBP BLK WP HR S P ERA WHIP	IP WLS BF H R ER SO BB IBB HBP BLK WP HR S P ERA WHIP	IP WLS BF H R ER SO BB IBB HBP BLK WP HR S P ERA WHIP	IP WLS BF H R ER SO BB IBB HBP BLK WP HR S P ERA WHIP	IP WLS BF H R ER SO BB IBB HBP BLK WP HR S P ERA WHIP	IP WLS BF H R ER SO BB IBB HBP BLK WP HR S P ERA WHIP	IP WLS BF H R ER SO BB IBB HBP BLK WP HR S P ERA WHIP	IP WLS BF H R ER SO BB IBB HBP BLK WP HR S P ERA WHIP	IP WLS BF H R ER SO BB IBB HBP BLK WP HR S P ERA WHIP	IP WLS BF H R ER SO BB IBB HBP BLK WP HR S P ERA WHIP	IP WLS BF H R ER SO BB IBB HBP BLK WP HR S P ERA WHIP	IP WLS BF H R ER SO BB IBB HBP BLK WP HR S P ERA WHIP	IP WLS BF H R ER SO BB IBB HBP BLK WP HR S P ERA WHIP	IP WLS BF H R ER SO BB IBB HBP BLK WP HR S P ERA WHIP					
Mike Scott, R ERA: 11.25	4.0	L	19	5	5	5	1	0	0	0	0	0	0	0	0	0	0	11.25	1.250			
Jim Clancy, R ERA: 3.0	3.0		12	3	1	1	1	1	0	0	0	0	0	0	0	0	0	3.00	1.333			
Darryl Kile, R ERA	1.0		4	2	0	0	1	0	0	0	0	0	0	0	0	0	0	0.00	2.000			

Houston Astros @ Cincinnati Reds  
Riverfront Stadium, Cincinnati, OH  
Mon Apr 08 1991, 3:33 AM EDT  
Att: 55,205 - Cloudy - 71 F

AB	32
R	6
H	10
RBI	6
BB	2
SO	3
LOB	12





Batter	1	2	3	4	5	6	7	8	9	AB	R	H	RBI	BB	SO	LOB	TOP			
Eric Yelding, R OBP: 0.250, SLG: 0.500 (1, 6)	F9		CS	1B	K		G1-3			4	1	1	0	0	1	1	<b>Houston Astros @ Cincinnati Reds</b> Riverfront Stadium, Cincinnati, OH Wed Apr 10 1991, 7:05 PM EDT Att: 17,785 - Cloudy - 48 F			
Steve Finley, L Mark Davidson, R OBP: 0.143, SLG: 0.167 (8, PH) (8, 8)	G3			1B	F7			F8		3	1	1	0	0	0	0				
Craig Biggio, R OBP: 0.375, SLG: 0.750 (1, 2)	K			WP				P6		4	1	1	1	0	1	0				
Luis Gonzalez, L OBP: 0.375, SLG: 0.333 (1, 7)		G4-3		3H				K		3	1	1	0	1	1	0				
Ken Caminiti, S OBP: 0.250, SLG: 0.143 (1, 5)	P2			G3				F9		4	0	0	1	0	0	2				
5 Jeff Banwell, R OBP: 0.250, SLG: 0.143 (1, 3)	K			FC4-6				G6-3		4	0	1	0	0	2	0				
Karl Rhodes, L Rafael Ramirez, R OBP: 0.333, SLG: 0.333 (9, PH) (9, PH)			K	FC4-6				K		3	1	1	1	0	1	1				
Mark McLemore, S OBP: 0.429, SLG: 0.200 (1, 4)				F9				1B		2	0	1	0	2	0	1				
Jim Deshaies, L Xavier Hernandez, L Casey Candaele, S Darryl Kile, R Al Osuna, R Dave Rohde, S (1, 1) (6, 1) (7, PH) (7, 1) (7, 1) (8, PH)				P5				G5-3		2	0	0	0	0	0	1				
<b>Inning Stats</b>	R: 0 E: 0 K: 1 S: 8	H: 0 LOB: 0 BB: 0 P: 15	R: 0 E: 0 K: 1 S: 10	H: 0 LOB: 0 BB: 0 P: 14	R: 0 E: 0 K: 1 S: 7	H: 0 LOB: 0 BB: 1 P: 11	R: 4 E: 0 K: 0 S: 14	H: 4 LOB: 1 BB: 1 P: 24	R: 0 E: 0 K: 1 S: 8	H: 0 LOB: 0 BB: 0 P: 11	R: 1 E: 0 K: 0 S: 9	H: 2 LOB: 1 BB: 1 P: 19	R: 0 E: 0 K: 0 S: 12	H: 1 LOB: 1 BB: 0 P: 20	R: 0 E: 0 K: 3 S: 15	H: 1 LOB: 1 BB: 0 P: 23		1B: 7 2B: 1 3B: 0 HR: 0	SF: 0 SAC: 0 DP: 0 HBP: 0	WP: 1 PB: 0 SB: 0 CS: 1
<b>PITCHER</b>	IP WLS BF H R ER SO BB IBB HBP BLK WP HR S P ERA WHIP																			
Jose Rijo, R ERA: 6.0 (1, 1)	6.0	23	4	4	4	5	2	0	0	0	0	1	0	55	87	6.00	1.000			
Ted Power, R ERA: 9.0 (7, 1)	1.0	5	2	1	1	0	1	0	0	0	0	0	0	9	19	9.00	3.000			
Randy Myers, L ERA: (8, 1)	2.0	8	2	0	0	3	0	0	0	0	0	0	0	27	43	0.00	1.000			

Batter	1	2	3	4	5	6	7	8	9	AB	R	H	RBI	BB	SO	LOB	BOTTOM			
Bill Doran, S OBP: 0.571, SLG: 0.400 (1, 4)	G3		1B		2B		3B	P3		3	2	1	0	2	0	0	<b>Houston Astros @ Cincinnati Reds</b> Riverfront Stadium, Cincinnati, OH Wed Apr 10 1991, 7:05 PM EDT Att: 17,785 - Cloudy - 48 F			
Todd Benzinger, S OBP: 0.750, SLG: 1.500 (1, 3)	P3		1B		2B		HR			4	1	3	4	0	0	0				
Chris Sabo, R OBP: 0.250, SLG: 0.750 (1, 5)	G3		P3		K		HR			4	1	1	2	0	1	3				
Eric Davis, R OBP: 0.250, SLG: 0.250 (1, 8)	F8			P4		P2	K			4	0	0	0	0	1	0				
Glenn Braggs, R (1, 7)	G6-3			G6-3		G5-3		BB		3	0	0	0	1	0	0				
Paul O'Neill, L OBP: 0.250, SLG: 0.375 (1, 9)	G1-5-3			G4-3		E	1B	P2		4	0	1	0	0	0	1				
Luis Quinones, S OBP: 0.250, SLG: 0.250 (1, 6)			P9		L8	E6	F7			4	0	1	0	0	0	1				
Joe Oliver, R (1, 2)			K		K			P9		3	0	0	0	1	2	0				
Jose Rijo, R Billy Hatcher, R Ted Power, R Randy Myers, L (1, 1) (6, PH) (7, 1) (8, 1)			1B		2B		G6-3	K		2	2	2	0	0	0	0				
<b>Inning Stats</b>	R: 0 E: 0 K: 0 S: 8	H: 0 LOB: 0 BB: 0 P: 15	R: 0 E: 0 K: 0 S: 6	H: 0 LOB: 0 BB: 0 P: 10	R: 1 E: 0 K: 1 S: 17	H: 3 LOB: 2 BB: 0 P: 27	R: 0 E: 0 K: 0 S: 5	H: 0 LOB: 0 BB: 0 P: 8	R: 2 E: 0 K: 2 S: 13	H: 2 LOB: 1 BB: 1 P: 25	R: 0 E: 0 K: 0 S: 9	H: 2 LOB: 3 BB: 1 P: 18	R: 3 E: 0 K: 1 S: 16	H: 2 LOB: 1 BB: 2 P: 31	R: 0 E: 0 K: 1 S: 7	H: 0 LOB: 0 BB: 0 P: 11		1B: 6 2B: 1 3B: 1 HR: 1	SF: 0 SAC: 0 DP: 0 HBP: 0	WP: 0 PB: 0 SB: 0 CS: 0
<b>PITCHER</b>	IP WLS BF H R ER SO BB IBB HBP BLK WP HR S P ERA WHIP																			
Jim Deshaies, L ERA: 4.76 (1, 1)	5.2	26	7	3	3	3	2	0	0	0	0	0	0	3	5	0.00	0.000			
Xavier Hernandez, R ERA: (6, 1)	0.1	1	0	0	0	0	0	0	0	0	0	0	0	3	5	0.00	0.000			
Darryl Kile, R ERA: 20.25 (7, 1)	0.1	L 5	2	3	3	1	2	0	0	0	0	1	14	26	81.00	12.000				
Al Osuna, L ERA: (7, 1)	1.2	5	0	0	0	1	0	0	0	0	0	0	9	16	0.00	0.000				

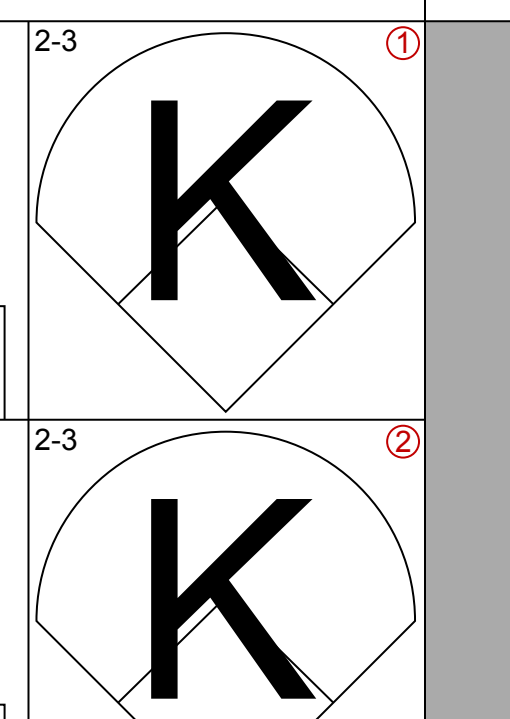
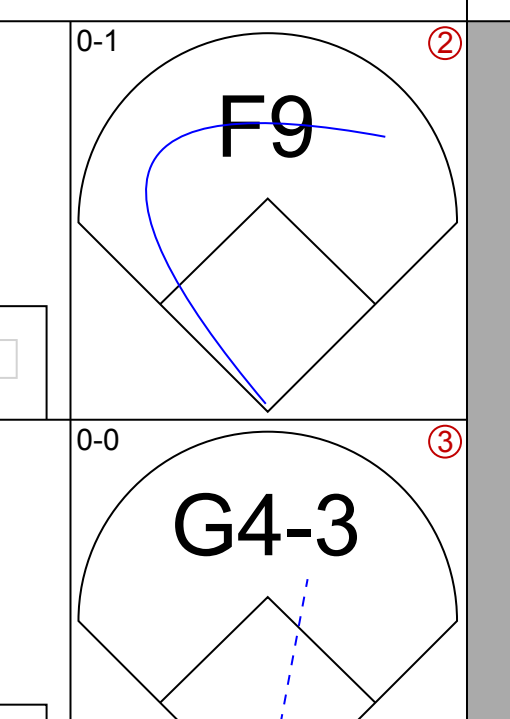
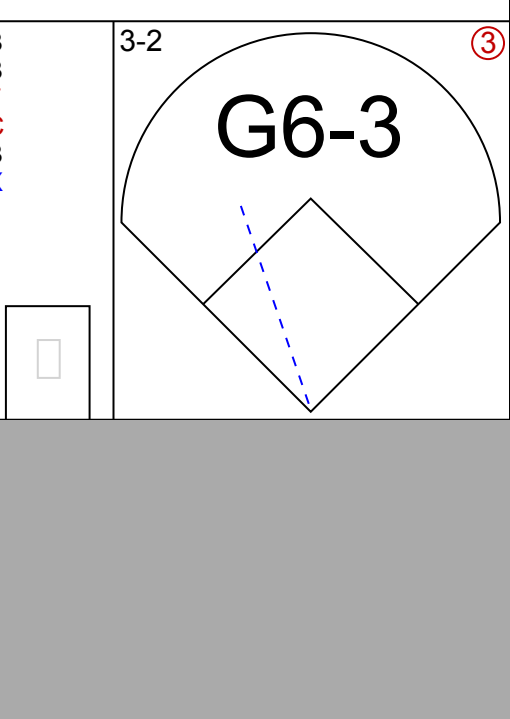
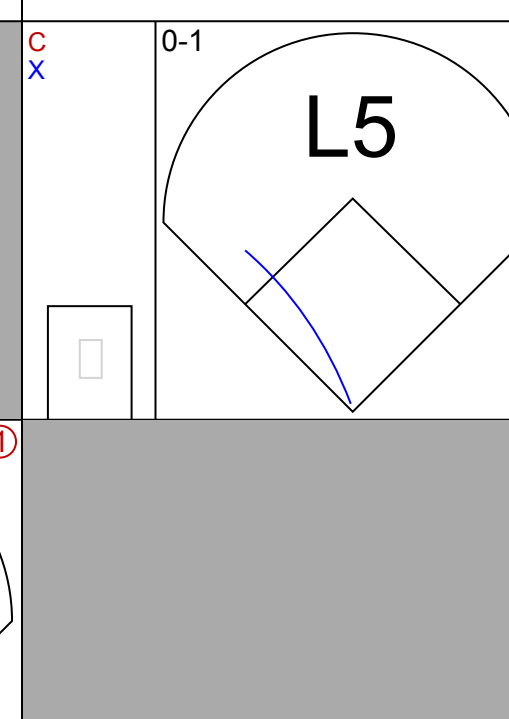
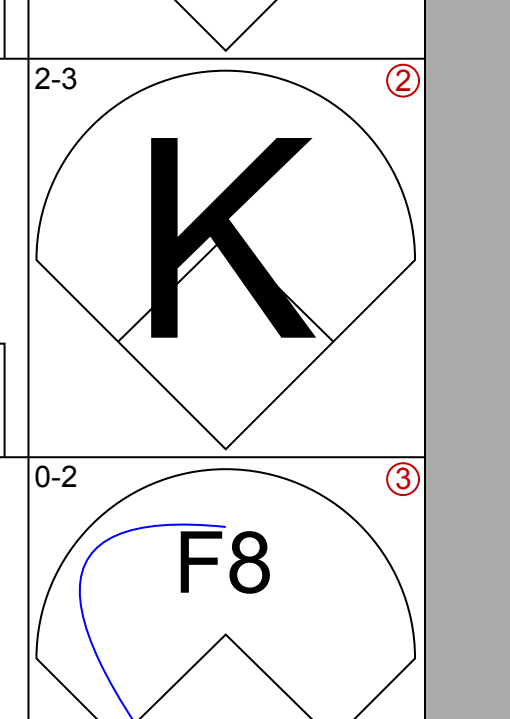
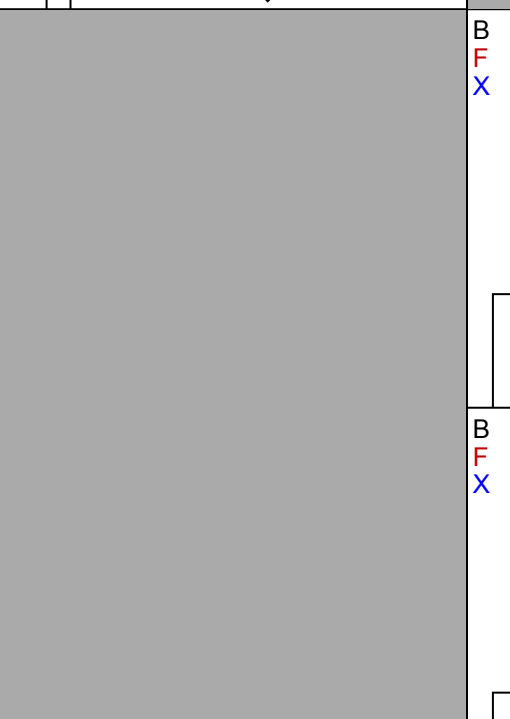
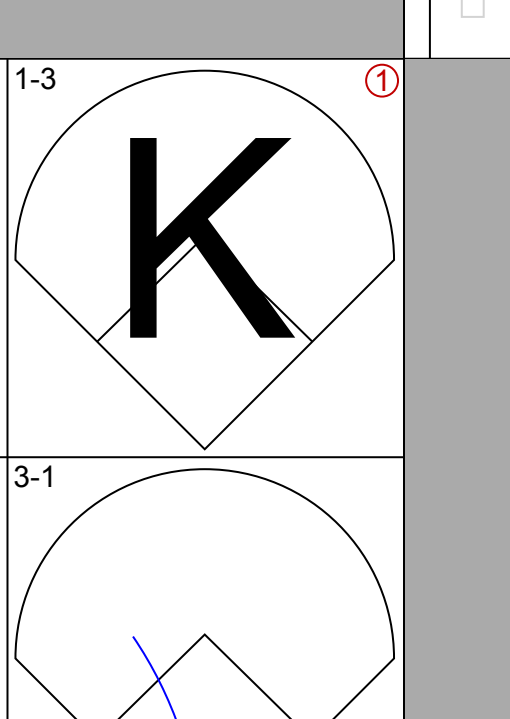
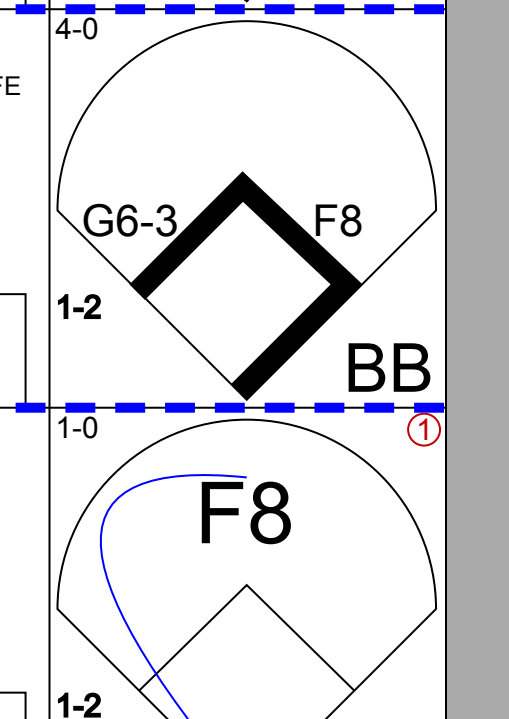
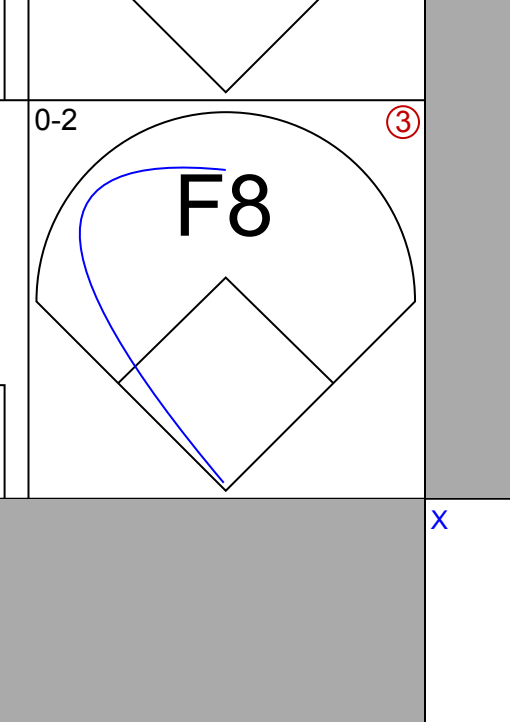
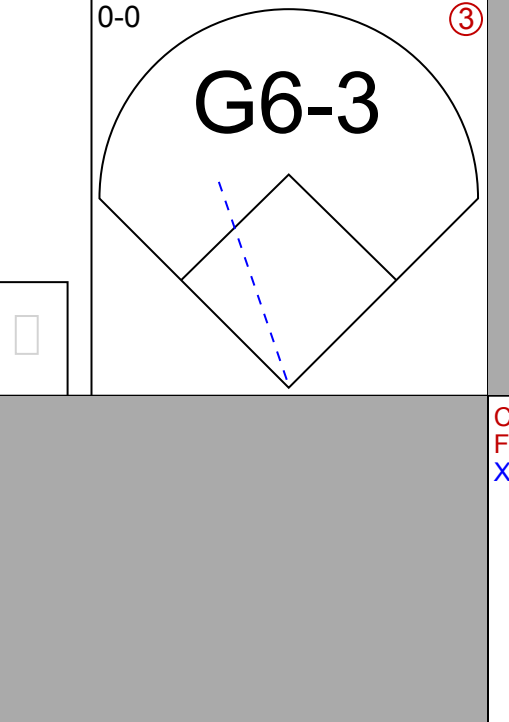
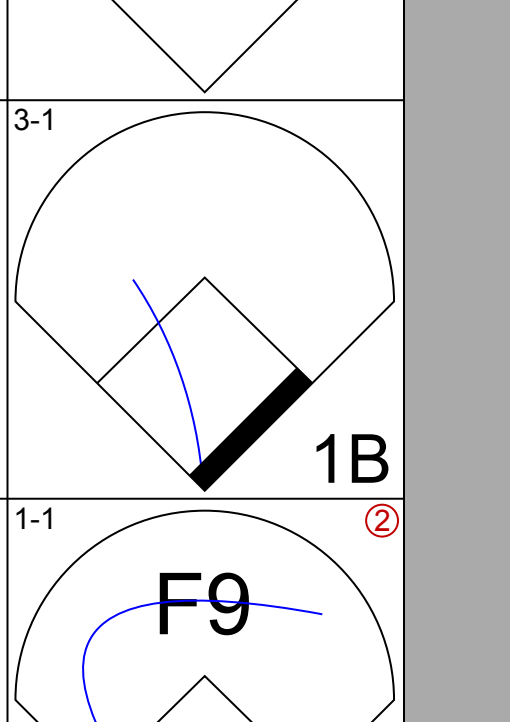
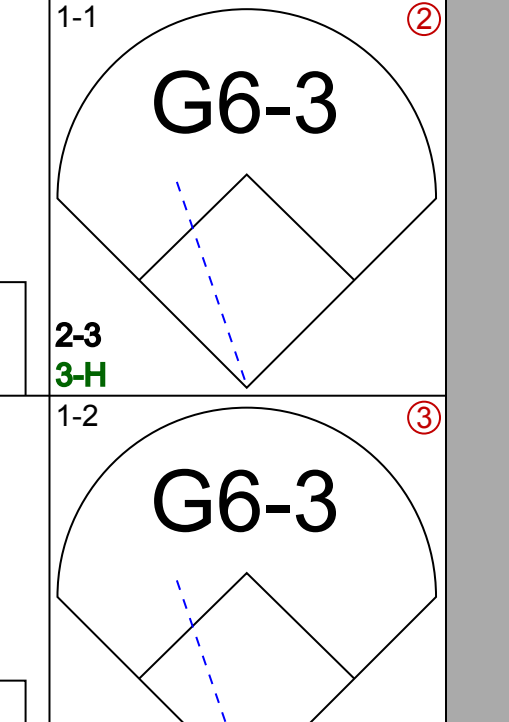
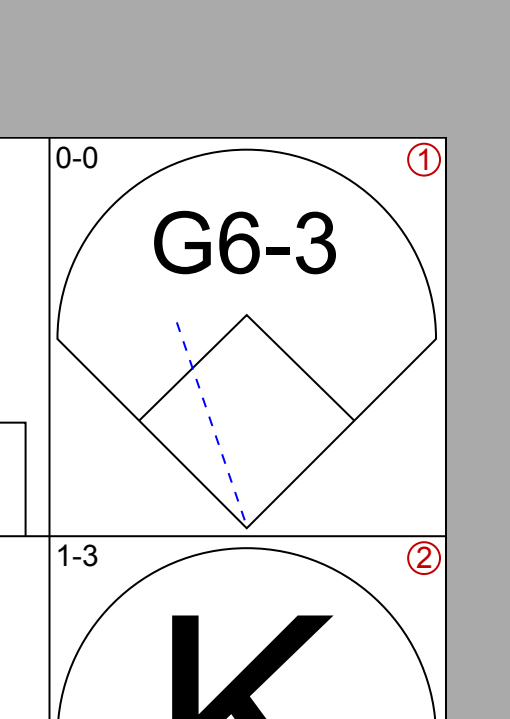
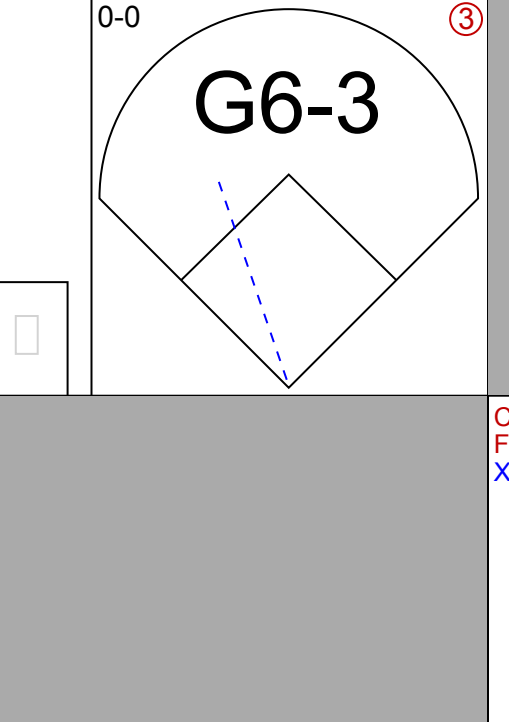
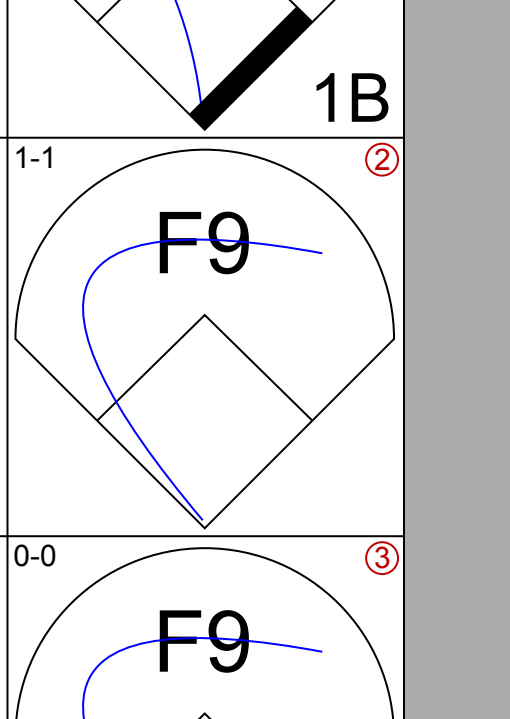
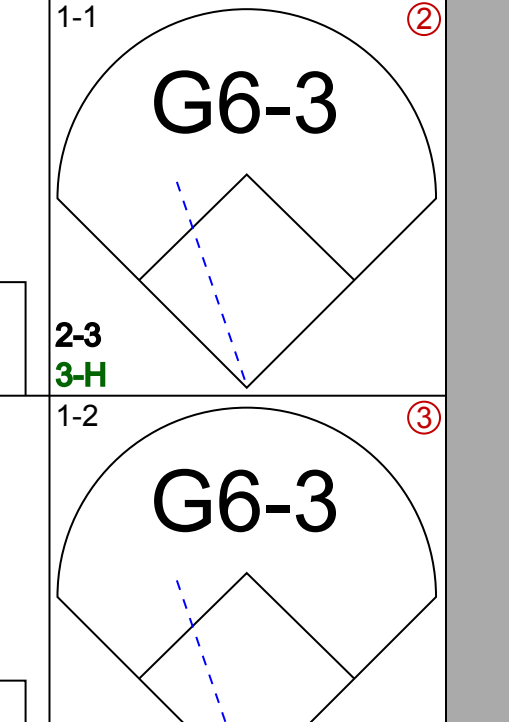
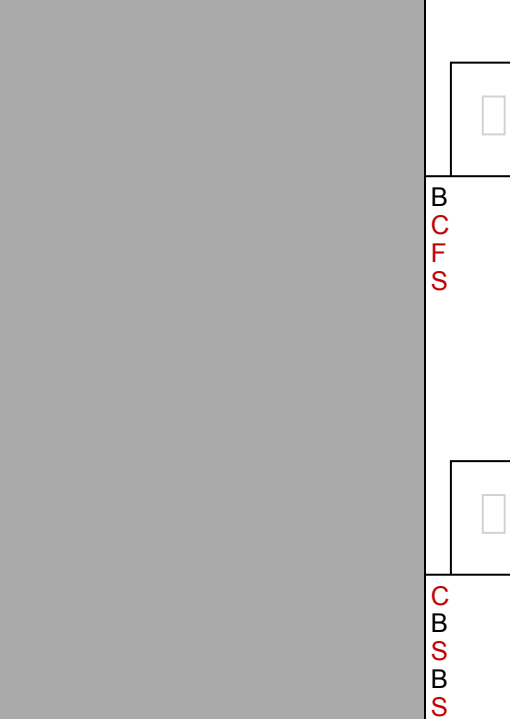
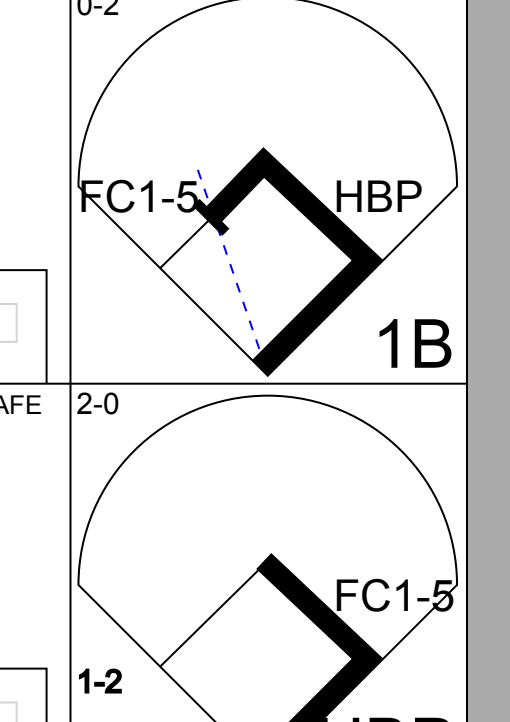
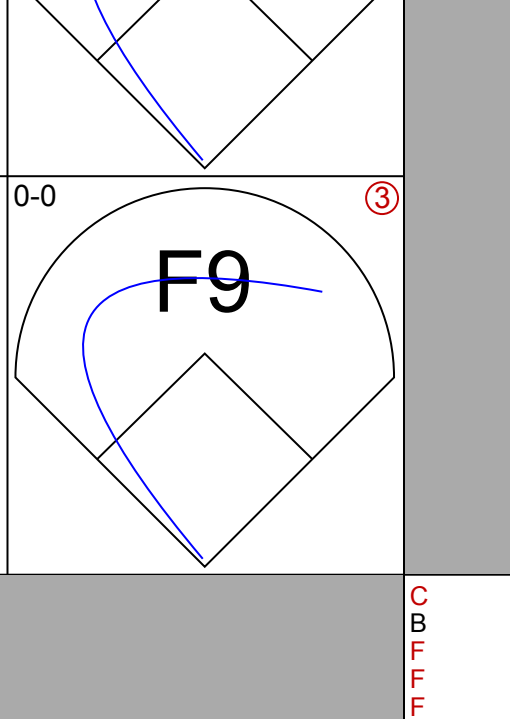
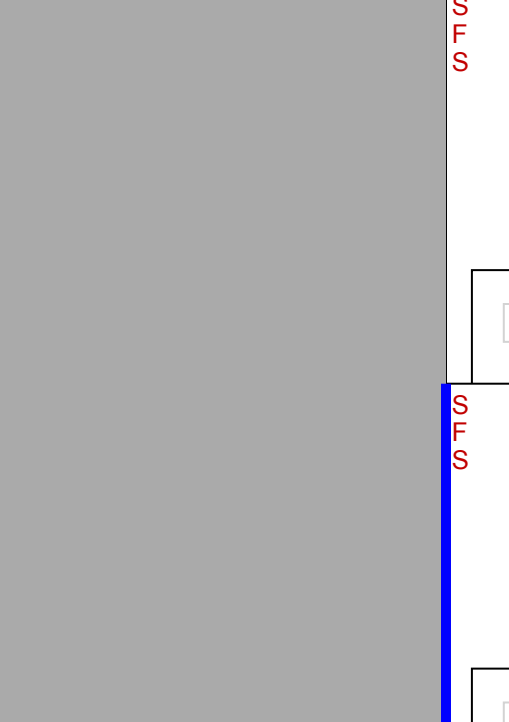
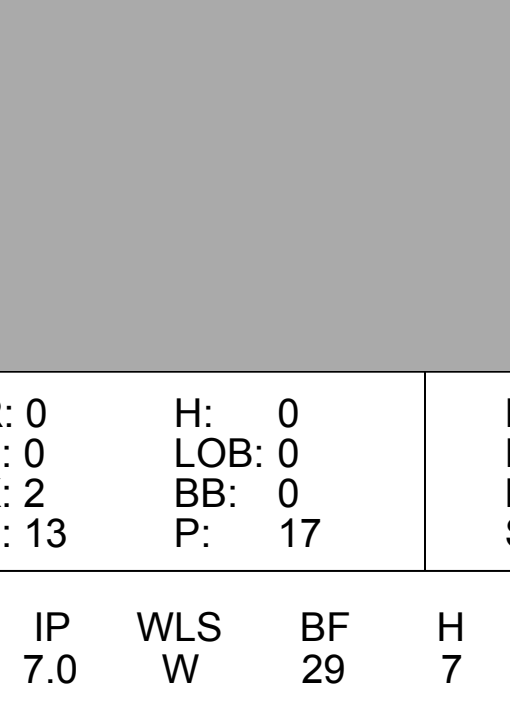
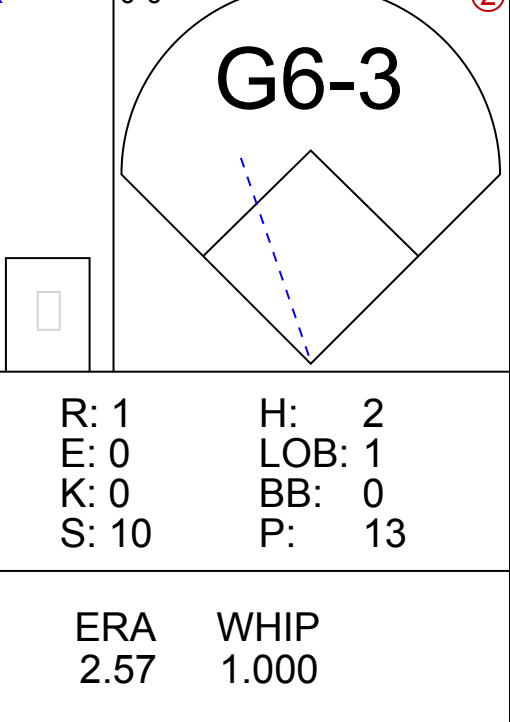
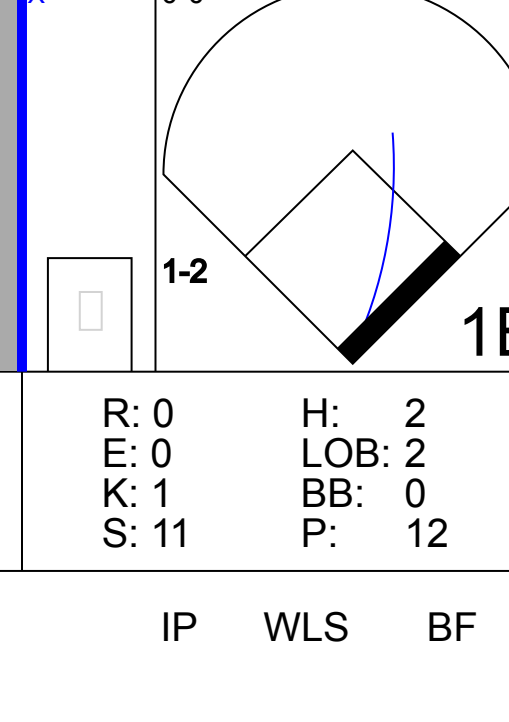
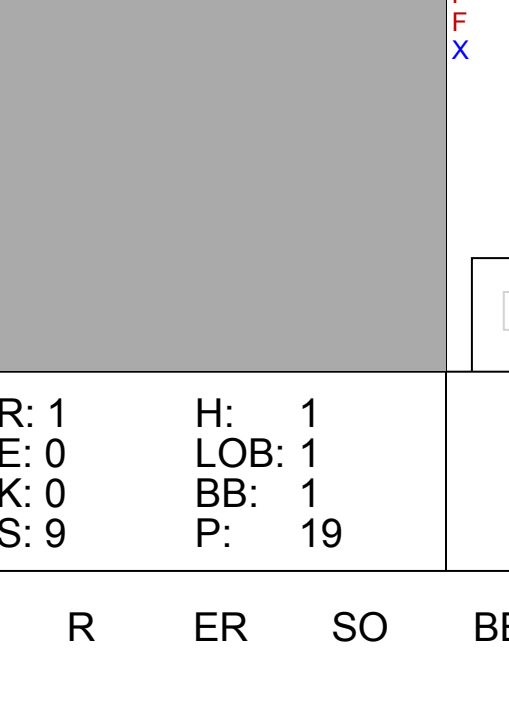
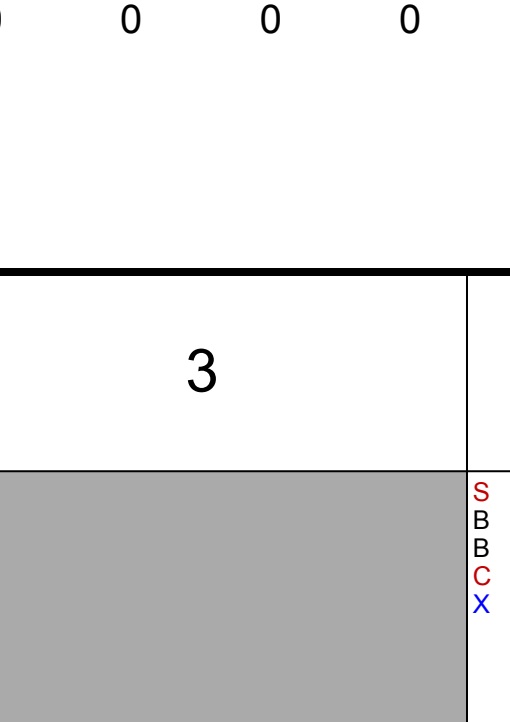
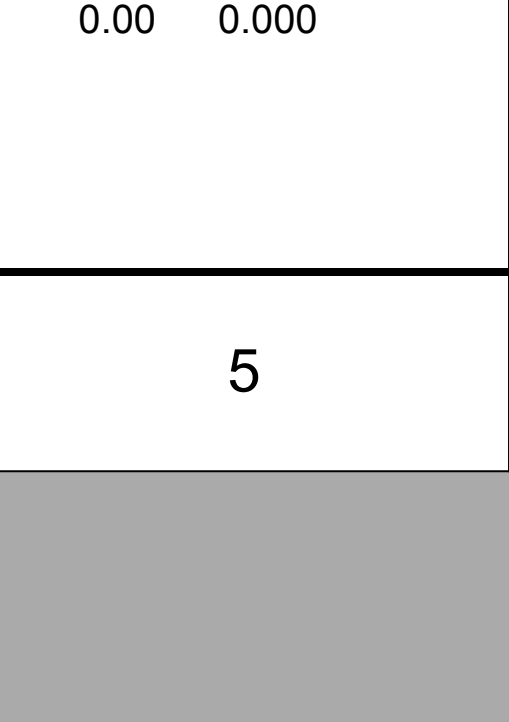
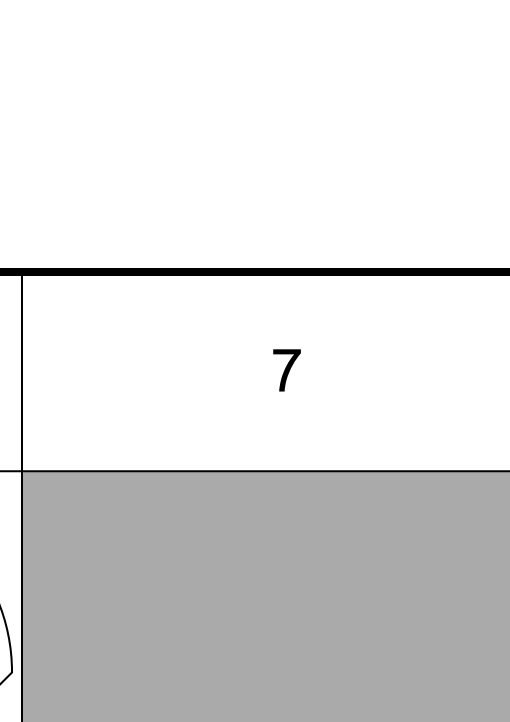
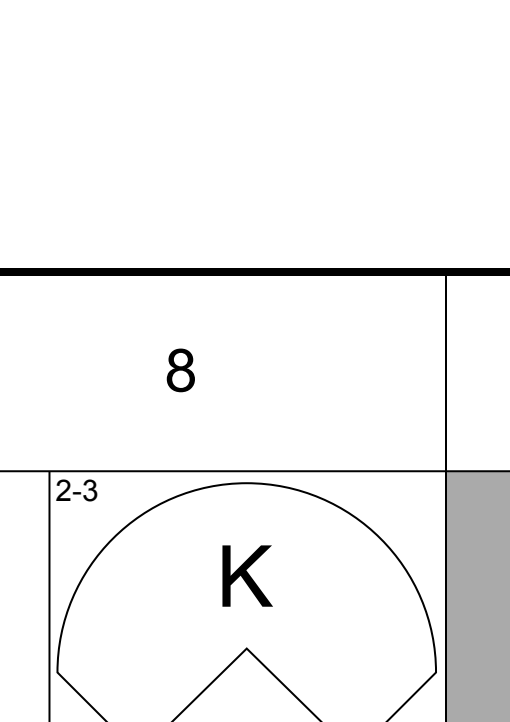
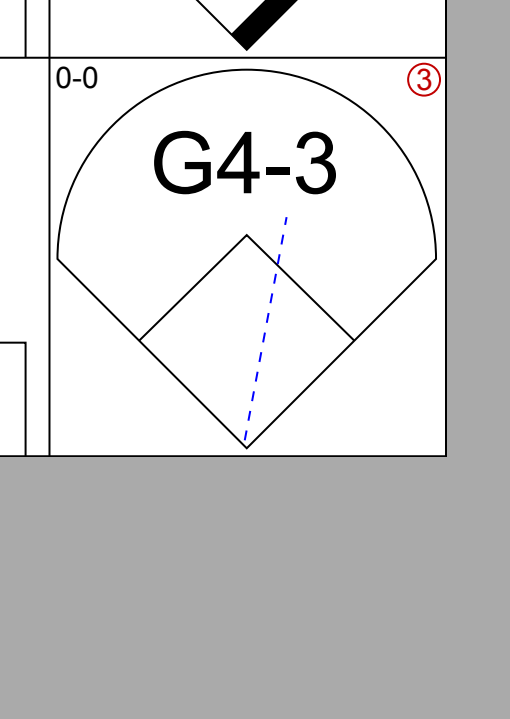


AB	33
R	5
H	8
RBI	4
BB	3
SO	8
LOB	7

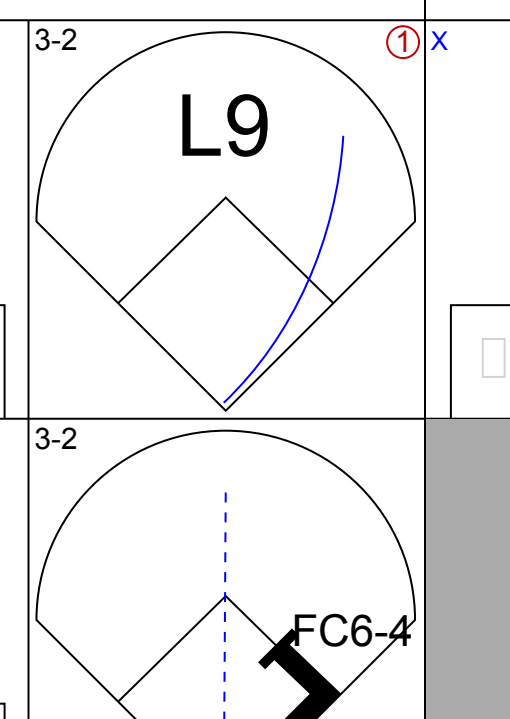
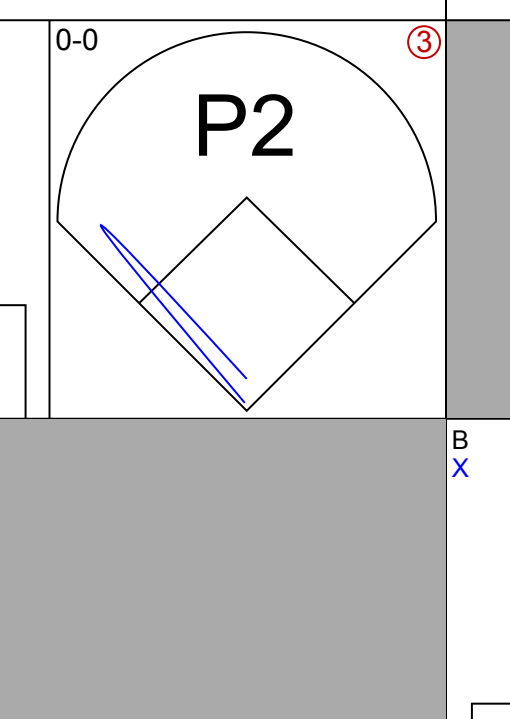
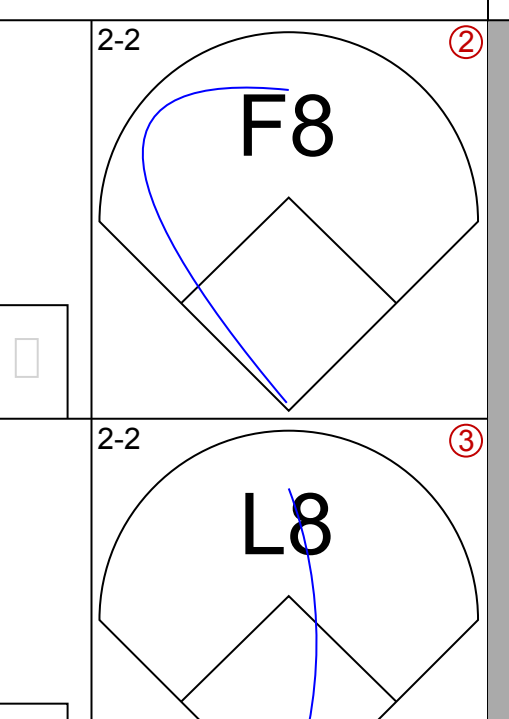
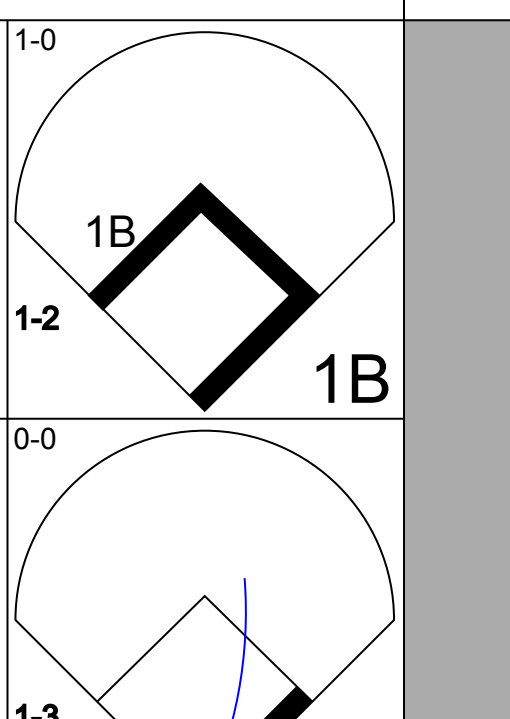
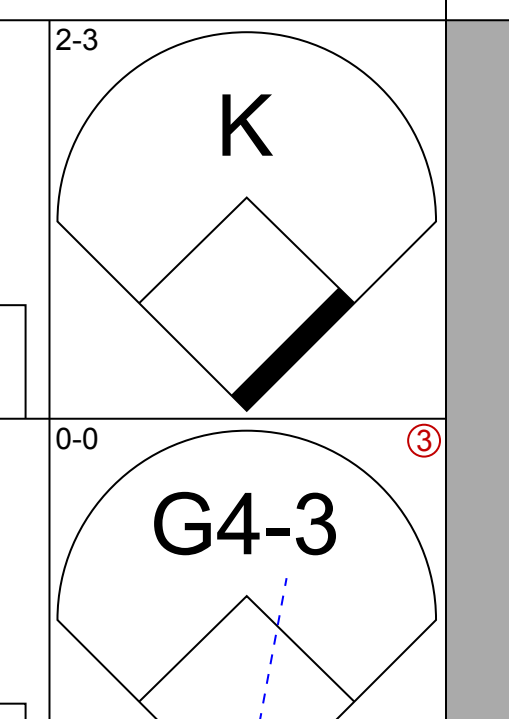
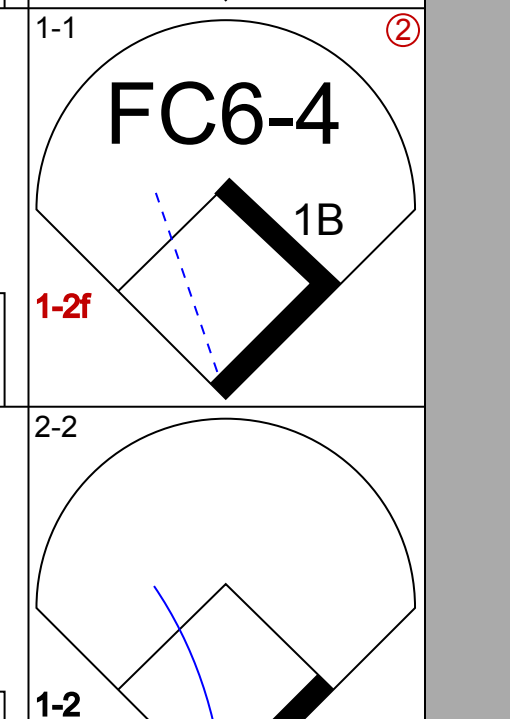
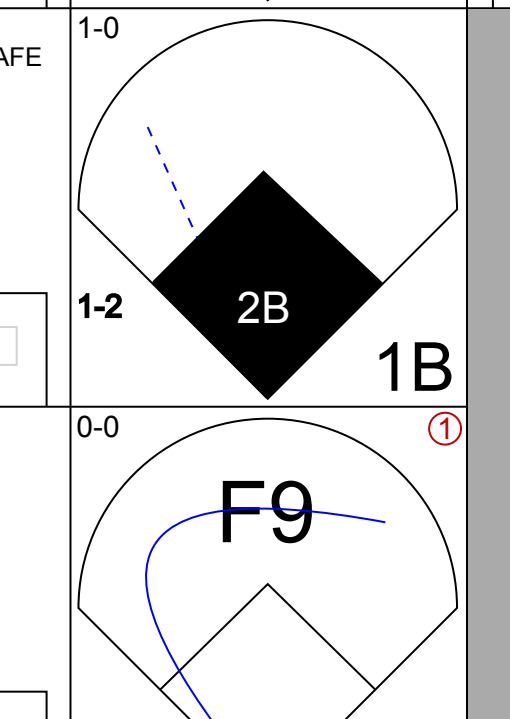

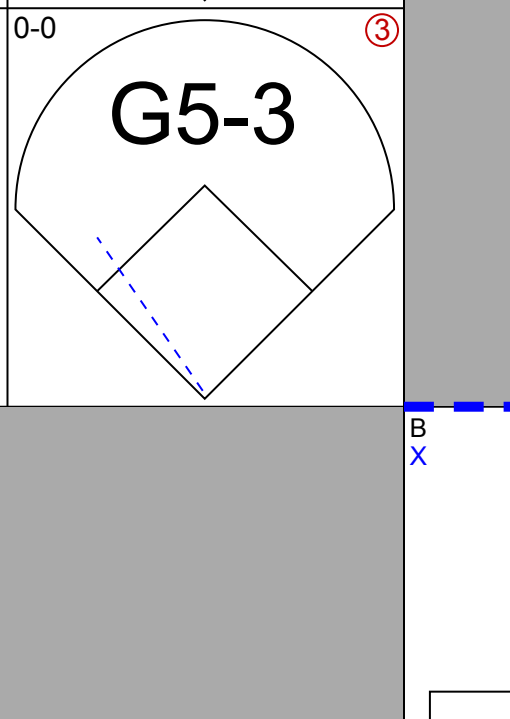

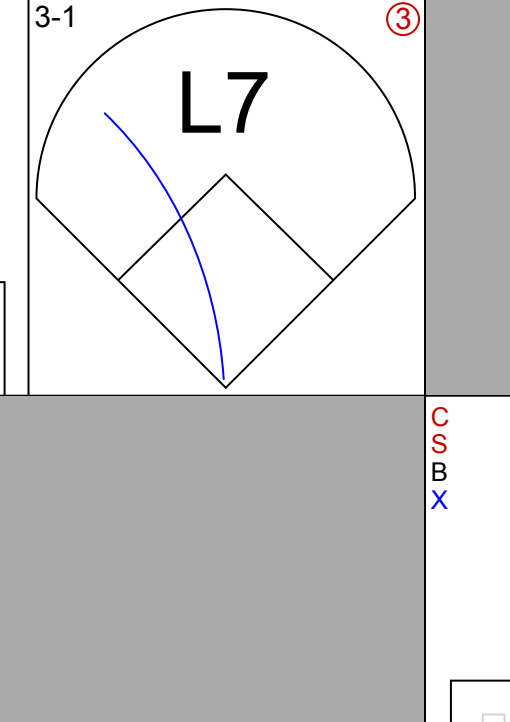
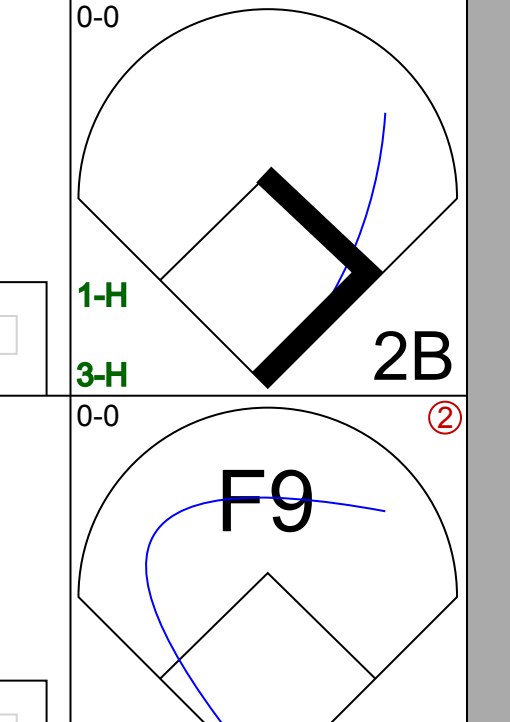
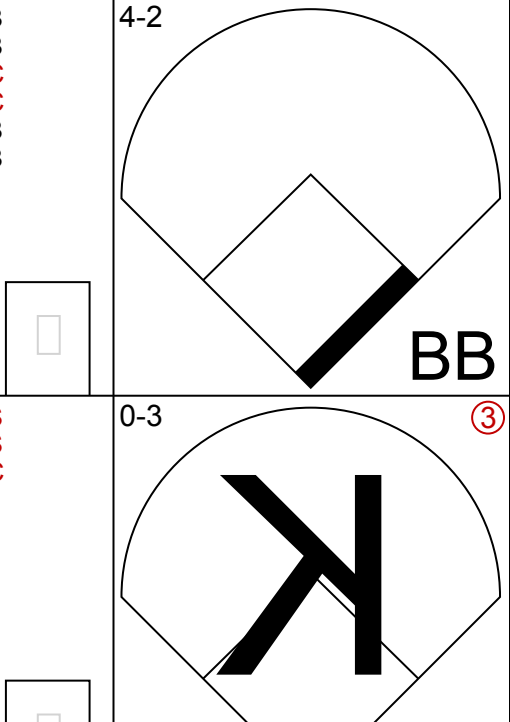
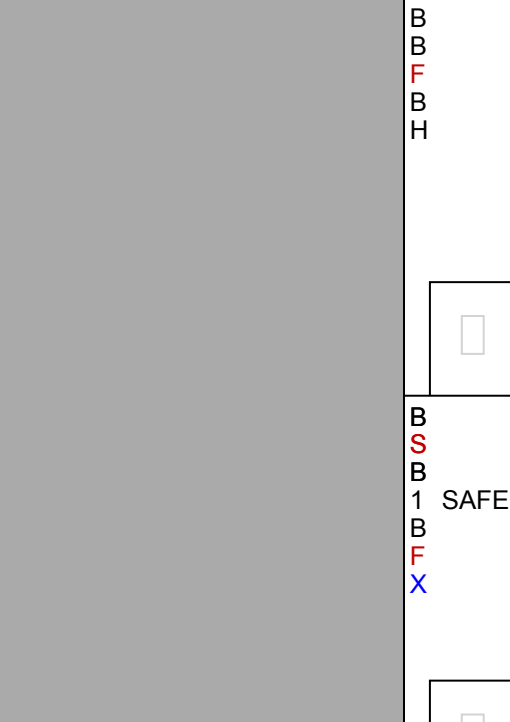
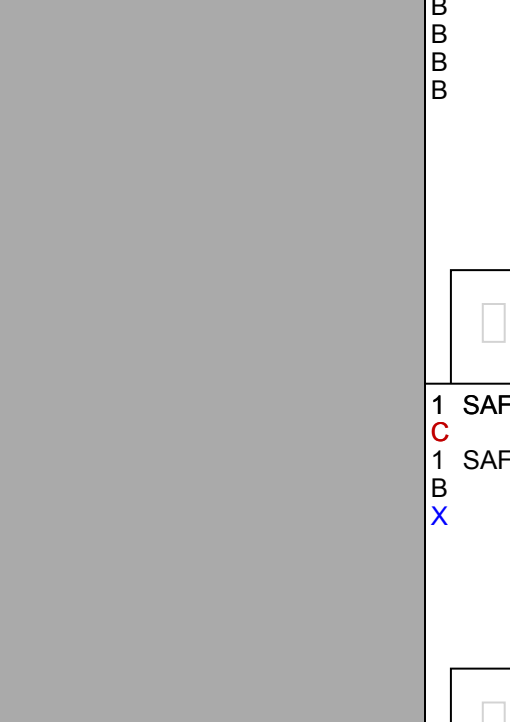
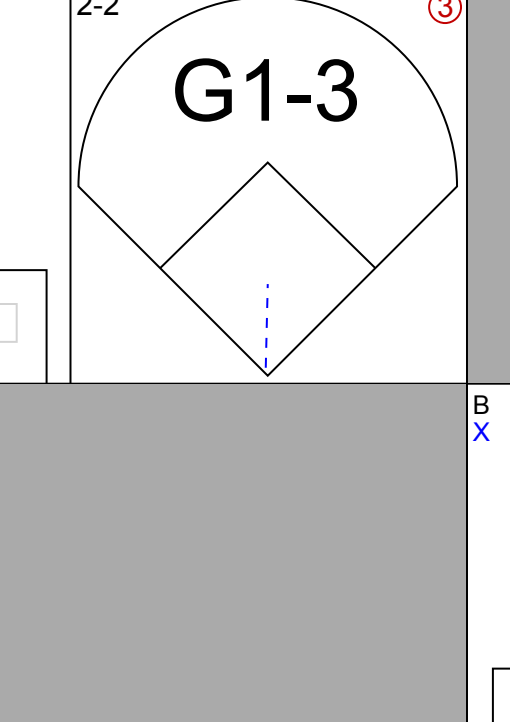

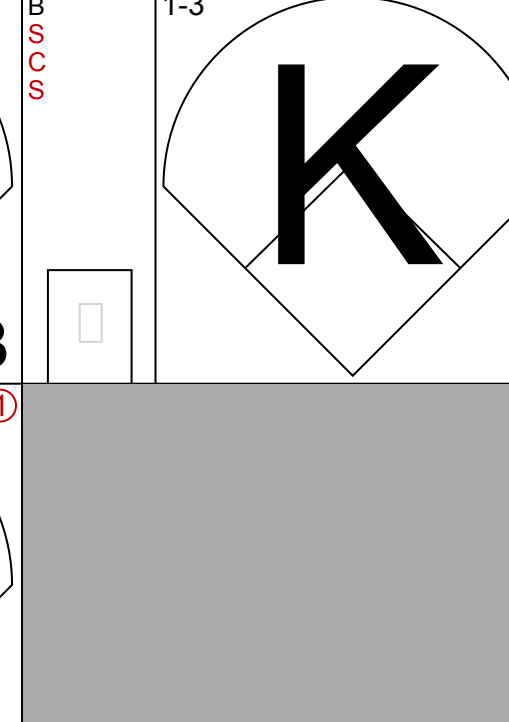
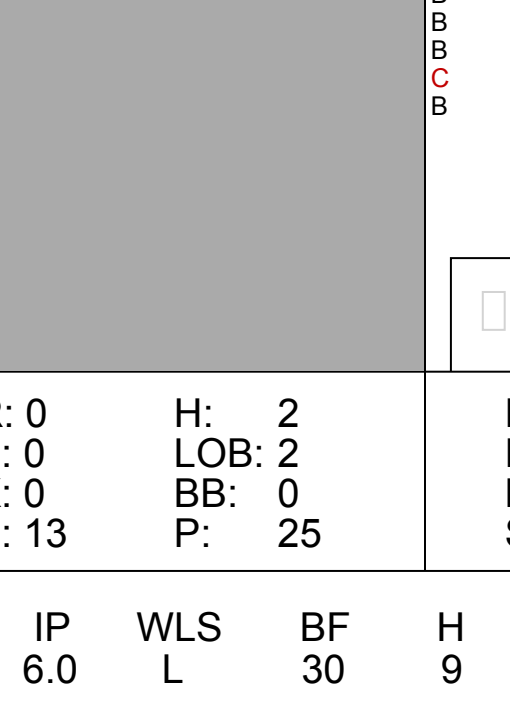
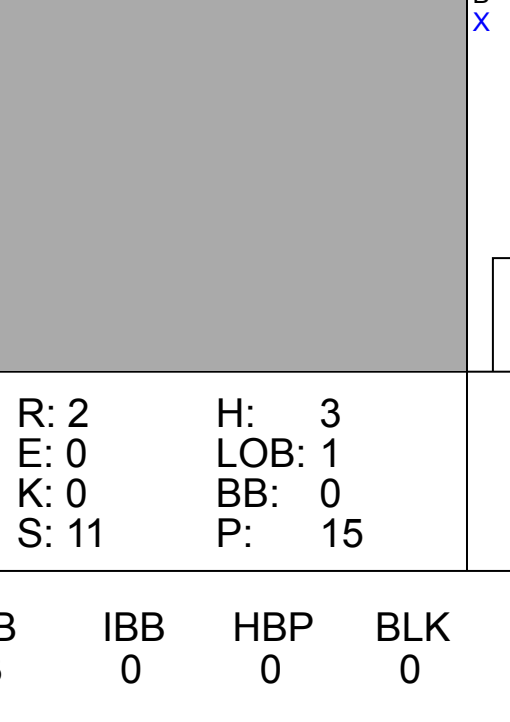
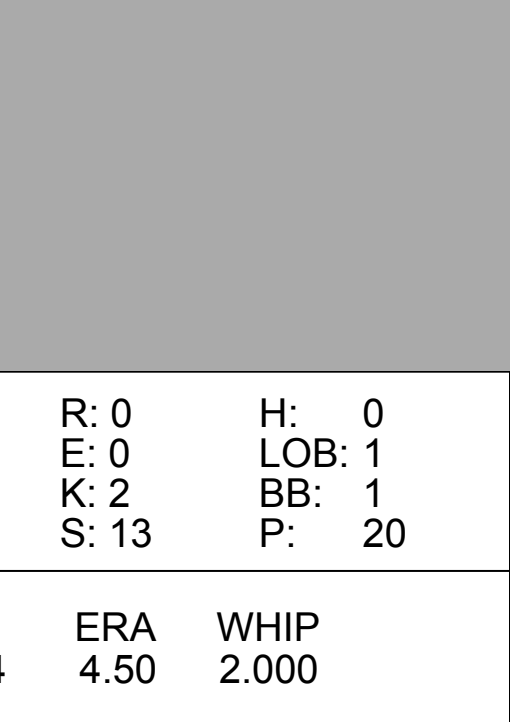
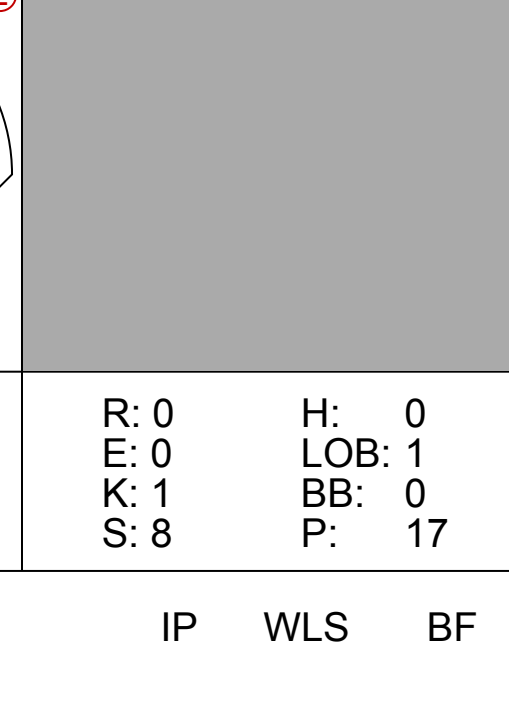












Batter	1	2	3	4	5	6	7	8	9	AB	R	H	RBI	BB	SO	LOB	TOP					
<b>Robby Thompson, R</b> OBP: 0.278, SLG: 0.400 (1, 4)										4	0	0	0	0	1	5	<b>San Francisco Giants @ Houston Astros</b> Astrodome, Houston, TX Fri Apr 12 1991, 8:05 PM EDT Att: 25,632 - Dome - 70 F					
<b>Willie McGee, S</b> OBP: 0.333, SLG: 0.500 (1, 8)										4	1	1	0	0	2	2						
<b>Will Clark, L</b> OBP: 0.389, SLG: 0.471 (1, 3)										3	0	1	0	1	0	0						
<b>Kevin Mitchell, R</b> OBP: 0.375, SLG: 0.929 (1, 7)										4	0	0	0	0	0	3						
<b>Matt Williams, R</b> OBP: 0.167, SLG: 0.333 (1, 5)										4	0	0	1	0	1	2						
<b>Kevin Bass, S</b> OBP: 0.278, SLG: 0.188 (1, 9)										4	1	1	0	0	2	1						
<b>Steve Decker, R</b> OBP: 0.500, SLG: 0.667 (1, 2)										4	0	3	0	0	1	0						
<b>Mike Benjamin, R</b> OBP: 0.200, SLG: 0.333 (1, 6)										0	0	0	1	0	0	0						
<b>Mark Leonard, L</b> (7, PH)										1	0	0	0	0	0	1						
<b>Trevor Wilson, L</b> (7, PH)										1	0	0	0	0	0	0						
<b>Mike Kingery, L</b> (9, PH)										1	0	0	0	0	1	0						
<b>Rick Reuschel, R</b> (1, 1)										2	0	0	0	0	0	3						
<b>Dave Anderson, R</b> OBP: 0.333, SLG: 0.333 (7, PH)										2	0	1	0	0	0	0						
<b>Inning Stats</b>	R: 0 E: 0 K: 2 S: 13	H: 0 LOB: 0 BB: 0 P: 17	R: 0 E: 0 K: 2 S: 7	H: 0 LOB: 0 BB: 0 P: 10	R: 0 E: 0 K: 0 S: 8	H: 1 LOB: 2 BB: 0 P: 11	R: 0 E: 0 K: 0 S: 5	H: 0 LOB: 0 BB: 0 P: 7	R: 1 E: 0 K: 0 S: 10	H: 2 LOB: 1 BB: 0 P: 13	R: 0 E: 0 K: 1 S: 8	H: 1 LOB: 2 BB: 0 P: 13	R: 0 E: 0 K: 1 S: 11	H: 2 LOB: 2 BB: 0 P: 12	R: 1 E: 0 K: 0 S: 9	H: 1 LOB: 1 BB: 1 P: 19	R: 0 E: 0 K: 2 S: 9	H: 0 LOB: 0 BB: 0 P: 9	1B: 6 2B: 1 3B: 0 HR: 0	SF: 1 SAC: 0 DP: 0 HBP: 1	WP: 0 PB: 0 SB: 0 CS: 0	PA: 36
<b>PITCHER</b>	IP	WLS	BF	H	R	ER	SO	BB	IBB	HBP	BLK	WP	HR	S	P	ERA	WHIP					
<b>Mark Portugal, R</b> ERA: 2.57 (1, 1)	7.0	W	29	7	2	2	6	0	0	1	0	0	0	65	89	2.57	1.000					
<b>Al Osuna, L</b> ERA: (8, 1)	0.0		1	0	0	0	0	1	0	0	0	0	0	4								
<b>Dwayne Henry, R</b> ERA: (8, 1)	2.0	S	6	0	0	0	2	0	0	0	0	0	0	15	18	0.00	0.000					


Batter	1	2	3	4	5	6	7	8	9	AB	R	H	RBI	BB	SO	LOB	BOTTOM				
<b>Eric Yelding, R</b> OBP: 0.235, SLG: 0.412 (1, 6)										5	0	1	0	0	1	3	<b>San Francisco Giants @ Houston Astros</b> Astrodome, Houston, TX Fri Apr 12 1991, 8:05 PM EDT Att: 25,632 - Dome - 70 F				
<b>Steve Finley, L</b> OBP: 0.438, SLG: 0.467 (1, 8)										5	1	3	1	0	0	2					
<b>Craig Biggio, R</b> OBP: 0.333, SLG: 0.533 (1, 2)										4	1	1	0	0	0	3					
<b>Luis Gonzalez, L</b> OBP: 0.313, SLG: 0.231 (1, 7)										4	0	1	0	0	1	2					
<b>Ken Caminiti, S</b> OBP: 0.313, SLG: 0.231 (1, 5)										2	0	1	2	1	0	2					
<b>5 Jeff Bagwell, R</b> OBP: 0.188, SLG: 0.071 (1, 3)										4	0	0	0	0	1	3					
<b>Karl Rhodes, L</b> OBP: 0.500, SLG: 0.615 (1, 9)										3	0	1	0	1	1	2					
<b>Mark McLemore, S</b> OBP: 0.200, SLG: 0.077 (1, 4)										4	0	0	0	0	1	2					
<b>Mark Portugal, R</b> OBP: 0.667, SLG: 0.500 (1, 1)										2	1	1	0	1	0	1					
<b>Al Osuna, R</b> (8, 1)										0	0	0	0	0	0	0					
<b>Mark Davidson, R</b> (8, 9)										1	0	0	0	0	1	0					
<b>Dwayne Henry, R</b> (8, 1)										0	0	0	0	0	0	0					
<b>Inning Stats</b>	R: 0 E: 0 K: 0 S: 13	H: 2 LOB: 2 BB: 0 P: 25	R: 0 E: 0 K: 0 S: 7	H: 0 LOB: 2 BB: 2 P: 17	R: 2 E: 0 K: 0 S: 11	H: 3 LOB: 1 BB: 0 P: 15	R: 0 E: 0 K: 0 S: 8	H: 1 LOB: 1 BB: 0 P: 14	R: 0 E: 0 K: 2 S: 13	H: 0 LOB: 1 BB: 1 P: 20	R: 1 E: 0 K: 0 S: 8	H: 3 LOB: 2 BB: 0 P: 13	R: 0 E: 0 K: 1 S: 8	H: 0 LOB: 1 BB: 0 P: 17	R: 0 E: 0 K: 3 S: 10	H: 0 LOB: 1 BB: 0 P: 15	1B: 7 2B: 2 3B: 0 HR: 0	SF: 0 SAC: 0 DP: 0 HBP: 1	WP: 1 PB: 0 SB: 0 CS: 0	PA: 38	
<b>PITCHER</b>	IP	WLS	BF	H	R	ER	SO	BB	IBB	HBP	BLK	WP	HR	S	P	ERA	WHIP				
<b>Rick Reuschel, R</b> ERA: 4.5 (1, 1)	6.0	L	30	9	3	3	2	3	0	0	0	0	0	60	104	4.50	2.000				
<b>Trevor Wilson, L</b> ERA: 10.13 (7, 1)	2.0		8	0	0	0	4	0	0	1	0	1	0	18	32	0.00	0.000				



Batter	1	2	3	4	5	6	7	8	9	AB	R	H	RBI	BB	SO	LOB	TOP										
Robby Thompson, R OBP: 0.286, SLG: 0.353 Greg Litton, R OBP: 0.250, SLG: 0.250	F9		1B	K		G3	3B		G6-3	2	0	0	0	1	1	0											
Willie McGee, S OBP: 0.409, SLG: 0.545 Mike Kingery, L OBP: 0.250, SLG: 0.750	HR		1B	1B		E1	1B		F8	4	3	3	0	0	0	0											
Will Clark, L OBP: 0.429, SLG: 0.524 Kirt Manwaring, R OBP: 1.000, SLG: 1.000	E2		L9		1B	K	1B		1B	4	3	2	2	1	1	2											
Kevin Mitchell, R OBP: 0.500, SLG: 1.294 Mike Felder, S	HR		1B		WP				F8	3	4	3	4	1	0	0											
Matt Williams, R OBP: 0.217, SLG: 0.348	K		1B		K					5	0	2	2	0	2	1											
Kevin Bass, S OBP: 0.348, SLG: 0.250 Eric Gunderson, R	F7		1B		FC6-4					4	1	2	1	1	0	2											
Steve Decker, R OBP: 0.556 Terry Kennedy, L OBP: 0.500, SLG: 0.500	L8		K		FC6-4				G4-3	3	0	0	0	0	1	3											
Dave Anderson, R OBP: 0.375, SLG: 0.375	CS				F9				G6-3	5	1	2	0	0	1	1											
Scott Garretts, R Mark Leonard, L OBP: 0.250, SLG: 0.250	G1-3		L8		F8				F7	3	0	0	0	0	0	1											
<b>Inning Stats</b>	R: 3 E: 1 K: 1 S: 9	H: 2 LOB: 1 P: 21	R: 0 E: 0 K: 0 S: 8	H: 1 LOB: 0 BB: 0 P: 11	R: 2 E: 0 K: 1 S: 12	H: 3 LOB: 2 BB: 2 P: 24	R: 0 E: 0 K: 2 S: 10	H: 0 LOB: 0 BB: 0 P: 14	R: 3 E: 2 K: 1 S: 13	H: 2 LOB: 1 BB: 1 P: 27	R: 0 E: 0 K: 1 S: 10	H: 1 LOB: 1 BB: 0 P: 14	R: 8 E: 0 K: 0 S: 23	H: 9 LOB: 1 BB: 1 P: 41	R: 0 E: 0 K: 0 S: 3	H: 0 LOB: 0 BB: 0 P: 5	R: 0 E: 0 K: 0 S: 12	H: 1 LOB: 1 BB: 0 P: 17	1B: 15 2B: 1 3B: 1 HR: 2	SF: 0 SAC: 0 DP: 1 HBP: 0	WP: 1 PB: 0 SB: 1 CS: 1	PA: 49					
<b>PITCHER</b>	IP	WLS	BF	H	R	ER	SO	BB	IBB	HBP	BLK	WP	HR	S	P	ERA	WHIP										
Mike Scott, R ERA: 12.86	3.0	L	16	6	5	2	3	0	0	0	0	0	1	29	56	15.00	3.000										
Jim Clancy, R ERA: 3.6	2.0		10	2	3	1	3	0	1	0	0	0	1	23	41	4.50	1.000										
Darryl Kile, R ERA: 33.75	1.1		12	8	7	7	1	0	0	0	0	0	1	27	41	47.25	6.000										
Xavier Hernandez, R ERA: 2.45	1.2		7	2	1	1	0	1	0	0	0	0	0	9	19	5.40	1.800										
Al Osuna, L ERA:	1.0		4	1	0	0	0	0	0	0	0	0	0	12	17	0.00	1.000										

**San Francisco Giants @ Houston Astros**  
Astrodome, Houston, TX  
Sat Apr 13 1991, 8:05 PM EDT  
Att: 22,411 - Dome - 70 F


**AB 44**  
**R 16**  
**H 19**  
**RBI 14**  
**BB 5**  
**SO 6**  
**LOB 11**



Batter	1	2	3	4	5	6	7	8	9	AB	R	H	RBI	BB	SO	LOB	BOTTOM										
Eric Yelding, R OBP: 0.200, SLG: 0.350 Darryl Kile, R Mark Davidson, R	K		P4		G6-3		G5-3			3	0	0	0	0	1	1											
Steve Finley, L OBP: 0.350, SLG: 0.368	P2		G4-3			G3			F7	4	0	0	0	0	0	0											
Karl Rhodes, L OBP: 0.444, SLG: 0.500	G3				G4-3	G3			G6-3	3	0	0	0	1	1	0											
Luis Gonzalez, L OBP: 0.263, SLG: 0.188 Xavier Hernandez, L Casey Candaele, S Al Osuna, R	G3				G3				G6-3	3	0	0	0	0	0	1											
Ken Caminiti, S OBP: 0.350, SLG: 0.353	5		G4-3		G4-3				F9	4	1	2	0	0	0	1											
5 Jeff Bagwell, R OBP: 0.200, SLG: 0.111	K		F7						F9	4	1	1	1	0	1	2											
Carl Nichols, R OBP: 0.750, SLG: 1.000									FC5-4	3	0	2	0	1	1	1											
Mark McLemore, S OBP: 0.158, SLG: 0.059	P4				P1				FC5-4	4	0	0	0	0	1	5											
Mike Scott, R Dave Rohde, S Jim Clancy, R Rafael Ramirez, R OBP: 0.200, SLG: 0.400	L3				L6					0	0	0	0	0	0	0											
<b>Inning Stats</b>	R: 0 E: 0 K: 1 S: 7	H: 0 LOB: 0 BB: 0 P: 12	R: 0 E: 0 K: 1 S: 10	H: 1 LOB: 2 BB: 1 P: 20	R: 0 E: 0 K: 0 S: 5	H: 0 LOB: 0 BB: 0 P: 6	R: 0 E: 0 K: 0 S: 7	H: 0 LOB: 1 BB: 1 P: 14	R: 0 E: 0 K: 1 S: 10	H: 0 LOB: 0 BB: 0 P: 15	R: 2 E: 0 K: 2 S: 19	H: 3 LOB: 1 BB: 0 P: 25	R: 0 E: 0 K: 0 S: 4	H: 0 LOB: 0 BB: 0 P: 6	R: 0 E: 0 K: 0 S: 5	H: 1 LOB: 1 BB: 0 P: 9	1B: 3 2B: 3 3B: 0 HR: 0	SF: 0 SAC: 0 DP: 0 HBP: 0	WP: 0 PB: 0 SB: 1 CS: 0	PA: 35							
<b>PITCHER</b>	IP	WLS	BF	H	R	ER	SO	BB	IBB	HBP	BLK	WP	HR	S	P	ERA	WHIP										
Scott Garretts, R ERA:	1.1		22	4	2	2	2	0	0	0	0	0	0	28	40	6.00	1.333										
Eric Gunderson, L ERA: 5.4	3.0	S	13	4	2	2	2	0	0	0	0	0	0	28	40	6.00	1.333										

**San Francisco Giants @ Houston Astros**  
Astrodome, Houston, TX  
Sat Apr 13 1991, 8:05 PM EDT  
Att: 22,411 - Dome - 70 F

**AB 33**  
**R 2**  
**H 6**  
**RBI 2**  
**BB 2**  
**SO 5**  
**LOB 13**





Batter	1	2	3	4	5	6	7	8	9	AB	R	H	RBI	BB	SO	LOB	TOP					
<b>Robby Thompson, R</b> (1, 4) OBP: 0.280, SLG: 0.300	2-1 P6		1-3 K		2-0 G6-3			4-1 3B BB		3	1	0	0	1	1	1	<b>San Francisco Giants @ Houston Astros</b> Astrodome, Houston, TX Sun Apr 14 1991, 4:33 AM EDT Att. 12,834 - Dome - 70 F					
<b>Willie McGee, S</b> (1, 8) OBP: 0.346, SLG: 0.462	2-3 K			0-0 G4-3		1-1 L7		0-3 K		4	0	0	0	0	2	1						
<b>Will Clark, L</b> (1, 3) OBP: 0.481, SLG: 0.609	4-1 FC5-4 BB			4-2 FC3-6 BB		1-3 K		3-2 1-H 2B 3B		2	1	1	1	2	1	0						
<b>Kevin Mitchell, R</b> (1, 7) OBP: 0.458, SLG: 1.143	1-1 FC5-4			0-1 FC3-6 1B		0-0 P4		1-0 2B		4	0	1	1	0	0	2						
<b>Matt Williams, R</b> (1, 5) OBP: 0.222, SLG: 0.333		1-1 L8		2-2 1-2 1B		2-1 G5-3		2-2 P4 2B		4	0	1	0	0	0	1						
<b>Kevin Bass, S</b> (1, 9) OBP: 0.333, SLG: 0.250		2-2 G6-3		3-2 F7		2-1 WP 1B		2-3 K		4	0	1	0	0	1	3						
<b>Terry Kennedy, L</b> (1, 2) OBP: 0.333, SLG: 0.333		2-0 G4-3			3-2 G4-3		0-0 WP 1B		1-3 K	4	0	1	0	0	1	0						
<b>Mike Benjamin, R</b> (1, 6) OBP: 0.176, SLG: 0.286			1-2 G3		3-3 K		1-3 K		3-2 F7	2	0	0	0	0	1	0						
<b>Mark Leonard, L</b> (7, PH) OBP: 0.200, SLG: 0.200										1	0	0	0	0	1	2						
<b>Don Robinson, R</b> (7, 1) OBP: 0.200, SLG: 0.600										0	0	0	0	0	0	0						
<b>Jeff Brantley, R</b> (8, 1) OBP: 0.200, SLG: 0.600										0	0	0	0	0	0	0						
<b>Mike Kingery, L</b> (9, PH) OBP: 0.200, SLG: 0.600										1	0	0	0	0	0	0						
<b>John Burkett, R</b> (1, 1) OBP: 0.500, SLG: 0.250				0-0 L7		2-1 1B		2-0 G5-3		1	0	0	0	0	0	0						
<b>Mike Felder, S</b> (5, PH) OBP: 0.167, SLG: 0.167										1	0	1	0	0	0	0						
<b>Trevor Wilson, L</b> (7, PH) OBP: 0.167, SLG: 0.167										2	0	0	0	0	1	2						
<b>Inning Stats</b>	R: 0 E: 0 K: 1 S: 8	H: 0 LOB: 1 BB: 1 P: 17	R: 0 E: 0 K: 0 S: 6	H: 0 LOB: 0 BB: 0 P: 11	R: 0 E: 0 K: 1 S: 7	H: 0 LOB: 0 BB: 0 P: 9	R: 0 E: 0 K: 0 S: 11	H: 1 LOB: 2 BB: 1 P: 20	R: 0 E: 0 K: 1 S: 10	H: 1 LOB: 1 BB: 0 P: 20	R: 0 E: 0 K: 1 S: 8	H: 0 LOB: 0 BB: 0 P: 10	R: 0 E: 0 K: 1 S: 10	H: 2 LOB: 2 BB: 0 P: 17	R: 2 E: 0 K: 2 S: 14	H: 2 LOB: 1 BB: 1 P: 26	R: 0 E: 0 K: 2 S: 9	H: 0 LOB: 0 BB: 0 P: 13	1B: 4 2B: 1 3B: 1 HR: 0	SF: 0 SAC: 0 DP: 0 HBP: 0	WP: 1 PB: 0 SB: 0 CS: 0	PA: 36
<b>PITCHER</b>	IP	WLS	BF	H	R	ER	SO	BB	IBB	HBP	BLK	WP	HR	S	P	ERA	WHIP					
<b>Jimmy Jones, R</b> (1, 1) ERA: 2.45	7.1	W	30	5	2	2	6	3	0	0	0	1	0	67	118	2.46	1.091					
<b>Curt Schilling, R</b> (8, 1) ERA:	1.2		6	1	0	0	3	0	0	0	0	0	0	16	25	0.00	0.600					

Batter	1	2	3	4	5	6	7	8	9	AB	R	H	RBI	BB	SO	LOB	BOTTOM				
<b>Eric Yelding, R</b> (1, 6) OBP: 0.160, SLG: 0.280	2-2 G4-3		0-0 FC5-4		1-3 K			1-3 K		5	0	0	0	0	2	3	<b>San Francisco Giants @ Houston Astros</b> Astrodome, Houston, TX Sun Apr 14 1991, 4:33 AM EDT Att. 12,834 - Dome - 70 F				
<b>Steve Finley, L</b> (1, 8) OBP: 0.375, SLG: 0.409	2-1 G6-3			1-1 1B 2B	4-1 1B HR BB			F7		3	2	1	0	1	0	2					
<b>Craig Biggio, R</b> (1, 2) OBP: 0.474, SLG: 0.684	1-2 CS 1B			0-2 2B SF8 1B	0-2 HR 1B			F7 2B		4	2	4	0	0	0	0					
<b>Luis Gonzalez, L</b> (1, 7) OBP: 0.261, SLG: 0.250	2-2 CS	0-0 P5		0-0 3B 2B	1-3 3-H K			F7		4	1	1	1	0	1	3					
<b>Ken Caminiti, S</b> (1, 5) OBP: 0.375, SLG: 0.500		4-2 CS BB		0-3 K	2-1 HR			FC3-2-5-3		3	1	1	3	1	1	3					
<b>Ken Oberkell, L</b> (1, 3) OBP: 0.375, SLG: 0.500		2-3 K		4-0 3B IBB	1-1 P6			4-0 BB		2	1	0	0	2	1	1					
<b>Karl Rhodes, L</b> (1, 9) OBP: 0.409, SLG: 0.444			1-2 G6-3		3-1 SF8			4-1 FC5-6 BB		2	0	0	1	1	0	2					
<b>Curt Schilling, R</b> (8, 1) OBP: 1.000, SLG: 1.000										0	0	0	0	0	0	0					
<b>Casey Candaele, S</b> (1, 4) OBP: 0.500, SLG: 0.833			0-1 F9		1-2 3B			1-1 FC6-4 FC5-6 1B		4	0	2	2	0	0	0					
<b>Jimmy Jones, R</b> (1, 1) OBP: 0.333, SLG: 0.333			1-1 FC5-4 1B		0-0 G6-3			0-0 FC5-6 FC6-4		3	0	1	0	0	0	3					
<b>Mark Davidson, R</b> (8, 9) ERA:										1	0	0	0	0	0	0					
<b>Inning Stats</b>	R: 0 E: 0 K: 0 S: 11	H: 1 LOB: 0 BB: 0 P: 17	R: 0 E: 0 K: 1 S: 6	H: 0 LOB: 1 BB: 1 P: 12	R: 0 E: 0 K: 0 S: 8	H: 1 LOB: 0 BB: 0 P: 10	R: 4 E: 0 K: 1 S: 17	H: 4 LOB: 1 BB: 1 P: 26	R: 3 E: 0 K: 2 S: 15	H: 2 LOB: 0 BB: 1 P: 24	R: 0 E: 0 K: 0 S: 7	H: 1 LOB: 2 BB: 1 P: 15	R: 0 E: 0 K: 0 S: 10	H: 1 LOB: 2 BB: 1 P: 20	R: 0 E: 0 K: 1 S: 7	H: 0 LOB: 0 BB: 0 P: 9	1B: 5 2B: 4 3B: 1 HR: 1	SF: 1 SAC: 0 DP: 1 HBP: 0	WP: 0 PB: 0 SB: 0 CS: 2	PA: 38	
<b>PITCHER</b>	IP	WLS	BF	H	R	ER	SO	BB	IBB	HBP	BLK	WP	HR	S	P	ERA	WHIP				
<b>John Burkett, R</b> (1, 1) ERA: 5.73	4.0	L	18	6	4	4	2	1	1	0	0	0	0	42	65	9.00	1.750				
<b>Trevor Wilson, L</b> (5, 1) ERA: 11.57	2.0		11	3	3	3	2	2	0	0	0	0	1	22	39	13.50	2.500				
<b>Don Robinson, R</b> (7, 1) ERA:	1.0		5	1	0	0	0	1	0	0	0	0	0	10	20	0.00	2.000				
<b>Jeff Brantley, R</b> (8, 1) ERA: 2.7	1.0		3	0	0	0	1	0	0	0	0	0	0	7	9	0.00	0.000				





Batter	1	2	3	4	5	6	7	8	9	AB	R	H	RBI	BB	SO	LOB	TOP								
Eric Yelding, R (1, 6) OBP: 0.207, SLG: 0.321	4-1 BB		1-2 2B			3-2 G6-3		0-3 K		3	0	1	0	1	1	0	<b>Houston Astros @ Atlanta Braves</b> Atlanta-Fulton County Stadium, Atlanta, GA Mon Apr 15 1991, 7:05 PM EDT Att: 6,729 - Cloudy - 78 F								
Steve Finley, L (1, 8) OBP: 0.321, SLG: 0.346	0-2 F7		1-3 K			1-1 G3		3-3 K		4	0	0	0	0	2	2									
Craig Biggio, R (1, 2) OBP: 0.435, SLG: 0.739	0-3 K			3-1 P4		0-0 HR			0-2 G5-3	4	1	1	1	0	1	1									
Luis Gonzalez, L (1, 7) OBP: 0.222, SLG: 0.208	1-1 P5			1-0 P6		1-2 F9			3-3 K	4	0	0	0	0	1	1									
Ken Caminiti, S (1, 5)		0-0 G4-3		1-0 1B			2-2 5 SH3-4 1B		0-0 5 HR 1B	4	1	3	0	0	0	0									
5 Jeff Banwell, R (1, 3) OBP: 0.217, SLG: 0.286	1-2 F9			1-1 F8			1-1 SH3-4		1-2 HR	3	1	1	2	0	0	1									
Karl Rhodes, L (1, 9) Curt Schilling, R (9, 1) OBP: 1.000, SLG: 1.000	0-2 G5-3			2-3 K			2-3 K		2-0 F7	4	0	0	0	0	2	1									
Casey Candaele, S (1, 4) OBP: 0.333, SLG: 0.556			1-0 F7		3-2 F9		2-2 F8			3	0	0	0	0	0	1									
Jim Deshaies, L (1, 1) Rafael Ramirez, R (8, PH) Dwayne Henry, R (8, 1) Al Osuna, R (8, 1) Mark Davidson, R (9, 9)			1-3 K		0-0 G5-3			0-0 F9		2	0	0	0	0	1	0									
<b>Inning Stats</b>	R: 0 E: 0 K: 1 S: 9	H: 0 LOB: 1 BB: 1 P: 14	R: 0 E: 0 K: 0 S: 7	H: 0 LOB: 0 BB: 0 P: 8	R: 0 E: 0 K: 2 S: 12	H: 1 LOB: 1 BB: 0 P: 16	R: 0 E: 0 K: 0 S: 6	H: 1 LOB: 1 BB: 0 P: 12	R: 0 E: 0 K: 1 S: 8	H: 0 LOB: 0 BB: 0 P: 13	R: 1 E: 0 K: 0 S: 9	H: 1 LOB: 0 BB: 0 P: 14	R: 0 E: 0 K: 1 S: 11	H: 1 LOB: 1 BB: 0 P: 18	R: 0 E: 0 K: 2 S: 7	H: 0 LOB: 0 BB: 0 P: 10		R: 2 E: 0 K: 1 S: 11	H: 2 LOB: 0 BB: 0 P: 17	1B: 3 2B: 1 3B: 0 HR: 2	SF: 0 SAC: 1 DP: 0 HBP: 0	WP: 0 PB: 0 SB: 0 CS: 0	PA: 34		
<b>PITCHER</b>	IP WLS BF H R ER SO BB IBB HBP BLK WP HR S P ERA WHIP	7.0 L 8 4 1 1 5 1 0 0 0 0 1 62 95 1.29 0.714	2.0 L 8 2 2 2 3 0 0 0 0 0 1 18 27 9.00 1.000																						

AB	32
R	3
H	6
RBI	3
BB	1
SO	8
LOB	7



Batter	1	2	3	4	5	6	7	8	9	AB	R	H	RBI	BB	SO	LOB	BOTTOM							
Deion Sanders, L (1, 7) OBP: 0.313, SLG: 0.154	4-2 2B SF8 BB		4-1 G6-4-3 BB		2-3 K			0-2 F8		2	1	0	0	2	1	0	<b>Houston Astros @ Atlanta Braves</b> Atlanta-Fulton County Stadium, Atlanta, GA Mon Apr 15 1991, 7:05 PM EDT Att: 6,729 - Cloudy - 78 F							
Mark Lemke, S (1, 4) OBP: 0.273, SLG: 0.500	1-0 2B		0-1 G6-4-3 1-2F		2-0 P3			3-2 G3		4	0	1	0	0	0	1								
Ron Gant, R (1, 8) OBP: 0.364, SLG: 0.188	4-2 G5-4-3 BB		4-0 S BB			2-2 F7		4-2 BB		1	0	0	0	3	0	0								
David Justice, L (1, 9) OBP: 0.227, SLG: 0.476	1-2 SF8		1-1 F9			0-2 G6-3		0-2 G4-3		3	0	0	1	0	0	2								
Francisco Cabrera, R (1, 3) Sid Bream, L (7, 3) OBP: 0.298, SLG: 0.538	2-1 G5-4-3		2-1 P4		1-1 P4		2-2 F8		2-2 G3	3	0	0	0	0	0	2								
Jeff Blauser, R (1, 5) OBP: 0.311, SLG: 0.111		1-2 F8		2-1 G4-3			0-0 L7		2-1 L7	4	0	0	0	0	0	0								
Mike Heath, R (1, 2) OBP: 0.353, SLG: 0.529		1-2 1B		1-1 2B			1-0 F8		1-1 3B	4	0	3	0	0	0	0								
Rafael Belliard, R (1, 6) Tommy Gregg, L (9, PH) OBP: 0.313, SLG: 0.267 OBP: 0.154, SLG: 1.000		1-1 F9		2-2 G4-3			0-0 1B		3-2 F8	3	0	1	0	0	0	2								
29 John Smoltz, R (1, 1) Terry Pendleton, S (7, PH) Kent Mercker, L (8, 1) OBP: 0.333, SLG: 0.333 OBP: 0.154, SLG: 0.667		3-2 F8			3-3 K		1-0 F9			2	0	0	0	0	1	1								
<b>Inning Stats</b>	R: 1 E: 0 K: 0 S: 16	H: 1 LOB: 1 BB: 2 P: 28	R: 0 E: 0 K: 0 S: 12	H: 1 LOB: 0 BB: 0 P: 18	R: 0 E: 0 K: 0 S: 5	H: 0 LOB: 1 BB: 2 P: 14	R: 0 E: 0 K: 0 S: 9	H: 1 LOB: 1 BB: 0 P: 15	R: 0 E: 0 K: 2 S: 9	H: 0 LOB: 0 BB: 0 P: 16	R: 0 E: 0 K: 0 S: 14	H: 0 LOB: 0 BB: 0 P: 18	R: 0 E: 0 K: 0 S: 4	H: 1 LOB: 1 BB: 0 P: 6	R: 0 E: 0 K: 0 S: 14	H: 0 LOB: 1 BB: 1 P: 21		R: 0 E: 0 K: 0 S: 13	H: 1 LOB: 1 BB: 0 P: 21	1B: 2 2B: 2 3B: 1 HR: 0	SF: 1 SAC: 0 DP: 2 HBP: 0	WP: 0 PB: 0 SB: 1 CS: 0	PA: 35	
<b>PITCHER</b>	IP WLS BF H R ER SO BB IBB HBP BLK WP HR S P ERA WHIP	7.0 L 3 0 0 0 0 1 0 0 0 0 0 11 18 0.00 1.500	0.2 W 2 0 0 0 0 0 0 0 0 0 0 6 8 0.00 0.000	0.2 S 3 1 0 0 0 0 0 0 0 0 0 10 16 0.00 1.500																				

AB	29
R	1
H	5
RBI	1
BB	5
SO	2
LOB	10





Batter	1	2	3	4	5	6	7	8	9	AB	R	H	RBI	BB	SO	LOB	TOP										
Eric Yelding, R OBP: 0.176, SLG: 0.273 (1, 6)	L6		K	F9			G1-3		P3	5	0	0	0	0	1	3	<b>Houston Astros @ Atlanta Braves</b> Atlanta-Fulton County Stadium, Atlanta, GA Tue Apr 16 1991, 7:05 PM EDT Att: 7,759 - Sunny - 80 F										
Steve Finley, L OBP: 0.333, SLG: 0.367 (1, 8)	2B		G4-3		G3		1B BB		G3	4	0	1	0	1	0	0											
Craig Biggio, R OBP: 0.407, SLG: 0.667 (1, 2)	G5-3		F7		G4-3		1-2 2-H		1B	4	0	1	1	0	0	1											
Luis Gonzalez, L OBP: 0.194, SLG: 0.179 Xavier Hernandez, L (8, 1)	P4			G3	K		K			4	0	0	0	0	2	3											
Curt Schilling, R OBP: 1.000, SLG: 1.000 Mark McLemore, S OBP: 0.198, SLG: 0.059 Darryl Kile, R (8, 1)										0	0	0	0	0	0	0											
Ken Caminiti, S OBP: 0.406, SLG: 0.536 (1, 5)		F9		5 HR		P5		G3-1		4	1	1	0	0	0	0											
5 Jeff Banwell, R OBP: 0.295, SLG: 0.417 (1, 3)	1B BB			2H	HR	K		K		3	1	1	2	1	2	0											
Mark Davidson, R OBP: 0.125, SLG: 0.125 (7, 7)	F9		E7	2B	1B	G4-3		E6		4	1	1	0	0	0	1											
Casey Candaele, S OBP: 0.462, SLG: 0.769 (1, 4)	1B		1B	2H	2B		1B 2B	K		4	1	3	1	0	1	1											
Pete Harnisch, S OBP: 0.250, SLG: 0.250 Al Osuna, R Dwayne Henry, R Karl Rhodes, L OBP: 0.333, SLG: 0.348 (7, 1) (7, 1) (7, 9)	K			CS	1B		K		K	3	0	1	0	0	2	3											
<b>Inning Stats</b>	R: 0 E: 0 K: 0 S: 12	H: 1 LOB: 1 BB: 0 P: 21	R: 0 E: 0 K: 1 S: 9	H: 1 LOB: 2 BB: 1 P: 16	R: 0 E: 0 K: 1 S: 13	H: 0 LOB: 0 BB: 0 P: 19	R: 3 E: 1 K: 0 S: 15	H: 5 LOB: 1 BB: 0 P: 25	R: 0 E: 0 K: 1 S: 8	H: 0 LOB: 0 BB: 0 P: 11	R: 0 E: 0 K: 1 S: 8	H: 0 LOB: 0 BB: 0 P: 11	R: 1 E: 0 K: 2 S: 13	H: 2 LOB: 2 BB: 1 P: 24	R: 0 E: 1 K: 2 S: 10	H: 0 LOB: 1 BB: 0 P: 18	R: 0 E: 0 K: 1 S: 10	H: 0 LOB: 0 BB: 0 P: 18	1B: 4 2B: 4 3B: 0 HR: 1	SF: 0 SAC: 0 DP: 0 HBP: 0	WP: 0 PB: 0 SB: 0 CS: 1	PA: 38					
<b>PITCHER</b>	IP	WLS	BF	H	R	ER	SO	BB	IBB	HBP	BLK	WP	HR	S	P	ERA	WHIP										
Charlie Leibrandt, L ERA: 3.75 Jeff Farnett, R ERA: 3.86 Mike Stanton, L ERA: Doug Sisk, R ERA: 4.5 Juan Berenguer, R ERA: 3.6	5.0	22	7	3	3	3	3	1	0	0	0	0	1	57	92	5.40	1.600										

Batter	1	2	3	4	5	6	7	8	9	AB	R	H	RBI	BB	SO	LOB	BOTTOM										
Deion Sanders, L OBP: 0.429, SLG: 0.250 (1, 7)	S BB		B5-3		1-2 2-H		FC5 1B	2B BB		3	1	2	2	2	0	0	<b>Houston Astros @ Atlanta Braves</b> Atlanta-Fulton County Stadium, Atlanta, GA Tue Apr 16 1991, 7:05 PM EDT Att: 7,759 - Sunny - 80 F										
Jeff Treadway, L OBP: 0.333, SLG: 0.250 Terry Pendleton, S OBP: 0.267, SLG: 0.786 (1, 4) (7, PH) (8, 5)	F8			2B BB	P6		PB FC5 1B	2B 2B		2	0	0	0	1	0	3											
Ron Gant, R OBP: 0.333, SLG: 0.238 (1, 8)	P7			P5	F8		FC5 PB	2B		5	1	1	2	0	0	6											
David Justice, L OBP: 0.296, SLG: 0.500 (1, 9)	K			2B		F8		2B		3	1	1	0	2	1	1											
Sid Bream, L OBP: 0.316, SLG: 0.556 (1, 3)		G5-4-3 1B		F9		K	P2	G4-3 2B		5	0	2	2	0	1	5											
Mark Lemke, S OBP: 0.313, SLG: 0.429 (8, 4)		G5-4-3 1B		K		P4		G4-3		4	1	1	0	1	1	3											
Mike Heath, R OBP: 0.364, SLG: 0.476 (1, 2)	G5-4-3				BB 1B		F7			4	1	1	0	1	0	3											
Rafael Belliard, R OBP: 0.333, SLG: 0.250 Otis Nixon, S OBP: 0.500, SLG: 0.333 Doug Sisk, R Greg Olson, R OBP: 0.667, SLG: 0.667 Juan Berenguer, R (1, 6) (7, PH) (8, 1) (8, PH) (9, 1)			G4-3		1B BB		1B BB	G4-3		1	0	0	0	1	0	0											
Charlie Leibrandt, R Tommy Gregg, L Jeff Farnett, R Mike Stanton, L Jerry Willard, L Jeff Blauser, R OBP: 0.273, SLG: 0.273 (1, 1) (5, PH) (8, 1) (7, 1) (7, PH) (7, PH) (8, 6)		G5-3			F9		1B FC5 1B	2B 1B		1	0	0	0	0	0	0											
<b>Inning Stats</b>	R: 0 E: 0 K: 1 S: 8	H: 0 LOB: 1 BB: 1 P: 15	R: 0 E: 0 K: 0 S: 6	H: 2 LOB: 0 BB: 0 P: 9	R: 0 E: 0 K: 0 S: 5	H: 0 LOB: 0 BB: 0 P: 5	R: 0 E: 0 K: 1 S: 12	H: 1 LOB: 2 BB: 1 P: 20	R: 1 E: 0 K: 0 S: 10	H: 2 LOB: 2 BB: 1 P: 17	R: 0 E: 0 K: 1 S: 16	H: 0 LOB: 0 BB: 0 P: 22	R: 2 E: 0 K: 0 S: 16	H: 3 LOB: 3 BB: 2 P: 30	R: 7 E: 0 K: 0 S: 21	H: 5 LOB: 2 BB: 4 P: 49		1B: 9 2B: 4 3B: 1 HR: 0	SF: 0 SAC: 0 DP: 0 HBP: 0	WP: 0 PB: 1 SB: 1 CS: 0	PA: 44						
<b>PITCHER</b>	IP	WLS	BF	H	R	ER	SO	BB	IBB	HBP	BLK	WP	HR	S	P	ERA	WHIP										
Pete Harnisch, R ERA: 2.38 Al Osuna, L ERA: 2.7 Dwayne Henry, R ERA: 2.45 Xavier Hernandez, R ERA: 9.82 Curt Schilling, R ERA: 5.78	6.1	26	5	2	2	3	4	0	0	0	0	0	0	8	9	2.84	1.421										
Darryl Kile, R ERA: 27.0 (8, 1)	0.2	3	0	0	0	0	0	1	0	0	0	0	0	5	12	0.00	1.500										





Batter	1	2	3	4	5	6	7	8	9	AB	R	H	RBI	BB	SO	LOB	TOP					
Steve Finley, L (1,8) OBP: 0.342, SLG: 0.353	F9	1B		BB		F7		K		4	0	1	0	1	1	2						
Rafael Ramirez, R (1,6) OBP: 0.182, SLG: 0.200	1B	1B		1-2			K		G6-3	4	1	0	0	1	1	2						
Craig Biggio, R (1,2) OBP: 0.438, SLG: 0.656	1B	1B					1B		K	5	1	3	0	0	1	1						
Luis Gonzalez, L (1,7) OBP: 0.194, SLG: 0.156	K								K	4	1	0	0	1	2	3						
Ken Caminiti, S (1,5) OBP: 0.389, SLG: 0.500	1B	1B								4	1	1	1	0	0	2						
5 Jeff Bagwell, R (1,3) OBP: 0.323, SLG: 0.423	1B	BB								2	0	1	1	2	0	0						
Mark Davidson, R (1,9) OBP: 0.273, SLG: 0.200	1B									2	0	1	2	1	0	1						
Karl Rhodes, L (7,9) OBP: 0.321, SLG: 0.333	1B									1	0	0	0	0	0	2						
Casey Candaele, S (1,4) OBP: 0.412, SLG: 0.625	F8									3	0	0	0	1	0	2						
Mark Portugal, R (1,1) OBP: 0.333, SLG: 0.200										3	0	0	0	0	0	2						
Ken Oberkfell, L (8,PH)										1	0	0	0	0	1	0						
Al Osuna, R (8,1)										0	0	0	0	0	0	0						
Curt Schilling, R (9,1) OBP: 1.000, SLG: 1.000										0	0	0	0	0	0	0						
<b>Inning Stats</b>	R: 3 E: 0 K: 1 S: 18	H: 3 LOB: 2 BB: 2 P: 37	R: 0 E: 0 K: 0 S: 12	H: 1 LOB: 1 BB: 0 P: 15	R: 0 E: 0 K: 0 S: 7	H: 0 LOB: 1 BB: 1 P: 15	R: 0 E: 0 K: 0 S: 7	H: 0 LOB: 1 BB: 1 P: 13	R: 0 E: 0 K: 0 S: 5	H: 1 LOB: 0 BB: 0 P: 8	R: 0 E: 0 K: 0 S: 9	H: 0 LOB: 2 BB: 2 P: 21	R: 1 E: 1 K: 1 S: 12	H: 2 LOB: 2 BB: 1 P: 21	R: 0 E: 0 K: 2 S: 9	H: 0 LOB: 0 BB: 0 P: 11	R: 0 E: 0 K: 2 S: 7	H: 0 LOB: 0 BB: 0 P: 10	1B: 7 2B: 0 3B: 0 HR: 0	SF: 0 SAC: 0 DP: 1 HBP: 0	WP: 0 PB: 1 SB: 1 CS: 0	PA: 40
<b>PITCHER</b>	IP WLS BF H R ER SO BB IBB HBP BLK WP HR S P ERA WHIP																					
Steve Avery, L (1,1) ERA: 4.5	5.0 L 23 5 3 3 1 4 0 0 0 0 0 0 49 88 5.40 1.800																					
Marvin Freeman, R (6,1) ERA:	0.2 4 0 0 0 0 2 0 0 0 0 0 0 5 16 0.00 3.000																					
Mike Stanton, L (6,1) ERA:	1.0 5 1 1 0 1 1 0 0 0 0 0 0 10 17 0.00 2.000																					
Doug Sisk, R (7,1) ERA: 4.15	0.1 2 1 0 0 0 0 0 0 0 0 0 0 6 9 0.00 3.000																					
Jeff Parrett, R (8,1) ERA: 2.69	2.0 6 0 0 0 4 0 0 0 0 0 0 0 16 21 0.00 0.000																					

Houston Astros @ Atlanta Braves  
Atlanta-Fulton County Stadium, Atlanta, GA  
Wed Apr 17 1991, 7:05 PM EDT  
Att: 8,342 - Sunny - 83 F


AB 33  
R 4  
H 7  
RBI 4  
BB 7  
SO 6  
LOB 17



Batter	1	2	3	4	5	6	7	8	9	AB	R	H	RBI	BB	SO	LOB	BOTTOM					
Deion Sanders, L (1,7) OBP: 0.400, SLG: 0.250	HR	P3						G4-3		4	1	1	0	0	0	1						
Jeff Treadway, L (1,4) OBP: 0.333, SLG: 0.421	1B									3	1	1	2	0	0	0						
Mark Lemke, S (8,PH) OBP: 0.294, SLG: 0.400	HR									1	0	0	0	0	0	0						
Ron Gant, R (1,8) OBP: 0.290, SLG: 0.200	F7									4	0	0	0	0	1	0						
David Justice, L (1,9) OBP: 0.290, SLG: 0.464	1B									4	0	1	0	0	0	0						
Sid Bream, L (1,3) OBP: 0.261, SLG: 0.455	F7									4	0	0	0	0	2	1						
Jeff Blauser, R (1,5) OBP: 0.267, SLG: 0.467	G6-3									4	1	1	1	0	1	1						
Mike Heath, R (1,2) OBP: 0.360, SLG: 0.458										3	0	1	0	0	1	0						
Rafael Belliard, R (1,6) OBP: 0.333, SLG: 0.316										3	0	1	0	0	0	1						
Steve Avery, L (1,1) ERA: 2.26, SLG: 0.250										1	0	0	0	0	0	1						
Tommy Griggs, L (5,PH) OBP: 0.200, SLG: 0.000										1	0	0	0	0	0	0						
Marvin Freeman, R (8,1) ERA:										0	0	0	0	0	0	0						
Mike Stanton, L (8,1) ERA:										0	0	0	0	0	0	0						
Doug Sisk, R (7,1) ERA: 4.15										0	0	0	0	0	0	0						
Jerry Willard, L (7,PH) ERA: 1.5										1	0	0	0	0	1	0						
Jeff Parrett, R (8,1) ERA: 2.69										0	0	0	0	0	0	0						
<b>Inning Stats</b>	R: 2 E: 0 K: 0 S: 19	H: 3 LOB: 1 BB: 0 P: 28	R: 0 E: 0 K: 1 S: 10	H: 1 LOB: 1 BB: 0 P: 13	R: 0 E: 0 K: 1 S: 11	H: 0 LOB: 0 BB: 0 P: 19	R: 0 E: 0 K: 2 S: 11	H: 1 LOB: 1 BB: 0 P: 14	R: 0 E: 0 K: 1 S: 6	H: 0 LOB: 0 BB: 0 P: 8	R: 0 E: 0 K: 0 S: 7	H: 0 LOB: 0 BB: 0 P: 13	R: 1 E: 0 K: 1 S: 12	H: 1 LOB: 0 BB: 0 P: 17	R: 0 E: 0 K: 0 S: 3	H: 0 LOB: 0 BB: 0 P: 5	R: 0 E: 0 K: 1 S: 7	H: 0 LOB: 0 BB: 0 P: 10	1B: 3 2B: 1 3B: 0 HR: 2	SF: 0 SAC: 0 DP: 0 HBP: 0	WP: 0 PB: 0 SB: 2 CS: 0	PA: 33
<b>PITCHER</b>	IP WLS BF H R ER SO BB IBB HBP BLK WP HR S P ERA WHIP																					
Mark Portugal, R (1,1) ERA: 3.21	7.0 W 27 6 3 3 6 0 0 0 0 0 0 0 8 11 3.86 0.857																					
Al Osuna, L (8,1) ERA: 1.5	1.2 S 1 0 0 0 0 0 0 0 0 0 0 0 8 11 0.00 0.000																					
Curt Schilling, R (9,1) ERA: 5.4	0.1 S 1 0 0 0 0 0 0 0 0 0 0 0 2 4 0.00 0.000																					

Houston Astros @ Atlanta Braves  
Atlanta-Fulton County Stadium, Atlanta, GA  
Wed Apr 17 1991, 7:05 PM EDT  
Att: 8,342 - Sunny - 83 F

AB 33  
R 3  
H 6  
RBI 3  
BB 0  
SO 7  
LOB 5









Batter	1	2	3	4	5	6	7	8	9	AB	R	H	RBI	BB	SO	LOB	TOP					
Eric Yelding, R OBP: 0.158, SLG: 0.243	P4	FC6-4			P2			G6-3		4	0	0	0	0	0	3	Houston Astros @ San Francisco Giants Candlestick Park, San Francisco, CA Sat Apr 20 1991, 6:33 AM EDT Att: 18,856 - Cloudy - 65 F					
Steve Finley, L OBP: 0.333, SLG: 0.308			P5		L1			G6-3		2	0	0	0	1	0	0						
Darryl Kile, R OBP: 0.198, SLG: 0.200	1B									0	0	0	0	0	0	0						
Rafael Ramirez, R OBP: 0.209, SLG: 0.200	BB									1	0	0	0	0	0	0						
Dwayne Henry, R OBP: 0.182, SLG: 0.175										0	0	0	0	0	0	0						
Craig Biggio, R OBP: 0.475, SLG: 0.650	G6-4-3									4	0	3	0	0	1	0						
Ken Caminiti, S OBP: 0.409, SLG: 0.500	G6-4-3									4	0	1	0	0	0	4						
5 Jeff Bagwell, R OBP: 0.333, SLG: 0.406										4	0	1	0	0	2	3						
Luis Gonzalez, L OBP: 0.182, SLG: 0.175										4	0	0	0	0	1	3						
Mark McLemore, S OBP: 0.160, SLG: 0.045										3	0	0	0	1	1	1						
Karl Rhodes, L OBP: 0.294, SLG: 0.276										2	0	0	0	1	0	0						
Mark Davidson, R OBP: 0.231, SLG: 0.167										1	0	0	0	0	0	2						
Jim Deshaies, L OBP: 0.304, SLG: 0.455										0	0	0	0	1	0	0						
Casey Candaele, S OBP: 0.304, SLG: 0.455										2	0	0	0	0	0	0						
<b>Inning Stats</b>	R: 0 E: 0 K: 0 S: 9	H: 1 LOB: 1 BB: 1 P: 18	R: 0 E: 0 K: 0 S: 6	H: 1 LOB: 3 BB: 2 P: 16	R: 0 E: 0 K: 0 S: 8	H: 1 LOB: 1 BB: 0 P: 14	R: 0 E: 0 K: 1 S: 7	H: 0 LOB: 0 BB: 0 P: 8	R: 0 E: 0 K: 0 S: 6	H: 0 LOB: 0 BB: 0 P: 9	R: 0 E: 0 K: 1 S: 8	H: 1 LOB: 1 BB: 0 P: 11	R: 0 E: 0 K: 0 S: 3	H: 0 LOB: 0 BB: 0 P: 5	R: 0 E: 0 K: 1 S: 7	H: 0 LOB: 0 BB: 0 P: 10	R: 0 E: 0 K: 2 S: 14	H: 1 LOB: 2 BB: 1 P: 24	1B: 5 2B: 0 3B: 0 HR: 0	SF: 0 SAC: 0 DP: 1 HBP: 0	WP: 0 PB: 0 SB: 1 CS: 1	PA: 35
<b>PITCHER</b> Bud Black, L ERA: 2.35	IP: 9.0 WLS: W BF: 35 H: 5 R: 0 ER: 0 SO: 5 BB: 3 IBB: 1 HBP: 0 BLK: 0 WP: 0 HR: 0 S: 68 P: 115 ERA: 0.00 WHIP: 0.889															<b>PITCHER</b>	IP: 9.0 WLS: W BF: 35 H: 5 R: 0 ER: 0 SO: 5 BB: 3 IBB: 1 HBP: 0 BLK: 0 WP: 0 HR: 0 S: 68 P: 115 ERA: 0.00 WHIP: 0.889					

Batter	1	2	3	4	5	6	7	8	9	AB	R	H	RBI	BB	SO	LOB	BOTTOM						
Robby Thompson, R OBP: 0.298, SLG: 0.410	1B	P3		1B		F4				3	1	1	1	1	0	1	Houston Astros @ San Francisco Giants Candlestick Park, San Francisco, CA Sat Apr 20 1991, 6:33 AM EDT Att: 18,856 - Cloudy - 65 F						
Willie McGee, S OBP: 0.333, SLG: 0.386	BB			3B						3	0	2	1	0	0	1							
Mike Felder, S OBP: 0.500, SLG: 0.333	1B	F9		1B						1	0	1	0	0	0	0							
Will Clark, L OBP: 0.426, SLG: 0.634	L9			1B		G1-3		F8		4	0	1	0	0	0	4							
Kevin Mitchell, R OBP: 0.409, SLG: 0.846	P9			F8		P6		P2		4	0	0	0	0	0	4							
Matt Williams, R OBP: 0.277, SLG: 0.378	F9			P4		G5-3		P3		4	0	0	0	0	0	4							
Kevin Bass, S OBP: 0.340, SLG: 0.244		HR		G5-3				K		3	1	1	0	1	1	1							
Steve Decker, R OBP: 0.350, SLG: 0.568	HR			F7		F9		P2		4	1	1	2	0	0	1							
Jose Uribe, S OBP: 0.125, SLG: 0.125	SH1-4			K				L6		4	0	1	0	0	1	0							
Bud Black, L OBP: 0.500, SLG: 0.500	SH1-4			3B		G1-3				2	1	1	0	0	0	0							
<b>Inning Stats</b>	R: 0 E: 0 K: 0 S: 15	H: 1 LOB: 2 BB: 1 P: 24	R: 2 E: 0 K: 0 S: 16	H: 3 LOB: 1 BB: 0 P: 20	R: 0 E: 0 K: 0 S: 12	H: 1 LOB: 1 BB: 0 P: 16	R: 2 E: 0 K: 1 S: 19	H: 3 LOB: 1 BB: 0 P: 26	R: 0 E: 0 K: 0 S: 6	H: 0 LOB: 0 BB: 1 P: 12	R: 0 E: 0 K: 0 S: 4	H: 0 LOB: 0 BB: 0 P: 7	R: 0 E: 0 K: 0 S: 8	H: 1 LOB: 1 BB: 0 P: 12	R: 0 E: 0 K: 1 S: 6	H: 0 LOB: 0 BB: 0 P: 7		R: 0 E: 0 K: 1 S: 14	H: 0 LOB: 0 BB: 0 P: 24	1B: 7 2B: 0 3B: 1 HR: 1	SF: 0 SAC: 1 DP: 0 HBP: 0	WP: 0 PB: 0 SB: 2 CS: 0	PA: 35
<b>PITCHER</b> Jim Deshaies, L ERA: 4.32	IP: 4.0 WLS: L BF: 21 H: 8 R: 4 ER: 4 SO: 1 BB: 1 IBB: 0 HBP: 0 BLK: 0 WP: 0 HR: 1 S: 18 P: 62 ERA: 9.00 WHIP: 2.250															<b>PITCHER</b>		IP: 4.0 WLS: L BF: 21 H: 8 R: 4 ER: 4 SO: 1 BB: 1 IBB: 0 HBP: 0 BLK: 0 WP: 0 HR: 1 S: 18 P: 62 ERA: 9.00 WHIP: 2.250					
Darryl Kile, R ERA: 14.21	3.0	11	1	0	0	0	1	0	0	0	0	0	18	31	0.00	0.667							
Dwayne Henry, R ERA: 1.93	1.0	3	0	0	0	1	0	0	0	0	0	6	7	0.00	0.000								

AB	31
R	0
H	5
RBI	0
BB	4
SO	5
LOB	16





Batter	1	2	3	4	5	6	7	8	9	AB	R	H	RBI	BB	SO	LOB	TOP			
<b>Eric Yelding, R</b> OBP: 0.167, SLG: 0.244 (1, 6)	G4-3		G5-3			SH3-4 1B		P2		4	0	1	0	0	0	0	<b>Houston Astros @ San Francisco Giants</b> Candlestick Park, San Francisco, CA Sun Apr 21 1991, 6:33 AM EDT Att: 27,405 - Cloudy - 71 F			
<b>Steve Finley, L</b> OBP: 0.313, SLG: 0.286 (1, 8)	G1-3		G3			SH3-4		L8		3	0	0	0	0	0	0				
<b>Karl Rhodes, L</b> OBP: 0.297, SLG: 0.281 (9, PH)										3	0	1	0	0	1	1				
<b>Mark Davidson, R</b> OBP: 0.286, SLG: 0.167 (9, 9)	BB 1B		G5-3			K		SH3-4 BB		0	0	0	0	1	0	0				
<b>Ken Caminiti, S</b> OBP: 0.404, SLG: 0.476 (1, 5)	BB 1-2					P5		SH3-4		2	0	0	0	1	0	1				
<b>Luis Gonzalez, L</b> OBP: 0.191, SLG: 0.186 (9, PH)										3	0	1	0	0	0	2				
<b>5 Jeff Bagwell, R</b> OBP: 0.325, SLG: 0.394 (9, 3)	P5							K		1	0	0	0	0	1	1				
<b>Ken Oberkfell, L</b> OBP: 0.333, SLG: 0.286 (9, PH)										3	0	1	0	0	0	1				
<b>Craig Biggio, R</b> OBP: 0.488, SLG: 0.650 (9, 7)										0	0	0	0	1	0	0				
<b>Carl Nichols, R</b> OBP: 0.375, SLG: 0.429 (1, 2)										4	0	0	0	0	2	4				
<b>Casey Candaele, S</b> OBP: 0.269, SLG: 0.400 (1, 4)										3	0	0	0	0	1	2				
<b>Pete Harnisch, S</b> OBP: 0.167, SLG: 0.167 (8, PH)										2	0	0	0	0	2	1				
<b>Mark McLemore, S</b> OBP: 0.154, SLG: 0.043 (8, 1)										1	0	0	0	0	1	0				
<b>Curt Schilling, R</b> OBP: 1.000, SLG: 1.000 (8, 1)										0	0	0	0	0	0	0				
<b>Inning Stats</b>	R: 0 H: 1 E: 0 K: 0 S: 14	H: 1 LOB: 2 BB: 1 P: 23	R: 0 H: 1 E: 0 K: 2 S: 10	H: 1 LOB: 1 BB: 0 P: 12	R: 0 H: 0 E: 0 K: 0 S: 6	H: 0 LOB: 0 BB: 0 P: 11	R: 0 H: 0 E: 0 K: 3 S: 7	H: 0 LOB: 0 BB: 0 P: 11	R: 0 H: 1 E: 0 K: 1 S: 9	H: 1 LOB: 1 BB: 0 P: 11	R: 0 H: 1 E: 0 K: 0 S: 7	H: 1 LOB: 1 BB: 0 P: 9	R: 0 H: 0 E: 0 K: 1 S: 7	H: 0 LOB: 0 BB: 2 P: 12	R: 0 H: 0 E: 0 K: 1 S: 11	H: 0 LOB: 2 BB: 2 P: 25	1B: 3 2B: 1 3B: 0 HR: 0	SF: 0 SAC: 2 DP: 0 HBP: 0	WP: 0 PB: 0 SB: 0 CS: 0	PA: 34
<b>PITCHER</b>	IP	WLS	BF	H	R	ER	SO	BB	IBB	HBP	BLK	WP	HR	S	P	ERA	WHIP			
<b>Michael LaCoss, R</b> ERA: 3.98 (1, 1)	8.0		29	4	0	0	7	1	0	0	0	0	0	69	101	0.00	0.625			
<b>Dave Righetti, L</b> ERA: 4.75 (9, 1)	1.0	W	5	0	0	0	1	1	1	0	0	0	0	11	25	0.00	1.000			

Batter	1	2	3	4	5	6	7	8	9	AB	R	H	RBI	BB	SO	LOB	BOTTOM			
<b>Robby Thompson, R</b> OBP: 0.300, SLG: 0.390 (1, 4)	G5-3		1B PB BB			F9		SH3-4		2	0	0	0	1	0	0	<b>Houston Astros @ San Francisco Giants</b> Candlestick Park, San Francisco, CA Sun Apr 21 1991, 6:33 AM EDT Att: 27,405 - Cloudy - 71 F			
<b>Willie McGee, S</b> OBP: 0.340, SLG: 0.391 (1, 8)	E6		G6-3			P6		G3		2	0	1	0	0	0	1				
<b>Mike Felder, S</b> OBP: 0.444, SLG: 0.286 (4, 8)	F8 1B									1	0	0	0	0	0	0				
<b>Terry Kennedy, L</b> OBP: 0.286, SLG: 0.286 (8, PH)										1	0	0	0	0	0	1				
<b>Dave Righetti, L</b> ERA: 4.75 (9, 1)										0	0	0	0	0	0	0				
<b>Will Clark, L</b> OBP: 0.431, SLG: 0.614 (1, 3)	F8					G4-3		FC6 IBB		3	0	1	0	1	0	1				
<b>Kevin Mitchell, R</b> OBP: 0.396, SLG: 0.786 (1, 7)						F4		FC6		3	0	0	0	1	0	4				
<b>Matt Williams, R</b> OBP: 0.275, SLG: 0.408 (1, 5)	BB F8					P2				4	0	1	0	0	0	2				
<b>Kevin Bass, S</b> OBP: 0.333, SLG: 0.244 (1, 9)			G4-3			K2-3		G5-4-3 1B		4	0	1	0	0	2	1				
<b>Steve Decker, R</b> OBP: 0.364, SLG: 0.625 (1, 2)								G5-4-3 BB		3	1	1	1	1	1	1				
<b>Dave Anderson, R</b> OBP: 0.308, SLG: 0.250 (1, 6)								HR		3	0	0	0	0	1	2				
<b>Michael LaCoss, R</b> OBP: 0.375, SLG: 0.286 (1, 1)										2	0	0	0	0	2	0				
<b>Mike Kingery, L</b> OBP: 0.250, SLG: 0.429 (8, 8)								G3 SH3-4 BB		0	0	0	0	1	0	0				
<b>Inning Stats</b>	R: 0 H: 1 E: 1 K: 0 S: 15	H: 0 LOB: 0 BB: 0 P: 14	R: 0 H: 1 E: 0 K: 2 S: 10	H: 1 LOB: 1 BB: 1 P: 18	R: 0 H: 1 E: 0 K: 1 S: 9	H: 1 LOB: 1 BB: 1 P: 15	R: 0 H: 0 E: 0 K: 1 S: 7	H: 0 LOB: 0 BB: 0 P: 11	R: 0 H: 1 E: 0 K: 0 S: 11	H: 1 LOB: 0 BB: 0 P: 17	R: 0 H: 0 E: 0 K: 0 S: 6	H: 0 LOB: 2 BB: 2 P: 16	R: 1 H: 1 E: 0 K: 1 S: 6	H: 1 LOB: 0 BB: 0 P: 10	1B: 3 2B: 0 3B: 1 HR: 1	SF: 0 SAC: 1 DP: 2 HBP: 0	WP: 0 PB: 1 SB: 0 CS: 0	PA: 34		
<b>PITCHER</b>	IP	WLS	BF	H	R	ER	SO	BB	IBB	HBP	BLK	WP	HR	S	P	ERA	WHIP			
<b>Pete Harnisch, R</b> ERA: 1.47 (1, 1)	7.0		26	4	0	0	5	3	0	0	0	0	0	68	110	0.00	1.000			
<b>Curt Schilling, R</b> ERA: 5.4 (8, 1)	1.2	L	8	1	1	1	1	1	1	0	0	0	1	12	26	5.40	1.200			

AB	29
R	0
H	4
RBI	0
BB	3
SO	8
LOB	13





Batter	1	2	3	4	5	6	7	8	9	AB	R	H	RBI	BB	SO	LOB	TOP			
Chris Sabo, R OBP: 0.340, SLG: 0.413 (1, 5)	F9		G6-3			G4-3		P5		4	0	0	0	0	0	0	<b>Cincinnati Reds @ Houston Astros</b> Astrodome, Houston, TX Mon Apr 22 1991, 8:05 PM EDT Att. 8,692 - Dome - 70 F			
Paul O'Neill, L OBP: 0.317, SLG: 0.382 (1, 9)	F8 BB		P6			G3-1		G3		3	0	0	0	1	0					
Barry Larkin, R OBP: 0.250, SLG: 0.429 (1, 6)	E5		F8			F7		G6-3		4	0	0	0	0	1					
Hal Morris, L OBP: 0.400, SLG: 0.600 (1, 3)	F8			G1-3			2B SF7 1B		CS 1B	4	1	2	0	0	2					
Bill Doran, S OBP: 0.432, SLG: 0.400 (1, 4)				P6			1-2 1-3 2B		F7 1-2	3	0	1	0	1	0	1				
Herm Winningham, L OBP: 0.375, SLG: 0.286 Glenn Braggs, R OBP: 0.310, SLG: 0.261 (7, PH) (7, 7)	P6			G3-1			IBB		P2	2	0	0	0	0	3					
Jeff Reed, L OBP: 0.375, SLG: 0.263 (1, 2)										2	0	1	1	0	1	0				
Billy Hatcher, R OBP: 0.147, SLG: 0.065 (7, 8)										3	0	0	0	0	3					
Norm Charlton, S Randy Myers, L (8, 1)										3	0	0	0	0	2	2				
										0	0	0	0	0	0	0				
<b>Inning Stats</b>	R: 0 E: 1 K: 0 S: 8	H: 0 LOB: 3 BB: 2 P: 18	R: 0 E: 0 K: 1 S: 7	H: 1 LOB: 0 BB: 0 P: 8	R: 0 E: 0 K: 0 S: 4	H: 0 LOB: 0 BB: 0 P: 8	R: 0 E: 0 K: 0 S: 8	H: 0 LOB: 0 BB: 0 P: 13	R: 0 E: 0 K: 0 S: 9	H: 0 LOB: 0 BB: 0 P: 15	R: 1 E: 0 K: 0 S: 12	H: 2 LOB: 2 BB: 1 P: 21	R: 0 E: 0 K: 0 S: 9	H: 0 LOB: 0 BB: 0 P: 16	R: 0 E: 0 K: 0 S: 11	H: 1 LOB: 0 BB: 0 P: 15	1B: 3 2B: 1 3B: 0 HR: 0	SF: 1 SAC: 0 DP: 1 HBP: 0	WP: 0 PB: 0 SB: 1 CS: 1	PA: 33
<b>PITCHER</b>	IP WLS BF H R ER SO BB IBB HBP BLK WP HR S P ERA WHIP	IP WLS BF H R ER SO BB IBB HBP BLK WP HR S P ERA WHIP																		
Xavier Hernandez, R ERA: 4.66 (1, 1)	6.0 22 2 1 1 3 2 0 0 0 0 0 45 76 1.50 0.667																			
Al Osuna, L ERA: 1.69 (7, 1)	0.1 3 1 0 0 0 0 1 0 0 0 0 7 14 0.00 3.000																			
Dwayne Henry, R ERA: 1.23 (7, 1)	2.2 W 8 1 0 0 0 0 0 0 0 0 0 24 37 0.00 0.375																			

AB	29
R	1
H	4
RBI	1
BB	3
SO	3
LOB	12



Batter	1	2	3	4	5	6	7	8	9	AB	R	H	RBI	BB	SO	LOB	BOTTOM					
Eric Yelding, R OBP: 0.196, SLG: 0.267 (1, 6) (9, 8)			K							4	0	2	0	0	1	3	<b>Cincinnati Reds @ Houston Astros</b> Astrodome, Houston, TX Mon Apr 22 1991, 8:05 PM EDT Att. 8,692 - Dome - 70 F					
Steve Finley, L OBP: 0.294, SLG: 0.267 Rafael Ramirez, R OBP: 0.235, SLG: 0.200 (8, PH) (9, 6)			P4							3	0	0	0	0	4							
Craig Biggio, R OBP: 0.444, SLG: 0.591 (1, 2)										4	0	0	0	0	1	1						
Ken Caminiti, S OBP: 0.392, SLG: 0.457 Mark McLemore, S OBP: 0.154, SLG: 0.043 (9, PR)										4	0	1	0	0	1	0						
5 Jeff Bagwell, R OBP: 0.349, SLG: 0.417 Dwayne Henry, R (7, 1)										0	0	0	0	0	0	0						
Mark Davidson, R OBP: 0.333, SLG: 0.167 (9, PH)										0	1	0	0	1	0	0						
Luis Gonzalez, L OBP: 0.216, SLG: 0.196 (1, 7)										3	0	1	1	0	2	2						
Casey Candaele, S OBP: 0.267, SLG: 0.357 (1, 4)										3	0	0	0	1	2	2						
Karl Rhodes, L OBP: 0.341, SLG: 0.333 (1, 9)										4	0	3	1	0	0	0						
Xavier Hernandez, L Al Osuna, R Dave Rohde, S (7, 3)										0	0	0	0	1	0	0						
										1	0	0	0	0	0	0						
<b>Inning Stats</b>	R: 0 E: 0 K: 0 S: 9	H: 1 LOB: 0 BB: 0 P: 15	R: 0 E: 0 K: 2 S: 12	H: 1 LOB: 1 BB: 0 P: 16	R: 0 E: 0 K: 1 S: 11	H: 1 LOB: 1 BB: 0 P: 16	R: 0 E: 0 K: 2 S: 11	H: 1 LOB: 1 BB: 0 P: 14	R: 0 E: 0 K: 1 S: 7	H: 1 LOB: 2 BB: 1 P: 16	R: 0 E: 0 K: 0 S: 5	H: 0 LOB: 0 BB: 0 P: 8	R: 0 E: 0 K: 1 S: 7	H: 0 LOB: 0 BB: 0 P: 15	R: 0 E: 0 K: 0 S: 7	H: 1 LOB: 1 BB: 1 P: 13	R: 2 E: 0 K: 0 S: 9	H: 3 LOB: 3 BB: 2 P: 20	1B: 9 2B: 1 3B: 0 HR: 0	SF: 0 SAC: 1 DP: 1 HBP: 1	WP: 0 PB: 0 SB: 0 CS: 3	PA: 35
<b>PITCHER</b>	IP WLS BF H R ER SO BB IBB HBP BLK WP HR S P ERA WHIP	IP WLS BF H R ER SO BB IBB HBP BLK WP HR S P ERA WHIP																				
Norm Charlton, L ERA: 1.16 (1, 1)	7.0 26 5 0 0 7 1 0 1 0 0 0 62 100 0.00 0.857																					
Randy Myers, L ERA: 3.36 (8, 1)	1.0 L 9 4 2 2 0 3 0 0 0 0 0 0 16 33 18.00 7.000																					

AB	29
R	2
H	9
RBI	2
BB	4
SO	7
LOB	12

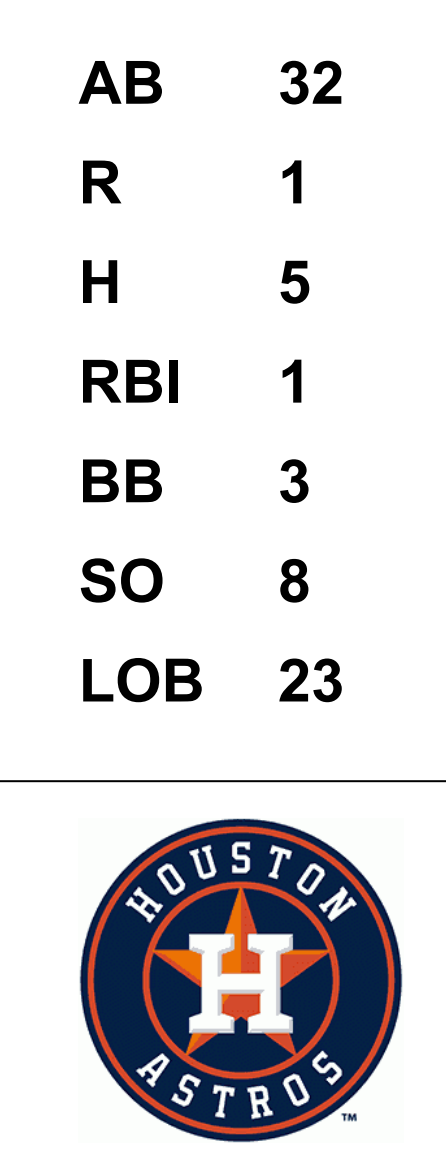




Batter	1	2	3	4	5	6	7	8	9	AB	R	H	RBI	BB	SO	LOB	TOP										
<b>Bill Doran, S</b> OBP: 0.408, SLG: 0.375 (1,4)	F9		1B		G4-3		G4-3		F7	5	0	1	0	0	0	0	<b>Cincinnati Reds @ Houston Astros</b> Astrodome, Houston, TX Tue Apr 23 1991, 8:05 PM EDT Att. 9,232 - Dome - 70 F										
<b>Hal Morris, L</b> OBP: 0.400, SLG: 0.567 (1,3)	1B		1B		P5		G4-3		F7	5	0	2	0	0	0	0											
<b>Barry Larkin, R</b> OBP: 0.229, SLG: 0.391 (1,6)	F9		G4-3		G4-3				G4-3	4	0	0	0	0	0	3											
<b>Paul O'Neill, L</b> OBP: 0.311, SLG: 0.368 (1,9)	K				F8		G3		G4-3 E 3B 1B	4	1	1	0	0	1	1											
<b>Chris Sabo, R</b> OBP: 0.316, SLG: 0.380 (1,5)		K			G6-3		F8		G4-3	4	0	0	0	0	1	1											
<b>Herm Winningham, L</b> OBP: 0.500, SLG: 0.727 (1,8)	F9				E 1B 1B		1B 2B		1B 3B	4	2	3	1	0	0	0											
<b>Billy Hatcher, R</b> OBP: 0.211, SLG: 0.143 (1,7) <b>Rob Dibble, L</b> (8,1)	G5-3				E1 1B		2-H 1B		3-H 1B WP	4	0	3	2	0	0	0											
<b>Jeff Reed, L</b> OBP: 0.357, SLG: 0.227 (1,2)			G4-3		1B IBB		F9		G6-3	3	0	0	0	1	0	2											
<b>Chris Hammond, L</b> OBP: 0.200, SLG: 0.200 (1,1) <b>Glenn Braggs, R</b> OBP: 0.300, SLG: 0.250 (8,7)			K		F7		G4-3		F7	3	0	0	0	0	1	3											
<b>Inning Stats</b>	R: 0 E: 0 K: 1 S: 12	H: 1 LOB: 1 BB: 0 P: 18	R: 0 E: 0 K: 1 S: 9	H: 0 LOB: 0 BB: 0 P: 16	R: 0 E: 0 K: 1 S: 9	H: 2 LOB: 2 BB: 1 P: 11	R: 0 E: 1 K: 0 S: 14	H: 2 LOB: 3 BB: 1 P: 26	R: 0 E: 0 K: 0 S: 6	H: 0 LOB: 0 BB: 0 P: 9	R: 1 E: 0 K: 0 S: 11	H: 2 LOB: 1 BB: 0 P: 22	R: 0 E: 0 K: 0 S: 8	H: 0 LOB: 0 BB: 0 P: 10	R: 2 E: 1 K: 0 S: 12	H: 3 LOB: 1 BB: 0 P: 16		R: 0 E: 0 K: 0 S: 7	H: 0 LOB: 0 BB: 0 P: 9	1B: 8 2B: 1 3B: 1 HR: 0	SF: 0 SAC: 0 DP: 0 HBP: 0	WP: 1 PB: 0 SB: 0 CS: 0	PA: 38				
<b>PITCHER</b>	IP	WLS	BF	H	R	ER	SO	BB	IBB	HBP	BLK	WP	HR	S	P	ERA	WHIP										
<b>Jimmy Jones, R</b> ERA: 3.63 (1,1)	6.0		26	7	1	1	3	0	1	0	0	0	0	61	102	1.50	1.167										
<b>Jim Corsi, R</b> ERA: 3.6 (7,1)	3.0	L	12	3	2	2	0	0	0	0	0	1	0	27	35	6.00	1.000										

Batter	1	2	3	4	5	6	7	8	9	AB	R	H	RBI	BB	SO	LOB	BOTTOM										
<b>Eric Yelding, R</b> OBP: 0.200, SLG: 0.265 (1,6)	G5-3		F8 1B G6-3 1B		F9		F8			4	1	1	0	0	0	1	<b>Cincinnati Reds @ Houston Astros</b> Astrodome, Houston, TX Tue Apr 23 1991, 8:05 PM EDT Att. 9,232 - Dome - 70 F										
<b>Casey Candaele, S</b> OBP: 0.324, SLG: 0.387 (1,8)	E 1B		S 1B		G6-3				5 5 BB	3	0	2	0	1	0	0											
<b>Craig Biggio, R</b> OBP: 0.408, SLG: 0.542 (1,2)	E6 1B		F8 1B		G5-3				K	4	0	0	0	0	1	4											
<b>Ken Caminiti, S</b> OBP: 0.382, SLG: 0.440 (1,5)	E4 1B		G6-3 1B				5 FC6-4 1B		K	4	0	1	1	0	1	4											
<b>5 Jeff Bagwell, R</b> OBP: 0.340, SLG: 0.385 (1,3)	K		BB		FC6-4 G4-6-3		1-2f G4-6-3		K	3	0	0	0	1	2	5											
<b>Luis Gonzalez, L</b> OBP: 0.204, SLG: 0.184 (1,7) <b>Jim Corsi, R</b> (7,1) <b>Steve Finley, L</b> (9, PH) OBP: 0.288, SLG: 0.261 (1,4)	G4-3		F9 BB		G4-6-3		G4-6-3		K2-3	3	0	0	0	0	0	6											
<b>Mark McLemore, S</b> OBP: 0.200, SLG: 0.077 (1,4)	G5-3		G4-6-3 1B				4-1 BB		K	3	0	1	0	1	1	0											
<b>Karl Rhodes, L</b> OBP: 0.311, SLG: 0.300 (1,9)	G3		G4-6-3 1B		G4-6-3		0-2 P6		K	4	0	0	0	0	1	2											
<b>Jimmy Jones, R</b> OBP: 0.167, SLG: 0.167 (1,1) <b>Mark Davidson, R</b> OBP: 0.313, SLG: 0.154 (7,7)	P2		K		K		0-0 F9			2	0	0	0	0	1	0											
<b>Inning Stats</b>	R: 0 E: 2 K: 1 S: 13	H: 1 LOB: 3 BB: 0 P: 23	R: 0 E: 0 K: 0 S: 10	H: 0 LOB: 0 BB: 0 P: 17	R: 1 E: 0 K: 0 S: 10	H: 2 LOB: 2 BB: 1 P: 19	R: 0 E: 0 K: 1 S: 7	H: 1 LOB: 0 BB: 0 P: 9	R: 0 E: 0 K: 0 S: 5	H: 0 LOB: 0 BB: 0 P: 9	R: 0 E: 0 K: 0 S: 6	H: 1 LOB: 1 BB: 0 P: 10	R: 0 E: 0 K: 3 S: 10	H: 0 LOB: 1 BB: 1 P: 17	R: 0 E: 0 K: 3 S: 9	H: 0 LOB: 0 BB: 0 P: 13		1B: 5 2B: 0 3B: 0 HR: 0	SF: 0 SAC: 0 DP: 2 HBP: 0	WP: 0 PB: 0 SB: 2 CS: 0	PA: 35						
<b>PITCHER</b>	IP	WLS	BF	H	R	ER	SO	BB	IBB	HBP	BLK	WP	HR	S	P	ERA	WHIP										
<b>Chris Hammond, L</b> ERA: 1.8 (1,1)	7.0		28	5	1	1	2	2	0	0	0	0	0	19	30	0.00	0.500										
<b>Rob Dibble, R</b> ERA: 1.42 (8,1)	2.0	S	7	0	0	0	6	1	0	0	0	0	0	19	30	0.00	0.500										

AB	37
R	3
H	10
RBI	3
BB	1
SO	3
LOB	10





Batter	1	2	3	4	5	6	7	8	9	10	11	12	13	AB	R	H	RBI	BB	SO	LOB	TOP		
Billy Hatcher, R OBP: 0.190, SLG: 0.128 (1, 7)	K		F9			G6-3			SH3		G5-3			4	0	0	0	0	1	0			
Herm Winningham, L OBP: 0.471, SLG: 0.800 (1, 8)	P6			BLK BB		K			K			F8 SH2 1B		4	0	1	0	1	2	1			
Barry Larkin, R OBP: 0.212, SLG: 0.360 (1, 6)	K			F9			G6-3		K			SH2		4	0	0	0	0	2	2			
Paul O'Neill, L OBP: 0.320, SLG: 0.341 (1, 9)		FC3-6 BB		F8						F7			DI IBB	3	0	0	0	2	1	1			
Hal Morris, L OBP: 0.343, SLG: 0.488 (1, 3)	FC3-6			P6						G4-3			F8	5	0	0	0	0	0	4			
Luis Quinones, S OBP: 0.167, SLG: 0.167 Scott Scudder, R (12, 1)		F9				K							F9	5	0	1	0	0	1	3			
Mariano Duncan, R OBP: 0.208, SLG: 0.182 (1, 4)		G6-3												0	0	0	0	0	0	0			
Jeff Reed, L OBP: 0.303, SLG: 0.185 (1, 2)			G1-3			G4-3								5	0	0	0	0	0	0			
Jack Armstrong, R Bill Doan, S Ted Power, R Glenn Briggs, S Don Carman, L Rob Dibble, L Chris Sabo, R OBP: 0.210, SLG: 0.273 (1, 1)			F9			G4-3			WP SH3 1B					2	0	0	0	0	0	0			
<b>Inning Stats</b>	R: 0 E: 0 K: 2 S: 7	H: 0 LOB: 0 BB: 0 P: 10	R: 0 E: 0 K: 0 S: 6	H: 0 LOB: 1 BB: 1 P: 11	R: 0 E: 0 K: 0 S: 6	H: 0 LOB: 1 BB: 1 P: 10	R: 0 E: 0 K: 1 S: 9	H: 0 LOB: 0 BB: 0 P: 12	R: 0 E: 0 K: 1 S: 7	H: 0 LOB: 0 BB: 0 P: 13	R: 0 E: 0 K: 0 S: 6	H: 1 LOB: 1 BB: 0 P: 11	R: 0 E: 0 K: 1 S: 8	H: 0 LOB: 0 BB: 0 P: 14	R: 0 E: 0 K: 1 S: 7	H: 1 LOB: 2 BB: 1 P: 14	R: 0 E: 0 K: 1 S: 10	H: 0 LOB: 0 BB: 0 P: 15	1B: 3 2B: 0 3B: 0 HR: 0	SF: 0 SAC: 0 DP: 0 HBP: 0	WP: 1 PB: 0 SB: 0 CS: 0	PA: 45	
<b>PITCHER</b>	IP WLS BF H R ER SO BB IBB HBP BLK WP HR S P ERA WHIP	<b>PITCHER</b>																					
Darryl Kile, R ERA: 7.3 Al Osuna, L ERA: 1.23 Curt Schilling, R ERA: 3.72 Dwayne Henry, R ERA: 0.96 (1, 1)	6.0 2.0 3.0 2.0 W	20 6 11 8	0 0 2 1	0 0 0 0	5 0 4 1	2 0 0 1	0 0 0 0	0 0 0 0	1 0 0 0	0 0 1 0	0 0 0 0	0 0 0 0	0 0 0 0	0 0 0 0	0 0 0 0	0 0 0 0	0 0 0 0	0 0 0 0	0 0 0 0	0 0 0 0	0 0 0 0	0 0 0 0	0 0 0 0

Cincinnati Reds @ Houston Astros  
Astrodome, Houston, TX  
Wed Apr 24 1991, 8:05 PM EDT  
Att. 10,869 - Dome - 70 F

AB	40
R	0
H	3
RBI	0
BB	3
SO	11
LOB	13



Batter	1	2	3	4	5	6	7	8	9	10	11	12	13	AB	R	H	RBI	BB	SO	LOB	BOTTOM			
Eric Yelding, R OBP: 0.170, SLG: 0.236 (12, 8)	P3		G5-3			P2					B3			6	0	0	0	0	1	2				
Steve Finley, L OBP: 0.286, SLG: 0.260 Rafael Ramirez, R OBP: 0.316, SLG: 0.294 (11, PH)	S 1B		G4-3			P3			F8					4	0	1	0	0	0	1				
Craig Biggio, R OBP: 0.400, SLG: 0.509 (1, 2)	S 1B			F7										2	1	2	0	0	0	0				
Craig Biggio, R OBP: 0.400, SLG: 0.509 (1, 2)	S 1B			F7										5	0	1	0	1	2	2				
Ken Caminiti, S OBP: 0.361, SLG: 0.411 (1, 5)	K			F8										6	0	1	0	0	1	4				
Luis Gonzalez, L OBP: 0.203, SLG: 0.185 Dwayne Henry, R OBP: 0.400, SLG: 0.375 (13, PH)	K			G4-3										5	0	1	0	0	1	5				
5 Jeff Bagwell, R OBP: 0.327, SLG: 0.364 (1, 3)		K												5	0	1	0	0	3	0				
Karl Rhodes, L OBP: 0.320, SLG: 0.311 (1, 9)		F7												5	0	2	0	0	0	2				
Mark McLemore, S OBP: 0.200, SLG: 0.067 (1, 4)		F9												4	0	0	0	1	0	2				
Darryl Kile, R Al Osuna, R Dave Rohde, S Curt Schilling, R Cody Carrington, S OBP: 0.230, SLG: 0.375 (12, 1)			K											2	0	0	0	0	2	1				
<b>Inning Stats</b>	R: 0 E: 0 K: 2 S: 14	H: 2 LOB: 2 BB: 0 P: 21	R: 0 E: 0 K: 1 S: 6	H: 0 LOB: 0 BB: 0 P: 10	R: 0 E: 0 K: 1 S: 5	H: 0 LOB: 0 BB: 0 P: 9	R: 0 E: 0 K: 1 S: 8	H: 0 LOB: 0 BB: 0 P: 11	R: 0 E: 0 K: 0 S: 5	H: 2 LOB: 1 BB: 0 P: 6	R: 0 E: 0 K: 1 S: 6	H: 0 LOB: 0 BB: 0 P: 10	R: 0 E: 0 K: 1 S: 7	H: 1 LOB: 1 BB: 1 P: 12	R: 0 E: 0 K: 1 S: 9	H: 1 LOB: 1 BB: 0 P: 13	R: 1 E: 0 K: 0 S: 12	H: 2 LOB: 2 BB: 1 P: 22	1B: 10 2B: 0 3B: 0 HR: 0	SF: 0 SAC: 1 DP: 1 HBP: 0	WP: 0 PB: 0 SB: 2 CS: 0	PA: 50		
<b>PITCHER</b>	IP WLS BF H R ER SO BB IBB HBP BLK WP HR S P ERA WHIP	<b>PITCHER</b>																						
Jack Armstrong, R ERA: 4.24 Ted Power, R ERA: 3.36 Don Carman, L ERA: 4.16 Rob Dibble, R ERA: 1.29 Scott Scudder, R ERA: 2.08 (1, 1)	8.0 2.0 0.1 0.2 1.2	29 6 3 3 9	5 0 1 0 3	0 0 0 0 1	8 0 0 0 0	1 0 0 0 0	0 0 0 0 0	0 0 0 0 0	0 0 0 0 0	0 0 0 0 0	0 0 0 0 0	0 0 0 0 0	0 0 0 0 0	0 0 0 0 0	0 0 0 0 0	0 0 0 0 0	0 0 0 0 0	0 0 0 0 0	0 0 0 0 0	0 0 0 0 0	0 0 0 0 0	0 0 0 0 0	0 0 0 0 0	0 0 0 0 0

Cincinnati Reds @ Houston Astros  
Astrodome, Houston, TX  
Wed Apr 24 1991, 8:05 PM EDT  
Att. 10,869 - Dome - 70 F

AB	46
R	1
H	10
RBI	1
BB	3
SO	10
LOB	20





Batter	1	2	3	4	5	6	7	8	9	AB	R	H	RBI	BB	SO	LOB	TOP	
<b>Otis Nixon, S</b> <small>OBP: 0.400, SLG: 0.250</small> 																	<b>AB</b> 4 <b>R</b> 2 <b>H</b> 2 <b>RBI</b> 0 <b>BB</b> 0 <b>SO</b> 0 <b>LOB</b> 1	<b>AB</b> 34 <b>R</b> 7 <b>H</b> 9 <b>RBI</b> 6 <b>BB</b> 4 <b>SO</b> 5 <b>LOB</b> 16
																<b>AB</b> 4 <b>R</b> 2 <b>H</b> 2 <b>RBI</b> 0 <b>BB</b> 0 <b>SO</b> 0 <b>LOB</b> 1	<b>AB</b> 34 <b>R</b> 7 <b>H</b> 9 <b>RBI</b> 6 <b>BB</b> 4 <b>SO</b> 5 <b>LOB</b> 16	
																<b>AB</b> 4 <b>R</b> 2 <b>H</b> 2 <b>RBI</b> 0 <b>BB</b> 0 <b>SO</b> 0 <b>LOB</b> 1	<b>AB</b> 34 <b>R</b> 7 <b>H</b> 9 <b>RBI</b> 6 <b>BB</b> 4 <b>SO</b> 5 <b>LOB</b> 16	
																<b>AB</b> 4 <b>R</b> 2 <b>H</b> 2 <b>RBI</b> 0 <b>BB</b> 0 <b>SO</b> 0 <b>LOB</b> 1	<b>AB</b> 34 <b>R</b> 7 <b>H</b> 9 <b>RBI</b> 6 <b>BB</b> 4 <b>SO</b> 5 <b>LOB</b> 16	

Atlanta Braves @ Houston Astros  
Astrodome, Houston, TX  
Fri Apr 26 1991, 8:05 PM EDT  
Att: 16,391 - Dome - 70 F

AB 34  
R 7  
H 9  
RBI 6  
BB 4  
SO 5  
LOB 16



Batter	1	2	3	4	5	6	7	8	9	AB	R	H	RBI	BB	SO	LOB	BOTTOM	
<b>Eric Yelding, R</b> <small>OBP: 0.180, SLG: 0.233</small> 																	<b>AB</b> 5 <b>R</b> 0 <b>H</b> 1 <b>RBI</b> 0 <b>BB</b> 0 <b>SO</b> 1 <b>LOB</b> 4	<b>AB</b> 36 <b>R</b> 2 <b>H</b> 9 <b>RBI</b> 2 <b>BB</b> 4 <b>SO</b> 6 <b>LOB</b> 23
																<b>AB</b> 5 <b>R</b> 0 <b>H</b> 1 <b>RBI</b> 0 <b>BB</b> 0 <b>SO</b> 1 <b>LOB</b> 4	<b>AB</b> 36 <b>R</b> 2 <b>H</b> 9 <b>RBI</b> 2 <b>BB</b> 4 <b>SO</b> 6 <b>LOB</b> 23	
																<b>AB</b> 5 <b>R</b> 0 <b>H</b> 1 <b>RBI</b> 0 <b>BB</b> 0 <b>SO</b> 1 <b>LOB</b> 4	<b>AB</b> 36 <b>R</b> 2 <b>H</b> 9 <b>RBI</b> 2 <b>BB</b> 4 <b>SO</b> 6 <b>LOB</b> 23	
																<b>AB</b> 5 <b>R</b> 0 <b>H</b> 1 <b>RBI</b> 0 <b>BB</b> 0 <b>SO</b> 1 <b>LOB</b> 4	<b>AB</b> 36 <b>R</b> 2 <b>H</b> 9 <b>RBI</b> 2 <b>BB</b> 4 <b>SO</b> 6 <b>LOB</b> 23	

Atlanta Braves @ Houston Astros  
Astrodome, Houston, TX  
Fri Apr 26 1991, 8:05 PM EDT  
Att: 16,391 - Dome - 70 F

AB 36  
R 2  
H 9  
RBI 2  
BB 4  
SO 6  
LOB 23









Batter	1	2	3	4	5	6	7	8	9	AB	R	H	RBI	BB	SO	LOB	TOP					
<b>Otis Nixon, S</b> <small>OBP: 0.375, SLG: 0.250</small> 										4	0	1	0	0	0	3						
<b>Deion Sanders, L</b> <small>OBP: 0.345, SLG: 0.447</small> 										4	0	0	0	0	2	2						
<b>Jeff Treadway, L</b> <small>OBP: 0.340, SLG: 0.488</small> <b>Jeff Blausler, R</b> <small>OBP: 0.300, SLG: 0.448</small> 										3	0	1	0	0	0	2						
<b>David Justice, L</b> <small>OBP: 0.304, SLG: 0.393</small> 										3	0	1	0	1	0	0						
<b>Sid Bream, L</b> <small>OBP: 0.264, SLG: 0.440</small> <b>Lonnie Smith, R</b> <small>OBP: 0.300, SLG: 0.448</small> 										3	0	0	0	0	0	4						
<b>Terry Pendleton, S</b> <small>OBP: 0.340, SLG: 0.429</small> 										3	0	0	0	1	0	0						
<b>Greg Olson, R</b> <small>OBP: 0.269, SLG: 0.333</small> <b>Ron Gant, R</b> <small>OBP: 0.269, SLG: 0.333</small> <b>Mike Heath, R</b> <small>OBP: 0.326, SLG: 0.395</small> 										2	0	1	0	1	0	0						
<b>Rafael Belliard, R</b> <small>OBP: 0.234, SLG: 0.205</small> 										3	0	0	0	0	1	2						
<b>Tom Glavine, L</b> <small>OBP: 0.500, SLG: 0.286</small> 										2	0	1	0	0	0	1						
<b>Inning Stats</b>	R: 0 E: 0 K: 1 S: 11	H: 1 LOB: 2 BB: 1 P: 20	R: 0 E: 0 K: 0 S: 6	H: 1 LOB: 1 BB: 0 P: 7	R: 0 E: 0 K: 1 S: 9	H: 2 LOB: 2 BB: 0 P: 17	R: 0 E: 0 K: 1 S: 7	H: 0 LOB: 0 BB: 0 P: 10	R: 0 E: 0 K: 0 S: 5	H: 1 LOB: 1 BB: 0 P: 6	R: 0 E: 0 K: 0 S: 6	H: 0 LOB: 0 BB: 0 P: 13	R: 0 E: 0 K: 0 S: 5	H: 0 LOB: 2 BB: 1 P: 12	R: 0 E: 0 K: 0 S: 5	H: 0 LOB: 0 BB: 1 P: 6	R: 0 E: 0 K: 0 S: 4	H: 0 LOB: 0 BB: 1 P: 10	1B: 5 2B: 0 3B: 0 HR: 0	SF: 0 SAC: 1 DP: 1 HBP: 0	WP: 0 PB: 0 SB: 1 CS: 0	PA: 34
<b>PITCHER</b>	IP WLS BF H R ER SO BB IBB HBP BLK WP HR S P ERA WHIP																					
<b>Jimmy Jones, R</b> <small>ERA: 2.59</small>	7.0 W 28 5 0 0 3 2 0 0 0 0 0 0 0 85 0.00 1.000																					
<b>Al Osuna, L</b> <small>ERA: 1.0</small>	1.1 5 0 0 0 0 1 0 0 0 0 0 0 7 0.00 0.750																					
<b>Dwayne Henry, R</b> <small>ERA: 0.75</small>	0.2 S 1 0 0 0 0 0 0 0 0 0 0 0 2 4 0.00 0.000																					

Atlanta Braves @ Houston Astros  
Astrodome, Houston, TX  
Sun Apr 28 1991, 4:33 AM EDT  
Att: 11,817 - Dome - 70 F

AB 30  
R 0  
H 5  
RBI 0  
BB 3  
SO 3  
LOB 15



Batter	1	2	3	4	5	6	7	8	9	AB	R	H	RBI	BB	SO	LOB	BOTTOM			
<b>Mark McLemore, S</b> <small>OBP: 0.178, SLG: 0.075</small> 										4	1	1	0	0	2	0				
<b>Casey Candaele, S</b> <small>OBP: 0.354, SLG: 0.488</small> 										4	0	2	2	0	0	0				
<b>Rafael Ramirez, R</b> <small>OBP: 0.280, SLG: 0.261</small> 										4	0	1	0	0	1	2				
<b>Ken Caminiti, S</b> <small>OBP: 0.333, SLG: 0.373</small> 										4	0	0	0	0	0	1				
<b>5 Jeff Bagwell, R</b> <small>OBP: 0.354, SLG: 0.429</small> 										4	0	1	0	0	1	0				
<b>Mark Davidson, R</b> <small>OBP: 0.308, SLG: 0.227</small> <b>Dwayne Henry, R</b> <small>OBP: 0.354, SLG: 0.429</small> 										4	0	1	0	0	2	0				
<b>Karl Rhodes, L</b> <small>OBP: 0.305, SLG: 0.283</small> 										3	0	1	0	0	0	2				
<b>Carl Nichols, R</b> <small>OBP: 0.417, SLG: 0.400</small> 										2	1	1	0	1	1	1				
<b>Jimmy Jones, R</b> <small>OBP: 0.125, SLG: 0.125</small> <b>Dave Rohde, S</b> <small>OBP: 0.111, SLG: 0.111</small> <b>Al Osuna, R</b> <small>OBP: 0.354, SLG: 0.429</small> <b>Steve Finley, L</b> <small>OBP: 0.269, SLG: 0.267</small> 										2	0	0	0	0	1	3				
<b>Inning Stats</b>	R: 0 E: 0 K: 2 S: 7	H: 0 LOB: 0 BB: 0 P: 11	R: 0 E: 0 K: 1 S: 14	H: 2 LOB: 3 BB: 1 P: 24	R: 0 E: 0 K: 1 S: 13	H: 1 LOB: 1 BB: 0 P: 18	R: 0 E: 0 K: 2 S: 11	H: 1 LOB: 1 BB: 0 P: 16	R: 0 E: 0 K: 0 S: 6	H: 1 LOB: 1 BB: 0 P: 11	R: 0 E: 0 K: 0 S: 8	H: 0 LOB: 0 BB: 0 P: 10	R: 2 E: 0 K: 0 S: 16	H: 3 LOB: 1 BB: 0 P: 21	R: 0 E: 0 K: 2 S: 7	H: 0 LOB: 0 BB: 0 P: 14	1B: 5 2B: 2 3B: 1 HR: 0	SF: 0 SAC: 0 DP: 0 HBP: 0	WP: 0 PB: 0 SB: 1 CS: 0	PA: 33
<b>PITCHER</b>	IP WLS BF H R ER SO BB IBB HBP BLK WP HR S P ERA WHIP																			
<b>Tom Glavine, L</b> <small>ERA: 2.39</small>	8.0 L 33 8 2 2 8 0 1 0 0 0 0 0 82 2.25 1.000																			

Atlanta Braves @ Houston Astros  
Astrodome, Houston, TX  
Sun Apr 28 1991, 4:33 AM EDT  
Att: 11,817 - Dome - 70 F

AB 32  
R 2  
H 8  
RBI 2  
BB 1  
SO 8  
LOB 10





Batter	1	2	3	4	5	6	7	8	9	AB	R	H	RBI	BB	SO	LOB	TOP							
Eric Yelding, R OBP: 0.214, SLG: 0.265 (1, 6)										4	0	2	0	0	0	0	<b>Houston Astros @ Chicago Cubs</b> Wrigley Field, Chicago, IL Tue Apr 30 1991, 7:05 PM CDT Att: 27,523 - Sunny - 66 F							
Steve Finley, L OBP: 0.288, SLG: 0.266 Darryl Kile, R (1, 8)										4	0	1	0	0	0	2								
Craig Biggio, R OBP: 0.400, SLG: 0.469 (1, 2)										4	0	0	0	0	1	2								
Ken Caminiti, S OBP: 0.316, SLG: 0.352 (1, 5)										4	0	0	0	0	1	2								
Karl Rhodes, L OBP: 0.317, SLG: 0.351 (1, 9)										4	1	2	1	0	1	0								
5 Jeff Banwell, R OBP: 0.348, SLG: 0.407 (1, 3)										3	1	0	0	1	1									
Luis Gonzalez, L OBP: 0.212, SLG: 0.230 (1, 7)										4	1	2	1	0	1									
Casey Candaele, S OBP: 0.346, SLG: 0.467 (1, 4)										2	0	0	1	1	0	1								
Mark Portugal, R OBP: 0.286, SLG: 0.167 Dave Rohde, S OBP: 0.190, SLG: 0.100 Xavier Hernandez, L (4, PH) Rafael Ramirez, R OBP: 0.289, SLG: 0.250 (7, PH)										1	0	0	0	0	0	1								
										1	0	0	0	0	0	0								
										1	0	0	0	0	0	0								
										1	0	0	0	0	1									
<b>Inning Stats</b>	R: 0 E: 0 K: 0 S: 8	H: 1 LOB: 1 BB: 0 P: 12	R: 1 E: 0 K: 0 S: 7	H: 2 LOB: 1 BB: 0 P: 14	R: 0 E: 0 K: 1 S: 12	H: 1 LOB: 0 BB: 0 P: 17	R: 2 E: 0 K: 0 S: 8	H: 1 LOB: 0 BB: 1 P: 16	R: 0 E: 0 K: 0 S: 5	H: 0 LOB: 0 BB: 0 P: 10	R: 0 E: 0 K: 1 S: 8	H: 1 LOB: 1 BB: 0 P: 13	R: 0 E: 0 K: 1 S: 11	H: 1 LOB: 1 BB: 1 P: 17	R: 0 E: 0 K: 2 S: 9	H: 0 LOB: 0 BB: 0 P: 12	R: 0 E: 0 K: 1 S: 7	H: 0 LOB: 0 BB: 0 P: 10	1B: 4 2B: 1 3B: 1 HR: 1	SF: 1 SAC: 0 DP: 0 HBP: 0	WP: 0 PB: 0 SB: 1 CS: 1	PA: 35		
<b>PITCHER</b>	IP WLS BF H R ER SO BB IBB HBP BLK WP HR S P ERA WHIP	IP WLS BF H R ER SO BB IBB HBP BLK WP HR S P ERA WHIP	IP WLS BF H R ER SO BB IBB HBP BLK WP HR S P ERA WHIP	IP WLS BF H R ER SO BB IBB HBP BLK WP HR S P ERA WHIP	IP WLS BF H R ER SO BB IBB HBP BLK WP HR S P ERA WHIP	IP WLS BF H R ER SO BB IBB HBP BLK WP HR S P ERA WHIP	IP WLS BF H R ER SO BB IBB HBP BLK WP HR S P ERA WHIP	IP WLS BF H R ER SO BB IBB HBP BLK WP HR S P ERA WHIP	IP WLS BF H R ER SO BB IBB HBP BLK WP HR S P ERA WHIP	IP WLS BF H R ER SO BB IBB HBP BLK WP HR S P ERA WHIP	IP WLS BF H R ER SO BB IBB HBP BLK WP HR S P ERA WHIP	IP WLS BF H R ER SO BB IBB HBP BLK WP HR S P ERA WHIP	IP WLS BF H R ER SO BB IBB HBP BLK WP HR S P ERA WHIP	IP WLS BF H R ER SO BB IBB HBP BLK WP HR S P ERA WHIP	IP WLS BF H R ER SO BB IBB HBP BLK WP HR S P ERA WHIP	IP WLS BF H R ER SO BB IBB HBP BLK WP HR S P ERA WHIP	IP WLS BF H R ER SO BB IBB HBP BLK WP HR S P ERA WHIP	IP WLS BF H R ER SO BB IBB HBP BLK WP HR S P ERA WHIP	IP WLS BF H R ER SO BB IBB HBP BLK WP HR S P ERA WHIP	IP WLS BF H R ER SO BB IBB HBP BLK WP HR S P ERA WHIP	IP WLS BF H R ER SO BB IBB HBP BLK WP HR S P ERA WHIP	IP WLS BF H R ER SO BB IBB HBP BLK WP HR S P ERA WHIP	IP WLS BF H R ER SO BB IBB HBP BLK WP HR S P ERA WHIP	IP WLS BF H R ER SO BB IBB HBP BLK WP HR S P ERA WHIP

Houston Astros @ Chicago Cubs  
Wrigley Field, Chicago, IL  
Tue Apr 30 1991, 7:05 PM CDT  
Att: 27,523 - Sunny - 66 F

AB	32
R	3
H	7
RBI	3
BB	2
SO	6
LOB	11



Batter	1	2	3	4	5	6	7	8	9	AB	R	H	RBI	BB	SO	LOB	BOTTOM						
Jerome Walton, R OBP: 0.288, SLG: 0.388 (1, 8)										5	1	1	0	0	1	3	<b>Houston Astros @ Chicago Cubs</b> Wrigley Field, Chicago, IL Tue Apr 30 1991, 7:05 PM CDT Att: 27,523 - Sunny - 66 F						
23 Ryne Sandberg, R OBP: 0.287, SLG: 0.274 (1, 4)										3	2	1	0	2	0	2							
Mark Grace, L OBP: 0.365, SLG: 0.394 (1, 3)										3	2	1	1	2	0	2							
George Bell, R OBP: 0.291, SLG: 0.469 Doug Dascenzo, S OBP: 0.326, SLG: 0.275 (8, 7)										3	1	2	2	0	0	1							
Andre Dawson, R OBP: 0.376, SLG: 0.595 (1, 9)										4	1	1	1	1	1	4							
Hector Villanueva, R OBP: 0.387, SLG: 0.615 (1, 2)										4	1	3	4	0	1	1							
Shawon Dunston, R OBP: 0.286, SLG: 0.353 (1, 6)										4	0	1	0	0	0	1							
Gary Scott, R OBP: 0.303, SLG: 0.286 (1, 5)										4	1	2	1	0	0	2							
Mike Bielecki, R OBP: 0.286, SLG: 0.286 Dwight Smith, L OBP: 0.214, SLG: 0.167 Paul Assenmacher, L OBP: 0.667, SLG: 0.500 Heathcliff Stocumb, R (9, 1)										2	0	0	0	0	0	1							
										1	0	0	0	0	1	2							
										0	1	0	0	1	0	0							
										0	0	0	0	0	0	0							
<b>Inning Stats</b>	R: 2 E: 0 K: 1 S: 17	H: 2 LOB: 1 BB: 1 P: 27	R: 0 E: 0 K: 0 S: 6	H: 1 LOB: 0 BB: 0 P: 7	R: 4 E: 0 K: 0 S: 15	H: 3 LOB: 0 BB: 2 P: 32	R: 0 E: 0 K: 0 S: 6	H: 0 LOB: 0 BB: 0 P: 10	R: 0 E: 0 K: 0 S: 6	H: 1 LOB: 1 BB: 0 P: 10	R: 0 E: 0 K: 2 S: 17	H: 2 LOB: 2 BB: 0 P: 20	R: 2 E: 0 K: 1 S: 14	H: 2 LOB: 1 BB: 1 P: 26	R: 2 E: 1 K: 0 S: 15	H: 1 LOB: 2 BB: 2 P: 26	R: 2 E: 1 K: 0 S: 15	H: 1 LOB: 2 BB: 2 P: 26	1B: 6 2B: 4 3B: 0 HR: 2	SF: 1 SAC: 0 DP: 1 HBP: 0	WP: 0 PB: 0 SB: 1 CS: 1	PA: 41	
<b>PITCHER</b>	IP WLS BF H R ER SO BB IBB HBP BLK WP HR S P ERA WHIP	IP WLS BF H R ER SO BB IBB HBP BLK WP HR S P ERA WHIP	IP WLS BF H R ER SO BB IBB HBP BLK WP HR S P ERA WHIP	IP WLS BF H R ER SO BB IBB HBP BLK WP HR S P ERA WHIP	IP WLS BF H R ER SO BB IBB HBP BLK WP HR S P ERA WHIP	IP WLS BF H R ER SO BB IBB HBP BLK WP HR S P ERA WHIP	IP WLS BF H R ER SO BB IBB HBP BLK WP HR S P ERA WHIP	IP WLS BF H R ER SO BB IBB HBP BLK WP HR S P ERA WHIP	IP WLS BF H R ER SO BB IBB HBP BLK WP HR S P ERA WHIP	IP WLS BF H R ER SO BB IBB HBP BLK WP HR S P ERA WHIP	IP WLS BF H R ER SO BB IBB HBP BLK WP HR S P ERA WHIP	IP WLS BF H R ER SO BB IBB HBP BLK WP HR S P ERA WHIP	IP WLS BF H R ER SO BB IBB HBP BLK WP HR S P ERA WHIP	IP WLS BF H R ER SO BB IBB HBP BLK WP HR S P ERA WHIP	IP WLS BF H R ER SO BB IBB HBP BLK WP HR S P ERA WHIP	IP WLS BF H R ER SO BB IBB HBP BLK WP HR S P ERA WHIP	IP WLS BF H R ER SO BB IBB HBP BLK WP HR S P ERA WHIP	IP WLS BF H R ER SO BB IBB HBP BLK WP HR S P ERA WHIP	IP WLS BF H R ER SO BB IBB HBP BLK WP HR S P ERA WHIP	IP WLS BF H R ER SO BB IBB HBP BLK WP HR S P ERA WHIP	IP WLS BF H R ER SO BB IBB HBP BLK WP HR S P ERA WHIP	IP WLS BF H R ER SO BB IBB HBP BLK WP HR S P ERA WHIP	IP WLS BF H R ER SO BB IBB HBP BLK WP HR S P ERA WHIP

Houston Astros @ Chicago Cubs  
Wrigley Field, Chicago, IL  
Tue Apr 30 1991, 7:05 PM CDT  
Att: 27,523 - Sunny - 66 F

AB	34
R	10
H	12
RBI	10
BB	6
SO	4
LOB	21





Batter	1	2	3	4	5	6	7	8	9	AB	R	H	RBI	BB	SO	LOB	TOP					
Eric Yelding, R (1, 6) OBP: 0.200, SLG: 0.247	G6-3		G3		F7		K		F8	5	0	0	0	0	1	3	<b>Houston Astros @ Chicago Cubs</b> Wrigley Field, Chicago, IL Wed May 01 1991, 3:33 AM CDT Att: 17,606 - Cloudy - 60 F					
Steve Finley, L (1, 8) OBP: 0.253, SLG: 0.250	L8		G4-3		G4-3		G4-3		G6-3	4	0	0	0	0	0	2						
Al Osuna, R (7, 1)	L8		G4-3		G4-3		G4-3		G6-3	0	0	0	0	0	0	0						
Carl Nichols, R (8, 2) OBP: 0.385, SLG: 0.364	L8		G4-3		G4-3		G4-3		G6-3	1	0	0	0	0	0	1						
Craig Biggio, R (1, 2) OBP: 0.405, SLG: 0.485	G5-3									4	3	2	0	0	0	0						
Curt Schilling, R (8, 1) OBP: 1.000, SLG: 1.000	G5-3									0	0	0	0	0	0	0						
Rafael Ramirez, R (9, FH) OBP: 0.296, SLG: 0.250	G5-3									0	0	0	0	1	0	0						
Ken Caminiti, S (1, 5) OBP: 0.296, SLG: 0.329		L7								5	0	0	0	0	0	4						
Karl Rhodes, L (1, 9) OBP: 0.299, SLG: 0.328		G1-3								4	0	0	1	0	0	2						
5 Jeff Bagwell, R (1, 3) OBP: 0.352, SLG: 0.410										2	1	1	0	0	1	0						
Ken Oberkfell, L (6, FH) OBP: 0.563, SLG: 0.455										2	1	2	2	0	0	0						
Luis Gonzalez, L (1, 7) OBP: 0.257, SLG: 0.359										3	2	3	4	1	0	0						
Mark McLemore, S (1, 4) OBP: 0.184, SLG: 0.091										4	0	1	0	0	0	2						
Jim Deshaies, L (1, 1)										0	0	0	0	0	0	0						
Jim Clancy, R (3, 1)										0	0	0	0	0	0	0						
Dave Rohde, S (5, PH) ERA: 3.93										1	0	0	0	0	0	0						
Jim Corsi, R (5, 1)										0	0	0	0	0	0	0						
Casey Candaele, S (7, PH) OBP: 0.332, SLG: 0.488										2	1	1	0	0	0	0						
Inning Stats	R: 0 E: 0 K: 0 S: 7	H: 0 LOB: 0 BB: 0 P: 12	R: 0 E: 0 K: 1 S: 6	H: 0 LOB: 0 BB: 0 P: 7	R: 0 E: 0 K: 0 S: 9	H: 2 LOB: 2 BB: 0 P: 12	R: 3 E: 0 K: 0 S: 12	H: 3 LOB: 0 BB: 0 P: 16	R: 0 E: 0 K: 0 S: 8	H: 0 LOB: 2 BB: 1 P: 12	R: 1 E: 0 K: 1 S: 11	H: 2 LOB: 2 BB: 1 P: 19	R: 0 E: 0 K: 1 S: 8	H: 0 LOB: 0 BB: 0 P: 11	R: 3 E: 1 K: 0 S: 11	H: 2 LOB: 0 BB: 1 P: 14	R: 1 E: 0 K: 0 S: 10	H: 1 LOB: 1 BB: 1 P: 20	1B: 6 2B: 2 3B: 0 HR: 2	SF: 0 SAC: 1 DP: 0 HBP: 0	WP: 1 PB: 0 SB: 0 CS: 0	PA: 40
PITCHER	IP	WLS	BF	H	R	ER	SO	BB	IBB	HBP	BLK	WP	HR	S	P	ERA	WHIP					
Greg Maddux, R (1, 1) ERA: 3.93	8.0	W	35	9	7	4	2	1	0	0	0	0	2	72	103	4.50	1.250					
Heathcliff Slocumb, R (9, 1) ERA: 4.15	1.0		5	1	1	1	0	1	0	0	0	1	0	10	20	9.00	2.000					



AB 37  
R 8  
H 10  
RBI 7  
BB 2  
SO 2  
LOB 14

Batter	1	2	3	4	5	6	7	8	9	AB	R	H	RBI	BB	SO	LOB	BOTTOM				
Jerome Walton, R (1, 8) OBP: 0.281, SLG: 0.396	23 2B	E5	G5-3		SF9		F9			4	1	1	1	0	0	1	<b>Houston Astros @ Chicago Cubs</b> Wrigley Field, Chicago, IL Wed May 01 1991, 3:33 AM CDT Att: 17,606 - Cloudy - 60 F				
23 Ryne Sandberg, R (1, 4) OBP: 0.303, SLG: 0.299	HR	G4-3		1B	SF9		F9			3	2	2	2	1	0	0					
Mark Grace, L (1, 3) OBP: 0.378, SLG: 0.400	HR	G4-3		PB	SF9		E3			4	1	2	0	1	0	2					
George Bell, R (1, 7) OBP: 0.278, SLG: 0.452	K	F9		SF9	E8		K			3	0	0	1	0	1	5					
Dwight Smith, L (6, 9) OBP: 0.200, SLG: 0.154	K	F9		SF9	E8		K			1	0	0	0	0	1	1					
Andre Dawson, R (1, 9) OBP: 0.382, SLG: 0.639	HR			K	L8					4	2	2	3	0	1	3					
Doug Dascenzo, S (6, 7) OBP: 0.340, SLG: 0.293	HR			K	L8					1	0	1	0	0	0	0					
Hector Villanueva, R (1, 2) OBP: 0.388, SLG: 0.889	HR			G1-3			G5-3		P8	5	2	2	3	0	0	2					
Shawon Dunston, R (1, 6) OBP: 0.293, SLG: 0.338	G5-4-3				E5		F8		L7	3	1	0	0	2	0	1					
Gary Scott, R (1, 5) OBP: 0.310, SLG: 0.283	G5-4-3			P8	SF9				K	4	1	1	0	1	1	3					
Greg Maddux, R (1, 1) OBP: 0.214, SLG: 0.286					F9					4	1	1	0	0	1	2					
Heathcliff Slocumb, R (9, 1) ERA: 3.46					F9					0	0	0	0	0	0	0					
Inning Stats	R: 5 E: 0 K: 1 S: 17	H: 4 LOB: 0 BB: 2 P: 30	R: 0 E: 1 K: 0 S: 12	H: 1 LOB: 2 BB: 0 P: 18	R: 2 E: 0 K: 0 S: 11	H: 2 LOB: 1 BB: 1 P: 22	R: 1 E: 0 K: 1 S: 15	H: 1 LOB: 1 BB: 1 P: 23	R: 3 E: 4 K: 0 S: 17	H: 2 LOB: 2 BB: 0 P: 24	R: 0 E: 0 K: 1 S: 8	H: 0 LOB: 1 BB: 1 P: 15	R: 0 E: 0 K: 1 S: 14	H: 1 LOB: 1 BB: 0 P: 20	R: 0 E: 0 K: 1 S: 10	H: 1 LOB: 1 BB: 0 P: 14	1B: 6 2B: 3 3B: 0 HR: 3	SF: 3 SAC: 0 DP: 1 HBP: 0	WP: 0 PB: 1 SB: 0 CS: 0	PA: 44	
PITCHER	IP	WLS	BF	H	R	ER	SO	BB	IBB	HBP	BLK	WP	HR	S	P	ERA	WHIP				
Jim Deshaies, L (1, 1) ERA: 8.61	2.0	L	16	7	7	7	1	3	0	0	0	0	3	34	60	31.50	5.000				
Jim Clancy, R (3, 1) ERA: 2.13	2.0		8	1	1	1	1	1	0	0	0	0	0	21	33	4.50	1.000				
Jim Corsi, R (5, 1) ERA: 3.0	2.0		12	2	3	0	1	1	0	0	0	0	0	25	39	0.00	1.500				
Al Osuna, L (7, 1) ERA: 0.5	1.0		4	1	0	0	1	0	0	0	0	0	0	14	20	0.00	1.000				
Curt Schilling, R (8, 1) ERA: 3.46	1.0		4	1	0	0	1	0	0	0	1	0	0	10	14	0.00	1.000				



AB 36  
R 11  
H 12  
RBI 10  
BB 5  
SO 5  
LOB 20




Batter	1	2	3	4	5	6	7	8	9	AB	R	H	RBI	BB	SO	LOB	TOP					
Steve Finley, L (1, 8) OBP: 0.244, SLG: 0.239 Eric Yelding, R (9, PH) OBP: 0.211, SLG: 0.257	G4-3			K		G4-3			FC6 1B	3	0	0	0	0	1	0						
Casey Candaele, S (1, 7) OBP: 0.328, SLG: 0.451	K			G4-3			G6-3		FC6 1-2	4	0	0	0	0	1	1						
Craig Biggio, R (1, 2) OBP: 0.390, SLG: 0.465	G4-3			G4-3			G3-1			3	0	0	0	0	0	0						
Ken Caminiti, S (1, 5) OBP: 0.298, SLG: 0.342		G6-3			5 1B		G4-3			3	0	1	0	0	0	0						
Jeff Bagwell, R (1, 3) OBP: 0.351, SLG: 0.406		F9			1B	2H	1B		G5-3	3	0	1	0	0	0	0						
Rafael Ramirez, R (1, 6) OBP: 0.300, SLG: 0.259		F9			1-3	G6-4-3	1B		G3-1	3	0	1	0	0	0	0						
Mark Davidson, R (1, 9) OBP: 0.276, SLG: 0.200			P3		0-0	G6-4-3	1B		F9	3	0	0	0	0	0	2						
Dave Rohde, S (1, 4) OBP: 0.071, SLG: 0.071			L9					G4-3	G5-3	3	0	0	0	0	0	0						
Pete Harnisch, S (1, 1) OBP: 0.100, SLG: 0.100 Carl Nichols, R (9, PH) OBP: 0.357, SLG: 0.333			K					F9	K	2	0	0	0	0	1	0						
<b>Inning Stats</b>	R: 0 E: 0 K: 1 S: 6	H: 0 LOB: 0 BB: 0 P: 10	R: 0 E: 0 K: 0 S: 6	H: 0 LOB: 0 BB: 0 P: 9	R: 0 E: 0 K: 1 S: 7	H: 0 LOB: 0 BB: 0 P: 11	R: 0 E: 0 K: 1 S: 8	H: 0 LOB: 0 BB: 0 P: 10	R: 0 E: 0 K: 0 S: 6	H: 3 LOB: 1 BB: 0 P: 10	R: 0 E: 0 K: 0 S: 9	H: 0 LOB: 0 BB: 0 P: 13	R: 0 E: 0 K: 0 S: 4	H: 0 LOB: 0 BB: 0 P: 6	R: 0 E: 0 K: 0 S: 7	H: 0 LOB: 0 BB: 0 P: 12	R: 0 E: 0 K: 1 S: 7	H: 1 LOB: 1 BB: 0 P: 11	1B: 3 2B: 1 3B: 0 HR: 0	SF: 0 SAC: 0 DP: 1 HBP: 0	WP: 0 PB: 0 SB: 0 CS: 0	PA: 29
<b>PITCHER</b> Zane Smith, L (1, 1) ERA: 2.02	IP: 9.0 WLS: W BF: 29 H: 4 R: 0 ER: 0 SO: 4 BB: 0 IBB: 0 HBP: 0 BLK: 0 WP: 0 HR: 0 S: 60 P: 92 ERA: 0.00 WHIP: 0.444																					

Houston Astros @ Pittsburgh Pirates  
Three Rivers Stadium, Pittsburgh, PA  
Fri May 03 1991, 7:05 PM EDT  
Att: 24,145 - Sunny - 62 F

livebaseballscores.com

AB 29  
R 0  
H 4  
RBI 0  
BB 0  
SO 4  
LOB 3



Batter	1	2	3	4	5	6	7	8	9	AB	R	H	RBI	BB	SO	LOB	BOTTOM					
Orlando Merced, S (1, 3) OBP: 0.389, SLG: 0.433	F8					K				3	1	1	1	0	1	0						
Jay Bell, R (1, 6) OBP: 0.224, SLG: 0.278	K			HR		P4				3	0	0	0	0	1	0						
Andy Van Slyke, L (1, 8) OBP: 0.337, SLG: 0.479						P6				2	0	0	0	1	0	0						
Bobby Bonilla, S (1, 9) OBP: 0.419, SLG: 0.570	F7									3	0	0	0	0	0	1						
Barry Bonds, L (1, 7) OBP: 0.219, SLG: 0.279		L9				P3				3	0	0	0	0	0	0						
Jeff King, R (1, 5) OBP: 0.352, SLG: 0.329		F9				K				3	0	0	0	0	1	0						
Michael LaValliere, L (1, 2) OBP: 0.246, SLG: 0.291										3	0	1	0	0	0	0						
Jose Lind, R (1, 4) OBP: 0.278, SLG: 0.324										3	0	0	0	0	0	1						
Zane Smith, L (1, 1) OBP: 0.333, SLG: 0.300										3	0	0	0	0	0	0						
<b>Inning Stats</b>	R: 0 E: 0 K: 1 S: 8	H: 0 LOB: 1 BB: 1 P: 14	R: 0 E: 0 K: 0 S: 11	H: 1 LOB: 0 BB: 0 P: 14	R: 1 E: 0 K: 0 S: 8	H: 1 LOB: 0 BB: 0 P: 14	R: 0 E: 0 K: 1 S: 10	H: 0 LOB: 0 BB: 0 P: 15	R: 0 E: 0 K: 0 S: 6	H: 0 LOB: 0 BB: 0 P: 9	R: 0 E: 0 K: 1 S: 6	H: 0 LOB: 0 BB: 0 P: 9	R: 0 E: 0 K: 0 S: 4	H: 0 LOB: 0 BB: 0 P: 7	R: 0 E: 0 K: 0 S: 6	H: 0 LOB: 0 BB: 0 P: 7	R: 0 E: 0 K: 0 S: 6	H: 0 LOB: 0 BB: 0 P: 7	1B: 1 2B: 0 3B: 0 HR: 1	SF: 0 SAC: 0 DP: 0 HBP: 0	WP: 1 PB: 0 SB: 0 CS: 0	PA: 27
<b>PITCHER</b> Pete Harnisch, R (1, 1) ERA: 1.07	IP: 8.0 WLS: L BF: 27 H: 2 R: 1 ER: 1 SO: 3 BB: 1 IBB: 0 HBP: 0 BLK: 0 WP: 1 HR: 1 S: 59 P: 89 ERA: 1.12 WHIP: 0.375																					

Houston Astros @ Pittsburgh Pirates  
Three Rivers Stadium, Pittsburgh, PA  
Fri May 03 1991, 7:05 PM EDT  
Att: 24,145 - Sunny - 62 F

livebaseballscores.com

AB 26  
R 1  
H 2  
RBI 1  
BB 1  
SO 3  
LOB 2









Batter	1	2	3	4	5	6	7	8	9	AB	R	H	RBI	BB	SO	LOB	TOP					
<b>Eric Yelding, R</b> OBP: 0.233, SLG: 0.298 (1, 6)										5	1	3	1	0	1	1						
<b>Steve Finley, L</b> OBP: 0.284, SLG: 0.342 (1, 8)										4	1	2	2	1	0	1						
<b>Karl Rhodes, L</b> OBP: 0.289, SLG: 0.304 (1, 9)										5	1	1	0	0	2	3						
<b>Ken Caminiti, S</b> OBP: 0.330, SLG: 0.349 (1, 5)										3	1	1	0	2	0	0						
<b>Luis Gonzalez, L</b> OBP: 0.263, SLG: 0.384 (9, 1)										4	0	1	0	1	0	3						
<b>Ken Oberkfell, L</b> OBP: 0.579, SLG: 0.462 (7, PH)										2	0	1	2	1	0	3						
<b>5 Jeff Bagwell, R</b> OBP: 0.370, SLG: 0.457 (7, 3)										2	1	1	1	0	1	1						
<b>Carl Nichols, R</b> OBP: 0.278, SLG: 0.250 (9, PH)										4	0	0	0	0	0	3						
<b>Casey Candaele, S</b> OBP: 0.322, SLG: 0.442 (9, 2)										1	0	0	0	0	0	1						
<b>Craig Biggio, R</b> OBP: 0.378, SLG: 0.440 (9, 2)										0	0	0	0	0	0	0						
<b>Mark McLemore, S</b> OBP: 0.228, SLG: 0.173 (1, 4)										4	1	1	0	0	1	0						
<b>Mark Portugal, R</b> OBP: 0.300, SLG: 0.125 (8, 1)										2	0	0	0	1	0	0						
<b>Dwayne Henry, R</b> (8, 1)										0	0	0	0	0	0	0						
<b>Al Osuna, R</b> (8, 1)										0	0	0	0	0	0	0						
<b>Mark Davidson, R</b> OBP: 0.276, SLG: 0.200 (9, 7)										0	0	0	0	0	0	0						
<b>Inning Stats</b>	R: 0 E: 0 K: 0 S: 6	H: 1 LOB: 3 BB: 3 P: 19	R: 1 E: 0 K: 0 S: 9	H: 2 LOB: 1 BB: 0 P: 12	R: 0 E: 0 K: 0 S: 9	H: 1 LOB: 2 BB: 1 P: 20	R: 0 E: 0 K: 2 S: 9	H: 0 LOB: 0 BB: 0 P: 12	R: 2 E: 1 K: 0 S: 13	H: 3 LOB: 1 BB: 0 P: 23	R: 0 E: 0 K: 1 S: 8	H: 1 LOB: 2 BB: 1 P: 15	R: 1 E: 0 K: 0 S: 16	H: 1 LOB: 0 BB: 0 P: 23	R: 2 E: 0 K: 1 S: 12	H: 2 LOB: 1 BB: 0 P: 16	R: 0 E: 0 K: 1 S: 10	H: 0 LOB: 1 BB: 1 P: 18	1B: 6 2B: 3 3B: 0 HR: 2	SF: 0 SAC: 1 DP: 0 HBP: 0	WP: 0 PB: 0 SB: 1 CS: 1	PA: 43
<b>PITCHER</b>	IP	WLS	BF	H	R	ER	SO	BB	IBB	HBP	BLK	WP	HR	S	P	ERA	WHIP					
<b>Doug Drabek, R</b> ERA: 4.08 (1, 1)	5.0	L	25	7	3	2	2	4	0	0	0	0	0	46	86	3.60	2.200					
<b>Bob Kipper, L</b> ERA: 9.29 (6, 1)	3.0		14	4	3	3	2	1	0	0	0	0	2	36	54	9.00	1.667					
<b>Bill Landrum, R</b> ERA: (9, 1)	1.0		4	0	0	0	1	1	0	0	0	0	0	10	18	0.00	1.000					

Houston Astros @ Pittsburgh Pirates  
Three Rivers Stadium, Pittsburgh, PA  
Sun May 05 1991, 3:33 AM EDT  
Att. 17,727 - Sunny - 82 F



AB 36  
R 6  
H 11  
RBI 6  
BB 6  
SO 5  
LOB 16

Batter	1	2	3	4	5	6	7	8	9	AB	R	H	RBI	BB	SO	LOB	BOTTOM					
<b>Orlando Merced, S</b> OBP: 0.432, SLG: 0.583 (1, 3)										3	1	1	3	1	0	0						
<b>Jay Bell, R</b> OBP: 0.228, SLG: 0.291 (1, 6)										4	0	0	0	0	1	0						
<b>Andy Van Slyke, L</b> OBP: 0.320, SLG: 0.444 (1, 8)										4	0	1	0	0	0	0						
<b>Bobby Bonilla, S</b> OBP: 0.386, SLG: 0.517 (1, 5)										4	0	0	0	0	1	1						
<b>Barry Bonds, L</b> OBP: 0.222, SLG: 0.257 (1, 7)										3	1	0	0	1	0	0						
<b>Gary Varsho, L</b> OBP: 0.400, SLG: 0.467 (9, PH)										2	0	1	1	1	0	0						
<b>Curtis Wilkerson, S</b> OBP: 0.360, SLG: 0.318 (9, PH)										1	0	0	0	0	0	0						
<b>Don Slaught, R</b> OBP: 0.406, SLG: 0.429 (1, 2)										3	1	1	0	1	0	2						
<b>Jose Lind, R</b> OBP: 0.300, SLG: 0.333 (1, 4)										4	1	1	0	0	1	2						
<b>Doug Drabek, R</b> OBP: 0.200, SLG: 0.200 (5, PH)										1	0	0	0	0	1	0						
<b>Jeff Schultz, L</b> (5, PH)										1	0	0	0	0	1	1						
<b>Bob Kipper, R</b> (6, 1)										0	0	0	0	0	0	0						
<b>Lloyd McClendon, R</b> OBP: 0.462, SLG: 0.700 (8, PH)										1	0	0	0	0	1	2						
<b>Bill Landrum, R</b> (9, 1)										0	0	0	0	0	0	0						
<b>Inning Stats</b>	R: 0 E: 0 K: 0 S: 9	H: 0 LOB: 0 BB: 0 P: 14	R: 0 E: 0 K: 0 S: 9	H: 0 LOB: 1 BB: 1 P: 17	R: 0 E: 0 K: 1 S: 8	H: 0 LOB: 0 BB: 1 P: 13	R: 0 E: 0 K: 1 S: 7	H: 0 LOB: 0 BB: 0 P: 11	R: 1 E: 0 K: 1 S: 11	H: 1 LOB: 1 BB: 1 P: 20	R: 0 E: 0 K: 0 S: 8	H: 0 LOB: 0 BB: 0 P: 12	R: 0 E: 0 K: 0 S: 5	H: 0 LOB: 0 BB: 0 P: 8	R: 3 E: 0 K: 2 S: 15	H: 4 LOB: 1 BB: 0 P: 23	R: 0 E: 0 K: 1 S: 10	H: 0 LOB: 1 BB: 1 P: 16	1B: 3 2B: 1 3B: 0 HR: 1	SF: 0 SAC: 0 DP: 0 HBP: 0	WP: 0 PB: 1 SB: 0 CS: 1	PA: 36
<b>PITCHER</b>	IP	WLS	BF	H	R	ER	SO	BB	IBB	HBP	BLK	WP	HR	S	P	ERA	WHIP					
<b>Mark Portugal, R</b> ERA: 5.55 (1, 1)	7.1		28	4	4	4	4	3	0	0	0	0	0	66	111	4.91	0.955					
<b>Dwayne Henry, R</b> ERA: 0.73 (8, 1)	0.1		2	1	0	0	1	0	0	0	0	0	0	5	6	0.00	3.000					
<b>Al Osuna, L</b> ERA: 0.82 (8, 1)	1.0		4	0	0	0	0	1	0	0	0	0	0	7	11	0.00	1.000					
<b>Curt Schilling, R</b> ERA: 3.38 (9, 1)	0.1	S	1	0	0	0	1	0	0	0	0	0	0	4	6	0.00	0.000					

Houston Astros @ Pittsburgh Pirates  
Three Rivers Stadium, Pittsburgh, PA  
Sun May 05 1991, 3:33 AM EDT  
Att. 17,727 - Sunny - 82 F



AB 31  
R 4  
H 5  
RBI 4  
BB 4  
SO 6  
LOB 8







Batter	1	2	3	4	5	6	7	8	9	AB	R	H	RBI	BB	SO	LOB	TOP		
Jerome Walton, R OBP: 0.250, SLG: 0.333 (1, 8)	G6-3	K			G5-3			FC3-6 23 2B	F8	5	1	0	0	0	1	3			
23 Ryne Sandberg, R OBP: 0.314, SLG: 0.361 (1, 4)	1B HR		L4		G4-3			1B 2B		4	1	2	1	0	0	0			
Mark Grace, L OBP: 0.369, SLG: 0.404 (1, 3)	1B HR			BB		G4-3		L7		3	1	1	0	1	0	1			
George Bell, R OBP: 0.300, SLG: 0.553 Doug Dascenzo, S (8, PR) OBP: 0.395, SLG: 0.391 (8, 7)	1B HR		K		G5-3			1B BB		3	1	1	3	1	1	1			
Andre Dawson, R OBP: 0.339, SLG: 0.549 (1, 9)	G5-3		G5-3			F7		FC5 1B		4	0	1	0	0	0	1			
Damon Berryhill, S OBP: 0.200, SLG: 0.232 (1, 2)	K		F8			K		FC5		4	0	0	0	0	2	3			
Shawon Dunston, R OBP: 0.287, SLG: 0.344 (1, 6)		G4-3 2B	F8			F9-6 1B			CS 1B	4	0	3	0	0	0	0			
Gary Scott, R OBP: 0.329, SLG: 0.279 (1, 5)	G5-3		F9			F9-6			SH1-4 HBP	3	0	0	0	0	0	2			
Bob Scanlan, R Les Lancaster, R Dave Smith, R (1, 1) (8, 1) (9, 1)	G4-3				F8			FC3-6 BB	SH1-4	2	0	0	0	1	0	1			
										0	0	0	0	0	0	0			
										0	0	0	0	0	0	0			
<b>Inning Stats</b>	R: 3 E: 0 K: 1 S: 12	H: 3 LOB: 0 BB: 0 P: 17	R: 0 E: 0 K: 1 S: 10	H: 1 LOB: 1 BB: 0 P: 14	R: 0 E: 0 K: 1 S: 7	H: 0 LOB: 1 BB: 1 P: 11	R: 0 E: 0 K: 0 S: 8	H: 0 LOB: 0 BB: 0 P: 13	R: 0 E: 0 K: 0 S: 9	H: 0 LOB: 0 BB: 0 P: 13	R: 0 E: 0 K: 1 S: 5	H: 1 LOB: 0 BB: 0 P: 8	R: 1 E: 0 K: 0 S: 12	H: 2 LOB: 2 BB: 2 P: 24	R: 0 E: 0 K: 0 S: 11	H: 1 LOB: 1 BB: 0 P: 16	1B: 5 2B: 3 3B: 0 HR: 1	SF: 0 SAC: 1 DP: 1 HBP: 1	WP: 0 PA: 37 PB: 0 SB: 1 CS: 1
<b>PITCHER</b>	IP WLS BF H R ER SO BB IBB HBP BLK WP HR S P ERA WHIP	IP WLS BF H R ER SO BB IBB HBP BLK WP HR S P ERA WHIP	IP WLS BF H R ER SO BB IBB HBP BLK WP HR S P ERA WHIP	IP WLS BF H R ER SO BB IBB HBP BLK WP HR S P ERA WHIP	IP WLS BF H R ER SO BB IBB HBP BLK WP HR S P ERA WHIP	IP WLS BF H R ER SO BB IBB HBP BLK WP HR S P ERA WHIP	IP WLS BF H R ER SO BB IBB HBP BLK WP HR S P ERA WHIP	IP WLS BF H R ER SO BB IBB HBP BLK WP HR S P ERA WHIP	IP WLS BF H R ER SO BB IBB HBP BLK WP HR S P ERA WHIP	IP WLS BF H R ER SO BB IBB HBP BLK WP HR S P ERA WHIP	IP WLS BF H R ER SO BB IBB HBP BLK WP HR S P ERA WHIP	IP WLS BF H R ER SO BB IBB HBP BLK WP HR S P ERA WHIP	IP WLS BF H R ER SO BB IBB HBP BLK WP HR S P ERA WHIP	IP WLS BF H R ER SO BB IBB HBP BLK WP HR S P ERA WHIP	IP WLS BF H R ER SO BB IBB HBP BLK WP HR S P ERA WHIP	IP WLS BF H R ER SO BB IBB HBP BLK WP HR S P ERA WHIP	IP WLS BF H R ER SO BB IBB HBP BLK WP HR S P ERA WHIP	IP WLS BF H R ER SO BB IBB HBP BLK WP HR S P ERA WHIP	
Xavier Hernandez, R ERA: 4.08 Jim Glanville, R ERA: 1.45 Darryl Kile, R ERA: 7.0	5.0 L 20 4 3 3 3 1 0 0 0 0 1 46 68 5.40 1.000	2.0 6 1 0 0 1 0 0 0 0 0 0 10 17 0.00 0.500	2.0 11 3 1 1 0 2 0 1 0 0 0 23 40 4.50 2.500																

Chicago Cubs @ Houston Astros  
Astrodome, Houston, TX  
Tue May 07 1991, 8:05 PM EDT  
Att. 13,640 - Dome - 70 F

AB	32
R	4
H	8
RBI	4
BB	3
SO	4
LOB	12



Batter	1	2	3	4	5	6	7	8	9	AB	R	H	RBI	BB	SO	LOB	BOTTOM				
Eric Yelding, R OBP: 0.232, SLG: 0.301 (1, 6)	G6-3	FC5-4					F9		1B 1B	5	0	2	1	0	0	3					
Steve Finley, L OBP: 0.285, SLG: 0.326 (1, 8)	1B BB		F7		G6-3			G1-6-3 BB	1B 1B	3	0	1	1	2	0	1					
Craig Biggio, R OBP: 0.407, SLG: 0.444 (1, 2)	1B		G4-3			P2		G1-6-3 BB	BB	3	0	1	0	2	0	0					
Ken Caminiti, S OBP: 0.311, SLG: 0.326 (1, 5)	F8		G4-3			L8		G1-6-3	G4-3	5	0	0	0	0	0	7					
Luis Gonzalez, L OBP: 0.264, SLG: 0.380 (1, 7)	G6-3				F7		G3	F8		4	0	0	0	0	0	3					
5 Jeff Bagwell, R OBP: 0.371, SLG: 0.474 (1, 3)		E7 1B		G6-3					K	4	1	2	0	0	1	0					
Karl Rhodes, L OBP: 0.274, SLG: 0.286 (1, 9)		FC5-4 1B		L8				E6 G4-3	P6	4	0	1	0	0	0	1					
Mark McLemore, S OBP: 0.215, SLG: 0.169 (1, 4)		P6			L7			SF7	E 1B	3	1	1	1	0	0	2					
Xavier Hernandez, L Dave Rohde, S Jim Glanville, R Ken Oberkfell, L Darryl Kile, R Casey Candaele, S (1, 1) (5, PH) (8, 1) (7, PH) (8, 1) (9, PH)		K			P4			G4-3	E6 1B	1	0	0	0	0	1	2					
										1	0	0	0	0	0	0					
										1	0	0	0	0	0	0					
										1	0	0	0	0	0	0					
										1	1	0	0	0	0	1					
<b>Inning Stats</b>	R: 0 E: 0 K: 0 S: 9	H: 1 LOB: 2 BB: 1 P: 15	R: 0 E: 1 K: 1 S: 10	H: 2 LOB: 2 BB: 0 P: 16	R: 0 E: 0 K: 0 S: 7	H: 0 LOB: 0 BB: 0 P: 12	R: 0 E: 0 K: 0 S: 5	H: 0 LOB: 0 BB: 0 P: 6	R: 0 E: 0 K: 0 S: 10	H: 1 LOB: 1 BB: 0 P: 15	R: 0 E: 0 K: 0 S: 6	H: 0 LOB: 0 BB: 0 P: 9	R: 1 E: 1 K: 0 S: 7	H: 1 LOB: 1 BB: 0 P: 8	R: 0 E: 0 K: 0 S: 10	H: 0 LOB: 1 BB: 2 P: 21	R: 2 E: 1 K: 1 S: 22	H: 3 LOB: 3 BB: 1 P: 31	1B: 7 2B: 1 3B: 0 HR: 0	SF: 1 SAC: 0 DP: 1 HBP: 0	WP: 0 PA: 40 PB: 0 SB: 0 CS: 0
<b>PITCHER</b>	IP WLS BF H R ER SO BB IBB HBP BLK WP HR S P ERA WHIP	IP WLS BF H R ER SO BB IBB HBP BLK WP HR S P ERA WHIP	IP WLS BF H R ER SO BB IBB HBP BLK WP HR S P ERA WHIP	IP WLS BF H R ER SO BB IBB HBP BLK WP HR S P ERA WHIP	IP WLS BF H R ER SO BB IBB HBP BLK WP HR S P ERA WHIP	IP WLS BF H R ER SO BB IBB HBP BLK WP HR S P ERA WHIP	IP WLS BF H R ER SO BB IBB HBP BLK WP HR S P ERA WHIP	IP WLS BF H R ER SO BB IBB HBP BLK WP HR S P ERA WHIP	IP WLS BF H R ER SO BB IBB HBP BLK WP HR S P ERA WHIP	IP WLS BF H R ER SO BB IBB HBP BLK WP HR S P ERA WHIP	IP WLS BF H R ER SO BB IBB HBP BLK WP HR S P ERA WHIP	IP WLS BF H R ER SO BB IBB HBP BLK WP HR S P ERA WHIP	IP WLS BF H R ER SO BB IBB HBP BLK WP HR S P ERA WHIP	IP WLS BF H R ER SO BB IBB HBP BLK WP HR S P ERA WHIP	IP WLS BF H R ER SO BB IBB HBP BLK WP HR S P ERA WHIP	IP WLS BF H R ER SO BB IBB HBP BLK WP HR S P ERA WHIP	IP WLS BF H R ER SO BB IBB HBP BLK WP HR S P ERA WHIP	IP WLS BF H R ER SO BB IBB HBP BLK WP HR S P ERA WHIP			
Bob Scanlan, R ERA: 3.39 Dave Smith, R ERA: 6.75	7.0 29 8 2 2 0 1 1 0 0 0 0 0 21 31 0.00 1.800	1.2 8 2 2 0 1 1 0 0 0 0 0 0 9 15 0.00 6.000																			

Chicago Cubs @ Houston Astros  
Astrodome, Houston, TX  
Tue May 07 1991, 8:05 PM EDT  
Att. 13,640 - Dome - 70 F

AB	35
R	3
H	8
RBI	3
BB	4
SO	2
LOB	21





Batter	1	2	3	4	5	6	7	8	9	AB	R	H	RBI	BB	SO	LOB	TOP					
Jerome Walton, R (1, 8) OBP: 0.250, SLG: 0.329	G5-3		G6-3				G3-1			4	1	1	0	0	0	0	<b>Chicago Cubs @ Houston Astros</b> Astrodome, Houston, TX Wed May 08 1991, 8:05 PM EDT Att: 11,307 - Dome - 70 F					
23 Ryne Sandberg, R (1, 4) OBP: 0.312, SLG: 0.557	G5-3		F7					L4		4	0	1	1	0	0	0						
Mark Grace, L (1, 3) OBP: 0.374, SLG: 0.402			G1-4-3					G3		3	0	1	0	1	0	0						
George Bell, R (1, 7) OBP: 0.298, SLG: 0.542								L5		4	0	1	0	0	0	2						
Andre Dawson, R (1, 9) OBP: 0.327, SLG: 0.528	FC6-4									4	0	0	0	0	1	2						
Damon Berryhill, S (1, 2) OBP: 0.234, SLG: 0.333										4	1	3	1	0	0	0						
Doug Dasenczo, S (9, PR) OBP: 0.365, SLG: 0.391										0	0	0	0	0	0	0						
Shawn Dunston, R (1, 6) OBP: 0.286, SLG: 0.340										4	0	1	0	0	0	1						
Gary Scott, R (1, 5) OBP: 0.318, SLG: 0.268										3	0	0	0	0	1	0						
Chico Walker, S (9, PH) OBP: 0.313, SLG: 0.267										1	0	0	0	0	1	2						
Shawn Boskie, R (1, 1) OBP: 0.267, SLG: 0.538										2	0	0	0	0	2	0						
Dwight Smith, L (7, PH) OBP: 0.176, SLG: 0.133										1	0	0	0	0	1	0						
Heathcliff Slocumb, R (7, 1)										0	0	0	0	0	0	0						
Hector Villanueva, R (9, PH) OBP: 0.355, SLG: 0.679										1	0	0	0	0	0	2						
<b>Inning Stats</b>	R: 0 E: 0 K: 0 S: 13	H: 1 LOB: 2 BB: 1 P: 21	R: 1 E: 0 K: 2 S: 15	H: 1 LOB: 0 BB: 23 P: 23	R: 0 E: 0 K: 0 S: 7	H: 0 LOB: 1 BB: 0 P: 9	R: 0 E: 0 K: 0 S: 7	H: 1 LOB: 1 BB: 0 P: 10	R: 1 E: 0 K: 1 S: 16	H: 3 LOB: 2 BB: 0 P: 21	R: 0 E: 0 K: 0 S: 8	H: 0 LOB: 0 BB: 0 P: 10	R: 0 E: 0 K: 1 S: 8	H: 0 LOB: 0 BB: 0 P: 11	R: 0 E: 0 K: 0 S: 7	H: 2 LOB: 2 BB: 0 P: 21	1B: 6 2B: 1 3B: 0 HR: 1	SF: 0 SAC: 0 DP: 0 HBP: 0	WP: 0 PB: 0 SB: 1 CS: 0	PA: 36		
<b>PITCHER</b>	IP WLS BF H R ER SO BB IBB HBP BLK WP HR S P ERA WHIP	IP WLS BF H R ER SO BB IBB HBP BLK WP HR S P ERA WHIP	IP WLS BF H R ER SO BB IBB HBP BLK WP HR S P ERA WHIP	IP WLS BF H R ER SO BB IBB HBP BLK WP HR S P ERA WHIP	IP WLS BF H R ER SO BB IBB HBP BLK WP HR S P ERA WHIP	IP WLS BF H R ER SO BB IBB HBP BLK WP HR S P ERA WHIP	IP WLS BF H R ER SO BB IBB HBP BLK WP HR S P ERA WHIP	IP WLS BF H R ER SO BB IBB HBP BLK WP HR S P ERA WHIP	IP WLS BF H R ER SO BB IBB HBP BLK WP HR S P ERA WHIP	IP WLS BF H R ER SO BB IBB HBP BLK WP HR S P ERA WHIP	IP WLS BF H R ER SO BB IBB HBP BLK WP HR S P ERA WHIP	IP WLS BF H R ER SO BB IBB HBP BLK WP HR S P ERA WHIP	IP WLS BF H R ER SO BB IBB HBP BLK WP HR S P ERA WHIP	IP WLS BF H R ER SO BB IBB HBP BLK WP HR S P ERA WHIP	IP WLS BF H R ER SO BB IBB HBP BLK WP HR S P ERA WHIP	IP WLS BF H R ER SO BB IBB HBP BLK WP HR S P ERA WHIP	IP WLS BF H R ER SO BB IBB HBP BLK WP HR S P ERA WHIP	IP WLS BF H R ER SO BB IBB HBP BLK WP HR S P ERA WHIP	IP WLS BF H R ER SO BB IBB HBP BLK WP HR S P ERA WHIP	IP WLS BF H R ER SO BB IBB HBP BLK WP HR S P ERA WHIP	IP WLS BF H R ER SO BB IBB HBP BLK WP HR S P ERA WHIP	IP WLS BF H R ER SO BB IBB HBP BLK WP HR S P ERA WHIP

AB	35
R	2
H	8
RBI	2
BB	1
SO	6
LOB	9



Batter	1	2	3	4	5	6	7	8	9	AB	R	H	RBI	BB	SO	LOB	BOTTOM					
Eric Yelding, R (1, 6) OBP: 0.224, SLG: 0.292	F8	L5					SH1-4			3	0	0	0	0	1	2	<b>Chicago Cubs @ Houston Astros</b> Astrodome, Houston, TX Wed May 08 1991, 8:05 PM EDT Att: 11,307 - Dome - 70 F					
Steve Finley, L (1, 8) OBP: 0.297, SLG: 0.333							G4-3			4	1	2	0	0	0	1						
Craig Biggio, R (1, 2) OBP: 0.400, SLG: 0.429										3	1	0	0	1	1	3						
Ken Caminiti, S (1, 5) OBP: 0.308, SLG: 0.323										4	1	1	0	0	0	2						
Luis Gonzalez, L (1, 7) OBP: 0.275, SLG: 0.422										4	1	2	3	0	1	1						
5 Jeff Bagwell, R (1, 3) OBP: 0.386, SLG: 0.463										4	0	1	1	0	1	1						
Karl Rhodes, L (1, 9) OBP: 0.276, SLG: 0.278										2	0	0	0	1	0	1						
Mark McLemore, S (1, 4) OBP: 0.221, SLG: 0.164										2	0	0	0	1	0	0						
Casey Candaele, S (7, 4) OBP: 0.317, SLG: 0.434										0	0	0	0	0	0	0						
Pete Harnisch, S (1, 1) OBP: 0.083, SLG: 0.083										2	0	0	0	0	1	2						
Dave Rohde, S (7, PH) OBP: 0.222, SLG: 0.176										1	0	1	0	0	0	0						
Curt Schilling, R (8, 1) OBP: 1.000, SLG: 1.000										0	0	0	0	0	0	0						
<b>Inning Stats</b>	R: 2 E: 0 K: 1 S: 16	H: 3 LOB: 1 BB: 0 P: 21	R: 0 E: 0 K: 0 S: 8	H: 0 LOB: 1 BB: 2 P: 17	R: 2 E: 0 K: 0 S: 13	H: 2 LOB: 1 BB: 1 P: 26	R: 0 E: 0 K: 2 S: 8	H: 0 LOB: 0 BB: 0 P: 9	R: 0 E: 0 K: 0 S: 9	H: 1 LOB: 1 BB: 0 P: 11	R: 0 E: 0 K: 1 S: 7	H: 0 LOB: 0 BB: 0 P: 10	R: 0 E: 0 K: 1 S: 8	H: 0 LOB: 0 BB: 0 P: 13	1B: 5 2B: 1 3B: 1 HR: 0	SF: 0 SAC: 1 DP: 0 HBP: 0	WP: 0 PB: 0 SB: 0 CS: 0	PA: 33				
<b>PITCHER</b>	IP WLS BF H R ER SO BB IBB HBP BLK WP HR S P ERA WHIP	IP WLS BF H R ER SO BB IBB HBP BLK WP HR S P ERA WHIP	IP WLS BF H R ER SO BB IBB HBP BLK WP HR S P ERA WHIP	IP WLS BF H R ER SO BB IBB HBP BLK WP HR S P ERA WHIP	IP WLS BF H R ER SO BB IBB HBP BLK WP HR S P ERA WHIP	IP WLS BF H R ER SO BB IBB HBP BLK WP HR S P ERA WHIP	IP WLS BF H R ER SO BB IBB HBP BLK WP HR S P ERA WHIP	IP WLS BF H R ER SO BB IBB HBP BLK WP HR S P ERA WHIP	IP WLS BF H R ER SO BB IBB HBP BLK WP HR S P ERA WHIP	IP WLS BF H R ER SO BB IBB HBP BLK WP HR S P ERA WHIP	IP WLS BF H R ER SO BB IBB HBP BLK WP HR S P ERA WHIP	IP WLS BF H R ER SO BB IBB HBP BLK WP HR S P ERA WHIP	IP WLS BF H R ER SO BB IBB HBP BLK WP HR S P ERA WHIP	IP WLS BF H R ER SO BB IBB HBP BLK WP HR S P ERA WHIP	IP WLS BF H R ER SO BB IBB HBP BLK WP HR S P ERA WHIP	IP WLS BF H R ER SO BB IBB HBP BLK WP HR S P ERA WHIP	IP WLS BF H R ER SO BB IBB HBP BLK WP HR S P ERA WHIP	IP WLS BF H R ER SO BB IBB HBP BLK WP HR S P ERA WHIP	IP WLS BF H R ER SO BB IBB HBP BLK WP HR S P ERA WHIP	IP WLS BF H R ER SO BB IBB HBP BLK WP HR S P ERA WHIP	IP WLS BF H R ER SO BB IBB HBP BLK WP HR S P ERA WHIP	IP WLS BF H R ER SO BB IBB HBP BLK WP HR S P ERA WHIP






Batter	1	2	3	4	5	6	7	8	9	10	AB	R	H	RBI	BB	SO	LOB	TOP								
Ray Lankford, L OBP: 0.291, SLG: 0.309											6	3	2	0	0	1	1									
Ozzie Smith, S OBP: 0.400, SLG: 0.312											3	3	2	1	3	0	0									
Bernard Gilkey, R OBP: 0.359, SLG: 0.356											5	1	1	0	1	0	4									
Pedro Guerrero, R OBP: 0.339, SLG: 0.365											5	0	3	3	1	0	3									
Felix Jose, S OBP: 0.372, SLG: 0.486											5	0	2	3	1	2	3									
Todd Zeile, R OBP: 0.364, SLG: 0.404											5	0	0	0	1	1	7									
Tom Pagnozzi, R OBP: 0.284, SLG: 0.309											4	0	1	0	1	0	5									
Rex Hudler, R OBP: 0.324, SLG: 0.371											0	0	0	0	0	0	0	AB 43								
Rich Gedman, L OBP: 0.048, SLG: 0.050											0	0	0	0	0	0	0	R 7								
José Quiendo, S OBP: 0.333, SLG: 0.333											4	0	0	0	0	0	4	H 11								
Scott Terry, R OBP: 0.333, SLG: 0.444											0	0	0	0	0	0	0	RBI 7								
Gerald Perry, L OBP: 0.333, SLG: 0.444											1	0	0	0	0	1	1	BB 8								
Juan Agosto, L OBP: 0.333, SLG: 0.444											0	0	0	0	0	0	0	SO 7								
Lee Smith, R OBP: 0.333, SLG: 0.444											0	0	0	0	0	0	0	LOB 29								
Bob Tewksbury, R OBP: 0.200, SLG: 0.200											2	0	0	0	0	1	1									
Milt Thompson, L OBP: 0.526, SLG: 0.433											1	0	0	0	1	0	0									
Cris Carpenter, R OBP: 0.357, SLG: 0.453											0	0	0	0	0	0	0									
Gerónimo Peña, S OBP: 0.353, SLG: 0.435											2	0	0	0	0	0	0									
<b>Inning Stats</b>	R: 2 E: 0 K: 0 S: 12	H: 2 LOB: 2 BB: 2 P: 24	R: 0 E: 0 K: 0 S: 4	H: 0 LOB: 0 BB: 0 P: 6	R: 0 E: 1 K: 2 S: 11	H: 0 LOB: 2 BB: 1 P: 19	R: 0 E: 0 K: 2 S: 8	H: 0 LOB: 1 BB: 1 P: 16	R: 0 E: 0 K: 0 S: 7	H: 1 LOB: 1 BB: 0 P: 9	R: 0 E: 0 K: 0 S: 6	H: 0 LOB: 0 BB: 0 P: 11	R: 3 E: 2 K: 1 S: 21	H: 3 LOB: 3 BB: 1 P: 35	R: 0 E: 0 K: 0 S: 9	H: 0 LOB: 2 BB: 2 P: 22	R: 0 E: 0 K: 2 S: 8	H: 1 LOB: 1 BB: 0 P: 9	R: 2 E: 0 K: 0 S: 11	H: 4 LOB: 2 BB: 1 P: 23	1B: 10 2B: 1 3B: 0 HR: 0	SF: 0 SAC: 0 DP: 1 HBP: 0	WP: 0 PB: 0 SB: 7 CS: 0	PA: 51		
<b>PITCHER</b>	IP WLS BF H R ER SO BB IBB HBP BLK WP HR S P ERA WHIP	IP WLS BF H R ER SO BB IBB HBP BLK WP HR S P ERA WHIP	IP WLS BF H R ER SO BB IBB HBP BLK WP HR S P ERA WHIP	IP WLS BF H R ER SO BB IBB HBP BLK WP HR S P ERA WHIP	IP WLS BF H R ER SO BB IBB HBP BLK WP HR S P ERA WHIP	IP WLS BF H R ER SO BB IBB HBP BLK WP HR S P ERA WHIP	IP WLS BF H R ER SO BB IBB HBP BLK WP HR S P ERA WHIP	IP WLS BF H R ER SO BB IBB HBP BLK WP HR S P ERA WHIP	IP WLS BF H R ER SO BB IBB HBP BLK WP HR S P ERA WHIP	IP WLS BF H R ER SO BB IBB HBP BLK WP HR S P ERA WHIP	IP WLS BF H R ER SO BB IBB HBP BLK WP HR S P ERA WHIP	IP WLS BF H R ER SO BB IBB HBP BLK WP HR S P ERA WHIP	IP WLS BF H R ER SO BB IBB HBP BLK WP HR S P ERA WHIP	IP WLS BF H R ER SO BB IBB HBP BLK WP HR S P ERA WHIP	IP WLS BF H R ER SO BB IBB HBP BLK WP HR S P ERA WHIP	IP WLS BF H R ER SO BB IBB HBP BLK WP HR S P ERA WHIP	IP WLS BF H R ER SO BB IBB HBP BLK WP HR S P ERA WHIP	IP WLS BF H R ER SO BB IBB HBP BLK WP HR S P ERA WHIP	IP WLS BF H R ER SO BB IBB HBP BLK WP HR S P ERA WHIP	IP WLS BF H R ER SO BB IBB HBP BLK WP HR S P ERA WHIP	IP WLS BF H R ER SO BB IBB HBP BLK WP HR S P ERA WHIP	IP WLS BF H R ER SO BB IBB HBP BLK WP HR S P ERA WHIP	IP WLS BF H R ER SO BB IBB HBP BLK WP HR S P ERA WHIP	IP WLS BF H R ER SO BB IBB HBP BLK WP HR S P ERA WHIP	IP WLS BF H R ER SO BB IBB HBP BLK WP HR S P ERA WHIP	
Eric Yelding, R OBP: 0.233, SLG: 0.297											5	2	2	0	0	0	3									
Steve Finley, L OBP: 0.295, SLG: 0.330											4	1	1	0	0	2										
Craig Biggio, R OBP: 0.400, SLG: 0.438											5	1	2	2	0	0	0									
Ken Caminiti, S OBP: 0.313, SLG: 0.320											4	0	1	0	1	0	0									
Luis Gonzalez, L OBP: 0.291, SLG: 0.432											5	1	2	2	0	1	2									
5 Jeff Bagwell, R OBP: 0.367, SLG: 0.453											4	0	1	1	1	0	2									
Karl Rhodes, L OBP: 0.293, SLG: 0.280											3	0	1	0	2	1	2									
Casey Candaele, S OBP: 0.302, SLG: 0.411											3	0	0	0	0	1	3									
Rafael Ramirez, R OBP: 0.303, SLG: 0.300											2	0	1	0	0	0	0									
Jimmy Jones, R OBP: 0.273, SLG: 0.200											1	0	1	0	0	0	0									
Dave Rohde, S OBP: 0.238, SLG: 0.158											2	0	0	0	1	0	1									
<b>Inning Stats</b>	R: 1 E: 0 K: 0 S: 14	H: 2 LOB: 2 BB: 1 P: 23	R: 0 E: 0 K: 0 S: 5	H: 0 LOB: 1 BB: 1 P: 11	R: 0 E: 0 K: 0 S: 5	H: 0 LOB: 0 BB: 1 P: 6	R: 0 E: 0 K: 1 S: 9	H: 0 LOB: 0 BB: 1 P: 17	R: 0 E: 0 K: 1 S: 12	H: 3 LOB: 2 BB: 0 P: 23	R: 1 E: 0 K: 0 S: 15	H: 3 LOB: 2 BB: 2 P: 27	R: 0 E: 0 K: 0 S: 3	H: 0 LOB: 0 BB: 0 P: 6	R: 0 E: 0 K: 1 S: 8	H: 1 LOB: 1 BB: 0 P: 18	R: 0 E: 0 K: 0 S: 3	H: 0 LOB: 0 BB: 0 P: 6	R: 0 E: 0 K: 1 S: 8	H: 1 LOB: 1 BB: 0 P: 16	1B: 9 2B: 3 3B: 0 HR: 0	SF: 0 SAC: 2 DP: 0 HBP: 0	WP: 0 PB: 0 SB: 2 CS: 1	PA: 46		
<b>PITCHER</b>	IP WLS BF H R ER SO BB IBB HBP BLK WP HR S P ERA WHIP	IP WLS BF H R ER SO BB IBB HBP BLK WP HR S P ERA WHIP	IP WLS BF H R ER SO BB IBB HBP BLK WP HR S P ERA WHIP	IP WLS BF H R ER SO BB IBB HBP BLK WP HR S P ERA WHIP	IP WLS BF H R ER SO BB IBB HBP BLK WP HR S P ERA WHIP	IP WLS BF H R ER SO BB IBB HBP BLK WP HR S P ERA WHIP	IP WLS BF H R ER SO BB IBB HBP BLK WP HR S P ERA WHIP	IP WLS BF H R ER SO BB IBB HBP BLK WP HR S P ERA WHIP	IP WLS BF H R ER SO BB IBB HBP BLK WP HR S P ERA WHIP	IP WLS BF H R ER SO BB IBB HBP BLK WP HR S P ERA WHIP	IP WLS BF H R ER SO BB IBB HBP BLK WP HR S P ERA WHIP	IP WLS BF H R ER SO BB IBB HBP BLK WP HR S P ERA WHIP	IP WLS BF H R ER SO BB IBB HBP BLK WP HR S P ERA WHIP	IP WLS BF H R ER SO BB IBB HBP BLK WP HR S P ERA WHIP	IP WLS BF H R ER SO BB IBB HBP BLK WP HR S P ERA WHIP	IP WLS BF H R ER SO BB IBB HBP BLK WP HR S P ERA WHIP	IP WLS BF H R ER SO BB IBB HBP BLK WP HR S P ERA WHIP	IP WLS BF H R ER SO BB IBB HBP BLK WP HR S P ERA WHIP	IP WLS BF H R ER SO BB IBB HBP BLK WP HR S P ERA WHIP	IP WLS BF H R ER SO BB IBB HBP BLK WP HR S P ERA WHIP	IP WLS BF H R ER SO BB IBB HBP BLK WP HR S P ERA WHIP	IP WLS BF H R ER SO BB IBB HBP BLK WP HR S P ERA WHIP	IP WLS BF H R ER SO BB IBB HBP BLK WP HR S P ERA WHIP	IP WLS BF H R ER SO BB IBB HBP BLK WP HR S P ERA WHIP	IP WLS BF H R ER SO BB IBB HBP BLK WP HR S P ERA WHIP	IP WLS BF H R ER SO BB IBB HBP BLK WP HR S P ERA WHIP

St. Louis Cardinals @ Houston Astros  
Astrodome, Houston, TX  
Fri May 10 1991, 8:05 PM EDT  
Att. 15,932 - Dome - 70 F

St. Louis Cardinals @ Houston Astros  
Astrodome, Houston, TX  
Fri May 10 1991, 8:05 PM EDT  
Att. 15,932 - Dome - 70 F





Batter	1	2	3	4	5	6	7	8	9	AB	R	H	RBI	BB	SO	LOB	TOP					
Ray Lankford, L (1, 8) OBP: 0.278, SLG: 0.294	K		K			B1-3			G4-3	4	0	0	0	0	2	0	<b>St. Louis Cardinals @ Houston Astros</b> Astrodome, Houston, TX Sat May 11 1991, 8:05 PM EDT Att: 18,010 - Dome - 70 F					
Ozzie Smith, S (1, 6) OBP: 0.395, SLG: 0.302	G6-3					F7			K	3	0	0	0	1	1	0						
Bernard Gilkey, R (1, 7) OBP: 0.350, SLG: 0.346										3	0	0	0	0	1	1						
Mike Perez, R (6, 1)										0	0	0	0	0	0	0						
Juan Agosto, L (6, 1)										0	0	0	0	0	0	0						
Jamie Moyer, L (8, PH)										0	0	0	0	0	0	0						
Gerald Perry, L (9, PH)										1	0	0	0	0	0	0						
Pedro Guerrero, R (1, 3) OBP: 0.331, SLG: 0.355		K				F9				3	0	0	0	0	1	0						
Felix Jose, S (1, 9) OBP: 0.371, SLG: 0.477		F9				K				2	0	0	0	1	1	0						
Todd Zeile, R (1, 5) OBP: 0.373, SLG: 0.413										3	0	2	0	0	0	1						
Tom Pagnozzi, R (1, 2) OBP: 0.275, SLG: 0.298										3	0	0	0	0	0	2						
José Oquendo, S (1, 4) OBP: 0.323, SLG: 0.321						G4-3				3	0	0	0	0	1	1						
Jose DeLeon, R (1, 1) OBP: 0.091, SLG: 0.091										1	0	0	0	0	0	0						
Scott Terry, R (5, 1)										0	0	0	0	0	0	0						
Milt Thompson, L (6, PH) OBP: 0.525, SLG: 0.531										2	1	1	1	0	0	0						
																						
<b>Inning Stats</b>	R: 0 H: 0 E: 0 K: 2 S: 9	H: 0 LOB: 0 BB: 0 P: 14	R: 0 H: 1 E: 0 K: 1 S: 12	H: 1 LOB: 1 BB: 0 P: 19	R: 0 H: 0 E: 0 K: 1 S: 7	H: 0 LOB: 0 BB: 0 P: 9	R: 0 H: 0 E: 0 K: 0 S: 8	H: 0 LOB: 0 BB: 1 P: 16	R: 0 H: 1 E: 0 K: 2 S: 11	H: 1 LOB: 1 BB: 0 P: 17	R: 1 H: 1 E: 0 K: 0 S: 9	H: 1 LOB: 0 BB: 0 P: 13	R: 0 H: 0 E: 0 K: 0 S: 5	H: 0 LOB: 0 BB: 1 P: 13	R: 0 H: 0 E: 0 K: 0 S: 5	H: 0 LOB: 0 BB: 0 P: 7		R: 0 H: 0 E: 0 K: 1 S: 8	H: 0 LOB: 0 BB: 0 P: 14	1B: 2 2B: 1 3B: 0 HR: 1	SF: 0 SAC: 0 DP: 2 HBP: 0	WP: 0 PB: 0 SB: 1 CS: 0
<b>PITCHER</b>	IP WLS BF H R ER SO BB IBB HBP BLK WP HR S P ERA WHIP																					
Mark Portugal, R (1, 1) ERA: 4.6	7.0 W 24 3 1 1 6 2 0 0 0 0 0 1 61 101 1.29 0.714																					
Jim Corsi, R (8, 1) ERA: 1.98	2.0 6 0 0 0 1 0 0 0 0 0 0 0 13 21 0.00 0.000																					

Batter	1	2	3	4	5	6	7	8	9	AB	R	H	RBI	BB	SO	LOB	BOTTOM	
Eric Yelding, R (1, 6) OBP: 0.226, SLG: 0.288	K		K							3	0	0	0	0	3	1	<b>St. Louis Cardinals @ Houston Astros</b> Astrodome, Houston, TX Sat May 11 1991, 8:05 PM EDT Att: 18,010 - Dome - 70 F	
Ken Oberkfell, L (6, PH) OBP: 0.545, SLG: 0.400										0	0	0	0	1	0	0		
Gerald Young, S (7, 8)										1	1	0	0	0	0	2		
Steve Finley, L (1, 8) OBP: 0.296, SLG: 0.330	B1-3									3	0	1	0	0	0	0		
Rafael Ramirez, R (6, PH) OBP: 0.286, SLG: 0.281										2	0	0	0	0	0	3		
Craig Biggio, R (1, 2) OBP: 0.410, SLG: 0.452										4	1	2	3	1	1	1		
Ken Caminiti, S (1, 5) OBP: 0.325, SLG: 0.340										3	0	1	1	2	0	0		
Luis Gonzalez, L (1, 7) OBP: 0.280, SLG: 0.457										4	1	1	1	0	1	6		
5 Jeff Bagwell, R (1, 3) OBP: 0.373, SLG: 0.449										3	0	1	0	1	0	2		
Karl Rhodes, L (1, 9) OBP: 0.313, SLG: 0.294										3	2	2	0	1	1	1		
Casey Candaele, S (1, 4) OBP: 0.313, SLG: 0.433										4	1	2	0	0	1	3		
Mark Portugal, R (1, 1) OBP: 0.250, SLG: 0.111										1	0	0	1	0	0	2		
Mark Davidson, R (7, PH) OBP: 0.300, SLG: 0.200										0	0	0	0	1	0	0		
Jim Corsi, R (8, 1) ERA: 4.94										0	0	0	0	0	0	0		
<b>Inning Stats</b>	R: 0 H: 1 E: 0 K: 1 S: 8	H: 2 LOB: 2 BB: 1 P: 19	R: 0 H: 1 E: 0 K: 3 S: 19	H: 1 LOB: 2 BB: 1 P: 28	R: 0 H: 1 E: 0 K: 1 S: 11	H: 1 LOB: 1 BB: 1 P: 19	R: 0 H: 0 E: 0 K: 0 S: 5	H: 0 LOB: 2 BB: 2 P: 17	R: 4 H: 4 E: 0 K: 0 S: 20	H: 4 LOB: 2 BB: 1 P: 33	R: 0 H: 1 E: 0 K: 1 S: 15	H: 1 LOB: 2 BB: 1 P: 24	R: 0 H: 0 E: 0 K: 0 S: 7	H: 0 LOB: 0 BB: 0 P: 13	1B: 6 2B: 2 3B: 1 HR: 1	SF: 1 SAC: 1 DP: 0 HBP: 0	WP: 0 PB: 0 SB: 2 CS: 1	PA: 41
<b>PITCHER</b>	IP WLS BF H R ER SO BB IBB HBP BLK WP HR S P ERA WHIP																	
Jose DeLeon, R (1, 1) ERA: 2.23	0.2 L 2 0 0 0 0 0 0 0 0 0 0 0 3 5 0.00 0.000																	
Scott Terry, R (5, 1) ERA: 1.57	0.1 4 2 3 3 0 0 0 1 0 0 0 0 8 15 81.00 6.000																	
Mike Perez, R (6, 1) ERA: 5.82	1.2 9 3 1 1 1 1 0 0 0 0 0 0 27 42 5.40 2.400																	
Juan Agosto, L (6, 1) ERA: 6.27	1.0 3 0 0 0 0 0 0 0 0 0 0 0 7 13 0.00 0.000																	
Jamie Moyer, L (8, 1) ERA: 4.94																		















Batter	1	2	3	4	5	6	7	8	9	AB	R	H	RBI	BB	SO	LOB	TOP								
<b>Orlando Merced, S</b> OBP: 0.456, SLG: 0.614	1-1 F8		1-1 1B		0-0 FC3-6 1B	4-0 1B BB		4-2 L1-3 BB		3	1	2	0	2	0	0									
<b>Jay Bell, R</b> OBP: 0.300, SLG: 0.407	2-1 1B		1-3 K		0-2 FC3-6 BLK 1B	3-1 1-2 1B		0-1 L1-3 1-2		5	1	3	1	0	1	2									
<b>Andy Van Slyke, L</b> OBP: 0.309, SLG: 0.389	0-0 F7			1-2 G4-3 G3-1 2B	1-2 FC3-6 BB		0-0 G3		0-1 F8	4	1	1	0	1	0	3									
<b>Bobby Bonilla, S</b> OBP: 0.386, SLG: 0.500	0-2 F8			1-0 G4-3 2B	0-2 FC3-6 BLK 1B		2-1 2B		1-1 F9	5	1	1	1	0	0	4									
<b>Barry Bonds, L</b> OBP: 0.267, SLG: 0.262		4-0 G3-6 BB		0-0 G3-1 2B	4-2 1-2 BB		2-2 S SF9 2B		1-1 F8	3	1	1	2	2	0	0									
<b>Mitch Webster, S</b> OBP: 0.205, SLG: 0.139		0-2 G3-6 1-2		3-H 2-1 1B	3-H 2-3 K		0-3 K			4	0	1	0	0	2	4									
<b>Michael LaValliere, L</b> OBP: 0.301, SLG: 0.307		3-3 K		1-0 1-2 1B	2-2 G4-3		2-1 SF9			3	0	1	1	0	1	2									
<b>Curtis Wilkerson, S</b> OBP: 0.327, SLG: 0.295			0-0 F7	0-3 K		1-3 K		0-3 K		4	0	0	0	0	3	2									
<b>Doug Drabek, R</b> OBP: 0.188, SLG: 0.250			0-3 K		0-0 1B 2B		0-1 L4		0-3 K	3	1	1	0	0	1	0									
<b>Neal Heaton, L</b> OBP: 0.500, SLG: 1.000										1	0	0	0	0	1	0									
<b>Stan Belinda, R</b>										0	0	0	0	0	0	0									
<b>Inning Stats</b>	R: 0 E: 0 K: 0 S: 8	H: 1 LOB: 1 BB: 0 P: 11	R: 0 E: 0 K: 1 S: 6	H: 0 LOB: 0 BB: 1 P: 13	R: 0 E: 0 K: 2 S: 10	H: 1 LOB: 1 BB: 0 P: 12	R: 1 E: 0 K: 1 S: 12	H: 3 LOB: 2 BB: 0 P: 17	R: 3 E: 0 K: 1 S: 20	H: 3 LOB: 2 BB: 2 P: 32	R: 0 E: 0 K: 1 S: 8	H: 1 LOB: 2 BB: 1 P: 16	R: 2 E: 0 K: 2 S: 14	H: 2 LOB: 0 BB: 0 P: 20	R: 0 E: 0 K: 1 S: 8	H: 0 LOB: 0 BB: 1 P: 12	R: 0 E: 0 K: 0 S: 6	H: 0 LOB: 0 BB: 0 P: 8	1B: 7 2B: 5 3B: 0 HR: 0	SF: 1 SAC: 0 DP: 2 HBP: 0	WP: 0 PB: 0 SB: 1 CS: 0	PA: 41			
<b>PITCHER</b>	IP	WLS	BF	H	R	ER	SO	BB	IBB	HBP	BLK	WP	HR	S	P	ERA	WHIP								
<b>Mark Portugal, R</b> ERA: 5.05	4.1		23	8	4	4	4	3	0	0	1	0	0	49	74	8.31	2.538								
<b>Jim Clancy, R</b> ERA: 2.11	1.2	L	9	3	2	2	2	1	0	0	0	0	0	21	37	10.80	2.400								
<b>Dwayne Henry, R</b> ERA: 1.96	2.0		6	0	0	0	3	1	0	0	0	0	0	16	22	0.00	0.500								
<b>Al Osuna, L</b> ERA: 2.57	1.0		3	0	0	0	0	0	0	0	0	0	0	6	8	0.00	0.000								

**Pittsburgh Pirates @ Houston Astros**  
Astrodome, Houston, TX  
Thu May 16 1991, 8:05 PM EDT  
Att. 8,419 - Dome - 70 F

AB	35
R	6
H	11
RBI	5
BB	5
SO	9
LOB	17



Batter	1	2	3	4	5	6	7	8	9	AB	R	H	RBI	BB	SO	LOB	BOTTOM								
<b>Steve Finley, L</b> OBP: 0.303, SLG: 0.351	1-1 1B SF9 2B			2-1 F8		1-1 L4-6 2-3			0-3 K	4	1	1	0	0	0	2									
<b>Rafael Ramirez, R</b> OBP: 0.268, SLG: 0.263									0-3 K	1	0	0	0	0	1	1									
<b>Craig Biggio, R</b> OBP: 0.420, SLG: 0.472	0-1 1B 2B	3-3 K		1-1 1B			1-1 F7		0-3 K	5	1	2	0	0	2	2									
<b>Luis Gonzalez, L</b> OBP: 0.289, SLG: 0.442	0-1 SF9	3-2 F7		1-1 P3			1-0 F8			3	0	0	1	0	0	2									
<b>Ken Caminiti, S</b> OBP: 0.313, SLG: 0.325	3-H 2B G4-3 1B		3-1 F7		1-3 K		0-1 F9			4	1	1	0	0	1	0									
<b>Ken Oberkfell, L</b> OBP: 0.519, SLG: 0.450	1-1 G4-3 1B		2-2 1B		0-1 G4-3			2-1 P6		3	1	2	1	0	0	0									
<b>Mark Davidson, R</b> OBP: 0.333, SLG: 0.290	1-3 1B 2B		1-3 1B							1	0	0	0	0	0	0									
<b>Casey Candaele, S</b> OBP: 0.333, SLG: 0.467	2-2 G4-3		1-2 L7		1-2 S 1B			2-1 L7		4	0	1	1	0	0	2									
<b>Karl Rhodes, L</b> OBP: 0.321, SLG: 0.309	2-3 3-H 1B		1-2 1B		2-3 K			1-1 F8		3	0	2	1	0	1	1									
<b>5 Jeff Bagwell, R</b> OBP: 0.362, SLG: 0.437			1-2 1B		1-2 1B					1	0	0	0	0	0	0									
<b>Eric Yelding, R</b> OBP: 0.246, SLG: 0.308	1-2 L3		1-3 K			0-0 L4-6 SH1-4 1B			2-2 BLK 1B	4	0	2	0	0	1	3									
<b>Mark Portugal, R</b> OBP: 0.288, SLG: 0.182		1-2 1B		1-2 G4-3		0-0 SH1-4			3-2 G6-3	2	0	1	0	0	0	0									
<b>Jim Clancy, R</b>										0	0	0	0	0	0	0									
<b>Dwayne Henry, R</b>										0	0	0	0	0	0	0									
<b>Al Osuna, R</b>										0	0	0	0	0	0	0									
<b>Gerald Young, S</b> OBP: 0.125, SLG: 0.125										1	0	0	0	0	0	1									
<b>Inning Stats</b>	R: 4 E: 1 K: 0 S: 22	H: 5 LOB: 1 BB: 0 P: 31	R: 0 E: 0 K: 1 S: 17	H: 1 LOB: 1 BB: 0 P: 24	R: 0 E: 0 K: 1 S: 17	H: 2 LOB: 2 BB: 0 P: 25	R: 0 E: 0 K: 0 S: 10	H: 1 LOB: 1 BB: 0 P: 14	R: 0 E: 0 K: 2 S: 14	H: 1 LOB: 1 BB: 0 P: 18	R: 0 E: 0 K: 0 S: 4	H: 1 LOB: 0 BB: 0 P: 5	R: 0 E: 0 K: 0 S: 5	H: 0 LOB: 0 BB: 0 P: 7	R: 0 E: 0 K: 0 S: 6	H: 0 LOB: 0 BB: 0 P: 11	R: 0 E: 0 K: 2 S: 13	H: 1 LOB: 1 BB: 0 P: 18	1B: 10 2B: 3 3B: 0 HR: 0	SF: 1 SAC: 1 DP: 1 HBP: 0	WP: 0 PB: 0 SB: 1 CS: 0	PA: 38			
<b>PITCHER</b>	IP	WLS	BF	H	R	ER	SO	BB	IBB	HBP	BLK	WP	HR	S	P	ERA	WHIP								
<b>Doug Drabek, R</b> ERA: 4.11	6.0	W	28	11	4	4	4	11	4	4	4	0	0	84	117	6.00	1.833								
<b>Neal Heaton, L</b> ERA: 1.5	2.1		8	1	0	0	0	0	0	0	1	0	0	18	30	0.00	0.429								
<b>Stan Belinda, R</b> ERA: 4.08	0.2	S	2	0	0	0	2	0	0	0	0	0	0	6	6	0.00	0.000								

**Pittsburgh Pirates @ Houston Astros**  
Astrodome, Houston, TX  
Thu May 16 1991, 8:05 PM EDT  
Att. 8,419 - Dome - 70 F

AB	36
R	4
H	12
RBI	4
BB	0
SO	6
LOB	14









Batter	1	2	3	4	5	6	7	8	9	AB	R	H	RBI	BB	SO	LOB	TOP				
Steve Finley, L (1, 8) OBP: 0.308, SLG: 0.387 Gerald Young, S (6, 8) OBP: 0.111, SLG: 0.111	2-2 G5-3 1B		1-0 G4-3			0-1 SF9 G4-3 2B		0-0 F9		3	1	2	0	0	0	0					
Craig Biggio, R (1, 2) OBP: 0.409, SLG: 0.460 Carl Nichols, R (6, 2) OBP: 0.261, SLG: 0.238	1-2 G5-3		0-1 G5-3			0-0 SF9		3-1 G6-3		2	0	0	1	0	0	1					
Luis Gonzalez, L (1, 7) OBP: 0.276, SLG: 0.442	1-0 P8			0-1 G1-3		0-0 G4-3		0-3 K		4	0	0	1	0	1	1					
Ken Caminiti, S (1, 5) OBP: 0.326, SLG: 0.323 Curt Schilling, R (7, 1) OBP: 1.000, SLG: 1.000 Mark Davidson, R (9, PH) OBP: 0.368, SLG: 0.313	4-2 BB			1-0 P7		3-H F9		0-0 1B		2	0	0	0	1	0	0					
5 Jeff Bagwell, R (1, 3) OBP: 0.361, SLG: 0.426 Darryl Kile, R (4, 1) Dave Rohde, S (7, PH) OBP: 0.185, SLG: 0.120	1-3 K			1-0 G5-3			2-2 L4	3-2 F8		2	0	0	0	0	1	2					
Karl Rhodes, L (1, 9) OBP: 0.304, SLG: 0.290		2-1 G6-3			2-3 K		1-0 G4-3			3	0	0	0	0	1	0					
Casey Candaele, S (1, 4) OBP: 0.319, SLG: 0.439		0-1 F8			2-1 P4		0-1 G4-3			3	0	0	0	0	0	0					
Eric Yelding, R (1, 6) OBP: 0.248, SLG: 0.307		2-3 K			1-0 F9			0-0 F9		3	0	0	0	0	1	0					
Xavier Hernandez, L (1, 1) Ken Oberkfell, L (4, 3) OBP: 0.500, SLG: 0.409			2-3 K			4-1 2B SF9 BB		3-2 G3-1		1	0	0	0	0	1	0					
<b>Inning Stats</b>	R: 0 H: 1 E: 0 K: 1 S: 14	L: 1 LOB: 2 BB: 1 P: 23	R: 0 H: 0 E: 0 K: 1 S: 7	L: 0 LOB: 0 BB: 0 P: 11	R: 0 H: 0 E: 0 K: 1 S: 6	L: 0 LOB: 0 BB: 0 P: 9	R: 0 H: 0 E: 0 K: 0 S: 4	L: 0 LOB: 0 BB: 0 P: 6	R: 0 H: 0 E: 0 K: 1 S: 6	L: 0 LOB: 0 BB: 0 P: 11	R: 2 H: 1 E: 0 K: 0 S: 6	L: 1 LOB: 0 BB: 1 P: 10	R: 0 H: 0 E: 0 K: 0 S: 6	L: 0 LOB: 0 BB: 0 P: 9	R: 0 H: 0 E: 0 K: 1 S: 5	L: 0 LOB: 1 BB: 0 P: 8	R: 0 H: 1 E: 0 K: 1 S: 10	L: 1 LOB: 1 BB: 0 P: 16	1B: 2 2B: 1 3B: 0 HR: 0	SF: 1 SAC: 0 DP: 0 HBP: 0	WP: 0 PA: 32 PB: 0 SB: 0 CS: 0
<b>PITCHER</b> Bryn Smith, R (1, 1) ERA: 4.05	IP: 9.0 WLS: W BF: 32 H: 3 R: 2 ER: 2 SO: 5 BB: 2 IBB: 0 HBP: 0 BLK: 0 WP: 0 HR: 0 S: 64 P: 103 ERA: 2.00 WHIP: 0.556															<b>PITCHER</b>					

Houston Astros @ St. Louis Cardinals  
 Busch Stadium, St. Louis, MO  
 Sat May 18 1991, 7:05 PM CDT  
 Att: 37,638 - Cloudy - 85 F

AB	29
R	2
H	3
RBI	2
BB	2
SO	5
LOB	5



Batter	1	2	3	4	5	6	7	8	9	AB	R	H	RBI	BB	SO	LOB	BOTTOM
Ray Lankford, L (1, 8) OBP: 0.278, SLG: 0.311	2-1 F7	0-0 1B		0-0 G6-3		0-0 G4-3		2-2 1B		6	2	3	1	0	0	0	
Ozzie Smith, S (1, 6) OBP: 0.403, SLG: 0.325 Geronimo Pena, S (4, FR) OBP: 0.375, SLG: 0.394	1-3 K	0-1 1B		0-0 1B		4-1 BB		1-2 1B		4	1	3	2	0	1	0	
Bernard Gilkey, R (1, 7) OBP: 0.364, SLG: 0.370	4-1 1B	2-H 3-H 0-0 G5-3		0-0 L5		4-1 1B		1-2 1B		4	0	1	0	2	0	5	
Pedro Guerrero, R (1, 3) OBP: 0.357, SLG: 0.405 Gerald Perry, L (6, 3) OBP: 0.290, SLG: 0.333	0-0 1B		2-1 1B	0-1 FC4-6	1-1 P3	1-1 P5		1-3 K		4	2	3	2	0	0	0	
Felix Jose, S (1, 9) OBP: 0.423, SLG: 0.520 Milt Thompson, L (5, FR) OBP: 0.511, SLG: 0.500	1-3 K		0-0 FC4-6	3-2 E3	4-2 BB		0-1 BB	1-1 L9		3	1	1	0	1	1	2	
Todd Zeile, R (1, 5) OBP: 0.376, SLG: 0.429 Craig Wilson, R (5, FR) OBP: 0.292, SLG: 0.273		1-1 HR	2-0 G1-3	2-1 E6	4-2 BB		2-3 K	0-1 1B		3	2	1	1	1	0	2	
Tom Pagnozzi, R (1, 2) OBP: 0.299, SLG: 0.298		1-0 P8	4-0 FC4-6	1-0 1B	0-0 F9		4-0 BB	2-2 G5-3		3	1	0	0	2	0	4	
Tim Jones, L (1, 4) OBP: 0.200, SLG: 0.200		0-3 K	0-0 FC4-6	2-2 1B	0-1 G1-3		2-3 K			5	1	1	1	0	2	6	
Bryn Smith, R (1, 1) OBP: 0.250, SLG: 0.222		1-0 1B	1-1 K	1-3 2-H 3-H 1B		2-3 K		2-3 K		5	1	2	2	0	3	4	
<b>Inning Stats</b>	R: 0 H: 1 E: 0 K: 2 S: 11	L: 4 LOB: 1 BB: 0 P: 14	R: 1 H: 2 E: 0 K: 1 S: 8	L: 2 LOB: 2 BB: 1 P: 19	R: 6 H: 6 E: 3 K: 0 S: 22	L: 3 LOB: 3 BB: 0 P: 38	R: 0 H: 0 E: 0 K: 1 S: 8	L: 0 LOB: 2 BB: 2 P: 19	R: 0 H: 1 E: 0 K: 3 S: 12	L: 1 LOB: 2 BB: 1 P: 22	R: 2 H: 4 E: 0 K: 1 S: 22	L: 4 LOB: 2 BB: 0 P: 30	R: 0 H: 0 E: 0 K: 1 S: 10	L: 0 LOB: 1 BB: 0 P: 16	1B: 14 2B: 2 3B: 0 HR: 2	SF: 0 SAC: 0 DP: 0 HBP: 1	WP: 0 PA: 52 PB: 0 SB: 2 CS: 0
<b>PITCHER</b> Xavier Hernandez, R (1, 1) ERA: 6.23 Darryl Kile, R (4, 1) ERA: 5.64 Curt Schilling, R (7, 1) ERA: 5.23	IP: 3.2 WLS: L BF: 23 H: 7 R: 7 ER: 6 SO: 4 BB: 1 IBB: 0 HBP: 0 BLK: 0 WP: 0 HR: 2 S: 42 P: 70 ERA: 14.73 WHIP: 2.727															<b>PITCHER</b>	

Houston Astros @ St. Louis Cardinals  
 Busch Stadium, St. Louis, MO  
 Sat May 18 1991, 7:05 PM CDT  
 Att: 37,638 - Cloudy - 85 F

AB	44
R	12
H	18
RBI	11
BB	7
SO	9
LOB	32









Batter	1	2	3	4	5	6	7	8	9	AB	R	H	RBI	BB	SO	LOB	TOP										
<b>Brett Butler, L</b> (1, 8) OBP: 0.373, SLG: 0.353	G6-3		CS 1B		K			G6-3 HBP		3	0	1	0	0	1	1	<b>Los Angeles Dodgers @ Houston Astros</b> Astrodome, Houston, TX Mon May 20 1991, 8:05 PM EDT Att. 9,058 - Dome - 70 F										
<b>Juan Samuel, R</b> (1, 4) OBP: 0.359, SLG: 0.465	FC6-4 1B		1-2 BB			G6-3		G6-3		3	0	1	0	1	0	1											
<b>Daryl Strawberry, L</b> (1, 9) OBP: 0.360, SLG: 0.345 <b>Jim Gott, R</b> (8, 1)	SAFE FC6-4 1-2		1-3 K			4-0 FC4-6 BB		F8		3	0	0	0	1	1	3											
<b>Eddie Murray, S</b> (1, 3) OBP: 0.368, SLG: 0.491	G4-3				1-0 F7	2-1 FC4-6 1-2			0-0 G1-3 1B G4-3 1B	4	1	1	0	0	0	2											
<b>Kal Daniels, L</b> (1, 7) OBP: 0.265, SLG: 0.375		0-0 G4-3		2-3 K		2-0 L7			1-0 G4-3 G1-3 1B	4	0	1	0	0	1	1											
<b>Lenny Harris, L</b> (1, 5) OBP: 0.381, SLG: 0.316 <b>Jeff Hamilton, R</b> (9, PH) OBP: 0.258, SLG: 0.283		4-0 S BB		0-0 G6-3				0-0 G6-3	0-2 G1-3 1-2 2-3	2	0	0	0	1	0	0											
<b>Mike Scioscia, L</b> (1, 2) OBP: 0.359, SLG: 0.333		2-3 SAFE K		4-0 G1-3 BB				1-1 F8	0-1 G4-3	3	0	0	1	1	1	2											
<b>Jose Offerman, S</b> (1, 6) OBP: 0.313, SLG: 0.250 <b>Gary Carter, R</b> (9, PH) OBP: 0.333, SLG: 0.483		1-2 F7		3-3 K				2-1 L8	2-3 3-H 2-2 G5-3	3	0	0	0	0	1	2											
<b>Kevin Gross, R</b> (1, 1) <b>Chris Gwynn, L</b> (5, PH) OBP: 0.375, SLG: 0.407 <b>Mike Hartley, R</b> (5, 1) <b>Stan Javier, S</b> (8, PH) OBP: 0.250, SLG: 0.289 (8, 9)			1-3 K		1-0 G1-3				2-1 G4-3	1	0	0	0	0	1	0											
<b>Inning Stats</b>	R: 0 E: 0 K: 0 S: 9	H: 1 LOB: 1 BB: 0 P: 18	R: 0 E: 0 K: 1 S: 9	H: 0 LOB: 1 BB: 1 P: 15	R: 0 E: 0 K: 2 S: 12	H: 1 LOB: 1 BB: 1 P: 18	R: 0 E: 0 K: 1 S: 5	H: 0 LOB: 0 BB: 0 P: 8	R: 0 E: 0 K: 2 S: 10	H: 0 LOB: 1 BB: 1 P: 21	R: 0 E: 0 K: 0 S: 4	H: 0 LOB: 1 BB: 1 P: 13	R: 0 E: 0 K: 0 S: 5	H: 0 LOB: 0 BB: 0 P: 8	R: 0 E: 0 K: 0 S: 7	H: 0 LOB: 1 BB: 0 P: 13		R: 1 E: 0 K: 0 S: 11	H: 2 LOB: 1 BB: 0 P: 14	1B: 4 2B: 0 3B: 0 HR: 0	SF: 0 SAC: 0 DP: 0 HBP: 1	WP: 0 PB: 0 SB: 1 CS: 1	PA: 35				
<b>PITCHER</b>	IP	WLS	BF	H	R	ER	SO	BB	IBB	HBP	BLK	WP	HR	S	P	ERA	WHIP										
<b>Jimmy Jones, R</b> (1, 1) ERA: 2.7	8.0	W	32	4	1	1	6	4	0	1	0	0	0	63	117	1.12	1.000										
<b>Al Osuna, L</b> (9, 1) ERA: 2.2	1.0	S	3	0	0	0	0	0	0	0	0	0	0	9	11	0.00	0.000										

Batter	1	2	3	4	5	6	7	8	9	AB	R	H	RBI	BB	SO	LOB	BOTTOM										
<b>Steve Finley, L</b> (1, 8) OBP: 0.302, SLG: 0.375	S 3B 1B			1-2 2-3 G6-3		1-1 FC5		G4-3		5	1	1	0	0	0	5	<b>Los Angeles Dodgers @ Houston Astros</b> Astrodome, Houston, TX Mon May 20 1991, 8:05 PM EDT Att. 9,058 - Dome - 70 F										
<b>Craig Biggio, R</b> (1, 2) OBP: 0.397, SLG: 0.444	SAFE SAFE P3		2-3 K2-3	0-1 F4			0-1 G5-3			4	0	0	0	0	1	3											
<b>Luis Gonzalez, L</b> (1, 7) OBP: 0.275, SLG: 0.471	SAFE 1-H 1B 3B		0-1 G4-3		2-3 K		1-0 K	HR		4	2	2	2	0	1	0											
<b>Ken Caminiti, S</b> (1, 5) OBP: 0.315, SLG: 0.306	4-2 5 HBP 1B BB		0-0 F7		2-3 K		1-2 G6-3			3	1	0	0	1	1	0											
<b>Jeff Bagwell, R</b> (1, 3) OBP: 0.372, SLG: 0.420	1-0 1B 1-2 HBP		4-2 BB		1-0 F8		4-2 BB			1	0	0	0	2	0	0											
<b>Karl Rhodes, L</b> (1, 9) OBP: 0.294, SLG: 0.280	2-1 1-2 2-H 3-H 1B		1-1 L9			2-2 P6	1-2 L6			4	0	1	2	0	0	2											
<b>Casey Candaele, S</b> (1, 4) OBP: 0.293, SLG: 0.490	2-3 K			1-2 G3-1		1-0 L4		3-2 G3-1		4	0	0	0	0	1	2											
<b>Dave Rohde, S</b> (1, 6) OBP: 0.219, SLG: 0.167	3-3 K			2-1 G6-3 1B 1B		0-1 FC5 1B		0-3 K		4	0	2	0	0	2	2											
<b>Jimmy Jones, R</b> (1, 1) OBP: 0.444, SLG: 0.333 <b>Al Osuna, R</b> (9, 1)		0-0 P4		1-0 G6-3 1B		4-1 FC5 BB		2-2 1B		3	0	2	0	1	0	0											
<b>Inning Stats</b>	R: 3 E: 0 K: 2 S: 14	H: 3 LOB: 2 BB: 1 P: 29	R: 0 E: 0 K: 1 S: 8	H: 0 LOB: 0 BB: 0 P: 13	R: 0 E: 0 K: 0 S: 7	H: 0 LOB: 2 BB: 0 P: 13	R: 0 E: 0 K: 0 S: 9	H: 1 LOB: 2 BB: 1 P: 18	R: 1 E: 0 K: 0 S: 11	H: 1 LOB: 1 BB: 1 P: 18	R: 0 E: 0 K: 1 S: 12	H: 1 LOB: 1 BB: 0 P: 17	R: 0 E: 0 K: 0 S: 11	H: 1 LOB: 1 BB: 0 P: 14	R: 1 E: 0 K: 0 S: 11	H: 1 LOB: 1 BB: 0 P: 18		1B: 6 2B: 0 3B: 1 HR: 1	SF: 0 SAC: 0 DP: 0 HBP: 1	WP: 0 PB: 0 SB: 1 CS: 0	PA: 37						
<b>PITCHER</b>	IP	WLS	BF	H	R	ER	SO	BB	IBB	HBP	BLK	WP	HR	S	P	ERA	WHIP										
<b>Kevin Gross, R</b> (1, 1) ERA: 5.93	4.0	L	20	5	3	3	3	2	0	1	0	0	0	38	67	6.75	1.750										
<b>Mike Hartley, R</b> (5, 1) ERA: 3.0	3.0		13	2	1	1	2	2	0	0	0	0	1	30	50	3.00	1.333										
<b>Jim Gott, R</b> (8, 1) ERA: 2.29	1.0		4	1	0	0	1	0	0	0	0	0	0	12	17	0.00	1.000										





Batter	1	2	3	4	5	6	7	8	9	AB	R	H	RBI	BB	SO	LOB	TOP								
<b>Brett Butler, L</b> OBP: 0.374, SLG: 0.350 (1, 8)	F8		1B BB		G4-3		F7		1B	4	0	1	0	1	0	1									
<b>Juan Samuel, R</b> OBP: 0.373, SLG: 0.480 <b>Jay Howell, R</b> (9, 1)	K		1B			HR BB	HR 2B		1B CS	4	2	3	1	1	1	0									
<b>Darryl Strawberry, L</b> OBP: 0.351, SLG: 0.397 (1, 9)	K		K			HR	HR		K	5	2	2	4	0	3	4									
<b>Eddie Murray, S</b> OBP: 0.369, SLG: 0.513 (1, 3)		1B			G4-3		G3		G4-3	5	1	2	1	0	0	1									
<b>Kal Daniels, L</b> OBP: 0.256, SLG: 0.361 <b>Jim Gott, R</b> (7, 1)	F7		G3-1			L6	G3			4	0	0	0	0	0	1									
<b>Tim Crews, R</b> (7, 1)										0	0	0	0	0	0	0									
<b>John Candelaria, L</b> (8, 1)										0	0	0	0	0	0	0									
<b>Jeff Hamilton, R</b> OBP: 0.258, SLG: 0.283 (9, 5)										0	0	0	0	0	0	0									
<b>Lenny Harris, L</b> OBP: 0.356, SLG: 0.313 (1, 5) (9, 4)	F7		S 1B			F7			F7	4	0	1	0	0	0	1									
<b>Mike Scioscia, L</b> OBP: 0.364, SLG: 0.363 (1, 2)	F7		K				HR		CS BB	3	1	1	1	1	1	2									
<b>Jose Offerman, S</b> OBP: 0.333, SLG: 0.258 (1, 6)			K				S 2B 1B			3	1	1	0	1	1	0									
<b>Bob Ojeda, L</b> OBP: 0.231, SLG: 0.231 <b>Greg Smith, S</b> (7, PH)			G4-3				K		K	2	0	0	0	0	0	0									
<b>Stan Javier, S</b> OBP: 0.244, SLG: 0.282 (7, 7)			G4-3				G4-3		K	1	0	0	0	0	1	1									
<b>Stan Javier, S</b> OBP: 0.244, SLG: 0.282 (7, 7)							G4-3		K	1	0	0	0	0	1	2									
<b>Inning Stats</b>	R: 0 E: 0 K: 2 S: 9	H: 0 LOB: 0 BB: 0 P: 14	R: 0 E: 0 K: 0 S: 8	H: 1 LOB: 1 BB: 0 P: 15	R: 0 E: 0 K: 2 S: 15	H: 1 LOB: 2 BB: 1 P: 26	R: 0 E: 0 K: 1 S: 8	H: 1 LOB: 1 BB: 0 P: 13	R: 0 E: 0 K: 0 S: 5	H: 0 LOB: 0 BB: 0 P: 7	R: 2 E: 0 K: 0 S: 8	H: 1 LOB: 0 BB: 1 P: 17	R: 5 E: 0 K: 1 S: 14	H: 5 LOB: 0 BB: 0 P: 24	R: 0 E: 0 K: 1 S: 7	H: 0 LOB: 2 BB: 2 P: 19	R: 0 E: 0 K: 1 S: 10	H: 2 LOB: 1 BB: 0 P: 16	1B: 6 2B: 3 3B: 0 HR: 4	SF: 0 SAC: 0 DP: 2 HBP: 0	WP: 0 PB: 0 SB: 2 CS: 2	PA: 40			
<b>PITCHER</b>	IP	WLS	BF	H	R	ER	SO	BB	IBB	HBP	BLK	WP	HR	S	P	ERA	WHIP								
<b>Mark Portugal, R</b> ERA: 4.43 (1, 1)	5.0		19	3	0	0	5	1	0	0	0	0	0	45	75	0.00	0.800								
<b>Jim Corsi, R</b> ERA: 5.29 (6, 1)	1.2	L	10	4	5	5	1	1	0	0	0	0	2	18	32	27.00	3.000								
<b>Dwayne Henry, R</b> ERA: 3.05 (7, 1)	1.1		7	2	2	2	1	2	0	0	0	0	2	11	28	13.50	3.000								
<b>Curt Schilling, R</b> ERA: 4.98 (9, 1)	1.0		4	2	0	0	1	0	0	0	0	0	0	10	16	0.00	2.000								

Los Angeles Dodgers @ Houston Astros  
Astrodome, Houston, TX  
Tue May 21 1991, 8:05 PM EDT  
Alt. 9,053 - Dome - 70 F

AB	36
R	7
H	11
RBI	7
BB	4
SO	8
LOB	13



Batter	1	2	3	4	5	6	7	8	9	AB	R	H	RBI	BB	SO	LOB	BOTTOM								
<b>Steve Finley, L</b> OBP: 0.306, SLG: 0.374 (1, 9)	G4-3		FC6-4 1B		SF8		BB		K	3	0	1	1	1	1	0									
<b>Gerald Young, S</b> OBP: 0.071, SLG: 0.077 (1, 8)	G3		FC6-4 1-2		FC6-4 1-2		SF8		F7	4	0	0	1	0	0	3									
<b>Craig Biggio, R</b> OBP: 0.390, SLG: 0.430 (1, 2)	G6-3				F8		G1-3		F7	4	0	0	0	1	0	2									
<b>Ken Caminiti, S</b> OBP: 0.318, SLG: 0.331 (1, 5)		WP G3-1 1B			G3-1		HR		F8	5	1	2	1	0	1	3									
<b>5 Jeff Bagwell, R</b> OBP: 0.361, SLG: 0.405 (1, 3)		K			K		K		G6-3	4	0	0	0	0	3	1									
<b>Mark Davidson, R</b> OBP: 0.390, SLG: 0.324 <b>Dwayne Henry, R</b> (7, 1)			G3-1				1B SF8 1B		WP 1B	2	1	1	0	1	0	1									
<b>Ken Oberkfell, L</b> OBP: 0.516, SLG: 0.435 <b>Curt Schilling, R</b> OBP: 1.000, SLG: 1.000 (9, 1)										1	0	1	0	0	0	0									
<b>Casey Candaele, S</b> OBP: 0.301, SLG: 0.398 (1, 4)			K				L8			3	0	1	0	1	1	2									
<b>Dave Rohde, S</b> OBP: 0.222, SLG: 0.152 (1, 6)			F8				K		F8	3	1	0	0	1	1	4									
<b>Mark Portugal, R</b> OBP: 0.267, SLG: 0.167 <b>Rafael Ramirez, R</b> OBP: 0.296, SLG: 0.263 <b>Jim Corsi, R</b> (6, 1)			G6-3				FC6-4 BB			1	0	0	0	0	0	0									
<b>Luis Gonzalez, L</b> OBP: 0.278, SLG: 0.467 (7, 7)							1-2 BB			1	0	0	0	1	1	2									
<b>Inning Stats</b>	R: 0 E: 0 K: 0 S: 3	H: 0 LOB: 0 BB: 0 P: 5	R: 0 E: 0 K: 2 S: 11	H: 1 LOB: 1 BB: 0 P: 17	R: 0 E: 0 K: 0 S: 5	H: 1 LOB: 1 BB: 0 P: 8	R: 0 E: 0 K: 1 S: 7	H: 0 LOB: 0 BB: 0 P: 12	R: 1 E: 0 K: 1 S: 12	H: 2 LOB: 2 BB: 1 P: 24	R: 1 E: 0 K: 1 S: 9	H: 1 LOB: 1 BB: 1 P: 17	R: 1 E: 0 K: 1 S: 16	H: 0 LOB: 3 BB: 3 P: 32	R: 0 E: 0 K: 1 S: 10	H: 1 LOB: 2 BB: 1 P: 16	R: 0 E: 0 K: 1 S: 6	H: 0 LOB: 1 BB: 1 P: 12	1B: 5 2B: 0 3B: 0 HR: 1	SF: 2 SAC: 0 DP: 0 HBP: 0	WP: 2 PB: 0 SB: 0 CS: 0	PA: 40			
<b>PITCHER</b>	IP	WLS	BF	H	R	ER	SO	BB	IBB	HBP	BLK	WP	HR	S	P	ERA	WHIP								
<b>Bob Ojeda, L</b> ERA: 4.13 (7, 1)	0.0		3	0	1	1	0	3	0	0	0	0	0	6	18	∞	∞								
<b>Tim Crews, R</b> ERA: 4.18 (7, 1)	1.2		7	1	0	0	1	1	0	0	0	1	0	17	27	0.00	1.200								
<b>John Candelaria, L</b> ERA: 2.25 <b>Jay Howell, R</b> ERA: 2.29 (9, 1)	0.2		2	0	0	0	2	0	0	0	0	0	0	6	6	0.00	0.000								

Los Angeles Dodgers @ Houston Astros  
Astrodome, Houston, TX  
Tue May 21 1991, 8:05 PM EDT  
Alt. 9,053 - Dome - 70 F

AB	31
R	3
H	6
RBI	3
BB	7
SO	8
LOB	18





Batter	1	2	3	4	5	6	7	8	9	AB	R	H	RBI	BB	SO	LOB	TOP					
<b>Brett Butler, L</b> (1, 8) OBP: 0.377, SLG: 0.349	3-2 1B		2-1 G6-3			3-2 L6		4-1 2B BB		3	1	1	0	1	0	0	<b>Los Angeles Dodgers @ Houston Astros</b> Astrodome, Houston, TX Wed May 22 1991, 8:05 PM EDT Att. 12,310 - Dome - 70 F					
<b>Juan Samuel, R</b> (1, 4) OBP: 0.376, SLG: 0.483	1-2 P2		1-0 G5-3			4-2 BB		3-1 1-H 2B		3	0	1	1	1	0	1						
<b>Daryl Strawberry, L</b> (1, 9) OBP: 0.349, SLG: 0.416	1-1 F9			2-0 HR		2-2 F4		1-3 K		4	1	1	1	0	1	3						
<b>Eddie Murray, S</b> (1, 3) OBP: 0.358, SLG: 0.496	3-3 K			1-2 G6-3		2-3 K		2-1 G5-3		4	0	0	0	0	2	3						
<b>Kal Daniels, L</b> (1, 7) OBP: 0.248, SLG: 0.348		2-3 K		1-1 G3			2-2 L9		3-3 K	4	0	0	0	0	2	0						
<b>Gary Carter, R</b> (1, 2) OBP: 0.324, SLG: 0.438		4-2 BB		1-2 F7			0-0 L7		2-1 G5-3	3	0	0	0	1	0	0						
<b>Jeff Hamilton, R</b> (1, 5) OBP: 0.258, SLG: 0.270		1-1 L3			1-0 P5		4-2 BB		1-2 F8	3	0	0	0	1	0	1						
<b>Jose Offerman, S</b> (1, 6) OBP: 0.308, SLG: 0.235		3-2 G5-3			2-2 F7		3-2 G6-3			3	0	0	0	0	0	2						
<b>Mike Morgan, R</b> (1, 1) OBP: 0.100, SLG: 0.100					0-0 G4-3				3-3 K	2	0	0	0	0	0	0						
<b>John Candelaria, L</b> (7, 1)										0	0	0	0	0	0	0						
<b>Mike Hartley, R</b> (7, 1)										0	0	0	0	0	0	0						
<b>Stan Javier, S</b> (8, PH)										1	0	0	0	0	1	0						
<b>Jim Gott, R</b> (8, 1)										0	0	0	0	0	0	0						
<b>Inning Stats</b>	R: 0 E: 0 K: 1 S: 13	H: 1 LOB: 1 BB: 0 P: 20	R: 0 E: 0 K: 1 S: 11	H: 0 LOB: 1 BB: 1 P: 21	R: 0 E: 0 K: 0 S: 4	H: 0 LOB: 0 BB: 0 P: 7	R: 1 E: 0 K: 0 S: 9	H: 1 LOB: 0 BB: 0 P: 14	R: 0 E: 0 K: 1 S: 5	H: 0 LOB: 1 BB: 0 P: 8	R: 0 E: 0 K: 1 S: 13	H: 0 LOB: 1 BB: 1 P: 24	R: 0 E: 0 K: 0 S: 9	H: 0 LOB: 1 BB: 1 P: 18	R: 1 E: 0 K: 2 S: 12	H: 1 LOB: 1 BB: 0 P: 25	R: 0 E: 0 K: 1 S: 9	H: 0 LOB: 0 BB: 0 P: 15	1B: 1 2B: 1 3B: 0 HR: 1	SF: 0 SAC: 0 DP: 0 HBP: 0	WP: 0 PB: 0 SB: 1 CS: 1	PA: 34
<b>PITCHER</b>	IP WLS BF H R ER SO BB IBB HBP BLK WP HR S P ERA WHIP																					
<b>Jim Deshaies, L</b> (1, 1) ERA: 6.27	7.0 W 26 2 1 1 3 3 0 0 0 0 1 64 112 1.29 0.714																					
<b>Al Osuna, L</b> (8, 1) ERA: 2.45	2.0 S 8 1 1 1 3 1 0 0 0 0 0 21 40 4.50 1.000																					

AB 30  
R 2  
H 3  
RBI 2  
BB 4  
SO 6  
LOB 10



Batter	1	2	3	4	5	6	7	8	9	AB	R	H	RBI	BB	SO	LOB	BOTTOM			
<b>Steve Finley, L</b> (1, 8) OBP: 0.313, SLG: 0.391	2-1 1B		2-2 G3-1			4-0 1B BB		3-2 F9		2	1	1	0	1	0	0	<b>Los Angeles Dodgers @ Houston Astros</b> Astrodome, Houston, TX Wed May 22 1991, 8:05 PM EDT Att. 12,310 - Dome - 70 F			
<b>Mark Davidson, R</b> (7, PH) OBP: 0.381, SLG: 0.314								3-H		1	0	0	0	0	0	0				
<b>Al Osuna, R</b> (8, 1)										0	0	0	0	0	0	0				
<b>Craig Biggio, R</b> (1, 2) OBP: 0.407, SLG: 0.444	1-1 G6-3		4-2 S		0-1 BB		0-0 1B		0-0 P2-3 1B	3	0	3	1	1	0	0				
<b>Luis Gonzalez, L</b> (1, 7) OBP: 0.270, SLG: 0.452	3-H 1B		3-3 K		1-3 K		0-0 P2-3		1-2 1B	4	0	0	0	0	2	5				
<b>Ken Caminiti, S</b> (1, 5) OBP: 0.316, SLG: 0.336	0-0 G6-3		1-2 K		0-1 5 1B G4-6-3 2B		0-0 F8		2-1 P5	4	1	1	0	0	0	0				
<b>5 Jeff Bagwell, R</b> (1, 3) OBP: 0.360, SLG: 0.403		2-1 F8		0-1 G4-6-3 1B		2-3 K				3	0	1	0	0	1	0				
<b>Karl Rhodes, L</b> (1, 9) OBP: 0.285, SLG: 0.282		0-0 CS 1B		0-0 G4-6-3		0-1 G3				3	0	1	0	0	0	1				
<b>Rafael Ramirez, R</b> (1, 6) OBP: 0.311, SLG: 0.317		2-0 S 1B		3-H G5-3				0-1 G1-3 WP 2B		3	1	2	0	0	0	0				
<b>Casey Candaele, S</b> (1, 4) OBP: 0.292, SLG: 0.385		3-3 K			3-1 G6-3		0-1 G1-3			3	0	0	0	0	1	2				
<b>Jim Deshaies, L</b> (1, 1) OBP: 0.308, SLG: 0.182					1-3 K		1-3 K			2	0	0	0	0	1	0				
<b>Ken Oberkfell, L</b> (7, PH) OBP: 0.500, SLG: 0.417										1	0	0	0	0	1	1				
<b>Gerald Young, S</b> (8, 8) OBP: 0.071, SLG: 0.077										0	0	0	0	0	0	0				
<b>Inning Stats</b>	R: 1 E: 0 K: 0 S: 6	H: 2 LOB: 0 BB: 0 P: 9	R: 0 E: 0 K: 1 S: 10	H: 2 LOB: 1 BB: 0 P: 16	R: 0 E: 0 K: 1 S: 10	H: 0 LOB: 1 BB: 1 P: 18	R: 1 E: 0 K: 0 S: 7	H: 2 LOB: 0 BB: 0 P: 9	R: 0 E: 0 K: 2 S: 10	H: 1 LOB: 2 BB: 1 P: 19	R: 0 E: 0 K: 1 S: 6	H: 0 LOB: 0 BB: 0 P: 8	R: 1 E: 0 K: 1 S: 10	H: 1 LOB: 0 BB: 0 P: 14	R: 0 E: 0 K: 0 S: 4	H: 1 LOB: 0 BB: 0 P: 6	1B: 6 2B: 3 3B: 1 HR: 0	SF: 0 SAC: 0 DP: 3 HBP: 0	WP: 1 PB: 0 SB: 2 CS: 1	PA: 31
<b>PITCHER</b>	IP WLS BF H R ER SO BB IBB HBP BLK WP HR S P ERA WHIP																			
<b>Mike Morgan, R</b> (1, 1) ERA: 2.12	6.1 L 26 8 3 3 5 2 0 0 0 0 0 0 3 4 4.26 1.579																			
<b>John Candelaria, L</b> (7, 1) ERA: 2.16	0.1 1 0 0 0 1 0 0 0 0 0 0 0 3 4 0.00 0.000																			
<b>Mike Hartley, R</b> (7, 1) ERA: 2.96	0.1 1 0 0 0 0 0 0 0 0 0 1 0 3 6 0.00 0.000																			
<b>Jim Gott, R</b> (8, 1) ERA: 2.61	1.0 3 1 0 0 0 0 0 0 0 0 0 0 4 6 0.00 1.000																			

AB 29  
R 3  
H 9  
RBI 1  
BB 2  
SO 6  
LOB 9





Batter	1	2	3	4	5	6	7	8	9	AB	R	H	RBI	BB	SO	LOB	TOP					
<b>Brett Butler, L</b> OBP: 0.366, SLG: 0.338 (1, 8)										5	0	0	0	0	1	0	<b>Los Angeles Dodgers @ Houston Astros</b> Astrodome, Houston, TX Thu May 23 1991, 8:05 PM EDT Att: 9,386 - Dome - 70 F					
<b>Juan Samuel, R</b> OBP: 0.382, SLG: 0.490 (1, 4)										4	0	2	0	1	2	0						
<b>Darryl Strawberry, L</b> OBP: 0.350, SLG: 0.406 (1, 9)										3	1	0	0	2	0	3						
<b>Eddie Murray, S</b> OBP: 0.367, SLG: 0.504 (1, 3)										4	1	2	0	1	0	2						
<b>Kal Daniels, L</b> OBP: 0.248, SLG: 0.345 <b>Stan Javier, S</b> OBP: 0.238, SLG: 0.275 (1, 7) (8, 7)										4	0	1	0	0	1	5						
<b>Lenny Harris, L</b> OBP: 0.383, SLG: 0.321 (1, 5)										4	0	2	2	0	1	1						
<b>Mike Scioscia, L</b> OBP: 0.352, SLG: 0.349 (1, 2)										4	0	0	0	0	0	4						
<b>Jose Offerman, S</b> OBP: 0.326, SLG: 0.222 (1, 6)										2	0	0	0	2	1	2						
<b>Tim Belcher, R</b> OBP: 0.118, SLG: 0.176 <b>John Candelaria, L</b> <b>Jay Howell, R</b> (1, 1) (8, 1) (9, 1)										4	0	0	0	0	4	4						
<b>Inning Stats</b>	R: 0 E: 0 K: 1 S: 8	H: 0 LOB: 1 BB: 1 P: 15	R: 0 E: 0 K: 0 S: 9	H: 1 LOB: 1 BB: 0 P: 13	R: 0 E: 0 K: 1 S: 11	H: 1 LOB: 1 BB: 0 P: 17	R: 1 E: 0 K: 1 S: 8	H: 2 LOB: 1 BB: 0 P: 9	R: 0 E: 0 K: 2 S: 8	H: 0 LOB: 2 BB: 0 P: 11	R: 1 E: 0 K: 2 S: 14	H: 2 LOB: 3 BB: 2 P: 30	R: 0 E: 0 K: 0 S: 10	H: 1 LOB: 2 BB: 1 P: 21	R: 0 E: 0 K: 2 S: 9	H: 0 LOB: 1 BB: 1 P: 19		R: 0 E: 0 K: 1 S: 8	H: 0 LOB: 1 BB: 1 P: 15	1B: 5 2B: 2 3B: 0 HR: 0	SF: 0 SAC: 0 DP: 0 HBP: 0	WP: 0 PB: 1 SB: 0 CS: 0
<b>PITCHER</b>	IP	WLS	BF	H	R	ER	SO	BB	IBB	HBP	BLK	WP	HR	S	P	ERA	WHIP					
<b>Xavier Hernandez, R</b> ERA: 5.34 <b>Jim Clancy, R</b> ERA: 2.08	(1, 1) (8, 1)	7.0 2.0	L 8	32 0	7 0	2 0	7 3	2 2	2 0	0 0	0 0	0 0	0 0	68 17	116 34	2.57 0.00	1.286 1.000					

AB	34
R	2
H	7
RBI	2
BB	6
SO	10
LOB	21

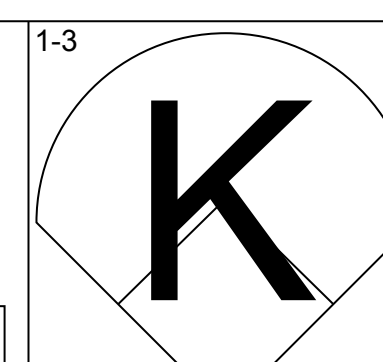
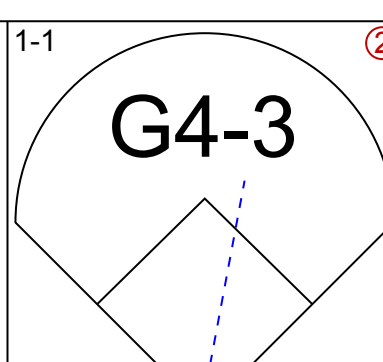
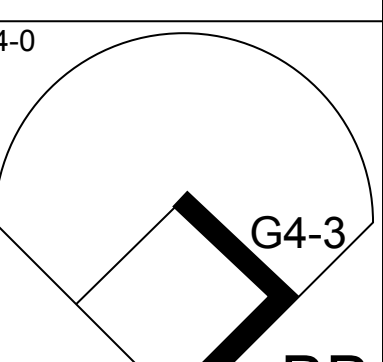
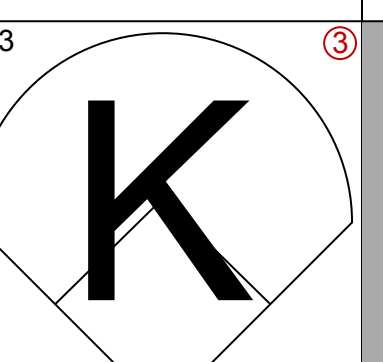
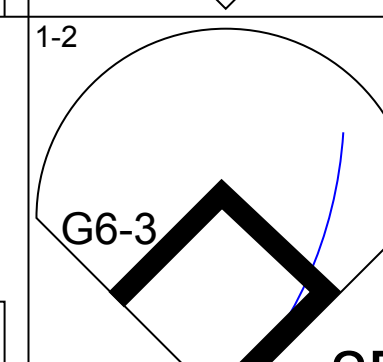
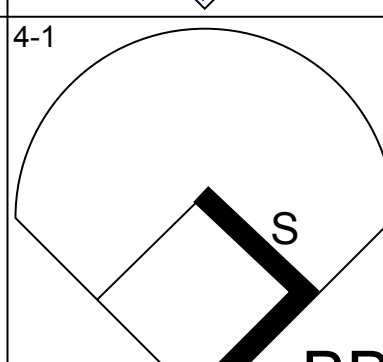
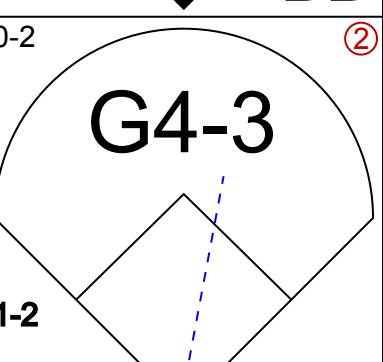
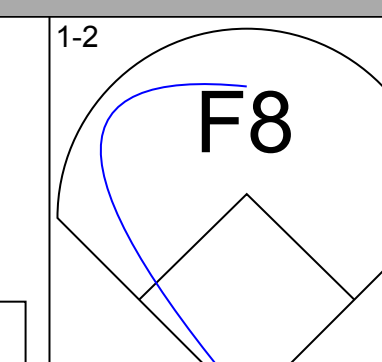
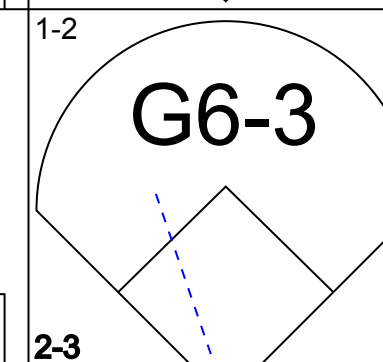
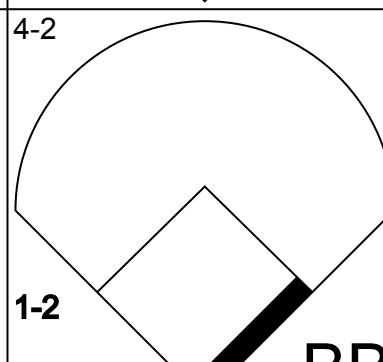
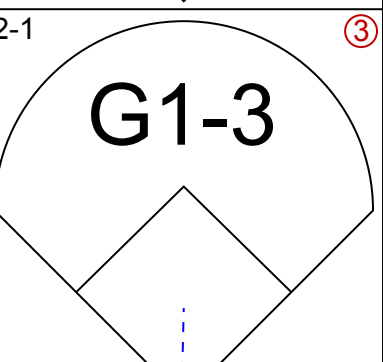
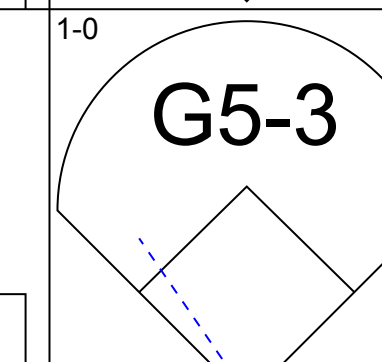
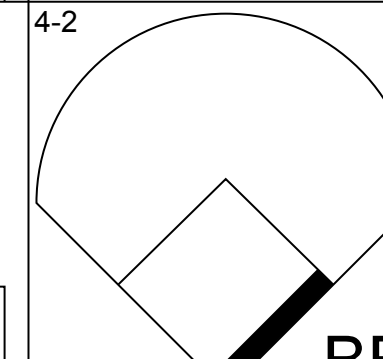
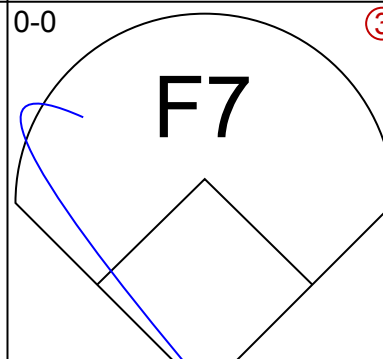
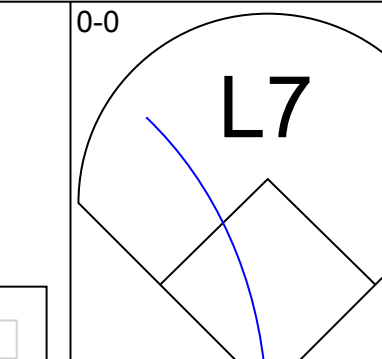
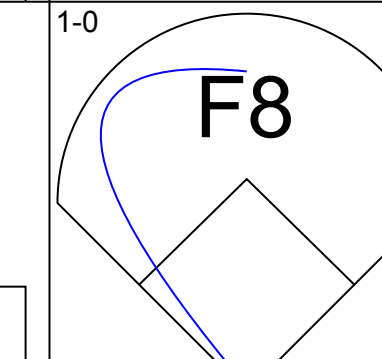
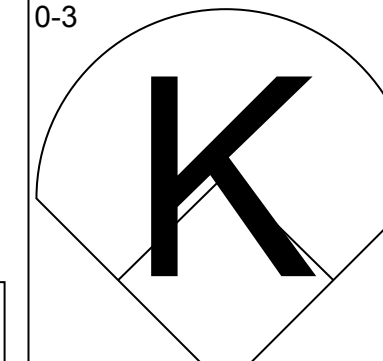
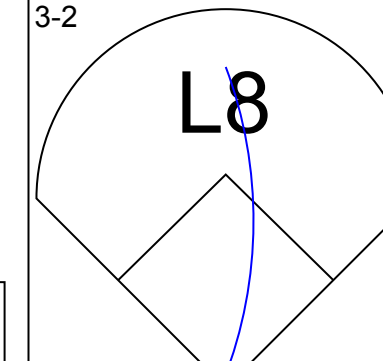
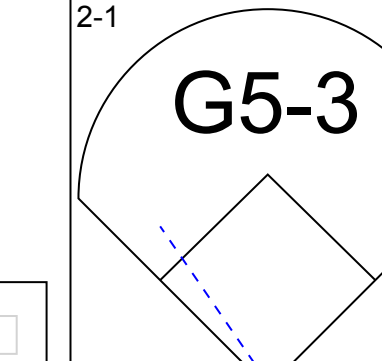
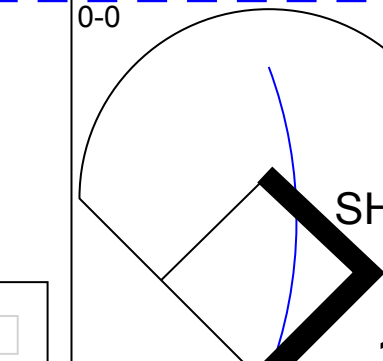
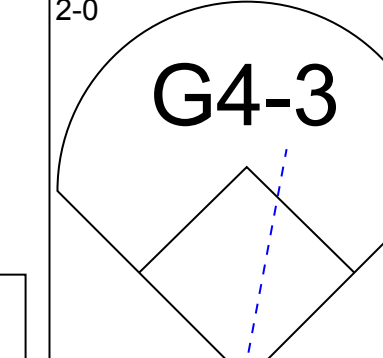
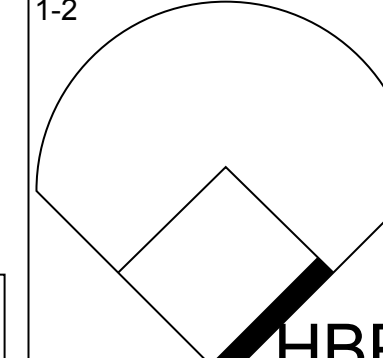
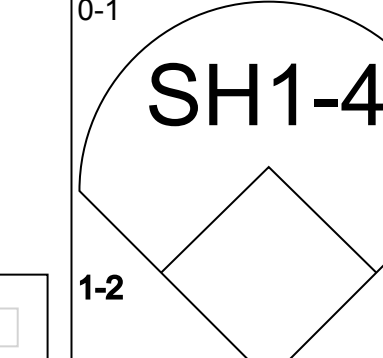
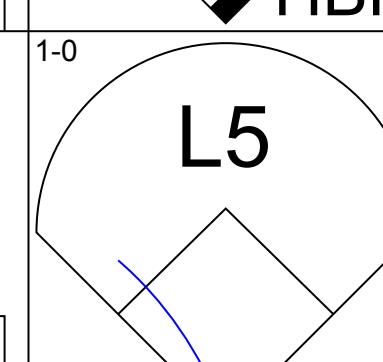

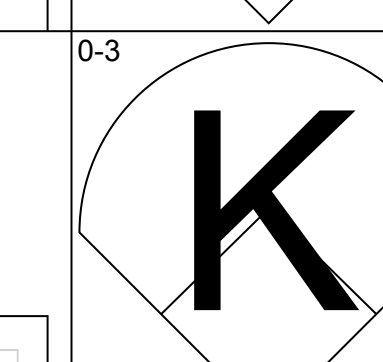
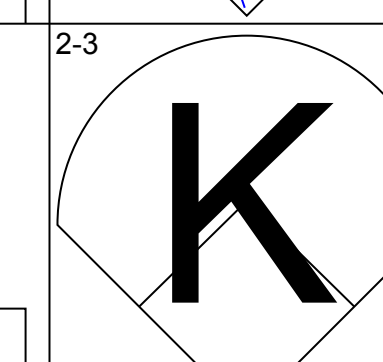
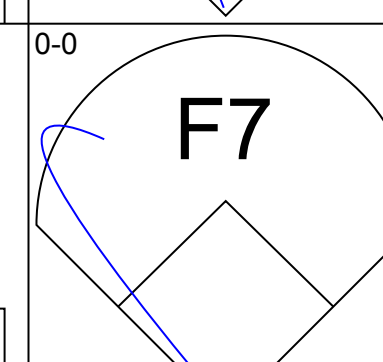
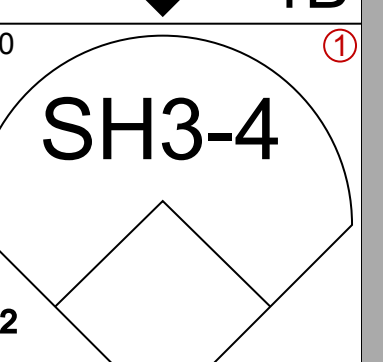


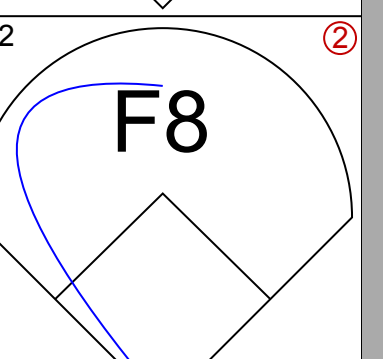

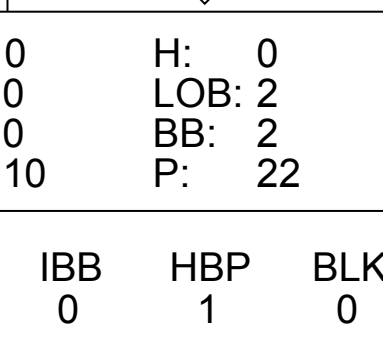
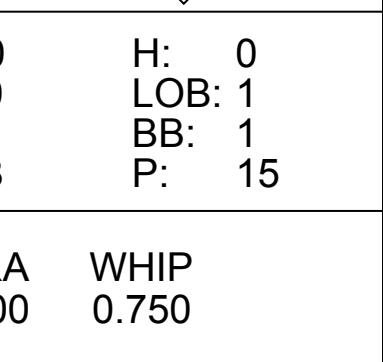
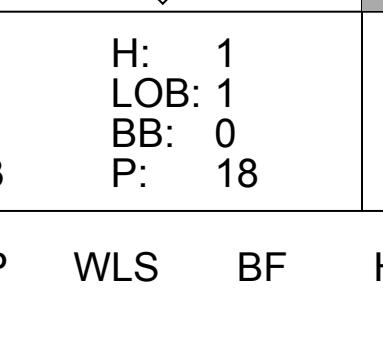


Batter	1	2	3	4	5	6	7	8	9	AB	R	H	RBI	BB	SO	LOB	BOTTOM					
<b>Steve Finley, L</b> OBP: 0.316, SLG: 0.401 (1, 8)										4	0	2	0	0	0	1	<b>Los Angeles Dodgers @ Houston Astros</b> Astrodome, Houston, TX Thu May 23 1991, 8:05 PM EDT Att: 9,386 - Dome - 70 F					
<b>Craig Biggio, R</b> OBP: 0.417, SLG: 0.457 (1, 2)										3	0	2	0	1	0	0						
<b>Luis Gonzalez, L</b> OBP: 0.270, SLG: 0.454 (1, 7)										4	0	1	0	0	0	6						
<b>Ken Caminiti, S</b> OBP: 0.309, SLG: 0.327 (1, 5)										4	0	0	0	0	1	3						
<b>5 Jeff Bagwell, R</b> OBP: 0.364, SLG: 0.410 (1, 3)										3	0	1	0	1	1	0						
<b>Karl Rhodes, L</b> OBP: 0.296, SLG: 0.277 <b>Mark Davidson, R</b> OBP: 0.372, SLG: 0.306 (1, 9) (8, PH) (9, 9)										2	0	0	0	1	0	1						
<b>Rafael Ramirez, R</b> OBP: 0.286, SLG: 0.289 (1, 6)										4	0	0	0	0	1	2						
<b>Dave Rohde, S</b> OBP: 0.205, SLG: 0.139 <b>Jim Clancy, R</b> <b>Ken Oberkfell, L</b> (1, 4) (8, 1) (9, PH)										3	0	0	0	0	0	0						
<b>Xavier Hernandez, L</b> <b>Casey Candaele, S</b> (1, 1) (7, PH) (8, 4)										1	0	0	0	1	0	0						
<b>Inning Stats</b>	R: 0 E: 0 K: 1 S: 9	H: 2 LOB: 2 BB: 0 P: 15	R: 0 E: 0 K: 1 S: 9	H: 0 LOB: 0 BB: 0 P: 13	R: 0 E: 0 K: 0 S: 9	H: 1 LOB: 1 BB: 1 P: 19	R: 0 E: 0 K: 0 S: 9	H: 0 LOB: 1 BB: 1 P: 16	R: 0 E: 0 K: 0 S: 12	H: 1 LOB: 2 BB: 1 P: 21	R: 0 E: 0 K: 0 S: 13	H: 1 LOB: 1 BB: 0 P: 22	R: 0 E: 0 K: 0 S: 9	H: 0 LOB: 0 BB: 0 P: 13	R: 0 E: 0 K: 0 S: 11	H: 1 LOB: 2 BB: 1 P: 21		R: 0 E: 0 K: 1 S: 6	H: 0 LOB: 0 BB: 0 P: 9	1B: 2 2B: 5 3B: 0 HR: 0	SF: 0 SAC: 0 DP: 1 HBP: 0	WP: 0 PB: 0 SB: 0 CS: 1
<b>PITCHER</b>	IP	WLS	BF	H	R	ER	SO	BB	IBB	HBP	BLK	WP	HR	S	P	ERA	WHIP					
<b>Tim Belcher, R</b> ERA: 2.82 <b>John Candelaria, L</b> ERA: 2.08 <b>Jay Howell, R</b> ERA: 2.18	(1, 1) (8, 1) (9, 1)	7.2 0.1 1.0	W 1 S	32 0 3	6 0 0	0 0 0	2 0 1	4 0 0	0 0 0	0 0 0	0 0 0	0 0 0	0 0 0	4 7 6	133 7 9	0.00 0.00 0.00	1.304 0.000 0.000					

AB	32
R	0
H	6
RBI	0
BB	4
SO	3
LOB	15

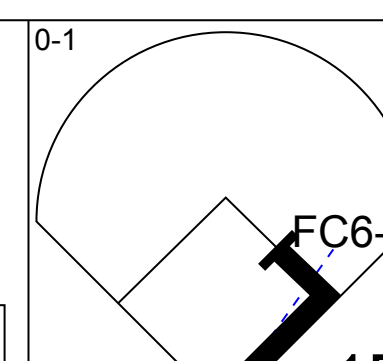
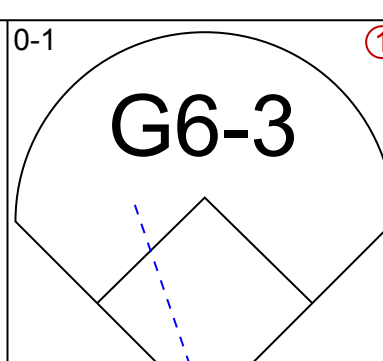
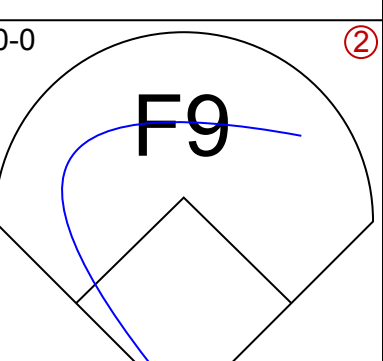
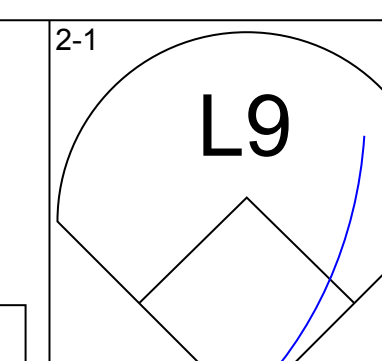
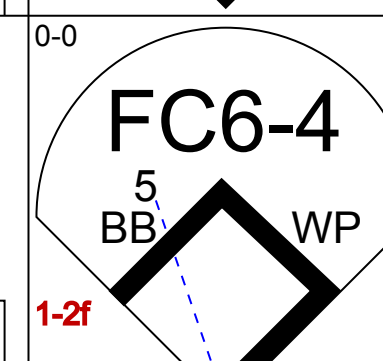
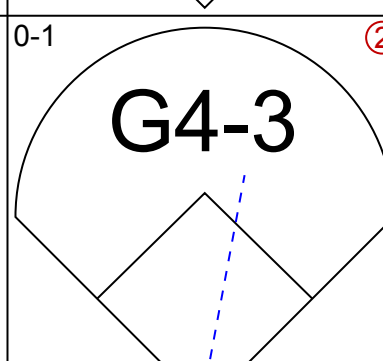
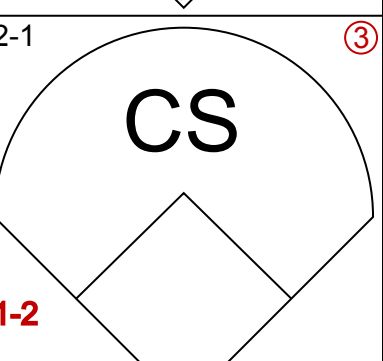
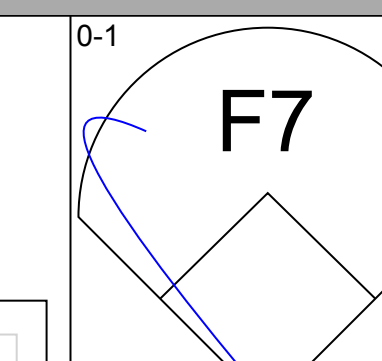
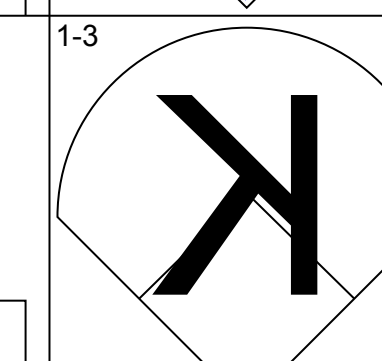
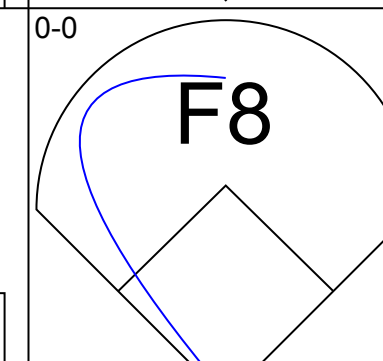
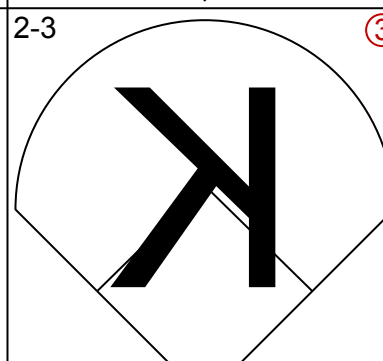
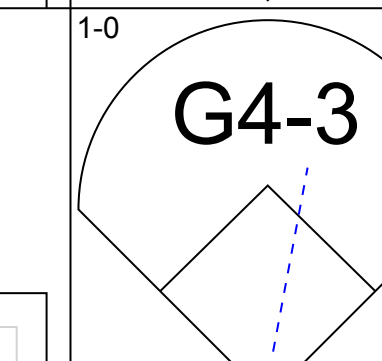
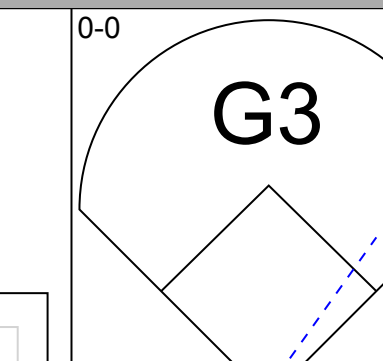
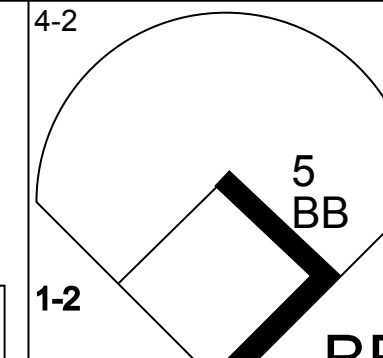
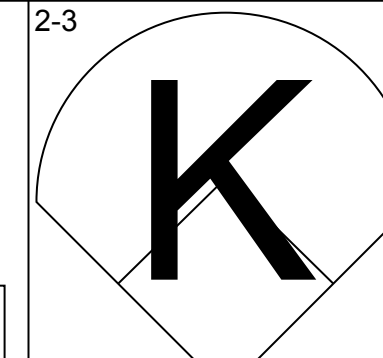
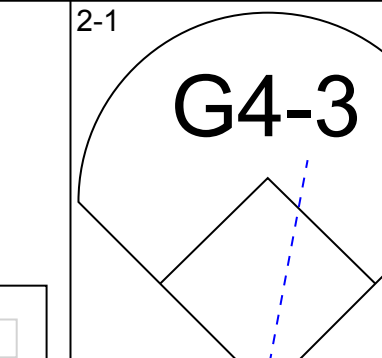
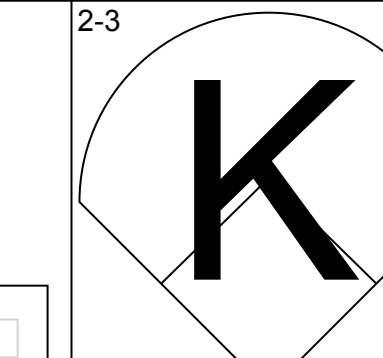

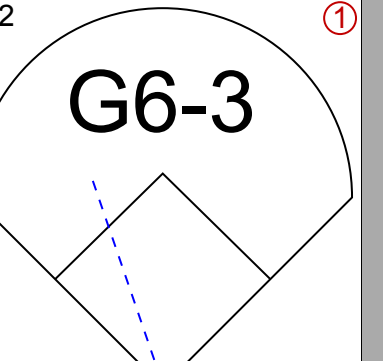
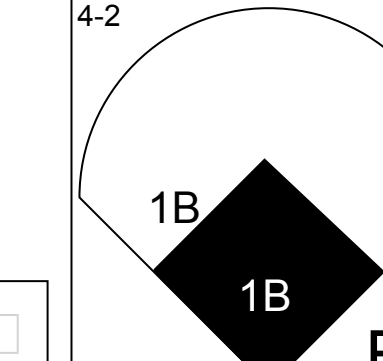
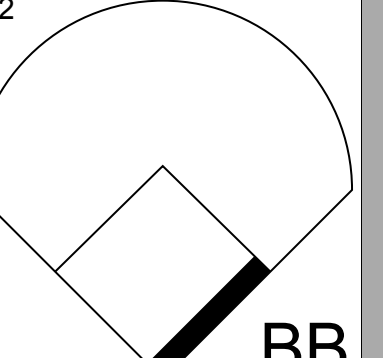

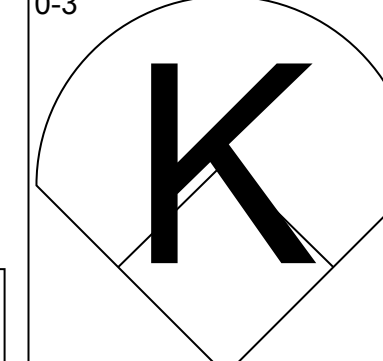
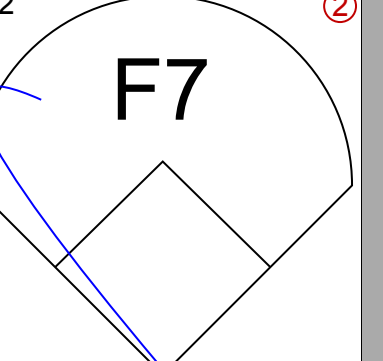
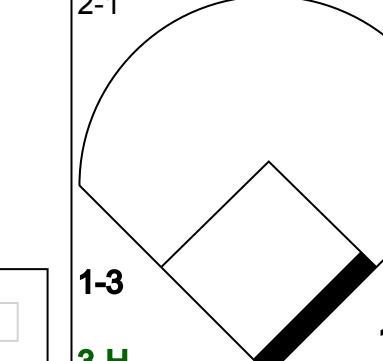
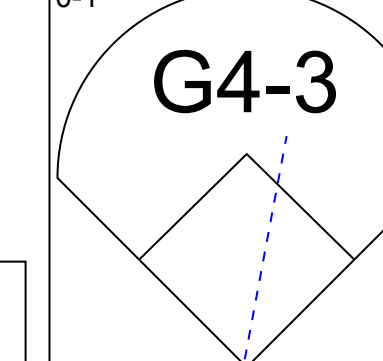
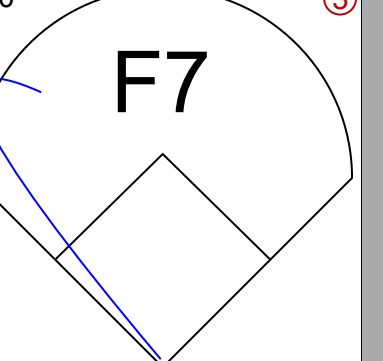

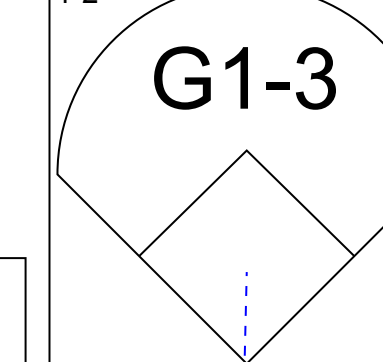
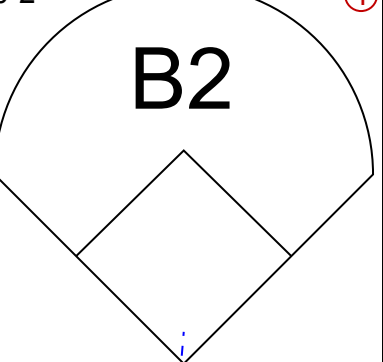

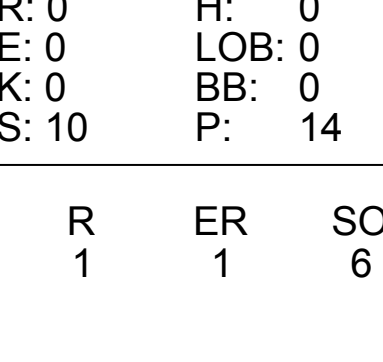
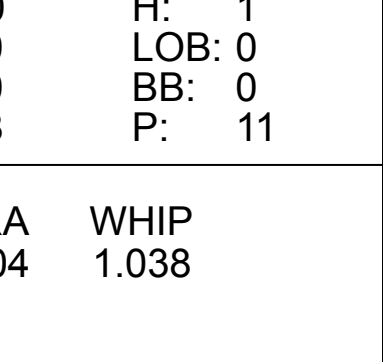
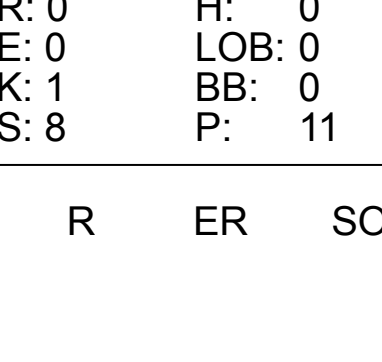





Batter	1	2	3	4	5	6	7	8	9	AB	R	H	RBI	BB	SO	LOB	TOP					
<b>Bip Roberts, S</b> OBP: 0.359, SLG: 0.329 (1, 8)										3	0	0	0	1	2	1	<b>San Diego Padres @ Houston Astros</b> Astrodome, Houston, TX Fri May 24 1991, 8:05 PM EDT Att: 15,310 - Dome - 70 F					
<b>Tony Fernandez, S</b> OBP: 0.326, SLG: 0.371 (1, 6)										3	0	1	0	1	0	1						
<b>Tony Gwynn, L</b> OBP: 0.389, SLG: 0.509 (1, 9)										3	0	0	0	1	0	2						
<b>Fred McGriff, L</b> OBP: 0.426, SLG: 0.556 (1, 3)										3	0	0	0	1	0	2						
<b>Bento Santiago, R</b> OBP: 0.266, SLG: 0.364 (1, 2)										4	0	1	0	0	1	2						
<b>Jerald Clark, R</b> OBP: 0.359, SLG: 0.439 (1, 7)										2	0	0	0	0	1	0						
<b>Thomas Howard, S</b> OBP: 0.200, SLG: 0.242 (9, PH) (9, 7)										0	0	0	0	0	0	0						
<b>Scott Coolbaugh, R</b> OBP: 0.320, SLG: 0.340 (1, 5)										4	0	1	0	0	1	2						
<b>Jose Mota, S</b> (1, 4)										3	0	0	0	0	2	2						
<b>Andy Benes, R</b> OBP: 0.158, SLG: 0.278 (1, 1)										3	0	0	0	0	1	1						
<b>Inning Stats</b>	R: 0 E: 0 K: 2 S: 16	H: 1 LOB: 2 BB: 1 P: 23	R: 0 E: 0 K: 1 S: 5	H: 0 LOB: 0 BB: 0 P: 10	R: 0 E: 0 K: 0 S: 10	H: 0 LOB: 2 BB: 2 P: 22	R: 0 E: 0 K: 0 S: 8	H: 0 LOB: 1 BB: 0 P: 13	R: 0 E: 0 K: 1 S: 8	H: 0 LOB: 1 BB: 1 P: 15	R: 0 E: 0 K: 1 S: 6	H: 0 LOB: 0 BB: 0 P: 10	R: 0 E: 0 K: 1 S: 13	H: 1 LOB: 1 BB: 0 P: 18	R: 0 E: 0 K: 0 S: 5	H: 0 LOB: 0 BB: 0 P: 8	R: 0 E: 0 K: 2 S: 9	H: 1 LOB: 1 BB: 0 P: 12	1B: 2 2B: 1 3B: 0 HR: 0	SF: 0 SAC: 2 DP: 0 HBP: 1	WP: 0 PB: 0 SB: 1 CS: 0	PA: 35
<b>PITCHER</b>	IP	WLS	BF	H	R	ER	SO	BB	IBB	HBP	BLK	WP	HR	S	P	ERA	WHIP					
<b>Pete Harnisch, R</b> ERA: 2.64 (1, 1)	8.0		31	2	0	0	6	4	0	1	0	0	0	71	119	0.00	0.750					
<b>Curt Schilling, R</b> ERA: 4.76 (9, 1)	1.0	W	4	1	0	0	2	0	0	0	0	0	0	9	12	0.00	1.000					

AB	28
R	0
H	3
RBI	0
BB	4
SO	8
LOB	13



Batter	1	2	3	4	5	6	7	8	9	AB	R	H	RBI	BB	SO	LOB	BOTTOM					
<b>Steve Finley, L</b> OBP: 0.316, SLG: 0.397 (1, 8)										4	0	1	0	0	0	1	<b>San Diego Padres @ Houston Astros</b> Astrodome, Houston, TX Fri May 24 1991, 8:05 PM EDT Att: 15,310 - Dome - 70 F					
<b>Craig Biggio, R</b> OBP: 0.405, SLG: 0.443 (1, 2)										4	0	0	0	0	1	1						
<b>Luis Gonzalez, L</b> OBP: 0.282, SLG: 0.440 (1, 7)										4	0	0	0	0	1	1						
<b>Ken Caminiti, S</b> OBP: 0.307, SLG: 0.320 (1, 5)										3	0	0	0	1	2	0						
<b>5 Jeff Bagwell, R</b> OBP: 0.375, SLG: 0.411 (1, 3)										2	0	1	0	2	0	0						
<b>Gerald Young, S</b> OBP: 0.071, SLG: 0.077 (9, PR) (9, 7)										0	1	0	0	0	0	0						
<b>Karl Rhodes, L</b> OBP: 0.302, SLG: 0.278 (1, 9)										3	0	1	0	1	1	4						
<b>Casey Candaele, S</b> OBP: 0.286, SLG: 0.373 (1, 4)										4	0	1	1	0	1	2						
<b>Eric Yelding, R</b> OBP: 0.252, SLG: 0.331 (1, 6)										3	0	1	0	0	0	1						
<b>Pete Harnisch, S</b> OBP: 0.059, SLG: 0.059 (1, 1)										2	0	0	0	0	0	1						
<b>Ken Oberkfell, L</b> OBP: 0.471, SLG: 0.385 (8, PH) (9, 1)										1	0	0	0	0	0	0						
<b>Curt Schilling, R</b> OBP: 1.000, SLG: 1.000 (9, 1)										0	0	0	0	0	0	0						
<b>Inning Stats</b>	R: 0 E: 0 K: 0 S: 9	H: 1 LOB: 3 BB: 2 P: 18	R: 0 E: 0 K: 0 S: 10	H: 0 LOB: 0 BB: 0 P: 14	R: 0 E: 0 K: 1 S: 7	H: 0 LOB: 0 BB: 0 P: 9	R: 0 E: 0 K: 3 S: 13	H: 1 LOB: 1 BB: 0 P: 16	R: 0 E: 0 K: 0 S: 8	H: 0 LOB: 0 BB: 0 P: 11	R: 0 E: 0 K: 0 S: 5	H: 0 LOB: 0 BB: 0 P: 8	R: 0 E: 0 K: 0 S: 12	H: 0 LOB: 1 BB: 1 P: 19	R: 0 E: 0 K: 1 S: 8	H: 0 LOB: 0 BB: 0 P: 11	R: 1 E: 0 K: 1 S: 11	H: 2 LOB: 2 BB: 1 P: 20	1B: 5 2B: 0 3B: 0 HR: 0	SF: 0 SAC: 0 DP: 0 HBP: 0	WP: 1 PB: 0 SB: 0 CS: 1	PA: 35
<b>PITCHER</b>	IP	WLS	BF	H	R	ER	SO	BB	IBB	HBP	BLK	WP	HR	S	P	ERA	WHIP					
<b>Andy Benes, R</b> ERA: 3.43 (1, 1)	8.2	L	34	5	1	1	6	4	0	0	0	1	0	83	126	1.04	1.038					

AB	30
R	1
H	5
RBI	1
BB	4
SO	6
LOB	11





Batter	1	2	3	4	5	6	7	8	9	10	AB	R	H	RBI	BB	SO	LOB	TOP
<b>Big Roberts, S</b> OBP: 0.355, SLG: 0.325 (1, 8)	G1-6-3 1B		G4-3		G1-3			F8		E6 2B	5	1	1	0	0	0	3	<b>San Diego Padres @ Houston Astros</b> Astrodome, Houston, TX Sat May 25 1991, 8:05 PM EDT Alt. 14,618 - Dome - 70 F  <b>livebaseballscorecards.com</b>
<b>Tony Fernandez, S</b> OBP: 0.323, SLG: 0.363 (1, 6)	G1-6-3 1-2r		G5-3					F8		2B BB	4	0	0	0	1	1	2	
<b>Tony Gwynn, L</b> OBP: 0.384, SLG: 0.506 (1, 9)	G4-3				G4-3					2B	5	0	1	1	0	0	0	
<b>Fred McGriff, L</b> OBP: 0.426, SLG: 0.568 (1, 3)		HR			G3-1						4	1	1	1	1	1	0	
<b>Benito Santiago, R</b> OBP: 0.259, SLG: 0.353 (1, 2)		F8			L3					P4	5	0	0	0	0	1	3	
<b>Jerald Clark, R</b> OBP: 0.365, SLG: 0.442 <b>Thomas Howard, S</b> OBP: 0.200, SLG: 0.242 (1, 7) (10, 7)								G5-3		F8	4	0	2	0	0	0	0	
<b>Scott Coolbaugh, R</b> OBP: 0.315, SLG: 0.392 (1, 5)								G6-3			0	0	0	0	0	0	0	
<b>Jose Mota, S</b> OBP: 0.286, SLG: 0.286 (1, 4)								K		HR	4	1	2	0	0	2	2	
<b>Dennis Rasmussen, L</b> <b>Gary Templeton, S</b> <b>John Costello, R</b> <b>Rich Rodriguez, L</b> <b>Darin Jackson, R</b> <b>Craig Lefferts, L</b> (8, PH) (8, 1) (8, 1) (10, PH) (10, 1)										E9 1B	1	0	0	0	1	0	0	
<b>Inning Stats</b>	R: 0 E: 0 K: 0 S: 6	H: 1 LOB: 0 BB: 0 P: 7	R: 1 E: 0 K: 13 S: 13	H: 2 LOB: 1 BB: 0 P: 16	R: 0 E: 0 K: 0 S: 8	H: 0 LOB: 0 BB: 0 P: 12	R: 0 E: 0 K: 1 S: 15	H: 1 LOB: 2 BB: 1 P: 26	R: 0 E: 0 K: 1 S: 6	H: 0 LOB: 0 BB: 0 P: 9	R: 0 E: 0 K: 2 S: 9	H: 0 LOB: 0 BB: 0 P: 13	R: 3 E: 2 K: 1 S: 21	H: 3 LOB: 3 BB: 2 P: 38	1B: 5 2B: 1 3B: 0 HR: 2	SF: 0 SAC: 0 DP: 1 HBP: 0	WP: 0 PB: 0 SB: 1 CS: 0	
<b>PITCHER</b>	IP WLS BF H R ER SO BB IBB HBP BLK WP HR S P ERA WHIP	8.0 L 6 2 2 1 2 0 0 0 0 0 1 14 19 6.75 1.500	0.2 6 1 1 0 1 1 1 0 0 0 0 0 16 32 0.00 3.000															

Batter	1	2	3	4	5	6	7	8	9	10	AB	R	H	RBI	BB	SO	LOB	BOTTOM		
<b>Steve Finley, L</b> OBP: 0.310, SLG: 0.389 <b>Rafael Ramirez, R</b> OBP: 0.224, SLG: 0.283 (8, PH) (9, 6)	K		G4-3					G3		F8	3	0	0	0	0	1	0	<b>San Diego Padres @ Houston Astros</b> Astrodome, Houston, TX Sat May 25 1991, 8:05 PM EDT Alt. 14,618 - Dome - 70 F  <b>livebaseballscorecards.com</b>		
<b>Gerald Young, S</b> OBP: 0.167, SLG: 0.294 (1, 8)	K							FC6-4 BB		FC6-4	4	1	2	0	0	1	2			
<b>Craig Biggio, R</b> OBP: 0.395, SLG: 0.430 (1, 2)	G6-3							L7		F8	4	0	0	0	0	0	2			
<b>Ken Caminiti, S</b> OBP: 0.306, SLG: 0.320 (1, 5)								SF7 3B		5 CS 1B	3	0	1	1	0	0	0			
<b>5 Jeff Bagwell, R</b> OBP: 0.372, SLG: 0.406 (1, 3)								K		F8	4	0	1	0	0	2	1			
<b>Mark Davidson, R</b> OBP: 0.362, SLG: 0.325 (1, 7)								F8		K	4	1	1	0	0	1	1			
<b>Casey Candaele, S</b> OBP: 0.293, SLG: 0.377 (1, 4)								F8		1B 2B	4	0	2	1	0	0	1			
<b>Eric Yelding, R</b> OBP: 0.246, SLG: 0.324 (9, 9)								F9		F8	3	0	0	0	0	1	1			
<b>Jimmy Jones, R</b> OBP: 0.400, SLG: 0.294 <b>Dave Rohde, S</b> OBP: 0.200, SLG: 0.135 <b>Al Osuna, R</b> (8, PH) (9, 1)								K		F7	2	0	0	0	0	2	0			
<b>Curt Schilling, R</b> OBP: 1.000, SLG: 1.000 <b>Carl Nichols, R</b> OBP: 0.259, SLG: 0.280 (10, 1) (10, PH)								K		G5-3	1	0	0	0	0	0	1			
<b>Inning Stats</b>	R: 0 E: 0 K: 2 S: 8	H: 0 LOB: 0 BB: 0 P: 12	R: 0 E: 0 K: 10 S: 10	H: 1 LOB: 1 BB: 0 P: 16	R: 0 E: 0 K: 2 S: 7	H: 0 LOB: 0 BB: 0 P: 10	R: 1 E: 0 K: 1 S: 12	H: 1 LOB: 0 BB: 0 P: 16	R: 0 E: 0 K: 1 S: 11	H: 0 LOB: 1 BB: 0 P: 16	R: 0 E: 0 K: 1 S: 8	H: 0 LOB: 0 BB: 0 P: 16	R: 0 E: 0 K: 1 S: 7	H: 1 LOB: 1 BB: 0 P: 10	R: 1 E: 0 K: 0 S: 17	H: 2 LOB: 1 BB: 0 P: 22	1B: 5 2B: 1 3B: 1 HR: 0	SF: 1 SAC: 1 DP: 0 HBP: 0	WP: 0 PB: 0 SB: 2 CS: 1	PA: 37
<b>PITCHER</b>	IP WLS BF H R ER SO BB IBB HBP BLK WP HR S P ERA WHIP	7.0 0 24 3 1 1 7 0 0 0 0 0 0 2 4 0.00 3.000	1.2 W 6 1 0 0 1 1 0 0 0 0 0 17 22 9.00 2.000																	





Batter	1	2	3	4	5	6	7	8	9	AB	R	H	RBI	BB	SO	LOB	TOP										
<b>Bip Roberts, S</b> (1, 8) OBP: 0.354, SLG: 0.331 <b>Shawn Abner, R</b> (7, 8) OBP: 0.229, SLG: 0.227	0-0 1B 2B		1-3 K			1-0 G4-3		2-1 SF9 3B		3	1	1	0	0	1	1	<b>San Diego Padres @ Houston Astros</b> Astrodome, Houston, TX Sun May 26 1991, 4:33 AM EDT Att: 15,726 - Dome - 70 F										
<b>Tony Fernandez, S</b> (1, 6) OBP: 0.320, SLG: 0.359 <b>Garry Templeton, S</b> (5, 6) OBP: 0.196, SLG: 0.241	3-2 SAFE P6		2-0 G1-6-3			1-2 3B 1B		1-0 SF9		2	0	0	0	0	0	2											
<b>Tony Gwynn, L</b> (1, 9) OBP: 0.387, SLG: 0.517	2-1 2-H 1B					1-1 1-H 3B		3-1 F9		4	0	2	2	0	0	0											
<b>Fred McGriff, L</b> (1, 3) OBP: 0.419, SLG: 0.557 <b>Thomas Howard, S</b> (8, PH) OBP: 0.222, SLG: 0.242	3-3 SAFE K		1-3 K			2-1 G4-3		4-2 BB		3	0	0	0	0	2	2											
<b>Jerald Clark, R</b> (1, 7) OBP: 0.360, SLG: 0.433		1-0 1B				2-1 G6-3		0-0 P3		3-2 G6-3						1											
<b>Tom Lampkin, L</b> (1, 2) OBP: 0.300, SLG: 0.263	2-3 SAFE K					2-3 K		2-0 P5		0-0 G6-3						2											
<b>Scott Coolbaugh, R</b> (1, 5) OBP: 0.310, SLG: 0.382	2-2 P4					2-0 F7		1-1 1B 1B		1-2 F9						1											
<b>Jose Mota, S</b> (1, 4) OBP: 0.273, SLG: 0.273	0-0 G4-3					0-2 P6		0-2 1B		3-2 G1-3						1											
<b>Ed Whitson, R</b> (1, 1) OBP: 0.136, SLG: 0.095 <b>Wes Gardner, R</b> (4, 1) <b>Mike Maddux, L</b> (4, 1) <b>Jim Presley, R</b> (6, PH) OBP: 0.146, SLG: 0.105 <b>Steve Rosenberg, L</b> (8, 1) <b>Darinn Jackson, R</b> (7, PH) OBP: 0.208, SLG: 0.289			0-0 E5			1-3 K		2-0 F7									<b>SD</b>										
<b>Inning Stats</b>	R: 1 E: 0 K: 1 S: 11	H: 2 LOB: 1 BB: 0 P: 19	R: 0 E: 0 K: 1 S: 8	H: 1 LOB: 1 BB: 0 P: 13	R: 0 E: 1 K: 1 S: 7	H: 0 LOB: 0 BB: 0 P: 10	R: 0 E: 0 K: 1 S: 7	H: 0 LOB: 0 BB: 0 P: 11	R: 1 E: 0 K: 1 S: 12	H: 2 LOB: 1 BB: 0 P: 18	R: 0 E: 0 K: 0 S: 8	H: 2 LOB: 2 BB: 0 P: 13	R: 1 E: 0 K: 0 S: 12	H: 1 LOB: 1 BB: 0 P: 25	R: 0 E: 0 K: 0 S: 8	H: 0 LOB: 0 BB: 0 P: 12		1B: 5 2B: 2 3B: 2 HR: 0	SF: 1 SAC: 0 DP: 2 HBP: 0	WP: 0 PB: 0 SB: 0 CS: 1	PA: 35						
<b>PITCHER</b>	IP	WLS	BF	H	R	ER	SO	BB	IBB	HBP	BLK	WP	HR	S	P	ERA	WHIP										
<b>Mark Portugal, R</b> (1, 1) ERA: 4.15 <b>Darryl Kile, R</b> (8, 1) ERA: 5.55	7.0	W	27	7	2	2	6	0	0	0	0	0	0	60	94	2.57	1.000										

Batter	1	2	3	4	5	6	7	8	9	AB	R	H	RBI	BB	SO	LOB	BOTTOM										
<b>Steve Finley, L</b> (1, 8) OBP: 0.313, SLG: 0.392 <b>Darryl Kile, R</b> (8, 1)	0-1 G3-1	1-1 G6-4-3		4-0 BB 1B BB		1-2 P5	1-1 1B 2B			4	1	1	1	1	0	2	<b>San Diego Padres @ Houston Astros</b> Astrodome, Houston, TX Sun May 26 1991, 4:33 AM EDT Att: 15,726 - Dome - 70 F										
<b>Casey Candaele, S</b> (1, 4) OBP: 0.306, SLG: 0.382	2-2 F8		0-1 F8	4-1 1B BB		0-0 2B 5 HR 1B	1-1 1B			4	1	2	2	1	0	0											
<b>Ken Oberkell, L</b> (1, 5) OBP: 0.466, SLG: 0.393 <b>Ken Caminiti, S</b> (6, PH) OBP: 0.302, SLG: 0.316	4-2 2B BB		0-1 L5	0-1 1B		2-0 P6	2-3 3-H F8			2	1	1	2	1	0	0											
<b>Luis Gonzalez, L</b> (1, 7) OBP: 0.273, SLG: 0.482	0-0 1-H 2B		0-0 HR	1-2 2-H 3-H 1B		2-2 5 HR 2B		0-0 G4-3		5	2	3	3	0	0	2											
<b>5 Jeff Bagwell, R</b> (1, 3) OBP: 0.373, SLG: 0.429	3-3 K		1-1 1B	1-2 F9		3-2 HR		3-1 F9		5	1	2	3	0	1	3											
<b>Karl Rhodes, L</b> (1, 9) OBP: 0.283, SLG: 0.269 <b>Mark Davidson, R</b> (8, PH) OBP: 0.375, SLG: 0.325		2-2 F7	0-0 G4-3			2-2 F8	1-3 K		4-0 BB	4	0	0	0	0	1	1											
<b>Carl Nichols, R</b> (1, 2) OBP: 0.281, SLG: 0.333		1-2 2B 1B		0-1 G4-3		2-0 G5-3		2-1 2B 2B		5	2	2	0	0	0	1											
<b>Eric Yelding, R</b> (1, 6) OBP: 0.254, SLG: 0.336 <b>Gerald Young, S</b> (8, 8) OBP: 0.167, SLG: 0.294		2-2 1B 2B		1-2 BB BB 1B		0-3 K		1-2 F8		4	2	2	1	0	1	1											
<b>Mark Portugal, R</b> (1, 1) OBP: 0.388, SLG: 0.231 <b>Dave Rohde, S</b> (7, PH) OBP: 0.220, SLG: 0.135		0-1 2-H 1B		4-1 BB BB 1B BB		4-0 1B 2B BB		4-0 2B 1B BB		1	2	1	1	2	0	0	<b>HOUSTON ASTROS</b>										
<b>Inning Stats</b>	R: 1 E: 0 K: 1 S: 13	H: 1 LOB: 1 BB: 1 P: 22	R: 2 E: 0 K: 0 S: 16	H: 3 LOB: 0 BB: 0 P: 22	R: 1 E: 0 K: 0 S: 8	H: 2 LOB: 1 BB: 0 P: 9	R: 3 E: 0 K: 0 S: 14	H: 2 LOB: 2 BB: 3 P: 29	R: 0 E: 0 K: 1 S: 8	H: 0 LOB: 0 BB: 0 P: 12	R: 4 E: 0 K: 1 S: 20	H: 3 LOB: 1 BB: 1 P: 33	R: 2 E: 0 K: 0 S: 12	H: 3 LOB: 1 BB: 1 P: 23	R: 0 E: 0 K: 0 S: 4	H: 0 LOB: 1 BB: 1 P: 11		1B: 7 2B: 5 3B: 0 HR: 2	SF: 0 SAC: 0 DP: 1 HBP: 0	WP: 0 PB: 0 SB: 1 CS: 0	PA: 43						
<b>PITCHER</b>	IP	WLS	BF	H	R	ER	SO	BB	IBB	HBP	BLK	WP	HR	S	P	ERA	WHIP										
<b>Ed Whitson, R</b> (1, 1) ERA: 4.68 <b>Wes Gardner, R</b> (4, 1) ERA: 7.09 <b>Mike Maddux, R</b> (4, 1) ERA: 3.68 <b>Steve Rosenberg, L</b> (6, 1) ERA: 6.94 <b>Darinn Jackson, R</b> (7, 1) ERA: 9.0	3.0	L	15	6	4	4	1	1	0	0	0	0	0	9	22	81.00	15.000										







Batter	1	2	3	4	5	6	7	8	9	AB	R	H	RBI	BB	SO	LOB	TOP					
Steve Finley, L (1, 8) OBP: 0.322, SLG: 0.429 Jim Corsi, R (6, 1)										4	1	1	0	0	3	3	<p>Houston Astros @ Los Angeles Dodgers Dodger Stadium, Los Angeles, CA Tue May 28 1991, 7:05 PM PDT Att: 22,617 - Sunny - 66 F</p> <p>livebaseballscores.com</p> <p>AB 38 R 2 H 11 RBI 2 BB 1 SO 11 LOB 24</p>					
Ken Oberkfell, L (8, PH) OBP: 0.474, SLG: 0.379 Dwayne Henry, R (8, 1)										0	0	0	0	0	0	0						
Craig Biggio, R (1, 2) OBP: 0.385, SLG: 0.417										5	1	2	0	0	0	2						
Luis Gonzalez, L (1, 7) OBP: 0.270, SLG: 0.466										5	0	2	1	0	1	2						
Ken Caminiti, S (1, 5) OBP: 0.304, SLG: 0.317										5	0	2	1	0	1	2						
5 Jeff Bagwell, R (1, 3) OBP: 0.360, SLG: 0.407										4	0	0	0	0	2	5						
Karl Rhodes, L (1, 9) OBP: 0.291, SLG: 0.262										3	0	0	0	0	1	0						
Rafael Ramirez, R (1, 4) OBP: 0.288, SLG: 0.278										4	0	1	0	0	1	2						
Eric Yelding, R (1, 6) OBP: 0.257, SLG: 0.338 Darryl Kile, R (4, 1)										2	0	1	0	0	0	0						
Gerald Young, S (6, PH) OBP: 0.250, SLG: 0.333 (6, 8)										0	0	0	0	0	0	0						
Xavier Hernandez, L (1, 1) Casey Candaele, S (4, 4) OBP: 0.259, SLG: 0.371										1	0	0	0	0	1	2						
Inning Stats	R: 0 E: 0 K: 2 S: 12	H: 1 LOB: 1 BB: 0 P: 18	R: 0 E: 1 K: 2 S: 12	H: 1 LOB: 2 BB: 0 P: 16	R: 1 E: 0 K: 1 S: 9	H: 2 LOB: 1 BB: 0 P: 11	R: 0 E: 0 K: 0 S: 5	H: 0 LOB: 0 BB: 0 P: 12	R: 1 E: 0 K: 2 S: 16	H: 3 LOB: 2 BB: 1 P: 23	R: 0 E: 0 K: 2 S: 16	H: 0 LOB: 2 BB: 1 P: 25	R: 0 E: 0 K: 0 S: 6	H: 2 LOB: 1 BB: 0 P: 9	R: 0 E: 0 K: 2 S: 17	H: 2 LOB: 2 BB: 0 P: 25	R: 0 E: 0 K: 0 S: 7	H: 0 LOB: 0 BB: 13	1B: 10 2B: 2 3B: 0 HR: 0	SF: 0 SAC: 0 DP: 1 HBP: 1	WP: 0 PB: 0 SB: 0 CS: 0	PA: 40
PITCHER	IP	WLS	BF	H	R	ER	SO	BB	IBB	HBP	BLK	WP	HR	S	P	ERA	WHIP					
Tim Belcher, R (1, 1) ERA: 2.79	7.0	W	32	9	2	2	9	1	0	1	0	0	0	76	114	2.57	1.429					
Mike Hartley, R (8, 1) ERA: 3.05	1.0		5	2	0	0	2	0	0	0	0	0	0	17	25	0.00	2.000					
Tim Crews, R (9, 1) ERA: 3.71	1.0		3	0	0	0	0	0	0	0	0	0	0	7	13	0.00	0.000					

Batter	1	2	3	4	5	6	7	8	9	AB	R	H	RBI	BB	SO	LOB	BOTTOM				
Brett Butler, L (1, 8) OBP: 0.379, SLG: 0.343 Jose Offerman, S (8, 6)										3	2	1	0	1	0	0	<p>Houston Astros @ Los Angeles Dodgers Dodger Stadium, Los Angeles, CA Tue May 28 1991, 7:05 PM PDT Att: 22,617 - Sunny - 66 F</p> <p>livebaseballscores.com</p> <p>AB 32 R 8 H 9 RBI 8 BB 8 SO 3 LOB 16</p>				
Lenny Harris, L (1, 4) OBP: 0.396, SLG: 0.347										3	1	1	0	2	0	1					
Darryl Strawberry, L (1, 9) OBP: 0.360, SLG: 0.421 Stan Javier, S (8, 8)										4	2	2	4	0	0	1					
Eddie Murray, S (1, 3) OBP: 0.365, SLG: 0.486 Gary Carter, R (5, 3) OBP: 0.300, SLG: 0.357										1	1	0	0	2	0	1					
Kal Daniels, L (1, 7) OBP: 0.271, SLG: 0.369 Jose Gonzalez, R (9, 9)										4	1	1	0	0	0	3					
Jeff Hamilton, R (1, 5) OBP: 0.271, SLG: 0.321										4	1	2	3	0	0	1					
Mike Scioscia, L (1, 2) OBP: 0.368, SLG: 0.374 Barry Lyons, R (9, 2)										3	0	2	1	1	0	1					
Alfredo Griffin, S (1, 6) OBP: 0.299, SLG: 0.281 Mike Hartley, R (8, 1) Tim Crews, R (9, 1)										2	0	0	0	2	0	2					
Tim Belcher, R (1, 1) OBP: 0.100, SLG: 0.150 Chris Gwynn, L (7, PH) ERA: 4.74 (9, 9) (9, 7)										3	0	0	0	0	0	4					
Inning Stats	R: 4 E: 0 K: 0 S: 13	H: 2 LOB: 4 BB: 4 P: 33	R: 0 E: 0 K: 0 S: 8	H: 1 LOB: 1 BB: 0 P: 13	R: 0 E: 0 K: 0 S: 6	H: 1 LOB: 2 BB: 1 P: 16	R: 4 E: 0 K: 0 S: 9	H: 3 LOB: 1 BB: 2 P: 25	R: 0 E: 0 K: 1 S: 7	H: 1 LOB: 1 BB: 0 P: 12	R: 0 E: 0 K: 0 S: 7	H: 1 LOB: 0 BB: 0 P: 10	R: 0 E: 0 K: 2 S: 10	H: 0 LOB: 1 BB: 1 P: 21	R: 0 E: 0 K: 2 S: 10	H: 0 LOB: 1 BB: 1 P: 21		1B: 4 2B: 3 3B: 0 HR: 2	SF: 0 SAC: 0 DP: 1 HBP: 0	WP: 0 PB: 1 SB: 1 CS: 0	PA: 40
PITCHER	IP	WLS	BF	H	R	ER	SO	BB	IBB	HBP	BLK	WP	HR	S	P	ERA	WHIP				
Xavier Hernandez, R (1, 1) ERA: 6.47	3.1	L	21	6	6	6	0	3	2	0	0	0	1	32	71	16.20	2.700				
Darryl Kile, R (4, 1) ERA: 5.88	1.2		8	1	2	2	0	1	1	0	0	0	1	11	26	10.80	1.200				
Jim Corsi, R (6, 1) ERA: 4.74	2.0		7	2	0	0	1	0	0	0	0	0	0	14	22	0.00	1.000				
Dwayne Henry, R (8, 1) ERA: 2.78	1.0		4	0	0	0	2	1	0	0	0	0	0	10	21	0.00	1.000				



Batter	1	2	3	4	5	6	7	8	9	AB R H RBI BB SO LOB	TOP									
Steve Finley, L OBP: 0.333, SLG: 0.444 (1, 8)										6 1 4 1 0 1 3	<b>Houston Astros @ Los Angeles Dodgers</b> Dodger Stadium, Los Angeles, CA Wed May 29 1991, 7:05 PM PDT Att: 39,127 - Sunny - 68 F									
Craig Biggio, R OBP: 0.395, SLG: 0.423 (1, 2)										5 1 3 0 1 0 3										
Ken Caminiti, S OBP: 0.301, SLG: 0.314 (1, 5)										5 1 1 1 0 0 4										
Luis Gonzalez, L OBP: 0.280, SLG: 0.477 (1, 7)										5 1 3 0 0 1 0										
5 Jeff Bagwell, R OBP: 0.361, SLG: 0.424 (1, 3)										4 1 1 1 1 3 6										
Karl Rhodes, L OBP: 0.301, SLG: 0.285 (9, PR)										4 0 2 1 1 1 1 0 1 0 0 0 0 0										
Rafael Ramirez, R OBP: 0.270, SLG: 0.259 Casey Candaele, S OBP: 0.250, SLG: 0.333 (9, PR)										4 0 0 0 0 0 6 1 1 0 0 0 0 0										
Eric Yelding, R OBP: 0.268, SLG: 0.338 (1, 6)										3 1 1 1 2 0 0										
Pete Harnisch, S OBP: 0.095, SLG: 0.095 Al Osuna, R (8, 1)										4 0 1 1 0 1 2 0 0 0 0 0 0 0										
<b>Inning Stats</b>	R: 4 E: 0 K: 2 S: 22	H: 6 LOB: 3 BB: 1 P: 34	R: 0 E: 0 K: 0 S: 8	H: 1 LOB: 0 BB: 0 P: 13	R: 0 E: 0 K: 1 S: 9	H: 0 LOB: 2 BB: 0 P: 20	R: 0 E: 0 K: 1 S: 13	H: 2 LOB: 2 BB: 0 P: 19	R: 0 E: 0 K: 0 S: 9	H: 0 LOB: 0 BB: 0 P: 13		R: 0 E: 0 K: 1 S: 9	H: 1 LOB: 0 BB: 1 P: 17	R: 0 E: 0 K: 0 S: 9	H: 1 LOB: 2 BB: 1 P: 18	R: 4 E: 1 K: 1 S: 23	H: 4 LOB: 2 BB: 0 P: 29	1B: 12 2B: 2 3B: 1 HR: 1	SF: 0 SAC: 1 DP: 1 HBP: 0	WP: 0 PB: 0 SB: 0 CS: 1
<b>PITCHER</b>	IP WLS BF H R ER SO BB IBB HBP BLK WP HR S P ERA WHIP															IP WLS BF H R ER SO BB IBB HBP BLK WP HR S P ERA WHIP				
Orel Hershiser, R ERA: 9.0 (1, 1)	4.0 L 23 9 4 4 4 1 2 0 0 0 0 52 86 9.00 2.500																			
Tim Crews, R ERA: 3.34 (5, 1)	3.0 11 2 0 0 2 0 1 0 0 0 0 26 43 0.00 0.667																			
Kevin Gross, R ERA: 4.95 (8, 1)	2.0 13 5 4 1 1 1 0 0 0 0 1 32 47 4.50 3.000																			

AB	41
R	8
H	16
RBI	6
BB	5
SO	7
LOB	25



Batter	1	2	3	4	5	6	7	8	9	AB R H RBI BB SO LOB	BOTTOM											
Brett Butler, L OBP: 0.380, SLG: 0.337 (1, 8)										3 1 0 0 2 1 1	<b>Houston Astros @ Los Angeles Dodgers</b> Dodger Stadium, Los Angeles, CA Wed May 29 1991, 7:05 PM PDT Att: 39,127 - Sunny - 68 F											
Juan Samuel, R OBP: 0.373, SLG: 0.482 (1, 4)										5 0 0 1 0 2 3												
Darryl Strawberry, L OBP: 0.355, SLG: 0.410 (1, 9)										4 0 0 0 1 2 3												
Eddie Murray, S OBP: 0.368, SLG: 0.486 (1, 3)										4 1 2 0 0 1 1												
Lenny Harris, L OBP: 0.404, SLG: 0.357 Jeff Hamilton, R OBP: 0.267, SLG: 0.317 (8, PH) (9, 5)										3 0 2 0 0 0 1 1 0 0 0 0 0 1												
Stan Javier, S OBP: 0.236, SLG: 0.220 (1, 7)										2 0 0 0 2 0 1												
Mike Scioscia, L OBP: 0.360, SLG: 0.364 Gary Carter, R OBP: 0.314, SLG: 0.357 (8, PH) (9, 2)										3 0 0 0 0 0 5 0 0 0 0 1 0 0												
Alfredo Griffin, S OBP: 0.287, SLG: 0.272 (1, 6)										3 0 0 1 0 1 4												
Orel Hershiser, R ERA: 9.0 Karl Rhodes, L OBP: 0.301, SLG: 0.285 Tim Crews, R ERA: 3.34 Chris Gwynn, L OBP: 0.350, SLG: 0.355 Kevin Gross, R ERA: 4.95 Jose Gonzalez, R (9, PH)										1 0 1 0 0 0 0 1 0 0 0 0 0 1 0 0 0 0 0 0 0 1 0 0 0 0 0 0 0 0 0 0 0 0 0 1 0 0 0 0 1 0												
<b>Inning Stats</b>	R: 1 E: 1 K: 1 S: 13	H: 0 LOB: 1 BB: 1 P: 19	R: 0 E: 0 K: 0 S: 5	H: 0 LOB: 0 BB: 0 P: 7	R: 0 E: 0 K: 0 S: 12	H: 1 LOB: 1 BB: 0 P: 16	R: 1 E: 0 K: 1 S: 13	H: 2 LOB: 2 BB: 1 P: 25	R: 0 E: 0 K: 2 S: 13	H: 0 LOB: 0 BB: 0 P: 16		R: 0 E: 0 K: 0 S: 12	H: 1 LOB: 1 BB: 1 P: 19	R: 0 E: 0 K: 1 S: 9	H: 0 LOB: 1 BB: 1 P: 17	R: 0 E: 0 K: 1 S: 13	H: 1 LOB: 2 BB: 1 P: 19	R: 0 E: 0 K: 3 S: 13	H: 0 LOB: 1 BB: 1 P: 21	1B: 5 2B: 0 3B: 0 HR: 0	SF: 1 SAC: 0 DP: 0 HBP: 0	WP: 1 PB: 0 SB: 2 CS: 0
<b>PITCHER</b>	IP WLS BF H R ER SO BB IBB HBP BLK WP HR S P ERA WHIP															IP WLS BF H R ER SO BB IBB HBP BLK WP HR S P ERA WHIP						
Pete Harnisch, R ERA: 2.49 Al Osuna, L ERA: 2.49 (8, 1)	7.0 W 31 5 2 1 5 4 0 0 0 0 0 78 120 1.29 1.286																					
	2.0 S 8 0 0 0 4 2 0 0 0 0 0 25 39 0.00 1.000																					

AB	32
R	2
H	5
RBI	2
BB	6
SO	9
LOB	22





Batter	1	2	3	4	5	6	7	8	9	AB	R	H	RBI	BB	SO	LOB	TOP										
Gerald Young, S (1, 8) OBP: 0.208, SLG: 0.273 Craig Biggio, R (9, FH) OBP: 0.393, SLG: 0.420	G5-3	F8			P3		P3		P3	4	0	0	0	0	0	2											
Casey Candaele, S (1, 7) OBP: 0.303, SLG: 0.372	1B			FC1-6	G6-3		F9			4	0	2	0	0	0	0											
Mark Davidson, R (1, 9) OBP: 0.385, SLG: 0.326	L6-4		FC1-6		HBP		G6-3			3	0	1	0	0	0	1											
Ken Caminiti, S (1, 5) OBP: 0.305, SLG: 0.318			F8					G4-3		4	0	2	0	0	0	1											
5 Jeff Bagwell, R (1, 3) OBP: 0.393, SLG: 0.412	L6-4		K		K			G5-3		4	0	0	0	0	2	6											
Rafael Ramirez, R (1, 4) OBP: 0.284, SLG: 0.262		F9		CS		G6-3		K		3	0	1	0	1	1	0											
Carl Nichols, R (1, 2) OBP: 0.306, SLG: 0.313		1B	K		G6-3			G5-4-3		2	0	0	0	2	1	2											
Eric Yelding, R (1, 6) OBP: 0.281, SLG: 0.349		1B						G5-4-3		4	0	3	0	0	1	1											
Jimmy Jones, R (1, 1) OBP: 0.348, SLG: 0.250 Jim Clancy, R (8, 1) Dave Rohde, S (9, FH) OBP: 0.209, SLG: 0.128	F8		F8		F8		L7	G5-4-3		3	0	0	0	0	0	4											
<b>Inning Stats</b>	R: 0 E: 0 K: 0 S: 12	H: 3 LOB: 2 BB: 0 P: 16	R: 0 E: 0 K: 0 S: 8	H: 1 LOB: 2 BB: 1 P: 16	R: 0 E: 0 K: 1 S: 8	H: 1 LOB: 1 BB: 0 P: 13	R: 0 E: 0 K: 1 S: 8	H: 1 LOB: 1 BB: 1 P: 18	R: 0 E: 0 K: 1 S: 7	H: 1 LOB: 2 BB: 0 P: 11	R: 0 E: 0 K: 0 S: 12	H: 0 LOB: 0 BB: 0 P: 17	R: 0 E: 0 K: 1 S: 9	H: 0 LOB: 0 BB: 0 P: 11	R: 0 E: 0 K: 0 S: 6	H: 1 LOB: 1 BB: 1 P: 10	1B: 9 2B: 1 3B: 0 HR: 0	SF: 0 SAC: 0 DP: 2 HBP: 1	WP: 0 PB: 0 SB: 1 CS: 1	PA: 37							
<b>PITCHER</b>	IP	WLS	BF	H	R	ER	SO	BB	IBB	HBP	BLK	WP	HR	S	P	ERA	WHIP										
Dennis Rasmussen, L (1, 1) ERA: 0.84 Larry Andersen, R (8, 1) ERA: 0.84 Rich Rodriguez, L (9, 1) ERA: 2.32	7.0	W	30	8	0	0	4	2	0	1	0	0	0	67	107	0.00	1.429										

Houston Astros @ San Diego Padres  
Jack Murphy Stadium, San Diego, CA  
Thu May 30 1991, 6:33 AM EDT  
Att: 13,066 - Cloudy - 68 F

AB 33  
R 0  
H 9  
RBI 0  
BB 3  
SO 5  
LOB 20



Batter	1	2	3	4	5	6	7	8	9	AB	R	H	RBI	BB	SO	LOB	BOTTOM										
Bip Roberts, S (1, 8) OBP: 0.349, SLG: 0.326	G4-3		1B		G6-3		F7			4	0	1	0	0	0	0											
Tony Fernandez, S (1, 6) OBP: 0.333, SLG: 0.358		CS	1B			B1-3	G4-6-3			3	0	2	1	1	0	0											
Tony Gwynn, L (1, 9) OBP: 0.386, SLG: 0.520	G6-3		G1-3			1B	G4-6-3			4	1	1	0	0	0	4											
Fred McGriff, L (1, 3) OBP: 0.406, SLG: 0.532		G4-3			L8	2B		F7		4	1	1	0	0	0	0											
Benito Santiago, R (1, 2) OBP: 0.250, SLG: 0.337 Tom Lampkin, L (5, 2) OBP: 0.375, SLG: 0.391		K	K		E6	1B	2B			2	0	0	0	0	1	0											
Jerald Clark, R (1, 7) OBP: 0.352, SLG: 0.415 Thomas Howard, S (6, 7) OBP: 0.233, SLG: 0.231		K		G6-3		1B	IBB		G5-4-3	2	0	0	0	0	1	1											
Scott Coolbaugh, R (1, 5) OBP: 0.282, SLG: 0.318			L5		K				G5-4-3	4	0	0	0	0	2	6											
Jose Mota, S (1, 4) OBP: 0.360, SLG: 0.304			1B							2	1	1	2	1	1	0											
Dennis Rasmussen, L (1, 1) Larry Andersen, R (8, 1) Rich Rodriguez, L (9, 1)			P3		K		G4-3			3	0	0	0	0	1	3											
<b>Inning Stats</b>	R: 0 E: 0 K: 0 S: 10	H: 1 LOB: 0 BB: 0 P: 15	R: 0 E: 0 K: 2 S: 7	H: 0 LOB: 0 BB: 0 P: 12	R: 1 E: 1 K: 0 S: 14	H: 2 LOB: 2 BB: 1 P: 23	R: 0 E: 1 K: 1 S: 7	H: 0 LOB: 1 BB: 0 P: 9	R: 0 E: 0 K: 2 S: 7	H: 0 LOB: 0 BB: 0 P: 10	R: 3 E: 0 K: 1 S: 16	H: 4 LOB: 2 BB: 1 P: 22	R: 0 E: 0 K: 0 S: 6	H: 0 LOB: 0 BB: 1 P: 12	R: 0 E: 0 K: 0 S: 13	H: 2 LOB: 1 BB: 0 P: 20	1B: 8 2B: 1 3B: 0 HR: 0	SF: 0 SAC: 0 DP: 2 HBP: 0	WP: 0 PB: 0 SB: 0 CS: 1	PA: 34							
<b>PITCHER</b>	IP	WLS	BF	H	R	ER	SO	BB	IBB	HBP	BLK	WP	HR	S	P	ERA	WHIP										
Jimmy Jones, R (1, 1) ERA: 2.76 Jim Clancy, R (8, 1) ERA: 2.03	0.2	L	1	0	0	0	0	0	0	0	0	0	0	1	1	0.00	0.000										

Houston Astros @ San Diego Padres  
Jack Murphy Stadium, San Diego, CA  
Thu May 30 1991, 6:33 AM EDT  
Att: 13,066 - Cloudy - 68 F

AB 31  
R 4  
H 9  
RBI 4  
BB 3  
SO 6  
LOB 14





Batter	1	2	3	4	5	6	7	8	9	AB	R	H	RBI	BB	SO	LOB	TOP		
Steve Finley, L (1, 8) OBP: 0.343, SLG: 0.445										2	1	1	0	2	0	0	<b>Houston Astros @ San Diego Padres</b> Jack Murphy Stadium, San Diego, CA Fri May 31 1991, 10:05 PM EDT Att: 17,749 - Sunny - 68 F		
Craig Biggio, R (1, 2) OBP: 0.390, SLG: 0.416										4	1	1	0	0	0	2			
Ken Oberkfell, L (1, 3) OBP: 0.429, SLG: 0.333										4	0	0	0	0	0	3			
Luis Gonzalez, L (1, 7) OBP: 0.275, SLG: 0.471										2	0	0	1	0	0	0			
Gerald Young, S (9, PH) OBP: 0.240, SLG: 0.304										1	1	1	0	0	0	0			
Ken Caminiti, S (1, 5) OBP: 0.304, SLG: 0.333										4	1	1	2	0	0	1			
Karl Rhodes, L (1, 9) OBP: 0.295, SLG: 0.278										3	0	0	0	0	0	1			
Mark Davidson, R (9, PH) OBP: 0.377, SLG: 0.318										1	0	0	0	0	0	0			
Rafael Ramirez, R (1, 4) OBP: 0.268, SLG: 0.246										4	0	0	0	0	0	1			
Eric Yelding, R (1, 6) OBP: 0.274, SLG: 0.340										4	0	0	0	0	1	0			
Mark Portugal, R (1, 1) OBP: 0.350, SLG: 0.200										2	0	0	0	0	0	0			
Casey Candaele, S (8, PH) OBP: 0.301, SLG: 0.369										1	0	0	0	0	0	0			
Curt Schilling, R (8, 1) OBP: 1.000, SLG: 1.000										0	0	0	0	0	0	0			
<b>Inning Stats</b>	R: 2 E: 1 K: 0 S: 14	H: 2 LOB: 0 BB: 0 P: 23	R: 0 E: 0 K: 1 S: 7	H: 0 LOB: 0 BB: 0 P: 11	R: 0 E: 1 K: 0 S: 13	H: 0 LOB: 1 BB: 0 P: 19	R: 0 E: 1 K: 0 S: 5	H: 0 LOB: 1 BB: 0 P: 6	R: 0 E: 0 K: 0 S: 9	H: 0 LOB: 0 BB: 0 P: 15	R: 0 E: 0 K: 0 S: 3	H: 0 LOB: 0 BB: 0 P: 5	R: 0 E: 0 K: 0 S: 7	H: 0 LOB: 1 BB: 1 P: 15	R: 2 E: 0 K: 0 S: 10	H: 2 LOB: 0 BB: 0 P: 15	1B: 3 2B: 0 3B: 0 HR: 1	SF: 1 SAC: 0 DP: 0 HBP: 0	WP: 0 PA: 35 PB: 0 SB: 0 CS: 0
<b>PITCHER</b>	IP WLS BF H R ER SO BB IBB HBP BLK WP HR S P ERA WHIP																		
Jose Melendez, R (1, 1) ERA: 1.13	8.0 W 30 2 2 1 1 2 0 0 0 0 0 67 108 1.12 0.500																		
Craig Lefferts, L (9, 1) ERA: 4.67	1.0 S 5 2 2 2 0 0 0 0 0 0 1 10 15 18.00 2.000																		

AB	32
R	4
H	4
RBI	3
BB	2
SO	1
LOB	8



Batter	1	2	3	4	5	6	7	8	9	AB	R	H	RBI	BB	SO	LOB	BOTTOM		
Bip Roberts, S (1, 8) OBP: 0.347, SLG: 0.324										4	1	1	0	0	0	0	<b>Houston Astros @ San Diego Padres</b> Jack Murphy Stadium, San Diego, CA Fri May 31 1991, 10:05 PM EDT Att: 17,749 - Sunny - 68 F		
Tony Fernandez, S (1, 6) OBP: 0.341, SLG: 0.372										3	1	2	0	1	0	0			
Tony Gwynn, L (1, 9) OBP: 0.393, SLG: 0.520										2	1	1	0	2	0	3			
Fred McGriff, L (1, 3) OBP: 0.403, SLG: 0.523										3	0	0	0	1	2	5			
Thomas Howard, S (1, 7) OBP: 0.255, SLG: 0.279										4	1	2	1	0	2	5			
Scott Coolbaugh, R (1, 5) OBP: 0.293, SLG: 0.386										4	1	2	3	0	1	3			
Tom Lampkin, L (1, 2) OBP: 0.321, SLG: 0.333										4	0	0	0	0	0	0			
Jose Mota, S (1, 4) OBP: 0.310, SLG: 0.259										4	0	0	0	0	1	0			
Jose Melendez, R (1, 1) OBP: 0.333, SLG: 0.333										3	0	1	0	0	0	0			
Jim Presley, R (8, PH) OBP: 0.166, SLG: 0.172										1	0	0	0	0	0	0			
Craig Lefferts, L (9, 1) ERA: 4.44										0	0	0	0	0	0	0			
<b>Inning Stats</b>	R: 0 E: 0 K: 1 S: 9	H: 1 LOB: 1 BB: 0 P: 15	R: 2 E: 0 K: 0 S: 8	H: 2 LOB: 0 BB: 0 P: 14	R: 0 E: 0 K: 1 S: 10	H: 1 LOB: 2 BB: 1 P: 19	R: 0 E: 0 K: 0 S: 9	H: 0 LOB: 0 BB: 0 P: 12	R: 1 E: 1 K: 2 S: 12	H: 2 LOB: 3 BB: 2 P: 23	R: 0 E: 0 K: 1 S: 7	H: 0 LOB: 0 BB: 0 P: 9	R: 2 E: 0 K: 1 S: 9	H: 3 LOB: 2 BB: 1 P: 15	R: 0 E: 0 K: 0 S: 7	H: 0 LOB: 0 BB: 0 P: 13	1B: 4 2B: 4 3B: 0 HR: 1	SF: 0 SAC: 0 DP: 0 HBP: 0	WP: 0 PA: 36 PB: 1 SB: 0 CS: 0
<b>PITCHER</b>	IP WLS BF H R ER SO BB IBB HBP BLK WP HR S P ERA WHIP																		
Mark Portugal, R (1, 1) ERA: 4.45	7.0 L 33 9 5 5 6 2 2 0 0 0 0 64 107 6.43 1.571																		
Curt Schilling, R (8, 1) ERA: 4.44	1.0 3 0 0 0 0 0 0 0 0 0 0 7 13 0.00 0.000																		

AB	32
R	5
H	9
RBI	4
BB	4
SO	6
LOB	16





Batter	1	2	3	4	5	6	7	8	9	AB	R	H	RBI	BB	SO	LOB	TOP					
Steve Finley, L (1,8) OBP: 0.335, SLG: 0.435	G6-3		F8		G6-3		G4-3			4	0	0	0	0	0	2	<b>Houston Astros @ San Diego Padres</b> Jack Murphy Stadium, San Diego, CA Sat Jun 01 1991, 10:05 PM EDT Att: 54,517 - Sunny - 65 F					
Casey Candaele, S (1,7) OBP: 0.301, SLG: 0.363 Jim Corsi, R (5,1)			F9		F9			FC5-4 BB		2	0	0	0	1	0	0						
Dave Rohde, S (8,PH) OBP: 0.227, SLG: 0.128	1B BB									0	0	0	0	0	0	0						
Craig Biggio, R (1,2) OBP: 0.386, SLG: 0.411	1-2 1B		G5-3			P3		FC5-4 B5-3 1-2 1B		4	1	1	0	0	0	1						
Ken Caminiti, S (1,5) OBP: 0.303, SLG: 0.328 Dwayne Henry, R (8,1)	K			G6-3		G5-4-3 BB		B5-3		3	0	0	0	1	1	3						
5 Jeff Bagwell, R (1,3) OBP: 0.356, SLG: 0.421	G6-3			1B 2B		G5-4-3 1-2		1-2 1B		4	1	2	1	0	0	3						
Mark Davidson, R (1,9) OBP: 0.351, SLG: 0.292		P2		L6			G2-3	F9		4	0	0	0	0	0	2						
Rafael Ramirez, R (1,4) OBP: 0.280, SLG: 0.261		P3		2H 1B			1B WP 1B		P4	4	0	2	1	0	0	0						
Eric Yelding, R (1,6) OBP: 0.273, SLG: 0.338		1-1 1B		G5-3			G5-3	F8		4	0	1	0	0	0	2						
Jim Deshaies, L (1,1) OBP: 0.267, SLG: 0.154 Darryl Kile, R (3,1) Gerald Young, S (5,PH) OBP: 0.250, SLG: 0.308	K				L8			G5-3		1	0	0	0	0	1	1						
										0	0	0	0	0	0	0						
										3	0	1	0	0	0	0						
<b>Inning Stats</b>	R: 0 E: 0 K: 1 S: 10	H: 1 LOB: 2 BB: 1 P: 16	R: 0 E: 0 K: 1 S: 10	H: 1 LOB: 1 BB: 0 P: 14	R: 0 E: 0 K: 0 S: 7	H: 0 LOB: 0 BB: 0 P: 10	R: 1 E: 0 K: 0 S: 11	H: 2 LOB: 1 BB: 0 P: 17	R: 0 E: 0 K: 0 S: 5	H: 0 LOB: 0 BB: 0 P: 7	R: 0 E: 0 K: 0 S: 4	H: 0 LOB: 2 BB: 0 P: 10	R: 0 E: 0 K: 1 S: 10	H: 2 LOB: 2 BB: 0 P: 16	R: 1 E: 0 K: 0 S: 7	H: 1 LOB: 1 BB: 1 P: 15	R: 0 E: 0 K: 0 S: 4	H: 0 LOB: 0 BB: 0 P: 5	1B: 6 2B: 1 3B: 0 HR: 0	SF: 0 SAC: 0 DP: 1 HBP: 0	WP: 1 PB: 0 SB: 0 CS: 0	PA: 36
<b>PITCHER</b> Bruce Hurst, L (1,1) ERA: 3.1	IP: 9.0 WLS: W BF: 36 H: 7 R: 2 ER: 2 SO: 2 BB: 3 IBB: 0 HBP: 0 BLK: 0 WP: 1 HR: 0 S: 68 P: 110 ERA: 2.00 WHIP: 1.111															<b>PITCHER</b>	IP: 9.0 WLS: W BF: 36 H: 7 R: 2 ER: 2 SO: 2 BB: 3 IBB: 0 HBP: 0 BLK: 0 WP: 1 HR: 0 S: 68 P: 110 ERA: 2.00 WHIP: 1.111					

Batter	1	2	3	4	5	6	7	8	9	AB	R	H	RBI	BB	SO	LOB	BOTTOM			
Bip Roberts, S (1,8) OBP: 0.340, SLG: 0.317	E6 CS	K	G3-1			G5-3				4	0	0	0	0	1	3	<b>Houston Astros @ San Diego Padres</b> Jack Murphy Stadium, San Diego, CA Sat Jun 01 1991, 10:05 PM EDT Att: 54,517 - Sunny - 65 F			
Tony Fernandez, S (1,6) OBP: 0.348, SLG: 0.377	4-1 1-2 2B BB		2-2 BB HR 1B		1-2 F7	3-2 1B				3	2	2	0	1	0	0				
Tony Gwynn, L (1,9) OBP: 0.394, SLG: 0.522	1-2 1H HR 2B		4-0 1-2 HR BB		2-1 G4-3	0-0 F7				3	2	1	1	1	0	1				
Fred McGriff, L (1,3) OBP: 0.405, SLG: 0.536	4-2 HR BB		0-0 1H 2H HR		2-0 L9					3	2	1	3	1	1	0				
Tim Lincecum, R (1,4) OBP: 0.225, SLG: 0.306	2-2 1H 2H HR		4-1 F9 1B BB		4-0 G6-4-3 1B BB					2	1	1	3	2	0	0				
Benito Santiago, R (1,2) OBP: 0.255, SLG: 0.341	0-0 F8		0-1 BB 1B		0-0 G6-4-3 1B					4	0	2	0	0	0	0				
Scott Coolbaugh, R (1,5) OBP: 0.291, SLG: 0.378	1-1 P3		0-0 F9		1-1 G6-4-3					4	0	1	0	0	0	4				
Thomas Howard, S (1,7) OBP: 0.255, SLG: 0.261		2-1 G1-3		1-2 BB		1-2 G3-1				3	0	0	0	1	1	2				
Bruce Hurst, L (1,1) OBP: 0.179, SLG: 0.080		0-3 K		0-1 F7		0-1 G4-3				4	0	0	0	0	2	3				
<b>Inning Stats</b>	R: 4 E: 1 K: 0 S: 15	H: 2 LOB: 0 BB: 2 P: 28	R: 0 E: 0 K: 2 S: 8	H: 0 LOB: 0 BB: 0 P: 10	R: 3 E: 0 K: 0 S: 13	H: 3 LOB: 3 BB: 3 P: 29	R: 0 E: 0 K: 0 S: 6	H: 0 LOB: 0 BB: 0 P: 11	R: 0 E: 0 K: 0 S: 8	H: 1 LOB: 1 BB: 0 P: 11	R: 0 E: 0 K: 1 S: 8	H: 0 LOB: 0 BB: 0 P: 15	R: 0 E: 0 K: 2 S: 10	H: 1 LOB: 0 BB: 0 P: 14	R: 0 E: 0 K: 2 S: 10	H: 0 LOB: 0 BB: 0 P: 14	1B: 5 2B: 2 3B: 0 HR: 2	SF: 0 SAC: 0 DP: 2 HBP: 0	WP: 0 PB: 0 SB: 0 CS: 2	PA: 36
<b>PITCHER</b> Jim Deshaies, L (1,1) ERA: 7.03 Darryl Kile, R (3,1) ERA: 5.66 Jim Corsi, R (5,1) ERA: 4.09 Dwayne Henry, R (8,1) ERA: 2.66	IP: 2.0 WLS: L BF: 14 H: 4 R: 7 ER: 7 SO: 2 BB: 4 IBB: 0 HBP: 0 BLK: 0 WP: 0 HR: 2 S: 28 P: 53 ERA: 31.50 WHIP: 4.000															<b>PITCHER</b>	IP: 2.0 WLS: L BF: 14 H: 4 R: 7 ER: 7 SO: 2 BB: 4 IBB: 0 HBP: 0 BLK: 0 WP: 0 HR: 2 S: 28 P: 53 ERA: 31.50 WHIP: 4.000			

AB 33  
R 2  
H 7  
RBI 2  
BB 3  
SO 2  
LOB 14



AB 30  
R 7  
H 8  
RBI 7  
BB 6  
SO 5  
LOB 13



WP: 0  
PB: 0  
SB: 0  
CS: 2



Batter	1	2	3	4	5	6	7	8	9	AB	R	H	RBI	BB	SO	LOB	TOP										
Steve Finley, L (1, 8) OBP: 0.336, SLG: 0.453	3-2 HR		2-2 WP 1B			1-2 F7		1-3 K		4	1	2	1	0	1	0	<b>Houston Astros @ San Diego Padres</b> Jack Murphy Stadium, San Diego, CA Sun Jun 02 1991, 6:33 AM EDT Att: 16,239 - Sunny - 70 F										
Craig Biggio, R (1, 2) OBP: 0.383, SLG: 0.404	0-0 F8		2-1 F9			4-0 BB		0-2 L8		3	0	0	0	1	0	1											
Ken Caminiti, S (1, 5) OBP: 0.297, SLG: 0.321	2-3 K2-3			0-0 F8		0-0 F8			2-1 F8	4	0	0	0	0	1	1											
Luis Gonzalez, L (1, 7) OBP: 0.271, SLG: 0.462	1-3 K			1-2 F8		2-3 K			2-1 L7	3	0	0	0	0	2	1											
Mark Davidson, R (9, PH) OBP: 0.345, SLG: 0.286										1	0	0	0	0	0	0											
5 Jeff Bagwell, R (1, 3) OBP: 0.360, SLG: 0.416		1-3 K		4-2 BB			4-2 G4-3 BB			2	0	0	0	2	2	0											
Karl Rhodes, L (1, 9) OBP: 0.289, SLG: 0.272	2-2 P6			3-2 G1-3			2-3 K			3	0	0	0	0	1	2											
Casey Candaele, S (1, 4) OBP: 0.295, SLG: 0.354	2-2 L8				0-1 G3		3-2 G4-3			3	0	0	0	0	0	1											
Eric Yelding, R (1, 6) OBP: 0.268, SLG: 0.331			1-1 F8		2-2 G6-3		2-0 G1-4-3			3	0	0	0	0	0	1											
Curt Schilling, R (7, 1) OBP: 1.000, SLG: 1.000										0	0	0	0	0	0	0											
Xavier Hernandez, L (1, 1)			0-0 F8		2-1 P5			0-0 L8		2	0	0	0	0	0	0											
Al Osuna, R (7, 1)										0	0	0	0	0	0	0											
Rafael Ramirez, R (7, 6) OBP: 0.276, SLG: 0.257										1	0	0	0	0	0	0											
<b>Inning Stats</b>	R: 1 E: 0 K: 2 S: 14	H: 1 LOB: 0 BB: 0 P: 20	R: 0 E: 0 K: 1 S: 10	H: 0 LOB: 0 BB: 0 P: 15	R: 0 E: 0 K: 0 S: 8	H: 1 LOB: 1 BB: 0 P: 13	R: 0 E: 0 K: 0 S: 9	H: 0 LOB: 1 BB: 1 P: 17	R: 0 E: 0 K: 1 S: 7	H: 0 LOB: 0 BB: 0 P: 11	R: 0 E: 0 K: 1 S: 8	H: 0 LOB: 1 BB: 1 P: 14	R: 0 E: 0 K: 1 S: 9	H: 0 LOB: 0 BB: 0 P: 20	R: 0 E: 0 K: 1 S: 8	H: 0 LOB: 0 BB: 0 P: 15	1B: 1 2B: 0 3B: 0 HR: 1	SF: 0 SAC: 0 DP: 0 HBP: 0	WP: 1 PB: 0 SB: 0 CS: 0	PA: 32							
<b>PITCHER</b>	IP	WLS	BF	H	R	ER	SO	BB	IBB	HBP	BLK	WP	HR	S	P	ERA	WHIP										
Adam Peterson, R (1, 1) ERA: 3.29	6.0	W	22	2	1	1	4	2	0	0	0	1	1	56	90	1.50	0.667										
Mike Maddux, R (7, 1) ERA: 3.27	1.1		5	0	0	0	1	1	0	0	0	0	0	10	21	0.00	0.750										
Craig Lefferts, L (8, 1) ERA: 4.4	1.2	S	5	0	0	0	2	0	0	0	0	0	0	16	23	0.00	0.000										

livebaseballscores.com

AB 29  
R 1  
H 2  
RBI 1  
BB 3  
SO 7  
LOB 7



Batter	1	2	3	4	5	6	7	8	9	AB	R	H	RBI	BB	SO	LOB	BOTTOM										
Bip Roberts, S (1, 8) OBP: 0.335, SLG: 0.311	0-3 G4-3		0-3 K		0-3 K		4-1 SH1-4 1B BB			3	0	0	0	2	0	0	<b>Houston Astros @ San Diego Padres</b> Jack Murphy Stadium, San Diego, CA Sun Jun 02 1991, 6:33 AM EDT Att: 16,239 - Sunny - 70 F										
Shawn Abner, R (6, 8) OBP: 0.236, SLG: 0.268										0	1	0	0	1	0	0											
Tony Fernandez, S (1, 6) OBP: 0.353, SLG: 0.375	4-1 BB		4-2 1B E BB		2-2 L9		1-2 SH1-4			1	1	0	0	2	0	0											
Tony Gwynn, L (1, 9) OBP: 0.396, SLG: 0.522	0-0 L9		1-1 S E 1B		1-3 K		2-1 BB 1B			4	0	2	1	0	1	1											
Fred McGriff, L (1, 3) OBP: 0.406, SLG: 0.530	3-3 K		2-1 E6 S		1-2 3-H		2-H BB 1B			2	0	0	1	2	1	2											
Tim Lincecum, R (1, 4) OBP: 0.205, SLG: 0.275		0-3 K	2-3 K		0-2 F8		3-2 L8			4	0	0	0	0	2	5											
Benito Santiago, R (1, 2) OBP: 0.280, SLG: 0.365	0-1 HR		2-1 F8		1-3 2B		1-3 K			4	1	2	1	0	1	4											
Scott Coolbaugh, R (1, 5) OBP: 0.301, SLG: 0.390	1-1 G1-3 2B			4-1 CS BB		1-3 K		3-2 G6-3		3	0	1	0	1	1	2											
Thomas Howard, S (1, 7) OBP: 0.255, SLG: 0.245	0-0 G1-3			0-1 G2-3		4-0 IBB		0-0 G6-3		3	0	0	0	1	0	2											
Adam Peterson, R (1, 1)	2-2 P5			1-1 G5-3		1-1 F9		0-3 K		2	0	0	0	0	0	1											
Jeraid Clark, R (6, PH) ERA: 6.16										1	0	0	0	0	0	3											
Mike Maddux, L (7, 1)										0	0	0	0	0	0	0											
Craig Lefferts, L (8, 1)										1	0	0	0	0	1	0											
<b>Inning Stats</b>	R: 0 E: 0 K: 1 S: 7	H: 0 LOB: 1 BB: 1 P: 15	R: 1 E: 0 K: 1 S: 11	H: 2 LOB: 1 BB: 0 P: 14	R: 1 E: 1 K: 2 S: 18	H: 1 LOB: 2 BB: 1 P: 29	R: 0 E: 0 K: 0 S: 5	H: 0 LOB: 0 BB: 1 P: 10	R: 0 E: 0 K: 2 S: 12	H: 0 LOB: 0 BB: 0 P: 15	R: 0 E: 0 K: 1 S: 11	H: 1 LOB: 2 BB: 2 P: 20	R: 1 E: 0 K: 1 S: 15	H: 1 LOB: 2 BB: 2 P: 31	R: 0 E: 0 K: 1 S: 7	H: 0 LOB: 0 BB: 0 P: 10	1B: 2 2B: 2 3B: 0 HR: 1	SF: 0 SAC: 1 DP: 0 HBP: 0	WP: 0 PB: 0 SB: 2 CS: 1	PA: 36							
<b>PITCHER</b>	IP	WLS	BF	H	R	ER	SO	BB	IBB	HBP	BLK	WP	HR	S	P	ERA	WHIP										
Xavier Hernandez, R (1, 1) ERA: 6.16	6.0	L	28	4	3	3	7	5	1	0	0	0	0	65	108	4.50	1.500										
Al Osuna, L (7, 1) ERA: 2.45	0.1		3	1	0	0	0	1	0	0	0	0	0	8	16	0.00	6.000										
Curt Schilling, R (7, 1) ERA: 4.15	1.2		5	0	0	0	2	0	0	0	0	0	0	13	20	0.00	0.000										

livebaseballscores.com

AB 28  
R 3  
H 5  
RBI 3  
BB 7  
SO 9  
LOB 20






Batter	1	2	3	4	5	6	7	8	9	AB	R	H	RBI	BB	SO	LOB	TOP								
<b>Delino DeShields, L</b> OBP: 0.363, SLG: 0.362 (1, 4)	G3			S BB		HR			SH3 1B	3	1	2	2	1	0	0									
<b>Marquis Grissom, R</b> OBP: 0.335, SLG: 0.442 (1, 8)	CS 1B			K		F8			SH3	3	0	1	0	0	0	1									
<b>Ivan Calderon, R</b> OBP: 0.351, SLG: 0.453 <b>Barry Jones, R</b> (9, 1)	F9			P5		K			1B	4	1	1	0	0	0	1									
<b>Tim Wallach, R</b> OBP: 0.288, SLG: 0.286 (1, 5)	CS	F9		F9		K			1B	4	1	1	1	0	1	1									
<b>Dave Martinez, L</b> OBP: 0.263, SLG: 0.308 (9, 7)		L9			K				1B	4	0	1	1	0	1	0									
<b>Mike Fitzgerald, R</b> OBP: 0.333, SLG: 0.263 (1, 2)		L7			G6-3				K	4	0	0	0	0	1	1									
<b>Larry Walker, L</b> OBP: 0.294, SLG: 0.338 (9, 9)				CS 1B		K			K	3	0	1	0	0	2	0									
<b>Spike Owen, S</b> OBP: 0.295, SLG: 0.300 (1, 6)				F8		HR			F7	3	1	1	0	0	0	1									
<b>Mark Gardner, R</b> <b>Scott Ruskin, R</b> <b>Tim Burke, R</b> <b>Tom Foley, L</b> OBP: 0.264, SLG: 0.295 (9, 3)				G3-1		K			G5-3	3	0	0	0	0	1	1									
<b>Inning Stats</b>	R: 0 E: 0 K: 0 S: 5	H: 1 LOB: 0 BB: 0 P: 10	R: 0 E: 0 K: 0 S: 9	H: 0 LOB: 0 BB: 0 P: 11	R: 0 E: 0 K: 0 S: 9	H: 1 LOB: 0 BB: 1 P: 13	R: 0 E: 0 K: 1 S: 13	H: 0 LOB: 1 BB: 1 P: 24	R: 0 E: 0 K: 2 S: 10	H: 0 LOB: 0 BB: 0 P: 18	R: 2 E: 0 K: 1 S: 12	H: 2 LOB: 0 BB: 0 P: 19	R: 0 E: 0 K: 1 S: 7	H: 0 LOB: 0 BB: 0 P: 13	R: 0 E: 0 K: 1 S: 8	H: 0 LOB: 0 BB: 0 P: 12	R: 2 E: 0 K: 1 S: 13	H: 4 LOB: 1 BB: 0 P: 19	1B: 6 2B: 0 3B: 1 HR: 1	SF: 0 SAC: 1 DP: 0 HBP: 0	WP: 0 PB: 0 SB: 1 CS: 2	PA: 34			
<b>PITCHER</b>	IP	WLS	BF	H	R	ER	SO	BB	IBB	HBP	BLK	WP	HR	S	P	ERA	WHIP								
<b>Pete Harnisch, R</b> ERA: 2.47 (1, 1)	8.0	L	27	4	2	2	7	1	0	0	0	0	1	73	120	2.25	0.625								
<b>Curt Schilling, R</b> ERA: 4.73 (9, 1)	0.2		4	3	2	2	0	0	0	0	0	0	0	9	13	27.00	4.500								
<b>Al Osuna, L</b> ERA: 2.42 (9, 1)	0.1		2	1	0	0	1	0	0	0	0	0	0	4	6	0.00	3.000								

**Montreal Expos @ Houston Astros**  
Astrodome, Houston, TX  
Tue Jun 04 1991, 8:05 PM EDT  
Att. 8,442 - Dome - 70 F


AB 31  
R 4  
H 8  
RBI 4  
BB 1  
SO 8  
LOB 7



Batter	1	2	3	4	5	6	7	8	9	AB	R	H	RBI	BB	SO	LOB	BOTTOM								
<b>Steve Finley, L</b> OBP: 0.333, SLG: 0.446 <b>Rafael Ramirez, R</b> OBP: 0.273, SLG: 0.254 (8, PH) (9, 4)	G6-3					F6			G6-3	3	0	0	0	0	0	0									
<b>Craig Biggio, R</b> OBP: 0.375, SLG: 0.394 (1, 2)	G6-3			P3		P2			F8	4	0	0	0	0	0	0									
<b>Eric Anthony, L</b> OBP: 0.250, SLG: 0.250 (1, 9)	G4-3			L6-3 1B		K			K	4	0	1	0	0	2	0									
<b>Luis Gonzalez, L</b> OBP: 0.264, SLG: 0.451 (1, 7)		G4-3		L6-3		F9			F9	4	0	0	0	0	0	1									
<b>Ken Caminiti, S</b> OBP: 0.298, SLG: 0.317 (1, 5)		2B BB		F8		P5				2	1	0	0	1	0	0									
<b>5 Jeff Bagwell, R</b> OBP: 0.355, SLG: 0.414 (1, 3)		L6				G5-4-3 1B			F9	3	0	1	0	0	0	1									
<b>Casey Candaele, S</b> OBP: 0.429, SLG: 0.369 <b>Gerald Young, S</b> OBP: 0.250, SLG: 0.308 (8, PR) (9, 8)		1-H 2B				F7			E 1B	3	0	2	1	0	0	1									
<b>Eric Yelding, R</b> OBP: 0.269, SLG: 0.331 (1, 6)		K				G5-4-3			E 1B	3	0	1	0	0	1	2									
<b>Pete Harnisch, S</b> OBP: 0.087, SLG: 0.087 <b>Ken Oberkfell, L</b> OBP: 0.429, SLG: 0.333 <b>Mark Davidson, R</b> OBP: 0.339, SLG: 0.280 <b>Curt Schilling, R</b> OBP: 1.000, SLG: 1.000 <b>Al Osuna, R</b> (9, 1)		G4-3				K			E5 G6-3	2	0	0	0	0	1	0									
<b>Inning Stats</b>	R: 0 E: 0 K: 0 S: 6	H: 0 LOB: 0 BB: 0 P: 9	R: 1 E: 0 K: 1 S: 14	H: 1 LOB: 1 BB: 1 P: 27	R: 0 E: 0 K: 0 S: 6	H: 0 LOB: 0 BB: 0 P: 11	R: 0 E: 0 K: 0 S: 4	H: 1 LOB: 0 BB: 0 P: 10	R: 0 E: 0 K: 1 S: 12	H: 0 LOB: 0 BB: 0 P: 16	R: 0 E: 0 K: 1 S: 10	H: 0 LOB: 0 BB: 0 P: 15	R: 0 E: 1 K: 0 S: 10	H: 2 LOB: 3 BB: 0 P: 15	R: 0 E: 0 K: 1 S: 8	H: 0 LOB: 0 BB: 0 P: 13	1B: 4 2B: 2 3B: 0 HR: 0	SF: 0 SAC: 0 DP: 3 HBP: 0	WP: 0 PB: 0 SB: 0 CS: 0	PA: 31					
<b>PITCHER</b>	IP	WLS	BF	H	R	ER	SO	BB	IBB	HBP	BLK	WP	HR	S	P	ERA	WHIP								
<b>Mark Gardner, R</b> ERA: 3.64 (1, 1)	7.1	W	26	5	1	1	3	0	0	0	0	0	0	63	104	1.23	0.818								
<b>Scott Ruskin, L</b> ERA: 2.52 (8, 1)	0.0		1	0	0	0	0	0	0	0	0	0	0	4	4	∞	∞								
<b>Tim Burke, R</b> ERA: 3.9 (8, 1)	0.2		1	0	0	0	0	0	0	0	0	0	0	1	3	0.00	0.000								
<b>Barry Jones, R</b> ERA: 2.75 (9, 1)	1.0	S	3	0	0	0	1	0	0	0	0	0	0	8	13	0.00	0.000								

**Montreal Expos @ Houston Astros**  
Astrodome, Houston, TX  
Tue Jun 04 1991, 8:05 PM EDT  
Att. 8,442 - Dome - 70 F

AB 30  
R 1  
H 5  
RBI 1  
BB 1  
SO 4  
LOB 10





Batter	1	2	3	4	5	6	7	8	9	AB	R	H	RBI	BB	SO	LOB	TOP										
<b>Delino DeShields, L</b> OBP: 0.373, SLG: 0.401										5	2	4	4	0	0	1											
<b>Marquis Grissom, R</b> OBP: 0.326, SLG: 0.429										5	0	0	0	0	0	4											
<b>Ivan Calderon, R</b> OBP: 0.353, SLG: 0.454										4	2	1	1	1	1	0											
<b>Tim Wallach, R</b> OBP: 0.295, SLG: 0.294										5	0	3	1	0	1	1											
<b>Dave Martinez, L</b> OBP: 0.269, SLG: 0.306										4	0	1	0	1	1	2											
<b>Ron Hassey, L</b> OBP: 0.360, SLG: 0.365										5	0	1	0	0	1	4											
<b>Larry Walker, L</b> OBP: 0.302, SLG: 0.348											4	2	2	0	1	0	2										
<b>Spike Owen, S</b> OBP: 0.298, SLG: 0.299											4	1	1	0	1	0	3										
<b>Dennis Martinez, R</b> OBP: 0.172, SLG: 0.241											2	1	1	1	0	0											
<b>Tim Burke, R</b> OBP: 0.172, SLG: 0.241											0	0	0	0	0	0											
<b>Inning Stats</b>	R: 1 E: 1 K: 0 S: 12	H: 2 LOB: 1 BB: 0 P: 17	R: 2 E: 0 K: 0 S: 12	H: 3 LOB: 1 BB: 0 P: 21	R: 0 E: 0 K: 1 S: 5	H: 1 LOB: 0 BB: 0 P: 12	R: 3 E: 0 K: 1 S: 11	H: 3 LOB: 0 BB: 0 P: 18	R: 0 E: 0 K: 0 S: 10	H: 1 LOB: 1 BB: 0 P: 18	R: 1 E: 1 K: 1 S: 12	H: 1 LOB: 1 BB: 1 P: 21	R: 0 E: 0 K: 0 S: 9	H: 0 LOB: 1 BB: 1 P: 18	R: 1 E: 0 K: 1 S: 9	H: 2 LOB: 2 BB: 1 P: 20	1B: 9 2B: 4 3B: 0 HR: 1	SF: 0 SAC: 2 DP: 1 HBP: 0	WP: 1 PB: 0 SB: 1 CS: 0	PA: 44							
<b>PITCHER</b>	IP	WLS	BF	H	R	ER	SO	BB	IBB	HBP	BLK	WP	HR	S	P	ERA	WHIP										
<b>Jimmy Jones, R</b> ERA: 3.28	(1, 1)	3.1	L	18	8	5	5	0	1	0	0	0	0	34	57	13.50	2.700										
<b>Jim Clancy, R</b> ERA: 2.22	(4, 1)	1.2		7	2	1	1	2	0	0	0	0	1	19	31	5.40	1.200										
<b>Jim Corsi, R</b> ERA: 4.13	(6, 1)	2.0		9	2	1	1	1	1	0	0	0	0	22	39	4.50	1.500										
<b>Darryl Kile, R</b> ERA: 5.28	(8, 1)	1.0		4	0	0	0	0	1	0	0	0	0	9	18	0.00	1.000										
<b>Dwayne Henry, R</b> ERA: 2.92	(9, 1)	1.0		6	2	1	1	1	1	0	0	0	1	0	9	9.00	3.000										

**Montreal Expos @ Houston Astros**  
Astrodome, Houston, TX  
Wed Jun 05 1991, 8:05 PM EDT  
Att. 7,027 - Dome - 70 F

AB	38
R	8
H	14
RBI	7
BB	4
SO	4
LOB	17



Batter	1	2	3	4	5	6	7	8	9	AB	R	H	RBI	BB	SO	LOB	BOTTOM										
<b>Steve Finley, L</b> OBP: 0.332, SLG: 0.447										4	1	1	0	0	1	1											
<b>Craig Biggio, R</b> OBP: 0.372, SLG: 0.391										4	0	1	1	0	0	1											
<b>Eric Anthony, L</b> OBP: 0.250, SLG: 0.250										4	1	1	0	0	2	2											
<b>Luis Gonzalez, L</b> OBP: 0.264, SLG: 0.446										4	0	1	0	0	1	2											
<b>Ken Caminiti, S</b> OBP: 0.301, SLG: 0.317										3	0	1	0	1	0	1											
<b>5 Jeff Bagwell, R</b> OBP: 0.357, SLG: 0.410										4	0	1	0	0	1	3											
<b>Casey Candaele, S</b> OBP: 0.301, SLG: 0.366										4	0	1	1	0	0	2											
<b>Eric Yelding, R</b> OBP: 0.271, SLG: 0.331										3	0	1	0	0	0	2											
<b>Darryl Kile, R</b>										0	0	0	0	0	0	0											
<b>Dwayne Henry, R</b>										0	0	0	0	0	0	0											
<b>Gerald Young, S</b> OBP: 0.276, SLG: 0.308										0	0	0	0	1	0	0											
<b>Jimmy Jones, R</b> OBP: 0.333, SLG: 0.238										1	0	0	0	0	1	0											
<b>Jim Clancy, R</b>										0	0	0	0	0	0	0											
<b>Dave Rohde, S</b> OBP: 0.222, SLG: 0.125										1	0	0	0	0	1	1											
<b>Jim Corsi, R</b>										0	0	0	0	0	0	0											
<b>Rafael Ramirez, R</b> OBP: 0.266, SLG: 0.247										2	0	0	0	0	0	3											
<b>Inning Stats</b>	R: 0 E: 0 K: 2 S: 14	H: 1 LOB: 1 BB: 0 P: 21	R: 0 E: 0 K: 0 S: 5	H: 0 LOB: 0 BB: 0 P: 7	R: 1 E: 2 K: 2 S: 13	H: 1 LOB: 1 BB: 0 P: 18	R: 0 E: 0 K: 0 S: 7	H: 1 LOB: 0 BB: 0 P: 9	R: 0 E: 0 K: 1 S: 15	H: 1 LOB: 1 BB: 0 P: 23	R: 0 E: 0 K: 0 S: 6	H: 0 LOB: 0 BB: 0 P: 7	R: 0 E: 0 K: 0 S: 7	H: 1 LOB: 1 BB: 1 P: 13	R: 0 E: 0 K: 1 S: 9	H: 0 LOB: 0 BB: 0 P: 13	R: 1 E: 0 K: 1 S: 12	H: 3 LOB: 3 BB: 1 P: 23	1B: 7 2B: 3 3B: 0 HR: 0	SF: 0 SAC: 0 DP: 2 HBP: 0	WP: 0 PB: 0 SB: 1 CS: 0	PA: 36					
<b>PITCHER</b>	IP	WLS	BF	H	R	ER	SO	BB	IBB	HBP	BLK	WP	HR	S	P	ERA	WHIP										
<b>Dennis Martinez, R</b> ERA: 2.28	(1, 1)	8.2	W	35	8	2	1	7	2	0	0	0	0	85	129	1.04	1.154										
<b>Tim Burke, R</b> ERA: 3.95	(9, 1)	0.1		1	0	0	0	0	0	0	0	0	0	3	5	0.00	0.000										

**Montreal Expos @ Houston Astros**  
Astrodome, Houston, TX  
Wed Jun 05 1991, 8:05 PM EDT  
Att. 7,027 - Dome - 70 F

AB	34
R	2
H	8
RBI	2
BB	2
SO	7
LOB	18





Batter	1	2	3	4	5	6	7	8	9	AB	R	H	RBI	BB	SO	LOB	TOP					
<b>Delino DeShields, L</b> OBP: 0.372, SLG: 0.396	0-2 G3	1-0 1B		1-3 K		3-1 G4-3		4-2 S BB	2-3 K	5	0	1	0	1	2	3						
<b>Marquis Grissom, R</b> OBP: 0.328, SLG: 0.421	1-2 P5	0-0 F9		4-2 BB			0-1 G6-3	4-1 BB		3	0	0	0	2	0	1						
<b>Ivan Calderon, R</b> OBP: 0.358, SLG: 0.460	0-0 BB 1B		4-2 BB 2B	1-1 L7			0-2 S 2B	1-1 G4-3		4	3	2	0	1	0	4						
<b>Tim Wallach, R</b> OBP: 0.306, SLG: 0.313	4-2 1B BB		0-0 G4-3 SF9 2B		2-1 G6-3		3-1 FC4-6 1B		3-2 SH 2B	4	3	3	2	1	0	0						
<b>Dave Martinez, L</b> OBP: 0.268, SLG: 0.304	1-0 1B		1-0 G4-3		0-0 G6-3		1-0 FC4-6 1B		1-0 SH 2B	4	1	1	1	0	0	2						
<b>Mike Fitzgerald, R</b> OBP: 0.385, SLG: 0.409	0-0 1B		0-0 SF9		2-2 P6		4-1 1B		2-2 1B	3	1	2	4	1	0	0						
<b>Larry Walker, L</b> OBP: 0.301, SLG: 0.345	1-3 2H 1B		3-2 F9				1-2 K S 1B		2-3 K	4	0	1	0	0	2	4						
<b>Tim Burke, R</b> OBP: 0.306, SLG: 0.367										0	0	0	0	0	0	0						
<b>Kenny Williams, R</b> OBP: 0.306, SLG: 0.367										1	0	0	0	0	1	1						
<b>Barry Jones, R</b> OBP: 0.385, SLG: 0.409										0	0	0	0	0	0	0						
<b>Spike Owen, S</b> OBP: 0.301, SLG: 0.297		3-2 G3-1		1-0 SH2-4 1B		4-2 BB		1-1 F7	0-1 L7	4	0	1	0	1	0	1						
<b>Chris Nabholz, L</b> OBP: 0.095, SLG: 0.050										2	0	0	0	0	2	2						
<b>Rick Mahler, R</b> OBP: 0.111, SLG: 0.111										0	0	0	0	0	0	0						
<b>Jeff Fassero, L</b> OBP: 0.261, SLG: 0.302										0	0	0	0	0	0	0						
<b>Tom Foley, L</b> OBP: 0.261, SLG: 0.302										2	0	1	1	0	0	0						
<b>Inning Stats</b>	R: 2 E: 0 K: 1 S: 15	H: 3 LOB: 2 BB: 1 P: 22	R: 0 E: 0 K: 1 S: 13	H: 1 LOB: 1 BB: 0 P: 18	R: 2 E: 0 K: 0 S: 9	H: 1 LOB: 0 BB: 1 P: 19	R: 0 E: 0 K: 1 S: 9	H: 1 LOB: 2 BB: 1 P: 16	R: 0 E: 0 K: 0 S: 7	H: 0 LOB: 0 BB: 0 P: 11	R: 0 E: 0 K: 1 S: 11	H: 1 LOB: 1 BB: 1 P: 20	R: 1 E: 0 K: 1 S: 12	H: 2 LOB: 2 BB: 1 P: 20	R: 0 E: 0 K: 0 S: 9	H: 0 LOB: 2 BB: 2 P: 20	R: 3 E: 1 K: 2 S: 16	H: 3 LOB: 1 BB: 0 P: 27	1B: 8 2B: 3 3B: 1 HR: 0	SF: 1 SAC: 2 DP: 0 HBP: 0	WP: 0 PB: 0 SB: 4 CS: 0	PA: 46
<b>PITCHER</b>	IP	WLS	BF	H	R	ER	SO	BB	IBB	HBP	BLK	WP	HR	S	P	ERA	WHIP					
<b>Mark Portugal, R</b> ERA: 4.68	5.0		24	6	4	4	3	3	0	0	0	0	0	53	86	7.20	1.800					
<b>Jim Clancy, R</b> ERA: 2.15	1.0		4	1	0	0	1	1	0	0	0	0	0	11	20	0.00	2.000					
<b>Dwayne Henry, R</b> ERA: 3.24	0.1		3	2	1	1	0	0	0	0	0	0	0	7	10	27.00	6.000					
<b>Al Osuna, L</b> ERA: 2.63	1.2		11	2	3	1	1	2	1	0	0	0	0	21	43	5.40	2.400					
<b>Curt Schilling, R</b> ERA: 4.55	1.0	W	4	1	0	0	2	0	0	0	0	0	0	9	14	0.00	1.000					

**Montreal Expos @ Houston Astros**  
Astrodome, Houston, TX  
Thu Jun 06 1991, 8:05 PM EDT  
Att. 7,528 - Dome - 70 F

AB	36
R	8
H	12
RBI	8
BB	7
SO	7
LOB	18



Batter	1	2	3	4	5	6	7	8	9	AB	R	H	RBI	BB	SO	LOB	BOTTOM					
<b>Craig Biggio, R</b> OBP: 0.373, SLG: 0.391	1-0 F8		2-1 G6-3		0-1 1B	2-1 E4 1B		3-3 K		5	0	2	1	0	1	1						
<b>Steve Finley, L</b> OBP: 0.330, SLG: 0.443	3-2 G6-3		0-1 CS		1-0 P2	0-3 K			1-1 2B SF7 1B	4	0	1	0	0	1	3						
<b>Dwayne Henry, R</b> OBP: 0.330, SLG: 0.443										0	0	0	0	0	0	0						
<b>Al Osuna, R</b> OBP: 0.330, SLG: 0.443										0	0	0	0	0	0	0						
<b>Curt Schilling, R</b> OBP: 1.000, SLG: 1.000										0	0	0	0	0	0	0						
<b>Mark Davidson, R</b> OBP: 0.350, SLG: 0.294										1	1	1	0	0	0	0						
<b>Ken Caminiti, S</b> OBP: 0.299, SLG: 0.320	1-0 P4		0-0 L8		2-2 L8		2-1 F7		1-0 SF7 5 1B 2B	5	1	1	0	0	0	2						
<b>Eric Anthony, L</b> OBP: 0.231, SLG: 0.250		2-3 K	0-0 CS	1-2 G6-3		0-2 BB 1B	1-0 G5-3		0-1 SF7	4	1	1	1	0	1	0						
<b>5 Jeff Bagwell, R</b> OBP: 0.363, SLG: 0.416		0-0 2B SF8 1B		1-1 1B		2-1 F8	0-0 G6-3		1-2 2B 1B	5	2	3	1	0	0	1						
<b>Luis Gonzalez, L</b> OBP: 0.273, SLG: 0.459		1-1 1B		1-3 K		4-2 BB 1B BB	1-2 BB 1B		1-2 1B 2B	4	2	2	0	1	1	1						
<b>Eric Yelding, R</b> OBP: 0.280, SLG: 0.341		0-2 SF8		1-0 1B		2-3 K		0-1 E1 1B	0-0 1B	4	1	3	3	0	1	2						
<b>Casey Candaele, S</b> OBP: 0.313, SLG: 0.377		3-2 1B		2-2 F8		1-0 1B BB	1-2 E 1B		1-2 FC6-4 1B	4	1	3	2	0	0	2						
<b>Mark Portugal, R</b> OBP: 0.333, SLG: 0.188										1	0	0	0	0	0	2						
<b>Dave Rohde, S</b> OBP: 0.217, SLG: 0.122										1	0	0	0	0	1	0						
<b>Jim Clancy, R</b> OBP: 0.290, SLG: 0.296										0	0	0	0	0	0	0						
<b>Gerald Young, S</b> OBP: 0.290, SLG: 0.296										1	0	0	0	1	0	1						
<b>Inning Stats</b>	R: 0 E: 0 K: 0 S: 5	H: 0 LOB: 0 BB: 0 P: 10	R: 1 E: 0 K: 1 S: 16	H: 3 LOB: 0 BB: 0 P: 22	R: 0 E: 0 K: 0 S: 5	H: 1 LOB: 0 BB: 0 P: 7	R: 0 E: 0 K: 1 S: 15	H: 2 LOB: 2 BB: 0 P: 21	R: 0 E: 0 K: 1 S: 9	H: 1 LOB: 1 BB: 0 P: 14	R: 3 E: 1 K: 2 S: 24	H: 3 LOB: 2 BB: 2 P: 39	R: 0 E: 0 K: 0 S: 4	H: 0 LOB: 0 BB: 0 P: 7	R: 1 E: 1 K: 1 S: 14	H: 2 LOB: 1 BB: 0 P: 19	R: 4 E: 0 K: 0 S: 10	H: 5 LOB: 1 BB: 0 P: 13	1B: 14 2B: 3 3B: 0 HR: 0	SF: 2 SAC: 0 DP: 0 HBP: 0	WP: 0 PB: 0 SB: 1 CS: 1	PA: 44
<b>PITCHER</b>	IP	WLS	BF	H	R	ER	SO	BB	IBB	HBP	BLK	WP	HR	S	P	ERA	WHIP					
<b>Chris Nabholz, L</b> ERA: 3.57	1.1		6	2	1	1	1	0	0	0	0	0	0	15	20	6.75	1.500					
<b>Rick Mahler, R</b> ERA: 3.92	0.1	L	6	5	4	4	0	0	0	0	0	0	0	10	13	108.00	15.000					
<b>Jeff Fassero, L</b> ERA: 3.0	1.0		3	0	0	0	1	0	0	0	0	0	0	6	9	0.00	0.000					
<b>Tim Burke, R</b> ERA: 3.98	1.1		6	2	1	1	1	0	0	0	0	0	0	15	20	6.75	1.500					
<b>Barry Jones, R</b> ERA: 3.72	0.1	L	6	5	4	4	0	0	0	0	0	0	0	10	13	108.00	15.000					

**Montreal Expos @ Houston Astros**  
Astrodome, Houston, TX  
Thu Jun 06 1991, 8:05 PM EDT  
Att. 7,528 - Dome - 70 F

AB	39
R	9
H	17
RBI	8
BB	2
SO	6
LOB	15





Batter	1	2	3	4	5	6	7	8	9	AB	R	H	RBI	BB	SO	LOB	TOP										
Vince Coleman, S (1, 8) OBP: 0.375, SLG: 0.358	P3			CS 1B		F8			G6-3 FC4-6	5	0	1	1	0	0	2											
Dave Magadan, L (1, 3) Howard Johnson, S (9, PR) OBP: 0.397, SLG: 0.363 OBP: 0.303, SLG: 0.480	F8			F7			G3		BB	3	0	0	0	1	0	1											
Gregg Jefferies, S (1, 4) Alejandro Pena, R (9, 1)	P5			F8			G5-3		BB	4	1	0	0	1	1	4											
Kevin McReynolds, R (1, 7) OBP: 0.341, SLG: 0.440		L1		CS 1-2	F9				WP 1B 2B	4	1	2	1	0	0	0											
Hubie Brooks, R (1, 9) Daryl Boston, L (9, PR) OBP: 0.232, SLG: 0.245		L9			F9				1B WP BB IBB	3	0	0	0	1	0	0											
Gary Templeton, S (1, 5) OBP: 0.225, SLG: 0.294		P3			1B				BB 1B IBB	3	1	2	0	1	0	0											
Kevin Elster, R (1, 6) OBP: 0.363, SLG: 0.411				CS BB		K			BB FC4-6 1B	3	1	1	1	1	1	2											
Charlie O'Brien, R (1, 2) Mark Carroon, R (8, PH) Doug Simons, L (8, 1) Tom Herr, S (9, PH) OBP: 0.228, SLG: 0.181 OBP: 0.365, SLG: 0.508 OBP: 0.377, SLG: 0.306		P6				P5			FC4-6 BB BB	2	0	0	0	0	0	1											
Ron Darling, R (1, 1) Rick Cerone, R (8, PH) OBP: 0.136, SLG: 0.227 OBP: 0.354, SLG: 0.411						G6-3			1-2 2-3 3-H BB	2	0	0	0	0	0	0											
<b>Inning Stats</b>	R: 0 E: 0 K: 0 S: 8	H: 0 LOB: 0 BB: 0 P: 10	R: 0 E: 0 K: 0 S: 7	H: 0 LOB: 0 BB: 0 P: 10	R: 0 E: 0 K: 0 S: 5	H: 0 LOB: 0 BB: 1 P: 11	R: 0 E: 0 K: 0 S: 9	H: 1 LOB: 0 BB: 0 P: 14	R: 0 E: 0 K: 1 S: 9	H: 1 LOB: 1 BB: 0 P: 13	R: 0 E: 0 K: 0 S: 5	H: 0 LOB: 0 BB: 0 P: 10	R: 0 E: 0 K: 0 S: 9	H: 1 LOB: 1 BB: 0 P: 13	R: 0 E: 0 K: 1 S: 15	H: 2 LOB: 2 BB: 0 P: 23	R: 6 E: 0 K: 1 S: 24	H: 2 LOB: 3 BB: 7 P: 62	1B: 5 2B: 2 3B: 0 HR: 0	SF: 0 SAC: 0 DP: 0 HBP: 0	WP: 1 PA: 40						
<b>PITCHER</b>	IP	WLS	BF	H	R	ER	SO	BB	IBB	HBP	BLK	WP	HR	S	P	ERA	WHIP										
Jim Deshaies, L (1, 1) ERA: 6.4	8.1		30	5	2	2	2	3	0	0	0	0	0	76	123	2.16	0.960										
Curt Schilling, R (9, 1) ERA: 5.2	0.0	L	2	1	0	0	0	0	1	0	0	0	0	2	7	∞	∞										
Al Osuna, L (9, 1) ERA: 3.38	0.0		3	1	2	2	0	1	1	0	0	1	0	2	12	∞	∞										
Dwayne Henry, R (9, 1) ERA: 3.2	0.1		3	0	2	2	0	2	0	0	0	0	0	8	19	54.00	6.000										
Mike Capel, R (9, 1) ERA: 4.43	0.1		1	0	0	0	1	0	0	0	0	0	0	3	5	0.00	0.000										

New York Mets @ Houston Astros  
Astrodome, Houston, TX  
Fri Jun 07 1991, 8:05 PM EDT  
Att: 15,527 - Dome - 70 F

AB 31  
R 6  
H 7  
RBI 5  
BB 8  
SO 3  
LOB 12



Batter	1	2	3	4	5	6	7	8	9	AB	R	H	RBI	BB	SO	LOB	BOTTOM										
Steve Finley, L (1, 8) OBP: 0.333, SLG: 0.444	FC1-6 1B	PO	G3		1-1 1B				G4-3	4	0	2	0	0	0	0											
Craig Biggio, R (1, 2) OBP: 0.371, SLG: 0.384	FC1-6 BB 1B			BLK HBP	F8				P3	3	0	0	0	0	0	1											
Luis Gonzalez, L (1, 7) OBP: 0.273, SLG: 0.454	BB 1B		P5		G4-3				G4-3	4	0	1	0	0	0	1											
Eric Anthony, L (1, 9) Gerald Young, S (9, 8) OBP: 0.235, SLG: 0.200 OBP: 0.290, SLG: 0.296	BB 1B		G3			P5			K	3	0	0	0	1	1	1											
5 Jeff Bagwell, R (1, 3) OBP: 0.366, SLG: 0.414	K			1B 1B					F9	3	1	1	0	1	1	3											
Ken Caminiti, S (1, 5) OBP: 0.303, SLG: 0.338	G4-3			1B SF9 1B		K			HR	4	2	2	1	0	1	4											
Eric Yelding, R (1, 6) OBP: 0.285, SLG: 0.341		PO SH5-4 BB		1-3 2-H 1B		G5-3			L1	3	0	1	1	1	0	1											
Casey Candaele, S (1, 4) OBP: 0.312, SLG: 0.383		F9			SF9				K	3	0	1	1	0	1	1											
Jim Deshaies, L (1, 1) Curt Schilling, R (9, 1) Al Osuna, L (9, 1) Dwayne Henry, R (9, 1) Mike Capel, R (9, 1) Ken Oberkfell, L (9, PH) OBP: 0.225, SLG: 0.133 OBP: 1.000, SLG: 1.000 OBP: 0.418, SLG: 0.324		SH5-4			F7				F7	2	0	0	0	0	0	0											
<b>Inning Stats</b>	R: 0 E: 0 K: 1 S: 11	H: 2 LOB: 3 BB: 1 P: 22	R: 0 E: 0 K: 0 S: 9	H: 0 LOB: 0 BB: 1 P: 16	R: 0 E: 0 K: 0 S: 8	H: 0 LOB: 1 BB: 0 P: 13	R: 2 E: 0 K: 0 S: 9	H: 3 LOB: 0 BB: 0 P: 16	R: 0 E: 0 K: 1 S: 13	H: 0 LOB: 0 BB: 1 P: 19	R: 0 E: 0 K: 1 S: 7	H: 0 LOB: 0 BB: 0 P: 9	R: 0 E: 0 K: 1 S: 8	H: 0 LOB: 0 BB: 0 P: 9	R: 1 E: 0 K: 0 S: 13	H: 2 LOB: 1 BB: 0 P: 20	1B: 6 2B: 1 3B: 0 HR: 1	SF: 1 SAC: 1 DP: 0 HBP: 1	WP: 0 PA: 37								
<b>PITCHER</b>	IP	WLS	BF	H	R	ER	SO	BB	IBB	HBP	BLK	WP	HR	S	P	ERA	WHIP										
Ron Darling, R (1, 1) ERA: 3.82	7.0		28	6	2	2	3	3	0	1	1	0	0	65	106	2.57	1.286										
Doug Simons, L (8, 1) ERA: 4.43	1.0	W	3	0	0	0	1	0	0	0	0	0	0	8	9	0.00	0.000										
Alejandro Pena, R (9, 1) ERA: 3.42	1.0		5	2	1	1	0	0	0	0	0	0	1	13	20	9.00	2.000										

New York Mets @ Houston Astros  
Astrodome, Houston, TX  
Fri Jun 07 1991, 8:05 PM EDT  
Att: 15,527 - Dome - 70 F

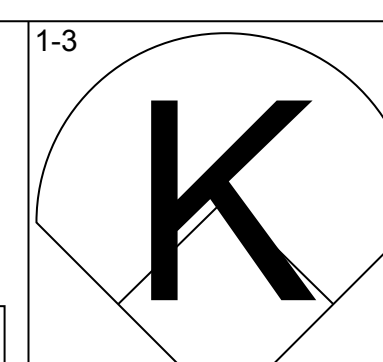
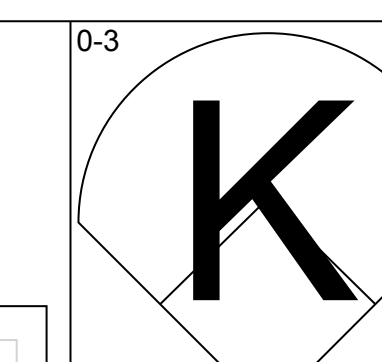
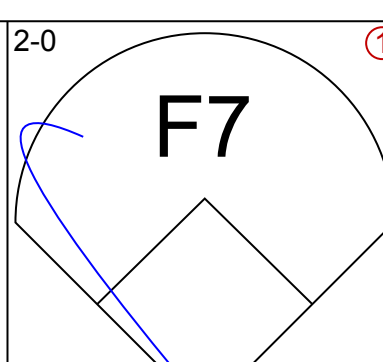
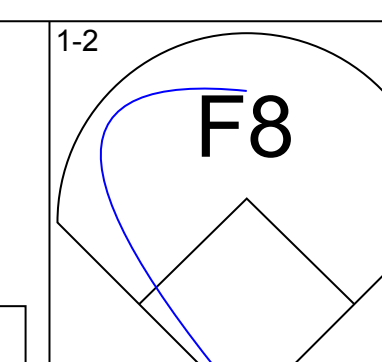
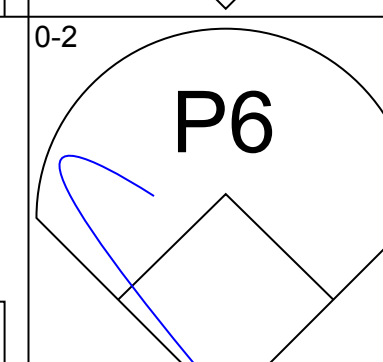
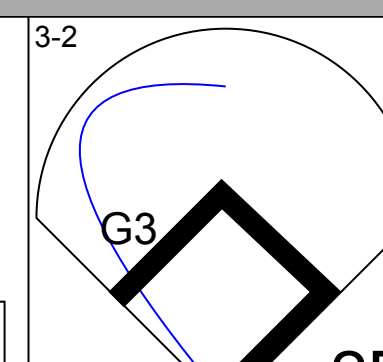
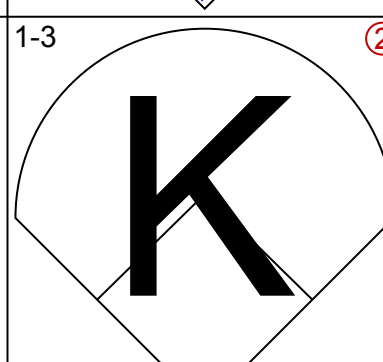
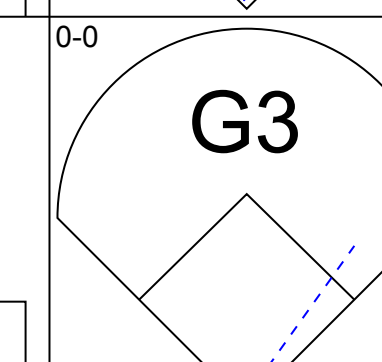
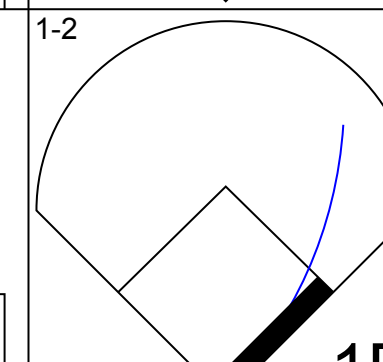
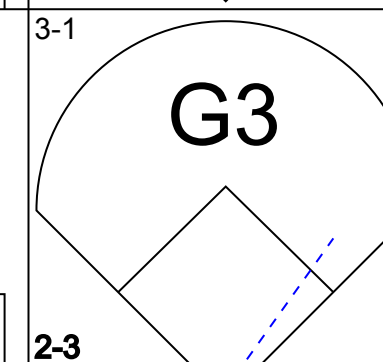
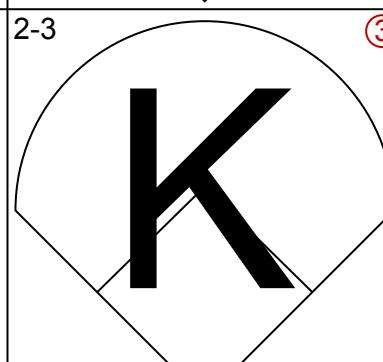
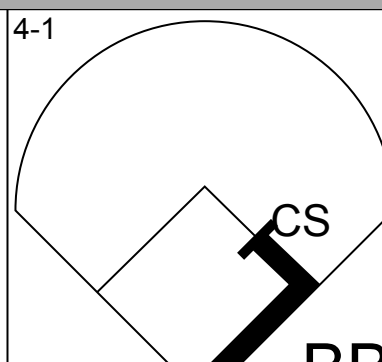
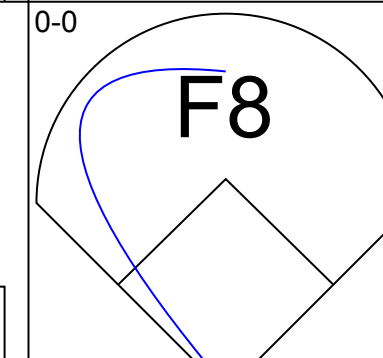
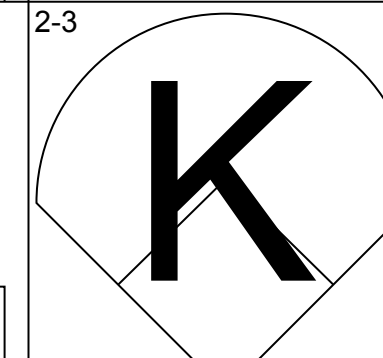
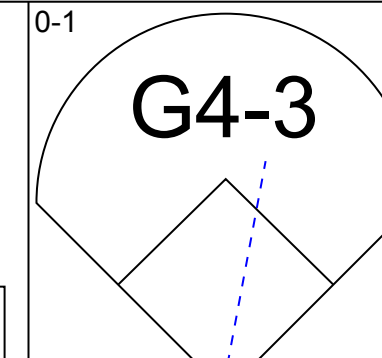
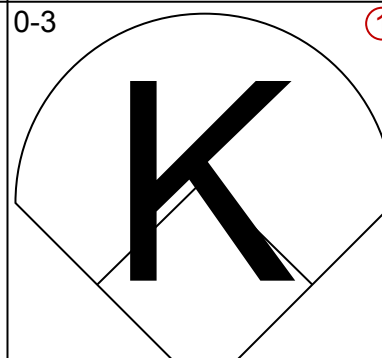
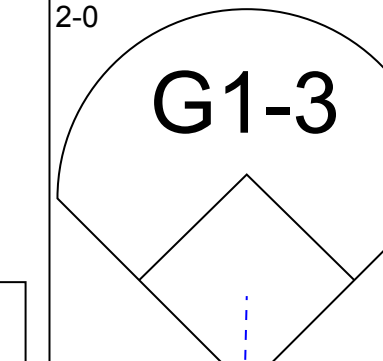
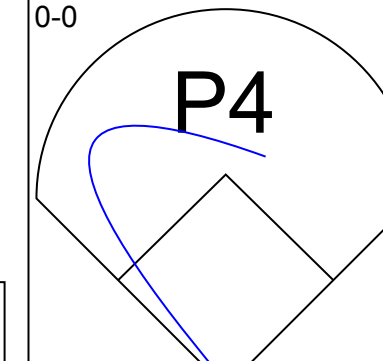
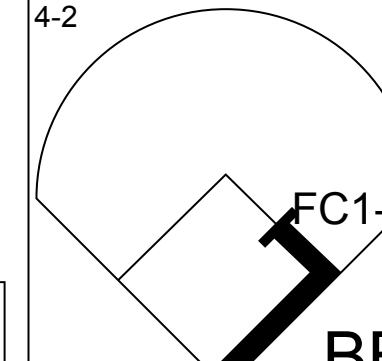
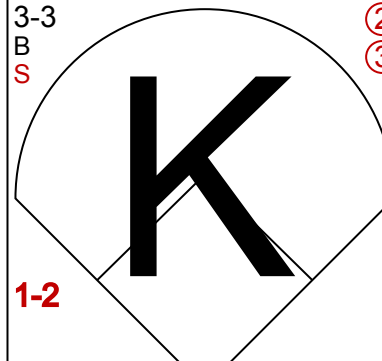
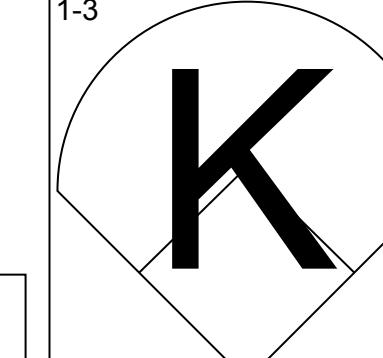
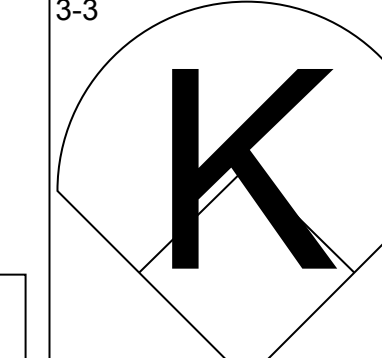
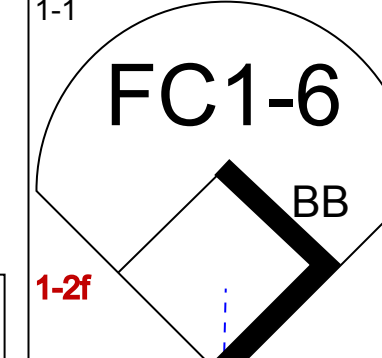
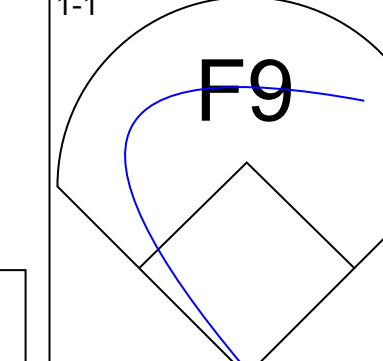
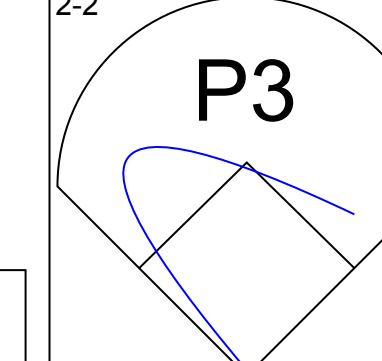
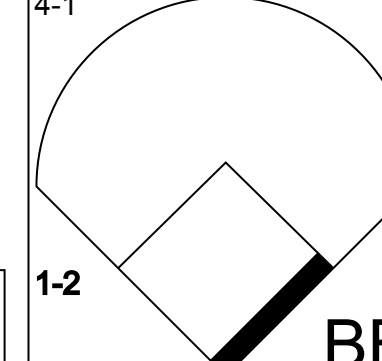
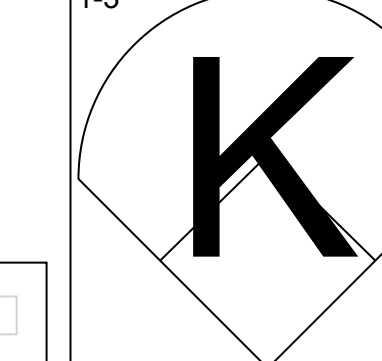
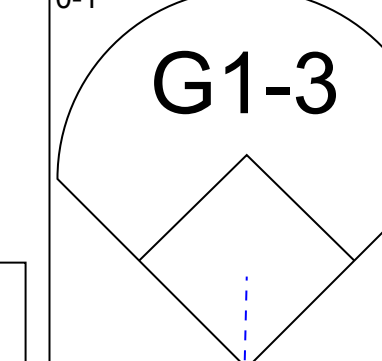
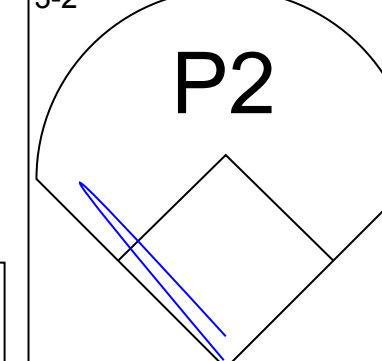
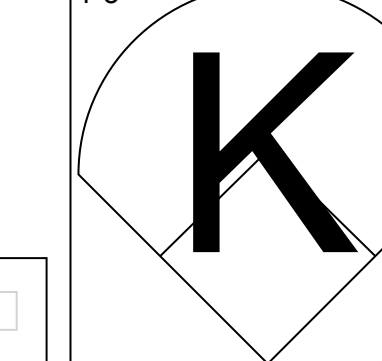
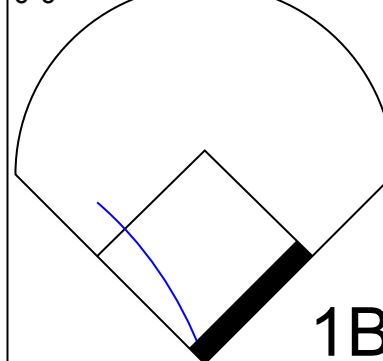
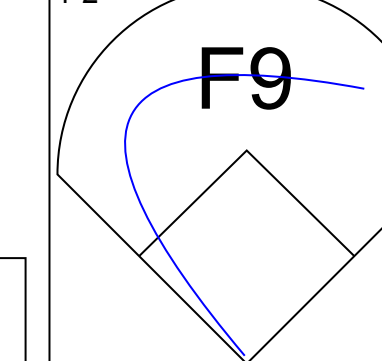
AB 30  
R 3  
H 8  
RBI 3  
BB 3  
SO 4  
LOB 13







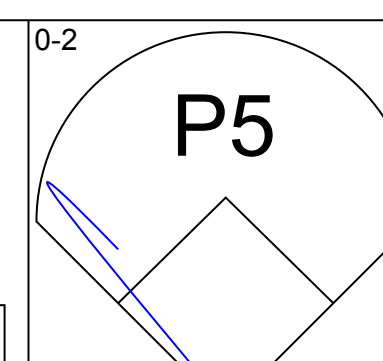
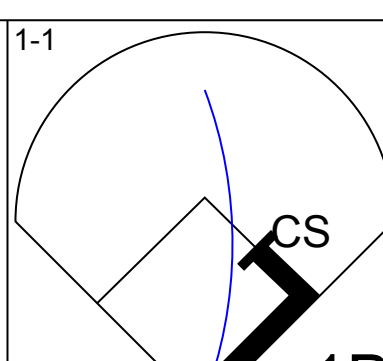
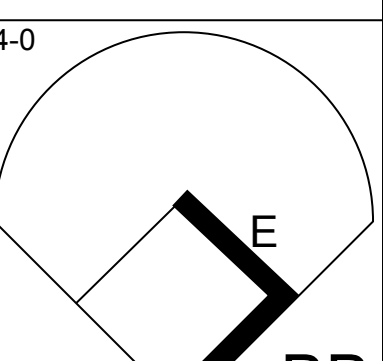
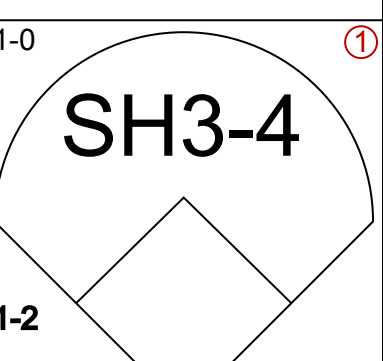
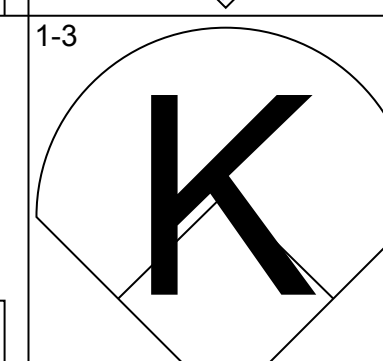
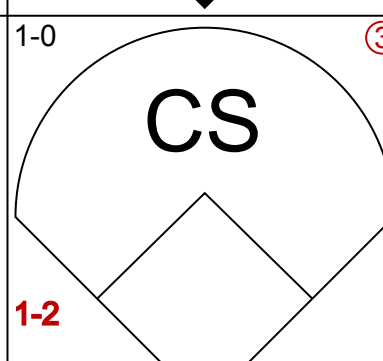
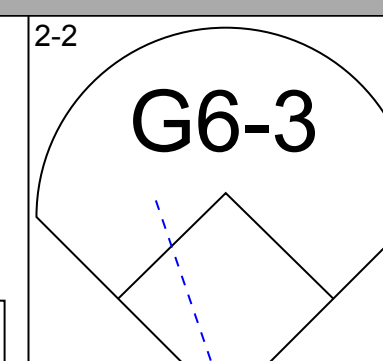

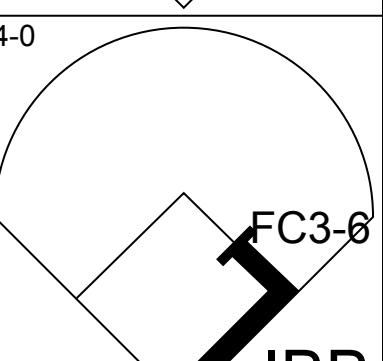
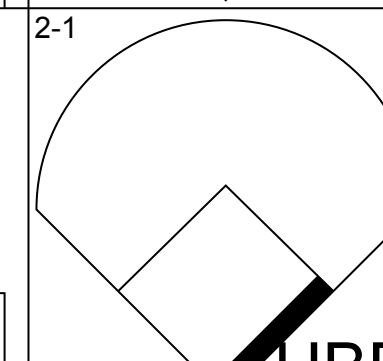
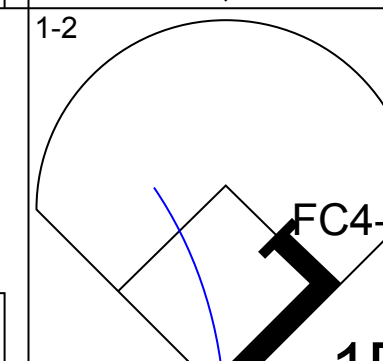
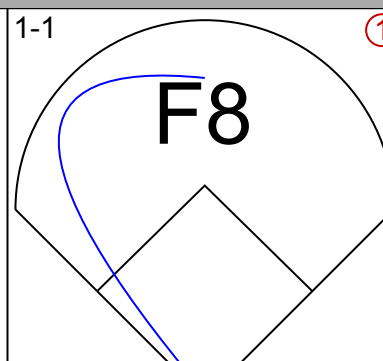
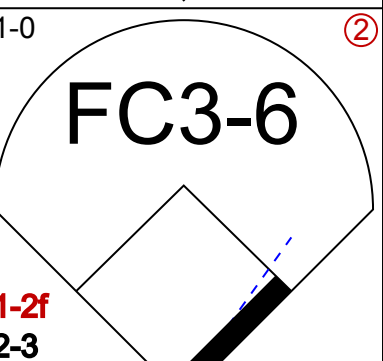
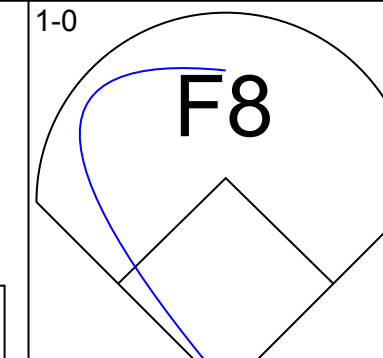
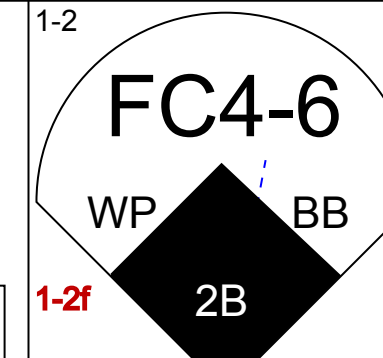
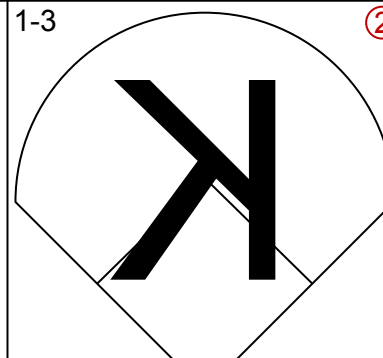
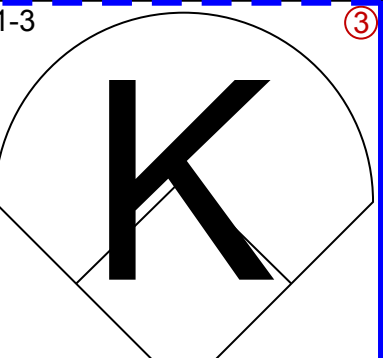


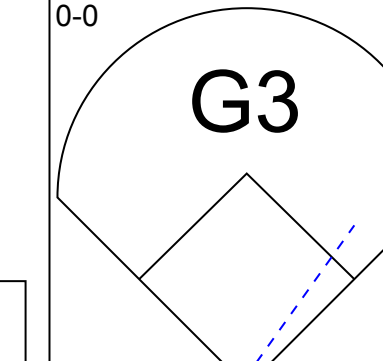
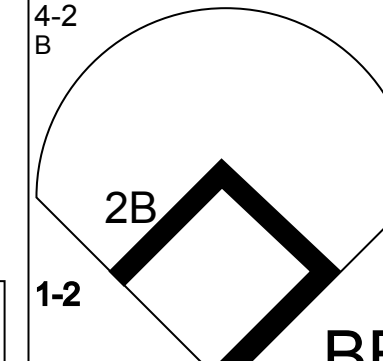
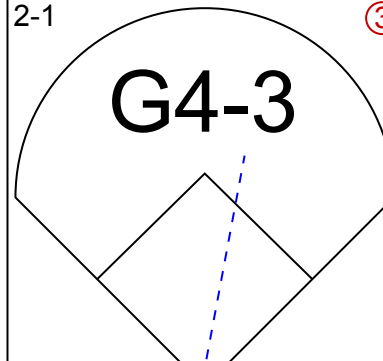
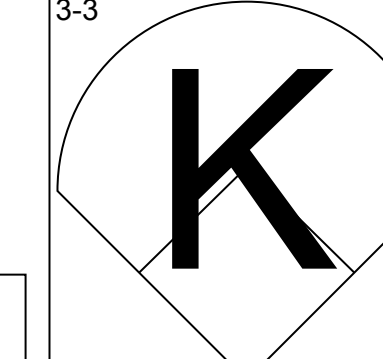
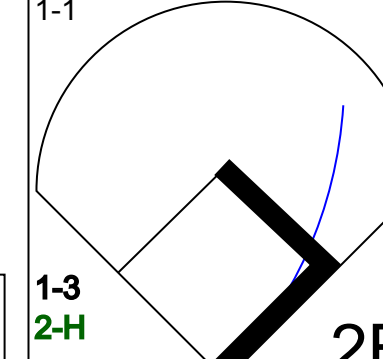

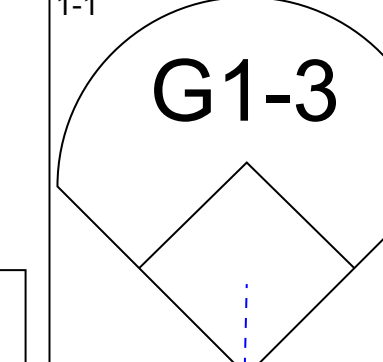
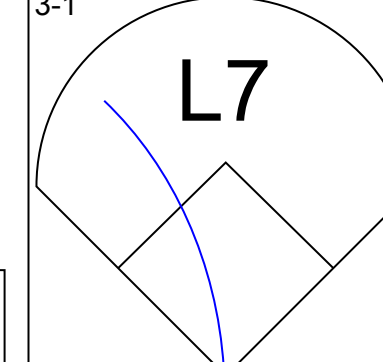

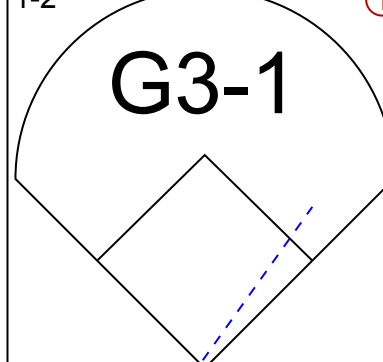
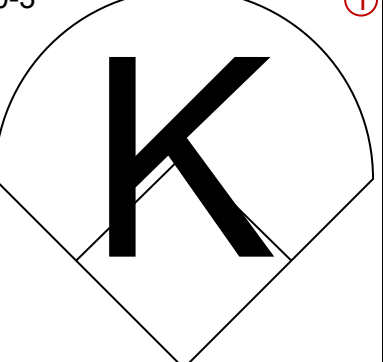

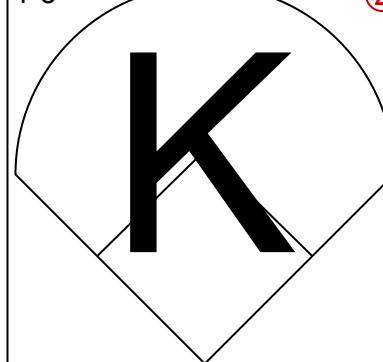
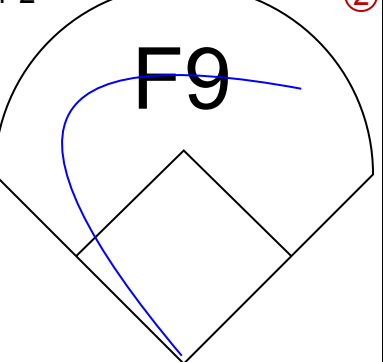



Batter	1	2	3	4	5	6	7	8	9	AB	R	H	RBI	BB	SO	LOB	TOP			
Vince Coleman, S (1, 8) OBP: 0.365, SLG: 0.351										4	0	0	0	0	2	1				
Dave Magadan, L (1, 3) OBP: 0.385, SLG: 0.356				 2B						4	0	1	0	0	1	1				
Gregg Jefferies, S (1, 4) OBP: 0.359, SLG: 0.360			 2-3						 BB	3	0	1	0	1	1	2				
Kevin McReynolds, R (1, 7) OBP: 0.330, SLG: 0.429				 2-3					 0-3	4	0	0	0	0	2	3				
Howard Johnson, S (1, 5) OBP: 0.310, SLG: 0.494				 0-0			 BB		 1-2	3	0	0	0	1	1	2				
Mark Carreon, R (1, 9) OBP: 0.343, SLG: 0.476					 3-3		 BB			3	0	0	0	0	2	1				
Rick Cerone, R (1, 2) OBP: 0.352, SLG: 0.390					 2-2		 1-2			2	0	0	0	1	0	0				
Kevin Elster, R (1, 6) OBP: 0.339, SLG: 0.379					 0-1		 3-2			3	0	0	0	0	1	2				
David Cone, L (1, 1) OBP: 0.185, SLG: 0.125 (8, PH)						 0-0		 1-2		2	0	1	0	0	1	0				
Garry Templeton, S (8, PH) OBP: 0.219, SLG: 0.286										1	0	0	0	0	0	0				
Doug Simons, L (8, 1) OBP: 0.399, SLG: 0.429										0	0	0	0	0	0	0				
Jeff Innis, R (8, 1) OBP: 0.399, SLG: 0.429										0	0	0	0	0	0	0				
<b>Inning Stats</b>	R: 0 E: 0 K: 1 S: 11	H: 1 LOB: 1 BB: 0 P: 13	R: 0 E: 0 K: 1 S: 6	H: 0 LOB: 0 BB: 0 P: 10	R: 0 E: 0 K: 3 S: 10	H: 0 LOB: 0 BB: 0 P: 12	R: 0 E: 0 K: 1 S: 12	H: 1 LOB: 1 BB: 0 P: 20	R: 0 E: 0 K: 1 S: 8	H: 0 LOB: 0 BB: 0 P: 13	R: 0 E: 0 K: 2 S: 9	H: 1 LOB: 1 BB: 0 P: 14	R: 0 E: 0 K: 0 S: 11	H: 0 LOB: 2 BB: 2 P: 23	R: 0 E: 0 K: 2 S: 9	H: 0 LOB: 1 BB: 1 P: 16	1B: 2 2B: 2 3B: 0 HR: 0	SF: 0 SAC: 0 DP: 1 HBP: 0	WP: 0 PB: 0 SB: 0 CS: 1	PA: 32
<b>PITCHER</b> Pete Harnisch, R (1, 1) ERA: 2.2	IP: 9.0 WLS: W BF: 32 H: 3 R: 0 ER: 0 SO: 11 BB: 3 IBB: 0 HBP: 0 BLK: 0 WP: 0 HR: 0 S: 85 P: 132 ERA: 0.00 WHIP: 0.667																			

New York Mets @ Houston Astros  
Astrodome, Houston, TX  
Sun Jun 09 1991, 4:33 AM EDT  
Att: 21,073 - Dome - 70 F

AB 29  
R 0  
H 3  
RBI 0  
BB 3  
SO 11  
LOB 12



Batter	1	2	3	4	5	6	7	8	9	AB	R	H	RBI	BB	SO	LOB	BOTTOM			
Steve Finley, L (1, 8) OBP: 0.330, SLG: 0.433 (9, 9)			 1B		 BB			 1-2		2	0	1	0	1	0	0				
Eric Yelding, R (1, 6) OBP: 0.287, SLG: 0.337			 1-2	 1-2	 1-2			 IBB		3	0	0	0	1	2	1				
Luis Gonzalez, L (1, 7) OBP: 0.270, SLG: 0.440				 1B		 1-1		 1-2 2-3		3	0	1	0	0	0	2				
Eric Anthony, L (1, 9) OBP: 0.167, SLG: 0.136 (8, PH)				 WP 2B		 1-3		 1-3		3	1	0	0	0	1	2				
Craig Biggio, R (9, 8) OBP: 0.374, SLG: 0.393					 1-2					1	0	0	0	0	1	2				
Gerald Young, S (9, 8) OBP: 0.281, SLG: 0.286					 1-2					0	0	0	0	0	0	0				
Ken Oberkfell, L (1, 3) OBP: 0.404, SLG: 0.297				 BB		 2-1				2	0	0	0	1	0	0				
Ken Caminiti, S (1, 5) OBP: 0.301, SLG: 0.354				 1-3 2-H		 1-3				3	0	1	1	0	2	0				
Casey Candaele, S (1, 4) OBP: 0.321, SLG: 0.385				 3-1		 BB				2	0	0	0	1	0	2				
Carl Nichols, R (1, 2) OBP: 0.282, SLG: 0.286					 0-3		 1-2			3	0	0	0	0	2	1				
Pete Harnisch, S (1, 1) OBP: 0.077, SLG: 0.077					 1-2		 FC3-6 SH3-4			3	0	0	0	0	1	0				
<b>Inning Stats</b>	R: 0 E: 0 K: 1 S: 8	H: 0 LOB: 1 BB: 0 P: 12	R: 0 E: 0 K: 1 S: 6	H: 0 LOB: 0 BB: 0 P: 10	R: 0 E: 0 K: 1 S: 9	H: 1 LOB: 0 BB: 0 P: 13	R: 1 E: 0 K: 0 S: 15	H: 2 LOB: 1 BB: 1 P: 27	R: 0 E: 0 K: 2 S: 9	H: 0 LOB: 0 BB: 1 P: 14	R: 0 E: 0 K: 1 S: 7	H: 0 LOB: 0 BB: 0 P: 11	R: 0 E: 0 K: 2 S: 6	H: 0 LOB: 0 BB: 1 P: 13	R: 0 E: 1 K: 1 S: 8	H: 0 LOB: 2 BB: 1 P: 17	1B: 2 2B: 1 3B: 0 HR: 0	SF: 0 SAC: 1 DP: 0 HBP: 1	WP: 1 PB: 0 SB: 0 CS: 2	PA: 32
<b>PITCHER</b> David Cone, R (1, 1) ERA: 2.79	IP: 7.0 WLS: L BF: 26 H: 3 R: 1 ER: 1 SO: 8 BB: 3 IBB: 0 HBP: 1 BLK: 0 WP: 1 HR: 0 S: 60 P: 100 ERA: 1.29 WHIP: 0.857																			
Doug Simons, L (8, 1) ERA: 3.96	0.2 L 4 0 0 0 0 0 0 0 0 0 5 13 0.00 0.000																			
Jeff Innis, R (8, 1) ERA: 4.41	0.1 1 0 0 0 0 1 0 0 0 0 0 3 4 0.00 0.000																			

New York Mets @ Houston Astros  
Astrodome, Houston, TX  
Sun Jun 09 1991, 4:33 AM EDT  
Att: 21,073 - Dome - 70 F

AB 25  
R 1  
H 3  
RBI 1  
BB 4  
SO 9  
LOB 10





Batter	1	2	3	4	5	6	7	8	9	AB	R	H	RBI	BB	SO	LOB	TOP										
Vince Coleman, S (1, 8) OBP: 0.361, SLG: 0.348	1-1 F7	0-1 F7		1-2 G6-3			2-3 K		1-1 F8 1B	5	0	1	0	0	1	1											
Dave Magadan, L (1, 3) OBP: 0.390, SLG: 0.356	4-2 BB SH1-3		4-1 F SF9		1-0 L7		3-3 K		1-2 1B	3	1	1	0	2	1	0											
Kevin Elster, R (9, FR) OBP: 0.339, SLG: 0.379									1-2 1B	0	0	0	0	0	0	0											
Gregg Jefferies, S (1, 4) OBP: 0.356, SLG: 0.357	1-1 SH1-3		2-0 E9 SF9		2-0 F9		1-1 F7		1-1 F8	4	1	1	0	0	0	2											
Kevin McReynolds, R (1, 7) OBP: 0.332, SLG: 0.424	4-0 BB		1-2 SF9		4-2 BB			1-2 G6-3	2-3 K	2	0	0	1	2	1	2											
Howard Johnson, S (1, 5) OBP: 0.318, SLG: 0.508	4-0 BB		1-0 CS		3-3 K			2-2 2B		3	1	2	1	1	1	1											
Hubie Brooks, R (1, 9) OBP: 0.380, SLG: 0.518	0-3 K		3-H 2B					1-0 2B		4	1	3	2	0	1	3											
Daryl Boston, L (8, FR) OBP: 0.246, SLG: 0.259			2-3 1B					2-H 2B		0	0	0	0	0	0	0											
John Franco, L (8, 1)										0	0	0	0	0	0	0											
Garry Templeton, S (1, 6) OBP: 0.208, SLG: 0.270		1-2 F7	1-0 F8					1-2 F9		4	0	0	0	0	0	2											
Charlie O'Brien, R (1, 2) OBP: 0.241, SLG: 0.176		4-2 SH3-4 BB		2-2 P6				1-3 K		2	0	0	0	2	1	1											
Dwight Gooden, R (1, 1) OBP: 0.138, SLG: 0.138		0-0 SH3-4		1-0 G4-3				2-2 G5-3		2	0	0	0	0	0	1											
Mark Carreon, R (8, 9) OBP: 0.338, SLG: 0.469		1-2						1-2 F9		1	0	0	0	0	0	0											
<b>Inning Stats</b>	R: 0 E: 0 K: 1 S: 11	H: 0 LOB: 3 BB: 3 P: 25	R: 0 E: 0 K: 0 S: 9	H: 0 LOB: 1 BB: 1 P: 14	R: 2 E: 1 K: 0 S: 9	H: 3 LOB: 1 BB: 1 P: 18	R: 0 E: 0 K: 0 S: 7	H: 0 LOB: 0 BB: 0 P: 11	R: 0 E: 0 K: 1 S: 7	H: 0 LOB: 1 BB: 1 P: 17	R: 1 E: 0 K: 0 S: 12	H: 1 LOB: 0 BB: 1 P: 19	R: 0 E: 0 K: 2 S: 9	H: 0 LOB: 0 BB: 0 P: 15	R: 1 E: 0 K: 1 S: 13	H: 2 LOB: 1 BB: 0 P: 19	R: 0 E: 0 K: 1 S: 12	H: 2 LOB: 2 BB: 0 P: 20	1B: 4 2B: 3 3B: 0 HR: 1	SF: 1 SAC: 2 DP: 0 HBP: 0	WP: 0 PB: 0 SB: 0 CS: 2	PA: 40					
<b>PITCHER</b>	IP	WLS	BF	H	R	ER	SO	BB	IBB	HBP	BLK	WP	HR	S	P	ERA	WHIP										
Jimmy Jones, R (1, 1) ERA: 3.3	5.0		23	3	2	2	2	6	0	0	0	0	0	43	85	3.60	1.800										
Jim Clancy, R (6, 1) ERA: 2.3	2.0	7	1	1	1	2	1	0	0	0	0	0	1	21	34	4.50	1.000										
Curt Schilling, R (8, 1) ERA: 5.34	1.0	W	5	2	1	1	1	0	0	0	0	0	0	13	19	9.00	2.000										
Al Osuna, L (9, 1) ERA: 3.28	0.2		4	2	0	0	0	0	0	0	0	0	0	9	15	0.00	3.000										
Mike Capel, R (9, 1) ERA: 3.38	0.1	S	1	0	0	0	1	0	0	0	0	0	0	3	5	0.00	0.000										
<b>Batter</b>	<b>1</b>	<b>2</b>	<b>3</b>	<b>4</b>	<b>5</b>	<b>6</b>	<b>7</b>	<b>8</b>	<b>9</b>	<b>AB</b>	<b>R</b>	<b>H</b>	<b>RBI</b>	<b>BB</b>	<b>SO</b>	<b>LOB</b>	<b>BOTTOM</b>										
Steve Finley, L (1, 8) OBP: 0.326, SLG: 0.429	1-1 G1-3		3-2 G3		0-1 FC4-6			0-0 1B 5 2B		4	1	1	0	0	0	1											
Craig Biggio, R (1, 2) OBP: 0.377, SLG: 0.401	1-2 P2			0-0 G6-3		2-1 1B SF7		2-2 1B 5 2B		4	2	2	0	0	0	0											
Luis Gonzalez, L (1, 7) OBP: 0.276, SLG: 0.449				3-2 FC6-5		2-1 CS 5 6 3		4-1 5 2B 1B		3	0	2	0	0	1	0											
Mark Davidson, R (6, PH) OBP: 0.355, SLG: 0.288						2-3 CS 5 6 3		1-2 1B BB		0	1	0	0	1	0	0											
Eric Anthony, L (1, 9) OBP: 0.185, SLG: 0.208			0-0 5 K		0-0 FC6-5		1-1 SF7	2-3 K		2	0	1	1	0	0	1											
Ken Caminiti, S (8, PH) OBP: 0.300, SLG: 0.353				2-3 2B	2-3 2B	3-H				1	0	0	0	0	1	3											
5 Jeff Bagwell, R (1, 3) OBP: 0.369, SLG: 0.418		2-3 K		1 SAFE 3-3 K		1 SAFE 1-2 E4		1-1 1B		4	1	1	2	0	2	3											
Rafael Ramirez, R (1, 4) OBP: 0.286, SLG: 0.269		0-1 S		1-2 1B		1-0 FC4-6		1-2 1B		4	0	3	2	0	0	2											
Eric Yelding, R (1, 6) OBP: 0.281, SLG: 0.330		1-2 G4-3		1-0 FC4-6		1-0 G4-3		1-3 2B		4	1	0	0	0	0	2											
Casey Candaele, S (1, 5) OBP: 0.315, SLG: 0.377			1-1 G6-3		3-1 G3-1		0-1 F7			3	0	0	0	0	0	1											
Jimmy Jones, R (1, 1) OBP: 0.230, SLG: 0.227			2-3 K		0-2 FC4-6		1-3 K			1	0	0	0	0	1	0											
Ken Caminiti, L (5, PH) OBP: 0.417, SLG: 0.316					3-H					1	0	1	0	0	0	0											
Jim Clancy, R (8, 1) ERA: 2.3										0	0	0	0	0	0	0											
Gerard Young, S (7, PH) OBP: 0.275, SLG: 0.276										0	0	0	0	0	1	0											
Curt Schilling, R (8, 1) ERA: 5.34										0	0	0	0	0	0	0											
Al Osuna, L (9, 1) ERA: 3.28										0	0	0	0	0	0	0											
Mike Capel, R (9, 1) ERA: 3.38										0	0	0	0	0	0	0											
<b>Inning Stats</b>	R: 0 E: 0 K: 1 S: 8	H: 0 LOB: 0 BB: 0 P: 13	R: 0 E: 0 K: 1 S: 9	H: 2 LOB: 1 BB: 0 P: 12	R: 0 E: 0 K: 1 S: 9	H: 0 LOB: 0 BB: 0 P: 15	R: 0 E: 0 K: 1 S: 9	H: 1 LOB: 1 BB: 0 P: 15	R: 1 E: 1 K: 0 S: 11	H: 2 LOB: 1 BB: 0 P: 18	R: 0 E: 0 K: 1 S: 7	H: 0 LOB: 0 BB: 0 P: 10	R: 4 E: 0 K: 1 S: 16	H: 4 LOB: 0 BB: 1 P: 28	1B: 7 2B: 4 3B: 0 HR: 0	SF: 1 SAC: 0 DP: 0 HBP: 0	WP: 0 PB: 0 SB: 4 CS: 1	PA: 34									
<b>PITCHER</b>	IP	WLS	BF	H	R	ER	SO	BB	IBB	HBP	BLK	WP	HR	S	P	ERA	WHIP										
Dwight Gooden, R (1, 1) ERA: 4.12	7.0		27	7	2	2	5	0	0	0	0	0	0	62	97	2.57	1.000										
John Franco, L (8, 1) ERA: 2.49	1.0	L	7	4	4	4	1	1	0	0	0	0	0	16	28	36.00	5.000										

New York Mets @ Houston Astros  
Astrodome, Houston, TX  
Mon Jun 10 1991, 8:05 PM EDT  
Att: 11,809 - Dome - 70 F

AB 30  
R 4  
H 8  
RBI 4  
BB 7  
SO 6  
LOB 13



New York Mets @ Houston Astros  
Astrodome, Houston, TX  
Mon Jun 10 1991, 8:05 PM EDT  
Att: 11,809 - Dome - 70 F

AB 32  
R 6  
H 11  
RBI 6  
BB 1  
SO 6  
LOB 13





Batter	1	2	3	4	5	6	7	8	9	10	11	AB	R	H	RBI	BB	SO	LOB	TOP									
Wally Backman, S OBP: 0.327, SLG: 0.293 Charlie Hayes, R OBP: 0.220, SLG: 0.318	(1, 5) BB 4-2 CS BB		(1, 5) E6 2-3			(1, 5) L8 2-2		(1, 5) G4-3 0-0		(1, 5) P3 0-2	(1, 5) F8 2-0	3	0	0	0	1	0	2										
Mickey Morandini, L OBP: 0.347, SLG: 0.227	(1, 4) K 0-3		(1, 4) L9 1-1			(1, 4) G4-3 1-2		(1, 4) G4-3 1-1		(1, 4) G4-6-3 0-0	(1, 4) F8 2-0	5	0	1	0	0	1	3										
John Kruk, L OBP: 0.355, SLG: 0.493	(1, 7) K 2-3					(1, 7) G4-3 1-1		(1, 7) G4-3 1-1		(1, 7) G4-6-3 0-0	(1, 7) F8 2-0	4	0	1	0	0	1	2										
Dale Murphy, R OBP: 0.307, SLG: 0.416		(1, 9) G6-4-3 1B				(1, 9) G3-6 0-1		(1, 9) K 0-3		(1, 9) G5-3 1-0		4	0	2	0	0	1	0										
Von Hayes, L OBP: 0.310, SLG: 0.298		(1, 8) F7 2-2				(1, 8) G3-6 0-0		(1, 8) K 0-3		(1, 8) K 2-3		4	0	0	0	0	2	3										
Ricky Jordan, R OBP: 0.328, SLG: 0.487 Steve Lake, R OBP: 0.172, SLG: 0.159	(1, 3) G6-4-3 0-2					(1, 3) G6-3 0-1		(1, 3) F9 2-1		(1, 3) F9 1-1		4	0	0	0	0	0	2										
Darrin Fletcher, L OBP: 0.250, SLG: 0.338 Rod Booker, L OBP: 0.242, SLG: 0.273	(1, 2) G3-1 0-0					(1, 2) F7 0-0		(1, 2) G4-3 0-0		(1, 2) 1B 1-2		4	0	1	0	0	0	0										
Dickie Thon, R OBP: 0.286, SLG: 0.342 Roger McDowell, R OBP: 0.242, SLG: 0.273	(1, 6) SH2-4 1B					(1, 6) K 2-1		(1, 6) E6 3-2		(1, 6) F8 2-2		4	0	1	0	0	1	1										
Pat Combs, L OBP: 0.235, SLG: 0.133 John Morris, L OBP: 0.315, SLG: 0.320 Jim Lindeman, R OBP: 0.465, SLG: 0.500	(1, 1) SH2-4 1B					(1, 1) G5-3 1-1		(1, 1) K 2-3		(1, 1) G4-3 0-2		2	0	0	0	0	1	1										
<b>Inning Stats</b>	R: 0 E: 0 K: 2 S: 9	H: 0 LOB: 0 BB: 1 P: 15	R: 0 E: 0 K: 0 S: 8	H: 1 LOB: 0 BB: 0 P: 13	R: 0 E: 1 K: 0 S: 11	H: 1 LOB: 2 BB: 0 P: 17	R: 0 E: 0 K: 0 S: 6	H: 2 LOB: 1 BB: 0 P: 6	R: 0 E: 0 K: 1 S: 6	H: 0 LOB: 0 BB: 0 P: 7	R: 0 E: 0 K: 2 S: 9	H: 0 LOB: 0 BB: 0 P: 11	R: 0 E: 1 K: 1 S: 9	H: 0 LOB: 1 BB: 0 P: 14	R: 0 E: 0 K: 0 S: 6	H: 1 LOB: 0 BB: 0 P: 9	R: 0 E: 0 K: 1 S: 12	H: 1 LOB: 1 BB: 0 P: 18	R: 0 E: 0 K: 0 S: 9	H: 0 LOB: 0 BB: 0 P: 11	1B: 6 2B: 0 3B: 0 HR: 0	SF: 0 SAC: 1 DP: 3 HBP: 0	WP: 0 PB: 0 SB: 0 CS: 1	PA: 38				
<b>PITCHER</b>	IP ERA: 4.0	WLS W	BF 3	H 0	R 0	ER 0	SO 7	BB 0	IBB 0	HBP 0	BLK 0	WP 0	HR 0	S 9	P 122	ERA 0.00	WHIP 0.000											
Mark Portugal, R ERA: 4.0	(1, 1)	1.0	W	3	0	0	0	0	0	0	0	0	0	0	9	11	0.00	0.000										
Al Osuna, L ERA: 3.16	(11, 1)																											

Philadelphia Phillies @ Houston Astros  
Astrodome, Houston, TX  
Tue Jun 11 1991, 8:05 PM EDT  
Att. 7,953 - Dome - 70 F

AB 36  
R 0  
H 6  
RBI 0  
BB 1  
SO 7  
LOB 14



Batter	1	2	3	4	5	6	7	8	9	10	11	AB	R	H	RBI	BB	SO	LOB	BOTTOM								
Eric Yelding, R OBP: 0.289, SLG: 0.330	(1, 6) G4-3 BB		(1, 6) F7 3-2			(1, 6) G5-3 2-1		(1, 6) G4-3 0-0		(1, 6) G6-3 1-2	(1, 6) K 1-3	3	0	1	0	2	0	1									
Casey Candaele, S OBP: 0.312, SLG: 0.372	(1, 4) G4-3 1-2		(1, 4) G4-3 2-1			(1, 4) G4-3 0-1		(1, 4) 2B 1B		(1, 4) G4-3 1-3	(1, 4) K 1-3	5	0	1	0	0	1	6									
Craig Biggio, R OBP: 0.373, SLG: 0.401	(1, 2) K 1-3					(1, 2) G6-3 2-1		(1, 2) 2B 1B		(1, 2) G6-3 1-0	(1, 2) K 1-3	5	0	1	0	0	2	1									
Ken Caminiti, S OBP: 0.297, SLG: 0.349	(1, 5) G5-3 1-1					(1, 5) P3 0-0		(1, 5) F8 2-1		(1, 5) K 1-3	(1, 5) K 2-2	5	1	1	0	0	1	1									
5 Jeff Bagwell, R OBP: 0.370, SLG: 0.414		(1, 3) G6-3 0-0				(1, 3) L3 2-2		(1, 3) WP BB		(1, 3) F7 3-2	(1, 3) BB 1B	4	0	1	0	1	0	0									
Javier Ortiz, R OBP: 0.333, SLG: 0.333 Steve Finley, L OBP: 0.330, SLG: 0.427	(1, 7) G3 1-1					(1, 7) G6-4-3 1B		(1, 7) F7 0-0		(1, 7) F7 1-1	(1, 7) BB 1B	3	0	1	0	0	0	1									
Mark Davidson, R OBP: 0.348, SLG: 0.286 Ken Oberkfell, L OBP: 0.429, SLG: 0.316	(1, 9) G4-3 1-1					(1, 9) F8 1-0		(1, 9) K 1-2		(1, 9) BB BB	(1, 9) BB 1B	4	0	1	0	0	1	2									
Gerald Young, S OBP: 0.250, SLG: 0.250 Luis Gonzalez, L OBP: 0.280, SLG: 0.449	(1, 8) F7 2-1					(1, 8) G6-4-3 1-2		(1, 8) F8 1-0		(1, 8) BB BB	(1, 8) BB BB	3	0	0	0	0	0	1									
Mark Portugal, R OBP: 0.333, SLG: 0.283 Eric Anthony, L OBP: 0.179, SLG: 0.200 Al Osuna, R ERA: 3.16	(1, 1) F7 0-2					(1, 1) G6-3 1-1		(1, 1) G6-3 1-1		(1, 1) K 1-3	(1, 1) K 1-3	3	0	1	0	0	0	0									
<b>Inning Stats</b>	R: 0 E: 0 K: 1 S: 8	H: 0 LOB: 1 BB: 1 P: 15	R: 0 E: 0 K: 0 S: 5	H: 0 LOB: 0 BB: 0 P: 7	R: 0 E: 0 K: 0 S: 11	H: 1 LOB: 1 BB: 0 P: 18	R: 0 E: 0 K: 0 S: 6	H: 0 LOB: 0 BB: 0 P: 10	R: 0 E: 0 K: 0 S: 6	H: 2 LOB: 2 BB: 0 P: 10	R: 0 E: 0 K: 1 S: 6	H: 0 LOB: 1 BB: 0 P: 14	R: 0 E: 0 K: 0 S: 6	H: 1 LOB: 1 BB: 0 P: 10	R: 0 E: 0 K: 1 S: 7	H: 0 LOB: 0 BB: 0 P: 11	R: 0 E: 0 K: 2 S: 14	H: 1 LOB: 3 BB: 2 P: 26	R: 1 E: 0 K: 1 S: 11	H: 2 LOB: 3 BB: 2 P: 21	1B: 6 2B: 2 3B: 0 HR: 0	SF: 0 SAC: 0 DP: 1 HBP: 0	WP: 1 PB: 0 SB: 0 CS: 1	PA: 43			
<b>PITCHER</b>	IP ERA: 3.92	WLS L	BF 11	H 3	R 1	ER 1	SO 3	BB 3	IBB 1	HBP 0	BLK 0	WP 0	HR 0	S 61	P 104	ERA 6.75	WHIP 4.500										
Pat Combs, L ERA: 3.92	(1, 1)	1.1	L	11	3	1	3	3	1	0	0	0	0	25	47	6.75	4.500										
Roger McDowell, R ERA: 1.9	(10, 1)																										

Philadelphia Phillies @ Houston Astros  
Astrodome, Houston, TX  
Tue Jun 11 1991, 8:05 PM EDT  
Att. 7,953 - Dome - 70 F

AB 37  
R 1  
H 8  
RBI 1  
BB 6  
SO 6  
LOB 15





Batter	1	2	3	4	5	6	7	8	9	AB	R	H	RBI	BB	SO	LOB	TOP				
Dickie Thon, R (1, 6) OBP: 0.292, SLG: 0.340	F9			FC4-6 BB		BB BB		G6-3 1B		1	0	0	0	2	0	0	Philadelphia Phillies @ Houston Astros Astrodome, Houston, TX Wed Jun 12 1991, 8:05 PM EDT Att: 8,374 - Dome - 70 F				
Ron Jones, L (8, PH) OBP: 1.000, SLG: 1.000	F9			FC4-6 1B		BB		G6-3		1	0	1	2	0	0	0					
Rod Booker, L (8, PR) OBP: 0.242, SLG: 0.273	F9			FC4-6 1-2		BB		G6-3		3	0	0	0	1	0	2					
Mickey Morandini, L (1, 4) OBP: 0.343, SLG: 0.287	F9			FC4-6 1-2		BB		G6-3		4	0	1	0	0	1	4					
John Kruk, L (1, 7) OBP: 0.353, SLG: 0.488	K			G6-4-3 1B		F7		F7		4	0	0	0	0	1	2					
Dale Murphy, R (1, 9) OBP: 0.301, SLG: 0.408	P4			G6-4-3 1-2		P5		K		4	0	0	0	0	1	2					
Ricky Jordan, R (1, 3) OBP: 0.320, SLG: 0.475	K				P3	K		L8		4	0	0	0	0	2	0					
Charlie Hayes, R (1, 5) OBP: 0.215, SLG: 0.312	K				K	F7		F7		4	0	0	0	0	2	0					
Von Hayes, L (1, 8) OBP: 0.310, SLG: 0.299			G4-3		G5-3			1B 1B		3	1	1	0	0	0	0					
Steve Lake, R (1, 2) OBP: 0.167, SLG: 0.154			P6			P4		G6-3 1B		2	0	0	0	0	0	0					
Jim Lindeman, R (8, PH) OBP: 0.477, SLG: 0.513								G6-3 1B		1	1	1	0	0	0	0					
Darrin Fletcher, L (8, 2) OBP: 0.250, SLG: 0.338								G6-3 1B		0	0	0	0	0	0	0					
Tommy Greene, R (1, 1) OBP: 0.250, SLG: 0.250			P4			L7		G6-3		2	0	0	0	0	0	0					
Rick Schu, R (8, PH) OBP: 0.182, SLG: 0.200										1	0	0	0	0	0	2					
Joe Boever, R (8, 1)										0	0	0	0	0	0	0					
<b>Inning Stats</b>	R: 0 E: 0 K: 1 S: 8	H: 0 LOB: 0 BB: 0 P: 14	R: 0 E: 0 K: 2 S: 8	H: 0 LOB: 0 BB: 0 P: 13	R: 0 E: 0 K: 0 S: 8	H: 0 LOB: 0 BB: 0 P: 10	R: 0 E: 0 K: 0 S: 14	H: 1 LOB: 1 BB: 0 P: 23	R: 0 E: 0 K: 1 S: 6	H: 0 LOB: 0 BB: 2 P: 10	R: 0 E: 0 K: 1 S: 8	H: 0 LOB: 0 BB: 0 P: 12	R: 2 E: 0 K: 0 S: 11	H: 3 LOB: 2 BB: 0 P: 17	R: 0 E: 0 K: 1 S: 6	H: 0 LOB: 0 BB: 0 P: 8	1B: 4 2B: 0 3B: 0 HR: 0	SF: 0 SAC: 0 DP: 1 HBP: 0	WP: 0 PB: 0 SB: 0 CS: 0	PA: 33	
<b>PITCHER</b>	IP	WLS	BF	H	R	ER	SO	BB	IBB	HBP	BLK	WP	HR	S	P	ERA	WHIP				
Jim Deshaies, L (1, 1) ERA: 6.0	7.1		27	3	2	2	5	3	0	0	0	0	0	70	115	2.46	0.818				
Mike Capel, R (8, 1) ERA: 3.38	0.0	1	1	0	0	0	0	0	0	0	0	0	0	2	5	∞	∞				
Al Osuna, L (8, 1) ERA: 2.96	1.2	W	5	0	0	0	1	0	0	0	0	0	0	11	14	0.00	0.000				

Batter	1	2	3	4	5	6	7	8	9	AB	R	H	RBI	BB	SO	LOB	BOTTOM					
Steve Finley, L (1, 8) OBP: 0.332, SLG: 0.429	G5-4-3 1B	SF7			G4-3			G6-3	3-2 1B	4	0	2	2	0	0	0	Philadelphia Phillies @ Houston Astros Astrodome, Houston, TX Wed Jun 12 1991, 8:05 PM EDT Att: 8,374 - Dome - 70 F					
Craig Biggio, R (1, 2) OBP: 0.370, SLG: 0.398	G5-4-3 1-2	K			L5			S 1B		4	0	1	0	0	1	3						
Luis Gonzalez, L (1, 7) OBP: 0.284, SLG: 0.457	3B			G4-3		L8		L8 IBB		3	0	1	0	1	0	0						
Eric Anthony, L (1, 9) OBP: 0.156, SLG: 0.172	F7			K		P5		G3		4	0	0	0	0	1	3						
Gerald Young, S (9, 8) OBP: 0.250, SLG: 0.250				K						0	0	0	0	0	0	0						
5 Jeff Bagwell, R (1, 3) OBP: 0.373, SLG: 0.416		1B 1B		K		L8		L8		4	2	2	0	0	1	0						
Ken Caminiti, S (1, 5) OBP: 0.298, SLG: 0.349		1B 1B SF7 1B			F8		K		SH1-4	3	1	1	0	0	1	0						
Eric Yelding, R (1, 6) OBP: 0.290, SLG: 0.330		1B 1B		K		K		G6-3		3	0	1	1	0	1	0						
Casey Candaele, S (1, 4) OBP: 0.310, SLG: 0.369		1B 1B		G4-3		F8		F8		4	0	1	0	0	1	2						
Jim Deshaies, L (1, 1) OBP: 0.211, SLG: 0.118								G1-3		2	0	0	0	0	2	3						
Mike Capel, R (8, 1)										0	0	0	0	0	0	0						
Al Osuna, R (8, 1)										0	0	0	0	0	0	0						
Rafael Ramirez, R (8, 6) OBP: 0.291, SLG: 0.266										1	0	0	0	1	0	0						
Ken Oberkfell, L (8, PH) OBP: 0.440, SLG: 0.316										0	0	0	1	0	0	0						
<b>Inning Stats</b>	R: 0 E: 0 K: 0 S: 12	H: 2 LOB: 1 BB: 0 P: 17	R: 2 E: 0 K: 2 S: 16	H: 4 LOB: 2 BB: 0 P: 27	R: 0 E: 0 K: 2 S: 8	H: 0 LOB: 0 BB: 0 P: 11	R: 0 E: 0 K: 1 S: 12	H: 0 LOB: 0 BB: 0 P: 18	R: 0 E: 0 K: 1 S: 8	H: 0 LOB: 0 BB: 0 P: 12	R: 0 E: 0 K: 0 S: 6	H: 0 LOB: 0 BB: 0 P: 10	R: 0 E: 0 K: 1 S: 9	H: 0 LOB: 0 BB: 0 P: 10	R: 0 E: 0 K: 0 S: 8	H: 1 LOB: 2 BB: 1 P: 13	R: 1 E: 0 K: 1 S: 13	H: 2 LOB: 3 BB: 2 P: 29	1B: 8 2B: 0 3B: 1 HR: 0	SF: 1 SAC: 1 DP: 1 HBP: 0	WP: 0 PB: 0 SB: 1 CS: 0	PA: 37
<b>PITCHER</b>	IP	WLS	BF	H	R	ER	SO	BB	IBB	HBP	BLK	WP	HR	S	P	ERA	WHIP					
Tommy Greene, R (1, 1) ERA: 2.13	7.0		26	6	2	2	7	0	0	0	0	0	0	71	105	2.57	0.857					
Joe Boever, R (8, 1) ERA: 4.1	1.2	L	11	3	1	1	1	1	2	0	0	0	0	21	42	5.40	2.400					





Batter	1	2	3	4	5	6	7	8	9	AB	R	H	RBI	BB	SO	LOB	TOP			
<b>Wally Backman, S</b> (1, 4) OBP: 0.330, SLG: 0.284	4-0 E BB	1-0 G4-3		0-2 P4		4-2 BB		3-2 G4-3		3	1	0	0	2	0	1				
<b>John Morris, L</b> (1, 9) OBP: 0.322, SLG: 0.315	0-2 E4 E		4-2 E BLK BB	1-0 WP G4-3 1B		2-2 G3		1-3 K		4	2	1	0	1	1	2				
<b>John Kruk, L</b> (1, 3) OBP: 0.354, SLG: 0.483	1-3 K		4-2 BB E BB	1-0 G4-3		2-0 BB 1B		1-0 F7		4	1	1	0	1	1	3				
<b>Von Hayes, L</b> (1, 8) OBP: 0.304, SLG: 0.292	0-0 E1 FC6-4		0-1 E3 BB BB	3-0 F7		2-3 K		0-1 F8		5	1	0	1	0	1	5				
<b>Jim Lindeman, R</b> (1, 7) OBP: 0.458, SLG: 0.476	0-0 FC6-4		2-1 F9		0-0 G5-3		4-2 BB			3	0	0	0	1	0	4				
<b>Rick Schu, R</b> (1, 5) OBP: 0.214, SLG: 0.167	0-0 G6-3		4-0 BB		2-3 K		2-3 K			2	0	0	1	1	1	1				
<b>Ron Jones, L</b> (7, PH) OBP: 0.500, SLG: 0.500			1-2 2-3 3-H BB							1	0	0	0	0	1	2				
<b>Charlie Hayes, R</b> (7, 5) OBP: 0.215, SLG: 0.312										0	0	0	0	0	0	0				
<b>Darrin Fletcher, L</b> (1, 2) OBP: 0.250, SLG: 0.325		2-2 G3		4-2 BB		3-1 G4-3		3-2 G1		3	0	0	1	1	0	2				
<b>Rod Booker, L</b> (1, 6) OBP: 0.216, SLG: 0.250		2-0 G4-3		1-2 SF9		0-0 L8		2-1 G6-3		3	0	0	1	0	0	0				
<b>Jose De Jesus, R</b> (1, 1) OBP: 0.238, SLG: 0.200		1-2 1B		2-3 K		2-3 K		0-1 F9		3	0	1	0	0	2	2				
<b>Ricky Jordan, R</b> (8, PH) OBP: 0.318, SLG: 0.472										1	0	0	0	0	0	0				
<b>Mitch Williams, L</b> (8, 1)										0	0	0	0	0	0	0				
<b>Inning Stats</b>	R: 2 E: 3 K: 1 S: 10	H: 0 LOB: 1 BB: 1 P: 15	R: 0 E: 0 K: 0 S: 10	H: 1 LOB: 1 BB: 0 P: 16	R: 3 E: 1 K: 1 S: 19	H: 0 LOB: 2 BB: 4 P: 40	R: 0 E: 0 K: 0 S: 6	H: 1 LOB: 1 BB: 0 P: 11	R: 0 E: 0 K: 1 S: 6	H: 0 LOB: 1 BB: 1 P: 18	R: 0 E: 0 K: 2 S: 13	H: 1 LOB: 2 BB: 1 P: 26	R: 0 E: 0 K: 0 S: 8	H: 0 LOB: 0 BB: 0 P: 13	R: 0 E: 0 K: 1 S: 6	H: 0 LOB: 0 BB: 0 P: 8	1B: 3 2B: 0 3B: 0 HR: 0	SF: 1 SAC: 0 DP: 0 HBP: 0	WP: 1 PA: 40 PB: 0 SB: 0 CS: 0	
<b>PITCHER</b>	IP	WLS	BF	H	R	ER	SO	BB	IBB	HBP	BLK	WP	HR	S	P	ERA	WHIP			
<b>Darryl Kile, R</b> (1, 1) ERA: 4.62	4.0	L	22	2	5	1	2	5	0	0	1	1	0	45	82	2.25	1.750			
<b>Jim Corsi, R</b> (5, 1) ERA: 3.72	2.0		7	0	0	0	2	1	0	0	0	0	0	16	29	0.00	0.500			
<b>Curt Schilling, R</b> (7, 1) ERA: 4.83	3.0		11	1	0	0	3	1	0	0	0	0	0	27	47	0.00	0.667			

Philadelphia Phillies @ Houston Astros  
Astrodome, Houston, TX  
Thu Jun 13 1991, 4:33 AM EDT  
Att: 14,362 - Dome - 70 F

AB	32
R	5
H	3
RBI	4
BB	7
SO	7
LOB	22



Batter	1	2	3	4	5	6	7	8	9	AB	R	H	RBI	BB	SO	LOB	BOTTOM				
<b>Steve Finley, L</b> (1, 8) OBP: 0.326, SLG: 0.423	2-2 L5		1-1 B1-3	0-0 P6		2-1 FC4-6			0-0 S 1B	5	0	1	0	0	1	5					
<b>Eric Yelding, R</b> (1, 6) OBP: 0.285, SLG: 0.327	1-3 K		0-1 E2 1B			0-0 F8			1-0 F9	5	0	1	1	0	1	1					
<b>Craig Biggio, R</b> (1, 2) OBP: 0.376, SLG: 0.403	0-0 E5 1B		0-1 FC6 1B			2-3 K			3-2 K 1B	5	1	3	0	0	1	1					
<b>Luis Gonzalez, L</b> (1, 7) OBP: 0.279, SLG: 0.448	1-1 E4 5 CS 2H		3-2 FC6 5 BB 1-2			2-0 F7			1-0 F8	4	0	0	0	0	0	1					
<b>5 Jeff Bagwell, R</b> (1, 3) OBP: 0.375, SLG: 0.420	1-1 CS		4-2 P2			2-0 P2			0-2 G4-3	3	1	1	0	1	0	0					
<b>Ken Caminiti, S</b> (1, 5) OBP: 0.301, SLG: 0.352			1-3 K			0-0 P2			1-2 1B	4	0	2	0	0	1	2					
<b>Eric Anthony, L</b> (1, 9) OBP: 0.145, SLG: 0.156			0-3 K			0-0 G4-3			0-3 K	3	0	0	0	0	1	2					
<b>Mark Davidson, R</b> (8, PH) OBP: 0.343, SLG: 0.281										1	0	0	0	0	1	1					
<b>Casey Candaele, S</b> (1, 4) OBP: 0.320, SLG: 0.380			1-1 2B			4-1 2B 1B BB			0-1 F8	3	1	2	1	1	0	1					
<b>Darryl Kile, R</b> (1, 1) ERA: 4.62			0-0 L9			0-1 E 2B			2-1 F9	1	0	0	0	0	0	2					
<b>Javier Ortiz, R</b> (4, PH) OBP: 0.750, SLG: 0.750										1	1	1	0	0	0	0					
<b>Jim Corsi, R</b> (5, 1) ERA: 3.72										0	0	0	0	0	0	0					
<b>Gerard Young, S</b> (6, PH) OBP: 0.343, SLG: 0.343										1	0	0	0	0	0	1					
<b>Curt Schilling, R</b> (7, 1) ERA: 4.83										0	0	0	0	0	0	0					
<b>Rafael Ramirez, R</b> (8, PH) OBP: 0.207, SLG: 0.203										1	0	0	0	0	0	0					
<b>Inning Stats</b>	R: 1 E: 2 K: 1 S: 11	H: 1 LOB: 0 BB: 0 P: 15	R: 1 E: 0 K: 2 S: 15	H: 3 LOB: 2 BB: 0 P: 21	R: 0 E: 1 K: 1 S: 13	H: 1 LOB: 1 BB: 1 P: 22	R: 2 E: 1 K: 0 S: 9	H: 2 LOB: 1 BB: 1 P: 13	R: 0 E: 0 K: 0 S: 3	H: 0 LOB: 0 BB: 0 P: 7	R: 0 E: 0 K: 0 S: 7	H: 1 LOB: 1 BB: 0 P: 11	R: 0 E: 0 K: 1 S: 6	H: 0 LOB: 0 BB: 0 P: 9	R: 0 E: 0 K: 1 S: 11	H: 1 LOB: 1 BB: 0 P: 12	R: 0 E: 0 K: 0 S: 8	H: 2 LOB: 1 BB: 0 P: 14	1B: 8 2B: 3 3B: 0 HR: 0	SF: 0 SAC: 0 DP: 0 HBP: 0	WP: 0 PA: 40 PB: 0 SB: 1 CS: 1
<b>PITCHER</b>	IP	WLS	BF	H	R	ER	SO	BB	IBB	HBP	BLK	WP	HR	S	P	ERA	WHIP				
<b>Jose De Jesus, R</b> (1, 1) ERA: 3.76	7.0	W	31	8	4	2	5	2	0	0	0	0	0	64	98	2.57	1.429				
<b>Mitch Williams, L</b> (8, 1) ERA: 2.89	2.0	S	8	3	0	0	1	0	0	0	0	0	0	19	26	0.00	1.500				

Philadelphia Phillies @ Houston Astros  
Astrodome, Houston, TX  
Thu Jun 13 1991, 4:33 AM EDT  
Att: 14,362 - Dome - 70 F

AB	37
R	4
H	11
RBI	2
BB	2
SO	6
LOB	17









Batter	1	2	3	4	5	6	7	8	9	AB	R	H	RBI	BB	SO	LOB	TOP			
Steve Finley L (1, 8) OBP: 0.338, SLG: 0.426	1-2 G6-3 1B		1-0 E3			2-2 G1-3			0-2 F9	4	0	1	0	0	0	0				
Eric Yelding R (1, 6) OBP: 0.280, SLG: 0.322	2-0 G6-3		1-0 CS	3-3 K			0-0 F8		1-1 G5-3	4	0	0	0	0	1	1				
Craig Biggio R (1, 2) OBP: 0.367, SLG: 0.389	1-2 P3			1-1 G5-3			3-2 G5-3			3	0	0	0	0	0	0				
Luis Gonzalez L (1, 7) OBP: 0.288, SLG: 0.452		1-2 G4-3 1B		0-0 G3			0-1 2B			3	0	2	0	0	0	0				
Ken Oberkfell L (1, 3) OBP: 0.415, SLG: 0.293	1 SAFE 1 SAFE 1 SAFE G4-3	2-1 1-2		2-2 G1-3			0-0 F7			3	0	0	0	0	0	2				
Rafael Ramirez R (1, 4) OBP: 0.286, SLG: 0.274	1-0 G6-3			0-2 G6-3			0-0 F9			3	0	0	0	0	0	1				
Eric Anthony L (1, 9) OBP: 0.143, SLG: 0.154	0-3 K			2-0 G6-3			2-1 F7			3	0	0	0	0	1	1				
Casey Candaele S (1, 5) OBP: 0.314, SLG: 0.371			1-3 K			0-0 F9		0-1 F8		3	0	0	0	0	1	0				
Jimmy Jones R (1, 1) OBP: 0.296, SLG: 0.208			0-3 K			2-3 K			0-0 G6-3	2	0	0	0	0	2	0				
Dwayne Henry R (7, 1)										0	0	0	0	0	0	0				
5 Jeff Bagwell R (7, 3) OBP: 0.374, SLG: 0.415										1	0	0	0	0	0	0				
<b>Inning Stats</b>	R: 0 E: 0 K: 0 S: 7	H: 1 LOB: 0 BB: 0 P: 11	R: 0 E: 0 K: 1 S: 9	H: 1 LOB: 1 BB: 0 P: 13	R: 0 E: 1 K: 2 S: 7	H: 0 LOB: 0 BB: 0 P: 10	R: 0 E: 0 K: 1 S: 6	H: 0 LOB: 0 BB: 0 P: 10	R: 0 E: 0 K: 0 S: 7	H: 0 LOB: 0 BB: 0 P: 11	R: 0 E: 0 K: 0 S: 8	H: 1 LOB: 1 BB: 0 P: 11	R: 0 E: 0 K: 0 S: 5	H: 0 LOB: 0 BB: 0 P: 7	R: 0 E: 0 K: 0 S: 7	H: 0 LOB: 0 BB: 0 P: 8	1B: 2 2B: 1 3B: 0 HR: 0	SF: 0 SAC: 0 DP: 1 HBP: 0	WP: 0 PB: 0 SB: 0 CS: 1	PA: 30
<b>PITCHER</b> Dwight Gooden R (1, 1) ERA: 3.74	IP: 9.0 WLS: W BF: 29 H: 3 R: 0 ER: 0 SO: 5 BB: 0 IBB: 0 HBP: 0 BLK: 0 WP: 0 HR: 0 S: 63 P: 92 ERA: 0.00 WHIP: 0.333															<b>PITCHER</b>				

Houston Astros @ New York Mets  
Shea Stadium, Flushing, NY  
Sat Jun 15 1991, 7:05 PM EDT  
Att: 41,709 - Cloudy - 89 F

AB	29
R	0
H	3
RBI	0
BB	0
SO	5
LOB	5



Batter	1	2	3	4	5	6	7	8	9	AB	R	H	RBI	BB	SO	LOB	BOTTOM			
Daryl Boston L (1, 8) OBP: 0.262, SLG: 0.310	0-0 F8-5 2B				2-2 P5		2-2 2B			4	0	2	1	0	1	0				
Dave Magadan L (1, 3) OBP: 0.374, SLG: 0.338	3-1 F8-5		0-2 G4-3		0-0 F8		0-0 F9			4	0	0	0	0	0	2				
Gregg Jefferies S (1, 4) OBP: 0.341, SLG: 0.342	2-1 HBP 1B		0-1 G5-3		2-3 K		2-2 P6			4	0	1	0	0	1	1				
Kevin McReynolds R (1, 7) OBP: 0.324, SLG: 0.419	1-0 1B		1-2 L4			3-1 E6 3B		2-2 G4-3		1	0	0	0	0	0	0				
Mark Carreon R (5, 7) OBP: 0.299, SLG: 0.411	1-2 HBP									2	1	0	0	0	0	1				
Howard Johnson S (1, 5) OBP: 0.318, SLG: 0.510	3-0 L3			4-1 1B BB FC5-4 BB		0-0 1B 3B		2-1 F7		3	2	1	1	1	0	2				
Hubie Brooks R (1, 9) OBP: 0.356, SLG: 0.489		2-0 L8		4-1 FC5-4 1B BB		0-2 G6-3		0-3 K		3	0	0	0	1	1	1				
Mackey Sasser L (1, 2) OBP: 0.313, SLG: 0.543		0-0 HR 1B		0-0 FC5-4 1B		0-0 G4-3 1B		1-1 G3-1		4	1	3	1	0	0	0				
Garry Templeton S (1, 6) OBP: 0.210, SLG: 0.308		2-2 HR		0-2 FC5-4 G1-6-3		0-2 G4-3		0-0 G4-3		3	1	1	3	0	0	3				
Dwight Gooden R (1, 1) OBP: 0.156, SLG: 0.188		2-0 G5-3		2-0 G1-6-3			1-0 2B			3	1	1	0	0	0	2				
<b>Inning Stats</b>	R: 0 E: 0 K: 0 S: 6	H: 2 LOB: 2 BB: 0 P: 15	R: 2 E: 0 K: 1 S: 10	H: 2 LOB: 0 BB: 0 P: 16	R: 0 E: 0 K: 0 S: 8	H: 0 LOB: 0 BB: 0 P: 9	R: 1 E: 0 K: 0 S: 9	H: 1 LOB: 1 BB: 2 P: 16	R: 0 E: 0 K: 1 S: 7	H: 0 LOB: 0 BB: 0 P: 11	R: 2 E: 1 K: 0 S: 8	H: 2 LOB: 0 BB: 0 P: 11	R: 1 E: 0 K: 0 S: 11	H: 2 LOB: 1 BB: 0 P: 18	R: 0 E: 0 K: 1 S: 8	H: 0 LOB: 0 BB: 0 P: 11	1B: 4 2B: 4 3B: 1 HR: 1	SF: 0 SAC: 0 DP: 3 HBP: 1	WP: 0 PB: 0 SB: 0 CS: 0	PA: 34
<b>PITCHER</b> Jimmy Jones R (1, 1) ERA: 3.62	IP: 6.0 WLS: L BF: 27 H: 6 R: 0 ER: 5 SO: 2 BB: 2 IBB: 0 HBP: 1 BLK: 0 WP: 0 HR: 1 S: 49 P: 80 ERA: 7.50 WHIP: 1.667															<b>PITCHER</b>				
<b>PITCHER</b> Dwayne Henry R (7, 1) ERA: 2.96	IP: 2.0 WLS: 7 BF: 1 H: 0 R: 0 ER: 0 SO: 1 BB: 0 IBB: 0 HBP: 0 BLK: 0 WP: 0 HR: 0 S: 18 P: 27 ERA: 0.00 WHIP: 0.500															<b>PITCHER</b>				

Houston Astros @ New York Mets  
Shea Stadium, Flushing, NY  
Sat Jun 15 1991, 7:05 PM EDT  
Att: 41,709 - Cloudy - 89 F

AB	31
R	6
H	9
RBI	6
BB	2
SO	3
LOB	12





Batter	1	2	3	4	5	6	7	8	9	AB	R	H	RBI	BB	SO	LOB	TOP								
Steve Finley, L (1,8) OBP: 0.335, SLG: 0.423	F7		G4-3			1B	SF9		B3	4	1	1	1	0	0	1	<b>Houston Astros @ New York Mets</b> Shea Stadium, Flushing, NY Sun Jun 16 1991, 3:33 AM EDT Att: 37,550 - Cloudy - 90 F								
Eric Yelding, R (1,6) OBP: 0.288, SLG: 0.325	5 CS BB		G4-3			1B	1B		G6-3	4	0	2	1	1	0	1									
5 Jeff Bagwell, R (1,3) OBP: 0.374, SLG: 0.424	G4-3				G6-3		E4		3B	5	0	2	1	0	0	2									
Ken Caminiti, S (1,5)		F8			K		G5-3		G3-1	5	0	0	0	0	1	6									
Luis Gonzalez, L (1,7) OBP: 0.292, SLG: 0.450					K					3	0	1	0	1	1	1									
Casey Candaele, S (1,4) OBP: 0.312, SLG: 0.368										4	1	1	0	0	1	2									
Eric Anthony, L (1,9) Jim Corsi, R (7,1) Javier Ortiz, R (8,PH) Craig Biggio, R (8,PR)										3	1	1	0	0	0	1									
Carl Nichols, R (1,2) Ken Oberkell, L (8,PH) Al Osuna, R (8,1)										3	0	2	0	0	1	0									
Mark Portugal, R (1,1) Rafael Ramirez, R (7,PH) Gerald Young, S (7,PR)										1	0	0	1	0	0	2									
										1	1	1	0	0	0	0									
										1	0	0	1	0	0	2									
										1	1	0	0	0	0	2									
										1	1	1	0	0	0	2									
<b>Inning Stats</b>	R: 0 E: 0 K: 0 S: 7	H: 0 LOB: 0 BB: 1 P: 13	R: 0 E: 0 K: 1 S: 15	H: 0 LOB: 1 BB: 1 P: 26	R: 0 E: 0 K: 0 S: 12	H: 1 LOB: 0 BB: 0 P: 16	R: 0 E: 0 K: 2 S: 8	H: 0 LOB: 0 BB: 0 P: 12	R: 0 E: 0 K: 1 S: 8	H: 0 LOB: 0 BB: 0 P: 11	R: 2 E: 0 K: 0 S: 13	H: 4 LOB: 1 BB: 0 P: 23	R: 3 E: 1 K: 0 S: 21	H: 4 LOB: 3 BB: 0 P: 31	R: 0 E: 0 K: 1 S: 11	H: 1 LOB: 2 BB: 1 P: 22		R: 0 E: 0 K: 0 S: 6	H: 1 LOB: 1 BB: 0 P: 11	1B: 10 2B: 1 3B: 1 HR: 0	SF: 1 SAC: 1 DP: 1 HBP: 0	WP: 0 PB: 0 SB: 0 CS: 1	PA: 40		
<b>PITCHER</b>	IP WLS BF H R ER SO BB IBB HBP BLK WP HR S P ERA WHIP	IP WLS BF H R ER SO BB IBB HBP BLK WP HR S P ERA WHIP	IP WLS BF H R ER SO BB IBB HBP BLK WP HR S P ERA WHIP	IP WLS BF H R ER SO BB IBB HBP BLK WP HR S P ERA WHIP	IP WLS BF H R ER SO BB IBB HBP BLK WP HR S P ERA WHIP	IP WLS BF H R ER SO BB IBB HBP BLK WP HR S P ERA WHIP	IP WLS BF H R ER SO BB IBB HBP BLK WP HR S P ERA WHIP	IP WLS BF H R ER SO BB IBB HBP BLK WP HR S P ERA WHIP	IP WLS BF H R ER SO BB IBB HBP BLK WP HR S P ERA WHIP	IP WLS BF H R ER SO BB IBB HBP BLK WP HR S P ERA WHIP	IP WLS BF H R ER SO BB IBB HBP BLK WP HR S P ERA WHIP	IP WLS BF H R ER SO BB IBB HBP BLK WP HR S P ERA WHIP	IP WLS BF H R ER SO BB IBB HBP BLK WP HR S P ERA WHIP	IP WLS BF H R ER SO BB IBB HBP BLK WP HR S P ERA WHIP	IP WLS BF H R ER SO BB IBB HBP BLK WP HR S P ERA WHIP	IP WLS BF H R ER SO BB IBB HBP BLK WP HR S P ERA WHIP		IP WLS BF H R ER SO BB IBB HBP BLK WP HR S P ERA WHIP	IP WLS BF H R ER SO BB IBB HBP BLK WP HR S P ERA WHIP	IP WLS BF H R ER SO BB IBB HBP BLK WP HR S P ERA WHIP	IP WLS BF H R ER SO BB IBB HBP BLK WP HR S P ERA WHIP	IP WLS BF H R ER SO BB IBB HBP BLK WP HR S P ERA WHIP	IP WLS BF H R ER SO BB IBB HBP BLK WP HR S P ERA WHIP	IP WLS BF H R ER SO BB IBB HBP BLK WP HR S P ERA WHIP	IP WLS BF H R ER SO BB IBB HBP BLK WP HR S P ERA WHIP

AB	35
R	5
H	11
RBI	4
BB	3
SO	5
LOB	20



Batter	1	2	3	4	5	6	7	8	9	AB	R	H	RBI	BB	SO	LOB	BOTTOM								
Daryl Boston, L (1,8) OBP: 0.258, SLG: 0.290	G3		K		F8		G6-3 BLK BB		K	4	0	0	0	1	2	3	<b>Houston Astros @ New York Mets</b> Shea Stadium, Flushing, NY Sun Jun 16 1991, 3:33 AM EDT Att: 37,550 - Cloudy - 90 F								
Gregg Jefferies, S (1,4) Doug Simons, L (8,1) Jeff Innis, R (8,1)	1B		F9			1B	G6-3			4	2	2	0	0	0	1									
Hubie Brooks, R (1,9) OBP: 0.354, SLG: 0.481	1B BB				F8		F9		F9	3	0	0	0	1	0	2									
Howard Johnson, S (1,5)					K		P5		F8	4	0	1	1	0	1	1									
Mark Carreon, R (1,7) OBP: 0.296, SLG: 0.403	G4-6-3				L8		1B		F9	4	0	1	0	0	0	2									
Mackey Sasser, L (1,3) Dave Magadan, L (6,PR)							1B		G4-3	3	1	2	1	0	0	0									
Rick Cerone, R (1,2) Keith Miller, R (8,PR)							1B			1	0	0	0	0	0	0									
Garry Templeton, S (1,6) OBP: 0.226, SLG: 0.333							1B		SH1-4	3	1	2	1	0	0	0									
Frank Viola, L (1,1) Tom Herr, S (7,PH)							1B		SH1-4	3	1	2	1	0	0	0									
							1B			2	0	0	0	0	1	1									
							1B		F7	2	0	0	0	0	0	3									
										1	0	0	0	0	0	0									
										1	0	0	0	0	0	0									
										1	0	0	0	0	0	0									
<b>Inning Stats</b>	R: 1 E: 1 K: 0 S: 9	H: 2 LOB: 1 BB: 1 P: 15	R: 0 E: 0 K: 0 S: 7	H: 0 LOB: 0 BB: 0 P: 12	R: 0 E: 0 K: 1 S: 8	H: 0 LOB: 0 BB: 0 P: 13	R: 0 E: 0 K: 1 S: 5	H: 0 LOB: 0 BB: 0 P: 8	R: 1 E: 0 K: 0 S: 7	H: 2 LOB: 1 BB: 1 P: 12	R: 1 E: 0 K: 0 S: 19	H: 3 LOB: 2 BB: 0 P: 31	R: 1 E: 0 K: 0 S: 11	H: 1 LOB: 1 BB: 1 P: 18	R: 0 E: 0 K: 0 S: 7	H: 0 LOB: 0 BB: 0 P: 13		R: 0 E: 0 K: 1 S: 7	H: 1 LOB: 2 BB: 0 P: 12	1B: 7 2B: 1 3B: 1 HR: 0	SF: 0 SAC: 1 DP: 1 HBP: 0	WP: 0 PB: 1 SB: 0 CS: 0	PA: 37		
<b>PITCHER</b>	IP WLS BF H R ER SO BB IBB HBP BLK WP HR S P ERA WHIP	IP WLS BF H R ER SO BB IBB HBP BLK WP HR S P ERA WHIP	IP WLS BF H R ER SO BB IBB HBP BLK WP HR S P ERA WHIP	IP WLS BF H R ER SO BB IBB HBP BLK WP HR S P ERA WHIP	IP WLS BF H R ER SO BB IBB HBP BLK WP HR S P ERA WHIP	IP WLS BF H R ER SO BB IBB HBP BLK WP HR S P ERA WHIP	IP WLS BF H R ER SO BB IBB HBP BLK WP HR S P ERA WHIP	IP WLS BF H R ER SO BB IBB HBP BLK WP HR S P ERA WHIP	IP WLS BF H R ER SO BB IBB HBP BLK WP HR S P ERA WHIP	IP WLS BF H R ER SO BB IBB HBP BLK WP HR S P ERA WHIP	IP WLS BF H R ER SO BB IBB HBP BLK WP HR S P ERA WHIP	IP WLS BF H R ER SO BB IBB HBP BLK WP HR S P ERA WHIP	IP WLS BF H R ER SO BB IBB HBP BLK WP HR S P ERA WHIP	IP WLS BF H R ER SO BB IBB HBP BLK WP HR S P ERA WHIP	IP WLS BF H R ER SO BB IBB HBP BLK WP HR S P ERA WHIP	IP WLS BF H R ER SO BB IBB HBP BLK WP HR S P ERA WHIP	IP WLS BF H R ER SO BB IBB HBP BLK WP HR S P ERA WHIP	IP WLS BF H R ER SO BB IBB HBP BLK WP HR S P ERA WHIP	IP WLS BF H R ER SO BB IBB HBP BLK WP HR S P ERA WHIP	IP WLS BF H R ER SO BB IBB HBP BLK WP HR S P ERA WHIP	IP WLS BF H R ER SO BB IBB HBP BLK WP HR S P ERA WHIP	IP WLS BF H R ER SO BB IBB HBP BLK WP HR S P ERA WHIP	IP WLS BF H R ER SO BB IBB HBP BLK WP HR S P ERA WHIP	IP WLS BF H R ER SO BB IBB HBP BLK WP HR S P ERA WHIP	IP WLS BF H R ER SO BB IBB HBP BLK WP HR S P ERA WHIP

AB	33
R	4
H	9
RBI	3
BB	3
SO	5
LOB	15

















Batter	1	2	3	4	5	6	7	8	9	AB	R	H	RBI	BB	SO	LOB	TOP										
Steve Finley, L (1, 8) OBP: 0.332, SLG: 0.421	G6-3		1-0 HR			4-2 BB		1-2 G3		3	1	2	1	0	0		Houston Astros @ Philadelphia Phillies Veterans Stadium, Philadelphia, PA Thu Jun 20 1991, 7:05 PM EDT Att: 23,415 - Sunny - 88 F										
Eric Yelding, R (1, 6) OBP: 0.280, SLG: 0.308	F9		0-0 F9			1-1 G6-4-3		2-2 G3		4	0	0	0	0	1												
Craig Biggio, R (1, 2) OBP: 0.377, SLG: 0.395	L5			0-0 G4-6-3 1B		4-1 BB		4-2 DI 2B BB		2	1	1	0	2	0												
Luis Gonzalez, L (1, 7) OBP: 0.294, SLG: 0.442		3-2 F7		2-1 G4-6-3		0-0 G4-3		2-2 BB 2B		4	0	1	1	0	2												
5 Jeff Bagwell, R (1, 3) OBP: 0.366, SLG: 0.407	L7			1-2 F7			3-2 1B	1-2 G5-3		4	0	1	0	0	1												
Ken Caminiti, S (1, 5) OBP: 0.296, SLG: 0.341	G4-3				3-2 G4-3		0-0 F7	4-1 BB BB		3	0	0	0	1	1												
Eric Anthony, L (1, 9) OBP: 0.186, SLG: 0.185			1-3 K		4-0 FC5-4 BB		0-0 F7	0-1 F8		3	0	0	0	1	1	3											
Casey Candaele, S (1, 4) OBP: 0.309, SLG: 0.358			2-1 F7		2-2 FC5-4		0-0 L7	4-2 1-2 2-3 BB		3	0	0	0	1	0	2											
Jimmy Jones, R (1, 1) Curt Schilling, R (4, 1) Javier Ortiz, R (5, PH) Jim Corsi, R (5, 1) Gerald Young, S (8, PH) Dwayne Henry, R (8, 1) Mike Capel, R (8, 1) Rafael Ramirez, R (9, PH)			1-1 WP HR 1B		1-2 G5-3		1-1 F8	3-2 G3		1	1	1	0	0	0	0											
Inning Stats	R: 0 E: 0 K: 0 S: 8	H: 0 LOB: 0 BB: 0 P: 9	R: 0 E: 0 K: 0 S: 8	H: 0 LOB: 0 BB: 0 P: 13	R: 2 E: 0 K: 1 S: 11	H: 2 LOB: 0 BB: 0 P: 16	R: 0 E: 0 K: 0 S: 6	H: 1 LOB: 1 BB: 0 P: 9	R: 0 E: 0 K: 0 S: 10	H: 0 LOB: 1 BB: 1 P: 20	R: 0 E: 0 K: 0 S: 6	H: 1 LOB: 1 BB: 0 P: 15	R: 0 E: 0 K: 0 S: 9	H: 0 LOB: 0 BB: 0 P: 13	R: 1 E: 0 K: 0 S: 24	H: 1 LOB: 3 BB: 3 P: 42		1B: 3 2B: 1 3B: 0 HR: 1	SF: 0 SAC: 0 DP: 2 HBP: 0	WP: 1 PB: 0 SB: 0 CS: 0	PA: 36						
PITCHER	IP	WLS	BF	H	R	ER	SO	BB	IBB	HBP	BLK	WP	HR	S	P	ERA	WHIP										
Danny Cox, R (1, 1) ERA: 3.03	5.2	W	21	3	2	2	1	3	0	0	0	1	1	48	81	3.18	1.059										
Bruce Ruffin, L (6, 1) ERA: 3.95	0.1		1	0	0	0	0	0	0	0	0	0	0	1	1	0.00	0.000										
Roger McDowell, R (7, 1) ERA: 2.32	2.0		7	1	0	0	0	0	0	0	0	0	0	16	23	0.00	0.500										
Mitch Williams, L (9, 1) ERA: 2.93	1.0		7	1	1	1	0	3	0	0	0	0	0	24	42	9.00	4.000										

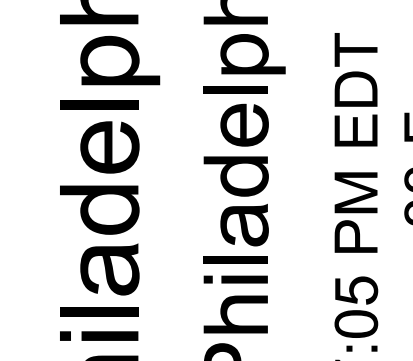
Batter	1	2	3	4	5	6	7	8	9	AB	R	H	RBI	BB	SO	LOB	BOTTOM										
Wally Backman, S (1, 5) OBP: 0.347, SLG: 0.349	G4-3			3-2 FC6-4 1B		2-0 G1-3		1 SAFE SAFE G6-3		4	0	2	1	0	0	0	Houston Astros @ Philadelphia Phillies Veterans Stadium, Philadelphia, PA Thu Jun 20 1991, 7:05 PM EDT Att: 23,415 - Sunny - 88 F										
Charlie Hayes, R (7, 5) OBP: 0.223, SLG: 0.315		2-1 2H 2B		1-3 1B				1-2 G6-3		1	0	0	0	0	1												
Mickey Morandini, L (1, 4) OBP: 0.311, SLG: 0.258	0-2 1B G4-3 1B		1-3 K	0-0 FC6-4 2B S		1-0 G1-3		4-2 BB 1B BB		4	3	1	1	1	1												
Wes Chamberlain, R (1, 7) OBP: 0.400, SLG: 0.586	1 SAFE SAFE G4-3 WP 1B		3-1 1B G6-3 2B	2-2 1H 2B		1-2 2B 1B		4-0 G1-3 1B BB		4	1	4	1	1	0	0											
John Kruk, L (1, 3) OBP: 0.354, SLG: 0.481	3-1 G4-3		1-1 G6-3 1B	0-0 L8		0-1 G1-3		1-1 G1-3		5	0	3	3	0	2												
Dale Murphy, R (1, 9) OBP: 0.311, SLG: 0.448	1-3 3H F7		2-3 1B		0-1 2B		1-3 2B	1-2 2H 3H 1B		4	0	1	1	0	0	4											
Roger McDowell, R (7, 1) ERA: 2.32			G6-3			3-2 G5-3		G1-3		0	0	0	0	0	0	0											
Ron Jones, L (8, PH) OBP: 0.429, SLG: 0.333								1-2 2-3 2B		1	0	0	0	0	0	2											
Mitch Williams, L (9, 1) ERA: 2.93								1-2 2-3 2B		0	0	0	0	0	0	0											
Darren Daulton, L (1, 2) OBP: 0.280, SLG: 0.221		1-1 P6	4-2 BB		1-1 F9		2-0 G3	1-2 L4		4	0	0	0	1	0	3											
Dickie Thon, R (1, 6) OBP: 0.295, SLG: 0.329		4-2 1B 2B BB	1-1 G5-3		1-0 F8		0-1 G6-3			3	1	0	0	1	0	3											
John Morris, L (1, 8) OBP: 0.348, SLG: 0.333		1 SAFE SAFE L7		2-0 1B FC6-4 1B		4-0 IBB		2-2 L6		3	1	1	0	1	0	1											
Danny Cox, R (1, 1) OBP: 0.167, SLG: 0.091		2-1 2B 1B		0-0 P3		1-3 K		1-2 BB G6-3 1B		3	0	1	0	0	1	3											
Bruce Ruffin, S (6, 1) ERA: 4.66										0	0	0	0	0	0	0											
Si Campuzano, R (7, 8) OBP: 0.167, SLG: 0.118										1	1	1	0	0	0	0											
Inning Stats	R: 1 E: 0 K: 0 S: 10	H: 2 LOB: 1 BB: 0 P: 16	R: 1 E: 0 K: 0 S: 11	H: 2 LOB: 1 BB: 1 P: 21	R: 1 E: 0 K: 1 S: 15	H: 3 LOB: 1 BB: 0 P: 26	R: 2 E: 0 K: 0 S: 11	H: 3 LOB: 1 BB: 0 P: 17	R: 0 E: 0 K: 0 S: 8	H: 1 LOB: 2 BB: 1 P: 15	R: 0 E: 0 K: 0 S: 11	H: 2 LOB: 2 BB: 0 P: 18	R: 0 E: 0 K: 0 S: 6	H: 0 LOB: 0 BB: 0 P: 10	R: 2 E: 0 K: 0 S: 20	H: 2 LOB: 2 BB: 2 P: 31	1B: 9 2B: 5 3B: 0 HR: 0	SF: 0 SAC: 0 DP: 0 HBP: 0	WP: 1 PB: 0 SB: 1 CS: 0	PA: 42							
PITCHER	IP	WLS	BF	H	R	ER	SO	BB	IBB	HBP	BLK	WP	HR	S	P	ERA	WHIP										
Jimmy Jones, R (1, 1) ERA: 4.0	3.2	L	21	9	5	5	1	2	0	0	0	0	0	1	1	12.27	3.000										
Curt Schilling, R (4, 1) ERA: 4.66	0.1		1	0	0	0	0	0	0	0	0	0	0	1	1	0.00	0.000										
Jim Corsi, R (5, 1) ERA: 3.48	3.0		13	3	0	0	1	0	1	0	0	0	0	25	43	0.00	1.000										
Dwayne Henry, R (8, 1) ERA: 3.3	0.2		6	2	2	2	0	2	0	0	0	0	0	17	27	27.00	6.000										
Mike Capel, R (8, 1) ERA: 1.13	0.1		1	0	0	0	0	0	0	0	0	0	0	3	4	0.00	0.000										

AB	30
R	3
H	5
RBI	3
BB	6
SO	1
LOB	14



WP	1
PB	0
SB	0
CS	0

AB	37
R	7
H	14
RBI	7
BB	5
SO	2
LOB	20



WP	1
PB	0
SB	1
CS	0







Batter	1	2	3	4	5	6	7	8	9	10	AB	R	H	RBI	BB	SO	LOB	TOP				
Steve Finley, L OBP: 0.333, SLG: 0.418 (1, 8) (8, 9) (8, 8)	1-0 1B	0-1 G4-3			2-0 F7		1-2 P6		4-0 G4-3 IBB		4	1	1	0	1	0	1					
Rafael Ramirez, R OBP: 0.262, SLG: 0.260 Ken Oberkfell, L OBP: 0.369, SLG: 0.264 Eric Yelding, R OBP: 0.276, SLG: 0.304	2-0 1B G1-3		2-2 P3		1-3 K		0-1 FC5-4 1B		0-2 G4-3 1-2 2-3		4	0	2	1	0	1	0					
Craig Biggio, R OBP: 0.376, SLG: 0.394 (1, 2)	0-0 1B G1-3		0-1 G5-3		1-1 BB 1B		1-1 FC5-4 1-2		1-1 G1-3		5	0	2	0	0	0	3					
Luis Gonzalez, L OBP: 0.292, SLG: 0.434 (1, 7)	0-0 P5		2-2 G4-3		4-2 BB 1B		1-0 F8		1-1 G3-1		4	0	0	0	1	0	2					
5 Jeff Bagwell, R OBP: 0.305, SLG: 0.406 (1, 3)	0-1 G1-3 1-2 2-3			2-3 K		1-3 K		1-1 F9		0-0 BB FC4-6 2B		5	1	1	0	0	2	4				
Ken Caminiti, S OBP: 0.238, SLG: 0.350 (1, 5)	1-0 F7		2-2 L4		1-0 G3		2-0 HR		4-0 FC4-6 BB IBB		4	1	1	1	1	0	2					
Eric Anthony, L OBP: 0.190, SLG: 0.241 Gerald Young, S OBP: 0.250, SLG: 0.298 Al Osuna, R OBP: 0.462, SLG: 0.400 Mike Capel, R OBP: 0.315, SLG: 0.364		1-2 G3		1-1 HR		0-1 L9		1-3 K		4-0 FC4-6 BB 1-2 2-3		4	1	1	1	0	1					
Casey Candaele, S OBP: 0.315, SLG: 0.364 (1, 4)		2-1 P2		3-2 1B		1-3 K			1-0 G4-3 2B		5	0	2	1	0	1	2					
Jim Deshaies, L OBP: 0.200, SLG: 0.091 Jim Clancy, R OBP: 0.316, SLG: 0.258 (8, 9)		4-2 BB		2-2 L8		1-3 K			2-3 K		2	0	0	0	1	1	1					
<b>Inning Stats</b>	R: 1 E: 0 K: 0 S: 7	H: 3 LOB: 2 BB: 0 P: 11	R: 0 E: 0 K: 10 S: 10	H: 0 LOB: 1 BB: 1 P: 17	R: 0 E: 0 K: 0 S: 8	H: 0 LOB: 0 BB: 1 P: 12	R: 1 E: 0 K: 1 S: 14	H: 2 LOB: 1 BB: 0 P: 24	R: 0 E: 0 K: 2 S: 14	H: 1 LOB: 2 BB: 1 P: 23	R: 0 E: 0 K: 1 S: 7	H: 1 LOB: 1 BB: 0 P: 15	R: 1 E: 0 K: 1 S: 8	H: 1 LOB: 0 BB: 0 P: 13	R: 0 E: 0 K: 1 S: 9	H: 1 LOB: 2 BB: 2 P: 17	R: 1 E: 0 K: 0 S: 8	H: 1 LOB: 2 BB: 2 P: 19	1B: 6 2B: 2 3B: 0 HR: 2	SF: 0 SAC: 0 DP: 0 HBP: 0	WP: 0 PB: 0 SB: 1 CS: 0	PA: 45
<b>PITCHER</b>	IP WLS BF H R ER SO BB IBB HBP BLK WP HR S P ERA WHIP	IP WLS BF H R ER SO BB IBB HBP BLK WP HR S P ERA WHIP																				
Tommy Greene, R ERA: 2.38 Roger McDowell, R ERA: 2.41	(1, 1) 8.0 L 11 2 1 1 1 2 0 0 0 0 17 36 4.50 1.250	(9, 1) 2.0 L 11 2 1 1 1 1 2 0 0 0 0 17 36 4.50 1.500																				

Houston Astros @ Philadelphia Phillies  
Veterans Stadium, Philadelphia, PA

Sat Jun 22 1991, 7:05 PM EDT  
Att: 25,506 - Cloudy - 78 F

AB 40  
R 4  
H 10  
RBI 4  
BB 5  
SO 7  
LOB 20



Batter	1	2	3	4	5	6	7	8	9	10	AB	R	H	RBI	BB	SO	LOB	BOTTOM					
Wally Backman, S OBP: 0.333, SLG: 0.333 (1, 4)	2-3 K	1-2 F8			1-1 P5		1-0 L8		3-3 K		5	0	0	0	2	2							
Dickie Thon, R OBP: 0.296, SLG: 0.338 (1, 6)	0-1 1B 2B 1B		1-0 3B		2-3 K		0-0 E6 1B 1B		1-2 L8		5	2	2	0	0	1	0						
Wes Chamberlain, R OBP: 0.385, SLG: 0.526 (1, 7)	2-1 2B SF9 1B		1-2 P2		3-3 K		0-0 1B 1B		1-2 G5-3		5	1	2	0	0	1	1						
Ricky Jordan, R OBP: 0.325, SLG: 0.469 Rod Booker, L OBP: 0.209, SLG: 0.238 Ron Jones, L OBP: 0.375, SLG: 0.286 (10, PH)	1-0 SF9 CS 2B		0-2 P5		0-1 P5		1-0 F9		2-3 K		4	0	1	1	0	0	3						
Dale Murphy, R OBP: 0.307, SLG: 0.437 (1, 9)	4-0 CS IBB		1-2 F9		0-0 G4-3		0-0 P2				3	0	0	0	1	0	3						
Charlie Hayes, R OBP: 0.223, SLG: 0.316 John Kruk, L OBP: 0.352, SLG: 0.477 (8, PH) (9, 3)	1-0 SF9		3-3 K		1-0 P2		3-0 FC6-4 1B				2	0	0	1	0	1	0						
Steve Lake, R OBP: 0.173, SLG: 0.163 Jim Lindeman, R OBP: 0.444, SLG: 0.458 Roger McDowell, R OBP: 0.269, SLG: 0.211	1-2 CS 1-2 3H		0-1 F9		0-0 P4		0-0 FC6-4 1-2				3	0	0	0	0	1	0						
Sil Campusano, R OBP: 0.174, SLG: 0.136 (1, 8)		2-2 P4		2-2 1B		2-2 G5-3		2-3 K			4	0	1	0	0	1	0						
Tommy Greene, R OBP: 0.300, SLG: 0.379 Darren Daulton, L OBP: 0.269, SLG: 0.211 (9, 2)		4-1 BB		1-3 K		1-1 1B			3-2 F7		2	0	1	0	1	1	1						
<b>Inning Stats</b>	R: 2 E: 0 K: 1 S: 12	H: 3 LOB: 1 BB: 1 P: 23	R: 0 E: 0 K: 13 S: 13	H: 0 LOB: 1 BB: 1 P: 21	R: 0 E: 0 K: 0 S: 11	H: 1 LOB: 1 BB: 0 P: 14	R: 0 E: 0 K: 2 S: 12	H: 1 LOB: 1 BB: 0 P: 18	R: 0 E: 0 K: 2 S: 13	H: 0 LOB: 0 BB: 0 P: 19	R: 0 E: 0 K: 0 S: 4	H: 1 LOB: 1 BB: 0 P: 11	R: 1 E: 1 K: 0 S: 6	H: 2 LOB: 2 BB: 0 P: 10	R: 0 E: 0 K: 2 S: 16	H: 0 LOB: 0 BB: 0 P: 24	R: 0 E: 0 K: 1 S: 11	H: 0 LOB: 0 BB: 0 P: 15	1B: 6 2B: 1 3B: 1 HR: 0	SF: 1 SAC: 0 DP: 0 HBP: 0	WP: 0 PB: 0 SB: 0 CS: 2	PA: 41	
<b>PITCHER</b>	IP WLS BF H R ER SO BB IBB HBP BLK WP HR S P ERA WHIP	IP WLS BF H R ER SO BB IBB HBP BLK WP HR S P ERA WHIP																					
Jim Deshaies, L ERA: 5.2 Jim Clancy, R ERA: 2.02 Al Osuna, L ERA: 2.41 Mike Capel, R ERA: 1.0	(1, 1) 7.1 0.1 1.1 1.0	(8, 1) 31 0 5 3	(8, 1) 0 1 0 0	(8, 1) 0 0 0 0	(8, 1) 0 0 0 0	(10, 1) 5 1 0 0	(10, 1) 0 0 0 0	(10, 1) 0 0 0 0	(10, 1) 0 0 0 0	(10, 1) 0 0 0 0	(10, 1) 0 0 0 0	(10, 1) 0 0 0 0	(10, 1) 0 0 0 0	(10, 1) 0 0 0 0	(10, 1) 0 0 0 0	(10, 1) 0 0 0 0	(10, 1) 0 0 0 0	(10, 1) 0 0 0 0	(10, 1) 0 0 0 0	(10, 1) 0 0 0 0	(10, 1) 0 0 0 0	(10, 1) 0 0 0 0	(10, 1) 0 0 0 0

Houston Astros @ Philadelphia Phillies  
Veterans Stadium, Philadelphia, PA

Sat Jun 22 1991, 7:05 PM EDT  
Att: 25,506 - Cloudy - 78 F

AB 37  
R 3  
H 8  
RBI 3  
BB 2  
SO 9  
LOB 12









Batter	1	2	3	4	5	6	7	8	9	AB	R	H	RBI	BB	SO	LOB	TOP					
<b>Otis Nixon, S</b> <small>OBP: 0.398, SLG: 0.358</small> <small>(1, 9)</small>	L6		F7			B1-3		P2		4	0	0	0	0	0	0						
<b>Terry Pendleton, S</b> <small>OBP: 0.390, SLG: 0.493</small> <small>(1, 5)</small>	1B		G3			L6		K		4	0	1	0	0	1	0						
<b>Rick Mahler, R</b> <small>OBP: 0.100, SLG: 0.100</small> <small>(8, 1)</small>	1B									0	0	0	0	0	0	0						
<b>Jeff Treadway, L</b> <small>OBP: 0.383, SLG: 0.467</small> <small>(1, 4)</small>	1B									4	0	2	0	0	1	0						
<b>Ron Gant, R</b> <small>OBP: 0.303, SLG: 0.489</small> <small>(1, 8)</small>	P3					FC5-4		1B		4	0	2	0	0	0	3						
<b>Lonnie Smith, R</b> <small>OBP: 0.385, SLG: 0.408</small> <small>(1, 7)</small>	K									4	0	1	0	0	1	4						
<b>Tommy Gregg, L</b> <small>OBP: 0.270, SLG: 0.212</small> <small>(1, 3)</small>		G1-3								4	0	0	0	0	1	3						
<b>Greg Olson, R</b> <small>OBP: 0.345, SLG: 0.407</small> <small>(1, 2)</small>		K				F4				3	0	0	0	0	1	1						
<b>Rafael Belliard, R</b> <small>OBP: 0.266, SLG: 0.260</small> <small>(7, PH)</small>		G4-3				F8				2	0	0	0	0	0	0						
<b>David Justice, L</b> <small>OBP: 0.391, SLG: 0.519</small> <small>(7, 6)</small>										1	0	0	0	0	1	1						
<b>Jeff Blauser, R</b> <small>OBP: 0.364, SLG: 0.455</small> <small>(7, 6)</small>										0	0	0	0	0	0	0						
<b>Tom Glavine, L</b> <small>OBP: 0.368, SLG: 0.324</small> <small>(1, 1)</small>										2	0	0	0	0	0	0						
<b>Sid Bream, L</b> <small>OBP: 0.333, SLG: 0.500</small> <small>(8, PH)</small>										1	0	0	0	0	0	0						
<b>Mark Lemke, S</b> <small>OBP: 0.346, SLG: 0.353</small> <small>(8, 5)</small>			G3			L4		P5		0	0	0	0	0	0	0						
<b>Inning Stats</b>	R: 0 E: 0 K: 1 S: 17	H: 2 LOB: 2 BB: 0 P: 20	R: 0 E: 0 K: 1 S: 6	H: 0 LOB: 0 BB: 0 P: 7	R: 0 E: 0 K: 0 S: 18	H: 0 LOB: 0 BB: 0 P: 27	R: 0 E: 0 K: 1 S: 8	H: 1 LOB: 1 BB: 0 P: 12	R: 0 E: 0 K: 0 S: 5	H: 0 LOB: 0 BB: 0 P: 7	R: 0 E: 0 K: 0 S: 9	H: 1 LOB: 1 BB: 0 P: 14	R: 0 E: 0 K: 2 S: 16	H: 1 LOB: 1 BB: 0 P: 19	R: 0 E: 0 K: 1 S: 6	H: 0 LOB: 0 BB: 0 P: 7	R: 0 E: 0 K: 0 S: 8	H: 1 LOB: 1 BB: 0 P: 10	1B: 5 2B: 1 3B: 0 HR: 0	SF: 0 SAC: 0 DP: 0 HBP: 0	WP: 0 PB: 0 SB: 1 CS: 0	PA: 33
<b>PITCHER</b> <b>Pete Harnisch, R</b> <small>ERA: 2.01</small> <small>(1, 1)</small>	IP: 9.0 WLS: W BF: 33 H: 6 R: 0 ER: 0 SO: 6 BB: 0 IBB: 0 HBP: 0 BLK: 0 WP: 0 HR: 0 S: 93 P: 123 ERA: 0.00 WHIP: 0.667															<b>PITCHER</b> <small>IP: 9.0 WLS: W BF: 33 H: 6 R: 0 ER: 0 SO: 6 BB: 0 IBB: 0 HBP: 0 BLK: 0 WP: 0 HR: 0 S: 93 P: 123 ERA: 0.00 WHIP: 0.667</small>						

Atlanta Braves @ Houston Astros  
Astrodome, Houston, TX  
Tue Jun 25 1991, 8:05 PM EDT  
Att: 22,617 - Dome - 70 F

AB 33  
R 0  
H 6  
RBI 0  
BB 0  
SO 6  
LOB 12



Batter	1	2	3	4	5	6	7	8	9	AB	R	H	RBI	BB	SO	LOB	BOTTOM	
<b>Steve Finley, L</b> <small>OBP: 0.341, SLG: 0.423</small> <small>(1, 8)</small>	L1-6 1B BB		K					G3		3	0	1	0	1	1	1		
<b>Craig Biggio, R</b> <small>OBP: 0.386, SLG: 0.397</small> <small>(1, 2)</small>	WP 1B		FC6-5 1B					5 BB BB		3	0	2	0	1	0	1		
<b>5 Jeff Bagwell, R</b> <small>OBP: 0.371, SLG: 0.414</small> <small>(1, 3)</small>	L1-6		FC6-5 1B					4-2 BB		3	0	1	0	1	0	2		
<b>Ken Caminiti, S</b> <small>OBP: 0.288, SLG: 0.337</small> <small>(1, 5)</small>	L5		FC6-5 FC4					F8		4	0	0	1	0	0	5		
<b>Mark Davidson, R</b> <small>OBP: 0.304, SLG: 0.246</small> <small>(1, 9)</small>		G6-3	FC4					G1-3		3	0	0	0	0	0	2		
<b>Rafael Ramirez, R</b> <small>OBP: 0.252, SLG: 0.240</small> <small>(1, 6)</small>		K						G5-3		3	0	0	0	0	1	0		
<b>Javier Ortiz, R</b> <small>OBP: 0.438, SLG: 0.385</small> <small>(1, 7)</small>								G5-3		3	0	1	0	0	1	0		
<b>Gerald Young, S</b> <small>OBP: 0.250, SLG: 0.298</small> <small>(8, 7)</small>		1B						G5-3		0	0	0	0	0	0	0		
<b>Casey Candaele, S</b> <small>OBP: 0.304, SLG: 0.350</small> <small>(1, 4)</small>		K						K		3	0	0	0	0	2	1		
<b>Pete Harnisch, S</b> <small>OBP: 0.125, SLG: 0.125</small> <small>(1, 1)</small>			FC6-5 1B					G5-3		3	1	1	0	0	0	0		
<b>Inning Stats</b>	R: 0 E: 0 K: 0 S: 8	H: 1 LOB: 1 BB: 1 P: 15	R: 0 E: 0 K: 2 S: 9	H: 1 LOB: 0 BB: 0 P: 12	R: 1 E: 0 K: 1 S: 11	H: 3 LOB: 2 BB: 0 P: 16	R: 0 E: 0 K: 1 S: 5	H: 0 LOB: 0 BB: 0 P: 7	R: 0 E: 0 K: 0 S: 7	H: 0 LOB: 0 BB: 0 P: 10	R: 0 E: 0 K: 1 S: 7	H: 0 LOB: 0 BB: 0 P: 10	R: 0 E: 0 K: 0 S: 9	H: 0 LOB: 2 BB: 2 P: 19	1B: 6 2B: 1 3B: 0 HR: 0	SF: 0 SAC: 0 DP: 1 HBP: 0	WP: 1 PB: 0 SB: 0 CS: 1	PA: 31
<b>PITCHER</b> <b>Tom Glavine, L</b> <small>ERA: 2.13</small> <small>(1, 1)</small>	IP: 7.0 WLS: L BF: 26 H: 6 R: 1 ER: 1 SO: 5 BB: 1 IBB: 0 HBP: 0 BLK: 0 WP: 1 HR: 0 S: 56 P: 82 ERA: 1.29 WHIP: 1.000															<b>PITCHER</b> <small>IP: 7.0 WLS: L BF: 26 H: 6 R: 1 ER: 1 SO: 5 BB: 1 IBB: 0 HBP: 0 BLK: 0 WP: 1 HR: 0 S: 56 P: 82 ERA: 1.29 WHIP: 1.000</small>		
<b>Rick Mahler, R</b> <small>ERA: 3.99</small> <small>(8, 1)</small>	IP: 1.0 WLS: 5 BF: 0 H: 0 R: 0 ER: 0 SO: 0 BB: 2 IBB: 0 HBP: 0 BLK: 0 WP: 0 HR: 0 S: 9 P: 19 ERA: 0.00 WHIP: 2.000															<b>PITCHER</b> <small>IP: 1.0 WLS: 5 BF: 0 H: 0 R: 0 ER: 0 SO: 0 BB: 2 IBB: 0 HBP: 0 BLK: 0 WP: 0 HR: 0 S: 9 P: 19 ERA: 0.00 WHIP: 2.000</small>		

Atlanta Braves @ Houston Astros  
Astrodome, Houston, TX  
Tue Jun 25 1991, 8:05 PM EDT  
Att: 22,617 - Dome - 70 F

AB 28  
R 1  
H 6  
RBI 1  
BB 3  
SO 5  
LOB 12





Batter	1	2	3	4	5	6	7	8	9	AB	R	H	RBI	BB	SO	LOB	TOP
<b>Otis Nixon, S</b> <small>OBP: 0.395, SLG: 0.355</small> 										4	1	1	0	0	0	1	<b>Atlanta Braves @ Houston Astros</b> Astrodome, Houston, TX Wed Jun 26 1991, 8:05 PM EDT Att: 23,589 - Dome - 70 F
<b>Terry Pendleton, S</b> <small>OBP: 0.371, SLG: 0.507</small> 										4	2	4	0	0	0	0	
<b>Jeff Treadway, L</b> <small>OBP: 0.380, SLG: 0.460</small> 										4	0	1	1	0	1	4	
<b>Lonnie Smith, R</b> <small>OBP: 0.381, SLG: 0.403</small> 										4	0	1	1	0	0	2	
<b>Ron Gant, R</b> <small>OBP: 0.302, SLG: 0.483</small> 										3	0	0	0	1	0	1	
<b>Tommy Gregg, L</b> <small>OBP: 0.285, SLG: 0.194</small> <b>Brian Hunter, R</b> <small>OBP: 0.375, SLG: 0.694</small> 										3	0	0	0	1	1	2	
<b>Jeff Blauser, R</b> <small>OBP: 0.358, SLG: 0.447</small> <b>Rafael Belliard, R</b> <small>OBP: 0.269, SLG: 0.263</small> 										3	0	0	0	0	1	2	
<b>Greg Olson, R</b> <small>OBP: 0.336, SLG: 0.396</small> 										4	0	0	0	0	0	1	
<b>29 John Smoltz, R</b> <small>OBP: 0.167, SLG: 0.143</small> <b>David Justice, L</b> <small>OBP: 0.380, SLG: 0.517</small> <b>Mike Stanton, L</b> <small>OBP: 0.375, SLG: 0.694</small> <b>Juan Berenguer, R</b> <small>OBP: 0.375, SLG: 0.694</small> 										2	0	0	0	0	0	1	
<b>Inning Stats</b>	R: 0 H: 1 E: 0 K: 1 S: 8	WLS: 1 BF: 0 LOB: 14 P: 14	R: 0 H: 0 E: 0 K: 2 S: 8	R: 0 H: 0 E: 1 K: 0 S: 8	R: 0 H: 2 E: 0 K: 0 S: 16	R: 0 H: 0 E: 0 K: 0 S: 6	R: 2 H: 2 E: 1 K: 0 S: 14	R: 0 H: 0 E: 0 K: 1 S: 9	R: 1 H: 2 E: 0 K: 1 S: 10	R: 0 H: 1 E: 0 K: 1 S: 9	1B: 7 2B: 1 3B: 0 HR: 0	SF: 0 SAC: 0 DP: 2 HBP: 0	WP: 1 PA: 37 FB: 0 SB: 2 CS: 1	<b>AB 34</b> <b>R 3</b> <b>H 8</b> <b>RBI 2</b> <b>BB 2</b> <b>SO 5</b> <b>LOB 15</b>			
<b>PITCHER</b>	IP: 6.0 WLS: L BF: 7 H: 2 R: 1 ER: 1 SO: 1 BB: 0 IBB: 0 HBP: 0 BLK: 0 WP: 0 HR: 0 S: 19 P: 24 ERA: 4.50 WHIP: 1.000		IP: 1.0 WLS: S BF: 4 H: 0 R: 0 ER: 0 SO: 1 BB: 0 IBB: 0 HBP: 0 BLK: 0 WP: 0 HR: 0 S: 9 P: 12 ERA: 0.00 WHIP: 1.000			<b>PITCHER</b>	IP: 6.0 WLS: L BF: 25 H: 2 R: 1 ER: 1 SO: 3 BB: 2 IBB: 0 HBP: 0 BLK: 0 WP: 1 HR: 0 S: 60 P: 100 ERA: 1.50 WHIP: 1.167										

Batter	1	2	3	4	5	6	7	8	9	AB	R	H	RBI	BB	SO	LOB	BOTTOM
<b>Steve Finley, L</b> <small>OBP: 0.342, SLG: 0.426</small> 										5	1	2	1	0	1	1	<b>Atlanta Braves @ Houston Astros</b> Astrodome, Houston, TX Wed Jun 26 1991, 8:05 PM EDT Att: 23,589 - Dome - 70 F
<b>Craig Biggio, R</b> <small>OBP: 0.386, SLG: 0.394</small> 										4	0	1	0	1	1	1	
<b>5 Jeff Bagwell, R</b> <small>OBP: 0.368, SLG: 0.407</small> 										4	0	0	0	1	2	2	
<b>Luis Gonzalez, L</b> <small>OBP: 0.294, SLG: 0.428</small> 									3	0	0	0	1	1	4		
<b>Ken Caminiti, S</b> <small>OBP: 0.287, SLG: 0.337</small> 									3	0	1	1	0	2	0		
<b>Eric Anthony, L</b> <small>OBP: 0.214, SLG: 0.226</small> <b>Rafael Ramirez, R</b> <small>OBP: 0.259, SLG: 0.248</small> 									2	0	0	0	1	1	2		
<b>Eric Yelding, R</b> <small>OBP: 0.276, SLG: 0.308</small> 									3	0	0	0	0	0	3		
<b>Casey Candaele, S</b> <small>OBP: 0.307, SLG: 0.346</small> 									2	1	0	0	2	1	4		
<b>Jimmy Jones, R</b> <small>OBP: 0.300, SLG: 0.222</small> <b>Gerald Young, S</b> <small>OBP: 0.245, SLG: 0.292</small> <b>Jim Clancy, R</b> <small>OBP: 0.373, SLG: 0.291</small> <b>Ken Oberkfell, L</b> <small>OBP: 0.373, SLG: 0.291</small> <b>Mike Capel, R</b> <small>OBP: 0.373, SLG: 0.291</small> 									2	0	0	0	0	0	4		
<b>Inning Stats</b>	R: 0 H: 0 E: 0 K: 2 S: 11	WLS: 1 BF: 29 LOB: 0 P: 18	R: 0 H: 0 E: 0 K: 2 S: 10	R: 0 H: 0 E: 0 K: 1 S: 7	R: 0 H: 1 E: 0 K: 0 S: 13	R: 1 H: 2 E: 0 K: 1 S: 9	R: 1 H: 1 E: 1 K: 0 S: 14	R: 0 H: 0 E: 0 K: 2 S: 9	R: 0 H: 1 E: 0 K: 1 S: 18	R: 0 H: 0 E: 0 K: 0 S: 4	1B: 4 2B: 1 3B: 0 HR: 0	SF: 1 SAC: 1 DP: 0 HBP: 0	WP: 2 PA: 39 FB: 0 SB: 0 CS: 0	<b>AB 31</b> <b>R 2</b> <b>H 5</b> <b>RBI 2</b> <b>BB 6</b> <b>SO 9</b> <b>LOB 23</b>			
<b>PITCHER</b>	IP: 6.0 WLS: W BF: 5 H: 1 R: 0 ER: 0 SO: 2 BB: 0 IBB: 0 HBP: 0 BLK: 0 WP: 0 HR: 0 S: 20 P: 26 ERA: 0.00 WHIP: 0.750		IP: 1.2 WLS: S BF: 5 H: 0 R: 0 ER: 0 SO: 1 BB: 0 IBB: 0 HBP: 0 BLK: 0 WP: 0 HR: 0 S: 11 P: 16 ERA: 0.00 WHIP: 0.000			<b>PITCHER</b>	IP: 6.0 WLS: L BF: 29 H: 1 R: 0 ER: 0 SO: 6 BB: 2 IBB: 0 HBP: 0 BLK: 0 WP: 2 HR: 0 S: 64 P: 117 ERA: 3.00 WHIP: 1.667										









Batter	1	2	3	4	5	6	7	8	9	AB	R	H	RBI	BB	SO	LOB	TOP										
<b>Craig Biggio, R</b> OBP: 0.385, SLG: 0.392 (1, 2)	G6-3		FC1-6 1B	G5-3		G6-4-3 1B		FC6-4		5	1	2	1	0	0	2											
<b>Steve Finley, L</b> OBP: 0.338, SLG: 0.417 (1, 8)	P6		FC1-6 1B		G1-3 BB	G6-4-3		K		4	0	1	0	1	1	4											
<b>5 Jeff Bagwell, R</b> OBP: 0.363, SLG: 0.402 (1, 3)	F9		FC1-6 1B		G1-3				K	5	0	1	0	0	1	3											
<b>Luis Gonzalez, L</b> OBP: 0.292, SLG: 0.421 (1, 7)		F9	SF7 BB		F8			K	G3	4	0	0	0	1	1	2											
<b>Ken Caminiti, S</b> OBP: 0.296, SLG: 0.345 (1, 5)		1B 2B	SF7					G6-3	K	3	1	1	1	1	1	1											
<b>Eric Anthony, L</b> OBP: 0.216, SLG: 0.227 (7, 1)		2B G4-3	K		G4-3			L8		4	1	1	0	0	1	5											
<b>Rafael Ramirez, R</b> OBP: 0.258, SLG: 0.283 (1, 6)				HR		F9		K		4	1	2	2	0	1	0											
<b>Casey Candaele, S</b> OBP: 0.302, SLG: 0.336 (1, 4)	G4-3		F9		F9	1B BB		E4 FC6-4 BB		3	1	0	1	1	0	1											
<b>Jim Deshaies, L</b> OBP: 0.185, SLG: 0.083 (6, PH)	K					1B BB		FC6-4 BB		2	0	0	0	0	2	1											
<b>Javier Ortiz, R</b> OBP: 0.400, SLG: 0.353 (6, PH)										1	0	1	0	0	0	0											
<b>Dwayne Henry, R</b> OBP: 0.301, SLG: 0.236 (6, 1)										0	0	0	0	0	0	0											
<b>Mike Capel, R</b> OBP: 0.301, SLG: 0.236 (7, 9)										0	0	0	0	1	0	0											
<b>Mark Davidson, R</b> OBP: 0.301, SLG: 0.236 (7, 9)										0	0	0	0	1	0	0											
<b>Inning Stats</b>	R: 0 E: 0 K: 0 S: 5	H: 0 LOB: 0 BB: 0 P: 7	R: 2 E: 0 K: 1 S: 13	H: 3 LOB: 1 BB: 0 P: 18	R: 1 E: 0 K: 1 S: 16	H: 2 LOB: 2 BB: 1 P: 25	R: 1 E: 0 K: 1 S: 10	H: 1 LOB: 0 BB: 0 P: 13	R: 0 E: 0 K: 0 S: 9	H: 0 LOB: 2 BB: 2 P: 18	R: 1 E: 0 K: 0 S: 9	H: 2 LOB: 1 BB: 1 P: 19	R: 0 E: 0 K: 1 S: 6	H: 1 LOB: 1 BB: 0 P: 11	R: 0 E: 1 K: 2 S: 20	H: 0 LOB: 2 BB: 1 P: 27	R: 0 E: 0 K: 2 S: 9	H: 0 LOB: 0 BB: 0 P: 14	1B: 6 2B: 2 3B: 0 HR: 1	SF: 1 SAC: 0 DP: 1 HBP: 0	WP: 0 PA: 41 PB: 0 SB: 1 CS: 0						
<b>PITCHER</b>	IP	WLS	BF	H	R	ER	SO	BB	IBB	HBP	BLK	WP	HR	S	P	ERA	WHIP										
<b>Tom Browning, L</b> ERA: 3.49 (1, 1)	5.1	W	26	6	5	5	3	3	1	0	0	0	1	55	87	8.44	1.688										
<b>Ted Power, R</b> ERA: 3.39 (6, 1)	0.0		2	2	0	0	0	0	0	0	0	0	0	5	10	∞	∞										
<b>Randy Myers, L</b> ERA: 2.45 (6, 1)	2.0		8	1	0	0	2	1	0	0	0	0	0	23	35	0.00	1.000										
<b>Rob Dibble, R</b> ERA: 1.4 (8, 1)	1.2	S	5	0	0	0	3	0	0	0	0	0	0	14	20	0.00	0.000										

**Houston Astros @ Cincinnati Reds**  
Riverfront Stadium, Cincinnati, OH  
Fri Jun 28 1991, 7:05 PM EDT  
Att: 33,157 - Cloudy - 86 F

AB	35
R	5
H	9
RBI	5
BB	5
SO	8
LOB	19



Batter	1	2	3	4	5	6	7	8	9	AB	R	H	RBI	BB	SO	LOB	BOTTOM										
<b>Chris Jones, R</b> OBP: 0.654, SLG: 0.708 (1, 7)	HR		HR	K		FC6-4 1B	K			2	2	1	0	1	1	0											
<b>Paul O'Neill, L</b> OBP: 0.353, SLG: 0.513 (6, PH)			HR							2	0	1	0	0	1	2											
<b>Rob Dibble, L</b> OBP: 0.353, SLG: 0.513 (8, 1)			HR							0	0	0	0	0	0	0											
<b>Barry Larkin, R</b> OBP: 0.411, SLG: 0.613 (1, 6)	HR		HR		HR	FC6-4 S		G6-4-3 BB		4	3	3	6	1	0	1											
<b>Eric Davis, R</b> OBP: 0.397, SLG: 0.451 (1, 8)			HR		HR					3	1	2	1	2	0	1											
<b>Herm Winningham, L</b> OBP: 0.282, SLG: 0.329 (9, 8)	G6-4-3 1B		FC5-4 BB		HR			G6-4-3		0	0	0	0	0	0	0											
<b>Chris Sabo, R</b> OBP: 0.350, SLG: 0.459 (1, 5)	G6-4-3		L7		F8	P6		F7		5	0	0	0	0	4												
<b>Glenn Braggs, R</b> OBP: 0.326, SLG: 0.409 (7, 7)			FC5-4 1B		G5-3			SH1-3 SH6-3 2B		4	1	2	0	0	0	1											
<b>Mariano Duncan, R</b> OBP: 0.253, SLG: 0.305 (1, 4)	F9							SH1-3		3	0	2	0	0	0	1											
<b>Todd Benzinger, S</b> OBP: 0.248, SLG: 0.274 (1, 3)										3	0	0	0	0	0	3											
<b>Ted Power, R</b> ERA: 3.52 (6, 1)										0	0	0	0	0	0	0											
<b>Randy Myers, L</b> OBP: 0.400, SLG: 0.400 (6, 1)										0	0	0	1	0	0	0											
<b>Billy Hatcher, R</b> OBP: 0.300, SLG: 0.360 (8, 7)										0	0	0	0	0	0	0											
<b>Joe Oliver, R</b> OBP: 0.274, SLG: 0.306 (1, 2)		P6			F7			1B 2B		4	0	1	0	0	1	0											
<b>Tom Browning, L</b> OBP: 0.194, SLG: 0.250 (1, 1)										2	0	0	0	0	0	0											
<b>Hal Morris, L</b> OBP: 0.343, SLG: 0.470 (6, 3)					L8			1B FC6-4 1B		2	1	2	0	0	0	0											
<b>Inning Stats</b>	R: 2 E: 0 K: 0 S: 13	H: 3 LOB: 1 BB: 1 P: 26	R: 0 E: 0 K: 0 S: 5	H: 0 LOB: 0 BB: 0 P: 9	R: 2 E: 0 K: 0 S: 23	H: 3 LOB: 2 BB: 1 P: 36	R: 0 E: 0 K: 1 S: 8	H: 0 LOB: 0 BB: 0 P: 12	R: 2 E: 0 K: 0 S: 12	H: 3 LOB: 1 BB: 0 P: 17	R: 1 E: 0 K: 1 S: 13	H: 2 LOB: 2 BB: 1 P: 24	R: 1 E: 0 K: 1 S: 15	H: 3 LOB: 2 BB: 0 P: 24	R: 0 E: 0 K: 0 S: 8	H: 0 LOB: 0 BB: 1 P: 15	1B: 7 2B: 3 3B: 0 HR: 4	SF: 0 SAC: 2 DP: 2 HBP: 0	WP: 0 PA: 40 PB: 0 SB: 1 CS: 0								
<b>PITCHER</b>	IP	WLS	BF	H	R	ER	SO	BB	IBB	HBP	BLK	WP	HR	S	P	ERA	WHIP										
<b>Jim Deshaies, L</b> ERA: 5.5 (1, 1)	5.0	L	25	9	6	6	1	2	0	0	0	0	0	11	21	13.50	4.500										
<b>Dwayne Henry, R</b> ERA: 3.52 (6, 1)	0.2		5	2	1	1	1	1	0	0	0	0	0	14	22	9.00	3.000										
<b>Mike Capel, R</b> ERA: 1.64 (6, 1)	1.0		6	3	1	1	0	0	0	0	0	0	0	11	20	0.00	0.750										
<b>Al Osuna, L</b> ERA: 2.55 (7, 1)	1.1		4	0	0	0	1	1	0	0	0	0	0	11	20	0.00	0.750										

**Houston Astros @ Cincinnati Reds**  
Riverfront Stadium, Cincinnati, OH  
Fri Jun 28 1991, 7:05 PM EDT  
Att: 33,157 - Cloudy - 86 F

AB	34
R	8
H	14
RBI	8
BB	4
SO	3
LOB	13





Batter	1	2	3	4	5	6	7	8	9	AB	R	H	RBI	BB	SO	LOB	TOP									
<b>Craig Biggio, R</b> OBP: 0.385, SLG: 0.404	G1-3		B5-3		F9					5	1	2	1	0	0	0	<b>Houston Astros @ Cincinnati Reds</b> Riverfront Stadium, Cincinnati, OH Sat Jun 29 1991, 7:05 PM EDT Att: 42,608 - Sunny - 92 F									
<b>Steve Finley, L</b> OBP: 0.342, SLG: 0.414	5 2B		G4-3		5 HR					2	2	0	0	2	0	0										
<b>5 Jeff Bagwell, R</b> OBP: 0.367, SLG: 0.419	K				HR					4	1	2	2	1	2	1										
<b>Luis Gonzalez, L</b> OBP: 0.294, SLG: 0.422	2H		L3		F8					4	0	1	1	0	0	3										
<b>Ken Caminiti, S</b> OBP: 0.294, SLG: 0.346	G1-4-3				HR					5	1	1	0	0	0	4										
<b>Eric Anthony, L</b> OBP: 0.231, SLG: 0.221										2	0	0	0	2	0	1										
<b>Gerald Young, S</b> OBP: 0.241, SLG: 0.286										0	0	0	0	0	0	0										
<b>Rafael Ramirez, R</b> OBP: 0.258, SLG: 0.282										4	0	1	1	0	0	2										
<b>Casey Candaele, S</b> OBP: 0.301, SLG: 0.349										4	1	1	1	0	0	3										
<b>Darryl Kile, R</b> OBP: 0.368, SLG: 0.286										3	0	0	0	0	1	2										
<b>Ken Oberkfell, L</b> OBP: 0.368, SLG: 0.286										1	0	0	0	0	0	1										
<b>Jim Clancy, R</b> OBP: 0.368, SLG: 0.286										0	0	0	0	0	0	0										
<b>Inning Stats</b>	R: 1 E: 0 K: 1 S: 8	H: 1 LOB: 1 BB: 1 P: 17	R: 0 E: 0 K: 0 S: 10	H: 0 LOB: 1 BB: 1 P: 18	R: 0 E: 0 K: 0 S: 13	H: 1 LOB: 1 BB: 0 P: 19	R: 0 E: 0 K: 0 S: 5	H: 0 LOB: 0 BB: 0 P: 6	R: 3 E: 0 K: 1 S: 15	H: 2 LOB: 0 BB: 0 P: 25	R: 1 E: 0 K: 0 S: 6	H: 2 LOB: 1 BB: 0 P: 8	R: 0 E: 1 K: 0 S: 12	H: 1 LOB: 2 BB: 2 P: 23	R: 0 E: 0 K: 0 S: 6	H: 0 LOB: 1 BB: 1 P: 11	R: 1 E: 0 K: 1 S: 12	H: 1 LOB: 1 BB: 0 P: 16	1B: 2 2B: 3 3B: 0 HR: 3	SF: 0 SAC: 0 DP: 0 HBP: 2	WP: 0 PB: 0 SB: 1 CS: 1	PA: 41				
<b>PITCHER</b>	IP	WLS	BF	H	R	ER	SO	BB	IBB	HBP	BLK	WP	HR	S	P	ERA	WHIP									
<b>Gino Minutelli, L</b> ERA: 9.0	(1, 1)	1.0	5	1	1	1	1	1	0	0	0	0	0	8	17	9.00	2.000									
<b>Don Carman, L</b> ERA: 5.46	(2, 1)	4.1	L	19	4	4	4	1	1	0	1	0	0	2	46	72	8.31	1.154								
<b>Keith Brown, R</b> ERA: 3.52	(6, 1)	2.2		12	2	0	0	0	3	0	0	0	0	21	38	0.00	1.875									
<b>Ted Power, R</b> ERA: 3.52	(9, 1)	1.0		5	1	1	1	1	0	0	1	0	0	1	12	16	9.00	1.000								

Batter	1	2	3	4	5	6	7	8	9	AB	R	H	RBI	BB	SO	LOB	BOTTOM								
<b>Bill Doran, S</b> OBP: 0.418, SLG: 0.411	G4-3									3	0	0	0	1	0	1	<b>Houston Astros @ Cincinnati Reds</b> Riverfront Stadium, Cincinnati, OH Sat Jun 29 1991, 7:05 PM EDT Att: 42,608 - Sunny - 92 F								
<b>Barry Larkin, R</b> OBP: 0.413, SLG: 0.616	PB									4	0	2	0	0	1	1									
<b>Eric Davis, R</b> OBP: 0.394, SLG: 0.446	K									4	0	1	0	0	2	3									
<b>Paul O'Neill, L</b> OBP: 0.353, SLG: 0.509										2	0	0	0	1	0	2									
<b>Keith Brown, S</b> ERA: 5.46										0	0	0	0	0	0	0									
<b>Todd Benzinger, S</b> OBP: 0.246, SLG: 0.271										1	0	0	0	0	0	0									
<b>Ted Power, R</b> ERA: 3.52										0	0	0	0	0	0	0									
<b>Hal Morris, L</b> OBP: 0.338, SLG: 0.462	F7									4	0	0	0	0	0	3									
<b>Luis Quinones, S</b> OBP: 0.245, SLG: 0.270										4	0	1	0	0	1	0									
<b>Jeff Reed, L</b> OBP: 0.344, SLG: 0.372										4	1	2	0	0	1	1									
<b>Billy Hatcher, R</b> OBP: 0.304, SLG: 0.368										4	1	2	0	0	1	1									
<b>Gino Minutelli, L</b> ERA: 9.0										0	0	0	0	0	0	0									
<b>Don Carman, L</b> ERA: 5.46										2	0	0	1	0	1	1									
<b>Herm Winningham, L</b> OBP: 0.287, SLG: 0.346										2	0	1	0	0	0	0									
<b>Inning Stats</b>	R: 0 E: 0 K: 1 S: 12	H: 1 LOB: 2 BB: 1 P: 21	R: 2 E: 1 K: 0 S: 12	H: 2 LOB: 0 BB: 0 P: 16	R: 0 E: 0 K: 1 S: 9	H: 1 LOB: 1 BB: 0 P: 13	R: 0 E: 0 K: 2 S: 10	H: 2 LOB: 1 BB: 0 P: 13	R: 0 E: 0 K: 1 S: 6	H: 1 LOB: 1 BB: 0 P: 18	R: 0 E: 0 K: 0 S: 6	H: 2 LOB: 1 BB: 0 P: 10	R: 0 E: 0 K: 0 S: 10	H: 0 LOB: 0 BB: 0 P: 14	R: 0 E: 0 K: 1 S: 8	H: 0 LOB: 0 BB: 0 P: 10	1B: 5 2B: 5 3B: 0 HR: 0	SF: 0 SAC: 0 DP: 1 HBP: 0	WP: 1 PB: 1 SB: 0 CS: 0	PA: 36					
<b>PITCHER</b>	IP	WLS	BF	H	R	ER	SO	BB	IBB	HBP	BLK	WP	HR	S	P	ERA	WHIP								
<b>Darryl Kile, R</b> ERA: 3.54	(1, 1)	7.0	W	30	9	2	1	6	2	0	0	0	0	65	104	1.29	1.571								
<b>Jim Clancy, R</b> ERA: 1.96	(8, 1)	2.0	S	6	0	0	0	1	0	0	0	0	0	18	24	0.00	0.000								

AB	34
R	6
H	8
RBI	6
BB	5
SO	3
LOB	17



AB	34
R	2
H	9
RBI	1
BB	2
SO	7
LOB	13





Batter	1	2	3	4	5	6	7	8	9	AB	R	H	RBI	BB	SO	LOB	TOP									
Eric Yelding, R OBP: 0.280, SLG: 0.308	G3			G6-3		5 HR		SH1-4 1B BB		3	1	1	0	1	0	0										
Steve Finley, L OBP: 0.342, SLG: 0.413	G6-4-3 1B			G6-3		F8		SH1-4		3	0	1	0	0	0	1										
5 Jeff Bagwell, R OBP: 0.369, SLG: 0.433	G6-4-3			G5-3		HR		1B		4	1	2	3	0	0	1										
Luis Gonzalez, L OBP: 0.294, SLG: 0.433		G4-3			HR	F7		F8		3	1	1	1	0	0	0										
Mike Capel, R OBP: 0.362, SLG: 0.281										0	0	0	0	0	0	0										
Ken Oberkfell, L OBP: 0.362, SLG: 0.281										1	0	0	0	0	0	1										
Jim Clancy, R OBP: 0.369, SLG: 0.433										0	0	0	0	0	0	0										
Ken Caminiti, S OBP: 0.290, SLG: 0.341		F8			F7	L7			K	4	0	0	0	0	1	0										
Eric Anthony, L OBP: 0.232, SLG: 0.211					1B BB				K	3	0	0	0	1	3	0										
Rafael Ramirez, R OBP: 0.266, SLG: 0.289				F8	FC6 1B				1B	4	0	2	0	0	0	0										
Carl Nichols, R OBP: 0.283, SLG: 0.271																										
Craig Biggio, R OBP: 0.364, SLG: 0.402				K					P6	3	0	0	0	0	2	2										
Pete Harnisch, S OBP: 0.118, SLG: 0.118										1	0	0	0	0	0	0										
Javier Ortiz, R OBP: 0.429, SLG: 0.389					FC6					0	1	0	0	0	0	0										
Gerald Young, S OBP: 0.241, SLG: 0.286										0	1	0	0	0	0	0										
Inning Stats	R: 0 E: 0 K: 0 S: 5	H: 1 LOB: 0 BB: 0 P: 7	R: 0 E: 0 K: 1 S: 7	H: 0 LOB: 0 BB: 0 P: 11	R: 0 E: 0 K: 2 S: 8	H: 0 LOB: 0 BB: 0 P: 11	R: 0 E: 0 K: 0 S: 10	H: 0 LOB: 0 BB: 0 P: 15	R: 1 E: 0 K: 1 S: 11	H: 2 LOB: 2 BB: 1 P: 16	R: 2 E: 0 K: 0 S: 11	H: 2 LOB: 0 BB: 0 P: 17	R: 0 E: 0 K: 1 S: 9	H: 0 LOB: 0 BB: 0 P: 16	R: 1 E: 0 K: 0 S: 10	H: 2 LOB: 1 BB: 1 P: 19	R: 0 E: 0 K: 2 S: 8	H: 1 LOB: 1 BB: 0 P: 10	1B: 6 2B: 0 3B: 0 HR: 2	SF: 0 SAC: 1 DP: 1 HBP: 0	WP: 0 PB: 0 SB: 0 CS: 0	PA: 35				
PITCHER	IP	WLS	BF	H	R	ER	SO	BB	IBB	HBP	BLK	WP	HR	S	P	ERA	WHIP									
Chris Hammond, L ERA: 4.25	(1, 1)	6.0	W	23	5	3	3	4	1	0	0	0	0	2	52	77	4.50	1.000								
Randy Myers, L ERA: 2.59	(7, 1)	1.1		6	1	1	1	1	1	0	0	0	0	0	14	26	6.75	1.500								
Rob Dibble, R ERA: 1.34	(8, 1)	1.2	S	6	2	0	0	2	0	0	0	0	0	0	13	19	0.00	1.200								

Houston Astros @ Cincinnati Reds  
Riverfront Stadium, Cincinnati, OH  
Sun Jun 30 1991, 3:33 AM EDT  
Att: 31,775 - Cloudy - 92 F

AB 32  
R 4  
H 8  
RBI 4  
BB 2  
SO 7  
LOB 8



Batter	1	2	3	4	5	6	7	8	9	AB	R	H	RBI	BB	SO	LOB	BOTTOM									
Bill Doran, S OBP: 0.418, SLG: 0.433	K	PO	F8		HR	BB 1B		K		5	1	2	2	0	2	0										
Billy Hatcher, R OBP: 0.311, SLG: 0.390	G6-3		G6-3		HR	BB 1B		BB 2B		4	1	2	1	1	0	0										
Barry Larkin, R OBP: 0.408, SLG: 0.605	S 1B		E6 FC5-4		F9	G4-3		F8		5	0	1	0	0	0	3										
Eric Davis, R OBP: 0.386, SLG: 0.435	P3		FC5-4		K					4	0	0	0	0	2	2										
Paul O'Neill, L OBP: 0.359, SLG: 0.525		G4-3 BLK 1B		S 1B	HR			G4-3		4	2	3	1	0	0	0										
Hal Morris, L OBP: 0.340, SLG: 0.463		G4-3		F7	CS 1B			BB 1B		4	0	2	0	0	0	2										
Jeff Reed, L OBP: 0.353, SLG: 0.370		SH5-4 PO BB		K	CS	F9 SH1-4 1B BB		BB		1	1	0	0	3	1	1										
Luis Quinones, S OBP: 0.258, SLG: 0.275										2	0	1	1	1	1	2										
Rob Dibble, L OBP: 0.349, SLG: 0.458		SH5-4 1B								0	0	0	0	0	0	0										
Chris Hammond, L OBP: 0.333, SLG: 0.320										1	0	0	0	0	0	2										
Todd Benzinger, S OBP: 0.244, SLG: 0.269										1	0	0	0	0	0	1										
Randy Myers, L OBP: 0.400, SLG: 0.400										0	0	0	0	0	0	0										
Chris Sabo, R OBP: 0.349, SLG: 0.458										1	0	0	0	0	0	0										
Inning Stats	R: 0 E: 0 K: 1 S: 13	H: 1 LOB: 1 BB: 0 P: 19	R: 1 E: 0 K: 0 S: 6	H: 2 LOB: 1 BB: 1 P: 12	R: 0 E: 1 K: 0 S: 7	H: 0 LOB: 1 BB: 0 P: 12	R: 0 E: 0 K: 1 S: 10	H: 1 LOB: 2 BB: 1 P: 16	R: 3 E: 0 K: 0 S: 13	H: 4 LOB: 0 BB: 0 P: 21	R: 1 E: 0 K: 0 S: 9	H: 1 LOB: 2 BB: 2 P: 22	R: 0 E: 0 K: 2 S: 15	H: 1 LOB: 2 BB: 1 P: 28	R: 0 E: 0 K: 1 S: 9	H: 1 LOB: 1 BB: 0 P: 10	1B: 7 2B: 1 3B: 0 HR: 3	SF: 0 SAC: 2 DP: 0 HBP: 0	WP: 0 PB: 0 SB: 2 CS: 1	PA: 41						
PITCHER	IP	WLS	BF	H	R	ER	SO	BB	IBB	HBP	BLK	WP	HR	S	P	ERA	WHIP									
Pete Harnisch, R ERA: 2.32	(1, 1)	5.2	L	29	9	5	3	3	3	0	0	0	0	3	55	97	7.94	2.118								
Mike Capel, R ERA: 1.46	(6, 1)	1.1		6	1	0	0	2	1	0	0	0	0	0	18	33	0.00	1.500								
Jim Clancy, R ERA: 1.91	(8, 1)	1.0		4	1	0	0	1	0	0	0	0	0	0	9	10	0.00	1.000								

Houston Astros @ Cincinnati Reds  
Riverfront Stadium, Cincinnati, OH  
Sun Jun 30 1991, 3:33 AM EDT  
Att: 31,775 - Cloudy - 92 F

AB 32  
R 5  
H 11  
RBI 5  
BB 5  
SO 6  
LOB 13









Batter	1	2	3	4	5	6	7	8	9	AB R H RBI BB SO LOB	TOP											
Steve Finley, L (1,8) OBP: 0.344, SLG: 0.412	2-2 G4-3 SF8 1B		2-1 E6 G4-3		1-1 G4-3		1-2 F9		0-0 HR 1B	5 2 2 1 0 0 1	<b>Houston Astros @ San Francisco Giants</b> Candlestick Park, San Francisco, CA Wed Jul 03 1991, 10:05 PM EDT Att: 33,774 - Sunny - 68 F											
Craig Biggio, R (1,2) OBP: 0.388, SLG: 0.404	1-2 SF8 G4-3 1B		0-0 G4-3		2-2 5 WP 1B		1-3 K		0-1 HR 1B	5 2 3 1 0 1 1												
5 Jeff Bagwell, R (1,3) OBP: 0.377, SLG: 0.444	1-2 G4-3		3-3 K		4-2 1B BB			4-2 PB 2B BB	3-3 K	3 1 0 0 2 2 5												
Luis Gonzalez, L (1,7) OBP: 0.295, SLG: 0.442	2-1 SF8		2-3 K		3-1 1B			3-2 F7	1-2 HR	4 1 2 5 0 1 2												
Ken Caminiti, S (1,5) OBP: 0.294, SLG: 0.351	K			2-2 G5-3				3-2 2H	1-2 3B	5 0 2 1 0 1 3												
Eric Anthony, L (1,9) OBP: 0.222, SLG: 0.203		2-0 F5		0-0 G4-3			1-3 K	1-3 K	2-2 G5-3	4 0 0 0 0 2 1												
Gerald Young, S (8,8) OBP: 0.250, SLG: 0.294										1 0 0 0 0 0 1												
Eric Yelding, R (1,6) OBP: 0.282, SLG: 0.306		0-0 F8		0-1 P3			0-0 G6-3	0-2 P3		4 0 0 0 0 0 1												
Casey Candaele, S (1,4) OBP: 0.310, SLG: 0.370		0-1 HR			3-2 G4-3 SH2-4 1B		1-1 P5		2-2 G4-3 WP 1B	4 3 3 1 0 0 0												
Jim Deshaies, L (1,1) OBP: 0.172, SLG: 0.077		2-3 K			0-0 SH2-4		0-1 G4-3		1-0 G4-3	2 0 0 0 0 1 0												
Ken Oberkfell, L (9,PH) OBP: 0.366, SLG: 0.276					1-2				1-3	1 0 0 0 0 0 1												
Jim Clancy, R (9,1)										0 0 0 0 0 0 0												
<b>Inning Stats</b>	R: 1 E: 0 K: 1 S: 15	H: 2 LOB: 1 BB: 0 P: 23	R: 1 E: 0 K: 1 S: 8	H: 1 LOB: 0 BB: 0 P: 12	R: 0 E: 1 K: 2 S: 9	H: 0 LOB: 1 BB: 0 P: 16	R: 0 E: 0 K: 0 S: 6	H: 0 LOB: 0 BB: 0 P: 8	R: 2 E: 0 K: 0 S: 15	H: 3 LOB: 2 BB: 1 P: 28	R: 0 E: 0 K: 1 S: 8	H: 0 LOB: 0 BB: 0 P: 10	R: 0 E: 0 K: 1 S: 9	H: 0 LOB: 0 BB: 0 P: 11	R: 1 E: 0 K: 1 S: 18	H: 1 LOB: 1 BB: 1 P: 29	R: 4 E: 0 K: 1 S: 23	H: 5 LOB: 1 BB: 0 P: 33	1B: 8 2B: 1 3B: 1 HR: 2	SF: 1 SAC: 1 DP: 0 HBP: 0	WP: 2 PB: 1 CS: 0	PA: 42
<b>PITCHER</b>	IP WLS BF H R ER SO BB IBB HBP BLK WP HR S P ERA WHIP											IP WLS BF H R ER SO BB IBB HBP BLK WP HR S P ERA WHIP										
John Burkett, R (1,1) ERA: 3.34	5.0 L 23 6 4 4 4 1 0 0 0 0 1 1 53 87 7.20 1.400																					
Kelly Downs, R (6,1) ERA: 3.96	3.0 11 1 1 0 3 1 0 0 0 0 0 0 35 50 0.00 0.667																					
Francisco Oliveras, R (9,1) ERA: 2.83	1.0 8 5 4 4 1 0 0 0 0 0 1 1 23 33 36.00 5.000																					

AB	38
R	9
H	12
RBI	9
BB	2
SO	8
LOB	16



Batter	1	2	3	4	5	6	7	8	9	AB R H RBI BB SO LOB	BOTTOM									
Mike Felder, S (1,8) OBP: 0.346, SLG: 0.370	0-0 G6-3			1-1 G5-3		3-2 G6-3		3-2 1B		4 0 1 0 0 0 0	<b>Houston Astros @ San Francisco Giants</b> Candlestick Park, San Francisco, CA Wed Jul 03 1991, 10:05 PM EDT Att: 33,774 - Sunny - 68 F									
Robby Thompson, R (1,4) OBP: 0.348, SLG: 0.444	1-1 F9			3-2 F8 BB 1B		0-0 L4		2-1 P3		4 0 1 0 0 0 2										
Will Clark, L (1,3) OBP: 0.349, SLG: 0.496	3-2 G4-3			4-1 1B		0-0 1B		3-3 K		3 0 1 0 1 1 2										
Kevin Mitchell, R (1,7) OBP: 0.380, SLG: 0.593		3-1 P6		1-0 F8		2-2 P4		0-2 G5-4-3 1B		4 0 1 0 0 0 3										
Matt Williams, R (1,5) OBP: 0.266, SLG: 0.392		2-0 L7		2-3 K			3-1 P3	1-2 G5-4-3 1B		4 0 1 0 0 1 2										
Greg Litton, R (1,9) OBP: 0.221, SLG: 0.260		3-2 G5-3			1-1 P4		0-1 P4	0-2 G5-4-3 1B		3 0 0 0 0 0 0										
Mark Leonard, L (9,PH) OBP: 0.273, SLG: 0.370					2-0 1B			1-3 K		1 0 0 0 0 0 2										
Steve Decker, R (1,2) OBP: 0.337				0-3 P4		3-2 L8		1-3 K		3 0 1 0 0 0 0										
Terry Kennedy, L (9,PH) OBP: 0.265, SLG: 0.343					0-0 1B					1 0 0 0 0 1 1										
Tony Perezchica, R (1,6) OBP: 0.303, SLG: 0.406				0-3 K		0-0 P2		1-1 G6-3		3 0 0 0 0 1 1										
John Burkett, R (1,1) OBP: 0.138, SLG: 0.143				0-1 G5-3		1-1 F8		4-1 1B BB		1 0 0 0 0 0 0										
Dave Anderson, R (6,PH) OBP: 0.314, SLG: 0.341										1 0 0 0 0 0 1										
Kelly Downs, R (6,1) OBP: 0.266, SLG: 0.296										0 0 0 0 0 0 0										
Mike Kingery, L (8,PH) OBP: 0.312, SLG: 0.262										0 0 0 0 1 0 0										
Francisco Oliveras, R (9,1) OBP: 0.266, SLG: 0.296										0 0 0 0 0 0 0										
<b>Inning Stats</b>	R: 0 E: 0 K: 0 S: 6	H: 0 LOB: 0 BB: 0 P: 10	R: 0 E: 0 K: 0 S: 6	H: 0 LOB: 0 BB: 0 P: 14	R: 0 E: 0 K: 1 S: 12	H: 1 LOB: 2 BB: 1 P: 23	R: 0 E: 0 K: 0 S: 6	H: 1 LOB: 1 BB: 0 P: 10	R: 0 E: 0 K: 0 S: 8	H: 1 LOB: 1 BB: 0 P: 13	R: 0 E: 0 K: 0 S: 7	H: 0 LOB: 0 BB: 0 P: 13	R: 0 E: 0 K: 1 S: 12	H: 1 LOB: 2 BB: 1 P: 25	R: 0 E: 0 K: 1 S: 12	H: 2 LOB: 1 BB: 0 P: 14	1B: 6 2B: 0 3B: 0 HR: 0	SF: 0 SAC: 0 DP: 1 HBP: 0	WP: 0 PB: 0 CS: 0	PA: 34
<b>PITCHER</b>	IP WLS BF H R ER SO BB IBB HBP BLK WP HR S P ERA WHIP											IP WLS BF H R ER SO BB IBB HBP BLK WP HR S P ERA WHIP								
Jim Deshaies, L (1,1) ERA: 5.06	8.0 W 30 4 0 0 3 0 0 0 0 0 0 0 69 123 0.00 0.750																			
Jim Clancy, R (9,1) ERA: 1.87	1.0 4 2 0 0 1 0 0 0 0 0 0 0 12 14 0.00 2.000																			

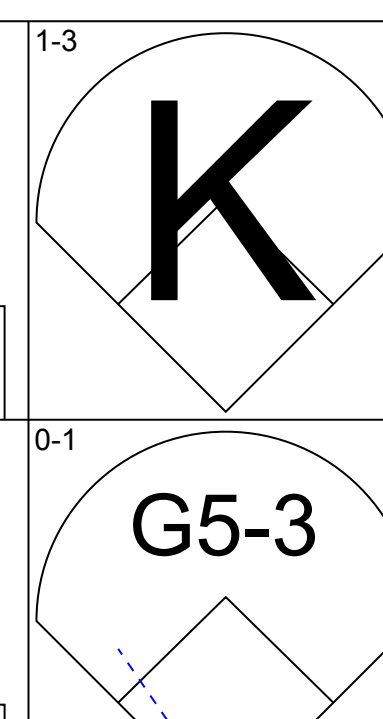
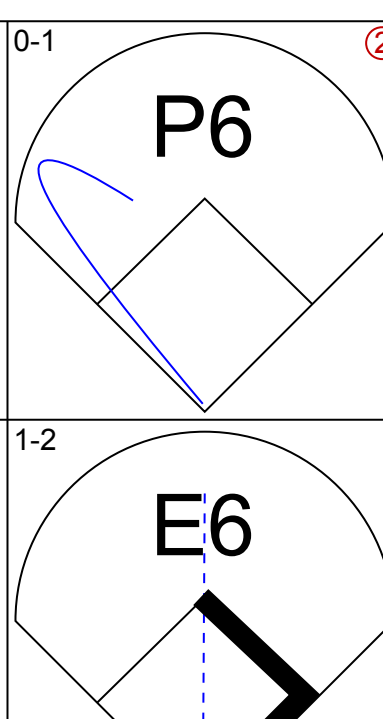
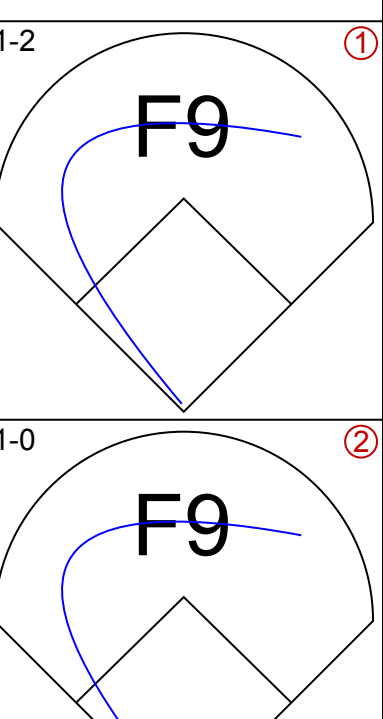
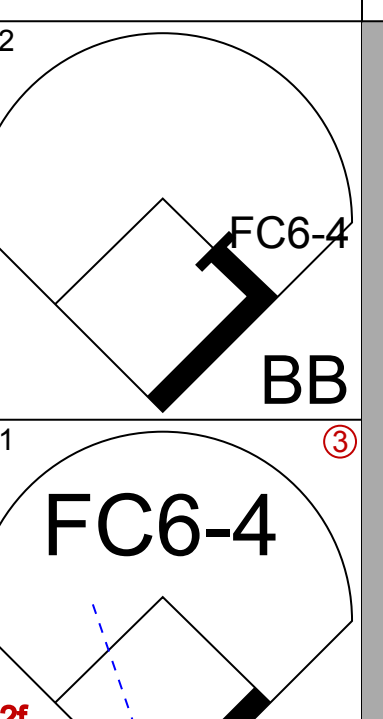
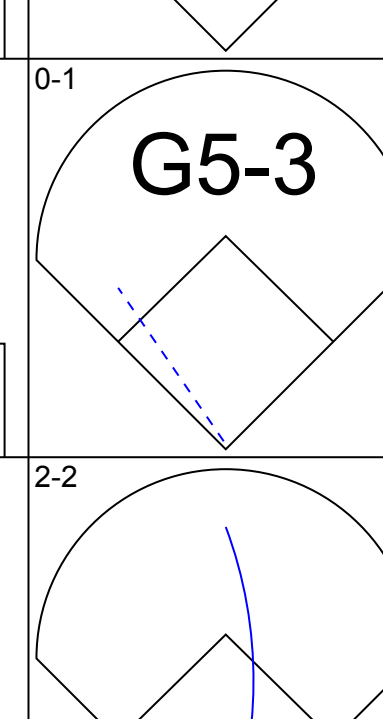
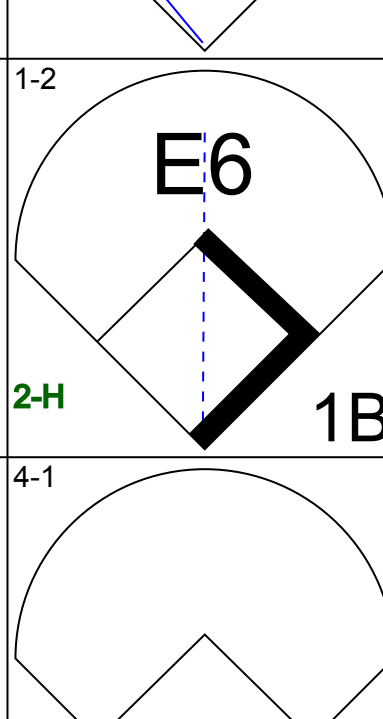
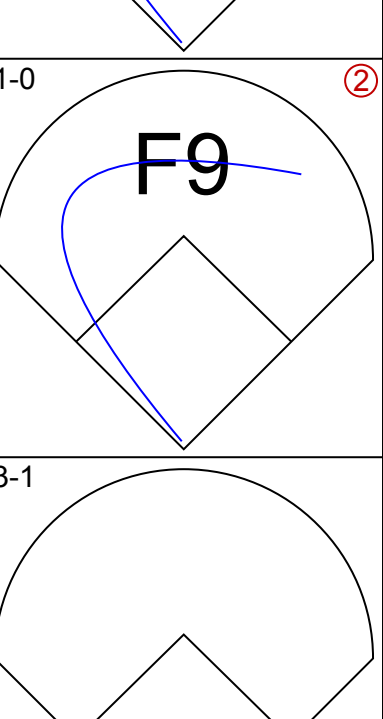
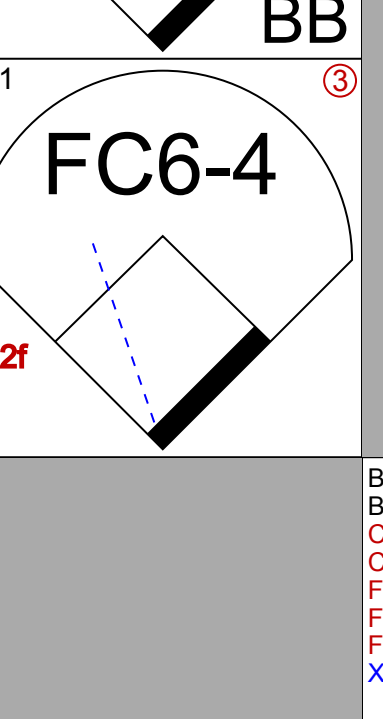
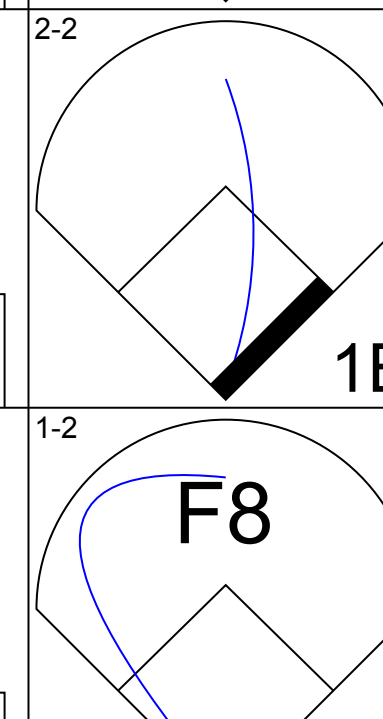
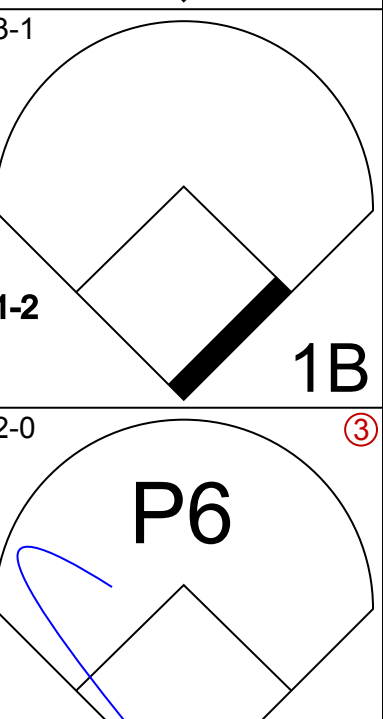
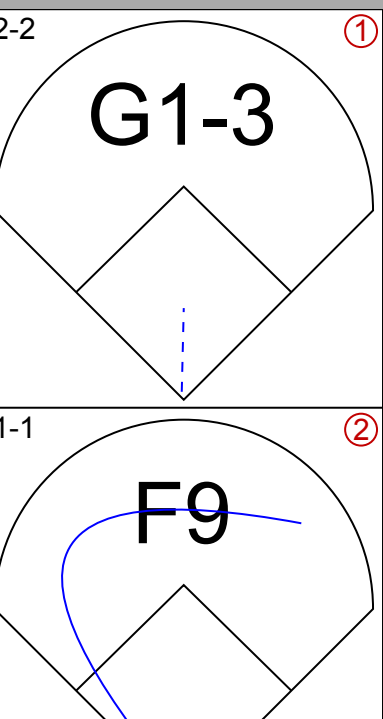
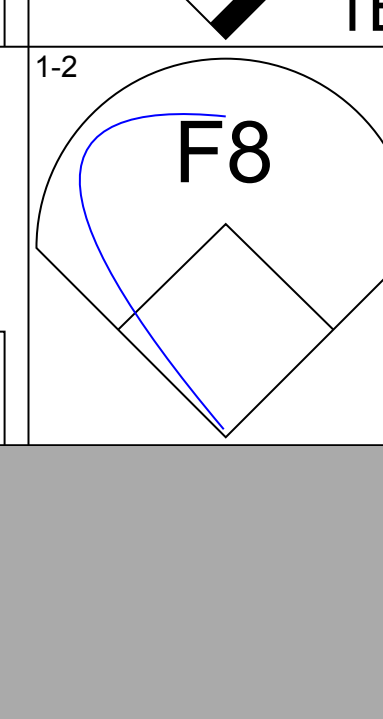
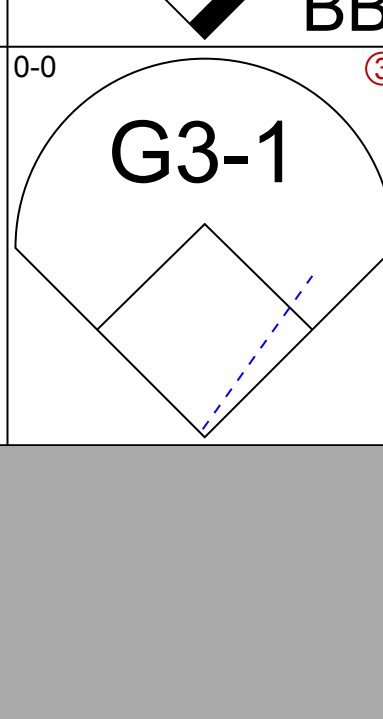

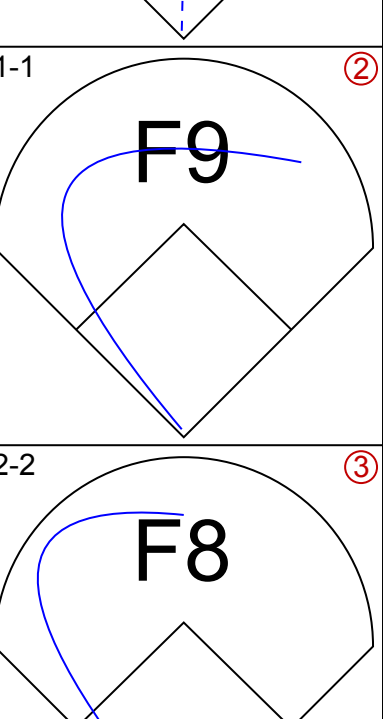
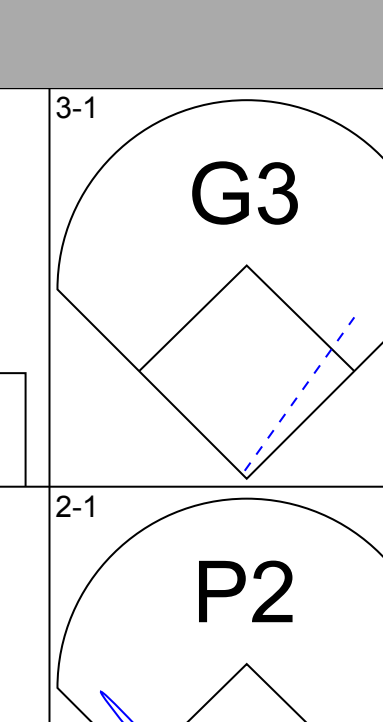
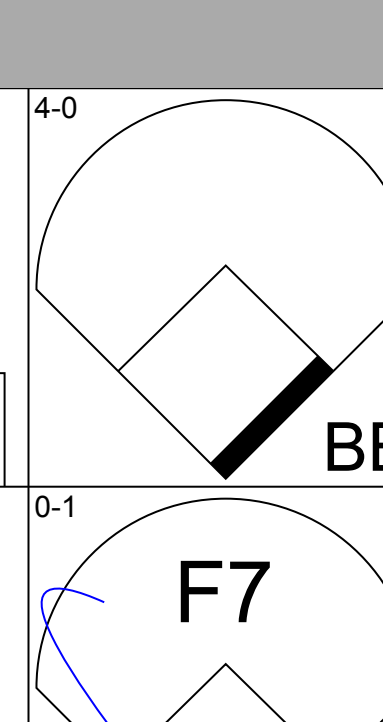
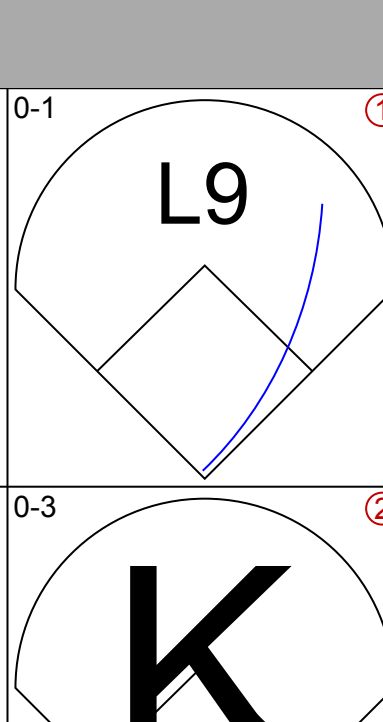
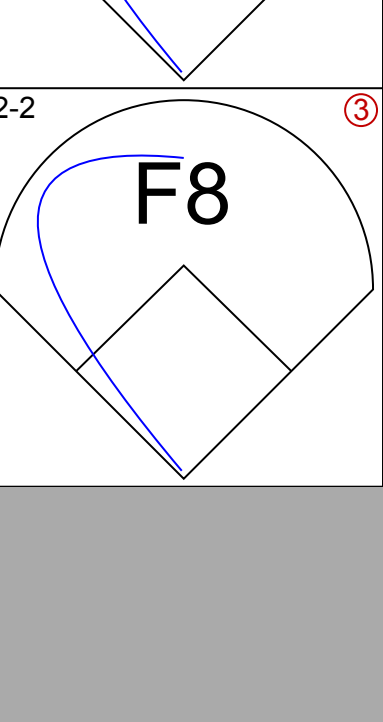
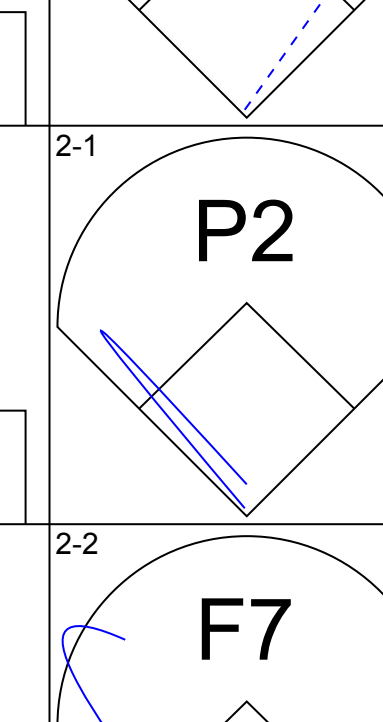
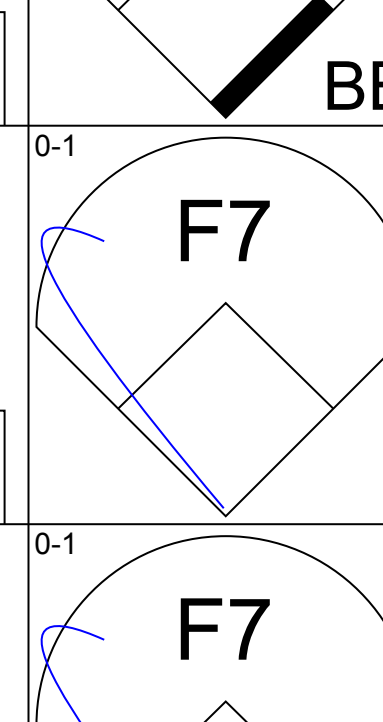
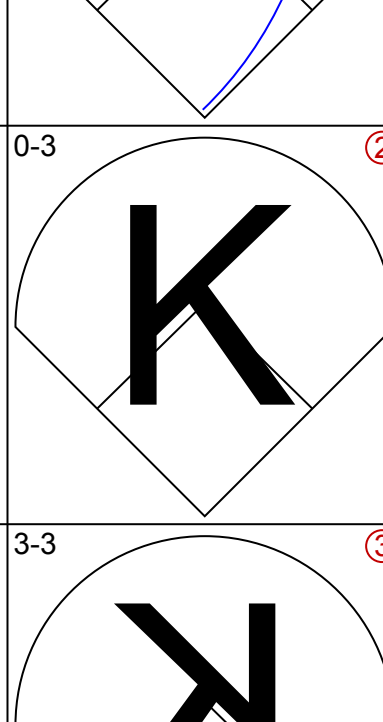
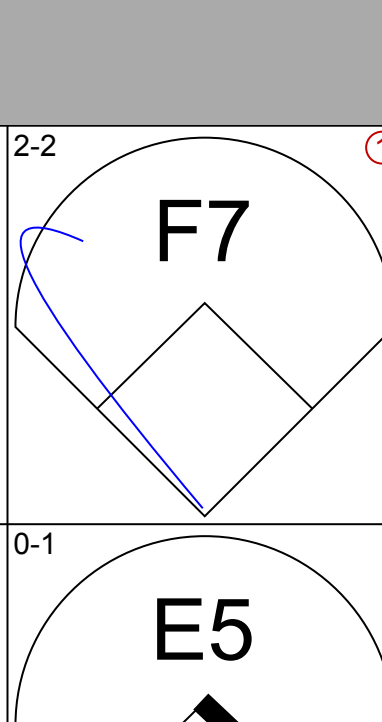
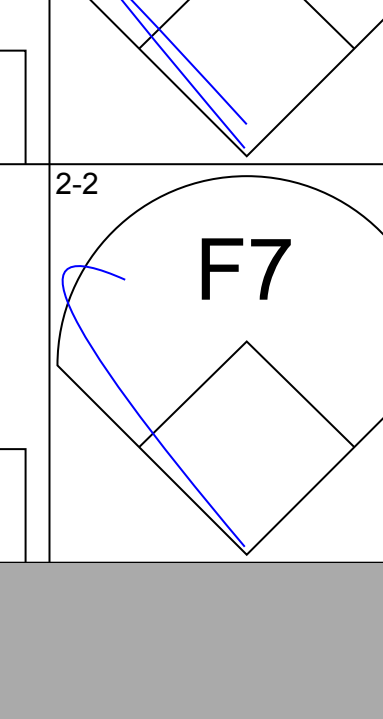
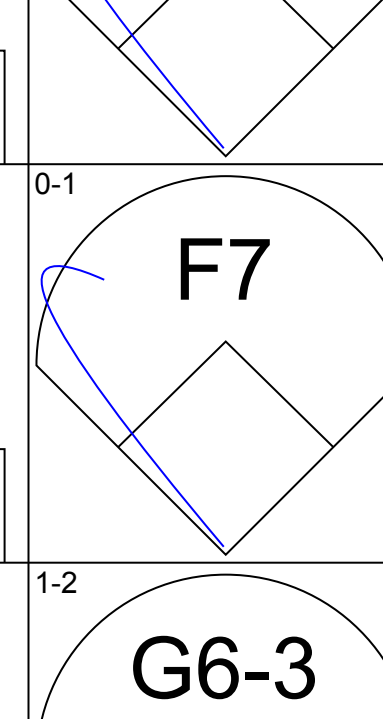
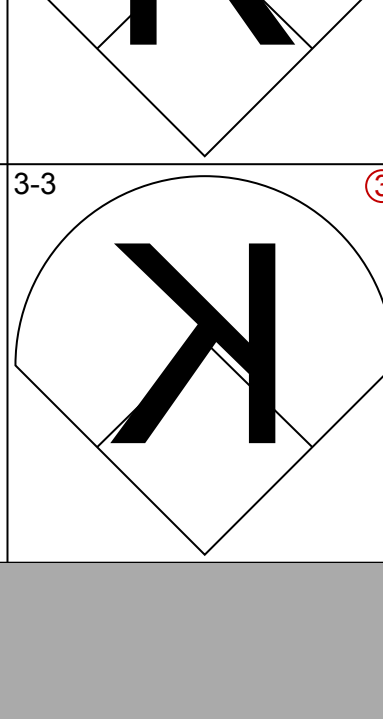
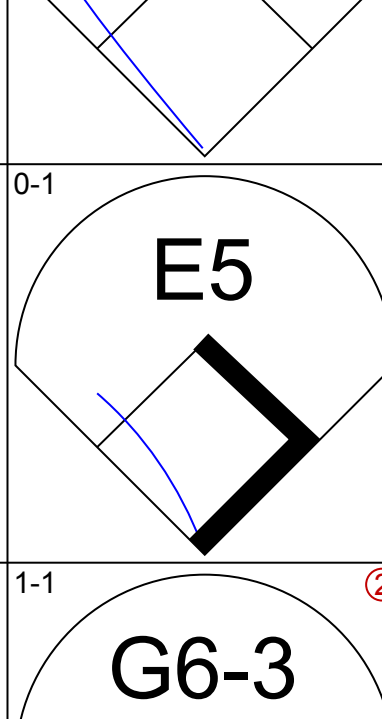
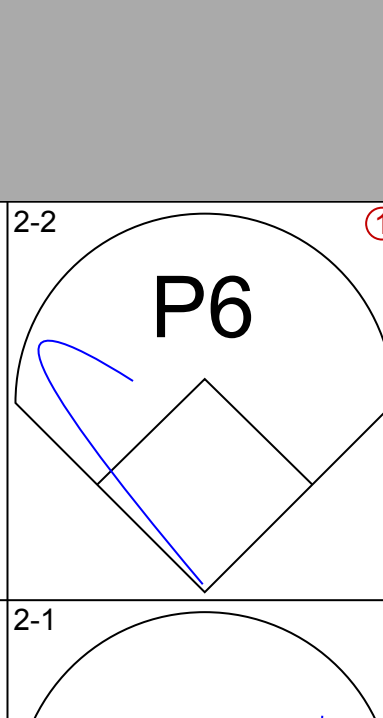
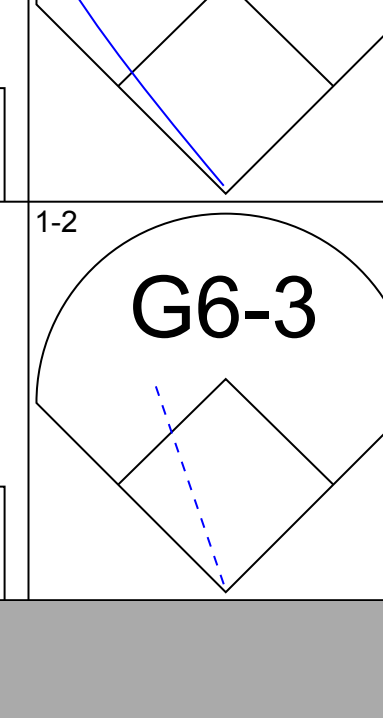
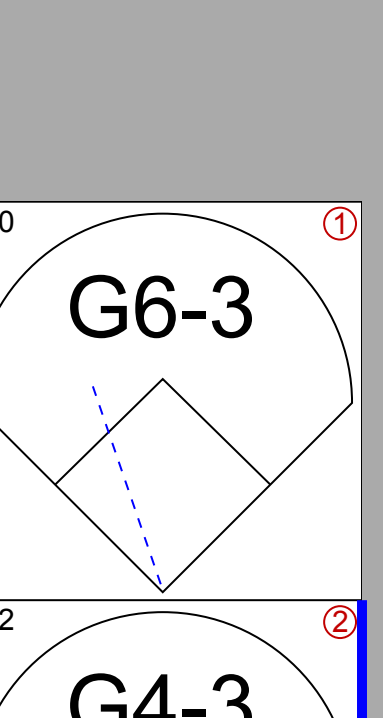
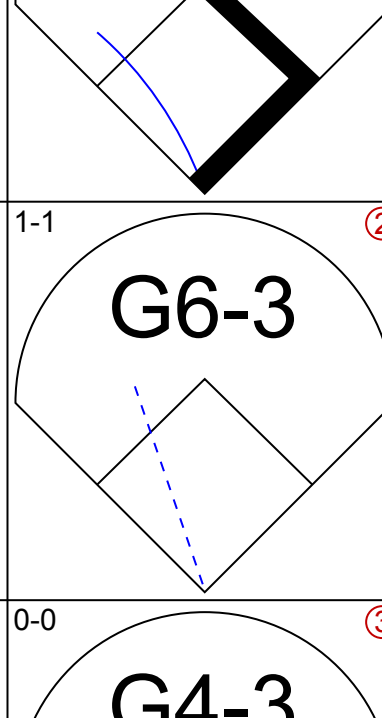
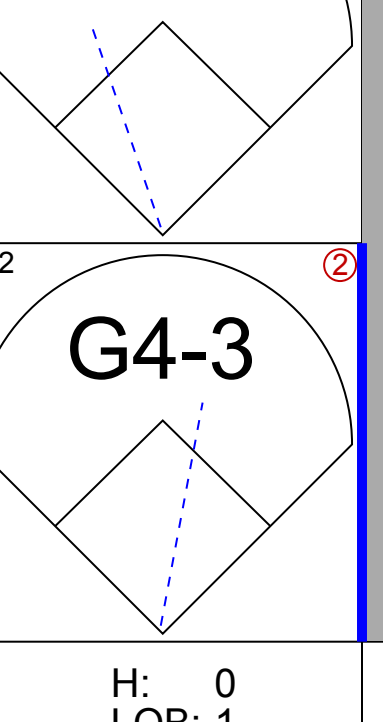
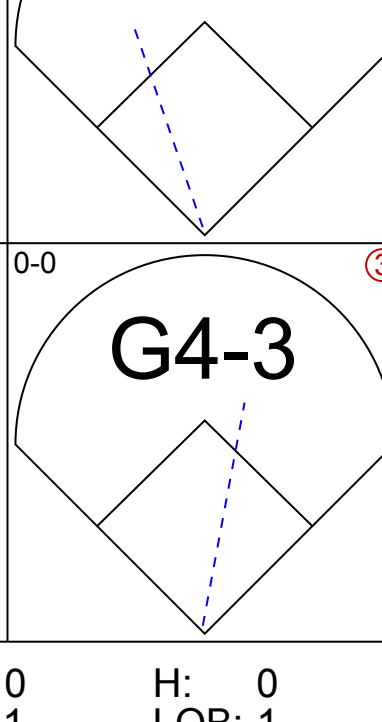
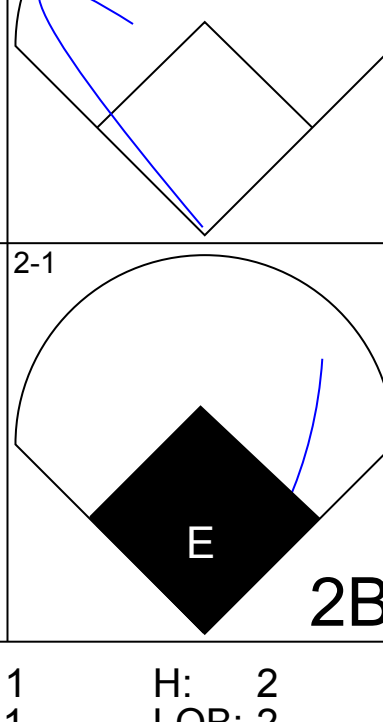
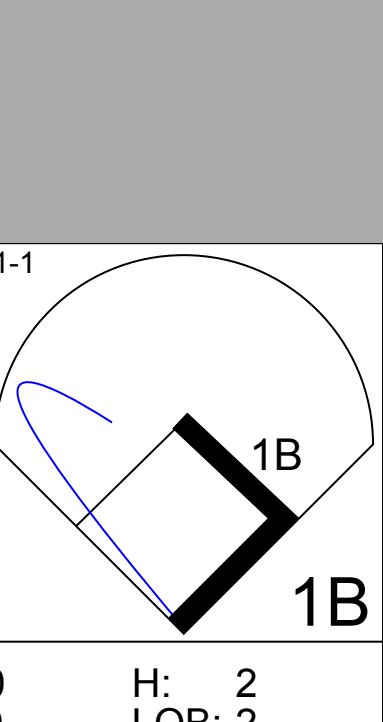
AB	32
R	0
H	6
RBI	0
BB	2
SO	4
LOB	14







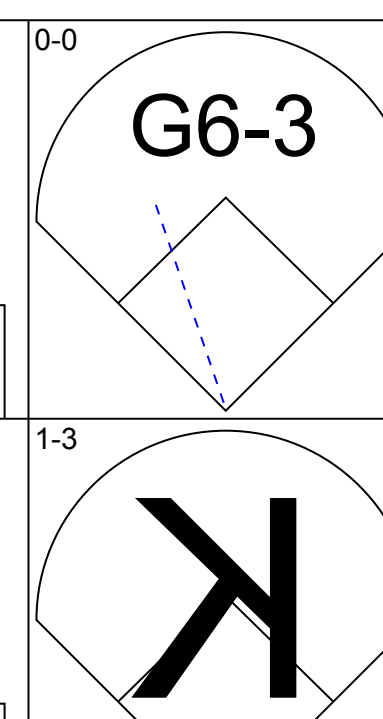
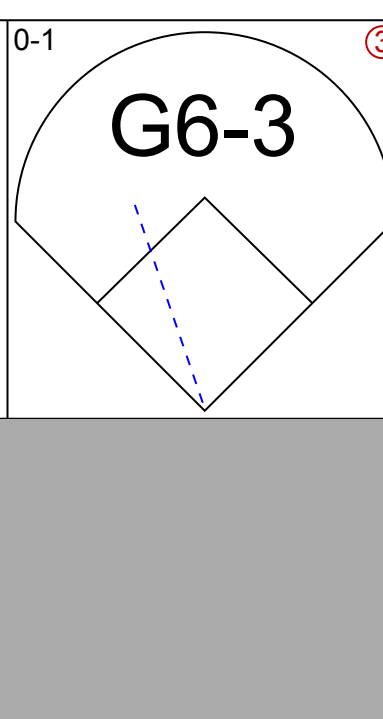
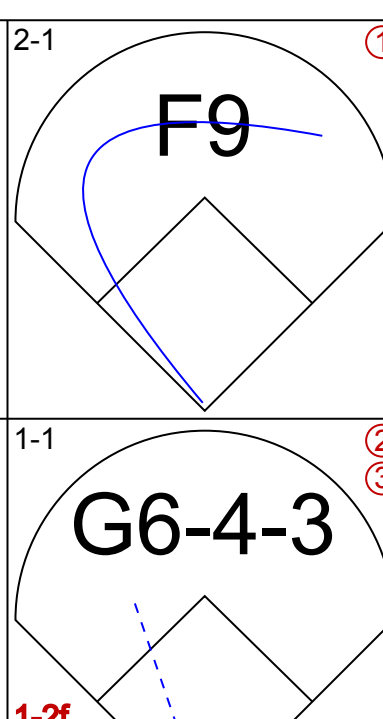
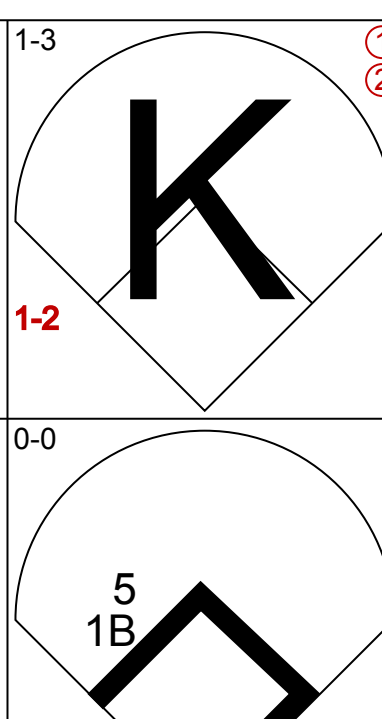
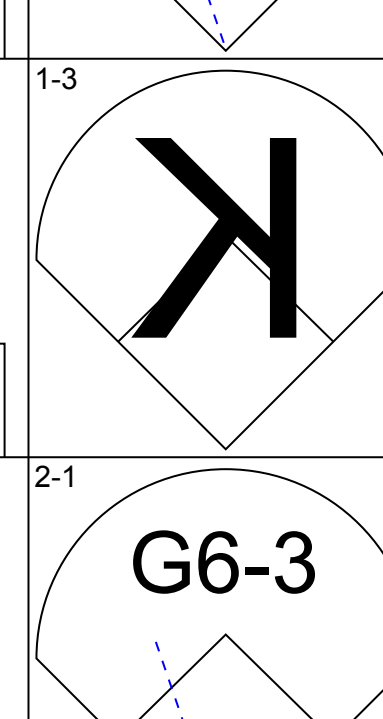
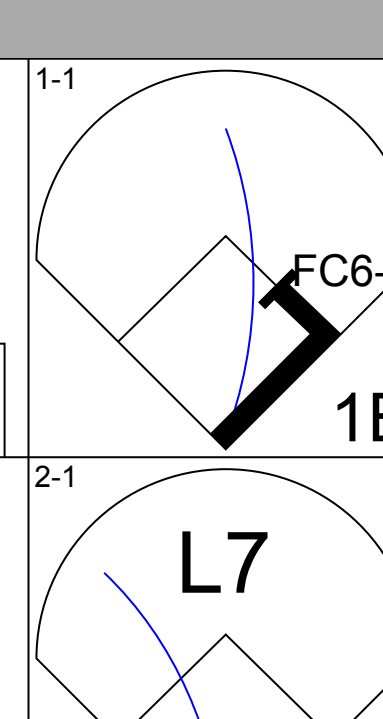
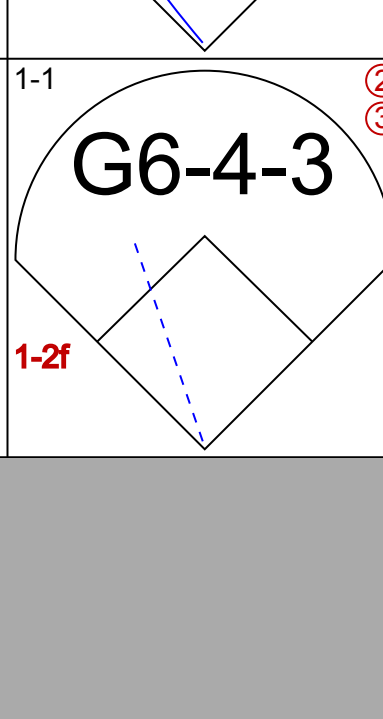
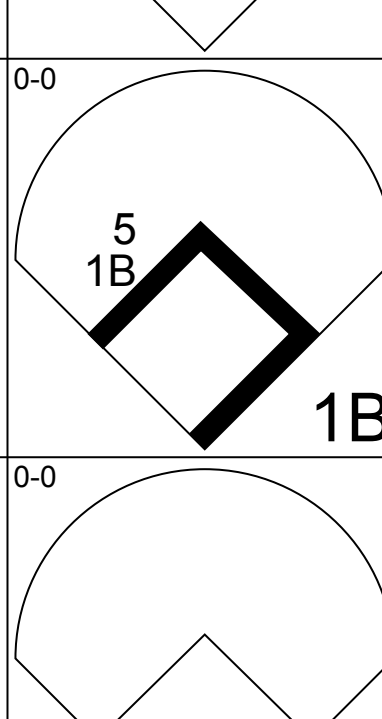
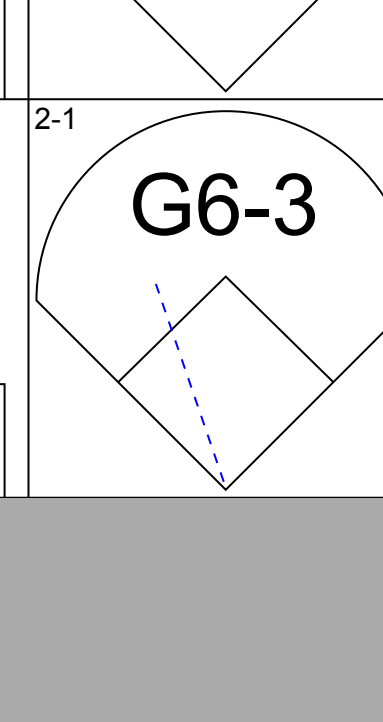
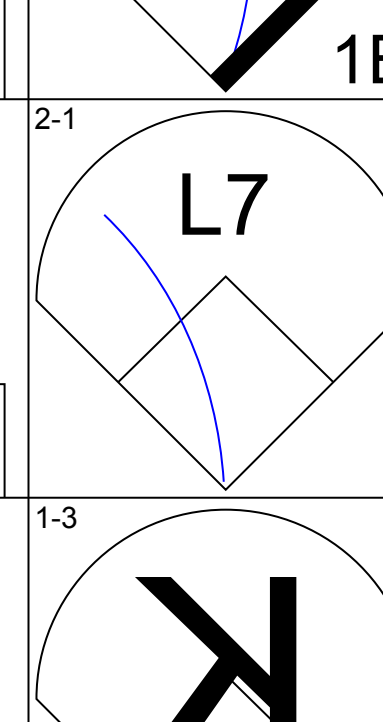
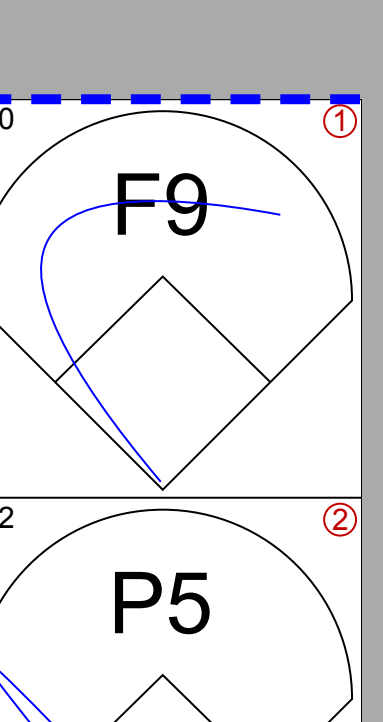
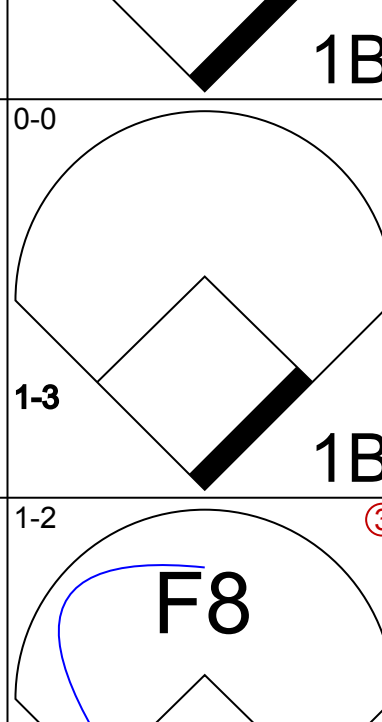
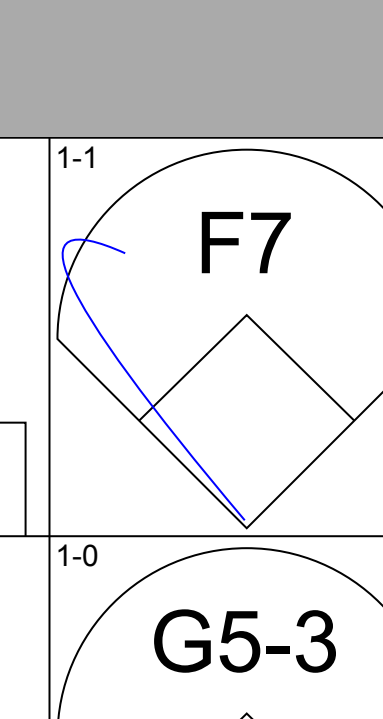
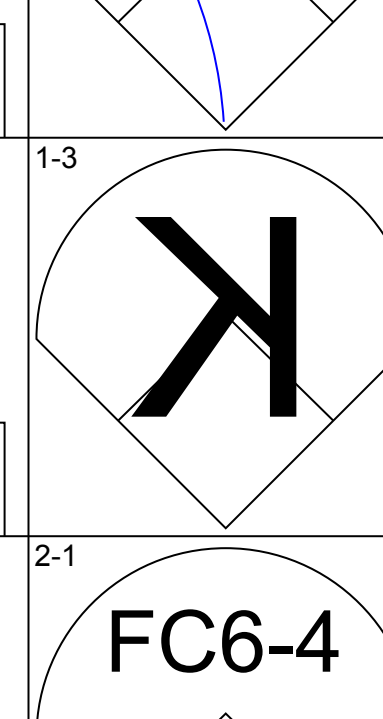
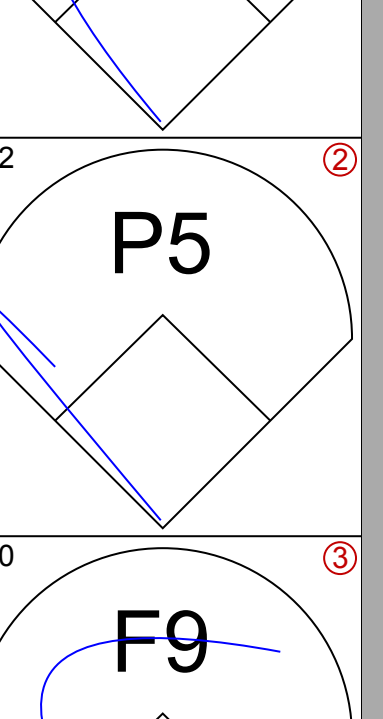
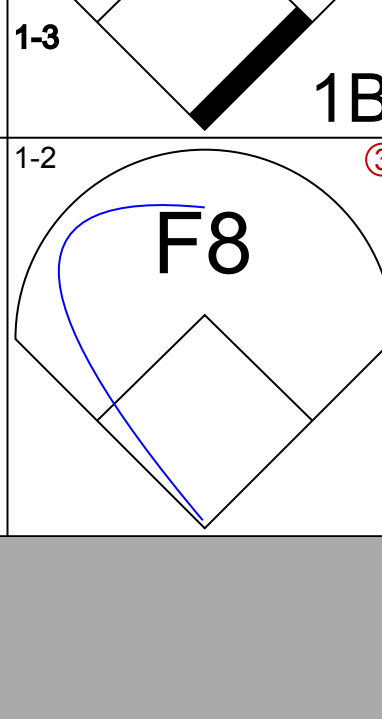
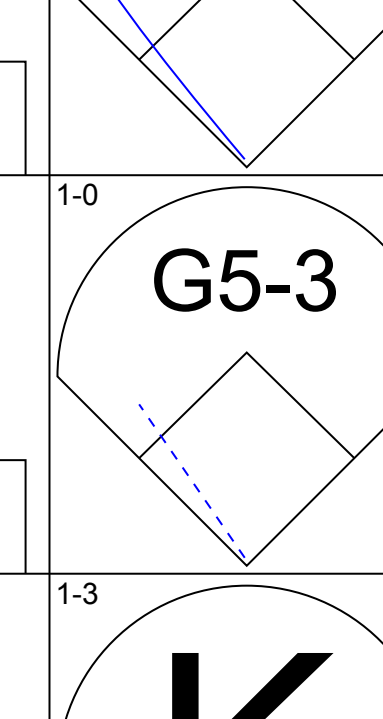
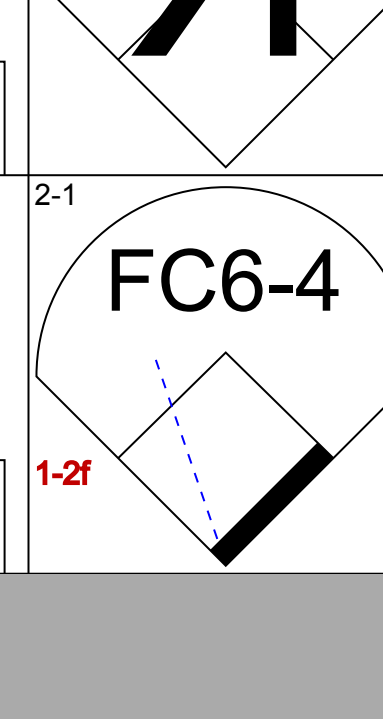
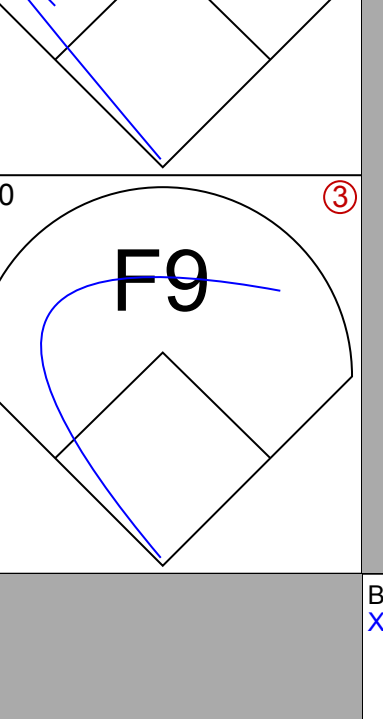
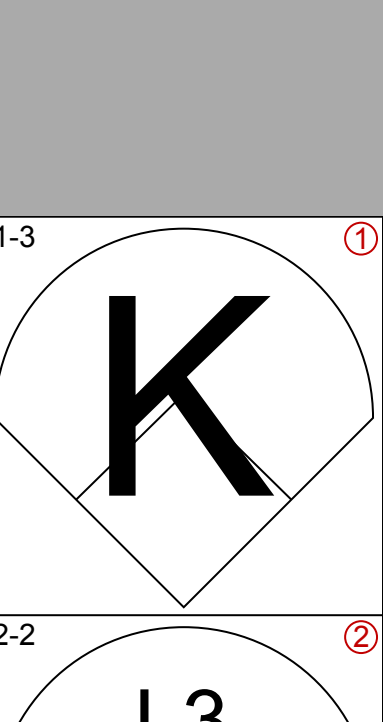
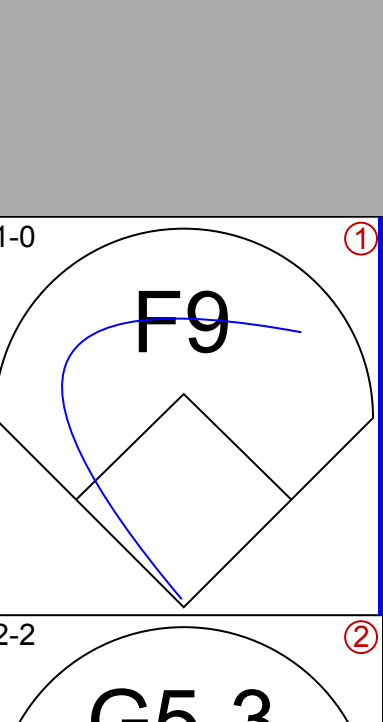
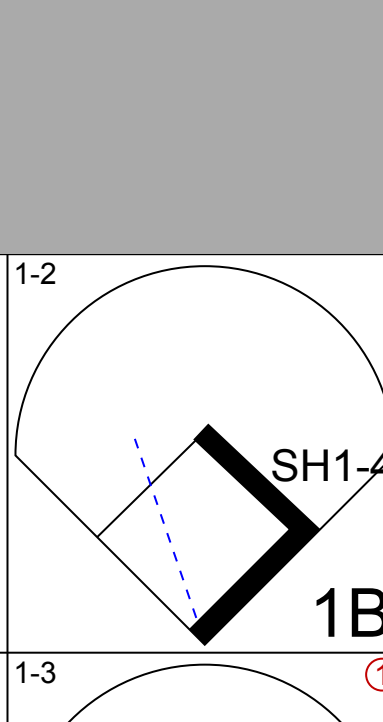
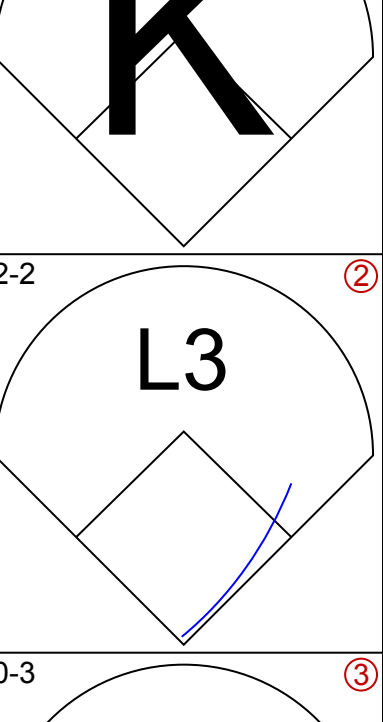
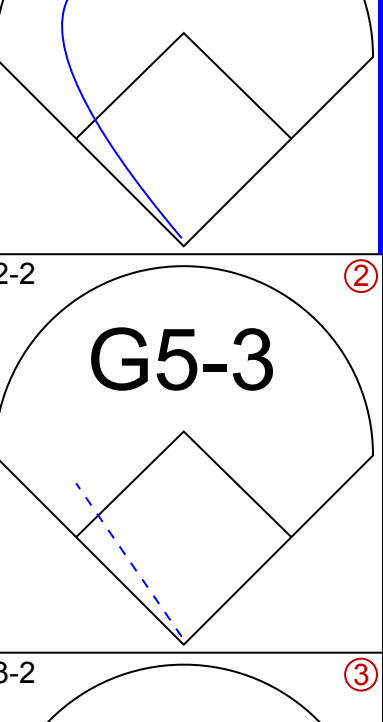
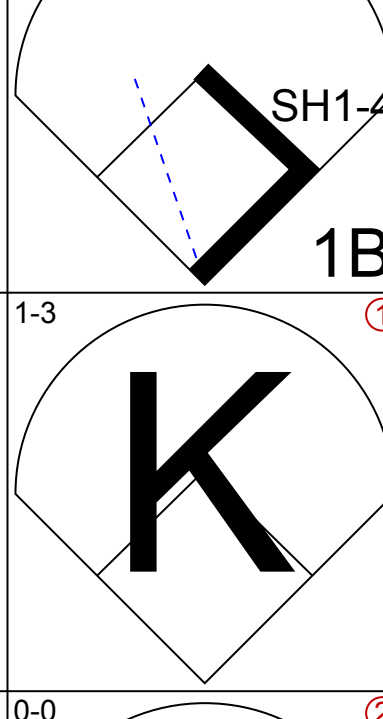
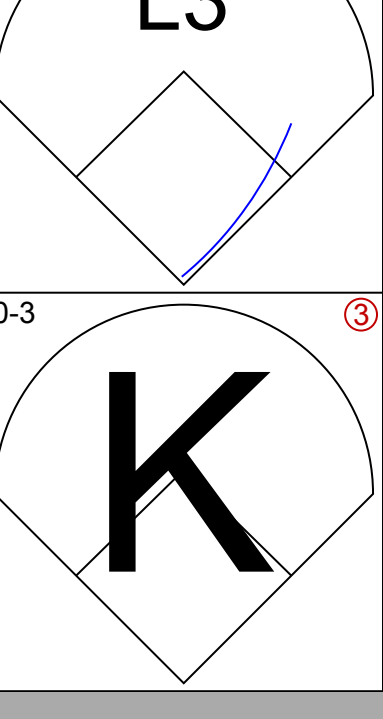
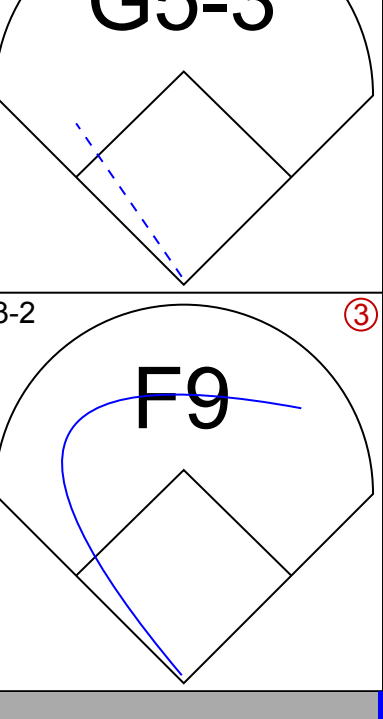
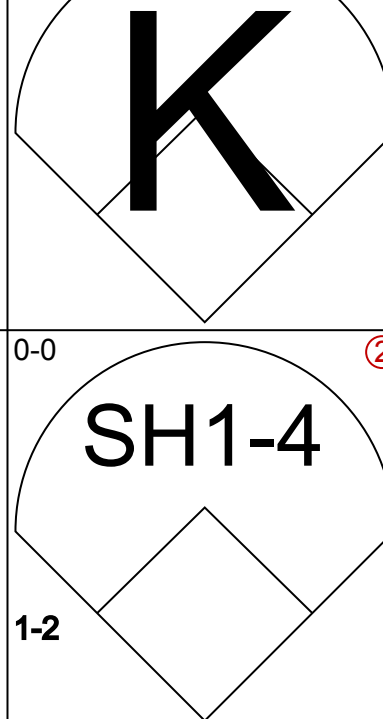
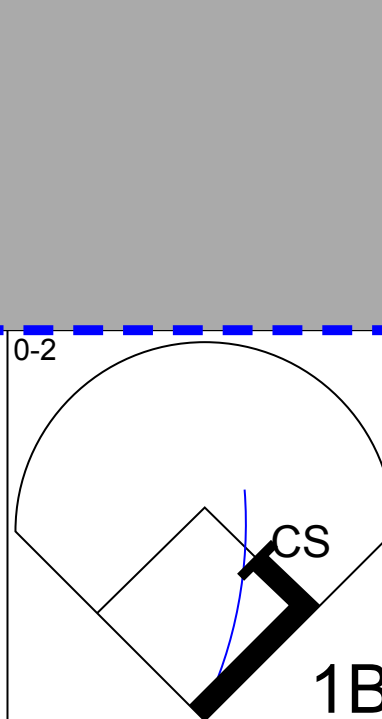
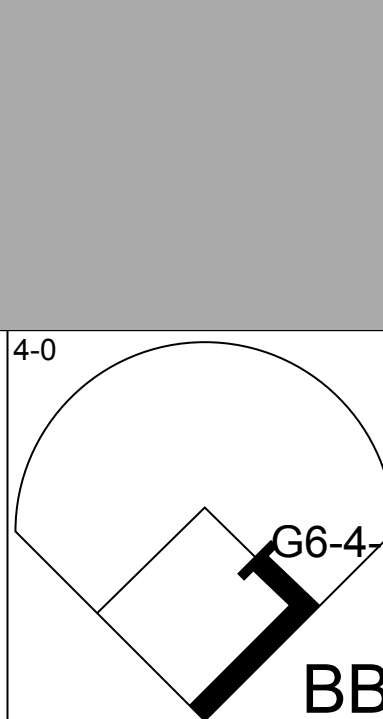


Batter	1	2	3	4	5	6	7	8	9	AB	R	H	RBI	BB	SO	LOB	TOP			
<b>Bill Doran, S</b> OBP: 0.419, SLG: 0.448 (1,4)										3	0	0	0	1	1	2				
<b>Billy Hatcher, R</b> OBP: 0.314, SLG: 0.390 (1,7)										4	0	1	1	0	0	2				
<b>Barry Larkin, R</b> OBP: 0.402, SLG: 0.576 (1,6)										3	0	2	0	1	0	0				
<b>Paul O'Neill, L</b> OBP: 0.360, SLG: 0.514 (1,9)										4	0	0	0	0	0	5				
<b>Hal Morris, L</b> OBP: 0.345, SLG: 0.462 (1,3)										3	0	0	0	1	0	0				
<b>Chris Sabo, R</b> OBP: 0.348, SLG: 0.471 (1,5)										4	0	0	0	0	1	1				
<b>Herm Winningham, L</b> OBP: 0.274, SLG: 0.326 (1,8)										4	0	0	0	0	1	1				
<b>Joe Oliver, R</b> OBP: 0.289, SLG: 0.389 (1,2)										4	0	0	0	0	0	2				
<b>Chris Hammond, L</b> OBP: 0.379, SLG: 0.407 (7, PH)										2	1	2	0	0	0	0				
<b>Todd Benzinger, S</b> OBP: 0.241, SLG: 0.264 (7, PH)										1	0	0	0	0	0	0				
<b>Randy Myers, L</b> OBP: 0.400, SLG: 0.400 (7, PH)										0	0	0	0	0	0	0				
<b>Luis Quinones, S</b> OBP: 0.255, SLG: 0.272 (9, PH)										1	0	0	0	0	0	1				
<b>Rob Dibble, L</b> OBP: 0.255, SLG: 0.272 (9, PH)										0	0	0	0	0	0	0				
<b>Inning Stats</b>	R: 0 E: 0 K: 1 S: 13	H: 1 LOB: 1 BB: 0 P: 17	R: 0 E: 0 K: 0 S: 7	H: 0 LOB: 0 BB: 0 P: 14	R: 1 E: 1 K: 0 S: 12	H: 2 LOB: 2 BB: 1 P: 21	R: 0 E: 0 K: 0 S: 8	H: 0 LOB: 1 BB: 1 P: 12	R: 0 E: 0 K: 2 S: 9	H: 0 LOB: 0 BB: 0 P: 12	R: 0 E: 0 K: 0 S: 8	H: 0 LOB: 1 BB: 1 P: 15	R: 0 E: 0 K: 0 S: 12	H: 0 LOB: 0 BB: 0 P: 17	R: 0 E: 1 K: 0 S: 9	H: 0 LOB: 0 BB: 0 P: 12	1B: 4 2B: 1 3B: 0 HR: 0	SF: 0 SAC: 0 DP: 0 HBP: 0	WP: 0 PB: 0 SB: 0 CS: 0	PA: 36
<b>PITCHER</b> <b>Pete Harnisch, R</b> ERA: 2.22 (1,1)	IP: 9.0 WLS: L BF: 36 H: 5 R: 1 ER: 1 SO: 3 BB: 3 IBB: 0 HBP: 0 BLK: 0 WP: 0 HR: 0 S: 89 P: 139 ERA: 1.00 WHIP: 0.889															<b>PITCHER</b>				

Cincinnati Reds @ Houston Astros  
Astrodome, Houston, TX  
Fri Jul 05 1991, 8:05 PM EDT  
Att: 24,117 - Dome - 70 F

AB 33  
R 1  
H 5  
RBI 1  
BB 3  
SO 3  
LOB 14



Batter	1	2	3	4	5	6	7	8	9	AB	R	H	RBI	BB	SO	LOB	BOTTOM					
<b>Eric Yelding, R</b> OBP: 0.276, SLG: 0.301 (1,6)										4	0	0	0	0	1	3						
<b>Steve Finley, L</b> OBP: 0.345, SLG: 0.413 (1,8)										4	0	2	0	0	1	1						
<b>5 Jeff Bagwell, R</b> OBP: 0.381, SLG: 0.451 (1,3)										4	0	1	0	0	0	1						
<b>Luis Gonzalez, L</b> OBP: 0.295, SLG: 0.432 (1,7)										4	0	0	0	0	1	3						
<b>Ken Caminiti, S</b> OBP: 0.298, SLG: 0.364 (1,5)										3	0	0	0	0	0	1						
<b>Javier Ortiz, R</b> OBP: 0.375, SLG: 0.333 (9, PH)										3	0	0	0	0	2	0						
<b>Mark Davidson, R</b> OBP: 0.301, SLG: 0.236 (9, PH)										0	0	0	0	0	0	0						
<b>Casey Candaele, S</b> OBP: 0.311, SLG: 0.381 (1,4)										3	0	1	0	0	0	0						
<b>Carl Nichols, R</b> OBP: 0.268, SLG: 0.255 (1,2)										3	0	0	0	0	2	1						
<b>Pete Harnisch, S</b> OBP: 0.143, SLG: 0.118 (1,1)										0	0	0	0	1	0	0						
<b>Rafael Ramirez, R</b> OBP: 0.274, SLG: 0.297 (9, PH)										1	0	1	0	0	0	0						
<b>Gerald Young, S</b> OBP: 0.274, SLG: 0.309 (9, PH)										0	0	0	0	0	0	0						
<b>Inning Stats</b>	R: 0 E: 0 K: 1 S: 6	H: 0 LOB: 0 BB: 0 P: 9	R: 0 E: 0 K: 1 S: 6	H: 0 LOB: 0 BB: 0 P: 9	R: 0 E: 0 K: 1 S: 9	H: 1 LOB: 1 BB: 0 P: 11	R: 0 E: 0 K: 1 S: 9	H: 1 LOB: 1 BB: 0 P: 15	R: 0 E: 0 K: 2 S: 12	H: 0 LOB: 0 BB: 0 P: 15	R: 0 E: 0 K: 0 S: 4	H: 0 LOB: 0 BB: 1 P: 11	R: 0 E: 0 K: 0 S: 6	H: 0 LOB: 0 BB: 0 P: 10	R: 0 E: 0 K: 0 S: 9	H: 0 LOB: 2 BB: 0 P: 15	R: 0 E: 0 K: 1 S: 11	H: 3 LOB: 2 BB: 0 P: 13	1B: 5 2B: 0 3B: 0 HR: 0	SF: 0 SAC: 1 DP: 1 HBP: 0	WP: 0 PB: 0 SB: 0 CS: 1	PA: 31
<b>PITCHER</b> <b>Chris Hammond, L</b> ERA: 3.92 (7,1)	IP: 6.0 WLS: W BF: 20 H: 2 R: 0 ER: 0 SO: 0 BB: 1 IBB: 0 HBP: 0 BLK: 0 WP: 0 HR: 0 S: 46 P: 70 ERA: 0.00 WHIP: 0.500															<b>PITCHER</b>						
<b>Randy Myers, L</b> ERA: 2.32 (9,1)	IP: 2.0 WLS: S BF: 6 H: 0 R: 0 ER: 0 SO: 0 BB: 0 IBB: 0 HBP: 0 BLK: 0 WP: 0 HR: 0 S: 15 P: 25 ERA: 0.00 WHIP: 0.000															<b>PITCHER</b>						
<b>Rob Dibble, R</b> ERA: 1.31 (9,1)	IP: 1.0 WLS: S BF: 5 H: 3 R: 0 ER: 0 SO: 1 BB: 0 IBB: 0 HBP: 0 BLK: 0 WP: 0 HR: 0 S: 11 P: 13 ERA: 0.00 WHIP: 3.000															<b>PITCHER</b>						

Cincinnati Reds @ Houston Astros  
Astrodome, Houston, TX  
Fri Jul 05 1991, 8:05 PM EDT  
Att: 24,117 - Dome - 70 F

AB 29  
R 0  
H 5  
RBI 0  
BB 1  
SO 7  
LOB 10





Batter	1	2	3	4	5	6	7	8	9	AB	R	H	RBI	BB	SO	LOB	TOP					
Bill Doran, S OBP: 0.409, SLG: 0.436 (1,4)	F8		K			G3-1			E1	4	0	0	0	0	1	0	Cincinnati Reds @ Houston Astros Astrodome, Houston, TX Sat Jul 06 1991, 8:05 PM EDT Att: 31,452 - Dome - 70 F					
Billy Hatcher, R OBP: 0.308, SLG: 0.383 (1,7)	G5-3			G5-3		G6-3			B4-3	4	0	0	0	0	0	1						
Barry Larkin, R OBP: 0.396, SLG: 0.565 (1,6)	G3			K			G6-3		G4-3	4	0	0	0	0	1	1						
Paul O'Neill, L OBP: 0.355, SLG: 0.506 (1,9)				G4-3			K		K	4	0	0	0	0	2	1						
Hal Morris, L OBP: 0.349, SLG: 0.465 (1,3)		FC5-4 1B			FC3-6 1B		G4-1			3	0	2	0	0	0	0						
Chris Sabo, R OBP: 0.348, SLG: 0.470 (1,5)		FC5-4 1-2		K					G3 1B	3	0	1	0	0	1	2						
Herm Winningham, L OBP: 0.265, SLG: 0.315 (1,8)				FC3-6 1-2					G3	3	0	0	0	0	1	3						
Joe Oliver, R OBP: 0.282, SLG: 0.379 (1,2)				G6-3			G1-3		L8	3	0	0	0	0	0	2						
Jack Armstrong, R OBP: 0.115, SLG: 0.080 (1,1)				L4					G6-3	1	0	0	0	0	0	0						
Todd Benzinger, S OBP: 0.239, SLG: 0.262 (6,PH)						G4-3				1	0	0	0	0	0	0						
Tim Layana, R OBP: 0.263, SLG: 0.269 (8,PH)										0	0	0	0	0	0	0						
Don Carman, L OBP: 0.253, SLG: 0.269 (8,1)										0	0	0	0	0	0	0						
<b>Inning Stats</b>	R: 0 E: 0 K: 0 S: 7	H: 0 LOB: 0 BB: 0 P: 9	R: 0 E: 1 K: 1 S: 8	H: 1 LOB: 1 BB: 0 P: 12	R: 0 E: 0 K: 1 S: 7	H: 0 LOB: 0 BB: 0 P: 11	R: 0 E: 0 K: 1 S: 6	H: 0 LOB: 0 BB: 0 P: 7	R: 0 E: 0 K: 1 S: 10	H: 1 LOB: 1 BB: 0 P: 15	R: 0 E: 0 K: 0 S: 4	H: 0 LOB: 0 BB: 0 P: 7	R: 0 E: 0 K: 1 S: 6	H: 0 LOB: 0 BB: 0 P: 10	R: 0 E: 0 K: 0 S: 7	H: 1 LOB: 1 BB: 0 P: 9	R: 0 E: 1 K: 1 S: 9	H: 0 LOB: 1 BB: 0 P: 12	1B: 3 2B: 0 3B: 0 HR: 0	SF: 0 SAC: 0 DP: 0 HBP: 0	WP: 0 PB: 0 SB: 0 CS: 0	PA: 31
<b>PITCHER</b> Jimmy Jones, R ERA: 3.48 (1,1)	IP: 9.0 WLS: W BF: 31 H: 3 R: 0 ER: 0 SO: 6 BB: 0 IBB: 0 HBP: 0 BLK: 0 WP: 0 HR: 0 S: 64 P: 92 ERA: 0.00 WHIP: 0.333															<b>PITCHER</b>						

Batter	1	2	3	4	5	6	7	8	9	AB	R	H	RBI	BB	SO	LOB	BOTTOM						
Steve Finley, L OBP: 0.346, SLG: 0.411 (1,8)	K			F9	K			PB 1B		4	0	1	0	0	2	0	Cincinnati Reds @ Houston Astros Astrodome, Houston, TX Sat Jul 06 1991, 8:05 PM EDT Att: 31,452 - Dome - 70 F						
Craig Biggio, R OBP: 0.381, SLG: 0.392 (1,2)	K			L6		G6-3		K		4	0	0	0	0	2	1							
5 Jeff Bagwell, R OBP: 0.381, SLG: 0.448 (1,3)	K			2B BB		G5-3				2	1	0	0	1	1	0							
Luis Gonzalez, L OBP: 0.295, SLG: 0.435 (1,7)				L9	1-1 HR 2B		P6			3	1	1	1	0	0	0							
Ken Caminiti, S OBP: 0.298, SLG: 0.374 (1,5)				P2	0-0 HR		F8			3	1	1	2	0	0	0							
Eric Anthony, L OBP: 0.226, SLG: 0.198 (1,9)				F9	4-1 BB		K			2	0	0	0	1	1	0							
Gerald Young, S OBP: 0.274, SLG: 0.309 (8,8)										0	0	0	0	0	0	0							
Eric Yelding, R OBP: 0.274, SLG: 0.298 (1,6)				F7	P4		G5-3			3	0	0	0	0	0	1							
Casey Candaele, S OBP: 0.308, SLG: 0.377 (1,4)				F9			F8		P2	3	0	0	0	0	0	0							
Jimmy Jones, R OBP: 0.273, SLG: 0.200 (1,1)				F8			G5-3		K	3	0	0	0	0	1	0							
<b>Inning Stats</b>	R: 0 E: 0 K: 3 S: 12	H: 0 LOB: 0 BB: 0 P: 16	R: 0 E: 0 K: 0 S: 5	H: 0 LOB: 0 BB: 0 P: 7	R: 0 E: 0 K: 0 S: 12	H: 0 LOB: 0 BB: 0 P: 16	R: 3 E: 0 K: 0 S: 10	H: 2 LOB: 1 BB: 2 P: 20	R: 0 E: 0 K: 1 S: 8	H: 0 LOB: 0 BB: 0 P: 14	R: 0 E: 0 K: 0 S: 5	H: 0 LOB: 0 BB: 0 P: 6	R: 0 E: 0 K: 1 S: 10	H: 0 LOB: 0 BB: 0 P: 13	R: 0 E: 0 K: 2 S: 8	H: 1 LOB: 1 BB: 0 P: 15		R: 0 E: 0 K: 0 S: 8	H: 0 LOB: 0 BB: 0 P: 15	1B: 1 2B: 1 3B: 0 HR: 1	SF: 0 SAC: 0 DP: 0 HBP: 0	WP: 0 PB: 1 SB: 0 CS: 0	PA: 29
<b>PITCHER</b> Jack Armstrong, R ERA: 4.74 (6,1)	IP: 5.0 WLS: L BF: 19 H: 2 R: 3 ER: 3 SO: 3 BB: 2 IBB: 0 HBP: 0 BLK: 0 WP: 0 HR: 1 S: 47 P: 73 ERA: 5.40 WHIP: 0.800															<b>PITCHER</b>							
Tim Layana, R ERA: 8.59 (8,1)	IP: 2.0 WLS: L BF: 6 H: 0 R: 0 ER: 0 SO: 1 BB: 0 IBB: 0 HBP: 0 BLK: 0 WP: 0 HR: 0 S: 15 P: 19 ERA: 0.00 WHIP: 0.000															<b>PITCHER</b>							
Don Carman, L ERA: 5.17 (8,1)	IP: 1.0 WLS: L BF: 4 H: 1 R: 0 ER: 0 SO: 2 BB: 0 IBB: 0 HBP: 0 BLK: 0 WP: 0 HR: 0 S: 8 P: 15 ERA: 0.00 WHIP: 1.000															<b>PITCHER</b>							















Batter	1	2	3	4	5	6	7	8	9	AB	R	H	RBI	BB	SO	LOB	TOP					
Steve Finley, L (1, 8) OBP: 0.345, SLG: 0.408	1-2 1B 5 SF9 2B	3-1 1B															4 1 3 0 0 0 0					
Craig Biggio, R (1, 2) OBP: 0.372, SLG: 0.381	0-1 FC3-6 2B 1B	0-0 G5-3															4 0 1 0 0 0 2					
5 Jeff Bagwell, R (1, 3) OBP: 0.387, SLG: 0.448	0-0 SF9		0-1 L8														3 0 0 1 0 1 1					
Luis Gonzalez, L (1, 7) OBP: 0.295, SLG: 0.431	1-2 FC3-6 1B 2B		0-1 F7														4 1 0 0 0 0 2					
Ken Caminiti, S (1, 5) OBP: 0.300, SLG: 0.372	2-0 1B 2B		1-1 1B														4 1 2 0 0 0 0					
Eric Anthony, L (1, 9) OBP: 0.233, SLG: 0.231	1-2 1B 2B		1-1 F8														4 0 2 2 0 0 1					
Rafael Ramirez, R (1, 6) OBP: 0.283, SLG: 0.313 Eric Yelding, R (9, PR) OBP: 0.276, SLG: 0.299	1-2 P9		0-0 1B														4 0 2 0 0 0 2 0 0 0 0 0 0 0					
Casey Candaele, S (1, 4) OBP: 0.302, SLG: 0.368			0-3 K														4 0 0 0 0 3 3					
Pete Harnisch, S (1, 1) OBP: 0.135, SLG: 0.111 Gerald Young, S (7, PH) OBP: 0.292, SLG: 0.304 Mike Capel, R (7, 1)			0-0 B1-3														2 0 0 0 0 0 1 1 0 0 0 0 1 0 0 0 0 0 0 0 0					
<b>Inning Stats</b>	R: 3 E: 0 K: 0 S: 17	H: 4 LOB: 1 BB: 0 P: 24	R: 0 E: 0 K: 1 S: 8	H: 1 LOB: 1 BB: 0 P: 11	R: 0 E: 0 K: 0 S: 8	H: 1 LOB: 1 BB: 0 P: 10	R: 0 E: 0 K: 0 S: 4	H: 1 LOB: 1 BB: 0 P: 5	R: 0 E: 0 K: 1 S: 10	H: 1 LOB: 1 BB: 0 P: 16	R: 0 E: 0 K: 1 S: 9	H: 1 LOB: 1 BB: 0 P: 17	R: 0 E: 0 K: 1 S: 7	H: 0 LOB: 0 BB: 0 P: 9	R: 0 E: 0 K: 1 S: 7	H: 0 LOB: 0 BB: 0 P: 10	R: 0 E: 0 K: 1 S: 10	H: 1 LOB: 1 BB: 0 P: 16	1B: 8 2B: 2 3B: 0 HR: 0	SF: 1 SAC: 0 DP: 1 HBP: 0	WP: 0 PB: 0 SB: 0 CS: 1	PA: 35
<b>PITCHER</b> Les Lancaster, R (1, 1) ERA: 3.54	IP: 9.0 WLS: W BF: 35 H: 10 R: 3 ER: 3 SO: 5 BB: 0 IBB: 0 HBP: 0 BLK: 0 WP: 0 HR: 0 S: 80 P: 118 ERA: 3.00 WHIP: 1.111															<b>PITCHER</b>	IP: 9.0 WLS: W BF: 35 H: 10 R: 3 ER: 3 SO: 5 BB: 0 IBB: 0 HBP: 0 BLK: 0 WP: 0 HR: 0 S: 80 P: 118 ERA: 3.00 WHIP: 1.111					

Houston Astros @ Chicago Cubs  
Wrigley Field, Chicago, IL  
Sat Jul 13 1991, 3:33 AM CDT  
Att: 32,588 - Cloudy - 71 F

AB	34
R	3
H	10
RBI	3
BB	0
SO	5
LOB	12



Batter	1	2	3	4	5	6	7	8	9	AB	R	H	RBI	BB	SO	LOB	BOTTOM			
Chico Walker, S (1, 8) OBP: 0.391, SLG: 0.358	2-2 L6		4-2 2B 2B BB	2-2 1B													3 1 2 0 1 0 0			
Mark Grace, L (1, 3) OBP: 0.355, SLG: 0.409	4-2 23 E SF9 BB		0-0 2B 2B	0-0 P6													3 2 1 0 1 0 1			
23 Ryne Sandberg, R (1, 4) OBP: 0.380, SLG: 0.489	0-1 E4 1-3		2-1 F8	2-3 K													4 1 1 0 0 1 4			
Andre Dawson, R (1, 9) OBP: 0.319, SLG: 0.498	2-0 SF9		2-3 K														3 0 0 1 0 1 3			
George Bell, R (1, 7) OBP: 0.333, SLG: 0.498 Ced Landrum, L (7, PR) OBP: 0.267, SLG: 0.241	2-0 L5		0-2 1B 2B	0-2 G6-3 1B													4 0 3 3 0 0 1 0 0 0 0 0 0 0			
Luis Salazar, R (1, 5) OBP: 0.321, SLG: 0.440 Doug Dascenzo, S (8, 8) OBP: 0.350, SLG: 0.348			0-2 G4-3 1B	1-1 2B													4 0 2 0 0 0 2 0 0 0 0 0 0 0			
Damon Berryhill, S (1, 2) OBP: 0.321, SLG: 0.323 Rick Wilkins, L (9, 2) OBP: 0.352, SLG: 0.468			2-2 G3	4-0 1B BB													3 0 0 0 1 1 2 0 0 0 0 0 0 0			
Jose Vizcaino, S (1, 6) OBP: 0.326, SLG: 0.360			1-2 G4-3	1-3 K													4 0 0 0 0 1 4			
Les Lancaster, R (1, 1) OBP: 0.238, SLG: 0.333			1-3 K	2-2 L5													4 0 0 0 0 2 1			
<b>Inning Stats</b>	R: 1 E: 1 K: 0 S: 10	H: 0 LOB: 1 BB: 1 P: 20	R: 0 E: 0 K: 1 S: 13	H: 1 LOB: 1 BB: 0 P: 17	R: 2 E: 0 K: 2 S: 19	H: 3 LOB: 3 BB: 2 P: 33	R: 0 E: 0 K: 1 S: 12	H: 1 LOB: 1 BB: 0 P: 18	R: 0 E: 0 K: 0 S: 9	H: 1 LOB: 0 BB: 0 P: 12	R: 1 E: 0 K: 0 S: 11	H: 2 LOB: 1 BB: 0 P: 15	R: 0 E: 0 K: 1 S: 7	H: 0 LOB: 0 BB: 0 P: 11	R: 0 E: 0 K: 1 S: 7	H: 0 LOB: 0 BB: 0 P: 11	1B: 6 2B: 3 3B: 0 HR: 0	SF: 1 SAC: 0 DP: 0 HBP: 0	WP: 0 PB: 0 SB: 2 CS: 1	PA: 37
<b>PITCHER</b> Pete Harnisch, R (1, 1) ERA: 2.26 Mike Capel, R (7, 1) ERA: 2.12	IP: 6.0 WLS: L BF: 8 H: 2 R: 1 ER: 1 SO: 1 BB: 0 IBB: 0 HBP: 0 BLK: 0 WP: 0 HR: 0 S: 75 P: 114 ERA: 3.00 WHIP: 1.667															<b>PITCHER</b>	IP: 6.0 WLS: L BF: 8 H: 2 R: 1 ER: 1 SO: 1 BB: 0 IBB: 0 HBP: 0 BLK: 0 WP: 0 HR: 0 S: 75 P: 114 ERA: 3.00 WHIP: 1.667			

Houston Astros @ Chicago Cubs  
Wrigley Field, Chicago, IL  
Sat Jul 13 1991, 3:33 AM CDT  
Att: 32,588 - Cloudy - 71 F

AB	32
R	4
H	9
RBI	4
BB	3
SO	6
LOB	18









Batter	1	2	3	4	5	6	7	8	9	AB	R	H	RBI	BB	SO	LOB	TOP			
<b>Craig Biggio, R</b> OBP: 0.375, SLG: 0.382 <b>Gerald Young, S</b> OBP: 0.284, SLG: 0.293	1-1 FC5-4 1B		0-1 F7		1-0 FC5 2-3f			1-0 G6-3		3	0	1	0	0	0	3				
<b>Steve Finley, L</b> OBP: 0.346, SLG: 0.417 <b>Scott Servais, R</b>	2-2 FC5-4 5 CS 1-2f		2-1 F7			1-1 P5		0-3 K		3	0	0	0	0	0	2				
<b>5 Jeff Bagwell, R</b> OBP: 0.389, SLG: 0.446	1-2 SAFE SAFE SAFE SAFE 1-2			1-1 L4		1-0 1B		3-3 K		3	0	1	0	1	1	0				
<b>Luis Gonzalez, L</b> OBP: 0.295, SLG: 0.427 <b>Mike Capel, R</b> <b>Eric Anthony, L</b> OBP: 0.234, SLG: 0.223	1-3 K		0-1 F9		0-0 F9			4-2 G5-4-3 BB		3	0	0	0	0	1	2				
<b>Ken Caminiti, S</b> OBP: 0.298, SLG: 0.371		1-2 G4-3		2-2 P9		1-0 L8		0-0 G5-4-3 BB 1-2f		4	0	0	0	0	2					
<b>Mike Simms, R</b>		1-3 K		0-3 K		4-2 1B BB		1-0 F9		3	0	0	0	1	2	0				
<b>Rafael Ramirez, R</b> OBP: 0.283, SLG: 0.318		3-2 G4-3		0-2 FC5 1B		1-0 P6				3	0	1	0	0	0	1				
<b>Casey Candaele, S</b> OBP: 0.308, SLG: 0.369			4-1 BB		0-2 F8		2-1 G5-4-3 1B			2	0	1	0	1	0	1				
<b>Jimmy Jones, R</b> OBP: 0.273, SLG: 0.300 <b>Mark Loretto, R</b> OBP: 0.288, SLG: 0.234 <b>Dwaine Henry, R</b> <b>Eric Yelding, R</b> OBP: 0.291, SLG: 0.307 <b>Jim Corsi, R</b> <b>Javier Ortiz, R</b> OBP: 0.333, SLG: 0.292	1-1 K		1-3 K		0-0 1B		1-2 G5-4-3			0	0	0	0	0	0	0				
<b>Inning Stats</b>	R: 0 E: 0 K: 1 S: 11	H: 1 LOB: 1 BB: 1 P: 19	R: 0 E: 0 K: 1 S: 9	H: 0 LOB: 0 BB: 0 P: 14	R: 0 E: 0 K: 1 S: 9	H: 0 LOB: 1 BB: 1 P: 16	R: 0 E: 0 K: 0 S: 10	H: 0 LOB: 0 BB: 0 P: 13	R: 0 E: 0 K: 1 S: 13	H: 2 LOB: 2 BB: 0 P: 14	R: 0 E: 0 K: 0 S: 5	H: 1 LOB: 1 BB: 0 P: 8	R: 0 E: 0 K: 0 S: 7	H: 1 LOB: 1 BB: 1 P: 14	R: 0 E: 0 K: 0 S: 4	H: 0 LOB: 0 BB: 1 P: 9	1B: 5 2B: 0 3B: 0 HR: 0	SF: 0 SAC: 0 DP: 2 HBP: 0	WP: 0 PB: 0 SB: 0 CS: 1	PA: 33
<b>PITCHER</b> <b>Randy Tomlin, L</b> ERA: 2.57	IP: 9.0 WLS: W BF: 33 H: 5 R: 0 ER: 0 SO: 6 BB: 4 IBB: 0 HBP: 0 BLK: 0 WP: 0 HR: 0 S: 75 P: 118 ERA: 0.00 WHIP: 1.000																			

Houston Astros @ Pittsburgh Pirates  
Three Rivers Stadium, Pittsburgh, PA  
Mon Jul 15 1991, 7:05 PM EDT  
Att: 21,642 - Sunny - 81 F

AB	29
R	0
H	5
RBI	0
BB	4
SO	6
LOB	14



Batter	1	2	3	4	5	6	7	8	9	AB	R	H	RBI	BB	SO	LOB	BOTTOM			
<b>Orlando Merced, S</b> OBP: 0.373, SLG: 0.429	1-0 2B 1B	4-1 1B 3B BB		3-2 G4-3	3-3 K			4-2 G6-4-3 BB		3	2	1	0	2	1	3				
<b>Jay Bell, R</b> OBP: 0.330, SLG: 0.431	0-0 2B 1B	0-1 3B 1B		1-1 E7 1B		2-2 HR		0-0 G6-4-3 1-2f		5	4	3	1	0	0	1				
<b>Andy Van Slyke, L</b> OBP: 0.343, SLG: 0.403	1-2 1B 2B	2-0 1B 3B		4-2 1B BB		4-2 FC1-6 BB		2-3 K		3	2	2	4	2	1	0				
<b>Bobby Bonilla, S</b> OBP: 0.381, SLG: 0.479 <b>Joe Redfield, R</b> OBP: 0.273, SLG: 0.111	1-1 1B	0-1 3B 1B		2-2 1B		2-1 FC1-6 FC4-6 1-2f				4	0	3	3	0	0	1				
<b>Barry Bonds, L</b> OBP: 0.392, SLG: 0.506 <b>Jose Gonzalez, R</b> OBP: 0.088, SLG: 0.031	1-3 K	2-0 L4-3		1-1 1B BB		2-1 FC4-6				4	0	1	0	0	1	3				
<b>Gary Varsho, L</b> OBP: 0.358, SLG: 0.450	2-2 1B		2-2 P5		4-1 1B BB		2-1 G3-1			3	0	1	0	1	0	1				
<b>Michael LaValliere, L</b> OBP: 0.365, SLG: 0.353	2-0 F7		2-1 F7		3-3 K		0-0 F8			4	0	0	0	0	1	4				
<b>Jose Lind, R</b> OBP: 0.304, SLG: 0.344	0-1 G1-3		1-1 P6		2-2 F8		2-0 G6-4-3 1B			4	0	1	0	0	0	4				
<b>Randy Tomlin, L</b> OBP: 0.154, SLG: 0.154		0-3 K		1-3 K		2-2 1-2 2-3 1B		0-2 G6-4-3		4	0	1	0	0	2	1				
<b>Inning Stats</b>	R: 3 E: 0 K: 1 S: 18	H: 5 LOB: 2 BB: 0 P: 26	R: 3 E: 0 K: 1 S: 10	H: 3 LOB: 0 BB: 1 P: 18	R: 0 E: 0 K: 0 S: 8	H: 0 LOB: 0 BB: 0 P: 13	R: 1 E: 1 K: 1 S: 13	H: 1 LOB: 2 BB: 1 P: 24	R: 0 E: 0 K: 2 S: 17	H: 2 LOB: 3 BB: 1 P: 32	R: 1 E: 0 K: 0 S: 12	H: 1 LOB: 1 BB: 1 P: 24	R: 0 E: 0 K: 0 S: 5	H: 1 LOB: 0 BB: 0 P: 7	R: 0 E: 0 K: 1 S: 6	H: 0 LOB: 0 BB: 1 P: 12	1B: 10 2B: 2 3B: 1 HR: 1	SF: 0 SAC: 0 DP: 3 HBP: 0	WP: 0 PB: 0 SB: 0 CS: 0	PA: 39
<b>PITCHER</b> <b>Jimmy Jones, R</b> ERA: 3.95 <b>Dwaine Henry, R</b> ERA: 3.03 <b>Jim Corsi, R</b> ERA: 2.88 <b>Mike Capel, R</b> ERA: 2.25	IP: 2.0 WLS: L BF: 14 H: 8 R: 1 ER: 0 SO: 1 BB: 1 IBB: 0 HBP: 0 BLK: 0 WP: 0 HR: 0 S: 21 P: 37 ERA: 0.00 WHIP: 1.000																			

Houston Astros @ Pittsburgh Pirates  
Three Rivers Stadium, Pittsburgh, PA  
Mon Jul 15 1991, 7:05 PM EDT  
Att: 21,642 - Sunny - 81 F

AB	34
R	8
H	13
RBI	8
BB	5
SO	6
LOB	18





Batter	1	2	3	4	5	6	7	8	9	AB	R	H	RBI	BB	SO	LOB	TOP										
Gerald Young, S OBP: 0.296, SLG: 0.323	1-3 K		2-0 1B		0-1 G5-3		1-2 2B			4	0	2	1	0	1	1	Houston Astros @ Pittsburgh Pirates Three Rivers Stadium, Pittsburgh, PA Tue Jul 16 1991, 7:05 PM EDT Att: 18,028 - Sunny - 87 F										
Craig Biggio, R OBP: 0.371, SLG: 0.377	0-0 G6-3		0-2 F9			1-2 E5 1B	1-3 K			4	1	0	0	0	1	2											
5 Jeff Bagwell, R Al Osuna, R OBP: 0.397, SLG: 0.442	4-2 FC5-4 BB			1-2 G5-3		2-3 K	3-0 P4			3	0	0	0	1	1	2											
Ken Caminiti, S OBP: 0.301, SLG: 0.372	0-1 FC5-4			0-0 G1-6-3 1B		1 SAFE 2-1 2B 1B		1-3 K		4	1	2	1	0	1	1											
Javier Ortiz, R Eric Anthony, L OBP: 0.300, SLG: 0.259		1-0 G6-3		0-1 G1-6-3		3-1 F9		1-1 P7		3	0	0	0	0	0	2											
Mark Davidson, R Dwayne Henry, R Ken Oberkell, L OBP: 0.308, SLG: 0.300		3-3 K			2-0 HR	1-1 2B		0-0 G6-3		3	1	2	2	0	1	0											
Rafael Ramirez, R OBP: 0.276, SLG: 0.310		2-2 G4-3			1-0 G3-1	1-2 G5-3		1-2 G5-3		4	0	0	0	0	0	1											
Casey Candaele, S OBP: 0.307, SLG: 0.367			2-1 F8		0-2 S 1B		2-2 G4-3		0-0 F8	4	0	1	0	0	0	0											
Jim Deshaies, L Jim Clancy, R Eric Yelding, R Darryl Kile, R Mike Simms, R Steve Finley, L OBP: 0.167, SLG: 0.074			0-3 K		3-2 G5-3		0-0 2B		0-1 G4-3	0	0	0	0	0	0	0											
Inning Stats	R: 0 E: 0 K: 1 S: 10	H: 0 LOB: 1 BB: 1 P: 15	R: 0 E: 0 K: 1 S: 9	H: 0 LOB: 0 BB: 0 P: 15	R: 0 E: 0 K: 1 S: 9	H: 1 LOB: 1 BB: 0 P: 13	R: 0 E: 0 K: 0 S: 6	H: 1 LOB: 0 BB: 0 P: 7	R: 1 E: 0 K: 0 S: 11	H: 2 LOB: 1 BB: 0 P: 17	R: 2 E: 1 K: 1 S: 16	H: 2 LOB: 1 BB: 0 P: 26	R: 1 E: 0 K: 1 S: 11	H: 2 LOB: 0 BB: 0 P: 18	R: 0 E: 0 K: 1 S: 6	H: 0 LOB: 0 BB: 0 P: 8		R: 0 E: 0 K: 0 S: 9	H: 0 LOB: 0 BB: 0 P: 10	1B: 4 2B: 3 3B: 0 HR: 1	SF: 0 SAC: 0 DP: 1 HBP: 0	WP: 0 PB: 0 SB: 4 CS: 0	PA: 36				
PITCHER	IP	WLS	BF	H	R	ER	SO	BB	IBB	HBP	BLK	WP	HR	S	P	ERA	WHIP										
Zane Smith, L ERA: 2.97	6.0	W	25	6	3	1	4	1	0	0	0	0	1	61	93	1.50	1.167										
Neal Heaton, L ERA: 3.89	0.1		3	2	1	1	0	0	0	0	0	0	0	7	10	27.00	6.000										
Stan Belinda, R ERA: 3.71	2.2	S	8	0	0	0	2	0	0	0	0	0	0	19	26	0.00	0.000										

Batter	1	2	3	4	5	6	7	8	9	AB	R	H	RBI	BB	SO	LOB	BOTTOM										
Gary Redus, R OBP: 0.313, SLG: 0.336	1-1 WP E 1B	2-1 F8		2-1 FC6-4 1-2F		1-0 PO HBP		1-0 L5		4	1	1	0	0	0	2	Houston Astros @ Pittsburgh Pirates Three Rivers Stadium, Pittsburgh, PA Tue Jul 16 1991, 7:05 PM EDT Att: 18,028 - Sunny - 87 F										
Jay Bell, R OBP: 0.334, SLG: 0.433	1 SAFE E5 BB G4-3 1B		0-0 HR 1B		1-2 G3	1-0 PO	0-1 WP SH3-4 FC5-4 1B	2-3 K		5	2	3	0	0	1	1											
Jose Gonzalez, R Andy Van Slyke, L OBP: 0.143	0-1 G4-3		0-0 HR		1-1 G5-3		0-0 SH3-4	3-3 K		3	1	1	2	0	0	1											
Bobby Bonilla, S OBP: 0.382, SLG: 0.477	1-1 F7		3-2 F9		1-2 1B		4-0 FC5-4 WP IBB			3	0	1	0	1	0	1											
Barry Bonds, L OBP: 0.393, SLG: 0.502	4-0 BB IBB		2-0 F7		3-2 F8		4-2 FC5-4 BB			2	0	0	0	2	0	1											
Lloyd McClendon, R Orlando Merced, S OBP: 0.337, SLG: 0.442	4-0 BB		1-1 G6-3			3-3 K	3-2 FC5-4 BB			1	0	0	0	1	0	0											
Don Slaught, R OBP: 0.295, SLG: 0.306	1-3 K			1-1 G6-3		2-1 HR 1B	1-2 BB			3	1	1	0	1	1	3											
Jose Lind, R OBP: 0.300, SLG: 0.339		3-2 F9		1-0 G6-3		2-2 G5-3	0-1 FC5			4	0	0	0	0	0	4											
Zane Smith, L Gary Varsho, L Neal Heaton, L Stan Belinda, R OBP: 0.300, SLG: 0.324		0-2 G5-3		0-0 FC6-4 1B		1-1 HR	4-2 BB			2	0	1	0	0	0	0											
Inning Stats	R: 1 E: 1 K: 1 S: 15	H: 2 LOB: 3 BB: 2 P: 29	R: 0 E: 0 K: 0 S: 11	H: 0 LOB: 0 BB: 0 P: 16	R: 2 E: 0 K: 0 S: 10	H: 2 LOB: 0 BB: 0 P: 16	R: 0 E: 0 K: 0 S: 6	H: 1 LOB: 1 BB: 0 P: 10	R: 0 E: 0 K: 1 S: 11	H: 1 LOB: 1 BB: 0 P: 17	R: 2 E: 0 K: 1 S: 13	H: 2 LOB: 0 BB: 0 P: 23	R: 1 E: 0 K: 0 S: 14	H: 1 LOB: 3 BB: 3 P: 29	R: 0 E: 0 K: 2 S: 10	H: 0 LOB: 1 BB: 1 P: 20		R: 0 E: 0 K: 0 S: 9	H: 0 LOB: 0 BB: 0 P: 10	1B: 7 2B: 0 3B: 0 HR: 2	SF: 0 SAC: 1 DP: 0 HBP: 1	WP: 2 PB: 0 SB: 0 CS: 0	PA: 40				
PITCHER	IP	WLS	BF	H	R	ER	SO	BB	IBB	HBP	BLK	WP	HR	S	P	ERA	WHIP										
Jim Deshaies, L ERA: 5.08	0.0		18	4	2	2	1	1	1	0	0	1	1	40	68	4.50	1.250										
Jim Clancy, R ERA: 2.19	4.0		18	4	2	2	1	1	1	0	0	1	1	40	68	4.50	1.250										
Darryl Kile, R ERA: 3.84	1.2	L	9	3	2	2	1	0	0	1	0	0	1	24	39	10.80	1.800										
Dwayne Henry, R ERA: 3.22	0.2		3	1	1	1	0	0	1	0	0	0	0	3	8	13.50	1.500										
Al Osuna, L ERA: 2.34	1.2		8	0	0	0	2	3	0	0	0	1	0	21	42	0.00	1.800										



Batter	1	2	3	4	5	6	7	8	9	AB	R	H	RBI	BB	SO	LOB	TOP					
Steve Finley, L OBP: 0.343, SLG: 0.412 (1, 8)	G4-3		CS		FC4-6 E		G4-3		E6 FC6-4	5	1	1	1	0	0	2	Houston Astros @ Pittsburgh Pirates Three Rivers Stadium, Pittsburgh, PA Wed Jul 17 1991, 7:05 PM EDT Att: 38,736 - Sunny - 85 F					
Craig Biggio, R OBP: 0.365, SLG: 0.371 (1, 2)	G5-3		3-H 1B		E5 SF9		F7		FC6-4 2B	5	2	0	0	0	0	3						
5 Jeff Bagwell, R Al Osuna, R (1, 3) (7, 1)			CS	G6-3	SF9		K		E4 2B 1B	3	0	1	1	0	1	0						
Luis Gonzalez, L OBP: 0.303, SLG: 0.441 (1, 7)	K			2B 1B					1B 2B 1B 2B	5	3	4	1	0	1	1						
Ken Caminiti, S OBP: 0.305, SLG: 0.379 (1, 5)			CS 1B	1B 2B	F7		K			5	1	3	3	0	1	2						
Eric Anthony, L Gerald Young, S OBP: 0.232, SLG: 0.222 OBP: 0.292, SLG: 0.317 (1, 9) (8, 8)	K			1B		G3		K	K	4	0	1	1	0	2	2						
Eric Yelding, R OBP: 0.280, SLG: 0.302 (1, 6)	B1-3			P6					G6-3	5	0	2	1	0	0	2						
Casey Candaele, S OBP: 0.310, SLG: 0.370 (1, 4)			SH1-4 1B 2B	G1-3					L8	3	1	1	0	1	0	2						
Mark Portugal, R Jimmy Jones, R Mark Davidson, R Mike Capel, R Javier Ortiz, R Jim Corsi, R Ken Oberkfell, L OBP: 0.248, SLG: 0.276 OBP: 0.273, SLG: 0.280 OBP: 0.241, SLG: 0.300 OBP: 0.241, SLG: 0.290 OBP: 0.259, SLG: 0.290 OBP: 0.259, SLG: 0.290 OBP: 0.272, SLG: 0.297 (1, 1) (1, 1) (5, Ph) (5, 1) (6, Ph) (6, 1) (7, 3)			SH1-4						FC6-4 E 1B	0	0	0	0	0	0	0						
<b>Inning Stats</b>	R: 0 E: 0 K: 1 S: 11	H: 1 LOB: 1 BB: 0 P: 18	R: 0 E: 0 K: 1 S: 6	H: 1 LOB: 0 BB: 0 P: 12	R: 1 E: 0 K: 0 S: 11	H: 2 LOB: 0 BB: 0 P: 17	R: 2 E: 0 K: 0 S: 12	H: 3 LOB: 1 BB: 0 P: 14	R: 2 E: 2 K: 0 S: 14	H: 2 LOB: 1 BB: 0 P: 22	R: 0 E: 0 K: 0 S: 12	H: 1 LOB: 1 BB: 1 P: 19	R: 0 E: 0 K: 1 S: 7	H: 0 LOB: 0 BB: 0 P: 10	R: 1 E: 0 K: 2 S: 17	H: 2 LOB: 1 BB: 0 P: 22		R: 4 E: 2 K: 1 S: 25	H: 3 LOB: 1 BB: 0 P: 37	1B: 11 2B: 4 3B: 0 HR: 0	SF: 1 SAC: 1 DP: 0 HBP: 0	WP: 0 PB: 0 SB: 1 CS: 3
<b>PITCHER</b>	IP WLS BF H R ER SO BB IBB HBP BLK WP HR S P ERA WHIP	IP WLS BF H R ER SO BB IBB HBP BLK WP HR S P ERA WHIP	IP WLS BF H R ER SO BB IBB HBP BLK WP HR S P ERA WHIP	IP WLS BF H R ER SO BB IBB HBP BLK WP HR S P ERA WHIP	IP WLS BF H R ER SO BB IBB HBP BLK WP HR S P ERA WHIP	IP WLS BF H R ER SO BB IBB HBP BLK WP HR S P ERA WHIP	IP WLS BF H R ER SO BB IBB HBP BLK WP HR S P ERA WHIP	IP WLS BF H R ER SO BB IBB HBP BLK WP HR S P ERA WHIP	IP WLS BF H R ER SO BB IBB HBP BLK WP HR S P ERA WHIP	IP WLS BF H R ER SO BB IBB HBP BLK WP HR S P ERA WHIP	IP WLS BF H R ER SO BB IBB HBP BLK WP HR S P ERA WHIP	IP WLS BF H R ER SO BB IBB HBP BLK WP HR S P ERA WHIP	IP WLS BF H R ER SO BB IBB HBP BLK WP HR S P ERA WHIP	IP WLS BF H R ER SO BB IBB HBP BLK WP HR S P ERA WHIP	IP WLS BF H R ER SO BB IBB HBP BLK WP HR S P ERA WHIP	IP WLS BF H R ER SO BB IBB HBP BLK WP HR S P ERA WHIP						

AB 40  
R 10  
H 15  
RBI 9  
BB 1  
SO 6  
LOB 17



Batter	1	2	3	4	5	6	7	8	9	AB	R	H	RBI	BB	SO	LOB	BOTTOM					
Orlando Merced, S OBP: 0.370, SLG: 0.421 (1, 3)	G4-3		L9		G6-3		FC1-6 BB			4	0	1	0	1	0	0	Houston Astros @ Pittsburgh Pirates Three Rivers Stadium, Pittsburgh, PA Wed Jul 17 1991, 7:05 PM EDT Att: 38,736 - Sunny - 85 F					
Jay Bell, R OBP: 0.330, SLG: 0.427 (1, 6)	G4-3		L6		F9		FC1-6 1-2		F9	5	0	0	0	0	0	2						
Andy Van Slyke, L OBP: 0.347, SLG: 0.417 (1, 8)	1B		HR		2B 1B		F9		F7	4	2	3	1	0	0	1						
Bobby Bonilla, S OBP: 0.384, SLG: 0.481 (1, 5) (9, 9)	FC3-6 1B		F7		2B		F7			4	0	2	1	0	0	1						
Barry Bonds, L OBP: 0.395, SLG: 0.500 (1, 7)	FC3-6 1-2			SH5-4 1B			G3-1			3	0	1	0	1	0	2						
Gary Varsho, L OBP: 0.382, SLG: 0.478 Don Slaught, R OBP: 0.293, SLG: 0.303 (1, 9) (8, Ph) (9, 2)		F9		SH5-4 1B	G4-3		F7			3	0	1	0	0	0	2						
Michael LaValliere, L Gary Redus, R Bill Landrum, R OBP: 0.362, SLG: 0.379 OBP: 0.311, SLG: 0.333 (1, 2) (8, Ph) (9, 1)		G5-3		SH5-4 1-2 2-3		F8		K		2	0	0	0	0	0	0						
Jose Lind, R OBP: 0.299, SLG: 0.337 (1, 4)				L5		G5-3		K		4	0	1	0	0	1	2						
Doug Drabek, R Bob Ripken, R Zane Smith, L Vicente Palacios, R Bob Patterson, R John Wehner, R OBP: 0.188, SLG: 0.208 OBP: 0.295, SLG: 0.318 OBP: 0.295, SLG: 0.318 OBP: 0.295, SLG: 0.318 OBP: 0.295, SLG: 0.318 (1, 1) (5, 1) (6, Ph) (7, 1) (8, 1) (9, 5)		FC6-4 1B		K		K		G5-3		2	0	0	0	0	1	3						
<b>Inning Stats</b>	R: 0 E: 0 K: 0 S: 11	H: 2 LOB: 2 BB: 0 P: 16	R: 0 E: 0 K: 0 S: 9	H: 1 LOB: 1 BB: 0 P: 16	R: 1 E: 0 K: 0 S: 9	H: 1 LOB: 0 BB: 0 P: 15	R: 0 E: 0 K: 1 S: 11	H: 2 LOB: 2 BB: 0 P: 17	R: 1 E: 0 K: 0 S: 16	H: 2 LOB: 2 BB: 1 P: 31	R: 0 E: 0 K: 1 S: 8	H: 0 LOB: 0 BB: 0 P: 13	R: 0 E: 0 K: 0 S: 9	H: 0 LOB: 1 BB: 1 P: 16	R: 0 E: 0 K: 1 S: 11	H: 0 LOB: 0 BB: 0 P: 15		R: 0 E: 0 K: 1 S: 9	H: 1 LOB: 1 BB: 0 P: 15	1B: 7 2B: 1 3B: 0 HR: 1	SF: 0 SAC: 1 DP: 0 HBP: 0	WP: 0 PB: 0 SB: 0 CS: 0
<b>PITCHER</b>	IP WLS BF H R ER SO BB IBB HBP BLK WP HR S P ERA WHIP	IP WLS BF H R ER SO BB IBB HBP BLK WP HR S P ERA WHIP	IP WLS BF H R ER SO BB IBB HBP BLK WP HR S P ERA WHIP	IP WLS BF H R ER SO BB IBB HBP BLK WP HR S P ERA WHIP	IP WLS BF H R ER SO BB IBB HBP BLK WP HR S P ERA WHIP	IP WLS BF H R ER SO BB IBB HBP BLK WP HR S P ERA WHIP	IP WLS BF H R ER SO BB IBB HBP BLK WP HR S P ERA WHIP	IP WLS BF H R ER SO BB IBB HBP BLK WP HR S P ERA WHIP	IP WLS BF H R ER SO BB IBB HBP BLK WP HR S P ERA WHIP	IP WLS BF H R ER SO BB IBB HBP BLK WP HR S P ERA WHIP	IP WLS BF H R ER SO BB IBB HBP BLK WP HR S P ERA WHIP	IP WLS BF H R ER SO BB IBB HBP BLK WP HR S P ERA WHIP	IP WLS BF H R ER SO BB IBB HBP BLK WP HR S P ERA WHIP	IP WLS BF H R ER SO BB IBB HBP BLK WP HR S P ERA WHIP	IP WLS BF H R ER SO BB IBB HBP BLK WP HR S P ERA WHIP	IP WLS BF H R ER SO BB IBB HBP BLK WP HR S P ERA WHIP						

AB 35  
R 2  
H 9  
RBI 2  
BB 2  
SO 4  
LOB 13





Batter	1	2	3	4	5	6	7	8	9	AB	R	H	RBI	BB	SO	LOB	TOP										
Chico Walker, S (1, 5) OBP: 0.397, SLG: 0.373										3	1	1	0	2	1	0	<b>Chicago Cubs @ Houston Astros</b> Astrodome, Houston, TX Fri Jul 19 1991, 8:05 PM EDT Att: 27,577 - Dome - 70 F										
Mark Grace, L (1, 3) OBP: 0.345, SLG: 0.391										5	0	0	0	0	0	5											
23 Ryne Sandberg, R (1, 4) OBP: 0.378, SLG: 0.479										3	0	0	0	1	1	0											
Andre Dawson, R (1, 9)										3	0	1	1	0	1	0											
George Bell, R (1, 7) OBP: 0.330, SLG: 0.488										4	0	2	1	0	0	2											
Rick Wilkins, L (1, 2) OBP: 0.330, SLG: 0.456										3	0	0	0	1	2	3											
Shawon Dunston, R (1, 6) OBP: 0.264, SLG: 0.360										3	0	0	0	1	0	2											
Doug Dascenzo, S (1, 8) OBP: 0.339, SLG: 0.331										4	0	0	0	0	1	2											
Mike Bielecki, R (1, 1) OBP: 0.154, SLG: 0.083										2	0	0	0	0	2	1											
Dwight Smith, L (8, PH) OBP: 0.282, SLG: 0.407										1	1	1	0	0	0	0											
Bob Scanlan, R (8, 1) OBP: 0.333, SLG: 0.500										0	0	0	0	0	0	0											
Chuck McElroy, L (8, 1) OBP: 0.294, SLG: 0.313										1	0	0	0	0	0	1											
<b>Inning Stats</b>	R: 0 E: 0 K: 2 S: 9	H: 0 LOB: 0 BB: 0 P: 13	R: 0 E: 0 K: 1 S: 13	H: 1 LOB: 1 BB: 0 P: 17	R: 0 E: 0 K: 2 S: 11	H: 1 LOB: 1 BB: 0 P: 14	R: 0 E: 0 K: 0 S: 6	H: 0 LOB: 0 BB: 0 P: 7	R: 0 E: 0 K: 1 S: 6	H: 0 LOB: 1 BB: 1 P: 12	R: 0 E: 1 K: 0 S: 12	H: 1 LOB: 2 BB: 0 P: 21	R: 0 E: 0 K: 1 S: 8	H: 0 LOB: 0 BB: 0 P: 12	R: 2 E: 0 K: 1 S: 20	H: 2 LOB: 2 BB: 2 P: 34	R: 0 E: 0 K: 0 S: 9	H: 0 LOB: 2 BB: 2 P: 19	1B: 3 2B: 1 3B: 1 HR: 0	SF: 1 SAC: 0 DP: 0 HBP: 0	WP: 0 PB: 0 SB: 0 CS: 0	PA: 38					
<b>PITCHER</b>	IP	WLS	BF	H	R	ER	SO	BB	IBB	HBP	BLK	WP	HR	S	P	ERA	WHIP										
Pete Harnisch, R (1, 1) ERA: 2.26	8.0	W	33	5	2	2	8	3	0	0	0	0	0	85	130	2.25	1.000										
Jim Clancy, R (9, 1) ERA: 2.16	0.2		4	0	0	0	0	2	0	0	0	0	0	8	18	0.00	3.000										
Al Osuna, L (9, 1) ERA: 2.2	0.1	S	1	0	0	0	0	0	0	0	0	0	0	1	1	0.00	0.000										

AB	32
R	2
H	5
RBI	2
BB	5
SO	8
LOB	16



Batter	1	2	3	4	5	6	7	8	9	AB	R	H	RBI	BB	SO	LOB	BOTTOM										
Steve Finley, L (1, 8) OBP: 0.347, SLG: 0.421										3	2	2	0	1	0	0	<b>Chicago Cubs @ Houston Astros</b> Astrodome, Houston, TX Fri Jul 19 1991, 8:05 PM EDT Att: 27,577 - Dome - 70 F										
Craig Biggio, R (1, 2) OBP: 0.367, SLG: 0.370										3	1	1	1	1	0	4											
5 Jeff Bagwell, R (1, 3) OBP: 0.390, SLG: 0.441										2	1	1	0	2	0	1											
Luis Gonzalez, L (1, 7) OBP: 0.302, SLG: 0.438										4	0	1	1	0	1	3											
Ken Caminiti, S (1, 5) OBP: 0.304, SLG: 0.387										4	1	1	3	0	0	2											
Eric Anthony, L (1, 9) OBP: 0.243, SLG: 0.228										2	0	1	0	1	0	0											
Javier Ortiz, R (8, PH) OBP: 0.313, SLG: 0.310										1	0	1	0	0	0	0											
Gerald Young, S (8, PR) OBP: 0.292, SLG: 0.317										0	0	0	0	0	0	0											
Eric Yelding, R (1, 6) OBP: 0.279, SLG: 0.301										4	0	1	0	0	0	2											
Rafael Ramirez, R (1, 4) OBP: 0.271, SLG: 0.304										3	0	0	0	0	0	3											
Casey Candaele, S (8, 4) OBP: 0.313, SLG: 0.370										0	0	0	0	1	0	0											
Pete Harnisch, S (1, 1) OBP: 0.128, SLG: 0.105										2	0	0	0	0	1	1											
Mark Davidson, R (8, PH) OBP: 0.312, SLG: 0.305										1	0	0	0	0	0	2											
Jim Clancy, R (9, 1) ERA: 4.12										0	0	0	0	0	0	0											
Al Osuna, R (9, 1) ERA: 1.64										0	0	0	0	0	0	0											
<b>Inning Stats</b>	R: 1 E: 0 K: 0 S: 11	H: 2 LOB: 1 BB: 1 P: 21	R: 0 E: 0 K: 0 S: 10	H: 1 LOB: 3 BB: 2 P: 20	R: 0 E: 0 K: 0 S: 6	H: 1 LOB: 0 BB: 0 P: 11	R: 0 E: 0 K: 1 S: 9	H: 1 LOB: 1 BB: 0 P: 13	R: 1 E: 0 K: 0 S: 9	H: 2 LOB: 0 BB: 0 P: 14	R: 0 E: 0 K: 0 S: 6	H: 0 LOB: 0 BB: 0 P: 12	R: 0 E: 0 K: 0 S: 5	H: 0 LOB: 0 BB: 0 P: 8	R: 3 E: 0 K: 1 S: 8	H: 2 LOB: 2 BB: 3 P: 25	R: 0 E: 0 K: 1 S: 8	H: 0 LOB: 0 BB: 0 P: 25	1B: 6 2B: 1 3B: 1 HR: 1	SF: 0 SAC: 1 DP: 3 HBP: 0	WP: 0 PB: 0 SB: 1 CS: 0	PA: 36					
<b>PITCHER</b>	IP	WLS	BF	H	R	ER	SO	BB	IBB	HBP	BLK	WP	HR	S	P	ERA	WHIP										
Mike Bielecki, R (1, 1) ERA: 4.04	7.0	L	28	7	2	2	1	3	0	0	0	0	0	56	99	2.57	1.429										
Bob Scanlan, R (8, 1) ERA: 4.12	0.0		2	0	2	2	0	2	0	0	0	0	0	1	9	∞	∞										
Chuck McElroy, L (8, 1) ERA: 1.64	1.0		6	2	1	1	1	0	1	0	0	0	1	7	16	9.00	2.000										

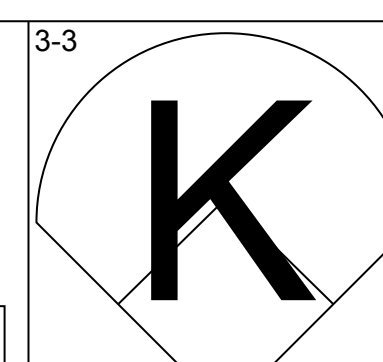
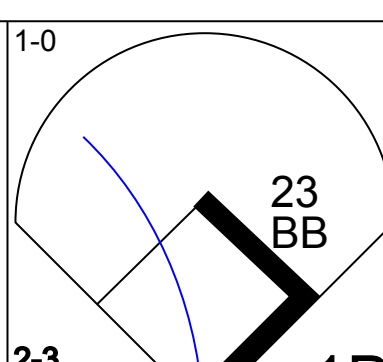
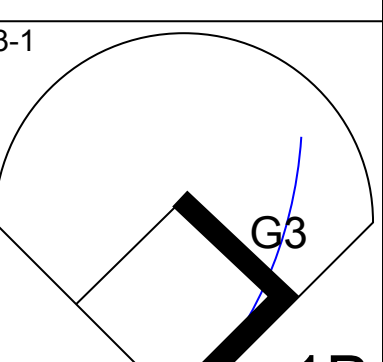
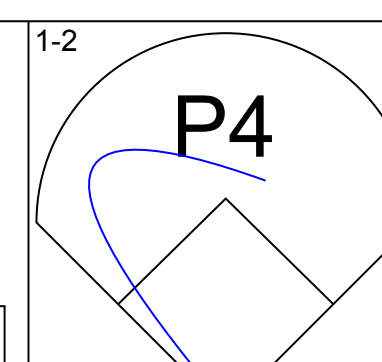
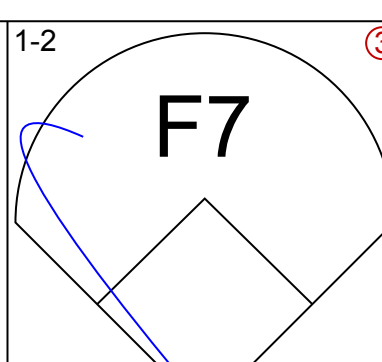
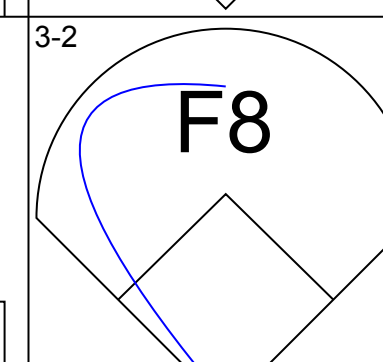
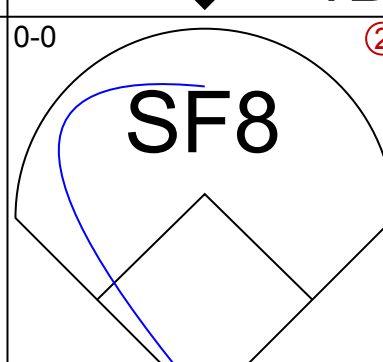
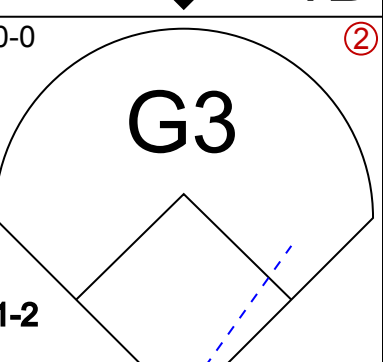
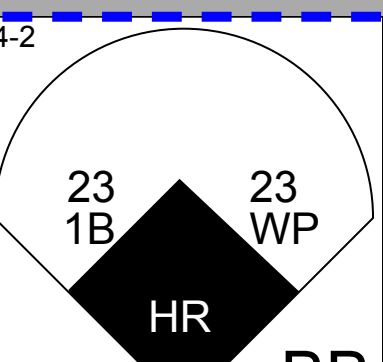
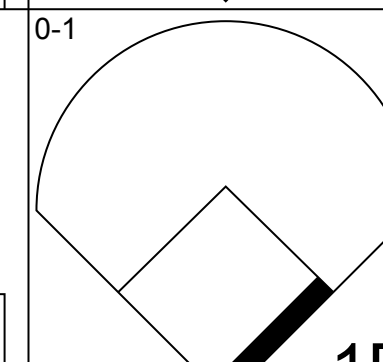
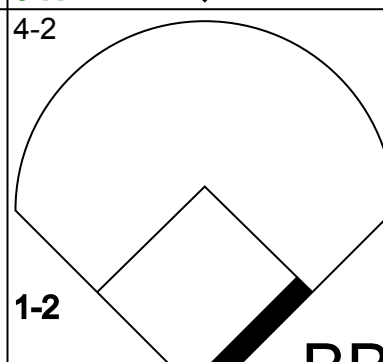
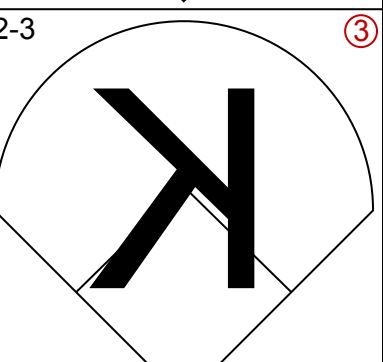
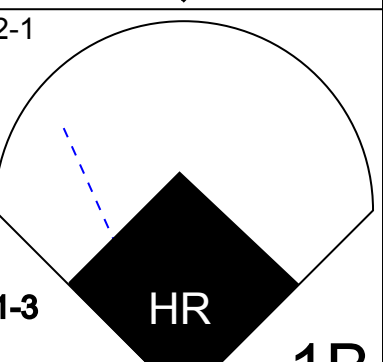
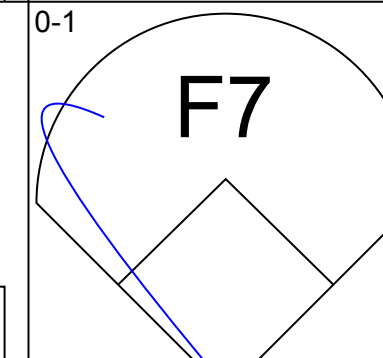
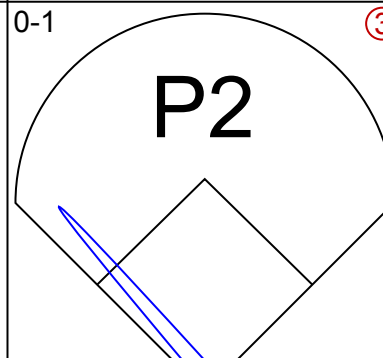
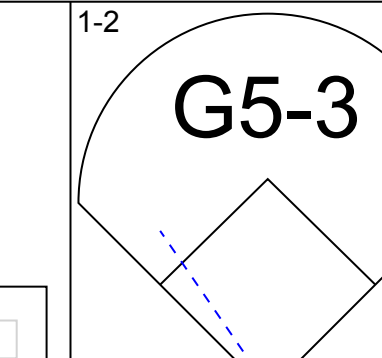
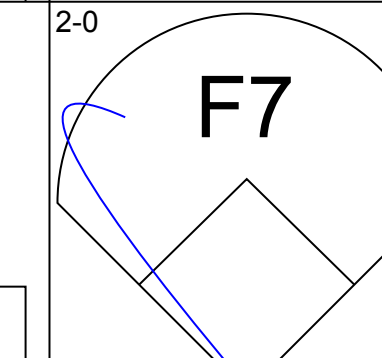
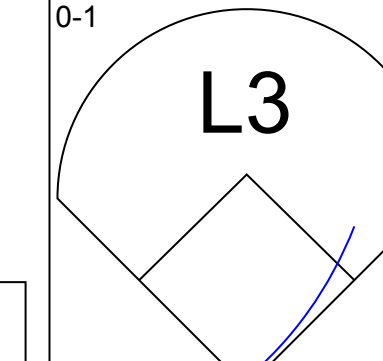
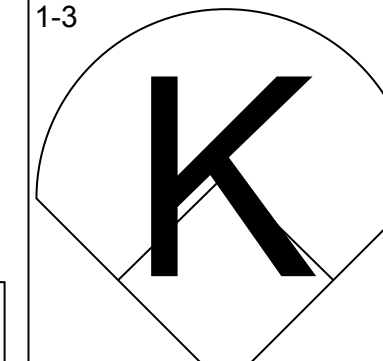
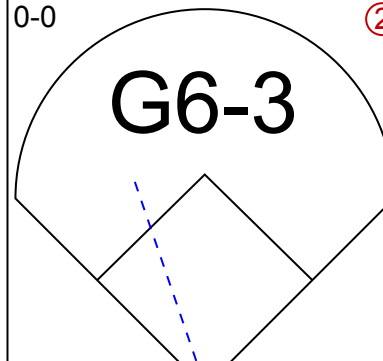
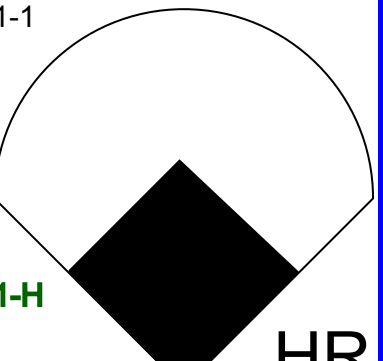
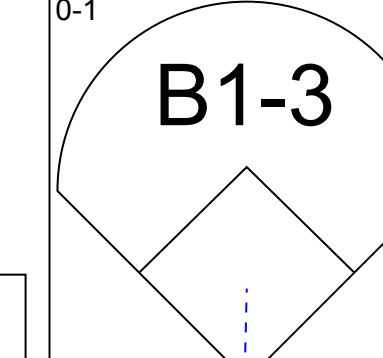
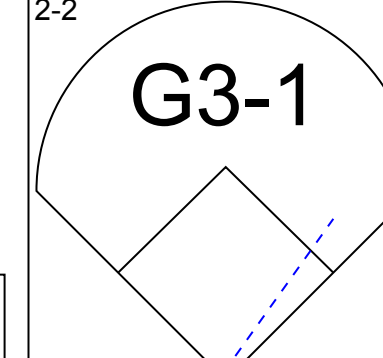
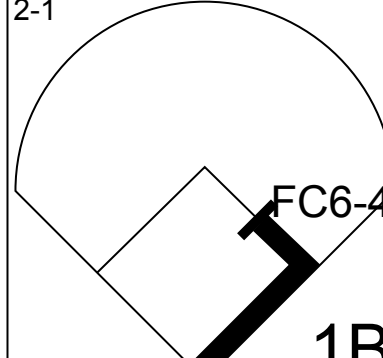
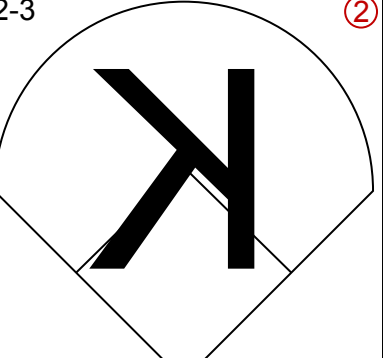
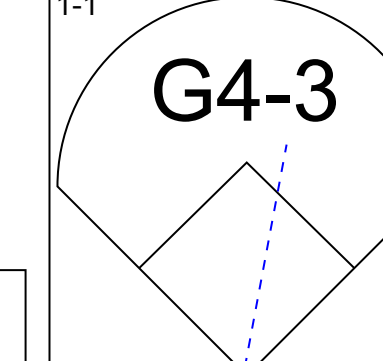
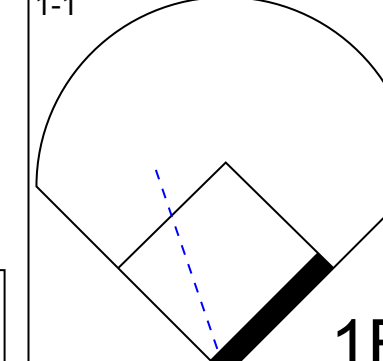
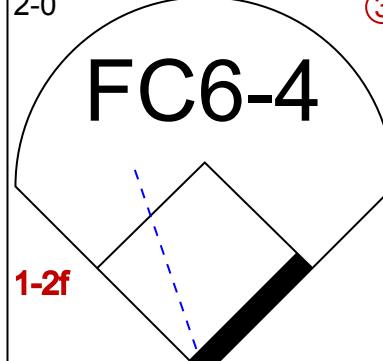
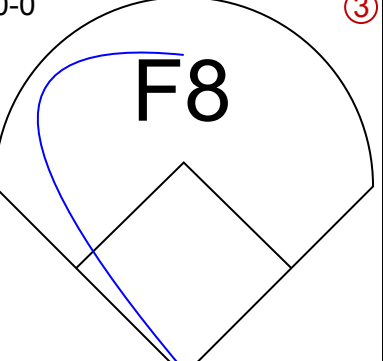
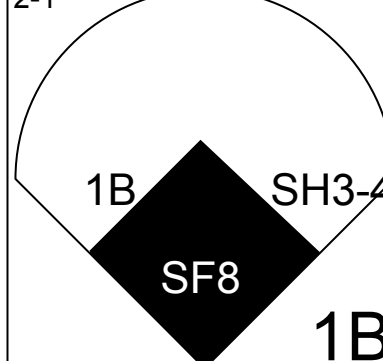
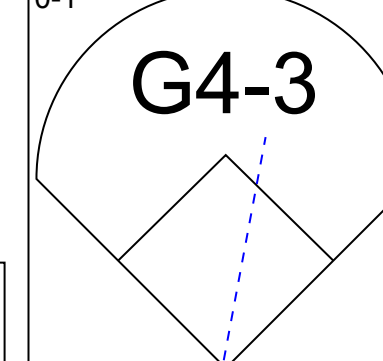
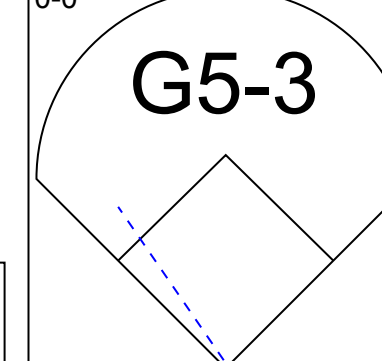
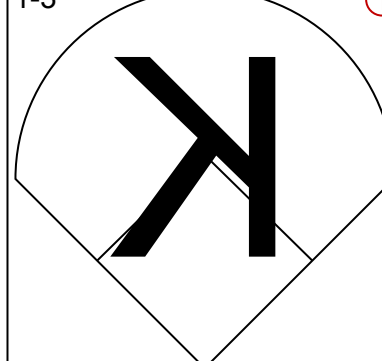
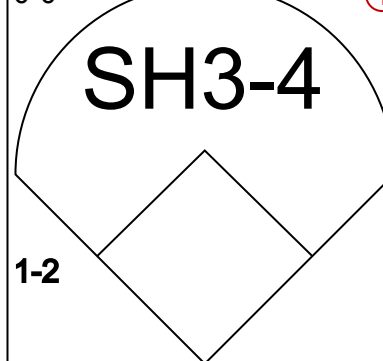
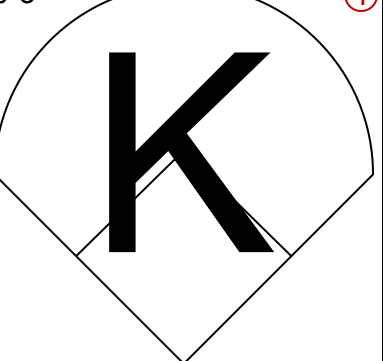
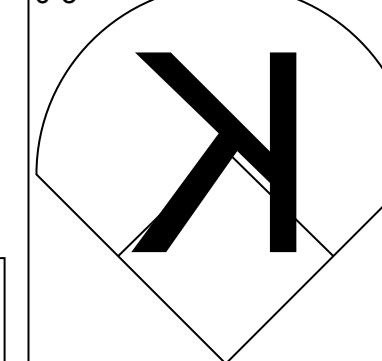
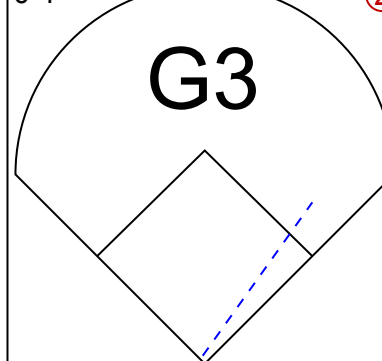
AB	29
R	5
H	9
RBI	5
BB	6
SO	2
LOB	18







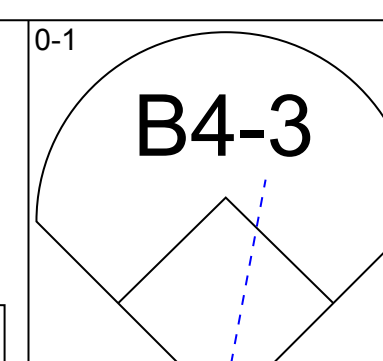
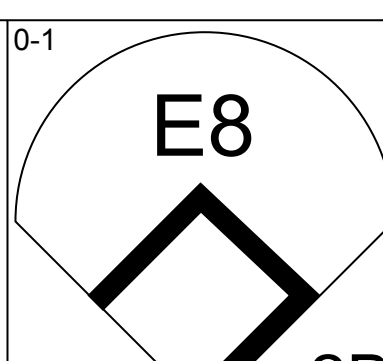
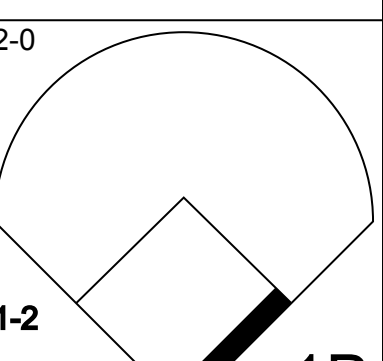
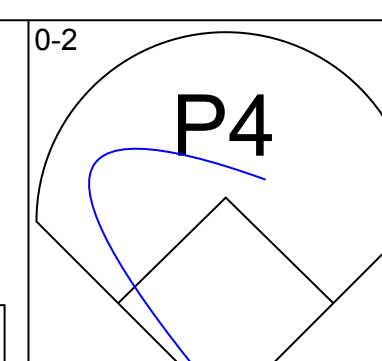
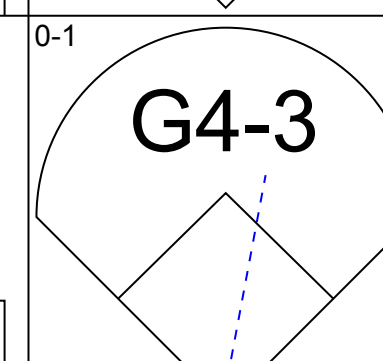
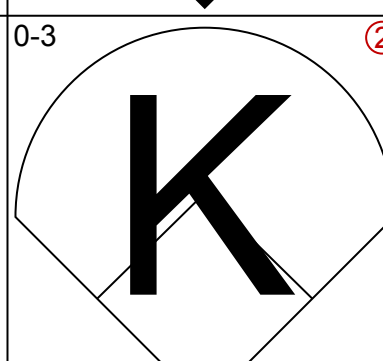
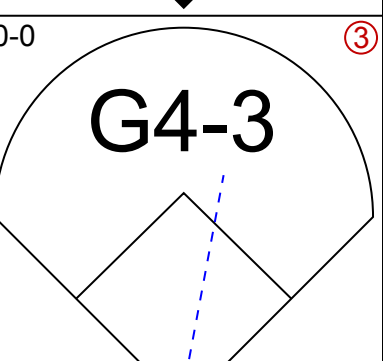
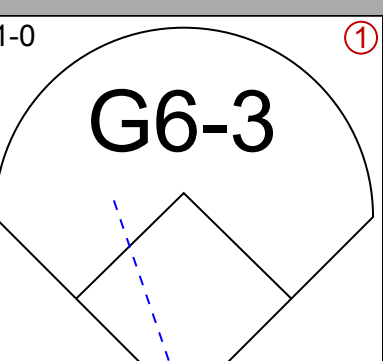
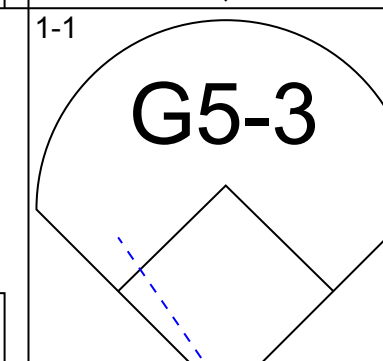
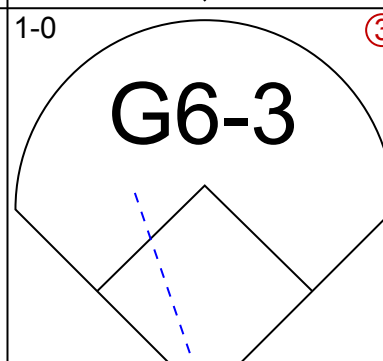
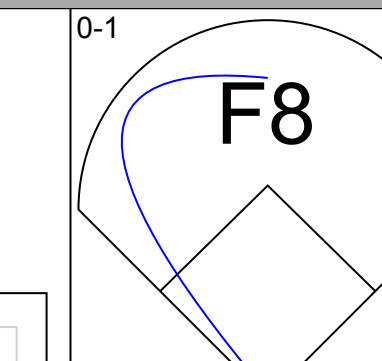
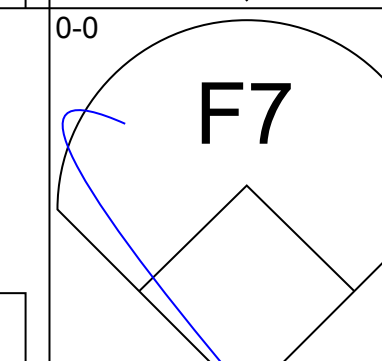
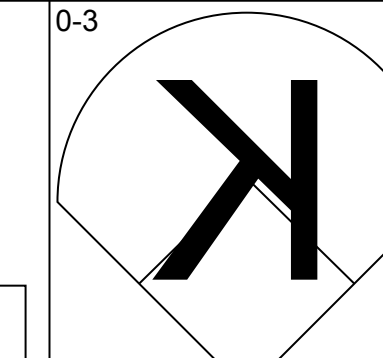
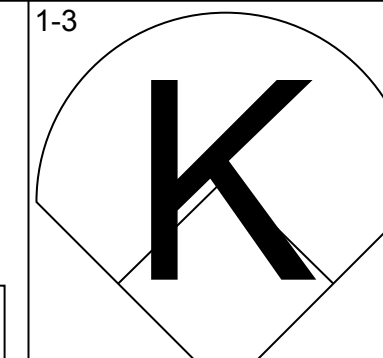
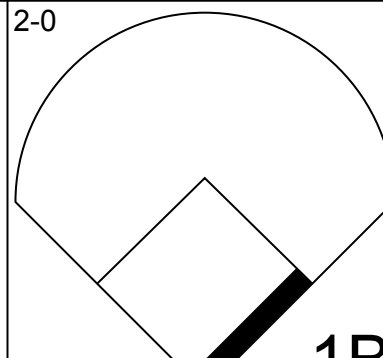
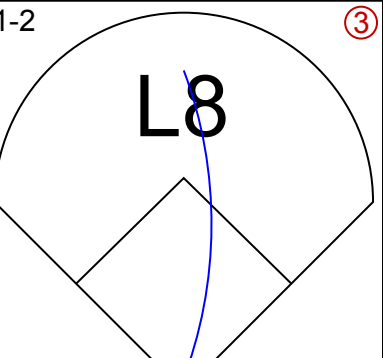
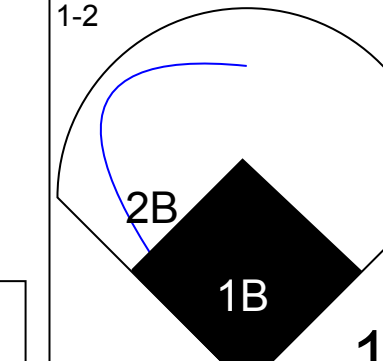
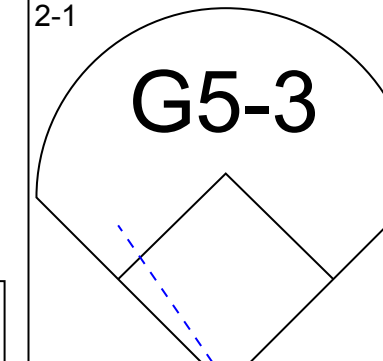
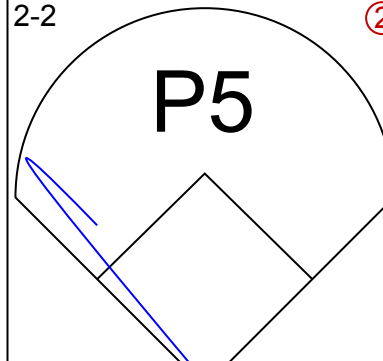
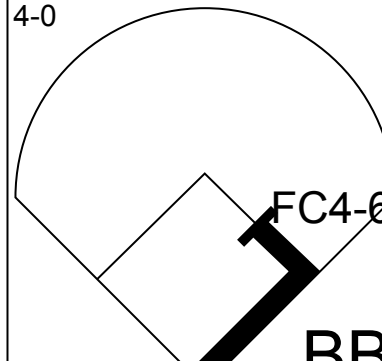
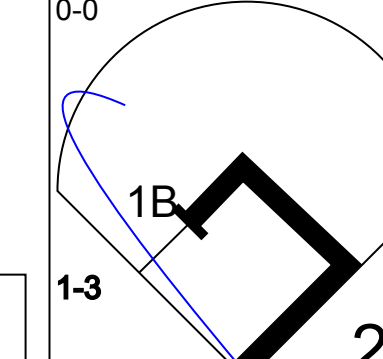
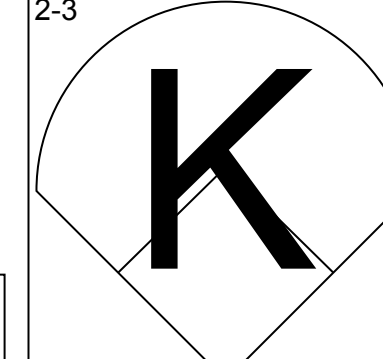
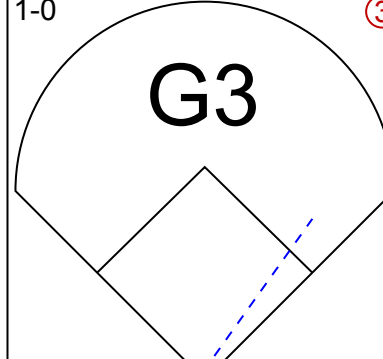
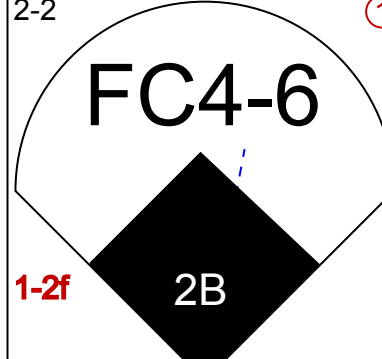
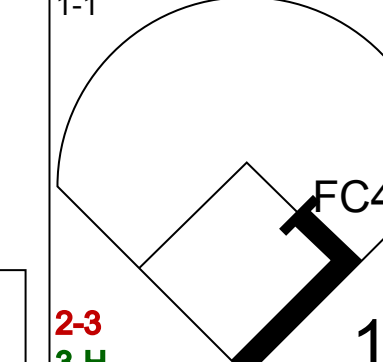
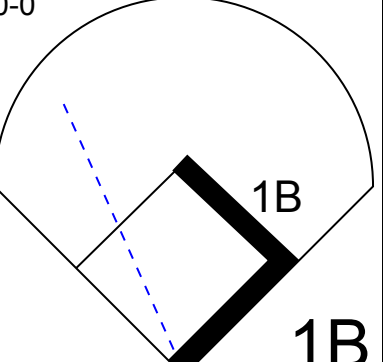
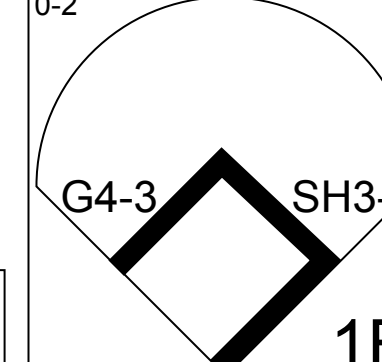
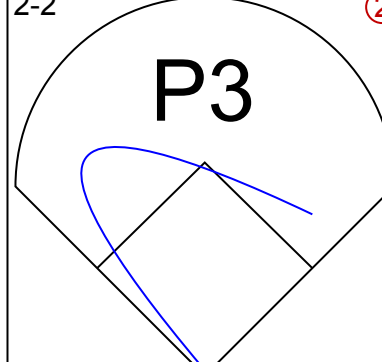
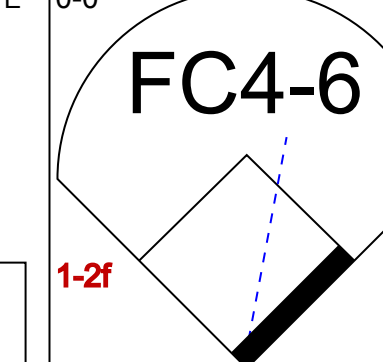
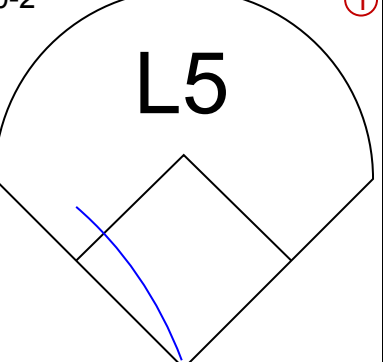
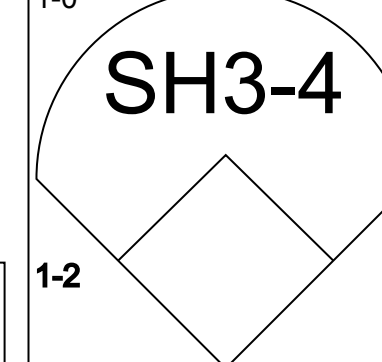
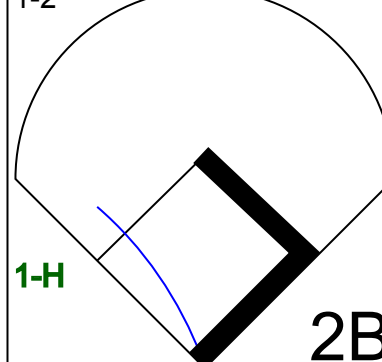

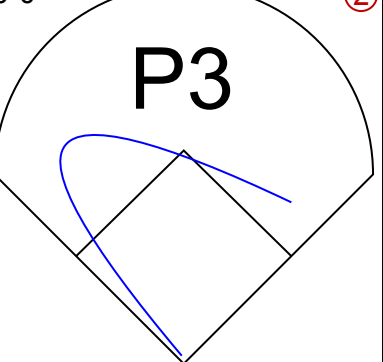
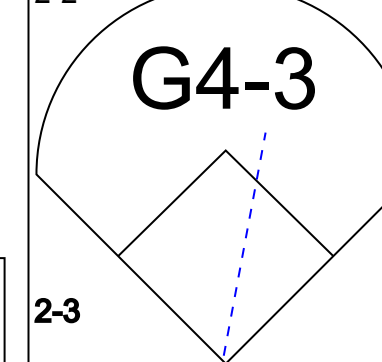
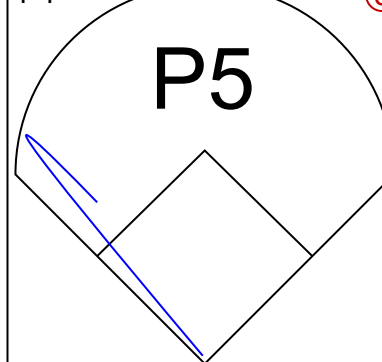
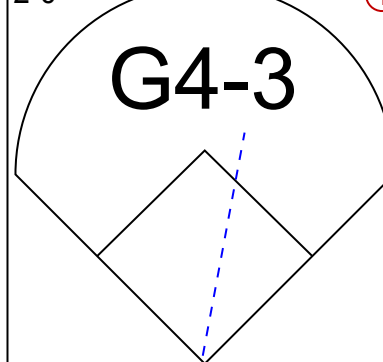
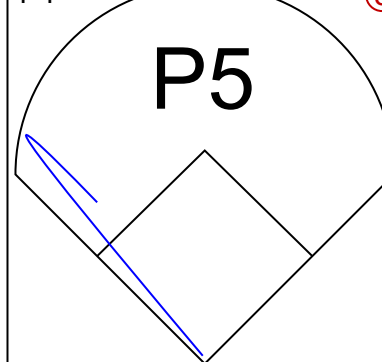
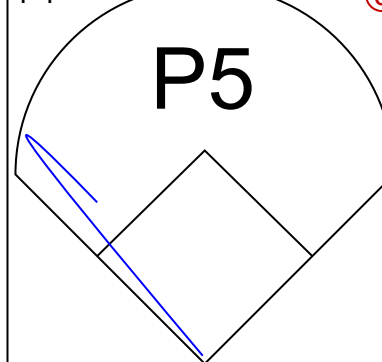


Batter	1	2	3	4	5	6	7	8	9	AB	R	H	RBI	BB	SO	LOB	TOP			
Chico Walker, S OBP: 0.375, SLG: 0.380 (1, 5)										5	0	2	0	0	1	0				
Mark Grace, L OBP: 0.345, SLG: 0.387 (1, 3)										2	1	0	1	1	0	1				
23 Ryne Sandberg, R OBP: 0.377, SLG: 0.475 (1, 4)										3	1	2	0	1	1	1				
Andre Dawson, R OBP: 0.314, SLG: 0.489 (1, 9)										4	0	0	0	0	0	5				
George Bell, R OBP: 0.328, SLG: 0.494 Jerome Walton, R OBP: 0.285, SLG: 0.350 (1, 7)										4	1	1	3	0	1	0				
Dwight Smith, L OBP: 0.293, SLG: 0.402 Jose Vizcaino, S OBP: 0.309, SLG: 0.341 (1, 8)										3	0	1	0	0	0	0				
Shawon Dunston, R OBP: 0.263, SLG: 0.360 (1, 6)										4	0	1	0	0	0	1				
Rick Wilkins, L OBP: 0.333, SLG: 0.443 (1, 2)										4	1	1	0	0	1	1				
Frank Castillo, R OBP: 0.125, SLG: 0.067 (1, 1)										3	0	0	0	0	2	0				
<b>Inning Stats</b>	R: 0 E: 0 K: 1 S: 10	H: 1 LOB: 1 BB: 0 P: 16	R: 0 E: 0 K: 0 S: 6	H: 0 LOB: 0 BB: 0 P: 7	R: 1 E: 0 K: 0 S: 10	H: 2 LOB: 2 BB: 1 P: 16	R: 0 E: 0 K: 1 S: 12	H: 1 LOB: 1 BB: 0 P: 16	R: 0 E: 0 K: 2 S: 9	H: 1 LOB: 1 BB: 0 P: 14	R: 0 E: 0 K: 0 S: 7	H: 0 LOB: 0 BB: 0 P: 8	R: 0 E: 0 K: 1 S: 12	H: 2 LOB: 0 BB: 1 P: 23	R: 0 E: 0 K: 1 S: 9	H: 0 LOB: 0 BB: 0 P: 11	1B: 7 2B: 0 3B: 0 HR: 1	SF: 1 SAC: 1 DP: 0 HBP: 0	WP: 1 PB: 0 SB: 0 CS: 0	PA: 37
<b>PITCHER</b>	IP WLS BF H R ER SO BB IBB HBP BLK WP HR S P ERA WHIP																			
Jimmy Jones, R ERA: 3.74 Jim Clancy, R ERA: 2.6	(1, 1) (8, 1)	7.0 L	28 9	6 2	1 3	1 3	5 2	1 1	0 0	0 0	0 0	0 0	1 1	1 21	89 34	1.29 13.50	1.000 1.500			

Chicago Cubs @ Houston Astros  
Astrodome, Houston, TX  
Sun Jul 21 1991, 4:33 AM EDT  
Att: 28,847 - Dome - 70 F

AB	33
R	4
H	8
RBI	4
BB	2
SO	7
LOB	9



Batter	1	2	3	4	5	6	7	8	9	AB	R	H	RBI	BB	SO	LOB	BOTTOM					
Steve Finley, L OBP: 0.351, SLG: 0.426 (1, 8)										4	0	2	0	0	0	1						
Rafael Ramirez, R OBP: 0.285, SLG: 0.296 (1, 6)										4	0	0	0	0	1	3						
5 Jeff Bagwell, R OBP: 0.381, SLG: 0.430 (1, 3)										4	0	0	0	0	0	1						
Luis Gonzalez, L OBP: 0.304, SLG: 0.436 (1, 7)										4	0	1	0	0	2	0						
Ken Caminiti, S OBP: 0.306, SLG: 0.384 (1, 5)										3	1	1	0	1	0	1						
Eric Anthony, L OBP: 0.236, SLG: 0.229 (1, 9)										4	1	1	0	0	1	2						
Casey Candaele, S OBP: 0.319, SLG: 0.375 (1, 4)										4	0	3	1	0	0	1						
Scott Servais, R (1, 2)										2	0	0	0	0	0	2						
Craig Biggio, R OBP: 0.370, SLG: 0.377 (9, PH)										1	0	0	0	0	0	1						
Jimmy Jones, R OBP: 0.257, SLG: 0.188 Ken Oberkfell, L OBP: 0.367, SLG: 0.292 Jim Clancy, R (8, 1)	(1, 1) (7, PH) (8, 1)									2	0	0	0	0	0	1						
Javier Ortiz, R OBP: 0.303, SLG: 0.300 (9, PH)										1	0	0	0	0	0	1						
<b>Inning Stats</b>	R: 0 E: 0 K: 0 S: 6	H: 0 LOB: 0 BB: 0 P: 7	R: 1 E: 0 K: 1 S: 10	H: 3 LOB: 1 BB: 0 P: 12	R: 0 E: 1 K: 1 S: 7	H: 1 LOB: 1 BB: 0 P: 10	R: 0 E: 0 K: 2 S: 9	H: 0 LOB: 0 BB: 0 P: 14	R: 0 E: 0 K: 0 S: 7	H: 2 LOB: 2 BB: 0 P: 9	R: 0 E: 0 K: 0 S: 7	H: 1 LOB: 1 BB: 0 P: 12	R: 0 E: 0 K: 0 S: 10	H: 1 LOB: 1 BB: 0 P: 13	R: 0 E: 0 K: 0 S: 5	H: 0 LOB: 0 BB: 0 P: 7	R: 1 E: 0 K: 0 S: 12	H: 1 LOB: 1 BB: 1 P: 22	1B: 6 2B: 3 3B: 0 HR: 0	SF: 0 SAC: 1 DP: 0 HBP: 0	WP: 0 PB: 0 SB: 0 CS: 0	PA: 36
<b>PITCHER</b>	IP WLS BF H R ER SO BB IBB HBP BLK WP HR S P ERA WHIP																					
Frank Castillo, R ERA: 3.18	(1, 1)	9.0 W	36 36	9 9	2 2	2 2	4 4	1 1	0 0	0 0	0 0	0 0	0 73	106 106	2.00 2.00	1.111 1.111						

Chicago Cubs @ Houston Astros  
Astrodome, Houston, TX  
Sun Jul 21 1991, 4:33 AM EDT  
Att: 28,847 - Dome - 70 F

AB	34
R	2
H	9
RBI	2
BB	1
SO	4
LOB	14





Batter	1	2	3	4	5	6	7	8	9	AB	R	H	RBI	BB	SO	LOB	TOP			
Steve Finley, L OBP: 0.347, SLG: 0.420	G3		E6		F7		P5			4	0	0	0	0	0	4	<b>Houston Astros @ St. Louis Cardinals</b> Busch Stadium, St. Louis, MO Mon Jul 22 1991, 7:05 PM CDT Att: 27,289 - Sunny - 97 F			
Craig Biggio, R OBP: 0.369, SLG: 0.374 Dwayne Henry, R (8, 1)	F7		FC6-4 BB		F8-2			L7		3	0	0	0	1	0	3				
5 Jeff Bagwell, R OBP: 0.380, SLG: 0.427	G5-3		FC6-4			F9		1B		4	0	1	0	0	0	2				
Luis Gonzalez, L OBP: 0.306, SLG: 0.435		G3-6-3 1B		P5		BB HBP		P3		3	0	1	0	0	0	1				
Ken Caminiti, S OBP: 0.305, SLG: 0.381	G3-6-3			P9		G4-6-3 BB		G3		3	0	0	0	1	0	2				
Eric Anthony, L OBP: 0.230, SLG: 0.223 Scott Servais, R (8, 2)	K			K		G4-6-3		F7		3	0	0	0	0	2	2				
Rafael Ramirez, R OBP: 0.276, SLG: 0.313			P5		2B F8-2 1B		FC1-6 1B	G3 2B		4	0	3	0	0	0	0				
Casey Candaele, S OBP: 0.321, SLG: 0.388			E 3B				F9	G3		4	1	2	0	0	0	2				
Ryan Bowen, R Mike Capel, R Gerald Young, S OBP: 0.280, SLG: 0.303	G4		G4				FC1-6	P5		1	0	0	0	1	0	1				
										0	0	0	0	0	0	0				
										2	0	0	0	0	0	2				
<b>Inning Stats</b>	R: 0 H: 0 E: 0 K: 0 S: 9	H: 0 LOB: 0 BB: 0 P: 12	R: 0 H: 1 E: 0 K: 1 S: 9	H: 1 LOB: 0 BB: 0 P: 13	R: 1 H: 1 E: 1 K: 0 S: 16	H: 1 LOB: 2 BB: 1 P: 24	R: 0 H: 0 E: 0 K: 1 S: 9	H: 0 LOB: 0 BB: 0 P: 12	R: 0 H: 2 E: 0 K: 0 S: 7	H: 2 LOB: 2 BB: 1 P: 17	R: 0 H: 1 E: 0 K: 0 S: 8	H: 1 LOB: 1 BB: 0 P: 17	R: 0 H: 1 E: 0 K: 0 S: 8	H: 1 LOB: 1 BB: 0 P: 10	R: 0 H: 1 E: 0 K: 0 S: 7	H: 1 LOB: 1 BB: 0 P: 12	1B: 4 2B: 3 3B: 1 HR: 0	SF: 0 SAC: 0 DP: 3 HBP: 1	WP: 0 PB: 0 SB: 1 CS: 0	PA: 36
<b>PITCHER</b> Jose DeLeon, R ERA: 3.05	IP: 9.0 WLS: W BF: 36 H: 7 R: 1 ER: 0 SO: 2 BB: 3 IBB: 0 HBP: 1 BLK: 0 WP: 0 HR: 0 S: 82 P: 130 ERA: 0.00 WHIP: 1.111															<b>PITCHER</b>				

Batter	1	2	3	4	5	6	7	8	9	AB	R	H	RBI	BB	SO	LOB	BOTTOM			
Milt Thompson, L OBP: 0.398, SLG: 0.486	G4-3		L6							4	1	2	3	0	0	0	<b>Houston Astros @ St. Louis Cardinals</b> Busch Stadium, St. Louis, MO Mon Jul 22 1991, 7:05 PM CDT Att: 27,289 - Sunny - 97 F			
Ozzie Smith, S OBP: 0.409, SLG: 0.365 Geronimo Pena, S OBP: 0.290, SLG: 0.396	WP BLK G4-3 BB		G3-1							3	2	1	0	1	0	1				
Ray Lankford, L OBP: 0.299, SLG: 0.339	G4-3			F8 SF7 BB		2B 1B		FC5-4 1B		3	2	2	0	1	0	1				
Gerald Perry, L OBP: 0.320, SLG: 0.491 Rich Gedman, C OBP: 0.173, SLG: 0.319	BLK S BB			F8		2B E 1B		F8		3	1	1	1	1	0	2				
Felix Jose, S OBP: 0.375, SLG: 0.439 Rex Hudler, R OBP: 0.298, SLG: 0.359	G4-3			SF7		E 2B		FC5-4		0	0	0	0	0	0	0				
Todd Zeile, R OBP: 0.343, SLG: 0.400 Luis Alicea, S OBP: 0.320, SLG: 0.318		G5-3		G5-3		2B 2B		K		4	1	0	0	0	1	2				
Tom Pagnozzi, R OBP: 0.298, SLG: 0.325		L4				E6 2B				0	0	0	0	0	0	0				
José Oquendo, S OBP: 0.353, SLG: 0.275		K				2B IBB		F7		3	1	0	0	1	2	0				
Jose DeLeon, R OBP: 0.053, SLG: 0.053		G3				K		K		4	0	0	0	0	2	3				
<b>Inning Stats</b>	R: 1 H: 0 E: 0 K: 0 S: 9	H: 0 LOB: 1 BB: 2 P: 26	R: 0 H: 0 E: 0 K: 1 S: 7	H: 0 LOB: 0 BB: 0 P: 16	R: 0 H: 0 E: 0 K: 0 S: 5	H: 0 LOB: 0 BB: 0 P: 8	R: 1 H: 0 E: 0 K: 0 S: 8	H: 0 LOB: 0 BB: 1 P: 19	R: 0 H: 6 E: 1 K: 1 S: 25	H: 6 LOB: 1 BB: 1 P: 42	R: 0 H: 1 E: 0 K: 1 S: 9	H: 1 LOB: 1 BB: 0 P: 15	R: 0 H: 0 E: 0 K: 1 S: 6	H: 0 LOB: 0 BB: 0 P: 8	R: 0 H: 0 E: 0 K: 1 S: 6	H: 0 LOB: 0 BB: 0 P: 8	1B: 5 2B: 2 3B: 0 HR: 0	SF: 1 SAC: 0 DP: 0 HBP: 0	WP: 1 PB: 0 SB: 3 CS: 0	PA: 36
<b>PITCHER</b> Ryan Bowen, R ERA: 9.0 Mike Capel, R ERA: 3.42 Dwayne Henry, R ERA: 3.03	IP: 5.0 WLS: L BF: 22 H: 4 R: 6 ER: 5 SO: 2 BB: 3 IBB: 0 HBP: 0 BLK: 1 WP: 0 HR: 0 S: 43 P: 95 ERA: 9.00 WHIP: 1.400															<b>PITCHER</b>				

AB	32
R	1
H	7
RBI	0
BB	3
SO	2
LOB	19



AB	31
R	9
H	7
RBI	7
BB	4
SO	5
LOB	13





Batter	1	2	3	4	5	6	7	8	9	AB	R	H	RBI	BB	SO	LOB	TOP		
Steve Finley, L (1,8) OBP: 0.346, SLG: 0.417	1-2 HBP		1-1 G4-3			1-1 P6		1-0 G4-3		3	0	0	0	0	0	1			
Craig Biggio, R (1,2) OBP: 0.368, SLG: 0.372	1 SAFE G5-3			0-1 F8		0-1 1B			1-2 P5	4	0	1	1	0	0	1			
5 Jeff Bagwell, R (1,3) OBP: 0.378, SLG: 0.428	2-3 K			1-0 F9		0-1 F7			2-2 G4-3 2B	4	0	1	0	0	1	2			
Luis Gonzalez, L (1,7) OBP: 0.303, SLG: 0.430	1-3 K			0-0 F7			0-1 F9		1-2 G4-3	4	0	0	0	0	1	2			
Ken Oberkfell, L (1,5) OBP: 0.361, SLG: 0.290		1-0 G4-3			0-2 G6-4-3 1B		0-3 K		1-1 G3	4	0	1	0	0	1	1			
Eric Anthony, L (1,9) OBP: 0.233, SLG: 0.235		0-0 F7			0-0 G6-4-3		0-0 2B			3	0	1	0	0	0	1			
Rafael Ramirez, R (1,6) OBP: 0.277, SLG: 0.314		2-1 CS 1B			0-2 G5-3		2-0 G5-3			3	0	1	0	0	0	1			
Casey Candaele, S (1,4) OBP: 0.318, SLG: 0.384	1-2 CS		1-1 G4-3			1-1 G4-3		2-1 F9		3	0	0	0	0	0	0			
Jim Deshaies, L (1,1) OBP: 0.161, SLG: 0.071										1	0	0	0	0	0	0			
Eric Yelding, R (6,PH) OBP: 0.278, SLG: 0.303										1	1	1	0	0	0	0			
Jim Corsi, R (6,1) OBP: 0.276, SLG: 0.299										0	0	0	0	0	0	0			
Gerald Young, S (8,PH) OBP: 0.276, SLG: 0.299										1	0	0	0	0	0	0			
Al Osuna, R (8,1)						1B 2B				0	0	0	0	0	0	0			
<b>Inning Stats</b>	R: 0 E: 0 K: 2 S: 13	H: 0 LOB: 1 BB: 0 P: 17	R: 0 E: 0 K: 0 S: 6	H: 1 LOB: 0 BB: 0 P: 10	R: 0 E: 0 K: 0 S: 5	H: 0 LOB: 0 BB: 0 P: 7	R: 0 E: 0 K: 0 S: 4	H: 0 LOB: 0 BB: 0 P: 5	R: 0 E: 0 K: 0 S: 8	H: 1 LOB: 1 BB: 0 P: 8	R: 0 E: 0 K: 1 S: 7	H: 1 LOB: 1 BB: 0 P: 9	R: 0 E: 0 K: 0 S: 5	H: 0 LOB: 0 BB: 0 P: 11	R: 0 E: 0 K: 0 S: 14	H: 1 LOB: 1 BB: 0 P: 19	1B: 3 2B: 3 3B: 0 HR: 0	SF: 0 SAC: 0 DP: 1 HBP: 1	WP: 0 PA: 33 PB: 0 SB: 1 CS: 1
<b>PITCHER</b> Bryn Smith, R (1,1) ERA: 3.44	IP: 9.0 WLS: W BF: 32 H: 6 R: 1 ER: 1 SO: 3 BB: 0 IBB: 0 HBP: 1 BLK: 0 WP: 0 HR: 0 S: 72 P: 98 ERA: 1.00 WHIP: 0.667															<b>PITCHER</b>			

Houston Astros @ St. Louis Cardinals  
 Busch Stadium, St. Louis, MO  
 Tue Jul 23 1991, 7:05 PM CDT  
 Att: 24,360 - Cloudy - 87 F

AB	31
R	1
H	6
RBI	1
BB	0
SO	3
LOB	9



Batter	1	2	3	4	5	6	7	8	9	AB	R	H	RBI	BB	SO	LOB	BOTTOM		
Bernard Gilkey, R (1,7) OBP: 0.333, SLG: 0.307	2-1 P6		0-0 BB 3B 1B		4-1 1B S G3-6-3 BB		2-2 F9			3	2	1	0	1	0	0			
Ozzie Smith, S (1,6) OBP: 0.410, SLG: 0.365	3-2 F8		1 SAFE 1 SAFE 1 SAFE 1 SAFE 1 SAFE 1 SAFE 1 SAFE 1 SAFE 1 SAFE 1 SAFE	4-0 B 1-2 3B BB	2-1 G3-6-3 1B		1-0 G6-3			3	1	1	0	1	0	0			
Ray Lankford, L (1,8) OBP: 0.301, SLG: 0.348	1-1 P6		1-0 3B		0-0 G3-6-3		1-2 CS 1B			4	0	2	3	0	0	1			
Todd Zeile, R (1,5) OBP: 0.345, SLG: 0.402		1-1 F7	2-3 K		3-2 2B		2-2 CS	4-0 G1-4-3 BB		3	0	1	0	1	1	1			
Felix Jose, S (1,9) OBP: 0.371, SLG: 0.433		3-3 K	3-1 P4		0-0 P3		0-1 G1-4-3	0-1 G1-4-3		4	0	0	0	0	1	3			
Rex Hudler, R (1,3) OBP: 0.288, SLG: 0.347		1-0 F9		0-1 B3		2-2 G1-3		3-2 F8		4	0	0	0	0	0	0			
Tom Pagnozzi, R (1,2) OBP: 0.298, SLG: 0.332			0-1 G6-3		0-0 3B		1-0 G5-3			3	0	1	0	0	0	0			
José Oquendo, S (1,4) OBP: 0.357, SLG: 0.281			0-0 BLK 1B		3-2 P2		1-2 1B			3	1	2	0	0	0	1			
Bryn Smith, R (1,1) OBP: 0.244, SLG: 0.233			1-0 1B 3B 1B		3-2 P5		1-1 G4-3			3	1	1	1	0	0	2			
<b>Inning Stats</b>	R: 0 E: 0 K: 0 S: 7	H: 0 LOB: 0 BB: 0 P: 13	R: 0 E: 0 K: 1 S: 6	H: 0 LOB: 0 BB: 0 P: 11	R: 4 E: 0 K: 1 S: 11	H: 4 LOB: 1 BB: 1 P: 22	R: 0 E: 0 K: 0 S: 9	H: 1 LOB: 1 BB: 0 P: 15	R: 1 E: 0 K: 0 S: 8	H: 2 LOB: 1 BB: 1 P: 17	R: 0 E: 0 K: 0 S: 9	H: 1 LOB: 1 BB: 0 P: 14	R: 0 E: 0 K: 0 S: 11	H: 1 LOB: 0 BB: 0 P: 16	R: 0 E: 0 K: 0 S: 7	H: 0 LOB: 0 BB: 1 P: 14	1B: 6 2B: 1 3B: 2 HR: 0	SF: 0 SAC: 0 DP: 2 HBP: 0	WP: 0 PA: 34 PB: 0 SB: 1 CS: 1
<b>PITCHER</b> Jim Deshaies, L (1,1) ERA: 5.26	IP: 5.0 WLS: L BF: 23 H: 7 R: 5 ER: 5 SO: 2 BB: 2 IBB: 0 HBP: 0 BLK: 0 WP: 0 HR: 0 S: 41 P: 78 ERA: 9.00 WHIP: 1.800															<b>PITCHER</b>			
Jim Corsi, R (6,1) ERA: 2.53	2.0 7 2 0 0 0 0 0 0 0 0 20 30 0.00 1.000																		
Al Osuna, L (8,1) ERA: 2.15	1.0 3 0 0 0 0 1 0 0 0 0 7 14 0.00 1.000																		

Houston Astros @ St. Louis Cardinals  
 Busch Stadium, St. Louis, MO  
 Tue Jul 23 1991, 7:05 PM CDT  
 Att: 24,360 - Cloudy - 87 F

AB	30
R	5
H	9
RBI	4
BB	3
SO	2
LOB	8





Batter	1	2	3	4	5	6	7	8	9	AB	R	H	RBI	BB	SO	LOB	TOP		
Steve Finley, L (1, 8) OBP: 0.348, SLG: 0.416	4-2 BB		3-2 CS 2H			3-2 F9		1-2 F7		3	0	1	1	1	0	0			
Craig Biggio, R (1, 2) OBP: 0.363, SLG: 0.368	0-0 G4-6-3		2-0 CS	0-3 K		2-2 G4-3			2-3 K	4	0	0	0	0	2	1			
5 Jeff Bagwell, R (1, 3) Gerald Young, S (9, PR) OBP: 0.382, SLG: 0.430 OBP: 0.276, SLG: 0.299	2-2 G4-3			2-2 FC6-4 1B			2-1 3B HBP		0-1 1B	3	1	2	0	0	0	0			
Luis Gonzalez, L (1, 7) OBP: 0.305, SLG: 0.437		1-3 K		0-0 F7			2-0 1H G4-3 3B		1-1 1B	4	1	2	1	0	1	1			
Ken Caminiti, S (1, 5) OBP: 0.302, SLG: 0.376		2-2 F7		1-2 FC6-4			0-0 G4-3		0-0 F7	4	0	0	1	0	0	3			
Mike Simms, R (1, 9) Ken Oberkfell, L (9, PH) OBP: 0.357, SLG: 0.286	1-1 P3				3-3 K		3-1 F8		2-2 G1-3	3	0	0	0	0	1	0			
Rafael Ramirez, R (1, 6) OBP: 0.278, SLG: 0.310			4-0 BLK SH1-4 1B BB		1-2 G4-3		0-2 K			2	1	0	0	1	1	0			
Casey Candaele, S (1, 4) OBP: 0.315, SLG: 0.380		2-3 K		1-2 G4-3				2-1 F7		3	0	0	0	0	1	1			
Pete Harnisch, S (1, 1) Al Osuna, R (7, 1) Eric Yelding, R (7, 6) OBP: 0.125, SLG: 0.103 OBP: 0.277, SLG: 0.302			0-0 SH1-4			3-3 K		2-3 K		1	0	0	0	0	1	0			
<b>Inning Stats</b>	R: 0 E: 0 K: 0 S: 6	H: 0 LOB: 0 BB: 1 P: 12	R: 0 E: 0 K: 1 S: 10	H: 0 LOB: 0 BB: 0 P: 14	R: 1 E: 0 K: 1 S: 8	H: 1 LOB: 0 BB: 1 P: 18	R: 0 E: 0 K: 1 S: 11	H: 1 LOB: 1 BB: 0 P: 14	R: 0 E: 0 K: 1 S: 9	H: 0 LOB: 0 BB: 0 P: 14	R: 2 E: 0 K: 1 S: 8	H: 1 LOB: 0 BB: 0 P: 13	R: 0 E: 0 K: 1 S: 8	H: 0 LOB: 0 BB: 0 P: 13	R: 0 E: 0 K: 1 S: 11	H: 2 LOB: 2 BB: 0 P: 16	1B: 4 2B: 0 3B: 1 HR: 0	SF: 0 SAC: 1 DP: 1 HBP: 1	WP: 0 PA: 34 PB: 0 SB: 0 CS: 1
<b>PITCHER</b>	IP WLS BF H R ER SO BB IBB HBP BLK WP HR S P ERA WHIP	8.0 28 3 3 3 7 2 0 0 1 0 0 0 11 116 3.38 0.625	1.0 W 5 2 0 0 1 0 0 0 0 0 0 11 16 0.00 2.000	<b>PITCHER</b>															

Houston Astros @ St. Louis Cardinals  
 Busch Stadium, St. Louis, MO  
 Wed Jul 24 1991, 7:05 PM CDT  
 Att: 29,182 - Cloudy - 77 F

AB	29
R	3
H	5
RBI	3
BB	2
SO	8
LOB	8



Batter	1	2	3	4	5	6	7	8	9	AB	R	H	RBI	BB	SO	LOB	BOTTOM				
Bernard Gilkey, R (1, 7) Craig Wilson, R (8, PH) Lee Smith, R (9, 1) OBP: 0.328, SLG: 0.302 OBP: 0.241, SLG: 0.204	0-3 K		2-0 F7		0-0 FC5-2	3-3 K		0-2 FC9-6 BB		4	0	0	0	0	2	4					
Ozzie Smith, S (1, 6) OBP: 0.410, SLG: 0.363	2-1 P5			2-2 G4-3	0-1 F9		0-0 1B SH3 1B	4-0 1B BB		4	0	1	0	1	0	2					
Ray Lankford, L (1, 8) OBP: 0.298, SLG: 0.343	0-0 F9			2-3 K	0-2 F8		1-2 SH3	0-3 K		4	0	0	0	0	2	5					
Gerald Perry, L (1, 3) OBP: 0.315, SLG: 0.479		2-3 K		1-0 1B		1-2 G4-3	0-3 K		0-1 F8	5	0	1	0	0	2	1					
Felix Jose, S (1, 9) OBP: 0.376, SLG: 0.437		3-1 E 1B		1-2 1B	1-3 1B	2-0 G6-3	0-0 1B	2-3 1B	4-1 BB 1B BB	4	1	3	0	1	0	0					
Todd Zeile, R (1, 5) OBP: 0.346, SLG: 0.411		0-2 E5 G6-3		3-2 F7		3-0 HR	3-3 K		0-0 1B BB	5	1	2	1	0	1	5					
Tom Pagnozzi, R (1, 2) OBP: 0.306, SLG: 0.333	0-0 G6-3				4-2 1B BB	0-0 1B		4-1 FC9-6 HBP BB	4-0 1B BB	2	2	1	0	3	0	2					
José Oquendo, S (1, 4) OBP: 0.365, SLG: 0.289			2-2 F9		0-0 E FC5-2 1B	0-0 1B		1-0 FC9-6 HBP	1-1 1B	4	0	3	1	0	0	0					
Ken Hill, R (1, 1) Rex Hudler, R (8, PH) OBP: 0.158, SLG: 0.086 OBP: 0.287, SLG: 0.344			2-2 G6-3		1-2 E9 F9 FC5-2 1B	2-0 1B		1-2 P2		3	0	2	2	0	0	0					
<b>Inning Stats</b>	R: 0 E: 0 K: 1 S: 7	H: 1 LOB: 1 BB: 0 P: 9	R: 0 E: 1 K: 1 S: 9	H: 1 LOB: 1 BB: 0 P: 14	R: 0 E: 0 K: 0 S: 8	H: 0 LOB: 0 BB: 0 P: 14	R: 0 E: 0 K: 1 S: 20	H: 2 LOB: 2 BB: 0 P: 29	R: 1 E: 1 K: 0 S: 14	H: 2 LOB: 2 BB: 1 P: 19	R: 2 E: 0 K: 1 S: 11	H: 4 LOB: 2 BB: 0 P: 22	R: 0 E: 0 K: 2 S: 9	H: 2 LOB: 0 BB: 0 P: 12	R: 0 E: 0 K: 1 S: 11	H: 0 LOB: 3 BB: 2 P: 21	R: 1 E: 0 K: 0 S: 6	H: 2 LOB: 3 BB: 2 P: 15	1B: 12 2B: 0 3B: 0 HR: 1	SF: 0 SAC: 1 DP: 1 HBP: 1	WP: 0 PA: 44 PB: 0 SB: 0 CS: 0
<b>PITCHER</b>	IP WLS BF H R ER SO BB IBB HBP BLK WP HR S P ERA WHIP	6.0 L 15 3 1 1 3 4 0 1 0 0 0 25 47 3.86 3.000	<b>PITCHER</b>																		

Houston Astros @ St. Louis Cardinals  
 Busch Stadium, St. Louis, MO  
 Wed Jul 24 1991, 7:05 PM CDT  
 Att: 29,182 - Cloudy - 77 F

AB	37
R	4
H	13
RBI	4
BB	5
SO	7
LOB	23





Batter	1	2	3	4	5	6	7	8	9	AB	R	H	RBI	BB	SO	LOB	TOP								
Orlando Merced, S OBP: 0.396, SLG: 0.430										4	1	2	1	1	1	0	<b>Pittsburgh Pirates @ Houston Astros</b> Astrodome, Houston, TX Fri Jul 26 1991, 8:05 PM EDT Att: 26,185 - Dome - 70 F								
Jay Bell, R OBP: 0.328, SLG: 0.427										4	2	3	1	0	1	0									
Andy Van Slyke, L OBP: 0.357, SLG: 0.438 Jose Gonzalez, R OBP: 0.093, SLG: 0.125										2	1	0	0	0	0	2									
Bobby Bonilla, S OBP: 0.382, SLG: 0.515										5	1	2	4	0	2	1									
Barry Bonds, L OBP: 0.396, SLG: 0.505										4	1	2	0	1	2	0									
Gary Varsho, L OBP: 0.350, SLG: 0.451 John Wehner, R OBP: 0.450, SLG: 0.550										3	0	0	0	1	1	2									
Michael LaValliere, L OBP: 0.362, SLG: 0.373										3	0	0	0	1	0	2									
Jose Lind, R OBP: 0.303, SLG: 0.336										4	1	1	0	0	1	2									
Bob Walk, R OBP: 0.207, SLG: 0.321 Neal Heaton, L OBP: 0.333, SLG: 0.444 Bob Kipper, R OBP: 0.333, SLG: 0.444 Bill Landrum, R OBP: 0.333, SLG: 0.444										1	1	1	1	0	0	0									
<b>Inning Stats</b>	R: 0 E: 0 K: 1 S: 10	H: 0 LOB: 1 BB: 1 P: 19	R: 3 E: 1 K: 1 S: 14	H: 3 LOB: 1 BB: 0 P: 19	R: 2 E: 0 K: 1 S: 15	H: 2 LOB: 1 BB: 1 P: 27	R: 0 E: 0 K: 3 S: 9	H: 0 LOB: 0 BB: 0 P: 12	R: 1 E: 0 K: 3 S: 12	H: 1 LOB: 0 BB: 0 P: 19	R: 0 E: 0 K: 0 S: 11	H: 1 LOB: 1 BB: 0 P: 16	R: 0 E: 0 K: 2 S: 9	H: 0 LOB: 0 BB: 0 P: 10	R: 0 E: 0 K: 0 S: 14	H: 1 LOB: 2 BB: 1 P: 22		R: 2 E: 0 K: 0 S: 15	H: 3 LOB: 2 BB: 1 P: 25	1B: 6 2B: 2 3B: 1 HR: 2	SF: 0 SAC: 1 DP: 0 HBP: 0	WP: 0 PB: 0 SB: 1 CS: 0	PA: 42		
<b>PITCHER</b>	IP	WLS	BF	H	R	ER	SO	BB	IBB	HBP	BLK	WP	HR	S	P	ERA	WHIP								
Darryl Kile, R ERA: 3.79	3.0	L	16	5	5	2	3	2	0	0	0	0	1	39	65	6.00	2.333								
Dwayne Henry, R ERA: 3.1	2.0		7	1	1	1	6	0	0	0	0	0	1	21	31	4.50	0.500								
Mike Capel, R ERA: 3.04	3.0		12	2	0	0	2	1	0	0	0	0	0	34	48	0.00	1.000								
Jim Clancy, R ERA: 2.89	1.0		7	3	2	2	0	0	1	0	0	0	0	15	25	18.00	3.000								

AB	37
R	8
H	11
RBI	7
BB	4
SO	11
LOB	14



Batter	1	2	3	4	5	6	7	8	9	AB	R	H	RBI	BB	SO	LOB	BOTTOM								
Steve Finley, L OBP: 0.352, SLG: 0.426										4	0	3	1	0	0	0	<b>Pittsburgh Pirates @ Houston Astros</b> Astrodome, Houston, TX Fri Jul 26 1991, 8:05 PM EDT Att: 26,185 - Dome - 70 F								
Craig Biggio, R OBP: 0.359, SLG: 0.363										4	0	0	0	0	0	3									
5 Jeff Bagwell, R OBP: 0.383, SLG: 0.433										3	0	1	0	1	1	1									
Luis Gonzalez, L OBP: 0.304, SLG: 0.435										4	0	1	0	0	0	2									
Ken Caminiti, S OBP: 0.299, SLG: 0.372										4	0	0	0	0	0	1									
Eric Anthony, L OBP: 0.227, SLG: 0.229										3	0	0	0	0	0	0									
Rafael Ramirez, R OBP: 0.273, SLG: 0.305										3	0	0	0	0	0	0									
Casey Candaele, S OBP: 0.315, SLG: 0.377										2	1	0	0	1	1	0									
Darryl Kile, R Mark Davidson, R Dwayne Henry, R Mike Simms, R Mike Capel, R Eric Yelding, R Jim Clancy, R										0	0	0	0	0	0	0									
<b>Inning Stats</b>	R: 0 E: 0 K: 0 S: 12	H: 1 LOB: 0 BB: 0 P: 17	R: 0 E: 0 K: 0 S: 5	H: 0 LOB: 0 BB: 0 P: 6	R: 1 E: 0 K: 0 S: 8	H: 1 LOB: 1 BB: 1 P: 13	R: 0 E: 0 K: 0 S: 7	H: 1 LOB: 0 BB: 0 P: 10	R: 0 E: 0 K: 2 S: 8	H: 0 LOB: 0 BB: 0 P: 12	R: 0 E: 0 K: 0 S: 7	H: 1 LOB: 1 BB: 1 P: 12	R: 0 E: 0 K: 0 S: 8	H: 0 LOB: 0 BB: 0 P: 11	R: 0 E: 0 K: 0 S: 12	H: 1 LOB: 1 BB: 0 P: 17		R: 0 E: 0 K: 1 S: 8	H: 0 LOB: 0 BB: 0 P: 12	1B: 2 2B: 4 3B: 0 HR: 0	SF: 0 SAC: 0 DP: 2 HBP: 0	WP: 0 PB: 0 SB: 0 CS: 0	PA: 32		
<b>PITCHER</b>	IP	WLS	BF	H	R	ER	SO	BB	IBB	HBP	BLK	WP	HR	S	P	ERA	WHIP								
Bob Walk, R ERA: 3.15	1.0		4	1	0	0	0	0	0	0	0	0	0	12	17	0.00	1.000								
Neal Heaton, L ERA: 3.49	4.2	W	17	3	1	1	2	2	0	0	0	0	0	34	51	1.93	1.071								
Bob Kipper, L ERA: 5.14	2.0		7	1	0	0	0	0	0	0	0	0	0	18	24	0.00	0.500								
Bill Landrum, R ERA: 1.96	1.1		4	0	0	0	1	0	0	0	0	0	0	11	18	0.00	0.000								

AB	30
R	1
H	5
RBI	1
BB	2
SO	3
LOB	8













Batter	1	2	3	4	5	6	7	8	9	AB	R	H	RBI	BB	SO	LOB	TOP					
Ray Lankford, L (1, 8) OBP: 0.296, SLG: 0.342	L7	1-H			SF8			G5-4-3 1B		3	0	2	1	0	0	0	<b>St. Louis Cardinals @ Houston Astros</b> Astrodome, Houston, TX Mon Jul 29 1991, 8:05 PM EDT Att: 15,615 - Dome - 70 F					
Ozzie Smith, S (1, 6) OBP: 0.408, SLG: 0.364	1B		F8		F9			G5-4-3 1-2		4	1	1	0	0	0	1						
Gerald Perry, L (1, 3) OBP: 0.295, SLG: 0.436	1B		K		G4-3			G5-3		4	0	1	0	0	1	0						
Todd Zeile, R (1, 5) OBP: 0.349, SLG: 0.419	1B		G5-3					L8		4	0	2	1	0	0	0						
Felix Jose, S (1, 9) OBP: 0.375, SLG: 0.434	K				F8			G4-3		4	0	1	0	0	1	3						
Bernard Gilkey, R (1, 7) OBP: 0.325, SLG: 0.299	F8				F7			F9		4	0	0	0	0	0	4						
Tom Pagnozzi, R (1, 2) OBP: 0.304, SLG: 0.328			G1-3		F9			F9		3	0	0	0	0	0	1						
José Oquendo, S (1, 4) OBP: 0.376, SLG: 0.299			G6-3		CS			G5-3		3	1	1	0	0	0	0						
Bryn Smith, R (1, 1) OBP: 0.281, SLG: 0.250					SH5-4			G5-3		1	0	1	0	0	0	0						
Juan Agosto, L (5, 1) Rex Hudler, R (7, PH) Willie Fraser, R (7, 1) OBP: 0.281, SLG: 0.336	2B				SH5-4			G5-3		0	0	0	0	0	0	0						
<b>Inning Stats</b>	R: 1 E: 0 K: 1 S: 14	H: 3 LOB: 2 BB: 0 P: 21	R: 0 E: 0 K: 0 S: 9	H: 2 LOB: 2 BB: 0 P: 15	R: 0 E: 0 K: 1 S: 6	H: 0 LOB: 0 BB: 0 P: 13	R: 0 E: 0 K: 0 S: 8	H: 1 LOB: 0 BB: 0 P: 12	R: 1 E: 0 K: 0 S: 11	H: 1 LOB: 0 BB: 0 P: 18	R: 0 E: 0 K: 0 S: 12	H: 1 LOB: 1 BB: 0 P: 21	R: 0 E: 0 K: 0 S: 7	H: 0 LOB: 0 BB: 0 P: 10	R: 0 E: 0 K: 0 S: 6	H: 1 LOB: 0 BB: 0 P: 9	R: 0 E: 0 K: 0 S: 6	H: 0 LOB: 0 BB: 0 P: 9	1B: 7 2B: 2 3B: 0 HR: 0	SF: 1 SAC: 1 DP: 1 HBP: 0	WP: 0 PB: 0 SB: 0 CS: 1	PA: 34
<b>PITCHER</b> Jim Deshaies, L (1, 1) ERA: 5.02	IP: 9.0 WLS: W BF: 33 H: 9 R: 2 ER: 2 SO: 2 BB: 0 IBB: 0 HBP: 0 BLK: 0 WP: 0 HR: 0 S: 79 P: 128 ERA: 2.00 WHIP: 1.000																					

Batter	1	2	3	4	5	6	7	8	9	AB	R	H	RBI	BB	SO	LOB	BOTTOM			
Steve Finley, L (1, 8) OBP: 0.350, SLG: 0.430	G4-3		G4-3				P6			4	1	1	0	0	0	1	<b>St. Louis Cardinals @ Houston Astros</b> Astrodome, Houston, TX Mon Jul 29 1991, 8:05 PM EDT Att: 15,615 - Dome - 70 F			
Craig Biggio, R (1, 2) OBP: 0.369, SLG: 0.372	G4-6-3 1B			HBP 1B	G4-3 1B					4	2	4	1	0	0	0				
Jose Tolentino, L (1, 3) OBP: 0.400, SLG: 0.250	G4-6-3 1-2			HBP 1B	G4-3			L8		4	1	1	0	0	0	3				
Luis Gonzalez, L (1, 7) OBP: 0.306, SLG: 0.428			G4-3		HBP 1B			K		2	1	0	0	1	1	1				
Ken Caminiti, S (1, 5) OBP: 0.304, SLG: 0.389			K		G5-3			L4		4	1	1	4	0	1	1				
Mike Simms, R (1, 9) OBP: 0.281, SLG: 0.333					L3			G4-3		3	0	0	0	0	2	1				
Gerald Young, S (8, 8) OBP: 0.282, SLG: 0.284					K					1	0	0	0	0	0	0				
Andujar Cedeno, R (1, 6) OBP: 0.231, SLG: 0.333			K		G4-3			L4		4	0	0	0	0	1	0				
Casey Candaele, S (1, 4) OBP: 0.325, SLG: 0.394			G1-3					G6-3		3	0	2	0	0	0	0				
Jim Deshaies, L (1, 1) OBP: 0.176, SLG: 0.097					G3			B5-6-4 1B		3	0	1	0	0	0	2				
<b>Inning Stats</b>	R: 0 E: 0 K: 0 S: 10	H: 1 LOB: 0 BB: 0 P: 16	R: 0 E: 0 K: 2 S: 7	H: 0 LOB: 0 BB: 0 P: 10	R: 0 E: 0 K: 1 S: 13	H: 1 LOB: 1 BB: 0 P: 15	R: 4 E: 0 K: 0 S: 20	H: 4 LOB: 1 BB: 0 P: 26	R: 2 E: 1 K: 0 S: 15	H: 2 LOB: 1 BB: 1 P: 26	R: 0 E: 0 K: 1 S: 9	H: 1 LOB: 1 BB: 0 P: 9	R: 0 E: 0 K: 1 S: 9	H: 1 LOB: 1 BB: 0 P: 14	R: 0 E: 0 K: 0 S: 5	H: 0 LOB: 0 BB: 0 P: 8	1B: 8 2B: 0 3B: 1 HR: 1	SF: 0 SAC: 0 DP: 2 HBP: 1	WP: 2 PB: 0 SB: 0 CS: 0	PA: 34
<b>PITCHER</b> Bryn Smith, R (1, 1) ERA: 3.73 Juan Agosto, L (5, 1) ERA: 5.64 Willie Fraser, R (7, 1) ERA: 6.02	IP: 4.1 WLS: L BF: 21 H: 8 R: 6 ER: 6 SO: 3 BB: 0 IBB: 0 HBP: 0 BLK: 0 WP: 1 HR: 1 S: 57 P: 78 ERA: 12.46 WHIP: 1.846																			

AB	31
R	2
H	9
RBI	2
BB	0
SO	2
LOB	9









Batter	1	2	3	4	5	6	7	8	9	AB	R	H	RBI	BB	SO	LOB	TOP					
Ray Lankford, L (1,8) OBP: 0.299, SLG: 0.354	F7		G4-3 2B		G4-3		G4-3	FC4-6 BB		4	0	1	1	1	0	0	<b>St. Louis Cardinals @ Houston Astros</b> Astrodome, Houston, TX Wed Jul 31 1991, 8:05 PM EDT Att: 15,589 - Dome - 70 F					
Ozzie Smith, S (1,6) OBP: 0.404, SLG: 0.358 Juan Agosto, L (8,1)	F7		G4-3		P5		1B	FC4-6		5	0	1	0	0	0	3						
Gerald Perry, L (1,3) OBP: 0.310, SLG: 0.453	S BB		K				BB		G4-3	3	0	0	0	2	1							
Todd Zeile, R (1,5) OBP: 0.348, SLG: 0.416	P2				3B BB		G3		1B	3	2	1	0	2	0	1						
Felix Jose, S (1,9) OBP: 0.376, SLG: 0.441		G5-4-3 1B			K		G3-1		1B	4	1	2	0	1	1	4						
Milt Thompson, L (1,7) OBP: 0.400, SLG: 0.478		G5-4-3 1B		K					G4-3	4	0	2	1	1	1	1						
Tom Pagnozzi, R (1,2) OBP: 0.303, SLG: 0.332		G5-4-3		K					G5-3	5	0	1	2	0	0	5						
José Oquendo, S (1,4) OBP: 0.378, SLG: 0.314	F7		G4-3				F9 G4-3 2B		E	4	2	2	0	1	0	2						
Bob Tewksbury, R (1,1) Rex Hudler, R (5, PH) Willie Fraser, R (5,1) Luis Alicia, S (7, PH) Scott Terry, R (7,1) Craig Wilson, R (8, PH)	G5-3				F8		F9	E6 BB	G4-3	1	0	0	0	0	0	0						
Inning Stats	R: 0 E: 0 K: 0 S: 12	H: 0 LOB: 1 BB: 1 P: 20	R: 0 E: 0 K: 0 S: 11	H: 2 LOB: 1 BB: 0 P: 19	R: 0 E: 0 K: 1 S: 15	H: 1 LOB: 1 BB: 0 P: 25	R: 1 E: 0 K: 2 S: 13	H: 1 LOB: 1 BB: 1 P: 22	R: 0 E: 0 K: 0 S: 7	H: 0 LOB: 0 BB: 2 P: 13	R: 0 E: 0 K: 0 S: 12	H: 0 LOB: 2 BB: 2 P: 26	R: 1 E: 0 K: 0 S: 16	H: 2 LOB: 3 BB: 2 P: 29	R: 1 E: 1 K: 0 S: 13	H: 1 LOB: 2 BB: 1 P: 20		R: 2 E: 0 K: 0 S: 13	H: 3 LOB: 2 BB: 1 P: 21	1B: 5 2B: 3 3B: 2 HR: 0	SF: 0 SAC: 0 DP: 1 HBP: 0	WP: 1 PB: 0 SB: 2 CS: 0
PITCHER	IP	WLS	BF	H	R	ER	SO	BB	IBB	HBP	BLK	WP	HR	S	P	ERA	WHIP					
Darryl Kile, R (1,1) ERA: 3.63	6.0	W	25	4	1	1	3	4	0	0	0	0	0	70	125	1.50	1.333					
Mike Capel, R (7,1) ERA: 3.29	0.2		5	2	1	1	0	1	0	0	0	0	0	14	23	13.50	4.500					
Dean Wilkins, R (7,1) ERA: 9.0	2.1	S	15	4	3	2	0	3	0	0	0	1	0	28	47	7.71	3.000					

AB	37
R	5
H	10
RBI	4
BB	8
SO	3
LOB	20



Batter	1	2	3	4	5	6	7	8	9	AB	R	H	RBI	BB	SO	LOB	BOTTOM				
Steve Finley, L (1,8) OBP: 0.352, SLG: 0.435	E	F7		G4-3			1B 5 G5-3 BB			3	2	1	0	1	0	0	<b>St. Louis Cardinals @ Houston Astros</b> Astrodome, Houston, TX Wed Jul 31 1991, 8:05 PM EDT Att: 15,589 - Dome - 70 F				
Craig Biggio, R (1,2) OBP: 0.369, SLG: 0.378	E3 5 1B 2B	K2-3			G6-3		1B 5 G5-3			4	2	1	2	0	1	0					
5 Jeff Bagwell, R (1,3) OBP: 0.386, SLG: 0.451	2B	G6-3				HR	G5-3			4	2	2	2	0	0	1					
Luis Gonzalez, L (1,7) OBP: 0.308, SLG: 0.435	F8			HR	F8		1B			4	1	2	2	0	0	2					
Ken Caminiti, S (1,5) OBP: 0.303, SLG: 0.387	1B 2B		G1-3		F9		K			4	1	1	2	0	1	0					
Mike Simms, R (1,9) OBP: 0.287, SLG: 0.296 Mike Capel, R (7,1) Dean Wilkins, R (7,1)	L4		K			G6-3		K		3	0	0	0	0	1	1					
Andujar Cedeno, R (1,6) OBP: 0.286, SLG: 0.400	1B		G4-3			L8		L6		4	0	1	1	0	0	0					
Casey Candaele, S (1,4) OBP: 0.329, SLG: 0.397	BB		G4-3			P4		G1-3		3	0	0	0	1	0	0					
Darryl Kile, R (1,1) Gerald Young, S (7,8) OBP: 0.291, SLG: 0.293	K		K				1B			2	0	0	0	0	2	2					
Inning Stats	R: 4 E: 1 K: 1 S: 20	H: 4 LOB: 2 BB: 1 P: 31	R: 0 E: 0 K: 1 S: 7	H: 0 LOB: 0 BB: 0 P: 10	R: 1 E: 0 K: 1 S: 7	H: 1 LOB: 0 BB: 0 P: 11	R: 0 E: 0 K: 1 S: 9	H: 0 LOB: 0 BB: 0 P: 10	R: 1 E: 0 K: 0 S: 5	H: 1 LOB: 0 BB: 0 P: 7	R: 0 E: 0 K: 0 S: 7	H: 0 LOB: 0 BB: 0 P: 11	R: 3 E: 0 K: 1 S: 12	H: 3 LOB: 1 BB: 1 P: 21	R: 0 E: 0 K: 1 S: 8	H: 0 LOB: 0 BB: 0 P: 13		1B: 5 2B: 1 3B: 1 HR: 2	SF: 0 SAC: 0 DP: 0 HBP: 0	WP: 0 PB: 0 SB: 0 CS: 0	PA: 35
PITCHER	IP	WLS	BF	H	R	ER	SO	BB	IBB	HBP	BLK	WP	HR	S	P	ERA	WHIP				
Bob Tewksbury, R (1,1) ERA: 2.62	4.0	L	19	5	5	3	4	1	0	0	0	0	1	43	62	6.75	1.500				
Willie Fraser, R (5,1) ERA: 5.95	2.0		7	1	1	1	0	0	0	0	0	0	0	12	18	4.50	0.500				
Scott Terry, R (7,1) ERA: 2.1	1.0		6	3	3	3	1	1	0	0	0	0	0	12	21	27.00	4.000				
Juan Agosto, L (8,1) ERA: 5.55	1.0		3	0	0	0	1	0	0	0	0	0	0	8	13	0.00	0.000				

AB	33
R	9
H	9
RBI	9
BB	2
SO	6
LOB	6






Batter	1	2	3	4	5	6	7	8	9	AB	R	H	RBI	BB	SO	LOB	TOP										
<b>Brett Butler, L</b> OBP: 0.400, SLG: 0.337 (1, 8)	F7		K				G4-3	F8	G3	6	1	1	0	0	1	8	<b>Los Angeles Dodgers @ Houston Astros</b> Astrodome, Houston, TX Fri Aug 02 1991, 8:05 PM EDT Att: 26,079 - Dome - 70 F										
<b>Juan Samuel, R</b> OBP: 0.342, SLG: 0.421 (1, 4)	G5-3		G1-3							3	1	1	3	2	0	2											
<b>Eddie Murray, S</b> OBP: 0.305, SLG: 0.365 (1, 3)	K						K	G3		5	0	0	1	0	2	5											
<b>Darryl Strawberry, L</b> OBP: 0.360, SLG: 0.466 (1, 9)		G6-3								5	2	3	2	0	0	0											
<b>Kal Daniels, L</b> OBP: 0.339, SLG: 0.429 <b>Roger McDowell, R</b> (7, 1)	G4-3									4	0	0	0	0	2	2											
<b>Chris Gwynn, L</b> OBP: 0.527, SLG: 0.459 (9, PH) (9, 7)	G4-3						F8		SH5-4 1B	1	1	1	1	0	0	0											
<b>Lenny Harris, L</b> OBP: 0.351, SLG: 0.332 <b>Mike Sharperson, R</b> OBP: 0.378, SLG: 0.381 (8, PH) (8, 5)	F7								SH5-4 1B	3	0	2	0	0	0	0											
<b>Mike Scioscia, L</b> OBP: 0.376, SLG: 0.392 (1, 2)							G4-6-3 1B			2	1	0	0	3	1	1											
<b>Alfredo Griffin, S</b> OBP: 0.292, SLG: 0.285 (1, 6)							K			5	0	3	1	0	1	2											
<b>Bob Ojeda, L</b> OBP: 0.237, SLG: 0.171 <b>Dave Hrbec, L</b> OBP: 0.333, SLG: 0.200 <b>Jim Gott, R</b> OBP: 0.348, SLG: 1.000 <b>Tim Crews, R</b> OBP: 0.338, SLG: 0.435 <b>Roger McDowell, R</b> OBP: 0.378, SLG: 0.381 <b>Jay Howell, R</b> OBP: 0.378, SLG: 0.381 <b>John Candelaria, L</b> OBP: 0.378, SLG: 0.381	E4									8	0	0	0	0	0	1											
<b>Inning Stats</b>	R: 0 E: 0 K: 1 S: 7	H: 0 LOB: 0 BB: 0 P: 13	R: 0 E: 0 K: 0 S: 8	H: 0 LOB: 0 BB: 0 P: 14	R: 0 E: 1 K: 2 S: 12	H: 1 LOB: 2 BB: 0 P: 21	R: 1 E: 0 K: 1 S: 9	H: 2 LOB: 2 BB: 1 P: 16	R: 3 E: 0 K: 1 S: 12	H: 3 LOB: 0 BB: 0 P: 15	R: 0 E: 0 K: 1 S: 8	H: 1 LOB: 0 BB: 0 P: 12	R: 1 E: 0 K: 1 S: 15	H: 1 LOB: 2 BB: 2 P: 31	R: 1 E: 0 K: 0 S: 16	H: 1 LOB: 3 BB: 3 P: 37	R: 2 E: 0 K: 1 S: 11	H: 3 LOB: 2 BB: 1 P: 20	1B: 9 2B: 1 3B: 1 HR: 1	SF: 0 SAC: 1 DP: 1 HBP: 0	WP: 0 PA: 46 PB: 0 SB: 2 CS: 0						
<b>PITCHER</b>	IP	WLS	BF	H	R	ER	SO	BB	IBB	HBP	BLK	WP	HR	S	P	ERA	WHIP										
<b>Jimmy Jones, R</b> ERA: 4.2 (1, 1)	6.0		26	7	4	4	6	1	0	0	0	0	1	56	91	6.00	1.333										
<b>Curt Schilling, R</b> ERA: 5.09 (7, 1)	0.1		3	0	1	1	0	2	0	0	0	0	0	8	19	27.00	6.000										
<b>Al Osuna, L</b> ERA: 2.33 (7, 1)	1.1		9	2	1	1	1	3	0	0	0	0	0	20	45	6.75	3.750										
<b>Dean Wilkins, R</b> ERA: 10.38 (8, 1)	1.1	W	8	3	2	2	1	0	1	0	0	0	0	14	24	13.50	2.250										


Batter	1	2	3	4	5	6	7	8	9	AB	R	H	RBI	BB	SO	LOB	BOTTOM											
<b>Craig Biggio, R</b> OBP: 0.369, SLG: 0.374 (1, 2)	L8						G5-3			3	2	0	0	2	0	0	<b>Los Angeles Dodgers @ Houston Astros</b> Astrodome, Houston, TX Fri Aug 02 1991, 8:05 PM EDT Att: 26,079 - Dome - 70 F											
<b>Steve Finley, L</b> OBP: 0.353, SLG: 0.441 (8, 9) (8, 9)	K									4	0	2	2	0	1	0												
<b>Rafael Ramirez, R</b> OBP: 0.276, SLG: 0.314 (9, PH) (9, PH)	K						CS 3B			1	0	1	2	0	0	0												
<b>5 Jeff Bagwell, R</b> OBP: 0.382, SLG: 0.445 (1, 3)	G6-3									4	0	0	0	0	1	2												
<b>Ken Caminiti, S</b> OBP: 0.305, SLG: 0.389 (1, 5)										3	1	1	0	1	1	0												
<b>Mike Simms, R</b> OBP: 0.303, SLG: 0.310 <b>Gerald Young, S</b> OBP: 0.287, SLG: 0.289 (8, 8)										2	1	1	0	1	0	0												
<b>Mark Davidson, R</b> OBP: 0.324, SLG: 0.351 (1, 7)										1	0	0	0	0	0	0												
<b>Andujar Cedeno, R</b> OBP: 0.320, SLG: 0.542 (1, 6)										4	2	2	4	0	1	0												
<b>Casey Candaele, S</b> OBP: 0.328, SLG: 0.395 (1, 4)										4	1	1	0	0	0	0												
<b>Jimmy Jones, R</b> OBP: 0.237, SLG: 0.171 <b>Jose Gutierrez, L</b> OBP: 0.333, SLG: 0.200 <b>Curt Schilling, R</b> OBP: 0.348, SLG: 1.000 <b>Al Osuna, R</b> OBP: 0.338, SLG: 0.435 <b>Dean Wilkins, R</b> OBP: 0.378, SLG: 0.381 <b>Luis Gonzalez, L</b> OBP: 0.378, SLG: 0.381										2	0	0	0	0	1	2												
<b>Inning Stats</b>	R: 0 E: 0 K: 1 S: 11	H: 0 LOB: 0 BB: 0 P: 17	R: 5 E: 1 K: 0 S: 17	H: 4 LOB: 1 BB: 2 P: 32	R: 2 E: 0 K: 1 S: 10	H: 2 LOB: 0 BB: 0 P: 12	R: 0 E: 0 K: 1 S: 6	H: 0 LOB: 0 BB: 0 P: 10	R: 0 E: 0 K: 1 S: 9	H: 1 LOB: 1 BB: 0 P: 15	R: 0 E: 0 K: 1 S: 10	H: 0 LOB: 0 BB: 0 P: 18	R: 0 E: 0 K: 1 S: 11	H: 1 LOB: 1 BB: 1 P: 21	R: 0 E: 0 K: 0 S: 5	H: 0 LOB: 0 BB: 0 P: 9	R: 2 E: 0 K: 0 S: 13	H: 1 LOB: 1 BB: 2 P: 21	1B: 5 2B: 2 3B: 1 HR: 1	SF: 0 SAC: 0 DP: 0 HBP: 0	WP: 1 PA: 39 PB: 0 SB: 0 CS: 2							
<b>PITCHER</b>	IP	WLS	BF	H	R	ER	SO	BB	IBB	HBP	BLK	WP	HR	S	P	ERA	WHIP											
<b>Bob Ojeda, L</b> ERA: 3.67 (1, 1)	2.0		12	4	5	4	1	2	0	0	0	0	1	1	16	22	9.00	1.000										
<b>Jim Gott, R</b> ERA: 3.48 (3, 1)	2.0		8	2	2	2	2	0	0	0	0	0	1	1	16	22	9.00	1.000										
<b>Tim Crews, R</b> ERA: 3.38 (5, 1)	2.0		7	1	0	0	2	0	0	0	0	0	0	19	33	0.00	0.500											
<b>Roger McDowell, R</b> ERA: 3.1 (7, 1)	2.0		7	1	0	0	1	0	1	0	0	0	0	16	30	0.00	0.500											
<b>Jay Howell, R</b> ERA: 3.0 (9, 1)	0.1	L	3	0	2	2	0	2	0	0	0	0	0	11	19	54.00	6.000											







Batter	1	2	3	4	5	6	7	8	9	10	AB	R	H	RBI	BB	SO	LOB	TOP									
<b>Brett Butler, L</b> OBP: 0.403, SLG: 0.339 (1, 8)	G4-3 ①		K ③			K BB ④			K ②		3	0	0	0	1	2	0	<b>Los Angeles Dodgers @ Houston Astros</b> Astrodome, Houston, TX Sun Aug 04 1991, 4:33 AM EDT Att. 23,701 - Dome - 70 F  <b>AB 31</b> <b>R 1</b> <b>H 5</b> <b>RBI 1</b> <b>BB 1</b> <b>SO 9</b> <b>LOB 5</b>  									
<b>Juan Samuel, R</b> OBP: 0.344, SLG: 0.419 (1, 4)	K ②			G3 ①		K ③			K ③		4	0	0	0	0	3	1										
<b>Eddie Murray, S</b> OBP: 0.306, SLG: 0.367 (1, 3)	S 1B ③			P4 ②					K ①		4	0	1	0	0	1	0										
<b>Darryl Strawberry, L</b> OBP: 0.394, SLG: 0.467 (1, 9)	P5 ③			HR ③					G4-3 ②		4	1	1	1	0	1	1										
<b>Gary Carter, R</b> OBP: 0.319, SLG: 0.395 (1, 2)				G5-3 ③					G6-3 ③		4	0	1	0	0	0	0										
<b>Mike Sharperson, R</b> OBP: 0.381, SLG: 0.384 <b>Lenny Harris, L</b> OBP: 0.345, SLG: 0.326 (8, PH) (8, 5)				G6-4-3 ③							2	0	1	0	0	0	1										
<b>Stan Javier, S</b> OBP: 0.261, SLG: 0.304 (1, 7)				P4 ③							1	0	0	0	0	0	0										
<b>Alfredo Griffin, S</b> OBP: 0.285, SLG: 0.278 (1, 6)				P2 ①							3	0	0	0	0	0	2										
<b>Tim Belcher, R</b> OBP: 0.156, SLG: 0.178 <b>Chris Gwynn, L</b> OBP: 0.324, SLG: 0.455 <b>Mitch Webster, S</b> OBP: 0.263, SLG: 0.309 <b>Kevin Gross, R</b> OBP: 0.353, SLG: 0.375 (1, 1) (9, PH) (9, PH) (9, 1)				G5-3 ②							2	0	0	0	0	1	0										
<b>Inning Stats</b>	R: 0 E: 0 K: 1 S: 13	H: 1 LOB: 1 BB: 0 P: 22	R: 0 E: 0 K: 0 S: 7	H: 1 LOB: 0 BB: 0 P: 13	R: 0 E: 0 K: 1 S: 7	H: 0 LOB: 0 BB: 0 P: 13	R: 1 E: 0 K: 0 S: 11	H: 1 LOB: 0 BB: 0 P: 19	R: 0 E: 0 K: 0 S: 6	H: 2 LOB: 0 BB: 0 P: 7	R: 0 E: 0 K: 2 S: 8	H: 0 LOB: 0 BB: 0 P: 16	R: 0 E: 0 K: 1 S: 9	H: 0 LOB: 0 BB: 0 P: 14	R: 0 E: 0 K: 1 S: 8	H: 0 LOB: 0 BB: 0 P: 13	R: 0 E: 0 K: 2 S: 8		H: 0 LOB: 0 BB: 0 P: 12	R: 0 E: 0 K: 1 S: 7	H: 0 LOB: 0 BB: 0 P: 12	1B: 4 2B: 0 3B: 1 HR: 1	SF: 0 SAC: 0 DP: 1 HBP: 0	WP: 0 PB: 0 SB: 1 CS: 0	PA: 32		
<b>PITCHER</b>	IP	WLS	BF	H	R	ER	SO	BB	IBB	HBP	BLK	WP	HR	S	P	ERA	WHIP										
<b>Jim Deshaies, L</b> ERA: 4.81 (1, 1)	7.0		23	5	1	1	5	1	0	0	0	0	0	1	104	1.29	0.857										
<b>Jim Corsi, R</b> ERA: 3.24 (8, 1)	1.0		3	0	0	0	1	0	0	0	0	0	0	8	13	0.00	0.000										
<b>Al Osuna, L</b> ERA: 2.25 (9, 1)	2.0	W	6	0	0	0	3	0	0	0	0	0	0	15	25	0.00	0.000										

Batter	1	2	3	4	5	6	7	8	9	10	AB	R	H	RBI	BB	SO	LOB	BOTTOM									
<b>Steve Finley, L</b> OBP: 0.350, SLG: 0.434 (1, 8) (8, 9)	K ①										4	0	1	0	1	2	2	<b>Los Angeles Dodgers @ Houston Astros</b> Astrodome, Houston, TX Sun Aug 04 1991, 4:33 AM EDT Att. 23,701 - Dome - 70 F  <b>AB 33</b> <b>R 2</b> <b>H 6</b> <b>RBI 2</b> <b>BB 5</b> <b>SO 9</b> <b>LOB 13</b>  									
<b>Craig Biggio, R</b> OBP: 0.371, SLG: 0.378 (1, 2)	PB 2B ②										4	0	2	1	1	0	1										
<b>5 Jeff Bagwell, R</b> OBP: 0.364, SLG: 0.442 (1, 3)	G6-3 ②										3	0	0	0	1	0	2										
<b>Luis Gonzalez, L</b> OBP: 0.312, SLG: 0.435 <b>Al Osuna, R</b> (1, 7) (9, 1)	K ③										3	0	0	0	1	1	3										
<b>Ken Caminiti, S</b> OBP: 0.301, SLG: 0.382 (1, 5)											4	0	0	0	0	2	2										
<b>Mike Simms, R</b> OBP: 0.282, SLG: 0.286 <b>Jim Corsi, R</b> (1, 9) (8, 1)											3	0	0	0	0	0	1										
<b>Mark Davidson, R</b> OBP: 0.321, SLG: 0.347 (9, 7)											1	0	0	0	0	0	0										
<b>Andujar Cedeno, R</b> OBP: 0.303, SLG: 0.500 (1, 6)											4	0	1	0	0	1	0										
<b>Casey Candaele, S</b> OBP: 0.326, SLG: 0.392 (1, 4)											4	1	1	0	0	1	1										
<b>Jim Deshaies, L</b> OBP: 0.167, SLG: 0.091 <b>Jose Tolentino, L</b> OBP: 0.500, SLG: 0.571 <b>Gerald Young, S</b> OBP: 0.292, SLG: 0.286 (1, 1) (7, PH) (7, PR) (8, 8)											2	0	0	0	0	2	1										
<b>Inning Stats</b>	R: 0 E: 0 K: 2 S: 13	H: 1 LOB: 1 BB: 0 P: 19	R: 0 E: 0 K: 1 S: 7	H: 0 LOB: 0 BB: 0 P: 13	R: 0 E: 0 K: 1 S: 15	H: 0 LOB: 1 BB: 1 P: 23	R: 0 E: 0 K: 1 S: 9	H: 0 LOB: 1 BB: 1 P: 17	R: 0 E: 0 K: 0 S: 9	H: 0 LOB: 1 BB: 1 P: 13	R: 1 E: 0 K: 0 S: 11	H: 2 LOB: 1 BB: 0 P: 13	R: 0 E: 0 K: 0 S: 6	H: 0 LOB: 0 BB: 0 P: 13	R: 0 E: 0 K: 1 S: 7	H: 0 LOB: 0 BB: 0 P: 11	R: 1 E: 0 K: 1 S: 6	H: 2 LOB: 2 BB: 1 P: 11	1B: 4 2B: 2 3B: 0 HR: 0	SF: 0 SAC: 0 DP: 0 HBP: 0	WP: 0 PB: 1 SB: 1 CS: 1	PA: 39					
<b>PITCHER</b>	IP	WLS	BF	H	R	ER	SO	BB	IBB	HBP	BLK	WP	HR	S	P	ERA	WHIP										
<b>Tim Belcher, R</b> ERA: 2.93 (1, 1)	8.0		31	4	1	1	7	4	0	0	0	0	0	83	128	1.12	1.000										
<b>Kevin Gross, R</b> ERA: 3.65 (9, 1)	1.1	L	7	2	1	1	2	1	0	0	0	0	0	13	22	6.75	2.250										



Batter	1	2	3	4	5	6	7	8	9	10	11	12	AB	R	H	RBI	BB	SO	LOB	TOP								
<b>Bip Roberts, S</b> OBP: 0.336, SLG: 0.327 <b>Tim Teufel, R</b> OBP: 0.329, SLG: 0.333	G3		K		K			B2-6-4		SH5-4		K	3	0	0	0	0	2	3									
<b>Tony Fernandez, S</b> OBP: 0.339, SLG: 0.356	K			G4-3		K		G3-1		F9			5	0	0	0	0	2	2									
<b>Tony Gwynn, L</b> OBP: 0.370, SLG: 0.456	G3					L4							3	1	1	0	2	0	0									
<b>Benito Santiago, R</b> OBP: 0.277, SLG: 0.395			K		F9		K						5	0	0	0	0	3	4									
<b>Jack Howell, L</b> OBP: 0.314, SLG: 0.311					L4								4	0	1	0	1	0	2									
<b>Jerald Clark, R</b> OBP: 0.363, SLG: 0.401													5	0	2	0	0	1	2									
<b>Thomas Howard, S</b> OBP: 0.320, SLG: 0.322													5	0	1	1	0	3	2									
<b>Darrin Jackson, R</b> OBP: 0.335, SLG: 0.528													5	0	2	0	0	2	3									
<b>Inning Stats</b>	R: 0 E: 0 K: 1 S: 6	H: 0 LOB: 0 BB: 0 P: 10	R: 0 E: 0 K: 1 S: 6	H: 0 LOB: 0 BB: 0 P: 9	R: 0 E: 0 K: 3 S: 10	H: 1 LOB: 1 BB: 0 P: 12	R: 0 E: 0 K: 0 S: 8	H: 0 LOB: 1 BB: 1 P: 14	R: 0 E: 0 K: 2 S: 15	H: 2 LOB: 2 BB: 0 P: 18	R: 0 E: 0 K: 2 S: 10	H: 0 LOB: 0 BB: 1 P: 12	R: 0 E: 0 K: 3 S: 12	H: 0 LOB: 1 BB: 1 P: 19	R: 0 E: 0 K: 0 S: 6	H: 1 LOB: 1 BB: 0 P: 10	R: 1 E: 0 K: 2 S: 14	H: 3 LOB: 2 BB: 0 P: 15	R: 0 E: 0 K: 0 S: 4	H: 0 LOB: 2 BB: 2 P: 12	R: 0 E: 0 K: 0 S: 8	H: 1 LOB: 0 BB: 0 P: 9	R: 0 E: 0 K: 2 S: 13	H: 0 LOB: 0 BB: 0 P: 16	1B: 5 2B: 3 3B: 0 HR: 0	SF: 0 SAC: 1 DP: 2 HBP: 0	WP: 0 PB: 0 SB: 0 CS: 0	PA: 46
<b>PITCHER</b>	IP	WLS	BF	H	R	ER	SO	BB	IBB	HBP	BLK	WP	HR	S	P	ERA	WHIP											
<b>Pete Harnisch, R</b> ERA: 2.37	(1, 1)	7.0	26	3	0	0	12	0	0	0	0	0	0	17	22	5.40	2.400											
<b>Curt Schilling, R</b> ERA: 4.82	(8, 1)	1.2	8	4	1	1	1	0	0	0	0	0	0	7	15	0.00	0.750											
<b>Dean Wilkins, R</b> ERA: 0.75	(9, 1)	1.1	6	0	0	0	1	1	1	0	0	0	0	21	25	0.00	0.500											
<b>Dwayne Henry, R</b> ERA: 2.82	(11, 1)	2.0	W	6	1	0	0	2	0	0	0	0	0	0	0	0.00	0.500											

San Diego Padres @ Houston Astros  
Astrodome, Houston, TX  
Mon Aug 05 1991, 8:05 PM EDT  
Att. 14,577 - Dome - 70 F

AB 41  
R 1  
H 8  
RBI 1  
BB 4  
SO 16  
LOB 22



Batter	1	2	3	4	5	6	7	8	9	10	11	12	AB	R	H	RBI	BB	SO	LOB	BOTTOM							
<b>Steve Finley, L</b> OBP: 0.350, SLG: 0.432	K			B3		G1-3		L9		P5			6	0	2	0	0	1	1								
<b>Craig Biggio, R</b> OBP: 0.371, SLG: 0.380	F9			G1				L9		FC6			6	0	2	1	0	0	2								
<b>Jeff Bagwell, R</b> OBP: 0.381, SLG: 0.439	F7					G5-3		P3					5	1	1	0	0	1	2								
<b>Luis Gonzalez, L</b> OBP: 0.312, SLG: 0.434 <b>Mark Davidson, R</b> OBP: 0.324, SLG: 0.351			K					F7		F9			3	0	1	0	0	1	0								
<b>Ken Caminiti, S</b> OBP: 0.288, SLG: 0.377													2	0	1	0	0	0	1								
<b>Ken Caminiti, S</b> OBP: 0.288, SLG: 0.377			G4-3										5	0	0	0	0	3	2								
<b>Mike Stinnes, R</b> OBP: 0.286, SLG: 0.289 <b>Gerald Young, S</b> OBP: 0.286, SLG: 0.278													3	0	1	0	0	2	0								
<b>Andujar Cedeno, R</b> OBP: 0.289, SLG: 0.444													2	0	0	0	0	0	1								
<b>Casey Candaele, S</b> OBP: 0.324, SLG: 0.387													4	0	0	0	1	0	0								
<b>Pete Harnisch, S</b> ERA: 2.52 <b>John Wetteland, R</b> OBP: 0.344, SLG: 0.500 <b>Curt Schilling, R</b> ERA: 4.82 <b>Dean Wilkins, R</b> ERA: 0.75 <b>Javier Ortiz, R</b> OBP: 0.336, SLG: 0.330 <b>Ryan Bowen, S</b> OBP: 0.211, SLG: 0.200 <b>Dwayne Henry, R</b> ERA: 2.79 <b>Rafael Ramirez, R</b> OBP: 0.283, SLG: 0.322													2	0	0	0	0	2	0								
<b>Inning Stats</b>	R: 0 E: 0 K: 1 S: 6	H: 0 LOB: 0 BB: 0 P: 6	R: 0 E: 0 K: 2 S: 13	H: 0 LOB: 0 BB: 0 P: 22	R: 0 E: 0 K: 2 S: 13	H: 0 LOB: 0 BB: 0 P: 12	R: 1 E: 1 K: 1 S: 11	H: 2 LOB: 1 BB: 0 P: 18	R: 0 E: 0 K: 1 S: 9	H: 1 LOB: 1 BB: 0 P: 13	R: 0 E: 0 K: 0 S: 9	H: 1 LOB: 3 BB: 2 P: 20	R: 0 E: 0 K: 0 S: 9	H: 1 LOB: 1 BB: 0 P: 12	R: 0 E: 0 K: 2 S: 10	H: 0 LOB: 0 BB: 0 P: 11	R: 0 E: 0 K: 0 S: 13	H: 1 LOB: 1 BB: 0 P: 22	R: 0 E: 0 K: 2 S: 10	H: 1 LOB: 1 BB: 0 P: 13	R: 0 E: 0 K: 1 S: 15	H: 3 LOB: 2 BB: 0 P: 19	1B: 9 2B: 1 3B: 0 HR: 0	SF: 0 SAC: 0 DP: 0 HBP: 0	WP: 0 PB: 0 SB: 3 CS: 0	PA: 47	
<b>PITCHER</b>	IP	WLS	BF	H	R	ER	SO	BB	IBB	HBP	BLK	WP	HR	S	P	ERA	WHIP										
<b>Greg Harris, R</b> ERA: 2.37	(1, 1)	7.0	27	4	1	0	8	1	1	0	0	0	0	6	7	0.00	1.500										
<b>Mike Maddux, R</b> ERA: 2.28	(8, 1)	1.1	4	0	0	0	2	0	0	0	0	0	0	13	16	0.00	0.000										
<b>Rich Rodriguez, L</b> ERA: 3.3	(8, 1)	1.1	4	0	0	0	2	0	0	0	0	0	0	23	35	0.00	1.000										
<b>Jose Melendez, R</b> ERA: 2.79	(10, 1)	2.0	8	2	0	0	2	0	0	0	0	0	0	0	0	0.00	0.000										
<b>Larry Andersen, R</b> ERA: 2.73	(12, 1)	0.2	L	5	3	1	1	1	0	0	0	0	0	15	19	13.50	4.500										

San Diego Padres @ Houston Astros  
Astrodome, Houston, TX  
Mon Aug 05 1991, 8:05 PM EDT  
Att. 14,577 - Dome - 70 F

AB 45  
R 2  
H 10  
RBI 1  
BB 2  
SO 13  
LOB 12







Batter	1	2	3	4	5	6	7	8	9	AB	R	H	RBI	BB	SO	LOB	TOP						
Thomas Howard, S (1, 8) OBP: 0.318, SLG: 0.326	1-2 F7		0-3 K			1-3 K		1-0		4	0	1	1	0	2	2	<b>San Diego Padres @ Houston Astros</b> Astrodome, Houston, TX Tue Aug 06 1991, 8:05 PM EDT Att: 17,196 - Dome - 70 F  livebaseballscores.com						
Tony Fernandez, S (1, 6) OBP: 0.338, SLG: 0.353	4-0 S G4-3 BB		1-2 G6-4-3			0-0 F7		0-1 L6		3	0	0	0	1	0	4							
Tony Gwynn, L (1, 9) OBP: 0.367, SLG: 0.452	2-1 G4-3			3-2 G4-3		0-0 L8		3-1 G3-1		4	0	0	0	0	0	4							
Fred McGriff, L (1, 3) OBP: 0.393, SLG: 0.483	1-3 K			2-3 K			1-3 K		2-1 L4	4	0	0	0	0	3	1							
Benito Santiago, R (1, 2) OBP: 0.276, SLG: 0.393		0-0 1B		0-0 G6-3			0-0 G6-3		1-3 K	4	0	1	0	0	1	0							
Jack Howell, L (1, 5) Kevin Ward, R (9, PH) OBP: 0.314, SLG: 0.312 OBP: 0.286, SLG: 0.308		0-0 1B			1-0 G1-3				0-0 P4	3	0	1	0	0	1	0							
Jerald Clark, R (1, 7) OBP: 0.327, SLG: 0.401		1-2 1B			2-0 G6-3			4-2 BB BB		2	1	1	0	1	0	0							
Tim Teufel, R (1, 4) Rich Rodriguez, L (7, 1) Phil Stephenson, L (8, PH) Craig Lefferts, L (8, 1)		1-2 1B			0-0 G3-1			2-3 K		2	0	0	0	0	0	2							
Adam Peterson, R (1, 1) John Costello, R (5, 1) Bip Roberts, S (5, 4) OBP: 0.340, SLG: 0.329			4-0 BB			0-0 1B		4-1 BB		0	0	0	0	1	0	0							
										0	0	0	0	0	0	0							
										1	0	1	0	1	0	0							
<b>Inning Stats</b>	R: 0 E: 0 K: 1 S: 8	H: 0 LOB: 1 BB: 1 P: 16	R: 0 E: 0 K: 0 S: 8	H: 3 LOB: 1 BB: 0 P: 10	R: 0 E: 0 K: 1 S: 6	H: 0 LOB: 0 BB: 1 P: 11	R: 0 E: 0 K: 1 S: 7	H: 0 LOB: 0 BB: 0 P: 12	R: 0 E: 0 K: 0 S: 3	H: 0 LOB: 0 BB: 0 P: 6	R: 0 E: 0 K: 1 S: 6	H: 1 LOB: 1 BB: 0 P: 7	R: 0 E: 0 K: 2 S: 7	H: 0 LOB: 0 BB: 0 P: 10	R: 1 E: 0 K: 1 S: 11	H: 1 LOB: 2 BB: 2 P: 25		R: 0 E: 0 K: 1 S: 6	H: 0 LOB: 0 BB: 0 P: 9	1B: 4 2B: 1 3B: 0 HR: 0	SF: 0 SAC: 0 DP: 2 HBP: 0	WP: 0 PB: 0 SB: 1 CS: 0	PA: 33
<b>PITCHER</b>	IP WLS BF H R ER SO BB IBB HBP BLK WP HR S P ERA WHIP																						
Darryl Kile, R (1, 1) ERA: 3.45	7.1 W 28 5 1 1 7 4 0 0 0 0 0 0 52 90 1.23 1.227																						
Al Osuna, L (8, 1) ERA: 2.18	1.2 S 5 0 0 0 1 0 0 0 0 0 0 0 10 16 0.00 0.000																						


Batter	1	2	3	4	5	6	7	8	9	AB	R	H	RBI	BB	SO	LOB	BOTTOM						
Steve Finley, L (1, 8) OBP: 0.346, SLG: 0.432	3-2 1B 2B	2-2 FC SH1-3		1-1 G4-6-3			0-0 G4-3	0-2 P6		5	1	1	1	0	0	2	<b>San Diego Padres @ Houston Astros</b> Astrodome, Houston, TX Tue Aug 06 1991, 8:05 PM EDT Att: 17,196 - Dome - 70 F  livebaseballscores.com						
Craig Biggio, R (1, 2) OBP: 0.373, SLG: 0.380	1-1 3B	0-1 SH1-3			4-2 S BB		1-2 E6			2	1	1	1	1	0	0							
5 Jeff Bagwell, R (1, 3) OBP: 0.378, SLG: 0.434	3-2 F8	2-0 L9			2-3 K		0-3 K			4	0	0	0	0	2	4							
Luis Gonzalez, L (1, 7) Al Osuna, R (8, 1) OBP: 0.316, SLG: 0.445	2-2 1B 3B			1-0	4-2 BB		1-0 F9			3	1	2	1	1	0	1							
Ken Caminiti, S (1, 5) OBP: 0.300, SLG: 0.378	2-1 1B		2-2 F7		1-2 F7			2-0 1B 2B		4	1	2	1	0	0	3							
Mike Simms, R (1, 9) Gerald Young, S (6, 8) OBP: 0.287, SLG: 0.268 OBP: 0.293, SLG: 0.288	3-1 F9		3-3 K		1-2 F9			1-2 2B 1B		3	0	0	0	0	1	4							
Andujar Cedeno, R (1, 6) OBP: 0.262, SLG: 0.400	3-2 F8		1-3 K			0-2 G1-3		1-3 K		4	0	0	0	0	2	4							
Casey Candaele, S (1, 4) OBP: 0.329, SLG: 0.397		0-0 SH1-4 FC 2B		1-2 G4-6-3 1B		2-2 F8		2-1 2B		4	1	3	2	0	0	0							
Darryl Kile, R (1, 1) Mark Davidson, R (8, 7) OBP: 0.321, SLG: 0.347		0-0 SH1-4		0-3 K		1-3 K		1-2 P3		2	0	0	0	0	2	1							
										1	0	0	0	0	0	1							
<b>Inning Stats</b>	R: 3 E: 0 K: 0 S: 19	H: 4 LOB: 1 BB: 0 P: 35	R: 1 E: 0 K: 0 S: 8	H: 1 LOB: 1 BB: 0 P: 12	R: 0 E: 0 K: 2 S: 12	H: 1 LOB: 1 BB: 0 P: 19	R: 0 E: 0 K: 1 S: 8	H: 1 LOB: 0 BB: 0 P: 10	R: 0 E: 0 K: 1 S: 18	H: 0 LOB: 2 BB: 2 P: 30	R: 0 E: 0 K: 1 S: 9	H: 0 LOB: 0 BB: 0 P: 12	R: 0 E: 1 K: 1 S: 9	H: 0 LOB: 1 BB: 0 P: 14	R: 2 E: 0 K: 1 S: 15	H: 3 LOB: 1 BB: 0 P: 22		R: 0 E: 0 K: 1 S: 0	H: 0 LOB: 0 BB: 0 P: 0	1B: 5 2B: 4 3B: 1 HR: 0	SF: 0 SAC: 2 DP: 1 HBP: 0	WP: 0 PB: 0 SB: 2 CS: 0	PA: 37
<b>PITCHER</b>	IP WLS BF H R ER SO BB IBB HBP BLK WP HR S P ERA WHIP																						
Adam Peterson, R (1, 1) ERA: 4.45	4.0 L 20 7 4 4 3 1 0 0 0 0 0 0 27 39 9.00 2.000																						
John Costello, R (5, 1) ERA: 3.68	2.1 9 0 0 0 2 1 0 0 0 0 0 0 4 8 0.00 0.429																						
Rich Rodriguez, L (7, 1) ERA: 3.26	0.2 2 0 0 0 1 0 0 0 0 0 0 0 4 8 0.00 0.000																						
Craig Lefferts, L (8, 1) ERA: 4.98	1.0 6 3 2 2 1 0 0 0 0 0 0 0 15 22 18.00 3.000																						



Batter	1	2	3	4	5	6	7	8	9	AB	R	H	RBI	BB	SO	LOB	TOP										
<b>Bip Roberts, S</b> (1, 4) OBP: 0.343, SLG: 0.334	1-1 1B 2B		0-1 G4-3			4-0 3B BB		0-1 FC4-6 1B	1-1 G6-3	4	3	2	0	1	0	0	<b>San Diego Padres @ Houston Astros</b> Astrodome, Houston, TX Wed Aug 07 1991, 8:05 PM EDT Att: 19,305 - Dome - 70 F										
<b>Tony Fernandez, S</b> (1, 6) OBP: 0.340, SLG: 0.355	2-2 1B 1B		0-0 F8			0-0 G4-3		1-1 FC4-6 1B		4	0	2	0	0	0	1											
<b>Tony Gwynn, L</b> (1, 9) OBP: 0.368, SLG: 0.457	0-2 CS 1B			2-2 L8		2-1 E 3B		1-0 FC4-6 FC4-6		4	1	2	2	0	0	2											
<b>Fred McGriff, L</b> (1, 3) OBP: 0.392, SLG: 0.481	3-2 1B 1B			2-3 K		3-2 E3		1-1 FC4-6 1B		4	1	1	1	0	1	1											
<b>Benito Santiago, R</b> (1, 2) OBP: 0.278, SLG: 0.393	1-1 F7			4-2 CS BB		0-0 F9		1-2 2B 1B		3	1	1	0	1	0	2											
<b>Jerald Clark, R</b> (1, 7) OBP: 0.326, SLG: 0.403		1-3 K		1-2 CS	0-1 G6-3		1-3 K	0-2 E 2B		4	1	1	2	0	2	0											
<b>Darrin Jackson, R</b> (1, 8) OBP: 0.328, SLG: 0.515		0-0 G5-3			2-0 G5-3		3-3 K	0-0 E5 CS		4	0	0	0	0	1	0											
<b>Jack Howell, L</b> (1, 5) OBP: 0.312, SLG: 0.309		0-1 G6-3			2-0 F7		2-0 1B	1-2 CS	1-3 K	4	0	1	0	0	1	0											
<b>Bruce Hurst, L</b> (1, 1) OBP: 0.164, SLG: 0.098 <b>Larry Andersen, R</b> (9, 1)			2-2 G4-3			2-3 K	0-3 K		3-2 G6-3	4	0	0	0	0	2	1											
<b>Inning Stats</b>	R: 1 E: 0 K: 0 S: 16	H: 4 LOB: 1 BB: 0 P: 23	R: 0 E: 0 K: 1 S: 6	H: 0 LOB: 0 BB: 0 P: 7	R: 0 E: 0 K: 0 S: 6	H: 0 LOB: 0 BB: 1 P: 8	R: 0 E: 0 K: 1 S: 10	H: 0 LOB: 0 BB: 1 P: 19	R: 0 E: 0 K: 0 S: 4	H: 0 LOB: 0 BB: 0 P: 8	R: 2 E: 1 K: 1 S: 10	H: 1 LOB: 1 BB: 1 P: 21	R: 0 E: 0 K: 3 S: 10	H: 1 LOB: 1 BB: 0 P: 16	R: 4 E: 1 K: 0 S: 17	H: 4 LOB: 0 BB: 0 P: 19		R: 0 E: 0 K: 1 S: 8	H: 0 LOB: 0 BB: 0 P: 13	1B: 7 2B: 2 3B: 1 HR: 0	SF: 0 SAC: 0 DP: 0 HBP: 0	WP: 0 PB: 0 SB: 0 CS: 3	PA: 39				
<b>PITCHER</b>	IP	WLS	BF	H	R	ER	SO	BB	IBB	HBP	BLK	WP	HR	S	P	ERA	WHIP										
<b>Jimmy Jones, R</b> (1, 1) ERA: 4.11	7.0		27	6	3	2	6	2	0	0	0	0	0	62	102	2.57	1.143										
<b>Dean Wilkins, R</b> (8, 1) ERA: 9.39	1.0	L	7	4	4	3	0	0	0	0	0	0	0	17	19	27.00	4.000										
<b>Mike Capel, R</b> (9, 1) ERA: 3.18	1.0		3	0	0	0	1	0	0	0	0	0	0	8	13	0.00	0.000										

Batter	1	2	3	4	5	6	7	8	9	AB	R	H	RBI	BB	SO	LOB	BOTTOM										
<b>Gerald Young, S</b> (1, 8) OBP: 0.302, SLG: 0.289 <b>Luis Gonzalez, L</b> (9, PH) OBP: 0.318, SLG: 0.447	2-2 F8		4-2 1B 5 HBP SF7 BB		3-1 F8		1-0 1B		1-0 1B	3	1	1	0	1	0	0	<b>San Diego Padres @ Houston Astros</b> Astrodome, Houston, TX Wed Aug 07 1991, 8:05 PM EDT Att: 19,305 - Dome - 70 F										
<b>Craig Biggio, R</b> (1, 2) OBP: 0.371, SLG: 0.378	1-1 P2		0-2 L8		0-2 5 FC6-4 1B		2-3 K		2-1 G4-3	5	0	1	0	0	1	5											
<b>5 Jeff Bagwell, R</b> (1, 3) OBP: 0.379, SLG: 0.431	0-3 K		2-2 1B HBP		2-1 FC6-4 1B		4-2 G6-4-3 BB			2	0	0	0	1	1	1											
<b>Ken Caminiti, S</b> (1, 5) OBP: 0.299, SLG: 0.377		1-3 K	1-0 1B		2-1 F9		1-0 G6-4-3		1-2 1B	4	0	1	1	0	1	2											
<b>Mike Simms, R</b> (1, 9) OBP: 0.271, SLG: 0.279 <b>Steve Finley, L</b> (7, 9) OBP: 0.348, SLG: 0.431		2-1 2B G6-3 1B	1-2 SF7		2-3 K		0-0 B1-3			2	1	1	1	0	1	0											
<b>Mark Davidson, R</b> (1, 7) OBP: 0.319, SLG: 0.353		2-1 1B	0-2 G5-3		2-3 K		3-1 P6			4	0	1	0	0	1	2											
<b>Andujar Cedeno, R</b> (1, 6) OBP: 0.261, SLG: 0.386		0-2 G6-3		1-1 G5-3		1-3 K		0-2 1B WP		4	1	1	1	0	1	1											
<b>Casey Candaele, S</b> (1, 4) OBP: 0.325, SLG: 0.393		3-H L5		1-0 F8		0-3 K		1-2 F7		4	0	0	0	0	1	2											
<b>Jimmy Jones, R</b> (1, 1) OBP: 0.250, SLG: 0.216 <b>Javier Ortiz, R</b> (7, PH) OBP: 0.297, SLG: 0.294 <b>Dean Wilkins, R</b> (8, 1) <b>Mike Capel, R</b> (9, 1) <b>Rafael Ramirez, R</b> (9, PH) OBP: 0.287, SLG: 0.322			2-2 5 HBP 1B 2B		2-3 K		1-1 G5-3		4-1 1B BB	2	1	1	0	0	1	0											
<b>Inning Stats</b>	R: 0 E: 0 K: 1 S: 8	H: 0 LOB: 0 BB: 0 P: 11	R: 1 E: 0 K: 1 S: 13	H: 2 LOB: 1 BB: 0 P: 18	R: 2 E: 0 K: 0 S: 20	H: 2 LOB: 2 BB: 1 P: 30	R: 0 E: 0 K: 1 S: 7	H: 0 LOB: 0 BB: 0 P: 11	R: 0 E: 0 K: 3 S: 11	H: 0 LOB: 0 BB: 0 P: 16	R: 0 E: 0 K: 2 S: 9	H: 1 LOB: 1 BB: 0 P: 13	R: 0 E: 0 K: 0 S: 4	H: 0 LOB: 0 BB: 1 P: 9	R: 1 E: 0 K: 0 S: 12	H: 2 LOB: 2 BB: 1 P: 23		1B: 6 2B: 2 3B: 0 HR: 0	SF: 1 SAC: 0 DP: 1 HBP: 1	WP: 1 PB: 0 SB: 1 CS: 0	PA: 38						
<b>PITCHER</b>	IP	WLS	BF	H	R	ER	SO	BB	IBB	HBP	BLK	WP	HR	S	P	ERA	WHIP										
<b>Bruce Hurst, L</b> (1, 1) ERA: 3.23	8.2	W	36	7	4	4	8	3	0	1	0	0	0	90	141	4.15	1.154										
<b>Larry Andersen, R</b> (9, 1) ERA: 2.7	0.1	S	2	1	0	0	0	0	0	0	0	0	0	3	6	0.00	3.000										



Batter	1	2	3	4	5	6	7	8	9	AB	R	H	RBI	BB	SO	LOB	TOP										
<b>Bip Roberts, S</b> OBP: 0.346, SLG: 0.336	G4-3		1B				K2-3		WP	4	2	2	0	1	1	0	<b>San Diego Padres @ Houston Astros</b> Astrodome, Houston, TX Thu Aug 08 1991, 8:05 PM EDT Att: 22,606 - Dome - 70 F										
<b>Tony Fernandez, S</b> OBP: 0.343, SLG: 0.363	2B		1B			F7			G3	5	1	3	1	0	0	3											
<b>Tony Gwynn, L</b> OBP: 0.369, SLG: 0.457	G6-3		1B				F7			4	0	2	3	0	0	1											
<b>Fred McGriff, L</b> OBP: 0.393, SLG: 0.479		G4-3	G4-6-3						FC4-6	3	0	1	0	1	0	1											
<b>Jerald Clark, R</b> OBP: 0.325, SLG: 0.401	1B		G6-3				G4-3		P4	4	0	1	0	0	0	3											
<b>Jack Howell, L</b> OBP: 0.301, SLG: 0.297	K						G4-3		FC4-6	4	0	0	0	0	1	2											
<b>Darrin Jackson, R</b> OBP: 0.321, SLG: 0.503	F7						L5		G3	4	0	0	0	0	1	2											
<b>Dann Bilardello, R</b> OBP: 0.333, SLG: 0.300			1B				G1-3		G4-3	3	1	0	0	1	0	0											
<b>Andy Benes, R</b> OBP: 0.148, SLG: 0.159			1B				F8		G3-1	1	1	0	0	0	0	0											
<b>Thomas Howard, S</b> OBP: 0.317, SLG: 0.304			1B						1B	0	0	0	0	0	0	0											
<b>Jose Mendez, R</b> OBP: 0.126, SLG: 0.087			1B							0	0	0	0	0	0	0											
<b>Phil Stephenson, S</b> OBP: 0.257, SLG: 0.257			1B							0	0	0	0	0	0	0											
<b>Phil Stephenson, S</b> OBP: 0.257, SLG: 0.257			1B							0	0	0	0	0	0	0											
<b>Craig Shipley, R</b> OBP: 0.257, SLG: 0.257			1B							0	0	0	0	0	0	0											
<b>Craig Lefferts, L</b> OBP: 0.257, SLG: 0.257			1B							0	0	0	0	0	0	0											
<b>Craig Lefferts, L</b> OBP: 0.257, SLG: 0.257			1B							0	0	0	0	0	0	0											
<b>Inning Stats</b>	R: 0 E: 0 K: 0 S: 8	H: 1 LOB: 0 BB: 0 P: 16	R: 0 E: 0 K: 1 S: 15	H: 1 LOB: 1 BB: 0 P: 20	R: 4 E: 0 K: 0 S: 7	H: 2 LOB: 0 BB: 2 P: 22	R: 0 E: 0 K: 0 S: 10	H: 0 LOB: 0 BB: 0 P: 14	R: 1 E: 0 K: 1 S: 12	H: 3 LOB: 2 BB: 0 P: 18	R: 0 E: 0 K: 1 S: 7	H: 0 LOB: 0 BB: 0 P: 12	R: 0 E: 0 K: 1 S: 10	H: 1 LOB: 1 BB: 0 P: 14	R: 0 E: 0 K: 0 S: 6	H: 0 LOB: 1 BB: 1 P: 11	R: 0 E: 0 K: 0 S: 8	H: 1 LOB: 2 BB: 1 P: 16	1B: 7 2B: 2 3B: 0 HR: 0	SF: 0 SAC: 0 DP: 1 HBP: 1	WP: 1 PA: 38 PB: 0 SB: 1 CS: 0						
<b>PITCHER</b>	IP	WLS	BF	H	R	ER	SO	BB	IBB	HBP	BLK	WP	HR	S	P	ERA	WHIP										
<b>Ryan Bowen, R</b> ERA: 5.82	4.2	L	22	7	5	5	1	2	0	1	0	0	0	51	89	9.64	1.929										
<b>Jim Corsi, R</b> ERA: 3.16	1.1		4	0	0	0	1	0	0	0	0	0	0	8	13	0.00	0.000										
<b>Curt Schilling, R</b> ERA: 4.58	2.0		8	1	0	0	1	1	0	0	0	0	0	16	25	0.00	1.000										
<b>Dwayne Henry, R</b> ERA: 2.76	1.0		4	1	0	0	0	1	0	0	0	1	0	8	16	0.00	2.000										

Batter	1	2	3	4	5	6	7	8	9	AB	R	H	RBI	BB	SO	LOB	BOTTOM										
<b>Steve Finley, L</b> OBP: 0.344, SLG: 0.425	F7		F9				F9		K	5	0	0	0	0	1	5	<b>San Diego Padres @ Houston Astros</b> Astrodome, Houston, TX Thu Aug 08 1991, 8:05 PM EDT Att: 22,606 - Dome - 70 F										
<b>Casey Candaele, S</b> OBP: 0.323, SLG: 0.390	G3-1		F8				G3		G1-3	5	0	1	1	0	0	3											
<b>Jose Tolentino, L</b> OBP: 0.385, SLG: 0.500	F9						1B			4	1	1	0	0	0	2											
<b>Luis Gonzalez, L</b> OBP: 0.318, SLG: 0.450		P6					K		K	4	1	1	0	0	2	1											
<b>Ken Caminiti, S</b> OBP: 0.301, SLG: 0.380		2B					G1-3		F7	4	0	2	0	0	0	2											
<b>Mike Simms, R</b> OBP: 0.288, SLG: 0.287							G6-3			2	0	0	0	0	0	2											
<b>Mark Davidson, R</b> OBP: 0.316, SLG: 0.350										0	0	0	0	0	0	0											
<b>Curt Schilling, R</b> OBP: 1.000, SLG: 1.000										1	0	0	0	0	0	0											
<b>5 Jeff Bagwell, R</b> OBP: 0.380, SLG: 0.426										1	0	1	1	0	0	0											
<b>Dwayne Henry, R</b> OBP: 0.380, SLG: 0.426										0	0	0	0	0	0	0											
<b>Andujar Cedeno, R</b> OBP: 0.240, SLG: 0.354							G1-3		K	4	0	0	0	0	3	2											
<b>Tony Eusebio, R</b> OBP: 0.370, SLG: 0.377			G6-3						K	2	1	0	0	0	1	0											
<b>Craig Biggio, R</b> OBP: 0.370, SLG: 0.377							1B			1	0	0	0	0	1	0											
<b>Ryan Bowen, R</b> OBP: 0.429, SLG: 0.333							1B			1	0	1	0	0	0	0											
<b>Javier Ortiz, R</b> OBP: 0.350, SLG: 0.333										2	0	2	0	1	0	0											
<b>Inning Stats</b>	R: 0 E: 0 K: 0 S: 5	H: 0 LOB: 0 BB: 0 P: 10	R: 0 E: 0 K: 1 S: 15	H: 1 LOB: 1 BB: 0 P: 22	R: 0 E: 0 K: 0 S: 9	H: 1 LOB: 1 BB: 0 P: 15	R: 0 E: 0 K: 1 S: 10	H: 1 LOB: 1 BB: 0 P: 15	R: 1 E: 0 K: 0 S: 9	H: 2 LOB: 2 BB: 1 P: 24	R: 1 E: 0 K: 1 S: 6	H: 1 LOB: 1 BB: 1 P: 12	R: 0 E: 0 K: 2 S: 11	H: 2 LOB: 1 BB: 0 P: 15	R: 0 E: 0 K: 2 S: 9	H: 1 LOB: 1 BB: 0 P: 11	1B: 5 2B: 3 3B: 1 HR: 0	SF: 0 SAC: 0 DP: 0 HBP: 0	WP: 0 PA: 38 PB: 0 SB: 0 CS: 0								
<b>PITCHER</b>	IP	WLS	BF	H	R	ER	SO	BB	IBB	HBP	BLK	WP	HR	S	P	ERA	WHIP										
<b>Andy Benes, R</b> ERA: 3.55	6.0	W	25	6	2	2	3	1	0	0	0	0	0	61	95	3.00	1.167										
<b>Jose Mendez, R</b> ERA: 2.85	2.0		9	2	1	1	3	1	0	0	0	0	0	17	27	4.50	1.500										
<b>Craig Lefferts, L</b> ERA: 4.88	1.0	S	4	1	0	0	2	0	0	0	0	0	0	9	11	0.00	1.000										

AB	33
R	5
H	9
RBI	4
BB	4
SO	3
LOB	12



AB	36
R	3
H	9
RBI	3
BB	2
SO	8
LOB	17





Batter	1	2	3	4	5	6	7	8	9	AB	R	H	RBI	BB	SO	LOB	TOP						
<b>Craig Biggio, R</b> OBP: 0.370, SLG: 0.377 (1, 2)										5	0	2	0	0	1	2							
<b>Steve Finley, L</b> OBP: 0.343, SLG: 0.423 (1, 8)										4	0	1	0	0	1	2							
<b>5 Jeff Bagwell, R</b> OBP: 0.384, SLG: 0.438 (1, 3)										3	0	2	0	1	1	1							
<b>Ken Caminiti, S</b> OBP: 0.301, SLG: 0.379 (1, 5)										4	0	1	0	0	0	5							
<b>Mike Simms, R</b> OBP: 0.278, SLG: 0.271 (1, 9)										3	1	1	0	1	0	2							
<b>Luis Gonzalez, L</b> OBP: 0.314, SLG: 0.445 (1, 7)										4	1	0	0	0	1	4							
<b>Andujar Cedeno, R</b> OBP: 0.241, SLG: 0.365 (1, 6)										4	0	1	1	0	0	1							
<b>Casey Candaele, S</b> OBP: 0.321, SLG: 0.387 (8, 1)										2	0	0	0	0	0	1							
<b>Mike Capel, R</b> OBP: 0.301, SLG: 0.324 (7, PH)										0	0	0	0	0	0	0							
<b>Javier Ortiz, R</b> OBP: 0.301, SLG: 0.324 (7, PH)										0	0	0	0	0	0	0							
<b>Dean Wilkins, R</b> OBP: 0.301, SLG: 0.324 (7, PH)										0	0	0	0	0	0	0							
<b>Dwayne Henry, R</b> OBP: 0.301, SLG: 0.324 (7, PH)										0	0	0	0	0	0	0							
<b>Jose Tolentino, L</b> OBP: 0.301, SLG: 0.324 (7, PH)										1	0	0	0	0	0	1							
<b>Jim Deshaies, L</b> OBP: 0.162, SLG: 0.088 (1, 1)										1	0	0	0	0	0	0							
<b>Rafael Ramirez, R</b> OBP: 0.288, SLG: 0.322 (5, 4)										3	0	1	1	0	2	1							
<b>Inning Stats</b>	R: 0 E: 0 K: 0 S: 10	H: 2 LOB: 1 BB: 0 P: 13	R: 0 E: 0 K: 0 S: 9	H: 0 LOB: 0 BB: 0 P: 13	R: 0 E: 0 K: 1 S: 6	H: 0 LOB: 0 BB: 0 P: 9	R: 0 E: 0 K: 1 S: 7	H: 1 LOB: 0 BB: 0 P: 11	R: 0 E: 0 K: 0 S: 7	H: 0 LOB: 1 BB: 1 P: 14	R: 0 E: 0 K: 1 S: 7	H: 1 LOB: 2 BB: 1 P: 15	R: 2 E: 1 K: 1 S: 16	H: 2 LOB: 1 BB: 0 P: 26	R: 0 E: 0 K: 2 S: 12	H: 2 LOB: 2 BB: 0 P: 17	R: 0 E: 0 K: 1 S: 8	H: 1 LOB: 1 BB: 0 P: 12	1B: 8 2B: 1 3B: 0 HR: 0	SF: 0 SAC: 0 DP: 3 HBP: 0	WP: 0 PB: 0 SB: 1 CS: 0	PA: 37	
<b>PITCHER</b>	IP	WLS	BF	H	R	ER	SO	BB	IBB	HBP	BLK	WP	HR	S	P	ERA	WHIP					ERA	WHIP
<b>Steve Avery, L</b> ERA: 3.43 (1, 1)	7.1	W	31	8	2	0	5	2	0	0	0	0	0	69	112	0.00	1.364						
<b>Juan Berenguer, R</b> ERA: 2.31 (8, 1)	1.2		6	1	0	0	2	0	0	0	0	0	0	13	18	0.00	0.600						

Houston Astros @ Atlanta Braves  
Atlanta-Fulton County Stadium, Atlanta, GA  
Fri Aug 09 1991, 7:05 PM EDT  
Att: 34,700 - Cloudy - 74 F

AB	35
R	2
H	9
RBI	2
BB	2
SO	7
LOB	21



Batter	1	2	3	4	5	6	7	8	9	AB	R	H	RBI	BB	SO	LOB	BOTTOM						
<b>Keith Mitchell, R</b> OBP: 0.476, SLG: 0.421 (1, 9)										4	2	3	0	1	0	0							
<b>Jeff Blauser, R</b> OBP: 0.385, SLG: 0.415 (1, 6)										2	1	0	0	2	1	3							
<b>Rafael Belliard, R</b> OBP: 0.264, SLG: 0.263 (7, 6)										1	0	0	0	0	0	1							
<b>Terry Pendleton, S</b> OBP: 0.378, SLG: 0.538 (1, 5)										4	1	1	1	0	0	3							
<b>Ron Gant, R</b> OBP: 0.341, SLG: 0.544 (1, 8)										3	3	2	3	2	0	1							
<b>Lonnie Smith, R</b> OBP: 0.380, SLG: 0.404 (1, 7)										4	0	1	1	0	0	3							
<b>Brian Hunter, R</b> OBP: 0.295, SLG: 0.452 (1, 3)										3	0	1	0	1	1	1							
<b>Francisco Cabrera, R</b> OBP: 0.297, SLG: 0.424 (1, 2)										4	0	2	2	0	0	1							
<b>Mark Lemke, S</b> OBP: 0.318, SLG: 0.311 (1, 4)										3	0	0	0	1	1	3							
<b>Steve Avery, L</b> OBP: 0.255, SLG: 0.255 (1, 1)										4	0	1	0	0	3	4							
<b>Juan Berenguer, R</b> (8, 1)										0	0	0	0	0	0	0							
<b>Inning Stats</b>	R: 1 E: 1 K: 0 S: 9	H: 1 LOB: 2 BB: 2 P: 17	R: 0 E: 0 K: 1 S: 9	H: 1 LOB: 1 BB: 1 P: 17	R: 2 E: 0 K: 0 S: 9	H: 1 LOB: 0 BB: 1 P: 20	R: 0 E: 0 K: 2 S: 10	H: 1 LOB: 1 BB: 0 P: 15	R: 2 E: 0 K: 1 S: 13	H: 3 LOB: 1 BB: 0 P: 24	R: 0 E: 0 K: 1 S: 11	H: 1 LOB: 2 BB: 1 P: 18	R: 2 E: 0 K: 1 S: 17	H: 2 LOB: 2 BB: 2 P: 29	R: 0 E: 0 K: 0 S: 9	H: 1 LOB: 1 BB: 0 P: 13	1B: 8 2B: 2 3B: 0 HR: 1	SF: 1 SAC: 0 DP: 1 HBP: 0	WP: 0 PB: 0 SB: 1 CS: 1	PA: 40			
<b>PITCHER</b>	IP	WLS	BF	H	R	ER	SO	BB	IBB	HBP	BLK	WP	HR	S	P	ERA	WHIP					ERA	WHIP
<b>Jim Deshaies, L</b> ERA: 4.98 (1, 1)	4.2	L	23	7	5	5	4	4	0	0	1	0	0	13	21	0.00	1.500						
<b>Mike Capel, R</b> ERA: 3.03 (5, 1)	1.1		6	1	0	0	1	1	0	0	0	0	0	11	21	54.00	12.000						
<b>Dean Wilkins, R</b> ERA: 11.25 (7, 1)	0.1		5	2	2	2	0	2	0	0	0	0	0	11	21	54.00	12.000						
<b>Dwayne Henry, R</b> ERA: 2.66 (7, 1)	1.2		6	1	0	0	1	0	0	0	0	0	0	15	21	0.00	0.600						

Houston Astros @ Atlanta Braves  
Atlanta-Fulton County Stadium, Atlanta, GA  
Fri Aug 09 1991, 7:05 PM EDT  
Att: 34,700 - Cloudy - 74 F

AB	32
R	7
H	11
RBI	7
BB	7
SO	6
LOB	20





Batter	1	2	3	4	5	6	7	8	9	AB	R	H	RBI	BB	SO	LOB	TOP										
Steve Finley, L (1, 8) OBP: 0.336, SLG: 0.419										4	0	0	0	0	2	0	Houston Astros @ Atlanta Braves Atlanta-Fulton County Stadium, Atlanta, GA Sat Aug 10 1991, 7:05 PM EDT Att: 41,291 - Cloudy - 77 F										
Craig Biggio, R (1, 2) OBP: 0.369, SLG: 0.374										3	0	0	0	1	0	1											
5 Jeff Bagwell, R (1, 3) OBP: 0.383, SLG: 0.436										4	0	1	0	0	0	2											
Luis Gonzalez, L (1, 7) OBP: 0.314, SLG: 0.441										3	0	0	0	1	0	2											
Ken Caminiti, S (1, 5) OBP: 0.300, SLG: 0.378										4	0	1	0	0	1	3											
Mike Simms, R (1, 9) OBP: 0.299, SLG: 0.250										4	0	0	0	0	1	1											
Andujar Cedeno, R (1, 6) OBP: 0.299, SLG: 0.375										4	0	2	0	0	2	1											
Casey Candaele, S (1, 4) OBP: 0.318, SLG: 0.383										4	0	0	0	0	0	3											
Pete Harnisch, S (1, 1) OBP: 0.128, SLG: 0.091 (7, PH)										2	0	0	0	0	0	0											
Jose Tolentino, L (7, PH) OBP: 0.333, SLG: 0.429										1	0	0	0	0	1	1											
Curt Schilling, R (7, 1) OBP: 1.000, SLG: 1.000										0	0	0	0	0	0	0											
<b>Inning Stats</b>	R: 0 H: 0 E: 0 K: 1 S: 16	H: 0 LOB: 1 BB: 0 P: 23	R: 0 H: 0 E: 0 K: 2 S: 7	H: 0 LOB: 0 BB: 0 P: 11	R: 0 H: 0 E: 0 K: 1 S: 7	H: 0 LOB: 0 BB: 0 P: 8	R: 0 H: 0 E: 0 K: 0 S: 5	H: 0 LOB: 1 BB: 0 P: 9	R: 0 H: 1 E: 0 K: 1 S: 10	H: 1 LOB: 1 BB: 0 P: 15	R: 0 H: 1 E: 0 K: 1 S: 8	H: 1 LOB: 1 BB: 0 P: 10	R: 0 H: 1 E: 0 K: 0 S: 5	H: 1 LOB: 1 BB: 0 P: 6	R: 0 H: 1 E: 0 K: 1 S: 9	H: 1 LOB: 1 BB: 0 P: 15	1B: 4 2B: 0 3B: 0 HR: 0	SF: 0 SAC: 0 DP: 0 HBP: 0	WP: 2 PB: 0 SB: 0 CS: 0	PA: 35							
<b>PITCHER</b>	IP	WLS	BF	H	R	ER	SO	BB	IBB	HBP	BLK	WP	HR	S	P	ERA	WHIP										
29 John Smoltz, R (1, 1) ERA: 5.0	7.0	W	27	2	0	0	6	2	0	0	0	2	0	64	101	0.00	0.571										
Mike Stanton, L (8, 1) ERA: 2.53	1.0		4	1	0	0	0	0	0	0	0	0	0	5	6	0.00	1.000										
Juan Berenguer, R (9, 1) ERA: 2.27	1.0		4	1	0	0	1	0	0	0	0	0	0	9	15	0.00	1.000										

Batter	1	2	3	4	5	6	7	8	9	AB	R	H	RBI	BB	SO	LOB	BOTTOM										
Otis Nixon, S (1, 9) OBP: 0.391, SLG: 0.346										3	1	0	0	1	1	3	Houston Astros @ Atlanta Braves Atlanta-Fulton County Stadium, Atlanta, GA Sat Aug 10 1991, 7:05 PM EDT Att: 41,291 - Cloudy - 77 F										
Tommy Gregg, L (8, 9) OBP: 0.262, SLG: 0.280										4	1	3	0	0	0	2											
Jeff Treadway, L (1, 4) OBP: 0.387, SLG: 0.443										4	0	1	0	0	0	2											
Rafael Belliard, R (8, 6) OBP: 0.264, SLG: 0.263										0	0	0	0	0	0	0											
Terry Pendleton, S (1, 5) OBP: 0.377, SLG: 0.534										4	0	1	0	0	0	2											
Ron Gant, R (1, 8) OBP: 0.337, SLG: 0.539										4	0	0	0	0	1	3											
Lonnie Smith, R (1, 7) OBP: 0.382, SLG: 0.403										3	0	1	0	1	0	0											
Jeff Blauser, R (1, 6) OBP: 0.361, SLG: 0.409										4	0	0	0	0	1	5											
Mike Stanton, L (8, 1) OBP: 0.500, SLG: 0.750										0	0	0	0	0	0	0											
Juan Berenguer, R (9, 1)										0	0	0	0	0	0	0											
Brian Hunter, R (1, 3) OBP: 0.288, SLG: 0.440										4	0	0	0	0	2	3											
Greg Olson, R (1, 2) OBP: 0.338, SLG: 0.399										4	1	2	1	0	1	0											
29 John Smoltz, R (1, 1) OBP: 0.200, SLG: 0.171										2	0	0	0	1	2	1											
Mark Lemke, S (8, 4) OBP: 0.323, SLG: 0.338										1	1	1	1	0	0	0											
<b>Inning Stats</b>	R: 1 H: 2 E: 1 K: 0 S: 19	H: 2 LOB: 3 BB: 2 P: 30	R: 1 H: 2 E: 0 K: 2 S: 13	H: 2 LOB: 1 BB: 0 P: 20	R: 0 H: 0 E: 0 K: 1 S: 10	H: 0 LOB: 0 BB: 0 P: 13	R: 0 H: 1 E: 0 K: 1 S: 13	H: 1 LOB: 2 BB: 1 P: 22	R: 0 H: 0 E: 0 K: 2 S: 12	H: 0 LOB: 1 BB: 0 P: 15	R: 1 H: 1 E: 1 K: 0 S: 10	H: 1 LOB: 1 BB: 0 P: 17	R: 1 H: 1 E: 0 K: 1 S: 14	H: 1 LOB: 0 BB: 0 P: 20	1B: 4 2B: 2 3B: 0 HR: 2	SF: 0 SAC: 0 DP: 0 HBP: 0	WP: 0 PB: 0 SB: 1 CS: 0	PA: 37									
<b>PITCHER</b>	IP	WLS	BF	H	R	ER	SO	BB	IBB	HBP	BLK	WP	HR	S	P	ERA	WHIP										
Pete Harnisch, R (1, 1) ERA: 2.4	6.0	L	28	6	2	2	7	3	0	0	0	0	1	78	113	3.00	1.500										
Curt Schilling, R (7, 1) ERA: 4.57	2.0		9	2	2	1	1	0	0	0	0	0	1	24	37	4.50	1.000										

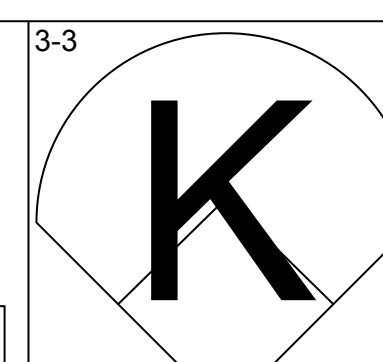
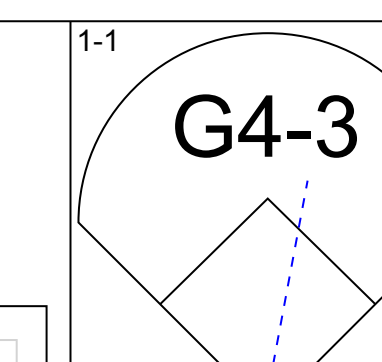
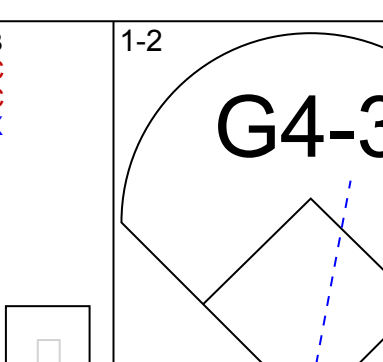
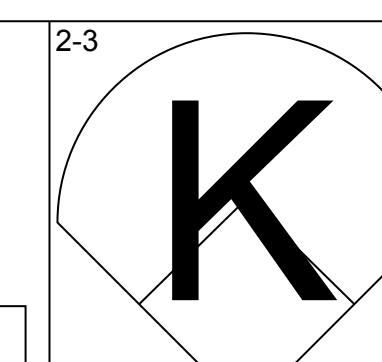
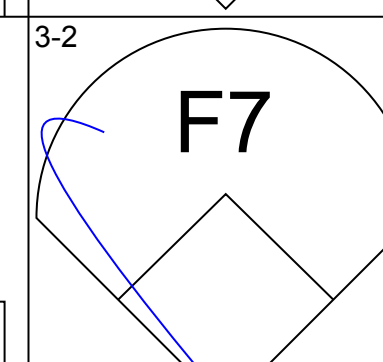
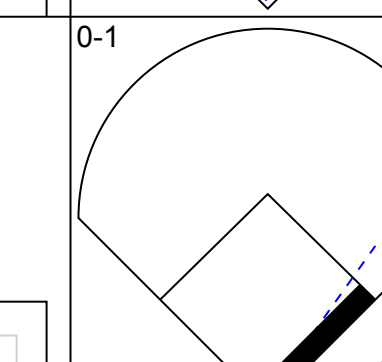
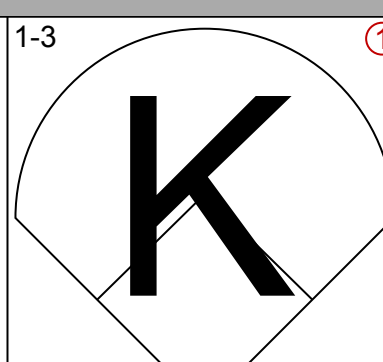
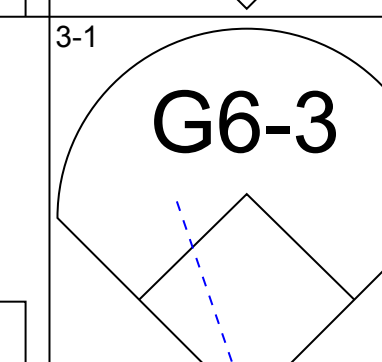
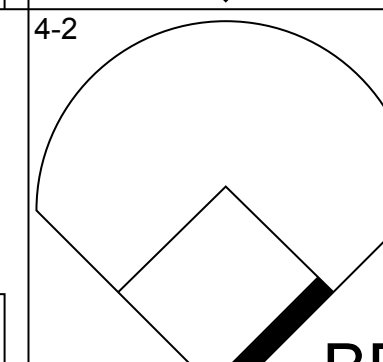
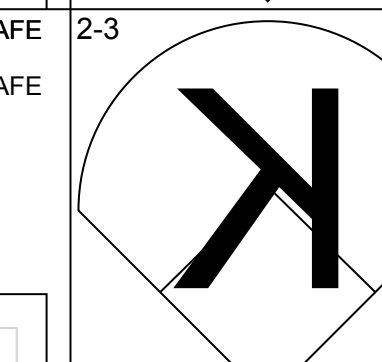
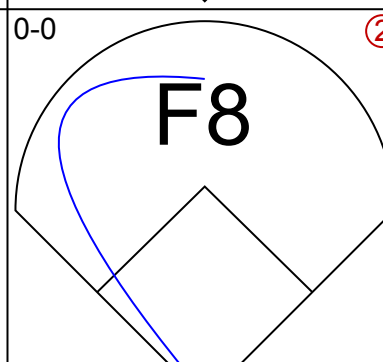
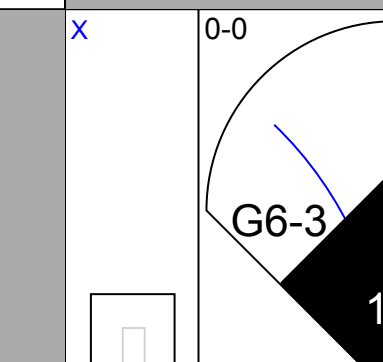
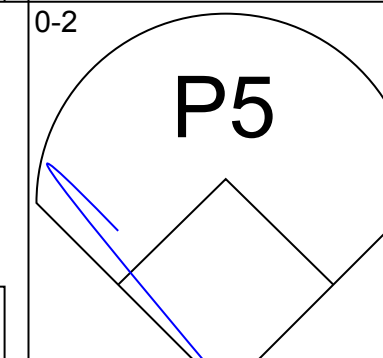
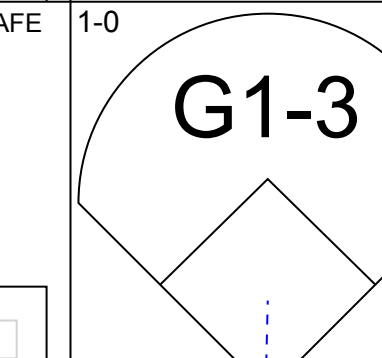
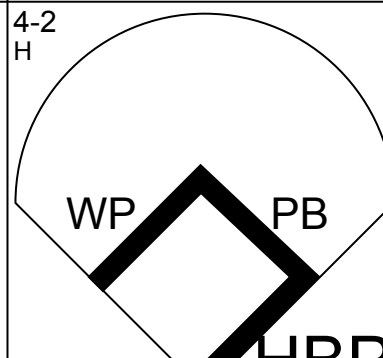
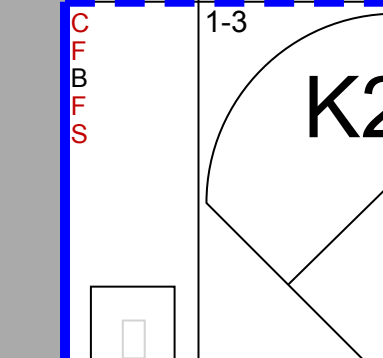
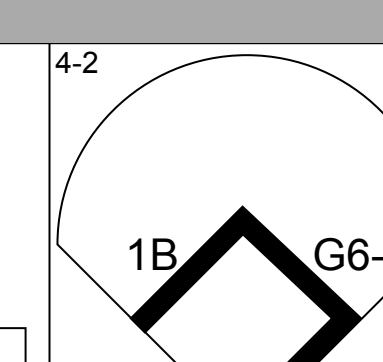
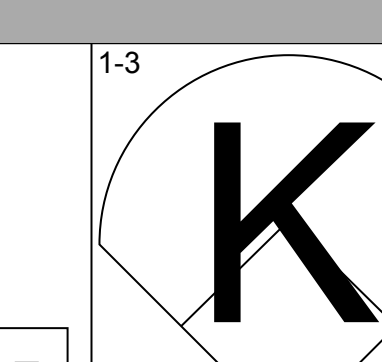
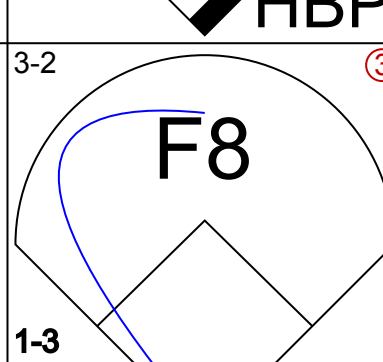
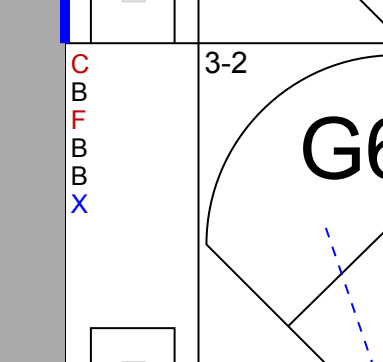

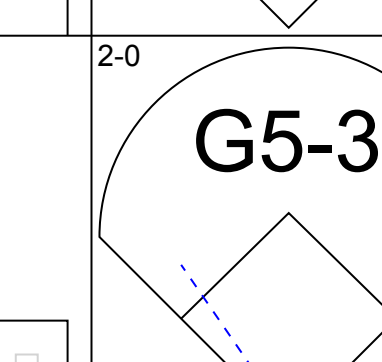
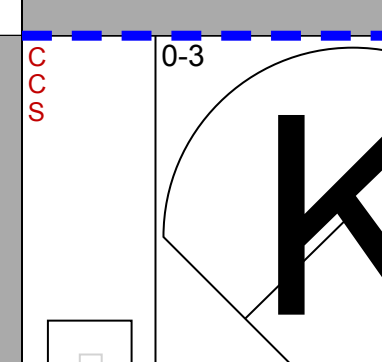
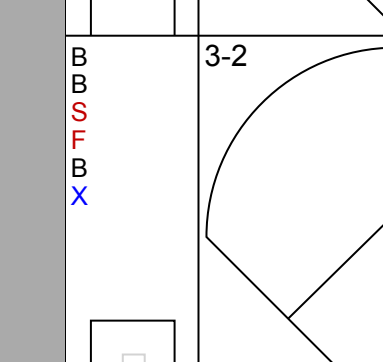
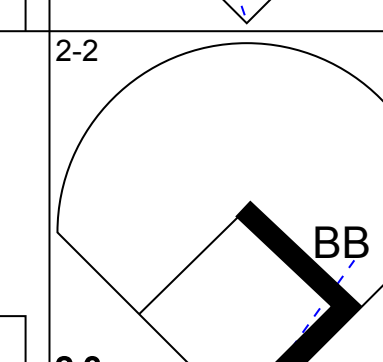
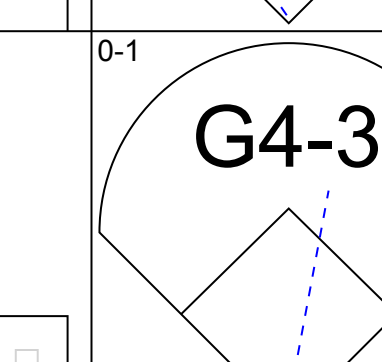
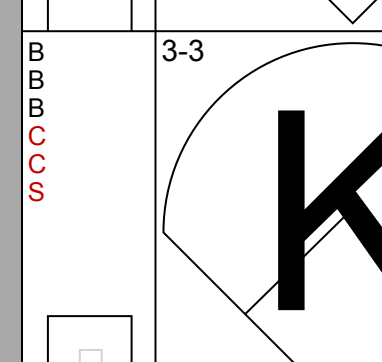
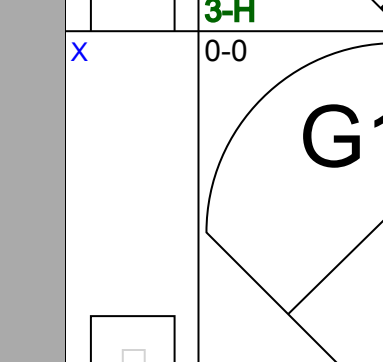
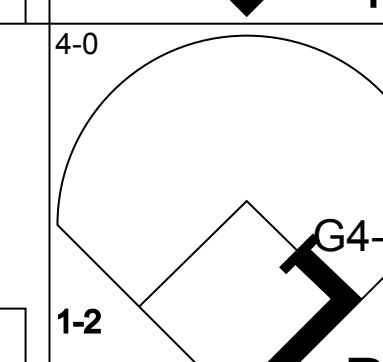
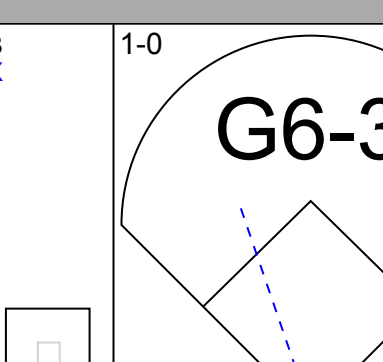
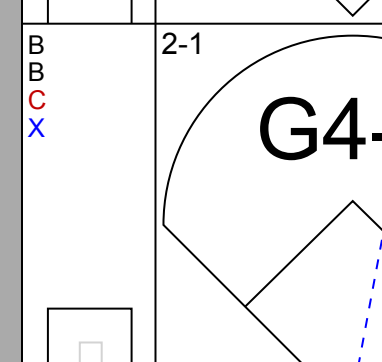
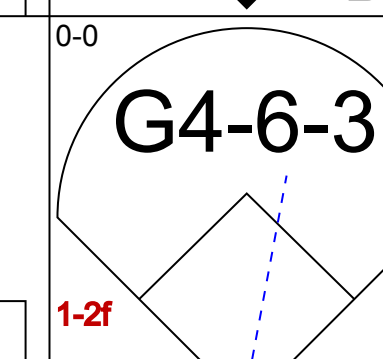
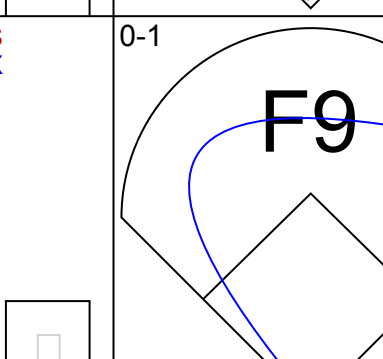
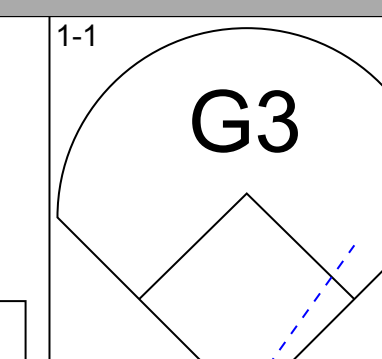
AB	33
R	0
H	4
RBI	0
BB	2
SO	7
LOB	14

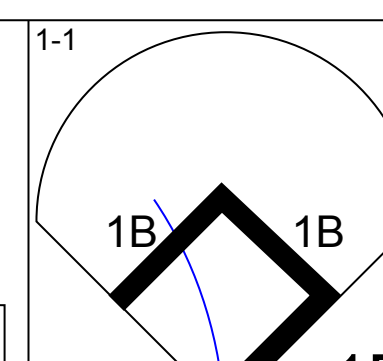
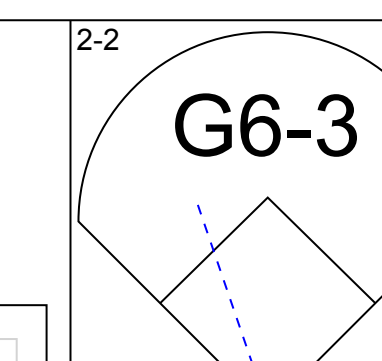
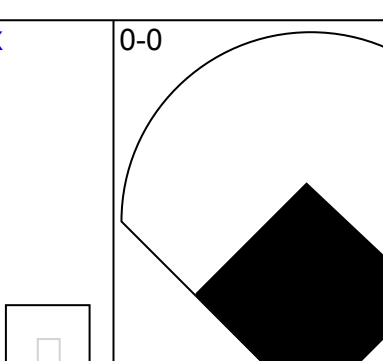
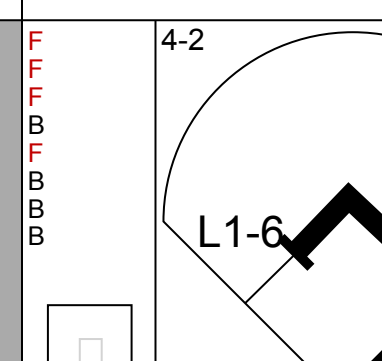
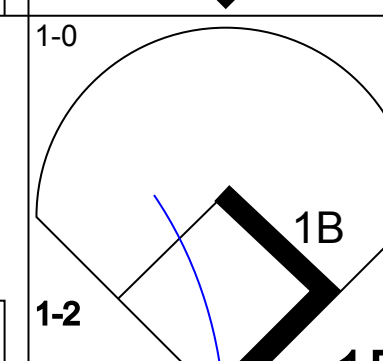
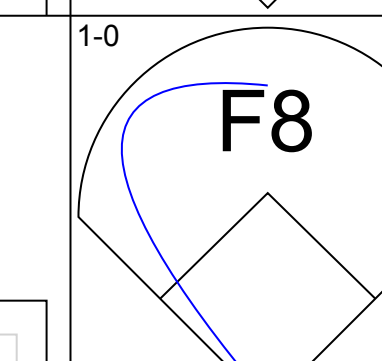
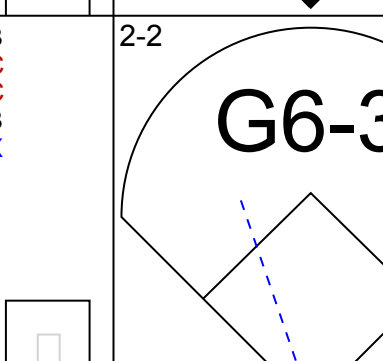
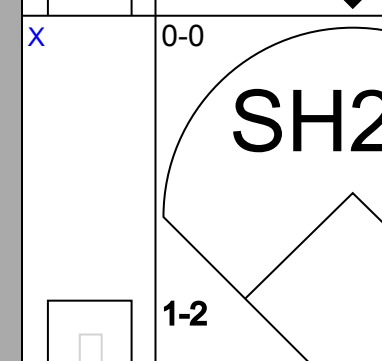
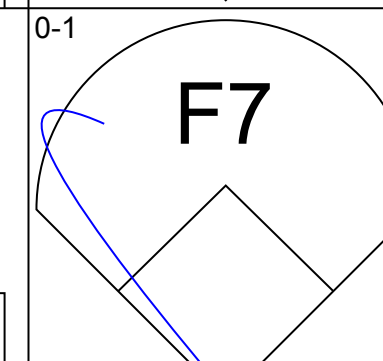
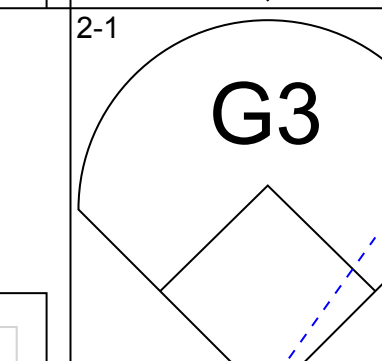
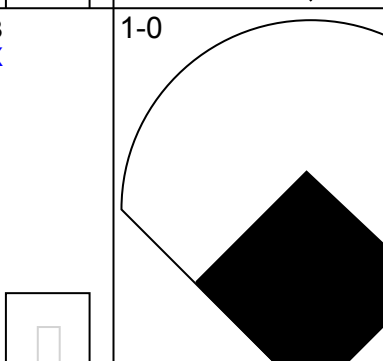
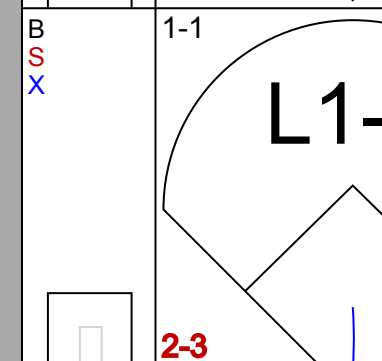
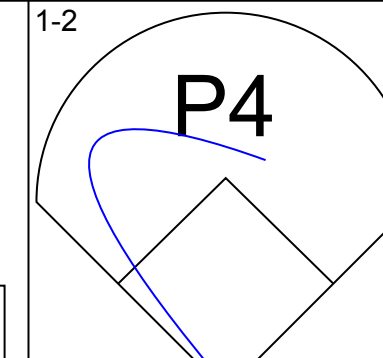
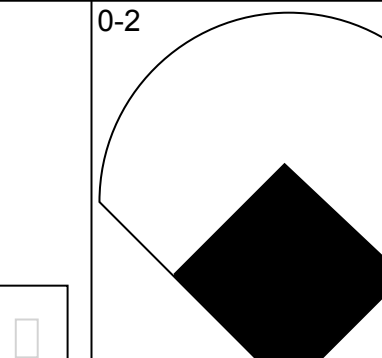
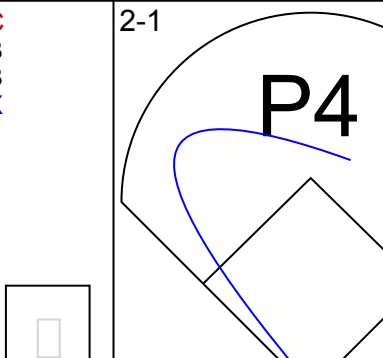
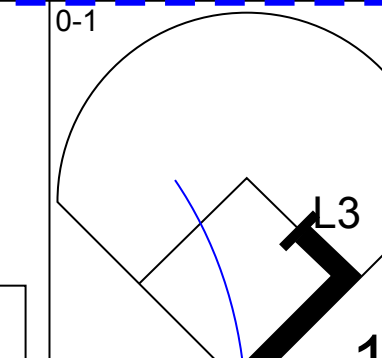
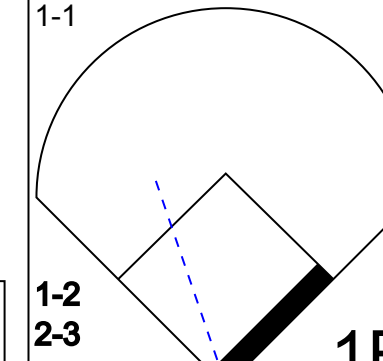
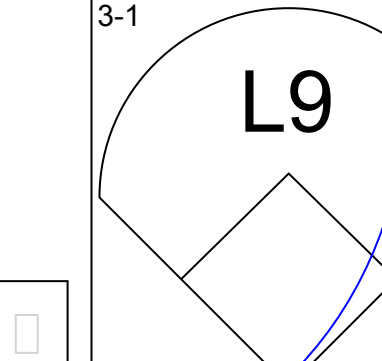
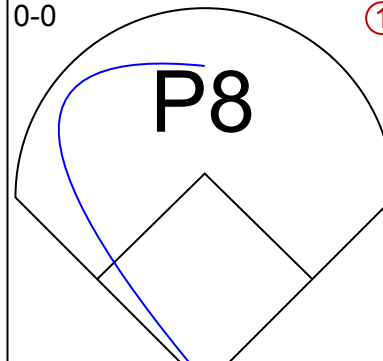
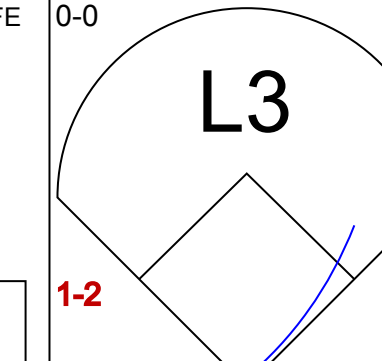
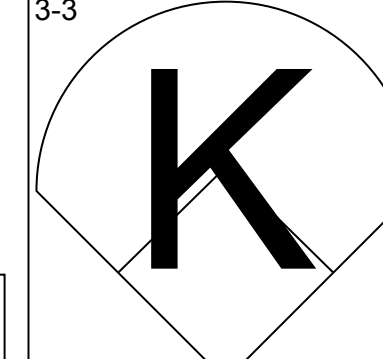
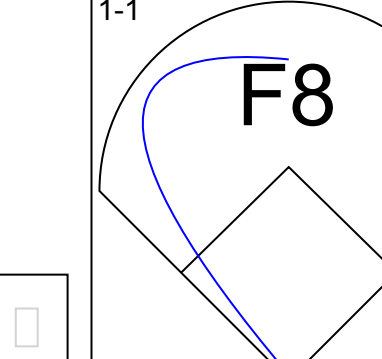
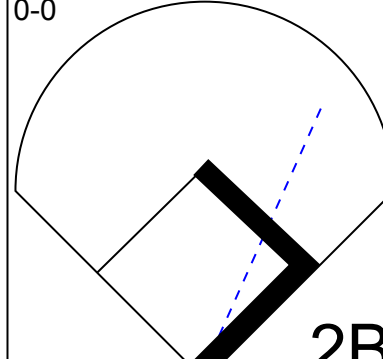
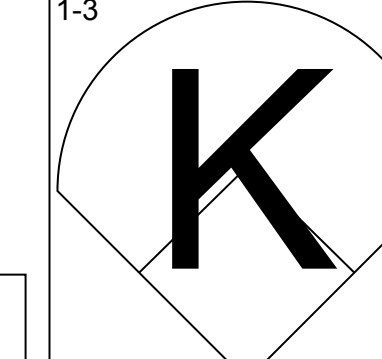
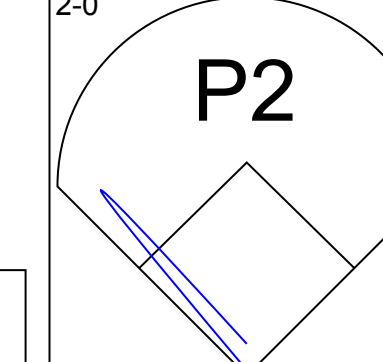
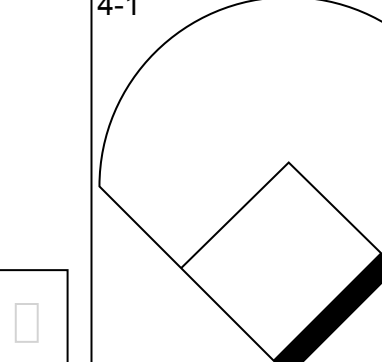
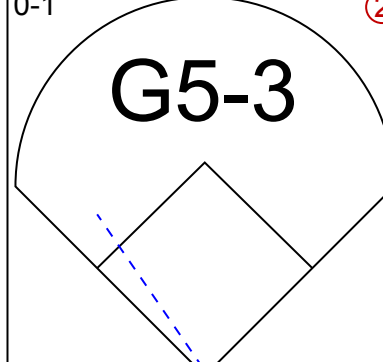
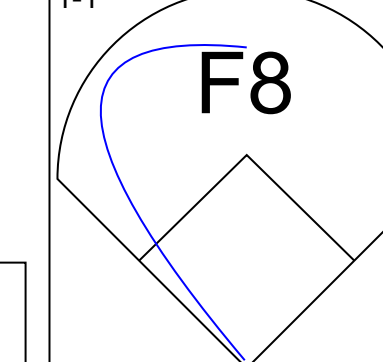
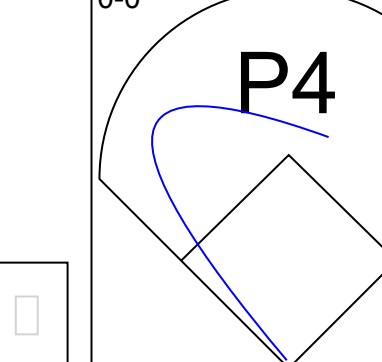
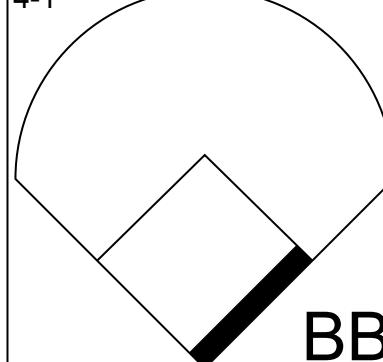
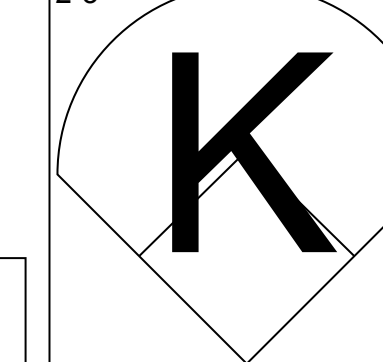
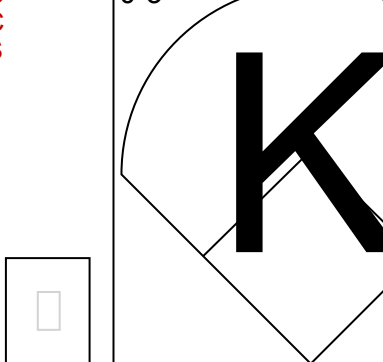
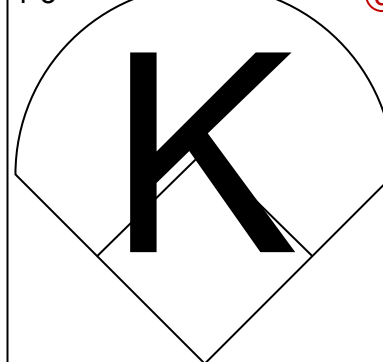


AB	34
R	4
H	8
RBI	2
BB	3
SO	8
LOB	19





Batter	1	2	3	4	5	6	7	8	9	AB	R	H	RBI	BB	SO	LOB	TOP			
Steve Finley, L (1,8) OBP: 0.336, SLG: 0.415										4	0	0	0	0	2	0	Houston Astros @ Atlanta Braves Atlanta-Fulton County Stadium, Atlanta, GA Sun Aug 11 1991, 3:33 AM EDT Att: 23,646 - Cloudy - 78 F			
Casey Candaele, S (1,4) OBP: 0.317, SLG: 0.381										4	0	1	0	0	1	0				
5 Jeff Bagwell, R (1,3) OBP: 0.384, SLG: 0.438								 1B 2B		3	1	1	0	1	1	1				
Luis Gonzalez, L (1,7) OBP: 0.314, SLG: 0.439 Craig Biggio, R (9, PH) OBP: 0.368, SLG: 0.373										2	0	0	0	0	0	2				
Ken Caminiti, S (1,5) OBP: 0.300, SLG: 0.375										3	0	0	0	1	1	2				
Mike Simms, R (1,9) OBP: 0.258, SLG: 0.250										4	0	1	1	0	1	1				
Andujar Cedeno, R (1,6) OBP: 0.258, SLG: 0.387										4	0	1	0	0	1	1				
Tony Eusebio, R (1,2)										2	0	0	0	1	0	0				
Darryl Kile, R (1,1) Gerald Young, S (8, PH) OBP: 0.299, SLG: 0.286 Jim Corsi, R (8,1)										2	0	0	0	0	0	3				
Inning Stats	R: 0 E: 0 K: 1 S: 13	H: 0 LOB: 1 BB: 1 P: 23	R: 0 E: 0 K: 0 S: 8	H: 1 LOB: 2 BB: 2 P: 20	R: 0 E: 0 K: 1 S: 8	H: 1 LOB: 1 BB: 0 P: 12	R: 0 E: 0 K: 1 S: 6	H: 0 LOB: 0 BB: 0 P: 9	R: 0 E: 0 K: 0 S: 6	H: 0 LOB: 1 BB: 0 P: 22	R: 0 E: 0 K: 2 S: 8	H: 0 LOB: 0 BB: 0 P: 13	R: 0 E: 0 K: 1 S: 7	H: 0 LOB: 0 BB: 0 P: 13	R: 1 E: 0 K: 1 S: 12	H: 2 LOB: 1 BB: 0 P: 19		1B: 3 2B: 1 3B: 0 HR: 0	SF: 0 SAC: 0 DP: 1 HBP: 1	WP: 1 PB: 1 SB: 0 CS: 0
PITCHER	IP	WLS	BF	H	R	ER	SO	BB	IBB	HBP	BLK	WP	HR	S	P	ERA	WHIP			
Armando Reynoso, R (1,1) ERA: 2.59	6.0	W	23	2	0	0	4	3	0	1	0	1	0	55	94	0.00	0.833			
Marvin Freeman, R (7,1) ERA: 2.57	2.0		7	1	1	1	3	0	0	0	0	0	0	16	27	4.50	0.500			
Mike Stanton, L (9,1) ERA: 2.57	1.0	S	4	1	0	0	1	0	0	0	0	0	0	11	18	0.00	1.000			

Batter	1	2	3	4	5	6	7	8	9	AB	R	H	RBI	BB	SO	LOB	BOTTOM			
Keith Mitchell, R (1,9) OBP: 0.520, SLG: 0.591										3	1	2	1	1	0	0	Houston Astros @ Atlanta Braves Atlanta-Fulton County Stadium, Atlanta, GA Sun Aug 11 1991, 3:33 AM EDT Att: 23,646 - Cloudy - 78 F			
Jeff Treadway, L (1,4) OBP: 0.387, SLG: 0.442 Mark Lemke, S (8,4)										3	0	1	0	0	0	0				
Terry Pendleton, S (1,5) OBP: 0.376, SLG: 0.540										4	1	1	1	0	0	3				
Ron Gant, R (1,8) OBP: 0.339, SLG: 0.546										4	1	2	1	0	0	2				
Lonnie Smith, R (1,7) OBP: 0.380, SLG: 0.400										4	0	1	0	0	0	1				
Tommy Gregg, L (1,3) OBP: 0.284, SLG: 0.295 Brian Hunter, R (7,3) OBP: 0.286, SLG: 0.437										3	0	1	0	0	1	3				
Jeff Blausler, R (1,6) OBP: 0.361, SLG: 0.406 Rafael Belliard, R (7,6) OBP: 0.284, SLG: 0.263										2	0	0	0	1	0	1				
Francisco Cabrera, R (1,2) OBP: 0.299, SLG: 0.410										2	0	0	0	1	0	1				
Armando Reynoso, R (1,1) Jerry Willard, L (6, PH) Marvin Freeman, R (7,1) Mike Stanton, L (9,1) OBP: 0.500, SLG: 0.750										2	0	0	0	0	2	0				
Inning Stats	R: 0 E: 0 K: 1 S: 13	H: 3 LOB: 3 BB: 0 P: 20	R: 0 E: 0 K: 1 S: 6	H: 0 LOB: 0 BB: 0 P: 11	R: 0 E: 0 K: 0 S: 6	H: 0 LOB: 0 BB: 0 P: 11	R: 1 E: 0 K: 0 S: 9	H: 1 LOB: 1 BB: 1 P: 17	R: 2 E: 0 K: 1 S: 10	H: 2 LOB: 0 BB: 0 P: 15	R: 0 E: 0 K: 0 S: 8	H: 1 LOB: 2 BB: 1 P: 13	R: 0 E: 0 K: 0 S: 7	H: 0 LOB: 0 BB: 1 P: 12	R: 0 E: 0 K: 1 S: 6	H: 1 LOB: 0 BB: 0 P: 7		1B: 4 2B: 3 3B: 0 HR: 3	SF: 0 SAC: 1 DP: 2 HBP: 0	WP: 0 PB: 0 SB: 0 CS: 0
PITCHER	IP	WLS	BF	H	R	ER	SO	BB	IBB	HBP	BLK	WP	HR	S	P	ERA	WHIP			
Darryl Kile, R (1,1) ERA: 3.48	7.0	L	30	7	3	3	4	3	0	0	0	0	3	59	99	3.86	1.429			
Jim Corsi, R (8,1) ERA: 3.1	1.0		3	1	0	0	1	0	0	0	0	0	0	6	7	0.00	1.000			

AB 30  
R 1  
H 4  
RBI 1  
BB 3  
SO 8  
LOB 11



AB 29  
R 3  
H 8  
RBI 3  
BB 3  
SO 5  
LOB 13









Batter	1	2	3	4	5	6	7	8	9	AB	R	H	RBI	BB	SO	LOB	TOP					
Steve Finley, L (1, 8) OBP: 0.336, SLG: 0.415	F8		K			5 1B HR	1B	2B BB		4	3	2	1	1	1	0						
Craig Biggio, R (1, 2) OBP: 0.366, SLG: 0.371	P4		G5-4-3 BB			F7	K	2B		4	0	1	2	1	1	3						
5 Jeff Bagwell, R (1, 3) OBP: 0.385, SLG: 0.435	BB		G5-4-3			HR	1B	F8		4	2	2	1	1	0	2						
Luis Gonzalez, L (1, 7) OBP: 0.314, SLG: 0.447	K			F7		HR	SF8		K2-3	5	1	2	4	0	2	1						
Ken Caminiti, S (1, 5)		HR HBP		F8		P6	CS			2	1	0	0	2	0	0						
Mike Simms, R (1, 9) OBP: 0.281, SLG: 0.230				F7		P4	SF8		F8	3	0	0	0	0	1	1						
Jose Tolentino, L (7, PH) OBP: 0.353, SLG: 0.467										0	0	0	1	0	0	0						
Dwayne Henry, R (7, 1)										0	0	0	0	0	0	0						
Rafael Ramirez, R (9, PH) OBP: 0.286, SLG: 0.319										1	0	0	0	0	0	1						
Al Osuna, R (9, 1)										0	0	0	0	0	0	0						
Andujar Cedeno, R (1, 6) OBP: 0.261, SLG: 0.403		HR			P3				L7	5	2	2	2	0	1	1						
Casey Candaele, S (1, 4)				F7						4	1	1	0	0	1	0						
Mark Portugal, R (1, 1) OBP: 0.314, SLG: 0.267										1	0	0	0	0	0	0						
Gerald Young, S (5, PH) OBP: 0.287, SLG: 0.273										1	0	0	0	0	1	0						
Ryan Bowen, R (5, 1) OBP: 0.429, SLG: 0.333										0	0	0	0	0	0	0						
Javier Ortiz, R (7, PH) OBP: 0.386, SLG: 0.385										2	2	2	1	0	0	0						
<b>Inning Stats</b>	R: 0 E: 0 K: 1 S: 9	H: 0 LOB: 1 BB: 1 P: 16	R: 2 E: 0 K: 2 S: 10	H: 1 LOB: 0 BB: 0 P: 13	R: 0 E: 0 K: 1 S: 5	H: 0 LOB: 0 BB: 1 P: 10	R: 0 E: 0 K: 0 S: 8	H: 0 LOB: 0 BB: 0 P: 13	R: 0 E: 0 K: 1 S: 8	H: 0 LOB: 0 BB: 0 P: 14	R: 3 E: 0 K: 0 S: 11	H: 3 LOB: 0 BB: 0 P: 12	R: 5 E: 0 K: 1 S: 18	H: 6 LOB: 1 BB: 1 P: 32	R: 2 E: 0 K: 1 S: 13	H: 2 LOB: 1 BB: 1 P: 23	R: 0 E: 0 K: 1 S: 7	H: 0 LOB: 1 BB: 1 P: 12	1B: 8 2B: 2 3B: 0 HR: 2	SF: 1 SAC: 0 DP: 1 HBP: 1	WP: 1 PB: 0 SB: 0 CS: 2	PA: 44
<b>PITCHER</b>	IP	WLS	BF	H	R	ER	SO	BB	IBB	HBP	BLK	WP	HR	S	P	ERA	WHIP					
Andy Benes, R (1, 1) ERA: 3.83	6.0		26	6	7	7	5	2	0	1	0	0	2	56	85	10.50	1.333					
Mike Maddux, R (7, 1) ERA: 2.73	0.1	L	4	3	1	1	1	0	0	0	0	0	0	7	10	27.00	9.000					
Rich Rodriguez, R (7, 1) ERA: 3.21	0.0		2	1	1	1	0	0	1	0	0	0	0	3	9	∞	∞					
Jose Melendez, R (7, 1) ERA: 2.98	2.2		11	2	3	3	2	2	0	0	0	1	0	23	41	10.12	1.500					

Houston Astros @ San Diego Padres  
 Jack Murphy Stadium, San Diego, CA  
 Tue Aug 13 1991, 10:05 PM EDT  
 Att: 12,688 - Cloudy - 82 F

AB	36
R	12
H	12
RBI	12
BB	5
SO	8
LOB	9



Batter	1	2	3	4	5	6	7	8	9	AB	R	H	RBI	BB	SO	LOB	BOTTOM				
Thomas Howard, S (1, 8) OBP: 0.315, SLG: 0.337	B1-3		FC HR	E 1B			F7		FC4 BLK	5	2	1	0	0	0	2					
Tony Fernandez, S (1, 6) OBP: 0.344, SLG: 0.373	G6-3		G3	E9 3B			F7		P4	5	1	1	2	0	0	3					
Tony Gwynn, L (1, 9) OBP: 0.368, SLG: 0.452	K		HR	G3			G4-3		G4-3	4	1	0	0	1	1	1					
Fred McGriff, L (1, 3) OBP: 0.394, SLG: 0.493		G4-3	HR		G6-3					4	1	1	4	0	1	0					
Benito Santiago, R (1, 2) OBP: 0.279, SLG: 0.393		HR	G6-3		G5-3			WP 1B		4	1	2	1	0	0	0					
Jack Howell, L (1, 5) OBP: 0.286, SLG: 0.283		K	G3		F8			F7		4	0	0	0	0	1	1					
Jerald Clark, R (1, 7) OBP: 0.324, SLG: 0.396										3	0	0	0	0	0	0					
Kevin Ward, R (7, 7) OBP: 0.237, SLG: 0.250										0	0	0	0	0	0	0					
Oscar Azocar, L (8, PH) OBP: 0.667, SLG: 0.600										0	0	0	0	0	0	0					
Tim Teufel, R (1, 4) OBP: 0.335, SLG: 0.354										3	2	1	1	1	0	2					
Andy Benes, R (1, 1) OBP: 0.163, SLG: 0.116										1	1	0	0	1	1	0					
Mike Maddux, L (7, 1) ERA: 5.32										0	0	0	0	0	0	0					
Rich Rodriguez, L (7, 1)										0	0	0	0	0	0	0					
Jose Melendez, R (7, 1) OBP: 0.125, SLG: 0.067										0	0	0	0	0	0	0					
Darin Jackson, R (9, PH) OBP: 0.267, SLG: 0.519										0	0	0	0	1	0	0					
<b>Inning Stats</b>	R: 0 E: 0 K: 1 S: 6	H: 0 LOB: 0 BB: 0 P: 9	R: 1 E: 0 K: 1 S: 8	H: 1 LOB: 0 BB: 0 P: 11	R: 5 E: 1 K: 0 S: 15	H: 2 LOB: 0 BB: 2 P: 30	R: 3 E: 1 K: 0 S: 10	H: 2 LOB: 0 BB: 1 P: 21	R: 0 E: 0 K: 1 S: 5	H: 0 LOB: 0 BB: 0 P: 9	R: 0 E: 0 K: 0 S: 10	H: 0 LOB: 0 BB: 0 P: 17	R: 0 E: 0 K: 1 S: 13	H: 1 LOB: 2 BB: 0 P: 22	R: 0 E: 0 K: 0 S: 12	H: 0 LOB: 1 BB: 1 P: 21	1B: 2 2B: 0 3B: 1 HR: 3	SF: 0 SAC: 1 DP: 0 HBP: 1	WP: 1 PB: 0 SB: 0 CS: 0	PA: 39	
<b>PITCHER</b>	IP	WLS	BF	H	R	ER	SO	BB	IBB	HBP	BLK	WP	HR	S	P	ERA	WHIP				
Mark Portugal, R (1, 1) ERA: 4.35	4.0		21	5	9	7	2	2	0	0	0	0	3	39	71	15.75	1.750				
Ryan Bowen, R (5, 1) ERA: 5.32	2.0	W	6	0	0	0	1	0	0	0	0	0	0	12	18	0.00	0.000				
Dwayne Henry, R (7, 1) ERA: 2.55	2.0		8	1	0	0	1	0	0	1	0	1	0	23	39	0.00	0.500				
Al Osuna, L (9, 1) ERA: 2.14	1.0	S	4	0	0	0	0	1	0	0	0	0	0	12	21	0.00	1.000				

Houston Astros @ San Diego Padres  
 Jack Murphy Stadium, San Diego, CA  
 Tue Aug 13 1991, 10:05 PM EDT  
 Att: 12,688 - Cloudy - 82 F

AB	33
R	9
H	6
RBI	8
BB	4
SO	4
LOB	9





Batter	1	2	3	4	5	6	7	8	9	AB	R	H	RBI	BB	SO	LOB	TOP										
Gerald Young, S OBP: 0.288, SLG: 0.267 Jim Corsi, R (6, 1)	4-2 CS S BB		1-0 P3			2-1 F9		4-2 1B BB		2	0	0	0	1	0	0	<b>Houston Astros @ San Diego Padres</b> Jack Murphy Stadium, San Diego, CA Wed Aug 14 1991, 10:05 PM EDT Att: 12,586 - Sunny - 70 F										
Craig Biggio, R OBP: 0.365, SLG: 0.370	1-3 K		1-2 F8			0-1 P4		0-1 1B		4	0	1	1	0	1												
5 Jeff Bagwell, R OBP: 0.386, SLG: 0.434	4-2 BB			1-2 G5-3		1-1 G6-3 1B		1-2 2-3 2-3 K		3	0	1	0	1	3												
Ken Caminiti, S OBP: 0.300, SLG: 0.368	3-1 F8			2-1 G4-3		2-1 G6-3		2-1 G6-3		3-2 G5-3	4	0	0	0	0	2											
Mark Davidson, R OBP: 0.308, SLG: 0.349 Steve Finley, L (9, PH)		0-1 F9		2-1 G6-3		3-2 P6		1-1 2B		3	0	0	0	0	0	0											
Mike Simms, R OBP: 0.278, SLG: 0.250 Luis Gonzalez, L (9, PH)		2-2 1B			3-2 G6-3		1-1 BB 1B		1-3 K	3	1	2	0	0	0	0											
Rafael Ramirez, R OBP: 0.285, SLG: 0.314		1-1 L6		0-0 P3		4-0 1B BB		0-3 K	3	0	0	0	1	1	2												
Andujar Cedeno, R OBP: 0.250, SLG: 0.386		2-2 G1-3		0-2 G4-3		2-3 K			3	0	0	0	0	1	3												
Jim Deshaies, L OBP: 0.158, SLG: 0.086 Casey Candaele, S (6, PH)			1-3 K			1-1 F9		1-0 L8	1	0	0	0	0	1	0												
Casey Candaele, S (6, 7)									2	0	0	0	0	0	2												
<b>Inning Stats</b>	R: 0 E: 0 K: 1 S: 10	H: 0 LOB: 1 BB: 2 P: 22	R: 0 E: 0 K: 0 S: 10	H: 1 LOB: 1 BB: 0 P: 15	R: 0 E: 0 K: 1 S: 8	H: 0 LOB: 0 BB: 0 P: 11	R: 0 E: 0 K: 0 S: 7	H: 0 LOB: 0 BB: 0 P: 12	R: 0 E: 0 K: 0 S: 7	H: 0 LOB: 0 BB: 0 P: 10	R: 0 E: 0 K: 0 S: 6	H: 0 LOB: 0 BB: 0 P: 9	R: 0 E: 0 K: 0 S: 7	H: 1 LOB: 0 BB: 0 P: 13	R: 1 E: 0 K: 2 S: 14	H: 2 LOB: 2 BB: 2 P: 28	R: 0 E: 0 K: 2 S: 12	H: 1 LOB: 1 BB: 0 P: 17	1B: 4 2B: 1 3B: 0 HR: 0	SF: 0 SAC: 0 DP: 1 HBP: 0	WP: 0 PB: 0 SB: 1 CS: 1	PA: 34					
<b>PITCHER</b>	IP	WLS	BF	H	R	ER	SO	BB	IBB	HBP	BLK	WP	HR	S	P	ERA	WHIP										
Dennis Rasmussen, L ERA: 3.38 Larry Andersen, R ERA: 2.48	(1, 1)	7.2	W	28	3	1	1	3	4	0	0	0	0	64	113	1.17	0.913										

Batter	1	2	3	4	5	6	7	8	9	AB	R	H	RBI	BB	SO	LOB	BOTTOM											
Bip Roberts, S OBP: 0.351, SLG: 0.356	2-1 2B HR		0-0 G6-3			1-1 F8		0-1 1B G2-3 1B		4	1	2	0	0	0	0	<b>Houston Astros @ San Diego Padres</b> Jack Murphy Stadium, San Diego, CA Wed Aug 14 1991, 10:05 PM EDT Att: 12,586 - Sunny - 70 F											
Tony Fernandez, S OBP: 0.347, SLG: 0.382	2-1 1 SAFE 1 SAFE 2B HR	2-2		1-1 G6-4-3 1B		1-0 G2-3		1-2		4	1	3	0	0	1													
Tony Gwynn, L OBP: 0.369, SLG: 0.451	4-0 HR BB	2-2 L4		2-1 G6-4-3 1-2f		1-0 S 1B		2-3 1B		3	1	1	0	1	0	2												
Fred McGriff, L OBP: 0.395, SLG: 0.500	3-2 HR	4-1 FC6-4 BB		3-1 F8		3-3 K		1-2 K		3	1	1	4	1	1	2												
Benito Santiago, R OBP: 0.277, SLG: 0.389	3-1 P2	0-0 FC6-4		3-3 K		3-1 G6-3				4	0	0	0	0	1	4												
Tim Lincecum, R OBP: 0.325, SLG: 0.347	2-1 P3		3-2 F8		1-2 L8		1-3 K		4	0	0	0	0	1	0													
Jerald Clark, R OBP: 0.321, SLG: 0.392 Kevin Ward, R OBP: 0.231, SLG: 0.243	2-1 E6 1B		2-3 K			1-1 G6-3		2-0 E5 CS		3	0	0	0	0	1	0												
Darrin Jackson, R OBP: 0.335, SLG: 0.522	1 SAFE 1 SAFE 1-2 1B		4-0 BB			0-3 K		1-1 1-2 1B		3	0	2	0	1	1	0												
Dennis Rasmussen, L OBP: 0.176, SLG: 0.156 Larry Andersen, R (8, 1)	1-1 F7		3-2 F7			1-3 K		0-3 K		3	0	0	0	0	1	3												
										1	0	0	0	0	1	1												
<b>Inning Stats</b>	R: 4 E: 1 K: 0 S: 19	H: 4 LOB: 2 BB: 1 P: 38	R: 0 E: 0 K: 0 S: 10	H: 1 LOB: 2 BB: 1 P: 18	R: 0 E: 0 K: 1 S: 9	H: 0 LOB: 1 BB: 1 P: 21	R: 0 E: 0 K: 0 S: 6	H: 1 LOB: 0 BB: 0 P: 10	R: 0 E: 0 K: 1 S: 8	H: 0 LOB: 0 BB: 0 P: 15	R: 0 E: 0 K: 2 S: 8	H: 0 LOB: 0 BB: 0 P: 10	R: 0 E: 0 K: 1 S: 9	H: 2 LOB: 2 BB: 0 P: 17	R: 0 E: 1 K: 2 S: 9	H: 1 LOB: 1 BB: 0 P: 13	1B: 6 2B: 2 3B: 0 HR: 1	SF: 0 SAC: 0 DP: 1 HBP: 0	WP: 0 PB: 0 SB: 1 CS: 1	PA: 36								
<b>PITCHER</b>	IP	WLS	BF	H	R	ER	SO	BB	IBB	HBP	BLK	WP	HR	S	P	ERA	WHIP											
Jim Deshaies, L ERA: 5.06 Jim Corsi, R ERA: 2.98 Mike Capel, R ERA: 3.03	(1, 1)	5.0	L	24	6	4	4	2	3	0	0	0	0	0	17	27	0.00	1.000										

AB 30  
R 1  
H 5  
RBI 1  
BB 4  
SO 6  
LOB 14



AB 33  
R 4  
H 9  
RBI 4  
BB 3  
SO 7  
LOB 13














Batter	1	2	3	4	5	6	7	8	9	10	AB	R	H	RBI	BB	SO	LOB							
<b>Craig Biggio, R</b> OBP: 0.358, SLG: 0.360 (1, 2)	G4-3	L9		P2 5 1B		K		F8		F8	6	1	1	2	0	1	3							
<b>Steve Finley, L</b> OBP: 0.337, SLG: 0.422 (7, 8) (9, 8)	F7		G4-3	P2		K		P2			5	0	0	0	0	1	1							
<b>5 Jeff Bagwell, R</b> OBP: 0.386, SLG: 0.429 (1, 3)			F8	FC6-4 1B		K		1B SF8		1B	4	1	2	1	1	1	0							
<b>Ken Caminiti, S</b> OBP: 0.300, SLG: 0.366 (1, 5)	K			FC6-4 1B		G4-3		1B		1B	5	0	2	0	0	1	2							
<b>Mike Simms, R</b> OBP: 0.317, SLG: 0.324 (7, 8)						G1-3		SF8			3	1	1	0	1	0	1							
<b>Gerald Young, S</b> OBP: 0.292, SLG: 0.264 (9, PH)			G6-3	FC4-2 2B							0	0	0	0	0	0	0							
<b>Rafael Ramirez, R</b> OBP: 0.232, SLG: 0.312 (9, 4)											0	0	0	1	0	0	0							
<b>Javier Ortiz, R</b> OBP: 0.420, SLG: 0.477 (7, 1)											4	2	3	1	0	0	1							
<b>Rob Mallicoat, L</b> OBP: 1.000, SLG: 1.000 (8, 1)											0	0	0	0	0	0	0							
<b>Curt Schilling, R</b> OBP: 1.000, SLG: 1.000 (8, 1)											0	0	0	0	0	0	0							
<b>Al Osuna, R</b> OBP: 0.321, SLG: 0.381 (9, 9)											4	1	2	0	1	1	0							
<b>Casey Candaele, S</b> OBP: 0.233, SLG: 0.349 (1, 6)											4	1	0	2	0	0	3							
<b>Andujar Cedeno, R</b> OBP: 0.333, SLG: 0.250 (5, 1)											2	0	0	0	0	1	4							
<b>Ryan Bowen, R</b> OBP: 0.244, SLG: 0.211 (7, 7)											0	0	0	0	0	0	0							
<b>Jimmy Jones, R</b> OBP: 0.310, SLG: 0.436 (7, 7)											1	0	0	0	0	0	0							
<b>Luis Gonzalez, L</b> OBP: 0.310, SLG: 0.436 (7, 7)											1	0	0	0	0	0	0							
<b>Inning Stats</b>	R: 0 E: 0 K: 1 S: 11	H: 0 LOB: 1 BB: 1 P: 19	R: 1 E: 0 K: 13 S: 13	H: 2 LOB: 1 BB: 1 P: 27	R: 0 E: 0 K: 0 S: 8	H: 1 LOB: 1 BB: 0 P: 11	R: 4 E: 1 K: 0 S: 17	H: 4 LOB: 1 BB: 0 P: 26	R: 0 E: 0 K: 0 S: 9	H: 1 LOB: 2 BB: 1 P: 15	R: 0 E: 0 K: 3 S: 9	H: 0 LOB: 0 BB: 0 P: 15	R: 1 E: 0 K: 0 S: 11	H: 1 LOB: 0 BB: 0 P: 17	R: 0 E: 0 K: 0 S: 3	H: 0 LOB: 0 BB: 0 P: 4	R: 1 E: 0 K: 1 S: 7	H: 2 LOB: 1 BB: 0 P: 13	R: 0 E: 0 K: 1 S: 7	H: 0 LOB: 1 BB: 0 P: 11	1B: 7 2B: 3 3B: 0 HR: 1	SF: 2 SAC: 1 DP: 0 HBP: 1	WP: 1 PB: 0 SB: 0 CS: 0	PA: 46
<b>PITCHER</b>	IP	WLS	BF	H	R	ER	SO	BB	IBB	HBP	BLK	WP	HR	S	P	ERA	WHIP							
<b>Bob Ojeda, L</b> ERA: 3.42	3.2		21	7	5	3	2	2	0	0	0	0	0	47	81	7.36	2.455							
<b>Tim Crews, R</b> ERA: 3.02	0.1		1	0	0	0	0	0	0	0	0	0	0	2	2	0.00	0.000							
<b>Jim Gott, R</b> ERA: 3.49	2.0		8	1	0	0	3	0	1	0	0	1	0	18	30	0.00	0.500							
<b>Roger McDowell, R</b> ERA: 3.07	2.0		7	1	1	1	0	0	0	0	0	0	1	14	21	4.50	0.500							
<b>John Candelaria, L</b> ERA: 2.51	1.0		5	2	1	1	1	0	0	0	0	0	0	9	13	9.00	2.000							

**TOP**

**Houston Astros @ Los Angeles Dodgers**  
Dodger Stadium, Los Angeles, CA  
Sat Aug 17 1991, 7:05 PM PDT  
Att. 46,001 - Overcast

AB	39
R	7
H	11
RBI	7
BB	3
SO	7
LOB	16




Batter	1	2	3	4	5	6	7	8	9	10	AB	R	H	RBI	BB	SO	LOB							
<b>Brett Butler, L</b> OBP: 0.412, SLG: 0.350 (1, 8)	G3 2B 1B		G4-3 WP 1B	SF7		G6-3		WP 1B BB			4	2	3	1	1	0	1							
<b>Lenny Harris, L</b> OBP: 0.359, SLG: 0.355 (1, 5) (8, 6)	G3 2B BB		G4-3	F8		G1-3		BB WP 1B		F7	5	1	1	0	1	0	5							
<b>Kal Daniels, L</b> OBP: 0.350, SLG: 0.406 (9, 1)											4	1	1	0	1	3	5							
<b>John Candelaria, L</b> OBP: 0.389, SLG: 0.412 (10, PH)											0	0	0	0	0	0	0							
<b>Jay Howell, R</b> OBP: 0.389, SLG: 0.412 (10, PH)											0	0	0	0	0	0	0							
<b>Kevin Gross, R</b> OBP: 0.389, SLG: 0.412 (10, PH)											1	1	1	0	0	0	0							
<b>Darryl Strawberry, L</b> OBP: 0.394, SLG: 0.466 (1, 9)	G3										3	1	1	2	3	1	4							
<b>Eddie Murray, S</b> OBP: 0.308, SLG: 0.375 (1, 3)											5	0	4	4	1	1	2							
<b>Juan Samuel, R</b> OBP: 0.340, SLG: 0.403 (1, 4)											5	0	0	0	0	3	7							
<b>Mike Scioscia, L</b> OBP: 0.370, SLG: 0.387 (7, PH)											3	1	1	0	0	1	1							
<b>Gary Carter, R</b> OBP: 0.312, SLG: 0.392 (8, 2)											2	1	1	1	0	0	2							
<b>Jose Offerman, S</b> OBP: 0.318, SLG: 0.216 (7, PH)											3	0	1	0	0	0	1							
<b>Mitch Webster, S</b> OBP: 0.267, SLG: 0.306 (8, 5)											1	0	0	0	0	0	2							
<b>Mike Sharperson, R</b> OBP: 0.352, SLG: 0.352 (8, 5)											1	0	0	0	0	0	0							
<b>Bob Ojeda, L</b> ERA: 3.42	4.0		8	5	5	6	3	3	0	0	0	0	0	0	0	0	0							
<b>Tim Crews, R</b> ERA: 3.02	2.0		7	1	0	0	1	0	0	0	0	0	0	20	29	0.00	0.500							
<b>Dave Hansen, L</b> ERA: 4.24	0.1		3	1	0	0	1	0	0	0	0	0	0	6	10	0.00	6.000							
<b>Jim Gott, R</b> ERA: 3.49	1.1		7	1	1	1	2	0	0	0	1	0	14	29	6.75	2.250								
<b>Stan Javier, S</b> ERA: 2.94	0.0		1	0	0	0	1	0	0	0	0	0	0	4	∞	∞								
<b>Roger McDowell, R</b> ERA: 3.07	2.0		7	1	1	1	0	0	0	0	0	0	0	14	21	4.50	0.500							
<b>Chris Cayman, L</b> ERA: 2.94	1.0		5	2	1	1	1	0	0	0	0	0	0	9	13	9.00	2.000							
<b>Inning Stats</b>	R: 2 E: 0 K: 2 S: 12	H: 2 LOB: 1 BB: 1 P: 23	R: 0 E: 0 K: 5 S: 5	H: 0 LOB: 0 BB: 0 P: 8	R: 0 E: 0 K: 2 S: 13	H: 1 LOB: 1 BB: 1 P: 24	R: 1 E: 0 K: 1 S: 13	H: 2 LOB: 2 BB: 1 P: 24	R: 2 E: 0 K: 0 S: 14	H: 3 LOB: 1 BB: 0 P: 20	R: 0 E: 0 K: 1 S: 11	H: 1 LOB: 1 BB: 0 P: 16	R: 0 E: 0 K: 1 S: 8	H: 1 LOB: 2 BB: 1 P: 14	R: 1 E: 0 K: 1 S: 14	H: 1 LOB: 3 BB: 3 P: 33	R: 1 E: 0 K: 1 S: 12	H: 2 LOB: 1 BB: 0 P: 19	R: 1 E: 0 K: 0 S: 5	H: 2 LOB: 2 BB: 1 P: 10	1B: 11 2B: 2 3B: 0 HR: 2	SF: 1 SAC: 0 DP: 0 HBP: 0	WP: 3 PB: 0 SB: 1 CS: 0	PA: 50
<b>PITCHER</b>	IP	WLS	BF	H	R	ER	SO	BB	IBB	HBP	BLK	WP	HR	S	P	ERA	WHIP							
<b>Ryan Bowen, R</b> ERA: 6.18	4.0		23	8	5	6	3	3	0	0	0	0	0	20	29	11.25	2.750							
<b>Jimmy Jones, R</b> ERA: 4.24	2.0		7	1	0	0	1	0	0	0	0	0	0	20	29	0.00	0.500							
<b>Rob Mallicoat, L</b> ERA: 4.24	0.1		3	1	0	0	1	0	0	0	0	0	0	6	10	0.00	6.000							
<b>Curt Schilling, R</b> ERA: 4.34	1.1		7	1	1	1	2	0	0	0	1	0	14	29	6.75	2.250								
<b>Al Osuna, L</b> ERA: 2.94	0.0		1	0	0	0	1	0	0	0	0	0	0	4	∞	∞								

**BOTTOM**

**Houston Astros @ Los Angeles Dodgers**  
Dodger Stadium, Los Angeles, CA  
Sat Aug 17 1991, 7:05 PM PDT  
Att. 46,001 - Overcast

AB	41
R	8
H	15
RBI	8
BB	8
SO	10
LOB	30





Batter	1	2	3	4	5	6	7	8	9	AB	R	H	RBI	BB	SO	LOB	TOP					
Steve Finley, L (1, 8) OBP: 0.340, SLG: 0.429	1-1 G6-3	1-0		0-3 K2-3				0-1 5 SF7 3B		5	1	3	2	0	1	0						
Rafael Ramirez, R (1, 4) OBP: 0.283, SLG: 0.313	2-0 F8	0-3 K		1-2 SH5-4 1B				0-2 G6-3		3	0	1	0	0	1	2						
Jimmy Jones, R (6, 1) OBP: 0.244, SLG: 0.211				5 1B						0	0	0	0	0	0	0						
Rob Mallicoat, L (7, 1)										1	0	0	0	0	0	1						
Craig Biggio, R (7, 2) OBP: 0.357, SLG: 0.359										1	0	0	0	0	0	1						
5 Jeff Bagwell, R (1, 3) OBP: 0.361, SLG: 0.424	1-2 G4-3		1-0 G3	1-1 E5				0-2 SF7		4	0	0	2	0	0	2						
Luis Gonzalez, L (1, 7) OBP: 0.313, SLG: 0.445		0-0 G4-3	0-0 BB 1B	0-1 G3				3-H 4-1 HR		4	2	2	1	1	0	2						
Ken Caminiti, S (1, 5) OBP: 0.301, SLG: 0.364		4-2 1B FC5-4 BB	1-2 BB	2-2 F8				0-0 F8		3	1	0	0	2	0	2						
Mike Simms, R (1, 9) OBP: 0.326, SLG: 0.333		1-2 FC5-4 1B	0-0 1-2 2-H 1B	3-2 L5				1-2 F7		4	0	2	1	0	0	0						
Gerald Young, S (7, 8) OBP: 0.290, SLG: 0.261		1-3 1B	1-2 1B	2-3 K						1	0	0	0	0	0	0						
Andujar Cedeno, R (1, 6) OBP: 0.242, SLG: 0.352		1-1 FC5-4 1B S	0-2 L9	2-3 K				0-0 G4-3 1B		5	1	2	1	0	1	3						
Tony Eusebio, R (1, 2) OBP: 0.400, SLG: 0.286		4-2 1B 1B BB	1-3 K	0-0 FC 1B 2B				1-2 G4-3		3	2	1	0	1	1	3						
Mark Portugal, R (1, 1) OBP: 0.324, SLG: 0.281		0-0 1-2 2-H 1B		1-2 L6				2-2 FC SH5-4 5 G6-3 1B		2	0	1	1	0	0	0						
Casey Candaele, S (6, PH) OBP: 0.319, SLG: 0.378		1-2 1B						1-1 F7		3	1	0	0	0	0	3						
<b>Inning Stats</b>	R: 0 E: 0 K: 0 S: 6	H: 0 LOB: 0 BB: 0 P: 10	R: 3 E: 0 K: 1 S: 15	H: 3 LOB: 2 BB: 2 P: 26	R: 1 E: 0 K: 1 S: 9	H: 2 LOB: 2 BB: 1 P: 15	R: 0 E: 1 K: 1 S: 14	H: 1 LOB: 0 BB: 0 P: 17	R: 0 E: 0 K: 1 S: 10	H: 0 LOB: 0 BB: 0 P: 17	R: 2 E: 0 K: 0 S: 12	H: 2 LOB: 2 BB: 1 P: 20	R: 0 E: 0 K: 0 S: 7	H: 1 LOB: 1 BB: 0 P: 9	R: 2 E: 0 K: 0 S: 10	H: 2 LOB: 0 BB: 0 P: 10	R: 0 E: 0 K: 0 S: 11	H: 1 LOB: 1 BB: 0 P: 15	1B: 9 2B: 1 3B: 1 HR: 1	SF: 1 SAC: 1 DP: 0 HBP: 0	WP: 0 PB: 0 SB: 2 CS: 0	PA: 45
<b>PITCHER</b>	IP	WLS	BF	H	R	ER	SO	BB	IBB	HBP	BLK	WP	HR	S	P	ERA	WHIP					
Mike Morgan, R (1, 1) ERA: 2.65	6.0	L	32	8	6	6	4	4	0	0	0	0	0	66	105	9.00	2.000					
Roger McDowell, R (7, 1) ERA: 3.23	2.0		9	3	2	2	0	0	0	0	0	0	1	17	19	9.00	1.500					
Tim Crews, R (9, 1) ERA: 2.97	1.0		4	1	0	0	0	0	0	0	0	0	0	11	15	0.00	1.000					

Houston Astros @ Los Angeles Dodgers  
Dodger Stadium, Los Angeles, CA  
Sun Aug 18, 1991, 3:33 AM PDT  
Att: 43,122 - Sunny - 77 F

AB	39
R	8
H	12
RBI	8
BB	4
SO	4
LOB	19



Batter	1	2	3	4	5	6	7	8	9	AB	R	H	RBI	BB	SO	LOB	BOTTOM				
Brett Butler, L (1, 8) OBP: 0.416, SLG: 0.353	4-1 1B 1B BB	4-2 BB		0-2 2-H 1B				2-2 G5-3		3	1	2	1	2	0	0					
Lenny Harris, L (1, 5) OBP: 0.358, SLG: 0.354	0-2 1B 2B	2-1 G4-3		0-0 G6-3						4	1	1	0	0	0	5					
Mike Sharperson, R (9, PH) OBP: 0.357, SLG: 0.352	1-3 1B			1-1 L9						0	0	0	0	1	0	0					
Kal Daniels, L (1, 7) OBP: 0.351, SLG: 0.404	0-0 2B 1B		1-2 F7		2-3 K			4-2 1B S BB		4	0	1	1	1	1	1					
Darryl Strawberry, L (1, 9) OBP: 0.352, SLG: 0.465	1-1 L4-6 2B		2-3 K		2-2 E8 WP			2-3 K		5	0	1	1	0	2	1					
Eddie Murray, S (1, 3) OBP: 0.306, SLG: 0.371	1-3 K		2-1 G1		2-2 P5			1-0 F8		4	0	0	0	0	1	4					
Juan Samuel, R (1, 4) OBP: 0.341, SLG: 0.404	1-2 L4-6			1-0 E BB WP 1B				2-3 1B		4	1	2	0	0	1	3					
Mike Scioscia, L (1, 2) OBP: 0.373, SLG: 0.388		1-3 K		4-1 E2 B5-6-4 WP BB				2-2 FC3-6 BB 1B		2	0	1	0	1	1	0					
Gary Carter, R (7, PH) OBP: 0.311, SLG: 0.390				1-3 BB						1	0	0	0	0	1	2					
Jose Offerman, S (1, 6) OBP: 0.326, SLG: 0.211		3-2 G4-3		4-1 B5-6-4 1B BB				4-1 FC3-6 1B BB		2	1	0	0	2	0	0					
Mike Morgan, R (1, 1) OBP: 0.086, SLG: 0.089		1-2 BB		1-2 B5-6-4				0-1 FC3-6 1B		3	0	1	0	0	0	4					
Roger McDowell, R (7, 1)										0	0	0	0	0	0	0					
Mitch Webster, S (6, PH) OBP: 0.266, SLG: 0.304										1	0	0	0	0	1	0					
Tim Crews, R (9, 1)										0	0	0	0	0	0	0					
<b>Inning Stats</b>	R: 2 E: 0 K: 1 S: 13	H: 3 LOB: 1 BB: 1 P: 20	R: 0 E: 0 K: 1 S: 15	H: 1 LOB: 2 BB: 1 P: 26	R: 0 E: 0 K: 1 S: 8	H: 0 LOB: 0 BB: 0 P: 13	R: 2 E: 1 K: 0 S: 8	H: 2 LOB: 1 BB: 2 P: 17	R: 0 E: 0 K: 0 S: 9	H: 0 LOB: 1 BB: 1 P: 17	R: 0 E: 0 K: 2 S: 10	H: 1 LOB: 2 BB: 1 P: 17	R: 0 E: 0 K: 1 S: 8	H: 0 LOB: 0 BB: 0 P: 13	R: 0 E: 0 K: 0 S: 6	H: 0 LOB: 0 BB: 1 P: 12	1B: 8 2B: 3 3B: 0 HR: 0	SF: 0 SAC: 0 DP: 3 HBP: 0	WP: 2 PB: 0 SB: 1 CS: 0	PA: 40	
<b>PITCHER</b>	IP	WLS	BF	H	R	ER	SO	BB	IBB	HBP	BLK	WP	HR	S	P	ERA	WHIP				
Mark Portugal, R (1, 1) ERA: 4.47	5.0	W	24	4	4	4	5	4	0	0	0	0	0	58	98	7.20	2.000				
Jimmy Jones, R (6, 1) ERA: 4.21	1.0		6	2	0	0	0	2	0	0	0	0	0	11	23	0.00	4.000				
Rob Mallicoat, L (7, 1) ERA:	3.0	S	10	1	0	0	3	1	0	0	0	0	0	22	36	0.00	0.667				

Houston Astros @ Los Angeles Dodgers  
Dodger Stadium, Los Angeles, CA  
Sun Aug 18, 1991, 3:33 AM PDT  
Att: 43,122 - Sunny - 77 F

AB	33
R	4
H	9
RBI	3
BB	7
SO	8
LOB	20





Batter	1	2	3	4	5	6	7	8	9	AB	R	H	RBI	BB	SO	LOB	TOP								
<b>Darren Lewis, R</b> OBP: 0.388, SLG: 0.391	1-1 G6-3		3-3 K			1-0 2B E 1B	2-3 K		2-1 G4-3	5	1	1	0	0	2	2	<b>San Francisco Giants @ Houston Astros</b> Astrodome, Houston, TX Tue Aug 20 1991, 8:05 PM EDT Att. 12,201 - Dome - 70 F								
<b>Willie McGee, S</b> OBP: 0.358, SLG: 0.410	0-0 F8			2-1 L3		1-1 E9 2B 1-H 2-H	4-1 HR BB		3-3 K	4	2	1	1	1	1	0									
<b>Will Clark, L</b> OBP: 0.371, SLG: 0.567	1-3 K			0-1 L7		1-0 E 2-H	1-0 HR		2-0 1B	5	1	3	5	0	1	0									
<b>Kevin Mitchell, R</b> OBP: 0.356, SLG: 0.541		3-2 F8		0-0 F8		3-3 K	0-0 HR		2-3 K	5	1	1	1	0	2	2									
<b>Matt Williams, R</b> OBP: 0.295, SLG: 0.484		4-2 BB			1-0 P5	3-2 E5	0-0 G5-3			3	0	0	0	1	0	1									
<b>Robby Thompson, R</b> OBP: 0.346, SLG: 0.441	1-1 F7				3-2 F8	2-0 L9		0-0 HR		4	1	1	1	0	0	3									
<b>Kirt Manwaring, R</b> OBP: 0.282, SLG: 0.302	2-3 K				3-3 K		0-1 G3	1-1 G2-3		4	0	0	0	0	2	1									
<b>Jose Uribe, S</b> OBP: 0.249, SLG: 0.259			0-0 F7			0-1 F8	1-2 BB HR 1B	3-3 K		1	0	0	0	0	0	0									
<b>Dave Anderson, R</b> OBP: 0.295, SLG: 0.315										2	1	1	0	0	0	0									
<b>Mike Benjamin, R</b> OBP: 0.191, SLG: 0.258										1	0	0	0	0	1	0									
<b>Paul McClellan, R</b> OBP: 0.231, SLG: 0.167			1-2 G4-3			4-1 1B 2B BB	4-2 BB HR BB	0-2 G6-3		1	0	0	0	0	0	0									
<b>Tom Herr, S</b> OBP: 0.330, SLG: 0.258										0	1	0	0	1	0	0									
<b>Kelly Downs, R</b> OBP: 0.087, SLG: 0.087										0	0	0	0	0	0	0									
<b>Kevin Bass, S</b> OBP: 0.304, SLG: 0.365										0	1	0	0	1	0	0									
<b>Jeff Brantley, R</b> OBP: 0.304, SLG: 0.365										1	0	0	0	0	0	0									
<b>Inning Stats</b>	R: 0 E: 0 K: 1 S: 6	H: 0 LOB: 0 BB: 0 P: 8	R: 0 E: 0 K: 1 S: 10	H: 0 LOB: 1 BB: 1 P: 20	R: 0 E: 0 K: 1 S: 12	H: 0 LOB: 0 BB: 0 P: 16	R: 0 E: 0 K: 0 S: 5	H: 0 LOB: 0 BB: 0 P: 7	R: 0 E: 0 K: 1 S: 14	H: 0 LOB: 0 BB: 0 P: 21	R: 3 E: 2 K: 1 S: 14	H: 3 LOB: 2 BB: 1 P: 29	R: 5 E: 0 K: 1 S: 15	H: 3 LOB: 0 BB: 2 P: 27	R: 1 E: 0 K: 1 S: 16	H: 1 LOB: 0 BB: 0 P: 20	R: 0 E: 0 K: 2 S: 11	H: 1 LOB: 1 BB: 0 P: 20	1B: 3 2B: 2 3B: 0 HR: 3	SF: 0 SAC: 0 DP: 0 HBP: 0	WP: 0 PB: 0 SB: 0 CS: 0	PA: 40			
<b>PITCHER</b>	IP	WLS	BF	H	R	ER	SO	BB	IBB	HBP	BLK	WP	HR	S	P	ERA	WHIP								
<b>Jim Deshaies, L</b> ERA: 5.04	6.0		24	3	3	3	5	2	0	0	0	0	0	61	101	4.50	0.833								
<b>Jimmy Jones, R</b> ERA: 4.39	0.2	L	5	1	3	3	1	2	0	0	0	0	0	12	23	40.50	4.500								
<b>Rob Mallicoat, L</b> ERA: 5.4	0.0		2	2	2	2	0	0	0	0	0	0	2	3		∞	∞								
<b>Dwayne Henry, R</b> ERA: 2.83	1.1		5	1	1	1	1	0	0	0	0	0	1	17	21	6.75	0.750								
<b>Jim Corsi, R</b> ERA: 3.4	1.0		4	1	0	0	2	0	0	0	0	0	0	11	20	0.00	1.000								

Batter	1	2	3	4	5	6	7	8	9	AB	R	H	RBI	BB	SO	LOB	BOTTOM								
<b>Steve Finley, L</b> OBP: 0.337, SLG: 0.425	0-2 G6-3	1-1 FC6-4		0-1 F8			2-2 G3			4	0	0	0	0	0	1	<b>San Francisco Giants @ Houston Astros</b> Astrodome, Houston, TX Tue Aug 20 1991, 8:05 PM EDT Att. 12,201 - Dome - 70 F								
<b>Craig Biggio, R</b> OBP: 0.356, SLG: 0.358	2-1 1B	3-1 P3			0-1 G1-3		0-0 F9			4	0	1	0	0	0	1									
<b>Jeff Bagwell, R</b> OBP: 0.378, SLG: 0.420	1-2 F9		0-0 F7		2-0 F8		1-1 G5-3			4	0	0	0	0	0	1									
<b>Luis Gonzalez, L</b> OBP: 0.313, SLG: 0.443	0-1 G3		3-2 1B		2-3 K			2-1 L3		4	0	1	0	0	1	1									
<b>Mike Simms, R</b> OBP: 0.333, SLG: 0.342		1-0 BB HR 1B	1-1 FC6-4			3-3 K		1-3 K		4	1	2	0	0	2	0									
<b>Jim Corsi, R</b>				1-2 1B						0	0	0	0	0	0	0									
<b>Rafael Ramirez, R</b> OBP: 0.282, SLG: 0.308		4-0 HR BB	0-3 K			0-1 G5-3		1-1 G5-3		3	1	0	0	1	1	2									
<b>Andujar Cedeno, R</b> OBP: 0.253, SLG: 0.385		1-1 HR	0-1 FC6-4			4-2 1B BB			0-3 K	3	1	1	3	1	1	2									
<b>Casey Candaele, S</b> OBP: 0.318, SLG: 0.376		1-0 F8		0-0 L7		1-2 1B			2-3 K	4	0	1	0	0	1	0									
<b>Jim Deshaies, L</b> ERA: 5.04			0-1 FC6-4			1-0 F9			3-2 G4-3	2	0	1	0	0	0	0									
<b>Jose Gottinger, L</b> ERA: 3.49										1	0	0	0	0	0	2									
<b>Jimmy Jones, R</b> ERA: 4.39										0	0	0	0	0	0	0									
<b>Rob Mallicoat, L</b> ERA: 5.4										0	0	0	0	0	0	0									
<b>Dwayne Henry, R</b> ERA: 2.83										0	0	0	0	0	0	0									
<b>Gerald Young, S</b> ERA: 2.73										1	0	0	0	0	0	0									
<b>Inning Stats</b>	R: 0 E: 0 K: 0 S: 11	H: 1 LOB: 1 BB: 0 P: 14	R: 3 E: 0 K: 0 S: 11	H: 3 LOB: 1 BB: 1 P: 21	R: 0 E: 0 K: 1 S: 13	H: 2 LOB: 0 BB: 0 P: 18	R: 0 E: 0 K: 0 S: 6	H: 0 LOB: 0 BB: 0 P: 7	R: 0 E: 0 K: 1 S: 8	H: 0 LOB: 0 BB: 0 P: 12	R: 0 E: 0 K: 1 S: 13	H: 1 LOB: 2 BB: 1 P: 21	R: 0 E: 0 K: 0 S: 6	H: 0 LOB: 0 BB: 0 P: 9	R: 0 E: 0 K: 1 S: 7	H: 0 LOB: 0 BB: 0 P: 11	R: 0 E: 0 K: 2 S: 9	H: 0 LOB: 0 BB: 0 P: 14	1B: 6 2B: 0 3B: 0 HR: 1	SF: 0 SAC: 0 DP: 0 HBP: 0	WP: 0 PB: 0 SB: 1 CS: 0	PA: 36			
<b>PITCHER</b>	IP	WLS	BF	H	R	ER	SO	BB	IBB	HBP	BLK	WP	HR	S	P	ERA	WHIP								
<b>Paul McClellan, R</b> ERA: 3.49	5.0		22	6	3	3	2	1	0	0	0	0	0	49	72	5.40	1.400								
<b>Kelly Downs, R</b> ERA: 3.29	1.0	W	5	1	0	0	1	1	0	0	0	0	0	13	21	0.00	2.000								
<b>Jeff Brantley, R</b> ERA: 2.73	3.0	S	9	0	0	0	3	0	0	0	0	0	0	22	34	0.00	0.000								





Batter	1	2	3	4	5	6	7	8	9	AB	R	H	RBI	BB	SO	LOB	TOP											
<b>Darren Lewis, R</b> OBP: 0.388, SLG: 0.386 (1, 8)	4-2 3B BB	1-2 FC6-4 1B	1-0 F9			2-2 G3-1			2-2 1B	4	2	1	0	1	0	2	<b>San Francisco Giants @ Houston Astros</b> Astrodome, Houston, TX Wed Aug 21 1991, 8:05 PM EDT Att: 10,260 - Dome - 70 F  <b>AB 33</b> <b>R 4</b> <b>H 8</b> <b>RBI 4</b> <b>BB 5</b> <b>SO 8</b> <b>LOB 18</b>											
<b>Willie McGee, S</b> OBP: 0.359, SLG: 0.415 <b>Francisco Oliveras, R</b> OBP: 0.250, SLG: 0.250 <b>Terry Kennedy, L</b> OBP: 0.283, SLG: 0.355 (1, 9)	0-2 1B 3B	4-2 E 1B BB		3-2 G6-3		3-2 F7			1-3 K	3	1	1	1	1	0	0												
<b>Will Clark, L</b> OBP: 0.369, SLG: 0.563 (1, 3)	1-0 P6	1-2 E6 1B		0-0 L7		2-2 F7			1-1 G5-3	5	0	1	1	0	0	3												
<b>Kevin Mitchell, R</b> OBP: 0.358, SLG: 0.538 (1, 7)	0-0 1B 2B	4-0 IBB		1-3 K		3-2 G5-3				3	1	1	1	1	1	0												
<b>Matt Williams, R</b> OBP: 0.294, SLG: 0.482 (1, 6)	0-3 K	2-3 K			0-0 P2				0-0 G4-6-3 1B	4	0	1	0	0	2	4												
<b>Tom Herr, S</b> OBP: 0.328, SLG: 0.258 (1, 5)	0-0 2B 1B	1-0 F7			0-2 P5				0-1 G4-6-3 1-2	4	0	1	0	0	0	4												
<b>Robby Thompson, R</b> OBP: 0.348, SLG: 0.443 (1, 4)	1-0 1-3 2-H 2B		4-2 SH3-4 BB		2-2 L7				2-2 G6-3	3	0	1	1	1	0	0												
<b>Kirt Manwaring, R</b> OBP: 0.274, SLG: 0.293 <b>Dave Anderson, R</b> OBP: 0.294, SLG: 0.314 (9, PH)	1-3 K		1-3 K			3-3 K			2-2 G6-3	3	0	0	0	0	3	3												
<b>Bud Black, L</b> OBP: 0.183, SLG: 0.217 <b>Rod Beck, R</b> OBP: 1.000, SLG: 1.000 <b>Mike Kingery, L</b> OBP: 0.307, SLG: 0.244 <b>Bryan Hickerson, L</b> (6, 1)		1-1 FC6-4 1B	0-0 SH3-4		1-3 K				4-0 1B BB	1	0	1	0	0	0	0												
<b>Kevin Bass, S</b> OBP: 0.307, SLG: 0.365 (7, 9)			1-2 1B							0	0	0	0	0	0	0												
<b>Inning Stats</b>	R: 3 E: 0 K: 2 S: 16	H: 4 LOB: 2 BB: 1 P: 23	R: 1 E: 1 K: 1 S: 17	H: 2 LOB: 3 BB: 2 P: 31	R: 0 E: 0 K: 1 S: 8	H: 0 LOB: 1 BB: 1 P: 14	R: 0 E: 0 K: 1 S: 8	H: 0 LOB: 0 BB: 0 P: 12	R: 0 E: 0 K: 0 S: 8	H: 0 LOB: 0 BB: 0 P: 10	R: 0 E: 0 K: 2 S: 10	H: 0 LOB: 0 BB: 0 P: 16	R: 0 E: 0 K: 0 S: 11	H: 0 LOB: 0 BB: 0 P: 19	R: 0 E: 0 K: 0 S: 7	H: 1 LOB: 2 BB: 1 P: 9	R: 0 E: 0 K: 1 S: 11	H: 1 LOB: 2 BB: 1 P: 21	1B: 6 2B: 1 3B: 1 HR: 0	SF: 0 SAC: 1 DP: 1 HBP: 0	WP: 0 PB: 0 SB: 1 CS: 0	PA: 39						
<b>PITCHER</b>	IP	WLS	BF	H	R	ER	SO	BB	IBB	HBP	BLK	WP	HR	S	P	ERA	WHIP											
<b>Pete Harnisch, R</b> ERA: 2.46 <b>Curt Schilling, R</b> ERA: 4.15	(1, 1)	7.0	W	31	6	4	4	7	3	1	0	0	0	0	78	125	5.14	1.286										
(8, 1)	2.0		8	2	0	0	1	1	0	0	0	0	0	0	18	30	0.00	1.500										

Batter	1	2	3	4	5	6	7	8	9	AB	R	H	RBI	BB	SO	LOB	BOTTOM											
<b>Craig Biggio, R</b> OBP: 0.359, SLG: 0.363 (1, 2)	2-2 SH3-1 5 G6-3 2B		4-2 1B BB	1-1 F7		0-0 F9 5 1B	1-0 SF9-2-4			3	2	2	1	1	0	0	<b>San Francisco Giants @ Houston Astros</b> Astrodome, Houston, TX Wed Aug 21 1991, 8:05 PM EDT Att: 10,260 - Dome - 70 F  <b>AB 35</b> <b>R 13</b> <b>H 17</b> <b>RBI 13</b> <b>BB 5</b> <b>SO 5</b> <b>LOB 11</b>											
<b>Steve Finley, L</b> OBP: 0.340, SLG: 0.430 (1, 8)	0-0 SH3-1		0-0 1B FC5-4 1B	1-0 5 3B		2-2 L9			1-2 5 HBP 2B 1B	4	3	3	0	0	0	1												
<b>5 Jeff Bagwell, R</b> OBP: 0.381, SLG: 0.427 <b>Jose Tolentino, L</b> OBP: 0.300, SLG: 0.389 (9, 3)	2-2 G5-3		0-0 SF8	1-2 3B		0-0 FC6-4 1B			1-2 2B 1B HBP	3	1	2	3	0	0	0												
<b>Ken Caminiti, S</b> OBP: 0.302, SLG: 0.367 (1, 5)	3-H K		0-1 FC5-4 1B	1-3 K		1-1 F9			3-2 1B 2B	5	1	2	2	0	2	3												
<b>Mike Simms, R</b> OBP: 0.330, SLG: 0.329 <b>Gerald Young, S</b> OBP: 0.294, SLG: 0.266 (7, 8)		0-3 K	0-0 FC5-4 1B	4-2 BB		2-0 FC6-4			0-0 1B	3	1	0	1	1	1	3												
<b>Luis Gonzalez, L</b> OBP: 0.314, SLG: 0.442 (1, 7)	1-2 F8		0-0 1B 1B	1-3 K		2-0 1-2			1-2 F8	5	2	2	0	0	1	2												
<b>Andujar Cedeno, R</b> OBP: 0.270, SLG: 0.427 (1, 6)	3-2 1B		1-2 1B 1B		2-3 K				2-2 L8	5	2	3	2	0	1	1												
<b>Casey Candaele, S</b> OBP: 0.319, SLG: 0.375 (1, 4)	1-0 L8		4-0 1B IBB		0-1 F7				0-0 F8	4	0	1	0	1	0	1												
<b>Pete Harnisch, S</b> OBP: 0.154, SLG: 0.104 <b>Javier Ortiz, R</b> OBP: 0.431, SLG: 0.477 <b>Curt Schilling, R</b> OBP: 1.000, SLG: 1.000 (8, 1)					0-2 G1-3				4-1 BB	2	1	1	2	1	0	0												
<b>Inning Stats</b>	R: 1 E: 0 K: 1 S: 12	H: 1 LOB: 0 BB: 0 P: 17	R: 0 E: 0 K: 1 S: 11	H: 1 LOB: 1 BB: 0 P: 16	R: 6 E: 0 K: 0 S: 12	H: 5 LOB: 3 BB: 3 P: 26	R: 1 E: 0 K: 2 S: 15	H: 2 LOB: 2 BB: 1 P: 24	R: 0 E: 0 K: 1 S: 11	H: 0 LOB: 0 BB: 0 P: 13	R: 0 E: 0 K: 0 S: 8	H: 2 LOB: 2 BB: 0 P: 13	R: 1 E: 0 K: 0 S: 10	H: 2 LOB: 1 BB: 1 P: 18	R: 4 E: 0 K: 0 S: 20	H: 4 LOB: 0 BB: 0 P: 28		1B: 12 2B: 4 3B: 1 HR: 1	SF: 2 SAC: 1 DP: 1 HBP: 1	WP: 0 PB: 0 SB: 0 CS: 0	PA: 44							
<b>PITCHER</b>	IP	WLS	BF	H	R	ER	SO	BB	IBB	HBP	BLK	WP	HR	S	P	ERA	WHIP											
<b>Bud Black, L</b> ERA: 3.83 <b>Rod Beck, R</b> ERA: 3.54 <b>Bryan Hickerson, L</b> ERA: 4.63 <b>Francisco Oliveras, R</b> ERA: 2.97	(1, 1)	2.1	L	13	4	5	5	2	2	0	0	0	0	0	29	47	19.29	2.571										
(3, 1)	2.2		14	5	3	3	3	1	1	0	0	0	0	0	32	49	10.12	2.250										
(6, 1)	1.1		9	4	1	1	0	1	0	0	0	0	0	0	17	29	6.75	3.750										
(7, 1)	1.2		8	4	4	4	0	0	0	1	0	0	0	1	21	30	21.60	2.400										





Batter	1	2	3	4	5	6	7	8	9	AB	R	H	RBI	BB	SO	LOB	TOP			
<b>Willie McGee, S</b> OBP: 0.359, SLG: 0.414 (1, 8)	F9		FC6-4		F8		G1-3		G6-4-3	6	0	2	2	0	0	2	<b>San Francisco Giants @ Houston Astros</b> Astrodome, Houston, TX Thu Aug 22 1991, 4:33 AM EDT Att. 9,411 - Dome - 70 F			
<b>Tom Herr, S</b> OBP: 0.330, SLG: 0.263 (1, 4)	FC4-6	G3	FC6-4		G5-3					4	0	1	1	1	0	4				
<b>Will Clark, L</b> OBP: 0.370, SLG: 0.560 (1, 3)	FC4-6				F7		G3-1			4	3	1	0	1	0	2				
<b>Kevin Mitchell, R</b> OBP: 0.364, SLG: 0.551 (1, 7)									F9	4	1	3	2	1	0	0				
<b>Matt Williams, R</b> OBP: 0.291, SLG: 0.477 (1, 5)	K		FC6-4		K		K		G1-3	5	1	0	0	0	3	4				
<b>Kevin Bass, S</b> OBP: 0.326, SLG: 0.361 <b>Francisco Oliveras, R</b> OBP: 0.250, SLG: 0.250 <b>Dave Righetti, L</b> (8, 1)		E6	F8		F7				G6-3	3	1	0	0	1	0	2				
<b>Terry Kennedy, L</b> OBP: 0.287, SLG: 0.352 (1, 2)										0	0	0	0	0	0	0				
<b>Jose Uribe, S</b> OBP: 0.270, SLG: 0.294 (1, 6)										5	4	5	1	0	0	0				
<b>Don Robinson, R</b> OBP: 0.154, SLG: 0.159 <b>Kelly Downs, R</b> OBP: 0.087, SLG: 0.087 <b>Jeff Brantley, R</b> (8, 1)										3	0	1	2	0	0	3				
<b>Mike Kingery, L</b> OBP: 0.250, SLG: 0.241 <b>Dave Anderson, R</b> OBP: 0.250, SLG: 0.250 <b>Darren Lewis, R</b> OBP: 0.250, SLG: 0.250 (8, PH)										1	0	1	0	0	0	1				
<b>Inning Stats</b>	R: 1 E: 0 K: 1 S: 9	H: 1 LOB: 1 BB: 1 P: 15	R: 1 E: 1 K: 0 S: 7	H: 3 LOB: 2 BB: 0 P: 13	R: 4 E: 1 K: 0 S: 14	H: 3 LOB: 2 BB: 2 P: 28	R: 3 E: 0 K: 2 S: 19	H: 3 LOB: 1 BB: 1 P: 31	R: 0 E: 0 K: 1 S: 8	H: 1 LOB: 1 BB: 0 P: 12	R: 1 E: 0 K: 0 S: 8	H: 2 LOB: 1 BB: 0 P: 13	R: 0 E: 0 K: 0 S: 8	H: 0 LOB: 0 BB: 0 P: 13	R: 1 E: 1 K: 0 S: 9	H: 2 LOB: 0 BB: 0 P: 13	1B: 9 2B: 6 3B: 0 HR: 0	SF: 0 SAC: 0 DP: 1 HBP: 1	WP: 0 PB: 0 SB: 3 CS: 0	PA: 46
<b>PITCHER</b>	IP WLS BF H R ER SO BB IBB HBP BLK WP HR S P ERA WHIP																			
<b>Darryl Kile, R</b> ERA: 3.73	(1, 1) 2.2 L 19 7 6 6 1 3 0 0 0 0 0 0 28 52 20.25 3.750																			
<b>Jim Corsi, R</b> ERA: 3.73	(3, 1) 1.1 8 3 3 3 2 1 0 0 0 0 0 0 21 35 20.25 3.000																			
<b>Rob Mallicoat, L</b> ERA: 4.15	(5, 1) 1.0 3 0 0 0 0 0 0 0 0 0 0 8 11 0.00 0.000																			
<b>Dwayne Henry, R</b> ERA: 2.91	(6, 1) 1.2 8 3 1 1 1 0 0 0 0 0 0 16 23 5.40 1.800																			
<b>Al Osuna, L</b> ERA: 1.97	(7, 1) 2.1 8 2 1 0 0 0 0 0 0 0 0 18 28 0.00 0.857																			

Batter	1	2	3	4	5	6	7	8	9	AB	R	H	RBI	BB	SO	LOB	BOTTOM			
<b>Steve Finley, L</b> OBP: 0.345, SLG: 0.435 (7, 9)										4	3	3	0	1	1	0	<b>San Francisco Giants @ Houston Astros</b> Astrodome, Houston, TX Thu Aug 22 1991, 4:33 AM EDT Att. 9,411 - Dome - 70 F			
<b>Craig Biggio, R</b> OBP: 0.361, SLG: 0.364 (1, 2)	F8									4	1	2	0	1	1	3				
<b>Jeff Bagwell, R</b> OBP: 0.381, SLG: 0.432 (1, 3)	F9									4	2	1	3	1	1	4				
<b>Luis Gonzalez, L</b> OBP: 0.313, SLG: 0.440 <b>Javier Ortiz, R</b> OBP: 0.423, SLG: 0.467 (8, PH)	F8									4	1	1	1	0	1	4				
<b>Ken Caminiti, S</b> OBP: 0.307, SLG: 0.375 (1, 5)										4	0	3	3	1	1	0				
<b>Mike Simms, R</b> OBP: 0.337, SLG: 0.341 <b>Al Osuna, R</b> (7, 1)										3	0	1	1	1	2	3				
<b>Tony Eusebio, R</b> OBP: 0.364, SLG: 0.250 (8, PH)										1	0	0	0	0	0	0				
<b>Andujar Cedeno, R</b> OBP: 0.257, SLG: 0.406 (1, 6)										5	0	0	0	0	0	4				
<b>Casey Candaele, S</b> OBP: 0.301, SLG: 0.374 <b>Jim Corsi, R</b> ERA: 4.67 <b>Mark Davidson, R</b> ERA: 3.44 <b>Rob Mallicoat, L</b> (8, PH)										1	0	0	0	0	0	2				
<b>Jose Tolentino, L</b> OBP: 0.286, SLG: 0.368 <b>Dwayne Henry, R</b> ERA: 2.93 <b>Gerardo Young, S</b> OBP: 0.281, SLG: 0.283 (7, 8)										1	0	0	0	0	0	0				
<b>Darryl Kile, R</b> ERA: 3.73	(1, 1) 4.1 22 6 6 6 1 4 0 0 0 0 0 0 11 24 27.00 6.000																			
<b>Kelly Downs, R</b> ERA: 3.44	(5, 1) 0.2 6 3 2 2 0 1 0 0 0 0 0 0 11 24 27.00 6.000																			
<b>Jeff Brantley, R</b> ERA: 2.65	(6, 1) 2.0 W 8 1 0 0 4 1 0 0 0 0 0 0 26 36 0.00 1.000																			
<b>Francisco Oliveras, R</b> ERA: 2.93	(8, 1) 2.0 3 1 0 0 2 0 0 0 0 0 0 0 9 13 0.00 1.500																			
<b>Dave Righetti, L</b> ERA: 3.17	(8, 1) 1.1 S 4 0 0 0 1 0 0 0 0 0 0 0 15 21 0.00 0.000																			
<b>Inning Stats</b>	R: 0 E: 0 K: 0 S: 14	H: 1 LOB: 1 BB: 0 P: 19	R: 0 E: 0 K: 0 S: 7	H: 1 LOB: 1 BB: 1 P: 14	R: 3 E: 0 K: 1 S: 14	H: 2 LOB: 1 BB: 2 P: 25	R: 0 E: 0 K: 0 S: 7	H: 0 LOB: 0 BB: 0 P: 9	R: 3 E: 0 K: 3 S: 20	H: 4 LOB: 2 BB: 1 P: 31	R: 2 E: 0 K: 1 S: 12	H: 0 LOB: 0 BB: 0 P: 12	R: 0 E: 0 K: 2 S: 12	H: 1 LOB: 1 BB: 0 P: 19	R: 0 E: 0 K: 1 S: 12	H: 0 LOB: 0 BB: 0 P: 15	1B: 6 2B: 4 3B: 0 HR: 1	SF: 0 SAC: 0 DP: 1 HBP: 0	WP: 0 PB: 0 SB: 2 CS: 0	PA: 43
<b>PITCHER</b>	IP WLS BF H R ER SO BB IBB HBP BLK WP HR S P ERA WHIP																			
<b>Don Robinson, R</b> ERA: 4.67	(1, 1) 4.1 22 6 6 6 1 4 0 0 0 0 0 0 11 24 27.00 6.000																			
<b>Kelly Downs, R</b> ERA: 3.44	(5, 1) 0.2 6 3 2 2 0 1 0 0 0 0 0 0 11 24 27.00 6.000																			
<b>Jeff Brantley, R</b> ERA: 2.65	(6, 1) 2.0 W 8 1 0 0 4 1 0 0 0 0 0 0 26 36 0.00 1.000																			
<b>Francisco Oliveras, R</b> ERA: 2.93	(8, 1) 2.0 3 1 0 0 2 0 0 0 0 0 0 0 9 13 0.00 1.500																			
<b>Dave Righetti, L</b> ERA: 3.17	(8, 1) 1.1 S 4 0 0 0 1 0 0 0 0 0 0 0 15 21 0.00 0.000																			



Batter	1	2	3	4	5	6	7	8	9	AB	R	H	RBI	BB	SO	LOB	TOP								
<b>Delino DeShields, L</b> (1.4) OBP: 0.369, SLG: 0.340	G4-3		G4-6-3			G4-3		K	G3-1	5	0	0	0	0	1	3									
<b>Marquis Grissom, R</b> (1.8) OBP: 0.310, SLG: 0.370	F9			G6-3		G6-3	S 2B	F8		4	1	1	0	0	0	0									
<b>Dave Martinez, L</b> (1.7) OBP: 0.309, SLG: 0.384				WP 1B		G6-3				3	0	3	0	1	0	0									
<b>Tim Wallach, R</b> (1.5) OBP: 0.299, SLG: 0.339	G6-3			P3		G6-3		G6-3		4	0	0	1	0	0	4									
<b>Larry Walker, L</b> (1.9) OBP: 0.339, SLG: 0.452			P5			G3		K		4	1	1	0	0	1	2									
<b>Andres Galarraga, R</b> (1.3) OBP: 0.273, SLG: 0.307			P4			K		G6-3		4	0	0	0	0	1	1									
<b>Gilberto Reyes, R</b> (1.2) OBP: 0.296, SLG: 0.261 (9, PH)			G5-3			G5-3		G5-3		3	0	0	0	0	0	0									
<b>Tom Foley, L</b> (9, PH) OBP: 0.284, SLG: 0.308									E4 BB	1	0	0	0	0	0	1									
<b>Spike Owen, S</b> (1.6) OBP: 0.315, SLG: 0.333			L7						SF7	1	0	0	1	2	0	0									
<b>Dennis Martinez, R</b> (1.1) OBP: 0.154, SLG: 0.188 (7, PH)						L9				2	0	1	0	0	0	1									
<b>Eric Bullock, L</b> (7, PH) OBP: 0.319, SLG: 0.349										1	0	0	0	0	1	1									
<b>Bill Sampen, R</b> (7, 1) OBP: 0.600, SLG: 0.600										0	0	0	0	0	0	0									
<b>Mel Rojas, R</b> (8, 1)										0	0	0	0	0	0	0									
<b>Bret Barberie, S</b> (9, PH) OBP: 0.364, SLG: 0.462										0	0	0	0	1	0	0									
<b>Inning Stats</b>	R: 0 E: 0 K: 0 S: 7	H: 1 LOB: 1 BB: 0 P: 12	R: 0 E: 0 K: 0 S: 7	H: 0 LOB: 0 BB: 0 P: 14	R: 0 E: 0 K: 0 S: 9	H: 1 LOB: 0 BB: 0 P: 14	R: 0 E: 0 K: 0 S: 8	H: 1 LOB: 1 BB: 0 P: 12	R: 0 E: 0 K: 1 S: 12	H: 0 LOB: 1 BB: 1 P: 21	R: 1 E: 0 K: 1 S: 6	H: 1 LOB: 1 BB: 1 P: 15	R: 0 E: 0 K: 1 S: 8	H: 0 LOB: 1 BB: 1 P: 19	R: 0 E: 0 K: 1 S: 9	H: 1 LOB: 2 BB: 1 P: 14	R: 1 E: 1 K: 0 S: 24	H: 1 LOB: 2 BB: 1 P: 34	1B: 3 2B: 3 3B: 0 HR: 0	SF: 1 SAC: 0 DP: 1 HBP: 0	WP: 1 PB: 0 SB: 1 CS: 0	PA: 37			
<b>PITCHER</b>	IP	WLS	BF	H	R	ER	SO	BB	IBB	HBP	BLK	WP	HR	S	P	ERA	WHIP								
<b>Ryan Bowen, R</b> (1, 1) ERA: 5.05	8.0	W	31	5	1	1	4	3	0	0	0	1	0	66	121	1.12	1.000								
<b>Curt Schilling, R</b> (9, 1) ERA: 4.07	1.0		6	1	1	0	0	1	0	0	0	0	0	24	34	0.00	2.000								

**Montreal Expos @ Houston Astros**  
Astrodome, Houston, TX  
Fri Aug 23 1991, 8:05 PM EDT  
Att: 15,052 - Dome - 70 F

AB	32
R	2
H	6
RBI	2
BB	4
SO	4
LOB	13



Batter	1	2	3	4	5	6	7	8	9	AB	R	H	RBI	BB	SO	LOB	BOTTOM								
<b>Steve Finley, L</b> (1.8) OBP: 0.346, SLG: 0.439 (7, 9)	G3		G6-3			G5-3		K		5	1	2	2	0	0	0									
<b>Craig Biggio, R</b> (1.2) OBP: 0.362, SLG: 0.366	G3		K					K		4	2	1	0	1	2	1									
<b>5 Jeff Bagwell, R</b> (1.3) OBP: 0.384, SLG: 0.443						F9				4	2	3	3	0	0	0									
<b>Luis Gonzalez, L</b> (1.7) OBP: 0.313, SLG: 0.438	G4-3									4	0	1	1	0	1	1									
<b>Ken Caminiti, S</b> (1.5) OBP: 0.306, SLG: 0.372										3	1	0	0	1	2	0									
<b>Mike Simms, R</b> (1.9) OBP: 0.337, SLG: 0.333 (6, FR)										2	0	0	1	1	0	0									
<b>Gerald Young, S</b> (7, 8) OBP: 0.297, SLG: 0.271										1	2	1	0	0	0	0									
<b>Andujar Cedeno, R</b> (1.6) OBP: 0.257, SLG: 0.400										4	1	1	0	0	0	4									
<b>Casey Candaele, S</b> (1.4) OBP: 0.318, SLG: 0.373										4	0	1	2	0	0	3									
<b>Ryan Bowen, R</b> (1, 1) OBP: 0.333, SLG: 0.364 (8, PH)										3	0	1	0	0	1	2									
<b>Jose Tolentino, L</b> (8, PH) OBP: 0.273, SLG: 0.350										1	0	0	0	0	1	2									
<b>Curt Schilling, R</b> (9, 1) OBP: 1.000, SLG: 1.000										0	0	0	0	0	0	0									
<b>Inning Stats</b>	R: 0 E: 0 K: 0 S: 7	H: 1 LOB: 1 BB: 0 P: 11	R: 0 E: 1 K: 1 S: 11	H: 0 LOB: 1 BB: 0 P: 16	R: 0 E: 0 K: 1 S: 9	H: 0 LOB: 0 BB: 0 P: 14	R: 0 E: 0 K: 2 S: 7	H: 0 LOB: 0 BB: 0 P: 9	R: 0 E: 0 K: 0 S: 6	H: 0 LOB: 0 BB: 0 P: 12	R: 5 E: 0 K: 1 S: 19	H: 5 LOB: 3 BB: 3 P: 38	R: 2 E: 0 K: 0 S: 5	H: 2 LOB: 0 BB: 0 P: 11	R: 2 E: 0 K: 2 S: 13	H: 3 LOB: 1 BB: 0 P: 20	1B: 7 2B: 2 3B: 1 HR: 1	SF: 0 SAC: 0 DP: 0 HBP: 0	WP: 0 PB: 0 SB: 0 CS: 0	PA: 38					
<b>PITCHER</b>	IP	WLS	BF	H	R	ER	SO	BB	IBB	HBP	BLK	WP	HR	S	P	ERA	WHIP								
<b>Dennis Martinez, R</b> (1, 1) ERA: 2.2	6.0	L	27	6	5	5	5	2	1	0	0	0	0	59	100	7.50	1.333								
<b>Bill Sampen, R</b> (7, 1) ERA: 4.58	1.0		5	2	2	2	0	0	0	0	0	0	1	5	11	18.00	2.000								
<b>Mel Rojas, R</b> (8, 1) ERA: 4.68	1.0		6	3	2	2	2	0	0	0	0	0	0	13	20	18.00	3.000								

**Montreal Expos @ Houston Astros**  
Astrodome, Houston, TX  
Fri Aug 23 1991, 8:05 PM EDT  
Att: 15,052 - Dome - 70 F

AB	35
R	9
H	11
RBI	9
BB	3
SO	7
LOB	13





Batter	1	2	3	4	5	6	7	8	9	AB	R	H	RBI	BB	SO	LOB	TOP			
<b>Delino DeShields, L</b> OBP: 0.369, SLG: 0.341 (1.4)	1-0 S 1B		1-3 K			0-3 K		1-0 1B FC1-5 G6-3 1B	2-2 G1-3	5	1	2	1	0	2	0				
<b>Marquis Grissom, R</b> OBP: 0.309, SLG: 0.367 (1.8)	0-3 K			4-2 CS BB		2-1 L3		2-1 FC1-5 G6-3 1B 2B		3	1	0	0	1	1	3				
<b>Dave Martinez, L</b> OBP: 0.309, SLG: 0.382 (1.9)	0-1 F7			2-3 K 1-2			3-2 G1-3	3-1 G6-3 2B 1B		4	1	1	0	0	1	2				
<b>Ivan Calderon, R</b> OBP: 0.359, SLG: 0.466 (1.7)	3-1 F9			2-0 F7			0-0 S 1B	1-0 G6-3		4	0	1	1	0	0	3				
<b>Tim Wallach, R</b> OBP: 0.298, SLG: 0.336 (1.5)		1-0 G5-3			0-1 F9		2-3 K	4-0 2B IBB		3	1	0	0	1	1	1				
<b>Ron Hassey, L</b> OBP: 0.298, SLG: 0.316 (1.2)		0-0 F7			2-3 K		4-2 K	1-1 2B		2	0	0	0	1	1	0				
<b>Eric Bullock, L</b> OBP: 0.319, SLG: 0.349 (7, PR)										0	0	0	0	0	0	0				
<b>Mel Rojas, R</b> (7, 1)										0	0	0	0	0	0	0				
<b>Tom Foley, L</b> OBP: 0.289, SLG: 0.321 (8, PH)							1-2 BB	1-1 2B		1	0	1	3	0	0	0				
<b>Barry Jones, R</b> (8, 1)										0	0	0	0	0	0	0				
<b>Andres Galarraga, R</b> OBP: 0.272, SLG: 0.310 (1.3)	1-1 F8			2-2 2B		2-0 P2		0-2 F9		4	0	1	0	0	0	3				
<b>Bret Barberie, S</b> OBP: 0.358, SLG: 0.464 (1.6)			3-2 G3-1		0-3 K			1-1 1B 2B	2-3 K	4	1	1	0	0	2	1				
<b>Brian Barnes, L</b> OBP: 0.237, SLG: 0.094 (1, 1)			3-2 F7		0-3 K			0-2 FC1-5 1B	2-0 G5-3	2	0	0	0	0	1	0				
<b>Gilberto Reyes, R</b> OBP: 0.301, SLG: 0.265 (7, 2)										2	0	1	0	0	0	0				
<b>Inning Stats</b>	R: 0 E: 0 K: 1 S: 9	H: 1 LOB: 1 BB: 0 P: 12	R: 0 E: 0 K: 0 S: 4	H: 0 LOB: 0 BB: 0 P: 6	R: 0 E: 0 K: 1 S: 11	H: 0 LOB: 0 BB: 1 P: 18	R: 0 E: 0 K: 1 S: 8	H: 0 LOB: 0 BB: 1 P: 16	R: 0 E: 0 K: 2 S: 12	H: 1 LOB: 1 BB: 0 P: 16	R: 0 E: 0 K: 1 S: 14	H: 1 LOB: 2 BB: 1 P: 24	R: 5 E: 0 K: 0 S: 16	H: 5 LOB: 1 BB: 1 P: 29	R: 0 E: 0 K: 1 S: 9	H: 0 LOB: 0 BB: 0 P: 15	1B: 5 2B: 4 3B: 0 HR: 0	SF: 0 SAC: 0 DP: 1 HBP: 0	WP: 0 PB: 0 SB: 2 CS: 1	PA: 37
<b>PITCHER</b>	IP	WLS	BF	H	R	ER	SO	BB	IBB	HBP	BLK	WP	HR	S	P	ERA	WHIP			
<b>Mark Portugal, R</b> ERA: 4.37 (1, 1)	7.0	L	27	5	2	2	8	2	0	0	0	0	0	71	108	2.57	1.000			
<b>Al Osuna, L</b> ERA: 2.24 (8, 1)	0.1		3	2	0	0	0	0	0	0	0	0	0	5	11	0.00	6.000			
<b>Dwayne Henry, R</b> ERA: 2.98 (8, 1)	1.2		7	1	3	3	1	0	1	0	0	0	0	15	27	16.20	0.600			

**Montreal Expos @ Houston Astros**  
Astrodome, Houston, TX  
Sat Aug 24 1991, 8:05 PM EDT  
Att: 15,194 - Dome - 70 F

AB	34
R	5
H	8
RBI	5
BB	3
SO	9
LOB	13



Batter	1	2	3	4	5	6	7	8	9	AB	R	H	RBI	BB	SO	LOB	BOTTOM					
<b>Gerald Young, S</b> OBP: 0.296, SLG: 0.263 (1.7)	2-1 G5-3		1-2 F8		4-2 BB		0-0 F8			3	0	0	0	1	0	2						
<b>Steve Finley, L</b> OBP: 0.345, SLG: 0.436 (1.8)	2-2 G6-3		0-2 L3		1-1 F8		4-0 F8			3	0	0	0	1	0	3						
<b>Craig Biggio, R</b> OBP: 0.363, SLG: 0.369 (1.2)	3-1 1B			2-2 E 2B	2-3 K2-3		0-3 K			4	1	2	0	0	2	4						
<b>5 Jeff Bagwell, R</b> OBP: 0.385, SLG: 0.441 (1.3)	2-2 G5-3			4-2 FC4-6 BB		4-1 CS BB		1-0 G5-3		2	0	0	0	2	0	1						
<b>Ken Caminiti, S</b> OBP: 0.306, SLG: 0.373 (1.5)		2-3 K		1-2 FC4-6 S		2-0 2B		0-1 L3		4	0	1	0	0	1	1						
<b>Mike Simms, R</b> OBP: 0.327, SLG: 0.322 (1.9)				1-2 2-H		1-2 2B																
<b>Mark Davidson, R</b> OBP: 0.301, SLG: 0.339 (7, 7)																						
<b>Luis Gonzalez, L</b> OBP: 0.312, SLG: 0.437 (8, PH)																						
<b>Luis Gonzalez, L</b> OBP: 0.312, SLG: 0.437 (9, 7)																						
<b>Andujar Cedeno, R</b> OBP: 0.248, SLG: 0.385 (1.6)			0-3 K		0-3 K		0-0 F8			4	0	0	0	0	2	2						
<b>Casey Candaele, S</b> OBP: 0.322, SLG: 0.375 (1.4)				1-0 L5		4-0 SH3-4 BB		0-0 F8 E 1B	3-2 G5-4-3 1B	3	0	2	0	1	0	0						
<b>Mark Portugal, R</b> OBP: 0.333, SLG: 0.273 (1, 1)				2-2 HBP		0-0 SH3-4		0-0 P3		1	0	0	0	0	0	1						
<b>Al Osuna, R</b> (8, 1)										0	0	0	0	0	0	0						
<b>Dwayne Henry, R</b> (8, 1)										0	0	0	0	0	0	0						
<b>Jose Tolentino, L</b> OBP: 0.261, SLG: 0.333 (8, PH)										1	0	0	0	0	0	1						
<b>Inning Stats</b>	R: 0 E: 0 K: 0 S: 10	H: 1 LOB: 1 BB: 0 P: 19	R: 0 E: 0 K: 3 S: 9	H: 0 LOB: 0 BB: 0 P: 14	R: 0 E: 0 K: 0 S: 10	H: 0 LOB: 1 BB: 0 P: 14	R: 1 E: 1 K: 2 S: 16	H: 1 LOB: 1 BB: 1 P: 26	R: 0 E: 0 K: 1 S: 9	H: 0 LOB: 2 BB: 2 P: 20	R: 0 E: 0 K: 0 S: 5	H: 1 LOB: 1 BB: 1 P: 12	R: 0 E: 1 K: 1 S: 7	H: 1 LOB: 2 BB: 1 P: 11	R: 0 E: 0 K: 0 S: 6	H: 0 LOB: 0 BB: 0 P: 7	R: 0 E: 0 K: 0 S: 10	H: 1 LOB: 0 BB: 0 P: 16	1B: 3 2B: 2 3B: 0 HR: 0	SF: 0 SAC: 1 DP: 1 HBP: 1	WP: 0 PB: 0 SB: 1 CS: 1	PA: 36
<b>PITCHER</b>	IP	WLS	BF	H	R	ER	SO	BB	IBB	HBP	BLK	WP	HR	S	P	ERA	WHIP					
<b>Brian Barnes, L</b> ERA: 3.98 (1, 1)	6.0		25	3	1	0	6	4	0	1	0	0	0	7	105	0.00	1.167					
<b>Mel Rojas, R</b> ERA: 4.5 (7, 1)	1.0	W	5	1	0	0	1	0	1	0	0	0	0	7	11	0.00	1.000					
<b>Barry Jones, R</b> ERA: 3.13 (8, 1)	2.0		6	1	0	0	0	0	0	0	0	0	0	16	23	0.00	0.500					

**Montreal Expos @ Houston Astros**  
Astrodome, Houston, TX  
Sat Aug 24 1991, 8:05 PM EDT  
Att: 15,194 - Dome - 70 F

AB	29
R	1
H	5
RBI	0
BB	5
SO	7
LOB	17





Batter	1	2	3	4	5	6	7	8	9	AB	R	H	RBI	BB	SO	LOB	TOP					
<b>Delino DeShields, L</b> OBP: 0.370, SLG: 0.342 (1, 4)	G3		K					K		5	0	2	1	0	2	0	<b>Montreal Expos @ Houston Astros</b> Astrodome, Houston, TX Sun Aug 25 1991, 4:33 AM EDT Att: 10,851 - Dome - 70 F					
<b>Spike Owen, S</b> OBP: 0.318, SLG: 0.339 (1, 6)	K									4	1	2	0	0	1	1						
<b>Marquis Grissom, R</b> OBP: 0.309, SLG: 0.373 (1, 8)	F6							FC1-4		4	1	1	1	0	0	2						
<b>Ivan Calderon, R</b> OBP: 0.356, SLG: 0.462 (1, 7)										4	0	0	0	0	1	2						
<b>Tim Wallach, R</b> OBP: 0.300, SLG: 0.336 (1, 5)										3	1	1	0	1	1	0						
<b>Larry Walker, L</b> OBP: 0.341, SLG: 0.449 (1, 9)										2	0	0	0	2	0	1						
<b>Andres Galarraga, R</b> OBP: 0.272, SLG: 0.309 (1, 3)										4	1	1	2	0	1	2						
<b>Gilberto Reyes, R</b> OBP: 0.299, SLG: 0.259 (1, 2)										3	0	0	0	1	1	2						
<b>Mark Gardner, R</b> OBP: 0.071, SLG: 0.071 <b>Mel Rojas, R</b> (8, 1) <b>Jeff Fassero, L</b> (8, 1)										3	0	0	0	0	2	0						
<b>Inning Stats</b>	R: 0 E: 0 K: 1 S: 7	H: 0 LOB: 0 BB: 0 P: 13	R: 0 E: 0 K: 1 S: 10	H: 0 LOB: 1 BB: 1 P: 17	R: 0 E: 0 K: 2 S: 10	H: 0 LOB: 0 BB: 0 P: 15	R: 2 E: 0 K: 0 S: 11	H: 2 LOB: 2 BB: 2 P: 23	R: 0 E: 0 K: 1 S: 12	H: 1 LOB: 0 BB: 0 P: 20	R: 1 E: 0 K: 2 S: 11	H: 1 LOB: 0 BB: 0 P: 17	R: 0 E: 0 K: 1 S: 6	H: 0 LOB: 0 BB: 0 P: 11	R: 0 E: 0 K: 1 S: 11	H: 1 LOB: 1 BB: 2 P: 16		R: 1 E: 0 K: 0 S: 17	H: 2 LOB: 2 BB: 2 P: 28	1B: 5 2B: 1 3B: 0 HR: 1	SF: 0 SAC: 0 DP: 0 HBP: 0	WP: 0 PB: 1 SB: 0 CS: 1
<b>PITCHER</b>	IP	WLS	BF	H	R	ER	SO	BB	IBB	HBP	BLK	WP	HR	S	P	ERA	WHIP					
<b>Jim Deshaies, L</b> ERA: 5.02 <b>Jim Corsi, R</b> ERA: 3.66 <b>Curt Schilling, R</b> ERA: 4.17	(1, 1) (7, 1) (9, 1)	6.0 2.0 1.0	L 7 6	24 1 2	4 0 2	3 0 1	7 2 0	3 0 2	0 0 0	0 0 0	0 0 0	0 0 0	1 17 17	61 27 28	105 27 28	4.50 0.00 9.00	1.167 0.500 4.000					

AB	32
R	4
H	7
RBI	4
BB	5
SO	9
LOB	10



Batter	1	2	3	4	5	6	7	8	9	AB	R	H	RBI	BB	SO	LOB	BOTTOM					
<b>Steve Finley, L</b> OBP: 0.342, SLG: 0.432 (1, 8)	K									4	0	0	0	0	1	2	<b>Montreal Expos @ Houston Astros</b> Astrodome, Houston, TX Sun Aug 25 1991, 4:33 AM EDT Att: 10,851 - Dome - 70 F					
<b>Casey Candaele, S</b> OBP: 0.319, SLG: 0.371 (1, 4)	P5									4	0	0	0	0	0	2						
<b>5 Jeff Bagwell, R</b> OBP: 0.386, SLG: 0.439 (1, 3)	F8									2	0	0	0	2	0	0						
<b>Luis Gonzalez, L</b> OBP: 0.310, SLG: 0.434 <b>Mike Simms, R</b> OBP: 0.324, SLG: 0.319 (9, PH)										3	0	0	0	0	0	2						
<b>Ken Caminiti, S</b> OBP: 0.303, SLG: 0.370 (1, 5)										1	0	0	0	0	1	0						
<b>Javier Ortiz, R</b> OBP: 0.418, SLG: 0.458 (1, 9)										4	0	0	0	0	1	1						
<b>Andujar Cedeno, R</b> OBP: 0.259, SLG: 0.402 (1, 6)										3	0	2	0	0	0	1						
<b>Tony Eusebio, R</b> OBP: 0.357, SLG: 0.200 (1, 2)										2	0	0	0	1	1	2						
<b>Jim Deshaies, L</b> OBP: 0.171, SLG: 0.105 <b>Gerald Young, S</b> OBP: 0.293, SLG: 0.260 <b>Jim Corsi, R</b> (7, 1) <b>Jose Tolentino, L</b> OBP: 0.250, SLG: 0.318 <b>Curt Schilling, R</b> OBP: 1.000, SLG: 1.000 (9, 1)										1	0	0	0	0	0	0						
<b>Inning Stats</b>	R: 0 E: 0 K: 1 S: 11	H: 0 LOB: 0 BB: 0 P: 17	R: 0 E: 0 K: 0 S: 6	H: 0 LOB: 0 BB: 0 P: 11	R: 0 E: 0 K: 0 S: 6	H: 1 LOB: 0 BB: 0 P: 8	R: 0 E: 0 K: 0 S: 8	H: 0 LOB: 1 BB: 1 P: 20	R: 0 E: 0 K: 1 S: 11	H: 1 LOB: 1 BB: 0 P: 12	R: 0 E: 0 K: 0 S: 7	H: 0 LOB: 0 BB: 0 P: 11	R: 0 E: 0 K: 0 S: 6	H: 0 LOB: 1 BB: 1 P: 11	R: 0 E: 0 K: 0 S: 6	H: 1 LOB: 2 BB: 1 P: 11		R: 0 E: 0 K: 2 S: 7	H: 0 LOB: 0 BB: 0 P: 9	1B: 2 2B: 1 3B: 0 HR: 0	SF: 0 SAC: 0 DP: 1 HBP: 0	WP: 0 PB: 0 SB: 0 CS: 0
<b>PITCHER</b>	IP	WLS	BF	H	R	ER	SO	BB	IBB	HBP	BLK	WP	HR	S	P	ERA	WHIP					
<b>Mark Gardner, R</b> ERA: 3.12 <b>Mel Rojas, R</b> ERA: 4.44 <b>Jeff Fassero, L</b> ERA: 1.98	(1, 1) (8, 1) (8, 1)	7.0 0.1 1.2	W 1 S	26 1 5	3 0 0	0 0 0	2 0 2	3 0 0	0 0 0	0 0 0	0 0 0	0 0 0	0 0 0	0 1 10	57 2 12	0.00 0.00 0.00	0.857 0.000 0.000					





Batter	1	2	3	4	5	6	7	8	9	10	AB	R	H	RBI	BB	SO	LOB	TOP				
Daryl Boston, L OBP: 0.319, SLG: 0.353 John Franco, L (9.1)	P2		K		PB 1B		F9		P6		5	1	1	0	0	1	1					
Dave Magadan, L OBP: 0.377, SLG: 0.344	F8			WP G3-1 2B	1-H G4-3 1B		1-H 2B		F7		5	1	3	2	0	0	0					
Kevin McReynolds, R OBP: 0.332, SLG: 0.432 Mark Carreon, R OBP: 0.295, SLG: 0.328 Alejandro Pena, R OBP: 0.395, SLG: 0.345 Keith Miller, R OBP: 0.395, SLG: 0.345	1B			G3-1 WP SF9 BB	1-1 G4-3		2-2 P4		4-1 1B BB		1	1	1	0	1	0	0					
Howard Johnson, S OBP: 0.341, SLG: 0.512	K			G3-1	F8		0-2 P4		1-1 2B 1B		5	1	1	1	0	1	3					
Mackey Sasser, L OBP: 0.312, SLG: 0.469		F7		SF9			0-0 L3 1B		3-1 1B 2B		4	0	3	2	0	0	0					
Gregg Jefferies, S OBP: 0.328, SLG: 0.396		F9		E BB			2-1 L3		4-0 1B 2B		3	0	0	0	2	0	2					
Rick Cerone, R OBP: 0.366, SLG: 0.344		G4-3		SAFE SAFE BB			2-1 F8		0-0 1B		4	0	1	1	1	0	1					
Garry Templeton, S OBP: 0.228, SLG: 0.302				SAFE SAFE BB			1-2 2B 1B		1-1 P4		5	1	1	0	0	1	5					
Sid Fernandez, L OBP: 0.154, SLG: 0.231 Chris Donnels, L OBP: 0.357, SLG: 0.261 Chuck Carr, S OBP: 0.125, SLG: 0.125							0-1 F8		2-1 B3		2	0	0	0	0	2	0					
<b>Inning Stats</b>	R: 0 E: 0 K: 1 S: 10	H: 1 LOB: 1 BB: 0 P: 14	R: 0 E: 0 K: 0 S: 7	H: 0 LOB: 0 BB: 0 P: 12	R: 0 E: 0 K: 2 S: 7	H: 0 LOB: 0 BB: 0 P: 9	R: 2 E: 1 K: 1 S: 15	H: 1 LOB: 2 BB: 3 P: 34	R: 1 E: 0 K: 1 S: 14	H: 2 LOB: 1 BB: 0 P: 23	R: 0 E: 0 K: 0 S: 5	H: 1 LOB: 0 BB: 0 P: 9	R: 1 E: 0 K: 0 S: 14	H: 2 LOB: 1 BB: 0 P: 20	R: 0 E: 0 K: 1 S: 7	H: 0 LOB: 0 BB: 0 P: 11	R: 2 E: 0 K: 0 S: 14	H: 3 LOB: 3 BB: 2 P: 31	1B: 7 2B: 5 3B: 0 HR: 0	SF: 1 SAC: 0 DP: 1 HBP: 0	WP: 1 PB: 1 SB: 0 CS: 0	PA: 45
<b>PITCHER</b>	IP	WLS	BF	H	R	ER	SO	BB	IBB	HBP	BLK	WP	HR	S	P	ERA	WHIP					
Pete Harnisch, R ERA: 2.52	7.0		30	7	4	3	4	3	0	0	0	1	0	72	121	3.86	1.429					
Al Osuna, L ERA: 2.2	1.0		4	1	0	0	0	0	0	0	0	0	0	10	12	0.00	1.000					
Dwayne Henry, R ERA: 3.19	2.0	L	11	3	2	2	1	1	1	0	0	0	0	21	42	9.00	2.000					

New York Mets @ Houston Astros  
Astrodome, Houston, TX  
Mon Aug 26 1991, 8:05 PM EDT  
Att: 7,720 - Dome - 70 F

AB	39
R	6
H	11
RBI	6
BB	5
SO	5
LOB	18



Batter	1	2	3	4	5	6	7	8	9	10	AB	R	H	RBI	BB	SO	LOB	BOTTOM						
Gerald Young, S OBP: 0.289, SLG: 0.257	P3			G6-3						G5-3	5	0	1	0	0	1	1							
Craig Biggio, R OBP: 0.361, SLG: 0.367	K			G6-3						G5-3	5	0	1	0	0	1	2							
5 Jeff Bagwell, R OBP: 0.367, SLG: 0.439 Dwayne Henry, R (9.1)	F8			IHR 1B							4	1	2	0	0	1	1							
Ken Caminiti, S OBP: 0.305, SLG: 0.378		F8		IHR 1B							4	1	2	2	0	0	0							
Javier Ortiz, R OBP: 0.404, SLG: 0.440 Steve Finley, L OBP: 0.341, SLG: 0.430		K		F8							2	0	0	0	0	1	0							
Mike Simms, R OBP: 0.318, SLG: 0.312 Luis Gonzalez, L OBP: 0.308, SLG: 0.431		K									2	0	0	0	0	2	0							
Rafael Ramirez, R OBP: 0.276, SLG: 0.297				K							4	0	0	0	0	3	0							
Andujar Cedeno, R OBP: 0.258, SLG: 0.405				P3							4	1	1	0	0	0	0							
Pete Harnisch, S OBP: 0.148, SLG: 0.100 Al Osuna, R (8.1)				L9							2	0	0	0	0	0	0							
Jose Tolentino, L OBP: 0.308, SLG: 0.542 (9.3)											2	1	2	2	0	0	0							
<b>Inning Stats</b>	R: 0 E: 0 K: 1 S: 9	H: 0 LOB: 0 BB: 0 P: 15	R: 0 E: 0 K: 2 S: 8	H: 0 LOB: 0 BB: 0 P: 11	R: 0 E: 0 K: 1 S: 11	H: 0 LOB: 0 BB: 0 P: 15	R: 2 E: 0 K: 0 S: 12	H: 2 LOB: 0 BB: 0 P: 19	R: 0 E: 0 K: 1 S: 6	H: 0 LOB: 0 BB: 0 P: 11	R: 0 E: 0 K: 0 S: 13	H: 1 LOB: 1 BB: 0 P: 16	R: 0 E: 0 K: 2 S: 7	H: 0 LOB: 0 BB: 0 P: 9	R: 2 E: 0 K: 2 S: 16	H: 5 LOB: 2 BB: 0 P: 21	R: 0 E: 0 K: 2 S: 11	H: 0 LOB: 0 BB: 0 P: 15	R: 0 E: 0 K: 0 S: 8	H: 1 LOB: 1 BB: 0 P: 12	1B: 5 2B: 2 3B: 0 HR: 2	SF: 0 SAC: 0 DP: 0 HBP: 0	WP: 1 PB: 0 SB: 1 CS: 0	PA: 38
<b>PITCHER</b>	IP	WLS	BF	H	R	ER	SO	BB	IBB	HBP	BLK	WP	HR	S	P	ERA	WHIP							
Sid Fernandez, L ERA: 2.86	6.0		21	3	2	2	6	0	0	0	0	0	0	59	87	3.00	0.500							
Alejandro Pena, R ERA: 2.71	2.0		10	5	2	2	2	0	0	0	0	0	1	23	30	9.00	2.500							
John Franco, L ERA: 2.36	2.0	W	7	1	0	0	2	0	0	0	0	1	0	19	27	0.00	0.500							

New York Mets @ Houston Astros  
Astrodome, Houston, TX  
Mon Aug 26 1991, 8:05 PM EDT  
Att: 7,720 - Dome - 70 F

AB	38
R	4
H	9
RBI	4
BB	0
SO	10
LOB	4






Batter	1	2	3	4	5	6	7	8	9	AB	R	H	RBI	BB	SO	LOB	TOP					
Daryl Boston, L OBP: 0.316, SLG: 0.349 Doug Simons, L (8, 1)	G4-3		F7		K		G5-3	F8		5	1	1	0	0	1	4						
Dave Magadan, L OBP: 0.379, SLG: 0.349	G6-3								G3	4	0	2	1	1	0	0						
Mark Carreon, R OBP: 0.287, SLG: 0.319 (8, 8)	L7		L7		P2		G5-3		G5-3	5	0	0	1	0	0	5						
Howard Johnson, S OBP: 0.339, SLG: 0.507 (1, 5)		P6		K		K		L9		4	0	0	0	1	2	1						
Mackey Sasser, L OBP: 0.315, SLG: 0.470 (1, 9)				F9		BB			L6	4	0	1	0	1	1	2						
Gregg Jefferies, S OBP: 0.327, SLG: 0.392 (1, 4)		BB			G1-3		BB		G6-3	3	0	0	0	1	1	1						
Kevin Elster, R OBP: 0.312, SLG: 0.362 (1, 6)						HBP				3	2	2	0	1	0	1						
Charlie O'Brien, R OBP: 0.303, SLG: 0.265 (1, 2)			P2							3	0	1	1	0	1	3						
Wally Whitehurst, R ERA: 2.26, SLG: 0.179 Chris Donnels, L OBP: 0.345, SLG: 0.280 Pete Schourek, L OBP: 0.142, SLG: 0.100 Gary Ferrarotto, S OBP: 0.142, SLG: 0.100 Jeff Innis, R ERA: 2.66 Keith Miller, R OBP: 0.303, SLG: 0.343 (8, 7)					L7		G4-3			1	0	1	0	0	0	0						
<b>Inning Stats</b>	R: 0 E: 0 K: 0 S: 6	H: 0 LOB: 0 BB: 0 P: 7	R: 0 E: 0 K: 1 S: 9	H: 0 LOB: 1 BB: 1 P: 15	R: 0 E: 0 K: 0 S: 7	H: 1 LOB: 2 BB: 1 P: 18	R: 0 E: 0 K: 1 S: 6	H: 0 LOB: 0 BB: 0 P: 8	R: 1 E: 0 K: 1 S: 11	H: 2 LOB: 2 BB: 0 P: 19	R: 0 E: 0 K: 2 S: 13	H: 1 LOB: 3 BB: 2 P: 26	R: 1 E: 0 K: 1 S: 15	H: 2 LOB: 1 BB: 0 P: 23	R: 1 E: 0 K: 1 S: 11	H: 2 LOB: 1 BB: 0 P: 20	R: 0 E: 0 K: 0 S: 6	H: 0 LOB: 1 BB: 1 P: 12	1B: 5 2B: 3 3B: 0 HR: 0	SF: 0 SAC: 0 DP: 0 HBP: 1	WP: 0 PB: 0 SB: 0 CS: 0	PA: 41
<b>PITCHER</b>	IP	WLS	BF	H	R	ER	SO	BB	IBB	HBP	BLK	WP	HR	S	P	ERA	WHIP					
Darryl Kile, R ERA: 3.89	6.0	W	29	6	2	2	5	4	0	1	0	0	0	56	99	3.00	1.667					
Curt Schilling, R ERA: 4.1	3.0	S	12	2	1	1	2	1	0	0	0	0	0	28	49	3.00	1.000					

New York Mets @ Houston Astros  
Astrodome, Houston, TX  
Tue Aug 27 1991, 8:05 PM EDT  
Att. 9,175 - Dome - 70 F


AB	35
R	3
H	8
RBI	3
BB	5
SO	7
LOB	23



Batter	1	2	3	4	5	6	7	8	9	AB	R	H	RBI	BB	SO	LOB	BOTTOM					
Steve Finley, L OBP: 0.341, SLG: 0.430 (8, 9)		G3		G3-1				L4		5	1	2	1	0	0	1						
Craig Biggio, R OBP: 0.367, SLG: 0.374 (1, 2)	E9				F9					3	2	3	0	1	0	0						
5 Jeff Bagwell, R OBP: 0.384, SLG: 0.435 (1, 3)	G6-3		L9		F9		G6-4-3			4	0	0	1	0	0	5						
Luis Gonzalez, L OBP: 0.310, SLG: 0.435 (1, 7)								G3-1		4	2	2	1	0	1	0						
Ken Caminiti, S OBP: 0.305, SLG: 0.384 (1, 5)	G3		SF8							3	1	1	3	0	1	0						
Mike Simms, R OBP: 0.333, SLG: 0.316 Gerald Young, S OBP: 0.289, SLG: 0.257 (8, 8)										2	1	1	0	2	1	0						
Rafael Ramirez, R OBP: 0.276, SLG: 0.296 (1, 4)										4	1	1	0	0	0	2						
Andujar Cedeno, R OBP: 0.250, SLG: 0.392 (1, 6)										4	0	0	1	0	0	2						
Darryl Kile, R Curt Schilling, R Jose Tolentino, L OBP: 0.296, SLG: 0.520 (7, 3)										2	0	0	0	0	0	0						
<b>Inning Stats</b>	R: 2 E: 1 K: 1 S: 11	H: 2 LOB: 0 BB: 0 P: 15	R: 2 E: 0 K: 0 S: 15	H: 2 LOB: 2 BB: 1 P: 27	R: 1 E: 1 K: 1 S: 11	H: 1 LOB: 0 BB: 0 P: 17	R: 0 E: 0 K: 0 S: 8	H: 0 LOB: 0 BB: 0 P: 13	R: 3 E: 0 K: 0 S: 11	H: 3 LOB: 1 BB: 1 P: 22	R: 0 E: 0 K: 0 S: 7	H: 2 LOB: 1 BB: 0 P: 7	R: 0 E: 0 K: 1 S: 9	H: 0 LOB: 1 BB: 1 P: 15	R: 0 E: 0 K: 0 S: 7	H: 0 LOB: 0 BB: 0 P: 9	1B: 7 2B: 2 3B: 0 HR: 1	SF: 1 SAC: 1 DP: 1 HBP: 0	WP: 0 PB: 0 SB: 0 CS: 0	PA: 37		
<b>PITCHER</b>	IP	WLS	BF	H	R	ER	SO	BB	IBB	HBP	BLK	WP	HR	S	P	ERA	WHIP					
Wally Whitehurst, R ERA: 4.35	4.0	L	19	5	3	2	1	0	0	0	0	0	1	11	22	27.00	4.000					
Pete Schourek, L ERA: 4.35	1.0		7	3	3	3	0	1	0	0	0	0	1	11	22	27.00	4.000					
Jeff Innis, R ERA: 2.66	2.0		8	2	0	0	1	1	0	0	0	0	0	16	22	0.00	1.500					
Doug Simons, L ERA: 4.89	1.0		3	0	0	0	0	0	0	0	0	0	0	7	9	0.00	0.000					

New York Mets @ Houston Astros  
Astrodome, Houston, TX  
Tue Aug 27 1991, 8:05 PM EDT  
Att. 9,175 - Dome - 70 F

AB	32
R	8
H	10
RBI	7
BB	3
SO	3
LOB	10









Batter	1	2	3	4	5	6	7	8	9	AB	R	H	RBI	BB	SO	LOB	TOP				
Steve Finley, L (1, 8) OBP: 0.342, SLG: 0.428 (7, 9)	L1		1B 5 2B	G3			G6-3 5 1B		F9	4	2	1	0	1	0	1					
Craig Biggio, R (1, 2) OBP: 0.367, SLG: 0.378	1B		1B 5 2B			K	F8		G6-3	5	2	2	0	0	1	1					
5 Jeff Bagwell, R (1, 3) OBP: 0.385, SLG: 0.434	G5-3		1B			K	G6-3		G6-3	5	1	1	1	0	1	2					
Ken Caminiti, S (1, 5) OBP: 0.312, SLG: 0.394			1B							4	0	3	4	0	1	0					
Javier Ortiz, R (1, 9) OBP: 0.400, SLG: 0.411 Gerald Young, S (7, 8) OBP: 0.291, SLG: 0.257	K		G5-3							3	0	0	0	1	2	2					
Mark Davidson, R (1, 7) OBP: 0.297, SLG: 0.333			G4-3							4	0	1	0	0	0	0					
Andujar Cedeno, R (1, 6) OBP: 0.276, SLG: 0.411										4	0	2	0	0	1	0					
Casey Candaele, S (1, 4) OBP: 0.318, SLG: 0.367										3	0	0	0	1	0	3					
Mark Portugal, R (1, 1) OBP: 0.328, SLG: 0.270										4	0	1	0	0	1	4					
<b>Inning Stats</b>	R: 1 E: 0 K: 1 S: 10	H: 2 LOB: 1 BB: 0 P: 18	R: 0 E: 0 K: 1 S: 7	H: 0 LOB: 1 BB: 1 P: 15	R: 3 E: 0 K: 0 S: 14	H: 3 LOB: 0 BB: 1 P: 25	R: 0 E: 0 K: 0 S: 6	H: 1 LOB: 1 BB: 0 P: 12	R: 0 E: 0 K: 3 S: 9	H: 0 LOB: 0 BB: 0 P: 12	R: 0 E: 0 K: 0 S: 8	H: 2 LOB: 2 BB: 1 P: 17	R: 1 E: 0 K: 1 S: 10	H: 2 LOB: 1 BB: 0 P: 11	R: 0 E: 0 K: 1 S: 11	H: 1 LOB: 1 BB: 0 P: 14	R: 0 E: 0 K: 0 S: 7	H: 0 LOB: 0 BB: 0 P: 7	1B: 9 2B: 1 3B: 1 HR: 0	SF: 0 SAC: 0 DP: 0 HBP: 0	WP: 0 PA: 39 PB: 0 SB: 1 CS: 0
<b>PITCHER</b>	IP	WLS	BF	H	R	ER	SO	BB	IBB	HBP	BLK	WP	HR	S	P	ERA	WHIP				
Danny Cox, R (1, 1) ERA: 4.8	5.0	L	22	6	4	4	5	2	0	0	0	0	0	46	82	7.20	1.600				
Joe Boever, R (6, 1) ERA: 3.8	3.0		14	5	1	1	2	1	0	0	0	0	0	29	42	3.00	2.000				
Wally Ritchie, L (9, 1) ERA: 2.63	1.0		3	0	0	0	0	0	0	0	0	0	0	7	7	0.00	0.000				

Houston Astros @ Philadelphia Phillies  
Veterans Stadium, Philadelphia, PA  
Thu Aug 29 1991, 7:05 PM EDT  
Att: 20,321 - Cloudy - 92 F

AB	36
R	5
H	11
RBI	5
BB	3
SO	7
LOB	13



Batter	1	2	3	4	5	6	7	8	9	AB	R	H	RBI	BB	SO	LOB	BOTTOM				
Mickey Morandini, L (1, 4) OBP: 0.307, SLG: 0.297	G2-3		F7			F7				4	0	0	0	0	0	2					
Dickie Thon, R (1, 6) OBP: 0.286, SLG: 0.357	K					K				4	0	1	0	0	2	1					
Wes Chamberlain, R (1, 7) OBP: 0.331, SLG: 0.466	G6-3									4	1	2	1	0	0	1					
John Kruk, L (1, 3) OBP: 0.357, SLG: 0.465										4	0	0	0	0	1	2					
Dale Murphy, R (1, 9) OBP: 0.308, SLG: 0.419										4	0	1	0	0	1	1					
Darren Daulton, L (1, 2) OBP: 0.299, SLG: 0.345										4	0	1	0	0	1	1					
Charlie Hayes, R (1, 5) OBP: 0.237, SLG: 0.351										4	0	0	0	0	0	2					
Braulio Castillo, R (1, 8) OBP: 0.235, SLG: 0.250										3	0	0	0	0	1	1					
Danny Cox, R (1, 1) OBP: 0.167, SLG: 0.107 Rick Schu, R (5, PH) OBP: 0.188, SLG: 0.143 Joe Boever, R (6, 1) OBP: 0.500, SLG: 0.500 Wally Backman, S (8, PH) OBP: 0.348, SLG: 0.317 Wally Ritchie, L (9, 1)										1	0	1	0	0	0	0					
<b>Inning Stats</b>	R: 0 E: 0 K: 1 S: 7	H: 0 LOB: 0 BB: 0 P: 11	R: 0 E: 0 K: 2 S: 9	H: 0 LOB: 0 BB: 0 P: 14	R: 0 E: 0 K: 0 S: 10	H: 1 LOB: 1 BB: 0 P: 17	R: 0 E: 0 K: 0 S: 8	H: 1 LOB: 1 BB: 0 P: 13	R: 0 E: 0 K: 1 S: 9	H: 1 LOB: 1 BB: 0 P: 12	R: 0 E: 0 K: 1 S: 8	H: 1 LOB: 1 BB: 0 P: 11	R: 0 E: 0 K: 1 S: 9	H: 0 LOB: 0 BB: 0 P: 11	R: 0 E: 1 K: 0 S: 10	H: 0 LOB: 1 BB: 0 P: 12	R: 0 E: 0 K: 0 S: 8	H: 2 LOB: 1 BB: 0 P: 13	1B: 4 2B: 1 3B: 0 HR: 1	SF: 0 SAC: 0 DP: 0 HBP: 0	WP: 0 PA: 34 PB: 0 SB: 0 CS: 0
<b>PITCHER</b>	IP	WLS	BF	H	R	ER	SO	BB	IBB	HBP	BLK	WP	HR	S	P	ERA	WHIP				
Mark Portugal, R (1, 1) ERA: 4.14	9.0	W	34	6	1	1	6	0	0	0	0	0	1	78	114	1.00	0.667				

Houston Astros @ Philadelphia Phillies  
Veterans Stadium, Philadelphia, PA  
Thu Aug 29 1991, 7:05 PM EDT  
Att: 20,321 - Cloudy - 92 F

AB	34
R	1
H	6
RBI	1
BB	0
SO	6
LOB	13









Batter	1	2	3	4	5	6	7	8	9	10	AB	R	H	RBI	BB	SO	LOB								
<b>Craig Biggio, R</b> OBP: 0.371, SLG: 0.375 (1, 2)	F6		5 2B BB		G6-3		5 1B BB		BB		2	2	0	0	3	0	0								
<b>Steve Finley, L</b> OBP: 0.342, SLG: 0.424 (6, 9)	5 1B WP BB		F9		G1-3		G4-3		F7		4	1	0	0	1	0	4								
<b>5 Jeff Bagwell, R</b> OBP: 0.384, SLG: 0.434 (1, 3)	WP F7-2 1B		BB 2B		F9		FC4-6 1B		F8		5	0	3	3	0	0	0								
<b>Ken Caminiti, S</b> OBP: 0.313, SLG: 0.391 (1, 5)	E6 WP		BB				FC4-6 1B		P2		4	0	1	0	1	0	3								
<b>Javier Ortiz, R</b> OBP: 0.370, SLG: 0.365 (6, 7)	F7-2		BB								3	0	0	0	1	1	3								
<b>Mark Davidson, R</b> OBP: 0.293, SLG: 0.322 (8, 7)	F7-2		BB								0	0	0	0	1	0	0								
<b>Casey Candaele, S</b> OBP: 0.320, SLG: 0.374 (1, 7)											3	0	1	0	0	1	4								
<b>Gerald Young, S</b> OBP: 0.295, SLG: 0.261 (6, 8)											2	0	1	0	0	0	1								
<b>Andujar Cedeno, R</b> OBP: 0.261, SLG: 0.387 (1, 6)	F6				F9						4	0	0	0	0	2	3								
<b>Andy Mota, R</b> (1, 4)	K				K						4	0	0	0	0	2	0								
<b>Pete Harnisch, S</b> OBP: 0.158, SLG: 0.132 (7, 1)											3	1	1	0	0	1	0								
<b>Rob Mallicoat, L</b> (7, 1)											0	0	0	0	0	0	0								
<b>Xavier Hernandez, L</b> (7, 1)											1	0	0	0	0	1	0								
<b>Al Osuna, R</b> (10, 1)											0	0	0	0	0	0	0								
<b>Inning Stats</b>	R: 1 E: 1 K: 0 S: 11	H: 1 LOB: 1 BB: 1 P: 21	R: 0 E: 0 K: 1 S: 12	H: 1 LOB: 0 BB: 0 P: 17	R: 1 E: 0 K: 2 S: 17	H: 1 LOB: 3 BB: 3 P: 34	R: 0 E: 0 K: 1 S: 6	H: 0 LOB: 0 BB: 0 P: 9	R: 0 E: 0 K: 0 S: 6	H: 1 LOB: 1 BB: 0 P: 8	R: 0 E: 0 K: 2 S: 14	H: 1 LOB: 1 BB: 1 P: 19	R: 2 E: 0 K: 0 S: 15	H: 2 LOB: 1 BB: 1 P: 25	R: 0 E: 0 K: 1 S: 10	H: 1 LOB: 1 BB: 0 P: 15	R: 0 E: 0 K: 0 S: 8	H: 0 LOB: 1 BB: 1 P: 16	R: 0 E: 0 K: 0 S: 8	H: 0 LOB: 1 BB: 1 P: 15	1B: 5 2B: 4 3B: 0 HR: 0	SF: 0 SAC: 0 DP: 2 HBP: 0	WP: 1 PB: 0 SB: 0 CS: 1	PA: 42	
<b>PITCHER</b>	IP	WLS	BF	H	R	ER	SO	BB	IBB	HBP	BLK	WP	HR	S	P	ERA	WHIP								
<b>Chris Haney, L</b> ERA: 3.84	(1, 1)	6.1	28	5	4	4	6	5	0	0	0	1	0	74	123	5.68	1.579								
<b>Brian Barnes, L</b> ERA: 4.15	(7, 1)	0.2	3	1	0	0	0	0	0	0	0	0	0	7	10	0.00	1.500								
<b>Scott Ruskin, L</b> ERA: 4.5	(8, 1)	2.0	7	1	0	0	2	1	0	0	0	0	0	18	31	0.00	1.000								
<b>Jeff Fassero, L</b> ERA: 1.8	(10, 1)	1.0	W	4	0	0	0	1	0	0	0	0	0	8	15	0.00	1.000								


**TOP**

**Houston Astros @ Montreal Expos**  
Olympic Stadium, Montreal, QB

Sat Aug 31 1991, 7:05 PM EDT  
Att: 11,009 - Cloudy - 52 F

livebaseballscorecards.com

AB 35  
R 4  
H 7  
RBI 3  
BB 7  
SO 8  
LOB 18



Batter	1	2	3	4	5	6	7	8	9	10	AB	R	H	RBI	BB	SO	LOB								
<b>Delino DeShields, L</b> OBP: 0.370, SLG: 0.353 (1, 4)	G3		G3			K	HBP 1B		S 1B 1B		5	1	2	1	0	1	0								
<b>Dave Martinez, L</b> OBP: 0.324, SLG: 0.408 (1, 9)	1B		G4-3			FC3-6 1B	G4-3 HBP		1B 1B		4	0	3	2	0	0	0								
<b>Ivan Calderon, R</b> OBP: 0.366, SLG: 0.480 (1, 7)	P3				G1-3 BB	FC3-6 S	G4-3 HBP		1B 1B		4	0	1	0	1	0	5								
<b>Tim Wallach, R</b> OBP: 0.298, SLG: 0.345 (1, 5)	G5-3				F7	FC3-6 BB	G4-3		F8		4	0	0	0	1	1	4								
<b>Larry Walker, L</b> OBP: 0.350, SLG: 0.463 (1, 3)			F9 2B		G1-3	P2			G1-3		5	1	2	0	0	0	3								
<b>Marquis Grissom, R</b> OBP: 0.305, SLG: 0.367 (1, 8)			F9		F9				SH 1B		4	1	1	0	0	0	2								
<b>Tom Foley, L</b> OBP: 0.280, SLG: 0.305 (1, 6)			K						SH		3	1	0	0	1	2	1								
<b>Spike Owen, S</b> OBP: 0.314, SLG: 0.338 (10, PH)			K						SH		0	0	0	0	0	0	0								
<b>Gilberto Reyes, R</b> OBP: 0.280, SLG: 0.251 (1, 2)			K								2	0	0	0	0	2	1								
<b>Eric Bullock, L</b> OBP: 0.320, SLG: 0.338 (7, PH)			K								0	0	0	0	1	0	0								
<b>Scott Ruskin, R</b> (8, 1)											0	0	0	0	0	0	0								
<b>Ron Hassey, L</b> OBP: 0.255, SLG: 0.314 (9, PH)											1	0	0	0	0	0	0								
<b>Jeff Fassero, L</b> (10, 1)											0	0	0	0	0	0	0								
<b>Chris Haney, L</b> OBP: 0.118, SLG: 0.118 (1, 1)											2	0	0	0	0	1	0								
<b>Brian Barnes, L</b> OBP: 0.225, SLG: 0.088 (7, 1)											0	0	0	0	0	0	0								
<b>Bret Barberie, S</b> OBP: 0.361, SLG: 0.465 (7, PH)											0	0	0	0	0	0	0								
<b>Mike Fitzgerald, R</b> OBP: 0.256, SLG: 0.286 (8, 2)											1	1	1	1	0	0	0								
<b>Inning Stats</b>	R: 0 E: 0 K: 0 S: 6	H: 1 LOB: 1 BB: 0 P: 14	R: 0 E: 0 K: 2 S: 11	H: 1 LOB: 1 BB: 0 P: 16	R: 0 E: 0 K: 0 S: 6	H: 0 LOB: 0 BB: 0 P: 10	R: 0 E: 0 K: 0 S: 7	H: 0 LOB: 1 BB: 1 P: 14	R: 0 E: 0 K: 2 S: 7	H: 1 LOB: 1 BB: 1 P: 21	R: 2 E: 0 K: 0 S: 14	H: 2 LOB: 2 BB: 2 P: 29	R: 0 E: 0 K: 1 S: 6	H: 0 LOB: 0 BB: 0 P: 9	R: 2 E: 0 K: 1 S: 13	H: 4 LOB: 2 BB: 0 P: 21	R: 1 E: 1 K: 0 S: 7	H: 1 LOB: 2 BB: 0 P: 11	1B: 8 2B: 2 3B: 0 HR: 0	SF: 1 SAC: 2 DP: 1 HBP: 1	WP: 0 PB: 0 SB: 2 CS: 0	PA: 43			
<b>PITCHER</b>	IP	WLS	BF	H	R	ER	SO	BB	IBB	HBP	BLK	WP	HR	S	P	ERA	WHIP								
<b>Pete Harnisch, R</b> ERA: 2.53	(1, 1)	6.0	26	4	2	2	5	4	0	0	0	0	0	57	102	3.00	1.333								
<b>Rob Mallicoat, L</b> ERA: 3.0	(7, 1)	0.1	3	1	0	0	0	0	0	1	0	0	0	5	9	0.00	3.000								
<b>Xavier Hernandez, R</b> ERA: 5.99	(7, 1)	2.2	11	4	2	2	2	0	0	0	0	0	0	21	34	6.75	1.500								
<b>Al Osuna, L</b> ERA: 2.53	(10, 1)	0.0	L	3	1	1	0	0	0	0	0	0	0	7	11	=	=								


**BOTTOM**

**Houston Astros @ Montreal Expos**  
Olympic Stadium, Montreal, QB

Sat Aug 31 1991, 7:05 PM EDT  
Att: 11,009 - Cloudy - 52 F

livebaseballscorecards.com

AB 35  
R 5  
H 10  
RBI 4  
BB 4  
SO 7  
LOB 16





Batter	1	2	3	4	5	6	7	8	9	AB	R	H	RBI	BB	SO	LOB	TOP			
<b>Steve Finley, L</b> OBP: 0.343, SLG: 0.426 (1, 8)										4	1	2	0	0	0	0	<b>Houston Astros @ Montreal Expos</b> <b>Olympic Stadium, Montreal, QB</b> Sun Sep 01 1991, 3:33 AM EDT Att: 13,860 - Sunny - 70 F			
<b>Mark Davidson, R</b> OBP: 0.299, SLG: 0.317 (1, 7)										2	0	0	0	2	1	1				
<b>5 Jeff Bagwell, R</b> OBP: 0.385, SLG: 0.435 (1, 3)										4	0	2	1	0	0	1				
<b>Ken Caminiti, S</b> OBP: 0.310, SLG: 0.388 (1, 5)										4	0	0	0	0	0	4				
<b>Javier Ortiz, R</b> OBP: 0.364, SLG: 0.348 (1, 9)										3	0	0	0	1	1	2				
<b>Andujar Cedeno, R</b> OBP: 0.285, SLG: 0.379 (1, 6)										3	0	0	0	0	3	1				
<b>Andy Mota, R</b> <b>Rob Mallicoat, L</b> (1, 4) (7, 1)										2	0	0	0	1	2	1				
<b>Tony Eusebio, R</b> OBP: 0.286, SLG: 0.125 (1, 2)										3	0	0	0	0	3	1				
<b>Darryl Kile, R</b> <b>Mike Simms, R</b> <b>Jim Corsi, R</b> <b>Rafael Ramirez, R</b> (1, 1) (5, PH) (5, 1) (7, 4)											1	0	0	0	1	1				
<b>Inning Stats</b>	R: 1 E: 0 K: 0 S: 13	H: 2 LOB: 1 BB: 1 P: 20	R: 0 E: 0 K: 3 S: 15	H: 0 LOB: 1 BB: 1 P: 23	R: 0 E: 0 K: 1 S: 14	H: 1 LOB: 0 BB: 0 P: 21	R: 0 E: 0 K: 2 S: 7	H: 0 LOB: 0 BB: 1 P: 12	R: 0 E: 0 K: 1 S: 7	H: 0 LOB: 0 BB: 0 P: 11	R: 0 E: 0 K: 3 S: 10	H: 0 LOB: 0 BB: 0 P: 14	R: 0 E: 0 K: 0 S: 7	H: 1 LOB: 0 BB: 0 P: 10	R: 0 E: 0 K: 1 S: 8	H: 0 LOB: 0 BB: 0 P: 11		1B: 3 2B: 1 3B: 0 HR: 0	SF: 0 SAC: 0 DP: 2 HBP: 0	WP: 0 PB: 0 SB: 2 CS: 0
<b>PITCHER</b> <b>Chris Nabholz, L</b> ERA: 4.09 (1, 1)	IP: 9.0 WLS: W BF: 32 H: 4 R: 1 ER: 1 SO: 11 BB: 4 IBB: 0 HBP: 0 BLK: 0 WP: 0 HR: 0 S: 88 P: 134 ERA: 1.00 WHIP: 0.889															<b>PITCHER</b>				


Batter	1	2	3	4	5	6	7	8	9	AB	R	H	RBI	BB	SO	LOB	BOTTOM			
<b>Delino DeShields, L</b> OBP: 0.372, SLG: 0.355 (1, 4)										4	2	2	0	1	2	0	<b>Houston Astros @ Montreal Expos</b> <b>Olympic Stadium, Montreal, QB</b> Sun Sep 01 1991, 3:33 AM EDT Att: 13,860 - Sunny - 70 F			
<b>Marquis Grissom, R</b> OBP: 0.308, SLG: 0.359 (1, 8)											5	1	3	1	0	2				
<b>Dave Martinez, L</b> OBP: 0.328, SLG: 0.409 (1, 7)											4	0	2	3	1	0				
<b>Tim Wallach, R</b> OBP: 0.295, SLG: 0.342 (1, 5)											5	0	0	0	2	7				
<b>Larry Walker, L</b> OBP: 0.349, SLG: 0.459 (1, 9)										3	0	0	0	1	1	1				
<b>Andres Galarraga, R</b> OBP: 0.288, SLG: 0.311 (1, 3)										3	1	1	1	1	1	1				
<b>Bret Barberie, S</b> OBP: 0.379, SLG: 0.458 (1, 6)											1	0	0	0	3	0				
<b>Mike Fitzgerald, R</b> OBP: 0.250, SLG: 0.278 (1, 2)										4	0	0	0	0	0	5				
<b>Chris Nabholz, L</b> OBP: 0.135, SLG: 0.086 (1, 1)										4	2	1	0	0	0	1				
<b>Inning Stats</b>	R: 0 E: 0 K: 2 S: 12	H: 1 LOB: 0 BB: 0 P: 16	R: 1 E: 0 K: 0 S: 8	H: 1 LOB: 0 BB: 0 P: 15	R: 3 E: 1 K: 1 S: 15	H: 4 LOB: 3 BB: 2 P: 28	R: 0 E: 0 K: 2 S: 8	H: 0 LOB: 0 BB: 0 P: 11	R: 0 E: 0 K: 1 S: 11	H: 0 LOB: 1 BB: 1 P: 21	R: 1 E: 0 K: 1 S: 14	H: 2 LOB: 3 BB: 2 P: 26	R: 0 E: 0 K: 0 S: 6	H: 0 LOB: 1 BB: 1 P: 13	R: 1 E: 0 K: 0 S: 10	H: 1 LOB: 1 BB: 1 P: 20		1B: 8 2B: 0 3B: 0 HR: 1	SF: 0 SAC: 0 DP: 0 HBP: 0	WP: 2 PB: 0 SB: 1 CS: 0
<b>PITCHER</b> <b>Darryl Kile, R</b> <b>Jim Corsi, R</b> <b>Rob Mallicoat, L</b> (1, 1) (5, 1) (7, 1)	IP: 4.0 WLS: L BF: 20 H: 6 R: 4 ER: 4 SO: 5 BB: 2 IBB: 0 HBP: 0 BLK: 0 WP: 0 HR: 1 S: 43 P: 70 ERA: 9.00 WHIP: 2.000															<b>PITCHER</b>				



Batter	1	2	3	4	5	6	7	8	9	AB	R	H	RBI	BB	SO	LOB	TOP								
Steve Finley, L (1,8) OBP: 0.342, SLG: 0.426	F8	E5		L1			G4-3		F9	5	1	1	0	0	0	0									
Craig Biggio, R (1,2) OBP: 0.369, SLG: 0.373	E5			P2			L4		G1-3	5	0	1	0	0	0	1									
5 Jeff Bagwell, R (1,3) OBP: 0.385, SLG: 0.434									F9	5	0	2	0	0	1	3									
Ken Caminiti, S (1,5) OBP: 0.311, SLG: 0.388	P4			F7			F8		F8	5	0	2	1	0	0	3									
Mike Simms, R (1,9) OBP: 0.328, SLG: 0.297																									
Gerald Young, S (8,8) OBP: 0.292, SLG: 0.259				1B			G6-4-3		F7	2	1	0	0	0	2	0	1								
Casey Candaele, S (1,7) OBP: 0.322, SLG: 0.376	G4-3									4	0	2	0	0	0	3									
Andujar Cedeno, R (1,6) OBP: 0.288, SLG: 0.403																									
Andy Mota, R (1,4) OBP: 0.182, SLG: 0.100										4	0	1	0	0	1	4									
Ryan Bowen, R (1,1) OBP: 0.235, SLG: 0.250										3	0	0	0	0	3	2									
Rob Mallicoat, L (7,1)										0	0	0	0	0	0	0									
Rafael Ramirez, R (8, PH) OBP: 0.283, SLG: 0.302										1	0	0	0	0	0	2									
Al Osuna, R (8,1)										0	0	0	0	0	0	0									
<b>Inning Stats</b>	R: 0 E: 1 K: 0 S: 13	H: 1 LOB: 3 BB: 1 P: 24	R: 1 E: 1 K: 3 S: 18	H: 2 LOB: 2 BB: 0 P: 22	R: 1 E: 0 K: 0 S: 12	H: 2 LOB: 1 BB: 1 P: 21	R: 0 E: 0 K: 1 S: 7	H: 0 LOB: 0 BB: 0 P: 7	R: 0 E: 0 K: 1 S: 6	H: 1 LOB: 1 BB: 0 P: 10	R: 0 E: 0 K: 0 S: 10	H: 1 LOB: 1 BB: 0 P: 14	R: 0 E: 0 K: 0 S: 6	H: 1 LOB: 1 BB: 0 P: 7	R: 0 E: 0 K: 0 S: 13	H: 2 LOB: 2 BB: 0 P: 18	R: 1 E: 0 K: 0 S: 9	H: 2 LOB: 1 BB: 0 P: 13	1B: 9 2B: 3 3B: 0 HR: 0	SF: 0 SAC: 0 DP: 1 HBP: 0	WP: 0 PB: 0 SB: 1 CS: 1	PA: 42			
<b>PITCHER</b>	IP	WLS	BF	H	R	ER	SO	BB	IBB	HBP	BLK	WP	HR	S	P	ERA	WHIP								
Frank Viola, L (1,1) ERA: 3.71	8.0	L	36	10	2	1	5	2	0	0	0	0	0	85	123	1.12	1.500								
Tony Castillo, L (9,1) ERA: 6.35	1.0		5	2	1	1	0	0	0	0	0	0	0	9	13	9.00	2.000								

**Houston Astros @ New York Mets**  
Shea Stadium, Flushing, NY  
Mon Sep 02 1991, 3:33 AM EDT  
Att: 16,870 - Sunny - 74 F


AB	39
R	3
H	12
RBI	2
BB	2
SO	5
LOB	21



Batter	1	2	3	4	5	6	7	8	9	AB	R	H	RBI	BB	SO	LOB	BOTTOM								
Keith Miller, R (1,4) OBP: 0.330, SLG: 0.387	P5								F9	3	0	1	0	1	0	0									
Dave Magadan, L (1,3) OBP: 0.382, SLG: 0.345	G3-1									4	0	0	0	0	0	5									
Howard Johnson, S (1,5) OBP: 0.338, SLG: 0.516										3	0	0	0	1	0	3									
Kevin McReynolds, R (1,7) OBP: 0.328, SLG: 0.419	P5									3	0	0	0	1	0	1									
Mackey Sasser, L (1,9) OBP: 0.304, SLG: 0.450										4	0	1	0	0	0	1									
Daryl Boston, L (1,8) OBP: 0.330, SLG: 0.350										2	0	1	0	1	0	0									
Mark Carreon, R (8, PH) OBP: 0.288, SLG: 0.314										0	0	0	0	0	0	0									
Kevin Elster, R (1,6) OBP: 0.310, SLG: 0.354										4	0	1	0	0	0	4									
Charlie O'Brien, R (1,2) OBP: 0.299, SLG: 0.291										3	0	1	0	0	0	1									
Terry McDaniel, S (7, PR) OBP: 0.250, SLG: 0.500										1	0	0	0	0	1	0									
Frank Viola, L (1,1) OBP: 0.138, SLG: 0.156										2	0	1	0	0	0	0									
Tony Castillo, L (9,1)										0	0	0	0	0	0	0									
Gregg Jefferies, S (9, PH) OBP: 0.320, SLG: 0.379										1	0	0	0	0	1	0									
<b>Inning Stats</b>	R: 0 E: 1 K: 0 S: 7	H: 0 LOB: 1 BB: 1 P: 16	R: 0 E: 0 K: 0 S: 7	H: 1 LOB: 1 BB: 0 P: 12	R: 0 E: 0 K: 0 S: 8	H: 1 LOB: 1 BB: 0 P: 14	R: 0 E: 0 K: 0 S: 4	H: 0 LOB: 2 BB: 2 P: 14	R: 0 E: 0 K: 0 S: 6	H: 1 LOB: 1 BB: 0 P: 10	R: 0 E: 0 K: 0 S: 8	H: 1 LOB: 1 BB: 0 P: 15	R: 0 E: 0 K: 0 S: 6	H: 1 LOB: 2 BB: 1 P: 13	R: 0 E: 0 K: 2 S: 10	H: 1 LOB: 2 BB: 0 P: 17	R: 0 E: 0 K: 2 S: 8	H: 0 LOB: 0 BB: 0 P: 12	1B: 5 2B: 1 3B: 0 HR: 0	SF: 0 SAC: 1 DP: 2 HBP: 2	WP: 0 PB: 1 SB: 1 CS: 0	PA: 37			
<b>PITCHER</b>	IP	WLS	BF	H	R	ER	SO	BB	IBB	HBP	BLK	WP	HR	S	P	ERA	WHIP								
Ryan Bowen, R (1,1) ERA: 4.98	6.1	W	28	5	0	0	0	4	0	1	0	0	0	45	91	0.00	1.421								
Rob Mallicoat, L (7,1) ERA: 3.12	0.2		1	0	0	0	0	0	0	0	0	0	0	1	3	0.00	0.000								
Al Osuna, L (8,1) ERA: 2.45	2.0	S	8	1	0	0	2	0	0	1	0	0	0	18	29	0.00	0.500								

**Houston Astros @ New York Mets**  
Shea Stadium, Flushing, NY  
Mon Sep 02 1991, 3:33 AM EDT  
Att: 16,870 - Sunny - 74 F

AB	30
R	0
H	6
RBI	0
BB	4
SO	2
LOB	15









Batter	1	2	3	4	5	6	7	8	9	AB	R	H	RBI	BB	SO	LOB	TOP					
Steve Finley, L (1,9) OBP: 0.343, SLG: 0.429	0-0 5 HR 1B	2-2 SH1-3 1B		1-2 F7		0-1 HR 1B		3-2 F7		5	2	3	0	0	0	0						
Craig Biggio, R (1,2) OBP: 0.369, SLG: 0.377	4-2 5 HR BB	0-1 SH1-3		4-2 BB		0-0 1-H HR		0-1 F7		2	2	1	2	2	0	0						
5 Jeff Bagwell, R (1,3) OBP: 0.384, SLG: 0.438	3-2 1-H 2-H HR	1-0 L6		1-0 F8		4-2 G1-3 BB		1-1 1B		4	1	2	3	1	0	2						
Ken Caminiti, S (1,5) OBP: 0.310, SLG: 0.386	4-1 E BB	1-1 G6-3			1-3 K	1-0 G1-3		1-1 G4-3		4	0	0	0	1	1	3						
Javier Ortiz, R (1,7) Xavier Hernandez, L (6,1) Rob Mallicoat, L (7,1) Jose Tolentino, L (8,PH) Curt Schilling, R (9,1)	1-0 FC 1-2		4-1 BB		2-3 K	0-2 F7		0-0 F7		3	0	0	0	1	1	2						
Andujar Cedeno, R (1,6) OBP: 0.288, SLG: 0.395	1-3 K		1-3 K		2-1 S 1B	2-2 L3		2-0 G6-3		5	1	1	0	0	2	4						
Gerald Young, S (1,8) OBP: 0.296, SLG: 0.259	2-2 FC 1-2 2-3		1-0 F8		4-1 1B BB		0-3 K		3-2 HR 1B	4	1	1	0	1	1	3						
Andy Mota, R (1,4) OBP: 0.263, SLG: 0.389	0-1 F8		0-0 F7		3-2 1B		1-1 G6-3		1-0 HR	5	1	2	3	0	0	4						
Jim Deshaies, L (1,1) Mark Davidson, R (6,7)	1-3 K		2-3 K		0-3 K		3-2 F9		1-1 G5-3	3	0	0	0	0	3	5						
<b>Inning Stats</b>	R: 3 E: 2 K: 2 S: 22	H: 2 LOB: 3 BB: 2 P: 38	R: 0 E: 0 K: 0 S: 10	H: 1 LOB: 1 BB: 0 P: 14	R: 0 E: 0 K: 1 S: 6	H: 0 LOB: 1 BB: 1 P: 12	R: 0 E: 0 K: 1 S: 12	H: 0 LOB: 1 BB: 1 P: 20	R: 1 E: 0 K: 3 S: 15	H: 2 LOB: 2 BB: 1 P: 27	R: 2 E: 0 K: 0 S: 13	H: 2 LOB: 1 BB: 1 P: 20	R: 0 E: 0 K: 1 S: 8	H: 0 LOB: 0 BB: 0 P: 12	R: 0 E: 0 K: 0 S: 9	H: 1 LOB: 1 BB: 0 P: 14	R: 2 E: 0 K: 0 S: 9	H: 2 LOB: 0 BB: 0 P: 16	1B: 7 2B: 0 3B: 0 HR: 3	SF: 0 SAC: 1 DP: 0 HBP: 0	WP: 0 PB: 0 SB: 2 CS: 0	PA: 45
<b>PITCHER</b>	IP WLS BF H R ER SO BB IBB HBP BLK WP HR S P ERA WHIP	IP WLS BF H R ER SO BB IBB HBP BLK WP HR S P ERA WHIP																	IP WLS BF H R ER SO BB IBB HBP BLK WP HR S P ERA WHIP			
David Cone, R (1,1) ERA: 3.62	5.0 L 30 7 6 6 7 6 0 0 0 0 0 2 70 120 10.80 2.600	2.0 6 0 0 0 1 0 0 0 0 0 0 0 0 16 23 0.00 0.000	2.0 9 3 2 2 0 0 0 0 0 0 0 0 1 18 30 9.00 1.500																			

Houston Astros @ New York Mets  
Shea Stadium, Flushing, NY  
Wed Sep 04 1991, 7:05 PM EDT  
Att: 12,512 - Cloudy - 77 F

AB	38
R	8
H	10
RBI	8
BB	6
SO	8
LOB	23



Batter	1	2	3	4	5	6	7	8	9	AB	R	H	RBI	BB	SO	LOB	BOTTOM					
Keith Miller, R (1,4) OBP: 0.344, SLG: 0.392	0-0 CS 1B		3-2 S 1B	3-3 K 1-2 3-H			0-2 1B		2-2 F8	5	0	3	0	0	1	1						
Kevin Elster, R (1,6) OBP: 0.311, SLG: 0.358	3-3 K 1-2		1-1 S 1B	1-2 S 1B	2-2 P3		1-0 1B		1-0 F9	5	0	2	0	0	1	1						
Howard Johnson, S (1,9) OBP: 0.340, SLG: 0.531	1-1 HR		1-0 F8		2-2 HR		1-3 K			4	2	2	2	0	1	4						
Kevin McReynolds, R (1,8) OBP: 0.333, SLG: 0.423	3-1 1B		4-2 BB	1-2 2-3 BB	3-2 F7		0-1 L6			3	0	1	0	1	0	2						
Mark Carreon, R (1,7) Terry Bross, R (8,1)	0-0 F9		0-0 P5		0-0 G5-3		0-2 P5			3	0	0	0	0	0	4						
Gregg Jefferies, S (1,5) OBP: 0.323, SLG: 0.378		2-1 F8		2-1 F7 1B		1-2 G3		4-0 G4-6-3 BB		3	1	1	0	1	0	0						
Garry Templeton, S (1,3) OBP: 0.226, SLG: 0.296		3-2 P4		0-0 S 1B		0-1 G5-3		1-1 G4-6-3		4	0	1	0	0	0	1						
Charlie O'Brien, R (1,2) OBP: 0.297, SLG: 0.291		3-2 P7		2-1 F7		4-1 BB		2-1 G5-3		3	0	0	0	1	0	2						
David Cone, L (1,1) ERA: 4.98 Jeff Innis, R (6,1) Terry McDaniel, S (6,7) Mackey Sasser, L (7,PH) OBP: 0.301, SLG: 0.443			0-2 L6	2-3 K		2-3 K		1-3 K		2	0	0	0	0	1	2						
<b>Inning Stats</b>	R: 1 E: 0 K: 1 S: 9	H: 3 LOB: 0 BB: 0 P: 16	R: 0 E: 0 K: 0 S: 9	H: 0 LOB: 0 BB: 0 P: 17	R: 0 E: 0 K: 0 S: 17	H: 2 LOB: 3 BB: 1 P: 26	R: 1 E: 0 K: 2 S: 12	H: 2 LOB: 1 BB: 0 P: 21	R: 1 E: 0 K: 0 S: 11	H: 1 LOB: 0 BB: 0 P: 18	R: 0 E: 0 K: 1 S: 10	H: 0 LOB: 1 BB: 1 P: 17	R: 0 E: 0 K: 1 S: 13	H: 2 LOB: 2 BB: 0 P: 15	R: 0 E: 0 K: 0 S: 4	H: 0 LOB: 0 BB: 1 P: 11	R: 0 E: 0 K: 1 S: 9	H: 0 LOB: 0 BB: 0 P: 13	1B: 8 2B: 0 3B: 0 HR: 2	SF: 0 SAC: 0 DP: 1 HBP: 0	WP: 0 PB: 0 SB: 4 CS: 1	PA: 38
<b>PITCHER</b>	IP WLS BF H R ER SO BB IBB HBP BLK WP HR S P ERA WHIP	IP WLS BF H R ER SO BB IBB HBP BLK WP HR S P ERA WHIP																	IP WLS BF H R ER SO BB IBB HBP BLK WP HR S P ERA WHIP			
Jim Deshaies, L (1,1) ERA: 4.98	5.0 W 23 8 3 3 3 1 0 0 0 0 0 0 19 28 0.00 1.800	1.2 8 2 0 0 0 2 1 0 0 0 0 0 0 8 15 0.00 0.750	1.0 3 0 0 0 0 1 0 0 0 0 0 0 0 9 13 0.00 0.000																			

Houston Astros @ New York Mets  
Shea Stadium, Flushing, NY  
Wed Sep 04 1991, 7:05 PM EDT  
Att: 12,512 - Cloudy - 77 F

AB	35
R	3
H	10
RBI	2
BB	3
SO	6
LOB	20





Batter	1	2	3	4	5	6	7	8	9	AB	R	H	RBI	BB	SO	LOB	TOP					
Von Hayes, L OBP: 0.307, SLG: 0.286 (1, 8)	G3		P6			1B BB		K		3	1	0	0	1	1	0	<b>Philadelphia Phillies @ Houston Astros</b> Astrodome, Houston, TX Fri Sep 06 1991, 8:05 PM EDT Att. 7,868 - Dome - 70 F					
Mickey Morandini, L OBP: 0.312, SLG: 0.315 Randy Ready, R OBP: 0.386, SLG: 0.295 (1, 4) (8, PH) (8, 4)	K			K		BB 1B		P3		3	0	1	0	0	2	0						
Dave Hollins, S OBP: 0.396, SLG: 0.580 (1, 5)	G5-3				2B			P3		4	0	2	0	0	0	0						
John Kruk, L OBP: 0.363, SLG: 0.468 (1, 3)		1B		K				K		3	0	1	1	1	2	1						
Dale Murphy, R OBP: 0.507, SLG: 0.421 (1, 9)	K			K				L9		4	0	0	0	0	2	5						
Darren Daulton, L OBP: 0.297, SLG: 0.365 Darrin Fletcher, L OBP: 0.253, SLG: 0.338 Ricky Jordan, R OBP: 0.299, SLG: 0.448 (1, 2) (8, 2) (8, PH)	F8							K		3	0	0	0	0	0	4						
Wes Chamberlain, R OBP: 0.320, SLG: 0.430 (1, 7)	K									3	0	0	0	0	3	1						
Dickie Thon, R OBP: 0.284, SLG: 0.360 (1, 6)			P3							3	0	0	0	0	1	0						
Jose De Jesus, R OBP: 0.155, SLG: 0.125 (1, 1)	K							K		3	0	0	0	0	3	0						
<b>Inning Stats</b>	R: 0 E: 0 K: 1 S: 6	H: 0 LOB: 0 BB: 0 P: 8	R: 0 E: 0 K: 2 S: 12	H: 1 LOB: 1 BB: 0 P: 15	R: 0 E: 0 K: 1 S: 6	H: 0 LOB: 0 BB: 0 P: 8	R: 0 E: 0 K: 3 S: 18	H: 1 LOB: 1 BB: 0 P: 26	R: 0 E: 0 K: 1 S: 10	H: 0 LOB: 0 BB: 0 P: 15	R: 1 E: 0 K: 3 S: 11	H: 2 LOB: 3 BB: 2 P: 22	R: 0 E: 0 K: 3 S: 9	H: 0 LOB: 0 BB: 0 P: 9	R: 0 E: 0 K: 1 S: 8	H: 0 LOB: 0 BB: 0 P: 11		R: 0 E: 0 K: 2 S: 9	H: 0 LOB: 0 BB: 0 P: 14	1B: 3 2B: 1 3B: 0 HR: 0	SF: 0 SAC: 0 DP: 0 HBP: 0	WP: 0 PB: 0 SB: 0 CS: 0
<b>PITCHER</b>	IP	WLS	BF	H	R	ER	SO	BB	IBB	HBP	BLK	WP	HR	S	P	ERA	WHIP					
Pete Harnisch, R ERA: 2.49 Al Osuna, L ERA: 2.39	(1, 1)	7.0	W	27	4	1	1	12	2	0	0	0	0	72	103	1.29	0.857					
(8, 1)	2.0	S	6	0	0	0	3	0	0	0	0	0	0	17	25	0.00	0.000					

AB	31
R	1
H	4
RBI	1
BB	2
SO	15
LOB	11



Batter	1	2	3	4	5	6	7	8	9	AB	R	H	RBI	BB	SO	LOB	BOTTOM					
Steve Finley, L OBP: 0.343, SLG: 0.427 (1, 8) (8, 9)	P2		P3					1B 5 2B		4	1	1	0	0	0	1	<b>Philadelphia Phillies @ Houston Astros</b> Astrodome, Houston, TX Fri Sep 06 1991, 8:05 PM EDT Att. 7,868 - Dome - 70 F					
Craig Biggio, R OBP: 0.368, SLG: 0.376 (1, 2)	F8							1B		4	0	1	0	0	1	1						
5 Jeff Bagwell, R OBP: 0.387, SLG: 0.449 (1, 3)	HR							1B		4	1	3	2	0	0	0						
Ken Caminiti, S OBP: 0.311, SLG: 0.384 (1, 5)	G3							2B		2	0	0	0	2	0	1						
Mark Davidson, R OBP: 0.285, SLG: 0.300 (1, 9) (8, 7)	F9							K		4	0	0	0	0	2	4						
Casey Candaele, S OBP: 0.318, SLG: 0.371 (1, 7) (8, 4)	K							G4-3		4	0	0	0	0	2	4						
Andujar Cedeno, R OBP: 0.275, SLG: 0.416 (1, 6)	K							G4-3		2	1	1	1	1	1	0						
Andy Mota, R OBP: 0.227, SLG: 0.333 Gerald Young, S OBP: 0.296, SLG: 0.259 (1, 4) (8, 8)	L7							K		3	0	0	0	0	2	3						
Pete Harnisch, S OBP: 0.169, SLG: 0.130 Jose Tolentino, L OBP: 0.353, SLG: 0.531 Al Osuna, R (8, 1)	BB							F8		1	0	0	0	1	1	0						
<b>Inning Stats</b>	R: 1 E: 0 K: 0 S: 5	H: 1 LOB: 0 BB: 0 P: 10	R: 0 E: 0 K: 2 S: 8	H: 0 LOB: 0 BB: 0 P: 12	R: 0 E: 0 K: 1 S: 6	H: 0 LOB: 1 BB: 1 P: 12	R: 0 E: 1 K: 3 S: 20	H: 0 LOB: 3 BB: 2 P: 34	R: 0 E: 0 K: 1 S: 10	H: 0 LOB: 0 BB: 0 P: 15	R: 0 E: 0 K: 0 S: 7	H: 1 LOB: 0 BB: 0 P: 11	R: 1 E: 0 K: 1 S: 8	H: 1 LOB: 0 BB: 0 P: 12	R: 1 E: 0 K: 1 S: 16	H: 3 LOB: 2 BB: 1 P: 28		1B: 3 2B: 1 3B: 0 HR: 2	SF: 0 SAC: 0 DP: 1 HBP: 0	WP: 1 PB: 1 SB: 1 CS: 0	PA: 33	
<b>PITCHER</b>	IP	WLS	BF	H	R	ER	SO	BB	IBB	HBP	BLK	WP	HR	S	P	ERA	WHIP					
Jose De Jesus, R ERA: 3.35	(1, 1)	8.0	L	33	6	3	3	9	3	1	0	0	1	2	80	3.38	1.125					

AB	29
R	3
H	6
RBI	3
BB	4
SO	9
LOB	14





Batter	1	2	3	4	5	6	7	8	9	AB	R	H	RBI	BB	SO	LOB	TOP			
Mickey Morandini, L (1.4) OBP: 0.311, SLG: 0.312	1-3 K		1-3 K			4-1 F9 1B BB		3-2 F7		3	0	0	0	1	2	1	Philadelphia Phillies @ Houston Astros Astrodome, Houston, TX Sat Sep 07 1991, 8:05 PM EDT Att. 12,952 - Dome - 70 F			
Von Hayes, L (1.8) OBP: 0.306, SLG: 0.286	3-1 G3-1			1-2 G4-3		1-0 F9 1B		0-0 G6-3		4	0	1	0	0	0					
Dave Hollins, S (1.5) OBP: 0.390, SLG: 0.565	0-0 G3			1-1 P5		0-0 F9		3-2		4	0	1	0	0	0	2				
John Kruk, L (1.3) OBP: 0.364, SLG: 0.469		3-3 K		3-1		4-0		0-3 K		3	0	1	0	1	2	1				
Dale Murphy, R (1.9) OBP: 0.305, SLG: 0.418	1-3 K			0-1 G5-3		1-3 K			3-1 G5-3	4	0	0	0	0	2	4				
Darin Fletcher, L (1.2) OBP: 0.241, SLG: 0.321	0-2 G5-3				0-0 G4-3		1-0 F7		1-3 K	4	0	0	0	0	1	0				
Wes Chamberlain, R (1.7) OBP: 0.319, SLG: 0.431			1-1 L7		0-0 F8		3-1 G4-3 2B		0-1 G5-3	4	0	1	0	0	0	0				
Dickie Thon, R (1.6) OBP: 0.285, SLG: 0.359			1-1 SH3-4 1B		0-1 G5-3		0-0 G4-3			3	0	1	0	0	0	1				
Bruce Ruffin, S (1.1) Joe Boever, R (8.1) OBP: 0.333, SLG: 0.333			0-0 SH3-4			2-2 G4-3		1-3 K		2	0	0	0	0	1	1				
			1-2							0	0	0	0	0	0	0				
<b>Inning Stats</b>	R: 0 E: 0 K: 1 S: 6	H: 0 LOB: 0 BB: 0 P: 10	R: 0 E: 0 K: 2 S: 10	H: 0 LOB: 0 BB: 0 P: 14	R: 0 E: 0 K: 1 S: 8	H: 1 LOB: 1 BB: 0 P: 11	R: 0 E: 0 K: 0 S: 12	H: 1 LOB: 1 BB: 0 P: 17	R: 0 E: 0 K: 1 S: 11	H: 0 LOB: 0 BB: 0 P: 4	R: 0 E: 0 K: 1 S: 7	H: 1 LOB: 1 BB: 0 P: 12	R: 0 E: 0 K: 1 S: 10	H: 1 LOB: 1 BB: 0 P: 16	R: 0 E: 0 K: 1 S: 7	H: 0 LOB: 0 BB: 0 P: 11	1B: 3 2B: 2 3B: 0 HR: 0	SF: 0 SAC: 1 DP: 0 HBP: 0	WP: 0 PB: 0 SB: 0 CS: 0	PA: 34
<b>PITCHER</b>	IP WLS BF H R ER SO BB IBB HBP BLK WP HR S P ERA WHIP																			
Darryl Kile, R (1.1) ERA: 3.64	7.2 W 30 5 0 0 6 1 1 0 0 0 0 0 65 104 0.00 0.783																			
Rob Mallicoat, L (8.1) ERA: 2.61	0.1 1 0 0 0 1 0 0 0 0 0 0 0 3 3 0.00 0.000																			
Xavier Hernandez, R (9.1) ERA: 6.2	1.0 3 0 0 0 1 0 0 0 0 0 0 0 7 11 0.00 0.000																			

Batter	1	2	3	4	5	6	7	8	9	AB	R	H	RBI	BB	SO	LOB	BOTTOM			
Steve Finley, L (1.8) OBP: 0.340, SLG: 0.424	0-3 K		3-2 E6		0-1 G1-3		1-1 G6-3			4	0	0	0	0	1	4	Philadelphia Phillies @ Houston Astros Astrodome, Houston, TX Sat Sep 07 1991, 8:05 PM EDT Att. 12,952 - Dome - 70 F			
Craig Biggio, R (1.2) OBP: 0.369, SLG: 0.377	2-1 FC5-4 1B		3-1 L7			0-0 F7		0-1		4	1	2	0	0	0	1				
5 Jeff Bagwell, R (1.3) OBP: 0.386, SLG: 0.446	3-1 F8			2-3 K		2-2 G5-3		4-0		3	1	0	0	1	1					
Ken Caminiti, S (1.5) OBP: 0.313, SLG: 0.387	0-2 FC5-4			0-0 G5-3		1-1		0-0		4	1	2	0	0	0	1				
Mike Simms, R (1.9) Gerald Young, S (7.8) OBP: 0.301, SLG: 0.259		0-1 F8		0-3 K		0-1 G4-3		4-0		3	0	0	0	0	1	1				
Casey Candaele, S (1.7) OBP: 0.320, SLG: 0.371		1-0 P4						1-2 2-3 3-H		0	1	0	1	1	0	0				
Andujar Cedeno, R (1.6) OBP: 0.287, SLG: 0.437		2-0 G4-3						1-2 2-3 3-H		2	1	1	1	1	0	0				
Andy Mota, R (1.4) OBP: 0.231, SLG: 0.320			1-0 G1-6-3					1-2 2-3 3-H		4	1	3	2	0	0	0				
Darryl Kile, R (1.1) Rob Mallicoat, L (8.1) Jose Tolentino, L (8. PH) Xavier Hernandez, L (9.1) OBP: 0.343, SLG: 0.515			2-0 L8					1-2 2-3 3-H		4	0	0	0	0	0	0				
								1-2 2-3 3-H		3	0	0	0	0	1	4				
										0	0	0	0	0	0	0				
										1	0	0	0	0	0	0				
										0	0	0	0	0	0	0				
<b>Inning Stats</b>	R: 0 E: 0 K: 1 S: 10	H: 1 LOB: 1 BB: 0 P: 15	R: 0 E: 0 K: 0 S: 4	H: 0 LOB: 0 BB: 0 P: 7	R: 0 E: 1 K: 0 S: 7	H: 0 LOB: 1 BB: 0 P: 16	R: 0 E: 0 K: 2 S: 7	H: 0 LOB: 0 BB: 0 P: 9	R: 0 E: 0 K: 0 S: 9	H: 1 LOB: 2 BB: 1 P: 17	R: 0 E: 0 K: 0 S: 8	H: 1 LOB: 1 BB: 0 P: 11	R: 1 E: 1 K: 0 S: 10	H: 3 LOB: 1 BB: 0 P: 15	R: 5 E: 0 K: 0 S: 11	H: 3 LOB: 0 BB: 2 P: 23	1B: 7 2B: 1 3B: 1 HR: 0	SF: 1 SAC: 0 DP: 1 HBP: 0	WP: 0 PB: 0 SB: 0 CS: 0	PA: 36
<b>PITCHER</b>	IP WLS BF H R ER SO BB IBB HBP BLK WP HR S P ERA WHIP																			
Bruce Ruffin, L (1.1) Joe Boever, R (8.1) ERA: 3.49	7.0 L 30 7 3 2 5 2 0 0 0 0 0 0 9 17 2.57 1.286																			



Batter	1	2	3	4	5	6	7	8	9	AB	R	H	RBI	BB	SO	LOB	TOP					
Wally Backman, S OBP: 0.349, SLG: 0.327 (1, 4)	F7		G4-6-3 1B			FC6-4		P2		5	0	2	0	0	0	3	<b>Philadelphia Phillies @ Houston Astros</b> Astrodome, Houston, TX Sun Sep 08 1991, 4:33 AM EDT Att. 7,847 - Dome - 70 F					
Von Hayes, L OBP: 0.312, SLG: 0.297 (1, 9)	1B	2B	L9			K		1B	1B	5	2	3	0	0	1	2						
Dave Hollins, S OBP: 0.556 Charlie Hayes, R OBP: 0.241, SLG: 0.348 (1, 5) (8, 5)	2H	1B	G4-6-3			P6		G5-3		5	1	2	1	0	0	3						
John Kruk, L OBP: 0.365, SLG: 0.470 (1, 8) (7, 3)	K			G4-3 G5-3 2B		BB G5-3 BB		K		4	2	1	0	1	2	2						
Ricky Jordan, R OBP: 0.302, SLG: 0.452 Braulio Castillo, R OBP: 0.200, SLG: 0.211 (1, 3) (7, PR) (7, 8)		F7		G4-3		G5-3 BB 1B		1B 2B		4	0	2	2	0	0	1						
Wes Chamberlain, R OBP: 0.320, SLG: 0.426 (1, 7)	G5-3			G5-3		G5-3 BB		K		3	0	0	1	2	1	1						
Steve Lake, R OBP: 0.220, SLG: 0.240 (1, 2)	1B	1B		1B		G5-3		FC6-4		5	0	3	1	0	1	3						
Kim Batiste, R OBP: 0.500, SLG: 0.333 (1, 6)	1B		G6-3			FC6-4 IBB		FC6-4		3	0	1	0	1	0	3						
Terry Mulholland, R OBP: 0.099, SLG: 0.072 (1, 1)	K					K		K		4	0	0	0	0	4	5						
<b>Inning Stats</b>	R: 1 E: 0 K: 1 S: 9	H: 2 LOB: 0 BB: 0 P: 18	R: 0 E: 0 K: 1 S: 10	H: 2 LOB: 2 BB: 0 P: 17	R: 0 E: 0 K: 0 S: 4	H: 1 LOB: 0 BB: 0 P: 7	R: 1 E: 0 K: 0 S: 14	H: 2 LOB: 1 BB: 0 P: 20	R: 0 E: 0 K: 2 S: 9	H: 1 LOB: 1 BB: 0 P: 16	R: 1 E: 0 K: 1 S: 11	H: 1 LOB: 3 BB: 3 P: 25	R: 2 E: 0 K: 2 S: 16	H: 4 LOB: 2 BB: 0 P: 25	R: 0 E: 0 K: 1 S: 11	H: 1 LOB: 1 BB: 1 P: 17		R: 0 E: 0 K: 2 S: 7	H: 0 LOB: 1 BB: 1 P: 15	1B: 11 2B: 3 3B: 0 HR: 0	SF: 0 SAC: 0 DP: 1 HBP: 0	WP: 0 PB: 0 SB: 2 CS: 0
<b>PITCHER</b>	IP WLS BF H R ER SO BB IBB HBP BLK WP HR S P ERA WHIP	5.0 L 21 8 2 2 4 0 0 0 0 0 0 46 78 3.60 1.600	1.2 13 5 3 3 3 2 1 0 0 0 0 24 45 16.20 4.200	1.1 5 1 0 0 1 0 0 0 0 0 0 14 22 0.00 0.750	1.0 4 0 0 0 2 1 0 0 0 0 0 7 15 0.00 1.000	<b>PITCHER</b>										IP WLS BF H R ER SO BB IBB HBP BLK WP HR S P ERA WHIP						

AB	39
R	5
H	14
RBI	5
BB	4
SO	10
LOB	23



Batter	1	2	3	4	5	6	7	8	9	AB	R	H	RBI	BB	SO	LOB	BOTTOM					
Gerald Young, S OBP: 0.300, SLG: 0.258 (1, 8)	F7		1-2 1B			K			G6-3	4	0	1	0	0	1	0	<b>Philadelphia Phillies @ Houston Astros</b> Astrodome, Houston, TX Sun Sep 08 1991, 4:33 AM EDT Att. 7,847 - Dome - 70 F					
Craig Biggio, R OBP: 0.366, SLG: 0.373 (1, 2)	K		F9			F7		F7		4	0	0	0	0	1	2						
5 Jeff Bagwell, R OBP: 0.383, SLG: 0.442 (1, 3)	P6			G5-3		L5		L1		4	0	0	0	0	0	0						
Ken Caminiti, S OBP: 0.313, SLG: 0.387 (1, 5)		FC5-4 1B		P4		P6		P6		3	0	1	0	0	0	0						
Mark Davidson, R OBP: 0.279, SLG: 0.293 (1, 9)		FC5-4		K2-3		F9		F9		3	0	0	0	0	1	1						
Casey Candaele, S OBP: 0.318, SLG: 0.369 (1, 7)		G1-6-3		G4-3		F9		F9		3	0	0	0	0	0	1						
Andujar Cedeno, R OBP: 0.287, SLG: 0.435 (1, 6)			P3		1B			G5-3		3	0	1	0	0	0	0						
Andy Mota, R OBP: 0.207, SLG: 0.286 (1, 4)			G5-3		F9			G6-3		3	0	0	0	0	0	1						
Ryan Bowen, R OBP: 0.278, SLG: 0.250 Mike Simms, R OBP: 0.117, SLG: 0.286 Curt Schilling, R OBP: 0.188, SLG: 1.000 Jim Corsi, R OBP: 0.188, SLG: 1.000 Rafael Ramirez, R OBP: 0.121, SLG: 0.300 Dwayne Henry, R (1, 1) (5, PR) (8, 1) (7, 1) (8, PR) (9, 1)			1B		F9			K		0	0	0	0	1	0	0						
<b>Inning Stats</b>	R: 0 E: 0 K: 1 S: 8	H: 0 LOB: 0 BB: 0 P: 13	R: 0 E: 0 K: 0 S: 10	H: 1 LOB: 0 BB: 0 P: 15	R: 0 E: 0 K: 0 S: 14	H: 1 LOB: 2 BB: 1 P: 25	R: 0 E: 0 K: 1 S: 7	H: 0 LOB: 0 BB: 0 P: 9	R: 0 E: 0 K: 1 S: 10	H: 1 LOB: 1 BB: 0 P: 13	R: 0 E: 0 K: 1 S: 7	H: 0 LOB: 0 BB: 0 P: 9	R: 0 E: 0 K: 0 S: 5	H: 0 LOB: 0 BB: 0 P: 9	R: 0 E: 0 K: 1 S: 6	H: 0 LOB: 0 BB: 0 P: 9		R: 0 E: 0 K: 0 S: 7	H: 0 LOB: 0 BB: 0 P: 11	1B: 3 2B: 0 3B: 0 HR: 0	SF: 0 SAC: 0 DP: 1 HBP: 0	WP: 0 PB: 0 SB: 0 CS: 0
<b>PITCHER</b>	IP WLS BF H R ER SO BB IBB HBP BLK WP HR S P ERA WHIP	9.0 W 30 3 0 0 4 1 0 0 0 0 74 113 0.00 0.444	<b>PITCHER</b>										IP WLS BF H R ER SO BB IBB HBP BLK WP HR S P ERA WHIP									

AB	29
R	0
H	3
RBI	0
BB	1
SO	4
LOB	6










Batter	1	2	3	4	5	6	7	8	9	AB	R	H	RBI	BB	SO	LOB	TOP					
<b>Tony Fernandez, S</b> (1, 6) OBP: 0.330, SLG: 0.357	G1-3		BB 1B BB	K		L3		G1-4-3		4	1	0	0	1	1	2						
<b>Jack Howell, L</b> (1, 5) OBP: 0.276, SLG: 0.346	K		BB 1B BB			K		F8		4	1	0	0	1	2	2						
<b>Tony Gwynn, L</b> (1, 9) OBP: 0.356, SLG: 0.433	G6-3		P5			G3-1		G6-3		5	0	0	0	0	0	2						
<b>Fred McGriff, L</b> (1, 3) OBP: 0.398, SLG: 0.490		1B HR BB	BB 1B BB			HR		2B		3	3	2	1	2	0	0						
<b>Benito Santiago, R</b> (1, 2) OBP: 0.289, SLG: 0.393		HR 1B	BB 1B BB			BB		1B		4	1	4	3	1	0	0						
<b>Tim Lincecum, R</b> (1, 4) OBP: 0.342, SLG: 0.401		HR 1B	1B 2H 3H			BB		2B		4	1	1	3	1	2	3						
<b>Darrin Jackson, R</b> (1, 8) OBP: 0.311, SLG: 0.472		HR	G5-4-3 BB			K		K		4	0	0	0	1	1	4						
<b>Bip Roberts, S</b> (1, 7) OBP: 0.349, SLG: 0.357		G1-5-3				L7		SH4-3		3	0	1	0	0	0	0						
<b>Jim Vatcher, R</b> (8, 7) OBP: 0.500, SLG: 0.333						SH4-3		1B		0	0	0	0	0	0	0						
<b>Dennis Blumenthal, L</b> (1, 1) OBP: 0.289, SLG: 0.393		G6-3				K		L8		3	0	0	0	0	1	0						
<b>Inning Stats</b>	R: 0 E: 0 K: 1 S: 8	H: 0 LOB: 0 BB: 0 P: 11	R: 3 E: 0 K: 0 S: 12	H: 2 LOB: 0 BB: 1 P: 19	R: 2 E: 0 K: 0 S: 7	H: 1 LOB: 2 BB: 4 P: 23	R: 0 E: 0 K: 2 S: 9	H: 0 LOB: 0 BB: 0 P: 13	R: 1 E: 0 K: 1 S: 12	H: 1 LOB: 1 BB: 1 P: 19	R: 0 E: 1 K: 1 S: 11	H: 0 LOB: 2 BB: 1 P: 20	R: 1 E: 0 K: 1 S: 19	H: 3 LOB: 3 BB: 1 P: 31	R: 0 E: 0 K: 0 S: 6	H: 0 LOB: 0 BB: 0 P: 9	R: 0 E: 0 K: 1 S: 15	H: 1 LOB: 1 BB: 0 P: 18	1B: 4 2B: 2 3B: 0 HR: 2	SF: 0 SAC: 1 DP: 1 HBP: 0	WP: 0 PB: 0 SB: 0 CS: 0	PA: 43
<b>PITCHER</b>	IP	WLS	BF	H	R	ER	SO	BB	IBB	HBP	BLK	WP	HR	S	P	ERA	WHIP					
<b>Chris Gardner, R</b> (1, 1) ERA: 10.8	5.0	L	24	4	6	6	4	6	0	0	0	0	2	48	85	10.80	2.000					
<b>Dwayne Henry, R</b> (6, 1) ERA: 3.12	0.1		3	0	0	0	0	1	0	0	0	0	0	7	12	0.00	3.000					
<b>Rob Mallicoate, L</b> (6, 1) ERA: 3.09	1.1		6	2	1	1	2	0	0	0	0	0	0	14	20	6.75	1.500					
<b>Xavier Hernandez, R</b> (7, 1) ERA: 5.89	1.1		6	1	0	0	0	1	0	0	0	0	0	15	28	0.00	1.500					
<b>Curt Schilling, R</b> (9, 1) ERA: 4.25	1.0		4	1	0	0	1	0	0	0	0	0	0	15	18	0.00	1.000					

**San Diego Padres @ Houston Astros**  
Astrodome, Houston, TX  
Tue Sep 10 1991, 8:05 PM EDT  
Att. 4,353 - Dome - 70 F


AB 34  
R 7  
H 8  
RBI 7  
BB 8  
SO 7  
LOB 16



Batter	1	2	3	4	5	6	7	8	9	AB	R	H	RBI	BB	SO	LOB	BOTTOM					
<b>Gerald Young, S</b> (1, 8) OBP: 0.303, SLG: 0.272	5 BLK 5 G6-3		F9			E7		G1-3		5	2	2	0	0	1	4						
<b>Mark Davidson, R</b> (1, 7) OBP: 0.276, SLG: 0.283	K		F8			G6-3		K		5	0	0	1	0	2	2						
<b>5 Jeff Bagwell, R</b> (1, 3) OBP: 0.384, SLG: 0.447	G5-3					K				5	2	3	1	0	1	0						
<b>Ken Caminiti, S</b> (1, 5) OBP: 0.311, SLG: 0.384		1B				G1-3		K		5	0	1	0	0	2	3						
<b>Mike Simms, R</b> (1, 9) OBP: 0.302, SLG: 0.270						K				2	0	0	0	0	1	2						
<b>Steve Finley, L</b> (6, PH) OBP: 0.339, SLG: 0.422						K		SF8		1	0	1	1	0	0	0						
<b>Andujar Cedeno, R</b> (1, 6) OBP: 0.287, SLG: 0.435						K		2B		4	1	2	1	0	1	1						
<b>Andy Mota, R</b> (1, 4) ERA: 3.32						K				3	0	0	0	0	1	2						
<b>Xavier Hernandez, L</b> (7, 1) ERA: 2.65		G6-3				K				0	0	0	0	0	0	0						
<b>Jose Tolentino, L</b> (8, PH) OBP: 0.333, SLG: 0.500						K				0	0	0	0	0	0	0						
<b>Craig Biggio, R</b> (8, PH) OBP: 0.369, SLG: 0.380						K				1	0	1	1	0	0	0						
<b>Tony Eusebio, R</b> (1, 2) OBP: 0.320, SLG: 0.158										3	1	1	0	1	1	0						
<b>Ryan Bowen, R</b> (8, PR) OBP: 0.278, SLG: 0.250										0	0	0	0	0	0	0						
<b>Curt Schilling, R</b> (9, 1) OBP: 1.000, SLG: 1.000										0	0	0	0	0	0	0						
<b>Chris Gardner, R</b> (1, 1) ERA: 2.65										1	0	0	0	0	0	0						
<b>Rafael Ramirez, R</b> (5, PH) OBP: 0.279, SLG: 0.298										1	0	0	0	0	0	1						
<b>Dwayne Henry, R</b> (6, 1) ERA: 2.65										0	0	0	0	0	0	0						
<b>Rob Mallicoate, L</b> (6, 1) ERA: 3.39										0	0	0	0	0	0	0						
<b>Casey Candaele, S</b> (7, 4) OBP: 0.319, SLG: 0.367										1	0	1	0	1	0	0						
<b>Inning Stats</b>	R: 1 E: 0 K: 1 S: 15	H: 2 LOB: 1 BB: 0 P: 22	R: 0 E: 0 K: 2 S: 7	H: 0 LOB: 0 BB: 0 P: 11	R: 0 E: 0 K: 0 S: 6	H: 0 LOB: 0 BB: 0 P: 8	R: 1 E: 0 K: 2 S: 12	H: 2 LOB: 1 BB: 0 P: 23	R: 2 E: 1 K: 1 S: 11	H: 2 LOB: 1 BB: 0 P: 16	R: 0 E: 0 K: 1 S: 6	H: 1 LOB: 1 BB: 0 P: 8	R: 0 E: 0 K: 2 S: 12	H: 1 LOB: 1 BB: 0 P: 14	R: 2 E: 0 K: 1 S: 13	H: 3 LOB: 3 BB: 2 P: 28	R: 0 E: 0 K: 0 S: 9	H: 1 LOB: 0 BB: 0 P: 10	1B: 7 2B: 5 3B: 0 HR: 0	SF: 1 SAC: 0 DP: 1 HBP: 0	WP: 4 PB: 0 SB: 1 CS: 0	PA: 40
<b>PITCHER</b>	IP	WLS	BF	H	R	ER	SO	BB	IBB	HBP	BLK	WP	HR	S	P	ERA	WHIP					
<b>Dennis Rasmussen, L</b> (1, 1) ERA: 3.32	5.0	W	21	6	4	3	6	0	0	0	0	0	1	0	8	0.00	1.000					
<b>Mike Maddux, R</b> (6, 1) ERA: 2.65	1.0		4	1	0	0	1	0	0	0	0	1	0	6	8	0.00	1.000					
<b>Larry Andersen, R</b> (7, 1) ERA: 2.65	1.0		4	1	0	0	2	0	0	0	0	1	0	12	14	0.00	1.000					
<b>Jose Melendez, R</b> (8, 1) ERA: 3.39	0.2		4	2	2	2	1	0	0	0	0	1	0	8	12	27.00	3.000					
<b>Rich Rodriguez, L</b> (8, 1) ERA: 3.66	0.0		1	1	0	0	0	0	0	0	0	0	0	3	6	"	"					

**San Diego Padres @ Houston Astros**  
Astrodome, Houston, TX  
Tue Sep 10 1991, 8:05 PM EDT  
Att. 4,353 - Dome - 70 F


AB 37  
R 6  
H 12  
RBI 5  
BB 2  
SO 10  
LOB 15










Batter	1	2	3	4	5	6	7	8	9	10	AB	R	H	RBI	BB	SO	LOB	TOP						
<b>Brett Butler, L</b> OBP: 0.405, SLG: 0.347 (1, 8)	4-0 L5-3 BB		2-0 G6-3		1-2 G6-3		0-0 F7			4-1 HR HBP BB	3	1	0	0	2	0	1	<b>Los Angeles Dodgers @ Houston Astros</b> Astrodome, Houston, TX Thu Sep 12 1991, 8:05 PM EDT Att. 10,146 - Dome - 70 F  <b>AB 36</b> <b>R 6</b> <b>H 7</b> <b>RBI 6</b> <b>BB 5</b> <b>SO 8</b> <b>LOB 15</b> 						
<b>Lenny Harris, L</b> OBP: 0.356, SLG: 0.359 (1, 5) (9, 4)	0-1 L5-3		1-1 1B 2B 1B		0-1 G3		1-2 G4-3		1-2 G4-3	2-1 HR HBP	4	2	1	0	0	0	1							
<b>Darryl Strawberry, L</b> OBP: 0.372, SLG: 0.487 (1, 9)	0-0 G4-3		1-1 1B 2B 1B		4-0 BB 1B BB		4-0 BB		4-0 BB	0-0 HR 1-H 2-H	3	2	2	3	2	0	0							
<b>Eddie Murray, S</b> OBP: 0.320, SLG: 0.402 (1, 3)		0-2 P5	0-0 S 1-H 2-H 2B		1-0 BB 1B		1-2 BB		1-2 SAFE F7	2-2 G5-3	5	0	2	2	2	0	1							
<b>Kal Daniels, L</b> OBP: 0.340, SLG: 0.398 (1, 7)	0-0 L9		0-3 K		4-0 BB 1B BB		4-0 BB		2-0 F7	1-1 HR	4	1	1	1	1	1	2							
<b>Stan Javier, S</b> OBP: 0.257, SLG: 0.286 (10, 7)					1-2 2-3 BB		0-0 F9				0	0	0	0	0	0	0							
<b>Mike Scioscia, L</b> OBP: 0.350, SLG: 0.378 (1, 2)	2-1 F7		0-2 L8		0-0 F9					2-3 K	3	0	0	0	0	0	4							
<b>Mitch Webster, S</b> OBP: 0.285, SLG: 0.332 (9, PH)											1	0	0	0	0	1	0							
<b>Carlos Hernandez, R</b> (9, 2)											1	0	0	0	0	1	0							
<b>Juan Samuel, R</b> OBP: 0.324, SLG: 0.381 (1, 4)			2-0 G1-3 1B		3-1 G4-3		0-0 L7				4	0	1	0	0	1	4							
<b>Roger McDowell, R</b> (9, 1)					2-3 K						0	0	0	0	0	0	0							
<b>Alfredo Griffin, S</b> OBP: 0.290, SLG: 0.279 (1, 6)			1-3 K		0-3 K		0-3 K2-3			1-3 K	4	0	0	0	0	4	1							
<b>Bob Ojeda, L</b> OBP: 0.208, SLG: 0.224 (1, 1)			0-2 G1-3		0-0 L6		0-0 F7			3-2 P3	2	0	0	0	0	0	1							
<b>Dave Hansen, L</b> OBP: 0.326, SLG: 0.455 (7, PH)											1	0	0	0	0	0	0							
<b>Jim Gott, R</b> OBP: 0.500, SLG: 0.500 (7, 1)											0	0	0	0	0	0	0							
<b>Mike Sharperson, R</b> OBP: 0.362, SLG: 0.351 (9, 5)											1	0	0	0	0	0	0							
<b>Inning Stats</b>	R: 0 E: 0 K: 0 S: 3	H: 0 LOB: 0 BB: 1 P: 7	R: 0 E: 0 K: 0 S: 6	H: 0 LOB: 0 BB: 0 P: 8	R: 0 E: 0 K: 1 S: 8	H: 1 LOB: 1 BB: 0 P: 13	R: 2 E: 0 K: 1 S: 13	H: 3 LOB: 1 BB: 0 P: 18	R: 0 E: 0 K: 1 S: 8	H: 0 LOB: 0 BB: 0 P: 9	R: 0 E: 0 K: 0 S: 5	H: 1 LOB: 3 BB: 2 P: 14	R: 0 E: 0 K: 1 S: 5	H: 0 LOB: 0 BB: 0 P: 5	R: 0 E: 0 K: 0 S: 7	H: 0 LOB: 1 BB: 1 P: 15	R: 0 E: 0 K: 3 S: 9	H: 0 LOB: 0 BB: 0 P: 16	R: 4 E: 0 K: 1 S: 16	H: 2 LOB: 0 BB: 1 P: 30	1B: 4 2B: 2 3B: 0 HR: 2	SF: 0 SAC: 0 DP: 1 HBP: 1	WP: 0 PB: 0 SB: 1 CS: 0	PA: 42
<b>PITCHER</b>	IP WLS BF H R ER SO BB IBB HBP BLK WP HR S P ERA WHIP	7.0 L 28 5 2 2 4 3 0 0 0 0 0 2 29 56 2.57 1.143	8.1 L 13 2 4 4 3 2 0 1 0 0 2 29 56 13.50 1.500	10.1 1 0 0 0 1 0 0 0 0 0 0 0 3 5 0.00 0.000											IP WLS BF H R ER SO BB IBB HBP BLK WP HR S P ERA WHIP									
<b>Darryl Kile, R</b> ERA: 3.58																								
<b>Al Osuna, L</b> ERA: 3.03																								
<b>Xavier Hernandez, R</b> ERA: 5.85																								

Batter	1	2	3	4	5	6	7	8	9	10	AB	R	H	RBI	BB	SO	LOB	BOTTOM					
<b>Craig Biggio, R</b> OBP: 0.368, SLG: 0.383 (1, 2)	1-0 1B 3B		0-1 F8		0-1 P4		0-3 K2-3			2-2 G3	5	1	1	0	0	1	0	<b>Los Angeles Dodgers @ Houston Astros</b> Astrodome, Houston, TX Thu Sep 12 1991, 8:05 PM EDT Att. 10,146 - Dome - 70 F  <b>AB 35</b> <b>R 2</b> <b>H 7</b> <b>RBI 2</b> <b>BB 2</b> <b>SO 9</b> <b>LOB 10</b> 					
<b>Steve Finley, L</b> OBP: 0.336, SLG: 0.422 (1, 9)	1-2 G1-3 FC 1B		1-3 K		3-1 L6		3-2 F8			0-1 G4-3	5	1	1	1	0	1	0						
<b>Jeff Bagwell, R</b> OBP: 0.364, SLG: 0.444 (1, 3)	2-0 G1-3		3-2 BB 1B		2-1 G6-3		1-1 G6-3				4	0	1	0	0	0	1						
<b>Ken Caminiti, S</b> OBP: 0.312, SLG: 0.382 (1, 5)	0-0 FC K2		4-0 BB 1B		1-1 1B 1B		1-3 K				3	0	1	1	1	1	0						
<b>Andujar Cedeno, R</b> OBP: 0.290, SLG: 0.420 (1, 6)	3-3 K2		0-0 G5-3		3-1 F7		1-3 K		1-3 SAFE K		4	0	0	0	0	2	4						
<b>Casey Candaele, S</b> OBP: 0.319, SLG: 0.368 (1, 7)			0-1 G3-1		0-0 L6		3-1 1B			1-2 SH1-3 1B	4	0	2	0	0	0	0						
<b>Gerald Young, S</b> OBP: 0.309, SLG: 0.275 (1, 8)			1-3 K		4-2 CS BB		0-0 G5-3			0-0 SH1-3	2	0	0	0	1	1	2						
<b>Andy Mota, R</b> OBP: 0.186, SLG: 0.238 (1, 4)			0-0 1B		0-0 F4		0-3 K			1-1 L5	4	0	1	0	0	1	2						
<b>Darryl Kile, R</b> ERA: 3.28											2	0	0	0	0	1	1						
<b>Rafael Ramirez, R</b> OBP: 0.278, SLG: 0.297 (7, PH)											1	0	0	0	0	0	0						
<b>Al Osuna, R</b> (8, 1)											0	0	0	0	0	0	0						
<b>Xavier Hernandez, L</b> (10, 1)											0	0	0	0	0	0	0						
<b>Jose Tolentino, L</b> OBP: 0.316, SLG: 0.472 (10, PH)											1	0	0	0	0	1	0						
<b>Inning Stats</b>	R: 2 E: 0 K: 1 S: 11	H: 2 LOB: 1 BB: 0 P: 18	R: 0 E: 0 K: 2 S: 10	H: 1 LOB: 1 BB: 0 P: 12	R: 0 E: 0 K: 1 S: 9	H: 1 LOB: 2 BB: 1 P: 17	R: 0 E: 0 K: 0 S: 6	H: 0 LOB: 0 BB: 1 P: 10	R: 0 E: 0 K: 0 S: 7	H: 2 LOB: 2 BB: 0 P: 11	R: 0 E: 0 K: 2 S: 10	H: 0 LOB: 0 BB: 0 P: 11	R: 0 E: 0 K: 1 S: 9	H: 0 LOB: 0 BB: 0 P: 13	R: 0 E: 0 K: 1 S: 9	H: 1 LOB: 1 BB: 0 P: 12	R: 0 E: 0 K: 1 S: 9		H: 0 LOB: 0 BB: 0 P: 11	1B: 6 2B: 1 3B: 1 HR: 0	SF: 0 SAC: 1 DP: 1 HBP: 0	WP: 0 PB: 0 SB: 1 CS: 1	PA: 38
<b>PITCHER</b>	IP WLS BF H R ER SO BB IBB HBP BLK WP HR S P ERA WHIP	6.0 L 25 6 2 2 4 2 0 0 0 0 0 0 18 24 0.00 0.000	7.1 W 7 1 0 0 2 0 0 0 0 0 0 0 18 23 0.00 0.500											IP WLS BF H R ER SO BB IBB HBP BLK WP HR S P ERA WHIP									
<b>Bob Ojeda, L</b> ERA: 3.28																							
<b>Jim Gott, R</b> ERA: 2.79																							
<b>Roger McDowell, R</b> ERA: 3.12																							



Batter	1	2	3	4	5	6	7	8	9	AB	R	H	RBI	BB	SO	LOB	TOP		
Steve Finley, L (1, 8) OBP: 0.334, SLG: 0.419 Curt Schilling, R (8, 1) OBP: 1.000, SLG: 1.000	3-1 G3		0-0 P2		0-3 K			0-1 G4-3		4	0	0	0	0	1	2			
Craig Biggio, R (1, 2) OBP: 0.367, SLG: 0.382 Scott Servais, R (4, 2)	1-1 F9		0-1 P6		1-2 G5-3			1-1 F8		2	0	0	0	0	0	1			
5 Jeff Bagwell, R (1, 3) OBP: 0.383, SLG: 0.442 Jose Tolentino, L (6, PH) OBP: 0.300, SLG: 0.447	1-2 F9			0-0 F7				1-2 F8		2	0	0	0	0	0	0			
Luis Gonzalez, L (1, 7) OBP: 0.310, SLG: 0.438		1-1 HR		1-1 L3				0-1 G4-3		4	1	1	1	0	1	0			
Ken Caminiti, S (1, 5) OBP: 0.313, SLG: 0.384 Rafael Ramirez, R (6, PH) OBP: 0.280, SLG: 0.299		0-1 G3-1		1-0 2B				1-2 G4-3		2	0	1	0	0	0	0			
Casey Candaele, S (1, 9) OBP: 0.319, SLG: 0.367		3-2 F7		0-0 G3-1				1-0 F8		4	0	1	0	0	0	1			
Andujar Cedeno, R (1, 6) Mark Davidson, R (6, 9) OBP: 0.265, SLG: 0.277		3-2 F9			1-2 2B SF9			1-3 K		2	1	1	0	0	0	0			
Andy Mota, R (1, 4) OBP: 0.217, SLG: 0.289				0-1 1B				0-2 F9		3	0	2	0	0	0	0			
Ryan Bowen, R (1, 1) Jim Corsi, R (2, 1) Mike Simms, R (5, PH) Dwayne Henry, R (5, 1) Rob Mallicoat, L (7, 1) Gerard Young, S (5, PH) OBP: 0.307, SLG: 0.273				0-3 K				2-2 F9		0	0	0	0	0	0	0			
<b>Inning Stats</b>	R: 0 E: 0 K: 0 S: 7	H: 0 LOB: 0 BB: 0 P: 12	R: 1 E: 0 K: 0 S: 11	H: 1 LOB: 1 BB: 0 P: 18	R: 0 E: 0 K: 1 S: 8	H: 1 LOB: 1 BB: 0 P: 8	R: 0 E: 0 K: 0 S: 5	H: 1 LOB: 1 BB: 0 P: 7	R: 1 E: 0 K: 1 S: 14	H: 2 LOB: 1 BB: 0 P: 18	R: 0 E: 0 K: 0 S: 10	H: 0 LOB: 0 BB: 0 P: 12	R: 0 E: 0 K: 1 S: 7	H: 0 LOB: 0 BB: 0 P: 9	R: 0 E: 0 K: 0 S: 7	H: 2 LOB: 2 BB: 0 P: 17	1B: 4 2B: 2 3B: 0 HR: 1	SF: 1 SAC: 0 DP: 0 HBP: 0	WP: 0 PA: 34 PB: 0 SB: 0 CS: 0
<b>PITCHER</b>	IP WLS BF H R ER SO BB IBB HBP BLK WP HR S P ERA WHIP	7.0 W 26 5 2 2 3 0 0 0 0 0 1 62 84 2.57 0.714	2.0 8 2 0 0 1 0 0 0 0 0 0 0 18 27 0.00 1.000																

Houston Astros @ Cincinnati Reds  
Riverfront Stadium, Cincinnati, OH  
Fri Sep 13 1991, 7:05 PM EDT  
Att: 22,205 - Cloudy - 87 F

AB	33
R	2
H	7
RBI	2
BB	0
SO	4
LOB	8



Batter	1	2	3	4	5	6	7	8	9	AB	R	H	RBI	BB	SO	LOB	BOTTOM		
Bill Doran, S (1, 7) OBP: 0.356, SLG: 0.372 Chris Jones, R (6, 7) OBP: 0.392, SLG: 0.408	3-2 S 1B E	1-1 PB 1B	0-0 1B 2B		2-1 F7	1-0 F9				4	3	3	0	0	0	0			
Mariano Duncan, R (1, 6) OBP: 0.285, SLG: 0.425	1-0 S 2B	0-0 1B 2B	2-2 E FC4-6 1B		1-1 G5-3		2-3 K			5	3	3	1	0	1	0			
Hal Morris, L (1, 3) OBP: 0.373, SLG: 0.492	3-3 K	1-0 2B 1B	3-1 E8 FC4-6 1B		4-2 HR BB		2-2 G5-3			4	2	2	3	1	1	2			
Paul O'Neill, L (1, 9) OBP: 0.355, SLG: 0.501	0-1 G6-3 2B	2-2 HR 2B	4-0 FC4-6 1B		1-0 HR		2-0 2B			4	2	4	5	1	0	0			
Chris Sabo, R (1, 5) OBP: 0.362, SLG: 0.523	2-2 G6-3	1-1 HR 2B	1-1 FC4-6 1B		1-0 1B		1-3 K			5	1	2	3	0	1	4			
Luis Quiñones, S (1, 4) OBP: 0.322, SLG: 0.329	1-0 P4	3-1 HR HBP	0-0 G6-3		0-1 1B		2-0 F9			4	0	1	0	0	0	3			
Billy Hatcher, R (1, 8) OBP: 0.310, SLG: 0.355		1-0 1B BB		0-0 G6-4-3 1B	0-1 F9		0-0 G3-1			4	1	1	0	1	0	3			
Joe Oliver, R (1, 2) OBP: 0.263, SLG: 0.357 Donnie Scott, S (8, 2)		1 SAFE 2-1 F9	0-0 2B 1B	2-2 G6-4-3		3-3 K		2-2 G3		4	1	1	0	0	1	2			
Jack Armstrong, R (1, 1) OBP: 0.083, SLG: 0.057 Gino Minutelli, L (8, 1)		1-3 K	1-3 K	0-0 G6-3		0-2 F8				4	0	0	0	0	2	2			
<b>Inning Stats</b>	R: 2 E: 0 K: 1 S: 15	H: 3 LOB: 1 BB: 0 P: 25	R: 6 E: 0 K: 1 S: 20	H: 5 LOB: 1 BB: 1 P: 38	R: 3 E: 1 K: 1 S: 14	H: 4 LOB: 2 BB: 1 P: 25	R: 0 E: 0 K: 0 S: 6	H: 1 LOB: 0 BB: 0 P: 8	R: 2 E: 0 K: 0 S: 12	H: 3 LOB: 2 BB: 1 P: 21	R: 0 E: 0 K: 1 S: 8	H: 0 LOB: 0 BB: 0 P: 12	R: 0 E: 0 K: 2 S: 10	H: 1 LOB: 1 BB: 0 P: 17	R: 0 E: 0 K: 0 S: 6	H: 0 LOB: 0 BB: 0 P: 10	1B: 11 2B: 4 3B: 0 HR: 2	SF: 0 SAC: 0 DP: 1 HBP: 1	WP: 0 PA: 44 PB: 1 SB: 3 CS: 0
<b>PITCHER</b>	IP WLS BF H R ER SO BB IBB HBP BLK WP HR S P ERA WHIP	1.2 L 15 8 8 8 2 1 0 0 0 0 1 30 55 43.20 5.400	2.1 12 5 3 3 1 0 1 0 0 0 0 0 25 41 11.57 2.143	2.0 10 3 2 2 1 1 0 0 0 0 0 1 20 33 9.00 2.000	1.0 4 1 0 0 2 0 0 0 0 0 0 0 10 17 0.00 1.000	1.0 3 0 0 0 0 0 0 0 0 0 0 0 6 10 0.00 0.000													

Houston Astros @ Cincinnati Reds  
Riverfront Stadium, Cincinnati, OH  
Fri Sep 13 1991, 7:05 PM EDT  
Att: 22,205 - Cloudy - 87 F

AB	40
R	13
H	17
RBI	12
BB	3
SO	6
LOB	16





Batter	1	2	3	4	5	6	7	8	9	AB	R	H	RBI	BB	SO	LOB	TOP										
<b>Kenny Lofton, L</b> OBP: 0.800, SLG: 1.000 (1, 8)	4-0 1B 5 2B BB		0-0 G4-3		1-0 SAFE SAFE 1-2 1B			2-2 SH3-4 1B	1-1 E 2B	4	3	3	0	1	0	0	<b>Houston Astros @ Cincinnati Reds</b> Riverfront Stadium, Cincinnati, OH Sat Sep 14 1991, 7:05 PM EDT Att: 25,829 - Cloudy - 87 F										
<b>Steve Finley, L</b> OBP: 0.333, SLG: 0.416 (1, 9)	1-3 K		2-1 F7		0-2 G4-3		1-0 SH3-4	4-0 WP 5 SF7 IBB	3	1	0	0	1	1	3												
<b>Craig Biggio, R</b> OBP: 0.369, SLG: 0.383 (1, 2)	0-2 5 2B 1B		1-0 F9		2-1 G5-3		1-1 1B	4-2 1B BB	4	2	2	1	1	0	0												
<b>5 Jeff Bagwell, R</b> OBP: 0.381, SLG: 0.443 (1, 3)	1-2 1-H 3-H 2B		0-2 G4-3		0-0 F8		0-0 G5-3	0-0 SF7	4	0	1	3	0	0	1												
<b>Ken Caminiti, S</b> OBP: 0.313, SLG: 0.384 (1, 5)	0-3 K		2-2 G4-3		0-0 G6-3		0-2 1B	3-H 0-0 S	5	0	2	1	0	1	1												
<b>Casey Candaele, S</b> OBP: 0.318, SLG: 0.366 <b>Rob Mallicoat, L</b> (8, 1)	1-3 K		3-1 F9		1-1 G5-3		0-2 S	1-2 G3	4	0	1	0	0	1	1												
<b>Curt Schilling, R</b> OBP: 0.500, SLG: 0.500 (8, 1)							1-3 1B	1-2	1	0	0	0	0	0	2												
<b>Andujar Cedeno, R</b> OBP: 0.287, SLG: 0.429 (1, 6)		3-2 G6-3		2-2 1B 1B		2-1 2B	3-3 K		4	0	2	0	0	1	2												
<b>Andy Mota, R</b> OBP: 0.200, SLG: 0.265 (1, 4)	1-2 G4-3		0-1 L7		1-1 F8		0-2 G6-3		4	0	0	0	0	0	2												
<b>Mark Portugal, R</b> OBP: 0.286, SLG: 0.233 <b>Rafael Ramirez, R</b> OBP: 0.278, SLG: 0.297 <b>Xavier Hernandez, L</b> (7, 1) <b>Luis Gonzalez, L</b> OBP: 0.311, SLG: 0.440 (8, 7)	2-2 G6-3		2-3 K		1-0 G6-3		0-2 2B WP 1B		2	0	0	0	0	1	1												
<b>Inning Stats</b>	R: 2 E: 0 K: 3 S: 17	H: 2 LOB: 1 BB: 1 P: 24	R: 0 E: 0 K: 0 S: 13	H: 0 LOB: 0 BB: 0 P: 19	R: 0 E: 0 K: 0 S: 4	H: 0 LOB: 0 BB: 0 P: 7	R: 0 E: 0 K: 0 S: 8	H: 0 LOB: 0 BB: 0 P: 13	R: 0 E: 0 K: 1 S: 16	H: 2 LOB: 2 BB: 0 P: 21	R: 0 E: 0 K: 0 S: 4	H: 0 LOB: 0 BB: 0 P: 6	R: 0 E: 0 K: 0 S: 7	H: 1 LOB: 1 BB: 0 P: 12	R: 2 E: 0 K: 1 S: 17	H: 4 LOB: 2 BB: 2 P: 24	R: 3 E: 0 K: 0 S: 16	H: 3 LOB: 2 BB: 2 P: 26	1B: 9 2B: 3 3B: 0 HR: 0	SF: 1 SAC: 1 DP: 0 HBP: 0	WP: 3 PB: 0 SB: 2 CS: 0	PA: 42					
<b>PITCHER</b>	IP	WLS	BF	H	R	ER	SO	BB	IBB	HBP	BLK	WP	HR	S	P	ERA	WHIP										
<b>Randy Myers, L</b> ERA: 3.57 (1, 1)	7.1		29	6	3	3	4	1	0	0	0	0	0	74	110	3.68	0.955										
<b>Rob Dibble, R</b> ERA: 2.92 (8, 1)	1.0	L	10	5	4	4	1	1	1	0	0	1	0	23	36	36.00	6.000										
<b>Ted Power, R</b> ERA: 3.27 (9, 1)	0.2		3	1	0	0	0	0	0	0	0	0	0	5	6	0.00	1.500										

AB	37
R	7
H	12
RBI	5
BB	3
SO	5
LOB	14



Batter	1	2	3	4	5	6	7	8	9	AB	R	H	RBI	BB	SO	LOB	BOTTOM										
<b>Bill Doran, S</b> OBP: 0.352, SLG: 0.368 (1, 7)	3-3 K		0-0 G6-3		1-2 E6			2-1 L4		4	0	0	0	0	1	0	<b>Houston Astros @ Cincinnati Reds</b> Riverfront Stadium, Cincinnati, OH Sat Sep 14 1991, 7:05 PM EDT Att: 25,829 - Cloudy - 87 F										
<b>Mariano Duncan, R</b> OBP: 0.292, SLG: 0.437 (1, 6)	1-0 G1-3		0-0 HR		0-0 P2		0-1 1B		4	1	2	1	0	0	1												
<b>Hal Morris, L</b> OBP: 0.377, SLG: 0.500 (1, 3)	4-1 BB		1-1 HR		2-2 G5-3		2-2 SAFE SAFE 1-2 1B		3	1	2	1	1	0	0												
<b>Paul O'Neill, L</b> OBP: 0.354, SLG: 0.505 (1, 9)	0-0 P6		1-1 HR		2-2 G3		1-3 K		4	1	1	1	0	1	3												
<b>Chris Sabo, R</b> OBP: 0.360, SLG: 0.519 (1, 5)		0-2 G5-3		2-2 G5-3		2-3 K		1-1 F9		4	0	0	0	0	1	2											
<b>Luis Quinones, S</b> OBP: 0.315, SLG: 0.321 (1, 4)		2-3 K		0-1 G3		2-3 K		1-1 G4-3		4	0	0	0	0	2	0											
<b>Billy Hatcher, R</b> OBP: 0.310, SLG: 0.354 (1, 8)		2-2 G4-3		0-1 P2		0-1 1B CS 1B		2-2 G6-3		4	0	1	0	0	0	0											
<b>Joe Oliver, R</b> OBP: 0.264, SLG: 0.357 <b>Jeff Reed, L</b> OBP: 0.323, SLG: 0.360 (9, PH)			0-2 F9		1-1 F9		0-0 1B		2-2 P6	3	0	1	0	0	0	0											
<b>Randy Myers, L</b> OBP: 0.231, SLG: 0.240 <b>Rob Dibble, L</b> (8, 1) <b>Ted Power, R</b> (9, 1)			1-0 L1		0-3 K		0-3 K			3	0	0	0	0	2	2											
<b>Inning Stats</b>	R: 0 E: 0 K: 1 S: 6	H: 0 LOB: 1 BB: 1 P: 14	R: 0 E: 0 K: 0 S: 10	H: 0 LOB: 0 BB: 0 P: 14	R: 0 E: 0 K: 0 S: 5	H: 0 LOB: 0 BB: 0 P: 6	R: 3 E: 0 K: 0 S: 12	H: 3 LOB: 0 BB: 0 P: 16	R: 0 E: 0 K: 1 S: 10	H: 0 LOB: 1 BB: 0 P: 12	R: 0 E: 0 K: 1 S: 13	H: 0 LOB: 0 BB: 0 P: 19	R: 0 E: 0 K: 2 S: 11	H: 2 LOB: 2 BB: 0 P: 13	R: 0 E: 0 K: 1 S: 13	H: 2 LOB: 2 BB: 0 P: 19		R: 0 E: 0 K: 0 S: 8	H: 0 LOB: 0 BB: 0 P: 13	1B: 4 2B: 1 3B: 0 HR: 3	SF: 0 SAC: 0 DP: 1 HBP: 0	WP: 0 PB: 0 SB: 0 CS: 1	PA: 35				
<b>PITCHER</b>	IP	WLS	BF	H	R	ER	SO	BB	IBB	HBP	BLK	WP	HR	S	P	ERA	WHIP										
<b>Mark Portugal, R</b> ERA: 4.07 (7, 1)	1.1	W	6	3	0	0	2	0	0	0	0	0	0	15	19	0.00	2.250										
<b>Rob Mallicoat, L</b> ERA: 3.6 (8, 1)	0.1		2	1	0	0	1	0	0	0	0	0	0	7	10	0.00	3.000										
<b>Curt Schilling, R</b> ERA: 4.09 (8, 1)	1.1	S	4	0	0	0	0	0	0	0	0	0	0	10	16	0.00	0.000										

AB	34
R	3
H	7
RBI	3
BB	1
SO	7
LOB	8





Batter	1	2	3	4	5	6	7	8	9	AB	R	H	RBI	BB	SO	LOB	TOP
<b>Kenny Lofton, L</b> (1, 8) OBP: 0.556, SLG: 0.625										4	0	1	0	0	2	2	<b>Houston Astros @ Cincinnati Reds</b> Riverfront Stadium, Cincinnati, OH Sun Sep 15 1991, 3:33 AM EDT Att: 19,585 - Sunny - 88 F
<b>Steve Finley, L</b> (1, 9) OBP: 0.331, SLG: 0.413										4	0	0	0	0	1	1	
<b>5 Jeff Bagwell, R</b> (1, 3) OBP: 0.384, SLG: 0.447										4	0	3	0	0	1	0	
<b>Luis Gonzalez, L</b> (1, 7) OBP: 0.308, SLG: 0.435										4	0	0	0	0	1	4	
<b>Ken Caminiti, S</b> (1, 5) OBP: 0.312, SLG: 0.382 <b>Jim Corsi, R</b> (6, 1)										3	0	0	0	0	1	3	
<b>Jose Tolentino, L</b> (9, PH) OBP: 0.293, SLG: 0.436										0	0	0	0	0	0	0	
<b>Andujar Cedeno, R</b> (1, 6) OBP: 0.281, SLG: 0.419										4	0	0	0	0	1	2	
<b>Andy Mota, R</b> (1, 4) OBP: 0.204, SLG: 0.264										4	0	1	0	0	0	0	
<b>Scott Servais, R</b> (1, 2)										3	0	0	0	0	1	1	
<b>Chris Gardner, R</b> (1, 1) <b>Gary Cooper, R</b> (5, PH) <b>Jeff Juden, R</b> (5, 1) <b>Casey Candaele, S</b> (6, 5) OBP: 0.320, SLG: 0.367										1	0	0	0	0	0	0	
<b>Inning Stats</b>	R: 0 H: 1 E: 0 K: 3 S: 17	H: 0 R: 0 ER: 0 SO: 6 LOB: 0 BB: 0 P: 24	H: 0 R: 0 ER: 0 SO: 7 LOB: 0 BB: 0 P: 8	H: 0 R: 0 ER: 0 SO: 7 LOB: 0 BB: 0 P: 7	H: 1 R: 0 ER: 1 SO: 11 LOB: 2 BB: 0 P: 14	H: 0 R: 0 ER: 0 SO: 5 LOB: 0 BB: 0 P: 7	H: 2 R: 0 ER: 0 SO: 9 LOB: 2 BB: 0 P: 10	H: 2 R: 0 ER: 0 SO: 11 LOB: 2 BB: 0 P: 16	H: 0 R: 0 ER: 0 SO: 5 LOB: 0 BB: 0 P: 7	H: 0 R: 0 ER: 0 SO: 7 LOB: 0 BB: 0 P: 7	1B: 5 2B: 1 3B: 0 HR: 0	SF: 0 SAC: 0 DP: 0 HBP: 0	WP: 0 PA: 34 PB: 0 SB: 0 CS: 0				
<b>PITCHER</b>	IP WLS BF H R ER SO BB IBB HBP BLK WP HR S P ERA WHIP											IP WLS BF H R ER SO BB IBB HBP BLK WP HR S P ERA WHIP					
<b>Jose Rijo, R</b> (1, 1) ERA: 2.39	7.0 W 28 6 0 0 7 0 0 0 0 0 0 63 86 0.00 0.857																
<b>Milt Hill, R</b> (8, 1) ERA: 3.51	2.0 6 0 0 0 1 0 0 0 0 0 0 11 14 0.00 0.000																

**Houston Astros @ Cincinnati Reds**  
Riverfront Stadium, Cincinnati, OH  
Sun Sep 15 1991, 3:33 AM EDT  
Att: 19,585 - Sunny - 88 F

AB	34
R	0
H	6
RBI	0
BB	0
SO	8
LOB	13



Batter	1	2	3	4	5	6	7	8	9	AB	R	H	RBI	BB	SO	LOB	BOTTOM
<b>Billy Hatcher, R</b> (1, 8) OBP: 0.311, SLG: 0.355										4	2	1	0	1	1	2	<b>Houston Astros @ Cincinnati Reds</b> Riverfront Stadium, Cincinnati, OH Sun Sep 15 1991, 3:33 AM EDT Att: 19,585 - Sunny - 88 F
<b>Mariano Duncan, R</b> (1, 6) OBP: 0.297, SLG: 0.450										5	2	3	3	0	0	1	
<b>Hal Morris, L</b> (1, 3) OBP: 0.379, SLG: 0.500										2	0	1	1	2	0	1	
<b>Paul O'Neill, L</b> (1, 9) OBP: 0.354, SLG: 0.511										5	1	2	2	0	0	4	
<b>Chris Sabo, R</b> (1, 5) OBP: 0.356, SLG: 0.514										5	0	0	0	0	1	5	
<b>Luis Quinones, S</b> (1, 4) OBP: 0.317, SLG: 0.337										4	2	1	1	1	1	1	
<b>Camelot Martinez, R</b> (1, 7) OBP: 0.325, SLG: 0.365										2	2	1	2	2	0	0	
<b>Jeff Reed, L</b> (1, 2) OBP: 0.326, SLG: 0.362										4	1	2	0	0	0	0	
<b>Jose Rijo, R</b> (1, 1) ERA: 9.0 <b>Chris Jones, R</b> (7, PH) OBP: 0.385, SLG: 0.400 <b>Milt Hill, R</b> (8, 1) ERA: 4.06										2	0	0	0	0	1	0	
<b>Inning Stats</b>	R: 1 H: 1 E: 1 K: 0 S: 10	H: 1 R: 4 ER: 3 SO: 17 LOB: 0 BB: 0 P: 17	H: 0 R: 0 ER: 0 SO: 8 LOB: 0 BB: 1 P: 13	H: 0 R: 2 ER: 0 SO: 11 LOB: 0 BB: 1 P: 22	H: 2 R: 2 ER: 1 SO: 16 LOB: 1 BB: 0 P: 26	H: 2 R: 2 ER: 0 SO: 18 LOB: 3 BB: 2 P: 33	H: 3 R: 0 ER: 0 SO: 13 LOB: 2 BB: 1 P: 24	H: 1 R: 2 ER: 0 SO: 11 LOB: 2 BB: 0 P: 18	H: 2 R: 0 ER: 0 SO: 7 LOB: 0 BB: 0 P: 7	1B: 6 2B: 1 3B: 0 HR: 4	SF: 1 SAC: 1 DP: 0 HBP: 0	WP: 0 PA: 42 PB: 0 SB: 1 CS: 0					
<b>PITCHER</b>	IP WLS BF H R ER SO BB IBB HBP BLK WP HR S P ERA WHIP											IP WLS BF H R ER SO BB IBB HBP BLK WP HR S P ERA WHIP					
<b>Chris Gardner, R</b> (1, 1) ERA: 9.0	4.0 L 18 3 4 3 1 2 0 0 0 1 0 1 30 52 16.20 4.200																
<b>Jeff Juden, R</b> (5, 1) ERA: 16.2	1.2 13 5 4 3 1 2 0 0 0 1 0 1 30 52 16.20 4.200																
<b>Jim Corsi, R</b> (6, 1) ERA: 4.06	2.1 11 3 2 2 2 1 0 0 0 0 0 1 28 49 7.71 1.714																

**Houston Astros @ Cincinnati Reds**  
Riverfront Stadium, Cincinnati, OH  
Sun Sep 15 1991, 3:33 AM EDT  
Att: 19,585 - Sunny - 88 F

AB	34
R	10
H	11
RBI	9
BB	6
SO	4
LOB	16





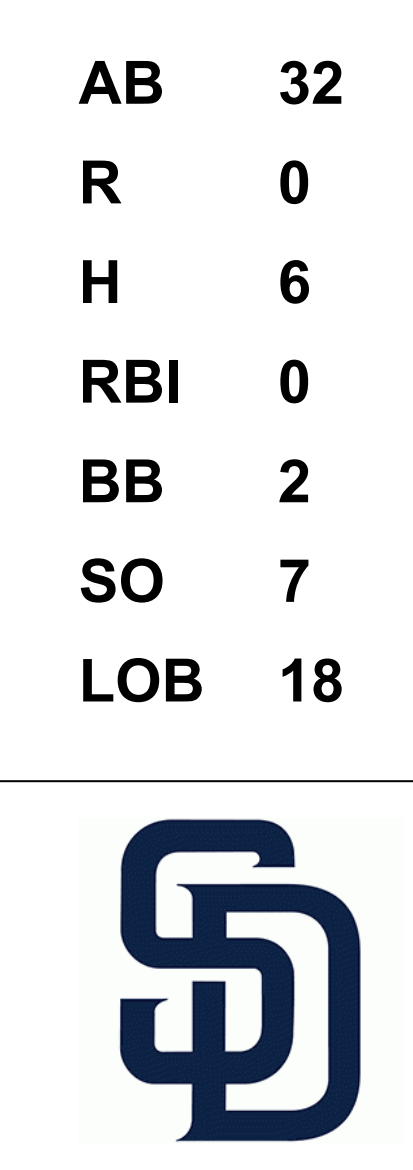




Batter	1	2	3	4	5	6	7	8	9	AB	R	H	RBI	BB	SO	LOB	TOP										
<b>Kenny Lofton, L</b> OBP: 0.389, SLG: 0.375	G4-3	E1						G3		4	0	0	0	0	1	0	<b>Houston Astros @ San Diego Padres</b> Jack Murphy Stadium, San Diego, CA Tue Sep 17 1991, 10:05 PM EDT Att: 6,695 - Cloudy - 65 F										
<b>Steve Finley, L</b> OBP: 0.330, SLG: 0.411	5 1B	G4-3						K		4	1	1	0	0	1	1											
<b>Craig Biggio, R</b> OBP: 0.365, SLG: 0.379	FC							F8		4	1	1	0	0	1	0											
<b>5 Jeff Bagwell, R</b> OBP: 0.384, SLG: 0.451	E							L6		4	1	1	1	0	0	0											
<b>Ken Caminiti, S</b> OBP: 0.314, SLG: 0.384	FC							G5-3		4	0	2	0	0	0	1											
<b>Luis Gonzalez, L</b> OBP: 0.307, SLG: 0.430	G3							P5		4	0	0	1	0	1	3											
<b>Andujar Cedeno, R</b> OBP: 0.275, SLG: 0.407	K							L8		4	0	1	0	0	1	1											
<b>Andy Mota, R</b> OBP: 0.213, SLG: 0.267								G6-3		4	0	0	0	0	2	2											
<b>Pete Harnisch, S</b> OBP: 0.164, SLG: 0.125										2	0	0	0	0	1	0											
<b>Jose Tolentino, L</b> OBP: 0.256, SLG: 0.425										1	0	0	0	0	0	0											
<b>Curt Schilling, R</b> OBP: 0.300, SLG: 0.500										0	0	0	0	0	0	0											
<b>Rob Mallicoat, L</b> OBP: 0.250, SLG: 0.370										0	0	0	0	0	0	0											
<b>Xavier Hernandez, L</b> OBP: 0.250, SLG: 0.250										0	0	0	0	0	0	0											
<b>Inning Stats</b>	R: 3 E: 1 K: 1 S: 16	H: 3 LOB: 1 BB: 0 P: 26	R: 0 E: 1 K: 2 S: 12	H: 0 LOB: 1 BB: 0 P: 13	R: 0 E: 0 K: 0 S: 7	H: 1 LOB: 1 BB: 0 P: 9	R: 0 E: 0 K: 0 S: 5	H: 0 LOB: 0 BB: 0 P: 7	R: 0 E: 0 K: 1 S: 7	H: 0 LOB: 0 BB: 0 P: 9	R: 0 E: 0 K: 1 S: 7	H: 0 LOB: 0 BB: 0 P: 10	R: 0 E: 0 K: 1 S: 6	H: 0 LOB: 0 BB: 0 P: 8	R: 0 E: 0 K: 0 S: 10	H: 2 LOB: 2 BB: 0 P: 15	1B: 6 2B: 0 3B: 0 HR: 0	SF: 0 SAC: 0 DP: 0 HBP: 0	WP: 0 PB: 0 SB: 0 CS: 0	PA: 35							
<b>PITCHER</b>	IP	WLS	BF	H	R	ER	SO	BB	IBB	HBP	BLK	WP	HR	S	P	ERA	WHIP										
<b>Bruce Hurst, L</b> ERA: 3.29	1.0	L	7	3	3	2	1	0	0	0	0	0	0	16	26	18.00	3.000										
<b>Jose Melendez, R</b> ERA: 3.26	2.0		8	1	0	0	2	0	0	0	0	0	0	19	22	0.00	0.500										
<b>Mike Maddux, R</b> ERA: 2.53	2.0		6	0	0	0	2	0	0	0	0	0	0	12	16	0.00	0.000										
<b>Jeremy Hernandez, R</b> ERA: 3.45	2.0		6	0	0	0	2	0	0	0	0	0	0	14	20	0.00	0.000										
<b>Rich Rodriguez, L</b> ERA: 3.45	2.0		8	2	0	0	1	0	0	0	0	0	0	16	23	0.00	1.000										

Batter	1	2	3	4	5	6	7	8	9	AB	R	H	RBI	BB	SO	LOB	BOTTOM										
<b>Thomas Howard, S</b> OBP: 0.302, SLG: 0.343	B1-3							K		4	0	1	0	0	1	0	<b>Houston Astros @ San Diego Padres</b> Jack Murphy Stadium, San Diego, CA Tue Sep 17 1991, 10:05 PM EDT Att: 6,695 - Cloudy - 65 F										
<b>Jack Howell, L</b> OBP: 0.288, SLG: 0.322	P5							FC6-4		1	0	0	0	2	0	0											
<b>Kevin Ward, R</b> OBP: 0.293, SLG: 0.407								F8		0	0	0	0	0	0	0											
<b>Paul Faries, R</b> OBP: 0.244, SLG: 0.195								BB		0	0	0	0	0	0	0											
<b>Tony Fernandez, S</b> OBP: 0.332, SLG: 0.356								BB		4	0	3	0	0	0	2											
<b>Fred McGriff, L</b> OBP: 0.392, SLG: 0.479	S							1B		4	0	0	0	0	2	7											
<b>Fred McGriff, L</b> OBP: 0.392, SLG: 0.479	G4-3							F8		4	0	0	0	0	2	7											
<b>Bento Santiago, R</b> OBP: 0.294, SLG: 0.401								L6		4	0	0	0	0	0	4											
<b>Darin Jackson, R</b> OBP: 0.311, SLG: 0.476								F8		4	0	0	0	0	3	2											
<b>Darin Jackson, R</b> OBP: 0.311, SLG: 0.476								L7		4	0	0	0	0	3	2											
<b>Tim Teufel, R</b> OBP: 0.329, SLG: 0.382								K		4	0	2	0	0	1	0											
<b>Jim Vatcher, R</b> OBP: 0.417, SLG: 0.222								BLK		4	0	2	0	0	1	0											
<b>Bip Roberts, S</b> OBP: 0.351, SLG: 0.358								1B		3	0	0	0	0	0	2											
<b>Bip Roberts, S</b> OBP: 0.351, SLG: 0.358								P3		1	0	0	0	0	0	0											
<b>Bruce Hurst, L</b> ERA: 3.29	6.0	W	24	4	0	0	5	2	0	0	0	1	1	50	79	0.00	1.000										
<b>Curt Schilling, R</b> ERA: 4.02	1.0		3	1	0	0	0	0	0	0	0	0	0	5	6	0.00	1.000										
<b>Rob Mallicoat, L</b> ERA: 3.45	0.2		4	1	0	0	1	0	0	0	1	0	0	9	18	0.00	1.500										
<b>Xavier Hernandez, R</b> ERA: 5.47	1.1	S	4	0	0	0	1	0	0	0	0	0	0	11	18	0.00	0.000										
<b>Inning Stats</b>	R: 0 E: 0 K: 0 S: 6	H: 1 LOB: 1 BB: 0 P: 10	R: 0 E: 0 K: 1 S: 9	H: 1 LOB: 0 BB: 0 P: 12	R: 0 E: 0 K: 0 S: 11	H: 1 LOB: 2 BB: 1 P: 18	R: 0 E: 0 K: 1 S: 6	H: 0 LOB: 0 BB: 0 P: 9	R: 0 E: 0 K: 1 S: 8	H: 0 LOB: 0 BB: 0 P: 14	R: 0 E: 0 K: 2 S: 10	H: 1 LOB: 2 BB: 1 P: 16	R: 0 E: 0 K: 0 S: 5	H: 1 LOB: 0 BB: 0 P: 6	R: 0 E: 0 K: 1 S: 10	H: 1 LOB: 2 BB: 0 P: 22	R: 0 E: 0 K: 1 S: 10	H: 0 LOB: 0 BB: 0 P: 14	1B: 6 2B: 1 3B: 0 HR: 0	SF: 0 SAC: 0 DP: 1 HBP: 1	WP: 0 PB: 0 SB: 2 CS: 0	PA: 35					
<b>PITCHER</b>	IP	WLS	BF	H	R	ER	SO	BB	IBB	HBP	BLK	WP	HR	S	P	ERA	WHIP										

AB	35
R	3
H	6
RBI	2
BB	0
SO	8
LOB	8





Batter	1	2	3	4	5	6	7	8	9	AB	R	H	RBI	BB	SO	LOB	TOP					
Kenny Lofton, L (1, 8) OBP: 0.318, SLG: 0.300	G1-3		K		G3		F7		G6-3	4	0	0	0	0	1	1	<b>Houston Astros @ Los Angeles Dodgers</b> Dodger Stadium, Los Angeles, CA Wed Sep 18 1991, 7:05 PM PDT Att: 28,345 - Cloudy - 70 F					
Rafael Ramirez, R (9, PH) OBP: 0.276, SLG: 0.295										1	0	0	0	0	2							
Steve Finley, L (1, 9) OBP: 0.333, SLG: 0.418	1B		HR			F8				3	2	2	1	1	0							
Craig Biggio, R (1, 2) OBP: 0.364, SLG: 0.378	1B		G5-3			G6-3				4	0	1	0	0	1							
5 Jeff Bagwell, R (1, 3) OBP: 0.383, SLG: 0.450	SF9		G5-3			1B				3	0	1	1	0	1							
Luis Gonzalez, L (1, 7) OBP: 0.307, SLG: 0.429	P6				G4-6-3	P5		G4-3		4	0	1	0	0	3							
Ken Caminiti, S (1, 5)			K		F8		G5-3			4	2	2	0	0	1							
Andujar Cedeno, R (1, 6) OBP: 0.281, SLG: 0.405			FC4-6		G4-6-3		SH1-3			1	0	0	0	1	0							
Andy Mota, R (1, 4) OBP: 0.203, SLG: 0.254			F8			G5-3		G5-3		3	0	0	0	0	2							
Casey Candaele, S (9, PH) OBP: 0.321, SLG: 0.388								FC1-5		1	0	1	1	0	0							
Darryl Kile, R (1, 1)										2	0	0	0	0	1							
Jose Tolentino, L (7, PH) OBP: 0.302, SLG: 0.439			FC4-6			K				1	0	1	1	0	0							
Gerald Young, S (7, PR) OBP: 0.307, SLG: 0.273										0	0	0	0	0	0							
Rob Mallicoat, L (7, 1)										0	0	0	0	0	0							
Mark Davidson, R (9, PH) OBP: 0.283, SLG: 0.275										1	0	0	0	0	2							
<b>Inning Stats</b>	R: 1 E: 0 K: 0 S: 13	H: 2 LOB: 1 BB: 0 P: 17	R: 0 E: 0 K: 1 S: 7	H: 0 LOB: 1 BB: 0 P: 12	R: 1 E: 0 K: 1 S: 10	H: 1 LOB: 0 BB: 0 P: 17	R: 0 E: 0 K: 0 S: 6	H: 1 LOB: 0 BB: 0 P: 8	R: 0 E: 0 K: 1 S: 6	H: 0 LOB: 0 BB: 0 P: 7	R: 0 E: 0 K: 0 S: 11	H: 1 LOB: 1 BB: 0 P: 15	R: 1 E: 0 K: 0 S: 11	H: 2 LOB: 1 BB: 0 P: 15	R: 0 E: 0 K: 2 S: 11	H: 0 LOB: 1 BB: 1 P: 18	R: 1 E: 0 K: 0 S: 8	H: 2 LOB: 1 BB: 1 P: 16	1B: 8 2B: 0 3B: 0 HR: 1	SF: 1 SAC: 1 DP: 2 HBP: 1	WP: 1 PB: 0 SB: 0 CS: 0	PA: 37
<b>PITCHER</b>	IP WLS BF H R ER SO BB IBB HBP BLK WP HR S P ERA WHIP																					
Mike Morgan, R (1, 1) ERA: 2.81	7.0 W 28 7 3 3 3 0 0 1 0 0 0 1 64 91 3.86 1.000																					
Jim Gott, R (8, 1) ERA: 2.96	1.0 6 1 1 1 2 2 0 0 0 0 1 0 14 26 9.00 3.000																					
Roger McDowell, R (9, 1) ERA: 3.06	0.1 2 1 0 0 0 0 0 0 0 0 0 0 0 3 5 0.00 3.000																					
Steve Wilson, L (9, 1) ERA: 3.18	0.2 S 1 0 0 0 0 0 0 0 0 0 0 0 0 2 3 0.00 0.000																					

Batter	1	2	3	4	5	6	7	8	9	AB	R	H	RBI	BB	SO	LOB	BOTTOM			
Brett Butler, L (1, 8) OBP: 0.404, SLG: 0.344	P1		G5-3		G4-3		S			4	1	1	0	0	0		<b>Houston Astros @ Los Angeles Dodgers</b> Dodger Stadium, Los Angeles, CA Wed Sep 18 1991, 7:05 PM PDT Att: 28,345 - Cloudy - 70 F			
Lenny Harris, L (1, 5) OBP: 0.347, SLG: 0.348			G5-3		G3		E9			3	0	0	0	0	1					
Mike Sharperson, R (7, PH) OBP: 0.361, SLG: 0.357							1B			1	1	1	1	0	0					
Darryl Strawberry, L (1, 9) OBP: 0.371, SLG: 0.499					G4-3					4	1	3	1	0	0					
Eddie Murray, S (1, 3) OBP: 0.324, SLG: 0.419					HR		CS			3	2	1	2	1	2					
Kal Daniels, L (1, 7) OBP: 0.346, SLG: 0.413					G4-3					4	0	1	0	0	1					
Mitch Webster, S (9, 7) OBP: 0.288, SLG: 0.330										0	0	0	0	0	0					
Mike Scioscia, L (1, 2) OBP: 0.356, SLG: 0.375										3	0	1	0	1	0					
Juan Samuel, R (1, 4) OBP: 0.328, SLG: 0.385										3	0	0	0	1	4					
Steve Wilson, L (9, 1)										0	0	0	0	0	0					
Alfredo Griffin, S (1, 6) OBP: 0.287, SLG: 0.272										4	0	0	0	0	4					
Mike Morgan, R (1, 1) OBP: 0.085, SLG: 0.087										2	0	0	0	0	3					
Stan Javier, S (7, PH) OBP: 0.257, SLG: 0.285										1	0	0	0	1	0					
Jim Gott, R (8, 1) OBP: 0.500, SLG: 0.500										0	0	0	0	0	0					
Roger McDowell, R (9, 1) OBP: 0.314, SLG: 0.429										0	0	0	0	0	0					
<b>Inning Stats</b>	R: 0 E: 0 K: 2 S: 11	H: 1 LOB: 1 BB: 0 P: 14	R: 0 E: 0 K: 0 S: 8	H: 0 LOB: 1 BB: 1 P: 14	R: 0 E: 0 K: 0 S: 7	H: 0 LOB: 0 BB: 0 P: 12	R: 1 E: 1 K: 0 S: 18	H: 2 LOB: 3 BB: 1 P: 27	R: 2 E: 0 K: 0 S: 16	H: 2 LOB: 0 BB: 0 P: 25	R: 0 E: 0 K: 1 S: 5	H: 0 LOB: 0 BB: 0 P: 6	R: 2 E: 1 K: 1 S: 19	H: 3 LOB: 0 BB: 0 P: 29	R: 0 E: 0 K: 1 S: 8	H: 0 LOB: 1 BB: 1 P: 13	1B: 5 2B: 2 3B: 0 HR: 1	SF: 0 SAC: 0 DP: 0 HBP: 0	WP: 0 PB: 0 SB: 1 CS: 1	PA: 35
<b>PITCHER</b>	IP WLS BF H R ER SO BB IBB HBP BLK WP HR S P ERA WHIP																			
Darryl Kile, R (1, 1) ERA: 3.56	6.0 L 9 3 2 2 2 1 0 0 0 0 0 0 27 42 9.00 2.000																			
Rob Mallicoat, L (7, 1) ERA: 4.09																				

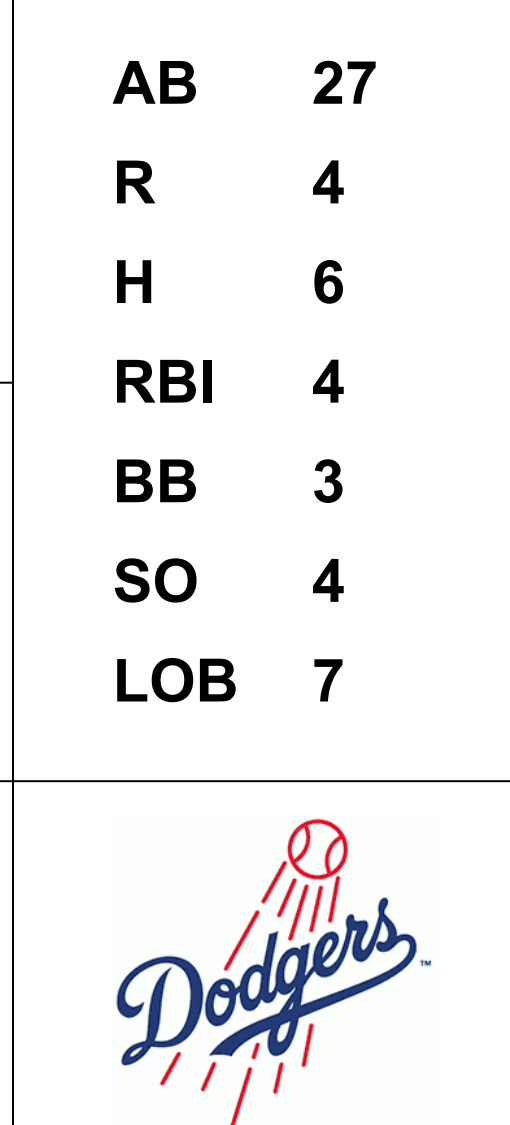




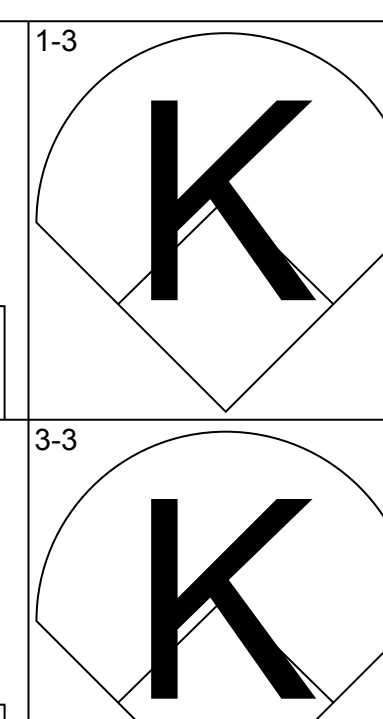
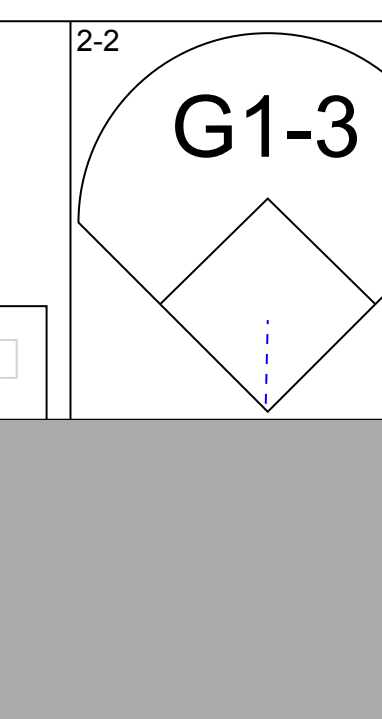
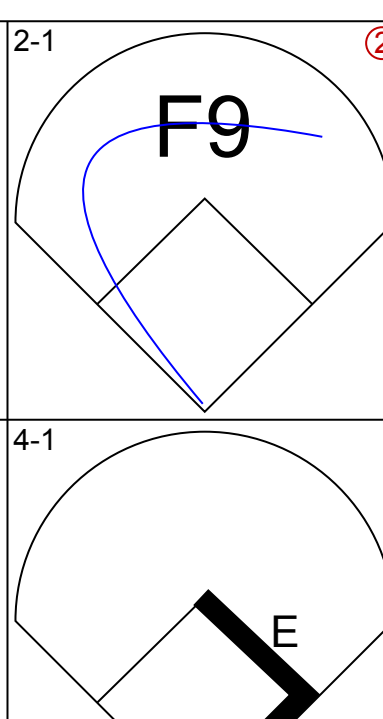
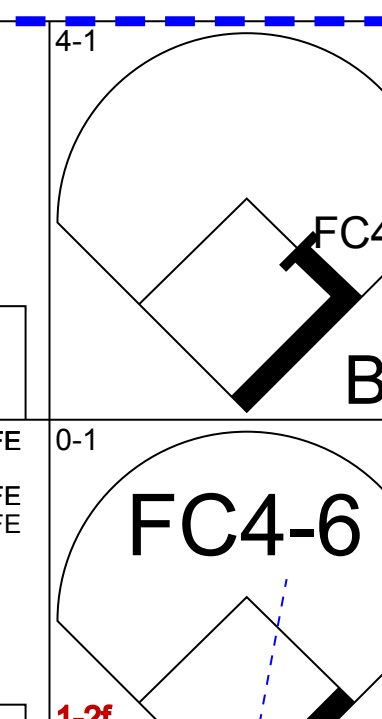
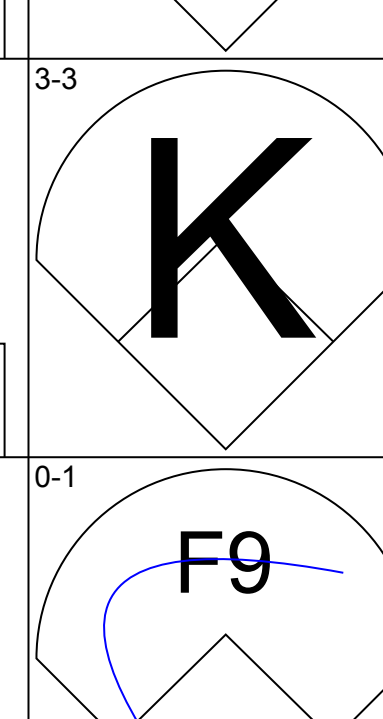
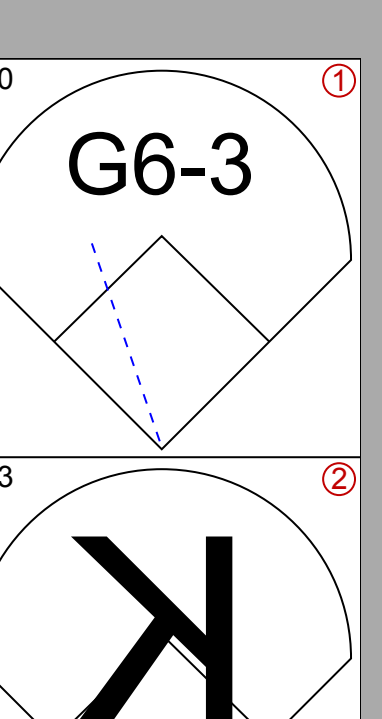
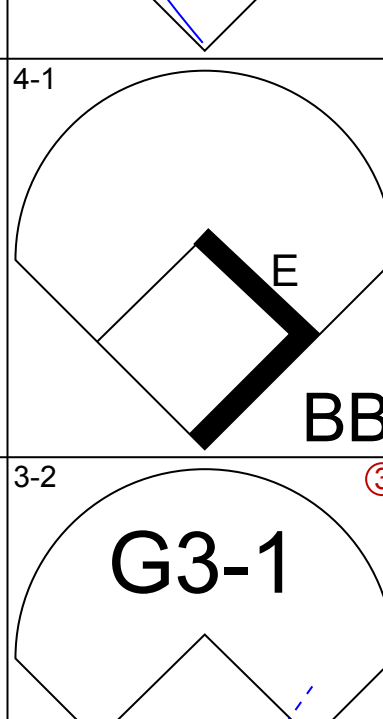
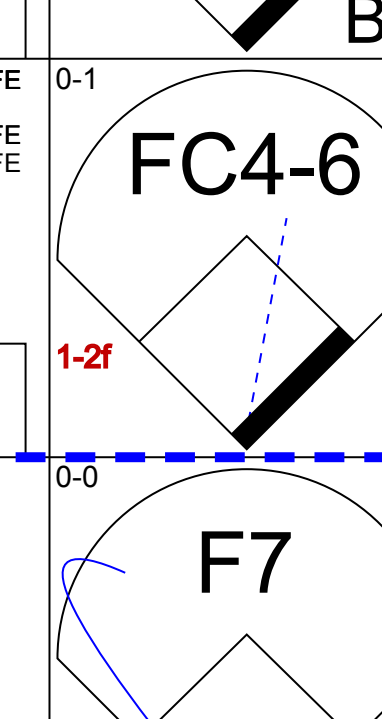
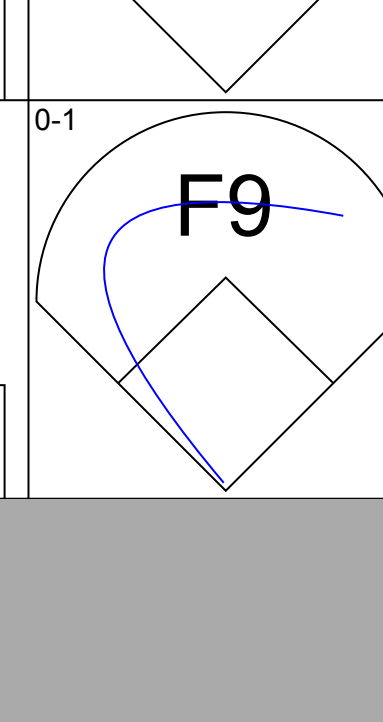
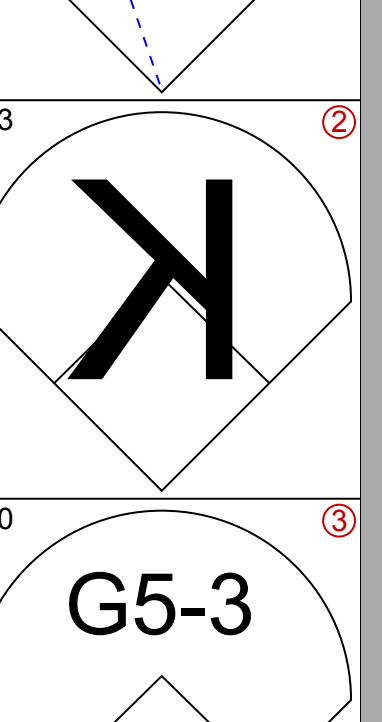
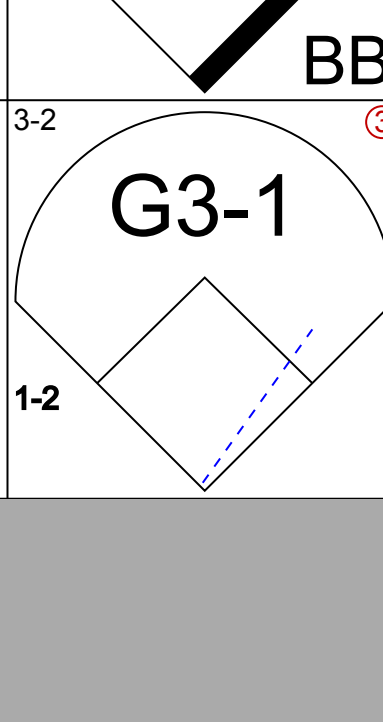
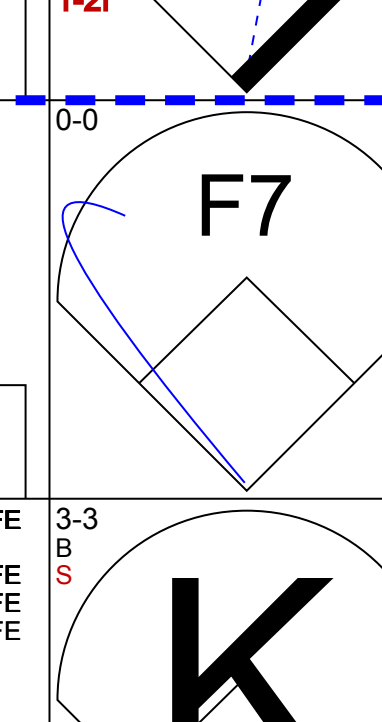
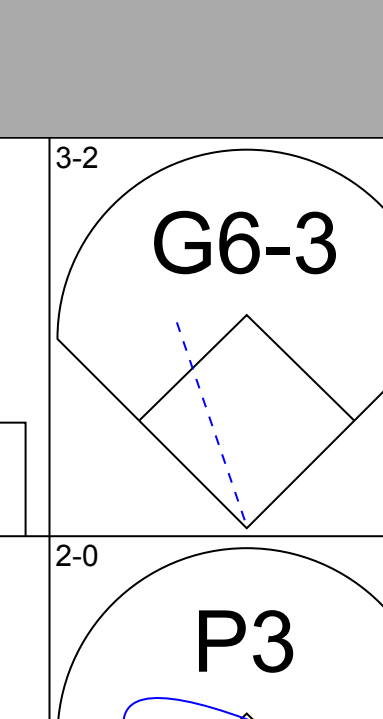
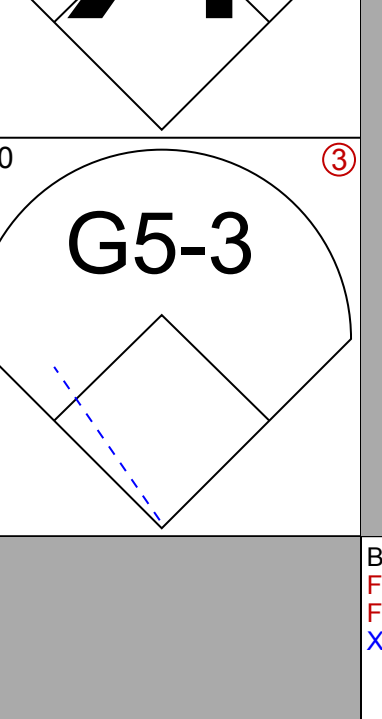
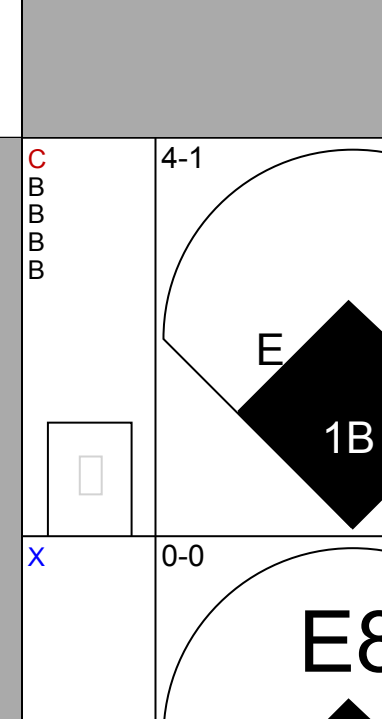
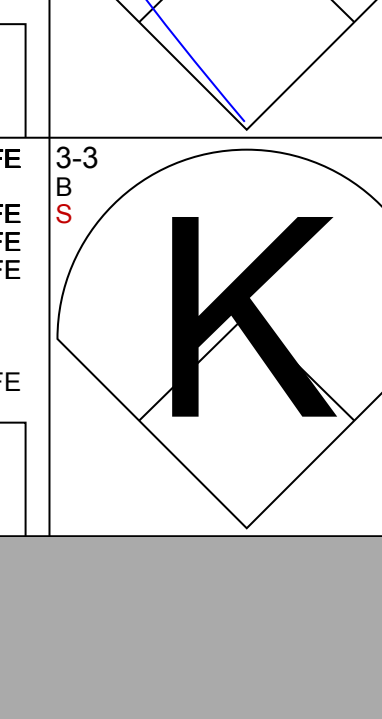
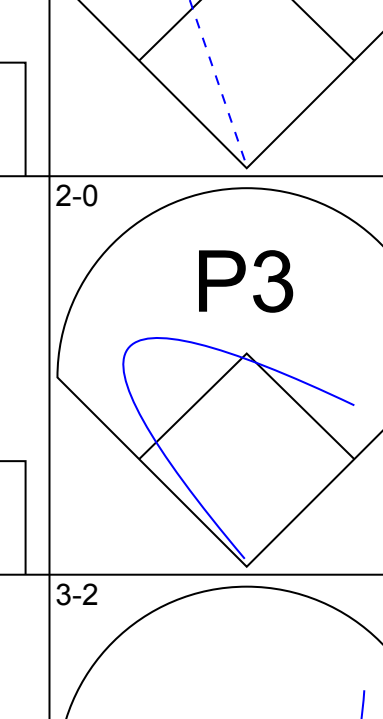
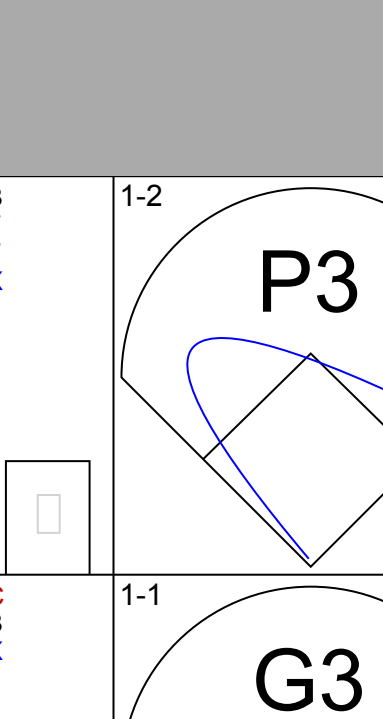
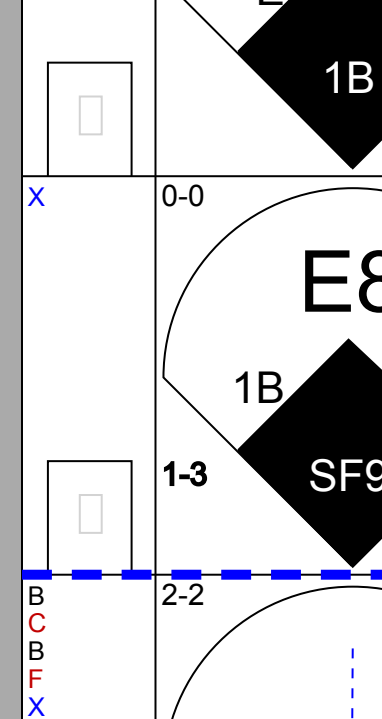
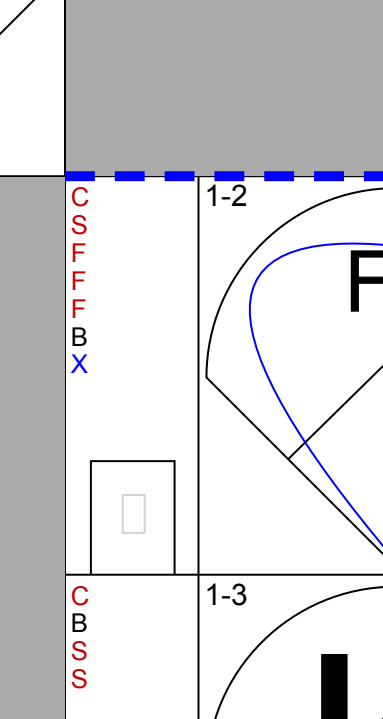
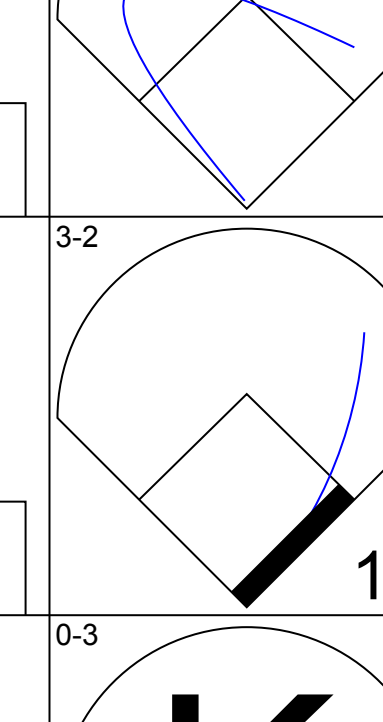
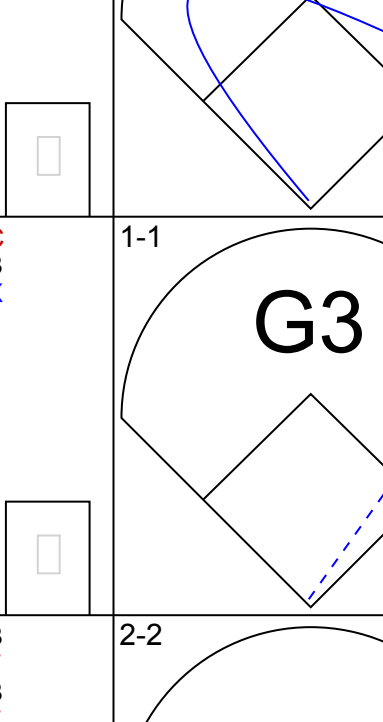
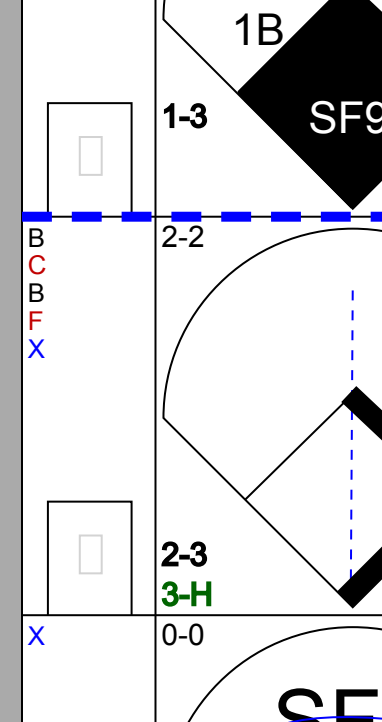
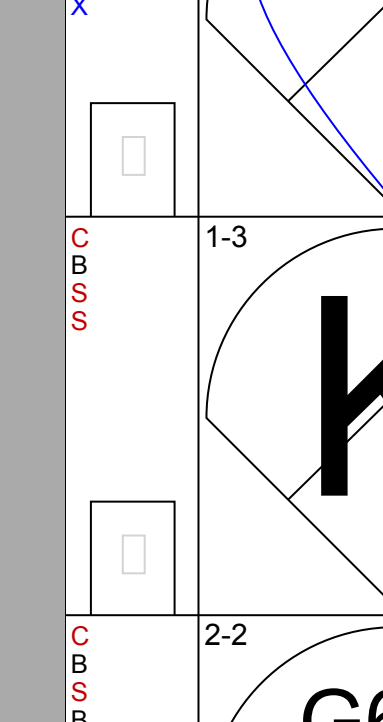
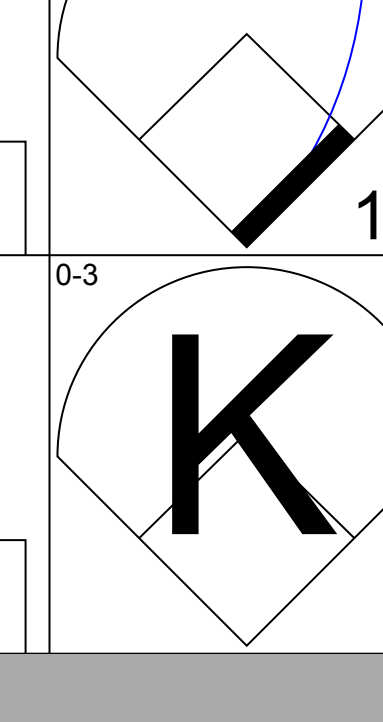
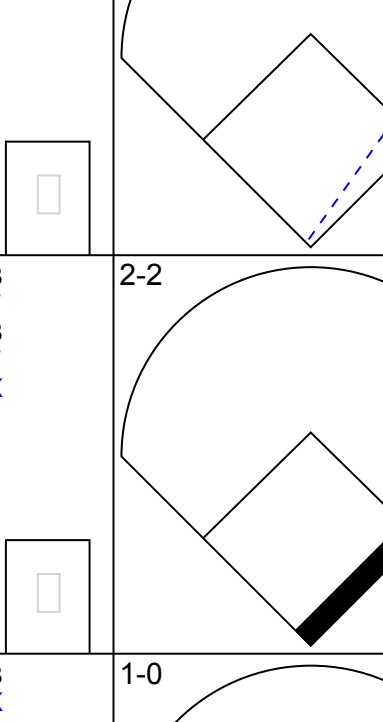
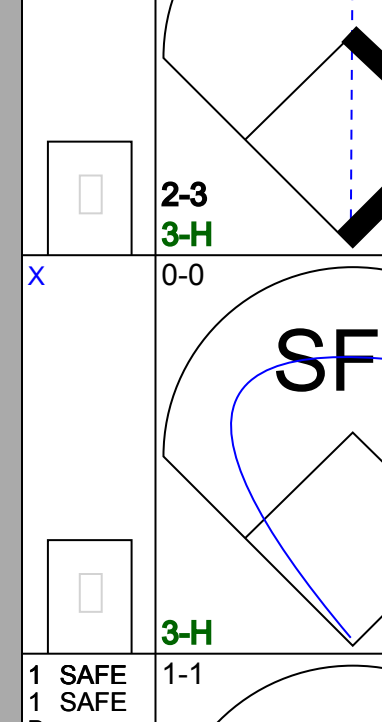
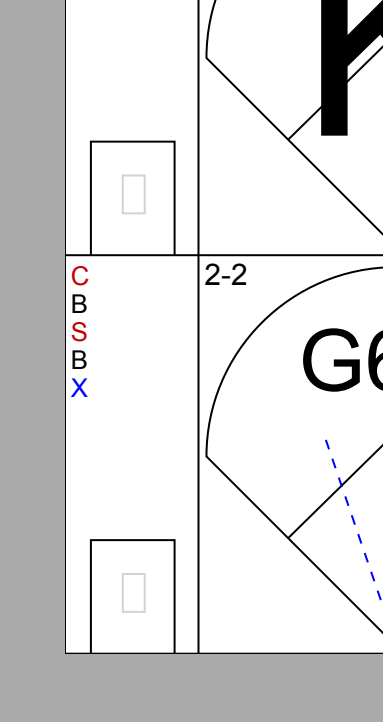

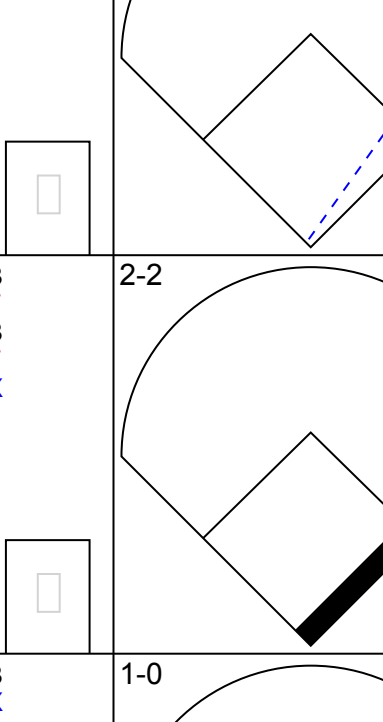
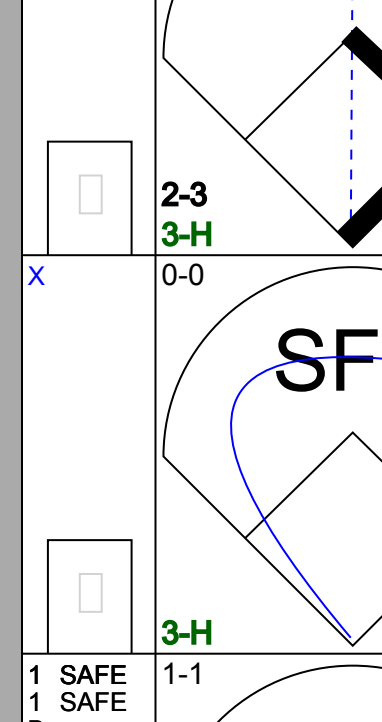
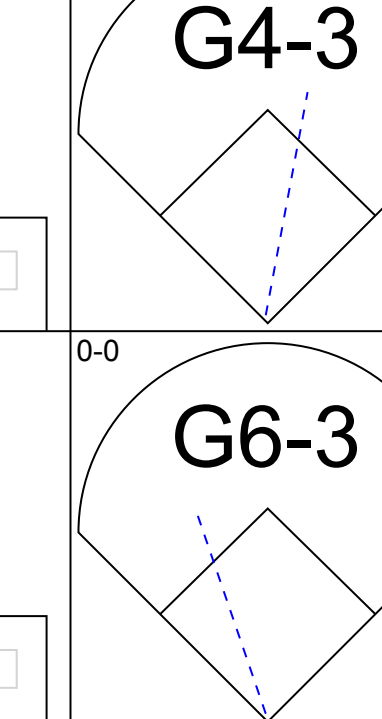
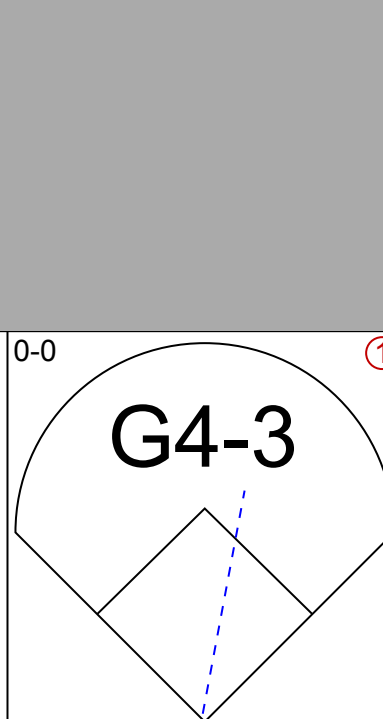
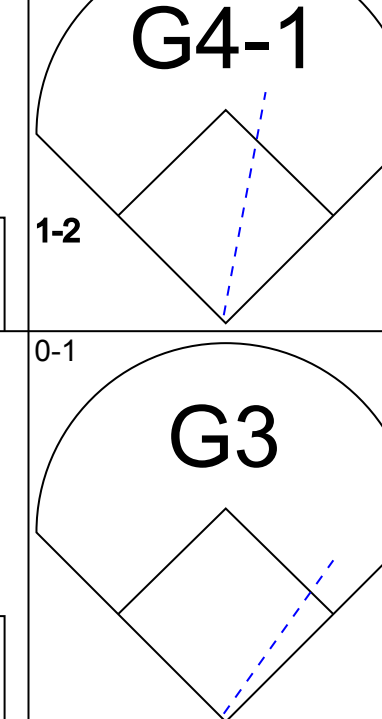
Batter	1	2	3	4	5	6	7	8	9	AB	R	H	RBI	BB	SO	LOB	TOP					
<b>Kenny Lofton, L</b> OBP: 0.308, SLG: 0.292 (1, 8)	L8		B1-3			G4-3		2B 5 1B		4	1	1	0	0	0	0	<b>Houston Astros @ Los Angeles Dodgers</b> Dodger Stadium, Los Angeles, CA Thu Sep 19 1991, 3:33 AM PDT Att: 25,850 - Cloudy - 83 F					
<b>Steve Finley, L</b> OBP: 0.334, SLG: 0.420 (1, 9)	S BB		G6-3			G4-3		5 1B		3	0	1	1	1	0	0						
<b>5 Jeff Bagwell, R</b> OBP: 0.383, SLG: 0.451 (1, 3)	F8					G6-3		BB		4	0	2	1	0	0	1						
<b>Luis Gonzalez, L</b> OBP: 0.306, SLG: 0.426 <b>Al Osuna, R</b> (8, 1)	K							2-3 3-H		3	0	0	0	1	2	2						
<b>Ken Caminiti, S</b> OBP: 0.315, SLG: 0.384 (1, 5)								1-2		4	0	1	0	0	2	3						
<b>Andujar Cedeno, R</b> OBP: 0.280, SLG: 0.417 (1, 6)								BB		4	1	1	1	0	0	1						
<b>Andy Mota, R</b> <b>Gerald Young, S</b> OBP: 0.246, SLG: 0.271 (8, PH) (8, 7)								1B 2B BB		2	0	0	0	0	1	1						
<b>Scott Servais, R</b> <b>Casey Candaele, S</b> OBP: 0.319, SLG: 0.366 (8, PH) (8, 4)								BB		2	0	0	0	0	0	1						
<b>Mark Portugal, R</b> OBP: 0.275, SLG: 0.222 <b>Jose Tolentino, L</b> OBP: 0.295, SLG: 0.429 <b>Tony Eusebio, R</b> OBP: 0.320, SLG: 0.158 (1, 1) (8, PH) (8, 2)								F8		2	0	0	0	0	2	0						
<b>Inning Stats</b>	R: 0 E: 0 K: 1 S: 10	H: 0 LOB: 1 BB: 1 P: 17	R: 0 E: 0 K: 1 S: 11	H: 1 LOB: 1 BB: 0 P: 16	R: 0 E: 0 K: 1 S: 7	H: 0 LOB: 0 BB: 0 P: 7	R: 0 E: 0 K: 2 S: 13	H: 1 LOB: 0 BB: 0 P: 21	R: 1 E: 0 K: 1 S: 13	H: 1 LOB: 0 BB: 0 P: 17	R: 0 E: 0 K: 0 S: 5	H: 0 LOB: 0 BB: 0 P: 8	R: 0 E: 0 K: 0 S: 7	H: 0 LOB: 0 BB: 0 P: 10	R: 2 E: 0 K: 1 S: 19	H: 3 LOB: 3 BB: 2 P: 33		R: 0 E: 0 K: 0 S: 9	H: 0 LOB: 0 BB: 0 P: 12	1B: 4 2B: 2 3B: 0 HR: 1	SF: 0 SAC: 0 DP: 1 HBP: 0	WP: 0 PB: 0 SB: 1 CS: 1
<b>PITCHER</b>	IP	WLS	BF	H	R	ER	SO	BB	IBB	HBP	BLK	WP	HR	S	P	ERA	WHIP					
<b>Kevin Gross, R</b> ERA: 3.54 (1, 1)	7.0	W	25	3	2	2	6	2	0	0	0	0	1	66	100	2.57	0.714					
<b>Tim Crews, R</b> ERA: 3.07 (8, 1)	0.2		6	3	1	1	0	1	0	0	0	0	0	16	25	13.50	6.000					
<b>Roger McDowell, R</b> ERA: 3.02 (8, 1)	1.1	S	4	0	0	0	1	0	0	0	0	0	0	12	16	0.00	0.000					

Batter	1	2	3	4	5	6	7	8	9	AB	R	H	RBI	BB	SO	LOB	BOTTOM				
<b>Brett Butler, L</b> OBP: 0.403, SLG: 0.345 (1, 8)	G6-3		E1 HR					E6 G1-6-3		4	1	1	0	0	0	1	<b>Houston Astros @ Los Angeles Dodgers</b> Dodger Stadium, Los Angeles, CA Thu Sep 19 1991, 3:33 AM PDT Att: 25,850 - Cloudy - 83 F				
<b>Lenny Harris, L</b> OBP: 0.351, SLG: 0.358 (1, 5)	HR		HR					G1-6-3		3	2	2	2	1	0	1					
<b>Darryl Strawberry, L</b> OBP: 0.371, SLG: 0.494 (1, 9)	HR		FC6 BB					K		3	1	1	2	1	1	2					
<b>Eddie Murray, S</b> OBP: 0.324, SLG: 0.417 (1, 3)	F8		FC6 BB							2	0	0	0	1	0	0					
<b>Kal Daniels, L</b> OBP: 0.344, SLG: 0.410 (1, 7)	G4-3		FC6 CS							3	0	0	0	0	2						
<b>Mike Scioscia, L</b> OBP: 0.356, SLG: 0.375 (1, 2)			CS							3	0	1	0	0	0	0					
<b>Juan Samuel, R</b> OBP: 0.327, SLG: 0.383 (1, 4)										3	0	0	0	0	1	1					
<b>Alfredo Griffin, S</b> OBP: 0.285, SLG: 0.270 (1, 6)										3	0	0	0	0	2	0					
<b>Kevin Gross, R</b> OBP: 0.346, SLG: 0.333 <b>Tim Crews, R</b> <b>Roger McDowell, R</b> (1, 1) (8, 1) (8, 1)										3	0	1	0	0	0	0					
<b>Inning Stats</b>	R: 2 E: 0 K: 0 S: 10	H: 2 LOB: 0 BB: 0 P: 15	R: 0 E: 0 K: 0 S: 5	H: 1 LOB: 0 BB: 0 P: 7	R: 2 E: 1 K: 0 S: 14	H: 2 LOB: 1 BB: 2 P: 29	R: 0 E: 0 K: 2 S: 7	H: 0 LOB: 0 BB: 0 P: 9	R: 0 E: 0 K: 0 S: 10	H: 1 LOB: 1 BB: 1 P: 18	R: 0 E: 0 K: 0 S: 7	H: 0 LOB: 0 BB: 0 P: 8	R: 0 E: 0 K: 1 S: 6	H: 0 LOB: 0 BB: 0 P: 8	R: 0 E: 1 K: 1 S: 10	H: 0 LOB: 0 BB: 0 P: 14		1B: 3 2B: 1 3B: 0 HR: 2	SF: 0 SAC: 0 DP: 3 HBP: 0	WP: 0 PB: 0 SB: 0 CS: 1	PA: 31
<b>PITCHER</b>	IP	WLS	BF	H	R	ER	SO	BB	IBB	HBP	BLK	WP	HR	S	P	ERA	WHIP				
<b>Mark Portugal, R</b> ERA: 4.12 (1, 1)	7.0	L	27	6	4	4	3	3	0	0	0	0	2	59	94	5.14	1.286				
<b>Al Osuna, L</b> ERA: 3.33 (8, 1)	1.0		3	0	0	0	1	0	0	0	0	0	0	10	14	0.00	0.000				

AB	32
R	3
H	6
RBI	3
BB	3
SO	7
LOB	11

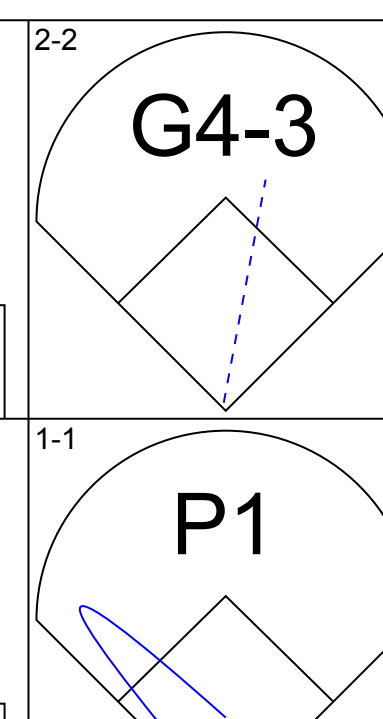
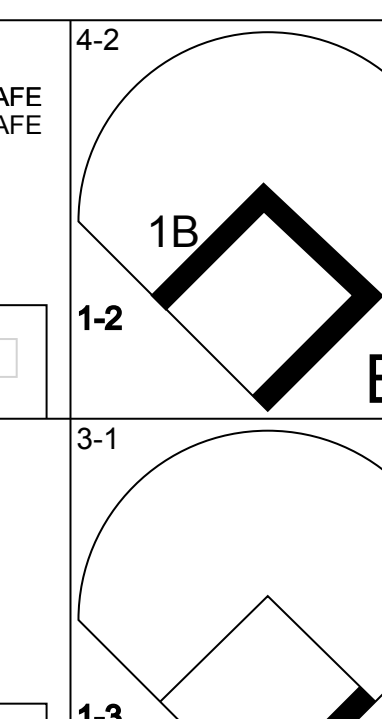
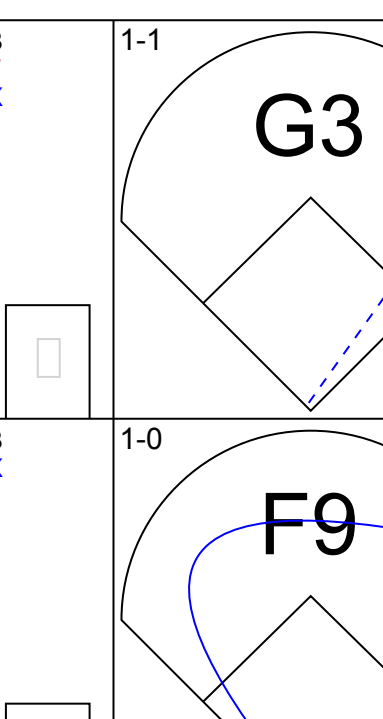
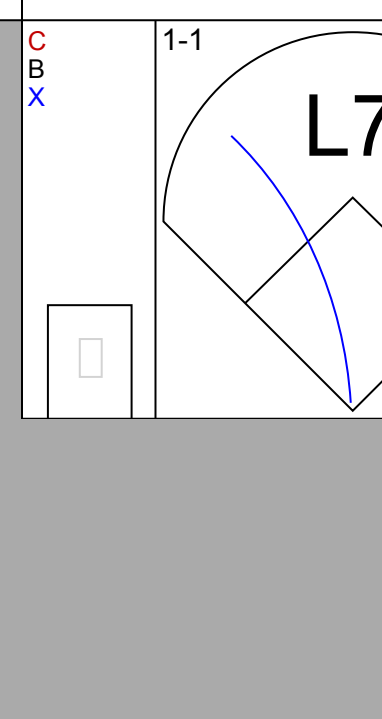
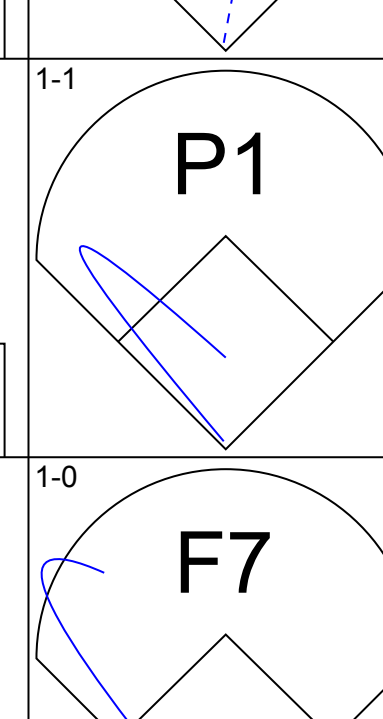
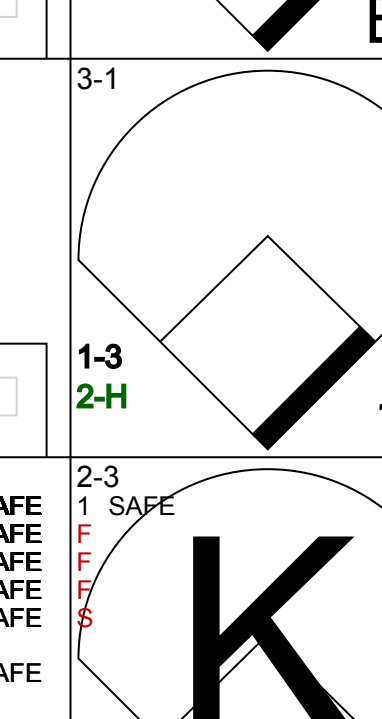
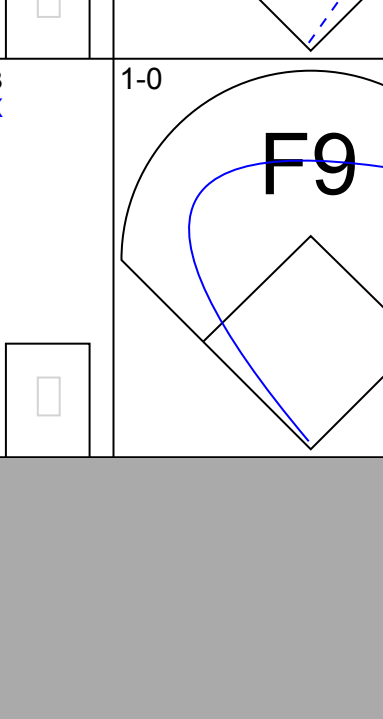
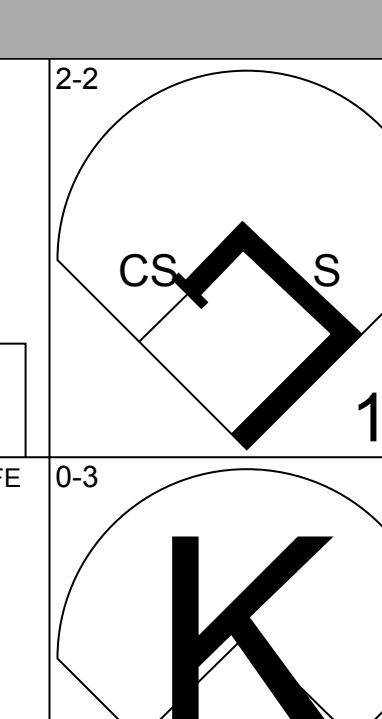
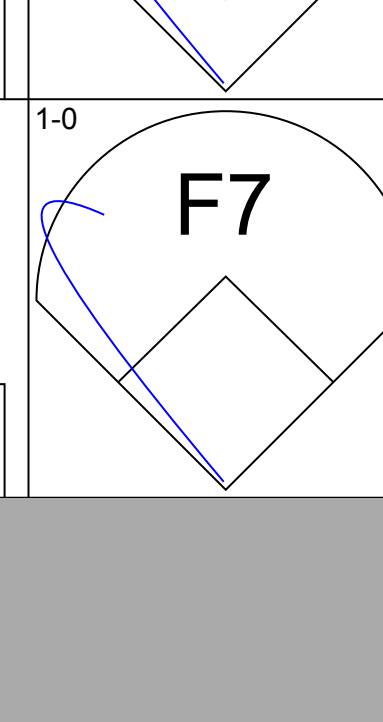
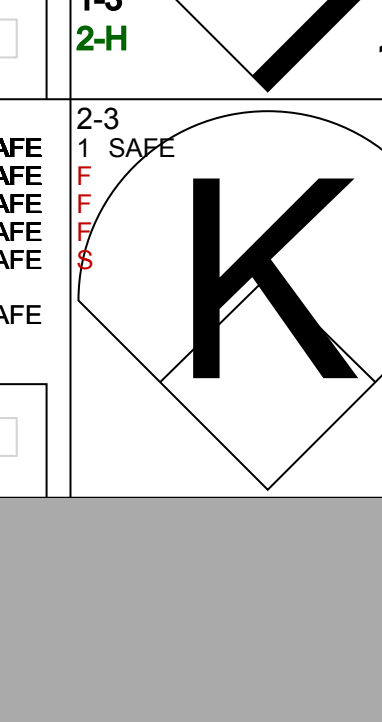
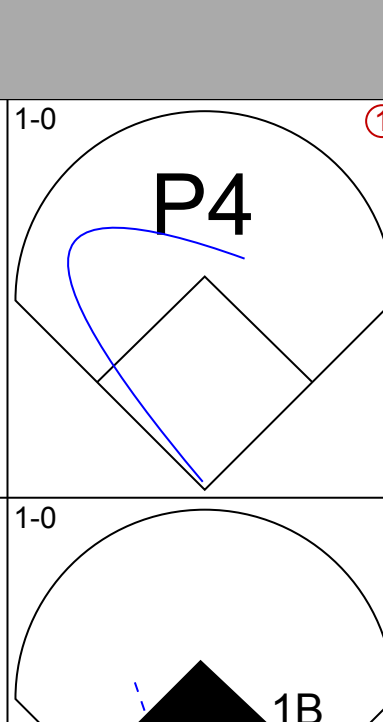
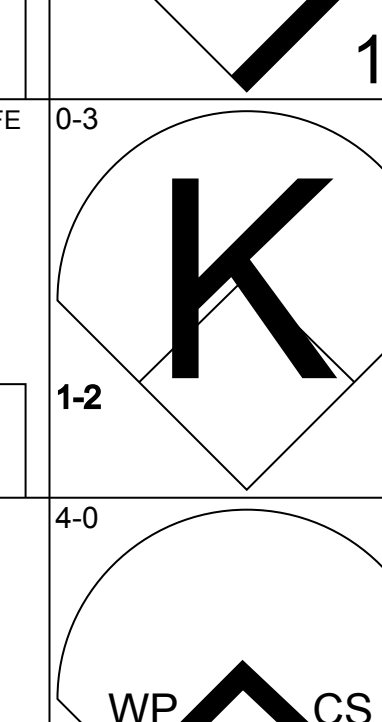
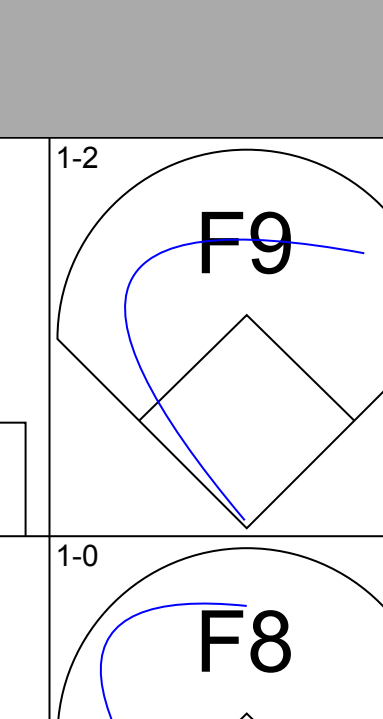
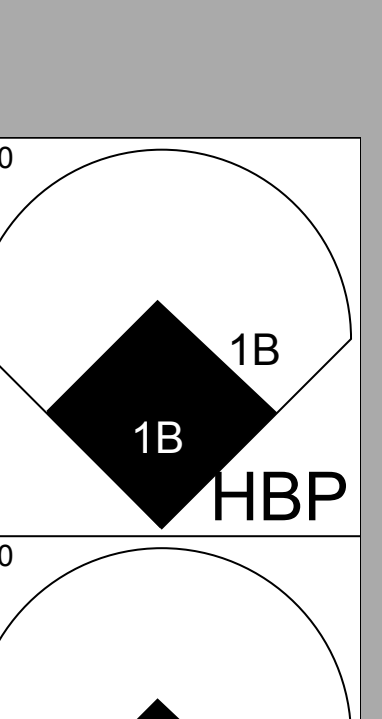
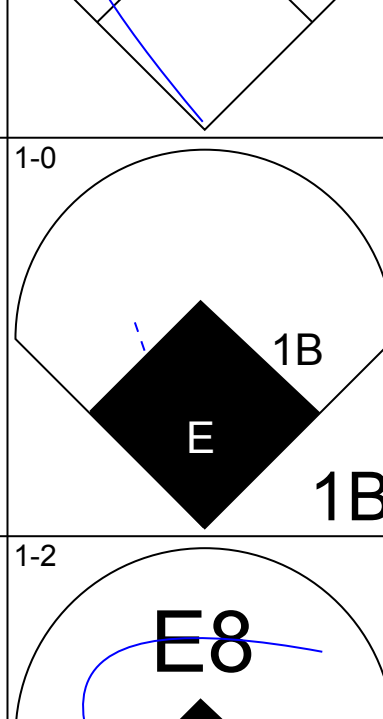
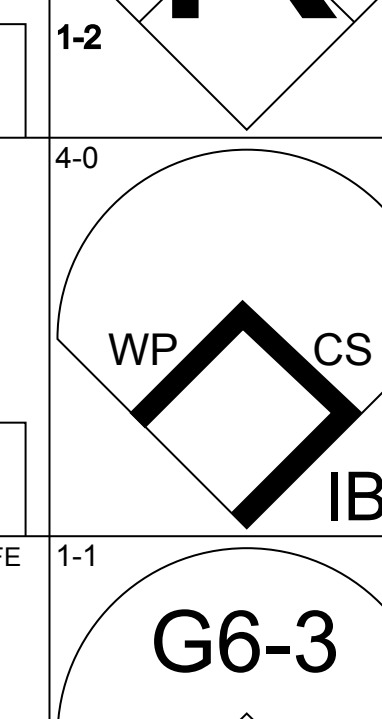
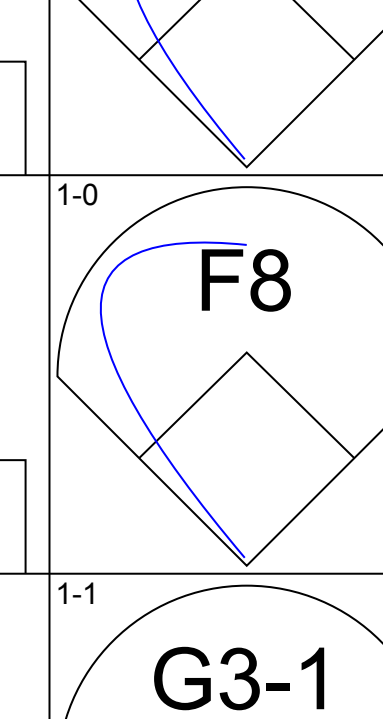
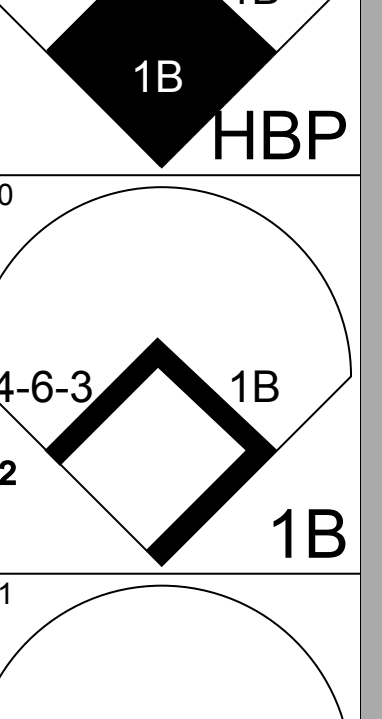
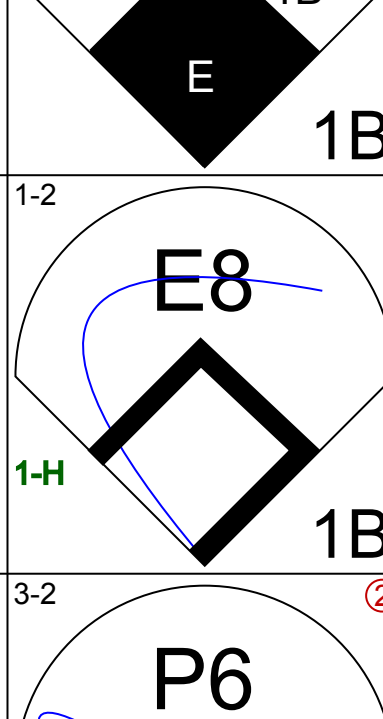
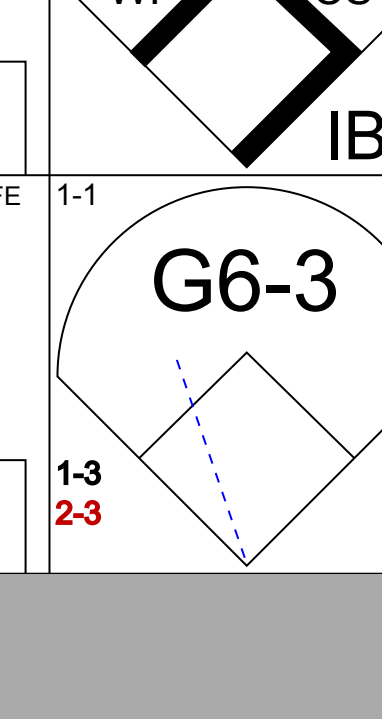
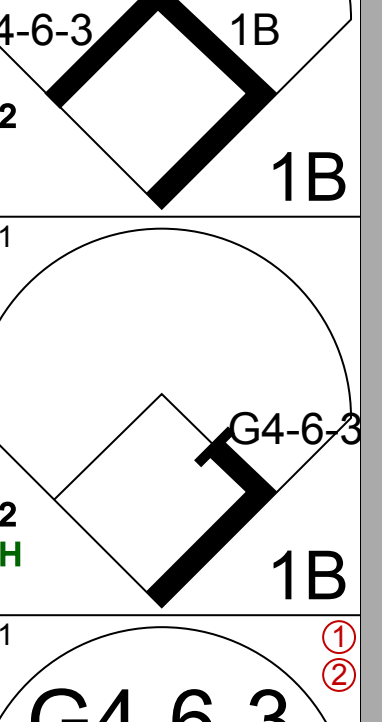
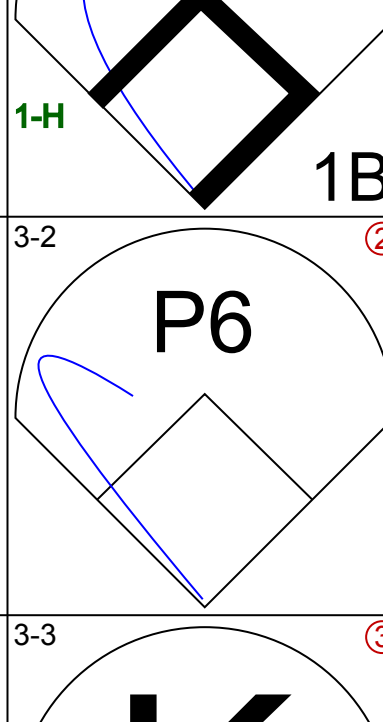
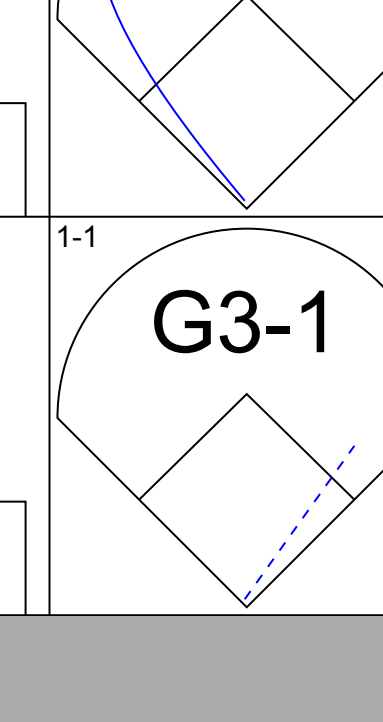
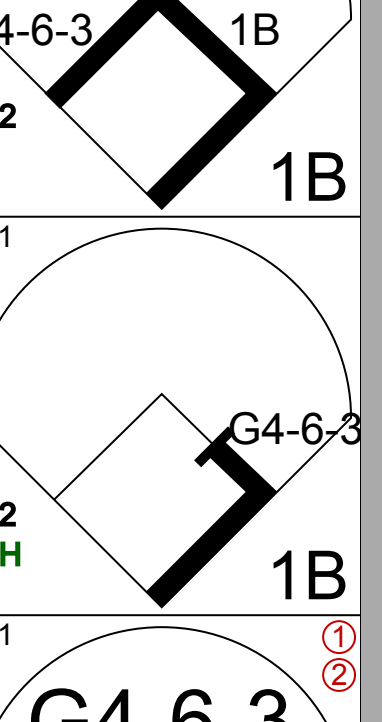
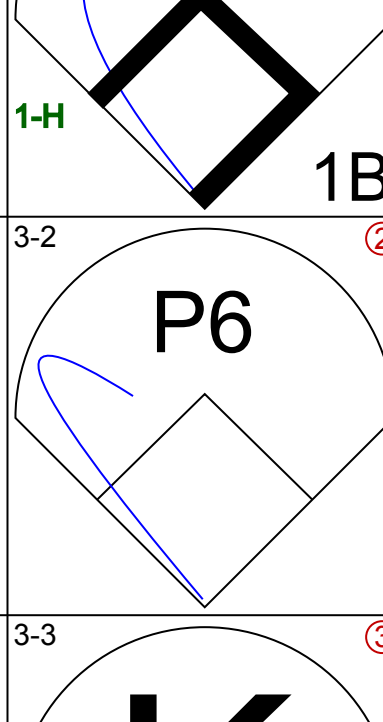
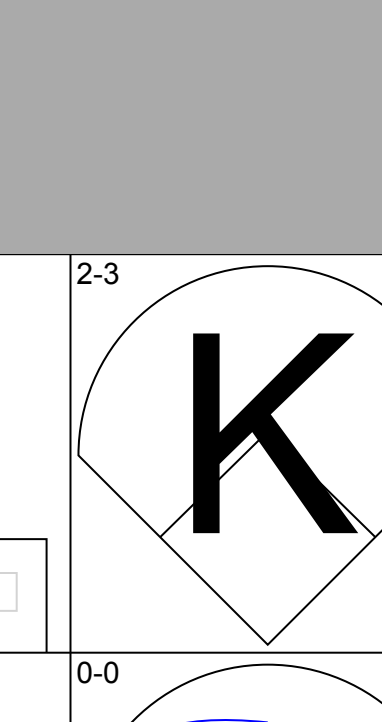

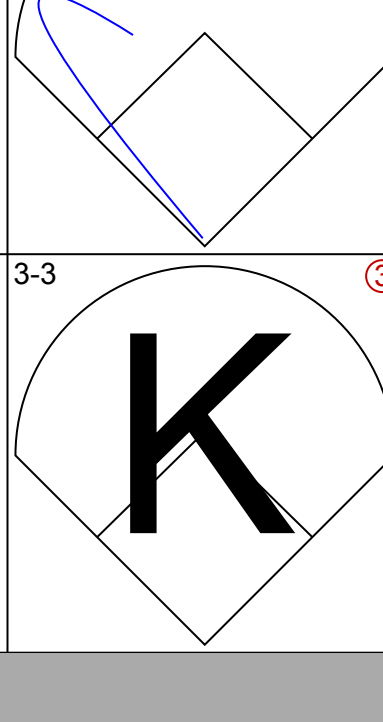
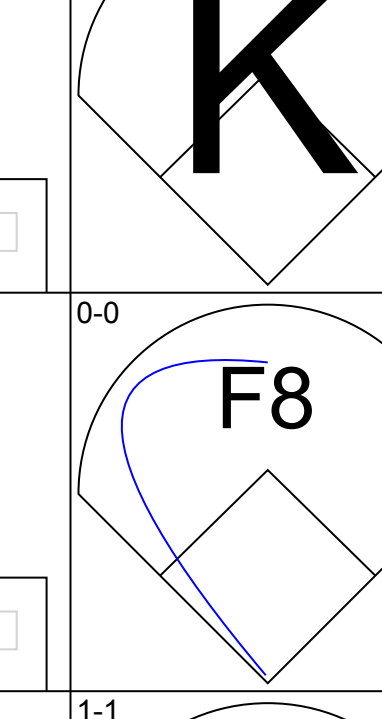
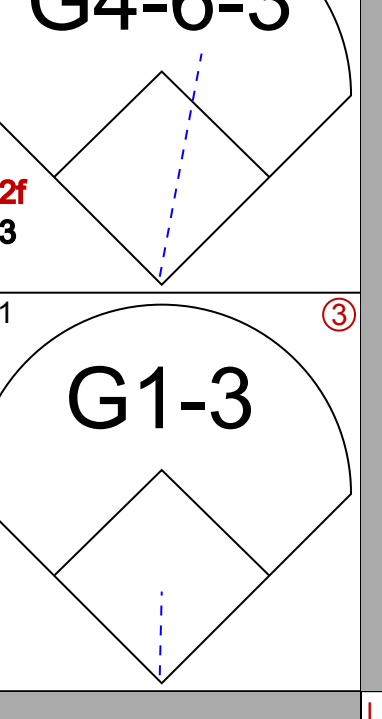
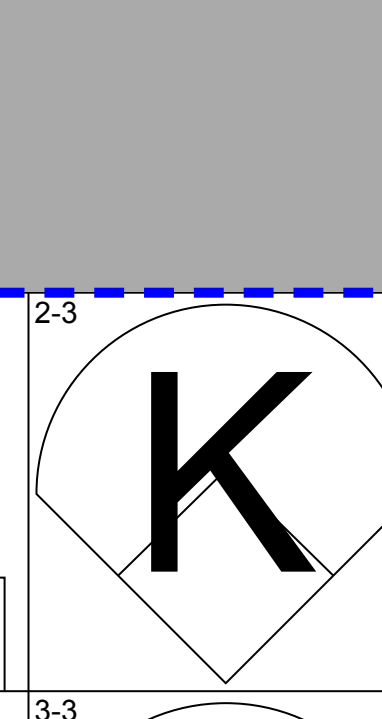
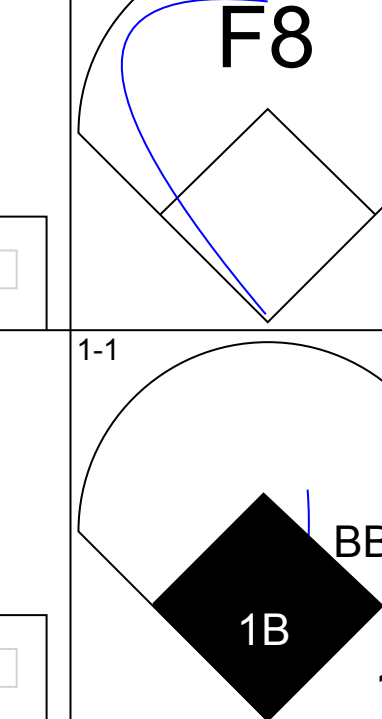
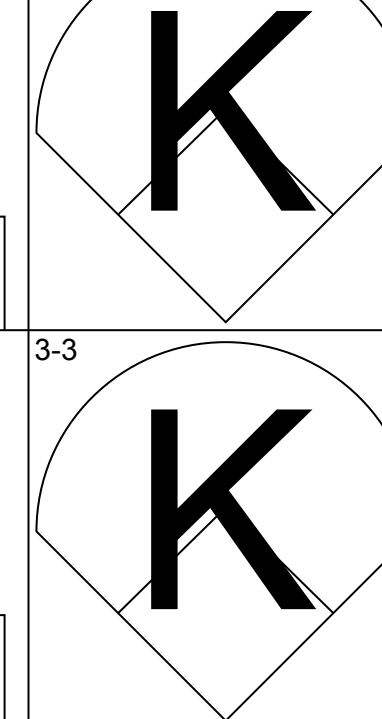




Batter	1	2	3	4	5	6	7	8	9	AB	R	H	RBI	BB	SO	LOB	TOP									
<b>Billy Hatcher, R</b> OBP: 0.312, SLG: 0.356 (1, 8)										3	0	0	0	1	1	0	<b>Cincinnati Reds @ Houston Astros</b> Astrodome, Houston, TX Fri Sep 20 1991, 8:05 PM EDT Att. 7,872 - Dome - 70 F									
<b>Mariano Duncan, R</b> OBP: 0.286, SLG: 0.426 (1, 6)										3	0	0	0	1	1	1										
<b>Hal Morris, L</b> OBP: 0.376, SLG: 0.494 (1, 3)										4	0	0	0	0	1	2										
<b>Paul O'Neill, L</b> OBP: 0.350, SLG: 0.497 (1, 9)										3	1	0	0	1	1	1										
<b>Chris Sabo, R</b> OBP: 0.351, SLG: 0.502 (1, 5)										4	1	1	0	0	0	0										
<b>Luis Quiñones, S</b> OBP: 0.313, SLG: 0.339 (1, 4)										4	0	2	1	0	1	0										
<b>Chris Jones, R</b> OBP: 0.359, SLG: 0.475 (1, 7)										3	0	1	1	0	1	1										
<b>Jeff Reed, L</b> OBP: 0.324, SLG: 0.358 (1, 2)										3	0	0	0	0	0	2										
<b>Jose Rijo, R</b> OBP: 0.250, SLG: 0.224 (7, PH)										2	0	0	0	0	0	0										
<b>Bill Doran, S</b> OBP: 0.351, SLG: 0.366 (7, 1)										1	0	0	0	0	0	1										
<b>Norm Charlton, S</b> OBP: 0.043, SLG: 0.087 (7, 1)										0	0	0	0	0	0	0										
<b>Inning Stats</b>	R: 0 E: 0 K: 2 S: 10	H: 0 LOB: 0 BB: 0 P: 14	R: 0 E: 0 K: 1 S: 12	H: 1 LOB: 1 BB: 0 P: 20	R: 0 E: 0 K: 0 S: 7	H: 0 LOB: 0 BB: 0 P: 11	R: 0 E: 0 K: 1 S: 5	H: 0 LOB: 0 BB: 0 P: 6	R: 0 E: 0 K: 0 S: 9	H: 1 LOB: 1 BB: 0 P: 14	R: 0 E: 1 K: 0 S: 7	H: 0 LOB: 1 BB: 1 P: 16	R: 2 E: 1 K: 0 S: 10	H: 2 LOB: 1 BB: 1 P: 17	R: 0 E: 0 K: 1 S: 7	H: 0 LOB: 1 BB: 0 P: 14	R: 0 E: 0 K: 1 S: 12	H: 0 LOB: 0 BB: 0 P: 16	1B: 4 2B: 0 3B: 0 HR: 0	SF: 1 SAC: 0 DP: 0 HBP: 0	WP: 0 PB: 0 SB: 0 CS: 0	PA: 34				
<b>PITCHER</b>	IP	WLS	BF	H	R	ER	SO	BB	IBB	HBP	BLK	WP	HR	S	P	ERA	WHIP									
<b>Ryan Bowen, R</b> ERA: 5.73	(1, 1)	6.0	W	23	3	2	2	4	2	0	0	0	0	0	52	87	3.00	0.833								
<b>Rob Mallicoat, L</b> ERA: 3.86	(7, 1)	1.0		4	1	0	0	0	0	0	0	0	0	0	8	11	0.00	1.000								
<b>Curt Schilling, R</b> ERA: 4.0	(8, 1)	0.1		2	0	0	0	0	1	0	0	0	0	3	7	0.00	3.000									
<b>Al Osuna, L</b> ERA: 3.3	(8, 1)	0.2		2	0	0	0	1	0	0	0	0	0	4	7	0.00	0.000									
<b>Xavier Hernandez, R</b> ERA: 5.37	(9, 1)	1.0	S	3	0	0	0	1	0	0	0	0	0	12	16	0.00	0.000									

AB	30
R	2
H	4
RBI	2
BB	3
SO	6
LOB	8




Batter	1	2	3	4	5	6	7	8	9	AB	R	H	RBI	BB	SO	LOB	BOTTOM									
<b>Kenny Lofton, L</b> OBP: 0.300, SLG: 0.259 (8, 1)										3	0	0	0	1	0	0	<b>Cincinnati Reds @ Houston Astros</b> Astrodome, Houston, TX Fri Sep 20 1991, 8:05 PM EDT Att. 7,872 - Dome - 70 F									
<b>Mark Davidson, R</b> OBP: 0.263, SLG: 0.275 (9, 7)										0	0	0	0	0	0	0										
<b>Steve Finley, L</b> OBP: 0.336, SLG: 0.420 (1, 9)										4	0	2	1	0	0	0										
<b>Craig Biggio, R</b> OBP: 0.362, SLG: 0.374 (1, 2)										4	0	0	0	0	2	3										
<b>5 Jeff Bagwell, R</b> OBP: 0.386, SLG: 0.451 (1, 3)										2	2	1	0	1	0	0										
<b>Luis Gonzalez, L</b> OBP: 0.309, SLG: 0.427 (8, PH)										3	0	2	0	0	0	0										
<b>Casey Candaele, S</b> OBP: 0.318, SLG: 0.305 (9, 1)										1	0	0	0	0	2	0										
<b>Xavier Hernandez, L</b> (9, 1)										0	0	0	0	0	0	0										
<b>Ken Caminiti, S</b> OBP: 0.315, SLG: 0.383 (1, 5)										3	0	1	1	0	0	1										
<b>Andujar Cedeno, R</b> OBP: 0.276, SLG: 0.411 (8, 1)										3	0	0	0	0	2	3										
<b>Curt Schilling, R</b> OBP: 0.500, SLG: 0.500 (8, 8)										0	0	0	0	0	0	0										
<b>Gerald Young, S</b> OBP: 0.310, SLG: 0.271 (8, 8)										0	0	0	0	0	0	0										
<b>Andy Mota, R</b> OBP: 0.188, SLG: 0.235 (1, 4)										3	0	0	0	0	1	1										
<b>Ryan Bowen, R</b> OBP: 0.300, SLG: 0.278 (7, 1)										2	1	1	0	0	1	0										
<b>Rob Mallicoat, L</b> (7, 1)										0	0	0	0	0	0	0										
<b>Rafael Ramirez, R</b> OBP: 0.275, SLG: 0.293 (7, 6)										1	0	0	0	0	1	0										
<b>Inning Stats</b>	R: 0 E: 0 K: 0 S: 6	H: 0 LOB: 0 BB: 0 P: 10	R: 0 E: 0 K: 0 S: 6	H: 0 LOB: 0 BB: 0 P: 9	R: 1 E: 0 K: 2 S: 16	H: 2 LOB: 1 BB: 1 P: 28	R: 1 E: 0 K: 0 S: 7	H: 2 LOB: 1 BB: 0 P: 11	R: 0 E: 0 K: 1 S: 6	H: 0 LOB: 0 BB: 0 P: 9	R: 1 E: 1 K: 1 S: 13	H: 2 LOB: 1 BB: 0 P: 22	R: 0 E: 0 K: 2 S: 9	H: 0 LOB: 0 BB: 0 P: 15	R: 0 E: 0 K: 1 S: 8	H: 1 LOB: 1 BB: 1 P: 15	1B: 7 2B: 0 3B: 0 HR: 0	SF: 0 SAC: 0 DP: 1 HBP: 1	WP: 1 PB: 0 SB: 1 CS: 2	PA: 32						
<b>PITCHER</b>	IP	WLS	BF	H	R	ER	SO	BB	IBB	HBP	BLK	WP	HR	S	P	ERA	WHIP									
<b>Jose Rijo, R</b> ERA: 2.41	(1, 1)	6.0	L	25	6	3	2	4	1	0	0	1	0	54	89	3.00	1.167									
<b>Norm Charlton, L</b> ERA: 3.14	(7, 1)	2.0		7	1	0	0	3	0	1	0	0	1	0	17	30	0.00	0.500								

AB	29
R	3
H	7
RBI	2
BB	2
SO	7
LOB	10





Batter	1	2	3	4	5	6	7	8	9	AB	R	H	RBI	BB	SO	LOB	TOP					
Reggie Sanders, R OBP: 0.308, SLG: 0.308 (1, 8)	G3		1-2 1B		G4-3 1B		K			4	1	2	0	0	1	0	<b>Cincinnati Reds @ Houston Astros</b> Astrodome, Houston, TX Sat Sep 21 1991, 8:05 PM EDT Att: 11,144 - Dome - 70 F					
Hal Morris, L OBP: 0.375, SLG: 0.492 (1, 3)	K		K		G4-3			G6-4-3 1B		4	1	1	0	0	2	3						
Barry Larkin, R OBP: 0.380, SLG: 0.513 (1, 6)	G6-3			1B 2B	G4-6-3 1B			G6-4-3 1-2		4	1	2	1	0	0	1						
Paul O'Neill, L OBP: 0.351, SLG: 0.496 (1, 9)		G6-3		SH1-3 1B	G4-6-3			CS 1B	IBB	3	1	1	0	1	0	1						
Chris Sabo, R OBP: 0.352, SLG: 0.502 (1, 5)	F7			0-1 SH1-3 1B		G6-3		FC5 CS		4	0	2	2	0	0	0						
Mariano Duncan, R OBP: 0.284, SLG: 0.422 (1, 4)	K			0-0 SH1-3		G1-3		FC5 1-2 2-H		3	0	0	0	0	1	2						
Jeff Reed, L OBP: 0.319, SLG: 0.354 (1, 2)			G3	0-1 SF7		G3				3	0	0	1	0	1	0						
Billy Hatcher, R OBP: 0.312, SLG: 0.354 (1, 7)			G4-3	2-1 IBB		G3			G5-3	3	0	0	0	1	0	0						
Scott Scudder, R OBP: 0.107, SLG: 0.214 Ted Power, R (7, 1)			E1	1-0 P5		K			K	3	0	0	0	0	1	2						
Norm Charlton, S OBP: 0.043, SLG: 0.087 Stan Jefferson, S (9, PH) Rob Dibble, L (9, 1)										0	0	0	0	0	0	0						
<b>Inning Stats</b>	R: 0 E: 0 K: 1 S: 10	H: 0 LOB: 0 BB: 0 P: 15	R: 0 E: 0 K: 1 S: 10	H: 0 LOB: 0 BB: 0 P: 16	R: 0 E: 1 K: 1 S: 13	H: 1 LOB: 2 BB: 0 P: 20	R: 2 E: 1 K: 0 S: 8	H: 3 LOB: 2 BB: 1 P: 16	R: 1 E: 0 K: 0 S: 10	H: 2 LOB: 0 BB: 0 P: 17	R: 0 E: 0 K: 0 S: 10	H: 0 LOB: 0 BB: 0 P: 14	R: 1 E: 0 K: 0 S: 8	H: 2 LOB: 1 BB: 0 P: 20	R: 0 E: 0 K: 2 S: 10	H: 0 LOB: 0 BB: 0 P: 13	1B: 7 2B: 1 3B: 0 HR: 0	SF: 1 SAC: 1 DP: 1 HBP: 0	WP: 0 PB: 0 SB: 1 CS: 2	PA: 36		
<b>PITCHER</b>	IP WLS BF H R ER SO BB IBB HBP BLK WP HR S P ERA WHIP																					
Jeff Juden, R ERA: 8.1 Jim Corsi, R ERA: 3.95 Curt Schilling, R ERA: 4.08 Dwayne Henry, R ERA: 3.24	(1, 1) (6, 1) (8, 1) (9, 1)	5.0 2.0 1.0 1.0	L 6 5 3	22 6 2 0	6 0 1 0	3 0 1 0	3 2 1 0	3 0 0 0	0 0 0 0	0 0 0 0	0 0 0 0	0 0 0 0	0 0 0 0	0 0 0 0	0 0 0 0	0 0 0 0	0 0 0 0	0 0 0 0	0 0 0 0	0 0 0 0	0 0 0 0	0 0 0 0

Batter	1	2	3	4	5	6	7	8	9	AB	R	H	RBI	BB	SO	LOB	BOTTOM					
Kenny Lofton, L OBP: 0.265, SLG: 0.226 (1, 8)	F8		P7			K		K		4	0	0	0	0	2	0	<b>Cincinnati Reds @ Houston Astros</b> Astrodome, Houston, TX Sat Sep 21 1991, 8:05 PM EDT Att: 11,144 - Dome - 70 F					
Steve Finley, L OBP: 0.333, SLG: 0.417 (1, 9)	G4-3		P2			G6-3		G3		4	0	0	0	0	0	0						
Craig Biggio, R OBP: 0.359, SLG: 0.371 (1, 2)	G6-3			2-2 P6		F8		P3		4	0	0	0	0	0	0						
Luis Gonzalez, L OBP: 0.308, SLG: 0.424 (1, 7)		4-2 BB		3-3 K			F9		G3	3	0	0	0	1	1	0						
Jose Tolentino, L OBP: 0.292, SLG: 0.400 (1, 3)		4-2 FC6-4		0-0 G3-1			K		K	3	0	0	0	1	2	0						
Ken Caminiti, S OBP: 0.315, SLG: 0.384 (1, 5)		1-2 BB			2-2 F9				K	4	1	1	0	0	2	2						
Andujar Cedeno, R OBP: 0.282, SLG: 0.417 (1, 6)		0-2 L9			0-0 2B				1B	2	0	1	0	1	0	2						
Andy Mota, R OBP: 0.183, SLG: 0.229 Casey Candaele, S (7, PH) (8, 4)		0-0 FC6-4			1-2 G5-3				1-3 2-H	2	0	0	0	0	0	3						
Jeff Juden, R Gary Cooper, R Jim Corsi, R Javier Ortiz, R Curt Schilling, R Dwayne Henry, R	(1, 1) (5, PH) (6, 1) (7, PH) (8, 1) (9, 1)				1-3 K				F8	1	0	0	0	0	1	0						
<b>Inning Stats</b>	R: 0 E: 0 K: 0 S: 8	H: 0 LOB: 0 BB: 0 P: 11	R: 0 E: 0 K: 1 S: 14	H: 0 LOB: 2 BB: 2 P: 24	R: 0 E: 0 K: 1 S: 12	H: 0 LOB: 0 BB: 0 P: 17	R: 0 E: 0 K: 1 S: 7	H: 0 LOB: 0 BB: 0 P: 12	R: 0 E: 0 K: 1 S: 10	H: 1 LOB: 1 BB: 0 P: 14	R: 0 E: 0 K: 1 S: 8	H: 0 LOB: 0 BB: 0 P: 13	R: 1 E: 0 K: 1 S: 13	H: 2 LOB: 2 BB: 1 P: 24	R: 0 E: 0 K: 1 S: 8	H: 0 LOB: 0 BB: 0 P: 10		R: 0 E: 0 K: 2 S: 7	H: 0 LOB: 0 BB: 0 P: 10	1B: 1 2B: 2 3B: 0 HR: 0	SF: 0 SAC: 0 DP: 0 HBP: 0	WP: 0 PB: 0 SB: 0 CS: 0
<b>PITCHER</b>	IP WLS BF H R ER SO BB IBB HBP BLK WP HR S P ERA WHIP																					
Scott Scudder, R ERA: 3.67 Ted Power, R ERA: 3.52 Norm Charlton, L ERA: 3.11 Rob Dibble, R ERA: 2.86	(1, 1) (7, 1) (8, 1) (9, 1)	6.2 0.1 1.0 1.0	W 1 3 S	26 1 0 3	H 0 0 0	R 0 0 0	ER 1 0 0	SO 6 0 1	BB 3 0 0	IBB 0 0 0	HBP 0 0 0	BLK 0 0 0	WP 0 0 0	HR 0 1 8	S 71 2 10	P 113 2 10	ERA 1.35 0.00 0.00	WHIP 0.900 0.000 0.000				





Batter	1	2	3	4	5	6	7	8	9	AB	R	H	RBI	BB	SO	LOB	TOP						
<b>Reggie Sanders, R</b> OBP: 0.294, SLG: 0.294 (1, 8)										4	0	1	0	0	1	1	<b>Cincinnati Reds @ Houston Astros</b> Astrodome, Houston, TX Sun Sep 22 1991, 4:33 AM EDT Alt. 9,076 - Dome - 70 F						
<b>Hal Morris, L</b> OBP: 0.376, SLG: 0.491 (1, 3)										3	0	1	0	1	0	0							
<b>Barry Larkin, R</b> OBP: 0.381, SLG: 0.513 (1, 6)										4	1	2	0	0	0	2							
<b>Paul O'Neill, L</b> OBP: 0.352, SLG: 0.494 (1, 9)											2	0	0	0	2	0							
<b>Chris Sabo, R</b> OBP: 0.351, SLG: 0.500 (1, 5)										4	0	1	1	0	0	1							
<b>Mariano Duncan, R</b> OBP: 0.283, SLG: 0.418 (1, 4)										3	0	0	0	1	1	2							
<b>Chris Jones, R</b> OBP: 0.338, SLG: 0.446 (1, 7)											4	0	0	0	0	2							
<b>Joe Oliver, R</b> OBP: 0.263, SLG: 0.355 <b>Luis Quinones, S</b> OBP: 0.311, SLG: 0.337 (9, PH)											3	0	1	0	0	1		0					
<b>Tom Browning, L</b> OBP: 0.203, SLG: 0.212 <b>Ted Power, R</b> <b>Gino Minutelli, L</b> (7, 1)											2	0	0	0	0	1		0					
<b>Inning Stats</b>	R: 0 E: 0 K: 0 S: 8	H: 3 LOB: 1 BB: 0 P: 14	R: 0 E: 0 K: 0 S: 8	H: 0 LOB: 0 BB: 0 P: 14	R: 0 E: 0 K: 0 S: 10	H: 1 LOB: 2 BB: 1 P: 18	R: 0 E: 0 K: 0 S: 7	H: 0 LOB: 0 BB: 0 P: 12	R: 0 E: 0 K: 0 S: 5	H: 0 LOB: 0 BB: 0 P: 8	R: 1 E: 0 K: 1 S: 13	H: 2 LOB: 2 BB: 1 P: 26	R: 0 E: 0 K: 2 S: 8	H: 0 LOB: 0 BB: 0 P: 10	R: 0 E: 0 K: 1 S: 11	H: 0 LOB: 2 BB: 2 P: 17		R: 0 E: 0 K: 0 S: 9	H: 0 LOB: 2 BB: 2 P: 19	1B: 6 2B: 1 3B: 0 HR: 0	SF: 0 SAC: 1 DP: 1 HBP: 0	WP: 0 PB: 0 SB: 0 CS: 0	PA: 35
<b>PITCHER</b>	IP WLS BF H R ER SO BB IBB HBP BLK WP HR S P ERA WHIP	IP WLS BF H R ER SO BB IBB HBP BLK WP HR S P ERA WHIP	IP WLS BF H R ER SO BB IBB HBP BLK WP HR S P ERA WHIP	IP WLS BF H R ER SO BB IBB HBP BLK WP HR S P ERA WHIP	IP WLS BF H R ER SO BB IBB HBP BLK WP HR S P ERA WHIP	IP WLS BF H R ER SO BB IBB HBP BLK WP HR S P ERA WHIP	IP WLS BF H R ER SO BB IBB HBP BLK WP HR S P ERA WHIP	IP WLS BF H R ER SO BB IBB HBP BLK WP HR S P ERA WHIP	IP WLS BF H R ER SO BB IBB HBP BLK WP HR S P ERA WHIP	IP WLS BF H R ER SO BB IBB HBP BLK WP HR S P ERA WHIP	IP WLS BF H R ER SO BB IBB HBP BLK WP HR S P ERA WHIP	IP WLS BF H R ER SO BB IBB HBP BLK WP HR S P ERA WHIP	IP WLS BF H R ER SO BB IBB HBP BLK WP HR S P ERA WHIP	IP WLS BF H R ER SO BB IBB HBP BLK WP HR S P ERA WHIP	IP WLS BF H R ER SO BB IBB HBP BLK WP HR S P ERA WHIP	IP WLS BF H R ER SO BB IBB HBP BLK WP HR S P ERA WHIP	IP WLS BF H R ER SO BB IBB HBP BLK WP HR S P ERA WHIP	IP WLS BF H R ER SO BB IBB HBP BLK WP HR S P ERA WHIP	IP WLS BF H R ER SO BB IBB HBP BLK WP HR S P ERA WHIP	IP WLS BF H R ER SO BB IBB HBP BLK WP HR S P ERA WHIP	IP WLS BF H R ER SO BB IBB HBP BLK WP HR S P ERA WHIP	IP WLS BF H R ER SO BB IBB HBP BLK WP HR S P ERA WHIP	IP WLS BF H R ER SO BB IBB HBP BLK WP HR S P ERA WHIP

AB	30
R	1
H	6
RBI	1
BB	4
SO	4
LOB	12



Batter	1	2	3	4	5	6	7	8	9	AB	R	H	RBI	BB	SO	LOB	BOTTOM						
<b>Kenny Lofton, L</b> OBP: 0.243, SLG: 0.290 <b>Xavier Hernandez, L</b> OBP: 0.278, SLG: 0.296 <b>Rafael Ramirez, R</b> OBP: 0.278, SLG: 0.296 <b>Al Osuna, R</b> OBP: 0.278, SLG: 0.296 <b>Gary Cooper, R</b> <b>Mark Portugal, R</b> OBP: 0.278, SLG: 0.222 (8, PH)										3	0	0	0	0	3	1	<b>Cincinnati Reds @ Houston Astros</b> Astrodome, Houston, TX Sun Sep 22 1991, 4:33 AM EDT Alt. 9,076 - Dome - 70 F						
<b>Steve Finley, L</b> OBP: 0.332, SLG: 0.417 (1, 9)										5	1	1	1	0	0	3							
<b>Craig Biggio, R</b> OBP: 0.358, SLG: 0.373 (1, 2)									4	0	1	0	0	0	1								
<b>5 Jeff Bagwell, R</b> OBP: 0.387, SLG: 0.450 (1, 3)										3	0	1	0	1	0	1							
<b>Ken Caminiti, S</b> OBP: 0.316, SLG: 0.387 (1, 5)										4	1	2	1	0	1	1							
<b>Luis Gonzalez, L</b> OBP: 0.308, SLG: 0.423 (1, 7)										4	0	1	0	0	1	3							
<b>Andujar Cedeno, R</b> OBP: 0.281, SLG: 0.413 (1, 6)										4	0	1	1	0	3	1							
<b>Casey Candaele, S</b> OBP: 0.319, SLG: 0.364 (1, 4)										3	1	0	0	1	0	0							
<b>Chris Gardner, R</b> <b>Gerald Young, S</b> OBP: 0.312, SLG: 0.274 (6, 8)										1	0	0	0	1	0	3							
<b>Inning Stats</b>	R: 0 E: 0 K: 1 S: 8	H: 0 LOB: 0 BB: 0 P: 11	R: 0 E: 0 K: 2 S: 12	H: 1 LOB: 1 BB: 0 P: 16	R: 0 E: 0 K: 1 S: 10	H: 3 LOB: 1 BB: 1 P: 18	R: 1 E: 0 K: 0 S: 13	H: 3 LOB: 3 BB: 1 P: 25	R: 0 E: 0 K: 1 S: 16	H: 1 LOB: 1 BB: 0 P: 23	R: 0 E: 0 K: 1 S: 8	H: 0 LOB: 0 BB: 0 P: 13	R: 3 E: 1 K: 2 S: 25	H: 3 LOB: 1 BB: 1 P: 38	R: 0 E: 0 K: 1 S: 9	H: 1 LOB: 2 BB: 1 P: 18		R: 0 E: 0 K: 0 S: 9	H: 0 LOB: 2 BB: 1 P: 18	1B: 6 2B: 3 3B: 0 HR: 0	SF: 0 SAC: 0 DP: 0 HBP: 0	WP: 2 PB: 0 SB: 1 CS: 0	PA: 38
<b>PITCHER</b>	IP WLS BF H R ER SO BB IBB HBP BLK WP HR S P ERA WHIP	IP WLS BF H R ER SO BB IBB HBP BLK WP HR S P ERA WHIP	IP WLS BF H R ER SO BB IBB HBP BLK WP HR S P ERA WHIP	IP WLS BF H R ER SO BB IBB HBP BLK WP HR S P ERA WHIP	IP WLS BF H R ER SO BB IBB HBP BLK WP HR S P ERA WHIP	IP WLS BF H R ER SO BB IBB HBP BLK WP HR S P ERA WHIP	IP WLS BF H R ER SO BB IBB HBP BLK WP HR S P ERA WHIP	IP WLS BF H R ER SO BB IBB HBP BLK WP HR S P ERA WHIP	IP WLS BF H R ER SO BB IBB HBP BLK WP HR S P ERA WHIP	IP WLS BF H R ER SO BB IBB HBP BLK WP HR S P ERA WHIP	IP WLS BF H R ER SO BB IBB HBP BLK WP HR S P ERA WHIP	IP WLS BF H R ER SO BB IBB HBP BLK WP HR S P ERA WHIP	IP WLS BF H R ER SO BB IBB HBP BLK WP HR S P ERA WHIP	IP WLS BF H R ER SO BB IBB HBP BLK WP HR S P ERA WHIP	IP WLS BF H R ER SO BB IBB HBP BLK WP HR S P ERA WHIP	IP WLS BF H R ER SO BB IBB HBP BLK WP HR S P ERA WHIP	IP WLS BF H R ER SO BB IBB HBP BLK WP HR S P ERA WHIP	IP WLS BF H R ER SO BB IBB HBP BLK WP HR S P ERA WHIP	IP WLS BF H R ER SO BB IBB HBP BLK WP HR S P ERA WHIP	IP WLS BF H R ER SO BB IBB HBP BLK WP HR S P ERA WHIP	IP WLS BF H R ER SO BB IBB HBP BLK WP HR S P ERA WHIP	IP WLS BF H R ER SO BB IBB HBP BLK WP HR S P ERA WHIP	IP WLS BF H R ER SO BB IBB HBP BLK WP HR S P ERA WHIP

AB	34
R	4
H	9
RBI	4
BB	4
SO	9
LOB	15



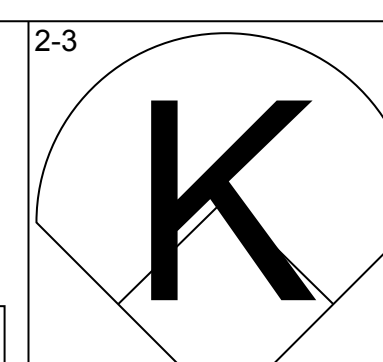
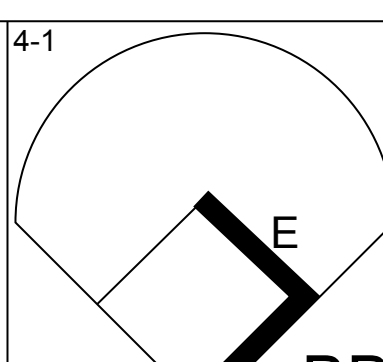
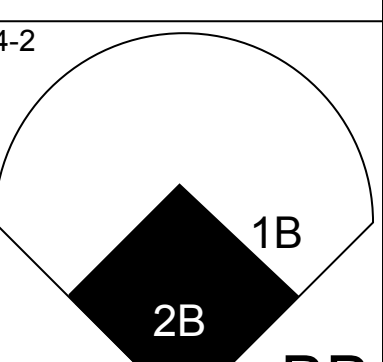
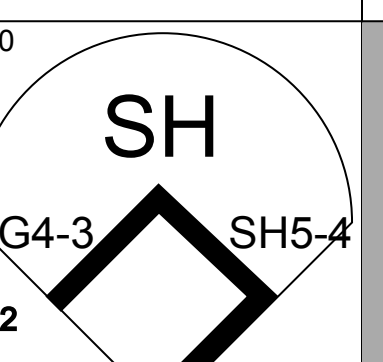
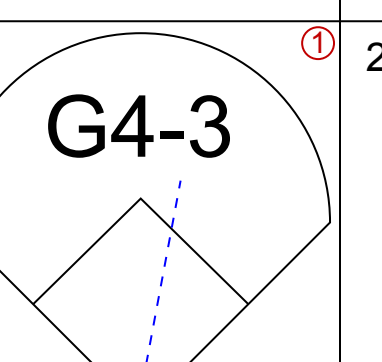
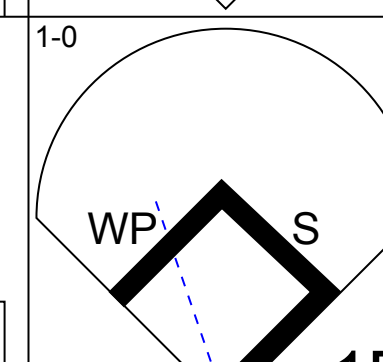
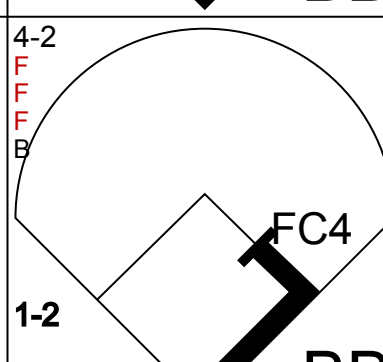
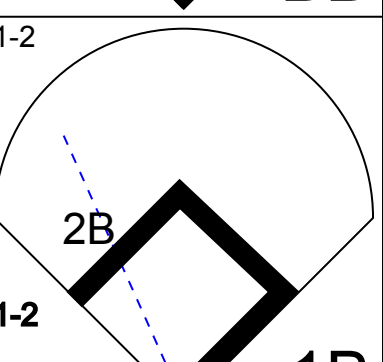
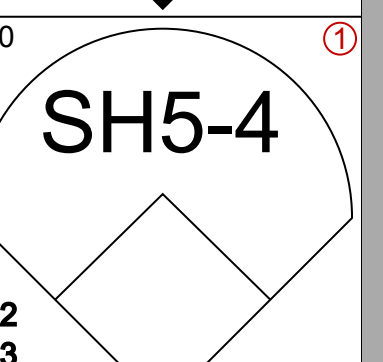
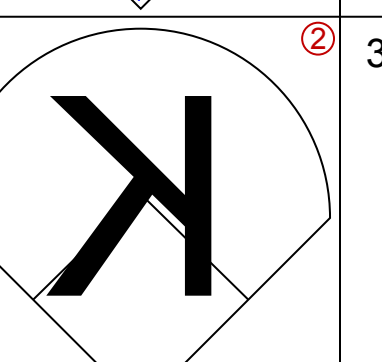
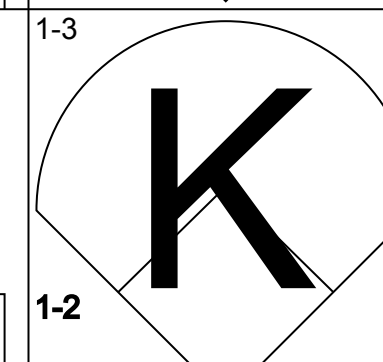
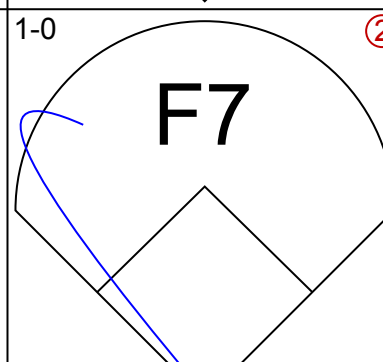
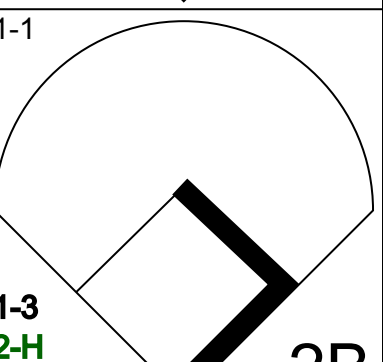
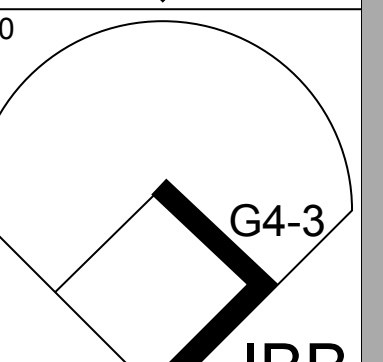
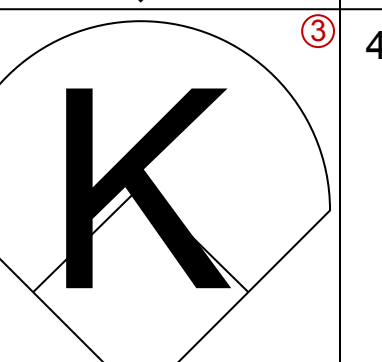
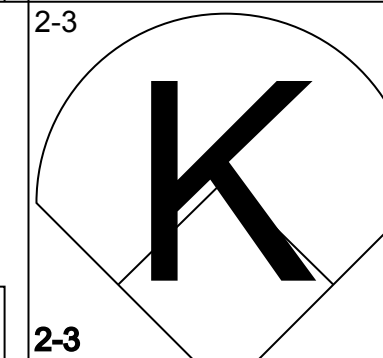
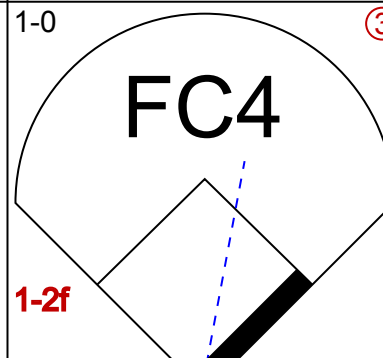
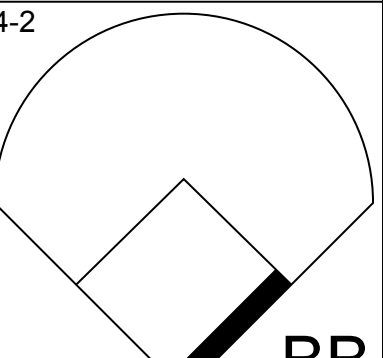
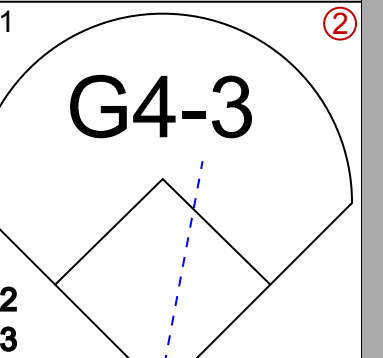
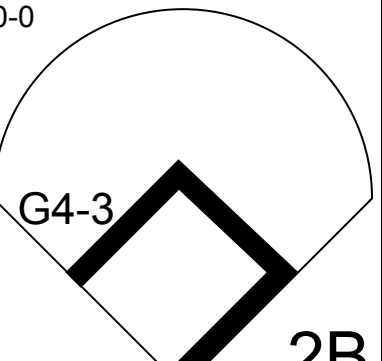
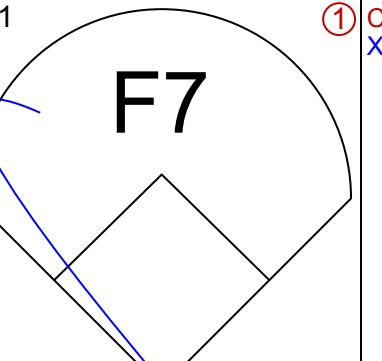
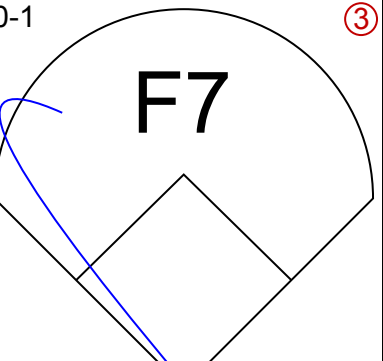
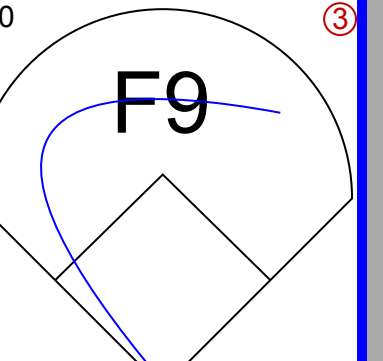

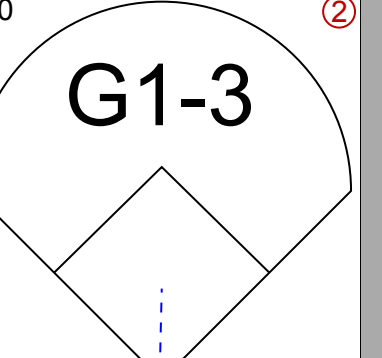
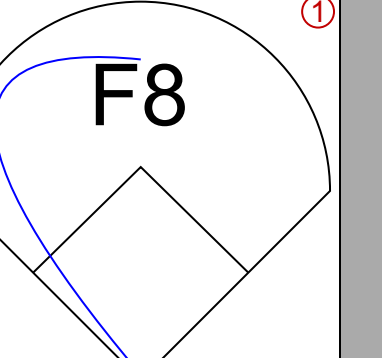
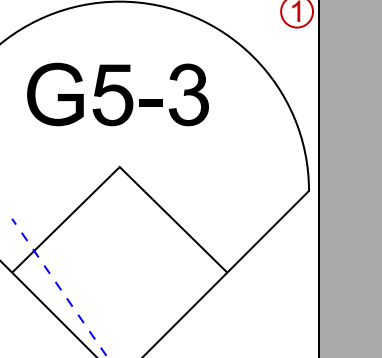

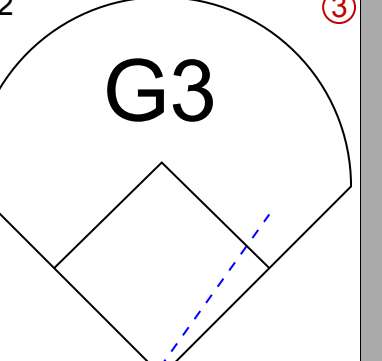
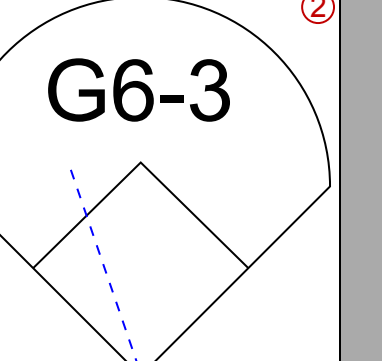
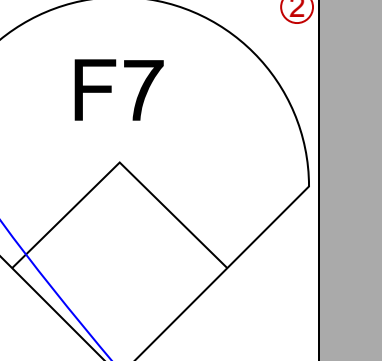

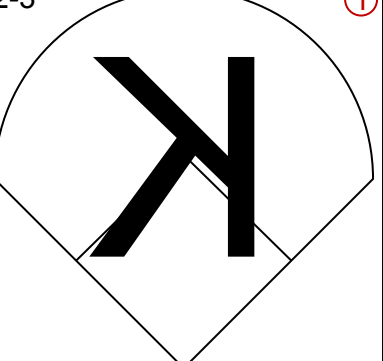
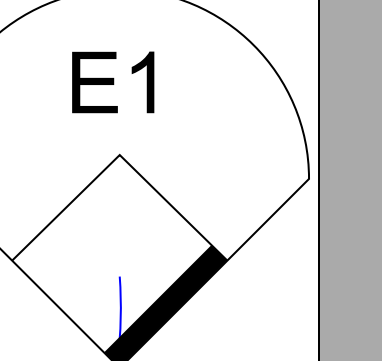
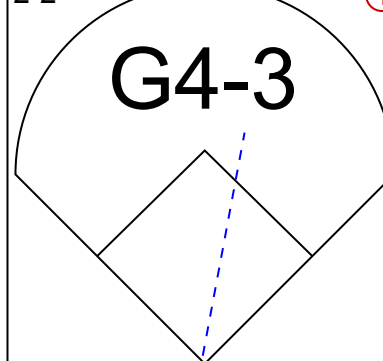
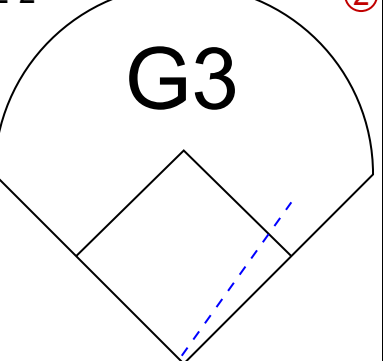
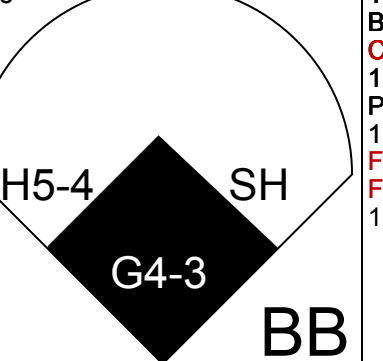
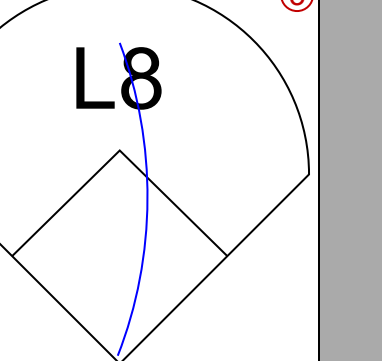


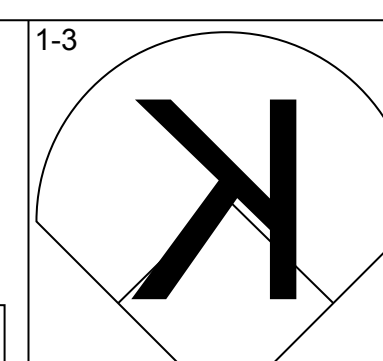
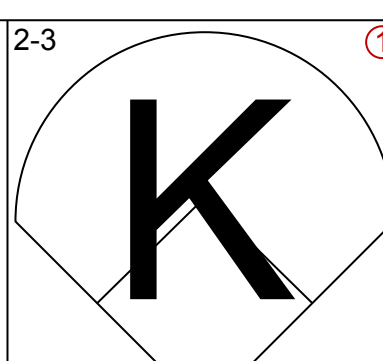
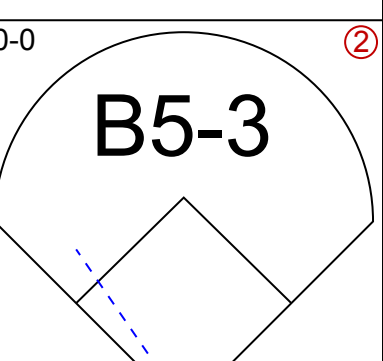
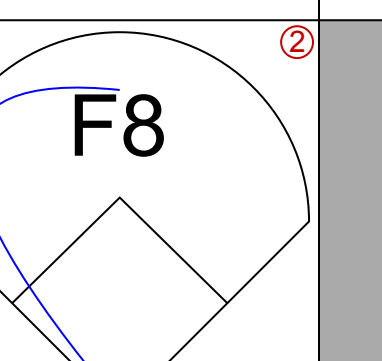
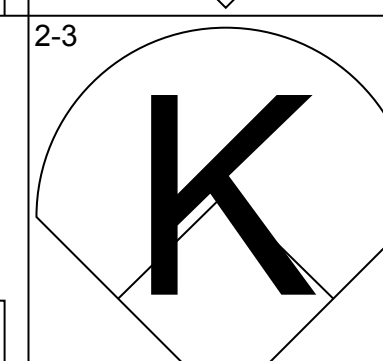
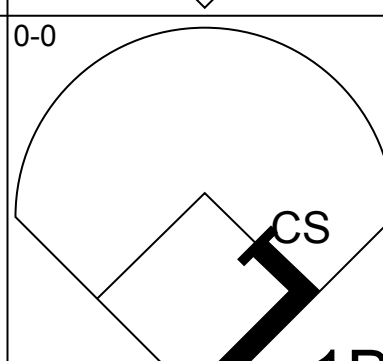
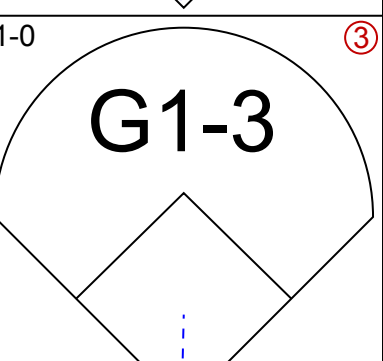
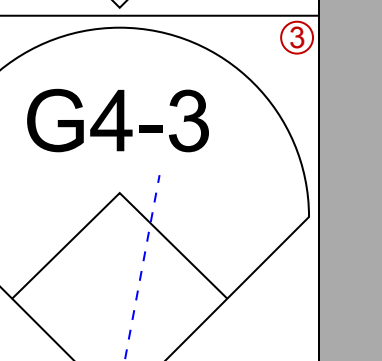
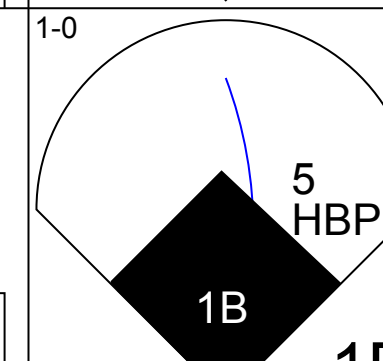
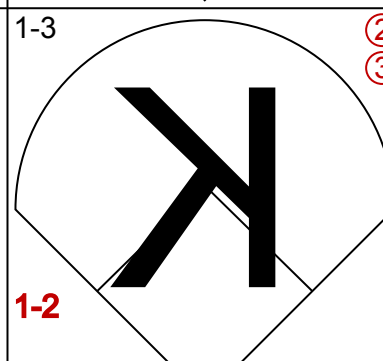
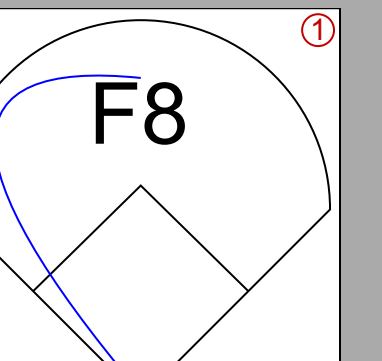
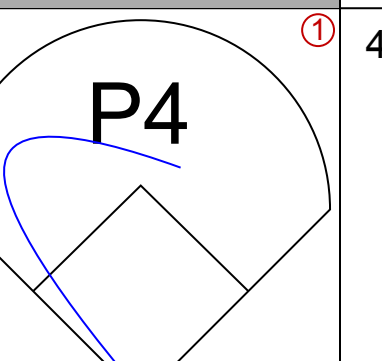
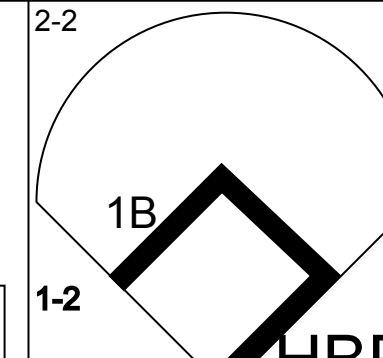
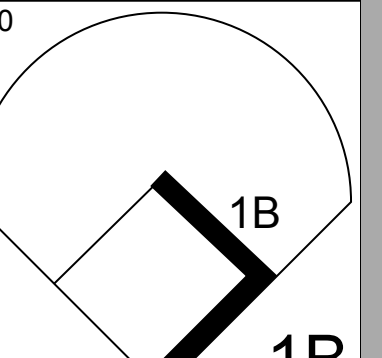
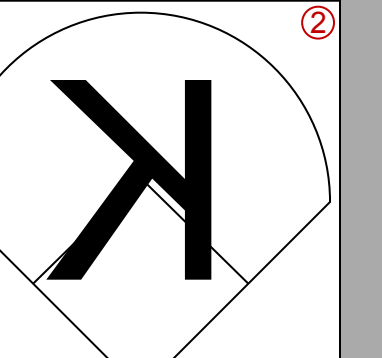
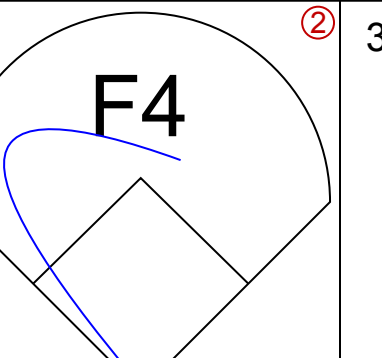
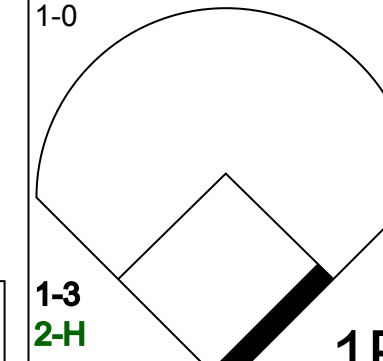
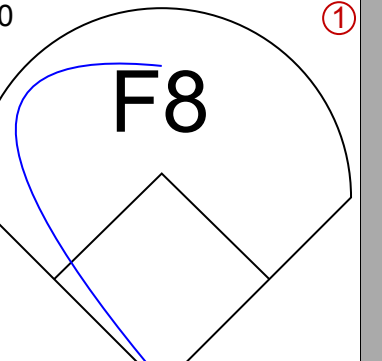
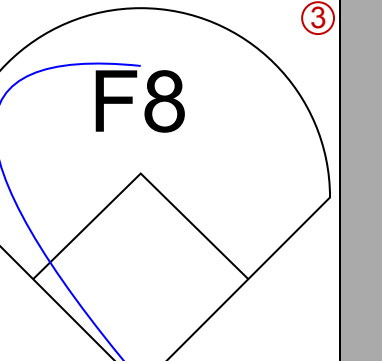
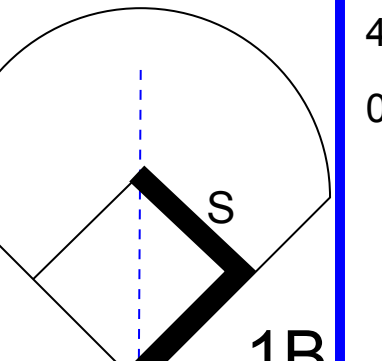
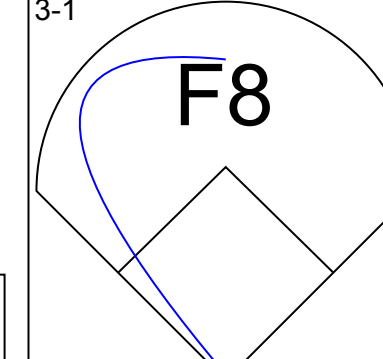
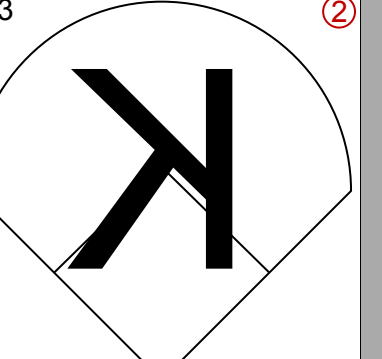

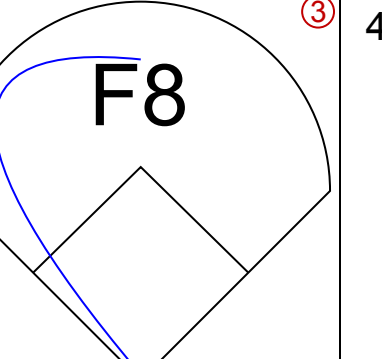
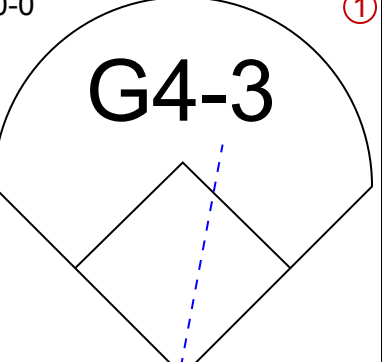
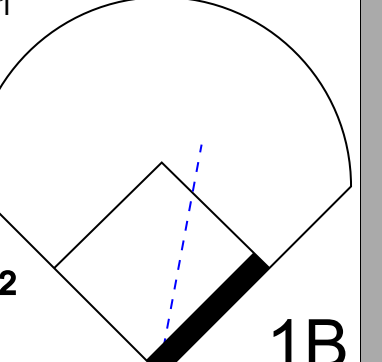

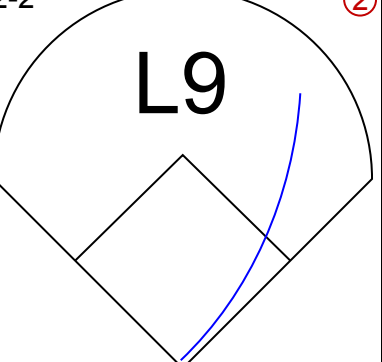
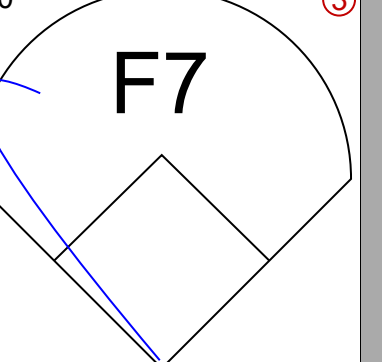
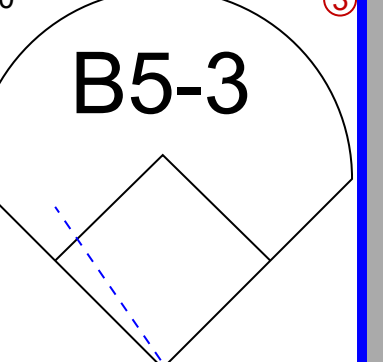

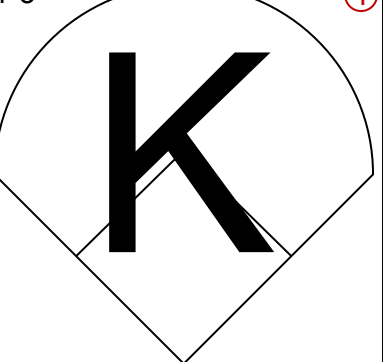
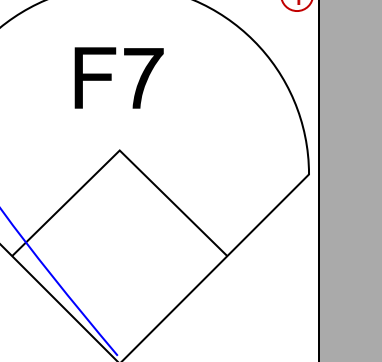








Batter	1	2	3	4	5	6	7	8	9	AB	R	H	RBI	BB	SO	LOB	TOP					
<b>Darren Lewis, R</b> OBP: 0.359, SLG: 0.316 (1, 8)										2	1	0	0	2	1	0	<b>San Francisco Giants @ Houston Astros</b> Astrodome, Houston, TX Wed Sep 25 1991, 8:05 PM EDT Att. 7,322 - Dome - 70 F					
<b>Willie McGee, S</b> OBP: 0.391, SLG: 0.413 (1, 9)										3	0	2	0	1	1	0						
<b>Will Clark, L</b> OBP: 0.354, SLG: 0.523 (1, 3)										4	0	1	1	1	2	3						
<b>Matt Williams, R</b> OBP: 0.299, SLG: 0.479 (1, 5)										3	0	0	1	1	1	5						
<b>Kevin Bass, S</b> OBP: 0.310, SLG: 0.369 <b>Jeff Brantley, R</b> (7, 1)										4	0	1	0	0	0	5						
<b>Robby Thomson, R</b> OBP: 0.351, SLG: 0.458 (1, 4)										4	0	0	0	0	1	1						
<b>Terry Kennedy, L</b> OBP: 0.282, SLG: 0.339 <b>Kirt Manwaring, R</b> OBP: 0.287, SLG: 0.294 (9, 2)										4	0	0	0	0	0	1						
<b>Jose Uribe, S</b> OBP: 0.285, SLG: 0.309 (1, 6)										4	0	0	0	0	2	1						
<b>John Burkett, R</b> OBP: 0.125, SLG: 0.111 <b>Mike Felder, S</b> OBP: 0.329, SLG: 0.336 (7, PH) (7, 7)										2	0	0	0	0	0	0						
<b>Inning Stats</b>	R: 0 E: 0 K: 3 S: 10	H: 1 LOB: 1 BB: 0 P: 16	R: 0 E: 0 K: 2 S: 9	H: 1 LOB: 1 BB: 0 P: 13	R: 0 E: 1 K: 0 S: 13	H: 0 LOB: 2 BB: 2 P: 25	R: 0 E: 0 K: 0 S: 6	H: 0 LOB: 0 BB: 0 P: 7	R: 1 E: 0 K: 1 S: 19	H: 2 LOB: 3 BB: 2 P: 32	R: 0 E: 0 K: 0 S: 6	H: 0 LOB: 0 BB: 0 P: 12	R: 1 E: 0 K: 0 S: 5	H: 0 LOB: 2 BB: 2 P: 15	R: 0 E: 1 K: 0 S: 16	H: 0 LOB: 1 BB: 0 P: 18		R: 0 E: 0 K: 2 S: 7	H: 0 LOB: 0 BB: 0 P: 11	1B: 2 2B: 2 3B: 0 HR: 0	SF: 0 SAC: 2 DP: 0 HBP: 0	WP: 1 PB: 0 SB: 1 CS: 0
<b>PITCHER</b>	IP	WLS	BF	H	R	ER	SO	BB	IBB	HBP	BLK	WP	HR	S	P	ERA	WHIP					
<b>Darryl Kile, R</b> ERA: 3.51 <b>Curt Schilling, R</b> ERA: 3.78	(1, 1) (8, 1)	7.0 2.0	L 7	32 0	4 0	2 0	6 2	5 0	1 0	0 0	0 0	1 0	0 23	68 29	120 29	2.57 0.00	1.286 0.000					

Batter	1	2	3	4	5	6	7	8	9	AB	R	H	RBI	BB	SO	LOB	BOTTOM					
<b>Kenny Lofton, L</b> OBP: 0.255, SLG: 0.229 (1, 8)										4	0	0	0	0	2	0	<b>San Francisco Giants @ Houston Astros</b> Astrodome, Houston, TX Wed Sep 25 1991, 8:05 PM EDT Att. 7,322 - Dome - 70 F					
<b>Steve Finley, L</b> OBP: 0.332, SLG: 0.414 (1, 9)										4	0	1	0	0	1	0						
<b>Craig Biggio, R</b> OBP: 0.360, SLG: 0.374 (1, 2)										4	1	1	0	0	1	1						
<b>5 Jeff Bagwell, R</b> OBP: 0.390, SLG: 0.450 (1, 3)										3	0	1	0	0	1	0						
<b>Luis Gonzalez, L</b> OBP: 0.312, SLG: 0.428 <b>Gerald Young, S</b> OBP: 0.314, SLG: 0.277 (9, PR)										4	0	2	1	0	0	1						
<b>Andujar Cedeno, R</b> OBP: 0.274, SLG: 0.405 (1, 6)										4	0	0	0	0	2	4						
<b>Gary Cooper, R</b> OBP: 0.222, SLG: 0.125 (1, 5)										3	0	1	0	0	1	0						
<b>Andy Mota, R</b> OBP: 0.205, SLG: 0.260 <b>Curt Schilling, R</b> OBP: 0.333, SLG: 0.333 (8, 1)										3	0	0	0	0	0	2						
<b>Darryl Kile, R</b> OBP: 0.324, SLG: 0.370 (8, 4)										2	0	0	0	0	2	0						
<b>Inning Stats</b>	R: 1 E: 0 K: 2 S: 13	H: 2 LOB: 2 BB: 0 P: 22	R: 0 E: 1 K: 1 S: 7	H: 0 LOB: 0 BB: 0 P: 9	R: 0 E: 0 K: 2 S: 9	H: 1 LOB: 0 BB: 0 P: 11	R: 0 E: 0 K: 1 S: 9	H: 2 LOB: 2 BB: 0 P: 13	R: 0 E: 0 K: 1 S: 5	H: 0 LOB: 0 BB: 0 P: 7	R: 0 E: 0 K: 1 S: 8	H: 0 LOB: 0 BB: 0 P: 12	R: 0 E: 0 K: 2 S: 7	H: 0 LOB: 0 BB: 0 P: 12	R: 0 E: 0 K: 0 S: 10	H: 0 LOB: 0 BB: 0 P: 13		R: 0 E: 0 K: 0 S: 7	H: 1 LOB: 2 BB: 0 P: 12	1B: 6 2B: 0 3B: 0 HR: 0	SF: 0 SAC: 0 DP: 0 HBP: 1	WP: 0 PB: 0 SB: 1 CS: 1
<b>PITCHER</b>	IP	WLS	BF	H	R	ER	SO	BB	IBB	HBP	BLK	WP	HR	S	P	ERA	WHIP					
<b>John Burkett, R</b> ERA: 4.19 <b>Jeff Brantley, R</b> ERA: 2.45	(1, 1) (7, 1)	6.0 3.0	W S	23 10	5 1	1 0	8 2	0 0	0 0	0 0	0 0	0 24	51 24	74 37	1.50 0.00	0.833 0.333						

AB	31
R	2
H	4
RBI	2
BB	6
SO	8
LOB	17









Batter	1	2	3	4	5	6	7	8	9	AB	R	H	RBI	BB	SO	LOB	TOP				
Lonnie Smith, R OBP: 0.369, SLG: 0.395 Mark Wohlers, R (8, 1)	0-1 L6			0-0 F8		1-2 F9		4-2 SH5-4 1B BB	0-1 G3-1	3	1	0	0	1	0	1					
Mike Bell, L OBP: 0.179, SLG: 0.259 Alejandro Pena, R (9, 1)										0	0	0	0	0	0	0					
Mark Lemke, S OBP: 0.310, SLG: 0.325 (1, 4)	0-3 K			1-0 G5-6-3 1B		0-0 F8		4-2 SH5-4 1B BB		3	0	1	0	1	1	1					
Terry Pendleton, S OBP: 0.359, SLG: 0.508 (1, 5)	0-3 K			1-2 G5-6-3 1-2f			2-2 G4-3	0-0 SH5-4		3	0	0	0	0	1	1					
David Justice, L OBP: 0.385, SLG: 0.505 (1, 9)		1-2 G6-3			2-1 F9		4-0 2B BB	4-0 1B IBB		2	1	0	0	2	0	0					
Ron Gant, R OBP: 0.333, SLG: 0.492 (1, 8)		3-3 K			0-3 K		3-1 E 2B	1-1 FC6-4 1B		4	1	2	2	0	2	0					
Sid Bream, L OBP: 0.314, SLG: 0.441 Brian Hunter, R OBP: 0.298, SLG: 0.454 (7, 3)		3-2 F7			3-2 HR		3-3 K	0-1 FC6-4		2	1	1	1	0	0	0					
Greg Olson, R OBP: 0.323, SLG: 0.354 (1, 2)			1-2 G5-3		2-2 G6-3		0-0 E7 2B	1-1 G1-3		4	0	1	1	0	0	0					
Rafael Belliard, R OBP: 0.289, SLG: 0.276 Jeff Treadway, L OBP: 0.368, SLG: 0.419 Viny Castilia, R OBP: 0.357, SLG: 0.412 (7, 6)			1-2 G1-3		0-3 K		4-0 BB	2-2 HR		1	0	0	0	0	0	0					
Kent Mercker, L OBP: 0.182, SLG: 0.100 Tommy Grady, L OBP: 0.298, SLG: 0.313 Jim Clancy, R (8, 1)			1-2 L7		1-0 1B		0-3 K	0-0 G5-3		1	0	0	0	0	0	0					
Jerry Willard, L OBP: 0.251, SLG: 0.291 Mike Stanton, L OBP: 0.267, SLG: 0.448 Keith Mitchell, R (8, 7)										1	0	0	0	0	0	0					
<b>Inning Stats</b>	R: 0 E: 0 K: 2 S: 9	H: 0 LOB: 0 BB: 0 P: 9	R: 0 E: 0 K: 1 S: 9	H: 0 LOB: 0 BB: 0 P: 16	R: 0 E: 0 K: 0 S: 11	H: 0 LOB: 0 BB: 0 P: 14	R: 0 E: 0 K: 0 S: 5	H: 1 LOB: 0 BB: 0 P: 7	R: 1 E: 0 K: 1 S: 11	H: 1 LOB: 0 BB: 0 P: 18	R: 0 E: 0 K: 1 S: 8	H: 1 LOB: 1 BB: 0 P: 10	R: 2 E: 1 K: 2 S: 14	H: 2 LOB: 2 BB: 2 P: 30	R: 1 E: 0 K: 0 S: 9	H: 1 LOB: 2 BB: 3 P: 22	R: 1 E: 0 K: 0 S: 8	H: 1 LOB: 0 BB: 0 P: 11	1B: 3 2B: 2 3B: 0 HR: 2	SF: 0 SAC: 1 DP: 1 HBP: 0	WP: 0 PA: 37 PB: 0 SB: 1 CS: 0
<b>PITCHER</b>	IP WLS BF H R ER SO BB IBB HBP BLK WP HR S P ERA WHIP	IP WLS BF H R ER SO BB IBB HBP BLK WP HR S P ERA WHIP	IP WLS BF H R ER SO BB IBB HBP BLK WP HR S P ERA WHIP	IP WLS BF H R ER SO BB IBB HBP BLK WP HR S P ERA WHIP	IP WLS BF H R ER SO BB IBB HBP BLK WP HR S P ERA WHIP	IP WLS BF H R ER SO BB IBB HBP BLK WP HR S P ERA WHIP	IP WLS BF H R ER SO BB IBB HBP BLK WP HR S P ERA WHIP	IP WLS BF H R ER SO BB IBB HBP BLK WP HR S P ERA WHIP	IP WLS BF H R ER SO BB IBB HBP BLK WP HR S P ERA WHIP	IP WLS BF H R ER SO BB IBB HBP BLK WP HR S P ERA WHIP	IP WLS BF H R ER SO BB IBB HBP BLK WP HR S P ERA WHIP	IP WLS BF H R ER SO BB IBB HBP BLK WP HR S P ERA WHIP	IP WLS BF H R ER SO BB IBB HBP BLK WP HR S P ERA WHIP	IP WLS BF H R ER SO BB IBB HBP BLK WP HR S P ERA WHIP	IP WLS BF H R ER SO BB IBB HBP BLK WP HR S P ERA WHIP	IP WLS BF H R ER SO BB IBB HBP BLK WP HR S P ERA WHIP	IP WLS BF H R ER SO BB IBB HBP BLK WP HR S P ERA WHIP	IP WLS BF H R ER SO BB IBB HBP BLK WP HR S P ERA WHIP	IP WLS BF H R ER SO BB IBB HBP BLK WP HR S P ERA WHIP	IP WLS BF H R ER SO BB IBB HBP BLK WP HR S P ERA WHIP	IP WLS BF H R ER SO BB IBB HBP BLK WP HR S P ERA WHIP

Atlanta Braves @ Houston Astros  
Astrodome, Houston, TX  
Sat Sep 28 1991, 4:33 AM EDT  
Att: 8,647 - Dome - 70 F

AB 31  
R 5  
H 7  
RBI 5  
BB 5  
SO 7  
LOB 8



Batter	1	2	3	4	5	6	7	8	9	AB	R	H	RBI	BB	SO	LOB	BOTTOM				
Kenny Lofton, L OBP: 0.250, SLG: 0.214 Gerald Young, S OBP: 0.319, SLG: 0.277 (1, 8)	1-3 K		1-0 S 1B		2-3 K		2-3 K		4-2 1B BB	4	0	1	0	0	3	0					
Steve Finley, L OBP: 0.333, SLG: 0.413 (1, 9)	1-0 P3		1-2 F7		4-1 G3 S BB		0-3 K		0-0 F9	4	0	0	0	1	1	3					
Craig Biggio, R OBP: 0.362, SLG: 0.378 (1, 2)	4-2 BB		1-1 G6-3		2-2 G3		0-0 F9		0-1 1-3 2-H 1B	4	0	1	1	1	0	2					
5 Jeff Bagwell, R OBP: 0.391, SLG: 0.448 (1, 3)	1-3 K			2-0 2B 1B	2-1 G4-3			2-1 G4-3 SH3 HBP	2-3 K	4	1	1	0	0	2	4					
Ken Caminiti, S OBP: 0.315, SLG: 0.385 (1, 5)		2-1 F7		0-0 1B 2B		1-1 G6-3		0-0 SH3		3	1	1	1	0	0	0					
Luis Gonzalez, L OBP: 0.317, SLG: 0.431 (1, 7)		4-2 S BB		1-1 FC5-4 1B		1-2 G6-3 1B 2B		2-2 G4-3		3	1	2	1	1	0	1					
Andujar Cedeno, R OBP: 0.265, SLG: 0.390 (1, 6)		2-2 G6-3		0-1 FC5-4 1-2f		0-2 G6-3		1-3 K		4	0	0	0	0	1	4					
Andy Mota, R OBP: 0.210, SLG: 0.263 Casey Candaele, S OBP: 0.320, SLG: 0.366 (9, PH)		2-3 K		1-3 K		0-0 S 1B		0-2 G5-3		3	0	1	1	0	2	2					
Jeff Juden, R OBP: 0.261, SLG: 0.333 Xavier Hernandez, L OBP: 0.299, SLG: 0.385 Rob Mallicoat, L OBP: 0.267, SLG: 0.322 Jose Valentin, L OBP: 0.204, SLG: 0.303 (9, PH)			0-2 G5-3		0-3 K		3-H K		4-2 BB 1B BB	3	0	0	0	0	2	2					
<b>Inning Stats</b>	R: 0 E: 0 K: 2 S: 10	H: 0 LOB: 1 BB: 1 P: 17	R: 0 E: 0 K: 1 S: 11	H: 0 LOB: 1 BB: 1 P: 21	R: 0 E: 0 K: 0 S: 9	H: 1 LOB: 0 BB: 0 P: 12	R: 2 E: 0 K: 2 S: 12	H: 3 LOB: 1 BB: 0 P: 16	R: 0 E: 0 K: 1 S: 11	H: 0 LOB: 1 BB: 1 P: 21	R: 1 E: 0 K: 1 S: 12	H: 2 LOB: 1 BB: 0 P: 14	R: 0 E: 0 K: 2 S: 9	H: 0 LOB: 0 BB: 0 P: 11	R: 0 E: 0 K: 1 S: 10	H: 0 LOB: 1 BB: 0 P: 15	R: 1 E: 0 K: 1 S: 16	H: 1 LOB: 2 BB: 2 P: 26	1B: 5 2B: 2 3B: 0 HR: 0	SF: 0 SAC: 1 DP: 0 HBP: 1	WP: 0 PA: 40 PB: 0 SB: 4 CS: 0
<b>PITCHER</b>	IP WLS BF H R ER SO BB IBB HBP BLK WP HR S P ERA WHIP	IP WLS BF H R ER SO BB IBB HBP BLK WP HR S P ERA WHIP	IP WLS BF H R ER SO BB IBB HBP BLK WP HR S P ERA WHIP	IP WLS BF H R ER SO BB IBB HBP BLK WP HR S P ERA WHIP	IP WLS BF H R ER SO BB IBB HBP BLK WP HR S P ERA WHIP	IP WLS BF H R ER SO BB IBB HBP BLK WP HR S P ERA WHIP	IP WLS BF H R ER SO BB IBB HBP BLK WP HR S P ERA WHIP	IP WLS BF H R ER SO BB IBB HBP BLK WP HR S P ERA WHIP	IP WLS BF H R ER SO BB IBB HBP BLK WP HR S P ERA WHIP	IP WLS BF H R ER SO BB IBB HBP BLK WP HR S P ERA WHIP	IP WLS BF H R ER SO BB IBB HBP BLK WP HR S P ERA WHIP	IP WLS BF H R ER SO BB IBB HBP BLK WP HR S P ERA WHIP	IP WLS BF H R ER SO BB IBB HBP BLK WP HR S P ERA WHIP	IP WLS BF H R ER SO BB IBB HBP BLK WP HR S P ERA WHIP	IP WLS BF H R ER SO BB IBB HBP BLK WP HR S P ERA WHIP	IP WLS BF H R ER SO BB IBB HBP BLK WP HR S P ERA WHIP	IP WLS BF H R ER SO BB IBB HBP BLK WP HR S P ERA WHIP	IP WLS BF H R ER SO BB IBB HBP BLK WP HR S P ERA WHIP	IP WLS BF H R ER SO BB IBB HBP BLK WP HR S P ERA WHIP	IP WLS BF H R ER SO BB IBB HBP BLK WP HR S P ERA WHIP	IP WLS BF H R ER SO BB IBB HBP BLK WP HR S P ERA WHIP

Atlanta Braves @ Houston Astros  
Astrodome, Houston, TX  
Sat Sep 28 1991, 4:33 AM EDT  
Att: 8,647 - Dome - 70 F

AB 33  
R 4  
H 7  
RBI 4  
BB 5  
SO 11  
LOB 18





Batter	1	2	3	4	5	6	7	8	9	10	11	12	13	AB	R	H	RBI	BB	SO	LOB	TOP						
Lonnie Smith, R OBP: 0.372, SLG: 0.396 Keith Mitchell, R OBP: 0.412, SLG: 0.433	F8 SH5-3 BB		G5-3		G1-3 1B		G6-3 1B		G5-3		K			2 2 1 0 2 0 1 2 0 0 0 0 1 0													
Mark Lemke, S OBP: 0.306, SLG: 0.323	SH5-3				G1-3		G6-3		K			F9		5 0 1 1 0 1 3													
Terry Pendleton, S OBP: 0.357, SLG: 0.504	F8		G4-3				P7		F9			L9		6 0 1 2 0 0 3													
David Justice, L OBP: 0.386, SLG: 0.511	G3						P6					G3-1		4 1 1 1 2 0 2													
Ron Gant, R OBP: 0.335, SLG: 0.491							HR																				
Sid Bream, L OBP: 0.314, SLG: 0.440 Brian Hunter, R OBP: 0.298, SLG: 0.457			G4-6-3 1B		G4-3				G5-3					5 1 2 1 1 0 1													
Greg Olson, R OBP: 0.319, SLG: 0.349			G6-3		P6									3 0 1 0 0 0 1 3 0 1 1 0 0 3													
Rafael Belliard, R OBP: 0.294, SLG: 0.285 Tommy Gregg, L OBP: 0.293, SLG: 0.310 Jim Clancy, R (11, 1)					SH2-4 1B		G1-3 1B		P4			K		6 0 0 0 0 1 3 1 0 0 0 0 1 0 1 0 0 0 0 1 1													
Steve Avery, L OBP: 0.326, SLG: 0.267 Mark Wohlers, R (8, 1) Mike Stanton, L OBP: 0.283, SLG: 0.267 Randy St. Claire, R OBP: 0.291, SLG: 0.260 Jeff Bagwell, R OBP: 0.361, SLG: 0.412			SH2-4 2B				G1-3 1B					K		3 0 0 0 0 0 3 3 0 0 0 0 0 0 0 0 0 0 0 0 0 0 0 0 2 0 1 0 0 1 0 0													
<b>Inning Stats</b>	R: 0 E: 0 K: 0 S: 7	H: 0 LOB: 1 BB: 1 P: 14	R: 0 E: 0 K: 0 S: 8	H: 1 LOB: 0 BB: 10 P: 10	R: 1 E: 0 K: 0 S: 14	H: 2 LOB: 1 BB: 0 P: 19	R: 1 E: 0 K: 0 S: 11	H: 1 LOB: 2 BB: 2 P: 15	R: 0 E: 0 K: 1 S: 7	H: 0 LOB: 0 BB: 0 P: 9	R: 0 E: 0 K: 1 S: 8	H: 0 LOB: 0 BB: 0 P: 8	R: 0 E: 0 K: 1 S: 9	H: 0 LOB: 0 BB: 0 P: 11	R: 0 E: 0 K: 3 S: 9	H: 0 LOB: 0 BB: 0 P: 15	R: 0 E: 0 K: 0 S: 9	H: 0 LOB: 0 BB: 0 P: 11	R: 1 E: 0 K: 1 S: 14	H: 2 LOB: 1 BB: 1 P: 21	1B: 9 2B: 2 3B: 0 HR: 1	SF: 0 SAC: 2 DP: 1 HBP: 0	WP: 0 PB: 0 SB: 1 CS: 0	PA: 54			
<b>PITCHER</b>	IP 6.0	WLS 27	BF 9	H 4	R 4	ER 4	SO 2	BB 1	IBB 0	HBP 0	BLK 0	WP 0	HR 1	S 62	P 84	ERA 6.00	WHIP 1.667										
Pete Harnisch, R ERA: 2.64 Rob Malticot, L ERA: 4.43 Jim Corsi, R ERA: 3.86 Curt Schilling, R ERA: 3.56 Al Osuna, L ERA: 3.4	0.2 1.1 3.0 1.0	5 4 10 3	1 0 0 0	1 0 0 0	1 0 0 0	2 0 1 0	0 0 0 0	0 0 0 0	0 0 0 0	0 0 0 0	0 0 0 0	0 0 0 0	0 0 0 0	0 0 0 0	0 0 0 0	13.50 0.00 0.00 0.00	4.500 0.000 0.333 0.000										
<b>PITCHER</b>	IP 13.1	WLS 1.0	BF 5	H 2	R 1	ER 1	SO 1	BB 1	IBB 0	HBP 0	BLK 0	WP 0	HR 0	S 14	P 21	ERA 9.00	WHIP 3.000										
Mark Portugal, R ERA: 4.38	1.0	1.0	5	2	1	1	1	1	0	0	0	0	0	14	21	9.00	3.000										

Atlanta Braves @ Houston Astros  
Astrodome, Houston, TX  
Sun Sep 29 1991, 4:33 AM EDT  
Att. 13,767 - Dome - 70 F

AB 47  
R 6  
H 12  
RBI 6  
BB 5  
SO 9  
LOB 21



Batter	1	2	3	4	5	6	7	8	9	10	11	12	13	AB	R	H	RBI	BB	SO	LOB	BOTTOM						
Steve Finley, L OBP: 0.332, SLG: 0.410	F8			G4-3		G3		FC9-6 1B		G3		F9		6 1 1 0 0 0 0													
Rafael Ramirez, R OBP: 0.275, SLG: 0.293	L1-4			G4-3		G6-3		FC9-6 1B		G6-3		G6-3		6 0 1 0 0 0 0													
Craig Biggio, R OBP: 0.364, SLG: 0.381								FC9-6 5 HBP 1B		G6-3				6 2 3 0 0 0 2													
5 Jeff Bagwell, R OBP: 0.369, SLG: 0.444														5 1 0 0 0 2 2													
Ken Caminiti, S OBP: 0.314, SLG: 0.383 Casey Candaele, S OBP: 0.324, SLG: 0.369														3 0 0 0 0 1 1 2 0 2 2 1 0 0													
Javier Ortiz, R OBP: 0.372, SLG: 0.365														4 0 3 2 0 1 0													
Kenny Lofton, L OBP: 0.298, SLG: 0.224														2 0 1 0 0 1 1													
Luis Gonzalez, L OBP: 0.316, SLG: 0.427 Curt Schilling, R OBP: 0.312, SLG: 0.333 Jose Lentinio, R OBP: 0.293, SLG: 0.325 Al Osuna, L OBP: 0.291, SLG: 0.260 Mark Portugal, R OBP: 0.291, SLG: 0.260 Randy St. Claire, R OBP: 0.291, SLG: 0.260														4 0 0 0 0 0 0 4 0 0 0 0 0 0 0 0 1 0 0 0 0 0 0 1 0 0 0 0 0 0 0 0 1 0 0 0 0 0 0 2													
Andy Mota, R OBP: 0.198, SLG: 0.247														5 0 0 0 0 1 2													
Pete Harnisch, S ERA: 2.64 Gary Cooper, R ERA: 4.03 Rob Malticot, L ERA: 4.43 Jim Corsi, R ERA: 3.86 Mike Stanton, L OBP: 0.283, SLG: 0.267	0.2 1.1 3.0 1.0	5 4 10 3	1 0 0 0	1 0 0 0	1 0 0 0	2 0 1 0	0 0 0 0	0 0 0 0	0 0 0 0	0 0 0 0	0 0 0 0	0 0 0 0	0 0 0 0	13.50 0.00 0.00 0.00	4.500 0.000 0.333 0.000												
<b>Inning Stats</b>	R: 0 E: 0 K: 0 S: 5	H: 1 LOB: 1 BB: 0 P: 6	R: 0 E: 0 K: 1 S: 5	H: 0 LOB: 0 BB: 0 P: 6	R: 0 E: 0 K: 0 S: 6	H: 1 LOB: 1 BB: 0 P: 9	R: 0 E: 0 K: 0 S: 6	H: 0 LOB: 0 BB: 0 P: 13	R: 1 E: 0 K: 1 S: 12	H: 2 LOB: 1 BB: 0 P: 19	R: 4 E: 0 K: 1 S: 22	H: 5 LOB: 2 BB: 0 P: 34	R: 0 E: 0 K: 0 S: 5	H: 0 LOB: 0 BB: 0 P: 9	R: 0 E: 0 K: 1 S: 7	H: 0 LOB: 0 BB: 0 P: 14	R: 0 E: 0 K: 1 S: 10	H: 0 LOB: 0 BB: 0 P: 17	R: 0 E: 0 K: 1 S: 7	H: 0 LOB: 0 BB: 0 P: 10	R: 0 E: 0 K: 1 S: 10	H: 2 LOB: 2 BB: 1 P: 13	1B: 9 2B: 2 3B: 0 HR: 1	SF: 0 SAC: 0 DP: 0 HBP: 1	WP: 1 PB: 0 SB: 1 CS: 0	PA: 52	
<b>PITCHER</b>	IP 7.1	WLS 28	BF 7	H 3	R 3	ER 3	SO 3	BB 0	IBB 0	HBP 0	BLK 0	WP 0	HR 1	S 56	P 83	ERA 3.68	WHIP 0.955										
Steve Avery, L ERA: 3.43 Mark Wohlers, R ERA: 2.65 Mike Stanton, L ERA: 2.83 Randy St. Claire, R ERA: 4.23 Jim Clancy, R ERA: 3.76	0.1 1.1 1.0 3.0	5 4 3 12	2 0 0 2	2 0 0 0	2 0 0 0	3 0 0 1	3 0 0 0	0 0 0 1	0 0 0 0	0 0 0 0	0 0 0 0	0 0 0 0	0 0 0 0	12 12 14 40	22 12 14 27	54.000 0.000 0.000 1.000	9.000 0.000 0.000 0.000										
<b>PITCHER</b>	IP 13.1	WLS 1.0	BF 5	H 2	R 1	ER 1	SO 1	BB 1	IBB 0	HBP 0	BLK 0	WP 0	HR 0	S 14	P 21	ERA 9.00	WHIP 3.000										
Mark Portugal, R ERA: 4.38	1.0	1.0	5	2	1	1	1	1	0	0	0	0	0	14	21	9.00	3.000										

Atlanta Braves @ Houston Astros  
Astrodome, Houston, TX  
Sun Sep 29 1991, 4:33 AM EDT  
Att. 13,767 - Dome - 70 F

AB 50  
R 5  
H 12  
RBI 5  
BB 1  
SO 7  
LOB 15





Batter	1	2	3	4	5	6	7	8	9	AB	R	H	RBI	BB	SO	LOB	TOP										
<b>Kenny Lofton, L</b> OBP: 0.258, SLG: 0.226 (1, 8)	G4-3		G4-3 1B		G4-3			G4-3		4	0	1	0	0	0	0	<b>Houston Astros @ San Francisco Giants</b> Candlestick Park, San Francisco, CA Mon Sep 30 1991, 10:05 PM EDT Att: 5,379 - Cloudy - 55 F										
<b>Steve Finley, L</b> OBP: 0.330, SLG: 0.408 (1, 9)	P5		G4-3 1-2			K			P6	4	0	0	0	0	1	1											
<b>Craig Biggio, R</b> OBP: 0.361, SLG: 0.378 (1, 4)	P6		F8			G1-3			K	4	0	0	0	0	1	0											
<b>5 Jeff Bagwell, R</b> OBP: 0.388, SLG: 0.442 (1, 3)					G5-3				K	3	1	0	0	1	1	0											
<b>Luis Gonzalez, L</b> OBP: 0.317, SLG: 0.428 (1, 7)									K	2	1	1	0	1	1	0											
<b>Ken Caminiti, S</b> OBP: 0.312, SLG: 0.381 (7, 5)										3	0	0	0	0	0	3											
<b>Casey Candaele, S</b> OBP: 0.324, SLG: 0.369 (7, 5)										0	0	0	0	0	0	0											
<b>Andujar Cedeno, R</b> OBP: 0.284, SLG: 0.385 (1, 6)										2	0	0	0	1	1	1											
<b>Scott Servais, R</b> OBP: 0.172, SLG: 0.148 (1, 2)										3	0	1	2	0	2	0											
<b>Chris Gardner, R</b> (1, 1)										2	0	0	0	0	1	2											
<b>Jose Tolentino, L</b> OBP: 0.253, SLG: 0.367 (8, PH)										1	0	0	0	0	1	0											
<b>Rob Mallicoat, L</b> (8, 1)										0	0	0	0	0	0	0											
<b>Xavier Hernandez, L</b> (8, 1)										0	0	0	0	0	0	0											
<b>Inning Stats</b>	R: 0 E: 0 K: 0 S: 7	H: 0 LOB: 0 BB: 0 P: 10	R: 2 E: 0 K: 1 S: 11	H: 2 LOB: 1 BB: 2 P: 23	R: 0 E: 0 K: 0 S: 6	H: 1 LOB: 0 BB: 0 P: 11	R: 0 E: 0 K: 0 S: 5	H: 0 LOB: 1 BB: 1 P: 11	R: 0 E: 0 K: 1 S: 8	H: 0 LOB: 0 BB: 0 P: 12	R: 0 E: 0 K: 1 S: 7	H: 0 LOB: 0 BB: 0 P: 11	R: 0 E: 0 K: 2 S: 8	H: 0 LOB: 0 BB: 0 P: 11	R: 0 E: 0 K: 2 S: 9	H: 0 LOB: 0 BB: 0 P: 14	R: 0 E: 0 K: 2 S: 10	H: 0 LOB: 0 BB: 0 P: 13	1B: 3 2B: 0 3B: 0 HR: 0	SF: 0 SAC: 0 DP: 1 HBP: 0	WP: 0 PB: 0 SB: 1 CS: 2	PA: 31					
<b>PITCHER</b>	IP	WLS	BF	H	R	ER	SO	BB	IBB	HBP	BLK	WP	HR	S	P	ERA	WHIP										
<b>Gil Heredia, R</b> ERA: 4.06 (1, 1)	7.0	L	25	3	2	2	5	2	1	0	0	0	0	52	89	2.57	0.714										
<b>Rod Beck, R</b> ERA: 3.98 (8, 1)	2.0		6	0	0	0	4	0	0	0	0	0	0	19	27	0.00	0.000										

AB	28
R	2
H	3
RBI	2
BB	3
SO	9
LOB	7



Batter	1	2	3	4	5	6	7	8	9	AB	R	H	RBI	BB	SO	LOB	BOTTOM										
<b>Royce Clayton, R</b> OBP: 0.116, SLG: 0.125 (1, 6)	K		G1-4-3 1-2		F9				F7	3	0	0	0	0	1	1	<b>Houston Astros @ San Francisco Giants</b> Candlestick Park, San Francisco, CA Mon Sep 30 1991, 10:05 PM EDT Att: 5,379 - Cloudy - 55 F										
<b>Kevin Bass, S</b> OBP: 0.310, SLG: 0.364 (7, PH)										1	0	0	0	1	0	1											
<b>Willie McGee, S</b> OBP: 0.358, SLG: 0.409 (1, 8)	G1								G4-3	5	0	0	0	0	2	4											
<b>Will Clark, L</b> OBP: 0.358, SLG: 0.526 (1, 3)	G4-3									4	0	0	0	0	1	0											
<b>Matt Williams, R</b> OBP: 0.304, SLG: 0.485 (1, 5)										4	0	3	0	0	0	1											
<b>Mark Leonard, L</b> OBP: 0.308, SLG: 0.380 (1, 7)										4	0	1	0	0	0	4											
<b>Tom Herr, S</b> OBP: 0.340, SLG: 0.271 (1, 4)										1	0	0	0	3	0	1											
<b>Steve Decker, R</b> OBP: 0.257, SLG: 0.313 (1, 2)										3	0	1	0	0	0	4											
<b>Darren Lewis, R</b> OBP: 0.358, SLG: 0.314 (7, PR)										0	0	0	0	0	0	0											
<b>Kirt Manwaring, R</b> OBP: 0.270, SLG: 0.275 (8, 2)										1	0	0	0	0	0	2											
<b>Ted Wood, L</b> OBP: 0.143, SLG: 0.100 (1, 9)										2	0	0	0	0	1	0											
<b>Mike Benjamin, R</b> OBP: 0.188, SLG: 0.208 (8, 6)										0	0	0	0	0	0	0											
<b>Mike Felder, S</b> OBP: 0.329, SLG: 0.334 (9, PH)										1	0	0	0	0	0	0											
<b>Gil Heredia, R</b> OBP: 0.500, SLG: 0.429 (1, 1)										2	0	1	0	0	1	0											
<b>Mike Kingery, L</b> OBP: 0.280, SLG: 0.236 (7, PH)										1	0	0	0	0	0	3											
<b>Rod Beck, R</b> OBP: 0.500, SLG: 0.500 (8, 1)										0	0	0	0	0	0	0											
<b>Dave Anderson, R</b> OBP: 0.290, SLG: 0.320 (9, PH)										0	0	0	0	1	0	0											
<b>Inning Stats</b>	R: 0 E: 0 K: 1 S: 7	H: 0 LOB: 0 BB: 0 P: 11	R: 0 E: 0 K: 0 S: 9	H: 1 LOB: 1 BB: 0 P: 14	R: 0 E: 0 K: 1 S: 8	H: 1 LOB: 0 BB: 0 P: 15	R: 0 E: 0 K: 0 S: 11	H: 2 LOB: 3 BB: 1 P: 20	R: 0 E: 0 K: 1 S: 5	H: 0 LOB: 0 BB: 0 P: 7	R: 0 E: 0 K: 2 S: 9	H: 1 LOB: 1 BB: 0 P: 14	R: 0 E: 0 K: 1 S: 14	H: 1 LOB: 3 BB: 2 P: 28	R: 0 E: 2 K: 0 S: 8	H: 0 LOB: 2 BB: 1 P: 16	R: 0 E: 0 K: 0 S: 8	H: 0 LOB: 1 BB: 1 P: 16	1B: 5 2B: 1 3B: 0 HR: 0	SF: 0 SAC: 1 DP: 2 HBP: 0	WP: 0 PB: 0 SB: 0 CS: 0	PA: 38					
<b>PITCHER</b>	IP	WLS	BF	H	R	ER	SO	BB	IBB	HBP	BLK	WP	HR	S	P	ERA	WHIP										
<b>Chris Gardner, R</b> ERA: 4.15 (1, 1)	7.0	W	29	6	0	0	6	2	1	0	0	0	0	63	109	0.00	1.143										
<b>Rob Mallicoat, L</b> ERA: 4.29 (8, 1)	0.2		3	0	0	0	0	0	0	0	0	0	0	5	9	0.00	0.000										
<b>Xavier Hernandez, R</b> ERA: 5.21 (8, 1)	1.1	S	6	0	0	0	0	2	0	0	0	0	0	11	23	0.00	1.500										





Batter	1	2	3	4	5	6	7	8	9	AB	R	H	RBI	BB	SO	LOB	TOP						
<b>Kenny Lofton, L</b> OBP: 0.288, SLG: 0.227 <b>Tony Eusebio, R</b> OBP: 0.320, SLG: 0.158	G1-3		B2-3		5 2B BB		FC1-6 1B	L8		4	1	1	0	1	0	1	Houston Astros @ San Francisco Giants Candlestick Park, San Francisco, CA Tue Oct 01 1991, 10:05 PM EDT Att: 6,174 - Cloudy - 55 F						
<b>Steve Finley, L</b> OBP: 0.330, SLG: 0.408	1B		1B		P6		FC1-6 5 BB 1B	P6		5	2	2	0	0	0	3							
<b>Craig Biggio, R</b> OBP: 0.361, SLG: 0.378	1B		L6		P3		L6			5	0	2	0	0	0	3							
<b>5 Jeff Bagwell, R</b> OBP: 0.391, SLG: 0.443	1B		L6		P3		L6			3	0	2	1	1	0	1							
<b>Luis Gonzalez, L</b> OBP: 0.318, SLG: 0.430	1B		HBP		1B		1B			5	0	2	2	0	2	5							
<b>Casey Candaele, S</b> OBP: 0.321, SLG: 0.365	P5		K		2B		P5			5	0	0	0	0	0	7							
<b>Andujar Cedeno, R</b> OBP: 0.284, SLG: 0.396			K		E6		G3-1			4	1	1	1	0	1	0							
<b>Scott Servais, R</b> OBP: 0.156, SLG: 0.133 <b>Gerald Young, S</b> OBP: 0.323, SLG: 0.283	G3-1		P8		K		K			3	0	0	0	0	1	1							
<b>Darryl Kile, R</b> <b>Javier Ortiz, R</b> <b>Jim Corsi, R</b> <b>Jose Tolentino, L</b> <b>Al Osuna, R</b>	G5-3		L6		L6		K			1	0	0	0	0	1	0							
<b>Inning Stats</b>	R: 1 E: 0 K: 1 S: 16	H: 3 LOB: 0 BB: 0 P: 22	R: 0 E: 0 K: 1 S: 7	H: 0 LOB: 0 BB: 0 P: 12	R: 0 E: 0 K: 1 S: 9	H: 1 LOB: 2 BB: 0 P: 14	R: 0 E: 1 K: 0 S: 10	H: 0 LOB: 0 BB: 0 P: 14	R: 1 E: 0 K: 0 S: 10	H: 2 LOB: 2 BB: 1 P: 19	R: 0 E: 0 K: 2 S: 12	H: 0 LOB: 0 BB: 0 P: 16	R: 1 E: 0 K: 0 S: 12	H: 2 LOB: 2 BB: 1 P: 19	R: 1 E: 0 K: 0 S: 12	H: 2 LOB: 1 BB: 0 P: 14		R: 0 E: 0 K: 0 S: 9	H: 1 LOB: 1 BB: 0 P: 14	1B: 9 2B: 1 3B: 0 HR: 1	SF: 0 SAC: 0 DP: 0 HBP: 1	WP: 0 PB: 0 SB: 1 CS: 1	PA: 42
<b>PITCHER</b>	IP WLS BF H R ER SO BB IBB HBP BLK WP HR S P ERA WHIP																						
<b>John Burkett, R</b> ERA: 4.18 <b>Francisco Oliveras, R</b> ERA: 3.79 <b>Jeff Brantley, R</b> ERA: 2.55	(1, 1) (7, 1) (8, 1)	6.2 0.1 2.0	W 2 S	31 1 9	7 0 3	3 0 1	5 0 0	2 0 0	0 0 0	1 0 0	0 0 0	0 0 0	0 0 0	0 5 21	111 5 28	4.05 0.00 4.50		1.350 3.000 1.500					

Batter	1	2	3	4	5	6	7	8	9	AB	R	H	RBI	BB	SO	LOB	BOTTOM						
<b>Darren Lewis, R</b> OBP: 0.352, SLG: 0.308	E4		L7		L9		G3			4	0	0	0	0	0	3	Houston Astros @ San Francisco Giants Candlestick Park, San Francisco, CA Tue Oct 01 1991, 10:05 PM EDT Att: 6,174 - Cloudy - 55 F						
<b>Willie McGee, S</b> OBP: 0.357, SLG: 0.410	1B		K		G4-3		G3-1			4	1	1	0	0	1	2							
<b>Will Clark, L</b> OBP: 0.359, SLG: 0.531	1B		K		F8		F8			4	2	2	2	0	1	0							
<b>Matt Williams, R</b> <b>Dave Anderson, R</b>	HR		F9		G6-3		G6-3			3	1	1	2	0	0	0							
<b>Mark Leonard, L</b> <b>Kevin Bass, S</b>	G1-3		1B		P5		P3			2	1	0	0	1	0	0							
<b>Robby Thompson, R</b> OBP: 0.352, SLG: 0.452	P4		1B		1B		CS			2	1	1	0	2	0	0							
<b>Steve Decker, R</b> OBP: 0.257, SLG: 0.311	G5-3		G5-3		G5-3		G5-3			4	0	1	0	0	1	2							
<b>Royce Clayton, R</b> OBP: 0.150, SLG: 0.158	K		K		G6-3		G6-3			3	0	1	2	0	1	0							
<b>John Burkett, R</b> <b>Francisco Oliveras, R</b> <b>Mike Felder, S</b> <b>Jeff Brantley, R</b>	BB		P1		G4-3		G4-3			1	0	0	0	1	0	2							
<b>Inning Stats</b>	R: 3 E: 1 K: 0 S: 13	H: 3 LOB: 0 BB: 0 P: 23	R: 0 E: 0 K: 1 S: 6	H: 0 LOB: 1 BB: 1 P: 13	R: 0 E: 0 K: 2 S: 9	H: 0 LOB: 0 BB: 0 P: 12	R: 2 E: 0 K: 0 S: 15	H: 3 LOB: 2 BB: 1 P: 27	R: 0 E: 0 K: 0 S: 7	H: 0 LOB: 0 BB: 0 P: 10	R: 0 E: 0 K: 0 S: 8	H: 0 LOB: 0 BB: 1 P: 16	R: 0 E: 0 K: 0 S: 5	H: 0 LOB: 0 BB: 0 P: 6	R: 1 E: 0 K: 2 S: 14	H: 1 LOB: 1 BB: 1 P: 22		R: 0 E: 0 K: 0 S: 9	H: 1 LOB: 1 BB: 0 P: 14	1B: 4 2B: 1 3B: 0 HR: 2	SF: 0 SAC: 0 DP: 0 HBP: 0	WP: 0 PB: 0 SB: 0 CS: 2	PA: 34
<b>PITCHER</b>	IP WLS BF H R ER SO BB IBB HBP BLK WP HR S P ERA WHIP																						
<b>Darryl Kile, R</b> <b>Jim Corsi, R</b> <b>Al Osuna, L</b>	(1, 1) (6, 1) (8, 1)	5.0 2.0 1.0	L 6 5	23 0 1	5 0 1	3 0 1	3 0 2	3 0 1	0 0 1	0 0 1	0 0 1	0 0 1	0 0 1	0 0 1	0 13 14	85 22 22		9.00 0.00 9.00	1.600 0.500 2.000				



Batter	1	2	3	4	5	6	7	8	9	AB	R	H	RBI	BB	SO	LOB	TOP								
<b>Kenny Lofton, L</b> OBP: 0.253, SLG: 0.214 (1, 8)	<b>E4</b> 1B		<b>F8</b>		<b>P3</b>		<b>G1-3</b>		<b>P4</b>	4	1	0	0	0	0	0	<b>Houston Astros @ San Francisco Giants</b> Candlestick Park, San Francisco, CA Wed Oct 02 1991, 6:33 AM EDT Att: 5,823 - Sunny - 70 F								
<b>Curt Schilling, R</b> OBP: 0.333, SLG: 0.333 (7, 1)										0	0	0	0	0	0	0									
<b>Rafael Ramirez, R</b> OBP: 0.274, SLG: 0.292 (8, 6)										1	0	0	0	0	0	2									
<b>Steve Finley, L</b> OBP: 0.334, SLG: 0.410 (1, 9)	<b>G4-6-3</b> 1B		<b>F8</b>		<b>CS</b> 1B			<b>1B</b>	<b>CS</b> 1B	4	2	3	1	1	0	0									
<b>Craig Biggio, R</b> OBP: 0.362, SLG: 0.379 (1, 4)	<b>G4-6-3</b> 1B		<b>K</b>		<b>CS</b>		<b>B1-3</b>	<b>1B</b>	<b>CS</b>	4	1	2	2	0	1	0									
<b>5 Jeff Bagwell, R</b> OBP: 0.388, SLG: 0.440 (1, 3)	<b>G4-6-3</b> 1B		<b>K</b>				<b>F7</b>	<b>G5-3</b>		4	0	0	0	0	1	3									
<b>Luis Gonzalez, L</b> OBP: 0.321, SLG: 0.434 (1, 7)	<b>CS</b> 1B		<b>E</b> 1B		<b>2B</b>		<b>K</b>	<b>K</b>		4	1	3	1	0	1	1									
<b>Gary Cooper, R</b> OBP: 0.308, SLG: 0.182 (6, 1)	<b>CS</b>	<b>F8</b>		<b>2B</b>		<b>2B</b>	<b>1B</b>	<b>CS</b> BB		2	0	1	1	1	0	0									
<b>Xavier Hernandez, L</b> (6, 1)										0	0	0	0	0	0	0									
<b>Rob Mallicoat, L</b> (7, 1)										0	0	0	0	0	0	0									
<b>Gerald Young, S</b> OBP: 0.327, SLG: 0.283 (7, 8)	<b>1-2</b>		<b>1B</b>		<b>BB</b>		<b>BB</b>	<b>CS</b> BB		0	0	0	0	1	0	0									
<b>Andujar Cedeno, R</b> OBP: 0.268, SLG: 0.410 (8, 1)			<b>K</b>		<b>F7</b>		<b>F7</b>	<b>CS</b> 1B		4	1	2	2	0	1	3									
<b>Al Osuna, R</b> (8, 1)		<b>HR</b>								0	0	0	0	0	0	0									
<b>Scott Servais, R</b> OBP: 0.167, SLG: 0.121 (9, PR)	<b>F7</b>		<b>K</b>					<b>G5-3</b>	<b>CS</b>	3	0	0	0	1	1	1									
<b>Andy Mota, R</b> OBP: 0.196, SLG: 0.247 (9, 4)			<b>K</b>						<b>SH3-4</b> BB	0	1	0	0	0	0	0									
<b>Ryan Bowen, R</b> OBP: 0.280, SLG: 0.227 (6, 5)	<b>G5-3</b>		<b>K</b>		<b>K</b>		<b>F9</b>	<b>SH3-4</b>		2	0	0	0	0	1	0									
<b>Casey Candaele, S</b> OBP: 0.321, SLG: 0.364 (6, 5)										1	0	0	0	0	0	0									
<b>Inning Stats</b>	R: 2 E: 1 K: 0 S: 13	H: 2 LOB: 0 BB: 1 P: 23	R: 1 E: 0 K: 0 S: 7	H: 1 LOB: 0 BB: 0 P: 10	R: 0 E: 0 K: 1 S: 7	H: 0 LOB: 0 BB: 0 P: 10	R: 1 E: 0 K: 3 S: 14	H: 2 LOB: 1 BB: 0 P: 18	R: 0 E: 0 K: 1 S: 9	H: 1 LOB: 2 BB: 1 P: 12	R: 0 E: 0 K: 0 S: 9	H: 1 LOB: 0 BB: 1 P: 17	R: 0 E: 0 K: 0 S: 5	H: 0 LOB: 0 BB: 0 P: 8	R: 2 E: 0 K: 1 S: 15	H: 3 LOB: 1 BB: 1 P: 24	R: 1 E: 0 K: 0 S: 11	H: 1 LOB: 0 BB: 1 P: 17	1B: 9 2B: 1 3B: 0 HR: 1	SF: 0 SAC: 1 DP: 1 HBP: 0	WP: 0 PB: 0 SB: 3 CS: 5	PA: 42			
<b>PITCHER</b>	IP	WLS	BF	H	R	ER	SO	BB	IBB	HBP	BLK	WP	HR	S	P	ERA	WHIP								
<b>Paul McClellan, R</b> ERA: 4.63 (1, 1)	5.0	L	20	6	4	1	5	1	0	0	0	0	1	50	73	1.80	1.400								
<b>Kelly Downs, R</b> ERA: 4.19 (6, 1)	2.0		8	1	0	0	0	1	0	0	0	0	0	14	25	0.00	1.000								
<b>Rod Beck, R</b> ERA: 3.86 (8, 1)	1.0		6	3	2	2	1	1	0	0	0	0	0	15	24	18.00	4.000								
<b>Francisco Oliveras, R</b> ERA: 3.86 (9, 1)	1.0		4	1	1	1	0	1	0	0	0	0	0	11	17	9.00	2.000								

Batter	1	2	3	4	5	6	7	8	9	AB	R	H	RBI	BB	SO	LOB	BOTTOM								
<b>Darren Lewis, R</b> OBP: 0.359, SLG: 0.315 (1, 8)	<b>S</b> BB		<b>K</b>		<b>1B</b> SF7			<b>FC3-6</b> 1B	<b>P3</b>	5	1	3	0	1	1	0	<b>Houston Astros @ San Francisco Giants</b> Candlestick Park, San Francisco, CA Wed Oct 02 1991, 6:33 AM EDT Att: 5,823 - Sunny - 70 F								
<b>Ted Wood, L</b> OBP: 0.167, SLG: 0.130 (1, 9)	<b>K</b>		<b>G3</b>		<b>BB</b> 1B		<b>K</b>	<b>P5</b>	<b>P3</b>	3	0	1	1	0	1	1									
<b>Kevin Bass, S</b> OBP: 0.307, SLG: 0.360 (6, PH)					<b>1-3</b> 2-H					3	0	0	0	0	1	4									
<b>Will Clark, L</b> OBP: 0.356, SLG: 0.527 (1, 3)	<b>F7</b>		<b>F7</b>		<b>SF7</b>		<b>G3</b>	<b>FC3-6</b> 1B		4	1	0	1	0	0	3									
<b>Mark Leonard, L</b> OBP: 0.307, SLG: 0.365 (1, 7)	<b>F9</b>		<b>G4-3</b>		<b>K</b>		<b>F8</b> BB	<b>1B</b> 1B		3	0	0	0	1	1	2									
<b>Kirt Manwaring, R</b> OBP: 0.270, SLG: 0.275 (8, PH)										0	0	0	0	0	0	0									
<b>Willie McGee, S</b> OBP: 0.359, SLG: 0.411 (8, PH)										1	1	1	1	0	0	0									
<b>Terry Kennedy, L</b> OBP: 0.284, SLG: 0.341 (9, 2)	<b>1-2</b>						<b>F8</b> BB	<b>1B</b> 1B		0	0	0	0	0	0	0									
<b>Robby Thompson, R</b> OBP: 0.356, SLG: 0.453 (1, 4)		<b>1B</b> BB	<b>E5</b>		<b>FC6-4</b> BB		<b>BB</b>	<b>BB</b> 1B		2	0	1	1	3	0	0									
<b>Dave Anderson, R</b> OBP: 0.289, SLG: 0.318 (1, 5)										3	0	1	0	0	1	3									
<b>Kelly Downs, R</b> OBP: 0.125, SLG: 0.087 (7, PH)					<b>FC6-4</b>		<b>F8</b>	<b>BB</b>		0	0	0	0	0	0	0									
<b>Matt Williams, R</b> OBP: 0.305, SLG: 0.490 (8, 6)								<b>BB</b> 1B		2	0	1	1	0	0	2									
<b>Steve Decker, R</b> OBP: 0.262, SLG: 0.310 (7, PH)										1	0	0	0	2	1	2									
<b>Tom Herr, S</b> OBP: 0.345, SLG: 0.271 (8, 5)										0	0	0	0	2	0	0									
<b>Francisco Oliveras, R</b> OBP: 0.300, SLG: 0.300 (9, 1)										0	0	0	0	0	0	0									
<b>Royce Clayton, R</b> OBP: 0.130, SLG: 0.136 (7, PH)										3	0	0	0	0	1	5									
<b>Kevin Mitchell, R</b> OBP: 0.340, SLG: 0.518 (8, 1)										1	0	0	0	0	0	3									
<b>Rod Beck, R</b> OBP: 0.500, SLG: 0.500 (8, PH)										0	0	0	0	0	0	0									
<b>Jose Uribe, S</b> OBP: 0.283, SLG: 0.307 (8, 6)										1	0	0	0	0	1	3									
<b>Paul McClellan, R</b> OBP: 0.182, SLG: 0.143 (5, PH)										1	0	0	0	0	1	2									
<b>Mike Felder, S</b> OBP: 0.330, SLG: 0.333 (6, 5)					<b>1B</b> 1B		<b>K</b>	<b>FC3-6</b> 1B	<b>K</b>	3	2	1	0	1	2	1									
<b>Inning Stats</b>	R: 0 E: 0 K: 1 S: 12	H: 0 LOB: 1 BB: 1 P: 20	R: 0 E: 0 K: 3 S: 13	H: 1 LOB: 2 BB: 1 P: 20	R: 0 E: 0 K: 1 S: 8	H: 0 LOB: 0 BB: 0 P: 11	R: 0 E: 1 K: 1 S: 10	H: 0 LOB: 2 BB: 1 P: 22	R: 2 E: 0 K: 2 S: 11	H: 3 LOB: 2 BB: 1 P: 22	R: 0 E: 0 K: 0 S: 21	H: 1 LOB: 3 BB: 3 P: 37	R: 3 E: 0 K: 1 S: 20	H: 4 LOB: 3 BB: 2 P: 37	R: 0 E: 0 K: 1 S: 8	H: 0 LOB: 0 BB: 0 P: 12	1B: 9 2B: 0 3B: 0 HR: 0	SF: 1 SAC: 0 DP: 0 HBP: 0	WP: 0 PB: 0 SB: 1 CS: 0	PA: 47					
<b>PITCHER</b>	IP	WLS	BF	H	R	ER	SO	BB	IBB	HBP	BLK	WP	HR	S	P	ERA	WHIP								
<b>Ryan Bowen, R</b> ERA: 5.15 (1, 1)	5.0	W	24	4	2	2	7	4	0	0	0	0	0	11	22	0.00	2.000								
<b>Xavier Hernandez, R</b> ERA: 5.12 (6, 1)	1.0		5	1	0	0	2	1	0	0	0	0	0	6	13	0.00	3.000								
<b>Rob Mallicoat, L</b> ERA: 4.22 (7, 1)	0.1		2	0	0	0	0	1	0	0	0	0	0	31	51	20.25	5.250								
<b>Curt Schilling, R</b> ERA: 3.86 (7, 1)	1.1	S	5	0	0	0	2	1	0	0	0	0	0	12	22	0.00	0.750								
<b>Al Osuna, L</b> ERA: 3.42 (8, 1)	1.1		5	0	0	0	2	1	0	0	0	0	0	12	22	0.00	0.750								

AB 33  
R 7  
H 11  
RBI 7  
BB 4  
SO 6  
LOB 10



AB 36  
R 5  
H 9  
RBI 5  
BB 10  
SO 11  
LOB 31









Batter	1	2	3	4	5	6	7	8	9	AB	R	H	RBI	BB	SO	LOB	TOP					
<b>Kenny Lofton, L</b> OBP: 0.253, SLG: 0.216 (1, 8)	L6		K		F9 1B			G4-3		4	0	1	0	0	1	0	<b>Houston Astros @ Atlanta Braves</b> Atlanta-Fulton County Stadium, Atlanta, GA Sat Oct 05 1991, 3:33 AM EDT Att: 44,994 - Sunny - 82 F					
<b>Steve Finley, L</b> OBP: 0.331, SLG: 0.406 (1, 9)	P8				F7			P5		4	0	1	0	0	0	1						
<b>Craig Biggio, R</b> OBP: 0.358, SLG: 0.374 (1, 2)	P3		G6-3		F9 1-2			F9		4	0	0	0	0	0	2						
<b>5 Jeff Bagwell, R</b> OBP: 0.387, SLG: 0.437 (1, 3)		P3				F7			FC1-6 1B	4	1	2	0	0	0	0						
<b>Luis Gonzalez, L</b> OBP: 0.320, SLG: 0.433 (1, 7)		1B G4-3 1B		F9		G3		FC1-6 G1-6-3	4	0	1	0	0	0	2							
<b>Ken Caminiti, S</b> OBP: 0.312, SLG: 0.383 (1, 5)		G4-3		K		G6-3		G1-6-3	4	0	0	0	0	1	3							
<b>Andujar Cedeno, R</b> OBP: 0.267, SLG: 0.409 (1, 6)		FC6-4 1B		1B 2B		P4		F9	4	1	2	1	0	0	1							
<b>Casey Candaele, S</b> OBP: 0.320, SLG: 0.363 (1, 4)		FC6-4				G3			3	0	1	1	0	0	2							
<b>Mark Portugal, R</b> OBP: 0.268, SLG: 0.217 (3, 1) <b>Dwayne Henry, R</b> OBP: 0.262, SLG: 0.281 (4, 1) <b>Chris Gardner, R</b> OBP: 0.270, SLG: 0.354 (7, 1) <b>Javier Ortiz, R</b> OBP: 0.270, SLG: 0.354 (7, 1) <b>Rob Mallicoat, L</b> (7, 1)			F9		G5-3		G6-3		1	0	0	0	0	0	0	0						
<b>Inning Stats</b>	R: 0 E: 0 K: 0 S: 8	H: 0 LOB: 0 BB: 0 P: 10	R: 0 E: 0 K: 0 S: 9	H: 2 LOB: 2 BB: 0 P: 16	R: 0 E: 0 K: 1 S: 6	H: 1 LOB: 1 BB: 0 P: 9	R: 2 E: 0 K: 1 S: 11	H: 3 LOB: 1 BB: 0 P: 17	R: 0 E: 0 K: 0 S: 5	H: 0 LOB: 0 BB: 0 P: 5	R: 0 E: 0 K: 0 S: 7	H: 0 LOB: 0 BB: 0 P: 12	R: 0 E: 0 K: 0 S: 6	H: 0 LOB: 0 BB: 0 P: 12	R: 0 E: 0 K: 0 S: 7	H: 0 LOB: 0 BB: 0 P: 11	R: 0 E: 0 K: 0 S: 9	H: 1 LOB: 1 BB: 0 P: 11	1B: 7 2B: 1 3B: 0 HR: 0	SF: 0 SAC: 0 DP: 0 HBP: 0	WP: 0 PB: 0 SB: 0 CS: 0	PA: 34
<b>PITCHER</b> <b>29 John Smoltz, R</b> ERA: 3.8 (1, 1)	IP: 9.0 WLS: W BF: 34 H: 8 R: 2 ER: 2 SO: 2 BB: 0 IBB: 0 HBP: 0 BLK: 0 WP: 0 HR: 0 S: 68 P: 103 ERA: 2.00 WHIP: 0.889															<b>PITCHER</b>						

Batter	1	2	3	4	5	6	7	8	9	AB	R	H	RBI	BB	SO	LOB	BOTTOM					
<b>Lonnie Smith, R</b> OBP: 0.377, SLG: 0.394 (1, 7) <b>Keith Mitchell, R</b> OBP: 0.406, SLG: 0.426 (7, 7)	1B 1B	F8 2H 2B		G5-3		K				4	1	2	1	0	1	0	<b>Houston Astros @ Atlanta Braves</b> Atlanta-Fulton County Stadium, Atlanta, GA Sat Oct 05 1991, 3:33 AM EDT Att: 44,994 - Sunny - 82 F					
<b>Mark Lemke, S</b> OBP: 0.305, SLG: 0.312 (1, 4)	E SF7 1B	F8		F8		P3			4	1	1	0	0	0	1							
<b>Terry Pendleton, S</b> OBP: 0.363, SLG: 0.517 (1, 5)	1B E 2H			G6-3		F8 BB			2	0	1	1	2	0	0							
<b>David Justice, L</b> OBP: 0.377, SLG: 0.503 (1, 9)	E6 1B	G3			F7	F8			4	0	0	0	0	0	5							
<b>Ron Gant, R</b> OBP: 0.338, SLG: 0.496 (1, 8)	SF7		BB E 1B		HR	G6-3			3	2	2	2	0	0	1							
<b>Sid Bream, L</b> OBP: 0.314, SLG: 0.424 (1, 3)	G5-4-3 1B		E BB		F9		P5		3	0	1	0	1	0	0							
<b>Greg Olson, R</b> OBP: 0.316, SLG: 0.345 (1, 2)	G5-4-3		E6 P3-4		L9		K		4	0	0	0	0	1	4							
<b>Rafael Belliard, R</b> OBP: 0.296, SLG: 0.286 (1, 6)		2B SH1-4 1B		F9		F9		K	4	1	1	0	0	1	2							
<b>29 John Smoltz, R</b> OBP: 0.171, SLG: 0.154 (1, 1)		SH1-4		P3-4		G4-3			2	0	0	0	0	0	2							
<b>Inning Stats</b>	R: 2 E: 1 K: 0 S: 13	H: 4 LOB: 2 BB: 0 P: 22	R: 1 E: 0 K: 0 S: 11	H: 2 LOB: 2 BB: 1 P: 18	R: 1 E: 1 K: 0 S: 9	H: 1 LOB: 1 BB: 1 P: 19	R: 0 E: 0 K: 0 S: 5	H: 0 LOB: 0 BB: 0 P: 7	R: 1 E: 0 K: 0 S: 6	H: 1 LOB: 0 BB: 0 P: 9	R: 0 E: 0 K: 1 S: 6	H: 0 LOB: 0 BB: 0 P: 10	R: 0 E: 0 K: 0 S: 6	H: 0 LOB: 1 BB: 1 P: 11	R: 0 E: 0 K: 2 S: 8	H: 0 LOB: 0 BB: 0 P: 12	R: 0 E: 0 K: 0 S: 9	H: 1 LOB: 1 BB: 0 P: 11	1B: 6 2B: 2 3B: 0 HR: 1	SF: 1 SAC: 1 DP: 2 HBP: 0	WP: 0 PB: 0 SB: 0 CS: 0	PA: 35
<b>PITCHER</b> <b>Mark Portugal, R</b> ERA: 4.49 (1, 1) <b>Dwayne Henry, R</b> ERA: 3.19 (3, 1) <b>Chris Gardner, R</b> ERA: 4.01 (4, 1) <b>Rob Mallicoat, L</b> ERA: 3.86 (7, 1)	IP: 2.0 WLS: L BF: 16 H: 7 R: 4 ER: 3 SO: 3 BB: 2 IBB: 0 HBP: 0 BLK: 0 WP: 0 HR: 0 S: 28 P: 52 ERA: 13.50 WHIP: 4.500															<b>PITCHER</b>						

AB	34
R	2
H	8
RBI	2
BB	0
SO	2
LOB	12



livebaseballscores.com



Batter	1	2	3	4	5	6	7	8	9	AB	R	H	RBI	BB	SO	LOB	TOP										
<b>Gerald Young, S</b> OBP: 0.327, SLG: 0.275 (1, 8)	F7		G4-3		PO	F9				3	0	0	0	2	0	0	<b>Houston Astros @ Atlanta Braves</b> Atlanta-Fulton County Stadium, Atlanta, GA Sun Oct 06 1991, 3:33 AM EDT Att: 42,764 - Sunny - 63 F										
<b>Andy Mota, R</b> OBP: 0.196, SLG: 0.244 (1, 4)	P6		E5 2B	P3		F9		F9		5	1	1	0	0	0	3											
<b>Jose Tolentino, L</b> OBP: 0.305, SLG: 0.389 (1, 3)				G1-3		K				4	1	2	1	1	1	2											
<b>Mike Simms, R</b> OBP: 0.301, SLG: 0.317 <b>Kenny Lofton, L</b> OBP: 0.253, SLG: 0.216 (8, 8)	PO		K		G5-3		G4-3	F9		5	1	1	2	0	1	2											
<b>Javier Ortiz, R</b> OBP: 0.381, SLG: 0.386 (1, 7)							G4-3	F9		0	0	0	0	0	0	0											
<b>Andujar Cedeno, R</b> OBP: 0.270, SLG: 0.418 (1, 6)										4	2	2	0	1	0	2											
<b>Gary Cooper, R</b> OBP: 0.368, SLG: 0.313 (1, 5)										4	2	1	2	1	1	2											
<b>Scott Servais, R</b> OBP: 0.244, SLG: 0.243 (1, 2)										4	1	2	1	1	2	1											
<b>Pete Harnisch, S</b> OBP: 0.149, SLG: 0.113 <b>Xavier Hernandez, L</b> OBP: 0.319, SLG: 0.362 <b>Casey Candaele, S</b> OBP: 0.333, SLG: 0.333 <b>Curt Schilling, R</b> OBP: 0.333, SLG: 0.333 (9, 1)										4	0	3	2	1	0	0											
<b>Inning Stats</b>	R: 0 E: 0 K: 0 S: 9	H: 0 LOB: 0 BB: 1 P: 18	R: 1 E: 1 K: 2 S: 13	H: 1 LOB: 2 BB: 2 P: 25	R: 3 E: 1 K: 1 S: 12	H: 4 LOB: 1 BB: 0 P: 18	R: 0 E: 1 K: 0 S: 16	H: 0 LOB: 2 BB: 1 P: 25	R: 2 E: 0 K: 0 S: 12	H: 3 LOB: 1 BB: 1 P: 19	R: 0 E: 0 K: 1 S: 5	H: 0 LOB: 0 BB: 0 P: 7	R: 2 E: 0 K: 1 S: 12	H: 2 LOB: 1 BB: 1 P: 22	R: 0 E: 0 K: 0 S: 10	H: 1 LOB: 2 BB: 1 P: 17		R: 0 E: 0 K: 2 S: 10	H: 1 LOB: 1 BB: 0 P: 12	1B: 5 2B: 4 3B: 1 HR: 2	SF: 0 SAC: 1 DP: 0 HBP: 0	WP: 0 PB: 1 SB: 1 CS: 0	PA: 47				
<b>PITCHER</b>	IP	WLS	BF	H	R	ER	SO	BB	IBB	HBP	BLK	WP	HR	S	P	ERA	WHIP										
<b>Charlie Leibrandt, L</b> ERA: 3.49 <b>Jim Glancy, R</b> ERA: 3.31 <b>Mark Wohlers, R</b> ERA: 3.2 <b>Kent Mercker, L</b> ERA: 2.58 <b>Randy St. Claire, R</b> ERA: 4.08	4.0	L	21	5	4	4	3	4	0	0	0	0	1	50	86	9.00	2.250										

Batter	1	2	3	4	5	6	7	8	9	AB	R	H	RBI	BB	SO	LOB	BOTTOM										
<b>Keith Mitchell, R</b> OBP: 0.392, SLG: 0.409 (1, 8)	E 1B		K	F8					F8	5	1	1	0	0	2	3	<b>Houston Astros @ Atlanta Braves</b> Atlanta-Fulton County Stadium, Atlanta, GA Sun Oct 06 1991, 3:33 AM EDT Att: 42,764 - Sunny - 63 F										
<b>Jeff Treadway, L</b> OBP: 0.368, SLG: 0.418 (1, 4)	E3 P3 1B		L4		P5					4	0	1	0	0	0	1											
<b>Tommy Gregg, L</b> OBP: 0.275, SLG: 0.308 (1, 9)			K		F8					4	0	0	0	0	2	4											
<b>Brian Hunter, R</b> OBP: 0.296, SLG: 0.450 (1, 7)				K	F7					4	0	1	1	0	1	0											
<b>Jeff Blausler, R</b> OBP: 0.358, SLG: 0.409 (1, 5)										3	1	1	0	1	0	2											
<b>Jerry Willard, L</b> OBP: 0.313, SLG: 0.429 <b>Francisco Cabrera, R</b> OBP: 0.284, SLG: 0.432 (1, 2)										2	1	1	2	0	0	2											
<b>Mike Bell, L</b> OBP: 0.188, SLG: 0.233 (1, 3)										3	0	0	0	1	1	1											
<b>Vinny Castilla, R</b> OBP: 0.200, SLG: 0.200 (1, 6)										4	0	1	0	0	2	1											
<b>Charlie Leibrandt, R</b> OBP: 0.282, SLG: 0.100 <b>Sid Bissett, L</b> OBP: 0.313, SLG: 0.423 <b>Jim Glancy, R</b> ERA: 3.31 <b>Mark Wohlers, R</b> ERA: 3.2 <b>Deion Sanders, L</b> OBP: 0.270, SLG: 0.345 <b>Kent Mercker, L</b> ERA: 2.58 <b>Randy St. Claire, R</b> ERA: 4.08 <b>Rico Rossy, R</b> ERA: 3.81 (9, 9)										1	0	0	0	0	1	0											
<b>Inning Stats</b>	R: 1 E: 1 K: 1 S: 11	H: 2 LOB: 2 BB: 0 P: 18	R: 0 E: 0 K: 2 S: 7	H: 0 LOB: 0 BB: 0 P: 7	R: 0 E: 0 K: 2 S: 9	H: 0 LOB: 0 BB: 0 P: 15	R: 2 E: 1 K: 1 S: 20	H: 1 LOB: 2 BB: 2 P: 34	R: 0 E: 0 K: 0 S: 8	H: 0 LOB: 0 BB: 0 P: 11	R: 0 E: 0 K: 2 S: 12	H: 0 LOB: 0 BB: 0 P: 17	R: 0 E: 0 K: 2 S: 17	H: 2 LOB: 2 BB: 0 P: 24	R: 0 E: 0 K: 1 S: 14	H: 1 LOB: 1 BB: 0 P: 19		R: 0 E: 0 K: 2 S: 7	H: 0 LOB: 0 BB: 0 P: 9	1B: 5 2B: 0 3B: 0 HR: 1	SF: 0 SAC: 0 DP: 0 HBP: 0	WP: 0 PB: 0 SB: 0 CS: 0	PA: 37				
<b>PITCHER</b>	IP	WLS	BF	H	R	ER	SO	BB	IBB	HBP	BLK	WP	HR	S	P	ERA	WHIP										
<b>Pete Harnisch, R</b> ERA: 2.7 <b>Xavier Hernandez, R</b> ERA: 4.71 <b>Curt Schilling, R</b> ERA: 3.81	5.0	W	22	3	3	3	6	2	0	0	0	0	0	43	60	0.00	1.000										

