

Houston Astros - 1992

Batter	1	2	3	4	5	6	7	8	9	AB R H RBI BB SO LOB	TOP
Deion Sanders, L (1, 8) OBP: 0.500, SLG: 0.750	1-2 F8-3 1B		0-0 F9			1-2 F8		0-1 SF9 2B		4 1 2 0 0 0 1	
Terry Pendleton, S (1, 5)	1-0 F8-3 1-2		0-0 F8			1-0 P2		0-1 SF9 2-3 3-H		3 0 0 1 0 0 2	
Ron Gant, R (1, 7) OBP: 0.500, SLG: 0.750	1-1 F7			1-3 K			0-0 BLK 1B	0-0 2B		4 0 2 1 0 1 0	
David Justice, L (1, 9)		0-3 K		2-1 P5			1-0 F9 1 SAFE	3-2 G4-3		4 0 0 0 0 1 2	
Sid Bream, L (1, 3) Brian Hunter, R (9, PH) (9, 3)		4-2 BB		1-0 G3-1			2-2 F7 1-2	1-2 P4		2 0 0 0 1 0 1 1 0 0 0 0 0 0	
Jeff Blausen, R (1, 4) (8, 6)		2-3 K		0-0 F9			4-1 FC6-4 BB	4-1 CS BB		2 0 0 0 2 1 1	
Greg Olson, R (1, 2) OBP: 0.250, SLG: 0.250		1-1 L7		2-1 L7			0-0 FC6-4 1-2f	1-0 BB 1B		4 0 1 0 0 0 3	
Rafael Belliard, R (1, 6) Jerry Willard, L (8, PH) Mark Lemke, S (8, 4)			0-1 G6-3		1-3 K			2-2 P9	4-2 BB	2 0 0 0 0 1 0 1 0 0 0 0 0 0 0 0 0 0 1 0 0	
Tom Glavine, L (1, 1) OBP: 0.500, SLG: 0.500			2-2 1B		3-3 K			3-2 2B SF9 1B	3-2 F8	4 1 2 0 0 1 2	
Inning Stats	R: 0 H: 1 E: 0 LOB: 0 K: 0 BB: 0 S: 6 P: 9	R: 0 H: 0 E: 0 LOB: 1 K: 2 BB: 1 S: 12 P: 19	R: 0 H: 1 E: 0 LOB: 1 K: 0 BB: 0 S: 7 P: 9	R: 0 H: 0 E: 0 LOB: 0 K: 1 BB: 0 S: 6 P: 10	R: 0 H: 0 E: 0 LOB: 0 K: 1 BB: 0 S: 6 P: 9	R: 0 H: 0 E: 0 LOB: 0 K: 1 BB: 0 S: 7 P: 12	R: 0 H: 1 E: 0 LOB: 2 K: 0 BB: 1 S: 8 P: 14	R: 2 H: 3 E: 0 LOB: 1 K: 0 BB: 0 S: 14 P: 22	R: 0 H: 1 E: 0 LOB: 2 K: 0 BB: 2 S: 12 P: 25	1B: 5 SF: 1 2B: 3 SAC: 0 3B: 0 DP: 1 HR: 0 HBP: 0	WP: 0 PA: 36 PB: 0 SB: 0 CS: 1
PITCHER	IP WLS BF H R ER SO BB IBB HBP BLK WP HR S P ERA WHIP										
Pete Harnisch, R (1, 1) ERA: 2.35	7.2 L 30 6 2 2 5 2 0 0 0 1 0 0 63 98 2.35 1.043										
Al Osuna, L (8, 1) ERA:	0.1 1 0 0 0 0 0 0 0 0 0 0 0 3 6 0.00 0.000										
Joe Boever, R (9, 1) ERA:	1.0 5 1 0 0 0 0 2 0 0 0 0 0 0 12 25 0.00 3.000										

Atlanta Braves @ Houston Astros
Astrodome, Houston, TX
Tue Apr 07 1992, 8:05 PM EDT
Att. 25,318 - Dome - 70 F

livebaseballscorecards.com

AB 31
R 2
H 7
RBI 2
BB 4
SO 5
LOB 12



Batter	1	2	3	4	5	6	7	8	9	AB R H RBI BB SO LOB	TOP
Deion Sanders, L (1, 8) OBP: 0.333, SLG: 0.444	0-3 K		1-0 G2-3 1B		2-2 G3		0-0 G3		1-3 K	5 0 1 1 0 2 1	
Terry Pendleton, S (1, 5) Mark Lemke, S (5, 4)	1-0 F7		2-0 G2-3		2-0 F7			0-2 G6-3		3 0 0 1 0 0 1 1 0 0 0 0 0 0	
Ron Gant, R (1, 7) OBP: 0.250, SLG: 0.375	2-1 G5-3		2-3 K		3-3 K			1-3 K		4 0 0 0 0 3 1	
David Justice, L (1, 9) OBP: 0.125, SLG: 0.125		1-1 G4-3		0-0 F9		1-0 P6		0-2 2B 1B		4 0 1 0 0 0 0	
Sid Bream, L (1, 3) OBP: 0.286, SLG: 0.333		0-0 G6-3		1-1 E4 1B BLK		2-1 G1-6-3		0-1 1-3 2B		4 1 1 0 0 0 0	
Jeff Blauser, R (1, 4) OBP: 0.500, SLG: 0.333 (5, 5)		3-1 F8		1-1 1B 1-H 1B		3-2 1B		3-3 K		4 0 2 1 0 1 2	
Greg Olson, R (1, 2) OBP: 0.375, SLG: 0.167			4-2 1B 1B BB		4-2 1B BB		0-0 G1-3		1-2 G6-3	2 1 0 0 2 0 1	
Rafael Belliard, R (1, 6) OBP: 0.500, SLG: 0.500			2-2 1B 1B G2-3		0-0 29 G6-4-3 1B		0-0 G5-3		0-0 29 SH1-4 1B	4 1 3 0 0 0 0	
29 John Smoltz, R (1, 1) Alejandro Pena, R (9, 1)			0-3 K		3-2 G6-4-3		1-3 K		1-0 SH1-4	3 0 0 0 0 2 5 0 0 0 0 0 0 0	
Inning Stats	R: 0 H: 0 E: 0 LOB: 0 K: 1 BB: 0 S: 6 P: 9	R: 0 H: 0 E: 0 LOB: 0 K: 0 BB: 0 S: 5 P: 9	R: 2 H: 2 E: 0 LOB: 1 K: 2 BB: 1 S: 13 P: 24	R: 1 H: 2 E: 1 LOB: 2 K: 0 BB: 1 S: 11 P: 20	R: 0 H: 0 E: 0 LOB: 0 K: 1 BB: 0 S: 11 P: 18	R: 0 H: 1 E: 0 LOB: 1 K: 0 BB: 0 S: 9 P: 15	R: 0 H: 0 E: 0 LOB: 0 K: 1 BB: 0 S: 5 P: 6	R: 0 H: 2 E: 0 LOB: 2 K: 2 BB: 0 S: 15 P: 19	R: 0 H: 1 E: 0 LOB: 1 K: 1 BB: 0 S: 8 P: 11	1B: 7 SF: 0 2B: 1 SAC: 1 3B: 0 DP: 1 HR: 0 HBP: 0	WP: 0 PA: 37 PB: 0 SB: 0 CS: 0
PITCHER	IP WLS BF H R ER SO BB IBB HBP BLK WP HR S P ERA WHIP										
Darryl Kile, R (1, 1) ERA: 3.6	5.0 L 21 4 3 2 4 2 0 0 0 1 0 0 46 80 3.60 1.200										
Xavier Hernandez, R (6, 1) ERA:	3.0 12 3 0 0 3 0 0 0 0 0 0 0 29 40 0.00 1.000										
Doug Jones, R (9, 1) ERA:	1.0 4 1 0 0 1 0 0 0 0 0 0 0 8 11 0.00 1.000										

Atlanta Braves @ Houston Astros
Astrodome, Houston, TX
Wed Apr 08 1992, 8:05 PM EDT
Att. 10,014 - Dome - 70 F

livebaseballscorecards.com

AB 34
R 3
H 8
RBI 3
BB 2
SO 8
LOB 11



Batter	1	2	3	4	5	6	7	8	9	AB R H RBI BB SO LOB
Steve Finley, L (1, 8) OBP: 0.250, SLG: 0.250	2-3 K	0-1 1B			1-3 K			0-0 L8		4 0 1 0 0 2 0
Craig Biggio, R (1, 4) OBP: 0.125, SLG: 0.125	0-0 BB 1B		1-1 G5-3		0-3 K			2-2 F8		4 0 1 0 0 1 0
Luis Gonzalez, L (1, 7) OBP: 0.286, SLG: 0.167	4-2 BB		2-3 K		0-3 K			2-2 5 2B 1B		3 1 1 0 1 2 0
5 Jeff Bagwell, R (1, 3) OBP: 0.250, SLG: 0.286	0-3 K		3-1 P8		0-1 G5-3			1-0 G3 2B		4 0 1 1 0 1 2
Pete Incaviglia, R (1, 9) OBP: 0.143, SLG: 0.143	1-1 L8			0-1 G5-3		0-0 F8		1-3 K		4 0 0 0 0 1 3
Ken Caminiti, S (1, 5)		0-0 F8		2-0 G3-1			2-1 G3-1	0-0 G3		4 0 0 0 0 0 1
Andujar Cedeno, R (1, 6) Eric Anthony, L (9, PH)		2-3 K		1-1 2B			0-1 G4-3	1-3 K		3 0 1 0 0 1 0 1 0 0 0 0 1 1
Eddie Taubensee, L (1, 2)		4-2 WP 1B BB		2-3 K			0-1 G3-1			2 0 0 0 1 1 1
Darryl Kile, R (1, 1) Casey Candaele, S (5, PH) Xavier Hernandez, L (6, 1) Denny Walling, L (8, PH) Doug Jones, R (9, 1)		4-1 1B BB			1-2 F8			1-0 G3		0 0 0 0 1 0 0 1 0 0 0 0 0 0 0 0 0 0 0 0 0 1 0 0 0 0 0 0 0 0 0 0 0 0 0

Inning Stats	R: 0 E: 0 K: 2 S: 15	H: 1 LOB: 2 BB: 1 P: 22	R: 0 E: 0 K: 1 S: 11	H: 1 LOB: 2 BB: 2 P: 21	R: 0 E: 0 K: 1 S: 8	H: 0 LOB: 0 BB: 0 P: 14	R: 0 E: 0 K: 1 S: 9	H: 1 LOB: 1 BB: 0 P: 14	R: 0 E: 0 K: 2 S: 10	H: 0 LOB: 0 BB: 0 P: 12	R: 0 E: 0 K: 1 S: 6	H: 0 LOB: 0 BB: 0 P: 6	R: 0 E: 0 K: 0 S: 6	H: 0 LOB: 0 BB: 0 P: 8	R: 0 E: 0 K: 0 S: 6	H: 0 LOB: 0 BB: 0 P: 9	R: 1 E: 0 K: 2 S: 12	H: 2 LOB: 1 BB: 0 P: 17	1B: 3 2B: 2 3B: 0 HR: 0	SF: 0 SAC: 0 DP: 0 HBP: 0	WP: 1 PB: 0 SB: 0 CS: 0	PA: 34
PITCHER	IP	WLS	BF	H	R	ER	SO	BB	IBB	HBP	BLK	WP	HR	S	P	ERA	WHIP					
29 John Smoltz, R (1, 1) ERA: 1.13	8.0	W	31	5	1	1	8	3	0	0	0	1	0	76	114	1.12	1.000					
Alejandro Pena, R (9, 1) ERA:	1.0	S	3	0	0	0	2	0	0	0	0	0	0	7	9	0.00	0.000					

BOTTOM

Atlanta Braves @ Houston Astros
Astrodome, Houston, TX

Wed Apr 08 1992, 8:05 PM EDT
Att: 10,014 - Dome - 70 F

livebaseballscorecards.com

AB	31
R	1
H	5
RBI	1
BB	3
SO	10
LOB	8




Batter	1	2	3	4	5	6	7	8	9	10	11	12	13	AB R H RBI BB SO LOB
Craig Biggio, R OBP: 0.143, SLG: 0.143 (1, 4)	0-0 P6			2-1 F8		0-1 F8		1-1 FC6-4	0-0 E8		2-3 K			6 0 1 1 0 1 2
Steve Finley, L OBP: 0.231, SLG: 0.308 (1, 8)	0-2 F7			0-1 5 1B		0-1 G5-3		1-3 K	1-1 G3			2-1 F9		5 1 1 0 0 1 3
Doug Jones, R (10, 1)				3-2 FC6-4					1-2 1B					0 0 0 0 0 0 0
Denny Walling, L (12, PH)				2-3 1B					1-0 1B					1 0 0 0 0 0 0
Al Osuna, R (13, 1)									4-2 CS					0 0 0 0 0 0 0
5 Jeff Bagwell, R OBP: 0.429, SLG: 0.417 (1, 3)	2-3 K			3-2 FC6-4		0-0 1B			1-2 HR			2-0 F8		5 1 3 0 1 1 0
Pete Incaviglia, R OBP: 0.231, SLG: 0.231 (1, 9)		0-0 F9		1-2 FC6-4		0-1 G5-3			1-1 HR			0-1 G1-3		6 1 2 1 0 1 2
Ken Caminiti, S OBP: 0.231, SLG: 0.417 (1, 5)		0-0 G5-3		1-0 FC6-4		1-2 G6-3			0-0 HR				0-0 SH1-4	5 2 2 3 1 0 2
Luis Gonzalez, L OBP: 0.222, SLG: 0.125 Joe Boever, R (5, 1)				1-2 1B		2-3 K			1-2 HR				1-2 SH1-4	2 0 0 0 0 0 2
Juan Guerrero, R (7, PH)				0-2 G6-3					4-2 SH2-4				1-2 SH1-4	0 0 0 0 0 0 0
Rob Murphy, L (8, 1)									1 SAFE				1-2 SH1-4	1 0 0 0 0 1 0
Chris Jones, R (10, 8)									1 SAFE				1-2 SH1-4	0 0 0 0 0 0 0
Scott Servais, R (1, 2)			1-2 P4		1-1 G6-3		1-0 G6-3		0-2 SH2-4				4-2 SH1-4	3 0 0 0 0 0 0
Eddie Taubensee, L (11, PH)									1-2 1B				4-2 SH1-4	1 0 0 0 1 1 0
Andujar Cedeno, R OBP: 0.250, SLG: 0.286 Rafael Ramirez, R (9, PH)			2-3 K		1-3 K				4-2 E				1-1 P6	3 0 0 0 0 3 0
Rafael Ramirez, R (10, 6)									BB				2-2 F8	2 0 0 0 1 0 2
Butch Henry, L (1, 1)			0-3 K		3-2 F9				1-3 K				1-1 P6	1 0 0 0 0 1 0
Casey Candaee, S OBP: 0.429, SLG: 0.333 (5, 7)									FC6-4				1-2 1B	4 0 2 1 1 1 2

Inning Stats	R: 0	H: 0	R: 0	H: 0	R: 0	H: 0	R: 1	H: 3	R: 0	H: 0	R: 0	H: 1	R: 0	H: 0	R: 0	H: 1	R: 4	H: 4	R: 0	H: 0	R: 0	H: 0	R: 1	H: 2	R: 0	H: 0	R: 0	H: 0	R: 1	H: 2	1B: 9	SF: 0	WP: 0	PA: 54
Greg Swindell, L ERA: 1.13	E: 0	LOB: 0	E: 0	LOB: 0	E: 0	LOB: 0	E: 0	LOB: 2	E: 0	LOB: 0	E: 0	LOB: 1	E: 0	LOB: 0	E: 0	LOB: 1	E: 1	LOB: 2	E: 0	LOB: 1	E: 0	LOB: 1	E: 0	LOB: 2	E: 0	LOB: 0	E: 0	LOB: 1	E: 0	LOB: 2	2B: 1	SAC: 2	PB: 0	
Scott Bankhead, R ERA:	K: 1	BB: 0	K: 0	BB: 0	K: 2	BB: 0	K: 0	BB: 0	K: 0	BB: 0	K: 0	BB: 0	K: 2	BB: 0	K: 1	BB: 2	K: 1	BB: 2	K: 1	BB: 2	K: 2	BB: 2	K: 0	BB: 1	K: 0	BB: 1	K: 0	BB: 1	K: 0	BB: 1	3B: 0	DP: 0	SB: 1	
Norm Charlton, L ERA: 6.0	S: 9	P: 11	S: 4	P: 5	S: 10	P: 13	S: 14	P: 21	S: 10	P: 15	S: 7	P: 7	S: 8	P: 12	S: 10	P: 13	S: 18	P: 30	S: 11	P: 19	S: 8	P: 19	S: 11	P: 17	S: 5	P: 9	S: 9	P: 17	HR: 1	HBP: 0	CS: 1			
PITCHER	IP	WLS	BF	H	R	ER	SO	BB	IBB	HBP	BLK	WP	HR	S	P	ERA	WHIP																	
Butch Henry, R ERA:	8.0		29	5	1	1	7	0	0	0	0	0	0	0	3	5	1.12	0.625																
Dwayne Henry, R ERA:	0.0		2	2	2	2	0	0	0	0	0	0	0	0	3	5	∞	∞																
Scott Ruskin, L ERA: 5.4	2.0		11	2	2	2	2	3	1	0	0	0	1	23	44	9.00	2.500																	
Dwayne Henry, R ERA:	2.0		7	0	0	0	2	1	0	0	0	0	0	16	28	0.00	0.500																	
Scott Ruskin, L ERA: 5.4	0.2	L	5	2	1	1	0	1	0	0	0	0	0	9	17	13.50	4.500																	

Cincinnati Reds @ Houston Astros
Astrodome, Houston, TX
Thu Apr 09 1992, 8:05 PM EDT
Att. 8,495 - Dome - 70 F

AB	46
R	6
H	11
RBI	6
BB	6
SO	11
LOB	17



Batter	1	2	3	4	5	6	7	8	9	AB R H RBI BB SO LOB	TOP											
Bip Roberts, S (1, 5) OBP: 0.333, SLG: 0.238	2-1 G3 1B	3-1 G3		0-1 P7		1-0 G4-3		0-0 G4-3		5 1 1 0 0 0 2												
Dave Martinez, L (1, 7) OBP: 0.231, SLG: 0.167	4-0 G3 1B		1-0 HR 1B	2-1 G3		0-0 L6		2-1 G4-3		4 2 1 0 1 0 1												
Barry Larkin, R (1, 6) OBP: 0.348, SLG: 0.368	1-3 K		0-0 HR		1-0 P6	2-3 K			0-0 F7	5 1 1 2 0 2 2												
Paul O'Neill, L (1, 9) OBP: 0.522, SLG: 0.611	3-2 G3		1-0 FC3-6 1B		1-0 HR		0-0 F9		4-2 1B BB	4 1 2 1 1 0 2												
Hal Morris, L (1, 3) OBP: 0.381, SLG: 0.500	1-2 1B		1-1 FC3-6 BB		4-1 HR BB		0-0 F9		0-0 G6-4-3 1B	4 1 2 2 1 0 1												
Reggie Sanders, R (1, 8) OBP: 0.400, SLG: 0.611	0-0 P4		4-2 BB		1-2 HR 1B		4-2 BB		3-1 G6-4-3	3 1 1 0 2 0 3												
Bill Doran, S (1, 4) OBP: 0.200, SLG: 0.467		0-1 G3	2-0 P7		1-0 P5		1-0 L9			4 0 0 0 0 0 5												
Joe Oliver, R (1, 2) OBP: 0.389, SLG: 0.533		4-2 FC3-6 BB	0-1 G5-3		1-1 HR			0-0 G4-3 G5-3 1B		3 1 2 3 1 0 2												
Chris Hammond, L (1, 1) Steve Foster, R (7, 1) Freddie Benavides, R (7, 4) Norm Charlton, S (9, 1)		1-0 FC3-6		0-1 G3		2-3 K		1-2 G5-3		3 0 0 0 0 0 1 1 0 0 0 0 0 0 0 0 1 0 0 0 0 0 0 1 0 0 0 0 0 0 0 0												
Inning Stats	R: 2 E: 0 K: 1 S: 13	H: 2 LOB: 1 BB: 1 P: 24	R: 0 E: 0 K: 0 S: 12	H: 0 LOB: 1 BB: 1 P: 20	R: 2 E: 0 K: 0 S: 11	H: 3 LOB: 2 BB: 1 P: 19	R: 0 E: 0 K: 0 S: 6	H: 0 LOB: 0 BB: 0 P: 8	R: 4 E: 0 K: 1 S: 12	H: 3 LOB: 0 BB: 1 P: 23	R: 0 E: 0 K: 1 S: 5	H: 0 LOB: 0 BB: 0 P: 8	R: 0 E: 0 K: 0 S: 5	H: 0 LOB: 1 BB: 1 P: 10	R: 0 E: 0 K: 0 S: 7	H: 1 LOB: 1 BB: 0 P: 10	R: 0 E: 0 K: 0 S: 6	H: 1 LOB: 1 BB: 1 P: 13	1B: 7 2B: 0 3B: 0 HR: 3	SF: 0 SAC: 0 DP: 1 HBP: 0	WP: 0 PB: 0 SB: 0 CS: 0	PA: 42
PITCHER	IP WLS BF H R ER SO BB IBB HBP BLK WP HR S P ERA WHIP																					
Ryan Bowen, R (1, 1) ERA: 14.4	5.0 L 27 8 8 8 2 4 0 0 0 0 3 54 94 14.40 2.400																					
Xavier Hernandez, R (6, 1) ERA:	2.0 7 0 0 0 1 1 0 0 0 0 0 10 18 0.00 0.500																					
Rob Murphy, L (8, 1) ERA:	1.0 4 1 0 0 0 0 0 0 0 0 0 7 10 0.00 1.000																					
Al Osuna, L (9, 1) ERA:	1.0 4 1 0 0 0 1 0 0 0 0 0 6 13 0.00 2.000																					

Cincinnati Reds @ Houston Astros
Astrodome, Houston, TX
Fri Apr 10 1992, 8:05 PM EDT
Att: 11,084 - Dome - 70 F

livebaseballscorecards.com

AB 36
R 8
H 10
RBI 8
BB 6
SO 3
LOB 20



BOTTOM

Cincinnati Reds @ Houston Astros
Astrodome, Houston, TX
Fri Apr 10 1992, 8:05 PM EDT
Att. 11,084 - Dome - 70 F

livebaseballscorecards.com

AB 40
R 5
H 14
RBI 5
BB 1
SO 7
LOB 19



WP: 1 PA: 41
PB: 0
SB: 0
CS: 0

AB R H RBI BB SO LOB

5	0	2	0	0	0	1
5	1	2	1	0	1	2
5	1	4	2	0	1	0
5	1	1	2	0	3	4
5	0	1	0	0	1	3
4	0	0	0	0	0	3
0	0	0	0	0	0	0
4	0	2	0	0	1	2
3	0	0	0	0	0	2
1	1	1	0	0	0	0
1	0	0	0	0	0	1
0	0	0	0	1	0	0
0	0	0	0	0	0	0
1	0	0	0	0	0	1
0	0	0	0	0	0	0
1	1	1	0	0	0	0

Batter	1	2	3	4	5	6	7	8	9
Craig Biggio, R OBP: 0.211, SLG: 0.263 (1, 4)	1-2 G5-3		0-0 F7		3-2 G5-3		0-0 2B		1-0 1B 2B 1B
Steve Finley, L OBP: 0.278, SLG: 0.444 (1, 8)	1-3 K		0-1 G3			0-2 1B 3B	1-1 G4-3		2-2 1B 2B 1B
5 Jeff Bagwell, R OBP: 0.526, SLG: 0.588 (1, 3)	1-1 HR 1B		3-3 K			2-2 G4-3 WP 1B 3-H		2-2 1B 1B	2-0 2B 1-3 2-H 3-H
Pete Incaviglia, R OBP: 0.222, SLG: 0.389 (1, 9)	0-0 HR			2-0 G6-3		1-3 K 1-2		2-3 K	1-3 K
Ken Caminiti, S OBP: 0.222, SLG: 0.353 (1, 5)	1-1 G5-3			2-3 K		1-2 G4-3		0-1 1B	0-1 F8
Casey Candaele, S OBP: 0.273, SLG: 0.200 (1, 7)		1-2 G6-3		2-1 G3-1		0-0 G6-3		2-1 F7	
Al Osuna, R (9, 1)									
Eddie Taubensee, L OBP: 0.444, SLG: 0.286 (1, 2)		0-1 FC5-4 1B			1-3 K		1-0 2B 1B	3-1 F7	
Andujar Cedeno, R OBP: 0.182, SLG: 0.200 (1, 6)		0-1 FC5-4			1-2 L3		3-2 P5		1-0 1B 1B 1B
Denny Walling, L OBP: 0.333, SLG: 0.333 (9, PH)		1-2f							1B 1B 1B
Ryan Bowen, R (1, 1)		1-1 G5-3			4-2 BB		0-0 F7		2-1 1B 2B 1B
Juan Guerrero, R (5, PH)									
Xavier Hernandez, L (6, 1)									
Luis Gonzalez, L OBP: 0.200, SLG: 0.111 (7, PH)									
Rob Murphy, L (8, 1)									
Eric Anthony, L OBP: 0.500, SLG: 0.500 (9, 7)									

Inning Stats	R: 2	H: 2	E: 0	K: 1	S: 11	LOB: 0	BB: 0	P: 15
	R: 0	H: 1	E: 0	K: 0	S: 12	LOB: 1	BB: 0	P: 14
	R: 0	H: 0	E: 0	K: 1	S: 6	LOB: 0	BB: 0	P: 9
	R: 0	H: 0	E: 0	K: 1	S: 6	LOB: 0	BB: 0	P: 12
	R: 0	H: 0	E: 0	K: 1	S: 12	LOB: 1	BB: 1	P: 21
	R: 1	H: 2	E: 0	K: 1	S: 14	LOB: 1	BB: 0	P: 18
	R: 0	H: 2	E: 0	K: 0	S: 9	LOB: 2	BB: 0	P: 14
	R: 0	H: 2	E: 0	K: 1	S: 13	LOB: 2	BB: 0	P: 22
	R: 2	H: 5	E: 0	K: 1	S: 16	LOB: 2	BB: 0	P: 25

PITCHER	IP	WLS	BF	H	R	ER	SO	BB	IBB	HBP	BLK	WP	HR	S	P	ERA	WHIP
Chris Hammond, L ERA: 4.5 (1, 1)	6.0	W	25	6	3	3	5	1	0	0	0	1	1	62	91	4.50	1.167
Steve Foster, R ERA: 9.0 (7, 1)	2.0		12	6	2	2	1	0	0	0	0	0	0	25	42	9.00	3.000
Norm Charlton, L ERA: 4.5 (9, 1)	1.0	S	4	2	0	0	1	0	0	0	0	0	0	12	17	0.00	2.000

Batter	1	2	3	4	5	6	7	8	9	AB R H RBI BB SO LOB	TOP														
Bip Roberts, S (1, 5) OBP: 0.357, SLG: 0.250	2-2 G3 S 1B		4-2 E BB		3-2 G6-3			2-2 G6-3		3 0 1 0 1 0 0															
Dave Martinez, L (1, 7) OBP: 0.176, SLG: 0.125	1-2 G3		3-1 G4-3		1-2 F8			0-2 G1-3		4 0 0 0 0 0 2															
Barry Larkin, R (1, 6) OBP: 0.333, SLG: 0.318	1-2 L6			0-0 G5-3		0-1 L4		4-2 BB		3 0 0 0 1 0 1															
Paul O'Neill, L (1, 9) OBP: 0.519, SLG: 0.571	1-0 G4-3			4-1 1B 1B WP BB		2-1 CS 1B		1-1 P7		3 1 1 0 1 0 2															
Hal Morris, L (1, 3) OBP: 0.360, SLG: 0.458		1-2 F7		0-2 WP 1B F8-2 1B		1-2 F8		0-3 K		4 0 1 0 0 1 1															
Reggie Sanders, R (1, 8) OBP: 0.417, SLG: 0.591		1-3 K		0-0 WP 1B		1-1 CS	0-1 G5-3	1-1 G3 1B		4 0 2 0 0 1 0															
Bill Doran, S (1, 4) OBP: 0.263, SLG: 0.444		1-1 P6		4-0 1B			1-2 1B	0-2 G3		3 0 1 0 1 0 1															
Joe Oliver, R (1, 2) OBP: 0.318, SLG: 0.421			1-0 L5	1-1 F8-2		1-1 L8		0-2 P5		4 0 0 0 0 0 5															
Jose Rijo, R (1, 1) OBP: 0.200, SLG: 0.200			0-0 G6-3		1-3 K		0-0 P8			3 0 0 0 0 1 1															
Inning Stats	R: 0 E: 0 K: 0 S: 15	H: 1 LOB: 1 BB: 0 P: 20	R: 0 E: 0 K: 1 S: 8	H: 0 LOB: 0 BB: 0 P: 11	R: 0 E: 1 K: 0 S: 8	H: 0 LOB: 1 BB: 1 P: 16	R: 1 E: 0 K: 0 S: 8	H: 2 LOB: 2 BB: 2 P: 17	R: 0 E: 0 K: 1 S: 9	H: 0 LOB: 0 BB: 0 P: 14	R: 0 E: 0 K: 0 S: 8	H: 1 LOB: 0 BB: 0 P: 12	R: 0 E: 0 K: 0 S: 7	H: 1 LOB: 1 BB: 0 P: 9	R: 0 E: 0 K: 0 S: 13	H: 0 LOB: 1 BB: 1 P: 20	R: 0 E: 0 K: 1 S: 13	H: 1 LOB: 1 BB: 0 P: 14	1B: 6 2B: 1 3B: 0 HR: 0	SF: 0 SAC: 0 DP: 1 HBP: 0	WP: 1 PB: 0 SB: 1 CS: 1	PA: 36			
PITCHER	IP WLS BF H R ER SO BB IBB HBP BLK WP HR S P ERA WHIP																								
Mark Portugal, R (1, 1) ERA: 1.29	7.0		27	5	1	1	2	2	1	0	0	1	0	63	99	1.29	1.000								
Joe Boever, R (8, 1) ERA:	0.2		3	0	0	0	0	1	0	0	0	0	0	11	17	0.00	1.500								
Al Osuna, L (8, 1) ERA:	0.2	W	2	0	0	0	1	0	0	0	0	0	0	6	7	0.00	0.000								
Doug Jones, R (9, 1) ERA:	0.2	S	3	1	0	0	0	0	0	0	0	0	0	9	10	0.00	1.500								

Cincinnati Reds @ Houston Astros
Astrodome, Houston, TX
Sat Apr 11 1992, 8:05 PM EDT
Att: 17,449 - Dome - 70 F

livebaseballscorecards.com

AB	31
R	1
H	6
RBI	0
BB	4
SO	3
LOB	13



Batter	1	2	3	4	5	6	7	8	9
Craig Biggio, R OBP: 0.318, SLG: 0.364 (1, 4)	1-1 1B 5 G6-4-3		1-2 1B 5 FC5-4		2-2 1B			1-0 SH3 1-2	
Steve Finley, L OBP: 0.273, SLG: 0.409 (1, 8)	1-0 1B 5 G6-4-3		1-3 1B		0-1 G5-3			1-2 FC1-6-5 5 1B 2-3	
5 Jeff Bagwell, R OBP: 0.478, SLG: 0.524 (1, 3)	2-2 G6-4-3 1-2f 3-H		0-0 FC5-4 1-2f			2-3 K		3-2 1B 2-H	
Luis Gonzalez, L OBP: 0.214, SLG: 0.083 (1, 7)	2-3 K2-3			0-1 L9		4-0 CS BB		2-3 K	
Pete Incaviglia, R OBP: 0.286, SLG: 0.476 (1, 9)		0-0 FC5 2B		0-0 1B CS 1B		1-3 K			
Chris Jones, R (9, 9)									
Ken Caminiti, S OBP: 0.238, SLG: 0.350 (1, 5)		2-3 K		2-2 CS 1B		1-1 CS 1-2	1-0 G3-1		
Eddie Taubensee, L OBP: 0.333, SLG: 0.200 (1, 2)		3-3 K		1-3 K			0-3 K		
Andujar Cedeno, R OBP: 0.143, SLG: 0.154 (1, 6)		2-2 FC5		1-1 CS	2-3 K		2-3 K		
Joe Boever, R (8, 1)									
Al Osuna, R (8, 1)									
Rafael Ramirez, R (9, 6)		2-3 K		1-2 3-H					
Mark Portugal, R (1, 1)			1-3 K		1-1 L9			1-0 FC1-6-5 SH3 1B	
Casey Candaele, S OBP: 0.333, SLG: 0.273 (8, 6)									
Casey Candaele, S (9, 7)									

Inning Stats	R: 1	H: 2	E: 0	K: 1	S: 11	R: 0	H: 1	E: 0	K: 2	S: 11	R: 0	H: 1	E: 0	K: 2	S: 10	R: 0	H: 2	E: 0	K: 1	S: 11	R: 0	H: 1	E: 0	K: 1	S: 12	R: 0	H: 0	E: 0	K: 2	S: 9	R: 0	H: 0	E: 0	K: 2	S: 8	R: 1	H: 2	E: 0	K: 1	S: 13
	LOB: 0	BB: 0	P: 17	LOB: 1	BB: 0	P: 18	LOB: 1	BB: 0	P: 13	LOB: 1	BB: 0	P: 15	LOB: 1	BB: 0	P: 17	LOB: 0	BB: 1	P: 17	LOB: 0	BB: 0	P: 11	LOB: 1	BB: 0	P: 21	LOB: 0	BB: 0	P: 21	LOB: 0	BB: 0	P: 21	LOB: 0	BB: 0	P: 21	LOB: 1	BB: 0	P: 21				

PITCHER	IP	WLS	BF	H	R	ER	SO	BB	IBB	HBP	BLK	WP	HR	S	P	ERA	WHIP
Jose Rijo, R ERA: 3.18 (1, 1)	8.0	L	31	9	2	2	12	1	0	0	0	0	0	85	129	2.25	1.250

AB	R	H	RBI	BB	SO	LOB
3	1	3	0	0	0	0
4	1	1	0	0	1	3
4	0	1	1	0	1	2
3	0	0	0	1	2	1
0	0	0	0	0	0	0
3	0	2	0	0	1	1
0	0	0	0	0	0	0
3	0	1	0	0	1	1
3	0	0	0	0	3	3
3	0	0	0	0	2	1
0	0	0	0	0	0	0
0	0	0	0	0	0	0
0	0	0	0	0	0	0
2	0	0	0	0	1	0
1	0	1	0	0	0	0

AB	R	H	RBI	BB	SO	LOB
29	2	9	1	1	12	12



WP	PA	ERA	WHIP
0	33		

Cincinnati Reds @ Houston Astros
 Astrodome, Houston, TX
 Sat Apr 11 1992, 8:05 PM EDT
 Att. 17,449 - Dome - 70 F

livebaseballscorecards.com

Batter	1	2	3	4	5	6	7	8	9	AB R H RBI BB SO LOB	TOP										
Bip Roberts, S (1, 5) OBP: 0.355, SLG: 0.259 Jeff Branson, L (5, 5)	1-2 CS 1B			1-1 F8	0-0 P4		1-3 K		1 SAFE 0-0 SH1-4	3 0 1 0 0 0 0 1 0 0 0 0 1 0											
Barry Larkin, R (1, 6) OBP: 0.344, SLG: 0.407	2-1 F9 1-2			2-0 F8		0-1 P8		2-1 BB 3B	1-1 1B	5 1 2 0 0 0 1											
Hal Morris, L (1, 3) OBP: 0.367, SLG: 0.407	2-2 F9			1-0 F8		4-2 2B BB		2-2 G6-3	4-0 IBB	3 0 0 0 2 0 1											
Glenn Braggs, R (1, 7) OBP: 0.313, SLG: 0.333		2-1 G5-3			0-0 BB 1B 2B 1B	1-0 2B		4-0 BB BB IBB	0-2 P4	4 1 2 0 1 0 3											
Paul O'Neill, L (1, 9) OBP: 0.531, SLG: 0.542		0-3 K			0-0 BB 2B 1B	4-0 IBB		4-2 BB BB	2-0 F8	3 1 1 0 2 1 3											
Reggie Sanders, R (1, 8) OBP: 0.407, SLG: 0.542 Dwayne Henry, R (6, 1) Billy Hatcher, R (8, PH) OBP: 0.200, SLG: 0.200 Scott Ruskin, R (8, 1) Norm Charlton, S (9, 1)		1-3 K			4-2 2B G3 BB	1-3 K		1-3 K		2 1 0 0 1 2 3 0 0 0 0 0 0 0 1 0 0 0 0 1 3 0 0 0 0 0 0 0 0 0 0 0 0 0 0											
Bill Doran, S (1, 4) OBP: 0.304, SLG: 0.476			1-0 F9		0-0 G3 SF8 2B	0-1 G3		4-1 BB		3 1 1 3 1 0 3											
Jeff Reed, L (1, 2) OBP: 0.143, SLG: 0.143			1-2 G4-3		2-2 G3		1-0 F7	0-0 G1-3		4 0 0 1 0 0 4											
Tom Browning, L (1, 1) OBP: 0.400, SLG: 0.500 Jacob Brumfield, R (6, 8) OBP: 0.333, SLG: 0.333			0-0 G4-3		1-0 SF8		1-0 B1-3		2-2 1B SH1-4 1B	1 0 0 1 0 0 0 2 0 1 0 0 0 0											
Inning Stats	R: 0 E: 0 K: 0 S: 10	H: 1 LOB: 0 BB: 0 P: 15	R: 0 E: 0 K: 2 S: 8	H: 0 LOB: 0 BB: 0 P: 11	R: 0 E: 0 K: 0 S: 5	H: 0 LOB: 0 BB: 0 P: 7	R: 0 E: 0 K: 0 S: 4	H: 0 LOB: 0 BB: 0 P: 8	R: 4 E: 0 K: 0 S: 13	H: 3 LOB: 0 BB: 1 P: 20	R: 0 E: 0 K: 1 S: 12	H: 1 LOB: 3 BB: 2 P: 22	R: 0 E: 0 K: 1 S: 5	H: 0 LOB: 0 BB: 0 P: 8	R: 1 E: 0 K: 1 S: 14	H: 1 LOB: 3 BB: 3 P: 31	R: 0 E: 0 K: 0 S: 10	H: 2 LOB: 3 BB: 1 P: 19	1B: 5 2B: 2 3B: 1 HR: 0	SF: 1 SAC: 1 DP: 0 HBP: 0	WP: 0 PA: 41 PB: 0 SB: 0 CS: 1
PITCHER Pete Harnisch, R (1, 1) ERA: 3.95 Rob Murphy, L (7, 1) ERA: 1.8 Joe Boever, R (9, 1) ERA:	IP WLS BF H R ER SO BB IBB HBP BLK WP HR S P ERA WHIP	6.0 L 25 5 4 4 3 2 1 0 0 0 0 52 83 6.00 1.167	2.0 10 1 1 1 2 2 2 1 0 0 0 0 19 39 4.50 1.500	1.0 6 2 0 0 0 0 0 1 0 0 0 0 10 19 0.00 2.000					PITCHER IP WLS BF H R ER SO BB IBB HBP BLK WP HR S P ERA WHIP												

Cincinnati Reds @ Houston Astros
Astrodome, Houston, TX
Sun Apr 12 1992, 4:33 AM EDT
Att: 11,166 - Dome - 70 F

AB	32
R	5
H	8
RBI	5
BB	7
SO	5
LOB	21



BOTTOM

Cincinnati Reds @ Houston Astros
Astrodome, Houston, TX
Sun Apr 12 1992, 4:33 AM EDT
Att. 11,166 - Dome - 70 F

AB 37
R 4
H 9
RBI 4
BB 4
SO 7
LOB 16



AB	R	H	RBI	BB	SO	LOB
4	1	1	0	1	0	0
5	0	3	1	0	1	0
4	2	1	2	1	0	3
5	0	2	0	0	2	5
3	0	0	0	2	2	0
3	0	0	1	0	1	4
1	0	0	0	0	0	0
1	0	0	0	0	0	0
4	0	1	0	0	0	2
0	0	0	0	0	0	0
0	0	0	0	0	0	0
3	1	1	0	0	0	1
1	0	0	0	0	0	0
0	0	0	0	0	0	0
1	0	0	0	0	1	0
0	0	0	0	0	0	0

Batter	1	2	3	4	5	6	7	8	9
Craig Biggio, R OBP: 0.333, SLG: 0.346 (1, 4)	2-2 1B 5 FC6-4 1B	0-0 F7		4-2 5 1B BB		2-2 L9		0-0 F7	
Steve Finley, L OBP: 0.333, SLG: 0.481 (1, 8)	2-2 1-3 5 FC6-4 1B		1-1 G4-3	2-0 5 1B 1-2 2-H		1-0 WP 2B		0-3 K	
5 Jeff Bagwell, R OBP: 0.464, SLG: 0.600 (1, 3)	2-1 FC6-4 2B G6-3 1-2f 3-H		0-0 L8	0-0 E5 1-2 2-3		4-1 WP BB		3-1 HR	
Pete Incaviglia, R OBP: 0.308, SLG: 0.500 (1, 9)	0-0 G6-3 1-3 2B		2-2 S 1B	0-0 F9		3-3 K 1-2 2-3		1-3 K	
Ken Caminiti, S OBP: 0.269, SLG: 0.304 (1, 5)	4-0 G6-3 IBB		4-2 1-2 BB		2-3 K		1-1 F9	2-3 K	
Juan Guerrero, R (1, 7)	0-1 G6-3		0-3 K		0-1 G5-3		1-0 F9	0-0 F9	
Luis Gonzalez, L OBP: 0.200, SLG: 0.077 (7, PH) (8, 7)									
Casey Candaele, S OBP: 0.308, SLG: 0.250 (9, PH)	1-2 2-3 3-H								
Scott Servais, R OBP: 0.100, SLG: 0.100 (1, 2)	0-1 P4			1-0 L7	1-1		0-2 E5		
Ryan Bowen, R (7, PR)									
Eddie Taubensee, L OBP: 0.333, SLG: 0.200 (8, 2)									
Andujar Cedeno, R OBP: 0.176, SLG: 0.188 (1, 6)		0-2 P4		0-1 SH2-4 1B	0-0 F8		0-2 SAFE SAFE F7		
Rafael Ramirez, R (7, PH) (8, 6)									
Pete Harnisch, S (1, 1)		1-2 B2-3		0-1 SH2-4		2-0 F7		1-3 K	
Chris Jones, R (6, PH)									
Rob Murphy, L (7, 1)									
Eric Anthony, L OBP: 0.333, SLG: 0.333 (8, PH)									
Joe Boever, R (9, 1)									

Inning	R	H	E	K	S	LOB	BB	SO	1B	2B	3B	HR	SF	SAC	DP	HBP
1	2	3	0	14	24	2	0	0	6	2	0	1	0	0	0	0
2	0	0	0	8	9	0	0	0	0	0	0	0	0	0	0	0
3	0	1	0	12	19	2	0	0	0	0	0	0	0	0	0	0
4	1	2	1	11	11	3	0	0	2	0	0	0	0	0	0	0
5	0	1	0	8	11	1	0	0	0	0	0	0	0	0	0	0
6	0	1	0	9	21	2	0	0	0	0	0	0	0	0	0	0
7	0	0	1	11	13	1	0	0	0	0	0	0	0	0	0	0
8	0	0	0	7	8	0	0	0	0	0	0	0	0	0	0	0
9	1	1	0	10	16	0	0	0	1	0	0	0	0	0	0	0

PITCHER	IP	WLS	BF	H	R	ER	SO	BB	IBB	HBP	BLK	WP	HR	S	P	ERA	WHIP
Tom Browning, L ERA: 3.29 (1, 1)	5.2	W	30	8	3	3	2	3	1	0	0	0	0	60	97	4.76	1.941
Dwayne Henry, R ERA: (6, 1)	1.1		5	0	0	0	1	0	0	0	0	1	0	14	19	0.00	0.000
Scott Ruskin, L ERA: 3.38 (8, 1)	1.0		3	0	0	0	2	0	0	0	0	0	0	7	8	0.00	0.000
Norm Charlton, L ERA: 5.4 (9, 1)	1.0	S	4	1	1	1	2	0	0	0	0	0	1	10	16	9.00	1.000

WP	HR	S	P	ERA	WHIP
1	0	0	42		
0	0	0			
2	0	0			
0	0	0			
0	0	0			
0	0	0			

Batter	1	2	3	4	5	6	7	8	9	AB R H RBI BB SO LOB	TOP											
Brett Butler, L (1, 8) OBP: 0.394, SLG: 0.464	4-0 BB G3-6-3		4-1 BB		3-3 K		4-0 BB FC4-6 BB		0-3 K	2 0 0 0 3 2 1												
Lenny Harris, L (1, 4) OBP: 0.300, SLG: 0.222	2-1 F7		2-2 G4-3			4-2 BB	1-1 FC4-6 1B		0-0 FC4-6 1B	2 0 0 0 1 0 2 2 0 1 0 0 0 2												
Juan Samuel, R (7, PH) OBP: 0.333, SLG: 0.200							1-2 2-3															
Todd Benzinger, S (1, 3) OBP: 0.333, SLG: 0.429	1-1 G3-6-3 1-2f			0-0 G3 2B		1 SAFE SAFE F B F B X	2-1 F7	1-1 1-2 3-H 1B	0-2 FC4-6 1-2f	5 0 2 1 0 0 3												
Darryl Strawberry, L (1, 9) OBP: 0.323, SLG: 0.385		4-2 BLK 1B BB		1-2 G3 2-3		S S C	0-3 K	3-2 G4-3	2-3 K	4 0 0 0 1 2 5												
Eric Davis, R (1, 7) OBP: 0.448, SLG: 0.583		3-3 K 1-2		0-3 K		B X	1-0 P3		4-2 G1-3 BB	3 0 0 0 1 2 3												
Dave Hansen, L (1, 5) OBP: 0.333, SLG: 0.375		0-0 F9		0-0 F7				0-1 3B 2B	1-2 G1-3	3 1 1 0 0 0 2 1 0 0 0 0 0 1												
Mike Sharperson, R (8, PH) OBP: 0.455, SLG: 0.333								1-2 1-2														
Mike Scioscia, L (1, 2) OBP: 0.348, SLG: 0.400		0-1 2-H 1B				B C X	1-1 G4-3	1-0 P6	3-2 F8	4 0 1 0 0 0 2												
Jose Offerman, S (1, 6) OBP: 0.280, SLG: 0.273			1-2 P5		0-2 L8	B C C X		0-1 2-H 1B 3B	4-1 BB	3 1 1 1 1 0 0												
Orel Hershiser, R (1, 1) OBP: 0.200, SLG: 0.400			0-1 G6-3		2-1 2B	B F B X		1-1 FC4-6 BB 1B	1-2 P7	2 0 1 0 0 0 0 1 1 1 1 0 0 0 0 0 0 0 0 0 0 1 0 0 0 0 0 2 0 0 0 0 0 0 0												
Stan Javier, S (7, PH) OBP: 0.500, SLG: 0.500																						
Steve Wilson, L (7, 1)																						
Mitch Webster, S (8, PH) OBP: 0.750, SLG: 0.667																						
Jim Gott, R (8, 1)																						
Inning Stats	R: 0 E: 0 K: 0 S: 5	H: 0 LOB: 0 BB: 1 P: 11	R: 0 E: 0 K: 1 S: 8	H: 1 LOB: 2 BB: 1 P: 15	R: 0 E: 0 K: 0 S: 9	H: 0 LOB: 1 BB: 1 P: 16	R: 0 E: 0 K: 1 S: 8	H: 1 LOB: 1 BB: 0 P: 9	R: 0 E: 0 K: 1 S: 12	H: 1 LOB: 1 BB: 0 P: 18	R: 0 E: 0 K: 1 S: 8	H: 0 LOB: 1 BB: 1 P: 15	R: 3 E: 0 K: 0 S: 16	H: 4 LOB: 2 BB: 1 P: 27	R: 0 E: 0 K: 0 S: 12	H: 0 LOB: 2 BB: 2 P: 25	R: 0 E: 0 K: 2 S: 10	H: 1 LOB: 1 BB: 0 P: 12	1B: 4 2B: 3 3B: 1 HR: 0	SF: 0 SAC: 0 DP: 1 HBP: 0	WP: 0 PB: 0 SB: 0 CS: 0	PA: 40
PITCHER	IP WLS BF H R ER SO BB IBB HBP BLK WP HR S P ERA WHIP																					
Darryl Kile, R (1, 1) ERA: 3.97	6.1 W 28 6 3 3 4 5 0 0 0 0 0 0 57 97 4.26 1.737																					
Al Osuna, L (7, 1) ERA:	1.1 7 1 0 0 0 2 0 0 0 0 0 0 18 35 0.00 2.250																					
Doug Jones, R (8, 1) ERA:	1.1 S 5 1 0 0 2 0 0 0 0 0 0 0 13 16 0.00 0.750																					

Los Angeles Dodgers @ Houston Astros
Astrodome, Houston, TX
Mon Apr 13 1992, 8:05 PM EDT
Att. 8,771 - Dome - 70 F

livebaseballscorecards.com

AB 33
R 3
H 8
RBI 3
BB 7
SO 6
LOB 23



Batter	1	2	3	4	5	6	7	8	9	AB R H RBI BB SO LOB	TOP																
Brett Butler, L (1, 8) OBP: 0.395, SLG: 0.419	1-1 G4-3		4-1 F7 1B HR BB	0-0 G6-3		4-2 FC4 BB		2-2 G6-3		3 1 0 1 2 0 2																	
Mike Sharperson, R (1, 5) OBP: 0.500, SLG: 0.417 Lenny Harris, L (6, PH) OBP: 0.273, SLG: 0.200	2-2 G5-3		0-0 HR 1B		0-2 FC6-4 1B	1-0 FC4		1-2 3-H 2-1 F7		3 1 2 0 0 0 0 2 0 0 0 0 0 2																	
Eric Karros, R (1, 3) OBP: 0.154, SLG: 0.385 Todd Benzing, S (8, 3) OBP: 0.333, SLG: 0.429	0-3 K		3-2 F7		0-1 FC6-4 2B 1-2f		2-3 K	0-1 G4-3		5 0 0 0 0 2 4 0 0 0 0 0 0 0																	
Darryl Strawberry, L (1, 9) OBP: 0.333, SLG: 0.367		4-2 1B BB BB	2-0 F7		1-3 K		2-2 1B		1-1 E6 G6-3 PB	4 1 1 0 1 1 3																	
Eric Davis, R (1, 7) OBP: 0.471, SLG: 0.714		4-1 1B 1-2 BB	1-1 HR		3-0 2B		1-3 K		1-1 G6-3	4 1 2 3 1 1 2																	
Juan Samuel, R (1, 4) OBP: 0.310, SLG: 0.167		2-3 K	2-3 K		4-0 IBB		0-0 F9		0-3 K	4 0 0 0 1 3 4																	
Mike Scioscia, L (1, 2) OBP: 0.321, SLG: 0.360		3-2 P2		3-2 G5-3		0-0 F7		2-2 2B 1B 1B	2-2 G1-3	5 1 1 0 0 0 5																	
Jose Offerman, S (1, 6) OBP: 0.345, SLG: 0.385		0-1 1-2 2-3 1B		0-0 SH3-4 1B		0-3 K2-3		1-1 1B G6-3 2B		4 1 3 0 0 1 0																	
Tom Candiotti, R (1, 1) OBP: 0.167, SLG: 0.167		0-0 G1-3		0-0 SH3-4		2-3 K		0-1 G6-3 1B		3 0 1 1 0 1 3																	
Inning Stats	R: 0 E: 0 K: 1 S: 10	H: 0 LOB: 0 BB: 0 P: 13	R: 0 E: 0 K: 1 S: 13	H: 1 LOB: 3 BB: 2 P: 26	R: 3 E: 0 K: 1 S: 16	H: 2 LOB: 0 BB: 1 P: 28	R: 0 E: 0 K: 0 S: 7	H: 1 LOB: 1 BB: 0 P: 10	R: 0 E: 0 K: 1 S: 10	H: 2 LOB: 3 BB: 1 P: 18	R: 0 E: 0 K: 2 S: 12	H: 0 LOB: 1 BB: 1 P: 18	R: 0 E: 0 K: 2 S: 10	H: 1 LOB: 1 BB: 0 P: 15	R: 2 E: 0 K: 0 S: 17	H: 3 LOB: 1 BB: 0 P: 24	R: 1 E: 1 K: 1 S: 12	H: 0 LOB: 0 BB: 0 P: 16	1B: 7 2B: 2 3B: 0 HR: 1	SF: 0 SAC: 1 DP: 0 HBP: 0	WP: 0 PB: 1 SB: 0 CS: 0	PA: 43					
PITCHER	IP	WLS	BF	H	R	ER	SO	BB	IBB	HBP	BLK	WP	HR	S	P	ERA	WHIP										
Butch Henry, L (1, 1) ERA: 6.75	5.0	L	25	6	3	3	4	3	1	0	0	0	1	56	95	5.40	1.800										
Xavier Hernandez, R (6, 1) ERA:	2.0		8	1	0	0	4	1	0	0	0	0	0	22	33	0.00	1.000										
Rob Murphy, L (8, 1) ERA: 4.5	1.0		7	3	3	2	0	0	0	0	0	0	0	19	27	18.00	3.000										
Ryan Bowen, R (9, 1) ERA: 12.0	1.0		3	0	0	0	1	0	0	0	0	0	0	10	13	0.00	0.000										

Los Angeles Dodgers @ Houston Astros
Astrodome, Houston, TX
Tue Apr 14 1992, 8:05 PM EDT
Att. 13,773 - Dome - 70 F

AB	37
R	6
H	10
RBI	5
BB	5
SO	9
LOB	25



livebaseballscorecards.com

Batter	1	2	3	4	5	6	7	8	9	AB	R	H	RBI	BB	SO	LOB
Craig Biggio, R OBP: 0.389, SLG: 0.500 (1, 4)	2-2 G5-3		4-2 5S 1B BB		1-0 G6-3			1-2 G3 3B		3	1	1	0	1	0	0
Steve Finley, L OBP: 0.314, SLG: 0.412 (1, 8)	2-1 B1-3		0-1 1 SAFE 1 SAFE 1 SAFE 5 BB 1B			2-3 K		1-0 G3		4	0	1	2	0	1	0
5 Jeff Bagwell, R OBP: 0.444, SLG: 0.548 (1, 3)	2-0 F9		4-2 1 SAFE 1 SAFE 1B			1-3 K		2-1 G6-3		3	0	0	0	1	1	0
Luis Gonzalez, L OBP: 0.182, SLG: 0.100 (1, 7)			1-2 2-3 BB			2-1 S 1B		1-0 L3		4	0	1	0	0	0	3
Pete Incaviglia, R OBP: 0.294, SLG: 0.424 (1, 9)		0-1 L7		0-3 K		1 SAFE 3-2 G6-3			0-2 G4-3	4	0	0	0	0	1	1
Ken Caminiti, S OBP: 0.324, SLG: 0.484 (1, 5)		3-2 G3		1-0 P5			2-2 G4-3 2B		1-2 BB 1B	4	0	2	0	0	0	0
Eddie Taubensee, L OBP: 0.400, SLG: 0.412 (1, 2)			1-1 SH5-3 1B 2B		2-3 K		0-1 G4-3		4-1 BB	3	1	1	0	1	1	1
Andujar Cedeno, R OBP: 0.174, SLG: 0.143 Rafael Ramirez, R OBP: 0.250, SLG: 0.143 (9, PH)			0-1 F7		1-3 K		1-3 K		3-2 P6	3	0	0	0	0	2	2
Butch Henry, L OBP: 0.250, SLG: 0.250 Eric Anthony, L OBP: 0.250, SLG: 0.250 Rob Murphy, L OBP: 0.250, SLG: 0.250 Ryan Bowen, R OBP: 0.250, SLG: 0.250 Casey Candaele, S OBP: 0.267, SLG: 0.214 (1, 1) (5, PH) (6, 1) (7, PH) (8, 1) (9, 1) (9, 7)			0-0 SH5-3		2-1 G3-1		1-0 G4-3		1-3 K	0	0	0	0	0	0	0

Inning Stats	R: 0	H: 0	R: 0	H: 0	R: 1	H: 2	R: 0	H: 0	R: 0	H: 1	R: 0	H: 1	R: 1	H: 1	R: 0	H: 1
	E: 0	LOB: 0	E: 0	LOB: 0	E: 0	LOB: 3	E: 0	LOB: 0	E: 0	LOB: 1	E: 0	LOB: 1	E: 0	LOB: 0	E: 0	LOB: 2
	K: 0	BB: 0	K: 0	BB: 0	K: 0	BB: 2	K: 2	BB: 0	K: 1	BB: 0	K: 1	BB: 0	K: 0	BB: 0	K: 1	BB: 1
	S: 6	P: 12	S: 7	P: 10	S: 17	P: 27	S: 7	P: 10	S: 6	P: 10	S: 12	P: 20	S: 8	P: 13	S: 13	P: 22

PITCHER	IP	WLS	BF	H	R	ER	SO	BB	IBB	HBP	BLK	WP	HR	S	P	ERA	WHIP
Tom Candiotti, R ERA: 2.76 (1, 1)	9.0	W	36	6	2	2	7	3	0	0	0	0	0	85	137	2.00	1.000

Los Angeles Dodgers @ Houston Astros
Astrodome, Houston, TX
Tue Apr 14 1992, 8:05 PM EDT
Att: 13,773 - Dome - 70 F

AB	32
R	2
H	6
RBI	2
BB	3
SO	7
LOB	12



WP	PA	ERA	WHIP
0	36		

Batter	1	2	3	4	5	6	7	8	9	AB R H RBI BB SO LOB	TOP									
Tony Fernandez, S (1, 6) OBP: 0.279, SLG: 0.341	0-0 FC3-6 1B		0-0 G3			1-0 P4			0-0 BB 1B	4 1 2 0 0 0 0										
Tony Gwynn, L (1, 9) OBP: 0.348, SLG: 0.419	0-1 FC3-6 1-2f			1-2 F9		0-3 K			1-0 F8	4 0 0 0 0 1 2										
Gary Sheffield, R (1, 5) OBP: 0.310, SLG: 0.500	0-3 K			1-1 1B 1B			2-2 F9		1-1 P2	4 0 1 0 0 1 2										
Fred McGriff, L (1, 3) OBP: 0.372, SLG: 0.595	1-2 F8			3-1 G6-4-3 1B 1B			0-0 G6-3		4-2 1B BB	3 0 1 0 1 0 1										
Benito Santiago, R (1, 2) OBP: 0.205, SLG: 0.189			2-2 F8		0-1 G6-4-3 1-2f		1-0 2B		1-2 1B	4 0 2 1 0 0 2										
Jerald Clark, R (1, 7) OBP: 0.256, SLG: 0.359			1-2 G4-3			1-3 K		1-3 K	1-3 K	4 0 0 0 0 3 3										
Darrin Jackson, R (1, 8) OBP: 0.189, SLG: 0.206			1-1 F7			2-2 P3			1-0 F8	3 0 0 0 0 0 0										
Kurt Stillwell, S (1, 4) OBP: 0.289, SLG: 0.342					2-2 P5		1-3 K		1-1 F8	3 0 0 0 0 1 0										
Bruce Hurst, L (1, 1) OBP: 0.500, SLG: 0.600									1-0 G3	2 0 0 0 0 2 0										
Pat Clements, R (7, 1)										0 0 0 0 0 0 0										
Oscar Azocar, L (8, PH) OBP: 0.200, SLG: 0.200										1 0 0 0 0 0 0										
Jose Melendez, R (8, 1)										0 0 0 0 0 0 0										
Inning Stats	R: 0 E: 0 K: 1 S: 9	H: 1 LOB: 1 BB: 0 P: 10	R: 0 E: 0 K: 0 S: 8	H: 0 LOB: 0 BB: 0 P: 12	R: 0 E: 0 K: 1 S: 7	H: 0 LOB: 0 BB: 0 P: 10	R: 0 E: 0 K: 0 S: 9	H: 2 LOB: 1 BB: 0 P: 14	R: 0 E: 0 K: 2 S: 7	H: 0 LOB: 0 BB: 0 P: 9	R: 0 E: 0 K: 1 S: 9	H: 1 LOB: 1 BB: 0 P: 13	R: 0 E: 0 K: 0 S: 4	H: 0 LOB: 0 BB: 0 P: 7	R: 1 E: 0 K: 1 S: 19	H: 2 LOB: 2 BB: 1 P: 27	1B: 5 2B: 1 3B: 0 HR: 0	SF: 0 SAC: 0 DP: 1 HBP: 0	WP: 0 PB: 0 SB: 0 CS: 0	PA: 33
PITCHER	IP WLS BF H R ER SO BB IBB HBP BLK WP HR S P ERA WHIP																			
Pete Harnisch, R (1, 1) ERA: 2.82	8.2 W 31 5 1 1 7 1 0 0 0 0 0 0 70 102 1.04 0.692																			
Doug Jones, R (9, 1) ERA:	0.1 S 2 1 0 0 1 0 0 0 0 0 0 0 11 13 0.00 3.000																			

San Diego Padres @ Houston Astros
 Astrodome, Houston, TX
 Fri Apr 17 1992, 8:05 PM EDT
 Att. 12,505 - Dome - 70 F

livebaseballscorecards.com

AB	32
R	1
H	6
RBI	1
BB	1
SO	8
LOB	10



Batter	1	2	3	4	5	6	7	8	9
Craig Biggio, R OBP: 0.409, SLG: 0.462 (1, 4)	1-1 SH4-3 FC5-2 1B		1-1 G1-3		1-2 G3		4-0 IBB		
Steve Finley, L OBP: 0.333, SLG: 0.488 (1, 8)	2-1 SH4-3 1-3		2-0 HR			2-0 G4-3	1-1 G4-3		
5 Jeff Bagwell, R OBP: 0.432, SLG: 0.553 (1, 3)	0-0 FC5-2 3-H		4-1 CS BB			1-2 F8	1-0 FC3-6 1B		
Pete Incaviglia, R OBP: 0.286, SLG: 0.415 (1, 9) Karl Rhodes, L (9, 7) (9, 9)	1-3 K		2-2 CS 1-2	0-3 K		0-0 G6-3	0-0 P4		
Ken Caminiti, S OBP: 0.357, SLG: 0.526 (1, 5)		3-2 2B		0-0 2B		3-2 G6-3 SH2-3 2B 1B	0-2 FC3-6 1-2f		
Chris Jones, R (1, 7) (9, 9) Doug Jones, R (9, 1)		0-3 K		0-1 L7		0-0 SH2-3 1-2	0-1 G1-3		
Scott Servais, R OBP: 0.176, SLG: 0.176 (1, 2)		1-2 F9		0-2 G3		0-0 G6-3 2-3			
Andujar Cedeno, R OBP: 0.192, SLG: 0.130 (1, 6)		1-3 K			2-1 L4	4-0 2B IBB			
Pete Harnisch, S OBP: 0.167, SLG: 0.333 (1, 1) Casey Candaele, S OBP: 0.278, SLG: 0.412 (9, 7)			2-1 F7		1-1 G4-3	1-0 2B			

Inning Stats	R: 0	H: 1	E: 1	LOB: 1	K: 1	BB: 0	S: 8	P: 12
	R: 0	H: 1	E: 0	LOB: 1	K: 2	BB: 0	S: 14	P: 19
	R: 1	H: 1	E: 0	LOB: 0	K: 0	BB: 1	S: 8	P: 19
	R: 0	H: 1	E: 0	LOB: 1	K: 1	BB: 0	S: 9	P: 9
	R: 0	H: 0	E: 0	LOB: 0	K: 0	BB: 0	S: 7	P: 11
	R: 0	H: 0	E: 0	LOB: 0	K: 0	BB: 0	S: 5	P: 8
	R: 2	H: 2	E: 0	LOB: 2	K: 0	BB: 2	S: 9	P: 22
	R: 0	H: 1	E: 0	LOB: 1	K: 0	BB: 0	S: 7	P: 8

PITCHER	IP	WLS	BF	H	R	ER	SO	BB	IBB	HBP	BLK	WP	HR	S	P	ERA	WHIP
Bruce Hurst, L ERA: 3.48 (1, 1)	6.2	L	28	6	3	3	4	1	2	0	0	0	1	58	97	4.05	1.050
Pat Clements, L ERA: 3.38 (7, 1)	0.1		1	0	0	0	0	0	0	0	0	0	0	2	3	0.00	0.000
Jose Melendez, R ERA: 1.13 (8, 1)	1.0		4	1	0	0	0	0	0	0	0	0	0	7	8	0.00	1.000

BOTTOM

San Diego Padres @ Houston Astros
Astrodome, Houston, TX

Fri Apr 17 1992, 8:05 PM EDT
Att: 12,505 - Dome - 70 F

AB	28
R	3
H	7
RBI	3
BB	3
SO	4
LOB	13

livebaseballscorecards.com



1B: 3	SF: 0	WP: 0	PA: 34
2B: 3	SAC: 2	PB: 0	
3B: 0	DP: 0	SB: 0	
HR: 1	HBP: 0	CS: 1	

Batter	1	2	3	4	5	6	7	8	9	10	AB R H RBI BB SO LOB	TOP											
Tony Fernandez, S OBP: 0.313, SLG: 0.391 (1, 6) X	0-0 2B		1-1 BLK 1B 1B		0-0 F9		0-0 1B 1B		2-2 G3		5 1 3 0 0 0 0	San Diego Padres @ Houston Astros Astrodome, Houston, TX Sat Apr 18 1992, 8:05 PM EDT Att. 18,133 - Dome - 70 F											
Tony Gwynn, L OBP: 0.412, SLG: 0.457 (1, 9) C B S B B	4-2 BB		0-0 BLK 1B		4-1 BB		2-1 1B SF7 1B		0-0 CS 1B		3 1 3 0 2 0 0												
Gary Sheffield, R OBP: 0.319, SLG: 0.475 (1, 5) B X	1-0 P5		4-1 BB		3-2 F9		1-0 SF7 1B		3-3 K		4 0 1 1 1 1 4												
Fred McGriff, L OBP: 0.333, SLG: 0.537 (1, 3) B B X	2-0 P4		0-3 K		0-0 G4-3		1-2 SF7		1-2 K		4 0 0 1 0 2 6												
Benito Santiago, R OBP: 0.182, SLG: 0.167 (1, 2) S B X	1-2 F9		0-1 F8			3-3 K		2-2 F7		0-3 K	5 0 0 0 0 2 6												
Jerald Clark, R OBP: 0.271, SLG: 0.349 (1, 7) C X		0-1 P6		2-3 K		4-1 1B BB		1-0 G5-3		1-0 1B	4 0 1 0 1 1 1												
Darrin Jackson, R OBP: 0.190, SLG: 0.205 (1, 8) C B B C S		2-3 K		1-2 P3		1-2 1B		0-1 P2		1-1 F9	5 0 1 0 0 1 1												
Kurt Stillwell, S OBP: 0.300, SLG: 0.350 Tim Teufel, R OBP: 0.250, SLG: 0.182 (4, 4) S B S B T S		3-3 K		0-2 1B		1-3 K		2-1 P7			2 0 1 0 0 1 0 2 0 0 0 0 1 2												
Greg Harris, R OBP: 0.200, SLG: 0.200 Oscar Azocar, L OBP: 0.167, SLG: 0.167 Jose Melendez, R Gary Pettis, S Larry Andersen, R Randy Myers, L (1, 1) (6, PH) (6, 1) (8, PH) (8, 1) (8, 1)			1-3 K		0-0 F9		0-0 F8		3-3 K		2 0 0 0 0 1 1 1 0 0 0 0 0 2 0 0 0 0 0 0 0 1 0 0 0 0 1 0 0 0 0 0 0 0 0 0 0 0 0 0 0 0												
Inning Stats	R: 0 E: 0 K: 0 S: 8	H: 1 LOB: 2 BB: 1 P: 16	R: 0 E: 0 K: 2 S: 8	H: 0 LOB: 0 BB: 0 P: 13	R: 0 E: 0 K: 2 S: 12	H: 2 LOB: 3 BB: 1 P: 18	R: 0 E: 0 K: 1 S: 10	H: 1 LOB: 1 BB: 0 P: 13	R: 0 E: 0 K: 2 S: 12	H: 1 LOB: 2 BB: 1 P: 21	R: 2 E: 0 K: 0 S: 11		H: 3 LOB: 1 BB: 0 P: 18	R: 0 E: 0 K: 1 S: 7	H: 0 LOB: 0 BB: 0 P: 12	R: 0 E: 0 K: 1 S: 8	H: 1 LOB: 0 BB: 0 P: 13	R: 0 E: 0 K: 2 S: 9	H: 1 LOB: 1 BB: 0 P: 11	1B: 9 2B: 1 3B: 0 HR: 0	SF: 1 SAC: 0 DP: 0 HBP: 0	WP: 0 PB: 0 SB: 0 CS: 1	PA: 43
PITCHER	IP WLS BF H R ER SO	IP WLS BF H R ER SO	IP WLS BF H R ER SO	IP WLS BF H R ER SO	IP WLS BF H R ER SO	IP WLS BF H R ER SO	IP WLS BF H R ER SO	IP WLS BF H R ER SO	IP WLS BF H R ER SO	IP WLS BF H R ER SO	IP WLS BF H R ER SO	IP WLS BF H R ER SO	IP WLS BF H R ER SO	IP WLS BF H R ER SO	IP WLS BF H R ER SO	IP WLS BF H R ER SO	IP WLS BF H R ER SO	IP WLS BF H R ER SO	ERA WHIP	ERA WHIP			
Darryl Kile, R ERA: 2.6 (1, 1)	6.0																			0.00	1.500		
Rob Murphy, L ERA: 7.11 (7, 1)	0.1																			54.00	9.000		
Joe Boever, R ERA: (7, 1)	1.2																			0.00	0.000		
Doug Jones, R ERA: (9, 1)	2.0	W																		0.00	1.000		

AB	38
R	2
H	10
RBI	2
BB	4
SO	11
LOB	23



Batter	1	2	3	4	5	6	7	8	9	10	11	AB R H RBI BB SO LOB	TOP				
Tony Fernandez, S (1, 6) OBP: 0.321, SLG: 0.392	1-1 G4-3		2-2 1B		1-2 G3		0-0 P4			2-1 1B		5 0 2 0 0 0 3	San Diego Padres @ Houston Astros Astrodome, Houston, TX Sun Apr 19 1992, 4:33 AM EDT Att. 7,717 - Dome - 70 F				
Tony Gwynn, L (1, 9) OBP: 0.393, SLG: 0.431	1-2 F7		0-0 1B			1-0 F8		1-1 P8		0-1 G3		5 0 1 0 0 0 1					
Gary Sheffield, R (1, 5) OBP: 0.327, SLG: 0.467	2-1 1B		2-1 F7			1-1 FC3-6 1B		0-0 F7		0-3 K		5 0 2 0 0 1 3					
Fred McGriff, L (1, 3) OBP: 0.340, SLG: 0.522	2-2 G1-5-3			0-0 L7		0-0 FC3-6 FC6-4 1-2f		3-1 1B			3-1 BLK 1B	5 0 2 0 0 0 2					
Benito Santiago, R (1, 2) OBP: 0.163, SLG: 0.149		1-2 G6-3		3-2 G6-3		0-1 FC6-4 1-2f		0-0 F8			3-1 F8	5 0 0 0 0 0 3					
Jerald Clark, R (1, 7) OBP: 0.245, SLG: 0.313		2-2 G5-3		0-3 K			0-0 G6-3		2-3 K		2-1 F7	5 0 0 0 0 2 1					
Darrin Jackson, R (1, 8) OBP: 0.191, SLG: 0.186		0-0 G6-3			0-0 F8		1-3 K		2-3 K		4-0 FC6-4 IBB	4 0 0 0 1 2 0					
Tim Teufel, R (1, 4) OBP: 0.176, SLG: 0.125			0-0 P5		2-2 G5-3		2-0 E5 1B		3-2 L7		3-1 FC6-4 1-2f	5 0 0 0 0 0 2					
Andy Benes, R (1, 1) OBP: 0.429, SLG: 0.500			0-3 K			0-0 2B		0-1 1B		1-3 K		3 0 2 0 0 1 0					
Kevin Ward, R (10, PH) OBP: 0.333, SLG: 1.333												1 0 0 0 0 1 0					
Rich Rodriguez, L (10, 1)												0 0 0 0 0 0 0					
Larry Andersen, R (11, 1)												0 0 0 0 0 0 0					
Inning Stats	R: 0 H: 1 E: 0 LOB: 1 K: 0 BB: 0 S: 10 P: 16	R: 0 H: 0 E: 0 LOB: 0 K: 0 BB: 0 S: 7 P: 10	R: 0 H: 2 E: 0 LOB: 2 K: 1 BB: 0 S: 10 P: 14	R: 0 H: 0 E: 0 LOB: 0 K: 1 BB: 0 S: 11 P: 14	R: 0 H: 1 E: 0 LOB: 1 K: 0 BB: 0 S: 9 P: 12	R: 0 H: 1 E: 0 LOB: 1 K: 0 BB: 0 S: 6 P: 8	R: 0 H: 1 E: 1 LOB: 2 K: 1 BB: 0 S: 8 P: 11	R: 0 H: 1 E: 0 LOB: 1 K: 0 BB: 0 S: 6 P: 10	R: 0 H: 0 E: 0 LOB: 0 K: 2 BB: 0 S: 10 P: 17	R: 0 H: 1 E: 0 LOB: 1 K: 2 BB: 0 S: 10 P: 13	R: 0 H: 1 E: 0 LOB: 2 K: 0 BB: 1 S: 8 P: 23	1B: 8 SF: 0 2B: 1 SAC: 0 3B: 0 DP: 0 HR: 0 HBP: 0	WP: 0 PA: 44 PB: 0 SB: 0 CS: 0				
PITCHER	IP WLS BF H R ER SO BB IBB HBP BLK WP HR S P ERA WHIP																
Butch Henry, L (1, 1) ERA: 3.44	9.0	35	7	0	0	5	0	0	0	0	0	0	0	77	112	0.00	0.778
Al Osuna, L (10, 1) ERA:	1.2	8	2	0	0	2	0	1	0	1	0	0	0	16	31	0.00	1.200
Xavier Hernandez, R (11, 1) ERA:	0.1	W 1	0	0	0	0	0	0	0	0	0	0	0	2	5	0.00	0.000

livebaseballscorecards.com

AB	43
R	0
H	9
RBI	0
BB	1
SO	7
LOB	15



Batter	1	2	3	4	5	6	7	8	9	10	11	AB R H RBI BB SO LOB
Craig Biggio, R OBP: 0.463, SLG: 0.542 (1, 4)	1-2 G4-3 2B		0-1 P4			1-3 K			1-0 1B 2B		4-0 1B G4-3 IBB	4 0 2 0 1 1 0
Steve Finley, L OBP: 0.346, SLG: 0.460 (1, 8)	0-1 G4-3			0-0 L7			1-3 K		1-1 1B		2-1 G4-3	5 0 1 0 0 1 3
5 Jeff Bagwell, R OBP: 0.444, SLG: 0.600 (1, 3)	0-3 K			2-1 F8			1-2 F9 2B		4-0 IBB		4-0 1B IBB	3 0 1 0 2 1 1
Luis Gonzalez, L OBP: 0.138, SLG: 0.077 Xavier Hernandez, L (11, 1) Pete Incaviglia, R OBP: 0.298, SLG: 0.413 (11, PH)	2-3 K			1-3 K			0-0 F9		0-0 F8		2-2 1B	4 0 0 0 0 2 4 0 0 0 0 0 0 0 1 0 1 1 0 0 0
Eric Anthony, L OBP: 0.125, SLG: 0.125 (1, 9)			2-0 F7			1-3 K		0-0 F7		1-0 F9		4 0 0 0 0 1 1
Casey Candaele, S OBP: 0.250, SLG: 0.348 (1, 5)			1-0 G4-3			0-3 K2-3			0-1 G4-3		0-1 G1-3	4 0 0 0 0 1 0
Eddie Taubensee, L OBP: 0.321, SLG: 0.320 (1, 2)			0-3 K			2-3 K			0-0 1B		0-1 F7	4 0 1 0 0 2 0
Rafael Ramirez, R OBP: 0.235, SLG: 0.188 (1, 6)			0-1 F7			2-1 F7			0-1 G6-4-3		0-1 G4-3 SH5-3 1B 1B	4 1 1 0 0 0 1
Butch Henry, L Karl Rhodes, L (9, PH) Al Osuna, R Chris Jones, R OBP: 0.250, SLG: 0.143 (11, 7)			2-3 K			0-0 G6-3			2-3 K		1-0 SH5-3	2 0 0 0 0 1 0 1 0 0 0 0 1 0 0 0 0 0 0 0 0 0 0 0 0 0 0 0

BOTTOM

San Diego Padres @ Houston Astros
Astrodome, Houston, TX
Sun Apr 19 1992, 4:33 AM EDT
Att: 7,717 - Dome - 70 F

livebaseballscorecards.com

AB	36
R	1
H	7
RBI	1
BB	3
SO	11
LOB	10



Inning Stats	R: 0	H: 1	R: 0	H: 0	R: 0	H: 0	R: 0	H: 0	R: 0	H: 0	R: 0	H: 1	R: 0	H: 1	R: 0	H: 2	R: 0	H: 0	R: 1	H: 2	1B: 4	SF: 0	WP: 0	PA: 40
E: 0	LOB: 1	E: 0	LOB: 0	E: 0	LOB: 0	E: 0	LOB: 0	E: 0	LOB: 0	E: 0	LOB: 0	E: 0	LOB: 1	E: 0	LOB: 2	E: 0	LOB: 0	E: 0	LOB: 3	2B: 3	SAC: 1	PB: 0		
K: 2	BB: 0	K: 1	BB: 0	K: 1	BB: 0	K: 3	BB: 0	K: 1	BB: 0	K: 0	BB: 0	K: 0	BB: 0	K: 1	BB: 1	K: 0	BB: 0	K: 0	BB: 2	3B: 0	DP: 1	SB: 0		
S: 12	P: 15	S: 5	P: 8	S: 8	P: 10	S: 9	P: 12	S: 6	P: 9	S: 8	P: 10	S: 5	P: 5	S: 7	P: 15	S: 5	P: 6	S: 8	P: 21	HR: 0	HBP: 0	CS: 0		

PITCHER	IP	WLS	BF	H	R	ER	SO	BB	IBB	HBP	BLK	WP	HR	S	P	ERA	WHIP
Andy Benes, R ERA: 0.39 (1, 1)	9.0		31	5	0	0	11	0	1	0	0	0	0	66	93	0.00	0.556
Rich Rodriguez, L ERA: 2.0 (10, 1)	1.2	L	8	1	1	1	0	0	2	0	0	0	0	10	22	5.40	0.600
Larry Andersen, R ERA: 9.0 (11, 1)	0.0		1	1	0	0	0	0	0	0	0	0	0	3	5	∞	∞

Batter	1	2	3	4	5	6	7	8	9	AB R H RBI BB SO LOB	TOP		
Darren Lewis, R (1, 8) OBP: 0.383, SLG: 0.358	1-1 3B		3-1 G5-3			0-2 G1-3		0-0 P3		4 0 1 0 0 0 2			
Willie McGee, S (1, 9) OBP: 0.362, SLG: 0.341	2-3 K		3-1 G6-3			2-1 G1-3		1-0 FC4-6 CS		4 0 0 1 0 1 2			
Will Clark, L (1, 3) OBP: 0.483, SLG: 0.574	2-2 F7			2-1 1B 2B		2-2 F7		2-2 CS	3-3 K	4 1 1 0 0 1 1			
Matt Williams, R (1, 5) OBP: 0.196, SLG: 0.333	2-3 K			0-3 K		0-1 G5-3			0-1 HBP 1B	4 0 1 0 0 2 2			
Kevin Bass, S (1, 7) OBP: 0.500, SLG: 0.500		1-1 G6-4-3 1B		1-0 G6-3 1B		1-3 K			1-3 K	3 0 2 1 0 1 0			
Cory Snyder, R (7, 7) OBP: 0.250, SLG: 0.300										1 0 0 0 0 1 1			
Robby Thompson, R (1, 4) OBP: 0.418, SLG: 0.511		1-2 G6-4-3 1B		2-1 G6-3		4-2 BB			2-2 HBP	2 0 1 0 1 0 1			
Kirt Manwaring, R (1, 2) OBP: 0.333, SLG: 0.297		0-0 G6-4-3		0-0 F9		0-0 F9			0-2 G6-3	4 0 0 0 0 0 5			
Royce Clayton, R (1, 6) OBP: 0.255, SLG: 0.326		2-2 P3		3-3 K		3-3 K		4-1 1B FC4-6 BB		2 1 0 0 1 1 1			
Dave Burba, R (1, 1)			1-1 G1		2-2 G2-3			1-2 FC4-6 1B		2 0 0 0 0 0 0			
Rod Beck, R (6, 1)										0 0 0 0 0 0 0			
Mike Felder, S (8, PH) OBP: 0.370, SLG: 0.346										1 0 1 0 0 0 0			
Michael Jackson, R (8, 1)										0 0 0 0 0 0 0			
Inning Stats	R: 0 H: 1 E: 0 LOB: 1 K: 2 BB: 0 S: 14 P: 21	R: 0 H: 2 E: 0 LOB: 1 K: 0 BB: 0 S: 11 P: 15	R: 0 H: 0 E: 0 LOB: 0 K: 0 BB: 0 S: 6 P: 13	R: 1 H: 2 E: 0 LOB: 0 K: 1 BB: 0 S: 8 P: 13	R: 0 H: 0 E: 0 LOB: 0 K: 1 BB: 0 S: 9 P: 15	R: 0 H: 0 E: 0 LOB: 0 K: 0 BB: 0 S: 8 P: 12	R: 0 H: 0 E: 0 LOB: 1 K: 1 BB: 1 S: 9 P: 14	R: 1 H: 1 E: 0 LOB: 0 K: 0 BB: 1 S: 9 P: 17	R: 0 H: 1 E: 0 LOB: 2 K: 2 BB: 0 S: 15 P: 21	1B: 5 SF: 0 2B: 1 SAC: 0 3B: 1 DP: 2 HR: 0 HBP: 1	WP: 0 PA: 35 PB: 0 SB: 0 CS: 1		
PITCHER	IP WLS BF H R ER SO BB IBB HBP BLK WP HR S P ERA WHIP											PITCHER	IP WLS BF H R ER SO BB IBB HBP BLK WP HR S P ERA WHIP
Mark Portugal, R (1, 1) ERA: 2.7	7.0 W 25 5 1 1 5 1 0 0 0 0 0 0 65 103 1.29 0.857												
Doug Jones, R (8, 1) ERA: 0.77	2.0 S 9 2 1 1 2 1 0 1 0 0 0 0 24 38 4.50 1.500												

San Francisco Giants @ Houston Astros
 Astrodome, Houston, TX
 Mon Apr 20 1992, 8:05 PM EDT
 Att: 10,990 - Dome - 70 F

AB	31
R	2
H	7
RBI	2
BB	2
SO	7
LOB	15



Batter	1	2	3	4	5	6	7	8	9	AB	R	H	RBI	BB	SO	LOB
Craig Biggio, R OBP: 0.466, SLG: 0.588 (1, 4)	2-1 HR	4-2 CS BB			1-2 G4-3		2-2 G4-3			3	1	1	1	1	0	1
Steve Finley, L OBP: 0.339, SLG: 0.444 (1, 8)	3-2 1B	1 SAFE 3-1 CS	1-0 G4-3		1-2 G6-3		0-0 G1-5-3			4	0	1	0	0	0	1
5 Jeff Bagwell, R OBP: 0.431, SLG: 0.563 (1, 3)	1 SAFE 1-2 F9		2-1 G5-3			4-0 F8 1B BB		3-3 K		3	1	0	0	1	1	1
Luis Gonzalez, L OBP: 0.121, SLG: 0.067 (1, 7)	1-0 FC4-2-5 1B		1-0 G4-3			1 SAFE 2-2 L9		3-1 F8		4	1	0	0	0	0	2
Pete Incaviglia, R OBP: 0.314, SLG: 0.420 Chris Jones, R OBP: 0.250, SLG: 0.143 (1, 9) (9, 9)	3-2 1B		2-3 K			1 SAFE 0-0 1B		1-2 G5-3		4	0	2	1	0	1	0
Casey Candaele, S OBP: 0.259, SLG: 0.346 (1, 5)	2-0 1B		1-0 P6			B 1-0 F8		2-3 F8		3	0	1	0	0	0	2
Eddie Taubensee, L OBP: 0.323, SLG: 0.321 (1, 2)	0-0 G1-3		1-3 K			X 0-0 1B		1-3 3-H F8		3	0	1	1	0	1	2
Rafael Ramirez, R OBP: 0.250, SLG: 0.167 (1, 6)			1-3 K			C 4-2 G4-3 SH2-4 BB		2-1 F8		2	0	0	0	1	1	2
Mark Portugal, R Karl Rhodes, L Doug Jones, R (1, 1) (7, PH) (8, 1)			2-3 K			1 SAFE 1-1 SH2-4		1-2 F9		1	0	0	0	0	1	0

BOTTOM

San Francisco Giants @ Houston Astros
Astrodome, Houston, TX
Mon Apr 20 1992, 8:05 PM EDT
Att: 10,990 - Dome - 70 F

livebaseballscorecards.com

AB	28
R	3
H	6
RBI	3
BB	3
SO	5
LOB	11



Inning Stats	R: 2	H: 4	E: 0	K: 0	S: 16	H: 4	LOB: 2	BB: 0	P: 28	R: 0	H: 0	E: 0	K: 2	S: 10	H: 0	LOB: 0	BB: 1	P: 19	R: 0	H: 0	E: 0	K: 0	S: 4	H: 0	LOB: 0	BB: 0	P: 8	R: 0	H: 0	E: 0	K: 2	S: 7	H: 0	LOB: 1	BB: 1	P: 19	R: 1	H: 2	E: 0	K: 0	S: 8	H: 2	LOB: 2	BB: 1	P: 17	R: 0	H: 0	E: 0	K: 0	S: 7	H: 0	LOB: 0	BB: 0	P: 10	R: 0	H: 0	E: 0	K: 1	S: 10	H: 0	LOB: 0	BB: 0	P: 17
--------------	------	------	------	------	-------	------	--------	-------	-------	------	------	------	------	-------	------	--------	-------	-------	------	------	------	------	------	------	--------	-------	------	------	------	------	------	------	------	--------	-------	-------	------	------	------	------	------	------	--------	-------	-------	------	------	------	------	------	------	--------	-------	-------	------	------	------	------	-------	------	--------	-------	-------

PITCHER	IP	WLS	BF	H	R	ER	SO	BB	IBB	HBP	BLK	WP	HR	S	P	ERA	WHIP
Dave Burba, R ERA: 4.85 (1, 1)	5.2	L	25	6	3	3	4	3	0	0	0	0	1	55	98	4.76	1.588
Rod Beck, R ERA: (6, 1)	1.1		4	0	0	0	0	0	0	0	0	0	0	9	14	0.00	0.000
Michael Jackson, R ERA: 1.29 (8, 1)	1.0		3	0	0	0	1	0	0	0	0	0	0	10	17	0.00	0.000

WP	PA	ERA	WHIP
0	33		

Batter	1	2	3	4	5	6	7	8	9	AB R H RBI BB SO LOB	TOP											
Darren Lewis, R OBP: 0.385, SLG: 0.362 (1, 8) C C C	0-3 K	1-0 F9			1-0 E	0-1 WP			2-3 K	5 1 2 0 0 1 0												
Willie McGee, S OBP: 0.385, SLG: 0.356 (1, 9) X	0-0 HR	2-2 1B			4-2 E	2-2 WP			0-0 G6-3	5 2 2 0 1 2 1												
Will Clark, L OBP: 0.484, SLG: 0.560 (1, 3) B B F 1 SAFE S B B	4-2 HR	2-1 G4-3			2-1 E9				1-3 K	3 2 1 0 1 0 1												
Matt Williams, R OBP: 0.200, SLG: 0.388 (1, 5) B S X	1-1 HR				0-0 G6-3				2-2 F8	4 1 1 3 0 0 2												
Kevin Bass, S OBP: 0.429, SLG: 0.333 Mike Felder, S OBP: 0.357, SLG: 0.333 (1, 7) (7, 7) B X	1-0 G6-3				4-0 1B				0-0 F8	2 0 0 0 1 0 0 1 0 0 0 0 0 0												
Robby Thompson, R OBP: 0.441, SLG: 0.510 (1, 4) C B B F B B	4-2 1B				0-0 1B				1-2 P7	2 0 1 2 2 0 0												
Jim McNamara, L OBP: 0.471, SLG: 0.600 (1, 2) B 1 SAFE C C B X	2-2 FC6-4				2-1 L8				4-1 G6-3	4 0 1 0 0 1 2												
Royce Clayton, R OBP: 0.235, SLG: 0.298 Jeff Brantley, R (8, 1) B B X	2-0 FC6-4				3-1 F7				1-1 G6-3	4 0 0 0 0 1 3 0 0 0 0 0 0 0												
Bill Swift, R OBP: 0.214, SLG: 0.357 Jose Uribe, S (8, 6) B B C X		2-1 L9			1-1 G6-3				1-3 K	3 0 0 0 0 1 0 1 0 0 0 0 1 0												
Inning Stats	R: 3 E: 0 K: 1 S: 15	H: 3 LOB: 2 BB: 2 P: 29	R: 0 E: 0 K: 0 S: 8	H: 1 LOB: 1 BB: 0 P: 15	R: 0 E: 0 K: 0 S: 5	H: 0 LOB: 0 BB: 0 P: 10	R: 0 E: 0 K: 0 S: 6	H: 0 LOB: 0 BB: 0 P: 12	R: 3 E: 1 K: 1 S: 11	H: 3 LOB: 1 BB: 2 P: 22	R: 0 E: 0 K: 1 S: 9	H: 1 LOB: 0 BB: 0 P: 10	R: 0 E: 0 K: 1 S: 8	H: 0 LOB: 0 BB: 0 P: 11	R: 0 E: 0 K: 1 S: 12	H: 0 LOB: 1 BB: 1 P: 19	R: 0 E: 0 K: 2 S: 7	H: 0 LOB: 0 BB: 0 P: 10	1B: 7 2B: 0 3B: 0 HR: 1	SF: 0 SAC: 0 DP: 0 HBP: 0	WP: 1 PB: 0 SB: 2 CS: 0	PA: 39
PITCHER	IP WLS BF H R ER SO BB IBB HBP BLK WP HR S P ERA WHIP																					
Ryan Bowen, R ERA: 12.6 (1, 1)	4.0 L 21 6 6 6 1 3 0 0 0 0 1 40 79 13.50 2.250																					
Xavier Hernandez, R ERA: (5, 1)	3.0 11 2 0 0 3 0 1 0 0 1 0 22 30 0.00 0.667																					
Joe Boever, R ERA: (8, 1)	2.0 7 0 0 0 3 1 0 0 0 0 0 19 29 0.00 0.500																					

San Francisco Giants @ Houston Astros
Astrodome, Houston, TX

AB	34
R	6
H	8
RBI	5
BB	5
SO	7
LOB	9



Tue Apr 21 1992, 8:05 PM EDT
Att: 11,724 - Dome - 70 F

livebaseballscorecards.com

Batter	1	2	3	4	5	6	7	8	9	AB	R	H	RBI	BB	SO	LOB
Craig Biggio, R OBP: 0.468, SLG: 0.582 (1, 4)	2-2 1B 5 G5-3 1B	0-2 G1-3			1-2 1B		1-0 G5-3			4	1	2	0	0	0	3
Steve Finley, L OBP: 0.350, SLG: 0.466 (1, 8)	0-0 G4-3 5 G5-3 1-3 1B		2-2 G3 2B		1-1 F7		2-1 G1-3			4	0	2	0	0	0	2
5 Jeff Bagwell, R OBP: 0.403, SLG: 0.519 (1, 3)	1-0 G5-3		3-2 G6-3		1-2 G5-3			1-0 P4		4	0	0	1	0	0	3
Luis Gonzalez, L OBP: 0.108, SLG: 0.059 (1, 7)	1-1 G4-3		1-2 G3		1-2 L8			1-3 K		4	0	0	0	0	1	2
Pete Incaviglia, R OBP: 0.308, SLG: 0.407 (1, 9)	1-0 G6-3		1-0 G6-3		3-2 G4-6-3 1B			0-3 K		4	0	1	0	0	1	2
Casey Candaele, S OBP: 0.226, SLG: 0.300 (1, 5) (5, 6)		2-1 F8		0-0 B1-3		2-2 G4-6-3		1-2 G3-1		4	0	0	0	0	0	1
Eddie Taubensee, L OBP: 0.343, SLG: 0.323 (1, 2)		4-1 FC1-6 BB		2-3 K		2-1 2B 1B		2-2 F8		3	1	1	0	1	1	0
Rafael Ramirez, R OBP: 0.227, SLG: 0.150 (1, 6) Joe Boever, R (8, 1) Karl Rhodes, L (9, PH)		1-1 FC1-6 1B		1-2 G2-3		2-2 F7		3-3 K		2	0	0	0	0	0	1
Ryan Bowen, R OBP: 0.500, SLG: 0.500 (1, 1) Xavier Hernandez, L (5, 1) Juan Guerrero, R (5, 5) Eric Anthony, L (7, PH) OBP: 0.111, SLG: 0.111		2-2 1B			0-3 K		1-1 1-H 2B			1	0	1	0	0	0	0

Inning Stats	R: 1	H: 2	E: 0	K: 0	S: 9	R: 0	H: 1	E: 0	K: 0	S: 11	R: 0	H: 1	E: 0	K: 1	S: 8	R: 0	H: 1	E: 0	K: 1	S: 11	R: 0	H: 1	E: 0	K: 0	S: 13	R: 1	H: 2	E: 0	K: 0	S: 10	R: 0	H: 0	E: 0	K: 2	S: 7	R: 0	H: 0	E: 0	K: 1	S: 10	1B: 6	2B: 2	3B: 0	HR: 0	SF: 0	SAC: 0	DP: 1	HBP: 0	WP: 0	PB: 0	SB: 0	CS: 0	PA: 35
PITCHER Bill Swift, R (1, 1) ERA: 1.1 Jeff Brantley, R (8, 1) ERA: 2.84	IP	WLS	BF	H	R	ER	SO	BB	IBB	HBP	BLK	WP	HR	S	P	ERA	WHIP																																				
	7.0	W	29	8	2	2	2	1	0	0	0	0	0	74	115	2.57	1.286																																				
	2.0		6	0	0	0	3	0	0	0	0	0	0	17	25	0.00	0.000																																				

BOTTOM

San Francisco Giants @ Houston Astros
Astrodome, Houston, TX
Tue Apr 21 1992, 8:05 PM EDT
Att. 11,724 - Dome - 70 F

livebaseballscorecards.com

AB	34
R	2
H	8
RBI	2
BB	1
SO	5
LOB	15



Batter	1	2	3	4	5	6	7	8	9	10	11	12	AB	R	H	RBI	BB	SO	LOB	TOP						
Darren Lewis, R OBP: 0.371, SLG: 0.349 (1, 8)	G5-3		K			F8 E 1B		K		G5-3			5	0	1	0	0	2	0							
Willie McGee, S OBP: 0.368, SLG: 0.340 (1, 9)	G5-3		G4-3			G6-3		G6-3			FC3-6 1B		5	0	1	0	0	0	1							
Will Clark, L OBP: 0.448, SLG: 0.509 (1, 3)	F8			G4-3		F8		F7			FC3-6 1-2f		5	0	0	0	0	0	2							
Matt Williams, R OBP: 0.182, SLG: 0.352 (1, 5)		L6		P6		L5			F9		K		5	0	0	0	0	1	2							
Kevin Bass, S OBP: 0.417, SLG: 0.545 (1, 7)		F8											5	0	2	0	0	0	1							
Robby Thompson, R OBP: 0.438, SLG: 0.547 (1, 4)																										
Jim McNamara, L OBP: 0.500, SLG: 0.611 Royce Clayton, R OBP: 0.226, SLG: 0.286 (7, PR) (7, 6)																										
Jose Uribe, S Mike Felder, S Rod Beck, R Chris James, R Dave Righetti, L Cory Snyder, R Michael Jackson, R (1, 6) (7, PH) (7, 1) (10, PH) (10, 1) (12, PH) (12, 1)																										
Kelly Downs, R Bryan Hickerson, L Craig Colbert, R OBP: 0.231, SLG: 0.231 (1, 1) (6, 1) (7, PH) (7, 2)																										
Inning Stats	R: 0 E: 0 K: 0 S: 6	H: 0 LOB: 0 BB: 0 P: 9	R: 0 E: 0 K: 1 S: 10	H: 1 LOB: 2 BB: 1 P: 19	R: 0 E: 0 K: 2 S: 10	H: 0 LOB: 0 BB: 0 P: 15	R: 0 E: 0 K: 1 S: 13	H: 1 LOB: 1 BB: 0 P: 17	R: 0 E: 0 K: 1 S: 9	H: 0 LOB: 0 BB: 0 P: 15	R: 0 E: 1 K: 0 S: 14	H: 3 LOB: 2 BB: 0 P: 19	R: 0 E: 0 K: 1 S: 9	H: 0 LOB: 0 BB: 0 P: 14	R: 1 E: 0 K: 1 S: 11	H: 1 LOB: 0 BB: 0 P: 17	R: 0 E: 0 K: 1 S: 7	H: 0 LOB: 0 BB: 0 P: 11	R: 0 E: 0 K: 1 S: 10	H: 1 LOB: 1 BB: 0 P: 16	R: 0 E: 1 K: 0 S: 4	H: 0 LOB: 1 BB: 1 P: 11	1B: 6 2B: 0 3B: 1 HR: 1	SF: 0 SAC: 0 DP: 2 HBP: 0	WP: 0 PB: 0 SB: 2 CS: 0	PA: 45
PITCHER	IP	WLS	BF	H	R	ER	SO	BB	IBB	HBP	BLK	WP	HR	S	P	ERA	WHIP									
Pete Harnisch, R ERA: 2.2 Al Osuna, L ERA: Joe Boever, R ERA: Doug Jones, R ERA: 1.23 Xavier Hernandez, R ERA:	(1, 1) (7, 1) (7, 1) (9, 1) (12, 1)	6.1 0.0 1.2 3.0 1.0	25 1 4 11 4	5 1 0 2 0	0 0 0 1 0	0 0 0 1 0	5 0 1 3 0	0 0 0 0 0	1 0 0 0 1	0 0 0 0 0	0 0 0 0 0	0 0 0 0 0	0 0 0 1 0	0 0 0 28 4	96 4 17 44 11	0.00 ∞ 0.00 3.00 0.00	0.947 ∞ 0.000 0.667 1.000									

San Francisco Giants @ Houston Astros
 Astrodome, Houston, TX
 Wed Apr 22 1992, 8:05 PM EDT
 Att. 12,805 - Dome - 70 F

AB	43
R	1
H	8
RBI	1
BB	2
SO	9
LOB	15



Batter	1	2	3	4	5	6	7	8	9	10	11	12	AB	R	H	RBI	BB	SO	LOB
Craig Biggio, R OBP: 0.333, SLG: 0.559 (1, 4)	L8	G6-3		L4		IBB			G4-3 1B		IBB		4	0	1	0	2	0	2
Steve Finley, L Xavier Hernandez, L OBP: 0.438, SLG: 0.438 (12, 1)	FC3-6 5 1B		G4-3		G3	P5			G4-3 1-2		K		6	0	1	0	0	1	6
5 Jeff Bagwell, R OBP: 0.397, SLG: 0.491 (1, 3)	FC3-6 1-2 1B		K		F9				G6-3			K	5	0	1	0	1	2	1
Luis Gonzalez, L Eric Yelding, R OBP: 0.146, SLG: 0.132 (10, PH) OBP: 0.500, SLG: 0.500 (11, 7) (12, 8)	FC3-6 HBP					2B			F7		K2-3	HR 1B	4	0	2	0	0	0	3
Pete Incaviglia, R Chris Jones, R OBP: 0.305, SLG: 0.386 (8, 9) OBP: 0.300, SLG: 0.556	1-2 HBP		K		F9				K		K	HR 1-H	3	0	0	0	0	2	3
Casey Candaele, S OBP: 0.250, SLG: 0.314 (1, 5)	G4-3					2B 1B			G4-3 SH2 1B		G6-3		5	1	2	0	0	0	3
Eddie Taubensee, L Juan Guerrero, R OBP: 0.333, SLG: 0.314 (11, PH) OBP: 0.182, SLG: 0.200 (12, 7)			G3		L7	SH2 1B			G4-3 SH2 1B		K		4	0	1	0	0	0	1
Rafael Ramirez, R OBP: 0.259, SLG: 0.240 (1, 6)			SH1-4 1B		F9	L7			L7		G3		5	0	2	0	0	0	3
Pete Harnisch, S Al Cesario, R Joe Boever, R Doug Jones, R Scott Servais, R OBP: 0.288, SLG: 0.571 (7, 1) (7, 1) (8, 1) (11, PH) OBP: 0.158, SLG: 0.158 (12, 2)			SH1-4		SH2	WP 2B			SH2		L8		1	0	1	1	0	0	0


Inning Stats	R: 0	H: 2	E: 0	K: 0	S: 13	H: 1	LOB: 3	BB: 0	P: 19	R: 0	H: 1	E: 0	K: 0	S: 6	H: 1	LOB: 1	BB: 0	P: 9	R: 0	H: 1	E: 0	K: 2	S: 10	H: 1	LOB: 1	BB: 0	P: 18	R: 0	H: 2	E: 0	K: 0	S: 18	H: 2	LOB: 1	BB: 0	P: 25	R: 0	H: 1	E: 0	K: 0	S: 4	H: 0	LOB: 0	BB: 1	P: 10	R: 0	H: 0	E: 0	K: 1	S: 6	H: 0	LOB: 0	BB: 1	P: 10	R: 0	H: 0	E: 0	K: 0	S: 10	H: 0	LOB: 0	BB: 14	R: 0	H: 1	E: 0	K: 0	S: 8	H: 0	LOB: 0	BB: 11	R: 0	H: 1	E: 0	K: 3	S: 13	H: 1	LOB: 2	BB: 1	P: 22	R: 2	H: 2	E: 0	K: 1	S: 7	H: 2	LOB: 0	BB: 0	P: 12	1B: 9	2B: 3	3B: 0	HR: 1	SF: 0	SAC: 2	DP: 0	HBP: 1	WP: 1	PA: 50
--------------	------	------	------	------	-------	------	--------	-------	-------	------	------	------	------	------	------	--------	-------	------	------	------	------	------	-------	------	--------	-------	-------	------	------	------	------	-------	------	--------	-------	-------	------	------	------	------	------	------	--------	-------	-------	------	------	------	------	------	------	--------	-------	-------	------	------	------	------	-------	------	--------	--------	------	------	------	------	------	------	--------	--------	------	------	------	------	-------	------	--------	-------	-------	------	------	------	------	------	------	--------	-------	-------	-------	-------	-------	-------	-------	--------	-------	--------	-------	--------

PITCHER	IP	WLS	BF	H	R	ER	SO	BB	IBB	HBP	BLK	WP	HR	S	P	ERA	WHIP
Kelly Downs, R ERA: 3.27 (1, 1)	5.2		27	9	1	1	2	0	0	1	0	1	0	60	90	1.59	1.588
Bryan Hickerson, L ERA: 1.8 (6, 1)	0.1		2	0	0	0	0	0	1	0	0	0	0	2	6	0.00	0.000
Rod Beck, R ERA: (7, 1)	3.0		10	1	0	0	1	1	0	0	0	0	0	24	33	0.00	0.667
Dave Righetti, L ERA: 5.4 (10, 1)	2.0		8	1	0	0	5	0	1	0	0	0	0	21	33	0.00	0.500
Michael Jackson, R ERA: 3.68 (12, 1)	0.1	L	3	2	2	2	1	0	0	0	0	0	1	7	12	54.00	6.000

San Francisco Giants @ Houston Astros
Astrodome, Houston, TX
Wed Apr 22 1992, 8:05 PM EDT
Att. 12,805 - Dome - 70 F

livebaseballscorecards.com

AB	44
R	3
H	13
RBI	3
BB	3
SO	9
LOB	23



Batter	1	2	3	4	5	6	7	8	9	AB R H RBI BB SO LOB
Otis Nixon, S (1, 8) <small>B F B X</small>	2-1 G4-3 		3-1 E6 1B 		0-1 G3 			2-3 K 		4 1 0 0 0 1 1
Deion Sanders, L (1, 9) <small>B S X</small>	1-1 G4-3 		4-2 1B BB 		2-0 F9 			3-1 F8 		3 0 0 0 1 0 1
Terry Pendleton, S (1, 5) <small>X</small>	0-0 L3 		1-2 1B 		1-0 F7 			1-0 L8 		4 0 1 1 0 0 0
Ron Gant, R (1, 7) <small>B B X</small>		3-1 G4-3 2B 	1-0 F7 		3-3 K 			1-0 G1-3 		4 0 1 0 0 1 2
Sid Bream, L (1, 3) Brian Hunter, R (9, PR) <small>X</small>		0-0 G5-3 		3-2 F9 		0-1 F8 		0-0 G4-3 2B 		4 0 1 0 0 0 1 0 0 0 0 0 0 0
Damon Berryhill, S (1, 2) <small>B B X</small>		2-0 G4-3 		0-0 P4 		0-0 HR 		1-2 G4-3 		4 1 1 1 0 0 2
Mark Lemke, S (1, 4) <small>X</small>		0-0 P6 		3-2 F8 		0-0 P7 		1-1 G6-3 		4 0 0 0 0 0 3
Rafael Belliard, R (1, 6) Jeff Blauser, R (7, PH) <small>F F C</small>			0-3 K 		3-2 G3 SH2-4 1B 		0-0 F7 		2 0 1 0 0 1 0 1 0 0 0 0 0 0	
29 John Smoltz, R (1, 1) Jerry Willard, L (7, PH) Juan Berenguer, R (8, 1) <small>C X</small>			0-1 G6-3 		0-0 SH2-4 		1-1 F9 		1 0 0 0 0 0 0 1 0 0 0 0 0 0 0 0 0 0 0 0 0	

Inning Stats	R: 0	H: 0	E: 0	K: 0	S: 5	R: 0	H: 1	E: 0	K: 0	S: 5	R: 1	H: 1	E: 1	K: 1	S: 18	R: 0	H: 0	E: 0	K: 0	S: 7	R: 0	H: 1	E: 0	K: 0	S: 7	R: 0	H: 0	E: 0	K: 1	S: 10	R: 1	H: 1	E: 0	K: 0	S: 5	R: 0	H: 0	E: 0	K: 1	S: 6	R: 0	H: 1	E: 0	K: 0	S: 7	1B: 2	2B: 2	3B: 0	HR: 1	SF: 0	SAC: 1	DP: 0	HBP: 0	WP: 0	PA: 34
PITCHER Darryl Kile, R (1, 1) <small>ERA: 2.13</small> Doug Jones, R (9, 1) <small>ERA: 1.15</small>	IP	WLS	BF	H	R	ER	SO	BB	IBB	HBP	BLK	WP	HR	S	P	ERA	WHIP																																						

BOTTOM

Houston Astros @ Atlanta Braves
Atlanta-Fulton County Stadium, Atlanta, GA

Fri Apr 24 1992, 7:05 PM EDT
Att: 40,666 - Cloudy - 84 F

livebaseballscorecards.com

AB 32
R 2
H 5
RBI 2
BB 1
SO 3
LOB 10

Batter	1	2	3	4	5	6	7	8	9	AB R H RBI BB SO LOB	TOP											
Craig Biggio, R (1, 4) OBP: 0.434, SLG: 0.507	1-3 		0-1 		2-2 			2-2 		4 0 0 0 0 1 1	Houston Astros @ Atlanta Braves Atlanta-Fulton County Stadium, Atlanta, GA Sat Apr 25 1992, 7:05 PM EDT Att. 42,709 - Cloudy - 65 F											
Steve Finley, L (1, 8) OBP: 0.336, SLG: 0.423	4-0 		1-3 			1-2 		0-2 		3 0 1 0 1 1 0												
5 Jeff Bagwell, R (1, 3) OBP: 0.368, SLG: 0.438	1-1 		3-3 			2-3 		0-0 		4 0 0 0 0 2 2												
Pete Incaviglia, R (1, 9) OBP: 0.302, SLG: 0.377	1-1 			1-2 		0-0 		0-1 		4 0 1 0 0 0 1												
Chris Jones, R (1, 7) OBP: 0.333, SLG: 0.400	0-0 			1-2 		4-2 		2-2 		3 0 0 0 1 0 2												
Casey Candaele, S (1, 5) OBP: 0.205, SLG: 0.256		1-0 		2-2 		0-0 		0-0 		4 0 0 0 0 0 2												
Scott Servais, R (1, 2) OBP: 0.136, SLG: 0.136		0-1 			2-0 		1-0 		0-1 	3 0 0 0 0 0 0												
Rafael Ramirez, R (9, PH) OBP: 0.250, SLG: 0.231										1 0 0 0 0 0 1												
Andujar Cedeno, R (1, 6) OBP: 0.229, SLG: 0.281		1-2 			3-2 		0-0 			3 0 2 0 0 0 0												
Mark Portugal, R (1, 1) Eric Yelding, R (7, PH) Joe Boever, R (7, 1)		0-0 			0-0 		1-0 			2 0 0 0 0 0 2												
Inning Stats	R: 0 E: 0 K: 1 S: 8	H: 1 LOB: 2 BB: 1 P: 15	R: 0 E: 0 K: 0 S: 8	H: 1 LOB: 1 BB: 0 P: 10	R: 0 E: 0 K: 2 S: 8	H: 0 LOB: 0 BB: 0 P: 12	R: 0 E: 0 K: 0 S: 15	H: 0 LOB: 0 BB: 0 P: 19	R: 0 E: 0 K: 0 S: 10	H: 1 LOB: 1 BB: 0 P: 17	R: 0 E: 0 K: 1 S: 14	H: 1 LOB: 2 BB: 1 P: 21	R: 0 E: 0 K: 0 S: 3	H: 0 LOB: 0 BB: 0 P: 5	R: 0 E: 0 K: 0 S: 7	H: 0 LOB: 0 BB: 0 P: 9	R: 0 E: 1 K: 0 S: 8	H: 0 LOB: 1 BB: 0 P: 10	1B: 3 2B: 0 3B: 1 HR: 0	SF: 0 SAC: 0 DP: 0 HBP: 0	WP: 0 PB: 0 SB: 1 CS: 0	PA: 34
PITCHER Steve Avery, L (1, 1) ERA: 3.08	IP 9.0 WLS W BF 34 H 4 R 0 ER 0 SO 4 BB 2 IBB 0 HBP 0 BLK 0 WP 0 HR 0 S 81 P 118 ERA 0.00 WHIP 0.667											PITCHER	IP WLS BF H R ER SO BB IBB HBP BLK WP HR S P ERA WHIP									

livebaseballscorecards.com

AB	32
R	0
H	4
RBI	0
BB	2
SO	4
LOB	11



Houston Astros @ Atlanta Braves

Atlanta-Fulton County Stadium, Atlanta, GA

Sun Apr 26 1992, 3:33 AM EDT
Att. 37,137 - Cloudy - 54 F

AB 33
R 2
H 8
RBI 2
BB 2
SO 4
LOB 15



WP: 0 PA: 36
PB: 1
SB: 1
CS: 0

AB R H RBI BB SO LOB

4	1	2	0	0	0	0
4	1	2	1	0	0	1
3	0	2	1	0	0	0
1	0	0	0	2	0	1
1	0	0	0	0	1	0
4	0	0	0	0	1	6
4	0	1	0	0	0	3
4	0	0	0	0	1	1
4	0	1	0	0	1	1
2	0	0	0	0	0	1
1	0	0	0	0	0	1
0	0	0	0	0	0	0
0	0	0	0	0	0	0
1	0	0	0	0	0	0

1B: 6 SF: 0
2B: 2 SAC: 0
3B: 1 DP: 2
HR: 0 HBP: 1

Batter	1	2	3	4	5	6	7	8	9																										
Craig Biggio, R (1, 4) OBP: 0.438, SLG: 0.507	0-2 P3		1-2 PB 3B 1B		0-1 FC3-6 1B		0-0 G6-3																												
Steve Finley, L (1, 8) OBP: 0.346, SLG: 0.467	1-1 5 1B 2B		2-2 SAFE 5 1B 3B		0-0 FC3-6 5 S 1-2f		3-2 G1-3																												
5 Jeff Bagwell, R (1, 3) OBP: 0.388, SLG: 0.448	3-1 BB 2-3 1B		2-1 L3 1B		2-2 BB 1-2 HBP		2-1 F9																												
Luis Gonzalez, L (1, 7) OBP: 0.208, SLG: 0.256 Chris Jones, R (8, PH) OBP: 0.316, SLG: 0.375 (8, 7)	4-2 1-2 BB		1-0 L3 1-2		4-1 G5-4-3 1-2 2-3 BB		3-3 K																												
Pete Incaviglia, R (1, 9) OBP: 0.284, SLG: 0.354	1-3 K		2-2 G6-3		1-1 G5-4-3 1-2f		0-1 P2																												
Casey Candaele, S (1, 5) OBP: 0.208, SLG: 0.255	0-0 L9			3-2 1B		0-2 F7		0-1 G4-3																											
Eddie Taubensee, L (1, 2) OBP: 0.298, SLG: 0.279		1-1 G4-3		0-0 P5		1-1 L7		0-3 K																											
Andujar Cedeno, R (1, 6) OBP: 0.231, SLG: 0.278		2-3 K		SAFE SAFE L4		0-1 1B		2-1 F9																											
Pete Harnisch, S (1, 1) OBP: 0.222, SLG: 0.444 Eric Anthony, L (6, PH) OBP: 0.091, SLG: 0.091 Xavier Hernandez, L (6, 1) Joe Boever, R (8, 1) Benny Distefano, L (9, PH)		0-2 P2		1-2 G1-3		SAFE SAFE G4-3		1-0 F9																											
Inning Stats	R: 0 E: 0 K: 1 S: 16 H: 2 LOB: 3 BB: 1 P: 25	R: 0 E: 0 K: 1 S: 9 H: 0 LOB: 0 BB: 0 P: 12	R: 2 E: 0 K: 0 S: 13 H: 3 LOB: 0 BB: 0 P: 21	R: 0 E: 0 K: 0 S: 10 H: 1 LOB: 1 BB: 0 P: 16	R: 0 E: 0 K: 0 S: 8 H: 1 LOB: 2 BB: 1 P: 15	R: 0 E: 0 K: 0 S: 10 H: 1 LOB: 1 BB: 0 P: 14	R: 0 E: 0 K: 0 S: 6 H: 0 LOB: 0 BB: 0 P: 11	R: 0 E: 0 K: 1 S: 8 H: 0 LOB: 0 BB: 0 P: 11	R: 0 E: 0 K: 1 S: 8 H: 0 LOB: 0 BB: 0 P: 11																										
PITCHER	IP WLS BF H R ER SO BB IBB HBP BLK WP HR S P ERA WHIP																																		
Mike Bielecki, R (1, 1) ERA: 2.7	4.1		21	7	2	2	2	1	0	1	0	0	0	53	81	4.15	1.846																		
Marvin Freeman, R (5, 1) ERA: 1.86	1.2	W	6	1	0	0	0	1	0	0	0	0	0	13	22	0.00	1.200																		
Mike Stanton, L (7, 1) ERA: 4.26	1.0		3	0	0	0	0	0	0	0	0	0	0	6	11	0.00	0.000																		
Juan Berenguer, R (8, 1) ERA: 2.13	1.0		3	0	0	0	1	0	0	0	0	0	0	8	11	0.00	0.000																		
Alejandro Pena, R (9, 1) ERA: 4.5	1.0	S	3	0	0	0	1	0	0	0	0	0	0	8	11	0.00	0.000																		

Batter	1	2	3	4	5	6	7	8	9
Otis Nixon, S <small>(1, 9) OBP: 0.385, SLG: 0.273</small>	0-2 G6-3 		4-2 1B BB 	1-1 1B 			0-0 CS 1B 	1-0 L8 	
Deion Sanders, L <small>(1, 8) OBP: 0.402, SLG: 0.645</small>	0-0 G6-3 		0-1 1B 	2-3 K 			4-2 BB S BB 		
Terry Pendleton, S <small>(1, 5) OBP: 0.299, SLG: 0.425</small>	2-1 HR 		0-3 K 		1-0 1B 		1-3 K 		
Ron Gant, R <small>(1, 7) OBP: 0.346, SLG: 0.485</small>	1-0 P2 		0-3 K 		1-1 P4 		4-1 BB BB 		
Sid Bream, L <small>(1, 3) OBP: 0.288, SLG: 0.227</small>		1-0 G3-1 	2-0 F8 		0-0 F7 		4-2 BB 		
Damon Berryhill, S <small>(1, 2) OBP: 0.257, SLG: 0.457</small>		3-1 P5 		1-0 HR 	3-1 P4 		3-1 G4-3 		
Mark Lemke, S <small>(1, 4) OBP: 0.289, SLG: 0.278</small>		3-2 1B 		0-0 F8 		0-0 F8 		1-2 L7 	
Rafael Belliard, R <small>(1, 6) OBP: 0.302, SLG: 0.245</small>		2-2 L4 		1-1 E6 SH3-4 1B 		0-1 P7 		0-0 1B 	
Mike Bielecki, R <small>(1, 1) OBP: 0.125, SLG: 0.125</small> Marvin Freeman, R <small>(5, 1) OBP: 1.000, SLG: 1.000</small> Steve Lyons, L <small>(6, PH) OBP: 0.071, SLG: 0.214</small> Mike Stanton, L <small>(7, 1) OBP: 1.000, SLG: 1.000</small> Juan Berenguer, R <small>(8, 1) OBP: 0.390, SLG: 0.700</small> Jerry Willard, L <small>(8, PH) OBP: 0.390, SLG: 0.700</small> Alejandro Pena, R <small>(9, 1)</small>			1-2 1B BB 1B 	2-1 SH3-4 		2-3 K 		2-3 K 	

AB	R	H	RBI	BB	SO	LOB
4	0	2	1	1	0	1
3	0	1	0	1	1	1
4	1	2	1	0	2	4
3	0	0	0	1	1	4
3	0	0	0	1	0	4
4	1	1	1	0	0	4
4	0	1	0	0	0	0
4	1	1	0	0	0	1
1	0	1	0	0	0	0
0	0	0	0	0	0	0
1	0	0	0	1	0	0
0	0	0	0	0	0	0
0	0	0	0	0	0	0
1	0	0	0	1	1	1
0	0	0	0	0	0	0

BOTTOM

Houston Astros @ Atlanta Braves
 Atlanta-Fulton County Stadium, Atlanta, GA

Sun Apr 26 1992, 3:33 AM EDT
 Att: 37,137 - Cloudy - 54 F

livebaseballscorecards.com

AB	32
R	3
H	9
RBI	3
BB	4
SO	6
LOB	20

Inning Stats	R: 1	H: 1	E: 0	LOB: 0	K: 0	S: 7	R: 0	H: 1	E: 0	LOB: 1	K: 0	S: 11	R: 0	H: 2	E: 0	LOB: 3	K: 2	S: 14	R: 2	H: 2	E: 1	LOB: 1	K: 1	S: 11	R: 0	H: 1	E: 0	LOB: 1	K: 0	S: 6	R: 0	H: 0	E: 0	LOB: 0	K: 1	S: 6	R: 0	H: 1	E: 0	LOB: 3	K: 1	S: 13	R: 0	H: 1	E: 0	LOB: 1	K: 1	S: 8
PITCHER	IP	WLS	BF	H	R	ER	SO	BB	IBB	HBP	BLK	WP	HR	S	P	ERA	WHIP																															
Pete Harnisch, R <small>ERA: 2.41</small>	(1, 1)	5.0	L	24	7	3	3	1	0	0	0	0	0	2	49	80	3.60	1.600																														
Xavier Hernandez, R	(6, 1)	2.0		9	1	0	2	3	0	0	0	0	0	0	19	35	0.00	2.000																														
Joe Boever, R	(8, 1)	1.0		4	1	0	1	0	0	0	0	0	0	8	12	0.00	1.000																															

WP	PA	ERA	WHIP
0	37		
0			
1			
1			

Batter	1	2	3	4	5	6	7	8	9	AB R H RBI BB SO LOB	TOP											
Craig Biggio, R (1, 4) OBP: 0.417, SLG: 0.480	2-3 		2-1 G6-3 			2-1 FC3-6 G6-3 		1-3 K 		4 0 0 0 0 2 4												
Steve Finley, L (1, 8) OBP: 0.329, SLG: 0.443	2-1 G5-3 			0-1 G4-3 		3-1 G6-3 		0-3 K 		4 0 0 0 0 1 4												
Ryan Bowen, R (8, 1) OBP: 0.500, SLG: 0.500										0 0 0 0 0 0 0												
5 Jeff Bagwell, R (1, 3) OBP: 0.393, SLG: 0.443	4-1 			1-3 K 			1-1 P8 		1-2 	3 0 1 0 0 1 1 0												
Luis Gonzalez, L (1, 7) OBP: 0.212, SLG: 0.239	1-2 L5 			1-0 			1-0 L9 		2-2 G4-6-3 	3 0 0 0 0 0 2												
Pete Incaviglia, R (1, 9) OBP: 0.268, SLG: 0.333				1-3 K 			1-3 K 		1-1 F8 	4 0 0 0 0 3 1												
Casey Candaele, S (1, 5) OBP: 0.196, SLG: 0.240						2-3 K 			0-0 G3 	3 0 0 0 0 2 0												
Eddie Taubensee, L (1, 2) OBP: 0.300, SLG: 0.267						0-0 P4 			4-2 	2 0 0 0 0 1 1 0												
Andujar Cedeno, R (1, 6) OBP: 0.220, SLG: 0.263						0-0 G4-3 			1-0 	2 0 0 0 0 0 0												
Rob Murphy, L (5, 1)									1-2 	0 0 0 0 0 0 0												
Benny Distefano, L (8, PH) OBP: 0.500, SLG: 0.500									1-2 1B 	1 0 1 0 0 0 0												
Juan Guerrero, R (8, 5) OBP: 0.182, SLG: 0.200									1-2 1B 	0 0 0 0 0 0 0												
Butch Henry, L (1, 1)									4-1 	1 0 0 0 0 1 0												
Rafael Ramirez, R (5, 6) OBP: 0.276, SLG: 0.231									1-2 2-3 	0 0 0 0 0 1 0 0												
Eric Anthony, L (8, PH) OBP: 0.167, SLG: 0.091									1-2 2-3 	0 0 0 0 0 1 0 0												
Inning Stats	R: 0 E: 0 K: 1 S: 9	H: 0 LOB: 1 BB: 1 P: 18	R: 0 E: 0 K: 3 S: 11	H: 0 LOB: 0 BB: 0 P: 17	R: 0 E: 0 K: 1 S: 9	H: 0 LOB: 0 BB: 0 P: 13	R: 0 E: 0 K: 2 S: 8	H: 0 LOB: 1 BB: 0 P: 11	R: 0 E: 0 K: 1 S: 8	H: 0 LOB: 0 BB: 0 P: 10	R: 0 E: 0 K: 0 S: 6	H: 0 LOB: 0 BB: 1 P: 15	R: 0 E: 0 K: 1 S: 6	H: 0 LOB: 0 BB: 0 P: 9	R: 0 E: 0 K: 2 S: 11	H: 1 LOB: 3 BB: 2 P: 21	R: 0 E: 0 K: 0 S: 9	H: 1 LOB: 0 BB: 0 P: 13	1B: 2 2B: 0 3B: 0 HR: 0	SF: 0 SAC: 0 DP: 2 HBP: 1	WP: 0 PB: 0 SB: 0 CS: 0	PA: 32
PITCHER David Cone, R (1, 1) ERA: 2.23	IP: 9.0 WLS: W BF: 32 H: 2 R: 0 ER: 0 SO: 11 BB: 4 IBB: 0 HBP: 1 BLK: 0 WP: 0 HR: 0 S: 77 P: 127 ERA: 0.00 WHIP: 0.667											PITCHER	IP: WLS: BF: H: R: ER: SO: BB: IBB: HBP: BLK: WP: HR: S: P: ERA: WHIP:									

Houston Astros @ New York Mets
Shea Stadium, Flushing, NY
Tue Apr 28 1992, 7:05 PM EDT
Att. 16,190 - Cloudy - 52 F

livebaseballscorecards.com

AB	27
R	0
H	2
RBI	0
BB	4
SO	11
LOB	11



Batter	1	2	3	4	5	6	7	8	9	AB	R	H	RBI	BB	SO	LOB
Willie Randolph, R OBP: 0.405, SLG: 0.393 (1, 4)	2-1 1B 2B 1B	1-2 G1-3			0-0 G1-3	4-2 CS BB				3	1	1	0	1	0	1
Dave Magadan, L OBP: 0.344, SLG: 0.339 (1, 5)	2-1 2B 1B		1-1 G4-3		3-2 BB 1B 2B	1-1 CS		4-0 BB		3	2	2	0	1	0	0
Bobby Bonilla, S OBP: 0.362, SLG: 0.387 Rodney McCray, R (8, 9)	0-0 L6		2-0 G1-3		4-1 BB 1B BB		0-0 P4			3	1	0	0	1	0	3
Howard Johnson, S OBP: 0.310, SLG: 0.425 (1, 8)	2-3 K		0-3 K		4-0 1B BB		0-3 K			3	0	0	0	1	3	3
Eddie Murray, S OBP: 0.366, SLG: 0.408 (1, 3)	2-1 1-H 3-H 2B			0-0 G6-3	1-1 1-2 2-H 3-H 1B		2-2 G5-3			4	0	2	4	0	0	1
Todd Hundley, S OBP: 0.243, SLG: 0.353 (1, 2)	2-3 K		2-0 G4-3		0-0 F8		1-0 G4-3			4	0	0	0	0	1	3
Daryl Boston, L OBP: 0.341, SLG: 0.378 (1, 7)		0-0 SH1-4 1B		3-1 2B	1-1 G1-3		2-1 FC6-4 1B			4	0	3	0	0	0	2
Dick Schofield, R OBP: 0.385, SLG: 0.349 (1, 6)		1-2 F9		4-0 FC6-4 IBB		1-3 K		1-2 P2		3	0	0	0	1	1	2
David Cone, L (1, 1)		0-0 SH1-4		1-0 FC6-4		1-1 G5-3		1-0 FC6-4		3	0	0	0	0	0	3

Inning Stats	R: 2	H: 3	E: 0	K: 2	S: 14	LOB: 1	BB: 0	P: 24	R: 0	H: 1	E: 0	K: 0	S: 8	LOB: 1	BB: 0	P: 10	R: 0	H: 0	E: 0	K: 1	S: 6	LOB: 0	BB: 0	P: 9	R: 0	H: 1	E: 0	K: 0	S: 5	LOB: 2	BB: 1	P: 15	R: 2	H: 2	E: 0	K: 0	S: 11	LOB: 2	BB: 2	P: 24	R: 0	H: 0	E: 0	K: 1	S: 9	LOB: 0	BB: 1	P: 16	R: 0	H: 0	E: 0	K: 1	S: 9	LOB: 1	BB: 1	P: 15	R: 0	H: 1	E: 0	K: 0	S: 7	LOB: 1	BB: 0	P: 12
--------------	------	------	------	------	-------	--------	-------	-------	------	------	------	------	------	--------	-------	-------	------	------	------	------	------	--------	-------	------	------	------	------	------	------	--------	-------	-------	------	------	------	------	-------	--------	-------	-------	------	------	------	------	------	--------	-------	-------	------	------	------	------	------	--------	-------	-------	------	------	------	------	------	--------	-------	-------

PITCHER	IP	WLS	BF	H	R	ER	SO	BB	IBB	HBP	BLK	WP	HR	S	P	ERA	WHIP
Butch Henry, L ERA: 4.37 (1, 1)	4.1	L	23	7	4	4	3	2	1	0	0	0	0	41	78	8.31	2.077
Rob Murphy, L ERA: 5.0 (5, 1)	2.2		9	0	0	0	2	2	0	0	0	0	0	21	35	0.00	0.750
Ryan Bowen, R ERA: 11.45 (8, 1)	1.0		4	1	0	0	0	0	0	0	0	0	0	7	12	0.00	1.000


BOTTOM

Houston Astros @ New York Mets
Shea Stadium, Flushing, NY

Tue Apr 28 1992, 7:05 PM EDT
Att: 16,190 - Cloudy - 52 F

livebaseballscorecards.com

AB	30
R	4
H	8
RBI	4
BB	5
SO	5
LOB	18



WP: 0	PA: 37
PB: 0	SB: 0
CS: 1	

Batter	1	2	3	4	5	6	7	8	9	AB R H RBI BB SO LOB	TOP						
Craig Biggio, R (1, 4) OBP: 0.398, SLG: 0.456	2-3 K		1-2 G4-3			1-0 P3			2-2 L4	4 0 0 0 0 1 2	Houston Astros @ New York Mets Shea Stadium, Flushing, NY Wed Apr 29 1992, 7:05 PM EDT Att. 16,400 - Sunny - 50 F						
Steve Finley, L (1, 8) OBP: 0.314, SLG: 0.422	0-1 G4-3			0-0 P2		1-2 G4-3		1 SAFE SAFE F8	4 0 0 0 0 0 1								
5 Jeff Bagwell, R (1, 3) OBP: 0.386, SLG: 0.432	0-1 G1-3			2-2 G1-3			0-0 G1-3	1-0 1B	4 0 1 0 0 0 0								
Luis Gonzalez, L (1, 7) OBP: 0.196, SLG: 0.220		2-3 K		3-2 P6			0-1 G4-3	0-3 K	4 0 0 0 0 2 2								
Benny Distefano, L (1, 9) OBP: 0.200, SLG: 0.200		1-2 P5			0-0 B1-3		0-2 G1-3		3 0 0 0 0 0 0								
Casey Candaele, S (1, 5) OBP: 0.204, SLG: 0.245		0-3 K			3-2 FC1-6 1B		1-1 G1-3		3 0 1 0 0 1 0								
Eddie Taubensee, L (1, 2) OBP: 0.302, SLG: 0.255			4-2 BB		2-2 FC1-6 1-2f		1-3 K		2 0 0 0 1 1 1								
Andujar Cedeno, R (1, 6) OBP: 0.205, SLG: 0.244			0-3 K		0-1 G3		0-3 K		3 0 0 0 0 2 2								
Darryl Kile, R (1, 1) OBP: 0.222, SLG: 0.125			1-3 K			0-3 K		1-2 5-1B 1B	2 0 0 0 0 2 1								
Eric Anthony, L (9, PH) OBP: 0.231, SLG: 0.167									1 0 1 0 0 0 0								
Eric Yelding, R (9, PR) OBP: 0.333, SLG: 0.333									0 0 0 0 0 0 0								
Inning Stats	R: 0 E: 0 K: 1 S: 7 H: 0 LOB: 0 BB: 0 P: 9	R: 0 E: 0 K: 2 S: 10 H: 0 LOB: 0 BB: 0 P: 13	R: 0 E: 0 K: 2 S: 14 H: 0 LOB: 1 BB: 1 P: 20	R: 0 E: 0 K: 0 S: 11 H: 0 LOB: 0 BB: 0 P: 16	R: 0 E: 0 K: 0 S: 13 H: 1 LOB: 1 BB: 0 P: 18	R: 0 E: 0 K: 1 S: 7 H: 0 LOB: 0 BB: 0 P: 9	R: 0 E: 0 K: 0 S: 8 H: 0 LOB: 0 BB: 0 P: 8	R: 0 E: 0 K: 2 S: 8 H: 0 LOB: 0 BB: 0 P: 10	R: 0 E: 0 K: 1 S: 14 H: 2 LOB: 2 BB: 0 P: 18	1B: 3 2B: 0 3B: 0 HR: 0 SF: 0 SAC: 0 DP: 0 HBP: 0	WP: 0 PB: 0 SB: 0 CS: 0 PA: 31						
PITCHER Bret Saberhagen, R (1, 1) ERA: 5.52	IP: 9.0 WLS: W BF: 31 H: 3 R: 0 ER: 0 SO: 9 BB: 1 IBB: 0 HBP: 0 BLK: 0 WP: 0 HR: 0 S: 92 P: 121 ERA: 0.00 WHIP: 0.444																
PITCHER	IP	WLS	BF	H	R	ER	SO	BB	IBB	HBP	BLK	WP	HR	S	P	ERA	WHIP

livebaseballscorecards.com

AB	30
R	0
H	3
RBI	0
BB	1
SO	9
LOB	9



Batter	1	2	3	4	5	6	7	8	9
Willie Randolph, R OBP: 0.397, SLG: 0.385 (1, 4)	1-3 K		1-3 K			0-0 G3-6-3 1B		3-3 K	
Dave Magadan, L OBP: 0.344, SLG: 0.339 (1, 5)	0-1 1B		0-1 G1-3			2-1 G3-6-3 1-2f			
Bobby Bonilla, S OBP: 0.370, SLG: 0.372 (1, 9) Rodney McCray, R (8, 9)	0-3 K		1-1 P7			3-3 K			
Howard Johnson, S OBP: 0.299, SLG: 0.408 (1, 8)	2-2 P4			2-3 K			1-3 K		
Eddie Murray, S OBP: 0.365, SLG: 0.419 (1, 3)		2-2 WP 1B 2B		0-0 F8			2-3 K2-3		
Todd Hundley, S OBP: 0.225, SLG: 0.324 (1, 2)		2-3 K		0-0 P5			1-0 F8		
Daryl Boston, L OBP: 0.362, SLG: 0.385 (1, 7)		3-2 FC5-4 2-H 1B		2-3 K			4-2 1B BB		
Dick Schofield, R OBP: 0.382, SLG: 0.348 (1, 6)		0-1 P5		1-3 K			0-0 1B		
Bret Saberhagen, R OBP: 0.111, SLG: 0.111 (1, 1)		1-2 FC5-4 1-2f		3-1 G1-3			0-0 L9		

Inning Stats	R: 0 E: 0 K: 2 S: 12	H: 1 LOB: 1 BB: 0 P: 15	R: 1 E: 0 K: 1 S: 16	H: 2 LOB: 1 BB: 0 P: 24	R: 0 E: 0 K: 1 S: 7	H: 0 LOB: 0 BB: 0 P: 9	R: 0 E: 0 K: 1 S: 6	H: 0 LOB: 0 BB: 0 P: 8	R: 0 E: 0 K: 2 S: 8	H: 0 LOB: 0 BB: 0 P: 14	R: 0 E: 0 K: 1 S: 7	H: 1 LOB: 0 BB: 0 P: 11	R: 0 E: 0 K: 2 S: 7	H: 0 LOB: 0 BB: 0 P: 11	R: 0 E: 0 K: 1 S: 9	H: 1 LOB: 1 BB: 1 P: 16
--------------	-------------------------------	----------------------------------	-------------------------------	----------------------------------	------------------------------	---------------------------------	------------------------------	---------------------------------	------------------------------	----------------------------------	------------------------------	----------------------------------	------------------------------	----------------------------------	------------------------------	----------------------------------

PITCHER	IP	WLS	BF	H	R	ER	SO	BB	IBB	HBP	BLK	WP	HR	S	P	ERA	WHIP
Darryl Kile, R ERA: 1.89 (1, 1)	8.0	L	28	5	1	1	11	1	0	0	0	1	0	72	108	1.12	0.750

AB	R	H	RBI	BB	SO	LOB
4	0	1	0	0	3	1
3	0	1	0	0	0	1
3	0	0	0	0	2	1
0	0	0	0	0	0	0
3	0	0	0	0	2	1
3	1	1	0	0	1	0
3	0	0	0	0	1	1
2	0	1	1	1	1	0
3	0	1	0	0	1	1
3	0	0	0	0	0	2

WP	PA
1	28

AB	27
R	1
H	5
RBI	1
BB	1
SO	11
LOB	8



Houston Astros @ New York Mets
 Shea Stadium, Flushing, NY
 Wed Apr 29 1992, 7:05 PM EDT
 Att. 16,400 - Sunny - 50 F

livebaseballscorecards.com

Houston Astros @ New York Mets
 Shea Stadium, Flushing, NY
 Thu Apr 30 1992, 7:05 PM EDT
 Att. 14,803 - Cloudy - 52 F

livebaseballscorecards.com

AB	28
R	3
H	3
RBI	3
BB	1
SO	13
LOB	3



AB	R	H	RBI	BB	SO	LOB
4	0	0	0	0	1	0
3	0	0	0	1	1	0
4	0	0	0	0	1	1
3	1	1	0	0	2	0
3	0	0	0	0	2	1
2	1	1	1	0	1	0
3	0	0	0	0	1	1
3	1	1	2	0	1	0
2	0	0	0	0	2	0
0	0	0	0	0	0	0
1	0	0	0	0	1	0
0	0	0	0	0	0	0

Batter	1	2	3	4	5	6	7	8	9
Craig Biggio, R (1, 4) OBP: 0.380, SLG: 0.434	1-3 K			2-2 P8		0-0 F9			2-2 P4
Steve Finley, L (1, 8) OBP: 0.311, SLG: 0.407	2-3 K			1-0 G4-3			0-1 P7		4-1 5 G6-4-3 BB
5 Jeff Bagwell, R (1, 3) OBP: 0.370, SLG: 0.410	0-2 F9			1-3 K			1-0 F9		2-1 G6-4-3 1-2f
Pete Incaviglia, R (1, 9) OBP: 0.270, SLG: 0.347		0-3 K			3-2 G4-3 SF9 2B				
Chris Jones, R (1, 7) OBP: 0.273, SLG: 0.316		2-3 K			0-2 G4-3			1-3 K	
Casey Candaele, S (1, 5) OBP: 0.211, SLG: 0.255		0-3 K			1-0 SF9			1-1 HR 1B	
Scott Servais, R (1, 2) OBP: 0.120, SLG: 0.120			1-3 K		0-2 G6-3			2-1 F9	
Rafael Ramirez, R (1, 6) OBP: 0.281, SLG: 0.345			0-3 K			1-1 P3		1-1 1-H HR	
Mark Portugal, R (1, 1) Al Osuna, R (6, 1) Eric Yelding, R (8, PH) Doug Jones, R (8, 1)			1-3 K			0-3 K		1-3 K	

Inning Stats	R: 0	H: 0	E: 0	K: 2	S: 9	P: 12	R: 0	H: 0	E: 0	K: 3	S: 9	P: 11	R: 0	H: 0	E: 0	K: 3	S: 11	P: 13	R: 0	H: 0	E: 0	K: 1	S: 12	P: 16	R: 1	H: 1	E: 0	K: 0	S: 10	P: 14	R: 0	H: 0	E: 0	K: 1	S: 6	P: 7	R: 0	H: 0	E: 0	K: 1	S: 7	P: 8	R: 2	H: 2	E: 0	K: 2	S: 12	P: 18	R: 0	H: 0	E: 0	K: 0	S: 7	P: 15	1B: 1	SF: 1	2B: 1	SAC: 0	3B: 0	DP: 1	HR: 1	HBP: 0	WP: 0	PA: 30	PB: 0	SB: 0	CS: 0
--------------	------	------	------	------	------	-------	------	------	------	------	------	-------	------	------	------	------	-------	-------	------	------	------	------	-------	-------	------	------	------	------	-------	-------	------	------	------	------	------	------	------	------	------	------	------	------	------	------	------	------	-------	-------	------	------	------	------	------	-------	-------	-------	-------	--------	-------	-------	-------	--------	-------	--------	-------	-------	-------

PITCHER	IP	WLS	BF	H	R	ER	SO	BB	IBB	HBP	BLK	WP	HR	S	P	ERA	WHIP
Sid Fernandez, L (1, 1) ERA: 5.54	7.2		26	3	3	3	12	0	0	0	0	0	1	73	95	3.52	0.391
Jeff Innis, R (8, 1) ERA: 2.61	0.1	W	1	0	0	0	1	0	0	0	0	0	0	3	4	0.00	0.000
John Franco, L (9, 1) ERA:	1.0	S	3	0	0	0	0	1	0	0	0	0	0	7	15	0.00	1.000

BOTTOM

Houston Astros @ New York Mets
 Shea Stadium, Flushing, NY
 Thu Apr 30 1992, 7:05 PM EDT
 Att. 14,803 - Cloudy - 52 F

livebaseballscorecards.com

AB	28
R	4
H	8
RBI	4
BB	6
SO	8
LOB	16



WP: 0	PA: 35
PB: 1	SB: 0
CS: 0	

AB	R	H	RBI	BB	SO	LOB
3	0	0	0	1	1	2
4	1	3	2	0	0	0
0	1	0	0	0	0	0
4	0	2	1	0	1	2
0	0	0	0	0	0	0
3	0	0	0	1	2	3
4	0	1	1	0	1	2
2	0	0	0	1	0	1
1	0	1	0	0	0	0
3	1	0	0	1	1	2
1	1	1	0	2	0	0
3	0	0	0	0	2	4
0	0	0	0	0	0	0
0	0	0	0	0	0	0
1B: 6	SF: 0	WP: 0	PA: 35			
2B: 2	SAC: 0	PB: 1				
3B: 0	DP: 2	SB: 0				
HR: 0	HBP: 0	CS: 0				

Batter	1	2	3	4	5	6	7	8	9							
Willie Randolph, R (1, 4) OBP: 0.390, SLG: 0.368	2-0 F9		4-0 1B BB		0-0 F7		1-3 K									
Dave Magadan, L (1, 5) OBP: 0.368, SLG: 0.381 Rodney McCray, R (8, PR) (9, 9)	3-2 F8		2-1 G6-3 1B 1-2 2-H 3-H			3-1 1B 2B		1-2 1B 1B								
Bobby Bonilla, S (1, 9) OBP: 0.375, SLG: 0.378 Chris Donnels, L (9, 5)	1-3 K		1-0 G6-3 1-2f			3-2 G6-3 1B 2-H		1-1 1B 1B								
Howard Johnson, S (1, 8) OBP: 0.297, SLG: 0.392		1-3 K		4-2 G3-6-3 BB		3-2 G6-3 1B 1-3		2-3 K								
Eddie Murray, S (1, 3) OBP: 0.360, SLG: 0.410		1-2 G3		0-0 G3-6-3 1-2f		3-3 K		0-1 1B 1B 1-3 2-H								
Mackey Sasser, L (1, 7) OBP: 0.304, SLG: 0.333 Daryl Boston, L (7, 7) OBP: 0.375, SLG: 0.400		4-2 PO BB		0-0 G4-3		0-0 G3-1		1-2 1B								
Todd Hundley, S (1, 2) OBP: 0.227, SLG: 0.300		2-2 PO 1-2	4-1 PB 1B E BB		1-3 K		1-0 F7	0-1 G4-3								
Dick Schofield, R (1, 6) OBP: 0.414, SLG: 0.383			4-2 PB 1B BB		3-2 2B		4-0 FC3-6 BB									
Sid Fernandez, L (1, 1) Jeff Innis, R (8, 1) John Franco, L (9, 1)			0-3 K 1-2 2-3		0-3 K		2-0 FC3-6 1-2f									
Inning Stats	R: 0 E: 0 K: 1 S: 7	H: 0 LOB: 0 BB: 0 P: 13	R: 0 E: 0 K: 1 S: 13	H: 0 LOB: 0 BB: 1 P: 21	R: 2 E: 1 K: 1 S: 10	H: 1 LOB: 1 BB: 3 P: 25	R: 0 E: 0 K: 0 S: 4	H: 0 LOB: 0 BB: 1 P: 8	R: 0 E: 0 K: 2 S: 10	H: 1 LOB: 1 BB: 0 P: 14	R: 1 E: 0 K: 1 S: 15	H: 2 LOB: 1 BB: 0 P: 27	R: 0 E: 0 K: 1 S: 5	H: 0 LOB: 1 BB: 1 P: 13	R: 1 E: 0 K: 1 S: 15	H: 4 LOB: 2 BB: 0 P: 20

PITCHER	IP	WLS	BF	H	R	ER	SO	BB	IBB	HBP	BLK	WP	HR	S	P	ERA	WHIP
Mark Portugal, R (1, 1) ERA: 3.19	5.0		21	4	3	3	5	5	0	0	0	0	0	50	93	5.40	1.800
Al Osuna, L (6, 1) ERA:	2.0		7	0	0	0	2	1	0	0	0	0	0	14	28	0.00	0.500
Doug Jones, R (8, 1) ERA: 1.62	1.0	L	6	4	1	1	1	0	0	0	0	0	0	15	20	9.00	4.000


Batter	1	2	3	4	5	6	7	8	9	AB R H RBI BB SO LOB	TOP											
Kirk Gibson, L (1, 9) OBP: 0.241, SLG: 0.309	1-2 P5		0-3 K		1-0 FC4-6 1B		0-2 F8		2-1 1B	5 1 1 0 0 1 1												
Jay Bell, R (1, 6) OBP: 0.366, SLG: 0.263	1-2 1B		2-1 G5-3		4-1 1B BB		0-3 K		2-3 K	4 0 1 0 1 2 1												
Andy Van Slyke, L (1, 8) Lloyd McClendon, R (7, 7) OBP: 0.430, SLG: 0.377 OBP: 0.522, SLG: 0.789	1-1 CI		3-3 K		2-2 1B		4-2 WP BB		3-2 G6-3	2 0 1 1 1 1 0 1 0 0 0 0 0 1												
Barry Bonds, L (1, 7) Bob Patterson, R (7, 1) OBP: 0.413, SLG: 0.642 OBP: 0.500, SLG: 0.500	0-1 F9			0-0 G3-1	2-1 G3		2-0 P2			4 0 0 0 0 0 5 0 0 0 0 0 0 0												
Orlando Merced, S (1, 3) OBP: 0.345, SLG: 0.200	3-2 F8			1-1 F7		1-1 F7		2-2 G1-3		4 0 0 0 0 0 2												
Steve Buechele, R (1, 5) Tom Prince, R (8, 5) OBP: 0.325, SLG: 0.461 OBP: 0.200, SLG: 0.150			1-1 HR	1-1 1B		2-3 K		1-2 WP 1B		4 1 3 1 0 1 0 0 0 0 0 0 0 0												
Michael LaValliere, L (1, 2) Cecil Espy, S (7, 8) OBP: 0.354, SLG: 0.381 OBP: 0.500, SLG: 0.789			1-0 L8	3-2 G4-3		1-0 F8		1-1 F7		3 0 0 0 0 0 1 1 0 0 0 0 0 1												
Jose Lind, R (1, 4) OBP: 0.206, SLG: 0.217			3-1 G4-3		1-1 FC4-6 1B		3-1 HR 1B		1-3 K	4 1 2 0 0 1 1												
Randy Tomlin, L (1, 1) Dennis Lamp, R (3, 1) Gary Varsho, L (5, PH) Vicente Palacios, R (5, 1) Jerry Don Gleaton, L (5, 1) Stan Belinda, R (6, 1) Don Slaught, R (6, 2) OBP: 0.500, SLG: 0.800			0-0 G4-3		0-1 FC4-6 1B		1-0 HR		0-0 G6-3	1 0 0 0 0 0 0 0 0 0 0 0 0 0 1 0 0 0 0 0 1 0 2 1 1 2 0 0 0												
Inning Stats	R: 0 E: 1 K: 0 S: 15	H: 1 LOB: 2 BB: 0 P: 21	R: 1 E: 0 K: 0 S: 6	H: 1 LOB: 0 BB: 0 P: 11	R: 0 E: 0 K: 2 S: 9	H: 0 LOB: 0 BB: 0 P: 14	R: 0 E: 0 K: 0 S: 8	H: 1 LOB: 1 BB: 0 P: 13	R: 1 E: 0 K: 0 S: 13	H: 2 LOB: 2 BB: 1 P: 23	R: 0 E: 0 K: 1 S: 6	H: 0 LOB: 0 BB: 0 P: 10	R: 2 E: 0 K: 1 S: 12	H: 2 LOB: 1 BB: 1 P: 22	R: 0 E: 0 K: 1 S: 12	H: 1 LOB: 1 BB: 0 P: 17	R: 0 E: 0 K: 1 S: 10	H: 1 LOB: 1 BB: 0 P: 17	1B: 7 2B: 0 3B: 0 HR: 2	SF: 0 SAC: 0 DP: 0 HBP: 0	WP: 2 PB: 0 SB: 0 CS: 0	PA: 39
PITCHER	IP WLS BF H R ER SO BB IBB HBP BLK WP HR S P ERA WHIP																					
Pete Harnisch, R (1, 1) ERA: 2.9	6.2 W 30 7 4 4 4 2 0 0 0 0 2 68 111 5.40 1.350																					
Rob Murphy, L (7, 1) ERA: 4.66	0.2 2 0 0 0 0 0 0 0 0 0 1 0 4 8 0.00 0.000																					
Joe Boever, R (8, 1) ERA:	0.2 3 1 0 0 1 0 0 0 0 0 1 0 9 12 0.00 1.500																					
Xavier Hernandez, R (9, 1) ERA:	1.0 4 1 0 0 1 0 0 0 0 0 0 0 10 17 0.00 1.000																					

Pittsburgh Pirates @ Houston Astros
Astrodome, Houston, TX
Fri May 01 1992, 8:05 PM EDT
Att. 16,355 - Dome - 70 F

livebaseballscorecards.com

AB	36
R	4
H	9
RBI	4
BB	2
SO	6
LOB	14



Batter	1	2	3	4	5	6	7	8	9	AB R H RBI BB SO LOB	TOP											
Orlando Merced, S (1, 3) OBP: 0.365, SLG: 0.245	2-2 G3	3-0 2B		4-0 FC5 IBB			1-2 1B HR		1-1 L3	4 1 2 1 1 0 1												
Jay Bell, R (1, 6) OBP: 0.357, SLG: 0.250	4-2 2B BB	1-0 G6-3		2-2 FC5			0-0 L6		0-2 P7	4 1 0 0 1 0 4												
Andy Van Slyke, L (1, 8) OBP: 0.456, SLG: 0.408	3-2 WP 2B		H 1-0 G5-3 HBP		4-1 G6-4-3 BB		2-1 1B HR			2 2 2 1 1 0 0												
Barry Bonds, L (1, 7) OBP: 0.417, SLG: 0.690	1-1 G4-3 2B		X 0-0 G5-3		B 1 SAFE 3-1 G6-4-3		1-2 HR			4 1 2 4 0 0 2												
Gary Varsho, L (1, 9) OBP: 0.235, SLG: 0.500	2-1 G4-3		B 2 SAFE 2-3 K		X 0-0 G4-3		1-3 K			4 0 0 0 0 2 2												
Steve Buechele, R (1, 5) OBP: 0.310, SLG: 0.438	1-3 K		C X 0-1 F8		C C 0-3 K		F B X 1-1 L4			4 0 0 0 0 2 2												
Michael LaValiere, L (1, 2) OBP: 0.346, SLG: 0.370		3-1 2B G5-3 1B		B X 1-0 G4-3		X 0-0 G3		C B C 2-3 K		4 1 1 0 0 1 0	AB 32 R 6 H 8 RBI 6 BB 4 SO 7 LOB 13											
Jose Lind, R (1, 4) OBP: 0.209, SLG: 0.219		3-2 G5-3		C X 0-1 SH5-3 1B		B X 1-0 G3		C X 0-1 F9		4 0 1 0 0 0 1												
Denny Neagle, L (1, 1) Kirk Gibson, L (7, PH) Dennis Lamp, R (7, 1) Cecil Espy, S (9, PH) Roger Mason, R (9, 1)		0-3 K		S 1 SAFE 0-1 SH5-3		C C 0-3 K		B B C 4-2 L3 BB		1 0 0 0 0 1 1 1 0 0 0 0 1 0 0 0 0 0 0 0 0 0 0 0 0 1 0 0 0 0 0 0 0 0 0												
Inning Stats	R: 2 E: 0 K: 1 S: 15	H: 2 LOB: 1 BB: 1 P: 28	R: 1 E: 0 K: 1 S: 11	H: 2 LOB: 1 BB: 0 P: 21	R: 0 E: 0 K: 1 S: 6	H: 0 LOB: 1 BB: 0 P: 9	R: 0 E: 0 K: 0 S: 8	H: 1 LOB: 2 BB: 1 P: 15	R: 0 E: 0 K: 0 S: 4	H: 0 LOB: 0 BB: 0 P: 11	R: 0 E: 0 K: 1 S: 5	H: 0 LOB: 0 BB: 0 P: 6	R: 3 E: 0 K: 2 S: 16	H: 3 LOB: 0 BB: 0 P: 21	R: 0 E: 0 K: 1 S: 8	H: 0 LOB: 0 BB: 0 P: 11	R: 0 E: 0 K: 0 S: 7	H: 0 LOB: 0 BB: 1 P: 12	1B: 4 2B: 4 3B: 0 HR: 1	SF: 0 SAC: 1 DP: 2 HBP: 1	WP: 1 PB: 0 SB: 0 CS: 0	PA: 38
PITCHER	IP WLS BF H R ER SO BB IBB HBP BLK WP HR S P ERA WHIP																					
Ryan Bowen, R (1, 1) ERA: 10.2	4.0 L 20 5 3 3 3 1 1 1 0 1 0 40 73 6.75 1.500																					
Rob Murphy, L (5, 1) ERA: 3.86	2.0 6 0 0 0 1 1 0 0 0 0 0 9 17 0.00 0.500																					
Xavier Hernandez, R (7, 1) ERA: 1.65	2.0 9 3 3 3 3 0 0 0 0 0 1 24 32 13.50 1.500																					
Doug Jones, R (9, 1) ERA: 1.53	1.0 3 0 0 0 0 1 0 0 0 0 0 7 12 0.00 1.000																					

Pittsburgh Pirates @ Houston Astros
Astrodome, Houston, TX
Sat May 02 1992, 8:05 PM EDT
Att. 23,812 - Dome - 70 F

livebaseballscorecards.com

Batter	1	2	3	4	5	6	7	8	9	AB	R	H	RBI	BB	SO	LOB
Craig Biggio, R OBP: 0.363, SLG: 0.413 (1, 4)	1-2 F9			1-2 L3		0-0 FC6-4			0-0 G6-3	4	0	0	0	0	0	1
Steve Finley, L OBP: 0.303, SLG: 0.389 (1, 8)	1-0 F7			1-3 K		1-1 L4			0-1 G4-3	4	0	0	0	0	1	1
5 Jeff Bagwell, R OBP: 0.356, SLG: 0.391 (1, 3)	1-2 F9			2-2 F7			2-1 G6-3		2-1 G6-3	4	0	1	0	0	0	0
Pete Incaviglia, R OBP: 0.289, SLG: 0.363 (1, 9)			1-2 F7		2-2 FC5-4		0-0 G3-1		1-2 G3-1	4	0	2	0	0	0	0
Chris Jones, R OBP: 0.345, SLG: 0.304 (1, 7)			1-0 F8		0-0 FC5-4		1-0 G4-3		2-3 K	2	0	0	0	0	0	1
Luis Gonzalez, L OBP: 0.190, SLG: 0.212 (7, PH) (8, 7)					1-2f					2	0	0	0	0	1	2
Casey Candaele, S OBP: 0.215, SLG: 0.242 (1, 5)			3-2 F7		2-0 F8			2-2 G4-3		3	0	0	0	0	0	1
Scott Servais, R OBP: 0.167, SLG: 0.200 (1, 2)			2-0 F8		1-0 L9			1-1 F7		2	0	0	0	0	0	1
Eddie Taubensee, L OBP: 0.291, SLG: 0.245 (8, PH) (9, 2)					1-2 L9					1	0	0	0	0	0	0
Andujar Cedeno, R OBP: 0.275, SLG: 0.304 (1, 6)			1-2 G5-3			2-2 FC6-4		1-0 G4-3		2	0	1	0	0	0	0
Benny Distefano, L OBP: 0.286, SLG: 0.167 (8, PH)						1B		HBP		0	0	0	0	0	0	0
Eric Yelding, R OBP: 0.250, SLG: 0.250 (9, 6)										0	0	0	0	0	0	0
Ryan Bowen, R OBP: 0.333, SLG: 0.333 (1, 1)			1-0 F9			3-2 F8		0-1 G3		1	0	0	0	0	0	0
Rob Murphy, L (5, 1)										0	0	0	0	0	0	0
Juan Guerrero, R OBP: 0.154, SLG: 0.167 (6, PH)										0	0	0	0	0	0	1
Xavier Hernandez, L (7, 1)										0	0	0	0	0	0	0
Eric Anthony, L OBP: 0.214, SLG: 0.154 (8, PH)										1	0	0	0	0	0	1
Doug Jones, R (9, 1)										0	0	0	0	0	0	0

BOTTOM

Pittsburgh Pirates @ Houston Astros
Astrodome, Houston, TX

Sat May 02 1992, 8:05 PM EDT
Att: 23,812 - Dome - 70 F

livebaseballscorecards.com

AB	31
R	0
H	4
RBI	0
BB	0
SO	2
LOB	9



Inning Stats	R: 0	H: 0	E: 0	LOB: 0	K: 0	BB: 0	S: 7	P: 10	R: 0	H: 0	E: 0	LOB: 0	K: 0	BB: 0	S: 7	P: 12	R: 0	H: 0	E: 0	LOB: 0	K: 1	BB: 0	S: 14	P: 18	R: 0	H: 1	E: 0	LOB: 1	K: 0	BB: 0	S: 6	P: 11	R: 0	H: 1	E: 0	LOB: 1	K: 0	BB: 0	S: 11	P: 17	R: 0	H: 0	E: 0	LOB: 0	K: 0	BB: 0	S: 4	P: 7	R: 0	H: 0	E: 0	LOB: 1	K: 0	BB: 0	S: 7	P: 11	R: 0	H: 2	E: 0	LOB: 2	K: 1	BB: 0	S: 12	P: 17	1B: 4	SF: 0	2B: 0	SAC: 0	3B: 0	DP: 0	HR: 0	HBP: 1	WP: 0	PA: 32
--------------	------	------	------	--------	------	-------	------	-------	------	------	------	--------	------	-------	------	-------	------	------	------	--------	------	-------	-------	-------	------	------	------	--------	------	-------	------	-------	------	------	------	--------	------	-------	-------	-------	------	------	------	--------	------	-------	------	------	------	------	------	--------	------	-------	------	-------	------	------	------	--------	------	-------	-------	-------	-------	-------	-------	--------	-------	-------	-------	--------	-------	--------

PITCHER	IP	WLS	BF	H	R	ER	SO	BB	IBB	HBP	BLK	WP	HR	S	P	ERA	WHIP
Denny Neagle, L ERA: 2.45 (1, 1)	6.0	W	20	2	0	0	1	0	0	0	0	0	0	52	79	0.00	0.333
Dennis Lamp, R ERA: 3.38 (7, 1)	2.0		7	0	0	0	0	0	0	1	0	0	0	11	18	0.00	0.000
Roger Mason, R ERA: 2.25 (9, 1)	1.0		5	2	0	0	1	0	0	0	0	0	0	12	17	0.00	2.000

PITCHER	IP	WLS	BF	H	R	ER	SO	BB	IBB	HBP	BLK	WP	HR	S	P	ERA	WHIP
---------	----	-----	----	---	---	----	----	----	-----	-----	-----	----	----	---	---	-----	------

Batter	1	2	3	4	5	6	7	8	9	AB R H RBI BB SO LOB	TOP																
Cecil Espy, S OBP: 0.480, SLG: 0.682 (1, 8)	1-1 L3			2-1 G4-3		0-0 G5-3			4-2 G5-4-3 BB	3 0 0 0 1 0 0	Pittsburgh Pirates @ Houston Astros Astrodome, Houston, TX Sun May 03 1992, 8:05 PM EDT Att. 8,739 - Dome - 70 F																
Jay Bell, R OBP: 0.353, SLG: 0.250 (1, 6)	0-1 P6			1-0 F7			0-1 1B 1B	1-3 K	4 0 1 0 0 1 1																		
Jeff King, R OBP: 0.237, SLG: 0.241 (1, 3) (8, 5)	1-2 G5-3			2-0 P5			0-2 F9	1-2 G5-4-3 1-2f	4 0 0 0 0 0 2																		
Lloyd McClendon, R OBP: 0.500, SLG: 0.727 (1, 9)		2-1 G3			2-2 F7		1 SAFE 2-2 F7	1-2 G6-4-3 1B	3 0 1 0 0 0 0																		
Barry Bonds, L OBP: 0.402, SLG: 0.662 (1, 7)		1-1 F7			2-2 P3		1 SAFE 0-0 G6-4-3 1-2f		3 0 0 0 0 0 2																		
Steve Buechele, R OBP: 0.322, SLG: 0.458 (1, 5) Gary Varsho, L OBP: 0.235, SLG: 0.500 (8, PR) Roger Mason, R (8, 1)		1-3 K			0-0 1B			3-2 SH1-3 2B	3 0 2 0 0 1 0 0 0 0 0 0 0 0 0 0 0 0 0 0 0																		
Don Slaught, R OBP: 0.417, SLG: 0.667 (1, 2)			1-1 B2-3		0-0 L4			0-0 SH1-3 2-3	2 0 0 0 0 0 1																		
Jose Lind, R OBP: 0.200, SLG: 0.209 (1, 4)			2-2 F8			1-2 G4-3		3-2 G5-3	3 0 0 0 0 0 2																		
Doug Drabek, R OBP: 0.077, SLG: 0.077 (1, 1) Orlando Merced, S OBP: 0.359, SLG: 0.240 (8, PH) (8, 3)			0-1 L5			1-3 K		1-1 G4-3	2 0 0 0 0 1 0 1 0 0 0 0 0 2																		
Inning Stats	R: 0 E: 0 K: 0 S: 7	H: 0 LOB: 0 BB: 0 P: 9	R: 0 E: 0 K: 1 S: 7	H: 0 LOB: 0 BB: 0 P: 11	R: 0 E: 0 K: 0 S: 16	H: 0 LOB: 0 BB: 0 P: 19	R: 0 E: 0 K: 0 S: 4	H: 0 LOB: 0 BB: 0 P: 9	R: 0 E: 0 K: 0 S: 9	H: 1 LOB: 1 BB: 0 P: 13	R: 0 E: 0 K: 1 S: 9	H: 0 LOB: 0 BB: 0 P: 11	R: 0 E: 0 K: 0 S: 12	H: 2 LOB: 1 BB: 0 P: 14	R: 0 E: 0 K: 0 S: 11	H: 1 LOB: 2 BB: 0 P: 18	R: 0 E: 0 K: 1 S: 10	H: 0 LOB: 0 BB: 1 P: 16	1B: 3 2B: 1 3B: 0 HR: 0	SF: 0 SAC: 1 DP: 2 HBP: 0	WP: 0 PB: 0 SB: 0 CS: 0	PA: 30					
PITCHER	IP WLS BF H R ER SO BB IBB HBP BLK WP HR S P ERA WHIP																										
Butch Henry, L ERA: 3.34 (1, 1)	7.0		24	4	0	0	2	0	0	0	0	0	0	68	93	0.00	0.571										
Joe Boever, R ERA: (8, 1)	0.2		2	0	0	0	0	0	0	0	0	0	0	5	8	0.00	0.000										
Al Osuna, L ERA: (8, 1)	0.1	W	2	0	0	0	0	1	0	0	0	0	0	6	11	0.00	3.000										
Doug Jones, R ERA: 1.45 (9, 1)	1.0	S	2	0	0	0	1	0	0	0	0	0	0	6	8	0.00	0.000										

livebaseballscorecards.com

AB	28
R	0
H	4
RBI	0
BB	1
SO	3
LOB	10



Batter	1	2	3	4	5	6	7	8	9
Craig Biggio, R OBP: 0.377, SLG: 0.421 (1, 4)	0-3 K		0-0 CS 1B			1-1 FC5-4 1B		4-1 CS BB	
Steve Finley, L OBP: 0.311, SLG: 0.424 (1, 8)	2-1 5S 1B		3-1 CS 1-2	0-1 G3		1-2 FC5-4 FC4-6 5 HBP 1-2f		2-2 HR 1-2	
5 Jeff Bagwell, R OBP: 0.352, SLG: 0.378 (1, 3)	2-3 1-2 K			0-2 G1-3		3-0 FC4-6 1-2 HBP		2-1 F9	
Luis Gonzalez, L OBP: 0.180, SLG: 0.200 (1, 7)	3-3 K			3-1 F8		1-2 FC4-6 1-2f 2-3			
Pete Incaviglia, R OBP: 0.291, SLG: 0.361 (1, 9)		0-0 F8			1-1 G6-4-3 1B	1-3 K			
Chris Jones, R OBP: 0.345, SLG: 0.304 (9, 9)									
Casey Candaele, S OBP: 0.206, SLG: 0.231 (1, 5)		1-1 G4-3			1-1 G6-4-3 1-2f		1-0 G3		
Eddie Taubensee, L OBP: 0.293, SLG: 0.250 (1, 2)		1-2 L8			0-1 2B 1B		0-1 L1		
Andujar Cedeno, R OBP: 0.278, SLG: 0.327 (1, 6)			3-3 K		0-1 K		0-0 F8		
Al Osuna, R (8, 1)					1-3 2B				
Doug Jones, R (9, 1)									
Benny Distefano, L OBP: 0.286, SLG: 0.167 (9, 3)					0-2 G5-3		0-3 K		
Butch Henry, L (1, 1)									
Joe Boever, R (8, 1)									
Eric Yelding, R OBP: 0.200, SLG: 0.200 (8, 6)									

Inning Stats	R: 0 E: 0 K: 3 S: 14	H: 1 LOB: 1 BB: 0 P: 21	R: 0 E: 0 K: 0 S: 6	H: 0 LOB: 0 BB: 0 P: 8	R: 0 E: 0 K: 1 S: 6	H: 1 LOB: 0 BB: 0 P: 12	R: 0 E: 0 K: 0 S: 7	H: 0 LOB: 0 BB: 0 P: 10	R: 0 E: 0 K: 0 S: 12	H: 3 LOB: 2 BB: 0 P: 14	R: 0 E: 0 K: 1 S: 12	H: 1 LOB: 2 BB: 0 P: 19	R: 0 E: 0 K: 0 S: 4	H: 0 LOB: 0 BB: 0 P: 5	R: 1 E: 0 K: 1 S: 10	H: 1 LOB: 0 BB: 1 P: 17
--------------	-------------------------------	----------------------------------	------------------------------	---------------------------------	------------------------------	----------------------------------	------------------------------	----------------------------------	-------------------------------	----------------------------------	-------------------------------	----------------------------------	------------------------------	---------------------------------	-------------------------------	----------------------------------

PITCHER	IP	WLS	BF	H	R	ER	SO	BB	IBB	HBP	BLK	WP	HR	S	P	ERA	WHIP
Doug Drabek, R ERA: 2.3 (1, 1)	7.0		26	6	0	0	5	0	0	1	0	0	0	61	89	0.00	0.857
Roger Mason, R ERA: 2.77 (8, 1)	1.0	L	4	1	1	1	1	1	0	0	0	0	1	10	17	9.00	2.000

BOTTOM

Pittsburgh Pirates @ Houston Astros
Astrodome, Houston, TX


Sun May 03 1992, 8:05 PM EDT
Att. 8,739 - Dome - 70 F

AB	R	H	RBI	BB	SO	LOB
3	0	2	0	1	1	0
4	1	2	1	0	0	1
3	0	0	0	0	1	1
3	0	0	0	0	1	3
3	0	1	0	0	1	2
0	0	0	0	0	0	0
3	0	0	0	0	0	1
3	0	1	0	0	0	0
3	0	1	0	0	1	0
0	0	0	0	0	0	0
0	0	0	0	0	0	0
0	0	0	0	0	0	0
2	0	0	0	0	0	2
0	0	0	0	0	0	0
1	0	0	0	0	1	0

AB	28
R	1
H	7
RBI	1
BB	1
SO	6
LOB	10

livebaseballscorecards.com

WP: 0 PA: 31
PB: 0 SB: 1
CS: 2



New York Mets @ Houston Astros
Astrodome, Houston, TX
 Mon May 04 1992, 8:05 PM EDT
 Att. 13,546 - Dome - 70 F

livebaseballscorecards.com

AB	35
R	5
H	9
RBI	5
BB	7
SO	2
LOB	20



Batter	1	2	3	4	5	6	7	8	9	AB	R	H	RBI	BB	SO	LOB
Willie Randolph, R (1, 4) OBP: 0.357, SLG: 0.333	F8	F8		G6-3		G6-3		G6-3		5	0	0	0	0	0	2
Dick Schofield, R (1, 6) OBP: 0.382, SLG: 0.333	G6-3		PB 1B G3 1B	P3		1B 1B		P3		5	2	2	0	0	0	0
Dave Magadan, L (1, 5) OBP: 0.372, SLG: 0.375	G3		G3 PB 1B 1B		G4-3	1B 1B			F7	5	0	2	0	0	0	0
Bobby Bonilla, S (1, 9) OBP: 0.377, SLG: 0.354 Rodney McCray, R (9, PR) (9, 9)		FC3-6 BB 1B BB	G3		1B SF7 BB	1B 1B		1B BB	4-2 B 1B BB	2	2	1	2	3	0	1
Eddie Murray, S (1, 3) OBP: 0.383, SLG: 0.462		FC3-6 1B BB	1-3 2-H BB		SF7 1B	1B		K2-3	2-1 1B	3	0	2	0	2	1	2
Howard Johnson, S (1, 8) OBP: 0.294, SLG: 0.383		FC3-6 1B	P5		SF7 1B			F7	P3	4	1	0	1	0	0	6
Daryl Boston, L (1, 7) OBP: 0.400, SLG: 0.455		1-2 1B 1B	4-0 1B		4-0 IBB			G3	G4-3	3	0	1	1	2	0	2
Todd Hundley, S (1, 2) OBP: 0.231, SLG: 0.277		1-2 3-H 1B	G4-3		L9			G3-1		4	0	1	1	0	0	5
Bret Saberhagen, R (1, 1) OBP: 0.077, SLG: 0.077 Paul Gibson, R (9, 1) Jeff Innis, R (9, 1)		K		G1-3		G5-3		F8		4	0	0	0	0	1	2
										0	0	0	0	0	0	0
										0	0	0	0	0	0	0

Inning Stats	R: 0	H: 0	E: 0	K: 0	S: 8	P: 11	R: 2	H: 2	E: 0	K: 1	S: 15	P: 29	R: 1	H: 2	E: 0	K: 0	S: 16	P: 31	R: 0	H: 0	E: 0	K: 0	S: 5	P: 7	R: 1	H: 1	E: 0	K: 0	S: 6	P: 15	R: 1	H: 3	E: 0	K: 1	S: 18	P: 29	R: 0	H: 0	E: 0	K: 0	S: 6	P: 10	R: 0	H: 0	E: 0	K: 0	S: 7	P: 8	R: 0	H: 1	E: 0	K: 0	S: 13	P: 21	1B: 9	SF: 1	2B: 0	SAC: 0	3B: 0	DP: 0	HR: 0	HBP: 0	WP: 0	PA: 43
--------------	------	------	------	------	------	-------	------	------	------	------	-------	-------	------	------	------	------	-------	-------	------	------	------	------	------	------	------	------	------	------	------	-------	------	------	------	------	-------	-------	------	------	------	------	------	-------	------	------	------	------	------	------	------	------	------	------	-------	-------	-------	-------	-------	--------	-------	-------	-------	--------	-------	--------

PITCHER	IP	WLS	BF	H	R	ER	SO	BB	IBB	HBP	BLK	WP	HR	S	P	ERA	WHIP
Darryl Kile, R (1, 1) ERA: 2.58	5.0	L	26	5	4	4	1	4	2	0	0	0	0	50	93	7.20	1.800
Xavier Hernandez, R (6, 1) ERA: 1.96	2.0		9	3	1	1	1	0	0	0	0	0	0	24	39	4.50	1.500
Joe Boever, R (8, 1) ERA:	1.0		3	0	0	0	0	0	0	0	0	0	0	7	8	0.00	0.000
Al Osuna, L (9, 1) ERA:	1.0		5	1	0	0	0	1	0	0	0	0	0	13	21	0.00	2.000

PITCHER	IP	WLS	BF	H	R	ER	SO	BB	IBB	HBP	BLK	WP	HR	S	P	ERA	WHIP
---------	----	-----	----	---	---	----	----	----	-----	-----	-----	----	----	---	---	-----	------

BOTTOM

New York Mets @ Houston Astros
Astrodome, Houston, TX
Mon May 04 1992, 8:05 PM EDT
Att. 13,546 - Dome - 70 F

livebaseballscorecards.com

AB 32
R 1
H 6
RBI 1
BB 1
SO 9
LOB 12



WP: 1 PA: 34
PB: 0
SB: 0
CS: 0

AB R H RBI BB SO LOB

4 1 1 0 0 2 1

4 0 1 0 0 1 2

4 0 0 0 0 1 2

3 0 1 1 0 1 1

1 0 0 0 0 0 0

3 0 0 0 0 1 1

0 0 0 0 1 0 0

4 0 0 0 0 1 1

4 0 1 0 0 0 1

3 0 2 0 0 0 1

0 0 0 0 0 0 0
1 0 0 0 0 0 1 1
0 0 0 0 0 0 0 0
1 0 0 0 0 0 1 1
0 0 0 0 0 0 0 0
0 0 0 0 0 0 0 0

1B: 2 SF: 0
2B: 4 SAC: 1
3B: 0 DP: 0
HR: 0 HBP: 0

Batter	1	2	3	4	5	6	7	8	9
Craig Biggio, R OBP: 0.373, SLG: 0.414 (1, 4)	0-1 G3-1		3-3 K			0-1 2B 1B		2-3 K	
Steve Finley, L OBP: 0.308, SLG: 0.427 (1, 8)	3-2 G4-3 2B		3-3 K			0-0 P5		0-2 G1	
5 Jeff Bagwell, R OBP: 0.339, SLG: 0.362 (1, 3)	0-0 G4-3			1-3 K		1-2 F9		1-1 F9	
Eric Anthony, L OBP: 0.235, SLG: 0.250 Eric Yelding, R OBP: 0.167, SLG: 0.167 (1, 9) (9, PH)	0-3 K		1-2 G5-3		0-0 2B			0-0 F8	
Luis Gonzalez, L OBP: 0.172, SLG: 0.190 Juan Guerrero, R OBP: 0.214, SLG: 0.167 (1, 7) (9, PH)		1-0 G3		2-3 K		1-0 F7		4-2 BB	
Casey Candaele, S OBP: 0.194, SLG: 0.217 (1, 5)		2-3 K			0-1 G4-3		1-1 F9	2-2 F7	
Eddie Taubensee, L OBP: 0.290, SLG: 0.268 (1, 2)		2-2 P5			1-0 F9		1-2 G6-3 2B	1-2 G3	
Andujar Cedeno, R OBP: 0.298, SLG: 0.365 (1, 6)			1-2 WP SH3-4 1B		2-2 2B		2-0 G6-3		
Darryl Kile, R OBP: 0.222, SLG: 0.125 Chris Jones, R OBP: 0.333, SLG: 0.292 Xavier Hernandez, L Benny Distefano, L OBP: 0.250, SLG: 0.143 Joe Boever, R Al Osuna, R (1, 1) (5, PH) (6, 1) (7, PH) (8, 1) (9, 1)			0-0 SH3-4		0-3 K		1-3 K		

Inning Stats	R: 0	H: 1	E: 0	K: 1	S: 10	LOB: 1	BB: 0	P: 13	R: 0	H: 0	E: 0	K: 1	S: 8	LOB: 0	BB: 0	P: 13	R: 0	H: 0	E: 0	K: 2	S: 13	LOB: 0	BB: 0	P: 20	R: 0	H: 1	E: 0	K: 1	S: 13	LOB: 1	BB: 0	P: 16	R: 1	H: 2	E: 0	K: 0	S: 8	LOB: 1	BB: 0	P: 10	R: 0	H: 1	E: 0	K: 1	S: 9	LOB: 1	BB: 0	P: 14	R: 0	H: 0	E: 0	K: 1	S: 13	LOB: 0	BB: 0	P: 16	R: 0	H: 0	E: 0	K: 0	S: 13	LOB: 1	BB: 1	P: 20
--------------	------	------	------	------	-------	--------	-------	-------	------	------	------	------	------	--------	-------	-------	------	------	------	------	-------	--------	-------	-------	------	------	------	------	-------	--------	-------	-------	------	------	------	------	------	--------	-------	-------	------	------	------	------	------	--------	-------	-------	------	------	------	------	-------	--------	-------	-------	------	------	------	------	-------	--------	-------	-------

PITCHER	IP	WLS	BF	H	R	ER	SO	BB	IBB	HBP	BLK	WP	HR	S	P	ERA	WHIP
Bret Saberhagen, R ERA: 4.62 (1, 1)	8.0	W	30	6	1	1	9	0	0	0	0	1	0	84	116	1.12	0.750
Paul Gibson, L ERA: 7.59 (9, 1)	0.1		2	0	0	0	0	1	0	0	0	0	0	6	10	0.00	3.000
Jeff Innis, R ERA: 3.75 (9, 1)	0.2		2	0	0	0	0	0	0	0	0	0	0	7	10	0.00	0.000

Batter	1	2	3	4	5	6	7	8	9	AB R H RBI BB SO LOB	TOP		
Willie Randolph, R (1, 4) OBP: 0.350, SLG: 0.326 Rodney McCray, R (9, PR)	3-1 G5-3		2-1 F9		2-1 G6-3			0-1 E6 BB BB SF7	1-0 1B	5 1 1 0 0 0 1 0 0 0 0 0 0 0			
Dick Schofield, R (1, 6) OBP: 0.370, SLG: 0.313	0-1 P2		0-3 K			1-0 P6		4-2 SF7 BB HR BB	0-1 G4-3	4 1 0 0 1 1 2			
Dave Magadan, L (1, 5) OBP: 0.378, SLG: 0.366	1-0 G1-3			4-1 BB BB		1-3 K		4-0 HR BB		2 1 0 0 2 1 0			
Bobby Bonilla, S (1, 9) OBP: 0.381, SLG: 0.364		4-2 BB		0-0 P5		2-2 2B		0-0 P4		3 0 1 0 1 0 4			
Eddie Murray, S (1, 3) OBP: 0.378, SLG: 0.453		0-0 F7		4-2 1-2 BB		2-1 F8		0-1 SF7		2 0 0 1 1 0 2			
Howard Johnson, S (1, 8) OBP: 0.292, SLG: 0.408		2-3 K		2-3 K				1-1 HR		4 1 1 3 0 3 3			
Mackey Sasser, L (1, 2) OBP: 0.259, SLG: 0.280 Bill Pecota, R (8, PH) OBP: 0.229, SLG: 0.212 Todd Hundley, S (8, 2) OBP: 0.231, SLG: 0.277		0-0 F9		1-0 G4-3				0-3 K2-3	2-2 G5-3	3 0 0 0 0 1 3 1 0 0 0 0 0 0 0 0 0 0 0 0 0			
Daryl Boston, L (1, 7) OBP: 0.391, SLG: 0.431			0-1 G4-3		2-1 G4-3		4-1 BB		1-2 F9	3 0 0 0 1 0 0			
Sid Fernandez, L (1, 1) OBP: 0.083, SLG: 0.083 Chris Donnels, L (7, PH) Wally Whitehurst, R (7, 1) Jeff Innis, R (7, 1) Junior Noboa, R (9, PH) OBP: 0.281, SLG: 0.179			1-0 1B		1-3 K		3-2 G3		0-3 K	2 0 1 0 0 1 0 1 0 0 0 0 0 1 0 0 0 0 0 0 0 0 0 0 0 0 0 0 1 0 0 0 0 1 0			
Inning Stats	R: 0 E: 0 K: 0 S: 5 H: 0 LOB: 0 BB: 0 P: 9	R: 0 E: 0 K: 1 S: 8 H: 0 LOB: 1 BB: 1 P: 14	R: 0 E: 0 K: 1 S: 8 H: 1 LOB: 1 BB: 0 P: 11	R: 0 E: 0 K: 1 S: 10 H: 0 LOB: 2 BB: 2 P: 21	R: 0 E: 0 K: 1 S: 7 H: 0 LOB: 0 BB: 0 P: 12	R: 0 E: 0 K: 1 S: 9 H: 1 LOB: 1 BB: 0 P: 15	R: 0 E: 0 K: 2 S: 11 H: 0 LOB: 1 BB: 1 P: 20	R: 4 E: 1 K: 0 S: 15 H: 1 LOB: 0 BB: 2 P: 26	R: 0 E: 0 K: 1 S: 9 H: 1 LOB: 1 BB: 0 P: 11	1B: 2 2B: 1 3B: 0 HR: 1 SF: 1 SAC: 0 DP: 0 HBP: 0	WP: 0 PB: 0 SB: 0 CS: 0 PA: 38		
PITCHER	IP WLS BF H R ER SO BB IBB HBP BLK WP HR S P ERA WHIP											PITCHER	IP WLS BF H R ER SO BB IBB HBP BLK WP HR S P ERA WHIP
Mark Portugal, R (1, 1) ERA: 2.61	7.0 W 27 2 0 0 7 4 0 0 0 0 0 0 58 102 0.00 0.857												
Joe Boever, R (8, 1) ERA:	0.0 3 0 3 1 0 2 0 0 0 0 0 0 4 12 ∞ ∞												
Al Osuna, L (8, 1) ERA: 0.77	0.2 3 1 1 0 0 0 0 0 0 0 0 0 1 5 6 0.00 1.500												
Doug Jones, R (8, 1) ERA: 1.35	1.1 S 5 1 0 0 1 0 0 0 0 0 0 0 0 15 19 0.00 0.750												

New York Mets @ Houston Astros
Astrodome, Houston, TX
Tue May 05 1992, 4:33 AM EDT
Att. 8,997 - Dome - 70 F

livebaseballscorecards.com

AB	31
R	4
H	4
RBI	4
BB	6
SO	8
LOB	16



Batter	1	2	3	4	5	6	7	8	9
Craig Biggio, R OBP: 0.368, SLG: 0.437 (1, 4)	0-0 HR		0-1 L5			2-1 P4	2-2 E4		
Steve Finley, L OBP: 0.315, SLG: 0.430 (1, 8)	1-2 1B		2-1 F8			2-2 F9	1-1 1B		
5 Jeff Bagwell, R OBP: 0.327, SLG: 0.347 Joe Boever, R (8, 1) Al Osuna, R (8, 1) Doug Jones, R (8, 1)	0-1 P1			0-0 F8		0-1 P4	0-2 F9		
Pete Incaviglia, R OBP: 0.300, SLG: 0.368 (1, 9)	1-3 K			0-3 K			0-0 E FC 1B	3-2 G4-6-3 1B	
Chris Jones, R OBP: 0.294, SLG: 0.250 (1, 7)	3-3 K 1-2			1-3 K			1 SAFE FC 1B 1-3	1 SAFE G4-6-3 1-2f	
Casey Candaele, S OBP: 0.197, SLG: 0.233 (1, 5)		2-2 F7			0-0 F8		2-0 FC1-4-2 1B	0-1 2B	
Scott Servais, R OBP: 0.188, SLG: 0.219 Benny Distefano, L OBP: 0.300, SLG: 0.125 (7, PH) (8, 3)		0-1 P4			0-2 1B		2-3 K	4-0 FC4-6 IBB	
Rafael Ramirez, R OBP: 0.278, SLG: 0.333 (1, 6)		0-0 P3			0-2 F7		1-2 1B E 1B	1-2 FC4-6 1-2f	
Mark Portugal, R (1, 1) Eric Anthony, L OBP: 0.278, SLG: 0.294 Eddie Taubensee, L OBP: 0.290, SLG: 0.268 (7, PH) (8, 2)			0-1 B3		1-2 P2		2-2 E S 1B		


AB	R	H	RBI	BB	SO	LOB
4	1	1	1	0	0	0
4	0	2	0	0	0	0
4	0	0	0	0	0	3
0	0	0	0	0	0	0
0	0	0	0	0	0	0
0	0	0	0	0	0	0
4	0	2	0	0	2	1
4	1	0	0	0	2	3
4	1	1	0	0	0	2
2	0	1	0	0	0	0
1	0	0	0	1	1	2
4	1	1	0	0	0	3
2	0	0	0	0	0	1
1	1	1	2	0	0	0
0	0	0	0	0	0	0

BOTTOM

New York Mets @ Houston Astros
Astrodome, Houston, TX

Tue May 05 1992, 4:33 AM EDT
Att. 8,997 - Dome - 70 F

AB	34
R	5
H	9
RBI	3
BB	1
SO	5
LOB	15



Inning Stats		R: 1	H: 2	R: 0	H: 0	R: 0	H: 0	R: 0	H: 1	R: 0	H: 0	R: 4	H: 4	R: 0	H: 2
		E: 0	LOB: 1	E: 0	LOB: 0	E: 0	LOB: 0	E: 0	LOB: 1	E: 0	LOB: 0	E: 2	LOB: 2	E: 0	LOB: 2
		K: 2	BB: 0	K: 0	BB: 0	K: 2	BB: 0	K: 0	BB: 0	K: 1	BB: 0	K: 1	BB: 0	K: 0	BB: 1
		S: 12	P: 17	S: 6	P: 8	S: 6	P: 8	S: 10	P: 11	S: 10	P: 11	S: 24	P: 34	S: 15	P: 23

PITCHER		IP	WLS	BF	H	R	ER	SO	BB	IBB	HBP	BLK	WP	HR	S	P	ERA	WHIP
Sid Fernandez, L ERA: 4.78 (1, 1)		6.0	L	21	3	1	1	4	0	0	0	0	0	1	51	66	1.50	0.500
Wally Whitehurst, R ERA: 3.09 (7, 1)		0.2		6	3	4	0	1	0	0	0	0	0	0	15	22	0.00	4.500
Jeff Innis, R ERA: 3.38 (7, 1)		1.1		8	3	0	0	0	0	1	0	0	0	0	24	35	0.00	2.250

WP	PA	3B	SF	SAC	DP	HBP
0	35	0	0	0	1	0

Batter	1	2	3	4	5	6	7	8	9	AB R H RBI BB SO LOB	TOP											
Craig Biggio, R (1, 4) OBP: 0.370, SLG: 0.425	0-0 G6-3		4-0 FC6-4 5 1B 1-2 2-3 3-H BB	1-0 FC5-4 1-2f			4-1 FC4-6 BB		1-2 G5-3	3 1 0 1 2 0 2												
Steve Finley, L (1, 8) OBP: 0.313, SLG: 0.423	2-2 G4-3		1-3 K		1-1 5 HBP 1B		2-1 FC4-6 FC4-6 1-2f			4 0 1 0 0 1 4												
5 Jeff Bagwell, R (1, 3) OBP: 0.333, SLG: 0.347	0-1 G5-3		2-1 FC6-4 1B 1-3 2-H 3-H		1-1 FC6-4 1-2 HBP		0-3 K			3 0 1 2 0 1 1												
Luis Gonzalez, L (1, 7) OBP: 0.162, SLG: 0.177			2-0 FC6-4 1-2f 3-H		3-3 K		1-0 FC4-6 1-2f			4 0 0 1 0 2 4												
Pete Incaviglia, R (1, 9) OBP: 0.298, SLG: 0.363	1-2 G5-3		2-2 P4		0-0 P1			2-0 L6-3 1B		4 0 1 0 0 0 3												
Ryan Bowen, R (8, PR) OBP: 0.333, SLG: 0.333										0 0 0 0 0 0 0												
Rob Mallicoat, L (8, 1)										0 0 0 0 0 0 0												
Casey Candaele, S (1, 5) OBP: 0.200, SLG: 0.247	1-0 G1-3			0-0 1B FC5-2 2B		1-1 FC6-4 1-2f		1-2 F7		4 0 1 0 0 0 3												
Eddie Taubensee, L (1, 2) OBP: 0.292, SLG: 0.271			3-3 K 1B 1B BB		0-0 FC5-2 1B		0-3 K		2-2 L6-3 1-2	3 1 1 0 0 2 0												
Scott Servais, R (8, PH) OBP: 0.182, SLG: 0.212				2-3 1B						1 0 0 0 0 0 1												
Andujar Cedeno, R (1, 6) OBP: 0.285, SLG: 0.357			0-1 BB 5 1B 1B 1-2		1-3 K		0-1 G5		0-0 F7	4 1 1 0 0 1 2												
Pete Harnisch, S (1, 1) OBP: 0.250, SLG: 0.375			0-2 BB 5 1B 1B 1-2 2-3		2-2 FC5-2 FC5-4 1-2 3-H		1-0 G6-3		1-3 K	3 1 1 0 0 0 2												
Xavier Hernandez, L (6, 1)										0 0 0 0 0 0 0												
Chris Jones, R (8, 9) OBP: 0.286, SLG: 0.241										1 0 0 0 0 1 0												
Inning Stats	R: 0 E: 0 K: 0 S: 6	H: 0 LOB: 0 BB: 0 P: 8	R: 0 E: 0 K: 1 S: 8	H: 0 LOB: 0 BB: 0 P: 13	R: 4 E: 0 K: 2 S: 17	H: 3 LOB: 1 BB: 1 P: 31	R: 0 E: 0 K: 1 S: 9	H: 2 LOB: 2 BB: 0 P: 13	R: 0 E: 0 K: 1 S: 9	H: 1 LOB: 2 BB: 0 P: 15	R: 0 E: 0 K: 1 S: 6	H: 0 LOB: 0 BB: 0 P: 7	R: 0 E: 0 K: 1 S: 8	H: 0 LOB: 1 BB: 1 P: 15	R: 0 E: 0 K: 0 S: 9	H: 1 LOB: 1 BB: 0 P: 14	R: 0 E: 0 K: 1 S: 9	H: 0 LOB: 0 BB: 0 P: 11	1B: 6 2B: 2 3B: 0 HR: 0	SF: 0 SAC: 0 DP: 1 HBP: 1	WP: 1 PB: 0 SB: 0 CS: 0	PA: 37
PITCHER	IP WLS BF H R ER SO BB IBB HBP BLK WP HR S P ERA WHIP																					
Greg Maddux, R (1, 1) ERA: 3.48	7.1 W 33 7 4 4 7 2 0 1 0 1 0 68 110 4.91 1.227																					
Paul Assenmacher, L (8, 1) ERA: 1.98	1.2 4 0 0 0 1 0 0 0 0 0 0 13 17 0.00 0.000																					

Houston Astros @ Chicago Cubs
Wrigley Field, Chicago, IL
Wed May 06 1992, 3:33 AM CDT
Att. 12,836 - Sunny - 48 F

livebaseballscorecards.com

AB	34
R	4
H	7
RBI	4
BB	2
SO	8
LOB	22



Batter	1	2	3	4	5	6	7	8	9
Sammy Sosa, R OBP: 0.287, SLG: 0.255 (1, 8)	1-3 K	3-2 SF8		4-2 CS BB		1-1 FC5-4		0-2 F9	
Mark Grace, L OBP: 0.407, SLG: 0.477 (1, 3)	4-2 23 HR BB	0-0 1-3 2-H 1B		2-0 CS 1-2	1-2 G4-3		4-0 23 HR BB		
23 Ryne Sandberg, R OBP: 0.347, SLG: 0.447 (1, 4)	1-0 1-H HR	2-3 K			1-3 K2-3		1-2 1-H HR		
Andre Dawson, R OBP: 0.274, SLG: 0.444 (1, 9)	2-3 K		0-1 E5		2-0 F7		2-2 G5-3		
Derrick May, L OBP: 0.207, SLG: 0.148 (1, 7)	1-1 G4-3		0-0 P6			2-2 HR 1B	2-0 G4-3		
Hector Villanueva, R OBP: 0.213, SLG: 0.279 (1, 2)		1-1 1B SF8 2B	0-3 K		1-2 P7		2-2 F8		
Luis Salazar, R OBP: 0.302, SLG: 0.375 (1, 6)		2-2 1B 1B	2-3 K		0-0 HR		1-2 G5-3		
Doug Strange, S OBP: 0.286, SLG: 0.118 (1, 5)		4-1 1B BB		0-0 G4-3		0-0 F7	4-2 SH1-3 BB		
Greg Maddux, R OBP: 0.214, SLG: 0.500 (1, 1)		2-3 K		2-1 F9		1-0 E4 FC5-4	2-2 SH1-3		
Paul Assenmacher, L OBP: 0.286, SLG: 0.118 (8, 1)									

Inning Stats	R: 2	H: 1	E: 0	K: 2	S: 13	LOB: 0	BB: 1	P: 22
	R: 2	H: 3	E: 0	K: 2	S: 19 <td>LOB: 2</td> <td>BB: 1</td> <td>P: 33 </td>	LOB: 2	BB: 1	P: 33
	R: 0	H: 0	E: 1	K: 2	S: 10 <td>LOB: 1</td> <td>BB: 0</td> <td>P: 12 </td>	LOB: 1	BB: 0	P: 12
	R: 0	H: 0	E: 0	K: 0	S: 7 <td>LOB: 0</td> <td>BB: 1</td> <td>P: 14 </td>	LOB: 0	BB: 1	P: 14
	R: 0	H: 0	E: 0	K: 1	S: 8 <td>LOB: 0</td> <td>BB: 0</td> <td>P: 12 </td>	LOB: 0	BB: 0	P: 12
	R: 2	H: 2	E: 1	K: 0	S: 11 <td>LOB: 1</td> <td>BB: 0</td> <td>P: 16 </td>	LOB: 1	BB: 0	P: 16
	R: 2	H: 1	E: 0	K: 0	S: 10 <td>LOB: 0</td> <td>BB: 1</td> <td>P: 21 </td>	LOB: 0	BB: 1	P: 21
	R: 0	H: 0	E: 0	K: 0	S: 13 <td>LOB: 1</td> <td>BB: 1</td> <td>P: 20 </td>	LOB: 1	BB: 1	P: 20

PITCHER	IP	WLS	BF	H	R	ER	SO	BB	IBB	HBP	BLK	WP	HR	S	P	ERA	WHIP
Pete Hamisch, R ERA: 3.74 (1, 1)	5.1	L	25	6	6	6	7	3	0	0	0	0	2	64	103	10.12	1.688
Xavier Hernandez, R ERA: 2.7 (6, 1)	1.2		8	1	2	2	0	1	0	0	0	0	1	14	27	10.80	1.200
Rob Mallicoat, L ERA: (8, 1)	1.0		4	0	0	0	0	1	0	0	0	0	0	13	20	0.00	1.000

AB R H RBI BB SO LOB

3 0 0 1 1 1 2

2 2 1 1 2 0 0

4 2 2 4 0 2 2

4 0 0 0 0 1 0

0 0 0 0 0 0 0

4 1 1 0 0 0 1

4 1 1 0 0 1 2

4 2 2 2 0 1 1

2 0 0 0 2 0 0

3 0 0 0 0 1 3

0 0 0 0 0 0 0

AB 30

R 8

H 7

RBI 8

BB 5

SO 7

LOB 11

WP: 0 PA: 38

PB: 0

SB: 0

CS: 1

1B: 3 SF: 1

2B: 1 SAC: 1

3B: 0 DP: 0

HR: 3 HBP: 0

ERA WHIP

WP: 0 PA: 38


ERA WHIP

Houston Astros @ Chicago Cubs

Wrigley Field, Chicago, IL

Wed May 06 1992, 3:33 AM CDT

Att. 12,836 - Sunny - 48 F



Houston Astros @ Chicago Cubs
 Wrigley Field, Chicago, IL
 Thu May 07 1992, 7:05 PM CDT
 Att. 21,614 - Cloudy - 57 F

livebaseballscorecards.com

AB	34
R	2
H	7
RBI	2
BB	0
SO	2
LOB	10



AB	R	H	RBI	BB	SO	LOB
4	0	1	0	0	1	1
0	0	0	0	0	0	0
4	1	1	0	0	0	1
0	0	0	0	0	0	0
4	1	1	1	0	0	1
4	0	2	1	0	0	0
4	0	1	0	0	0	3
4	0	0	0	0	0	2
4	0	0	0	0	1	1
3	0	1	0	0	0	0
0	0	0	0	0	0	0
1	0	0	0	0	0	0
1	0	0	0	0	0	1
0	0	0	0	0	0	0
0	0	0	0	0	0	0
0	0	0	0	0	0	0
1	0	0	0	0	0	0

Batter	1	2	3	4	5	6	7	8	9									
Craig Biggio, R (1, 4) OBP: 0.366, SLG: 0.418 Juan Guerrero, R (8, 4) OBP: 0.214, SLG: 0.167	2-2 G4-3		3-3 K		3-2 L9			1-1 FC1-6 1B										
Steve Finley, L (1, 8) OBP: 0.311, SLG: 0.426 Doug Jones, R (8, 1)	2-1 5 1B 2B		0-1 F8			1-0 G4-3		1-0 FC1-6 1-2f										
5 Jeff Bagwell, R (1, 3) OBP: 0.331, SLG: 0.343	1-2 E8 FC 2-H 1B			1-1 L8		2-0 G5-3		2-2 L1										
Pete Incaviglia, R (1, 9) OBP: 0.306, SLG: 0.368	1-1 FC FC4-6 3-H			2-1 FC5-4 1B		0-1 1B			1-0 G5-3									
Luis Gonzalez, L (1, 7) OBP: 0.167, SLG: 0.182	1-0 FC4-6 PO 1-2f			0-0 L8		1-2 F8			1-0 1B									
Rafael Ramirez, R (1, 6) OBP: 0.250, SLG: 0.297	0-1 PO 1-2	0-1 L4		0-0 FC5-4 1-2f			2-1 G6-3		1-1 P2									
Eddie Taubensee, L (1, 2) OBP: 0.275, SLG: 0.254			2-2 F7			1-3 K			1-0 F7									
Casey Candaele, S (1, 5) OBP: 0.205, SLG: 0.250			1-1 G1-3			3-2 1B												
Ryan Bowen, R (1, 1) OBP: 0.333, SLG: 0.333 Joe Boever, R (2, 1) Benny Distefano, L (5, PH) Rob Mallicoat, L (5, 1) Al Osuna, R (7, 1) Eric Anthony, L (8, PH) OBP: 0.263, SLG: 0.278			0-1 G1-3			3-2 P4			1-0 G4-3									
Inning Stats	R: 2 E: 1 K: 0 S: 12	H: 2 LOB: 0 BB: 0 P: 19	R: 0 E: 0 K: 0 S: 7	H: 0 LOB: 0 BB: 0 P: 10	R: 0 E: 0 K: 1 S: 7	H: 0 LOB: 0 BB: 0 P: 10	R: 0 E: 0 K: 0 S: 6	H: 1 LOB: 1 BB: 0 P: 9	R: 0 E: 0 K: 1 S: 12	H: 1 LOB: 1 BB: 0 P: 22	R: 0 E: 0 K: 0 S: 7	H: 1 LOB: 1 BB: 0 P: 11	R: 0 E: 0 K: 0 S: 5	H: 0 LOB: 0 BB: 0 P: 7	R: 0 E: 0 K: 0 S: 8	H: 1 LOB: 1 BB: 0 P: 13	R: 0 E: 0 K: 0 S: 5	H: 1 LOB: 1 BB: 0 P: 9

PITCHER	IP	WLS	BF	H	R	ER	SO	BB	IBB	HBP	BLK	WP	HR	S	P	ERA	WHIP
Mike Morgan, R (1, 1) ERA: 4.42	9.0	W	34	7	2	1	2	0	0	0	0	0	0	69	110	1.00	0.778

PITCHER	IP	WLS	BF	H	R	ER	SO	BB	IBB	HBP	BLK	WP	HR	S	P	ERA	WHIP

1B: 6	SF: 0
2B: 1	SAC: 0
3B: 0	DP: 0
HR: 0	HBP: 0
WP: 0	PA: 35
PB: 0	SB: 0
CS: 0	

Batter	1	2	3	4	5	6	7	8	9	AB R H RBI BB SO LOB	TOP											
Craig Biggio, R (1, 4) OBP: 0.362, SLG: 0.412	1-2 1B	0-3 K			1-3 K			2-3 K		4 0 1 0 0 3 0												
Steve Finley, L (1, 8) OBP: 0.309, SLG: 0.429	3-2 F8		3-2 F8		0-3 K			0-2 2B		4 0 1 0 0 1 1												
5 Jeff Bagwell, R (1, 3) OBP: 0.320, SLG: 0.330	1-3 K		0-1 L6			3-3 K		1-1 P9		4 0 0 0 0 2 2												
Pete Incaviglia, R (1, 9) OBP: 0.294, SLG: 0.354 Doug Jones, R (8, 1)	3-3 K		2-0 F8			2-2 F8		0-3 K		4 0 0 0 0 2 2 0 0 0 0 0 0 0												
Luis Gonzalez, L (1, 7) OBP: 0.197, SLG: 0.214		3-2 IHR 1B		0-1 F8 G5-3 1B		1-0 CS 1B		3-3 K		4 1 3 0 0 1 0												
Juan Guerrero, R (1, 5) OBP: 0.176, SLG: 0.133 Casey Candaele, S (9, PH) OBP: 0.214, SLG: 0.250		1-1 G5-3		1-0 G5-3		2-0 CS	0-3 K	4-2 FC4-6 BB		3 0 0 0 0 1 2 0 0 0 0 1 0 0												
Eddie Taubensee, L (1, 2) OBP: 0.274, SLG: 0.242		4-2 IHR BB		0-1 F8			1-0 F7	0-2 FC4-6		3 1 0 0 1 0 2												
Andujar Cedeno, R (1, 6) OBP: 0.292, SLG: 0.350		1-1 L7		1-3 K			1-1 1B	1-3 K		4 0 1 0 0 2 4												
Butch Henry, L (1, 1) OBP: 0.143, SLG: 0.571 Xavier Hernandez, L (3, 1) Joe Boever, R (6, 1) Eric Anthony, L (7, PH) OBP: 0.292, SLG: 0.263 Al Osuna, R (7, 1) Benny Distefano, L (8, 9) OBP: 0.273, SLG: 0.111		1-2 IHR		0-3 K			2-1 G6-3			1 1 1 3 0 0 0 1 0 0 0 0 1 0 0 0 0 0 0 0 0 1 0 0 0 0 0 1 0 0 0 0 0 0 0 0 0 0 0 0 0 0												
Inning Stats	R: 0 E: 0 K: 2 S: 12	H: 1 LOB: 1 BB: 0 P: 20	R: 3 E: 0 K: 1 S: 19	H: 2 LOB: 0 BB: 1 P: 29	R: 0 E: 0 K: 0 S: 8	H: 0 LOB: 0 BB: 0 P: 13	R: 0 E: 0 K: 1 S: 8	H: 1 LOB: 1 BB: 0 P: 10	R: 0 E: 0 K: 3 S: 9	H: 0 LOB: 0 BB: 0 P: 10	R: 0 E: 0 K: 1 S: 7	H: 1 LOB: 0 BB: 0 P: 15	R: 0 E: 0 K: 1 S: 8	H: 1 LOB: 1 BB: 0 P: 12	R: 0 E: 0 K: 2 S: 12	H: 1 LOB: 1 BB: 0 P: 15	R: 0 E: 0 K: 2 S: 11	H: 0 LOB: 1 BB: 1 P: 19	1B: 5 2B: 1 3B: 0 HR: 1	SF: 0 SAC: 0 DP: 0 HBP: 0	WP: 0 PB: 0 SB: 0 CS: 1	PA: 36
PIITCHER	IP WLS BF H R ER SO BB IBB HBP BLK WP HR S P ERA WHIP																					
Doug Drabek, R (1, 1) ERA: 2.52	7.0 0 27 6 3 3 9 1 0 0 0 0 0 71 109 3.86 1.000																					
Stan Belinda, R (8, 1) ERA: 0.69	2.0 W 8 1 0 0 4 1 0 0 0 0 0 0 23 34 0.00 1.000																					

Houston Astros @ Pittsburgh Pirates
Three Rivers Stadium, Pittsburgh, PA

Fri May 08 1992, 7:05 PM EDT
Att. 22,351 - Cloudy - 58 F

livebaseballscorecards.com

AB	33
R	3
H	7
RBI	3
BB	2
SO	13
LOB	14



Batter	1	2	3	4	5	6	7	8	9
Jeff King, R (1, 3) OBP: 0.253, SLG: 0.286 Orlando Merced, S (8, PH) OBP: 0.375, SLG: 0.286 (9, 3)	4-2 FC4-6 1B BB	0-3 		1-2 G4-3			2-2 F8 1-3 SAFE	2-1 2B 1-H 2-H 3-H	
Jay Bell, R (1, 6) OBP: 0.336, SLG: 0.245	3-2 FC4-6 1B 1-2		3-2 G6-3		2-2 F9		4-0 FC5-4 BB	0-2 G2-3	
Andy Van Slyke, L (1, 8) OBP: 0.461, SLG: 0.489	1-1 FC4-6 1-2f 2-3		2-1 E9 BB PB		3-2 G5-3		0-0 SF7		
Lloyd McClendon, R (1, 9) OBP: 0.421, SLG: 0.545 Stan Belinda, R (8, 1)	0-1 P1		2-3 		0-2 G5-3		1 SAFE 1-1 FC5-4 1-2f		
Barry Bonds, L (1, 7) OBP: 0.413, SLG: 0.607	2-2 G6-3		4-1 BB IBB		3-2 F9		4-2 1B SH1-3 2B BB		
Steve Buechele, R (1, 5)		2-2 3B 1B	4-2 FC5-4 BB 1-2 2-3		0-1 F8		0-0 SH1-3 1-2		
Don Slaught, R (1, 2) OBP: 0.467, SLG: 0.667		1-1 SF8 3B	2-1 FC5-4 1-2f		3-2 1B		4-0 1B 2B IBB		
Jose Lind, R (1, 4) OBP: 0.213, SLG: 0.233		2-1 SF8 3-H		2-2 G4-3		0-0 P3	0-0 2B 1B		
Doug Drabek, R (1, 1) OBP: 0.067, SLG: 0.067 Gary Redus, R (7, PH) OBP: 0.393, SLG: 0.391 Cecil Espy, S (8, 9) OBP: 0.516, SLG: 0.679		1-3 		0-2 G6-3		4-0 F8 SF7 BB	0-3 		

AB	R	H	RBI	BB	SO	LOB
3	0	0	0	1	1	1
1	0	1	3	0	0	0
4	0	1	0	1	0	1
3	0	0	1	0	0	2
4	0	0	0	0	1	4
0	0	0	0	0	0	0
2	1	0	0	2	0	2
2	1	1	0	1	0	0
3	2	2	1	1	0	3
3	1	1	1	0	0	1
2	0	0	0	0	1	0
0	1	0	0	1	0	0
1	0	0	0	0	1	3

BOTTOM	
AB 28 R 6 H 6 RBI 6 BB 7 SO 4 LOB 17	

Houston Astros @ Pittsburgh Pirates
 Three Rivers Stadium, Pittsburgh, PA
 Fri May 08 1992, 7:05 PM EDT
 Att. 22,351 - Cloudy - 58 F

Inning Stats		R: 0	H: 1	E: 0	K: 0	S: 14	H: 2	LOB: 2	BB: 1	P: 24	R: 2	H: 2	E: 0	K: 2	S: 14	H: 0	LOB: 3	BB: 2	P: 30	R: 0	H: 0	E: 0	K: 0	S: 11	R: 0	H: 0	E: 0	K: 0	S: 9	R: 0	H: 1	E: 0	K: 0	S: 9	R: 1	H: 0	E: 0	K: 0	S: 7	R: 3	H: 2	E: 0	K: 1	S: 12	H: 2	LOB: 1	BB: 2	P: 22
PITCHER Butch Henry, L (1, 1) ERA: 3.69 Xavier Hernandez, R (3, 1) ERA: 2.35 Joe Boever, R (6, 1) ERA: 1.35 Al Osuna, L (7, 1) ERA: 3.14 Doug Jones, R (8, 1) ERA: 1.27	IP 2.0 WLS BF 10 H 3 R 2 ER 2 SO 2 BB 1 IBB 0 HBP 0 BLK 0 WP 0 HR 0 S 28 P 44 ERA 9.00 WHIP 2.000	IP 3.0 WLS BF 12 H 0 R 0 ER 0 SO 1 BB 1 IBB 0 HBP 0 BLK 0 WP 0 HR 0 S 33 P 58 ERA 0.00 WHIP 0.333	IP 1.0 WLS BF 4 H 1 R 0 ER 0 SO 0 BB 0 IBB 0 HBP 0 BLK 0 WP 0 HR 0 S 9 P 15 ERA 0.00 WHIP 1.000	IP 1.2 WLS L BF 10 H 1 R 4 ER 4 SO 1 BB 3 IBB 1 HBP 0 BLK 0 WP 0 HR 0 S 14 P 33 ERA 21.60 WHIP 2.400	IP 0.1 WLS BF 2 H 1 R 0 ER 0 SO 0 BB 0 IBB 0 HBP 0 BLK 0 WP 0 HR 0 S 5 P 7 ERA 0.00 WHIP 3.000	PITCHER Butch Henry, L (1, 1) ERA: 3.69 Xavier Hernandez, R (3, 1) ERA: 2.35 Joe Boever, R (6, 1) ERA: 1.35 Al Osuna, L (7, 1) ERA: 3.14 Doug Jones, R (8, 1) ERA: 1.27	IP 2.0 WLS BF 10 H 3 R 2 ER 2 SO 2 BB 1 IBB 0 HBP 0 BLK 0 WP 0 HR 0 S 28 P 44 ERA 9.00 WHIP 2.000	IP 3.0 WLS BF 12 H 0 R 0 ER 0 SO 1 BB 1 IBB 0 HBP 0 BLK 0 WP 0 HR 0 S 33 P 58 ERA 0.00 WHIP 0.333	IP 1.0 WLS BF 4 H 1 R 0 ER 0 SO 0 BB 0 IBB 0 HBP 0 BLK 0 WP 0 HR 0 S 9 P 15 ERA 0.00 WHIP 1.000	IP 1.2 WLS L BF 10 H 1 R 4 ER 4 SO 1 BB 3 IBB 1 HBP 0 BLK 0 WP 0 HR 0 S 14 P 33 ERA 21.60 WHIP 2.400	IP 0.1 WLS BF 2 H 1 R 0 ER 0 SO 0 BB 0 IBB 0 HBP 0 BLK 0 WP 0 HR 0 S 5 P 7 ERA 0.00 WHIP 3.000																																					

WP	PA
0	38
1	0
1	0
0	0

Batter	1	2	3	4	5	6	7	8	9	AB R H RBI BB SO LOB	TOP											
Craig Biggio, R (1, 4) OBP: 0.351, SLG: 0.398	0-0 P9		2-2 G3			1-0 P3		3-2 G5-3		4 0 0 0 0 0 3												
Steve Finley, L (1, 8) OBP: 0.315, SLG: 0.431	0-2 G4-3			0-1 F8		1-0 1B		1-2 5 G5-4-3 1B		4 0 2 0 0 0 0												
5 Jeff Bagwell, R (1, 3) OBP: 0.310, SLG: 0.319	1-2 F9			3-2 G4-3		1-0 F9		1-0 G5-4-3 1-2f		4 0 0 0 0 0 3												
Pete Incaviglia, R (1, 9) OBP: 0.286, SLG: 0.343 Eric Yelding, R (8, 7) OBP: 0.286, SLG: 0.286		1-0 G1-3		3-3 K		0-1 G6-3		1-2 1B 1B		3 0 0 0 0 1 0 1 0 1 0 0 0 0												
Chris Jones, R (1, 7) OBP: 0.308, SLG: 0.273 (8, 9)		0-2 P9			0-2 G1-6-3 1B		0-1 F9		0-0 1-2 1B	4 0 2 0 0 0 0												
Casey Candaele, S (1, 5) OBP: 0.207, SLG: 0.241 Rob Mallicoat, L (7, 1) Juan Guerrero, R (9, PH) OBP: 0.167, SLG: 0.125		1-0 F9			2-0 G1-6-3 1-2f		1-0 G5-3		1-2 G3-1	3 0 0 0 0 0 1 0 0 0 0 0 0 0 1 0 0 0 0 0 2												
Scott Servais, R (1, 2) OBP: 0.194, SLG: 0.222			1-1 G1-3 1B		0-0 G4-3			2-1 G4-3		3 0 1 0 0 0 0												
Andujar Cedeno, R (1, 6) OBP: 0.279, SLG: 0.333			2-1 G1-3			1-3 K		0-0 G1-3		3 0 0 0 0 1 1												
Darryl Kile, R (1, 1) OBP: 0.273, SLG: 0.111 Rafael Ramirez, R (7, 5) OBP: 0.268, SLG: 0.316			0-0 L9			4-1 1B BB		1-2 1B		1 0 0 0 1 0 1 1 0 1 0 0 0 0												
Inning Stats	R: 0 E: 0 K: 0 S: 8	H: 0 LOB: 0 BB: 0 P: 9	R: 0 E: 0 K: 0 S: 5	H: 0 LOB: 0 BB: 0 P: 7	R: 0 E: 0 K: 0 S: 9	H: 1 LOB: 1 BB: 0 P: 14	R: 0 E: 0 K: 1 S: 9	H: 0 LOB: 0 BB: 0 P: 15	R: 0 E: 0 K: 0 S: 5	H: 1 LOB: 0 BB: 0 P: 7	R: 0 E: 0 K: 1 S: 8	H: 1 LOB: 2 BB: 1 P: 16	R: 0 E: 0 K: 0 S: 5	H: 0 LOB: 0 BB: 0 P: 6	R: 0 E: 0 K: 0 S: 11	H: 1 LOB: 1 BB: 0 P: 17	R: 0 E: 0 K: 0 S: 13	H: 3 LOB: 2 BB: 0 P: 17	1B: 7 2B: 0 3B: 0 HR: 0	SF: 0 SAC: 0 DP: 2 HBP: 0	WP: 0 PB: 0 SB: 0 CS: 0	PA: 33
PITCHER Zane Smith, L (1, 1) ERA: 2.36	IP: 9.0 WLS: W BF: 33 H: 7 R: 0 ER: 0 SO: 2 BB: 1 IBB: 0 HBP: 0 BLK: 0 WP: 0 HR: 0 S: 73 P: 108 ERA: 0.00 WHIP: 0.889											PITCHER IP: WLS: BF: H: R: ER: SO: BB: IBB: HBP: BLK: WP: HR: S: P: ERA: WHIP:										

Houston Astros @ Pittsburgh Pirates
Three Rivers Stadium, Pittsburgh, PA
 Sat May 09 1992, 7:05 PM EDT
 Att. 18,985 - Cloudy - 55 F

livebaseballscorecards.com

AB	32
R	0
H	7
RBI	0
BB	1
SO	2
LOB	11



Batter	1	2	3	4	5	6	7	8	9
Orlando Merced, S OBP: 0.382, SLG: 0.288 (1, 3) C X	0-1 G3 ①		0-0 2-H 1B ②		2-3 K ③			4-1 SH1-4 BB ①	
Jay Bell, R OBP: 0.328, SLG: 0.239 (1, 6) B B B C F C F X	3-2 F8 ②		2-2 P9 ③			1-2 G5-3 ①		1-1 SH1-4 ①	
Andy Van Slyke, L OBP: 0.454, SLG: 0.474 (1, 8) C B B F F B B	4-2 BB ③			2-1 F9 ①		3-2 G1-3 ②		1-2 G1-3 ②	
Barry Bonds, L OBP: 0.407, SLG: 0.624 (1, 7) B X	1-0 F9 ③			3-1 HR ③		2-0 P5 ③		0-0 G5-3 ③	
Gary Varsho, L OBP: 0.320, SLG: 0.565 (1, 9) G S H T F S		0-3 K ①		2-0 CS 1B ②			2-1 1B 3B ②		
Jeff King, R OBP: 0.256, SLG: 0.288 (1, 5) B F X		1-1 G6-3 ②		3-3 K ② ③ 1-2			1-2 1B SF9 1B ②		
Michael LaValliere, L OBP: 0.383, SLG: 0.373 (1, 2) B F X		2-1 F8 ③			1-1 F7 ①		1-0 CS 1B ①		
Jose Lind, R OBP: 0.216, SLG: 0.239 (1, 4) C B B X			3-1 SH1-4 1B ①		0-1 F9 ②		0-1 SF9 ①		
Zane Smith, L OBP: 0.118, SLG: 0.125 (1, 1) 1 SAFE F X			0-1 SH1-4 ①		4-2 BB ③		0-3 K ③ ④ 1-2		

AB	R	H	RBI	BB	SO	LOB
3	0	1	0	1	1	1
3	0	0	0	0	0	1
3	0	0	0	1	0	1
4	1	1	1	0	0	2
3	1	2	0	0	1	0
3	1	1	1	0	1	1
3	0	1	0	0	0	0
2	0	1	1	0	0	0
1	0	0	0	1	1	1

BOTTOM

Houston Astros @ Pittsburgh Pirates
Three Rivers Stadium, Pittsburgh, PA

Sat May 09 1992, 7:05 PM EDT
Att. 18,985 - Cloudy - 55 F

livebaseballscorecards.com

AB	25
R	3
H	7
RBI	3
BB	3
SO	4
LOB	7



1B: 5	SF: 1
2B: 2	SAC: 2
3B: 1	DP: 2
HR: 1	HBP: 0

WP: 0	PA: 31
PB: 0	
SB: 0	
CS: 2	

Inning Stats	R: 0	H: 0	E: 0	K: 0	S: 10	R: 0	H: 0	E: 0	K: 1	S: 8	R: 0	H: 2	E: 0	K: 0	S: 8	R: 1	H: 2	E: 0	K: 1	S: 8	R: 0	H: 0	E: 0	K: 1	S: 13	R: 0	H: 0	E: 0	K: 0	S: 8	R: 2	H: 3	E: 0	K: 1	S: 11	R: 0	H: 0	E: 0	K: 0	S: 9
	0	0	0	0	18	0	0	0	1	11	0	2	0	0	18	1	2	0	1	18	0	0	0	1	20	0	0	0	0	14	2	3	0	1	15	0	0	0	15	
PITCHER	IP	WLS	BF	H	R	ER	SO	BB	IBB	HBP	BLK	WP	HR	S	P	ERA	WHIP																							
Darryl Kile, R ERA: 2.82 (1, 1)	6.1	L	26	7	3	3	3	2	0	0	0	0	1	63	106	4.26	1.421																							
Rob Mallicoat, L ERA: 1.93 (7, 1)	1.2		5	0	0	0	1	1	0	0	0	0	0	12	18	0.00	0.600																							

Batter	1	2	3	4	5	6	7	8	9	10	AB R H RBI BB SO LOB	TOP																
Craig Biggio, R (1, 4) OBP: 0.346, SLG: 0.390	0-0 B1-3		1-1 WP BB 2-H 1B		0-3 K		3-2 G6-3		1-0 F7		5 0 1 1 0 1 0																	
Steve Finley, L (1, 8) OBP: 0.311, SLG: 0.438	0-1 G3		0-1 F7		1-1 2B 3B		2-2 F7		1-1 G4-3		5 1 1 0 0 0 1																	
Benny Distefano, L (1, 3) OBP: 0.286, SLG: 0.091	2-0 F7		4-1 WP 1-2 BB		1-3 K		2-1 HR		3-0 HR		2 0 0 0 1 1 1 2 2 2 2 0 0 0																	
5 Jeff Bagwell, R (8, PH) OBP: 0.321, SLG: 0.383 (8, 3)			1-2 BB		3-2 PO 2B		2-2 F8		4-2 G3-1 1B BB		4 2 2 2 1 1 2																	
Eric Anthony, L (1, 9) OBP: 0.320, SLG: 0.478		1-0 HR	0-3 K		3-2 PO 2B		2-2 F8		4-2 G3-1 1B BB		4 2 2 2 1 1 2																	
Luis Gonzalez, L (1, 7) OBP: 0.198, SLG: 0.227	0-2 F9		1-0 L7		1-1 PO 2B		0-1 G3 2B		0-1 P3		5 0 1 0 0 0 4																	
Casey Candaele, S (1, 5) OBP: 0.217, SLG: 0.261	2-2 L6				0-1 G4-3		0-0 L4		0-0 2B		5 0 2 1 0 0 1																	
Eddie Taubensee, L (1, 2) OBP: 0.269, SLG: 0.229	0-0 G3				4-2 FC5-4 BB		1-1 G3		0-0 F7		4 0 0 0 1 0 3																	
Andujar Cedeno, R (1, 6) OBP: 0.278, SLG: 0.328			1-2 SH1-4 1B 1B		2-2 FC5-4		1-3 K		0-0 F7		4 1 1 0 0 1 2																	
Mark Portugal, R (1, 1) Eric Yelding, R (7, PH) Al Osuna, R (7, 1) Joe Boever, R (7, 1) Rafael Ramirez, R (9, PH) Doug Jones, R (9, 1)			0-0 SH1-4		0-1 F9		1-1 G5-3		0-1 F8		1 0 0 0 0 0 1 1 0 1 0 0 0 0 0 0 0 0 0 0 0 0 0																	
Inning Stats	R: 0 E: 0 K: 0 S: 4	H: 0 LOB: 0 BB: 0 P: 6	R: 1 E: 0 K: 0 S: 8	H: 1 LOB: 0 BB: 0 P: 11	R: 1 E: 0 K: 1 S: 13	H: 2 LOB: 3 BB: 1 P: 20	R: 0 E: 0 K: 0 S: 9	H: 0 LOB: 1 BB: 1 P: 15	R: 1 E: 0 K: 2 S: 12	H: 2 LOB: 0 BB: 0 P: 18	R: 0 E: 0 K: 1 S: 8	H: 1 LOB: 1 BB: 0 P: 10	R: 0 E: 0 K: 0 S: 9	H: 0 LOB: 0 BB: 0 P: 15	R: 1 E: 0 K: 0 S: 9	H: 2 LOB: 1 BB: 0 P: 13	R: 0 E: 0 K: 0 S: 4	H: 0 LOB: 0 BB: 0 P: 5	R: 2 E: 0 K: 0 S: 11	H: 2 LOB: 1 BB: 1 P: 21	1B: 3 2B: 3 3B: 1 HR: 3	SF: 0 SAC: 1 DP: 0 HBP: 0	WP: 1 PB: 0 SB: 0 CS: 0	PA: 44				
PITCHER	IP WLS BF H R ER SO BB IBB HBP BLK WP HR S P ERA WHIP												IP WLS BF H R ER SO BB IBB HBP BLK WP HR S P ERA WHIP															
Bob Walk, R (1, 1) ERA: 3.48	4.1		4	3	3	2	2	0	0	0	0	1	1	39	58	6.23	1.385											
Denny Neagle, L (5, 1) ERA: 2.73	1.2		6	2	0	0	2	0	0	0	0	0	0	15	22	0.00	1.200											
Dennis Lamp, R (7, 1) ERA: 2.13	1.0		3	0	0	0	0	0	0	0	0	0	0	9	15	0.00	0.000											
Bob Patterson, L (8, 1) ERA: 0.68	1.0		5	2	1	1	0	0	0	0	0	0	1	9	13	9.00	2.000											
Roger Mason, R (9, 1) ERA: 2.79	2.0	L	9	2	2	2	0	1	0	0	0	0	1	15	26	9.00	1.500											

Houston Astros @ Pittsburgh Pirates
Three Rivers Stadium, Pittsburgh, PA

Sun May 10 1992, 3:33 AM EDT
Att: 21,154 - Cloudy - 68 F

livebaseballscorecards.com

AB	39
R	6
H	10
RBI	6
BB	3
SO	4
LOB	15



Batter	1	2	3	4	5	6	7	8	9	AB	R	H	RBI	BB	SO	LOB
Craig Biggio, R (1, 4) OBP: 0.352, SLG: 0.397	2-3 		1-3 			1 SAFE 3-2 		1-1 		4	1	2	0	0	2	0
Steve Finley, L (1, 8) OBP: 0.305, SLG: 0.419	1-2 G6-3 			2-3 		4-0 		0-0 L9 		3	0	0	0	1	1	1
5 Jeff Bagwell, R (1, 3) OBP: 0.314, SLG: 0.361	1-1 L5 			2-1 G6-3 		0-3 		4-0 		3	0	0	0	1	1	3
Eric Anthony, L (1, 9) OBP: 0.333, SLG: 0.433		3-1 E8 		2-2 G4-3 		0-0 		1-3 		3	0	1	2	0	0	0
Pete Incaviglia, R (8, PH) OBP: 0.263, SLG: 0.340						1-3 2-H 3-H 				1	0	0	0	0	1	2
Luis Gonzalez, L (1, 7) OBP: 0.195, SLG: 0.235		0-0 G6-3 			2-2 F7 	3-1 P5 			0-1 L5 	3	0	0	0	0	0	3
Chris Jones, R (9, PH) OBP: 0.300, SLG: 0.265										1	0	0	0	0	0	0
Casey Candaele, S (1, 5) OBP: 0.232, SLG: 0.266		0-0 F9 			2-1 G6-3 		1-0 L7 		1-2 	4	0	1	0	0	0	1
Eddie Taubensee, L (1, 2) OBP: 0.259, SLG: 0.211		2-3 							G5-4-3 1B 							
Ken Caminiti, S (9, PH) OBP: 0.364, SLG: 0.525		2-3 			2-3 		0-0 F8 		1-1 G5-4-3 	3	0	0	0	0	2	1
Andujar Cedeno, R (1, 6) OBP: 0.278, SLG: 0.306			3-3 K 						1-2f 	1	0	0	0	0	0	1
Al Osuna, R (8, 1)																
Joe Boever, R (8, 1)																
Jimmy Jones, R (1, 1) OBP: 0.500, SLG: 0.500			3-1 G6-3 							3	0	0	0	0	0	0
Rafael Ramirez, R (8, 6) OBP: 0.250, SLG: 0.293										1	0	0	0	0	1	0

Inning Stats		R: 0	H: 0	R: 0	H: 0	R: 0	H: 0	R: 0	H: 0	R: 0	H: 0	R: 2	H: 3	R: 0	H: 0	R: 0	H: 1	R: 0	H: 1	R: 0	H: 1	1B: 5	SF: 0	WP: 0	PA: 34										
		E: 0	LOB: 0	E: 1	LOB: 1	E: 0	LOB: 0	E: 0	LOB: 0	E: 0	LOB: 0	E: 0	LOB: 2	E: 0	LOB: 0	E: 0	LOB: 2	E: 0	LOB: 0	E: 0	LOB: 0	2B: 0	SAC: 0	PB: 0											
		K: 1	BB: 0	K: 1	BB: 0	K: 2	BB: 0	K: 1	BB: 0	K: 1	BB: 0	K: 2	BB: 1	K: 0	BB: 0	K: 2	BB: 1	K: 0	BB: 0	K: 0	BB: 0	3B: 0	DP: 1	SB: 1											
		S: 8	P: 12	S: 8	P: 13	S: 10	P: 17	S: 8	P: 14	S: 10	P: 16	S: 17	P: 31	S: 4	P: 6	S: 9	P: 15	S: 7	P: 9	S: 7	P: 9	HR: 0	HBP: 0	CS: 0											
PITCHER	IP	WLS	BF	H	R	ER	SO	BB	IBB	HBP	BLK	WP	HR	S	P	ERA	WHIP	IP	WLS	BF	H	R	ER	SO	BB	IBB	HBP	BLK	WP	HR	S	P	ERA	WHIP	
Mike Morgan, R (1, 1) ERA: 4.14	7.0		26	3	2	2	8	0	1	0	0	0	0	65	109	2.57	0.429																		
Paul Assenmacher, L (8, 1) ERA: 1.89	2.0	W	8	2	0	0	2	0	1	0	0	0	0	16	24	0.00	1.000																		

Chicago Cubs @ Houston Astros
Astrodome, Houston, TX
Tue May 12 1992, 8:05 PM EDT
Att. 21,566 - Dome - 70 F

livebaseballscorecards.com

AB	32
R	2
H	5
RBI	2
BB	2
SO	10
LOB	12



Batter	1	2	3	4	5	6	7	8	9	AB	R	H	RBI	BB	SO	LOB
Craig Biggio, R OBP: 0.364, SLG: 0.406 (1, 4)	3-1 L8 ①		4-0 5 HR 1-2 BB		1-0 P8 ③			1-2 5 2B 1B	4-1 WP BB	3	2	1	0	2	0	0
Steve Finley, L OBP: 0.300, SLG: 0.414 (1, 8)	0-0 B2-3 ②		1-3 K ②			1-0 G6-3 ①		1-1 F7 ①	3-3 K 1-2 ③	5	0	0	0	0	2	4
5 Jeff Bagwell, R OBP: 0.318, SLG: 0.392 (1, 3)	3-1 F8 ③		0-0 1-H 2-H HR			2-2 G5-3 ②		2-0 1-H 2B		4	1	2	4	0	0	0
Pete Incaviglia, R OBP: 0.279, SLG: 0.333 (1, 7) (9, 9)		1-1 L8 ①	1-3 K ③			0-0 1B		0-2 G5-3 ②		4	0	1	0	0	1	1
Ken Caminiti, S OBP: 0.347, SLG: 0.477 (1, 5)		1-0 F8 ②		1-1 F8 ①		0-1 F8 ③		4-0 IBB		3	0	0	0	1	0	1
Eric Anthony, L OBP: 0.341, SLG: 0.405 Doug Jones, R (9, 1)		3-2 1B	3-3 K ②		0-0 F8 ③		0-0 F8 ①	1-3 K ③		4	0	1	0	0	2	2
Scott Servais, R OBP: 0.200, SLG: 0.225 Juan Guerrero, R OBP: 0.167, SLG: 0.125 Eddie Taubensee, L OBP: 0.258, SLG: 0.213 (7, PR) (8, 2)		0-3 K2-3 ③		0-0 F8 ③			1-1 1B		1-3 K ①	3	0	1	0	0	1	1
Andujar Cedeno, R OBP: 0.287, SLG: 0.342 (1, 6)			3-3 K ①		0-1 G6-3 ①		2-3 SAFE K	2-2 K	2-2 HR	4	1	1	1	0	2	1
Darryl Kile, R OBP: 0.333, SLG: 0.111 Rafael Ramirez, R OBP: 0.244, SLG: 0.286 Rob Mollozzi, L Xavier Hernandez, L Casey Candaele, S OBP: 0.221, SLG: 0.253 Joe Boever, R Chris Jones, R OBP: 0.286, SLG: 0.250 (5, PH) (6, 1) (7, 1) (7, PH) (8, 1) (9, 7)			4-1 5 HR BB BB		1-1 G5-3 ②		2-1 SAFE F9 ③	0-3 K		0	1	0	0	0	1	0

BOTTOM

St. Louis Cardinals @ Houston Astros
Astrodome, Houston, TX
Fri May 15 1992, 8:05 PM EDT
Att: 12,814 - Dome - 70 F

livebaseballscores.com

AB	34
R	5
H	7
RBI	5
BB	4
SO	10
LOB	11



Inning Stats		R: 0	H: 0	E: 0	K: 5	S: 5	H: 1	LOB: 1	BB: 0	P: 11	R: 0	H: 1	E: 0	K: 3	S: 9	R: 3	H: 1	E: 0	K: 3	S: 13	R: 0	H: 0	E: 0	K: 1	S: 6	R: 0	H: 0	E: 0	K: 0	S: 5	R: 0	H: 1	E: 0	K: 0	S: 7	R: 0	H: 1	E: 0	K: 1	S: 8	R: 1	H: 2	E: 0	K: 1	S: 12	R: 1	H: 1	E: 0	K: 3	S: 13	R: 0	H: 0	E: 0	K: 0	S: 0
PITCHER	IP	WLS	BF	H	R	ER	SO	BB	IBB	HBP	BLK	WP	HR	S	P	ERA	WHIP																																						
Rheal Cormier, L ERA: 5.5	(1, 1)	7.0		27	4	3	3	6	2	0	0	0	1	53	91	3.86	0.857																																						
Cris Carpenter, R ERA: 2.08	(8, 1)	0.2		5	2	1	1	0	0	0	0	0	0	9	17	13.50	3.000																																						
Bob McClure, L ERA: 5.73	(8, 1)	0.1	W	1	0	0	0	1	0	0	0	0	0	3	4	0.00	0.000																																						
Lee Smith, R ERA: 2.5	(9, 1)	1.0	S	5	1	1	1	3	1	0	0	0	1	13	23	9.00	2.000																																						

WP: 1	PA: 38
PB: 0	ERA
SB: 0	WHIP
CS: 0	

Batter	1	2	3	4	5	6	7	8	9	AB R H RBI BB SO LOB	TOP												
Ray Lankford, L (1, 8) OBP: 0.401, SLG: 0.446	1-3 K		4-0 BB		4-2 CS BB			1-0 HR		2 1 1 1 2 1 0													
Ozzie Smith, S (1, 6) OBP: 0.388, SLG: 0.342	2-0 L3		2-0 F8		1-0 CS	0-0 G5-3		1-1 L7		4 0 0 0 0 0 1													
Felix Jose, S (1, 9) OBP: 0.479, SLG: 0.662	3-3 K2-3			0-2 CS 1B		1-2 F8		1-1 P4		4 0 1 0 0 1 0													
Gerald Perry, L (1, 3) OBP: 0.383, SLG: 0.463		0-0 1B 1B		4-2 BB BB		2-1 F8		1-3 K		3 0 1 0 1 1 0													
Brian Jordan, R (1, 7) OBP: 0.270, SLG: 0.479 Mike Perez, R (9, 1)		1-3 K		0-3 K			1-3 K		0-1 F9	4 0 0 0 0 3 2 0 0 0 0 0 0 0													
Todd Zeile, R (1, 5) OBP: 0.349, SLG: 0.378		2-2 G5-4-3 1B		4-2 BB		1-1 G3 2B		1-2 G4-3 1B		3 0 3 0 1 0 0													
Tom Pagnozzi, R (1, 2) OBP: 0.333, SLG: 0.403		0-1 G5-4-3		0-1 F9		0-1 G3		0-0 G4-3		4 0 0 0 0 0 6													
Luis Alicea, S (1, 4) OBP: 0.277, SLG: 0.378			1-3 K		1-1 G4-3		0-2 G3-1			3 0 0 0 0 1 1													
Omar Olivares, R (1, 1) OBP: 0.350, SLG: 0.316 Cris Carpenter, R (7, 1)			3-1 F8		0-3 K			0-0 HR		2 0 0 0 0 1 0 0 0 0 0 0 0 0 1 1 1 1 0 0 0 0 0 0 0 0 0 0 0 0 0 0 0 0 0													
Milt Thompson, L (8, PH) OBP: 0.268, SLG: 0.391 Juan Agosto, L (8, 1) Bernard Gilkey, R (9, 7) OBP: 0.353, SLG: 0.349																							
Inning Stats	R: 0 E: 0 K: 2 S: 9	H: 0 LOB: 0 BB: 0 P: 15	R: 0 E: 0 K: 1 S: 10	H: 2 LOB: 1 BB: 0 P: 13	R: 0 E: 0 K: 1 S: 7	H: 0 LOB: 1 BB: 1 P: 16	R: 0 E: 0 K: 1 S: 15	H: 1 LOB: 2 BB: 2 P: 23	R: 0 E: 0 K: 1 S: 8	H: 0 LOB: 0 BB: 1 P: 14	R: 0 E: 0 K: 0 S: 6	H: 0 LOB: 0 BB: 0 P: 9	R: 0 E: 0 K: 1 S: 10	H: 1 LOB: 1 BB: 0 P: 12	R: 2 E: 0 K: 1 S: 9	H: 2 LOB: 0 BB: 0 P: 13	R: 0 E: 0 K: 0 S: 6	H: 1 LOB: 0 BB: 0 P: 7	1B: 4 2B: 1 3B: 0 HR: 2	SF: 0 SAC: 0 DP: 2 HBP: 0	WP: 0 PB: 0 SB: 0 CS: 2	PA: 35	
PITCHER	IP WLS BF H R ER SO BB IBB HBP BLK WP HR S P ERA WHIP																						
Mark Portugal, R (1, 1) ERA: 2.82	7.0		28	6	2	2	7	4	0	0	0	0	0	2	67	105	2.57	1.429					
Rob Mallicoat, L (8, 1) ERA: 1.08	1.0		3	0	0	0	1	0	0	0	0	0	0	7	10	0.00	0.000						
Doug Jones, R (9, 1) ERA: 2.63	1.0	W	3	1	0	0	0	0	0	0	0	0	0	6	7	0.00	1.000						

St. Louis Cardinals @ Houston Astros
Astrodome, Houston, TX
Sat May 16 1992, 8:05 PM EDT
Att. 22,327 - Dome - 70 F

livebaseballscorecards.com

AB	30
R	2
H	7
RBI	2
BB	4
SO	8
LOB	10



Batter	1	2	3	4	5	6	7	8	9	AB	R	H	RBI	BB	SO	LOB
Craig Biggio, R OBP: 0.361, SLG: 0.423 (1, 4)	2-2 G4-3		1-3 K		1-1 HR		1-1 F8			4	1	1	2	0	1	2
Steve Finley, L OBP: 0.305, SLG: 0.416 (1, 8)	2-2 1B			2-2 1B	3-1 G1-3			0-1 G1-3		4	0	2	0	0	0	0
5 Jeff Bagwell, R OBP: 0.316, SLG: 0.388 (1, 3)	1-3 K			0-0 1B		2-1 1B		1-0 F8		4	0	1	0	0	1	2
Eric Anthony, L OBP: 0.341, SLG: 0.385 (1, 9)	3-2 G6-3			4-2 BB		1-0 G3-6-1		0-1 G6-3		2	0	0	0	1	0	2
Pete Incaviglia, R OBP: 0.277, SLG: 0.330 (8, PH)				1-2 BB		1-2 L7				1	0	0	0	0	0	0
Doug Jones, R OBP: 0.277, SLG: 0.330 (9, 1)				1-2 BB		1-2 L7				0	0	0	0	0	0	0
Luis Gonzalez, L OBP: 0.191, SLG: 0.218 (1, 7)		1-1 G4-3		1-2 G4-3		1-2 L7			4-0 1B	3	1	0	0	1	0	2
Casey Candaele, S OBP: 0.224, SLG: 0.255 (1, 5)		0-0 G6-3		0-1 G3-4-1					0-0 SH1-4	3	0	1	0	0	0	2
Eddie Taubensee, L OBP: 0.250, SLG: 0.205 (1, 2)		1-2 F8							0-0 SH5-4	3	0	0	0	0	1	1
Rafael Ramirez, R OBP: 0.239, SLG: 0.279 (9, PH)									1-1 G4-3	1	0	0	0	0	0	1
Andujar Cedeno, R OBP: 0.289, SLG: 0.333 (1, 6)			3-2 G5-3						2-3 1B	2	0	0	0	1	1	0
Benny Distefano, L OBP: 0.313, SLG: 0.154 (9, PH)									1-2 BB	1	0	1	1	0	0	0
Mark Portugal, R OBP: 0.071, SLG: 0.071 (1, 1)			1-3 K						3-H 1B	2	1	1	0	0	1	0
Rob Mallicoat, L OBP: 0.071, SLG: 0.071 (8, 1)										0	0	0	0	0	0	0
Chris Jones, R OBP: 0.286, SLG: 0.250 (9, 9)										0	0	0	0	0	0	0

BOTTOM

St. Louis Cardinals @ Houston Astros
Astrodome, Houston, TX
Sat May 16 1992, 8:05 PM EDT
Att. 22,327 - Dome - 70 F

livebaseballscorecards.com

AB	30
R	3
H	7
RBI	3
BB	3
SO	5
LOB	12



Inning Stats	R: 0	H: 1	E: 0	K: 1	S: 14	R: 0	H: 0	E: 0	K: 0	S: 9	R: 0	H: 0	E: 0	K: 2	S: 12	R: 2	H: 2	E: 0	K: 1	S: 10	R: 0	H: 1	E: 0	K: 0	S: 6	R: 0	H: 1	E: 0	K: 1	S: 16	R: 0	H: 0	E: 0	K: 0	S: 5	R: 1	H: 1	E: 0	K: 0	S: 5	R: 0	H: 1	E: 0	K: 0	S: 5	1B: 6	2B: 0	3B: 0	HR: 1	SF: 0	SAC: 2	DP: 1	HBP: 0	WP: 0	PB: 0	SB: 3	CS: 0	PA: 35
--------------	------	------	------	------	-------	------	------	------	------	------	------	------	------	------	-------	------	------	------	------	-------	------	------	------	------	------	------	------	------	------	-------	------	------	------	------	------	------	------	------	------	------	------	------	------	------	------	-------	-------	-------	-------	-------	--------	-------	--------	-------	-------	-------	-------	--------

PITCHER	IP	WLS	BF	H	R	ER	SO	BB	IBB	HBP	BLK	WP	HR	S	P	ERA	WHIP
Omar Olivares, R ERA: 4.42 (1, 1)	6.1		25	6	2	2	5	1	0	0	0	0	1	70	103	2.84	1.105
Cris Carpenter, R ERA: 2.0 (7, 1)	0.2		3	0	0	0	0	1	0	0	0	0	0	9	13	0.00	1.500
Juan Agosto, L ERA: 6.38 (8, 1)	1.1	L	5	0	1	1	0	1	0	0	0	0	0	6	11	6.75	0.750
Mike Perez, R ERA: 1.38 (9, 1)	0.1		2	1	0	0	0	0	0	0	0	0	0	4	7	0.00	3.000

Batter	1	2	3	4	5	6	7	8	9	AB R H RBI BB SO LOB	TOP															
Ray Lankford, L (1, 8) OBP: 0.395, SLG: 0.444	3-3 K		3-2 P5		2-3 K	3-1 P5			1-1 3B 2B	5 1 1 0 0 2 4																
Luis Alicea, S (1, 4) OBP: 0.295, SLG: 0.410	1-0 P4		4-0 HR BB		1-1 1B		2-2 F9		0-1 1B 3B	4 2 2 1 1 0 0																
Felix Jose, S (1, 9) OBP: 0.474, SLG: 0.686	1-1 L7		0-1 HR		3-2 P5		1-1 P4		1-2 1B	5 1 2 5 0 0 1																
Gerald Perry, L (1, 3) OBP: 0.365, SLG: 0.435		0-1 CS 1B	0-0 G4-3		1-3 K		1-2 F8		3-2 L9	5 0 1 0 0 1 2																
Todd Zeile, R (1, 5) OBP: 0.344, SLG: 0.371		1-0 F9		2-1 G5-3		0-2 F8 1B FC 1B		3-2 P5	2-2 F8	5 1 1 0 0 0 2																
Milt Thompson, L (1, 7) OBP: 0.293, SLG: 0.417		2-2 G3-1		2-0 1B HBP		2-2 1B FC 1B		0-2 2B		3 0 2 0 0 0 1																
Brian Jordan, R (9, 7) OBP: 0.270, SLG: 0.479										0 0 0 0 0 0 0																
Tom Pagnozzi, R (1, 2) OBP: 0.338, SLG: 0.402			4-2 FC3-5 1B BB	2-2 1-2 1B		0-0 F8		0-3 K		3 0 1 0 1 1 3																
Bien Figueroa, R (1, 6) OBP: 0.250, SLG: 0.250			2-2 BB FC3-5 1B	1-2 L9		1-1 FC		0-0 L9		4 1 1 1 0 0 4																
Cris Carpenter, R (8, 1)						1-2 FC				0 0 0 0 0 0 0																
Lee Smith, R (9, 1)						1-2 FC				0 0 0 0 0 0 0																
Jose DeLeon, R (1, 1)			2-1 FC3-5 1B	0-1 G6-3		0-3 K			0-1 F7	2 1 0 0 0 0 4																
Mike Perez, R (5, 1)										0 0 0 0 0 0 0																
Bernard Gilkey, R (6, PH) OBP: 0.348, SLG: 0.344			1-2 HR BB							1 0 0 0 0 1 2																
Juan Agosto, L (6, 1)										0 0 0 0 0 0 0																
Ozzie Smith, S (8, 6) OBP: 0.385, SLG: 0.339			1-2 HR							1 0 0 0 0 0 0																
Inning Stats	R: 0 E: 0 K: 1 S: 8	H: 0 LOB: 0 BB: 0 P: 13	R: 0 E: 0 K: 0 S: 7	H: 1 LOB: 0 BB: 0 P: 10	R: 4 E: 0 K: 0 S: 17	H: 2 LOB: 0 BB: 2 P: 32	R: 0 E: 0 K: 0 S: 11	H: 1 LOB: 2 BB: 0 P: 18	R: 0 E: 0 K: 2 S: 12	H: 1 LOB: 1 BB: 0 P: 19	R: 1 E: 0 K: 1 S: 14	H: 2 LOB: 2 BB: 0 P: 20	R: 0 E: 0 K: 0 S: 8	H: 0 LOB: 0 BB: 0 P: 12	R: 0 E: 0 K: 1 S: 10	H: 1 LOB: 1 BB: 0 P: 13	R: 2 E: 0 K: 0 S: 15	H: 3 LOB: 1 BB: 0 P: 22	1B: 7 2B: 2 3B: 1 HR: 1	SF: 0 SAC: 0 DP: 0 HBP: 1	WP: 0 PB: 0 SB: 0 CS: 1	PA: 41				
PITCHER	IP WLS BF H R ER SO BB IBB HBP BLK WP HR S P ERA WHIP																									
Pete Harnisch, R (1, 1) ERA: 3.75	5.0		24	7	5	5	3	2	0	1	0	1	61	100	9.00	1.800										
Joe Boever, R (6, 1) ERA: 2.45	0.2		3	0	0	0	1	0	0	0	0	0	6	7	0.00	0.000										
Al Osuna, L (6, 1) ERA: 3.24	1.2		6	1	0	0	0	0	0	0	0	0	16	26	0.00	0.600										
Doug Jones, R (8, 1) ERA: 3.1	1.2	L	8	3	2	2	1	0	0	0	0	0	19	26	10.80	1.800										

St. Louis Cardinals @ Houston Astros
Astrodome, Houston, TX
Sun May 17 1992, 4:33 AM EDT
Att. 17,218 - Dome - 70 F

livebaseballscorecards.com

AB	38
R	7
H	11
RBI	7
BB	2
SO	5
LOB	23



BOTTOM

St. Louis Cardinals @ Houston Astros
Astrodome, Houston, TX
Sun May 17 1992, 4:33 AM EDT
Att. 17,218 - Dome - 70 F

livebaseballscorecards.com

AB 38
R 5
H 10
RBI 5
BB 2
SO 9
LOB 17



WP: 1 PA: 40
PB: 0
SB: 1
CS: 0

AB R H RBI BB SO LOB

4 1 2 0 1 0 0

5 2 2 1 0 0 2

5 0 1 0 0 2 4

5 0 2 2 0 1 2

4 1 1 1 0 0 2
0 0 0 0 0 0 0

4 0 0 0 0 1 3

3 0 1 1 1 1 0

3 0 0 0 0 1 4
0 0 0 0 0 0 0
1 0 0 0 0 0 0

2 1 1 0 0 1 0
0 0 0 0 0 0 0
2 0 0 0 0 2 0

1B: 7 SF: 0
2B: 3 SAC: 0
3B: 0 DP: 0
HR: 0 HBP: 0

Batter	1	2	3	4	5	6	7	8	9
Craig Biggio, R OBP: 0.368, SLG: 0.432 (1, 4)	F9		2B		1B	1B		G4-3	
Steve Finley, L OBP: 0.308, SLG: 0.416 (1, 8)	1B		F7		1B	P5		G6-3	
5 Jeff Bagwell, R OBP: 0.312, SLG: 0.381 (1, 3)	K		K2-3		F9	WP		L6	
Eric Anthony, L OBP: 0.347, SLG: 0.386 (1, 9)	1B		K		1B	G1-6-3		F8	
Luis Gonzalez, L OBP: 0.194, SLG: 0.220 Doug Jones, R (8, 1)	G1		2B		FC			L9	
Casey Candaele, S OBP: 0.216, SLG: 0.245 (1, 5)		F9	K		F7			G5-3	
Eddie Taubensee, L OBP: 0.260, SLG: 0.221 (1, 2)		G4-3				FC5-4		K	
Rafael Ramirez, R OBP: 0.224, SLG: 0.261 Al Osuna, R Benny Distefano, L OBP: 0.294, SLG: 0.143 (8, 7)		K			F8	FC5-4		G6-3	
Pete Harnisch, S OBP: 0.250, SLG: 0.400 Joe Boever, R Andujar Cedeno, R OBP: 0.283, SLG: 0.325 (6, 6)			K			1B		K	

Inning Stats	R: 1	H: 2	E: 0	K: 1	S: 9	H: 0	LOB: 1	BB: 0	P: 12	R: 0	H: 0	E: 0	K: 1	S: 6	H: 0	LOB: 0	BB: 0	P: 8	R: 0	H: 1	E: 0	K: 2	S: 11	H: 1	LOB: 1	BB: 0	P: 15	R: 1	H: 2	E: 0	K: 2	S: 12	H: 4	LOB: 3	BB: 1	P: 22	R: 0	H: 1	E: 0	K: 1	S: 13	H: 1	LOB: 2	BB: 1	P: 23	R: 0	H: 0	E: 0	K: 1	S: 9	H: 0	LOB: 0	BB: 0	P: 11	R: 0	H: 0	E: 0	K: 1	S: 6	H: 0	LOB: 0	BB: 0	P: 10	R: 0	H: 0	E: 0	K: 0	S: 10	H: 0	LOB: 0	BB: 0	P: 15	1B: 7	SF: 0	2B: 3	SAC: 0	3B: 0	DP: 0	HR: 0	HBP: 0	WP: 1	PA: 40	PB: 0	SB: 1	CS: 0
--------------	------	------	------	------	------	------	--------	-------	-------	------	------	------	------	------	------	--------	-------	------	------	------	------	------	-------	------	--------	-------	-------	------	------	------	------	-------	------	--------	-------	-------	------	------	------	------	-------	------	--------	-------	-------	------	------	------	------	------	------	--------	-------	-------	------	------	------	------	------	------	--------	-------	-------	------	------	------	------	-------	------	--------	-------	-------	-------	-------	-------	--------	-------	-------	-------	--------	-------	--------	-------	-------	-------

PITCHER	IP	WLS	BF	H	R	ER	SO	BB	IBB	HBP	BLK	WP	HR	S	P	ERA	WHIP
Jose DeLeon, R ERA: 4.11 (1, 1)	4.1		23	9	5	5	6	0	0	0	0	0	0	48	70	10.38	2.077
Mike Perez, R ERA: 1.35 (5, 1)	0.2		3	0	0	0	0	1	0	0	0	0	2	6	0.00	1.500	
Juan Agosto, L ERA: 5.66 (6, 1)	2.1		9	1	0	0	2	1	0	0	0	1	0	23	35	0.00	0.857
Cris Carpenter, R ERA: 1.93 (8, 1)	0.2	W	2	0	0	0	1	0	0	0	0	0	0	5	9	0.00	0.000
Lee Smith, R ERA: 2.37 (9, 1)	1.0	S	3	0	0	0	0	0	0	0	0	0	0	10	15	0.00	0.000

Batter	1	2	3	4	5	6	7	8	9	AB R H RBI BB SO LOB	TOP														
Craig Biggio, R (1, 4) OBP: 0.363, SLG: 0.430	2-2 F8		0-1 F9		1-1 2-H 2B		1-0 F8		1-2 F8	5 0 1 1 0 0 1															
Steve Finley, L (1, 8) OBP: 0.317, SLG: 0.421	1-2 G3		2-2 5 S 1B		2-2 L6		1-1 5 FC5-4 1B		0-2 5 G3-6-1 1B	5 0 3 0 0 0 1															
5 Jeff Bagwell, R (1, 3) OBP: 0.309, SLG: 0.371	2-1 F9		4-2 1B BB G6-4-3		3-1 G5-3		1-2 FC5-4		0-0 G3-6-1	4 0 0 0 1 0 4															
Pete Incaviglia, R (1, 7) OBP: 0.284, SLG: 0.339		4-2 1B BB G6-4-3	2-2 F8		2-1 1B 2B		0-0 F8			3 2 1 0 1 0 3															
Eric Anthony, L (1, 9) OBP: 0.358, SLG: 0.383		4-2 G6-4-3 1B BB		1-0 L8		2-2 FC3-6 1B		2-2 G3		3 0 1 1 1 0 0															
Chris Jones, R (8, 9) OBP: 0.286, SLG: 0.250		1-2 BB		0-3 K		0-0 F8		0-0 1B		0 0 0 0 0 0 0															
Casey Candaele, S (1, 6) OBP: 0.226, SLG: 0.255		1-2 G6-4-3 1B		0-3 K		0-0 F8		0-0 1B		4 0 2 0 0 1 1															
Scott Servais, R (1, 2) OBP: 0.182, SLG: 0.205		1-0 G6-4-3		3-2 P6		1-0 FC3-6 2B		2-3 K		4 1 0 0 0 1 4															
Juan Guerrero, R (1, 5) OBP: 0.227, SLG: 0.211		2-1 F9		4-1 SH1-4 2B BB		0-0 1-H 2B		0-0 P6		3 1 1 1 1 0 2															
Joe Boever, R (8, 1)										0 0 0 0 0 0 0															
Jimmy Jones, R (1, 1) OBP: 0.250, SLG: 0.250			2-2 P9		0-1 SH1-4		2-2 P3		1-0 E6 1B	2 0 0 0 0 0 1															
Rob Mallicoat, L (7, 1) ERA: 4.46										0 0 0 0 0 0 0															
Rafael Ramirez, R (8, 6) OBP: 0.220, SLG: 0.255										1 0 0 0 0 0 0															
Inning Stats	R: 0 E: 0 K: 0 S: 12	H: 0 LOB: 0 BB: 0 P: 17	R: 1 E: 0 K: 0 S: 10	H: 1 LOB: 1 BB: 2 P: 22	R: 0 E: 0 K: 0 S: 14	H: 1 LOB: 2 BB: 1 P: 24	R: 0 E: 0 K: 1 S: 9	H: 0 LOB: 0 BB: 0 P: 13	R: 1 E: 0 K: 0 S: 12	H: 1 LOB: 1 BB: 1 P: 22	R: 2 E: 0 K: 0 S: 12	H: 3 LOB: 1 BB: 0 P: 19	R: 0 E: 0 K: 0 S: 8	H: 1 LOB: 1 BB: 0 P: 11	R: 0 E: 0 K: 1 S: 8	H: 1 LOB: 1 BB: 0 P: 12	R: 0 E: 1 K: 0 S: 9	H: 1 LOB: 1 BB: 0 P: 10	1B: 6 2B: 3 3B: 0 HR: 0	SF: 0 SAC: 1 DP: 2 HBP: 0	WP: 0 PB: 0 SB: 1 CS: 0	PA: 39			
PITCHER	IP	WLS	BF	H	R	ER	SO	BB	IBB	HBP	BLK	WP	HR	S	P	ERA	WHIP								
Kyle Abbott, L (1, 1) ERA: 5.44	5.2	L	26	6	4	4	1	4	0	0	0	0	0	65	111	6.35	1.765								
Danny Cox, R (6, 1) ERA: 4.46	1.1		5	1	0	0	0	0	0	0	0	0	0	12	17	0.00	0.750								
Wally Ritchie, L (8, 1) ERA: 1.76	1.0		4	1	0	0	1	0	0	0	0	0	0	8	12	0.00	1.000								
Barry Jones, R (9, 1) ERA: 4.63	1.0		4	1	0	0	0	0	0	0	0	0	0	9	10	0.00	1.000								

Houston Astros @ Philadelphia Phillies
Veterans Stadium, Philadelphia, PA
Mon May 18 1992, 7:05 PM EDT
Att. 17,309 - Cloudy - 73 F

livebaseballscorecards.com

AB	34
R	4
H	9
RBI	3
BB	4
SO	2
LOB	17



Batter	1	2	3	4	5	6	7	8	9	AB R H RBI BB SO LOB	TOP									
Craig Biggio, R (1, 4) OBP: 0.360, SLG: 0.422	0-3 K		0-0 P3		1-0 F7			4-1 2B 5 HR BB		3 1 0 0 1 1 1	Houston Astros @ Philadelphia Phillies Veterans Stadium, Philadelphia, PA Tue May 19 1992, 7:05 PM EDT Att. 15,299 - Sunny - 67 F									
Steve Finley, L (1, 8) OBP: 0.321, SLG: 0.426	1-2 G6-3		2-2 E6			4-0 1B S BB		1-2 5 HR 2B		3 1 1 0 1 0 1										
5 Jeff Bagwell, R (1, 3) OBP: 0.307, SLG: 0.388	2-3 K		0-1 F8			0-0 F9		0-0 HR		4 1 1 3 0 1 3										
Eric Anthony, L (1, 9) OBP: 0.333, SLG: 0.353		0-0 F7		3-1 G4-3		0-2 F8		2-2 G5-3		4 0 0 0 0 0 1										
Luis Gonzalez, L (1, 7) OBP: 0.206, SLG: 0.232		2-2 1B		1-1 L6		1-2 1B		0-0 P5		4 0 2 0 0 0 0										
Juan Guerrero, R (1, 5) OBP: 0.240, SLG: 0.227 Xavier Hernandez, L (6, 1) Ken Caminiti, S (8, PH) Al Osuna, R (8, 1)		1-0 L7		0-1 1B		1-3 K		3-2 CS 1B		3 0 1 0 0 1 3 0 0 0 0 0 0 0 1 0 1 0 0 0 0 0 0 0 0 0 0 0										
Casey Candaele, S (1, 6) OBP: 0.227, SLG: 0.248		1-1 G3		1-0 G3		4-2 G4-6-3 BB		1-0 CS		3 0 0 0 1 0 2										
Eddie Taubensee, L (1, 2) OBP: 0.263, SLG: 0.216 Pete Incaviglia, R (9, PH) OBP: 0.282, SLG: 0.336			4-2 FC3-6 BB		2-2 G3-1		1 SAFE 0-0 G4-6-3		2-3 K	2 0 0 0 1 0 1 1 0 0 0 0 1 0										
Butch Henry, L (1, 1) OBP: 0.091, SLG: 0.364 Rafael Ramirez, R (6, 6) OBP: 0.212, SLG: 0.245			1-0 FC3-6 E		1-3 K		0-1 G6-3		3-3 K	2 0 0 0 0 1 1 2 0 0 0 0 1 0										
Inning Stats	R: 0 E: 0 K: 2 S: 12	H: 0 LOB: 0 BB: 0 P: 15	R: 0 E: 0 K: 0 S: 10	H: 1 LOB: 1 BB: 0 P: 14	R: 0 E: 1 K: 0 S: 9	H: 0 LOB: 2 BB: 1 P: 16	R: 0 E: 0 K: 1 S: 9	H: 0 LOB: 0 BB: 0 P: 13	R: 0 E: 0 K: 1 S: 14	H: 1 LOB: 2 BB: 1 P: 20		R: 0 E: 0 K: 0 S: 5	H: 0 LOB: 0 BB: 1 P: 9	R: 3 E: 0 K: 0 S: 13	H: 3 LOB: 0 BB: 1 P: 24	R: 0 E: 0 K: 2 S: 12	H: 0 LOB: 0 BB: 0 P: 20	1B: 4 2B: 1 3B: 0 HR: 1	SF: 0 SAC: 0 DP: 1 HBP: 0	WP: 0 PB: 0 SB: 1 CS: 1
PITCHER	IP WLS BF H R ER SO BB IBB HBP BLK WP HR S P ERA WHIP																			
Curt Schilling, R (1, 1) ERA: 2.36	6.0 W 24 3 0 0 4 2 0 0 0 0 0 0 61 90 0.00 0.833																			
Barry Jones, R (7, 1) ERA: 5.55	1.0 6 2 3 3 0 2 0 0 0 0 0 1 10 19 27.00 4.000																			
Mitch Williams, L (8, 1) ERA: 3.5	2.0 S 6 1 0 0 2 0 0 0 0 0 0 0 20 34 0.00 0.500																			

livebaseballscorecards.com



Batter	1	2	3	4	5	6	7	8	9	AB R H RBI BB SO LOB	TOP									
Craig Biggio, R (1, 4) OBP: 0.362, SLG: 0.418	2-2 G5-3		1-3 K		2-2 FC5-4 1B		1-2 L7		4-1 BB	4 0 1 0 1 1 0										
Steve Finley, L (1, 8) OBP: 0.318, SLG: 0.419	1-1 5 1B 1B		3-1 G3		0-0 L4		2-2 G4-3		2-1 P6	5 1 1 0 0 0 4										
5 Jeff Bagwell, R (1, 3) OBP: 0.304, SLG: 0.382	0-2 1B 1-3 1B		2-3 K		1 SAFE 0-2 FC5-4 1-2f			2-2 F9	0-1 P9	5 0 1 0 0 1 4										
Pete Incaviglia, R (1, 7) OBP: 0.289, SLG: 0.342	3-2 P4			1-0 G4-3 1B		0-1 P4		1-1 1B		4 0 2 0 0 0 2										
Eric Anthony, L (1, 9) OBP: 0.328, SLG: 0.345	2-0 FC6-4 1-2 1B			1-2 SAFE F7		0-2 G6-3		1-2 P7		4 0 1 1 0 0 2										
Juan Guerrero, R (1, 5) OBP: 0.241, SLG: 0.231	0-1 FC6-4 1-2f			0-1 G4-3 1-2		2-2 2B 1B		0-0 G4-3		4 0 1 0 0 0 4										
Scott Servais, R (1, 2) OBP: 0.213, SLG: 0.239		1-3 K		1-2 HBP		0-0 2B		0-0 BB 2B		2 0 1 0 0 0 1 0										
Rafael Ramirez, R (9, PH) OBP: 0.226, SLG: 0.280		2-2 G5-3		1-1 P4		0-2 G1-3		1-3 K		1 0 1 0 0 0 0 0	AB 36									
Luis Gonzalez, L (9, PR) OBP: 0.206, SLG: 0.232										0 0 0 0 0 0 0 0	R 1									
Andujar Cedeno, R (1, 6) OBP: 0.274, SLG: 0.314										3 0 0 0 0 0 0 4	H 9									
Joe Boever, R (6, 1)										0 0 0 0 0 0 0 0	RBI 1									
Ken Caminiti, S (9, PH) OBP: 0.353, SLG: 0.478										1 0 0 0 0 1 1	BB 2									
Darryl Kile, R (1, 1) OBP: 0.286, SLG: 0.091		0-3 K			1-3 K		1-0 G6-3		4-1 BB BB	2 0 0 0 0 2 0	SO 6									
Rob Mallicoat, L (6, 1)										0 0 0 0 0 0 0 0	LOB 21									
Casey Candaele, S (6, 6) OBP: 0.231, SLG: 0.246										1 0 0 0 1 0 0										
Inning Stats	R: 1 E: 0 K: 0 S: 17	H: 3 LOB: 2 BB: 0 P: 25	R: 0 E: 0 K: 2 S: 9	H: 0 LOB: 0 BB: 0 P: 12	R: 0 E: 0 K: 2 S: 8	H: 1 LOB: 2 BB: 0 P: 14	R: 0 E: 0 K: 1 S: 10	H: 1 LOB: 1 BB: 0 P: 12	R: 0 E: 0 K: 0 S: 14	H: 2 LOB: 2 BB: 0 P: 16	R: 0 E: 0 K: 0 S: 7	H: 0 LOB: 0 BB: 0 P: 11	R: 0 E: 0 K: 0 S: 11	H: 1 LOB: 1 BB: 0 P: 15	R: 0 E: 0 K: 1 S: 11	H: 1 LOB: 3 BB: 2 P: 22	1B: 7 2B: 2 3B: 0 HR: 0	SF: 0 SAC: 0 DP: 0 HBP: 1	WP: 0 PB: 0 SB: 0 CS: 0	PA: 39
PITCHER	IP WLS BF H R ER SO BB IBB HBP BLK WP HR S P ERA WHIP																			
Terry Mulholland, L (1, 1) ERA: 4.15	8.1 W 36 9 1 1 6 1 0 1 0 0 0 0 92 130 1.08 1.200																			
Mitch Williams, L (9, 1) ERA: 3.38	0.2 S 3 0 0 0 0 1 0 0 0 0 0 0 5 11 0.00 1.500																			

Houston Astros @ Philadelphia Phillies
Veterans Stadium, Philadelphia, PA
Wed May 20 1992, 7:05 PM EDT
Att. 16,048 - Sunny - 74 F

livebaseballscorecards.com



Batter	1	2	3	4	5	6	7	8	9
Lenny Dykstra, L OBP: 0.346, SLG: 0.348 (1, 8)	1-2 G6-3 ①		4-1 CS BB		0-0 G5-3 2B 1B	2-3 K		1-1 1B	
Mariano Duncan, R OBP: 0.294, SLG: 0.405 (1, 7)	1-2 G4-3 ②		3-3 K 1-2		2-2 G5-3 1-2	0-0 P6		0-3 K ③	
Dave Hollins, S OBP: 0.399, SLG: 0.445 (1, 5)	2-2 1B ③		1-1 P2		3-2 2B 2-H	1-1 F8			
John Kruk, L OBP: 0.463, SLG: 0.486 (1, 3)		0-0 2B 2B		0-1 G4-3 ①	4-2 BB		1-0 G3 ①		
Darren Daulton, L OBP: 0.407, SLG: 0.540 (1, 2)		0-0 2B 2-H		4-1 BB 1B BB	1-1 P5		1-0 L4 ②		
Ruben Amaro Jr, S OBP: 0.304, SLG: 0.316 (1, 9)		0-0 P3		0-2 BB 1B 1-2	2-1 G4-3 ③		0-0 G3 ③		
Mickey Morandini, L OBP: 0.376, SLG: 0.409 (1, 4)		4-1 BB BB		3-2 L8 ②		2-0 BB 1B 1B		1-1 G1-3 ①	
Kim Batiste, R OBP: 0.275, SLG: 0.320 (1, 6)		0-0 L9 ②		4-0 FC5 BB 1-2 2-3		1-0 BB 1B 1-2		1-3 K ②	
Terry Mulholland, R OBP: 0.214, SLG: 0.222 Mitch Williams, L OBP: 1.000, SLG: 1.000 (1, 1) (9, 1)		1-0 F7 ③		1-1 FC5 1-2f		4-2 BB 1-2 2-3		0-0 1B 1B	

Inning Stats	R: 0 E: 0 K: 0 S: 11	H: 1 LOB: 1 BB: 0 P: 15	R: 1 E: 0 K: 0 S: 6	H: 2 LOB: 2 BB: 1 P: 11	R: 0 E: 0 K: 1 S: 7	H: 0 LOB: 0 BB: 1 P: 14	R: 0 E: 0 K: 0 S: 14	H: 1 LOB: 3 BB: 2 P: 26	R: 1 E: 0 K: 0 S: 15	H: 2 LOB: 2 BB: 1 P: 27	R: 0 E: 0 K: 1 S: 10	H: 2 LOB: 3 BB: 1 P: 20	R: 0 E: 0 K: 0 S: 3	H: 0 LOB: 0 BB: 0 P: 5	R: 0 E: 0 K: 2 S: 11	H: 2 LOB: 2 BB: 0 P: 14
--------------	-------------------------------	----------------------------------	------------------------------	----------------------------------	------------------------------	----------------------------------	-------------------------------	----------------------------------	-------------------------------	----------------------------------	-------------------------------	----------------------------------	------------------------------	---------------------------------	-------------------------------	----------------------------------

PITCHER	IP	WLS	BF	H	R	ER	SO	BB	IBB	HBP	BLK	WP	HR	S	P	ERA	WHIP
Darryl Kile, R ERA: 3.13 (1, 1)	5.0	L	26	8	2	2	1	5	0	0	0	0	0	55	98	3.60	2.600
Rob Mallicoat, L ERA: 0.9 (6, 1)	0.1		2	0	0	0	1	1	0	0	0	0	0	5	11	0.00	3.000
Joe Boever, R ERA: 2.1 (6, 1)	2.2		10	2	0	0	2	0	0	0	0	0	0	17	23	0.00	0.750

BOTTOM

Houston Astros @ Philadelphia Phillies
Veterans Stadium, Philadelphia, PA

Wed May 20 1992, 7:05 PM EDT
Att. 16,048 - Sunny - 74 F

AB	R	H	RBI	BB	SO	LOB
4	1	2	0	1	1	3
5	0	0	0	0	2	7
4	0	2	1	0	0	3
3	1	1	0	1	0	0
3	0	1	1	1	0	2
4	0	1	0	0	0	3
3	0	1	0	1	0	2
3	0	1	0	1	1	2
3	0	1	0	1	0	5
0	0	0	0	0	0	0

AB	32
R	2
H	10
RBI	2
BB	6
SO	4
LOB	27

WP: 0 PA: 38
PB: 0
SB: 0
CS: 1



1B	2B	3B	HR	SF	SAC	DP	HBP
7	3	0	0	0	0	0	0

Batter	1	2	3	4	5	6	7	8	9	AB R H RBI BB SO LOB	TOP											
Craig Biggio, R (1, 4) OBP: 0.374, SLG: 0.429	4-1 5 F8 2B BB	0-1 2-H 2B		2-2 G1-3 1B		4-0 1-2 BB		1-2 G4-3		3 1 2 1 2 0 1												
Steve Finley, L (1, 8) OBP: 0.320, SLG: 0.412	4-0 1-2 2B BB	4-1 BB		0-0 G1-3 1-2		1-2 L8			0-3 K	3 1 0 0 2 1 3												
5 Jeff Bagwell, R (1, 3) OBP: 0.295, SLG: 0.369	1-1 F8 2-3	0-3 K		0-0 F9			1-2 F9		0-0 G4-3	5 0 0 0 0 1 5												
Eric Anthony, L (1, 9) OBP: 0.348, SLG: 0.400 Chris Jones, R (9, 9) OBP: 0.286, SLG: 0.250	3-1 1-H 3-H 2B			2-2 G3-1 1B		1-2 F7		1-2 WP 2B	1-0 G4-3	5 0 3 2 0 0 0 0 0 0 0 0 0 0												
Pete Incaviglia, R (1, 7) OBP: 0.296, SLG: 0.342 Casey Candaele, S (9, 7) OBP: 0.231, SLG: 0.246	1-0 P6			0-0 G3-1 1-2 1B		4-2 CS BB		2-1 F8		3 0 1 0 1 0 2 0 0 0 0 0 0 0												
Ken Caminiti, S (1, 5) OBP: 0.327, SLG: 0.440	1-0 G4-3			2-3 K		3-2 F7 1-2		1-1 F7 2-3		4 0 0 0 0 1 5												
Eddie Taubensee, L (1, 2) OBP: 0.282, SLG: 0.231				0-0 G3-1		0-0 FC3-6 1B		3-1 SH3 1B		3 1 2 0 1 0 2												
Andujar Cedeno, R (1, 6) OBP: 0.263, SLG: 0.300				1-2 2-3		0-1 P3		0-3 K		4 0 0 0 0 2 5												
Mark Portugal, R (1, 1) OBP: 0.063, SLG: 0.063 Doug Jones, R (9, 1)				0-0 SH3		0-3 K		0-1 FC3-6 BB 1-2f	0-1 SH3 1-2	2 0 0 0 0 1 1 0 0 0 0 0 0 0												
Inning Stats	R: 2 E: 0 K: 0 S: 7	H: 1 LOB: 1 BB: 2 P: 21	R: 1 E: 0 K: 2 S: 12	H: 1 LOB: 2 BB: 2 P: 21	R: 0 E: 0 K: 1 S: 10	H: 2 LOB: 2 BB: 0 P: 14	R: 0 E: 0 K: 1 S: 8	H: 1 LOB: 1 BB: 0 P: 10	R: 0 E: 0 K: 0 S: 8	H: 0 LOB: 0 BB: 1 P: 16	R: 0 E: 0 K: 0 S: 8	H: 1 LOB: 2 BB: 1 P: 13	R: 0 E: 0 K: 0 S: 11	H: 1 LOB: 1 BB: 0 P: 16	R: 0 E: 0 K: 1 S: 10	H: 1 LOB: 1 BB: 0 P: 14	R: 0 E: 0 K: 1 S: 5	H: 0 LOB: 0 BB: 0 P: 6	1B: 5 2B: 3 3B: 0 HR: 0	SF: 0 SAC: 2 DP: 0 HBP: 0	WP: 1 PB: 0 SB: 0 CS: 1	PA: 40
PITCHER	IP WLS BF H R ER SO BB IBB HBP BLK WP HR S P ERA WHIP																					
Jose DeLeon, R (1, 1) ERA: 4.08	7.0 L 33 7 3 3 4 6 0 0 0 1 0 64 111 3.86 1.857																					
Mike Perez, R (8, 1) ERA: 1.3	1.0 4 1 0 0 1 0 0 0 0 0 0 10 14 0.00 1.000																					
Todd Worrell, R (9, 1) ERA: 2.37	1.0 3 0 0 0 1 0 0 0 0 0 0 5 6 0.00 0.000																					

Houston Astros @ St. Louis Cardinals
Busch Stadium, St. Louis, MO
 Fri May 22 1992, 7:05 PM CDT
 Att. 28,521 - Cloudy - 70 F

livebaseballscorecards.com

AB	32
R	3
H	8
RBI	3
BB	6
SO	6
LOB	24



Batter	1	2	3	4	5	6	7	8	9	AB R H RBI BB SO LOB	TOP														
Craig Biggio, R OBP: 0.376, SLG: 0.427 (1, 4)	4-2 2B 5 1B BB	2-3 K			1-0 5 BB 1B		2-2 F9			3 2 1 0 1 1 0															
Steve Finley, L OBP: 0.324, SLG: 0.416 (1, 8)	1-0 5 1B 2B		0-3 K		4-0 5 1B BB		2-2 G4-3			3 1 1 0 1 1 0															
5 Jeff Bagwell, R OBP: 0.300, SLG: 0.369 (1, 3)	0-1 2B 1B		3-3 K		1-0 E9 1-3 2-H			3-2 HBP		3 1 1 2 0 1 1															
Eric Anthony, L OBP: 0.343, SLG: 0.406 (1, 9)	1-2 1-H 2B		1-3 K		1-3 K			1-2 F8		4 0 1 1 0 2 3															
Ken Caminiti, S OBP: 0.322, SLG: 0.426 (1, 5)	1-2 F9			2-2 L6-4 1B 1B		3-2 F8		0-0 F8		4 0 1 0 0 0 4															
Pete Incaviglia, R OBP: 0.287, SLG: 0.331 Al Osuna, R (8, 1)	0-0 F8		0-3 K		1-2 G5-3			0-1 P2		4 0 0 0 0 1 3 0 0 0 0 0 0 0															
Scott Servais, R OBP: 0.216, SLG: 0.240 (1, 2)	1-3 K		0-0 K		2-2 F8			3-2 F9		4 0 1 0 0 1 1															
Andujar Cedeno, R OBP: 0.255, SLG: 0.290 Joe Boever, R Rob Murphy, L Xavier Hernandez, L Benny Distefano, L OBP: 0.278, SLG: 0.133 (1, 6) (6, 1) (7, 1) (7, 1) (8, 7)		1-0 P4		1-2 L6-4		1-0 G6-3		1-0 F9		3 0 0 0 0 0 2 0 1 0 0 0 0 0 0															
Pete Harnisch, S OBP: 0.227, SLG: 0.364 Rob Mallicoate, L Casey Candaele, S OBP: 0.228, SLG: 0.241 (1, 1) (6, 1) (6, 6)		0-0 G3		3-2 G6-3		2-2 G6-3		1-0 G4-3		2 0 0 0 0 0 0 0 0 0 0 0 0 0 2 0 0 0 0 0 0															
Inning Stats	R: 3 E: 0 K: 1 S: 15	H: 3 LOB: 1 BB: 1 P: 23	R: 0 E: 0 K: 1 S: 5	H: 0 LOB: 0 BB: 0 P: 8	R: 0 E: 0 K: 3 S: 9	H: 0 LOB: 0 BB: 0 P: 13	R: 0 E: 0 K: 1 S: 10	H: 2 LOB: 1 BB: 0 P: 13	R: 1 E: 1 K: 1 S: 11	H: 1 LOB: 2 BB: 1 P: 24	R: 0 E: 0 K: 0 S: 10	H: 0 LOB: 0 BB: 0 P: 14	R: 0 E: 0 K: 0 S: 9	H: 0 LOB: 0 BB: 0 P: 15	R: 0 E: 0 K: 0 S: 8	H: 0 LOB: 1 BB: 0 P: 12	R: 0 E: 0 K: 0 S: 6	H: 0 LOB: 0 BB: 0 P: 11	1B: 4 2B: 3 3B: 0 HR: 0	SF: 0 SAC: 0 DP: 1 HBP: 1	WP: 0 PB: 0 SB: 0 CS: 0	PA: 36			
PITCHER Donovan Osborne, L ERA: 2.7 Cris Carpenter, R ERA: 1.48 (1, 1) (7, 1)	IP 6.0 3.0	WLS W S	BF 26 10	H 6 0	R 4 0	ER 3 0	SO 7 0	BB 2 0	IBB 0 0	HBP 0 1	BLK 0 0	WP 0 0	HR 0 0	S 60 23	P 95 38	ERA 4.50 0.00	WHIP 1.333 0.000								

Houston Astros @ St. Louis Cardinals
Busch Stadium, St. Louis, MO
 Sat May 23 1992, 7:05 PM CDT
 Att. 36,286 - Cloudy - 67 F

livebaseballscorecards.com

AB	33
R	4
H	6
RBI	3
BB	2
SO	7
LOB	14



Houston Astros @ St. Louis Cardinals
 Busch Stadium, St. Louis, MO

Sat May 23 1992, 7:05 PM CDT
 Att. 36,286 - Cloudy - 67 F

livebaseballscorecards.com

AB	38
R	10
H	14
RBI	10
BB	4
SO	6
LOB	22



WP:	0	PA:	42
PB:	0	SB:	1
CS:	0		

1B:	11	SF:	0
2B:	1	SAC:	0
3B:	2	DP:	0
HR:	0	HBP:	0

2	0	1	1	0	0	0
1	1	0	0	1	1	3
2	0	0	0	0	2	1
1	0	0	0	0	1	3
1	0	1	2	0	0	0

3	2	1	3	2	0	0
---	---	---	---	---	---	---

5	1	3	1	0	0	3
---	---	---	---	---	---	---

5	0	1	0	0	1	4
---	---	---	---	---	---	---

5	1	1	1	0	1	2
---	---	---	---	---	---	---

4	2	2	2	1	0	1
---	---	---	---	---	---	---

5	2	2	0	0	0	2
---	---	---	---	---	---	---

4	1	2	0	0	0	3
---	---	---	---	---	---	---

2	0	1	1	0	0	0
---	---	---	---	---	---	---

2	0	0	0	0	2	1
---	---	---	---	---	---	---

1	0	0	0	0	1	3
---	---	---	---	---	---	---

1	0	1	2	0	0	0
---	---	---	---	---	---	---

1B:	11	SF:	0
2B:	1	SAC:	0
3B:	2	DP:	0
HR:	0	HBP:	0

WP:	0	PA:	42
PB:	0	SB:	1
CS:	0		

AB	38
R	10
H	14
RBI	10
BB	4
SO	6
LOB	22



WP:	0	PA:	42
PB:	0	SB:	1
CS:	0		

AB	38
R	10
H	14
RBI	10
BB	4
SO	6
LOB	22



WP:	0	PA:	42
PB:	0	SB:	1
CS:	0		

AB	38
R	10
H	14
RBI	10
BB	4
SO	6
LOB	22



WP:	0	PA:	42
PB:	0	SB:	1
CS:	0		

AB	38
R	10
H	14
RBI	10
BB	4
SO	6
LOB	22



WP:	0	PA:	42
PB:	0	SB:	1
CS:	0		

AB	38
R	10
H	14
RBI	10
BB	4
SO	6
LOB	22



WP:	0	PA:	42
PB:	0	SB:	1
CS:	0		

AB	38
R	10
H	14
RBI	10
BB	4
SO	6
LOB	22



WP:	0	PA:	42
PB:	0	SB:	1
CS:	0		

AB	38
R	10
H	14
RBI	10
BB	4
SO	6
LOB	22



WP:	0	PA:	42
PB:	0	SB:	1
CS:	0		

AB	38
R	10
H	14
RBI	10
BB	4
SO	6
LOB	22



WP:	0	PA:	42
PB:	0	SB:	1
CS:	0		

AB	38
R	10
H	14
RBI	10
BB	4
SO	6
LOB	22



WP:	0	PA:	42
PB:	0	SB:	1
CS:	0		

AB	38
R	10
H	14
RBI	10
BB	4
SO	6
LOB	22



WP:	0	PA:	42
PB:	0	SB:	1
CS:	0		

AB	38
R	10
H	14
RBI	10
BB	4
SO	6
LOB	22



WP:	0	PA:	42
PB:	0	SB:	1
CS:	0		

AB	38
R	10
H	14
RBI	10
BB	4
SO	6
LOB	22



WP:	0	PA:	42
PB:	0	SB:	1
CS:	0		

AB	38
R	10
H	14
RBI	10
BB	4
SO	6
LOB	22



WP:	0	PA:	42
PB:	0	SB:	1
CS:	0		

AB	38
R	10
H	14
RBI	10
BB	4
SO	6
LOB	22



WP:	0	PA:	42
PB:	0	SB:	1
CS:	0		

AB	38
R	10
H	14
RBI	10
BB	4
SO	6
LOB	22



WP:	0	PA:	42
PB:	0	SB:	1
CS:	0		

AB	38
R	10
H	14
RBI	10
BB	4
SO	6
LOB	22



WP:	0	PA:	42
PB:	0	SB:	1
CS:	0		

AB	38
R	10
H	14
RBI	10
BB	4
SO	6
LOB	22



WP:	0	PA:	42
PB:	0	SB:	1
CS:	0		

AB	38
R	10
H	14
RBI	10
BB	4
SO	6
LOB	22



WP:	0	PA:	42
PB:	0	SB:	1
CS:	0		

AB	38
R	10
H	14
RBI	10
BB	4
SO	6
LOB	22



WP:	0	PA:	42
PB:	0	SB:	1
CS:	0		

AB	38
R	10
H	14
RBI	10
BB	4
SO	6
LOB	22



WP:	0	PA:	42
PB:	0	SB:	1
CS:	0		

AB	38
R	10
H	14
RBI	10
BB	4
SO	6
LOB	22



WP:	0	PA:	42
PB:	0	SB:	1
CS:	0		

AB	38
R	10
H	14
RBI	10
BB	4
SO	6
LOB	22



WP:	0	PA:	42
PB:	0	SB:	1
CS:	0		

AB	38
R	10
H	14
RBI	10
BB	4
SO	6
LOB	22



WP:	0	PA:	42
PB:	0	SB:	1
CS:	0		

AB	38
R	10
H	14
RBI	10
BB	4
SO	6
LOB	22



WP:	0	PA:	42
PB:	0	SB:	1
CS:	0		

AB	38
R	10
H	14
RBI	10
BB	4
SO	6
LOB	22



WP:	0	PA:	42
PB:	0	SB:	1
CS:	0		

AB	38
R	10
H	14
RBI	10
BB	4
SO	6
LOB	22



WP:	0	PA:	42
PB:	0	SB:	1
CS:	0		

AB	38
R	10
H	14
RBI	10
BB	4
SO	6
LOB	22



WP:	0	PA:	42
PB:	0	SB:	1
CS:	0		

AB	38
R	10
H	14
RBI	10
BB	4
SO	6
LOB	22



WP:	0	PA:	42
PB:	0	SB:	1
CS:	0		

AB	38
R	10
H	14
RBI	10
BB	4
SO	6
LOB	22



WP:	0	PA:	42
PB:	0	SB:	1
CS:	0		

AB	38
R	10
H	14
RBI	10
BB	4
SO	6
LOB	22



WP:	0	PA:	42
PB:	0	SB:	1
CS:	0		

AB	38
R	10
H	14
RBI	10
BB	4
SO	6
LOB	22



WP:	0	PA:	42
PB:	0	SB:	1
CS:	0		

Batter	1	2	3	4	5	6	7	8	9	AB R H RBI BB SO LOB	TOP						
Steve Finley, L (1, 8) OBP: 0.326, SLG: 0.416	0-0 G6-3		0-1 G4-3		3-1 1B		1-2 1B		0-0 F8	5 0 2 0 0 0 0							
Casey Candaele, S (1, 4) OBP: 0.220, SLG: 0.233 (8, 6)	2-1 G4-3		1-3 K		0-0 G3		2-3 K			4 0 0 0 0 2 2							
5 Jeff Bagwell, R (1, 3) OBP: 0.310, SLG: 0.380	4-1 FC4-6 BB		1-2 F9			0-0 G4-3 1B 2B		2-0 S 1B 1B		3 2 2 0 1 0 0							
Eric Anthony, L (1, 9) OBP: 0.324, SLG: 0.382	0-1 FC4-6 1-2f			3-2 F7		0-0 G4-3		1-3 K 1-2		4 0 0 0 0 1 3							
Ken Caminiti, S (1, 5) OBP: 0.302, SLG: 0.397		0-0 G3-1		0-1 G4-3		1-0 G1-3		3-2 F7		4 0 0 0 0 0 2							
Benny Distefano, L (1, 7) OBP: 0.409, SLG: 0.316 Chris Jones, R (8, PR) OBP: 0.286, SLG: 0.250 (8, 7)		1-2 1B SF7 1B		0-0 1B		0-1 1B 3-H		1-1 1B 2-H		4 1 4 2 0 0 0 0 0 0 0 0 0 0							
Rafael Ramirez, R (1, 6) OBP: 0.228, SLG: 0.278 Al Osona, R (8, 1)		1-0 1B		0-2 F8		0-0 F8		2-3 K		4 0 1 0 0 1 3 0 0 0 0 0 0 0							
Eddie Taubensee, L (1, 2) OBP: 0.271, SLG: 0.223		2-0 SF7			1-0 G3		1-0 G4-3		2-3 K	3 0 0 1 0 1 0							
Jimmy Jones, R (1, 1) OBP: 0.167, SLG: 0.167 Pete Incaviglia, R (7, PH) OBP: 0.285, SLG: 0.328 Rob Mallicoat, L (7, 1) Joe Boever, R (7, 1) Craig Biggio, R (8, 4) OBP: 0.374, SLG: 0.424		0-0 P5			3-2 G5-3		1-2 G3-1		2-2 F8	2 0 0 0 0 0 1 1 0 1 0 0 0 0 0 0							
Inning Stats	R: 0 H: 0 E: 0 LOB: 1 K: 0 BB: 1 S: 6 P: 12	R: 1 H: 2 E: 0 LOB: 1 K: 0 BB: 0 S: 7 P: 11	R: 0 H: 0 E: 0 LOB: 0 K: 1 BB: 0 S: 8 P: 10	R: 0 H: 1 E: 0 LOB: 1 K: 0 BB: 0 S: 11 P: 14	R: 0 H: 1 E: 0 LOB: 1 K: 0 BB: 0 S: 7 P: 14	R: 1 H: 2 E: 0 LOB: 1 K: 0 BB: 0 S: 6 P: 7	R: 0 H: 1 E: 0 LOB: 1 K: 1 BB: 0 S: 11 P: 15	R: 1 H: 2 E: 0 LOB: 1 K: 2 BB: 0 S: 17 P: 26	R: 0 H: 0 E: 0 LOB: 0 K: 1 BB: 0 S: 9 P: 13	1B: 8 SF: 1 2B: 1 SAC: 0 3B: 0 DP: 0 HR: 0 HBP: 0	WP: 0 PA: 37 PB: 0 SB: 1 CS: 0						
PITCHER	IP WLS BF H R ER SO BB IBB HBP BLK WP HR S P ERA WHIP																
Bob Tewksbury, R (1, 1) ERA: 1.88	7.0	29	7	2	2	2	1	0	0	0	0	0	0	56	83	2.57	1.143
Todd Worrell, R (8, 1) ERA: 2.7	1.0		5	2	1	1	2	0	0	0	0	0	0	17	26	9.00	2.000
Lee Smith, R (9, 1) ERA: 2.25	1.0	W	3	0	0	0	1	0	0	0	0	0	0	9	13	0.00	0.000

Houston Astros @ St. Louis Cardinals
 Busch Stadium, St. Louis, MO
 Sun May 24 1992, 3:33 AM CDT
 Att. 36,308 - Sunny - 61 F

livebaseballscorecards.com

AB	35
R	3
H	9
RBI	3
BB	1
SO	5
LOB	11



BOTTOM

Houston Astros @ St. Louis Cardinals
 Busch Stadium, St. Louis, MO
 Sun May 24 1992, 3:33 AM CDT
 Att. 36,308 - Sunny - 61 F

livebaseballscores.com

AB	31
R	4
H	10
RBI	2
BB	2
SO	3
LOB	16



WP:	1	PA:	35
PB:	0		
SB:	2		
CS:	1		

AB R H RBI BB SO LOB

4 0 2 1 0 0 0

4 1 2 0 0 0 2

4 1 3 0 0 0 1

3 0 0 0 1 1 3

3 0 1 0 1 0 2

3 0 1 0 0 0 4

1 0 0 0 0 0 1

3 1 0 0 0 0 2

3 1 1 1 0 0 0

2 0 0 0 0 2 0

1 0 0 0 0 0 1

0 0 0 0 0 0 0

0 0 0 0 0 0 0

1B: 7 SF: 0

2B: 2 SAC: 1

3B: 0 DP: 2

HR: 1 HBP: 1

1B: 7 SF: 0

2B: 2 SAC: 1

3B: 0 DP: 2

HR: 1 HBP: 1

1B: 7 SF: 0

2B: 2 SAC: 1

3B: 0 DP: 2

HR: 1 HBP: 1

1B: 7 SF: 0

2B: 2 SAC: 1

3B: 0 DP: 2

HR: 1 HBP: 1

1B: 7 SF: 0

2B: 2 SAC: 1

3B: 0 DP: 2

HR: 1 HBP: 1

1B: 7 SF: 0

2B: 2 SAC: 1

3B: 0 DP: 2

HR: 1 HBP: 1

1B: 7 SF: 0

2B: 2 SAC: 1

3B: 0 DP: 2

HR: 1 HBP: 1

1B: 7 SF: 0

2B: 2 SAC: 1

3B: 0 DP: 2

HR: 1 HBP: 1

1B: 7 SF: 0

2B: 2 SAC: 1

3B: 0 DP: 2

HR: 1 HBP: 1

1B: 7 SF: 0

2B: 2 SAC: 1

3B: 0 DP: 2

HR: 1 HBP: 1

1B: 7 SF: 0

2B: 2 SAC: 1

3B: 0 DP: 2

HR: 1 HBP: 1

1B: 7 SF: 0

2B: 2 SAC: 1

3B: 0 DP: 2

HR: 1 HBP: 1

1B: 7 SF: 0

2B: 2 SAC: 1

3B: 0 DP: 2

HR: 1 HBP: 1

1B: 7 SF: 0

2B: 2 SAC: 1

3B: 0 DP: 2

HR: 1 HBP: 1

1B: 7 SF: 0

2B: 2 SAC: 1

3B: 0 DP: 2

HR: 1 HBP: 1

1B: 7 SF: 0

2B: 2 SAC: 1

3B: 0 DP: 2

HR: 1 HBP: 1

1B: 7 SF: 0

2B: 2 SAC: 1

3B: 0 DP: 2

HR: 1 HBP: 1

1B: 7 SF: 0

2B: 2 SAC: 1

3B: 0 DP: 2

HR: 1 HBP: 1

1B: 7 SF: 0

2B: 2 SAC: 1

3B: 0 DP: 2

HR: 1 HBP: 1

1B: 7 SF: 0

2B: 2 SAC: 1

3B: 0 DP: 2

HR: 1 HBP: 1

1B: 7 SF: 0

2B: 2 SAC: 1

3B: 0 DP: 2

HR: 1 HBP: 1

1B: 7 SF: 0

2B: 2 SAC: 1

3B: 0 DP: 2

HR: 1 HBP: 1

1B: 7 SF: 0

2B: 2 SAC: 1

3B: 0 DP: 2

HR: 1 HBP: 1

1B: 7 SF: 0

2B: 2 SAC: 1

3B: 0 DP: 2

HR: 1 HBP: 1

1B: 7 SF: 0

2B: 2 SAC: 1

3B: 0 DP: 2

HR: 1 HBP: 1

1B: 7 SF: 0

2B: 2 SAC: 1

3B: 0 DP: 2

HR: 1 HBP: 1

1B: 7 SF: 0

2B: 2 SAC: 1

3B: 0 DP: 2

HR: 1 HBP: 1

1B: 7 SF: 0

2B: 2 SAC: 1

3B: 0 DP: 2

HR: 1 HBP: 1

1B: 7 SF: 0

2B: 2 SAC: 1

3B: 0 DP: 2

HR: 1 HBP: 1

1B: 7 SF: 0

2B: 2 SAC: 1

3B: 0 DP: 2

HR: 1 HBP: 1

1B: 7 SF: 0

2B: 2 SAC: 1

3B: 0 DP: 2

HR: 1 HBP: 1

1B: 7 SF: 0

2B: 2 SAC: 1

3B: 0 DP: 2

HR: 1 HBP: 1

1B: 7 SF: 0

2B: 2 SAC: 1

3B: 0 DP: 2

HR: 1 HBP: 1

1B: 7 SF: 0

2B: 2 SAC: 1

3B: 0 DP: 2

HR: 1 HBP: 1

1B: 7 SF: 0

2B: 2 SAC: 1

3B: 0 DP: 2

HR: 1 HBP: 1

1B: 7 SF: 0

2B: 2 SAC: 1

3B: 0 DP: 2

HR: 1 HBP: 1

1B: 7 SF: 0

2B: 2 SAC: 1

3B: 0 DP: 2

HR: 1 HBP: 1

1B: 7 SF: 0

2B: 2 SAC: 1

3B: 0 DP: 2

HR: 1 HBP: 1

1B: 7 SF: 0

2B: 2 SAC: 1

3B: 0 DP: 2

HR: 1 HBP: 1

1B: 7 SF: 0

2B: 2 SAC: 1

3B: 0 DP: 2

HR: 1 HBP: 1

1B: 7 SF: 0

2B: 2 SAC: 1

3B: 0 DP: 2

HR: 1 HBP: 1

1B: 7 SF: 0

2B: 2 SAC: 1

3B: 0 DP: 2

HR: 1 HBP: 1

1B: 7 SF: 0

2B: 2 SAC: 1

3B: 0 DP: 2

HR: 1 HBP: 1

1B: 7 SF: 0

2B: 2 SAC: 1

3B: 0 DP: 2

HR: 1 HBP: 1

1B: 7 SF: 0

2B: 2 SAC: 1

3B: 0 DP: 2

HR: 1 HBP: 1

1B: 7 SF: 0

2B: 2 SAC: 1

3B: 0 DP: 2

HR: 1 HBP: 1

1B: 7 SF: 0

2B: 2 SAC: 1

3B: 0 DP: 2

HR: 1 HBP: 1

1B: 7 SF: 0

2B: 2 SAC: 1

3B: 0 DP: 2

HR: 1 HBP: 1

1B: 7 SF: 0

2B: 2 SAC: 1

3B: 0 DP: 2

HR: 1 HBP: 1

1B: 7 SF: 0

2B: 2 SAC: 1

3B: 0 DP: 2

HR: 1 HBP: 1

1B: 7 SF: 0

2B: 2 SAC: 1

3B: 0 DP: 2

HR: 1 HBP: 1

1B: 7 SF: 0

2B: 2 SAC: 1

3B: 0 DP: 2

HR: 1 HBP: 1

1B: 7 SF: 0

2B: 2 SAC: 1

3B: 0 DP: 2

HR: 1 HBP: 1

1B: 7 SF: 0

2B: 2 SAC: 1

3B: 0 DP: 2

HR: 1 HBP: 1

1B: 7 SF: 0

2B: 2 SAC: 1

3B: 0 DP: 2

HR: 1 HBP: 1

1B: 7 SF: 0

2B: 2 SAC: 1

3B: 0 DP: 2

HR: 1 HBP: 1

1B: 7 SF: 0

2B: 2 SAC: 1

3B: 0 DP: 2

BOTTOM

Houston Astros @ Montreal Expos
 Olympic Stadium, Montreal, QB
 Mon May 25 1992, 3:33 AM EDT
 Att. 5,765 - Dome - 70 F

livebaseballscorecards.com

AB	39
R	8
H	14
RBI	7
BB	1
SO	5
LOB	15



WP: 0	PA: 40
PB: 0	
SB: 0	
CS: 0	

AB	R	H	RBI	BB	SO	LOB
3	0	1	0	0	0	2
2	0	2	1	0	0	0

5	0	1	1	0	0	2
---	---	---	---	---	---	---

5	0	1	0	0	1	3
---	---	---	---	---	---	---

3	0	0	0	0	1	1
2	1	1	0	0	0	1

3	0	1	0	0	0	0
1	1	1	0	0	0	0

3	1	1	0	0	0	1
0	0	0	0	0	0	0
0	0	0	0	0	0	0
1	1	1	0	0	0	0

4	1	2	1	0	0	2
---	---	---	---	---	---	---

3	1	0	2	1	1	1
---	---	---	---	---	---	---

0	0	0	0	0	0	0
1	0	0	0	0	1	0
1	0	0	0	0	1	2
2	2	2	2	0	0	0


1B: 10	SF: 0
2B: 3	SAC: 0
3B: 1	DP: 3
HR: 0	HBP: 0

Batter	1	2	3	4	5	6	7	8	9
Marquis Grissom, R OBP: 0.314, SLG: 0.405 Steve Lyons, L OBP: 0.182, SLG: 0.238	3-1 G6-3		1-2 3B		2-2 G6-4-3			1-1 1B	0-0 G4-6-3 1B
Spike Owen, S OBP: 0.294, SLG: 0.347	0-0 F7		3-2 F8			2-2 G6-3		1-0 F7	0-1 G4-6-3 1B
Moises Alou, R OBP: 0.407, SLG: 0.500	1-3 K			2-2 G4-6-3 1B		1-1 F7		2-2 F6	1-2 G4-6-3 1B
Larry Walker, L OBP: 0.351, SLG: 0.513 Darren Reed, R OBP: 0.333, SLG: 0.333		2-3 K		1-0 G4-6-3 1B		0-0 G4-3			1-2 F8
Tim Wallach, R OBP: 0.302, SLG: 0.343 John Vander Wal, L OBP: 0.355, SLG: 0.370		0-0 1B 2B		0-1 F8			1-0 F7		0-0 E 1B 1B
Gary Carter, R OBP: 0.326, SLG: 0.369 Jeff Fassero, L John Wetteland, R Tom Foley, L OBP: 0.237, SLG: 0.250		3-1 G6-3			2-1 1B FC 2B		0-0 F7		1-0 BB E 1B
Archi Cianfrocco, R OBP: 0.295, SLG: 0.472		1-1 2-H 1B			0-2 E FC 1B		0-1 G5-3		1-1 E5 BB 1B
Bret Barberie, S OBP: 0.368, SLG: 0.278			2-3 K		2-2 FC G6-4-3			0-1 G5-3	4-0 1B 1B 1B BB
Chris Haney, L OBP: 0.250, SLG: 0.250 Scott Service, R Bill Sampen, R Rick Cerone, R OBP: 0.385, SLG: 0.542			1-3 K		1-3 K			2-0 1B 2B	0-1 1B 1B G4-6-3 1B

Inning Stats	R: 0	H: 0	E: 0	K: 1	S: 6	R: 0	H: 2	E: 0	K: 1	S: 8	R: 0	H: 1	E: 0	K: 2	S: 13	R: 0	H: 1	E: 0	K: 0	S: 6	R: 1	H: 2	E: 1	K: 1	S: 17	R: 0	H: 0	E: 0	K: 0	S: 6	R: 0	H: 0	E: 0	K: 0	S: 4	R: 1	H: 2	E: 0	K: 0	S: 9	R: 6	H: 6	E: 1	K: 0	S: 15	1B: 10	2B: 3	3B: 1	HR: 0	SF: 0	SAC: 0	DP: 3	HBP: 0	WP: 0	PA: 40
--------------	------	------	------	------	------	------	------	------	------	------	------	------	------	------	-------	------	------	------	------	------	------	------	------	------	-------	------	------	------	------	------	------	------	------	------	------	------	------	------	------	------	------	------	------	------	-------	--------	-------	-------	-------	-------	--------	-------	--------	-------	--------

PITCHER	IP	WLS	BF	H	R	ER	SO	BB	IBB	HBP	BLK	WP	HR	S	P	ERA	WHIP
Butch Henry, L ERA: 4.94	(1, 1)	8.0	W	35	11	7	7	5	1	0	0	0	0	74	118	7.88	1.500
Xavier Hernandez, R ERA: 2.3	(9, 1)	0.0		1	1	0	0	0	0	0	0	0	0	2	2	∞	∞
Rob Murphy, L ERA: 4.5	(9, 1)	0.0		1	1	0	0	0	0	0	0	0	0	1	1	∞	∞
Doug Jones, R ERA: 2.93	(9, 1)	1.0	S	3	1	1	0	0	0	0	0	0	0	7	10	0.00	1.000

PITCHER	IP	WLS	BF	H	R	ER	SO	BB	IBB	HBP	BLK	WP	HR	S	P	ERA	WHIP
---------	----	-----	----	---	---	----	----	----	-----	-----	-----	----	----	---	---	-----	------

Batter	1	2	3	4	5	6	7	8	9	AB R H RBI BB SO LOB	TOP		
Craig Biggio, R (1, 4) OBP: 0.376, SLG: 0.440	0-3 K		1-3 K		1-3 K		1-3 1B		1-1 3B 1B	5 2 2 1 0 3 0			
Steve Finley, L (1, 8) OBP: 0.332, SLG: 0.444	3-1 L6		3-3 K		1-0 G3		2-2 1B		0-0 3B	5 0 2 4 0 1 0			
Ken Caminiti, S (1, 5) OBP: 0.306, SLG: 0.394	1-2 G5-3		1-0 G2-3		3-0 F8		4-2 5 HBP BB		1-2 G6-3	4 0 0 0 1 0 1			
5 Jeff Bagwell, R (1, 3) OBP: 0.325, SLG: 0.381		3-1 G3 2B		4-0 HR BB		1-3 K	3-2 1-2 HBP		4-2 WP BB	2 2 1 0 2 1 0			
Eric Anthony, L (1, 9) Al Osuna, R (7, 1) Doug Jones, R (8, 1)		1-0 G3		1-1 HR		0-2 G3	1-1 G1-3		0-3 K	4 1 1 2 0 0 3 0 0 0 0 0 0 0 1 0 0 0 0 1 2			
Pete Incaviglia, R (1, 7) OBP: 0.300, SLG: 0.356		4-2 2B BB		2-2 G5-3		1-1 G1-3		2-2 F6	4-2 BB	3 1 0 0 2 0 0			
Scott Servais, R (1, 2) Chris Jones, R (7, PR) OBP: 0.267, SLG: 0.231		2-2 2B		1-1 FC5-4 1B			1-0 WP 1B 2B	1-1 G6-3	0-3 K	3 0 3 2 0 0 0 2 1 0 0 0 1 3	AB 36 R 9 H 10 RBI 9 BB 6 SO 10 LOB 16		
Andujar Cedeno, R (1, 6) Casey Candaele, S (7, PH) OBP: 0.225, SLG: 0.231		1-3 K		0-0 FC5-4			4-0 1B BB	3-2 F9		2 0 0 0 0 1 2 1 1 0 0 1 0 0			
Darryl Kile, R (1, 1) Xavier Hernandez, L (3, 1) Juan Guerrero, R (4, PH) Rob Mallicoat, L (4, 1) Joe Boever, R (5, 1) Benny Distefano, L (7, PH) Eddie Taubensee, L (7, 2) OBP: 0.278, SLG: 0.232		1-0 G6-3		0-3 K2-3			1-3 K		1-2 1B 3B 1B	1 0 0 0 0 0 1 0 0 0 0 0 0 0 1 0 0 0 0 1 1 0 0 0 0 0 0 0 0 0 0 0 0 0 0 1 0 0 0 0 1 3 1 1 1 0 0 0 0			
Inning Stats	R: 0 H: 0 E: 0 LOB: 0 K: 1 BB: 0 S: 8 P: 12	R: 2 H: 2 E: 0 LOB: 1 K: 1 BB: 1 S: 12 P: 24	R: 0 H: 0 E: 0 LOB: 0 K: 2 BB: 0 S: 7 P: 12	R: 2 H: 2 E: 0 LOB: 1 K: 1 BB: 1 S: 12 P: 20	R: 0 H: 0 E: 0 LOB: 0 K: 1 BB: 0 S: 5 P: 10	R: 0 H: 0 E: 0 LOB: 0 K: 1 BB: 0 S: 8 P: 10	R: 3 H: 3 E: 0 LOB: 2 K: 1 BB: 2 S: 16 P: 34	R: 0 H: 0 E: 0 LOB: 0 K: 0 BB: 0 S: 14 P: 20	R: 2 H: 3 E: 0 LOB: 3 K: 2 BB: 2 S: 21 P: 32	1B: 5 SF: 0 2B: 3 SAC: 0 3B: 1 DP: 0 HR: 1 HBP: 1	WP: 2 PA: 43 PB: 0 SB: 1 CS: 0		
PITCHER	IP WLS BF H R ER SO BB IBB HBP BLK WP HR S P ERA WHIP											PITCHER	IP WLS BF H R ER SO BB IBB HBP BLK WP HR S P ERA WHIP
Chris Nabholz, L (1, 1) ERA: 4.47	6.0 L 26 5 7 7 7 3 0 0 0 1 1 53 94 10.50 1.333												
Mel Rojas, R (7, 1) ERA: 1.27	1.0 6 2 0 0 1 1 0 1 0 0 0 15 28 0.00 3.000												
Jeff Fassero, L (8, 1) ERA: 3.72	2.0 11 3 2 2 2 2 0 0 0 1 0 35 52 9.00 2.500												

Houston Astros @ Montreal Expos
Olympic Stadium, Montreal, QB
 Tue May 26 1992, 7:05 PM EDT
 Att. 10,093 - Dome - 70 F

livebaseballscorecards.com

Batter	1	2	3	4	5	6	7	8	9	AB R H RBI BB SO LOB
Marquis Grissom, R OBP: 0.317, SLG: 0.419 (1, 8)	2-3 K		2-2 HR	0-3 K2-3		4-1 BB			1-3 K	4 1 1 1 1 3 0
Delino DeShields, L OBP: 0.324, SLG: 0.348 (1, 4)	4-1 BLK BB		4-1 WP HR BB	0-0 L7		0-3 K			1-2 G4-3	3 1 0 0 2 1 1
John Vander Wal, L OBP: 0.343, SLG: 0.345 (1, 7)	3-2 F7		0-0 F8			4-2 BB BB BB			2-1 F9	4 0 0 0 1 1 3
Larry Walker, L OBP: 0.349, SLG: 0.526 (1, 9)	2-3 K		1-2 HR			2-2 F7			1-1 F7	4 1 1 2 0 1 2
Tim Wallach, R OBP: 0.313, SLG: 0.357 (1, 5)		1-0 2B	3-2 1B			4-0 BB BB			1-2 G6-3	3 1 2 0 1 0 0
Gary Carter, R OBP: 0.333, SLG: 0.386 Jeff Fassero, L (8, 1)		0-0 L7-6-5 2B	1-0 1B			0-3 K			1-2 F7	4 0 2 1 0 1 2 0 0 0 0 0 0 0
Archi Cianfrocco, R OBP: 0.293, SLG: 0.453 (1, 3)		3-2 L7-6-5 2B	2-3 K			4-2 BB BB BB			1-2 F8	3 0 0 0 1 1 3
Spike Owen, S OBP: 0.300, SLG: 0.355 (1, 6)		0-0 2B	3-0 G6-3			0-2 G6-3			4-1 L4-3 BB	3 0 1 0 1 0 5
Chris Nabholz, L OBP: 0.056, SLG: 0.111 Mel Rojas, R OBP: 0.500, SLG: 0.500 Rick Cerone, R OBP: 0.370, SLG: 0.520 (8, 2)		0-3 K		1-1 G6-3		1-1 P5			1-0 L4-3	3 0 0 0 0 1 1 0 0 0 0 0 0 0 1 0 0 0 0 0 1

Inning Stats	R: 0	H: 0	E: 0	K: 2	S: 15	LOB: 1	BB: 1	P: 26	R: 1	H: 3	E: 0	K: 1	S: 10	LOB: 1	BB: 0	P: 14	R: 3	H: 4	E: 1	K: 1	S: 21	LOB: 2	BB: 1	P: 37	R: 0	H: 0	E: 0	K: 1	S: 7	LOB: 0	BB: 0	P: 8	R: 0	H: 0	E: 0	K: 1	S: 15	LOB: 3	BB: 3	P: 29	R: 0	H: 0	E: 0	K: 0	S: 10	LOB: 1	BB: 1	P: 16	R: 0	H: 0	E: 0	K: 0	S: 8	LOB: 0	BB: 0	P: 11	R: 0	H: 0	E: 0	K: 0	S: 5	LOB: 0	BB: 1	P: 11	R: 0	H: 0	E: 0	K: 1	S: 9	LOB: 0	BB: 0	P: 13	1B: 2	SF: 0	2B: 5	SAC: 0	3B: 0	DP: 2	HR: 2	HBP: 0	WP: 1	PA: 39
--------------	------	------	------	------	-------	--------	-------	-------	------	------	------	------	-------	--------	-------	-------	------	------	------	------	-------	--------	-------	-------	------	------	------	------	------	--------	-------	------	------	------	------	------	-------	--------	-------	-------	------	------	------	------	-------	--------	-------	-------	------	------	------	------	------	--------	-------	-------	------	------	------	------	------	--------	-------	-------	------	------	------	------	------	--------	-------	-------	-------	-------	-------	--------	-------	-------	-------	--------	-------	--------

PITCHER	IP	WLS	BF	H	R	ER	SO	BB	IBB	HBP	BLK	WP	HR	S	P	ERA	WHIP
Darryl Kile, R ERA: 3.63 (1, 1)	2.1		14	6	4	4	3	2	0	0	1	1	2	37	62	15.43	3.429
Xavier Hernandez, R ERA: 2.25 (3, 1)	0.2		3	1	0	0	1	0	0	0	0	0	0	9	15	0.00	1.500
Rob Mallicoat, L ERA: 2.77 (4, 1)	1.2		8	0	0	0	2	3	0	0	0	0	0	19	34	0.00	1.800
Joe Boever, R ERA: 2.18 (5, 1)	1.1	W	5	0	0	0	2	1	0	0	0	0	0	13	19	0.00	0.750
Al Osuna, L ERA: 3.05 (7, 1)	1.1		5	0	0	0	0	1	0	0	0	0	0	12	20	0.00	0.750


BOTTOM

Houston Astros @ Montreal Expos
Olympic Stadium, Montreal, QB

Tue May 26 1992, 7:05 PM EDT
Att. 10,093 - Dome - 70 F

livebaseballscores.com

AB	32
R	4
H	7
RBI	4
BB	7
SO	9
LOB	18



Houston Astros @ Montreal Expos
 Olympic Stadium, Montreal, QB
 Wed May 27 1992, 3:33 AM EDT
 Att. 10,110 - Dome - 70 F

livebaseballscorecards.com



Batter	1	2	3	4	5	6	7	8	9	AB	R	H	RBI	BB	SO	LOB	TOP								
Craig Biggio, R (1, 4) OBP: 0.376, SLG: 0.441	1-3 K		2-1 2B		1-1 G5-3	1-3 K			4-2 BB	4	0	1	1	1	2	3									
Steve Finley, L (1, 8) OBP: 0.326, SLG: 0.438	1-2 G1-3		0-1 G6-3			1-1 5 2B 1B		0-1 G4-3	0-1 P5	5	1	1	0	0	0	2									
5 Jeff Bagwell, R (1, 3) OBP: 0.333, SLG: 0.392	4-0 CS BB			0-0 FC4-6 1B		2-2 1B BB 2B		2-3 K		3	1	2	1	1	1	0									
Eric Anthony, L (1, 9) OBP: 0.310, SLG: 0.388	2-2 CS 1-2	2-2 G4-3		3-2 F7		1-1 BB BB 1B		1-3 K		4	1	1	0	0	1	1									
Ken Caminiti, S (1, 5) OBP: 0.303, SLG: 0.377			3-3 K		0-0 FC4-6 1-2f	4-2 1B BB FC3-6 BB		0-3 K		3	1	0	0	1	2	1									
Pete Incaviglia, R (1, 7) OBP: 0.299, SLG: 0.348			1-0 G1-3		2-3 K	4-2 FC3-6 1B BB		3-3 K		3	0	0	1	1	2	1									
Rafael Ramirez, R (1, 6) OBP: 0.246, SLG: 0.293			0-1 SH3 2B 1B		2-2 F9	0-1 FC3-6 1B		1-1 L9		4	1	2	1	0	0	0									
Joe Boever, R (8, 1)										0	0	0	0	0	0	0									
Eddie Taubensee, L (1, 2) OBP: 0.277, SLG: 0.242			3-1 F8		0-0 2B	1-0 FC3-6		1-0 F8		4	0	1	1	0	0	3									
Mark Portugal, R (1, 1) OBP: 0.063, SLG: 0.063			1-0 SH3		2-3 K	SAFE 2-1 P5		0-3 K		0	0	0	0	0	0	0									
Juan Guerrero, R (5, PH) OBP: 0.219, SLG: 0.207										1	0	0	0	0	1	1									
Xavier Hernandez, L (5, 1)										0	0	0	0	0	0	0									
Benny Distefano, L (6, PH) OBP: 0.375, SLG: 0.286										1	0	0	0	0	0	2									
Rob Murphy, L (6, 1)										0	0	0	0	0	0	0									
Casey Candaele, S (8, 6) OBP: 0.223, SLG: 0.230			1-2							1	0	0	0	0	1	0									
Inning Stats	R: 0 E: 0 K: 1 S: 8	H: 0 LOB: 0 BB: 1 P: 16	R: 0 E: 0 K: 1 S: 7	H: 0 LOB: 0 BB: 0 P: 13	R: 1 E: 0 K: 0 S: 9	H: 2 LOB: 1 BB: 0 P: 15	R: 0 E: 0 K: 1 S: 8	H: 1 LOB: 1 BB: 0 P: 13	R: 0 E: 0 K: 1 S: 9	H: 1 LOB: 1 BB: 0 P: 14	R: 4 E: 0 K: 1 S: 19	H: 4 LOB: 2 BB: 2 P: 35	R: 0 E: 0 K: 2 S: 8	H: 0 LOB: 0 BB: 0 P: 11	R: 0 E: 0 K: 2 S: 10	H: 0 LOB: 0 BB: 0 P: 14	R: 0 E: 0 K: 1 S: 8	H: 0 LOB: 1 BB: 1 P: 13	1B: 5 2B: 3 3B: 0 HR: 0	SF: 0 SAC: 1 DP: 0 HBP: 0	WP: 0 PB: 0 SB: 0 CS: 1	PA: 39			
PITCHER	IP	WLS	BF	H	R	ER	SO	BB	IBB	HBP	BLK	WP	HR	S	P	ERA	WHIP								
Dennis Martinez, R (1, 1) ERA: 2.24	5.0	W	24	7	5	5	4	3	0	0	0	0	0	52	94	9.00	2.000								
Scott Service, R (6, 1) ERA: 13.5	1.0		4	1	0	0	1	0	0	0	0	0	0	8	12	0.00	1.000								
Mel Rojas, R (7, 1) ERA: 1.16	2.0		6	0	0	0	4	0	0	0	0	0	0	18	25	0.00	0.000								
John Wetteland, R (9, 1) ERA: 5.95	1.0	S	4	0	0	0	1	1	0	0	0	0	0	8	13	0.00	1.000								

BOTTOM

Houston Astros @ Montreal Expos
Olympic Stadium, Montreal, QB
Wed May 27 1992, 3:33 AM EDT
Att. 10,110 - Dome - 70 F

livebaseballscorecards.com

AB	33
R	8
H	9
RBI	7
BB	6
SO	1
LOB	15



WP:	0	PA:	40
PB:	0	SB:	2
CS:	0		

AB	R	H	RBI	BB	SO	LOB
5	1	1	0	0	0	0
3	1	1	0	2	0	0
5	2	2	3	0	0	2
4	1	1	1	1	0	2
2	2	0	0	1	1	1
4	0	2	0	0	0	0
2	0	1	1	2	0	0
4	1	1	2	0	0	5
3	0	0	0	0	0	4
0	0	0	0	0	0	0
1	0	0	0	0	0	1
0	0	0	0	0	0	0
1B:	7	SF:	0			
2B:	0	SAC:	0			
3B:	0	DP:	1			
HR:	2	HBP:	1			

Batter	1	2	3	4	5	6	7	8	9
Marquis Grissom, R OBP: 0.314, SLG: 0.413 (1, 8)	2-0 1B S HR 1B	1-1 F9		0-0 G3-1		2-0 F8		0-0 F9	
Delino DeShields, L OBP: 0.332, SLG: 0.348 (1, 4)	1-2 HR 1B	2-2 G6-3		4-2 BB		1-1 L9		4-1 BB	
Moises Alou, R OBP: 0.407, SLG: 0.547 (1, 7)	0-0 HR 1B	1-0 1B		1-0 G5-3		0-1 E6 1B		0-0 F7	
Larry Walker, L OBP: 0.350, SLG: 0.519 (1, 9)	4-2 1B BB E BB	0-0 F8		2-2 F8		1-1 1B		3-1 L5	
Tim Wallach, R OBP: 0.318, SLG: 0.352 (1, 3)	4-1 E 1B BB		2-2 G5-3		1-1 BB 1B G6-3 HBP		2-3 K		
Gary Carter, R OBP: 0.340, SLG: 0.391 (1, 2)	1-0 E7 1B 1B		2-1 G6-3		0-0 G6-3 BB 1B		2-1 P3		
Bret Barberie, S OBP: 0.380, SLG: 0.283 (1, 5)	3-2 G5-4-3 1B		2-0 G3-1		4-1 G6-3 BB		4-2 G4-3 BB		
Spike Owen, S OBP: 0.299, SLG: 0.375 (1, 6)	3-1 F7			0-1 HR		0-0 G6-3		3-2 G4-3	
Dennis Martinez, R OBP: 0.227, SLG: 0.227 Scott Service, R (6, 1) Mel Rojas, R OBP: 0.333, SLG: 0.333 John Wetteland, R (9, 1)	2-2 G5-4-3			3-2 G1-3		1-2 G4-3		3-2 G5-3	

Inning Stats	R: 5	H: 5	E: 1	LOB: 1	K: 0	P: 18	R: 0	H: 1	E: 0	LOB: 1	K: 0	P: 11	R: 0	H: 0	E: 0	LOB: 0	K: 0	P: 12	R: 1	H: 1	E: 0	LOB: 1	K: 0	P: 11	R: 1	H: 1	E: 0	LOB: 2	K: 0	P: 19	R: 1	H: 1	E: 1	LOB: 1	K: 1	P: 16	R: 0	H: 0	E: 0	LOB: 1	K: 0	P: 23	R: 0	H: 0	E: 0	LOB: 1	K: 0	P: 12
--------------	------	------	------	--------	------	-------	------	------	------	--------	------	-------	------	------	------	--------	------	-------	------	------	------	--------	------	-------	------	------	------	--------	------	-------	------	------	------	--------	------	-------	------	------	------	--------	------	-------	------	------	------	--------	------	-------

PITCHER	IP	WLS	BF	H	R	ER	SO	BB	IBB	HBP	BLK	WP	HR	S	P	ERA	WHIP
Mark Portugal, R ERA: 3.13 (1, 1)	4.0	L	21	7	6	5	0	3	0	0	0	0	2	42	79	11.25	2.500
Xavier Hernandez, R ERA: 2.48 (5, 1)	1.0		6	1	1	1	0	1	0	1	0	0	0	11	19	9.00	2.000
Rob Murphy, L ERA: 3.86 (6, 1)	2.0		9	1	1	0	1	1	0	0	0	0	0	22	39	0.00	1.000
Joe Boever, R ERA: 2.12 (8, 1)	1.0		4	0	0	0	0	1	0	0	0	0	0	5	12	0.00	1.000

Batter	1	2	3	4	5	6	7	8	9	AB R H RBI BB SO LOB	TOP	
Lenny Dykstra, L (1, 8) OBP: 0.329, SLG: 0.360	4-2 G3 1B 1B BB	2-2 P6		2-3 K			0-0 G1-3		1-1 G4-3	4 1 0 0 1 1 0		
Mariano Duncan, R (1, 7) OBP: 0.293, SLG: 0.394	0-1 1B G3 1-2 G5-3 1B	2-0 G6-3			0-1 WP 1B G1-3		1-2 G4-3			4 2 2 0 0 0 0		
Dave Hollins, S (1, 5) OBP: 0.391, SLG: 0.418	3-2 G3		1-0 FC5-4 G4-3 1B		0-2 G1-3		0-0 G6-3			4 0 1 0 0 0 3		
John Kruk, L (1, 9) OBP: 0.462, SLG: 0.500	4-0 G5-3 1B 1B IBB		2-1 G4-3		3-1 L8			1-3 K		3 1 0 0 1 1 2		
Darren Daulton, L (1, 2) OBP: 0.429, SLG: 0.541	1-0 1B G5-3 1-2 2-3 3-H 1B		4-0 FC5-4 1B IBB		2-0 S 1B			4-1 FC6-4 BB		2 0 2 2 2 0 0		
Ricky Jordan, R (1, 3) OBP: 0.205, SLG: 0.349	1-1 G5-3		2-2 FC5-4		2-1 P3			2-2 FC6-4		4 0 0 1 0 0 6		
Mickey Morandini, L (1, 4) OBP: 0.349, SLG: 0.395	0-1 2-3 3-H 1B		0-0 F7			1-0 F8		0-0 F7		4 0 1 1 0 0 3		
Kim Batiste, R (1, 6) OBP: 0.248, SLG: 0.284 Wally Backman, S (9, PH) OBP: 0.348, SLG: 0.300	1-0 G5-3			0-0 P4		0-3 K			2-2 G4-3	3 0 0 0 0 1 2 1 0 0 0 0 0 0		
Terry Mulholland, R (1, 1) OBP: 0.176, SLG: 0.182 Mike Hartley, R (7, 1) Dale Sveum, S (9, PH) OBP: 0.215, SLG: 0.203		2-1 G5-3		1-3 K		0-0 L8			1-3 K	3 0 0 0 0 1 0 0 0 0 0 0 0 0 1 0 0 0 0 1 0		
Inning Stats	R: 3 H: 3 E: 0 LOB: 2 K: 0 BB: 2 S: 13 P: 27	R: 0 H: 0 E: 0 LOB: 0 K: 0 BB: 0 S: 7 P: 13	R: 0 H: 1 E: 0 LOB: 2 K: 0 BB: 1 S: 7 P: 16	R: 0 H: 0 E: 0 LOB: 0 K: 2 BB: 0 S: 7 P: 10	R: 1 H: 2 E: 0 LOB: 1 K: 0 BB: 0 S: 10 P: 17	R: 0 H: 0 E: 0 LOB: 0 K: 1 BB: 0 S: 5 P: 6	R: 0 H: 0 E: 0 LOB: 0 K: 0 BB: 0 S: 6 P: 7	R: 0 H: 0 E: 0 LOB: 1 K: 1 BB: 1 S: 8 P: 15	R: 0 H: 0 E: 0 LOB: 0 K: 1 BB: 0 S: 9 P: 13	1B: 6 SF: 0 2B: 0 SAC: 0 3B: 0 DP: 0 HR: 0 HBP: 0	WP: 1 PA: 37 PB: 0 SB: 1 CS: 0	
PITCHER	IP WLS BF H R ER SO BB IBB HBP BLK WP HR S P ERA WHIP											
Jimmy Jones, R (1, 1) ERA: 3.55	6.0 W 27 6 4 4 3 1 2 0 0 1 0 49 89 6.00 1.167											
Rob Murphy, L (7, 1) ERA: 3.52	1.1 5 0 0 0 1 1 0 0 0 0 0 10 16 0.00 0.750											
Joe Boever, R (8, 1) ERA: 1.98	0.2 2 0 0 0 0 0 0 0 0 0 0 4 6 0.00 0.000											
Doug Jones, R (9, 1) ERA: 2.55	1.0 S 3 0 0 0 1 0 0 0 0 0 0 9 13 0.00 0.000											

Philadelphia Phillies @ Houston Astros
Astrodome, Houston, TX
Sat May 30 1992, 8:05 PM EDT
Att. 16,046 - Dome - 70 F


livebaseballscorecards.com

AB	33
R	4
H	6
RBI	4
BB	4
SO	5
LOB	16




Batter	1	2	3	4	5	6	7	8	9
Craig Biggio, R OBP: 0.373, SLG: 0.439 (1, 4)	1-2 2B		1-1 5 2B HBP 1B	1-3 K		1-2 1B			
Steve Finley, L OBP: 0.327, SLG: 0.430 (1, 8)	1-0 B1-3		2-2 5 2B HBP 1-2	0-0 FC4-6 1-2f			1-1 G4-3		
5 Jeff Bagwell, R OBP: 0.333, SLG: 0.391 (1, 3)	3-2 G6-3		2-0 G4-3 1B 2B 1-H 2-H		3-2 L5		1-0 F9		
Pete Incaviglia, R OBP: 0.301, SLG: 0.354 (1, 7)	3-3 K		2-3 K		2-3 K		3-1 1B		
Eric Anthony, L OBP: 0.313, SLG: 0.375 Chris Jones, R OBP: 0.267, SLG: 0.231 (1, 9) (8, 9)			4-0 L3 BB	0-0 G4-3		0-0 CS 1B		0-0 P5	
Rafael Ramirez, R OBP: 0.254, SLG: 0.297 (1, 6)		1 SAFE 3-2 L3	0-1 FC4-6 1B 3-H		1-2 CS	0-0 SH1-4 1B		0-0 P9	
Scott Servais, R OBP: 0.290, SLG: 0.339 (1, 2)		3-2 1B 2B	0-0 FC4-6 1-2f		1-2 SH1-4		2-1 HBP		
Juan Guerrero, R OBP: 0.243, SLG: 0.212 (1, 5)		2-2 1B		1-1 F9		4-2 1B BB		1-3 K	
Jimmy Jones, R OBP: 0.250, SLG: 0.250 Casey Candaele, S OBP: 0.218, SLG: 0.224 Rob Murphy, L Joe Boever, R Benny Distefano, L OBP: 0.346, SLG: 0.261 Doug Jones, R (1, 1) (6, PH) (7, 1) (8, 1) (8, PH) (9, 1)		0-3 K		0-0 FC4-6 1B		2-1 F9		0-3 K	

AB	R	H	RBI	BB	SO	LOB
4	1	3	1	0	1	1
3	1	0	0	0	0	2
4	1	1	2	0	0	1
4	0	1	0	0	3	2
3	0	1	0	1	0	2
0	0	0	0	0	0	0
4	1	2	1	0	0	1
2	1	1	0	0	0	1
3	0	1	1	1	1	1
2	0	1	0	0	1	1
1	0	0	0	0	0	2
0	0	0	0	0	0	0
0	0	0	0	0	0	0
1	0	0	0	0	1	1
0	0	0	0	0	0	0

BOTTOM	
Philadelphia Phillies @ Houston Astros Astrodome, Houston, TX Sat May 30 1992, 8:05 PM EDT Att. 16,046 - Dome - 70 F	
AB 31	
R 5	
H 11	
RBI 5	
BB 2	
SO 7	
LOB 15	
	
1B: 8	SF: 0
2B: 4	SAC: 1
3B: 0	DP: 1
HR: 0	HBP: 2
WP: 0	PA: 37
PB: 0	
SB: 0	
CS: 1	

Inning Stats																																			
R: 0	H: 1	R: 1	H: 2	R: 3	H: 3	R: 0	H: 1	R: 0	H: 1	R: 0	H: 1	R: 1	H: 2	R: 0	H: 1	R: 0	H: 0	R: 0	H: 0	R: 1	H: 2	R: 0	H: 0												
E: 0	LOB: 1	E: 0	LOB: 1	E: 0	LOB: 1	E: 0	LOB: 0	E: 0	LOB: 0	E: 0	LOB: 2	E: 0	LOB: 2	E: 0	LOB: 1	E: 0	LOB: 1	E: 0	LOB: 1	E: 0	LOB: 2	E: 0	LOB: 1	E: 0	LOB: 1										
K: 1	BB: 0	K: 1	BB: 1	K: 1	BB: 0	K: 1	BB: 0	K: 0	BB: 0	K: 0	BB: 0	K: 0	BB: 1	K: 2	BB: 0	K: 0	BB: 0	K: 0	BB: 0	K: 0	BB: 1	K: 2	BB: 0	K: 0	BB: 0										
S: 12	P: 20	S: 14	P: 26	S: 13	P: 20	S: 7	P: 9	S: 10	P: 16	S: 11	P: 19	S: 6	P: 11	S: 8	P: 11	S: 8	P: 11	S: 8	P: 11	S: 8	P: 11	S: 8	P: 11	S: 8	P: 11										
PITCHER	IP	WLS	BF	H	R	ER	SO	BB	IBB	HBP	BLK	WP	HR	S	P	ERA	WHIP	PITCHER	IP	WLS	BF	H	R	ER	SO	BB	IBB	HBP	BLK	WP	HR	S	P	ERA	WHIP
Terry Mulholland, L ERA: 4.07 (1, 1)	6.0	L	28	10	5	5	5	2	0	1	0	0	0	67	110	7.50	2.000	Mike Hartley, R ERA: 3.38 (7, 1)	2.0		8	1	0	0	2	0	0	1	0	0	14	22	0.00	0.500	

Batter	1	2	3	4	5	6	7	8	9	10	11	AB R H RBI BB SO LOB	TOP														
Lenny Dykstra, L OBP: 0.342, SLG: 0.369 (1, 8)	0-2 S 1B		1-3 K		1-0 1B			2-1 G3		3-1 HBP	2-2 1B	5 1 3 2 0 1 0															
Ruben Amaro Jr, S OBP: 0.295, SLG: 0.306 (1, 7)	2-2 CS 1B			2-2 F7		1-1 G5-3		3-3 K2-3		4-0 BB	0-0 G5-3	5 0 1 1 1 1 2															
Dave Hollins, S OBP: 0.391, SLG: 0.432 (1, 5)	3-3 K			2-0 HR		1-0 HBP			3-3 K	0-3 K		4 1 1 1 0 3 3															
John Kruk, L OBP: 0.470, SLG: 0.506 (1, 9)	2-3 K			1-0 1B SF8		2-2 1B			3-2 1B FC5-4		4-2 1B WP SH5-3	4 2 3 0 1 1 0															
Ricky Jordan, R OBP: 0.224, SLG: 0.340 (1, 3)		0-0 F8		2-2 1B SF8		0-0 F9			0-2 1B FC5-4		4-0 1B SH5-3	4 1 1 0 1 0 2															
Mariano Duncan, R OBP: 0.288, SLG: 0.390 Mickey Morandini, L OBP: 0.354, SLG: 0.400 (1, 4) (8, 4)		2-3 K		0-2 1B SF8		1-1 G5-3			1-1 1B		1-0 1B SH5-3	2 0 0 1 0 1 0 1 0 1 0 0 0 0															
Steve Lake, R OBP: 0.393, SLG: 0.536 Darren Daulton, L OBP: 0.430, SLG: 0.537 (1, 2) (9, PH) (9, 2)		0-0 G4-3		0-0 L6		0-3 K			1-3 K		4-0 1B IBB	3 0 0 0 0 1 1 1 1 0 0 1 1 2	AB 39 R 6 H 11 RBI 6 BB 4 SO 11 LOB 13														
Kim Batiste, R OBP: 0.246, SLG: 0.280 (1, 6)			2-2 G4-3		0-0 P4		2-2 G6-3			0-2 F9	0-2 1B	5 0 1 1 0 0 0															
Don Robinson, R OBP: 0.250, SLG: 0.250 Wally Sackman, S OBP: 0.333, SLG: 0.286 Mitch Williams, L OBP: 0.500, SLG: 0.500 Dale Sveum, S OBP: 0.232, SLG: 0.200 Barry Jones, R OBP: 0.167, SLG: 0.091 Steve Scarsone, R OBP: 0.167, SLG: 0.091 Wally Ritchie, L OBP: 0.167, SLG: 0.091 (1, 1) (8, PH) (8, 1) (10, PH) (10, 1) (11, PH) (11, 1)			1-1 G6-3		2-1 G6-3			2-2 G4-3		3-3 K	1-3 K	2 0 0 0 0 0 0 1 0 0 0 0 0 0 0 0 0 0 0 0 0 1 0 0 0 0 0 1 0 0 0 0 0 0 0 0 0 1 0 0 0 0 0 1 3 0 0 0 0 0 0 0 0															
Inning Stats	R: 1 E: 0 K: 2 S: 14	H: 2 LOB: 0 BB: 0 P: 21	R: 0 E: 0 K: 1 S: 5	H: 0 LOB: 0 BB: 0 P: 7	R: 0 E: 0 K: 1 S: 9	H: 0 LOB: 0 BB: 0 P: 13	R: 2 E: 0 K: 0 S: 13	H: 3 LOB: 1 BB: 0 P: 20	R: 0 E: 0 K: 0 S: 4	H: 1 LOB: 1 BB: 0 P: 7	R: 0 E: 0 K: 0 S: 6	H: 1 LOB: 1 BB: 0 P: 10	R: 0 E: 0 K: 1 S: 10	H: 0 LOB: 0 BB: 0 P: 13	R: 0 E: 0 K: 1 S: 8	H: 0 LOB: 0 BB: 0 P: 15	R: 0 E: 0 K: 2 S: 14	H: 2 LOB: 2 BB: 0 P: 23	R: 0 E: 0 K: 2 S: 10	H: 0 LOB: 2 BB: 1 P: 20	R: 3 E: 0 K: 1 S: 17	H: 2 LOB: 2 BB: 3 P: 32	1B: 10 2B: 0 3B: 0 HR: 1	SF: 1 SAC: 1 DP: 0 HBP: 2	WP: 1 PA: 47		
PITCHER	IP	WLS	BF	H	R	ER	SO	BB	IBB	HBP	BLK	WP	HR	S	P	ERA	WHIP										
Butch Henry, L ERA: 4.89 (1, 1)	6.0		23	7	3	3	4	0	0	1	0	0	1	51	78	4.50	1.167										
Xavier Hernandez, R ERA: 2.32 (7, 1)	2.0		6	0	0	0	2	0	0	0	0	0	0	18	28	0.00	0.000										
Joe Boever, R ERA: 1.95 (9, 1)	0.2		4	2	0	0	1	0	0	0	0	0	0	11	19	0.00	3.000										
Rob Mallicoat, L ERA: 2.45 (9, 1)	1.1		6	0	0	0	3	1	0	1	0	0	0	13	24	0.00	0.750										
Rob Murphy, L ERA: 4.96 (11, 1)	1.0	L	8	2	3	3	1	2	1	0	0	1	0	17	32	27.00	4.000										

Philadelphia Phillies @ Houston Astros
Astrodome, Houston, TX
Sun May 31 1992, 4:33 AM EDT
Att. 14,846 - Dome - 70 F

livebaseballscorecards.com

Batter	1	2	3	4	5	6	7	8	9	10	11	AB	R	H	RBI	BB	SO	LOB	BOTTOM								
Craig Biggio, R OBP: 0.367, SLG: 0.431 (1, 4)	1-2 5 E 5 FC SF7 1B	1-2 G5-3			0-2 G5-3			2-1 P6	1 SAFE 1 SAFE 3-2 P4		1-2 F8	6	1	1	0	0	0	4									
Steve Finley, L OBP: 0.329, SLG: 0.426 (1, 8)	1 SAFE 1 SAFE 1-2 F8		1-0 F7		2-0 F7			4-2 5 S 2B	3-2 2-H 1B			4	1	1	0	1	0	1									
5 Jeff Bagwell, R OBP: 0.335, SLG: 0.388 (1, 3)	0-1 FC		4-2 BB			2-1 E S 1B		1 SAFE 1-2 F8		2-2 G5-3		4	0	1	0	1	0	2									
Eric Anthony, L OBP: 0.307, SLG: 0.380 (1, 9)	1-2 SF7		1-1 P6			0-3 K		0-1 BB 2B		1-1 G4-3		4	0	1	2	0	1	2									
Pete Incaviglia, R OBP: 0.295, SLG: 0.347 Xavier Hernandez, L OBP: 0.283, SLG: 0.212 Juan Guerrero, R OBP: 0.263, SLG: 0.212 Joe Blavier, R OBP: 0.251, SLG: 0.212 Rob Mallicoat, L OBP: 0.233, SLG: 0.250 Benny DiStefano, L OBP: 0.333, SLG: 0.250 Rob Murphy, L OBP: 0.251, SLG: 0.212 (1, 7) (7, 1) (8, PH) (9, 1) (9, 1) (10, PH) (11, 1)	0-1 F7		1-3 K			2-0 F7		4-1 BB BB		0-1 F8		3	0	0	0	0	1	3									
Ken Caminiti, S OBP: 0.360, SLG: 0.421 (1, 5)		2-1 2B 1B		2-0 L3 1B		2-3 K		1 SAFE 4-2 BB		0-1 1B 1B		4	1	3	0	1	1	1									
Rafael Ramirez, R OBP: 0.250, SLG: 0.304 (1, 6)		1 SAFE 1 SAFE 1-1 G6-3 1-H 2B		0-1 F9		0-3 K		3-2 G6-3		2-2 F8		5	0	1	1	0	1	5									
Eddie Taubensee, L OBP: 0.258, SLG: 0.224 Chris Jones, R OBP: 0.261, SLG: 0.225 Scott Servais, R OBP: 0.286, SLG: 0.333 (1, 2) (9, PH) (10, 2)		0-1 F8		0-1 L3		0-0 F9			2-1 G4-3		0-1 F9	3	0	0	0	0	0	2									
Butch Henry, L OBP: 0.167, SLG: 0.333 Casey Candaele, S OBP: 0.228, SLG: 0.234 (1, 1) (7, 7)		1-0 G6-3		1-2 G5-3		1-0 L6			2-1 1B 1B		2-2 1B	2	0	0	0	0	0	1									
Inning Stats	R: 1 E: 1 K: 0 S: 15	H: 1 LOB: 1 BB: 0 P: 18	R: 1 E: 0 K: 0 S: 10	H: 2 LOB: 1 BB: 0 P: 15	R: 0 E: 0 K: 1 S: 11	H: 0 LOB: 1 BB: 1 P: 18	R: 0 E: 0 K: 0 S: 5	H: 1 LOB: 0 BB: 0 P: 7	R: 0 E: 0 K: 2 S: 9	H: 1 LOB: 1 BB: 0 P: 15	R: 0 E: 0 K: 1 S: 6	H: 0 LOB: 0 BB: 0 P: 7	R: 1 E: 0 K: 0 S: 17	H: 1 LOB: 3 BB: 3 P: 36	R: 0 E: 0 K: 0 S: 10	H: 2 LOB: 2 BB: 0 P: 20	R: 0 E: 0 K: 0 S: 7	H: 0 LOB: 0 BB: 0 P: 10	R: 0 E: 0 K: 0 S: 15	H: 2 LOB: 2 BB: 0 P: 20	1B: 8 2B: 3 3B: 0 HR: 0	SF: 1 SAC: 0 DP: 1 HBP: 0	WP: 0 PA: 46 PB: 0 SB: 3 CS: 0				
PITCHER	IP	WLS	BF	H	R	ER	SO	BB	IBB	HBP	BLK	WP	HR	S	P	ERA	WHIP										
Don Robinson, R ERA: 1.53 (1, 1)	7.0		27	5	2	1	4	1	0	0	0	0	0	63	90	1.29	0.857										
Mitch Williams, L ERA: 2.77 (8, 1)	2.0		11	3	1	1	0	3	0	0	0	0	0	27	56	4.50	3.000										
Barry Jones, R ERA: 4.85 (10, 1)	1.0	W	3	0	0	0	0	0	0	0	0	0	0	7	10	0.00	0.000										
Wally Ritchie, L ERA: 2.33 (11, 1)	1.0	S	5	2	0	0	0	0	0	0	0	0	0	15	20	0.00	2.000										

Philadelphia Phillies @ Houston Astros
Astrodome, Houston, TX
Sun May 31 1992, 4:33 AM EDT
Att. 14,846 - Dome - 70 F

livebaseballscores.com

AB	41
R	3
H	10
RBI	3
BB	4
SO	4
LOB	22



Batter	1	2	3	4	5	6	7	8	9	AB R H RBI BB SO LOB	TOP	
Marquis Grissom, R (1, 8) OBP: 0.328, SLG: 0.420	4-1 		4-0 		1-2 	4-0 		0-1 		2 2 1 0 3 0 1	Montreal Expos @ Houston Astros Astrodome, Houston, TX Mon Jun 01 1992, 8:05 PM EDT Att. 7,544 - Dome - 70 F	
Delino DeShields, L (1, 4) OBP: 0.332, SLG: 0.335	1-3 		4-1 		0-0 	4-0 		3-3 		2 0 0 1 2 2 2		
Matt Stairs, L (1, 7) OBP: 0.333, SLG: 0.400 Moises Alou, R (9, 7) OBP: 0.379, SLG: 0.500	1-2 		3-1 		1-1 	2-1 		4-0 		3 1 2 3 1 0 0 0 0 0 0 0 0 0		
Tim Wallach, R (1, 3) OBP: 0.307, SLG: 0.354		2-2 	1-0 		3-1 	1-0 		2-1 		5 0 1 0 0 0 5		
Gary Carter, R (1, 2) OBP: 0.316, SLG: 0.396		0-2 		2-2 	0-0 		0-3 	2-3 		5 0 0 0 0 2 3		
Bret Barberie, S (1, 5) OBP: 0.370, SLG: 0.272		0-1 		4-2 		1-3 	1-1 	3-2 		3 0 0 1 1 1 0		
Darren Reed, R (1, 9) OBP: 0.250, SLG: 0.625			0-1 	2-1 		0-0 	3-3 	1-2 		5 1 1 0 0 1 3		
Spike Owen, S (1, 6) OBP: 0.314, SLG: 0.429			0-1 	0-3 		2-1 		0-1 		4 2 2 1 0 1 2		
Dennis Martinez, R (1, 1) OBP: 0.269, SLG: 0.269			0-0 	0-2 		2-2 		0-1 		4 1 2 0 0 0 2		
Inning Stats	R: 0 H: 0 E: 0 LOB: 0 K: 1 BB: 1 S: 9 P: 14	R: 0 H: 0 E: 0 LOB: 0 K: 0 BB: 0 S: 9 P: 11	R: 2 H: 2 E: 0 LOB: 2 K: 0 BB: 2 S: 9 P: 21	R: 0 H: 0 E: 1 LOB: 2 K: 1 BB: 1 S: 14 P: 22	R: 1 H: 2 E: 0 LOB: 1 K: 0 BB: 0 S: 10 P: 15	R: 3 H: 3 E: 0 LOB: 2 K: 1 BB: 2 S: 15 P: 29	R: 0 H: 0 E: 0 LOB: 0 K: 2 BB: 0 S: 9 P: 13	R: 0 H: 1 E: 0 LOB: 1 K: 1 BB: 0 S: 11 P: 14	R: 1 H: 1 E: 0 LOB: 1 K: 1 BB: 1 S: 11 P: 23	1B: 6 SF: 2 2B: 2 SAC: 1 3B: 1 DP: 0 HR: 0 HBP: 0	WP: 1 PA: 43 PB: 0 SB: 0 CS: 1	
PITCHER	IP WLS BF H R ER SO BB IBB HBP BLK WP HR S P ERA WHIP											IP WLS BF H R ER SO BB IBB HBP BLK WP HR S P ERA WHIP
Darryl Kile, R (1, 1) ERA: 3.77 Xavier Hernandez, R (6, 1) ERA: 3.0 Al Osuna, L (8, 1) ERA: 3.42	5.0 L 23 4 3 3 2 4 0 0 0 0 0 0 51 83 5.40 1.600											2.0 11 3 3 3 3 2 0 0 0 1 0 24 42 13.50 2.500
	2.0 9 2 1 1 2 1 0 0 0 0 0 0 22 37 4.50 1.500											

livebaseballscorecards.com

AB	33
R	7
H	9
RBI	6
BB	7
SO	7
LOB	18



Batter	1	2	3	4	5	6	7	8	9	AB R H RBI BB SO LOB	TOP
Marquis Grissom, R (1, 8) <small>OBP: 0.322, SLG: 0.411</small>	1-0 	3-1 			0-0 			0-0 		4 0 0 0 0 0 3	Montreal Expos @ Houston Astros Astrodome, Houston, TX Tue Jun 02 1992, 8:05 PM EDT Att. 8,238 - Dome - 70 F
Delino DeShields, L (1, 4) <small>OBP: 0.330, SLG: 0.333</small>	0-2 		2-2 		1-0 			3-2 		4 0 1 0 0 0 0	
Matt Stairs, L (1, 7) <small>OBP: 0.313, SLG: 0.308</small>	4-0 		0-1 		0-0 			2-2 		3 0 0 0 1 0 1	
Tim Wallach, R (1, 5) <small>OBP: 0.316, SLG: 0.355</small>	2-0 		2-1 		4-0 			4-0 		2 0 1 0 2 0 0	
Darren Reed, R (1, 9) <small>OBP: 0.263, SLG: 0.556</small> Chris Haney, L (6, 1) <small>OBP: 0.222, SLG: 0.222</small> Steve Lyons, L (9, PH) <small>OBP: 0.217, SLG: 0.273</small>	2-3 			4-0 		0-1 		0-1 	1-2 	2 0 0 0 1 1 3 0 0 0 0 0 0 0 1 0 1 0 0 0 0	
Archi Cianfrocco, R (1, 3) <small>OBP: 0.276, SLG: 0.440</small>		1-1 		1-1 		1-1 		1-3 		4 0 1 0 0 1 3	
Spike Owen, S (1, 6) <small>OBP: 0.313, SLG: 0.424</small>		1-1 		1-0 		3-1 		1-1 	1-2 	4 0 1 0 0 0 2	
Rick Cerone, R (1, 2) <small>OBP: 0.371, SLG: 0.485</small>		0-0 		1-1 		1-0 		0-0 		4 0 1 0 0 0 4	
Bill Sampen, R (1, 1) Bret Barberie, S (5, PH) <small>OBP: 0.367, SLG: 0.269</small> Scott Service, R (5, 1) John Vander Wal, L (6, 9) <small>OBP: 0.338, SLG: 0.328</small>		1-2 		2-1 			2-1 	1-3 		0 0 0 0 0 0 0 1 0 0 0 0 0 0 0 0 0 0 0 0 0 2 0 0 0 0 1 3	
Inning Stats	R: 0 H: 1 E: 0 LOB: 2 K: 1 BB: 1 S: 8 P: 17	R: 0 H: 2 E: 0 LOB: 2 K: 0 BB: 0 S: 10 P: 16	R: 0 H: 0 E: 0 LOB: 0 K: 0 BB: 0 S: 7 P: 11	R: 0 H: 0 E: 0 LOB: 1 K: 0 BB: 1 S: 5 P: 12	R: 0 H: 0 E: 0 LOB: 0 K: 0 BB: 0 S: 4 P: 7	R: 0 H: 0 E: 0 LOB: 0 K: 0 BB: 1 S: 3 P: 7	R: 0 H: 0 E: 0 LOB: 0 K: 0 BB: 0 S: 5 P: 10	R: 0 H: 1 E: 0 LOB: 1 K: 2 BB: 1 S: 12 P: 19	R: 0 H: 2 E: 0 LOB: 3 K: 2 BB: 1 S: 12 P: 19	1B: 6 SF: 0 2B: 0 SAC: 1 3B: 0 DP: 2 HR: 0 HBP: 0	
PITCHER Mark Portugal, R (1, 1) <small>ERA: 2.74</small>	IP WLS BF H R ER SO BB IBB HBP BLK WP HR S P ERA WHIP 9.0 W 36 6 0 0 3 4 0 0 0 0 0 0 64 116 0.00 1.111										

livebaseballscorecards.com

AB	31
R	0
H	6
RBI	0
BB	4
SO	3
LOB	19



Batter	1	2	3	4	5	6	7	8	9	AB R H RBI BB SO LOB
Craig Biggio, R OBP: 0.363, SLG: 0.418 (1, 4)	2-1 G4-3		1-2 L8		4-1 3B BB		4-2 5S G4-3 5 G6-3 BB			2 2 0 0 2 0 0
Steve Finley, L OBP: 0.335, SLG: 0.438 (1, 8)	4-1 5S 5 1B BB		4-2 BB		3-0 1 SAFE P B T 1 SAFE B X	1-H 3B	0-0 G4-3			2 1 1 1 2 0 1
5 Jeff Bagwell, R OBP: 0.332, SLG: 0.382 (1, 3)	3-2 E7 1B		0-1 G5-3		0-3 K		1-2 G6-3			4 1 1 2 0 1 2
Eric Anthony, L OBP: 0.321, SLG: 0.378 (1, 9)	1-2 G3-6-3 1B			0-0 G3		3-1 G4-3 2B 1B	1-1 HBP			3 1 2 1 0 0 0
Ken Caminiti, S OBP: 0.351, SLG: 0.405 (1, 5)	0-0 G3-6-3 1-2f			1-1 G3		0-0 G4-3 2B 1B	1-2 G1-3			4 1 1 0 0 0 2
Benny Distefano, L OBP: 0.333, SLG: 0.231 (1, 7)		1-1 G4-1		4-2 BB		3-2 G4-3		0-3 K		2 0 0 0 1 0 2
Chris Jones, R OBP: 0.255, SLG: 0.220 (8, PH) (9, 7)						1-2 2-3				1 0 0 0 0 1 0
Rafael Ramirez, R OBP: 0.241, SLG: 0.289 (1, 6)		2-2 G6-3		1-1 P4		1-3 K		2-1 F8		4 0 0 0 0 1 3
Eddie Taubensee, L OBP: 0.252, SLG: 0.228 (1, 2)		0-0 F7				1-3 K	3-1 2B	2-3 K		4 0 1 2 0 2 0
Mark Portugal, R OBP: 0.053, SLG: 0.053 (1, 1)			0-0 G6-3		1-3 K	0-2 G6-3				3 0 0 0 0 1 1

Inning Stats	R: 2	H: 2	E: 1	K: 0	S: 12	LOB: 0	BB: 1	P: 22	R: 0	H: 0	E: 0	K: 0	S: 7	LOB: 0	BB: 0	P: 10	R: 0	H: 0	E: 0	K: 0	S: 8	LOB: 1	BB: 1	P: 13	R: 0	H: 0	E: 0	K: 0	S: 8	LOB: 1	BB: 1	P: 14	R: 1	H: 1	E: 0	K: 3	S: 12	LOB: 1	BB: 1	P: 20	R: 2	H: 3	E: 0	K: 1	S: 16	LOB: 1	BB: 0	P: 26	R: 1	H: 0	E: 0	K: 0	S: 11	LOB: 1	BB: 1	P: 18	R: 0	H: 0	E: 0	K: 2	S: 8	LOB: 0	BB: 0	P: 12
PITCHER	IP	WLS	BF	H	R	ER	SO	BB	IBB	HBP	BLK	WP	HR	S	P	ERA	WHIP																																															
Bill Sampen, R ERA: 4.02 (1, 1)	4.0	L	16	2	2	2	0	3	0	0	0	0	0	35	59	4.50	1.250																																															
Scott Service, R ERA: 10.8 (5, 1)	1.2		9	3	3	3	4	1	0	0	0	0	0	23	38	16.20	2.400																																															
Chris Haney, L ERA: 5.45 (6, 1)	2.1		10	1	1	1	2	1	0	1	0	0	0	24	38	3.86	0.857																																															


BOTTOM

Montreal Expos @ Houston Astros
Astrodome, Houston, TX

Tue Jun 02 1992, 8:05 PM EDT
Att. 8,238 - Dome - 70 F

AB	29
R	6
H	6
RBI	6
BB	5
SO	6
LOB	11

WP: 0 PA: 35
PB: 0
SB: 3
CS: 0



1B	2B	3B	HR	SF	SAC	DP	HBP	WP	HR	S	P	ERA	WHIP
4	1	1	0	0	0	1	1	0	0	0	0	4.50	1.250

Batter	1	2	3	4	5	6	7	8	9	AB R H RBI BB SO LOB	TOP
Marquis Grissom, R (1, 8) OBP: 0.319, SLG: 0.403	1-2 		4-2 		3-2 	2-1 			0-3 	4 0 0 0 1 1 1	
Delino DeShields, L (1, 4) OBP: 0.332, SLG: 0.346	3-1 		1-0 		3-2 			1-0 	0-3 	5 1 2 0 0 1 1	
Moises Alou, R (1, 9) OBP: 0.371, SLG: 0.531 Jeff Fassero, L (7, 1)	1-0 		1-3 		3-2 			1-2 	0-2 	4 1 1 2 0 1 2 0 0 0 0 0 0 0 1 0 0 0 0 0 0	
Steve Lyons, L (9, PH) OBP: 0.208, SLG: 0.261											
Tim Wallach, R (1, 5) OBP: 0.315, SLG: 0.353	1-3 			2-2 	2-2 			0-0 		4 0 1 0 0 1 1	
Gary Carter, R (1, 2) OBP: 0.314, SLG: 0.385		2-3 		3-1 	4-1 			3-0 		3 0 0 0 1 1 1	
Matt Stairs, L (1, 7) OBP: 0.316, SLG: 0.267 Mel Rojas, R (5, 1) OBP: 0.333, SLG: 0.333 Darren Reed, R (7, 9) OBP: 0.250, SLG: 0.526		3-2 		4-2 	1-3 			1-2 		2 0 0 0 1 1 2 0 0 0 0 0 0 0 1 0 0 0 0 0 0	
Archi Cianfrocco, R (1, 3) OBP: 0.304, SLG: 0.495		0-1 		1-1 				2-2 		4 1 4 1 0 0 0	
Spike Owen, S (1, 6) OBP: 0.311, SLG: 0.421 Tom Foley, L (3, 6) OBP: 0.222, SLG: 0.214		1-1 		4-2 				0-1 		1 0 0 0 0 0 0 2 0 0 0 1 1 2	
Ken Hill, R (1, 1) OBP: 0.300, SLG: 0.368 John Vander Wal, L (5, 7) OBP: 0.329, SLG: 0.317			2-2 	0-0 				0-0 		2 0 0 0 0 0 3 2 0 0 0 0 1 2	
Inning Stats	R: 1 H: 1 E: 0 LOB: 0 K: 1 BB: 0 S: 10 P: 16	R: 1 H: 1 E: 0 LOB: 0 K: 1 BB: 0 S: 11 P: 17	R: 0 H: 0 E: 1 LOB: 1 K: 1 BB: 1 S: 10 P: 18	R: 0 H: 1 E: 0 LOB: 3 K: 0 BB: 2 S: 14 P: 28	R: 1 H: 2 E: 0 LOB: 2 K: 1 BB: 1 S: 18 P: 34	R: 0 H: 1 E: 0 LOB: 1 K: 2 BB: 0 S: 12 P: 16	R: 0 H: 1 E: 0 LOB: 1 K: 0 BB: 0 S: 6 P: 11	R: 0 H: 1 E: 0 LOB: 1 K: 0 BB: 0 S: 11 P: 14	R: 0 H: 0 E: 0 LOB: 0 K: 2 BB: 0 S: 9 P: 9	1B: 5 SF: 0 2B: 0 SAC: 0 3B: 1 DP: 0 HR: 2 HBP: 0	WP: 0 PA: 39 PB: 0 SB: 0 CS: 0
PITCHER Pete Harnisch, R (1, 1) ERA: 4.1 Joe Boever, R (6, 1) ERA: 1.8 Doug Jones, R (9, 1) ERA: 2.48	IP WLS BF H R ER SO BB IBB HBP BLK WP HR S P ERA WHIP 5.0 W 24 5 3 3 4 4 0 0 0 0 2 63 113 5.40 1.800 3.0 12 3 0 0 2 0 0 0 0 0 0 29 41 0.00 1.000 1.0 S 3 0 0 0 2 0 0 0 0 0 0 9 9 0.00 0.000	PITCHER IP WLS BF H R ER SO BB IBB HBP BLK WP HR S P ERA WHIP									

Montreal Expos @ Houston Astros
 Astrodome, Houston, TX
 Wed Jun 03 1992, 8:05 PM EDT
 Att. 8,239 - Dome - 70 F

AB	35
R	3
H	8
RBI	3
BB	4
SO	8
LOB	15



Batter	1	2	3	4	5	6	7	8	9
Craig Biggio, R OBP: 0.361, SLG: 0.420 (1, 4)	1-2 1B 2B	0-1 E3 FC6-4		2-2 F7		1-2 F9			
Steve Finley, L OBP: 0.329, SLG: 0.430 (1, 8)	1-2 G1-3	1-0 FC6-4 G6-3 1-2f			0-0 B3-1		0-0 P8		
5 Jeff Bagwell, R OBP: 0.339, SLG: 0.407 (1, 3)	4-1 1B BB	0-1 G6-3			1-2 HR		3-2 G6-3 2B		
Eric Anthony, L OBP: 0.319, SLG: 0.373 Chris Jones, R OBP: 0.255, SLG: 0.220 (1, 9) (8, 9)	2-2 L4	1-1 F7			1-1 CS 1B		3-2 G6-3 2-3		
Ken Caminiti, S OBP: 0.357, SLG: 0.409 (1, 5)	2-1 1B 1B 1-3 2-H		3-1 G4-3		3-2 1B 1-2		1-3 K2-3		
Benny Distefano, L OBP: 0.364, SLG: 0.276 Pete Incaviglia, R OBP: 0.288, SLG: 0.338 (1, 7) (8, PH) (9, 7)	0-0 1B 1-2 3-H		0-2 P2		2-0 1B 1-3		2-3 K		
Rafael Ramirez, R OBP: 0.244, SLG: 0.291 Joe Boever, R (6, 1) Juan Guerrero, R OBP: 0.250, SLG: 0.200 Doug Jones, R (9, 1)	1-1 E9 1B 1-H 2-H		0-0 F9		0-0 P4		1-3 K		
Eddie Taubensee, L OBP: 0.252, SLG: 0.222 (1, 2)	4-0 IBB			0-1 F9		1-3 K		0-0 G6-3	
Pete Harnisch, S OBP: 0.192, SLG: 0.308 Casey Candaele, S OBP: 0.225, SLG: 0.231 (1, 1) (6, 6)	0-2 G6-3			0-3 K		1-1 F7			

AB	R	H	RBI	BB	SO	LOB
4	1	1	0	0	0	0
4	0	0	0	0	0	2
3	2	2	1	1	0	1
4	0	1	0	0	0	4
0	0	0	0	0	0	0
4	1	2	1	0	1	1
3	1	2	1	0	0	0
1	0	0	0	0	1	0
3	0	1	1	0	0	2
0	0	0	0	0	0	0
1	0	0	0	0	1	0
0	0	0	0	0	0	0
3	0	0	0	1	1	0
2	0	0	0	0	1	2
1	0	0	0	0	0	0

Montreal Expos @ Houston Astros
Astrodome, Houston, TX
Wed Jun 03 1992, 8:05 PM EDT
Att. 8,239 - Dome - 70 F

AB	33
R	5
H	9
RBI	4
BB	2
SO	5
LOB	12



Inning Stats		R: 4	H: 4	R: 0	H: 0	R: 0	H: 0	R: 1	H: 4	R: 0	H: 0	R: 0	H: 1	R: 0	H: 0
		E: 1	LOB: 2	E: 1	LOB: 1	E: 0	LOB: 0	E: 0	LOB: 2	E: 0	LOB: 0	E: 0	LOB: 1	E: 0	LOB: 0
		K: 0	BB: 2	K: 0	BB: 0	K: 0	BB: 0	K: 1	BB: 0	K: 1	BB: 0	K: 1	BB: 0	K: 2	BB: 0
		S: 22	P: 37	S: 7	P: 9	S: 6	P: 9	S: 14	P: 20	S: 8	P: 11	S: 15	P: 22	S: 9	P: 12

PITCHER		IP	WLS	BF	H	R	ER	SO	BB	IBB	HBP	BLK	WP	HR	S	P	ERA	WHIP
Ken Hill, R ERA: 2.79 (1, 1)		4.2	L	24	8	5	4	1	1	1	0	0	0	1	56	84	7.71	1.929
Mel Rojas, R ERA: 0.98 (5, 1)		2.0		7	1	0	0	1	0	0	0	0	0	0	21	30	0.00	0.500
Jeff Fassero, L ERA: 3.18 (7, 1)		1.1		4	0	0	0	3	0	0	0	0	0	12	16	0.00	0.000	

WP	PA	ERA	WHIP
0	35		
0			
1			
1			

Batter	1	2	3	4	5	6	7	8	9	AB R H RBI BB SO LOB	TOP	
Craig Biggio, R (1, 4) OBP: 0.359, SLG: 0.416 Casey Candaele, S (8, PH) OBP: 0.223, SLG: 0.229 (8, 4)	 FC6-4 			 G6-3 	 K 			 G3-1 		4 1 1 1 0 1 2 1 0 0 0 0 0 0	Houston Astros @ San Francisco Giants Candlestick Park, San Francisco, CA Thu Jun 04 1992, 10:05 PM EDT Att. 8,850 - Sunny - 57 F	
Steve Finley, L (1, 8) OBP: 0.335, SLG: 0.434	 K 			 1B 		 1B 		 G4-3 		5 2 3 0 0 1 1		
5 Jeff Bagwell, R (1, 3) OBP: 0.345, SLG: 0.406	 K 			 1B 		 G6-4-3 		 G3 		3 3 1 0 2 1 2		
Eric Anthony, L (1, 9) OBP: 0.331, SLG: 0.365 Chris Jones, R (9, 9) OBP: 0.255, SLG: 0.220	 1B 		 K 	 1B 		 F7 		 G3 		2 1 0 1 3 1 0 0 0 0 0 0 0 0		
Ken Caminiti, S (1, 5) OBP: 0.379, SLG: 0.441	 1B 		 K 	 1B 				 G3 		5 2 4 2 0 1 0		
Luis Gonzalez, L (1, 7) OBP: 0.215, SLG: 0.240	 1B 		 G4-3 	 1B 				 P7 		5 1 2 3 0 0 4		
Rafael Ramirez, R (1, 6) OBP: 0.241, SLG: 0.286	 FC6-4 			 F9 	 G3 		 G4-3 		 G3 			5 1 1 3 0 0 4
Eddie Taubensee, L (1, 2) OBP: 0.250, SLG: 0.215	 FC6-4 		 K 		 G4-3 		 G3-1 		 G4-3 			4 1 0 0 1 1 2
Jimmy Jones, R (1, 1) OBP: 0.250, SLG: 0.182 Al Osuna, R (9, 1) Xavier Hernandez, L (9, 1)	 FC6-4 		 F9 		 K 			 K 		3 0 0 1 1 2 0 0 0 0 0 0 0 0 0 0 0 0 0 0 0		
Inning Stats	R: 8 H: 5 E: 0 LOB: 1 K: 2 BB: 4 S: 22 P: 46	R: 0 H: 0 E: 0 LOB: 0 K: 2 BB: 0 S: 8 P: 9	R: 0 H: 0 E: 0 LOB: 0 K: 1 BB: 0 S: 6 P: 8	R: 2 H: 4 E: 0 LOB: 2 K: 0 BB: 1 S: 12 P: 20	R: 0 H: 0 E: 0 LOB: 0 K: 2 BB: 0 S: 7 P: 9	R: 0 H: 1 E: 0 LOB: 0 K: 0 BB: 0 S: 7 P: 12	R: 1 H: 1 E: 0 LOB: 0 K: 0 BB: 0 S: 6 P: 8	R: 0 H: 0 E: 0 LOB: 0 K: 1 BB: 0 S: 6 P: 10	R: 1 H: 1 E: 0 LOB: 2 K: 0 BB: 2 S: 14 P: 26	1B: 11 SF: 0 2B: 1 SAC: 0 3B: 0 DP: 1 HR: 0 HBP: 0		WP: 1 PA: 44 PB: 0 SB: 0 CS: 0
PITCHER Gil Heredia, R (1, 1) ERA: 6.92 Kelly Downs, R (1, 1) ERA: 3.54 Dave Burba, R (6, 1) ERA: 5.2 Michael Jackson, R (9, 1) ERA: 2.93	IP WLS BF H R ER SO BB IBB HBP BLK WP HR S P ERA WHIP 0.0 L 7 5 7 7 0 2 0 0 0 0 0 0 11 25 ∞ ∞ 5.0 21 4 3 3 7 3 0 0 0 1 0 44 67 5.40 1.400 3.0 10 2 1 1 1 0 0 0 0 0 0 19 30 3.00 0.667 1.0 6 1 1 1 0 2 0 0 0 0 0 14 26 9.00 3.000	PITCHER IP WLS BF H R ER SO BB IBB HBP BLK WP HR S P ERA WHIP										

AB	37
R	12
H	12
RBI	11
BB	7
SO	8
LOB	15



Batter	1	2	3	4	5	6	7	8	9	AB	R	H	RBI	BB	SO	LOB
--------	---	---	---	---	---	---	---	---	---	----	---	---	-----	----	----	-----

<p>Mike Felder, S (1, 8) OBP: 0.358, SLG: 0.433</p> <p>Dave Burba, R (6, 1)</p> <p>Willie McGee, S (8, PH) OBP: 0.339, SLG: 0.364</p> <p>Michael Jackson, R (9, 1)</p> <p>Kirt Manwaring, R (9, PH) OBP: 0.354, SLG: 0.325</p>	<p>0-2</p> <p>1B 2B</p>		<p>1-1</p> <p>P5</p>		<p>0-1</p> <p>P6</p>			<p>0-0</p> <p>HR 2B</p>	<p>2-2</p> <p>FC6-4 1B</p>	3	1	1	0	0	0	0
<p>Robby Thompson, R (1, 4) OBP: 0.388, SLG: 0.465</p>	<p>4-0</p> <p>1B SF9 BB</p>		<p>2-0</p> <p>G4-3</p>			<p>2-0</p> <p>G6-3</p>		<p>1-2</p> <p>G5-3</p>	<p>1-1</p> <p>FC6-4 1B</p>	4	1	0	0	1	0	3
<p>Will Clark, L (1, 3) OBP: 0.425, SLG: 0.481</p>	<p>0-1</p> <p>1-3 2-H 1B</p>		<p>2-2</p> <p>L3</p>			<p>1-2</p> <p>G4-3</p>		<p>2-2</p> <p>HR</p>		4	1	2	3	0	0	0
<p>Matt Williams, R (1, 5) OBP: 0.288, SLG: 0.441</p> <p>Greg Litton, R (7, 5) OBP: 0.264, SLG: 0.361</p>	<p>2-1</p> <p>P3</p>			<p>3-2</p> <p>F8</p>		<p>2-1</p> <p>G6-3</p>		<p>3-2</p> <p>G6-3</p>		3	0	0	0	0	0	2
<p>Cory Snyder, R (1, 9) OBP: 0.307, SLG: 0.481</p>	<p>0-1</p> <p>SF9 3-H</p>			<p>2-2</p> <p>G5-3 2B</p>			<p>2-3</p> <p>K</p>		<p>1-0</p> <p>WP SF8 1B</p>	3	1	2	1	0	1	0
<p>Chris James, R (1, 7) OBP: 0.261, SLG: 0.190</p>	<p>1-3</p> <p>K</p>			<p>0-0</p> <p>G5-3 2-3</p>			<p>3-2</p> <p>G3 1B</p>		<p>4-2</p> <p>BB 1B BB</p>	3	1	1	0	1	1	2
<p>Jim McNamara, L (1, 2) OBP: 0.313, SLG: 0.333</p> <p>Kevin Bass, S (9, PH) OBP: 0.262, SLG: 0.363</p>		<p>1-3</p> <p>K2-3</p>		<p>2-2</p> <p>G4-3</p>			<p>1-2</p> <p>G3</p>		<p>3-1</p> <p>SF8 3-H</p>	3	0	0	0	0	1	2
<p>Royce Clayton, R (1, 6) OBP: 0.272, SLG: 0.310</p>		<p>2-1</p> <p>G1-3</p>			<p>1-1</p> <p>F8</p>		<p>0-0</p> <p>G4-3</p>		<p>1-3</p> <p>K</p>	4	0	0	0	0	1	2
<p>Gil Heredia, R (1, 1) OBP: 0.500, SLG: 0.500</p> <p>Kelly Downs, R (1, 1)</p> <p>Darren Lewis, R (5, PH) OBP: 0.312, SLG: 0.262</p>		<p>2-2</p> <p>F8</p>			<p>1-2</p> <p>G4-3</p>			<p>0-1</p> <p>G6-3</p>	<p>4-2</p> <p>1B BB</p>	0	0	0	0	0	0	0
<p>1B: 4 2B: 3 3B: 0 HR: 1</p>									<p>SF: 2 SAC: 0 DP: 0 HBP: 0</p>	<p>WP: 2 PB: 0 SB: 0 CS: 0</p>	33	6	8	6	3	4

Inning Stats	R: 2	H: 2	E: 0	K: 1	S: 13	R: 0	H: 0	E: 0	K: 1	S: 8	R: 0	H: 0	E: 0	K: 0	S: 6	R: 0	H: 1	E: 0	K: 0	S: 12	R: 0	H: 0	E: 0	K: 0	S: 7	R: 0	H: 0	E: 0	K: 0	S: 7	R: 0	H: 1	E: 0	K: 1	S: 10	R: 2	H: 2	E: 0	K: 0	S: 15	R: 2	H: 2	E: 0	K: 1	S: 19	1B: 4	2B: 3	3B: 0	HR: 1	SF: 2	SAC: 0	DP: 0	HBP: 0	WP: 2	PA: 38
--------------	------	------	------	------	-------	------	------	------	------	------	------	------	------	------	------	------	------	------	------	-------	------	------	------	------	------	------	------	------	------	------	------	------	------	------	-------	------	------	------	------	-------	------	------	------	------	-------	-------	-------	-------	-------	-------	--------	-------	--------	-------	--------

PITCHER	IP	WLS	BF	H	R	ER	SO	BB	IBB	HBP	BLK	WP	HR	S	P	ERA	WHIP
Jimmy Jones, R (1, 1) ERA: 3.78	8.0	W	31	6	4	4	3	1	0	0	0	0	1	78	121	4.50	0.875
Al Osuna, L (9, 1) ERA: 4.07	0.2		6	2	2	2	1	2	0	0	0	1	0	17	32	27.00	6.000
Xavier Hernandez, R (9, 1) ERA: 2.97	0.1		1	0	0	0	0	0	0	0	0	0	0	2	3	0.00	0.000

BOTTOM

Houston Astros @ San Francisco Giants
Candlestick Park, San Francisco, CA

Thu Jun 04 1992, 10:05 PM EDT
Att. 8,850 - Sunny - 57 F

livebaseballscores.com

AB 33
R 6
H 8
RBI 6
BB 3
SO 4
LOB 11



Batter	1	2	3	4	5	6	7	8	9	AB R H RBI BB SO LOB	TOP												
Craig Biggio, R (1, 4) OBP: 0.360, SLG: 0.413	0-2 G5-3	1-1 FC5-2			1-1 1B		4-0 G4-3		1-0 P6	4 0 1 0 1 0 3													
Steve Finley, L (1, 8) OBP: 0.336, SLG: 0.438	2-2 P6	0-1 F7			2-0 1B		1-2 F8		0-1 5 HR 2B	5 1 2 0 0 0 4													
Ken Caminiti, S (1, 5) OBP: 0.361, SLG: 0.418	2-2 G5-3			1-1 F8		0-0 F8	2-2 G4-3		0-1 F7	5 0 0 0 0 0 4													
5 Jeff Bagwell, R (1, 3) OBP: 0.346, SLG: 0.418		2-1 F8		0-1 G5-3		0-0 G4-3	4-0 IBB		0-0 HR	4 1 1 2 1 0 2													
Eric Anthony, L (1, 9) OBP: 0.328, SLG: 0.361		1-1 2B 1B		1-1 F9		3-2 E3 CS	2-3 K		2-2 G5-3	4 1 1 0 0 1 2													
Xavier Hernandez, L (7, 1)										0 0 0 0 0 0 0													
Benny Distefano, L (9, PH) OBP: 0.353, SLG: 0.267										1 0 0 0 0 0 0													
Doug Jones, R (9, 1)										0 0 0 0 0 0 0													
Pete Incaviglia, R (1, 7) OBP: 0.292, SLG: 0.349		0-0 1B		1-2 FC5-4 1B		2-3 K		2-2 SH5-4 1B		1 1 1 0 0 0 0													
Chris Jones, R (2, 7) OBP: 0.265, SLG: 0.233		1-3 2B		1-2 FC5-4 G5-4-3		1-2 K				2 0 1 0 0 1 1													
Luis Gonzalez, L (8, PH) OBP: 0.222, SLG: 0.248										1 0 1 0 0 0 0													
Scott Servais, R (1, 2) OBP: 0.303, SLG: 0.349		0-0 SH FC5-2 1B		1-2 FC5-4 G5-4-3		1-0 2B 1B		0-0 SH5-4		3 1 2 2 0 0 1													
Rafael Ramirez, R (1, 6) OBP: 0.253, SLG: 0.307		2-1 FC5-2 SH 1B		0-1 G5-4-3		0-0 2B		0-0 G6-3		4 0 2 1 0 0 2													
Butch Henry, L (1, 1) OBP: 0.150, SLG: 0.300		0-2 SH FC5-2			0-0 G4-3	1-1 G3		1-3 K		2 0 0 0 0 0 1													
Joe Boever, R (6, 1)										0 0 0 0 0 0 0													
Rob Mallicoat, L (7, 1)										0 0 0 0 0 0 0													
Casey Candaele, S (7, 7) OBP: 0.221, SLG: 0.227		1-2 2-3								1 0 0 0 0 1 1													
Inning Stats	R: 0 E: 0 K: 0 S: 13	H: 0 LOB: 0 BB: 0 P: 17	R: 2 E: 0 K: 0 S: 15	H: 4 LOB: 3 BB: 0 P: 21	R: 0 E: 0 K: 0 S: 6	H: 0 LOB: 0 BB: 0 P: 8	R: 0 E: 0 K: 0 S: 8	H: 1 LOB: 0 BB: 0 P: 10	R: 0 E: 0 K: 0 S: 7	H: 2 LOB: 2 BB: 0 P: 9	R: 1 E: 1 K: 1 S: 10	H: 2 LOB: 1 BB: 0 P: 17	R: 0 E: 0 K: 1 S: 9	H: 0 LOB: 2 BB: 2 P: 22	R: 0 E: 0 K: 1 S: 12	H: 1 LOB: 1 BB: 0 P: 15	R: 2 E: 0 K: 0 S: 10	H: 2 LOB: 0 BB: 0 P: 13	1B: 8 2B: 4 3B: 0 HR: 1	SF: 0 SAC: 2 DP: 2 HBP: 0	WP: 0 PB: 0 SB: 0 CS: 1	PA: 41	
PITCHER	IP	WLS	BF	H	R	ER	SO	BB	IBB	HBP	BLK	WP	HR	S	P	ERA	WHIP					ERA	WHIP
Bud Black, L (1, 1) ERA: 4.19	7.0		32	9	3	3	2	1	1	0	0	0	0	68	104	3.86	1.429						
Rod Beck, R (8, 1) ERA: 2.39	1.2		7	2	1	1	1	0	0	0	0	0	0	17	21	5.40	1.200						
Jeff Brantley, R (9, 1) ERA: 2.74	0.1	L	2	1	1	1	0	0	0	0	0	0	1	5	7	27.00	3.000						

Houston Astros @ San Francisco Giants
Candlestick Park, San Francisco, CA

Fri Jun 05 1992, 10:05 PM EDT
Att. 10,550 - Cloudy - 61 F

AB	37
R	5
H	12
RBI	5
BB	2
SO	3
LOB	21



Batter	1	2	3	4	5	6	7	8	9	AB	R	H	RBI	BB	SO	LOB
Darren Lewis, R (1, 8) OBP: 0.308, SLG: 0.258 Willie McGee, S (7, PH) OBP: 0.343, SLG: 0.367 Rod Beck, R (8, 1) Mike Felder, S (9, 8) OBP: 0.358, SLG: 0.433	1-2 L4		2-2 F8		2-2 F8		0-2 FC3-2 BB 1-2 2-3 1B		0-0 SH3	3	0	0	0	0	0	0
Robby Thompson, R (1, 4) OBP: 0.380, SLG: 0.448	3-3 K		0-1 E5			1-3 K	4-2 FC3-2 BB 1-2 2-3 3-H		1-3 K	4	0	0	1	1	3	1
Will Clark, L (1, 3) OBP: 0.424, SLG: 0.473	0-0 G6-3		2-2 L9			4-0 1B BB	0-2 FC3-2 1-2 2-3 3-H		4-0 IBB	3	1	0	0	2	0	4
Matt Williams, R (1, 5) OBP: 0.286, SLG: 0.445		2-0 SF8 3B		2-0 F8		2-3 K 1-2	0-1 G6-3		2-3 K	5	1	1	0	0	2	6
Cory Snyder, R (1, 9) OBP: 0.315, SLG: 0.494		2-3 K		1-2 F8		0-1 1B		1-0 2B		4	0	2	1	0	1	1
Chris James, R (1, 7) OBP: 0.247, SLG: 0.180 Jeff Brantley, R (9, 1)		1-1 SF8		1-0 L6		2-2 P6		0-0 P1		3	0	0	1	0	0	2
Kirt Manwaring, R (1, 2) OBP: 0.368, SLG: 0.353 Royce Clayton, R (7, PR) OBP: 0.272, SLG: 0.310 Jim McNamara, L (8, 2) OBP: 0.308, SLG: 0.328		0-1 1B				0-0 SF9 3B		0-3 K2-3		2	1	2	0	1	0	0
Jose Uribe, S (1, 6) OBP: 0.333, SLG: 0.419		2-0 F8		2-1 SF9		2-1 SF9		2-3 K2-3		3	0	0	1	0	1	3
Bud Black, L (1, 1) Kevin Bass, S (7, PH) OBP: 0.274, SLG: 0.368			1-1 G4-3		1-0 G4-3		4-2 BB 1B FC3-2 BB		3-2 SH3 1B	2	0	0	0	0	0	0
										1	0	1	0	1	0	0

Inning Stats	R: 0	H: 0	E: 0	K: 1	S: 9	R: 1	H: 2	E: 0	K: 1	S: 10	R: 0	H: 0	E: 0	K: 0	S: 11	R: 1	H: 1	E: 0	K: 0	S: 7	R: 1	H: 1	E: 0	K: 2	S: 11	R: 1	H: 1	E: 0	K: 0	S: 14	R: 0	H: 1	E: 0	K: 2	S: 8	R: 0	H: 1	E: 0	K: 2	S: 17	1B: 4	2B: 1	3B: 2	HR: 0	SF: 2	SAC: 1	DP: 0	HBP: 0	WP: 0	PB: 0	SB: 1	CS: 0	PA: 40
--------------	------	------	------	------	------	------	------	------	------	-------	------	------	------	------	-------	------	------	------	------	------	------	------	------	------	-------	------	------	------	------	-------	------	------	------	------	------	------	------	------	------	-------	-------	-------	-------	-------	-------	--------	-------	--------	-------	-------	-------	-------	--------

PITCHER	IP	WLS	BF	H	R	ER	SO	BB	IBB	HBP	BLK	WP	HR	S	P	ERA	WHIP
Butch Henry, L (1, 1) ERA: 4.88	5.2		23	4	3	3	4	1	0	0	0	0	0	50	82	4.76	0.882
Joe Boever, R (6, 1) ERA: 1.77	0.2		6	1	1	0	0	3	0	0	0	0	0	12	28	0.00	6.000
Rob Mallicoat, L (7, 1) ERA: 2.4	0.1		1	0	0	0	0	0	0	0	0	0	0	3	3	0.00	0.000
Xavier Hernandez, R (7, 1) ERA: 2.86	1.1	W	5	1	0	0	2	0	0	0	0	0	0	10	13	0.00	0.750
Doug Jones, R (9, 1) ERA: 2.41	1.0	S	5	1	0	0	2	0	1	0	0	0	0	17	27	0.00	1.000

BOTTOM


Houston Astros @ San Francisco Giants
Candlestick Park, San Francisco, CA

Fri Jun 05 1992, 10:05 PM EDT
Att: 10,550 - Cloudy - 61 F

livebaseballscorecards.com

AB	32
R	4
H	7
RBI	4
BB	5
SO	8
LOB	18



Batter	1	2	3	4	5	6	7	8	9	AB R H RBI BB SO LOB	TOP																								
Craig Biggio, R (1, 4) OBP: 0.361, SLG: 0.415	2-2 E6 CS			3-2 1B 2B	0-1 G6-3		4-1 1B 5 1B BB	0-1 FC6-4 DI 1-2f		4 2 1 1 1 0 2																									
Steve Finley, L (1, 8) OBP: 0.333, SLG: 0.432	2-2 G3 1-2			0-2 G6-3	0-2 G5-3		0-2 BB 5 1B BB 1-3	2-2 F7 1-2		5 1 1 0 0 0 4																									
5 Jeff Bagwell, R (1, 3) OBP: 0.343, SLG: 0.413	1-0 F9			2-1 G5-3		1-2 F9	0-2 BB BB 1B 1-2		0-1 L7	5 0 1 1 0 0 1																									
Eric Anthony, L (1, 9) OBP: 0.331, SLG: 0.389		1-1 G6-3		0-1 1B 2-H		0-2 HR	0-1 P7		0-3 K	5 1 2 2 0 1 2																									
Ken Caminiti, S (1, 5) OBP: 0.363, SLG: 0.412		2-1 G3		3-2 F8		0-0 E 1B	4-1 BB BB 1-2 2-3		0-3 K	4 0 1 0 1 1 1																									
Luis Gonzalez, L (1, 7) OBP: 0.232, SLG: 0.260		3-2 F7			2-2 1B 2B	1-2 FC	4-2 1-2 2-3 3-H BB			3 1 1 1 1 0 1																									
Casey Candaele, S (1, 6) OBP: 0.224, SLG: 0.230 Xavier Hernandez, L (6, 1) Juan Guerrero, R (7, PH) OBP: 0.244, SLG: 0.194 Joe Boever, R (7, 1) Al Osuna, R (8, 1)			1-2 G6-3		1-1 SH1-4 1B 2-3 G6-3 1B	0-3 K	1-2 P6			3 1 1 0 0 1 2 0 0 0 0 0 0 0 1 0 0 0 0 0 3 0 0 0 0 0 0 0 0 0 0 0 0 0 0	AB 36 R 6 H 9 RBI 6 BB 4 SO 4 LOB 19																								
Eddie Taubensee, L (1, 2) OBP: 0.257, SLG: 0.218		2-2 G3			0-0 SH1-4 1B 1-2 3-H	0-2 P5		4-2 FC6-4 BB		3 0 1 1 1 0 2																									
Darryl Kile, R (1, 1) OBP: 0.235, SLG: 0.071 Rob Murphy, L (4, 1) Rafael Ramirez, R (6, 6) OBP: 0.247, SLG: 0.300			1-1 G6-3		0-0 SH1-4		0-3 K	0-0 L9		1 0 0 0 0 0 0 0 0 0 0 0 0 0 2 0 0 0 0 1 1																									
Inning Stats	R: 0 E: 1 K: 0 S: 11	H: 0 LOB: 0 BB: 0 P: 16	R: 0 E: 0 K: 0 S: 9	H: 0 LOB: 0 BB: 0 P: 15	R: 0 E: 0 K: 0 S: 9	H: 0 LOB: 0 BB: 0 P: 13	R: 1 E: 0 K: 0 S: 13	H: 2 LOB: 1 BB: 0 P: 21	R: 2 E: 0 K: 1 S: 12	H: 3 LOB: 1 BB: 0 P: 15	R: 1 E: 1 K: 1 S: 18	H: 2 LOB: 2 BB: 0 P: 19	R: 2 E: 0 K: 1 S: 19	H: 2 LOB: 3 BB: 3 P: 32	R: 0 E: 0 K: 2 S: 10	H: 0 LOB: 1 BB: 1 P: 16	R: 0 E: 0 K: 2 S: 8	H: 0 LOB: 0 BB: 0 P: 8	1B: 6 2B: 2 3B: 0 HR: 1	SF: 0 SAC: 1 DP: 0 HBP: 0	WP: 0 PB: 0 SB: 0 CS: 1	PA: 41													
PITCHER	IP WLS BF H R ER SO BB IBB HBP BLK WP HR S P ERA WHIP																																		
John Burkett, R (1, 1) ERA: 4.04	5.1		24	7	4	4	0	0	0	0	0	1	65	92	6.75	1.312																			
Bryan Hickerson, L (6, 1) ERA: 2.86	1.0		5	1	2	2	2	1	0	0	0	0	14	18	18.00	2.000																			
Michael Jackson, R (7, 1) ERA: 2.9	0.1		3	1	0	0	0	1	0	0	0	0	6	10	0.00	6.000																			
Dave Righetti, L (7, 1) ERA: 4.64	1.1	W	6	0	0	0	0	2	0	0	0	0	16	27	0.00	1.500																			
Jeff Brantley, R (9, 1) ERA: 2.63	1.0		3	0	0	0	2	0	0	0	0	0	8	8	0.00	0.000																			

Houston Astros @ San Francisco Giants
Candlestick Park, San Francisco, CA


Sat Jun 06 1992, 6:33 AM EDT
Att. 15,158 - Cloudy - 71 F

livebaseballscorecards.com

Batter	1	2	3	4	5	6	7	8	9	AB	R	H	RBI	BB	SO	LOB
Mike Felder, S OBP: 0.357, SLG: 0.431 (1, 8) (9, 9)	4-0 S 1B BB	1-1 L7		0-0 P6	3-1 G5-3		1-2 F7	0-2 2B		5	1	1	1	1	0	3
Willie McGee, S OBP: 0.348, SLG: 0.368 Jeff Brantley, R (1, 9) (9, 1)	4-2 BB 1B BB 1-2	2-1 G4-3		0-0 1B 2B 1B		1-0 G6-3	1-1 IBB 2B 1B	0-0 F8		5	2	2	0	1	0	2
Will Clark, L OBP: 0.428, SLG: 0.473 (1, 3)	3-1 P5		0-0 F9	2-1 2B 1B		2-0 HR 1B	4-1 2B IBB			4	2	2	1	1	0	2
Cory Snyder, R OBP: 0.340, SLG: 0.567 (1, 5)	3-2 BB 1B		1-3 H	0-0 2B		0-0 HR	1-1 1B 2B			5	2	4	7	0	1	0
Kevin Bass, S OBP: 0.287, SLG: 0.373 (1, 7)	0-3 K		4-0 HBP BB	2-0 G1-3		0-1 S 1B	3-1 CS 1B			4	0	2	1	1	1	4
Robby Thompson, R OBP: 0.389, SLG: 0.439 (1, 4)	4-2 BB 1-2 2-3		2-2 HBP	4-0 IBB		0-3 K	1-1 CS	2-2 F8		2	0	0	0	2	1	1
Jim McNamara, L OBP: 0.290, SLG: 0.308 Michael Jackson, R (7, 1) Dave Righetti, L (7, 1) Chris James, R OBP: 0.257, SLG: 0.194 Darren Lewis, R OBP: 0.308, SLG: 0.258 (8, PH) (9, 8)	1-3 K		1-0 L4	0-0 G3		1-3 K		0-0 S 1B		4	0	0	0	0	2	9
Royce Clayton, R OBP: 0.276, SLG: 0.329 (1, 6)		2-0 G5-3		3-1 HR		0-2 G1-3		1-2 P4		4	2	1	1	1	0	1
John Burkett, R OBP: 0.174, SLG: 0.100 Bryan Hickerson, L (6, 1) Kirt Manwaring, R OBP: 0.373, SLG: 0.359 (7, 2)		4-1 BB		4-2 1B BB		1-2 G1-3		0-0 SH1-3 2B 1B		1	1	0	0	2	0	0

Inning Stats	R: 1	H: 1	E: 0	K: 2	S: 21	LOB: 3	BB: 3	P: 40	R: 0	H: 0	E: 0	K: 0	S: 6	LOB: 1	BB: 1	P: 15	R: 0	H: 0	E: 0	K: 1	S: 8	LOB: 2	BB: 1	P: 16	R: 3	H: 4	E: 0	K: 0	S: 11	LOB: 3	BB: 2	P: 26	R: 0	H: 0	E: 0	K: 0	S: 8	LOB: 0	BB: 0	P: 12	R: 2	H: 3	E: 0	K: 2	S: 11	LOB: 1	BB: 0	P: 15	R: 4	H: 3	E: 0	K: 0	S: 15	LOB: 0	BB: 2	P: 30	R: 2	H: 3	E: 0	K: 0	S: 18	LOB: 1	BB: 0	P: 22
--------------	------	------	------	------	-------	--------	-------	-------	------	------	------	------	------	--------	-------	-------	------	------	------	------	------	--------	-------	-------	------	------	------	------	-------	--------	-------	-------	------	------	------	------	------	--------	-------	-------	------	------	------	------	-------	--------	-------	-------	------	------	------	------	-------	--------	-------	-------	------	------	------	------	-------	--------	-------	-------

PITCHER	IP	WLS	BF	H	R	ER	SO	BB	IBB	HBP	BLK	WP	HR	S	P	ERA	WHIP	
Darryl Kile, R ERA: 4.13 (1, 1)	3.1		20	3	4	4	3	6	0	1	0	0	0	1	41	84	10.80	2.700
Rob Murphy, L ERA: 4.5 (4, 1)	1.2		8	2	0	0	0	0	1	0	0	0	0	13	25	0.00	1.200	
Xavier Hernandez, R ERA: 3.28 (6, 1)	1.0		6	3	2	2	2	0	0	0	0	0	1	11	15	18.00	3.000	
Joe Boever, R ERA: 2.59 (7, 1)	1.0	L	7	3	4	4	0	1	1	0	0	0	0	15	30	36.00	4.000	
Al Osuna, L ERA: 4.62 (8, 1)	1.0		6	3	2	2	0	0	0	0	0	0	0	18	22	18.00	3.000	

BOTTOM	
AB 36 R 12 H 14 RBI 12 BB 9 SO 5 LOB 22	

WP	PA	ERA	WHIP
0	48	0	0

Houston Astros @ San Francisco Giants
 Candlestick Park, San Francisco, CA
 Sat Jun 06 1992, 6:33 AM EDT
 Att: 15,158 - Cloudy - 71 F

livebaseballscores.com

Batter	1	2	3	4	5	6	7	8	9	AB R H RBI BB SO LOB	TOP
Craig Biggio, R (1, 4) OBP: 0.363, SLG: 0.411	1-2 G4-3		0-1 F9			4-1 F8 G4-3 BB		4-2 G1-3 BB		2 0 0 0 2 0 0	Houston Astros @ San Francisco Giants Candlestick Park, San Francisco, CA Sun Jun 07 1992, 6:33 AM EDT Att. 24,780 - Sunny - 71 F
Steve Finley, L (1, 8) OBP: 0.326, SLG: 0.425	0-0 B1-3		2-2 G4-3			0-1 G4-3		0-1 G1-3		4 0 0 0 0 0 2	
Ken Caminiti, S (1, 5) OBP: 0.350, SLG: 0.396	2-2 G1-3		0-1 F8			2-2 F8		3-1 F7		4 0 0 0 0 0 2	
5 Jeff Bagwell, R (1, 3) OBP: 0.342, SLG: 0.407		2-2 G5-3		1-0 G6-3		4-0 IBB		0-3 K		3 0 0 0 1 1 0	
Eric Anthony, L (1, 9) OBP: 0.321, SLG: 0.376		2-0 G4-3		2-3 K		1-0 G3		0-3 K		4 0 0 0 0 2 2	
Rafael Ramirez, R (1, 6) OBP: 0.247, SLG: 0.298		0-1 HBP 1B 1B		0-1 F8			1-3 K		0-3 K2-3	4 0 1 0 0 2 0	
Luis Gonzalez, L (1, 7) OBP: 0.235, SLG: 0.262		0-0 HBP 1B			2-2 G4-3		1-3 K			3 0 1 0 0 1 0	
Scott Servais, R (1, 2) OBP: 0.304, SLG: 0.338		1-1 FC6-4 HBP			1-1 G3		0-0 G6-3			2 0 0 0 0 0 0	
Mark Portugal, R (1, 1) OBP: 0.048, SLG: 0.048 Casey Candaele, S (8, PH) OBP: 0.222, SLG: 0.228 Rob Mallicoat, L (8, 1)		1-1 FC6-4			2-1 G4-3			2-2 F8		2 0 0 0 0 0 3 1 0 0 0 0 0 0 0 0 0 0 0 0 0	
Inning Stats	R: 0 E: 0 K: 0 S: 8 H: 0 LOB: 0 BB: 0 P: 11	R: 0 E: 0 K: 0 S: 10 H: 2 LOB: 3 BB: 0 P: 16	R: 0 E: 0 K: 0 S: 8 H: 0 LOB: 0 BB: 0 P: 10	R: 0 E: 0 K: 1 S: 6 H: 0 LOB: 0 BB: 0 P: 9	R: 0 E: 0 K: 0 S: 7 H: 0 LOB: 0 BB: 0 P: 12	R: 0 E: 0 K: 0 S: 8 H: 0 LOB: 2 BB: 2 P: 19	R: 0 E: 0 K: 2 S: 8 H: 0 LOB: 0 BB: 0 P: 10	R: 0 E: 0 K: 0 S: 9 H: 0 LOB: 1 BB: 1 P: 18	R: 0 E: 0 K: 3 S: 9 H: 0 LOB: 0 BB: 0 P: 9	1B: 2 2B: 0 3B: 0 HR: 0 SF: 0 SAC: 0 DP: 0 HBP: 1	WP: 0 PB: 0 SB: 0 CS: 0 PA: 33
PITCHER Trevor Wilson, L (1, 1) ERA: 4.1	IP: 9.0 WLS: W BF: 33 H: 2 R: 0 ER: 0 SO: 6 BB: 2 IBB: 1 HBP: 1 BLK: 0 WP: 0 HR: 0 S: 73 P: 114 ERA: 0.00 WHIP: 0.444										

livebaseballscorecards.com

AB	29
R	0
H	2
RBI	0
BB	3
SO	6
LOB	9



Batter	1	2	3	4	5	6	7	8	9	AB R H RBI BB SO LOB	TOP											
Craig Biggio, R (1, 4) OBP: 0.361, SLG: 0.405	1-1 F8		4-1 S BB		3-2 G5-3			1-2 G4-3		3 0 0 0 1 0 1	Houston Astros @ San Diego Padres Jack Murphy Stadium, San Diego, CA Mon Jun 08 1992, 10:05 PM EDT Att. 11,248 - Cloudy - 73 F											
Steve Finley, L (1, 8) OBP: 0.327, SLG: 0.422	1-1 F8		1-2 G3		0-2 G3			0-0 1B		4 0 1 0 0 0 2												
Ken Caminiti, S (1, 5) OBP: 0.347, SLG: 0.385	2-2 F7			4-2 HR BB			3-2 G5-3	2-0 L8		3 1 0 0 1 0 1												
5 Jeff Bagwell, R (1, 3) OBP: 0.340, SLG: 0.408		2-2 S 2B		1-3 K			1-0 L8		1-0 L8	4 0 1 0 0 1 1												
Eric Anthony, L (1, 9) OBP: 0.319, SLG: 0.397		1-3 K		0-1 1-H HR			3-1 G4-3		2-3 K	4 1 1 2 0 2 1												
Pete Incaviglia, R (1, 7) OBP: 0.285, SLG: 0.340		0-3 K		1-3 K			1-0 G6-3		3-1 L7	4 0 0 0 0 2 1												
Scott Servais, R (1, 2) OBP: 0.292, SLG: 0.324		1-1 G6-3		0-0 G6-3			2-1 L7			3 0 0 0 0 0 1												
Rafael Ramirez, R (1, 6) OBP: 0.250, SLG: 0.299			1-1 G6-3		0-1 SH1-4 1B		1-0 P4			3 0 1 0 0 0 0												
Pete Harnisch, S (1, 1) OBP: 0.185, SLG: 0.296			0-1 F9		0-1 SH1-4			1-3 K2-3		1 0 0 0 0 0 0												
Rob Murphy, L (7, 1)										0 0 0 0 0 0 0												
Xavier Hernandez, L (7, 1)										0 0 0 0 0 0 0												
Casey Candaele, S (7, 6) OBP: 0.221, SLG: 0.226										1 0 0 0 0 1 0												
Inning Stats	R: 0 E: 0 K: 0 S: 7	H: 0 LOB: 0 BB: 0 P: 11	R: 0 E: 0 K: 2 S: 11	H: 1 LOB: 1 BB: 0 P: 15	R: 0 E: 0 K: 0 S: 8	H: 0 LOB: 1 BB: 1 P: 14	R: 2 E: 0 K: 2 S: 12	H: 1 LOB: 0 BB: 1 P: 18	R: 0 E: 0 K: 0 S: 11	H: 1 LOB: 1 BB: 0 P: 14	R: 0 E: 0 K: 0 S: 8	H: 0 LOB: 0 BB: 0 P: 15	R: 0 E: 0 K: 0 S: 4	H: 0 LOB: 0 BB: 0 P: 8	R: 0 E: 0 K: 1 S: 8	H: 1 LOB: 1 BB: 0 P: 12	R: 0 E: 0 K: 1 S: 9	H: 0 LOB: 0 BB: 0 P: 15	1B: 2 2B: 1 3B: 0 HR: 1	SF: 0 SAC: 1 DP: 0 HBP: 0	WP: 0 PB: 0 SB: 2 CS: 0	PA: 33
PITCHER Bruce Hurst, L (1, 1) ERA: 3.26	IP: 9.0 WLS: W BF: 33 H: 4 R: 2 ER: 2 SO: 6 BB: 2 IBB: 0 HBP: 0 BLK: 0 WP: 0 HR: 1 S: 78 P: 122 ERA: 2.00 WHIP: 0.667											PITCHER	IP: 9.0 WLS: W BF: 33 H: 4 R: 2 ER: 2 SO: 6 BB: 2 IBB: 0 HBP: 0 BLK: 0 WP: 0 HR: 1 S: 78 P: 122 ERA: 2.00 WHIP: 0.667									

livebaseballscores.com

AB	30
R	2
H	4
RBI	2
BB	2
SO	6
LOB	8



Batter	1	2	3	4	5	6	7	8	9	AB	R	H	RBI	BB	SO	LOB
Tony Fernandez, S OBP: 0.365, SLG: 0.394 (1, 6)	F8 2-1		F7 3-2		L9 0-0		F7 0-0			4	0	0	0	0	0	0
Tony Gwynn, L OBP: 0.408, SLG: 0.500 (1, 9)	G4-3 1-0		2B 0-1		P4 0-0		HR 1-1			4	1	2	1	0	0	0
Gary Sheffield, R OBP: 0.382, SLG: 0.512 (1, 5)	E6 0-0		L9 2-2		F9 1-1		1B 1-1			4	0	1	0	0	0	1
Fred McGriff, L OBP: 0.409, SLG: 0.576 (1, 3)	G6-3 1-2			F7 0-2		1B 3-1	G5-4-3 1-2			4	0	2	0	0	0	1
Oscar Azocar, L OBP: 0.280, SLG: 0.217 Kevin Ward, R OBP: 0.256, SLG: 0.353 (7, PH) (8, 7)		F8 1-2		HR 2-1		1B 0-0	G5-4-3 0-0			3	1	2	0	0	0	0
Darrin Jackson, R OBP: 0.273, SLG: 0.399 (1, 8)		G4-3 2-2		HR 2-0		1B 2-0		F9 2-2		4	1	1	2	0	0	2
Kurt Stillwell, S OBP: 0.325, SLG: 0.371 (1, 4)		S 4-1		1B 2-1		L6 1-2		F7 3-2		3	0	1	0	1	0	2
Dann Bilardello, R OBP: 0.222, SLG: 0.167 Tim Teufel, R OBP: 0.344, SLG: 0.333 Dan Walters, R OBP: 0.188, SLG: 0.133 (1, 2) (6, PH) (7, 2)		SAFE 1-2		P4 1-1		BB 4-2		BB 4-2		2	0	0	0	0	1	2
Bruce Hurst, L OBP: 0.125, SLG: 0.161 (1, 1)			K 0-3		K 1-3		P8 3-2		K 2-3	4	0	0	0	0	3	5

Inning Stats	R: 0	H: 0	E: 1	LOB: 1	K: 0	BB: 0	S: 7	R: 0	H: 0	E: 0	LOB: 1	K: 1	BB: 1	S: 11	R: 0	H: 1	E: 0	LOB: 1	K: 1	BB: 0	S: 13	R: 2	H: 3	E: 0	LOB: 1	K: 1	BB: 1	S: 14	R: 0	H: 0	E: 0	LOB: 0	K: 0	BB: 0	S: 4	R: 0	H: 2	E: 0	LOB: 3	K: 0	BB: 1	S: 13	R: 1	H: 3	E: 0	LOB: 1	K: 0	BB: 0	S: 7	R: 0	H: 0	E: 0	LOB: 1	K: 1	BB: 1	S: 13
--------------	------	------	------	--------	------	-------	------	------	------	------	--------	------	-------	-------	------	------	------	--------	------	-------	-------	------	------	------	--------	------	-------	-------	------	------	------	--------	------	-------	------	------	------	------	--------	------	-------	-------	------	------	------	--------	------	-------	------	------	------	------	--------	------	-------	-------

PITCHER	IP	WLS	BF	H	R	ER	SO	BB	IBB	HBP	BLK	WP	HR	S	P	ERA	WHIP
Pete Hamisch, R ERA: 4.11 (1, 1)	6.1	L	30	8	3	3	3	2	0	0	0	0	2	67	109	4.26	1.579
Rob Murphy, L ERA: 4.5 (7, 1)	0.0		1	1	0	0	0	0	0	0	0	0	0	1	4	∞	∞
Xavier Hernandez, R ERA: 3.13 (7, 1)	1.2		5	0	0	0	1	1	0	0	0	0	0	14	25	0.00	0.600


BOTTOM

Houston Astros @ San Diego Padres
Jack Murphy Stadium, San Diego, CA

Mon Jun 08 1992, 10:05 PM EDT
Att: 11,248 - Cloudy - 73 F

livebaseballscorecards.com

AB	33
R	3
H	9
RBI	3
BB	3
SO	4
LOB	15



WP	PA	ERA	WHIP
0	36		

Batter	1	2	3	4	5	6	7	8	9	AB R H RBI BB SO LOB	TOP											
Craig Biggio, R (1, 4) OBP: 0.365, SLG: 0.406	0-0 L3 1B		4-1 BB			0-2 G5-3		2-2 F7		3 0 1 0 1 0 0												
Steve Finley, L (1, 8) OBP: 0.324, SLG: 0.414	2-3 K		1-3 K			0-0 B1-3			4-1 5 F8 S BB	3 0 0 0 1 2 3												
Ken Caminiti, S (1, 5) OBP: 0.349, SLG: 0.379	1-0 L3 1-2			1-2 P2			1-1 5 1B SF7 1B		1-1 F7 1-2	4 1 1 0 0 0 2												
5 Jeff Bagwell, R (1, 3) OBP: 0.337, SLG: 0.403		3-1 CS 1B		0-0 G6-3			2-1 1-3 1B		2-1 F8 2-3	4 0 2 0 0 0 1												
Eric Anthony, L (1, 9) OBP: 0.315, SLG: 0.398		1-1 L8		1-2 G4-3			1-1 SF7		1-1 P6	3 0 0 1 0 0 2												
Pete Incaviglia, R (1, 7) OBP: 0.286, SLG: 0.340 Doug Jones, R (7, 1)		0-2 F8			1-0 G4-6-3 1B		1-0 F9			3 0 1 0 0 0 2 0 0 0 0 0 0 0												
Scott Servais, R (1, 2) OBP: 0.280, SLG: 0.310		1-2 CS 1-2	2-2 F9		1-0 G4-6-3 1-2f		0-0 G4-3			3 0 0 0 0 0 2												
Casey Candaele, S (1, 6) OBP: 0.223, SLG: 0.229 Xavier Hernandez, L (5, 1) Rob Mallicoat, L (7, 1) Juan Guerrero, R (7, 7) OBP: 0.238, SLG: 0.189			0-0 SH2-4 1B		2-0 G6-3			0-1 F7		2 0 1 0 0 0 0 0 0 0 0 0 0 0 0 0 0 0 0 0 0 1 0 0 0 0 0 0												
Butch Henry, L (1, 1) OBP: 0.150, SLG: 0.300 Rafael Ramirez, R (5, 6) OBP: 0.245, SLG: 0.291			1-0 SH2-4 1-2			0-0 P4		0-1 F8		0 0 0 0 0 0 0 2 0 0 0 0 0 0												
Inning Stats	R: 0 E: 0 K: 1 S: 5	H: 1 LOB: 0 BB: 0 P: 8	R: 0 E: 0 K: 0 S: 9	H: 1 LOB: 0 BB: 0 P: 14	R: 0 E: 0 K: 1 S: 9	H: 1 LOB: 2 BB: 1 P: 17	R: 0 E: 0 K: 0 S: 7	H: 0 LOB: 0 BB: 0 P: 9	R: 0 E: 0 K: 0 S: 3	H: 1 LOB: 0 BB: 0 P: 7	R: 0 E: 0 K: 0 S: 5	H: 0 LOB: 0 BB: 0 P: 5	R: 1 E: 0 K: 0 S: 8	H: 2 LOB: 1 BB: 0 P: 13	R: 0 E: 0 K: 0 S: 8	H: 0 LOB: 0 BB: 0 P: 10	R: 0 E: 0 K: 0 S: 7	H: 0 LOB: 1 BB: 1 P: 15	1B: 6 2B: 1 3B: 0 HR: 0	SF: 1 SAC: 1 DP: 2 HBP: 0	WP: 0 PB: 0 SB: 1 CS: 1	PA: 33
PITCHER Craig Lefferts, L (1, 1) ERA: 3.63 Larry Andersen, R (9, 1) ERA: 5.4	IP: 8.0 WLS: W BF: 28 H: 6 R: 1 ER: 1 SO: 2 BB: 1 IBB: 0 HBP: 0 BLK: 0 WP: 0 HR: 0 S: 54 P: 83 ERA: 1.12 WHIP: 0.875	IP: 1.0 WLS: 4 BF: 0 H: 0 R: 0 ER: 0 SO: 0 BB: 1 IBB: 0 HBP: 0 BLK: 0 WP: 0 HR: 0 S: 7 P: 15 ERA: 0.00 WHIP: 1.000											PITCHER IP: 0 WLS: 0 BF: 0 H: 0 R: 0 ER: 0 SO: 0 BB: 0 IBB: 0 HBP: 0 BLK: 0 WP: 0 HR: 0 S: 0 P: 0 ERA: 0.00 WHIP: 0.000									

Houston Astros @ San Diego Padres
Jack Murphy Stadium, San Diego, CA

Wed Jun 10 1992, 6:33 AM EDT
Att. 13,082 - Overcast - 73 F

livebaseballscorecards.com

AB	28
R	1
H	6
RBI	1
BB	2
SO	2
LOB	12



Batter	1	2	3	4	5	6	7	8	9
Tony Fernandez, S (1, 6) OBP: 0.368, SLG: 0.393	1-1 G3		1-0 G6-3		2-3 K		1-2 FC	4-0 FC6 BB	
Tony Gwynn, L (1, 9) OBP: 0.406, SLG: 0.498	2-3 K		2-0 HR 1B		0-0 2B 1B		3-1 G4-3	0-1 FC6 1-2f	
Tim Teufel, R (1, 5) OBP: 0.340, SLG: 0.341	1-0 G6-3		2-2 F9		1-0 2B 2B		2-0 FC BB		
Fred McGriff, L (1, 3) OBP: 0.420, SLG: 0.617		4-2 1B BB	1-2 HR		3-0 S 2B		4-1 FC6-4 BB		
Kevin Ward, R (1, 8) OBP: 0.256, SLG: 0.342		3-2 1B	0-3 K		2-3 K		3-3 K		
Gary Pettis, S (7, PH) OBP: 0.222, SLG: 0.200 (8, 8)		1-3 1B			2-3 K				
Jerald Clark, R (1, 7) OBP: 0.242, SLG: 0.292		0-1 G6-3			1-2 F7		0-0 FC6-4		
Dan Walters, R (1, 2) OBP: 0.208, SLG: 0.391		1-3 K			0-0 G4-3		0-0 F8	0-1 G5-3	
Kurt Stillwell, S (1, 4) OBP: 0.327, SLG: 0.362		4-0 IBB			4-1 BB		0-2 P7	0-1 G4-3	
Craig Lefferts, L (1, 1) OBP: 0.045, SLG: 0.045		1-1 P1			0-0 L9		0-3 K	0-0 BB 1B	
Craig Shipley, R (8, PH) OBP: 0.229, SLG: 0.206									
Larry Andersen, R (9, 1)									

AB	R	H	RBI	BB	SO	LOB
4	1	1	0	1	1	0
5	2	2	0	0	1	3
4	1	1	2	0	0	1
2	1	2	3	2	0	0
3	0	1	0	0	2	1
1	0	0	0	0	1	2
4	0	0	0	0	0	5
4	0	0	0	0	1	2
2	0	0	0	2	0	0
3	0	0	0	0	1	4
1	0	1	0	0	0	0
0	0	0	0	0	0	0

BOTTOM

Houston Astros @ San Diego Padres
Jack Murphy Stadium, San Diego, CA

Wed Jun 10 1992, 6:33 AM EDT
 Att. 13,082 - Overcast - 73 F

AB	33
R	5
H	8
RBI	5
BB	5
SO	7
LOB	18



1B: 5	SF: 0	WP: 0	PA: 38
2B: 2	SAC: 0	PB: 0	
3B: 0	DP: 0	SB: 3	
HR: 1	HBP: 0	CS: 0	

Inning Stats															Inning Stats																																																																																																																																																																																																		
R	H	E	K	S	H	LOB	BB	P	R	H	E	K	S	H	LOB	BB	P	R	H	E	K	S	H	LOB	BB	P	R	H	E	K	S	H	LOB	BB	P																																																																																																																																																																														
0	0	0	1	10	0	3	2	26	0	0	0	1	11	0	1	0	19	0	0	0	1	8	0	0	0	1	11	0	2	0	11	1	1	0	1	28	0	2	0	1	11																																																																																																																																																																								
<table border="1"> <thead> <tr> <th>PITCHER</th> <th>IP</th> <th>WLS</th> <th>BF</th> <th>H</th> <th>R</th> <th>ER</th> <th>SO</th> <th>BB</th> <th>IBB</th> <th>HBP</th> <th>BLK</th> <th>WP</th> <th>HR</th> <th>S</th> <th>P</th> <th>ERA</th> <th>WHIP</th> </tr> </thead> <tbody> <tr> <td>Butch Henry, L (1, 1) ERA: 5.1</td> <td>4.1</td> <td>L</td> <td>22</td> <td>6</td> <td>4</td> <td>4</td> <td>4</td> <td>2</td> <td>1</td> <td>0</td> <td>0</td> <td>0</td> <td>1</td> <td>43</td> <td>77</td> <td>8.31</td> <td>1.846</td> </tr> <tr> <td>Xavier Hernandez, R (5, 1) ERA: 3.0</td> <td>1.2</td> <td></td> <td>5</td> <td>0</td> <td>0</td> <td>0</td> <td>2</td> <td>0</td> <td>0</td> <td>0</td> <td>0</td> <td>0</td> <td>0</td> <td>12</td> <td>15</td> <td>0.00</td> <td>0.000</td> </tr> <tr> <td>Rob Mallicoat, L (7, 1) ERA: 2.76</td> <td>0.1</td> <td></td> <td>4</td> <td>1</td> <td>1</td> <td>1</td> <td>0</td> <td>1</td> <td>0</td> <td>0</td> <td>0</td> <td>0</td> <td>0</td> <td>9</td> <td>18</td> <td>27.00</td> <td>6.000</td> </tr> <tr> <td>Doug Jones, R (7, 1) ERA: 2.31</td> <td>1.2</td> <td></td> <td>7</td> <td>1</td> <td>0</td> <td>0</td> <td>1</td> <td>1</td> <td>0</td> <td>0</td> <td>0</td> <td>0</td> <td>0</td> <td>14</td> <td>21</td> <td>0.00</td> <td>1.200</td> </tr> </tbody> </table>															PITCHER	IP	WLS	BF	H	R	ER	SO	BB	IBB	HBP	BLK	WP	HR	S	P	ERA	WHIP	Butch Henry, L (1, 1) ERA: 5.1	4.1	L	22	6	4	4	4	2	1	0	0	0	1	43	77	8.31	1.846	Xavier Hernandez, R (5, 1) ERA: 3.0	1.2		5	0	0	0	2	0	0	0	0	0	0	12	15	0.00	0.000	Rob Mallicoat, L (7, 1) ERA: 2.76	0.1		4	1	1	1	0	1	0	0	0	0	0	9	18	27.00	6.000	Doug Jones, R (7, 1) ERA: 2.31	1.2		7	1	0	0	1	1	0	0	0	0	0	14	21	0.00	1.200	<table border="1"> <thead> <tr> <th>PITCHER</th> <th>IP</th> <th>WLS</th> <th>BF</th> <th>H</th> <th>R</th> <th>ER</th> <th>SO</th> <th>BB</th> <th>IBB</th> <th>HBP</th> <th>BLK</th> <th>WP</th> <th>HR</th> <th>S</th> <th>P</th> <th>ERA</th> <th>WHIP</th> </tr> </thead> <tbody> <tr> <td>Butch Henry, L (1, 1) ERA: 5.1</td> <td>4.1</td> <td>L</td> <td>22</td> <td>6</td> <td>4</td> <td>4</td> <td>4</td> <td>2</td> <td>1</td> <td>0</td> <td>0</td> <td>0</td> <td>1</td> <td>43</td> <td>77</td> <td>8.31</td> <td>1.846</td> </tr> <tr> <td>Xavier Hernandez, R (5, 1) ERA: 3.0</td> <td>1.2</td> <td></td> <td>5</td> <td>0</td> <td>0</td> <td>0</td> <td>2</td> <td>0</td> <td>0</td> <td>0</td> <td>0</td> <td>0</td> <td>0</td> <td>12</td> <td>15</td> <td>0.00</td> <td>0.000</td> </tr> <tr> <td>Rob Mallicoat, L (7, 1) ERA: 2.76</td> <td>0.1</td> <td></td> <td>4</td> <td>1</td> <td>1</td> <td>1</td> <td>0</td> <td>1</td> <td>0</td> <td>0</td> <td>0</td> <td>0</td> <td>0</td> <td>9</td> <td>18</td> <td>27.00</td> <td>6.000</td> </tr> <tr> <td>Doug Jones, R (7, 1) ERA: 2.31</td> <td>1.2</td> <td></td> <td>7</td> <td>1</td> <td>0</td> <td>0</td> <td>1</td> <td>1</td> <td>0</td> <td>0</td> <td>0</td> <td>0</td> <td>0</td> <td>14</td> <td>21</td> <td>0.00</td> <td>1.200</td> </tr> </tbody> </table>															PITCHER	IP	WLS	BF	H	R	ER	SO	BB	IBB	HBP	BLK	WP	HR	S	P	ERA	WHIP	Butch Henry, L (1, 1) ERA: 5.1	4.1	L	22	6	4	4	4	2	1	0	0	0	1	43	77	8.31	1.846	Xavier Hernandez, R (5, 1) ERA: 3.0	1.2		5	0	0	0	2	0	0	0	0	0	0	12	15	0.00	0.000	Rob Mallicoat, L (7, 1) ERA: 2.76	0.1		4	1	1	1	0	1	0	0	0	0	0	9	18	27.00	6.000	Doug Jones, R (7, 1) ERA: 2.31	1.2		7	1	0	0	1	1	0	0	0	0	0	14	21	0.00	1.200
PITCHER	IP	WLS	BF	H	R	ER	SO	BB	IBB	HBP	BLK	WP	HR	S	P	ERA	WHIP																																																																																																																																																																																																
Butch Henry, L (1, 1) ERA: 5.1	4.1	L	22	6	4	4	4	2	1	0	0	0	1	43	77	8.31	1.846																																																																																																																																																																																																
Xavier Hernandez, R (5, 1) ERA: 3.0	1.2		5	0	0	0	2	0	0	0	0	0	0	12	15	0.00	0.000																																																																																																																																																																																																
Rob Mallicoat, L (7, 1) ERA: 2.76	0.1		4	1	1	1	0	1	0	0	0	0	0	9	18	27.00	6.000																																																																																																																																																																																																
Doug Jones, R (7, 1) ERA: 2.31	1.2		7	1	0	0	1	1	0	0	0	0	0	14	21	0.00	1.200																																																																																																																																																																																																
PITCHER	IP	WLS	BF	H	R	ER	SO	BB	IBB	HBP	BLK	WP	HR	S	P	ERA	WHIP																																																																																																																																																																																																
Butch Henry, L (1, 1) ERA: 5.1	4.1	L	22	6	4	4	4	2	1	0	0	0	1	43	77	8.31	1.846																																																																																																																																																																																																
Xavier Hernandez, R (5, 1) ERA: 3.0	1.2		5	0	0	0	2	0	0	0	0	0	0	12	15	0.00	0.000																																																																																																																																																																																																
Rob Mallicoat, L (7, 1) ERA: 2.76	0.1		4	1	1	1	0	1	0	0	0	0	0	9	18	27.00	6.000																																																																																																																																																																																																
Doug Jones, R (7, 1) ERA: 2.31	1.2		7	1	0	0	1	1	0	0	0	0	0	14	21	0.00	1.200																																																																																																																																																																																																

San Francisco Giants @ Houston Astros
 Astrodome, Houston, TX

livebaseballscorecards.com

AB	31
R	3
H	8
RBI	2
BB	2
SO	3
LOB	9



WP: 0	PA: 37
PB: 0	
SB: 1	
CS: 1	

Fri Jun 12 1992, 8:05 PM EDT
 Att: 15,596 - Dome - 70 F

Batter	1	2	3	4	5	6	7	8	9	AB	R	H	RBI	BB	SO	LOB						
Willie McGee, S (1, 9) OBP: 0.363, SLG: 0.383	0-0 SH5-4 SF8 1B		1-1 1B			3-1 E E 1B		0-0 1B 2-3 1B		4	2	4	0	0	0	0						
Robby Thompson, R (1, 4) OBP: 0.366, SLG: 0.426	2-1 SH5-4 1-3		1-0 G6-3			2-2 SAFE SAFE P1 1-H		1-2 G5-3		3	0	0	0	0	0	3						
Will Clark, L (1, 3) OBP: 0.430, SLG: 0.498	1-1 SF8 3-H			0-0 P5		1-0 L9		4-0 1B IBB		2	0	0	1	1	0	0						
Cory Snyder, R (1, 8) OBP: 0.342, SLG: 0.536	0-1 G5-3			2-1 G6-3		1-3 K2-3		1-2 1B		4	0	1	1	0	1	0						
Darren Lewis, R (8, 8) OBP: 0.302, SLG: 0.269								1-2 2-3 3-H 1B		0	0	0	0	0	0	0						
Matt Williams, R (1, 5) OBP: 0.283, SLG: 0.426				1-2 G3-1				0-0 G6-3		4	0	0	0	0	0	3						
Kevin Bass, S (1, 7) OBP: 0.284, SLG: 0.357						1-3 K		0-0 F9		3	0	0	0	1	1	0						
Royce Clayton, R (1, 6) OBP: 0.287, SLG: 0.338						1-3 K		0-0 P2		3	0	0	0	0	1	1						
Michael Jackson, R (7, 1)										0	0	0	0	0	0	0						
Mike Felder, S (9, PH) OBP: 0.323, SLG: 0.386										1	0	0	0	0	0	0						
Rod Beck, R (9, 1)										0	0	0	0	0	0	0						
Jim McNamara, L (1, 2) OBP: 0.274, SLG: 0.290						0-1 K				0	0	0	0	0	0	0						
Kirt Manwaring, R (2, PH) OBP: 0.373, SLG: 0.379										4	1	3	0	0	0	0						
John Burkett, R (1, 1) OBP: 0.160, SLG: 0.091						0-0 1B				0	0	0	0	0	0	0						
Bryan Hickerson, L (6, 1)										0	0	0	0	0	0	0						
Jose Uribe, S (7, 6) OBP: 0.327, SLG: 0.409						0-0 F8				1	0	0	0	0	0	1						
										0	0	0	0	0	0	0						
										1	0	0	0	0	0	1						
Inning Stats	R: 1 E: 0 K: 0 S: 7	H: 1 LOB: 0 BB: 0 P: 10	R: 0 E: 0 K: 0 S: 10	H: 0 LOB: 0 BB: 1 P: 19	R: 0 E: 0 K: 0 S: 6	H: 1 LOB: 1 BB: 0 P: 11	R: 0 E: 0 K: 0 S: 6	H: 0 LOB: 0 BB: 0 P: 9	R: 0 E: 0 K: 2 S: 9	H: 1 LOB: 1 BB: 0 P: 11	R: 1 E: 2 K: 1 S: 11	H: 1 LOB: 0 BB: 0 P: 17	R: 0 E: 0 K: 0 S: 3	H: 0 LOB: 0 BB: 0 P: 3	R: 1 E: 0 K: 0 S: 14	H: 3 LOB: 3 BB: 1 P: 21	R: 0 E: 0 K: 0 S: 8	H: 1 LOB: 1 BB: 0 P: 11	1B: 8 2B: 0 3B: 0 HR: 0	SF: 1 SAC: 2 DP: 0 HBP: 0	WP: 0 PB: 0 SB: 1 CS: 1	PA: 37
PITCHER	IP	WLS	BF	H	R	ER	SO	BB	IBB	HBP	BLK	WP	HR	S	P	ERA	WHIP					
Mark Portugal, R (1, 1) ERA: 2.77	5.0		19	4	2	1	2	1	0	0	0	0	0	40	65	1.80	1.000					
Joe Boever, R (6, 1) ERA: 2.56	2.0		6	0	0	0	1	0	0	0	0	0	0	12	15	0.00	0.000					
Doug Jones, R (8, 1) ERA: 2.41	2.0	L	11	4	1	1	0	0	1	0	0	0	0	22	32	4.50	2.000					

BOTTOM

San Francisco Giants @ Houston Astros
Astrodome, Houston, TX

livebaseballscorecards.com

AB	30
R	2
H	7
RBI	2
BB	3
SO	5
LOB	14



WP:	0	PA:	36
PB:	1	SB:	0
CS:	0		

Fri Jun 12 1992, 8:05 PM EDT
Att. 15,596 - Dome - 70 F

AB R H RBI BB SO LOB

3 1 1 0 0 1 1

4 1 2 1 0 1 2

4 0 1 0 0 0 2

4 0 2 0 0 0 1

2 0 0 1 1 0 0

4 0 0 0 0 0 3

2 0 0 0 1 1 0

3 0 0 0 0 1 3

0 0 0 0 1 0 0

0 0 0 0 0 0 0

1B: 6 SF: 1

2B: 1 SAC: 0

3B: 1 DP: 3

HR: 0 HBP: 2

WP: 0 PA: 36

PB: 1 SB: 0

CS: 0

1B: 6 SF: 1

2B: 1 SAC: 0

3B: 1 DP: 3

HR: 0 HBP: 2

WP: 0 PA: 36

PB: 1 SB: 0

CS: 0

1B: 6 SF: 1

2B: 1 SAC: 0

3B: 1 DP: 3

HR: 0 HBP: 2

WP: 0 PA: 36

PB: 1 SB: 0

CS: 0

1B: 6 SF: 1

2B: 1 SAC: 0

3B: 1 DP: 3

HR: 0 HBP: 2

WP: 0 PA: 36

PB: 1 SB: 0

CS: 0

1B: 6 SF: 1

2B: 1 SAC: 0

3B: 1 DP: 3

HR: 0 HBP: 2

WP: 0 PA: 36

PB: 1 SB: 0

CS: 0

1B: 6 SF: 1

2B: 1 SAC: 0

3B: 1 DP: 3

HR: 0 HBP: 2

WP: 0 PA: 36

PB: 1 SB: 0

CS: 0

1B: 6 SF: 1

2B: 1 SAC: 0

3B: 1 DP: 3

HR: 0 HBP: 2

WP: 0 PA: 36

PB: 1 SB: 0

CS: 0

1B: 6 SF: 1

2B: 1 SAC: 0

3B: 1 DP: 3

HR: 0 HBP: 2

WP: 0 PA: 36

PB: 1 SB: 0

CS: 0

1B: 6 SF: 1

2B: 1 SAC: 0

3B: 1 DP: 3

HR: 0 HBP: 2

WP: 0 PA: 36

PB: 1 SB: 0

CS: 0

1B: 6 SF: 1

2B: 1 SAC: 0

3B: 1 DP: 3

HR: 0 HBP: 2

WP: 0 PA: 36

PB: 1 SB: 0

CS: 0

1B: 6 SF: 1

2B: 1 SAC: 0

3B: 1 DP: 3

HR: 0 HBP: 2

WP: 0 PA: 36

PB: 1 SB: 0

CS: 0

1B: 6 SF: 1

2B: 1 SAC: 0

3B: 1 DP: 3

HR: 0 HBP: 2

WP: 0 PA: 36

PB: 1 SB: 0

CS: 0

1B: 6 SF: 1

2B: 1 SAC: 0

3B: 1 DP: 3

HR: 0 HBP: 2

WP: 0 PA: 36

PB: 1 SB: 0

CS: 0

1B: 6 SF: 1

2B: 1 SAC: 0

3B: 1 DP: 3

HR: 0 HBP: 2

WP: 0 PA: 36

PB: 1 SB: 0

CS: 0

1B: 6 SF: 1

2B: 1 SAC: 0

3B: 1 DP: 3

HR: 0 HBP: 2

WP: 0 PA: 36

PB: 1 SB: 0

CS: 0

1B: 6 SF: 1

2B: 1 SAC: 0

3B: 1 DP: 3

HR: 0 HBP: 2

WP: 0 PA: 36

PB: 1 SB: 0

CS: 0

1B: 6 SF: 1

2B: 1 SAC: 0

3B: 1 DP: 3

HR: 0 HBP: 2

WP: 0 PA: 36

PB: 1 SB: 0

CS: 0

1B: 6 SF: 1

2B: 1 SAC: 0

3B: 1 DP: 3

HR: 0 HBP: 2

WP: 0 PA: 36

PB: 1 SB: 0

CS: 0

1B: 6 SF: 1

2B: 1 SAC: 0

3B: 1 DP: 3

HR: 0 HBP: 2

WP: 0 PA: 36

PB: 1 SB: 0

CS: 0

1B: 6 SF: 1

2B: 1 SAC: 0

3B: 1 DP: 3

HR: 0 HBP: 2

WP: 0 PA: 36

PB: 1 SB: 0

CS: 0

1B: 6 SF: 1

2B: 1 SAC: 0

3B: 1 DP: 3

HR: 0 HBP: 2

WP: 0 PA: 36

PB: 1 SB: 0

CS: 0

1B: 6 SF: 1

2B: 1 SAC: 0

3B: 1 DP: 3

HR: 0 HBP: 2

WP: 0 PA: 36

PB: 1 SB: 0

CS: 0

1B: 6 SF: 1

2B: 1 SAC: 0

3B: 1 DP: 3

HR: 0 HBP: 2

WP: 0 PA: 36

PB: 1 SB: 0

CS: 0

1B: 6 SF: 1

2B: 1 SAC: 0

3B: 1 DP: 3

HR: 0 HBP: 2

WP: 0 PA: 36

PB: 1 SB: 0

CS: 0

1B: 6 SF: 1

2B: 1 SAC: 0

3B: 1 DP: 3

HR: 0 HBP: 2

WP: 0 PA: 36

PB: 1 SB: 0

CS: 0

1B: 6 SF: 1

2B: 1 SAC: 0

3B: 1 DP: 3

HR: 0 HBP: 2

WP: 0 PA: 36

PB: 1 SB: 0

CS: 0

1B: 6 SF: 1

2B: 1 SAC: 0

3B: 1 DP: 3

HR: 0 HBP: 2

WP: 0 PA: 36

PB: 1 SB: 0

CS: 0

1B: 6 SF: 1

2B: 1 SAC: 0

3B: 1 DP: 3

HR: 0 HBP: 2

WP: 0 PA: 36

PB: 1 SB: 0

CS: 0

1B: 6 SF: 1

2B: 1 SAC: 0

3B: 1 DP: 3

HR: 0 HBP: 2

WP: 0 PA: 36

PB: 1 SB: 0

CS: 0

1B: 6 SF: 1

2B: 1 SAC: 0

3B: 1 DP: 3

HR: 0 HBP: 2

WP: 0 PA: 36

PB: 1 SB: 0

CS: 0

1B: 6 SF: 1

2B: 1 SAC: 0

3B: 1 DP: 3

HR: 0 HBP: 2

WP: 0 PA: 36

PB: 1 SB: 0

CS: 0

1B: 6 SF: 1

2B: 1 SAC: 0

3B: 1 DP: 3

HR: 0 HBP: 2

WP: 0 PA: 36

PB: 1 SB: 0

CS: 0

1B: 6 SF: 1

2B: 1 SAC: 0

3B: 1 DP: 3

HR: 0 HBP: 2

WP: 0 PA: 36

PB: 1 SB: 0

CS: 0

1B: 6 SF: 1

2B: 1 SAC: 0

3B: 1 DP: 3

HR: 0 HBP: 2

WP: 0 PA: 36

PB: 1 SB: 0

CS: 0

1B: 6 SF: 1

2B: 1 SAC: 0

3B: 1 DP: 3

HR: 0 HBP: 2

WP: 0 PA: 36

PB: 1 SB: 0

CS: 0

1B: 6 SF: 1

2B: 1 SAC: 0

3B: 1 DP: 3

HR: 0 HBP: 2

WP: 0 PA: 36

PB: 1 SB: 0

CS: 0

1B: 6 SF: 1

2B: 1 SAC: 0

3B: 1 DP: 3

HR: 0 HBP: 2

WP: 0 PA: 36

Batter	1	2	3	4	5	6	7	8	9	AB R H RBI BB SO LOB	TOP															
Willie McGee, S OBP: 0.374, SLG: 0.391 (1, 9)	4-2 S BB		1-1 S 1B		1-0 F8		1-1 FC5-4 1B		1-1 1B	4 0 3 0 1 0 1																
Robby Thompson, R OBP: 0.361, SLG: 0.413 (1, 4)	4-1 BB		0-0 P8		3-1 FC6-4		1-0 FC5-4		2-3 K	4 0 0 0 1 1 4																
Will Clark, L OBP: 0.435, SLG: 0.514 (1, 3)	2-2 L8		4-0 G5-4-3 BB		2-2 HR			1-2 1B 1B		3 1 2 1 1 0 2																
Cory Snyder, R OBP: 0.331, SLG: 0.518 (1, 8)	0-3 K		0-2 G5-4-3		0-3 K		1-1 P4			4 0 0 0 0 2 5																
Matt Williams, R OBP: 0.287, SLG: 0.433 (1, 5)	0-0 F8			0-0 G4-6-3 1B		0-2 2B		1-1 P5		4 0 2 0 0 0 3																
Kevin Bass, S OBP: 0.290, SLG: 0.356 (1, 7)		4-1 G4-3 BB		2-1 G4-6-3		0-0 L8		1-0 1B		3 0 1 0 1 0 2																
Royce Clayton, R OBP: 0.285, SLG: 0.335 (1, 6)		0-2 G4-3		0-0 L8		1-3 K		1-3 K		1 0 0 0 0 0 1																
Jose Uribe, S OBP: 0.314, SLG: 0.391 (2, 6)		SAFE								2 0 0 0 0 1 1																
Chris James, R OBP: 0.247, SLG: 0.185 (8, PH)		1-2f								1 0 0 0 0 1 2																
Kelly Downs, R (8, 1)										0 0 0 0 0 0 0																
Kirt Manwaring, R OBP: 0.370, SLG: 0.370 (1, 2)		4-2 BB		1-3 K		1-3 K		0-0 G6-3		3 0 0 0 1 2 0																
Trevor Wilson, L OBP: 0.167, SLG: 0.125 (1, 1)		1-3 K								1 0 0 0 1 1 1																
Gil Heredia, R OBP: 0.333, SLG: 0.333 (6, 1)										0 0 0 0 0 0 0																
Mike Felder, S OBP: 0.320, SLG: 0.383 (7, PH)										1 0 0 0 0 0 0																
Jeff Brantley, R (7, 1)										0 0 0 0 0 0 0																
Greg Litton, R OBP: 0.292, SLG: 0.354 (8, 6)										1 0 0 0 0 1 0																
Inning Stats	R: 0 E: 0 K: 1 S: 12	H: 0 LOB: 2 BB: 2 P: 21	R: 0 E: 0 K: 1 S: 10	H: 0 LOB: 1 BB: 2 P: 19	R: 0 E: 0 K: 0 S: 6	H: 1 LOB: 1 BB: 1 P: 11	R: 0 E: 0 K: 0 S: 4	H: 1 LOB: 0 BB: 0 P: 6	R: 0 E: 0 K: 1 S: 7	H: 0 LOB: 1 BB: 1 P: 16	R: 1 E: 0 K: 2 S: 15	H: 2 LOB: 1 BB: 0 P: 18	R: 0 E: 0 K: 0 S: 6	H: 1 LOB: 1 BB: 0 P: 9	R: 0 E: 0 K: 1 S: 11	H: 2 LOB: 2 BB: 0 P: 16	R: 0 E: 0 K: 3 S: 11	H: 1 LOB: 1 BB: 0 P: 17	1B: 6 2B: 1 3B: 0 HR: 1	SF: 0 SAC: 0 DP: 3 HBP: 0	WP: 0 PB: 0 SB: 2 CS: 0	PA: 38				
PITCHER	IP WLS BF H R ER SO BB IBB HBP BLK WP HR S P ERA WHIP																									
Pete Harnisch, R ERA: 3.93 (1, 1)	6.0	25	4	1	1	5	6	0	0	0	0	1	54	91	1.50	1.667										
Xavier Hernandez, R ERA: 2.88 (7, 1)	1.2	W	8	3	0	0	0	0	0	0	0	0	14	21	0.00	1.800										
Doug Jones, R ERA: 2.34 (8, 1)	1.1	S	5	1	0	0	4	0	0	0	0	0	14	21	0.00	0.750										

San Francisco Giants @ Houston Astros
Astrodome, Houston, TX
Sat Jun 13 1992, 8:05 PM EDT
Att: 17,243 - Dome - 70 F

AB	32
R	1
H	8
RBI	1
BB	6
SO	9
LOB	22



Batter	1	2	3	4	5	6	7	8	9
Craig Biggio, R OBP: 0.368, SLG: 0.400 (1, 4)	4-0 CS S BB		0-0 B3		4-1 HBP 1B BB	2-2 G5-3		0-0 G1-3	
Steve Finley, L OBP: 0.325, SLG: 0.417 (1, 8)	2-2 F9		2-1 P4		1-0 G5-4-3 HBP 1B		3-2 F8	1-1 G4-3	
Ken Caminiti, S OBP: 0.362, SLG: 0.380 (1, 5)	4-1 5 BB 1-3 BB		2-1 5 FC6-4 1B		0-0 5 G5-4-3 1B		4-2 5 BB HR BB	2-2 L9	
5 Jeff Bagwell, R OBP: 0.338, SLG: 0.396 (1, 3)	4-1 1-2 BB		1-0 FC6-4 1-2f		1-0 G5-4-3 1-2f 2-3		4-1 1-2 HR BB		
Eric Anthony, L OBP: 0.311, SLG: 0.390 (1, 9)	2-3 K			1-0 G4-3	2-1 G3		3-3 K		
Pete Incaviglia, R OBP: 0.291, SLG: 0.346 (1, 7)		1-3 K		2-2 2B		4-2 SH1-4 BB	3-2 1-H 2-H HR		
Luis Gonzalez, L OBP: 0.226, SLG: 0.276 (7, PH)				0-0 F7		0-0 SH1-4	1-3 K		
Doug Jones, R (8, 7)									
Doug Jones, R (8, 1)									
Scott Servais, R OBP: 0.282, SLG: 0.301 (1, 2)		4-2 FC5-4 BB		0-0 F7		0-0 SH1-4	1-3 K		
Rafael Ramirez, R OBP: 0.270, SLG: 0.302 (1, 6)		2-1 FC5-4 1-2f		4-0 IBB		1-2 1B	2-1 2B 1B		
Pete Hamisch, S OBP: 0.172, SLG: 0.276 (1, 1)		1-1 F8		3-2 G1-3		0-1 L7	0-1 1-3 2B		
Casey Candaele, S OBP: 0.229, SLG: 0.224 (6, PH)									
Xavier Hernandez, L (7, 1)									
Chris Jones, R OBP: 0.280, SLG: 0.273 (8, 7)									

Inning Stats	R: 0 E: 0 K: 1 S: 9	H: 0 LOB: 2 BB: 3 P: 24	R: 0 E: 0 K: 1 S: 13	H: 0 LOB: 1 BB: 1 P: 21	R: 0 E: 0 K: 0 S: 6	H: 1 LOB: 1 BB: 0 P: 11	R: 0 E: 0 K: 0 S: 8	H: 1 LOB: 2 BB: 1 P: 18	R: 1 E: 0 K: 0 S: 5	H: 1 LOB: 1 BB: 1 P: 13	R: 0 E: 0 K: 0 S: 12	H: 1 LOB: 2 BB: 1 P: 19	R: 3 E: 0 K: 2 S: 19	H: 1 LOB: 0 BB: 2 P: 37	R: 0 E: 0 K: 0 S: 11	H: 2 LOB: 2 BB: 0 P: 16
--------------	------------------------------	----------------------------------	-------------------------------	----------------------------------	------------------------------	----------------------------------	------------------------------	----------------------------------	------------------------------	----------------------------------	-------------------------------	----------------------------------	-------------------------------	----------------------------------	-------------------------------	----------------------------------

PITCHER	IP	WLS	BF	H	R	ER	SO	BB	IBB	HBP	BLK	WP	HR	S	P	ERA	WHIP
Trevor Wilson, L ERA: 3.91 (1, 1)	5.1		26	4	1	1	2	6	1	1	0	0	0	47	98	1.69	1.875
Gil Heredia, R ERA: 5.79 (6, 1)	0.2		2	0	0	0	0	0	0	0	0	0	0	6	8	0.00	0.000
Jeff Brantley, R ERA: 3.46 (7, 1)	1.0	L	6	1	3	3	2	2	0	0	0	0	1	19	37	27.00	3.000
Kelly Downs, R ERA: 3.51 (8, 1)	1.0		5	2	0	0	0	0	0	0	0	0	0	11	16	0.00	2.000

AB	R	H	RBI	BB	SO	LOB
3	1	0	0	2	0	4
4	0	0	0	0	0	3
3	1	2	1	2	0	2
2	1	0	0	2	0	3
4	0	0	0	0	2	5
2	0	1	0	1	1	0
1	1	1	3	0	0	0
0	0	0	0	0	0	0
2	0	0	0	1	1	1
3	0	2	0	1	0	1
2	0	0	0	0	0	3
1	0	0	0	0	0	2
0	0	0	0	0	0	0
1	0	1	0	0	0	0

AB	28
R	4
H	7
RBI	4
BB	9
SO	4
LOB	24



WP	PA
0	39

San Francisco Giants @ Houston Astros
Astrodome, Houston, TX
Sat Jun 13 1992, 8:05 PM EDT
Att. 17,243 - Dome - 70 F

livebaseballscorecards.com

San Francisco Giants @ Houston Astros
Astrodome, Houston, TX

Sun Jun 14 1992, 4:33 AM EDT
Att. 21,672 - Dome - 70 F

AB	36
R	7
H	12
RBI	7
BB	3
SO	5
LOB	19



Batter	1	2	3	4	5	6	7	8	9	AB	R	H	RBI	BB	SO	LOB	
Willie McGee, S (1, 9) OBP: 0.376, SLG: 0.393 Mike Felder, S (6, 9) OBP: 0.325, SLG: 0.397 (7, 4)	1-1 1B	0-0 1B		0-0 L9		0-0 F8		2-1 1B 2B	4 1 2 0 0 0 2 1 1 1 0 0 0 0								
Darren Lewis, R (1, 8) OBP: 0.315, SLG: 0.281	1-0 SH3-4	0-1 1B		4-2 F8 WP BB		0-0 WP G6-3 1B		2-1 FC6-4 1B	3 0 3 2 1 0 0								
Will Clark, L (1, 3) OBP: 0.434, SLG: 0.510 Chris James, R (6, 7) OBP: 0.241, SLG: 0.179	4-2 2B BB	0-0 L8		2-0 F7 1-2		0-2 G6-3 1-2		1-0 FC6-4 HBP HR	2 1 0 0 1 0 3 2 1 0 0 0 0 2								
Cory Snyder, R (1, 7) OBP: 0.333, SLG: 0.517 Royce Clayton, R (9, PR) OBP: 0.285, SLG: 0.335	1-1 2B	2-3 K		1-1 F8 2-3		0-1 G6-3 1-2		1-0 HR HBP	4 0 1 2 0 1 4 0 1 0 0 0 0 0								
Matt Williams, R (1, 5) OBP: 0.282, SLG: 0.424 Kevin Bass, S (7, 9) OBP: 0.295, SLG: 0.383	3-3 K		1-0 L5		0-1 F8 2-3		0-3 K 2-3	1-0 HR	4 0 0 0 0 2 3 1 1 1 3 0 0 0								
Greg Litton, R (1, 4) OBP: 0.299, SLG: 0.348 (7, 5)	4-0 FC5-4 BB		3-2 G3-1		1-2 G5-3		1-2 G6-4-3 1B	0-1 P3	4 0 1 0 1 0 1								
Kirt Manwaring, R (1, 2) OBP: 0.367, SLG: 0.367	1-2 FC5-4		1-0 F8		1-2 1B 1B		1-0 G6-4-3		4 0 1 0 0 0 3								
Jose Uribe, S (1, 6) OBP: 0.309, SLG: 0.380		2-2 1B SH2-4 1B 1B		2-1 F8		1-3 K		1-3 K	4 1 1 0 0 2 1								
Dave Righetti, L (1, 1) Dave Burba, R (4, 1) Robby Thompson, R (9, PH) OBP: 0.358, SLG: 0.409		0-1 SH2-4		1-1 G6-3 1-2		0-0 1B 1-2		0-0 P7	1 0 0 0 0 0 0 1 0 1 0 0 0 0 1 0 0 0 0 0 0								
Inning Stats	R: 2 H: 2 E: 0 LOB: 2 K: 1 BB: 2 S: 13 P: 28	R: 1 H: 3 E: 0 LOB: 2 K: 1 BB: 0 S: 13 P: 17	R: 0 H: 0 E: 0 LOB: 0 K: 0 BB: 0 S: 5 P: 10	R: 0 H: 0 E: 0 LOB: 0 K: 0 BB: 0 S: 5 P: 8	R: 0 H: 0 E: 0 LOB: 1 K: 0 BB: 1 S: 8 P: 15	R: 0 H: 2 E: 0 LOB: 2 K: 1 BB: 0 S: 11 P: 14	R: 0 H: 1 E: 0 LOB: 1 K: 1 BB: 0 S: 10 P: 10	R: 0 H: 1 E: 0 LOB: 0 K: 1 BB: 0 S: 7 P: 10	R: 4 H: 3 E: 0 LOB: 1 K: 0 BB: 0 S: 9 P: 16	1B: 9 SF: 0 2B: 2 SAC: 2 3B: 0 DP: 1 HR: 1 HBP: 1	WP: 2 PA: 42 PB: 0 SB: 2 CS: 0						
PITCHER	IP WLS BF H R ER SO BB IBB HBP BLK WP HR S P ERA WHIP																
Jimmy Jones, R (1, 1) ERA: 4.46	3.0		16	5	3	3	2	2	0	0	0	0	0	31	55	9.00	2.333
Rob Murphy, L (4, 1) ERA: 4.19	1.1	W	5	0	0	0	0	1	0	0	0	1	0	9	18	0.00	0.750
Joe Boever, R (5, 1) ERA: 2.42	2.2		11	3	0	0	2	0	0	0	0	1	0	25	29	0.00	1.125
Willie Blair, R (8, 1) ERA:	1.0		3	1	0	0	1	0	0	0	0	0	0	7	10	0.00	1.000
Rob Mallicoat, L (9, 1) ERA: 4.67	1.0		7	3	4	4	0	0	0	1	0	0	1	9	16	36.00	3.000

Batter	1	2	3	4	5	6	7	8	9
Craig Biggio, R (1, 4) OBP: 0.374, SLG: 0.401 Casey Candaele, S (7, PH) OBP: 0.226, SLG: 0.221 (8, 4)	2-1 G5-3		4-1 2B BB	4-2 3B BB	0-2 1B		3-3 K	0-0 F8	
Steve Finley, L (1, 8) OBP: 0.324, SLG: 0.422 Chris Jones, R (7, PH) OBP: 0.275, SLG: 0.267 (8, 8)	1-2 L8		0-0 F9	2-2 SF7 3B	0-0 L5		2-3 K		
Ken Caminiti, S (1, 5) OBP: 0.364, SLG: 0.387	4-1 BB		3-1 2B 2B	0-1 SF7		0-0 F9		1-0 G6-3	
5 Jeff Bagwell, R (1, 3) OBP: 0.338, SLG: 0.393 Benny Distefano, L (6, PH) OBP: 0.368, SLG: 0.294 (7, 3)	1-1 G5-3		4-0 2B HR IBB	2-3 K		1-3 K		2-1 2B 1B	
Eric Anthony, L (1, 9) OBP: 0.327, SLG: 0.429		2-1 P5	0-0 HR 2B		4-2 HR BB	0-1 3B		1-1 2B 2B	
Pete Incaviglia, R (1, 7) OBP: 0.298, SLG: 0.395		0-3 K	0-0 HR		1-2 HR	1-3 K		0-1 1B 2B	
Scooter Tucker, R (1, 2)		4-1 CS BB	0-0 G6-3		2-0 1B HBP		1-1 E5 2B	4-0 1B BB	
Rafael Ramirez, R (1, 6) OBP: 0.284, SLG: 0.324		1-1 CS	1-0 2B 2B	0-0 FC1-6 1B	0-1 F8		0-0 F7	1-0 1B	
Jimmy Jones, R (1, 1) OBP: 0.353, SLG: 0.296 Juan Guerrero, R (3, PH) OBP: 0.233, SLG: 0.184 Rob Murphy, L (4, 1) Joe Boever, R (5, 1) Luis Gonzalez, L (7, PH) OBP: 0.232, SLG: 0.291 Willie Blair, R (8, 1) Rob Mallicoat, L (8, PH) (9, 1)			1-2 F9	1-1 FC1-6 3B	2-3 K		1-0 2B	0-0 P6	

AB	R	H	RBI	BB	SO	LOB
2	2	1	0	2	0	0
2	0	0	0	0	1	3
4	1	1	2	0	0	4
1	0	0	0	0	1	1
3	1	1	3	1	0	0
2	1	0	0	1	1	1
2	1	1	0	0	1	0
4	3	3	1	1	0	0
5	3	3	7	0	2	1
2	1	0	0	2	0	0
5	1	3	1	0	0	2
0	0	0	0	0	0	0
1	0	0	0	0	0	1
1	1	0	0	0	0	1
1	0	0	0	0	1	1
1	0	1	1	0	0	0
0	0	0	0	0	0	0
1	0	0	0	0	0	2

AB	R	H	RBI	BB	SO	LOB
1B: 4	SF: 1	WP: 0	PA: 47	2B: 6	SAC: 0	PB: 0
3B: 2	DP: 0	SB: 0		HR: 2	HBP: 1	CS: 1

Inning Stats	R: 0	H: 0	E: 0	LOB: 1	K: 0	S: 8	R: 0	H: 0	E: 0	LOB: 0	K: 1	S: 7	R: 6	H: 4	E: 0	LOB: 0	K: 0	S: 11	R: 3	H: 2	E: 0	LOB: 0	K: 1	S: 14	R: 2	H: 2	E: 0	LOB: 2	K: 1	S: 15	R: 0	H: 1	E: 0	LOB: 1	K: 2	S: 10	R: 1	H: 1	E: 1	LOB: 1	K: 2	S: 11	R: 3	H: 4	E: 0	LOB: 2	K: 0	S: 10																			
IP	3.1	WLS	L	BF	20	H	6	R	9	ER	9	SO	1	BB	4	IBB	1	HBP	0	BLK	0	WP	0	HR	1	S	35	P	70	ERA	24.30	WHIP	3.000	IP	4.2	WLS	L	BF	26	H	8	R	6	ER	5	SO	6	BB	2	IBB	0	HBP	1	BLK	0	WP	0	HR	1	S	51	P	80	ERA	9.64	WHIP	2.143

San Francisco Giants @ Houston Astros
Astrodome, Houston, TX
Sun Jun 14 1992, 4:33 AM EDT
Att: 21,672 - Dome - 70 F

livebaseballscorecards.com



Batter	1	2	3	4	5	6	7	8	9	AB R H RBI BB SO LOB	TOP		
Tony Fernandez, S (1, 6) OBP: 0.360, SLG: 0.376 Craig Shipley, R (8, PH) OBP: 0.243, SLG: 0.222 (8, 6)			SF9		F8			1B		2 1 0 1 1 0 4 1 0 1 0 0 0 0			
Tony Gwynn, L (1, 9) OBP: 0.406, SLG: 0.494	SAFE SAFE 1-2 BB 1B 1-2 1B 1B	4-2 E 1B 1B BB	F8		F7			G4-3		4 2 1 0 1 0 2			
Gary Sheffield, R (1, 5) OBP: 0.371, SLG: 0.485	0-0 1B BB 1-2 FC3-2 1B	0-0 E7 1-3 1B 1B	K		F8			G5-3		5 1 2 1 0 1 1			
Fred McGriff, L (1, 3) OBP: 0.421, SLG: 0.604 Kevin Ward, R (8, 7) OBP: 0.286, SLG: 0.333	4-2 FC3-2 1B 1-2 2-3 BB	0-1 G6-4-3 BB 1B		K		K		G6-4-3 HBP		3 1 1 2 1 2 0 0 0 0 0 0 0 0			
Tim Teufel, R (1, 4) OBP: 0.343, SLG: 0.370	3-2 FC3-2 1-2 2-3 3-H 1B 1B	4-1 G6-4-3 BB		G5-3				G6-4-3 1-2f		4 1 1 1 1 0 1			
Darrin Jackson, R (1, 8) OBP: 0.285, SLG: 0.407	0-0 FC3-2 1-2 2-3 3-H 1B	0-0 G6-4-3 1-2f 2-3		K				G5-4-3 HBP		3 0 0 0 0 1 5			
Dan Walters, R (1, 2) OBP: 0.250, SLG: 0.342	1-2 HBP 1-3 2-H 3-H 1B	0-1 F7						G5-4-3 1-2f		4 0 2 2 0 0 2			
Jerald Clark, R (1, 7) OBP: 0.245, SLG: 0.300 (8, 3)	1-2 HBP		1B SF9 2B		P3			G6-3		3 1 1 0 0 0 1			
Craig Lefferts, L (1, 1) OBP: 0.077, SLG: 0.077 Jose Melendez, R (8, 1)	2-3 K	0-1 PB 1B			K			K		4 0 1 0 0 3 4 0 0 0 0 0 0 0			
Inning Stats	R: 4 H: 4 E: 0 LOB: 3 K: 1 BB: 2 S: 23 P: 41	R: 2 H: 2 E: 1 LOB: 1 K: 0 BB: 2 S: 10 P: 18	R: 1 H: 2 E: 0 LOB: 1 K: 1 BB: 0 S: 10 P: 14	R: 0 H: 0 E: 0 LOB: 0 K: 2 BB: 0 S: 7 P: 10	R: 0 H: 1 E: 0 LOB: 1 K: 1 BB: 0 S: 8 P: 10	R: 0 H: 0 E: 0 LOB: 0 K: 1 BB: 0 S: 7 P: 11	R: 0 H: 0 E: 0 LOB: 0 K: 0 BB: 0 S: 6 P: 11	R: 0 H: 1 E: 0 LOB: 1 K: 1 BB: 0 S: 11 P: 16	R: 0 H: 0 E: 0 LOB: 0 K: 0 BB: 0 S: 4 P: 7	1B: 9 SF: 1 2B: 1 SAC: 0 3B: 0 DP: 3 HR: 0 HBP: 3	WP: 0 PA: 41 PB: 1 SB: 0 CS: 0		
PITCHER	IP WLS BF H R ER SO BB IBB HBP BLK WP HR S P ERA WHIP											PITCHER	IP WLS BF H R ER SO BB IBB HBP BLK WP HR S P ERA WHIP
Butch Henry, L (1, 1) ERA: 5.61	0.1 L 7 4 4 4 0 2 0 0 0 0 0 0 16 29 108.00 18.000											Doug Jones, R (9, 1) ERA: 2.28	1.0 3 0 0 0 0 0 0 1 0 0 0 4 7 0.00 0.000
Rob Mallicoat, L (1, 1) ERA: 5.4	2.2 14 4 3 3 2 2 0 1 0 0 0 27 44 10.12 2.250												
Xavier Hernandez, R (4, 1) ERA: 2.74	2.0 7 1 0 0 3 0 0 0 0 0 0 15 20 0.00 0.500												
Al Osuna, L (6, 1) ERA: 4.28	2.0 6 0 0 0 1 0 0 1 0 0 0 13 22 0.00 0.000												
Rob Murphy, L (8, 1) ERA: 3.96	1.0 4 1 0 0 1 0 0 0 0 0 0 11 16 0.00 1.000												

San Diego Padres @ Houston Astros
Astrodome, Houston, TX
Mon Jun 15 1992, 8:05 PM EDT
Att. 8,787 - Dome - 70 F

livebaseballscorecards.com

AB 33
R 7
H 10
RBI 7
BB 4
SO 7
LOB 20



Batter	1	2	3	4	5	6	7	8	9	AB	R	H	RBI	BB	SO	LOB
Craig Biggio, R OBP: 0.374, SLG: 0.398 (1, 4)	2-1 G6-4-3 1B		2-1 G6-3		2-1 FC6-4		4-2 1B BB		2-2 G5-3	4	0	1	0	1	0	1
Steve Finley, L OBP: 0.324, SLG: 0.425 (1, 8)	1-2 SAFE F7		2-1		2-3 SAFE K		0-0		4-1	3	0	1	0	0	1	2
Casey Candaele, S OBP: 0.236, SLG: 0.226 (7, PH) (8, 5)							1-2 2-3 1B			1	0	1	0	1	0	0
Ken Caminiti, S OBP: 0.361, SLG: 0.383 (1, 5)	0-0		2-3 K		0-1 F7		1-1 F9		1-1 P4	4	0	1	0	0	1	4
Rob Murphy, L (8, 1)										0	0	0	0	0	0	0
Doug Jones, R (9, 1)										0	0	0	0	0	0	0
Luis Gonzalez, L OBP: 0.230, SLG: 0.288 (9, PH)	1-2 5 G6-4-3 1B									1	0	0	0	0	0	1
5 Jeff Bagwell, R OBP: 0.337, SLG: 0.388 (1, 3)	3-1 G6-4-3				0-1 G5-3		4-1 G4-3 BB		1-0 P3	3	0	0	0	1	0	2
Eric Anthony, L OBP: 0.325, SLG: 0.431 (1, 9)	0-1 G3-1				2-2 L9		2-1 G4-3		1-1 1B 2B	4	1	1	0	0	0	3
Pete Incaviglia, R OBP: 0.298, SLG: 0.392 (1, 7)					2-2 L9 1B		0-0 G5-3		3-3 K	4	0	1	0	0	1	2
Scott Servais, R OBP: 0.280, SLG: 0.299 (1, 2)					0-0 L9				3-2 G6-3	4	0	1	1	0	0	2
Rafael Ramirez, R OBP: 0.283, SLG: 0.322 (1, 6)							1-0 E5 FC6-4		3-2 1B BB 1B P3	4	0	1	0	0	0	2
Butch Henry, L OBP: 0.193, SLG: 0.300 (1, 1)							2-2 P4		1-3 K	0	0	0	0	0	0	0
Rob Mallicoat, L (1, 1)										0	0	0	0	0	0	0
Juan Guerrero, R OBP: 0.227, SLG: 0.179 (3, PH)										1	0	0	0	0	0	0
Xavier Hernandez, L (4, 1)										0	0	0	0	0	0	0
Chris Jones, R OBP: 0.299, SLG: 0.250 (5, PH) (6, 8)										3	0	0	0	0	1	2

Inning Stats	R: 0	H: 2	E: 0	K: 10	S: 10	R: 0	H: 0	E: 1	K: 0	S: 7	R: 0	H: 1	E: 0	K: 1	S: 9	R: 0	H: 1	E: 0	K: 0	S: 10	R: 0	H: 0	E: 1	K: 1	S: 9	R: 0	H: 0	E: 0	K: 0	S: 6	R: 0	H: 2	E: 0	K: 0	S: 13	R: 1	H: 2	E: 0	K: 1	S: 10	R: 0	H: 0	E: 0	K: 1	S: 11	1B: 6	2B: 2	3B: 0	HR: 0	SF: 0	SAC: 0	DP: 1	HBP: 0	WP: 0	PB: 0	SB: 0	CS: 0	PA: 39
PITCHER	IP	WLS	BF	H	R	ER	SO	BB	IBB	HBP	BLK	WP	HR	S	P	ERA	WHIP																																									
Craig Lefferts, L ERA: 3.39 (1, 1)	7.2	W	34	8	1	1	3	2	0	0	0	0	0	71	118	1.17	1.304																																									
Jose Melendez, R ERA: 3.28 (8, 1)	1.1		5	0	0	0	1	1	0	0	0	0	0	14	25	0.00	0.750																																									

BOTTOM

San Diego Padres @ Houston Astros
Astrodome, Houston, TX

Mon Jun 15 1992, 8:05 PM EDT
Att. 8,787 - Dome - 70 F

AB	36
R	1
H	8
RBI	1
BB	3
SO	4
LOB	21



Batter	1	2	3	4	5	6	7	8	9	AB R H RBI BB SO LOB	TOP									
Tony Fernandez, S (1, 6) OBP: 0.357, SLG: 0.370	4-1 CS BB		2-2 F8		3-3 K		0-1 G4-3		1-0 F7	4 0 0 0 1 1 1	San Diego Padres @ Houston Astros Astrodome, Houston, TX Tue Jun 16 1992, 8:05 PM EDT Att. 10,046 - Dome - 70 F									
Tony Gwynn, L (1, 9) OBP: 0.404, SLG: 0.488	2-2 G4-3		1-0 F8		4-2 BB		1-2 F7			3 0 0 0 1 0 1										
Gary Sheffield, R (1, 5) OBP: 0.376, SLG: 0.494	1-0 2B		0-1 BB 1B		0-0 F9		0-0 1B			4 0 3 0 0 0 2										
Fred McGriff, L (1, 3) Randy Myers, L (8, 1) OBP: 0.423, SLG: 0.598	4-1 IBB		4-0 BB		1-2 G4-3		3-3 K			2 0 0 0 2 1 3 0 0 0 0 0 0 0										
Kurt Stillwell, S (1, 4) OBP: 0.307, SLG: 0.338	1-3 K		1-0 P6			1-0 F7		0-1 F7		4 0 0 0 0 1 4										
Jerald Clark, R (1, 7) OBP: 0.241, SLG: 0.295		3-2 F8		0-3 K		0-2 G1-3		0-0 L6		4 0 0 0 0 1 0										
Dan Walters, R (1, 2) OBP: 0.273, SLG: 0.381		2-0 S 1B		2-3 K		0-2 1B 2B		1-2 L7		4 0 2 0 0 1 0										
Gary Pettis, S (1, 8) OBP: 0.226, SLG: 0.207		2-3 K		0-0 F7		0-0 1B		0-2 G6-3		4 0 1 0 0 1 1										
Rich Rodriguez, L (1, 1) Craig Shipley, R (5, PH) Gene Harris, R (5, 1) Oscar Azocar, L (6, PH) Larry Andersen, R (6, 1) Pat Clements, R (6, 1) Tim Teufel, R (8, 3) OBP: 0.283, SLG: 0.243 OBP: 0.590, SLG: 0.500 OBP: 0.287, SLG: 0.236	1-1 P4		1-1 P4		0-2 WP 1B		2-0 L6		1-3 K	1 0 0 0 0 0 1 1 0 1 0 0 0 0 0 0 0 0 0 0 0 1 0 0 0 0 0 2 0 0 0 0 0 0 0 0 0 0 0 0 0 0 1 0 0 0 0 1 0										
Inning Stats	R: 0 E: 0 K: 1 S: 10	H: 1 LOB: 2 BB: 2 P: 21	R: 0 E: 0 K: 1 S: 10	H: 1 LOB: 1 BB: 0 P: 18	R: 0 E: 0 K: 2 S: 10	H: 0 LOB: 0 BB: 0 P: 9	R: 0 E: 0 K: 1 S: 12	H: 1 LOB: 2 BB: 1 P: 20	R: 0 E: 0 K: 0 S: 9	H: 2 LOB: 2 BB: 0 P: 12	R: 0 E: 0 K: 1 S: 12	H: 1 LOB: 1 BB: 0 P: 16	R: 0 E: 0 K: 0 S: 7	H: 0 LOB: 0 BB: 0 P: 8	R: 0 E: 0 K: 1 S: 7	H: 0 LOB: 0 BB: 0 P: 9	1B: 5 2B: 2 3B: 0 HR: 0	SF: 0 SAC: 0 DP: 0 HBP: 0	WP: 1 PB: 0 SB: 1 CS: 1	PA: 37
PITCHER	IP WLS BF H R ER SO BB IBB HBP BLK WP HR S P ERA WHIP																			
Brian Williams, R (1, 1) ERA: 2.56	6.0 W 27 6 0 0 5 3 1 0 0 1 0 58 98 0.00 1.500																			
Xavier Hernandez, R (7, 1)	3.0 S 10 1 0 0 2 0 0 0 0 0 0 26 33 0.00 0.333																			

livebaseballscorecards.com

AB	33
R	0
H	7
RBI	0
BB	4
SO	7
LOB	15



Batter	1	2	3	4	5	6	7	8	9	AB	R	H	RBI	BB	SO	LOB
Craig Biggio, R OBP: 0.378, SLG: 0.406 (1, 4)	4-1 BB		2-2 2B	1-2 1B		1-2 SF8	3-2 G5-3			3	0	2	2	1	0	1
Steve Finley, L OBP: 0.325, SLG: 0.422 (1, 8)	2-2 F8		4-1 BB	1-0 G6-3		0-2 1B		2-3 K		4	0	1	1	1	1	2
Ken Caminiti, S OBP: 0.368, SLG: 0.398 (1, 5)	1-3 K		1-2 L6		0-2 G3-4	1-1 1B		2-2 1B		5	2	3	0	0	1	3
5 Jeff Bagwell, R OBP: 0.335, SLG: 0.388 (1, 3)	3-3 K		1-3 K		0-0 G6-3	2-0 G5-4-3		0-0 1B		5	1	1	0	0	2	6
Eric Anthony, L OBP: 0.325, SLG: 0.429 (1, 9)		3-2 F7		1-2 BB	1-2 G3-4		1-2 1B	3-2 HBP		3	1	1	1	0	0	0
Chris Jones, R OBP: 0.286, SLG: 0.300 (7, 9)				1-0 1B				2-3 1B		2	1	2	1	0	0	0
Pete Incaviglia, R OBP: 0.301, SLG: 0.385 (1, 7)		0-3 K		1-0 F9	1-3 K		4-1 1B	4-1 HBP		3	1	0	0	2	2	1
Scooter Tucker, R OBP: 0.800, SLG: 0.600 (1, 2)		2-2 1B		4-2 BB		1-1 SH	0-2 E8	1-2 HBP		3	2	3	2	1	0	0
Rafael Ramirez, R OBP: 0.274, SLG: 0.311 (1, 6)		0-1 FC4-6		1-3 K		0-1 SH	1-1 G1	2-3 K		4	1	0	1	0	2	7
Brian Williams, R OBP: 0.500, SLG: 1.000 (1, 1)			0-1 G6-3		0-0 E9	0-1 E3	0-2 G3	1-3 K		2	1	1	2	0	0	0
Luis Gonzalez, L OBP: 0.236, SLG: 0.294 (6, PH)				1-1 1B		2-3 1B				1	1	1	1	0	0	0
Xavier Hernandez, L (7, 1)										2	0	0	0	0	1	4

Inning Stats	R: 0	H: 0	E: 0	K: 2	S: 10	H: 1	LOB: 1	BB: 1	P: 20	R: 0	H: 1	E: 0	K: 1	S: 12	H: 1	LOB: 2	BB: 1	P: 20	R: 0	H: 1	E: 0	K: 1	S: 15	R: 1	H: 1	E: 0	K: 1	S: 10	H: 4	LOB: 1	BB: 0	P: 20	R: 2	H: 2	E: 1	K: 0	S: 16	H: 3	LOB: 3	BB: 1	P: 36
--------------	------	------	------	------	-------	------	--------	-------	-------	------	------	------	------	-------	------	--------	-------	-------	------	------	------	------	-------	------	------	------	------	-------	------	--------	-------	-------	------	------	------	------	-------	------	--------	-------	-------

PITCHER	IP	WLS	BF	H	R	ER	SO	BB	IBB	HBP	BLK	WP	HR	S	P	ERA	WHIP
Rich Rodriguez, L ERA: 2.05 (1, 1)	4.0	L	20	5	3	2	5	3	0	0	0	0	0	49	81	4.50	2.000
Gene Harris, R ERA: 5.95 (5, 1)	1.0		4	1	1	1	1	0	0	0	0	0	0	10	12	9.00	1.000
Larry Andersen, R ERA: 6.35 (6, 1)	0.1		6	4	3	2	0	0	0	0	0	0	0	14	17	54.00	12.000
Pat Clements, L ERA: 2.35 (6, 1)	1.2		7	2	2	1	0	1	0	0	0	0	0	17	28	5.40	1.800
Randy Myers, L ERA: 6.6 (8, 1)	1.0		8	3	2	2	3	1	0	1	0	0	0	21	36	18.00	4.000

BOTTOM

San Diego Padres @ Houston Astros
Astrodome, Houston, TX

Tue Jun 16 1992, 8:05 PM EDT
Att: 10,046 - Dome - 70 F

AB	37
R	11
H	15
RBI	11
BB	5
SO	9
LOB	24

livebaseballscorecards.com



1B: 10	SF: 1	WP: 0	PA: 45
2B: 5	SAC: 1	PB: 0	
3B: 0	DP: 1	SB: 2	
HR: 0	HBP: 1	CS: 0	


Batter	1	2	3	4	5	6	7	8	9	AB R H RBI BB SO LOB	TOP
Tony Fernandez, S (1, 6) OBP: 0.357, SLG: 0.365	1-2 P6	4-2 BB			3-2 G4-3	2-2 FC4-6 HBP			0-1 P6	3 0 0 1 1 0 0	San Diego Padres @ Houston Astros Astrodome, Houston, TX Wed Jun 17 1992, 4:33 AM EDT Att: 11,523 - Dome - 70 F livebaseballscorecards.com
Tony Gwynn, L (1, 9) OBP: 0.400, SLG: 0.482	0-2 BB 1B	1 SAFE 0-0 L7			1-1 F7	0-0 FC4-6			3-2 F8	5 0 1 0 0 0 4	
Gary Sheffield, R (1, 5) OBP: 0.370, SLG: 0.484	2-1 F8				1-2 G4-3	0-2 F7			0-1 G6-3	5 0 0 0 0 0 1	
Fred McGriff, L (1, 3) OBP: 0.420, SLG: 0.590	4-0 BB				2-1 F8	0-0 E5 1B			2-2 F8	3 1 0 0 1 0 0	
Dan Walters, R (1, 2) OBP: 0.271, SLG: 0.370	2-3 K				1-0 P3	1-1 G6-3			0-1 BB 1B	4 0 1 0 0 1 3	
Oscar Azocar, L (1, 7) OBP: 0.266, SLG: 0.237					0-1 G1-3	1-0 BB 2B 1B			0-0 P5	4 1 1 1 0 0 1	
Gary Pettis, S (8, 8) OBP: 0.226, SLG: 0.207						2-H BB HBP 2B				0 0 0 0 0 0 0	
Kevin Ward, R (1, 8) OBP: 0.321, SLG: 0.378					1-0 CS HBP	0-1 BB HBP 2B			1-3 K	3 2 2 1 0 1 0	
Kurt Stillwell, S (1, 4) OBP: 0.311, SLG: 0.337					1 SAFE 3-2 F7	4-0 HBP BB IBB			0-1 F7	3 1 1 0 1 0 1	
Andy Benes, R (1, 1) OBP: 0.267, SLG: 0.231					0-3 K	4-0 HBP BB			1-1 L5	2 0 0 1 1 1 0	
Inning Stats	R: 0 H: 1 E: 0 LOB: 2 K: 1 BB: 1 S: 11 P: 20	R: 2 H: 2 E: 1 LOB: 1 K: 0 BB: 1 S: 9 P: 14	R: 0 H: 0 E: 0 LOB: 0 K: 0 BB: 0 S: 6 P: 10	R: 0 H: 0 E: 0 LOB: 0 K: 0 BB: 0 S: 6 P: 10	R: 0 H: 0 E: 0 LOB: 0 K: 1 BB: 0 S: 8 P: 12	R: 3 H: 2 E: 1 LOB: 3 K: 0 BB: 2 S: 13 P: 25	R: 0 H: 1 E: 0 LOB: 1 K: 0 BB: 0 S: 8 P: 13	R: 0 H: 0 E: 0 LOB: 0 K: 1 BB: 0 S: 7 P: 9	R: 0 H: 0 E: 0 LOB: 0 K: 0 BB: 0 S: 9 P: 12	1B: 5 SF: 1 2B: 1 SAC: 0 3B: 0 DP: 0 HR: 0 HBP: 2	WP: 0 PA: 39 PB: 0 SB: 1 CS: 1
PITCHER	IP WLS BF H R ER SO BB IBB HBP BLK WP HR S P ERA WHIP										
Willie Blair, R (1, 1) ERA: 2.36	5.2 L 27 5 5 0 2 3 1 1 0 0 0 0 50 86 0.00 1.412										
Joe Boever, R (6, 1) ERA: 2.36	1.1 6 1 0 0 0 0 0 0 1 0 0 0 0 11 18 0.00 0.750										
Al Osuna, L (8, 1) ERA: 4.13	1.0 3 0 0 0 1 0 0 0 0 0 0 0 7 9 0.00 0.000										
Doug Jones, R (9, 1) ERA: 2.23	1.0 3 0 0 0 0 0 0 0 0 0 0 0 9 12 0.00 0.000										

Batter	1	2	3	4	5	6	7	8	9	10	11	12	AB R H RBI BB SO LOB	TOP				
Brett Butler, L OBP: 0.378, SLG: 0.352 (1, 8)	4-2 F8 S BB		2-0 G6-4-3 1B			1-1 2B 3B		0-0 SH1-3 1-2		4-1 FC6-4 BB		0-2 FC6-4 1-2f	3 1 2 0 2 0 1					
Lenny Harris, L OBP: 0.345, SLG: 0.326 Mike Sharperson, R OBP: 0.417, SLG: 0.443 (8, PH)	1-2 F8		0-2 G6-4-3 1-2f			0-0 2B		0-0 G5-3		0-2 FC6-4 1-2f			3 0 1 1 0 0 3 2 0 0 0 0 0 2					
Mitch Webster, S OBP: 0.324, SLG: 0.422 (1, 9)	3-0 F8 2-3			2-2 F7		2-2 P5		4-1 BB		2-1 G3			4 0 0 0 1 0 3					
Eric Karros, R OBP: 0.275, SLG: 0.456 (1, 3)	1-1 L4			0-3 K		0-0 P8		1-0 F7			1-1 FC3-6 1B		5 0 1 0 0 1 4					
Todd Benzinger, S OBP: 0.271, SLG: 0.352 Stan Javier, S OBP: 0.220, SLG: 0.222 Orel Hershiser, R OBP: 0.241, SLG: 0.357 Jim Gott, R (11, 1)		2-3 K		1-1 P5			1-3 K		2-2 G4-3		0-1 FC3-6 G5-4-3 1-2f		3 0 0 0 0 2 0 1 0 0 0 0 0 0 1 0 0 0 0 0 1 0 0 0 0 0 0 0					
Mike Scioscia, L OBP: 0.272, SLG: 0.269 Dave Anderson, R OBP: 0.279, SLG: 0.439 (9, PR)		3-1 F8			0-1 F8		3-2 1B		2-2 2B		1-0 G5-4-3 1-2f		4 0 2 0 0 0 0 1 0 0 0 0 0 1					
Dave Hansen, L OBP: 0.322, SLG: 0.366 Carlos Hernandez, R OBP: 0.355, SLG: 0.328 (9, PH)		3-1 P5			0-0 G4-3		1-1 F8		1-1 G6-3		1-1 FC6-4 1B		3 0 0 0 0 0 1 2 0 1 0 0 0 1	AB 41 R 1 H 8 RBI 1 BB 4 SO 5 LOB 21				
Jose Offerman, S OBP: 0.307, SLG: 0.306 (1, 6)			1-3 K		1-2 L6		0-0 F7		1-1 L7			0-1 P2	5 0 0 0 0 1 3					
Tom Candiotti, R OBP: 0.111, SLG: 0.077 Juan Samuel, R OBP: 0.307, SLG: 0.299 Steve Wilson, L (8, 1) Roger McDowell, R (8, 1) John Candelaria, L (8, 1) Jay Howell, R (8, 1) Eric Davis, R OBP: 0.346, SLG: 0.409 (8, 7)			4-1 1B BB			0-0 P5		0-0 SH1-3 1B		2-3 K		2-2 F9	1 0 0 0 0 1 0 0 1 0 1 0 2 0 0 0 0 1 1					
Inning Stats	R: 0 H: 0 E: 0 LOB: 1 K: 0 BB: 1 S: 9 P: 18	R: 0 H: 0 E: 0 LOB: 0 K: 1 BB: 0 S: 8 P: 16	R: 0 H: 1 E: 0 LOB: 1 K: 1 BB: 1 S: 9 P: 16	R: 0 H: 0 E: 0 LOB: 0 K: 1 BB: 0 S: 8 P: 11	R: 0 H: 0 E: 0 LOB: 0 K: 0 BB: 0 S: 6 P: 7	R: 1 H: 2 E: 0 LOB: 1 K: 0 BB: 0 S: 8 P: 11	R: 0 H: 1 E: 0 LOB: 1 K: 1 BB: 0 S: 10 P: 15	R: 0 H: 1 E: 0 LOB: 2 K: 0 BB: 1 S: 5 P: 10	R: 0 H: 1 E: 0 LOB: 1 K: 0 BB: 0 S: 10 P: 16	R: 0 H: 0 E: 0 LOB: 1 K: 1 BB: 1 S: 9 P: 17	R: 0 H: 1 E: 0 LOB: 0 K: 0 BB: 0 S: 5 P: 7	R: 0 H: 1 E: 0 LOB: 1 K: 0 BB: 0 S: 11 P: 14	1B: 5 SF: 0 2B: 2 SAC: 1 3B: 1 DP: 2 HR: 0 HBP: 0	WP: 0 PA: 46 PB: 0 SB: 1 CS: 0				
PITCHER	IP WLS BF H R SO BB IBB HBP BLK WP HR S P ERA WHIP																	
Pete Harnisch, R ERA: 3.73 (1, 1)	7.0	0	26	4	1	1	4	2	0	0	0	0	0	0	0	0	1.29	0.857
Rob Murphy, L ERA: 3.92 (8, 1)	0.1	2	1	0	0	0	0	0	0	0	0	0	0	0	0	2	0.00	3.000
Xavier Hernandez, R ERA: 2.51 (8, 1)	1.0	5	1	0	0	0	0	1	0	0	0	0	0	0	0	9	0.00	2.000
Rob Maiticoat, L ERA: 5.31 (9, 1)	0.1	1	0	0	0	0	0	0	0	0	0	0	0	0	0	2	0.00	0.000
Doug Jones, R ERA: 2.17 (9, 1)	1.1	5	0	0	0	1	1	1	0	0	0	0	0	0	0	11	0.00	0.750
PITCHER	IP WLS BF H R ER SO BB IBB HBP BLK WP HR S P ERA WHIP																	
Joe Boever, R ERA: 2.26 (11, 1)	2.0	7	2	0	0	0	0	0	0	0	0	0	0	0	0	7	0.00	1.000

Los Angeles Dodgers @ Houston Astros
Astrodome, Houston, TX
Fri Jun 19 1992, 8:05 PM EDT
Att. 18,406 - Dome - 70 F

livebaseballscorecards.com



Batter	1	2	3	4	5	6	7	8	9	AB R H RBI BB SO LOB	TOP											
Brett Butler, L (1, 8) OBP: 0.372, SLG: 0.346	2-2 G5-3		1-0 F9			0-1 B5-3			1-1 F9	4 0 0 0 0 0 0												
Lenny Harris, L (1, 4) OBP: 0.342, SLG: 0.324	1-3 K			2-1 F9		0-0 F7			1-2 FC3-6 1B	4 0 1 0 0 1 0												
Eric Davis, R (1, 7) OBP: 0.336, SLG: 0.395	0-1 G6-3			2-3 K			2-1 F7		1-0 FC3-6 1-2f	4 0 0 0 0 1 1												
Eric Karros, R (1, 3) OBP: 0.286, SLG: 0.463		1-0 G6-3 1B		1-2 1B			3-1 1B		0-2 P6	4 0 3 0 0 0 1												
Mitch Webster, S (1, 9) OBP: 0.324, SLG: 0.419		1-0 G6-3		1-0 1B			1-3 K			3 0 1 0 0 1 2												
Mike Scioscia, L (1, 2) OBP: 0.273, SLG: 0.270		1-2 L8		1-3 1B			3-1 F8			3 0 1 0 0 0 2												
Dave Hansen, L (1, 5) OBP: 0.314, SLG: 0.356		3-2 G4-3		2-1 L4-3 1B				3-1 G4-3		3 0 0 0 0 1 2	AB 31 R 0 H 7 RBI 0 BB 0 SO 5 LOB 10											
Jose Offerman, S (1, 6) OBP: 0.307, SLG: 0.307			1-2 P1-6 BLK 1B		0-0 L4-3			2-3 K		3 0 1 0 0 1 1												
Orel Hershiser, R (1, 1) Roger McDowell, R (9, 1)			1-0 P1-6 1-3f		0-0 G6-3			1-1 F9		3 0 0 0 0 0 1 0 0 0 0 0 0 0												
Inning Stats	R: 0 E: 0 K: 1 S: 8	H: 0 LOB: 0 BB: 0 P: 11	R: 0 E: 0 K: 0 S: 8	H: 1 LOB: 1 BB: 0 P: 14	R: 0 E: 0 K: 0 S: 5	H: 1 LOB: 0 BB: 0 P: 8	R: 0 E: 0 K: 1 S: 9	H: 2 LOB: 2 BB: 0 P: 15	R: 0 E: 0 K: 1 S: 8	H: 1 LOB: 0 BB: 0 P: 11	R: 0 E: 0 K: 0 S: 4	H: 0 LOB: 0 BB: 0 P: 4	R: 0 E: 0 K: 1 S: 9	H: 1 LOB: 1 BB: 0 P: 18	R: 0 E: 0 K: 1 S: 7	H: 0 LOB: 0 BB: 0 P: 13	R: 0 E: 0 K: 0 S: 9	H: 1 LOB: 1 BB: 0 P: 12	1B: 7 2B: 2 3B: 0 HR: 0	SF: 0 SAC: 0 DP: 2 HBP: 0	WP: 0 PB: 0 SB: 0 CS: 0	PA: 31
PITCHER	IP WLS BF H R ER SO BB IBB HBP BLK WP HR S P ERA WHIP												PITCHER	IP WLS BF H R ER SO BB IBB HBP BLK WP HR S P ERA WHIP								
Jimmy Jones, R (1, 1) ERA: 3.75	8.0 27 6 0 0 5 0 0 0 0 0 0 0 58 94 0.00 0.750																					
Doug Jones, R (9, 1) ERA: 2.12	1.0 W 4 1 0 0 0 0 0 0 0 0 0 0 9 12 0.00 1.000																					

Los Angeles Dodgers @ Houston Astros
 Astrodome, Houston, TX
 Sat Jun 20 1992, 4:33 AM EDT
 Att. 19,206 - Dome - 70 F

livebaseballscorecards.com

Batter	1	2	3	4	5	6	7	8	9	AB	R	H	RBI	BB	SO	LOB
Craig Biggio, R OBP: 0.367, SLG: 0.393 (1, 4)	2-1 G6-3		2-3 K			0-2 G6-3		1-3 K		4	0	0	0	0	2	2
Steve Finley, L OBP: 0.333, SLG: 0.418 (1, 8)	2-0 G6-4-3 1B			1-2 G3		4-1 WP S BB		4-0 IBB		2	0	1	0	2	0	0
Benny Distefano, L OBP: 0.313, SLG: 0.295 (1, 3) Doug Jones, R (9, 1)	0-1 G6-4-3 1-2f			0-3 K		1-1 P4 1-3		2-3 K		4	0	0	0	0	2	4
Luis Gonzalez, L OBP: 0.241, SLG: 0.316 (1, 7)				0-1 E6 WP			2-1 SH3-4 1B		0-0 BB 1B	4	1	2	0	0	0	0
Ken Caminiti, S OBP: 0.354, SLG: 0.371 (1, 5)				1-0 G6-3 1-2			1 SAFE SH3-4 1-2		4-0 BB 1B	2	0	0	0	1	0	1
Pete Incaviglia, R OBP: 0.311, SLG: 0.391 (1, 9) Eric Anthony, L OBP: 0.333, SLG: 0.456 (9, PH)				2-1 G4-3		0-2 G1-3		0-0 G5-4-3 1B		3	0	1	0	0	0	0
Scooter Tucker, R OBP: 0.529, SLG: 0.333 (1, 2)				3-2 G6-3			0-0 G5-4-3 1-2f		1-0 1B 1-2 2-H	1	0	1	1	0	0	0
Casey Candaele, S OBP: 0.241, SLG: 0.245 (1, 6)				2-1 3B		3-2 G4-3		0-2 SH3-4 1B		3	0	2	0	0	0	0
Jimmy Jones, R OBP: 0.294, SLG: 0.250 (1, 1) 5 Jeff Bagwell, R OBP: 0.340, SLG: 0.396 (9, 3)				3-3 K			3-2 L5		1 SAFE SH3-4 1-2	2	0	0	0	0	1	1

Inning Stats	R: 0	H: 1	E: 0	LOB: 0	K: 0	S: 5	P: 9	R: 0	H: 0	E: 0	LOB: 0	K: 0	S: 7	R: 0	H: 1	E: 0	LOB: 1	K: 3	S: 14	R: 0	H: 0	E: 1	LOB: 1	K: 1	S: 9	R: 0	H: 0	E: 0	LOB: 0	K: 0	S: 8	R: 0	H: 2	E: 0	LOB: 1	K: 0	S: 6	R: 0	H: 1	E: 0	LOB: 2	K: 2	S: 13	R: 1	H: 2	E: 0	LOB: 2	K: 0	S: 2	1B: 6	SF: 0	2B: 0	SAC: 2	3B: 1	DP: 2	HR: 0	HBP: 0
--------------	------	------	------	--------	------	------	------	------	------	------	--------	------	------	------	------	------	--------	------	-------	------	------	------	--------	------	------	------	------	------	--------	------	------	------	------	------	--------	------	------	------	------	------	--------	------	-------	------	------	------	--------	------	------	-------	-------	-------	--------	-------	-------	-------	--------

PITCHER	IP	WLS	BF	H	R	ER	SO	BB	IBB	HBP	BLK	WP	HR	S	P	ERA	WHIP
Orel Hershiser, R ERA: 3.29 (1, 1)	8.0	L	32	6	1	1	6	2	1	0	0	2	0	75	118	1.12	1.000
Roger McDowell, R ERA: 2.7 (9, 1)	0.0		1	1	0	0	0	0	0	0	0	0	0	1	2	∞	∞

Los Angeles Dodgers @ Houston Astros
Astrodome, Houston, TX

Sat Jun 20 1992, 4:33 AM EDT
Att: 19,206 - Dome - 70 F

AB	28
R	1
H	7
RBI	1
BB	3
SO	6
LOB	10



WP: 2 PA: 33
PB: 0 SB: 1 CS: 0

PITCHER	IP	WLS	BF	H	R	ER	SO	BB	IBB	HBP	BLK	WP	HR	S	P	ERA	WHIP
---------	----	-----	----	---	---	----	----	----	-----	-----	-----	----	----	---	---	-----	------

Batter	1	2	3	4	5	6	7	8	9	AB R H RBI BB SO LOB	TOP		
Jose Offerman, S (1, 6) OBP: 0.306, SLG: 0.310	0-1 F7		2-1 S 2B		0-0 G6-3			0-2 G5-3		4 0 1 0 0 0 1	Los Angeles Dodgers @ Houston Astros Astrodome, Houston, TX Sun Jun 21 1992, 4:33 AM EDT Att. 20,308 - Dome - 70 F		
Brett Butler, L (1, 8) OBP: 0.371, SLG: 0.342	1-0 G4-3		1-1 G1-3			0-1 P2		4-2 FC5-4 BB		3 0 0 0 1 0 1			
Mike Sharperson, R (1, 5) OBP: 0.419, SLG: 0.444	2-1 1B		3-2 G6-3			2-0 CS 1B		1-0 P6		4 0 2 0 0 0 2			
Eric Davis, R (1, 7) OBP: 0.333, SLG: 0.385	2-2 F9			1-3 K		4-2 1-2 BB		1-0 FC5-4 1-2f		3 0 0 0 1 1 2			
Eric Karros, R (1, 3) OBP: 0.291, SLG: 0.464		1-1 WP 1B		0-0 G5-3		0-3 K		2-1 1B		4 0 2 0 0 1 1			
Juan Samuel, R (1, 4) OBP: 0.322, SLG: 0.284		2-2 L4		1-3 K			2-1 G6-3		0-3 K	4 0 0 0 0 2 2			
Mitch Webster, S (1, 9) OBP: 0.315, SLG: 0.406 Mike Scioscia, L (9, PH) OBP: 0.272, SLG: 0.268		0-1 F8			0-2 G3-1		1-0 P1		2-3 K	3 0 0 0 0 0 1 1 0 0 0 0 1 1			
Carlos Hernandez, R (1, 2) OBP: 0.369, SLG: 0.344 Dave Hansen, L (9, PH) OBP: 0.311, SLG: 0.352		0-1 F9			0-0 SH3-4 1B		1-1 1B		2-1 F8	3 0 2 0 0 0 1 1 0 0 0 0 0 1			
Kevin Gross, R (1, 1) OBP: 0.167, SLG: 0.091 Todd Benzing, S (7, PH) OBP: 0.269, SLG: 0.350 Jim Gott, R (7, 1)			1-3 K		0-2 SH3-4		2-3 SAFE K			1 0 0 0 0 1 0 1 0 0 0 0 1 1 0 0 0 0 0 0 0			
Inning Stats	R: 0 H: 1 E: 0 LOB: 1 K: 0 BB: 0 S: 8 P: 13	R: 0 H: 1 E: 0 LOB: 1 K: 0 BB: 0 S: 9 P: 12	R: 0 H: 1 E: 0 LOB: 1 K: 1 BB: 0 S: 11 P: 18	R: 0 H: 0 E: 0 LOB: 0 K: 2 BB: 0 S: 9 P: 11	R: 0 H: 1 E: 0 LOB: 1 K: 0 BB: 0 S: 8 P: 8	R: 0 H: 1 E: 0 LOB: 1 K: 1 BB: 1 S: 8 P: 14	R: 0 H: 1 E: 0 LOB: 1 K: 1 BB: 0 S: 9 P: 15	R: 0 H: 0 E: 0 LOB: 1 K: 0 BB: 1 S: 9 P: 15	R: 0 H: 1 E: 0 LOB: 1 K: 2 BB: 0 S: 11 P: 17	1B: 6 SF: 0 2B: 1 SAC: 1 3B: 0 DP: 0 HR: 0 HBP: 0		WP: 1 PA: 35 PB: 0 SB: 1 CS: 1	
PITCHER	IP WLS BF H R ER SO BB IBB HBP BLK WP HR S P ERA WHIP											PITCHER	IP WLS BF H R ER SO BB IBB HBP BLK WP HR S P ERA WHIP
Butch Henry, L (1, 1) ERA: 5.04	7.2 W 30 6 0 0 5 2 0 0 0 0 1 0 70 104 0.00 1.043												
Doug Jones, R (8, 1) ERA: 2.06	1.1 S 5 1 0 0 2 0 0 0 0 0 0 0 12 19 0.00 0.750												

livebaseballscores.com

AB	32
R	0
H	7
RBI	0
BB	2
SO	7
LOB	14



Batter	1	2	3	4	5	6	7	8	9	AB R H RBI BB SO LOB	TOP											
Craig Biggio, R (1, 4) OBP: 0.368, SLG: 0.391	0-1 E5 WP 3B 1B	4-0 IBB		1-1 F9			0-1 G6-3		3-3 K	4 1 1 0 1 1 1												
Steve Finley, L (1, 8) OBP: 0.335, SLG: 0.420	1-0 G6-3 2-H 3B	1-0 P6		1-1 F7			1-0 CS 1B		1-0 P5	5 1 2 1 0 0 4												
Ken Caminiti, S (1, 5) OBP: 0.355, SLG: 0.371	3-1 G6-3 3-H	1-1 L6				1-1 G4-3	2-0 1 SAFE 1 SAFE 1B			4 0 1 1 0 0 3												
5 Jeff Bagwell, R (1, 3) OBP: 0.345, SLG: 0.392	4-2 BB			4-2 WP HR BB		3-2 L5	1-3 K			2 1 0 0 2 1 1												
Pete Incaviglia, R (1, 9) OBP: 0.318, SLG: 0.428 Xavier Hernandez, L (8, 1)	1-0 P4			2-3 K 1-2		0-0 HR		2-2 G5-3		4 1 1 1 0 1 2 0 0 0 0 0 0 0												
Luis Gonzalez, L (1, 7) OBP: 0.235, SLG: 0.326	0-0 P6			2-2 HR 2-H		0-1 P5		2-2 F8		4 1 1 2 0 0 1												
Scouter Tucker, R (1, 2) OBP: 0.429, SLG: 0.250		1-0 E5 SH5-4 1B		2-3 K		0-2 P3		2-2 G5-3		4 0 0 0 0 1 0												
Rafael Ramirez, R (1, 6) OBP: 0.273, SLG: 0.301		1-1 SH5-4 1B		2-0 P8		0-1 G4-3			2-3 K	4 0 1 0 0 1 0												
Brian Williams, R (1, 1) OBP: 0.250, SLG: 0.500 Chris Jones, R (8, 9) OBP: 0.310, SLG: 0.353		0-0 SH5-4		2-1 G6-3		1-3 K			2-2 3B	2 0 0 0 0 1 0 1 0 1 0 0 0 0												
Inning Stats	R: 2 E: 1 K: 0 S: 9	H: 2 LOB: 1 BB: 1 P: 18	R: 0 E: 1 K: 0 S: 7	H: 1 LOB: 3 BB: 1 P: 15	R: 2 E: 0 K: 2 S: 13	H: 1 LOB: 0 BB: 1 P: 25	R: 0 E: 0 K: 0 S: 6	H: 0 LOB: 0 BB: 0 P: 10	R: 1 E: 0 K: 0 S: 10	H: 1 LOB: 0 BB: 0 P: 14	R: 0 E: 0 K: 1 S: 9	H: 0 LOB: 0 BB: 0 P: 10	R: 0 E: 0 K: 1 S: 9	H: 2 LOB: 1 BB: 0 P: 11	R: 0 E: 0 K: 0 S: 13	H: 0 LOB: 0 BB: 0 P: 19	R: 0 E: 0 K: 2 S: 12	H: 1 LOB: 1 BB: 0 P: 20	1B: 4 2B: 0 3B: 2 HR: 2	SF: 0 SAC: 1 DP: 0 HBP: 0	WP: 2 PB: 0 SB: 0 CS: 1	PA: 38
PITCHER	IP WLS BF H R ER SO BB IBB HBP BLK WP HR S P ERA WHIP																					
Chris Hammond, L (1, 1) ERA: 3.63	2.1 L 15 4 4 4 1 2 1 0 0 2 1 25 50 15.43 2.571																					
Tony Menendez, R (3, 1) ERA: 3.38	2.2 9 1 1 1 1 0 0 0 0 0 1 20 32 3.38 0.375																					
Dwayne Henry, R (6, 1) ERA: 2.38	3.0 10 2 0 0 2 0 0 0 0 0 0 31 40 0.00 0.667																					
Scott Bankhead, R (9, 1) ERA: 1.97	1.0 4 1 0 0 2 0 0 0 0 0 0 12 20 0.00 1.000																					

Houston Astros @ Cincinnati Reds
Riverfront Stadium, Cincinnati, OH

Mon Jun 22 1992, 7:05 PM EDT
Att. 28,365 - Cloudy - 68 F

livebaseballscorecards.com

AB	34
R	5
H	8
RBI	5
BB	3
SO	6
LOB	12



BOTTOM

Houston Astros @ Cincinnati Reds
 Riverfront Stadium, Cincinnati, OH

Mon Jun 22 1992, 7:05 PM EDT
 Att. 28,365 - Cloudy - 68 F

livebaseballscorecards.com

AB	30
R	2
H	6
RBI	2
BB	3
SO	3
LOB	10



WP: 0	PA: 33
PB: 0	
SB: 2	
CS: 0	

AB	R	H	RBI	BB	SO	LOB
3	1	1	0	1	0	2
4	0	1	0	0	0	2
3	0	0	0	1	0	1
4	0	0	1	0	0	1
4	0	2	0	0	0	1
4	0	0	0	0	2	2
3	1	1	1	0	0	0
3	0	1	0	0	0	0
1	0	0	0	0	0	1
0	0	0	0	0	0	0
0	0	0	0	1	0	0
0	0	0	0	0	0	0
1	0	0	0	0	1	0
0	0	0	0	0	0	0

Batter	1	2	3	4	5	6	7	8	9
Bip Roberts, S OBP: 0.364, SLG: 0.369 (1, 5)	2-1 S E G3 1B	0-0 G3-1			0-1 L6-3 1-2			4-1 BB	
Dave Martinez, L OBP: 0.323, SLG: 0.331 (1, 8)	3-2 F7 1-2		1-1 G1-3			3-1 G5-4-3 1B		1-0 G4-3	
Barry Larkin, R OBP: 0.323, SLG: 0.357 (1, 6)	4-1 G3 S BB		2-0 G6-3			1-0 G5-4-3 1-2f		0-2 G4-3	
Paul O'Neill, L OBP: 0.381, SLG: 0.429 (1, 9)	1-2 G3 1-3 2-H		0-1 G3			2-2 G6-3		1-1 F8	
Hal Morris, L OBP: 0.412, SLG: 0.438 (1, 3)	0-1 L7			0-1 F7			1-0 G6-3 1B	0-0 2B	
Bill Doran, S OBP: 0.330, SLG: 0.395 (1, 4)		3-3 K		3-2 G3-1		2-1 G6-3 1-2f		0-3 K	
Reggie Sanders, R OBP: 0.360, SLG: 0.471 (1, 7)		1-0 HR		2-1 G6-3		1-0 F8			
Joe Oliver, R OBP: 0.297, SLG: 0.324 (1, 2)		1-1 2B			3-1 G4-3		1-0 F7		
Chris Hammond, L OBP: 0.333, SLG: 0.391 Tony Hernandez, R OBP: 0.326, SLG: 0.392 Billy Hatcher, R OBP: 0.326, SLG: 0.392 Dwayne Henry, R OBP: 0.310, SLG: 0.293 Glenn Braggs, R OBP: 0.286, SLG: 0.286 Scott Bankhead, R OBP: 0.286, SLG: 0.286		1-2 P7			4-2 L6-3 BB		3-3 K		

Inning	R	H	E	K	S	H	LOB	BB	IBB	HBP	BLK	WP	HR	S	P	ERA	WHIP
1	1	1	1	0	13	2	1	0	0	0	0	0	0	56	97	2.57	1.000
2	0	0	0	0	10	0	0	0	0	0	0	0	0	15	25	0.00	1.000
3	0	0	0	0	10	0	0	0	0	0	0	0	0	15	25	0.00	1.000
4	0	0	0	0	10	0	0	0	0	0	0	0	0	15	25	0.00	1.000
5	0	0	0	0	10	0	0	0	0	0	0	0	0	15	25	0.00	1.000
6	0	1	0	0	12	1	0	0	0	0	0	0	0	12	12	0.00	1.000
7	0	1	0	0	8	1	0	0	0	0	0	0	0	8	8	0.00	1.000
8	0	0	0	0	15	0	1	0	0	0	0	0	0	15	15	0.00	1.000
9	0	1	0	0	10	1	1	0	0	0	0	0	0	10	10	0.00	1.000

PITCHER	IP	WLS	BF	H	R	ER	SO	BB	IBB	HBP	BLK	WP	HR	S	P	ERA	WHIP
Brian Williams, R ERA: 1.38 (1, 1)	7.0	W	25	5	2	2	1	2	0	0	0	0	1	56	97	2.57	1.000
Xavier Hernandez, R ERA: 2.4 (8, 1)	2.0	S	8	1	0	0	2	1	0	0	0	0	0	15	25	0.00	1.000

Batter	1	2	3	4	5	6	7	8	9	AB R H RBI BB SO LOB	TOP	
Craig Biggio, R (1, 4) OBP: 0.365, SLG: 0.391	0-1 F8	2-3 K2-3		0-1 G5-4-3			0-3 K		3-1 2B	5 0 1 1 0 2 5		
Steve Finley, L (1, 8) OBP: 0.336, SLG: 0.432	4-1 5 CS BB		1-0 2B		2-1 G4-3		0-2 3B		0-1 F8	4 1 2 1 1 0 1		
5 Jeff Bagwell, R (1, 3) OBP: 0.339, SLG: 0.384	3-3 SAFE 1-2		0-1 P3		2-1 F9		2-3 K		1-3 K	5 0 0 0 0 3 4		
Luis Gonzalez, L (1, 7) OBP: 0.242, SLG: 0.359 Al Osuna, R (7, 1) Joe Boever, R (7, 1)		0-0 HR	0-0 2B		3-1 P6		1-0 G3			4 1 2 2 0 0 1 0 0 0 0 0 0 0 0 0 0 0 0 0 0		
Ken Caminiti, S (1, 5) OBP: 0.358, SLG: 0.400 Benny Distefano, L (8, 7) OBP: 0.313, SLG: 0.295		0-2 1B	0-0 G5-3		0-0 HR		0-3 K			4 2 2 1 0 1 1 0 0 0 0 0 0 0		
Pete Incaviglia, R (1, 9) OBP: 0.317, SLG: 0.424		2-2 G1-6-3 2-H 1B	2-3 K		0-0 G5-3		1-3 K		1-3 K	4 0 1 1 0 2 1		
Scott Servais, R (1, 2) OBP: 0.269, SLG: 0.276		4-2 G1-6-3 1-2 BB		1-1 HBP 1B		0-1 F9		1-3 K		3 0 1 0 1 1 0		
Rafael Ramirez, R (1, 6) OBP: 0.280, SLG: 0.309		0-1 G1-6-3 1-2f 2-3		1-1 G5-4-3 HBP		1-2 G4-3		1-0 WP 2B		3 1 1 0 0 0 2		
Willie Blair, R (1, 1) Rob Mallicoat, L (5, 1) Casey Candaele, S (7, PH) OBP: 0.244, SLG: 0.244		4-2 BB		0-3 K		1-0 3B 1B		2-3 K		1 0 0 0 1 1 2 0 0 0 0 0 0 0 2 1 1 0 0 1 1		
Inning Stats	R: 0 E: 0 K: 1 S: 7 H: 0 LOB: 1 BB: 1 P: 14	R: 2 E: 0 K: 1 S: 18 H: 3 LOB: 2 BB: 2 P: 30	R: 1 E: 0 K: 1 S: 8 H: 2 LOB: 1 BB: 0 P: 11	R: 0 E: 0 K: 1 S: 8 H: 1 LOB: 1 BB: 0 P: 10	R: 0 E: 0 K: 0 S: 6 H: 0 LOB: 0 BB: 0 P: 13	R: 1 E: 0 K: 0 S: 7 H: 1 LOB: 0 BB: 0 P: 8	R: 1 E: 0 K: 2 S: 15 H: 2 LOB: 1 BB: 0 P: 19	R: 0 E: 0 K: 3 S: 9 H: 0 LOB: 0 BB: 0 P: 11	R: 1 E: 0 K: 2 S: 11 H: 2 LOB: 1 BB: 0 P: 18	1B: 3 2B: 6 3B: 1 HR: 2 SF: 0 SAC: 0 DP: 3 HBP: 1	WP: 1 PB: 0 SB: 0 CS: 1 PA: 39	
PITCHER	IP WLS BF H R ER SO BB IBB HBP BLK WP HR S P ERA WHIP											
Tim Belcher, R (1, 1) ERA: 3.46	6.0 W 26 7 4 4 4 3 0 1 0 0 2 54 86 6.00 1.667											
Scott Bankhead, R (7, 1) ERA: 2.18	1.0 5 2 1 1 2 0 0 0 0 0 0 0 15 19 9.00 2.000											
Rob Dibble, R (8, 1) ERA: 3.64	1.0 3 0 0 0 3 0 0 0 0 0 0 0 9 11 0.00 0.000											
Norm Charlton, L (9, 1) ERA: 2.25	1.0 5 2 1 1 2 0 0 0 0 1 0 11 18 9.00 2.000											

Houston Astros @ Cincinnati Reds
Riverfront Stadium, Cincinnati, OH

Tue Jun 23 1992, 7:05 PM EDT
Att. 24,503 - Cloudy - 68 F

livebaseballscorecards.com

AB	35
R	6
H	11
RBI	6
BB	3
SO	11
LOB	18



Batter	1	2	3	4	5	6	7	8	9	AB R H RBI BB SO LOB	TOP											
Craig Biggio, R (1, 4) OBP: 0.375, SLG: 0.411	4-0 G1-3 HR BB	3-2 1B 1B 1B		3-2 CS 1B			3-2 HR		1-1 G6-4-3 1B	4 3 4 1 1 0 0												
Casey Candaele, S (1, 6) OBP: 0.243, SLG: 0.242	0-1 G1-3 1-2	0-0 1B 1B		2-1 P4			0-1 F7		0-1 G6-4-3 1-2f	5 0 1 0 0 0 3												
Ken Caminiti, S (1, 5) OBP: 0.365, SLG: 0.431	0-0 HR 2-H	1-1 5 BB 1B 3-H		1-1 CS 1-2		0-1 F7	1-1 1B 2B		0-1 G6-3	5 2 3 3 0 0 0												
5 Jeff Bagwell, R (1, 3) OBP: 0.341, SLG: 0.384	1-2 2B 1B	4-2 1B BB		1-2 G5-3			0-0 F9			3 0 1 0 1 0 1												
Pete Incaviglia, R (1, 9) OBP: 0.313, SLG: 0.418 Xavier Hernandez, L (5, 1) Rob Murphy, L (6, 1) Benny Distefano, L (7, PH) OBP: 0.313, SLG: 0.295 Juan Guerrero, R (7, PH) OBP: 0.294, SLG: 0.200 Rob Mallicoat, L (7, 1) Joe Boever, R (7, 1) Scouter Tucker, R (8, 2) OBP: 0.429, SLG: 0.250	1-3 K	3-3 K		1-3 K			0-1 2-H 1B			3 0 0 0 0 0 3 4 0 1 0 1 1 0												
Luis Gonzalez, L (1, 7) OBP: 0.255, SLG: 0.392	2-1 2B 1-3		4-2 G6-4-3 BB			1-2 HR	1-3 K			3 1 2 1 1 1 1												
Scott Servais, R (1, 2) OBP: 0.258, SLG: 0.264 Doug Jones, R (8, 1)	2-2 F8		1-2 G6-4-3 1-2f			1-2 G5-3		0-3 K		4 0 0 0 0 1 3 0 0 0 0 0 0 0												
Chris Jones, R (1, 8) OBP: 0.290, SLG: 0.327		1-3 K	0-1 G1-3			0-2 F9		1-3 K		4 0 0 0 0 2 0												
Pete Harnisch, S (1, 1) OBP: 0.152, SLG: 0.242 Steve Finley, L (5, 8) OBP: 0.335, SLG: 0.429		0-3 K		1-3 K		2-1 F9		3-2 L4		2 0 0 0 0 2 0 2 0 0 0 0 0 0												
Inning Stats	R: 2 E: 0 K: 1 S: 16	H: 3 LOB: 2 BB: 1 P: 26	R: 1 E: 0 K: 3 S: 21	H: 3 LOB: 3 BB: 1 P: 33	R: 0 E: 0 K: 0 S: 7	H: 0 LOB: 0 BB: 1 P: 12	R: 0 E: 0 K: 1 S: 10	H: 1 LOB: 0 BB: 0 P: 16	R: 0 E: 0 K: 1 S: 8	H: 0 LOB: 0 BB: 0 P: 10	R: 1 E: 0 K: 0 S: 11	H: 1 LOB: 0 BB: 0 P: 15	R: 2 E: 0 K: 1 S: 13	H: 3 LOB: 1 BB: 0 P: 18	R: 0 E: 0 K: 2 S: 10	H: 0 LOB: 0 BB: 0 P: 14	R: 0 E: 0 K: 0 S: 6	H: 1 LOB: 0 BB: 0 P: 7	1B: 7 2B: 2 3B: 0 HR: 3	SF: 0 SAC: 0 DP: 2 HBP: 0	WP: 0 PB: 0 SB: 0 CS: 1	PA: 40
PITCHER	IP WLS BF H R ER SO BB IBB HBP BLK WP HR S P ERA WHIP																					
Greg Swindell, L (1, 1) ERA: 3.07	5.0 W 23 7 3 3 6 3 0 0 0 0 0 1 62 97 5.40 2.000																					
Dwayne Henry, R (6, 1) ERA: 2.91	1.2 8 3 3 3 0 0 0 0 0 0 0 2 19 27 16.20 1.800																					
Scott Ruskin, L (7, 1) ERA: 6.43	0.1 2 1 0 0 1 0 0 0 0 0 0 0 5 6 0.00 3.000																					
Norm Charlton, L (8, 1) ERA: 2.14	2.0 S 6 1 0 0 2 0 0 0 0 0 0 0 16 21 0.00 0.500																					

Houston Astros @ Cincinnati Reds
Riverfront Stadium, Cincinnati, OH
 Wed Jun 24 1992, 7:05 PM EDT
 Att. 24,961 - Cloudy - 74 F

livebaseballscorecards.com

AB	36
R	6
H	12
RBI	6
BB	3
SO	9
LOB	12



BOTTOM

Houston Astros @ Cincinnati Reds
Riverfront Stadium, Cincinnati, OH

Wed Jun 24 1992, 7:05 PM EDT
Att. 24,961 - Cloudy - 74 F

livebaseballscores.com

AB	37
R	9
H	13
RBI	8
BB	2
SO	6
LOB	17



1B:	9	SF:	0	WP:	0	PA:	40
2B:	3	SAC:	1	PB:	0		
3B:	0	DP:	0	SB:	0		
HR:	1	HBP:	0	CS:	1		

AB	R	H	RBI	BB	SO	LOB
3	1	0	0	1	0	3
1	0	0	0	0	1	0
5	1	4	2	0	0	1
5	1	2	4	0	0	2
5	0	0	0	0	2	4
4	0	1	0	0	2	0
3	1	2	0	1	0	0
4	2	2	0	0	1	2
3	1	0	0	0	0	3
1	0	0	0	0	0	0
1	1	1	2	0	0	0
1	1	1	0	0	0	0
0	0	0	0	0	0	0
1	0	0	0	0	0	2
0	0	0	0	0	0	0

Batter	1	2	3	4	5	6	7	8	9
Bip Roberts, S (1, 5) OBP: 0.363, SLG: 0.369 Darnell Coles, R (7, 5) OBP: 0.302, SLG: 0.500	1-2 P6 BB		4-2 BB		2-2 F7 1B	1-0 E4 1B		0-3 K 1B	
Barry Larkin, R (1, 6) OBP: 0.330, SLG: 0.368	2-2 2B		2-2 G6-3 1B		2-2 HR 1B	2-2 1B 1B		2-1 G1-3 1B	
Hal Morris, L (1, 3) OBP: 0.417, SLG: 0.460	3-2 F7			0-0 G3 1B	2-1 HR 1B	2-2 FC5 1B		1-2 G1-3 1B	
Reggie Sanders, R (1, 7) OBP: 0.347, SLG: 0.462	0-3 K			2-3 K 1B	3-2 P6 1B	0-0 FC5 1B		0-0 F7	
Paul O'Neill, L (1, 9) OBP: 0.375, SLG: 0.438		1-3 K		0-0 G3-1 1B	1-3 K		2-1 2B		
Bill Doran, S (1, 4) OBP: 0.335, SLG: 0.395		2-0 L6			1-2 SH 2B 1B	1-1 CS 1B	4-1 BB		
Dave Martinez, L (1, 8) OBP: 0.330, SLG: 0.345		3-1 F8			0-1 SH 2B 1B	2-0 1B 1B	2-3 K		
Joe Oliver, R (1, 2) OBP: 0.297, SLG: 0.339			0-1 G6-3		1-1 SH 2B 1B	1 SAFE 0-0 F8 1B	3-1 F8		
Greg Swindell, L (1, 1) OBP: 0.175, SLG: 0.211 Glenn Briggs, R (5, PH) OBP: 0.316, SLG: 0.310 Dwayne Henry, R (6, 1) OBP: 0.250, SLG: 0.250 Scott Ruskin, R (7, 1) Billy Hatcher, R (7, PH) OBP: 0.330, SLG: 0.395 Norm Charlton, S (8, 1) OBP: 0.500, SLG: 0.500			0-0 G5-3		0-1 1B HR 2B	2-2 1B 1B	1-0 P5		

Inning Stats	R: 0	H: 1	E: 0	K: 1	S: 14	L: 0	LOB: 1	BB: 0	P: 20	R: 0	H: 0	E: 0	K: 1	S: 6	L: 0	LOB: 0	BB: 0	P: 12	R: 0	H: 0	E: 0	K: 0	S: 8	R: 0	H: 0	E: 0	K: 1	S: 5	R: 6	H: 5	E: 0	K: 1	S: 25	R: 3	H: 5	E: 0	K: 0	S: 17	R: 0	H: 1	E: 0	K: 1	S: 9	R: 0	H: 1	E: 0	K: 1	S: 9	R: 0	H: 1	E: 0	K: 0	S: 1	R: 0	H: 0	E: 0	K: 0	S: 0	WP: 0	HR: 0	S: 9	P: 12	ERA: 0.00	WHIP: 1.000
--------------	------	------	------	------	-------	------	--------	-------	-------	------	------	------	------	------	------	--------	-------	-------	------	------	------	------	------	------	------	------	------	------	------	------	------	------	-------	------	------	------	------	-------	------	------	------	------	------	------	------	------	------	------	------	------	------	------	------	------	------	------	------	------	-------	-------	------	-------	-----------	-------------

PITCHER	IP	WLS	BF	H	R	ER	SO	BB	IBB	HBP	BLK	WP	HR	S	P	ERA	WHIP	
Pete Harnisch, R (1, 1) ERA: 4.12	4.1	L	21	6	6	6	3	1	0	0	0	0	0	1	52	80	12.46	1.615
Xavier Hernandez, R (5, 1) ERA: 2.34	1.1		8	4	3	0	1	0	0	0	0	0	0	0	18	29	0.00	3.000
Rob Murphy, L (6, 1) ERA: 3.86	0.1		2	1	0	0	0	0	0	0	0	0	0	0	5	7	0.00	3.000
Rob Mallicoat, L (7, 1) ERA: 5.96	0.1		3	1	0	0	1	1	0	0	0	0	0	0	6	14	0.00	6.000
Joe Boever, R (7, 1) ERA: 2.18	0.2		2	0	0	0	0	0	0	0	0	0	0	0	3	7	0.00	0.000

Doug Jones, R (8, 1)
ERA: 2.02

Batter	1	2	3	4	5	6	7	8	9	AB	R	H	RBI	BB	SO	LOB	TOP								
Craig Biggio, R (1, 4) OBP: 0.375, SLG: 0.409	1-1 G6-3	3-3 K			1-0 P4		4-2 2B BB	0-2 1B		4	1	1	0	1	1	2									
Steve Finley, L (1, 8) OBP: 0.337, SLG: 0.431	0-1 G4-3		0-1 G3		4-1 FC3-6 5 1B BB		2-1 5 1B 1B 2B	1-2 SF8		3	1	1	2	1	0	0									
5 Jeff Bagwell, R (1, 3) OBP: 0.349, SLG: 0.392	3-2 1B		2-2 F9 2B 1B		0-1 FC3-6 1B		3-2 1B FC3-2 1B	2-2 G5-4-3		5	1	4	0	0	0	2									
Luis Gonzalez, L (1, 7) OBP: 0.253, SLG: 0.386	2-0 P4		0-0 F9		0-0 FC3-6		0-2 FC3-2 1B		2-2 G1-3	5	0	1	1	0	0	4									
Ken Caminiti, S (1, 5) OBP: 0.360, SLG: 0.430		0-1 P6	0-0 2B		0-0 G4-1		1-0 FC3-2		3-3 K	5	0	1	1	0	1	4									
Pete Incaviglia, R (1, 9) OBP: 0.310, SLG: 0.412		0-0 FC4-6 1B	1-3 K				0-3 F8		0-0 G6-3	5	0	1	0	0	2	3									
Scouter Tucker, R (1, 2) OBP: 0.375, SLG: 0.211		1-2 FC4-6 1B		0-3 K			0-2 P4			3	1	0	0	0	1	1									
Eric Anthony, L (7, PH) OBP: 0.331, SLG: 0.453										1	0	0	0	0	1	2									
Scott Servais, R (7, 2) OBP: 0.258, SLG: 0.264										0	0	0	0	0	0	0									
Casey Candaele, S (1, 6) OBP: 0.254, SLG: 0.255		2-1 BB 1B		1-0 F7			0-1 1B		1-2 1B BB SF8 1B	4	1	3	1	0	0	0									
Jimmy Jones, R (1, 1) OBP: 0.316, SLG: 0.235		4-2 1B		1-1 L4			3-3 K		4-0 SF8 1B BB	1	0	0	0	1	0	0									
Al Osuna, R (5, 1) OBP: 0.396, SLG: 0.289										0	0	0	0	0	0	0									
Benny Distefano, L (6, PH) OBP: 0.396, SLG: 0.289										0	0	0	0	0	1	1									
Joe Boever, R (6, 1) OBP: 0.396, SLG: 0.289										0	0	0	0	0	0	0									
Gerald Young, S (8, PH) OBP: 0.396, SLG: 0.289										0	0	0	0	1	0	0									
Rob Murphy, L (8, 1) OBP: 0.396, SLG: 0.289										0	0	0	0	0	0	0									
Inning Stats	R: 0 E: 0 K: 0 S: 9	H: 1 LOB: 1 BB: 0 P: 15	R: 1 E: 1 K: 1 S: 16	H: 2 LOB: 2 BB: 1 P: 26	R: 1 E: 0 K: 1 S: 10	H: 2 LOB: 1 BB: 0 P: 13	R: 0 E: 0 K: 1 S: 7	H: 0 LOB: 0 BB: 0 P: 9	R: 0 E: 0 K: 0 S: 6	H: 1 LOB: 2 BB: 1 P: 11	R: 0 E: 0 K: 1 S: 10	H: 1 LOB: 1 BB: 0 P: 16	R: 2 E: 0 K: 2 S: 17	H: 3 LOB: 2 BB: 1 P: 29	R: 1 E: 0 K: 0 S: 14	H: 2 LOB: 1 BB: 1 P: 22	R: 0 E: 0 K: 1 S: 7	H: 0 LOB: 0 BB: 0 P: 12	1B: 10 2B: 2 3B: 0 HR: 0	SF: 1 SAC: 0 DP: 1 HBP: 0	WP: 0 PB: 0 SB: 0 CS: 0	PA: 42			
PITCHER	IP	WLS	BF	H	R	ER	SO	BB	IBB	HBP	BLK	WP	HR	S	P	ERA	WHIP								
Ramon Martinez, R (1, 1) ERA: 3.75	6.0	W	29	8	4	2	4	3	0	0	0	0	0	62	100	3.00	1.833								
Jay Howell, R (7, 1) ERA: 0.71	0.2		4	2	0	0	1	0	0	0	0	0	0	10	14	0.00	3.000								
John Candelaria, L (7, 1) ERA: 1.35	0.1		1	0	0	0	1	0	0	0	0	0	0	3	5	0.00	0.000								
Roger McDowell, R (8, 1) ERA: 2.7	2.0		8	2	1	1	1	1	0	0	0	0	0	21	34	4.50	1.500								

Houston Astros @ Los Angeles Dodgers
Dodger Stadium, Los Angeles, CA
Thu Jun 25 1992, 7:05 PM PDT
Att. 31,632 - Sunny - 76 F

livebaseballscorecards.com

AB	37
R	5
H	12
RBI	5
BB	4
SO	7
LOB	19



Batter	1	2	3	4	5	6	7	8	9	AB R H RBI BB SO LOB	TOP																
Craig Biggio, R (1, 4) OBP: 0.376, SLG: 0.410	0-2 E6		2-1 SH1-3 5 SF9 2B	1-2 G1-3			4-2 PB 5 1B 1B BB	1-3 K		4 2 1 0 1 1 4																	
Steve Finley, L (1, 8) OBP: 0.332, SLG: 0.425	1-2 P5		1-1 SH1-3		1-2 G3		1-0 P5	3-2 G3		4 0 0 0 0 0 4																	
5 Jeff Bagwell, R (1, 3) OBP: 0.346, SLG: 0.390	1-1 E9		1-1 SF9		0-0 F9		0-1 PB 1B 1B		2-2 G5-3	4 1 1 1 0 0 1																	
Luis Gonzalez, L (1, 7) OBP: 0.251, SLG: 0.380	2-1 P3		3-H 2-2 G3		3-1 G3		2-1 BLK 1B		0-1 G4-3	5 0 1 2 0 0 2																	
Ken Caminiti, S (1, 5) OBP: 0.372, SLG: 0.452	2-0 G4-3			0-0 FC6-4 1B 1B		0-0 HR	4-1 SAFE SAFE SAFE 1B IBB		4-2 FC6-4 BB	3 2 2 1 2 0 2																	
Pete Incaviglia, R (1, 9) OBP: 0.318, SLG: 0.411		0-2 G5-3 1B		2-3 K		1-1 P4	1-2 P5		0-1 FC6-4	3 0 1 0 0 1 1																	
Xavier Hernandez, L (6, 1)										0 0 0 0 0 0 0																	
Gerald Young, S (7, PH)										1 0 0 0 0 0 2																	
Rob Murphy, L (7, 1)										0 0 0 0 0 0 0																	
Benny Distefano, L (8, 9) OBP: 0.300, SLG: 0.283									1-2f	1 0 0 0 0 0 1																	
Casey Candaele, S (1, 6) OBP: 0.260, SLG: 0.260		0-0 G5-3 1B		0-2 E5 FC6-4		1-2 F8		1-2 SH3-4 1B		4 0 2 0 0 0 1																	
Scooter Tucker, R (1, 2) OBP: 0.333, SLG: 0.182		1-0 G5-3		2-0 FC6-4 1B		0-0 F7		0-1 SH3-4		3 0 0 0 0 0 4																	
Butch Henry, L (1, 1) OBP: 0.167, SLG: 0.292		0-3 K		0-1 1B			1-1 P4	4-0 IBB		2 0 1 1 0 1 1																	
Eric Anthony, L (6, 9) OBP: 0.333, SLG: 0.450										1 0 0 0 1 0 0																	
Doug Jones, R (8, 1)										0 0 0 0 0 0 0																	
Inning Stats	R: 0 E: 2 K: 0 S: 11	H: 0 LOB: 2 BB: 0 P: 17	R: 0 E: 0 K: 1 S: 10	H: 2 LOB: 1 BB: 0 P: 11	R: 1 E: 0 K: 0 S: 10	H: 1 LOB: 0 BB: 0 P: 16	R: 1 E: 1 K: 1 S: 13	H: 2 LOB: 2 BB: 0 P: 18	R: 0 E: 0 K: 0 S: 6	H: 0 LOB: 0 BB: 0 P: 10	R: 1 E: 0 K: 0 S: 8	H: 1 LOB: 0 BB: 0 P: 10	R: 2 E: 0 K: 0 S: 13	H: 2 LOB: 2 BB: 2 P: 26	R: 0 E: 0 K: 1 S: 11	H: 1 LOB: 2 BB: 1 P: 20	R: 0 E: 0 K: 0 S: 9	H: 0 LOB: 1 BB: 1 P: 15	1B: 7 2B: 1 3B: 0 HR: 1	SF: 1 SAC: 2 DP: 1 HBP: 0	WP: 0 PB: 1 SB: 0 CS: 0	PA: 42					
PITCHER	IP WLS BF H R ER SO BB IBB HBP BLK WP HR S P ERA WHIP																										
Orel Hershiser, R (1, 1) ERA: 3.27	6.0		26	6	3	2	2	0	0	0	0	0	1	58	82	3.00	1.000										
Steve Wilson, L (7, 1) ERA: 3.62	0.2		5	2	2	1	0	1	0	0	0	0	0	9	17	13.50	4.500										
Jim Gott, R (7, 1) ERA: 1.93	1.0		6	1	0	0	1	0	2	0	1	0	0	12	23	0.00	1.000										
John Candelaria, L (8, 1) ERA: 1.32	0.1	W	1	0	0	0	0	0	0	0	0	0	0	3	6	0.00	0.000										
Roger McDowell, R (9, 1) ERA: 2.62	1.0	S	4	0	0	0	0	1	0	0	0	0	0	9	15	0.00	1.000										

Houston Astros @ Los Angeles Dodgers
Dodger Stadium, Los Angeles, CA
Fri Jun 26 1992, 7:05 PM PDT
Att. 33,380 - Sunny - 78 F

AB	35
R	5
H	9
RBI	5
BB	4
SO	3
LOB	23



WP: 0	PA: 42
-------	--------

ERA	WHIP
-----	------

livebaseballscorecards.com

Batter	1	2	3	4	5	6	7	8	9
Brett Butler, L OBP: 0.382, SLG: 0.365 (1, 8)	1-1 G4-3		1-0 SH5-4 BLK 2-3 1B	0-0 FC 1B 1-2 2-H		4-1 1B WP BB		3-3 K	
Mike Sharperson, R OBP: 0.452, SLG: 0.468 (1, 4)	3-2 FC1-6 1B		4-1 SH5-4 1-2 BB 3-H	1-2 1B 1-3 2-H		2-2 WP BB 1B 1-3 2-H		0-2 L5	
Juan Samuel, R OBP: 0.315, SLG: 0.277 (1, 9) Mitch Webster, S OBP: 0.328, SLG: 0.404 (4, 9)	0-0 FC1-6 FC6-4 1-2f		0-0 SH5-4 1-2 2-3	1-0 G6-3		4-0 WP WP BB 1-2		0-2 2B 1B	
Eric Davis, R OBP: 0.338, SLG: 0.381 (1, 7)	1-2 FC6-4 1-2f		4-0 FC6-4 IBB		2-0 G1-3	4-2 BB BB 1-2 2-3 3-H		3-2 2B	
Eric Karros, R OBP: 0.284, SLG: 0.459 (1, 3) Steve Wilson, L (7, 1) Jim Gott, R (7, 1) John Candelaria, L (8, 1) Dave Hansen, L OBP: 0.305, SLG: 0.351 (8, PH) Roger McDowell, R (9, 1)		2-3 K	2-2 P3		1-0 P4	4-2 BB 1-2 2-3 3-H		1-1 F7	
Carlos Hernandez, R OBP: 0.377, SLG: 0.329 (1, 2)		4-0 G4-1 BB	0-0 FC6-4 1-2f		3-1 F8	0-1 P4			
Lenny Harris, L OBP: 0.335, SLG: 0.327 (1, 5)		1-0 G4-1 1-2		0-1 G1-3		0-2 G6-3	0-0 G4-3		
Jose Offerman, S OBP: 0.319, SLG: 0.329 (1, 6)		1-2 P4		0-2 FC 1B		2-2 1B 2B	2-3 K		
Orel Hershiser, R OBP: 0.229, SLG: 0.353 (1, 1) Todd Benzinger, S OBP: 0.256, SLG: 0.331 (7, 3)			3-2 1B BLK 2B	0-0 FC 1B		0-0 L4	1-3 K		

Inning Stats	R: 0 E: 0 K: 0 S: 9	H: 1 LOB: 1 BB: 0 P: 14	R: 0 E: 0 K: 1 S: 9	H: 0 LOB: 1 BB: 1 P: 17	R: 1 E: 0 K: 0 S: 10	H: 2 LOB: 3 BB: 2 P: 24	R: 1 E: 2 K: 0 S: 12	H: 2 LOB: 2 BB: 0 P: 14	R: 0 E: 0 K: 0 S: 4	H: 0 LOB: 0 BB: 0 P: 10	R: 3 E: 0 K: 0 S: 19	H: 2 LOB: 3 BB: 4 P: 39	R: 0 E: 0 K: 2 S: 8	H: 0 LOB: 0 BB: 0 P: 11	R: 1 E: 0 K: 1 S: 20	H: 2 LOB: 1 BB: 0 P: 27
--------------	------------------------------	----------------------------------	------------------------------	----------------------------------	-------------------------------	----------------------------------	-------------------------------	----------------------------------	------------------------------	----------------------------------	-------------------------------	----------------------------------	------------------------------	----------------------------------	-------------------------------	----------------------------------

PITCHER	IP	WLS	BF	H	R	ER	SO	BB	IBB	HBP	BLK	WP	HR	S	P	ERA	WHIP
Butch Henry, L ERA: 5.02 (1, 1)	5.2		28	6	4	3	1	3	1	0	1	0	0	53	94	4.76	1.588
Xavier Hernandez, R ERA: 2.5 (6, 1)	0.1		5	1	1	1	0	3	0	0	0	2	0	10	24	27.00	12.000
Rob Murphy, L ERA: 3.47 (7, 1)	1.1		4	0	0	0	3	0	0	0	0	0	0	13	19	0.00	0.000
Doug Jones, R ERA: 2.17 (8, 1)	0.2	L	4	2	1	1	0	0	0	0	0	0	0	15	19	13.50	3.000

BOTTOM

Houston Astros @ Los Angeles Dodgers
Dodger Stadium, Los Angeles, CA

Fri Jun 26 1992, 7:05 PM PDT
Att: 33,380 - Sunny - 78 F

AB	R	H	RBI	BB	SO	LOB
4	1	1	1	1	1	1
4	1	3	1	1	0	0
1	0	0	0	0	0	1
2	1	1	0	1	0	2
3	0	1	1	2	0	1
3	0	0	0	1	1	3
0	0	0	0	0	0	0
0	0	0	0	0	0	0
0	0	0	0	0	0	0
1	0	0	0	0	0	1
0	0	0	0	0	0	0
3	0	0	0	1	0	6
4	0	0	0	0	0	1
4	2	2	0	0	1	1
3	1	1	0	0	0	2
1	0	0	0	0	1	0

AB	33
R	6
H	9
RBI	3
BB	7
SO	4
LOB	19

livebaseballscorecards.com



WP	PA
2	41
PB: 0	
SB: 1	
CS: 0	

Batter	1	2	3	4	5	6	7	8	9	AB R H RBI BB SO LOB	TOP											
Craig Biggio, R (1, 4) OBP: 0.379, SLG: 0.411	0-0 F8		2-2 G5-3			4-1 1B 5 SF9 BB		0-0 SH3 5 1B	0-2 1-2 2-H 1B	4 2 2 0 1 0 0	Houston Astros @ Los Angeles Dodgers Dodger Stadium, Los Angeles, CA Sat Jun 27 1992, 7:05 PM PDT Att. 36,219 - Sunny - 79 F											
Steve Finley, L (1, 8) OBP: 0.332, SLG: 0.424	1-3 K			2-0 F8		0-1 1B S		2-1 SH3		3 1 1 0 0 1 0												
5 Jeff Bagwell, R (1, 3) OBP: 0.351, SLG: 0.407	0-0 HR			1-1 2B 1B		2-2 SF9		1-1 1B		3 2 3 3 0 0 0												
Eric Anthony, L (1, 9) OBP: 0.326, SLG: 0.439 Gerald Young, S (8, 9) (9, 7)	1-3 K			0-0 F7		2-0 F7		1-3 K		4 0 0 0 0 2 3 0 0 0 0 0 0 0												
Ken Caminiti, S (1, 5) OBP: 0.374, SLG: 0.459		2-2 G4-3		1-0 1-H 2B		0-1 1B		1-1 F8		4 0 2 2 0 0 1												
Pete Incaviglia, R (1, 7) OBP: 0.309, SLG: 0.413 Chris Jones, R (9, PR) OBP: 0.290, SLG: 0.327 (9, 9)		2-0 G6-3		0-1 F9		1-2 G5-3			1-2 F8 FC6-2 2B	4 0 1 0 0 0 2 0 0 0 0 0 0 0												
Scouter Tucker, R (1, 2) OBP: 0.290, SLG: 0.154		1-2 P3			0-2 G6-3		3-1 F8		0-2 F8	4 0 0 0 0 0 1												
Casey Candaele, S (1, 6) OBP: 0.254, SLG: 0.254			0-0 P4		2-2 G4-3		0-2 G4-3		0-1 FC6-2 1B	4 0 0 0 0 0 2												
Brian Williams, R (1, 1) OBP: 0.143, SLG: 0.286 Luis Gonzalez, L (9, PH) OBP: 0.256, SLG: 0.380 Doug Jones, R (9, 1)			0-3 K		0-3 K		1-2 G6-3		3-H 4-0 1B IBB	3 0 0 0 0 2 0 0 0 0 0 1 0 0 0 0 0 0 0 0 0												
Inning Stats	R: 1 E: 0 K: 2 S: 8	H: 1 LOB: 0 BB: 0 P: 10	R: 0 E: 0 K: 0 S: 7	H: 0 LOB: 0 BB: 0 P: 12	R: 0 E: 0 K: 1 S: 8	H: 0 LOB: 0 BB: 0 P: 10	R: 1 E: 0 K: 0 S: 7	H: 2 LOB: 1 BB: 0 P: 11	R: 0 E: 0 K: 1 S: 12	H: 0 LOB: 0 BB: 0 P: 14		R: 2 E: 0 K: 0 S: 16	H: 2 LOB: 1 BB: 1 P: 24	R: 0 E: 0 K: 0 S: 8	H: 0 LOB: 0 BB: 0 P: 12	R: 1 E: 0 K: 1 S: 10	H: 2 LOB: 1 BB: 0 P: 15	R: 0 E: 0 K: 0 S: 14	H: 2 LOB: 3 BB: 1 P: 19	1B: 6 2B: 2 3B: 0 HR: 1	SF: 1 SAC: 1 DP: 0 HBP: 0	WP: 0 PB: 0 SB: 2 CS: 0
PITCHER	IP WLS BF H R ER SO BB IBB HBP BLK WP HR S P ERA WHIP																					
Kevin Gross, R (1, 1) ERA: 3.72	6.0 L 24 5 4 4 4 1 0 0 0 0 0 1 58 81 6.00 1.000																					
Tim Crews, R (7, 1) ERA: 6.42	2.0 8 2 1 1 1 0 0 0 0 0 0 0 18 27 4.50 1.000																					
Jim Gott, R (9, 1) ERA: 1.88	1.0 5 2 0 0 0 0 0 1 0 0 0 0 14 19 0.00 2.000																					

livebaseballscorecards.com

AB	33
R	5
H	9
RBI	5
BB	2
SO	5
LOB	9



Batter	1	2	3	4	5	6	7	8	9	AB	R	H	RBI	BB	SO	LOB
Brett Butler, L (1, 8) OBP: 0.380, SLG: 0.367	2-2 G5-3			1-2 G5-3		0-1 2-H 2B			2-2 F9	4	0	1	1	0	0	0
Mike Sharperson, R (1, 4) OBP: 0.442, SLG: 0.455	1-1 F8			3-1 G5-3		1-1 F9			1-2 G4-3	4	0	0	0	0	0	1
Lenny Harris, L (1, 9) OBP: 0.333, SLG: 0.325	1-1 L4			1-0 G6-3				0-2 G4-3	3-2 1B	4	0	1	0	0	0	0
Eric Davis, R (1, 7) OBP: 0.329, SLG: 0.371			2-3 K		1-3 K			1-2 F9	2-2 G6-3	4	0	0	0	0	2	1
Eric Karros, R (1, 3) OBP: 0.295, SLG: 0.455			1-1 G1-3		4-0 BB			0-0 P3		2	0	0	0	1	0	0
Dave Hansen, L (1, 5) OBP: 0.298, SLG: 0.342			2-2 G4-3		0-1 G3-6-3-4 1-2f			2-0 G3-1		3	0	0	0	0	0	1
Carlos Hernandez, R (1, 2) OBP: 0.363, SLG: 0.315				0-0 F7		1-2 G4-3		2-0 F8		3	0	0	0	0	0	0
Jose Offerman, S (1, 6) OBP: 0.320, SLG: 0.326				2-2 G6-3		1-1 F8		4-2 BB		2	0	0	0	1	0	0
Kevin Gross, R (1, 1) OBP: 0.160, SLG: 0.087				0-0 G6-3		2-1 2B		0-1 F8		1	0	0	0	0	0	0
Stan Javier, S (6, PH) OBP: 0.246, SLG: 0.286										1	1	1	0	0	0	0
Tim Crews, R (7, 1)										0	0	0	0	0	0	0
Todd Benzinger, S (8, PH) OBP: 0.254, SLG: 0.329										1	0	0	0	0	0	1
Jim Gott, R (9, 1)										0	0	0	0	0	0	0

Inning Stats	R: 0	H: 0	E: 0	LOB: 0	K: 0	BB: 0	S: 7	P: 11	R: 0	H: 0	E: 0	LOB: 0	K: 1	BB: 0	S: 9	P: 14	R: 0	H: 0	E: 0	LOB: 0	K: 0	BB: 0	S: 5	P: 7	R: 0	H: 0	E: 0	LOB: 0	K: 0	BB: 0	S: 7	P: 12	R: 0	H: 0	E: 0	LOB: 0	K: 1	BB: 1	S: 5	P: 10	R: 1	H: 2	E: 0	LOB: 1	K: 0	BB: 0	S: 11	P: 16	R: 0	H: 0	E: 0	LOB: 0	K: 0	BB: 0	S: 7	P: 8	R: 0	H: 0	E: 0	LOB: 1	K: 0	BB: 1	S: 6	P: 14	R: 0	H: 1	E: 0	LOB: 1	K: 0	BB: 0	S: 15	P: 23	1B: 1	SF: 0	2B: 2	SAC: 0	3B: 0	DP: 1	HR: 0	HBP: 0	WP: 0	PA: 31	PB: 0	SB: 0	CS: 0
--------------	------	------	------	--------	------	-------	------	-------	------	------	------	--------	------	-------	------	-------	------	------	------	--------	------	-------	------	------	------	------	------	--------	------	-------	------	-------	------	------	------	--------	------	-------	------	-------	------	------	------	--------	------	-------	-------	-------	------	------	------	--------	------	-------	------	------	------	------	------	--------	------	-------	------	-------	------	------	------	--------	------	-------	-------	-------	-------	-------	-------	--------	-------	-------	-------	--------	-------	--------	-------	-------	-------

PITCHER	IP	WLS	BF	H	R	ER	SO	BB	IBB	HBP	BLK	WP	HR	S	P	ERA	WHIP
Brian Williams, R (1, 1) ERA: 1.29	8.0	W	27	2	1	1	2	2	0	0	0	0	0	57	92	1.12	0.500
Doug Jones, R (9, 1) ERA: 2.13	1.0		4	1	0	0	0	0	0	0	0	0	0	15	23	0.00	1.000

BOTTOM

Houston Astros @ Los Angeles Dodgers
Dodger Stadium, Los Angeles, CA

Sat Jun 27 1992, 7:05 PM PDT
Att. 36,219 - Sunny - 79 F

AB	29
R	1
H	3
RBI	1
BB	2
SO	2
LOB	4



PITCHER	IP	WLS	BF	H	R	ER	SO	BB	IBB	HBP	BLK	WP	HR	S	P	ERA	WHIP
---------	----	-----	----	---	---	----	----	----	-----	-----	-----	----	----	---	---	-----	------

Batter	1	2	3	4	5	6	7	8	9	AB R H RBI BB SO LOB	TOP		
Craig Biggio, R (1, 4) OBP: 0.380, SLG: 0.409	1-1 G4-3		2-1 F9		4-2 1B S 1B BB		2-2 1B 1B 1B		0-0 B5-3	4 1 1 0 1 0 1			
Steve Finley, L (1, 8) Joe Boever, R (7, 1) Luis Gonzalez, L (8, 7) OBP: 0.334, SLG: 0.425	0-0 B5-3			2-1 L8	3-1 1B 1B	2-2 SAFE SAFE SAFE SAFE SAFE SAFE SAFE SAFE	2-2 SAFE SAFE SAFE SAFE		0-0 G4-3	4 0 2 0 0 0 0 0 0 0 0 0 0 0 1 0 0 0 0 0 1			
Ken Caminiti, S (1, 5) OBP: 0.385, SLG: 0.469	3-1 1B			2-2 5 1B SF8 1B	0-0 5 FC5-4 1B		0-1 1B		0-1 F7	5 1 4 1 0 0 1			
5 Jeff Bagwell, R (1, 3) OBP: 0.350, SLG: 0.405	2-1 G4-3			1-1 BB 1B	1-0 FC5-4		3-0 F9			4 0 1 0 0 0 6			
Eric Anthony, L (1, 9) OBP: 0.318, SLG: 0.430		2-3 K		0-2 SF8		2-3 K		0-2 G3		3 0 0 1 0 2 0			
Pete Incaviglia, R (1, 7) Rob Murphy, L (8, 1) OBP: 0.313, SLG: 0.411		3-2 P3		4-1 BB 1-2		3-1 G4-6-3 1B		0-2 E5 FC4		3 0 1 0 1 0 0 0 0 0 0 0 0 0			
Scott Servais, R (1, 2) OBP: 0.248, SLG: 0.253		3-1 G6-3		1-2 F9		0-1 G4-6-3		2-2 FC4		4 0 0 0 0 0 4			
Casey Candaele, S (1, 6) OBP: 0.249, SLG: 0.249			1-0 F7		1-1 G5-3		1-1 G4-3		0-1 G1-3	4 0 0 0 0 0 1			
Willie Blair, R (1, 1) Al Osuna, R (4, 1) Juan Guerrero, R (5, PH) Xavier Hernandez, L (5, 1) Gerald Young, S (7, PH) OBP: 0.239, SLG: 0.195			2-3 K		1-3 K		0-0 F8		4-1 G4-3 B5-3 BB	1 0 0 0 0 1 0 0 0 0 0 0 0 0 1 0 0 0 0 1 0 0 0 0 0 0 0 0 1 0 0 0 1 0 0			
Inning Stats	R: 0 H: 1 E: 0 LOB: 1 K: 0 BB: 0 S: 7 P: 13	R: 0 H: 0 E: 0 LOB: 0 K: 1 BB: 0 S: 8 P: 16	R: 0 H: 0 E: 0 LOB: 0 K: 1 BB: 0 S: 7 P: 12	R: 1 H: 2 E: 0 LOB: 2 K: 0 BB: 1 S: 17 P: 27	R: 1 H: 2 E: 0 LOB: 2 K: 1 BB: 1 S: 12 P: 22	R: 0 H: 1 E: 0 LOB: 0 K: 1 BB: 0 S: 7 P: 12	R: 0 H: 3 E: 0 LOB: 3 K: 0 BB: 0 S: 12 P: 20	R: 0 H: 0 E: 1 LOB: 1 K: 0 BB: 0 S: 11 P: 13	R: 0 H: 0 E: 0 LOB: 1 K: 0 BB: 1 S: 5 P: 9	1B: 9 SF: 1 2B: 0 SAC: 0 3B: 0 DP: 1 HR: 0 HBP: 0	WP: 0 PA: 39 PB: 0 SB: 1 CS: 0		
PITCHER	IP WLS BF H R ER SO BB IBB HBP BLK WP HR S P ERA WHIP											PITCHER	IP WLS BF H R ER SO BB IBB HBP BLK WP HR S P ERA WHIP
Bob Ojeda, L (1, 1) ERA: 3.6	6.0 W 25 6 2 2 4 2 0 0 0 0 0 0 58 102 3.00 1.333												
Jim Gott, R (7, 1) ERA: 1.85	0.2 4 2 0 0 0 0 0 0 0 0 0 0 9 14 0.00 3.000												
Jay Howell, R (7, 1) ERA: 0.64	1.1 6 1 0 0 0 0 0 0 0 0 0 0 14 19 0.00 0.750												
Roger McDowell, R (9, 1) ERA: 2.55	1.0 4 0 0 0 0 0 1 0 0 0 0 0 5 9 0.00 1.000												

Houston Astros @ Los Angeles Dodgers
Dodger Stadium, Los Angeles, CA

Sun Jun 28 1992, 3:33 AM PDT
Att. 26,260 - Sunny - 78 F

livebaseballscorecards.com

AB	35
R	2
H	9
RBI	2
BB	3
SO	4
LOB	14



Houston Astros @ Los Angeles Dodgers

Dodger Stadium, Los Angeles, CA

Sun Jun 28 1992, 3:33 AM PDT
Att. 26,260 - Sunny - 78 F

livebaseballscores.com

AB	32
R	8
H	10
RBI	8
BB	4
SO	6
LOB	12



WP:	0	PA:	39
PB:	0	SB:	2
CS:	0		

Batter	1	2	3	4	5	6	7	8	9	AB	R	H	RBI	BB	SO	LOB			
Brett Butler, L OBP: 0.376, SLG: 0.363 (1, 8) Mitch Webster, S OBP: 0.331, SLG: 0.416 (5, 7)	1-1 G1-3	1-2 F8		1-0 FC4-6 1B			3-1 B1-3	2-2 2B		3	0	0	1	0	0	3			
Mike Sharperson, R OBP: 0.446, SLG: 0.456 (1, 4)	4-1 1B BB		1-2 F9	0-1 1B			1-1 1B BB SF8	2-1 F8		4	2	2	1	1	0	1			
Lenny Harris, L OBP: 0.335, SLG: 0.323 Roger McDowell, R (9, 1)	0-0 1B FC5-4 1B		0-3 K	1-3 K			4-0 SF8 1B BB	0-0 F9		4	1	1	0	1	2	3			
Eric Davis, R OBP: 0.333, SLG: 0.374 (1, 7) (5, 8)	1-0 FC5-4 1B		3-3 K		1-0 P6		0-1 1B S			4	0	2	1	0	1	0			
Eric Karros, R OBP: 0.294, SLG: 0.458 (1, 3)	2-0 FC5-4			1-1 1B SF8 2B		1-3 K	0-1 SF8			3	1	1	2	0	1	1			
Dave Hansen, L OBP: 0.296, SLG: 0.339 (1, 5)	3-2 G6-3			0-0 SH 1B FC4-6 1B		0-2 G4-3	2-3 K			4	1	1	0	0	1	3			
Carlos Hernandez, R OBP: 0.345, SLG: 0.303 (1, 2)		2-2 G5-3		0-0 SF8		0-0 L5		1-1 F7		3	0	0	1	0	0	0			
Jose Offerman, S OBP: 0.327, SLG: 0.339 (1, 6)		4-0 S BB		2-2 FC4-6 SH 1B 1B		2-2 G4-3		1-1 2B 3B		3	2	2	0	1	0	0			
Bob Ojeda, L OBP: 0.190, SLG: 0.208 Todd Bezinger, S OBP: 0.253, SLG: 0.327 Jim Gott, R Jay Howell, R Stan Javier, S OBP: 0.286, SLG: 0.286 (1, 1) (6, PH) (7, 1) (7, 1) (8, PH) (9, 9)		1-2 F9		0-0 SH FC4-6		2-3 K		4-0 2B BB		1	0	0	0	0	0	1			
Inning Stats	R: 2 E: 0 K: 0 S: 9	H: 2 LOB: 1 BB: 1 P: 20	R: 0 E: 0 K: 0 S: 10	H: 0 LOB: 1 BB: 1 P: 18	R: 0 E: 0 K: 2 S: 10	H: 0 LOB: 0 BB: 0 P: 14	R: 3 E: 0 K: 1 S: 15	H: 4 LOB: 2 BB: 0 P: 20	R: 0 E: 0 K: 1 S: 7	H: 0 LOB: 0 BB: 0 P: 9	R: 0 E: 0 K: 1 S: 7	H: 0 LOB: 0 BB: 0 P: 11	R: 1 E: 0 K: 1 S: 11	H: 2 LOB: 2 BB: 1 P: 21	R: 2 E: 0 K: 0 S: 11	H: 2 LOB: 1 BB: 1 P: 21	1B: 7 2B: 2 3B: 1 HR: 0	SF: 2 SAC: 1 DP: 0 HBP: 0	WP: 0 PA: 39 PB: 0 SB: 2 CS: 0

PITCHER	IP	WLS	BF	H	R	ER	SO	BB	IBB	HBP	BLK	WP	HR	S	P	ERA	WHIP
Willie Blair, R ERA: 5.65 (1, 1)	3.2	L	20	6	5	5	2	2	0	0	0	0	0	41	68	12.27	2.182
Al Osuna, L ERA: 3.9 (4, 1)	0.1		1	0	0	0	1	0	0	0	0	0	0	3	4	0.00	0.000
Xavier Hernandez, R ERA: 2.41 (5, 1)	2.0		6	0	0	0	2	0	0	0	0	0	0	14	20	0.00	0.000
Joe Boever, R ERA: 2.83 (7, 1)	1.2		11	4	3	3	1	2	0	0	0	0	0	21	41	16.20	3.600
Rob Murphy, L ERA: 3.42 (8, 1)	0.1		1	0	0	0	0	0	0	0	0	0	0	1	1	0.00	0.000

Batter	1	2	3	4	5	6	7	8	9	AB R H RBI BB SO LOB	TOP											
Bip Roberts, S (1, 7) OBP: 0.372, SLG: 0.374 Reggie Sanders, R (8, 7) OBP: 0.344, SLG: 0.443	1-1 L7			0-0 2B		4-1 G6-3 1B BB		4-0 CS BB		2 2 1 0 2 0 0 0 0 0 0 0 0 0	Cincinnati Reds @ Houston Astros Astrodome, Houston, TX Mon Jun 29 1992, 8:05 PM EDT Att. 21,499 - Dome - 70 F											
Barry Larkin, R (1, 6) OBP: 0.327, SLG: 0.371	1-1 F7			0-1 PB 2B		1-0 G6-3		1-2 F7		4 1 1 1 0 0 2												
Hal Morris, L (1, 3) OBP: 0.410, SLG: 0.461	0-0 G1-3			1-3 K 2-H		3-1 S 1B		0-1 G1-3		4 0 1 1 0 1 1												
Chris Sabo, R (1, 5) OBP: 0.317, SLG: 0.453		1-3 K		1-0 L7		1-3 K		0-0 G4-6-3 1B		4 0 1 0 0 2 1												
Paul O'Neill, L (1, 9) OBP: 0.374, SLG: 0.435		2-1 L3		1-1 F8		1-2 F7		2-2 G4-6-3 1B		4 0 1 0 0 0 1												
Bill Doran, S (1, 4) OBP: 0.329, SLG: 0.385		1-2 P3			3-3 K		1-1 G6-3 S 1B		0-2 G4-6-3			4 0 1 0 0 1 2										
Dave Martinez, L (1, 8) OBP: 0.323, SLG: 0.337			2-0 F8		1-0 P2		3-2 F7		1-0 G4-3			4 0 0 0 0 0 2										
Joe Oliver, R (1, 2) OBP: 0.293, SLG: 0.345			0-0 P6		0-1 1B		1-1 G6-3					3 0 1 0 0 0 1										
Greg Swindell, L (1, 1) OBP: 0.163, SLG: 0.195 Rob Dibble, L (8, 1) OBP: 1.000, SLG: 1.000			1-3 K		0-0 F8		2-0 L7					3 0 0 0 0 1 2 0 0 0 0 0 0 0										
Inning Stats	R: 0 E: 0 K: 0 S: 5	H: 0 LOB: 0 BB: 0 P: 7	R: 0 E: 0 K: 1 S: 9	H: 0 LOB: 0 BB: 0 P: 13	R: 0 E: 0 K: 1 S: 5	H: 0 LOB: 0 BB: 0 P: 8	R: 2 E: 0 K: 1 S: 10	H: 2 LOB: 0 BB: 0 P: 13	R: 0 E: 0 K: 1 S: 7	H: 1 LOB: 1 BB: 0 P: 11	R: 1 E: 0 K: 1 S: 10	H: 1 LOB: 1 BB: 1 P: 20	R: 0 E: 0 K: 0 S: 9	H: 1 LOB: 1 BB: 0 P: 16	R: 0 E: 0 K: 0 S: 5	H: 0 LOB: 0 BB: 1 P: 10	R: 0 E: 0 K: 0 S: 8	H: 2 LOB: 1 BB: 0 P: 11	1B: 5 2B: 2 3B: 0 HR: 0	SF: 0 SAC: 0 DP: 1 HBP: 0	WP: 0 PB: 2 SB: 3 CS: 1	PA: 34
PITCHER	IP WLS BF H R ER SO BB IBB HBP BLK WP HR S P ERA WHIP																					
Pete Harnisch, R (1, 1) ERA: 4.02	7.0		27	5	3	2	5	1	0	0	0	0	0	0	55	88	2.57	0.857				
Al Osuna, L (8, 1) ERA: 3.77	1.0	W	3	0	0	0	0	1	0	0	0	0	0	5	10	0.00	1.000					
Doug Jones, R (9, 1) ERA: 2.09	1.0	S	4	2	0	0	0	0	0	0	0	0	0	8	11	0.00	2.000					

livebaseballscorecards.com

AB	32
R	3
H	7
RBI	2
BB	2
SO	5
LOB	12



Batter	1	2	3	4	5	6	7	8	9	AB R H RBI BB SO LOB	TOP											
Bip Roberts, S (1, 7) OBP: 0.374, SLG: 0.379 (7, 8)	0-1 F8-2 2B		0-0 L5			2-0 G6-3 1B		0-3 K		4 0 2 0 0 1 1												
Barry Larkin, R (1, 6) OBP: 0.321, SLG: 0.364	3-3 K			2-0 G5-3		3-2 F9		2-1 L6		4 0 0 0 0 1 3												
Hal Morris, L (1, 3) OBP: 0.407, SLG: 0.456	1-2 F8-2 2-H			2-0 G6-4-3 1B		3-1 G6-3		1-3 K		4 0 1 1 0 1 2												
Chris Sabo, R (1, 5) OBP: 0.311, SLG: 0.444		2-1 G5-3		2-1 G6-4-3 1-2f		3-2 F7			0-0 P6	4 0 0 0 0 0 2												
Paul O'Neill, L (1, 9) OBP: 0.372, SLG: 0.432		0-0 L6			0-0 G1-3				0-0 1B	4 0 1 0 0 1 0												
Bill Doran, S (1, 4) OBP: 0.332, SLG: 0.381		1-1 G3			4-1 FC3-6 BB				1-0 F7	2 0 0 0 2 0 1												
Dave Martinez, L (1, 8) OBP: 0.325, SLG: 0.335 Glenn Braggs, R (7, PH) OBP: 0.333, SLG: 0.333 (7, 7)			4-0 SH5-4 BB		2-2 FC3-6 1-2f		3-2 F7		1-3 K	1 0 0 0 1 0 1 2 0 0 0 0 1 2												
Joe Oliver, R (1, 2) OBP: 0.293, SLG: 0.345			1-3 K		2-2 G4-3					3 0 1 0 0 1 2												
Chris Hammond, L (1, 1) OBP: 0.357, SLG: 0.391 Billy Hatcher, R (7, PH) OBP: 0.326, SLG: 0.398 Scott Ruskin, R (7, 1) Dwayne Henry, R (7, 1) OBP: 0.250, SLG: 0.250 Tony Menendez, R (8, 1)			0-0 SH5-4		4-2 F9 G6-3 1B BB		1-0 L7			0 1 0 0 1 0 0 1 0 0 0 0 0 2 0												
Inning Stats	R: 0 E: 0 K: 1 S: 10	H: 1 LOB: 0 BB: 0 P: 14	R: 0 E: 0 K: 0 S: 5	H: 0 LOB: 0 BB: 0 P: 8	R: 0 E: 0 K: 1 S: 5	H: 0 LOB: 1 BB: 1 P: 10	R: 0 E: 0 K: 0 S: 5	H: 1 LOB: 0 BB: 0 P: 10	R: 0 E: 0 K: 0 S: 9	H: 0 LOB: 1 BB: 1 P: 16	R: 1 E: 0 K: 0 S: 11	H: 1 LOB: 1 BB: 1 P: 26	R: 0 E: 0 K: 1 S: 12	H: 1 LOB: 2 BB: 1 P: 23	R: 0 E: 0 K: 2 S: 9	H: 0 LOB: 0 BB: 0 P: 12	R: 0 E: 0 K: 1 S: 6	H: 1 LOB: 1 BB: 0 P: 8	1B: 4 2B: 2 3B: 0 HR: 0	SF: 0 SAC: 1 DP: 2 HBP: 0	WP: 0 PB: 0 SB: 1 CS: 0	PA: 34
PITCHER	IP WLS BF H R ER SO BB IBB HBP BLK WP HR S P ERA WHIP																					
Jimmy Jones, R ERA: 4.22	(1, 1) 5.0 W 19 3 1 1 2 3 0 0 0 0 0 0 37 67 1.80 1.200																					
Rob Murphy, L ERA: 3.24	(6, 1) 1.1 5 0 0 0 1 1 0 0 0 0 0 0 12 28 0.00 0.750																					
Xavier Hernandez, R ERA: 2.29	(7, 1) 2.2 S 10 2 0 0 3 0 0 0 0 0 0 0 23 32 0.00 0.750																					

Cincinnati Reds @ Houston Astros
Astrodome, Houston, TX
Tue Jun 30 1992, 8:05 PM EDT
Att. 22,202 - Dome - 70 F

livebaseballscorecards.com

AB	29
R	1
H	5
RBI	1
BB	4
SO	6
LOB	16



Batter	1	2	3	4	5	6	7	8	9
Craig Biggio, R OBP: 0.379, SLG: 0.404 (1, 4)	3-3 K		4-2 SF9 1-2 BB		0-0 L9		2-1 5 1B 1B		
Steve Finley, L OBP: 0.332, SLG: 0.422 (1, 8)	1-0 G4-3		0-0 SF9 1-2 2-3 3-H		2-1 5 FC6-4 1B		0-1 WP 1B		
Ken Caminiti, S OBP: 0.385, SLG: 0.476 (1, 5)	2-3 K		2-3 K		1-0 F9		0-3 K		
5 Jeff Bagwell, R OBP: 0.354, SLG: 0.404 (1, 3)		1-0 F9		4-1 1B BB	0-1 FC6-4		0-0 WP 1B		
Eric Anthony, L OBP: 0.315, SLG: 0.422 (1, 9)		2-1 F9		2-2 F8		0-0 1B SH1-4	3-3 K		
Gerald Young, S (7, PR) (8, 9)							1-3 2-H		
Casey Candaele, S OBP: 0.251, SLG: 0.243 (1, 6)		2-1 G1-5-3		4-1 1B BB		1-0 SH1-4	3-1 L9		
Luis Gonzalez, L OBP: 0.273, SLG: 0.384 (1, 7)			0-0 E1 1B SF9 1B		3-3 K	3-1 CS 1B		2-3 K	
Xavier Hernandez, L (7, 1)									
Scott Servais, R OBP: 0.257, SLG: 0.263 (1, 2)			0-1 SF9 BB 1B	0-1 1B		2-1 G1-3		3-3 K	
Jimmy Jones, R OBP: 0.286, SLG: 0.211 (1, 1)			0-3 K	0-0 G5-3			2-3 K	3-3 K	
Rob Murphy, L (6, 1)									
Pete Incaviglia, R OBP: 0.310, SLG: 0.408 (7, 7)									
Chris Jones, R OBP: 0.290, SLG: 0.327 (9, 7)									

AB	R	H	RBI	BB	SO	LOB
3	1	1	0	1	1	0
3	1	2	1	0	0	0
4	0	0	0	0	3	5
3	1	1	1	1	0	1
4	1	1	0	0	1	2
0	0	0	0	0	0	0
2	0	0	0	1	0	2
3	1	2	1	0	1	2
1	0	0	0	0	1	0
4	0	2	1	0	1	1
2	0	0	0	0	1	4
0	0	0	0	0	0	0
2	0	0	0	0	2	0
0	0	0	0	0	0	0

1B	SF	WP	PA
9	1	1	36
0	0	0	0
0	0	0	0
0	0	0	0

AB	R	H	RBI	BB	SO	LOB
31	5	9	4	3	11	17



Cincinnati Reds @ Houston Astros
Astrodome, Houston, TX
Tue Jun 30 1992, 8:05 PM EDT
Att. 22,202 - Dome - 70 F

Inning Stats		R	H	E	K	S	P	IP	WLS	BF	H	R	ER	SO	BB	IBB	HBP	BLK	WP	HR	S	P	ERA	WHIP
Chris Hammond, L ERA: 3.69 (1, 1)		0	0	0	2	15	6	6.0	L	26	6	3	3	5	3	0	0	0	0	0	49	88	4.50	1.500
Scott Ruskin, L ERA: 6.46 (7, 1)		0	0	0	0	0	2	0.2		4	2	2	2	0	0	0	0	0	0	11	15	27.00	3.000	
Dwayne Henry, R ERA: 2.89 (7, 1)		0	0	0	0	0	1	0.1		3	1	0	0	1	0	0	0	0	1	7	12	0.00	3.000	
Tony Menendez, R ERA: 2.45 (8, 1)		0	0	0	0	0	3	1.0		3	0	0	0	3	0	0	0	0	0	12	20	0.00	0.000	

PITCHER		R	H	E	K	S	P	IP	WLS	BF	H	R	ER	SO	BB	IBB	HBP	BLK	WP	HR	S	P	ERA	WHIP
Chris Hammond, L ERA: 3.69 (1, 1)		0	0	0	2	15	6	6.0	L	26	6	3	3	5	3	0	0	0	0	0	49	88	4.50	1.500
Scott Ruskin, L ERA: 6.46 (7, 1)		0	0	0	0	0	2	0.2		4	2	2	2	0	0	0	0	0	0	11	15	27.00	3.000	
Dwayne Henry, R ERA: 2.89 (7, 1)		0	0	0	0	0	1	0.1		3	1	0	0	1	0	0	0	0	1	7	12	0.00	3.000	
Tony Menendez, R ERA: 2.45 (8, 1)		0	0	0	0	0	3	1.0		3	0	0	0	3	0	0	0	0	0	12	20	0.00	0.000	

Batter	1	2	3	4	5	6	7	8	9	AB	R	H	RBI	BB	SO	LOB
Craig Biggio, R OBP: 0.384, SLG: 0.414 (1, 4)	2-1 1B 3B	4-0 G6-4-3 IBB			1-1 G4-3 1B		3-2 F8			3	1	2	0	1	0	1
Steve Finley, L OBP: 0.331, SLG: 0.420 (1, 8)	1-0 5 WP 5 SF9 1B	2-1 G6-4-3 1-2f			1-1 L7			1-2 G4-3		4	1	1	1	0	0	4
Ken Caminiti, S OBP: 0.382, SLG: 0.471 (1, 5)	2-1 G4-3 5 WP 1B		1-2 F9		1-1 G4-3 1-2			0-3 K		4	0	1	0	0	1	1
5 Jeff Bagwell, R OBP: 0.352, SLG: 0.403 (1, 3)	1-2 SF9 1-2 2-H		0-0 1B		3-2 F9			0-3 K		3	0	1	1	0	1	0
Eric Anthony, L OBP: 0.314, SLG: 0.435 (1, 9)	0-1 G4-3 2-3		3-1 F8		0-0 G3			0-0 HR		4	1	1	1	0	0	2
Casey Candaele, S OBP: 0.247, SLG: 0.239 (1, 6)	2-2 F7		3-1 G6-3		2-1 F9					3	0	0	0	0	0	2
Luis Gonzalez, L OBP: 0.274, SLG: 0.380 (1, 7)		4-0 SH5-4 1B BB			3-3 K			2-3 K		2	0	0	0	1	2	0
Scott Servais, R OBP: 0.269, SLG: 0.267 (1, 2)		0-1 SH5-4 1B			4-2 B1-6-4 BB			1-2 G6-3		2	0	1	0	1	0	0
Scooter Tucker, R OBP: 0.265, SLG: 0.138 (8, 2)		1-2 1B			0-1 B1-6-4 BB			4-2 BB		0	0	0	0	0	0	0
Butch Henry, L OBP: 0.160, SLG: 0.280 (1, 1)		0-1 SH5-4			0-1 B1-6-4					1	0	0	0	0	0	1
Joe Boever, R (6, 1)		1-2 2-3			1-2f					0	0	0	0	0	0	0
Al Osuna, R (7, 1)										0	0	0	0	0	0	0
Pete Incaviglia, R OBP: 0.313, SLG: 0.408 (7, PH)										0	0	0	0	1	0	0
Doug Jones, R (8, 1)										0	0	0	0	0	0	0

Inning Stats	R: 2	H: 3	E: 0	K: 0	S: 13	H: 3	LOB: 1	BB: 21	P: 21	R: 0	H: 1	E: 0	K: 0	S: 6	H: 1	LOB: 2	BB: 2	P: 16	R: 0	H: 1	E: 0	K: 0	S: 10	H: 0	LOB: 0	BB: 0	P: 9	R: 0	H: 1	E: 0	K: 0	S: 6	H: 0	LOB: 0	BB: 0	P: 13	R: 0	H: 0	E: 0	K: 1	S: 11	H: 0	LOB: 1	BB: 1	P: 21	R: 0	H: 0	E: 0	K: 2	S: 10	H: 0	LOB: 0	BB: 0	P: 11	R: 1	H: 1	E: 0	K: 0	S: 1	H: 1	LOB: 0	BB: 0	P: 1	1B: 5	SF: 1	2B: 0	SAC: 1	3B: 1	DP: 2	HR: 1	HBP: 0	WP: 1	PA: 32
--------------	------	------	------	------	-------	------	--------	--------	-------	------	------	------	------	------	------	--------	-------	-------	------	------	------	------	-------	------	--------	-------	------	------	------	------	------	------	------	--------	-------	-------	------	------	------	------	-------	------	--------	-------	-------	------	------	------	------	-------	------	--------	-------	-------	------	------	------	------	------	------	--------	-------	------	-------	-------	-------	--------	-------	-------	-------	--------	-------	--------

PITCHER	IP	WLS	BF	H	R	ER	SO	BB	IBB	HBP	BLK	WP	HR	S	P	ERA	WHIP
Tom Browning, L ERA: 5.07 (1, 1)	5.0		21	6	2	2	1	2	1	0	0	1	0	43	77	3.60	1.600
Scott Ruskin, L ERA: 6.04 (6, 1)	1.2		5	0	0	0	1	0	0	0	0	0	0	14	22	0.00	0.000
Scott Bankhead, R ERA: 2.29 (7, 1)	1.1	L	6	1	1	1	2	1	0	0	0	0	1	16	24	6.75	1.500

BOTTOM

Cincinnati Reds @ Houston Astros
Astrodome, Houston, TX
Wed Jul 01 1992, 4:33 AM EDT
Att: 22,124 - Dome - 70 F

AB	26
R	3
H	7
RBI	3
BB	4
SO	4
LOB	11



PITCHER	IP	WLS	BF	H	R	ER	SO	BB	IBB	HBP	BLK	WP	HR	S	P	ERA	WHIP
Tom Browning, L ERA: 5.07 (1, 1)	5.0		21	6	2	2	1	2	1	0	0	1	0	43	77	3.60	1.600
Scott Ruskin, L ERA: 6.04 (6, 1)	1.2		5	0	0	0	1	0	0	0	0	0	0	14	22	0.00	0.000
Scott Bankhead, R ERA: 2.29 (7, 1)	1.1	L	6	1	1	1	2	1	0	0	0	0	1	16	24	6.75	1.500

Batter	1	2	3	4	5	6	7	8	9	AB R H RBI BB SO LOB	TOP											
Craig Biggio, R (1, 4) OBP: 0.382, SLG: 0.411	3-2 G4-6-3 1B			3-3 K		3-2 F7		2-2 F8		4 0 1 0 0 1 1												
Steve Finley, L (1, 8) OBP: 0.330, SLG: 0.421	0-1 G4-6-3 1-2f			3-2 5 SF9 2B			1-2 F9	0-1 G3-1		4 1 1 0 0 0 2												
5 Jeff Bagwell, R (1, 3) OBP: 0.351, SLG: 0.409	3-1 L9			2-1 SF9 2-H			2-2 HR 3B		2-3 K	3 1 1 1 0 1 0												
Eric Anthony, L (1, 9) OBP: 0.313, SLG: 0.448		2-2 G6-3		3-1 P2			2-2 HR		0-1 G3-1	4 1 1 2 0 0 0												
Ken Caminiti, S (1, 5) OBP: 0.380, SLG: 0.466		0-0 CS 1B			0-0 F8		1-0 L6		0-0 G4-3	4 0 1 0 0 0 0												
Luis Gonzalez, L (1, 7) OBP: 0.275, SLG: 0.375		1-1 P5			0-1 F8		4-1 BB			2 0 0 0 1 0 1												
Casey Candaele, S (1, 6) OBP: 0.244, SLG: 0.235		1 SAFE 1 SAFE CS	2-0 CS	2-3 K	1-2 F9		2-0 F7			3 0 0 0 0 1 1												
Scooter Tucker, R (1, 2) OBP: 0.250, SLG: 0.129			2-3 K		1-0 F9			1-0 G4-3		2 0 0 0 0 1 0												
Gerald Young, S (8, PH)										1 0 0 0 0 0 0												
Al Osuna, R (8, 1)										0 0 0 0 0 0 0												
Willie Blair, R (1, 1)			1-3 K			1-3 K			0-1 1B	2 0 0 0 0 0 2 0												
Rob Murphy, L (6, 1)										0 0 0 0 0 0 0 0												
Joe Boever, R (6, 1)										0 0 0 0 0 0 0 0												
Benny Distefano, L (8, PH) OBP: 0.327, SLG: 0.354										1 0 1 0 0 0 0 0												
Brian Williams, R (8, PR) OBP: 0.143, SLG: 0.286										0 0 0 0 0 0 0 0												
Scott Servais, R (8, 2) OBP: 0.269, SLG: 0.267										0 0 0 0 0 0 0 0												
Inning Stats	R: 0 E: 0 K: 0 S: 8	H: 1 LOB: 0 BB: 0 P: 14	R: 0 E: 0 K: 0 S: 7	H: 1 LOB: 0 BB: 0 P: 11	R: 0 E: 0 K: 3 S: 11	H: 0 LOB: 0 BB: 0 P: 16	R: 1 E: 0 K: 1 S: 10	H: 1 LOB: 0 BB: 0 P: 21	R: 0 E: 0 K: 0 S: 6	H: 0 LOB: 0 BB: 0 P: 7	R: 0 E: 0 K: 1 S: 8	H: 0 LOB: 0 BB: 0 P: 13	R: 2 E: 0 K: 0 S: 13	H: 2 LOB: 1 BB: 1 P: 24	R: 0 E: 0 K: 0 S: 11	H: 1 LOB: 1 BB: 0 P: 14	R: 0 E: 0 K: 1 S: 6	H: 0 LOB: 0 BB: 0 P: 8	1B: 3 2B: 1 3B: 1 HR: 1	SF: 1 SAC: 0 DP: 1 HBP: 0	WP: 0 PB: 0 SB: 1 CS: 1	PA: 33
PITCHER	IP WLS BF H R ER SO BB IBB HBP BLK WP HR S P ERA WHIP																					
Dwight Gooden, R (1, 1) ERA: 3.81	7.0 W 25 5 3 3 5 1 0 0 0 0 0 1 63 106 3.86 0.857																					
Jeff Innis, R (8, 1) ERA: 2.89	2.0 S 7 1 0 0 1 0 0 0 0 0 0 0 17 22 0.00 0.500																					

Houston Astros @ New York Mets
Shea Stadium, Flushing, NY
Sat Jul 04 1992, 7:05 PM EDT
Cloudy - 79 F

livebaseballscorecards.com

AB	30
R	3
H	6
RBI	3
BB	1
SO	6
LOB	5



BOTTOM

Houston Astros @ New York Mets
 Shea Stadium, Flushing, NY
 Sat Jul 04 1992, 7:05 PM EDT
 Cloudy - 79 F

livebaseballscorecards.com

AB	31
R	5
H	9
RBI	5
BB	2
SO	4
LOB	10



WP: 0	PA: 34
PB: 0	
SB: 0	
CS: 0	

AB	R	H	RBI	BB	SO	LOB
4	1	1	0	0	1	1
4	1	1	1	0	0	0
3	2	2	1	1	1	1
3	1	2	1	1	0	1
4	0	1	1	0	0	2
2	0	0	0	0	1	0
1	0	0	1	0	0	1
4	0	1	0	0	0	2
3	0	0	0	0	1	2
2	0	0	0	0	0	0
1	0	1	0	0	0	0
0	0	0	0	0	0	0
1B: 5	SF: 1					
2B: 3	SAC: 0					
3B: 0	DP: 1					
HR: 1	HBP: 0					

Batter	1	2	3	4	5	6	7	8	9	
Howard Johnson, S (1, 8) OBP: 0.334, SLG: 0.365	1-0 P6		0-0 2B 1B		2-3 K		0-0 G6-4-3			
Bill Pecota, R (1, 4) OBP: 0.309, SLG: 0.282	3-2 F7		2-1 1B 2B		2-2 F8		0-2 G3-1			
Bobby Bonilla, S (1, 9) OBP: 0.380, SLG: 0.444	4-0 BB		0-3 K			3-2 1B 2B		0-0 HR		
Dave Magadan, L (1, 5) OBP: 0.403, SLG: 0.352	0-0 G4-3		1-0 1B			4-1 E 1B SF7 BB		3-2 1B		
Eddie Murray, S (1, 3)		0-0 P2	1-0 G3			0-0 E2 1B		0-1 F8		
Daryl Boston, L (1, 7) OBP: 0.313, SLG: 0.406		3-3 K		3-2 P4		0-0 SF7		0-0 F9		
Dave Gallagher, R (6, PH) OBP: 0.275, SLG: 0.356										
Charlie O'Brien, R (1, 2) OBP: 0.301, SLG: 0.321		2-0 2B		1-1 G5-3		0-1 G5-3		3-2 G6-3		
Dick Schofield, R (1, 6) OBP: 0.317, SLG: 0.277		1-2 F7		2-3 K		0-0 P2				
Dwight Gooden, R (1, 1) OBP: 0.250, SLG: 0.275			1-1 F8			1-2 E4		3-2 G6-4-3 1B		
Chico Walker, S (7, PH) OBP: 0.280, SLG: 0.319										
Jeff Innis, R (8, 1)										
Inning Stats	R: 0 H: 0 E: 0 K: 6 S: 6	R: 0 H: 1 E: 0 K: 16 S: 16	R: 2 H: 3 E: 0 K: 10 S: 10	R: 0 H: 0 E: 0 K: 9 S: 9	R: 0 H: 0 E: 1 K: 10 S: 10	R: 2 H: 2 E: 1 K: 9 S: 9	R: 0 H: 1 E: 0 K: 7 S: 7	R: 1 H: 2 E: 0 K: 10 S: 10		

PITCHER	IP	WLS	BF	H	R	ER	SO	BB	IBB	HBP	BLK	WP	HR	S	P	ERA	WHIP
Willie Blair, R (1, 1) ERA: 5.59	5.0	L	23	6	4	3	4	2	0	0	0	0	0	56	93	5.40	1.600
Rob Murphy, L (6, 1) ERA: 3.2	0.1		1	0	0	0	0	0	0	0	0	0	0	1	1	0.00	0.000
Joe Boever, R (6, 1) ERA: 2.69	1.2		5	1	0	0	0	0	0	0	0	0	0	10	13	0.00	0.600
Al Osuna, L (8, 1) ERA: 3.9	1.0		5	2	1	1	0	0	0	0	0	0	1	10	16	9.00	2.000

Houston Astros @ New York Mets
Shea Stadium, Flushing, NY

Sat Jul 04 1992, 7:05 PM EDT
Att. 38,049 - Cloudy - 75 F

livebaseballscorecards.com



WP: 0 PA: 36
PB: 0
SB: 1
CS: 1

AB R H RBI BB SO LOB

4	1	3	0	0	1	1
3	0	0	0	0	0	3
2	0	0	0	2	0	1
4	1	1	1	0	0	2
0	0	0	0	0	0	0
4	0	1	1	0	0	0
4	1	1	0	0	1	1
3	0	1	1	0	0	1
0	0	0	0	0	0	0
3	0	0	0	0	1	1
2	0	1	0	0	1	0
1	0	0	0	0	0	1
0	0	0	0	0	0	0
0	0	0	0	0	0	0
0	0	0	0	0	0	0
1	0	0	0	0	0	1

AB 31
R 3
H 8
RBI 3
BB 2
SO 4
LOB 12

1B: 6 SF: 0
2B: 1 SAC: 2
3B: 1 DP: 0
HR: 0 HBP: 1

Batter	1	2	3	4	5	6	7	8	9
Craig Biggio, R (1, 4) OBP: 0.386, SLG: 0.419	0-0 FC6-4 1B		0-3 K		1-1 2B			2-2 SH2-4 1B	
Steve Finley, L (1, 8) OBP: 0.328, SLG: 0.417	0-1 FC6-4 5 CS 1-2f		0-0 G4-3		2-1 G4-3			3-1 SH2-4 1-2	
5 Jeff Bagwell, R (1, 3) OBP: 0.353, SLG: 0.406	4-2 BB 1-2			4-1 FC1-6 BB		2-1 F8		0-0 G6-3	
Eric Anthony, L (1, 9) OBP: 0.311, SLG: 0.444	0-1 F7			0-1 FC1-6 E S 1-2f 1B		0-0 G1-3		0-0 1B	
Doug Jones, R (8, 1)									
Ken Caminiti, S (1, 5) OBP: 0.377, SLG: 0.462		3-2 G4-3		3-2 G3-4-1 1-H 1B		0-1 G1-3		0-1 G6-3	
Luis Gonzalez, L (1, 7) OBP: 0.274, SLG: 0.384		0-1 G4-3		1-1 G3-4-1 1-2		1-3 K		0-0 SH4-3 3B	
Juan Guerrero, R (1, 6) OBP: 0.240, SLG: 0.200		1-1 F7		2-1 F8		1-2 1B		2-1 SH4-3	
Casey Candaele, S (9, 6) OBP: 0.244, SLG: 0.235								3-H	
Scott Servais, R (1, 2) OBP: 0.268, SLG: 0.260			1-1 F9		2-1 G6-3		1-3 K	1-1 HBP	
Mark Portugal, R (1, 1) OBP: 0.126, SLG: 0.120			0-2 1B		2-3 K		0-0 F8	3-2 F8	
Benny Distefano, L (7, PH) OBP: 0.321, SLG: 0.347									
Rob Murphy, L (7, 1)									
Xavier Hernandez, L (7, 1)									
Al Osuna, R (7, 1)									
Gerald Young, S (8, 9)									

Inning Stats	R: 0	H: 1	E: 0	K: 0	S: 7	R: 0	H: 0	E: 0	K: 0	S: 7	R: 0	H: 1	E: 0	K: 1	S: 9	R: 1	H: 1	E: 0	K: 0	S: 11	R: 0	H: 1	E: 0	K: 1	S: 9	R: 0	H: 0	E: 0	K: 0	S: 5	R: 0	H: 1	E: 0	K: 2	S: 11	R: 1	H: 2	E: 0	K: 0	S: 7	R: 1	H: 1	E: 0	K: 0	S: 12
	0	1	0	0	7	0	0	0	0	7	0	1	0	1	9	1	1	0	0	11	0	1	0	0	9	0	0	0	0	5	0	1	0	2	11	1	2	0	0	7	1	1	0	0	12

PITCHER	IP	WLS	BF	H	R	ER	SO	BB	IBB	HBP	BLK	WP	HR	S	P	ERA	WHIP
Tom Filer, R (1, 1) ERA: 1.29	7.0		27	5	1	1	4	2	0	0	0	0	0	59	90	1.29	1.000
Anthony Young, R (8, 1) ERA: 4.7	2.0	L	9	3	2	2	0	0	0	1	0	0	0	19	29	9.00	1.500

BOTTOM

Houston Astros @ New York Mets
 Shea Stadium, Flushing, NY
 Sat Jul 04 1992, 7:05 PM EDT
 Att. 38,049 - Cloudy - 75 F

livebaseballscorecards.com

AB	32
R	1
H	7
RBI	1
BB	3
SO	5
LOB	13



WP:	0	PA:	35
PB:	0		
SB:	0		
CS:	0		

AB R H RBI BB SO LOB

4	0	1	0	0	1	2
4	0	1	0	0	1	1
4	1	1	1	0	1	1
3	0	0	0	1	1	0
4	0	0	0	0	1	2
2	0	1	0	0	0	0
1	0	1	0	0	0	0
0	0	0	0	0	0	0
1	0	1	0	0	0	0
4	0	1	0	0	0	2
3	0	0	0	1	0	4
2	0	0	0	0	0	1
0	0	0	0	0	0	0
0	0	0	0	1	0	0
0	0	0	0	0	0	0

Batter	1	2	3	4	5	6	7	8	9
Howard Johnson, S OBP: 0.333, SLG: 0.363 (1, 8)	3-2 G6-4-3 1B		3-3 K			0-1 G3-1	3-2 G1-3		
Bill Pecota, R OBP: 0.308, SLG: 0.289 (1, 4)	2-2 G6-4-3 1-2f		2-3 K			1-1 BLK 2B		2-1 F9	
Bobby Bonilla, S OBP: 0.378, SLG: 0.453 (1, 9)	3-1 F7			2-1 HR		2-3 K		3-2 G4-3	
Dave Magadan, L OBP: 0.401, SLG: 0.347 (1, 5)		0-3 K		2-2 G3-1		4-2 BB		1-2 F8	
Eddie Murray, S OBP: 0.332, SLG: 0.409 (1, 3)		1-0 G3		1-0 G1		0-0 F9		1-3 K	
Mackey Sasser, L OBP: 0.239, SLG: 0.281 (1, 2)		1-0 1B 2B		0-1 F8		2-0 2B		1-2 F9 2B	
Chico Walker, S OBP: 0.287, SLG: 0.337 (7, PH)									
Charlie O'Brien, R OBP: 0.301, SLG: 0.321 (8, 2)									
Todd Hundley, S OBP: 0.263, SLG: 0.366 (9, PH)									
Dave Gallagher, R OBP: 0.274, SLG: 0.349 (1, 7)		3-1 1B		0-1 G6-3		3-2 G6-3		0-1 F9	
Dick Schofield, R OBP: 0.316, SLG: 0.274 (1, 6)		2-2 G4-3		4-2 P3-4 BB		0-2 F9		3-2 G5-3	
Tom Filer, R OBP: 0.148, SLG: 0.115 (1, 1)			0-0 G5-3		0-0 P3-4		4-1 BB		
Daryl Boston, L OBP: 0.313, SLG: 0.406 (7, PH)									
Willie Randolph, R OBP: 0.342, SLG: 0.326 (7, PH)									
Anthony Young, R OBP: 0.148, SLG: 0.115 (8, 1)									

Inning Stats	R: 0	H: 1	E: 0	K: 0	S: 8	R: 0	H: 2	E: 0	K: 1	S: 13	R: 0	H: 0	E: 0	K: 2	S: 8	R: 1	H: 1	E: 0	K: 0	S: 10	R: 0	H: 0	E: 0	K: 0	S: 6	R: 0	H: 1	E: 0	K: 1	S: 11	R: 0	H: 1	E: 0	K: 0	S: 11	R: 0	H: 0	E: 0	K: 0	S: 9	R: 0	H: 1	E: 0	K: 1	S: 14	1B: 2	2B: 5	3B: 0	HR: 1	SF: 0	SAC: 0	DP: 2	HBP: 0	WP: 0	PA: 35
--------------	------	------	------	------	------	------	------	------	------	-------	------	------	------	------	------	------	------	------	------	-------	------	------	------	------	------	------	------	------	------	-------	------	------	------	------	-------	------	------	------	------	------	------	------	------	------	-------	-------	-------	-------	-------	-------	--------	-------	--------	-------	--------

PITCHER	IP	WLS	BF	H	R	ER	SO	BB	IBB	HBP	BLK	WP	HR	S	P	ERA	WHIP
Mark Portugal, R ERA: 2.69 (1, 1)	6.0		23	5	1	1	4	2	0	0	1	0	1	56	92	1.50	1.167
Rob Murphy, L ERA: 3.2 (7, 1)	0.0		1	1	0	0	0	0	0	0	0	0	0	1	3	∞	∞
Xavier Hernandez, R ERA: 2.26 (7, 1)	0.2		2	0	0	0	0	0	0	0	0	0	0	6	9	0.00	0.000
Al Osuna, L ERA: 3.86 (7, 1)	0.1	W	2	0	0	0	0	1	0	0	0	0	0	4	11	0.00	3.000
Doug Jones, R ERA: 1.94 (8, 1)	2.0	S	7	1	0	0	1	0	0	0	0	0	0	23	34	0.00	0.500

Batter	1	2	3	4	5	6	7	8	9	10	AB R H RBI BB SO LOB	TOP											
Craig Biggio, R (1, 4) OBP: 0.382, SLG: 0.414	0-0 L6		0-0 CS	1-3 K		2-1 G4-3			0-0 G5-3		4 0 0 0 0 1 0												
Steve Finley, L (1, 8) OBP: 0.327, SLG: 0.415	1-1 F8			2-1 G6-4-3 1B			3-2 G4-3		3-1 G3-1		4 0 1 0 0 0 0												
Ken Caminiti, S (1, 5) OBP: 0.371, SLG: 0.453	0-0 L5-3			0-0 G6-4-3			3-1 F8		0-1 G3		4 0 0 0 0 0 1												
5 Jeff Bagwell, R (1, 3) OBP: 0.382, SLG: 0.404		2-3 K			2-2 F8		1-2 G5-3			0-2 HR 1B	4 1 1 0 0 1 0												
Eric Anthony, L (1, 9) Gerald Young, S (10, 9) OBP: 0.315, SLG: 0.459		2-0 G4-3			4-2 BB			0-1 F9		2-0 HR	3 1 1 2 1 0 0 0 0 0 0 0 0 0												
Casey Candaele, S (1, 6) OBP: 0.239, SLG: 0.230		2-2 G4-3			1-0 F9			1-1 F9		1-2 F8	4 0 0 0 0 0 1												
Luis Gonzalez, L (1, 7) OBP: 0.284, SLG: 0.398			0-0 CS 1B		1-1 G1-3			0-0 2B		2-1 1B	4 0 3 0 0 0 1												
Scott Servais, R (1, 2) OBP: 0.267, SLG: 0.252			1-2 F9			0-0 F9		4-0 IBB		1-1 L9	3 0 0 0 1 0 2												
Pete Harnisch, S (1, 1) OBP: 0.135, SLG: 0.216 Juan Guerrero, R (8, PH) OBP: 0.225, SLG: 0.196 Xavier Hernandez, L (8, 1) Rob Murphy, L (9, 1) Chris Jones, R (10, PH) OBP: 0.286, SLG: 0.321 Doug Jones, R (10, 1)			0-1 F4			0-1 F9		1-0 G1-3		1-1 G5-3	2 0 0 0 0 0 1 1 0 0 0 0 0 2 0 0 0 0 0 0 0 0 0 0 0 0 0 0 1 0 0 0 0 0 1 0 0 0 0 0 0 0												
Inning Stats	R: 0 E: 0 K: 0 S: 4	H: 0 LOB: 0 BB: 0 P: 5	R: 0 E: 0 K: 1 S: 10	H: 0 LOB: 0 BB: 0 P: 16	R: 0 E: 0 K: 0 S: 6	H: 1 LOB: 0 BB: 0 P: 7	R: 0 E: 0 K: 1 S: 7	H: 1 LOB: 0 BB: 0 P: 10	R: 0 E: 0 K: 0 S: 10	H: 0 LOB: 1 BB: 1 P: 18	R: 0 E: 0 K: 0 S: 8	H: 0 LOB: 0 BB: 0 P: 15	R: 0 E: 0 K: 0 S: 6	H: 1 LOB: 2 BB: 1 P: 12	R: 0 E: 0 K: 0 S: 5	H: 0 LOB: 0 BB: 0 P: 8	R: 2 E: 0 K: 0 S: 14	H: 3 LOB: 1 BB: 0 P: 21	1B: 4 2B: 1 3B: 0 HR: 1	SF: 0 SAC: 0 DP: 1 HBP: 0	WP: 0 PB: 0 SB: 0 CS: 1	PA: 37	
PITCHER	IP WLS BF H R ER SO BB IBB HBP BLK WP HR S P ERA WHIP	IP WLS BF H R ER SO BB IBB HBP BLK WP HR S P ERA WHIP	IP WLS BF H R ER SO BB IBB HBP BLK WP HR S P ERA WHIP	IP WLS BF H R ER SO BB IBB HBP BLK WP HR S P ERA WHIP	IP WLS BF H R ER SO BB IBB HBP BLK WP HR S P ERA WHIP	IP WLS BF H R ER SO BB IBB HBP BLK WP HR S P ERA WHIP	IP WLS BF H R ER SO BB IBB HBP BLK WP HR S P ERA WHIP	IP WLS BF H R ER SO BB IBB HBP BLK WP HR S P ERA WHIP	IP WLS BF H R ER SO BB IBB HBP BLK WP HR S P ERA WHIP	IP WLS BF H R ER SO BB IBB HBP BLK WP HR S P ERA WHIP	IP WLS BF H R ER SO BB IBB HBP BLK WP HR S P ERA WHIP	IP WLS BF H R ER SO BB IBB HBP BLK WP HR S P ERA WHIP	IP WLS BF H R ER SO BB IBB HBP BLK WP HR S P ERA WHIP	IP WLS BF H R ER SO BB IBB HBP BLK WP HR S P ERA WHIP	IP WLS BF H R ER SO BB IBB HBP BLK WP HR S P ERA WHIP	IP WLS BF H R ER SO BB IBB HBP BLK WP HR S P ERA WHIP	IP WLS BF H R ER SO BB IBB HBP BLK WP HR S P ERA WHIP	IP WLS BF H R ER SO BB IBB HBP BLK WP HR S P ERA WHIP	IP WLS BF H R ER SO BB IBB HBP BLK WP HR S P ERA WHIP	IP WLS BF H R ER SO BB IBB HBP BLK WP HR S P ERA WHIP	IP WLS BF H R ER SO BB IBB HBP BLK WP HR S P ERA WHIP	IP WLS BF H R ER SO BB IBB HBP BLK WP HR S P ERA WHIP	IP WLS BF H R ER SO BB IBB HBP BLK WP HR S P ERA WHIP
Pete Schourek, L (1, 1) ERA: 2.11	8.0																						
Jeff Innis, R (9, 1) ERA: 3.19	1.1	L	6	2	2	2	0	0	0	0	0	0											
Lee Guetterman, L (10, 1) ERA: 7.39	0.2		3	1	0	0	0	0	0	0	0	0											

Houston Astros @ New York Mets
Shea Stadium, Flushing, NY
Sun Jul 05 1992, 3:33 AM EDT
Att: 25,900 - Cloudy - 76 F

livebaseballscorecards.com

AB	34
R	2
H	6
RBI	2
BB	2
SO	2
LOB	9



Batter	1	2	3	4	5	6	7	8	9	AB R H RBI BB SO LOB	TOP											
Craig Biggio, R (1, 4) OBP: 0.378, SLG: 0.408	2-2 G1-3		0-0 F8			3-2 L5		2-1 F8		4 0 0 0 0 0 0												
Steve Finley, L (1, 8) OBP: 0.325, SLG: 0.410	1-3 K			3-2 G4-3		0-2 G3		0-2 G3		4 0 0 0 0 1 0												
5 Jeff Bagwell, R (1, 3) OBP: 0.359, SLG: 0.422	2-2 1B			1-1 1B 1B		1-1 3B			3-2 2B	4 0 4 0 0 0 0												
Eric Anthony, L (1, 9) OBP: 0.309, SLG: 0.449	1-1 P5			1-3 SAFE K		1-3 K			0-3 K	4 0 0 0 0 3 4												
Pete Incaviglia, R (1, 7) OBP: 0.317, SLG: 0.408				0-0 1B			4-2 FC1-6 BB		4-2 BB	2 0 1 0 1 0 0												
Luis Gonzalez, L (9, PH) OBP: 0.288, SLG: 0.398				1-2 1B						0 0 0 0 1 0 0												
Juan Guerrero, R (1, 5) OBP: 0.222, SLG: 0.184				0-1 F9			0-0 FC1-6 G6-3 1-2f		1-1 P5	3 0 0 0 0 0 3												
Benny Distefano, L (9, PH) OBP: 0.315, SLG: 0.340										1 0 0 0 0 0 2												
Casey Candaele, S (1, 6) OBP: 0.234, SLG: 0.226					0-0 G5-3		3-1 G6-3		1-0 P7	4 0 0 0 0 0 3												
Scott Servais, R (1, 2) OBP: 0.261, SLG: 0.245				0-0 G1-3		1-1 G6-3				3 0 0 0 0 0 1												
Jimmy Jones, R (1, 1) OBP: 0.261, SLG: 0.190				2-2 G3		3-1 F8			1-2 F7	2 0 0 0 0 0 0												
Gerald Young, S (8, PH)										1 0 0 0 0 0 0												
Joe Boever, R (8, 1)										0 0 0 0 0 0 0												
Al Osuna, R (8, 1)										0 0 0 0 0 0 0												
Inning Stats	R: 0 E: 0 K: 1 S: 13	H: 1 LOB: 1 BB: 0 P: 19	R: 0 E: 0 K: 0 S: 6	H: 0 LOB: 0 BB: 0 P: 10	R: 0 E: 0 K: 0 S: 5	H: 0 LOB: 0 BB: 0 P: 7	R: 0 E: 0 K: 1 S: 12	H: 2 LOB: 2 BB: 0 P: 17	R: 0 E: 0 K: 0 S: 5	H: 0 LOB: 0 BB: 0 P: 9	R: 0 E: 0 K: 1 S: 15	H: 1 LOB: 1 BB: 0 P: 20	R: 0 E: 0 K: 0 S: 7	H: 0 LOB: 1 BB: 1 P: 13	R: 0 E: 0 K: 0 S: 8	H: 0 LOB: 0 BB: 0 P: 11	R: 0 E: 0 K: 1 S: 12	H: 1 LOB: 2 BB: 1 P: 21	1B: 3 2B: 1 3B: 1 HR: 0	SF: 0 SAC: 0 DP: 0 HBP: 0	WP: 0 PB: 0 SB: 0 CS: 0	PA: 34
PITCHER	IP WLS BF H R ER SO BB IBB HBP BLK WP HR S P ERA WHIP																					
Zane Smith, L (1, 1) ERA: 3.03	8.1 W 31 5 0 0 4 1 0 0 0 0 0 0 78 116 0.00 0.720																					
Stan Belinda, R (9, 1) ERA: 2.6	0.2 S 3 0 0 0 0 1 0 0 0 0 0 0 5 11 0.00 1.500																					

Houston Astros @ Pittsburgh Pirates
Three Rivers Stadium, Pittsburgh, PA

Mon Jul 06 1992, 7:05 PM EDT
Att. 15,358 - Cloudy - 73 F

livebaseballscorecards.com

AB	32
R	0
H	5
RBI	0
BB	2
SO	4
LOB	13



Batter	1	2	3	4	5	6	7	8	9
Alex Cole, L (1, 9) OBP: 0.272, SLG: 0.206 Cecil Espy, S (8, 9) OBP: 0.308, SLG: 0.336	0-0 B1-3		0-3 K		1-0 G4-3		0-2 F8		
Jay Bell, R (1, 6) OBP: 0.340, SLG: 0.354	2-1 F9		0-3 K		1-1 1B			1-1 P4	
Andy Van Slyke, L (1, 8) OBP: 0.412, SLG: 0.495	2-2 1B		1-2 1B		0-0 F8			3-2 G4-1	
Barry Bonds, L (1, 7) OBP: 0.425, SLG: 0.569	1-0 P7		2-1 P6			3-2 G4-3		2-2 1B	
Orlando Merced, S (1, 3)		1-1 G4-3 1B		2-1 P7		2-0 HR		0-0 F8	
Steve Buechele, R (1, 5)		1-0 G4-3		1-0 FC6-4 1B		1-2 F9			
Michael LaValliere, L (1, 2)		0-0 G1-3		1-0 F9		3-2 G4-3			
Jose Lind, R (1, 4) OBP: 0.272, SLG: 0.277		4-1 BB		0-0 FC6-4			1-0 P8		
Zane Smith, L (1, 1) OBP: 0.178, SLG: 0.186 Stan Belinda, R (9, 1) OBP: 0.500, SLG: 1.000		0-0 L9			0-0 P6		1-0 G3		

AB	R	H	RBI	BB	SO	LOB
4	0	0	0	0	1	0
0	0	0	0	0	0	0
4	0	1	0	0	1	0
4	0	2	0	0	0	1
4	0	1	0	0	0	2
4	1	2	1	0	0	1
3	0	1	0	0	0	1
3	0	0	0	0	0	2
2	0	0	0	1	0	1
3	0	0	0	0	0	2
0	0	0	0	0	0	0


BOTTOM

Houston Astros @ Pittsburgh Pirates
Three Rivers Stadium, Pittsburgh, PA

Mon Jul 06 1992, 7:05 PM EDT
Att: 15,358 - Cloudy - 73 F

livebaseballscorecards.com

AB	31
R	1
H	7
RBI	1
BB	1
SO	2
LOB	10



Inning Stats	R: 0	H: 1	E: 0	K: 0	S: 7	H: 1	LOB: 1	BB: 0	P: 12	R: 0	H: 1	E: 0	K: 2	S: 13	H: 1	LOB: 1	BB: 0	P: 16	R: 0	H: 1	E: 0	K: 0	S: 5	H: 1	LOB: 1	BB: 0	P: 7	R: 1	H: 1	E: 0	K: 0	S: 11	H: 1	LOB: 0	BB: 0	P: 20	R: 0	H: 0	E: 0	K: 0	S: 5	H: 0	LOB: 0	BB: 0	P: 7	R: 0	H: 1	E: 0	K: 0	S: 9	H: 1	LOB: 1	BB: 0	P: 15
PITCHER	IP	WLS	BF	H	R	ER	SO	BB	IBB	HBP	BLK	WP	HR	S	P	ERA	WHIP																																					
Jimmy Jones, R (1, 1) ERA: 3.92	7.0	L	28	6	1	1	2	1	0	0	0	0	0	52	83	1.29	1.000																																					
Joe Boever, R (8, 1) ERA: 2.67	0.1		1	0	0	0	0	0	0	0	0	0	0	2	3	0.00	0.000																																					
Al Osuna, L (8, 1) ERA: 3.78	0.2		3	1	0	0	0	0	0	0	0	0	0	7	12	0.00	1.500																																					

WP	HR	S	P	ERA	WHIP
0	0	0	32	0	0
0	0	0	0	0	0

Batter	1	2	3	4	5	6	7	8	9	AB R H RBI BB SO LOB	TOP																									
Craig Biggio, R (1, 4) OBP: 0.378, SLG: 0.406	0-3 K			2-2 G3	4-0 1B BB		0-0 FC6-4		1-0 E 1B	4 0 1 0 1 1 1																										
Steve Finley, L (1, 8) OBP: 0.330, SLG: 0.416	2-1 F8			2-2 F9 1B	2-1 1B			1-1 5 G5-3 1B	1-1 E4 1B	5 1 4 1 0 0 0																										
5 Jeff Bagwell, R (1, 3) OBP: 0.357, SLG: 0.417	0-0 F9			4-2 1B BB	1-1 F9			0-2 G5-3	2-3 K	4 0 0 0 1 1 5																										
Eric Anthony, L (1, 9) OBP: 0.313, SLG: 0.447		2-1 G4-3		2-1 F9		4-0 FC3-6 BB		1-0 G4-3 1B		3 0 1 1 1 0 2																										
Ken Caminiti, S (1, 5) OBP: 0.368, SLG: 0.449		3-2 L6		2-0 G4-3		0-1 FC3-6 F8		0-0 G4-3 1B		4 0 1 0 0 0 3																										
Luis Gonzalez, L (1, 7) OBP: 0.284, SLG: 0.391		1-1 G1-3			0-0 F9	1-0 F8		3-2 G4-3		3 0 0 0 0 0 1																										
Joe Boever, R (6, 1)										0 0 0 0 0 0 0																										
Al Osuna, R (7, 1)										0 0 0 0 0 0 0																										
Gerald Young, S (7, 7)								1-2 2-3		1 0 0 0 0 0 2																										
Juan Guerrero, R (1, 6) OBP: 0.224, SLG: 0.189			0-3 K		1-1 2B 1B		0-0 G5-3	3-3 K		4 1 1 0 0 2 2																										
Scooter Tucker, R (1, 2) OBP: 0.275, SLG: 0.200			1-0 F7		1-1 SAFE 1B 2B		1-1 FC6-4 1B		2-3 K	4 1 2 1 0 1 0																										
Butch Henry, L (1, 1) OBP: 0.148, SLG: 0.259			0-0 F7		0-0 F8		2-2 P4		0-0 B1-3	2 0 0 0 0 0 1																										
Pete Incaviglia, R (6, 7) OBP: 0.318, SLG: 0.407										1 0 0 0 0 0 1																										
Xavier Hernandez, L (7, 1)										0 0 0 0 0 0 0																										
Benny Distefano, L (9, PH) OBP: 0.309, SLG: 0.333										1 0 0 0 0 0 0																										
Inning Stats	R: 0 E: 0 K: 1 S: 6	H: 0 LOB: 0 BB: 0 P: 8	R: 0 E: 0 K: 0 S: 9	H: 0 LOB: 0 BB: 0 P: 15	R: 0 E: 0 K: 1 S: 5	H: 0 LOB: 0 BB: 0 P: 6	R: 0 E: 0 K: 0 S: 11	H: 1 LOB: 2 BB: 1 P: 23	R: 2 E: 0 K: 0 S: 11	H: 3 LOB: 2 BB: 1 P: 19	R: 0 E: 0 K: 0 S: 3	H: 0 LOB: 0 BB: 1 P: 8	R: 0 E: 0 K: 0 S: 7	H: 1 LOB: 1 BB: 0 P: 10	R: 1 E: 0 K: 1 S: 13	H: 3 LOB: 2 BB: 0 P: 21	R: 0 E: 1 K: 2 S: 10	H: 2 LOB: 2 BB: 0 P: 16	1B: 9 2B: 2 3B: 0 HR: 0	SF: 0 SAC: 0 DP: 1 HBP: 0	WP: 0 PB: 0 SB: 2 CS: 0	PA: 39														
PITCHER	IP WLS BF H R ER SO BB IBB HBP BLK WP HR S P ERA WHIP																																			
Jeff Robinson, R (1, 1) ERA: 4.38	6.0	24	4	2	2	2	3	0	0	0	0	0	0	45	79	3.00	1.167																			
Bob Walk, R (7, 1) ERA: 3.4	3.0	W	15	6	1	1	3	0	0	0	0	0	0	30	47	3.00	2.000																			

Houston Astros @ Pittsburgh Pirates
Three Rivers Stadium, Pittsburgh, PA

Tue Jul 07 1992, 7:05 PM EDT
Att. 19,164 - Cloudy - 74 F

AB	36
R	3
H	10
RBI	3
BB	3
SO	5
LOB	18



WP	0	PA	39
PB	0		
SB	2		
CS	0		

livebaseballscorecards.com


Batter	1	2	3	4	5	6	7	8	9	AB R H RBI BB SO LOB	TOP					
Craig Biggio, R (1, 4) OBP: 0.379, SLG: 0.406	1-1 L5		0-1 BLK 2B 1B		0-0 FC5-4			4-0 SH1-4 BB		3 1 1 0 1 0 1						
Gerald Young, S (1, 8) Doug Jones, R (8, 1)	3-2 G6-3		0-0 P8		2-3 K			0-0 SH1-4		3 0 0 0 0 1 2 0 0 0 0 0 0 0						
Ken Caminiti, S (1, 5) OBP: 0.366, SLG: 0.450	2-2 G6-3		2-0 1-H 2B		2-3 K			0-0 G5-3		4 0 1 1 0 1 1						
5 Jeff Bagwell, R (1, 3) OBP: 0.356, SLG: 0.413		1-1 2B HBP	3-3 K		1-2 F8			3-1 P9		3 1 0 0 0 1 2						
Pete Incaviglia, R (1, 7) Luis Gonzalez, L (9, 7) OBP: 0.323, SLG: 0.431 OBP: 0.284, SLG: 0.391		1-0 1-H 2B		2-3 K		2-2 FC5-4 1B		0-0 HR		4 1 3 2 0 1 0 0 0 0 0 0 0 0						
Chris Jones, R (1, 9) OBP: 0.284, SLG: 0.317		3-3 K		0-0 S G1-3 1B		1-2 FC5-4		2-2 G6-3		4 0 1 0 0 1 1						
Casey Candaele, S (1, 6) OBP: 0.235, SLG: 0.231		2-1 2B		0-1 G1-3			0-1 L5		0-0 G4-3	4 0 1 0 0 0 1						
Scooter Tucker, R (1, 2) OBP: 0.250, SLG: 0.179		1-3 K		3-2 F9			0-1 G3		1-3 K	4 0 0 0 0 2 2						
Brian Williams, R (1, 1) Steve Finley, L (8, 8) OBP: 0.200, SLG: 0.300 OBP: 0.330, SLG: 0.416			0-2 F8		0-1 FC5-4 1B		0-3 K			3 0 1 0 0 1 0 0 0 0 0 0 0 0						
Inning Stats	R: 0 H: 0 E: 0 LOB: 0 K: 0 BB: 0 S: 8 P: 14	R: 1 H: 2 E: 0 LOB: 1 K: 2 BB: 0 S: 11 P: 19	R: 1 H: 2 E: 0 LOB: 1 K: 1 BB: 0 S: 11 P: 16	R: 0 H: 1 E: 0 LOB: 1 K: 1 BB: 0 S: 10 P: 15	R: 0 H: 1 E: 0 LOB: 0 K: 1 BB: 0 S: 6 P: 8	R: 0 H: 1 E: 0 LOB: 1 K: 1 BB: 0 S: 13 P: 19	R: 0 H: 0 E: 0 LOB: 0 K: 1 BB: 0 S: 7 P: 7	R: 0 H: 0 E: 0 LOB: 1 K: 0 BB: 1 S: 4 P: 11	R: 1 H: 1 E: 0 LOB: 0 K: 1 BB: 0 S: 9 P: 12	1B: 4 SF: 0 2B: 3 SAC: 1 3B: 0 DP: 0 HR: 1 HBP: 1	WP: 0 PA: 35 PB: 0 SB: 2 CS: 1					
PITCHER	IP WLS BF H R ER SO BB IBB HBP BLK WP HR S P ERA WHIP															
Randy Tomlin, L (1, 1) ERA: 3.47	8.0	31	7	2	2	7	1	0	1	1	0	0	70	109	2.25	1.000
Bob Patterson, L (9, 1) ERA: 2.94	1.0	L	4	1	1	1	0	0	0	0	0	1	9	12	9.00	1.000

Houston Astros @ Pittsburgh Pirates
 Three Rivers Stadium, Pittsburgh, PA
 Wed Jul 08 1992, 7:05 PM EDT
 Att. 22,551 - Cloudy - 77 F

livebaseballscorecards.com

AB	32
R	3
H	8
RBI	3
BB	1
SO	8
LOB	10



Batter	1	2	3	4	5	6	7	8	9	AB R H RBI BB SO LOB	TOP						
Howard Johnson, S (1, 8) OBP: 0.332, SLG: 0.357	0-1 F8		4-2 BB BB		0-0 1-3 2B			3-3 K		3 0 1 0 1 1 0							
Dick Schofield, R (1, 6) OBP: 0.310, SLG: 0.263 Dave Gallagher, R (8, PH) OBP: 0.256, SLG: 0.320 Paul Gibson, R (8, 1)	0-0 F7		4-0 1-2 BB		2-3 K			1-1 G5-3		2 0 0 0 1 1 2 1 0 0 0 0 0 0 0 0 0 0 0 0 0							
Dave Magadan, L (1, 5) OBP: 0.396, SLG: 0.343	0-0 F7		2-2 L4			2-2 G6-3			2-1 L3	4 0 0 0 0 0 2							
Bobby Bonilla, S (1, 9) OBP: 0.371, SLG: 0.439		2-3 K		1-3 K		1-1 G6-3			0-0 G4-3 2B	4 0 1 0 0 2 0							
Eddie Murray, S (1, 3) OBP: 0.330, SLG: 0.411		0-1 G3-1		1-0 F7		0-0 G1-3			1-2 G4-3	4 0 0 0 0 0 1							
Mackey Sasser, L (1, 7) OBP: 0.257, SLG: 0.296 (7, 2)		1-2 1B		2-3 K			1-2 G3-6-3 1B		0-2 F8	4 0 2 0 0 1 1							
Charlie O'Brien, R (1, 2) OBP: 0.303, SLG: 0.345 Daryl Boston, L (7, PH) OBP: 0.308, SLG: 0.416 (7, 7)		1-1 F9			3-3 K		0-2 G3-6-3			2 0 0 0 0 1 1 1 0 0 0 0 0 1	AB 31 R 0 H 5 RBI 0 BB 2 SO 7 LOB 8						
Bill Pecota, R (1, 4) OBP: 0.299, SLG: 0.277 (8, 6)			0-1 L7		0-1 G5-3		1-3 K			3 0 0 0 0 1 0							
Dwight Gooden, R (1, 1) OBP: 0.262, SLG: 0.286 Chico Walker, S (8, PH) OBP: 0.292, SLG: 0.340 (8, 4)			1-0 P8		0-1 2B 1B			1-0 G3		2 0 1 0 0 0 0 1 0 0 0 0 0 0							
Inning Stats	R: 0 E: 0 K: 0 S: 4 H: 0 LOB: 0 BB: 0 P: 4	R: 0 E: 0 K: 1 S: 10 H: 1 LOB: 1 BB: 0 P: 14	R: 0 E: 0 K: 0 S: 10 H: 0 LOB: 2 BB: 2 P: 21	R: 0 E: 0 K: 2 S: 7 H: 0 LOB: 0 BB: 0 P: 11	R: 0 E: 0 K: 2 S: 13 H: 2 LOB: 2 BB: 0 P: 18	R: 0 E: 0 K: 0 S: 6 H: 0 LOB: 0 BB: 0 P: 9	R: 0 E: 0 K: 1 S: 11 H: 1 LOB: 0 BB: 0 P: 13	R: 0 E: 0 K: 1 S: 7 H: 0 LOB: 0 BB: 0 P: 12	R: 0 E: 0 K: 0 S: 9 H: 1 LOB: 1 BB: 0 P: 12	1B: 3 2B: 2 3B: 0 HR: 0 SF: 0 SAC: 0 DP: 1 HBP: 0	WP: 0 PB: 0 SB: 0 CS: 0 PA: 33						
PITCHER	IP WLS BF H R ER SO BB IBB HBP BLK WP HR S P ERA WHIP																
Mark Portugal, R (1, 1) ERA: 2.6	3.0	12	1	0	0	1	2	0	0	0	0	0	0	24	39	0.00	1.000
Willie Blair, R (4, 1) ERA: 4.26	6.0	21	4	0	0	6	0	0	0	0	0	0	0	53	75	0.00	0.667

New York Mets @ Houston Astros
Astrodome, Houston, TX
Thu Jul 09 1992, 8:05 PM EDT
Att. 14,918 - Dome - 70 F

livebaseballscorecards.com

Batter	1	2	3	4	5	6	7	8	9
Craig Biggio, R OBP: 0.378, SLG: 0.407 (1, 4)	1-2 SH1-4 1B	1-3 K			1-2 G6-3	2-3 K			
Steve Finley, L OBP: 0.332, SLG: 0.416 (1, 8)	1-1 SH1-4 2-3		1-0 F9 FC5-2 1B		4-2 5 5 1B BB		0-2 G3		
5 Jeff Bagwell, R OBP: 0.360, SLG: 0.413 (1, 3)	3-3 K		4-0 FC5-2 1-2 BB		1 SAFE 2-1 1B 1B		3-2 FC4-6 HBP		
Eric Anthony, L OBP: 0.311, SLG: 0.443 (1, 9) Gerald Young, S (9, 9)	0-2 1B		1-1 F9		1-2 F7		1-1 FC4-6		
Ken Caminiti, S OBP: 0.364, SLG: 0.446 (1, 5)	3-H 2-0 F7		3-1 2-0 FC5-2		2-0 1-2 1B		0-0 F7		
Luis Gonzalez, L OBP: 0.283, SLG: 0.388 (1, 7)		0-0 G4-3	0-0 F8		1-0 F7		0-0 E9 SH1-3 SF8 1B		
Scott Servais, R OBP: 0.270, SLG: 0.250 (1, 2)		4-2 3B BB		1-2 G2-3		1-2 1B	0-0 SH1-3		
Juan Guerrero, R OBP: 0.230, SLG: 0.232 (1, 6) Casey Candaele, S OBP: 0.234, SLG: 0.231 (7, 6)		2-2 SAFE 1-H 3B		2-0 P9		2-2 F9	0-2 SF8		
Mark Portugal, R OBP: 0.115, SLG: 0.115 (1, 1) Willie Blair, R (4, 1)		0-3 K		0-3 K		0-3 K	1-3 K		

AB	R	H	RBI	BB	SO	LOB
4	1	1	0	0	2	2
2	1	1	0	1	0	0
2	0	1	1	1	1	1
4	0	1	1	0	0	4
0	0	0	0	0	0	0
4	0	1	0	0	0	4
4	1	1	0	0	0	4
2	1	1	0	1	0	0
3	0	1	1	0	0	1
0	0	0	1	0	0	0
1	0	0	0	0	1	1
3	0	0	0	0	3	1

NEW YORK METS @ HOUSTON ASTROS
Astrodome, Houston, TX

Thu Jul 09 1992, 8:05 PM EDT
Att: 14,918 - Dome - 70 F

livebaseballscorecards.com

AB	29
R	4
H	8
RBI	4
BB	3
SO	7
LOB	18



Inning Stats		R	H	E	K	S	IP	WLS	BF	H	R	ER	SO	BB	IBB	HBP	BLK	WP	HR	S	P	ERA	WHIP
Pitcher		1	2	0	12	19	7.0	L	32	7	3	3	6	3	0	1	0	0	0	83	128	3.86	1.429
Pitcher		0	1	0	17	24	1.0		4	1	1	0	1	0	0	0	0	0	8	9	0.00	1.000	

WP	PA	ERA	WHIP
0	36		

BOTTOM

New York Mets @ Houston Astros
Astrodome, Houston, TX
Sat Jul 11 1992, 8:05 PM EDT
Att. 23,792 - Dome - 70 F

livebaseballscorecards.com

AB 36
R 2
H 9
RBI 2
BB 4
SO 10
LOB 20



WP: 1 PA: 40
PB: 0
SB: 4
CS: 0

AB R H RBI BB SO LOB

5	0	1	0	0	1	3
4	0	1	0	1	1	3
5	0	1	0	0	2	4
5	1	1	1	0	2	2
4	0	1	0	0	0	0
2	0	0	0	2	1	0
4	1	1	0	0	2	3
3	0	2	1	1	0	1
0	0	0	0	0	0	0
1	0	0	0	0	0	0
0	0	0	0	0	0	0
1	0	0	0	0	0	1
0	0	0	0	0	0	0
1	0	0	0	0	0	0
0	0	0	0	0	0	0
1	0	0	0	0	0	1
0	0	0	0	0	0	0

Batter	1	2	3	4	5	6	7	8	9
Craig Biggio, R OBP: 0.373, SLG: 0.401 (1, 4)	1-2 F7		0-2 K 1B		3-3 K		1-1 L6		1-1 G4-3
Steve Finley, L OBP: 0.333, SLG: 0.412 (1, 8)	4-0 BB		0-3 K		1-2 1B		0-2 P2		1-0 P5
5 Jeff Bagwell, R OBP: 0.357, SLG: 0.415 (1, 3)	1-3 K		3-3 K		2-1 L9		1-2 L6		1-2 1B
Eric Anthony, L OBP: 0.312, SLG: 0.452 (1, 9)	0-3 K			0-1 G1-3		2-2 G3-1		1-1 HR	2-3 K
Ken Caminiti, S OBP: 0.373, SLG: 0.452 (1, 5)		2-0 G4-3		1-0 P2		2-1 G3		3-1 G1-3 BB 1B	
Luis Gonzalez, L OBP: 0.286, SLG: 0.381 (1, 7)		4-0 BB		1-3 K		2-0 F8		4-0 G1-3 BB	
Juan Guerrero, R OBP: 0.231, SLG: 0.267 (1, 6)		3-3 K			0-0 1B 3B		1-3 K	2-2 G1-3	
Eddie Taubensee, L OBP: 0.260, SLG: 0.218 (1, 2)		1-0 P5			1-0 1B 1B		1-2 1B 1B	4-2 BB	
Jimmy Jones, R Gerald Young, S Rob Murphy, L Stanley DeLuca, L Joe Bonner, R Pete Incauglia, R Al Osuna, R Casey Candaele, S Xavier Hernandez, L			1-1 G4-3		0-0 F9		0-1 1B	1-3 K	

Inning Stats	R: 0 H: 0 E: 0 K: 2 S: 10	R: 0 H: 0 E: 0 K: 1 S: 5	R: 0 H: 1 E: 0 K: 2 S: 12	R: 0 H: 0 E: 0 K: 1 S: 6	R: 1 H: 3 E: 0 K: 1 S: 11	R: 0 H: 0 E: 0 K: 0 S: 6	R: 0 H: 2 E: 0 K: 1 S: 14	R: 1 H: 2 E: 0 K: 1 S: 16	R: 0 H: 1 E: 0 K: 1 S: 10
	LOB: 1 BB: 1 P: 16	LOB: 1 BB: 1 P: 15	LOB: 1 BB: 0 P: 16	LOB: 0 BB: 0 P: 8	LOB: 2 BB: 0 P: 18	LOB: 0 BB: 0 P: 12	LOB: 2 BB: 0 P: 17	LOB: 3 BB: 2 P: 32	LOB: 1 BB: 0 P: 15

PITCHER	IP	WLS	BF	H	R	ER	SO	BB	IBB	HBP	BLK	WP	HR	S	P	ERA	WHIP
David Cone, R ERA: 2.56 (1, 1)	8.0	W	36	8	2	2	9	4	0	0	0	1	1	80	134	2.25	1.500
Lee Guetterman, L ERA: 6.81 (9, 1)	1.0		4	1	0	0	1	0	0	0	0	0	0	10	15	0.00	1.000

Batter	1	2	3	4	5	6	7	8	9	AB	R	H	RBI	BB	SO	LOB
Craig Biggio, R OBP: 0.376, SLG: 0.401 (1, 4)	1-2 F8		4-1 BB		2-1 SH1-3 1B		1-1 SH1			2	0	1	0	1	0	0
Steve Finley, L OBP: 0.333, SLG: 0.409 (1, 8)	4-1 3B BB		0-3 K		0-0 SH1-3		0-1 E4 G6-4-3			2	1	0	0	1	1	3
Ken Caminiti, S OBP: 0.371, SLG: 0.458 (1, 5)	1-0 5 SF9 3B		0-2 F7		0-1 F8		2-0 G6-4-3			4	1	1	1	0	0	4
5 Jeff Bagwell, R OBP: 0.356, SLG: 0.413 (1, 3)	2-2 SF9		0-0 G1-3		4-1 BB			0-2 L3		2	0	0	1	1	0	1
Eric Anthony, L OBP: 0.306, SLG: 0.443 (1, 9)	0-3 K		2-1 F9		1-3 K			0-0 G4-3		4	0	0	0	0	2	2
Gerald Young, S (9, 9)										0	0	0	0	0	0	0
Luis Gonzalez, L OBP: 0.295, SLG: 0.396 (1, 7)		2-2 SF8 3B		1-2 S 1B		2-2 L8		4-0 E 1B BB		3	1	2	0	1	0	0
Scott Servais, R OBP: 0.262, SLG: 0.242 (1, 2)		1-2 F9		3-2 F7		1-0 F8		2-2 E 1B		4	0	1	0	0	0	2
Casey Candaele, S OBP: 0.229, SLG: 0.223 (1, 6)		2-2 SF8		4-0 IBB		2-2 P4		1-1 E4		2	0	0	1	1	0	2
Butch Henry, L OBP: 0.178, SLG: 0.241 (1, 1)		0-3 K		0-2 L7			4-1 E SH1 BB		3-3 K	2	0	0	0	0	1	2
Benny DiStefano, L OBP: 0.310, SLG: 0.321 (7, PH)										0	0	0	0	1	0	0
Juan Guerrero, R OBP: 0.231, SLG: 0.267 (7, PR)										0	0	0	0	0	0	0
Al Osuna, R (8, 1)										0	0	0	0	0	0	0
Pete Incaviglia, R OBP: 0.329, SLG: 0.439 (8, PH)										1	0	0	0	0	1	3
Xavier Hernandez, L (9, 1)										0	0	0	0	0	0	0

Inning Stats	R: 2	H: 1	E: 0	LOB: 0	K: 1	S: 11	P: 19	R: 1	H: 1	E: 0	LOB: 0	K: 1	S: 15	P: 20	R: 0	H: 0	E: 0	LOB: 1	K: 1	S: 9	P: 13	R: 0	H: 1	E: 0	LOB: 2	K: 0	S: 14	P: 23	R: 0	H: 0	E: 0	LOB: 0	K: 0	S: 9	P: 14	R: 0	H: 0	E: 1	LOB: 2	K: 0	S: 6	P: 13	R: 0	H: 1	E: 1	LOB: 3	K: 1	S: 12	P: 22
--------------	------	------	------	--------	------	-------	-------	------	------	------	--------	------	-------	-------	------	------	------	--------	------	------	-------	------	------	------	--------	------	-------	-------	------	------	------	--------	------	------	-------	------	------	------	--------	------	------	-------	------	------	------	--------	------	-------	-------


PITCHER	IP	WLS	BF	H	R	ER	SO	BB	IBB	HBP	BLK	WP	HR	S	P	ERA	WHIP
Sid Fernandez, L ERA: 3.19 (1, 1)	6.0	L	26	4	3	3	4	3	1	0	0	0	0	67	105	4.50	1.167
Jeff Innis, R ERA: 2.82 (7, 1)	1.0		4	0	0	0	0	1	0	0	0	0	0	6	13	0.00	1.000
Lee Guetterman, L ERA: 6.69 (8, 1)	0.2		5	1	0	0	0	1	0	0	0	0	0	9	16	0.00	3.000
Anthony Young, R ERA: 4.59 (8, 1)	0.1		1	0	0	0	1	0	0	0	0	0	0	3	6	0.00	0.000

BOTTOM

New York Mets @ Houston Astros
Astrodome, Houston, TX

Sun Jul 12 1992, 4:33 AM EDT
Att: 18,654 - Dome - 70 F

AB	26
R	3
H	5
RBI	3
BB	6
SO	5
LOB	19



1B: 3	SF: 2	WP: 0	PA: 36
2B: 0	SAC: 2	PB: 0	
3B: 2	DP: 1	SB: 2	
HR: 0	HBP: 0	CS: 0	

livebaseballscorecards.com

Batter	1	2	3	4	5	6	7	8	9	AB R H RBI BB SO LOB	TOP											
Deion Sanders, L (1, 8) OBP: 0.360, SLG: 0.547	1-3 K		1-3 K		0-0 1B G3-1		0-1 G3			4 1 1 1 0 2 2	Atlanta Braves @ Houston Astros Astrodome, Houston, TX Thu Jul 16 1992, 8:05 PM EDT Att. 19,383 - Dome - 70 F											
Jeff Treadway, L (1, 4) OBP: 0.167, SLG: 0.207 Mark Lemke, S (7, PH) OBP: 0.280, SLG: 0.290	1-1 F7		1-1 G3		2-1 G3-1		0-0 G6-3			3 0 0 0 0 0 4 1 0 0 0 0 0 0												
Terry Pendleton, S (1, 5) OBP: 0.322, SLG: 0.470	3-3 K			0-1 1B	1-1 1B		1-1 CS 1B			4 0 3 2 0 1 0												
David Justice, L (1, 9) OBP: 0.356, SLG: 0.391		0-1 L7		1-1 1B	0-1 P4		3-3 K			4 0 1 0 0 1 2												
Ron Gant, R (1, 7) OBP: 0.340, SLG: 0.437		2-3 K		2-3 K		0-0 G4-3 SF9 2B		1-1 F8		4 1 1 0 0 2 1												
Sid Bream, L (1, 3) OBP: 0.336, SLG: 0.349		2-2 G6-3		0-0 G3-1		0-0 G4-3		0-1 G5-3		4 0 0 0 0 0 2												
Damon Berryhill, S (1, 2) OBP: 0.263, SLG: 0.373			0-0 F7		0-2 1B 1B		1-2 SF9		0-0 F8	3 1 1 1 0 0 0												
Rafael Belliard, R (1, 6) OBP: 0.266, SLG: 0.242			4-0 1B BB		3-1 G3-1 1B 1B		0-3 K		1-1 G6-3	3 1 1 0 1 1 0												
Steve Avery, L (1, 1) OBP: 0.200, SLG: 0.273 Alejandro Pena, R (9, 1)			0-2 1B		0-0 P3		1-3 K			3 0 1 0 0 1 2 0 0 0 0 0 0 0												
Inning Stats	R: 0 E: 0 K: 2 S: 8	H: 0 LOB: 0 BB: 0 P: 13	R: 0 E: 0 K: 1 S: 9	H: 0 LOB: 0 BB: 0 P: 13	R: 0 E: 0 K: 1 S: 9	H: 1 LOB: 2 BB: 1 P: 15	R: 0 E: 0 K: 1 S: 8	H: 2 LOB: 1 BB: 0 P: 11	R: 3 E: 0 K: 0 S: 14	H: 4 LOB: 1 BB: 0 P: 20	R: 1 E: 0 K: 1 S: 10	H: 1 LOB: 0 BB: 0 P: 11	R: 0 E: 0 K: 1 S: 6	H: 0 LOB: 0 BB: 0 P: 7	R: 0 E: 0 K: 1 S: 7	H: 1 LOB: 0 BB: 0 P: 12	R: 0 E: 0 K: 0 S: 5	H: 0 LOB: 0 BB: 0 P: 6	1B: 8 2B: 2 3B: 0 HR: 0	SF: 1 SAC: 0 DP: 1 HBP: 0	WP: 0 PB: 0 SB: 0 CS: 1	PA: 35
PITCHER	IP WLS BF H R ER SO BB IBB HBP BLK WP HR S P ERA WHIP																					
Brian Williams, R (1, 1) ERA: 2.34	6.0 L 26 8 4 4 6 1 0 0 0 0 0 0 58 83 6.00 1.500																					
Rob Murphy, L (7, 1) ERA: 3.07	1.0 3 0 0 0 1 0 0 0 0 0 0 0 6 7 0.00 0.000																					
Joe Boever, R (8, 1) ERA: 2.73	1.0 3 1 0 0 1 0 0 0 0 0 0 0 7 12 0.00 1.000																					
Xavier Hernandez, R (9, 1) ERA: 2.05	1.0 3 0 0 0 0 0 0 0 0 0 0 0 5 6 0.00 0.000																					

livebaseballscorecards.com

AB	33
R	4
H	9
RBI	4
BB	1
SO	8
LOB	13



Batter	1	2	3	4	5	6	7	8	9	AB R H RBI BB SO LOB	TOP
Otis Nixon, S (1, 8) OBP: 0.396, SLG: 0.408 F C F X B F B X	0-2 G4-3 1B	2-2 G1-3 1B			0-0 G4-3 S 1B		3-1 L7 1B		1-2 1B	5 0 2 0 0 0 0	
Terry Pendleton, S (1, 5) OBP: 0.317, SLG: 0.464 B F B X B F B X	2-2 G1-3 1B		1-1 G1-3 1B		3-2 F5 1B		1-0 L9 1B		2-0 F7 1B	5 0 0 0 0 0 2	
Ron Gant, R (1, 7) OBP: 0.335, SLG: 0.430 X B C B X	0-0 E6 WP S 2B		2-2 L8 1B		0-1 G4-3 2B			2-2 E4 SH1-3 1B 1B	0-1 L6 1B	5 2 0 0 0 0 2	
David Justice, L (1, 9) OBP: 0.362, SLG: 0.392 B 1 SAFE B B B X	4-0 2B BB		2-2 G3-1 1B		4-2 BB BB			0-1 1B SH1-3 1B		2 1 1 0 2 0 0	
Sid Bream, L (1, 3) OBP: 0.336, SLG: 0.354 C B S B X	1-2 2B 2B			1-2 P5 1B	0-2 L7 1B			2-1 SH1-3 1B		3 1 1 2 0 0 2	
Jeff Blauser, R (1, 6) OBP: 0.297, SLG: 0.424 Rafael Belliard, R (6, 6) OBP: 0.269, SLG: 0.246 F B C X B C X	2-2 2B		1-3 K 1B			2-1 F9 1B		0-0 1B		3 0 1 1 0 1 0 1 0 1 1 0 0 0	
Greg Olson, R (1, 2) OBP: 0.342, SLG: 0.380 B X	1-0 G6-3 1B		1-0 1B 2B		4-2 L4-3 BB			1 SAFE C 1 SAFE B C 1 SAFE B F C	2-3 K 1B	3 1 1 0 1 1 3	
Mark Lemke, S (1, 4) OBP: 0.280, SLG: 0.289 X		0-0 G4-3 1B		2-1 2B 1B	2-2 L4-3 1B			2-2 P5 1B		4 0 1 1 0 0 3	
29 John Smoltz, R (1, 1) OBP: 0.255, SLG: 0.222 Jeff Treadway, L (9, PH) OBP: 0.161, SLG: 0.200 Kent Mercker, L (9, 1)		2-2 G4-3 1B		0-1 F8 1B			0-0 F9 1B		1-0 P2 1B	3 0 0 0 0 0 1 1 0 0 0 0 0 0 0 0 0 0 0 0 0	
Inning Stats	R: 3 H: 2 E: 1 LOB: 1 K: 0 BB: 1 S: 15 P: 25	R: 0 H: 0 E: 0 LOB: 0 K: 0 BB: 0 S: 7 P: 11	R: 0 H: 0 E: 0 LOB: 0 K: 0 BB: 0 S: 8 P: 13	R: 1 H: 2 E: 0 LOB: 1 K: 1 BB: 0 S: 11 P: 16	R: 0 H: 1 E: 0 LOB: 2 K: 0 BB: 1 S: 15 P: 21	R: 0 H: 0 E: 0 LOB: 0 K: 0 BB: 1 S: 7 P: 15	R: 0 H: 0 E: 0 LOB: 0 K: 0 BB: 0 S: 4 P: 8	R: 1 H: 2 E: 1 LOB: 2 K: 1 BB: 0 S: 14 P: 22	R: 0 H: 1 E: 0 LOB: 1 K: 0 BB: 0 S: 7 P: 11	1B: 5 SF: 0 2B: 4 SAC: 1 3B: 0 DP: 1 HR: 0 HBP: 0	WP: 1 PA: 39 PB: 0 SB: 2 CS: 0
PITCHER Pete Harnisch, R (1, 1) ERA: 3.68 Willie Blair, R (6, 1) ERA: 3.95 Al Osuna, L (8, 1) ERA: 3.72 Joe Boever, R (8, 1) ERA: 2.66	IP WLS BF H R ER SO BB IBB HBP BLK WP HR S P ERA WHIP 5.0 L 23 5 4 1 1 2 0 0 0 1 0 56 86 1.80 1.400 2.0 7 0 1 0 0 1 0 0 0 0 0 14 28 0.00 0.500 0.1 2 1 0 0 0 0 0 0 0 0 0 4 6 0.00 3.000 1.2 7 2 0 0 1 0 0 0 0 0 0 14 22 0.00 1.200	PITCHER IP WLS BF H R ER SO BB IBB HBP BLK WP HR S P ERA WHIP									

Atlanta Braves @ Houston Astros
 Astrodome, Houston, TX
 Fri Jul 17 1992, 8:05 PM EDT
 Att. 24,691 - Dome - 70 F

livebaseballscorecards.com

AB	35
R	5
H	8
RBI	5
BB	3
SO	2
LOB	13



Batter	1	2	3	4	5	6	7	8	9	AB	R	H	RBI	BB	SO	LOB
Craig Biggio, R OBP: 0.375, SLG: 0.396 (1, 4)	2-2 F9		1-3 K		2-3 K			2-2 F9		4	0	0	0	0	2	1
Steve Finley, L OBP: 0.331, SLG: 0.405 (1, 8)	2-2 P4		1-2 G4-3			1-1 L9		1-0 FC5-4 1B		4	0	1	0	0	0	0
5 Jeff Bagwell, R OBP: 0.359, SLG: 0.419 (1, 3)	2-0 2B		3-2 P4			1-2 G5-3		0-2 FC5-4 1-2f		4	0	1	0	0	0	1
Eric Anthony, L OBP: 0.300, SLG: 0.431 (1, 9)	1-3 K			0-2 G4-3		0-3 K		2-1 F8		4	0	0	0	0	2	1
Ken Caminiti, S OBP: 0.367, SLG: 0.451 (1, 5)		2-1 1B		2-0 P5			0-2 1B	1-3 K		4	0	2	0	0	1	0
Luis Gonzalez, L OBP: 0.288, SLG: 0.386 (1, 7)		0-1 E4		1-1 G4-3			3-1 F8	2-2 F8		4	0	0	0	0	0	2
Juan Guerrero, R OBP: 0.232, SLG: 0.266 (1, 6)		1-3 K			0-1 G6-3		1-3 K		3 0 0 0 0 2 3	0	0	0	0	0	0	0
Joe Boever, R (8, 1)									0 0 0 0 0 0 0							
Eddie Taubensee, L OBP: 0.261, SLG: 0.221 (1, 2)		2-3 K			0-2 S 1B		1-3 K		3 0 1 0 0 2 3							
Pete Harnisch, S OBP: 0.125, SLG: 0.200 (1, 1)		2-3 K			3-3 K			1-2 G3-1		1 0 0 0 0 1 2						
Gerald Young, S (5, PH)									1 0 0 0 0 1 1							
Willie Blair, R (6, 1)									0 0 0 0 0 0 0							
Al Osuna, R (8, 1)									0 0 0 0 0 0 0							
Casey Candaele, S OBP: 0.237, SLG: 0.233 (8, 6)									1 0 0 0 0 0 0							

Inning Stats	R: 0	H: 1	E: 0	LOB: 1	K: 1	BB: 0	S: 12	R: 0	H: 1	E: 1	LOB: 2	K: 3	BB: 0	S: 15	R: 0	H: 0	E: 0	LOB: 0	K: 1	BB: 0	S: 12	R: 0	H: 0	E: 0	LOB: 0	K: 0	BB: 0	S: 6	R: 0	H: 1	E: 0	LOB: 1	K: 2	BB: 0	S: 13	R: 0	H: 0	E: 0	LOB: 0	K: 1	BB: 0	S: 8	R: 0	H: 1	E: 0	LOB: 1	K: 2	BB: 0	S: 14	R: 0	H: 1	E: 0	LOB: 1	K: 0	BB: 0	S: 10	R: 0	H: 0	E: 0	LOB: 0	K: 1	BB: 0	S: 9	1B: 4	SF: 0	2B: 1	SAC: 0	3B: 0	DP: 0	HR: 0	HBP: 0	WP: 0	PA: 33
--------------	------	------	------	--------	------	-------	-------	------	------	------	--------	------	-------	-------	------	------	------	--------	------	-------	-------	------	------	------	--------	------	-------	------	------	------	------	--------	------	-------	-------	------	------	------	--------	------	-------	------	------	------	------	--------	------	-------	-------	------	------	------	--------	------	-------	-------	------	------	------	--------	------	-------	------	-------	-------	-------	--------	-------	-------	-------	--------	-------	--------

PITCHER	IP	WLS	BF	H	R	ER	SO	BB	IBB	HBP	BLK	WP	HR	S	P	ERA	WHIP
29 John Smoltz, R ERA: 2.88 (1, 1)	8.0		30	5	0	0	10	0	0	0	0	0	0	90	128	0.00	0.625
Kent Mercker, L ERA: 2.03 (9, 1)	1.0		3	0	0	0	1	0	0	0	0	0	0	9	14	0.00	0.000

BOTTOM

Atlanta Braves @ Houston Astros
Astrodome, Houston, TX

Fri Jul 17 1992, 8:05 PM EDT
Att. 24,691 - Dome - 70 F

AB	33
R	0
H	5
RBI	0
BB	0
SO	11
LOB	14



PITCHER	IP	WLS	BF	H	R	ER	SO	BB	IBB	HBP	BLK	WP	HR	S	P	ERA	WHIP
---------	----	-----	----	---	---	----	----	----	-----	-----	-----	----	----	---	---	-----	------

Batter	1	2	3	4	5	6	7	8	9	AB R H RBI BB SO LOB	TOP		
Deion Sanders, L (1, 8) OBP: 0.362, SLG: 0.555	1-0 G6-3		0-0 G4-3 3B		1-2 L8		1-1 1B			4 1 2 1 0 0 0	Atlanta Braves @ Houston Astros Astrodome, Houston, TX Sat Jul 18 1992, 4:33 AM EDT Att. 24,086 - Dome - 70 F		
Jeff Treadway, L (1, 4) OBP: 0.176, SLG: 0.212 Mark Lemke, S (7, PH) OBP: 0.279, SLG: 0.288 (7, 4)	0-1 1B 1B		1-1 G4-3		0-1 G4-3		0-1 P4-3-6 2-3f			3 0 1 1 0 0 0 1 0 0 0 0 0 2			
Terry Pendleton, S (1, 5) OBP: 0.317, SLG: 0.462	1-2 P5		0-0 L6		0-1 2B 1B		3-2 P3			4 1 1 0 0 0 1			
David Justice, L (1, 9) OBP: 0.363, SLG: 0.398	1 SAFE 1-2 1B		0-0 2B		0-0 F9		0-2 G4-3			4 0 2 0 0 0 1			
Ron Gant, R (1, 7) OBP: 0.332, SLG: 0.425	0-3 K2-3		3-3 K		1 SAFE F8		0-1 G6-3			4 0 0 0 0 2 4			
Sid Bream, L (1, 3) OBP: 0.339, SLG: 0.362 Brian Hunter, R (9, PR) OBP: 0.255, SLG: 0.472 (9, 3)		0-1 G4-3		2-0 G3		3-2 2B 1-H		0-0 SH2-4 1B		4 0 2 1 0 0 0 0 0 0 0 0 0 0			
Damon Berryhill, S (1, 2) OBP: 0.257, SLG: 0.364		1-1 P4		0-1 G1-3		2-3 K		2-3 K		4 0 0 0 0 2 2			
Rafael Belliard, R (1, 6) OBP: 0.270, SLG: 0.247		3-2 G6-3		1-3 K		0-0 P4-3-6 1B 1B		1-1 SH2-4		3 0 1 0 0 1 0			
Tom Glavine, L (1, 1) OBP: 0.309, SLG: 0.340 Marvin Freeman, R (8, 1) OBP: 0.500, SLG: 0.500 Lonnie Smith, R (9, PH) OBP: 0.270, SLG: 0.273 Alejandro Pena, R (9, 1)			0-2 3B 3B		0-0 G4-3		1 SAFE P5		1-3 K	3 1 1 0 0 0 1 0 0 0 0 0 0 0 1 0 0 0 0 1 2 0 0 0 0 0 0 0			
Inning Stats	R: 0 H: 2 E: 0 LOB: 2 K: 1 BB: 0 S: 12 P: 14	R: 0 H: 0 E: 0 LOB: 0 K: 0 BB: 0 S: 7 P: 11	R: 2 H: 3 E: 0 LOB: 1 K: 1 BB: 0 S: 11 P: 15	R: 0 H: 0 E: 0 LOB: 0 K: 1 BB: 0 S: 6 P: 9	R: 0 H: 0 E: 0 LOB: 0 K: 0 BB: 0 S: 6 P: 7	R: 1 H: 2 E: 0 LOB: 1 K: 1 BB: 0 S: 10 P: 15	R: 0 H: 2 E: 0 LOB: 1 K: 0 BB: 0 S: 6 P: 7	R: 0 H: 0 E: 0 LOB: 0 K: 0 BB: 0 S: 12 P: 15	R: 0 H: 1 E: 0 LOB: 2 K: 2 BB: 0 S: 9 P: 13	1B: 6 SF: 0 2B: 3 SAC: 1 3B: 2 DP: 1 HR: 0 HBP: 0	WP: 0 PA: 36 PB: 0 SB: 1 CS: 0		
PITCHER	IP WLS BF H R ER SO BB IBB HBP BLK WP HR S P ERA WHIP											PITCHER	IP WLS BF H R ER SO BB IBB HBP BLK WP HR S P ERA WHIP
Jimmy Jones, R (1, 1) ERA: 4.4	6.0 L 26 8 3 3 4 0 0 0 0 0 0 0 53 72 4.50 1.333												
Rob Murphy, L (7, 1) ERA: 2.87	2.0 6 1 0 0 0 0 0 0 0 0 0 0 17 21 0.00 0.500												
Doug Jones, R (9, 1) ERA: 2.21	1.0 4 1 0 0 0 2 0 0 0 0 0 0 9 13 0.00 1.000												

livebaseballscorecards.com

AB	35
R	3
H	10
RBI	3
BB	0
SO	6
LOB	13



Batter	1	2	3	4	5	6	7	8	9	AB	R	H	RBI	BB	SO	LOB
Craig Biggio, R OBP: 0.373, SLG: 0.392 (1, 4)	1-2 F9		4-0 1B BB		1-2 G6-3		1-1 G6-4-3			3	0	0	0	1	0	2
Steve Finley, L OBP: 0.330, SLG: 0.401 (1, 8)	1-1 G3-1		2-3 K		4-2 1B BB		1-2 F8			3	0	0	0	1	1	2
Ken Caminiti, S OBP: 0.373, SLG: 0.456 (1, 5)	1-2 5 1B 1B		1-0 FC5 1B		1-0 1B			1-2 G6-3		4	0	3	0	0	0	0
5 Jeff Bagwell, R OBP: 0.358, SLG: 0.417 (1, 3)	2-2 1B		1-1 F9		2-2 L9			1-0 G5-3		4	0	1	0	0	0	4
Eric Anthony, L OBP: 0.295, SLG: 0.423 (1, 9)	0-0 F8		1-1 FC5			2-3 K		1-1 E4		4	0	0	0	0	1	4
Pete Incaviglia, R OBP: 0.319, SLG: 0.424 (1, 7)		0-0 L9		0-1 F8		1-3 K		1-3 K		4	0	0	0	0	2	1
Doug Jones, R (9, 1)										0	0	0	0	0	0	0
Scooter Tucker, R OBP: 0.229, SLG: 0.163 (1, 2)		3-3 K		2-2 G2-3		2-3 K			2-2 P5	3	0	0	0	0	2	0
Luis Gonzalez, L OBP: 0.287, SLG: 0.384 (9, 7)										1	0	0	0	0	0	0
Casey Candaele, S OBP: 0.241, SLG: 0.235 (1, 6)		1-0 1B		1-1 P3			1-2 G6-4-3 1B HBP		1-2 P7	3	0	1	0	0	0	0
Jimmy Jones, R OBP: 0.240, SLG: 0.174 (1, 1)		1-3 K		1-3 K		1-3 K		1-0 G6-4-3 1B		2	0	0	0	0	2	1
Rob Murphy, L (7, 1)								1-2 1B		0	0	0	0	0	0	0
Scott Servais, R OBP: 0.261, SLG: 0.242 (7, 2)									0-3 K	1	0	1	0	0	0	0
Benny Distefano, L OBP: 0.305, SLG: 0.315 (9, PH)										1	0	0	0	0	1	0

Inning Stats	R: 0	H: 2	E: 0	K: 13	S: 13	R: 0	H: 1	E: 0	K: 2	S: 8	R: 0	H: 1	E: 0	K: 1	S: 8	R: 0	H: 0	E: 0	K: 0	S: 7	R: 0	H: 1	E: 0	K: 1	S: 12	R: 0	H: 0	E: 0	K: 3	S: 10	R: 0	H: 1	E: 0	K: 0	S: 10	R: 0	H: 0	E: 1	K: 1	S: 10	R: 0	H: 0	E: 0	K: 1	S: 12	1B: 6	2B: 0	3B: 0	HR: 0	SF: 0	SAC: 0	DP: 1	HBP: 1	WP: 0	PB: 0	SB: 0	CS: 0	PA: 36
--------------	------	------	------	-------	-------	------	------	------	------	------	------	------	------	------	------	------	------	------	------	------	------	------	------	------	-------	------	------	------	------	-------	------	------	------	------	-------	------	------	------	------	-------	------	------	------	------	-------	-------	-------	-------	-------	-------	--------	-------	--------	-------	-------	-------	-------	--------

PITCHER	IP	WLS	BF	H	R	ER	SO	BB	IBB	HBP	BLK	WP	HR	S	P	ERA	WHIP
Tom Glavine, L ERA: 2.44 (1, 1)	7.0	W	29	6	0	0	7	2	0	1	0	0	0	68	108	0.00	1.143
Marvin Freeman, R ERA: 3.12 (8, 1)	1.0		4	0	0	0	1	0	0	0	0	0	0	10	14	0.00	0.000
Alejandro Pena, R ERA: 4.28 (9, 1)	1.0	S	3	0	0	0	1	0	0	0	0	0	0	12	15	0.00	0.000

BOTTOM

Atlanta Braves @ Houston Astros
Astrodome, Houston, TX

Sat Jul 18 1992, 4:33 AM EDT
Att. 24,086 - Dome - 70 F

livebaseballscorecards.com

AB	33
R	0
H	6
RBI	0
BB	2
SO	9
LOB	14



Batter	1	2	3	4	5	6	7	8	9	10	AB	R	H	RBI	BB	SO	LOB
Craig Biggio, R OBP: 0.370, SLG: 0.388 (1, 4)	2-1 G5-3		2-2 G6-3			3-2 F8		0-0 G4-6-3			4	0	0	0	0	0	1
Steve Finley, L OBP: 0.329, SLG: 0.399 (1, 8)	0-1 L7			1-2 S BB 1B		3-2 L8		0-2 G5-3			4	0	1	0	0	0	1
Ken Caminiti, S OBP: 0.371, SLG: 0.450 (1, 5)	1-2 G5-3			1-2 S BB		3-2 L6		0-0 G6-3			3	0	0	0	1	0	0
5 Jeff Bagwell, R OBP: 0.354, SLG: 0.412 (1, 3)		2-2 G5-3		1-0 L7		3-2 P4		1-2 L7			4	0	0	0	0	0	2
Pete Incaviglia, R OBP: 0.317, SLG: 0.434 (1, 7)		1-1 HR		3-3 K		2-0 G6-3		1-3 K			4	1	1	1	0	2	2
Eric Anthony, L OBP: 0.294, SLG: 0.419 (1, 9)		3-2 G4-3		0-0 G3		0-1 1B		2-0 P8			4	0	1	0	0	0	2
Scott Servais, R OBP: 0.255, SLG: 0.236 (1, 2)		1-3 K		1-0 G1		1-1 L8		2-3 K			3	0	0	0	0	1	1
Luis Gonzalez, L OBP: 0.266, SLG: 0.382 (10, PH)											1	0	0	0	0	1	0
Casey Candaele, S OBP: 0.246, SLG: 0.249 (1, 6)			1-1 G5-3		1-3 K			1-1 1B G4-6-3 2B		1-0 2B	4	1	2	0	0	1	0
Butch Henry, L OBP: 0.156, SLG: 0.250 (1, 1)			1-1 G4-3		2-1 G4-3			0-0 G4-6-3 1B		1-2 P1	3	0	1	0	0	0	0
Gerald Young, S (8, PR)											0	0	0	0	0	0	0
Al Osuna, R (9, 1)											0	0	0	0	0	0	0
Xavier Hernandez, L (9, 1)											0	0	0	0	0	0	0
Benny Distefano, L OBP: 0.300, SLG: 0.309 (10, PH)											1	0	0	0	0	0	1

Inning Stats	R: 0	H: 0	E: 0	K: 0	S: 7	R: 1	H: 1	E: 0	K: 1	S: 11	R: 0	H: 0	E: 0	K: 0	S: 7	R: 0	H: 1	E: 0	K: 1	S: 10	R: 0	H: 0	E: 0	K: 1	S: 7	R: 0	H: 1	E: 0	K: 0	S: 19	R: 0	H: 1	E: 0	K: 0	S: 8	R: 1	H: 2	E: 0	K: 0	S: 7	R: 0	H: 0	E: 0	K: 1	S: 9	R: 0	H: 1	E: 0	K: 1	S: 9	1B: 3	SF: 0	2B: 2	3B: 0	HR: 1	WP: 0	PA: 36
	0	0	0	0	7	1	1	0	1	11	0	0	0	0	7	0	1	0	0	10	0	0	0	0	7	0	0	1	0	19	0	1	0	0	8	1	2	0	0	7	0	0	0	1	3	0	2	0	1	0	36						

PITCHER	IP	WLS	BF	H	R	ER	SO	BB	IBB	HBP	BLK	WP	HR	S	P	ERA	WHIP
Charlie Leibrandt, L ERA: 3.53 (1, 1)	8.0		29	5	2	2	3	1	0	0	0	0	1	67	109	2.25	0.750
Marvin Freeman, R ERA: 3.03 (9, 1)	1.0	W	3	0	0	0	1	0	0	0	0	0	0	7	9	0.00	0.000
Alejandro Pena, R ERA: 4.13 (10, 1)	1.0	S	4	1	0	0	1	0	0	0	0	0	0	9	15	0.00	1.000

Atlanta Braves @ Houston Astros
Astrodome, Houston, TX

Sun Jul 19 1992, 4:33 AM EDT
Att: 27,270 - Dome - 70 F

livebaseballscorecards.com

AB	35
R	2
H	6
RBI	1
BB	1
SO	5
LOB	10



Batter	1	2	3	4	5	6	7	8	9	AB	R	H	RBI	BB	SO	LOB
Craig Biggio, R OBP: 0.370, SLG: 0.386 (1, 4)	2-1 F9	3-2 L5			0-1 3B	4-0 BB		3-2 F8		4	1	1	1	1	0	0
Steve Finley, L OBP: 0.330, SLG: 0.405 (1, 8)	2-0 FC3-6		3-2 F8		2-2 5 SF9	1-0 P5		3-1 G4-3		5	1	2	1	0	0	3
5 Jeff Bagwell, R OBP: 0.352, SLG: 0.408 (1, 3)	1-1 FC3-6		0-1 F7		0-1 SF9	1-3 K		4-2 BB		3	1	0	1	1	1	4
Luis Gonzalez, L OBP: 0.286, SLG: 0.386 (1, 7)	0-1 2B		1-2 G6-3		0-3 K		4-2 1B HR	4-2 BB		3	0	1	1	0	1	0
Gerald Young, S (7, PH) (8, 9)	1-H 2B							1-2 BB		0	1	0	0	2	0	0
Pete Incaviglia, R OBP: 0.318, SLG: 0.446 (1, 9) (8, 7)	3-3 K			1-2 F8		0-0 HR	1-0 1B HR	0-0 F7		5	2	2	1	0	1	3
Ken Caminiti, S OBP: 0.377, SLG: 0.465 (1, 5)		1-0 HR		1-1 F8		4-2 1B FC	1-2 HR			3	3	2	3	1	0	0
Casey Candaele, S OBP: 0.247, SLG: 0.250 (1, 6)		1-2 P8		2-0 P2		0-0 SH3-4	0-1 HR			3	0	1	0	0	0	1
Eddie Taubensee, L OBP: 0.274, SLG: 0.264 (1, 2)		3-2 HR			0-0 1B	0-1 BB FC	2-2 G1-6-3			4	2	3	2	0	0	1
Shane Reynolds, R (1, 1)		0-0 L5			2-1 P6	3-2 FC	0-0 P9			1	0	0	0	0	0	0
Al Osuna, R (4, 1)										0	0	0	0	0	0	0
Benny Distefano, L OBP: 0.296, SLG: 0.304 (5, PH)										0	0	0	0	0	0	1
Willie Blair, R (6, 1)										0	0	0	0	0	0	0
Eric Anthony, L OBP: 0.293, SLG: 0.417 (6, PH)										1	0	0	1	0	0	1
Rob Murphy, L (7, 1)										0	0	0	0	0	0	0
Joe Boever, R (7, 1)										1	0	0	0	0	0	0
Doug Jones, R (8, 1)										0	0	0	0	0	0	0

Inning Stats	R: 1	H: 2	E: 0	K: 1	S: 10	H: 2	LOB: 1	BB: 0	P: 18	R: 2	H: 2	E: 0	K: 0	S: 16	R: 0	H: 0	E: 0	K: 0	S: 8	R: 0	H: 0	E: 0	K: 0	S: 6	R: 3	H: 3	E: 0	K: 1	S: 15	R: 2	H: 2	E: 0	K: 1	S: 18	R: 3	H: 3	E: 0	K: 0	S: 12	R: 0	H: 0	E: 0	K: 0	S: 11	1B: 6	SF: 1	3B: 1	HR: 3
--------------	------	------	------	------	-------	------	--------	-------	-------	------	------	------	------	-------	------	------	------	------	------	------	------	------	------	------	------	------	------	------	-------	------	------	------	------	-------	------	------	------	------	-------	------	------	------	------	-------	-------	-------	-------	-------


PITCHER	IP	WLS	BF	H	R	ER	SO	BB	IBB	HBP	BLK	WP	HR	S	P	ERA	WHIP
Jeff Robinson, R ERA: 5.16 (1, 1)	4.1		20	7	6	6	1	0	0	0	0	0	1	49	77	12.46	1.615
Roger Mason, R ERA: 3.52 (5, 1)	1.0	L	6	2	2	2	1	1	0	0	0	0	1	17	21	18.00	3.000
Denny Neagle, L ERA: 4.88 (6, 1)	0.2		6	1	2	2	1	2	0	0	0	0	0	10	24	27.00	4.500
Bob Patterson, L ERA: 3.0 (7, 1)	1.0		4	2	1	1	0	0	0	0	0	0	1	9	12	9.00	2.000
Jerry Don Gleaton, L ERA: 4.26 (8, 1)	1.0		5	0	0	0	0	2	0	0	0	0	0	11	25	0.00	2.000

BOTTOM

Pittsburgh Pirates @ Houston Astros
Astrodome, Houston, TX

Mon Jul 20 1992, 8:05 PM EDT
Att. 12,112 - Dome - 70 F

AB	34
R	11
H	12
RBI	11
BB	5
SO	3
LOB	14



PITCHER	IP	WLS	BF	H	R	ER	SO	BB	IBB	HBP	BLK	WP	HR	S	P	ERA	WHIP
Jeff Robinson, R ERA: 5.16 (1, 1)	4.1		20	7	6	6	1	0	0	0	0	0	1	49	77	12.46	1.615
Roger Mason, R ERA: 3.52 (5, 1)	1.0	L	6	2	2	2	1	1	0	0	0	0	1	17	21	18.00	3.000
Denny Neagle, L ERA: 4.88 (6, 1)	0.2		6	1	2	2	1	2	0	0	0	0	0	10	24	27.00	4.500
Bob Patterson, L ERA: 3.0 (7, 1)	1.0		4	2	1	1	0	0	0	0	0	0	1	9	12	9.00	2.000
Jerry Don Gleaton, L ERA: 4.26 (8, 1)	1.0		5	0	0	0	0	2	0	0	0	0	0	11	25	0.00	2.000


Batter	1	2	3	4	5	6	7	8	9	10	11	12
Craig Biggio, R OBP: 0.368, SLG: 0.384 (1, 4)	1-2 CS 1B		0-1 G6-3			3-2 F8		1-1 F7		1-0 P3-4		
Steve Finley, L OBP: 0.333, SLG: 0.408 Doug Jones, R (11, 1)	1-2 G6-3 1B			2-3 K		1-0 1B		0-1 F9		3-2 1B		
Ernest Riles, L OBP: 0.200, SLG: 0.200 (1, 3)	3-2 G6-3 1-2			3-2 F9		2-2 P6			2-2 1B SF8	0-1 F8		
Eric Anthony, L OBP: 0.291, SLG: 0.413 (1, 9)	0-0 G4-3			2-1 F7			1-2 F8		1-1 2B 1B		1-3 K	
Ken Caminiti, S OBP: 0.377, SLG: 0.470 (1, 5)		1-2 P4			1-0 G3-1 1B		3-1 2B		0-0 SF8		1-3 K	
Pete Incaviglia, R OBP: 0.321, SLG: 0.447 (1, 7)		1-2 P5			2-1 F8		1-1 P4		0-1 WP SF8 2B		4-1 BB	
Casey Candaele, S OBP: 0.242, SLG: 0.246 (1, 6) (11, 8)		3-2 F7			2-2 G3-1 1-2		0-1 G4-3		2-0 SF8		1 SAFE 1 SAFE F9	
Eddie Taubensee, L OBP: 0.270, SLG: 0.261 Benny Distefano, L OBP: 0.306, SLG: 0.316 Scott Servais, R OBP: 0.252, SLG: 0.233 (1, 2) (8, PH) (9, 2)			2-0 P5		2-1 F7			2-2 F7 1B		0-0 P4		1-2 F7
Brian Williams, R Gerard Young, S Rob Murphy, L Xavier Hernandez, L Jeff Bagwell, R Joe Bozzer, R Al Osuna, R Juan Guantero, R			0-2 P6			2-0 F8				4-2 P3-4 BB		2-1 HR

AB	R	H	RBI	BB	SO	LOB
5	0	1	0	0	0	2
5	0	3	0	0	1	1
0	0	0	0	0	0	0
5	1	1	0	0	0	3
5	1	1	0	0	1	1
4	0	2	1	0	1	0
4	1	1	1	1	0	2
4	0	0	1	0	0	3
2	0	0	0	0	0	1
1	0	1	0	0	0	0
2	0	0	0	0	0	0
1	0	0	0	0	0	0
0	0	0	0	0	0	0
0	0	0	0	0	0	0
0	0	0	0	0	0	0
1	1	1	1	1	0	0

Pittsburgh Pirates @ Houston Astros
Astrodome, Houston, TX
Tue Jul 21 1992, 8:05 PM EDT
Att. 13,836 - Dome - 70 F

livebaseballscorecards.com

AB	41
R	4
H	11
RBI	4
BB	2
SO	3
LOB	14




Inning Stats	R: 0	H: 2	E: 0	K: 10	LOB: 1	BB: 0	P: 15	R: 0	H: 0	E: 0	K: 15	LOB: 0	BB: 0	P: 20	R: 0	H: 0	E: 0	K: 6	LOB: 0	BB: 0	P: 8	R: 0	H: 0	E: 0	K: 9	LOB: 0	BB: 0	P: 16	R: 0	H: 1	E: 0	K: 8	LOB: 1	BB: 0	P: 15	R: 0	H: 1	E: 0	K: 12	LOB: 1	BB: 0	P: 20	R: 0	H: 1	E: 0	K: 9	LOB: 1	BB: 0	P: 14	R: 0	H: 1	E: 0	K: 12	LOB: 1	BB: 0	P: 15	R: 3	H: 3	E: 0	K: 10	LOB: 0	BB: 15	R: 0	H: 1	E: 0	K: 10	LOB: 1	BB: 18	R: 0	H: 0	E: 0	K: 11	LOB: 1	BB: 18	R: 1	H: 1	E: 0	K: 5	LOB: 0	BB: 0	P: 8	1B: 8	SF: 2	2B: 3	3B: 0	HR: 1	SAC: 0	DP: 1	HBP: 0	WP: 1	PA: 45
PITCHER	IP	WLS	BF	H	R	ER	SO	BB	IBB	HBP	BLK	WP	HR	S	P	ERA	WHIP																																																																										
Doug Drabek, R ERA: 2.65 (1, 1)	8.0		31	8	2	2	1	0	0	0	0	0	0	86	134	2.25	1.000																																																																										
Stan Belinda, R ERA: 2.66 (9, 1)	1.2		7	2	1	1	0	1	0	0	0	1	0	13	23	5.40	1.800																																																																										
Bob Patterson, L ERA: 2.9 (10, 1)	1.1		5	0	0	0	2	1	0	0	0	0	0	13	20	0.00	0.750																																																																										
Roger Mason, R ERA: 3.67 (12, 1)	0.1	L	2	1	1	1	0	0	0	0	0	0	1	5	8	27.00	3.000																																																																										

Batter	1	2	3	4	5	6	7	8	9	10	11	12	13	AB R H RBI BB SO LOB	TOP		
Alex Cole, L (1, 9) OBP: 0.302, SLG: 0.281 Bob Patterson, R (13, 1) OBP: 0.500, SLG: 0.600	2-2 WP 2B 1B	1-0 F7			1-1 F8		0-0 S 1B	1-3 K	0-1 G4-3			1-2 G6-4-3 1B	2-3 K	8 2 3 0 0 2 6 0 0 0 0 0 0 0			
Jay Bell, R (1, 6) OBP: 0.337, SLG: 0.343	1 SAFE 3-2 B 1 SAFE F8 1-H 1B 2B		1-2 L1		4-2 3B BB		1 SAFE 3-1 P4	1-0 G5-3		2-2 P4		1-0 G6-4-3 1-2f		6 2 1 1 1 0 3			
Andy Van Slyke, L (1, 8) OBP: 0.417, SLG: 0.522	0-1 F8		0-2 F8		3-2 HR 3B		2-2 E8 1B FC3-2	4-0 IBB BB		2-1 G3-1			0-0 G4-3	6 1 2 1 1 0 1			
Barry Bonds, L (1, 7) OBP: 0.448, SLG: 0.619	2-3 K		4-2 BB		2-2 HR 3B		4-0 FC3-2 1B IBB	4-0 IBB		0-3 K			4-1 S 1B BB	3 2 1 2 4 2 1			
Jeff King, R (1, 5) OBP: 0.228, SLG: 0.329 Denny Neagle, L (8, 1) Orlando Merced, S (11, PH) OBP: 0.317, SLG: 0.393	1-0 1B		3-3 K		0-3 K		2-2 FC5 FC3-2 1B	1-0 L7			1-0 F7		3-2 1B 2B 1B	5 0 2 1 0 2 4 0 0 0 0 0 0 0 2 1 1 1 0 0 0			
Michael LaValliere, L (1, 2) OBP: 0.324, SLG: 0.294	0-0 F8				0-0 G4-3		2-1 FC3-2		2-1 G3		3-2 P6		3-1 BB 2B 1B	7 1 1 0 0 0 4			
Gary Redus, R (1, 3) OBP: 0.326, SLG: 0.346 Stan Belinda, R (11, 1) OBP: 0.500, SLG: 1.000 Cecil Espy, S (13, PH) OBP: 0.308, SLG: 0.345		2-1 P4			3-1 FC5-4 1B		0-0 F8	0-0 FC5	1-1 BB 1B		0-1 1B		4-1 2B BB	6 0 3 0 0 0 3 0 0 0 0 0 0 0 0 0 0 0 1 0 0			
Jose Lind, R (1, 4) OBP: 0.265, SLG: 0.271		2-2 G6-3			0-1 FC5-4 FC6 1-2f		1-0 L4		0-1 1B 2B	2-0 F8		0-0 F8		7 1 2 2 0 0 3			
Randy Tomlin, L (1, 1) OBP: 0.244, SLG: 0.184 Gary Varsho, L (8, PH) OBP: 0.268, SLG: 0.368 John Wehner, R (8, 5) OBP: 0.281, SLG: 0.250		2-2 1B			2-0 FC6 1-2f		0-1 G6-3		0-0 G5-3 1B	4-2 BB		2-1 F8	1-3 K	3 0 1 0 0 0 1 1 0 1 1 0 0 0 2 0 0 0 1 1 2			
Inning Stats	R: 2 H: 3 E: 0 LOB: 1 K: 1 BB: 0 S: 20 P: 27	R: 0 H: 1 E: 0 LOB: 1 K: 0 BB: 0 S: 9 P: 16	R: 0 H: 0 E: 0 LOB: 1 K: 1 BB: 1 S: 13 P: 21	R: 0 H: 1 E: 0 LOB: 1 K: 0 BB: 0 S: 6 P: 11	R: 3 H: 2 E: 0 LOB: 0 K: 1 BB: 1 S: 16 P: 27	R: 0 H: 0 E: 0 LOB: 0 K: 0 BB: 0 S: 4 P: 6	R: 1 H: 3 E: 1 LOB: 3 K: 0 BB: 1 S: 12 P: 25	R: 1 H: 2 E: 0 LOB: 3 K: 1 BB: 2 S: 8 P: 19	R: 0 H: 1 E: 0 LOB: 2 K: 1 BB: 1 S: 9 P: 18	R: 0 H: 0 E: 0 LOB: 0 K: 1 BB: 0 S: 9 P: 13	R: 0 H: 1 E: 0 LOB: 1 K: 0 BB: 0 S: 7 P: 11	R: 0 H: 1 E: 0 LOB: 0 K: 2 BB: 0 S: 6 P: 10	R: 3 H: 3 E: 0 LOB: 2 K: 2 BB: 2 S: 20 P: 36	1B: 13 SF: 0 2B: 3 SAC: 0 3B: 1 DP: 1 HR: 1 HBP: 0	WP: 1 PA: 64 PB: 0 SB: 2 CS: 0		
PITCHER	IP WLS BF H R ER SO BB IBB HBP BLK WP HR S P ERA WHIP																
Pete Hamisch, R (1, 1) ERA: 3.86	6.0	27	7	5	3	2	0	0	0	0	0	0	0	0	0	7.50	1.500
Al Osuna, L (7, 1) ERA: 3.89	0.1	4	2	1	1	0	0	1	0	0	0	0	0	0	6	27.00	6.000
Xavier Hernandez, R (7, 1) ERA: 2.19	2.0	12	4	1	1	1	1	1	0	0	0	0	0	0	18	4.50	2.500
Doug Jones, R (8, 1) ERA: 2.17	1.2	6	0	0	0	1	0	0	0	0	0	0	0	0	14	0.00	0.600
Willie Blair, R (11, 1) ERA: 4.4	2.1	L 13	5	3	3	0	2	0	0	0	0	0	0	0	24	11.57	3.000
PITCHER	IP WLS BF H R ER SO BB IBB HBP BLK WP HR S P ERA WHIP																
Joe Boever, R (13, 1) ERA: 2.56	0.2	2	0	0	0	0	0	0	0	0	0	0	0	0	2	0.00	0.000

Pittsburgh Pirates @ Houston Astros
Astrodome, Houston, TX
Wed Jul 22 1992, 8:05 PM EDT
Att. 13,194 - Dome - 70 F

livebaseballscorecards.com

AB	56
R	10
H	18
RBI	9
BB	8
SO	7
LOB	28



Chicago Cubs @ Houston Astros
Astrodome, Houston, TX

Fri Jul 24 1992, 8:05 PM EDT
Att: 28,112 - Dome - 70 F

AB	30
R	1
H	7
RBI	1
BB	3
SO	3
LOB	18



WP:	0	PA:	36
PB:	0		
SB:	0		
CS:	1		

Batter	1	2	3	4	5	6	7	8	9	AB	R	H	RBI	BB	SO	LOB											
Rey Sanchez, R (1, 6) OBP: 0.271, SLG: 0.305	1-1 23 G6-4-3 HBP		1-3 K			0-0 23 1B		1-1 23 G6-3 HBP		2	0	1	0	0	1	1											
23 Ryne Sandberg, R (1, 4) OBP: 0.361, SLG: 0.466	0-0 G6-4-3 1-2f		1-2 FC5-4 1-2f			0-1 1B		2-2 G6-3 1-2f		4	0	1	0	0	0	3											
Mark Grace, L (1, 3) OBP: 0.404, SLG: 0.438	4-2 FC6-4 BB			2-1 P5		1-0 F7		1-1 1B HBP		2	0	0	0	1	0	2											
Andre Dawson, R (1, 9) OBP: 0.293, SLG: 0.437	0-0 FC6-4 1-2f			2-2 F8		0-1 F9		0-1 1B		4	0	1	0	0	0	3											
Kal Daniels, L (1, 7) Derrick May, L (9, 7) OBP: 0.329, SLG: 0.389 OBP: 0.275, SLG: 0.342		2-2 CS 1B		0-0 G4-3		0-0 G3-1		0-3 K		4	0	1	0	0	1	4											
Steve Buechele, R (1, 5) OBP: 0.335, SLG: 0.386		2-2 G1-3 1-2			1-1 G4-6-3 1B		1-2 F8		0-1 F9	4	0	1	0	0	0	1											
Rick Wilkins, L (1, 2) OBP: 0.345, SLG: 0.462		2-0 G4-3			0-0 G4-6-3 1-2f		1-0 F7		0-1 HR	4	1	1	1	1	0	1											
Doug Dascenzo, S (1, 8) OBP: 0.305, SLG: 0.293			4-2 23 FC5-4 BB		4-2 FC5-4 BB		0-0 1B		2-2 G3	2	0	1	0	2	0	0											
Mike Morgan, R (1, 1) Dwight Smith, L (9, PH) Chuck McElroy, L (9, 1) Bob Scanlan, R (9, 1) OBP: 0.114, SLG: 0.095 OBP: 0.275, SLG: 0.371 OBP: 0.600, SLG: 1.200			3-3 K		1-0 FC5-4 1-2f		3-2 F8		0-2 L6	3	0	0	0	0	1	3											
Inning Stats	R: 0 E: 0 K: 0 S: 5	H: 0 LOB: 1 BB: 1 P: 10	R: 0 E: 0 K: 0 S: 7	H: 1 LOB: 0 BB: 0 P: 13	R: 0 E: 0 K: 2 S: 14	H: 0 LOB: 1 BB: 1 P: 22	R: 0 E: 0 K: 0 S: 7	H: 0 LOB: 0 BB: 0 P: 11	R: 0 E: 0 K: 0 S: 7	H: 1 LOB: 1 BB: 1 P: 13	R: 0 E: 0 K: 0 S: 7	H: 2 LOB: 2 BB: 0 P: 8	R: 0 E: 0 K: 0 S: 8	H: 1 LOB: 1 BB: 0 P: 13	R: 0 E: 0 K: 1 S: 11	H: 1 LOB: 2 BB: 0 P: 15	R: 1 E: 0 K: 0 S: 10	H: 1 LOB: 0 BB: 0 P: 12	1B: 6 2B: 0 3B: 0 HR: 1	SF: 0 SAC: 0 DP: 3 HBP: 3	WP: 0 PB: 0 SB: 0 CS: 1	PA: 36					
PITCHER	IP	WLS	BF	H	R	ER	SO	BB	IBB	HBP	BLK	WP	HR	S	P	ERA	WHIP										
Jimmy Jones, R (1, 1) ERA: 4.0	7.2		31	6	0	0	2	3	0	3	0	0	0	63	102	0.00	1.174										
Al Osuna, L (8, 1) ERA: 3.86	0.1		1	0	0	0	1	0	0	0	0	0	0	3	3	0.00	0.000										
Doug Jones, R (9, 1) ERA: 2.27	1.0	L	4	1	1	1	0	0	0	0	0	0	1	10	12	9.00	1.000										

livebaseballscorecards.com

Batter	1	2	3	4	5	6	7	8	9	AB	R	H	RBI	BB	SO	LOB
Craig Biggio, R OBP: 0.370, SLG: 0.383 (1, 4)	4-1 FC4-6 BB		4-2 BB		0-1 G4-3			1-0 G6-3		2	0	0	0	2	0	0
Steve Finley, L OBP: 0.332, SLG: 0.405 (1, 8)	0-2 FC4-6 1-2f		0-1 G3			2-2 F8			1-0 G4-3 5 1B	4	0	1	0	0	0	3
5 Jeff Bagwell, R OBP: 0.347, SLG: 0.402 (1, 3)	1-2 G6-4-3 1-2f			3-2 F9		3-2 F9			1-3 K	4	0	0	0	0	1	2
Eric Anthony, L OBP: 0.289, SLG: 0.408 (1, 9)		2-2 FC3-6 1B		1-1 G4-3		1-3 K			1-1 G4-3	4	0	1	0	0	1	1
Ken Caminiti, S OBP: 0.375, SLG: 0.459 (1, 5)		1-1 FC3-6 1-2f		1-0 WP 1B HBP			1-0 F8		0-3 K2-3	3	0	0	0	0	1	2
Pete Incaviglia, R OBP: 0.328, SLG: 0.458 (1, 7)		1-2 G6-4-3 1-2f		1-0 WP 1B			1-2 L4-6 2B			3	0	2	0	0	0	1
Eddie Taubensee, L OBP: 0.265, SLG: 0.255 (1, 2)			1-2 G4-3		2-3 K		0-0 L4-6			3	0	0	0	0	1	3
Casey Candaele, S OBP: 0.240, SLG: 0.244 (1, 6)			3-2 WP SH3-4 1B		1-0 B2-6-4 1B			2-1 L8		3	0	2	0	0	0	0
Jimmy Jones, R OBP: 0.231, SLG: 0.167 (1, 1)			0-0 SH3-4		0-0 B2-6-4			2-3 K		1	0	0	0	0	0	1
Al Osuna, R (8, 1)										0	0	0	0	0	0	0
Ernest Riles, L OBP: 0.143, SLG: 0.143 (8, PH)										1	0	0	0	0	1	0
Doug Jones, R (9, 1)										0	0	0	0	0	0	0

Inning Stats	R: 0	H: 0	E: 0	K: 0	S: 7	H: 0	LOB: 0	BB: 1	P: 12	R: 0	H: 1	E: 0	K: 0	S: 9	H: 1	LOB: 0	BB: 0	P: 13	R: 0	H: 1	E: 0	K: 1	S: 13	R: 0	H: 1	E: 0	K: 1	S: 9	R: 0	H: 1	E: 0	K: 0	S: 4	R: 0	H: 0	E: 0	K: 1	S: 10	R: 0	H: 1	E: 0	K: 0	S: 5	R: 0	H: 0	E: 0	K: 1	S: 6	R: 0	H: 0	E: 0	K: 1	S: 6	R: 0	H: 1	E: 0	K: 2	S: 9	1B: 5	SF: 0	2B: 2	SAC: 1	3B: 0	DP: 4	HR: 0	HBP: 1	WP: 2	PA: 32
--------------	------	------	------	------	------	------	--------	-------	-------	------	------	------	------	------	------	--------	-------	-------	------	------	------	------	-------	------	------	------	------	------	------	------	------	------	------	------	------	------	------	-------	------	------	------	------	------	------	------	------	------	------	------	------	------	------	------	------	------	------	------	------	-------	-------	-------	--------	-------	-------	-------	--------	-------	--------

PITCHER	IP	WLS	BF	H	R	ER	SO	BB	IBB	HBP	BLK	WP	HR	S	P	ERA	WHIP
Mike Morgan, R ERA: 2.6 (1, 1)	8.0	W	28	5	0	0	3	2	0	1	0	2	0	63	102	0.00	0.875
Chuck McElroy, L ERA: 2.74 (9, 1)	0.0		1	1	0	0	0	0	0	0	0	0	0	1	2	∞	∞
Bob Scanlan, R ERA: 2.06 (9, 1)	1.0	S	3	0	0	0	2	0	0	0	0	0	0	8	10	0.00	0.000

BOTTOM

Chicago Cubs @ Houston Astros
Astrodome, Houston, TX
Fri Jul 24 1992, 8:05 PM EDT
Att. 28,112 - Dome - 70 F

livebaseballscorecards.com

AB	28
R	0
H	6
RBI	0
BB	2
SO	5
LOB	13



Batter	1	2	3	4	5	6	7	8	9	10	11	AB R H RBI BB SO LOB	TOP				
Rey Sanchez, R (1, 6) <small>OBP: 0.262, SLG: 0.294</small>												5 0 0 0 0 0 0	Chicago Cubs @ Houston Astros Astrodome, Houston, TX Sat Jul 25 1992, 8:05 PM EDT Att. 33,206 - Dome - 70 F				
23 Ryne Sandberg, R (1, 4) <small>OBP: 0.362, SLG: 0.465</small>												5 0 2 0 0 0 0					
Mark Grace, L (1, 3) <small>OBP: 0.401, SLG: 0.435</small>												5 0 1 0 0 0 2					
Andre Dawson, R (1, 9) <small>OBP: 0.292, SLG: 0.443</small>												5 1 1 1 0 1 3					
Steve Buechele, R (1, 5) <small>OBP: 0.332, SLG: 0.381</small>												4 0 0 0 0 0 0					
Joe Girardi, R (1, 2) <small>OBP: 0.343, SLG: 0.303</small>												4 0 1 0 0 1 0					
Luis Salazar, R (1, 7) Derrick May, L (9, 7) <small>OBP: 0.251, SLG: 0.300</small> <small>OBP: 0.274, SLG: 0.340</small>												3 1 2 1 0 0 1 1 0 0 0 0 0 0					
Doug Dascenzo, S (1, 8) <small>OBP: 0.304, SLG: 0.292</small>												4 0 1 0 0 1 1					
Frank Castillo, R (1, 1) Jeff Kunkel, R (8, PH) Jim Bullinger, R (8, 1) Ken Patterson, L (8, 1) Jeff Robinson, R (9, 1) Paul Assenmacher, L (9, 1) Kal Daniels, L (10, PH) Chuck McEvey, L (10, 1) <small>OBP: 0.077, SLG: 0.053</small> <small>OBP: 0.091, SLG: 0.091</small> <small>OBP: 1.000, SLG: 4.000</small>												2 0 0 0 0 1 1 1 0 0 0 0 1 0 1 0 0 0 0 0 0 0 0 0 0 0 0 0					
Inning Stats	R: 0 H: 1 E: 0 LOB: 1 K: 0 BB: 0 S: 8 P: 12	R: 1 H: 2 E: 0 LOB: 1 K: 2 BB: 0 S: 12 P: 19	R: 0 H: 1 E: 0 LOB: 1 K: 1 BB: 0 S: 7 P: 8	R: 0 H: 1 E: 0 LOB: 0 K: 0 BB: 0 S: 9 P: 12	R: 0 H: 0 E: 0 LOB: 0 K: 0 BB: 0 S: 10 P: 15	R: 0 H: 0 E: 0 LOB: 0 K: 0 BB: 0 S: 5 P: 6	R: 0 H: 1 E: 0 LOB: 1 K: 0 BB: 0 S: 9 P: 11	R: 0 H: 0 E: 0 LOB: 0 K: 1 BB: 0 S: 5 P: 7	R: 1 H: 1 E: 0 LOB: 0 K: 0 BB: 0 S: 6 P: 9	R: 0 H: 0 E: 0 LOB: 0 K: 1 BB: 0 S: 7 P: 8	R: 0 H: 1 E: 0 LOB: 1 K: 0 BB: 0 S: 6 P: 7	1B: 6 SF: 0 2B: 0 SAC: 0 3B: 0 DP: 0 HR: 2 HBP: 0		WP: 0 PA: 41 PB: 0 SB: 0 CS: 1			
PITCHER	IP WLS BF H R ER SO BB IBB HBP BLK WP HR S P ERA WHIP																
Butch Henry, L (1, 1) <small>ERA: 4.21</small>	7.0	26	6	1	1	3	0	0	0	0	0	0	1	60	83	1.29	0.857
Rob Murphy, L (8, 1) <small>ERA: 2.86</small>	1.1	4	0	0	0	1	0	0	0	0	0	0	0	6	9	0.00	0.000
Joe Boever, R (9, 1) <small>ERA: 2.66</small>	0.2	3	1	1	1	0	0	0	0	0	0	0	1	5	7	13.50	1.500
Xavier Hernandez, R (10, 1) <small>ERA: 2.13</small>	2.0	W	7	1	0	0	1	0	0	0	0	0	0	13	15	0.00	0.500

livebaseballscorecards.com

AB	40
R	2
H	8
RBI	2
BB	0
SO	5
LOB	8



BOTTOM

Chicago Cubs @ Houston Astros
Astrodome, Houston, TX
Sat Jul 25 1992, 8:05 PM EDT
Att. 33,206 - Dome - 70 F

livebaseballscores.com


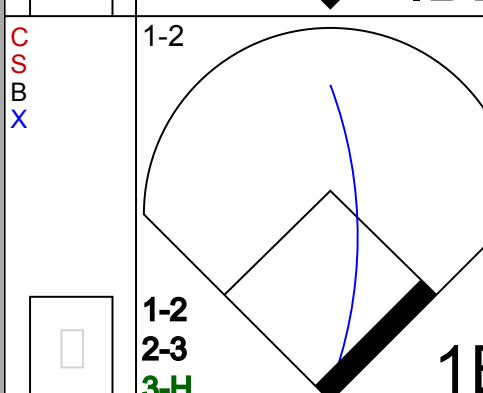
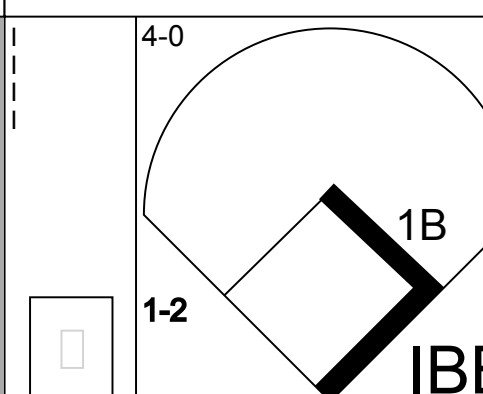
AB	39
R	3
H	11
RBI	3
BB	7
SO	4
LOB	16



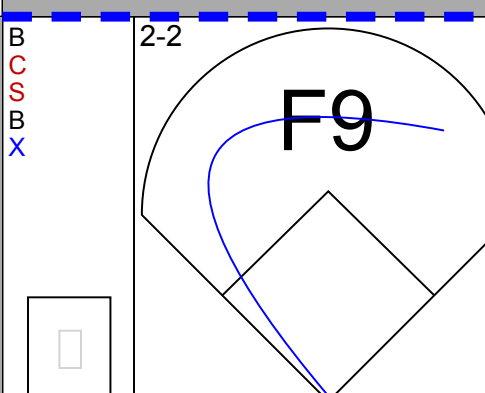

WP:	0	PA:	47
PB:	0	SB:	3
CS:	0		

AB	R	H	RBI	BB	SO	LOB
4	0	1	0	2	0	0
5	1	2	1	1	0	2
4	0	0	0	1	1	1
4	0	2	1	1	1	0
5	0	1	0	0	1	5
4	0	2	0	0	0	0
0	1	0	0	1	0	0
3	0	0	0	0	0	1
1	0	0	0	0	1	1
1	0	0	0	0	0	2
4	1	3	1	1	0	0
2	0	0	0	0	0	1
1	0	0	0	0	0	1
0	0	0	0	0	0	0
0	0	0	0	0	0	0
1	0	0	0	0	0	2
0	0	0	0	0	0	0
0	0	0	0	0	0	0


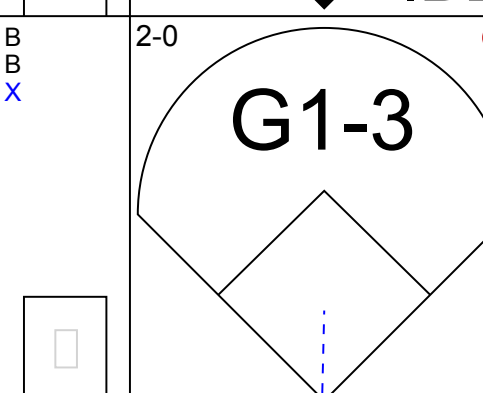
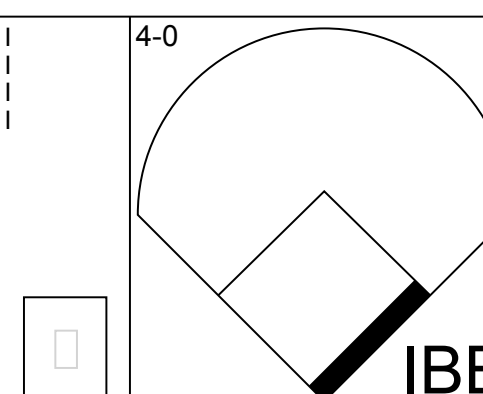
11



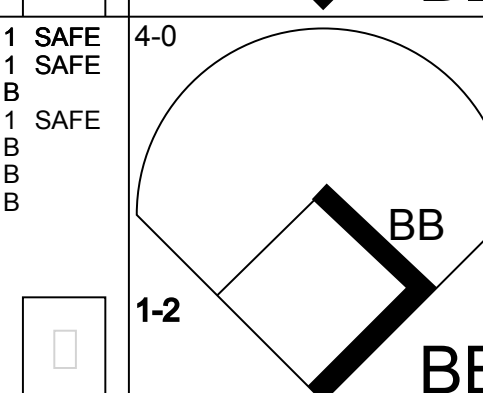
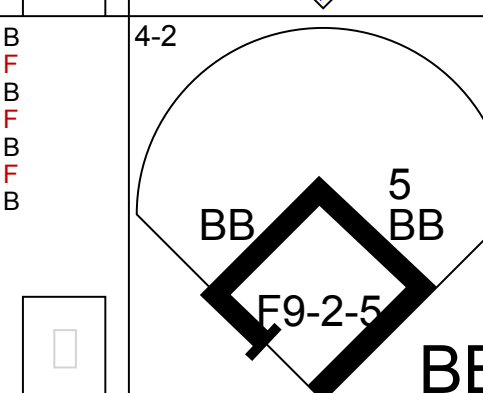
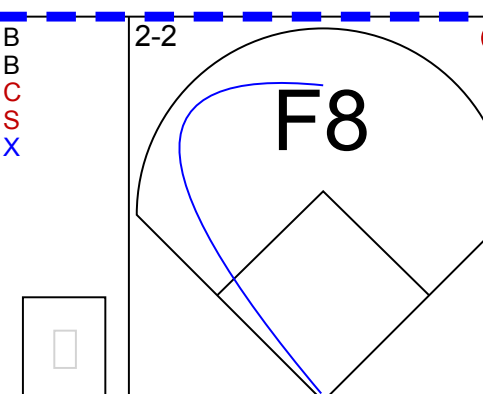
10



9



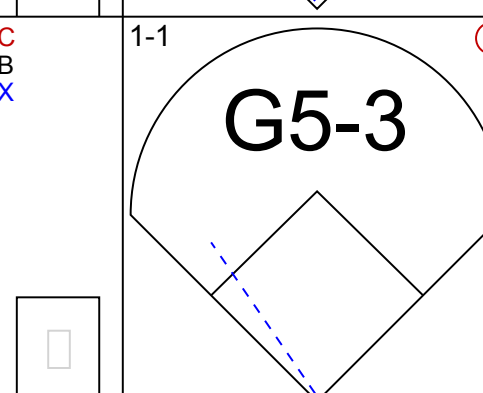
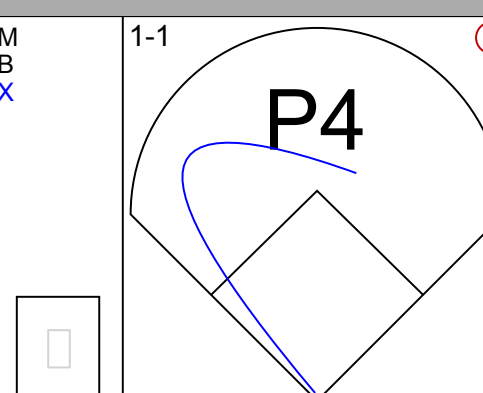

8




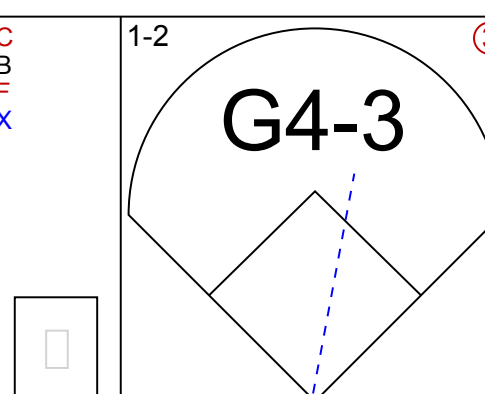
7




6



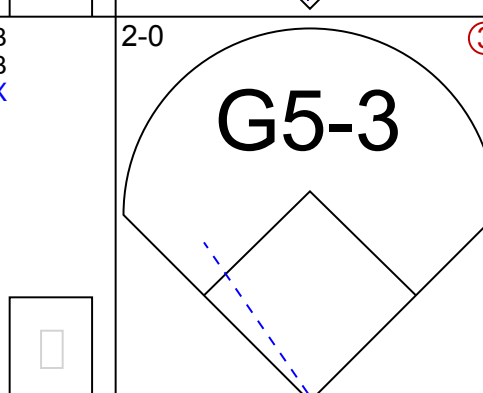
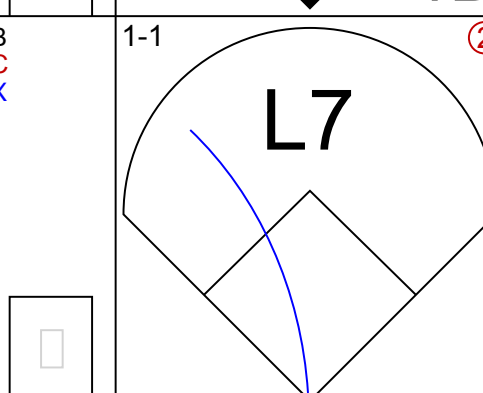
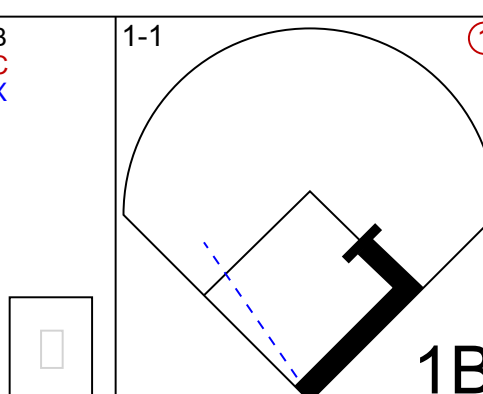
5




4



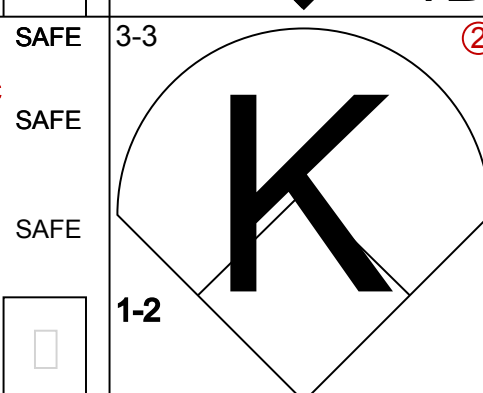
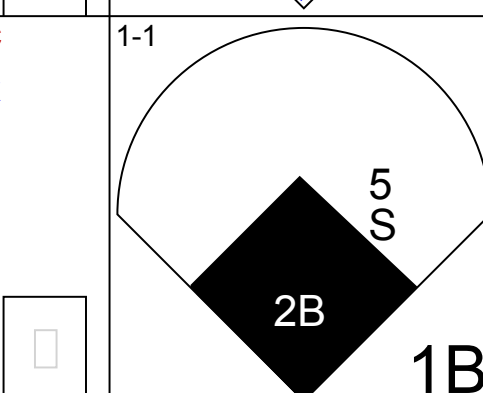
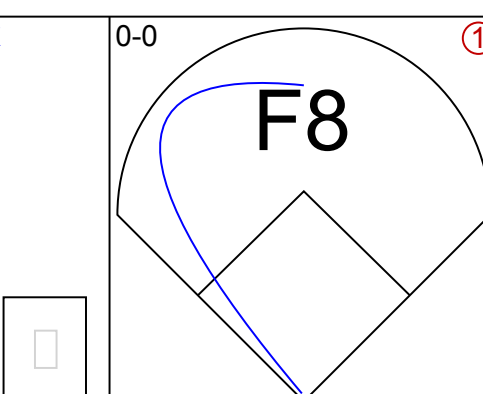
3



2



1



Batter

Craig Biggio, R (1, 4)
OBP: 0.372, SLG: 0.381

Steve Finley, L (1, 8)
OBP: 0.334, SLG: 0.405

5 Jeff Bagwell, R (1, 3)
OBP: 0.345, SLG: 0.398

Eric Anthony, L (1, 9)
OBP: 0.295, SLG: 0.414

Ken Caminiti, S (1, 5)
OBP: 0.372, SLG: 0.458

Pete Incaviglia, R (1, 7)
OBP: 0.331, SLG: 0.463
Gerald Young, S (9, PR)
OBP: 0.280, SLG: 0.100

Eddie Taubensee, L (1, 2)
OBP: 0.261, SLG: 0.250
Juan Guerrero, R (9, PH)
OBP: 0.286, SLG: 0.333
Scott Servais, R (10, 2)
OBP: 0.247, SLG: 0.228

Casey Candaele, S (1, 6)
OBP: 0.251, SLG: 0.261

Butch Henry, L (1, 1)
OBP: 0.147, SLG: 0.235
Ernest Riles, L (7, PH)
OBP: 0.125, SLG: 0.125
Rob Murphy, L (8, 1)
OBP: 0.125, SLG: 0.125
Joe Boever, R (9, 1)
OBP: 0.125, SLG: 0.125
Chris Jones, R (9, PH)
OBP: 0.275, SLG: 0.306
Xavier Hernandez, L (10, 1)
OBP: 0.275, SLG: 0.306
Jimmy Jones, R (11, PH)
OBP: 0.291, SLG: 0.187

Inning	R	H	E	K	S
1	1	2	0	1	15
2	0	1	0	0	14
3	0	1	0	0	9
4	0	1	0	1	24
5	0	0	0	0	13
6	0	1	0	0	12
7	0	1	0	0	13
8	0	0	0	0	24
9	1	2	0	1	22
10	0	1	0	0	17
11	1	1	0	0	17

PITCHER	IP	WLS	BF	H	R	ER	SO	BB	IBB	HBP	BLK	WP	HR	S	P	ERA	WHIP
Frank Castillo, R (1, 1)	7.0		27	7	1	1	2	0	0	0	0	0	0	70	100	1.29	1.000
Jim Bullinger, R (8, 1)	0.1		3	0	0	0	0	2	0	0	0	0	0	6	16	0.00	6.000
Ken Patterson, L (8, 1)	0.2		2	0	0	0	0	1	0	0	0	0	0	3	8	0.00	1.500
Jeff Robinson, R (9, 1)	0.0		1	1	1	1	0	0	0	0	0	0	0	1	2	∞	∞
Paul Assenmacher, L (9, 1)	1.0		5	1	0	0	1	0	1	0	0	0	0	13	20	0.00	1.000

PITCHER	IP	WLS	BF	H	R	ER	SO	BB	IBB	HBP	BLK	WP	HR	S	P	ERA	WHIP
Chuck McElroy, L (10, 1)	1.0		9	2	1	1	1	2	1	0	0	0	0	15	34	9.00	4.000

Chicago Cubs @ Houston Astros
Astrodome, Houston, TX

Sun Jul 26 1992, 4:33 AM EDT
Att. 26,813 - Dome - 70 F

livebaseballscorecards.com

AB	42
R	8
H	16
RBI	8
BB	3
SO	6
LOB	26



AB R H RBI BB SO LOB

5	1	2	1	0	0	1
5	1	1	1	0	0	3
0	0	0	0	0	0	0
3	2	3	1	2	0	0
5	1	2	1	0	0	5
0	0	0	0	0	0	0
4	0	1	1	0	1	4
1	0	0	0	0	1	3
4	0	2	2	1	0	1
5	1	2	0	0	2	4
5	0	1	0	0	2	3
3	1	1	0	0	0	1
1	1	1	1	0	0	0
1	0	0	0	0	0	1

1B:	12	SF:	0
2B:	3	SAC:	0
3B:	1	DP:	1
HR:	0	HBP:	0
WP:	0	PA:	46
PB:	0	CS:	0
SB:	0		
CS:	0		

Batter	1	2	3	4	5	6	7	8	9
Rey Sanchez, R (1, 6) OBP: 0.267, SLG: 0.298	1-1 G6-3		2-0 G6-3	2-2 G4-6-3		3-2 F8		0-0 E8	
23 Ryne Sandberg, R (1, 4) OBP: 0.360, SLG: 0.462	0-1 P3		1-1 P6	2-2 G4-6-3			0-1 E6	1-0 FC4-6	
Jose Vizcaino, S (8, PR) OBP: 0.235, SLG: 0.260				1-2f			BB	1B	
Mark Grace, L (1, 3) OBP: 0.409, SLG: 0.448	1-2 3B		1-0 1B	2-H	4-1 1B		4-1 PO	1-0 FC4-6	
Andre Dawson, R (1, 9) OBP: 0.293, SLG: 0.442	1-1 L7		1-2 2B	2-H	2-2 FC6-4		1-2 BB	1-2 1B	
Dwight Smith, L (8, PR) OBP: 0.275, SLG: 0.371			2B	1B	1-3 1B		0-0 F8	1-1 FC4-6	
Kal Daniels, L (1, 7) OBP: 0.325, SLG: 0.389		1-2 F8	1-2 2B	2-H	2-3 K		3-2 P2	1-3 K	
Derrick May, L (7, 7) OBP: 0.272, SLG: 0.338					1 SAFE				
Steve Buschele, R (1, 5) OBP: 0.335, SLG: 0.383		2-0 E6	4-1 BB		1-1 FC6-4		3-2 1B	2-0 F9	
Rick Wilkins, L (1, 2) OBP: 0.348, SLG: 0.458		1-3 K	3-2 P6		0-3 K		2-1 PO	1-2 2B	1-1 1B
Doug Dasenczo, S (1, 8) OBP: 0.302, SLG: 0.290		3-1 P4			0-0 1B		2-3 K	0-2 L9	1-3 K
Mike Harkey, R (1, 1) OBP: 0.200, SLG: 0.200			1-1 2B		0-0 P2		0-2 G5-3	1-2 E	2-2 G4-3
Chuck McElroy, L (7, 1) OBP: 0.667, SLG: 1.333									
Jim Bullinger, R (8, 1) OBP: 0.500, SLG: 2.000									

Inning Stats	R: 0 E: 0 K: 0 S: 9	H: 1 LOB: 1 BB: 0 P: 12	R: 0 E: 1 K: 1 S: 10	H: 1 LOB: 1 BB: 0 P: 17	R: 3 E: 0 K: 0 S: 17	H: 4 LOB: 2 BB: 1 P: 31	R: 0 E: 0 K: 0 S: 9	H: 2 LOB: 1 BB: 0 P: 13	R: 1 E: 0 K: 2 S: 13	H: 1 LOB: 1 BB: 1 P: 22	R: 0 E: 0 K: 1 S: 11	H: 0 LOB: 0 BB: 0 P: 16	R: 1 E: 1 K: 0 S: 11	H: 1 LOB: 1 BB: 1 P: 23	R: 3 E: 1 K: 1 S: 18	H: 5 LOB: 3 BB: 0 P: 24	R: 0 E: 0 K: 1 S: 9	H: 1 LOB: 1 BB: 0 P: 15	1B: 12 2B: 3 3B: 1 HR: 0	SF: 0 SAC: 0 DP: 1 HBP: 0	WP: 0 PB: 0 SB: 0 CS: 0	PA: 46
--------------	------------------------------	----------------------------------	-------------------------------	----------------------------------	-------------------------------	----------------------------------	------------------------------	----------------------------------	-------------------------------	----------------------------------	-------------------------------	----------------------------------	-------------------------------	----------------------------------	-------------------------------	----------------------------------	------------------------------	----------------------------------	-----------------------------------	------------------------------------	----------------------------------	--------

PITCHER	IP	WLS	BF	H	R	ER	SO	BB	IBB	HBP	BLK	WP	HR	S	P	ERA	WHIP
Shane Reynolds, R (1, 1) ERA: 12.15	3.0	L	16	6	3	3	1	1	0	0	0	0	0	36	60	9.00	2.333
Willie Blair, R (4, 1) ERA: 4.41	2.0		9	3	1	1	2	1	0	0	0	0	0	22	35	4.50	2.000
Joe Boever, R (6, 1) ERA: 2.6	1.2		8	1	1	0	1	1	0	0	0	0	0	21	36	0.00	1.200
Al Osuna, L (7, 1) ERA: 3.83	0.1		0	0	0	0	0	0	0	0	0	0	0	1	3	0.00	0.000
Rob Murphy, L (8, 1) ERA: 3.57	1.0		8	5	3	3	1	0	0	0	0	0	0	18	24	27.00	5.000

PITCHER	IP	WLS	BF	H	R	ER	SO	BB	IBB	HBP	BLK	WP	HR	S	P	ERA	WHIP
Xavier Hernandez, R (9, 1) ERA: 2.1	1.0		4	1	0	0	1	0	0	0	0	0	0	9	15	0.00	1.000

Batter	1	2	3	4	5	6	7	8	9	10	11	AB R H RBI BB SO LOB	TOP	
Craig Biggio, R OBP: 0.372, SLG: 0.377 (1, 4)	1-1 1B		X 0-0 F9	1-0 FC5 E HBP		C X 0-1 F7			B C C B X 2-1 P6		B C C B X 2-1 5 BB 1B HR 1B	5 1 2 0 0 0 0		
Steve Finley, L OBP: 0.333, SLG: 0.401 (1, 8)	3-2 F8		0-2 1B 5 BB SF8 1B	1-1 FC5 E1			B C C X 1-1 G4-3		B X 1-0 G4-3		1 SAFE 1 SAFE 1 SAFE 1-2 5 BB HR 1B	6 2 2 0 0 0 3		
5 Jeff Bagwell, R OBP: 0.346, SLG: 0.403 (1, 3)	2-3 K		1-1 SF8 1B 1-2	0-0 FC5			F B C C B X 3-2 F8		C B C B X 2-1 F9		B B B B 4-0 1-2 2-3 HR BB	5 1 1 0 1 1 4		
Eric Anthony, L OBP: 0.306, SLG: 0.457 Xavier Hernandez, L (11, 1)	2-2 G4-3		1-1 SF8 1B 1-2 2-3		1-2 1B		B C C X 2-1 F7		B B B B X 3-2 P5		1-0 1-H 2-H 3-H HR	6 1 3 4 0 0 1 0 0 0 0 0 0 0		
Ken Caminiti, S OBP: 0.375, SLG: 0.455 (1, 5)		B B B B 4-1 WP 1B BB	0-0 SF8	1-1 P5			X 0-0 G4-3		F X 0-1 P3		0-0 F8	4 0 0 1 1 0 1		
Pete Incaviglia, R OBP: 0.323, SLG: 0.453 (1, 7)		X 0-0 F8	0-3 K	0-0 F8			B B B C X 2-3 K		X 0-0 2B			5 0 1 0 0 2 4		
Eddie Taubensee, L OBP: 0.266, SLG: 0.256 (1, 2)		B B B B 3-2 WP 1B 1-2		0-0 F8	1-0 G4-3		X 0-0 1B		B B B B 3-3 K			5 0 2 0 0 1 2		
Casey Candaele, S OBP: 0.252, SLG: 0.255 Ernest Riles, L OBP: 0.222, SLG: 0.222 Rafael Ramirez, R OBP: 0.278, SLG: 0.307 (8, PH)		B B B B 2-2 P3		4-1 E SH1-4 BB		S X 0-1 G3-1		B B B B 3-2 1-3 1B		C B C B 1-3 K		2 0 0 0 1 0 2 1 0 1 0 0 0 0 1 0 0 0 0 1 0		
Brian Williams, R OBP: 0.133, SLG: 0.200 Benny Distefano, L OBP: 0.297, SLG: 0.305 Doug Jones, R Gerald Young, S OBP: 0.286, SLG: 0.091 (11, PH)		B B B B 0-3 K		0-0 SH1-4		X B B B 1-2 F8		S B B B 0-3 K		B B B B 3-3 K		2 0 0 0 0 1 2 1 0 0 0 0 1 2 0 0 0 0 0 0 0 1 0 0 0 0 1 0		
Inning Stats	R: 0 H: 1 E: 0 LOB: 1 K: 1 BB: 0 S: 14 P: 21	R: 0 H: 1 E: 0 LOB: 2 K: 1 BB: 1 S: 13 P: 22	R: 1 H: 3 E: 0 LOB: 2 K: 1 BB: 0 S: 12 P: 14	R: 0 H: 0 E: 1 LOB: 3 K: 0 BB: 1 S: 6 P: 12	R: 0 H: 1 E: 0 LOB: 1 K: 0 BB: 0 S: 7 P: 10	R: 0 H: 0 E: 0 LOB: 0 K: 0 BB: 0 S: 8 P: 9	R: 0 H: 0 E: 0 LOB: 0 K: 0 BB: 0 S: 9 P: 15	R: 0 H: 2 E: 0 LOB: 2 K: 2 BB: 0 S: 13 P: 18	R: 0 H: 0 E: 0 LOB: 0 K: 0 BB: 0 S: 5 P: 10	R: 0 H: 1 E: 0 LOB: 1 K: 1 BB: 0 S: 9 P: 15	R: 4 H: 3 E: 0 LOB: 0 K: 2 BB: 1 S: 15 P: 27	1B: 10 SF: 1 2B: 1 SAC: 1 3B: 0 DP: 0 HR: 1 HBP: 1	WP: 1 PA: 50 PB: 0 SB: 0 CS: 0	
PITCHER	IP WLS BF H R ER SO BB IBB HBP BLK WP HR S P ERA WHIP													
29 John Smoltz, R ERA: 2.64 (1, 1)	8.0		8 1 1 5 2 0 1 0 0 0 1 0 82 121 1.12 1.250											
Kent Mercker, L ERA: 1.81 (9, 1)	2.0		7 1 0 0 1 0 0 0 0 0 0 0 14 25 0.00 0.500											
Alejandro Pena, R ERA: 4.68 (11, 1)	0.2	L	6 3 4 4 2 1 0 0 0 0 0 0 14 26 54.00 6.000											
Mike Stanton, L ERA: 6.03 (11, 1)	0.1		1 0 0 0 0 0 0 0 0 0 0 0 1 1 0.00 0.000											

Houston Astros @ Atlanta Braves
Atlanta-Fulton County Stadium, Atlanta, GA

Mon Jul 27 1992, 7:05 PM EDT
Att: 38,729 - Cloudy - 78 F

livebaseballscorecards.com


AB	44
R	5
H	12
RBI	5
BB	3
SO	8
LOB	21



Batter	1	2	3	4	5	6	7	8	9	10	11	AB R H RBI BB SO LOB	BOTTOM	
Otis Nixon, S (1, 8) OBP: 0.374, SLG: 0.392 	2-1 		1-2 G6-4-3 			3-2 FC6-4 		1-1 			2-1 G6-3 	5 1 3 0 0 0 1	Houston Astros @ Atlanta Braves Atlanta-Fulton County Stadium, Atlanta, GA Mon Jul 27 1992, 7:05 PM EDT Att: 38,729 - Cloudy - 78 F	
Jeff Treadway, L (1, 4) OBP: 0.208, SLG: 0.255 Mark Lemke, S (7, 4) OBP: 0.278, SLG: 0.277 	0-2 G6-3 		2-2 L1 			0-0 FC6-4 		2-1 G5-3 			4-1 G1-3 	3 0 0 0 0 0 2 1 0 0 0 1 0 1		
Terry Pendleton, S (1, 5) OBP: 0.319, SLG: 0.449 	1-0 			2-2 		0-0 G6-4-3 		1-2 			0-1 G1-3 	5 0 3 1 0 0 2		
David Justice, L (1, 9) OBP: 0.357, SLG: 0.401 	1-3 K 			1-0 P5 		1-1 G4-3 		0-1 F8 			0-2 G3-1 	5 0 0 0 0 1 4		
Lonnie Smith, R (1, 7) OBP: 0.290, SLG: 0.350 	2-1 L4 			2-3 K 		2-2 		1-3 K 				4 0 1 0 0 2 3		
Sid Bream, L (1, 3) OBP: 0.344, SLG: 0.385 		1-1 G3 		0-0 F7 		0-0 P3 		1-0 FC6 				4 0 0 0 0 0 3		
Greg Olson, R (1, 2) OBP: 0.336, SLG: 0.370 		3-2 G1-3 			1-0 F7 		3-2 G4-3 		0-2 G5-3 			4 0 0 0 0 0 1		
Rafael Belliard, R (1, 6) OBP: 0.285, SLG: 0.244 Ron Cianti, R (8, PH) OBP: 0.329, SLG: 0.425 Kent Mercker, L (9, 1) OBP: 0.267, SLG: 0.361 Damon Berryhill, S (10, PH) OBP: 0.267, SLG: 0.361 Alejandro Pena, R (11, 1) OBP: 0.300, SLG: 0.500 		1-2 G5-3 			0-0 G3 		0-0 F8 		1-3 K 			2 0 0 0 0 0 0 1 0 0 0 0 0 0 0 0 0 0 0 0 0 1 0 0 0 0 1 0 0 0 0 0 0 0 0 0 0 0 0 0 0 0		
29 John Smoltz, R (1, 1) OBP: 0.250, SLG: 0.220 Jeff Blauser, R (8, PH) OBP: 0.281, SLG: 0.393 			0-0 		1-0 F9 		0-3 K 		0-3 K 			2 0 1 1 0 0 0 2 0 0 0 0 2 0		
Inning Stats R: 1 H: 2 E: 0 LOB: 1 K: 1 BB: 0 S: 11 P: 17 R: 0 H: 0 E: 0 LOB: 0 K: 0 BB: 0 S: 10 P: 15 R: 0 H: 1 E: 0 LOB: 0 K: 0 BB: 0 S: 8 P: 11 R: 0 H: 1 E: 0 LOB: 1 K: 1 BB: 0 S: 10 P: 14 R: 0 H: 0 E: 0 LOB: 0 K: 0 BB: 0 S: 3 P: 5 R: 0 H: 1 E: 0 LOB: 0 K: 0 BB: 0 S: 5 P: 8 R: 0 H: 1 E: 0 LOB: 1 K: 0 BB: 0 S: 10 P: 16 R: 0 H: 1 E: 0 LOB: 1 K: 1 BB: 0 S: 8 P: 11 R: 0 H: 1 E: 0 LOB: 1 K: 1 BB: 0 S: 9 P: 12 R: 0 H: 0 E: 0 LOB: 0 K: 2 BB: 0 S: 9 P: 10 R: 0 H: 0 E: 0 LOB: 1 K: 0 BB: 1 S: 8 P: 14												1B: 6 SF: 0 2B: 2 SAC: 0 3B: 0 DP: 2 HR: 0 HBP: 0		WP: 1 PA: 40 PB: 0 SB: 0 CS: 0
PITCHER Brian Williams, R (1, 1) ERA: 2.27 Doug Jones, R (8, 1) ERA: 2.18 Xavier Hernandez, R (11, 1) ERA: 2.07	IP WLS BF H R ER SO BB IBB HBP BLK WP HR S P ERA WHIP 7.0 25 6 1 1 2 0 0 0 0 1 0 57 86 1.29 0.857 3.0 W 11 2 0 0 4 0 0 0 0 0 0 26 33 0.00 0.667 1.0 4 0 0 0 0 1 0 0 0 0 0 8 14 0.00 1.000													

livebaseballscores.com

AB	39
R	1
H	8
RBI	1
BB	1
SO	6
LOB	17



Batter	1	2	3	4	5	6	7	8	9	AB	R	H	RBI	BB	SO	LOB	TOP										
Craig Biggio, R (1, 4) OBP: 0.372, SLG: 0.374	4-1 1B BB	1-0 G1-3			0-3 K		4-2 BB 5 SF7 BB	3-1 P4		3	0	0	0	2	2	3											
Steve Finley, L (1, 8) OBP: 0.334, SLG: 0.399	2-1 FC4-6 1B		0-3 K		0-1 G6-3		4-1 5 SF7 BB	0-3 K		4	0	1	0	1	2	0											
5 Jeff Bagwell, R (1, 3) OBP: 0.344, SLG: 0.410	0-3 K		3-2 F9			0-1 G4-3	4-0 5 SF7 BB		1-3 K	4	1	1	2	0	1	2											
Eric Anthony, L (1, 9) OBP: 0.312, SLG: 0.457 Gerald Young, S (7, PR) OBP: 0.276, SLG: 0.087	2-3 K		1-0 1B			4-0 1B BB	0-0 SF7		0-0 HR	2	1	1	0	2	1	2											
Ken Caminiti, S (1, 5) OBP: 0.375, SLG: 0.465	0-1 FC4-6		1-1 G3			0-0 1B 1B	4-0 G4-6-3 IBB		1-2 G6-3	5	2	2	1	0	0	6											
Pete Incaviglia, R (1, 7) OBP: 0.328, SLG: 0.454		1-2 F9		2-3 K		0-2 PB 1B FC 1B	0-2 G4-6-3		2-1 HR	4	1	2	1	1	1	0											
Eddie Taubensee, L (1, 2) OBP: 0.281, SLG: 0.280		0-2 1B FC4-6 1B		2-3 K		0-0 FC PB CS 1B		2-2 FC1-5 1B	4-2 2B BB	5	1	4	1	0	1	0											
Casey Candaele, S (1, 6) OBP: 0.251, SLG: 0.254		0-0 FC4-6 1B		0-2 G3		3-0 FC CS		2-2 BLK FC1-5 1B	0-1 2B	5	0	1	1	0	0	5											
Pete Harnisch, S (1, 1) OBP: 0.156, SLG: 0.227 Ernest Riles, L (8, PH) OBP: 0.222, SLG: 0.222 Juan Guerrero, R (8, PH) OBP: 0.291, SLG: 0.338 Joe Boever, R (8, 1) Willie Blair, R (8, 1) Doug Jones, R (8, 1)		0-1 FC4-6		1-3 K		0-1 CS		0-0 FC1-5 BLK	0-1 P6	2	1	0	1	1	1	1											
Inning Stats	R: 0 E: 0 K: 2 S: 11	H: 1 LOB: 2 BB: 1 P: 19	R: 1 E: 0 K: 0 S: 10	H: 2 LOB: 1 BB: 0 P: 12	R: 0 E: 0 K: 1 S: 12	H: 1 LOB: 1 BB: 0 P: 17	R: 0 E: 0 K: 2 S: 14	H: 0 LOB: 0 BB: 0 P: 18	R: 0 E: 0 K: 2 S: 9	H: 0 LOB: 0 BB: 0 P: 10	R: 3 E: 0 K: 0 S: 9	H: 3 LOB: 1 BB: 1 P: 16	R: 1 E: 0 K: 0 S: 12	H: 0 LOB: 3 BB: 4 P: 28	R: 0 E: 0 K: 1 S: 14	H: 2 LOB: 2 BB: 0 P: 21	R: 2 E: 0 K: 1 S: 15	H: 3 LOB: 2 BB: 1 P: 23	1B: 9 2B: 2 3B: 0 HR: 2	SF: 1 SAC: 0 DP: 2 HBP: 0	WP: 0 PB: 1 SB: 0 CS: 1	PA: 45					
PITCHER	IP	WLS	BF	H	R	ER	SO	BB	IBB	HBP	BLK	WP	HR	S	P	ERA	WHIP										
Mike Bielecki, R (1, 1) ERA: 2.57	4.0		17	4	1	1	5	1	0	0	0	0	0	47	66	2.25	1.250										
Marvin Freeman, R (5, 1) ERA: 4.05	2.0	L	9	3	3	2	2	1	0	0	0	0	0	18	26	9.00	2.000										
Mike Stanton, L (7, 1) ERA: 6.32	0.0		3	0	1	1	0	3	0	0	0	0	0	6	18	∞	∞										
Mark Wohlers, R (7, 1) ERA: 5.06	1.1		6	2	0	0	0	0	1	0	0	0	0	14	22	0.00	1.500										
Mark Davis, L (8, 1) ERA: 7.22	1.2		9	3	2	2	2	1	0	0	1	0	2	21	32	10.80	2.400										

Houston Astros @ Atlanta Braves
Atlanta-Fulton County Stadium, Atlanta, GA

Tue Jul 28 1992, 7:05 PM EDT
Att. 40,457 - Cloudy - 82 F

livebaseballscorecards.com

AB	36
R	7
H	12
RBI	7
BB	7
SO	9
LOB	21



BOTTOM

Houston Astros @ Atlanta Braves
Atlanta-Fulton County Stadium, Atlanta, GA

Tue Jul 28 1992, 7:05 PM EDT
Att. 40,457 - Cloudy - 82 F

livebaseballscores.com

AB	31
R	5
H	7
RBI	5
BB	4
SO	7
LOB	12



WP:	0	PA:	36
PB:	0		
SB:	1		
CS:	0		

AB	R	H	RBI	BB	SO	LOB
3	1	1	0	1	0	2
3	1	1	0	0	0	3
1	0	0	0	0	0	2
4	1	2	2	0	0	0
4	1	1	0	0	0	1
4	1	1	1	0	2	0
4	0	0	0	0	1	2
3	0	0	0	0	2	0
0	0	0	0	0	0	0
1	0	0	1	0	0	1
1	0	0	0	1	0	0
1	0	0	0	0	0	0
0	0	0	0	0	0	0
0	0	0	0	0	0	0
1	0	0	0	1	1	1

R:	3	H:	3	1B:	5	SF:	0
E:	1	LOB:	1	2B:	2	SAC:	1
K:	1	BB:	0	3B:	0	DP:	2
S:	21	P:	27	HR:	0	HBP:	0

R:	0	H:	0	1B:	0	SF:	0
E:	0	LOB:	1	2B:	0	SAC:	0
K:	1	BB:	2	3B:	0	DP:	0
S:	7	P:	19	HR:	0	HBP:	0

R:	1	H:	2	1B:	0	SF:	0
E:	0	LOB:	1	2B:	0	SAC:	0
K:	1	BB:	0	3B:	0	DP:	0
S:	13	P:	20	HR:	0	HBP:	0

R:	0	H:	0	1B:	0	SF:	0
E:	0	LOB:	0	2B:	0	SAC:	0
K:	1	BB:	0	3B:	0	DP:	0
S:	7	P:	10	HR:	0	HBP:	0

R:	0	H:	0	1B:	0	SF:	0
E:	0	LOB:	0	2B:	0	SAC:	0
K:	1	BB:	0	3B:	0	DP:	0
S:	8	P:	9	HR:	0	HBP:	0

R:	0	H:	0	1B:	0	SF:	0
E:	0	LOB:	1	2B:	0	SAC:	0
K:	0	BB:	2	3B:	0	DP:	0
S:	10	P:	19	HR:	0	HBP:	0

R:	0	H:	0	1B:	0	SF:	0
E:	0	LOB:	0	2B:	0	SAC:	0
K:	2	BB:	0	3B:	0	DP:	0
S:	9	P:	11	HR:	0	HBP:	0

R:	1	H:	2	1B:	0	SF:	0
E:	0	LOB:	0	2B:	0	SAC:	0
K:	0	BB:	0	3B:	0	DP:	0
S:	11	P:	13	HR:	0	HBP:	0

R:	0	H:	0	1B:	0	SF:	0
E:	0	LOB:	0	2B:	0	SAC:	0
K:	2	BB:	0	3B:	0	DP:	0
S:	9	P:	11	HR:	0	HBP:	0

R:	1	H:	2	1B:	0	SF:	0
E:	0	LOB:	0	2B:	0	SAC:	0
K:	0	BB:	0	3B:	0	DP:	0
S:	11	P:	13	HR:	0	HBP:	0

R:	0	H:	0	1B:	0	SF:	0
E:	0	LOB:	0	2B:	0	SAC:	0
K:	0	BB:	0	3B:	0	DP:	0
S:	10	P:	19	HR:	0	HBP:	0

PITCHER		IP	WLS	BF	H	R	ER	SO	BB	IBB	HBP	BLK	WP	HR	S	P	ERA	WHIP
Pete Harnisch, R	(1, 1)	7.0	W	25	4	2	2	6	2	0	0	0	0	0	65	93	2.57	0.857
Joe Boever, R	(8, 1)	0.0		2	0	0	0	0	2	0	0	0	0	0	3	11	∞	∞
Willie Blair, R	(8, 1)	0.1		1	0	0	0	0	0	0	0	0	0	0	3	5	0.00	0.000
Doug Jones, R	(8, 1)	1.2	S	8	3	3	0	1	0	0	0	0	0	0	22	30	0.00	1.800

Houston Astros @ Atlanta Braves

Atlanta-Fulton County Stadium, Atlanta, GA

Wed Jul 29 1992, 3:33 AM EDT
 Att. 39,076 - Cloudy - 85 F

AB	35
R	3
H	9
RBI	3
BB	5
SO	3
LOB	25



AB R H RBI BB SO LOB

5	0	0	0	0	1	5
5	1	2	0	0	0	1
5	0	2	1	0	0	0
4	1	1	1	1	1	3
0	0	0	0	0	0	0
4	0	1	1	0	1	3
2	0	0	0	2	0	3
3	0	1	0	1	0	4
0	0	0	0	0	0	0
0	0	0	0	0	0	0
3	0	0	0	0	0	4
0	0	0	0	0	0	0
1	0	0	0	0	0	1
0	0	0	0	0	0	0
1	0	1	0	1	0	0
2	1	1	0	0	0	1

Batter	1	2	3	4	5	6	7	8	9
Steve Finley, L (1, 8) OBP: 0.330, SLG: 0.394	G4-3		FC4-6 L1-3		G6-3		K	L9	
Rafael Ramirez, R (1, 6) OBP: 0.282, SLG: 0.310	G6-3		L1-3			1B E	2B 1B	F7	
Ken Caminiti, S (1, 5) OBP: 0.375, SLG: 0.468	E6			L7		E FC3-2 1B	1-1 2B	G6-3	
5 Jeff Bagwell, R (1, 3) OBP: 0.345, SLG: 0.416	P9			HR		K	IBB	F9	
Eric Anthony, L (1, 9) OBP: 0.312, SLG: 0.457		G1-4-3		G1-3		E5 FC3-2 1B	K		
Gerald Young, S (1, 9) OBP: 0.273, SLG: 0.111									
Pete Incaviglia, R (1, 7) OBP: 0.330, SLG: 0.451		P3		BB		FC3-2 IBB	F9		
Scott Servais, R (1, 2) OBP: 0.258, SLG: 0.243				G3		FC3-2		G1-3 2B	
Brian Williams, R (8, PR) OBP: 0.133, SLG: 0.200									
Eddie Taubensee, L (8, 2) OBP: 0.281, SLG: 0.280		BB				1-2 2-3 3-H			
Casey Candaele, S (1, 4) OBP: 0.248, SLG: 0.251		L1				G5-3	F9	G5-3	
Willie Blair, R (6, 1)									
Juan Guerrero, R (8, PH) OBP: 0.288, SLG: 0.333									
Joe Boever, R (8, 1)									
Jimmy Jones, R (1, 1) OBP: 0.286, SLG: 0.200			FC4-6 1B					G1-3	
Craig Biggio, R (6, 4) OBP: 0.373, SLG: 0.375									

Inning Stats	R: 0 H: 0 E: 1 K: 0 S: 11	H: 0 LOB: 1 BB: 0 P: 17	R: 0 H: 0 E: 0 K: 0 S: 11	H: 0 LOB: 1 BB: 1 P: 19	R: 0 H: 1 E: 0 K: 0 S: 7	H: 1 LOB: 0 BB: 0 P: 9	R: 1 H: 1 E: 0 K: 0 S: 7	H: 1 LOB: 1 BB: 1 P: 14	R: 0 H: 0 E: 0 K: 0 S: 6	H: 0 LOB: 0 BB: 1 P: 11	R: 1 H: 3 E: 1 K: 1 S: 13	H: 3 LOB: 3 BB: 1 P: 25	R: 1 H: 3 E: 2 K: 2 S: 14	H: 3 LOB: 3 BB: 1 P: 23	R: 0 H: 1 E: 0 K: 0 S: 6	H: 1 LOB: 2 BB: 0 P: 11	R: 0 H: 0 E: 0 K: 0 S: 7	H: 0 LOB: 0 BB: 0 P: 8	1B: 6 SF: 0 2B: 3 SAC: 0 3B: 0 DP: 2 HR: 1 HBP: 0	WP: 0 PA: 40 PB: 0 SB: 0 CS: 0
--------------	---------------------------	-------------------------	---------------------------	-------------------------	--------------------------	------------------------	--------------------------	-------------------------	--------------------------	-------------------------	---------------------------	-------------------------	---------------------------	-------------------------	--------------------------	-------------------------	--------------------------	------------------------	--	---

PITCHER	IP	WLS	BF	H	R	ER	SO	BB	IBB	HBP	BLK	WP	HR	S	P	ERA	WHIP
Tom Glavine, L (1, 1) ERA: 2.49	8.0	W	37	9	3	3	3	3	2	0	0	0	1	75	129	3.38	1.500
Alejandro Pena, R (9, 1) ERA: 4.54	1.0	S	3	0	0	0	0	0	0	0	0	0	0	7	8	0.00	0.000

Batter	1	2	3	4	5	6	7	8	9	AB R H RBI BB SO LOB	TOP	
Craig Biggio, R (1, 4) OBP: 0.374, SLG: 0.379 Rob Murphy, L (8, 1)	0-1 G4-3 1B			0-0 G4-3 SF8 2B		2-1 F8		0-0 G6-3		4 1 2 0 0 0 0 0 0 0 0 0 0 0		
Steve Finley, L (1, 8) OBP: 0.327, SLG: 0.390	2-2 G4-3 1-2f			2-0 G4-3 2-3		1-1 G1-3		0-0 F8		4 0 0 0 0 0 2		
5 Jeff Bagwell, R (1, 3) OBP: 0.346, SLG: 0.416	2-2 G6-3			4-1 BB		0-0 F9		1-1 WP 1B		3 0 1 0 1 0 0		
Eric Anthony, L (1, 9) OBP: 0.308, SLG: 0.452		1-1 G6-3		1-2 SF8 3-H		1-3 K		3-3 K 1-2		3 0 0 1 0 2 1		
Ken Caminiti, S (1, 5) OBP: 0.374, SLG: 0.463		0-0 P4		0-2 G3		4-2 FC6-4 BB		0-0 G3		3 0 0 0 1 0 2		
Pete Incaviglia, R (1, 7) OBP: 0.327, SLG: 0.446		0-1 F9			2-1 G6-3		2-1 FC6-4 1-2f			3 0 0 0 0 0 1		
Eddie Taubensee, L (1, 2) OBP: 0.282, SLG: 0.287			2-1 F7		1-0 2B		2-0 G3			3 0 1 0 0 0 1		
Rafael Ramirez, R (1, 6) OBP: 0.276, SLG: 0.303			1-0 L8		1-0 G5-3		1-2 G1-3			3 0 0 0 0 0 1		
Butch Henry, L (1, 1) OBP: 0.139, SLG: 0.222 Willie Blair, R (7, 1) Ernest Riles, L (8, PH) OBP: 0.200, SLG: 0.200 (8, 4)			0-3 K		1-0 F9		0-0 F8			2 0 0 0 0 1 1 0 0 0 0 0 0 0 1 0 0 0 0 0 0		
Inning Stats	R: 0 H: 1 E: 0 LOB: 0 K: 0 BB: 0 S: 10 P: 14	R: 0 H: 0 E: 0 LOB: 0 K: 0 BB: 0 S: 5 P: 6	R: 0 H: 0 E: 0 LOB: 0 K: 1 BB: 0 S: 6 P: 9	R: 1 H: 1 E: 0 LOB: 1 K: 0 BB: 1 S: 10 P: 17	R: 0 H: 1 E: 0 LOB: 1 K: 0 BB: 0 S: 5 P: 10	R: 0 H: 0 E: 0 LOB: 0 K: 0 BB: 0 S: 5 P: 8	R: 0 H: 0 E: 0 LOB: 1 K: 1 BB: 1 S: 8 P: 17	R: 0 H: 0 E: 0 LOB: 0 K: 0 BB: 0 S: 7 P: 8	R: 0 H: 1 E: 0 LOB: 1 K: 1 BB: 0 S: 8 P: 12	1B: 2 SF: 1 2B: 2 SAC: 0 3B: 0 DP: 1 HR: 0 HBP: 0	WP: 1 PA: 32 PB: 0 SB: 0 CS: 0	
PITCHER Tim Belcher, R (1, 1) ERA: 3.6 Rob Dibble, R (9, 1) ERA: 3.6	IP WLS BF H R ER SO BB IBB HBP BLK WP HR S P ERA WHIP	8.0 W 28 3 1 1 2 2 0 0 0 0 0 0 56 89 1.12 0.625	1.0 4 1 0 0 1 0 0 0 0 0 1 0 8 12 0.00 1.000	PITCHER IP WLS BF H R ER SO BB IBB HBP BLK WP HR S P ERA WHIP								

Houston Astros @ Cincinnati Reds
Riverfront Stadium, Cincinnati, OH
Fri Jul 31 1992, 7:05 PM EDT
Att. 34,537 - Cloudy - 65 F

livebaseballscorecards.com

AB	29
R	1
H	4
RBI	1
BB	2
SO	3
LOB	9



Batter	1	2	3	4	5	6	7	8	9
Bip Roberts, S OBP: 0.374, SLG: 0.375 (1, 8)	0-0 G3		0-0 1B		2-1 HR 1B	0-1 E8 1B			
Hal Morris, L OBP: 0.376, SLG: 0.418 (1, 3)	3-2 G5-3		1-0 F7		1-0 HR 1B	0-1 F7			
Barry Larkin, R OBP: 0.365, SLG: 0.440 (1, 6)	4-1 BB		2-2 F9		2-1 HR		1-2 G6-3		
Chris Sabo, R OBP: 0.304, SLG: 0.415 (1, 5)	1-1 P6			4-0 SH5-4 G4-3 BB	0-0 P4		0-2 G6-3		
Glenn Braggs, R OBP: 0.333, SLG: 0.366 (1, 7)		2-3 K		1-0 G4-3 SH5-4 1B	1-1 G4-3		3-2 G6-3		
Bill Doran, S OBP: 0.320, SLG: 0.378 (1, 4)		0-2 P2		0-0 SH5-4	1-2 P5		1-1 P3		
Paul O'Neill, L OBP: 0.364, SLG: 0.401 (1, 9)		3-3 K		2-1 G4-3		1-1 SH3-4 E 1B	1-2 FC6-4 1B		
Joe Oliver, R OBP: 0.317, SLG: 0.375 (1, 2)			0-1 SH1-4 1B 2B	4-0 IBB	0-2 F8		0-0 F9		
Tim Belcher, R OBP: 0.115, SLG: 0.173 (1, 1)			0-0 SH1-4	1-3 K2-3		0-0 SH3-4	0-1 FC6-4		
Darnell Coles, R OBP: 0.333, SLG: 0.539 (8, PH)									
Rob Dibble, L OBP: 0.333, SLG: 0.333 (9, 1)									

AB	R	H	RBI	BB	SO	LOB
4	1	3	1	0	0	0
4	1	1	0	0	0	2
3	1	1	3	1	0	1
3	1	0	0	1	0	1
4	0	1	0	0	1	0
3	0	0	0	0	0	0
4	1	2	1	0	1	1
3	1	1	0	1	0	2
1	0	0	0	0	1	2
1	0	0	0	0	0	1
0	0	0	0	0	0	0

BOTTOM

Houston Astros @ Cincinnati Reds
Riverfront Stadium, Cincinnati, OH
Fri Jul 31 1992, 7:05 PM EDT
Att. 34,537 - Cloudy - 65 F

livebaseballscorecards.com

AB	30
R	6
H	9
RBI	5
BB	3
SO	3
LOB	10



Inning Stats	R: 0	H: 0	E: 0	K: 0	S: 8	H: 0	LOB: 1	BB: 1	P: 16	R: 0	H: 0	E: 0	K: 2	S: 9	H: 0	LOB: 0	BB: 0	P: 14	R: 1	H: 2	E: 0	K: 0	S: 8	H: 2	LOB: 1	BB: 0	P: 11	R: 1	H: 1	E: 0	K: 1	S: 8	H: 3	LOB: 0	BB: 0	P: 18	R: 3	H: 3	E: 0	K: 0	S: 11	H: 2	LOB: 1	BB: 0	P: 11	R: 0	H: 0	E: 0	K: 0	S: 9	H: 0	LOB: 0	BB: 0	P: 13	R: 0	H: 1	E: 0	K: 0	S: 8	H: 1	LOB: 1	BB: 0	P: 10
--------------	------	------	------	------	------	------	--------	-------	-------	------	------	------	------	------	------	--------	-------	-------	------	------	------	------	------	------	--------	-------	-------	------	------	------	------	------	------	--------	-------	-------	------	------	------	------	-------	------	--------	-------	-------	------	------	------	------	------	------	--------	-------	-------	------	------	------	------	------	------	--------	-------	-------

PITCHER	IP	WLS	BF	H	R	ER	SO	BB	IBB	HBP	BLK	WP	HR	S	P	ERA	WHIP
Butch Henry, L ERA: 4.37 (1, 1)	6.0	L	29	8	6	5	3	2	1	0	0	0	1	54	90	7.50	1.667
Willie Blair, R ERA: 4.29 (7, 1)	1.0		3	0	0	0	0	0	0	0	0	0	0	9	13	0.00	0.000
Rob Murphy, L ERA: 3.47 (8, 1)	1.0		4	1	0	0	0	0	0	0	0	0	0	8	10	0.00	1.000

WP	HR	S	P	ERA	WHIP
0	0	0	0	0	0
0	0	0	0	0	0
0	0	0	0	0	0

Batter	1	2	3	4	5	6	7	8	9	AB R H RBI BB SO LOB	TOP	
Craig Biggio, R (1, 4) OBP: 0.375, SLG: 0.383	2-3 K		0-1 G6-3			1-1 S 2B		2-1 G4-6-3 1B		4 0 2 0 0 1 0	Houston Astros @ Cincinnati Reds Riverfront Stadium, Cincinnati, OH Sat Aug 01 1992, 7:05 PM EDT Att. 41,310 - Sunny - 80 F livebaseballscorecards.com	
Steve Finley, L (1, 8) OBP: 0.326, SLG: 0.387	1-1 G4-3			4-2 5 2B BB		0-0 P5		1-1 G4-6-3 1-2f		3 0 0 0 1 0 2		
Ken Caminiti, S (1, 5) OBP: 0.372, SLG: 0.458	4-1 5 FC6-4 BB			0-0 F8		1-3 K2-3 2-3		2-2 P4		3 0 0 0 1 1 2		
5 Jeff Bagwell, R (1, 3) OBP: 0.345, SLG: 0.417	1-1 FC6-4 1-2f			1-0 2B		1-1 G6-3		1-1 L1		4 0 1 0 0 0 2		
Eric Anthony, L (1, 9) OBP: 0.307, SLG: 0.448		0-0 F9		3-3 K		0-0 F8		2-0 1B		4 0 1 0 0 1 2		
Rafael Ramirez, R (1, 6) OBP: 0.276, SLG: 0.302		0-3 K		1-1 F7		0-0 1B 1B		0-1 G6-3		4 0 1 0 0 1 2		
Eddie Taubensee, L (1, 2) OBP: 0.277, SLG: 0.281		1-0 F7			3-3 K		3-2 P6			3 0 0 0 0 1 1		
Casey Candaele, S (1, 7) OBP: 0.249, SLG: 0.252			2-2 G5-3		0-1 G5-3		2-1 1B 1B			3 0 1 0 0 0 0		
Brian Williams, R (1, 1) OBP: 0.133, SLG: 0.200 Gerald Young, S (3, PH) OBP: 0.265, SLG: 0.107 Shane Reynolds, R (3, 1) Juan Guerrero, R (5, PH) OBP: 0.284, SLG: 0.329 Xavier Hernandez, L (5, 1) Pete Incaviglia, R (7, PH) OBP: 0.326, SLG: 0.444 Al Osuna, R (7, 1) Doug Jones, R (8, 1)		2-2 G5-3		1-2 F8		1-2 F9				0 0 0 0 0 0 0 1 0 0 0 0 0 0 0 0 0 0 0 0 0 1 0 0 0 0 0 0 0 0 0 0 0 0 0 0 0 0 0 0 0 2 1 0		
Inning Stats	R: 0 H: 0 E: 0 LOB: 1 K: 1 BB: 1 S: 9 P: 17	R: 0 H: 0 E: 0 LOB: 0 K: 1 BB: 0 S: 5 P: 6	R: 0 H: 0 E: 0 LOB: 0 K: 0 BB: 0 S: 10 P: 14	R: 0 H: 1 E: 0 LOB: 2 K: 1 BB: 1 S: 9 P: 18	R: 0 H: 0 E: 0 LOB: 0 K: 1 BB: 0 S: 9 P: 13	R: 0 H: 1 E: 0 LOB: 1 K: 1 BB: 0 S: 8 P: 11	R: 0 H: 2 E: 0 LOB: 2 K: 0 BB: 0 S: 10 P: 16	R: 0 H: 1 E: 0 LOB: 0 K: 0 BB: 0 S: 7 P: 12	R: 0 H: 1 E: 0 LOB: 0 K: 0 BB: 0 S: 5 P: 8	1B: 4 SF: 0 2B: 2 SAC: 0 3B: 0 DP: 1 HR: 0 HBP: 0	WP: 0 PA: 33 PB: 0 SB: 1 CS: 0	
PITCHER Greg Swindell, L (1, 1) ERA: 2.65	IP WLS BF H R ER SO BB IBB HBP BLK WP HR S P ERA WHIP											PITCHER IP WLS BF H R ER SO BB IBB HBP BLK WP HR S P ERA WHIP
	9.0 W 33 6 0 0 5 2 0 0 0 0 0 0 0 72 115 0.00 0.889											



Batter	1	2	3	4	5	6	7	8	9
Bip Roberts, S (1, 7) OBP: 0.378, SLG: 0.383 Cesar Hernandez, R (7, 7) OBP: 0.333, SLG: 0.444	4-2 S 1B BB	1-2 BB 1B G6-4-3	0-0 2-H 3B			0-3 K	3-2 F9 1B 1-3 3-H		
Dave Martinez, L (1, 8) OBP: 0.326, SLG: 0.341	1 SAFE 1 F B B B 2 SAFE	4-2 F B 1-2 2B 1B BB	0-0 G6-4-3 BB 1-2 1B	1-3 K		1-0 1B 1B	2-0 F9 1B 1-2 3-H		
Barry Larkin, R (1, 6) Freddie Benavides, R (8, 6) OBP: 0.273, SLG: 0.325	2-1 2B 1B 2-H	4-0 G6-4-3 BB 1-2 2-3		2-3 K		0-0 1B 1-3	0-0 F9 1B 1-2 2-3		
Hal Morris, L (1, 3) OBP: 0.376, SLG: 0.419	1-2 2B 2B 1-H 2-H	2-2 G6-4-3 1-2 2-3 3-H		3-3 K		4-0 IBB	2-2 F7		
Paul O'Neill, L (1, 9) OBP: 0.365, SLG: 0.402	1-2 E SF8 2B 2-H	4-0 BB		2-1 G4-3		1-3 K	1-1 G4-3		
Bill Doran, S (1, 4) OBP: 0.314, SLG: 0.371	0-0 E9 SF8 2-3	1-3 K		1-0 G4-3		2-0 L3	0-2 F9		
Chris Sabo, R (1, 5) Darnell Coles, R (8, 5) OBP: 0.307, SLG: 0.420 OBP: 0.330, SLG: 0.533	0-0 SF8 1-2 3-H		1-0 F8		3-1 K2-3 2B		4-2 1B WP BB	3-3 K	
Joe Oliver, R (1, 2) OBP: 0.319, SLG: 0.377	0-3 K		0-0 SH1-4 3B 1B		0-3 K2-3		1-0 1B WP 1B 1B		
Greg Swindell, L (1, 1) OBP: 0.145, SLG: 0.167	2-1 F9		1-1 SH1-4		0-3 K		1-3 K		

Inning Stats	R: 5	H: 3	LOB: 1	K: 1	S: 24	R: 1	H: 2	LOB: 2	K: 1	S: 11	R: 0	H: 0	LOB: 0	K: 2	S: 9	R: 0	H: 1	LOB: 1	K: 2	S: 9	R: 0	H: 2	LOB: 3	K: 1	S: 10	R: 2	H: 3	LOB: 2	K: 1	S: 21	R: 0	H: 0	LOB: 0	K: 1	S: 11
	E: 1	BB: 2	P: 38			E: 0	BB: 2	P: 23			E: 0	BB: 0	P: 16	E: 0	BB: 0	E: 0	BB: 0	P: 13	E: 0	BB: 1	P: 18	E: 0	BB: 1	P: 34	E: 0	BB: 0	P: 15								

PITCHER	IP	WLS	BF	H	R	ER	SO	BB	IBB	HBP	BLK	WP	HR	S	P	ERA	WHIP
Brian Williams, R (1, 1) ERA: 3.08	2.0	L	15	5	6	5	2	4	0	0	0	0	0	35	61	22.50	4.500
Shane Reynolds, R (3, 1) ERA: 10.38	2.0		8	2	1	1	3	0	0	0	0	0	0	17	27	4.50	1.000
Xavier Hernandez, R (5, 1) ERA: 2.01	2.0		10	3	0	0	4	0	1	0	0	0	0	19	31	0.00	1.500
Al Osuna, L (7, 1) ERA: 4.17	1.0		7	3	2	2	1	1	0	0	0	1	0	21	34	18.00	4.000
Doug Jones, R (8, 1) ERA: 2.1	1.0		3	0	0	0	1	0	0	0	0	0	0	11	15	0.00	0.000

AB R H RBI BB SO LOB

3	2	2	1	1	1	0
1	0	1	0	0	0	0
4	1	3	1	1	1	1
4	1	2	1	1	1	2
0	0	0	0	0	0	0
4	1	1	2	1	1	4
4	1	1	1	1	1	3
5	0	0	0	0	1	6
2	1	1	1	1	0	0
1	0	0	0	0	1	0
4	2	2	0	0	2	2
3	0	0	0	0	2	4

AB 35
R 9
H 13
RBI 7
BB 6
SO 11
LOB 22

WP: 1 **PA: 43**
PB: 0
SB: 1
CS: 0



Houston Astros @ Cincinnati Reds
Riverfront Stadium, Cincinnati, OH
Sat Aug 01 1992, 7:05 PM EDT
Att: 41,310 - Sunny - 80 F

livebaseballscorecards.com

Batter	1	2	3	4	5	6	7	8	9	AB R H RBI BB SO LOB	TOP		
Craig Biggio, R (1, 4) OBP: 0.375, SLG: 0.381	1-2 G4-6-3 HBP			2-1 G5-3		2-2 FC5-4 G3 S 1-2f 2-3		0-0 SH1-4		2 0 0 0 0 0 2			
Steve Finley, L (1, 8) OBP: 0.326, SLG: 0.386	1-1 G4-6-3 1-2f			2-3 K		3-2 G3 1-3 3-H		0-0 1B 2-H		4 1 1 2 0 1 2			
5 Jeff Bagwell, R (1, 3) OBP: 0.342, SLG: 0.412	1-1 F8			3-3 K2-3		3-1 F8		3-3 K 1-2		4 0 0 0 0 2 2			
Eric Anthony, L (1, 9) OBP: 0.310, SLG: 0.449		1-1 G6-3			0-1 G4-3		0-0 WP BLK FC1-2-5 1B	0-0 1B 2-H		4 0 2 1 0 0 0			
Gerald Young, S (8, 9) OBP: 0.265, SLG: 0.107										0 0 0 0 0 0 0			
Ken Caminiti, S (1, 5) OBP: 0.371, SLG: 0.455		0-0 G4-3			3-2 1B		1-0 F9	1-3 K		4 0 1 0 0 1 2			
Pete Incaviglia, R (1, 7) OBP: 0.322, SLG: 0.439		2-3 K			0-0 F8		3-2 FC1-2-5 HR		2-2 G5-3	3 1 0 0 0 1 2			
Rob Murphy, L (7, 1)										0 0 0 0 0 0 0			
Xavier Hernandez, L (7, 1)										0 0 0 0 0 0 0			
Doug Jones, R (8, 1)										0 0 0 0 0 0 0			
Ernest Riles, L (8, 3) OBP: 0.182, SLG: 0.182										1 0 0 0 0 0 0			
Eddie Taubensee, L (1, 2) OBP: 0.277, SLG: 0.298			2-3 K		0-1 F7		0-1 HR		2-1 F8	4 1 1 2 0 1 1			
Casey Candaele, S (1, 6) OBP: 0.249, SLG: 0.252			1-2 G6-3			1-2 FC5-4 G3 1B		0-0 L6		4 1 1 0 0 1 0			
Pete Harnisch, S (1, 1) OBP: 0.152, SLG: 0.222			2-3 K2-3			4-2 FC5-4 BB		1-2 SH1-4 1B		1 0 0 0 0 1 0			
Benny Distefano, L (6, PH) OBP: 0.308, SLG: 0.305										0 0 0 0 1 0 0			
Al Osuna, R (6, 1)										0 0 0 0 0 0 0			
Joe Boever, R (6, 1)										0 0 0 0 0 0 0			
Rafael Ramirez, R (7, 6) OBP: 0.280, SLG: 0.307										1 1 1 0 0 0 0			
Inning Stats	R: 0 E: 0 K: 0 S: 6 H: 0 LOB: 0 BB: 0 P: 9	R: 0 E: 0 K: 1 S: 7 H: 0 LOB: 0 BB: 0 P: 10	R: 0 E: 0 K: 2 S: 10 H: 0 LOB: 0 BB: 0 P: 15	R: 0 E: 0 K: 2 S: 11 H: 0 LOB: 0 BB: 0 P: 18	R: 0 E: 0 K: 0 S: 8 H: 1 LOB: 1 BB: 0 P: 11	R: 1 E: 0 K: 0 S: 14 H: 1 LOB: 1 BB: 1 P: 27	R: 2 E: 0 K: 0 S: 8 H: 2 LOB: 0 BB: 0 P: 12	R: 2 E: 0 K: 2 S: 17 H: 3 LOB: 1 BB: 0 P: 21	R: 0 E: 0 K: 1 S: 11 H: 0 LOB: 0 BB: 0 P: 16	1B: 6 2B: 0 3B: 0 HR: 1 SF: 0 SAC: 1 DP: 1 HBP: 1	WP: 1 PB: 0 SB: 2 CS: 0 PA: 35		
PITCHER	IP WLS BF H R ER SO BB IBB HBP BLK WP HR S P ERA WHIP											PITCHER	IP WLS BF H R ER SO BB IBB HBP BLK WP HR S P ERA WHIP
Jose Rijo, R (1, 1) ERA: 3.16	7.0 L 26 4 3 3 5 1 0 1 1 1 1 1 64 102 3.86 0.714												
Scott Bankhead, R (8, 1) ERA: 2.44	1.0 6 3 2 2 2 0 0 0 0 0 0 0 17 21 18.00 3.000												
Norm Charlton, L (9, 1) ERA: 2.26	1.0 3 0 0 0 0 1 0 0 0 0 0 0 11 16 0.00 0.000												

Houston Astros @ Cincinnati Reds
Riverfront Stadium, Cincinnati, OH
Sun Aug 02 1992, 3:33 AM EDT
Att. 32,182 - Cloudy - 76 F

livebaseballscorecards.com

AB	32
R	5
H	7
RBI	5
BB	1
SO	8
LOB	11



Batter	1	2	3	4	5	6	7	8	9	AB	R	H	RBI	BB	SO	LOB	TOP						
Craig Biggio, R (1, 4) OBP: 0.374, SLG: 0.379	0-0 G4-3			1-1 G5-3		1-2 1B		1-2 G6-3		4	0	1	0	0	0	0							
Steve Finley, L (1, 8) OBP: 0.325, SLG: 0.384	0-3 K			1-0 L7		1-0 1B		0-3 K		4	0	1	0	0	2	0							
Ken Caminiti, S (1, 5) OBP: 0.369, SLG: 0.452	1-0 G6-3			0-0 1B		2-2 SAFE F9			0-0 P3	4	0	1	0	0	0	2							
5 Jeff Bagwell, R (1, 3) OBP: 0.342, SLG: 0.411		2-0 L7		0-0 G2-3			0-0 FC4-6 1B		0-1 L8	4	0	1	0	0	0	1							
Eric Anthony, L (1, 9) OBP: 0.305, SLG: 0.442		2-0 F7			1-3 K		3-2 FC4-6 1B		0-3 K	4	0	0	0	0	2	1							
Pete Incaviglia, R (1, 7) OBP: 0.320, SLG: 0.436		0-0 G6-3			1-2 G5-3		3-1 1-2 1B			2	0	0	0	0	0	0							
Casey Candaele, S (6, 7) OBP: 0.252, SLG: 0.255										1	0	1	0	0	0	0							
Scott Servais, R (1, 2) OBP: 0.255, SLG: 0.239			2-2 P4		1-0 G5-3		1-3 K			2	0	0	0	0	0	0							
Eddie Taubensee, L (7, PH) OBP: 0.275, SLG: 0.297										1	0	0	0	0	1	2							
Rafael Ramirez, R (1, 6) OBP: 0.275, SLG: 0.301			1-2 P6			0-0 G6-3		0-0 G3-1		3	0	0	0	0	0	2							
Rob Murphy, L (7, 1) Joe Boever, R (7, 1)										0	0	0	0	0	0	0							
										0	0	0	0	0	0	0							
Jimmy Jones, R (1, 1) OBP: 0.276, SLG: 0.192			0-3 K			1-3 K		2-2 G6-3		1	0	0	0	0	1	0							
Juan Guerrero, R (6, PH) OBP: 0.280, SLG: 0.324										1	0	0	0	0	1	0							
Willie Blair, R (6, 1) Ernest Riles, L (7, 6) OBP: 0.167, SLG: 0.167										0	0	0	0	0	0	0							
										1	0	0	0	0	0	0							
Inning Stats	R: 0 E: 0 K: 1 S: 5	H: 0 LOB: 0 BB: 0 P: 6	R: 0 E: 0 K: 0 S: 3	H: 0 LOB: 0 BB: 0 P: 7	R: 0 E: 0 K: 1 S: 9	H: 0 LOB: 0 BB: 0 P: 12	R: 0 E: 0 K: 0 S: 5	H: 1 LOB: 1 BB: 0 P: 7	R: 0 E: 0 K: 1 S: 7	H: 0 LOB: 0 BB: 0 P: 10	R: 0 E: 0 K: 1 S: 11	H: 2 LOB: 2 BB: 0 P: 16	R: 0 E: 0 K: 1 S: 10	H: 2 LOB: 2 BB: 0 P: 17	R: 0 E: 0 K: 1 S: 9	H: 0 LOB: 0 BB: 0 P: 12	R: 0 E: 0 K: 1 S: 6	H: 0 LOB: 0 BB: 0 P: 6	1B: 5 2B: 0 3B: 0 HR: 0	SF: 0 SAC: 0 DP: 0 HBP: 0	WP: 0 PB: 0 SB: 0 CS: 0	PA: 32	
PITCHER	IP	WLS	BF	H	R	ER	SO	BB	IBB	HBP	BLK	WP	HR	S	P	ERA	WHIP					ERA	WHIP
Chris Hammond, L (1, 1) ERA: 4.0	6.1	W	24	5	0	0	4	0	0	0	0	0	0	46	70	0.00	0.789						
Rob Dibble, R (7, 1) ERA: 3.55	0.2		2	0	0	0	1	0	0	0	0	0	0	4	5	0.00	0.000						
Scott Ruskin, L (8, 1) ERA: 5.06	2.0		6	0	0	0	2	0	0	0	0	0	0	15	18	0.00	0.000						

Houston Astros @ Cincinnati Reds
Riverfront Stadium, Cincinnati, OH

Mon Aug 03 1992, 3:33 AM EDT
Att. 26,452 - Cloudy - 74 F

livebaseballscorecards.com

AB	32
R	0
H	5
RBI	0
BB	0
SO	7
LOB	8



Batter	1	2	3	4	5	6	7	8	9	AB R H RBI BB SO LOB	TOP											
Craig Biggio, R (1, 4) OBP: 0.370, SLG: 0.376	3-2 G4-3		2-2 FC5-6			3-2 P3	2-1 FC6-4			4 0 0 0 0 0 2												
Steve Finley, L (1, 8) OBP: 0.324, SLG: 0.382	0-1 G4-3			1-1 B1-3		4-0 5 G4-3 BB		2-1 L8		3 0 0 0 1 0 0												
5 Jeff Bagwell, R (1, 3) OBP: 0.338, SLG: 0.406	2-1 F8			0-1 F8		2-1 G4-3		0-0 G3		4 0 0 0 0 0 1												
Eric Anthony, L (1, 9) OBP: 0.301, SLG: 0.436		1-2 F8		2-3 K		2-2 L3		1-3 K		4 0 0 0 0 2 1												
Ken Caminiti, S (1, 5) OBP: 0.371, SLG: 0.463		0-1 G6-3			0-0 HBP 1B		1-0 HR		3-1 L6	4 1 2 1 0 0 0												
Casey Candaele, S (1, 6) OBP: 0.252, SLG: 0.255		2-3 K			0-1 L8		1-1 G3 1B		2-3 K	4 1 1 0 0 2 1												
Eddie Taubensee, L (1, 2) OBP: 0.275, SLG: 0.291				1-0 G5-3		2-2 HBP		1-1 G3		3 0 0 0 0 1 1												
Gerald Young, S (1, 7) OBP: 0.270, SLG: 0.129				3-2 FC5-6 SH1-4 1B		3-3 K		1-0 G3		3 0 1 0 0 1 3												
Shane Reynolds, R (1, 1) Benny Distefano, L (5, PH) Willie Blair, R (5, 1) Juan Guerrero, R (7, PH) Xavier Hernandez, L (7, 1) Al Osuna, R (8, 1)				0-0 SH1-4		1-3 K		2-0 FC6-4 1B		0 0 0 0 0 0 0 1 0 0 0 0 0 1 2 0 0 0 0 0 0 0 0 1 0 1 1 0												
Inning Stats	R: 0 E: 0 K: 0 S: 7	H: 0 LOB: 0 BB: 0 P: 12	R: 0 E: 0 K: 1 S: 8	H: 0 LOB: 0 BB: 0 P: 11	R: 0 E: 0 K: 0 S: 10	H: 1 LOB: 1 BB: 0 P: 16	R: 0 E: 0 K: 1 S: 7	H: 0 LOB: 0 BB: 0 P: 10	R: 0 E: 0 K: 2 S: 18	H: 1 LOB: 2 BB: 0 P: 24	R: 0 E: 0 K: 0 S: 9	H: 0 LOB: 1 BB: 1 P: 20	R: 2 E: 0 K: 0 S: 9	H: 3 LOB: 1 BB: 0 P: 17	R: 0 E: 0 K: 1 S: 7	H: 0 LOB: 0 BB: 0 P: 10	R: 0 E: 0 K: 2 S: 9	H: 0 LOB: 0 BB: 0 P: 15	1B: 4 2B: 0 3B: 0 HR: 1	SF: 0 SAC: 1 DP: 0 HBP: 1	WP: 0 PB: 0 SB: 0 CS: 0	PA: 34
PITCHER	IP WLS BF H R ER SO BB IBB HBP BLK WP HR S P ERA WHIP											PITCHER	IP WLS BF H R ER SO BB IBB HBP BLK WP HR S P ERA WHIP									
Ramon Martinez, R (1, 1) ERA: 3.72	7.0 W 28 5 2 2 4 1 0 1 0 0 0 1 68 110 2.57 0.857																					
Jim Gott, R (8, 1) ERA: 1.81	2.0 6 0 0 0 3 0 0 0 0 0 0 0 16 25 0.00 0.000																					

Houston Astros @ Los Angeles Dodgers
Dodger Stadium, Los Angeles, CA

Tue Aug 04 1992, 7:05 PM PDT
Att. 25,195 - Sunny - 76 F

livebaseballscorecards.com

AB 31
R 2
H 5
RBI 2
BB 1
SO 7
LOB 11



Houston Astros @ Los Angeles Dodgers
Dodger Stadium, Los Angeles, CA
 Wed Aug 05 1992, 7:05 PM PDT
 Att. 33,949 - Sunny - 77 F

AB	39
R	7
H	13
RBI	6
BB	4
SO	7
LOB	20



Batter	1	2	3	4	5	6	7	8	9	AB	R	H	RBI	BB	SO	LOB
Craig Biggio, R (1, 4) OBP: 0.371, SLG: 0.374	3-2 P6		1-2 2B 1B		4-2 1B BB	1-2 E4 FC4-6 1B		1-1 G4-3		4	2	1	0	1	0	1
Steve Finley, L (1, 8) OBP: 0.330, SLG: 0.389	0-1 G1-3		2-1 1B E 2B		3-2 WP 1B 1B	1-2 FC4-6 1B		0-1 2B 1B		5	3	4	3	0	0	0
Ken Caminiti, S (1, 5) OBP: 0.374, SLG: 0.467	0-0 F8		0-0 S 1B		4-2 PB 5 1B BB	0-1 FC4-6 1-2f 2-3		0-0 5 1B 2B		4	1	2	1	1	0	2
5 Jeff Bagwell, R (1, 3) OBP: 0.339, SLG: 0.406		0-1 F9	3-2 P3		2-1 PB 1B	0-0 F9		2-2 SH2-4 1B		5	0	2	2	0	0	4
Eric Anthony, L (1, 9) OBP: 0.300, SLG: 0.431		2-3 K	2-3 K		4-2 1-2 2-3 BB		1-1 F9		1-0 SH2-4	3	0	0	0	1	2	1
Gerald Young, S (9, PH) OBP: 0.270, SLG: 0.129									1-2	0	0	0	0	0	0	0
Pete Incaviglia, R (1, 7) OBP: 0.320, SLG: 0.435		2-0 1B			1-1 F7	0-3 K		2-2 F9		3	0	1	0	0	1	3
Luis Gonzalez, L (7, PH) OBP: 0.285, SLG: 0.384									2-1 F9	1	0	0	0	0	0	0
Scott Servais, R (9, PH) OBP: 0.253, SLG: 0.238										1	0	0	0	0	0	1
Benny Distefano, L (9, 7) OBP: 0.303, SLG: 0.300										0	0	0	0	0	0	0
Casey Candaele, S (1, 6) OBP: 0.256, SLG: 0.259		1-1			1-1	2-3 K		1-1 G1-6-3		3	0	2	0	0	1	3
Xavier Hernandez, L (5, 1)									4-0	1	0	0	0	0	0	0
Rob Murphy, L (7, 1)										0	0	0	0	0	0	0
Juan Guerrero, R (9, PH) OBP: 0.296, SLG: 0.333		1-2 1B			1-1 G4-6-3 1B					0	0	0	0	1	0	0
Doug Jones, R (9, 1)										0	0	0	0	0	0	0
Eddie Taubensee, L (1, 2) OBP: 0.268, SLG: 0.283		2-3 K			0-0 G4-6-3				1-3 K	5	0	0	0	0	3	5
Butch Henry, L (1, 1) OBP: 0.132, SLG: 0.211									0-1 F7	2	0	0	0	0	0	0
Rafael Ramirez, R (5, 6) OBP: 0.278, SLG: 0.303			2-2 G4-3			3-2 F7		2-2 E 1B		2	1	1	0	0	0	0

Inning Stats	R: 0	H: 0	E: 0	K: 0	S: 8	P: 11	R: 0	H: 2	E: 0	K: 2	S: 11	P: 18	R: 2	H: 3	E: 0	K: 1	S: 16	R: 0	H: 1	E: 0	K: 0	S: 5	P: 7	R: 2	H: 2	E: 0	K: 2	S: 21	P: 43	R: 1	H: 2	E: 1	K: 1	S: 17	P: 23	R: 0	H: 0	E: 0	K: 0	S: 7	P: 11	R: 0	H: 0	E: 0	K: 0	S: 6	P: 8	R: 2	H: 3	E: 0	K: 1	S: 12	P: 22	1B: 11	SF: 0	2B: 2	SAC: 1	3B: 0	DP: 1	HR: 0	HBP: 0	WP: 1	PA: 44
--------------	------	------	------	------	------	-------	------	------	------	------	-------	-------	------	------	------	------	-------	------	------	------	------	------	------	------	------	------	------	-------	-------	------	------	------	------	-------	-------	------	------	------	------	------	-------	------	------	------	------	------	------	------	------	------	------	-------	-------	--------	-------	-------	--------	-------	-------	-------	--------	-------	--------

PITCHER	IP	WLS	BF	H	R	ER	SO	BB	IBB	HBP	BLK	WP	HR	S	P	ERA	WHIP
Bob Ojeda, L (1, 1) ERA: 3.38	4.1		23	8	4	3	3	3	0	0	0	1	0	55	97	6.23	2.538
Tim Crews, R (5, 1) ERA: 5.75	0.2		2	0	0	0	2	0	0	0	0	0	0	6	8	0.00	0.000
Steve Wilson, L (6, 1) ERA: 4.08	0.1		4	2	1	1	1	0	0	0	0	0	0	14	20	27.00	6.000
Jay Howell, R (6, 1) ERA: 1.38	1.2		5	0	0	0	0	0	0	0	0	0	0	10	14	0.00	0.000
Roger McDowell, R (8, 1) ERA: 3.73	1.0	L	6	3	2	2	0	0	0	0	0	0	0	12	16	18.00	3.000

PITCHER	IP	WLS	BF	H	R	ER	SO	BB	IBB	HBP	BLK	WP	HR	S	P	ERA	WHIP
John Candelaria, L (9, 1) ERA: 1.86	1.0		4	0	0	0	1	0	1	0	0	0	0	6	14	0.00	0.000

Batter	1	2	3	4	5	6	7	8	9	AB	R	H	RBI	BB	SO	LOB
Jose Offerman, S OBP: 0.332, SLG: 0.336 (1, 6)	2-2 L4		1-0 P1-3						1-0 B4-3	5	0	1	2	0	0	3
Brett Butler, L OBP: 0.418, SLG: 0.405 (1, 8)	1-1 CS 1B			2-2 G2-3	2-2 E7 1B				0-0 F7	4	0	2	2	0	0	2
Eric Young Sr., R OBP: 0.260, SLG: 0.217 Steve Wilson, L OBP: 0.333, SLG: 0.333 Jay Howell, R (6, 1) Dave Anderson, R OBP: 0.284, SLG: 0.429 Roger McDowell, R (8, 1) John Candelaria, L (9, 1) Henry Rodriguez, L OBP: 0.143, SLG: 0.158 (9, 7)	1-0 F8			2-2 G4-3	1-1 G6-3				1-0 G6-3	3	0	0	0	0	0	2
Eric Karros, R OBP: 0.298, SLG: 0.462 (1, 3)	0-1 CS 1-2	0-1 P4		2-2 F7					3-2 G6-3	4	0	0	0	0	0	0
Mitch Webster, S OBP: 0.335, SLG: 0.411 (1, 9)		2-2 F7			1-2 F8				3-1 F9	3	0	0	0	1	0	0
Todd Benzinger, S OBP: 0.273, SLG: 0.331 Mike Scioscia, L OBP: 0.288, SLG: 0.283 (8, 2)		0-0 FC5-4 1B			2-2 E1 HR				1-0 G3-1 FC6 1B	3	1	1	0	0	0	1
Carlos Hernandez, R OBP: 0.331, SLG: 0.344 Tom Goodwin, L OBP: 0.100, SLG: 0.100 (7, PR) (8, 7)		1-0 FC5-4 1-2f			2-1 HR				0-0 FC6	2	1	1	2	1	0	1
Dave Hansen, L OBP: 0.294, SLG: 0.335 (1, 5)			1-3 K		0-0 G6-3 E 1B				3-1 F7	4	1	1	0	0	1	1
Bob Ojeda, L OBP: 0.108, SLG: 0.139 Tim Crews, R (5, 1) Mike Sharperson, R OBP: 0.401, SLG: 0.410 (5, PH) (6, 4)			1-0 E6 P1-3		4-0 E G6-3 BB				1-2 F7	1	0	0	0	0	0	0

Inning Stats	R: 0	H: 1	R: 0	H: 1	R: 0	H: 0	R: 4	H: 3	R: 0	H: 0	R: 2	H: 1	R: 0	H: 1	R: 0	H: 0
	E: 0	LOB: 0	E: 0	LOB: 1	E: 1	LOB: 0	E: 2	LOB: 1	E: 0	LOB: 0	E: 0	LOB: 2	E: 0	LOB: 1	E: 0	LOB: 0
	K: 0	BB: 0	K: 0	BB: 0	K: 1	BB: 0	K: 0	BB: 1	K: 0	BB: 1	K: 0	BB: 2	K: 0	BB: 0	K: 0	BB: 0
	S: 7	P: 11	S: 8	P: 11	S: 5	P: 8	S: 10	P: 16	S: 7	P: 14	S: 10	P: 20	S: 7	P: 14	S: 7	P: 12

PITCHER	IP	WLS	BF	H	R	ER	SO	BB	IBB	HBP	BLK	WP	HR	S	P	ERA	WHIP
Butch Henry, L ERA: 4.28 (1, 1)	4.2		20	5	4	1	1	1	0	0	0	0	1	47	77	1.93	1.286
Xavier Hernandez, R ERA: 2.29 (5, 1)	1.2		8	1	2	2	0	3	0	0	0	0	0	17	34	10.80	2.400
Rob Murphy, L ERA: 3.69 (7, 1)	1.2	W	6	1	0	0	0	0	0	0	0	0	0	9	17	0.00	0.600
Doug Jones, R ERA: 2.13 (9, 1)	1.0	S	3	0	0	0	0	0	0	0	0	0	0	7	12	0.00	0.000

BOTTOM

Houston Astros @ Los Angeles Dodgers
Dodger Stadium, Los Angeles, CA

Wed Aug 05 1992, 7:05 PM PDT
Att: 33,949 - Sunny - 77 F

AB	R	H	RBI	BB	SO	LOB
3	0	0	0	0	0	2
0	0	0	0	0	0	0
0	0	0	0	0	0	0
1	0	0	0	0	0	2
0	0	0	0	0	0	0
0	0	0	0	0	0	0
0	0	0	0	0	0	0

AB	R	H	RBI	BB	SO	LOB
4	0	0	0	0	0	0
3	0	0	0	1	0	0
3	1	1	0	0	0	1
1	0	1	0	0	0	0
2	1	1	2	1	0	1
1	1	0	0	0	0	1
4	1	1	0	0	1	1
1	0	0	0	0	0	0
1	2	0	0	2	0	0

AB	33
R	6
H	7
RBI	6
BB	4
SO	1
LOB	13

WP: 0 PA: 38
PB: 0
SB: 1
CS: 2



livebaseballscorecards.com

Batter	1	2	3	4	5	6	7	8	9	AB R H RBI BB SO LOB	TOP											
Craig Biggio, R (1, 4) OBP: 0.373, SLG: 0.377	0-0 S 1B	0-2 F9			1-1 P8				1-2 2-3 1B	5 0 3 0 0 0 2												
Steve Finley, L (1, 8) OBP: 0.326, SLG: 0.386	2-3 K		1-1 G4-3		1-1 P4				2-2 SF8-6-4	3 0 0 0 0 1 1												
Willie Blair, R (5, 1)										0 0 0 0 0 0 0												
Ernest Riles, L (7, PH) OBP: 0.154, SLG: 0.167	1-2 K								1-2 2-3 3-H	0 0 0 1 0 0 0												
Joe Boever, R (7, 1)										0 0 0 0 0 0 0												
Casey Candaele, S (9, PH) OBP: 0.255, SLG: 0.259										0 0 0 1 0 0 0												
5 Jeff Bagwell, R (1, 3) OBP: 0.342, SLG: 0.415	1-3 K		2-2 E5 1B			3-1 HR			2-2 G4-3	4 1 2 1 0 1 2												
Eric Anthony, L (1, 9) OBP: 0.299, SLG: 0.426	2-2 F7		1-3 K			3-2 S 1B			2-2 P4	5 0 1 0 0 2 4												
Ken Caminiti, S (1, 5) OBP: 0.370, SLG: 0.461			1-1 F9		1-3 K				0-0 P3	4 0 0 0 0 2 2												
Luis Gonzalez, L (1, 7) OBP: 0.286, SLG: 0.383					2-1 L7					3 1 1 0 0 0 1												
Pete Incaviglia, R (8, PH) OBP: 0.319, SLG: 0.434									1-3 K	1 0 0 0 0 1 0												
Rafael Ramirez, R (1, 6) OBP: 0.277, SLG: 0.302					0-0 G6-3				0-2 E4 2B	4 1 1 0 0 0 1												
Eddie Taubensee, L (1, 2) OBP: 0.264, SLG: 0.279					1-2 F7				1-0 1B 2B	3 0 0 0 0 0 2												
Juan Guerrero, R (9, PH) OBP: 0.306, SLG: 0.355									4-2 1B BB	1 1 1 1 0 0 0												
Brian Williams, R (1, 1) OBP: 0.188, SLG: 0.250					0-0 G3-1					1 0 1 1 0 0 0												
Gerald Young, S (5, PH) OBP: 0.300, SLG: 0.152										2 1 1 0 1 0 0												
Inning Stats	R: 0 E: 0 K: 2 S: 11	H: 1 LOB: 1 BB: 0 P: 16	R: 1 E: 0 K: 0 S: 12	H: 3 LOB: 2 BB: 0 P: 17	R: 0 E: 1 K: 2 S: 12	H: 1 LOB: 1 BB: 0 P: 17	R: 0 E: 0 K: 0 S: 6	H: 0 LOB: 0 BB: 0 P: 9	R: 0 E: 0 K: 0 S: 5	H: 0 LOB: 0 BB: 0 P: 7	R: 1 E: 0 K: 1 S: 13	H: 2 LOB: 1 BB: 0 P: 23	R: 1 E: 0 K: 0 S: 13	H: 2 LOB: 1 BB: 0 P: 18	R: 0 E: 0 K: 1 S: 9	H: 0 LOB: 0 BB: 0 P: 12	R: 2 E: 1 K: 1 S: 20	H: 2 LOB: 2 BB: 1 P: 33	1B: 9 2B: 2 3B: 0 HR: 1	SF: 2 SAC: 0 DP: 1 HBP: 1	WP: 0 PB: 0 SB: 2 CS: 0	PA: 40
PITCHER	IP WLS BF H R ER SO BB IBB HBP BLK WP HR S P ERA WHIP																					
Andy Benes, R (1, 1) ERA: 3.67	7.0 W 30 9 3 3 5 0 0 0 0 0 0 1 72 107 3.86 1.286																					
Rich Rodriguez, L (8, 1) ERA: 2.28	1.0 5 1 2 1 1 0 0 0 0 0 0 0 13 17 9.00 1.000																					
Tim Scott, R (9, 1) ERA: 3.15	0.2 4 1 0 0 0 1 0 0 1 0 0 0 13 23 0.00 3.000																					
Randy Myers, L (9, 1) ERA: 4.68	0.1 S 1 0 0 0 0 1 0 0 0 0 0 0 3 5 0.00 0.000																					

Houston Astros @ San Diego Padres
 Jack Murphy Stadium, San Diego, CA
 Thu Aug 06 1992, 10:05 PM EDT
 Att. 15,231 - Sunny - 77 F

livebaseballscorecards.com

AB	36
R	5
H	11
RBI	5
BB	1
SO	7
LOB	15



Batter	1	2	3	4	5	6	7	8	9
Tony Fernandez, S OBP: 0.338, SLG: 0.352	0-1 HR 1B	0-2 HR 1B		4-1 1B BB		0-1 P5		1-1 F7	
Tony Gwynn, L OBP: 0.374, SLG: 0.417	2-2 F8	1-1 F7		1-2 FC6 1B		2-1 FC5 1B		1-1 P6	
Gary Sheffield, R OBP: 0.363, SLG: 0.568	3-2 HR	2-2 HR		0-1 P6		0-0 FC5			
Rich Rodriguez, L									
Tim Scott, R									
Randy Myers, L									
Fred McGriff, L OBP: 0.400, SLG: 0.580	2-0 HR	1-1 HR		2-1 FC6 1-2f		3-2 F8			
Darrin Jackson, R OBP: 0.303, SLG: 0.426	3-2 1B	1-3 K			1-2 G6-3		0-1 L8		
Benito Santiago, R OBP: 0.300, SLG: 0.373	1-0 P4		2-0 G1-3		3-2 2B		1-0 F8		
Jerald Clark, R OBP: 0.289, SLG: 0.369	0-1 L8		0-3 K		0-1 P5		0-2 1B		
Kurt Stillwell, S OBP: 0.272, SLG: 0.317		2-2 G4-3	3-2 G4-3		2-1 G3-1		2-0 F8		
Andy Benes, R OBP: 0.212, SLG: 0.174		4-1 HR 1B BB		2-3 K		4-2 FC5 1B BB		1-0 G6-3	
Tim Teufel, R OBP: 0.331, SLG: 0.371									

Inning Stats	R: 3	H: 4	E: 0	K: 0	S: 18	R: 4	H: 3	E: 0	K: 1	S: 18	R: 0	H: 0	E: 0	K: 1	S: 9	R: 0	H: 1	E: 0	K: 1	S: 11	R: 0	H: 1	E: 0	K: 0	S: 10	R: 0	H: 1	E: 0	K: 0	S: 13	R: 0	H: 1	E: 0	K: 0	S: 8	R: 0	H: 0	E: 0	K: 0	S: 5
	LOB: 1	BB: 0	P: 28	LOB: 0	BB: 1	P: 29	LOB: 0	BB: 0	P: 29	LOB: 2	BB: 1	P: 20	LOB: 1	BB: 0	P: 16	LOB: 2	BB: 1	P: 22	LOB: 0	BB: 0	P: 8	LOB: 0	BB: 0	P: 8	LOB: 0	BB: 0	P: 8	LOB: 0	BB: 0	P: 8	LOB: 0	BB: 0	P: 8	LOB: 0	BB: 0	P: 8	LOB: 0	BB: 0	P: 8	

PITCHER	IP	WLS	BF	H	R	ER	SO	BB	IBB	HBP	BLK	WP	HR	S	P	ERA	WHIP
Brian Williams, R ERA: 4.02	(1, 1)	4.0	L	22	8	7	7	3	2	0	0	0	4	56	91	15.75	2.500
Willie Blair, R ERA: 3.98	(5, 1)	2.0		9	2	0	0	1	0	0	0	0	0	23	38	0.00	1.500
Joe Boever, R ERA: 2.55	(7, 1)	2.0		7	1	0	0	0	0	0	0	0	0	13	19	0.00	0.500

AB R H RBI BB SO LOB

4	2	2	0	1	0	1
5	0	2	0	0	0	3
4	2	2	5	0	0	4
0	0	0	0	0	0	0
0	0	0	0	0	0	0
0	0	0	0	0	0	0
4	2	2	2	0	0	4
4	0	1	0	0	1	0
4	0	1	0	0	0	1
4	0	1	0	0	1	2
4	0	0	0	0	0	2
1	1	0	0	2	1	0
1	0	0	0	0	0	0

1B: 6	SF: 0	WP: 0	PA: 38
2B: 1	SAC: 0	PB: 0	
3B: 0	DP: 0	SB: 0	
HR: 4	HBP: 0	CS: 0	

Houston Astros @ San Diego Padres
Jack Murphy Stadium, San Diego, CA
 Thu Aug 06 1992, 10:05 PM EDT
 Att. 15,231 - Sunny - 77 F

livebaseballscorecards.com

AB	35
R	7
H	11
RBI	7
BB	3
SO	3
LOB	17



Batter	1	2	3	4	5	6	7	8	9	AB R H RBI BB SO LOB	TOP											
Craig Biggio, R (1, 4) OBP: 0.372, SLG: 0.374	0-1 B1-3		4-2 BB			2-2 G5-3		2-2 F8		3 0 0 0 1 0 0												
Steve Finley, L (1, 8) OBP: 0.327, SLG: 0.387	1-1 F8		1-3 K			0-2 G3			0-1 5 1B 1B 2B	4 1 1 0 0 1 1												
Ken Caminiti, S (1, 5) OBP: 0.365, SLG: 0.455	0-0 L9					0-0 F7			0-1 P9	4 0 0 0 0 0 1												
5 Jeff Bagwell, R (1, 3) OBP: 0.345, SLG: 0.415		4-2 F8-4 S BB				0-1 P8			2-2 1B 1B 2-3	2 1 1 0 2 0 0												
Eric Anthony, L (1, 9) OBP: 0.301, SLG: 0.425		4-0 F8-4 BB				3-2 L8			3-1 1B 1-3 1B	3 0 1 1 1 0 1												
Luis Gonzalez, L (1, 7) OBP: 0.269, SLG: 0.386		0-0 F8-4				1-1 F8			0-0 3-H 1-2 1B	4 0 2 1 0 0 2												
Rafael Ramirez, R (1, 6) OBP: 0.278, SLG: 0.302		2-3 K				0-0 1B			2-1 L9	3 0 1 0 0 1 3												
Xavier Hernandez, L (7, 1)										0 0 0 0 0 0 0												
Al Osuna, R (8, 1)										0 0 0 0 0 0 0												
Pete Incaviglia, R (9, PH) OBP: 0.318, SLG: 0.432										1 0 0 0 0 0 2												
Eddie Taubensee, L (1, 2) OBP: 0.261, SLG: 0.276						1-2 L8			0-1 G1-3	2 0 0 0 0 0 1												
Juan Guerrero, R (8, PH) OBP: 0.302, SLG: 0.351						0-3 K			1-3 K	1 0 0 0 0 0 0												
Scott Servais, R (8, 2) OBP: 0.252, SLG: 0.236										1 0 0 0 0 1 2												
Pete Harnisch, S (1, 1) OBP: 0.167, SLG: 0.217									0-2 G6-3	1 0 0 0 1 1 1												
Casey Candaele, S (7, 6) OBP: 0.254, SLG: 0.258										1 0 0 0 0 0 0												
Inning Stats	R: 0 E: 0 K: 0 S: 5	H: 0 LOB: 0 BB: 0 P: 6	R: 0 E: 0 K: 1 S: 8	H: 0 LOB: 1 BB: 2 P: 18	R: 0 E: 0 K: 1 S: 10	H: 0 LOB: 1 BB: 2 P: 19	R: 0 E: 0 K: 0 S: 10	H: 0 LOB: 0 BB: 0 P: 15	R: 0 E: 0 K: 1 S: 9	H: 1 LOB: 1 BB: 0 P: 11	R: 0 E: 0 K: 0 S: 8	H: 0 LOB: 0 BB: 0 P: 10	R: 0 E: 0 K: 0 S: 8	H: 1 LOB: 1 BB: 1 P: 14	R: 0 E: 0 K: 0 S: 8	H: 0 LOB: 0 BB: 0 P: 10	R: 2 E: 0 K: 1 S: 16	H: 4 LOB: 2 BB: 0 P: 24	1B: 5 2B: 2 3B: 0 HR: 0	SF: 0 SAC: 0 DP: 2 HBP: 0	WP: 0 PB: 0 SB: 1 CS: 1	PA: 35
PITCHER	IP WLS BF H R ER SO BB IBB HBP BLK WP HR S P ERA WHIP																					
Jim Deshaies, L (1, 1) ERA: 2.12	8.1 W 32 5 2 2 3 5 0 0 0 0 0 0 75 117 2.16 1.200																					
Randy Myers, L (9, 1) ERA: 4.62	0.2 S 3 1 0 0 1 0 0 0 0 0 0 0 7 10 0.00 1.500																					

Houston Astros @ San Diego Padres
Jack Murphy Stadium, San Diego, CA

Fri Aug 07 1992, 10:05 PM EDT
Att. 21,589 - Sunny - 77 F

AB	30
R	2
H	6
RBI	2
BB	5
SO	4
LOB	14



WP: 0	PA: 35
PB: 0	
SB: 1	
CS: 1	

livebaseballscorecards.com

Batter	1	2	3	4	5	6	7	8	9	AB R H RBI BB SO LOB
Tony Fernandez, S OBP: 0.340, SLG: 0.355 (1, 6)	0-2 L8	0-2 1-2 1B			0-1 1-3 1B 2B		0-0 1-2 SH5-4	2-1 F9		4 0 2 0 0 0 1
Tony Gwynn, L OBP: 0.374, SLG: 0.416 (1, 9)	1-1 G3	3-2 G3-1			2-3 K		0-1 1B 1B	2-2 1-2 1B		5 1 2 0 0 1 4
Gary Sheffield, R OBP: 0.383, SLG: 0.566 (1, 5)	2-0 BB 1B				0-0 G6-3 1B		1-2 L9	1-3 K		5 0 2 1 0 1 4
Fred McGriff, L OBP: 0.401, SLG: 0.578 (1, 3)	4-2 1-2 BB				1-0 G6-3 1-2f		2-2 E 1B 1B			3 0 1 1 1 1 2
Darrin Jackson, R OBP: 0.303, SLG: 0.424 (1, 8)	2-1 P2				2-2 L7		0-2 F9	2-1 E 1B		4 0 1 1 0 0 2
Benito Santiago, R OBP: 0.296, SLG: 0.367 (1, 2)					1-2 L7		3-2 L4	1-1 E6		4 0 0 0 0 1 2
Jerald Clark, R OBP: 0.291, SLG: 0.373 (1, 7)					1-3 K		0-0 1B	0-3 K		4 1 2 0 0 2 3
Kurt Stillwell, S OBP: 0.275, SLG: 0.320 (1, 4)					0-0 G4-3		1 SAFE 1-3 K	1-0 1B 1B		4 0 2 1 0 1 1
Jim Deshaies, L OBP: 0.182, SLG: 0.182 Randy Myers, L (9, 1)		2-2 FC6-5-4 1B			0-1 2B 1B 1B		2-1 SH5-4 1B 1B	0-3 K		4 2 2 0 0 1 2 0 0 0 0 0 0 0

Inning Stats		R: 0	H: 1	E: 0	K: 0	S: 13	R: 1	H: 3	E: 0	K: 1	S: 17	R: 0	H: 0	E: 0	K: 1	S: 9	R: 0	H: 0	E: 0	K: 1	S: 8	R: 1	H: 3	E: 0	K: 1	S: 10	R: 0	H: 1	E: 0	K: 1	S: 12	R: 2	H: 4	E: 1	K: 1	S: 19	R: 0	H: 2	E: 0	K: 2	S: 15																
PITCHER		IP	WLS	BF	H	R	ER	SO	BB	IBB	HBP	BLK	WP	HR	S	P	ERA	WHIP	PITCHER																		IP	WLS	BF	H	R	ER	SO	BB	IBB	HBP	BLK	WP	HR	S	P	ERA	WHIP				
Pete Hamisch, R ERA: 3.8 (1, 1)	6.2	L	32	12	4	4	4	5	1	0	0	0	0	0	83	118	5.40	1.950																																							
Xavier Hernandez, R ERA: 2.28 (7, 1)	0.1		2	0	0	0	1	0	0	0	0	0	0	0	5	6	0.00	0.000																																							
Al Osuna, L ERA: 3.92 (8, 1)	1.0		5	2	0	0	2	0	0	0	0	0	0	0	15	21	0.00	2.000																																							


BOTTOM

Houston Astros @ San Diego Padres
Jack Murphy Stadium, San Diego, CA

Fri Aug 07 1992, 10:05 PM EDT
Att: 21,589 - Sunny - 77 F

livebaseballscorecards.com

AB	37
R	4
H	14
RBI	4
BB	1
SO	8
LOB	21



WP: 0	PA: 39
PB: 0	
SB: 0	
CS: 0	

Batter	1	2	3	4	5	6	7	8	9	AB R H RBI BB SO LOB	TOP												
Craig Biggio, R (1, 4) OBP: 0.374, SLG: 0.374	0-1 F9		4-0 FC3-6 BB	4-1 1B BB		3-2 CS 1B			1-2 G1-3	3 1 1 0 2 0 0													
Steve Finley, L (1, 8) OBP: 0.330, SLG: 0.388	1-2 G4-3		4-0 FC3-6 BB	1-1 5 FC5 1B		1-0 CS	3-2 G1-6-3 1B		0-2 G6-3	4 0 2 1 1 0 0													
5 Jeff Bagwell, R (1, 3) OBP: 0.350, SLG: 0.417	1-2 BB 1B		4-1 FC3-6 BB	1-0 FC5			1-2 G1-6-3 BB		1-2 HR 1B	3 1 2 0 2 0 2													
Eric Anthony, L (1, 9) OBP: 0.303, SLG: 0.434	4-0 BB		2-2 FC3-6 BB		0-0 G3		0-0 G1-6-3		3-2 HR	4 1 1 3 1 0 4													
Ken Caminiti, S (1, 5) OBP: 0.366, SLG: 0.450	2-1 L7		4-1 BB		2-2 F8		1-0 G4-3		4-2 BB	3 0 0 0 2 0 3													
Luis Gonzalez, L (1, 7) OBP: 0.283, SLG: 0.377		2-1 G6-3	2-2 G4-3		0-0 F8			2-3 K	0-0 G4-3	5 0 0 0 0 1 4													
Casey Candaele, S (1, 6) OBP: 0.254, SLG: 0.258		0-2 G5-3		0-1 SH1-4 1B		1-2 L5		1-0 G1-3		4 1 1 0 0 0 0													
Eddie Taubensee, L (1, 2) OBP: 0.266, SLG: 0.296		2-3 K		1-3 K		2-1 HR		0-0 1B		4 1 2 1 0 2 1													
Jimmy Jones, R (1, 1) OBP: 0.267, SLG: 0.185 Juan Guerrero, R (8, PH) OBP: 0.299, SLG: 0.346 Joe Boever, R (6, 1) Rob Murphy, L (7, 1) Ernest Riles, L (8, PH) Xavier Hernandez, L (8, 1)			2-3 K	0-0 SH1-4		1-3 K		2-3 K		1 0 0 0 0 0 1 0 1 0 0 0 0 0 1 0 0 0 0 0 0 0 0 0 0 0 0 0 0 0 0 0 1 0 0 0 0 0 1 1 0 0 0 0 0 0 0 0													
Inning Stats	R: 0 E: 0 K: 0 S: 11	H: 1 LOB: 2 BB: 1 P: 19	R: 0 E: 0 K: 1 S: 9	H: 0 LOB: 0 BB: 0 P: 13	R: 1 E: 0 K: 1 S: 11	H: 0 LOB: 3 BB: 4 P: 33	R: 1 E: 0 K: 1 S: 11	H: 2 LOB: 2 BB: 1 P: 18	R: 0 E: 0 K: 0 S: 5	H: 0 LOB: 0 BB: 0 P: 7	R: 1 E: 0 K: 1 S: 12	H: 2 LOB: 0 BB: 0 P: 20	R: 0 E: 0 K: 0 S: 9	H: 1 LOB: 1 BB: 1 P: 17	R: 0 E: 0 K: 2 S: 9	H: 1 LOB: 1 BB: 0 P: 14	R: 2 E: 0 K: 0 S: 17	H: 2 LOB: 1 BB: 1 P: 26	1B: 7 2B: 0 3B: 0 HR: 2	SF: 0 SAC: 1 DP: 1 HBP: 0	WP: 0 PA: 43 PB: 0 SB: 2 CS: 1		
PITCHER	IP WLS BF H R ER SO BB IBB HBP BLK WP HR S P ERA WHIP																						
Frank Seminara, R (1, 1) ERA: 3.88	4.0			3 2 2 3 6 0 0 0 0 0 0 0 42 83 4.50 2.250																			
Rich Rodriguez, L (5, 1) ERA: 2.35	2.0	W	7 2 1 1 1 0 0 0 0 0 0 1 17 27 4.50 1.000																				
Mike Maddux, R (7, 1) ERA: 2.26	2.0		8 2 0 0 2 1 0 0 0 0 0 0 18 31 0.00 1.500																				
Tim Scott, R (9, 1) ERA: 3.92	0.2		5 2 2 2 0 1 0 0 0 0 0 1 16 25 27.00 4.500																				
Larry Andersen, R (9, 1) ERA: 3.7	0.1	S	1 0 0 0 0 0 0 0 0 0 0 0 1 1 0.00 0.000																				

Houston Astros @ San Diego Padres
Jack Murphy Stadium, San Diego, CA
 Sat Aug 08 1992, 10:05 PM EDT
 Att. 50,385 - Sunny - 78 F

livebaseballscorecards.com

AB	33
R	5
H	9
RBI	5
BB	8
SO	6
LOB	15



BOTTOM

Houston Astros @ San Diego Padres
Jack Murphy Stadium, San Diego, CA

Sat Aug 08 1992, 10:05 PM EDT
Att: 50,385 - Sunny - 78 F

livebaseballscorecards.com

AB	33
R	7
H	10
RBI	7
BB	3
SO	4
LOB	10



WP:	0	PA:	36
PB:	0		
SB:	2		
CS:	0		

AB	R	H	RBI	BB	SO	LOB
3	1	1	0	1	0	0
4	2	2	0	0	0	3
3	2	2	3	1	0	0
3	0	1	0	1	0	2
4	1	1	3	0	1	4
4	1	1	1	0	1	0
3	0	0	0	0	0	0
0	0	0	0	0	0	0
1	0	0	0	0	1	0
0	0	0	0	0	0	0
0	0	0	0	0	0	0
4	0	1	0	0	0	0
1	0	1	0	0	0	0
1	0	0	0	0	0	1
0	0	0	0	0	0	0
2	0	0	0	0	1	0
1B:	7	SF:	0			
2B:	1	SAC:	0			
3B:	0	DP:	1			
HR:	3	HBP:	0			

Batter	1	2	3	4	5	6	7	8	9												
Tony Fernandez, S OBP: 0.341, SLG: 0.355 (1, 6)	0-2 E S G6-3 1B		4-1 BB 1-2 BB		0-1 F8		1-0 L8														
Tony Gwynn, L OBP: 0.375, SLG: 0.417 (1, 9)	0-1 F7		2-2 L5-4		1-1 HR 1B		1-1 BB HR 1B														
Gary Sheffield, R OBP: 0.387, SLG: 0.574 (1, 5)	3-0 G6-3		1-0 FC5 BB 1-2 1B		2-2 HR		4-1 HR BB														
Fred McGriff, L OBP: 0.402, SLG: 0.576 (1, 3)	3-2 S 1B		4-0 BB 1-2 2-3 BB		2-1 G4-3		0-0 F8														
Darrin Jackson, R OBP: 0.302, SLG: 0.430 (1, 8)	2-2 F8		0-2 FC5		2-3 K		0-0 HR														
Benito Santiago, R OBP: 0.295, SLG: 0.376 (1, 2)		2-3 K		1-1 F9		1-0 HR	1-1 L6														
Oscar Azocar, L OBP: 0.243, SLG: 0.235 (1, 7)		0-0 F8		0-1 F8		1-1 G1-3		0-3 K													
Mike Maddux, L OBP: 0.400, SLG: 0.250 (7, 1)																					
Phil Stephenson, L OBP: 0.286, SLG: 0.311 (8, PH)																					
Tim Scott, R (9, 1)																					
Larry Andersen, R (9, 1)																					
Kurt Stillwell, S OBP: 0.275, SLG: 0.319 (1, 4)		2-2 G4-3		2-2 1B		2-2 P8		1-0 F7													
Frank Seminara, R OBP: 0.120, SLG: 0.083 (1, 1)			1-1 L5-4 BB 1B		1-1 F8		1-0 F7	0-3 K													
Kevin Ward, R OBP: 0.266, SLG: 0.260 (4, PH)																					
Rich Rodriguez, L (5, 1)																					
Jerald Clark, R OBP: 0.290, SLG: 0.371 (6, PH)																					
Jerald Clark, R (7, 7)																					
Inning Stats	R: 1 E: 0 K: 0 S: 15	H: 2 LOB: 1 BB: 0 P: 23	R: 0 E: 0 K: 1 S: 7	H: 0 LOB: 0 BB: 0 P: 11	R: 0 E: 0 K: 0 S: 10	H: 2 LOB: 3 BB: 2 P: 22	R: 0 E: 0 K: 0 S: 9	H: 1 LOB: 1 BB: 0 P: 13	R: 2 E: 0 K: 1 S: 14	H: 2 LOB: 0 BB: 0 P: 21	R: 1 E: 0 K: 0 S: 8	H: 1 LOB: 0 BB: 0 P: 13	R: 3 E: 0 K: 0 S: 8	H: 2 LOB: 0 BB: 1 P: 15	R: 0 E: 0 K: 2 S: 8	H: 0 LOB: 0 BB: 0 P: 9	1B: 7 2B: 1 3B: 0 HR: 3	SF: 0 SAC: 0 DP: 1 HBP: 0	WP: 0 PB: 0 SB: 2 CS: 0	PA: 36	
PITCHER	IP	WLS	BF	H	R	ER	SO	BB	IBB	HBP	BLK	WP	HR	S	P	ERA	WHIP				
Jimmy Jones, R ERA: 4.2 (1, 1)	5.0		23	7	3	3	2	2	0	0	0	0	1	55	90	5.40	1.800				
Joe Boever, R ERA: 2.63 (6, 1)	1.0	L	4	1	1	1	0	0	0	0	0	0	1	8	13	9.00	1.000				
Rob Murphy, L ERA: 4.28 (7, 1)	1.0		6	2	3	3	0	1	0	0	0	0	1	8	15	27.00	3.000				
Xavier Hernandez, R ERA: 2.25 (8, 1)	1.0		3	0	0	0	2	0	0	0	0	0	0	8	9	0.00	0.000				

Batter	1	2	3	4	5	6	7	8	9	AB R H RBI BB SO LOB	TOP														
Craig Biggio, R (1, 4) OBP: 0.376, SLG: 0.382	0-0 HR		0-1 P3			3-2 G6-3 5 SF7 1B		2-3 K		4 2 2 1 0 1 0															
Casey Candaele, S (1, 6) OBP: 0.258, SLG: 0.262	1-2 L8			2-2 1B 5 BB 1B		1-1 G6-3 1B		0-1 L9		4 0 2 0 0 0 0															
Ken Caminiti, S (1, 5) OBP: 0.365, SLG: 0.448	0-3 K			1 SAFE 1-3 K		0-2 G6-3			1-0 1B 1B	4 1 1 0 0 2 3															
5 Jeff Bagwell, R (1, 3) OBP: 0.349, SLG: 0.415	2-3 K			1 SAFE 1 SAFE 1 SAFE 1-2 1B BB		0-0 SF7			0-3 K	2 0 0 1 1 2 1															
Pete Incaviglia, R (1, 7) OBP: 0.321, SLG: 0.433				2-1 G4-3 1B		0-0 F8			0-0 1B 1B	4 0 2 0 0 0 1															
Eric Anthony, L (1, 9) OBP: 0.300, SLG: 0.429				0-0 G4-3					0-3 K	3 0 0 0 0 1 3															
Steve Finley, L (7, 8) OBP: 0.329, SLG: 0.387				1-2f G4-3						1 0 0 0 0 1 2															
Scott Servais, R (1, 2) OBP: 0.247, SLG: 0.231									1-1 L6	3 0 0 0 0 0 0															
Juan Guerrero, R (9, PH) OBP: 0.307, SLG: 0.354									1-2 3-H 1B	1 0 1 1 0 0 0															
Gerald Young, S (1, 8) OBP: 0.273, SLG: 0.135									0-0 G4-3	4 0 0 0 0 0 2															
Darryl Kile, R (1, 1) OBP: 0.211, SLG: 0.063										2 0 0 0 0 1 0															
Al Osuna, R (7, 1)										0 0 0 0 0 0 0															
Luis Gonzalez, L (8, PH) OBP: 0.282, SLG: 0.375										1 0 0 0 0 0 0															
Doug Jones, R (8, 1)										0 0 0 0 0 0 0															
Inning Stats	R: 1 E: 0 K: 2 S: 11	H: 1 LOB: 0 BB: 0 P: 14	R: 0 E: 0 K: 0 S: 8	H: 0 LOB: 0 BB: 0 P: 15	R: 0 E: 0 K: 0 S: 6	H: 0 LOB: 0 BB: 0 P: 7	R: 0 E: 0 K: 1 S: 13	H: 2 LOB: 2 BB: 1 P: 22	R: 0 E: 0 K: 1 S: 7	H: 0 LOB: 0 BB: 0 P: 8	R: 1 E: 0 K: 0 S: 13	H: 2 LOB: 1 BB: 0 P: 17	R: 0 E: 0 K: 1 S: 7	H: 0 LOB: 0 BB: 0 P: 11	R: 0 E: 0 K: 1 S: 7	H: 0 LOB: 0 BB: 0 P: 10	R: 1 E: 0 K: 2 S: 13	H: 3 LOB: 2 BB: 0 P: 15	1B: 7 2B: 0 3B: 0 HR: 1	SF: 1 SAC: 0 DP: 1 HBP: 0	WP: 0 PB: 0 SB: 0 CS: 0	PA: 35			
PITCHER	IP	WLS	BF	H	R	ER	SO	BB	IBB	HBP	BLK	WP	HR	S	P	ERA	WHIP								
Craig Lefferts, L (1, 1) ERA: 3.59	7.0		26	5	2	2	5	1	0	0	0	0	1	65	94	2.57	0.857								
Larry Andersen, R (8, 1) ERA: 3.55	1.0	W	3	0	0	0	1	0	0	0	0	0	0	7	10	0.00	0.000								
Randy Myers, L (9, 1) ERA: 4.7	1.0	S	6	3	1	1	2	0	0	0	0	0	0	13	15	9.00	3.000								

Houston Astros @ San Diego Padres
 Jack Murphy Stadium, San Diego, CA

Sun Aug 09 1992, 6:33 AM EDT
 Att. 17,925 - Sunny - 82 F

livebaseballscorecards.com

AB	33
R	3
H	8
RBI	3
BB	1
SO	8
LOB	12



Batter	1	2	3	4	5	6	7	8	9
Tony Fernandez, S OBP: 0.340, SLG: 0.354 (1, 6)	4-0 1B BB		3-2 E6		1-0 P6		3-2 SF9		
Tony Gwynn, L OBP: 0.374, SLG: 0.414 (1, 9)	2-1 F7		4-2 BB		2-3 K		0-1 L8		
Gary Sheffield, R OBP: 0.388, SLG: 0.576 Randy Myers, L (9, 1)	2-1 G4-6-3 1B		0-0 P6			2-1 E G5-3 2B		1-2 E6 FC4-6	
Fred McGriff, L OBP: 0.399, SLG: 0.569 (1, 3)	2-1 G4-6-3 1-2f		1-1 L7		1-0 P5		2-2 FC4-6 HR		
Darrin Jackson, R OBP: 0.299, SLG: 0.425 (1, 8)		1-0 P3		1-2 G6-3		2-0 G5-3 2-H		1-0 F7	
Jerald Clark, R OBP: 0.289, SLG: 0.379 (1, 7)		0-1 G5-3		1-0 L7		0-3 K		0-0 HR	
Dan Walters, R OBP: 0.336, SLG: 0.468 Benito Santiago, R OBP: 0.298, SLG: 0.379 (7, PR) (8, 2)		2-1 2B		2-3 K			1-0 1B SF9 2B	0-1 CS 1B	
Tim Teufel, R OBP: 0.332, SLG: 0.370 (1, 4)		1-3 K			0-0 1B		1-1 F8	3-2 CS	
Craig Lefferts, L OBP: 0.065, SLG: 0.065 Oscar Azocar, L OBP: 0.250, SLG: 0.242 Larry Andersen, R (8, 1) Craig Shipley, R OBP: 0.231, SLG: 0.250 (9, 5)			2-3 K		0-0 P3		1-1 1B		

Inning Stats	R: 0 E: 0 K: 0 S: 6	H: 1 LOB: 1 BB: 1 P: 16	R: 0 E: 0 K: 1 S: 8	H: 1 LOB: 1 BB: 0 P: 12	R: 0 E: 1 K: 1 S: 13	H: 0 LOB: 2 BB: 1 P: 23	R: 0 E: 0 K: 1 S: 7	H: 0 LOB: 0 BB: 0 P: 11	R: 0 E: 0 K: 1 S: 6	H: 1 LOB: 1 BB: 0 P: 9	R: 1 E: 1 K: 1 S: 8	H: 1 LOB: 0 BB: 0 P: 13	R: 1 E: 0 K: 0 S: 10	H: 2 LOB: 2 BB: 0 P: 16	R: 2 E: 1 K: 0 S: 13	H: 2 LOB: 0 BB: 0 P: 20
--------------	------------------------------	----------------------------------	------------------------------	----------------------------------	-------------------------------	----------------------------------	------------------------------	----------------------------------	------------------------------	---------------------------------	------------------------------	----------------------------------	-------------------------------	----------------------------------	-------------------------------	----------------------------------

PITCHER	IP	WLS	BF	H	R	ER	SO	BB	IBB	HBP	BLK	WP	HR	S	P	ERA	WHIP
Darryl Kile, R ERA: 3.89 (1, 1)	6.1		27	6	2	1	5	2	0	0	0	0	0	53	92	1.42	1.263
Al Osuna, L ERA: 3.86 (7, 1)	0.2		2	0	0	0	0	0	0	0	0	0	0	5	8	0.00	0.000
Doug Jones, R ERA: 2.1 (8, 1)	1.0	L	5	2	2	0	0	0	0	0	0	0	1	13	20	0.00	2.000

BOTTOM

2 0 0 1 1 0 1

3 0 0 0 1 1 4

4 1 2 0 0 0 2
0 0 0 0 0 0 0

4 1 0 0 0 0 6

4 0 0 1 0 0 1

4 1 1 2 0 1 0

3 0 2 0 0 1 0
1 1 1 0 0 0 0

3 0 1 0 0 1 2

2 0 0 0 0 1 1
1 0 1 0 0 0 0
0 0 0 0 0 0 0
0 0 0 0 0 0 0


1B: 4 SF: 1
2B: 3 SAC: 0
3B: 0 DP: 1
HR: 1 HBP: 0

WP: 0 PA: 35
PB: 0
SB: 0
CS: 1

Houston Astros @ San Diego Padres
Jack Murphy Stadium, San Diego, CA

livebaseballscorecards.com

AB 31
R 4
H 8
RBI 4
BB 2
SO 5
LOB 17



Sun Aug 09 1992, 6:33 AM EDT
Att. 17,925 - Sunny - 82 F

Batter	1	2	3	4	5	6	7	8	9	AB R H RBI BB SO LOB	TOP											
Craig Biggio, R (1, 4) OBP: 0.374, SLG: 0.381	2-2 F9		1-2 F8			0-1 G6-3		0-0 B5-3		4 0 1 0 0 0 0												
Steve Finley, L (1, 8) OBP: 0.326, SLG: 0.384	2-2 G4-3		0-0 F8			3-1 G4-3		1-3 K		4 0 0 0 0 1 1												
Ernest Riles, L (1, 5) OBP: 0.222, SLG: 0.235	2-2 F8		2-1 L4			0-1 F8		3-2 P2		4 0 2 0 0 0 1												
Eric Anthony, L (1, 9) OBP: 0.296, SLG: 0.423	1-0 P5				1-0 G4-3		2-2 F9		1-1 F8	4 0 0 0 0 0 2												
5 Jeff Bagwell, R (1, 3) OBP: 0.349, SLG: 0.413		3-2 F9			3-2 G4-3		3-2 SF9		3-3 K	4 1 1 0 0 1 0												
Luis Gonzalez, L (1, 7) OBP: 0.286, SLG: 0.377		0-2 FC6-4			0-0 L7		1-0 FC4-6		2-2 F8	4 0 2 0 0 0 0												
Casey Candaele, S (1, 6) OBP: 0.257, SLG: 0.261		0-0 FC6-4				1-0 G5-3		0-1 SF9		1 0 0 0 0 0 1												
Juan Guerrero, R (4, 6) OBP: 0.300, SLG: 0.350		1-2 FC6-4						3-H FC4-6		1 0 0 1 0 0 0												
Eddie Taubensee, L (1, 2) OBP: 0.262, SLG: 0.292		0-1 F7				1-0 F8		2-0 FC4-6		3 0 0 0 0 0 2												
Butch Henry, L (1, 1) OBP: 0.125, SLG: 0.200			1-2 G4-3			0-1 G5-3		1-3 K		2 0 0 0 0 0 0												
Willie Blair, R (5, 1)										0 0 0 0 0 0 0												
Ken Caminiti, S (7, PH) OBP: 0.364, SLG: 0.446										1 0 0 0 0 1 1												
Joe Boever, R (7, 1)										0 0 0 0 0 0 0												
Inning Stats	R: 0 E: 0 K: 0 S: 10	H: 1 LOB: 1 BB: 0 P: 17	R: 0 E: 0 K: 0 S: 9	H: 1 LOB: 1 BB: 0 P: 12	R: 0 E: 0 K: 0 S: 9	H: 1 LOB: 1 BB: 0 P: 13	R: 0 E: 0 K: 0 S: 6	H: 0 LOB: 0 BB: 0 P: 10	R: 0 E: 0 K: 0 S: 4	H: 0 LOB: 0 BB: 0 P: 6	R: 0 E: 0 K: 0 S: 9	H: 1 LOB: 1 BB: 0 P: 14	R: 1 E: 0 K: 1 S: 11	H: 2 LOB: 1 BB: 0 P: 18	R: 0 E: 0 K: 1 S: 7	H: 0 LOB: 0 BB: 0 P: 11	R: 0 E: 0 K: 1 S: 8	H: 0 LOB: 0 BB: 0 P: 14	1B: 6 2B: 0 3B: 0 HR: 0	SF: 1 SAC: 0 DP: 0 HBP: 0	WP: 0 PB: 0 SB: 0 CS: 0	PA: 33
PITCHER John Burkett, R (1, 1) ERA: 3.6	IP: 9.0 WLS: W BF: 33 H: 6 R: 1 ER: 1 SO: 3 BB: 0 IBB: 0 HBP: 0 BLK: 0 WP: 0 HR: 0 S: 73 P: 115 ERA: 1.00 WHIP: 0.667											PITCHER IP: WLS: BF: H: R: ER: SO: BB: IBB: HBP: BLK: WP: HR: S: P: ERA: WHIP:										

Houston Astros @ San Francisco Giants
Candlestick Park, San Francisco, CA
 Mon Aug 10 1992, 10:05 PM EDT
 Att. 14,691 - Cloudy - 63 F

AB	32
R	1
H	6
RBI	1
BB	0
SO	3
LOB	8



WP: 0	PA: 33
PB: 0	
SB: 0	
CS: 0	

Batter	1	2	3	4	5	6	7	8	9	AB	R	H	RBI	BB	SO	LOB
Ted Wood, L OBP: 0.364, SLG: 0.364 (1, 9)	F7		2B		2B	K				4	2	2	0	0	1	1
Robby Thompson, R OBP: 0.349, SLG: 0.418 (1, 4)	1B		HR		BB			G6-3		4	1	3	1	0	0	0
Will Clark, L OBP: 0.392, SLG: 0.483 (1, 3)	F7		HR		SF7			K		3	1	1	3	0	1	1
Cory Snyder, R OBP: 0.321, SLG: 0.476 (1, 8) (9, 7)	1B		G3-6-3		BB			K		3	0	2	0	1	1	0
Mark Leonard, L OBP: 0.326, SLG: 0.462 (1, 7) Mike Felder, S OBP: 0.328, SLG: 0.405 (9, 8)	G1-3		G3-6-3		G6-4-3			K		3	0	0	0	1	1	3
Matt Williams, R OBP: 0.281, SLG: 0.372 (1, 5)		E6			G6-4-3			G6-3		4	0	0	0	0	1	3
Kirt Manwaring, R OBP: 0.313, SLG: 0.308 (1, 2)		FC6-4			P4			L8		4	0	0	0	0	1	1
Mike Benjamin, R OBP: 0.250, SLG: 0.352 (1, 6)		G6-3			1B			G5-3		3	0	1	0	0	0	1
John Burkett, R OBP: 0.111, SLG: 0.049 (1, 1)			K		G4-3			BB		2	0	0	0	1	1	1

Inning Stats	R: 0	H: 2	E: 0	K: 0	S: 13	R: 0	H: 0	E: 1	K: 0	S: 11	R: 3	H: 4	E: 0	K: 1	S: 10	R: 0	H: 1	E: 0	K: 1	S: 8	R: 1	H: 2	E: 0	K: 0	S: 8	R: 0	H: 0	E: 0	K: 2	S: 9	R: 0	H: 0	E: 0	K: 2	S: 9	R: 0	H: 0	E: 0	K: 2	S: 9	1B: 6	SF: 1	2B: 2	SAC: 0	3B: 0	DP: 3	HR: 1	HBP: 0	WP: 0	PA: 34
--------------	------	------	------	------	-------	------	------	------	------	-------	------	------	------	------	-------	------	------	------	------	------	------	------	------	------	------	------	------	------	------	------	------	------	------	------	------	------	------	------	------	------	-------	-------	-------	--------	-------	-------	-------	--------	-------	--------

PITCHER	IP	WLS	BF	H	R	ER	SO	BB	IBB	HBP	BLK	WP	HR	S	P	ERA	WHIP
Butch Henry, L ERA: 4.42 (1, 1)	4.1	L	23	9	4	4	2	1	1	0	0	0	1	47	76	8.31	2.308
Willie Blair, R ERA: 3.83 (5, 1)	1.2		5	0	0	0	1	1	0	0	0	0	0	11	19	0.00	0.600
Joe Boever, R ERA: 2.57 (7, 1)	2.0		6	0	0	0	4	0	0	0	0	0	0	18	25	0.00	0.000

BOTTOM

Houston Astros @ San Francisco Giants
Candlestick Park, San Francisco, CA

Mon Aug 10 1992, 10:05 PM EDT
Att. 14,691 - Cloudy - 63 F

livebaseballscorecards.com

AB	30
R	4
H	9
RBI	4
BB	3
SO	7
LOB	11



Batter	1	2	3	4	5	6	7	8	9	AB R H RBI BB SO LOB	TOP	
Craig Biggio, R OBP: 0.375, SLG: 0.381 (1, 4) B X	1-0 G4-3		0-2 1B		0-1 F8		1-1 SH3-4 1B	0-0 P3		5 0 2 0 0 0 2		
Steve Finley, L OBP: 0.324, SLG: 0.380 (1, 8) C S B X	1-2 L3		0-0 L4			3-2 P2	1-1 SH3-4		0-1 G4-3	4 0 0 0 0 0 1		
Ernest Riles, L OBP: 0.217, SLG: 0.273 (1, 3) B F X	1-1 F8			1-1 G4-3		0-1 HR 2B	1-3 K		2-1 F7	5 1 1 0 0 1 1		
Eric Anthony, L OBP: 0.299, SLG: 0.434 (1, 9) Gerald Young, S OBP: 0.267, SLG: 0.132 (7, 9) B B B S T X		3-2 CS 1B		0-0 F9		3-2 HR	2-2 P6		3-1 G1-3	4 1 2 2 0 0 1 1 0 0 0 0 0 0		
Ken Caminiti, S OBP: 0.365, SLG: 0.445 (1, 5) S 1 SAFE C T B B X		1-3 K		1-1 G4-3		4-1 2B BB		1-0 G1-3 5 1B 1B		3 1 1 0 1 1 1		
Luis Gonzalez, L OBP: 0.269, SLG: 0.393 (1, 7) 1 SAFE B B S B X		2-2 G5-3 1-2			0-0 HR			0-1 G1-3 5 1B 1B		4 2 2 1 0 1 2		
Juan Guerrero, R OBP: 0.309, SLG: 0.369 (1, 6) Scott Servais, R OBP: 0.247, SLG: 0.231 (8, 2) C F B B X			1-2 F8		1-2 FC1-6 1B	2-0 2B		0-0 P5-1		4 0 2 0 0 0 2 0 0 0 0 0 0 0		
Eddie Taubensee, L OBP: 0.268, SLG: 0.309 (1, 2) Rafael Ramirez, R OBP: 0.276, SLG: 0.301 (8, PH) (8, 6) X			0-0 HR		1 SAFE 3-2 1 SAFE F7	4-0 IBB		2-2 G1-3		2 1 1 1 1 0 1 1 0 0 0 0 0 2		
Brian Williams, R OBP: 0.158, SLG: 0.211 (1, 1) Xavier Hernandez, L (7, 1) 5 Jeff Bagwell, R OBP: 0.350, SLG: 0.415 (8, PH) Doug Jones, R (8, 1) F B S S			2-3 K		0-1 FC1-6	1-3 K		3-2 1B		3 0 0 0 0 2 4 0 0 0 0 0 0 0 1 0 1 2 0 0 0 0 0 0 0 0 0 0		
Inning Stats	R: 0 H: 0 E: 0 LOB: 0 K: 0 BB: 0 S: 6 P: 9	R: 0 H: 1 E: 0 LOB: 0 K: 1 BB: 0 S: 10 P: 16	R: 1 H: 2 E: 0 LOB: 1 K: 1 BB: 0 S: 15 P: 18	R: 0 H: 0 E: 0 LOB: 0 K: 0 BB: 0 S: 5 P: 7	R: 1 H: 2 E: 0 LOB: 1 K: 0 BB: 0 S: 13 P: 17	R: 2 H: 3 E: 0 LOB: 3 K: 2 BB: 2 S: 17 P: 34	R: 0 H: 1 E: 1 LOB: 1 K: 1 BB: 0 S: 10 P: 15	R: 2 H: 3 E: 0 LOB: 1 K: 0 BB: 0 S: 12 P: 18	R: 0 H: 0 E: 0 LOB: 0 K: 0 BB: 0 S: 6 P: 11	1B: 7 SF: 0 2B: 2 SAC: 1 3B: 0 DP: 0 HR: 3 HBP: 0	WP: 0 PA: 40 PB: 0 SB: 0 CS: 1	
PITCHER	IP WLS BF H R ER SO BB IBB HBP BLK WP HR S P ERA WHIP											
Francisco Oliveras, R ERA: 2.32 (1, 1)	5.1 L 21 6 3 3 2 0 0 0 0 0 0 2 54 75 5.06 1.125											
Jim Pena, L ERA: 3.6 (6, 1)	0.1 4 2 1 1 1 1 0 0 0 0 0 1 9 18 27.00 9.000											
Michael Jackson, R ERA: 2.95 (6, 1)	1.1 6 1 0 0 2 0 1 0 0 0 0 0 13 23 0.00 0.750											
Dave Righetti, L ERA: 5.19 (8, 1)	0.1 3 2 2 2 0 0 0 0 0 0 0 0 4 5 54.00 6.000											
Jeff Brantley, R ERA: 3.76 (8, 1)	1.2 6 1 0 0 0 0 0 0 0 0 0 0 0 14 24 0.00 0.600											

Houston Astros @ San Francisco Giants
Candlestick Park, San Francisco, CA

Tue Aug 11 1992, 6:33 AM EDT
Att. 12,170 - Sunny - 66 F

AB	37
R	6
H	12
RBI	6
BB	2
SO	5
LOB	17



WP: 0	PA: 40
PB: 0	
SB: 0	
CS: 1	

livebaseballscorecards.com

Batter	1	2	3	4	5	6	7	8	9	AB	R	H	RBI	BB	SO	LOB
Mike Felder, S (1, 8) OBP: 0.322, SLG: 0.397	0-0 F7		2-1 P5		1-3 K		1-0 F7			4	0	0	0	0	1	1
Ted Wood, L (1, 9) OBP: 0.267, SLG: 0.267 Dave Righetti, L (8, 1) OBP: 0.143, SLG: 0.143 Jeff Brantley, R (8, 1) OBP: 0.667, SLG: 0.500	1-3 K		0-1 F7			2-2 F7	0-0 F8			4	0	0	0	0	1	1
Will Clark, L (1, 3) OBP: 0.395, SLG: 0.496	3-2 1B			0-0 E		2-2 HR		1-2 G6-3		4	1	3	1	0	0	0
Chris James, R (1, 7) OBP: 0.305, SLG: 0.388	1-0 G5-3			2-1 E3		2-3 K		0-3 K		4	0	0	0	0	2	2
Cory Snyder, R (1, 5) OBP: 0.321, SLG: 0.471		2-3 K2-3		1-3 K		4-2 HR		3-3 K		3	1	0	0	1	3	2
Robby Thompson, R (1, 4) OBP: 0.347, SLG: 0.426		2-3 K		0-1 P3		1-0 HR		3-2 G4-3		4	1	1	2	0	1	2
Kirt Manwaring, R (1, 2) OBP: 0.312, SLG: 0.311		1-1 2B		0-0 F9		2-2 P3		0-2 L3		4	0	1	0	0	0	2
Mike Benjamin, R (1, 6) OBP: 0.241, SLG: 0.339 Willie McGee, S (7, PH) OBP: 0.331, SLG: 0.348 (8, 9)		0-1 G6-3		0-1 F9		0-0 SH5-4		3-2 DI		2	0	0	0	0	0	1
Francisco Oliveras, R (1, 1) OBP: 0.286, SLG: 0.167 Jim Penz, L (6, 1) OBP: 0.200, SLG: 0.200 Michael Jackson, R (6, 1) OBP: 0.316, SLG: 0.375 Jose Uribe, S (7, PH) OBP: 0.316, SLG: 0.375 Greg Litton, R (9, PH) OBP: 0.274, SLG: 0.291			0-1 G1-3		2-3 K		2-0 SH5-4		0-3 K	2	0	0	0	0	1	0

Inning Stats	R: 0	H: 1	E: 0	LOB: 1	K: 1	P: 15	R: 0	H: 1	E: 0	LOB: 1	K: 2	P: 15	R: 0	H: 0	E: 0	LOB: 0	K: 0	P: 8	R: 0	H: 1	E: 1	LOB: 2	K: 1	P: 13	R: 0	H: 0	E: 0	LOB: 0	K: 2	P: 11	R: 3	H: 2	E: 0	LOB: 0	K: 1	P: 30	R: 0	H: 1	E: 0	LOB: 1	K: 0	P: 7	R: 0	H: 0	E: 0	LOB: 0	K: 2	P: 14	R: 0	H: 1	E: 0	LOB: 1	K: 1	P: 19	1B: 3	SF: 0	2B: 2	SAC: 1	3B: 0	DP: 0	HR: 2	HBP: 0	WP: 0	PA: 36
--------------	------	------	------	--------	------	-------	------	------	------	--------	------	-------	------	------	------	--------	------	------	------	------	------	--------	------	-------	------	------	------	--------	------	-------	------	------	------	--------	------	-------	------	------	------	--------	------	------	------	------	------	--------	------	-------	------	------	------	--------	------	-------	-------	-------	-------	--------	-------	-------	-------	--------	-------	--------

PITCHER	IP	WLS	BF	H	R	ER	SO	BB	IBB	HBP	BLK	WP	HR	S	P	ERA	WHIP
Brian Williams, R (1, 1) ERA: 4.07	6.0	W	25	5	3	3	7	1	0	0	0	0	2	61	92	4.50	1.000
Xavier Hernandez, R (7, 1) ERA: 2.22	1.0		4	1	0	0	0	0	0	0	0	0	0	4	7	0.00	1.000
Doug Jones, R (8, 1) ERA: 2.05	2.0	S	7	1	0	0	3	0	0	0	0	0	0	23	33	0.00	0.500


BOTTOM

Houston Astros @ San Francisco Giants
Candlestick Park, San Francisco, CA

Tue Aug 11 1992, 6:33 AM EDT
Att. 12,170 - Sunny - 66 F

livebaseballscores.com

AB	34
R	3
H	7
RBI	3
BB	1
SO	10
LOB	12



Houston Astros @ Chicago Cubs
 Wrigley Field, Chicago, IL
 Thu Aug 13 1992, 7:05 PM CDT
 Att. 32,340 - Cloudy - 60 F

livebaseballscorecards.com

AB	30
R	4
H	5
RBI	4
BB	2
SO	4
LOB	10



WP:	0	PA:	36
PB:	0		
SB:	0		
CS:	0		

AB R H RBI BB SO LOB

3	0	0	0	0	0	1
3	0	1	0	1	0	1
4	0	0	0	0	0	3
3	1	0	0	1	1	1
0	0	0	0	0	0	0
4	1	1	0	0	0	0
4	1	2	1	0	0	0
4	1	1	2	0	2	1
3	0	0	0	0	1	2
1	0	0	1	0	0	0
0	0	0	0	0	0	0
1	0	0	0	0	0	1
0	0	0	0	0	0	0

Batter	1	2	3	4	5	6	7	8	9
Craig Biggio, R (1, 4) OBP: 0.374, SLG: 0.379	0-2 G3		1-1 L6			2-2 G1-3	4-2 HBP		
Steve Finley, L (1, 8) OBP: 0.329, SLG: 0.384	3-2 1B			0-0 P2		4-2 BB	0-2 F7		
5 Jeff Bagwell, R (1, 3) OBP: 0.350, SLG: 0.412	1-1 F8			1-1 F8		2-2 FC6-4		1-0 F9	
Eric Anthony, L (1, 9) Gerald Young, S (8, 9) OBP: 0.301, SLG: 0.429 OBP: 0.261, SLG: 0.128	1-0 G1-3			1-3 K			4-0 1B BB	1-2 F9	
Ken Caminiti, S (1, 5) OBP: 0.362, SLG: 0.437		1-0 G4-3			2-0 G3-1		0-0 1B 2B 1B	1-2 G4-3	
Luis Gonzalez, L (1, 7) OBP: 0.291, SLG: 0.397		0-0 L7			1-0 F8		1-0 2B 1B	0-1 2B	
Eddie Taubensee, L (1, 2) OBP: 0.267, SLG: 0.313		1-2 G1-3			2-3 K		0-0 G5-3 SH1-3 2B	1-3 K	
Juan Guerrero, R (1, 6) OBP: 0.294, SLG: 0.341			0-1 L8			1-1 G1-3 SH1-4 HBP	0-0 G5-3	0-3 K2-3	
Jimmy Jones, R (1, 1) Pete Incaviglia, R (9, PH) Ernest Riles, L (9, PH) Doug Jones, R (9, 1) OBP: 0.258, SLG: 0.179 OBP: 0.322, SLG: 0.432 OBP: 0.200, SLG: 0.250			3-2 P3			0-0 SH1-4	2-0 SH1-3	2-1 G4-3	

Inning Stats	R: 0	H: 1	R: 0	H: 0	R: 0	H: 0	R: 0	H: 0	R: 0	H: 0	R: 4	H: 3	R: 0	H: 0	R: 0	H: 1	1B: 3	SF: 0
	E: 0	LOB: 1	E: 0	LOB: 0	E: 0	LOB: 0	E: 0	LOB: 0	E: 0	LOB: 2	E: 0	LOB: 1	E: 0	LOB: 0	E: 0	LOB: 1	2B: 2	SAC: 2
	K: 0	BB: 0	K: 0	BB: 0	K: 1	BB: 0	K: 1	BB: 0	K: 0	BB: 1	K: 0	BB: 1	K: 2	BB: 0	K: 2	BB: 0	3B: 0	DP: 0
	S: 11	P: 16	S: 5	P: 7	S: 7	P: 11	S: 6	P: 8	S: 6	P: 11	S: 15	P: 24	S: 11	P: 10	S: 10	P: 13	HR: 0	HBP: 2

PITCHER	IP	WLS	BF	H	R	ER	SO	BB	IBB	HBP	BLK	WP	HR	S	P	ERA	WHIP
Frank Castillo, R (1, 1) ERA: 3.34	6.2	L	28	4	4	4	2	2	0	2	0	0	0	58	96	5.40	0.900
Chuck McElroy, L (7, 1) ERA: 2.74	1.1		4	0	0	0	0	0	0	0	0	0	0	10	13	0.00	0.000
Ken Patterson, L (9, 1) ERA: 2.25	0.2		3	1	0	0	2	0	0	0	0	0	0	8	9	0.00	1.500
Heathcliff Slocumb, R (9, 1) ERA: 5.79	0.1		1	0	0	0	0	0	0	0	0	0	0	2	4	0.00	0.000

Batter	1	2	3	4	5	6	7	8	9	AB R H RBI BB SO LOB	TOP											
Craig Biggio, R (1, 4) OBP: 0.375, SLG: 0.380	3-2 E5 2B		1-1 G6-4-3 1-2f		3-2 5 2B 1B			3-2 B1-3 1B		4 1 2 0 0 0 1												
Steve Finley, L (1, 8) OBP: 0.330, SLG: 0.386	1 SAFE 0-2 1-H 2B		4-2 5 BB BB		1 SAFE 0-1 F8			1-1 B1-3 1-2		3 0 1 1 1 0 2												
5 Jeff Bagwell, R (1, 3) OBP: 0.351, SLG: 0.413	2-2 G5-3		1 SAFE 4-0 1-2 BB		1 SAFE 2-0 1-H 2B			0-0 G1-3		3 0 1 0 1 0 2												
Eric Anthony, L (1, 9) OBP: 0.298, SLG: 0.425	1-2 P8		3-1 F7		2-0 G4-3			2-3 K		3 0 0 0 0 0 3												
Pete Incaviglia, R (8, PH) OBP: 0.321, SLG: 0.431	(8, 9)									1 0 0 0 0 1 1												
Ken Caminiti, S (1, 5) OBP: 0.363, SLG: 0.444	1-0 L4			0-0 1B 3B		3-2 G4-3			2-2 FC4-6 1B	4 1 2 0 0 0 1												
Luis Gonzalez, L (1, 7) OBP: 0.292, SLG: 0.397		0-3 K		3-1 CS 1B		0-2 G3			1-0 FC4-6 1-2f S	3 0 1 1 0 1 0												
Casey Candaele, S (9, PH) OBP: 0.256, SLG: 0.260				3-H						1 0 0 0 0 0 1												
Eddie Taubensee, L (1, 2) OBP: 0.264, SLG: 0.308		2-0 P6		2-1 G4-3 1-2			1-2 P6		3-2 F9 1-2	3 0 0 0 0 0 1												
Scott Servais, R (9, PH) OBP: 0.245, SLG: 0.230										1 0 0 0 0 0 1												
Juan Guerrero, R (1, 6) OBP: 0.283, SLG: 0.326		1-1 G4-3		2-1 G5-3			2-1 L7		2-1 G6-3	4 0 0 0 0 0 1												
Darryl Kile, R (1, 1) OBP: 0.238, SLG: 0.111			1-1 G6-4-3 1B		2-1 G5-3		2-1 F7			2 0 1 0 0 0 0												
Gerald Young, S (7, PH) OBP: 0.255, SLG: 0.125										1 0 0 0 0 0 0												
Al Osuna, R (7, 1)										0 0 0 0 0 0 0												
Inning Stats	R: 1 E: 1 K: 0 S: 14	H: 1 LOB: 1 BB: 0 P: 21	R: 0 E: 0 K: 1 S: 6	H: 0 LOB: 0 BB: 0 P: 9	R: 0 E: 0 K: 0 S: 10	H: 1 LOB: 2 BB: 2 P: 22	R: 1 E: 0 K: 0 S: 7	H: 2 LOB: 0 BB: 0 P: 14	R: 0 E: 0 K: 0 S: 8	H: 2 LOB: 2 BB: 0 P: 15	R: 0 E: 0 K: 0 S: 7	H: 0 LOB: 0 BB: 0 P: 12	R: 0 E: 0 K: 0 S: 7	H: 0 LOB: 0 BB: 0 P: 12	R: 0 E: 0 K: 1 S: 9	H: 1 LOB: 1 BB: 0 P: 15	R: 0 E: 0 K: 0 S: 10	H: 1 LOB: 1 BB: 0 P: 18	1B: 5 2B: 2 3B: 1 HR: 0	SF: 0 SAC: 0 DP: 1 HBP: 0	WP: 0 PB: 0 SB: 1 CS: 1	PA: 35
PITCHER	IP WLS BF H R ER SO BB IBB HBP BLK WP HR S P ERA WHIP																					
Mike Harkey, R (1, 1) ERA: 1.98	7.0 W 27 6 2 1 1 2 0 0 0 0 0 0 59 105 1.29 1.143																					
Jeff Robinson, R (8, 1) ERA: 2.82	0.2 3 1 0 0 0 0 0 0 0 0 0 0 6 10 0.00 1.500																					
Paul Assenmacher, L (8, 1) ERA: 2.96	1.1 S 5 1 0 0 1 0 0 0 0 0 0 0 13 23 0.00 0.750																					

Houston Astros @ Chicago Cubs
Wrigley Field, Chicago, IL
Fri Aug 14 1992, 3:33 AM CDT
Att. 31,838 - Cloudy - 63 F

livebaseballscorecards.com

AB	33
R	2
H	8
RBI	2
BB	2
SO	2
LOB	14



Batter	1	2	3	4	5	6	7	8	9
Doug Dascenzo, S OBP: 0.306, SLG: 0.319 (1, 8)	2-3 K	0-2 F7			0-1 23 E 1B		1-2 2B		
23 Ryne Sandberg, R OBP: 0.370, SLG: 0.492 (1, 4)	1-1 HR	3-1 FC6-4			2-2 E9 WP 2B		2-1 F7		
Mark Grace, L OBP: 0.398, SLG: 0.445 (1, 3)	1-3 K		0-3 K		3-1 G4-3		4-1 BB		
Andre Dawson, R OBP: 0.286, SLG: 0.416 (1, 9)	4-1 1B BB		4-2 BB		1-1 G5-3		3-1 G1-3		
Derrick May, L OBP: 0.312, SLG: 0.370 (1, 7)	3-2 1B		2-3 K		0-3 K		1-1 1B		
Rick Wilkins, L OBP: 0.338, SLG: 0.409 (1, 2)	0-0 L8		2-0 F9		2-1 G6-3		0-0 P7		
Steve Buechele, R OBP: 0.330, SLG: 0.386 (1, 5)		1-0 1B 3B		2-0 F7	1-1 G5-3		2-0 F8		
Jose Vizcaino, S OBP: 0.248, SLG: 0.277 (1, 6)		0-0 FC5-6 1B		1-0 G6-3	0-1 G3		0-0 P4		
Mike Harkey, R OBP: 0.100, SLG: 0.100 (1, 1)		0-2 FC5-6 23 FC6-4		1-0 L8		2-1 F9			
Luis Salazar, R OBP: 0.234, SLG: 0.283 (7, PH)									
Jeff Robinson, R (8, 1)									
Paul Assenmacher, L (8, 1)									


AB	R	H	RBI	BB	SO	LOB
4	1	2	0	0	1	1
4	2	2	2	0	0	2
3	0	0	0	1	2	0
2	0	0	0	2	0	2
4	0	2	0	0	2	1
4	0	0	0	0	0	4
4	1	1	0	0	0	1
4	0	1	1	0	0	1
2	0	0	0	0	0	1
1	0	0	0	0	0	0
0	0	0	0	0	0	0
0	0	0	0	0	0	0

BOTTOM

Houston Astros @ Chicago Cubs
Wrigley Field, Chicago, IL
Fri Aug 14 1992, 3:33 AM CDT
Att: 31,838 - Cloudy - 63 F

livebaseballscorecards.com

AB	32
R	4
H	8
RBI	3
BB	3
SO	5
LOB	13



Inning Stats	R	H	E	K	S	R	H	E	K	S	R	H	E	K	S	R	H	E	K	S	R	H	E	K	S	R	H	E	K	S						
	1	2	0	2	15	1	2	0	0	10	0	0	0	2	3	0	0	0	0	13	0	0	0	0	10	0	0	0	0	22	0	0	0	0	5	8

PITCHER	IP	WLS	BF	H	R	ER	SO	BB	IBB	HBP	BLK	WP	HR	S	P	ERA	WHIP
Darryl Kile, R ERA: 4.06 (1, 1)	6.0	L	26	6	4	4	5	2	0	0	0	1	1	57	92	6.00	1.333
Al Osuna, L ERA: 3.69 (7, 1)	2.0		9	2	0	0	0	1	0	0	0	0	0	15	30	0.00	1.500

WP	PA	ERA	WHIP
1	35		
0			
0			
0			

Batter	1	2	3	4	5	6	7	8	9	AB R H RBI BB SO LOB	TOP										
Craig Biggio, R OBP: 0.377, SLG: 0.380 (1, 4)	2-2 F8	2-2 5 S BB 1B		4-2 5 SF9 SH3-4 1-2 BB		2-1 F9		4-0 5 BB 1B BB		3 0 1 0 2 0 0											
Steve Finley, L OBP: 0.333, SLG: 0.388 (1, 8)	1-0 E6 5 1B	4-0 1B		1-0 SH3-4		0-0 5 CS 1B		2-1 5 BB 1B		3 1 2 0 1 0 0											
5 Jeff Bagwell, R OBP: 0.351, SLG: 0.413 (1, 3)	2-2 1B 1B FC4-6	3-3 1B		0-2 SF9		3-2 G6-3		4-2 1B BB		3 1 1 2 1 1 3											
Eric Anthony, L OBP: 0.299, SLG: 0.424 (1, 9)	3-2 FC4-6 1B		1-0 E4 1B		2-1 G3		2-2 FC4-6 1B		1-0 G1-3	5 0 2 0 0 0 4 0 0 0 0 0 0 0											
Gerald Young, S OBP: 0.255, SLG: 0.125 (8, 9)																					
Ken Caminiti, S OBP: 0.361, SLG: 0.440 (1, 5)	0-1 FC4-6 1B		0-0 L8		0-0 G6-3		1-1 FC4-6 1B		0-1 F8 G5-3 1B	5 1 1 1 0 0 3											
Luis Gonzalez, L OBP: 0.302, SLG: 0.414 (1, 7)	1-0 1B		1-0 1B		1-1 SF8 3B		2-1 G6-4-3 1B		3-2 G5-3	5 1 4 0 0 0 1											
Scott Servais, R OBP: 0.244, SLG: 0.224 (1, 2)	1-1 L4		0-1 P9		4-2 BB		0-0 G6-4-3		0-0 F8	4 0 0 0 1 0 7											
Juan Guerrero, R OBP: 0.279, SLG: 0.323 (1, 6)		2-2 P2	3-2 P4		1-0 SF8			1-0 F9	2-2 1B	4 0 1 2 0 0 2											
Butch Henry, L OBP: 0.111, SLG: 0.178 (1, 1)		1-1 G6-3		2-1 E4 SH3-4 BB 5 SF9		1-1 G4-3		1-2 L6	1-0 L8	5 1 0 0 0 0 2											
Inning Stats	R: 2 E: 1 K: 0 S: 15	H: 3 LOB: 2 BB: 0 P: 25	R: 0 E: 0 K: 1 S: 11	H: 1 LOB: 2 BB: 1 P: 23	R: 0 E: 1 K: 0 S: 8	H: 1 LOB: 2 BB: 0 P: 13	R: 1 E: 1 K: 0 S: 11	H: 0 LOB: 1 BB: 1 P: 20	R: 1 E: 0 K: 0 S: 8	H: 1 LOB: 1 BB: 1 P: 15	R: 0 E: 0 K: 0 S: 6	H: 1 LOB: 0 BB: 0 P: 11	R: 0 E: 0 K: 0 S: 8	H: 2 LOB: 1 BB: 0 P: 13	R: 0 E: 0 K: 0 S: 10	H: 1 LOB: 3 BB: 2 P: 22	R: 1 E: 0 K: 0 S: 13	H: 2 LOB: 1 BB: 0 P: 19	1B: 11 2B: 0 3B: 1 HR: 0	SF: 2 SAC: 1 DP: 1 HBP: 0	WP: 0 PA: 45 PB: 0 SB: 2 CS: 1
PITCHER	IP WLS BF H R ER SO BB IBB HBP BLK WP HR S P ERA WHIP																				
Jim Bullinger, R ERA: 3.55 (1, 1)	3.2 L 21 5 3 0 1 2 0 0 0 0 0 0 43 77 0.00 1.909																				
Ken Patterson, L ERA: 2.45 (4, 1)	1.1 6 1 1 1 0 1 0 0 0 0 0 0 10 19 6.75 1.500																				
Heathcliff Slocumb, R ERA: 5.06 (6, 1)	2.2 12 4 0 0 0 2 0 0 0 0 0 0 23 44 0.00 2.250																				
Chuck McElroy, L ERA: 2.83 (8, 1)	1.1 6 2 1 1 0 0 0 0 0 0 0 0 14 21 6.75 1.500																				

Houston Astros @ Chicago Cubs
Wrigley Field, Chicago, IL
Sat Aug 15 1992, 3:33 AM CDT
Att. 34,421 - Sunny - 67 F

livebaseballscorecards.com

AB	37
R	5
H	12
RBI	5
BB	5
SO	1
LOB	22



Batter	1	2	3	4	5	6	7	8	9	AB	R	H	RBI	BB	SO	LOB
Doug Dascenzo, S OBP: 0.305, SLG: 0.322 (1, 8)	2-2 P4		0-0 G6-3			2-1 G3-1 2B		0-3 K		4	0	1	0	0	1	1
23 Ryne Sandberg, R OBP: 0.367, SLG: 0.488 (1, 4)	1-2 G5-3		1-1 F7			1-3 K		2-3 K		4	0	0	0	0	2	2
Mark Grace, L OBP: 0.397, SLG: 0.443 (1, 3)	1-0 G4-3				0-0 FC6-4 1B	0-2 G3-1			3-1 G3	4	0	1	0	0	0	1
Andre Dawson, R OBP: 0.288, SLG: 0.417 (1, 9)					2-2 FC6-4 1-2f	2-3 K			0-0 FC4-6 1B	4	0	2	0	0	1	2
Steve Buechele, R OBP: 0.327, SLG: 0.382 (1, 5)					1 SAFE 2-3 SAFE			2-1 G5-3	0-2 FC4-6 1B 1-2f	4	0	0	0	0	1	3
Derrick May, L OBP: 0.313, SLG: 0.370 Chuck McElroy, L OBP: 0.667, SLG: 1.333 Rey Sanchez, R OBP: 0.280, SLG: 0.330 (1, 7) (8, 1) (9, PH)					0-0 F7			2-1 G5-4-3 1B	0-1 1B	3	0	1	0	0	0	2
Joe Girardi, R OBP: 0.332, SLG: 0.310 (1, 2)								0-2 G5-4-3 1-2f	1-2 1B	0	0	0	0	0	0	0
Jose Vizcaino, S OBP: 0.245, SLG: 0.274 (1, 6)									0-0 P4	4	0	1	0	0	1	3
Jim Bullinger, R OBP: 0.250, SLG: 1.000 Ken Patterson, L OBP: 0.067, SLG: 0.067 Heathcliff Slocumb, R OBP: 0.238, SLG: 0.287 (1, 1) (4, 1) (5, PH) (6, 1) (8, 7)										3	0	0	0	0	0	3
										1	0	0	0	0	1	0
										0	0	0	0	0	0	0
										1	0	0	0	0	1	0
										0	0	0	0	0	0	0
										1	0	1	0	0	0	0

BOTTOM

Houston Astros @ Chicago Cubs
Wrigley Field, Chicago, IL
Sat Aug 15 1992, 3:33 AM CDT
Att. 34,421 - Sunny - 67 F

livebaseballscorecards.com

AB	34
R	0
H	8
RBI	0
BB	0
SO	8
LOB	17



Inning Stats	R	H	E	K	S	P	IP	WLS	BF	H	R	ER	SO	BB	IBB	HBP	BLK	WP	HR	S	P	ERA	WHIP
Butch Henry, L ERA: 4.13 (1, 1)	0	0	0	0	7	11	9.0	W	34	8	0	0	8	0	0	0	0	0	0	86	122	0.00	0.889

WP	0	PA	34
PB	0	SB	0
CS	0	CS	0

Batter	1	2	3	4	5	6	7	8	9	AB R H RBI BB SO LOB	TOP											
Craig Biggio, R (1, 4) OBP: 0.376, SLG: 0.379	0-1 G4-3		0-1 P6			1-1 5 HBP FC3-2 2-3 1B		1-2 G6-3		4 0 1 0 0 0 0												
Steve Finley, L (1, 8) OBP: 0.331, SLG: 0.385	1-2 L7			0-1 G4-3		2-0 FC3-2 5 HBP 1-2 3-H		0-2 G4-3		4 0 0 0 0 0 2												
5 Jeff Bagwell, R (1, 3) OBP: 0.351, SLG: 0.410	0-0 G6-3			2-1 G6-3		3-0 1-2 2-3 HBP			0-1 G6-3	3 0 0 0 0 0 0												
Eric Anthony, L (1, 9) OBP: 0.296, SLG: 0.419		1-1 G3		2-1 G4-3		0-0 P6			1-1 P2	4 0 0 0 0 0 3												
Ken Caminiti, S (1, 5) OBP: 0.360, SLG: 0.438		2-3 K			2-0 L5-3 1B		0-3 K		0-2 P6	4 0 1 0 0 2 0												
Luis Gonzalez, L (1, 7) OBP: 0.302, SLG: 0.413		0-0 1B		1-2 F8		3-3 K				3 0 1 0 0 1 1												
Casey Candaele, S (1, 6) OBP: 0.257, SLG: 0.261		1-0 G5-3		2-1 L5-3		0-0 1B				3 0 1 0 0 0 2												
Eddie Taubensee, L (1, 2) OBP: 0.265, SLG: 0.305			0-0 G5-3		4-2 1B SH2-4 FC3-2 BB		0-1 F7			2 0 0 0 1 0 1												
Brian Williams, R (1, 1) OBP: 0.150, SLG: 0.200			0-1 L3		0-2 SH2-4			0-0 G5-3		1 0 0 0 0 0 0												
Rob Murphy, L (7, 1)										0 0 0 0 0 0 0												
Xavier Hernandez, L (7, 1)										0 0 0 0 0 0 0												
Ernest Riles, L (8, PH) OBP: 0.192, SLG: 0.240										1 0 0 0 0 0 0												
Doug Jones, R (8, 1)										0 0 0 0 0 0 0												
Inning Stats	R: 0 E: 0 K: 0 S: 7	H: 0 LOB: 0 BB: 0 P: 8	R: 0 E: 0 K: 1 S: 7	H: 1 LOB: 1 BB: 0 P: 11	R: 0 E: 0 K: 0 S: 5	H: 0 LOB: 0 BB: 0 P: 5	R: 0 E: 0 K: 0 S: 6	H: 0 LOB: 0 BB: 0 P: 10	R: 0 E: 0 K: 0 S: 9	H: 1 LOB: 0 BB: 0 P: 14	R: 0 E: 0 K: 2 S: 10	H: 1 LOB: 3 BB: 1 P: 20	R: 0 E: 0 K: 2 S: 9	H: 1 LOB: 1 BB: 0 P: 12	R: 0 E: 0 K: 0 S: 7	H: 0 LOB: 0 BB: 0 P: 8	R: 0 E: 0 K: 0 S: 7	H: 0 LOB: 0 BB: 0 P: 8	1B: 4 2B: 1 3B: 0 HR: 0	SF: 0 SAC: 1 DP: 1 HBP: 1	WP: 0 PB: 0 SB: 0 CS: 0	PA: 32
PITCHER Greg Maddux, R (1, 1) ERA: 2.16	IP: 9.0 WLS: W BF: 32 H: 4 R: 0 ER: 0 SO: 3 BB: 1 IBB: 0 HBP: 1 BLK: 0 WP: 0 HR: 0 S: 67 P: 96 ERA: 0.00 WHIP: 0.556											PITCHER IP: WLS: BF: H: R: ER: SO: BB: IBB: HBP: BLK: WP: HR: S: P: ERA: WHIP:										

Houston Astros @ Chicago Cubs
Wrigley Field, Chicago, IL
 Sun Aug 16 1992, 3:33 AM CDT
 Att. 33,455 - Sunny - 69 F

livebaseballscorecards.com

AB	29
R	0
H	4
RBI	0
BB	1
SO	3
LOB	9



Batter	1	2	3	4	5	6	7	8	9	AB R H RBI BB SO LOB	TOP		
Craig Biggio, R (1, 4) OBP: 0.378, SLG: 0.380	1-2 E5 2B 1B		4-0 BB		0-3 K		0-2 E 1B 1B	0-0 F8		4 2 2 2 1 1 2			
Steve Finley, L (1, 8) OBP: 0.331, SLG: 0.387	0-0 G4-3 2B		1-3 K			3-2 G6-3	1-2 E8 1B	1-0 P2		5 1 2 1 0 1 3			
5 Jeff Bagwell, R (1, 3) OBP: 0.349, SLG: 0.406	1-0 G4-3 2-3		2-0 F9			2-0 F9	4-0 BB IBB		1-2 P6	4 0 0 0 1 0 2			
Eric Anthony, L (1, 9) OBP: 0.297, SLG: 0.415 Gerald Young, S (9, 9) OBP: 0.255, SLG: 0.125	0-1 G4-3			2-3 K		4-1 BB	4-2 BB		1-3 K	3 0 0 1 2 2 0 0 0 0 0 0 0 0			
Ken Caminiti, S (1, 5) OBP: 0.355, SLG: 0.432	2-1 L8			0-0 G4-3		0-1 F7	1-1 G1-2-3		2-3 K	5 0 0 0 0 1 4			
Luis Gonzalez, L (1, 7) OBP: 0.309, SLG: 0.413		0-1 P5		4-2 S BB			0-0 1B 1B	4-1 1B BB		2 2 1 0 2 0 0			
Eddie Taubensee, L (1, 2) OBP: 0.260, SLG: 0.300		0-0 G4-3		2-3 K			0-3 K	1-2 F8		4 0 0 0 0 2 3			
Juan Guerrero, R (1, 6) OBP: 0.287, SLG: 0.330		2-2 G1-3		1-2 K			1-0 1B 1B	0-1 1B 1B		4 1 2 0 0 0 0			
Jimmy Jones, R (1, 1) OBP: 0.242, SLG: 0.167 Ernest Riles, L (7, PH) OBP: 0.222, SLG: 0.269 Xavier Hernandez, L (7, 1) Casey Candaele, S (8, PH) OBP: 0.259, SLG: 0.263 Al Osuna, R (8, 1) Doug Jones, R (8, 1)			2-2 L4		1-3 K		0-0 1B 1B	0-0 1B		2 0 0 0 0 1 0 1 1 1 1 0 0 0 0 0 0 0 0 0 0 1 0 1 1 0 0 0 0 0 0 0 0 0 0 0 0 0 0 0 0 0			
Inning Stats	R: 2 H: 2 E: 1 LOB: 0 K: 0 BB: 0 S: 9 P: 13	R: 0 H: 0 E: 0 LOB: 0 K: 0 BB: 0 S: 6 P: 8	R: 0 H: 0 E: 0 LOB: 1 K: 1 BB: 1 S: 7 P: 16	R: 0 H: 0 E: 0 LOB: 1 K: 2 BB: 1 S: 12 P: 20	R: 0 H: 0 E: 0 LOB: 0 K: 2 BB: 0 S: 10 P: 13	R: 0 H: 0 E: 0 LOB: 1 K: 0 BB: 1 S: 8 P: 17	R: 4 H: 5 E: 1 LOB: 2 K: 1 BB: 2 S: 16 P: 27	R: 1 H: 2 E: 0 LOB: 2 K: 0 BB: 1 S: 9 P: 15	R: 0 H: 0 E: 0 LOB: 0 K: 2 BB: 0 S: 11 P: 15	1B: 8 SF: 0 2B: 1 SAC: 0 3B: 0 DP: 1 HR: 0 HBP: 0	WP: 0 PA: 41 PB: 0 SB: 1 CS: 0		
PITCHER	IP WLS BF H R ER SO BB IBB HBP BLK WP HR S P ERA WHIP											PITCHER	IP WLS BF H R ER SO BB IBB HBP BLK WP HR S P ERA WHIP
Omar Olivares, R (1, 1) ERA: 3.81	6.1 L 28 6 6 6 6 3 0 0 0 0 0 0 61 97 8.53 1.421												
Bob McClure, L (7, 1) ERA: 2.61	0.0 3 1 0 0 0 0 1 1 0 0 0 0 5 14 ∞ ∞												
Mike Perez, R (7, 1) ERA: 1.51	0.2 1 0 0 0 0 0 0 0 0 0 0 0 2 3 0.00 0.000												
Cris Carpenter, R (8, 1) ERA: 3.46	2.0 9 2 1 1 2 1 0 0 0 0 0 0 20 30 4.50 1.500												

Houston Astros @ St. Louis Cardinals
 Busch Stadium, St. Louis, MO
 Tue Aug 18 1992, 7:05 PM CDT
 Att. 27,329 - Cloudy - 85 F

livebaseballscorecards.com

AB 35
 R 7
 H 9
 RBI 6
 BB 6
 SO 8
 LOB 14



BOTTOM

Houston Astros @ St. Louis Cardinals
Busch Stadium, St. Louis, MO
Tue Aug 18 1992, 7:05 PM CDT
Att. 27,329 - Cloudy - 85 F

livebaseballscorecards.com

AB 32
R 6
H 7
RBI 5
BB 5
SO 6
LOB 13



WP: 1 PA: 38
PB: 0
SB: 1
CS: 1

AB R H RBI BB SO LOB

5 0 1 0 0 1 1

2 2 0 0 3 0 1

3 1 1 2 1 0 2

4 0 1 0 0 1 2

4 0 1 0 0 1 2

3 0 0 0 0 1 2

4 0 0 0 0 1 3

3 2 1 1 1 0 0

2 0 0 0 0 1 0
0 0 0 0 0 0 0
0 0 0 0 0 0 0
1 1 1 2 0 0 0
0 0 0 0 0 0 0
1 0 1 0 0 0 0

1B: 4 SF: 0
2B: 1 SAC: 0
3B: 0 DP: 2
HR: 3 HBP: 1

Batter	1	2	3	4	5	6	7	8	9
Milt Thompson, L (1, 7) OBP: 0.358, SLG: 0.423	1-1 G6-3		0-0 1B			0-0 G4-3	0-3 K2-3		1-0 F8
Ozzie Smith, S (1, 6) OBP: 0.369, SLG: 0.322	2-2 G3-1		4-1 G4-6-3 BB			4-2 HR BB		4-2 HBP BB BLK BB	0-1 F8
Ray Lankford, L (1, 8) OBP: 0.364, SLG: 0.459	1-0 F7		1-1 G4-6-3			1-0 HR		1-2 BLK HBP BB	
Felix Jose, S (1, 9) OBP: 0.347, SLG: 0.441		0-1 WP 1B 1B			0-0 G4-3	1-3 K		1-1 F7	
Andres Galarraga, R (1, 3) OBP: 0.271, SLG: 0.354		0-1 CS 1B			2-2 G5-3	1-0 G6-3		2-3 K	
Tracy Woodson, R (1, 5) OBP: 0.292, SLG: 0.391		1-3 K			2-2 F8		0-0 G5-3	2-1 BLK HBP	
Luis Alicea, S (1, 4) OBP: 0.346, SLG: 0.407		3-2 G4-3			1-0 F7	1-3 K		3-1 F9	
Rich Gedman, L (1, 2) OBP: 0.238, SLG: 0.259			2-1 HR		1-2 G4-3	4-0 HR BB		0-1 G1-3	
Omar Olivares, R (1, 1) Bob McClure, R (7, 1) Mike Perez, R (7, 1) Gerald Perry, L (7, PH) Cris Carpenter, R (8, 1) Bernard Gilkey, R (9, PH)			1-3 K		2-1 F7	0-0 HR		2-1 1B	

Inning Stats	R: 0	H: 0	E: 0	K: 6	S: 6	H: 0	LOB: 0	BB: 0	P: 10	R: 0	H: 2	E: 0	K: 1	S: 11	H: 2	LOB: 1	BB: 0	P: 15	R: 1	H: 2	E: 0	K: 1	S: 11	R: 0	H: 0	E: 0	K: 0	S: 9	R: 0	H: 0	E: 0	K: 0	S: 6	R: 2	H: 1	E: 0	K: 1	S: 9	R: 2	H: 1	E: 0	K: 2	S: 9	R: 1	H: 0	E: 0	K: 1	S: 14	R: 0	H: 1	E: 0	K: 0	S: 7	1B: 4	SF: 0	2B: 1	SAC: 0	3B: 0	DP: 2	HR: 3	HBP: 1	WP: 1	PA: 38
--------------	------	------	------	------	------	------	--------	-------	-------	------	------	------	------	-------	------	--------	-------	-------	------	------	------	------	-------	------	------	------	------	------	------	------	------	------	------	------	------	------	------	------	------	------	------	------	------	------	------	------	------	-------	------	------	------	------	------	-------	-------	-------	--------	-------	-------	-------	--------	-------	--------

PITCHER	IP	WLS	BF	H	R	ER	SO	BB	IBB	HBP	BLK	WP	HR	S	P	ERA	WHIP
Jimmy Jones, R (1, 1) ERA: 4.07	6.0	W	23	5	3	3	3	2	0	0	0	1	2	52	83	4.50	1.167
Xavier Hernandez, R (7, 1) ERA: 2.35	1.0		5	1	2	2	2	1	0	0	0	0	1	9	14	18.00	2.000
Al Osuna, L (8, 1) ERA: 3.88	0.0		2	0	1	1	0	2	0	0	0	0	0	6	14	∞	∞
Doug Jones, R (8, 1) ERA: 2.04	2.0	S	8	1	0	0	1	0	0	1	1	0	0	15	26	0.00	0.500

Batter	1	2	3	4	5	6	7	8	9	AB R H RBI BB SO LOB	TOP											
Craig Biggio, R (1, 4) OBP: 0.380, SLG: 0.380 Casey Candaele, S (8, PH) OBP: 0.261, SLG: 0.263	0-0 F9 5 WP SH1-3 1B		1-1 G5-3		4-1 BB			4-0 1-2 BB G6-4-3		2 1 1 0 1 0 0 0 0 0 0 1 0 0												
Steve Finley, L (1, 8) OBP: 0.329, SLG: 0.384	0-0 SH1-3 1-2		2-1 G4-3		0-0 FC5 2-3f			0-2 F8		3 0 0 0 0 0 4												
Ken Caminiti, S (1, 5) OBP: 0.351, SLG: 0.427	0-0 F9 2-3			0-0 F8		1-0 F8		0-0 G6-4-3 1-2f		4 0 0 0 0 0 3												
5 Jeff Bagwell, R (1, 3) OBP: 0.346, SLG: 0.402	2-2 G1-3 3-H			1-1 G4-3		1-0 G4-3			1-2 F9	4 0 0 0 0 0 0												
Eric Anthony, L (1, 9) OBP: 0.300, SLG: 0.412		2-3 K		4-2 FC5-4 BB		0-0 G1-3		4-2 G5-4-3 BB		2 0 0 0 2 1 0												
Pete Incaviglia, R (1, 7) OBP: 0.317, SLG: 0.425		2-1 G4-3		0-1 FC5-4 1-2f			0-0 F9	0-0 G5-4-3 1-2f		4 0 0 0 0 0 2												
Juan Guerrero, R (1, 6) OBP: 0.288, SLG: 0.330 Rob Murphy, L (7, 1) Al Osuna, R (8, 1)		1-1 1B			1-1 G6-3		2-3 K			3 0 1 0 0 1 0 0 0 0 0 0 0 0 0 0 0 0 0 0 0												
Eddie Taubensee, L (1, 2) OBP: 0.261, SLG: 0.305	1-0 L6				1-0 FC5 2B		0-3 K			3 0 1 0 0 1 1												
Darryl Kile, R (1, 1) OBP: 0.227, SLG: 0.105 Willie Blair, R (3, 1) OBP: 0.167, SLG: 0.091 Gerald Young, S (5, PH) OBP: 0.250, SLG: 0.122 Joe Boever, R (5, 1) Rafael Ramirez, R (7, 6) OBP: 0.281, SLG: 0.305			1-2 G6-3		0-1 L6		2-2 BB 1B			1 0 0 0 0 0 0 0 0 0 0 0 0 0 1 0 0 0 0 0 1 0 0 0 0 0 0 0 1 0 1 0 0 0 0												
Inning Stats	R: 1 E: 0 K: 0 S: 7	H: 1 LOB: 0 BB: 0 P: 9	R: 0 E: 0 K: 1 S: 8	H: 1 LOB: 1 BB: 0 P: 14	R: 0 E: 0 K: 0 S: 7	H: 0 LOB: 0 BB: 0 P: 11	R: 0 E: 0 K: 0 S: 7	H: 0 LOB: 1 BB: 1 P: 12	R: 0 E: 0 K: 0 S: 7	H: 1 LOB: 2 BB: 1 P: 13	R: 0 E: 0 K: 2 S: 9	H: 0 LOB: 0 BB: 0 P: 5	R: 0 E: 0 K: 2 S: 9	H: 0 LOB: 0 BB: 0 P: 11	R: 0 E: 0 K: 0 S: 10	H: 1 LOB: 1 BB: 1 P: 16	R: 0 E: 0 K: 0 S: 6	H: 0 LOB: 0 BB: 1 P: 11	1B: 3 2B: 1 3B: 0 HR: 0	SF: 0 SAC: 1 DP: 2 HBP: 0	WP: 1 PB: 0 SB: 0 CS: 0	PA: 33
PITCHER Rheal Cormier, L (1, 1) ERA: 4.34	IP: 9.0 WLS: W BF: 33 H: 4 R: 1 ER: 1 SO: 3 BB: 4 IBB: 0 HBP: 0 BLK: 0 WP: 1 HR: 0 S: 64 P: 102 ERA: 1.00 WHIP: 0.889											PITCHER	IP: 9.0 WLS: W BF: 33 H: 4 R: 1 ER: 1 SO: 3 BB: 4 IBB: 0 HBP: 0 BLK: 0 WP: 1 HR: 0 S: 64 P: 102 ERA: 1.00 WHIP: 0.889									

Houston Astros @ St. Louis Cardinals
 Busch Stadium, St. Louis, MO
 Wed Aug 19 1992, 7:05 PM CDT
 Att. 32,201 - Cloudy - 77 F

livebaseballscorecards.com

AB 28
 R 1
 H 4
 RBI 0
 BB 4
 SO 3
 LOB 11



BOTTOM

Houston Astros @ St. Louis Cardinals
Busch Stadium, St. Louis, MO
Wed Aug 19 1992, 7:05 PM CDT
Att: 32,201 - Cloudy - 77 F

livebaseballscorecards.com

AB 39
R 12
H 17
RBI 12
BB 4
SO 5
LOB 12



WP: 0 PA: 46
PB: 0
SB: 1
CS: 0

AB R H RBI BB SO LOB

5 2 1 0 1 0 1
4 3 3 0 0 0 0
0 1 0 0 1 0 0

5 3 4 4 0 0 0

4 1 2 1 0 1 2

3 0 1 2 1 1 1

5 1 4 3 0 0 0

3 1 1 1 1 1 3
1 0 0 0 0 1 2

5 0 1 1 0 0 3

4 0 0 0 0 1 0

1B: 14 SF: 1
2B: 1 SAC: 1
3B: 1 DP: 0
HR: 1 HBP: 1

Batter	1	2	3	4	5	6	7	8	9
Bernard Gilkey, R OBP: 0.357, SLG: 0.397 (1, 7)	0-0 P3	2-1 F9	3-1 F8			4-1 1B BB	0-0 1B BB	0-0 G6-3	
Ozzie Smith, S OBP: 0.373, SLG: 0.327 Tim Jones, L OBP: 0.238, SLG: 0.215 (7, 6)	2-2 2B SF8 1B	2-2 HR 1B		2-2 L7		1-2 E 1B 1B	4-2 1B BB		
Ray Lankford, L OBP: 0.368, SLG: 0.471 (1, 8)	0-0 SF8 1B 2B	0-0 1-H HR		2-1 F7		0-2 E2 1B 1B	1-0 1B 1B		
Felix Jose, S OBP: 0.350, SLG: 0.442 (1, 9)	2-1 BB 1B HBP	1-3 K		1-1 S 1B		3-1 G4-3	0-0 1B 1B		
Gerald Perry, L OBP: 0.309, SLG: 0.328 (1, 3)	0-0 SF8		3-1 G4-3	3-3 K		4-0 1B IBB	3-1 1B 1B		
Tracy Woodson, R OBP: 0.379, SLG: 0.464 (1, 5)	0-1 BB 1B		1-0 3B 1B		0-0 G6-3	1-1 1B	0-1 1B 1B		
Luis Alicea, S OBP: 0.348, SLG: 0.417 Geronimo Pena, S OBP: 0.373, SLG: 0.458 (7, PH) (8, 4)	4-0 BB		1-1 1B 3B		1-3 K	0-1 L3	2-3 K		
Tom Pagnozzi, R OBP: 0.298, SLG: 0.378 (1, 2)	0-0 P4		1-1 SH1-4 1B		1-1 G5-3		0-1 F9	0-0 F7	
Rheal Cormier, L OBP: 0.132, SLG: 0.184 (1, 1)		1-0 F7	1-1 SH1-4			1-3 K	0-1 G1-3	0-1 G6-3	
Inning Stats	R: 2 H: 3 E: 0 LOB: 3 K: 0 P: 19 S: 11	R: 2 H: 2 E: 0 LOB: 0 K: 1 P: 16 S: 10	R: 2 H: 3 E: 0 LOB: 1 K: 0 P: 21 S: 11	R: 0 H: 1 E: 0 LOB: 1 K: 1 P: 18 S: 11	R: 0 H: 0 E: 0 LOB: 0 K: 1 P: 8 S: 6	R: 2 H: 3 E: 1 LOB: 3 K: 1 P: 30 S: 16	R: 4 H: 5 E: 0 LOB: 2 K: 1 P: 27 S: 17	R: 0 H: 0 E: 0 LOB: 0 K: 0 P: 4 S: 4	

PITCHER	IP	WLS	BF	H	R	ER	SO	BB	IBB	HBP	BLK	WP	HR	S	P	ERA	WHIP
Darryl Kile, R ERA: 4.61 (1, 1)	2.1	L	16	7	6	6	1	1	0	0	0	0	1	26	45	23.14	3.429
Willie Blair, R ERA: 3.91 (3, 1)	1.2		7	2	0	0	1	0	0	0	0	0	0	17	29	0.00	1.200
Joe Boever, R ERA: 2.67 (5, 1)	2.0		11	3	2	2	2	1	1	0	0	0	0	22	38	9.00	2.000
Rob Murphy, L ERA: 5.14 (7, 1)	1.0		9	5	4	4	1	1	0	0	0	0	0	17	27	36.00	6.000
Al Osuna, L ERA: 3.8 (8, 1)	1.0		3	0	0	0	0	0	0	0	0	0	0	4	4	0.00	0.000

Batter	1	2	3	4	5	6	7	8	9	AB R H RBI BB SO LOB	TOP	
Craig Biggio, R (1, 4) OBP: 0.379, SLG: 0.379	2-2 1B 5 SF8 1B		0-1 G1-3			0-3 K			0-1 G4-3	4 1 1 0 0 1 1		
Steve Finley, L (1, 8) OBP: 0.329, SLG: 0.383	1-1 SAFE 1-3 1B			1-1 P6		0-2 G6-4-3 1-2f			2-2 F8	4 0 1 0 0 0 1		
5 Jeff Bagwell, R (1, 3) OBP: 0.346, SLG: 0.405	2-2 SF8			3-2 G4-3 2B			3-1 F9			2 0 1 1 0 0 0		
Eric Anthony, L (1, 9) OBP: 0.297, SLG: 0.408	1 SAFE 1-0 G1-4-3 1-2f			1-2 G4-3 2-3			1-2 F9			3 0 0 0 0 0 2		
Ken Caminiti, S (1, 5) OBP: 0.349, SLG: 0.423				1-1 G4-3			0-1 G3			3 0 0 0 0 0 1		
Luis Gonzalez, L (1, 7) OBP: 0.306, SLG: 0.408					3-2 G1-3				0-0 G6-3	3 0 0 0 0 0 0		
Scott Servais, R (1, 2) OBP: 0.241, SLG: 0.222 Eddie Taubensee, L (8, PH) OBP: 0.260, SLG: 0.303 (8, 2)					0-0 G6-3				2-3 K	2 0 0 0 0 0 0 1 0 0 0 0 1 0		
Casey Candaele, S (1, 6) OBP: 0.259, SLG: 0.261 Xavier Hernandez, L (8, 1)					1-1 G3-1				2-1 G4-3	3 0 0 0 0 0 0 0 0 0 0 0 0 0		
Butch Henry, L (1, 1) OBP: 0.128, SLG: 0.191 Ernest Riles, L (8, 6) OBP: 0.214, SLG: 0.259					0-0 G4-3				1-2 G6-4-3 1B			
									1-2 F7	2 0 1 0 0 0 0 1 0 0 0 0 0 0		
Inning Stats	R: 1 H: 2 E: 0 LOB: 0 K: 0 BB: 0 S: 9 P: 15	R: 0 H: 0 E: 0 LOB: 0 K: 0 BB: 0 S: 6 P: 11	R: 0 H: 0 E: 0 LOB: 0 K: 0 BB: 0 S: 5 P: 5	R: 0 H: 1 E: 0 LOB: 1 K: 0 BB: 0 S: 11 P: 17	R: 0 H: 0 E: 0 LOB: 0 K: 0 BB: 0 S: 8 P: 12	R: 0 H: 1 E: 0 LOB: 0 K: 1 BB: 0 S: 9 P: 10	R: 0 H: 0 E: 0 LOB: 0 K: 0 BB: 0 S: 7 P: 11	R: 0 H: 0 E: 0 LOB: 0 K: 1 BB: 0 S: 7 P: 11	R: 0 H: 0 E: 0 LOB: 0 K: 0 BB: 0 S: 8 P: 11	1B: 3 SF: 1 2B: 1 SAC: 0 3B: 0 DP: 2 HR: 0 HBP: 0	WP: 0 PA: 29 PB: 0 SB: 0 CS: 0	
PITCHER Bob Tewksbury, R (1, 1) ERA: 2.03 Lee Smith, R (9, 1) ERA: 3.02	IP WLS BF H R ER SO BB IBB HBP BLK WP HR S P ERA WHIP											PITCHER IP WLS BF H R ER SO BB IBB HBP BLK WP HR S P ERA WHIP

Houston Astros @ St. Louis Cardinals
Busch Stadium, St. Louis, MO
 Thu Aug 20 1992, 7:05 PM CDT
 Att. 29,780 - Sunny - 76 F

livebaseballscorecards.com

AB 28
R 1
H 4
RBI 1
BB 0
SO 2
LOB 5



Batter	1	2	3	4	5	6	7	8	9
Bernard Gilkey, R (1, 7) OBP: 0.355, SLG: 0.406	2-2 F7		3-2 G6-3			3-2 HR		0-3 K	
Ozzie Smith, S (1, 6) OBP: 0.374, SLG: 0.332	3-2 G4-6-3 1B			2-1 1B 2B		0-1 F8		3-2 G6-3	
Felix Jose, S (1, 9) OBP: 0.353, SLG: 0.444	1-2 G4-6-3 1-2f			0-1 L6-4 2-H 1B		1-0 CS 1B			
Andres Galarraga, R (1, 3) OBP: 0.268, SLG: 0.351		2-1 P4		0-0 P4		1-2 G3-1 1-2			
Ray Lankford, L (1, 8) OBP: 0.370, SLG: 0.475		3-2 S 1B		2-1 L6-4 2-3			2-2 2B		
Tracy Woodson, R (1, 5) OBP: 0.344, SLG: 0.419		2-3 SAFE K 1-2			1-2 F7		2-2 P5		
Geronimo Pena, S (1, 4) OBP: 0.363, SLG: 0.444		1-1 G5-3			1-0 G4-3		2-2 F9		
Tom Pagnozzi, R (1, 2) OBP: 0.298, SLG: 0.381			2-3 K		0-0 2B		0-0 F9		
Bob Tewksbury, R (1, 1) OBP: 0.102, SLG: 0.054 Rex Hudler, R (8, PH) OBP: 0.274, SLG: 0.391 Lee Smith, R (9, 1)			0-3 K		1-3 K		1-1 HR		


AB	R	H	RBI	BB	SO	LOB
4	1	1	1	0	1	0
4	1	2	0	0	0	0
3	0	2	1	0	0	1
3	0	0	0	0	0	2
3	0	2	0	0	0	1
3	0	0	0	0	1	1
3	0	0	0	0	0	1
3	0	1	0	0	1	0
2	0	0	0	0	2	1
1	1	1	1	0	0	0
0	0	0	0	0	0	0

BOTTOM

Houston Astros @ St. Louis Cardinals
 Busch Stadium, St. Louis, MO
 Thu Aug 20 1992, 7:05 PM CDT
 Att: 29,780 - Sunny - 76 F

livebaseballscorecards.com

AB	29
R	3
H	9
RBI	3
BB	0
SO	5
LOB	7



WP: 0	PA: 29
PB: 0	
SB: 1	
CS: 1	

Inning Stats		R: 0	H: 1	R: 0	H: 1	R: 0	H: 0	R: 1	H: 2	R: 0	H: 1	R: 1	H: 2	R: 0	H: 1	R: 1	H: 2	R: 0	H: 1
		E: 0	LOB: 0	E: 0	LOB: 1	E: 0	LOB: 0	E: 0	LOB: 0	E: 0	LOB: 1	E: 0	LOB: 0	E: 0	LOB: 0	E: 0	LOB: 0	E: 0	LOB: 0
		K: 0	BB: 0	K: 1	BB: 0	K: 2	BB: 0	K: 0	BB: 0	K: 1	BB: 0	K: 0	BB: 0	K: 0	BB: 0	K: 1	BB: 0	K: 0	BB: 0
		S: 9	P: 15	S: 13	P: 21	S: 9	P: 14	S: 7	P: 11	S: 9	P: 12	S: 10	P: 15	S: 11	P: 17	S: 10	P: 14	S: 10	P: 14

PITCHER		IP	WLS	BF	H	R	ER	SO	BB	IBB	HBP	BLK	WP	HR	S	P	ERA	WHIP
Butch Henry, L (1, 1)	ERA: 4.11	7.1	L	27	9	3	3	4	0	0	0	0	0	2	71	109	3.68	1.227
Xavier Hernandez, R (8, 1)	ERA: 2.33	0.2		2	0	0	0	1	0	0	0	0	0	7	10	0.00	0.000	

Batter	1	2	3	4	5	6	7	8	9	AB R H RBI BB SO LOB	TOP		
Craig Biggio, R (1, 4) OBP: 0.381, SLG: 0.383	2-3 K			4-2 S BB	0-2 1B 3B 1-H 2-H		4-1 E G4-3 BB	1-1 F9		3 1 1 2 2 1 2			
Steve Finley, L (1, 8) OBP: 0.327, SLG: 0.380	2-1 G3			0-1 P2	4-1 1B BB WP		1-1 G4-3		0-0 G3	4 1 0 0 1 0 2			
Luis Gonzalez, L (1, 7) OBP: 0.307, SLG: 0.408	2-0 F7			3-1 F7	2-0 1B S 1-H		2-1 E4 G5-4-3		1-1 1B	5 0 2 2 0 0 2			
5 Jeff Bagwell, R (1, 3) OBP: 0.345, SLG: 0.401		1-3 K		4-0 BB	2-2 G5-3 1-2		0-2 G5-4-3 1-2f		2-3 K	4 0 0 0 1 2 4			
Ernest Riles, L (1, 5) OBP: 0.212, SLG: 0.250		1-0 G4-3		1-3 K		1-3 K		1-0 BLK BB 1B	3-1 G6-3	5 1 1 0 0 2 3			
Pete Incaviglia, R (1, 9) OBP: 0.319, SLG: 0.424		2-1 G6-3			3-0 G6-3		0-1 E S 1B		4-1 BLK BB 1B	3 0 1 0 1 0 0 0 1 0 0 0 0 0			
Gerald Young, S (8, PR) OBP: 0.250, SLG: 0.122													
Juan Guerrero, R (1, 6) OBP: 0.279, SLG: 0.318			3-2 P4		2-3 K		0-2 F9		0-3 K	4 0 0 0 0 2 3			
Eddie Taubensee, L (1, 2) OBP: 0.268, SLG: 0.308			0-3 K		2-2 1B 3B 1B		4-2 BB		2-2 G4-3 WP 1B 1-H 2-H	3 1 2 2 1 1 0			
Brian Williams, R (1, 1) OBP: 0.174, SLG: 0.217			2-2 F9		0-1 3B 1B		0-3 K		1-0 G4-3	3 1 1 0 0 1 2 1 0 0 0 0 0 1 0 0 0 0 0 0 0 0 0 0 0 0 0 0			
Eric Anthony, L (8, PH) OBP: 0.296, SLG: 0.407													
Rob Murphy, L (8, 1)													
Joe Boever, R (9, 1)													
Inning Stats	R: 0 E: 0 K: 1 S: 6 H: 0 LOB: 0 BB: 0 P: 12	R: 0 E: 0 K: 1 S: 6 H: 0 LOB: 0 BB: 0 P: 10	R: 0 E: 0 K: 1 S: 9 H: 0 LOB: 0 BB: 0 P: 14	R: 0 E: 0 K: 1 S: 10 H: 0 LOB: 2 BB: 2 P: 22	R: 4 E: 0 K: 1 S: 18 H: 4 LOB: 1 BB: 1 P: 33	R: 0 E: 0 K: 2 S: 17 H: 1 LOB: 2 BB: 1 P: 22	R: 0 E: 1 K: 0 S: 8 H: 0 LOB: 1 BB: 1 P: 15	R: 2 E: 0 K: 1 S: 13 H: 2 LOB: 2 BB: 1 P: 22	R: 0 E: 0 K: 1 S: 8 H: 1 LOB: 1 BB: 0 P: 14	1B: 7 2B: 0 3B: 1 HR: 0 SF: 0 SAC: 0 DP: 1 HBP: 0	WP: 2 PB: 0 SB: 3 CS: 0 PA: 41		
PITCHER	IP WLS BF H R ER SO BB IBB HBP BLK WP HR S P ERA WHIP											PITCHER	IP WLS BF H R ER SO BB IBB HBP BLK WP HR S P ERA WHIP
Andy Ashby, R (1, 1) ERA: 5.18	5.0 L 22 4 4 4 5 3 0 0 0 1 0 49 91 7.20 1.400												
Kyle Abbott, L (6, 1) ERA: 4.58	2.0 9 1 0 0 2 2 0 0 0 0 0 25 37 0.00 1.500												
Cliff Brantley, R (8, 1) ERA: 4.6	1.0 6 2 2 2 1 1 0 0 1 1 0 13 22 18.00 3.000												
Greg Mathews, L (9, 1) ERA: 3.6	1.0 4 1 0 0 1 0 0 0 0 0 0 8 14 0.00 1.000												

Houston Astros @ Philadelphia Phillies
Veterans Stadium, Philadelphia, PA
Fri Aug 21 1992, 7:05 PM EDT
Att. 20,787 - Sunny - 76 F

livebaseballscorecards.com

AB	35
R	6
H	8
RBI	6
BB	6
SO	9
LOB	19



Batter	1	2	3	4	5	6	7	8	9	AB R H RBI BB SO LOB	TOP																	
Craig Biggio, R OBP: 0.384, SLG: 0.386 (1, 4)	3-2 P2		4-1 SH1-3 2B BB	0-0 1B			1B BB		1-3 K	4 2 2 0 2 1 2																		
Gerald Young, S OBP: 0.283, SLG: 0.156 (1, 8) (8, 9)	2-1 P4		0-1 SH1-3	0-2 G5-3			2-2 S 5 3B 1B	2-0 FC4-6 1B	4-1 5 BB 1B BB	4 1 2 0 1 0 1																		
Ken Caminiti, S OBP: 0.348, SLG: 0.425 (1, 5)	1-3 K		2-2 5 G6-3 1B 2B		3-2 F7		2-3 K	1-0 FC4-6 5 2B FC4-6	1-1 5 BB 1B	6 2 2 3 0 2 3																		
5 Jeff Bagwell, R OBP: 0.349, SLG: 0.413 (1, 3)		1-0 E SF7 2B	0-1 G6-3		2-0 F9		1-2 1B 3B	1-0 FC4-6 2B	4-2 BB	5 2 3 3 1 0 1																		
Eric Anthony, L OBP: 0.301, SLG: 0.408 Doug Jones, R (8, 1)		1-1 E6 G5-3 2B	2-2 3-H 1B		2-3 K		1-2 HR 1B	4-0 FC4-6 IBB	0-3 K	4 1 2 2 1 1 1 1 0 0 0 0 1 3																		
Pete Incaviglia, R OBP: 0.318, SLG: 0.433 Xavier Hernandez, L (7, 1)		2-1 SF7	1-2 P4			2-1 G5-3	2-2 HR	1-2 FC4-6	0-0 G4-3	3 1 1 3 0 0 1 0 0 0 0 0 0 0 2 0 0 1 0 0 5																		
Steve Finley, L OBP: 0.326, SLG: 0.378 (8, 8)																												
Rafael Ramirez, R OBP: 0.278, SLG: 0.302 (1, 6)		0-1 G5-3		1-1 E5 WP G4-3		0-1 F7	2-0 1B FC1-6 1B	1-2 FC4-6		5 2 1 0 0 0 3	AB 44 R 14 H 18 RBI 14 BB 5 SO 5 LOB 23																	
Scott Servais, R OBP: 0.251, SLG: 0.233 (1, 2)		2-0 G6-3		1-2 G4-3		0-0 1B	2-1 FC1-6 1B		1-1 WP 1B 1B	5 1 3 1 0 0 1																		
Pete Harnisch, S OBP: 0.180, SLG: 0.229 Juan Guerrero, R OBP: 0.276, SLG: 0.315 Willie Blair, R OBP: 0.167, SLG: 0.091 Luis Gonzalez, L OBP: 0.309, SLG: 0.409 (7, 7)			2-1 SH1-3 2B 1B		0-0 G1-3		2-0 L6	1-1 FC1-6 2B	2-2 1B WP 5 BB 1B	2 1 1 0 0 0 0 1 0 0 0 0 0 1 0 0 0 0 0 0 0 2 1 1 1 0 0 1																		
Inning Stats	R: 0 E: 0 K: 1 S: 10	H: 0 LOB: 0 BB: 0 P: 16	R: 1 E: 1 K: 0 S: 8	H: 1 LOB: 1 BB: 0 P: 14	R: 3 E: 0 K: 0 S: 16	H: 3 LOB: 1 BB: 1 P: 27	R: 1 E: 1 K: 0 S: 11	H: 1 LOB: 1 BB: 0 P: 13	R: 0 E: 0 K: 1 S: 10	H: 0 LOB: 0 BB: 0 P: 17	R: 0 E: 0 K: 0 S: 6	H: 1 LOB: 1 BB: 0 P: 10	R: 6 E: 0 K: 1 S: 25	H: 7 LOB: 2 BB: 1 P: 41	R: 1 E: 0 K: 0 S: 10	H: 2 LOB: 2 BB: 1 P: 20	R: 2 E: 0 K: 2 S: 18	H: 3 LOB: 3 BB: 2 P: 31	1B: 12 2B: 4 3B: 1 HR: 1	SF: 1 SAC: 1 DP: 0 HBP: 0	WP: 2 PB: 0 SB: 1 CS: 0	PA: 51						
PITCHER	IP	WLS	BF	H	R	ER	SO	BB	IBB	HBP	BLK	WP	HR	S	P	ERA	WHIP											
Terry Mulholland, L ERA: 3.69	(1, 1)	6.0		27	6	5	4	2	1	0	0	0	1	0	61	97	6.00	1.167										
Mike Hartley, R ERA: 3.79	(7, 1)	0.1	L	4	2	3	3	1	1	0	0	0	0	0	12	20	81.00	9.000										
Kyle Abbott, L ERA: 4.81	(7, 1)	0.0		3	3	2	2	0	0	0	0	0	0	1	8	13	∞	∞										
Bob Ayrault, R ERA: 3.94	(7, 1)	1.2		9	4	2	2	0	0	1	0	0	0	0	15	28	10.80	2.400										
Mitch Williams, L ERA: 4.23	(9, 1)	1.0		8	3	2	2	2	2	0	0	0	1	0	18	31	18.00	5.000										

Houston Astros @ Philadelphia Phillies
Veterans Stadium, Philadelphia, PA

livebaseballscorecards.com



Sat Aug 22 1992, 7:05 PM EDT
Att. 22,345 - Cloudy - 80 F

BOTTOM

Houston Astros @ Philadelphia Phillies
Veterans Stadium, Philadelphia, PA

livebaseballscorecards.com

AB 40
R 9
H 13
RBI 9
BB 2
SO 8
LOB 17



WP: 0 PA: 42
PB: 0
SB: 1
CS: 0

Sat Aug 22 1992, 7:05 PM EDT
Att: 22,345 - Cloudy - 80 F

AB R H RBI BB SO LOB

5	2	3	3	0	0	0
4	1	2	2	1	2	1
5	0	1	1	0	1	3
4	0	1	1	1	3	2
5	1	1	1	0	1	5
5	2	2	1	0	0	2
4	0	0	0	0	0	1
0	0	0	0	0	0	0
4	2	2	0	0	0	0
2	0	0	0	0	1	3
1	0	0	0	0	0	0
0	0	0	0	0	0	0
0	0	0	0	0	0	0
0	0	0	0	0	0	0
1	1	1	0	0	0	0

Batter	1	2	3	4	5	6	7	8	9
Stan Javier, S OBP: 0.339, SLG: 0.321 (1, 7) (9, 8)	1-1 L9	3-2 3B 2B 1-H 2-H		2-1 G3-4			3-2 BB 1B		2-1 1B 1B
Mariano Duncan, R OBP: 0.296, SLG: 0.392 (1, 4)	4-1 1B BB	1-1 3B 2-H		2-3 K			2-3 SAFE K		2-2 F8 1B 1B 1-2 2-H
John Kruk, L OBP: 0.427, SLG: 0.458 (1, 9)	1-2 P7	2-0 G3-1					0-2 P5		0-0 DI 1B 1-2 2-H
Darren Daulton, L OBP: 0.388, SLG: 0.542 (1, 2)	3-2 1B 2-H			2-3 K			4-0 BB 1-2		3-3 K
Dave Hollins, S OBP: 0.357, SLG: 0.440 (1, 5)	2-3 K			2-2 HR			0-0 G3		0-0 F8 2-3
Ricky Jordan, R OBP: 0.271, SLG: 0.382 (1, 3)		0-1 1B 2B 1B		0-0 G3			0-1 HR		0-2 L3 1-2
Braulio Castillo, R OBP: 0.105, SLG: 0.158 Mitch Williams, L OBP: 0.333, SLG: 0.333 (1, 8) (9, 1)		0-2 P5		1-1 G6-3			1-0 G3-1		2-1 G3
Juan Bell, R OBP: 0.296, SLG: 0.360 (1, 6)		1-0 2B 1B 1-2		0-0 G3-4 3B			0-2 G5-3		0-2 P6
Terry Mulholland, R OBP: 0.125, SLG: 0.101 Tom Marshall, R OBP: 0.300, SLG: 0.361 Mike Hartley, R OBP: 0.107, SLG: 0.111 Bob Ayrault, R OBP: 0.299, SLG: 0.311 (1, 1) (6, PH) (7, 1) (7, 1) (7, 1) (9, 7)		0-0 P2		0-3 K			0-0 G5-3		0-0 1B 1B

Inning Stats	R: 1	H: 1	E: 0	K: 1	S: 12	H: 1	LOB: 1	BB: 1	P: 23	R: 3	H: 4	E: 0	K: 0	S: 19	R: 1	H: 1	E: 0	K: 1	S: 9	R: 0	H: 0	E: 0	K: 2	S: 8	R: 1	H: 1	E: 0	K: 0	S: 7	R: 0	H: 1	E: 0	K: 1	S: 15	R: 0	H: 0	E: 0	K: 0	S: 7	R: 2	H: 4	E: 0	K: 1	S: 18	1B: 8	2B: 1	3B: 2	SF: 0	SAC: 0	DP: 0	HBP: 0	WP: 0	PA: 42
--------------	------	------	------	------	-------	------	--------	-------	-------	------	------	------	------	-------	------	------	------	------	------	------	------	------	------	------	------	------	------	------	------	------	------	------	------	-------	------	------	------	------	------	------	------	------	------	-------	-------	-------	-------	-------	--------	-------	--------	-------	--------

PITCHER	IP	WLS	BF	H	R	ER	SO	BB	IBB	HBP	BLK	WP	HR	S	P	ERA	WHIP
Pete Harnisch, R ERA: 4.01 (1, 1)	5.0		23	7	6	6	6	1	0	0	0	0	1	57	87	10.80	1.600
Willie Blair, R ERA: 4.01 (6, 1)	1.0	W	4	1	1	1	0	0	0	0	0	0	1	7	8	9.00	1.000
Xavier Hernandez, R ERA: 2.3 (7, 1)	1.0		5	1	0	0	1	1	0	0	0	0	0	15	27	0.00	2.000
Doug Jones, R ERA: 2.2 (8, 1)	2.0		10	4	2	2	1	0	0	0	0	0	0	25	34	9.00	2.000

Batter	1	2	3	4	5	6	7	8	9	AB R H RBI BB SO LOB
Stan Javier, S OBP: 0.336, SLG: 0.315 (1, 8)	3-2 G4-3		3-1 G3-1		1-1 G4-3		1-1 G5-3		4-1 BB	4 0 0 0 1 0 0
Mickey Morandini, L OBP: 0.307, SLG: 0.356 (1, 4)	0-0 L7		2-2 2B		1-1 G6-3		0-1 F7		0-1 L7	5 0 1 0 0 0 2
John Kruk, L OBP: 0.429, SLG: 0.465 (1, 9)	1-1 HR		4-1 BB			2-2 G1-3		4-1 BB		2 1 1 1 2 0 0
Darren Daulton, L OBP: 0.387, SLG: 0.542 (1, 2)	2-3 K		0-3 K			0-0 2B		0-2 P2		4 0 1 0 0 2 3
Dave Hollins, S OBP: 0.356, SLG: 0.437 (1, 5)			3-2 F7			4-1 BB		0-3 K		3 0 0 0 1 1 3
Ricky Jordan, R OBP: 0.271, SLG: 0.379 (1, 3)			1-2 G3 1B 1B		2-2 G5-3		0-0 E4 FC6-4		1-0 G3	4 0 1 0 0 0 3
Ruben Amaro Jr, S OBP: 0.302, SLG: 0.314 (1, 7)			0-0 G3 1B		0-1 P6		1-3 K		0-2 FC4-6 1B	4 0 2 0 0 1 3
Juan Bell, R OBP: 0.267, SLG: 0.321 (1, 6)			1-0 G3		3-1 G4-3		1-0 FC6-4		0-0 FC4-6 G3-1	3 0 0 0 0 0 5 1 0 0 0 0 0 1
Mariano Duncan, R (9, PH) OBP: 0.296, SLG: 0.392			1-2 2-3				1-2f		1-2f	
Curt Schilling, R OBP: 0.167, SLG: 0.170 (1, 1)			1-2 F7		3-3 K		2-1 F8		2-2 G3-1	3 0 0 0 0 1 2 1 0 0 0 0 0 1
Jeff Grotewold, L (9, PH) OBP: 0.347, SLG: 0.533										

Inning Stats	R: 1 E: 0 K: 1 S: 10	H: 1 LOB: 0 BB: 0 P: 16	R: 0 E: 0 K: 0 S: 12	H: 2 LOB: 2 BB: 0 P: 16	R: 0 E: 0 K: 1 S: 12	H: 1 LOB: 2 BB: 1 P: 24	R: 0 E: 0 K: 0 S: 7	H: 0 LOB: 0 BB: 0 P: 12	R: 0 E: 0 K: 1 S: 7	H: 0 LOB: 0 BB: 0 P: 12	R: 0 E: 1 K: 1 S: 10	H: 1 LOB: 3 BB: 1 P: 18	R: 0 E: 0 K: 0 S: 6	H: 0 LOB: 0 BB: 0 P: 9	R: 0 E: 0 K: 1 S: 9	H: 0 LOB: 1 BB: 1 P: 14	R: 0 E: 0 K: 0 S: 12	H: 1 LOB: 2 BB: 1 P: 18	1B: 3 2B: 2 3B: 0 HR: 1	SF: 0 SAC: 0 DP: 0 HBP: 0
--------------	-------------------------------	----------------------------------	-------------------------------	----------------------------------	-------------------------------	----------------------------------	------------------------------	----------------------------------	------------------------------	----------------------------------	-------------------------------	----------------------------------	------------------------------	---------------------------------	------------------------------	----------------------------------	-------------------------------	----------------------------------	----------------------------------	------------------------------------

PITCHER	IP	WLS	BF	H	R	ER	SO	BB	IBB	HBP	BLK	WP	HR	S	P	ERA	WHIP
Jimmy Jones, R ERA: 3.94 (1, 1)	6.0	W	26	5	1	1	4	2	0	0	0	0	1	58	98	1.50	1.167
Al Osuna, L ERA: 3.7 (7, 1)	1.1		5	0	0	0	0	1	0	0	0	0	0	10	17	0.00	0.750
Xavier Hernandez, R ERA: 2.29 (8, 1)	0.2		2	0	0	0	1	0	0	0	0	0	0	5	6	0.00	0.000
Doug Jones, R ERA: 2.17 (9, 1)	1.0	S	5	1	0	0	0	1	0	0	0	0	0	12	18	0.00	2.000

BOTTOM

Houston Astros @ Philadelphia Phillies
Veterans Stadium, Philadelphia, PA

Sun Aug 23 1992, 3:33 AM EDT
Att: 27,130 - Sunny - 83 F

AB	34
R	1
H	6
RBI	1
BB	4
SO	5
LOB	23

WP: 0 PA: 38
PB: 0 SB: 1
CS: 0




PITCHER	IP	WLS	BF	H	R	ER	SO	BB	IBB	HBP	BLK	WP	HR	S	P	ERA	WHIP
---------	----	-----	----	---	---	----	----	----	-----	-----	-----	----	----	---	---	-----	------

Batter	1	2	3	4	5	6	7	8	9	10	11	12	13	AB R H RBI BB SO LOB	
Craig Biggio, R OBP: 0.381, SLG: 0.381 (1, 4)	1-1 F9		0-0 B3		2-3 K			1-1 F7		0-0 1B F7-2 1B		2-1 F8		6 0 1 0 0 1 0	
Gerald Young, S OBP: 0.322, SLG: 0.200 (1, 8)	1-2 G6-4-3 1B		2-1 CS 1B			1-0 P6		4-2 CS BB		2-2 F7-2 1B		0-1 F9		5 0 3 0 1 0 0	
Ken Caminiti, S OBP: 0.347, SLG: 0.427 (1, 5)	1 SAFE G6-4-3		1-1 CS	3-2 2B		1-2 F8		1-1 5 BB 1B		1-0 F7-2		1-2 2B		6 1 3 0 0 0 3	
5 Jeff Bagwell, R OBP: 0.351, SLG: 0.411 (1, 3)		0-0 F8		1-1 F9		3-1 G4-3		4-1 1B BB		4-0 FC4-6 IBB		4-0 IBB		3 0 0 0 3 0 1	
Pete Incaviglia, R OBP: 0.314, SLG: 0.424 (1, 7)		1-0 G3		2-0 F7		1-2 G3		3-2 P7		1-2 FC4-6		0-3 K		4 0 0 0 0 0 3	
Eddie Taubensee, L OBP: 0.266, SLG: 0.306 (10, 2)														2 0 0 0 0 1 4	
Eric Anthony, L OBP: 0.300, SLG: 0.409 (1, 9)		0-2 3B 1B		1-2 2B		2-2 P7			0-3 K		1-3 K		1-3 K	6 1 2 1 0 3 0	
Andujar Cedeno, R OBP: 0.282, SLG: 0.374 (1, 6)		0-0 1H 3B		1-2 P9		1-1 HR			4-2 BB		0-2 1B F7-2 2B		1-2 DI 1B	5 1 4 2 1 0 1	
Scott Servais, R OBP: 0.247, SLG: 0.229 (1, 2)		2-1 F8				2-2 1B			0-1 P6		0-0 DI 1B		2-2 F8	3 0 1 0 0 0 1	
Luis Gonzalez, L OBP: 0.308, SLG: 0.405 (9, PH) (10, 7)						2-1 F8			0-1 P6		2-3 1B		2-3 F8	3 0 1 0 0 0 2	
Denny Hite, R Steve Cundy, L Al Osuna, R Xavier Hernandez, L Ernest Rizo, L Doug Jones, R Casey Candella, S Joe Boever, R Juan Guzman, R			0-3 K		1-2 F8			0-1 F7		1 SAFE F9		2-2 F7-2		2-3 K	2 0 0 0 0 0 1 0 0 0 0 0 0 0 0 0 1 0 0 0 0 0 0 0 0 0 0 0 0 0 0 0 1 0 0 0 0 0 0 0 1 0 0 0 0 0 0 0 1 0 0 0 0 0 0 0 1 0 0 0 0 0 0 0

Inning Stats	R: 0	H: 1	E: 0	LOB: 0	K: 0	BB: 0	S: 7	P: 9	R: 1	H: 2	E: 0	LOB: 1	K: 0	BB: 0	S: 8	P: 11	R: 0	H: 1	E: 0	LOB: 0	K: 1	BB: 0	S: 8	P: 13	R: 1	H: 2	E: 0	LOB: 1	K: 0	BB: 0	S: 14	P: 22	R: 0	H: 0	E: 0	LOB: 0	K: 0	BB: 0	S: 8	P: 13	R: 0	H: 0	E: 0	LOB: 0	K: 0	BB: 0	S: 6	P: 11	R: 1	H: 2	E: 0	LOB: 1	K: 0	BB: 0	S: 13	P: 19	R: 0	H: 1	E: 0	LOB: 2	K: 1	BB: 1	S: 8	P: 12	R: 0	H: 2	E: 0	LOB: 1	K: 0	BB: 1	S: 8	P: 16	R: 0	H: 2	E: 0	LOB: 2	K: 1	BB: 1	S: 10	P: 13	R: 0	H: 1	E: 0	LOB: 2	K: 1	BB: 1	S: 10	P: 17	R: 0	H: 1	E: 0	LOB: 1	K: 2	BB: 0	S: 13	P: 19	R: 0	H: 1	E: 0	LOB: 1	K: 2	BB: 0	S: 13	P: 19
PITCHER	IP	WLS	BF	H	R	ER	SO	BB	IBB	HBP	BLK	WP	HR	S	P	ERA	WHIP																			IP	WLS	BF	H	R	ER	SO	BB	IBB	HBP	BLK	WP	HR	S	P	ERA	WHIP																																																				
Rheal Cormier, L ERA: 4.28 (1, 1)	6.0		22	6	2	2	2	0	0	0	0	0	0	51	76	3.00	1.000																			Lee Smith, R ERA: 3.02 (13, 1)	1.0	S	4	1	0	0	2	0	0	0	0	0	0	0	13	19	0.00	1.000																																																		
Mike Perez, R ERA: 1.55 (7, 1)	2.0		10	3	1	1	0	2	0	0	0	0	1	24	43	4.50	2.500																																																																																							
Todd Worrell, R ERA: 2.68 (9, 1)	2.0		9	2	0	0	1	1	1	0	0	0	0	16	28	0.00	1.500																																																																																							
Bob McClure, L ERA: 2.72 (11, 1)	0.1		3	2	0	0	1	0	0	0	0	0	0	7	8	0.00	6.000																																																																																							
Cris Carpenter, R ERA: 3.28 (11, 1)	1.2	W	6	1	0	0	1	0	1	0	0	0	0	13	22	0.00	0.600																																																																																							

St. Louis Cardinals @ Houston Astros
Astrodome, Houston, TX
Tue Aug 25 1992, 8:05 PM EDT
Att: 10,434 - Dome - 70 F

AB	49
R	3
H	15
RBI	3
BB	5
SO	7
LOB	20



WP: 0	PA: 55
PB: 0	
SB: 1	
CS: 2	

Batter	1	2	3	4	5	6	7	8	9	10	AB R H RBI BB SO LOB	TOP																
Bernard Gilkey, R OBP: 0.348, SLG: 0.399 (1, 7)	2-3 K		3-2 P2		1-0 P4		0-0 2B			2-3 K	5 0 1 0 0 2 0																	
Ozzie Smith, S OBP: 0.369, SLG: 0.337 (1, 6)	1-2 1B		0-0 L7			0-1 1B	1-2 F7			0-0 L7	5 0 2 0 0 0 1																	
Felix Jose, S OBP: 0.356, SLG: 0.440 (1, 9)	1-3 K			1-2 G3-1		1-3 K			0-1 L9	1-3 K	5 1 1 0 0 3 2																	
Andres Galarraga, R OBP: 0.273, SLG: 0.362 (1, 3)	2-2 G4-3			2-2 G3-1		0-1 FC6-4			0-0 G6-3		4 1 0 1 0 0 2																	
Ray Lankford, L OBP: 0.366, SLG: 0.463 (1, 8)		2-2 E4		2-3 K		4-0 2B			1-0 E3		3 1 0 0 1 1 0																	
Tracy Woodson, R OBP: 0.352, SLG: 0.453 (1, 5)		0-1 FC4-6		0-0 P3		0-1 WP			1-1 F7		4 1 1 2 0 0 2																	
Geronimo Pena, S OBP: 0.370, SLG: 0.471 (1, 4)		0-3 K			3-2 HR	2-2 P4			4-0 B3-6-4		3 1 1 1 1 1 1																	
Tom Pagnozzi, R OBP: 0.292, SLG: 0.373 (1, 2)		1-2 P4			2-3 K		0-3 K		0-0 B3-6-4		4 0 0 0 0 2 2																	
Bob Tewksbury, R OBP: 0.098, SLG: 0.052 (7, PH)		1-2 G6-3			0-0 G6-3		0-0 2B		2-2 P5		2 0 0 0 0 0 0																	
Rex Hudler, R OBP: 0.273, SLG: 0.394 (7, 1)											1 0 1 0 0 0 0																	
Cris Carpenter, R OBP: 0.500, SLG: 0.500 (8, 1)											0 0 0 0 0 0 0																	
Bob McClure, R (8, 1)											0 0 0 0 0 0 0																	
Gerald Perry, L OBP: 0.307, SLG: 0.318 (9, PH)											1 0 0 0 0 0 0																	
Mike Perez, R (9, 1)											0 0 0 0 0 0 0																	
Inning Stats	R: 0 E: 0 K: 2 S: 12	H: 1 LOB: 1 BB: 0 P: 18	R: 0 E: 1 K: 1 S: 12	H: 0 LOB: 1 BB: 0 P: 15	R: 0 E: 0 K: 0 S: 8	H: 1 LOB: 0 BB: 0 P: 12	R: 1 E: 0 K: 1 S: 11	H: 1 LOB: 0 BB: 0 P: 16	R: 1 E: 0 K: 1 S: 8	H: 2 LOB: 0 BB: 1 P: 19	R: 0 E: 1 K: 0 S: 7	H: 0 LOB: 1 BB: 0 P: 8	R: 0 E: 0 K: 0 S: 4	H: 0 LOB: 0 BB: 1 P: 10	R: 0 E: 0 K: 2 S: 7	H: 0 LOB: 0 BB: 0 P: 10	1B: 3 2B: 3 3B: 0 HR: 1	SF: 0 SAC: 0 DP: 1 HBP: 0	WP: 1 PB: 0 SB: 2 CS: 0	PA: 39								
PITCHER	IP WLS BF H R ER SO BB IBB HBP BLK WP HR S P ERA WHIP																											
Butch Henry, L ERA: 4.22 (1, 1)	6.2		28	7	5	5	7	1	0	0	0	1	1	68	99	6.75	1.200											
Willie Blair, R ERA: 3.91 (7, 1)	1.1		5	0	0	0	0	0	0	0	0	0	0	11	13	0.00	0.000											
Xavier Hernandez, R ERA: 2.18 (9, 1)	2.0	W	6	0	0	0	2	1	0	0	0	0	0	11	20	0.00	0.500											

St. Louis Cardinals @ Houston Astros
Astrodome, Houston, TX
Wed Aug 26 1992, 8:05 PM EDT
Att. 7,850 - Dome - 70 F

livebaseballscorecards.com

AB 37
R 5
H 7
RBI 4
BB 2
SO 9
LOB 10



Batter	1	2	3	4	5	6	7	8	9	AB R H RBI BB SO LOB	TOP									
Milt Thompson, L (1, 7) OBP: 0.357, SLG: 0.415	2-3 K		0-0 FC6-4 1B			2-1 E4 1B		2-2 G6-3		4 1 1 0 0 1 0										
Geronimo Pena, S (1, 4) OBP: 0.366, SLG: 0.472	2-1 F7		1-1 FC6-4 CS			0-0 F7		1-2 F8 2B		4 0 1 0 0 0 2										
Ray Lankford, L (1, 8) OBP: 0.365, SLG: 0.461	0-0 P9		2-2 CS		1-2 G4-3 1B	0-0 P7		2-0 F8		4 0 1 0 0 0 2										
Felix Jose, S (1, 9) OBP: 0.357, SLG: 0.444		0-1 G6-3 2B		1-2 G4-3		3-2 1B		3-1 F8		4 0 2 1 0 0 2										
Andres Galarraga, R (1, 3) OBP: 0.270, SLG: 0.357		1-0 G5-3		1-0 G4-3		1-0 F9		3-2 L7		4 0 0 0 0 0 2										
Tracy Woodson, R (1, 5) OBP: 0.328, SLG: 0.421		0-2 G6-3			2-1 G1-3		0-0 L8		3-2 G6-3	4 0 0 0 0 0 1										
Rich Gedman, L (1, 2) OBP: 0.257, SLG: 0.281		4-2 BB			1-3 K		2-2 G4-3		3-3 K	3 0 0 0 1 2 0	AB 31 R 1 H 5 RBI 1 BB 3 SO 4 LOB 13									
Tim Jones, L (1, 6) OBP: 0.245, SLG: 0.212		1-0 L9			4-2 BB		4-1 FC4-6 BB			1 0 0 0 2 0 2										
Donovan Osborne, S (1, 1) OBP: 0.130, SLG: 0.174			2-2 G4-3			2-3 K		2-0 FC4-6		2 0 0 0 0 1 1										
Jose DeLeon, R (5, 1) OBP: 0.130, SLG: 0.048										0 0 0 0 0 0 0										
Gerald Perry, L (7, PH) OBP: 0.299, SLG: 0.315										1 0 0 0 0 0 1										
Bob McClure, R (7, 1)										0 0 0 0 0 0 0										
Cris Carpenter, R (7, 1) OBP: 0.500, SLG: 0.500										0 0 0 0 0 0 0										
Inning Stats	R: 0 E: 0 K: 1 S: 7	H: 0 LOB: 0 BB: 0 P: 11	R: 0 E: 0 K: 0 S: 12	H: 1 LOB: 2 BB: 1 P: 18	R: 0 E: 0 K: 0 S: 10	H: 1 LOB: 0 BB: 0 P: 14	R: 0 E: 0 K: 2 S: 10	H: 0 LOB: 1 BB: 1 P: 19	R: 1 E: 1 K: 0 S: 11	H: 1 LOB: 1 BB: 0 P: 17	R: 0 E: 0 K: 0 S: 7	H: 0 LOB: 1 BB: 1 P: 15	R: 0 E: 0 K: 0 S: 9	H: 1 LOB: 1 BB: 0 P: 17	R: 0 E: 0 K: 1 S: 10	H: 0 LOB: 0 BB: 0 P: 19	1B: 3 2B: 2 3B: 0 HR: 0	SF: 0 SAC: 0 DP: 1 HBP: 0	WP: 0 PB: 0 SB: 1 CS: 1	PA: 35
PITCHER	IP WLS BF H R ER SO BB IBB HBP BLK WP HR S P ERA WHIP																			
Brian Williams, R (1, 1) ERA: 3.24	8.0 W 31 5 1 0 3 3 0 0 0 0 0 0 73 121 0.00 1.000																			
Joe Boever, R (9, 1) ERA: 2.75	1.0 3 0 0 0 1 0 0 0 0 0 0 0 10 19 0.00 0.000																			

St. Louis Cardinals @ Houston Astros
Astrodome, Houston, TX
Thu Aug 27 1992, 8:05 PM EDT
Att. 8,584 - Dome - 70 F

livebaseballscorecards.com



Batter	1	2	3	4	5	6	7	8	9	AB	R	H	RBI	BB	SO	LOB
--------	---	---	---	---	---	---	---	---	---	----	---	---	-----	----	----	-----

Craig Biggio, R <small>(1, 4)</small> <small>OBP: 0.382, SLG: 0.383</small>										4	1	3	1	0	1	0
Gerald Young, S <small>(1, 8)</small> <small>(9, 9)</small> <small>OBP: 0.313, SLG: 0.224</small>										3	0	0	0	0	1	3
Ken Caminiti, S <small>(1, 5)</small> <small>OBP: 0.353, SLG: 0.430</small>										3	1	1	1	1	1	2
5 Jeff Bagwell, R <small>(1, 3)</small> <small>OBP: 0.350, SLG: 0.407</small>										3	0	0	0	1	1	2
Eric Anthony, L <small>(1, 9)</small> <small>OBP: 0.301, SLG: 0.405</small>										4	0	0	0	0	1	1
Joe Boever, R <small>(9, 1)</small>										0	0	0	0	0	0	0
Andujar Cedeno, R <small>(1, 6)</small> <small>OBP: 0.298, SLG: 0.393</small>										3	1	1	0	1	1	0
Luis Gonzalez, L <small>(1, 7)</small> <small>OBP: 0.313, SLG: 0.422</small>										4	1	1	1	0	0	1
Eddie Taubensee, L <small>(1, 2)</small> <small>OBP: 0.269, SLG: 0.321</small>										3	1	2	1	0	0	0
Brian Williams, R <small>(1, 1)</small> <small>OBP: 0.154, SLG: 0.192</small>										3	0	0	0	0	2	2
Steve Finley, L <small>(9, 8)</small> <small>OBP: 0.328, SLG: 0.377</small>										0	0	0	0	0	0	0

Inning Stats	R: 0 E: 0 K: 3 S: 9	H: 0 LOB: 0 BB: 0 P: 14	R: 0 E: 0 K: 2 S: 12	H: 0 LOB: 0 BB: 0 P: 15	R: 0 E: 0 K: 1 S: 9	H: 0 LOB: 0 BB: 0 P: 14	R: 2 E: 0 K: 0 S: 11	H: 2 LOB: 0 BB: 1 P: 17	R: 2 E: 0 K: 1 S: 14	H: 4 LOB: 2 BB: 0 P: 17	R: 0 E: 0 K: 0 S: 18	H: 0 LOB: 1 BB: 1 P: 31	R: 1 E: 0 K: 0 S: 16	H: 2 LOB: 2 BB: 1 P: 26	R: 0 E: 0 K: 1 S: 8	H: 0 LOB: 0 BB: 0 P: 13	1B: 3 2B: 4 3B: 0 HR: 1	SF: 0 SAC: 1 DP: 1 HBP: 0
--------------	------------------------------	----------------------------------	-------------------------------	----------------------------------	------------------------------	----------------------------------	-------------------------------	----------------------------------	-------------------------------	----------------------------------	-------------------------------	----------------------------------	-------------------------------	----------------------------------	------------------------------	----------------------------------	----------------------------------	------------------------------------

PITCHER	IP	WLS	BF	H	R	ER	SO	BB	IBB	HBP	BLK	WP	HR	S	P	ERA	WHIP
Donovan Osborne, L	(1, 1)	4.1	L	19	6	4	4	7	1	0	0	1	0	53	73	8.31	1.615
Jose DeLeon, R	(5, 1)	1.2		6	0	0	0	1	0	0	0	0	0	20	35	0.00	0.600
Bob McClure, L	(7, 1)	0.2		5	2	1	1	0	1	0	0	0	1	13	22	13.50	4.500
Cris Carpenter, R	(7, 1)	1.1		4	0	0	0	1	0	0	0	0	0	11	17	0.00	0.000

BOTTOM

St. Louis Cardinals @ Houston Astros
Astrodome, Houston, TX
 Thu Aug 27 1992, 8:05 PM EDT
 Att. 8,584 - Dome - 70 F

AB	30
R	5
H	8
RBI	4
BB	3
SO	8
LOB	11



WP: 1	PA: 34
PB: 0	
SB: 0	
CS: 0	

Batter	1	2	3	4	5	6	7	8	9
Craig Biggio, R OBP: 0.384, SLG: 0.383 (1, 4)	1-0 2B HBP	1-1 F7		2-2 1B 1B		4-2 BB		0-1 F9	
Steve Finley, L OBP: 0.333, SLG: 0.384 (1, 8)	2-1 5 1B 2B		3-2 CS 1B	1-0 5 BB 1B		2-1 P6		0-0 G4-3 1B	
Luis Gonzalez, L OBP: 0.314, SLG: 0.421 (1, 7)	1-2 L8		1-2 1B	2-0 5 BB 1B		1-0 F9		1-0 G4-3	
5 Jeff Bagwell, R OBP: 0.350, SLG: 0.405 (1, 3)	3-2 2B 1B		0-1 F9	4-2 1B BB			2-2 G6-3	0-0 F8	
Eric Anthony, L OBP: 0.303, SLG: 0.407 (1, 9) Gerald Young, S OBP: 0.313, SLG: 0.224 (7, PR) (8, 9)	1-1 F8 2B		3-3 K	1-3 K			4-1 S 1B BB		
Ken Caminiti, S OBP: 0.354, SLG: 0.434 (1, 5)	2-1 F8			3-1 WP FC5-2-5 2B	1-1 G4-3		2-2 1B		
Andujar Cedeno, R OBP: 0.289, SLG: 0.379 (1, 6)	0-0 F9			2-3 K	2-0 F8		1-2 G6-3		
Eddie Taubensee, L OBP: 0.273, SLG: 0.326 (1, 2)		0-0 L8		4-2 1B BB	2-3 K			2-0 F9 1B 2B	
Pete Harnisch, S OBP: 0.170, SLG: 0.216 (1, 1) Ernest Riles, L OBP: 0.229, SLG: 0.242 (8, PH) Rob Murphy, L (9, 1)		0-1 G5-3		0-0 FC5-2-5 1B 1B		2-3 K		4-2 G4-3 1B BB	

Inning Stats	R: 3	H: 3	E: 0	K: 15	S: 15	LOB: 1	BB: 0	P: 24	R: 0	H: 0	E: 0	K: 5	S: 5	LOB: 0	BB: 0	P: 6	R: 0	H: 2	E: 0	K: 11	S: 11	LOB: 1	BB: 0	P: 18	R: 3	H: 4	E: 0	K: 2	S: 25	LOB: 3	BB: 2	P: 44	R: 0	H: 0	E: 0	K: 6	S: 6	LOB: 0	BB: 0	P: 11	R: 0	H: 0	E: 0	K: 10	S: 10	LOB: 1	BB: 1	P: 19	R: 1	H: 1	E: 0	K: 0	S: 11	LOB: 1	BB: 1	P: 19	R: 1	H: 2	E: 0	K: 8	S: 8	LOB: 2	BB: 1	P: 15
--------------	------	------	------	-------	-------	--------	-------	-------	------	------	------	------	------	--------	-------	------	------	------	------	-------	-------	--------	-------	-------	------	------	------	------	-------	--------	-------	-------	------	------	------	------	------	--------	-------	-------	------	------	------	-------	-------	--------	-------	-------	------	------	------	------	-------	--------	-------	-------	------	------	------	------	------	--------	-------	-------

PITCHER	IP	WLS	BF	H	R	ER	SO	BB	IBB	HBP	BLK	WP	HR	S	P	ERA	WHIP
Mark Gardner, R ERA: 4.0 (1, 1)	3.2	L	21	9	6	6	2	1	0	1	0	1	0	48	79	14.73	2.727
Sergio Valdez, R ERA: 2.25 (4, 1)	2.1		9	0	0	0	3	2	0	0	0	0	0	24	43	0.00	0.857
Pete Young, R ERA: 3.98 (7, 1)	2.0		10	3	2	2	0	2	0	0	0	0	0	19	34	9.00	2.500

AB R H RBI BB SO LOB

3 2 1 0 1 0 2

5 1 4 3 0 0 1

5 0 2 2 0 0 4

4 1 1 1 1 0 3

3 0 1 1 1 2 4

0 1 0 0 0 0 0

4 0 2 1 0 0 1

4 0 0 0 0 1 3

3 2 1 0 1 1 0

3 1 0 0 0 1 2

0 0 0 0 1 0 0

0 0 0 0 0 0 0

AB 34

R 8

H 12

RBI 8

BB 5

SO 5

LOB 20

WP: 1 PA: 40

PB: 0

SB: 1

CS: 1

1B: 8 SF: 0

2B: 4 SAC: 0

3B: 0 DP: 0

HR: 0 HBP: 1


MONTEAL EXPOS @ HOUSTON ASTROS


Astrodome, Houston, TX

Fri Aug 28 1992, 8:05 PM EDT

Att. 10,629 - Dome - 70 F

livebaseballscorecards.com



Batter	1	2	3	4	5	6	7	8	9	AB R H RBI BB SO LOB	TOP			
Marquis Grissom, R (1, 8) <small>OBP: 0.324, SLG: 0.415</small> John Vander Wal, L (6, 7) <small>OBP: 0.332, SLG: 0.366</small>	0-1 P2		4-2 BB			0-0 P4	0-3 K			2 0 0 0 1 0 1 1 0 0 0 0 1 1				
Spike Owen, S (1, 6) <small>OBP: 0.350, SLG: 0.404</small>	1-1 FC5-4 1B		1-1 F7			1-0 2B SF8 1B		4-2 1B BB		3 1 2 0 1 0 1				
Moises Alou, R (1, 7) <small>OBP: 0.331, SLG: 0.449</small> (6, 8)	2-2 FC5-4 1-2f			0-0 G5-3		0-1 2B		1-0 1-2 1B		4 0 2 1 0 0 1				
Larry Walker, L (1, 9) <small>OBP: 0.341, SLG: 0.494</small>	0-0 L8			0-1 G3-1		4-1 BB		0-0 F8		3 0 0 0 1 0 3				
Jerry Willard, L (1, 3) <small>OBP: 0.313, SLG: 0.516</small> Greg Colbrunn, R (6, PH) (6, 3) <small>OBP: 0.329, SLG: 0.412</small>			1-2 F8		2-0 G4-3	0-0 SF8		1-3 K		2 0 0 0 0 0 0 1 0 0 1 0 1 2				
Tim Wallach, R (1, 5) <small>OBP: 0.301, SLG: 0.330</small> Sean Berry, R (7, 5)			0-2 G5-3		0-1 F7	2-2 P6		3-3 K		3 0 0 0 0 0 2 1 0 0 0 0 1 2				
Gary Carter, R (1, 2) <small>OBP: 0.293, SLG: 0.325</small> Mel Rojas, R (7, 1) <small>OBP: 0.083, SLG: 0.083</small> John Wetteland, R (8, 1) <small>OBP: 0.200, SLG: 0.200</small> Darren Reed, R (9, PH) <small>OBP: 0.239, SLG: 0.383</small>			0-1 G5-3		2-1 F7		4-1 BB	0-0 P4		2 0 0 0 1 0 0 0 0 0 0 0 0 0 0 0 0 0 0 0 0 1 0 0 0 0 0 0	AB 31 R 2 H 5 RBI 2 BB 4 SO 7 LOB 15			
Tom Foley, L (1, 4) <small>OBP: 0.241, SLG: 0.229</small> Jeff Fassero, L (5, 1) Darrin Fletcher, L (7, PH) (7, 2) <small>OBP: 0.281, SLG: 0.294</small>			1-0 G3		2-2 L7		3-3 K	0-1 F9		2 0 0 0 0 0 0 0 0 0 0 0 0 0 2 0 0 0 0 1 1				
Brian Barnes, L (1, 1) <small>OBP: 0.250, SLG: 0.217</small> Sergio Valdez, R (2, 1) Wil Cordero, R (5, 4) <small>OBP: 0.344, SLG: 0.304</small>			1-3 K			2-2 1B 2B	0-3 K	1-3 K		0 0 0 0 0 0 0 1 0 0 0 0 1 0 3 1 1 0 0 2 1				
Inning Stats	R: 0 H: 1 E: 0 LOB: 1 K: 0 BB: 0 S: 8 P: 11	R: 0 H: 0 E: 0 LOB: 0 K: 0 BB: 0 S: 9 P: 10	R: 0 H: 0 E: 0 LOB: 1 K: 1 BB: 1 S: 10 P: 17	R: 0 H: 0 E: 0 LOB: 0 K: 0 BB: 0 S: 4 P: 6	R: 0 H: 0 E: 0 LOB: 0 K: 0 BB: 0 S: 7 P: 11	R: 2 H: 3 E: 0 LOB: 2 K: 0 BB: 1 S: 14 P: 23	R: 0 H: 0 E: 0 LOB: 1 K: 3 BB: 1 S: 10 P: 17	R: 0 H: 1 E: 0 LOB: 2 K: 2 BB: 1 S: 12 P: 21	R: 0 H: 0 E: 0 LOB: 0 K: 1 BB: 0 S: 7 P: 8	1B: 3 SF: 1 2B: 2 SAC: 0 3B: 0 DP: 0 HR: 0 HBP: 0	WP: 0 PA: 36 PB: 0 SB: 0 CS: 0			
PITCHER	IP WLS BF H R ER SO BB IBB HBP BLK WP HR S P ERA WHIP												PITCHER	IP WLS BF H R ER SO BB IBB HBP BLK WP HR S P ERA WHIP
Jimmy Jones, R (1, 1) <small>ERA: 3.92</small> Rob Murphy, L (6, 1) <small>ERA: 4.87</small> Xavier Hernandez, R (6, 1) <small>ERA: 2.12</small> Doug Jones, R (9, 1) <small>ERA: 2.1</small>	5.1 W 22 4 2 2 1 2 0 0 0 0 0 0 46 70 3.38 1.125													

Montreal Expos @ Houston Astros
 Astrodome, Houston, TX
 Sat Aug 29 1992, 8:05 PM EDT
 Att. 16,657 - Dome - 70 F

livebaseballscorecards.com

Batter	1	2	3	4	5	6	7	8	9
Craig Biggio, R OBP: 0.385, SLG: 0.386 (1, 4) Eric Anthony, L OBP: 0.302, SLG: 0.406 (8, PH) Doug Jones, R (9, 1)	1-2 G3	1-0 2B		1-2 1B		3-2 F8		0-0 F8	
Steve Finley, L OBP: 0.337, SLG: 0.384 (1, 8)	4-1 BB	1-1 1B		0-1 G3-1		1-0 HBP		4-1 2B	
Ken Caminiti, S OBP: 0.357, SLG: 0.446 (1, 5)	0-2 L5	3-2 HR		1-1 1B		0-0 L5		2-1 2B	
5 Jeff Bagwell, R OBP: 0.347, SLG: 0.401 (1, 3)	0-0 E5	1-0 F8		1-3 K		1-2 G5-3		2-1 F8	
Pete Incaviglia, R OBP: 0.316, SLG: 0.428 (1, 9) Gerald Young, S OBP: 0.313, SLG: 0.224 (7, PR) (8, 9)	2-1 1B	2-3 K		1-3 K		0-1 2B			
Luis Gonzalez, L OBP: 0.310, SLG: 0.415 (1, 7)	3-1 F8		0-0 G1-3		3-1 G1-3		2-3 K2-3		
Andujar Cedeno, R OBP: 0.295, SLG: 0.387 (1, 6)		4-0 1B	0-0 L7		1-1 2B		1-3 K		
Eddie Taubensee, L OBP: 0.273, SLG: 0.325 (1, 2)		2-1 2B	2-3 K		2-2 F8		3-3 K		
Jimmy Jones, R OBP: 0.263, SLG: 0.152 (1, 1) Rob Murphy, L (6, 1) Xavier Hernandez, L (6, 1) Casey Candaele, S OBP: 0.256, SLG: 0.257 (8, PH) (9, 4)		4-2 2B		4-2 1B		1-3 K		1-3 K2-3	

Inning Stats	R: 1	H: 1	E: 1	K: 0	S: 13	R: 5	H: 4	E: 0	K: 1	S: 17	R: 0	H: 0	E: 0	K: 1	S: 5	R: 0	H: 1	E: 0	K: 1	S: 10	R: 0	H: 0	E: 0	K: 3	S: 12	R: 1	H: 1	E: 0	K: 1	S: 9
	1	1	1	0	23	5	4	0	1	35	0	0	0	1	7	0	1	0	0	17	0	0	0	1	18	1	1	0	1	18

PITCHER	IP	WLS	BF	H	R	ER	SO	BB	IBB	HBP	BLK	WP	HR	S	P	ERA	WHIP
Brian Barnes, L ERA: 2.89 (1, 1)	1.1	L	12	5	6	5	0	3	0	0	1	0	1	26	51	33.75	6.000
Sergio Valdez, R ERA: 2.38 (2, 1)	2.2		11	2	1	1	4	1	0	0	0	1	0	25	38	3.38	1.125
Jeff Fassero, L ERA: 2.74 (5, 1)	2.0		8	1	0	0	1	0	0	1	0	0	0	17	29	0.00	0.500
Mel Rojas, R ERA: 1.14 (7, 1)	1.0		4	1	0	0	3	0	0	0	0	0	0	12	18	0.00	1.000
John Wetteland, R ERA: 3.45 (8, 1)	1.0		5	1	1	1	1	1	0	0	0	0	0	9	18	9.00	2.000

AB	R	H	RBI	BB	SO	LOB
4	0	2	3	0	0	0
1	0	0	0	0	0	0
0	0	0	0	0	0	0
2	3	1	0	2	0	2
5	1	3	4	0	0	2
5	0	0	0	0	1	4
4	0	2	0	0	2	2
0	0	0	0	0	0	0
4	0	0	0	0	1	3
3	1	1	0	1	1	1
4	1	1	0	0	2	3
1	2	0	0	2	1	1
0	0	0	0	0	0	0
0	0	0	0	0	0	0
1	0	0	0	0	1	0

AB	R	H	RBI	BB	SO	LOB
34	8	10	7	5	9	18



Montreal Expos @ Houston Astros
Astrodome, Houston, TX
Sat Aug 29 1992, 8:05 PM EDT
Att. 16,657 - Dome - 70 F

livebaseballscorecards.com

WP	HR	S	P	ERA	WHIP
1	1	18	18	3.45	2.000

Batter	1	2	3	4	5	6	7	8	9	AB R H RBI BB SO LOB	TOP
Marquis Grissom, R (1, 8) <small>OBP: 0.324, SLG: 0.414</small>										4 1 1 0 0 2 1	Montreal Expos @ Houston Astros Astrodome, Houston, TX Sun Aug 30 1992, 4:33 AM EDT Att. 14,939 - Dome - 70 F
Spike Owen, S (1, 6) <small>OBP: 0.354, SLG: 0.406</small>										3 1 2 0 1 0 1	
Moises Alou, R (1, 7) <small>OBP: 0.327, SLG: 0.442</small>										4 0 0 0 0 0 4	
Larry Walker, L (1, 9) <small>OBP: 0.341, SLG: 0.492</small>										4 1 1 1 0 0 2	
Greg Colbrunn, R (1, 3) Tom Foley, L (8, 3) <small>OBP: 0.325, SLG: 0.408</small> <small>OBP: 0.241, SLG: 0.229</small>										3 1 1 1 0 0 0 0 0 0 0 0 0 0	
Sean Berry, R (1, 5) <small>OBP: 0.200, SLG: 0.200</small>										4 0 1 0 0 1 0	
Darrin Fletcher, L (1, 2) <small>OBP: 0.275, SLG: 0.287</small>										4 0 0 0 0 0 2	
Wil Cordero, R (1, 4) <small>OBP: 0.354, SLG: 0.305</small>										3 0 1 0 0 1 0	
Ken Hill, R (1, 1) <small>OBP: 0.263, SLG: 0.358</small>										2 0 0 0 0 1 1	
Inning Stats	R: 0 H: 1 E: 0 LOB: 1 K: 1 BB: 0 S: 9 P: 13	R: 1 H: 2 E: 0 LOB: 1 K: 1 BB: 0 S: 7 P: 14	R: 3 H: 2 E: 1 LOB: 0 K: 0 BB: 1 S: 11 P: 21	R: 0 H: 0 E: 0 LOB: 0 K: 0 BB: 0 S: 12 P: 17	R: 0 H: 1 E: 0 LOB: 1 K: 0 BB: 0 S: 7 P: 12	R: 0 H: 0 E: 0 LOB: 0 K: 1 BB: 0 S: 11 P: 17	R: 0 H: 1 E: 0 LOB: 1 K: 1 BB: 0 S: 8 P: 10	R: 0 H: 0 E: 0 LOB: 0 K: 0 BB: 0 S: 6 P: 10	R: 0 H: 0 E: 0 LOB: 0 K: 1 BB: 0 S: 6 P: 7	1B: 7 SF: 1 2B: 0 SAC: 1 3B: 0 DP: 1 HR: 0 HBP: 1	WP: 0 PA: 35 PB: 1 SB: 1 CS: 0
PITCHER Darryl Kile, R (1, 1) <small>ERA: 4.5</small> Willie Blair, R (4, 1) <small>ERA: 3.69</small> Al Osuna, L (7, 1) <small>ERA: 3.73</small> Joe Boever, R (9, 1) <small>ERA: 2.72</small>	IP WLS BF H R ER SO BB IBB HBP BLK WP HR S P ERA WHIP 3.0 L 15 5 4 2 2 1 0 0 1 0 0 0 27 48 6.00 2.000 3.0 10 1 0 0 1 0 0 0 0 0 0 0 30 46 0.00 0.333 2.0 7 1 0 0 1 0 0 0 0 0 0 0 14 20 0.00 0.500 1.0 3 0 0 0 0 1 0 0 0 0 0 0 6 7 0.00 0.000	PITCHER IP WLS BF H R ER SO BB IBB HBP BLK WP HR S P ERA WHIP									

livebaseballscorecards.com

AB	31
R	4
H	7
RBI	2
BB	1
SO	5
LOB	11




Batter	1	2	3	4	5	6	7	8	9	AB R H RBI BB SO LOB
Craig Biggio, R OBP: 0.382, SLG: 0.383 (1, 4)	0-1 G4-3		1-2 F9			1-1 F8			0-1 F8	4 0 0 0 0 0 1
Steve Finley, L OBP: 0.338, SLG: 0.383 (1, 8)	4-2 G4-6-3 BB		2-2 F7			0-0 F9			4-1 BB	2 0 0 0 2 0 1
Luis Gonzalez, L OBP: 0.306, SLG: 0.409 (1, 7)	2-0 G4-6-3 1-2f				0-0 B1-3				0-0 F7	4 0 0 0 0 1 2
5 Jeff Bagwell, R OBP: 0.346, SLG: 0.402 (1, 3)		2-1 2B			0-3 K				1-0 G6-3	4 0 1 0 0 2 1
Eric Anthony, L OBP: 0.300, SLG: 0.402 (1, 9)		1-1 P6			0-3 K				2-2 P6	3 0 0 0 0 1 1
Ken Caminiti, S OBP: 0.357, SLG: 0.446 (1, 5)		3-2 L8			2-2 G3				1-2 1B 1B	3 0 1 0 0 0 1
Andujar Cedeno, R OBP: 0.289, SLG: 0.377 (1, 6)		2-3 K			3-1 F8				2-3 K	3 0 0 0 0 2 2
Eddie Taubensee, L OBP: 0.273, SLG: 0.329 (1, 2)			2-2 2B		2-2 F8				1-3 K 1-2 1B	3 0 1 0 0 1 1
Darryl Kile, R OBP: 0.216, SLG: 0.095 (1, 1)			1-3 K			0-2 G4-3			0-1 2-H 1B	0 0 0 0 0 0 0
Juan Guerrero, R OBP: 0.262, SLG: 0.297 (3, PH)										1 0 0 0 0 0 1 1
Willie Blair, R OBP: 0.187, SLG: 0.091 (4, 1)										0 0 0 0 0 0 0 0
Gerald Young, S OBP: 0.300, SLG: 0.220 (6, PH)										1 0 0 0 0 0 0 0
Al Osuna, R OBP: 0.250, SLG: 0.285 (7, 1)										0 0 0 0 0 0 0 0
Ernest Riles, L OBP: 0.250, SLG: 0.285 (8, PH)										1 0 1 0 0 0 0 0
Joe Boever, R (9, 1)										0 0 0 0 0 0 0 0

Inning Stats	R: 0	H: 0	E: 0	K: 0	S: 5	R: 0	H: 1	E: 0	K: 1	S: 10	R: 0	H: 1	E: 0	K: 1	S: 12	R: 0	H: 0	E: 0	K: 2	S: 7	R: 0	H: 0	E: 0	K: 0	S: 8	R: 0	H: 0	E: 0	K: 0	S: 6	R: 0	H: 0	E: 0	K: 1	S: 7	R: 0	H: 2	E: 0	K: 2	S: 13	R: 0	H: 0	E: 0	K: 1	S: 9	1B: 2	2B: 2	3B: 0	HR: 0	SF: 0	SAC: 0	DP: 1	HBP: 0	WP: 0	PA: 31
Ken Hill, R ERA: 2.67 (1, 1)	IP	WLS	BF	H	R	ER	SO	BB	IBB	HBP	BLK	WP	HR	S	P	ERA	WHIP																																						

Montreal Expos @ Houston Astros
Astrodome, Houston, TX
Sun Aug 30 1992, 4:33 AM EDT
Att. 14,939 - Dome - 70 F

livebaseballscorecards.com

AB	29
R	0
H	4
RBI	0
BB	2
SO	8
LOB	11



Batter	1	2	3	4	5	6	7	8	9	AB R H RBI BB SO LOB	TOP													
Stan Javier, S (1, 8) OBP: 0.333, SLG: 0.314 B C F B F X	2-2 F9		0-1 G1-3-2 1B		0-1 L4			2-3 K		4 0 1 0 0 1 1														
Mariano Duncan, R (1, 4) OBP: 0.292, SLG: 0.386 B X	1-0 L5		2-2 G5-3 1-2			3-1 G3-6-3 1B		3-1 FC5-4 DI 1-2f		4 0 1 0 0 0 2														
John Kruk, L (1, 9) OBP: 0.429, SLG: 0.457 Mitch Williams, L (8, 1) OBP: 0.333, SLG: 0.333 C B B X	2-1 G3-1		0-1 G1-3-2 2-Hf			0-0 G3-6-3 1-2f		1-3 K 1-2		4 0 0 0 0 1 3 0 0 0 0 0 0 0														
Ricky Jordan, R (1, 3) OBP: 0.271, SLG: 0.369 B B X		2-0 HR 1B		0-0 F7		2-1 G3		0-0 F9		4 1 1 0 0 0 0														
Darren Daulton, L (1, 2) OBP: 0.385, SLG: 0.541 Jeff Grotewold, L (7, 2) OBP: 0.358, SLG: 0.511 B 1 SAFE B X		2-0 P4		1-0 P4			2-2 L9		4-2 1B BB	3 0 0 0 0 0 1 0 0 0 0 1 0 0														
Dave Hollins, S (1, 5) OBP: 0.364, SLG: 0.452 B B X		2-0 HR		4-0 FC6-4 BB			1-2 1B		0-2 1-2 1B	3 1 3 2 1 0 0														
Tom Marsh, R (1, 7) OBP: 0.258, SLG: 0.316 X		0-0 L9		2-2 FC6-4 1-2f			0-3 K		0-0 F7	4 0 0 0 0 1 4														
Juan Bell, R (1, 6) OBP: 0.281, SLG: 0.283 X		0-0 1B		1-0 P4			0-0 G4-3		0-2 L7	4 0 1 0 0 0 3														
Andy Ashby, R (1, 1) Greg Mathews, R (2, 1) Jay Baller, R (6, 1) Ruben Amaro Jr, S (8, PH) OBP: 0.305, SLG: 0.317 (8, 9)		0-0 F7		0-0 G5-3				0-1 FC5-4 1B		1 0 0 0 0 0 1 1 0 0 0 0 0 0 0 0 0 0 0 0 0 1 0 1 0 0 0 0														
Inning Stats	R: 0 E: 0 K: 0 S: 7	H: 0 LOB: 0 BB: 0 P: 12	R: 2 E: 0 K: 0 S: 6	H: 3 LOB: 1 BB: 0 P: 12	R: 0 E: 0 K: 0 S: 7	H: 1 LOB: 0 BB: 0 P: 9	R: 0 E: 0 K: 0 S: 5	H: 0 LOB: 1 BB: 1 P: 12	R: 0 E: 0 K: 0 S: 4	H: 0 LOB: 0 BB: 0 P: 5	R: 0 E: 0 K: 1 S: 5	H: 1 LOB: 0 BB: 0 P: 10	R: 0 E: 0 K: 1 S: 12	H: 1 LOB: 1 BB: 0 P: 15	R: 0 E: 0 K: 2 S: 10	H: 1 LOB: 1 BB: 0 P: 16	R: 0 E: 0 K: 0 S: 12	H: 1 LOB: 2 BB: 1 P: 16	1B: 7 2B: 1 3B: 0 HR: 1	SF: 0 SAC: 0 DP: 2 HBP: 0	WP: 0 PB: 0 SB: 1 CS: 0	PA: 35		
PITCHER Butch Henry, L (1, 1) ERA: 4.1	IP 9.0 WLS W BF 35 H 8 R 2 ER 2 SO 3 BB 2 IBB 0 HBP 0 BLK 0 WP 0 HR 1 S 68 P 107 ERA 2.00 WHIP 1.111																							

Philadelphia Phillies @ Houston Astros
 Astrodome, Houston, TX
 Mon Aug 31 1992, 8:05 PM EDT
 Att. 5,945 - Dome - 70 F

livebaseballscorecards.com

AB	33
R	2
H	8
RBI	2
BB	2
SO	3
LOB	15



Batter	1	2	3	4	5	6	7	8	9	AB	R	H	RBI	BB	SO	LOB
Craig Biggio, R (1, 4) OBP: 0.386, SLG: 0.385 Casey Candaele, S (7, 4) OBP: 0.255, SLG: 0.256	2-2 FC4-6 1B	4-0 WP BB		2-2 1B		4-2 1B 5 FC5-2 BB	0-0 G5-3			2	0	2	1	2	0	0
Steve Finley, L (1, 8) OBP: 0.341, SLG: 0.382	1-1 FC4-6 G6-3 1-2f	4-2 BB		1-0 1B		4-2 FC5-2 1B HR BB	3-1 G4-3			3	1	1	1	2	0	1
Luis Gonzalez, L (1, 7) OBP: 0.307, SLG: 0.407	1-1 G6-3 1-2f	2-0 G4-3		0-0 F8		3-1 FC5-2 1B HR BB	4-0 5 WP BB			4	1	1	0	1	0	6
5 Jeff Bagwell, R (1, 3) OBP: 0.347, SLG: 0.408		1-0 G4-3 3B	3-1 F4		2-0 F9 2B	3-1 FC5-2 HR	1-2 G1-3			5	2	2	0	0	0	4
Eric Anthony, L (1, 9) OBP: 0.299, SLG: 0.408		1-2 G4-3	0-3 K		1-3 K	0-0 HR	0-1 P5			5	1	1	5	0	2	1
Ken Caminiti, S (1, 5) OBP: 0.362, SLG: 0.459		2-1 BB BB 2B	3-3 K		4-0 HBP IBB	1-0 HR	1-0 1B			4	2	3	1	1	1	0
Andujar Cedeno, R (1, 6) OBP: 0.279, SLG: 0.362		0-1 F8		1-0 L5	0-0 F9	2-3 K	2-1 F9			5	0	0	0	0	1	4
Eddie Taubensee, L (1, 2) OBP: 0.280, SLG: 0.329		4-1 BB BB WP BB		0-1 G4-3	2-0 HBP	1-2 1B	2-2 G4-3			3	1	1	0	1	0	1
Butch Henry, L (1, 1) OBP: 0.151, SLG: 0.192		4-2 WP BB BB		1-0 1B 1B	1-2 F8	0-0 G4-3				3	1	1	0	1	0	4

Inning Stats	R: 0	H: 1	E: 0	K: 0	S: 7	R: 3	H: 2	E: 0	K: 0	S: 14	R: 0	H: 0	E: 0	K: 2	S: 8	R: 1	H: 3	E: 0	K: 0	S: 9	R: 0	H: 1	E: 0	K: 1	S: 8	R: 5	H: 4	E: 0	K: 1	S: 23	R: 0	H: 0	E: 0	K: 0	S: 6	R: 0	H: 1	E: 0	K: 0	S: 10	1B: 7	2B: 2	3B: 1	HR: 2	SF: 0	SAC: 0	DP: 1	HBP: 1	WP: 2	PB: 0	SB: 0	CS: 0	PA: 44
--------------	------	------	------	------	------	------	------	------	------	-------	------	------	------	------	------	------	------	------	------	------	------	------	------	------	------	------	------	------	------	-------	------	------	------	------	------	------	------	------	------	-------	-------	-------	-------	-------	-------	--------	-------	--------	-------	-------	-------	-------	--------

PITCHER	IP	WLS	BF	H	R	ER	SO	BB	IBB	HBP	BLK	WP	HR	S	P	ERA	WHIP
Andy Ashby, R (1, 1) ERA: 6.3	1.2	L	10	3	3	3	0	3	0	0	0	0	0	18	38	16.20	3.600
Greg Mathews, L (2, 1) ERA: 5.4	3.1		20	5	4	4	3	3	1	1	0	1	0	36	74	10.80	2.400
Jay Baller, R (6, 1) ERA: 8.18	2.0		10	3	2	2	1	1	0	0	0	1	2	21	36	9.00	2.000
Mitch Williams, L (8, 1) ERA: 4.04	1.0		4	1	0	0	0	0	0	0	0	0	0	10	15	0.00	1.000

BOTTOM

Philadelphia Phillies @ Houston Astros
Astrodome, Houston, TX
Mon Aug 31 1992, 8:05 PM EDT
Att. 5,945 - Dome - 70 F

livebaseballscores.com

AB	35
R	9
H	12
RBI	8
BB	8
SO	4
LOB	21



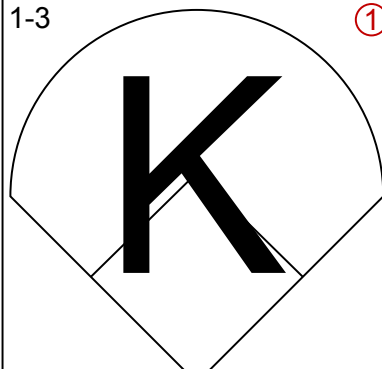
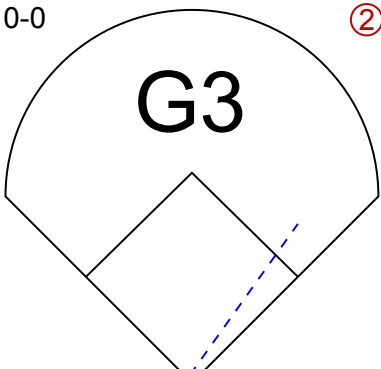
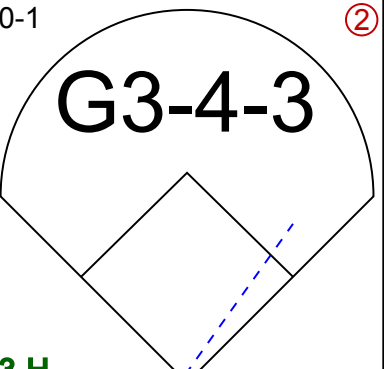
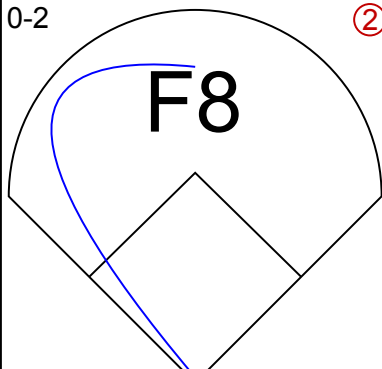
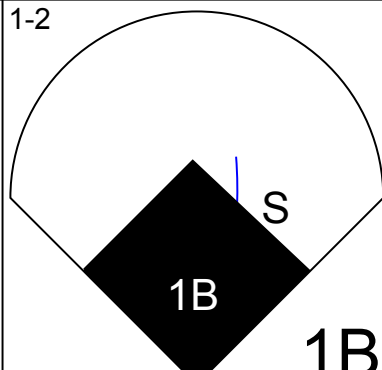
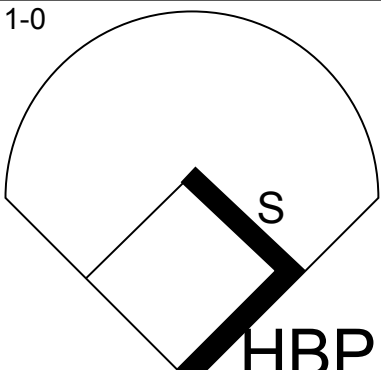
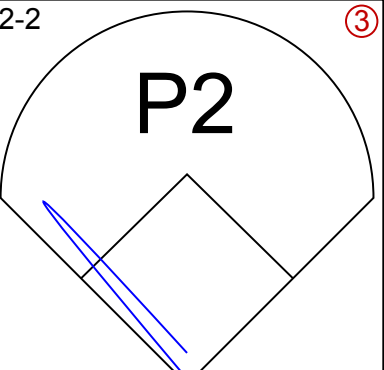
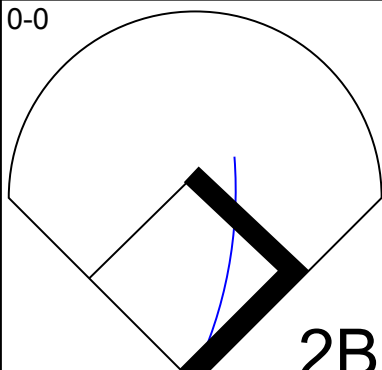
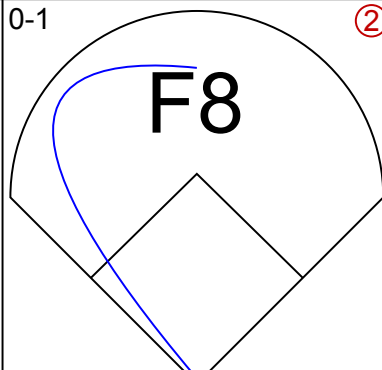
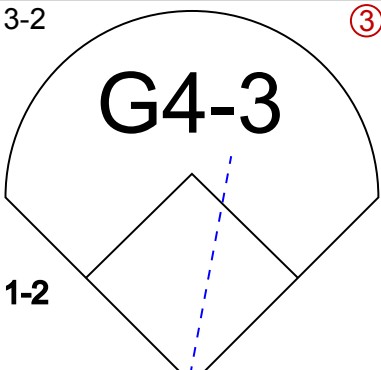
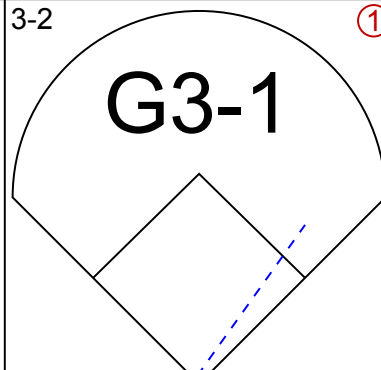
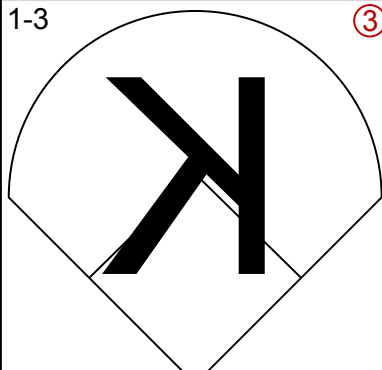
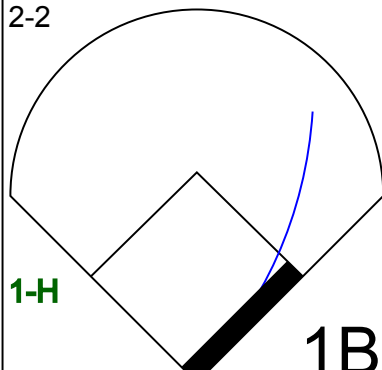
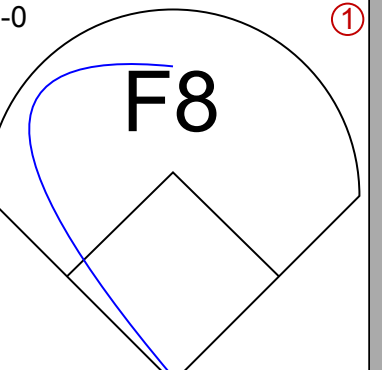
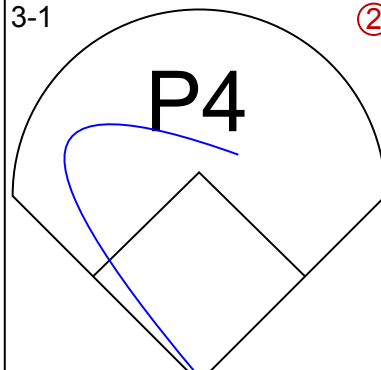
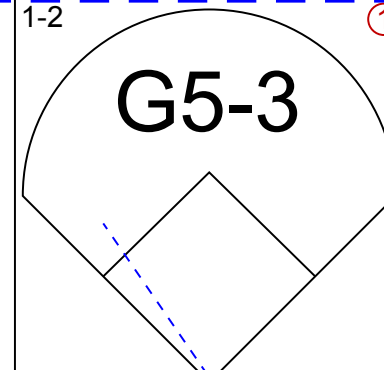
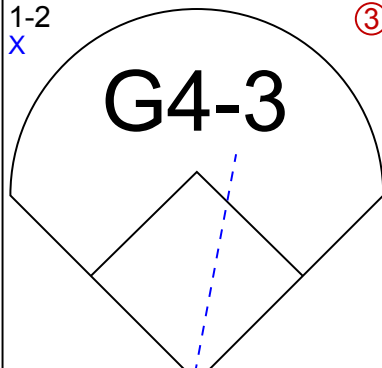
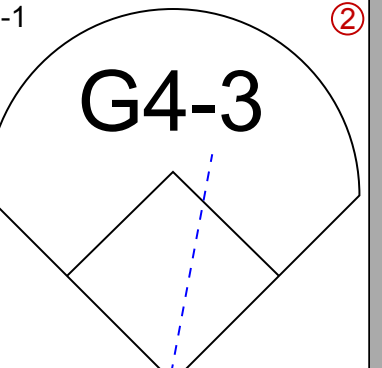
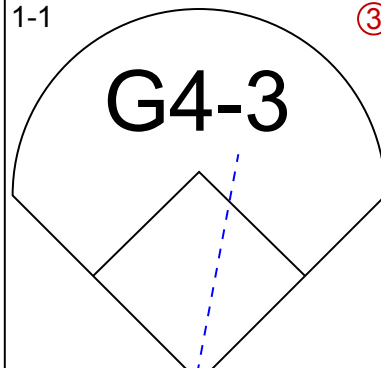
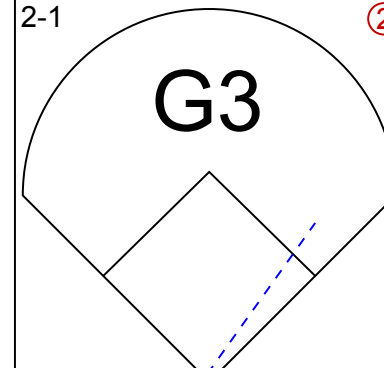
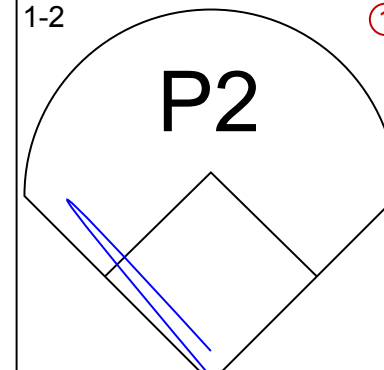
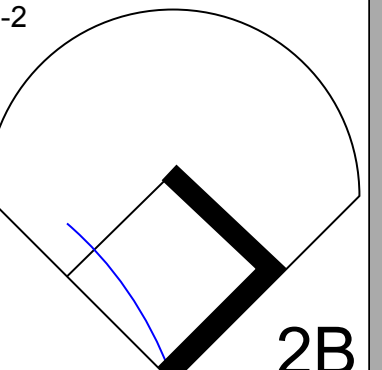
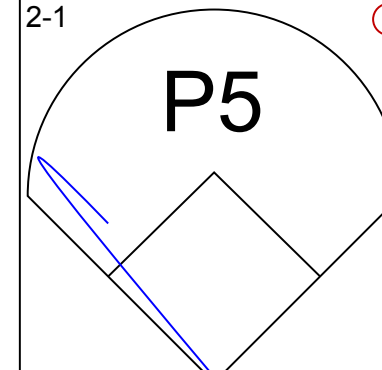
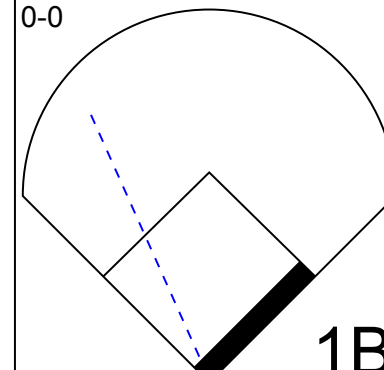
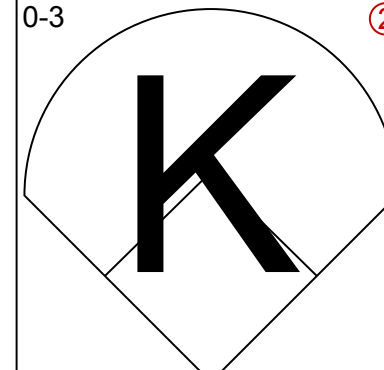
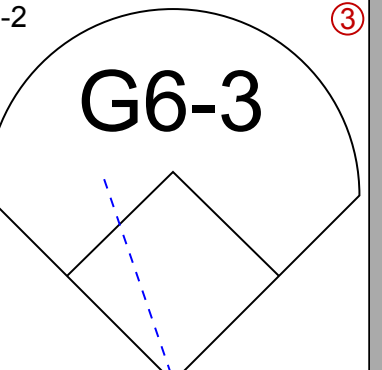
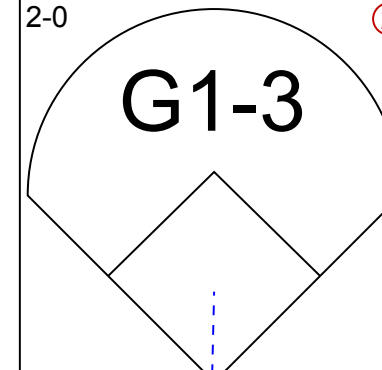
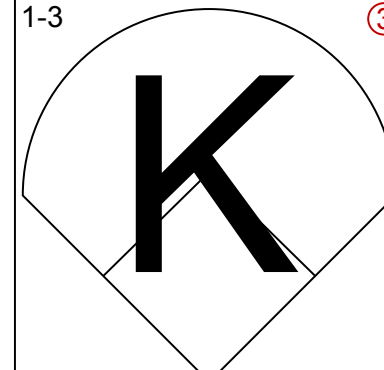
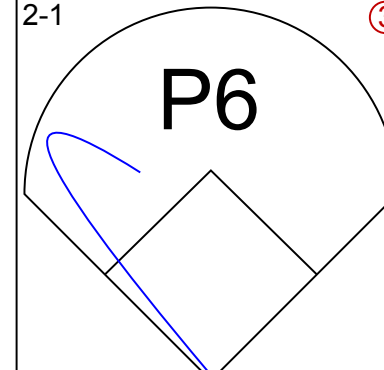
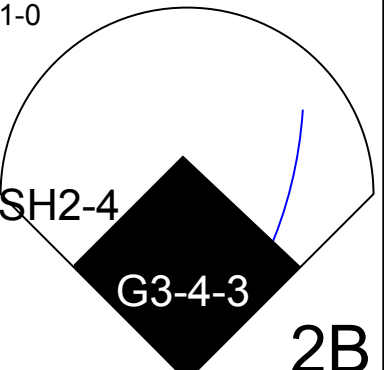
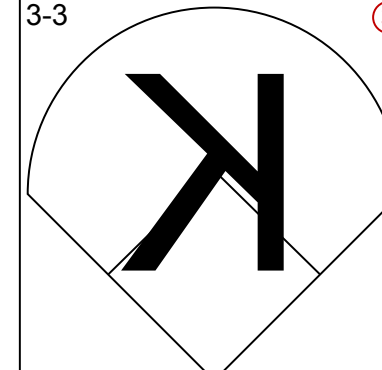
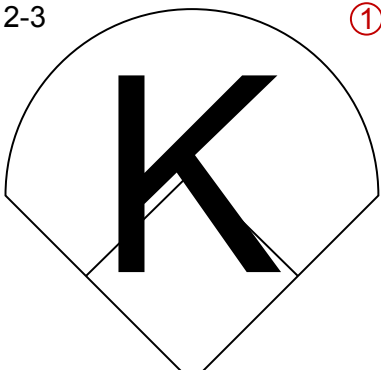
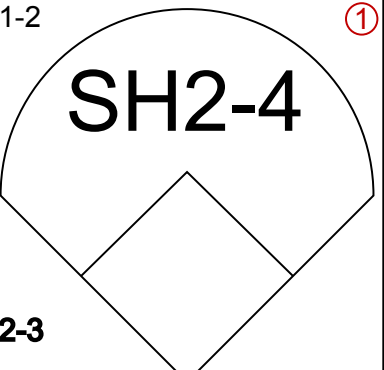
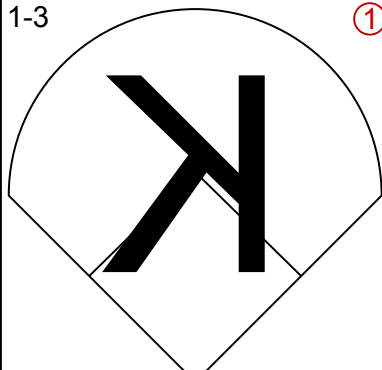
Batter	1	2	3	4	5	6	7	8	9	AB R H RBI BB SO LOB	TOP											
Stan Javier, S OBP: 0.336, SLG: 0.318 (1, 8)	0-2 G3		1-0 G3-6-3 1B		2-1 B1-3			2-2 1B FC4-6 1B		4 1 2 1 0 0 0												
Mickey Morandini, L OBP: 0.307, SLG: 0.350 (1, 4)	1-1 F8		0-0 G3-6-3 1-2f			1-0 G4-3		3-2 1-3 FC4-6 1B		4 0 1 0 0 0 1												
John Kruk, L OBP: 0.425, SLG: 0.453 (1, 9)	2-1 G6-3			1-1 G1-3		2-2 G6-3		2-2 1-2f FC4-6		4 0 0 1 0 0 1												
Darren Daulton, L OBP: 0.388, SLG: 0.540 (1, 2)		4-1 G5-3 1B BB		4-0 2B BB		4-0 BB		2-1 3-H F8		1 1 0 0 3 0 1												
Dave Hollins, S OBP: 0.363, SLG: 0.450 (1, 5)		1-0 G5-3 1-2 1B		2-2 P5		0-0 F8		0-1 G4-3		4 0 1 0 0 0 3												
Ricky Jordan, R OBP: 0.276, SLG: 0.377 (1, 3)		1-0 G5-3 1-2 2-3f		0-1 1-H 2B		2-0 F8			0-1 G3 1B	4 0 2 1 0 0 2												
Mariano Duncan, R OBP: 0.291, SLG: 0.385 (1, 7)		0-3 K		1-2 G6-3		1-0 1B			3-3 K	4 0 1 0 0 2 3												
Juan Bell, R OBP: 0.279, SLG: 0.281 (1, 6)			2-0 SH1-4 1B PB 1B		0-3 K		0-0 P8		0-2 G3 1-2	4 1 1 0 0 1 2												
Cliff Brantley, R OBP: 0.182, SLG: 0.182 (1, 1)			2-1 SH1-4		0-1 G5-3		1-3 K		0-0 G6-3	1 0 0 0 0 0 0												
Bob Ayrault, R OBP: 0.107, SLG: 0.111 (6, 1)			1 SAFE							0 0 0 0 0 0 0												
Kyle Abbott, L OBP: 0.352, SLG: 0.500 (7, PH)										0 0 0 0 0 0 0												
Jeff Grotewold, L OBP: 0.143, SLG: 0.143 (7, 1)										1 0 0 0 0 0 1												
Tommy Greene, R OBP: 0.143, SLG: 0.143 (8, 1)										0 0 0 0 0 0 0												
Mike Hartley, R OBP: 0.304, SLG: 0.316 (9, PH)										0 0 0 0 0 0 0												
Ruben Amaro Jr, S OBP: 0.304, SLG: 0.316 (9, PH)										1 0 0 0 0 0 1												
Inning Stats	R: 0 E: 0 K: 0 S: 7	H: 0 LOB: 0 BB: 0 P: 10	R: 0 E: 0 K: 1 S: 6	H: 1 LOB: 1 BB: 1 P: 12	R: 1 E: 0 K: 0 S: 5	H: 2 LOB: 0 BB: 0 P: 10	R: 1 E: 0 K: 0 S: 11	H: 1 LOB: 1 BB: 1 P: 19	R: 0 E: 0 K: 1 S: 7	H: 0 LOB: 0 BB: 0 P: 9	R: 0 E: 0 K: 1 S: 6	H: 0 LOB: 0 BB: 0 P: 13	R: 0 E: 0 K: 1 S: 6	H: 1 LOB: 1 BB: 0 P: 10	R: 1 E: 0 K: 0 S: 15	H: 2 LOB: 1 BB: 0 P: 24	R: 0 E: 0 K: 1 S: 9	H: 1 LOB: 1 BB: 0 P: 12	1B: 7 2B: 1 3B: 0 HR: 0	SF: 0 SAC: 1 DP: 2 HBP: 0	WP: 0 PB: 1 SB: 0 CS: 0	PA: 36
PITCHER	IP WLS BF H R ER SO BB IBB HBP BLK WP HR S P ERA WHIP																					
Brian Williams, R ERA: 3.29 (1, 1)	7.0 W 29 7 3 3 3 3 3 0 0 0 0 0 55 95 3.86 1.429																					
Rob Murphy, L ERA: 4.8 (8, 1)	0.2 2 0 0 0 0 0 0 0 0 0 0 0 6 10 0.00 0.000																					
Doug Jones, R ERA: 2.07 (8, 1)	1.1 S 5 1 0 0 1 0 0 0 0 0 0 0 11 14 0.00 0.750																					

Philadelphia Phillies @ Houston Astros
Astrodome, Houston, TX
Tue Sep 01 1992, 8:05 PM EDT
Att. 6,334 - Dome - 70 F

livebaseballscorecards.com

AB	32
R	3
H	8
RBI	3
BB	3
SO	4
LOB	15



Batter	1	2	3	4	5	6	7	8	9	AB R H RBI BB SO LOB	TOP											
Stan Javier, S (1, 8) OBP: 0.331, SLG: 0.312	1-3 		0-0 		0-1 			0-2 		4 0 0 1 0 1 0												
Ruben Amaro Jr, S (1, 7) OBP: 0.309, SLG: 0.323	1-2 		1-0 		2-2 			0-0 		3 1 2 0 0 0 0												
Darren Daulton, L (1, 2) OBP: 0.385, SLG: 0.534	0-1 		3-2 		3-2 			1-3 		4 0 0 0 0 1 3												
John Kruk, L (1, 9) OBP: 0.424, SLG: 0.451	2-2 			1-0 		3-1 			1-2 	4 0 1 1 0 0 0												
Dave Hollins, S (1, 5) OBP: 0.360, SLG: 0.447	1-2 			1-1 		1-1 			2-1 	4 0 0 0 0 0 1												
Ricky Jordan, R (1, 3) OBP: 0.280, SLG: 0.384		1-2 		1-2 		2-1 			0-0 	4 0 2 0 0 0 0												
Braulio Castillo, R (9, PR) OBP: 0.130, SLG: 0.261										0 0 0 0 0 0 0												
Mickey Morandini, L (1, 4) OBP: 0.304, SLG: 0.346		0-3 		3-2 		2-0 			1-3 	3 0 0 0 0 1 1												
Jeff Grotewold, L (9, PH) OBP: 0.345, SLG: 0.490										1 0 0 0 0 1 1												
Juan Bell, R (1, 6) OBP: 0.281, SLG: 0.300		2-1 			1-0 		3-3 			3 1 1 0 0 1 0												
Terry Mulholland, R (1, 1) OBP: 0.117, SLG: 0.095			2-3 		1-2 			1-3 		2 0 0 0 0 2 0												
Inning Stats	R: 1 E: 0 K: 1 S: 19	H: 2 LOB: 1 BB: 0 P: 24	R: 0 E: 0 K: 1 S: 8	H: 0 LOB: 0 BB: 0 P: 11	R: 0 E: 0 K: 1 S: 7	H: 0 LOB: 1 BB: 0 P: 13	R: 0 E: 0 K: 0 S: 9	H: 1 LOB: 1 BB: 0 P: 15	R: 1 E: 0 K: 0 S: 9	H: 1 LOB: 0 BB: 0 P: 13	R: 0 E: 0 K: 0 S: 7	H: 0 LOB: 0 BB: 0 P: 14	R: 0 E: 0 K: 1 S: 7	H: 0 LOB: 0 BB: 0 P: 14	R: 0 E: 0 K: 2 S: 10	H: 1 LOB: 1 BB: 0 P: 12	R: 0 E: 0 K: 1 S: 9	H: 1 LOB: 1 BB: 0 P: 13	1B: 3 2B: 3 3B: 0 HR: 0	SF: 0 SAC: 1 DP: 0 HBP: 1	WP: 0 PB: 0 SB: 2 CS: 0	PA: 34
PITCHER	IP WLS BF H R ER SO BB IBB HBP BLK WP HR S P ERA WHIP																					
Pete Harnisch, R (1, 1) ERA: 3.79	8.0 W 30 5 2 2 6 0 0 1 0 0 0 76 116 2.25 0.625																					
Doug Jones, R (9, 1) ERA: 2.05	1.0 S 4 1 0 0 1 0 0 0 0 0 0 9 13 0.00 1.000																					

Philadelphia Phillies @ Houston Astros
Astrodome, Houston, TX
Wed Sep 02 1992, 8:05 PM EDT
Att. 7,828 - Dome - 70 F

AB	32
R	2
H	6
RBI	2
BB	0
SO	7
LOB	6



Batter	1	2	3	4	5	6	7	8	9	AB	R	H	RBI	BB	SO	LOB
Craig Biggio, R OBP: 0.389, SLG: 0.388 (1, 4)	0-1 G5-3		4-1 FC6-5 1B BB	0-1 F9			2-2 1B			3	0	1	0	1	0	1
Gerald Young, S OBP: 0.301, SLG: 0.219 (1, 8) (9, 9)	1-2 F7		2-1 5 F8 FC6-5 1B		1-0 F7		1-2 G1-3			4	0	1	0	0	0	1
Ken Caminiti, S OBP: 0.362, SLG: 0.467 (1, 5)	1-1 P2		2-2 FC6-5		1-0 P6			2-2 5 SH3 2B 1B		4	1	1	0	0	0	2
5 Jeff Bagwell, R OBP: 0.347, SLG: 0.407 (1, 3)		1-2 1B 2B	3-2 F8		1-3 K			0-1 SH3		3	1	1	0	0	1	2
Pete Incaviglia, R OBP: 0.318, SLG: 0.430 (1, 7)		0-0 G5-3	2-2 P4			2-0 G3 HBP		1-2 G3 2B		3	0	1	1	0	0	3
Eric Anthony, L OBP: 0.303, SLG: 0.407 Doug Jones, R (9, 1)		1-1 1B 2-3 1B		0-0 P5		0-0 G3		1-0 G3		4	0	1	0	0	0	2
Andujar Cedeno, R OBP: 0.284, SLG: 0.358 (1, 6)		1-0 FC6-4 1B		4-0 S 1B BB		1-2 G3		1-0 F7		0	0	0	0	0	0	0
Scott Servais, R OBP: 0.249, SLG: 0.231 (1, 2)		2-3 K		3-1 SH1-4 1B			1-3 K			3	0	1	1	0	2	2
Pete Harnisch, S OBP: 0.164, SLG: 0.208 Steve Finley, L OBP: 0.341, SLG: 0.380 (9, 8)		1-0 FC6-4		0-0 SH1-4			0-1 G2-3			2	0	0	0	0	0	2

Inning Stats	R: 0	H: 0	E: 0	K: 0	S: 7	P: 9	R: 1	H: 3	E: 0	K: 1	S: 11	R: 0	H: 1	E: 0	K: 0	S: 12	R: 1	H: 1	E: 0	K: 0	S: 6	R: 0	H: 0	E: 0	K: 1	S: 5	R: 0	H: 0	E: 0	K: 0	S: 4	R: 0	H: 1	E: 0	K: 1	S: 13	R: 1	H: 2	E: 0	K: 0	S: 10	1B: 6	2B: 2	3B: 0	HR: 0	SF: 0	SAC: 2	DP: 0	HBP: 1	WP: 0	PB: 0	SB: 1	CS: 0	PA: 34
--------------	------	------	------	------	------	------	------	------	------	------	-------	------	------	------	------	-------	------	------	------	------	------	------	------	------	------	------	------	------	------	------	------	------	------	------	------	-------	------	------	------	------	-------	-------	-------	-------	-------	-------	--------	-------	--------	-------	-------	-------	-------	--------


PITCHER	IP	WLS	BF	H	R	ER	SO	BB	IBB	HBP	BLK	WP	HR	S	P	ERA	WHIP
Terry Mulholland, L ERA: 3.65 (1, 1)	8.0	L	34	8	3	3	3	2	0	1	0	0	0	68	111	3.38	1.250

BOTTOM

Philadelphia Phillies @ Houston Astros
Astrodome, Houston, TX

Wed Sep 02 1992, 8:05 PM EDT
Att. 7,828 - Dome - 70 F

AB	29
R	3
H	8
RBI	3
BB	2
SO	3
LOB	16



PITCHER	IP	WLS	BF	H	R	ER	SO	BB	IBB	HBP	BLK	WP	HR	S	P	ERA	WHIP
---------	----	-----	----	---	---	----	----	----	-----	-----	-----	----	----	---	---	-----	------

Batter	1	2	3	4	5	6	7	8	9	AB R H RBI BB SO LOB	TOP											
Craig Biggio, R (1, 4) OBP: 0.389, SLG: 0.388	1-1 G3-1 G6-3 1B		2-3 K		0-0 E 5 G5-3 1B		1-3 K2-3		1-1 G6-3	5 1 2 0 0 2 0												
Steve Finley, L (1, 8) OBP: 0.341, SLG: 0.379	2-1 G6-3		2-1 L4		0-2 G5-3 E 1B		3-2 G3			4 0 1 1 0 0 1												
Luis Gonzalez, L (1, 7) OBP: 0.305, SLG: 0.415	0-1 G3-1			1-1 G3	1-2 E5 G5-3		1-2 G3-1			4 0 0 0 0 0 3												
5 Jeff Bagwell, R (1, 3) OBP: 0.348, SLG: 0.405	4-1 BB			1-0 G5-3	2-1 G5-3			4-2 G4-3 BB		2 0 0 1 2 0 2												
Eric Anthony, L (1, 9) OBP: 0.302, SLG: 0.405	3-3 K			0-1 1B 1B	1-0 P6			0-0 F7		4 0 1 0 0 1 5												
Ken Caminiti, S (1, 5) OBP: 0.363, SLG: 0.468		1-1 G4-3		0-0 1B		2-2 FC4-6 1B		2-2 G4-3		4 0 2 0 0 0 1												
Andujar Cedeno, R (1, 6) OBP: 0.276, SLG: 0.348				1-2 G1-3		2-3 K		0-0 G4-3		4 0 0 0 0 1 4												
Eddie Taubensee, L (1, 2) OBP: 0.280, SLG: 0.325 Casey Candaele, S (9, PH) OBP: 0.254, SLG: 0.255		1-2 F9			2-2 F8	1-2 FC4-6		2-2 F7		3 0 0 0 0 0 1 1 0 0 0 0 0 0												
Jimmy Jones, R (1, 1) OBP: 0.268, SLG: 0.194 Joe Boever, R (8, 1) Ernest Riles, L (9, PH) OBP: 0.243, SLG: 0.257			1-1 P3		1-1 1B 2B	0-0 L7		1-1 G1-3		3 1 1 0 0 0 1 0 0 0 0 0 0 0 1 0 0 0 0 0 0												
Inning Stats	R: 0 E: 0 K: 1 S: 10	H: 1 LOB: 2 BB: 1 P: 20	R: 0 E: 0 K: 0 S: 6	H: 0 LOB: 0 BB: 0 P: 8	R: 0 E: 0 K: 1 S: 8	H: 0 LOB: 0 BB: 0 P: 13	R: 0 E: 0 K: 0 S: 9	H: 2 LOB: 2 BB: 0 P: 12	R: 2 E: 1 K: 0 S: 16	H: 3 LOB: 2 BB: 0 P: 23	R: 0 E: 0 K: 1 S: 12	H: 1 LOB: 1 BB: 0 P: 17	R: 0 E: 0 K: 1 S: 10	H: 0 LOB: 0 BB: 0 P: 15	R: 0 E: 0 K: 0 S: 8	H: 0 LOB: 1 BB: 1 P: 14	R: 0 E: 0 K: 0 S: 7	H: 0 LOB: 0 BB: 0 P: 11	1B: 6 2B: 1 3B: 0 HR: 0	SF: 0 SAC: 0 DP: 0 HBP: 0	WP: 0 PB: 0 SB: 0 CS: 0	PA: 37
PITCHER	IP WLS BF H R ER SO BB IBB HBP BLK WP HR S P ERA WHIP																					
Ken Hill, R (1, 1) ERA: 2.64	6.0 W 27 7 2 1 3 1 0 0 0 0 0 0 61 93 1.50 1.333																					
Mel Rojas, R (7, 1) ERA: 1.16	1.2 6 0 0 0 1 1 0 0 0 0 0 0 17 28 0.00 0.600																					
John Wetteland, R (8, 1) ERA: 3.26	1.1 S 4 0 0 0 0 0 0 0 0 0 0 0 8 12 0.00 0.000																					

Houston Astros @ Montreal Expos
Olympic Stadium, Montreal, QB
 Fri Sep 04 1992, 7:05 PM EDT
 Att. 25,357 - Dome - 70 F

livebaseballscorecards.com

AB	35
R	2
H	7
RBI	2
BB	2
SO	4
LOB	18



Batter	1	2	3	4	5	6	7	8	9
Delino DeShields, L OBP: 0.373, SLG: 0.410 (1, 4)	0-0 SH1-3 G6-3 1B	1-2 F8 2-3 3-H			2-0 G4-3			0-1 G4-3	
Marquis Grissom, R OBP: 0.326, SLG: 0.422 (1, 8)	1-1 SH1-3 1-3		1-1 G6-3		3-1 G6-3			2-1 FC6-4 1B	
Moises Alou, R OBP: 0.324, SLG: 0.429 (1, 7)	1-0 G6-3 3-H		1-1 G6-3		1-2 F9			1-1 FC6-4 2B 1-2f	
Larry Walker, L OBP: 0.355, SLG: 0.517 (1, 9)	0-0 L9		0-3 K		1-1 SF9 3B			0-0 1-H 2B	
Tim Wallach, R OBP: 0.303, SLG: 0.335 (1, 3)		4-1 2B BB		4-2 G4-3 BB		1-0 SF9		0-3 K	
Darrin Fletcher, L OBP: 0.278, SLG: 0.297 (1, 2)		2-2 1B WP 2B 1-H		0-0 F8		1-2 G3-1			
Mel Rojas, R OBP: 0.071, SLG: 0.071 (7, 1)									
John Wetteland, R OBP: 0.200, SLG: 0.200 (8, 1)									
Sean Berry, R OBP: 0.167, SLG: 0.167 (1, 5)		0-0 G5-3		2-2 G4-3 1-2			1-2 F7		
Spike Owen, S OBP: 0.364, SLG: 0.405 (1, 6)		1-1 WP SH5-4 2-3 1B		1-0 G3			2-1 F8		
Ken Hill, R OBP: 0.259, SLG: 0.352 (1, 1)		0-0 SH5-4			1-2 G5-3				
Tim Laker, R OBP: 0.250, SLG: 0.211 (7, 2)							0-3 K		

Inning Stats	R: 1	H: 1	E: 0	LOB: 0	K: 0	P: 7	R: 2	H: 2	E: 0	LOB: 1	K: 0	P: 21	R: 0	H: 0	E: 0	LOB: 0	K: 1	P: 9	R: 0	H: 0	E: 0	LOB: 1	K: 0	P: 16	R: 0	H: 0	E: 0	LOB: 0	K: 0	P: 12	R: 1	H: 1	E: 0	LOB: 0	K: 0	P: 16	R: 0	H: 0	E: 0	LOB: 0	K: 1	P: 12	R: 1	H: 2	E: 0	LOB: 1	K: 1	P: 14
	1	1	0	0	0	7	2	2	0	1	0	21	0	0	0	0	1	0	9	0	0	0	1	16	0	0	0	0	0	0	12	1	1	0	0	0	16	0	0	0	1	2	0	14				

PITCHER	IP	WLS	BF	H	R	ER	SO	BB	IBB	HBP	BLK	WP	HR	S	P	ERA	WHIP
Jimmy Jones, R ERA: 4.03 (1, 1)	7.2	L	31	6	5	5	2	2	0	0	0	1	0	68	103	5.87	1.043
Joe Boever, R ERA: 2.71 (8, 1)	0.1		1	0	0	0	1	0	0	0	0	0	0	4	4	0.00	0.000

BOTTOM

4 1 1 0 0 0 1

3 0 1 0 0 0 0

4 1 0 1 0 0 1

4 1 2 1 0 1 0

1 1 0 1 2 1 1

3 1 1 1 0 0 1

0 0 0 0 0 0 0

0 0 0 0 0 0 0

3 0 0 0 0 0 2

3 0 1 0 0 0 1

1 0 0 0 0 0 0


1 0 0 0 0 1 0

1B: 3 SF: 1
2B: 2 SAC: 2
3B: 1 DP: 0
HR: 0 HBP: 0

WP: 1 PA: 32
PB: 0
SB: 1
CS: 0

Houston Astros @ Montreal Expos
Olympic Stadium, Montreal, QB

livebaseballscorecards.com



Fri Sep 04 1992, 7:05 PM EDT
Att. 25,357 - Dome - 70 F

Houston Astros @ Montreal Expos

Olympic Stadium, Montreal, QB

Sat Sep 05 1992, 7:05 PM EDT
 Att. 28,143 - Dome - 70 F

livebaseballscorecards.com

AB	33
R	5
H	8
RBI	4
BB	5
SO	7
LOB	13



Batter	1	2	3	4	5	6	7	8	9	AB	R	H	RBI	BB	SO	LOB											
Craig Biggio, R OBP: 0.389, SLG: 0.386 (1, 4)	G5-3		5 1B BB	S BB		F8		G6-3		3	1	0	0	2	0	2											
Steve Finley, L OBP: 0.345, SLG: 0.380 (1, 8)	S 1B		5 1B BB	G4-3			HR BB		G5-3	4	2	2	0	1	0	1											
Ken Caminiti, S OBP: 0.362, SLG: 0.472 (1, 5)	K		L8			F8		HR	K	5	1	1	2	0	2	3											
5 Jeff Bagwell, R OBP: 0.349, SLG: 0.407 (1, 3)	K		1B BB E 1B			2B		K	G6-3	5	1	2	0	0	2	1											
Pete Incaviglia, R OBP: 0.317, SLG: 0.426 (1, 7)			E BB	G5-3			F9			3	0	0	1	1	1	1											
Eric Anthony, L OBP: 0.304, SLG: 0.406 (1, 9)			E3			P2		K		4	0	2	1	0	1	1											
Gerald Young, S OBP: 0.301, SLG: 0.219 (7, 9)			1B							0	0	0	0	0	0	0											
Andujar Cedeno, R OBP: 0.269, SLG: 0.338 (1, 6)	FC6-4		F7			G6-3		K		4	0	0	0	0	1	3											
Scott Servais, R OBP: 0.254, SLG: 0.233 (1, 2)	G6-3			L1		SH1-4 BB		SH1-3 1B		3	0	1	0	1	0	1											
Darryl Kile, R OBP: 0.192, SLG: 0.087 (1, 1)			F8			SH1-4		SH1-3		2	0	0	0	0	0	0											
Rob Mallicoat, L (9, 1)				G6-3						0	0	0	0	0	0	0											
Doug Jones, R (9, 1)										0	0	0	0	0	0	0											
Inning Stats	R: 0 E: 0 K: 2 S: 11	H: 1 LOB: 1 BB: 0 P: 16	R: 0 E: 0 K: 1 S: 9	H: 1 LOB: 1 BB: 0 P: 16	R: 3 E: 1 K: 0 S: 21	H: 3 LOB: 2 BB: 2 P: 33	R: 0 E: 0 K: 0 S: 4	H: 0 LOB: 1 BB: 1 P: 11	R: 0 E: 0 K: 0 S: 8	H: 1 LOB: 1 BB: 0 P: 12	R: 2 E: 0 K: 2 S: 14	H: 1 LOB: 0 BB: 1 P: 28	R: 0 E: 0 K: 1 S: 8	H: 1 LOB: 1 BB: 0 P: 12	R: 0 E: 0 K: 1 S: 8	H: 0 LOB: 0 BB: 0 P: 11	1B: 6 2B: 1 3B: 0 HR: 1	SF: 0 SAC: 2 DP: 0 HBP: 0	WP: 0 PB: 0 SB: 2 CS: 0	PA: 40							
PITCHER	IP	WLS	BF	H	R	ER	SO	BB	IBB	HBP	BLK	WP	HR	S	P	ERA	WHIP										
Chris Nabholz, L ERA: 3.38 (1, 1)	5.0	L	24	6	3	2	3	3	0	0	0	0	0	53	88	3.60	1.800										
Sergio Valdez, R ERA: 2.66 (6, 1)	1.0		5	0	1	1	0	2	0	0	0	0	0	11	21	9.00	2.000										
Doug Simons, L ERA: 60.75 (7, 1)	1.0		4	1	1	1	2	0	0	0	0	0	1	11	21	9.00	1.000										
Gil Heredia, R ERA: 5.23 (8, 1)	1.0		4	1	0	0	1	0	0	0	0	0	0	8	12	0.00	1.000										
Bill Krueger, L ERA: 4.27 (9, 1)	1.0		3	0	0	0	1	0	0	0	0	0	0	8	11	0.00	0.000										

BOTTOM

Houston Astros @ Montreal Expos
 Olympic Stadium, Montreal, QB

Sat Sep 05 1992, 7:05 PM EDT
 Att. 28,143 - Dome - 70 F

livebaseballscorecards.com

AB	33
R	2
H	7
RBI	2
BB	2
SO	3
LOB	15



WP: 0	PA: 35
PB: 0	
SB: 0	
CS: 0	

AB	R	H	RBI	BB	SO	LOB
4	0	0	0	0	0	1
4	1	1	0	0	0	1
4	0	2	1	0	0	1
4	1	2	0	0	0	2
2	0	0	0	1	0	2
0	0	0	0	0	0	0
1	0	0	0	0	0	1
4	0	1	1	0	1	3
3	0	0	0	0	0	1
0	0	0	0	0	0	0
0	0	0	0	0	0	0
0	0	0	0	0	0	0
0	0	0	0	0	0	0
1	0	0	0	0	0	1
1	0	0	0	0	0	0
0	0	0	0	0	0	0
0	0	0	0	0	0	0
0	0	0	0	1	0	0

R	H	ER	SO	BB	IBB	HBP	BLK	WP	HR	S	P	ERA	WHIP
1	2	0	2	0	0	0	0	0	0	67	120	1.12	0.875
0	0	0	0	0	0	0	0	0	0	3	6	∞	∞
0	1	0	1	0	0	0	0	0	0	11	16	0.00	1.000

R	H	ER	SO	BB	IBB	HBP	BLK	WP	HR	S	P	ERA	WHIP
0	0	0	0	0	0	0	0	0	0	20	20		
0	0	1	1	0	0	0	0	0	0	16	16		
0	2	1	2	0	0	0	0	0	0	22	22		

R	H	ER	SO	BB	IBB	HBP	BLK	WP	HR	S	P	ERA	WHIP
0	0	0	0	0	0	0	0	0	0	13	13		
0	0	0	0	0	0	0	0	0	0	20	20		

R	H	ER	SO	BB	IBB	HBP	BLK	WP	HR	S	P	ERA	WHIP
0	1	1	1	0	0	0	0	0	0	17	17		

R	H	ER	SO	BB	IBB	HBP	BLK	WP	HR	S	P	ERA	WHIP
0	0	0	0	0	0	0	0	0	0	11	11		

R	H	ER	SO	BB	IBB	HBP	BLK	WP	HR	S	P	ERA	WHIP
0	0	0	0	0	0	0	0	0	0	11	11		

R	H	ER	SO	BB	IBB	HBP	BLK	WP	HR	S	P	ERA	WHIP
0	1	1	1	0	0	0	0	0	0	11	11		

R	H	ER	SO	BB	IBB	HBP	BLK	WP	HR	S	P	ERA	WHIP
0	0	0	0	0	0	0	0	0	0	16	16		

R	H	ER	SO	BB	IBB	HBP	BLK	WP	HR	S	P	ERA	WHIP
1	2	0	2	0	0	0	0	0	0	16	16		

R	H	ER	SO	BB	IBB	HBP	BLK	WP	HR	S	P	ERA	WHIP
0	0	0	0	0	0	0	0	0	0	16	16		

R	H	ER	SO	BB	IBB	HBP	BLK	WP	HR	S	P	ERA	WHIP
0	0	0	0	0	0	0	0	0	0	16	16		

Batter	1	2	3	4	5	6	7	8	9	AB	R	H	RBI	BB	SO	LOB
Delino DeShields, L OBP: 0.370, SLG: 0.407	1-1 G3		2-1 L6		2-3 K			1-1 P6		4	0	0	0	0	0	1
Marquis Grissom, R OBP: 0.326, SLG: 0.421	3-2 2B 1B		1-0 G5-3			2-1 F8		1-1 F8		4	1	1	0	0	0	1
Moises Alou, R OBP: 0.326, SLG: 0.433	1 SAFE G3 1-H 2B		2-2 P4			2-2 FC6-4 1B		2-0 F7		4	0	2	1	0	0	1
Larry Walker, L OBP: 0.356, SLG: 0.519	0-0 G3			1-0 G5-3 1B		1-1 FC6-4 E 1-2f		3-2 1B 2B		4	1	2	0	0	0	2
Darrin Fletcher, L OBP: 0.279, SLG: 0.293	4-0 FC5-4 BB			1-1 F8		2-1 G6-3		1-2 F7		2	0	0	0	1	0	2
Ivan Calderon, R OBP: 0.239, SLG: 0.393				1 SAFE F8						0	0	0	0	0	0	0
Jerry Willard, L OBP: 0.294, SLG: 0.485				1 SAFE F8						1	0	0	0	0	0	1
Tim Wallach, R OBP: 0.302, SLG: 0.335	0-0 FC5-4 1-2f			1 SAFE 3-1 G5-3		1-2 G5-3		2-2 1B		4	0	1	1	0	1	3
Spike Owen, S OBP: 0.361, SLG: 0.401		1-1 G3			2-0 G4-3			0-3 K		3	0	0	0	0	0	1
Gil Heredia, R OBP: 0.167, SLG: 0.167										0	0	0	0	0	0	0
Bill Krueger, L										0	0	0	0	0	0	0
Bret Barberie, S OBP: 0.353, SLG: 0.288										1	0	0	0	0	1	1
Sean Berry, R OBP: 0.188, SLG: 0.188		3-2 B3-6-4 1B				2-2 G6-3		3-2 F9		4	0	1	0	0	0	1
Chris Nabholz, L OBP: 0.121, SLG: 0.140										1	0	0	0	0	0	1
John Vander Wal, L OBP: 0.330, SLG: 0.364										1	0	0	0	0	0	0
Sergio Valdez, R										0	0	0	0	0	0	0
Doug Simons, L										0	0	0	0	0	0	0
Wil Cordero, R OBP: 0.364, SLG: 0.304										0	0	0	0	1	0	0

BOTTOM

Houston Astros @ Montreal Expos
Olympic Stadium, Montreal, QB

Sun Sep 06 1992, 3:33 AM EDT
Att. 33,311 - Dome - 70 F

livebaseballscores.com

AB	31
R	1
H	4
RBI	1
BB	1
SO	4
LOB	8



WP	0	PA	32
PB	0	SB	0
CS	0		

AB	4	R	0	H	0	RBI	0	BB	0	SO	1	LOB	2
	0	0	0	0	0	0	0	0	0	0	0	0	0

	4	0	0	0	0	0	0	0	0	0	1		
--	---	---	---	---	---	---	---	---	---	---	---	--	--

	4	0	1	0	0	0	0	0	0	1			
--	---	---	---	---	---	---	---	---	---	---	--	--	--

	4	0	0	0	0	0	1	1					
--	---	---	---	---	---	---	---	---	--	--	--	--	--

	2	0	0	0	0	0	0	0	0	0			
	1	0	0	0	0	0	0	0	0	0			
	0	0	0	0	0	0	0	0	0	0			
	1	0	0	0	0	0	0	1					

	3	1	1	1	0	1	0						
--	---	---	---	---	---	---	---	--	--	--	--	--	--

	3	0	1	0	0	0	0						
--	---	---	---	---	---	---	---	--	--	--	--	--	--

	2	0	0	0	0	1	1						
	0	0	0	0	1	0	0						

	2	0	1	0	0	0	0						
	0	0	0	0	0	0	0						
	1	0	0	0	0	0	1						
	0	0	0	0	0	0	0						

1B	1	SF	0
2B	1	SAC	0
3B	1	DP	0
HR	1	HBP	0

Batter	1	2	3	4	5	6	7	8	9
Delino DeShields, L (1, 4) Mel Rojas, R (9, 1) OBP: 0.368, SLG: 0.404 OBP: 0.071, SLG: 0.071	1-1 F7 ①		2-1 G5-3 ③			0-0 P2 ①		1-3 K ③	
Marquis Grissom, R (1, 8) OBP: 0.324, SLG: 0.418	3-2 G4-3 ②			1-0 P6 ①		1-1 F9 ②		2-1 L7 ①	
Ivan Calderon, R (1, 7) OBP: 0.240, SLG: 0.409	2-2 F8 ③			0-0 F9 ②		1-0 F9 ③		2-1 3B	
Larry Walker, L (1, 9) OBP: 0.353, SLG: 0.515		0-1 G3-1 ①		0-0 G4-3 ③			1-3 K ①	0-2 G3 ②	
Greg Colbrunn, R (1, 3) John Vander Wal, L (7, PH) Tom Foley, L (8, 3) Moises Alou, R (9, PH) OBP: 0.330, SLG: 0.433 OBP: 0.329, SLG: 0.362 OBP: 0.248, SLG: 0.236 OBP: 0.325, SLG: 0.432		1-2 G4-3 ②			1-2 F7 ①		3-1 L7 ②	0-0 G5-3 ③	
Spike Owen, S (1, 6) OBP: 0.361, SLG: 0.410		0-0 HR			0-3 K ②		0-2 F8 ③		
Tim Wallach, R (1, 5) OBP: 0.302, SLG: 0.337		0-1 G6-3 ③			0-0 2B			1-0 F9 ①	
Gary Carter, R (1, 2) Bret Barberie, S (8, PH) OBP: 0.292, SLG: 0.331 OBP: 0.356, SLG: 0.288			3-3 K ①		2-2 F8 ③			4-1 BB	
Dennis Martinez, R (1, 1) Jeff Fassero, L (8, 1) Jerry Willard, L (8, PH) Tim Laker, R (9, 2) OBP: 0.203, SLG: 0.203 OBP: 0.286, SLG: 0.471 OBP: 0.250, SLG: 0.211			1-0 G6-3 ②			3-2 1B		0-0 F8 ②	

Inning Stats	R: 0	H: 0	E: 0	K: 9	LOB: 0	BB: 0	P: 15	R: 1	H: 1	E: 0	K: 10	LOB: 0	BB: 0	P: 11	R: 0	H: 0	E: 0	K: 6	LOB: 0	BB: 0	P: 12	R: 0	H: 0	E: 0	K: 10	LOB: 1	BB: 0	P: 13	R: 0	H: 1	E: 0	K: 7	LOB: 1	BB: 0	P: 12	R: 0	H: 0	E: 0	K: 8	LOB: 0	BB: 0	P: 12	R: 0	H: 0	E: 0	K: 6	LOB: 1	BB: 1	P: 12	R: 0	H: 1	E: 0	K: 8	LOB: 1	BB: 0	P: 12
--------------	------	------	------	------	--------	-------	-------	------	------	------	-------	--------	-------	-------	------	------	------	------	--------	-------	-------	------	------	------	-------	--------	-------	-------	------	------	------	------	--------	-------	-------	------	------	------	------	--------	-------	-------	------	------	------	------	--------	-------	-------	------	------	------	------	--------	-------	-------

PITCHER	IP	WLS	BF	H	R	ER	SO	BB	IBB	HBP	BLK	WP	HR	S	P	ERA	WHIP
Butch Henry, L (1, 1) ERA: 4.02	5.1	W	19	3	1	1	2	0	0	0	0	0	1	42	62	1.69	0.562
Xavier Hernandez, R (6, 1) ERA: 2.07	2.1		8	0	0	0	1	1	0	0	0	0	0	14	25	0.00	0.429
Rob Murphy, L (8, 1) ERA: 4.76	0.1		1	0	0	0	1	0	0	0	0	0	0	3	4	0.00	0.000
Doug Jones, R (9, 1) ERA: 2.0	1.0	S	4	1	0	0	0	0	0	0	0	0	0	8	12	0.00	1.000

Batter	1	2	3	4	5	6	7	8	9	AB R H RBI BB SO LOB	TOP											
Dave Martinez, L (1, 8) OBP: 0.321, SLG: 0.333	0-1 L7	0-0 1B		0-2 F8	3-1 FC4-6 1B		1-1 F9		2-2 F9 1B 2B	6 1 2 3 0 0 3												
Hal Morris, L (1, 3) OBP: 0.364, SLG: 0.415	4-1 BB FC5-4 BB	0-1 F8		0-0 1B	1-0 1B		0-0 G4-3		2-1 F9 2B	5 1 2 1 1 0 3												
Barry Larkin, R (1, 6) OBP: 0.386, SLG: 0.449	4-0 FC5-4 BB	0-0		1-3 K	1-3 K		2-3 K		4-2 1B BB	1 0 1 1 1 0 0												
Willie Greene, L (4, PH) OBP: 0.357, SLG: 0.385		1-2 1B								1 0 0 0 0 1 2												
Freddie Benavides, R (4, 6) OBP: 0.257, SLG: 0.294		3-H								2 0 0 0 1 2 2												
Chris Sabo, R (1, 5) OBP: 0.308, SLG: 0.436	4-1 FC5-4 BB	3-2 G6-3		1-1 P4		1-0 E HBP		2-1 1B	1-2 WP 1B	4 0 2 1 1 0 4												
Glenn Braggs, R (1, 7) OBP: 0.330, SLG: 0.400	0-2 FC5-4		1-1 P5		4-1 1B BB	1-1 F7		2-3 K	1-2 P2	5 1 0 1 1 1 6												
Joe Oliver, R (1, 2) OBP: 0.317, SLG: 0.398	1-2 F7		3-1		0-0 L5	2-1 E9		1-1 F8	1-3 K	5 0 2 0 0 0 4												
Dan Wilson, R (9, PH) (9, 2)				CS 1B		FC5 1B				1 0 0 0 0 1 2												
Paul O'Neill, L (1, 9) OBP: 0.350, SLG: 0.370										5 1 1 0 0 0 4												
Bill Doran, S (1, 4) OBP: 0.340, SLG: 0.351										2 4 2 1 3 0 0												
Jose Rijo, R (1, 1) OBP: 0.207, SLG: 0.241										2 1 1 1 0 0 3												
Greg Swindell, L (8, 1) OBP: 0.149, SLG: 0.167										0 0 0 0 0 0 0												
Geronimo Berroa, R (9, PH) OBP: 0.364, SLG: 0.222										0 1 0 0 0 0 0												
Milt Hill, R (9, 1)										0 0 0 0 0 0 0												
Inning Stats	R: 1 E: 0 K: 0 S: 11	H: 0 LOB: 2 BB: 3 P: 24	R: 2 E: 0 K: 0 S: 16	H: 4 LOB: 2 BB: 0 P: 20	R: 0 E: 0 K: 0 S: 7	H: 1 LOB: 0 BB: 0 P: 14	R: 1 E: 1 K: 1 S: 11	H: 1 LOB: 2 BB: 1 P: 18	R: 3 E: 1 K: 1 S: 13	H: 3 LOB: 2 BB: 1 P: 23	R: 0 E: 1 K: 0 S: 7	H: 1 LOB: 3 BB: 1 P: 15	R: 0 E: 0 K: 1 S: 6	H: 0 LOB: 0 BB: 0 P: 9	R: 0 E: 0 K: 1 S: 9	H: 1 LOB: 1 BB: 0 P: 14	R: 3 E: 0 K: 1 S: 21	H: 2 LOB: 2 BB: 2 P: 39	1B: 11 2B: 1 3B: 1 HR: 0	SF: 0 SAC: 2 DP: 0 HBP: 2	WP: 2 PB: 0 SB: 0 CS: 1	PA: 52
PITCHER	IP WLS BF H R ER SO BB IBB HBP BLK WP HR S P ERA WHIP																					
Brian Williams, R (1, 1) ERA: 3.56	3.1 L 20 6 4 4 0 4 0 0 0 0 0 0 40 69 10.80 3.000																					
Willie Blair, R (4, 1) ERA: 3.74	1.2 10 3 3 1 2 1 0 0 0 0 0 0 18 30 5.40 2.400																					
Joe Boever, R (6, 1) ERA: 2.68	1.0 6 1 0 0 0 0 0 1 1 0 0 0 7 15 0.00 1.000																					
Al Osuna, L (7, 1) ERA: 3.59	2.0 7 1 0 0 2 0 0 0 0 0 0 0 15 23 0.00 0.500																					
Rob Mallicoat, L (9, 1) ERA: 7.23	1.0 8 2 3 3 1 2 0 1 0 2 0 0 21 39 27.00 4.000																					

Cincinnati Reds @ Houston Astros
Astrodome, Houston, TX
Mon Sep 07 1992, 4:33 AM EDT
Att. 10,846 - Dome - 70 F

AB	39
R	10
H	13
RBI	9
BB	8
SO	5
LOB	33



Batter	1	2	3	4	5	6	7	8	9	AB	R	H	RBI	BB	SO	LOB
Casey Candaele, S (1, 4) OBP: 0.251, SLG: 0.252	0-1 G4-3		2-2 G6-3		0-0 G4-3		1-3 K			4	0	0	0	0	1	3
Steve Finley, L (1, 8) OBP: 0.340, SLG: 0.375 Gerald Young, S (8, PH) OBP: 0.293, SLG: 0.212	2-1 G4-3		3-3 K			4-1 BB		0-1 P4		2	0	0	0	1	1	0
Luis Gonzalez, L (1, 7) OBP: 0.297, SLG: 0.404	0-1 F7		0-0 F8			1-0 F8		1-3 K		4	0	0	0	0	1	1
Eric Anthony, L (1, 9) OBP: 0.304, SLG: 0.404		2-1 FC6-4 1B		0-2 F8		0-0 P5		0-3 K		4	0	1	0	0	1	1
Ken Caminiti, S (1, 5) OBP: 0.360, SLG: 0.469 Al Osuna, R (7, 1) Rob Mallicoat, L (9, 1) Craig Biggio, R (9, PH) OBP: 0.389, SLG: 0.386		1-1 F9		1-1 G4-3		2-0 P6		1-2 F9		3	0	0	0	0	0	2
Ernest Riles, L (1, 3) OBP: 0.244, SLG: 0.256		1-0 FC6-4 1B		2-2 F8			2-3 K		2-1 G6-3	4	0	1	0	0	1	0
Andujar Cedeno, R (1, 6) OBP: 0.258, SLG: 0.322 5 Jeff Bagwell, R (9, PH) OBP: 0.348, SLG: 0.404		1-1 FC6-4 BB			0-0 P6		2-3 K		0-1 G1-3	3	0	0	0	0	1	2
Eddie Taubensee, L (1, 2) OBP: 0.288, SLG: 0.332		4-0 1-2 BB			1-0 2B		4-1 BB BB			1	0	1	0	2	0	0
Brian Williams, R (1, 1) OBP: 0.138, SLG: 0.172 Willie Blair, R (4, 1) Pete Incaviglia, R (5, PH) OBP: 0.316, SLG: 0.425 Joe Boever, R (6, 1) Juan Guerrero, R (7, 5) OBP: 0.267, SLG: 0.297		1-3 K			2-3 K		4-1 BB		1-2 BB	1	0	0	0	0	1	3

Inning Stats	R: 0	H: 0	E: 0	K: 6	S: 8	R: 0	H: 2	E: 0	K: 1	S: 10	R: 0	H: 0	E: 0	K: 1	S: 7	R: 0	H: 0	E: 0	K: 0	S: 8	R: 0	H: 1	E: 0	K: 1	S: 8	R: 0	H: 0	E: 0	K: 0	S: 4	R: 0	H: 0	E: 0	K: 3	S: 11	R: 0	H: 0	E: 0	K: 2	S: 8	R: 0	H: 0	E: 0	K: 0	S: 8	R: 0	H: 0	E: 0	K: 0	S: 8	R: 0	H: 0	E: 0	K: 0	S: 8	1B: 2	2B: 1	3B: 0	HR: 0	SF: 0	SAC: 0	DP: 0	HBP: 0	WP: 0	PB: 0	SB: 0	CS: 0	PA: 34
--------------	------	------	------	------	------	------	------	------	------	-------	------	------	------	------	------	------	------	------	------	------	------	------	------	------	------	------	------	------	------	------	------	------	------	------	-------	------	------	------	------	------	------	------	------	------	------	------	------	------	------	------	------	------	------	------	------	-------	-------	-------	-------	-------	--------	-------	--------	-------	-------	-------	-------	--------

PITCHER	IP	WLS	BF	H	R	ER	SO	BB	IBB	HBP	BLK	WP	HR	S	P	ERA	WHIP
Jose Rijo, R (1, 1) ERA: 2.81	7.0		28	3	0	0	6	4	0	0	0	0	0	54	97	0.00	1.000
Greg Swindell, L (8, 1) ERA: 2.56	1.0		3	0	0	0	2	0	0	0	0	0	0	8	9	0.00	0.000
Milt Hill, R (9, 1) ERA:	1.0		3	0	0	0	0	0	0	0	0	0	0	8	11	0.00	0.000

BOTTOM

Cincinnati Reds @ Houston Astros
Astrodome, Houston, TX
Mon Sep 07 1992, 4:33 AM EDT
Att. 10,846 - Dome - 70 F

livebaseballscorecards.com

AB	30
R	0
H	3
RBI	0
BB	4
SO	8
LOB	13



Batter	1	2	3	4	5	6	7	8	9	AB R H RBI BB SO LOB	TOP											
Bip Roberts, S (1, 7) OBP: 0.377, SLG: 0.387	0-1 G4-3		2-1 1B HBP		1-1 F8			1-0 G3 1B		3 0 1 0 0 0 0												
Dave Martinez, L (1, 8) OBP: 0.317, SLG: 0.329	3-2 P7		0-0 F7		1-1 F8			1-0 G3		4 0 0 0 0 0 2												
Barry Larkin, R (1, 6) OBP: 0.387, SLG: 0.450	1-1 1B		2-2 1B			2-2 P9		0-1 G5-3		4 0 2 0 0 0 1												
Hal Morris, L (1, 3) OBP: 0.362, SLG: 0.412	4-2 BB		1-3 K			2-2 L9		2-2 F9		3 0 0 0 1 1 3												
Chris Sabo, R (1, 5) OBP: 0.310, SLG: 0.435	0-3 K			2-1 1B		4-0 BB			1-3 K	3 0 1 0 1 2 2												
Paul O'Neill, L (1, 9) OBP: 0.347, SLG: 0.367		0-3 K		1-1 P7		1-1 F7			2-3 K	4 0 0 0 0 2 2												
Joe Oliver, R (1, 2) OBP: 0.314, SLG: 0.394		0-2 G3		0-0 P3			0-3 K		1-2 G1-3	4 0 0 0 0 1 1												
Bill Doran, S (1, 4) OBP: 0.337, SLG: 0.348		0-1 F9		2-3 K			0-2 G4-3			3 0 0 0 0 1 1												
Chris Hammond, L (1, 1) OBP: 0.240, SLG: 0.233			2-3 K		0-3 K			1-3 K		3 0 0 0 0 3 0												
Scott Ruskin, R (7, 1)										0 0 0 0 0 0 0												
Scott Bankhead, R (7, 1) OBP: 0.222, SLG: 0.222										0 0 0 0 0 0 0												
Inning Stats	R: 0 E: 0 K: 1 S: 13	H: 1 LOB: 2 BB: 1 P: 21	R: 0 E: 0 K: 1 S: 8	H: 0 LOB: 0 BB: 0 P: 8	R: 0 E: 0 K: 2 S: 12	H: 1 LOB: 2 BB: 0 P: 18	R: 0 E: 0 K: 1 S: 8	H: 1 LOB: 1 BB: 0 P: 13	R: 0 E: 0 K: 1 S: 7	H: 0 LOB: 0 BB: 0 P: 9	R: 0 E: 0 K: 2 S: 11	H: 0 LOB: 1 BB: 1 P: 20	R: 0 E: 0 K: 2 S: 10	H: 0 LOB: 0 BB: 0 P: 11	R: 0 E: 0 K: 0 S: 7	H: 1 LOB: 1 BB: 0 P: 11	R: 0 E: 0 K: 2 S: 9	H: 0 LOB: 0 BB: 0 P: 13	1B: 4 2B: 0 3B: 0 HR: 0	SF: 0 SAC: 0 DP: 0 HBP: 1	WP: 0 PB: 0 SB: 1 CS: 0	PA: 34
PITCHER	IP WLS BF H R ER SO BB IBB HBP BLK WP HR S P ERA WHIP																					
Pete Harnisch, R (1, 1) ERA: 3.64	7.0 W 27 3 0 0 8 2 0 1 0 0 0 69 100 0.00 0.714																					
Xavier Hernandez, R (8, 1) ERA: 2.03	2.0 S 7 1 0 0 2 0 0 0 0 0 0 0 16 24 0.00 0.500																					

Cincinnati Reds @ Houston Astros
Astrodome, Houston, TX
Tue Sep 08 1992, 8:05 PM EDT
Att. 7,196 - Dome - 70 F

livebaseballscorecards.com

AB	31
R	0
H	4
RBI	0
BB	2
SO	10
LOB	12



Batter	1	2	3	4	5	6	7	8	9
Craig Biggio, R OBP: 0.390, SLG: 0.386 (1, 4)	3-3 			1-1 		1-2 		2-2 	
Steve Finley, L OBP: 0.339, SLG: 0.373 (1, 8)	1-2 			2-3 		0-1 		0-0 	
Ken Caminiti, S OBP: 0.359, SLG: 0.465 (1, 5)	2-0 			0-2 			1-1 	4-1 	
5 Jeff Bagwell, R OBP: 0.349, SLG: 0.406 (1, 3)			1-2 		2-1 		4-1 	2-2 	
Pete Incaviglia, R OBP: 0.313, SLG: 0.419 (1, 9)			2-0 		2-0 		2-1 	1-3 	
Gerald Young, S OBP: 0.293, SLG: 0.212 (9, 9)							1B 		
Luis Gonzalez, L OBP: 0.300, SLG: 0.403 (1, 7)			2-1 		1-0 		0-0 	4-0 	
Andujar Cedeno, R OBP: 0.263, SLG: 0.333 (1, 6)				1-3 		1-1 	1-2 	2-0 	
Scott Servais, R OBP: 0.260, SLG: 0.236 (1, 2)				3-2 		0-0 	4-1 		
Pete Hamisch, S OBP: 0.158, SLG: 0.200 (1, 1)				1-1 		0-0 	2-0 		
Casey Candaele, S OBP: 0.251, SLG: 0.252 (7, PH)									
Eric Anthony, L OBP: 0.303, SLG: 0.403 (7, PH)									
Xavier Hernandez, L (8, 1)									

Inning Stats	R: 0	H: 0	E: 0	K: 1	S: 8	R: 0	H: 0	E: 0	K: 0	S: 6	R: 0	H: 0	E: 0	K: 1	S: 10	R: 0	H: 0	E: 0	K: 1	S: 8	R: 0	H: 0	E: 0	K: 0	S: 4	R: 0	H: 3	E: 0	K: 0	S: 9	R: 1	H: 2	E: 0	K: 0	S: 11	R: 1	H: 1	E: 0	K: 1	S: 11
	LOB: 0	BB: 0	P: 14	LOB: 0	BB: 0	P: 11	LOB: 0	BB: 0	P: 15	LOB: 0	BB: 0	P: 11	LOB: 0	BB: 0	P: 9	LOB: 2	BB: 0	P: 11	LOB: 3	BB: 2	P: 25	LOB: 3	BB: 2	P: 26	LOB: 0	BB: 0	LOB: 0	BB: 0	P: 11	LOB: 0	BB: 0	P: 11	LOB: 2	BB: 0	P: 11	LOB: 3	BB: 2	P: 26		

PITCHER	IP	WLS	BF	H	R	ER	SO	BB	IBB	HBP	BLK	WP	HR	S	P	ERA	WHIP
Chris Hammond, L ERA: 4.23 (1, 1)	6.2	L	24	4	1	1	3	1	0	0	0	0	0	51	84	1.35	0.750
Scott Ruskin, L ERA: 4.21 (7, 1)	0.0		2	1	0	0	0	0	1	0	0	0	0	4	9	∞	∞
Scott Bankhead, R ERA: 3.22 (7, 1)	1.1		8	1	1	1	1	0	2	1	0	1	0	12	29	6.75	0.750

AB	R	H	RBI	BB	SO	LOB
3	1	1	0	0	1	0
3	0	0	0	0	1	3
3	0	0	0	1	0	0
3	0	1	1	1	0	0
4	1	0	0	0	1	3
0	0	0	0	0	0	0
3	0	1	0	1	0	0
4	0	2	1	0	1	3
2	0	1	0	1	0	0
2	0	0	0	0	0	2
0	0	0	0	0	0	0
1	0	0	0	0	0	3
0	0	0	0	0	0	0

WP	HR	S	P	ERA	WHIP
1	0	1	34		
0	0	1			
0	0	1			
0	0	1			

Cincinnati Reds @ Houston Astros
Astrodome, Houston, TX
Tue Sep 08 1992, 8:05 PM EDT
Att. 7,196 - Dome - 70 F

livebaseballscorecards.com

AB	28
R	2
H	6
RBI	2
BB	4
SO	4
LOB	14



Batter	1	2	3	4	5	6	7	8	9	AB	R	H	RBI	BB	SO	LOB
Mike Felder, S OBP: 0.328, SLG: 0.393 (1, 8) (2, 9)	1-2 3B 1B		0-0 2B G4-3 1B	0-1 P5			0-1 P7			4	2	2	0	0	0	1
John Patterson, S OBP: 0.220, SLG: 0.256 (1, 4)	0-0 SF8 3B		1-0 L6 1B		1-2 G3			2-2 G6-3		4	1	1	1	0	0	1
Will Clark, L OBP: 0.392, SLG: 0.491 Darren Lewis, R OBP: 0.294, SLG: 0.264 (1, 3) (2, 8)	4-2 SF8 1B BB		2-1 G4-3 2B		2-2 G6-3			1-3 K		0	0	0	0	1	0	0
Chris James, R OBP: 0.292, SLG: 0.374 (1, 7)	0-2 SF8 1-2 3-H		0-1 G4-3		1-2 G5-3			3-1 P4		3	0	0	2	0	0	1
Matt Williams, R OBP: 0.282, SLG: 0.378 (1, 5)	1-1 1B		0-1 2B		2-2 G6-3			4-2 1B BB		3	0	2	1	1	0	0
Cory Snyder, R OBP: 0.309, SLG: 0.439 (1, 9) (2, 3)	2-3 K		1-1 G5-3		0-1 G6-3			0-1 1B G5-4-3		4	0	1	0	0	1	2
Steve Decker, R OBP: 0.143, SLG: 0.143 Mike Benjamin, R OBP: 0.227, SLG: 0.282 (1, 2) (9, PH)		2-2 G6-3		2-1 L5		2-3 K		0-3 K		3	0	0	0	0	1	0
Royce Clayton, R OBP: 0.275, SLG: 0.304 (1, 6)		1-1 B3-6-4 1B		0-1 E5 SH1-4		3-3 K		1-0 G5-4-3		4	0	1	0	0	1	2
Kevin Rogers, L OBP: 0.170, SLG: 0.196 Mark Leonard, L OBP: 0.361, SLG: 0.440 Bryan Hickerson, L (1, 1) (5, 1) (7, PH) (8, 1)		0-1 B3-6-4 1-2f		0-0 SH1-4		2-3 K				1	0	0	0	0	0	1

Inning Stats	R: 2	H: 3	E: 0	K: 15	H: 3	LOB: 1	BB: 1	P: 23	R: 0	H: 1	E: 0	K: 0	S: 7	R: 0	H: 3	E: 0	K: 0	S: 11	R: 0	H: 0	E: 1	K: 0	S: 7	R: 0	H: 0	E: 0	K: 0	S: 9	R: 0	H: 0	E: 0	K: 1	S: 8	R: 0	H: 0	E: 0	K: 2	S: 11	R: 0	H: 0	E: 0	K: 1	S: 8	R: 0	H: 0	E: 0	K: 1	S: 8	R: 0	H: 1	E: 0	K: 1	S: 9	1B: 5	2B: 2	3B: 1	HR: 0	SF: 1	SAC: 1	DP: 2	HBP: 0	WP: 0	PB: 0	SB: 0	CS: 0	PA: 35
--------------	------	------	------	-------	------	--------	-------	-------	------	------	------	------	------	------	------	------	------	-------	------	------	------	------	------	------	------	------	------	------	------	------	------	------	------	------	------	------	------	-------	------	------	------	------	------	------	------	------	------	------	------	------	------	------	------	-------	-------	-------	-------	-------	--------	-------	--------	-------	-------	-------	-------	--------

PITCHER	IP	WLS	BF	H	R	ER	SO	BB	IBB	HBP	BLK	WP	HR	S	P	ERA	WHIP
Jimmy Jones, R ERA: 4.15 (1, 1)	5.0		22	7	4	4	1	1	0	0	0	0	0	49	69	7.20	1.600
Willie Blair, R ERA: 3.55 (6, 1)	3.0	W	10	0	0	0	4	1	0	0	0	0	0	30	49	0.00	0.333
Xavier Hernandez, R ERA: 2.0 (9, 1)	1.0	S	3	1	0	0	1	0	0	0	0	0	0	6	7	0.00	1.000

BOTTOM

Houston Astros @ San Francisco Giants
Candlestick Park, San Francisco, CA

Wed Sep 09 1992, 10:05 PM EDT
Att: 12,294 - Cloudy - 58 F

AB	31
R	4
H	8
RBI	4
BB	2
SO	6
LOB	10

livebaseballscorecards.com



Batter	1	2	3	4	5	6	7	8	9	AB R H RBI BB SO LOB	TOP											
Craig Biggio, R (1, 4) OBP: 0.392, SLG: 0.385	2-2 F7		2-1 F7		4-2 2B BB		4-1 SH1-4 BB		1-1 G6-3	3 1 0 0 2 0 0												
Steve Finley, L (1, 8) OBP: 0.343, SLG: 0.381	1-0 1B		1-1 1B 2B		0-1 1-H 2B		0-0 SH1-4		2-1 E6 1B	4 1 3 1 0 0 0												
Luis Gonzalez, L (1, 7) OBP: 0.304, SLG: 0.409	2-2 F9		3-2 5 1B 1B		0-0 F7		0-1 P6		0-1 5 BB 1B	5 0 2 1 0 0 3												
5 Jeff Bagwell, R (1, 3) OBP: 0.355, SLG: 0.407	0-3 K		1-1 1B		4-1 BB		2-2 F8		4-1 1B BB	3 0 1 0 2 1 2												
Eric Anthony, L (1, 9) OBP: 0.298, SLG: 0.395		1-1 G3	2-2 G4-3		0-0 L7			1-0 G6-3	2-3 K	5 0 0 0 0 1 7												
Ken Caminiti, S (1, 5) OBP: 0.358, SLG: 0.461		1-1 S 1B		2-0 1B	1-1 G4-3			1-0 1B 1B	2-3 K	5 0 3 0 0 1 5												
Andujar Cedeno, R (1, 6) OBP: 0.253, SLG: 0.319		2-3 K		0-3 K		1-0 G5-3		1-1 1B		3 0 0 0 0 2 2												
Ernest Riles, L (8, PH) OBP: 0.282, SLG: 0.275								1-2 1B		1 0 1 0 0 0 0												
Eddie Taubensee, L (1, 2) OBP: 0.284, SLG: 0.327		2-3 K		1-3 K		0-1 L4		0-3 K		4 0 0 0 0 3 4												
Ryan Bowen, R (1, 1) OBP: 0.167, SLG: 0.167			1-3 K		1-2 G5-3		1-0 F8		2-3 K	3 0 0 0 0 1 1												
Joe Boever, R (6, 1)										0 0 0 0 0 0 0												
Casey Candaele, S (8, PH) OBP: 0.250, SLG: 0.251										1 0 0 0 0 1 2												
Rob Murphy, L (8, 1)										0 0 0 0 0 0 0												
Inning Stats	R: 0 E: 0 K: 1 S: 10	H: 1 LOB: 1 BB: 0 P: 15	R: 0 E: 0 K: 2 S: 10	H: 1 LOB: 1 BB: 0 P: 16	R: 1 E: 0 K: 1 S: 15	H: 3 LOB: 2 BB: 0 P: 25	R: 0 E: 0 K: 2 S: 12	H: 1 LOB: 1 BB: 0 P: 16	R: 1 E: 0 K: 0 S: 9	H: 1 LOB: 2 BB: 2 P: 18	R: 0 E: 0 K: 0 S: 4	H: 0 LOB: 0 BB: 0 P: 6	R: 0 E: 0 K: 0 S: 7	H: 0 LOB: 1 BB: 1 P: 13	R: 0 E: 0 K: 2 S: 10	H: 2 LOB: 2 BB: 0 P: 15	R: 0 E: 1 K: 2 S: 14	H: 1 LOB: 3 BB: 1 P: 25	1B: 8 2B: 2 3B: 0 HR: 0	SF: 0 SAC: 1 DP: 0 HBP: 0	WP: 0 PB: 0 SB: 2 CS: 0	PA: 42
PITCHER	IP WLS BF H R ER SO BB IBB HBP BLK WP HR S P ERA WHIP																					
John Burkett, R (1, 1) ERA: 3.64	6.0 W 28 7 2 2 6 3 0 0 0 0 0 0 61 101 3.00 1.667																					
Dave Righetti, L (7, 1) ERA: 4.76	0.2 2 0 0 0 0 0 0 0 0 0 0 0 3 3 0.00 0.000																					
Steve Reed, R (7, 1) ERA:	1.1 6 2 0 0 2 0 0 0 0 0 0 0 13 20 0.00 1.500																					
Rod Beck, R (9, 1) ERA: 1.92	1.0 S 6 1 0 0 2 1 0 0 0 0 0 0 14 25 0.00 2.000																					

Houston Astros @ San Francisco Giants
Candlestick Park, San Francisco, CA
 Thu Sep 10 1992, 6:33 AM EDT
 Att: 6,691 - Cloudy - 66 F

livebaseballscorecards.com

AB	37
R	2
H	10
RBI	2
BB	4
SO	10
LOB	26



Batter	1	2	3	4	5	6	7	8	9	AB	R	H	RBI	BB	SO	LOB
John Patterson, S OBP: 0.200, SLG: 0.233 (1, 8) (9, 4)	0-1 G4-3		1-2 P4		0-1 E6		1-1 F8			4	0	0	0	0	0	0
Robby Thompson, R OBP: 0.341, SLG: 0.424 Darren Lewis, R OBP: 0.294, SLG: 0.264 (1, 4) (9, 8)	1-1 1B		4-1 HR		0-2 CS		4-1 BB			2	1	2	0	2	0	0
Chris James, R OBP: 0.291, SLG: 0.386 Mike Felder, S OBP: 0.328, SLG: 0.393 (1, 7) (8, 7)	2-1 F8		0-0 HR		3-3 K		0-1 G5-3			4	1	1	2	0	1	4
Cory Snyder, R OBP: 0.313, SLG: 0.452 (1, 3)	4-1 BB		0-3 K		3-2 2B		1-0 HR			3	2	2	1	1	1	0
Matt Williams, R OBP: 0.281, SLG: 0.376 (1, 5)	1-1 P6		4-0 FC5 WP		3-1 G6-3		1-1 G5-3			3	0	0	0	1	0	3
Kirt Manwaring, R OBP: 0.311, SLG: 0.329 (1, 2)		1-1 G5-3	0-3 K		1-2 G4-3		2-1 P2			4	0	1	1	0	1	1
Steve Hosey, R OBP: 0.208, SLG: 0.217 (1, 9)		2-1 G6-3	0-3 K		3-2 G4-3		3-3 K			4	1	0	0	0	2	2
Mike Benjamin, R OBP: 0.218, SLG: 0.270 Steve Reed, R (7, 1) Willie McGee, S OBP: 0.333, SLG: 0.355 Rod Beck, R (8, PH) (9, 1)		2-0 F7	2-2 FC5		2-3 K		1-2 3B			3	0	0	0	0	1	2
John Burkett, R OBP: 0.093, SLG: 0.040 Dave Righetti, L OBP: 0.143, SLG: 0.143 Royce Clayton, R OBP: 0.273, SLG: 0.302 (7, 1) (7, 6)			2-2 F8		0-3 K		3-2 P4		0-1 G1-3	0	0	0	0	0	0	1

Inning Stats	R: 0	H: 1	E: 0	K: 0	S: 9	R: 0	H: 0	E: 0	K: 0	S: 5	R: 2	H: 1	E: 0	K: 1	S: 12	R: 0	H: 0	E: 0	K: 2	S: 9	R: 0	H: 1	E: 1	K: 2	S: 11	R: 1	H: 2	E: 0	K: 1	S: 18	R: 0	H: 0	E: 0	K: 0	S: 9	R: 2	H: 2	E: 0	K: 1	S: 13	1B: 2	2B: 2	3B: 1	HR: 2	SF: 0	SAC: 0	DP: 0	HBP: 0	WP: 1	PB: 1	SB: 2	CS: 1	PA: 36
--------------	------	------	------	------	------	------	------	------	------	------	------	------	------	------	-------	------	------	------	------	------	------	------	------	------	-------	------	------	------	------	-------	------	------	------	------	------	------	------	------	------	-------	-------	-------	-------	-------	-------	--------	-------	--------	-------	-------	-------	-------	--------

PITCHER	IP	WLS	BF	H	R	ER	SO	BB	IBB	HBP	BLK	WP	HR	S	P	ERA	WHIP
Ryan Bowen, R ERA: 10.55 (1, 1)	5.1	L	24	5	3	3	5	3	0	0	0	1	1	58	94	5.06	1.500
Joe Boever, R ERA: 2.63 (6, 1)	1.2		6	0	0	0	1	1	0	0	0	0	0	15	28	0.00	0.600
Rob Murphy, L ERA: 4.86 (8, 1)	1.0		6	2	2	1	1	0	0	0	0	0	1	13	21	9.00	2.000


BOTTOM

Houston Astros @ San Francisco Giants
Candlestick Park, San Francisco, CA

Thu Sep 10 1992, 6:33 AM EDT
Att. 6,691 - Cloudy - 66 F

livebaseballscorecards.com

AB	32
R	5
H	7
RBI	5
BB	4
SO	7
LOB	13



Batter	1	2	3	4	5	6	7	8	9	AB	R	H	RBI	BB	SO	LOB	TOP		
Otis Nixon, S (1, 8) <small>OBP: 0.365, SLG: 0.373</small>	3-2 		0-0 		0-0 		1-2 	3-1 		5	2	3	0	0	0	0			
Jeff Blauser, R (1, 6) <small>OBP: 0.361, SLG: 0.459</small> Mark Lemke, S (7, 4) <small>OBP: 0.312, SLG: 0.316</small>	0-3 		0-1 		2-0 		1-0 	2-1 		4	1	1	0	0	1	1			
Terry Pendleton, S (1, 5) <small>OBP: 0.338, SLG: 0.477</small>	1-2 		0-0 		1-2 		0-2 	3-2 		5	0	1	0	0	0	4			
David Justice, L (1, 9) <small>OBP: 0.356, SLG: 0.416</small>		2-3 	1-1 		0-0 		4-2 		3-2 	4	2	1	2	1	1	1			
Sid Bream, L (1, 3) <small>OBP: 0.347, SLG: 0.442</small> Brian Hunter, R (9, PH) <small>OBP: 0.296, SLG: 0.505</small>		3-0 	1-3 			0-1 	1-3 		3-2 	4	1	2	0	0	2	3			
Lonnie Smith, R (1, 7) <small>OBP: 0.329, SLG: 0.457</small> Ron Gant, R (4, 7) <small>OBP: 0.320, SLG: 0.397</small>		3-3 		3-3 		3-3 	0-2 		0-1 	2	0	0	0	0	2	1			
Damon Berryhill, S (1, 2) <small>OBP: 0.262, SLG: 0.383</small>		0-2 		1-0 		0-1 	1-0 		0-2 	5	0	2	3	0	0	2			
Jeff Treadway, L (1, 4) <small>OBP: 0.308, SLG: 0.296</small> Rafael Belliard, R (7, 6) <small>OBP: 0.263, SLG: 0.249</small>		4-0 		0-1 		4-0 	4-0 			1	0	1	0	3	0	0			
Pete Smith, R (1, 1) <small>OBP: 0.263, SLG: 0.249</small>		2-3 		1-1 		0-1 	0-1 		0-1 	4	0	0	0	0	1	7			
Inning Stats	R: 0 E: 0 K: 1 S: 9 H: 0 LOB: 0 BB: 0 P: 13	R: 1 E: 0 K: 3 S: 14 H: 2 LOB: 2 BB: 1 P: 28	R: 2 E: 0 K: 1 S: 10 H: 2 LOB: 0 BB: 0 P: 11	R: 0 E: 0 K: 1 S: 8 H: 1 LOB: 1 BB: 0 P: 13	R: 0 E: 1 K: 0 S: 7 H: 1 LOB: 1 BB: 0 P: 10	R: 0 E: 0 K: 1 S: 9 H: 1 LOB: 2 BB: 1 P: 16	R: 4 E: 0 K: 1 S: 19 H: 4 LOB: 2 BB: 2 P: 31	R: 0 E: 0 K: 0 S: 7 H: 1 LOB: 0 BB: 0 P: 15	R: 0 E: 0 K: 0 S: 12 H: 1 LOB: 1 BB: 0 P: 18	1B: 9 2B: 3 3B: 0 HR: 1 SF: 0 SAC: 0 DP: 1 HBP: 0	WP: 0 PB: 0 SB: 2 CS: 0	PA: 43							
PITCHER	IP WLS BF H R ER SO BB IBB HBP BLK WP HR S P ERA WHIP	IP WLS BF H R ER SO BB IBB HBP BLK WP HR S P ERA WHIP	IP WLS BF H R ER SO BB IBB HBP BLK WP HR S P ERA WHIP	IP WLS BF H R ER SO BB IBB HBP BLK WP HR S P ERA WHIP	IP WLS BF H R ER SO BB IBB HBP BLK WP HR S P ERA WHIP	IP WLS BF H R ER SO BB IBB HBP BLK WP HR S P ERA WHIP	IP WLS BF H R ER SO BB IBB HBP BLK WP HR S P ERA WHIP	IP WLS BF H R ER SO BB IBB HBP BLK WP HR S P ERA WHIP	IP WLS BF H R ER SO BB IBB HBP BLK WP HR S P ERA WHIP	IP WLS BF H R ER SO BB IBB HBP BLK WP HR S P ERA WHIP	IP WLS BF H R ER SO BB IBB HBP BLK WP HR S P ERA WHIP	IP WLS BF H R ER SO BB IBB HBP BLK WP HR S P ERA WHIP	IP WLS BF H R ER SO BB IBB HBP BLK WP HR S P ERA WHIP						
Darryl Kile, R (1, 1) <small>ERA: 4.4</small>	6.1	L	30	9	5	5	7	0	2	0	0	0	0	0	1	65	101	7.11	1.421
Al Osuna, L (7, 1) <small>ERA: 3.74</small>	0.1		2	0	0	0	1	1	0	0	0	0	0	0	5	10	0.00	3.000	
Willie Blair, R (7, 1) <small>ERA: 3.68</small>	0.1		4	2	2	0	0	0	1	0	0	0	0	6	11	54.00	6.000		
Rich Scheid, L (8, 1) <small>ERA:</small>	2.0		7	2	0	0	0	0	0	0	0	0	0	19	33	0.00	1.000		

Atlanta Braves @ Houston Astros
Astrodome, Houston, TX
Fri Sep 11 1992, 8:05 PM EDT
Att. 13,554 - Dome - 70 F

livebaseballscorecards.com

AB	39
R	7
H	13
RBI	7
BB	4
SO	8
LOB	22



Batter	1	2	3	4	5	6	7	8	9	AB	R	H	RBI	BB	SO	LOB
Craig Biggio, R OBP: 0.391, SLG: 0.383 (1, 4) C F B X	1-2 P8 ①		4-1 BB 1-2			2-1 L8 ①		0-3 K ②		3	0	0	0	1	1	1
Steve Finley, L OBP: 0.342, SLG: 0.379 (1, 8) B C F B X	3-1 G6-3 ②		2-2 G1-3 ③			4-1 BB		0-2 P5 ③		3	0	0	0	1	0	3
Luis Gonzalez, L OBP: 0.304, SLG: 0.407 (1, 7) C F B F S	1-3 K ③			0-1 F9 ①		1 SAFE F X	0-1 L7 ②		0-0 G4-3 5 WP 1B	4	0	1	0	0	1	1
5 Jeff Bagwell, R OBP: 0.352, SLG: 0.404 (1, 3) B C F B X		2-3 K ①		0-1 F9 ②		1 SAFE X	0-0 F9 ③		3-1 P4 1-2	4	0	0	0	0	1	2
Eric Anthony, L OBP: 0.295, SLG: 0.391 (1, 9) C C C C C		1-3 K ②		2-1 G4-3 ③			1-1 F9 ①		0-0 G4-3 ②	4	0	0	0	0	1	1
Ken Caminiti, S OBP: 0.355, SLG: 0.457 (1, 5) C C C C C		2-2 G4-3 ③			0-3 K ①		0-0 L4 ②		1-0 L4 ③	4	0	0	0	0	1	1
Andujar Cedeno, R OBP: 0.249, SLG: 0.313 (1, 6) Rich Scheid, L (8, 1)			0-0 F9 ①		0-0 G5-3 ②		1-0 G6-3 ③			3	0	0	0	0	0	0
Eddie Taubensee, L OBP: 0.288, SLG: 0.331 (1, 2) Scooter Tucker, R OBP: 0.229, SLG: 0.163 (9, 2)			1-2 G4-3 ②		1-0 1B			0-0 1B		3	0	2	0	0	0	0
Darryl Kile, R OBP: 0.214, SLG: 0.120 (1, 1) Al Osuna, R (7, 1) Willie Blair, R OBP: 0.167, SLG: 0.091 (7, 1) Ernest Riles, L OBP: 0.256, SLG: 0.268 (8, 6)			2-2 BB 1B		1-0 F7 ③			0-3 K ①		0	0	0	0	0	0	0
										2	0	1	0	0	0	1
										0	0	0	0	0	0	0
										0	0	0	0	0	0	0
										1	0	0	0	0	1	1

Inning Stats	R: 0	H: 0	E: 0	K: 1	S: 9	R: 0	H: 0	E: 0	K: 2	S: 11	R: 0	H: 1	E: 0	K: 0	S: 13	R: 0	H: 0	E: 0	K: 0	S: 6	R: 0	H: 1	E: 0	K: 1	S: 6	R: 0	H: 0	E: 0	K: 0	S: 6	R: 0	H: 0	E: 0	K: 0	S: 6	R: 0	H: 0	E: 0	K: 0	S: 4	R: 0	H: 1	E: 0	K: 2	S: 10	R: 0	H: 1	E: 0	K: 0	S: 5	1B: 4	2B: 0	3B: 0	HR: 0	SF: 0	SAC: 0	DP: 0	HBP: 0	WP: 1	PB: 0	SB: 0	CS: 0	PA: 33
Pete Smith, R ERA: 2.12 (1, 1)	IP: 9.0	WLS: W	BF: 33	H: 4	R: 0	ER: 0	SO: 6	BB: 2	IBB: 0	HBP: 0	BLK: 0	WP: 1	HR: 0	S: 70	P: 105	ERA: 0.00	WHIP: 0.667																																														

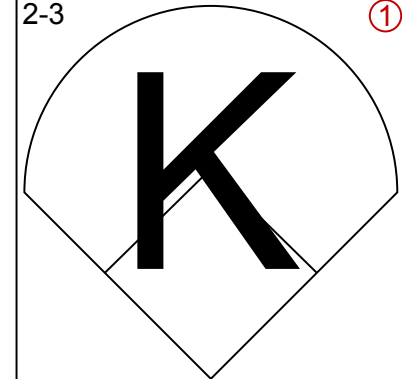
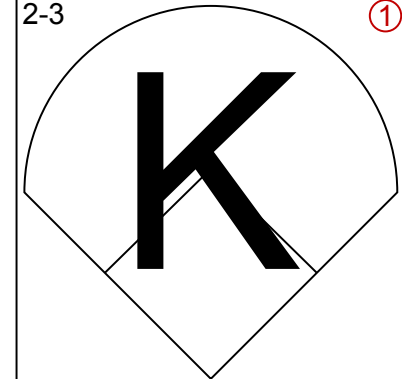
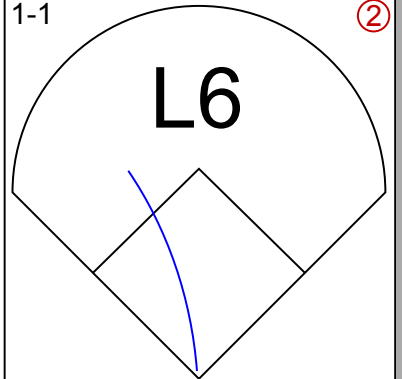
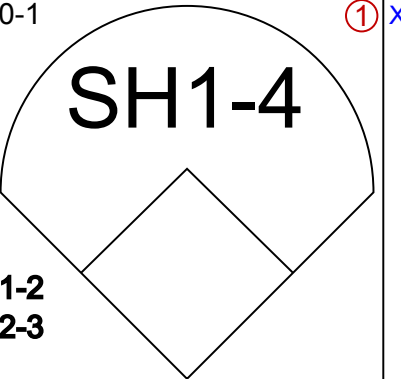
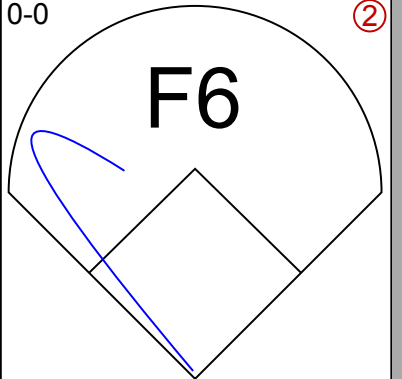
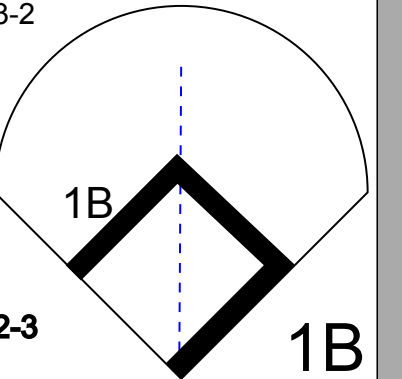
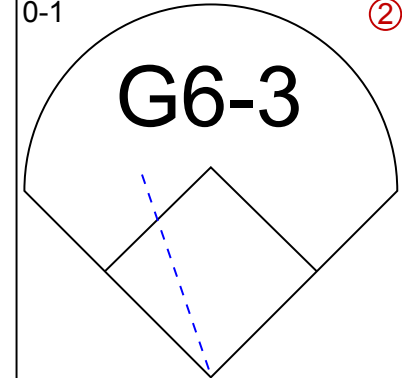
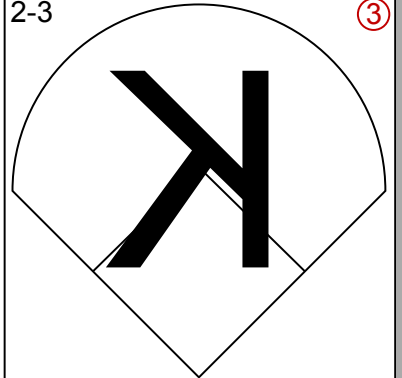
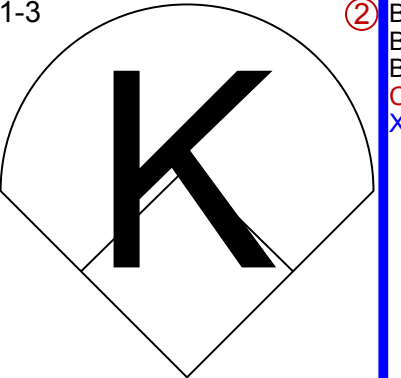
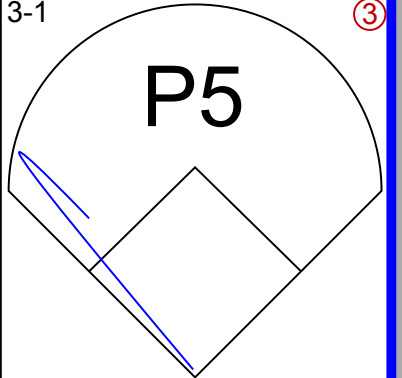
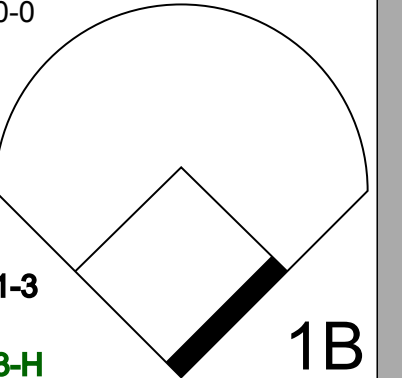
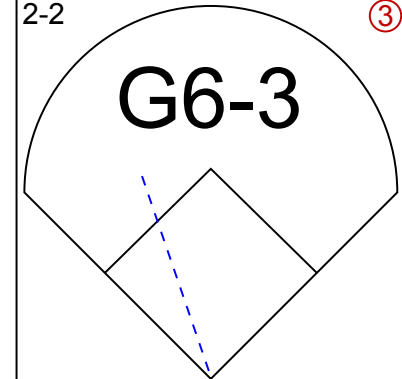
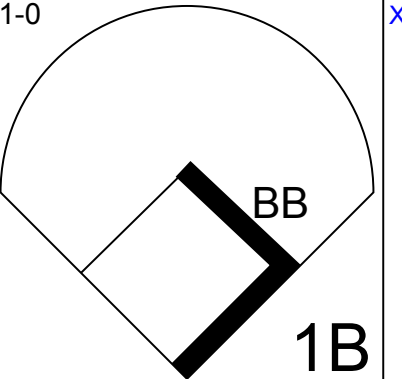
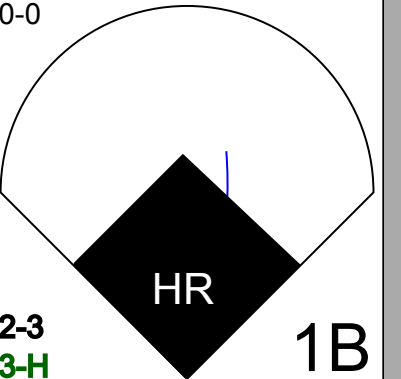
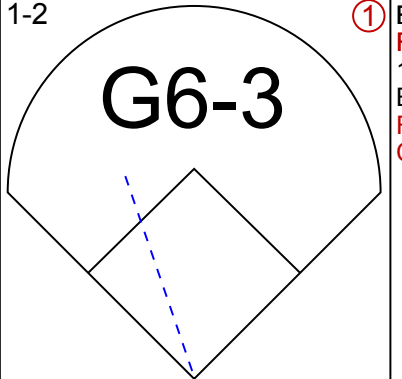
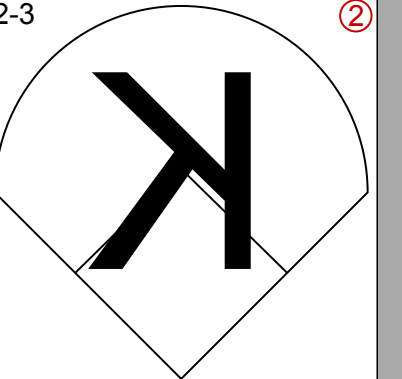
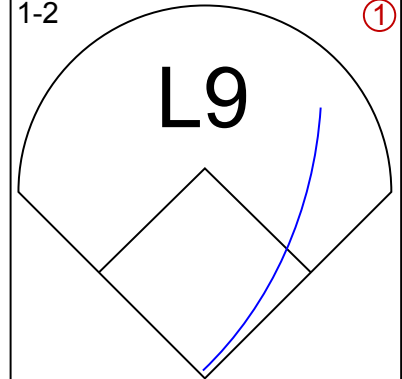
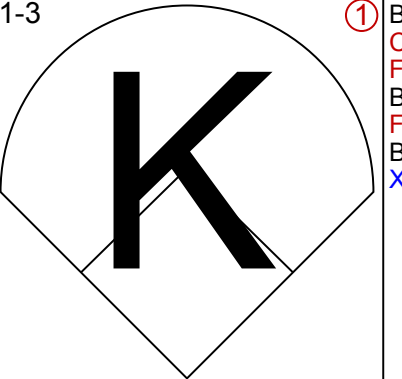
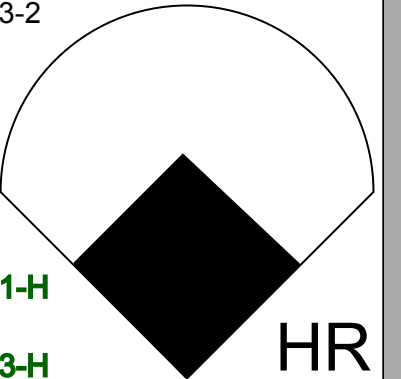
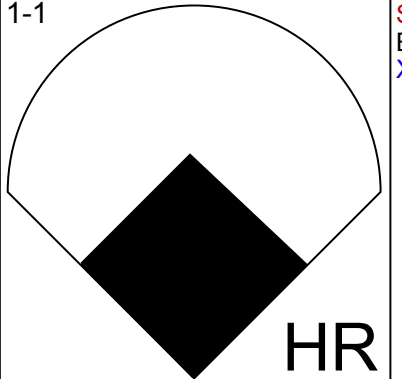
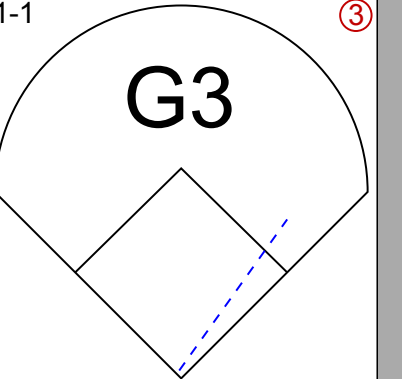
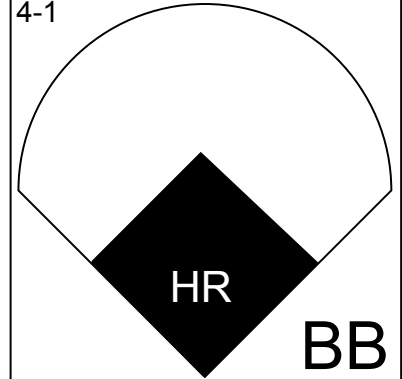
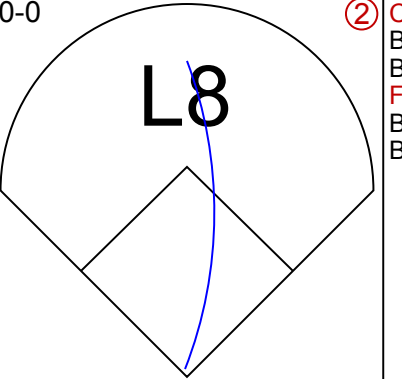
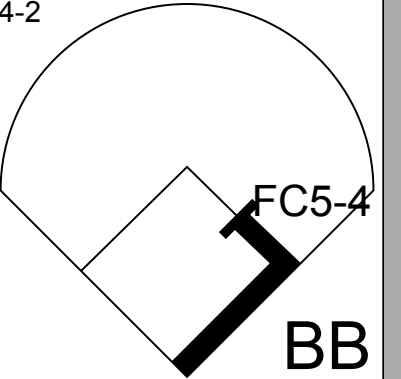
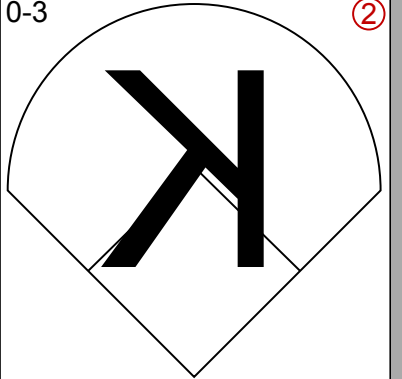
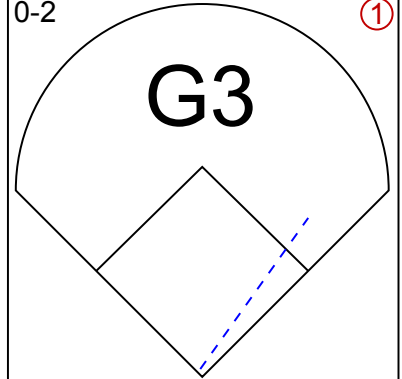
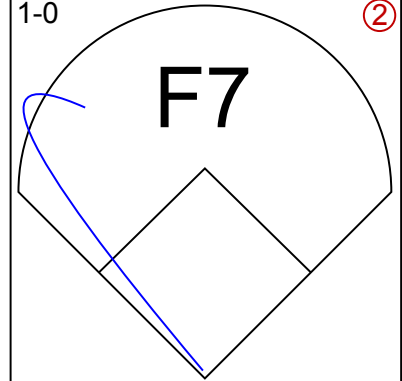
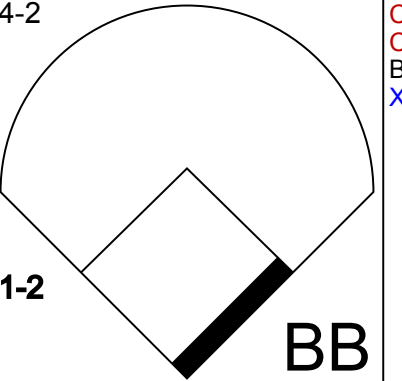
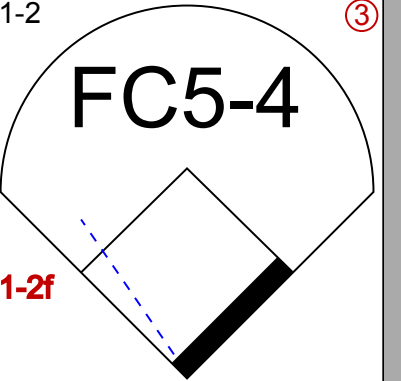
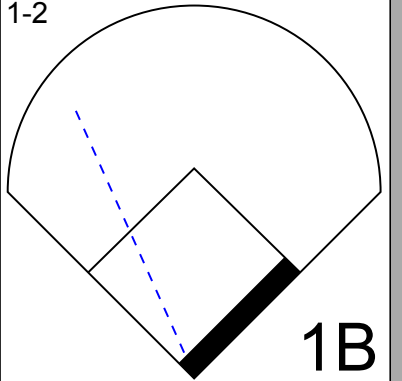
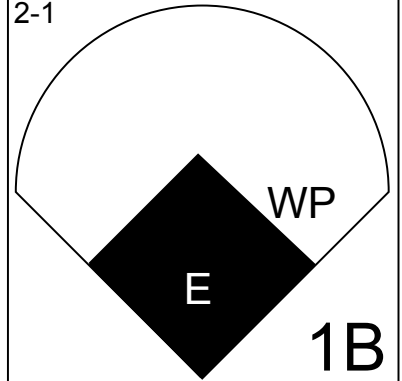
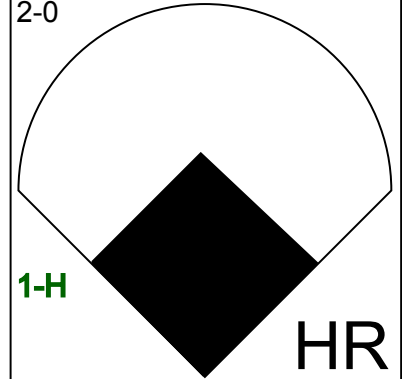
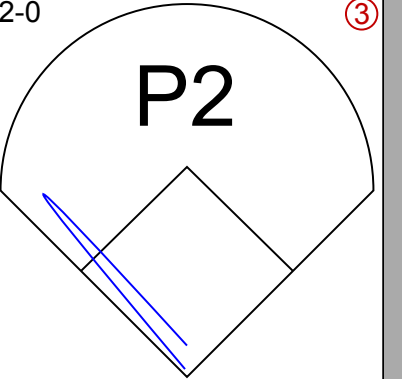
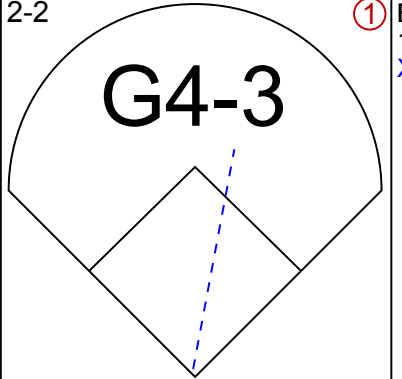
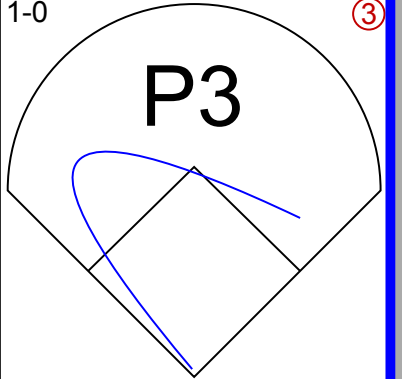
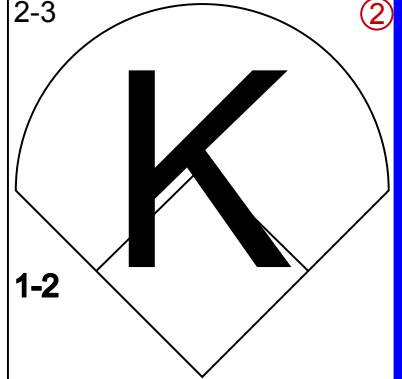
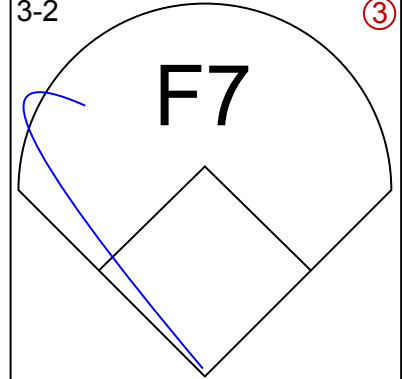
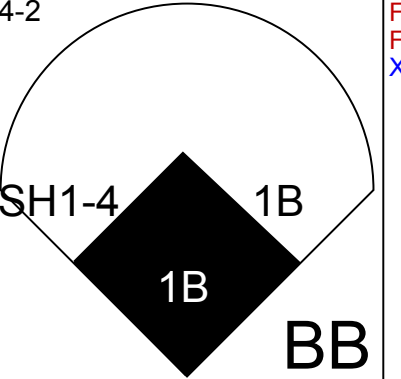
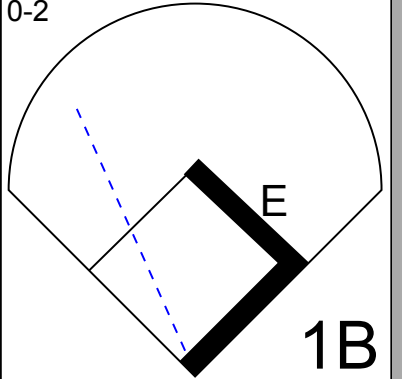
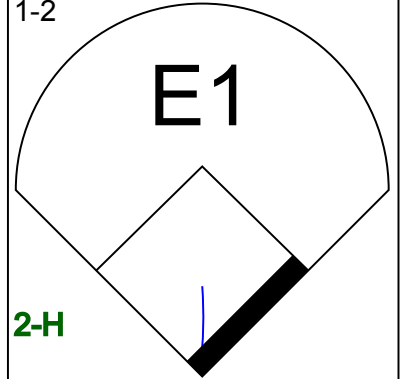
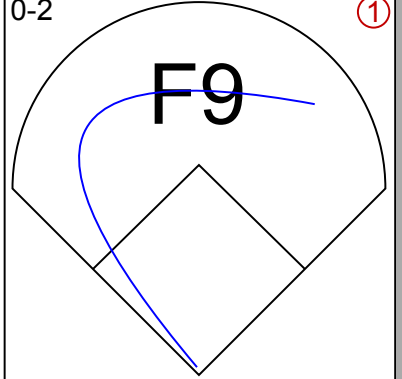
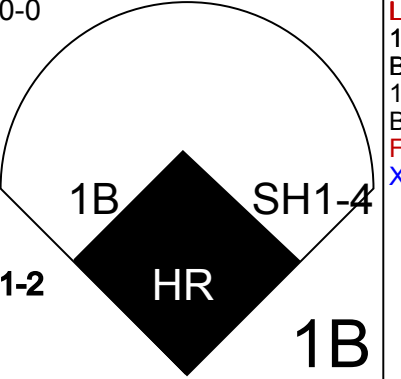
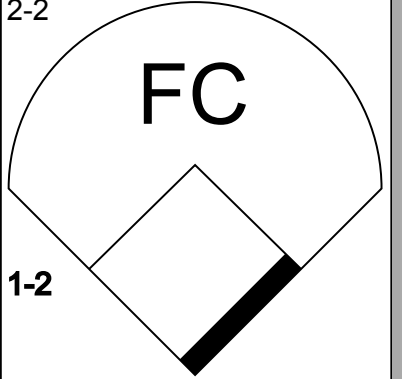
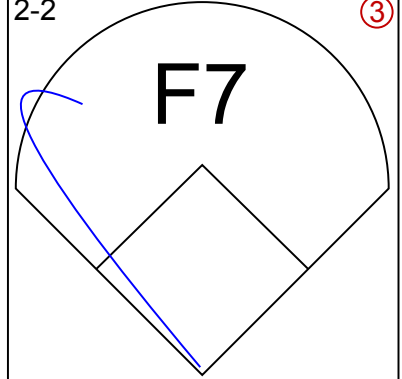
BOTTOM

Atlanta Braves @ Houston Astros
Astrodome, Houston, TX
Fri Sep 11 1992, 8:05 PM EDT
Att: 13,554 - Dome - 70 F

livebaseballscorecards.com

AB	31
R	0
H	4
RBI	0
BB	2
SO	6
LOB	11



Batter	1	2	3	4	5	6	7	8	9	AB	R	H	RBI	BB	SO	LOB	TOP	
Otis Nixon, S (1, 8) <small>OBP: 0.363, SLG: 0.371</small> 	2-3 		1-1 		0-1 	0-0 		3-2 		4	0	1	0	0	1	2		
Jeff Blauser, R (1, 6) <small>OBP: 0.358, SLG: 0.454</small> Tommy Gregg, L (6, PH) <small>OBP: 0.400, SLG: 0.250</small> Rafael Belliard, R (6, 6) <small>OBP: 0.266, SLG: 0.252</small>	0-1 		2-3 		1-3 	3-1 		0-0 		3	0	0	0	0	2	2		
Terry Pendleton, S (1, 5) <small>OBP: 0.339, SLG: 0.476</small>	2-2 			1-0 	0-0 		1-2 	2-3 		5	1	2	1	0	1	2		
David Justice, L (1, 9) <small>OBP: 0.357, SLG: 0.430</small>		1-2 		1-3 	3-2 		1-1 	1-1 		5	2	2	4	0	1	3		
Sid Bream, L (1, 3) <small>OBP: 0.348, SLG: 0.438</small>		4-1 		0-0 	4-2 		0-3 		0-2 	3	1	0	0	2	1	1		
Ron Gant, R (1, 7) <small>OBP: 0.323, SLG: 0.398</small>		1-0 		4-2 	1-2 		1-2 		2-1 	4	1	2	0	1	0	2		
Damon Berryhill, S (1, 2) <small>OBP: 0.262, SLG: 0.393</small> Mike Stanton, L (7, 1) <small>OBP: 0.500, SLG: 0.500</small> Ryan Klesko, L (9, PH) Jeff Reardon, R (9, 1)		2-0 		2-0 		2-2 		1-0 		2-3 	4	1	1	2	0	0	3	
Mark Lemke, S (1, 4) <small>OBP: 0.313, SLG: 0.316</small>		3-2 			4-2 		0-2 		1-2 	4	2	1	0	1	0	0		
29 John Smoltz, R (1, 1) <small>OBP: 0.240, SLG: 0.217</small> Mark Davis, L (4, 1) David Nied, R (4, 1) <small>OBP: 0.200, SLG: 0.200</small> Greg Olson, R (7, 2) <small>OBP: 0.317, SLG: 0.326</small>			0-2 		0-0 		2-2 		2-2 	1	0	0	0	0	0	0		
Inning Stats	R: 0 E: 0 K: 1 S: 8 H: 0 LOB: 0 BB: 0 P: 12	R: 2 E: 0 K: 0 S: 9 H: 1 LOB: 0 BB: 1 P: 20	R: 0 E: 0 K: 1 S: 9 H: 0 LOB: 0 BB: 0 P: 12	R: 0 E: 0 K: 1 S: 8 H: 1 LOB: 2 BB: 1 P: 16	R: 4 E: 0 K: 1 S: 20 H: 3 LOB: 1 BB: 2 P: 33	R: 0 E: 1 K: 0 S: 13 H: 1 LOB: 2 BB: 0 P: 20	R: 1 E: 0 K: 1 S: 12 H: 2 LOB: 1 BB: 0 P: 16	R: 1 E: 1 K: 1 S: 14 H: 2 LOB: 2 BB: 0 P: 23	R: 1 E: 1 K: 1 S: 15 H: 1 LOB: 1 BB: 0 P: 22	1B: 8 2B: 0 3B: 0 HR: 3 SF: 0 SAC: 1 DP: 0 HBP: 0	WP: 1 PB: 0 SB: 0 CS: 0 PA: 45							
PITCHER	IP WLS BF H R ER SO BB IBB HBP BLK WP HR S P ERA WHIP	IP WLS BF H R ER SO BB IBB HBP BLK WP HR S P ERA WHIP																
Brian Williams, R (1, 1) <small>ERA: 3.92</small>	5.1	L	27	6	6	6	4	4	0	0	0	0	2	64	107	10.12	1.875	
Joe Boever, R (6, 1) <small>ERA: 2.67</small>	2.0		11	4	2	1	1	0	0	0	0	0	1	24	37	4.50	2.000	
Al Osuna, L (8, 1) <small>ERA: 3.69</small>	0.2		2	0	0	0	1	0	0	0	0	0	0	5	8	0.00	0.000	
Doug Jones, R (9, 1) <small>ERA: 1.98</small>	1.0		5	1	1	0	1	0	0	0	0	1	0	15	22	0.00	1.000	

Atlanta Braves @ Houston Astros
Astrodome, Houston, TX
Sat Sep 12 1992, 8:05 PM EDT
Att. 18,313 - Dome - 70 F

livebaseballscorecards.com

AB	40
R	9
H	11
RBI	8
BB	4
SO	7
LOB	21



Batter	1	2	3	4	5	6	7	8	9	AB	R	H	RBI	BB	SO	LOB
Craig Biggio, R OBP: 0.391, SLG: 0.380 (1, 4) BB	4-1 BB		2-1 G5-3	4-0 1B BB		0-0 G6-3			0-2 F9	3	0	0	0	2	0	0
Steve Finley, L OBP: 0.343, SLG: 0.385 (1, 8) K	1-3 K		1-2 HR	3-2 WP 1B		3-2 F7			2-1 G4-3	5	1	2	2	0	1	1
Luis Gonzalez, L OBP: 0.308, SLG: 0.411 (1, 7) K	1-3 K		1-3 K	4-2 BB				0-1 2B	1-1 1B	4	0	2	0	1	2	1
5 Jeff Bagwell, R OBP: 0.351, SLG: 0.402 (1, 3) F8	0-1 F8		1-0 1B	0-3 K				2-2 G6-3	0-1 F8	5	0	1	0	0	1	6
Ken Caminiti, S OBP: 0.354, SLG: 0.455 (1, 5) 1B		3-2 1B	0-0 L7			1-0 L8		1-2 G5-3		4	0	1	0	0	0	2
Eric Anthony, L OBP: 0.297, SLG: 0.392 (1, 9) 1B		1-1 1B		1-0 FC6-4 1B		3-2 P5		2-3 K		4	0	2	0	0	1	1
Andujar Cedeno, R OBP: 0.250, SLG: 0.313 (6, 1) K		0-3 K		0-2 FC6-4 1B SF7		2-2 1B			1-3 K	3	1	1	0	0	1	3
Joe Boever, R (6, 1) K		0-3 K		1-2f SF7						0	0	0	0	0	0	0
Al Osuna, R (8, 1) K		0-3 K		2-1 BB 1B		2-0 F6			1-3 K	1	0	0	0	0	1	0
Juan Guerrero, R OBP: 0.265, SLG: 0.294 (8, PH) Doug Jones, R (9, 1) K		0-3 K		2-1 BB 1B		2-0 F6			1-3 K	4	1	1	0	0	2	3
Eddie Taubensee, L OBP: 0.288, SLG: 0.329 (1, 2) K		0-3 K		1-3 1B												
Brian Williams, R OBP: 0.129, SLG: 0.167 (1, 1) Casey Candaele, S OBP: 0.248, SLG: 0.249 (6, 6) B1-3	0-1 B1-3		1-1 SF7			1-2 L7			2-2 F7	1	0	0	1	0	0	2
				3-H						2	0	0	0	0	0	0

Inning Stats	R: 0	H: 0	E: 0	K: 2	S: 9	H: 0	LOB: 1	BB: 1	P: 15	R: 0	H: 2	E: 0	K: 2	S: 14	H: 2	LOB: 2	BB: 0	P: 18	R: 1	H: 2	E: 0	K: 1	S: 10	R: 2	H: 3	E: 0	K: 1	S: 17	H: 1	LOB: 1	BB: 0	P: 16	R: 0	H: 0	E: 0	K: 0	S: 8	H: 0	LOB: 0	BB: 0	P: 12	R: 0	H: 1	E: 0	K: 1	S: 11	H: 0	LOB: 0	BB: 0	P: 15	R: 0	H: 1	E: 0	K: 0	S: 10	1B: 8	SF: 1	3B: 0	HR: 1
--------------	------	------	------	------	------	------	--------	-------	-------	------	------	------	------	-------	------	--------	-------	-------	------	------	------	------	-------	------	------	------	------	-------	------	--------	-------	-------	------	------	------	------	------	------	--------	-------	-------	------	------	------	------	-------	------	--------	-------	-------	------	------	------	------	-------	-------	-------	-------	-------

BOTTOM

Atlanta Braves @ Houston Astros
Astrodome, Houston, TX

Sat Sep 12 1992, 8:05 PM EDT
Att: 18,313 - Dome - 70 F

AB	36
R	3
H	10
RBI	3
BB	3
SO	9
LOB	19



PITCHER	IP	WLS	BF	H	R	ER	SO	BB	IBB	HBP	BLK	WP	HR	S	P	ERA	WHIP
29 John Smoltz, R ERA: 2.92 (1, 1)	3.2		20	7	3	3	5	2	0	0	0	0	1	45	71	7.36	2.455
Mark Davis, L ERA: 7.01 (4, 1)	0.0		1	0	0	0	0	1	0	0	0	1	0	2	6	∞	∞
David Nied, R ERA: 0.9 (4, 1)	3.0	W	11	2	0	0	1	0	0	0	0	0	0	27	42	0.00	0.667
Mike Stanton, L ERA: 4.58 (7, 1)	1.1		4	0	0	0	3	0	0	0	0	0	0	14	20	0.00	0.000
Jeff Reardon, R ERA: 3.68 (9, 1)	1.0		4	1	0	0	0	0	0	0	0	0	0	10	13	0.00	1.000

Batter	1	2	3	4	5	6	7	8	9	AB R H RBI BB SO LOB	TOP		
Otis Nixon, S OBP: 0.364, SLG: 0.372 (1, 8) C B X	1-1 G6-3 ①			3-2 S 1B 1B		2-1 1B	1-2 P3 ③		1-1 G4-3 ①	5 1 2 0 0 0 2			
Jeff Treadway, L OBP: 0.300, SLG: 0.287 (1, 4) Mark Lemke, S OBP: 0.316, SLG: 0.318 (7, 4) L F S	0-3 K ②			2-3 K ① 1-2		1-0 P5 ②		2-1 CS 1B	4-2 G5-4-3 BB	3 0 0 0 0 2 2 1 0 1 0 1 0 0			
Terry Pendleton, S OBP: 0.339, SLG: 0.475 (1, 5) B F X	1-1 G6-3 ③			0-0 G1-3 1B 2-H		1-0 G4-3 ③		1 SAFE 5-2 1-2 HR BB	0-2 G5-4-3 ② ③ 1-2f	4 2 1 1 1 0 2			
David Justice, L OBP: 0.356, SLG: 0.427 (1, 9) B C B B B B B		3-3 K ①		0-0 G1-3 ② 1-2			1-1 P3 ①	4-0 1-2 HR BB		3 1 0 0 1 1 1			
Sid Bream, L OBP: 0.347, SLG: 0.436 (1, 3) C B B B X		2-1 F8 ②		0-0 1B 2-H			2-2 F7 ② C X	0-1 F8 ②		4 0 1 1 0 0 2			
Ron Gant, R OBP: 0.324, SLG: 0.404 (1, 7) B B B B B B		3-3 K ③			0-1 P2 ①		4-1 2B BB	2-0 1-H 2-H HR		3 2 1 3 1 1 0			
Greg Olson, R OBP: 0.319, SLG: 0.332 (1, 2) B C B X			2-1 G6-3 1B		1-1 G6-3 ②		2-0 1-H 1B 2B	0-2 G6-3 ③		4 1 2 1 0 0 0			
Rafael Belliard, R OBP: 0.266, SLG: 0.249 (1, 6) X			0-0 G6-3 ① ② 1-2f		0-1 F9 ③		4-0 1B IBB		1-3 K HR	3 1 0 0 1 1 1			
Charlie Leibrandt, R OBP: 0.115, SLG: 0.118 (1, 1) Mike Stanton, L OBP: 0.500, SLG: 0.500 (7, 1) Francisco Cabrera, R OBP: 0.400, SLG: 1.600 (9, PH) Mark Wohlers, R (9, 1) C B X			1-1 G6-3 ③			0-0 G6-3 ①	3-2 1B		1-1 1-H HR	3 0 1 1 0 0 0 0 0 0 0 0 0 0 1 1 1 2 0 0 0 0 0 0 0 0 0 0			
Inning Stats	R: 0 E: 0 K: 1 S: 8 H: 0 LOB: 0 BB: 0 P: 10	R: 0 E: 0 K: 2 S: 9 H: 0 LOB: 0 BB: 0 P: 17	R: 0 E: 0 K: 0 S: 5 H: 1 LOB: 0 BB: 0 P: 8	R: 2 E: 0 K: 1 S: 13 H: 3 LOB: 1 BB: 0 P: 18	R: 0 E: 0 K: 0 S: 6 H: 0 LOB: 0 BB: 0 P: 7	R: 0 E: 0 K: 0 S: 6 H: 1 LOB: 1 BB: 0 P: 9	R: 2 E: 0 K: 0 S: 16 H: 2 LOB: 2 BB: 2 P: 32	R: 3 E: 0 K: 0 S: 11 H: 2 LOB: 0 BB: 2 P: 23	R: 2 E: 0 K: 1 S: 12 H: 1 LOB: 0 BB: 1 P: 19	1B: 7 2B: 1 3B: 0 HR: 2 SF: 0 SAC: 0 DP: 2 HBP: 0	WP: 1 PB: 0 SB: 1 CS: 1 PA: 39		
PITCHER	IP WLS BF H R ER SO BB IBB HBP BLK WP HR S P ERA WHIP											PITCHER	IP WLS BF H R ER SO BB IBB HBP BLK WP HR S P ERA WHIP
Pete Harnisch, R ERA: 3.7 (1, 1)	6.2 L 27 7 4 4 4 1 1 0 0 0 0 60 97 5.40 1.200												
Rob Murphy, L ERA: 4.82 (7, 1)	0.1 1 0 0 0 0 0 0 0 0 0 0 0 3 4 0.00 0.000												
Xavier Hernandez, R ERA: 2.27 (8, 1)	1.0 6 2 3 3 0 2 0 0 0 0 1 11 23 27.00 4.000												
Rich Scheid, L ERA: 6.0 (9, 1)	1.0 5 1 2 2 1 1 0 0 0 0 1 1 12 19 18.00 2.000												

Atlanta Braves @ Houston Astros
Astrodome, Houston, TX
Sun Sep 13 1992, 4:33 AM EDT
Att. 14,239 - Dome - 70 F

livebaseballscorecards.com

AB	34
R	9
H	10
RBI	9
BB	5
SO	5
LOB	10



Batter	1	2	3	4	5	6	7	8	9	AB R H RBI BB SO LOB	TOP											
John Patterson, S (1, 4) OBP: 0.222, SLG: 0.233	2-3 K		4-1 PO BB			2-2 G6-3		1-3 K		3 0 0 0 1 2 0												
Darren Lewis, R (1, 8) OBP: 0.296, SLG: 0.271 Mark Leonard, L (9, PH) OBP: 0.350, SLG: 0.414	1-1 G3-1		0-0 PO 1-2	0-1 S 1B		2-3 K		1-0 P5	3 0 1 0 0 1 0 1 0 0 0 0 0 0													
Will Clark, L (1, 3) OBP: 0.390, SLG: 0.489	2-3 K			0-2 F8 1-2			1-2 FC6-4 1B	0-0 L7	4 0 1 0 0 1 1													
Chris James, R (1, 7) OBP: 0.292, SLG: 0.390		0-0 F8		0-3 K		1-1 FC6-4 2B 1-2f		0-1 G5-3	4 0 0 0 0 1 2													
Cory Snyder, R (1, 9) OBP: 0.312, SLG: 0.452		0-2 F8		0-1 G6-3		1-0 F9			3 0 0 0 0 0 2													
Matt Williams, R (1, 5) OBP: 0.284, SLG: 0.380		4-1 FC6-4 BB		1-0 P4		0-0 2B			2 0 1 0 1 0 0													
Kirt Manwaring, R (1, 2) OBP: 0.311, SLG: 0.327		1-0 FC6-4 1-2f		1-3 K		0-0 G6-3			3 0 0 0 0 1 3													
Royce Clayton, R (1, 6) OBP: 0.274, SLG: 0.302			0-0 F8		2-1 F9		2-2 G4-6-3 1B		3 0 1 0 0 0 0													
Kevin Rogers, L (1, 1) Michael Jackson, R (6, 1) Bryan Hickerson, L (6, 1) Steve Reed, R (7, 1) Mike Felder, S (8, PH) Francisco Oliveras, R (8, 1)			1-3 K		2-3 K		2-1 G4-6-3 1-2f		2 0 0 0 0 2 0 1 0 0 0 0 0 1 0 0 0 0 0 0 0													
Inning Stats	R: 0 E: 0 K: 2 S: 8	H: 0 LOB: 0 BB: 0 P: 13	R: 0 E: 0 K: 0 S: 8	H: 0 LOB: 1 BB: 1 P: 13	R: 0 E: 0 K: 1 S: 5	H: 0 LOB: 0 BB: 1 P: 10	R: 0 E: 0 K: 1 S: 10	H: 1 LOB: 1 BB: 0 P: 10	R: 0 E: 0 K: 1 S: 6	H: 0 LOB: 0 BB: 0 P: 10	R: 0 E: 0 K: 2 S: 13	H: 0 LOB: 0 BB: 0 P: 19	R: 0 E: 0 K: 0 S: 8	H: 2 LOB: 2 BB: 0 P: 11	R: 0 E: 0 K: 1 S: 8	H: 1 LOB: 0 BB: 0 P: 13	R: 0 E: 0 K: 0 S: 4	H: 0 LOB: 0 BB: 0 P: 5	1B: 3 2B: 1 3B: 0 HR: 0	SF: 0 SAC: 0 DP: 1 HBP: 0	WP: 0 PB: 0 SB: 1 CS: 0	PA: 32
PITCHER	IP WLS BF H R ER SO BB IBB HBP BLK WP HR S P ERA WHIP																					
Willie Blair, R (1, 1) ERA: 3.34 Xavier Hernandez, R (7, 1) ERA: 2.2	6.0 W 20 1 0 0 7 2 0 0 0 0 0 0 50 75 0.00 0.500																					

San Francisco Giants @ Houston Astros
Astrodome, Houston, TX
Mon Sep 14 1992, 8:05 PM EDT
Att. 7,584 - Dome - 70 F

livebaseballscorecards.com

AB	29
R	0
H	4
RBI	0
BB	2
SO	8
LOB	9



Batter	1	2	3	4	5	6	7	8	9
Craig Biggio, R OBP: 0.387, SLG: 0.378 (1, 4)	0-0 F7		3-3 K		1-1 F8		2-2 SH1-3 1B 2B		
Steve Finley, L OBP: 0.344, SLG: 0.385 (1, 8)	1-1 P6			1-2 P8		2-2 5 1B 1B	0-0 SH1-3		
Ken Caminiti, S OBP: 0.355, SLG: 0.455 (1, 5)	1-0 P4			0-0 G5-3		4-0 1B 5 1B BB	1-2 5 G6-3 1B		
5 Jeff Bagwell, R OBP: 0.354, SLG: 0.410 (1, 3)		1-0 F9		1-0 HR		1-0 BB SF9 1B	1-1 G6-3		
Pete Incaviglia, R OBP: 0.313, SLG: 0.415 (1, 7)		1-3 K		3-0 1B 1B		1-2 SF9 BB 1B	0-0 F8		
Gerald Young, S OBP: 0.293, SLG: 0.212 (9, 9)						1-2 2-3 3-H 1B			
Mike Simms, R OBP: 0.429, SLG: 0.833 (1, 9)		3-2 FC6-4 HBP		0-0 1-2 1B		4-2 SF9 BB	1-1 F7		
Luis Gonzalez, L OBP: 0.308, SLG: 0.409 (6, PH)						1-2 2-3 3-H BB			
Andujar Cedeno, R OBP: 0.245, SLG: 0.306 (1, 6)		2-2 FC6-4		2-3 K		0-0 SF9	4-0 E BB		
Casey Candaele, S OBP: 0.252, SLG: 0.248 (6, PH)						1-2 2-3 3-H			
Scooter Tucker, R OBP: 0.212, SLG: 0.149 (1, 2)			1-1 F8		2-1 P5	2-3 K	1-1 E5		
Willie Blair, R OBP: 0.143, SLG: 0.077 (1, 1)			2-3 K		3-3 K	2-2 F7	1-3 K		
Ernest Riles, L OBP: 0.266, SLG: 0.268 (6, PH)									
Rafael Ramirez, R OBP: 0.275, SLG: 0.298 (6, PH)									
Xavier Hernandez, L (7, 1)									

AB	R	H	RBI	BB	SO	LOB
4	1	1	0	0	1	0
3	1	1	0	0	0	0
3	1	1	1	1	0	0
4	2	2	1	0	0	1
4	0	2	1	0	1	0
0	0	0	0	0	0	0
1	0	1	0	0	0	0
1	0	0	1	1	0	0
2	0	0	0	0	1	3
0	0	0	1	1	0	0
4	0	0	0	0	1	3
2	0	0	0	0	2	0
0	0	0	0	0	0	0
1	0	0	0	0	0	2
1	0	0	0	0	1	2

AB	R	H	RBI	BB	SO	LOB
30	5	8	5	3	7	11

Inning	R	H	E	K	S	IP	WLS	BF	H	R	ER	SO	BB	IBB	HBP	BLK	WP	HR	S	P	ERA	WHIP
1	0	0	0	4	6	5.0	L	23	6	4	4	5	1	0	0	0	0	1	46	82	7.20	1.400
6	0	0	0	1	3	0.2		3	0	0	0	1	1	0	0	0	0	0	10	16	0.00	1.500
6	0	1	0	2	4	0.2		4	2	1	1	0	0	0	0	0	0	0	10	15	13.50	3.000
7	0	0	0	1	1	0.2		1	0	0	0	0	0	0	0	0	0	0	2	3	0.00	0.000
8	0	0	0	5	5	1.0		5	0	0	0	1	1	0	0	0	0	0	8	15	0.00	1.000

WP	HR	S	P	ERA	WHIP
0	0	0	0	0	0

San Francisco Giants @ Houston Astros
Astrodome, Houston, TX
Mon Sep 14 1992, 8:05 PM EDT
Att. 7,584 - Dome - 70 F



Batter	1	2	3	4	5	6	7	8	9	10	11	AB R H RBI BB SO LOB	TOP									
Mike Felder, S OBP: 0.330, SLG: 0.395 (1, 8) (7, 7) (11, 9)	4-2 HR 1B BB	3-2 E3 BB 1B		2-2 L6		0-1 G1-3			1-2 G4-3 1B 2B		0-2 G3	5 2 2 0 1 0 0										
Willie McGee, S OBP: 0.337, SLG: 0.354 Steve Reed, R (1, 9) (11, 1)	0-0 HR 1B	4-0 E 2B BB		4-1 BB		0-2 G1-3			2-1 G4-3		2-1 F8	4 2 1 0 2 0 1 0 0 0 0 0 0 0										
Will Clark, L OBP: 0.388, SLG: 0.484 (1, 3)	2-2 P7	2-1 E3 2B		0-0 F9			1-0 L3		4-0 1B IBB		1-2 G3	5 1 0 0 1 0 5										
Mark Leonard, L OBP: 0.355, SLG: 0.427 Darren Lewis, R OBP: 0.298, SLG: 0.273 (1, 7) (7, PR) (7, 8)	2-3 K	0-0 2B		2-1 G3			0-2 G6-4-3 1B		1-1 FC6-4 1B		1-3 3-H FC6-4 1B	4 0 2 2 0 1 3 1 0 1 1 0 0 0										
Matt Williams, R OBP: 0.285, SLG: 0.387 (1, 5)	0-0 HR	1-3 K					0-1 FC6-4 1B		0-0 FC6-4			5 1 2 3 0 1 4										
John Patterson, S OBP: 0.235, SLG: 0.234 (1, 4)	4-1 S BB			1-0 1B			0-1 FC6-4 1B		2-1 F8		2-2 G3	4 0 1 0 1 0 1										
Steve Decker, R OBP: 0.389, SLG: 0.267 (1, 2)	4-2 BB			2-1 F9			0-0 G4-6-3 1B		0-3 K		4-1 FC5-4 BB	3 0 1 0 2 1 1										
Royce Clayton, R OBP: 0.270, SLG: 0.296 (1, 6)	2-0 F8			2-3 K			0-1 G4-6-3		2-3 K		1-3 K	5 0 0 0 0 3 6										
John Burkett, R Jim Pezza, L Robby Thompson, R Bryan Hickerson, L Greg Cooney, R Rod Beck, L Cory Snyder, R Dave Riggs, L Chris Demeter, R		3-2 G4-3		2-2 P9			1-1 F9		1-3 K		0-1 FC5-4	2 0 0 0 0 0 0 1 0 0 0 0 0 0 0 0 1 0 1 0										
Inning Stats	R: 3 E: 0 K: 1 S: 16	H: 2 LOB: 2 BB: 3 P: 34	R: 2 E: 1 K: 1 S: 13	H: 2 LOB: 1 BB: 1 P: 26	R: 0 E: 0 K: 1 S: 11	H: 1 LOB: 0 BB: 0 P: 18	R: 0 E: 0 K: 0 S: 7	H: 0 LOB: 1 BB: 1 P: 15	R: 0 E: 0 K: 0 S: 7	H: 2 LOB: 1 BB: 0 P: 7	R: 0 E: 0 K: 2 S: 8	H: 0 LOB: 0 BB: 0 P: 12	R: 1 E: 0 K: 1 S: 14	H: 2 LOB: 2 BB: 1 P: 23	R: 0 E: 0 K: 1 S: 9	H: 0 LOB: 1 BB: 1 P: 16	R: 0 E: 0 K: 0 S: 9	H: 0 LOB: 0 BB: 0 P: 12	1B: 7 2B: 2 3B: 0 HR: 1	SF: 0 SAC: 0 DP: 2 HBP: 0	WP: 0 PB: 0 SB: 1 CS: 0	PA: 48
PITCHER	IP WLS BF H R ER SO BB IBB HBP BLK WP HR S P ERA WHIP																					
Ryan Bowen, R ERA: 10.8 (1, 1)	2.0	14	4	5	3	2	4	0	0	0	0	0	1	29	60	13.50	4.000					
Al Osuna, L ERA: 3.62 (3, 1)	1.0	4	1	0	0	1	0	0	0	0	0	0	0	11	18	0.00	1.000					
Joe Boever, R ERA: 2.59 (4, 1)	3.0	11	2	0	0	0	1	0	0	0	0	0	0	22	31	0.00	1.000					
Rob Murphy, L ERA: 4.62 (7, 1)	2.0	6	1	0	0	2	0	0	0	0	0	0	0	14	19	0.00	0.500					
Doug Jones, R ERA: 2.01 (9, 1)	3.0	W 13	2	1	1	2	1	1	0	0	0	0	0	32	51	3.00	1.000					

San Francisco Giants @ Houston Astros
 Astrodome, Houston, TX
 Tue Sep 15 1992, 8:05 PM EDT
 Att: 7,331 - Dome - 70 F

AB	41
R	6
H	10
RBI	6
BB	7
SO	7
LOB	23



Batter	1	2	3	4	5	6	7	8	9	10	11	AB R H RBI BB SO LOB	BOTTOM
Craig Biggio, R (1, 4) OBP: 0.388, SLG: 0.376	3-2 FC3-6 1B		2-3 K	0-0 F7		2-3 K			2-3 K		2-1 L7	6 0 1 0 0 3 0	San Francisco Giants @ Houston Astros Astrodome, Houston, TX Tue Sep 15 1992, 8:05 PM EDT Att: 7,331 - Dome - 70 F
Steve Finley, L (1, 8) OBP: 0.345, SLG: 0.392	0-0 FC3-6 G4-3 1-2f		2-2 E 5 2B 1B	2-1 G1-3		0-0 P4			3-1 HR		2-1 5 HR 1B	6 3 3 1 0 0 1	
Luis Gonzalez, L (1, 7) OBP: 0.306, SLG: 0.404	0-0 G4-3 1-2f		0-0 E4 5 2B 1B	1-3 K					1-1 G4-3		1-0 5 DI 5 HR 1B	6 2 1 0 0 1 2	
5 Jeff Bagwell, R (1, 3) OBP: 0.359, SLG: 0.422		2-2 G5-3 1B	0-1 1B						0-0 WP 1B		1-2 HR	6 3 5 4 0 1 0	
Eric Anthony, L (1, 9) OBP: 0.295, SLG: 0.387		1-3 K	4-2 1B						1-2 P8			4 0 0 0 1 3 3	
Gerald Young, S (10, 9) OBP: 0.293, SLG: 0.212			BB									0 0 0 0 0 0 0	
Ken Caminiti, S (1, 5) OBP: 0.355, SLG: 0.454		2-1 G5-3	1-0 BB						0-0 F9			5 0 2 2 0 1 1	
Casey Candaele, S (1, 6) OBP: 0.254, SLG: 0.251		1-2 2B 1B	0-0 P4						2-2 F8			5 1 2 1 0 0 4	
Eddie Taubensee, L (1, 2) OBP: 0.294, SLG: 0.335		1-0 1B	4-0 BB						4-2 G4-6-3 1B			2 0 1 1 2 0 2	
Brian Williams, R (8, PR) OBP: 0.129, SLG: 0.167									1-2 G4-6-3			0 0 0 0 0 0 0	
Rob Mallicoat, L (8, PR)												0 0 0 0 0 0 0	
Scott Servais, R (9, 2) OBP: 0.275, SLG: 0.250		1-H 2B	1-2 BB									1 0 0 0 0 0 1	
Ryan Bowen, R (0, 0)												0 0 0 0 0 0 0	
Juan Guenther, R (0, 0)												0 0 0 0 0 0 0	
Al Osuna, R (0, 0)												0 0 0 0 0 0 0	
Pete Incaviglia, R (0, 0)												0 0 0 0 0 0 0	
Joe Bonner, R (0, 0)												0 0 0 0 0 0 0	
Rafael Ramirez, R (0, 0)												0 0 0 0 0 0 0	
Rob Murphy, L (0, 0)												0 0 0 0 0 0 0	
Mike Sweeney, R (0, 0)												0 0 0 0 0 0 0	
Doug Jones, R (0, 0)												0 0 0 0 0 0 0	
Andruw Cedeno, R (0, 0)												0 0 0 0 0 0 0	
Inning Stats	R: 0 H: 1 E: 0 LOB: 0 K: 0 BB: 0 S: 5 P: 8	R: 2 H: 3 E: 0 LOB: 1 K: 2 BB: 0 S: 15 P: 24	R: 3 H: 3 E: 1 LOB: 3 K: 1 BB: 2 S: 18 P: 33	R: 0 H: 0 E: 0 LOB: 0 K: 1 BB: 0 S: 6 P: 9	R: 0 H: 2 E: 0 LOB: 2 K: 1 BB: 0 S: 12 P: 18	R: 0 H: 0 E: 0 LOB: 0 K: 1 BB: 0 S: 7 P: 10	R: 0 H: 0 E: 0 LOB: 0 K: 2 BB: 0 S: 12 P: 17	R: 0 H: 0 E: 0 LOB: 1 K: 1 BB: 1 S: 11 P: 20	R: 1 H: 2 E: 0 LOB: 1 K: 1 BB: 0 S: 12 P: 19	R: 0 H: 1 E: 0 LOB: 0 K: 1 BB: 0 S: 11 P: 15	R: 3 H: 3 E: 0 LOB: 0 K: 0 BB: 0 S: 10 P: 16	1B: 11 SF: 0 2B: 2 SAC: 0 3B: 0 DP: 2 HR: 2 HBP: 0	WP: 1 PA: 49 PB: 0 SB: 0 CS: 0
PITCHER	IP WLS BF H R ER SO BB IBB HBP BLK WP HR S P ERA WHIP												
John Burkett, R (1, 1) ERA: 3.79	2.1 14 6 5 4 3 1 0 0 0 0 0 34 54 15.43 3.000												
Jim Pena, L (3, 1) ERA: 3.15	2.2 12 3 0 0 2 1 0 0 0 0 0 22 38 0.00 1.500												
Bryan Hickerson, L (6, 1) ERA: 3.12	3.0 10 0 0 0 4 1 0 0 0 0 0 30 47 0.00 0.333												
Rod Beck, R (9, 1) ERA: 1.98	1.0 5 2 1 1 1 0 0 0 0 1 1 12 19 9.00 2.000												
Dave Righetti, L (10, 1) ERA: 5.1	1.2 L 7 3 2 2 1 0 0 0 0 0 0 17 26 10.80 1.800												
PITCHER	IP WLS BF H R ER SO BB IBB HBP BLK WP HR S P ERA WHIP												
Steve Reed, R (11, 1) ERA: 2.84	0.0 1 1 1 1 0 0 0 0 0 0 0 1 4 5 ∞ ∞												

livebaseballscores.com

AB	46
R	9
H	15
RBI	9
BB	3
SO	11
LOB	19



Batter	1	2	3	4	5	6	7	8	9	AB R H RBI BB SO LOB	TOP		
Mike Felder, S (1, 8) OBP: 0.331, SLG: 0.392	4-1 BB G4-6-3 BB		1-1 G4-3			4-1 2B BB	0-2 SF9		0-1 L8	2 0 0 1 2 0 0			
Willie McGee, S (1, 9) OBP: 0.336, SLG: 0.356	1-1 SAFE G4-6-3 1-2f		1-3 K			1-1 SAFE 2B	0-2 FC5-2			4 0 1 0 0 1 3			
Will Clark, L (1, 3) OBP: 0.385, SLG: 0.480	1-2 F9				2-0 G4-3	2-1 F7	3-2 P5			4 0 0 0 0 0 4			
Mark Leonard, L (1, 7) OBP: 0.344, SLG: 0.411		2-3 K			1-0 G1-3	0-3 K		0-0 G1-5-3		4 0 0 0 0 2 2			
Matt Williams, R (1, 5) OBP: 0.287, SLG: 0.386		2-1 F9 BB 1B			1-1 G6-3	4-1 BB		0-1 E6		3 0 1 0 1 0 0			
John Patterson, S (1, 4) OBP: 0.236, SLG: 0.224		4-1 1-2 BB			1-3 K	0-0 L7		3-2 P7		3 0 0 0 1 1 4			
Kirt Manwaring, R (1, 2) OBP: 0.310, SLG: 0.324		3-1 F9 2-3			0-2 L7		2-1 1B E SF9 HBP	0-1 G1-3		3 1 0 0 0 0 3			
Royce Clayton, R (1, 6) OBP: 0.289, SLG: 0.296		1-2 L9			0-0 1B		3-2 E6 SF9 1B FC5-2		0-3 K	4 0 1 0 0 1 3			
Larry Carter, R (1, 1) OBP: 0.333, SLG: 0.200			3-3 K		1-3 K		0-1 FC5-2 1B		2-3 K	2 0 0 0 0 2 1			
Chris James, R (7, PH) OBP: 0.295, SLG: 0.393										1 0 1 0 0 0 0			
Bill Swift, R (7, 1) OBP: 0.167, SLG: 0.191										0 0 0 0 0 0 0			
Robby Thompson, R (9, PH) OBP: 0.341, SLG: 0.425										1 0 0 0 0 1 0			
Inning Stats	R: 0 E: 0 K: 0 S: 6 H: 0 LOB: 0 BB: 1 P: 12	R: 0 E: 0 K: 1 S: 12 H: 1 LOB: 2 BB: 1 P: 24	R: 0 E: 0 K: 2 S: 8 H: 0 LOB: 0 BB: 0 P: 13	R: 0 E: 0 K: 0 S: 4 H: 0 LOB: 0 BB: 0 P: 8	R: 0 E: 0 K: 2 S: 11 H: 1 LOB: 1 BB: 0 P: 13	R: 0 E: 0 K: 1 S: 10 H: 1 LOB: 3 BB: 2 P: 21	R: 1 E: 1 K: 0 S: 16 H: 1 LOB: 2 BB: 0 P: 24	R: 0 E: 1 K: 0 S: 10 H: 0 LOB: 1 BB: 0 P: 13	R: 0 E: 0 K: 2 S: 12 H: 0 LOB: 0 BB: 0 P: 14	1B: 3 2B: 1 3B: 0 HR: 0 SF: 1 SAC: 0 DP: 1 HBP: 1	WP: 0 PB: 0 SB: 0 CS: 0 PA: 37		
PITCHER	IP WLS BF H R ER SO BB IBB HBP BLK WP HR S P ERA WHIP											PITCHER	IP WLS BF H R ER SO BB IBB HBP BLK WP HR S P ERA WHIP
Darryl Kile, R (1, 1) ERA: 4.16	6.0 W 27 4 1 0 6 4 0 1 0 0 0 0 58 103 0.00 1.333												
Joe Boever, R (7, 1) ERA: 2.51	3.0 S 10 0 0 0 2 0 0 0 0 0 0 0 31 39 0.00 0.000												

San Francisco Giants @ Houston Astros
Astrodome, Houston, TX

AB	31
R	1
H	4
RBI	1
BB	4
SO	8
LOB	20



Wed Sep 16 1992, 8:05 PM EDT
Att. 10,530 - Dome - 70 F

livebaseballscorecards.com

Houston Astros @ Atlanta Braves
 Atlanta-Fulton County Stadium, Atlanta, GA

Fri Sep 18 1992, 7:05 PM EDT
 Att. 41,677 - Cloudy - 81 F

AB	43
R	13
H	18
RBI	13
BB	6
SO	6
LOB	35



Batter	1	2	3	4	5	6	7	8	9	AB	R	H	RBI	BB	SO	LOB	TOP										
Craig Biggio, R (1, 4) OBP: 0.387, SLG: 0.379	0-0 5 1B 1B	3-0 L4	0-1 1B 2-H 3-H			2-1 FC6-4 G3-6-3 1-2f		1B K		6	2	3	2	0	1	6											
Steve Finley, L (1, 8) OBP: 0.344, SLG: 0.396	1-1 F9	1-2 L8	2-2 G3			0-0 G3-6-3 1-2f		1-3 5 1B BB 2B	0-0 1B 1B	6	2	2	0	0	0	5											
Ken Caminiti, S (1, 5) OBP: 0.357, SLG: 0.456 Juan Guerrero, R (9, PH) OBP: 0.261, SLG: 0.289	3-0 5 1B 1B		1-0 5 1B 2B 1B F9-3-2	0-2 5 F9 F9-3-2 2B			2-2 L4	4-0 BB 5 1B IBB 2B	1-0 F7	4	2	3	0	1	0	0											
5 Jeff Bagwell, R (1, 3) OBP: 0.363, SLG: 0.427	3-0 1B		2-0 2B 1B	0-0 F9			0-2 FC4-6 2B	1-1 BB 2B 1B	4-2 1B BB	5	3	4	2	1	0	1											
Pete Incaviglia, R (1, 7) OBP: 0.314, SLG: 0.416 Eddie Taubensee, L (7, 2) OBP: 0.296, SLG: 0.333	3-3 K		3-1 2B 2B	3-2 F9-3-2			4-0 FC4-6 BB	0-3 K	1-1 G6-4-3 1B	3	1	1	1	1	1	3											
Eric Anthony, L (1, 9) OBP: 0.293, SLG: 0.390 Gerald Young, S (7, PR) OBP: 0.299, SLG: 0.209	1-3 K		1-1 G3				0-0 E3 FC4-6 BB	4-0 2B BB BB	1-2 G6-4-3 1B	4	0	0	0	0	2	6											
Casey Candaele, S (1, 6) OBP: 0.259, SLG: 0.255		2-2 G4-3 HBP 1B	4-0 2B 1B IBB				1-1 F8			3	1	1	3	1	0	2											
Scott Servais, R (1, 2) OBP: 0.281, SLG: 0.262 Luis Gonzalez, L (7, PH) OBP: 0.309, SLG: 0.402		0-2 G4-3 1B	2-0 1B 2B				2-1 G5-3			3	1	2	2	0	0	0											
Pete Harnisch, S (1, 1) OBP: 0.177, SLG: 0.217 Xavier Hernandez, L (6, 1) Mike Simms, R (8, PH) OBP: 0.444, SLG: 0.714 Rob Murphy, L (8, 1) Rich Scheid, L (9, 1)		0-0 G4-3	1-3 K					0-2 FC6-4 1B	1-0 F7 BB	3	0	1	0	0	1	4											
Inning Stats	R: 1 E: 0 K: 2 S: 12	H: 3 LOB: 2 BB: 0 P: 22	R: 0 E: 0 K: 0 S: 11	H: 1 LOB: 2 BB: 0 P: 17	R: 5 E: 0 K: 1 S: 15	H: 5 LOB: 1 BB: 1 P: 31	R: 0 E: 0 K: 0 S: 9	H: 1 LOB: 0 BB: 0 P: 12	R: 0 E: 0 K: 1 S: 8	H: 0 LOB: 0 BB: 0 P: 12	R: 0 E: 0 K: 0 S: 6	H: 1 LOB: 0 BB: 0 P: 8	R: 1 E: 1 K: 0 S: 12	H: 1 LOB: 2 BB: 1 P: 20	R: 5 E: 0 K: 2 S: 17	H: 4 LOB: 3 BB: 3 P: 37	R: 1 E: 0 K: 0 S: 9	H: 2 LOB: 1 BB: 1 P: 16	1B: 12 2B: 7 3B: 0 HR: 0	SF: 0 SAC: 0 DP: 3 HBP: 2	WP: 0 PB: 0 SB: 0 CS: 0	PA: 51					
PITCHER	IP	WLS	BF	H	R	ER	SO	BB	IBB	HBP	BLK	WP	HR	S	P	ERA	WHIP										
Charlie Leibrandt, L (1, 1) ERA: 3.81	2.1	L	17	8	6	6	2	0	1	1	0	0	0	30	59	23.14	3.429										
Armando Reynoso, R (3, 1) ERA: 5.4	1.2		6	2	0	0	1	0	0	0	0	0	0	17	23	0.00	1.200										
Marvin Freeman, R (5, 1) ERA: 3.43	2.0		6	1	0	0	1	0	0	0	0	0	0	14	20	0.00	0.500										
Randy St. Claire, R (7, 1) ERA: 6.75	1.1		11	4	5	4	0	1	1	0	0	0	0	20	36	27.00	3.750										
Mark Davis, L (8, 1) ERA: 7.13	1.2		11	3	2	2	2	3	0	1	0	0	0	18	37	10.80	3.600										

livebaseballscores.com

Batter	1	2	3	4	5	6	7	8	9	AB	R	H	RBI	BB	SO	LOB
Otis Nixon, S Melvin Nieves, S	K		1B 2B 1B			F7			BB 1B	3	1	1	0	1	1	2
Jeff Blauser, R Vinny Castilla, R	G1-3 BB		2B G4-3 1B			K			F8	3	1	1	0	1	1	1
Terry Pendleton, S Jeff Treadway, L	G1-3		G4-3 2B			F7 BB			P6	3	0	1	1	1	0	1
David Justice, L	G3		G4-3			F8			BB	4	0	1	1	1	0	4
Sid Bream, L Mark Davis, L Francisco Cabrera, R		F9	F7			F8			F8	4	0	0	0	0	1	4
Ron Gant, R		HR				L6			F9	4	1	1	1	0	0	0
Greg Olson, R Damon Berryhill, S Javy Lopez, R		G6-3				BB			BB 2B	1	0	0	0	0	0	0
Mark Lemke, S		G4-3				F7			K	4	0	0	0	0	1	3
Charlie Leibrandt, R Armando Reynoso, R Ryan Klesko, L Marvin Freeman, R Tommy Gregg, L Randy St. Claire, R Brian Hunter, R			G5-3			P2			K	0	0	0	0	0	0	0

Inning Stats	R: 0	H: 0	E: 0	K: 1	S: 8	H: 0	LOB: 1	BB: 1	P: 15	R: 1	H: 1	E: 0	K: 0	S: 9	R: 2	H: 3	E: 0	K: 0	S: 14	R: 0	H: 0	E: 0	K: 1	S: 11	R: 0	H: 1	E: 0	K: 0	S: 10	R: 0	H: 1	E: 0	K: 1	S: 8	R: 0	H: 1	E: 0	K: 2	S: 12	R: 0	H: 1	E: 0	K: 0	S: 10	1B: 5	2B: 2	3B: 0	HR: 1	SF: 0	SAC: 0	DP: 0	HBP: 0	WP: 0	PB: 0	SB: 1	CS: 0	PA: 41
--------------	------	------	------	------	------	------	--------	-------	-------	------	------	------	------	------	------	------	------	------	-------	------	------	------	------	-------	------	------	------	------	-------	------	------	------	------	------	------	------	------	------	-------	------	------	------	------	-------	-------	-------	-------	-------	-------	--------	-------	--------	-------	-------	-------	-------	--------

PITCHER	IP	WLS	BF	H	R	ER	SO	BB	IBB	HBP	BLK	WP	HR	S	P	ERA	WHIP
Pete Harnisch, R	(1, 1)	5.1	W	25	4	3	3	2	5	0	0	0	0	57	92	5.06	1.688
Xavier Hernandez, R	(6, 1)	1.2		7	2	0	0	1	0	0	0	0	0	13	17	0.00	1.200
Rob Murphy, L	(8, 1)	1.0		4	1	0	0	2	0	0	0	0	0	12	17	0.00	1.000
Rich Scheid, L	(9, 1)	1.0		5	1	0	0	0	1	0	0	0	0	10	18	0.00	2.000

BOTTOM

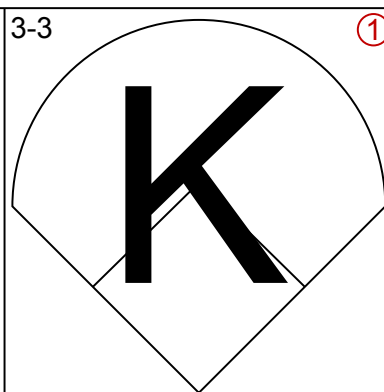
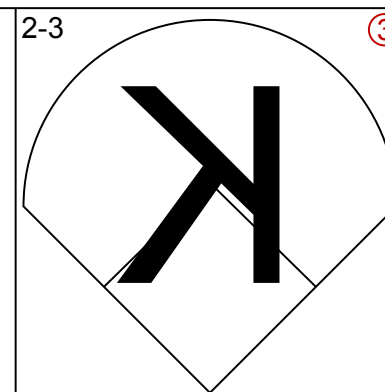
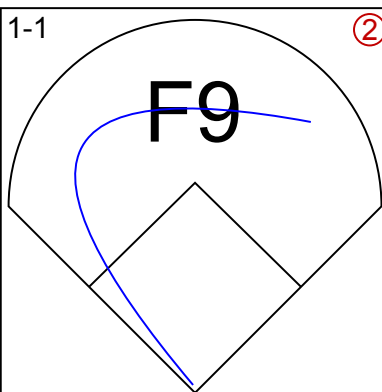
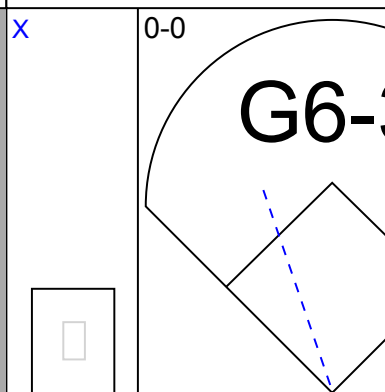
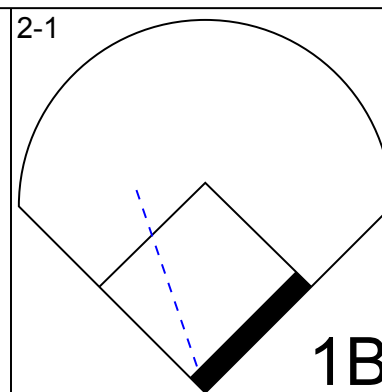
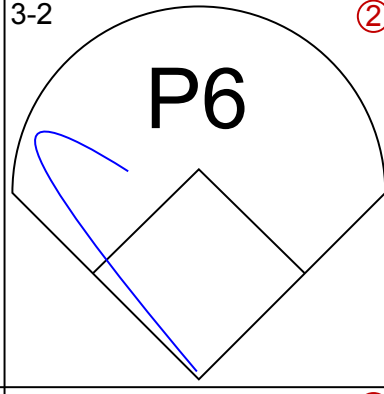
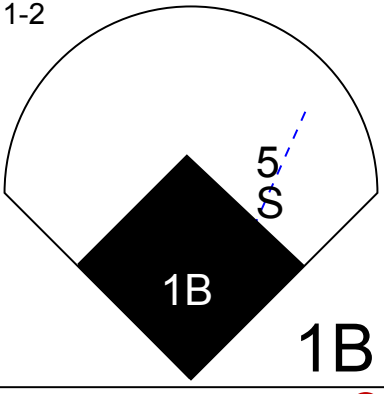
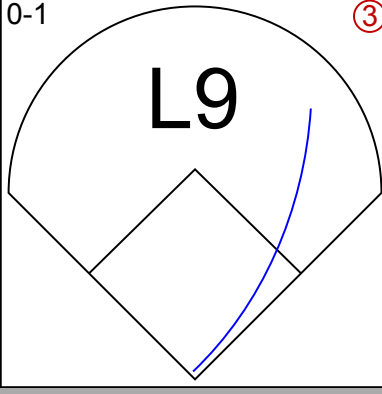
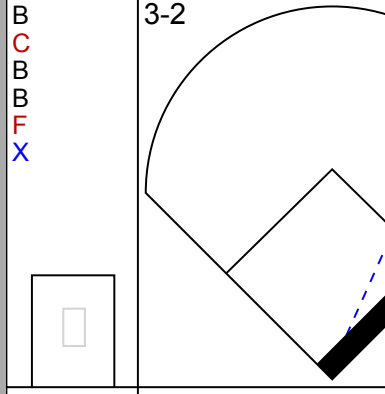
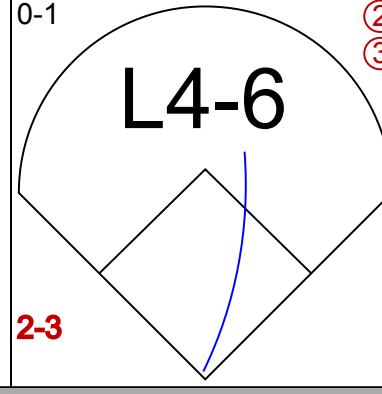
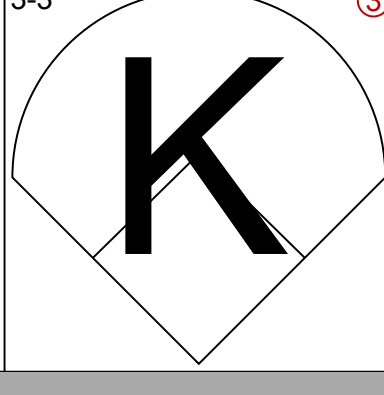
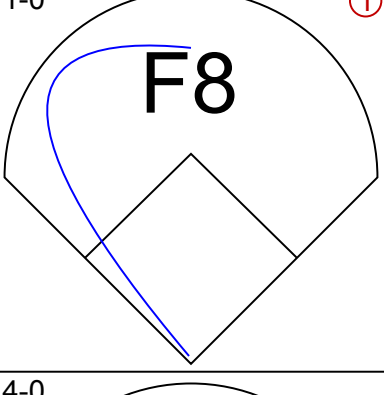
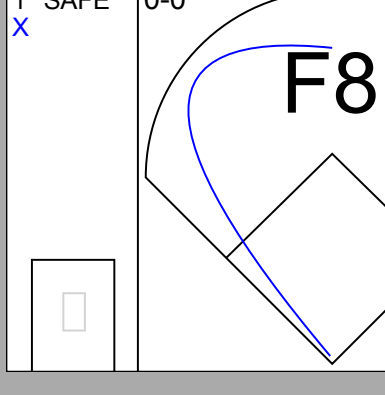

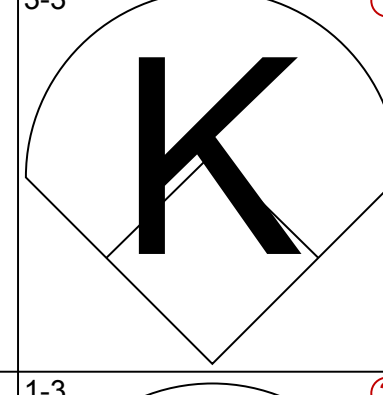
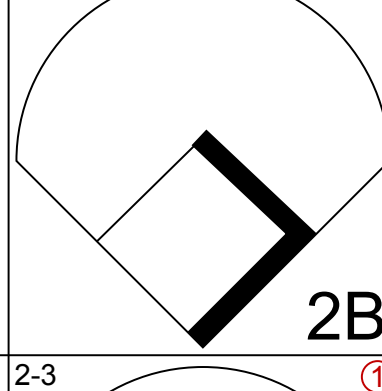
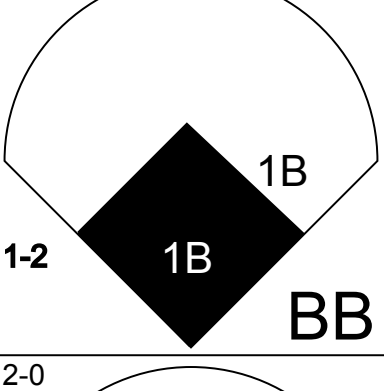
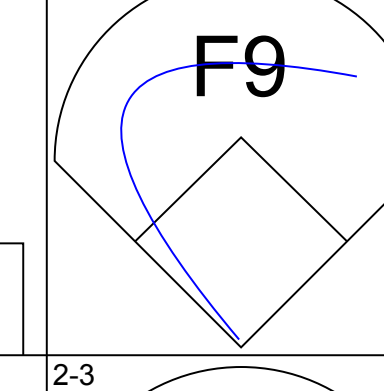
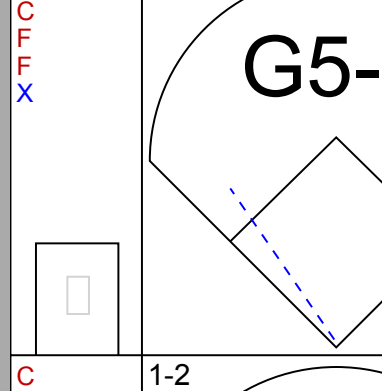
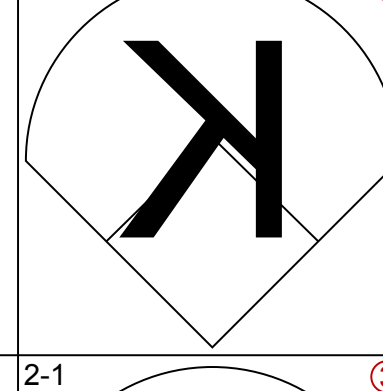
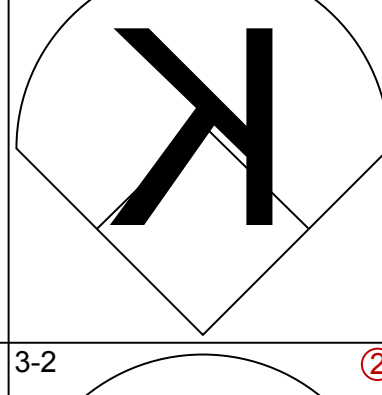
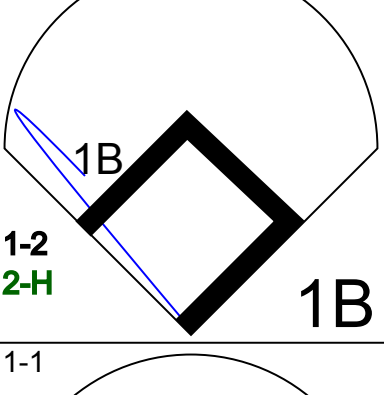
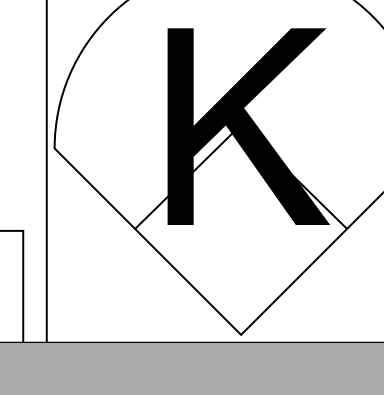
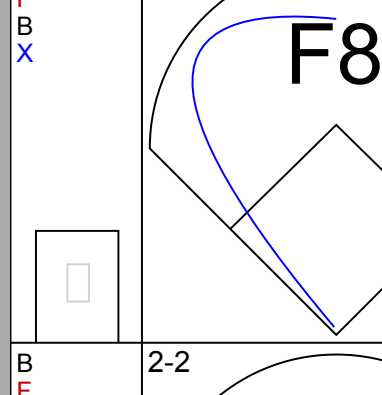
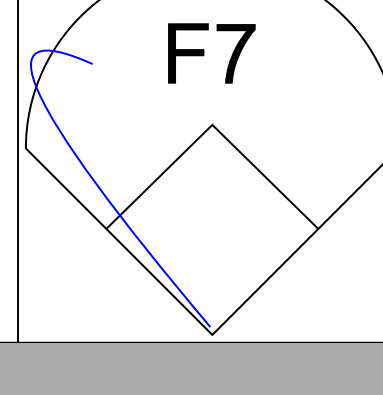
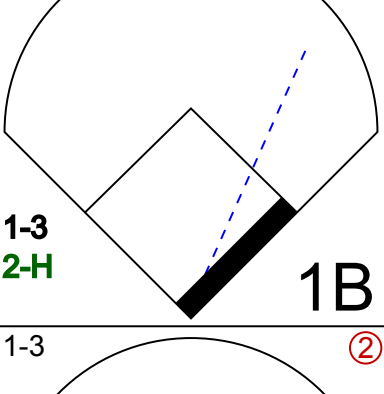

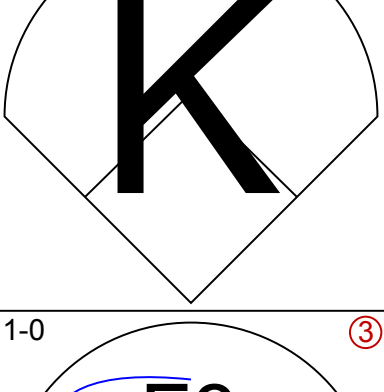
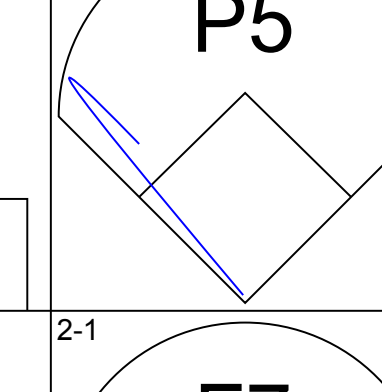
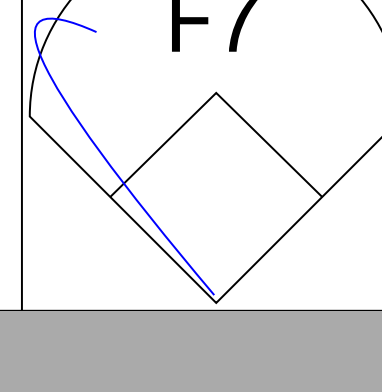
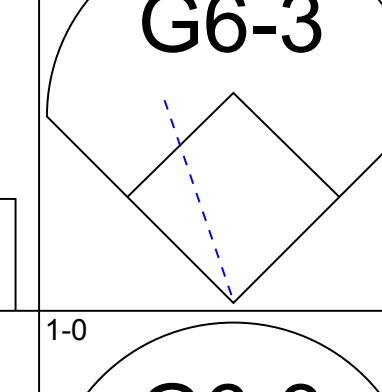

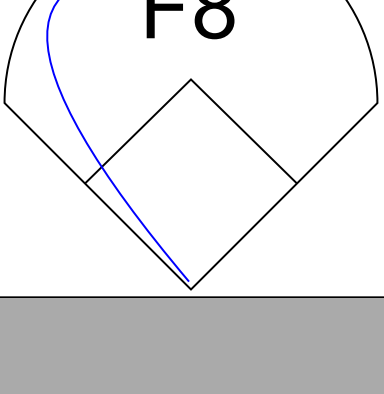
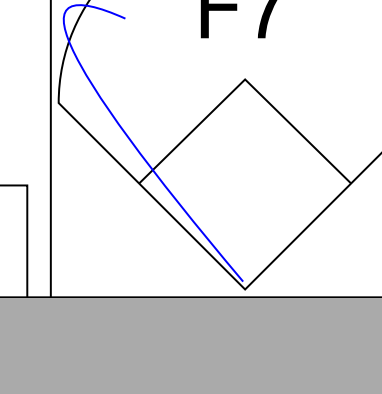

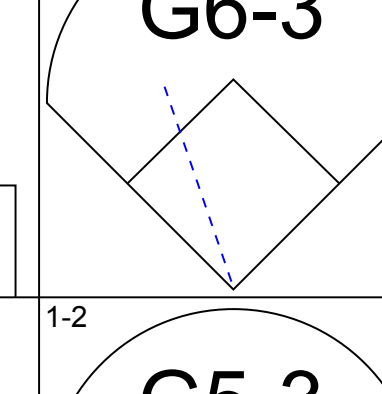
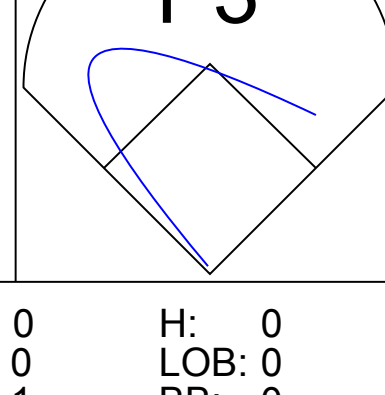
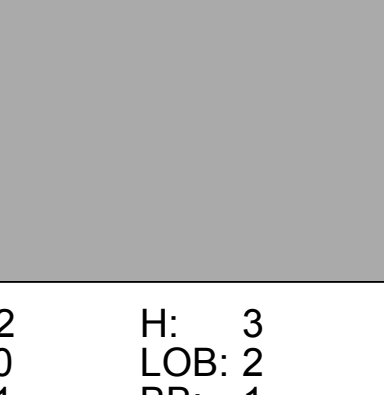
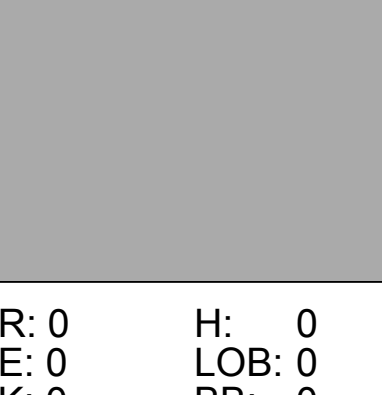
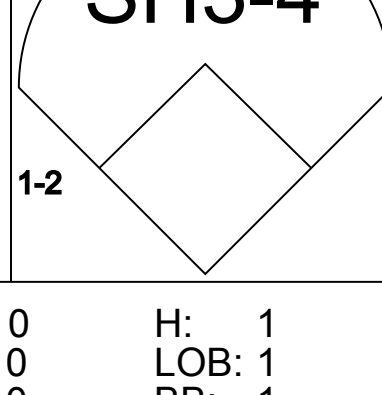
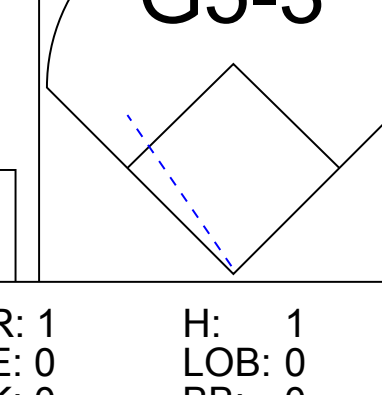
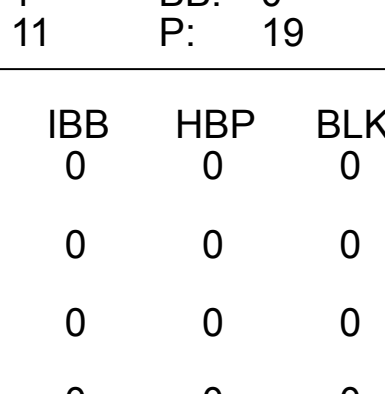
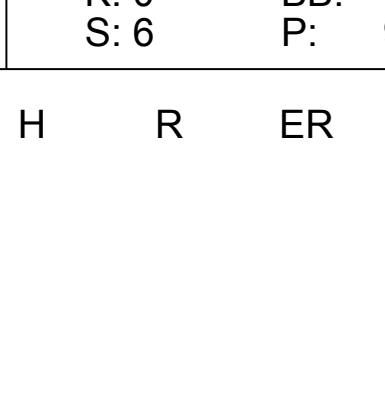

Houston Astros @ Atlanta Braves
Atlanta-Fulton County Stadium, Atlanta, GA

Fri Sep 18 1992, 7:05 PM EDT
Att: 41,677 - Cloudy - 81 F

livebaseballscorecards.com

AB	35
R	3
H	8
RBI	3
BB	6
SO	5
LOB	21



Batter	1	2	3	4	5	6	7	8	9	10	11	12	AB	R	H	RBI	BB	SO	LOB	TOP				
Craig Biggio, R OBP: 0.386, SLG: 0.377 (1, 4)													5	0	1	0	0	2	0					
Steve Finley, L OBP: 0.345, SLG: 0.396 (1, 8)													5	1	2	0	0	0	2					
Luis Gonzalez, L OBP: 0.305, SLG: 0.396 (1, 7)													5	0	0	0	0	2	2					
5 Jeff Bagwell, R OBP: 0.364, SLG: 0.428 (1, 3)													4	1	1	0	1	1	0					
Eric Anthony, L OBP: 0.293, SLG: 0.389 (1, 9)													4	0	1	1	0	2	1					
Gerald Young, S OBP: 0.295, SLG: 0.206 (9, 9)													1	0	0	0	0	0	0					
Ernest Riles, L OBP: 0.292, SLG: 0.370 (1, 5) (9, 6)													5	1	3	2	0	0	1					
Andujar Cedeno, R OBP: 0.241, SLG: 0.299 (1, 6)													3	0	0	0	0	2	3					
Ken Caminiti, S OBP: 0.356, SLG: 0.454 (9, 5)													2	0	0	0	0	0	1					
Eddie Taubensee, L OBP: 0.295, SLG: 0.330 (1, 2)													3	0	0	0	1	0	2					
Juan Guerrero, R OBP: 0.261, SLG: 0.289 (10, PR)													0	0	0	0	0	0	0					
Scott Servais, R OBP: 0.279, SLG: 0.261 (10, 2)													1	0	0	0	0	0	0					
Willie Blair, R OBP: 0.125, SLG: 0.067 (1, 1)													2	0	0	0	0	1	0					
Mike Simms, R OBP: 0.400, SLG: 0.625 (8, PH)													1	0	0	0	0	0	0					
Xavier Hernandez, L (8, 1)													0	0	0	0	0	0	0					
Casey Candaele, S OBP: 0.259, SLG: 0.255 (10, PH)													0	0	0	0	0	0	0					
Doug Jones, R (10, 1)													1	0	0	0	0	0	0					
Inning Stats	R: 0 E: 0 K: 2 S: 11	H: 0 LOB: 0 BB: 0 P: 20	R: 0 E: 0 K: 2 S: 12	H: 1 LOB: 1 BB: 0 P: 18	R: 0 E: 0 K: 1 S: 11	H: 0 LOB: 0 BB: 0 P: 19	R: 2 E: 0 K: 1 S: 11	H: 3 LOB: 2 BB: 1 P: 22	R: 0 E: 0 K: 1 S: 9	H: 0 LOB: 0 BB: 0 P: 11	R: 0 E: 0 K: 1 S: 6	H: 0 LOB: 0 BB: 0 P: 9	R: 0 E: 0 K: 0 S: 6	H: 1 LOB: 1 BB: 0 P: 9	R: 0 E: 0 K: 0 S: 14	H: 1 LOB: 1 BB: 0 P: 18	R: 0 E: 0 K: 2 S: 8	H: 0 LOB: 0 BB: 0 P: 14	R: 1 E: 0 K: 0 S: 9	H: 1 LOB: 0 BB: 0 P: 14	1B: 6 2B: 2 3B: 0 HR: 1	SF: 0 SAC: 1 DP: 1 HBP: 0	WP: 0 PB: 0 SB: 1 CS: 0	PA: 45
PITCHER	IP	WLS	BF	H	R	ER	SO	BB	IBB	HBP	BLK	WP	HR	S	P	ERA	WHIP							
David Nied, R ERA: 1.59 (1, 1)	7.0		26	4	2	2	8	1	0	0	0	0	0	65	108	2.57	0.714							
Mike Stanton, L ERA: 4.21 (8, 1)	1.0		4	1	0	0	0	0	0	0	0	0	0	6	9	0.00	1.000							
Mark Wohlers, R ERA: 2.48 (9, 1)	2.0		8	2	0	0	0	1	0	0	0	0	0	22	32	0.00	1.500							
Marvin Freeman, R ERA: 3.47 (11, 1)	2.0	L	7	1	1	1	2	0	0	0	0	0	1	17	28	4.50	0.500							

Houston Astros @ Atlanta Braves
Atlanta-Fulton County Stadium, Atlanta, GA

Sat Sep 19 1992, 7:05 PM EDT
Att. 41,945 - Cloudy - 75 F

livebaseballscorecards.com

AB	42
R	3
H	8
RBI	3
BB	2
SO	10
LOB	12



Houston Astros @ Atlanta Braves
 Atlanta-Fulton County Stadium, Atlanta, GA

Sun Sep 20 1992, 3:33 AM EDT
 Att. 40,493 - Cloudy - 84 F

AB 32
 R 1
 H 7
 RBI 1
 BB 1
 SO 5
 LOB 10



Batter	1	2	3	4	5	6	7	8	9	AB R H RBI BB SO LOB	TOP		
Craig Biggio, R (1, 4) OBP: 0.384, SLG: 0.375 Al Osuna, R (5, 1) Rich Scheid, L (6, 1) Ernest Riles, L (7, 5) OBP: 0.306, SLG: 0.383	0-2 F8		1-1 F8		0-1 F9			1-0 1B		3 0 0 0 0 0 1 0 0 0 0 0 0 0 0 0 0 0 0 0 0 1 0 1 0 0 0 0			
Steve Finley, L (1, 8) OBP: 0.345, SLG: 0.396 Gerald Young, S (6, PH) OBP: 0.288, SLG: 0.200	3-2 1B S 5 SF8 1B		2-2 G1-3			1-3 K		1-2 F8		2 1 1 0 0 0 0 2 0 0 0 0 1 1			
Ken Caminiti, S (1, 5) OBP: 0.356, SLG: 0.453 Rob Murphy, L (7, 1) Eric Anthony, L (8, PH) OBP: 0.294, SLG: 0.391 Joe Boever, R (8, 1)	1-1 SAFE 1B S 1B		1-0 F8			0-1 G4-3		1-1 1B		3 0 1 0 0 0 0 0 0 0 0 0 0 0 1 0 1 0 0 0 0 0 0 0 0 0 0 0			
5 Jeff Bagwell, R (1, 3) OBP: 0.364, SLG: 0.428 Casey Candaele, S (6, 7) OBP: 0.258, SLG: 0.254	2-1 SF8			0-1 F9		1-1 1B		0-2 F9		2 0 1 1 0 0 0 1 0 0 0 0 0 2			
Pete Incaviglia, R (1, 7) OBP: 0.314, SLG: 0.413	3-H SAFE 1B BB 1-2 BB			0-3 K		0-0 P3			0-0 L7	3 0 0 0 1 1 1			
Mike Simms, R (1, 9) OBP: 0.357, SLG: 0.500	2-0 F7			3-2 F7			0-1 G5-4-3 1B		1-0 G5-3	4 0 1 0 0 0 2			
Andujar Cedeno, R (1, 6) OBP: 0.241, SLG: 0.298			1-3 K		0-0 1B		0-0 G5-4-3		0-2 F7	4 0 1 0 0 1 1			
Scooter Tucker, R (1, 2) OBP: 0.200, SLG: 0.140			2-2 P3		2-2 P4		3-1 G1-3			3 0 0 0 0 0 1			
Ryan Bowen, R (1, 1) OBP: 0.143, SLG: 0.143 Shane Reynolds, R (2, 1) Juan Guerrero, R (5, PH) OBP: 0.257, SLG: 0.285			0-3 K		2-3 K			1-1 G4-3		1 0 0 0 0 1 0 0 0 0 0 0 0 0 2 0 0 0 0 1 1			
Inning Stats	R: 1 H: 2 E: 0 LOB: 2 K: 0 BB: 1 S: 17 P: 29	R: 0 H: 0 E: 0 LOB: 0 K: 2 BB: 0 S: 12 P: 15	R: 0 H: 0 E: 0 LOB: 0 K: 1 BB: 0 S: 6 P: 10	R: 0 H: 0 E: 0 LOB: 0 K: 1 BB: 0 S: 11 P: 14	R: 0 H: 1 E: 0 LOB: 1 K: 1 BB: 0 S: 11 P: 15	R: 0 H: 1 E: 0 LOB: 1 K: 1 BB: 0 S: 8 P: 10	R: 0 H: 1 E: 0 LOB: 0 K: 0 BB: 0 S: 5 P: 8	R: 0 H: 2 E: 0 LOB: 2 K: 0 BB: 0 S: 14 P: 18	R: 0 H: 0 E: 0 LOB: 0 K: 0 BB: 0 S: 6 P: 7	1B: 7 SF: 1 2B: 0 SAC: 0 3B: 0 DP: 1 HR: 0 HBP: 0	WP: 0 PA: 34 PB: 0 SB: 2 CS: 0		
PITCHER	IP WLS BF H R ER SO BB IBB HBP BLK WP HR S P ERA WHIP											PITCHER	IP WLS BF H R ER SO BB IBB HBP BLK WP HR S P ERA WHIP
Steve Avery, L (1, 1) ERA: 3.25 Randy St. Claire, R (7, 1) ERA: 5.87 Jeff Reardon, R (9, 1) ERA: 3.61	6.0 W 23 4 1 1 5 1 0 0 0 0 0 65 93 1.50 0.833												

livebaseballscorecards.com

Batter	1	2	3	4	5	6	7	8	9
Otis Nixon, S (1, 8) OBP: 0.361, SLG: 0.366 Tommy Gregg, L (7, 8) OBP: 0.429, SLG: 0.333	1-1 G6-3	2-1 BB 2B 1B	1-1 G1-3			1-1 BB 1B	0-3 K		
Jeff Blausler, R (1, 6) OBP: 0.360, SLG: 0.466	3-2 F9	4-2 2B 1B BB		2-0 SF9 3B		4-1 1B BB	2-3 K		
Terry Pendleton, S (1, 5) OBP: 0.339, SLG: 0.473 Jeff Treadway, L (6, PR) OBP: 0.293, SLG: 0.280 (7, 5)	3-1 3B 1B	2-1 1B 2B		0-1 SF9		0-0 HR 1B	1-1 G4-3		
David Justice, L (1, 9) OBP: 0.354, SLG: 0.430 Ryan Klesko, L (8, 3)	0-1 WP 3B	4-0 G5-4-3 1B IBB		2-2 P5		3-2 HR	0-1 G4-3		
Sid Bream, L (1, 3) OBP: 0.340, SLG: 0.427 Brian Hunter, R (6, PH) OBP: 0.293, SLG: 0.509 (7, 3) (8, 9)	1-1 F7	2-2 G5-4-3 1B		3-2 F8		2-1 HR	2-3 K		
Ron Gant, R (1, 7) OBP: 0.323, SLG: 0.415 Rafael Belliard, R (7, 4) OBP: 0.265, SLG: 0.248		SH1-3 1B			4-2 L3 BB	1-1 HR	0-0 G5-3		
Damon Berryhill, S (1, 2) OBP: 0.280, SLG: 0.410 Javy Lopez, R (6, PH) OBP: 0.500, SLG: 1.000 (7, 2)		1 SAFE 1 SAFE 1 SAFE 1B SH1-3 BB 1B	0-0 SH3-4 1B		2-2 F7	0-2 P5			
Mark Lemke, S (1, 4) OBP: 0.312, SLG: 0.318 Randy St. Claire, R (7, 1) Jeff Reardon, R (9, 1)		0-1 SH1-3	2-1 P7		3-1 L3	1-1 HR			
Steve Avery, L (1, 1) OBP: 0.187, SLG: 0.208 Melvin Nieves, S (6, PH) OBP: 0.375, SLG: 0.286 (7, 7)		0-0 BB 1B 2B 1B	0-0 SH3-4			G4-3 K			

Inning Stats	R: 2	H: 2	E: 0	K: 0	S: 11	LOB: 0	BB: 0	P: 19	R: 6	H: 5	E: 0	K: 0	S: 22	LOB: 1	BB: 3	P: 42	R: 0	H: 1	E: 0	K: 0	S: 6	LOB: 0	BB: 0	P: 9	R: 1	H: 1	E: 0	K: 0	S: 9	LOB: 0	BB: 1	P: 16	R: 0	H: 6	E: 0	K: 1	S: 21	LOB: 1	BB: 1	P: 34	R: 0	H: 0	E: 0	K: 2	S: 9	LOB: 0	BB: 0	P: 12	R: 0	H: 0	E: 0	K: 1	S: 6	LOB: 0	BB: 0	P: 8
--------------	------	------	------	------	-------	--------	-------	-------	------	------	------	------	-------	--------	-------	-------	------	------	------	------	------	--------	-------	------	------	------	------	------	------	--------	-------	-------	------	------	------	------	-------	--------	-------	-------	------	------	------	------	------	--------	-------	-------	------	------	------	------	------	--------	-------	------

PITCHER	IP	WLS	BF	H	R	ER	SO	BB	IBB	HBP	BLK	WP	HR	S	P	ERA	WHIP
Ryan Bowen, R (1, 1) ERA: 13.14	1.1	L	12	6	8	8	0	2	0	0	0	1	0	26	47	54.00	6.000
Shane Reynolds, R (2, 1) ERA: 8.8	2.2		11	3	1	1	0	0	1	0	0	0	0	22	39	3.38	1.125
Al Osuna, L (5, 1) ERA: 4.5	1.1		10	5	7	7	0	2	0	0	0	0	3	19	39	47.25	5.250
Rich Scheid, L (6, 1) ERA: 5.79	0.2		3	1	0	0	1	0	0	0	0	0	1	9	11	0.00	1.500
Rob Murphy, L (7, 1) ERA: 4.44	1.0		3	0	0	0	2	0	0	0	0	0	0	9	12	0.00	0.000

AB	R	H	RBI	BB	SO	LOB
4	2	2	0	0	0	1
1	0	0	0	0	1	0
3	3	1	0	2	1	0
3	2	3	4	0	0	0
1	1	0	0	0	0	0
3	2	2	4	1	0	0
1	0	0	0	0	0	0
3	0	1	2	0	0	0
2	1	1	1	0	1	0
3	2	2	1	1	0	2
1	0	0	0	0	0	0
2	1	1	0	1	0	1
1	0	0	0	0	0	1
3	1	1	1	0	0	2
0	0	0	0	0	0	0
0	0	0	0	0	0	0
2	1	1	2	0	0	0
1	0	0	0	0	1	1
1B: 8	SF: 1	WP: 1	PA: 42			
2B: 2	SAC: 2	PB: 0				
3B: 2	DP: 2	SB: 1				
HR: 4	HBP: 0	CS: 0				

PITCHER	IP	WLS	BF	H	R	ER	SO	BB	IBB	HBP	BLK	WP	HR	S	P	ERA	WHIP
Joe Boever, R (8, 1) ERA: 2.49	1.0		3	0	0	0	1	0	0	0	0	0	0	6	8	0.00	0.000

Houston Astros @ Atlanta Braves
 Atlanta-Fulton County Stadium, Atlanta, GA
 Sun Sep 20 1992, 3:33 AM EDT
 Att: 40,493 - Cloudy - 84 F

livebaseballscorecards.com



Batter	1	2	3	4	5	6	7	8	9	AB R H RBI BB SO LOB	TOP											
Craig Biggio, R (1, 4) OBP: 0.386, SLG: 0.376	4-1 BB 1B		0-1 1B		0-0 G1-3			2-2 1B FC3-8	0-3 K2-3	4 0 2 0 1 1 2												
Steve Finley, L (1, 8) OBP: 0.345, SLG: 0.395	0-1 SAFE 1B		2-1 F8			1-1 F8		0-0 FC3-6 G4-3 1-2f 2-3		4 0 1 0 0 0 3												
Luis Gonzalez, L (1, 7) OBP: 0.304, SLG: 0.393	1-2 L7		2-1 G3			4-1 BB		1-1 G4-3 1-2 3-H		3 0 0 1 1 0 4												
5 Jeff Bagwell, R (1, 3) OBP: 0.361, SLG: 0.425	1-0 F7			2-3 K		1-0 F9		0-0 G6-3		4 0 0 0 0 1 4												
Eric Anthony, L (1, 9) OBP: 0.294, SLG: 0.388	2-1 G4-3			1-2 L9		0-1 G3			4-2 HR BB	3 1 0 0 1 0 3												
Ken Caminiti, S (1, 5) OBP: 0.353, SLG: 0.449			0-1 G4-3		1-1 G3		0-1 G3-1		3-2 F7	4 0 0 0 0 0 1												
Eddie Taubensee, L (1, 2) OBP: 0.296, SLG: 0.330 Pete Incaviglia, R (9, PH) OBP: 0.316, SLG: 0.423			0-3 K			2-1 1B	1-0 P5		1-1 HR 1-H	3 0 1 0 0 1 0 1 1 1 2 0 0 0												
Andujar Cedeno, R (1, 6) OBP: 0.237, SLG: 0.293 Al Osuna, R (7, 1) Mike Simms, R (9, PH) OBP: 0.357, SLG: 0.500 Ernest Riles, L (9, PH) OBP: 0.300, SLG: 0.375			1-0 G5-3			1-0 P6	1-2 G6-3		2-3 K	3 0 0 0 0 0 1 0 0 0 0 0 0 0 0 0 0 0 0 0 0 1 0 0 0 0 1 0												
Rich Scheid, L (1, 1) Joe Boever, R (4, 1) Casey Candaele, S (7, 6) OBP: 0.263, SLG: 0.254				2-3 K		0-3 K		4-2 FC3-6 1B G4-3 BB	4-0 BB	1 0 0 0 0 1 0 1 0 0 0 0 1 1 0 1 0 0 2 0 0												
Inning Stats	R: 0 E: 0 K: 0 S: 10	H: 1 LOB: 2 BB: 1 P: 18	R: 0 E: 0 K: 1 S: 6	H: 0 LOB: 0 BB: 0 P: 7	R: 0 E: 0 K: 1 S: 9	H: 1 LOB: 1 BB: 0 P: 15	R: 0 E: 0 K: 1 S: 7	H: 0 LOB: 0 BB: 0 P: 13	R: 0 E: 0 K: 0 S: 6	H: 1 LOB: 1 BB: 0 P: 10	R: 0 E: 0 K: 0 S: 6	H: 0 LOB: 1 BB: 1 P: 12	R: 0 E: 0 K: 0 S: 6	H: 0 LOB: 0 BB: 0 P: 8	R: 1 E: 0 K: 0 S: 10	H: 1 LOB: 1 BB: 1 P: 17	R: 2 E: 0 K: 2 S: 13	H: 1 LOB: 1 BB: 2 P: 27	1B: 4 2B: 0 3B: 0 HR: 1	SF: 0 SAC: 0 DP: 0 HBP: 0	WP: 0 PB: 0 SB: 0 CS: 0	PA: 37
PITCHER	IP WLS BF H R ER SO BB IBB HBP BLK WP HR S P ERA WHIP																					
Jose Rijo, R (1, 1) ERA: 2.6	6.0 W 23 3 0 0 4 2 0 0 0 0 0 0 47 75 0.00 0.833																					
Steve Foster, R (7, 1) ERA: 3.18	1.0 3 0 0 0 0 0 0 0 0 0 0 0 6 8 0.00 0.000																					
Milt Hill, R (8, 1) ERA: 2.08	1.0 5 1 1 1 0 1 0 0 0 0 0 0 10 17 9.00 2.000																					
Scott Ruskin, L (9, 1) ERA: 4.74	0.1 3 1 2 2 0 1 0 0 0 0 0 1 7 15 54.00 6.000																					
Rob Dibble, R (9, 1) ERA: 3.11	0.2 3 0 0 0 2 1 0 0 0 0 0 0 6 12 0.00 1.500																					

Houston Astros @ Cincinnati Reds
Riverfront Stadium, Cincinnati, OH
Tue Sep 22 1992, 3:33 AM EDT
Cloudy - 65 F

livebaseballscorecards.com

AB	32
R	3
H	5
RBI	3
BB	5
SO	6
LOB	19



Batter	1	2	3	4	5	6	7	8	9
Cesar Hernandez, R (1, 7) OBP: 0.256, SLG: 0.326 Dave Martinez, L (5, PH) OBP: 0.323, SLG: 0.341 (6, 8)	1-1 G5-3		0-1 FC1-6	1-3 K	4-1 BB		2-1 G4-6-3		
Reggie Sanders, R (1, 8) OBP: 0.355, SLG: 0.475 (6, 7)	2-2 G5-3		1-3 K	0-1 1B	0-1 F7			4-2 G5-3 1B SF8 BB	
Barry Larkin, R (1, 6) OBP: 0.384, SLG: 0.465	2-2 2B		4-2 BB	2-2 1B		2-2 G6-3		1-1 G5-3 1B	
Chris Sabo, R (1, 5) OBP: 0.302, SLG: 0.422	4-0 PB BB		0-0 P4	0-1 SF9		0-2 G5-3		0-0 G5-3	
Joe Oliver, R (1, 2) OBP: 0.319, SLG: 0.393	1-1 P4					1-3 K2-3		4-0 IBB	
Tim Costo, R (1, 3) OBP: 0.333, SLG: 0.571		1-1 F9		2-2 2B	1-1 G5-3		4-2 2B BB	1-2 SF8	
Paul O'Neill, L (1, 9) OBP: 0.358, SLG: 0.385		0-3 K		4-2 2B 1B BB	4-1 1B BB		0-0 2B	0-0 P2	
Freddie Benavides, R (1, 4) OBP: 0.264, SLG: 0.302		2-1 G6-3		1-0 1B 2B	1-1 BB 1B		4-1 G4-6-3 BB		
Jose Rijo, R (1, 1) OBP: 0.209, SLG: 0.239 Steve Foster, R (7, 1) OBP: 0.200, SLG: 0.200 Dan Wilson, R (7, PH) OBP: 0.429, SLG: 0.571 Milt Hill, R (8, 1) Scott Ruskin, R (9, 1) Rob Dibble, L (9, 1) OBP: 0.250, SLG: 0.250			0-0 E6	1-2 1B 1B SF9 1B	0-3 K		0-3 K		

AB	R	H	RBI	BB	SO	LOB
3	0	0	0	0	1	2
1	0	0	0	1	0	3
4	1	1	0	1	1	4
4	0	3	0	1	0	0
3	0	0	1	1	0	4
4	1	1	0	1	1	4
3	1	1	1	1	0	0
3	1	1	0	2	1	2
3	1	2	2	1	0	0
3	1	1	2	0	1	2
0	0	0	0	0	0	0
1	0	0	0	0	1	3
0	0	0	0	0	0	0
0	0	0	0	0	0	0
0	0	0	0	0	0	0

BOTTOM

Houston Astros @ Cincinnati Reds
Riverfront Stadium, Cincinnati, OH
Tue Sep 22 1992, 3:33 AM EDT
Cloudy - 65 F

livebaseballscorecards.com

AB	32
R	6
H	10
RBI	6
BB	9
SO	6
LOB	24



1B: 6	SF: 2
2B: 4	SAC: 0
3B: 0	DP: 1
HR: 0	HBP: 0

WP: 0	PA: 43
PB: 1	
SB: 2	
CS: 0	

Inning Stats	R: 0	H: 1	E: 0	K: 0	S: 13	LOB: 2	BB: 1	P: 23									
Rich Scheidt, L (1, 1) ERA: 9.39	IP: 3.0	WLS: 0	BF: 18	H: 5	R: 5	ER: 5	SO: 2	BB: 3	IBB: 0	HBP: 0	BLK: 0	WP: 0	HR: 0	S: 42	P: 68	ERA: 15.00	WHIP: 2.667
Joe Boever, R (4, 1) ERA: 2.42	IP: 3.0	WLS: 0	BF: 14	H: 3	R: 0	ER: 0	SO: 3	BB: 2	IBB: 0	HBP: 0	BLK: 0	WP: 0	HR: 0	S: 33	P: 50	ERA: 0.00	WHIP: 1.667
Al Osuna, L (7, 1) ERA: 4.5	IP: 2.0	WLS: 0	BF: 11	H: 2	R: 1	ER: 1	SO: 1	BB: 3	IBB: 1	HBP: 0	BLK: 0	WP: 0	HR: 0	S: 18	P: 38	ERA: 4.50	WHIP: 2.500

Batter	1	2	3	4	5	6	7	8	9	AB R H RBI BB SO LOB	TOP																									
Craig Biggio, R (1, 4) OBP: 0.386, SLG: 0.374	1-1 G5-3		0-1 FC3-6		2-1 FC5		4-1 BB		4-2 FC3-6 BB	3 0 0 0 2 0 3	Houston Astros @ Cincinnati Reds Riverfront Stadium, Cincinnati, OH Tue Sep 22 1992, 3:38 AM EDT Att. 13,732 - Cloudy - 68 F																									
Steve Finley, L (1, 8) OBP: 0.345, SLG: 0.394	1-1 CS 1B		1-2 F8		4-0 BB		0-0 F9		1-2 FC3-6 BB	4 0 1 0 1 0 4																										
Ken Caminiti, S (1, 5) OBP: 0.352, SLG: 0.445	2-3 K		1-0 G5-3		2-2 F7		2-1 P7		4-1 BB	4 0 0 0 1 1 5																										
5 Jeff Bagwell, R (1, 3) OBP: 0.362, SLG: 0.430		1-0 HR		0-0 E5		0-1 P4		1-2 S BB 1B	1-2 F8	5 1 2 1 0 0 3																										
Pete Incaviglia, R (1, 9) OBP: 0.317, SLG: 0.428 (8, 7)		2-2 G6-3 3B		0-1 G5-4-3		0-0 P2		4-2 G5-4-3 BB		3 1 1 0 1 0 1																										
Luis Gonzalez, L (1, 7) OBP: 0.305, SLG: 0.395		2-2 G6-3		2-1 F7		1-2 2B		2-2 G5-4-3		3 0 1 1 0 0 0																										
Mike Simms, R (8, PH) OBP: 0.333, SLG: 0.462 (8, 9)		3-H						1-2 2-3		1 0 0 0 0 0 2																										
Scott Servais, R (1, 2) OBP: 0.284, SLG: 0.266		0-3 K			1-0 FC5 1B		1-1 G4-3		1-0 2B 1B	4 0 2 0 0 1 1																										
Rob Mallicoat, L (9, PR)										0 1 0 0 0 0 0																										
Casey Candaele, S (1, 6) OBP: 0.265, SLG: 0.260		1-0 F7			0-0 BB FC5 1B		3-2 G4-3		0-0 1B 2B	4 0 2 0 0 0 0																										
Shane Reynolds, R (1, 1) OBP: 0.333, SLG: 0.333			0-2 FC3-6 1B		0-0 L7		2-1 F8		3-2 FC3-6 1B	2 0 1 0 0 0 2																										
Rob Murphy, L (5, 1) OBP: 0.294, SLG: 0.367										0 0 0 0 0 0 0																										
Ernest Riles, L (7, PH) OBP: 0.294, SLG: 0.367										1 0 0 0 0 0 0																										
Xavier Hernandez, L (7, 1) OBP: 0.278, SLG: 0.301										0 0 0 0 0 0 0																										
Rafael Ramirez, R (9, PH) OBP: 0.278, SLG: 0.301										1 0 1 1 0 0 0																										
Gerald Young, S (9, PR) OBP: 0.288, SLG: 0.200										0 0 0 0 0 0 0																										
Inning Stats	R: 0 E: 0 K: 1 S: 7	H: 1 LOB: 0 BB: 0 P: 11	R: 2 E: 0 K: 1 S: 11	H: 2 LOB: 0 BB: 0 P: 17	R: 0 E: 0 K: 0 S: 11	H: 1 LOB: 1 BB: 0 P: 13	R: 0 E: 1 K: 0 S: 5	H: 0 LOB: 0 BB: 0 P: 7	R: 0 E: 0 K: 0 S: 8	H: 2 LOB: 3 BB: 1 P: 17	R: 0 E: 0 K: 0 S: 8	H: 1 LOB: 1 BB: 0 P: 10	R: 0 E: 0 K: 0 S: 8	H: 0 LOB: 1 BB: 1 P: 17	R: 0 E: 0 K: 0 S: 13	H: 1 LOB: 1 BB: 1 P: 22	R: 1 E: 0 K: 0 S: 14	H: 3 LOB: 3 BB: 2 P: 28	1B: 7 2B: 2 3B: 1 HR: 1	SF: 0 SAC: 0 DP: 2 HBP: 0	WP: 0 PB: 0 SB: 2 CS: 1	PA: 40														
PITCHER	IP WLS BF H R ER SO BB IBB HBP BLK WP HR S P ERA WHIP																																			
Chris Hammond, L (1, 1) ERA: 4.21	4.2		20	6	2	2	2	1	0	0	0	0	1	39	60	3.86	1.500																			
Scott Bankhead, R (5, 1) ERA: 3.07	2.1	W	9	1	0	0	0	1	0	0	0	0	0	19	32	0.00	0.857																			
Steve Foster, R (8, 1) ERA: 3.15	0.1		3	1	0	0	0	1	0	0	0	0	0	10	17	0.00	6.000																			
Norm Charlton, L (8, 1) ERA: 3.1	1.1		7	3	1	1	0	2	0	0	0	0	0	14	29	6.75	3.750																			
Milt Hill, R (9, 1) ERA: 2.04	0.1	S	1	0	0	0	0	0	0	0	0	0	0	3	4	0.00	0.000																			

livebaseballscorecards.com

AB	35
R	3
H	11
RBI	3
BB	5
SO	2
LOB	21



Batter	1	2	3	4	5	6	7	8	9	AB R H RBI BB SO LOB	TOP																
Craig Biggio, R (1, 4) OBP: 0.383, SLG: 0.371	1-2 F8		1-1 L4	2-2 FC6-4 BB BB		2-1 G6-3			1-1 G6-3	5 0 0 1 0 0 2																	
Steve Finley, L (1, 8) OBP: 0.347, SLG: 0.395	0-3 K		0-2 1B	4-1 BB		0-1 1B			0-2 G6-3	4 0 2 0 1 1 0																	
Ken Caminiti, S (1, 5) OBP: 0.354, SLG: 0.446	2-2 5 HR 1B		1-1 G1-3	4-2 BB		1-1 G6-3			2-0 5 1B 1B	4 2 2 1 1 0 2																	
5 Jeff Bagwell, R (1, 3) OBP: 0.363, SLG: 0.436	3-1 1-H HR			HR					3-1 1B 1B	4 2 2 2 1 0 3																	
Eric Anthony, L (1, 9) OBP: 0.295, SLG: 0.395	2-2 L8			1-1 HR		0-1 G4-3			2-1 FC6-4 1B	5 1 2 3 0 0 0																	
Casey Candaele, S (1, 7) OBP: 0.265, SLG: 0.260		0-3 K		0-1 BB 1B FC6-4 1B		2-1 P4			0-0 FC6-4 1B	4 1 1 0 0 1 0																	
Xavier Hernandez, L (7, 1)										0 0 0 0 0 0 0																	
Rob Murphy, L (8, 1)										0 0 0 0 0 0 0																	
Gerald Young, S (8, 7) OBP: 0.284, SLG: 0.197										1 0 0 0 0 0 2																	
Scott Servais, R (1, 2) OBP: 0.288, SLG: 0.270		2-2 G6-3		0-1 FC6-4 BB 1B		0-1 1B			1-2 G5-3	4 1 2 0 0 0 0																	
Eddie Taubensee, L (8, 2) OBP: 0.296, SLG: 0.330				1-2 BB 1B						0 0 0 0 0 0 0																	
Andujar Cedeno, R (1, 6) OBP: 0.238, SLG: 0.289		1-2 G4-3		4-0 FC6-4 1B		0-2 G3			0-2 G6-3	3 0 0 0 1 0 1																	
Pete Harnisch, S (1, 1) OBP: 0.169, SLG: 0.206			2-2 P5	0-0 P4					2-3 K	3 0 0 0 0 1 3																	
Luis Gonzalez, L (7, 7) OBP: 0.304, SLG: 0.394										1 0 0 0 0 1 0																	
Doug Jones, R (8, 1)										0 0 0 0 0 0 0																	
Inning Stats	R: 2 E: 0 K: 1 S: 15	H: 2 LOB: 0 BB: 0 P: 23	R: 0 E: 0 K: 1 S: 9	H: 0 LOB: 0 BB: 0 P: 12	R: 0 E: 0 K: 0 S: 10	H: 1 LOB: 1 BB: 0 P: 14	R: 4 E: 0 K: 0 S: 19	H: 3 LOB: 3 BB: 4 P: 39	R: 0 E: 0 K: 0 S: 9	H: 1 LOB: 1 BB: 0 P: 11	R: 0 E: 0 K: 1 S: 9	H: 1 LOB: 1 BB: 0 P: 12	R: 0 E: 0 K: 0 S: 8	H: 0 LOB: 0 BB: 0 P: 12	R: 0 E: 0 K: 1 S: 9	H: 0 LOB: 0 BB: 0 P: 12	R: 1 E: 0 K: 0 S: 13	H: 3 LOB: 2 BB: 0 P: 21	1B: 9 2B: 0 3B: 0 HR: 2	SF: 0 SAC: 0 DP: 0 HBP: 0	WP: 0 PB: 0 SB: 1 CS: 0	PA: 42					
PITCHER	IP	WLS	BF	H	R	ER	SO	BB	IBB	HBP	BLK	WP	HR	S	P	ERA	WHIP										
Bruce Hurst, L (1, 1) ERA: 3.85	3.1		18	6	6	6	2	2	0	0	0	0	2	44	68	16.20	2.400										
Jose Melendez, R (4, 1) ERA: 2.98	1.2		8	1	0	0	0	2	0	0	0	0	0	18	31	0.00	1.800										
Mike Maddux, R (6, 1) ERA: 2.44	2.0		7	1	0	0	1	0	0	0	0	0	0	17	24	0.00	0.500										
Tim Scott, R (8, 1) ERA: 4.89	1.0		3	0	0	0	1	0	0	0	0	0	0	9	12	0.00	0.000										
Jeremy Hernandez, R (9, 1) ERA: 3.93	0.2	L	4	2	1	1	0	0	0	0	0	0	0	10	16	13.50	3.000										
PITCHER	IP	WLS	BF	H	R	ER	SO	BB	IBB	HBP	BLK	WP	HR	S	P	ERA	WHIP										
Rich Rodriguez, L (9, 1) ERA: 2.33	0.1		2	1	0	0	0	0	0	0	0	0	0	3	5	0.00	3.000										

Houston Astros @ San Diego Padres
Jack Murphy Stadium, San Diego, CA

Wed Sep 23 1992, 10:05 PM EDT
Att: 9,325 - Sunny - 84 F

livebaseballscorecards.com

AB	38
R	7
H	11
RBI	7
BB	4
SO	4
LOB	13



BOTTOM

Houston Astros @ San Diego Padres
Jack Murphy Stadium, San Diego, CA

Wed Sep 23 1992, 10:05 PM EDT
Att. 9,325 - Sunny - 84 F

livebaseballscorecards.com

AB	34
R	6
H	11
RBI	5
BB	4
SO	4
LOB	17



WP	1	PA	40
PB	0		
SB	1		
CS	0		

AB R H RBI BB SO LOB

4	1	1	0	1	0	1
4	1	2	1	1	0	1
5	0	2	0	0	1	2
3	1	1	0	2	0	2
3	1	2	1	0	0	1
4	0	0	1	0	2	4
3	1	1	0	0	0	1
4	0	0	0	0	0	3
1	0	0	0	0	0	0
0	0	0	0	0	0	0
1	0	1	0	0	0	0
0	0	0	0	0	0	0
0	0	1	2	0	0	0
0	0	0	0	0	0	0
1	0	0	0	0	0	0
0	0	0	0	0	1	2
0	0	0	0	0	0	0
0	0	0	0	0	0	0

Batter	1	2	3	4	5	6	7	8	9
Tony Fernandez, S OBP: 0.332, SLG: 0.359 (1, 6)	2-0 1B 2B		2-2 L7		0-1 FC4-6 1-2f		4-2 2B BB		3-2 G3
Oscar Azocar, L OBP: 0.226, SLG: 0.225 (1, 9)	0-0 BB 1B SF8 1B		4-0 BB		2-2 FC4-6 1-2f		2-1 2B 1-H		0-1 L8
Gary Sheffield, R OBP: 0.388, SLG: 0.582 (1, 5)	1-0 BB 1B		1-3 K		0-2 L8		0-0 P4		3-2 1B
Fred McGriff, L OBP: 0.398, SLG: 0.567 (1, 3)	4-2 1-2 2-3 BB		2-2 F8		4-2 L1-3 BB		3-2 1B FC4-6 2B		0-1 P4
Darrin Jackson, R OBP: 0.291, SLG: 0.405 (1, 8)	0-1 SF8 3-H		2-2 G4-3 S WP 1B		3-1 L1-3 1-2		0-1 FC4-6 2-3 1B		
Jerald Clark, R OBP: 0.288, SLG: 0.393 (1, 7)	0-3 K		3-3 K		0-1 G6-3		0-1 FC4-6 G3 HBP 1-2f 3-H		
Tom Lampkin, L OBP: 0.375, SLG: 0.286 (1, 2)		0-1 G4-3	1-2 G4-3 1-3		0-0 HR 1B		1-2 G3 HBP		
Kurt Stillwell, S OBP: 0.272, SLG: 0.304 (1, 4)		1-0 L9	1-2 G1-3 3-H		2-0 P7		2-2 G3 1-2 2-3		
Bruce Hurst, L Paul Farnes, R Xavier Hernandez, R Rob Murphy, L Doug Jones, R		1-1 G1-3		1-0 FC4-6 1B		0-1 HR 1-H	3-3 K		

Inning Stats	R: 1 E: 0 K: 1 S: 10	H: 3 LOB: 2 BB: 1 P: 17	R: 0 E: 0 K: 0 S: 5	H: 0 LOB: 0 BB: 0 P: 7	R: 0 E: 0 K: 1 S: 11	H: 0 LOB: 1 BB: 1 P: 20	R: 1 E: 0 K: 1 S: 15	H: 1 LOB: 0 BB: 0 P: 22	R: 0 E: 0 K: 0 S: 11	H: 1 LOB: 1 BB: 0 P: 14	R: 0 E: 0 K: 0 S: 6	H: 0 LOB: 0 BB: 1 P: 13	R: 3 E: 0 K: 0 S: 9	H: 3 LOB: 0 BB: 1 P: 17	R: 1 E: 0 K: 1 S: 16	H: 2 LOB: 2 BB: 0 P: 25	R: 0 E: 0 K: 0 S: 10	H: 1 LOB: 1 BB: 0 P: 16	1B: 7 2B: 4 3B: 0 HR: 1	SF: 1 SAC: 0 DP: 1 HBP: 1	WP: 1 PB: 0 SB: 1 CS: 0	PA: 40
--------------	-------------------------------	----------------------------------	------------------------------	---------------------------------	-------------------------------	----------------------------------	-------------------------------	----------------------------------	-------------------------------	----------------------------------	------------------------------	----------------------------------	------------------------------	----------------------------------	-------------------------------	----------------------------------	-------------------------------	----------------------------------	----------------------------------	------------------------------------	----------------------------------	--------

PITCHER	IP	WLS	BF	H	R	ER	SO	BB	IBB	HBP	BLK	WP	HR	S	P	ERA	WHIP
Pete Harnisch, R ERA: 3.8 (1, 1)	6.1		27	7	4	4	3	3	0	0	0	1	1	62	99	5.68	1.579
Xavier Hernandez, R ERA: 2.23 (7, 1)	1.0		7	3	2	2	0	1	0	1	0	0	0	15	25	18.00	4.000
Rob Murphy, L ERA: 4.3 (8, 1)	0.1		1	0	0	0	0	0	0	0	0	0	0	3	5	0.00	0.000
Doug Jones, R ERA: 1.93 (8, 1)	1.1	W	5	1	0	0	1	0	0	0	0	0	0	13	22	0.00	0.750

Batter	1	2	3	4	5	6	7	8	9	AB R H RBI BB SO LOB	TOP									
Craig Biggio, R (1, 4) OBP: 0.381, SLG: 0.369	3-3 K		2-1 E2 1B		3-2 G4-3		2-3 K			4 0 0 0 0 2 1										
Steve Finley, L (1, 8) OBP: 0.347, SLG: 0.393	1-1 G5-3		1-0 L7		4-2 G4-6-3 BB			1-2 G1-3		3 0 0 0 1 0 2										
Luis Gonzalez, L (1, 7) OBP: 0.304, SLG: 0.394 Casey Candaele, S (8, PH) OBP: 0.264, SLG: 0.259	3-2 G3-1		2-0 1-2 2-H 1B		0-0 G4-6-3 1-2f			1-3 K		3 0 1 1 0 0 1 1 0 0 0 0 1 0										
5 Jeff Bagwell, R (1, 3) OBP: 0.361, SLG: 0.433		2-1 F8	0-0 L8			2-1 L9		0-0 L8		4 0 0 0 0 0 2										
Eric Anthony, L (1, 9) OBP: 0.297, SLG: 0.397		2-2 G4-3		4-2 G4-6-3 BB		0-0 2B		1-3 K		3 0 1 0 1 1 0										
Ken Caminiti, S (1, 5) OBP: 0.353, SLG: 0.443		4-2 BB		1-0 G4-6-3 1-2f		0-3 K		2-3 K		3 0 0 0 1 2 2										
Eddie Taubensee, L (1, 2) OBP: 0.296, SLG: 0.330 Rafael Ramirez, R (9, PH) OBP: 0.282, SLG: 0.301		1-3 K		0-2 CI 1B		1-0 G3-1		4-0 BB		3 0 1 0 0 1 2 0 0 0 0 1 0 0										
Andujar Cedeno, R (1, 6) OBP: 0.239, SLG: 0.286		3-2 S 1B HBP		0-0 CI FC4-6 1-2		1-1 G6-3		0-0 F9		2 1 0 0 0 0 1										
Willie Blair, R (1, 1) OBP: 0.118, SLG: 0.063 Ernest Riles, L (4, PH) OBP: 0.288, SLG: 0.360 Shane Reynolds, R (4, 1) OBP: 0.233, SLG: 0.333 Al Osuna, R (4, 1) Gerald Young, S (7, PH) OBP: 0.280, SLG: 0.194 Joe Boever, R (7, 1)		1-3 K		0-0 FC4-6 1-2f		2-3 K				1 0 0 0 0 1 1 1 0 0 0 0 0 2 0 0 0 0 0 0 0 0 0 0 0 0 0 0 1 0 0 0 0 1 0 0 0 0 0 0 0 0										
Inning Stats	R: 0 E: 0 K: 1 S: 9	H: 0 LOB: 0 BB: 0 P: 16	R: 0 E: 0 K: 1 S: 11	H: 0 LOB: 1 BB: 1 P: 20	R: 1 E: 1 K: 1 S: 11	H: 1 LOB: 2 BB: 1 P: 20	R: 0 E: 1 K: 0 S: 11	H: 1 LOB: 2 BB: 1 P: 16	R: 0 E: 0 K: 1 S: 8	H: 1 LOB: 1 BB: 0 P: 11	R: 0 E: 0 K: 2 S: 8	H: 0 LOB: 0 BB: 0 P: 13	R: 0 E: 0 K: 1 S: 7	H: 0 LOB: 0 BB: 0 P: 9	R: 0 E: 0 K: 2 S: 8	H: 0 LOB: 1 BB: 1 P: 15	1B: 2 2B: 1 3B: 0 HR: 0	SF: 0 SAC: 0 DP: 2 HBP: 1	WP: 0 PB: 0 SB: 1 CS: 0	PA: 35
PITCHER	IP WLS BF H R ER SO BB IBB HBP BLK WP HR S P ERA WHIP																			
Frank Seminara, R (1, 1) ERA: 3.72	7.0 W 28 3 1 0 6 3 0 1 0 0 0 0 64 109 0.00 0.857																			
Rich Rodriguez, L (8, 1) ERA: 2.28	2.0 7 0 0 0 3 1 0 0 0 0 0 0 15 24 0.00 0.500																			

Houston Astros @ San Diego Padres
Jack Murphy Stadium, San Diego, CA

Thu Sep 24 1992, 6:33 AM EDT
Att: 5,913 - Sunny - 85 F

livebaseballscorecards.com

AB	29
R	1
H	3
RBI	1
BB	4
SO	9
LOB	14



Batter	1	2	3	4	5	6	7	8	9
Tony Fernandez, S OBP: 0.334, SLG: 0.360 (1, 6)	3-2 1B HR 1B	4-1 CS BB		2-3 K			3-2 1B	1-3 K	
Kurt Stillwell, S OBP: 0.274, SLG: 0.304 (1, 4)	1 SAFE 1 SAFE 1-3 HR 1B	4-2 G3-6-3 BB		1-1 L9			1-0 F9		
Gary Sheffield, R OBP: 0.387, SLG: 0.585 Rich Rodriguez, L (8, 1)	1-1 HR 1B	1-0 G3-6-3			2-0 P3		0-1 P6		
Fred McGriff, L OBP: 0.395, SLG: 0.563 (1, 3)	2-2 G4-3		1-1 P5		0-3 K		2-0 G3		
Darrin Jackson, R OBP: 0.292, SLG: 0.407 (1, 8)	0-0 2B 1B		0-3 K		2-0 F7		1-1 SH1-3 G6-3 2B		
Phil Stephenson, L OBP: 0.257, SLG: 0.226 Jim Vatcher, R OBP: 0.462, SLG: 0.400 (6, PH) (7, 9)	4-1 2B BB		2-0 L7			4-2 BB	0-0 SH1-3		
Dan Walters, R OBP: 0.316, SLG: 0.420 (1, 2)	0-0 2B			2-1 FC5-6 E 1B		0-3 K	0-0 G6-3		
Kevin Ward, R OBP: 0.275, SLG: 0.301 (1, 7)	1-3 K		1-1 FC FC5-6 1B		1-3 K		2-0 1B 2B		
Frank Seminara, R OBP: 0.121, SLG: 0.094 Tim Teufel, R OBP: 0.322, SLG: 0.345 (8, 5)	1-0 L4		1-1 FC5-6		0-2 L6		0-2 1B		


Inning Stats	R: 5 E: 0 K: 1 S: 19	H: 5 LOB: 1 BB: 1 P: 33	R: 0 E: 0 K: 0 S: 4	H: 0 LOB: 0 BB: 2 P: 13	R: 0 E: 0 K: 1 S: 6	H: 0 LOB: 0 BB: 0 P: 9	R: 0 E: 1 K: 1 S: 11	H: 1 LOB: 2 BB: 0 P: 18	R: 0 E: 0 K: 1 S: 5	H: 0 LOB: 0 BB: 0 P: 9	R: 0 E: 0 K: 2 S: 13	H: 0 LOB: 1 BB: 1 P: 18	R: 0 E: 0 K: 0 S: 8	H: 1 LOB: 1 BB: 0 P: 14	R: 2 E: 0 K: 1 S: 13	H: 3 LOB: 1 BB: 0 P: 17
--------------	-------------------------------	----------------------------------	------------------------------	----------------------------------	------------------------------	---------------------------------	-------------------------------	----------------------------------	------------------------------	---------------------------------	-------------------------------	----------------------------------	------------------------------	----------------------------------	-------------------------------	----------------------------------

PITCHER	IP	WLS	BF	H	R	ER	SO	BB	IBB	HBP	BLK	WP	HR	S	P	ERA	WHIP
Willie Blair, R ERA: 3.74 (1, 1)	3.0	L	15	5	5	5	2	3	0	0	0	0	1	29	55	15.00	2.667
Shane Reynolds, R ERA: 7.97 (4, 1)	0.1		3	1	0	0	0	0	0	0	0	0	0	6	10	0.00	3.000
Al Osuna, L ERA: 4.3 (4, 1)	2.2		9	0	0	0	4	1	0	0	0	0	0	23	35	0.00	0.375
Joe Boever, R ERA: 2.54 (7, 1)	2.0		10	4	2	2	1	0	0	0	0	0	0	21	31	9.00	2.000

AB R H RBI BB SO LOB

4	1	2	0	1	2	3
3	1	1	0	1	0	3
4	1	1	3	0	0	2
0	0	0	0	0	0	0
4	0	0	0	0	1	1
4	2	2	0	0	1	0
1	1	0	0	1	0	0
0	0	0	0	1	0	0
4	0	2	3	0	1	1
4	1	1	0	0	2	3
3	0	0	0	0	0	4
1	0	1	1	0	0	0

AB 32
R 7
H 10
RBI 7
BB 4
SO 7
LOB 17



WP: 0 PA: 37
PB: 0
SB: 0
CS: 1

1B: 6 SF: 0
2B: 3 SAC: 1
3B: 0 DP: 1
HR: 1 HBP: 0

ERA WHIP

Houston Astros @ San Diego Padres
Jack Murphy Stadium, San Diego, CA
Thu Sep 24 1992, 6:33 AM EDT
Att. 5,913 - Sunny - 85 F

livebaseballscorecards.com

BOTTOM

Houston Astros @ Los Angeles Dodgers
Dodger Stadium, Los Angeles, CA

livebaseballscorecards.com

AB	31
R	3
H	7
RBI	2
BB	8
SO	7
LOB	20



WP:	1	PA:	40
PB:	1		
SB:	0		
CS:	3		

Fri Sep 25 1992, 7:05 PM PDT
Att: 25,551 - Sunny - 77 F

AB R H RBI BB SO LOB

4	1	0	0	1	1	3
4	0	1	0	1	0	1
3	0	0	0	1	2	3
4	1	1	1	1	1	3
1	1	1	0	1	0	0
1	0	0	0	1	0	1
4	0	2	1	0	0	4
4	0	1	0	0	1	2
4	0	1	0	0	0	2
2	0	0	0	2	2	1
0	0	0	0	0	0	0
0	0	0	0	0	0	0

Batter	1	2	3	4	5	6	7	8	9
Jose Offerman, S (1, 6) OBP: 0.330, SLG: 0.339	4-0 SH BB FC6-4 BB	0-3 K 1B		0-0 FC6-4 CS 1-2f		0-0 F9			0-0 G4-3
Brett Butler, L (1, 8) OBP: 0.417, SLG: 0.397	4-0 FC6-4 SH 1-2 BB	1-1 1B		2-2 G6-3 1-2			2-2 F8		2-2 P5
Lenny Harris, L (1, 4) OBP: 0.322, SLG: 0.306	0-0 SH 1-2 2-3 FC6-4	1-3 K			0-3 K		1-1 G6-3		4-1 BB
Eric Karros, R (1, 3) OBP: 0.311, SLG: 0.437	1-1 FC6-4 1-2f 2-3 3-H		4-0 1B 1B BB		2-0 BLK 1B		0-1 E5 1B		1-3 K
Henry Rodriguez, L (1, 7) OBP: 0.257, SLG: 0.328 Mitch Webster, S (5, PH) OBP: 0.336, SLG: 0.421	4-2 G4-6-3 1-2 BB		0-0 1B CS 1B		0-2 F7		4-0 1B IBB		
Mike Scioscia, L (1, 2) OBP: 0.285, SLG: 0.282	0-0 G4-6-3 1-2f		0-0 CS 1B		3-1 G3-1 1-2		1 SAFE 0-0 1-2 2-H 1B		
Billy Ashley, R (1, 9) OBP: 0.257, SLG: 0.343		2-2 G4-6-3 1B	0-3 K		2-0 F7		1-1 F8		
Dave Hansen, L (1, 5) OBP: 0.285, SLG: 0.288		2-2 G4-6-3 1-2f	2-2 F7 1-2 3-H		2-2 PB 1B		1-2 G6-3		
Kevin Gross, R (1, 1) OBP: 0.141, SLG: 0.100 John Candelaria, L (9, 1) Jay Howell, R (9, 1)		4-2 1B WP BB		4-1 FC6-4 BB		3-3 K		1-3 K	

Inning Stats	R: 1 H: 0 E: 0 K: 6 S: 6	H: 0 LOB: 2 BB: 3 P: 19	R: 0 H: 2 E: 0 K: 2 S: 17	LOB: 3 BB: 1 P: 27	R: 0 H: 2 E: 0 K: 1 S: 9	LOB: 0 BB: 1 P: 15	R: 0 H: 1 E: 0 K: 1 S: 9	H: 1 LOB: 1 BB: 0 P: 14	R: 0 H: 1 E: 0 K: 1 S: 9	H: 1 LOB: 1 BB: 0 P: 16	R: 0 H: 1 E: 1 K: 0 S: 8	H: 1 LOB: 2 BB: 1 P: 15	R: 0 H: 0 E: 0 K: 1 S: 8	LOB: 0 BB: 0 P: 11	R: 0 H: 0 E: 0 K: 1 S: 8	H: 0 LOB: 1 BB: 1 P: 15
--------------	--------------------------	-------------------------	---------------------------	--------------------	--------------------------	--------------------	--------------------------	-------------------------	--------------------------	-------------------------	--------------------------	-------------------------	--------------------------	--------------------	--------------------------	-------------------------

PITCHER	IP	WLS	BF	H	R	ER	SO	BB	IBB	HBP	BLK	WP	HR	S	P	ERA	WHIP
Ryan Bowen, R (1, 1) ERA: 12.24	4.0		20	4	3	3	3	6	0	0	0	1	0	38	73	6.75	2.500
Rich Scheid, L (5, 1) ERA: 6.75	3.0		13	3	0	0	2	0	1	0	1	0	0	26	45	0.00	1.000
Mark Portugal, R (8, 1) ERA: 2.58	1.0	W	3	0	0	0	1	0	0	0	0	0	0	8	11	0.00	0.000
Doug Jones, R (9, 1) ERA: 1.91	1.0	S	4	0	0	0	1	1	0	0	0	0	0	8	15	0.00	1.000

Batter	1	2	3	4	5	6	7	8	9	AB R H RBI BB SO LOB	TOP																									
Craig Biggio, R (1, 4) OBP: 0.378, SLG: 0.368	0-0 E 2B		2-3 K		1-1 FC5-4 CS 1-2f		3-2 P2	1-1 F8		5 1 1 0 0 1 3																										
Steve Finley, L (1, 8) OBP: 0.348, SLG: 0.394	0-0 E4 5 WP 5 SF7 2-H 1B		1-1 1B		3-2 CS 1-2	1-2 F8	0-1 E6 1B		2-1 G4-3	5 1 3 0 0 0 0																										
Luis Gonzalez, L (1, 7) OBP: 0.300, SLG: 0.396	0-0 P1		0-0 F7			3-1 HR	1-0 F8		3-2 G4-3	5 1 1 1 0 0 3																										
5 Jeff Bagwell, R (1, 3) OBP: 0.362, SLG: 0.434	2-2 SF7 2-H			3-1 F9		2-2 FC5-4 1B		0-1 2B 1B	3-0 1B	4 1 3 1 0 0 0																										
Eric Anthony, L (1, 9) OBP: 0.298, SLG: 0.399	1-0 G4-3			1-1 1B 2B		0-2 FC5-4 BB 1-2f 1B		0-0 F7	3-2 SAFE G3-1	4 0 1 0 0 0 2 1 0 0 0 0 0 1																										
Gerald Young, S (8, 9) OBP: 0.277, SLG: 0.192																																				
Ken Caminiti, S (1, 5) OBP: 0.353, SLG: 0.446		1-3 K		3-3 K		0-1 BB 1B		2-0 1B 2B		4 1 2 0 0 2 1																										
Eddie Taubensee, L (1, 2) OBP: 0.298, SLG: 0.329		2-3 K2-3		1-2 1B 2-H		4-1 BB		1-1 F9 1B		3 0 2 2 1 1 0																										
Andujar Cedeno, R (1, 6) OBP: 0.241, SLG: 0.286		1-3 K			2-2 L7	2-3 K		2-2 1B		4 0 1 0 0 2 3																										
Darryl Kile, R (1, 1) OBP: 0.226, SLG: 0.143			2-1 L9		2-2 FC5-4 1B		2-2 F9	1-1 F9		2 0 1 0 0 0 0 1 0 0 0 0 0 0 0 0 0 0 0 0 0 1 0 0 0 0 0 2 0 0 0 0 0 0 0																										
Casey Candaele, S (7, PH) OBP: 0.263, SLG: 0.258																																				
Xavier Hernandez, L (7, 1)																																				
Ernest Riles, L (8, PH) OBP: 0.278, SLG: 0.346																																				
Doug Jones, R (8, 1)																																				
Inning Stats	R: 2 E: 1 K: 0 S: 7	H: 2 LOB: 0 BB: 0 P: 10	R: 0 E: 0 K: 3 S: 10	H: 0 LOB: 0 BB: 0 P: 14	R: 0 E: 0 K: 1 S: 10	H: 1 LOB: 1 BB: 0 P: 15	R: 0 E: 0 K: 1 S: 11	H: 2 LOB: 1 BB: 0 P: 19	R: 0 E: 0 K: 0 S: 13	H: 1 LOB: 0 BB: 0 P: 19	R: 1 E: 0 K: 1 S: 19	H: 3 LOB: 3 BB: 1 P: 31	R: 0 E: 1 K: 0 S: 10	H: 1 LOB: 1 BB: 0 P: 16	R: 2 E: 0 K: 0 S: 13	H: 4 LOB: 2 BB: 0 P: 20	R: 0 E: 0 K: 0 S: 16	H: 1 LOB: 1 BB: 0 P: 27	1B: 11 2B: 3 3B: 0 HR: 1	SF: 1 SAC: 0 DP: 0 HBP: 0	WP: 1 PB: 0 SB: 0 CS: 1	PA: 42														
PITCHER	IP WLS BF H R ER SO BB IBB HBP BLK WP HR S P ERA WHIP																																			
Orel Hershiser, R (1, 1) ERA: 3.61	7.0		30	10	3	2	6	1	0	0	0	1	1	80	124	2.57	1.571																			
Kip Gross, R (8, 1) ERA: 3.63	0.1	L	3	2	2	2	0	0	0	0	0	0	0	4	6	54.00	6.000																			
Roger McDowell, R (8, 1) ERA: 4.08	1.2		8	3	0	0	0	0	0	0	0	0	0	25	41	0.00	1.800																			

Houston Astros @ Los Angeles Dodgers
Dodger Stadium, Los Angeles, CA

Sat Sep 26 1992, 3:33 AM PDT
Att. 17,981 - Overcast - 82 F

livebaseballscorecards.com

AB	39
R	5
H	15
RBI	4
BB	1
SO	6
LOB	15



Batter	1	2	3	4	5	6	7	8	9	AB R H RBI BB SO LOB
Jose Offerman, S OBP: 0.330, SLG: 0.337 (1, 6)	4-2 G5-3 1B G6-3 BB	3-2 G4-3		2-2 L7			2-1 SH3-4 1-2		1-0 SH1-4 1-2	2 1 0 0 1 0 3
Tom Goodwin, L OBP: 0.293, SLG: 0.273 Kip Gross, R OBP: 1.000, SLG: 1.000 Roger McDowell, R OBP: 0.335, SLG: 0.419 (1, 8)	2-2 G5-3 1B		0-0 E1 1B 1B			1-1 L6	1-3 K2-3		0-0 F8	4 1 2 0 0 1 1 0 0 0 0 0 0 0 0 0 0 0 0 0 0 1 0 0 0 0 0 1
Lenny Harris, L OBP: 0.320, SLG: 0.304 (1, 4)	1-1 G5-3		0-0 2B E 1B			1-0 F8	1-1 E6 2-H		1-0 G6-3	5 1 1 1 0 0 3
Eric Karros, R OBP: 0.311, SLG: 0.437 (1, 3)	3-1 G6-3		1-1 E9 1-H 2B			1-3 K2-3	2-3 K			4 0 1 1 0 2 2
Henry Rodriguez, L OBP: 0.257, SLG: 0.326 (1, 7)	3-H 2-3 K		3-2 F9			0-0 F8		0-0 SH3-4 1B		4 0 1 0 0 1 1
Mike Scioscia, L OBP: 0.288, SLG: 0.283 (1, 2)		2-2 1B 1B	1-0 P5			4-1 BB		0-0 SH3-4 1-2		2 0 1 0 1 0 0
Billy Ashley, R OBP: 0.270, SLG: 0.343 (1, 9)		2-1 SH3 1B		4-2 BB		0-0 F8		2-3 K		3 0 1 0 1 1 2
Dave Hansen, L OBP: 0.282, SLG: 0.285 (1, 5)		0-0 F8		2-1 L7		1-0 P3		0-2 G4-3		4 0 0 0 0 0 5
Orel Hershiser, R OBP: 0.221, SLG: 0.288 Brett Butler, L OBP: 0.419, SLG: 0.398 (1, 1)		0-0 SH3		0-0 P5			4-1 SH3-4 E BB		1-1 SH1-4 1B	1 0 0 0 0 0 1 1 1 1 0 1 0 0

Inning Stats	R: 1	H: 1	E: 0	K: 1	S: 14	LOB: 1	BB: 1	P: 26	R: 0	H: 2	E: 0	K: 0	S: 12	LOB: 2	BB: 0	P: 19	R: 2	H: 3	E: 2	K: 0	S: 8	LOB: 0	BB: 0	P: 13	R: 0	H: 0	E: 0	K: 1	S: 6	LOB: 1	BB: 0	P: 9	R: 0	H: 0	E: 0	K: 0	S: 4	LOB: 1	BB: 1	P: 9	R: 1	H: 0	E: 1	K: 2	S: 15	LOB: 1	BB: 1	P: 23	R: 0	H: 1	E: 0	K: 1	S: 10	LOB: 1	BB: 0	P: 12	R: 0	H: 1	E: 0	K: 0	S: 5	LOB: 1	BB: 0	P: 8	1B: 7	2B: 1	3B: 0	HR: 0	SF: 0	SAC: 4	DP: 0	HBP: 0	WP: 0	PB: 0	SB: 0	CS: 0	PA: 39
PITCHER	IP	WLS	BF	H	R	ER	SO	BB	IBB	HBP	BLK	WP	HR	S	P	ERA	WHIP																																																												
Darryl Kile, R ERA: 4.18 (1, 1)	6.0		26	6	3	3	2	3	0	0	0	0	0	54	94	4.50	1.500																																																												
Xavier Hernandez, R ERA: 2.21 (7, 1)	1.0	W	5	0	1	0	2	1	0	0	0	0	0	15	23	0.00	1.000																																																												
Doug Jones, R ERA: 1.87 (8, 1)	2.0	S	8	2	0	0	1	0	0	0	0	0	0	15	20	0.00	1.000																																																												

BOTTOM

Houston Astros @ Los Angeles Dodgers
Dodger Stadium, Los Angeles, CA

Sat Sep 26 1992, 3:33 AM PDT
Att: 17,981 - Overcast - 82 F

livebaseballscores.com

AB	31
R	4
H	8
RBI	2
BB	4
SO	5
LOB	19



Batter	1	2	3	4	5	6	7	8	9	AB R H RBI BB SO LOB	TOP											
Craig Biggio, R (1, 4) OBP: 0.379, SLG: 0.370	1-3 K		3-2 G5-3		0-1 2B		0-0 G6-3		0-1 1B	5 0 2 1 0 1 2	Houston Astros @ Los Angeles Dodgers Dodger Stadium, Los Angeles, CA Sun Sep 27 1992, 3:33 AM PDT Att. 32,596 - Sunny - 82 F											
Steve Finley, L (1, 8) OBP: 0.345, SLG: 0.390	0-1 P5		3-3 K		1-1 F8		2-2 G6-3		1-3 K	5 0 0 1 0 2 4												
Luis Gonzalez, L (1, 7) OBP: 0.296, SLG: 0.391	0-0 G4-3			3-2 F8	1-1 F8		2-1 L4		1-1 G4-3	5 0 0 0 0 0 3												
5 Jeff Bagwell, R (1, 3) OBP: 0.363, SLG: 0.434		1-1 WP G4-3 1B		1-2 G1-3		2-3 K		2-2 G3 1B L5 1B		4 0 2 0 0 1 0												
Eric Anthony, L (1, 9) OBP: 0.298, SLG: 0.398		1-3 K		3-2 G4-3		2-3 K		1-2 G3 1B		4 0 1 0 0 2 1												
Gerald Young, S (8, PR) OBP: 0.277, SLG: 0.192								1-2 1B		0 0 0 0 0 0 0												
Ken Caminiti, S (1, 5) OBP: 0.355, SLG: 0.447		0-0 G4-3			3-2 1B 2B 1B	2-2 1B 1B		2-1 G3		4 1 2 0 0 0 3												
Scott Servais, R (1, 2) OBP: 0.292, SLG: 0.275		3-3 K			2-1 2B 1B	1-0 FC5-4 1B		2-1 L5		4 1 2 0 0 1 4												
Andujar Cedeno, R (1, 6) OBP: 0.247, SLG: 0.296			0-0 SH2-4 1B		0-0 2B	1-2 FC5-4			1-3 K	3 0 2 2 0 0 2												
Joe Boever, R (6, 1) OBP: 0.296					1-2 2B					0 0 0 0 0 0 0												
Rob Murphy, L (6, 1) OBP: 0.296										0 0 0 0 0 0 0												
Xavier Hernandez, L (7, 1) OBP: 0.296										0 0 0 0 0 0 0												
Mike Simms, R (9, PH) OBP: 0.294, SLG: 0.400										1 0 0 0 0 1 0												
Doug Jones, R (9, 1) OBP: 0.294, SLG: 0.400										0 0 0 0 0 0 0												
Shane Reynolds, R (1, 1) OBP: 0.500, SLG: 0.750			0-0 SH2-4		1-2 2B		2-2 G6-3 2B		0-2 1B	1 1 1 0 0 0 0												
Casey Candaele, S (6, 6) OBP: 0.267, SLG: 0.266										2 1 2 0 0 0 0												
Inning Stats	R: 0 E: 0 K: 1 S: 6	H: 0 LOB: 0 BB: 0 P: 7	R: 0 E: 0 K: 2 S: 9	H: 1 LOB: 1 BB: 0 P: 14	R: 0 E: 0 K: 1 S: 8	H: 1 LOB: 1 BB: 0 P: 14	R: 0 E: 0 K: 0 S: 10	H: 0 LOB: 0 BB: 0 P: 17	R: 3 E: 0 K: 0 S: 15	H: 5 LOB: 1 BB: 0 P: 23	R: 0 E: 0 K: 2 S: 13	H: 2 LOB: 2 BB: 0 P: 21	R: 1 E: 0 K: 0 S: 10	H: 1 LOB: 0 BB: 0 P: 16	R: 0 E: 0 K: 0 S: 10	H: 2 LOB: 2 BB: 0 P: 17	R: 0 E: 0 K: 2 S: 14	H: 2 LOB: 2 BB: 0 P: 17	1B: 10 2B: 5 3B: 0 HR: 0	SF: 0 SAC: 1 DP: 1 HBP: 0	WP: 1 PB: 0 SB: 0 CS: 0	PA: 39
PITCHER	IP WLS BF H R ER SO BB IBB HBP BLK WP HR S P ERA WHIP																					
Tom Candiotti, R (1, 1) ERA: 3.02	7.0 L 30 10 4 4 6 0 0 0 0 1 0 71 112 5.14 1.429																					
Tim Crews, R (8, 1) ERA: 5.26	1.0 4 2 0 0 0 0 0 0 0 0 0 10 17 0.00 2.000																					
Steve Wilson, L (9, 1) ERA: 4.43	1.0 5 2 0 0 2 0 0 0 0 0 0 14 17 0.00 2.000																					

livebaseballscorecards.com

AB	38
R	4
H	14
RBI	4
BB	0
SO	8
LOB	19



Batter	1	2	3	4	5	6	7	8	9	AB R H RBI BB SO LOB	TOP																
Tony Fernandez, S (1, 6) OBP: 0.335, SLG: 0.359	3-1 1B 2B	1-1 P5			2-2 SAFE 1-2 G1-4-3 1B		0-1 F9		2-0 WP 1B	5 1 3 0 0 0 1																	
Oscar Azocar, L (1, 9) OBP: 0.229, SLG: 0.223 Kevin Ward, H (7, PH) OBP: 0.281, SLG: 0.307	3-2 SAFE 2B 1B		0-0 L7		1-1 G1-4-3		0-3 K		0-0 F8	3 1 1 0 0 0 2 1 0 0 0 0 1 1 0 0 0 0 0 0 0 1 0 0 0 0 0 1 0 0 0 0 0 0 0																	
Mike Maddux, L (8, 1) OBP: 0.260, SLG: 0.143 Paul Faries, R (9, PH) OBP: 0.500, SLG: 0.500 Randy Myers, L (9, 1) OBP: 0.167, SLG: 0.167	1-2 1B 1B		1-2 F7		2-2 G5-3			4-2 1B BB FC6-4 BB	1-2 G6-3	3 2 1 1 1 0 2 1 0 0 0 0 0 1																	
Gary Sheffield, R (1, 5) OBP: 0.385, SLG: 0.580 Tim Teufel, R (8, 5) OBP: 0.319, SLG: 0.342	1-2 1B 2B		1-2 F7		2-2 G5-3			4-2 1B BB FC6-4 BB	1-2 G6-3	3 1 2 2 1 1 0																	
Fred McGriff, L (1, 3) OBP: 0.395, SLG: 0.555	0-1 1B		3-3 K		0-0 1B			4-2 FC6-4 1B 1-2 G4-3 BB		4 0 2 0 0 1 2																	
Darrin Jackson, R (1, 8) OBP: 0.290, SLG: 0.403	1-3 K		2-1 CS 1B		0-2 P9			1-1 FC6-4 1-2 1B		4 0 0 1 0 1 5																	
Jerald Clark, R (1, 7) OBP: 0.281, SLG: 0.389	0-0 P3		3-2 SAFE SAFE G6-3		3-3 SAFE K			1-2 FC6-4 G4-3		3 0 0 0 0 1 2 0 0 0 0 0 0 0 0 0 0 0 0 0 0 1 0 0 1 0 0 1 0 0 0 0 0 0 0																	
Dan Walters, R (1, 2) OBP: 0.313, SLG: 0.418 Rich Rodriguez, L (6, 1)	1-1 F7		2-3 K		0-0 P4			0-1 G4-3		4 0 1 0 0 2 1																	
Gene Harris, R (6, 1) OBP: 0.333, SLG: 0.333 Guillermo Velasquez, L (8, PH) OBP: 0.222, SLG: 0.556 Jim Vatcher, R (8, 9) OBP: 0.429, SLG: 0.364								1-2 2-3 3-H		2 0 0 0 0 0 1 1 0 0 0 1 0 0																	
Kurt Stillwell, S (1, 4) OBP: 0.273, SLG: 0.298		2-2 F7			0-0 G1-4-3 1B 1B		2-3 K	0-3 K																			
Doug Brocail, L (1, 1) OBP: 0.250, SLG: 0.250 Tom Lampkin, L (6, 2) OBP: 0.429, SLG: 0.200		0-1 G3-1			0-0 P5		4-1 BB		2-2 G4-3																		
Inning Stats	R: 3 E: 0 K: 1 S: 21	H: 4 LOB: 1 BB: 0 P: 30	R: 0 E: 0 K: 0 S: 8	H: 0 LOB: 0 BB: 0 P: 11	R: 0 E: 0 K: 1 S: 9	H: 0 LOB: 0 BB: 0 P: 13	R: 0 E: 0 K: 1 S: 14	H: 1 LOB: 0 BB: 0 P: 21	R: 0 E: 0 K: 0 S: 11	H: 2 LOB: 2 BB: 0 P: 16	R: 0 E: 0 K: 1 S: 10	H: 1 LOB: 1 BB: 0 P: 13	R: 0 E: 0 K: 2 S: 9	H: 0 LOB: 1 BB: 1 P: 15	R: 2 E: 0 K: 1 S: 14	H: 1 LOB: 1 BB: 2 P: 24	R: 0 E: 0 K: 0 S: 8	H: 1 LOB: 1 BB: 0 P: 13	1B: 9 2B: 1 3B: 0 HR: 0	SF: 0 SAC: 0 DP: 0 HBP: 0	WP: 1 PB: 0 SB: 0 CS: 1	PA: 39					
PITCHER	IP WLS BF H R ER SO BB IBB HBP BLK WP HR S P ERA WHIP	IP WLS BF H R ER SO BB IBB HBP BLK WP HR S P ERA WHIP											IP WLS BF H R ER SO BB IBB HBP BLK WP HR S P ERA WHIP														
Pete Harnisch, R (1, 1) ERA: 3.85	4.2	20	7	3	3	3	0	0	0	0	0	0	60	86	5.79	1.500											AI Osuna, L (9, 1) ERA: 4.23
Joe Boever, R (5, 1) ERA: 2.48	1.2	7	1	0	0	2	1	0	0	0	0	0	17	28	0.00	1.200											
Rob Murphy, L (7, 1) ERA: 4.22	0.2	2	0	0	0	1	0	0	0	0	0	0	5	5	0.00	0.000											
Mark Portugal, R (8, 1) ERA: 2.77	0.0	3	1	2	2	0	2	0	0	0	0	0	6	15	∞	∞											
Doug Jones, R (8, 1) ERA: 1.84	1.0	3	0	0	0	1	0	0	0	0	0	0	8	9	0.00	0.000											

San Diego Padres @ Houston Astros
Astrodome, Houston, TX

AB	36
R	5
H	10
RBI	5
BB	3
SO	7
LOB	20



Tue Sep 29 1992, 8:05 PM EDT
Att. 14,573 - Dome - 70 F

livebaseballscorecards.com

Batter	1	2	3	4	5	6	7	8	9	AB	R	H	RBI	BB	SO	LOB
Craig Biggio, R OBP: 0.379, SLG: 0.369 (1, 4)	2-2 F9		4-1 2B BB		0-0 G2-3		4-0 SH3-4 BB		0-0 SH3-4	2	0	0	0	2	0	0
Steve Finley, L OBP: 0.348, SLG: 0.394 (1, 8)	0-2 G4-3		1-0 2B			2-1 1B G4-3	0-0 SH3-4		4-2 2B BB	3	2	2	1	1	0	0
Luis Gonzalez, L OBP: 0.298, SLG: 0.393 (1, 7)	3-2 F8		1-3 K			0-0 1B G4-3	1-2 L9		2-0 2B	5	1	2	2	0	1	4
5 Jeff Bagwell, R OBP: 0.364, SLG: 0.436 (1, 3)		1-0 F8		1-0 2B F9		3-3 K	4-2 BB			3	0	1	0	1	1	2
Eric Anthony, L OBP: 0.295, SLG: 0.394 (1, 9)		0-3 K		0-0 F9		1-2 G4-3	0-0 F7			4	0	0	1	0	1	5
Mark Portugal, R OBP: 0.115, SLG: 0.115 (8, 1)				2-3		1-3 2-H				0	0	0	0	0	0	0
Doug Jones, R (8, 1)										0	0	0	0	0	0	0
Al Osuna, R (9, 1)										0	0	0	0	0	0	0
Ken Caminiti, S OBP: 0.354, SLG: 0.451 (1, 5)		3-2 G4-3		2-3 K		2-1 HR		3-2 F8		4	1	1	2	0	1	1
Eddie Taubensee, L OBP: 0.301, SLG: 0.329 (1, 2)			1-0 F8	1-3 K		4-2 BB		1-1 L3 1B		3	0	1	0	1	1	1
Andujar Cedeno, R OBP: 0.243, SLG: 0.292 (1, 6)			0-0 G5-3		3-3 K	3-3 K		1-0 L3		3	0	0	0	0	2	1
Rob Murphy, L (7, 1)										0	0	0	0	0	0	0
Gerald Young, S OBP: 0.274, SLG: 0.189 (8, 9)								1-2		1	0	0	0	0	0	1
Pete Harnisch, S OBP: 0.182, SLG: 0.219 (5, 1)			1-1 E1 2B		0-3 K		4-2 SH3-4 BB		0-1 SH3-4 2B	1	1	1	0	0	0	0
Joe Boever, R (5, 1)										0	0	0	0	0	1	0
Casey Candaele, S OBP: 0.289, SLG: 0.266 (7, PR)										0	0	0	0	1	0	0
Rafael Ramirez, R OBP: 0.286, SLG: 0.305 (8, 8)										1	0	1	0	0	0	0
Ryan Bowen, R OBP: 0.125, SLG: 0.125 (9, PR)										0	1	0	0	0	0	0

Inning Stats	R: 0	H: 0	E: 0	LOB: 0	K: 0	BB: 0	S: 12	R: 0	H: 0	E: 0	LOB: 0	K: 0	BB: 0	S: 9	R: 1	H: 2	E: 1	LOB: 2	K: 1	BB: 1	S: 9	R: 0	H: 1	E: 0	LOB: 1	K: 2	BB: 0	S: 9	R: 0	H: 0	E: 0	LOB: 0	K: 2	BB: 0	S: 9	R: 3	H: 3	E: 0	LOB: 1	K: 2	BB: 1	S: 20	R: 0	H: 0	E: 0	LOB: 3	K: 0	BB: 3	S: 13	R: 0	H: 1	E: 0	LOB: 0	K: 0	BB: 0	S: 7	R: 2	H: 2	E: 0	LOB: 2	K: 0	BB: 1	S: 6	1B: 5	SF: 0	2B: 4	SAC: 2	3B: 0	DP: 1	HR: 1	HBP: 0	WP: 0	PA: 39
--------------	------	------	------	--------	------	-------	-------	------	------	------	--------	------	-------	------	------	------	------	--------	------	-------	------	------	------	------	--------	------	-------	------	------	------	------	--------	------	-------	------	------	------	------	--------	------	-------	-------	------	------	------	--------	------	-------	-------	------	------	------	--------	------	-------	------	------	------	------	--------	------	-------	------	-------	-------	-------	--------	-------	-------	-------	--------	-------	--------

PITCHER	IP	WLS	BF	H	R	ER	SO	BB	IBB	HBP	BLK	WP	HR	S	P	ERA	WHIP
Doug Brocail, R ERA: 7.0 (1, 1)	5.1		22	5	3	3	7	1	0	0	0	0	0	58	87	5.06	1.125
Rich Rodriguez, L ERA: 2.44 (6, 1)	0.1		3	1	1	1	0	1	0	0	0	0	1	9	16	27.00	6.000
Gene Harris, R ERA: 4.55 (6, 1)	1.1		7	0	0	0	1	3	0	0	0	0	0	16	31	0.00	2.250
Mike Maddux, R ERA: 2.41 (8, 1)	1.0		3	1	0	0	0	0	0	0	0	0	0	7	12	0.00	1.000
Randy Myers, L ERA: 4.42 (9, 1)	0.1	L	4	2	2	2	0	1	0	0	0	0	0	6	12	54.00	9.000

BOTTOM

San Diego Padres @ Houston Astros
Astrodome, Houston, TX
Tue Sep 29 1992, 8:05 PM EDT
Att. 14,573 - Dome - 70 F

livebaseballscorecards.com

AB	31
R	6
H	9
RBI	6
BB	6
SO	8
LOB	15



Batter	1	2	3	4	5	6	7	8	9	AB R H RBI BB SO LOB	TOP																
Tony Fernandez, S (1, 6) OBP: 0.334, SLG: 0.358	1-0 L7		0-2 P6		2-2 F9		0-0 P5		0-0 1B	5 0 1 0 0 0 2																	
Oscar Azocar, L (1, 9) OBP: 0.232, SLG: 0.226 Kevin Ward, H (5, PH) OBP: 0.277, SLG: 0.302	1-1 F9		1-2 1B 2B		2-3 K		1-3 K		0-3 K	2 1 1 0 0 0 0 2 0 0 0 0 2 1																	
Tim Scott, R (7, 1) Rich Rodriguez, L (7, 1) Jeremy Hernandez, R (8, 1) Jose Melendez, R (8, 1) Guillermo Velasquez, L (9, PH) OBP: 0.209, SLG: 0.500	0-1 F9		1-0 2B FC6 1B		2-3 K				0-0 L7	4 1 1 0 0 1 0																	
Darrin Jackson, R (1, 8) OBP: 0.289, SLG: 0.402																											
Fred McGriff, L (1, 3) OBP: 0.395, SLG: 0.556		4-1 G5-3 2B BB	0-2 FC6 2B		2-2 G3				3-3 K	3 1 1 2 1 1 0																	
Jerald Clark, R (1, 7) OBP: 0.283, SLG: 0.390		1-0 F8	0-0 FC6		0-1 1B				1-0 1B	4 0 2 1 0 0 2																	
Dan Walters, R (1, 2) OBP: 0.306, SLG: 0.408		0-1 G5-3	1-3 K		1-3 K				1-3 K	4 0 0 0 0 3 4																	
Tim Teufel, R (1, 5) OBP: 0.318, SLG: 0.345		2-1 2B			2-3 K				2-2 G6-3	4 0 1 1 0 2 1																	
Jeff Gardner, L (1, 4) OBP: 0.125, SLG: 0.125		1-3 K			1-3 K				2-1 1B 1B	4 0 2 0 0 2 1																	
Frank Seminara, R (1, 1) OBP: 0.143, SLG: 0.118 Phil Stephenson, L (7, PH) OBP: 0.240, SLG: 0.209 Jim Vatcher, R (7, 9) OBP: 0.429, SLG: 0.364 Tom Lampkin, L (9, PH) OBP: 0.400, SLG: 0.182			3-2 1B 2B 1B		0-3 K				2-3 K	2 1 1 0 0 1 0 1 0 0 0 0 0 1 0 0 0 0 0 0 0 1 0 0 0 0 1 1																	
Inning Stats	R: 0 E: 0 K: 0 S: 5	H: 0 LOB: 0 BB: 0 P: 7	R: 1 E: 0 K: 1 S: 9	H: 1 LOB: 1 BB: 1 P: 17	R: 3 E: 0 K: 1 S: 19	H: 4 LOB: 1 BB: 0 P: 25	R: 0 E: 0 K: 3 S: 10	H: 0 LOB: 0 BB: 0 P: 13	R: 0 E: 0 K: 2 S: 12	H: 1 LOB: 1 BB: 0 P: 17	R: 0 E: 0 K: 1 S: 6	H: 1 LOB: 1 BB: 0 P: 7	R: 0 E: 0 K: 2 S: 9	H: 1 LOB: 1 BB: 0 P: 13	R: 0 E: 0 K: 2 S: 12	H: 2 LOB: 2 BB: 0 P: 18	1B: 8 2B: 2 3B: 0 HR: 0	SF: 0 SAC: 0 DP: 0 HBP: 0	WP: 0 PA: 38 PB: 0 SB: 0 CS: 0								
PITCHER	IP WLS BF H R ER SO BB IBB HBP BLK WP HR S P ERA WHIP																										
Willie Blair, R (1, 1) ERA: 4.0	4.0	18	5	4	4	5	1	0	0	0	0	0	0	43	62	9.00	1.500										
Rich Scheid, L (5, 1) ERA: 6.0	1.1	5	1	0	0	2	0	0	0	0	0	0	0	15	23	0.00	0.750										
Joe Boever, R (6, 1) ERA: 2.45	1.2	6	1	0	0	3	0	0	0	0	0	0	0	13	17	0.00	0.600										
Rob Murphy, L (8, 1) ERA: 4.17	0.2	2	0	0	0	1	0	0	0	0	0	0	0	4	7	0.00	0.000										
Jimmy Jones, R (8, 1) ERA: 4.14	0.1	W	2	1	0	0	1	0	0	0	0	0	0	5	6	0.00	3.000										
PITCHER	IP WLS BF H R ER SO BB IBB HBP BLK WP HR S P ERA WHIP																										
Doug Jones, R (9, 1) ERA: 1.82	1.0	5	2	0	0	2	0	0	0	0	0	0	0	12	18	0.00	2.000										

San Diego Padres @ Houston Astros
 Astrodome, Houston, TX
 Wed Sep 30 1992, 8:05 PM EDT
 Att. 12,171 - Dome - 70 F

livebaseballscorecards.com

AB	37
R	4
H	10
RBI	4
BB	1
SO	14
LOB	15



Batter	1	2	3	4	5	6	7	8	9	AB	R	H	RBI	BB	SO	LOB
Craig Biggio, R OBP: 0.377, SLG: 0.366 (1, 4)	3-3 K		1-0 G6-3		0-1 F9		0-3 K			4	0	0	0	0	2	1
Steve Finley, L OBP: 0.347, SLG: 0.394 (1, 8)	2-1 G4-3		2-1 F8		0-0 B4-3		1-2 2B			4	0	1	1	0	0	0
Luis Gonzalez, L OBP: 0.297, SLG: 0.392 (1, 7)	3-2 5 HBP 1B			2-2 G3-1	3-2 F8		3-H 1-0 G3			4	0	1	0	0	0	1
5 Jeff Bagwell, R OBP: 0.366, SLG: 0.437 (1, 3)	1-0 1-2 HBP			0-1 HR 1B		2-2 F8		3-1 HR 1B		3	2	2	0	0	0	0
Eric Anthony, L OBP: 0.297, SLG: 0.409 (1, 9)	1-1 P5			1-1 HR		3-3 K		0-0 HR		4	2	2	4	0	1	2
Ken Caminiti, S OBP: 0.353, SLG: 0.448 (1, 5)		0-2 P5		2-3 K		4-2 BB		2-3 K		3	0	0	0	1	2	0
Eddie Taubensee, L OBP: 0.303, SLG: 0.331 (1, 2)		0-1 G5-3		2-2 2B 1B		0-0 G4-3		0-2 1B		4	0	2	0	0	0	1
Andujar Cedeno, R OBP: 0.243, SLG: 0.296 (1, 6)		0-2 F9		0-0 1-3 2B			2-1 L9	1-3 K		4	0	1	0	0	1	1
Willie Blair, R Juan Guerrero, R Rich Scheid, L Joe Boever, R Gerald Young, S Rob Murphy, L Jimmy Jones, R Ernest Riles, L Doug Jones, R			2-1 G6-3	2-1 G5-3			2-2 2B 3B	2-2 G4-3		1	0	0	0	0	0	0

BOTTOM

San Diego Padres @ Houston Astros
Astrodome, Houston, TX
Wed Sep 30 1992, 8:05 PM EDT
Att. 12,171 - Dome - 70 F

AB	34
R	5
H	10
RBI	5
BB	1
SO	6
LOB	9



Inning Stats	R: 0	H: 1	E: 0	K: 1	S: 12	LOB: 2	BB: 0	P: 22	R: 0	H: 0	E: 0	K: 0	S: 9	LOB: 0	BB: 0	P: 9	R: 0	H: 0	E: 0	K: 0	S: 5	LOB: 0	BB: 0	P: 10	R: 2	H: 4	E: 0	K: 1	S: 17	LOB: 2	BB: 0	P: 26	R: 0	H: 0	E: 0	K: 0	S: 8	LOB: 0	BB: 0	P: 11	R: 0	H: 0	E: 0	K: 1	S: 14	LOB: 1	BB: 1	P: 23	R: 1	H: 2	E: 0	K: 1	S: 12	LOB: 1	BB: 0	P: 18	R: 2	H: 3	E: 0	K: 2	S: 15	LOB: 1	BB: 0	P: 23	1B: 5	SF: 0	2B: 2	SAC: 0	3B: 1	DP: 0	HR: 2	HBP: 1	WP: 0	PA: 36	PB: 0	SB: 0	CS: 0
--------------	------	------	------	------	-------	--------	-------	-------	------	------	------	------	------	--------	-------	------	------	------	------	------	------	--------	-------	-------	------	------	------	------	-------	--------	-------	-------	------	------	------	------	------	--------	-------	-------	------	------	------	------	-------	--------	-------	-------	------	------	------	------	-------	--------	-------	-------	------	------	------	------	-------	--------	-------	-------	-------	-------	-------	--------	-------	-------	-------	--------	-------	--------	-------	-------	-------

PITCHER	IP	WLS	BF	H	R	ER	SO	BB	IBB	HBP	BLK	WP	HR	S	P	ERA	WHIP
Frank Seminara, R ERA: 3.68 (1, 1)	6.0		25	5	2	2	3	1	0	0	0	0	1	65	101	3.00	1.000
Tim Scott, R ERA: 5.05 (7, 1)	0.2		4	2	1	1	1	0	0	0	0	0	0	11	16	13.50	3.000
Rich Rodriguez, L ERA: 2.43 (7, 1)	0.1		1	0	0	0	0	0	0	0	0	0	0	1	2	0.00	0.000
Jeremy Hernandez, R ERA: 4.17 (8, 1)	0.0	L	2	2	2	2	0	0	0	0	0	0	1	3	6	∞	∞
Jose Melendez, R ERA: 2.94 (8, 1)	1.0		4	1	0	0	2	0	0	0	0	0	0	12	17	0.00	1.000

Batter	1	2	3	4	5	6	7	8	9	AB	R	H	RBI	BB	SO	LOB	TOP										
Tony Fernandez, S (1, 6) OBP: 0.335, SLG: 0.358	0-1 G4-3		2-0 F8		1-2 G4-6-3 1B		0-1 SH1-4 1B	2-3 K		5	0	2	0	0	1	2											
Kurt Stillwell, S (1, 4) OBP: 0.272, SLG: 0.296	1-1 G3			1-1 HR HBP	3-2 G4-6-3		0-0 SH1-4	3-3 K		3	1	0	0	0	1	3											
Darrin Jackson, R (1, 8) OBP: 0.287, SLG: 0.398	2-3 K			2-3 K	1-1 F8		1-2 P9		0-0 F8	5	0	0	0	0	2	3											
Fred McGriff, L (1, 3) OBP: 0.397, SLG: 0.560		1-0 F8		2-2 HR	4-0 IBB		4-0 IBB		2-1 P5	3	1	1	2	2	0	0											
Jerald Clark, R (1, 7) OBP: 0.280, SLG: 0.386		0-2 G6-3		2-2 F9	1-3 K		1-1 L4		0-3 K	5	0	0	0	0	2	4											
Tom Lampkin, L (1, 2) OBP: 0.474, SLG: 0.231		4-1 FC6-4 BB		1-0 1B		2-2 F7		4-2 WP 2B BB		2	1	1	0	2	0	0											
Craig Shipley, R (1, 5) OBP: 0.260, SLG: 0.304		2-0 FC6-4		0-0 BB 1B	1-3 1B	1-1 S 1B		2-2 SH 1-H 2B		4	0	3	1	0	0	1											
Phil Stephenson, L (1, 9) OBP: 0.247, SLG: 0.206			1-2 G6-3	4-0 BB		3-3 K		0-0 SH S 2B		1	0	0	0	1	0	0											
Kevin Ward, R (6, PH) OBP: 0.276, SLG: 0.300					1-2 BB	1-2 K		2-3 SH S 2B		1	0	0	0	0	1	1											
Oscar Azocar, L (8, PH) OBP: 0.232, SLG: 0.226						1-2 BB				0	0	0	0	0	0	0											
Jim Vatcher, R (8, 9) OBP: 0.429, SLG: 0.364										0	0	0	0	0	0	0											
Greg Harris, R (1, 1) OBP: 0.250, SLG: 0.161			0-0 G6-3	0-0 G6-3		2-1 G4-3		0-2 F7		3	0	0	0	0	0	4											
Tim Teufel, R (8, PH) OBP: 0.318, SLG: 0.345										0	0	0	0	0	0	0											
Guillermo Velasquez, L (8, PH) OBP: 0.182, SLG: 0.455										1	0	0	0	0	0	2											
Gene Harris, R (8, 1) OBP: 0.333, SLG: 0.333										0	0	0	0	0	0	0											
Randy Myers, L (8, 1) OBP: 0.167, SLG: 0.167										0	0	0	0	0	0	0											
Inning Stats	R: 0 E: 0 K: 1 S: 7	H: 0 LOB: 0 BB: 0 P: 10	R: 0 E: 0 K: 0 S: 7	H: 0 LOB: 1 BB: 1 P: 14	R: 0 E: 0 K: 0 S: 5	H: 0 LOB: 0 BB: 0 P: 8	R: 2 E: 0 K: 1 S: 13	H: 3 LOB: 3 BB: 1 P: 25	R: 0 E: 0 K: 1 S: 11	H: 1 LOB: 2 BB: 1 P: 21	R: 0 E: 0 K: 0 S: 9	H: 1 LOB: 2 BB: 1 P: 15	R: 1 E: 0 K: 2 S: 15	H: 1 LOB: 2 BB: 1 P: 26	R: 0 E: 0 K: 1 S: 6	H: 0 LOB: 0 BB: 0 P: 8	1B: 5 2B: 1 3B: 0 HR: 1	SF: 0 SAC: 2 DP: 0 HBP: 1	WP: 1 PA: 41								
PITCHER	IP	WLS	BF	H	R	ER	SO	BB	IBB	HBP	BLK	WP	HR	S	P	ERA	WHIP										
Ryan Bowen, R (1, 1) ERA: 10.96	5.0	L	23	4	2	2	3	2	1	1	0	0	1	43	78	3.60	1.200										
Rob Murphy, L (6, 1) ERA: 4.07	1.1		6	2	0	0	1	0	0	0	0	0	0	16	24	0.00	1.500										
Joe Boever, R (7, 1) ERA: 2.51	0.2		5	1	1	1	0	1	1	0	0	1	0	11	23	13.50	3.000										
Al Osuna, L (8, 1) ERA: 4.23	0.0		1	0	0	0	0	0	0	0	0	0	0	1	1	∞	∞										
Xavier Hernandez, R (8, 1) ERA: 2.13	2.0		6	0	0	0	3	0	0	0	0	0	0	15	22	0.00	0.000										

San Diego Padres @ Houston Astros
 Astrodome, Houston, TX
 Thu Oct 01 1992, 8:05 PM EDT
 Att: 10,417 - Dome - 70 F

livebaseballscorecards.com

AB	33
R	3
H	7
RBI	3
BB	5
SO	7
LOB	20



Batter	1	2	3	4	5	6	7	8	9	AB	R	H	RBI	BB	SO	LOB
Craig Biggio, R OBP: 0.375, SLG: 0.364 (1, 4)	1-0 B1-3		2-3 K			2-2 F7		1-2 G5-3		4	0	0	0	0	1	0
Steve Finley, L OBP: 0.348, SLG: 0.394 (1, 8)	2-1 BB S 1B		1-1 P6			2-1 G1-3		4-2 BB		3	0	1	0	1	0	0
Luis Gonzalez, L OBP: 0.297, SLG: 0.393 (1, 7)	2-0 SAFE P4		0-0 L9			2-1 5 FT 5 1B 2B		0-1 G6-3		4	1	1	0	0	0	2
5 Jeff Bagwell, R OBP: 0.370, SLG: 0.444 (1, 3)	1-1 BB HBP			4-2 G4-3 2-1 BB		2-2 SAFE 1B		3-2 HR		2	1	2	2	1	0	0
Eric Anthony, L OBP: 0.296, SLG: 0.406 (1, 9)	4-0 BB 1-2 2-3 BB			2-2 SAFE F9		3-3 K		2-2 L8		3	0	0	0	1	1	2
Ken Caminiti, S OBP: 0.350, SLG: 0.445 (1, 5)	0-0 P5			2-1 SAFE G4-3		1-2 G4-3		2-3 K		4	0	0	0	0	1	4
Eddie Taubensee, L OBP: 0.300, SLG: 0.328 (1, 2)		0-1 P6		2-2 SAFE 2-1		1-0 F8		0-0 G1-3		3	0	0	0	0	0	0
Mike Simms, R OBP: 0.333, SLG: 0.438 (9, PH)				3-H				2-1 1B		1	0	1	0	0	0	0
Andujar Cedeno, R OBP: 0.240, SLG: 0.292 (1, 6)		2-2 L8		B SAFE F7		2-2 F7		2-1 P4		3	0	0	0	0	0	0
Ryan Bowen, R OBP: 0.111, SLG: 0.111 (1, 1)		0-1 L7		B SAFE G1-3		3-2 G1-3		1-2 F7		1	0	0	0	0	0	0
Gerald Young, S OBP: 0.279, SLG: 0.224 (5, PH)										1	0	0	0	0	0	0
Rob Murphy, L OBP: 0.279, SLG: 0.224 (6, 1)										0	0	0	0	0	0	0
Joe Boever, R OBP: 0.279, SLG: 0.224 (7, 1)										0	0	0	0	0	0	0
Al Osuna, R OBP: 0.279, SLG: 0.224 (8, 1)										0	0	0	0	0	0	0
Xavier Hernandez, L OBP: 0.279, SLG: 0.224 (8, 1)										0	0	0	0	0	0	0
Ernest Riles, L OBP: 0.268, SLG: 0.333 (8, 8)										1	0	0	0	0	0	0
Rafael Ramirez, R OBP: 0.284, SLG: 0.303 (9, PH)										1	0	0	0	0	1	1

Inning Stats	R: 0	H: 1	E: 0	K: 0	S: 6	LOB: 3	BB: 1	P: 16	R: 0	H: 0	E: 0	K: 0	S: 9	LOB: 0	BB: 0	P: 11	R: 0	H: 0	E: 0	K: 1	S: 7	LOB: 0	BB: 0	P: 10	R: 0	H: 0	E: 0	K: 0	S: 11	LOB: 1	BB: 1	P: 21	R: 0	H: 0	E: 0	K: 0	S: 9	LOB: 0	BB: 0	P: 15	R: 1	H: 2	E: 1	K: 1	S: 15	LOB: 1	BB: 0	P: 26	R: 0	H: 0	E: 0	K: 0	S: 6	LOB: 0	BB: 0	P: 9	R: 0	H: 0	E: 0	K: 0	S: 13	LOB: 1	BB: 1	P: 19	R: 1	H: 2	E: 0	K: 2	S: 19	LOB: 1	BB: 0	P: 30	1B: 3	SF: 0	2B: 1	SAC: 0	3B: 0	DP: 0	HR: 1	HBP: 1	WP: 0	PA: 35
PITCHER	IP	WLS	BF	H	R	ER	SO	BB	IBB	HBP	BLK	WP	HR	S	P	ERA	WHIP																																																																	
Greg Harris, R ERA: 4.12 (1, 1)	7.0	W	27	3	1	1	2	2	0	1	0	0	0	63	108	1.29	0.714																																																																	
Gene Harris, R ERA: 4.45 (8, 1)	0.2		2	0	0	0	0	0	0	0	0	0	0	8	10	0.00	0.000																																																																	
Randy Myers, L ERA: 4.46 (8, 1)	1.1	S	7	2	1	1	2	1	0	0	0	0	0	24	39	6.75	2.250																																																																	

BOTTOM

San Diego Padres @ Houston Astros
Astrodome, Houston, TX
Thu Oct 01 1992, 8:05 PM EDT
Att. 10,417 - Dome - 70 F

livebaseballscorecards.com

AB	31
R	2
H	5
RBI	2
BB	3
SO	4
LOB	9



Batter	1	2	3	4	5	6	7	8	9	AB R H RBI BB SO LOB	TOP											
Jose Offerman, S (1, 6) OBP: 0.332, SLG: 0.335	0-0 2B 1B	1-3 K			1-0 G5-3			2-3 K		4 1 1 0 0 2 2												
Eric Young Sr., R (1, 4) OBP: 0.308, SLG: 0.295	2-0 1-H 2B		2-0 G6-3			0-1 G6-3		1-0 G1-3		4 0 1 1 0 0 0												
Tom Goodwin, L (1, 8) OBP: 0.304, SLG: 0.254	1-1 L8		2-3 K			4-0 G3 1B BB		4-2 BB		2 0 0 0 2 1 1												
Eric Karros, R (1, 3) OBP: 0.306, SLG: 0.430	2-3 K		2-0 F8			0-1 G3 1-2 1B		0-0 F8		4 0 1 0 0 1 2												
Mike Piazza, R (1, 2) OBP: 0.308, SLG: 0.350	2-0 G3			2-3 K		0-0 G3 1-2 2-3			0-0 G6-4-3 1B	4 0 1 0 0 1 3												
Henry Rodriguez, L (1, 7) OBP: 0.255, SLG: 0.319		0-0 G4-3		1-3 K		2-3 K		2-3 K		3 0 0 0 0 2 2												
Mike Scioscia, L (9, PH) OBP: 0.286, SLG: 0.282										1 0 0 0 0 1 1												
Billy Ashley, R (1, 9) OBP: 0.283, SLG: 0.368					0-0 G4-3			2-3 K	1-1 G6-4-3 1-2	3 0 0 0 1 1 1												
Dave Hansen, L (1, 5) OBP: 0.284, SLG: 0.288					1-0 F7			2-1 F8		3 0 0 0 0 0 1												
Orel Hershiser, R (1, 1) OBP: 0.229, SLG: 0.294					0-0 K			0-3 K		2 0 1 0 0 1 0												
Mitch Webster, S (7, PH) OBP: 0.338, SLG: 0.422										1 0 0 0 0 1 0												
Kip Gross, R (7, 1) OBP: 1.000, SLG: 1.000										0 0 0 0 0 0 0												
Steve Wilson, L (7, 1) OBP: 0.333, SLG: 0.333		1-2 1B								0 0 0 0 0 0 0												
Inning Stats	R: 1 E: 0 K: 1 S: 8	H: 2 LOB: 1 BB: 0 P: 15	R: 0 E: 0 K: 1 S: 8	H: 1 LOB: 2 BB: 1 P: 14	R: 0 E: 0 K: 1 S: 6	H: 0 LOB: 0 BB: 0 P: 12	R: 0 E: 0 K: 2 S: 7	H: 0 LOB: 0 BB: 0 P: 10	R: 0 E: 0 K: 1 S: 7	H: 0 LOB: 0 BB: 0 P: 10	R: 0 E: 0 K: 1 S: 8	H: 1 LOB: 2 BB: 1 P: 14	R: 0 E: 0 K: 2 S: 9	H: 0 LOB: 0 BB: 0 P: 13	R: 0 E: 0 K: 1 S: 7	H: 0 LOB: 1 BB: 1 P: 14	R: 0 E: 0 K: 1 S: 7	H: 1 LOB: 0 BB: 0 P: 10	1B: 4 2B: 1 3B: 0 HR: 0	SF: 0 SAC: 0 DP: 1 HBP: 0	WP: 0 PB: 0 SB: 0 CS: 0	PA: 34
PITCHER Darryl Kile, R (1, 1) ERA: 3.95	IP: 9.0 WLS: W BF: 34 H: 5 R: 1 ER: 1 SO: 11 BB: 3 IBB: 0 HBP: 0 BLK: 0 WP: 0 HR: 0 S: 67 P: 112 ERA: 1.00 WHIP: 0.889											PITCHER	IP: 9.0 WLS: W BF: 34 H: 5 R: 1 ER: 1 SO: 11 BB: 3 IBB: 0 HBP: 0 BLK: 0 WP: 0 HR: 0 S: 67 P: 112 ERA: 1.00 WHIP: 0.889									

Los Angeles Dodgers @ Houston Astros
 Astrodome, Houston, TX
 Fri Oct 02 1992, 8:05 PM EDT
 Att. 9,363 - Dome - 70 F

livebaseballscorecards.com

AB 31
R 1
H 5
RBI 1
BB 3
SO 11
LOB 13



Batter	1	2	3	4	5	6	7	8	9	AB	R	H	RBI	BB	SO	LOB	
Craig Biggio, R OBP: 0.374, SLG: 0.365 (1, 4)	0-3 K		1-1 1B 2B		3-2 L7		0-3 K			4	1	1	0	0	2	1	
Steve Finley, L OBP: 0.352, SLG: 0.406 (1, 8)	2-1 5 5 1B G4-3		0-0 2B 1B		2-0 HR		2-1 1-H SF7 3B			4	4	4	2	0	0	0	
Luis Gonzalez, L OBP: 0.296, SLG: 0.395 (1, 7)	0-0 G4-3		3-2 5 1-H 3-H 2B		1-0 G4-3		0-0 SF7			3	0	1	3	0	0	1	
5 Jeff Bagwell, R OBP: 0.369, SLG: 0.443 (1, 3)	3-2 2-H 1B		1-1 G6-3		0-2 G1-6-3		1-0 L7			4	0	1	1	0	0	1	
Ken Caminiti, S OBP: 0.348, SLG: 0.441 (1, 5)	1-0 F8		1-0 G3		3-2 G1-3		2-2 P4			4	0	0	0	0	0	2	
Mike Simms, R OBP: 0.364, SLG: 0.474 (1, 9)		1-3 K		1-1 G6-3		4-1 1B BB		0-0 G4-3 2B		3	0	1	0	1	1	0	
Gerald Young, S OBP: 0.279, SLG: 0.224 (8, PR) (9, 9)										0	0	0	0	0	0	0	
Eddie Taubensee, L OBP: 0.300, SLG: 0.327 (1, 2)		0-0 G4-3		1-1 G1-3		2-2 1-2 1B		3-1 G4-3		4	0	1	0	0	0	1	
Andujar Cedeno, R OBP: 0.240, SLG: 0.288 (1, 6)		1-3 K		0-0 G5-3		2-2 L4		4-0 IBB		3	0	0	0	1	1	2	
Darryl Kile, R OBP: 0.229, SLG: 0.156 (1, 1)			2-3 K		2-3 K		0-1 3B 1B		1-0 P4		4	1	1	0	0	2	3

Inning Stats	R: 1	H: 2	E: 0	K: 1	S: 10	H: 2	LOB: 1	BB: 0	P: 16	R: 0	H: 0	E: 0	K: 2	S: 7	H: 0	LOB: 0	BB: 0	P: 9	R: 2	H: 3	E: 0	K: 1	S: 14	H: 1	LOB: 1	BB: 0	P: 22	R: 0	H: 0	E: 0	K: 0	S: 5	R: 1	H: 1	E: 0	K: 1	S: 8	R: 0	H: 1	E: 0	K: 0	S: 18	R: 2	H: 2	E: 0	K: 1	S: 9	H: 1	LOB: 3	BB: 1	P: 17	R: 0	H: 1	E: 0	K: 0	S: 7	1B: 5	SF: 1	2B: 3	SAC: 0	3B: 1	DP: 0	HR: 1	HBP: 0	WP: 0	PA: 36
--------------	------	------	------	------	-------	------	--------	-------	-------	------	------	------	------	------	------	--------	-------	------	------	------	------	------	-------	------	--------	-------	-------	------	------	------	------	------	------	------	------	------	------	------	------	------	------	-------	------	------	------	------	------	------	--------	-------	-------	------	------	------	------	------	-------	-------	-------	--------	-------	-------	-------	--------	-------	--------

PITCHER	IP	WLS	BF	H	R	ER	SO	BB	IBB	HBP	BLK	WP	HR	S	P	ERA	WHIP
Orel Hershiser, R ERA: 3.67 (1, 1)	6.0	L	26	7	4	4	5	1	0	0	0	0	1	62	99	6.00	1.333
Kip Gross, R ERA: 4.37 (7, 1)	0.1		3	2	2	2	1	0	0	0	0	0	0	7	9	54.00	6.000
Steve Wilson, L ERA: 4.25 (7, 1)	1.2		7	1	0	0	0	0	1	0	0	0	0	9	20	0.00	0.600

Los Angeles Dodgers @ Houston Astros
Astrodome, Houston, TX
Fri Oct 02 1992, 8:05 PM EDT
Att. 9,363 - Dome - 70 F

AB	33
R	6
H	10
RBI	6
BB	2
SO	6
LOB	11




Batter	1	2	3	4	5	6	7	8	9	10	11	12	13	AB R H RBI BB SO LOB
Steve Finley, L OBP: 0.354, SLG: 0.407 (1, 8)	G3-1		1B		G4-3				1B		F8		1B	6 0 3 1 1 0 1
Ernest Riles, L OBP: 0.267, SLG: 0.328 Xavier Hernandez, L (8, 1)			K			K	K		FC5-4		K		IBB	4 0 1 0 0 3 3
Gerald Young, S OBP: 0.279, SLG: 0.224 Rafael Ramirez, R OBP: 0.283, SLG: 0.301 Mike Simms, R OBP: 0.376, SLG: 0.476 (10, 9)	1B												1B	0 0 0 0 0 0 0 0 0 0 0 0 0 0 1 0 0 0 0 0 3 2 0 1 1 0 1 0
Luis Gonzalez, L OBP: 0.292, SLG: 0.389 (1, 7)	K		F8			G5-3		F7		L7		G6-3		6 0 0 0 0 1 2
5 Jeff Bagwell, R OBP: 0.366, SLG: 0.440 (1, 3)	G4-3				K	L9		G5-3		WP BB FC3-2		F9		6 0 1 0 0 1 1
Eric Anthony, L OBP: 0.268, SLG: 0.407 Doug Jones, R (10, PH) Eddie Taubensee, L OBP: 0.302, SLG: 0.327 Joe Soto, R (11, 1) Rob Murphy, L (11, 1) Juan Guerrero, R OBP: 0.261, SLG: 0.288 (11, 6)		K			G3-6-3		1B	F8		FC3-2	IBB	1B		4 1 2 0 0 1 0 0 0 0 0 0 0 0 0 0 0 0 0 1 0 0 0 0 0 0 0 0 0 0 0 0 0 0 0 0 0 0 1 0 1 0 0 0 0 0
Ken Caminiti, S OBP: 0.350, SLG: 0.441 (1, 5)	G3				G3-6-3		1B		1B	1B	FC3-2	IBB	G4-3	5 1 2 1 1 0 2
Scott Servais, R OBP: 0.294, SLG: 0.283 (1, 2)			FC4				SH1-4		SH1-4	P2	FC3-2	FC1-2	K	5 0 2 0 0 1 4
Andujar Cedeno, R OBP: 0.235, SLG: 0.281 Jimmy Jones, R OBP: 0.296, SLG: 0.194 Pete Inzaglia, R OBP: 0.318, SLG: 0.430 Ryan Bowen, R OBP: 0.111, SLG: 0.111 (13, PR)	FC4				G5-3				P3	F9	FC1-2		CS	5 0 0 0 0 0 7 0 0 0 0 0 0 0 1 0 1 0 0 0 0 0 0 0 0 0 0 0
Mark Portugal, R OBP: 0.107, SLG: 0.107 Craig Biggio, R OBP: 0.376, SLG: 0.366 (7, PH) (8, 4)												G4-3	1B	2 0 0 0 0 1 1 3 1 2 0 1 0 0

Inning Stats	R: 0	H: 1	R: 0	H: 1	R: 0	H: 1	R: 0	H: 1	R: 0	H: 0	R: 2	H: 3	R: 0	H: 0	R: 0	H: 3	R: 0	H: 1	R: 0	H: 0	R: 1	H: 3	R: 1	H: 3	R: 0	H: 15	SF: 0	WP: 2	PA: 56
E: 0	LOB: 1	E: 0	LOB: 1	E: 0	LOB: 0	E: 0	LOB: 0	E: 0	LOB: 0	E: 0	LOB: 2	E: 0	LOB: 3	E: 0	LOB: 0	E: 0	LOB: 3	E: 0	LOB: 0	E: 0	LOB: 0	E: 0	LOB: 2	E: 0	LOB: 1	2B: 1	SAC: 1	PB: 0	
K: 1	BB: 0	K: 1	BB: 0	K: 2	BB: 0	K: 1	BB: 0	K: 0	BB: 0	K: 1	BB: 1	K: 0	BB: 0	K: 0	BB: 2	K: 0	BB: 2	K: 1	BB: 0	K: 1	BB: 0	K: 1	BB: 1	K: 1	BB: 0	3B: 0	DP: 1	SB: 3	
S: 15	P: 22	S: 11	P: 16	S: 13	P: 23	S: 10	P: 16	S: 5	P: 6	S: 8	P: 13	S: 12	P: 24	S: 5	P: 9	S: 12	P: 16	S: 6	P: 8	S: 6	P: 8	S: 8	P: 13	S: 10	P: 18	HR: 0	HBP: 0	CS: 1	

PITCHER	IP	WLS	BF	H	R	ER	SO	BB	IBB	HBP	BLK	WP	HR	S	P	ERA	WHIP
Tom Candiotti, R ERA: 3.0 (1, 1)	7.0		29	8	2	2	7	1	0	0	0	1	0	74	120	2.57	1.286
Steve Wilson, L ERA: 4.19 (8, 1)	1.0		3	0	0	0	0	0	0	0	0	0	0	5	9	0.00	0.000
Jay Howell, R ERA: 1.54 (9, 1)	0.2		4	2	0	0	0	0	0	0	0	0	0	8	11	0.00	3.000
John Candelaria, L ERA: 2.84 (9, 1)	0.1		2	1	0	0	0	0	0	0	0	0	0	4	5	0.00	3.000
Roger McDowell, R ERA: 4.09 (10, 1)	1.0		6	1	0	0	0	1	1	0	0	1	0	8	21	0.00	2.000
Tim Crews, R ERA: 5.19 (11, 1)	2.2		12	4	1	1	2	0	1	0	0	0	0	4	39	3.38	1.500

Los Angeles Dodgers @ Houston Astros
Astrodome, Houston, TX
Sat Oct 03 1992, 8:05 PM EDT
Att: 12,587 - Dome - 70 F

AB	51
R	3
H	16
RBI	3
BB	4
SO	9
LOB	24



Batter	1	2	3	4	5	6	7	8	9	AB R H RBI BB SO LOB	TOP											
Brett Butler, L (1, 8) OBP: 0.413, SLG: 0.391	0-0 P2		2-2 F7		0-1 CS 1B			2-3 K		4 0 1 0 0 1 1												
Tom Goodwin, L (1, 7) OBP: 0.291, SLG: 0.274	1-1 3B		1-1 F8		2-0 CS 1-2	0-3 K		3-2 G6-3		4 0 1 0 0 1 1												
Eric Young Sr., R (1, 4) OBP: 0.300, SLG: 0.288	1-3 K		0-0 P4			2-3 K		0-1 L9		4 0 0 0 0 2 1												
Eric Karros, R (1, 3) OBP: 0.304, SLG: 0.426	1-3 K			1-1 G5-3		1-0 L4		0-3 K		4 0 0 0 0 2 1												
Mike Piazza, R (1, 2) OBP: 0.284, SLG: 0.319		0-1 G6-3		0-1 1B			0-2 G3		0-3 K	4 0 1 0 0 1 0												
Billy Ashley, R (1, 9) OBP: 0.260, SLG: 0.337		0-3 K		0-3 K			1-2 F9			3 0 0 0 0 2 1												
Dave Hansen, L (1, 5) OBP: 0.286, SLG: 0.299		1-0 HBP 1B		1-3 K			0-3 K			3 0 1 0 0 2 1												
Rafael Bourquigal, R (1, 6) OBP: 0.227, SLG: 0.200		2-2 1-2 HBP		1-2 G4-3			2-1 2B			2 0 1 0 0 0 0												
Pedro Astacio, R (1, 1) OBP: 0.125, SLG: 0.125		0-3 K		0-3 K			0-3 K			2 0 0 0 0 2 2												
Mitch Webster, S (8, PH) OBP: 0.334, SLG: 0.420										1 0 0 0 0 1 1												
Kip Gross, R (8, 1) OBP: 1.000, SLG: 1.000										0 0 0 0 0 0 0												
Inning Stats	R: 0 E: 0 K: 2 S: 11	H: 1 LOB: 1 BB: 0 P: 14	R: 0 E: 0 K: 2 S: 11	H: 1 LOB: 2 BB: 0 P: 14	R: 0 E: 0 K: 0 S: 8	H: 0 LOB: 0 BB: 0 P: 11	R: 0 E: 0 K: 2 S: 11	H: 1 LOB: 1 BB: 0 P: 13	R: 0 E: 0 K: 1 S: 8	H: 1 LOB: 0 BB: 0 P: 11	R: 0 E: 0 K: 2 S: 11	H: 0 LOB: 0 BB: 0 P: 14	R: 0 E: 0 K: 1 S: 10	H: 0 LOB: 0 BB: 0 P: 11	R: 0 E: 0 K: 2 S: 12	H: 1 LOB: 1 BB: 0 P: 19	R: 0 E: 0 K: 2 S: 8	H: 0 LOB: 0 BB: 0 P: 8	1B: 3 2B: 1 3B: 1 HR: 0	SF: 0 SAC: 0 DP: 0 HBP: 1	WP: 0 PB: 0 SB: 0 CS: 1	PA: 33
PITCHER	IP WLS BF H R ER SO BB IBB HBP BLK WP HR S P ERA WHIP																					
Pete Harnisch, R (1, 1) ERA: 3.7	8.0 W 29 5 0 0 12 0 0 1 0 0 0 82 107 0.00 0.625																					
Doug Jones, R (9, 1) ERA: 1.85	1.0 S 3 0 0 0 2 0 0 0 0 0 0 8 8 0.00 0.000																					

Los Angeles Dodgers @ Houston Astros
 Astrodome, Houston, TX
 Sun Oct 04 1992, 4:33 AM EDT
 Att. 16,194 - Dome - 70 F

livebaseballscorecards.com

AB	31
R	0
H	5
RBI	0
BB	0
SO	14
LOB	9



Batter	1	2	3	4	5	6	7	8	9	AB	R	H	RBI	BB	SO	LOB
Craig Biggio, R OBP: 0.378, SLG: 0.369 (1, 4)	1-1 G3 5 2B 1B		0-0 G4-3		0-1 CS 1B		2-2 E9 2-H 1B			4	1	3	1	0	0	0
Steve Finley, L OBP: 0.355, SLG: 0.407 (1, 8)	0-0 G3 5 2B 1B		4-0 E S BB		0-1 CS 1-2	1-1 G6-3	3-3 K			3	1	1	0	1	1	1
Luis Gonzalez, L OBP: 0.289, SLG: 0.385 (1, 7)	0-0 G3 1-2 2-3		0-1 F8 1-3			0-0 L7		1-1 G4-3		4	0	0	0	0	0	3
5 Jeff Bagwell, R OBP: 0.368, SLG: 0.444 (1, 3)	1-0 L4-6 2B 2-H 3-H			0-1 G5-3		1-2 WP 2B		0-2 G4-3		4	0	2	2	0	0	0
Ernest Riles, L OBP: 0.281, SLG: 0.328 (1, 5)	0-2 L4-6 2-3			1-2 FC5-4 1B		4-2 WP BB		1-1 G6-3		3	0	1	0	1	0	1
Mike Simms, R OBP: 0.333, SLG: 0.417 (1, 9)		2-3 K		1-1 FC5-4 1-2f		1-3 K 1-2 2-3				3	0	0	0	0	2	3
Gerald Young, S OBP: 0.279, SLG: 0.224 (9, 9)										0	0	0	0	0	0	0
Eddie Taubensee, L OBP: 0.299, SLG: 0.323 (1, 2)		0-0 B1-3		2-3 K				3-3 K		3	0	0	0	0	2	1
Andujar Cedeno, R OBP: 0.232, SLG: 0.277 (1, 6)			0-3 K		2-3 K			0-0 L9		3	0	0	0	0	2	0
Pete Harnisch, S OBP: 0.188, SLG: 0.239 (1, 1)								1-2 E 2B		3	1	1	0	0	0	0
Doug Jones, R (9, 1)										0	0	0	0	0	0	0

Inning Stats	R: 2	H: 3	E: 0	K: 0	S: 8	H: 3	LOB: 0	BB: 0	P: 10	R: 0	H: 0	E: 0	K: 2	S: 9	H: 0	LOB: 0	BB: 0	P: 11	R: 0	H: 0	E: 0	K: 0	S: 5	H: 0	LOB: 1	BB: 1	P: 9	R: 0	H: 1	E: 0	K: 1	S: 10	H: 1	LOB: 1	BB: 0	P: 14	R: 0	H: 1	E: 0	K: 1	S: 7	H: 1	LOB: 0	BB: 0	P: 9	R: 0	H: 1	E: 0	K: 1	S: 17	H: 1	LOB: 2	BB: 1	P: 24	R: 1	H: 2	E: 1	K: 2	S: 17	H: 2	LOB: 1	BB: 0	P: 26	R: 0	H: 0	E: 0	K: 0	S: 8	H: 0	LOB: 0	BB: 0	P: 10
PITCHER	IP	WLS	BF	H	R	ER	SO	BB	IBB	HBP	BLK	WP	HR	S	P	ERA	WHIP																																																							
Pedro Astacio, R ERA: 1.98 (1, 1)	7.0	L	29	8	3	3	7	2	0	0	0	1	0	73	103	3.86	1.429																																																							
Kip Gross, R ERA: 4.18 (8, 1)	1.0		3	0	0	0	0	0	0	0	0	0	0	8	10	0.00	0.000																																																							

BOTTOM

Los Angeles Dodgers @ Houston Astros
Astrodome, Houston, TX

Sun Oct 04 1992, 4:33 AM EDT
Att. 16,194 - Dome - 70 F

AB	30
R	3
H	8
RBI	3
BB	2
SO	7
LOB	9

livebaseballscorecards.com

HOUSTON ASTROS

WP: 1	PA: 33
PB: 0	
SB: 1	
CS: 1	