

# Houston Astros - 1992

Batter	1	2	3	4	5	6	7	8	9	AB	R	H	RBI	BB	SO	LOB	TOP				
Deion Sanders, L (1.8) OBP: 0.500, SLG: 0.750										4	1	2	0	0	0	1	<b>Atlanta Braves @ Houston Astros</b> Astrodome, Houston, TX Tue Apr 07 1992, 8:05 PM EDT Att: 25,318 - Dome - 70 F				
Terry Pendleton, S (1.5) SAFE										3	0	0	1	0	0	2					
Ron Gant, R (1.7) OBP: 0.500, SLG: 0.750										4	0	2	1	0	1	0					
David Justice, L (1.9)										4	0	0	0	0	1	2					
Sid Bream, L (1.3) Brian Hunter, R (9.3) (9.3)										2	0	0	0	1	0	1					
Jeff Blauser, R (1.4) (8.6)										2	0	0	0	2	1	1					
Greg Olson, R (1.2) OBP: 0.250, SLG: 0.250										4	0	1	0	0	0	3					
Rafael Belliard, R (1.6) Jerry Willard, L (8.3) Mark Lemke, S (8.4)										2	0	0	0	0	1	0					
Tom Glavine, L (1.1) OBP: 0.500, SLG: 0.500										4	1	2	0	0	1	2					
<b>Inning Stats</b>	R: 0 E: 0 K: 0 S: 6	H: 1 LOB: 0 BB: 0 P: 9	R: 0 E: 0 K: 2 S: 12	H: 0 LOB: 1 BB: 1 P: 19	R: 0 E: 0 K: 0 S: 7	H: 1 LOB: 1 BB: 0 P: 9	R: 0 E: 0 K: 1 S: 6	H: 0 LOB: 0 BB: 0 P: 10	R: 0 E: 0 K: 1 S: 7	H: 0 LOB: 0 BB: 0 P: 12	R: 0 E: 0 K: 0 S: 8	H: 1 LOB: 2 BB: 1 P: 14	R: 2 E: 0 K: 0 S: 14	H: 3 LOB: 1 BB: 0 P: 22	R: 0 E: 0 K: 0 S: 12	H: 1 LOB: 2 BB: 2 P: 25		1B: 5 2B: 3 3B: 0 HR: 0	SF: 1 SAC: 0 DP: 1 HBP: 0	WP: 0 PB: 0 SB: 0 CS: 1	PA: 36
<b>PITCHER</b>	IP WLS BF H R ER SO BB IBB HBP BLK WP HR S P ERA WHIP	7.2 L 30 6 2 2 5 2 0 0 0 0 0 0 63 98 2.35 1.043	0.1 1 0 0 0 0 0 0 0 0 0 0 0 3 6 0.00 0.000	1.0 5 1 0 0 0 2 0 0 0 0 0 0 12 25 0.00 3.000																	

Batter	1	2	3	4	5	6	7	8	9	AB	R	H	RBI	BB	SO	LOB	BOTTOM					
Craig Biggio, R (1.4) SAFE										4	0	0	0	0	1	1	<b>Atlanta Braves @ Houston Astros</b> Astrodome, Houston, TX Tue Apr 07 1992, 8:05 PM EDT Att: 25,318 - Dome - 70 F					
Steve Finley, L (1.8) OBP: 0.250, SLG: 0.250										4	0	1	0	0	1	1						
5 Jeff Bagwell, R (1.3)										3	0	0	0	1	1	1						
Pete Incaviglia, R (1.9) OBP: 0.333, SLG: 0.333										3	0	1	0	0	1	1						
Ken Caminiti, S (1.5)										3	0	0	0	0	1	2						
Luis Gonzalez, L (1.7) Al Osuna, R (8.1) Joe Boever, R (9.1)										3	0	0	0	0	1	2						
Scott Servais, R (1.2)										3	0	0	0	0	1	1						
Andujar Cedeno, R (1.6) Rafael Ramirez, R (8.3) (9.6)										1	0	0	0	1	1	0						
Pete Harnisch, S (1.1) Casey Candaele, S (8.7)										2	0	0	0	0	0	1						
<b>Inning Stats</b>	R: 0 E: 0 K: 0 S: 5	H: 1 LOB: 0 BB: 0 P: 8	R: 0 E: 0 K: 1 S: 11	H: 1 LOB: 0 BB: 0 P: 15	R: 0 E: 0 K: 1 S: 9	H: 0 LOB: 0 BB: 0 P: 13	R: 0 E: 0 K: 2 S: 10	H: 0 LOB: 0 BB: 0 P: 13	R: 0 E: 0 K: 1 S: 7	H: 0 LOB: 0 BB: 0 P: 8	R: 0 E: 0 K: 0 S: 6	H: 0 LOB: 1 BB: 1 P: 10	R: 0 E: 0 K: 0 S: 7	H: 0 LOB: 1 BB: 1 P: 14	R: 0 E: 0 K: 2 S: 7	H: 0 LOB: 0 BB: 0 P: 10		R: 0 E: 0 K: 2 S: 9	H: 0 LOB: 0 BB: 0 P: 12	1B: 2 2B: 0 3B: 0 HR: 0	SF: 0 SAC: 0 DP: 1 HBP: 0	WP: 0 PB: 0 SB: 1 CS: 0
<b>PITCHER</b>	IP WLS BF H R ER SO BB IBB HBP BLK WP HR S P ERA WHIP	9.0 W 30 2 0 0 9 2 0 0 0 0 0 71 103 0.00 0.444																				



AB	31
R	2
H	7
RBI	2
BB	4
SO	5
LOB	12

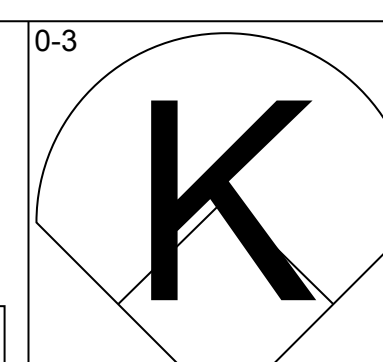
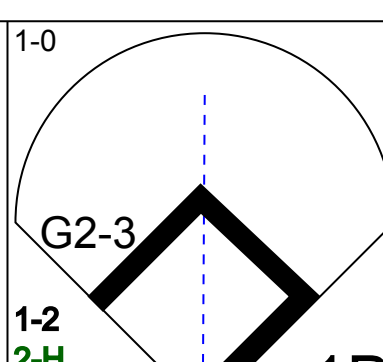
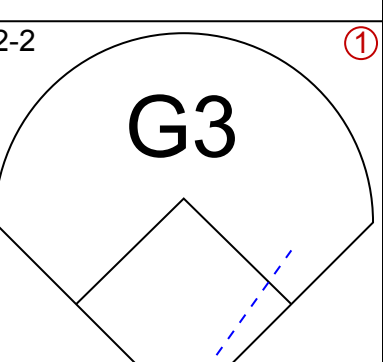
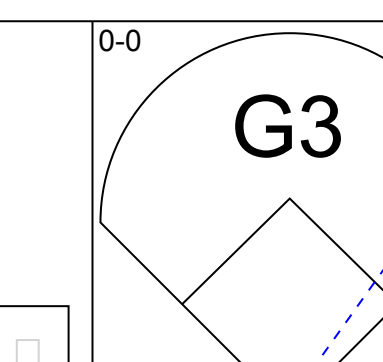
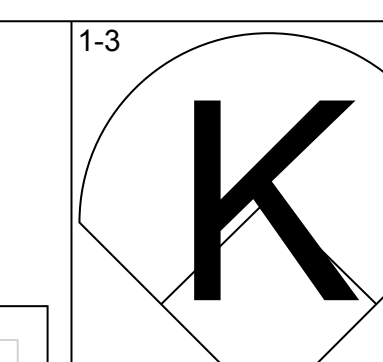
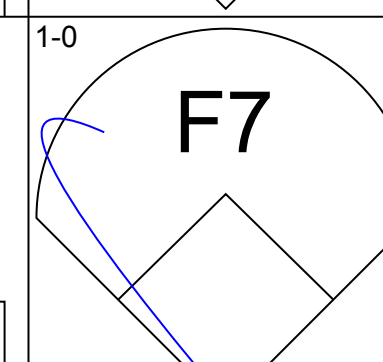
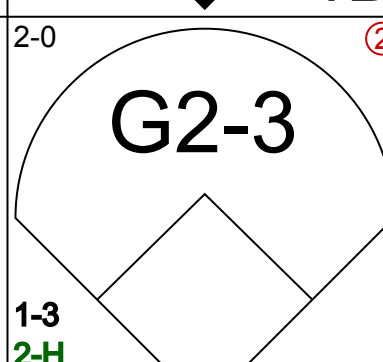
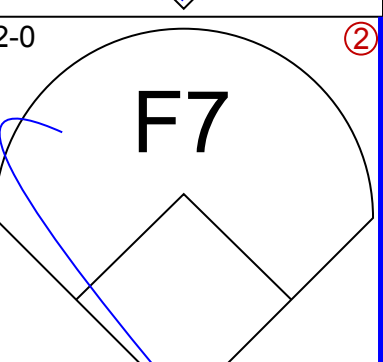
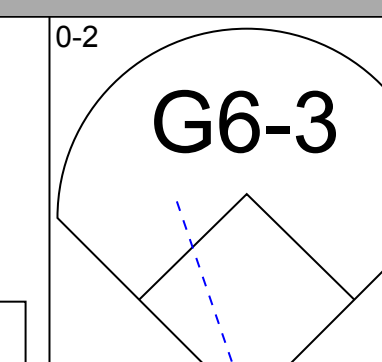
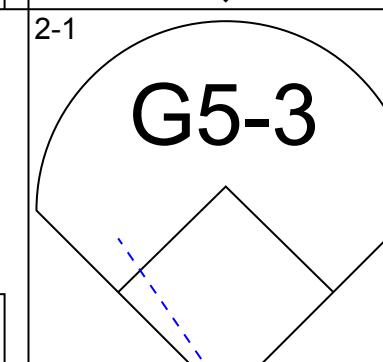
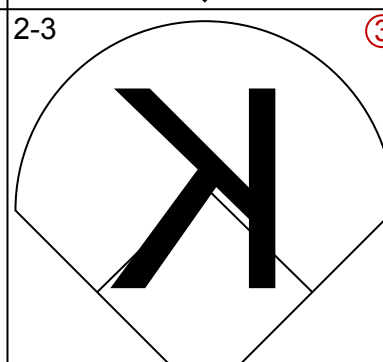
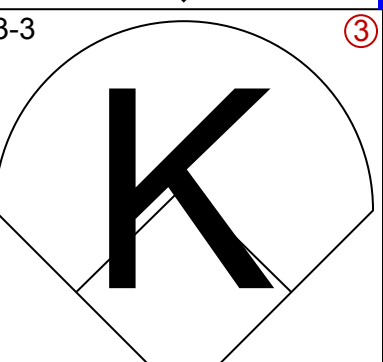
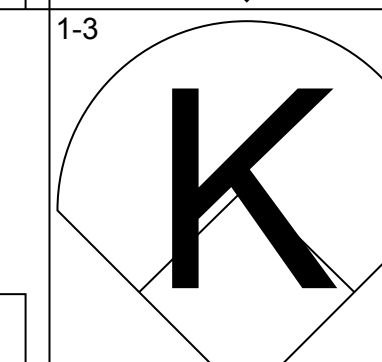
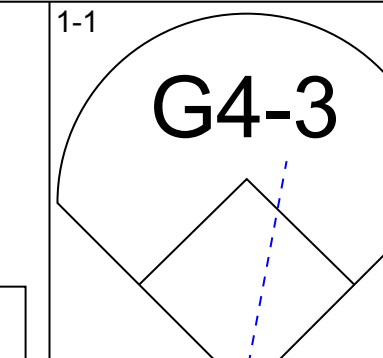
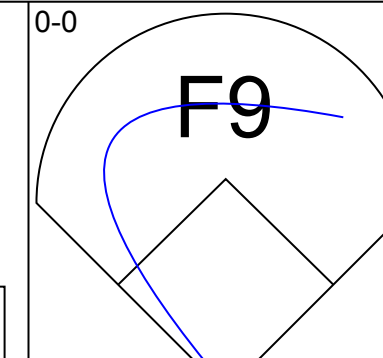
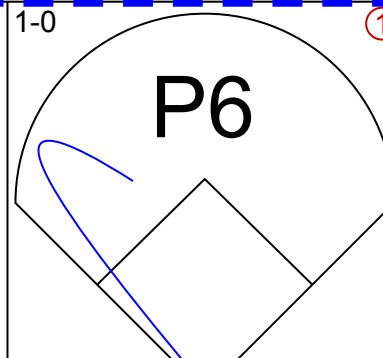
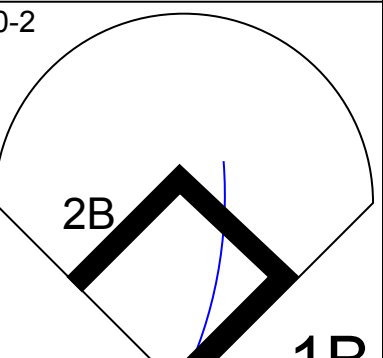
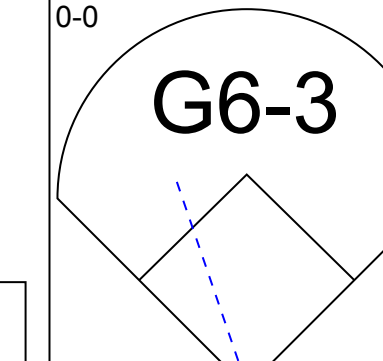
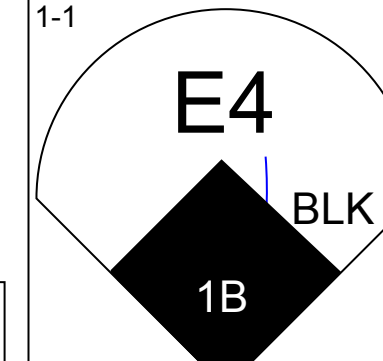
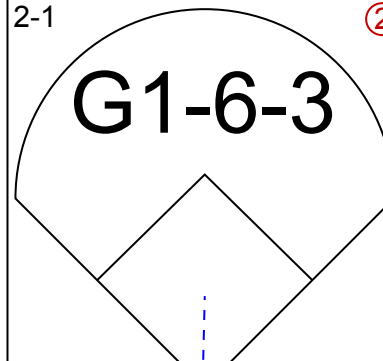
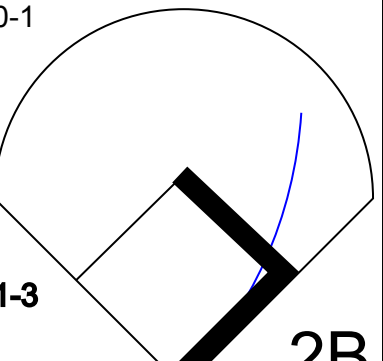
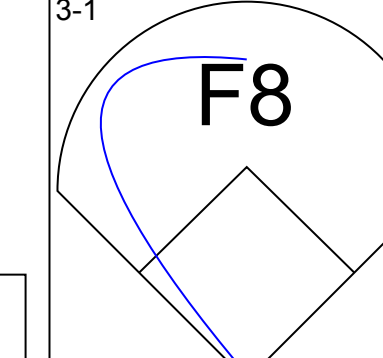
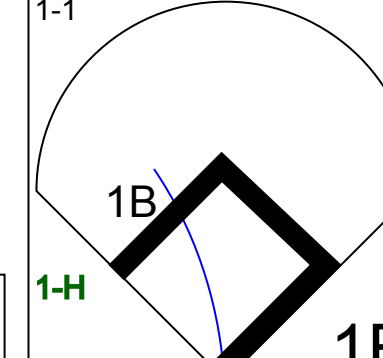
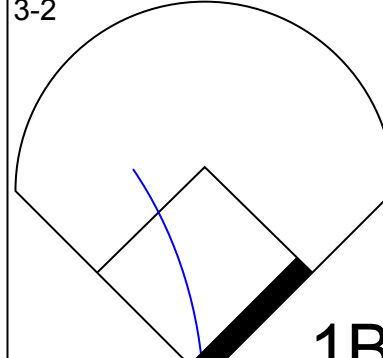
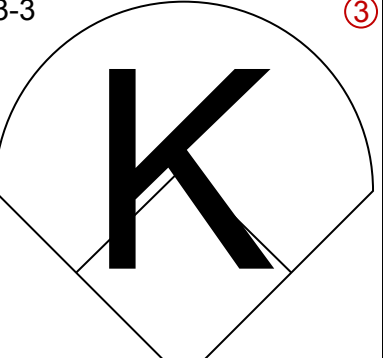
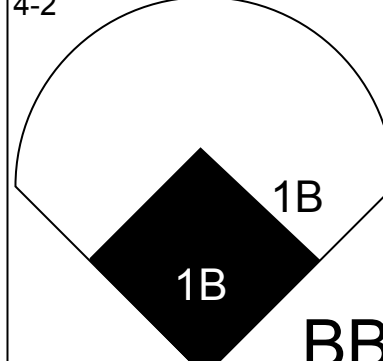
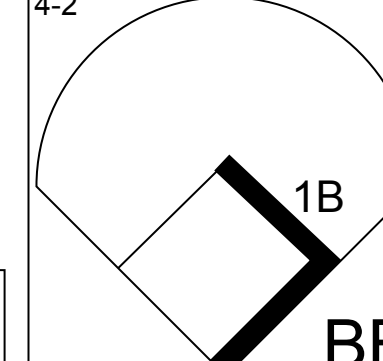
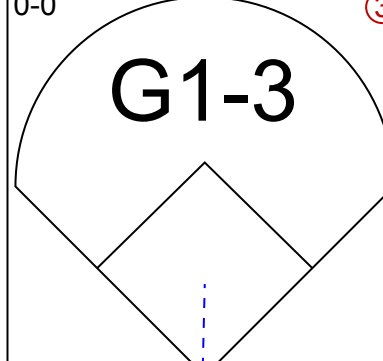
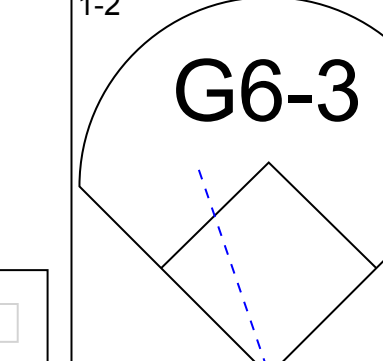
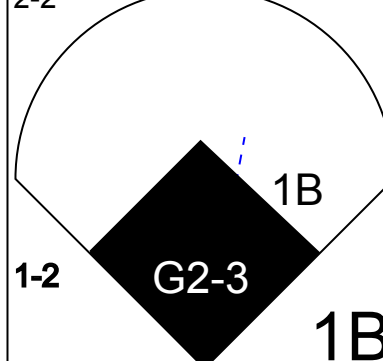
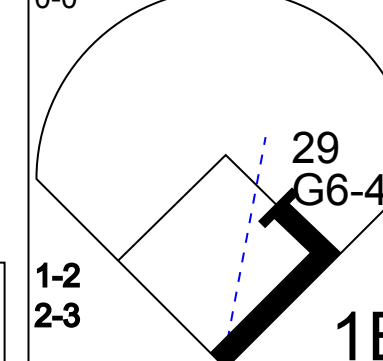
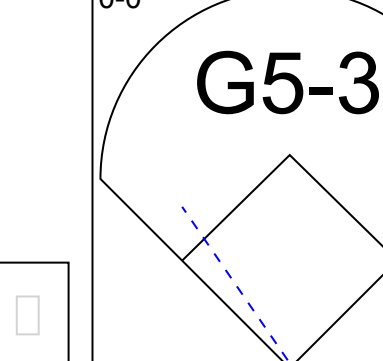
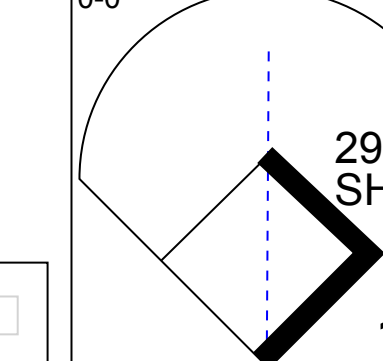

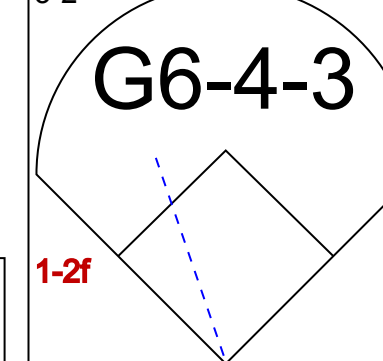
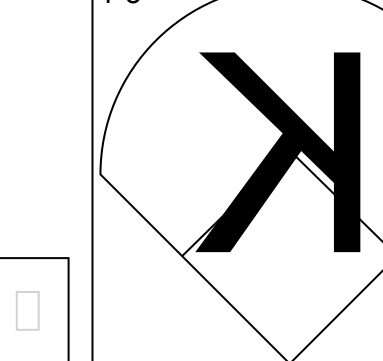
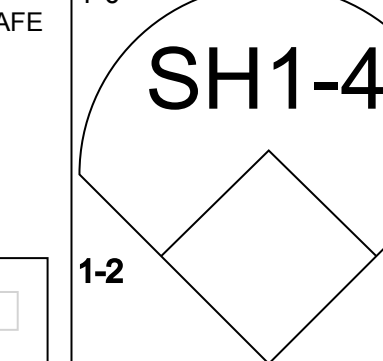
AB	28
R	0
H	2
RBI	0
BB	2
SO	9
LOB	10

WP	0	PA	36
PB	0		
SB	0		
CS	1		

WP	0	PA	30
PB	0		
SB	1		
CS	0		

livebaseballscores.com

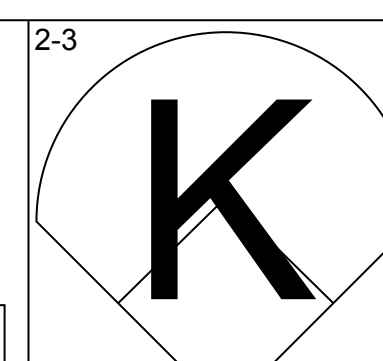
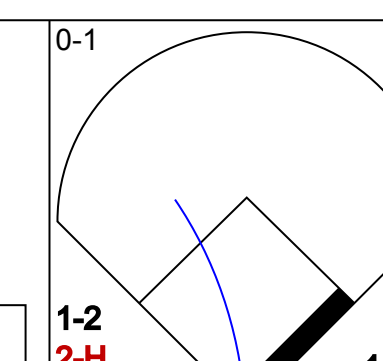
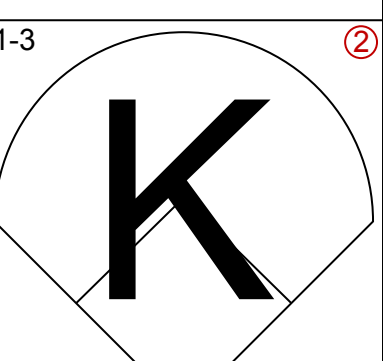
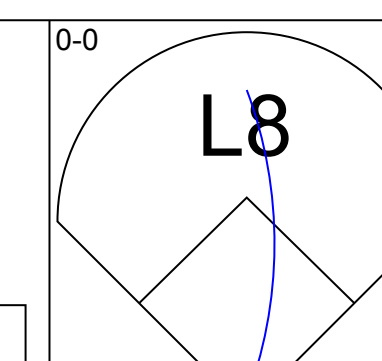
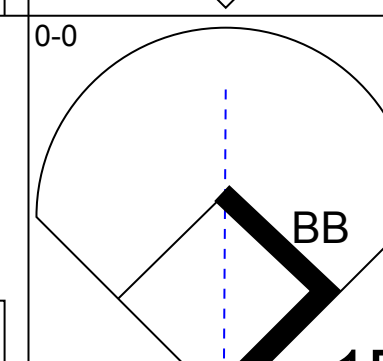
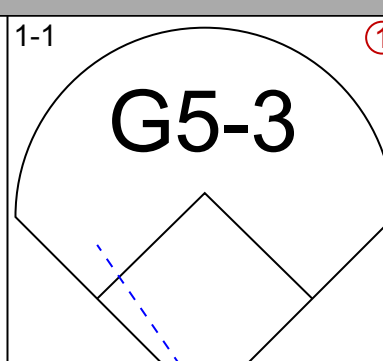
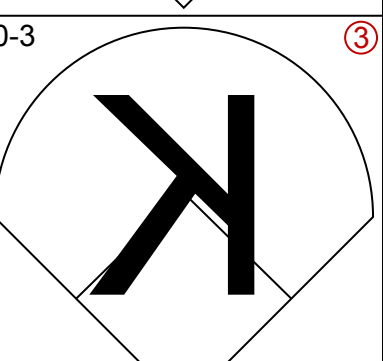
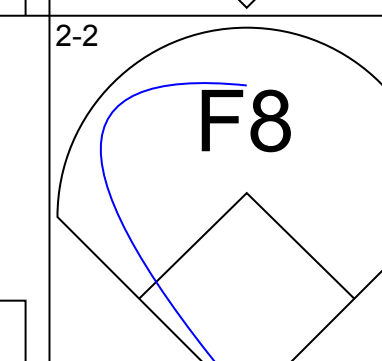
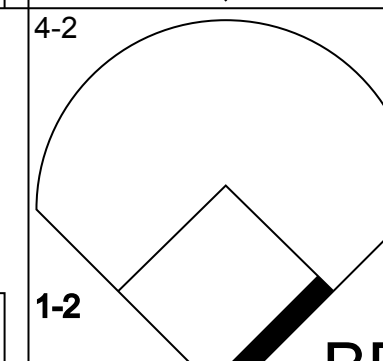
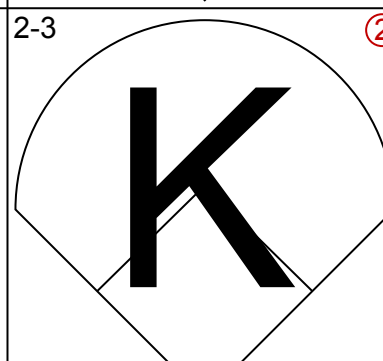
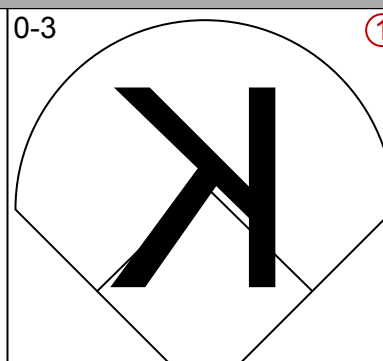
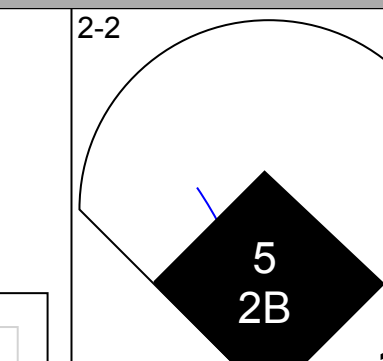
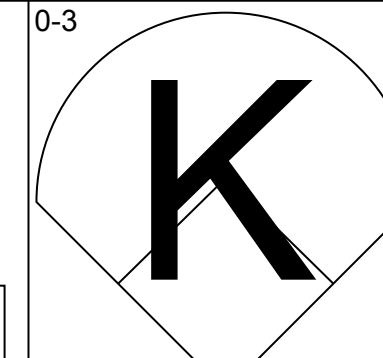
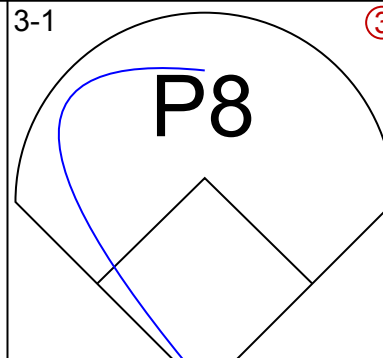
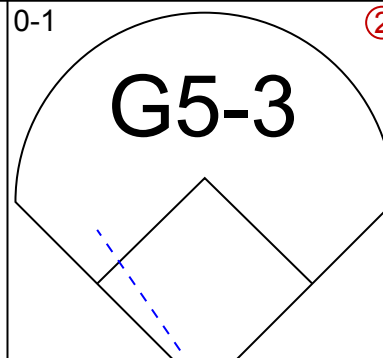
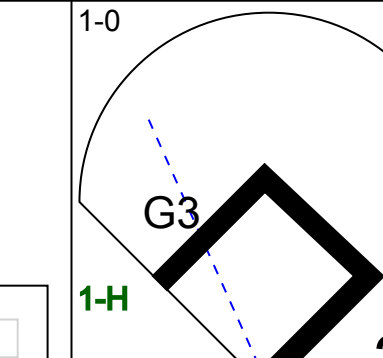
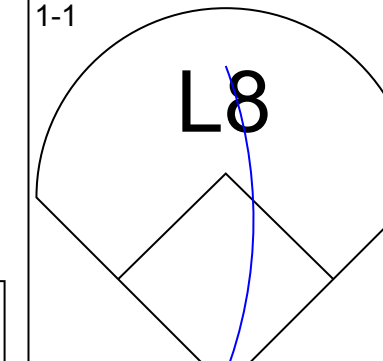
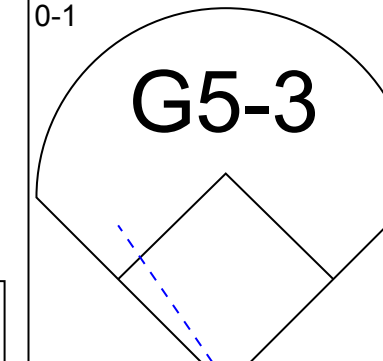
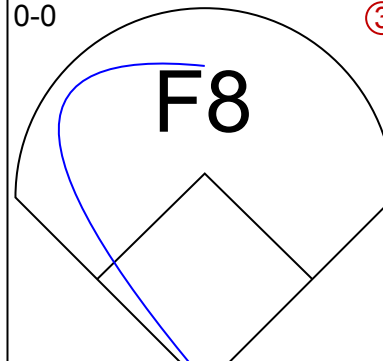
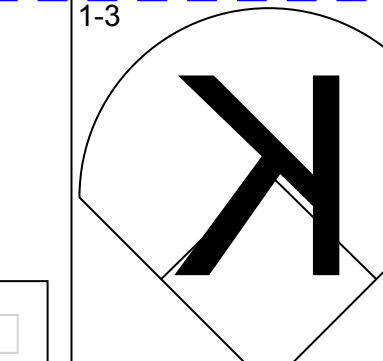
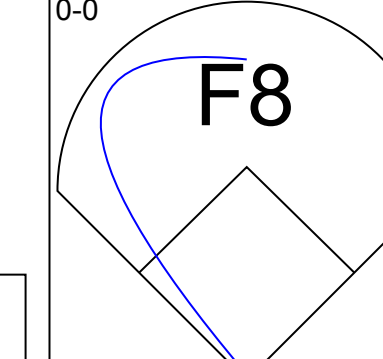
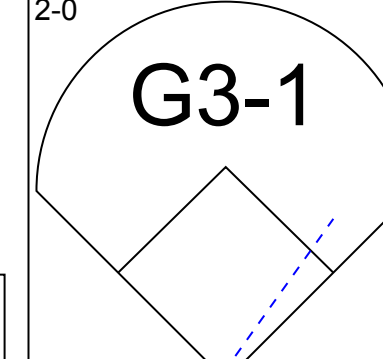
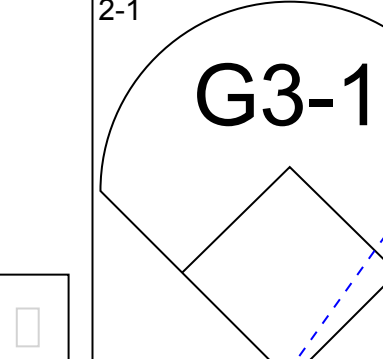
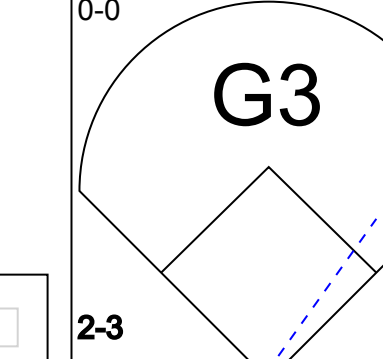
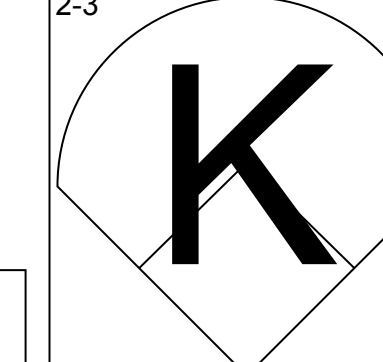
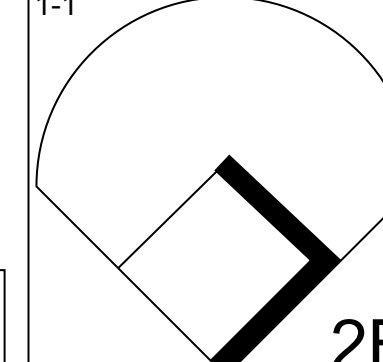
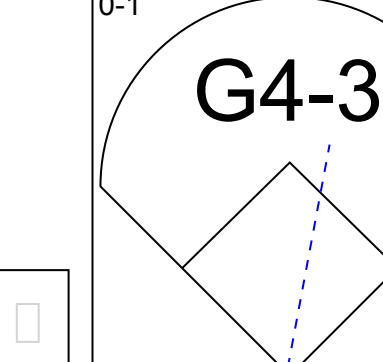
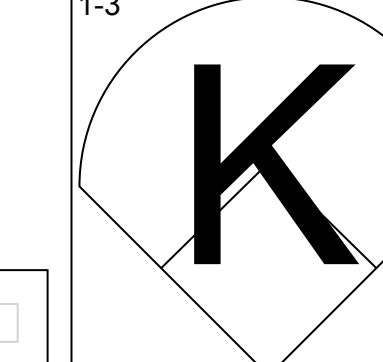
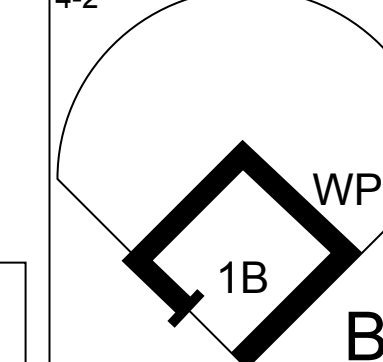
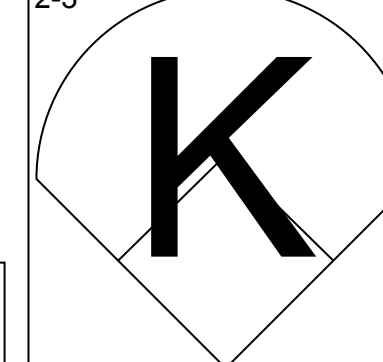
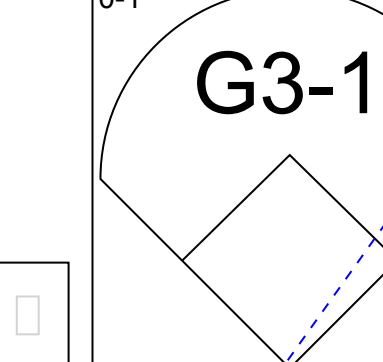
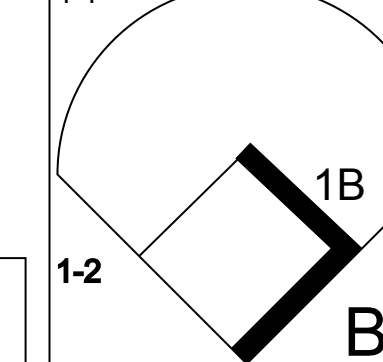
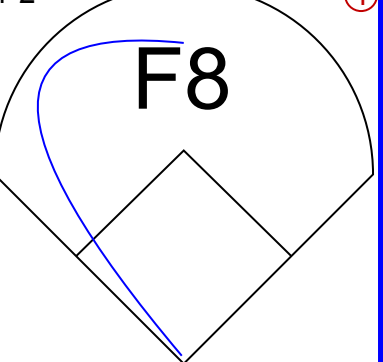
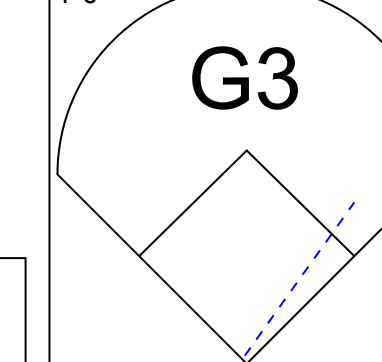


Batter	1	2	3	4	5	6	7	8	9	AB	R	H	RBI	BB	SO	LOB	TOP			
Deion Sanders, L (1, 8) OBP: 0.333, SLG: 0.444										5	0	1	1	0	2	1				
Terry Pendleton, S (1, 5) Mark Lemke, S (5, 4)										3	0	0	1	0	0	1				
Ron Gant, R (1, 7) OBP: 0.250, SLG: 0.375										4	0	0	0	0	3	1				
David Justice, L (1, 9) OBP: 0.125, SLG: 0.125										4	0	1	0	0	0	0				
Sid Bream, L (1, 3) OBP: 0.286, SLG: 0.333										4	1	1	0	0	0	0				
Jeff Blauser, R (1, 4) OBP: 0.500, SLG: 0.333										4	0	2	1	0	1	2				
Greg Olson, R (1, 2) OBP: 0.375, SLG: 0.167										2	1	0	0	2	0	1				
Rafael Belliard, R (1, 6) OBP: 0.500, SLG: 0.500										4	1	3	0	0	0	0				
29 John Smoltz, R (1, 1) Alejandro Pena, R (9, 1)										3	0	0	0	0	2	5				
<b>Inning Stats</b>	R: 0 E: 0 K: 1 S: 6	H: 0 LOB: 0 BB: 0 P: 9	R: 0 E: 0 K: 0 S: 5	H: 0 LOB: 0 BB: 0 P: 9	R: 2 E: 0 K: 2 S: 13	H: 2 LOB: 1 BB: 1 P: 24	R: 1 E: 1 K: 0 S: 11	H: 2 LOB: 2 BB: 1 P: 20	R: 0 E: 0 K: 0 S: 9	H: 1 LOB: 1 BB: 0 P: 15	R: 0 E: 0 K: 1 S: 5	H: 0 LOB: 0 BB: 0 P: 6	R: 0 E: 0 K: 2 S: 15	H: 2 LOB: 2 BB: 0 P: 19	R: 0 E: 0 K: 1 S: 8	H: 1 LOB: 1 BB: 0 P: 11	1B: 7 2B: 1 3B: 0 HR: 0	SF: 0 SAC: 1 DP: 1 HBP: 0	WP: 0 PB: 0 CS: 0	PA: 37
<b>PITCHER</b>	IP WLS BF H R ER SO BB IBB HBP BLK WP HR S P ERA WHIP																			
Darryl Kile, R (1, 1) ERA: 3.6	5.0 L 21 4 3 2 4 2 0 0 0 1 0 0 46 80 3.60 1.200																			
Xavier Hernandez, R (6, 1) ERA:	3.0 12 3 0 0 3 0 0 0 0 0 0 0 29 40 0.00 1.000																			
Doug Jones, R (9, 1) ERA:	1.0 4 1 0 0 1 0 0 0 0 0 0 0 8 11 0.00 1.000																			

Atlanta Braves @ Houston Astros  
Astrodome, Houston, TX  
Wed Apr 08 1992, 8:05 PM EDT  
Att: 10,014 - Dome - 70 F

AB 34  
R 3  
H 8  
RBI 3  
BB 2  
SO 8  
LOB 11



Batter	1	2	3	4	5	6	7	8	9	AB	R	H	RBI	BB	SO	LOB	BOTTOM					
Steve Finley, L (1, 8) OBP: 0.250, SLG: 0.250										4	0	1	0	0	2	0						
Craig Biggio, R (1, 4) OBP: 0.125, SLG: 0.125										4	0	1	0	0	1	0						
Luis Gonzalez, L (1, 7) OBP: 0.286, SLG: 0.167										3	1	1	0	1	2	0						
5 Jeff Bagwell, R (1, 3) OBP: 0.250, SLG: 0.286										4	0	1	1	0	1	2						
Pete Incaviglia, R (1, 9) OBP: 0.143, SLG: 0.143										4	0	0	0	0	1	3						
Ken Caminiti, S (1, 5)										4	0	0	0	0	0	1						
Andujar Cedeno, R (1, 6) Eric Anthony, L (9, PH)										3	0	1	0	0	1	0						
Eddie Taubensee, L (1, 2)										2	0	0	0	1	1	1						
Darryl Kile, R (1, 1) Casey Candaele, S (6, PH) Xavier Hernandez, L (6, 1) Denny Walling, L (8, PH) Doug Jones, R (9, 1)										0	0	0	0	1	0	0						
<b>Inning Stats</b>	R: 0 E: 0 K: 2 S: 15	H: 1 LOB: 2 BB: 1 P: 22	R: 0 E: 0 K: 1 S: 11	H: 1 LOB: 2 BB: 2 P: 21	R: 0 E: 0 K: 1 S: 8	H: 0 LOB: 0 BB: 0 P: 14	R: 0 E: 0 K: 1 S: 9	H: 1 LOB: 1 BB: 0 P: 14	R: 0 E: 0 K: 2 S: 10	H: 0 LOB: 0 BB: 0 P: 12	R: 0 E: 0 K: 1 S: 6	H: 0 LOB: 0 BB: 0 P: 6	R: 0 E: 0 K: 0 S: 6	H: 0 LOB: 0 BB: 0 P: 8	R: 0 E: 0 K: 0 S: 6	H: 0 LOB: 0 BB: 0 P: 9	R: 1 E: 0 K: 2 S: 12	H: 2 LOB: 1 BB: 0 P: 17	1B: 3 2B: 2 3B: 0 HR: 0	SF: 0 SAC: 0 DP: 0 HBP: 0	WP: 1 PB: 0 CS: 0	PA: 34
<b>PITCHER</b>	IP WLS BF H R ER SO BB IBB HBP BLK WP HR S P ERA WHIP																					
29 John Smoltz, R (1, 1) ERA: 1.13	8.0 W 31 5 1 1 8 3 0 0 0 0 0 0 76 114 1.12 1.000																					
Alejandro Pena, R (9, 1) ERA:	1.0 S 3 0 0 0 2 0 0 0 0 0 0 0 7 9 0.00 0.000																					

Atlanta Braves @ Houston Astros  
Astrodome, Houston, TX  
Wed Apr 08 1992, 8:05 PM EDT  
Att: 10,014 - Dome - 70 F

AB 31  
R 1  
H 5  
RBI 1  
BB 3  
SO 10  
LOB 8





Batter	1	2	3	4	5	6	7	8	9	10	11	12	13	AB	R	H	RBI	BB	SO	LOB	TOP							
<b>Big Roberts, S</b> OBP: 0.366, SLG: 0.250 (1, 5)	1-1 2B G4-3 1B		0-1 G3		3-2 SH1-3 E 1B	1-3 K			3-2 G6-3		2-3 K		1-0 F8	7	2	2	0	0	2	2								
<b>Haj Morris, L</b> OBP: 0.313, SLG: 0.500 (1, 3)	2-1 G4-3 1B 2B		3-2 G3-1		0-0 SH1-3 1-2 1B			0-0 P5		1-0 G3-1		1-0 F9		5	1	1	0	0	0	0								
<b>Barry Larkin, R</b> OBP: 0.389, SLG: 0.214 (1, 6)	4-1 G4-3 BB		3-1 G6-3		0-1 E3 2H 1B			1-2 1B		1-3 K		0-0 1B		5	1	3	1	1	1	0								
<b>Glenn Braggs, R</b> OBP: 0.182, SLG: 0.182 (1, 7)	0-2 G4-3 1-2 2-3 3-H 1B				1-1 F9			3-2 F7		2-3 K		0-1 F9		6	0	1	1	0	1	4								
<b>Reggie Sanders, R</b> OBP: 0.333, SLG: 0.667 (1, 8)	3-H 1B				0-0 HR			3-3 K		1-2 2B		1-3 K		6	1	3	2	0	3	3								
<b>Paul O'Neill, L</b> OBP: 0.500, SLG: 0.429 (1, 9)	1-2 G1-3				1-1 G3			4-2 BB		1-1 G2-3		4-2 BB		3	0	0	0	3	0	1								
<b>Bill Doran, S</b> OBP: 0.273, SLG: 0.636 (1, 4)			0-1 L5		1-1 2B			2-2 P4		2-1 F8		0-0 SH1-4		5	0	1	0	0	1	4								
<b>Joe Oliver, R</b> OBP: 0.286, SLG: 0.250 (1, 2)			2-3 K2-3		4-0 IBB			0-0 G6-3		0-0 G5-3		0-1 G4-3		4	0	0	0	2	1	0								
<b>Greg Swindell, L</b> <b>Jacob Brunfield, R</b> <b>Scott Bankhead, R</b> <b>Norm Charlton, S</b> <b>Dwayne Henry, R</b> <b>Billy Hatcher, R</b> <b>Scott Ruskin, L</b> (1, 1) (8, PH) (9, 1) (9, 1) (11, PH) (11, 1) (13, PH) (13, 1)			0-3 K		0-1 F8			0-0 G5-3		2-2 L9		1-3 K		1-1 P6	3	0	0	0	0	1	2							
<b>Inning Stats</b>	R: 2 E: 0 K: 0 S: 13	H: 3 LOB: 1 BB: 1 P: 25	R: 0 E: 0 K: 2 S: 8	H: 0 LOB: 0 BB: 0 P: 10	R: 0 E: 0 K: 0 S: 7	H: 0 LOB: 0 BB: 0 P: 13	R: 1 E: 0 K: 0 S: 9	H: 2 LOB: 2 BB: 1 P: 16	R: 2 E: 1 K: 1 S: 19	H: 3 LOB: 2 BB: 1 P: 31	R: 0 E: 0 K: 1 S: 6	H: 0 LOB: 0 BB: 0 P: 7	R: 0 E: 0 K: 0 S: 11	H: 1 LOB: 1 BB: 0 P: 15	R: 0 E: 0 K: 0 S: 5	H: 0 LOB: 0 BB: 0 P: 8	R: 0 E: 0 K: 3 S: 14	H: 1 LOB: 2 BB: 1 P: 23	R: 0 E: 0 K: 2 S: 8	H: 0 LOB: 0 BB: 0 P: 11	R: 0 E: 0 K: 1 S: 7	H: 1 LOB: 1 BB: 0 P: 9	R: 0 E: 0 K: 0 S: 6	H: 0 LOB: 2 BB: 2 P: 16	1B: 7 2B: 3 3B: 0 HR: 1	SF: 0 SAC: 2 DP: 1 HBP: 0	W/P: 0 P/B: 0 SB: 3 CS: 0	PA: 55
<b>PITCHER</b>	IP 4.1	WLS 22	BF 8	H 5	R 4	ER 2	SO 3	BB 1	IBB 0	HBP 0	BLK 0	WP 0	HR 1	S 46	P 77	ERA 8.31	WHIP 2.077											
<b>Butch Henry, L</b> ERA: 8.31 <b>Joe Boever, R</b> ERA: <b>Rob Murphy, L</b> ERA: <b>Doug Jones, R</b> ERA: <b>Al Osuna, L</b> ERA:	(1, 1) (5, 1) (8, 1) (10, 1) (13, 1)	2.2 2.0 3.0 1.0	WLS 10 6 12 5	BF 22 10 12 5	H 8 0 0 0	R 5 0 0 0	ER 4 0 0 0	SO 2 3 6 0	BB 1 0 1 2	IBB 0 0 0 0	HBP 0 0 0 0	BLK 0 0 0 0	WP 0 0 0 0	HR 1 0 0 0	S 46 12 29 6	P 77 40 43 16	ERA 8.31 0.00 0.00 0.00	WHIP 2.077 0.750 0.000 1.000 2.000										

Cincinnati Reds @ Houston Astros  
Astrodome, Houston, TX  
Thu Apr 09 1992, 8:05 PM EDT  
Att. 8,495 - Dome - 70 F

AB 47  
R 5  
H 11  
RBI 4  
BB 6  
SO 11  
LOB 18



Batter	1	2	3	4	5	6	7	8	9	10	11	12	13	AB	R	H	RBI	BB	SO	LOB	BOTTOM							
<b>Craig Biggio, R</b> OBP: 0.143, SLG: 0.143 (1, 4)	0-0 P6			2-1 F8		0-1 F8		1-1 FC6-4 1-2 K	0-0 E8 1B		2-3 K			6	0	1	1	0	1	2								
<b>Steve Finley, L</b> OBP: 0.231, SLG: 0.308 <b>Doug Jones, R</b> ERA: <b>Denny Walling, L</b> ERA: <b>Al Osuna, R</b> ERA:	(1, 8) (10, 1) (12, PH) (13, 1)	0-2 F7		0-1 5 1B 2B		0-1 G5-3		1-3 K	1-1 G3		1-2 K		2-1 F9	5	1	1	0	0	1	3								
<b>5 Jeff Bagwell, R</b> OBP: 0.429, SLG: 0.417 (1, 3)	2-3 K			3-2 FC6-4 1B		0-0 1B		0-0 1B	1-0 HR 1B	4-2 CS BB		2-0 F8		5	1	3	0	1	1	0								
<b>Pete Incaviglia, R</b> OBP: 0.231, SLG: 0.231 (1, 9)			0-0 F9		1-2 FC6-4 1B		0-1 G5-3		1-1 HR 1B	3-3 K		0-1 G1-3		6	1	2	1	0	1	2								
<b>Ken Caminiti, S</b> OBP: 0.231, SLG: 0.417 (1, 5)			0-0 G5-3		1-2 FC6-4 1B		0-1 G5-3		1-2 HR 1B	1-2 K				6	1	2	1	0	1	2								
<b>Luis Gonzalez, L</b> <b>Joe Boever, R</b> <b>Juan Guerrero, R</b> <b>Rob Murphy, L</b> <b>Chris Jones, R</b> (1, 7) (5, 1) (7, PH) (8, 1) (8, PH) (9, 6)			1-1 F9		0-2 G6-3		2-3 K		4-2 HR 1B BB	SAFE 0-2 L9		1-1 SH1-4 1B		2	0	0	0	0	0	2								
<b>Scott Servais, R</b> <b>Eddie Taubensee, L</b> (11, PH) (12, 2)				1-2 P4		1-1 G6-3		1-0 G6-3		0-2 SH2-4		1-3 K		3	0	0	0	0	0	0								
<b>Andujar Cedeno, R</b> OBP: 0.250, SLG: 0.288 <b>Rafael Ramirez, R</b> ERA: (9, PH) (10, 6)				2-3 K		1-3 K		1-3 K		4-2 E 1B BB		2-2 F8		3	0	0	0	0	3	0								
<b>Butch Henry, L</b> <b>Casey Candaele, S</b> OBP: 0.429, SLG: 0.333 (1, 1) (5, 7)				0-3 K		3-2 F9		0-0 FC6-4 1B		1-3 K		4-0 BB		1	0	0	0	0	1	0								
<b>Inning Stats</b>	R: 0 E: 0 K: 1 S: 9	H: 0 LOB: 0 BB: 0 P: 11	R: 0 E: 0 K: 0 S: 4	H: 0 LOB: 0 BB: 0 P: 5	R: 0 E: 0 K: 2 S: 10	H: 0 LOB: 0 BB: 0 P: 13	R: 1 E: 0 K: 0 S: 14	H: 3 LOB: 2 BB: 0 P: 21	R: 0 E: 0 K: 1 S: 7	H: 1 LOB: 1 BB: 0 P: 15	R: 0 E: 0 K: 0 S: 8	H: 1 LOB: 1 BB: 0 P: 12	R: 0 E: 0 K: 2 S: 10	H: 1 LOB: 1 BB: 0 P: 13	R: 4 E: 1 K: 1 S: 18	H: 4 LOB: 2 BB: 2 P: 30	R: 0 E: 0 K: 1 S: 8	H: 0 LOB: 1 BB: 2 P: 19	R: 0 E: 0 K: 2 S: 11	H: 0 LOB: 1 BB: 1 P: 19	R: 0 E: 0 K: 0 S: 5	H: 0 LOB: 0 BB: 0 P: 9	R: 1 E: 0 K: 0 S: 9	H: 2 LOB: 2 BB: 1 P: 17	1B: 9 2B: 1 3B: 0 HR: 1	SF: 0 SAC: 2 DP: 0 HBP: 0	W/P: 0 P/B: 0 SB: 1 CS: 1	PA: 54
<b>PITCHER</b>	IP 8.0	WLS 29	BF 5	H 1	R 1	ER 1	SO 7	BB 0	IBB 0	HBP 0	BLK 0	WP 0	HR 0	S 72	P 97	ERA 1.12	WHIP 0.625											
<b>Greg Swindell, L</b> ERA: 1.13 <b>Scott Bankhead, R</b> ERA: <b>Norm Charlton, L</b> ERA: 6.0 <b>Dwayne Henry, R</b> ERA: <b>Scott Ruskin, L</b> ERA: 5.4	(1, 1) (9, 1) (9, 1) (11, 1) (13, 1)	0.0 2.0 2.0 0.2	WLS 2 11 7 5	BF 2 2 0 5	H 1 2 1	R 1 2 1	ER 1 2 0 1	SO 7 44 16 9	BB 0 1 0 0	IBB 0 0 0 0	HBP 0 0 0 0	BLK 0 0 0 0	WP 0 1 0 0	HR 0 23 0 9	S 72 44 16 17	P 97 44 28 17	ERA 1.12 9.00 0.00 13.50	WHIP 0.625 2.500 0.500 4.500										

Cincinnati Reds @ Houston Astros  
Astrodome, Houston, TX  
Thu Apr 09 1992, 8:05 PM EDT  
Att. 8,495 - Dome - 70 F

AB 46  
R 6  
H 11  
RBI 6  
BB 6  
SO 11  
LOB 17





Batter	1	2	3	4	5	6	7	8	9	AB	R	H	RBI	BB	SO	LOB	TOP				
<b>Bip Roberts, S</b> OBP: 0.333, SLG: 0.238 (1, 5)										5	1	1	0	0	0	2	<b>Cincinnati Reds @ Houston Astros</b> Astrodome, Houston, TX Fri Apr 10 1992, 8:05 PM EDT Att: 11,084 - Dome - 70 F				
<b>Dave Martinez, L</b> OBP: 0.231, SLG: 0.167 (1, 7)										4	2	1	0	1	0	1					
<b>Barry Larkin, R</b> OBP: 0.348, SLG: 0.368 (1, 6)										5	1	1	2	0	2						
<b>Paul O'Neill, L</b> OBP: 0.522, SLG: 0.611 (1, 9)										4	1	2	1	1	0	2					
<b>Hal Morris, L</b> OBP: 0.381, SLG: 0.500 (1, 3)										4	1	2	2	1	0	1					
<b>Reggie Sanders, R</b> OBP: 0.400, SLG: 0.611 (1, 8)										3	1	1	0	2	0	3					
<b>Bill Doran, S</b> OBP: 0.200, SLG: 0.467 (1, 4)										4	0	0	0	0	0	5					
<b>Joe Oliver, R</b> OBP: 0.389, SLG: 0.533 (1, 2)										3	1	2	3	1	0	2					
<b>Chris Hammond, L</b> <b>Steve Foster, R</b> <b>Freddie Benavides, R</b> <b>Norm Charlton, S</b> (1, 1), (7, 1), (7, 4), (9, 1)										3	0	0	0	0	1	1					
<b>Inning Stats</b>	R: 2 E: 0 K: 1 S: 13	H: 2 LOB: 1 BB: 1 P: 24	R: 0 E: 0 K: 0 S: 12	H: 0 LOB: 1 BB: 2 P: 20	R: 2 E: 0 K: 0 S: 11	H: 3 LOB: 2 BB: 1 P: 19	R: 0 E: 0 K: 0 S: 6	H: 0 LOB: 0 BB: 0 P: 8	R: 4 E: 0 K: 1 S: 12	H: 3 LOB: 0 BB: 1 P: 23	R: 0 E: 0 K: 1 S: 5	H: 0 LOB: 1 BB: 1 P: 10	R: 0 E: 0 K: 0 S: 7	H: 1 LOB: 1 BB: 0 P: 0	R: 0 E: 0 K: 0 S: 6	H: 1 LOB: 1 BB: 1 P: 13		1B: 7 2B: 0 3B: 0 HR: 3	SF: 0 SAC: 0 DP: 1 HBP: 0	WP: 0 PB: 0 SB: 0 CS: 0	PA: 42
<b>PITCHER</b>	IP WLS BF H R ER SO BB IBB HBP BLK WP HR S P ERA WHIP	IP WLS BF H R ER SO BB IBB HBP BLK WP HR S P ERA WHIP	IP WLS BF H R ER SO BB IBB HBP BLK WP HR S P ERA WHIP	IP WLS BF H R ER SO BB IBB HBP BLK WP HR S P ERA WHIP	IP WLS BF H R ER SO BB IBB HBP BLK WP HR S P ERA WHIP	IP WLS BF H R ER SO BB IBB HBP BLK WP HR S P ERA WHIP	IP WLS BF H R ER SO BB IBB HBP BLK WP HR S P ERA WHIP	IP WLS BF H R ER SO BB IBB HBP BLK WP HR S P ERA WHIP	IP WLS BF H R ER SO BB IBB HBP BLK WP HR S P ERA WHIP	IP WLS BF H R ER SO BB IBB HBP BLK WP HR S P ERA WHIP	IP WLS BF H R ER SO BB IBB HBP BLK WP HR S P ERA WHIP	IP WLS BF H R ER SO BB IBB HBP BLK WP HR S P ERA WHIP	IP WLS BF H R ER SO BB IBB HBP BLK WP HR S P ERA WHIP	IP WLS BF H R ER SO BB IBB HBP BLK WP HR S P ERA WHIP	IP WLS BF H R ER SO BB IBB HBP BLK WP HR S P ERA WHIP	IP WLS BF H R ER SO BB IBB HBP BLK WP HR S P ERA WHIP	IP WLS BF H R ER SO BB IBB HBP BLK WP HR S P ERA WHIP	IP WLS BF H R ER SO BB IBB HBP BLK WP HR S P ERA WHIP	IP WLS BF H R ER SO BB IBB HBP BLK WP HR S P ERA WHIP	IP WLS BF H R ER SO BB IBB HBP BLK WP HR S P ERA WHIP	IP WLS BF H R ER SO BB IBB HBP BLK WP HR S P ERA WHIP

AB	36
R	8
H	10
RBI	8
BB	6
SO	3
LOB	20



Batter	1	2	3	4	5	6	7	8	9	AB	R	H	RBI	BB	SO	LOB	BOTTOM					
<b>Craig Biggio, R</b> OBP: 0.211, SLG: 0.263 (1, 4)										5	0	2	0	0	0	1	<b>Cincinnati Reds @ Houston Astros</b> Astrodome, Houston, TX Fri Apr 10 1992, 8:05 PM EDT Att: 11,084 - Dome - 70 F					
<b>Steve Finley, L</b> OBP: 0.276, SLG: 0.444 (1, 8)										5	1	2	1	0	1	2						
<b>5 Jeff Bagwell, R</b> OBP: 0.526, SLG: 0.588 (1, 3)										5	1	4	2	0	1	0						
<b>Pete Incaviglia, R</b> OBP: 0.222, SLG: 0.389 (1, 9)										5	1	1	2	0	3	4						
<b>Ken Caminiti, S</b> OBP: 0.222, SLG: 0.353 (1, 5)										5	0	1	0	0	1	3						
<b>Casey Candaele, S</b> OBP: 0.273, SLG: 0.200 <b>Al Osuna, R</b> (1, 7), (9, 1)										4	0	0	0	0	0	3						
<b>Eddie Taubensee, L</b> OBP: 0.444, SLG: 0.286 (1, 2)										4	0	2	0	0	1	2						
<b>Andujar Cedeno, R</b> OBP: 0.182, SLG: 0.200 <b>Denny Walling, L</b> (9, PH)										3	0	0	0	0	0	2						
<b>Ryan Bowen, R</b> <b>Juan Guerrero, R</b> <b>Xavier Hernandez, L</b> <b>Luis Gonzalez, L</b> <b>Rob Murphy, L</b> <b>Eric Anthony, L</b> (1, 1), (5, PH), (6, 1), (7, PH), (9, 1), (9, 7)										1	0	0	0	0	0	1						
<b>Inning Stats</b>	R: 2 E: 0 K: 1 S: 11	H: 2 LOB: 0 BB: 0 P: 15	R: 0 E: 0 K: 0 S: 12	H: 1 LOB: 1 BB: 0 P: 14	R: 0 E: 0 K: 1 S: 6	H: 0 LOB: 0 BB: 0 P: 9	R: 0 E: 0 K: 1 S: 6	H: 0 LOB: 0 BB: 0 P: 12	R: 0 E: 0 K: 1 S: 12	H: 0 LOB: 1 BB: 1 P: 21	R: 1 E: 0 K: 1 S: 14	H: 2 LOB: 1 BB: 0 P: 18	R: 0 E: 0 K: 0 S: 9	H: 2 LOB: 2 BB: 0 P: 14	R: 0 E: 0 K: 1 S: 13	H: 2 LOB: 2 BB: 0 P: 22		R: 2 E: 0 K: 1 S: 16	H: 5 LOB: 2 BB: 0 P: 25	1B: 10 2B: 2 3B: 1 HR: 1	SF: 0 SAC: 0 DP: 0 HBP: 0	WP: 1 PB: 0 SB: 0 CS: 0
<b>PITCHER</b>	IP WLS BF H R ER SO BB IBB HBP BLK WP HR S P ERA WHIP	IP WLS BF H R ER SO BB IBB HBP BLK WP HR S P ERA WHIP	IP WLS BF H R ER SO BB IBB HBP BLK WP HR S P ERA WHIP	IP WLS BF H R ER SO BB IBB HBP BLK WP HR S P ERA WHIP	IP WLS BF H R ER SO BB IBB HBP BLK WP HR S P ERA WHIP	IP WLS BF H R ER SO BB IBB HBP BLK WP HR S P ERA WHIP	IP WLS BF H R ER SO BB IBB HBP BLK WP HR S P ERA WHIP	IP WLS BF H R ER SO BB IBB HBP BLK WP HR S P ERA WHIP	IP WLS BF H R ER SO BB IBB HBP BLK WP HR S P ERA WHIP	IP WLS BF H R ER SO BB IBB HBP BLK WP HR S P ERA WHIP	IP WLS BF H R ER SO BB IBB HBP BLK WP HR S P ERA WHIP	IP WLS BF H R ER SO BB IBB HBP BLK WP HR S P ERA WHIP	IP WLS BF H R ER SO BB IBB HBP BLK WP HR S P ERA WHIP	IP WLS BF H R ER SO BB IBB HBP BLK WP HR S P ERA WHIP	IP WLS BF H R ER SO BB IBB HBP BLK WP HR S P ERA WHIP	IP WLS BF H R ER SO BB IBB HBP BLK WP HR S P ERA WHIP	IP WLS BF H R ER SO BB IBB HBP BLK WP HR S P ERA WHIP	IP WLS BF H R ER SO BB IBB HBP BLK WP HR S P ERA WHIP	IP WLS BF H R ER SO BB IBB HBP BLK WP HR S P ERA WHIP	IP WLS BF H R ER SO BB IBB HBP BLK WP HR S P ERA WHIP	IP WLS BF H R ER SO BB IBB HBP BLK WP HR S P ERA WHIP	





Batter	1	2	3	4	5	6	7	8	9	AB	R	H	RBI	BB	SO	LOB	TOP				
<b>Bip Roberts, S</b> OBP: 0.397, SLG: 0.250 (1, 5)										3	0	1	0	1	0	0	<b>Cincinnati Reds @ Houston Astros</b> Astrodome, Houston, TX Sat Apr 11 1992, 8:05 PM EDT Att: 17,449 - Dome - 70 F				
<b>Dave Martinez, L</b> OBP: 0.176, SLG: 0.125 (1, 7)										4	0	0	0	0	0	2					
<b>Barry Larkin, R</b> OBP: 0.333, SLG: 0.318 (1, 6)										3	0	0	0	1	0	1					
<b>Paul O'Neill, L</b> OBP: 0.519, SLG: 0.571 (1, 9)										3	1	1	0	1	0	2					
<b>Hal Morris, L</b> OBP: 0.360, SLG: 0.458 (1, 3)										4	0	1	0	0	1	1					
<b>Reggie Sanders, R</b> OBP: 0.417, SLG: 0.591 (1, 8)										4	0	2	0	0	1	0					
<b>Bill Doran, S</b> OBP: 0.263, SLG: 0.444 (1, 4)										3	0	1	0	1	0	1					
<b>Joe Oliver, R</b> OBP: 0.318, SLG: 0.421 (1, 2)										4	0	0	0	0	0	5					
<b>Jose Rijo, R</b> OBP: 0.200, SLG: 0.200 (1, 1)										3	0	0	0	0	1	1					
<b>Inning Stats</b>	R: 0 E: 0 K: 0 S: 15	H: 1 LOB: 1 BB: 0 P: 20	R: 0 E: 0 K: 1 S: 8	H: 0 LOB: 0 BB: 0 P: 11	R: 0 E: 1 K: 0 S: 8	H: 0 LOB: 1 BB: 1 P: 16	R: 1 E: 0 K: 0 S: 8	H: 2 LOB: 2 BB: 2 P: 17	R: 0 E: 0 K: 1 S: 9	H: 0 LOB: 0 BB: 0 P: 14	R: 0 E: 0 K: 0 S: 8	H: 1 LOB: 1 BB: 0 P: 12	R: 0 E: 0 K: 0 S: 13	H: 1 LOB: 1 BB: 0 P: 9	R: 0 E: 0 K: 1 S: 13	H: 0 LOB: 1 BB: 0 P: 14	1B: 6 2B: 1 3B: 0 HR: 0	SF: 0 SAC: 0 DP: 1 HBP: 0	WP: 1 PB: 0 SB: 1 CS: 1	PA: 36	
<b>PITCHER</b>	IP	WLS	BF	H	R	ER	SO	BB	IBB	HBP	BLK	WP	HR	S	P	ERA	WHIP				
<b>Mark Portugal, R</b> ERA: 1.29	(1, 1)	7.0	27	5	1	1	2	2	1	0	0	1	0	63	99	1.29	1.000				
<b>Joe Boever, R</b> ERA:	(8, 1)	0.2	3	0	0	0	0	1	0	0	0	0	0	11	17	0.00	1.500				
<b>Al Osuna, L</b> ERA:	(8, 1)	0.2	W	2	0	0	1	0	0	0	0	0	0	6	7	0.00	0.000				
<b>Doug Jones, R</b> ERA:	(9, 1)	0.2	S	3	1	0	0	0	0	0	0	0	0	9	10	0.00	1.500				

Batter	1	2	3	4	5	6	7	8	9	AB	R	H	RBI	BB	SO	LOB	BOTTOM				
<b>Craig Biggio, R</b> OBP: 0.318, SLG: 0.364 (1, 4)										3	1	3	0	0	0	0	<b>Cincinnati Reds @ Houston Astros</b> Astrodome, Houston, TX Sat Apr 11 1992, 8:05 PM EDT Att: 17,449 - Dome - 70 F				
<b>Steve Finley, L</b> OBP: 0.273, SLG: 0.409 (1, 8)										4	1	1	0	0	1	3					
<b>5 Jeff Bagwell, R</b> OBP: 0.478, SLG: 0.524 (1, 3)										4	0	1	1	0	1	2					
<b>Luis Gonzalez, L</b> OBP: 0.214, SLG: 0.083 <b>Doug Jones, R</b> ERA:	(1, 7) (9, 1)									3	0	0	0	1	2	1					
<b>Pete Incaviglia, R</b> OBP: 0.288, SLG: 0.476 <b>Chris Jones, R</b> ERA:	(1, 9) (9, 9)									3	0	2	0	0	1	1					
<b>Ken Caminiti, S</b> OBP: 0.238, SLG: 0.350 (1, 5)										3	0	1	0	0	1	1					
<b>Eddie Taubensee, L</b> OBP: 0.333, SLG: 0.200 (1, 2)										3	0	0	0	0	3	3					
<b>Andujar Cedeno, R</b> OBP: 0.143, SLG: 0.154 <b>Joe Boever, R</b> ERA:	(1, 6) (8, 1)									3	0	0	0	0	2	1					
<b>Al Osuna, R</b> ERA:	(8, 1)									0	0	0	0	0	0	0					
<b>Rafael Ramirez, R</b> ERA:	(9, 6)									0	0	0	0	0	0	0					
<b>Mark Portugal, R</b> ERA: 3.18 <b>Casey Candaele, S</b> ERA:	(1, 1) (8, 6) (9, 7)									2	0	0	0	0	1	0					
<b>Inning Stats</b>	R: 1 E: 0 K: 1 S: 11	H: 2 LOB: 0 BB: 0 P: 17	R: 0 E: 0 K: 2 S: 11	H: 1 LOB: 1 BB: 0 P: 18	R: 0 E: 0 K: 2 S: 10	H: 1 LOB: 1 BB: 0 P: 13	R: 0 E: 0 K: 1 S: 11	H: 2 LOB: 1 BB: 0 P: 15	R: 0 E: 0 K: 1 S: 12	H: 1 LOB: 1 BB: 0 P: 17	R: 0 E: 0 K: 2 S: 9	H: 0 LOB: 0 BB: 1 P: 17	R: 0 E: 0 K: 2 S: 8	H: 0 LOB: 0 BB: 0 P: 11	R: 1 E: 0 K: 1 S: 13	H: 2 LOB: 1 BB: 0 P: 21	1B: 8 2B: 1 3B: 0 HR: 0	SF: 0 SAC: 1 DP: 1 HBP: 0	WP: 0 PB: 0 SB: 0 CS: 3	PA: 33	
<b>PITCHER</b>	IP	WLS	BF	H	R	ER	SO	BB	IBB	HBP	BLK	WP	HR	S	P	ERA	WHIP				
<b>Jose Rijo, R</b> ERA: 3.18	(1, 1)	8.0	L	31	9	2	2	12	1	0	0	0	0	85	129	2.25	1.250				

AB	31
R	1
H	6
RBI	0
BB	4
SO	3
LOB	13





Batter	1	2	3	4	5	6	7	8	9	AB	R	H	RBI	BB	SO	LOB	TOP								
<b>Bip Roberts, S</b> (1,5) OBP: 0.355, SLG: 0.259 <b>Jeff Branson, L</b> (5,5)	1-2 CS 1B			1-1 F8	0-0 P4		1-3 K		0-0 SH1-4	3	0	1	0	0	0	0									
<b>Barry Larkin, R</b> (1,6) OBP: 0.344, SLG: 0.407	2-1 F9 1-2			2-0 F8		0-1 P8		2-1 BB 3B	1-1 1B	5	1	2	0	0	0	1									
<b>Hal Morris, L</b> (1,3) OBP: 0.367, SLG: 0.407	2-2 F9			1-0 F8		4-2 2B BB		2-2 G6-3	4-0 IBB	3	0	0	0	2	0	1									
<b>Glenn Briggs, R</b> (1,7) OBP: 0.313, SLG: 0.333		2-1 G5-3			0-0 BB 2B 1B	1-0 2B		4-0 BB BB IBB	0-2 P4	4	1	2	0	1	0	3									
<b>Paul O'Neill, L</b> (1,9) OBP: 0.531, SLG: 0.542		0-3 K			0-0 BB 2B 1B	4-0 IBB		4-2 BB BB	2-0 F8	3	1	1	0	2	1	3									
<b>Reggie Sanders, R</b> (1,8) OBP: 0.407, SLG: 0.542 <b>Dwayne Henry, R</b> (6,1)		1-3 K			4-2 2B BB	1-3 K		1-3 K		2	1	0	0	1	2	3									
<b>Billy Hatcher, R</b> (6,PH) OBP: 0.200, SLG: 0.200 <b>Scott Ruskin, R</b> (6,1) <b>Norm Charlton, S</b> (9,1)					1-2 2-3 BB					0	0	0	0	0	0	0									
<b>Bill Doran, S</b> (1,4) OBP: 0.304, SLG: 0.476			1-0 F9		0-0 G3 SF8 2B	0-1 G3		4-1 BB		3	1	1	3	1	0	3									
<b>Jeff Reed, L</b> (1,2) OBP: 0.143, SLG: 0.143			1-2 G4-3		1-2 G3		1-0 F7	0-0 G1-3		4	0	0	1	0	0	4									
<b>Tom Browning, L</b> (1,1) OBP: 0.400, SLG: 0.500 <b>Jacob Brumfield, R</b> (6,8)			0-0 G4-3		1-0 SF8		1-0 B1-3		2-2 1B SH1-4 1B	1	0	0	1	0	0	0									
<b>Inning Stats</b>	R: 0 E: 0 K: 0 S: 10	H: 1 LOB: 0 BB: 0 P: 15	R: 0 E: 0 K: 2 S: 8	H: 0 LOB: 0 BB: 0 P: 11	R: 0 E: 0 K: 0 S: 5	H: 0 LOB: 0 BB: 0 P: 7	R: 0 E: 0 K: 0 S: 4	H: 0 LOB: 0 BB: 0 P: 8	R: 4 E: 0 K: 1 S: 13	H: 3 LOB: 0 BB: 1 P: 20	R: 0 E: 0 K: 1 S: 12	H: 1 LOB: 0 BB: 2 P: 22	R: 0 E: 0 K: 1 S: 5	H: 0 LOB: 0 BB: 0 P: 8	R: 1 E: 0 K: 1 S: 14	H: 1 LOB: 3 BB: 3 P: 31	R: 0 E: 0 K: 0 S: 10	H: 2 LOB: 3 BB: 1 P: 19	1B: 5 2B: 2 3B: 1 HR: 0	SF: 1 SAC: 1 DP: 0 HBP: 0	WP: 0 PB: 0 SB: 0 CS: 1	PA: 41			
<b>PITCHER</b>	IP	WLS	BF	H	R	ER	SO	BB	IBB	HBP	BLK	WP	HR	S	P	ERA	WHIP								
<b>Pete Harnisch, R</b> (1,1) ERA: 3.95	6.0	L	25	5	4	4	3	2	1	0	0	0	0	52	83	6.00	1.167								
<b>Rob Murphy, L</b> (7,1) ERA: 1.5	2.0		10	1	1	1	2	2	1	0	0	0	0	19	39	4.50	1.500								
<b>Joe Boever, R</b> (9,1) ERA:	1.0		6	2	0	0	0	0	1	0	0	0	0	10	19	0.00	2.000								

Cincinnati Reds @ Houston Astros  
Astrodome, Houston, TX  
Sun Apr 12 1992, 4:33 AM EDT  
Att: 11,166 - Dome - 70 F

AB 32  
R 5  
H 8  
RBI 5  
BB 7  
SO 5  
LOB 21



Batter	1	2	3	4	5	6	7	8	9	AB	R	H	RBI	BB	SO	LOB	BOTTOM									
<b>Craig Biggio, R</b> (1,4) OBP: 0.333, SLG: 0.346	2-2 1B 5 FC6-4 1B			4-2 5 E 1B BB		2-2 L9		0-0 F7		4	1	1	0	1	0	0										
<b>Steve Finley, L</b> (1,8) OBP: 0.333, SLG: 0.481	2-2 5 FC6-4 1B		1-1 G4-3	2-0 5 E 1B		1-0 WP 2B		0-3 K		5	0	3	1	0	1	0										
<b>5 Jeff Bagwell, R</b> (1,3) OBP: 0.364, SLG: 0.600	2-1 FC6-4 2B 1-2 3-H G6-3		0-0 L8	0-0 E5		4-1 WP BB		3-1 HR		4	2	1	2	1	0	3										
<b>Pete Incaviglia, R</b> (1,9) OBP: 0.308, SLG: 0.500	0-0 G6-3 1-3 2B		2-2 S 1B	0-0 F9		3-3 K		1-2 2-3 K		5	0	2	0	0	2	5										
<b>Ken Caminiti, S</b> (1,5) OBP: 0.269, SLG: 0.304	4-0 G6-3 IBB		4-2 SAFE 1-2 BB		2-3 K		1-1 F9		2-3 K	3	0	0	0	2	2	0										
<b>Juan Guerrero, R</b> (1,7) <b>Luis Gonzalez, L</b> (7,PH) OBP: 0.200, SLG: 0.077	0-1 G6-3		0-3 K		0-1 G5-3		1-0 F9		0-0 F9	3	0	0	1	0	1	4										
<b>Casey Candaele, S</b> (9,PH) OBP: 0.308, SLG: 0.250	1-2 2-3 3-H P4									1	0	0	0	0	0	0										
<b>Scott Servais, R</b> (1,2) OBP: 0.100, SLG: 0.100 <b>Ryan Bowen, R</b> (7,PR) <b>Eddie Taubensee, L</b> (8,2) OBP: 0.333, SLG: 0.200	0-1 P4			1-0 L7	1-1 1B		0-2 E5			4	0	1	0	0	0	2										
<b>Andujar Cedeno, R</b> (1,6) OBP: 0.176, SLG: 0.188 <b>Rafael Ramirez, R</b> (7,PH) (8,6)		0-2 P4		0-1 SH2-4 1B	0-0 F8		1-0 F7		0-2 SAFE SAFE F7	3	1	1	0	0	0	1										
<b>Pete Harnisch, S</b> (1,1) <b>Chris Jones, R</b> (6,PH) <b>Rob Murphy, L</b> (7,1) <b>Eric Anthony, L</b> (8,PH) OBP: 0.333, SLG: 0.333 <b>Joe Boever, R</b> (9,1)		1-2 B2-3		0-1 SH2-4		2-0 F7		1-3 K		1	0	0	0	0	0	0										
<b>Inning Stats</b>	R: 2 E: 0 K: 0 S: 14	H: 3 LOB: 2 BB: 1 P: 24	R: 0 E: 0 K: 0 S: 8	H: 0 LOB: 0 BB: 0 P: 9	R: 0 E: 0 K: 1 S: 12	H: 1 LOB: 2 BB: 1 P: 19	R: 1 E: 0 K: 0 S: 12	H: 2 LOB: 3 BB: 1 P: 11	R: 0 E: 0 K: 1 S: 9	H: 1 LOB: 2 BB: 1 P: 21	R: 0 E: 1 K: 0 S: 11	H: 0 LOB: 1 BB: 0 P: 13	R: 0 E: 0 K: 2 S: 7	H: 0 LOB: 0 BB: 0 P: 8	R: 1 E: 0 K: 2 S: 10	H: 1 LOB: 0 BB: 0 P: 16	1B: 6 2B: 2 3B: 0 HR: 1	SF: 0 SAC: 1 DP: 0 HBP: 0	WP: 1 PB: 0 SB: 2 CS: 0	PA: 42						
<b>PITCHER</b>	IP	WLS	BF	H	R	ER	SO	BB	IBB	HBP	BLK	WP	HR	S	P	ERA	WHIP									
<b>Tom Browning, L</b> (1,1) ERA: 3.29	5.2	W	30	8	3	3	2	3	1	0	0	0	1	0	14	19	0.00	0.000								
<b>Dwayne Henry, R</b> (6,1) ERA:	1.1		5	0	0	0	1	0	0	0	0	0	0	7	8	0.00	0.000									
<b>Scott Ruskin, L</b> (8,1) ERA: 3.38	1.0		3	0	0	0	2	0	0	0	0	0	0	7	8	0.00	0.000									
<b>Norm Charlton, L</b> (9,1) ERA: 5.4	1.0	S	4	1	1	1	2	0	0	0	0	0	1	10	16	9.00	1.000									

Cincinnati Reds @ Houston Astros  
Astrodome, Houston, TX  
Sun Apr 12 1992, 4:33 AM EDT  
Att: 11,166 - Dome - 70 F

AB 37  
R 4  
H 9  
RBI 4  
BB 4  
SO 7  
LOB 16









Batter	1	2	3	4	5	6	7	8	9	AB	R	H	RBI	BB	SO	LOB	TOP				
<b>Brett Butler, L</b> OBP: 0.395, SLG: 0.419 (1, 8)	G4-3		F7 HR BB	G6-3		FC4 BB		G6-3		3	1	0	1	2	0	2	<b>Los Angeles Dodgers @ Houston Astros</b> Astrodome, Houston, TX Tue Apr 14 1992, 8:05 PM EDT Att: 13,773 - Dome - 70 F				
<b>Mike Sharperson, R</b> OBP: 0.500, SLG: 0.417 (1, 5)	G5-3		HR			FC4		F7		3	1	2	0	0	0	0					
<b>Lenny Harris, L</b> OBP: 0.273, SLG: 0.200 (6, PH)			HR			FC4				2	0	0	0	0	0	2					
<b>Eric Karros, R</b> OBP: 0.154, SLG: 0.385 (1, 3)			F7					G4-3		5	0	0	0	0	2	4					
<b>Todd Benzinger, S</b> OBP: 0.333, SLG: 0.429 (8, 3)					FC6-4 2B 1-2					0	0	0	0	0	0	0					
<b>Darryl Strawberry, L</b> OBP: 0.333, SLG: 0.367 (1, 9)			F7							4	1	1	0	1	1	3					
<b>Eric Davis, R</b> OBP: 0.471, SLG: 0.714 (1, 7)										4	1	2	3	1	1	2					
<b>Juan Samuel, R</b> OBP: 0.310, SLG: 0.167 (1, 4)										4	0	0	0	1	3	4					
<b>Mike Scioscia, L</b> OBP: 0.321, SLG: 0.360 (1, 2)										5	1	1	0	0	0	5					
<b>Jose Offerman, S</b> OBP: 0.345, SLG: 0.385 (1, 6)										4	1	3	0	0	1	0					
<b>Tom Candiotti, R</b> OBP: 0.167, SLG: 0.167 (1, 1)										3	0	1	1	0	1	3					
<b>Inning Stats</b>	R: 0 E: 0 K: 1 S: 10	H: 0 LOB: 0 BB: 0 P: 13	R: 0 E: 0 K: 1 S: 13	H: 1 LOB: 3 BB: 2 P: 26	R: 3 E: 0 K: 1 S: 16	H: 2 LOB: 0 BB: 1 P: 28	R: 0 E: 0 K: 0 S: 7	H: 1 LOB: 1 BB: 0 P: 10	R: 0 E: 0 K: 2 S: 12	H: 2 LOB: 3 BB: 1 P: 18	R: 0 E: 0 K: 2 S: 10	H: 0 LOB: 1 BB: 0 P: 15	R: 2 E: 0 K: 0 S: 17	H: 3 LOB: 1 BB: 0 P: 24	R: 1 E: 1 K: 1 S: 12	H: 0 LOB: 0 BB: 0 P: 16	1B: 7 2B: 2 3B: 0 HR: 1	SF: 0 SAC: 1 DP: 0 HBP: 0	WP: 0 PB: 1 SB: 0 CS: 0	PA: 43	
<b>PITCHER</b>	IP	WLS	BF	H	R	ER	SO	BB	IBB	HBP	BLK	WP	HR	S	P	ERA	WHIP				
<b>Butch Henry, L</b> ERA: 6.75 (1, 1)	5.0	L	25	6	3	3	4	3	1	0	0	0	1	56	95	5.40	1.800				
<b>Xavier Hernandez, R</b> ERA: (6, 1)	2.0		8	1	0	0	4	1	0	0	0	0	0	22	33	0.00	1.000				
<b>Rob Murphy, L</b> ERA: 4.5 (8, 1)	1.0		7	3	3	2	0	0	0	0	0	0	0	19	27	18.00	3.000				
<b>Ryan Bowen, R</b> ERA: 12.0 (9, 1)	1.0		3	0	0	0	1	0	0	0	0	0	0	10	13	0.00	0.000				

Batter	1	2	3	4	5	6	7	8	9	AB	R	H	RBI	BB	SO	LOB	BOTTOM					
<b>Craig Biggio, R</b> OBP: 0.389, SLG: 0.500 (1, 4)	G5-3		5 1B BB					G3 3B		3	1	1	0	1	0	0	<b>Los Angeles Dodgers @ Houston Astros</b> Astrodome, Houston, TX Tue Apr 14 1992, 8:05 PM EDT Att: 13,773 - Dome - 70 F					
<b>Steve Finley, L</b> OBP: 0.314, SLG: 0.412 (1, 8)	B1-3		5 BB 1B					G3		4	0	1	2	0	1	0						
<b>5 Jeff Bagwell, R</b> OBP: 0.444, SLG: 0.548 (1, 3)	F9							G6-3		3	0	0	0	1	1	0						
<b>Luis Gonzalez, L</b> OBP: 0.182, SLG: 0.100 (1, 7)			F9					L3		4	0	1	0	0	0	3						
<b>Pete Incaviglia, R</b> OBP: 0.294, SLG: 0.424 (1, 9)			G3-1							4	0	0	0	0	1	1						
<b>Ken Caminiti, S</b> OBP: 0.324, SLG: 0.484 (1, 5)										4	0	2	0	0	0	0						
<b>Eddie Taubensee, L</b> OBP: 0.400, SLG: 0.412 (1, 2)										3	1	1	0	1	1	1						
<b>Andujar Cedeno, R</b> OBP: 0.174, SLG: 0.143 (1, 6)			SH5-3 1B 2B							3	0	0	0	0	2	2						
<b>Rafael Ramirez, R</b> OBP: 0.250, SLG: 0.143 (9, PH)			F7							1	0	0	0	0	0	2						
<b>Butch Henry, L</b> Karl Rhodes, L Xavier Hernandez, L Eric Anthony, L Rob Murphy, L Ryan Bowen, R Casey Candaele, S OBP: 0.267, SLG: 0.264 (1, 1)										0	0	0	0	0	0	0						
<b>Inning Stats</b>	R: 0 E: 0 K: 0 S: 6	H: 0 LOB: 0 BB: 0 P: 12	R: 0 E: 0 K: 0 S: 7	H: 0 LOB: 0 BB: 0 P: 10	R: 1 E: 0 K: 0 S: 17	H: 2 LOB: 3 BB: 2 P: 27	R: 0 E: 0 K: 2 S: 7	H: 0 LOB: 0 BB: 0 P: 10	R: 0 E: 0 K: 1 S: 6	H: 0 LOB: 0 BB: 0 P: 10	R: 0 E: 0 K: 2 S: 12	H: 1 LOB: 1 BB: 0 P: 20	R: 0 E: 0 K: 1 S: 9	H: 1 LOB: 1 BB: 0 P: 13	R: 1 E: 0 K: 0 S: 8	H: 1 LOB: 0 BB: 0 P: 13	R: 0 E: 0 K: 1 S: 13	H: 1 LOB: 2 BB: 1 P: 22	1B: 3 2B: 2 3B: 1 HR: 0	SF: 0 SAC: 1 DP: 0 HBP: 0	WP: 0 PB: 0 SB: 2 CS: 0	PA: 36
<b>PITCHER</b>	IP	WLS	BF	H	R	ER	SO	BB	IBB	HBP	BLK	WP	HR	S	P	ERA	WHIP					
<b>Tom Candiotti, R</b> ERA: 2.76 (1, 1)	9.0	W	36	6	2	2	7	3	0	0	0	0	0	85	137	2.00	1.000					





Batter	1	2	3	4	5	6	7	8	9	AB	R	H	RBI	BB	SO	LOB	TOP				
<b>Brett Butler, L</b> OBP: 0.381, SLG: 0.457 (1, 8)	G4-3	1B		G4-3			L6			4	1	1	0	0	0	0	<b>Los Angeles Dodgers @ Houston Astros</b> Astrodome, Houston, TX Wed Apr 15 1992, 4:33 AM EDT Att: 8,526 - Dome - 70 F				
<b>Lenny Harris, L</b> OBP: 0.320, SLG: 0.227 <b>Mike Sharperson, R</b> OBP: 0.467, SLG: 0.385 (7, PH) (7, 4)	2B	1B			G3-1		G1-4-3			2	1	1	1	1	0	0					
<b>Todd Benzinger, S</b> OBP: 0.316, SLG: 0.444 (1, 3)	1B	2B			K			F7		4	1	1	0	0	2	1					
<b>Darryl Strawberry, L</b> OBP: 0.350, SLG: 0.364 (1, 9)	1B	1B			G3-1			K		3	1	1	0	1	1	0					
<b>Eric Davis, R</b> OBP: 0.474, SLG: 0.688 (1, 7)	1B	1B			K			K		4	0	2	2	0	2	1					
<b>Dave Hansen, L</b> OBP: 0.308, SLG: 0.333 (1, 5)	1B				G3			G3		4	0	1	1	0	0	2					
<b>Mike Scioscia, L</b> OBP: 0.281, SLG: 0.310 (1, 2)	P2				F7			G3		4	0	0	0	0	0	3					
<b>Jose Offerman, S</b> OBP: 0.313, SLG: 0.345 <b>Kal Daniels, L</b> OBP: 0.308, SLG: 0.385 (9, PH)	G1-3				K			G3		3	0	0	0	0	1	1					
<b>Bob Ojeda, L</b> (1, 1) <b>Tim Crews, R</b> (6, 1) <b>Stan Javier, S</b> OBP: 0.400, SLG: 0.400 <b>Jim Gott, R</b> (7, 1)	L4				K					2	0	0	0	0	1	0					
<b>Inning Stats</b>	R: 3 E: 0 K: 0 S: 13	H: 3 LOB: 1 BB: 2 P: 25	R: 1 E: 0 K: 0 S: 11	H: 2 LOB: 1 BB: 0 P: 13	R: 0 E: 0 K: 1 S: 8	H: 1 LOB: 1 BB: 0 P: 15	R: 0 E: 0 K: 2 S: 9	H: 0 LOB: 0 BB: 0 P: 15	R: 0 E: 1 K: 0 S: 7	H: 1 LOB: 1 BB: 0 P: 12	R: 0 E: 0 K: 1 S: 8	H: 0 LOB: 0 BB: 0 P: 11	R: 0 E: 0 K: 2 S: 7	H: 0 LOB: 0 BB: 0 P: 9	R: 0 E: 0 K: 1 S: 7	H: 0 LOB: 0 BB: 0 P: 7		1B: 5 2B: 1 3B: 1 HR: 0	SF: 0 SAC: 0 DP: 0 HBP: 0	WP: 0 PB: 0 SB: 0 CS: 0	PA: 35
<b>PITCHER</b>	IP	WLS	BF	H	R	ER	SO	BB	IBB	HBP	BLK	WP	HR	S	P	ERA	WHIP				
<b>Mark Portugal, R</b> ERA: 3.46 (1, 1)	6.0	W	26	7	4	4	5	1	1	0	0	0	0	57	90	6.00	1.333				
<b>Al Osuna, L</b> ERA: (7, 1)	1.2		5	0	0	0	2	0	0	0	0	0	0	12	17	0.00	0.000				
<b>Doug Jones, R</b> ERA: (8, 1)	1.1	S	4	0	0	0	2	0	0	0	0	0	0	10	10	0.00	0.000				

AB	33
R	4
H	7
RBI	4
BB	2
SO	9
LOB	8



Batter	1	2	3	4	5	6	7	8	9	AB	R	H	RBI	BB	SO	LOB	BOTTOM				
<b>Craig Biggio, R</b> OBP: 0.300, SLG: 0.472 (1, 4)	S	1B			G4-3	F7				2	1	0	0	2	0	2	<b>Los Angeles Dodgers @ Houston Astros</b> Astrodome, Houston, TX Wed Apr 15 1992, 4:33 AM EDT Att: 8,526 - Dome - 70 F				
<b>Steve Finley, L</b> OBP: 0.333, SLG: 0.421 (1, 8)	K	1B			5 CS		L6			4	0	2	1	0	1	1					
<b>5 Jeff Bagwell, R</b> OBP: 0.425, SLG: 0.571 (1, 3)	E6	FC6-4			1B		G6-3			4	1	1	0	0	0	3					
<b>Pete Incaviglia, R</b> OBP: 0.316, SLG: 0.459 <b>Doug Jones, R</b> (8, 1)	FC6-4	2B			K			K		4	0	2	2	0	2	1					
<b>Ken Caminiti, S</b> OBP: 0.316, SLG: 0.441 (1, 5)	FC6-4	CS			G6-4-3			K		3	1	0	0	1	1	2					
<b>Casey Candaele, S</b> OBP: 0.278, SLG: 0.412 (1, 7)	CS	HR			F9			P7		3	1	1	1	0	0	0					
<b>Scott Servais, R</b> OBP: 0.214, SLG: 0.214 (1, 2)		1B			G6-3			L6		4	0	2	1	0	0	0					
<b>Rafael Ramirez, R</b> OBP: 0.273, SLG: 0.200 (1, 6)		FC1-6			G6-3			1B		3	1	1	0	0	0	1					
<b>Mark Portugal, R</b> (1, 1) <b>Juan Guerrero, R</b> (6, PH) <b>Al Osuna, R</b> (7, 1) <b>Chris Jones, R</b> (8, 9)		1B			K			F8		2	0	0	0	0	2	1					
<b>Inning Stats</b>	R: 2 E: 1 K: 1 S: 10	H: 1 LOB: 0 BB: 1 P: 20	R: 2 E: 0 K: 1 S: 12	H: 3 LOB: 2 BB: 1 P: 18	R: 0 E: 0 K: 0 S: 5	H: 1 LOB: 0 BB: 0 P: 11	R: 0 E: 0 K: 1 S: 6	H: 0 LOB: 0 BB: 0 P: 7	R: 0 E: 0 K: 0 S: 9	H: 2 LOB: 1 BB: 0 P: 15	R: 1 E: 0 K: 0 S: 11	H: 2 LOB: 2 BB: 1 P: 23	R: 0 E: 0 K: 1 S: 7	H: 0 LOB: 0 BB: 0 P: 10	R: 0 E: 0 K: 1 S: 10	H: 0 LOB: 0 BB: 0 P: 14		1B: 6 2B: 1 3B: 1 HR: 1	SF: 0 SAC: 1 DP: 1 HBP: 0	WP: 0 PB: 0 SB: 1 CS: 2	PA: 35
<b>PITCHER</b>	IP	WLS	BF	H	R	ER	SO	BB	IBB	HBP	BLK	WP	HR	S	P	ERA	WHIP				
<b>Bob Ojeda, L</b> ERA: 7.45 (1, 1)	5.2	L	27	9	5	4	0	3	0	0	0	0	0	51	89	6.35	2.118				
<b>Tim Crews, R</b> ERA: 22.00 (6, 1)	0.1		1	0	0	0	0	0	0	0	0	0	0	2	5	0.00	0.000				
<b>Jim Gott, R</b> ERA: 1.13 (7, 1)	2.0		6	0	0	0	2	0	0	0	0	0	0	17	24	0.00	0.000				





Batter	1	2	3	4	5	6	7	8	9	AB	R	H	RBI	BB	SO	LOB	TOP			
Tony Fernandez, S OBP: 0.279, SLG: 0.341	0-0 FC3-6 1B		0-0 G3			1-0 P4			0-0 BB 1B	4	1	2	0	0	0	0				
Tony Gwynn, L OBP: 0.348, SLG: 0.419	0-1 FC3-6 1-2			1-2 F9		0-3 K			1-0 F8	4	0	0	0	0	1	2				
Gary Sheffield, R OBP: 0.310, SLG: 0.500	0-3 K			1-1 1B			2-2 F9		1-1 P2	4	0	1	0	0	1	2				
Fred McGriff, L OBP: 0.372, SLG: 0.595	1-2 F8			3-1 1B			0-0 G6-3		4-2 1B BB	3	0	1	0	1	0	1				
Benito Santiago, R OBP: 0.205, SLG: 0.189		2-2 F8		0-1 G6-4-3 1-2			1-0 2B		1-2 BB 1B	4	0	2	1	0	0	2				
Jerald Clark, R OBP: 0.256, SLG: 0.359		1-2 G4-3			1-3 K				1-3 K	4	0	0	0	0	3	3				
Darrin Jackson, R OBP: 0.189, SLG: 0.206		1-1 F7			2-2 P3				1-0 F8	3	0	0	0	0	0	0				
Kurt Stillwell, S OBP: 0.289, SLG: 0.342			2-2 P5		1-3 K				1-1 F8	3	0	0	0	0	1	0				
Bruce Hurst, L OBP: 0.500, SLG: 0.600			1-3 K			1-3 K			1-0 G3	2	0	0	0	0	2	0				
Pat Clements, R (7, 1)										0	0	0	0	0	0	0				
Oscar Azocar, L OBP: 0.200, SLG: 0.200										1	0	0	0	0	0	0				
Jose Melendez, R (8, 1)										0	0	0	0	0	0	0				
<b>Inning Stats</b>	R: 0 E: 0 K: 1 S: 9	H: 1 LOB: 1 BB: 0 P: 10	R: 0 E: 0 K: 0 S: 8	H: 0 LOB: 0 BB: 0 P: 12	R: 0 E: 0 K: 1 S: 7	H: 0 LOB: 0 BB: 0 P: 10	R: 0 E: 0 K: 0 S: 9	H: 2 LOB: 1 BB: 0 P: 14	R: 0 E: 0 K: 2 S: 9	H: 0 LOB: 0 BB: 0 P: 13	R: 0 E: 0 K: 1 S: 9	H: 1 LOB: 1 BB: 0 P: 13	R: 0 E: 0 K: 0 S: 4	H: 0 LOB: 0 BB: 0 P: 7	R: 1 E: 0 K: 1 S: 19	H: 2 LOB: 2 BB: 1 P: 27	1B: 5 2B: 1 3B: 0 HR: 0	SF: 0 SAC: 0 DP: 1 HBP: 0	WP: 0 PB: 0 SB: 0 CS: 0	PA: 33
<b>PITCHER</b>	IP WLS BF H R ER SO BB IBB HBP BLK WP HR S P ERA WHIP	IP WLS BF H R ER SO BB IBB HBP BLK WP HR S P ERA WHIP																		
Pete Harnisch, R ERA: 2.82	(1, 1) 8.2 W 31 5 1 1 7 1 0 0 0 0 0 70 102 1.04 0.692																			
Doug Jones, R ERA:	(9, 1) 0.1 S 2 1 0 0 1 0 0 0 0 0 0 11 13 0.00 3.000																			

San Diego Padres @ Houston Astros  
Astrodome, Houston, TX  
Fri Apr 17 1992, 8:05 PM EDT  
Att. 12,505 - Dome - 70 F

AB 32  
R 1  
H 6  
RBI 1  
BB 1  
SO 8  
LOB 10



Batter	1	2	3	4	5	6	7	8	9	AB	R	H	RBI	BB	SO	LOB	BOTTOM			
Craig Biggio, R OBP: 0.309, SLG: 0.462	1-1 SH4-3 FC5-2 1B		1-1 G1-3		1-2 G3		4-0 IBB			3	0	1	0	1	0	0				
Steve Finley, L OBP: 0.333, SLG: 0.488	2-1 SH4-3 1-3		2-0 HR			2-0 G4-3	1-1 G4-3			3	1	1	1	0	0	2				
5 Jeff Bagwell, R OBP: 0.332, SLG: 0.553	0-0 FC5-2 3-H		4-1 CS BB			1-2 F8		1-0 FC3-6 1B		3	0	1	0	1	0	1				
Pete Incaviglia, R OBP: 0.286, SLG: 0.415	1-3 K		2-2 CS		0-3 K		0-0 G6-3		0-0 P4	4	0	0	0	0	2	2				
Karl Rhodes, L (9, 7)										0	0	0	0	0	0	0				
Ken Caminiti, S OBP: 0.357, SLG: 0.526		3-2 2B			0-0 2B			3-2 G6-3 SH2-3 2B 1B	0-2 FC3-6 1-2	4	1	3	0	0	0	1				
Chris Jones, R (1, 7)		0-3 K		0-1 L7				0-0 SH2-3	0-1 G1-3	3	0	0	0	0	1	3				
Doug Jones, R (9, 1)								1-2 G1-3		0	0	0	0	0	0	0				
Scott Servais, R OBP: 0.176, SLG: 0.176		1-2 F9		0-2 G3				0-0 G6-3		3	0	0	0	0	0	3				
Andujar Cedeno, R OBP: 0.192, SLG: 0.130		1-3 K			2-1 L4			4-0 2B IBB		2	1	0	0	1	1	1				
Pete Harnisch, S OBP: 0.167, SLG: 0.333			2-1 F7		1-1 G4-3			1-0 2B		3	0	1	2	0	0	0				
Casey Candaele, S OBP: 0.278, SLG: 0.412								1-H 3-H 2B		0	0	0	0	0	0	0				
<b>Inning Stats</b>	R: 0 E: 1 K: 1 S: 8	H: 1 LOB: 1 BB: 0 P: 12	R: 0 E: 0 K: 2 S: 14	H: 1 LOB: 1 BB: 0 P: 19	R: 1 E: 0 K: 0 S: 8	H: 1 LOB: 0 BB: 1 P: 19	R: 0 E: 0 K: 1 S: 9	H: 1 LOB: 0 BB: 0 P: 9	R: 0 E: 0 K: 0 S: 7	H: 0 LOB: 0 BB: 0 P: 11	R: 0 E: 0 K: 0 S: 5	H: 0 LOB: 0 BB: 0 P: 8	R: 2 E: 0 K: 0 S: 9	H: 2 LOB: 2 BB: 2 P: 22	R: 0 E: 0 K: 0 S: 7	H: 1 LOB: 1 BB: 0 P: 8	1B: 3 2B: 3 3B: 0 HR: 1	SF: 0 SAC: 2 DP: 0 HBP: 0	WP: 0 PB: 0 SB: 0 CS: 1	PA: 34
<b>PITCHER</b>	IP WLS BF H R ER SO BB IBB HBP BLK WP HR S P ERA WHIP	IP WLS BF H R ER SO BB IBB HBP BLK WP HR S P ERA WHIP																		
Bruce Hurst, L ERA: 3.48	(1, 1) 6.2 L 28 6 3 3 4 1 2 0 0 0 0 1 58 4.05 1.050																			
Pat Clements, L ERA: 3.99	(7, 1) 0.1 1 0 0 0 0 0 0 0 0 0 0 2 3 0.00 0.000																			
Jose Melendez, R ERA: 1.13	(8, 1) 1.0 4 1 0 0 0 0 0 0 0 0 0 7 8 0.00 1.000																			

San Diego Padres @ Houston Astros  
Astrodome, Houston, TX  
Fri Apr 17 1992, 8:05 PM EDT  
Att. 12,505 - Dome - 70 F

AB 28  
R 3  
H 7  
RBI 3  
BB 3  
SO 4  
LOB 13





Batter	1	2	3	4	5	6	7	8	9	10	AB	R	H	RBI	BB	SO	LOB	TOP																			
<b>Tony Fernandez, S</b> OBP: 0.313, SLG: 0.391 (1, 6)	0-0 2B		1-1 BLK 1B		0-0 F9		0-0 1B 1B		2-2 G3		5	1	3	0	0	0	0																				
<b>Tony Gwynn, L</b> OBP: 0.412, SLG: 0.457 (1, 9)	4-2 BB		0-0 BLK 1B		4-1 BB		2-1 1B SF7 1B		0-0 CS 1B		3	1	3	0	2	0	0																				
<b>Gary Sheffield, R</b> OBP: 0.319, SLG: 0.475 (1, 5)	1-0 P5		4-1 BB		3-2 F9		1-0 SF7 1B		3-3 K		4	0	1	1	1	1	4																				
<b>Fred McGriff, L</b> OBP: 0.333, SLG: 0.537 (1, 3)	2-0 P4		1-2 2-3 BB		0-0 G4-3		1-2 SF7		1-2 SF7		4	0	0	1	0	2	6																				
<b>Benito Santiago, R</b> OBP: 0.162, SLG: 0.167 (1, 2)	1-2 F9		0-1 F8				3-3 K		2-2 F7		5	0	0	0	0	2	6																				
<b>Jerald Clark, R</b> OBP: 0.271, SLG: 0.349 (1, 7)		0-1 P6		2-3 K		4-1 1B BB		1-0 G5-3		0-3 K		4	0	1	0	1	1																				
<b>Darrin Jackson, R</b> OBP: 0.190, SLG: 0.205 (1, 8)		2-3 K		1-2 P3		1-2 1B		0-1 P2		1-0 1B		5	0	1	0	0	1																				
<b>Kurt Stillwell, S</b> OBP: 0.300, SLG: 0.350 <b>Tim Teufel, R</b> OBP: 0.250, SLG: 0.182 (4, 4)		3-3 K		0-2 1B		1-3 K		2-1 P7				2	0	1	0	0	1																				
<b>Greg Harris, R</b> OBP: 0.206, SLG: 0.200 <b>Oscar Arcia, L</b> OBP: 0.167, SLG: 0.167 <b>Jose Melendez, R</b> OBP: 0.167, SLG: 0.167 <b>Gary Pettis, S</b> <b>Larry Andersen, R</b> <b>Randy Myers, L</b> (1, 1)		1-3 K		0-0 F9		0-0 F8		3-3 K				2	0	0	0	0	1																				
<b>Inning Stats</b>	R: 0 E: 0 K: 0 S: 8	H: 1 LOB: 2 BB: 1 P: 16	R: 0 E: 0 K: 2 S: 8	H: 0 LOB: 0 BB: 0 P: 13	R: 0 E: 0 K: 2 S: 12	H: 2 LOB: 3 BB: 1 P: 18	R: 0 E: 0 K: 1 S: 10	H: 1 LOB: 1 BB: 1 P: 13	R: 0 E: 0 K: 2 S: 8	H: 0 LOB: 1 BB: 1 P: 15	R: 0 E: 0 K: 1 S: 11	H: 3 LOB: 1 BB: 0 P: 18	R: 0 E: 0 K: 1 S: 7	H: 0 LOB: 0 BB: 0 P: 12	R: 0 E: 0 K: 1 S: 8	H: 1 LOB: 0 BB: 0 P: 13	R: 0 E: 0 K: 2 S: 9	H: 1 LOB: 1 BB: 0 P: 11	1B: 9 2B: 1 3B: 0 HR: 0	SF: 1 SAC: 0 DP: 0 HBP: 0	WP: 0 PA: 43																
<b>PITCHER</b>	IP WLS BF H R ER SO BB IBB HBP BLK WP HR S P ERA WHIP	<b>PITCHER</b>																																			
<b>Darryl Kile, R</b> ERA: 2.6	(1, 1)	6.0	27	5	0	0	7	4	0	0	1	0	0	0	58	96	0.00	1.500																			
<b>Rob Murphy, L</b> ERA: 7.11	(7, 1)	0.1	4	3	2	2	0	0	0	0	0	0	0	7	11	54.00	9.000																				
<b>Joe Boever, R</b> ERA:	(7, 1)	1.2	5	0	0	0	1	0	0	0	0	0	0	11	19	0.00	0.000																				
<b>Doug Jones, R</b> ERA:	(9, 1)	2.0	7	2	0	0	3	0	0	0	0	0	0	17	24	0.00	1.000																				

San Diego Padres @ Houston Astros  
Astrodome, Houston, TX  
Sat. Apr 18 1992, 8:05 PM EDT  
Alt. 18,133 - Dome - 70 F

AB 38  
R 2  
H 10  
RBI 2  
BB 4  
SO 11  
LOB 23



Batter	1	2	3	4	5	6	7	8	9	10	AB	R	H	RBI	BB	SO	LOB	BOTTOM																		
<b>Craig Biggio, R</b> OBP: 0.449, SLG: 0.500 (1, 4)	3-2 5 BB SF9 1B		2-2 5 1B		0-1 1B			2-2 1B 1B	0-1 FC5-4		5	2	4	0	0	0	1																			
<b>Steve Finley, L</b> OBP: 0.362, SLG: 0.489 (1, 8)	0-0 5 BB 1B		0-1 F7		1-1 F7			1-1 1B 1B		4-1 5 HR BB		4	1	2	0	1	0	2																		
<b>Jeff Bagwell, R</b> OBP: 0.429, SLG: 0.595 (1, 3)	4-1 G6-4-3 BB		3-1 G6-3					3-3 K		3-2 HR		4	1	1	2	1	2	3																		
<b>Luis Gonzalez, L</b> OBP: 0.160, SLG: 0.091 <b>Chris Jones, R</b> OBP: 0.250, SLG: 0.143 (8, PH) (9, 7)	0-0 SF9		1-3 K					2-2 F9		0-1 1B		2	0	0	1	0	1	1																		
<b>Pete Incaviglia, R</b> OBP: 0.263, SLG: 0.400 (1, 9)	3-4 0-0 G6-4-3				0-0 P4			0-2 1B		2-3 K		4	0	1	0	0	1	4																		
<b>Ken Caminiti, S</b> OBP: 0.312, SLG: 0.338 <b>Jan Svejnar, R</b> <b>Rob Murphy, L</b> <b>Joe Boever, R</b> <b>Scott Servais, R</b> <b>Doug Jones, R</b> (1, 5) (3, 8) (7, 1) (7, 1) (8, PH) (8, 1)		3-2 1B		0-3 K		3-2 F8		1-2 F9				1	0	1	0	0	0	0																		
<b>Eddie Taubensee, L</b> OBP: 0.333, SLG: 0.333 (1, 2)		0-0 F8		0-2 F7				2-3 K		0-1 G3		4	0	0	0	0	1	1																		
<b>Andujar Cedeno, R</b> OBP: 0.179, SLG: 0.120 <b>Rafael Ramirez, R</b> OBP: 0.231, SLG: 0.167 (8, 6)								0-3 K		3-1 P3		2	0	0	0	0	0	1																		
<b>Darryl Kile, R</b> OBP: 0.400, SLG: 0.250 <b>Casey Candaele, S</b> OBP: 0.300, SLG: 0.421 (7, 5)								0-0 P4		1-1 FC5-4 1B		2	0	0	0	0	2	1																		
<b>Inning Stats</b>	R: 1 E: 0 K: 0 S: 7	H: 2 LOB: 1 BB: 1 P: 14	R: 0 E: 0 K: 1 S: 10	H: 1 LOB: 1 BB: 0 P: 13	R: 0 E: 0 K: 1 S: 11	H: 1 LOB: 1 BB: 1 P: 17	R: 0 E: 0 K: 1 S: 7	H: 0 LOB: 0 BB: 0 P: 7	R: 0 E: 0 K: 1 S: 14	H: 1 LOB: 1 BB: 0 P: 19	R: 0 E: 0 K: 2 S: 9	H: 0 LOB: 0 BB: 0 P: 11	R: 1 E: 0 K: 2 S: 17	H: 3 LOB: 2 BB: 0 P: 26	R: 0 E: 0 K: 0 S: 8	H: 1 LOB: 1 BB: 0 P: 12	R: 2 E: 0 K: 0 S: 5	H: 1 LOB: 0 BB: 1 P: 12	1B: 10 2B: 0 3B: 0 HR: 1	SF: 1 SAC: 0 DP: 1 HBP: 0	WP: 0 PA: 39															
<b>PITCHER</b>	IP WLS BF H R ER SO BB IBB HBP BLK WP HR S P ERA WHIP	<b>PITCHER</b>																																		
<b>Greg Harris, R</b> ERA: 2.5	(1, 1)	5.0	20	5	1	1	4	1	0	0	0	0	46	66	0.00	1.200																				
<b>Jose Melendez, R</b> ERA: 0.9	(6, 1)	2.0	7	1	0	0	3	0	0	0	0	0	23	30	0.00	0.500																				
<b>Larry Andersen, R</b> ERA: 9.0	(8, 1)	0.0	2	2	1	1	0	0	0	0	0	0	5	8	=	=																				
<b>Randy Myers, L</b> ERA: 3.72	(8, 1)	2.0	10	3	2	2	2	1	0	0	0	0	1	25	42	9.00	2.000																			

San Diego Padres @ Houston Astros  
Astrodome, Houston, TX  
Sat. Apr 18 1992, 8:05 PM EDT  
Alt. 18,133 - Dome - 70 F

AB 36  
R 4  
H 11  
RBI 4  
BB 2  
SO 9  
LOB 17









Batter	1	2	3	4	5	6	7	8	9	AB	R	H	RBI	BB	SO	LOB	TOP			
<b>Darren Lewis, R</b> OBP: 0.383, SLG: 0.358 (1, 8)	1-1 3B		3-1 G5-3			0-2 G1-3		0-0 P3		4	0	1	0	0	0	2				
<b>Willie McGee, S</b> OBP: 0.392, SLG: 0.341 (1, 9)	2-3 K		3-1 G6-3			2-1 G1-3		1-0 FC4-6 CS		4	0	0	1	0	1	2				
<b>Will Clark, L</b> OBP: 0.483, SLG: 0.574 (1, 3)	2-2 F7			2-1 1B 2B		2-2 F7		2-2 CS	3-3 K	4	1	1	0	0	1	1				
<b>Matt Williams, R</b> OBP: 0.196, SLG: 0.333 (1, 5)	2-3 K			0-3 K			0-1 G5-3		0-1 HBP 1B	4	0	1	0	0	2	2				
<b>Kevin Bass, S</b> OBP: 0.500, SLG: 0.500 <b>Cory Snyder, R</b> OBP: 0.250, SLG: 0.300 (1, 7) (7, 7)		1-1 G6-4-3 1B		1-0 G6-3 1B		1-3 K		1-3 K		3	0	2	1	0	1	0				
<b>Robby Thompson, R</b> OBP: 0.418, SLG: 0.511 (1, 4)	1-2 G6-4-3 1B		2-1 G6-3		4-2 BB		2-2 HBP			2	0	1	0	1	0	1				
<b>Kirt Manwaring, R</b> OBP: 0.333, SLG: 0.297 (1, 2)	0-0 G6-4-3		1-0 F9		0-0 F9		0-2 G6-3			4	0	0	0	0	0	5				
<b>Royce Clayton, R</b> OBP: 0.255, SLG: 0.326 (1, 6)	2-2 P3		3-3 K		4-1 1B FC4-6 BB					2	1	0	0	1	1	1				
<b>Dave Burba, R</b> (1, 1) <b>Rod Beck, R</b> (6, 1) <b>Mike Felder, S</b> OBP: 0.370, SLG: 0.346 (8, PH) <b>Michael Jackson, R</b> (8, 1)		1-1 G1		2-2 G2-3			1-2 FC4-6 1B			2	0	0	0	0	0	0				
<b>Inning Stats</b>	R: 0 E: 0 K: 2 S: 14	H: 1 LOB: 1 BB: 0 P: 21	R: 0 E: 0 K: 0 S: 11	H: 2 LOB: 1 BB: 0 P: 15	R: 0 E: 0 K: 0 S: 6	H: 0 LOB: 0 BB: 0 P: 13	R: 1 E: 0 K: 1 S: 8	H: 2 LOB: 0 BB: 0 P: 13	R: 0 E: 0 K: 0 S: 9	H: 0 LOB: 0 BB: 0 P: 15	R: 0 E: 0 K: 1 S: 9	H: 0 LOB: 1 BB: 1 P: 14	R: 1 E: 0 K: 0 S: 9	H: 1 LOB: 0 BB: 1 P: 17	R: 0 E: 0 K: 2 S: 15	H: 1 LOB: 2 BB: 0 P: 21	1B: 5 2B: 1 3B: 1 HR: 0	SF: 0 SAC: 0 DP: 2 HBP: 1	WP: 0 PA: 35 PB: 0 SB: 1 CS: 1	
<b>PITCHER</b>	IP WLS BF H R ER SO BB IBB HBP BLK WP HR S P ERA WHIP																			
<b>Mark Portugal, R</b> ERA: 2.7 <b>Doug Jones, R</b> ERA: 0.77	(1, 1) 7.0 W 25 5 1 1 5 1 0 0 0 0 0 65 103 1.29 0.857	(8, 1) 2.0 S 9 2 1 1 2 1 0 1 0 0 0 24 38 4.50 1.500																		

San Francisco Giants @ Houston Astros  
Astrodome, Houston, TX  
Mon Apr 20 1992, 8:05 PM EDT  
Att: 10,990 - Dome - 70 F

AB	31
R	2
H	7
RBI	2
BB	2
SO	7
LOB	15



Batter	1	2	3	4	5	6	7	8	9	AB	R	H	RBI	BB	SO	LOB	BOTTOM			
<b>Craig Biggio, R</b> OBP: 0.366, SLG: 0.588 (1, 4)	2-1 HR	4-2 CS BB			1-2 G4-3		2-2 G4-3			3	1	1	1	1	0	1				
<b>Steve Finley, L</b> OBP: 0.335, SLG: 0.444 (1, 8)	3-2 5 F9 5 S 1B	3-1 CS	1-0 G4-3		2-3 G6-3		0-0 G1-5-3			4	0	1	0	0	0	1				
<b>5 Jeff Bagwell, R</b> OBP: 0.331, SLG: 0.563 (1, 3)	1-2 F9		2-1 G5-3		4-0 F8 1B BB		3-3 K			3	1	0	0	1	1	1				
<b>Luis Gonzalez, L</b> OBP: 0.121, SLG: 0.067 (1, 7)	1-0 FC4-2-5 1B		1-0 G4-3		2-2 L9		3-1 F8			4	1	0	0	0	0	2				
<b>Pete Incaviglia, R</b> OBP: 0.314, SLG: 0.420 <b>Chris Jones, R</b> OBP: 0.250, SLG: 0.143 (1, 9) (9, 9)	3-2 1B			2-3 K		0-0 1B		1-2 G5-3		4	0	2	1	0	1	0				
<b>Casey Candaele, S</b> OBP: 0.259, SLG: 0.346 (1, 5)	2-0 1B		1-0 P6		1-0 F8		2-3 F8			3	0	1	0	0	0	2				
<b>Eddie Taubensee, L</b> OBP: 0.323, SLG: 0.321 (1, 2)	0-0 G1-3		1-3 K		0-0 1B		1-3 1B			3	0	1	1	0	1	2				
<b>Rafael Ramirez, R</b> OBP: 0.250, SLG: 0.167 (1, 6)		1-3 K		4-2 G4-3 SH2-4 BB		2-1 F8				2	0	0	0	1	1	2				
<b>Mark Portugal, R</b> <b>Karl Rhodes, L</b> (7, PH) <b>Doug Jones, R</b> (8, 1)		2-3 K		1-1 SH2-4		1-2 F9				1	0	0	0	0	1	0				
<b>Inning Stats</b>	R: 2 E: 0 K: 0 S: 16	H: 4 LOB: 2 BB: 0 P: 28	R: 0 E: 0 K: 2 S: 10	H: 0 LOB: 0 BB: 1 P: 19	R: 0 E: 0 K: 0 S: 4	H: 0 LOB: 0 BB: 0 P: 8	R: 0 E: 0 K: 2 S: 7	H: 0 LOB: 0 BB: 0 P: 11	R: 0 E: 0 K: 0 S: 12	H: 0 LOB: 1 BB: 1 P: 19	R: 1 E: 0 K: 0 S: 8	H: 2 LOB: 2 BB: 1 P: 17	R: 0 E: 0 K: 0 S: 7	H: 0 LOB: 0 BB: 0 P: 10	R: 0 E: 0 K: 1 S: 10	H: 0 LOB: 0 BB: 0 P: 17	1B: 5 2B: 0 3B: 0 HR: 1	SF: 0 SAC: 1 DP: 0 HBP: 0	WP: 0 PA: 33 PB: 0 SB: 1 CS: 1	
<b>PITCHER</b>	IP WLS BF H R ER SO BB IBB HBP BLK WP HR S P ERA WHIP																			
<b>Dave Burba, R</b> ERA: 4.85 <b>Rod Beck, R</b> ERA: <b>Michael Jackson, R</b> ERA: 1.29	(1, 1) 5.2 L 4 0 0 0 0 0 0 0 0 0 0 9 14 0.00 0.000	(8, 1) 1.0 3 0 0 0 1 0 0 0 0 0 0 0 10 17 0.00 0.000																		

San Francisco Giants @ Houston Astros  
Astrodome, Houston, TX  
Mon Apr 20 1992, 8:05 PM EDT  
Att: 10,990 - Dome - 70 F

AB	28
R	3
H	6
RBI	3
BB	3
SO	5
LOB	11





Batter	1	2	3	4	5	6	7	8	9	AB	R	H	RBI	BB	SO	LOB	TOP					
<b>Darren Lewis, R</b> OBP: 0.385, SLG: 0.362 (1, 8)	0-3 K	1-0 F9			1-0 E 1B	0-1 WP 1B			2-3 K	5	1	2	0	0	1	0	<b>San Francisco Giants @ Houston Astros</b> Astrodome, Houston, TX Tue Apr 21 1992, 8:05 PM EDT Att: 11,724 - Dome - 70 F					
<b>Willie McGee, S</b> OBP: 0.395, SLG: 0.356 (1, 9)	0-0 BB HR 1B	2-2 1B			4-2 F 1B BB	2-2 WP 1-H			0-0 G6-3	5	2	2	0	1	2	1						
<b>Will Clark, L</b> OBP: 0.484, SLG: 0.560 (1, 3)	4-2 HR BB	2-1 G4-3			2-1 E9 1B 1B			1-3 K	1-3 K	3	2	1	0	1	0	1						
<b>Matt Williams, R</b> OBP: 0.200, SLG: 0.388 (1, 5)	1-1 HR				0-0 G6-3			2-2 F8		4	1	1	3	0	0	2						
<b>Kevin Bass, S</b> OBP: 0.429, SLG: 0.333 (1, 7)	1-0 G6-3				2-1 P5			0-0 F8		2	0	0	0	1	0	0						
<b>Mike Felder, S</b> OBP: 0.357, SLG: 0.333 (7, 7)					1B IBB					1	0	0	0	0	0	0						
<b>Robby Thomson, R</b> OBP: 0.441, SLG: 0.510 (1, 4)	4-2 1B BB				2-1 G5-3				1-2 P7	2	0	1	2	2	0	0						
<b>Jim McNamara, L</b> OBP: 0.471, SLG: 0.600 (1, 2)	2-2 FC6-4 1B				2-1 L8				4-1 G6-3 BB	4	0	1	0	0	1	2						
<b>Royce Clayton, R</b> OBP: 0.235, SLG: 0.298 <b>Jeff Brantley, R</b> (8, 1)	2-0 FC6-4				3-1 F7				1-1 G6-3	4	0	0	0	0	1	3						
<b>Bill Swift, R</b> OBP: 0.214, SLG: 0.357 <b>Jose Uribe, S</b> (8, 6)					1-1 G6-3				1-2 G6-3	0	0	0	0	0	0	0						
<b>Inning Stats</b>	R: 3 E: 0 K: 1 S: 15	H: 3 LOB: 2 BB: 2 P: 29	R: 0 E: 0 K: 0 S: 8	H: 1 LOB: 1 BB: 0 P: 15	R: 0 E: 0 K: 0 S: 5	H: 0 LOB: 0 BB: 0 P: 10	R: 0 E: 0 K: 0 S: 6	H: 0 LOB: 0 BB: 0 P: 12	R: 3 E: 1 K: 1 S: 11	H: 3 LOB: 1 BB: 2 P: 22	R: 0 E: 0 K: 1 S: 9	H: 1 LOB: 0 BB: 0 P: 10	R: 0 E: 0 K: 1 S: 8	H: 0 LOB: 0 BB: 0 P: 11	R: 0 E: 0 K: 1 S: 12	H: 0 LOB: 1 BB: 1 P: 19	R: 0 E: 0 K: 2 S: 7	H: 0 LOB: 0 BB: 0 P: 10	1B: 7 2B: 0 3B: 0 HR: 1	SF: 0 SAC: 0 DP: 0 HBP: 0	WP: 1 PB: 0 SB: 2 CS: 0	PA: 39
<b>PITCHER</b>	IP WLS BF H R ER SO BB IBB HBP BLK WP HR S P ERA WHIP	IP WLS BF H R ER SO BB IBB HBP BLK WP HR S P ERA WHIP															IP WLS BF H R ER SO BB IBB HBP BLK WP HR S P ERA WHIP					
<b>Ryan Bowen, R</b> ERA: 12.8	(1, 1)	4.0	L	21	6	6	6	1	3	0	0	0	0	0	1	40	79	13.50	2.250			
<b>Xavier Hernandez, R</b> ERA:	(5, 1)	3.0		11	2	0	0	3	0	1	0	0	1	0	22	30	0.00	0.667				
<b>Joe Boever, R</b> ERA:	(8, 1)	2.0		7	0	0	0	3	1	0	0	0	0	0	19	29	0.00	0.500				

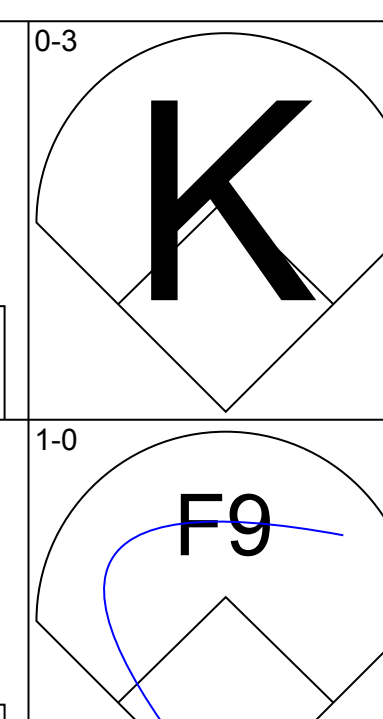
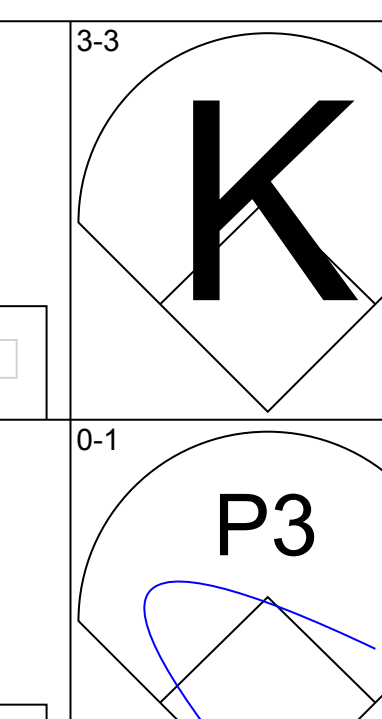
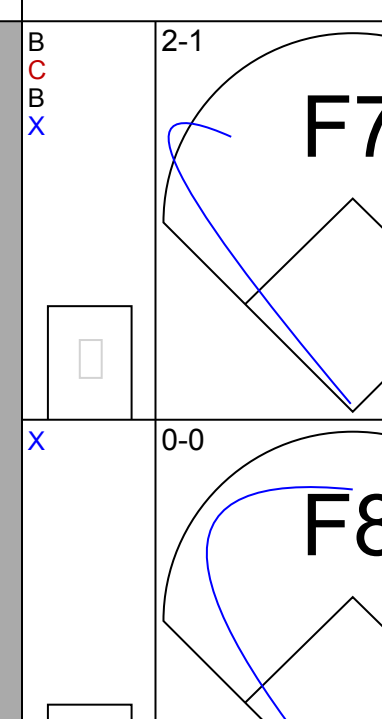
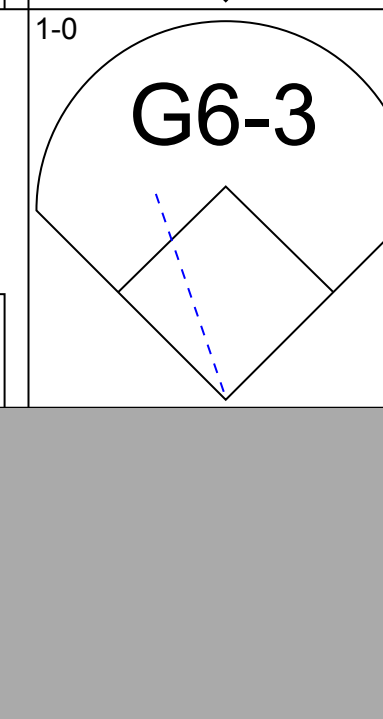



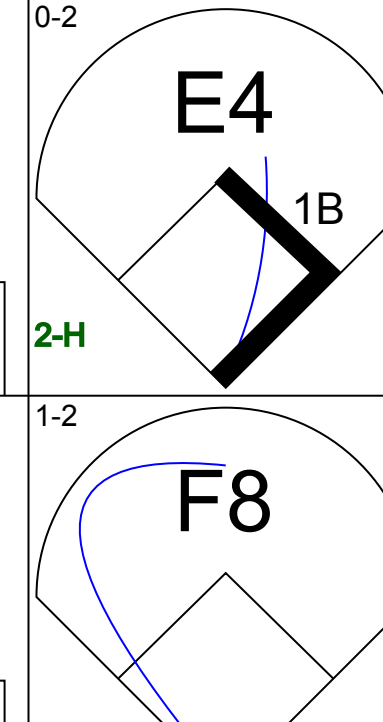

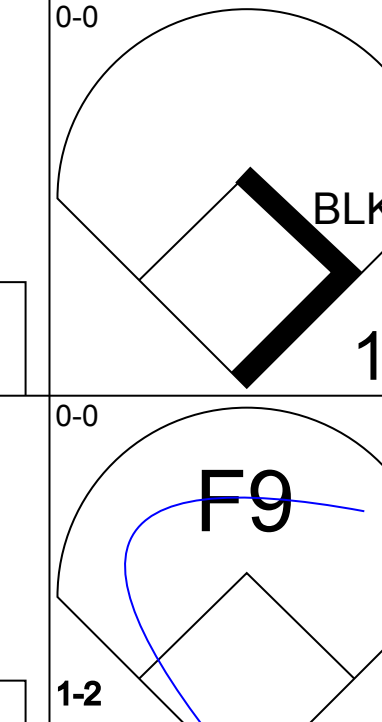
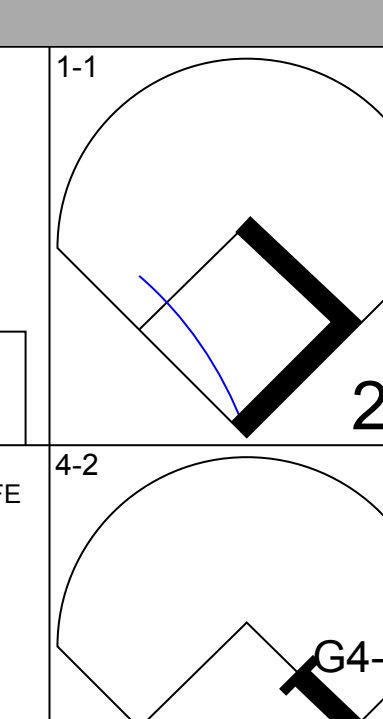
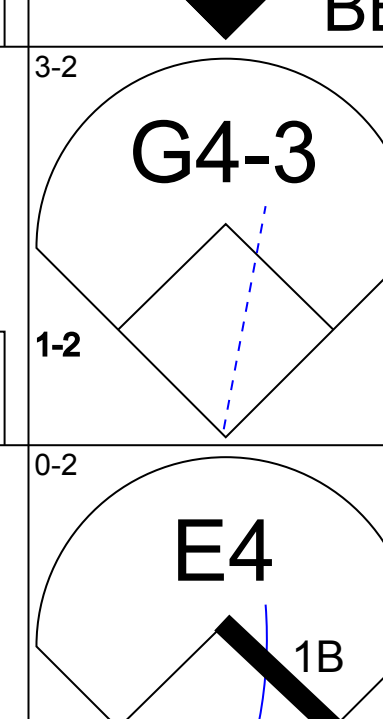
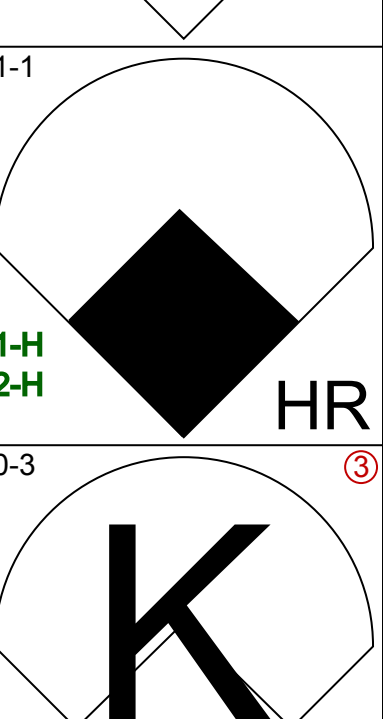
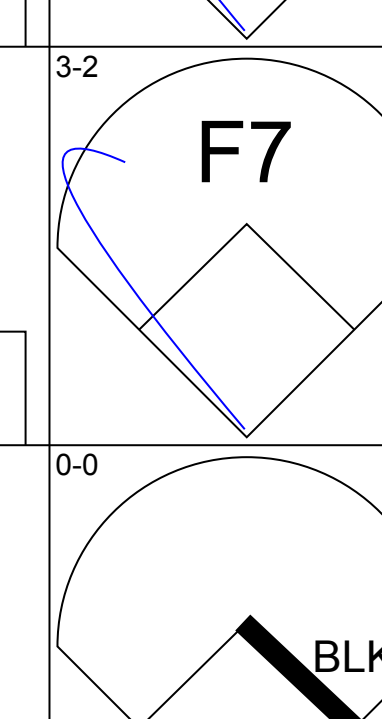
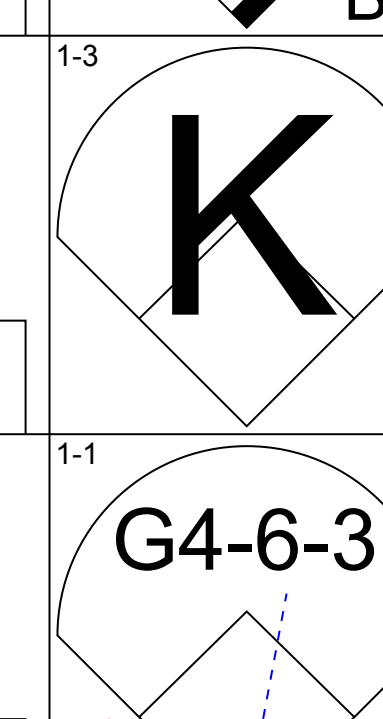
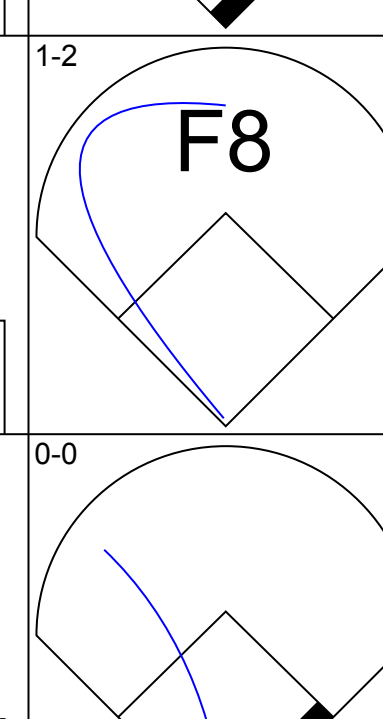

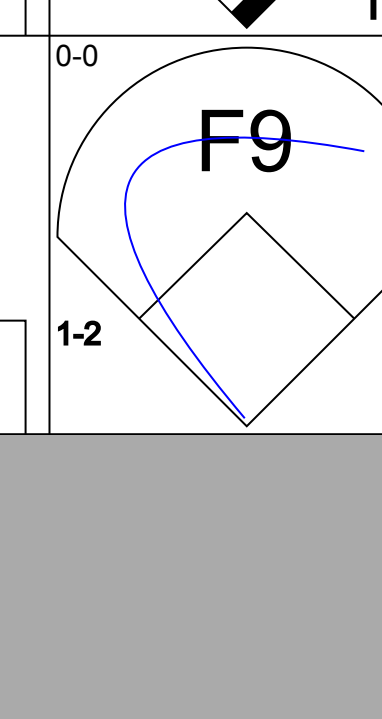

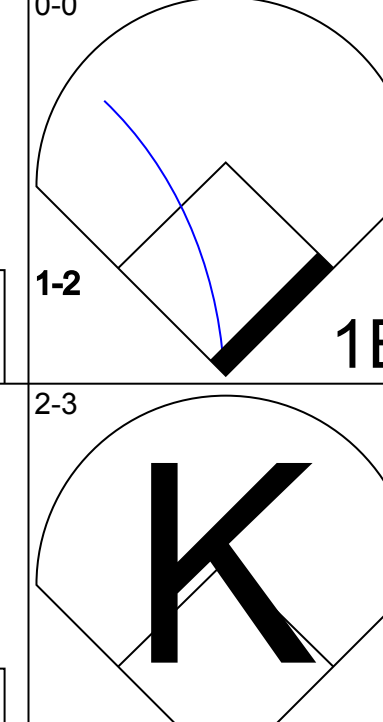
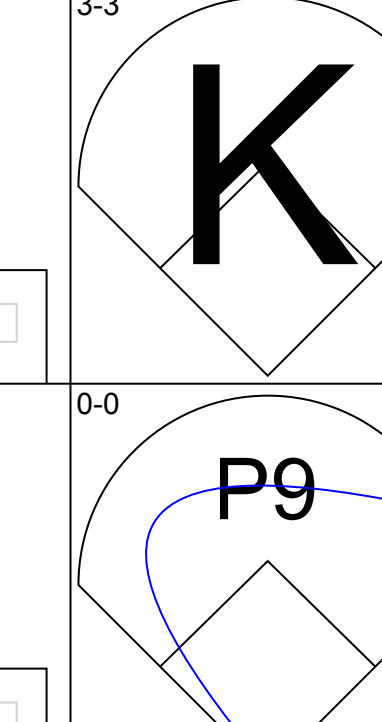


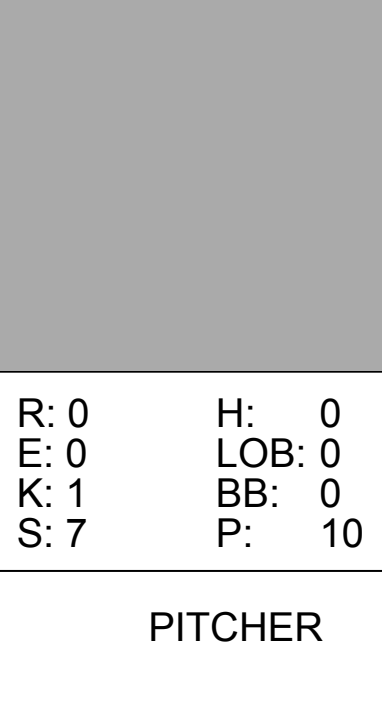
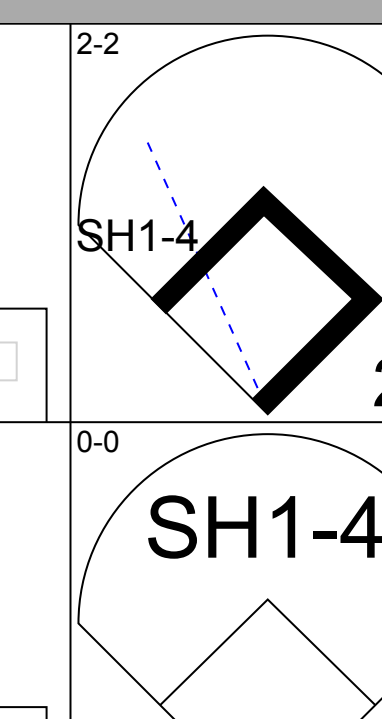

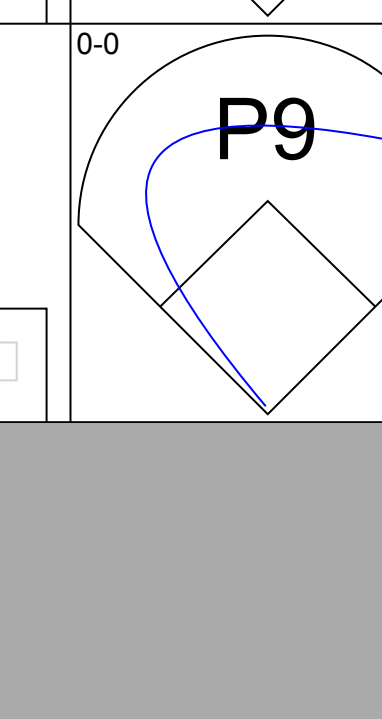
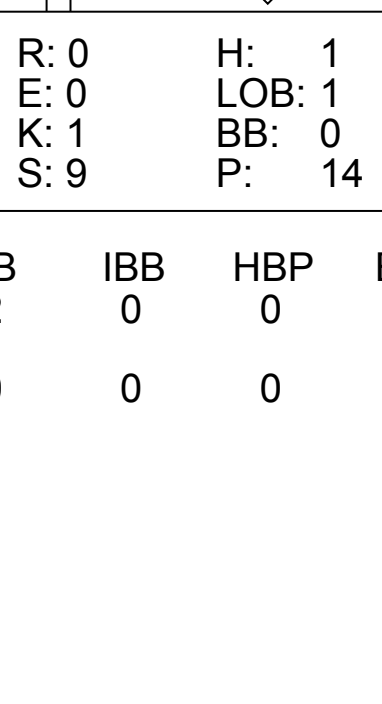
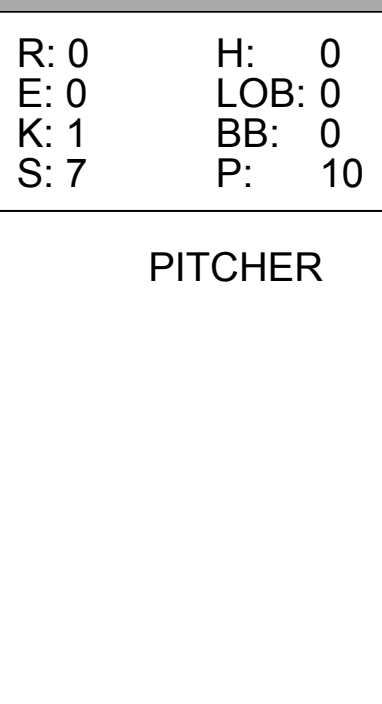
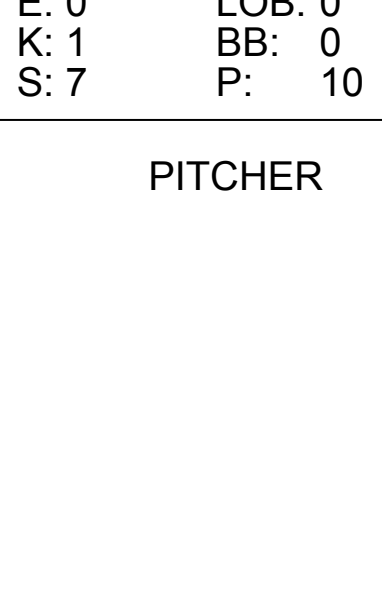

Batter	1	2	3	4	5	6	7	8	9	AB	R	H	RBI	BB	SO	LOB	BOTTOM					
<b>Craig Biggio, R</b> OBP: 0.368, SLG: 0.582 (1, 4)	2-2 1B 5 G6-3 1B				1-2 1B				1-0 G5-3	4	1	2	0	0	0	3	<b>San Francisco Giants @ Houston Astros</b> Astrodome, Houston, TX Tue Apr 21 1992, 8:05 PM EDT Att: 11,724 - Dome - 70 F					
<b>Steve Finley, L</b> OBP: 0.350, SLG: 0.466 (1, 8)	0-0 G4-3 1B				1-1 F7				2-1 G1-3	4	0	2	0	0	0	2						
<b>5 Jeff Bagwell, R</b> OBP: 0.303, SLG: 0.519 (1, 3)	1-0 G5-3				1-2 G5-3				1-0 P4	4	0	0	1	0	0	3						
<b>Luis Gonzalez, L</b> OBP: 0.108, SLG: 0.059 (1, 7)	1-1 G4-3				1-2 G3				1-3 K	4	0	0	0	0	1	2						
<b>Pete Incaviglia, R</b> OBP: 0.308, SLG: 0.407 (1, 9)	1-0 G6-3				1-0 G6-3				0-3 K	4	0	1	0	0	1	2						
<b>Casey Candaele, S</b> OBP: 0.226, SLG: 0.300 (5, 6)					0-0 B1-3				2-2 G4-6-3 1B	4	0	0	0	0	0	1						
<b>Eddie Taubensee, L</b> OBP: 0.343, SLG: 0.323 (1, 2)					2-3 K				2-1 2B 1B	3	1	1	0	1	1	0						
<b>Rafael Ramirez, R</b> OBP: 0.227, SLG: 0.150 <b>Joe Boever, R</b> (8, 1)	1-1 FC1-6 BB				1-2 G2-3				2-2 F7	2	0	0	0	0	0	1						
<b>Karl Rhodes, L</b> (9, PH)	1-2 1B								1-1 K	1	0	0	0	0	1	0						
<b>Ryan Bowen, R</b> OBP: 0.500, SLG: 0.500 <b>Xavier Hernandez, L</b> (5, 1)	2-2 1B								0-3 K	1	0	1	0	0	0	0						
<b>Juan Guerrero, R</b> OBP: 0.200, SLG: 0.222 <b>Eric Anthony, L</b> OBP: 0.111, SLG: 0.111 (7, PH)	1-2 1B								1-H 2B	2	0	1	1	0	1	0						
<b>Inning Stats</b>	R: 1 E: 0 K: 0 S: 9	H: 2 LOB: 1 BB: 0 P: 14	R: 0 E: 0 K: 0 S: 11	H: 1 LOB: 2 BB: 1 P: 20	R: 0 E: 0 K: 0 S: 12	H: 1 LOB: 1 BB: 0 P: 19	R: 0 E: 0 K: 1 S: 8	H: 0 LOB: 0 BB: 0 P: 11	R: 0 E: 0 K: 1 S: 11	H: 1 LOB: 1 BB: 0 P: 14	R: 0 E: 0 K: 0 S: 13	H: 1 LOB: 0 BB: 0 P: 19	R: 1 E: 0 K: 0 S: 10	H: 2 LOB: 1 BB: 0 P: 18	R: 0 E: 0 K: 2 S: 7	H: 0 LOB: 0 BB: 0 P: 9	R: 0 E: 0 K: 1 S: 10	H: 0 LOB: 0 BB: 0 P: 16	1B: 6 2B: 2 3B: 0 HR: 0	SF: 0 SAC: 0 DP: 1 HBP: 0	WP: 0 PB: 0 SB: 0 CS: 0	PA: 35
<b>PITCHER</b>	IP WLS BF H R ER SO BB IBB HBP BLK WP HR S P ERA WHIP	IP WLS BF H R ER SO BB IBB HBP BLK WP HR S P ERA WHIP															IP WLS BF H R ER SO BB IBB HBP BLK WP HR S P ERA WHIP					
<b>Bill Swift, R</b> ERA: 1.1	(1, 1)	7.0	W	29	8	2	2	2	1	0	0	0	0	0	74	115	2.57	1.286				
<b>Jeff Brantley, R</b> ERA: 2.84	(8, 1)	2.0		6	0	0	0	3	0	0	0	0	0	17	25	0.00	0.000					







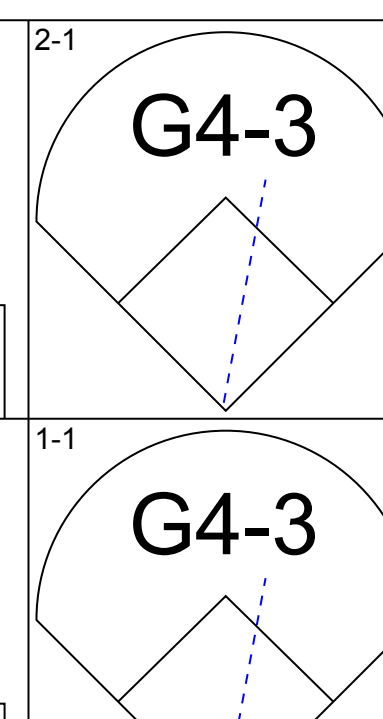
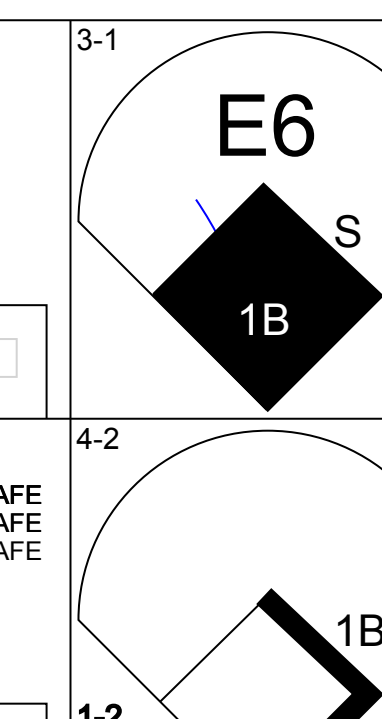
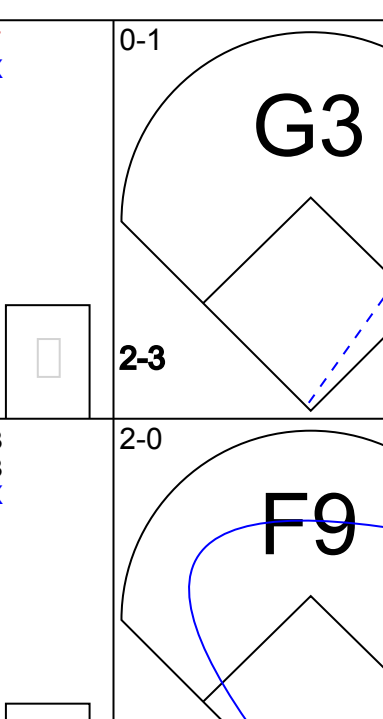
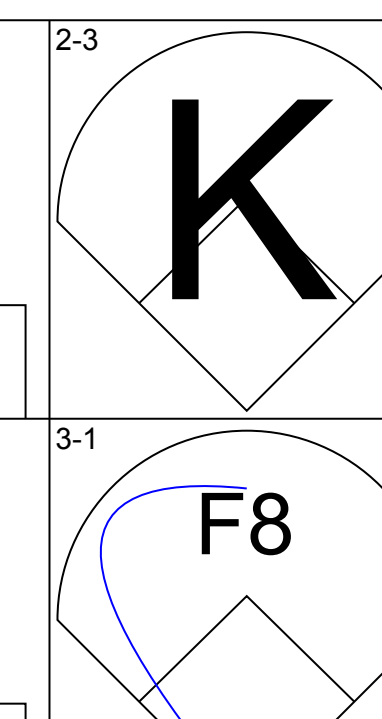
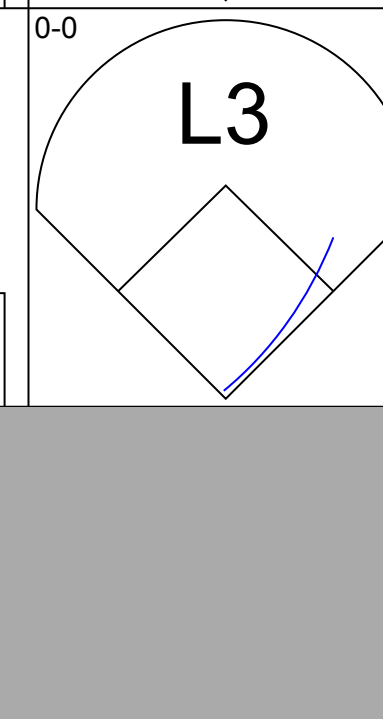
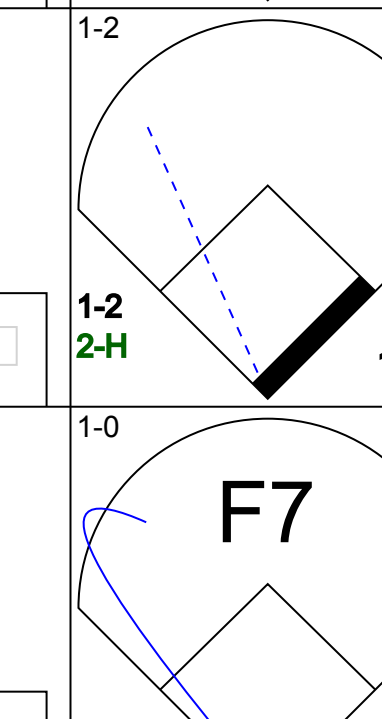

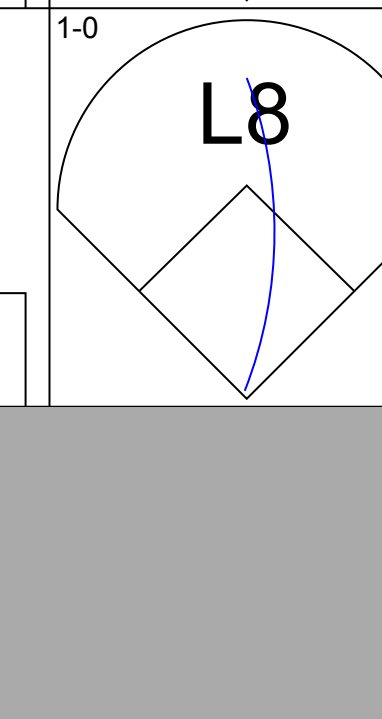


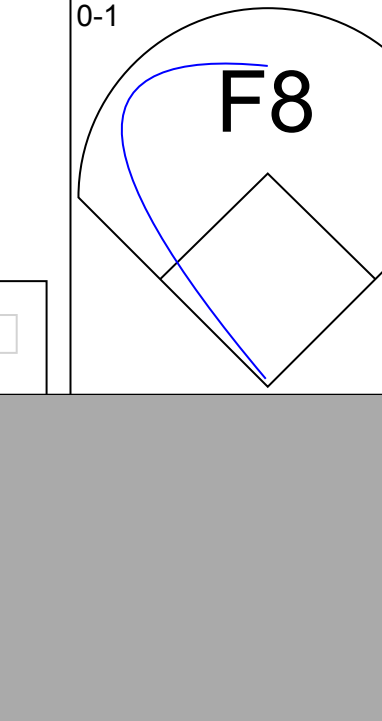

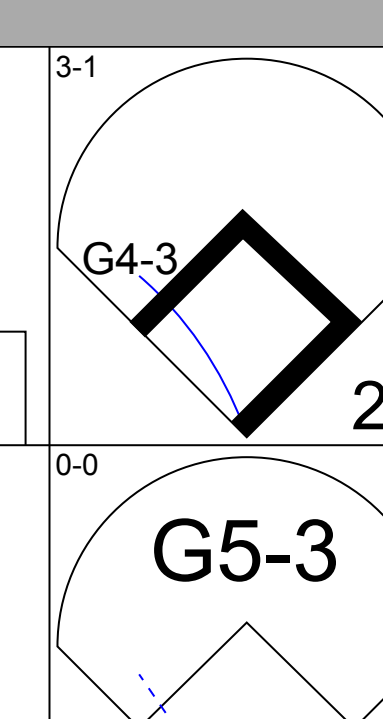
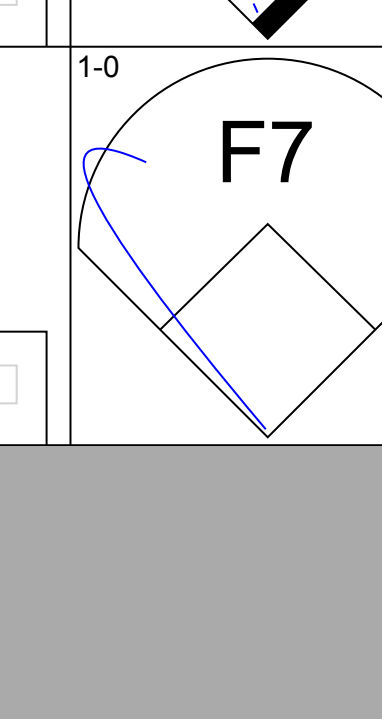
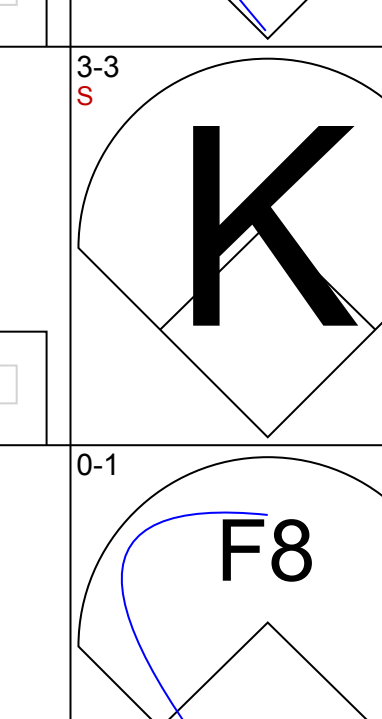
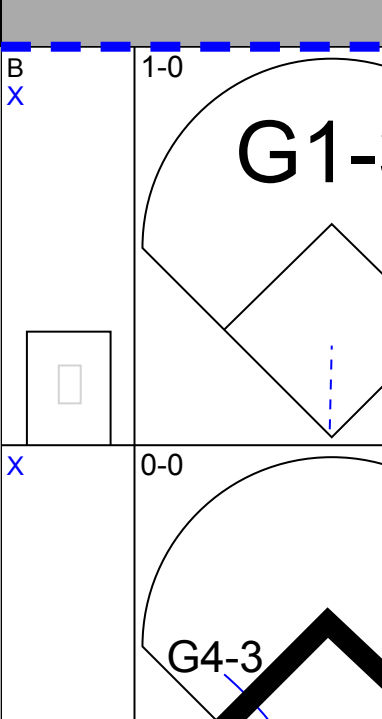
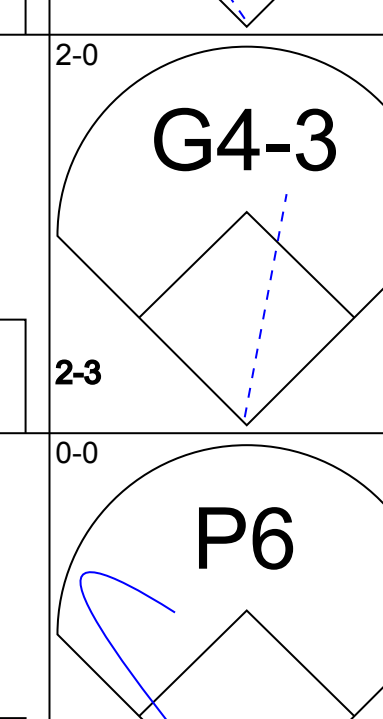
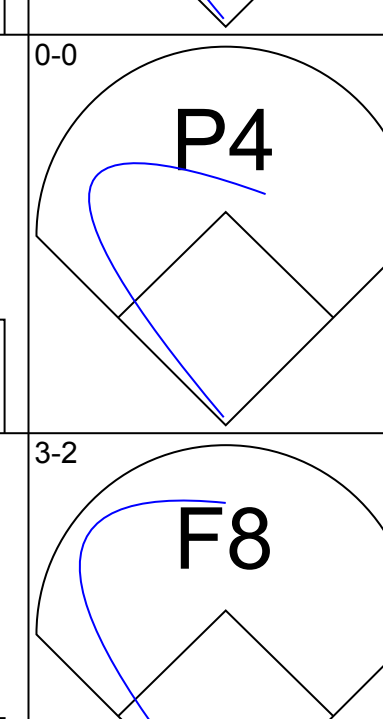

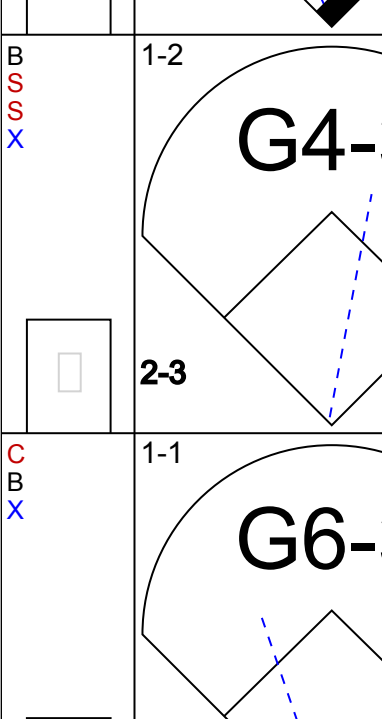




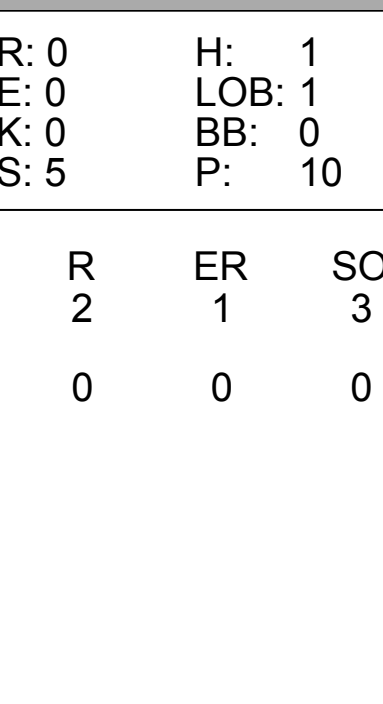
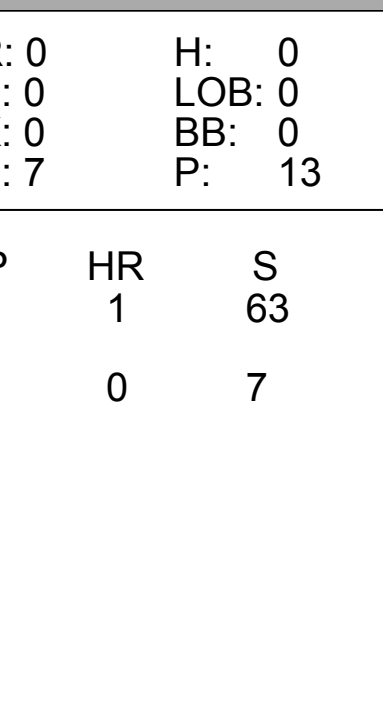
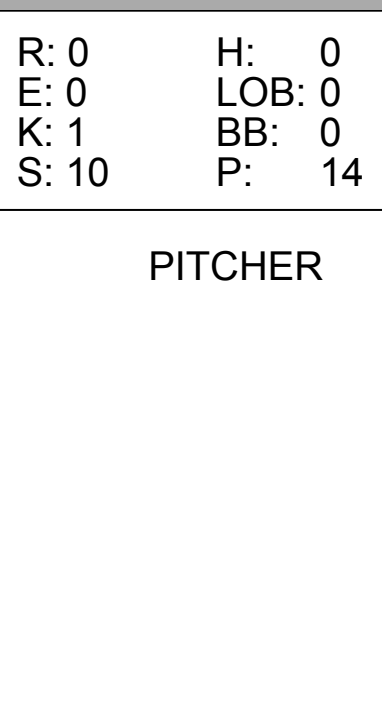
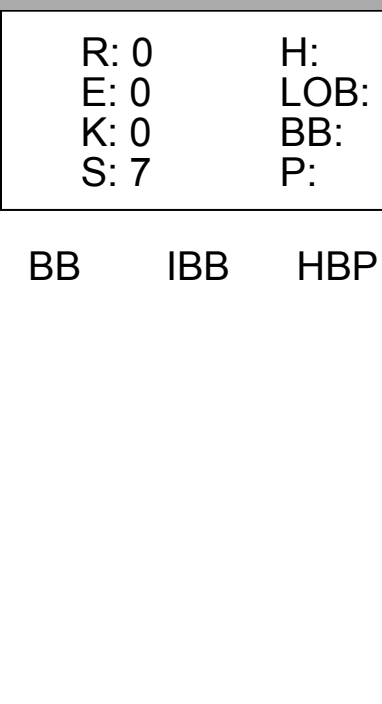
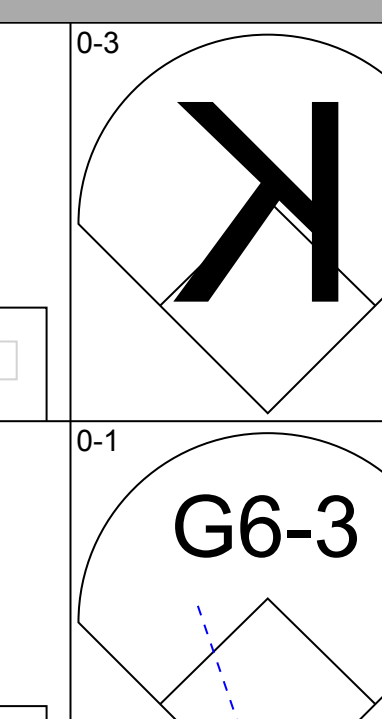
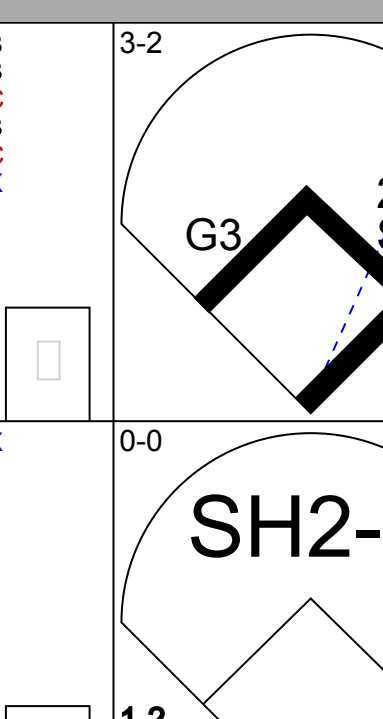
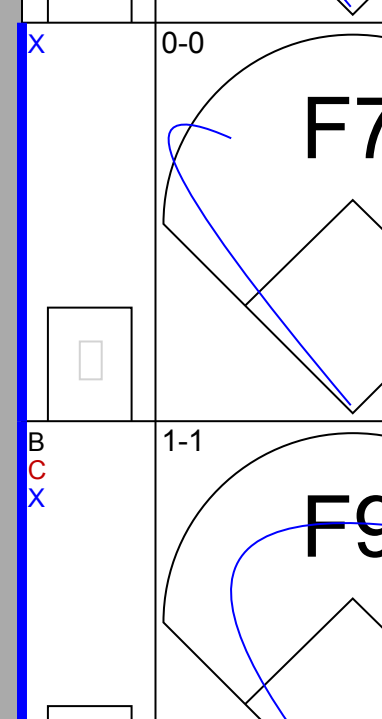
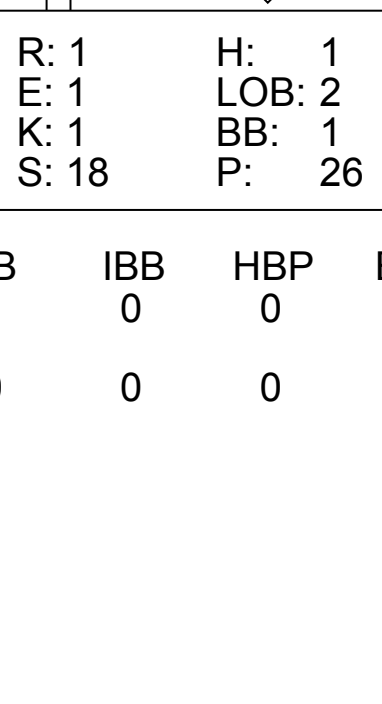
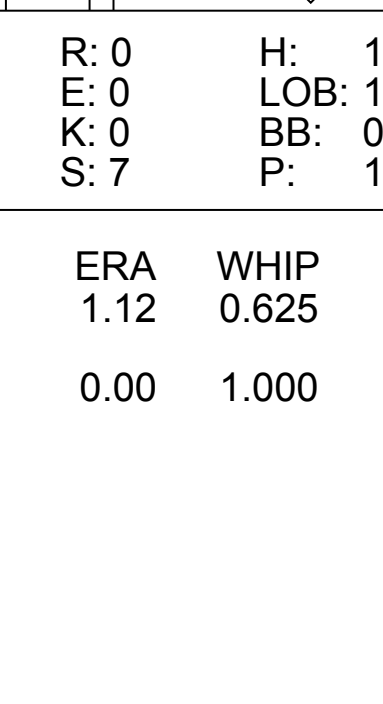
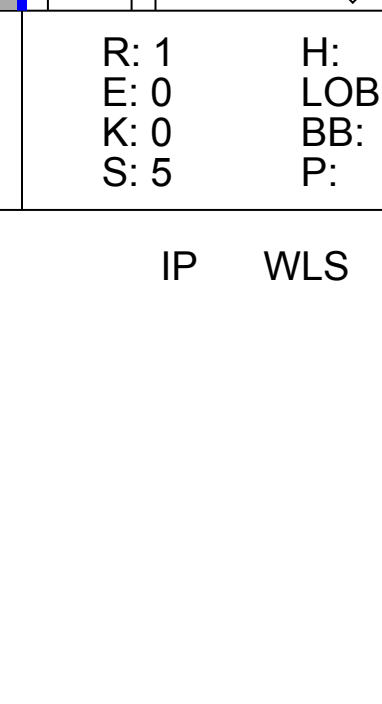


Batter	1	2	3	4	5	6	7	8	9	AB	R	H	RBI	BB	SO	LOB	TOP						
<b>Craig Biggio, R</b> OBP: 0.358, SLG: 0.540 (1, 4)										4	1	1	0	0	2	1							
<b>Steve Finley, L</b> OBP: 0.325, SLG: 0.426 (1, 8)										4	1	1	0	0	0	1							
<b>5 Jeff Bagwell, R</b> OBP: 0.389, SLG: 0.467 (1, 3)										3	1	0	0	1	1	2							
<b>Luis Gonzalez, L</b> OBP: 0.178, SLG: 0.262 (1, 7)										4	1	2	3	0	0	1							
<b>Chris Jones, R</b> OBP: 0.357, SLG: 0.500 (1, 9)										3	0	1	0	1	1	0							
<b>Casey Candaele, S</b> OBP: 0.225, SLG: 0.282 (1, 5)										4	0	0	0	0	1	4							
<b>Eddie Taubensee, L</b> OBP: 0.326, SLG: 0.308 (1, 2)										4	0	1	0	0	2	2							
<b>Andujar Cedeno, R</b> OBP: 0.188, SLG: 0.172 (1, 6)										4	0	1	0	0	2	2							
<b>Darryl Kile, R</b> OBP: 0.286, SLG: 0.167 (1, 1)										2	0	0	0	0	2	0							
<b>Eric Anthony, L</b> OBP: 0.100, SLG: 0.100 (9, PH)										1	0	0	0	0	0	0							
<b>Doug Jones, R</b> (9, 1)										0	0	0	0	0	0	0							
<b>Inning Stats</b>	R: 0 E: 0 K: 1 S: 5	H: 0 LOB: 0 BB: 0 P: 7	R: 0 E: 0 K: 1 S: 9	H: 1 LOB: 1 BB: 1 P: 16	R: 0 E: 0 K: 1 S: 9	H: 1 LOB: 1 BB: 0 P: 14	R: 1 E: 1 K: 1 S: 18	H: 1 LOB: 2 BB: 1 P: 28	R: 3 E: 0 K: 3 S: 15	H: 3 LOB: 0 BB: 0 P: 19	R: 0 E: 0 K: 1 S: 7	H: 0 LOB: 0 BB: 0 P: 10	R: 0 E: 0 K: 1 S: 6	H: 0 LOB: 0 BB: 0 P: 9	R: 0 E: 0 K: 0 S: 10	H: 1 LOB: 1 BB: 0 P: 14	R: 0 E: 0 K: 2 S: 8	H: 0 LOB: 0 BB: 0 P: 12	1B: 4 2B: 2 3B: 0 HR: 1	SF: 0 SAC: 1 DP: 1 HBP: 0	WP: 0 PB: 0 SB: 0 CS: 0	PA: 36	
<b>PITCHER</b>	IP	WLS	BF	H	R	ER	SO	BB	IBB	HBP	BLK	WP	HR	S	P	ERA	WHIP						
<b>29 John Smoltz, R</b> ERA: 4.44	(1, 1)	7.0	L	29	6	4	3	9	2	0	0	0	0	1	69	103	3.86	1.143					
<b>Juan Berenguer, R</b> ERA: 2.31	(8, 1)	2.0		7	1	0	0	2	0	0	0	1	0	0	18	26	0.00	0.500					

Houston Astros @ Atlanta Braves  
Atlanta-Fulton County Stadium, Atlanta, GA  
Fri Apr 24 1992, 7:05 PM EDT  
Att: 40,666 - Cloudy - 84 F

AB 33  
R 4  
H 7  
RBI 3  
BB 2  
SO 11  
LOB 13



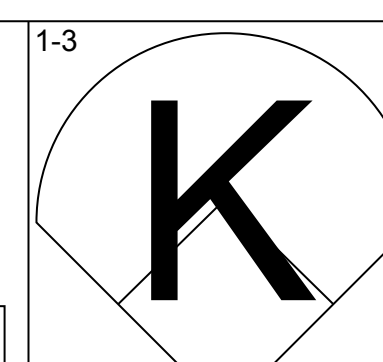
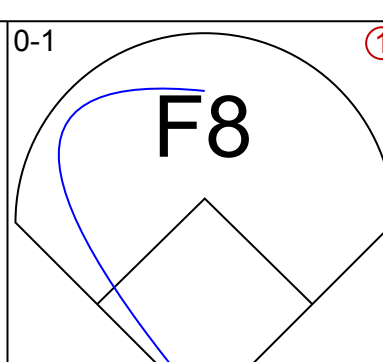
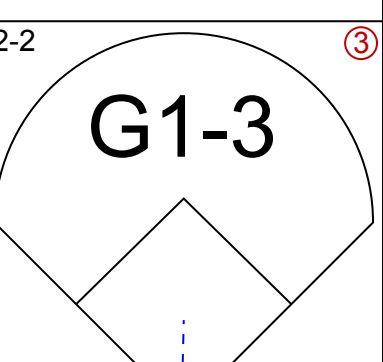
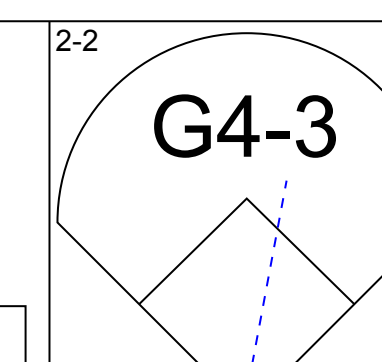
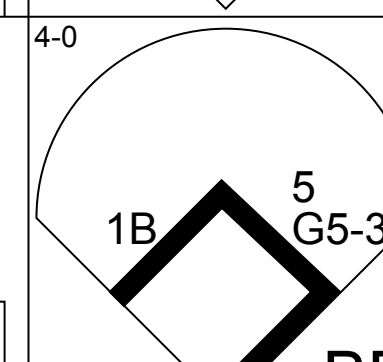
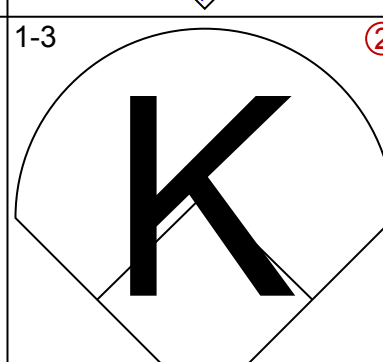
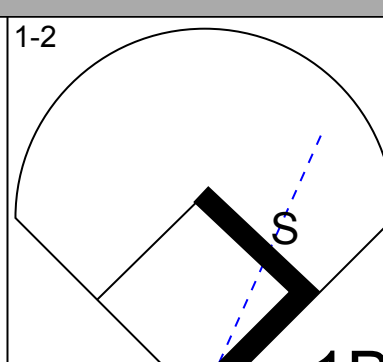
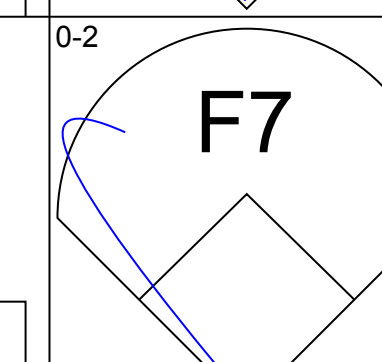
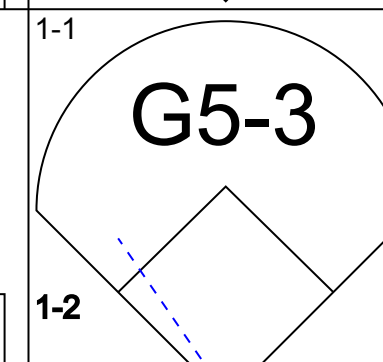
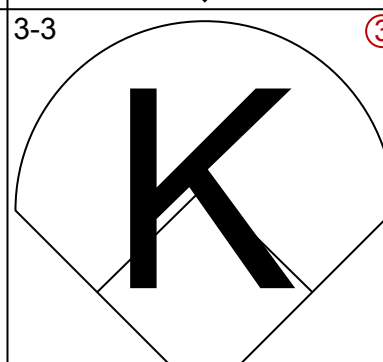
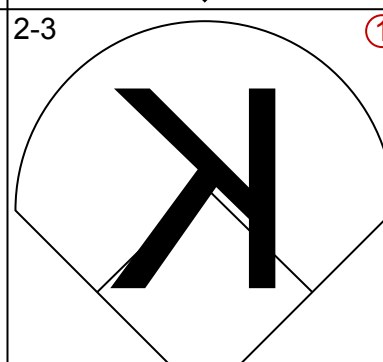
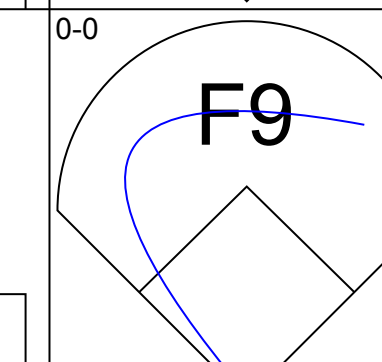
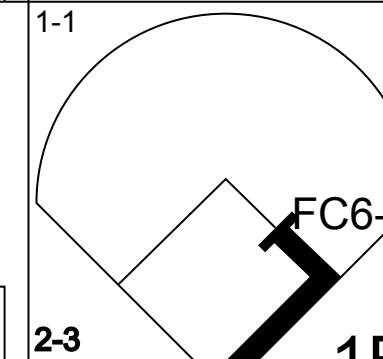
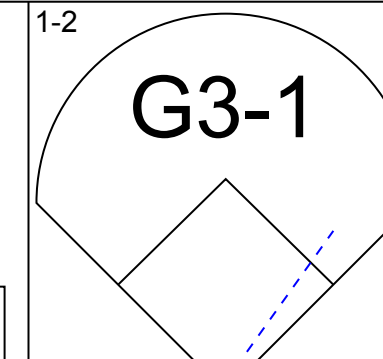
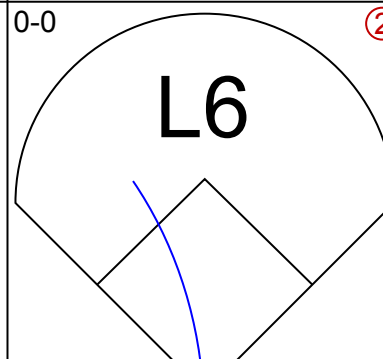
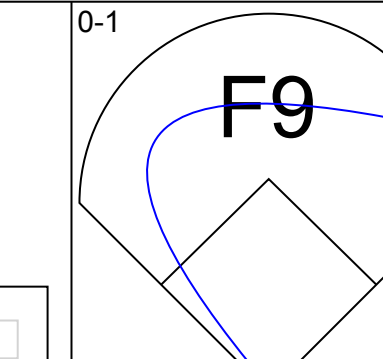
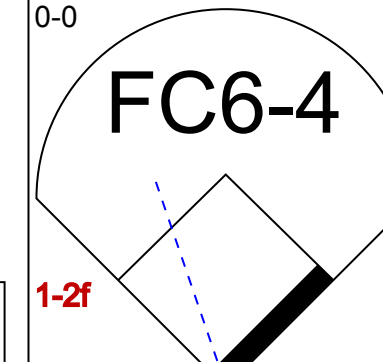
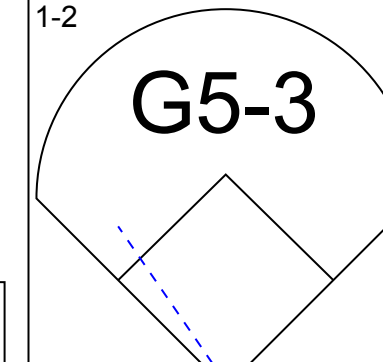
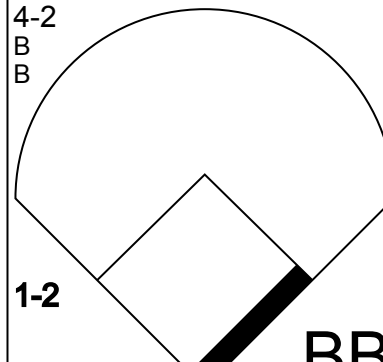
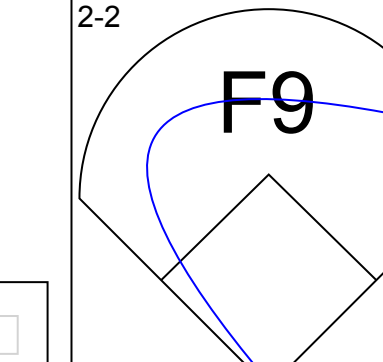
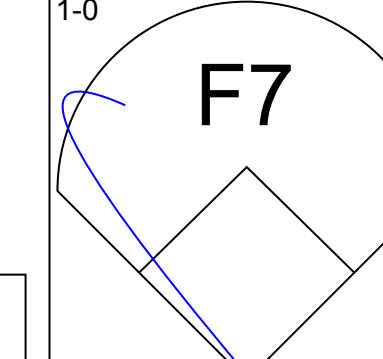
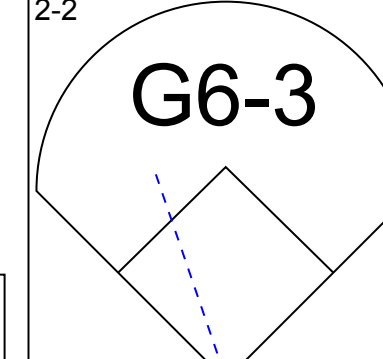
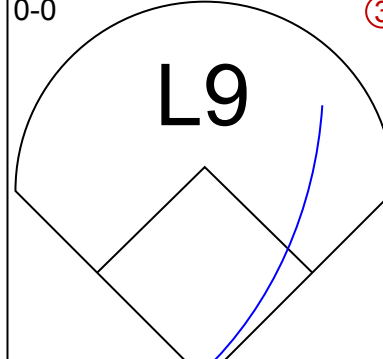
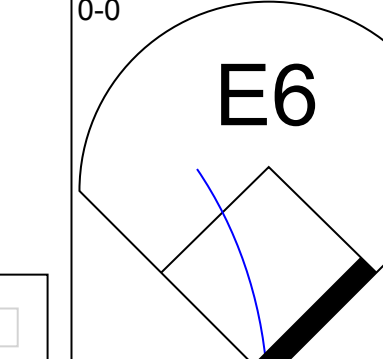
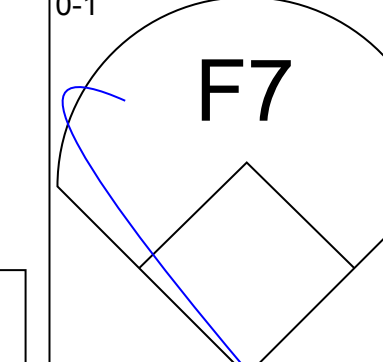
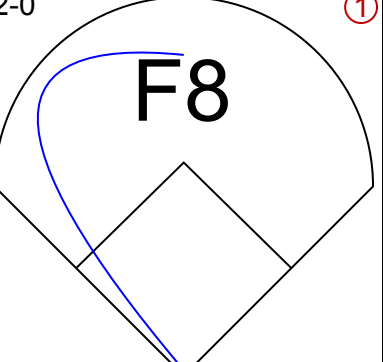
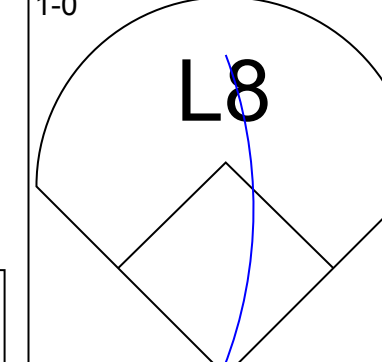
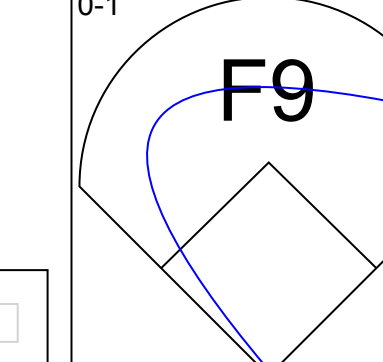
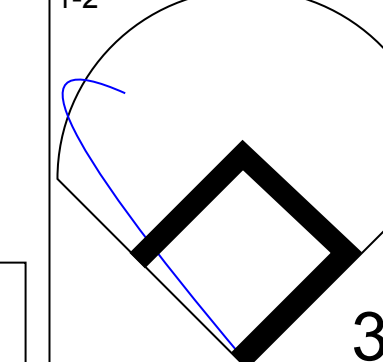
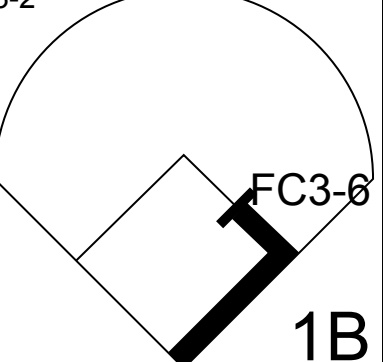
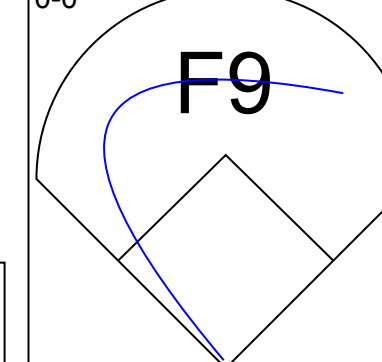
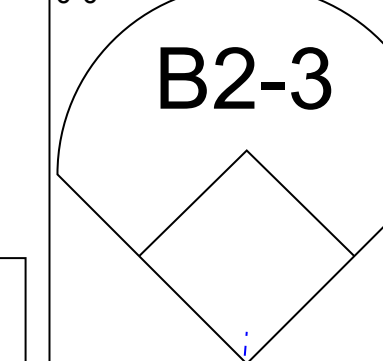
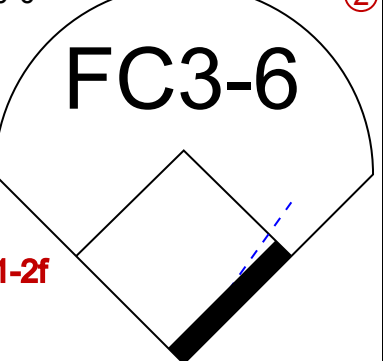
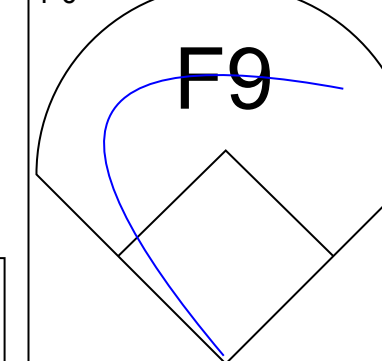
Batter	1	2	3	4	5	6	7	8	9	AB	R	H	RBI	BB	SO	LOB	BOTTOM					
<b>Otis Nixon, S</b> (1, 8)										4	1	0	0	0	1	1						
<b>Deion Sanders, L</b> OBP: 0.405, SLG: 0.686 (1, 9)										3	0	0	0	1	0	1						
<b>Terry Pendleton, S</b> OBP: 0.271, SLG: 0.333 (1, 5)										4	0	1	1	0	0	0						
<b>Ron Gant, R</b> OBP: 0.343, SLG: 0.516 (1, 7)										4	0	1	0	0	1	2						
<b>Sid Bream, L</b> OBP: 0.273, SLG: 0.237 <b>Brian Hunter, R</b> OBP: 0.103, SLG: 0.270 (9, PR)										4	0	1	0	0	0	1						
<b>Damon Berryhill, S</b> OBP: 0.296, SLG: 0.444 (1, 2)										4	1	1	1	0	0	2						
<b>Mark Lemke, S</b> OBP: 0.323, SLG: 0.310 (1, 4)										4	0	0	0	0	0	3						
<b>Rafael Belliard, R</b> OBP: 0.304, SLG: 0.256 <b>Jeff Blauser, R</b> OBP: 0.206, SLG: 0.304 (7, PH) (8, 6)										2	0	1	0	0	1	0						
<b>29 John Smoltz, R</b> OBP: 0.143, SLG: 0.571 <b>Jerry Willard, L</b> OBP: 0.333, SLG: 0.778 <b>Juan Berenguer, R</b> (8, 1)										1	0	0	0	0	0	0						
<b>Inning Stats</b>	R: 0 E: 0 K: 0 S: 5	H: 0 LOB: 0 BB: 0 P: 8	R: 0 E: 0 K: 0 S: 5	H: 1 LOB: 1 BB: 0 P: 10	R: 1 E: 1 K: 1 S: 18	H: 1 LOB: 2 BB: 1 P: 26	R: 0 E: 0 K: 0 S: 7	H: 0 LOB: 0 BB: 0 P: 13	R: 0 E: 0 K: 0 S: 7	H: 1 LOB: 1 BB: 0 P: 12	R: 0 E: 0 K: 1 S: 10	H: 0 LOB: 0 BB: 0 P: 14	R: 1 E: 0 K: 0 S: 5	H: 1 LOB: 0 BB: 0 P: 6	R: 0 E: 0 K: 1 S: 6	H: 0 LOB: 0 BB: 0 P: 12	R: 0 E: 0 K: 0 S: 7	H: 1 LOB: 2 BB: 0 P: 10	1B: 2 2B: 2 3B: 0 HR: 1	SF: 0 SAC: 1 DP: 0 HBP: 0	WP: 0 PB: 0 SB: 1 CS: 0	PA: 34
<b>PITCHER</b>	IP	WLS	BF	H	R	ER	SO	BB	IBB	HBP	BLK	WP	HR	S	P	ERA	WHIP					
<b>Darryl Kile, R</b> ERA: 2.13	(1, 1)	8.0	W	30	4	2	1	3	0	0	0	0	0	63	101	1.12	0.625					
<b>Doug Jones, R</b> ERA: 1.15	(9, 1)	1.0	S	4	1	0	0	0	0	0	0	0	0	7	10	0.00	1.000					

Houston Astros @ Atlanta Braves  
Atlanta-Fulton County Stadium, Atlanta, GA  
Fri Apr 24 1992, 7:05 PM EDT  
Att: 40,666 - Cloudy - 84 F

AB 32  
R 2  
H 5  
RBI 2  
BB 1  
SO 3  
LOB 10

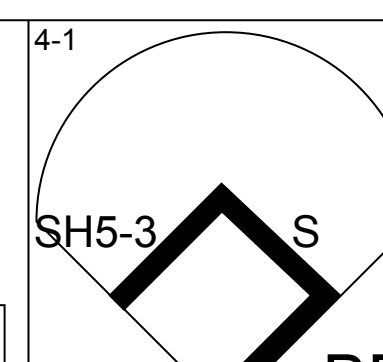
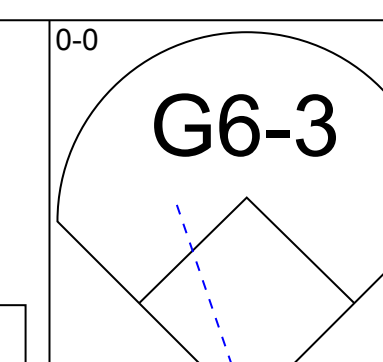
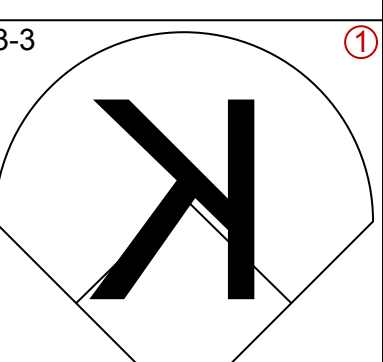
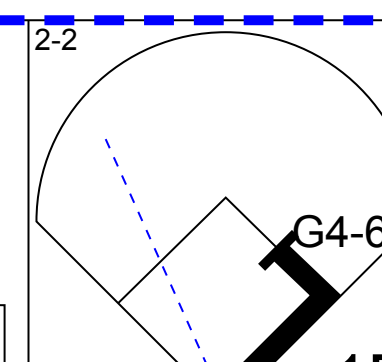
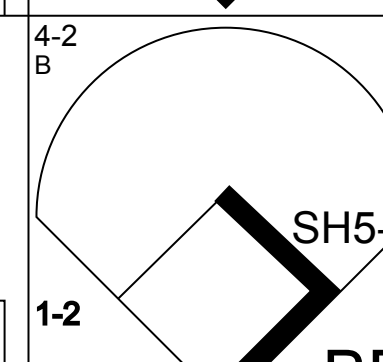
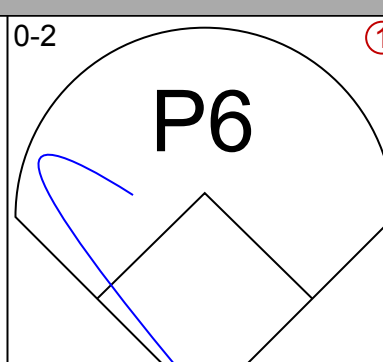
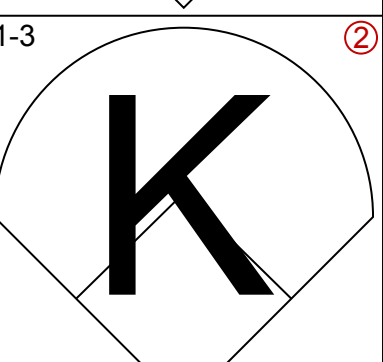
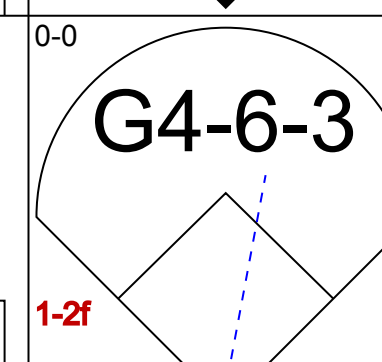
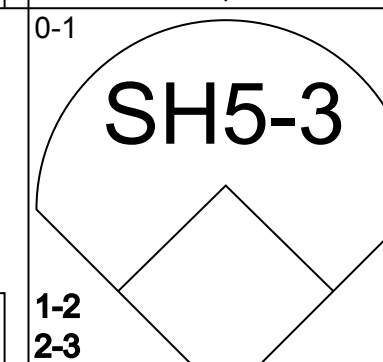
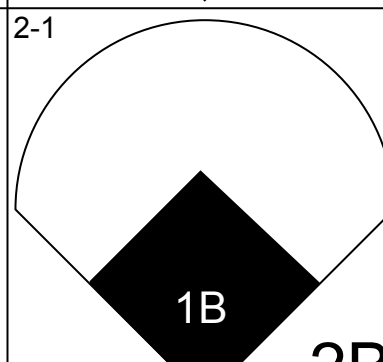
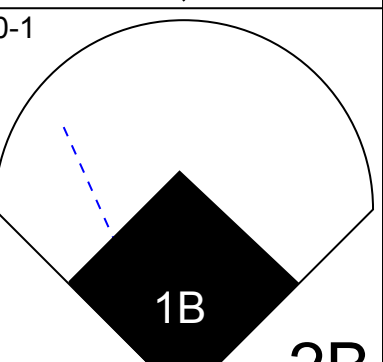
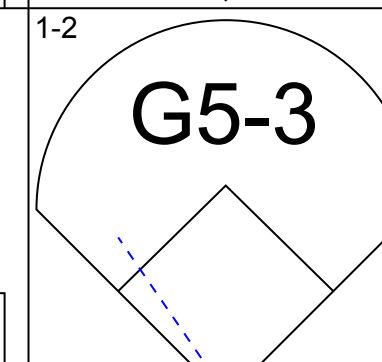
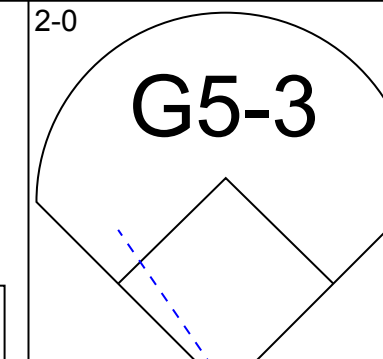
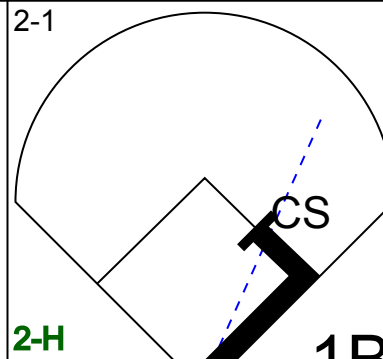
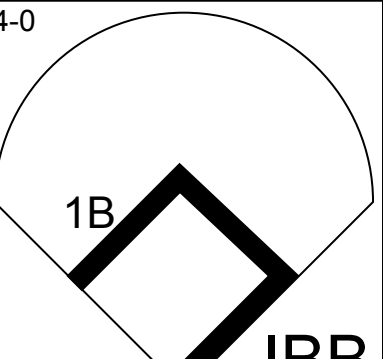
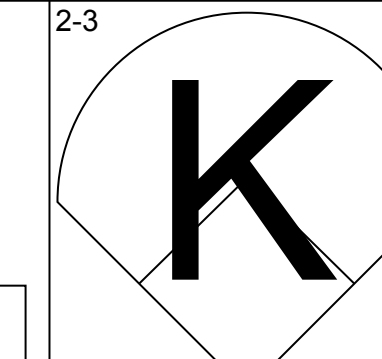
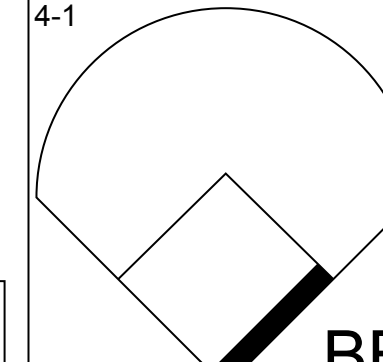
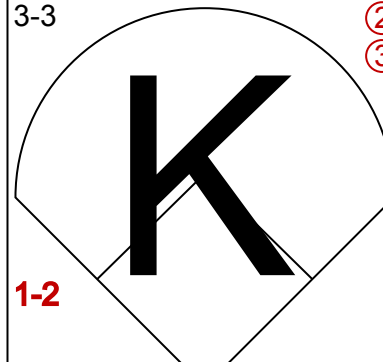
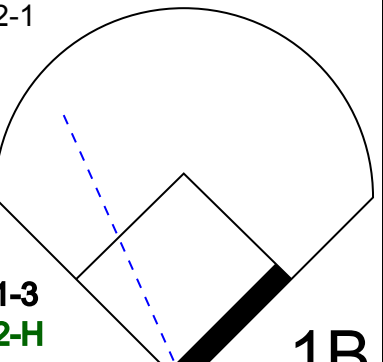
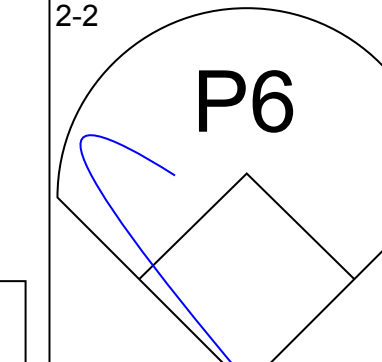
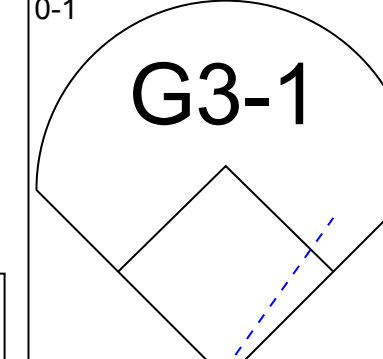
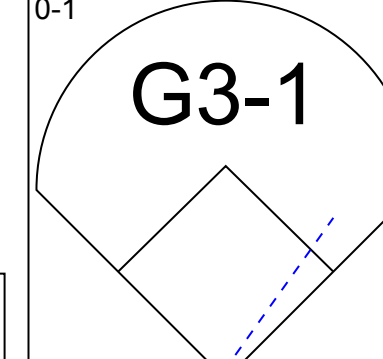
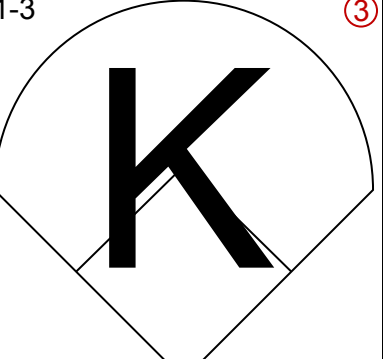
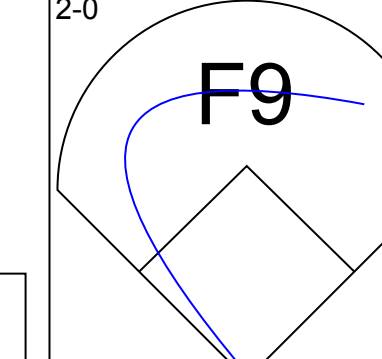
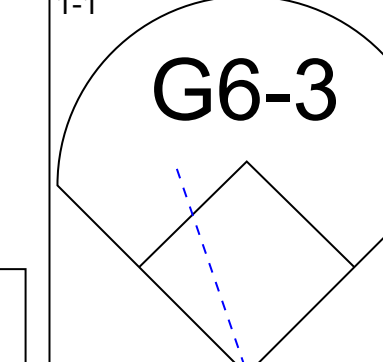
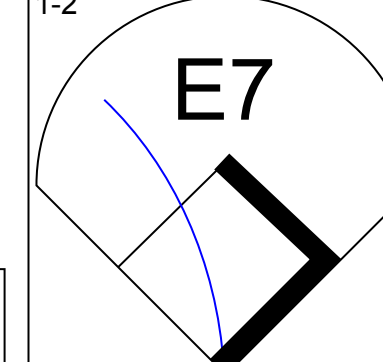
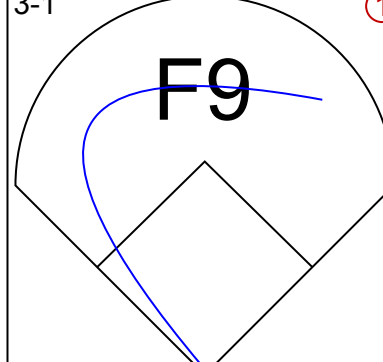
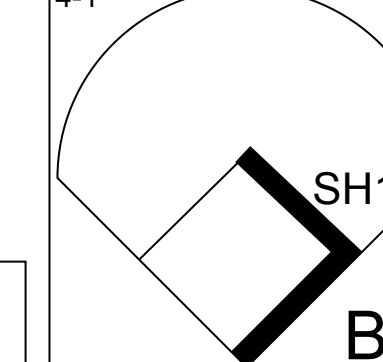
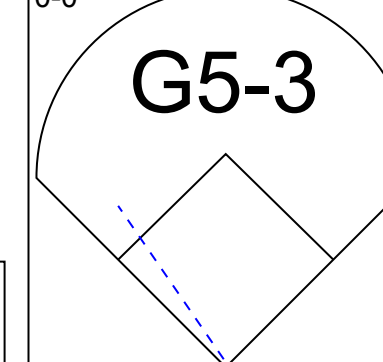
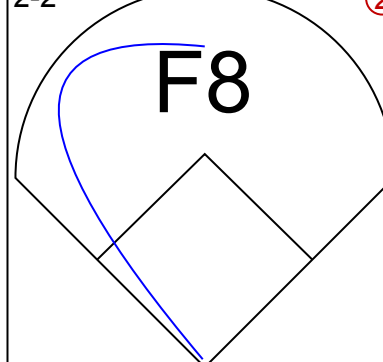
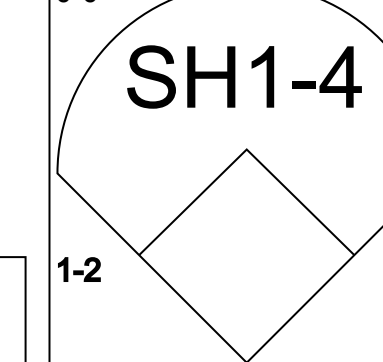
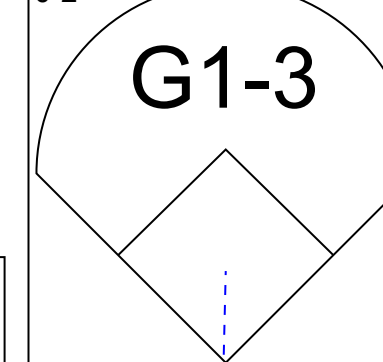
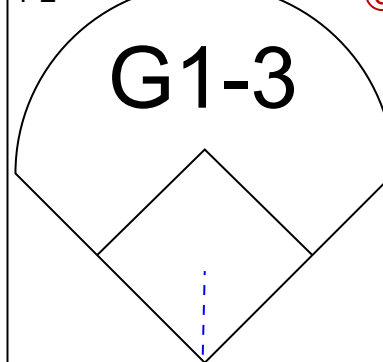




Batter	1	2	3	4	5	6	7	8	9	AB	R	H	RBI	BB	SO	LOB	TOP					
<b>Craig Biggio, R</b> OBP: 0.334, SLG: 0.507 (1, 4)										4	0	0	0	0	1	1	<b>Houston Astros @ Atlanta Braves</b> Atlanta-Fulton County Stadium, Atlanta, GA Sat Apr 25 1992, 7:05 PM EDT Att: 42,709 - Cloudy - 65 F					
<b>Steve Finley, L</b> OBP: 0.338, SLG: 0.423 (1, 8)										3	0	1	0	1	1	0						
<b>5 Jeff Bagwell, R</b> OBP: 0.368, SLG: 0.438 (1, 3)										4	0	0	0	0	2	2						
<b>Pete Incaviglia, R</b> OBP: 0.302, SLG: 0.377 (1, 9)										4	0	1	0	0	0	1						
<b>Chris Jones, R</b> OBP: 0.333, SLG: 0.400 (1, 7)										3	0	0	0	1	0	2						
<b>Casey Candaele, S</b> OBP: 0.205, SLG: 0.256 (1, 5)										4	0	0	0	0	0	2						
<b>Scott Servais, R</b> OBP: 0.136, SLG: 0.136 <b>Rafael Ramirez, R</b> OBP: 0.250, SLG: 0.231 (0, PH)										3	0	0	0	0	0	0						
<b>Andujar Cedeno, R</b> OBP: 0.229, SLG: 0.281 (1, 6)									3	0	2	0	0	0	0	0						
<b>Mark Portugal, R</b> <b>Eric Yelding, R</b> <b>Joe Boever, R</b> (7, PH) (7, 1)									2	0	0	0	0	0	0	2						
<b>Inning Stats</b>	R: 0 E: 0 K: 1 S: 8	H: 1 LOB: 2 BB: 1 P: 15	R: 0 E: 0 K: 0 S: 8	H: 1 LOB: 1 BB: 0 P: 10	R: 0 E: 0 K: 2 S: 8	H: 0 LOB: 0 BB: 0 P: 12	R: 0 E: 0 K: 0 S: 15	H: 0 LOB: 0 BB: 0 P: 19	R: 0 E: 0 K: 0 S: 10	H: 1 LOB: 1 BB: 0 P: 17	R: 0 E: 0 K: 1 S: 14	H: 1 LOB: 2 BB: 1 P: 21	R: 0 E: 0 K: 0 S: 3	H: 0 LOB: 0 BB: 0 P: 5	R: 0 E: 0 K: 0 S: 7	H: 0 LOB: 0 BB: 0 P: 9		R: 0 E: 1 K: 0 S: 8	H: 0 LOB: 1 BB: 0 P: 10	1B: 3 2B: 0 3B: 1 HR: 0	SF: 0 SAC: 0 DP: 0 HBP: 0	WP: 0 PB: 0 SB: 1 CS: 0
<b>PITCHER</b> <b>Steve Avery, L</b> ERA: 3.08 (1, 1)	IP: 9.0 WLS: W BF: 34 H: 4 R: 0 ER: 0 SO: 4 BB: 2 IBB: 0 HBP: 0 BLK: 0 WP: 0 HR: 0 S: 81 P: 118 ERA: 0.00 WHIP: 0.667															<b>PITCHER</b>						

AB	32
R	0
H	4
RBI	0
BB	2
SO	4
LOB	11



Batter	1	2	3	4	5	6	7	8	9	AB	R	H	RBI	BB	SO	LOB	BOTTOM			
<b>Otis Nixon, S</b> OBP: 0.250, SLG: 0.143 (1, 9)										3	0	1	0	1	1	1	<b>Houston Astros @ Atlanta Braves</b> Atlanta-Fulton County Stadium, Atlanta, GA Sat Apr 25 1992, 7:05 PM EDT Att: 42,709 - Cloudy - 65 F			
<b>Deion Sanders, L</b> OBP: 0.397, SLG: 0.658 (1, 8)										3	0	0	0	1	1	1				
<b>Terry Pendleton, S</b> OBP: 0.288, SLG: 0.377 (1, 5)										3	2	2	0	0	0	0				
<b>Ron Gant, R</b> OBP: 0.351, SLG: 0.508 (1, 7)										3	0	1	1	1	1	2				
<b>Sid Bream, L</b> OBP: 0.292, SLG: 0.244 (1, 3)										3	0	1	1	1	1	1				
<b>Damon Berryhill, S</b> OBP: 0.258, SLG: 0.387 (1, 2)										4	0	0	0	0	1	5				
<b>Mark Lemke, S</b> OBP: 0.294, SLG: 0.281 (1, 4)										3	0	0	0	0	0	0				
<b>Rafael Belliard, R</b> OBP: 0.306, SLG: 0.244 (1, 6)										2	0	0	0	1	0	1				
<b>Steve Avery, L</b> OBP: 0.250, SLG: 0.625 (1, 1)										2	0	0	0	0	0	1				
<b>Inning Stats</b>	R: 0 E: 0 K: 0 S: 10	H: 0 LOB: 3 BB: 3 P: 23	R: 0 E: 0 K: 0 S: 5	H: 0 LOB: 1 BB: 1 P: 10	R: 1 E: 0 K: 1 S: 11	H: 2 LOB: 0 BB: 0 P: 18	R: 0 E: 1 K: 0 S: 9	H: 0 LOB: 1 BB: 0 P: 10	R: 1 E: 0 K: 3 S: 13	H: 2 LOB: 2 BB: 1 P: 24	R: 0 E: 0 K: 0 S: 9	H: 0 LOB: 0 BB: 0 P: 15	R: 0 E: 0 K: 0 S: 8	H: 1 LOB: 0 BB: 0 P: 11	R: 0 E: 0 K: 1 S: 7	H: 0 LOB: 0 BB: 0 P: 13		1B: 3 2B: 2 3B: 0 HR: 0	SF: 0 SAC: 2 DP: 1 HBP: 0	WP: 0 PB: 0 SB: 1 CS: 1
<b>PITCHER</b> <b>Mark Portugal, R</b> ERA: 2.77 <b>Joe Boever, R</b> ERA: (7, 1)	IP: 6.0 WLS: L BF: 27 H: 4 R: 2 ER: 2 SO: 4 BB: 4 IBB: 1 HBP: 0 BLK: 0 WP: 0 HR: 0 S: 57 P: 100 ERA: 3.00 WHIP: 1.333															<b>PITCHER</b>				





Batter	1	2	3	4	5	6	7	8	9	AB	R	H	RBI	BB	SO	LOB	TOP			
<b>Craig Biggio, R</b> OBP: 0.348, SLG: 0.507 (1, 4)										4	1	2	0	0	0	0	<b>Houston Astros @ Atlanta Braves</b> Atlanta-Fulton County Stadium, Atlanta, GA Sun Apr 26 1992, 3:33 AM EDT Att: 37,137 - Cloudy - 54 F			
<b>Steve Finley, L</b> OBP: 0.346, SLG: 0.467 (1, 8)										4	1	2	1	0	0	1				
<b>Jeff Bagwell, R</b> OBP: 0.388, SLG: 0.448 (1, 3)										3	0	2	1	0	0	0				
<b>Luis Gonzalez, L</b> OBP: 0.208, SLG: 0.256 (8, PH)										1	0	0	0	2	0	1				
<b>Chris Jones, R</b> OBP: 0.316, SLG: 0.375 (8, 7)										1	0	0	0	0	1	0				
<b>Pete Incaviglia, R</b> OBP: 0.284, SLG: 0.354 (1, 9)										4	0	0	0	0	1	6				
<b>Casey Candaele, S</b> OBP: 0.208, SLG: 0.255 (1, 5)										4	0	1	0	0	0	3				
<b>Eddie Taubensee, L</b> OBP: 0.298, SLG: 0.279 (1, 2)										4	0	0	0	0	1	1				
<b>Andujar Cedeno, R</b> OBP: 0.231, SLG: 0.278 (1, 6)										4	0	1	0	0	1	1				
<b>Pete Harnisch, S</b> OBP: 0.222, SLG: 0.444 (8, PH)										2	0	0	0	0	0	1				
<b>Eric Anthony, L</b> OBP: 0.091, SLG: 0.091 (6, 1)										1	0	0	0	0	0	0				
<b>Xavier Hernandez, L</b> (6, 1)										0	0	0	0	0	0	0				
<b>Joe Boever, R</b> (8, 1)										0	0	0	0	0	0	0				
<b>Benny Distefano, L</b> (8, PH)										1	0	0	0	0	0	0				
<b>Inning Stats</b>	R: 0 E: 0 K: 1 S: 16	H: 2 LOB: 3 BB: 1 P: 25	R: 0 E: 0 K: 1 S: 9	H: 0 LOB: 0 BB: 0 P: 12	R: 2 E: 0 K: 0 S: 13	H: 3 LOB: 0 BB: 0 P: 21	R: 0 E: 0 K: 0 S: 10	H: 1 LOB: 1 BB: 1 P: 16	R: 0 E: 0 K: 0 S: 8	H: 1 LOB: 2 BB: 1 P: 15	R: 0 E: 0 K: 0 S: 6	H: 0 LOB: 0 BB: 0 P: 11	R: 0 E: 0 K: 1 S: 8	H: 0 LOB: 0 BB: 0 P: 11	R: 0 E: 0 K: 1 S: 8	H: 0 LOB: 0 BB: 0 P: 11	1B: 6 2B: 2 3B: 1 HR: 0	SF: 0 SAC: 0 DP: 2 HBP: 1	WP: 0 PB: 1 SB: 1 CS: 0	PA: 36
<b>PITCHER</b>	IP WLS BF H R ER SO BB IBB HBP BLK WP HR S P ERA WHIP																			
<b>Mike Bielecki, R</b> ERA: 2.7	4.1	W	6	1	0	0	0	1	0	0	0	0	0	0	0	13	22	0.00	1.200	
<b>Marvin Freeman, R</b> ERA: 1.95	1.2	W	6	1	0	0	0	1	0	0	0	0	0	0	0	6	11	0.00	0.000	
<b>Mike Stanton, L</b> ERA: 4.26	1.0	S	3	0	0	0	0	0	0	0	0	0	0	0	0	8	11	0.00	0.000	
<b>Juan Berenguer, R</b> ERA: 2.13	1.0	S	3	0	0	0	0	0	0	0	0	0	0	0	0	8	11	0.00	0.000	
<b>Alejandro Pena, R</b> ERA: 4.5	1.0	S	3	0	0	0	0	0	0	0	0	0	0	0	0	8	11	0.00	0.000	

AB	33
R	2
H	8
RBI	2
BB	2
SO	4
LOB	15

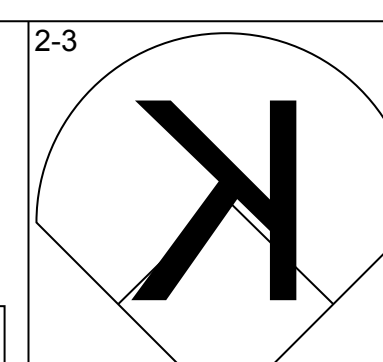
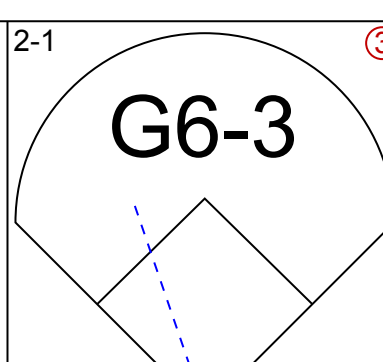
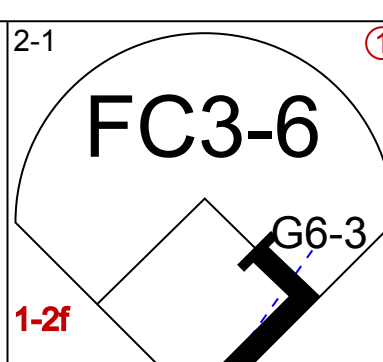
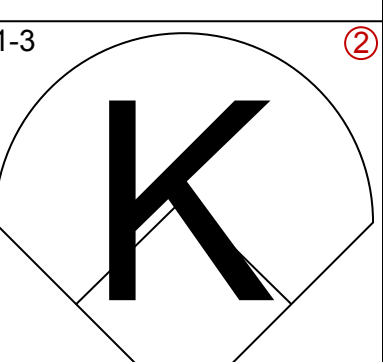
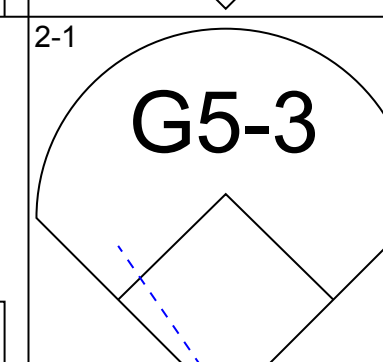
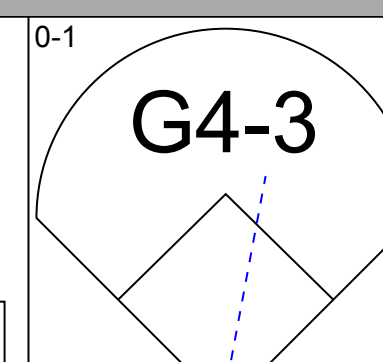
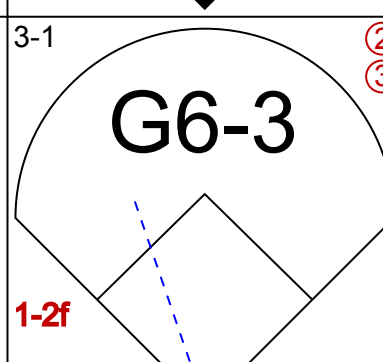
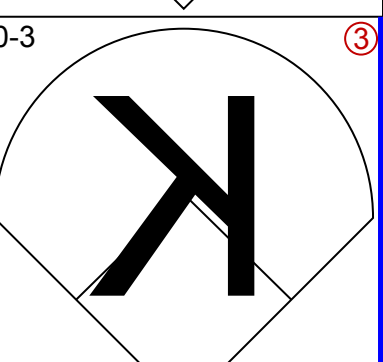
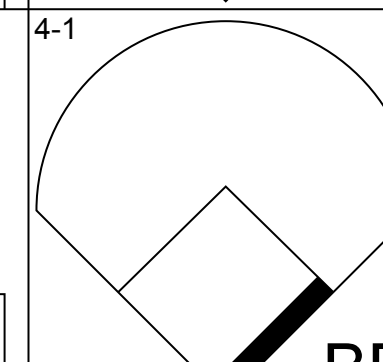


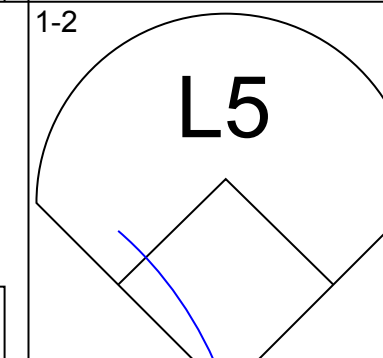
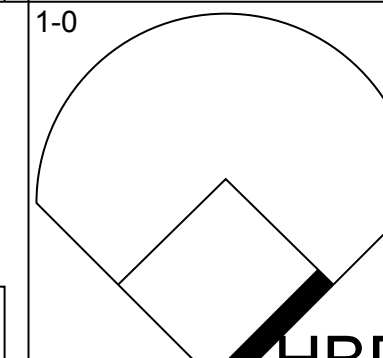
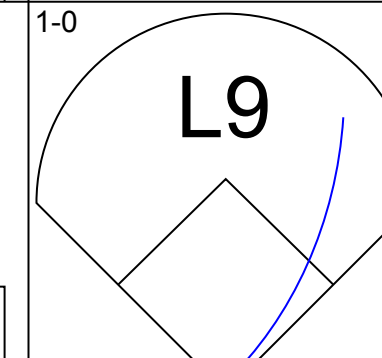
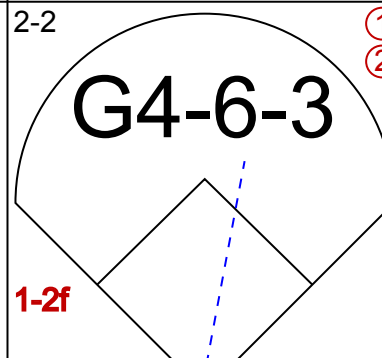

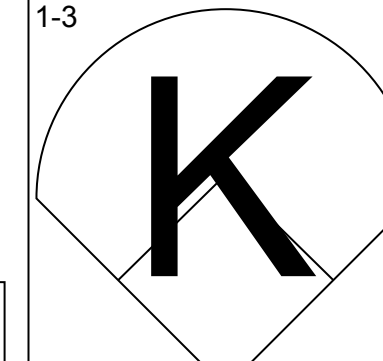
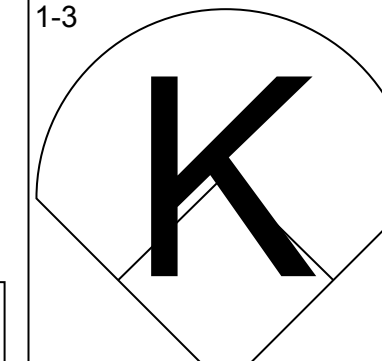
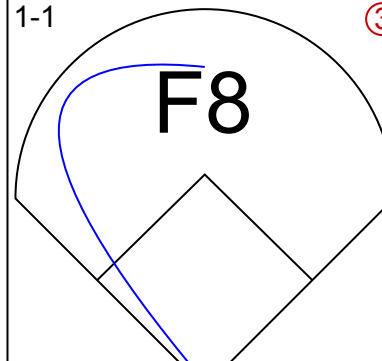
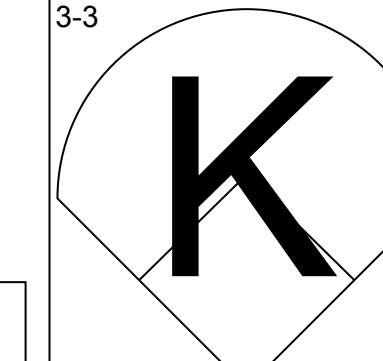
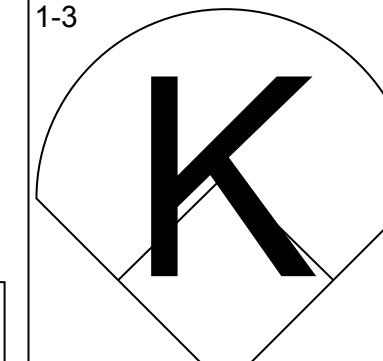
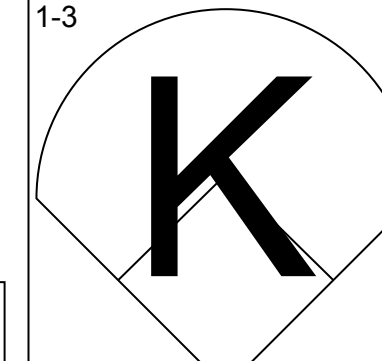
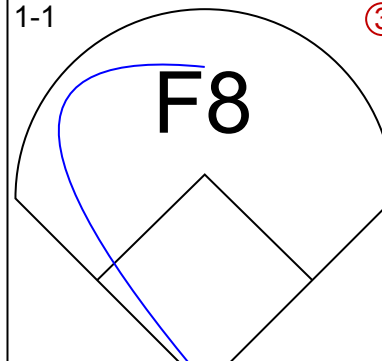
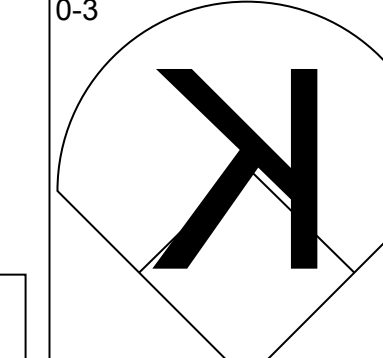
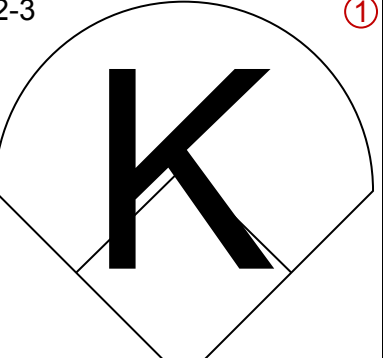
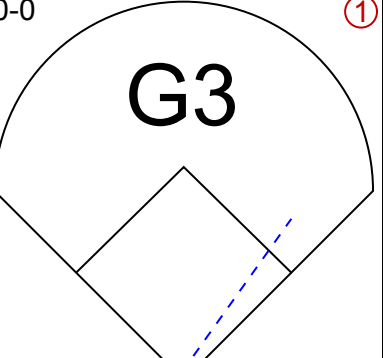
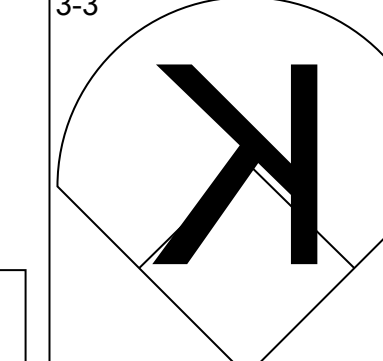
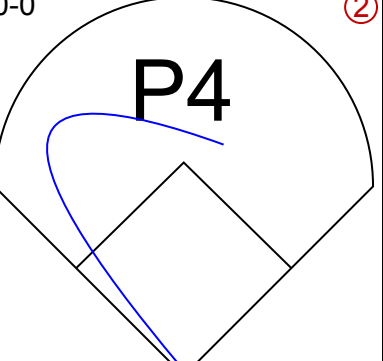
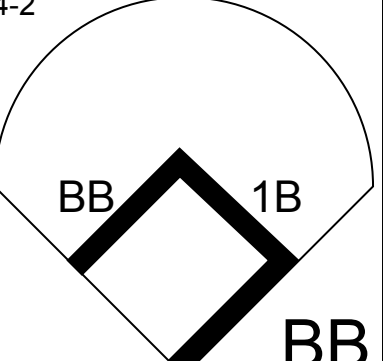

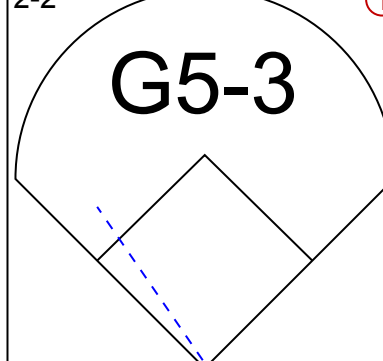
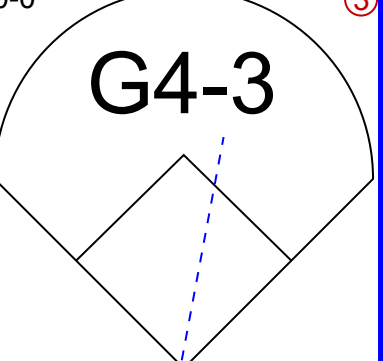

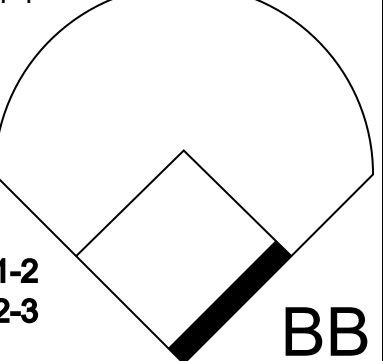
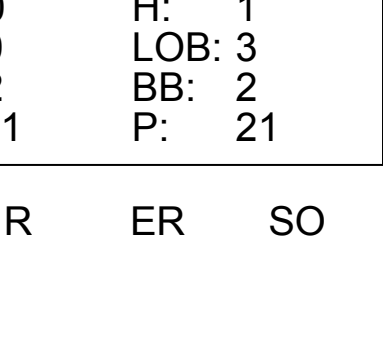




Batter	1	2	3	4	5	6	7	8	9	AB	R	H	RBI	BB	SO	LOB	BOTTOM			
<b>Otis Nixon, S</b> OBP: 0.385, SLG: 0.273 (1, 9)										4	0	2	1	1	0	1	<b>Houston Astros @ Atlanta Braves</b> Atlanta-Fulton County Stadium, Atlanta, GA Sun Apr 26 1992, 3:33 AM EDT Att: 37,137 - Cloudy - 54 F			
<b>Deion Sanders, L</b> OBP: 0.402, SLG: 0.645 (1, 8)										3	0	1	0	1	1	1				
<b>Terry Pendleton, S</b> OBP: 0.299, SLG: 0.425 (1, 5)										4	1	2	1	0	2	4				
<b>Ron Gant, R</b> OBP: 0.346, SLG: 0.485 (1, 7)										3	0	0	0	1	1	4				
<b>Sid Bream, L</b> OBP: 0.288, SLG: 0.227 (1, 3)										3	0	0	0	1	0	4				
<b>Damon Berryhill, S</b> OBP: 0.297, SLG: 0.457 (1, 2)										4	1	1	1	0	0	4				
<b>Mark Lemke, S</b> OBP: 0.289, SLG: 0.278 (1, 4)										4	0	1	0	0	0	0				
<b>Rafael Belliard, R</b> OBP: 0.302, SLG: 0.245 (1, 6)										4	1	1	0	0	0	1				
<b>Mike Bielecki, R</b> OBP: 0.125, SLG: 0.025 (5, 1)										1	0	1	0	0	0	0				
<b>Marvin Freeman, R</b> OBP: 1.000, SLG: 1.000 (8, PH)										0	0	0	0	0	0	0				
<b>Steve Lyons, L</b> OBP: 0.071, SLG: 0.071 (8, PH)										1	0	0	0	0	0	0				
<b>Mike Stanton, L</b> OBP: 0.100, SLG: 0.000 (8, PH)										0	0	0	0	0	0	0				
<b>Juan Berenguer, R</b> OBP: 0.100, SLG: 0.000 (8, PH)										0	0	0	0	0	0	0				
<b>Jerry Willard, L</b> OBP: 0.300, SLG: 0.700 (8, PH)										1	0	0	0	0	1	1				
<b>Alejandro Pena, R</b> (8, 1)										0	0	0	0	0	0	0				
<b>Inning Stats</b>	R: 1 E: 0 K: 0 S: 7	H: 1 LOB: 1 BB: 0 P: 10	R: 0 E: 0 K: 0 S: 11	H: 1 LOB: 1 BB: 0 P: 20	R: 0 E: 0 K: 2 S: 14	H: 2 LOB: 3 BB: 1 P: 21	R: 2 E: 1 K: 1 S: 11	H: 2 LOB: 1 BB: 0 P: 18	R: 0 E: 0 K: 0 S: 6	H: 1 LOB: 1 BB: 0 P: 11	R: 0 E: 0 K: 1 S: 6	H: 0 LOB: 0 BB: 0 P: 8	R: 0 E: 0 K: 1 S: 13	H: 1 LOB: 3 BB: 3 P: 27	R: 0 E: 0 K: 1 S: 8	H: 1 LOB: 1 BB: 0 P: 12	1B: 7 2B: 0 3B: 0 HR: 2	SF: 0 SAC: 1 DP: 0 HBP: 0	WP: 0 PB: 0 SB: 1 CS: 1	PA: 37
<b>PITCHER</b>	IP WLS BF H R ER SO BB IBB HBP BLK WP HR S P ERA WHIP																			
<b>Pete Harnisch, R</b> ERA: 2.41	5.0	L	24	7	3	2	3	1	0	0	0	0	0	0	0	24	80	0.00	1.600	
<b>Xavier Hernandez, R</b> ERA:	2.0		9	1	0	0	2	3	0	0	0	0	0	0	0	19	35	0.00	2.000	
<b>Joe Boever, R</b> ERA:	1.0		4	1	0	0	1	0	0	0	0	0	0	0	8	12	0.00	1.000		

AB	32
R	3
H	9
RBI	3
BB	4
SO	6
LOB	20

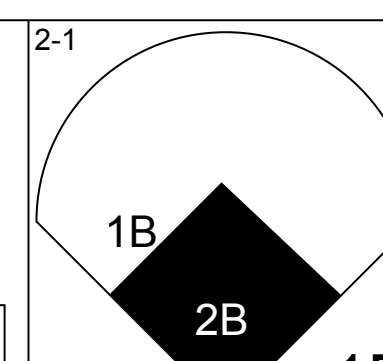
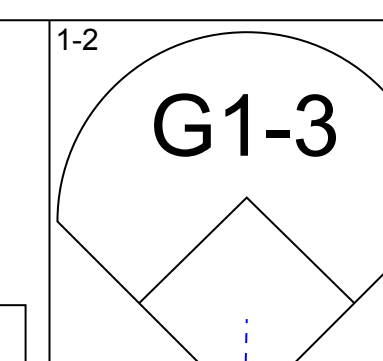
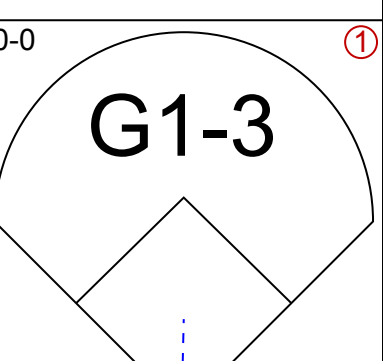
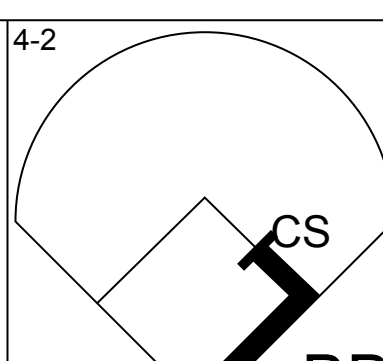
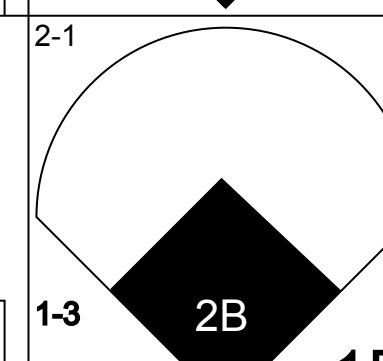
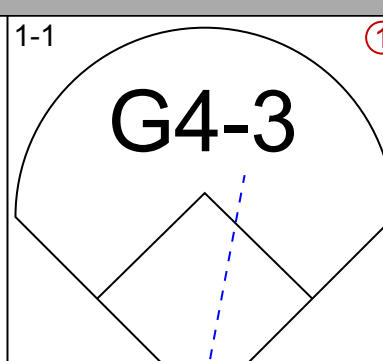
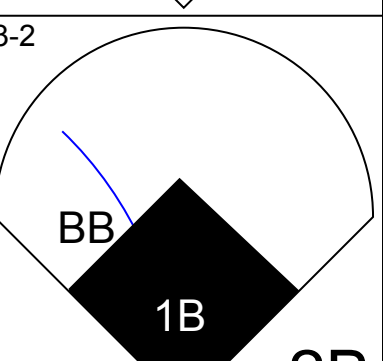
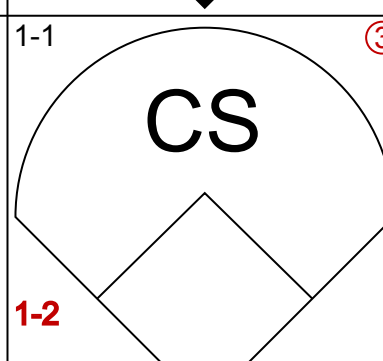
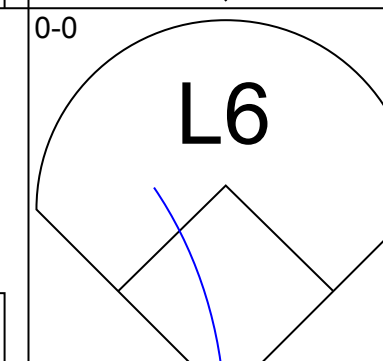
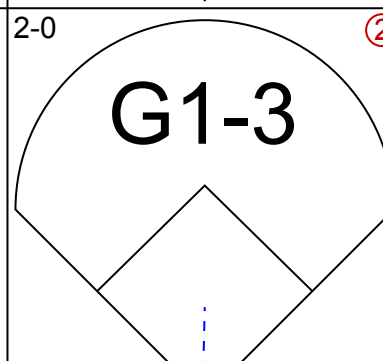
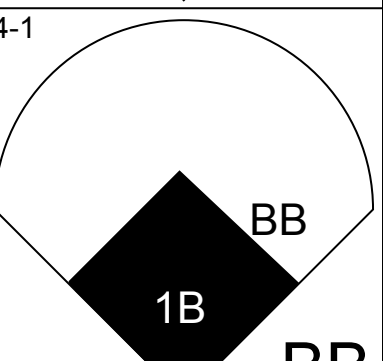
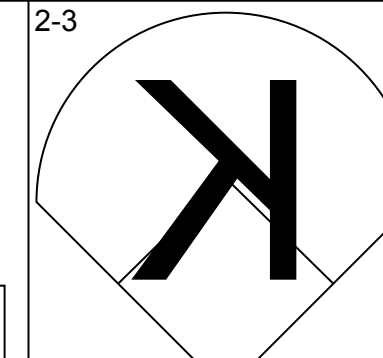
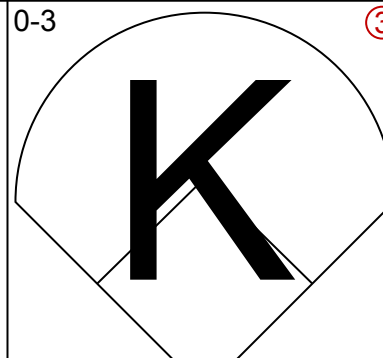
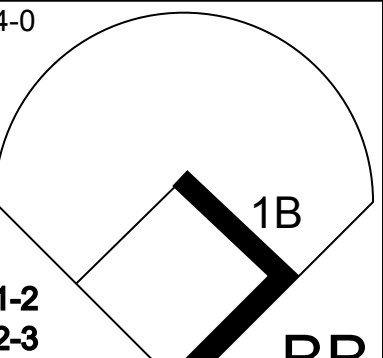
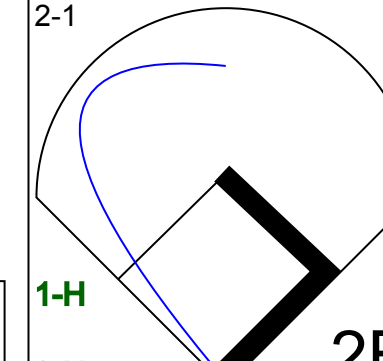

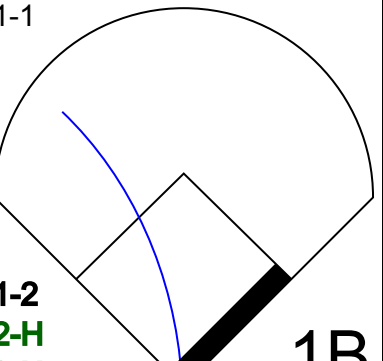
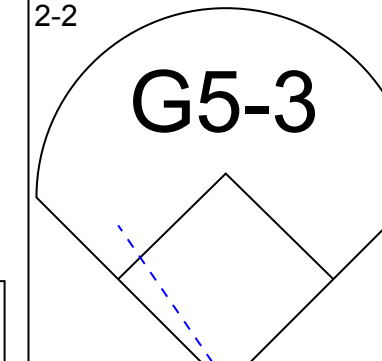
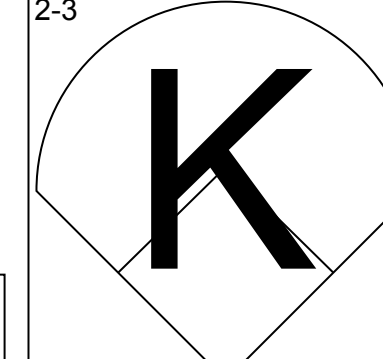
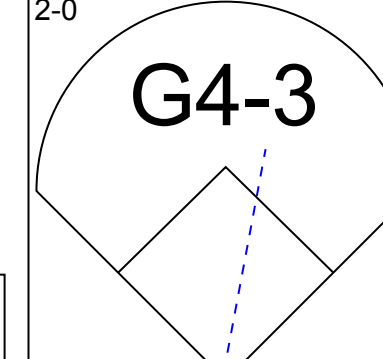
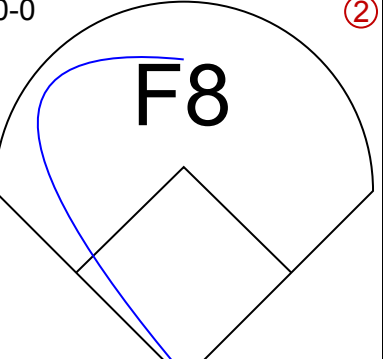


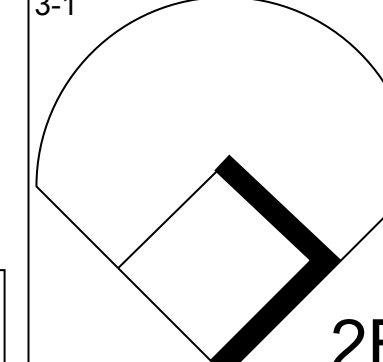
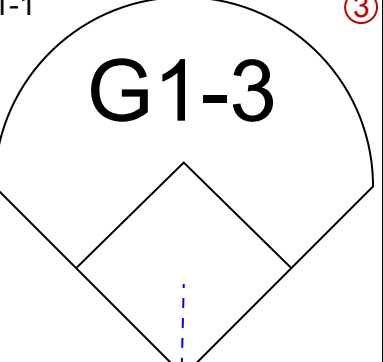
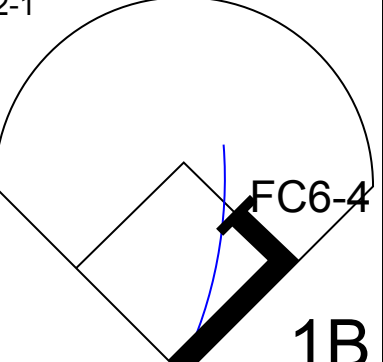
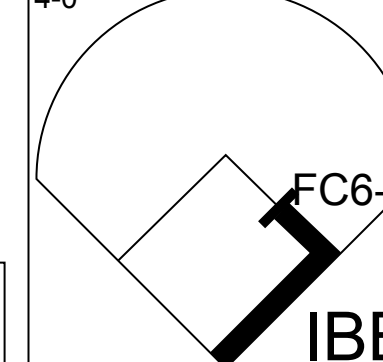
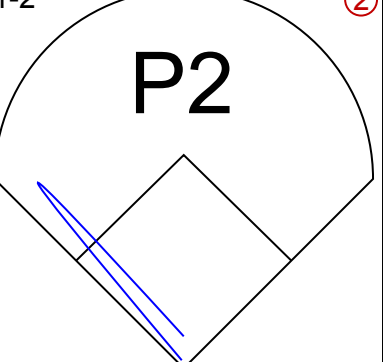
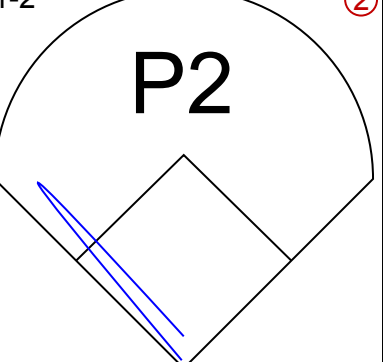

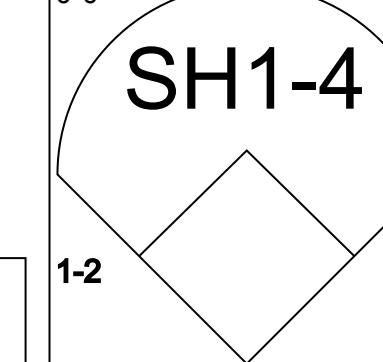
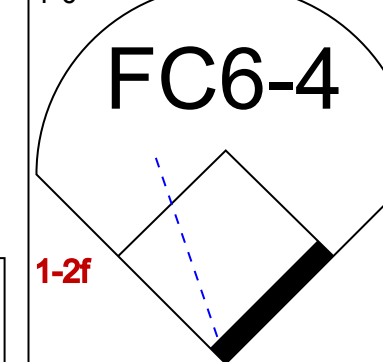
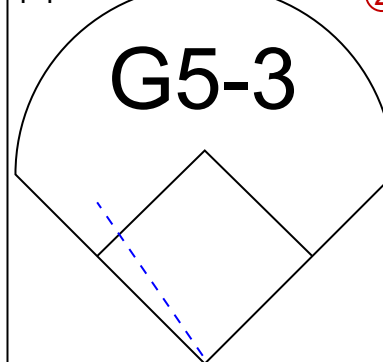
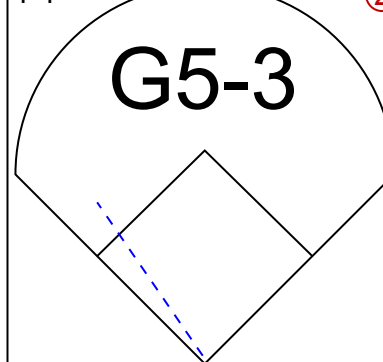
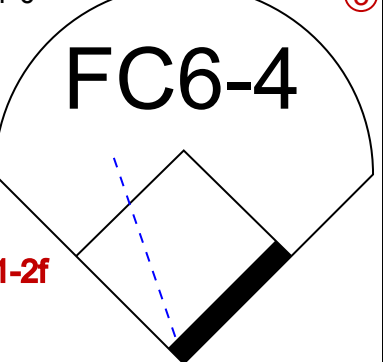
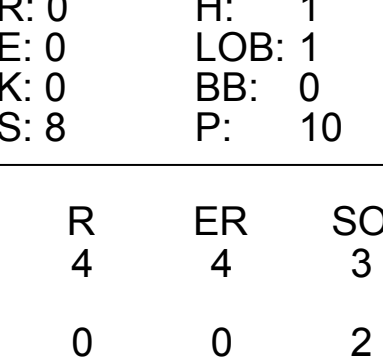
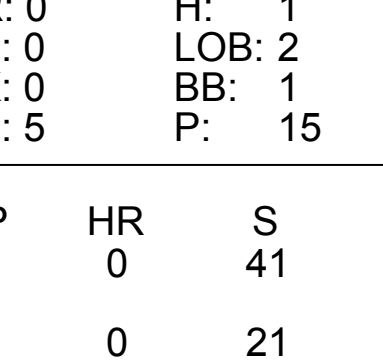
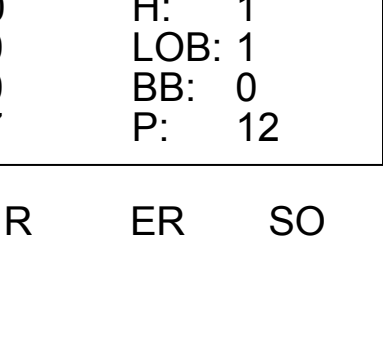




Batter	1	2	3	4	5	6	7	8	9	AB	R	H	RBI	BB	SO	LOB	TOP					
<b>Craig Biggio, R</b> OBP: 0.317, SLG: 0.480 (1, 4)										4	0	0	0	0	2	4	<b>Houston Astros @ New York Mets</b> Shea Stadium, Flushing, NY Tue Apr 28 1992, 7:05 PM EDT Att: 16,190 - Cloudy - 52 F					
<b>Steve Finley, L</b> OBP: 0.325, SLG: 0.443 (1, 8)										4	0	0	0	0	1	4						
<b>Ryan Bowen, R</b> OBP: 0.500, SLG: 0.500 (8, 1)										0	0	0	0	0	0	0						
<b>5 Jeff Bagwell, R</b> OBP: 0.393, SLG: 0.443 (1, 3)										3	0	1	0	1	1	0						
<b>Luis Gonzalez, L</b> OBP: 0.212, SLG: 0.239 (1, 7)										3	0	0	0	0	0	2						
<b>Pete Incaviglia, R</b> OBP: 0.268, SLG: 0.333 (1, 9)										4	0	0	0	0	3	1						
<b>Casey Candaele, S</b> OBP: 0.196, SLG: 0.240 (1, 5) (8, 6)										3	0	0	0	0	2	0						
<b>Eddie Taubensee, L</b> OBP: 0.300, SLG: 0.267 (1, 2)										2	0	0	0	1	1	0						
<b>Andujar Cedeno, R</b> OBP: 0.220, SLG: 0.263 (1, 6)										2	0	0	0	0	0	0						
<b>Rob Murphy, L</b> (5, 1)										0	0	0	0	0	0	0						
<b>Benny Distefano, L</b> OBP: 0.500, SLG: 0.500 (8, PH)										0	0	0	0	0	0	0						
<b>Juan Guerrero, R</b> OBP: 0.162, SLG: 0.200 (8, 5)										0	0	0	0	0	0	0						
<b>Butch Henry, L</b> (1, 1)										1	0	0	0	0	1	0						
<b>Rafael Ramirez, R</b> OBP: 0.276, SLG: 0.231 (8, PH)										0	0	0	0	1	0	0						
<b>Eric Anthony, L</b> OBP: 0.167, SLG: 0.091 (8, 8)										0	0	0	0	1	0	0						
<b>Inning Stats</b>	R: 0 E: 0 K: 1 S: 9	H: 0 LOB: 1 BB: 1 P: 18	R: 0 E: 0 K: 3 S: 11	H: 0 LOB: 0 BB: 0 P: 17	R: 0 E: 0 K: 1 S: 9	H: 0 LOB: 0 BB: 0 P: 13	R: 0 E: 0 K: 2 S: 8	H: 0 LOB: 1 BB: 0 P: 11	R: 0 E: 0 K: 1 S: 8	H: 0 LOB: 0 BB: 1 P: 10	R: 0 E: 0 K: 0 S: 6	H: 0 LOB: 0 BB: 1 P: 15	R: 0 E: 0 K: 1 S: 6	H: 0 LOB: 0 BB: 0 P: 9	R: 0 E: 0 K: 2 S: 11	H: 1 LOB: 3 BB: 2 P: 21	R: 0 E: 0 K: 0 S: 9	H: 1 LOB: 0 BB: 0 P: 13	1B: 2 2B: 0 3B: 0 HR: 0	SF: 0 SAC: 0 DP: 2 HBP: 1	WP: 0 PB: 0 SB: 0 CS: 0	PA: 32
<b>PITCHER</b> <b>David Cone, R</b> ERA: 2.23 (1, 1)	IP: 9.0 WLS: W BF: 32 H: 2 R: 0 ER: 0 SO: 11 BB: 4 IBB: 0 HBP: 1 BLK: 0 WP: 0 HR: 0 S: 77 P: 127 ERA: 0.00 WHIP: 0.667															<b>PITCHER</b>						

AB	27
R	0
H	2
RBI	0
BB	4
SO	11
LOB	11

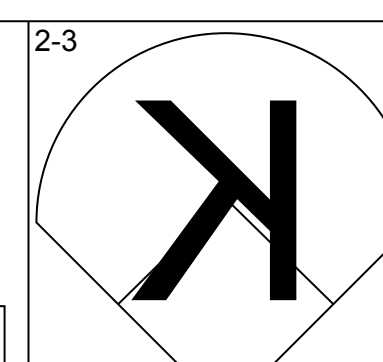
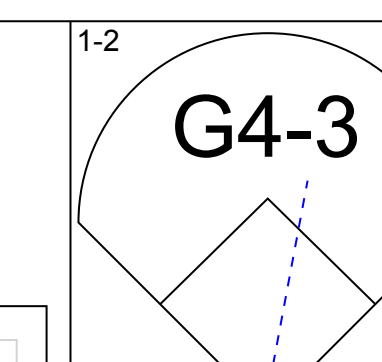
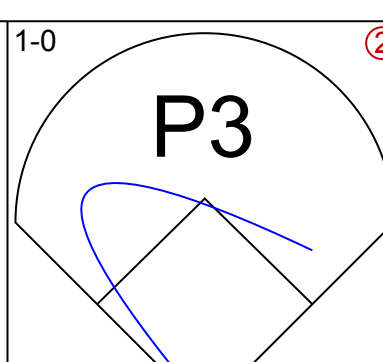
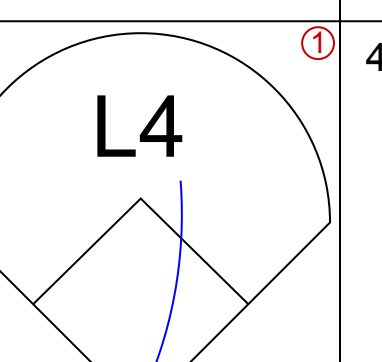
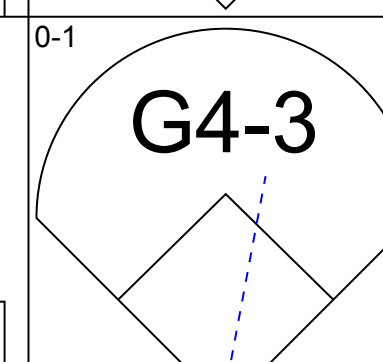
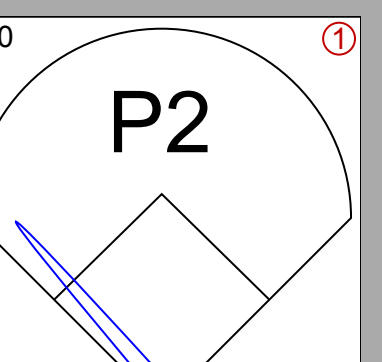
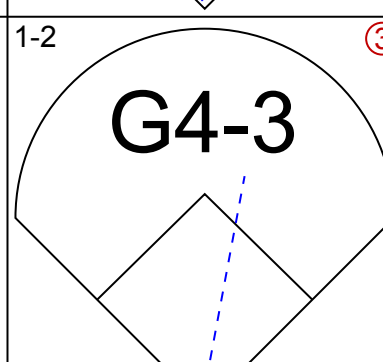
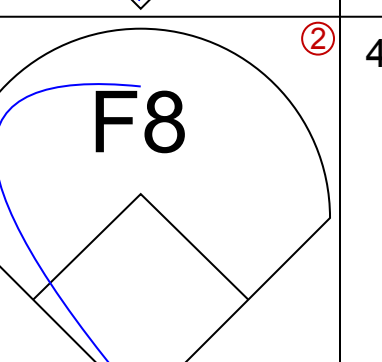
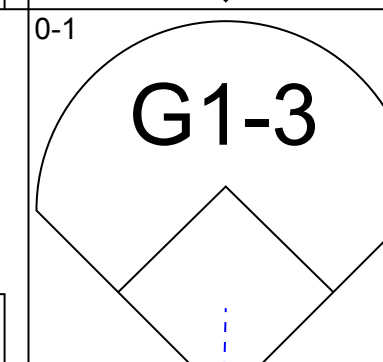
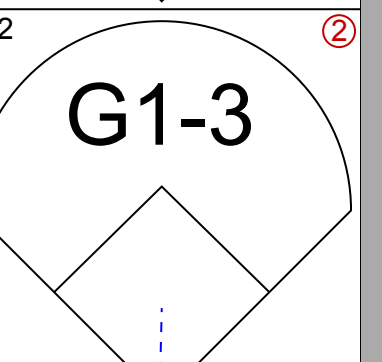
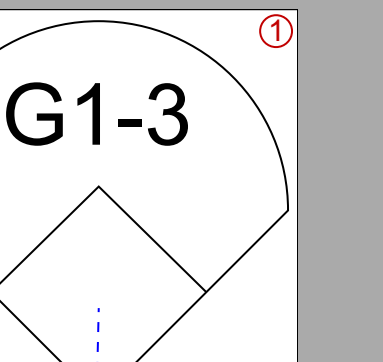
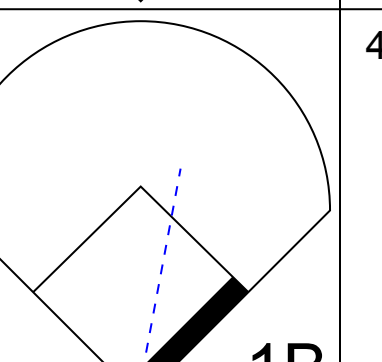
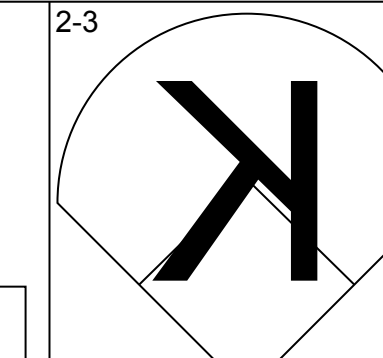
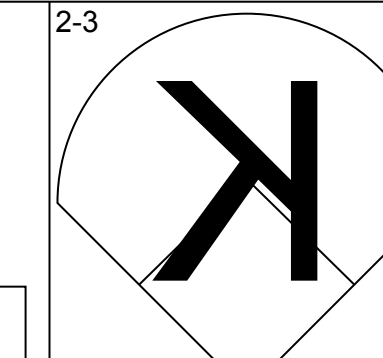
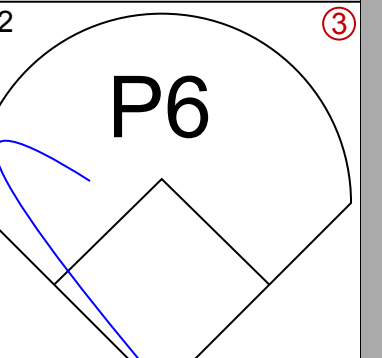
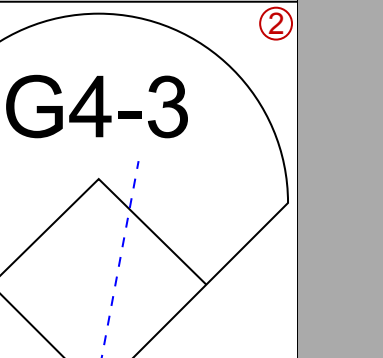
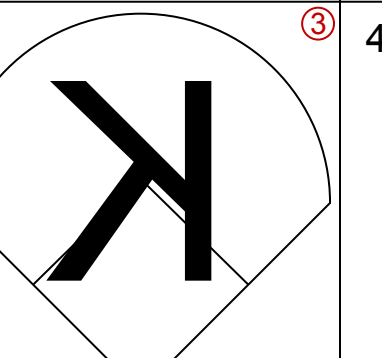
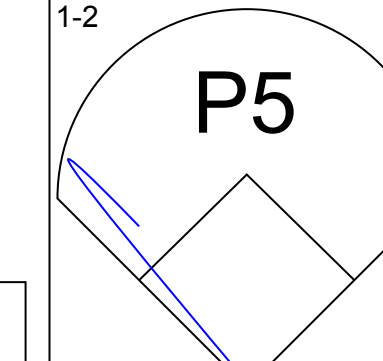
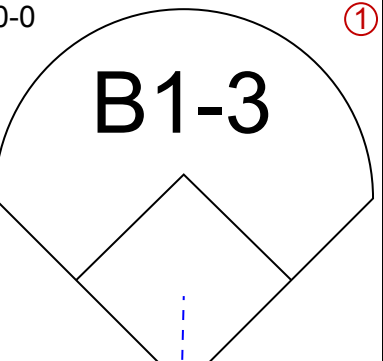
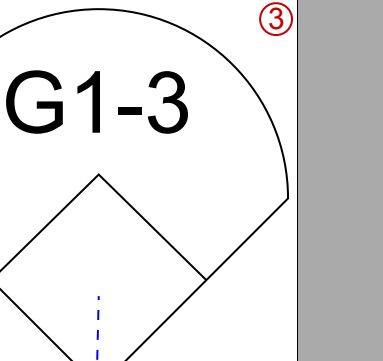
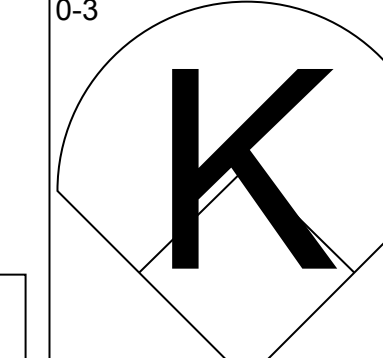
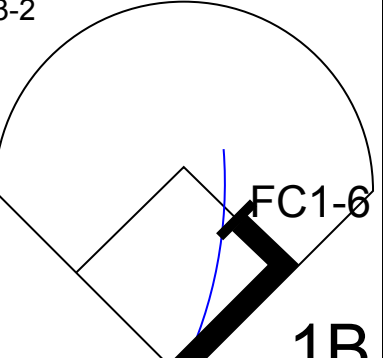
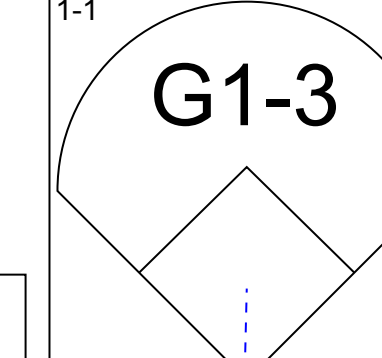
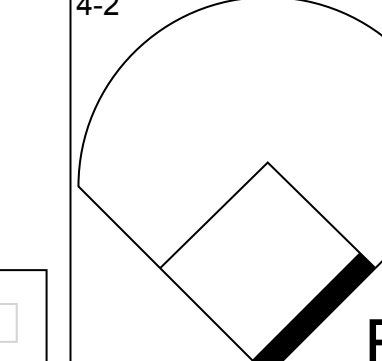
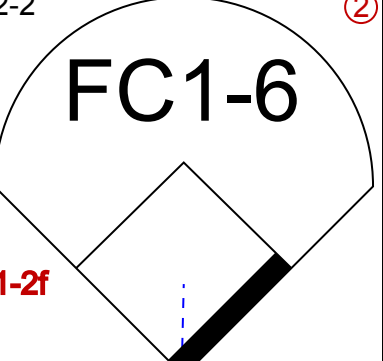
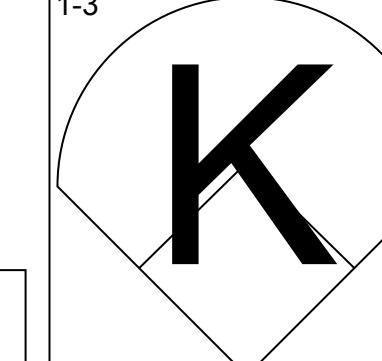
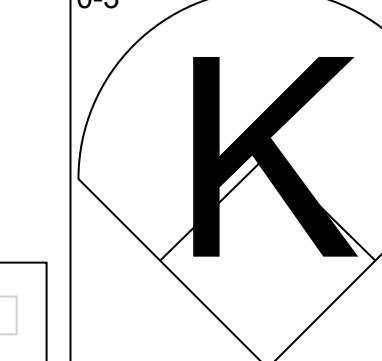
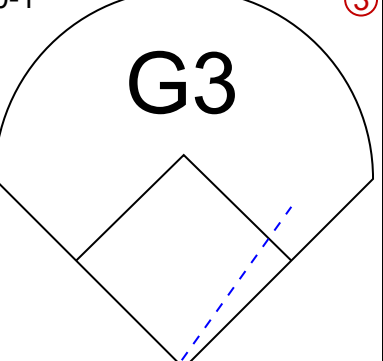
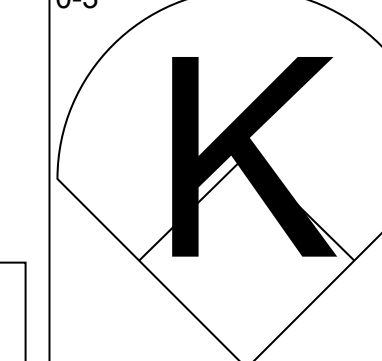
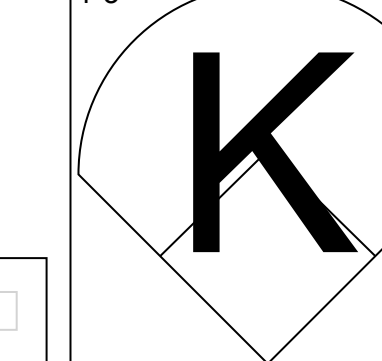
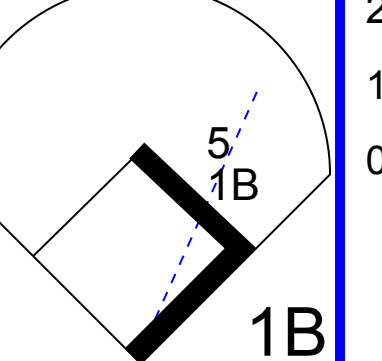

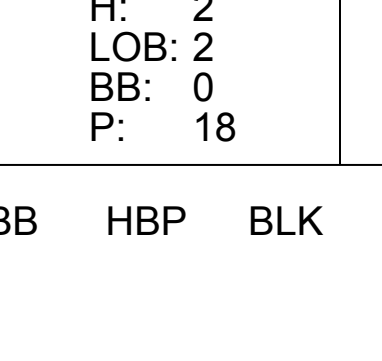


Batter	1	2	3	4	5	6	7	8	9	AB	R	H	RBI	BB	SO	LOB	BOTTOM			
<b>Willie Randolph, R</b> OBP: 0.405, SLG: 0.393 (1, 4)										3	1	1	0	1	0	1	<b>Houston Astros @ New York Mets</b> Shea Stadium, Flushing, NY Tue Apr 28 1992, 7:05 PM EDT Att: 16,190 - Cloudy - 52 F			
<b>Dave Magadan, L</b> OBP: 0.344, SLG: 0.339 (1, 5)										3	2	2	0	1	0	0				
<b>Bobby Bonilla, S</b> OBP: 0.382, SLG: 0.387 (1, 9)										3	1	0	0	1	0	3				
<b>Rodney McCray, R</b> (8, 9)										0	0	0	0	0	0	0				
<b>Howard Johnson, S</b> OBP: 0.310, SLG: 0.425 (1, 8)										3	0	0	0	1	3	3				
<b>Eddie Murray, S</b> OBP: 0.366, SLG: 0.408 (1, 3)										4	0	2	4	0	0	1				
<b>Todd Hundley, S</b> OBP: 0.243, SLG: 0.353 (1, 2)										4	0	0	0	0	1	3				
<b>Daryl Boston, L</b> OBP: 0.341, SLG: 0.378 (1, 7)										4	0	3	0	0	0	2				
<b>Dick Schofield, R</b> OBP: 0.385, SLG: 0.349 (1, 6)										3	0	0	0	1	1	2				
<b>David Cone, L</b> (1, 1)										3	0	0	0	0	0	3				
<b>Inning Stats</b>	R: 2 E: 0 K: 2 S: 14	H: 3 LOB: 1 BB: 0 P: 24	R: 0 E: 0 K: 0 S: 8	H: 1 LOB: 1 BB: 0 P: 10	R: 0 E: 0 K: 1 S: 6	H: 0 LOB: 0 BB: 0 P: 9	R: 0 E: 0 K: 0 S: 5	H: 1 LOB: 2 BB: 1 P: 15	R: 2 E: 0 K: 0 S: 11	H: 2 LOB: 2 BB: 2 P: 24	R: 0 E: 0 K: 1 S: 9	H: 0 LOB: 1 BB: 1 P: 16	R: 0 E: 0 K: 1 S: 9	H: 0 LOB: 1 BB: 1 P: 15	R: 0 E: 0 K: 0 S: 7	H: 1 LOB: 1 BB: 0 P: 12	1B: 5 2B: 3 3B: 0 HR: 0	SF: 0 SAC: 1 DP: 0 HBP: 0	WP: 0 PB: 0 SB: 0 CS: 1	PA: 37
<b>PITCHER</b> <b>Butch Henry, L</b> ERA: 4.37 (1, 1)	IP: 4.1 WLS: L BF: 23 H: 7 R: 4 ER: 4 SO: 3 BB: 2 IBB: 1 HBP: 0 BLK: 0 WP: 0 HR: 0 S: 41 P: 78 ERA: 8.31 WHIP: 2.077															<b>PITCHER</b>				
<b>Rob Murphy, L</b> ERA: 5.0 (5, 1)	IP: 2.2 WLS: 9 BF: 9 H: 0 R: 0 ER: 0 SO: 2 BB: 2 IBB: 0 HBP: 0 BLK: 0 WP: 0 HR: 0 S: 21 P: 35 ERA: 0.00 WHIP: 0.750																			
<b>Ryan Bowen, R</b> ERA: 11.45 (8, 1)	IP: 1.0 WLS: 4 BF: 1 H: 0 R: 0 ER: 0 SO: 0 BB: 0 IBB: 0 HBP: 0 BLK: 0 WP: 0 HR: 0 S: 7 P: 12 ERA: 0.00 WHIP: 1.000																			

AB	30
R	4
H	8
RBI	4
BB	5
SO	5
LOB	18



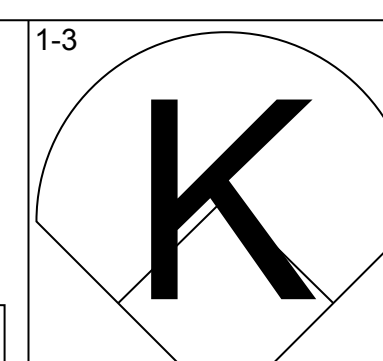
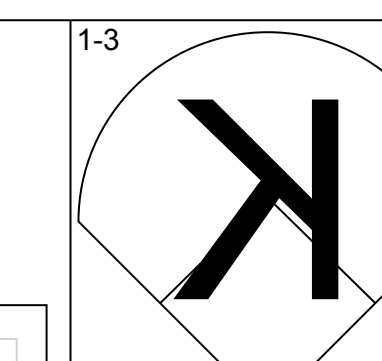
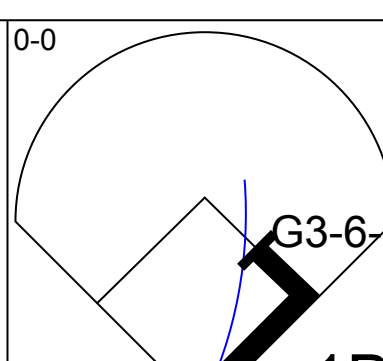
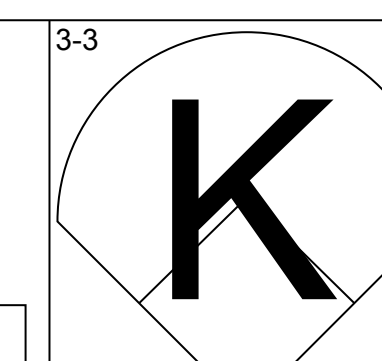
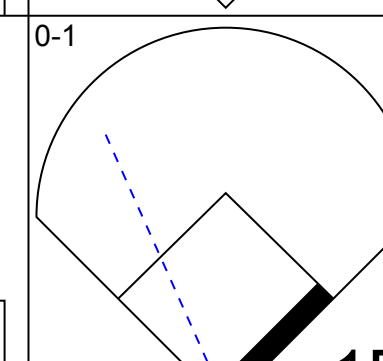
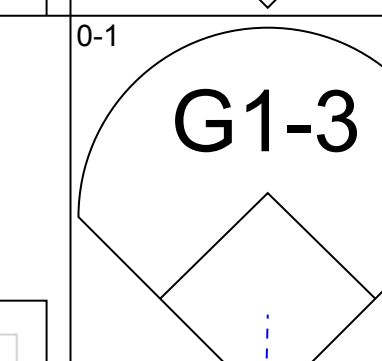
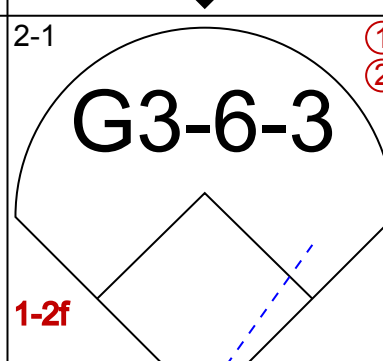
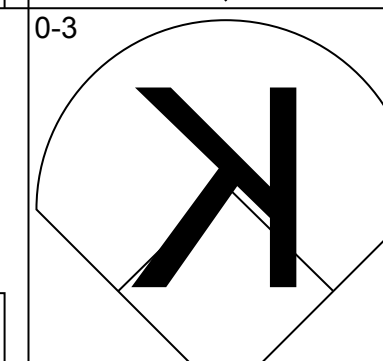
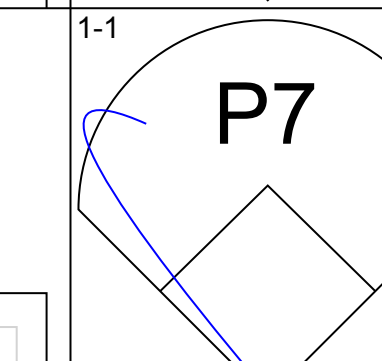
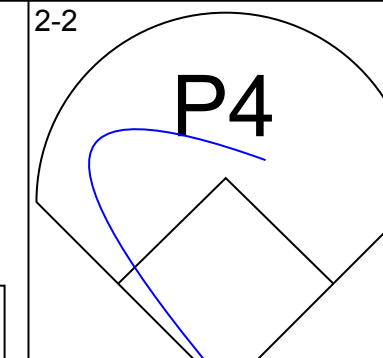

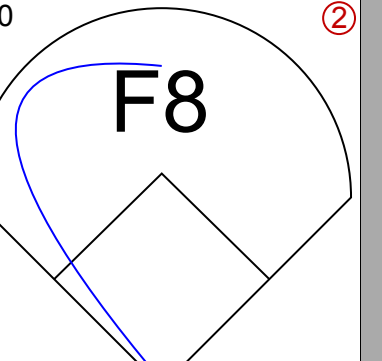
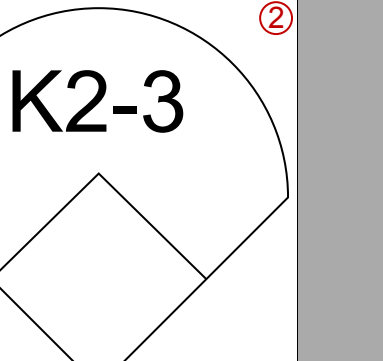
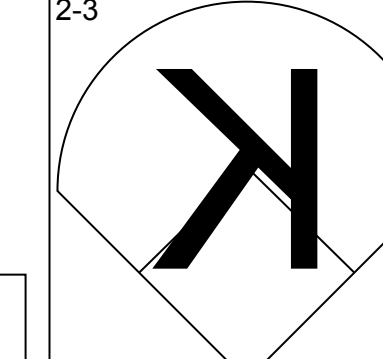
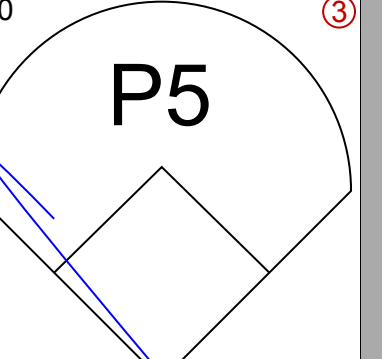
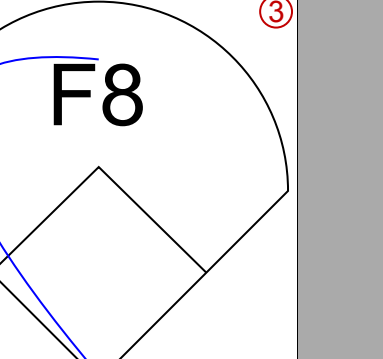
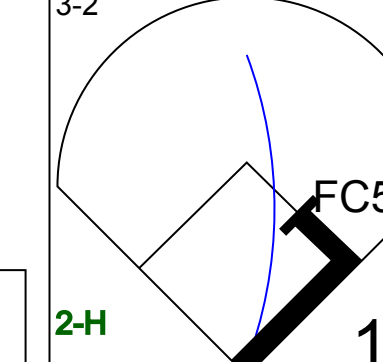


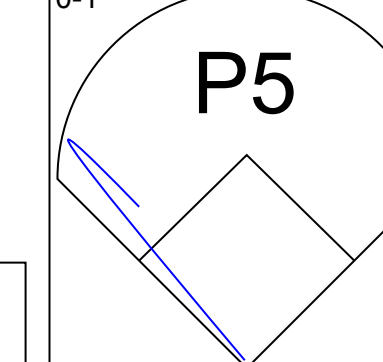
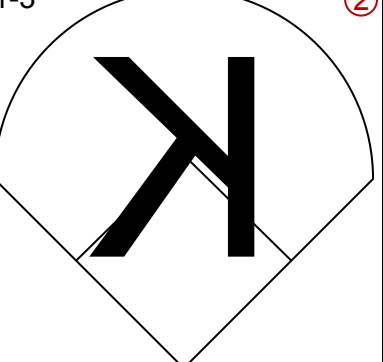
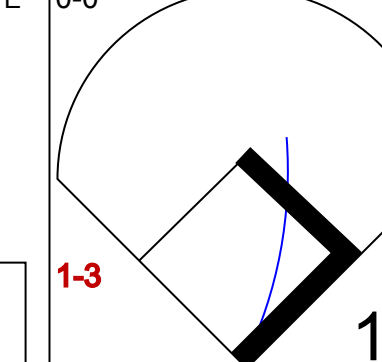
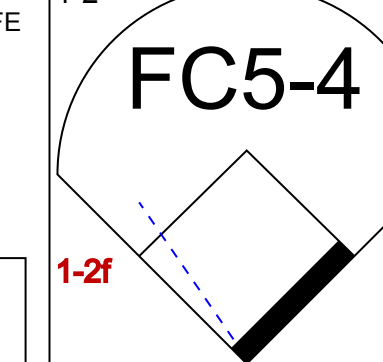
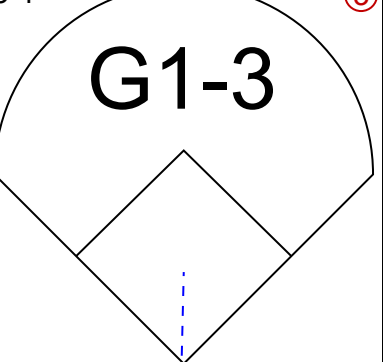
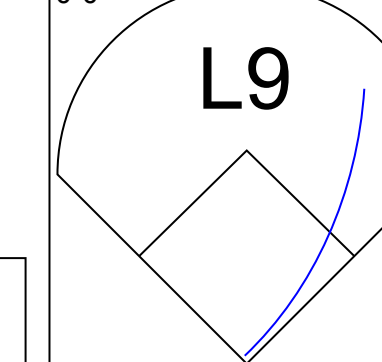
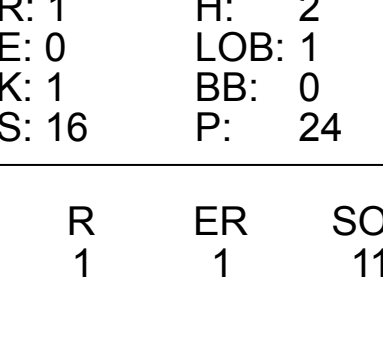
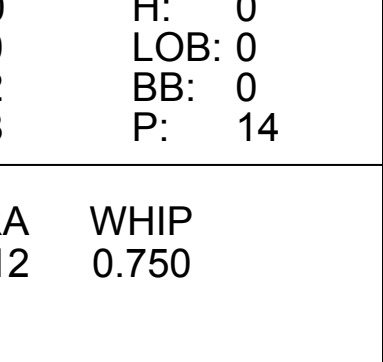
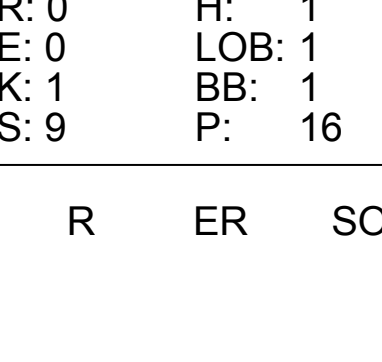


Batter	1	2	3	4	5	6	7	8	9	AB	R	H	RBI	BB	SO	LOB	TOP								
<b>Craig Biggio, R</b> OBP: 0.398, SLG: 0.456 (1, 4)										4	0	0	0	0	1	2									
<b>Steve Finley, L</b> OBP: 0.314, SLG: 0.422 (1, 8)										4	0	0	0	0	0	1									
<b>5 Jeff Bagwell, R</b> OBP: 0.386, SLG: 0.432 (1, 3)										4	0	1	0	0	0	0									
<b>Luis Gonzalez, L</b> OBP: 0.196, SLG: 0.220 (1, 7)										4	0	0	0	0	2	2									
<b>Benny Distefano, L</b> OBP: 0.200, SLG: 0.200 (1, 9)										3	0	0	0	0	0	0									
<b>Casey Candaele, S</b> OBP: 0.204, SLG: 0.245 (1, 5)										3	0	1	0	0	1	0									
<b>Eddie Taubensee, L</b> OBP: 0.302, SLG: 0.255 (1, 2)										2	0	0	0	1	1	1									
<b>Andujar Cedeno, R</b> OBP: 0.205, SLG: 0.244 (1, 6)										3	0	0	0	0	2	2									
<b>Darryl Kile, R</b> OBP: 0.222, SLG: 0.125 (1, 1)										2	0	0	0	0	2	1									
<b>Eric Anthony, L</b> OBP: 0.231, SLG: 0.167 (9, PH)										1	0	1	0	0	0	0									
<b>Eric Yelding, R</b> OBP: 0.333, SLG: 0.333 (9, PR)										0	0	0	0	0	0	0									
<b>Inning Stats</b>	R: 0 H: 0 E: 0 K: 1 S: 7	H: 0 LOB: 0 BB: 0 P: 9	R: 0 H: 0 E: 0 K: 2 S: 10	H: 0 LOB: 1 BB: 0 P: 13	R: 0 H: 0 E: 0 K: 2 S: 14	H: 0 LOB: 1 BB: 1 P: 20	R: 0 H: 0 E: 0 K: 0 S: 11	H: 0 LOB: 0 BB: 0 P: 16	R: 0 H: 1 E: 0 K: 0 S: 13	H: 1 LOB: 1 BB: 0 P: 18	R: 0 H: 0 E: 0 K: 1 S: 7	H: 0 LOB: 0 BB: 0 P: 9	R: 0 H: 0 E: 0 K: 0 S: 8	H: 0 LOB: 0 BB: 0 P: 8	R: 0 H: 0 E: 0 K: 2 S: 8	H: 0 LOB: 0 BB: 0 P: 10	R: 0 H: 2 E: 0 K: 1 S: 14	H: 2 LOB: 2 BB: 0 P: 18	1B: 3 2B: 0 3B: 0 HR: 0	SF: 0 SAC: 0 DP: 0 HBP: 0	WP: 0 PB: 0 SB: 0 CS: 0	PA: 31			
<b>PITCHER</b> <b>Bret Saberhagen, R</b> ERA: 5.52 (1, 1)	IP: 9.0 WLS: W BF: 31 H: 3 R: 0 ER: 0 SO: 9 BB: 1 IBB: 0 HBP: 0 BLK: 0 WP: 0 HR: 0 S: 92 P: 121 ERA: 0.00 WHIP: 0.444																								

Houston Astros @ New York Mets  
Shea Stadium, Flushing, NY  
Wed Apr 29 1992, 7:05 PM EDT  
Att: 16,400 - Sunny - 50 F

AB 30  
R 0  
H 3  
RBI 0  
BB 1  
SO 9  
LOB 9



Batter	1	2	3	4	5	6	7	8	9	AB	R	H	RBI	BB	SO	LOB	BOTTOM							
<b>Willie Randolph, R</b> OBP: 0.397, SLG: 0.385 (1, 4)										4	0	1	0	0	3	1								
<b>Dave Magadan, L</b> OBP: 0.344, SLG: 0.339 (1, 5)										3	0	1	0	0	0	1								
<b>Bobby Bonilla, S</b> OBP: 0.370, SLG: 0.372 (1, 9)										3	0	0	0	0	2	1								
<b>Rodney McCray, R</b> (8, 9)										0	0	0	0	0	0	0								
<b>Howard Johnson, S</b> OBP: 0.299, SLG: 0.408 (1, 8)										3	0	0	0	0	2	1								
<b>Eddie Murray, S</b> OBP: 0.365, SLG: 0.419 (1, 3)										3	1	1	0	0	1	0								
<b>Todd Hundley, S</b> OBP: 0.225, SLG: 0.324 (1, 2)										3	0	0	0	0	1	1								
<b>Darryl Boston, L</b> OBP: 0.362, SLG: 0.385 (1, 7)										2	0	1	1	1	1	0								
<b>Dick Schofield, R</b> OBP: 0.382, SLG: 0.348 (1, 6)										3	0	1	0	0	1	1								
<b>Bret Saberhagen, R</b> OBP: 0.111, SLG: 0.111 (1, 1)										3	0	0	0	0	0	2								
<b>Inning Stats</b>	R: 0 H: 1 E: 0 K: 2 S: 12	H: 1 LOB: 1 BB: 0 P: 15	R: 1 H: 2 E: 0 K: 1 S: 16	H: 2 LOB: 1 BB: 0 P: 24	R: 0 H: 0 E: 0 K: 1 S: 7	H: 0 LOB: 0 BB: 0 P: 9	R: 0 H: 0 E: 0 K: 1 S: 6	H: 0 LOB: 0 BB: 0 P: 8	R: 0 H: 1 E: 0 K: 1 S: 7	H: 1 LOB: 0 BB: 0 P: 11	R: 0 H: 0 E: 0 K: 2 S: 7	H: 0 LOB: 0 BB: 0 P: 11	R: 0 H: 0 E: 0 K: 1 S: 9	H: 1 LOB: 1 BB: 1 P: 16	R: 0 H: 1 E: 0 K: 1 S: 9	H: 1 LOB: 1 BB: 1 P: 16	1B: 4 2B: 1 3B: 0 HR: 0	SF: 0 SAC: 0 DP: 1 HBP: 0	WP: 1 PB: 0 SB: 0 CS: 0	PA: 28				
<b>PITCHER</b> <b>Darryl Kile, R</b> ERA: 1.89 (1, 1)	IP: 8.0 WLS: L BF: 28 H: 5 R: 1 ER: 1 SO: 11 BB: 1 IBB: 0 HBP: 0 BLK: 0 WP: 1 HR: 0 S: 72 P: 108 ERA: 1.12 WHIP: 0.750																							

Houston Astros @ New York Mets  
Shea Stadium, Flushing, NY  
Wed Apr 29 1992, 7:05 PM EDT  
Att: 16,400 - Sunny - 50 F

AB 27  
R 1  
H 5  
RBI 1  
BB 1  
SO 11  
LOB 8





Batter	1	2	3	4	5	6	7	8	9	AB	R	H	RBI	BB	SO	LOB	TOP										
<b>Craig Biggio, R</b> OBP: 0.380, SLG: 0.434	1-3 K			2-2 P8		0-0 F9			2-2 P4	4	0	0	0	0	1	0											
<b>Steve Finley, L</b> OBP: 0.311, SLG: 0.407	2-3 K			1-0 G4-3			0-1 P7		4-1 BB	3	0	0	0	1	1	0											
<b>5 Jeff Bagwell, R</b> OBP: 0.370, SLG: 0.410	0-2 F9			1-3 K			1-0 F9		2-1 G6-4-3	4	0	0	0	0	1	1											
<b>Pete Incaviglia, R</b> OBP: 0.270, SLG: 0.347		0-3 K			3-2 G4-3 SF9					3	1	1	0	0	2	0											
<b>Chris Jones, R</b> OBP: 0.273, SLG: 0.316		2-3 K			0-2 G4-3				1-3 K	3	0	0	0	0	2	1											
<b>Casey Candaele, S</b> OBP: 0.211, SLG: 0.255		0-3 K			1-0 SF9				1-1 HR	2	1	1	1	0	1	0											
<b>Scott Servais, R</b> OBP: 0.120, SLG: 0.120			1-3 K		3-H G6-3				2-1 F9	3	0	0	0	0	1	1											
<b>Rafael Ramirez, R</b> OBP: 0.281, SLG: 0.345			0-3 K			1-1 P3			1-1 HR	3	1	1	2	0	1	0											
<b>Mark Portugal, R</b> OBP: 0.250, SLG: 0.250			1-3 K			0-3 K			1-3 K	2	0	0	0	0	2	0											
<b>Al Osuna, R</b> OBP: 0.250, SLG: 0.250										0	0	0	0	0	0	0											
<b>Eric Yelding, R</b> OBP: 0.250, SLG: 0.250										1	0	0	0	0	1	0											
<b>Doug Jones, R</b>										0	0	0	0	0	0	0											
<b>Inning Stats</b>	R: 0 H: 0 E: 0 K: 2 S: 9	H: 0 LOB: 0 BB: 0 P: 12	R: 0 H: 0 E: 0 K: 3 S: 9	H: 0 LOB: 0 BB: 0 P: 11	R: 0 H: 0 E: 0 K: 3 S: 11	H: 0 LOB: 0 BB: 0 P: 13	R: 0 H: 0 E: 0 K: 1 S: 12	H: 0 LOB: 0 BB: 0 P: 16	R: 1 H: 1 E: 0 K: 0 S: 10	H: 1 LOB: 0 BB: 0 P: 14	R: 0 H: 0 E: 0 K: 1 S: 6	H: 0 LOB: 0 BB: 0 P: 7	R: 0 H: 0 E: 0 K: 1 S: 7	H: 0 LOB: 0 BB: 0 P: 8	R: 2 H: 2 E: 0 K: 2 S: 12	H: 2 LOB: 0 BB: 1 P: 18	R: 0 H: 0 E: 0 K: 0 S: 7	H: 0 LOB: 0 BB: 1 P: 15	1B: 1 2B: 1 3B: 0 HR: 1	SF: 1 SAC: 0 DP: 1 HBP: 0	WP: 0 PA: 30 PB: 0 SB: 0 CS: 0						
<b>PITCHER</b>	IP	WLS	BF	H	R	ER	SO	BB	IBB	HBP	BLK	WP	HR	S	P	ERA	WHIP										
<b>Sid Fernandez, L</b> ERA: 5.54	(1, 1)	7.2	26	3	3	3	12	0	0	0	0	0	1	73	95	3.52	0.391										
<b>Jeff Innis, R</b> ERA: 2.51	(8, 1)	0.1	W	1	0	0	1	0	0	0	0	0	0	3	4	0.00	0.000										
<b>John Franco, L</b> ERA:	(9, 1)	1.0	S	3	0	0	0	1	0	0	0	0	0	7	15	0.00	1.000										

Houston Astros @ New York Mets  
Shea Stadium, Flushing, NY  
Thu Apr 30 1992, 7:05 PM EDT  
Att: 14,803 - Cloudy - 52 F

AB	28
R	3
H	3
RBI	3
BB	1
SO	13
LOB	3



Batter	1	2	3	4	5	6	7	8	9	AB	R	H	RBI	BB	SO	LOB	BOTTOM										
<b>Willie Randolph, R</b> OBP: 0.390, SLG: 0.368	2-0 F9				0-0 F7				1-3 K	3	0	0	0	1	1	2											
<b>Dave Magadan, L</b> OBP: 0.368, SLG: 0.381	3-2 F8					3-1 1B			1-2 1B	4	1	3	2	0	0	0											
<b>Rodney McCray, R</b>										0	1	0	0	0	0	0											
<b>Bobby Bonilla, S</b> OBP: 0.378, SLG: 0.378	1-3 K				1-2 2-H 3-H 1-0 G6-3				1-1 1B	4	0	2	1	0	1	2											
<b>Chris Donnels, L</b>									1-2 1B	0	0	0	0	0	0	0											
<b>Howard Johnson, S</b> OBP: 0.297, SLG: 0.392		1-3 K			4-2 G3-6-3 BB				2-3 K	3	0	0	0	1	2	3											
<b>Eddie Murray, S</b> OBP: 0.360, SLG: 0.410		1-2 G3			0-0 G3-6-3				0-1 1B	4	0	1	1	0	1	2											
<b>Mackey Sasser, L</b> OBP: 0.394, SLG: 0.333		4-2 PO			0-0 G4-3				1-3 2-H 1B	2	0	0	0	1	0	1											
<b>Daryl Boston, L</b> OBP: 0.375, SLG: 0.400									1-2 1B	1	0	1	0	0	0	0											
<b>Todd Hundley, S</b> OBP: 0.227, SLG: 0.300		2-2 PO			4-1 PB 1B				0-1 G4-3	3	1	0	0	1	1	2											
<b>Dick Schofield, R</b> OBP: 0.414, SLG: 0.383					4-2 PB 1B					1	1	1	0	2	0	0											
<b>Sid Fernandez, L</b>																											
<b>Jeff Innis, R</b>																											
<b>John Franco, L</b>																											
<b>Inning Stats</b>	R: 0 H: 0 E: 0 K: 1 S: 7	H: 0 LOB: 0 BB: 0 P: 13	R: 0 H: 0 E: 0 K: 1 S: 13	H: 0 LOB: 1 BB: 1 P: 21	R: 2 H: 1 E: 1 K: 1 S: 10	H: 1 LOB: 3 BB: 3 P: 25	R: 0 H: 0 E: 0 K: 0 S: 4	H: 0 LOB: 1 BB: 1 P: 8	R: 0 H: 1 E: 0 K: 2 S: 10	H: 1 LOB: 1 BB: 0 P: 14	R: 1 H: 2 E: 0 K: 1 S: 15	H: 2 LOB: 1 BB: 0 P: 27	R: 0 H: 0 E: 0 K: 1 S: 5	H: 0 LOB: 1 BB: 1 P: 13	R: 1 H: 4 E: 0 K: 1 S: 15	H: 4 LOB: 2 BB: 0 P: 20	1B: 6 2B: 2 3B: 0 HR: 0	SF: 0 SAC: 0 DP: 2 HBP: 0	WP: 0 PA: 35 PB: 1 SB: 0 CS: 0								
<b>PITCHER</b>	IP	WLS	BF	H	R	ER	SO	BB	IBB	HBP	BLK	WP	HR	S	P	ERA	WHIP										
<b>Mark Portugal, R</b> ERA: 3.19	(1, 1)	5.0	21	4	3	3	3	5	0	0	0	0	0	50	93	5.40	1.800										
<b>Al Osuna, L</b> ERA:	(6, 1)	2.0	7	0	0	0	2	1	0	0	0	0	0	14	28	0.00	0.500										
<b>Doug Jones, R</b> ERA: 1.62	(8, 1)	1.0	L	6	4	1	1	1	0	0	0	0	0	15	20	9.00	4.000										

Houston Astros @ New York Mets  
Shea Stadium, Flushing, NY  
Thu Apr 30 1992, 7:05 PM EDT  
Att: 14,803 - Cloudy - 52 F

AB	28
R	4
H	8
RBI	4
BB	6
SO	8
LOB	16





Batter	1	2	3	4	5	6	7	8	9	AB	R	H	RBI	BB	SO	LOB	TOP					
<b>Kirk Gibson, L</b> OBP: 0.241, SLG: 0.309	1-2 P5		0-3 K		1-0 FC4-6 1B		0-2 F8		2-1 1B	5	1	1	0	0	1	1	<b>Pittsburgh Pirates @ Houston Astros</b> Astrodome, Houston, TX Fri May 01 1992, 8:05 PM EDT Att: 16,355 - Dome - 70 F					
<b>Jay Bell, R</b> OBP: 0.366, SLG: 0.263	1-2 1B		2-1 G5-3		4-1 1B		0-3 K		2-3 K	4	0	1	0	1	2	1						
<b>Andy Van Slyke, L</b> OBP: 0.430, SLG: 0.377	1-1 CI		3-3 K		2-2 1B		4-2 WP		3-2 G6-3	2	0	1	1	1	1	0						
<b>Lloyd McClendon, R</b> OBP: 0.522, SLG: 0.789	1-2 1B				1-3 2-H		2-0 BB			1	0	0	0	0	0	1						
<b>Barry Bonds, L</b> OBP: 0.413, SLG: 0.642	0-1 F9				2-1 G3					4	0	0	0	0	0	5						
<b>Bob Patterson, R</b> OBP: 0.500, SLG: 0.500										0	0	0	0	0	0	0						
<b>Orlando Merced, S</b> OBP: 0.345, SLG: 0.200	3-2 F8				1-1 F7		1-1 F7		2-2 G1-3	4	0	0	0	0	0	2						
<b>Steve Buechele, R</b> OBP: 0.325, SLG: 0.461		1-1 HR			1-1 1B		2-3 K		1-2 WP	4	1	3	1	0	1	0						
<b>Tom Prince, R</b> OBP: 0.200, SLG: 0.150					3-2 1B		1-0 F8		1-1 1B	0	0	0	0	0	0	0						
<b>Michael LaValliere, L</b> OBP: 0.354, SLG: 0.351		1-0 L8			3-2 G4-3		1-0 F8		1-1 F7	3	0	0	0	0	0	1						
<b>Cecil Espy, S</b> OBP: 0.500, SLG: 0.789										1	0	0	0	0	0	1						
<b>Jose Lind, R</b> OBP: 0.206, SLG: 0.217		3-1 G4-3			1-1 FC4-6 1B		3-1 HR		1-3 K	4	1	2	0	0	1	1						
<b>Randy Tomlin, L</b> ERA: 2.9		0-0 G4-3			0-1 FC4-6		1-0 HR		0-0 G6-3	1	0	0	0	0	0	0						
<b>Dennis Lamp, R</b> ERA: 4.66					1-2 FC4-6					0	0	0	0	0	0	1						
<b>Gary Varsho, L</b> ERA: 9.89					1-2 FC4-6					0	0	0	0	0	0	0						
<b>Vicente Palacios, R</b> ERA: 9.89					1-2 FC4-6					0	0	0	0	0	0	0						
<b>Jerry Don Gleaton, L</b> ERA: 10.13					1-2 FC4-6					0	0	0	0	0	0	0						
<b>Stan Belinda, R</b> ERA: 10.13					1-2 FC4-6					0	0	0	0	0	0	0						
<b>Don Slaught, R</b> ERA: 9.89					1-2 FC4-6					2	1	1	2	0	0	0						
<b>Inning Stats</b>	R: 0 E: 1 K: 0 S: 15	H: 1 LOB: 2 BB: 0 P: 21	R: 1 E: 0 K: 0 S: 6	H: 1 LOB: 0 BB: 0 P: 11	R: 0 E: 0 K: 2 S: 9	H: 0 LOB: 0 BB: 0 P: 14	R: 0 E: 0 K: 0 S: 8	H: 1 LOB: 1 BB: 0 P: 13	R: 1 E: 0 K: 0 S: 13	H: 2 LOB: 2 BB: 1 P: 23	R: 0 E: 0 K: 1 S: 6	H: 0 LOB: 0 BB: 0 P: 10	R: 2 E: 0 K: 1 S: 12	H: 2 LOB: 1 BB: 1 P: 22	R: 0 E: 0 K: 1 S: 12	H: 1 LOB: 1 BB: 0 P: 17	R: 0 E: 0 K: 1 S: 10	H: 1 LOB: 1 BB: 0 P: 17	1B: 7 2B: 0 3B: 0 HR: 2	SF: 0 SAC: 0 DP: 0 HBP: 0	WP: 2 PA: 39	
<b>PITCHER</b>	IP	WLS	BF	H	R	ER	SO	BB	IBB	HBP	BLK	WP	HR	S	P	ERA	WHIP					
<b>Pete Harnisch, R</b> ERA: 2.9	(1, 1)	6.2	W	30	7	4	4	4	2	0	0	0	0	2	68	111	5.40	1.350				
<b>Rob Murphy, L</b> ERA: 4.66	(7, 1)	0.2		2	0	0	0	0	0	0	0	0	1	0	4	8	0.00	0.000				
<b>Joe Boever, R</b> ERA: 4.66	(8, 1)	0.2		3	1	0	0	1	0	0	0	0	1	0	9	12	0.00	1.500				
<b>Xavier Hernandez, R</b> ERA: 4.66	(9, 1)	1.0		4	1	0	0	1	0	0	0	0	0	0	10	17	0.00	1.000				

Batter	1	2	3	4	5	6	7	8	9	AB	R	H	RBI	BB	SO	LOB	BOTTOM					
<b>Craig Biggio, R</b> OBP: 0.378, SLG: 0.432	1-1 G6-3 1B	2-1 E6 FC4-6		0-1 G5-3	1-1 1B	1-2 SF7		0-0 F9		5	1	2	1	0	0	1	<b>Pittsburgh Pirates @ Houston Astros</b> Astrodome, Houston, TX Fri May 01 1992, 8:05 PM EDT Att: 16,355 - Dome - 70 F					
<b>Steve Finley, L</b> OBP: 0.316, SLG: 0.407	1-2 G6-3 1B	1-0 FC4-6 5		1-1 G6-3 1B	3-1 F7	2-2 F8				5	0	2	1	0	0	5						
<b>5 Jeff Bagwell, R</b> OBP: 0.361, SLG: 0.398	2-1 G6-3	2-2 G4-3		2-2 G6-3	3-1 F7	2-1 BB		1-1 G5-3		5	1	1	0	0	0	4						
<b>Pete Incaviglia, R</b> OBP: 0.278, SLG: 0.355	3-2 E5 FC6-4		0-2 1B G6-3	2-1 F9	4-2 BB	4-2 FC3-2 BB		1-3 K		4	1	1	1	1	1	2						
<b>Chris Jones, R</b> OBP: 0.370, SLG: 0.333	0-0 F8		1-1 G6-3 1B		4-1 WP BB	4-2 FC3-2 BB		4-2 1B		2	2	1	0	3	0	2						
<b>Casey Candaele, S</b> OBP: 0.226, SLG: 0.254	1-0 FC6-4		2-2 G6-3		1-0 F7	4-0 BB		1-1 1B		4	1	1	1	1	0	4						
<b>Scott Servais, R</b> OBP: 0.179, SLG: 0.214		1-1 2B		1-3 K	1-3 K	0-2 FC3-2 BB		0-0 G3-1		3	1	2	0	0	1	0						
<b>Benny Distefano, L</b> OBP: 0.167, SLG: 0.167				2-2 G6-3	4-2 SAFE 1B	4-1 1B		0-3 K2-3		3	2	2	2	2	1	0						
<b>Eddie Taubensee, L</b> OBP: 0.296, SLG: 0.250		2-2 FC4-6 2B		2-2 G6-3	1-2 1B	1-2 BB		0-1 L4		4	0	1	2	0	0	5						
<b>Andujar Cedeno, R</b> OBP: 0.265, SLG: 0.295		2-2 FC4-6 2B		2-2 G6-3	4-2 SAFE 1B	4-1 1B				0	0	0	0	0	0	0						
<b>Pete Harnisch, S</b> OBP: 0.231, SLG: 0.385				0-0 P2	3-2 F8	0-1 1B				0	0	0	0	0	0	0						
<b>Rob Murphy, L</b> ERA: 4.5	(7, 1)	1.1		6	2	0	0	0	0	0	0	0	0	0	0	0						
<b>Joe Boever, R</b> ERA: 4.5	(8, 1)	0.2		6	1	1	1	1	2	0	0	0	0	0	0	0						
<b>Juan Guerrero, R</b> ERA: 9.89	(8, PH)	0.1		5	1	4	4	0	3	0	0	0	0	0	0	0						
<b>Stan Belinda, R</b> ERA: 10.13	(6, 1)	1.0		5	1	1	1	0	1	0	0	0	0	0	0	0						
<b>Inning Stats</b>	R: 1 E: 1 K: 0 S: 13	H: 2 LOB: 2 BB: 0 P: 21	R: 2 E: 1 K: 0 S: 14	H: 2 LOB: 1 BB: 0 P: 22	R: 1 E: 0 K: 0 S: 17	H: 4 LOB: 2 BB: 0 P: 22	R: 0 E: 0 K: 0 S: 10	H: 1 LOB: 1 BB: 0 P: 14	R: 1 E: 0 K: 1 S: 20	H: 1 LOB: 3 BB: 2 P: 37	R: 5 E: 0 K: 0 S: 20	H: 2 LOB: 1 BB: 4 P: 41	R: 0 E: 0 K: 1 S: 13	H: 1 LOB: 2 BB: 1 P: 20	R: 0 E: 0 K: 1 S: 7	H: 0 LOB: 0 BB: 0 P: 9	1B: 10 2B: 3 3B: 0 HR: 0	SF: 1 SAC: 0 DP: 1 HBP: 0	WP: 2 PA: 46			
<b>PITCHER</b>	IP	WLS	BF	H	R	ER	SO	BB	IBB	HBP	BLK	WP	HR	S	P	ERA	WHIP					
<b>Randy Tomlin, L</b> ERA: 2.43	(1, 1)	2.2	L	16	7	4	3	0	0	0	0	0	0	37	56	10.12	2.625					
<b>Dennis Lamp, R</b> ERA: 4.5	(3, 1)	1.1		6	2	0	0	0	0	0	0	0	0	17	23	0.00	1.500					
<b>Vicente Palacios, R</b> ERA: 9.89	(5, 1)	0.2		6	1	1	1	1	2	0	0	0	0	1	8	32	13.50	4.500				
<b>Jerry Don Gleaton, L</b> ERA: 10.13	(5, 1)	0.1		5	1	4	4	0	3	0	0	0	0	0	8	25	108.00	12.000				
<b>Stan Belinda, R</b> ERA: 10.13	(6, 1)	1.0		5	1	1	1	0	1	0	0	0	0	14	21	9.00	2.000					
<b>Bob Patterson, L</b> ERA: 4.5	(7, 1)	2.0		8	1	0	0	2	1	0	0	0	0	20	29	0.00	1.000					

AB	36
R	4
H	9
RBI	4
BB	2
SO	6
LOB	14





Batter	1	2	3	4	5	6	7	8	9	AB	R	H	RBI	BB	SO	LOB	TOP										
<b>Orlando Merced, S</b> OBP: 0.365, SLG: 0.245 (1, 3)	G3						1B HR 1B		L3	4	1	2	1	1	0	1											
<b>Jay Bell, R</b> OBP: 0.397, SLG: 0.250 (1, 6)	2B BB	G6-3		FC5 IBB			L6		P7	4	1	0	0	1	0	4											
<b>Andy Van Slyke, L</b> OBP: 0.456, SLG: 0.408 (1, 8)	WP 2B 1-H			G5-3 HBP		G6-4-3 BB	HR 1B			2	2	2	1	1	0	0											
<b>Barry Bonds, L</b> OBP: 0.417, SLG: 0.690 (1, 7)	G4-3 2H		G5-3		G6-4-3		HR			4	1	2	4	0	0	2											
<b>Gary Varsho, L</b> OBP: 0.235, SLG: 0.500 (1, 9)	G4-3		K		G4-3		K			4	0	0	0	0	2	2											
<b>Steve Buechele, R</b> OBP: 0.310, SLG: 0.438 (1, 5)	K		F8			K		L4		4	0	0	0	0	2	2											
<b>Michael LaValliere, L</b> OBP: 0.346, SLG: 0.370 (1, 2)		G5-3 2B		G4-3		G3		K		4	1	1	0	0	1	0											
<b>Jose Lind, R</b> OBP: 0.209, SLG: 0.219 (1, 4)		G5-3		G3		G3		F9		4	0	1	0	0	0	1											
<b>Denny Neagle, L</b> (1, 1)										1	0	0	0	0	1	1											
<b>Kirk Gibson, L</b> OBP: 0.237, SLG: 0.304 (7, PH)										1	0	0	0	0	1	0											
<b>Dennis Lamp, R</b> (7, 1)										0	0	0	0	0	0	0											
<b>Cecil Espy, S</b> OBP: 0.524, SLG: 0.789 (9, PH)										0	0	0	0	1	0	0											
<b>Roger Mason, R</b> (9, 1)										0	0	0	0	0	0	0											
<b>Inning Stats</b>	R: 2 E: 0 K: 1 S: 15	H: 2 LOB: 1 BB: 1 P: 28	R: 1 E: 0 K: 1 S: 11	H: 2 LOB: 1 BB: 0 P: 21	R: 0 E: 0 K: 1 S: 6	H: 0 LOB: 1 BB: 0 P: 9	R: 0 E: 0 K: 0 S: 8	H: 1 LOB: 2 BB: 1 P: 15	R: 0 E: 0 K: 0 S: 4	H: 0 LOB: 0 BB: 1 P: 11	R: 0 E: 0 K: 2 S: 16	H: 3 LOB: 0 BB: 0 P: 21	R: 0 E: 0 K: 1 S: 8	H: 0 LOB: 0 BB: 0 P: 11	R: 0 E: 0 K: 0 S: 7	H: 0 LOB: 0 BB: 1 P: 12	1B: 4 2B: 4 3B: 0 HR: 1	SF: 0 SAC: 1 DP: 2 HBP: 1	WP: 1 PB: 0 SB: 0 CS: 0	PA: 38							
<b>PITCHER</b>	IP	WLS	BF	H	R	ER	SO	BB	IBB	HBP	BLK	WP	HR	S	P	ERA	WHIP										
<b>Ryan Bowen, R</b> ERA: 10.2 (1, 1)	4.0	L	20	5	3	3	3	1	1	1	0	1	0	40	73	6.75	1.500										
<b>Rob Murphy, L</b> ERA: 3.86 (5, 1)	2.0		6	0	0	0	1	1	0	0	0	0	0	9	17	0.00	0.500										
<b>Xavier Hernandez, R</b> ERA: 1.65 (7, 1)	2.0		9	3	3	3	3	0	0	0	0	0	1	24	32	13.50	1.500										
<b>Doug Jones, R</b> ERA: 1.53 (9, 1)	1.0		3	0	0	0	0	1	0	0	0	0	0	7	12	0.00	1.000										
<b>Batter</b>	<b>1</b>	<b>2</b>	<b>3</b>	<b>4</b>	<b>5</b>	<b>6</b>	<b>7</b>	<b>8</b>	<b>9</b>	<b>AB</b>	<b>R</b>	<b>H</b>	<b>RBI</b>	<b>BB</b>	<b>SO</b>	<b>LOB</b>	<b>BOTTOM</b>										
<b>Craig Biggio, R</b> OBP: 0.363, SLG: 0.413 (1, 4)	F9			L3		FC6-4			G6-3	4	0	0	0	0	0	1											
<b>Steve Finley, L</b> OBP: 0.303, SLG: 0.389 (1, 8)	F7			K		L4			G4-3	4	0	0	0	0	1	1											
<b>5 Jeff Bagwell, R</b> OBP: 0.356, SLG: 0.391 (1, 3)	F9			F7		G6-3			1B 1B	4	0	1	0	0	0	0											
<b>Pete Incaviglia, R</b> OBP: 0.289, SLG: 0.363 (1, 9)		F7		FC5-4 1B		G3-1			1B 1B	4	0	2	0	0	0	0											
<b>Chris Jones, R</b> OBP: 0.345, SLG: 0.304 (1, 7)		F8		FC5-4 S		G4-3			K	2	0	0	0	0	0	1											
<b>Luis Gonzalez, L</b> OBP: 0.190, SLG: 0.212 (7, PH) (8, 7)										2	0	0	0	0	1	2											
<b>Casey Candaele, S</b> OBP: 0.215, SLG: 0.242 (1, 5)		F7		F8				G4-3		3	0	0	0	0	0	1											
<b>Scott Servais, R</b> OBP: 0.167, SLG: 0.200 (1, 2)				F8		L9		F7		2	0	0	0	0	0	1											
<b>Eddie Taubensee, L</b> OBP: 0.291, SLG: 0.245 (8, PH) (9, 2)										1	0	0	0	0	0	0											
<b>Andujar Cedeno, R</b> OBP: 0.275, SLG: 0.304 (1, 6)				G5-3						2	0	1	0	0	0	0											
<b>Benny Distefano, L</b> OBP: 0.286, SLG: 0.167 (8, PH)						FC6-4 1B				0	0	0	0	0	0	0											
<b>Eric Yelding, R</b> OBP: 0.250, SLG: 0.250 (9, 6)									HBP	0	0	0	0	0	0	0											
<b>Ryan Bowen, R</b> OBP: 0.333, SLG: 0.333 (5, 1)				F9		F8		G3		1	0	0	0	0	0	0											
<b>Rob Murphy, L</b> (5, 1)										0	0	0	0	0	0	0											
<b>Juan Guerrero, R</b> (8, PH)										1	0	0	0	0	0	1											
<b>Xavier Hernandez, L</b> (7, 1)										0	0	0	0	0	0	0											
<b>Eric Anthony, L</b> OBP: 0.154 (8, PH)										1	0	0	0	0	0	1											
<b>Doug Jones, R</b> (9, 1)										0	0	0	0	0	0	0											
<b>Inning Stats</b>	R: 0 E: 0 K: 0 S: 7	H: 0 LOB: 0 BB: 0 P: 10	R: 0 E: 0 K: 0 S: 7	H: 0 LOB: 0 BB: 0 P: 12	R: 0 E: 0 K: 0 S: 7	H: 0 LOB: 0 BB: 0 P: 11	R: 0 E: 0 K: 1 S: 14	H: 0 LOB: 0 BB: 0 P: 18	R: 0 E: 0 K: 0 S: 6	H: 1 LOB: 1 BB: 0 P: 11	R: 0 E: 0 K: 0 S: 11	H: 1 LOB: 1 BB: 0 P: 17	R: 0 E: 0 K: 0 S: 4	H: 0 LOB: 0 BB: 0 P: 7	R: 0 E: 0 K: 0 S: 7	H: 0 LOB: 1 BB: 0 P: 11	R: 0 E: 0 K: 1 S: 12	H: 2 LOB: 2 BB: 0 P: 17	1B: 4 2B: 0 3B: 0 HR: 0	SF: 0 SAC: 0 DP: 0 HBP: 1	WP: 0 PB: 0 SB: 1 CS: 0	PA: 32					
<b>PITCHER</b>	IP	WLS	BF	H	R	ER	SO	BB	IBB	HBP	BLK	WP	HR	S	P	ERA	WHIP										
<b>Denny Neagle, L</b> ERA: 2.45 (1, 1)	6.0	W	20	2	0	0	0	0	0	0	0	0	0	11	18	0.00	0.333										
<b>Dennis Lamp, R</b> ERA: 3.38 (7, 1)	2.0		7	0	0	0	0	0	0	1	0	0	0	11	18	0.00	0.000										
<b>Roger Mason, R</b> ERA: 2.25 (9, 1)	1.0		5	2	0	0	1	0	0	0	0	0	0	12	17	0.00	2.000										

Pittsburgh Pirates @ Houston Astros  
Astrodome, Houston, TX  
Sat May 02 1992, 8:05 PM EDT  
Att: 23,812 - Dome - 70 F

AB 32  
R 6  
H 8  
RBI 6  
BB 4  
SO 7  
LOB 13



Pittsburgh Pirates @ Houston Astros  
Astrodome, Houston, TX  
Sat May 02 1992, 8:05 PM EDT  
Att: 23,812 - Dome - 70 F

AB 31  
R 0  
H 4  
RBI 0  
BB 0  
SO 2  
LOB 9





Batter	1	2	3	4	5	6	7	8	9	AB	R	H	RBI	BB	SO	LOB	TOP								
<b>Cecil Espy, S</b> OBP: 0.480, SLG: 0.682 (1, 8)	L3			G4-3		G5-3			G5-4-3 BB	3	0	0	0	1	0	0									
<b>Jay Bell, R</b> OBP: 0.353, SLG: 0.250 (1, 6)	P6			F7					K	4	0	1	0	0	0	1									
<b>Jeff King, R</b> OBP: 0.237, SLG: 0.241 (1, 3) (8, 5)	G5-3			P5					G5-4-3 1-2	4	0	0	0	0	0	2									
<b>Lloyd McClendon, R</b> OBP: 0.500, SLG: 0.727 (1, 9)		G3			F7				G6-4-3 1B	3	0	1	0	0	0	0									
<b>Barry Bonds, L</b> OBP: 0.402, SLG: 0.662 (1, 7)		F7			P3				G6-4-3 1-2	3	0	0	0	0	0	2									
<b>Steve Buechele, R</b> OBP: 0.322, SLG: 0.458 (1, 5) <b>Gary Varsho, L</b> OBP: 0.235, SLG: 0.500 (8, PR) <b>Roger Mason, R</b> (8, 1)		K							SH1-3 2B	3	0	2	0	0	0	1									
<b>Don Slaught, R</b> OBP: 0.417, SLG: 0.667 (1, 2)				B2-3					SH1-3 2-3	2	0	0	0	0	0	1									
<b>Jose Lind, R</b> OBP: 0.200, SLG: 0.209 (1, 4)				F8					G5-3	3	0	0	0	0	0	2									
<b>Doug Drabek, R</b> OBP: 0.077, SLG: 0.077 (1, 1) <b>Orlando Merced, S</b> OBP: 0.359, SLG: 0.240 (8, PH) (8, 3)				L5					G4-3	2	0	0	0	0	1	0									
<b>Inning Stats</b>	R: 0 E: 0 K: 0 S: 7	H: 0 LOB: 0 BB: 0 P: 9	R: 0 E: 0 K: 1 S: 7	H: 0 LOB: 0 BB: 0 P: 11	R: 0 E: 0 K: 0 S: 16	H: 0 LOB: 0 BB: 0 P: 19	R: 0 E: 0 K: 0 S: 4	H: 0 LOB: 0 BB: 0 P: 9	R: 0 E: 0 K: 0 S: 9	H: 1 LOB: 1 BB: 0 P: 13	R: 0 E: 0 K: 1 S: 9	H: 0 LOB: 0 BB: 0 P: 11	R: 0 E: 0 K: 0 S: 12	H: 2 LOB: 1 BB: 0 P: 14	R: 0 E: 0 K: 0 S: 11	H: 1 LOB: 2 BB: 0 P: 18	R: 0 E: 0 K: 1 S: 10	H: 0 LOB: 0 BB: 1 P: 16	1B: 3 2B: 1 3B: 0 HR: 0	SF: 0 SAC: 1 DP: 2 HBP: 0	WP: 0 PB: 0 SB: 0 CS: 0	PA: 30			
<b>PITCHER</b>	IP	WLS	BF	H	R	ER	SO	BB	IBB	HBP	BLK	WP	HR	S	P	ERA	WHIP								
<b>Butch Henry, L</b> ERA: 3.34 (1, 1)	7.0		24	4	0	0	2	0	0	0	0	0	0	68	93	0.00	0.571								
<b>Joe Boever, R</b> ERA: (8, 1)	0.2		2	0	0	0	0	0	0	0	0	0	0	5	8	0.00	0.000								
<b>Al Osuna, L</b> ERA: (8, 1)	0.1	W	2	0	0	0	0	1	0	0	0	0	0	6	11	0.00	3.000								
<b>Doug Jones, R</b> ERA: 1.45 (9, 1)	1.0	S	2	0	0	0	1	0	0	0	0	0	0	6	8	0.00	0.000								

Pittsburgh Pirates @ Houston Astros  
Astrodome, Houston, TX  
Sun May 03 1992, 8:05 PM EDT  
Att. 8,739 - Dome - 70 F

AB 28  
R 0  
H 4  
RBI 0  
BB 1  
SO 3  
LOB 10



Batter	1	2	3	4	5	6	7	8	9	AB	R	H	RBI	BB	SO	LOB	BOTTOM								
<b>Craig Biggio, R</b> OBP: 0.377, SLG: 0.421 (1, 4)	K					FC5-4 1B			CS BB	3	0	2	0	1	1	0									
<b>Steve Finley, L</b> OBP: 0.311, SLG: 0.424 (1, 8)	5 1B			G3		FC5-4 FC4-6 5 HBP 1-2			HR	4	1	2	1	0	0	1									
<b>5 Jeff Bagwell, R</b> OBP: 0.352, SLG: 0.378 (1, 3)	1B K			G1-3		FC4-6 HBP			F9	3	0	0	0	0	1	1									
<b>Luis Gonzalez, L</b> OBP: 0.180, SLG: 0.200 (1, 7)	K			F8		FC4-6 1-2 2-3				3	0	0	0	0	1	3									
<b>Pete Incaviglia, R</b> OBP: 0.291, SLG: 0.361 (1, 9) <b>Chris Jones, R</b> OBP: 0.345, SLG: 0.304 (9, 9)				F8		G6-4-3 1B			K	3	0	1	0	0	1	2									
<b>Casey Candaele, S</b> OBP: 0.206, SLG: 0.231 (1, 5)				G4-3		G6-4-3 1-2			G3	3	0	0	0	0	0	1									
<b>Eddie Taubensee, L</b> OBP: 0.293, SLG: 0.250 (1, 2)				L8					L1	3	0	1	0	0	0	0									
<b>Andujar Cedeno, R</b> OBP: 0.278, SLG: 0.327 (1, 6) <b>Al Osuna, R</b> (8, 1) <b>Doug Jones, R</b> (9, 1) <b>Benny Distefano, L</b> OBP: 0.286, SLG: 0.167 (9, 3)				K					F8	3	0	1	0	0	1	0									
<b>Butch Henry, L</b> (1, 1) <b>Joe Boever, R</b> (8, 1) <b>Eric Yelding, R</b> OBP: 0.200, SLG: 0.200 (8, 6)				G4-3		G5-3			K	2	0	0	0	0	0	2									
<b>Inning Stats</b>	R: 0 E: 0 K: 3 S: 14	H: 1 LOB: 1 BB: 0 P: 21	R: 0 E: 0 K: 0 S: 6	H: 0 LOB: 0 BB: 0 P: 8	R: 0 E: 0 K: 1 S: 6	H: 1 LOB: 0 BB: 0 P: 12	R: 0 E: 0 K: 0 S: 7	H: 0 LOB: 0 BB: 0 P: 10	R: 0 E: 0 K: 0 S: 12	H: 3 LOB: 2 BB: 0 P: 14	R: 0 E: 0 K: 1 S: 12	H: 1 LOB: 0 BB: 0 P: 19	R: 0 E: 0 K: 0 S: 4	H: 0 LOB: 0 BB: 0 P: 5	R: 1 E: 0 K: 1 S: 10	H: 1 LOB: 0 BB: 1 P: 17	1B: 5 2B: 1 3B: 0 HR: 1	SF: 0 SAC: 0 DP: 1 HBP: 1	WP: 0 PB: 0 SB: 1 CS: 2	PA: 31					
<b>PITCHER</b>	IP	WLS	BF	H	R	ER	SO	BB	IBB	HBP	BLK	WP	HR	S	P	ERA	WHIP								
<b>Doug Drabek, R</b> ERA: 2.3 (1, 1)	7.0		26	6	0	0	5	0	0	0	0	0	1	61	89	0.00	0.857								
<b>Roger Mason, R</b> ERA: 2.77 (8, 1)	1.0	L	4	1	1	1	1	1	0	0	0	0	1	10	17	9.00	2.000								

Pittsburgh Pirates @ Houston Astros  
Astrodome, Houston, TX  
Sun May 03 1992, 8:05 PM EDT  
Att. 8,739 - Dome - 70 F

AB 28  
R 1  
H 7  
RBI 1  
BB 1  
SO 6  
LOB 10





Batter	1	2	3	4	5	6	7	8	9	AB	R	H	RBI	BB	SO	LOB	TOP					
Willie Randolph, R OBP: 0.397, SLG: 0.333 (1, 4)	F8	F8		G6-3		G6-3		G6-3		5	0	0	0	0	0	2	<b>New York Mets @ Houston Astros</b> Astrodome, Houston, TX Mon May 04 1992, 8:05 PM EDT Att. 13,546 - Dome - 70 F					
Dick Schofield, R OBP: 0.382, SLG: 0.333 (1, 6)	G6-3		PB G3 1B	P3		1B 1B		P3		5	2	2	0	0	0	0						
Dave Magadan, L OBP: 0.372, SLG: 0.375 (1, 5)	G3		G3 PB 1B		G4-3	1B 1B			F7	5	0	2	0	0	0	0						
Bobby Bonilla, S OBP: 0.377, SLG: 0.354 Rodney McCray, R (9, PR) (9, 9)		FC3-6 BB 1B BB	G3		1B SF7 BB	1B 1B		1B BB	1B BB	2	2	1	2	3	0	1						
Eddie Murray, S OBP: 0.383, SLG: 0.462 (1, 3)		FC3-6 BB	IBB BB		SF7 1B			K2-3	BB	3	0	2	0	2	1	2						
Howard Johnson, S OBP: 0.294, SLG: 0.383 (1, 8)		FC3-6 1B	P5		SF7				P3	4	1	0	1	0	0	6						
Daryl Boston, L OBP: 0.400, SLG: 0.455 (1, 7)		1B 1B	IBB		IBB			G3	G4-3	3	0	1	1	2	0	2						
Todd Hundley, S OBP: 0.231, SLG: 0.277 (1, 2)		1B	G4-3		L9			G3-1		4	0	1	1	0	0	5						
Bret Saberhagen, R OBP: 0.077, SLG: 0.077 Paul Gibson, R (9, 1) Jeff Innis, R (9, 1)	K			G1-3		G5-3		F8		4	0	0	0	0	1	2						
										0	0	0	0	0	0	0						
										0	0	0	0	0	0	0						
<b>Inning Stats</b>	R: 0 E: 0 K: 0 S: 8	H: 0 LOB: 0 BB: 0 P: 11	R: 2 E: 0 K: 1 S: 15	H: 2 LOB: 2 BB: 2 P: 29	R: 1 E: 0 K: 0 S: 16	H: 2 LOB: 3 BB: 2 P: 31	R: 0 E: 0 K: 0 S: 5	H: 0 LOB: 0 BB: 0 P: 7	R: 1 E: 0 K: 0 S: 6	H: 3 LOB: 2 BB: 2 P: 15	R: 0 E: 0 K: 0 S: 6	H: 0 LOB: 0 BB: 0 P: 10	R: 0 E: 0 K: 0 S: 7	H: 0 LOB: 0 BB: 0 P: 8	R: 0 E: 0 K: 0 S: 13	H: 1 LOB: 2 BB: 1 P: 21	1B: 9 2B: 0 3B: 0 HR: 0	SF: 1 SAC: 0 DP: 0 HBP: 0	WP: 0 PB: 1 SB: 0 CS: 0	PA: 43		
<b>PITCHER</b>	IP WLS BF H R ER SO BB IBB HBP BLK WP HR S P ERA WHIP	IP WLS BF H R ER SO BB IBB HBP BLK WP HR S P ERA WHIP	IP WLS BF H R ER SO BB IBB HBP BLK WP HR S P ERA WHIP	IP WLS BF H R ER SO BB IBB HBP BLK WP HR S P ERA WHIP	IP WLS BF H R ER SO BB IBB HBP BLK WP HR S P ERA WHIP	IP WLS BF H R ER SO BB IBB HBP BLK WP HR S P ERA WHIP	IP WLS BF H R ER SO BB IBB HBP BLK WP HR S P ERA WHIP	IP WLS BF H R ER SO BB IBB HBP BLK WP HR S P ERA WHIP	IP WLS BF H R ER SO BB IBB HBP BLK WP HR S P ERA WHIP	IP WLS BF H R ER SO BB IBB HBP BLK WP HR S P ERA WHIP	IP WLS BF H R ER SO BB IBB HBP BLK WP HR S P ERA WHIP	IP WLS BF H R ER SO BB IBB HBP BLK WP HR S P ERA WHIP	IP WLS BF H R ER SO BB IBB HBP BLK WP HR S P ERA WHIP	IP WLS BF H R ER SO BB IBB HBP BLK WP HR S P ERA WHIP	IP WLS BF H R ER SO BB IBB HBP BLK WP HR S P ERA WHIP	IP WLS BF H R ER SO BB IBB HBP BLK WP HR S P ERA WHIP	IP WLS BF H R ER SO BB IBB HBP BLK WP HR S P ERA WHIP	IP WLS BF H R ER SO BB IBB HBP BLK WP HR S P ERA WHIP	IP WLS BF H R ER SO BB IBB HBP BLK WP HR S P ERA WHIP	IP WLS BF H R ER SO BB IBB HBP BLK WP HR S P ERA WHIP	IP WLS BF H R ER SO BB IBB HBP BLK WP HR S P ERA WHIP	IP WLS BF H R ER SO BB IBB HBP BLK WP HR S P ERA WHIP

AB	35
R	5
H	9
RBI	5
BB	7
SO	2
LOB	20



Batter	1	2	3	4	5	6	7	8	9	AB	R	H	RBI	BB	SO	LOB	BOTTOM					
Craig Biggio, R OBP: 0.373, SLG: 0.414 (1, 4)	G3-1		K			2B 1B		K		4	1	1	0	0	2	1	<b>New York Mets @ Houston Astros</b> Astrodome, Houston, TX Mon May 04 1992, 8:05 PM EDT Att. 13,546 - Dome - 70 F					
Steve Finley, L OBP: 0.308, SLG: 0.427 (1, 8)	G4-3 2B		K			P5		G1		4	0	1	0	0	1	2						
5 Jeff Bagwell, R OBP: 0.339, SLG: 0.362 (1, 3)	G4-3			K		F9		F9		4	0	0	0	0	1	2						
Eric Anthony, L OBP: 0.235, SLG: 0.250 Eric Yelding, R OBP: 0.167, SLG: 0.167 (9, PH)	K			G5-3		2B		F8		3	0	1	1	0	1	1						
Luis Gonzalez, L OBP: 0.172, SLG: 0.190 Juan Guerrero, R OBP: 0.214, SLG: 0.167 (9, PH)	G3			K		F7		BB		3	0	0	0	0	1	1						
Casey Candaele, S OBP: 0.194, SLG: 0.217 (1, 5)	K				G4-3		F9	F7		4	0	0	0	0	1	1						
Eddie Taubensee, L OBP: 0.290, SLG: 0.268 (1, 2)	P5				F9		G6-3 2B	G3		4	0	1	0	0	0	1						
Andujar Cedeno, R OBP: 0.298, SLG: 0.365 (1, 6)			WP SH3-4 1B			G6-3		G6-3		3	0	2	0	0	0	1						
Daryl Kile, R OBP: 0.222, SLG: 0.125 Chris Jones, R OBP: 0.333, SLG: 0.292 Xavier Hernandez, L (9, PH) Benny Distefano, L OBP: 0.229, SLG: 0.143 Joe Boever, R (9, 1) Al Osuna, R (9, 1)			SH3-4			K		K		0	0	0	0	0	0	0						
										1	0	0	0	0	1	1						
										0	0	0	0	0	0	0						
										0	0	0	0	0	0	0						
<b>Inning Stats</b>	R: 0 E: 0 K: 1 S: 10	H: 1 LOB: 1 BB: 0 P: 13	R: 0 E: 0 K: 1 S: 8	H: 0 LOB: 0 BB: 0 P: 13	R: 0 E: 0 K: 2 S: 13	H: 1 LOB: 1 BB: 0 P: 20	R: 0 E: 0 K: 2 S: 10	H: 0 LOB: 0 BB: 0 P: 14	R: 0 E: 0 K: 0 S: 13	H: 1 LOB: 1 BB: 0 P: 16	R: 1 E: 0 K: 0 S: 8	H: 2 LOB: 1 BB: 0 P: 10	R: 0 E: 0 K: 1 S: 9	H: 1 LOB: 1 BB: 0 P: 14	R: 0 E: 0 K: 1 S: 13	H: 0 LOB: 0 BB: 0 P: 16	R: 0 E: 0 K: 0 S: 13	H: 0 LOB: 1 BB: 1 P: 20	1B: 2 2B: 4 3B: 0 HR: 0	SF: 0 SAC: 1 DP: 0 HBP: 0	WP: 1 PB: 0 SB: 0 CS: 0	PA: 34
<b>PITCHER</b>	IP WLS BF H R ER SO BB IBB HBP BLK WP HR S P ERA WHIP	IP WLS BF H R ER SO BB IBB HBP BLK WP HR S P ERA WHIP	IP WLS BF H R ER SO BB IBB HBP BLK WP HR S P ERA WHIP	IP WLS BF H R ER SO BB IBB HBP BLK WP HR S P ERA WHIP	IP WLS BF H R ER SO BB IBB HBP BLK WP HR S P ERA WHIP	IP WLS BF H R ER SO BB IBB HBP BLK WP HR S P ERA WHIP	IP WLS BF H R ER SO BB IBB HBP BLK WP HR S P ERA WHIP	IP WLS BF H R ER SO BB IBB HBP BLK WP HR S P ERA WHIP	IP WLS BF H R ER SO BB IBB HBP BLK WP HR S P ERA WHIP	IP WLS BF H R ER SO BB IBB HBP BLK WP HR S P ERA WHIP	IP WLS BF H R ER SO BB IBB HBP BLK WP HR S P ERA WHIP	IP WLS BF H R ER SO BB IBB HBP BLK WP HR S P ERA WHIP	IP WLS BF H R ER SO BB IBB HBP BLK WP HR S P ERA WHIP	IP WLS BF H R ER SO BB IBB HBP BLK WP HR S P ERA WHIP	IP WLS BF H R ER SO BB IBB HBP BLK WP HR S P ERA WHIP	IP WLS BF H R ER SO BB IBB HBP BLK WP HR S P ERA WHIP	IP WLS BF H R ER SO BB IBB HBP BLK WP HR S P ERA WHIP	IP WLS BF H R ER SO BB IBB HBP BLK WP HR S P ERA WHIP	IP WLS BF H R ER SO BB IBB HBP BLK WP HR S P ERA WHIP	IP WLS BF H R ER SO BB IBB HBP BLK WP HR S P ERA WHIP	IP WLS BF H R ER SO BB IBB HBP BLK WP HR S P ERA WHIP	IP WLS BF H R ER SO BB IBB HBP BLK WP HR S P ERA WHIP





Batter	1	2	3	4	5	6	7	8	9	AB	R	H	RBI	BB	SO	LOB	TOP					
Willie Randolph, R (1, 4) OBP: 0.350, SLG: 0.326 Rodney McCray, R (9, FR)	G5-3		F9		G6-3			E6 BB SF7	1B	5	1	1	0	0	0	1						
Dick Schofield, R (1, 6) OBP: 0.370, SLG: 0.313	P2		K				P6	SF7 BB HR BB	G4-3	4	1	0	0	1	1	2						
Dave Magadan, L (1, 5) OBP: 0.378, SLG: 0.366	G1-3				BB BB		K	HR BB		2	1	0	0	2	1	0						
Bobby Bonilla, S (1, 9) OBP: 0.381, SLG: 0.364		BB			P5			P4		3	0	1	0	1	0	4						
Eddie Murray, S (1, 3) OBP: 0.378, SLG: 0.453		BB	F7		BB		2B	SF7		2	0	0	1	1	0	2						
Howard Johnson, S (1, 8) OBP: 0.292, SLG: 0.408		K			K			HR		4	1	1	3	0	3	3						
Mackey Sasser, L (1, 2) Bill Pecota, R (8, PH) Todd Hundley, S (8, 2)	F9				G4-3			G5-3		3	0	0	0	0	1	3	AB 31					
Daryl Boston, L (1, 7) OBP: 0.391, SLG: 0.431			G4-3		G4-3				F9	3	0	0	0	1	0	0	R 4					
Sid Fernandez, L (1, 1) Chris Donnels, L (7, PH) Wally Whitehurst, R (7, 1) Jeff Innis, R (7, 1) Junior Noboa, R (9, PH)					K			G3	K	1	0	0	0	0	0	1	H 4					
										1	0	0	0	0	0	0	RBI 4					
										1	0	0	0	0	0	0	BB 6					
										1	0	0	0	0	1	0	SO 8					
										1	0	0	0	0	1	0	LOB 16					
<b>Inning Stats</b>	R: 0 E: 0 K: 0 S: 5	H: 0 LOB: 0 BB: 0 P: 9	R: 0 E: 0 K: 1 S: 8	H: 0 LOB: 1 BB: 1 P: 14	R: 0 E: 0 K: 1 S: 8	H: 1 LOB: 1 BB: 0 P: 11	R: 0 E: 0 K: 1 S: 10	H: 0 LOB: 2 BB: 2 P: 21	R: 0 E: 0 K: 1 S: 7	H: 0 LOB: 0 BB: 0 P: 12	R: 0 E: 0 K: 1 S: 9	H: 1 LOB: 1 BB: 0 P: 15	R: 0 E: 0 K: 2 S: 11	H: 0 LOB: 1 BB: 1 P: 20	R: 4 E: 1 K: 0 S: 15	H: 1 LOB: 0 BB: 2 P: 26	R: 0 E: 0 K: 1 S: 9	H: 1 LOB: 1 BB: 0 P: 11	1B: 2 2B: 1 3B: 0 HR: 1	SF: 1 SAC: 0 DP: 0 HBP: 0	WP: 0 PB: 0 SB: 0 CS: 0	PA: 38
<b>PITCHER</b>	IP WLS BF H R ER SO BB IBB HBP BLK WP HR S P ERA WHIP																					
Mark Portugal, R (1, 1) ERA: 2.61	7.0 W 27 2 0 0 7 4 0 0 0 0 0 0 4 12 0.00 0.857																					
Joe Boever, R (8, 1) ERA:	0.0 3 0 3 1 0 2 0 0 0 0 0 0 1 5 6 0.00 1.500																					
Al Osuna, L (8, 1) ERA: 0.77	0.2 3 1 1 0 0 0 0 0 0 0 0 0 1 5 6 0.00 1.500																					
Doug Jones, R (8, 1) ERA: 1.35	1.1 S 5 1 0 0 1 0 0 0 0 0 0 0 15 19 0.00 0.750																					

New York Mets @ Houston Astros  
Astrodome, Houston, TX  
Tue May 05 1992, 4:33 AM EDT  
Att: 8,997 - Dome - 70 F

AB	31
R	4
H	4
RBI	4
BB	6
SO	8
LOB	16



Batter	1	2	3	4	5	6	7	8	9	AB	R	H	RBI	BB	SO	LOB	BOTTOM			
Craig Biggio, R (1, 4) OBP: 0.368, SLG: 0.437	HR		L5			P4	E4 1B			4	1	1	1	0	0	0				
Steve Finley, L (1, 8) OBP: 0.315, SLG: 0.430	S 1B		F8			F9	1-1 1-2 1B			4	0	2	0	0	0	0				
5 Jeff Bagwell, R (1, 3) Joe Boever, R (8, 1) Al Osuna, R (8, 1) Doug Jones, R (8, 1)	P1				F8	P4	F9			4	0	0	0	0	0	3				
Pete Incaviglia, R (1, 9) OBP: 0.300, SLG: 0.368	K				K		E FC 1B	G4-6-3 1B		4	0	2	0	0	2	1				
Chris Jones, R (1, 7) OBP: 0.294, SLG: 0.250	K				K		FC 1B	G4-6-3 1-2		4	1	0	0	0	2	3				
Casey Candaele, S (1, 5) OBP: 0.197, SLG: 0.233		F7			F8		FC1-4-2 1B			4	1	1	0	0	0	2				
Scott Servais, R (1, 2) Benny Distefano, L (7, PH) Rafael Ramirez, R (1, 6)	P4						K	FC4-6 IBB		2	0	1	0	0	0	0	AB 34			
										1	0	0	0	1	1	2	R 5			
										4	1	1	0	0	0	3	H 9			
										4	1	1	0	0	0	3	RBI 3			
										2	0	0	0	0	0	1	SO 5			
										1	1	1	2	0	0	0	LOB 15			
										0	0	0	0	0	0	0				
<b>Inning Stats</b>	R: 1 E: 0 K: 2 S: 12	H: 2 LOB: 1 BB: 0 P: 17	R: 0 E: 0 K: 0 S: 6	H: 0 LOB: 0 BB: 0 P: 8	R: 0 E: 0 K: 0 S: 6	H: 0 LOB: 0 BB: 0 P: 8	R: 0 E: 0 K: 2 S: 10	H: 0 LOB: 0 BB: 0 P: 11	R: 0 E: 0 K: 0 S: 7	H: 0 LOB: 0 BB: 0 P: 11	R: 4 E: 2 K: 1 S: 24	H: 4 LOB: 2 BB: 0 P: 34	R: 0 E: 0 K: 0 S: 15	H: 2 LOB: 2 BB: 1 P: 23	1B: 7 2B: 1 3B: 0 HR: 1	SF: 0 SAC: 0 DP: 1 HBP: 0	WP: 0 PB: 0 SB: 2 CS: 0	PA: 35		
<b>PITCHER</b>	IP WLS BF H R ER SO BB IBB HBP BLK WP HR S P ERA WHIP																			
Sid Fernandez, L (1, 1) ERA: 4.78	6.0 L 21 3 1 1 4 0 0 0 0 0 0 0 15 22 0.00 4.500																			
Wally Whitehurst, R (7, 1) ERA: 3.09	0.2 6 3 4 0 1 0 0 0 0 0 0 0 24 35 0.00 2.250																			
Jeff Innis, R (7, 1) ERA: 3.38	1.1 8 3 0 0 0 0 0 1 0 0 0 0 24 35 0.00 2.250																			

New York Mets @ Houston Astros  
Astrodome, Houston, TX  
Tue May 05 1992, 4:33 AM EDT  
Att: 8,997 - Dome - 70 F

AB	34
R	5
H	9
RBI	3
BB	1
SO	5
LOB	15





Batter	1	2	3	4	5	6	7	8	9	AB	R	H	RBI	BB	SO	LOB	TOP											
<b>Craig Biggio, R</b> OBP: 0.370, SLG: 0.425 (1, 4)	G6-3		FC6-4 5 1B	FC5-4			FC4-6 BB		G5-3	3	1	0	1	2	0	2												
<b>Steve Finley, L</b> OBP: 0.313, SLG: 0.423 (1, 8)	G4-3		K				FC4-6 FC4-6 1B			4	0	1	0	0	1	4												
<b>5 Jeff Bagwell, R</b> OBP: 0.333, SLG: 0.347 (1, 3)	G5-3		FC6-4 1B				K			3	0	1	2	0	1	1												
<b>Luis Gonzalez, L</b> OBP: 0.162, SLG: 0.177 (1, 7)		K	FC6-4 1B				FC4-6			4	0	0	1	0	2	4												
<b>Pete Incaviglia, R</b> OBP: 0.298, SLG: 0.363 <b>Ryan Bowen, R</b> OBP: 0.333, SLG: 0.333 <b>Rob Mallicoat, L</b> (8, 1)	G5-3		P4				P1			4	0	1	0	0	0	3												
<b>Casey Candaele, S</b> OBP: 0.200, SLG: 0.247 (1, 5)	G1-3						F7			4	0	1	0	0	0	3												
<b>Eddie Taubensee, L</b> OBP: 0.292, SLG: 0.271 <b>Scott Servais, R</b> OBP: 0.182, SLG: 0.212 (8, PH)			K 1B BB				K			3	1	1	0	0	2	0												
<b>Andujar Cedeno, R</b> OBP: 0.295, SLG: 0.357 (1, 6)							G5			4	1	1	0	0	1	2												
<b>Pete Harnisch, S</b> OBP: 0.250, SLG: 0.375 <b>Xavier Hernandez, L</b> <b>Chris Jones, R</b> OBP: 0.286, SLG: 0.241 (8, 9)							G6-3			3	1	1	0	0	0	2												
<b>Inning Stats</b>	R: 0 E: 0 K: 0 S: 6	H: 0 LOB: 0 BB: 0 P: 8	R: 0 E: 0 K: 1 S: 8	H: 0 LOB: 0 BB: 13	R: 4 E: 0 K: 2 S: 17	H: 3 LOB: 1 BB: 1 P: 31	R: 0 E: 0 K: 1 S: 9	H: 2 LOB: 2 BB: 0 P: 13	R: 0 E: 0 K: 1 S: 9	H: 1 LOB: 2 BB: 0 P: 15	R: 0 E: 0 K: 1 S: 6	H: 0 LOB: 0 BB: 0 P: 7	R: 0 E: 0 K: 1 S: 8	H: 0 LOB: 1 BB: 1 P: 15	R: 0 E: 0 K: 0 S: 9	H: 1 LOB: 1 BB: 0 P: 14	R: 0 E: 0 K: 1 S: 9	H: 0 LOB: 0 BB: 11	1B: 6 2B: 2 3B: 0 HR: 0	SF: 0 SAC: 0 DP: 1 HBP: 1	WP: 1 PA: 37 PB: 0 SB: 0 CS: 0							
<b>PITCHER</b>	IP	WLS	BF	H	R	ER	SO	BB	IBB	HBP	BLK	WP	HR	S	P	ERA	WHIP											
<b>Greg Maddux, R</b> ERA: 3.48 <b>Paul Assenmacher, L</b> ERA: 1.98	(1, 1)	7.1	W	33	7	4	4	7	2	0	1	0	1	0	68	110	4.91	1.227										

**Houston Astros @ Chicago Cubs**  
Wrigley Field, Chicago, IL  
Wed May 06 1992, 3:33 AM CDT  
Att. 12,836 - Sunny - 48 F

AB	34
R	4
H	7
RBI	4
BB	2
SO	8
LOB	22



Batter	1	2	3	4	5	6	7	8	9	AB	R	H	RBI	BB	SO	LOB	BOTTOM											
<b>Sammy Sosa, R</b> OBP: 0.287, SLG: 0.255 (1, 8)	K	SF8				FC5-4			F9	3	0	0	1	1	1	2												
<b>Mark Grace, L</b> OBP: 0.407, SLG: 0.477 (1, 3)	23 HR BB			CS		G4-3			23 HR BB	2	2	1	1	2	0	0												
<b>23 Ryne Sandberg, R</b> OBP: 0.347, SLG: 0.447 (1, 4)	1H HR					K2-3			1H HR	4	2	2	4	0	2	2												
<b>Andre Dawson, R</b> OBP: 0.274, SLG: 0.444 <b>Doug Dasenczo, S</b> OBP: 0.321, SLG: 0.296 (8, 9)	K					F7			G5-3	4	0	0	0	0	1	0												
<b>Derrick May, L</b> OBP: 0.207, SLG: 0.148 (1, 7)	G4-3			P6					G4-3	4	1	1	0	0	0	1												
<b>Hector Villanueva, R</b> OBP: 0.213, SLG: 0.279 (1, 2)									P7	4	1	1	0	0	1	2												
<b>Luis Salazar, R</b> OBP: 0.302, SLG: 0.375 (1, 6)									G5-3	4	2	2	2	0	1	1												
<b>Doug Strange, S</b> OBP: 0.286, SLG: 0.118 (1, 5)									F7	2	0	0	0	2	0	0												
<b>Greg Maddux, R</b> ERA: 3.74 <b>Xavier Hernandez, R</b> ERA: 2.7 <b>Rob Mallicoat, L</b> ERA:	(1, 1)	5.1	L	25	6	6	6	7	3	0	0	0	0	0	0	0	10.80	1.200										
<b>Inning Stats</b>	R: 2 E: 0 K: 2 S: 13	H: 1 LOB: 0 BB: 1 P: 22	R: 2 E: 0 K: 2 S: 19	H: 3 LOB: 2 BB: 1 P: 33	R: 0 E: 1 K: 2 S: 10	H: 0 LOB: 1 BB: 0 P: 12	R: 0 E: 0 K: 0 S: 7	H: 0 LOB: 0 BB: 1 P: 14	R: 0 E: 0 K: 1 S: 8	H: 0 LOB: 0 BB: 0 P: 12	R: 2 E: 1 K: 0 S: 11	H: 2 LOB: 1 BB: 0 P: 16	R: 2 E: 0 K: 0 S: 10	H: 1 LOB: 0 BB: 1 P: 21	R: 0 E: 0 K: 0 S: 13	H: 0 LOB: 1 BB: 1 P: 20	1B: 3 2B: 1 3B: 0 HR: 3	SF: 1 SAC: 1 DP: 0 HBP: 0	WP: 0 PA: 38 PB: 0 SB: 0 CS: 1									
<b>PITCHER</b>	IP	WLS	BF	H	R	ER	SO	BB	IBB	HBP	BLK	WP	HR	S	P	ERA	WHIP											

**Houston Astros @ Chicago Cubs**  
Wrigley Field, Chicago, IL  
Wed May 06 1992, 3:33 AM CDT  
Att. 12,836 - Sunny - 48 F

AB	30
R	8
H	7
RBI	8
BB	5
SO	7
LOB	11









Batter	1	2	3	4	5	6	7	8	9	AB	R	H	RBI	BB	SO	LOB	TOP									
<b>Craig Biggio, R</b> OBP: 0.362, SLG: 0.412 (1, 4)										4	0	1	0	0	3	0	<b>Houston Astros @ Pittsburgh Pirates</b> Three Rivers Stadium, Pittsburgh, PA Fri May 08 1992, 7:05 PM EDT Att: 22,351 - Cloudy - 58 F									
<b>Steve Finley, L</b> OBP: 0.395, SLG: 0.429 (1, 8)										4	0	1	0	0	1	1										
<b>5 Jeff Bagwell, R</b> OBP: 0.320, SLG: 0.330 (1, 3)										4	0	0	0	0	2	2										
<b>Pete Incaviglia, R</b> OBP: 0.294, SLG: 0.354 <b>Doug Jones, R</b> (8, 1)										4	0	0	0	0	2	2										
<b>Luis Gonzalez, L</b> OBP: 0.197, SLG: 0.214 (1, 7)										4	1	3	0	0	1	0										
<b>Juan Guerrero, R</b> OBP: 0.176, SLG: 0.133 <b>Casey Candaele, S</b> (8, PH)										3	0	0	0	0	1	2										
<b>Eddie Taubensee, L</b> OBP: 0.274, SLG: 0.242 (1, 2)										3	1	0	0	1	0	2										
<b>Andujar Cedeno, R</b> OBP: 0.292, SLG: 0.350 (1, 6)										4	0	1	0	0	2	4										
<b>Butch Henry, L</b> OBP: 0.145, SLG: 0.071 <b>Xavier Hernandez, L</b> (3, 1) <b>Joe Boever, R</b> (6, 1) <b>Eric Anthony, L</b> OBP: 0.292, SLG: 0.263 <b>Al Osuna, L</b> (7, 1) <b>Benny Distefano, L</b> OBP: 0.273, SLG: 0.111 (8, 9)										1	1	1	3	0	0	0										
<b>Inning Stats</b>	R: 0 E: 0 K: 2 S: 12	H: 1 LOB: 1 BB: 0 P: 20	R: 3 E: 0 K: 1 S: 19	H: 2 LOB: 0 BB: 1 P: 29	R: 0 E: 0 K: 0 S: 8	H: 0 LOB: 1 BB: 0 P: 13	R: 0 E: 0 K: 1 S: 8	H: 1 LOB: 1 BB: 0 P: 10	R: 0 E: 0 K: 3 S: 9	H: 0 LOB: 0 BB: 0 P: 15	R: 0 E: 0 K: 1 S: 8	H: 1 LOB: 1 BB: 0 P: 12	R: 0 E: 0 K: 2 S: 12	H: 1 LOB: 1 BB: 1 P: 19	R: 0 E: 0 K: 2 S: 11	H: 0 LOB: 1 BB: 1 P: 19		1B: 5 2B: 1 3B: 0 HR: 1	SF: 0 SAC: 0 DP: 0 HBP: 0	WP: 0 PB: 0 SB: 0 CS: 1	PA: 36					
<b>PITCHER</b>	IP WLS BF H R ER SO BB IBB HBP BLK WP HR S P ERA WHIP																									
<b>Doug Drabek, R</b> ERA: 2.52 <b>Stan Belinda, R</b> ERA: 0.69	(1, 1) (8, 1)	7.0 W 8	27 8	6 1	3 0	3 0	9 4	1 1	0 0	0 0	0 0	0 0	0 23	109 34	3.86 0.00	1.000 1.000										

Batter	1	2	3	4	5	6	7	8	9	AB	R	H	RBI	BB	SO	LOB	BOTTOM									
<b>Jeff King, R</b> OBP: 0.253, SLG: 0.286 <b>Orlando Merced, S</b> (8, PH)										3	0	0	0	1	1	1	<b>Houston Astros @ Pittsburgh Pirates</b> Three Rivers Stadium, Pittsburgh, PA Fri May 08 1992, 7:05 PM EDT Att: 22,351 - Cloudy - 58 F									
<b>Jay Bell, R</b> OBP: 0.336, SLG: 0.245 (1, 6)										4	0	1	0	1	0	1										
<b>Andy Van Slyke, L</b> OBP: 0.461, SLG: 0.489 (1, 8)										3	0	0	1	0	0	2										
<b>Lloyd McClendon, R</b> OBP: 0.421, SLG: 0.545 <b>Stan Belinda, R</b> (8, 1)										4	0	0	0	0	1	4										
<b>Barry Bonds, L</b> OBP: 0.413, SLG: 0.607 (1, 7)										2	1	0	0	2	0	2										
<b>Steve Buechele, R</b> OBP: 0.325, SLG: 0.406 (1, 5)										2	1	1	0	1	0	0										
<b>Don Slaught, R</b> OBP: 0.467, SLG: 0.667 (1, 2)										3	2	2	1	1	0	3										
<b>Jose Lind, R</b> OBP: 0.213, SLG: 0.233 (1, 4)										3	1	1	1	0	0	1										
<b>Doug Drabek, R</b> OBP: 0.067, SLG: 0.067 <b>Gary Redus, R</b> OBP: 0.393, SLG: 0.391 <b>Cecil Espy, S</b> OBP: 0.516, SLG: 0.679 (8, 9)										2	0	0	0	0	1	0										
<b>Inning Stats</b>	R: 0 E: 0 K: 0 S: 14	H: 1 LOB: 2 BB: 1 P: 24	R: 2 E: 0 K: 2 S: 14	H: 2 LOB: 0 BB: 0 P: 20	R: 0 E: 1 K: 1 S: 13	H: 0 LOB: 3 BB: 2 P: 30	R: 0 E: 0 K: 0 S: 11	H: 0 LOB: 0 BB: 0 P: 14	R: 0 E: 0 K: 0 S: 9	H: 1 LOB: 1 BB: 0 P: 15	R: 1 E: 0 K: 0 S: 7	H: 0 LOB: 2 BB: 2 P: 18	R: 3 E: 0 K: 1 S: 12	H: 2 LOB: 1 BB: 2 P: 22	R: 0 E: 0 K: 1 S: 11	H: 0 LOB: 1 BB: 1 P: 19		1B: 4 2B: 1 3B: 1 HR: 0	SF: 2 SAC: 1 DP: 0 HBP: 0	WP: 0 PB: 1 SB: 1 CS: 0	PA: 38					
<b>PITCHER</b>	IP WLS BF H R ER SO BB IBB HBP BLK WP HR S P ERA WHIP																									
<b>Butch Henry, L</b> ERA: 3.66 <b>Xavier Hernandez, R</b> ERA: 2.35 <b>Joe Boever, R</b> ERA: 1.95 <b>Al Osuna, L</b> ERA: 3.14 <b>Doug Jones, R</b> ERA: 1.27	(1, 1) (3, 1) (6, 1) (7, 1) (8, 1)	2.0 3.0 1.0 1.2 0.1	10 12 4 10 2	3 0 1 4 0	2 0 0 4 0	2 1 0 1 0	2 1 0 1 0	2 0 0 14 5	28 58 9 15 7	0 0 0 14 0	0 33 0 0 0	0 0 0 0 0	0 0 0 0 0	0 0 0 0 0	0 15 3 21.60 0.00	2.000 0.333 1.000 2.400 3.000										



Batter	1	2	3	4	5	6	7	8	9	AB	R	H	RBI	BB	SO	LOB	TOP			
<b>Craig Biggio, R</b> OBP: 0.391, SLG: 0.398 (1, 4)										4	0	0	0	0	0	3				
<b>Steve Finley, L</b> OBP: 0.315, SLG: 0.431 (1, 8)										4	0	2	0	0	0	0				
<b>5 Jeff Bagwell, R</b> OBP: 0.310, SLG: 0.319 (1, 3)										4	0	0	0	0	0	3				
<b>Pete Incaviglia, R</b> OBP: 0.286, SLG: 0.343 <b>Eric Yelding, R</b> OBP: 0.286, SLG: 0.286 (8, 7)										3	0	0	0	0	1	0				
<b>Chris Jones, R</b> OBP: 0.308, SLG: 0.273 (8, 9)										4	0	2	0	0	0	0				
<b>Casey Candaele, S</b> OBP: 0.207, SLG: 0.241 <b>Rob Mallicoat, L</b> <b>Juan Guerrero, R</b> OBP: 0.187, SLG: 0.125 (8, PH)										3	0	0	0	0	0	1				
<b>Scott Servais, R</b> OBP: 0.194, SLG: 0.222 (1, 2)										3	0	1	0	0	0	0				
<b>Andujar Cedeno, R</b> OBP: 0.279, SLG: 0.333 (1, 6)										3	0	0	0	0	1	1				
<b>Darryl Kile, R</b> OBP: 0.273, SLG: 0.111 <b>Rafael Ramirez, R</b> OBP: 0.288, SLG: 0.316 (7, 5)										1	0	0	0	1	0	1				
<b>Inning Stats</b>	R: 0 E: 0 K: 0 S: 8	H: 0 LOB: 0 BB: 0 P: 9	R: 0 E: 0 K: 0 S: 5	H: 0 LOB: 0 BB: 0 P: 7	R: 0 E: 0 K: 0 S: 9	H: 1 LOB: 1 BB: 0 P: 14	R: 0 E: 0 K: 1 S: 9	H: 0 LOB: 0 BB: 0 P: 15	R: 0 E: 0 K: 1 S: 5	H: 1 LOB: 2 BB: 1 P: 16	R: 0 E: 0 K: 0 S: 5	H: 0 LOB: 0 BB: 0 P: 6	R: 0 E: 0 K: 0 S: 11	H: 1 LOB: 1 BB: 0 P: 17	R: 0 E: 0 K: 0 S: 13	H: 3 LOB: 2 BB: 0 P: 17	1B: 7 2B: 0 3B: 0 HR: 0	SF: 0 SAC: 0 DP: 2 HBP: 0	WP: 0 PB: 0 SB: 0 CS: 0	PA: 33
<b>PITCHER</b> <b>Zane Smith, L</b> ERA: 2.36 (1, 1)	IP: 9.0 WLS: W BF: 33 H: 7 R: 0 ER: 0 SO: 2 BB: 1 IBB: 0 HBP: 0 BLK: 0 WP: 0 HR: 0 S: 73 P: 108 ERA: 0.00 WHIP: 0.889															<b>PITCHER</b>				

Houston Astros @ Pittsburgh Pirates  
Three Rivers Stadium, Pittsburgh, PA  
Sat May 09 1992, 7:05 PM EDT  
Att: 18,985 - Cloudy - 55 F

AB	32
R	0
H	7
RBI	0
BB	1
SO	2
LOB	11



Batter	1	2	3	4	5	6	7	8	9	AB	R	H	RBI	BB	SO	LOB	BOTTOM	
<b>Orlando Merced, S</b> OBP: 0.382, SLG: 0.288 (1, 3)										3	0	1	0	1	1	1		
<b>Jay Bell, R</b> OBP: 0.328, SLG: 0.239 (1, 6)										3	0	0	0	0	0	1		
<b>Andy Van Slyke, L</b> OBP: 0.454, SLG: 0.474 (1, 8)										3	0	0	0	1	0	1		
<b>Barry Bonds, L</b> OBP: 0.407, SLG: 0.624 (1, 7)										4	1	1	1	0	0	2		
<b>Gary Varsho, L</b> OBP: 0.320, SLG: 0.565 (1, 9)										3	1	2	0	0	1	0		
<b>Jeff King, R</b> OBP: 0.256, SLG: 0.288 (1, 5)										3	1	1	1	0	1	1		
<b>Michael LaValliere, L</b> OBP: 0.363, SLG: 0.373 (1, 2)										3	0	1	0	0	0	0		
<b>Jose Lind, R</b> OBP: 0.216, SLG: 0.239 (1, 4)										2	0	1	1	0	0	0		
<b>Zane Smith, L</b> OBP: 0.118, SLG: 0.125 (1, 1)										1	0	0	0	1	1	1		
<b>Inning Stats</b>	R: 0 E: 0 K: 0 S: 10	H: 0 LOB: 1 BB: 1 P: 18	R: 0 E: 0 K: 1 S: 8	H: 0 LOB: 0 BB: 0 P: 11	R: 0 E: 0 K: 0 S: 8	H: 2 LOB: 1 BB: 0 P: 13	R: 1 E: 0 K: 1 S: 8	H: 2 LOB: 1 BB: 0 P: 18	R: 0 E: 0 K: 0 S: 8	H: 0 LOB: 0 BB: 0 P: 14	R: 2 E: 0 K: 1 S: 11	H: 3 LOB: 1 BB: 0 P: 15	R: 0 E: 0 K: 0 S: 9	H: 0 LOB: 1 BB: 1 P: 15	1B: 5 2B: 2 3B: 1 HR: 1	SF: 1 SAC: 2 DP: 2 HBP: 0	WP: 0 PB: 0 SB: 0 CS: 2	PA: 31
<b>PITCHER</b> <b>Darryl Kile, R</b> ERA: 2.82 <b>Rob Mallicoat, L</b> ERA: 1.93 (7, 1)	IP: 6.1 WLS: L BF: 26 H: 7 R: 3 ER: 3 SO: 3 BB: 2 IBB: 0 HBP: 0 BLK: 0 WP: 0 HR: 1 S: 63 P: 106 ERA: 4.26 WHIP: 1.421															<b>PITCHER</b>		

Houston Astros @ Pittsburgh Pirates  
Three Rivers Stadium, Pittsburgh, PA  
Sat May 09 1992, 7:05 PM EDT  
Att: 18,985 - Cloudy - 55 F

AB	25
R	3
H	7
RBI	3
BB	3
SO	4
LOB	7













Batter	1	2	3	4	5	6	7	8	9	AB	R	H	RBI	BB	SO	LOB	TOP										
Sammy Sosa, R OBP: 0.294, SLG: 0.310 Paul Assenmacher, L (8, 1)	0-1 P4		1-3 K			2-3 K		3-3 K		4	0	0	0	0	3	3	Chicago Cubs @ Houston Astros Astrodome, Houston, TX Tue May 12 1992, 8:05 PM EDT Att: 21,566 - Dome - 70 F										
Mark Grace, L OBP: 0.426, SLG: 0.454	4-1 BB		1-0 L8			0-2 F7		0-0 1B		3	0	1	2	1	0	0											
23 Ryne Sandberg, R OBP: 0.354, SLG: 0.436	4-0 BB			1-3 K			2-1 P4	0-1 P2		3	0	0	0	1	1	2											
Andre Dawson, R OBP: 0.300, SLG: 0.472	0-1 G6-4-3			0-0 G6-3			1-0 G6-3		0-2 1B SF9 2B	4	1	1	0	0	0	2											
Dwight Smith, L OBP: 0.304, SLG: 0.357 Jerome Walton, R OBP: 0.167, SLG: 0.182		4-2 CS BB		0-0 G3			1-1 G6-3		0-0 G6-3 1B	3	0	1	0	1	0	0											
Luis Salazar, R OBP: 0.275, SLG: 0.317	1-2 E6 FC5-4				1-2 G4-3			0-1 G5-3	0-0 SF9 1B	3	0	0	1	0	0	1											
Joe Girardi, R OBP: 0.415, SLG: 0.411	2-2 FC5-4				0-0 P3			0-1 BB 1B 1B	1-2 G6-3 1B	4	1	1	0	0	0	2											
Doug Strange, S OBP: 0.261, SLG: 0.171					1-0 P6			1-0 BB 1B	1-0 G4-3	4	1	1	0	0	1	2											
Mike Morgan, R OBP: 0.125, SLG: 0.125 Demick May, L OBP: 0.217, SLG: 0.196 Hector Villanueva, R OBP: 0.233, SLG: 0.241 Alex Arias, R (8, PR)			2-1 G4-3			1-0 G4-3		4-1 1B BB		2	0	0	0	0	0	0											
Doug Dasencho, S OBP: 0.333, SLG: 0.310								1-2 2-3 BB		0	0	0	0	0	0	0											
<b>Inning Stats</b>	R: 0 E: 0 K: 0 S: 5	H: 0 LOB: 1 BB: 2 P: 13	R: 0 E: 1 K: 1 S: 16	H: 0 LOB: 1 BB: 1 P: 24	R: 0 E: 0 K: 1 S: 7	H: 0 LOB: 0 BB: 0 P: 11	R: 0 E: 0 K: 1 S: 6	H: 0 LOB: 0 BB: 0 P: 7	R: 0 E: 0 K: 0 S: 5	H: 0 LOB: 0 BB: 0 P: 7	R: 0 E: 0 K: 0 S: 5	H: 0 LOB: 0 BB: 0 P: 9	R: 2 E: 0 K: 1 S: 12	H: 3 LOB: 2 BB: 1 P: 20	R: 1 E: 0 K: 0 S: 11	H: 2 LOB: 1 BB: 0 P: 14	1B: 4 2B: 1 3B: 0 HR: 0	SF: 1 SAC: 0 DP: 1 HBP: 0	WP: 0 PB: 0 SB: 0 CS: 1	PA: 35							
<b>PITCHER</b>	IP	WLS	BF	H	R	ER	SO	BB	IBB	HBP	BLK	WP	HR	S	P	ERA	WHIP										
Jimmy Jones, R ERA: 2.45	(1, 1)	7.1	26	2	2	2	4	3	0	0	0	0	0	56	87	2.46	0.682										
Al Osuna, L ERA: 3.5	(8, 1)	0.0	1	0	0	0	0	1	0	0	0	0	0	1	5	∞	∞										
Joe Boever, R ERA: 1.57	(8, 1)	1.2	L	8	3	1	1	1	0	0	0	0	0	17	23	5.40	1.800										

AB 30  
R 3  
H 5  
RBI 3  
BB 4  
SO 5  
LOB 12



Batter	1	2	3	4	5	6	7	8	9	AB	R	H	RBI	BB	SO	LOB	BOTTOM										
Craig Biggio, R OBP: 0.352, SLG: 0.397	2-3 K		1-3 K			1-3 1B 1B		1-1 5 1B		4	1	2	0	0	2	0	Chicago Cubs @ Houston Astros Astrodome, Houston, TX Tue May 12 1992, 8:05 PM EDT Att: 21,566 - Dome - 70 F										
Steve Finley, L OBP: 0.395, SLG: 0.419	1-2 G6-3			2-3 K		4-0 1B IBB		0-0 L9		3	0	0	0	1	1	1											
5 Jeff Bagwell, R OBP: 0.314, SLG: 0.361	1-1 L5			2-1 G6-3		0-3 K		4-0 1B IBB		3	0	0	0	1	1	3											
Eric Anthony, L OBP: 0.333, SLG: 0.433 Pete Incaviglia, R OBP: 0.293, SLG: 0.340		3-1 E8 F9		2-2 G4-3		0-0 1B		1-3 K		3	0	1	2	0	0	0											
Luis Gonzalez, L OBP: 0.195, SLG: 0.235 Chris Jones, R OBP: 0.300, SLG: 0.265		0-0 G6-3			2-2 F7	3-1 P5		0-1 L5		3	0	0	0	0	0	3											
Casey Candaele, S OBP: 0.232, SLG: 0.266		0-0 F9			2-1 G6-3		1-0 L7	1-2 G5-4-3 1B		4	0	1	0	0	0	1											
Eddie Taubensee, L OBP: 0.259, SLG: 0.211 Ken Caminiti, S OBP: 0.364, SLG: 0.525		2-3 K			2-3 K		0-0 F8	1-1 G5-4-3		3	0	0	0	0	2	1											
Andujar Cedeno, R OBP: 0.278, SLG: 0.306 Al Osuna, R Joe Boever, R					3-3 K					3	0	0	0	0	2	0											
Jimmy Jones, R OBP: 0.500, SLG: 0.500 Rafael Ramirez, R OBP: 0.250, SLG: 0.293					3-1 G6-3		2-1 1B 1B 1B	0-3 K		2	1	1	0	0	0	0											
<b>Inning Stats</b>	R: 0 E: 0 K: 1 S: 8	H: 0 LOB: 0 BB: 0 P: 12	R: 0 E: 1 K: 1 S: 8	H: 0 LOB: 1 BB: 0 P: 13	R: 0 E: 0 K: 2 S: 10	H: 0 LOB: 0 BB: 0 P: 17	R: 0 E: 0 K: 1 S: 8	H: 0 LOB: 0 BB: 0 P: 14	R: 0 E: 0 K: 1 S: 10	H: 0 LOB: 0 BB: 0 P: 16	R: 2 E: 0 K: 2 S: 17	H: 3 LOB: 2 BB: 1 P: 31	R: 0 E: 0 K: 0 S: 4	H: 0 LOB: 0 BB: 0 P: 6	R: 0 E: 0 K: 2 S: 9	H: 1 LOB: 2 BB: 1 P: 15		R: 0 E: 0 K: 0 S: 7	H: 1 LOB: 0 BB: 0 P: 9	1B: 5 2B: 0 3B: 0 HR: 0	SF: 0 SAC: 0 DP: 1 HBP: 0	WP: 0 PB: 0 SB: 1 CS: 0	PA: 34				
<b>PITCHER</b>	IP	WLS	BF	H	R	ER	SO	BB	IBB	HBP	BLK	WP	HR	S	P	ERA	WHIP										
Mike Morgan, R ERA: 1.89	(1, 1)	7.0	26	3	2	2	8	0	1	0	0	0	0	65	109	2.57	0.429										
Paul Assenmacher, L ERA: 1.89	(8, 1)	2.0	W	8	2	0	2	0	1	0	0	0	0	16	24	0.00	1.000										

AB 32  
R 2  
H 5  
RBI 2  
BB 2  
SO 10  
LOB 12





Batter	1	2	3	4	5	6	7	8	9	AB	R	H	RBI	BB	SO	LOB	TOP				
<b>Sammy Sosa, R</b> OBP: 0.304, SLG: 0.318 (1, 8)	0-2 23 1B 23 BLK E 1B	0-0 SF9		0-0 G6-3		0-2 1B		4-0 2B BB		3	2	2	2	1	0	0					
<b>Mark Grace, L</b> OBP: 0.418, SLG: 0.451 (1, 3)	1-2 F7	3-1 F8			1-0 L8	2-0 F8		0-1 2B		5	0	1	2	0	0	3					
<b>23 Ryne Sandberg, R</b> OBP: 0.356, SLG: 0.435 (1, 4)	2-2 E 1B		1-2 F8 1B		2-2 P7		2-1 G5-3	3-1 G5-3		5	1	2	0	0	0	1					
<b>Andre Dawson, R</b> OBP: 0.298, SLG: 0.473 <b>Doug Dascenzo, S</b> OBP: 0.323, SLG: 0.300 (8, 9)	1-2 E5		1-1 F8		1-2 2B		0-1 P6		2-3 K	4	0	1	1	0	0	2					
<b>Luis Salazar, R</b> OBP: 0.270, SLG: 0.309 (1, 5)	1-3 F8		1-2 F9		1-0 F9		0-1 F7		0-2 G5-3	5	0	1	1	0	0	3					
<b>Joe Girardi, R</b> OBP: 0.429, SLG: 0.417 (1, 2)	0-1 P4		2-2 L5			1-2 3B 1B		2-1 G4-3 SH3 1B	4-1 BB	4	2	2	0	1	0	3					
<b>Jerome Walton, R</b> OBP: 0.179, SLG: 0.160 (1, 7)		4-1 SH5-4 1B SF9 BB		0-0 F9		1-1 P3		1-0 SH3	0-0 F8	3	1	0	0	1	0	3					
<b>Jose Vizcaino, S</b> OBP: 0.143, SLG: 0.222 (1, 6)		1-1 SF9 SH5-4 1B		0-2 G3		0-0 1B 3B		3-1 G4-3		4	1	2	1	0	0	1					
<b>Shawn Boskie, R</b> (1, 1) <b>Dwight Smith, L</b> OBP: 0.319, SLG: 0.372 <b>Chuck McElroy, L</b> OBP: 0.750, SLG: 1.500 (8, PH)		0-0 SH5-4		0-0 G6-3		0-1 P9		2-2 2B 1B		2	0	0	0	0	0	1					
<b>Inning Stats</b>	R: 1 E: 1 K: 0 S: 17	H: 2 LOB: 2 BB: 0 P: 21	R: 1 E: 0 K: 0 S: 7	H: 1 LOB: 1 BB: 1 P: 15	R: 1 E: 0 K: 0 S: 13	H: 2 LOB: 0 BB: 0 P: 18	R: 0 E: 0 K: 0 S: 5	H: 0 LOB: 0 BB: 0 P: 5	R: 0 E: 0 K: 0 S: 8	H: 1 LOB: 1 BB: 0 P: 13	R: 2 E: 0 K: 0 S: 13	H: 3 LOB: 1 BB: 0 P: 17	R: 0 E: 0 K: 0 S: 6	H: 0 LOB: 0 BB: 0 P: 8	R: 3 E: 0 K: 0 S: 13	H: 3 LOB: 1 BB: 1 P: 27	R: 0 E: 0 K: 1 S: 10	H: 0 LOB: 1 BB: 1 P: 16	1B: 9 2B: 2 3B: 1 HR: 0	SF: 1 SAC: 2 DP: 0 HBP: 0	WP: 0 PA: 43 PB: 0 SB: 1 CS: 0
<b>PITCHER</b>	IP	WLS	BF	H	R	ER	SO	BB	IBB	HBP	BLK	WP	HR	S	P	ERA	WHIP				
<b>Butch Henry, L</b> ERA: 4.34	5.2	L	27	8	5	5	0	1	0	0	1	0	0	59	83	7.94	1.588				
<b>Xavier Hernandez, R</b> ERA: 2.13	1.1		5	1	0	0	0	0	0	0	0	0	0	10	14	0.00	0.750				
<b>Joe Boever, R</b> ERA: 2.63	1.0		7	3	3	3	0	1	0	0	0	0	0	13	27	27.00	4.000				
<b>Rob Mallicoat, L</b> ERA: 1.59	1.0		4	0	0	0	1	1	0	0	0	0	0	10	16	0.00	1.000				

**Chicago Cubs @ Houston Astros**  
Astrodome, Houston, TX  
Wed May 13 1992, 8:05 PM EDT  
Att: 25,527 - Dome - 70 F

AB	37
R	8
H	12
RBI	8
BB	3
SO	1
LOB	17



Batter	1	2	3	4	5	6	7	8	9	AB	R	H	RBI	BB	SO	LOB	BOTTOM				
<b>Craig Biggio, R</b> OBP: 0.356, SLG: 0.407 (1, 4)	1-1 5 5 G4-3 2B		1-1 FC4-6 1B 1-2 5 E		1-2 5 G5-4-3 1B			2-3 K		4	2	2	0	0	1	1					
<b>Steve Finley, L</b> OBP: 0.310, SLG: 0.429 (1, 8)	1-1 P5		3-2 5 E 1B		0-0 F7			0-0 1B 2B		4	1	2	0	0	0	2					
<b>5 Jeff Bagwell, R</b> OBP: 0.313, SLG: 0.357 (1, 3)	1-2 G4-3		2-2 E9 1B		0-2 G5-4-3			3-2 F9		4	0	1	2	0	0	2					
<b>Eric Anthony, L</b> OBP: 0.351, SLG: 0.424 (1, 9)	2-2 G3		4-0 IBB			2-2 L6		2-2 1B		3	0	1	1	1	0	0					
<b>Luis Gonzalez, L</b> OBP: 0.189, SLG: 0.226 <b>Pete Incaviglia, R</b> OBP: 0.280, SLG: 0.337 (8, PH)		1-1 P7	1-3 K			1-2 F8		0-3 K		3	0	0	0	0	1	3					
<b>Casey Candaele, S</b> OBP: 0.223, SLG: 0.255 (1, 5)		2-3 K		2-2 F9		0-0 L7			0-0 P3	4	0	0	0	0	1	0					
<b>Eddie Taubensee, L</b> OBP: 0.211, SLG: 0.215 <b>Scott Servais, R</b> OBP: 0.189, SLG: 0.216 (8, PH)		0-1 G4-3		2-3 K			0-1 G1-6-3 1B		0-2 P3	3	0	1	0	0	1	0					
<b>Andujar Cedeno, R</b> OBP: 0.289, SLG: 0.307 (1, 6)			1-2 FC1-6 1B	1-3 K FC6-4			1-2 F9		4-2 BB	3	0	1	0	1	1	1					
<b>Butch Henry, L</b> OBP: 0.111, SLG: 0.444 <b>Xavier Hernandez, L</b> (8, PH) <b>Ken Caminiti, S</b> OBP: 0.366, SLG: 0.912 <b>Joe Boever, R</b> (8, PH) <b>Rob Mallicoat, L</b> OBP: 0.200, SLG: 0.257 (8, PH)			0-2 FC1-6 1B	2-2 FC6-4			1-0 G1-6-3		1-0 F9	2	0	0	0	0	0	2					
<b>Inning Stats</b>	R: 1 E: 0 K: 0 S: 10	H: 1 LOB: 0 BB: 0 P: 15	R: 0 E: 0 K: 1 S: 8	H: 0 LOB: 0 BB: 0 P: 11	R: 1 E: 1 K: 1 S: 18	H: 3 LOB: 3 BB: 1 P: 30	R: 0 E: 0 K: 2 S: 19	H: 0 LOB: 1 BB: 0 P: 26	R: 0 E: 0 K: 0 S: 9	H: 1 LOB: 0 BB: 0 P: 10	R: 0 E: 0 K: 0 S: 7	H: 0 LOB: 0 BB: 0 P: 10	R: 0 E: 0 K: 0 S: 6	H: 1 LOB: 0 BB: 0 P: 8	R: 1 E: 0 K: 2 S: 13	H: 2 LOB: 1 BB: 0 P: 20	R: 0 E: 0 K: 0 S: 7	H: 0 LOB: 1 BB: 1 P: 12	1B: 6 2B: 2 3B: 0 HR: 0	SF: 0 SAC: 0 DP: 2 HBP: 0	WP: 0 PA: 36 PB: 1 SB: 1 CS: 0
<b>PITCHER</b>	IP	WLS	BF	H	R	ER	SO	BB	IBB	HBP	BLK	WP	HR	S	P	ERA	WHIP				
<b>Shawn Boskie, R</b> ERA: 4.91	7.0	W	27	6	2	2	4	0	0	0	0	0	0	77	110	2.57	0.857				
<b>Chuck McElroy, L</b> ERA: 4.0	2.0		9	2	1	1	2	1	0	0	0	0	0	20	32	4.50	1.500				

**Chicago Cubs @ Houston Astros**  
Astrodome, Houston, TX  
Wed May 13 1992, 8:05 PM EDT  
Att: 25,527 - Dome - 70 F

AB	34
R	3
H	8
RBI	3
BB	2
SO	6
LOB	14





Batter	1	2	3	4	5	6	7	8	9	AB	R	H	RBI	BB	SO	LOB	TOP				
Ray Lankford, L OBP: 0.392, SLG: 0.423										3	0	0	0	2	2	2					
Ozzie Smith, S OBP: 0.400, SLG: 0.354										4	1	3	1	1	0	0					
Felix Jose, S OBP: 0.493, SLG: 0.689										5	1	2	2	0	0	6					
Pedro Guerrero, R Gerald Perry, L OBP: 0.281, SLG: 0.302 OBP: 0.372, SLG: 0.474										4	1	1	0	0	2	4					
Brian Jordan, R OBP: 0.279, SLG: 0.496										5	1	1	1	0	3	4					
Todd Zeile, R OBP: 0.331, SLG: 0.353										4	1	2	2	0	1	0					
Tom Pagnozzi, R OBP: 0.344, SLG: 0.417										5	0	2	0	0	0	1					
Luis Alicaia, S OBP: 0.288, SLG: 0.394										5	1	2	1	0	1	2					
Rheal Cormier, L Milt Thompson, L Cris Carpenter, R Bob McClure, R Craig Wilson, R Lee Smith, R OBP: 0.182, SLG: 0.279 OBP: 0.257, SLG: 0.338 OBP: 0.409, SLG: 0.364										3	0	0	0	0	0	3					
<b>Inning Stats</b>	R: 0 E: 0 K: 0 S: 7	H: 1 LOB: 2 BB: 1 P: 14	R: 0 E: 0 K: 1 S: 9	H: 1 LOB: 1 BB: 0 P: 16	R: 0 E: 0 K: 1 S: 15	H: 1 LOB: 1 BB: 0 P: 22	R: 2 E: 0 K: 1 S: 14	H: 3 LOB: 3 BB: 2 P: 30	R: 1 E: 0 K: 1 S: 9	H: 1 LOB: 0 BB: 0 P: 12	R: 0 E: 0 K: 1 S: 8	H: 0 LOB: 1 BB: 0 P: 10	R: 0 E: 0 K: 2 S: 11	H: 1 LOB: 1 BB: 0 P: 16	R: 0 E: 0 K: 1 S: 11	H: 2 LOB: 2 BB: 0 P: 18	R: 4 E: 1 K: 2 S: 23	H: 5 LOB: 1 BB: 0 P: 32	1B: 10 2B: 1 3B: 3 HR: 1	SF: 1 SAC: 0 DP: 0 HBP: 0	WP: 0 PA: 45 PB: 0 SB: 1 CS: 0
<b>PITCHER</b>	IP WLS BF H R ER SO BB IBB HBP BLK WP HR S P ERA WHIP																				
Darryl Kile, R ERA: 3.06	(1, 1) 5.0 25 7 3 3 4 3 0 0 0 0 0 0 54 94 5.40 2.000																				
Rob Mallcoat, L ERA: 1.23	(6, 1) 1.2 6 1 0 0 2 0 0 0 0 0 0 0 15 20 0.00 0.600																				
Xavier Hernandez, R ERA: 2.1	(7, 1) 0.1 1 0 0 0 1 0 0 0 0 0 0 0 4 6 0.00 0.000																				
Joe Boever, R ERA: 2.52	(8, 1) 1.0 5 2 0 0 1 0 0 0 0 0 0 0 11 18 0.00 2.000																				
Doug Jones, R ERA: 2.75	(9, 1) 1.0 L 8 5 4 4 2 0 0 0 0 0 0 1 23 32 36.00 5.000																				

St. Louis Cardinals @ Houston Astros  
Astrodome, Houston, TX  
Fri May 15 1992, 8:05 PM EDT  
Att: 12,814 - Dome - 70 F

AB 41  
R 7  
H 15  
RBI 7  
BB 3  
SO 10  
LOB 23



Batter	1	2	3	4	5	6	7	8	9	AB	R	H	RBI	BB	SO	LOB	BOTTOM				
Craig Biggio, R OBP: 0.364, SLG: 0.406										3	2	1	0	2	0	0					
Steve Finley, L OBP: 0.300, SLG: 0.414										5	0	0	0	0	2	4					
Jeff Bagwell, R OBP: 0.318, SLG: 0.392										4	1	2	4	0	0	0					
Pete Incaviglia, R OBP: 0.279, SLG: 0.333										4	0	1	0	0	1	1					
Ken Caminiti, S OBP: 0.347, SLG: 0.477										3	0	0	0	1	0	1					
Eric Anthony, L OBP: 0.341, SLG: 0.405										4	0	1	0	0	2	2					
Doug Jones, R										0	0	0	0	0	0	0					
Scott Servais, R OBP: 0.200, SLG: 0.225										3	0	1	0	0	1	1					
Juan Guerrero, R OBP: 0.167, SLG: 0.125										0	0	0	0	0	0	0					
Eddie Taubensee, L OBP: 0.258, SLG: 0.213										1	0	0	0	0	1	0					
Andujar Cedeno, R OBP: 0.287, SLG: 0.342										4	1	1	1	0	2	1					
Darryl Kile, R Rafael Ramirez, R Rob Mallcoat, L Xavier Hernandez, L Casey Candaele, S Joe Boever, R Chris Jones, R OBP: 0.333, SLG: 0.111 OBP: 0.244, SLG: 0.286 OBP: 0.409, SLG: 0.364										0	1	0	0	1	0	0					
<b>Inning Stats</b>	R: 0 E: 0 K: 0 S: 5	H: 0 LOB: 0 BB: 0 P: 11	R: 0 E: 0 K: 1 S: 9	H: 1 LOB: 1 BB: 0 P: 14	R: 3 E: 0 K: 3 S: 13	H: 1 LOB: 0 BB: 2 P: 26	R: 0 E: 0 K: 1 S: 6	H: 0 LOB: 0 BB: 0 P: 10	R: 0 E: 0 K: 0 S: 5	H: 0 LOB: 0 BB: 0 P: 7	R: 0 E: 0 K: 0 S: 7	H: 1 LOB: 1 BB: 0 P: 10	R: 0 E: 0 K: 1 S: 8	H: 1 LOB: 1 BB: 0 P: 13	R: 1 E: 0 K: 1 S: 12	H: 2 LOB: 2 BB: 1 P: 21	R: 1 E: 0 K: 3 S: 13	H: 1 LOB: 1 BB: 1 P: 23	1B: 4 2B: 1 3B: 0 HR: 2	SF: 0 SAC: 0 DP: 0 HBP: 0	WP: 1 PA: 38 PB: 0 SB: 0 CS: 0
<b>PITCHER</b>	IP WLS BF H R ER SO BB IBB HBP BLK WP HR S P ERA WHIP																				
Rheal Cormier, L ERA: 5.5	(1, 1) 7.0 27 4 3 3 6 2 0 0 0 0 0 0 9 17 13.50 3.000																				
Cris Carpenter, R ERA: 2.09	(8, 1) 0.2 5 2 1 1 0 0 1 0 0 0 0 0 9 17 13.50 3.000																				
Bob McClure, L ERA: 5.73	(8, 1) 0.1 W 1 0 0 0 1 0 0 0 0 0 0 0 3 4 0.00 0.000																				
Lee Smith, R ERA: 2.5	(9, 1) 1.0 S 5 1 1 1 3 1 0 0 0 0 1 1 13 23 9.00 2.000																				

St. Louis Cardinals @ Houston Astros  
Astrodome, Houston, TX  
Fri May 15 1992, 8:05 PM EDT  
Att: 12,814 - Dome - 70 F

AB 34  
R 5  
H 7  
RBI 5  
BB 4  
SO 10  
LOB 11







Batter	1	2	3	4	5	6	7	8	9	AB	R	H	RBI	BB	SO	LOB	TOP											
Ray Lankford, L (1, 8) OBP: 0.401, SLG: 0.446	1-3 K		4-0 BB		4-2 CS BB			1-0 HR		2	1	1	1	2	1	0	<b>St. Louis Cardinals @ Houston Astros</b> Astrodome, Houston, TX Sat May 16 1992, 8:05 PM EDT Att: 22,327 - Dome - 70 F											
Ozzie Smith, S (1, 6) OBP: 0.386, SLG: 0.342	2-0 L3		2-0 F8		1-0 CS	0-0 G5-3		1-1 L7		4	0	0	0	0	0	1												
Felix Jose, S (1, 9) OBP: 0.479, SLG: 0.662	3-3 K2-3			0-2 CS 1B		1-2 F8		1-1 P4		4	0	1	0	0	1	0												
Gerald Perry, L (1, 3) OBP: 0.383, SLG: 0.463		0-0 1B 1B		4-2 BB 1-2 BB		2-1 F8		1-3 K		3	0	1	0	1	1	0												
Brian Jordan, R (1, 7) OBP: 0.270, SLG: 0.479 Mike Perez, R (9, 1)	1-3 K		0-3 K		1-3 K			0-1 F9		4	0	0	0	0	3	2												
Todd Zeile, R (1, 5) OBP: 0.349, SLG: 0.378	2-2 G5-4-3 1B		4-2 BB 1-2 BB		1-1 G3 2B			1-2 G4-3 1B		3	0	3	0	1	0	0												
Tom Pagnozzi, R (1, 2) OBP: 0.333, SLG: 0.403	0-1 G5-4-3 1-2		0-1 F9		0-1 G3			0-0 G4-3 1-2		4	0	0	0	0	0	6												
Luis Alicea, S (1, 4) OBP: 0.277, SLG: 0.378			1-3 K		1-1 G4-3			0-2 G3-1		3	0	0	0	0	1	1												
Omar Olivares, R (1, 1) OBP: 0.350, SLG: 0.316 Cris Carpenter, R (7, 1)			3-1 F8		0-3 K			0-0 HR		2	0	0	0	0	1	0												
Milt Thompson, L (8, PH) OBP: 0.268, SLG: 0.391 Juan Agosto, L (8, 1)										0	0	0	0	0	0	0												
Bernard Gilkey, R (9, 7) OBP: 0.353, SLG: 0.349										0	0	0	0	0	0	0												
<b>Inning Stats</b>	R: 0 E: 0 K: 2 S: 9	H: 0 LOB: 0 BB: 0 P: 15	R: 0 E: 0 K: 1 S: 10	H: 2 LOB: 1 BB: 0 P: 13	R: 0 E: 0 K: 1 S: 7	H: 0 LOB: 1 BB: 1 P: 16	R: 0 E: 0 K: 1 S: 15	H: 1 LOB: 2 BB: 2 P: 23	R: 0 E: 0 K: 1 S: 8	H: 0 LOB: 0 BB: 1 P: 14	R: 0 E: 0 K: 0 S: 6	H: 0 LOB: 0 BB: 0 P: 9	R: 0 E: 0 K: 1 S: 10	H: 1 LOB: 1 BB: 0 P: 12	R: 2 E: 0 K: 1 S: 9	H: 2 LOB: 0 BB: 0 P: 13		R: 0 E: 0 K: 0 S: 6	H: 1 LOB: 0 BB: 7	1B: 4 2B: 1 3B: 0 HR: 2	SF: 0 SAC: 0 DP: 2 HBP: 0	WP: 0 PA: 35 PB: 0 SB: 0 CS: 2						
<b>PITCHER</b>	IP	WLS	BF	H	R	ER	SO	BB	IBB	HBP	BLK	WP	HR	S	P	ERA		WHIP										
Mark Portugal, R (1, 1) ERA: 2.82	7.0		28	6	2	2	7	4	0	0	0	0	2	67	105	2.57		1.429										
Rob Mallicoat, L (8, 1) ERA: 1.09	1.0	3	0	0	0	0	1	0	0	0	0	0	0	7	10	0.00		0.000										
Doug Jones, R (9, 1) ERA: 2.63	1.0	W	3	1	0	0	0	0	0	0	0	0	0	6	7	0.00		1.000										

Batter	1	2	3	4	5	6	7	8	9	AB	R	H	RBI	BB	SO	LOB	BOTTOM											
Craig Biggio, R (1, 4) OBP: 0.361, SLG: 0.423	2-2 G4-3		1-3 K		1-1 HR		1-1 F8			4	1	1	2	0	1	2	<b>St. Louis Cardinals @ Houston Astros</b> Astrodome, Houston, TX Sat May 16 1992, 8:05 PM EDT Att: 22,327 - Dome - 70 F											
Steve Finley, L (1, 8) OBP: 0.305, SLG: 0.416	2-2 S 1B		2-2 FC5-4 1B		3-1 G1-3			0-1 G1-3		4	0	2	0	0	0	0												
5 Jeff Bagwell, R (1, 3) OBP: 0.316, SLG: 0.388	1-3 K		0-0 FC5-4 G4-3 1-2 S 1B		2-1 G3-6-1 1B			1-0 F8		4	0	1	0	0	1	2												
Eric Anthony, L (1, 9) OBP: 0.341, SLG: 0.385 Pete Incaviglia, R (8, PH) OBP: 0.277, SLG: 0.330 Doug Jones, R (9, 1)	3-2 G6-3		4-2 G4-3 BB		1-0 G3-6-1			0-1 G6-3		2	0	0	0	1	0	2												
Luis Gonzalez, L (1, 7) OBP: 0.191, SLG: 0.218		1-1 G4-3		1-2 G4-3		1-2 L7		4-0 G4-3 SH1-4 1B BB		3	1	0	0	1	0	2												
Casey Candaele, S (1, 5) OBP: 0.224, SLG: 0.255		0-0 G6-3		0-1 G3-4-1			0-0 SH5-4 S 1B		0-0 SH1-4	3	0	1	0	0	0	2												
Eddie Taubensee, L (1, 2) OBP: 0.250, SLG: 0.205 Rafael Ramirez, R (9, PH) OBP: 0.239, SLG: 0.279	1-2 F8				0-0 G5-3		3-3 K		1-1 G4-3	3	0	0	0	0	1	1												
Andujar Cedeno, R (1, 6) OBP: 0.289, SLG: 0.333 Benny Distefano, L (9, PH) OBP: 0.313, SLG: 0.154			3-2 G5-3		1-3 K		4-3 SH5-4 BB		2-1 SH5-4 1B	2	0	0	0	1	1	0												
Mark Portugal, R (1, 1) OBP: 0.071, SLG: 0.071 Rob Mallicoat, L (8, 1) Chris Jones, R (9, 9) OBP: 0.286, SLG: 0.250			1-3 K		0-0 HR 1B		0-0 SH5-4		3-1 SH5-4 1B	2	1	1	0	0	1	0												
<b>Inning Stats</b>	R: 0 E: 0 K: 1 S: 14	H: 1 LOB: 1 BB: 0 P: 22	R: 0 E: 0 K: 0 S: 9	H: 0 LOB: 0 BB: 0 P: 11	R: 0 E: 0 K: 2 S: 12	H: 0 LOB: 0 BB: 0 P: 17	R: 0 E: 0 K: 0 S: 12	H: 1 LOB: 2 BB: 1 P: 19	R: 2 E: 0 K: 1 S: 10	H: 2 LOB: 0 BB: 0 P: 15	R: 0 E: 0 K: 0 S: 6	H: 1 LOB: 0 BB: 0 P: 10	R: 0 E: 0 K: 1 S: 16	H: 1 LOB: 2 BB: 1 P: 22	R: 0 E: 0 K: 0 S: 5	H: 0 LOB: 0 BB: 0 P: 6		R: 1 E: 0 K: 0 S: 5	H: 1 LOB: 1 BB: 1 P: 12	1B: 6 2B: 0 3B: 0 HR: 1	SF: 0 SAC: 2 DP: 1 HBP: 0	WP: 0 PA: 35 PB: 0 SB: 3 CS: 0						
<b>PITCHER</b>	IP	WLS	BF	H	R	ER	SO	BB	IBB	HBP	BLK	WP	HR	S	P	ERA		WHIP										
Omar Olivares, R (1, 1) ERA: 4.42	6.1		25	6	2	2	5	1	0	0	0	0	0	9	13	0.00		1.505										
Cris Carpenter, R (7, 1) ERA: 2.0	0.2	3	0	0	0	0	0	1	0	0	0	0	0	9	13	0.00		1.500										
Juan Agosto, L (8, 1) ERA: 6.38	1.1	L	5	0	1	1	0	1	0	0	0	0	0	6	11	6.75		0.750										
Mike Perez, R (9, 1) ERA: 1.38	0.1	2	1	0	0	0	0	0	0	0	0	0	0	4	7	0.00		3.000										



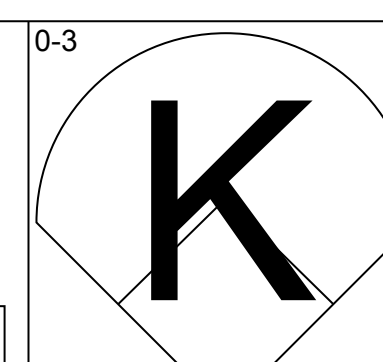
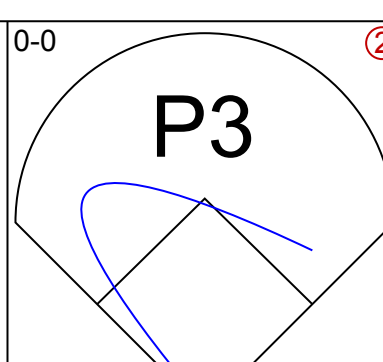
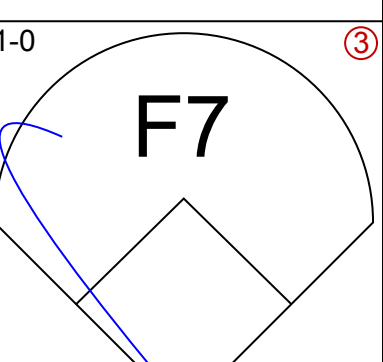
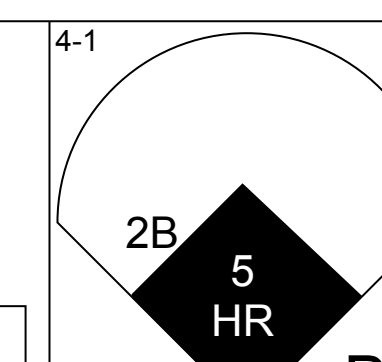
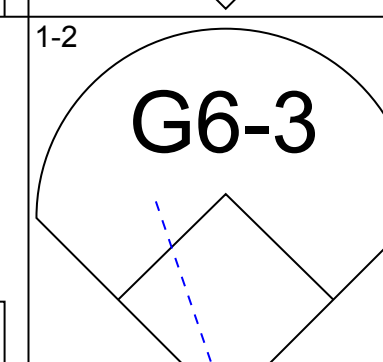
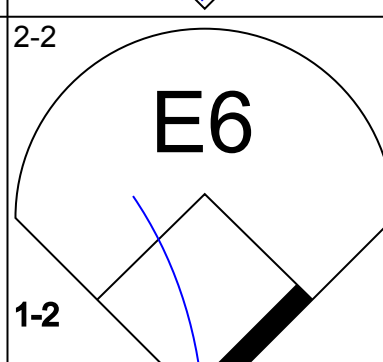
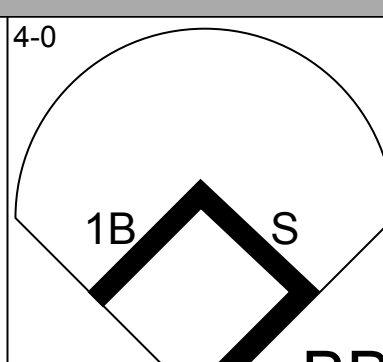
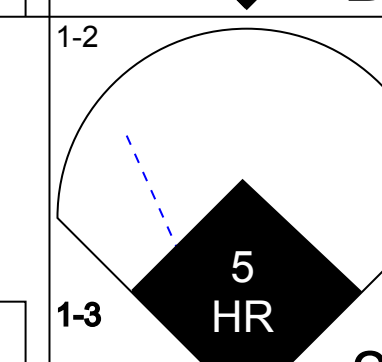
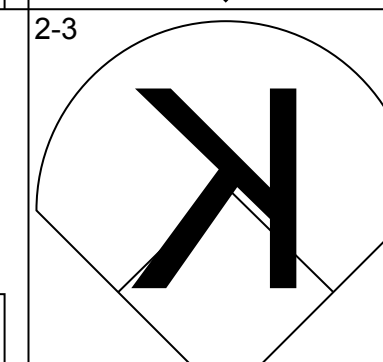
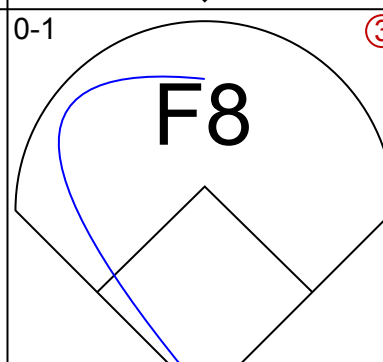
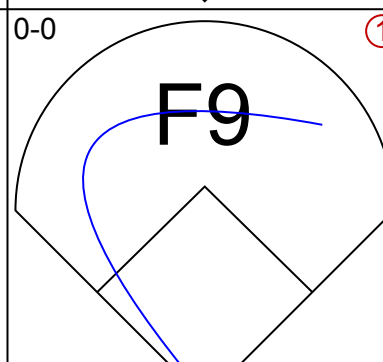
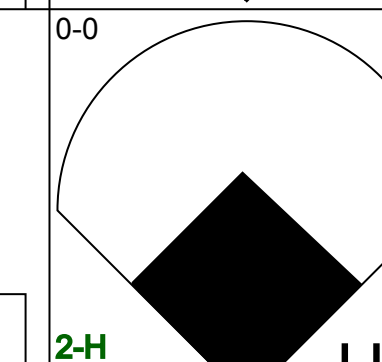
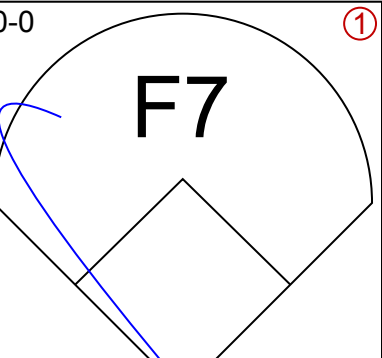
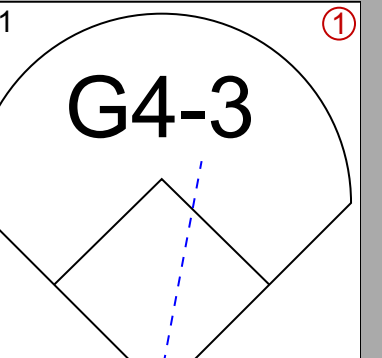
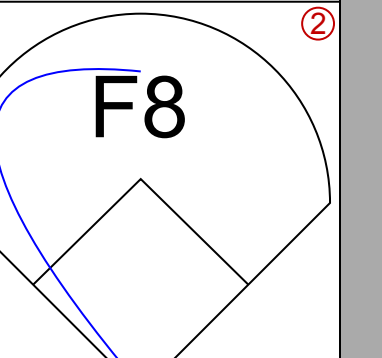
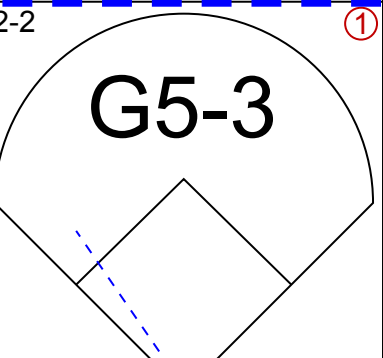
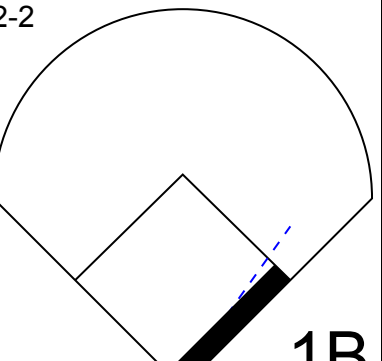
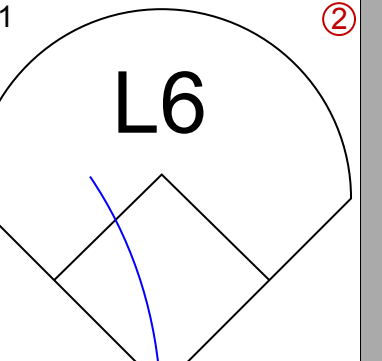
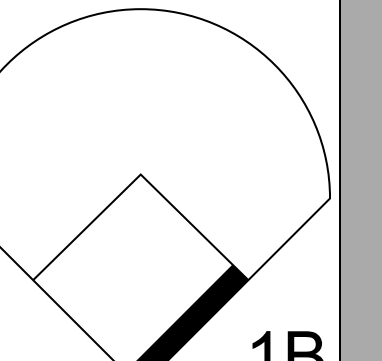
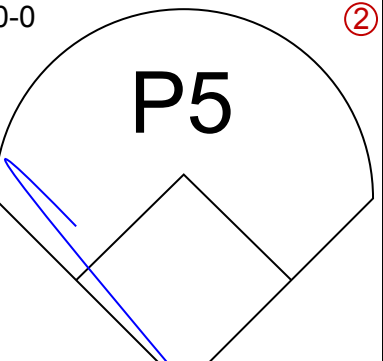
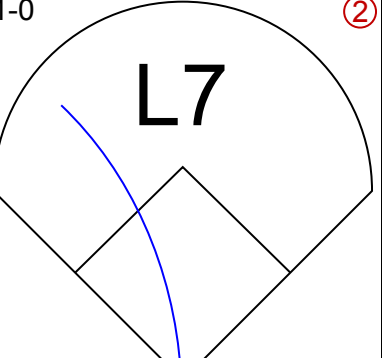
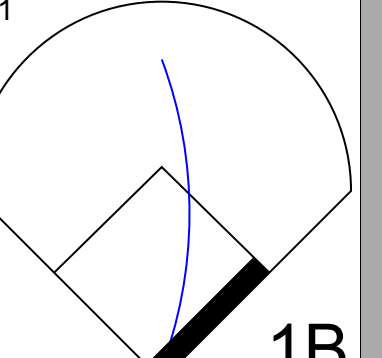
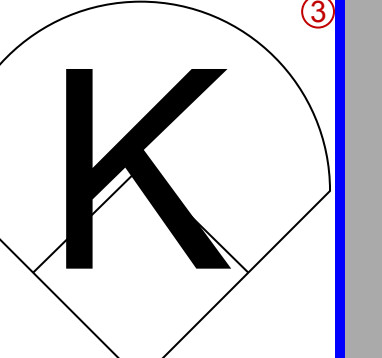
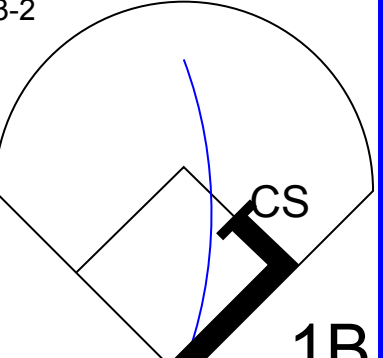
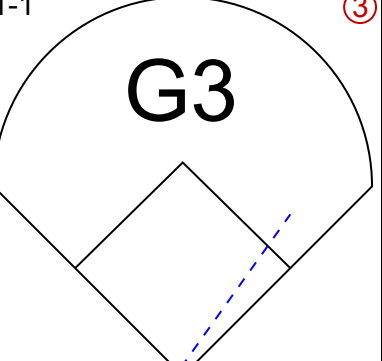
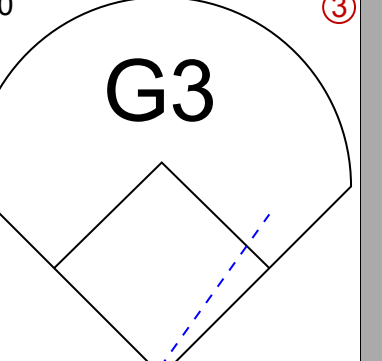
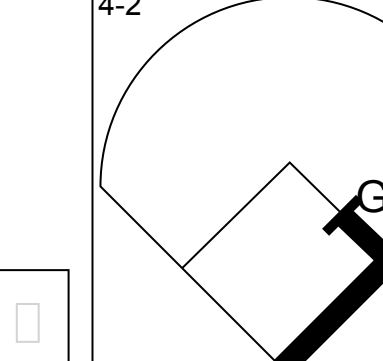
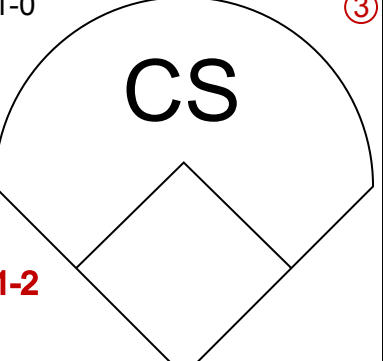
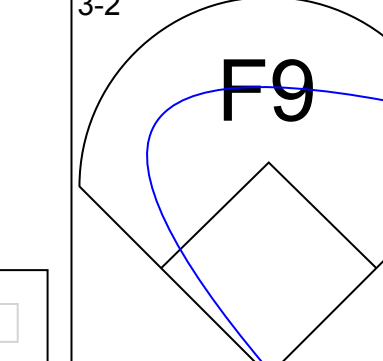
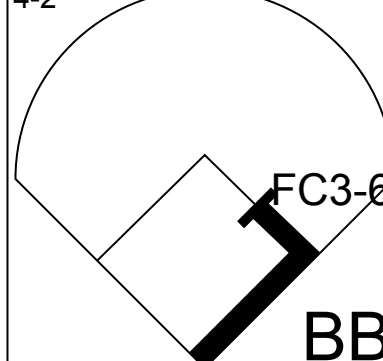
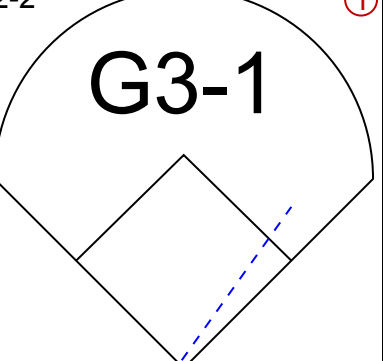
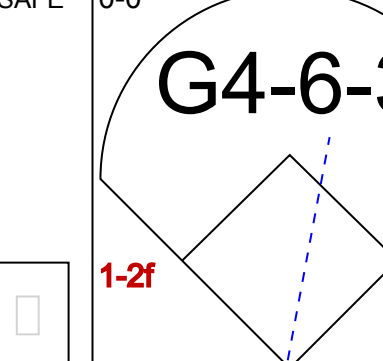
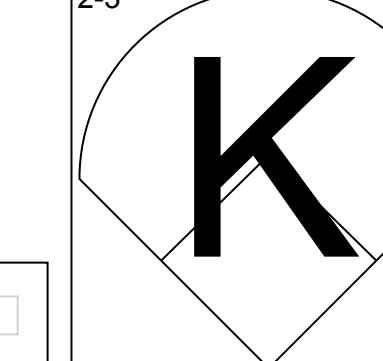
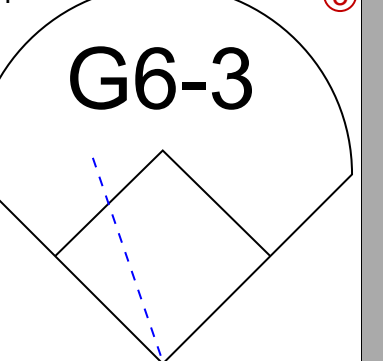
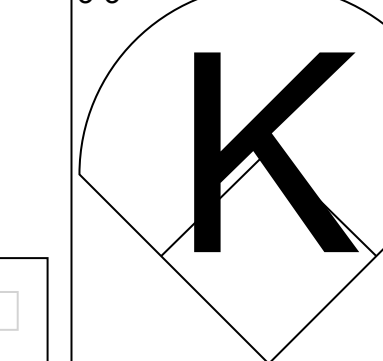
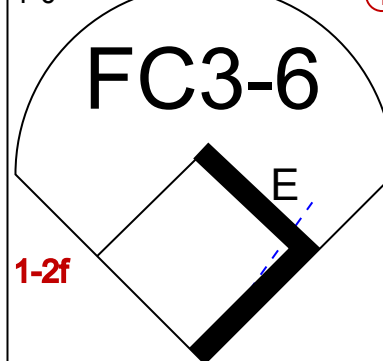
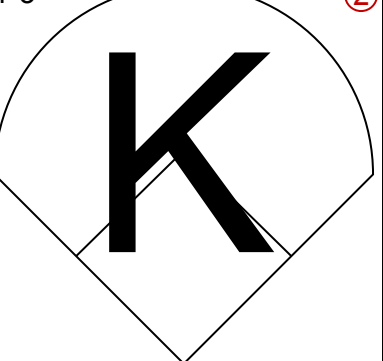
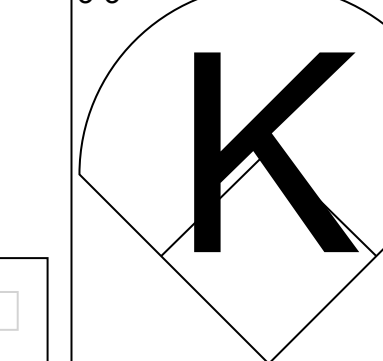
Batter	1	2	3	4	5	6	7	8	9	AB	R	H	RBI	BB	SO	LOB	TOP																	
Ray Lankford, L (1, 8) OBP: 0.395, SLG: 0.444	K		P5		K	P5			3B 2B	5	1	1	0	0	2	4	<b>St. Louis Cardinals @ Houston Astros</b> Astrodome, Houston, TX Sun May 17 1992, 4:33 AM EDT Att: 17,218 - Dome - 70 F  <b>livebaseballscores.com</b>  <b>AB 38</b> <b>R 7</b> <b>H 11</b> <b>RBI 7</b> <b>BB 2</b> <b>SO 5</b> <b>LOB 23</b>  																	
Luis Alica, S (1, 4) OBP: 0.295, SLG: 0.410	P4		HR BB		1B		F9		1B 3B	4	2	2	1	1	0	0																		
Felix Jose, S (1, 9) OBP: 0.474, SLG: 0.686	L7		HR		P5		P4		1B	5	1	2	5	0	0	1																		
Gerald Perry, L (1, 3) OBP: 0.365, SLG: 0.435		CS 1B	G4-3		K		F8		L9	5	0	1	0	0	1	2																		
Todd Zeile, R (1, 5) OBP: 0.344, SLG: 0.371	F9			G5-3		F8 1B FC		P5	F8	5	1	1	0	0	0	2																		
Milt Thompson, L (1, 7) OBP: 0.293, SLG: 0.417																																		
Brian Jordan, R (9, 7) OBP: 0.270, SLG: 0.479	G3-1			1B HBP		FC 1B			2B	3	0	2	0	0	0	1																		
Tom Pagnozzi, R (1, 2) OBP: 0.338, SLG: 0.402			FC3-5 1B BB	1B		F8		K		3	0	1	0	1	1	3																		
Bien Figueroa, R (1, 6) OBP: 0.250, SLG: 0.250										4	1	1	1	0	0	4																		
Cris Carpenter, R (8, 1)										0	0	0	0	0	0	0																		
Lee Smith, R (9, 1)			BB FC3-5 HR 1B		L9	FC		L9		0	0	0	0	0	0	0																		
Jose DeLeon, R (1, 1)										2	1	0	0	0	0	4																		
Mike Perez, R (5, 1)										0	0	0	0	0	0	0																		
Bernard Gilkey, R (6, PH) OBP: 0.348, SLG: 0.344			FC3-5 BB		G6-3					1	0	0	0	0	1	2																		
Juan Agosto, L (6, 1)										0	0	0	0	0	0	0																		
Ozzie Smith, S (8, 6) OBP: 0.385, SLG: 0.339			HR 1-2 2-3			K			F7	1	0	0	0	0	0	0																		
<b>Inning Stats</b>	R: 0 E: 0 K: 1 S: 8	H: 0 LOB: 0 BB: 0 P: 13	R: 0 E: 0 K: 0 S: 7	H: 1 LOB: 0 BB: 0 P: 10	R: 4 E: 0 K: 0 S: 17	H: 2 LOB: 0 BB: 2 P: 32	R: 0 E: 0 K: 0 S: 11	H: 1 LOB: 2 BB: 0 P: 18	R: 0 E: 0 K: 2 S: 12	H: 1 LOB: 1 BB: 0 P: 19	R: 1 E: 0 K: 1 S: 14	H: 2 LOB: 2 BB: 0 P: 20	R: 0 E: 0 K: 0 S: 8	H: 0 LOB: 0 BB: 0 P: 12	R: 0 E: 0 K: 1 S: 10	H: 1 LOB: 1 BB: 0 P: 13	R: 2 E: 0 K: 0 S: 15	H: 3 LOB: 1 BB: 0 P: 22	1B: 7 2B: 2 3B: 1 HR: 1	SF: 0 SAC: 0 DP: 0 HBP: 1	WP: 0 PB: 0 SB: 0 CS: 1	PA: 41												
<b>PITCHER</b>	IP WLS BF H R ER SO BB IBB HBP BLK WP HR S P ERA WHIP																																	
Pete Harnisch, R (1, 1) ERA: 3.75	5.0	24	7	5	5	3	2	0	0	0	0	0	0	0	6	7	9.00	1.800																
Joe Boever, R (6, 1) ERA: 2.45	0.2	3	0	0	0	1	0	0	0	0	0	0	0	0	6	2	0.00	0.000																
Al Osuna, L (6, 1) ERA: 3.24	1.2	6	1	0	0	0	0	0	0	0	0	0	0	16	26	0.00	0.600																	
Doug Jones, R (8, 1) ERA: 3.1	1.2	L 8	3	2	2	1	0	0	0	0	0	0	0	19	26	10.80	1.800																	

Batter	1	2	3	4	5	6	7	8	9	AB	R	H	RBI	BB	SO	LOB	BOTTOM																
Craig Biggio, R (1, 4) OBP: 0.368, SLG: 0.432	F9		2B		5 F9 1B 1B	WP 5 1B BB		G4-3		4	1	2	0	1	0	0	<b>St. Louis Cardinals @ Houston Astros</b> Astrodome, Houston, TX Sun May 17 1992, 4:33 AM EDT Att: 17,218 - Dome - 70 F  <b>livebaseballscores.com</b>  <b>AB 38</b> <b>R 5</b> <b>H 10</b> <b>RBI 5</b> <b>BB 2</b> <b>SO 9</b> <b>LOB 17</b>  																
Steve Finley, L (1, 8) OBP: 0.308, SLG: 0.416	1B		F7		1B FC 1B	P5		G6-3		5	2	2	1	0	0	2																	
5 Jeff Bagwell, R (1, 3) OBP: 0.312, SLG: 0.381	K		K2-3		F9	WP 1B		L6		5	0	1	0	0	2	4																	
Eric Anthony, L (1, 9) OBP: 0.347, SLG: 0.386	1B			K	BB FC 1B	G1-6-3		F8		5	0	2	2	0	1	2																	
Luis Gonzalez, L (1, 7) OBP: 0.194, SLG: 0.220	G1			2B 1B	FC BB	L9				4	1	1	1	0	0	2																	
Doug Jones, R (8, 1)										0	0	0	0	0	0	0																	
Casey Candaele, S (1, 5) OBP: 0.216, SLG: 0.245		F9		K	F7	G5-3				4	0	0	0	0	1	3																	
Eddie Taubensee, L (1, 2) OBP: 0.260, SLG: 0.221		G4-3			FC5-4 BB	K				3	0	1	1	1	1	0																	
Rafael Ramirez, R (1, 6) OBP: 0.224, SLG: 0.261										3	0	0	0	0	1	4																	
Al Osuna, R (6, 1)										0	0	0	0	0	0	0																	
Benny Distefano, L (8, 7) OBP: 0.294, SLG: 0.143					F8	FC5-4		G6-3		1	0	0	0	0	0	0																	
Pete Harnisch, S (1, 1) OBP: 0.250, SLG: 0.400										2	1	1	0	0	1	0																	
Joe Boever, R (6, 1)										0	0	0	0	0	0	0																	
Andujar Cedeno, R (6, 6) OBP: 0.283, SLG: 0.325					1B 2B	K		K		2	0	0	0	0	2	0																	
<b>Inning Stats</b>	R: 1 E: 0 K: 1 S: 9	H: 2 LOB: 1 BB: 0 P: 12	R: 0 E: 0 K: 1 S: 6	H: 0 LOB: 0 BB: 0 P: 8	R: 0 E: 0 K: 2 S: 11	H: 1 LOB: 1 BB: 0 P: 15	R: 1 E: 0 K: 2 S: 12	H: 2 LOB: 1 BB: 0 P: 19	R: 3 E: 0 K: 0 S: 12	H: 4 LOB: 3 BB: 1 P: 22	R: 0 E: 0 K: 1 S: 13	H: 1 LOB: 2 BB: 1 P: 23	R: 0 E: 0 K: 1 S: 9	H: 0 LOB: 0 BB: 0 P: 11	R: 0 E: 0 K: 1 S: 6	H: 0 LOB: 0 BB: 0 P: 10		R: 0 E: 0 K: 0 S: 10	H: 0 LOB: 0 BB: 0 P: 15	1B: 7 2B: 3 3B: 0 HR: 0	SF: 0 SAC: 0 DP: 0 HBP: 0	WP: 1 PB: 0 SB: 1 CS: 0	PA: 40										
<b>PITCHER</b>	IP WLS BF H R ER SO BB IBB HBP BLK WP HR S P ERA WHIP																																
Jose DeLeon, R (1, 1) ERA: 4.11	4.1	23	9	5	5	6	1	0	0	0	0	0	0	2	6	0.00	1.500																
Mike Perez, R (5, 1) ERA: 1.35	0.2	3	0	0	0	0	1	0	0	0	0	0	0	2	6	0.00	1.500																
Juan Agosto, L (6, 1) ERA: 5.66	2.1	9	1	0	0	2	1	0	0	0	1	0	0	23	35	0.00	0.857																
Cris Carpenter, R (8, 1) ERA: 1.93	0.2	W 2	0	0	0	1	0	0	0	0	0	0	0	5	9	0.00	0.000																
Lee Smith, R (9, 1) ERA: 2.37	1.0	S 3	0	0	0	0	0	0	0	0	0	0	0	10	15	0.00	0.000																



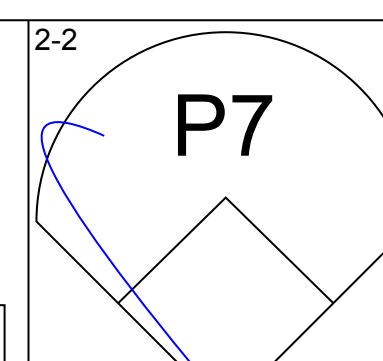
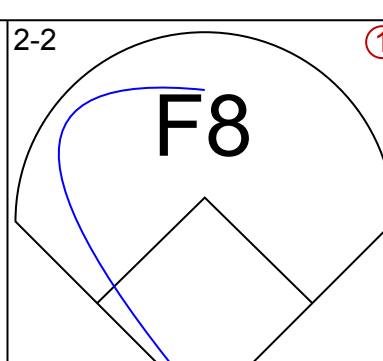
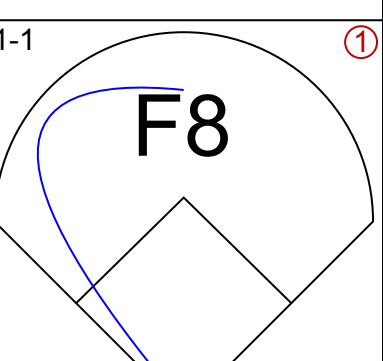
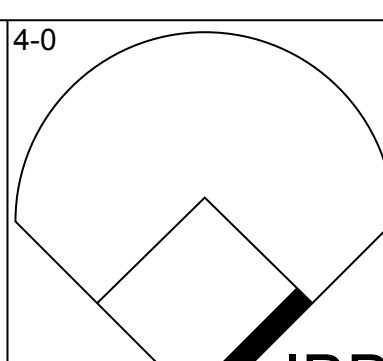
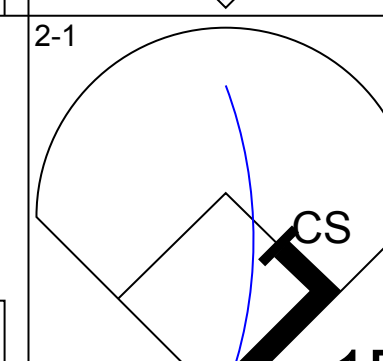
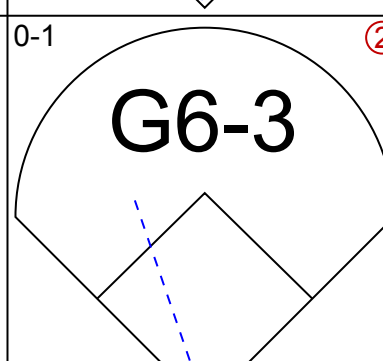
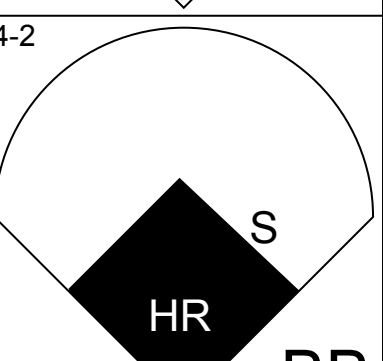
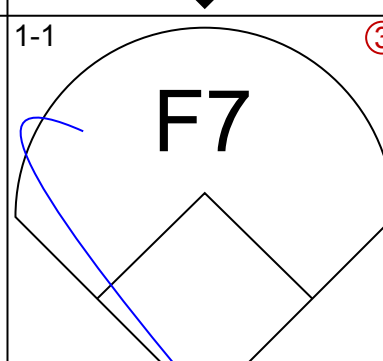
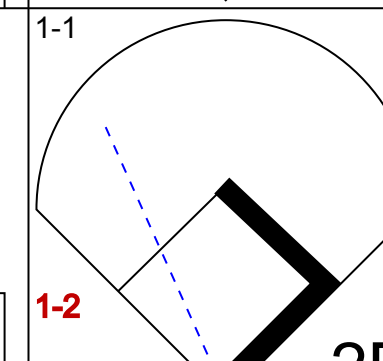
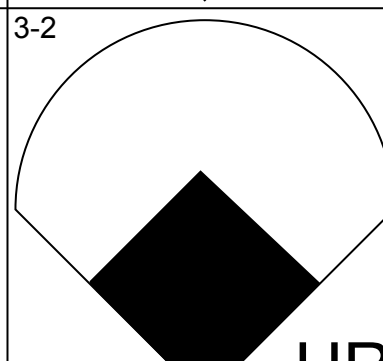
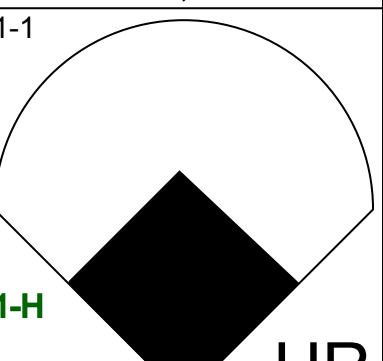
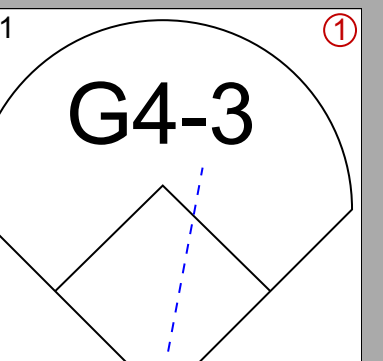
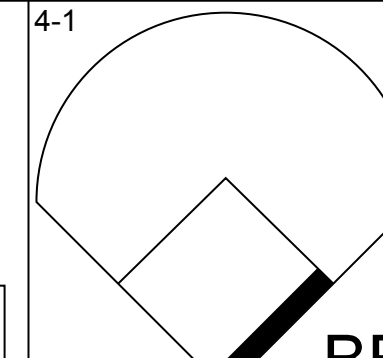
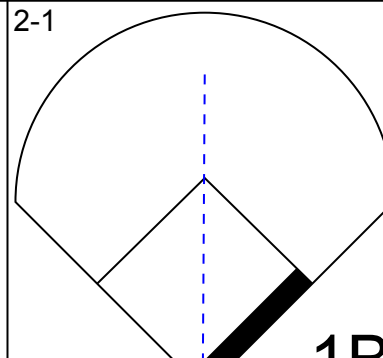
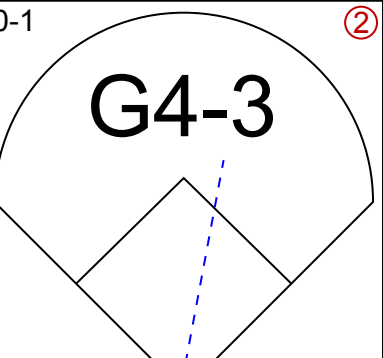
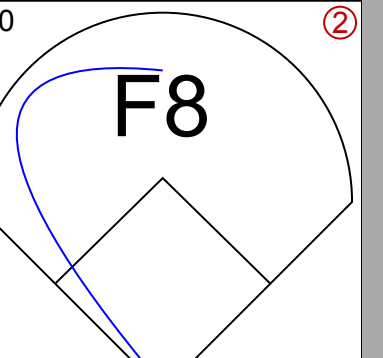
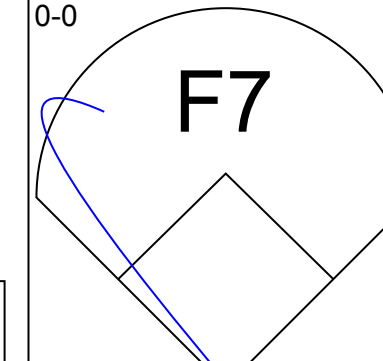
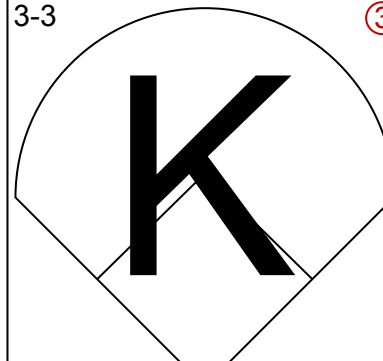
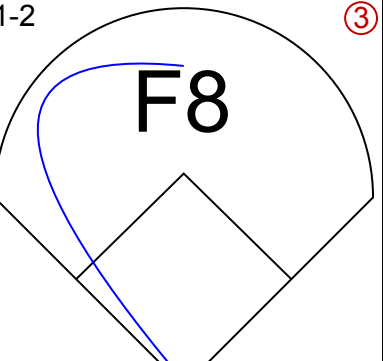
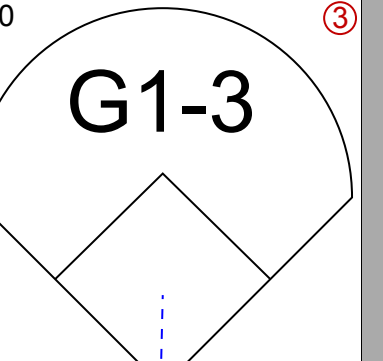
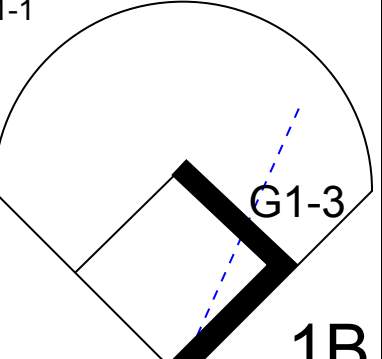
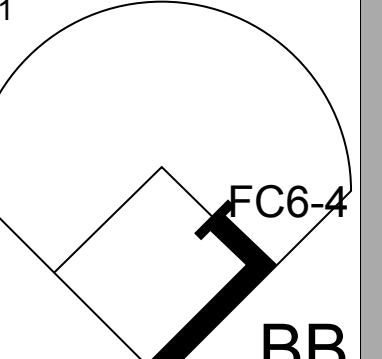
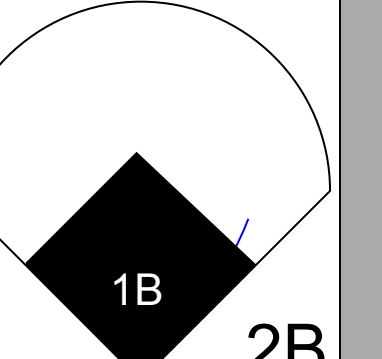
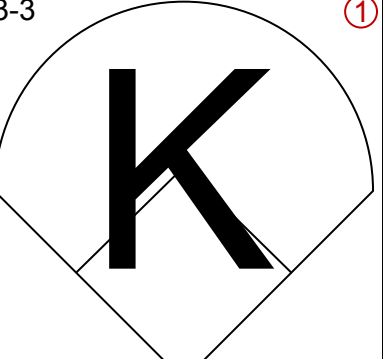
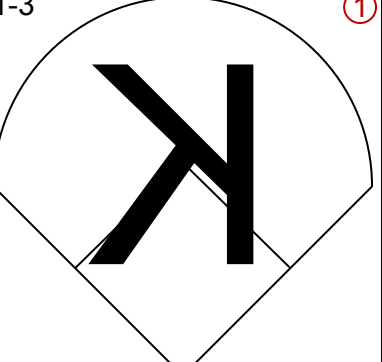
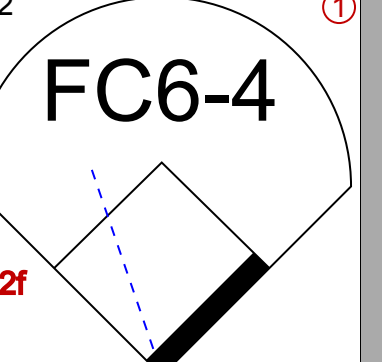
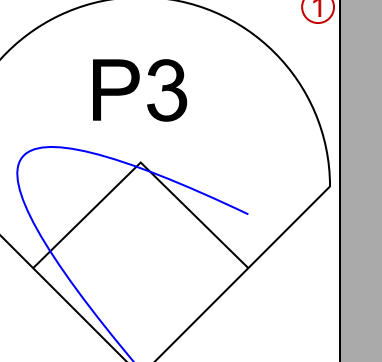
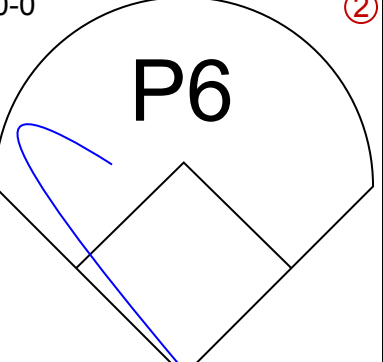
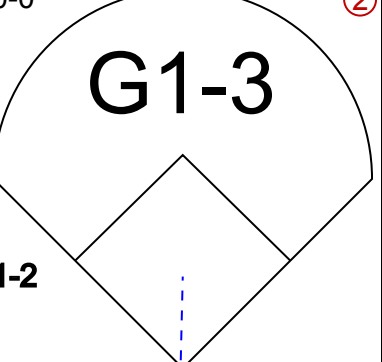
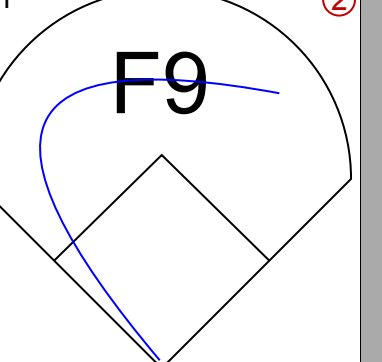
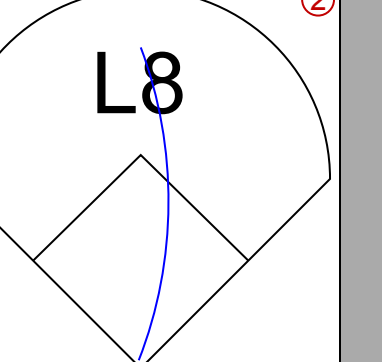
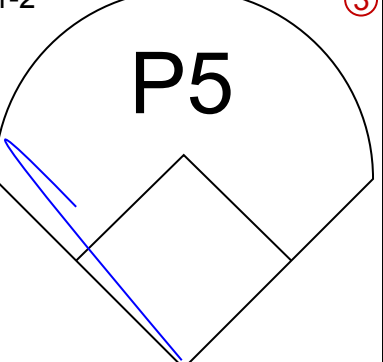
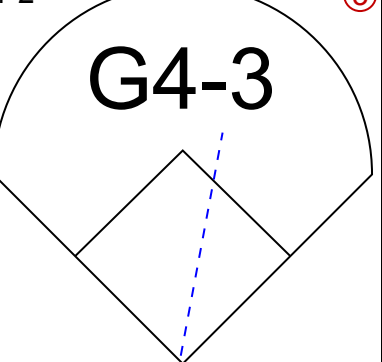

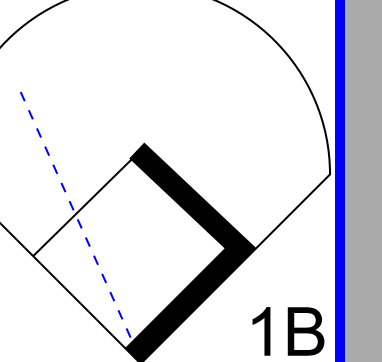




Batter	1	2	3	4	5	6	7	8	9	AB	R	H	RBI	BB	SO	LOB	TOP			
<b>Craig Biggio, R</b> OBP: 0.360, SLG: 0.422 (1, 4)										3	1	0	0	1	1	1	<b>Houston Astros @ Philadelphia Phillies</b> Veterans Stadium, Philadelphia, PA Tue May 19 1992, 7:05 PM EDT Att. 15,299 - Sunny - 67 F			
<b>Steve Finley, L</b> OBP: 0.321, SLG: 0.426 (1, 8)										3	1	1	0	1	0	1				
<b>5 Jeff Bagwell, R</b> OBP: 0.307, SLG: 0.388 (1, 3)										4	1	1	3	0	1	3				
<b>Eric Anthony, L</b> OBP: 0.333, SLG: 0.353 (1, 9)										4	0	0	0	0	0	1				
<b>Luis Gonzalez, L</b> OBP: 0.206, SLG: 0.232 (1, 7)										4	0	2	0	0	0	0				
<b>Juan Guerrero, R</b> OBP: 0.248, SLG: 0.227 (1, 5)										3	0	1	0	0	1	3				
<b>Xavier Hernandez, L</b> (6, 1)										0	0	0	0	0	0	0				
<b>Ken Caminiti, S</b> OBP: 0.360, SLG: 0.489 (8, PH)										1	0	1	0	0	0	0				
<b>Al Osuna, R</b> (8, 1)										0	0	0	0	0	0	0				
<b>Casey Candaele, S</b> OBP: 0.227, SLG: 0.248 (1, 6)										3	0	0	0	1	0	2				
<b>Eddie Taubensee, L</b> OBP: 0.263, SLG: 0.216 (1, 2)										2	0	0	0	1	0	1				
<b>Pete Incaviglia, R</b> OBP: 0.292, SLG: 0.336 (9, PH)										1	0	0	0	0	1	0				
<b>Butch Henry, L</b> OBP: 0.091, SLG: 0.364 (1, 1)										2	0	0	0	0	1	1				
<b>Rafael Ramirez, R</b> OBP: 0.212, SLG: 0.245 (6, 6)										2	0	0	0	0	1	0				
<b>Inning Stats</b>	R: 0 E: 0 K: 2 S: 12	H: 0 LOB: 0 BB: 0 P: 15	R: 0 E: 0 K: 0 S: 10	H: 1 LOB: 1 BB: 0 P: 14	R: 0 E: 1 K: 0 S: 9	H: 0 LOB: 2 BB: 1 P: 16	R: 0 E: 0 K: 0 S: 7	H: 1 LOB: 1 BB: 0 P: 12	R: 0 E: 0 K: 1 S: 14	H: 0 LOB: 0 BB: 1 P: 13	R: 0 E: 0 K: 0 S: 5	H: 0 LOB: 0 BB: 1 P: 9	R: 3 E: 0 K: 0 S: 13	H: 3 LOB: 0 BB: 1 P: 24	R: 0 E: 0 K: 2 S: 12	H: 0 LOB: 0 BB: 0 P: 20	1B: 4 2B: 1 3B: 0 HR: 1	SF: 0 SAC: 0 DP: 1 HBP: 0	WP: 0 PB: 0 SB: 1 CS: 1	PA: 37
<b>PITCHER</b>	IP WLS BF H R ER SO BB IBB HBP BLK WP HR S P ERA WHIP																			
<b>Curt Schilling, R</b> ERA: 2.36 (1, 1)	6.0 W 24 3 0 0 4 2 0 0 0 0 0 0 61 90 0.00 0.833																			
<b>Barry Jones, R</b> ERA: 5.55 (7, 1)	1.0 6 2 3 3 0 2 0 0 0 0 0 1 10 19 27.00 4.000																			
<b>Mitch Williams, L</b> ERA: 3.5 (8, 1)	2.0 S 6 1 0 0 2 0 0 0 0 0 0 0 20 34 0.00 0.500																			

AB	32
R	3
H	6
RBI	3
BB	4
SO	6
LOB	13



Batter	1	2	3	4	5	6	7	8	9	AB	R	H	RBI	BB	SO	LOB	BOTTOM			
<b>Lenny Dykstra, L</b> OBP: 0.333, SLG: 0.341 (1, 8)										3	0	0	0	1	0	0	<b>Houston Astros @ Philadelphia Phillies</b> Veterans Stadium, Philadelphia, PA Tue May 19 1992, 7:05 PM EDT Att. 15,299 - Sunny - 67 F			
<b>Ruben Amaro Jr. S</b> OBP: 0.306, SLG: 0.319 (1, 9)										3	1	1	0	1	0	2				
<b>Dave Hollins, S</b> OBP: 0.396, SLG: 0.436 (1, 5)										4	2	3	3	0	0	0				
<b>John Kruk, L</b> OBP: 0.462, SLG: 0.481 (1, 3)										3	0	1	0	1	0	0				
<b>Mariano Duncan, R</b> OBP: 0.303, SLG: 0.418 (1, 7)										4	0	0	0	0	1	3				
<b>Darren Daulton, L</b> OBP: 0.405, SLG: 0.536 (1, 2)										3	1	2	0	1	1	0				
<b>Steve Scarsone, R</b> OBP: 0.200, SLG: 0.111 (1, 4)										4	0	0	0	0	1	3				
<b>Kim Batiste, R</b> OBP: 0.263, SLG: 0.319 (1, 6)										4	0	0	0	0	0	3				
<b>Curt Schilling, R</b> (1, 1)										2	0	0	0	0	1	2				
<b>Ricky Jordan, R</b> OBP: 0.143, SLG: 0.300 (6, PH)										1	0	1	1	0	0	0				
<b>Barry Jones, R</b> (7, 1)										0	0	0	0	0	0	0				
<b>Mitch Williams, L</b> OBP: 1.000, SLG: 1.000 (8, 1)										0	0	0	0	0	0	0				
<b>Inning Stats</b>	R: 0 E: 0 K: 0 S: 10	H: 2 LOB: 2 BB: 1 P: 19	R: 0 E: 0 K: 1 S: 10	H: 1 LOB: 0 BB: 0 P: 13	R: 1 E: 0 K: 1 S: 13	H: 2 LOB: 1 BB: 0 P: 23	R: 0 E: 0 K: 1 S: 11	H: 0 LOB: 1 BB: 1 P: 17	R: 2 E: 0 K: 0 S: 11	H: 1 LOB: 0 BB: 1 P: 18	R: 1 E: 0 K: 0 S: 6	H: 2 LOB: 2 BB: 1 P: 11	R: 0 E: 0 K: 0 S: 4	H: 0 LOB: 0 BB: 0 P: 6	R: 0 E: 0 K: 1 S: 7	H: 0 LOB: 0 BB: 0 P: 11	1B: 4 2B: 2 3B: 0 HR: 2	SF: 0 SAC: 0 DP: 0 HBP: 0	WP: 0 PB: 0 SB: 1 CS: 1	PA: 35
<b>PITCHER</b>	IP WLS BF H R ER SO BB IBB HBP BLK WP HR S P ERA WHIP																			
<b>Butch Henry, L</b> ERA: 4.6 (1, 1)	5.2 L 26 7 4 4 3 3 0 0 0 0 0 0 7 14 0.00 1.765																			
<b>Xavier Hernandez, R</b> ERA: 2.0 (6, 1)	1.1 6 1 0 0 0 0 0 1 0 0 0 0 7 14 0.00 0.750																			
<b>Al Osuna, L</b> ERA: 3.06 (8, 1)	1.0 3 0 0 0 1 0 0 0 0 0 0 0 7 11 0.00 0.000																			

AB	31
R	4
H	8
RBI	4
BB	4
SO	4
LOB	13





Batter	1	2	3	4	5	6	7	8	9	AB R H RBI BB SO LOB	TOP							
<b>Craig Biggio, R</b> OBP: 0.362, SLG: 0.418 (1, 4)	G5-3		K		FC5-4		L7		BB	4 0 1 0 1 1 0	<b>Houston Astros @ Philadelphia Phillies</b> Veterans Stadium, Philadelphia, PA Wed May 20 1992, 7:05 PM EDT Att: 16,048 - Sunny - 74 F							
<b>Steve Finley, L</b> OBP: 0.318, SLG: 0.419 (1, 8)	1B		G3		L4		G4-3		P6	5 1 1 0 0 0 4								
<b>5 Jeff Bagwell, R</b> OBP: 0.304, SLG: 0.382 (1, 3)	1B		K		FC5-4				P9	5 0 1 0 0 1 4								
<b>Pete Incaviglia, R</b> OBP: 0.289, SLG: 0.342 (1, 7)	P4				G4-3		P4			4 0 2 0 0 0 2								
<b>Eric Anthony, L</b> OBP: 0.328, SLG: 0.345 (1, 9)	1B				F7		G6-3		P7	4 0 1 1 0 0 2								
<b>Juan Guerrero, R</b> OBP: 0.241, SLG: 0.231 (1, 5)	FC6-4				G4-3		2B		G4-3	4 0 1 0 0 0 4								
<b>Scott Servais, R</b> OBP: 0.213, SLG: 0.239 (9, PH)			K						BB	2 0 1 0 0 1 0								
<b>Rafael Ramirez, R</b> OBP: 0.226, SLG: 0.280 (9, PR)					HBP				2B	1 0 1 0 0 0 0								
<b>Luis Gonzalez, L</b> OBP: 0.206, SLG: 0.232 (9, PR)									2B	0 0 0 0 0 0 0								
<b>Andujar Cedeno, R</b> OBP: 0.274, SLG: 0.314 (6, 1)					P4				K	3 0 0 0 0 0 4								
<b>Joe Boever, R</b> OBP: 0.353, SLG: 0.478 (9, PH)	G5-3						G1-3			0 0 0 0 0 0 0								
<b>Ken Caminiti, S</b> OBP: 0.231, SLG: 0.246 (6, 6)										1 0 0 0 0 1 1								
<b>Darryl Kile, R</b> OBP: 0.286, SLG: 0.091 (6, 1)										2 0 0 0 0 2 0								
<b>Rob Mallicoat, L</b> OBP: 0.231, SLG: 0.246 (6, 6)							G6-3		BB	0 0 0 0 0 0 0								
<b>Casey Candaele, S</b> OBP: 0.231, SLG: 0.246 (6, 6)									BB	1 0 0 0 1 0 0								
<b>Inning Stats</b>	R: 1 E: 0 K: 0 S: 17	H: 3 LOB: 2 BB: 0 P: 25	R: 0 E: 0 K: 2 S: 9	H: 0 LOB: 0 BB: 0 P: 12	R: 0 E: 0 K: 2 S: 8	H: 1 LOB: 2 BB: 0 P: 14	R: 0 E: 0 K: 1 S: 10	H: 1 LOB: 1 BB: 0 P: 12	R: 0 E: 0 K: 0 S: 14	H: 2 LOB: 2 BB: 0 P: 16	R: 0 E: 0 K: 0 S: 11	H: 1 LOB: 1 BB: 0 P: 15	R: 0 E: 0 K: 1 S: 11	H: 1 LOB: 3 BB: 2 P: 22	1B: 7 2B: 2 3B: 0 HR: 0	SF: 0 SAC: 0 DP: 0 HBP: 1	WP: 0 PB: 0 SB: 0 CS: 0	PA: 39
<b>PITCHER</b>	IP WLS BF H R ER SO BB IBB HBP BLK WP HR S P ERA WHIP											IP WLS BF H R ER SO BB IBB HBP BLK WP HR S P ERA WHIP						
<b>Terry Mulholland, L</b> ERA: 4.15 (1, 1)	8.1 W 36 9 1 1 6 1 0 1 0 0 0 92 130 1.08 1.200																	
<b>Mitch Williams, L</b> ERA: 3.38 (9, 1)	0.2 S 3 0 0 0 0 1 0 0 0 0 0 5 11 0.00 1.500																	

Batter	1	2	3	4	5	6	7	8	9	AB R H RBI BB SO LOB	BOTTOM							
<b>Lenny Dykstra, L</b> OBP: 0.346, SLG: 0.348 (1, 8)	G6-3		CS		G5-3		K		1B	4 1 2 0 1 1 3	<b>Houston Astros @ Philadelphia Phillies</b> Veterans Stadium, Philadelphia, PA Wed May 20 1992, 7:05 PM EDT Att: 16,048 - Sunny - 74 F							
<b>Mariano Duncan, R</b> OBP: 0.294, SLG: 0.405 (1, 7)	G4-3		K		G5-3		P6		K	5 0 0 0 0 2 7								
<b>Dave Hollins, S</b> OBP: 0.399, SLG: 0.445 (1, 5)	1B		P2		2B		F8			4 0 2 1 0 0 3								
<b>John Kruk, L</b> OBP: 0.463, SLG: 0.486 (1, 3)			2B		G4-3		G3			3 1 1 0 1 0 0								
<b>Darren Daulton, L</b> OBP: 0.407, SLG: 0.540 (1, 2)			2B		BB		L4			3 0 1 1 1 0 2								
<b>Ruben Amaro Jr, S</b> OBP: 0.304, SLG: 0.316 (1, 9)			P3		BB		G3			4 0 1 0 0 0 3								
<b>Mickey Morandini, L</b> OBP: 0.376, SLG: 0.409 (1, 4)			BB		L8		BB		G1-3	3 0 1 0 1 0 2								
<b>Kim Batiste, R</b> OBP: 0.275, SLG: 0.320 (1, 6)			BB		FC5		BB		K	3 0 1 0 1 1 2								
<b>Terry Mulholland, R</b> OBP: 0.214, SLG: 0.222 (1, 1)			F7		FC5		BB		1B	3 0 1 0 1 0 5								
<b>Mitch Williams, L</b> OBP: 1.000, SLG: 1.000 (9, 1)					1-2		BB		1B	0 0 0 0 0 0 0								
<b>Inning Stats</b>	R: 0 E: 0 K: 0 S: 11	H: 1 LOB: 1 BB: 0 P: 15	R: 1 E: 0 K: 0 S: 6	H: 2 LOB: 2 BB: 1 P: 11	R: 0 E: 0 K: 1 S: 7	H: 0 LOB: 0 BB: 1 P: 14	R: 0 E: 0 K: 0 S: 14	H: 1 LOB: 3 BB: 2 P: 26	R: 1 E: 0 K: 0 S: 15	H: 2 LOB: 2 BB: 1 P: 27	R: 0 E: 0 K: 1 S: 10	H: 2 LOB: 3 BB: 1 P: 20	R: 0 E: 0 K: 2 S: 11	H: 2 LOB: 2 BB: 0 P: 14	1B: 7 2B: 3 3B: 0 HR: 0	SF: 0 SAC: 0 DP: 0 HBP: 0	WP: 0 PB: 0 SB: 0 CS: 1	PA: 38
<b>PITCHER</b>	IP WLS BF H R ER SO BB IBB HBP BLK WP HR S P ERA WHIP											IP WLS BF H R ER SO BB IBB HBP BLK WP HR S P ERA WHIP						
<b>Darryl Kile, R</b> ERA: 3.13 (6, 1)	0.1 L 2 0 0 0 1 1 0 0 0 0 0 5 11 0.00 3.000																	
<b>Rob Mallicoat, L</b> ERA: 9.5 (6, 1)	2.2 10 2 0 0 2 0 0 0 0 0 0 17 23 0.00 0.750																	



Batter	1	2	3	4	5	6	7	8	9	AB R H RBI BB SO LOB	TOP											
<b>Craig Biggio, R</b> OBP: 0.374, SLG: 0.429 (1, 4)	4-1 5 F8 2B BB	0-1 2H 2B		2-2 G1-3 1B		4-0 1-2 BB		1-2 G4-3		3 1 2 1 2 0 1	<b>Houston Astros @ St. Louis Cardinals</b> Busch Stadium, St. Louis, MO Fri May 22, 1992, 7:05 PM CDT Att: 28,521 - Cloudy - 70 F											
<b>Steve Finley, L</b> OBP: 0.320, SLG: 0.412 (1, 8)	4-0 2B BB	4-1 BB		0-0 G1-3		1-2 L8		0-3 K	3 1 0 0 2 1 3													
<b>5 Jeff Bagwell, R</b> OBP: 0.295, SLG: 0.369 (1, 3)	1-1 F8 2-3	0-3 K		0-0 F9			1-2 F9	0-0 G4-3	5 0 0 0 0 1 5													
<b>Eric Anthony, L</b> OBP: 0.348, SLG: 0.400 (9, 9)	3-1 1-H 3-H 2B		2-2 G3-1 1B		1-2 F7		1-2 WP 2B	1-0 G4-3	5 0 3 2 0 0 0 0 0 0 0 0 0 0													
<b>Pete Incaviglia, R</b> OBP: 0.298, SLG: 0.342 <b>Casey Candaele, S</b> OBP: 0.231, SLG: 0.246 (1, 7)	1-0 P6		0-0 G3-1 1B		4-2 CS BB		2-1 F8		3 0 1 0 1 0 2 0 0 0 0 0 0 0													
<b>Ken Caminiti, S</b> OBP: 0.327, SLG: 0.440 (1, 5)	1-0 G4-3		2-3 K		3-2 F7		1-1 F7		4 0 0 0 0 1 5													
<b>Eddie Taubensee, L</b> OBP: 0.282, SLG: 0.231 (1, 2)		4-2 SH3 2B BB	0-0 G3-1		0-0 FC3-6 1B		3-1 SH3 1B		3 1 2 0 1 0 2													
<b>Andujar Cedeno, R</b> OBP: 0.263, SLG: 0.300 (1, 6)		1-3 K	0-0 F7		0-1 P3		0-3 K		4 0 0 0 0 2 5													
<b>Mark Portugal, R</b> OBP: 0.063, SLG: 0.063 <b>Doug Jones, R</b> (9, 1)		0-0 SH3		0-3 K		0-1 FC3-6 BB		0-1 SH3	2 0 0 0 0 1 1 0 0 0 0 0 0 0													
<b>Inning Stats</b>	R: 2 E: 0 K: 0 S: 7	H: 1 LOB: 1 BB: 2 P: 21	R: 1 E: 0 K: 1 S: 12	H: 1 LOB: 2 BB: 2 P: 21	R: 0 E: 0 K: 1 S: 10	H: 2 LOB: 2 BB: 0 P: 14	R: 0 E: 0 K: 1 S: 8	H: 1 LOB: 1 BB: 1 P: 10	R: 0 E: 0 K: 0 S: 8	H: 0 LOB: 0 BB: 1 P: 16		R: 0 E: 0 K: 0 S: 8	H: 1 LOB: 2 BB: 1 P: 13	R: 0 E: 0 K: 1 S: 11	H: 1 LOB: 1 BB: 0 P: 16	R: 0 E: 0 K: 1 S: 10	H: 1 LOB: 1 BB: 0 P: 14	R: 0 E: 0 K: 1 S: 5	H: 0 LOB: 0 BB: 0 P: 6	1B: 5 2B: 3 3B: 0 HR: 0	SF: 0 SAC: 2 DP: 0 HBP: 0	WP: 1 PB: 0 SB: 0 CS: 1
<b>PITCHER</b>	IP WLS BF H R ER SO BB IBB HBP BLK WP HR S P ERA WHIP											<b>PITCHER</b>	IP WLS BF H R ER SO BB IBB HBP BLK WP HR S P ERA WHIP									
<b>Jose DeLeon, R</b> ERA: 4.08 (1, 1)	7.0 L 33 7 3 3 4 6 0 0 0 0 1 0 64 111 3.86 1.857																					
<b>Mike Perez, R</b> ERA: 1.3 (8, 1)	1.0 4 1 0 0 1 0 0 0 0 0 0 0 10 14 0.00 1.000																					
<b>Todd Worrell, R</b> ERA: 2.37 (9, 1)	1.0 3 0 0 0 1 0 0 0 0 0 0 0 5 6 0.00 0.000																					

Batter	1	2	3	4	5	6	7	8	9	AB R H RBI BB SO LOB	BOTTOM											
<b>Ray Lankford, L</b> OBP: 0.389, SLG: 0.435 (1, 8)	1-3 K			0-0 G5-3		3-1 F7			0-2 G3-1	4 0 0 0 0 1 0	<b>Houston Astros @ St. Louis Cardinals</b> Busch Stadium, St. Louis, MO Fri May 22, 1992, 7:05 PM CDT Att: 28,521 - Cloudy - 70 F											
<b>Ozzie Smith, S</b> OBP: 0.364, SLG: 0.321 (1, 6)	3-3 K			2-2 HBP FC3-6 BB 1B		0-0 G5-3		0-0 S 1B	4 1 2 0 0 1 0													
<b>Felix Jose, S</b> OBP: 0.453, SLG: 0.619 (1, 9)	3-3 K			4-2 SAFE SAFE SAFE FC3-6 HBP BB		2-1 G6-3		1-3 K	3 0 0 0 1 2 1													
<b>Andres Galarraga, R</b> OBP: 0.273, SLG: 0.111 (1, 3)		0-2 P8		2-0 FC3-6 HBP		0-2 G4-3		1-2 G6-3	3 0 0 0 0 0 1													
<b>Brian Jordan, R</b> OBP: 0.266, SLG: 0.451 <b>Milt Thompson, L</b> (4, PH) OBP: 0.286, SLG: 0.405 (5, 7)		2-3 K		2-1 FC3-6		1-0 G4-3			1 0 0 0 0 1 0 2 0 0 1 0 0 2													
<b>Luis Alicea, S</b> OBP: 0.275, SLG: 0.374 (1, 4)		1-0 P6		1-2 SAFE SAFE SAFE P4		1-0 F8			3 0 0 0 0 0 2													
<b>Craig Wilson, R</b> OBP: 0.394, SLG: 0.333 (1, 5)				1-2 G6-3		0-0 G6-3		1-0 F8	3 0 0 0 0 0 0													
<b>Tom Pagnozzi, R</b> OBP: 0.340, SLG: 0.400 (1, 2)				1-2 P4		1-0 F8		0-2 G6-3	3 0 0 0 0 0 0													
<b>Jose DeLeon, R</b> (1, 1)				1-3 K		0-0 F9		1-2 G6-3	2 0 0 0 0 1 0 0 0 0 0 0 0 0													
<b>Gerald Perry, L</b> OBP: 0.364, SLG: 0.397 <b>Todd Worrell, R</b> (9, 1)									1 0 0 0 0 0 0 0 0 0 0 0 0 0													
<b>Inning Stats</b>	R: 0 E: 0 K: 3 S: 10	H: 0 LOB: 0 BB: 0 P: 17	R: 0 E: 0 K: 1 S: 8	H: 0 LOB: 0 BB: 0 P: 11	R: 0 E: 0 K: 1 S: 10	H: 0 LOB: 0 BB: 0 P: 13	R: 1 E: 0 K: 0 S: 12	H: 1 LOB: 2 BB: 1 P: 23	R: 0 E: 0 K: 0 S: 3	H: 0 LOB: 0 BB: 0 P: 4	R: 0 E: 0 K: 0 S: 5	H: 0 LOB: 0 BB: 0 P: 10	R: 0 E: 0 K: 0 S: 5	H: 0 LOB: 0 BB: 0 P: 7	R: 0 E: 0 K: 0 S: 7	H: 0 LOB: 0 BB: 0 P: 9	R: 0 E: 0 K: 1 S: 11	H: 1 LOB: 1 BB: 0 P: 13	1B: 2 2B: 0 3B: 0 HR: 0	SF: 0 SAC: 0 DP: 0 HBP: 1	WP: 0 PB: 0 SB: 1 CS: 0	PA: 31
<b>PITCHER</b>	IP WLS BF H R ER SO BB IBB HBP BLK WP HR S P ERA WHIP											<b>PITCHER</b>	IP WLS BF H R ER SO BB IBB HBP BLK WP HR S P ERA WHIP									
<b>Mark Portugal, R</b> ERA: 2.58 (1, 1)	8.1 W 29 2 1 1 5 1 0 1 0 0 0 0 64 98 1.08 0.360																					
<b>Doug Jones, R</b> ERA: 3.03 (9, 1)	0.2 S 2 0 0 0 1 0 0 0 0 0 0 0 7 9 0.00 0.000																					



Batter	1	2	3	4	5	6	7	8	9	AB	R	H	RBI	BB	SO	LOB	TOP									
<b>Craig Biggio, R</b> OBP: 0.376, SLG: 0.427	4-2 2B 5 1B BB		2-3 K		1-0 5 BB 1B		2-2 F9			3	2	1	0	1	1	0	<b>Houston Astros @ St. Louis Cardinals</b> Busch Stadium, St. Louis, MO Sat May 23 1992, 7:05 PM CDT Att: 36,286 - Cloudy - 67 F									
<b>Steve Finley, L</b> OBP: 0.324, SLG: 0.416	1-0 5 1B 2B		0-3 K		4-0 5 BB		2-2 G4-3			3	1	1	0	1	1	0										
<b>Jeff Bagwell, R</b> OBP: 0.300, SLG: 0.369	0-1 2B 1B		3-3 K		1-0 E9 2-H 3-H			3-2 HBP		3	1	1	2	0	1	1										
<b>Eric Anthony, L</b> OBP: 0.343, SLG: 0.406	1-2 1-H 2B		1-3 K		1-3 K			1-2 F8		4	0	1	1	0	2	3										
<b>Ken Caminiti, S</b> OBP: 0.322, SLG: 0.426	1-2 F9			2-2 L6-4 1B	3-2 F8			0-0 F8		4	0	1	0	0	0	4										
<b>Pete Incaviglia, R</b> OBP: 0.287, SLG: 0.331 <b>Al Osuna, R</b> (8, 1)	0-0 F8			0-3 K		1-2 G5-3		0-1 P2		4	0	0	0	0	1	3										
<b>Scott Servais, R</b> OBP: 0.216, SLG: 0.240	1-3 K			0-0 1B	2-2 F8			3-2 F9		4	0	1	0	0	1	1										
<b>Andujar Cedeno, R</b> OBP: 0.255, SLG: 0.290 <b>Joe Boever, R</b> (6, 1) <b>Rob Murphy, L</b> (7, 1) <b>Xavier Hernandez, L</b> (7, 1) <b>Benny Distefano, L</b> OBP: 0.278, SLG: 0.133 (8, 7)		1-0 P4		1-2 L6-4	1-0 G6-3			1-0 F9		3	0	0	0	0	0	2										
<b>Pete Harnisch, S</b> OBP: 0.227, SLG: 0.364 <b>Rob Mallicoat, L</b> (6, 1) <b>Casey Candaele, S</b> OBP: 0.228, SLG: 0.241 (6, 6)		0-0 G3			3-2 G6-3		2-2 G6-3	1-0 G4-3		2	0	0	0	0	0	0										
<b>Inning Stats</b>	R: 3 E: 0 K: 1 S: 15	H: 3 LOB: 1 BB: 1 P: 23	R: 0 E: 0 K: 1 S: 5	H: 0 LOB: 0 BB: 0 P: 8	R: 0 E: 0 K: 3 S: 9	H: 0 LOB: 0 BB: 0 P: 13	R: 0 E: 0 K: 1 S: 10	H: 2 LOB: 1 BB: 0 P: 13	R: 1 E: 1 K: 1 S: 11	H: 1 LOB: 2 BB: 1 P: 24	R: 0 E: 0 K: 0 S: 10	H: 0 LOB: 0 BB: 0 P: 14	R: 0 E: 0 K: 0 S: 9	H: 0 LOB: 0 BB: 0 P: 15	R: 0 E: 0 K: 0 S: 8	H: 0 LOB: 1 BB: 0 P: 12		R: 0 E: 0 K: 0 S: 6	H: 0 LOB: 0 BB: 0 P: 11	1B: 4 2B: 3 3B: 0 HR: 0	SF: 0 SAC: 0 DP: 1 HBP: 1	WP: 0 PB: 0 SB: 0 CS: 0	PA: 36			
<b>PITCHER</b>	IP	WLS	BF	H	R	ER	SO	BB	IBB	HBP	BLK	WP	HR	S	P	ERA		WHIP								
<b>Donovan Osborne, L</b> ERA: 2.7	(1, 1)	6.0	W	26	6	4	3	7	2	0	0	0	0	60	95	4.50		1.333								
<b>Cris Carpenter, R</b> ERA: 1.45	(7, 1)	3.0	S	10	0	0	0	0	0	0	1	0	0	23	38	0.00	0.000									

AB	33
R	4
H	6
RBI	3
BB	2
SO	7
LOB	14



Batter	1	2	3	4	5	6	7	8	9	AB	R	H	RBI	BB	SO	LOB	BOTTOM									
<b>Ray Lankford, L</b> OBP: 0.395, SLG: 0.445	1-1 G3		4-1 1B 1B BB	2-0 P5		0-0 1B 3B	4-1 BB			3	2	1	3	2	0	0	<b>Houston Astros @ St. Louis Cardinals</b> Busch Stadium, St. Louis, MO Sat May 23 1992, 7:05 PM CDT Att: 36,286 - Cloudy - 67 F									
<b>Ozzie Smith, S</b> OBP: 0.372, SLG: 0.331	2-2 S 1B		0-1 1B 2B 1B		0-0 F9	1-0 1B	1-2 G3			5	1	3	1	0	0	3										
<b>Felix Jose, S</b> OBP: 0.440, SLG: 0.596	3-2 F8		2-3 K		1-1 F9	0-0 F7		1-0 1B		5	0	1	0	0	1	4										
<b>Andres Galarraga, R</b> OBP: 0.250, SLG: 0.143	1-0 G6-3		2-1 2B 1B		2-3 K		1-2 P2	0-0 F7		5	1	1	1	0	1	2										
<b>Todd Zeile, R</b> OBP: 0.341, SLG: 0.358		1-0 P5	0-0 2B		0-0 G6-3 1B	4-1 1B 1B BB	0-0 F7			4	2	2	2	1	0	1										
<b>Milt Thompson, L</b> OBP: 0.293, SLG: 0.405		3-1 P7	0-0 F7		2-0 G6-3 1B	0-0 1B 1B	0-1 L7			5	2	2	0	0	0	2										
<b>Luis Alicea, S</b> OBP: 0.283, SLG: 0.490		2-1 1B 3B	3-2 F8		1-2 G6-3	0-0 1B 1B				4	1	2	0	0	0	3										
<b>Rich Gedman, L</b> OBP: 0.150, SLG: 0.200 <b>Tom Pagnozzi, R</b> OBP: 0.342, SLG: 0.397 (6, PH) (7, 2)		3-2 1B		0-2 G4-3		4-0 3B IBB	1-3 K			2	0	1	1	0	0	0										
<b>Donovan Osborne, S</b> OBP: 0.118, SLG: 0.118 <b>Craig Wilson, R</b> OBP: 0.382, SLG: 0.321 <b>Cris Carpenter, R</b> OBP: 0.500, SLG: 0.500 (6, PH) (7, 1)		3-H 1B		3-3 K		0-3 K	0-0 BB			2	0	0	0	0	2	1										
<b>Inning Stats</b>	R: 0 E: 0 K: 0 S: 9	H: 1 LOB: 1 BB: 0 P: 16	R: 1 E: 0 K: 1 S: 12	H: 2 LOB: 0 BB: 0 P: 22	R: 3 E: 0 K: 1 S: 16	H: 3 LOB: 1 BB: 1 P: 26	R: 0 E: 0 K: 1 S: 7	H: 0 LOB: 0 BB: 0 P: 12	R: 0 E: 0 K: 1 S: 6	H: 0 LOB: 0 BB: 0 P: 9	R: 4 E: 0 K: 1 S: 11	H: 4 LOB: 1 BB: 1 P: 19	R: 2 E: 0 K: 1 S: 14	H: 3 LOB: 3 BB: 2 P: 25	R: 0 E: 0 K: 0 S: 5	H: 1 LOB: 1 BB: 0 P: 6		1B: 11 2B: 1 3B: 2 HR: 0	SF: 0 SAC: 0 DP: 0 HBP: 0	WP: 0 PB: 0 SB: 1 CS: 0	PA: 42					
<b>PITCHER</b>	IP	WLS	BF	H	R	ER	SO	BB	IBB	HBP	BLK	WP	HR	S	P	ERA		WHIP								
<b>Pete Harnisch, R</b> ERA: 4.91	(1, 1)	5.0	L	24	8	6	6	4	1	0	0	0	0	8	14	27.00		3.000								
<b>Rob Mallicoat, L</b> ERA: 2.53	(6, 1)	0.2		5	2	2	2	1	0	1	0	0	0	0	5	10	13.50	1.500								
<b>Joe Boever, R</b> ERA: 2.95	(6, 1)	0.2		3	0	1	1	1	0	0	0	0	0	0	7	12	27.00	12.000								
<b>Rob Murphy, L</b> ERA: 4.5	(7, 1)	0.1		5	3	1	1	1	1	0	0	0	0	0	3	4	0.00	0.000								
<b>Xavier Hernandez, R</b> ERA: 1.98	(7, 1)	0.1		1	0	0	0	0	0	0	0	0	0	0	3	4	0.00	0.000								





Batter	1	2	3	4	5	6	7	8	9	AB	R	H	RBI	BB	SO	LOB	TOP										
Steve Finley, L (1, 8) OBP: 0.326, SLG: 0.416	G6-3		G4-3						F8	5	0	2	0	0	0	0	<b>Houston Astros @ St. Louis Cardinals</b> Busch Stadium, St. Louis, MO Sun May 24 1992, 3:33 AM CDT Att: 36,308 - Sunny - 61 F										
Casey Candaele, S (1, 4) OBP: 0.220, SLG: 0.233 (8, 6)	G4-3		K							4	0	0	0	0	2	2											
5 Jeff Bagwell, R (1, 3) OBP: 0.310, SLG: 0.380										3	2	2	0	1	0	0											
Eric Anthony, L (1, 9) OBP: 0.324, SLG: 0.382	FC4-6									4	0	0	0	0	1	3											
Ken Caminiti, S (1, 5) OBP: 0.302, SLG: 0.397										4	0	0	0	0	0	2											
Benny DiStefano, L (1, 7) OBP: 0.409, SLG: 0.316 Chris Jones, R (8, 7) OBP: 0.286, SLG: 0.250										4	1	4	2	0	0	0											
Rafael Ramirez, R (1, 6) Al Osuna, R (8, 1)										4	0	1	0	0	1	3											
Eddie Taubensee, L (1, 2) OBP: 0.271, SLG: 0.223										3	0	0	1	0	1	0											
Jimmy Jones, R (1, 1) OBP: 0.167, SLG: 0.167 Pete Incaviglia, R (7, PH) OBP: 0.285, SLG: 0.328 Rob Mallicoat, L (7, 1) Joe Boever, R (7, 1) Craig Biggio, R (8, 4) OBP: 0.374, SLG: 0.424										2	0	0	0	0	0	1											
<b>Inning Stats</b>	R: 0 E: 0 K: 0 S: 6	H: 0 LOB: 1 BB: 1 P: 12	R: 1 E: 0 K: 0 S: 7	H: 2 LOB: 1 BB: 0 P: 11	R: 0 E: 0 K: 1 S: 8	H: 0 LOB: 0 BB: 0 P: 10	R: 0 E: 0 K: 0 S: 11	H: 1 LOB: 1 BB: 0 P: 14	R: 0 E: 0 K: 0 S: 7	H: 1 LOB: 1 BB: 0 P: 14	R: 1 E: 0 K: 0 S: 6	H: 2 LOB: 1 BB: 0 P: 7	R: 0 E: 0 K: 1 S: 11	H: 1 LOB: 1 BB: 0 P: 15	R: 1 E: 0 K: 2 S: 17	H: 2 LOB: 1 BB: 0 P: 26		R: 0 E: 0 K: 1 S: 9	H: 0 LOB: 0 BB: 0 P: 13	1B: 8 2B: 1 3B: 0 HR: 0	SF: 1 SAC: 0 DP: 0 HBP: 0	WP: 0 PB: 0 SB: 1 CS: 0	PA: 37				
<b>PITCHER</b>	IP	WLS	BF	H	R	ER	SO	BB	IBB	HBP	BLK	WP	HR	S	P	ERA	WHIP										
Bob Tewksbury, R (1, 1) ERA: 1.88	7.0		29	7	2	2	2	1	0	0	0	0	0	56	83	2.57	1.143										
Todd Worrell, R (8, 1) ERA: 2.7	1.0		5	2	1	1	2	0	0	0	0	0	0	17	26	9.00	2.000										
Lee Smith, R (9, 1) ERA: 2.25	1.0	W	3	0	0	0	1	0	0	0	0	0	0	9	13	0.00	0.000										

Batter	1	2	3	4	5	6	7	8	9	AB	R	H	RBI	BB	SO	LOB	BOTTOM										
Ray Lankford, L (1, 8) OBP: 0.397, SLG: 0.446	G3									4	0	2	1	0	0	0	<b>Houston Astros @ St. Louis Cardinals</b> Busch Stadium, St. Louis, MO Sun May 24 1992, 3:33 AM CDT Att: 36,308 - Sunny - 61 F										
Ozzie Smith, S (1, 6) OBP: 0.375, SLG: 0.343										4	1	2	0	0	0	2											
Felix Jose, S (1, 9) OBP: 0.452, SLG: 0.613										4	1	3	0	0	0	1											
Andres Galarraga, R (1, 3) OBP: 0.250, SLG: 0.118										3	0	0	0	1	1	3											
Todd Zeile, R (1, 5) OBP: 0.345, SLG: 0.357										3	0	1	0	1	0	2											
Milt Thompson, L (1, 7) OBP: 0.294, SLG: 0.402 Bernard Gilkey, R (8, PH) OBP: 0.356, SLG: 0.343										3	0	1	0	0	0	4											
Luis Alica, S (1, 4) OBP: 0.282, SLG: 0.388										3	1	0	0	0	0	2											
Tom Pagnozzi, R (1, 2) OBP: 0.342, SLG: 0.417										3	1	1	1	0	0	0											
Bob Tewksbury, R (1, 1) OBP: 0.100, SLG: 0.053 Craig Wilson, R (7, PH) OBP: 0.371, SLG: 0.310 Todd Worrell, R (8, 1) Lee Smith, R (9, 1)										2	0	0	0	0	2	0											
<b>Inning Stats</b>	R: 1 E: 0 K: 1 S: 13	H: 2 LOB: 1 BB: 0 P: 24	R: 0 E: 0 K: 0 S: 6	H: 1 LOB: 0 BB: 0 P: 8	R: 0 E: 0 K: 1 S: 9	H: 1 LOB: 0 BB: 0 P: 11	R: 1 E: 0 K: 0 S: 13	H: 2 LOB: 1 BB: 1 P: 18	R: 0 E: 0 K: 1 S: 9	H: 0 LOB: 0 BB: 0 P: 15	R: 0 E: 0 K: 0 S: 10	H: 1 LOB: 2 BB: 1 P: 18	R: 1 E: 0 K: 0 S: 5	H: 1 LOB: 1 BB: 0 P: 9	R: 0 E: 0 K: 0 S: 6	H: 1 LOB: 1 BB: 0 P: 10		R: 1 E: 0 K: 0 S: 6	H: 1 LOB: 0 BB: 0 P: 11	1B: 7 2B: 2 3B: 0 HR: 1	SF: 0 SAC: 1 DP: 2 HBP: 1	WP: 1 PB: 0 SB: 2 CS: 1	PA: 35				
<b>PITCHER</b>	IP	WLS	BF	H	R	ER	SO	BB	IBB	HBP	BLK	WP	HR	S	P	ERA	WHIP										
Jimmy Jones, R (1, 1) ERA: 2.79	6.0		24	7	2	2	3	2	0	0	0	0	0	4	8	3.00	1.500										
Rob Mallicoat, L (7, 1) ERA: 3.18	0.2		4	1	1	1	0	0	0	1	0	0	0	4	8	13.50	1.500										
Joe Boever, R (7, 1) ERA: 2.27	1.0		4	1	0	0	0	0	0	0	0	0	0	5	9	0.00	1.000										
Al Osuna, L (8, 1) ERA: 3.26	0.2	L	3	1	1	1	0	0	0	0	0	0	1	8	13	13.50	1.500										



Batter	1	2	3	4	5	6	7	8	9	AB	R	H	RBI	BB	SO	LOB	TOP										
<b>Craig Biggio, R</b> OBP: 0.375, SLG: 0.441 (1.4)	0-1 CS 1B	1-1 HR	2-3 K		2-2 G5-3		0-3 K			5	1	2	1	0	2	2											
<b>Steve Finley, L</b> OBP: 0.330, SLG: 0.434 <b>Chris Jones, R</b> OBP: 0.279, SLG: 0.243 (5.8)	1-2 2B 3B	0-1 2B	1-1 FC6-4		1-1 F8			0-1 G3		4	1	2	0	0	0	1											
<b>Ken Caminiti, S</b> OBP: 0.313, SLG: 0.419 <b>Juan Guerrero, R</b> OBP: 0.233, SLG: 0.222 (7.5)	3-2 SF9 2B	0-0 G5-3		1-1 1B	2-0 L4			1-0 L8		4	2	2	1	0	0	1											
<b>5 Jeff Bagwell, R</b> OBP: 0.312, SLG: 0.373 <b>Benny Distefano, L</b> OBP: 0.409, SLG: 0.316 (8.3)	4-2 SF9 E S BB		4-1 HR	2-3 K		2-3 K		2-1 F9		3	2	0	0	2	2	1											
<b>Eric Anthony, L</b> OBP: 0.316, SLG: 0.361 (1.9)	1-2 E3 1-2 2-3		1-1 P9	4-2 1B	0-0 G4-1			1-3 K		4	1	0	0	1	1	3											
<b>Pete Incaviglia, R</b> OBP: 0.295, SLG: 0.364 (1.7)	0-0 SF9		3-2 HR	0-2 1B	3-2 F8			0-0 HBP 1B		4	1	3	4	0	0	0											
<b>Scott Servais, R</b> OBP: 0.232, SLG: 0.241 (1.2)	3-2 P3 1-2 3-H		1-1 2B	2-2 F9			2-2 P4		2-2 HBP 1B	4	1	1	0	0	0	3											
<b>Andujar Cedeno, R</b> OBP: 0.262, SLG: 0.306 (1.6)		1-2 G5-3	0-2 1B	1-0 1B	0-3 K			2-3 K		5	1	2	2	0	2	2											
<b>Butch Henry, L</b> OBP: 0.188, SLG: 0.375 <b>Xavier Hernandez, L</b> <b>Rob Murphy, L</b> <b>Doug Jones, R</b> (9.1)		2-3 K	0-0 FC6-4 1B	0-3 K			0-0 1B	3-1 G4-3		5	0	2	1	0	2	4											
<b>Inning Stats</b>	R: 3 E: 1 K: 0 S: 20	H: 3 LOB: 1 BB: 1 P: 31	R: 1 E: 0 K: 1 S: 11	H: 2 LOB: 1 BB: 0 P: 15	R: 4 E: 0 K: 1 S: 17	H: 4 LOB: 1 BB: 1 P: 29	R: 2 E: 0 K: 2 S: 20	H: 3 LOB: 2 BB: 1 P: 30	R: 0 E: 0 K: 0 S: 11	H: 0 LOB: 0 BB: 0 P: 16	R: 0 E: 0 K: 1 S: 9	H: 0 LOB: 0 BB: 0 P: 14	R: 0 E: 0 K: 2 S: 11	H: 1 LOB: 1 BB: 0 P: 13	R: 0 E: 0 K: 0 S: 5	H: 0 LOB: 0 BB: 0 P: 8	R: 0 E: 0 K: 2 S: 12	H: 1 LOB: 2 BB: 0 P: 20	1B: 8 2B: 3 3B: 1 HR: 2	SF: 1 SAC: 0 DP: 0 HBP: 1	WP: 0 PB: 0 SB: 2 CS: 1	PA: 45					
<b>PITCHER</b>	IP	WLS	BF	H	R	ER	SO	BB	IBB	HBP	BLK	WP	HR	S	P	ERA	WHIP										
<b>Chris Haney, L</b> ERA: 5.23	2.1	L	15	6	6	4	1	2	0	0	0	0	2	37	60	15.43	3.429										
<b>Scott Service, R</b> ERA: 21.6	1.2		12	6	4	4	3	1	0	0	0	0	0	31	45	21.60	4.200										
<b>Bill Sampen, R</b> ERA: 3.71	3.0		10	1	0	0	3	0	0	0	0	0	0	31	43	0.00	0.333										
<b>Jeff Fassero, L</b> ERA: 3.33	1.0		3	0	0	0	0	0	0	0	0	0	0	5	8	0.00	0.000										
<b>John Wetteland, R</b> ERA: 6.27	1.0		5	1	0	0	2	0	0	1	0	0	0	12	20	0.00	1.000										

Houston Astros @ Montreal Expos  
Olympic Stadium, Montreal, QB  
Mon May 25 1992, 3:33 AM EDT  
Att. 5,765 - Dome - 70 F

AB 40  
R 10  
H 14  
RBI 9  
BB 3  
SO 9  
LOB 17



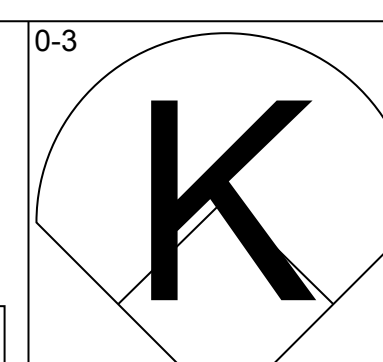
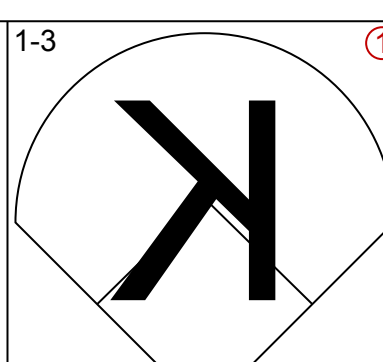
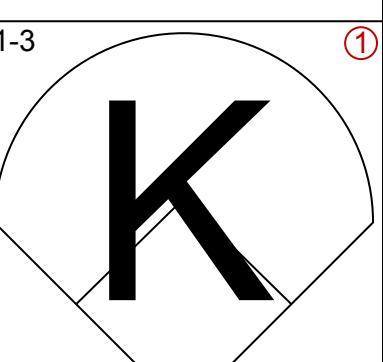
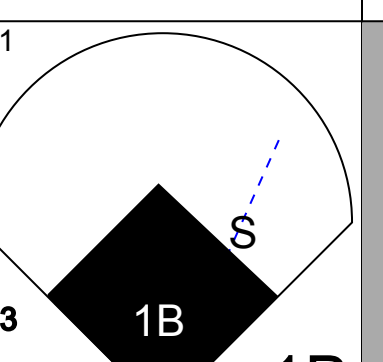
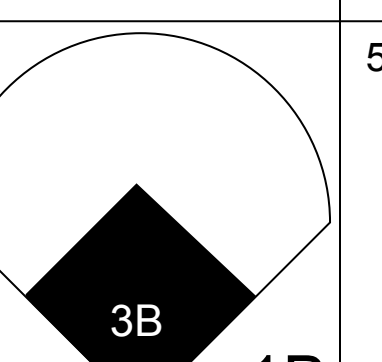
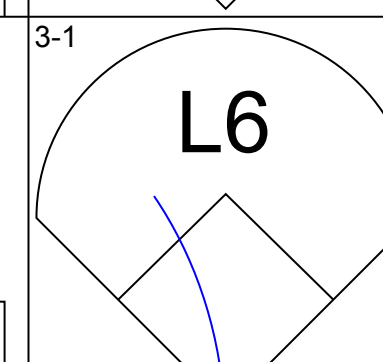
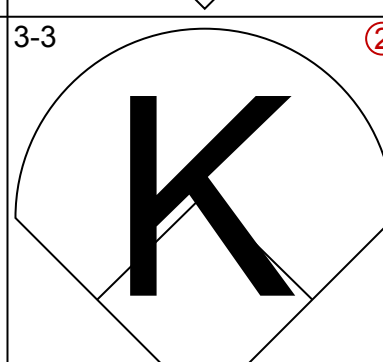
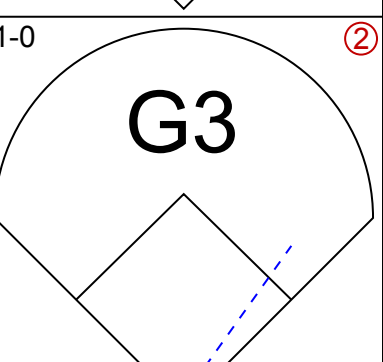
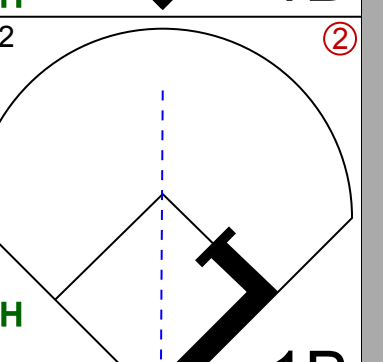
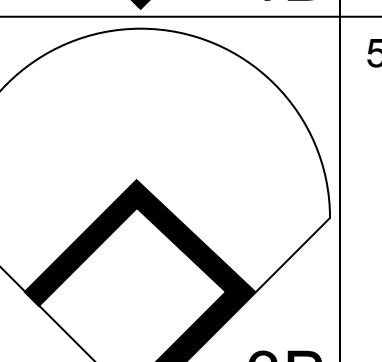
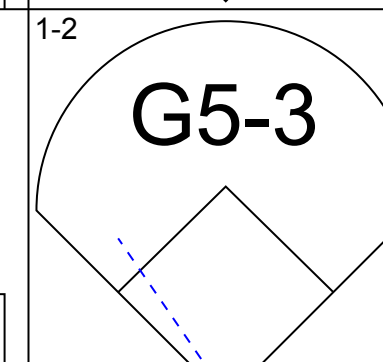
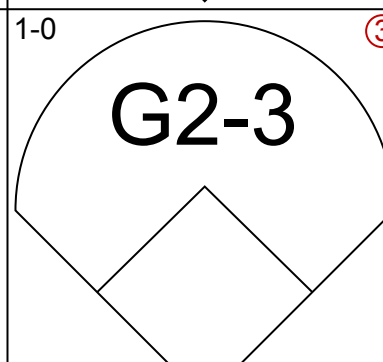
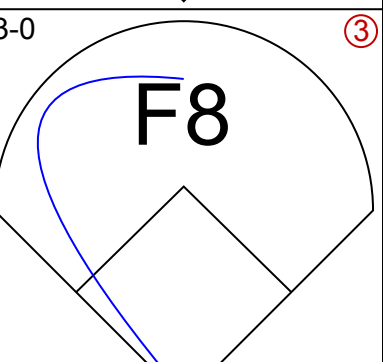
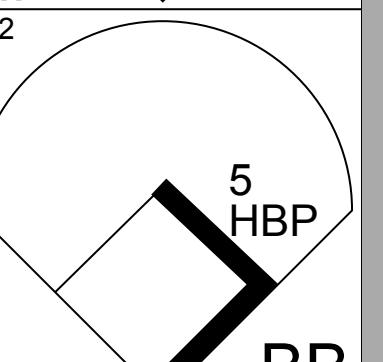
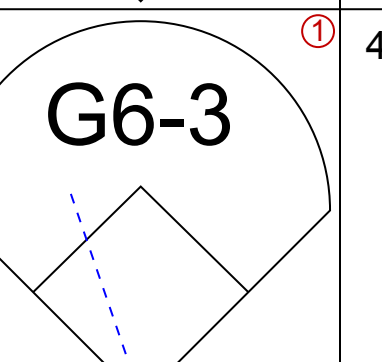
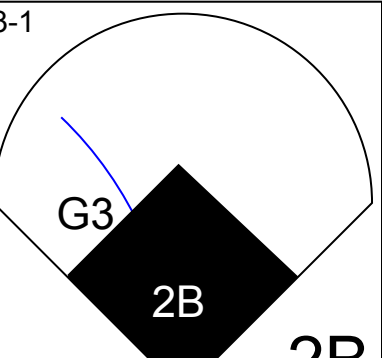
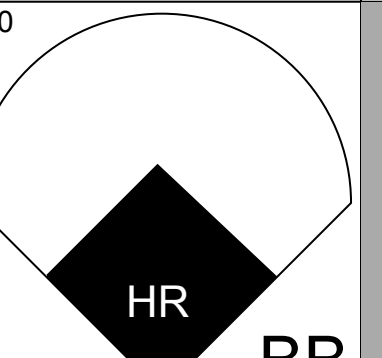
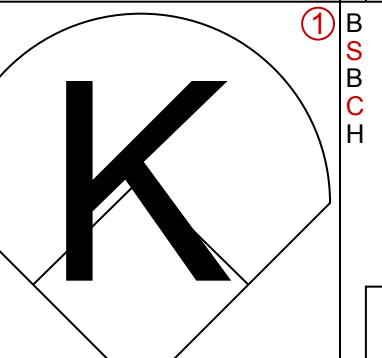

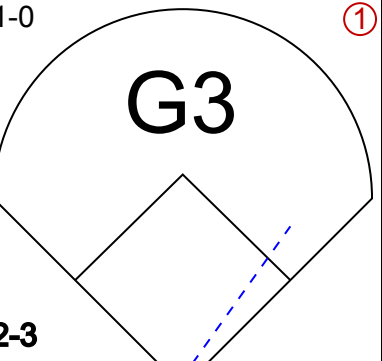
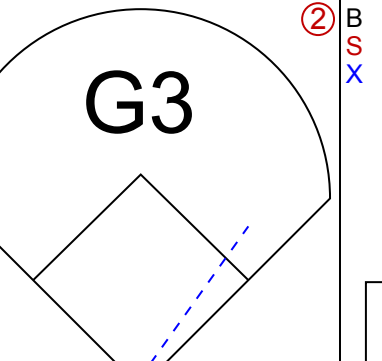
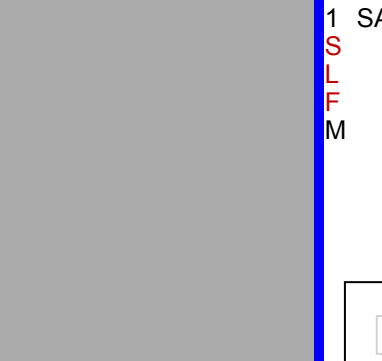
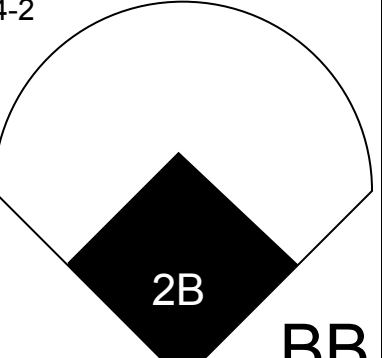
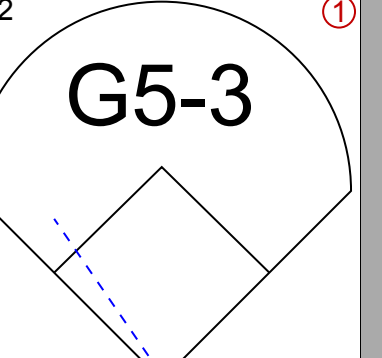
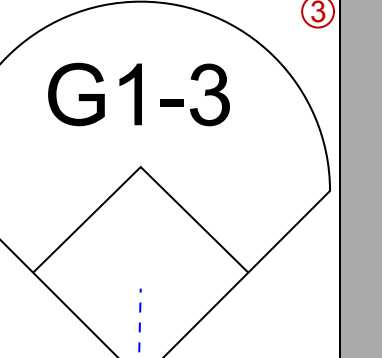
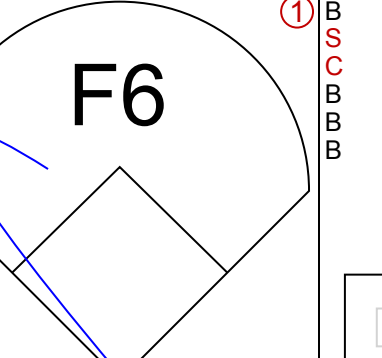
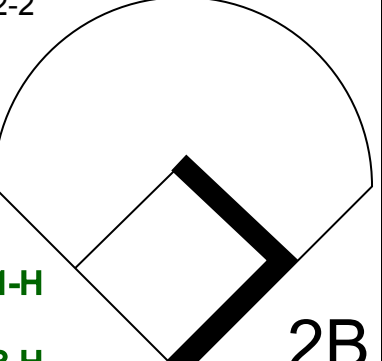
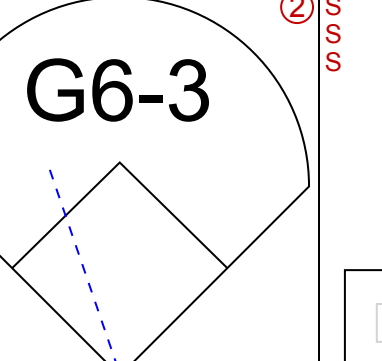
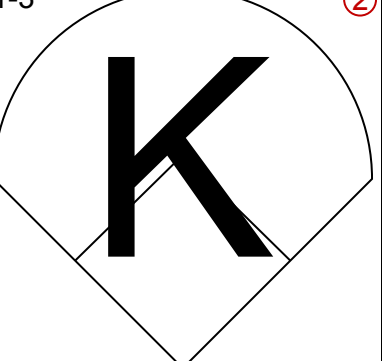
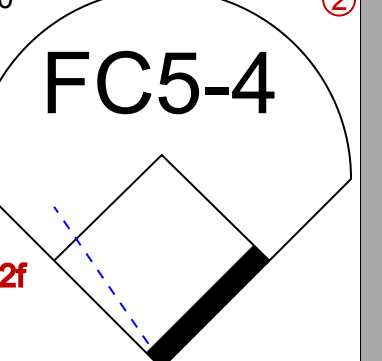
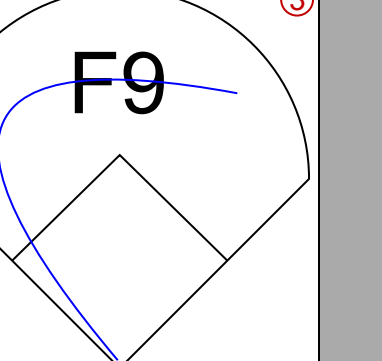
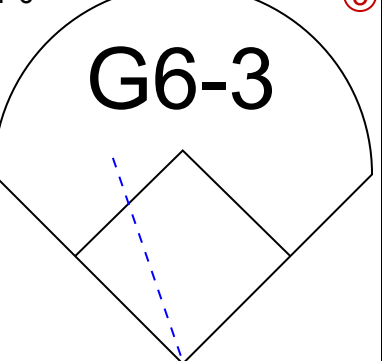
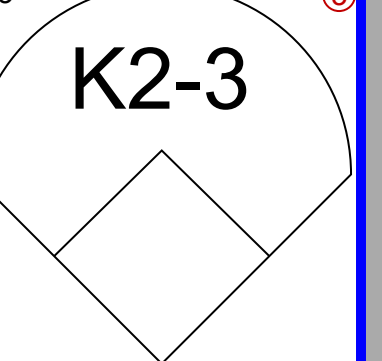
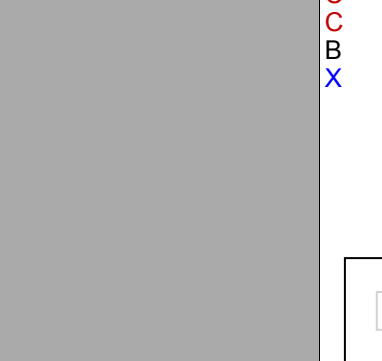
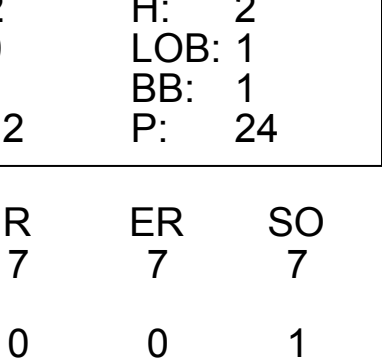
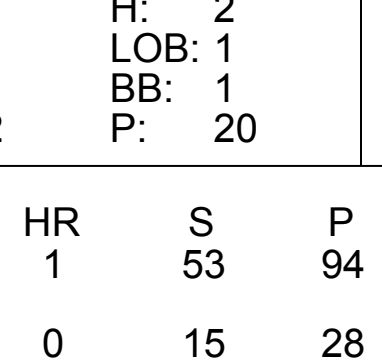
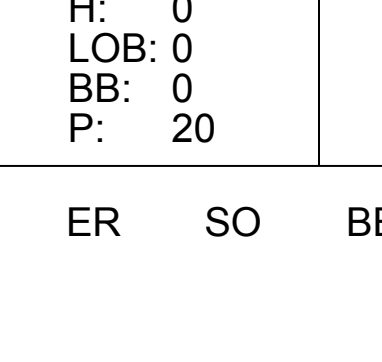
Batter	1	2	3	4	5	6	7	8	9	AB	R	H	RBI	BB	SO	LOB	BOTTOM										
<b>Marquis Grissom, R</b> OBP: 0.314, SLG: 0.405 <b>Steve Lyons, L</b> OBP: 0.182, SLG: 0.238 (6.7)	3-1 G6-3		1-2 3B		2-2 G6-4-3			1-1 1B	0-0 G4-6-3 1B	3	0	1	0	0	0	2											
<b>Spike Owen, S</b> OBP: 0.294, SLG: 0.347 (1.6)	0-0 F7		3-2 F8			2-2 G6-3		1-0 F7	0-1 G4-6-3 1B	5	0	1	1	0	0	2											
<b>Moises Alou, R</b> OBP: 0.407, SLG: 0.500 (6.8)	1-3 K			2-2 G4-6-3 1B		1-1 F7		2-2 F6	2-2 G4-6-3 1B	5	0	1	0	0	1	3											
<b>Larry Walker, L</b> OBP: 0.351, SLG: 0.513 <b>Darren Reed, R</b> OBP: 0.333, SLG: 0.333 (7.9)		2-3 K		1-0 G4-6-3 1B		0-0 G4-3			1B F8	3	0	0	0	0	1	1											
<b>Tim Wallach, R</b> OBP: 0.302, SLG: 0.343 <b>John Vander Wal, L</b> OBP: 0.355, SLG: 0.370 (8.3)		0-0 1B 2B		0-1 F8			1-0 F7		0-0 E 1B BB 1B	3	1	1	0	0	0	0											
<b>Gary Carter, R</b> OBP: 0.326, SLG: 0.369 <b>Jeff Fassero, L</b> <b>John Wetteland, R</b> <b>Tom Foley, L</b> OBP: 0.237, SLG: 0.250 (9. PH)		3-1 G6-3			2-1 1B FC 2B		0-0 F7		1-0 BB E 1B 1B	3	1	1	0	0	0	1											
<b>Archi Cianfrocco, R</b> OBP: 0.295, SLG: 0.472 (8.5)		1-1 1B			0-2 E FC 1B		0-1 G5-3		1-1 E BB 1B	4	1	2	1	0	0	2											
<b>Bret Barberie, S</b> OBP: 0.368, SLG: 0.278 (1.4)			2-3 K		2-2 FC G6-4-3			0-1 G5-3	4-0 1B 1B 1B BB	3	1	0	2	1	1	1											
<b>Chris Haney, L</b> OBP: 0.250, SLG: 0.250 <b>Scott Service, R</b> <b>Bill Sampen, R</b> <b>Rick Cerone, R</b> OBP: 0.385, SLG: 0.542 (8.2)			1-3 K		1-3 K			2-0 1B 2B	0-1 G4-6-3 1B	0	0	0	0	0	0	0											
<b>Inning Stats</b>	R: 0 E: 0 K: 1 S: 6	H: 0 LOB: 0 BB: 0 P: 10	R: 0 E: 0 K: 1 S: 8	H: 2 LOB: 1 BB: 0 P: 14	R: 0 E: 0 K: 2 S: 13	H: 1 LOB: 1 BB: 0 P: 20	R: 0 E: 0 K: 0 S: 6	H: 1 LOB: 0 BB: 0 P: 9	R: 1 E: 1 K: 1 S: 17	H: 2 LOB: 1 BB: 0 P: 24	R: 0 E: 0 K: 0 S: 6	H: 0 LOB: 0 BB: 0 P: 9	R: 0 E: 0 K: 0 S: 4	H: 0 LOB: 0 BB: 0 P: 5	R: 1 E: 0 K: 0 S: 9	H: 2 LOB: 1 BB: 0 P: 15	R: 6 E: 1 K: 0 S: 15	H: 6 LOB: 1 BB: 1 P: 25	1B: 10 2B: 3 3B: 1 HR: 0	SF: 0 SAC: 0 DP: 3 HBP: 0	WP: 0 PB: 0 SB: 0 CS: 0	PA: 40					
<b>PITCHER</b>	IP	WLS	BF	H	R	ER	SO	BB	IBB	HBP	BLK	WP	HR	S	P	ERA	WHIP										
<b>Butch Henry, L</b> ERA: 4.84	8.0	W	35	11	7	7	5	1	0	0	0	0	0	74	118	7.88	1.500										
<b>Xavier Hernandez, R</b> ERA: 2.3	0.0		1	1	0	0	0	0	0	0	0	0	0	2	2	*	*										
<b>Rob Murphy, L</b> ERA: 4.5	0.0		1	1	0	0	0	0	0	0	0	0	0	1	1	*	*										
<b>Doug Jones, R</b> ERA: 2.93	1.0	S	3	1	1	0	0	0	0	0	0	0	0	7	10	0.00	1.000										

Houston Astros @ Montreal Expos  
Olympic Stadium, Montreal, QB  
Mon May 25 1992, 3:33 AM EDT  
Att. 5,765 - Dome - 70 F

AB 39  
R 8  
H 14  
RBI 7  
BB 1  
SO 5  
LOB 15

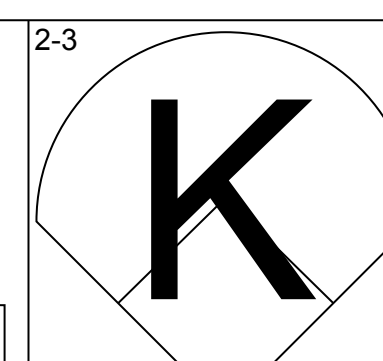
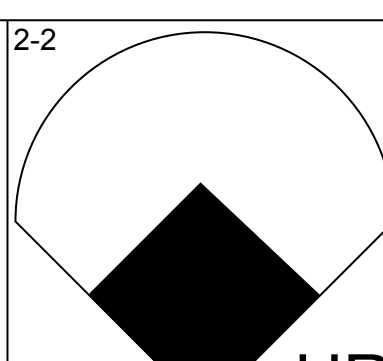
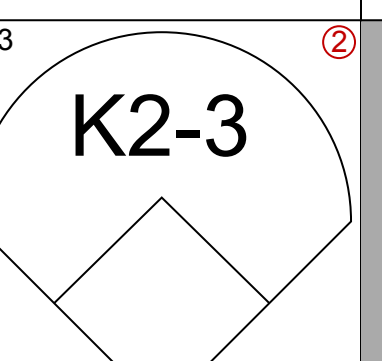
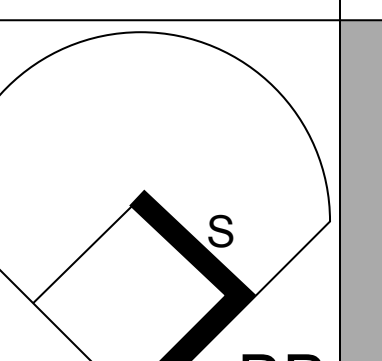
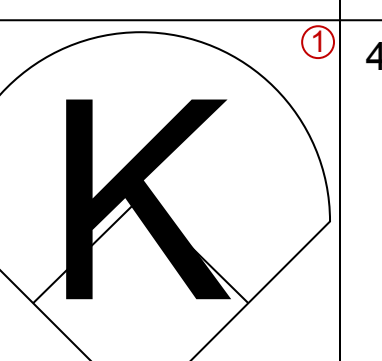
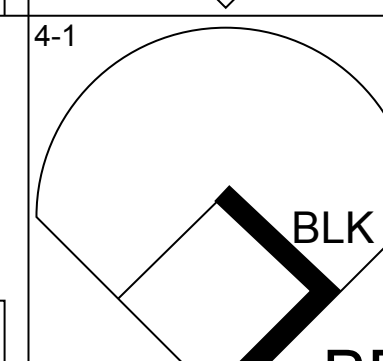
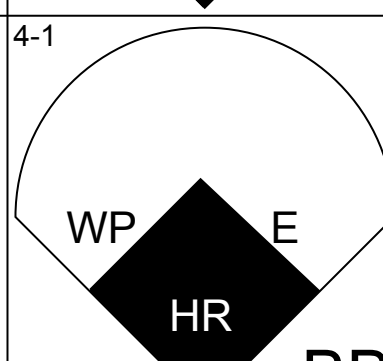
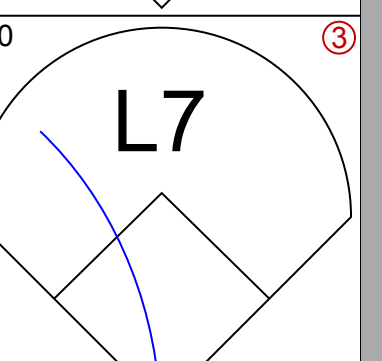
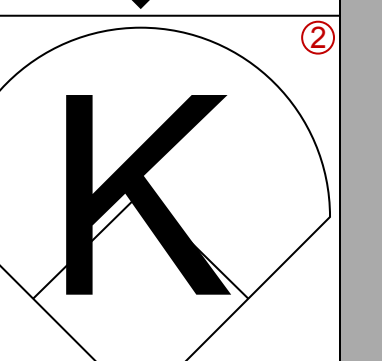
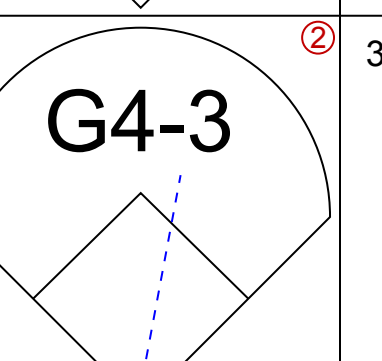
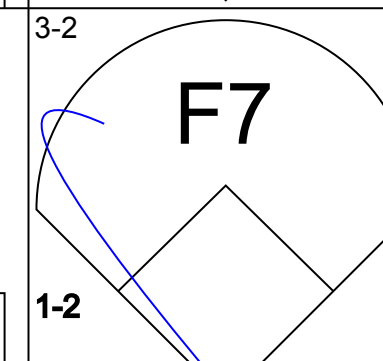
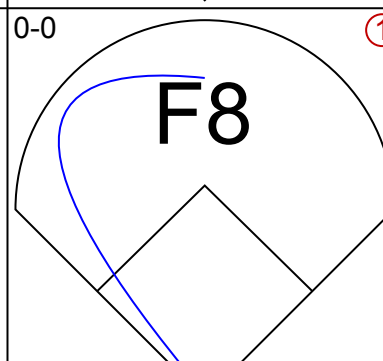
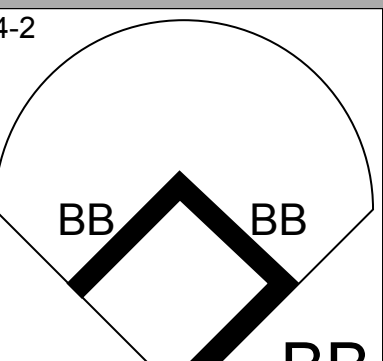
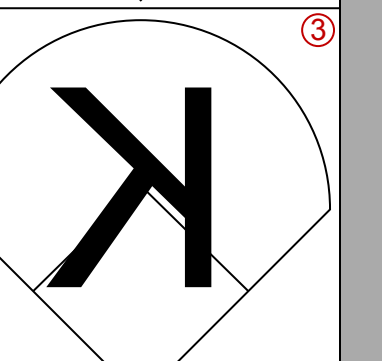
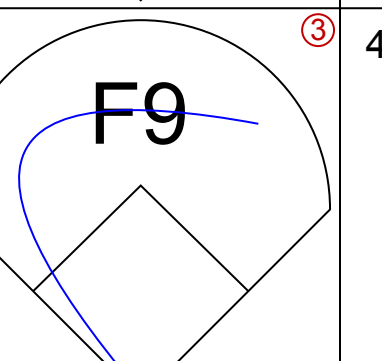
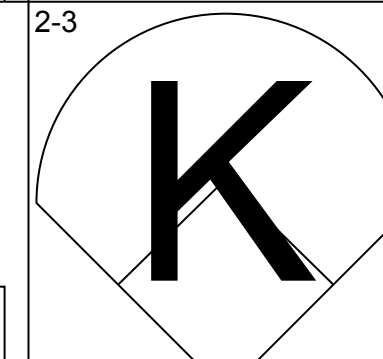
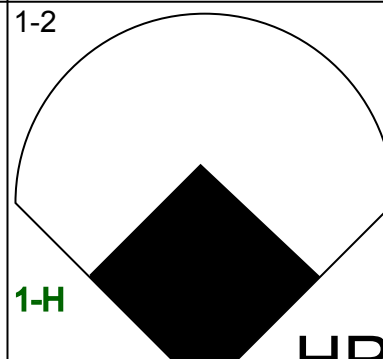
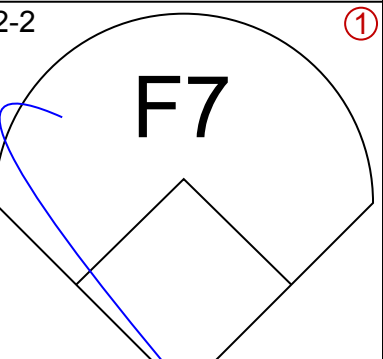
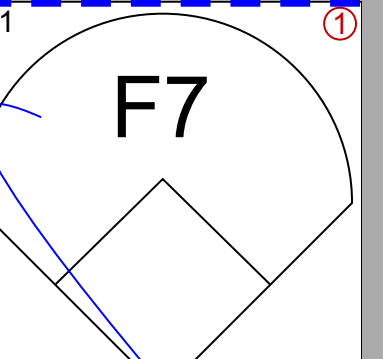
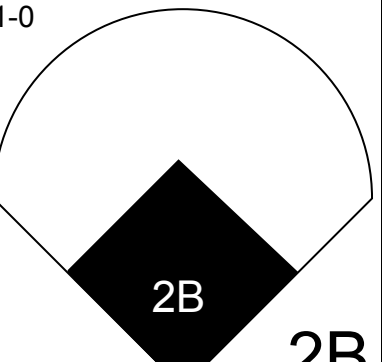



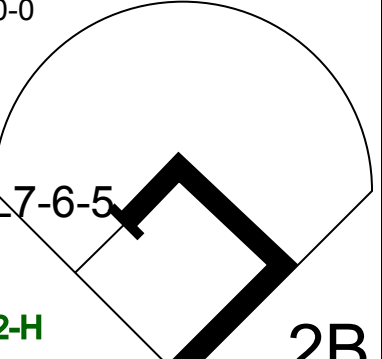



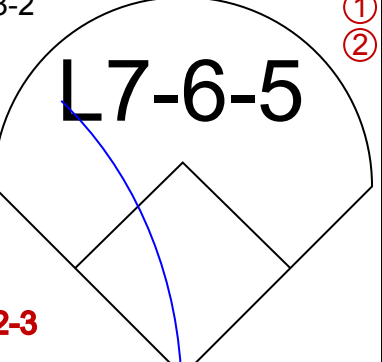


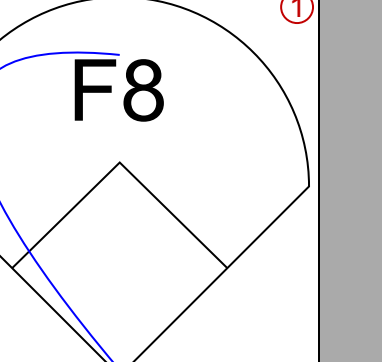


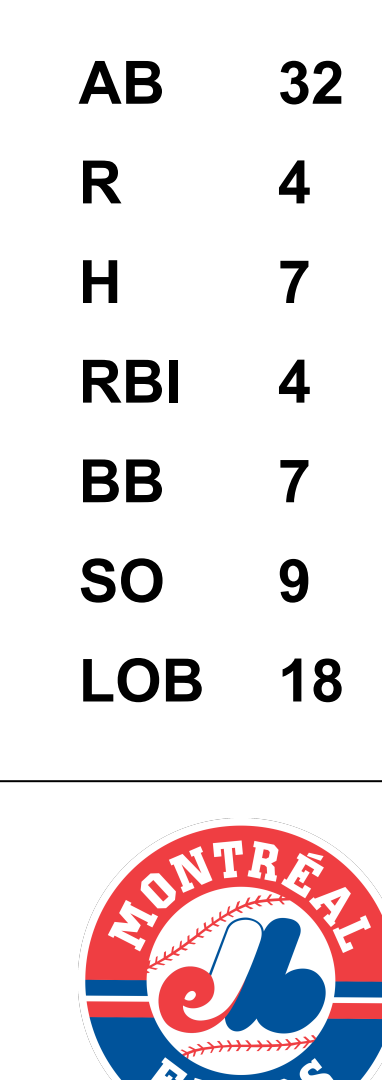


Batter	1	2	3	4	5	6	7	8	9	AB	R	H	RBI	BB	SO	LOB	TOP			
<b>Craig Biggio, R</b> OBP: 0.376, SLG: 0.440 (1, 4)										5	2	2	1	0	3	0	<b>Houston Astros @ Montreal Expos</b> Olympic Stadium, Montreal, QB Tue May 26 1992, 7:05 PM EDT Att: 10,093 - Dome - 70 F			
<b>Steve Finley, L</b> OBP: 0.332, SLG: 0.444 (1, 8)										5	0	2	4	0	1	0				
<b>Ken Caminiti, S</b> OBP: 0.306, SLG: 0.394 (1, 5)										4	0	0	0	1	0	1				
<b>5 Jeff Bagwell, R</b> OBP: 0.325, SLG: 0.381 (1, 3)										2	2	1	0	2	1	0				
<b>Eric Anthony, L</b> OBP: 0.313, SLG: 0.395 (7, 1)										4	1	1	2	0	0	3				
<b>Al Osuna, R</b> (7, 1)										0	0	0	0	0	0	0				
<b>Doug Jones, R</b> (8, 1)										1	0	0	0	0	1	2				
<b>Pete Incaviglia, R</b> OBP: 0.300, SLG: 0.356 (1, 7)										3	1	0	0	2	0	0				
<b>Scott Servais, R</b> OBP: 0.287, SLG: 0.316 (7, 7)										3	0	3	2	0	0	0				
<b>Chris Jones, R</b> OBP: 0.267, SLG: 0.231 (7, 9)										2	1	0	0	0	1	3				
<b>Andujar Cedeno, R</b> OBP: 0.257, SLG: 0.300 (7, 7)										2	0	0	0	0	1	2				
<b>Casey Candaele, S</b> OBP: 0.225, SLG: 0.231 (7, 6)										1	1	0	0	1	0	0				
<b>Darryl Kile, R</b> OBP: 0.287, SLG: 0.383 (3, 1)										1	0	0	0	0	0	1				
<b>Xavier Hernandez, L</b> OBP: 0.226, SLG: 0.214 (4, 1)										0	0	0	0	0	0	0				
<b>Juan Guerrero, R</b> OBP: 0.226, SLG: 0.214 (4, 1)										0	0	0	0	0	0	0				
<b>Rob Mallicoat, L</b> OBP: 0.226, SLG: 0.214 (4, 1)										0	0	0	0	0	0	0				
<b>Joe Boever, R</b> OBP: 0.226, SLG: 0.214 (4, 1)										0	0	0	0	0	0	0				
<b>Benny Distefano, L</b> OBP: 0.226, SLG: 0.214 (4, 1)										0	0	0	0	0	0	0				
<b>Eddie Taubensee, L</b> OBP: 0.226, SLG: 0.214 (4, 1)										1	1	1	0	0	0	0				
<b>Inning Stats</b>	R: 0 E: 0 K: 1 S: 8	H: 0 LOB: 0 BB: 0 P: 12	R: 2 E: 0 K: 1 S: 12	H: 2 LOB: 1 BB: 1 P: 24	R: 0 E: 0 K: 2 S: 7	H: 0 LOB: 0 BB: 0 P: 12	R: 2 E: 0 K: 1 S: 12	H: 2 LOB: 1 BB: 1 P: 20	R: 0 E: 0 K: 1 S: 5	H: 0 LOB: 0 BB: 0 P: 10	R: 3 E: 0 K: 1 S: 16	H: 3 LOB: 2 BB: 2 P: 34	R: 0 E: 0 K: 0 S: 14	H: 0 LOB: 0 BB: 0 P: 20	R: 2 E: 0 K: 2 S: 21	H: 3 LOB: 3 BB: 2 P: 32	1B: 5 2B: 3 3B: 1 HR: 1	SF: 0 SAC: 0 DP: 0 HBP: 1	WP: 2 PB: 0 SB: 1 CS: 0	PA: 43
<b>PITCHER</b>	IP	WLS	BF	H	R	ER	SO	BB	IBB	HBP	BLK	WP	HR	S	P	ERA	WHIP			
<b>Chris Nabholz, L</b> ERA: 4.47 (1, 1)	6.0	L	26	5	7	7	7	3	0	0	0	1	1	53	94	10.50	1.333			
<b>Mel Rojas, R</b> ERA: 1.27 (7, 1)	1.0		6	2	0	0	1	1	0	1	0	0	0	15	28	0.00	3.000			
<b>Jeff Fassero, L</b> ERA: 3.72 (8, 1)	2.0		11	3	2	2	2	2	0	0	0	1	0	35	52	9.00	2.500			

AB	36
R	9
H	10
RBI	9
BB	6
SO	10
LOB	16



Batter	1	2	3	4	5	6	7	8	9	AB	R	H	RBI	BB	SO	LOB	BOTTOM				
<b>Marquis Grissom, R</b> OBP: 0.317, SLG: 0.419 (1, 8)										4	1	1	1	1	3	0	<b>Houston Astros @ Montreal Expos</b> Olympic Stadium, Montreal, QB Tue May 26 1992, 7:05 PM EDT Att: 10,093 - Dome - 70 F				
<b>Delino DeShields, L</b> OBP: 0.304, SLG: 0.348 (1, 4)										3	1	0	0	2	1	1					
<b>John Vander Wal, L</b> OBP: 0.343, SLG: 0.345 (1, 7)										4	0	0	0	1	1	3					
<b>Larry Walker, L</b> OBP: 0.349, SLG: 0.526 (1, 9)										4	1	1	2	0	1	2					
<b>Tim Wallach, R</b> OBP: 0.313, SLG: 0.357 (1, 5)										3	1	2	0	1	0	0					
<b>Gary Carter, R</b> OBP: 0.333, SLG: 0.386 (1, 2)										4	0	2	1	0	1	2					
<b>Jeff Fassero, L</b> (8, 1)										0	0	0	0	0	0	0					
<b>Archi Cianfrocco, R</b> OBP: 0.293, SLG: 0.453 (1, 3)										3	0	0	0	1	1	3					
<b>Spike Owen, S</b> OBP: 0.300, SLG: 0.355 (1, 6)										3	0	1	0	1	0	5					
<b>Chris Nabholz, L</b> OBP: 0.056, SLG: 0.111 (1, 1)										3	0	0	0	0	1	1					
<b>Mel Rojas, R</b> OBP: 0.300, SLG: 0.500 (7, 1)										0	0	0	0	0	0	0					
<b>Rick Cerone, R</b> OBP: 0.370, SLG: 0.520 (8, 2)										1	0	0	0	0	0	1					
<b>Inning Stats</b>	R: 0 E: 0 K: 2 S: 15	H: 0 LOB: 1 BB: 1 P: 26	R: 1 E: 0 K: 1 S: 10	H: 3 LOB: 1 BB: 0 P: 14	R: 3 E: 1 K: 1 S: 21	H: 4 LOB: 2 BB: 1 P: 37	R: 0 E: 0 K: 1 S: 7	H: 0 LOB: 0 BB: 0 P: 8	R: 0 E: 0 K: 2 S: 10	H: 0 LOB: 1 BB: 1 P: 16	R: 0 E: 0 K: 0 S: 8	H: 0 LOB: 0 BB: 0 P: 11	R: 0 E: 0 K: 0 S: 5	H: 0 LOB: 0 BB: 1 P: 11	R: 0 E: 0 K: 1 S: 9	H: 0 LOB: 0 BB: 0 P: 13		1B: 2 2B: 5 3B: 0 HR: 2	SF: 0 SAC: 0 DP: 2 HBP: 0	WP: 1 PB: 0 SB: 1 CS: 0	PA: 39
<b>PITCHER</b>	IP	WLS	BF	H	R	ER	SO	BB	IBB	HBP	BLK	WP	HR	S	P	ERA	WHIP				
<b>Darryl Kile, R</b> ERA: 3.63 (3, 1)	2.1		14	6	4	4	3	2	0	0	0	0	0	9	15	0.00	1.500				
<b>Xavier Hernandez, R</b> ERA: 2.25 (4, 1)	0.2		3	1	0	0	1	0	0	0	0	0	0	0	19	34	0.00	1.800			
<b>Rob Mallicoat, L</b> ERA: 2.71 (5, 1)	1.2	W	8	0	0	0	2	3	0	0	0	0	0	13	19	0.00	0.750				
<b>Joe Boever, R</b> ERA: 2.18 (7, 1)	1.1		5	0	0	0	0	1	0	0	0	0	0	12	20	0.00	0.750				
<b>Al Osuna, L</b> ERA: 3.05 (7, 1)	1.1		5	0	0	0	0	1	0	0	0	0	0	12	20	0.00	0.750				
<b>Doug Jones, R</b> ERA: 2.78 (8, 1)	1.2	S	4	0	0	0	1	0	0	0	0	0	0	10	15	0.00	0.000				





Batter	1	2	3	4	5	6	7	8	9	AB	R	H	RBI	BB	SO	LOB	TOP										
<b>Craig Biggio, R</b> OBP: 0.376, SLG: 0.441 (1, 4)										4	0	1	1	1	2	3	<b>Houston Astros @ Montreal Expos</b> Olympic Stadium, Montreal, QB Wed May 27 1992, 3:33 AM EDT Att: 10,110 - Dome - 70 F										
<b>Steve Finley, L</b> OBP: 0.326, SLG: 0.438 (1, 8)										5	1	1	0	0	0	2											
<b>5 Jeff Bagwell, R</b> OBP: 0.333, SLG: 0.392 (1, 3)										3	1	2	1	1	1	0											
<b>Eric Anthony, L</b> OBP: 0.310, SLG: 0.388 (1, 9)										4	1	1	0	0	1	1											
<b>Ken Caminiti, S</b> OBP: 0.303, SLG: 0.377 (1, 5)										3	1	0	0	1	2	1											
<b>Pete Incaviglia, R</b> OBP: 0.295, SLG: 0.348 (1, 7)										3	0	0	1	1	2	1											
<b>Rafael Ramirez, R</b> OBP: 0.248, SLG: 0.293 <b>Joe Boever, R</b> (8, 1)										4	1	2	1	0	0	0											
<b>Eddie Taubensee, L</b> OBP: 0.277, SLG: 0.242 (1, 2)										4	0	1	1	0	0	3											
<b>Mark Portugal, R</b> OBP: 0.285, SLG: 0.303 <b>Juan Guerrero, R</b> OBP: 0.278, SLG: 0.297 <b>Xavier Hernandez, L</b> OBP: 0.288, SLG: 0.288 <b>Benny Distefano, L</b> OBP: 0.285, SLG: 0.285 <b>Rob Murphy, L</b> OBP: 0.223, SLG: 0.223 <b>Casey Candaele, S</b> OBP: 0.223, SLG: 0.223 (1, 1)										0	0	0	0	0	0	0											
<b>Inning Stats</b>	R: 0 E: 0 K: 1 S: 8	H: 0 LOB: 0 BB: 1 P: 16	R: 0 E: 0 K: 1 S: 7	H: 0 LOB: 0 BB: 0 P: 13	R: 1 E: 0 K: 0 S: 9	H: 2 LOB: 1 BB: 0 P: 15	R: 0 E: 0 K: 1 S: 8	H: 1 LOB: 1 BB: 0 P: 13	R: 0 E: 0 K: 1 S: 9	H: 1 LOB: 1 BB: 0 P: 14	R: 4 E: 0 K: 1 S: 19	H: 4 LOB: 2 BB: 2 P: 35	R: 0 E: 0 K: 2 S: 10	H: 0 LOB: 0 BB: 0 P: 11	R: 0 E: 0 K: 2 S: 10	H: 0 LOB: 1 BB: 1 P: 14		R: 0 E: 0 K: 1 S: 8	H: 0 LOB: 1 BB: 1 P: 13	1B: 5 2B: 3 3B: 0 HR: 0	SF: 0 SAC: 1 DP: 0 HBP: 0	WP: 0 PB: 0 SB: 0 CS: 1	PA: 39				
<b>PITCHER</b>	IP	WLS	BF	H	R	ER	SO	BB	IBB	HBP	BLK	WP	HR	S	P	ERA	WHIP										
<b>Dennis Martinez, R</b> ERA: 2.24 (1, 1)	5.0	W	24	7	5	5	4	3	0	0	0	0	0	52	94	9.00	2.000										
<b>Scott Service, R</b> ERA: 13.5 (6, 1)	1.0		4	1	0	0	1	0	0	0	0	0	0	8	12	0.00	1.000										
<b>Mel Rojas, R</b> ERA: 1.16 (7, 1)	2.0		6	0	0	0	4	0	0	0	0	0	0	18	25	0.00	0.000										
<b>John Wetteland, R</b> ERA: 5.95 (9, 1)	1.0	S	4	0	0	0	1	1	0	0	0	0	0	8	13	0.00	1.000										

AB	33
R	5
H	8
RBI	5
BB	4
SO	10
LOB	14



Batter	1	2	3	4	5	6	7	8	9	AB	R	H	RBI	BB	SO	LOB	BOTTOM										
<b>Marquis Grissom, R</b> OBP: 0.314, SLG: 0.413 (1, 8)										5	1	1	0	0	0	0	<b>Houston Astros @ Montreal Expos</b> Olympic Stadium, Montreal, QB Wed May 27 1992, 3:33 AM EDT Att: 10,110 - Dome - 70 F										
<b>Delino DeShields, L</b> OBP: 0.332, SLG: 0.348 (1, 4)										3	1	1	0	2	0	0											
<b>Moises Alou, R</b> OBP: 0.407, SLG: 0.547 (1, 7)										5	2	2	3	0	0	2											
<b>Larry Walker, L</b> OBP: 0.350, SLG: 0.519 (1, 9)										4	1	1	1	1	0	2											
<b>Tim Wallach, R</b> OBP: 0.318, SLG: 0.352 (1, 3)										2	2	0	0	1	1	1											
<b>Gary Carter, R</b> OBP: 0.340, SLG: 0.391 (1, 2)										4	0	2	0	0	0	0											
<b>Bret Barberie, S</b> OBP: 0.380, SLG: 0.283 (1, 5)										2	0	1	1	2	0	0											
<b>Spike Owen, S</b> OBP: 0.299, SLG: 0.375 (1, 6)										4	1	1	2	0	0	5											
<b>Dennis Martinez, R</b> OBP: 0.227, SLG: 0.227 <b>Scott Service, R</b> (6, 1)										3	0	0	0	0	0	4											
<b>Mel Rojas, R</b> OBP: 0.333, SLG: 0.333 <b>John Wetteland, R</b> (9, 1)										0	0	0	0	0	0	0											
<b>Inning Stats</b>	R: 5 E: 1 K: 0 S: 18	H: 5 LOB: 1 BB: 2 P: 38	R: 0 E: 0 K: 0 S: 7	H: 1 LOB: 0 BB: 0 P: 11	R: 0 E: 0 K: 0 S: 6	H: 0 LOB: 0 BB: 0 P: 12	R: 1 E: 0 K: 0 S: 11	H: 1 LOB: 1 BB: 1 P: 18	R: 1 E: 0 K: 1 S: 11	H: 1 LOB: 2 BB: 1 P: 19	R: 1 E: 1 K: 1 S: 11	H: 1 LOB: 1 BB: 0 P: 16	R: 0 E: 0 K: 0 S: 11	H: 0 LOB: 1 BB: 1 P: 23	R: 0 E: 0 K: 0 S: 5	H: 0 LOB: 1 BB: 1 P: 12	1B: 7 2B: 0 3B: 0 HR: 2	SF: 0 SAC: 0 DP: 1 HBP: 1	WP: 0 PB: 0 SB: 2 CS: 0	PA: 40							
<b>PITCHER</b>	IP	WLS	BF	H	R	ER	SO	BB	IBB	HBP	BLK	WP	HR	S	P	ERA	WHIP										
<b>Mark Portugal, R</b> ERA: 3.15 (1, 1)	4.0	L	21	7	6	5	0	3	0	0	0	0	2	42	79	11.25	2.500										
<b>Xavier Hernandez, R</b> ERA: 2.48 (5, 1)	1.0		6	1	1	1	0	1	0	1	0	0	0	11	19	9.00	2.000										
<b>Rob Murphy, L</b> ERA: 1.98 (6, 1)	2.0		9	1	1	0	1	1	0	0	0	0	0	22	39	0.00	1.000										
<b>Joe Boever, R</b> ERA: 2.12 (8, 1)	1.0		4	0	0	0	0	1	0	0	0	0	0	5	12	0.00	1.000										

AB	33
R	8
H	9
RBI	7
BB	6
SO	1
LOB	15





Batter	1	2	3	4	5	6	7	8	9	10	11	12	AB	R	H	RBI	BB	SO	LOB	TOP														
Lenny Dykstra, L OBP: 0.333, SLG: 0.372														6	0	2	1	0	1	1														
Mariano Duncan, R OBP: 0.289, SLG: 0.392														6	0	0	0	0	0	2														
Dave Hollins, S OBP: 0.394, SLG: 0.422														2	0	0	0	2	1	0														
John Kruk, L OBP: 0.466, SLG: 0.509														5	0	2	0	0	2	3														
Darren Daulton, L OBP: 0.415, SLG: 0.534														4	0	0	0	1	0	2														
Ricky Jordan, R OBP: 0.223, SLG: 0.385														4	1	2	0	0	2	0														
Mitch Williams, L OBP: 0.500, SLG: 0.500														0	0	0	0	0	0	0														
Wally Backman, S OBP: 0.384, SLG: 0.316														1	0	0	0	0	1	1														
Barry Jones, R OBP: 0.384, SLG: 0.316														0	0	0	0	0	0	0														
Mickey Morandini, L OBP: 0.352, SLG: 0.400														5	0	0	0	0	1	4														
Kim Batiste, R OBP: 0.255, SLG: 0.293														4	0	1	1	0	2	0														
Curt Schilling, R OBP: 0.417, SLG: 0.222														2	0	0	0	0	1	0														
Julio Peguero, S OBP: 0.219, SLG: 0.207														0	0	0	0	0	0	0														
Dale Sveum, S OBP: 0.219, SLG: 0.207														1	0	0	0	0	1	0														
Ruben Amaro Jr. S OBP: 0.293, SLG: 0.311														1	1	1	0	0	0	0														
<b>Inning Stats</b>	R: 0 E: 0 K: 2 S: 14	H: 0 LOB: 1 BB: 1 P: 20	R: 0 E: 0 K: 1 S: 6	H: 0 LOB: 0 BB: 0 P: 12	R: 0 E: 0 K: 1 S: 6	H: 0 LOB: 0 BB: 0 P: 8	R: 0 E: 0 K: 1 S: 12	H: 0 LOB: 0 BB: 0 P: 18	R: 1 E: 0 K: 1 S: 12	H: 1 LOB: 0 BB: 0 P: 16	R: 0 E: 0 K: 2 S: 7	H: 0 LOB: 0 BB: 0 P: 13	R: 0 E: 0 K: 0 S: 5	H: 1 LOB: 0 BB: 0 P: 7	R: 0 E: 0 K: 2 S: 13	H: 2 LOB: 3 BB: 1 P: 22	R: 0 E: 0 K: 2 S: 17	H: 1 LOB: 1 BB: 0 P: 23	R: 0 E: 0 K: 2 S: 9	H: 1 LOB: 1 BB: 0 P: 17	R: 1 E: 0 K: 0 S: 14	H: 2 LOB: 1 BB: 0 P: 21	1B: 5 2B: 4 3B: 0 HR: 0	SF: 1 SAC: 1 DP: 1 HBP: 1	WP: 0 PB: 0 SB: 3 CS: 0	PA: 47								
<b>PITCHER</b>	IP WLS BF H R ER SO BB IBB HBP BLK WP HR S P ERA WHIP	7.0 1.2 8 3 0 0 0 0 1 0 0 0 0 0 17 28 0.00 1.800	0.1 1 0 0 0 0 0 0 0 0 0 0 0 0 1 1 0.00 0.000	2.0 8 2 0 0 4 0 0 0 0 0 0 0 0 26 40 0.00 1.000	1.0 L 5 2 1 1 0 0 0 0 0 0 0 0 14 21 9.00 2.000	<b>PITCHER</b>																												
Pete Harnisch, R ERA: 4.0	7.0	1.2	8	3	0	0	0	0	0	0	0	0	0	17	28	0.00	1.800																	
Joe Boever, R ERA: 2.02	0.1	1	0	0	0	0	0	0	0	0	0	0	0	1	1	0.00	0.000																	
Rob Mallicoat, L ERA: 2.7	2.0	8	2	0	0	4	0	0	0	0	0	0	0	26	40	0.00	1.000																	
Doug Jones, R ERA: 2.62	1.0	L	5	2	1	1	0	0	0	0	0	0	0	14	21	9.00	2.000																	
Al Osuna, L ERA: 3.32																																		

Philadelphia Phillies @ Houston Astros  
Astrodome, Houston, TX  
Fri May 29 1992, 8:05 PM EDT  
Att. 10,815 - Dome - 70 F

AB 41  
R 2  
H 8  
RBI 2  
BB 3  
SO 12  
LOB 13



Batter	1	2	3	4	5	6	7	8	9	10	11	12	AB	R	H	RBI	BB	SO	LOB	BOTTOM						
Craig Biggio, R OBP: 0.365, SLG: 0.427														6	0	0	0	0	1	1						
Steve Finley, L OBP: 0.326, SLG: 0.437														5	0	1	0	1	0	1						
5 Jeff Bagwell, R OBP: 0.335, SLG: 0.389														4	0	1	0	1	1	1						
Eric Anthony, L OBP: 0.304, SLG: 0.376														5	0	1	0	0	2	3						
Ken Caminiti, S OBP: 0.333, SLG: 0.403														3	1	2	0	2	0	0						
Pete Incaviglia, R OBP: 0.302, SLG: 0.357														5	0	2	1	0	1	4						
Eddie Taubensee, L OBP: 0.265, SLG: 0.231														5	0	0	0	0	0	7						
Andujar Caldero, R OBP: 0.226, SLG: 0.256														2	0	0	0	0	0	0						
Doug Jones, R OBP: 0.360, SLG: 0.520														0	0	0	0	0	0	0						
Al Osuna, R OBP: 0.238, SLG: 0.283														2	0	0	0	0	0	0						
Pete Harnisch, S ERA: 2.77	8.0	31	6	1	1	4	1	0	0	0	0	0	0	0	0	0	0	0	0	0						
Benny Distefano, L ERA: 2.63	2.0	7	0	0	0	2	1	0	0	0	0	0	0	0	0	0	0	0	0	0						
Joe Boever, R ERA: 2.63	2.0	W	9	1	0	0	0	0	0	0	0	0	0	0	0	0	0	0	0	0						
Rob Mallicoat, L ERA: 5.02	2.0	W	9	1	0	0	0	0	0	0	0	0	0	0	0	0	0	0	0	0						
<b>Inning Stats</b>	R: 0 E: 0 K: 0 S: 7	H: 1 LOB: 1 BB: 1 P: 14	R: 0 E: 0 K: 0 S: 8	H: 0 LOB: 0 BB: 0 P: 11	R: 0 E: 1 K: 1 S: 14	H: 0 LOB: 1 BB: 0 P: 19	R: 1 E: 0 K: 1 S: 10	H: 2 LOB: 1 BB: 0 P: 17	R: 0 E: 0 K: 0 S: 4	H: 0 LOB: 0 BB: 0 P: 5	R: 0 E: 0 K: 0 S: 7	H: 2 LOB: 2 BB: 0 P: 11	R: 0 E: 0 K: 2 S: 10	H: 1 LOB: 1 BB: 0 P: 16	R: 0 E: 0 K: 2 S: 7	H: 0 LOB: 1 BB: 1 P: 14	R: 0 E: 0 K: 0 S: 9	H: 0 LOB: 0 BB: 0 P: 14	R: 0 E: 0 K: 0 S: 14	H: 1 LOB: 3 BB: 2 P: 27	R: 0 E: 0 K: 0 S: 7	H: 0 LOB: 0 BB: 0 P: 11	1B: 4 2B: 4 3B: 0 HR: 0	SF: 0 SAC: 0 DP: 1 HBP: 0	WP: 0 PB: 0 SB: 0 CS: 0	PA: 47
<b>PITCHER</b>	IP WLS BF H R ER SO BB IBB HBP BLK WP HR S P ERA WHIP	8.0 7 31 6 1 1 4 1 0 0 0 0 0 0 69 103 1.12 0.875	2.0 7 0 0 0 2 1 0 0 0 0 0 0 0 16 28 0.00 0.500	2.0 W 9 1 0 0 0 1 1 0 0 0 0 0 21 38 0.00 1.000	<b>PITCHER</b>																					
Curt Schilling, R ERA: 2.77	8.0	31	6	1	1	4	1	0	0	0	0	0	0	0	0	0	0	0	0	0						
Mitch Williams, L ERA: 2.63	2.0	7	0	0	0	2	1	0	0	0	0	0	0	0	0	0	0	0	0	0						
Barry Jones, R ERA: 5.02	2.0	W	9	1	0	0	0	0	0	0	0	0	0	0	0	0	0	0	0	0						

Philadelphia Phillies @ Houston Astros  
Astrodome, Houston, TX  
Fri May 29 1992, 8:05 PM EDT  
Att. 10,815 - Dome - 70 F

AB 43  
R 1  
H 7  
RBI 1  
BB 4  
SO 6  
LOB 25





Batter	1	2	3	4	5	6	7	8	9	AB	R	H	RBI	BB	SO	LOB	TOP					
<b>Lenny Dykstra, L</b> OBP: 0.329, SLG: 0.360 (1, 8)										4	1	0	0	1	1	0	<b>Philadelphia Phillies @ Houston Astros</b> Astrodome, Houston, TX Sat May 30 1992, 8:05 PM EDT Att: 16,046 - Dome - 70 F					
<b>Mariano Duncan, R</b> OBP: 0.293, SLG: 0.394 (1, 7)										4	2	2	0	0	0	0						
<b>Dave Hollins, S</b> OBP: 0.391, SLG: 0.418 (1, 5)										4	0	1	0	0	0	3						
<b>John Kruk, L</b> OBP: 0.462, SLG: 0.500 (1, 9)										3	1	0	0	1	1	2						
<b>Darren Daulton, L</b> OBP: 0.429, SLG: 0.541 (1, 2)										2	0	2	2	2	0	0						
<b>Ricky Jordan, R</b> OBP: 0.205, SLG: 0.349 (1, 3)										4	0	0	1	0	0	6						
<b>Mickey Morandini, L</b> OBP: 0.349, SLG: 0.395 (1, 4)										4	0	1	1	0	0	3						
<b>Kim Batiste, R</b> OBP: 0.246, SLG: 0.284 <b>Wally Backman, S</b> OBP: 0.346, SLG: 0.300 (9, PH)										3	0	0	0	0	1	2						
<b>Terry Mulholland, R</b> OBP: 0.176, SLG: 0.182 <b>Mike Hartley, R</b> OBP: 0.215, SLG: 0.203 (9, PH)										0	0	0	0	0	0	0						
<b>Inning Stats</b>	R: 3 E: 0 K: 0 S: 13	H: 3 LOB: 2 BB: 2 P: 27	R: 0 E: 0 K: 0 S: 7	H: 0 LOB: 0 BB: 0 P: 13	R: 0 E: 0 K: 0 S: 7	H: 1 LOB: 2 BB: 1 P: 16	R: 0 E: 0 K: 2 S: 7	H: 0 LOB: 0 BB: 0 P: 10	R: 1 E: 0 K: 0 S: 10	H: 2 LOB: 1 BB: 0 P: 17	R: 0 E: 0 K: 1 S: 5	H: 0 LOB: 0 BB: 0 P: 6	R: 0 E: 0 K: 0 S: 6	H: 0 LOB: 0 BB: 0 P: 7	R: 0 E: 0 K: 1 S: 8	H: 0 LOB: 1 BB: 1 P: 15		R: 0 E: 0 K: 1 S: 9	H: 0 LOB: 0 BB: 0 P: 13	1B: 6 2B: 0 3B: 0 HR: 0	SF: 0 SAC: 0 DP: 0 HBP: 0	WP: 1 PB: 0 SB: 1 CS: 0
<b>PITCHER</b>	IP WLS BF H R ER SO BB IBB HBP BLK WP HR S P ERA WHIP																					
<b>Jimmy Jones, R</b> ERA: 3.55 <b>Rob Murphy, L</b> ERA: 3.52 <b>Joe Boever, R</b> ERA: 1.98 <b>Doug Jones, R</b> ERA: 2.55	(1, 1) (7, 1) (8, 1) (9, 1)	6.0 1.1 0.2 1.0	W 5 0 S	27 0 0 3	H 6 0 0	R 4 0 0	ER 4 0 0	SO 3 1 0 1	BB 1 0 0 0	IBB 2 0 0 0	HBP 0 0 0 0	BLK 0 0 0 0	WP 1 0 0 0	HR 0 0 0 0	S 49 10 4 9	P 89 16 6 13	ERA 6.00 0.00 0.00 0.00	WHIP 1.167 0.750 0.000 0.000				

AB 33  
R 4  
H 6  
RBI 4  
BB 4  
SO 5  
LOB 16



Batter	1	2	3	4	5	6	7	8	9	AB	R	H	RBI	BB	SO	LOB	BOTTOM						
<b>Craig Biggio, R</b> OBP: 0.373, SLG: 0.439 (1, 4)										4	1	3	1	0	1	1	<b>Philadelphia Phillies @ Houston Astros</b> Astrodome, Houston, TX Sat May 30 1992, 8:05 PM EDT Att: 16,046 - Dome - 70 F						
<b>Steve Finley, L</b> OBP: 0.327, SLG: 0.430 (1, 8)										3	1	0	0	0	2								
<b>5 Jeff Bagwell, R</b> OBP: 0.333, SLG: 0.391 (1, 3)										4	1	1	2	0	0	1							
<b>Pete Incaviglia, R</b> OBP: 0.301, SLG: 0.354 (1, 7)										4	0	1	0	0	3	2							
<b>Eric Anthony, L</b> OBP: 0.313, SLG: 0.375 <b>Chris Jones, R</b> OBP: 0.267, SLG: 0.231 (8, 9)										3	0	1	0	1	0	2							
<b>Rafael Ramirez, R</b> OBP: 0.254, SLG: 0.297 (1, 6)										4	1	2	1	0	0	1							
<b>Scott Servais, R</b> OBP: 0.290, SLG: 0.339 (1, 2)										2	1	1	0	0	0	1							
<b>Juan Guerrero, R</b> OBP: 0.243, SLG: 0.212 (1, 5)										3	0	1	1	1	1	1							
<b>Jimmy Jones, R</b> ERA: 4.07 <b>Cassey Castillo, S</b> OBP: 0.216, SLG: 0.224 <b>Rob Murphy, L</b> OBP: 0.267, SLG: 0.231 <b>Joe Boever, R</b> OBP: 0.215, SLG: 0.203 <b>Benny Distefano, L</b> OBP: 0.346, SLG: 0.395 <b>Doug Jones, R</b> OBP: 0.215, SLG: 0.203 (9, 1)	(1, 1) (6, PH) (7, 1) (8, 1) (9, 1)	6.0 2.0	L 8	28 8	H 10 1	R 5 0	ER 5 0	SO 5 2	BB 1 0	IBB 1 0	HBP 1 1	BLK 0 0	WP 0 0	HR 0 0	S 14 26	P 26 20		ERA 4.07 0.00 0.00 0.00	WHIP 2.000 0.500	1B: 8 2B: 4 3B: 0 HR: 0	SF: 0 SAC: 1 DP: 1 HBP: 2	WP: 0 PB: 0 SB: 0 CS: 1	PA: 37
<b>PITCHER</b>	IP WLS BF H R ER SO BB IBB HBP BLK WP HR S P ERA WHIP																						

AB 31  
R 5  
H 11  
RBI 5  
BB 2  
SO 7  
LOB 15













Batter	1	2	3	4	5	6	7	8	9	AB	R	H	RBI	BB	SO	LOB	TOP					
Marquis Grissom, R OBP: 0.322, SLG: 0.411	L9	G4-6-3			G5-3			F9		4	0	0	0	0	0	3						
Delino DeShields, L OBP: 0.330, SLG: 0.333	P6		G6-3		B3			1B		4	0	1	0	0	0	0						
Matt Stairs, L OBP: 0.313, SLG: 0.308	1B BB		G6-3		G3			L4		3	0	0	0	1	0	1						
Tim Wallach, R OBP: 0.316, SLG: 0.355	1-2 1B		G4-3		G1-4-3 BB			1B 1B BB		2	0	1	0	2	0	0						
Darren Reed, R OBP: 0.263, SLG: 0.556	K				G1-4-3			1B BB		2	0	0	0	1	1	3						
Chris Haney, L OBP: 0.222, SLG: 0.222					1-2			1-2 1B		0	0	0	0	0	0	0						
Steve Lyons, L OBP: 0.217, SLG: 0.273					1-2			1-2 1B		1	0	1	0	0	0	0						
Archi Cianfrocco, R OBP: 0.276, SLG: 0.440		SH 1B			F8			F8		4	0	1	0	0	1	3						
Spike Owen, S OBP: 0.313, SLG: 0.424		F8			G3			G4-3		4	0	1	0	0	0	2						
Rick Cerone, R OBP: 0.371, SLG: 0.485					G1-3			F9		4	0	1	0	0	0	4						
Bill Sampen, R OBP: 0.367, SLG: 0.269	SH 1B				G2-3			G1-3		0	0	0	0	0	0	0						
Bret Barberie, S OBP: 0.367, SLG: 0.269										1	0	0	0	0	0	0						
Scott Service, R OBP: 0.338, SLG: 0.328	1-2 2-3							K		0	0	0	0	0	1	3						
John Vander Wal, L OBP: 0.338, SLG: 0.328										2	0	0	0	0	1	3						
<b>Inning Stats</b>	R: 0 E: 0 K: 1 S: 8	H: 1 LOB: 2 BB: 1 P: 17	R: 0 E: 0 K: 0 S: 10	H: 2 LOB: 2 BB: 0 P: 16	R: 0 E: 0 K: 0 S: 7	H: 0 LOB: 1 BB: 1 P: 11	R: 0 E: 0 K: 0 S: 5	H: 0 LOB: 1 BB: 1 P: 12	R: 0 E: 0 K: 0 S: 4	H: 0 LOB: 0 BB: 0 P: 7	R: 0 E: 0 K: 0 S: 3	H: 0 LOB: 0 BB: 0 P: 7	R: 0 E: 0 K: 0 S: 5	H: 0 LOB: 0 BB: 0 P: 10	R: 0 E: 0 K: 2 S: 10	H: 1 LOB: 1 BB: 0 P: 17	R: 0 E: 0 K: 12 S: 12	H: 2 LOB: 3 BB: 1 P: 19	1B: 6 2B: 0 3B: 0 HR: 0	SF: 0 SAC: 1 DP: 2 HBP: 0	WP: 0 PB: 0 SB: 0 CS: 0	PA: 36
<b>PITCHER</b> Mark Portugal, R ERA: 2.74	IP: 9.0 WLS: W BF: 36 H: 6 R: 0 ER: 0 SO: 3 BB: 4 IBB: 0 HBP: 0 BLK: 0 WP: 0 HR: 0 S: 64 P: 116 ERA: 0.00 WHIP: 1.111															<b>PITCHER</b>	IP: 9.0 WLS: W BF: 36 H: 6 R: 0 ER: 0 SO: 3 BB: 4 IBB: 0 HBP: 0 BLK: 0 WP: 0 HR: 0 S: 64 P: 116 ERA: 0.00 WHIP: 1.111					

**Montreal Expos @ Houston Astros**  
Astrodome, Houston, TX  
Tue Jun 02 1992, 8:05 PM EDT  
Att: 8,238 - Dome - 70 F

AB 31  
R 0  
H 6  
RBI 0  
BB 4  
SO 3  
LOB 19



Batter	1	2	3	4	5	6	7	8	9	AB	R	H	RBI	BB	SO	LOB	BOTTOM			
Craig Biggio, R OBP: 0.363, SLG: 0.418	G4-3		L8		S 3B BB		G4-3 5 G6-3 BB			2	2	0	0	2	0	0				
Steve Finley, L OBP: 0.335, SLG: 0.438	5 1B BB				1-H 3B		G4-3			2	1	1	1	2	0	1				
5 Jeff Bagwell, R OBP: 0.332, SLG: 0.382	E7 1H 1B		G5-3		K		G6-3			4	1	1	2	0	1	2				
Eric Anthony, L OBP: 0.321, SLG: 0.378	G3-6-3 1B				G3		G4-3 1B 2B 1B			3	1	2	1	0	0	0				
Ken Caminiti, S OBP: 0.351, SLG: 0.405	G3-6-3				G3		G4-3 2B 1B			4	1	1	0	0	0	2				
Benny DiStefano, L OBP: 0.333, SLG: 0.231	G4-1				BB		G4-3			2	0	0	0	1	0	2				
Chris Jones, R OBP: 0.255, SLG: 0.220							1-2 2-3			1	0	0	0	0	1	0				
Rafael Ramirez, R OBP: 0.241, SLG: 0.289	G6-3				P4		K			4	0	0	0	0	1	3				
Eddie Taubensee, L OBP: 0.252, SLG: 0.228	F7						K			4	0	1	2	0	2	0				
Mark Portugal, R OBP: 0.053, SLG: 0.053							K			3	0	0	0	0	1	1				
<b>Inning Stats</b>	R: 2 E: 1 K: 0 S: 12	H: 2 LOB: 0 BB: 1 P: 22	R: 0 E: 0 K: 0 S: 7	H: 0 LOB: 0 BB: 0 P: 10	R: 0 E: 0 K: 0 S: 8	H: 0 LOB: 1 BB: 1 P: 13	R: 0 E: 0 K: 0 S: 8	H: 0 LOB: 1 BB: 1 P: 14	R: 1 E: 0 K: 3 S: 12	H: 1 LOB: 1 BB: 1 P: 20	R: 2 E: 0 K: 1 S: 16	H: 3 LOB: 1 BB: 0 P: 26	R: 1 E: 0 K: 0 S: 11	H: 0 LOB: 1 BB: 1 P: 18	R: 0 E: 0 K: 2 S: 8	H: 0 LOB: 0 BB: 0 P: 12	1B: 4 2B: 1 3B: 1 HR: 0	SF: 0 SAC: 0 DP: 1 HBP: 1	WP: 0 PB: 0 SB: 3 CS: 0	PA: 35
<b>PITCHER</b> Bill Sampen, R ERA: 4.02	IP: 4.0 WLS: L BF: 16 H: 2 R: 2 ER: 2 SO: 2 BB: 3 IBB: 0 HBP: 0 BLK: 0 WP: 0 HR: 0 S: 35 P: 59 ERA: 4.50 WHIP: 1.250															<b>PITCHER</b>	IP: 4.0 WLS: L BF: 16 H: 2 R: 2 ER: 2 SO: 2 BB: 3 IBB: 0 HBP: 0 BLK: 0 WP: 0 HR: 0 S: 35 P: 59 ERA: 4.50 WHIP: 1.250			
<b>PITCHER</b> Scott Service, R ERA: 10.8	IP: 1.2 WLS: 9 BF: 3 H: 3 R: 3 ER: 3 SO: 4 BB: 1 IBB: 0 HBP: 0 BLK: 0 WP: 0 HR: 0 S: 23 P: 38 ERA: 16.20 WHIP: 2.400															<b>PITCHER</b>	IP: 1.2 WLS: 9 BF: 3 H: 3 R: 3 ER: 3 SO: 4 BB: 1 IBB: 0 HBP: 0 BLK: 0 WP: 0 HR: 0 S: 23 P: 38 ERA: 16.20 WHIP: 2.400			
<b>PITCHER</b> Chris Haney, L ERA: 5.45	IP: 2.1 WLS: 10 BF: 1 H: 1 R: 1 ER: 1 SO: 2 BB: 1 IBB: 0 HBP: 1 BLK: 0 WP: 0 HR: 0 S: 24 P: 38 ERA: 3.86 WHIP: 0.857															<b>PITCHER</b>	IP: 2.1 WLS: 10 BF: 1 H: 1 R: 1 ER: 1 SO: 2 BB: 1 IBB: 0 HBP: 1 BLK: 0 WP: 0 HR: 0 S: 24 P: 38 ERA: 3.86 WHIP: 0.857			

**Montreal Expos @ Houston Astros**  
Astrodome, Houston, TX  
Tue Jun 02 1992, 8:05 PM EDT  
Att: 8,238 - Dome - 70 F

AB 29  
R 6  
H 6  
RBI 6  
BB 5  
SO 6  
LOB 11









Batter	1	2	3	4	5	6	7	8	9	AB	R	H	RBI	BB	SO	LOB	TOP			
<b>Craig Biggio, R</b> (1, 4) OBP: 0.359, SLG: 0.416 <b>Casey Candaele, S</b> (8, PH) OBP: 0.223, SLG: 0.229										4	1	1	1	0	1	2	<b>Houston Astros @ San Francisco Giants</b> Candlestick Park, San Francisco, CA Thu Jun 04 1992, 10:05 PM EDT Att: 8,850 - Sunny - 57 F			
<b>Steve Finley, L</b> (1, 8) OBP: 0.335, SLG: 0.434										5	2	3	0	0	1					
<b>5 Jeff Bagwell, R</b> (1, 3) OBP: 0.345, SLG: 0.406										3	3	1	0	2	1	2				
<b>Eric Anthony, L</b> (1, 9) OBP: 0.331, SLG: 0.365 <b>Chris Jones, R</b> (9, 9) OBP: 0.295, SLG: 0.220										2	1	0	1	3	1	0				
<b>Ken Caminiti, S</b> (1, 5) OBP: 0.379, SLG: 0.441										5	2	4	2	0	1	0				
<b>Luis Gonzalez, L</b> (1, 7) OBP: 0.215, SLG: 0.240										5	1	2	3	0	0	4				
<b>Rafael Ramirez, R</b> (1, 6) OBP: 0.241, SLG: 0.286										5	1	1	3	0	0	4				
<b>Eddie Taubensee, L</b> (1, 2) OBP: 0.250, SLG: 0.215										4	1	0	0	1	1	2				
<b>Jimmy Jones, R</b> (1, 1) OBP: 0.250, SLG: 0.182 <b>Al Osuna, R</b> (9, 1) <b>Xavier Hernandez, L</b> (9, 1)										3	0	0	1	1	2	0				
<b>Inning Stats</b>	R: 8 E: 0 K: 2 S: 22	H: 5 LOB: 1 BB: 4 P: 46	R: 0 E: 0 K: 2 S: 8	H: 0 LOB: 0 BB: 0 P: 9	R: 0 E: 0 K: 1 S: 6	H: 0 LOB: 0 BB: 0 P: 8	R: 2 E: 0 K: 0 S: 12	H: 4 LOB: 2 BB: 1 P: 20	R: 0 E: 0 K: 2 S: 7	H: 1 LOB: 0 BB: 0 P: 12	R: 1 E: 0 K: 0 S: 6	H: 1 LOB: 0 BB: 0 P: 8	R: 0 E: 0 K: 1 S: 6	H: 0 LOB: 0 BB: 0 P: 10	R: 1 E: 0 K: 0 S: 14	H: 1 LOB: 2 BB: 2 P: 26		1B: 11 2B: 1 3B: 0 HR: 0	SF: 0 SAC: 0 DP: 1 HBP: 0	WP: 1 PB: 0 CS: 0 SB: 0
<b>PITCHER</b>	IP WLS BF H R ER SO BB IBB HBP BLK WP HR S P ERA WHIP																			
<b>Gil Heredia, R</b> (1, 1) ERA: 6.92	0.0	L	7	5	7	7	0	2	0	0	0	0	0	0	0	11	25	∞	∞	
<b>Kelly Downs, R</b> (1, 1) ERA: 3.54	5.0		21	4	3	3	7	3	0	0	0	0	1	0	44	67	5.40	1.400		
<b>Dave Burba, R</b> (6, 1) ERA: 5.2	3.0		10	2	1	1	1	0	0	0	0	0	0	0	19	30	3.00	0.667		
<b>Michael Jackson, R</b> (9, 1) ERA: 2.93	1.0		6	1	1	1	0	2	0	0	0	0	0	0	14	26	9.00	3.000		

AB	37
R	12
H	12
RBI	11
BB	7
SO	8
LOB	15



Batter	1	2	3	4	5	6	7	8	9	AB	R	H	RBI	BB	SO	LOB	BOTTOM			
<b>Mike Felder, S</b> (1, 8) OBP: 0.358, SLG: 0.433 <b>Dave Burba, R</b> (6, 1)										3	1	1	0	0	0	0	<b>Houston Astros @ San Francisco Giants</b> Candlestick Park, San Francisco, CA Thu Jun 04 1992, 10:05 PM EDT Att: 8,850 - Sunny - 57 F			
<b>Willie McGee, S</b> (8, PH) OBP: 0.339, SLG: 0.364 <b>Michael Jackson, R</b> (9, 1)										1	1	1	0	0	0	0				
<b>Kirt Manwaring, R</b> (9, PH) OBP: 0.354, SLG: 0.325										1	0	1	1	0	0	0				
<b>Robby Thompson, R</b> (1, 4) OBP: 0.388, SLG: 0.465										4	1	0	0	1	0	3				
<b>Will Clark, L</b> (1, 3) OBP: 0.425, SLG: 0.481										4	1	2	3	0	0	0				
<b>Matt Williams, R</b> (1, 5) OBP: 0.288, SLG: 0.441 <b>Greg Litton, R</b> (7, 5) OBP: 0.294, SLG: 0.361										3	0	0	0	0	0	2				
<b>Cory Snyder, R</b> (1, 9) OBP: 0.307, SLG: 0.481										3	1	2	1	0	1	0				
<b>Chris James, R</b> (1, 7) OBP: 0.281, SLG: 0.190										3	1	1	0	1	1	2				
<b>Jim McNamara, L</b> (1, 2) OBP: 0.313, SLG: 0.333 <b>Kevin Bass, S</b> (9, PH) OBP: 0.282, SLG: 0.363										3	0	0	0	1	0	0				
<b>Royce Clayton, R</b> (1, 6) OBP: 0.272, SLG: 0.310										4	0	0	0	0	1	2				
<b>Gil Heredia, R</b> (1, 1) OBP: 0.500, SLG: 0.500 <b>Kelly Downs, R</b> (1, 1) <b>Darren Lewis, R</b> (5, PH) OBP: 0.312, SLG: 0.262										0	0	0	0	0	0	0				
<b>Inning Stats</b>	R: 2 E: 0 K: 1 S: 13	H: 2 LOB: 1 BB: 1 P: 20	R: 0 E: 0 K: 1 S: 8	H: 0 LOB: 0 BB: 0 P: 13	R: 0 E: 0 K: 0 S: 6	H: 0 LOB: 0 BB: 0 P: 11	R: 0 E: 0 K: 0 S: 12	H: 1 LOB: 1 BB: 0 P: 19	R: 0 E: 0 K: 0 S: 7	H: 0 LOB: 0 BB: 0 P: 9	R: 0 E: 0 K: 1 S: 10	H: 1 LOB: 1 BB: 0 P: 16	R: 2 E: 0 K: 0 S: 15	H: 2 LOB: 0 BB: 0 P: 21	R: 2 E: 0 K: 1 S: 19	H: 2 LOB: 2 BB: 2 P: 35	1B: 4 2B: 3 3B: 0 HR: 1	SF: 2 SAC: 0 DP: 0 HBP: 0	WP: 2 PB: 0 CS: 0 SB: 0	PA: 38
<b>PITCHER</b>	IP WLS BF H R ER SO BB IBB HBP BLK WP HR S P ERA WHIP																			
<b>Jimmy Jones, R</b> (1, 1) ERA: 3.78	8.0	W	31	6	4	4	3	1	0	0	0	0	0	0	0	78	121	4.50	0.875	
<b>Al Osuna, L</b> (9, 1) ERA: 4.07	0.2		6	2	2	2	1	2	0	0	0	0	1	0	17	32	27.00	6.000		
<b>Xavier Hernandez, R</b> (9, 1) ERA: 2.97	0.1		1	0	0	0	0	0	0	0	0	0	0	0	2	3	0.00	0.000		

AB	33
R	6
H	8
RBI	6
BB	3
SO	4
LOB	11





Batter	1	2	3	4	5	6	7	8	9	AB	R	H	RBI	BB	SO	LOB	TOP						
<b>Craig Biggio, R</b> OBP: 0.360, SLG: 0.413 (1, 4)	G5-3	FC5-2			1B				P6	4	0	1	0	1	0	3	<b>Houston Astros @ San Francisco Giants</b> Candlestick Park, San Francisco, CA Fri Jun 05 1992, 10:05 PM EDT Att: 10,550 - Cloudy - 61 F						
<b>Steve Finley, L</b> OBP: 0.336, SLG: 0.438 (1, 8)	P6	F7			1B				5 HR	5	1	2	0	0	0	4							
<b>Ken Caminiti, S</b> OBP: 0.361, SLG: 0.418 (1, 5)	G5-3				F8				F7	5	0	0	0	0	0	4							
<b>5 Jeff Bagwell, R</b> OBP: 0.346, SLG: 0.418 (1, 3)		F8	G5-3		G4-3				HR	4	1	1	2	1	0	2							
<b>Eric Anthony, L</b> OBP: 0.328, SLG: 0.361 (7, 1)									G5-3	4	1	1	0	0	0	2							
<b>Xavier Hernandez, L</b> OBP: 0.353, SLG: 0.287 (9, PH)		2B								0	0	0	0	0	0	0							
<b>Benny Distefano, L</b> OBP: 0.353, SLG: 0.287 (9, PH)		1B								1	0	0	0	0	0	0							
<b>Doug Jones, R</b> (9, 1)										0	0	0	0	0	0	0							
<b>Pete Incaviglia, R</b> OBP: 0.292, SLG: 0.349 (2, 7)										1	1	1	0	0	0	0							
<b>Chris Jones, R</b> OBP: 0.265, SLG: 0.233 (7, 9)										2	0	1	0	0	1	1							
<b>Luis Gonzalez, L</b> OBP: 0.222, SLG: 0.248 (8, PH)										1	0	1	0	0	0	0							
<b>Scott Servais, R</b> OBP: 0.303, SLG: 0.349 (1, 2)										3	1	2	2	0	0	1							
<b>Rafael Ramirez, R</b> OBP: 0.253, SLG: 0.307 (1, 6)										4	0	2	1	0	0	2							
<b>Butch Henry, L</b> OBP: 0.150, SLG: 0.300 (6, 1)										2	0	0	0	0	0	0							
<b>Joe Boever, R</b> (7, 1)										0	0	0	0	0	0	0							
<b>Rob Mallicoat, L</b> (7, 1)										0	0	0	0	0	0	0							
<b>Casey Candaele, S</b> OBP: 0.221, SLG: 0.227 (8, 9)										1	0	0	0	0	1	1							
<b>Inning Stats</b>	R: 0 E: 0 K: 0 S: 13	H: 0 LOB: 0 BB: 0 P: 17	R: 2 E: 0 K: 0 S: 15	H: 4 LOB: 3 BB: 0 P: 21	R: 0 E: 0 K: 0 S: 6	H: 0 LOB: 0 BB: 0 P: 8	R: 0 E: 0 K: 0 S: 8	H: 1 LOB: 0 BB: 0 P: 10	R: 0 E: 0 K: 0 S: 7	H: 2 LOB: 2 BB: 0 P: 9	R: 1 E: 1 K: 1 S: 10	H: 2 LOB: 1 BB: 0 P: 17	R: 0 E: 0 K: 1 S: 9	H: 0 LOB: 2 BB: 2 P: 22	R: 0 E: 0 K: 1 S: 12	H: 1 LOB: 1 BB: 0 P: 15		R: 2 E: 0 K: 0 S: 10	H: 2 LOB: 0 BB: 0 P: 13	1B: 8 2B: 4 3B: 0 HR: 1	SF: 0 SAC: 2 DP: 2 HBP: 0	WP: 0 PB: 0 SB: 1 CS: 0	PA: 41
<b>PITCHER</b>	IP	WLS	BF	H	R	ER	SO	BB	IBB	HBP	BLK	WP	HR	S	P	ERA		WHIP					
<b>Bud Black, L</b> ERA: 4.19 (1, 1)	7.0		32	9	3	3	2	1	1	0	0	0	0	68	104	3.86	1.429						
<b>Rod Beck, R</b> ERA: 2.39 (8, 1)	1.2	L	7	2	1	1	1	0	0	0	0	0	0	17	21	5.40	1.200						
<b>Jeff Brantley, R</b> ERA: 2.74 (9, 1)	0.1	L	2	1	1	1	0	0	0	0	0	0	1	5	7	27.00	3.000						

AB	37
R	5
H	12
RBI	5
BB	2
SO	3
LOB	21



Batter	1	2	3	4	5	6	7	8	9	AB	R	H	RBI	BB	SO	LOB	BOTTOM					
<b>Darren Lewis, R</b> OBP: 0.308, SLG: 0.258 (1, 8)	L4									3	0	0	0	0	0	0	<b>Houston Astros @ San Francisco Giants</b> Candlestick Park, San Francisco, CA Fri Jun 05 1992, 10:05 PM EDT Att: 10,550 - Cloudy - 61 F					
<b>Willie McGee, S</b> OBP: 0.343, SLG: 0.367 (7, PH)										1	0	1	0	0	0	0						
<b>Rod Beck, R</b> (8, 1)										0	0	0	0	0	0	0						
<b>Mike Felder, S</b> OBP: 0.358, SLG: 0.433 (9, 8)										0	0	0	0	0	0	0						
<b>Robby Thompson, R</b> OBP: 0.380, SLG: 0.448 (1, 4)	K									4	0	0	1	1	3	1						
<b>Will Clark, L</b> OBP: 0.424, SLG: 0.473 (1, 3)	G6-3									3	1	0	0	2	0	4						
<b>Matt Williams, R</b> OBP: 0.286, SLG: 0.445 (1, 5)										5	1	1	0	0	2	6						
<b>Cory Snyder, R</b> OBP: 0.315, SLG: 0.494 (1, 9)										4	0	2	1	0	1	1						
<b>Chris James, R</b> OBP: 0.247, SLG: 0.180 (1, 7)										3	0	0	1	0	0	2						
<b>Jeff Brantley, R</b> (9, 1)										0	0	0	0	0	0	0						
<b>Kirt Manwaring, R</b> ERA: 4.88 (1, 2)										2	1	2	0	1	0	0						
<b>Royce Clayton, R</b> OBP: 0.272, SLG: 0.310 (7, PR)										0	1	0	0	0	0	0						
<b>Jim McNamara, L</b> OBP: 0.308, SLG: 0.328 (8, 2)										1	0	0	0	0	1	1						
<b>Jose Uribe, S</b> OBP: 0.333, SLG: 0.419 (1, 6)										3	0	0	1	0	1	3						
<b>Bud Black, L</b> (1, 1)										2	0	0	0	0	0	0						
<b>Kevin Bass, S</b> OBP: 0.274, SLG: 0.368 (7, PH)										1	0	1	0	1	0	0						
<b>Inning Stats</b>	R: 0 E: 0 K: 1 S: 9	H: 0 LOB: 0 BB: 0 P: 13	R: 1 E: 0 K: 1 S: 10	H: 2 LOB: 1 BB: 0 P: 17	R: 0 E: 1 K: 0 S: 11	H: 0 LOB: 1 BB: 0 P: 16	R: 0 E: 0 K: 0 S: 5	H: 0 LOB: 0 BB: 0 P: 9	R: 1 E: 0 K: 2 S: 11	H: 1 LOB: 1 BB: 1 P: 20	R: 1 E: 0 K: 0 S: 14	H: 1 LOB: 3 BB: 3 P: 28	R: 0 E: 0 K: 2 S: 8	H: 1 LOB: 2 BB: 0 P: 11	R: 0 E: 0 K: 2 S: 17	H: 1 LOB: 1 BB: 1 P: 27		1B: 4 2B: 1 3B: 2 HR: 0	SF: 2 SAC: 1 DP: 0 HBP: 0	WP: 0 PB: 0 SB: 1 CS: 0	PA: 40	
<b>PITCHER</b>	IP	WLS	BF	H	R	ER	SO	BB	IBB	HBP	BLK	WP	HR	S	P	ERA		WHIP				
<b>Butch Henry, L</b> ERA: 4.88 (6, 1)	0.2		6	1	1	0	0	3	0	0	0	0	0	12	28	0.00		6.000				
<b>Joe Boever, R</b> ERA: 1.77 (7, 1)	0.1		1	0	0	0	0	0	0	0	0	0	0	3	3	0.00	0.000					
<b>Rob Mallicoat, L</b> ERA: 2.4 (7, 1)	1.1	W	5	1	0	0	2	0	0	0	0	0	0	10	13	0.00	0.750					
<b>Xavier Hernandez, R</b> ERA: 2.86 (9, 1)	1.0	S	5	1	0	0	2	0	1	0	0	0	0	17	27	0.00	1.000					





Batter	1	2	3	4	5	6	7	8	9	AB	R	H	RBI	BB	SO	LOB	TOP										
<b>Craig Biggio, R</b> OBP: 0.361, SLG: 0.415	E6			1B	G6-3		1B	FC6-4		4	2	1	1	1	0	2	<b>Houston Astros @ San Francisco Giants</b> Candlestick Park, San Francisco, CA Sat Jun 06 1992, 6:33 AM EDT Att: 15,158 - Cloudy - 71 F										
<b>Steve Finley, L</b> OBP: 0.333, SLG: 0.432	G3			G6-3	G5-3		BB	F7		5	1	1	0	0	0	4											
<b>5 Jeff Bagwell, R</b> OBP: 0.343, SLG: 0.413	F9			G5-3		F9	BB	L7		5	0	1	1	0	0	1											
<b>Eric Anthony, L</b> OBP: 0.331, SLG: 0.389		G6-3					P7	K		5	1	2	2	0	1	2											
<b>Ken Caminiti, S</b> OBP: 0.363, SLG: 0.412	G3			F8			BB	K		4	0	1	0	1	1	1											
<b>Luis Gonzalez, L</b> OBP: 0.232, SLG: 0.260	F7					FC	BB			3	1	1	1	1	0	1											
<b>Casey Candaele, S</b> Xavier Hernandez, L			G6-3				P6			3	1	1	0	0	1	2											
<b>Juan Guerrero, R</b> Joe Boever, R					SH1-4		K			1	0	0	0	0	0	3											
<b>Al Osuna, R</b>					1B					0	0	0	0	0	0	0											
<b>Eddie Taubensee, L</b> OBP: 0.257, SLG: 0.218		G3					P5	FC6-4		3	0	1	1	1	0	2											
<b>Darryl Kile, R</b> Rob Murphy, L			G6-3					L9		1	0	0	0	0	0	0											
<b>Rafael Ramirez, R</b> OBP: 0.247, SLG: 0.300					SH1-4		K			0	0	0	0	0	0	0											
<b>Inning Stats</b>	R: 0 E: 1 K: 0 S: 11	H: 0 LOB: 0 BB: 0 P: 16	R: 0 E: 0 K: 0 S: 9	H: 0 LOB: 0 BB: 0 P: 15	R: 0 E: 0 K: 0 S: 9	H: 0 LOB: 0 BB: 0 P: 13	R: 1 E: 0 K: 0 S: 13	H: 2 LOB: 1 BB: 0 P: 21	R: 2 E: 0 K: 1 S: 12	H: 3 LOB: 1 BB: 0 P: 15	R: 1 E: 1 K: 1 S: 18	H: 2 LOB: 2 BB: 0 P: 19	R: 2 E: 0 K: 1 S: 19	H: 2 LOB: 3 BB: 3 P: 32	R: 0 E: 0 K: 2 S: 10	H: 0 LOB: 1 BB: 1 P: 16	R: 0 E: 0 K: 2 S: 8	H: 0 LOB: 0 BB: 0 P: 8	1B: 6 2B: 2 3B: 0 HR: 1	SF: 0 SAC: 1 DP: 0 HBP: 0	WP: 0 PB: 0 SB: 0 CS: 1	PA: 41					
<b>PITCHER</b>	IP	WLS	BF	H	R	ER	SO	BB	IBB	HBP	BLK	WP	HR	S	P	ERA	WHIP										
<b>John Burkett, R</b> ERA: 4.04	5.1		24	7	4	4	0	0	0	0	0	0	1	65	92	6.75	1.312										
<b>Bryan Hickerson, L</b> ERA: 2.99	1.0		5	1	2	2	2	1	0	0	0	0	0	4	18	18.00	2.000										
<b>Michael Jackson, R</b> ERA: 2.9	0.1		3	1	0	0	0	1	0	0	0	0	0	6	10	0.00	6.000										
<b>Dave Righetti, L</b> ERA: 4.64	1.1	W	6	0	0	0	0	2	0	0	0	0	0	16	27	0.00	1.500										
<b>Jeff Brantley, R</b> ERA: 2.63	1.0		3	0	0	0	2	0	0	0	0	0	0	8	8	0.00	0.000										
<b>Batter</b>	<b>1</b>	<b>2</b>	<b>3</b>	<b>4</b>	<b>5</b>	<b>6</b>	<b>7</b>	<b>8</b>	<b>9</b>	<b>AB</b>	<b>R</b>	<b>H</b>	<b>RBI</b>	<b>BB</b>	<b>SO</b>	<b>LOB</b>	<b>BOTTOM</b>										
<b>Mike Felder, S</b> OBP: 0.357, SLG: 0.431	L7			P6	G5-3		F7			5	1	1	1	1	0	3	<b>Houston Astros @ San Francisco Giants</b> Candlestick Park, San Francisco, CA Sat Jun 06 1992, 6:33 AM EDT Att: 15,158 - Cloudy - 71 F										
<b>Willie McGee, S</b> OBP: 0.348, SLG: 0.368	G4-3			1B		G6-3	IBB	F8		5	2	2	0	1	0	2											
<b>Jeff Brantley, R</b>	BB			2B			1B			0	0	0	0	0	0	0											
<b>Will Clark, L</b> OBP: 0.428, SLG: 0.473	P5		F9	2B			HR			4	2	2	1	1	0	2											
<b>Cory Snyder, R</b> OBP: 0.340, SLG: 0.567	BB			K			1B			5	2	4	7	0	1	0											
<b>Kevin Bass, S</b> OBP: 0.287, SLG: 0.373	K			HBP		G1-3				4	0	2	1	1	1	4											
<b>Robby Thompson, R</b> OBP: 0.389, SLG: 0.439	BB			BB			1B			2	0	0	0	2	1	1											
<b>Jim McNamara, L</b> ERA: 4.13	K			L4		G3				4	0	0	0	0	2	9											
<b>Michael Jackson, R</b>										0	0	0	0	0	0	0											
<b>Dave Righetti, L</b>										0	0	0	0	0	0	0											
<b>Chris James, R</b> OBP: 0.257, SLG: 0.194										1	1	1	0	0	0	0											
<b>Darren Lewis, R</b> OBP: 0.308, SLG: 0.258										0	0	0	0	0	0	0											
<b>Royce Clayton, R</b> OBP: 0.276, SLG: 0.329	G5-3			HR		G1-3		P4		4	2	1	1	1	0	1											
<b>John Burkett, R</b> OBP: 0.174, SLG: 0.100										1	1	0	0	2	0	0											
<b>Bryan Hickerson, L</b>										0	0	0	0	0	0	0											
<b>Kirt Manwaring, R</b> OBP: 0.373, SLG: 0.359				1B		G1-3		2B		1	1	1	1	0	0	0											
<b>Inning Stats</b>	R: 1 E: 0 K: 2 S: 21	H: 1 LOB: 3 BB: 3 P: 40	R: 0 E: 0 K: 0 S: 6	H: 0 LOB: 1 BB: 1 P: 15	R: 0 E: 0 K: 1 S: 8	H: 0 LOB: 2 BB: 1 P: 16	R: 3 E: 0 K: 0 S: 11	H: 4 LOB: 3 BB: 2 P: 26	R: 0 E: 0 K: 0 S: 8	H: 0 LOB: 0 BB: 0 P: 12	R: 2 E: 0 K: 2 S: 11	H: 3 LOB: 1 BB: 0 P: 15	R: 4 E: 0 K: 0 S: 15	H: 3 LOB: 0 BB: 2 P: 30	R: 2 E: 0 K: 0 S: 18	H: 3 LOB: 1 BB: 0 P: 22	1B: 9 2B: 3 3B: 0 HR: 2	SF: 0 SAC: 1 DP: 0 HBP: 1	WP: 0 PB: 0 SB: 3 CS: 1	PA: 48							
<b>PITCHER</b>	IP	WLS	BF	H	R	ER	SO	BB	IBB	HBP	BLK	WP	HR	S	P	ERA	WHIP										
<b>Darryl Kile, R</b> ERA: 4.5	3.1		20	3	4	4	3	6	0	1	0	0	0	41	84	10.80	2.700										
<b>Rob Murphy, L</b>	1.2		8	2	0	0	0	0	1	0	0	0	0	13	25	0.00	1.200										
<b>Xavier Hernandez, R</b>	1.0		6	3	2	2	2	0	0	0	0	0	1	11	15	18.00	3.000										
<b>Joe Boever, R</b> ERA: 2.59	1.0	L	7	3	4	4	0	1	1	0	0	0	0	15	30	36.00	4.000										
<b>Al Osuna, L</b> ERA: 4.62	1.0		6	3	2	2	0	0	0	0	0	0	0	18	22	18.00	3.000										



Batter	1	2	3	4	5	6	7	8	9	AB	R	H	RBI	BB	SO	LOB	TOP					
<b>Craig Biggio, R</b> OBP: 0.363, SLG: 0.411 (1, 4)	G4-3		F9			F8 G4-3 BB		G1-3 BB		2	0	0	0	2	0	0	<b>Houston Astros @ San Francisco Giants</b> Candlestick Park, San Francisco, CA Sun Jun 07 1992, 6:33 AM EDT Att: 24,780 - Sunny - 71 F					
<b>Steve Finley, L</b> OBP: 0.326, SLG: 0.425 (1, 8)	B1-3		G4-3			G4-3		G1-3		4	0	0	0	0	0	2						
<b>Ken Caminiti, S</b> OBP: 0.350, SLG: 0.396 (1, 5)	G1-3		F8			F8		F7		4	0	0	0	0	0	2						
<b>5 Jeff Bagwell, R</b> OBP: 0.342, SLG: 0.407 (1, 3)		G5-3		G6-3					K	3	0	0	0	1	1	0						
<b>Eric Anthony, L</b> OBP: 0.321, SLG: 0.376 (1, 9)	G4-3			K		G3			K	4	0	0	0	0	2	2						
<b>Rafael Ramirez, R</b> OBP: 0.247, SLG: 0.298 (1, 6)		HBP 1B		F8					K2-3	4	0	1	0	0	2	0						
<b>Luis Gonzalez, L</b> OBP: 0.235, SLG: 0.262 (1, 7)		HBP 1B				G4-3				3	0	1	0	0	1	0						
<b>Scott Servais, R</b> OBP: 0.304, SLG: 0.338 (1, 2)				G3				G6-3		2	0	0	0	0	0	0						
<b>Mark Portugal, R</b> OBP: 0.048, SLG: 0.048 (1, 1)				G4-3						2	0	0	0	0	0	3						
<b>Casey Candaele, S</b> OBP: 0.222, SLG: 0.228 (8, PH)		FC6-4						F8		1	0	0	0	0	0	0						
<b>Rob Mallicoat, L</b> (8, 1)										0	0	0	0	0	0	0						
<b>Inning Stats</b>	R: 0 E: 0 K: 0 S: 8	H: 0 LOB: 0 BB: 0 P: 11	R: 0 E: 0 K: 0 S: 10	H: 2 LOB: 3 BB: 0 P: 16	R: 0 E: 0 K: 0 S: 8	H: 0 LOB: 0 BB: 0 P: 10	R: 0 E: 0 K: 1 S: 6	H: 0 LOB: 0 BB: 0 P: 9	R: 0 E: 0 K: 0 S: 7	H: 0 LOB: 0 BB: 0 P: 12	R: 0 E: 0 K: 0 S: 8	H: 0 LOB: 0 BB: 0 P: 19	R: 0 E: 0 K: 2 S: 8	H: 0 LOB: 0 BB: 0 P: 10	R: 0 E: 0 K: 0 S: 9	H: 0 LOB: 1 BB: 1 P: 18	R: 0 E: 0 K: 3 S: 9	H: 0 LOB: 0 BB: 0 P: 9	1B: 2 2B: 0 3B: 0 HR: 0	SF: 0 SAC: 0 DP: 0 HBP: 1	WP: 0 PB: 0 SB: 0 CS: 0	PA: 33
<b>PITCHER</b> <b>Trevor Wilson, L</b> ERA: 4.1 (1, 1)	IP: 9.0 WLS: W BF: 33 H: 2 R: 0 ER: 0 SO: 6 BB: 2 IBB: 1 HBP: 1 BLK: 0 WP: 0 HR: 0 S: 73 P: 114 ERA: 0.00 WHIP: 0.444															<b>PITCHER</b>						

Batter	1	2	3	4	5	6	7	8	9	AB	R	H	RBI	BB	SO	LOB	BOTTOM					
<b>Mike Felder, S</b> OBP: 0.345, SLG: 0.415 (1, 8) (9, 9)	G4-3		K		F9					4	0	0	0	0	2	0	<b>Houston Astros @ San Francisco Giants</b> Candlestick Park, San Francisco, CA Sun Jun 07 1992, 6:33 AM EDT Att: 24,780 - Sunny - 71 F					
<b>Willie McGee, S</b> OBP: 0.351, SLG: 0.371 (1, 9)	G3					S 1B		G6-3		4	1	2	0	0	0	0						
<b>Darren Lewis, R</b> OBP: 0.308, SLG: 0.258 (9, 8)			1B							0	0	0	0	0	0	0						
<b>Will Clark, L</b> OBP: 0.429, SLG: 0.479 (1, 3)	1B 2B		G3			F8		BB 1B		4	1	2	0	0	0	2						
<b>Cory Snyder, R</b> OBP: 0.347, SLG: 0.564 (1, 5)					G6-3			BB 1B		4	0	2	1	0	0	1						
<b>Kevin Bass, S</b> OBP: 0.286, SLG: 0.369 (1, 7)	G4-3				F7			P3		4	0	1	1	0	0	3						
<b>Greg Litton, R</b> OBP: 0.296, SLG: 0.359 (1, 4)		F7				F8		FC6-4 BB		3	0	1	0	1	0	1						
<b>Kirt Manwaring, R</b> OBP: 0.370, SLG: 0.380 (1, 2)	G3							FC6-4		4	1	1	1	0	1	4						
<b>Royce Clayton, R</b> OBP: 0.271, SLG: 0.322 (1, 6)		G5-3								3	0	0	0	0	0	0						
<b>Trevor Wilson, L</b> OBP: 0.125, SLG: 0.133 (1, 1)										3	0	0	0	0	2	0						
<b>Inning Stats</b>	R: 1 E: 0 K: 0 S: 16	H: 2 LOB: 1 BB: 0 P: 21	R: 0 E: 0 K: 0 S: 6	H: 0 LOB: 0 BB: 0 P: 10	R: 0 E: 0 K: 2 S: 11	H: 1 LOB: 1 BB: 0 P: 14	R: 0 E: 0 K: 1 S: 8	H: 1 LOB: 0 BB: 0 P: 11	R: 0 E: 0 K: 0 S: 5	H: 0 LOB: 0 BB: 0 P: 8	R: 1 E: 0 K: 0 S: 12	H: 2 LOB: 1 BB: 0 P: 17	R: 1 E: 0 K: 2 S: 11	H: 1 LOB: 0 BB: 0 P: 16	R: 0 E: 0 K: 0 S: 13	H: 2 LOB: 3 BB: 1 P: 18	R: 0 E: 0 K: 0 S: 13	H: 2 LOB: 3 BB: 1 P: 18	1B: 7 2B: 1 3B: 0 HR: 1	SF: 0 SAC: 0 DP: 0 HBP: 0	WP: 0 PB: 0 SB: 1 CS: 0	PA: 34
<b>PITCHER</b> <b>Mark Portugal, R</b> ERA: 2.84 (1, 1)	IP: 7.0 WLS: L BF: 28 H: 7 R: 3 ER: 3 SO: 5 BB: 0 IBB: 0 HBP: 0 BLK: 0 WP: 0 HR: 1 S: 69 P: 97 ERA: 3.86 WHIP: 1.000															<b>PITCHER</b>						
<b>Rob Mallicoat, L</b> ERA: 2.25 (8, 1)	IP: 1.0 WLS: L BF: 6 H: 2 R: 0 ER: 0 SO: 0 BB: 1 IBB: 0 HBP: 0 BLK: 0 WP: 0 HR: 0 S: 13 P: 18 ERA: 0.00 WHIP: 3.000															<b>PITCHER</b>						





Batter	1	2	3	4	5	6	7	8	9	AB	R	H	RBI	BB	SO	LOB	TOP			
<b>Craig Biggio, R</b> OBP: 0.361, SLG: 0.405 (1,4)	F8		S BB		G5-3			G4-3		3	0	0	0	1	0	1				
<b>Steve Finley, L</b> OBP: 0.327, SLG: 0.422 (1,8)	F8		G3		G3			1B		4	0	1	0	0	0	2				
<b>Ken Caminiti, S</b> OBP: 0.347, SLG: 0.385 (1,5)	F7			HR BB	G5-3			L8		3	1	0	0	1	0	1				
<b>5 Jeff Bagwell, R</b> OBP: 0.340, SLG: 0.408 (1,3)		S 2B		K	L8			L8		4	0	1	0	0	1	1				
<b>Eric Anthony, L</b> OBP: 0.319, SLG: 0.397 (1,9)	K			HR	G4-3			K		4	1	1	2	0	2	1				
<b>Pete Incaviglia, R</b> OBP: 0.285, SLG: 0.340 (1,7)	K			HR	K			L7		4	0	0	0	0	2	1				
<b>Scott Servais, R</b> OBP: 0.292, SLG: 0.324 (1,2)	G6-3			G6-3				L7		3	0	0	0	0	0	1				
<b>Rafael Ramirez, R</b> OBP: 0.250, SLG: 0.299 (1,6)			G6-3		SH1-4 1B			P4		3	0	1	0	0	0	0				
<b>Pete Hamisch, S</b> OBP: 0.185, SLG: 0.296 (1,1)			F9		SH1-4			K2-3		1	0	0	0	0	0	0				
<b>Rob Murphy, L</b> (7,1)										0	0	0	0	0	0	0				
<b>Xavier Hernandez, L</b> (7,1)										0	0	0	0	0	0	0				
<b>Casey Candaele, S</b> OBP: 0.221, SLG: 0.226 (7,6)										1	0	0	0	0	1	0				
<b>Inning Stats</b>	R: 0 E: 0 K: 0 S: 7	H: 0 LOB: 0 BB: 0 P: 11	R: 0 E: 0 K: 2 S: 11	H: 1 LOB: 1 BB: 0 P: 15	R: 0 E: 0 K: 0 S: 8	H: 0 LOB: 1 BB: 1 P: 14	R: 2 E: 0 K: 2 S: 12	H: 1 LOB: 0 BB: 1 P: 18	R: 0 E: 0 K: 0 S: 11	H: 1 LOB: 0 BB: 0 P: 14	R: 0 E: 0 K: 0 S: 4	H: 0 LOB: 0 BB: 0 P: 8	R: 0 E: 0 K: 1 S: 8	H: 1 LOB: 1 BB: 0 P: 12	R: 0 E: 0 K: 1 S: 9	H: 0 LOB: 0 BB: 0 P: 15	1B: 2 2B: 1 3B: 0 HR: 1	SF: 0 SAC: 1 DP: 0 HBP: 0	WP: 0 PB: 0 SB: 2 CS: 0	PA: 33
<b>PITCHER</b> <b>Bruce Hurst, L</b> ERA: 3.26 (1,1)	IP: 9.0 WLS: W BF: 33 H: 4 R: 2 ER: 2 SO: 6 BB: 2 IBB: 0 HBP: 0 BLK: 0 WP: 0 HR: 1 S: 78 P: 122 ERA: 2.00 WHIP: 0.667																			

Houston Astros @ San Diego Padres  
Jack Murphy Stadium, San Diego, CA  
Mon Jun 08 1992, 10:05 PM EDT  
Att: 11,248 - Cloudy - 73 F

AB	30
R	2
H	4
RBI	2
BB	2
SO	6
LOB	8



Batter	1	2	3	4	5	6	7	8	9	AB	R	H	RBI	BB	SO	LOB	BOTTOM					
<b>Tony Fernandez, S</b> OBP: 0.365, SLG: 0.394 (1,6)	F8		F7		L9			F7		4	0	0	0	0	0	0						
<b>Tony Gwynn, L</b> OBP: 0.408, SLG: 0.500 (1,9)	G4-3		2B		P4			HR		4	1	2	1	0	0	0						
<b>Gary Sheffield, R</b> OBP: 0.382, SLG: 0.512 (1,5)	E6		L9		F9			1B		4	0	1	0	0	0	1						
<b>Fred McGriff, L</b> OBP: 0.409, SLG: 0.576 (1,3)	G6-3			F7		BB 1B		G5-4-3 1B		4	0	2	0	0	0	1						
<b>Oscar Azocar, L</b> OBP: 0.260, SLG: 0.217 (1,7)		F8		HR 2B		BB 1B		G5-4-3		3	1	2	0	0	0	0						
<b>Kevin Ward, R</b> OBP: 0.256, SLG: 0.353 (7,PH)										1	0	0	0	0	0	2						
<b>Darin Jackson, R</b> OBP: 0.273, SLG: 0.399 (1,8)	G4-3			HR		L7		F9		4	1	1	2	0	0	2						
<b>Kurt Stillwell, S</b> OBP: 0.325, SLG: 0.371 (1,4)	S BB					L6		F7		3	0	1	0	1	0	2						
<b>Dann Bilardello, R</b> OBP: 0.222, SLG: 0.167 (1,2)										2	0	0	0	0	1	2						
<b>Tim Teufel, R</b> OBP: 0.344, SLG: 0.333 (6,PH)										0	0	0	0	1	0	0						
<b>Dan Walters, R</b> OBP: 0.188, SLG: 0.133 (7,2)										0	0	0	0	1	0	0						
<b>Bruce Hurst, L</b> OBP: 0.125, SLG: 0.161 (1,1)			K		K			P8		4	0	0	0	3	5							
<b>Inning Stats</b>	R: 0 E: 1 K: 0 S: 7	H: 0 LOB: 1 BB: 0 P: 11	R: 0 E: 0 K: 1 S: 11	H: 0 LOB: 1 BB: 1 P: 20	R: 0 E: 0 K: 1 S: 13	H: 1 LOB: 1 BB: 0 P: 18	R: 2 E: 0 K: 1 S: 14	H: 3 LOB: 1 BB: 0 P: 22	R: 0 E: 0 K: 0 S: 4	H: 2 LOB: 3 BB: 1 P: 26	R: 1 E: 0 K: 0 S: 7	H: 3 LOB: 1 BB: 0 P: 12	R: 0 E: 0 K: 1 S: 13	H: 0 LOB: 1 BB: 1 P: 24	1B: 5 2B: 2 3B: 0 HR: 2	SF: 0 SAC: 0 DP: 1 HBP: 0	WP: 0 PB: 0 SB: 1 CS: 0	PA: 36				
<b>PITCHER</b> <b>Pete Harnisch, R</b> ERA: 4.11 (1,1)	IP: 6.1 WLS: L BF: 30 H: 8 R: 3 ER: 3 SO: 3 BB: 2 IBB: 0 HBP: 0 BLK: 0 WP: 0 HR: 2 S: 67 P: 109 ERA: 4.26 WHIP: 1.579																					
<b>Rob Murphy, L</b> ERA: 4.5 (7,1)	0.0 0 0 0	1 1 0 0	0 0 0 0	0 0 0 0	0 0 0 0	0 0 0 0	1 4 25	0.00 0.600														
<b>Xavier Hernandez, R</b> ERA: 3.13 (7,1)	1.2 5 0 0	0 0 0 1	1 0 0 1	0 0 0 0	0 0 0 0	0 0 0 0	14 25	0.00 0.600														

Houston Astros @ San Diego Padres  
Jack Murphy Stadium, San Diego, CA  
Mon Jun 08 1992, 10:05 PM EDT  
Att: 11,248 - Cloudy - 73 F

AB	33
R	3
H	9
RBI	3
BB	3
SO	4
LOB	15





Batter	1	2	3	4	5	6	7	8	9	AB	R	H	RBI	BB	SO	LOB	TOP			
<b>Craig Biggio, R</b> OBP: 0.363, SLG: 0.407 (1, 4)										4	1	2	0	0	0	2				
<b>Steve Finley, L</b> OBP: 0.325, SLG: 0.419 (1, 8)										4	0	1	0	0	0	2				
<b>Jeff Bagwell, R</b> OBP: 0.335, SLG: 0.401 (1, 3)										4	0	0	0	0	1	4				
<b>Eric Anthony, L</b> OBP: 0.324, SLG: 0.408 (7, 9)										4	1	2	1	0	1	2				
<b>Chris Jones, R</b> OBP: 0.295, SLG: 0.233 (7, 9)										0	0	0	0	0	0	0				
<b>Ken Caminiti, S</b> OBP: 0.352, SLG: 0.384 (1, 5)										3	1	1	0	1	0	1				
<b>Luis Gonzalez, L</b> OBP: 0.227, SLG: 0.252 (1, 7)										4	0	0	0	0	1	4				
<b>Rafael Ramirez, R</b> OBP: 0.250, SLG: 0.297 (1, 6)										4	1	1	0	0	0	0				
<b>Eddie Taubensee, L</b> OBP: 0.252, SLG: 0.213 (9, PH)										3	0	0	1	0	2	2				
<b>Casey Candaele, S</b> OBP: 0.219, SLG: 0.225 (9, PH)										1	0	0	0	0	0	0				
<b>Jimmy Jones, R</b> OBP: 0.333, SLG: 0.286 (7, 1)										3	0	2	2	0	0	0				
<b>Rob Murphy, L</b> (7, 1)										0	0	0	0	0	0	0				
<b>Joe Boever, R</b> (7, 1)										0	0	0	0	0	0	0				
<b>Benny Distefano, L</b> OBP: 0.371, SLG: 0.290 (9, PH)										1	0	1	0	0	0	0				
<b>Juan Guerrero, R</b> OBP: 0.244, SLG: 0.194 (9, PR)										0	0	0	0	0	0	0				
<b>Inning Stats</b>	R: 1 E: 1 K: 15	H: 2 LOB: 1 BB: 0 P: 20	R: 0 E: 0 K: 10	H: 0 LOB: 0 BB: 0 P: 14	R: 0 E: 0 K: 8	H: 1 LOB: 1 BB: 0 P: 12	R: 3 E: 0 K: 12	H: 3 LOB: 1 BB: 1 P: 20	R: 0 E: 0 K: 11	H: 0 LOB: 2 BB: 0 P: 18	R: 0 E: 0 K: 10	H: 1 LOB: 1 BB: 0 P: 13	R: 0 E: 0 K: 6	H: 0 LOB: 0 BB: 0 P: 10	R: 0 E: 0 K: 3	H: 1 LOB: 1 BB: 0 P: 6	1B: 9 2B: 1 3B: 0 HR: 0	SF: 0 SAC: 1 DP: 1 HBP: 0	WP: 0 PB: 0 SB: 2 CS: 0	PA: 37
<b>PITCHER</b>	IP WLS BF H R ER SO BB IBB HBP BLK WP HR S P ERA WHIP																			
<b>Gene Harris, R</b> ERA: 6.48 (1, 1)	3.2	18	6	4	4	3	1	0	0	0	0	0	0	0	44	65	9.82	1.909		
<b>Rich Rodriguez, L</b> ERA: 1.95 (4, 1)	1.1	6	2	0	0	0	0	0	0	0	0	0	0	12	19	0.00	1.500			
<b>Jose Melendez, R</b> ERA: 3.45 (6, 1)	2.0	7	1	0	0	2	0	0	0	0	0	0	0	12	21	0.00	0.500			
<b>Pat Clements, L</b> ERA: 2.11 (8, 1)	1.0	W	3	0	0	0	0	0	0	0	0	0	0	6	10	0.00	0.000			
<b>Mike Maddux, R</b> ERA: 1.66 (9, 1)	1.0	S	3	1	0	0	0	0	0	0	0	0	0	3	6	0.00	1.000			

Houston Astros @ San Diego Padres  
Jack Murphy Stadium, San Diego, CA  
Tue Jun 09 1992, 10:05 PM EDT  
Att: 15,749 - Cloudy - 73 F

AB 35  
R 4  
H 10  
RBI 4  
BB 1  
SO 5  
LOB 17



Batter	1	2	3	4	5	6	7	8	9	AB	R	H	RBI	BB	SO	LOB	BOTTOM			
<b>Tony Fernandez, S</b> OBP: 0.367, SLG: 0.396 (1, 6)										4	0	2	0	0	1	1				
<b>Tony Gwynn, L</b> OBP: 0.406, SLG: 0.500 (1, 9)										4	0	1	0	0	0	2				
<b>Gary Sheffield, R</b> OBP: 0.380, SLG: 0.507 (1, 5)										4	1	1	0	0	0	1				
<b>Fred McGriff, L</b> OBP: 0.411, SLG: 0.594 (1, 3)										4	1	2	1	0	2	1				
<b>Oscar Azocar, L</b> OBP: 0.278, SLG: 0.245 (9, 1)										3	0	1	0	1	0	0				
<b>Mike Maddux, L</b> (9, 1)										0	0	0	0	0	0	0				
<b>Darin Jackson, R</b> OBP: 0.274, SLG: 0.398 (9, 7)										3	1	1	0	0	0	3				
<b>Dan Walters, R</b> OBP: 0.250, SLG: 0.474 (1, 2)										4	2	2	3	0	0	3				
<b>Kurt Stillwell, S</b> OBP: 0.323, SLG: 0.367 (1, 4)										4	0	1	1	0	0	3				
<b>Gene Harris, R</b> OBP: 0.500, SLG: 0.500 (4, 1)										1	0	1	0	0	0	0				
<b>Rich Rodriguez, L</b> OBP: 0.346, SLG: 0.398 (5, PH)										0	0	0	0	0	0	0				
<b>Jerald Clark, R</b> OBP: 0.246, SLG: 0.298 (8, 1)										0	0	0	0	0	0	0				
<b>Jose Melendez, R</b> (8, 1)										0	0	0	0	0	0	0				
<b>Kevin Ward, R</b> OBP: 0.256, SLG: 0.343 (8, 1)										0	0	0	0	0	0	0				
<b>Pat Clements, R</b> (8, 1)										0	0	0	0	0	0	0				
<b>Gary Pettis, S</b> OBP: 0.271, SLG: 0.208 (9, 8)										0	0	0	0	0	0	0				
<b>Inning Stats</b>	R: 0 E: 0 K: 2 S: 11	H: 1 LOB: 1 BB: 0 P: 17	R: 0 E: 0 K: 9	H: 1 LOB: 1 BB: 0 P: 12	R: 0 E: 0 K: 6	H: 1 LOB: 0 BB: 0 P: 10	R: 1 E: 0 K: 5	H: 1 LOB: 0 BB: 0 P: 6	R: 1 E: 0 K: 10	H: 2 LOB: 1 BB: 0 P: 13	R: 0 E: 0 K: 10	H: 0 LOB: 0 BB: 0 P: 14	R: 2 E: 0 K: 14	H: 4 LOB: 1 BB: 0 P: 21	R: 1 E: 0 K: 10	H: 2 LOB: 2 BB: 1 P: 17	1B: 6 2B: 3 3B: 1 HR: 2	SF: 0 SAC: 1 DP: 1 HBP: 0	WP: 0 PB: 0 SB: 1 CS: 1	PA: 35
<b>PITCHER</b>	IP WLS BF H R ER SO BB IBB HBP BLK WP HR S P ERA WHIP																			
<b>Jimmy Jones, R</b> ERA: 4.12 (7, 1)	6.0	25	8	4	4	4	0	0	0	0	0	0	0	0	57	81	6.00	1.333		
<b>Rob Murphy, L</b> ERA: 4.5 (7, 1)	0.0	1	1	0	0	0	0	0	0	0	0	1	2							
<b>Joe Boever, R</b> ERA: 2.68 (7, 1)	2.0	L	9	3	1	1	0	0	1	0	0	0	17	27	4.50	1.500				

Houston Astros @ San Diego Padres  
Jack Murphy Stadium, San Diego, CA  
Tue Jun 09 1992, 10:05 PM EDT  
Att: 15,749 - Cloudy - 73 F

AB 33  
R 5  
H 12  
RBI 5  
BB 1  
SO 4  
LOB 15





Batter	1	2	3	4	5	6	7	8	9	AB	R	H	RBI	BB	SO	LOB	TOP										
<b>Craig Biggio, R</b> OBP: 0.365, SLG: 0.406 (1, 4)										3	0	1	0	1	0	0											
<b>Steve Finley, L</b> OBP: 0.324, SLG: 0.414 (1, 8)										3	0	0	0	1	2	3											
<b>Ken Caminiti, S</b> OBP: 0.349, SLG: 0.379 (1, 5)										4	1	1	0	0	0	2											
<b>5 Jeff Bagwell, R</b> OBP: 0.337, SLG: 0.403 (1, 3)										4	0	2	0	0	0	1											
<b>Eric Anthony, L</b> OBP: 0.315, SLG: 0.398 (1, 9)										3	0	0	1	0	0	2											
<b>Pete Incaviglia, R</b> OBP: 0.288, SLG: 0.340 <b>Doug Jones, R</b> (7, 1)										3	0	1	0	0	0	2											
<b>Scott Servais, R</b> OBP: 0.280, SLG: 0.310 (1, 2)										3	0	0	0	0	0	2											
<b>Casey Candaele, S</b> OBP: 0.223, SLG: 0.229 <b>Xavier Hernandez, L</b> (5, 1)										2	0	1	0	0	0	0											
<b>Rob Mallicoat, L</b> (7, 1)										0	0	0	0	0	0	0											
<b>Juan Guerrero, R</b> OBP: 0.238, SLG: 0.189 (7, 7)										1	0	0	0	0	0	0											
<b>Butch Henry, L</b> OBP: 0.150, SLG: 0.300 <b>Rafael Ramirez, R</b> OBP: 0.245, SLG: 0.291 (5, 6)										0	0	0	0	0	0	0											
<b>Inning Stats</b>	R: 0 E: 0 K: 1 S: 5	H: 1 LOB: 0 BB: 0 P: 8	R: 0 E: 0 K: 0 S: 9	H: 1 LOB: 0 BB: 0 P: 14	R: 0 E: 0 K: 1 S: 9	H: 1 LOB: 2 BB: 1 P: 17	R: 0 E: 0 K: 0 S: 7	H: 0 LOB: 0 BB: 0 P: 9	R: 0 E: 0 K: 0 S: 3	H: 1 LOB: 0 BB: 0 P: 7	R: 0 E: 0 K: 0 S: 5	H: 0 LOB: 0 BB: 0 P: 5	R: 1 E: 0 K: 0 S: 8	H: 2 LOB: 1 BB: 0 P: 13	R: 0 E: 0 K: 0 S: 8	H: 0 LOB: 1 BB: 1 P: 10	R: 0 E: 0 K: 0 S: 7	H: 0 LOB: 1 BB: 1 P: 15	1B: 6 2B: 1 3B: 0 HR: 0	SF: 1 SAC: 1 DP: 2 HBP: 0	WP: 0 PB: 0 SB: 1 CS: 1	PA: 33					
<b>PITCHER</b>	IP	WLS	BF	H	R	ER	SO	BB	IBB	HBP	BLK	WP	HR	S	P	ERA	WHIP										
<b>Craig Lefferts, L</b> ERA: 3.63 <b>Larry Andersen, R</b> ERA: 5.4	(1, 1)	8.0	W	28	6	1	2	1	0	0	0	0	0	54	83	1.12	0.875										
(9, 1)	1.0	4	0	0	0	0	0	1	0	0	0	0	0	7	15	0.00	1.000										

Houston Astros @ San Diego Padres  
Jack Murphy Stadium, San Diego, CA  
Wed Jun 10 1992, 6:33 AM EDT  
Att: 13,082 - Overcast - 73 F

AB 28  
R 1  
H 6  
RBI 1  
BB 2  
SO 2  
LOB 12

Batter	1	2	3	4	5	6	7	8	9	AB	R	H	RBI	BB	SO	LOB	BOTTOM										
<b>Tony Fernandez, S</b> OBP: 0.368, SLG: 0.393 (1, 6)										4	1	1	0	1	1	0											
<b>Tony Gwynn, L</b> OBP: 0.406, SLG: 0.498 (1, 9)										5	2	2	0	0	1	3											
<b>Tim Lincecum, R</b> OBP: 0.340, SLG: 0.341 (1, 5)										4	1	1	2	0	0	1											
<b>Fred McGriff, L</b> OBP: 0.420, SLG: 0.617 (1, 3)										2	1	2	3	2	0	0											
<b>Kevin Ward, R</b> OBP: 0.256, SLG: 0.342 <b>Gary Pettis, S</b> OBP: 0.222, SLG: 0.200 (7, PH) (8, 8)										3	0	1	0	0	2	1											
<b>Jerald Clark, R</b> OBP: 0.242, SLG: 0.292 (1, 7)										4	0	0	0	0	0	5											
<b>Dan Walters, R</b> OBP: 0.208, SLG: 0.391 (1, 2)										4	0	0	0	0	1	2											
<b>Kurt Stillwell, S</b> OBP: 0.327, SLG: 0.362 (1, 4)										2	0	0	0	2	0	0											
<b>Craig Lefferts, L</b> OBP: 0.045, SLG: 0.045 <b>Craig Shipley, R</b> OBP: 0.229, SLG: 0.206 <b>Larry Andersen, R</b> (9, 1)										3	0	0	0	0	1	4											
<b>Inning Stats</b>	R: 0 E: 0 K: 1 S: 6	H: 0 LOB: 0 BB: 0 P: 10	R: 0 E: 0 K: 1 S: 13	H: 1 LOB: 3 BB: 2 P: 26	R: 2 E: 0 K: 1 S: 12	H: 2 LOB: 0 BB: 0 P: 18	R: 0 E: 0 K: 0 S: 6	H: 0 LOB: 1 BB: 1 P: 11	R: 2 E: 0 K: 2 S: 10	H: 3 LOB: 1 BB: 0 P: 19	R: 0 E: 0 K: 1 S: 8	H: 0 LOB: 0 BB: 0 P: 8	R: 1 E: 0 K: 1 S: 16	H: 1 LOB: 2 BB: 1 P: 28	R: 0 E: 0 K: 0 S: 7	H: 1 LOB: 2 BB: 1 P: 11	1B: 5 2B: 2 3B: 0 HR: 1	SF: 0 SAC: 0 DP: 0 HBP: 0	WP: 0 PB: 0 SB: 3 CS: 0	PA: 38							
<b>PITCHER</b>	IP	WLS	BF	H	R	ER	SO	BB	IBB	HBP	BLK	WP	HR	S	P	ERA	WHIP										
<b>Butch Henry, L</b> ERA: 5.1 <b>Xavier Hernandez, R</b> ERA: 3.0 <b>Rob Mallicoat, L</b> ERA: 2.76 <b>Doug Jones, R</b> ERA: 2.31	(1, 1)	4.1	L	22	6	4	4	2	1	0	0	0	0	12	15	0.00	0.000										
(7, 1)	0.1	4	1	1	1	0	0	1	0	0	0	0	0	9	18	27.00	6.000										
(7, 1)	1.2	7	1	0	0	1	1	1	0	0	0	0	0	14	21	0.00	1.200										

Houston Astros @ San Diego Padres  
Jack Murphy Stadium, San Diego, CA  
Wed Jun 10 1992, 6:33 AM EDT  
Att: 13,082 - Overcast - 73 F

AB 33  
R 5  
H 8  
RBI 5  
BB 5  
SO 7  
LOB 18



Batter	1	2	3	4	5	6	7	8	9	AB	R	H	RBI	BB	SO	LOB	TOP			
Willie McGee, S OBP: 0.363, SLG: 0.383	0-0 SH5-4 SF8 1B		1-1 1B			3-1 E 1B		0-0 1B		4	2	4	0	0	0	0	<b>San Francisco Giants @ Houston Astros</b> Astrodome, Houston, TX Fri Jun 12 1992, 8:05 PM EDT Att: 15,596 - Dome - 70 F			
Robby Thompson, R OBP: 0.366, SLG: 0.426	2-1 SH5-4 1-3		1-0 G6-3			2-2 P1 1-H		1-2 G5-3		3	0	0	0	0	0	3				
Will Clark, L OBP: 0.430, SLG: 0.498	1-1 SF8			0-0 P5		1-0 L9		4-0 1B IBB		2	0	0	1	1	0	0				
Cory Snyder, R OBP: 0.342, SLG: 0.536	0-1 G5-3			2-1 G6-3		1-3 K2-3		1-2 1B		4	0	1	1	0	1	0				
Darren Lewis, R OBP: 0.302, SLG: 0.269								0-1 1B		0	0	0	0	0	0	0				
Matt Williams, R OBP: 0.283, SLG: 0.426		3-2 F7		1-2 G3-1				0-0 G6-3	0-1 F9	4	0	0	0	0	0	3				
Kevin Bass, S OBP: 0.284, SLG: 0.357		4-2 FC6-4 BB			1-3 K			0-0 F9	2-2 G5-3	3	0	0	0	1	1	0				
Royce Clayton, R OBP: 0.257, SLG: 0.338		0-1 FC6-4 BB			1-3 K			0-0 P2	1-0 G3	3	0	0	0	0	1	1				
Michael Jackson, R OBP: 0.323, SLG: 0.386										1	0	0	0	0	0	0				
Mike Felder, S OBP: 0.323, SLG: 0.386										0	0	0	0	0	0	0				
Rod Beck, R OBP: 0.327, SLG: 0.409										0	0	0	0	0	0	0				
Jim McNamara, L OBP: 0.274, SLG: 0.290		2-2 CS	0-0 P3		0-1 1B			1-1 1B SH1-4 1B	0-0 1B	0	0	0	0	0	0	0				
Kirt Manwaring, R OBP: 0.373, SLG: 0.379										4	1	3	0	0	0	0				
John Burkett, R OBP: 0.160, SLG: 0.091			3-1 F7		0-0 F8			0-0 SH1-4	0-1 G6-3	2	0	0	0	0	0	1				
Bryan Hickerson, L OBP: 0.327, SLG: 0.409										1	0	0	0	0	0	1				
<b>Inning Stats</b>	R: 1 E: 0 K: 0 S: 7	H: 1 LOB: 0 BB: 0 P: 10	R: 0 E: 0 K: 0 S: 10	H: 0 LOB: 0 BB: 1 P: 19	R: 0 E: 0 K: 0 S: 6	H: 1 LOB: 1 BB: 0 P: 11	R: 0 E: 0 K: 2 S: 9	H: 0 LOB: 0 BB: 0 P: 9	R: 0 E: 0 K: 2 S: 11	H: 1 LOB: 1 BB: 0 P: 17	R: 0 E: 0 K: 0 S: 3	H: 0 LOB: 0 BB: 0 P: 3	R: 1 E: 0 K: 0 S: 14	H: 3 LOB: 3 BB: 1 P: 21	R: 0 E: 0 K: 0 S: 8	H: 1 LOB: 1 BB: 0 P: 11	1B: 8 2B: 0 3B: 0 HR: 0	SF: 1 SAC: 2 DP: 0 HBP: 0	WP: 0 PB: 0 SB: 1 CS: 1	PA: 37
<b>PITCHER</b>	IP WLS BF H R ER SO BB IBB HBP BLK WP HR S P ERA WHIP																			
Mark Portugal, R ERA: 2.77	(1, 1) 5.0 19 4 2 1 2 1 0 0 0 0 0 40 65 1.80 1.000																			
Joe Boever, R ERA: 2.56	(6, 1) 2.0 6 0 0 0 1 0 0 0 0 0 0 12 15 0.00 0.000																			
Doug Jones, R ERA: 2.41	(8, 1) 2.0 L 11 4 1 1 0 0 1 0 0 0 0 22 32 4.50 2.000																			

Batter	1	2	3	4	5	6	7	8	9	AB	R	H	RBI	BB	SO	LOB	BOTTOM					
Craig Biggio, R OBP: 0.367, SLG: 0.405	2-3 K		1-2 3B 1B		2-2 F9 1-2		3-2 HBP			3	1	1	0	0	1	1	<b>San Francisco Giants @ Houston Astros</b> Astrodome, Houston, TX Fri Jun 12 1992, 8:05 PM EDT Att: 15,596 - Dome - 70 F					
Steve Finley, L OBP: 0.327, SLG: 0.423	0-3 K		0-1 5 FC5-2-5-4 3B			3-1 1B SF9 1B	2-1 G3-1			4	1	2	1	0	1	2						
Jeff Bagwell, R OBP: 0.336, SLG: 0.400	1-1 P1		1-0 FC5-2-5-4 3B			0-0 P3		2-1 G4-6-3 1B		4	0	1	0	0	0	2						
Eric Anthony, L OBP: 0.320, SLG: 0.402		1-2 G3-6-3 BB 1B		2-2 F8		2-2 SF9 1B		0-0 G4-6-3	0-1 1-2	4	0	2	0	0	0	1						
Ken Caminiti, S OBP: 0.346, SLG: 0.373		4-1 G3-6-3 BB		0-0 G3-1		1-2 SF9		2-0 P5		2	0	0	1	1	0	0						
Luis Gonzalez, L OBP: 0.220, SLG: 0.243		2-1 G3-6-3		0-0 F7		0-0 G3			2-1 F8	4	0	0	0	0	0	3						
Casey Candaele, S OBP: 0.230, SLG: 0.225		3-2 HBP			0-3 K		4-0 HBP BB		0-1 F9	2	0	0	0	1	1	0						
Eddie Taubensee, L OBP: 0.247, SLG: 0.208		2-2 G3			0-3 K		1-0 P3		4-2 BB	3	0	0	0	0	1	3						
Rafael Ramirez, R OBP: 0.232, SLG: 0.291										0	0	0	0	1	0	0						
Chris Jones, R OBP: 0.265, SLG: 0.233										0	0	0	0	0	0	0						
Mark Portugal, R OBP: 0.087, SLG: 0.087	(1, 1) 5.1 22 6 2 2 4 1 0 0 0 0 0 53 85 3.38 1.312																					
Joe Boever, R ERA: 2.57	(6, 1) 1.0 4 0 0 0 0 1 0 0 0 0 0 6 12 0.00 1.000																					
Pete Incaviglia, R OBP: 0.284, SLG: 0.338	(7, PH) 1.2 W 6 1 0 0 1 0 0 1 0 0 0 12 24 0.00 0.600																					
Doug Jones, R OBP: 0.265, SLG: 0.233	(9, FR) 1.0 S 4 0 0 0 0 1 0 0 0 0 0 8 14 0.00 1.000																					
Benny Distefano, L OBP: 0.381, SLG: 0.281		3-2 G6-3		3-2 PB 1B		3-3 K		0-1 G5-3		2	0	1	0	0	0	0						
<b>Inning Stats</b>	R: 0 E: 0 K: 2 S: 8	H: 0 LOB: 0 BB: 0 P: 11	R: 0 E: 0 K: 0 S: 12	H: 1 LOB: 2 BB: 1 P: 24	R: 1 E: 0 K: 0 S: 9	H: 2 LOB: 0 BB: 0 P: 14	R: 0 E: 0 K: 0 S: 5	H: 0 LOB: 0 BB: 0 P: 7	R: 0 E: 0 K: 2 S: 12	H: 1 LOB: 1 BB: 0 P: 17	R: 1 E: 0 K: 0 S: 12	H: 2 LOB: 1 BB: 0 P: 18	R: 0 E: 0 K: 1 S: 9	H: 0 LOB: 2 BB: 1 P: 22	R: 0 E: 0 K: 0 S: 4	H: 1 LOB: 0 BB: 0 P: 8	R: 0 E: 0 K: 0 S: 8	H: 0 LOB: 1 BB: 1 P: 14	1B: 6 2B: 1 3B: 1 HR: 0	SF: 1 SAC: 0 DP: 3 HBP: 2	WP: 0 PB: 1 SB: 0 CS: 0	PA: 36
<b>PITCHER</b>	IP WLS BF H R ER SO BB IBB HBP BLK WP HR S P ERA WHIP																					
John Burkett, R ERA: 4.0	(1, 1) 5.1 22 6 2 2 4 1 0 0 0 0 0 53 85 3.38 1.312																					
Bryan Hickerson, L ERA: 2.97	(6, 1) 1.0 4 0 0 0 0 1 0 0 0 0 0 6 12 0.00 1.000																					
Michael Jackson, R ERA: 2.67	(7, 1) 1.2 W 6 1 0 0 1 0 0 1 0 0 0 12 24 0.00 0.600																					
Rod Beck, R ERA: 2.43	(9, 1) 1.0 S 4 0 0 0 0 1 0 0 0 0 0 8 14 0.00 1.000																					



Batter	1	2	3	4	5	6	7	8	9	AB	R	H	RBI	BB	SO	LOB	TOP								
<b>Willie McGee, S</b> OBP: 0.374, SLG: 0.391 (1, 9)										4	0	3	0	1	0	1	<b>San Francisco Giants @ Houston Astros</b> Astrodome, Houston, TX Sat Jun 13 1992, 8:05 PM EDT Att: 17,243 - Dome - 70 F								
<b>Robby Thomson, R</b> OBP: 0.361, SLG: 0.413 (1, 4)										4	0	0	0	1	1	4									
<b>Will Clark, L</b> OBP: 0.435, SLG: 0.514 (1, 3)										3	1	2	1	1	0	2									
<b>Cory Snyder, R</b> OBP: 0.331, SLG: 0.518 (1, 8)										4	0	0	0	0	2	5									
<b>Matt Williams, R</b> OBP: 0.287, SLG: 0.433 (1, 5)										4	0	2	0	0	0	3									
<b>Kevin Bass, S</b> OBP: 0.290, SLG: 0.356 (1, 7)										3	0	1	0	1	0	2									
<b>Royce Clayton, R</b> OBP: 0.333, SLG: 0.335 (2, 6)										1	0	0	0	0	0	1									
<b>Jose Uribe, S</b> OBP: 0.314, SLG: 0.391 (8, PH)										2	0	0	0	0	1	1									
<b>Chris James, R</b> OBP: 0.247, SLG: 0.185 (8, PH)										1	0	0	0	0	1	2									
<b>Kelly Downs, R</b> OBP: 0.247, SLG: 0.185 (8, 1)										0	0	0	0	0	0	0									
<b>Kirt Manwaring, R</b> OBP: 0.370, SLG: 0.370 (1, 2)										3	0	0	0	1	2	0									
<b>Trevor Wilson, L</b> OBP: 0.167, SLG: 0.125 (1, 1)										1	0	0	0	1	1	1									
<b>Gil Heredia, R</b> OBP: 0.333, SLG: 0.333 (7, PH)										0	0	0	0	0	0	0									
<b>Mike Felder, S</b> OBP: 0.320, SLG: 0.383 (7, 1)										1	0	0	0	0	0	0									
<b>Jeff Brantley, R</b> OBP: 0.320, SLG: 0.383 (7, 1)										0	0	0	0	0	0	0									
<b>Greg Litton, R</b> OBP: 0.292, SLG: 0.354 (8, 6)										1	0	0	0	0	1	0									
<b>Inning Stats</b>	R: 0 E: 0 K: 1 S: 12	H: 0 LOB: 2 BB: 2 P: 21	R: 0 E: 0 K: 1 S: 10	H: 0 LOB: 1 BB: 2 P: 19	R: 0 E: 0 K: 0 S: 6	H: 1 LOB: 1 BB: 1 P: 11	R: 0 E: 0 K: 0 S: 4	H: 1 LOB: 0 BB: 0 P: 6	R: 0 E: 0 K: 1 S: 7	H: 0 LOB: 1 BB: 1 P: 16	R: 1 E: 0 K: 2 S: 15	H: 2 LOB: 1 BB: 0 P: 18	R: 0 E: 0 K: 0 S: 6	H: 1 LOB: 0 BB: 0 P: 9	R: 0 E: 0 K: 1 S: 11	H: 2 LOB: 2 BB: 0 P: 16	R: 0 E: 0 K: 3 S: 11	H: 1 LOB: 1 BB: 0 P: 17	1B: 6 2B: 1 3B: 0 HR: 1	SF: 0 SAC: 0 DP: 3 HBP: 0	WP: 0 PB: 0 SB: 2 CS: 0	PA: 38			
<b>PITCHER</b>	IP	WLS	BF	H	R	ER	SO	BB	IBB	HBP	BLK	WP	HR	S	P	ERA	WHIP								
<b>Pete Harnisch, R</b> ERA: 3.93 (1, 1)	6.0		25	4	1	1	5	6	0	0	0	0	1	54	91	1.50	1.667								
<b>Xavier Hernandez, R</b> ERA: 2.88 (7, 1)	1.2	W	8	3	0	0	0	0	0	0	0	0	0	14	21	0.00	1.800								
<b>Doug Jones, R</b> ERA: 2.34 (8, 1)	1.1	S	5	1	0	0	4	0	0	0	0	0	0	14	21	0.00	0.750								

Batter	1	2	3	4	5	6	7	8	9	AB	R	H	RBI	BB	SO	LOB	BOTTOM								
<b>Craig Biggio, R</b> OBP: 0.368, SLG: 0.400 (1, 4)										3	1	0	0	2	0	4	<b>San Francisco Giants @ Houston Astros</b> Astrodome, Houston, TX Sat Jun 13 1992, 8:05 PM EDT Att: 17,243 - Dome - 70 F								
<b>Steve Finley, L</b> OBP: 0.325, SLG: 0.417 (1, 8)										4	0	0	0	0	0	3									
<b>Ken Caminiti, S</b> OBP: 0.362, SLG: 0.380 (1, 5)										3	1	2	1	2	0	2									
<b>5 Jeff Bagwell, R</b> OBP: 0.338, SLG: 0.396 (1, 3)										2	1	0	0	2	0	3									
<b>Eric Anthony, L</b> OBP: 0.311, SLG: 0.390 (1, 9)										4	0	0	0	0	2	5									
<b>Pete Incaviglia, R</b> OBP: 0.291, SLG: 0.346 (1, 7)										2	0	1	0	1	1	0									
<b>Luis Gonzalez, L</b> OBP: 0.226, SLG: 0.276 (7, PH)										1	1	1	3	0	0	0									
<b>Doug Jones, R</b> OBP: 0.282, SLG: 0.301 (8, 1)										0	0	0	0	0	0	0									
<b>Scott Servais, R</b> OBP: 0.282, SLG: 0.301 (1, 2)										2	0	0	0	1	1	1									
<b>Rafael Ramirez, R</b> OBP: 0.270, SLG: 0.302 (1, 6)										3	0	2	0	1	0	1									
<b>Pete Harnisch, S</b> OBP: 0.172, SLG: 0.276 (1, 1)										2	0	0	0	0	0	3									
<b>Casey Candaele, S</b> OBP: 0.229, SLG: 0.224 (6, PH)										1	0	0	0	0	0	2									
<b>Xavier Hernandez, L</b> OBP: 0.280, SLG: 0.273 (7, 1)										0	0	0	0	0	0	0									
<b>Chris Jones, R</b> OBP: 0.280, SLG: 0.273 (8, 7)										1	0	1	0	0	0	0									
<b>Inning Stats</b>	R: 0 E: 0 K: 1 S: 9	H: 0 LOB: 3 BB: 3 P: 24	R: 0 E: 0 K: 1 S: 13	H: 0 LOB: 1 BB: 1 P: 21	R: 0 E: 0 K: 0 S: 6	H: 1 LOB: 0 BB: 0 P: 11	R: 0 E: 0 K: 0 S: 8	H: 1 LOB: 2 BB: 1 P: 18	R: 1 E: 0 K: 0 S: 5	H: 1 LOB: 1 BB: 1 P: 13	R: 0 E: 0 K: 0 S: 12	H: 1 LOB: 2 BB: 1 P: 19	R: 3 E: 0 K: 2 S: 19	H: 1 LOB: 0 BB: 2 P: 37	R: 0 E: 0 K: 0 S: 11	H: 2 LOB: 2 BB: 0 P: 16	1B: 4 2B: 2 3B: 0 HR: 1	SF: 0 SAC: 1 DP: 1 HBP: 1	WP: 0 PB: 0 SB: 1 CS: 1	PA: 39					
<b>PITCHER</b>	IP	WLS	BF	H	R	ER	SO	BB	IBB	HBP	BLK	WP	HR	S	P	ERA	WHIP								
<b>Trevor Wilson, L</b> ERA: 3.91 (1, 1)	5.1		26	4	1	1	2	6	1	1	0	0	0	6	8	0.00	0.000								
<b>Gil Heredia, R</b> ERA: 5.09 (6, 1)	0.2		2	0	0	0	0	0	0	0	0	0	0	6	8	0.00	0.000								
<b>Jeff Brantley, R</b> ERA: 3.46 (7, 1)	1.0	L	6	1	3	3	2	2	0	0	0	0	1	19	37	27.00	3.000								
<b>Kelly Downs, R</b> ERA: 3.51 (8, 1)	1.0		5	2	0	0	0	0	0	0	0	0	0	11	16	0.00	2.000								



Batter	1	2	3	4	5	6	7	8	9	AB	R	H	RBI	BB	SO	LOB	TOP				
<b>Willie McGee, S</b> (1.9) <small>OBP: 0.376, SLG: 0.393</small> <b>Mike Felder, S</b> (6.9) <small>OBP: 0.325, SLG: 0.397</small>										4	1	2	0	0	0	2					
<b>Darren Lewis, R</b> (1.8) <small>OBP: 0.315, SLG: 0.281</small>										3	0	3	2	1	0	0					
<b>Will Clark, L</b> (1.3) <small>OBP: 0.434, SLG: 0.510</small> <b>Chris James, R</b> (6.7) <small>OBP: 0.241, SLG: 0.179</small>										2	1	0	0	1	0	3					
<b>Cory Snyder, R</b> (1.7) <small>OBP: 0.333, SLG: 0.517</small> <b>Royce Clayton, R</b> (9. FR) <small>OBP: 0.285, SLG: 0.335</small>										4	0	1	2	0	1	4					
<b>Matt Williams, R</b> (1.5) <small>OBP: 0.282, SLG: 0.424</small> <b>Kevin Bass, S</b> (7.9) <small>OBP: 0.295, SLG: 0.383</small>										4	0	0	0	0	2	3					
<b>Greg Litton, R</b> (1.4) <small>OBP: 0.299, SLG: 0.348</small>										4	0	1	0	1	0	1					
<b>Kirt Manwaring, R</b> (1.2) <small>OBP: 0.367, SLG: 0.367</small>										4	0	1	0	0	0	3					
<b>Jose Uribe, S</b> (1.6) <small>OBP: 0.309, SLG: 0.380</small>										4	1	1	0	0	2	1					
<b>Dave Righetti, L</b> (1.1) <b>Dave Burba, R</b> (4.1) <small>OBP: 0.393, SLG: 0.083</small> <b>Robby Thompson, R</b> (9. PH) <small>OBP: 0.358, SLG: 0.409</small>										1	0	0	0	0	0	0					
<b>Inning Stats</b>	R: 2 H: 2 E: 0 K: 1 S: 13	H: 2 LOB: 2 BB: 2 P: 28	R: 1 H: 3 E: 0 K: 1 S: 13	H: 3 LOB: 2 BB: 0 P: 17	R: 0 H: 0 E: 0 K: 0 S: 5	H: 0 LOB: 0 BB: 0 P: 10	R: 0 H: 0 E: 0 K: 0 S: 5	H: 0 LOB: 1 BB: 1 P: 15	R: 0 H: 2 E: 0 K: 1 S: 11	H: 2 LOB: 2 BB: 0 P: 14	R: 0 H: 1 E: 0 K: 1 S: 10	H: 1 LOB: 1 BB: 0 P: 10	R: 0 H: 1 E: 0 K: 1 S: 7	H: 1 LOB: 0 BB: 0 P: 10	R: 4 H: 3 E: 0 K: 0 S: 9	H: 3 LOB: 1 BB: 0 P: 16	1B: 9 2B: 2 3B: 0 HR: 1	SF: 0 SAC: 2 DP: 1 HBP: 1	WP: 2 PA: 42 FB: 0 SB: 2 CS: 0		
<b>PITCHER</b>	IP WLS BF H R ER SO BB IBB HBP BLK WP HR S P ERA WHIP	IP WLS BF H R ER SO BB IBB HBP BLK WP HR S P ERA WHIP	IP WLS BF H R ER SO BB IBB HBP BLK WP HR S P ERA WHIP	IP WLS BF H R ER SO BB IBB HBP BLK WP HR S P ERA WHIP	IP WLS BF H R ER SO BB IBB HBP BLK WP HR S P ERA WHIP	IP WLS BF H R ER SO BB IBB HBP BLK WP HR S P ERA WHIP	IP WLS BF H R ER SO BB IBB HBP BLK WP HR S P ERA WHIP	IP WLS BF H R ER SO BB IBB HBP BLK WP HR S P ERA WHIP	IP WLS BF H R ER SO BB IBB HBP BLK WP HR S P ERA WHIP	IP WLS BF H R ER SO BB IBB HBP BLK WP HR S P ERA WHIP	IP WLS BF H R ER SO BB IBB HBP BLK WP HR S P ERA WHIP	IP WLS BF H R ER SO BB IBB HBP BLK WP HR S P ERA WHIP	IP WLS BF H R ER SO BB IBB HBP BLK WP HR S P ERA WHIP	IP WLS BF H R ER SO BB IBB HBP BLK WP HR S P ERA WHIP	IP WLS BF H R ER SO BB IBB HBP BLK WP HR S P ERA WHIP	IP WLS BF H R ER SO BB IBB HBP BLK WP HR S P ERA WHIP	IP WLS BF H R ER SO BB IBB HBP BLK WP HR S P ERA WHIP	IP WLS BF H R ER SO BB IBB HBP BLK WP HR S P ERA WHIP	IP WLS BF H R ER SO BB IBB HBP BLK WP HR S P ERA WHIP	IP WLS BF H R ER SO BB IBB HBP BLK WP HR S P ERA WHIP	IP WLS BF H R ER SO BB IBB HBP BLK WP HR S P ERA WHIP

San Francisco Giants @ Houston Astros  
Astrodome, Houston, TX  
Sun Jun 14 1992, 4:33 AM EDT  
Att: 21,672 - Dome - 70 F

AB	36
R	7
H	12
RBI	7
BB	3
SO	5
LOB	19



Batter	1	2	3	4	5	6	7	8	9	AB	R	H	RBI	BB	SO	LOB	BOTTOM		
<b>Craig Biggio, R</b> (1.4) <small>OBP: 0.374, SLG: 0.401</small> <b>Casey Candaele, S</b> (7. PH) <small>OBP: 0.226, SLG: 0.221</small>										2	2	1	0	2	0	0			
<b>Steve Finley, L</b> (1.8) <small>OBP: 0.324, SLG: 0.422</small> <b>Chris Jones, R</b> (7. PH) <small>OBP: 0.275, SLG: 0.267</small>										4	1	1	2	0	0	4			
<b>Ken Caminiti, S</b> (1.5) <small>OBP: 0.364, SLG: 0.387</small>										3	1	1	3	1	0	0			
<b>5 Jeff Bagwell, R</b> (1.3) <small>OBP: 0.336, SLG: 0.393</small> <b>Benny Disfano, L</b> (6. PH) <small>OBP: 0.368, SLG: 0.294</small>										2	1	0	0	1	1	1			
<b>Eric Anthony, L</b> (1.9) <small>OBP: 0.327, SLG: 0.429</small>										4	3	3	1	1	0	0			
<b>Pete Incaviglia, R</b> (1.7) <small>OBP: 0.295, SLG: 0.395</small>										5	3	3	7	0	2	1			
<b>Scooter Tucker, R</b> (1.2) <small>OBP: 0.284, SLG: 0.324</small>										2	1	0	0	2	0	0			
<b>Rafael Ramirez, R</b> (1.6) <small>OBP: 0.284, SLG: 0.324</small>										5	1	3	1	0	0	2			
<b>Jimmy Jones, R</b> (1.1) <small>OBP: 0.333, SLG: 0.286</small> <b>Juan Guantero, R</b> (3. PH) <small>OBP: 0.333, SLG: 0.194</small> <b>Rob Murphy, L</b> (4.1) <small>OBP: 0.292, SLG: 0.291</small> <b>Joe Boever, R</b> (5.1) <small>OBP: 0.292, SLG: 0.291</small> <b>Luis Gonzalez, L</b> (7. PH) <small>OBP: 0.292, SLG: 0.291</small> <b>Willie Blair, R</b> (8.1) <small>OBP: 0.292, SLG: 0.291</small> <b>Rob Mallicoat, L</b> (9.1) <small>OBP: 0.292, SLG: 0.291</small>										0	0	0	0	0	0	0			
<b>Inning Stats</b>	R: 0 H: 0 E: 0 K: 0 S: 8	H: 0 LOB: 1 BB: 1 P: 16	R: 0 H: 0 E: 0 K: 1 S: 7	H: 0 LOB: 0 BB: 1 P: 14	R: 6 H: 4 E: 0 K: 0 S: 11	H: 4 LOB: 0 BB: 2 P: 24	R: 3 H: 2 E: 0 K: 1 S: 14	H: 2 LOB: 0 BB: 1 P: 23	R: 2 H: 2 E: 0 K: 2 S: 10	H: 1 LOB: 1 BB: 0 P: 12	R: 1 H: 1 E: 1 K: 2 S: 11	H: 1 LOB: 1 BB: 0 P: 18	R: 3 H: 4 E: 0 K: 0 S: 10	H: 4 LOB: 2 BB: 1 P: 19	1B: 4 2B: 6 3B: 2 HR: 2	SF: 1 SAC: 0 DP: 0 HBP: 1	WP: 0 PA: 47 FB: 0 SB: 0 CS: 1		
<b>PITCHER</b>	IP WLS BF H R ER SO BB IBB HBP BLK WP HR S P ERA WHIP	IP WLS BF H R ER SO BB IBB HBP BLK WP HR S P ERA WHIP	IP WLS BF H R ER SO BB IBB HBP BLK WP HR S P ERA WHIP	IP WLS BF H R ER SO BB IBB HBP BLK WP HR S P ERA WHIP	IP WLS BF H R ER SO BB IBB HBP BLK WP HR S P ERA WHIP	IP WLS BF H R ER SO BB IBB HBP BLK WP HR S P ERA WHIP	IP WLS BF H R ER SO BB IBB HBP BLK WP HR S P ERA WHIP	IP WLS BF H R ER SO BB IBB HBP BLK WP HR S P ERA WHIP	IP WLS BF H R ER SO BB IBB HBP BLK WP HR S P ERA WHIP	IP WLS BF H R ER SO BB IBB HBP BLK WP HR S P ERA WHIP	IP WLS BF H R ER SO BB IBB HBP BLK WP HR S P ERA WHIP	IP WLS BF H R ER SO BB IBB HBP BLK WP HR S P ERA WHIP	IP WLS BF H R ER SO BB IBB HBP BLK WP HR S P ERA WHIP	IP WLS BF H R ER SO BB IBB HBP BLK WP HR S P ERA WHIP	IP WLS BF H R ER SO BB IBB HBP BLK WP HR S P ERA WHIP	IP WLS BF H R ER SO BB IBB HBP BLK WP HR S P ERA WHIP	IP WLS BF H R ER SO BB IBB HBP BLK WP HR S P ERA WHIP	IP WLS BF H R ER SO BB IBB HBP BLK WP HR S P ERA WHIP	IP WLS BF H R ER SO BB IBB HBP BLK WP HR S P ERA WHIP

San Francisco Giants @ Houston Astros  
Astrodome, Houston, TX  
Sun Jun 14 1992, 4:33 AM EDT  
Att: 21,672 - Dome - 70 F

AB	37
R	15
H	14
RBI	15
BB	7
SO	7
LOB	17













Batter	1	2	3	4	5	6	7	8	9	AB	R	H	RBI	BB	SO	LOB	TOP
Tony Fernandez, S (1, 6) OBP: 0.357, SLG: 0.365	1-2 P6	4-2 BB			3-2 G4-3	2-2 FC4-6 HBP			0-1 P6	3	0	1	1	0	0		<b>San Diego Padres @ Houston Astros</b> Astrodome, Houston, TX Wed Jun 17 1992, 4:33 AM EDT Att: 11,523 - Dome - 70 F <a href="http://livebaseballscorecards.com">livebaseballscorecards.com</a>
Tony Gwynn, L (1, 9) OBP: 0.400, SLG: 0.482	0-2 BB	1 SAFE 0-0 L7			1-1 F7	0-0 FC4-6			3-2 F8	5	0	1	0	0	4		
Gary Sheffield, R (1, 5) OBP: 0.370, SLG: 0.484	2-1 F8		1-2 G4-3		0-2 F7	0-1 F8			0-1 G6-3	5	0	0	0	0	1		
Fred McGriff, L (1, 3) OBP: 0.420, SLG: 0.590	4-0 BB		2-1 F8		0-0 E5	2-2 F8				3	1	0	0	1	0		
Dan Walters, R (1, 2) OBP: 0.271, SLG: 0.370	2-3 K		1-0 P3		1-1 G6-3	0-1 BB				4	0	1	0	0	1	3	
Oscar Azocar, L (1, 7) OBP: 0.286, SLG: 0.237		1-0 F9		0-1 G1-3	1-0 BB	0-0 P5				4	1	1	1	0	0	1	
Gary Pettis, S (8, 8) OBP: 0.226, SLG: 0.207					2-H BB	1B				0	0	0	0	0	0	0	
Kevin Ward, R (1, 8) OBP: 0.321, SLG: 0.378		0-0 BB		1-0 CS	0-1 BB	2B			1-3 K	3	2	2	1	0	1	0	
Kurt Stillwell, S (1, 4) OBP: 0.311, SLG: 0.337		0-0 E7		3-2 F7	4-0 HBP	BB			0-1 F7	3	1	1	0	1	0	1	
Andy Benes, R (1, 1) OBP: 0.267, SLG: 0.231		0-1 SF8			0-3 K	4-0 HBP			1-1 L5	2	0	0	1	1	1	0	
<b>Inning Stats</b>	R: 0 E: 0 K: 1 S: 11	H: 1 LOB: 2 BB: 1 P: 20	R: 2 E: 1 K: 0 S: 9	H: 2 LOB: 1 BB: 1 P: 14	R: 0 E: 0 K: 0 S: 6	H: 0 LOB: 0 BB: 0 P: 10	R: 0 E: 0 K: 0 S: 6	H: 0 LOB: 0 BB: 0 P: 10	R: 0 E: 0 K: 1 S: 8	H: 1 LOB: 1 BB: 0 P: 13	R: 0 E: 0 K: 1 S: 7	H: 0 LOB: 0 BB: 0 P: 9	R: 0 E: 0 K: 0 S: 9	H: 0 LOB: 0 BB: 0 P: 12	1B: 5 2B: 1 3B: 0 HR: 0	SF: 1 SAC: 0 DP: 0 HBP: 2	WP: 0 PA: 39 PB: 0 SB: 1 CS: 1
<b>PITCHER</b>	IP WLS BF H R ER SO BB IBB HBP BLK WP HR S P ERA WHIP																
Willie Blair, R (1, 1) ERA: 2.36	5.2 L 27 5 5 0 2 3 1 1 0 0 0 50 86 0.00 1.412																
Joe Boever, R (6, 1) ERA: 4.13	1.1 6 1 0 0 0 0 0 0 1 0 0 11 18 0.00 0.750																
Al Osuna, L (8, 1)	1.0 3 0 0 0 1 0 0 0 0 0 0 7 9 0.00 0.000																
Doug Jones, R (9, 1) ERA: 2.23	1.0 3 0 0 0 0 0 0 0 0 0 0 9 12 0.00 0.000																


Batter	1	2	3	4	5	6	7	8	9	AB	R	H	RBI	BB	SO	LOB	BOTTOM		
Craig Biggio, R (1, 4) OBP: 0.373, SLG: 0.399	0-2 G5-3		1-1 L5		0-3 K			0-1 P1		4	0	0	0	0	1	0	<b>San Diego Padres @ Houston Astros</b> Astrodome, Houston, TX Wed Jun 17 1992, 4:33 AM EDT Att: 11,523 - Dome - 70 F <a href="http://livebaseballscorecards.com">livebaseballscorecards.com</a>		
Steve Finley, L (1, 8) OBP: 0.320, SLG: 0.416	2-1 G6-3		1-0 L9		2-2 G6-3			0-2 G1-3		4	0	0	0	0	0				
5 Jeff Bagwell, R (1, 3) OBP: 0.341, SLG: 0.400	3-2 BB		4-2 BB		3-2 BB			3-2 G6-3		3	0	2	0	1	0	0			
Luis Gonzalez, L (1, 7) OBP: 0.229, SLG: 0.285	3-2 F7		1-2 P6		0-2 F7			0-1 G3		4	0	0	0	0	3				
Ken Caminiti, S (1, 5) OBP: 0.359, SLG: 0.387		1-2 G5-3		0-0 F8		1-1 G4-3			2-3 K	4	0	0	0	0	1	1			
Benny Distefano, L (1, 9) OBP: 0.357, SLG: 0.342		1-2 BB		0-0 L6			1-1 G4-3		0-3 K	4	0	1	0	0	1	0			
Scooter Tucker, R (1, 2) OBP: 0.692, SLG: 0.500		0-3 K		1-3 K			1-1 BB			3	0	1	0	0	2	1			
Rafael Ramirez, R (1, 6) OBP: 0.276, SLG: 0.306		4-0 BB		0-0 L6		2-1 F8				2	0	0	0	1	0	1			
Willie Blair, R (1, 1) Joe Boever, R (6, 1) Casey Candaele, S (7, PH) Al Osuna, R (8, 1) Doug Jones, R (9, 1)		0-3 K		1-3 K		2-3 K			1-2 K	2	0	0	0	0	2	2			
<b>Inning Stats</b>	R: 0 E: 0 K: 0 S: 11	H: 1 LOB: 1 BB: 0 P: 19	R: 0 E: 0 K: 2 S: 13	H: 1 LOB: 2 BB: 1 P: 19	R: 0 E: 0 K: 1 S: 5	H: 0 LOB: 0 BB: 0 P: 6	R: 0 E: 0 K: 2 S: 7	H: 0 LOB: 0 BB: 0 P: 8	R: 0 E: 0 K: 0 S: 11	H: 1 LOB: 1 BB: 0 P: 17	R: 0 E: 0 K: 1 S: 10	H: 1 LOB: 1 BB: 0 P: 16	R: 0 E: 0 K: 0 S: 8	H: 0 LOB: 0 BB: 0 P: 11	R: 0 E: 0 K: 2 S: 8	H: 0 LOB: 0 BB: 0 P: 10	1B: 1 2B: 2 3B: 1 HR: 0	SF: 0 SAC: 0 DP: 0 HBP: 0	WP: 0 PA: 33 PB: 0 SB: 1 CS: 0
<b>PITCHER</b>	IP WLS BF H R ER SO BB IBB HBP BLK WP HR S P ERA WHIP																		
Andy Benes, R (1, 1) ERA: 3.83	9.0 W 33 4 0 0 8 2 0 0 0 0 0 81 121 0.00 0.667																		










Batter	1	2	3	4	5	6	7	8	9	AB	R	H	RBI	BB	SO	LOB	TOP				
<b>Brett Butler, L</b> OBP: 0.372, SLG: 0.346 (1, 8)	G5-3		F9			B5-3			F9	4	0	0	0	0	0	0	<b>Los Angeles Dodgers @ Houston Astros</b> Astrodome, Houston, TX Sat Jun 20 1992, 4:33 AM EDT Att: 19,206 - Dome - 70 F  <b>AB 31</b> <b>R 0</b> <b>H 7</b> <b>RBI 0</b> <b>BB 0</b> <b>SO 5</b> <b>LOB 10</b> 				
<b>Lenny Harris, L</b> OBP: 0.342, SLG: 0.324 (1, 4)	K			F9		F7			F9	4	0	1	0	0	1	0					
<b>Eric Davis, R</b> OBP: 0.336, SLG: 0.395 (1, 7)	G6-3			K			F7		FC3-6	4	0	0	0	0	1	1					
<b>Eric Karros, R</b> OBP: 0.286, SLG: 0.463 (1, 3)		G6-3 1B		1B					P6	4	0	3	0	0	0	1					
<b>Mitch Webster, S</b> OBP: 0.324, SLG: 0.419 (1, 9)	G6-3						K			3	0	1	0	0	1	2					
<b>Mike Scioscia, L</b> OBP: 0.273, SLG: 0.270 (1, 2)	L8						F8			3	0	1	0	0	0	2					
<b>Dave Hansen, L</b> OBP: 0.314, SLG: 0.356 (1, 5)	G4-3								G4-3	3	0	0	0	0	1	2					
<b>Jose Offerman, S</b> OBP: 0.307, SLG: 0.307 (1, 6)			P1-6 BLK 1B						K	3	0	1	0	0	1	1					
<b>Orel Hershiser, R</b> OBP: 0.219, SLG: 0.323 <b>Roger McDowell, R</b> (9, 1)			P1-6			G6-3			F9	3	0	0	0	0	0	1					
<b>Inning Stats</b>	R: 0 E: 0 K: 1 S: 8	H: 0 LOB: 0 BB: 0 P: 11	R: 0 E: 0 K: 0 S: 8	H: 1 LOB: 1 BB: 0 P: 14	R: 0 E: 0 K: 0 S: 5	H: 1 LOB: 0 BB: 0 P: 8	R: 0 E: 0 K: 1 S: 9	H: 2 LOB: 2 BB: 0 P: 15	R: 0 E: 0 K: 0 S: 4	H: 0 LOB: 0 BB: 0 P: 4	R: 0 E: 0 K: 1 S: 9	H: 1 LOB: 1 BB: 0 P: 18	R: 0 E: 0 K: 1 S: 7	H: 0 LOB: 0 BB: 0 P: 13	R: 0 E: 0 K: 0 S: 9	H: 1 LOB: 1 BB: 0 P: 12	1B: 7 2B: 2 3B: 0 HR: 0	SF: 0 SAC: 0 DP: 2 HBP: 0	WP: 0 PB: 0 SB: 0 CS: 0	PA: 31	
<b>PITCHER</b>	IP	WLS	BF	H	R	ER	SO	BB	IBB	HBP	BLK	WP	HR	S	P	ERA	WHIP				
<b>Jimmy Jones, R</b> ERA: 3.75 <b>Doug Jones, R</b> ERA: 2.12	(1, 1)	8.0	27	6	0	0	5	0	0	0	1	0	0	58	94	0.00	0.750				
<b>PITCHER</b>	IP	WLS	BF	H	R	ER	SO	BB	IBB	HBP	BLK	WP	HR	S	P	ERA	WHIP				
	(9, 1)	1.0	4	1	0	0	0	0	0	0	0	0	0	9	12	0.00	1.000				

Batter	1	2	3	4	5	6	7	8	9	AB	R	H	RBI	BB	SO	LOB	BOTTOM					
<b>Craig Biggio, R</b> OBP: 0.367, SLG: 0.393 (1, 4)	G6-3		K			G6-3			K	4	0	0	0	0	2	2	<b>Los Angeles Dodgers @ Houston Astros</b> Astrodome, Houston, TX Sat Jun 20 1992, 4:33 AM EDT Att: 19,206 - Dome - 70 F  <b>AB 28</b> <b>R 1</b> <b>H 7</b> <b>RBI 1</b> <b>BB 3</b> <b>SO 6</b> <b>LOB 10</b> 					
<b>Steve Finley, L</b> OBP: 0.333, SLG: 0.418 (1, 8)	G6-4-3 1B			G3		WP S BB			IBB	2	0	1	0	2	0	0						
<b>Benny Distefano, L</b> OBP: 0.313, SLG: 0.295 <b>Doug Jones, R</b> (9, 1)	G6-4-3			K		P4			K	4	0	0	0	0	2	4						
<b>Luis Gonzalez, L</b> OBP: 0.241, SLG: 0.316 (1, 7)		G3		E6 WP			SH3-4 1B		BB 1B	4	1	2	0	0	0	0						
<b>Ken Caminiti, S</b> OBP: 0.354, SLG: 0.371 (1, 5)	G3-1			G6-3			SH3-4		1B	2	0	0	0	1	0	1						
<b>Pete Incaviglia, R</b> OBP: 0.311, SLG: 0.391 <b>Eric Anthony, L</b> (9, FH) OBP: 0.333, SLG: 0.456	G4-3					G1-3			G5-4-3 1B	3	0	1	0	0	0	0						
<b>Scooter Tucker, R</b> OBP: 0.529, SLG: 0.333 (1, 2)			K			G6-3			G5-4-3	3	0	0	0	0	1	2						
<b>Casey Candaele, S</b> OBP: 0.241, SLG: 0.245 (1, 6)						G4-3			SH3-4 1B	3	0	2	0	0	0	0						
<b>Jimmy Jones, R</b> OBP: 0.294, SLG: 0.250 <b>5 Jeff Bagwell, R</b> OBP: 0.340, SLG: 0.396 (9, 3)							L5		SH3-4	2	0	0	0	0	1	1						
<b>Inning Stats</b>	R: 0 E: 0 K: 0 S: 5	H: 1 LOB: 0 BB: 0 P: 9	R: 0 E: 0 K: 0 S: 7	H: 0 LOB: 0 BB: 0 P: 11	R: 0 E: 0 K: 3 S: 14	H: 1 LOB: 1 BB: 0 P: 22	R: 0 E: 1 K: 1 S: 9	H: 0 LOB: 1 BB: 0 P: 11	R: 0 E: 0 K: 0 S: 8	H: 0 LOB: 0 BB: 0 P: 11	R: 0 E: 0 K: 0 S: 12	H: 0 LOB: 1 BB: 1 P: 20	R: 0 E: 0 K: 0 S: 6	H: 2 LOB: 1 BB: 0 P: 8	R: 0 E: 0 K: 2 S: 13	H: 1 LOB: 2 BB: 1 P: 21	R: 1 E: 0 K: 0 S: 2	H: 2 LOB: 2 BB: 1 P: 7	1B: 6 2B: 0 3B: 1 HR: 0	SF: 0 SAC: 2 DP: 2 HBP: 0	WP: 2 PB: 0 SB: 1 CS: 0	PA: 33
<b>PITCHER</b>	IP	WLS	BF	H	R	ER	SO	BB	IBB	HBP	BLK	WP	HR	S	P	ERA	WHIP					
<b>Orel Hershiser, R</b> ERA: 3.29 <b>Roger McDowell, R</b> ERA: 2.7	(1, 1)	8.0	32	6	1	1	6	2	0	0	0	0	0	75	118	1.12	1.000					
<b>PITCHER</b>	IP	WLS	BF	H	R	ER	SO	BB	IBB	HBP	BLK	WP	HR	S	P	ERA	WHIP					
	(9, 1)	0.0	1	1	0	0	0	0	0	0	0	0	0	1	2	∞	∞					







Batter	1	2	3	4	5	6	7	8	9	AB	R	H	RBI	BB	SO	LOB	TOP			
<b>Craig Biggio, R</b> OBP: 0.368, SLG: 0.391 (1, 4)	E5 WP 3B 1B			F9			G6-3		K	4	1	0	1	1	1		<b>Houston Astros @ Cincinnati Reds</b> Riverfront Stadium, Cincinnati, OH Mon Jun 22 1992, 7:05 PM EDT Att: 28,365 - Cloudy - 68 F			
<b>Steve Finley, L</b> OBP: 0.333, SLG: 0.420 (1, 8)	G6-3 2H 3B	P6		F7			CS 1B		P5	5	1	2	1	0	0	4				
<b>Ken Caminiti, S</b> OBP: 0.355, SLG: 0.371 (1, 5)	G6-3 3H	L6			G4-3		1-2 1B			4	0	1	1	0	0	3				
<b>5 Jeff Bagwell, R</b> OBP: 0.345, SLG: 0.392 (1, 3)					L5					2	1	0	0	2	1	1				
<b>Pete Incaviglia, R</b> OBP: 0.318, SLG: 0.428 <b>Xavier Hernandez, L</b> (8, 1)	P4								G5-3	4	1	1	1	0	1	2				
<b>Luis Gonzalez, L</b> OBP: 0.335, SLG: 0.326 (1, 7)	P6								F8	0	0	0	0	0	0	0				
<b>Scooter Tucker, R</b> OBP: 0.429, SLG: 0.250 (1, 2)									G5-3	4	1	1	2	0	0	1				
<b>Rafael Ramirez, R</b> OBP: 0.273, SLG: 0.301 (1, 6)										4	0	1	0	0	1	0				
<b>Brian Williams, R</b> OBP: 0.250, SLG: 0.500 <b>Chris Jones, R</b> OBP: 0.310, SLG: 0.353 (8, 9)										2	0	0	0	0	1	0				
<b>Inning Stats</b>	R: 2 H: 2 E: 1 K: 0 S: 9	H: 2 R: 1 LOB: 1 BB: 1 P: 18	R: 0 H: 1 E: 1 K: 0 S: 7	H: 1 R: 3 LOB: 3 BB: 1 P: 15	R: 2 H: 1 E: 0 K: 2 S: 13	H: 1 R: 0 LOB: 0 BB: 1 P: 25	R: 0 H: 0 E: 0 K: 0 S: 6	H: 0 R: 0 LOB: 0 BB: 0 P: 10	R: 1 H: 1 E: 0 K: 0 S: 10	H: 1 R: 0 LOB: 0 BB: 0 P: 14	R: 0 H: 0 E: 0 K: 1 S: 9	H: 0 R: 2 LOB: 1 BB: 0 P: 11	R: 0 H: 0 E: 0 K: 0 S: 13	H: 0 R: 1 LOB: 1 BB: 0 P: 19	R: 0 H: 1 E: 0 K: 2 S: 12	H: 1 R: 0 LOB: 0 BB: 0 P: 20		1B: 4 2B: 0 3B: 2 HR: 2	SF: 0 SAC: 1 DP: 0 HBP: 0	WP: 2 PB: 0 SB: 0 CS: 1
<b>PITCHER</b>	IP	WLS	BF	H	R	ER	SO	BB	IBB	HBP	BLK	WP	HR	S	P	ERA	WHIP			
<b>Chris Hammond, L</b> ERA: 3.63 (1, 1)	2.1	L	15	4	4	4	1	2	1	0	0	2	1	25	50	15.43	2.571			
<b>Tony Menendez, R</b> ERA: 3.39 (3, 1)	2.2		9	1	1	1	1	0	0	0	0	0	1	20	32	3.38	0.375			
<b>Dwayne Henry, R</b> ERA: 2.38 (6, 1)	3.0		10	2	0	0	2	0	0	0	0	0	0	31	40	0.00	0.667			
<b>Scott Bankhead, R</b> ERA: 1.97 (9, 1)	1.0		4	1	0	0	2	0	0	0	0	0	0	12	20	0.00	1.000			

Batter	1	2	3	4	5	6	7	8	9	AB	R	H	RBI	BB	SO	LOB	BOTTOM		
<b>Bip Roberts, S</b> OBP: 0.364, SLG: 0.369 (1, 5)	S E G3 1B				L6-3 1-2					3	1	1	0	1	0	2	<b>Houston Astros @ Cincinnati Reds</b> Riverfront Stadium, Cincinnati, OH Mon Jun 22 1992, 7:05 PM EDT Att: 28,365 - Cloudy - 68 F		
<b>Dave Martinez, L</b> OBP: 0.323, SLG: 0.331 (1, 8)	F7 1-2									4	0	1	0	0	0	2			
<b>Barry Larkin, R</b> OBP: 0.323, SLG: 0.357 (1, 6)	G3 S BB									3	0	0	0	1	0	1			
<b>Paul O'Neill, L</b> OBP: 0.381, SLG: 0.429 (1, 9)	G3 1-3 2H									4	0	0	1	0	0	1			
<b>Hal Morris, L</b> OBP: 0.412, SLG: 0.438 (1, 3)	L7									4	0	2	0	0	0	1			
<b>Bill Doran, S</b> OBP: 0.330, SLG: 0.395 (1, 4)										4	0	0	0	0	2	2			
<b>Reggie Sanders, R</b> OBP: 0.360, SLG: 0.471 (1, 7)										3	1	1	1	0	0	0			
<b>Joe Oliver, R</b> OBP: 0.297, SLG: 0.324 (1, 2)										3	0	1	0	0	0	0			
<b>Chris Hammond, L</b> OBP: 0.333, SLG: 0.391 <b>Tony Menendez, R</b> (3, 1)										1	0	0	0	0	0	1			
<b>Billy Hatcher, R</b> OBP: 0.288, SLG: 0.392 <b>Dwayne Henry, R</b> (6, 1)										0	0	0	0	0	0	0			
<b>Glenn Braggs, R</b> OBP: 0.360, SLG: 0.293 <b>Scott Bankhead, R</b> OBP: 0.310, SLG: 0.353 (8, 9)										1	0	0	0	0	1	0			
<b>Inning Stats</b>	R: 1 H: 1 E: 1 K: 0 S: 13	H: 2 R: 2 LOB: 1 BB: 1 P: 23	R: 0 H: 0 E: 0 K: 1 S: 12	H: 2 R: 0 LOB: 0 BB: 0 P: 18	R: 0 H: 0 E: 0 K: 0 S: 10	H: 0 R: 0 LOB: 0 BB: 0 P: 15	R: 0 H: 0 E: 0 K: 0 S: 6	H: 1 R: 0 LOB: 0 BB: 0 P: 12	R: 0 H: 1 E: 0 K: 0 S: 4	H: 1 R: 0 LOB: 1 BB: 0 P: 8	R: 0 H: 0 E: 0 K: 1 S: 6	H: 0 R: 1 LOB: 1 BB: 1 P: 15	R: 0 H: 1 E: 0 K: 1 S: 9	H: 1 R: 0 LOB: 0 BB: 0 P: 10	1B: 3 2B: 3 3B: 0 HR: 1	SF: 0 SAC: 0 DP: 3 HBP: 0	WP: 0 PB: 0 SB: 2 CS: 0	PA: 33	
<b>PITCHER</b>	IP	WLS	BF	H	R	ER	SO	BB	IBB	HBP	BLK	WP	HR	S	P	ERA	WHIP		
<b>Brian Williams, R</b> ERA: 1.38 (1, 1)	7.0	W	25	5	2	2	1	2	0	0	0	0	0	15	25	0.00	1.000		
<b>Xavier Hernandez, R</b> ERA: 2.4 (8, 1)	2.0	S	8	1	0	0	2	1	0	0	0	0	0	15	25	0.00	1.000		










Batter	1	2	3	4	5	6	7	8	9	AB	R	H	RBI	BB	SO	LOB	TOP									
<b>Craig Biggio, R</b> OBP: 0.375, SLG: 0.411										4	3	4	1	1	0	0										
<b>Casey Candaele, S</b> OBP: 0.243, SLG: 0.242										5	0	1	0	0	0	3										
<b>Ken Caminiti, S</b> OBP: 0.365, SLG: 0.431										5	2	3	3	0	0	0										
<b>5 Jeff Bagwell, R</b> OBP: 0.341, SLG: 0.384										3	0	1	0	1	0	1										
<b>Pete Incaviglia, R</b> OBP: 0.318, SLG: 0.418 <b>Xavier Hernandez, L</b> <b>Rob Murphy, L</b> <b>Benny Distefano, L</b> <b>Juan Guerrero, R</b> <b>Rob Mallicoat, L</b> <b>Joe Boever, R</b> <b>Scotter Tucker, R</b>										3	0	0	0	0	3	4										
<b>Luis Gonzalez, L</b> OBP: 0.255, SLG: 0.392										3	1	2	1	1	1	1										
<b>Scott Servais, R</b> <b>Doug Jones, R</b>										4	0	0	0	0	1	3										
<b>Chris Jones, R</b>										4	0	0	0	0	2	0										
<b>Pete Harnisch, S</b> <b>Steve Finley, L</b>										2	0	0	0	0	2	0										
<b>Inning Stats</b>	R: 2 E: 0 K: 1 S: 16	H: 3 LOB: 2 BB: 1 P: 26	R: 1 E: 0 K: 3 S: 21	H: 3 LOB: 3 BB: 1 P: 33	R: 0 E: 0 K: 0 S: 7	H: 0 LOB: 0 BB: 1 P: 12	R: 0 E: 0 K: 1 S: 10	H: 1 LOB: 0 BB: 0 P: 16	R: 0 E: 0 K: 1 S: 8	H: 0 LOB: 0 BB: 0 P: 10	R: 1 E: 0 K: 0 S: 11	H: 1 LOB: 0 BB: 0 P: 15	R: 2 E: 0 K: 1 S: 13	H: 3 LOB: 1 BB: 0 P: 18	R: 0 E: 0 K: 2 S: 10	H: 0 LOB: 0 BB: 0 P: 14	R: 0 E: 0 K: 0 S: 6	H: 1 LOB: 0 BB: 0 P: 7	1B: 7 2B: 2 3B: 0 HR: 3	SF: 0 SAC: 0 DP: 2 HBP: 0	WP: 0 PB: 0 SB: 0 CS: 1	PA: 40				
<b>PITCHER</b>	IP	WLS	BF	H	R	ER	SO	BB	IBB	HBP	BLK	WP	HR	S	P	ERA	WHIP									
<b>Greg Swindell, L</b>	(1, 1)	5.0	W	23	7	3	3	6	3	0	0	0	0	1	62	97	5.40	2.000								
<b>Dwayne Henry, R</b>	(6, 1)	1.2		8	3	3	3	0	0	0	0	0	2	19	27	16.20	1.800									
<b>Scott Ruskin, L</b>	(7, 1)	0.1		2	1	0	0	1	0	0	0	0	0	5	6	0.00	3.000									
<b>Norm Charlton, L</b>	(8, 1)	2.0	S	6	1	0	0	2	0	0	0	0	0	16	21	0.00	0.500									

**Houston Astros @ Cincinnati Reds**  
Riverfront Stadium, Cincinnati, OH  
Wed Jun 24 1992, 7:05 PM EDT  
Att: 24,961 - Cloudy - 74 F


AB 36  
R 6  
H 12  
RBI 6  
BB 3  
SO 9  
LOB 12



Batter	1	2	3	4	5	6	7	8	9	AB	R	H	RBI	BB	SO	LOB	BOTTOM									
<b>Bip Roberts, S</b> OBP: 0.363, SLG: 0.369 <b>Darnell Coles, R</b> OBP: 0.302, SLG: 0.500										3	1	0	0	1	0	3										
<b>Barry Larkin, R</b> OBP: 0.330, SLG: 0.368										5	1	4	2	0	0	1										
<b>Hal Morris, L</b> OBP: 0.417, SLG: 0.460										5	1	2	4	0	0	2										
<b>Reggie Sanders, R</b> OBP: 0.347, SLG: 0.462										5	0	0	0	0	2	4										
<b>Paul O'Neill, L</b> OBP: 0.375, SLG: 0.438										4	0	1	0	0	2	0										
<b>Bill Doran, S</b> OBP: 0.335, SLG: 0.395										3	1	2	0	1	0	0										
<b>Dave Martinez, L</b> OBP: 0.330, SLG: 0.345										4	2	2	0	0	1	2										
<b>Joe Oliver, R</b> OBP: 0.297, SLG: 0.339										3	1	0	0	0	0	3										
<b>Greg Swindell, L</b> <b>Glenn Briggens, R</b> <b>Dwayne Henry, R</b> <b>Scott Ruskin, L</b> <b>Billy Hatcher, R</b> <b>Norm Charlton, S</b>										1	0	0	0	0	0	0										
<b>Inning Stats</b>	R: 0 E: 0 K: 1 S: 14	H: 1 LOB: 1 BB: 0 P: 20	R: 0 E: 0 K: 1 S: 6	H: 0 LOB: 0 BB: 1 P: 12	R: 0 E: 0 K: 1 S: 5	H: 0 LOB: 0 BB: 0 P: 7	R: 6 E: 0 K: 1 S: 25	H: 5 LOB: 0 BB: 0 P: 37	R: 3 E: 1 K: 0 S: 17	H: 5 LOB: 2 BB: 0 P: 26	R: 0 E: 0 K: 1 S: 9	H: 1 LOB: 2 BB: 1 P: 21	R: 0 E: 0 K: 1 S: 9	H: 1 LOB: 1 BB: 0 P: 12	1B: 9 2B: 3 3B: 0 HR: 1	SF: 0 SAC: 1 DP: 0 HBP: 0	WP: 0 PB: 0 SB: 0 CS: 1	PA: 40								
<b>PITCHER</b>	IP	WLS	BF	H	R	ER	SO	BB	IBB	HBP	BLK	WP	HR	S	P	ERA	WHIP									
<b>Pete Harnisch, R</b>	(1, 1)	4.1	L	21	6	6	6	3	1	0	0	0	0	1	52	80	12.46	1.615								
<b>Xavier Hernandez, R</b>	(5, 1)	1.1		8	4	3	0	1	0	0	0	0	0	5	7	0.00	3.000									
<b>Rob Murphy, L</b>	(6, 1)	0.1		2	1	0	0	0	0	0	0	0	0	5	7	0.00	3.000									
<b>Rob Mallicoat, L</b>	(7, 1)	0.1		3	1	0	0	1	1	0	0	0	0	6	14	0.00	6.000									
<b>Joe Boever, R</b>	(7, 1)	0.2		2	0	0	0	0	0	0	0	0	0	3	7	0.00	0.000									

**Houston Astros @ Cincinnati Reds**  
Riverfront Stadium, Cincinnati, OH  
Wed Jun 24 1992, 7:05 PM EDT  
Att: 24,961 - Cloudy - 74 F

AB 37  
R 9  
H 13  
RBI 8  
BB 2  
SO 6  
LOB 17





Batter	1	2	3	4	5	6	7	8	9	AB	R	H	RBI	BB	SO	LOB	TOP				
<b>Craig Biggio, R</b> OBP: 0.375, SLG: 0.409 (1, 4)	G6-3	K			P4		2B	5-4-3		4	1	1	0	1	1	2					
<b>Steve Finley, L</b> OBP: 0.337, SLG: 0.431 (1, 8)	G4-3		G3		FC3-6		1B	SF8		3	1	1	2	1	0	0					
<b>5 Jeff Bagwell, R</b> OBP: 0.349, SLG: 0.392 (1, 3)			F9		FC3-6		1B	G5-4-3		5	1	4	0	0	0	2					
<b>Luis Gonzalez, L</b> OBP: 0.253, SLG: 0.386 (1, 7)	P4		F9		FC3-6		1B														
<b>Ken Caminiti, S</b> OBP: 0.360, SLG: 0.430 (1, 5)		P6			G4-1		FC3-2														
<b>Pete Incaviglia, R</b> OBP: 0.310, SLG: 0.412 (1, 9)			K				F8														
<b>FC4-6</b> 1B					K		P4														
<b>Eric Anthony, L</b> OBP: 0.331, SLG: 0.453 (7, PH)																					
<b>Scott Servais, R</b> OBP: 0.258, SLG: 0.264 (7, 2)																					
<b>Casey Candaele, S</b> OBP: 0.254, SLG: 0.255 (1, 6)					F7																
<b>1B</b>																					
<b>Jimmy Jones, R</b> OBP: 0.310, SLG: 0.235 (5, 1)																					
<b>Al Osuna, L</b> OBP: 0.306, SLG: 0.289 (6, PH)																					
<b>Joe Boever, R</b> OBP: 0.258, SLG: 0.264 (6, 1)																					
<b>Gerald Young, S</b> OBP: 0.258, SLG: 0.264 (8, PH)																					
<b>Rob Murphy, L</b> OBP: 0.258, SLG: 0.264 (8, 1)																					
<b>Inning Stats</b>	R: 0 E: 0 K: 0 S: 9	H: 1 LOB: 1 BB: 0 P: 15	R: 1 E: 1 K: 1 S: 16	H: 2 LOB: 2 BB: 1 P: 26	R: 1 E: 0 K: 1 S: 10	H: 2 LOB: 1 BB: 0 P: 13	R: 0 E: 0 K: 1 S: 7	H: 0 LOB: 0 BB: 0 P: 9	R: 0 E: 0 K: 1 S: 10	H: 1 LOB: 2 BB: 1 P: 11	R: 2 E: 0 K: 2 S: 17	H: 3 LOB: 2 BB: 1 P: 29	R: 1 E: 0 K: 0 S: 14	H: 2 LOB: 1 BB: 0 P: 22	R: 0 E: 0 K: 1 S: 7	H: 0 LOB: 0 BB: 0 P: 12	1B: 10 2B: 2 3B: 0 HR: 0	SF: 1 SAC: 0 DP: 1 HBP: 0	WP: 0 PB: 0 SB: 0 CS: 0	PA: 42	
<b>PITCHER</b>	IP	WLS	BF	H	R	ER	SO	BB	IBB	HBP	BLK	WP	HR	S	P	ERA	WHIP				
<b>Ramon Martinez, R</b> ERA: 3.75 (1, 1)	6.0	W	29	8	4	2	4	3	0	0	0	0	0	62	100	3.00	1.833				
<b>Jay Howell, R</b> ERA: 0.71 (7, 1)	0.2		4	2	0	0	1	0	0	0	0	0	0	10	14	0.00	3.000				
<b>John Candelaria, L</b> ERA: 1.35 (7, 1)	0.1		1	0	0	0	1	0	0	0	0	0	0	3	5	0.00	0.000				
<b>Roger McDowell, R</b> ERA: 2.7 (8, 1)	2.0		8	2	1	1	1	1	0	0	0	0	0	21	34	4.50	1.500				

Houston Astros @ Los Angeles Dodgers  
Dodger Stadium, Los Angeles, CA  
Thu Jun 25 1992, 7:05 PM PDT  
Att: 31,632 - Sunny - 76 F

AB	37
R	5
H	12
RBI	5
BB	4
SO	7
LOB	19



Batter	1	2	3	4	5	6	7	8	9	AB	R	H	RBI	BB	SO	LOB	BOTTOM				
<b>Brett Butler, L</b> OBP: 0.381, SLG: 0.367 (1, 8)	1B	B1-3		F8	K					5	1	2	2	0	1	2					
<b>Mike Sharperson, R</b> OBP: 0.442, SLG: 0.460 (1, 4)	E7	F9		2B			G1-3			5	2	3	0	0	0	1					
<b>Lenny Harris, L</b> OBP: 0.343, SLG: 0.335 (1, 9)	1B	G1-3		2B			P4			5	1	2	2	0	0	1					
<b>Eric Davis, R</b> OBP: 0.329, SLG: 0.375 (1, 7)	G6-3		G5-3		K		F9			5	1	1	1	0	2	2					
<b>Eric Karros, R</b> OBP: 0.295, SLG: 0.467 (1, 3)	G2-3				G4-3		K			5	1	2	0	0	1	2					
<b>Dave Hansen, L</b> OBP: 0.307, SLG: 0.355 (8, 1)	G6-3				L8		G4-3			4	0	0	0	0	0	3					
<b>Carlos Hernandez, R</b> OBP: 0.384, SLG: 0.343 (1, 2)								G6-3		2	0	1	0	0	0	0					
<b>Jose Offerman, S</b> OBP: 0.316, SLG: 0.321 (1, 6)					K					4	1	3	2	0	1	2					
<b>Ramon Martinez, R</b> OBP: 0.143, SLG: 0.143 (7, 1)					F7					3	0	0	0	0	1	4					
<b>Jay Howell, R</b> OBP: 0.319, SLG: 0.402 (7, PH)										0	0	0	0	0	0	0					
<b>John Candelaria, L</b> OBP: 0.319, SLG: 0.402 (7, PH)										0	0	0	0	0	0	0					
<b>Mitch Webster, S</b> OBP: 0.319, SLG: 0.402 (8, 9)										0	1	0	0	0	0	0					
<b>Inning Stats</b>	R: 4 E: 1 K: 0 S: 20	H: 5 LOB: 2 BB: 0 P: 34	R: 0 E: 0 K: 0 S: 7	H: 0 LOB: 0 BB: 0 P: 11	R: 0 E: 0 K: 1 S: 9	H: 2 LOB: 2 BB: 0 P: 15	R: 1 E: 0 K: 1 S: 13	H: 2 LOB: 1 BB: 0 P: 19	R: 1 E: 0 K: 2 S: 20	H: 2 LOB: 2 BB: 0 P: 31	R: 0 E: 0 K: 1 S: 11	H: 1 LOB: 1 BB: 0 P: 12	R: 2 E: 0 K: 0 S: 9	H: 2 LOB: 1 BB: 0 P: 15	R: 0 E: 0 K: 1 S: 7	H: 0 LOB: 0 BB: 0 P: 10	1B: 9 2B: 4 3B: 1 HR: 0	SF: 0 SAC: 0 DP: 0 HBP: 3	WP: 0 PB: 0 SB: 2 CS: 0	PA: 41	
<b>PITCHER</b>	IP	WLS	BF	H	R	ER	SO	BB	IBB	HBP	BLK	WP	HR	S	P	ERA	WHIP				
<b>Jimmy Jones, R</b> ERA: 4.45 (5, 1)	4.1	L	26	11	6	6	2	0	0	0	0	0	0	8	11	0.00	0.000				
<b>Al Osuna, L</b> ERA: 3.94 (6, 1)	0.2		2	0	0	0	2	0	0	0	0	0	0	8	11	0.00	0.000				
<b>Joe Boever, R</b> ERA: 2.43 (8, 1)	2.0		10	3	2	2	1	0	0	1	0	0	0	20	27	9.00	1.500				
<b>Rob Murphy, L</b> ERA: 3.88 (8, 1)	1.0		3	0	0	0	1	0	0	0	0	0	0	7	10	0.00	0.000				

Houston Astros @ Los Angeles Dodgers  
Dodger Stadium, Los Angeles, CA  
Thu Jun 25 1992, 7:05 PM PDT  
Att: 31,632 - Sunny - 76 F

AB	38
R	8
H	14
RBI	7
BB	0
SO	6
LOB	17










Batter	1	2	3	4	5	6	7	8	9	AB	R	H	RBI	BB	SO	LOB	TOP								
<b>Craig Biggio, R</b> OBP: 0.379, SLG: 0.411 (1, 4)	F8		G5-3			1B 5 SF9 BB		SH3 5 1B		4	2	2	0	1	0	0									
<b>Steve Finley, L</b> OBP: 0.332, SLG: 0.424 (1, 8)	K			F8		S		SH3		3	1	1	0	0	1	0									
<b>5 Jeff Bagwell, R</b> OBP: 0.351, SLG: 0.407 (1, 3)	HR			2B		SF9		1B		3	2	3	3	0	0	0									
<b>Eric Anthony, L</b> OBP: 0.326, SLG: 0.439 <b>Gerald Young, S</b> (8, 9) (9, 7)	K			F7		F7		K		4	0	0	0	0	2	3									
<b>Ken Caminiti, S</b> OBP: 0.374, SLG: 0.459 (1, 5)		G4-3		1-H		2B		F8		4	0	2	2	0	0	1									
<b>Pete Incaviglia, R</b> OBP: 0.305, SLG: 0.413 <b>Chris Jones, R</b> OBP: 0.290, SLG: 0.327 (9, 9)		G6-3		F9		G5-3			F8 FC6-2 2B	4	0	1	0	0	0	2									
<b>Scooter Tucker, R</b> OBP: 0.290, SLG: 0.154 (1, 2)	P3				G6-3		F8		F8	4	0	0	0	0	0	1									
<b>Casey Candaele, S</b> OBP: 0.254, SLG: 0.254 (1, 6)			P4		G4-3		G4-3		FC6-2 1B	4	0	0	0	0	0	2									
<b>Brian Williams, R</b> OBP: 0.143, SLG: 0.286 <b>Luis Gonzalez, L</b> OBP: 0.256, SLG: 0.380 <b>Doug Jones, R</b> (9, 1)			K		K		G6-3		1B IBB	3	0	0	0	0	2	0									
<b>Inning Stats</b>	R: 1 E: 0 K: 2 S: 8	H: 1 LOB: 0 BB: 0 P: 10	R: 0 E: 0 K: 0 S: 7	H: 0 LOB: 0 BB: 0 P: 12	R: 0 E: 0 K: 1 S: 8	H: 0 LOB: 0 BB: 0 P: 10	R: 1 E: 0 K: 0 S: 7	H: 2 LOB: 1 BB: 0 P: 11	R: 0 E: 0 K: 1 S: 12	H: 0 LOB: 0 BB: 0 P: 14	R: 2 E: 0 K: 0 S: 16	H: 2 LOB: 1 BB: 1 P: 24	R: 0 E: 0 K: 0 S: 8	H: 0 LOB: 0 BB: 0 P: 12	R: 1 E: 0 K: 1 S: 10	H: 2 LOB: 1 BB: 0 P: 15	R: 0 E: 0 K: 0 S: 14	H: 2 LOB: 3 BB: 1 P: 19	1B: 6 2B: 2 3B: 0 HR: 1	SF: 1 SAC: 1 DP: 0 HBP: 0	WP: 0 PB: 0 SB: 2 CS: 0	PA: 37			
<b>PITCHER</b>	IP	WLS	BF	H	R	ER	SO	BB	IBB	HBP	BLK	WP	HR	S	P	ERA	WHIP								
<b>Kevin Gross, R</b> ERA: 3.72 (1, 1)	6.0	L	24	5	4	4	4	1	0	0	0	0	1	58	81	6.00	1.000								
<b>Tim Crews, R</b> ERA: 6.42 (7, 1)	2.0		8	2	1	1	1	0	0	0	0	0	0	18	27	4.50	1.000								
<b>Jim Gott, R</b> ERA: 1.88 (9, 1)	1.0		5	2	0	0	0	0	1	0	0	0	0	14	19	0.00	2.000								

Houston Astros @ Los Angeles Dodgers  
Dodger Stadium, Los Angeles, CA  
Sat Jun 27 1992, 7:05 PM PDT  
Att: 36,219 - Sunny - 79 F


AB 33  
R 5  
H 9  
RBI 5  
BB 2  
SO 5  
LOB 9



Batter	1	2	3	4	5	6	7	8	9	AB	R	H	RBI	BB	SO	LOB	BOTTOM								
<b>Brett Butler, L</b> OBP: 0.380, SLG: 0.367 (1, 8)	G5-3			G5-3		2B			F9	4	0	1	1	0	0	0									
<b>Mike Sharperson, R</b> OBP: 0.442, SLG: 0.455 (1, 4)	F8			G5-3		F9			G4-3	4	0	0	0	0	0	1									
<b>Lenny Harris, L</b> OBP: 0.333, SLG: 0.325 (1, 9)	L4			G6-3					1B	4	0	1	0	0	0	0									
<b>Eric Davis, R</b> OBP: 0.329, SLG: 0.371 (1, 7)		K			K				G6-3	4	0	0	0	0	2	1									
<b>Eric Karros, R</b> OBP: 0.295, SLG: 0.455 (1, 3)		G1-3			BB					2	0	0	0	1	0	0									
<b>Dave Hansen, L</b> OBP: 0.298, SLG: 0.342 (1, 5)		G4-3			G3-6-3-4				G3-1	3	0	0	0	0	0	1									
<b>Carlos Hernandez, R</b> OBP: 0.363, SLG: 0.315 (1, 2)						F7			F8	3	0	0	0	0	0	0									
<b>Jose Offerman, S</b> OBP: 0.320, SLG: 0.326 (1, 6)						G6-3				2	0	0	0	1	0	0									
<b>Kevin Gross, R</b> OBP: 0.160, SLG: 0.087 <b>Stan Javier, S</b> OBP: 0.246, SLG: 0.286 <b>Tim Crews, R</b> (7, 1)						G6-3				1	0	0	0	0	0	0									
<b>Todd Benzinger, S</b> OBP: 0.254, SLG: 0.329 <b>Jim Gott, R</b> (9, 1)									F8	1	1	1	0	0	0	0									
<b>Inning Stats</b>	R: 0 E: 0 K: 0 S: 7	H: 0 LOB: 0 BB: 0 P: 11	R: 0 E: 0 K: 1 S: 9	H: 0 LOB: 0 BB: 0 P: 14	R: 0 E: 0 K: 0 S: 5	H: 0 LOB: 0 BB: 0 P: 7	R: 0 E: 0 K: 0 S: 7	H: 0 LOB: 0 BB: 0 P: 12	R: 0 E: 0 K: 1 S: 5	H: 0 LOB: 0 BB: 1 P: 10	R: 1 E: 0 K: 0 S: 11	H: 2 LOB: 1 BB: 0 P: 16	R: 0 E: 0 K: 0 S: 7	H: 0 LOB: 0 BB: 0 P: 8	R: 0 E: 0 K: 0 S: 6	H: 0 LOB: 1 BB: 1 P: 14	R: 0 E: 0 K: 0 S: 15	H: 1 LOB: 1 BB: 0 P: 23	1B: 1 2B: 2 3B: 0 HR: 0	SF: 0 SAC: 0 DP: 1 HBP: 0	WP: 0 PB: 0 SB: 0 CS: 0	PA: 31			
<b>PITCHER</b>	IP	WLS	BF	H	R	ER	SO	BB	IBB	HBP	BLK	WP	HR	S	P	ERA	WHIP								
<b>Brian Williams, R</b> ERA: 1.29 (1, 1)	8.0	W	27	2	1	1	2	2	0	0	0	0	0	57	92	1.12	0.500								
<b>Doug Jones, R</b> ERA: 2.13 (9, 1)	1.0		4	1	0	0	0	0	0	0	0	0	0	15	23	0.00	1.000								

Houston Astros @ Los Angeles Dodgers  
Dodger Stadium, Los Angeles, CA  
Sat Jun 27 1992, 7:05 PM PDT  
Att: 36,219 - Sunny - 79 F

AB 29  
R 1  
H 3  
RBI 1  
BB 2  
SO 2  
LOB 4





Batter	1	2	3	4	5	6	7	8	9	AB	R	H	RBI	BB	SO	LOB	TOP										
<b>Craig Biggio, R</b> OBP: 0.380, SLG: 0.409 (1, 4)	G4-3		F9		1B		1B		B5-3	4	1	1	0	1	0	1	<b>Houston Astros @ Los Angeles Dodgers</b> Dodger Stadium, Los Angeles, CA Sun Jun 28 1992, 3:33 AM PDT Att: 26,260 - Sunny - 78 F										
<b>Steve Finley, L</b> OBP: 0.334, SLG: 0.425 <b>Joe Boever, R</b> (7, 1)	B5-3			L8	1B		1B		G4-3	4	0	2	0	0	0	0											
<b>Luis Gonzalez, L</b> OBP: 0.254, SLG: 0.377 (8, 7)					1B		1B			1	0	0	0	0	0	1											
<b>Ken Caminiti, S</b> OBP: 0.385, SLG: 0.469 (1, 5)	1B			SF8	1B				F7	5	1	4	1	0	0	1											
<b>5 Jeff Bagwell, R</b> OBP: 0.350, SLG: 0.405 (1, 3)	G4-3			1B	FC5-4					4	0	1	0	0	0	6											
<b>Eric Anthony, L</b> OBP: 0.318, SLG: 0.430 (1, 9)				SF8					G3	3	0	0	1	0	2	0											
<b>Pete Incaviglia, R</b> OBP: 0.313, SLG: 0.411 <b>Rob Murphy, L</b> (8, 1)	P3								E5	3	0	1	0	1	0	0											
<b>Scott Servais, R</b> OBP: 0.248, SLG: 0.253 (1, 2)	G6-3								FC4	4	0	0	0	0	0	4											
<b>Casey Candaele, S</b> OBP: 0.249, SLG: 0.249 (1, 6)				F7					G1-3	4	0	0	0	0	0	1											
<b>Willie Blair, R</b> <b>Al Osuna, R</b> <b>Juan Guerrero, R</b> <b>Xavier Hernandez, L</b> <b>Gerald Young, S</b> (1, 1) (4, 1) (5, PH) (5, 1) (7, PH) (7, 8)										1	0	0	0	0	1	0											
<b>Inning Stats</b>	R: 0 E: 0 K: 0 S: 7	H: 1 LOB: 1 BB: 0 P: 13	R: 0 E: 0 K: 1 S: 8	H: 0 LOB: 0 BB: 0 P: 16	R: 0 E: 0 K: 1 S: 7	H: 0 LOB: 0 BB: 0 P: 12	R: 1 E: 0 K: 0 S: 17	H: 2 LOB: 2 BB: 1 P: 27	R: 1 E: 0 K: 1 S: 12	H: 2 LOB: 2 BB: 1 P: 22	R: 0 E: 0 K: 1 S: 7	H: 1 LOB: 0 BB: 0 P: 12	R: 0 E: 0 K: 0 S: 12	H: 3 LOB: 3 BB: 0 P: 20	R: 0 E: 1 K: 0 S: 11	H: 0 LOB: 1 BB: 0 P: 13	R: 0 E: 0 K: 0 S: 5	H: 0 LOB: 1 BB: 1 P: 9	1B: 9 2B: 0 3B: 0 HR: 0	SF: 1 SAC: 0 DP: 1 HBP: 0	WP: 0 PB: 0 SB: 1 CS: 0	PA: 39					
<b>PITCHER</b>	IP	WLS	BF	H	R	ER	SO	BB	IBB	HBP	BLK	WP	HR	S	P	ERA	WHIP										
<b>Bob Ojeda, L</b> ERA: 3.6 (1, 1)	6.0	W	25	6	2	2	4	2	0	0	0	0	0	58	102	3.00	1.333										
<b>Jim Gott, R</b> ERA: 1.55 (7, 1)	0.2		4	2	0	0	0	0	0	0	0	0	0	9	14	0.00	3.000										
<b>Jay Howell, R</b> ERA: 0.64 (7, 1)	1.1		6	1	0	0	0	0	0	0	0	0	0	14	19	0.00	0.750										
<b>Roger McDowell, R</b> ERA: 2.55 (9, 1)	1.0		4	0	0	0	0	1	0	0	0	0	0	5	9	0.00	1.000										
<b>Batter</b>	<b>1</b>	<b>2</b>	<b>3</b>	<b>4</b>	<b>5</b>	<b>6</b>	<b>7</b>	<b>8</b>	<b>9</b>	<b>AB</b>	<b>R</b>	<b>H</b>	<b>RBI</b>	<b>BB</b>	<b>SO</b>	<b>LOB</b>	<b>BOTTOM</b>										
<b>Brett Butler, L</b> OBP: 0.376, SLG: 0.363 <b>Mitch Webster, S</b> OBP: 0.331, SLG: 0.416 (1, 8) (5, 7)	G1-3			FC4-6			B1-3			3	0	0	1	0	0	3	<b>Houston Astros @ Los Angeles Dodgers</b> Dodger Stadium, Los Angeles, CA Sun Jun 28 1992, 3:33 AM PDT Att: 26,260 - Sunny - 78 F										
<b>Mike Sharperson, R</b> OBP: 0.446, SLG: 0.456 (1, 4)	1B			F9	1B		1B		F8	4	2	2	1	1	0	1											
<b>Lenny Harris, L</b> <b>Roger McDowell, R</b> (1, 9) (9, 1)	1B			K	K		SF8	1B	F9	4	1	1	0	1	2	3											
<b>Eric Davis, R</b> OBP: 0.333, SLG: 0.374 (1, 7) (5, 8)	1B			K						4	0	2	1	0	1	0											
<b>Eric Karros, R</b> OBP: 0.294, SLG: 0.458 (1, 3)	FC5-4			1B	K		SF8			3	1	1	2	0	1	1											
<b>Dave Hansen, L</b> OBP: 0.296, SLG: 0.339 (1, 5)	G6-3			SH	1B		K			4	1	1	0	0	1	3											
<b>Carlos Hernandez, R</b> OBP: 0.349, SLG: 0.303 (1, 2)				SF8			L5		F7	3	0	0	1	0	0	0											
<b>Jose Offerman, S</b> OBP: 0.327, SLG: 0.339 (1, 6)				FC4-6	1B		G4-3			3	2	2	0	1	0	0											
<b>Bob Ojeda, L</b> <b>Todd Stoeninger, S</b> <b>Jim Gott, R</b> <b>Jay Howell, R</b> <b>Stan Javier, S</b> (1, 1) (5, PH) (7, 1) (7, 1) (8, PH) (9, 9)				SH	FC4-6		K			1	0	0	0	0	0	1											
<b>Inning Stats</b>	R: 2 E: 0 K: 0 S: 9	H: 2 LOB: 1 BB: 1 P: 20	R: 0 E: 0 K: 0 S: 10	H: 0 LOB: 1 BB: 1 P: 18	R: 0 E: 0 K: 2 S: 10	H: 0 LOB: 0 BB: 0 P: 14	R: 3 E: 0 K: 1 S: 15	H: 4 LOB: 2 BB: 0 P: 20	R: 0 E: 0 K: 1 S: 7	H: 0 LOB: 0 BB: 0 P: 9	R: 0 E: 0 K: 1 S: 7	H: 0 LOB: 0 BB: 0 P: 11	R: 1 E: 0 K: 1 S: 11	H: 2 LOB: 2 BB: 1 P: 21	R: 2 E: 0 K: 0 S: 11	H: 2 LOB: 1 BB: 1 P: 21		R: 2 E: 0 K: 0 S: 11	H: 2 LOB: 1 BB: 1 P: 21	1B: 7 2B: 2 3B: 1 HR: 0	SF: 2 SAC: 1 DP: 0 HBP: 0	WP: 0 PB: 0 SB: 2 CS: 0	PA: 39				
<b>PITCHER</b>	IP	WLS	BF	H	R	ER	SO	BB	IBB	HBP	BLK	WP	HR	S	P	ERA	WHIP										
<b>Willie Blair, R</b> ERA: 5.65 (1, 1)	3.2	L	20	6	5	5	2	2	0	0	0	0	0	3	4	0.00	0.000										
<b>Al Osuna, L</b> ERA: 3.9 (4, 1)	0.1		1	0	0	0	1	0	0	0	0	0	0	3	4	0.00	0.000										
<b>Xavier Hernandez, R</b> ERA: 2.41 (5, 1)	2.0		6	0	0	0	2	0	0	0	0	0	0	14	20	0.00	0.000										
<b>Joe Boever, R</b> ERA: 2.83 (7, 1)	1.2		11	4	3	3	1	2	0	0	0	0	0	21	41	16.20	3.600										
<b>Rob Murphy, L</b> ERA: 3.42 (8, 1)	0.1		1	0	0	0	0	0	0	0	0	0	0	1	1	0.00	0.000										



Batter	1	2	3	4	5	6	7	8	9	AB	R	H	RBI	BB	SO	LOB	TOP								
<b>Bip Roberts, S</b> (1, 7) OBP: 0.372, SLG: 0.374 <b>Reggie Sanders, R</b> (8, 7) OBP: 0.344, SLG: 0.443	L7			2B		G6-3		CS		2	2	1	0	2	0	0	<b>Cincinnati Reds @ Houston Astros</b> Astrodome, Houston, TX Mon Jun 29 1992, 8:05 PM EDT Att: 21,499 - Dome - 70 F								
<b>Barry Larkin, R</b> (1, 6) OBP: 0.327, SLG: 0.371	F7			PB		G6-3		F7		4	1	1	1	0	0	2									
<b>Hal Morris, L</b> (1, 3) OBP: 0.410, SLG: 0.461	G1-3			K				G1-3		4	0	1	1	0	1	1									
<b>Chris Sabo, R</b> (1, 5) OBP: 0.317, SLG: 0.453		K		L7				K		4	0	1	0	0	2	1									
<b>Paul O'Neill, L</b> (1, 9) OBP: 0.374, SLG: 0.435	L3			F8				F7		4	0	1	0	0	0	1									
<b>Bill Doran, S</b> (1, 4) OBP: 0.329, SLG: 0.385	P3							G4-6-3		4	0	1	0	0	1	2									
<b>Dave Martinez, L</b> (1, 8) OBP: 0.323, SLG: 0.337				F8				G4-3		4	0	0	0	0	0	2									
<b>Joe Oliver, R</b> (1, 2) OBP: 0.293, SLG: 0.345				P6				G6-3		3	0	1	0	0	0	1									
<b>Greg Swindell, L</b> (1, 1) OBP: 0.163, SLG: 0.195 <b>Rob Dibble, L</b> (8, 1) OBP: 1.000, SLG: 1.000				K				L7		3	0	0	0	0	1	2									
<b>Inning Stats</b>	R: 0 E: 0 K: 0 S: 5	H: 0 LOB: 0 BB: 0 P: 7	R: 0 E: 0 K: 1 S: 9	H: 0 LOB: 0 BB: 0 P: 13	R: 0 E: 0 K: 1 S: 5	H: 0 LOB: 0 BB: 0 P: 8	R: 2 E: 0 K: 1 S: 10	H: 2 LOB: 0 BB: 0 P: 13	R: 0 E: 0 K: 1 S: 7	H: 1 LOB: 1 BB: 0 P: 11	R: 1 E: 0 K: 1 S: 10	H: 1 LOB: 1 BB: 1 P: 20	R: 0 E: 0 K: 0 S: 9	H: 1 LOB: 1 BB: 0 P: 16	R: 0 E: 0 K: 0 S: 5	H: 0 LOB: 0 BB: 1 P: 10	R: 0 E: 0 K: 0 S: 8	H: 2 LOB: 1 BB: 0 P: 11	1B: 5 2B: 2 3B: 0 HR: 0	SF: 0 SAC: 0 DP: 1 HBP: 0	WP: 0 PB: 2 SB: 3 CS: 1	PA: 34			
<b>PITCHER</b>	IP	WLS	BF	H	R	ER	SO	BB	IBB	HBP	BLK	WP	HR	S	P	ERA	WHIP								
<b>Pete Harnisch, R</b> (1, 1) ERA: 4.02	7.0		27	5	3	2	5	1	0	0	0	0	0	55	88	2.57	0.857								
<b>Al Osuna, L</b> (8, 1) ERA: 3.77	1.0	W	3	0	0	0	0	1	0	0	0	0	0	5	10	0.00	1.000								
<b>Doug Jones, R</b> (9, 1) ERA: 2.09	1.0	S	4	2	0	0	0	0	0	0	0	0	0	8	11	0.00	2.000								

AB	32
R	3
H	7
RBI	2
BB	2
SO	5
LOB	12



Batter	1	2	3	4	5	6	7	8	9	AB	R	H	RBI	BB	SO	LOB	BOTTOM								
<b>Craig Biggio, R</b> (1, 4) OBP: 0.378, SLG: 0.405	G4-3		P5			CS		K		3	0	0	0	1	1	0	<b>Cincinnati Reds @ Houston Astros</b> Astrodome, Houston, TX Mon Jun 29 1992, 8:05 PM EDT Att: 21,499 - Dome - 70 F								
<b>Steve Finley, L</b> (1, 8) OBP: 0.330, SLG: 0.420	F9		G4-3			P5		P4		4	0	0	0	0	0	1									
<b>Ken Caminiti, S</b> (1, 5) OBP: 0.392, SLG: 0.486	2B		5 1B			P2		G3-1		4	2	3	0	0	0	1									
<b>5 Jeff Bagwell, R</b> (1, 3) OBP: 0.352, SLG: 0.404	K		2H			CS		G3-1		3	1	1	1	1	1	1									
<b>Eric Anthony, L</b> (1, 9) OBP: 0.317, SLG: 0.426 <b>Scott Servais, R</b> (9, 2) OBP: 0.248, SLG: 0.253		K	F8			SH1-4		K		4	0	1	0	0	2	3									
<b>Casey Candaele, S</b> (1, 6) OBP: 0.250, SLG: 0.246	S					SH1-4		G3-1		2	0	0	0	1	0	2									
<b>Luis Gonzalez, L</b> (1, 7) OBP: 0.266, SLG: 0.379	FC4-6					L6		3B		2	1	1	0	2	0	2									
<b>Scooter Tucker, R</b> (1, 2) OBP: 0.265, SLG: 0.138 <b>Benny Distefano, L</b> (8, PH) OBP: 0.314, SLG: 0.340 <b>Doug Jones, R</b> (9, 1)	P3					F7		K		3	0	0	0	0	1	5									
<b>Pete Harnisch, S</b> (1, 1) OBP: 0.143, SLG: 0.229 <b>Juan Guerrero, R</b> (7, PH) OBP: 0.234, SLG: 0.190 <b>Al Osuna, R</b> (8, 1) <b>Gerald Young, S</b> (9, 9)	FC4-6					K		G4-3		2	0	0	0	0	1	3									
<b>Inning Stats</b>	R: 0 E: 0 K: 1 S: 12	H: 1 LOB: 1 BB: 0 P: 18	R: 0 E: 0 K: 1 S: 10	H: 0 LOB: 2 BB: 2 P: 19	R: 1 E: 0 K: 0 S: 9	H: 2 LOB: 1 BB: 0 P: 13	R: 0 E: 0 K: 1 S: 6	H: 1 LOB: 1 BB: 0 P: 8	R: 0 E: 0 K: 1 S: 9	H: 0 LOB: 0 BB: 1 P: 13	R: 0 E: 0 K: 1 S: 7	H: 0 LOB: 0 BB: 0 P: 10	R: 0 E: 0 K: 2 S: 14	H: 2 LOB: 1 BB: 2 P: 28	R: 3 E: 0 K: 2 S: 14	H: 2 LOB: 1 BB: 2 P: 28	1B: 4 2B: 2 3B: 1 HR: 0	SF: 0 SAC: 1 DP: 0 HBP: 0	WP: 0 PB: 0 SB: 3 CS: 1	PA: 37					
<b>PITCHER</b>	IP	WLS	BF	H	R	ER	SO	BB	IBB	HBP	BLK	WP	HR	S	P	ERA	WHIP								
<b>Greg Swindell, L</b> (1, 1) ERA: 3.04	7.0		30	6	2	2	5	3	0	0	0	0	0	60	96	2.57	1.286								
<b>Rob Dibble, R</b> (8, 1) ERA: 4.41	1.0	L	6	1	2	2	2	1	1	0	0	0	0	13	27	18.00	2.000								

AB	30
R	4
H	7
RBI	4
BB	5
SO	7
LOB	19





Batter	1	2	3	4	5	6	7	8	9	AB	R	H	RBI	BB	SO	LOB	TOP								
<b>Bip Roberts, S</b> OBP: 0.374, SLG: 0.379 (1, 7)										4	0	2	0	0	1	1	<b>Cincinnati Reds @ Houston Astros</b> Astrodome, Houston, TX Tue Jun 30 1992, 8:05 PM EDT Att: 22,202 - Dome - 70 F								
<b>Barry Larkin, R</b> OBP: 0.321, SLG: 0.364 (1, 6)										4	0	0	0	0	1	3									
<b>Hal Morris, L</b> OBP: 0.407, SLG: 0.456 (1, 3)										4	0	1	1	0	1	2									
<b>Chris Sabo, R</b> OBP: 0.311, SLG: 0.444 (1, 5)										4	0	0	0	0	0	2									
<b>Paul O'Neill, L</b> OBP: 0.372, SLG: 0.432 (1, 9)										4	0	1	0	0	1	0									
<b>Bill Doran, S</b> OBP: 0.332, SLG: 0.381 (1, 4)										2	0	0	0	2	0	1									
<b>Dave Martinez, L</b> OBP: 0.325, SLG: 0.335 (7, PH)										1	0	0	0	1	0	1									
<b>Glenn Braggs, R</b> OBP: 0.333, SLG: 0.333 (7, 7)										2	0	0	0	0	1	2									
<b>Joe Oliver, R</b> OBP: 0.293, SLG: 0.345 (1, 2)										3	0	1	0	0	1	2									
<b>Chris Hammond, L</b> OBP: 0.357, SLG: 0.391 (7, PH)										0	1	0	0	1	0	0									
<b>Billy Hatcher, R</b> OBP: 0.326, SLG: 0.398 (7, 1)										1	0	0	0	0	0	2									
<b>Scott Ruskin, R</b> OBP: 0.250, SLG: 0.250 (7, 1)										0	0	0	0	0	0	0									
<b>Dwayne Henry, R</b> OBP: 0.250, SLG: 0.250 (8, 1)										0	0	0	0	0	0	0									
<b>Tony Menendez, R</b> (8, 1)										0	0	0	0	0	0	0									
<b>Inning Stats</b>	R: 0 E: 0 K: 1 S: 10	H: 1 LOB: 0 BB: 0 P: 14	R: 0 E: 0 K: 0 S: 5	H: 0 LOB: 0 BB: 0 P: 8	R: 0 E: 0 K: 1 S: 5	H: 0 LOB: 1 BB: 1 P: 10	R: 0 E: 0 K: 0 S: 5	H: 1 LOB: 0 BB: 0 P: 10	R: 0 E: 0 K: 0 S: 9	H: 0 LOB: 1 BB: 1 P: 16	R: 1 E: 0 K: 0 S: 11	H: 1 LOB: 1 BB: 1 P: 26	R: 0 E: 0 K: 1 S: 12	H: 1 LOB: 2 BB: 1 P: 23	R: 0 E: 0 K: 2 S: 9	H: 0 LOB: 0 BB: 0 P: 12	R: 0 E: 0 K: 1 S: 6	H: 1 LOB: 1 BB: 0 P: 8	1B: 4 2B: 2 3B: 0 HR: 0	SF: 0 SAC: 1 DP: 2 HBP: 0	WP: 0 PB: 0 SB: 1 CS: 0	PA: 34			
<b>PITCHER</b>	IP	WLS	BF	H	R	ER	SO	BB	IBB	HBP	BLK	WP	HR	S	P	ERA	WHIP								
<b>Jimmy Jones, R</b> ERA: 4.22 (1, 1)	5.0	W	19	3	1	1	2	3	0	0	0	0	0	37	67	1.80	1.200								
<b>Rob Murphy, L</b> ERA: 3.24 (6, 1)	1.1		5	0	0	0	1	1	0	0	0	0	0	12	28	0.00	0.750								
<b>Xavier Hernandez, R</b> ERA: 2.29 (7, 1)	2.2	S	10	2	0	0	3	0	0	0	0	0	0	23	32	0.00	0.750								

AB 29  
R 1  
H 5  
RBI 1  
BB 4  
SO 6  
LOB 16



Batter	1	2	3	4	5	6	7	8	9	AB	R	H	RBI	BB	SO	LOB	BOTTOM								
<b>Craig Biggio, R</b> OBP: 0.379, SLG: 0.404 (1, 4)										3	1	1	0	1	1	0	<b>Cincinnati Reds @ Houston Astros</b> Astrodome, Houston, TX Tue Jun 30 1992, 8:05 PM EDT Att: 22,202 - Dome - 70 F								
<b>Steve Finley, L</b> OBP: 0.332, SLG: 0.422 (1, 8)										3	1	2	1	0	0	0									
<b>Ken Caminiti, S</b> OBP: 0.385, SLG: 0.476 (1, 5)										4	0	0	0	0	3	5									
<b>5 Jeff Bagwell, R</b> OBP: 0.354, SLG: 0.404 (1, 3)										3	1	1	1	1	0	1									
<b>Eric Anthony, L</b> OBP: 0.315, SLG: 0.422 (7, PR)										4	1	1	0	0	1	2									
<b>Gerald Young, S</b> (8, 9)										0	0	0	0	0	0	0									
<b>Casey Candaele, S</b> OBP: 0.251, SLG: 0.243 (1, 6)										2	0	0	0	1	0	2									
<b>Luis Gonzalez, L</b> OBP: 0.273, SLG: 0.394 (7, 1)										3	1	2	1	0	1	2									
<b>Xavier Hernandez, L</b> (7, 1)										1	0	0	0	0	1	0									
<b>Scott Servais, R</b> OBP: 0.257, SLG: 0.263 (1, 2)										4	0	2	1	0	1	1									
<b>Jimmy Jones, R</b> OBP: 0.286, SLG: 0.211 (6, 1)										2	0	0	0	0	1	4									
<b>Rob Murphy, L</b> (6, 1)										0	0	0	0	0	0	0									
<b>Pete Incaviglia, R</b> OBP: 0.310, SLG: 0.408 (9, 7)										2	0	0	0	0	2	0									
<b>Chris Jones, R</b> OBP: 0.290, SLG: 0.327 (9, 7)										0	0	0	0	0	0	0									
<b>Inning Stats</b>	R: 0 E: 0 K: 2 S: 9	H: 0 LOB: 0 BB: 0 P: 15	R: 0 E: 0 K: 0 S: 5	H: 0 LOB: 0 BB: 0 P: 10	R: 1 E: 1 K: 2 S: 12	H: 2 LOB: 2 BB: 1 P: 18	R: 1 E: 0 K: 1 S: 11	H: 1 LOB: 2 BB: 2 P: 24	R: 0 E: 0 K: 0 S: 6	H: 1 LOB: 1 BB: 0 P: 9	R: 1 E: 0 K: 0 S: 6	H: 2 LOB: 0 BB: 0 P: 12	R: 2 E: 0 K: 3 S: 18	H: 3 LOB: 3 BB: 0 P: 27	R: 0 E: 0 K: 3 S: 12	H: 0 LOB: 0 BB: 0 P: 20	1B: 9 2B: 0 3B: 0 HR: 0	SF: 1 SAC: 1 DP: 0 HBP: 0	WP: 1 PB: 0 SB: 1 CS: 1	PA: 36					
<b>PITCHER</b>	IP	WLS	BF	H	R	ER	SO	BB	IBB	HBP	BLK	WP	HR	S	P	ERA	WHIP								
<b>Chris Hammond, L</b> ERA: 3.69 (1, 1)	6.0	L	26	6	3	3	5	3	0	0	0	0	0	49	88	4.50	1.500								
<b>Scott Ruskin, L</b> ERA: 6.49 (7, 1)	0.2		4	2	2	2	2	0	0	0	0	0	0	11	15	27.00	3.000								
<b>Dwayne Henry, R</b> ERA: 2.89 (7, 1)	0.1		3	1	0	0	1	0	0	0	0	1	0	7	12	0.00	3.000								
<b>Tony Menendez, R</b> ERA: 2.45 (8, 1)	1.0		3	0	0	0	3	0	0	0	0	0	0	12	20	0.00	0.000								

AB 31  
R 5  
H 9  
RBI 4  
BB 3  
SO 11  
LOB 17





Batter	1	2	3	4	5	6	7	8	9	AB	R	H	RBI	BB	SO	LOB	TOP								
<b>Reggie Sanders, R</b> OBP: 0.336, SLG: 0.431 (1, 8)	F8		L7	K		K		K		5	0	0	0	0	3	4	<b>Cincinnati Reds @ Houston Astros</b> Astrodome, Houston, TX Wed Jul 01 1992, 4:33 AM EDT Att: 22,124 - Dome - 70 F								
<b>Hal Morris, L</b> OBP: 0.401, SLG: 0.448 (1, 3)	G4-3		K		G4-3			G6-3		5	0	1	0	0	1	2									
<b>Barry Larkin, R</b> OBP: 0.327, SLG: 0.373 (1, 6)			BB	1B		1B		L7		5	0	3	0	0	0	0									
<b>Chris Sabo, R</b> OBP: 0.317, SLG: 0.448 (1, 5)	F9		BB	1B		1B		1B		5	0	3	0	0	0	1									
<b>Glenn Braggs, R</b> OBP: 0.336, SLG: 0.325 (1, 7)		G5-3	BB		K		P3		G4-3	3	1	0	0	2	1	3									
<b>Paul O'Neill, L</b> OBP: 0.373, SLG: 0.432 (1, 9)										2	0	1	0	0	1	3									
<b>Billy Hatcher, R</b> OBP: 0.330, SLG: 0.400 (3, 7)		G4-3	G5-3			F7				2	0	1	0	0	0	2									
<b>Scott Bankhead, R</b> OBP: 0.296, SLG: 0.286 (7, 1)			1B				1B			0	0	0	0	0	0	0									
<b>Freddie Benavides, R</b> OBP: 0.279, SLG: 0.340 (1, 4)		G5-3			K			P6		2	1	0	0	1	1	2									
<b>Bill Doran, S</b> OBP: 0.330, SLG: 0.379 (7, 4)								2B		1	0	0	0	0	0	2									
<b>Troy Afenir, R</b> OBP: 0.314, SLG: 0.367 (1, 2)		G4-3				F8				2	0	0	1	2	0	2									
<b>Bip Roberts, S</b> OBP: 0.374, SLG: 0.379 (8, PR)										0	0	0	0	0	0	0									
<b>Joe Oliver, R</b> OBP: 0.293, SLG: 0.345 (8, 2)								SH5-3		0	0	0	0	0	0	0									
<b>Tom Browning, L</b> OBP: 0.242, SLG: 0.258 (1, 1)										2	0	1	1	0	0	1									
<b>Scott Ruskin, R</b> (6, 1)		G1-3			SH1-4			SH5-3		0	0	0	0	0	0	0									
<b>Dave Martinez, L</b> OBP: 0.325, SLG: 0.335 (7, 8)						1B				0	0	0	0	0	0	0									
<b>Inning Stats</b>	R: 0 E: 0 K: 0 S: 12	H: 1 LOB: 1 BB: 0 P: 19	R: 1 E: 0 K: 0 S: 6	H: 1 LOB: 1 BB: 1 P: 11	R: 0 E: 0 K: 2 S: 16	H: 2 LOB: 3 BB: 1 P: 25	R: 0 E: 0 K: 2 S: 8	H: 0 LOB: 1 BB: 1 P: 14	R: 0 E: 0 K: 1 S: 12	H: 2 LOB: 2 BB: 1 P: 17	R: 1 E: 0 K: 1 S: 8	H: 2 LOB: 2 BB: 1 P: 18	R: 0 E: 0 K: 0 S: 12	H: 2 LOB: 2 BB: 0 P: 17	R: 0 E: 0 K: 1 S: 10	H: 0 LOB: 2 BB: 1 P: 17	R: 0 E: 0 K: 0 S: 11	H: 0 LOB: 0 BB: 0 P: 15	1B: 8 2B: 2 3B: 0 HR: 0	SF: 0 SAC: 2 DP: 0 HBP: 0	WP: 0 PB: 0 SB: 0 CS: 0	PA: 41			
<b>PITCHER</b>	IP	WLS	BF	H	R	ER	SO	BB	IBB	HBP	BLK	WP	HR	S	P	ERA	WHIP								
<b>Butch Henry, L</b> ERA: 4.92 (1, 1)	5.1		27	7	2	2	5	4	0	0	0	0	0	57	96	3.38	2.062								
<b>Joe Boever, R</b> ERA: 2.75 (6, 1)	1.1		6	3	0	0	1	0	0	0	0	0	0	15	23	0.00	2.250								
<b>Al Osuna, L</b> ERA: 3.73 (7, 1)	0.1		1	0	0	0	0	0	0	0	0	0	0	2	2	0.00	0.000								
<b>Doug Jones, R</b> ERA: 2.01 (8, 1)	2.0	W	7	0	0	0	1	1	0	0	0	0	0	21	32	0.00	0.500								

Batter	1	2	3	4	5	6	7	8	9	AB	R	H	RBI	BB	SO	LOB	BOTTOM								
<b>Craig Biggio, R</b> OBP: 0.384, SLG: 0.414 (1, 4)							F8			3	1	2	0	1	0	1	<b>Cincinnati Reds @ Houston Astros</b> Astrodome, Houston, TX Wed Jul 01 1992, 4:33 AM EDT Att: 22,124 - Dome - 70 F								
<b>Steve Finley, L</b> OBP: 0.331, SLG: 0.420 (1, 8)						1B		G4-3		4	1	1	1	0	0	4									
<b>Ken Caminiti, S</b> OBP: 0.382, SLG: 0.471 (1, 5)										4	0	1	0	0	1	1									
<b>5 Jeff Bagwell, R</b> OBP: 0.352, SLG: 0.403 (1, 3)										3	0	1	1	0	1	0									
<b>Eric Anthony, L</b> OBP: 0.314, SLG: 0.435 (1, 9)										4	1	1	1	0	0	2									
<b>Casey Candaele, S</b> OBP: 0.247, SLG: 0.239 (1, 6)										3	0	0	0	0	0	2									
<b>Luis Gonzalez, L</b> OBP: 0.274, SLG: 0.380 (1, 7)										2	0	0	0	1	2	0									
<b>Scott Servais, R</b> OBP: 0.269, SLG: 0.267 (1, 2)										2	0	1	0	1	0	0									
<b>Scotter Tucker, R</b> OBP: 0.265, SLG: 0.138 (8, 2)										0	0	0	0	0	0	0									
<b>Butch Henry, L</b> OBP: 0.160, SLG: 0.280 (6, 1)										1	0	0	0	0	0	1									
<b>Joe Boever, R</b> (6, 1)										0	0	0	0	0	0	0									
<b>Al Osuna, R</b> (7, 1)										0	0	0	0	0	0	0									
<b>Pete Incaviglia, R</b> OBP: 0.313, SLG: 0.408 (7, PH)										0	0	0	0	1	0	0									
<b>Doug Jones, R</b> (8, 1)										0	0	0	0	0	0	0									
<b>Inning Stats</b>	R: 2 E: 0 K: 0 S: 13	H: 3 LOB: 2 BB: 0 P: 21	R: 0 E: 0 K: 0 S: 6	H: 1 LOB: 2 BB: 2 P: 16	R: 0 E: 0 K: 1 S: 10	H: 1 LOB: 1 BB: 0 P: 16	R: 0 E: 0 K: 1 S: 8	H: 0 LOB: 0 BB: 1 P: 15	R: 0 E: 0 K: 0 S: 6	H: 0 LOB: 0 BB: 0 P: 9	R: 0 E: 0 K: 1 S: 8	H: 0 LOB: 1 BB: 1 P: 13	R: 0 E: 0 K: 1 S: 11	H: 0 LOB: 0 BB: 1 P: 21	R: 0 E: 0 K: 2 S: 10	H: 0 LOB: 0 BB: 0 P: 11	R: 1 E: 0 K: 0 S: 1	H: 1 LOB: 0 BB: 0 P: 1	1B: 5 2B: 0 3B: 1 HR: 1	SF: 1 SAC: 1 DP: 2 HBP: 0	WP: 1 PB: 0 SB: 1 CS: 0	PA: 32			
<b>PITCHER</b>	IP	WLS	BF	H	R	ER	SO	BB	IBB	HBP	BLK	WP	HR	S	P	ERA	WHIP								
<b>Tom Browning, L</b> ERA: 5.07 (1, 1)	5.0		21	6	2	2	1	2	0	0	0	0	0	43	77	3.60	1.600								
<b>Scott Ruskin, L</b> ERA: 6.04 (6, 1)	1.2		5	0	0	0	1	0	0	0	0	0	0	14	22	0.00	0.000								
<b>Scott Bankhead, R</b> ERA: 2.29 (7, 1)	1.1	L	6	1	1	1	2	1	0	0	0	0	1	16	24	6.75	1.500								





Batter	1	2	3	4	5	6	7	8	9	AB	R	H	RBI	BB	SO	LOB	TOP											
<b>Craig Biggio, R</b> OBP: 0.382, SLG: 0.411 (1, 4)										4	0	1	0	0	1	1	<b>Houston Astros @ New York Mets</b> Shea Stadium, Flushing, NY Sat Jul 04 1992, 7:05 PM EDT Cloudy - 79 F											
<b>Steve Finley, L</b> OBP: 0.330, SLG: 0.421 (1, 8)										4	1	1	0	0	0	2												
<b>Jeff Bagwell, R</b> OBP: 0.351, SLG: 0.409 (1, 3)										3	1	1	1	0	1	0												
<b>Eric Anthony, L</b> OBP: 0.313, SLG: 0.448 (1, 9)										4	1	1	2	0	0	0												
<b>Ken Caminiti, S</b> OBP: 0.380, SLG: 0.466 (1, 5)										4	0	1	0	0	0	0												
<b>Luis Gonzalez, L</b> OBP: 0.275, SLG: 0.375 (1, 7)										2	0	0	0	1	0	1												
<b>Casey Candaele, S</b> OBP: 0.244, SLG: 0.235 (1, 6)										3	0	0	0	0	1	1												
<b>Scooter Tucker, R</b> OBP: 0.250, SLG: 0.129 <b>Gerald Young, S</b> (8, PH)										2	0	0	0	0	1	0												
<b>Al Osuna, R</b> (8, 1)										1	0	0	0	0	0	0												
<b>Willie Blair, R</b> <b>Rob Murphy, L</b> <b>Joe Boever, R</b> <b>Benny Distefano, L</b> <b>Brian Williams, R</b> <b>Scott Servais, R</b> (1, 1) (6, 1) (6, 1) (8, PH) (8, PH) (8, 2)										2	0	0	0	0	2	0												
<b>Inning Stats</b>	R: 0 E: 0 K: 0 S: 8	H: 1 LOB: 0 BB: 0 P: 14	R: 0 E: 0 K: 0 S: 7	H: 1 LOB: 0 BB: 0 P: 11	R: 0 E: 0 K: 3 S: 11	H: 0 LOB: 0 BB: 0 P: 16	R: 1 E: 0 K: 1 S: 10	H: 1 LOB: 0 BB: 0 P: 21	R: 0 E: 0 K: 0 S: 6	H: 0 LOB: 0 BB: 0 P: 7	R: 2 E: 0 K: 0 S: 13	H: 2 LOB: 1 BB: 1 P: 24	R: 0 E: 0 K: 0 S: 11	H: 1 LOB: 1 BB: 0 P: 14	R: 0 E: 0 K: 1 S: 6	H: 0 LOB: 0 BB: 0 P: 8	1B: 3 2B: 3 3B: 1 HR: 1	SF: 1 SAC: 0 DP: 1 HBP: 0	WP: 0 PB: 0 SB: 1 CS: 1	PA: 33								
<b>PITCHER</b>	IP	WLS	BF	H	R	ER	SO	BB	IBB	HBP	BLK	WP	HR	S	P	ERA	WHIP											
<b>Dwight Gooden, R</b> ERA: 3.81	(1, 1)	7.0	W	25	5	3	3	5	1	0	0	0	0	1	63	106	3.86	0.857										
<b>Jeff Innis, R</b> ERA: 2.89	(8, 1)	2.0	S	7	1	0	0	1	0	0	0	0	0	0	17	22	0.00	0.500										

AB	30
R	3
H	6
RBI	3
BB	1
SO	6
LOB	5



Batter	1	2	3	4	5	6	7	8	9	AB	R	H	RBI	BB	SO	LOB	BOTTOM										
<b>Howard Johnson, S</b> OBP: 0.334, SLG: 0.365 (1, 8)										4	1	1	0	0	1	1	<b>Houston Astros @ New York Mets</b> Shea Stadium, Flushing, NY Sat Jul 04 1992, 7:05 PM EDT Cloudy - 79 F										
<b>Bill Pecota, R</b> OBP: 0.309, SLG: 0.282 (1, 4)										4	1	1	1	0	0	0											
<b>Bobby Bonilla, S</b> OBP: 0.380, SLG: 0.444 (1, 9)										3	2	2	1	1	1	1											
<b>Dave Magadan, L</b> OBP: 0.403, SLG: 0.352 (1, 5)										3	1	2	1	1	0	1											
<b>Eddie Murray, S</b> OBP: 0.336, SLG: 0.415 (1, 3)										4	0	1	1	0	0	2											
<b>Daryl Boston, L</b> OBP: 0.313, SLG: 0.406 <b>Dave Gallagher, R</b> OBP: 0.275, SLG: 0.356 (1, 7) (7, 7)										2	0	0	0	0	1	0											
<b>Charlie O'Brien, R</b> OBP: 0.301, SLG: 0.321 (1, 2)										4	0	1	0	0	0	2											
<b>Dick Schofield, R</b> OBP: 0.317, SLG: 0.277 (1, 6)										3	0	0	0	0	1	2											
<b>Dwight Gooden, R</b> OBP: 0.250, SLG: 0.275 <b>Chico Walker, S</b> OBP: 0.280, SLG: 0.319 <b>Jeff Innis, R</b> (1, 1) (7, PH) (8, 1)										2	0	0	0	0	0	0											
<b>Inning Stats</b>	R: 0 E: 0 K: 0 S: 6	H: 0 LOB: 1 BB: 1 P: 14	R: 0 E: 0 K: 1 S: 16	H: 1 LOB: 0 BB: 0 P: 22	R: 2 E: 0 K: 1 S: 10	H: 3 LOB: 1 BB: 0 P: 15	R: 0 E: 0 K: 1 S: 9	H: 0 LOB: 0 BB: 0 P: 15	R: 0 E: 1 K: 0 S: 10	H: 0 LOB: 0 BB: 0 P: 15	R: 2 E: 1 K: 0 S: 9	H: 2 LOB: 1 BB: 1 P: 16	R: 0 E: 0 K: 0 S: 7	H: 1 LOB: 0 BB: 0 P: 10	R: 1 E: 0 K: 0 S: 10	H: 2 LOB: 1 BB: 0 P: 16		1B: 5 2B: 3 3B: 0 HR: 1	SF: 1 SAC: 0 DP: 1 HBP: 0	WP: 0 PB: 0 SB: 0 CS: 0	PA: 34						
<b>PITCHER</b>	IP	WLS	BF	H	R	ER	SO	BB	IBB	HBP	BLK	WP	HR	S	P	ERA	WHIP										
<b>Willie Blair, R</b> ERA: 5.59	(1, 1)	5.0	L	23	6	4	3	4	2	0	0	0	0	1	1	0.00	0.000										
<b>Rob Murphy, L</b> ERA: 3.2	(6, 1)	0.1		1	0	0	0	0	0	0	0	0	0	1	1	0.00	0.000										
<b>Joe Boever, R</b> ERA: 2.69	(6, 1)	1.2		5	1	0	0	0	0	0	0	0	0	10	13	0.00	0.600										
<b>Al Osuna, L</b> ERA: 3.9	(8, 1)	1.0		5	2	1	1	0	0	0	0	0	1	10	16	9.00	2.000										





Batter	1	2	3	4	5	6	7	8	9	AB	R	H	RBI	BB	SO	LOB	TOP				
<b>Craig Biggio, R</b> (1,4) OBP: 0.386, SLG: 0.419	0-0 FC6-4 1B		0-3 K		1-1 2B			2-2 SH2-4 1B		4	1	3	0	0	1	1					
<b>Steve Finley, L</b> (1,8) OBP: 0.311, SLG: 0.417	0-1 FC6-4 5 CS 1-2		0-0 G4-3		2-1 G4-3			3-1 SH2-4 1-2		3	0	0	0	0	0	3					
<b>5 Jeff Bagwell, R</b> (1,3) OBP: 0.353, SLG: 0.406	4-2 BB 1-2			4-1 FC1-6 BB		2-1 F8		0-0 G6-3		2	0	0	0	2	0	1					
<b>Eric Anthony, L</b> (1,9) <b>Doug Jones, R</b> (8,1)	0-1 F7			0-1 FC1-6 1-2 1B		0-0 G1-3		0-0 G1-3		4	1	1	1	0	0	2					
<b>Ken Caminiti, S</b> (1,5) OBP: 0.377, SLG: 0.462		3-2 G4-3		3-2 G3-4-1 1B		0-1 G1-3			0-1 G6-3	4	0	1	1	0	0	0					
<b>Luis Gonzalez, L</b> (1,7) OBP: 0.274, SLG: 0.384		0-1 G4-3		1-1 G3-4-1 1-2			1-3 K		0-0 SH4-3 3B	4	1	1	0	0	1	1					
<b>Juan Guerrero, R</b> (1,6) <b>Casey Candaele, S</b> (9,6)		1-1 F7		2-1 F8			1-2 1B		2-1 SH4-3	3	0	1	1	0	0	1					
<b>Scott Servais, R</b> (1,2) OBP: 0.268, SLG: 0.260			1-1 F9		2-1 G6-3		1-3 K		1-1 HBP	3	0	0	0	0	1	1					
<b>Mark Portugal, R</b> (1,1) <b>Benny Osterlind, L</b> (7,PH) <b>Rob Murphy, L</b> (7,1) <b>Xavier Hernandez, L</b> (7,1) <b>Al Osuna, R</b> (8,1) <b>Gerard Young, S</b> (8,9)			0-2 1B		2-3 K		0-0 F8		3-2 F8	2	0	1	0	0	1	0					
<b>Inning Stats</b>	R: 0 E: 0 K: 0 S: 7	H: 1 LOB: 1 BB: 1 P: 11	R: 0 E: 0 K: 0 S: 7	H: 0 LOB: 0 BB: 0 P: 11	R: 0 E: 0 K: 1 S: 9	H: 1 LOB: 1 BB: 0 P: 10	R: 1 E: 0 K: 0 S: 11	H: 1 LOB: 1 BB: 0 P: 21	R: 0 E: 0 K: 1 S: 9	H: 0 LOB: 1 BB: 0 P: 16	R: 0 E: 0 K: 2 S: 11	H: 1 LOB: 1 BB: 0 P: 14	R: 1 E: 0 K: 0 S: 7	H: 2 LOB: 1 BB: 0 P: 12	R: 1 E: 0 K: 0 S: 12	H: 1 LOB: 1 BB: 0 P: 17	1B: 6 2B: 1 3B: 1 HR: 0	SF: 0 SAC: 2 DP: 0 HBP: 1	WP: 0 PB: 0 SB: 1 CS: 1	PA: 36	
<b>PITCHER</b>	IP	WLS	BF	H	R	ER	SO	BB	IBB	HBP	BLK	WP	HR	S	P	ERA	WHIP				
<b>Tom Filer, R</b> (1,1) ERA: 1.29	7.0		27	5	1	1	4	2	0	0	0	0	0	59	90	1.29	1.000				
<b>Anthony Young, R</b> (8,1) ERA: 4.7	2.0	L	9	3	2	2	0	0	0	1	0	0	0	19	29	9.00	1.500				

Houston Astros @ New York Mets  
Shea Stadium, Flushing, NY  
Sat Jul 04 1992, 7:05 PM EDT  
Att: 38,049 - Cloudy - 75 F

AB	31
R	3
H	8
RBI	3
BB	2
SO	4
LOB	12



Batter	1	2	3	4	5	6	7	8	9	AB	R	H	RBI	BB	SO	LOB	BOTTOM					
<b>Howard Johnson, S</b> (1,8) OBP: 0.333, SLG: 0.363	3-2 G6-4-3 1B		3-3 K			0-1 G3-1	3-2 G1-3			4	0	1	0	0	1	2						
<b>Bill Peccota, R</b> (1,4) OBP: 0.308, SLG: 0.289	2-2 G6-4-3 1-2		2-3 K			1-1 BLK 2B		2-1 F9		4	0	1	0	0	1	1						
<b>Bobby Bonilla, S</b> (1,9) OBP: 0.378, SLG: 0.453	3-1 F7			2-1 HR		2-3 K		3-2 G4-3		4	1	1	1	0	1	1						
<b>Dave Magadan, L</b> (1,5) OBP: 0.301, SLG: 0.347		0-3 K		2-2 G3-1		4-2 BB		1-2 F8		3	0	0	0	1	1	0						
<b>Eddie Murray, S</b> (1,3) OBP: 0.332, SLG: 0.409		1-0 G3		1-0 G1		0-0 F9			1-3 K	4	0	0	0	0	1	2						
<b>Mackey Sasser, L</b> (1,2) OBP: 0.238, SLG: 0.281		1-0 1B		0-1 F8			2-0 2B		1-2 F9 2B	2	0	1	0	0	0	0						
<b>Chico Walker, S</b> (7,PH) <b>Charlie O'Brien, R</b> (8,2) <b>Todd Hundley, S</b> (9,PH)										1	0	1	0	0	0	0						
<b>Dave Gallagher, R</b> (1,7) OBP: 0.274, SLG: 0.349		3-1 1B			0-1 G6-3		3-2 G6-3		0-1 F9	4	0	1	0	0	0	2						
<b>Dick Schofield, R</b> (1,6) OBP: 0.316, SLG: 0.274		2-2 G4-3			4-2 P3-4 BB		0-2 F9		3-2 G5-3	3	0	0	0	1	0	4						
<b>Tom Filer, R</b> (1,1) <b>Daryl Boston, L</b> (7,PH) <b>Willie Randolph, R</b> (7,PH) <b>Anthony Young, R</b> (8,1)			0-0 G5-3		0-0 P3-4		4-1 BB			2	0	0	0	0	0	1						
<b>Inning Stats</b>	R: 0 E: 0 K: 0 S: 8	H: 1 LOB: 0 BB: 0 P: 16	R: 0 E: 0 K: 1 S: 13	H: 2 LOB: 0 BB: 0 P: 20	R: 0 E: 0 K: 2 S: 8	H: 0 LOB: 0 BB: 0 P: 13	R: 1 E: 0 K: 0 S: 10	H: 1 LOB: 0 BB: 0 P: 15	R: 0 E: 0 K: 1 S: 6	H: 0 LOB: 2 BB: 1 P: 10	R: 0 E: 0 K: 1 S: 11	H: 1 LOB: 2 BB: 1 P: 18	R: 0 E: 0 K: 0 S: 11	H: 1 LOB: 2 BB: 1 P: 23	R: 0 E: 0 K: 0 S: 9	H: 0 LOB: 0 BB: 0 P: 15	R: 0 E: 0 K: 1 S: 14	H: 1 LOB: 1 BB: 0 P: 19	1B: 2 2B: 5 3B: 0 HR: 1	SF: 0 SAC: 0 DP: 2 HBP: 0	WP: 0 PB: 0 SB: 0 CS: 0	PA: 35
<b>PITCHER</b>	IP	WLS	BF	H	R	ER	SO	BB	IBB	HBP	BLK	WP	HR	S	P	ERA	WHIP					
<b>Mark Portugal, R</b> (1,1) ERA: 2.69	6.0		23	5	1	1	4	2	0	0	1	0	0	56	92	1.50	1.167					
<b>Rob Murphy, L</b> (7,1) ERA: 3.2	0.0		1	1	0	0	0	0	0	0	0	0	0	1	3	-	-					
<b>Xavier Hernandez, R</b> (7,1) ERA: 2.26	0.2		2	0	0	0	0	0	0	0	0	0	0	6	9	0.00	0.000					
<b>Al Osuna, L</b> (7,1) ERA: 3.86	0.1	W	2	0	0	0	0	1	0	0	0	0	0	4	11	0.00	3.000					
<b>Doug Jones, R</b> (8,1) ERA: 1.94	2.0	S	7	1	0	0	1	0	0	0	0	0	0	23	34	0.00	0.500					

Houston Astros @ New York Mets  
Shea Stadium, Flushing, NY  
Sat Jul 04 1992, 7:05 PM EDT  
Att: 38,049 - Cloudy - 75 F

AB	32
R	1
H	7
RBI	1
BB	3
SO	5
LOB	13





Batter	1	2	3	4	5	6	7	8	9	10	AB	R	H	RBI	BB	SO	LOB	TOP			
<b>Craig Biggio, R</b> OBP: 0.382, SLG: 0.414 (1, 4)	L6		CS	K		G4-3			G5-3		4	0	0	0	0	1	0	<b>Houston Astros @ New York Mets</b> Shea Stadium, Flushing, NY Sun Jul 05 1992, 3:33 AM EDT Att: 25,900 - Cloudy - 76 F			
<b>Steve Finley, L</b> OBP: 0.327, SLG: 0.415 (1, 8)	F8						G4-3		G3-1		4	0	1	0	0	0	0				
<b>Ken Caminiti, S</b> OBP: 0.371, SLG: 0.453 (1, 5)	L5-3			G6-4-3 1B			F8		G3		4	0	0	0	0	0	1				
<b>5 Jeff Bagwell, R</b> OBP: 0.352, SLG: 0.404 (1, 3)		K				F8		G5-3			4	1	1	0	0	1	0				
<b>Eric Anthony, L</b> OBP: 0.435, SLG: 0.459 (1, 9)		G4-3							F9		3	1	1	2	1	0	0				
<b>Gerald Young, S</b> (10, 9)										HR	0	0	0	0	0	0	0				
<b>Casey Candaele, S</b> OBP: 0.239, SLG: 0.230 (1, 6)		G4-3							F9		4	0	0	0	0	0	1				
<b>Luis Gonzalez, L</b> OBP: 0.284, SLG: 0.398 (1, 7)						G1-3					4	0	3	0	0	0	1				
<b>Scott Servais, R</b> OBP: 0.267, SLG: 0.252 (1, 2)									F9		3	0	0	0	1	0	2				
<b>Pete Harnisch, S</b> OBP: 0.116, SLG: 0.216 (8, PH)											2	0	0	0	0	0	1				
<b>Juan Guareta, R</b> OBP: 0.332, SLG: 0.196 (8, 1)											1	0	0	0	0	0	2				
<b>Xavier Hernandez, L</b> (8, 1)											0	0	0	0	0	0	0				
<b>Rob Murphy, L</b> (8, 1)											0	0	0	0	0	0	0				
<b>Chris Jones, R</b> OBP: 0.366, SLG: 0.321 (10, PH)											1	0	0	0	0	0	1				
<b>Doug Jones, R</b> (10, 1)											0	0	0	0	0	0	0				
<b>Inning Stats</b>	R: 0 E: 0 K: 0 S: 4	H: 0 LOB: 0 BB: 0 P: 5	R: 0 E: 0 K: 1 S: 10	H: 0 LOB: 0 BB: 0 P: 16	R: 0 E: 0 K: 0 S: 6	H: 1 LOB: 0 BB: 0 P: 7	R: 0 E: 0 K: 1 S: 7	H: 1 LOB: 0 BB: 0 P: 10	R: 0 E: 0 K: 0 S: 5	H: 0 LOB: 0 BB: 0 P: 7	R: 0 E: 0 K: 0 S: 8	H: 0 LOB: 0 BB: 0 P: 15	R: 0 E: 0 K: 0 S: 6	H: 1 LOB: 2 BB: 1 P: 12	R: 0 E: 0 K: 0 S: 5	H: 0 LOB: 0 BB: 0 P: 8	R: 2 E: 0 K: 0 S: 14	H: 3 LOB: 1 BB: 0 P: 21	1B: 4 2B: 1 3B: 0 HR: 1	SF: 0 SAC: 0 DP: 1 HBP: 0	WP: 0 PA: 37 PB: 0 SB: 0 CS: 1
<b>PITCHER</b>	IP 8.0	WLS L	BF 27	H 3	R 0	ER 0	SO 2	BB 1	IBB 0	HBP 0	BLK 0	WP 0	HR 0	S 56	P 90	ERA 0.00	WHIP 0.500				
<b>Pete Schourek, L</b> ERA: 2.11 (1, 1)	1.1	L	6	2	2	0	0	0	0	0	0	0	0	1	13	13.50	1.500				
<b>Jeff Innis, R</b> ERA: 3.19 (9, 1)	0.2		3	1	0	0	0	0	0	0	0	0	0	6	10	0.00	1.500				
<b>Lee Guetterman, L</b> ERA: 7.39 (10, 1)																					

AB	34
R	2
H	6
RBI	2
BB	2
SO	2
LOB	9



Batter	1	2	3	4	5	6	7	8	9	10	AB	R	H	RBI	BB	SO	LOB	BOTTOM			
<b>Daryl Boston, L</b> OBP: 0.305, SLG: 0.395 (1, 7)	K		P6			F9		F8			4	0	0	0	0	1	0	<b>Houston Astros @ New York Mets</b> Shea Stadium, Flushing, NY Sun Jul 05 1992, 3:33 AM EDT Att: 25,900 - Cloudy - 76 F			
<b>Bill Pecota, R</b> OBP: 0.306, SLG: 0.288 (1, 4)	K		G5-3			K					4	0	1	0	0	2	0				
<b>Bobby Bonilla, S</b> OBP: 0.378, SLG: 0.449 (1, 9)	F7		K								2	0	0	0	1	1	0				
<b>Howard Johnson, S</b> OBP: 0.332, SLG: 0.362 (8, 8)											1	0	0	0	0	0	1				
<b>Dave Magadan, L</b> OBP: 0.402, SLG: 0.347 (1, 5)											3	0	1	0	1	0	0				
<b>Junior Noboa, R</b> OBP: 0.196, SLG: 0.130 (9, PR)											0	0	0	0	0	0	0				
<b>Eddie Murray, S</b> OBP: 0.334, SLG: 0.413 (1, 3)											4	0	2	0	0	1	1				
<b>Dave Gallagher, R</b> OBP: 0.269, SLG: 0.328 (1, 8)											4	0	0	0	0	1	4				
<b>Todd Hundley, S</b> OBP: 0.263, SLG: 0.360 (1, 2)											3	0	0	0	1	1	2				
<b>Dick Schofield, R</b> OBP: 0.315, SLG: 0.270 (1, 6)											3	0	0	0	1	2	2				
<b>Pete Schourek, L</b> OBP: 0.071, SLG: 0.071 (1, 1)											2	0	0	0	0	2	3				
<b>Chico Walker, S</b> ERA: 2.22 (8, PH)											1	0	0	0	1	0	0				
<b>Jeff Innis, R</b> (9, 1)											0	0	0	0	0	0	0				
<b>Lee Guetterman, L</b> (10, 1)											0	0	0	0	0	0	0				
<b>Mackey Sasser, L</b> OBP: 0.235, SLG: 0.277 (10, PH)											1	0	0	0	0	0	0				
<b>Inning Stats</b>	R: 0 E: 0 K: 2 S: 10	H: 0 LOB: 0 BB: 0 P: 17	R: 0 E: 0 K: 1 S: 11	H: 2 LOB: 3 BB: 1 P: 19	R: 0 E: 0 K: 1 S: 10	H: 0 LOB: 0 BB: 0 P: 14	R: 0 E: 0 K: 1 S: 10	H: 0 LOB: 0 BB: 0 P: 16	R: 0 E: 0 K: 2 S: 12	H: 1 LOB: 2 BB: 1 P: 13	R: 0 E: 0 K: 1 S: 11	H: 1 LOB: 1 BB: 1 P: 18	R: 0 E: 0 K: 1 S: 12	H: 1 LOB: 2 BB: 1 P: 21	R: 0 E: 0 K: 1 S: 8	H: 0 LOB: 1 BB: 0 P: 11	R: 0 E: 0 K: 1 S: 7	H: 0 LOB: 0 BB: 0 P: 8	1B: 3 2B: 1 3B: 0 HR: 0	SF: 0 SAC: 0 DP: 1 HBP: 0	WP: 0 PA: 37 PB: 0 SB: 0 CS: 1
<b>PITCHER</b>	IP 7.0	WLS L	BF 26	H 3	R 0	ER 0	SO 9	BB 2	IBB 1	HBP 0	BLK 0	WP 0	HR 0	S 76	P 118	ERA 0.00	WHIP 0.714				
<b>Pete Harnisch, R</b> ERA: 3.77 (1, 1)	1.0		4	1	0	0	1	0	0	0	0	0	0	8	13	0.00	1.000				
<b>Xavier Hernandez, R</b> ERA: 2.22 (8, 1)	1.0	W	3	0	0	0	1	1	0	0	0	0	0	7	11	0.00	1.000				
<b>Rob Murphy, L</b> ERA: 3.08 (9, 1)	1.0	S	3	0	0	0	1	0	0	0	0	0	0	7	8	0.00	0.000				
<b>Doug Jones, R</b> ERA: 1.91 (10, 1)																					

AB	32
R	0
H	4
RBI	0
BB	4
SO	12
LOB	13





Batter	1	2	3	4	5	6	7	8	9	AB	R	H	RBI	BB	SO	LOB	TOP					
<b>Craig Biggio, R</b> OBP: 0.378, SLG: 0.408 (1, 4)	G1-3		F8			L5		F8		4	0	0	0	0	0	0						
<b>Steve Finley, L</b> OBP: 0.323, SLG: 0.410 (1, 8)	K			G4-3		G3		G3		4	0	0	0	0	1	0						
<b>5 Jeff Bagwell, R</b> OBP: 0.359, SLG: 0.422 (1, 3)	1B			1B		3B				4	0	4	0	0	0	0						
<b>Eric Anthony, L</b> OBP: 0.309, SLG: 0.449 (1, 9)	P5			K		K		K		4	0	0	0	0	3	4						
<b>Pete Incaviglia, R</b> OBP: 0.317, SLG: 0.408 <b>Luis Gonzalez, L</b> OBP: 0.288, SLG: 0.398 (9, PH)	G4-3									2	0	1	0	1	0	0						
<b>Juan Guerrero, R</b> OBP: 0.222, SLG: 0.184 <b>Benny Distefano, L</b> OBP: 0.315, SLG: 0.340 (9, PH)	L6			1B		FC1-6 BB		BB		3	0	0	0	0	0	3						
<b>Casey Candaele, S</b> OBP: 0.234, SLG: 0.226 (1, 6)	G4-3			F9		FC1-6 G6-3		P5		1	0	0	0	0	0	2						
<b>Scott Servais, R</b> OBP: 0.261, SLG: 0.245 (1, 2)			G1-3			G6-3		P7		4	0	0	0	0	0	3						
<b>Jimmy Jones, R</b> OBP: 0.261, SLG: 0.190 <b>Gerald Young, S</b> (8, PH) <b>Joe Boever, R</b> (8, 1) <b>Al Osuna, R</b> (8, 1)			G3			G4-3				3	0	0	0	0	0	1						
<b>Inning Stats</b>	R: 0 E: 0 K: 1 S: 13	H: 1 LOB: 1 BB: 0 P: 19	R: 0 E: 0 K: 0 S: 6	H: 0 LOB: 0 BB: 0 P: 10	R: 0 E: 0 K: 0 S: 5	H: 0 LOB: 0 BB: 0 P: 7	R: 0 E: 0 K: 1 S: 12	H: 2 LOB: 2 BB: 0 P: 17	R: 0 E: 0 K: 0 S: 5	H: 0 LOB: 0 BB: 0 P: 9	R: 0 E: 0 K: 1 S: 15	H: 1 LOB: 1 BB: 0 P: 20	R: 0 E: 0 K: 0 S: 7	H: 0 LOB: 1 BB: 1 P: 13	R: 0 E: 0 K: 1 S: 8	H: 0 LOB: 0 BB: 0 P: 11	R: 0 E: 0 K: 1 S: 12	H: 1 LOB: 2 BB: 1 P: 21	1B: 3 2B: 1 3B: 1 HR: 0	SF: 0 SAC: 0 DP: 0 HBP: 0	WP: 0 PB: 0 SB: 0 CS: 0	PA: 34
<b>PITCHER</b>	IP	WLS	BF	H	R	ER	SO	BB	IBB	HBP	BLK	WP	HR	S	P	ERA	WHIP					
<b>Zane Smith, L</b> ERA: 3.03 <b>Stan Belinda, R</b> ERA: 2.6	8.1	W	31	5	0	0	4	1	0	0	0	0	0	78	116	0.00	0.720					
<b>PITCHER</b>	IP	WLS	BF	H	R	ER	SO	BB	IBB	HBP	BLK	WP	HR	S	P	ERA	WHIP					
<b>Zane Smith, L</b> ERA: 3.92 <b>Joe Boever, R</b> ERA: 2.67 <b>Al Osuna, L</b> ERA: 3.78	7.0	L	28	6	1	1	2	1	0	0	0	0	0	52	83	1.29	1.000					
<b>Joe Boever, R</b> ERA: 2.67 <b>Al Osuna, L</b> ERA: 3.78	0.1		1	0	0	0	0	0	0	0	0	0	0	2	3	0.00	0.000					
<b>Al Osuna, L</b> ERA: 3.78	0.2		3	1	0	0	0	0	0	0	0	0	0	7	12	0.00	1.500					

Houston Astros @ Pittsburgh Pirates  
Three Rivers Stadium, Pittsburgh, PA  
Mon Jul 06 1992, 7:05 PM EDT  
Att: 15,358 - Cloudy - 73 F

AB	32
R	0
H	5
RBI	0
BB	2
SO	4
LOB	13



Batter	1	2	3	4	5	6	7	8	9	AB	R	H	RBI	BB	SO	LOB	BOTTOM					
<b>Alex Cole, L</b> OBP: 0.272, SLG: 0.206 <b>Cecil Espy, S</b> OBP: 0.308, SLG: 0.336 (8, 9)	B1-3		K		G4-3		F8			4	0	0	0	0	1	0						
<b>Jay Bell, R</b> OBP: 0.340, SLG: 0.354 (1, 6)	F9		K		1B			P4		4	0	1	0	0	1	0						
<b>Andy Van Slyke, L</b> OBP: 0.412, SLG: 0.495 (1, 8)	1B		1B		F8			G4-1		4	0	2	0	0	0	1						
<b>Barry Bonds, L</b> OBP: 0.425, SLG: 0.569 (1, 7)	P7		P6			G4-3		1B		4	0	1	0	0	0	2						
<b>Orlando Merced, S</b> OBP: 0.333, SLG: 0.420 (1, 3)			G4-3 1B		P7		HR	F8		4	1	2	1	0	0	1						
<b>Steve Buechele, R</b> OBP: 0.328, SLG: 0.385 (1, 5)	G4-3				FC6-4 1B		F9			3	0	1	0	0	0	1						
<b>Michael LaValliere, L</b> OBP: 0.333, SLG: 0.304 (1, 2)	G1-3				F9		G4-3			3	0	0	0	0	0	2						
<b>Jose Lind, R</b> OBP: 0.272, SLG: 0.277 (1, 4)					FC6-4			P8		2	0	0	0	1	0	1						
<b>Zane Smith, L</b> OBP: 0.178, SLG: 0.186 <b>Stan Belinda, R</b> OBP: 0.500, SLG: 1.000 (9, 1)	L9				P6		G3			3	0	0	0	0	0	2						
<b>Inning Stats</b>	R: 0 E: 0 K: 0 S: 7	H: 1 LOB: 1 BB: 0 P: 12	R: 0 E: 0 K: 0 S: 6	H: 1 LOB: 1 BB: 1 P: 12	R: 0 E: 0 K: 2 S: 13	H: 1 LOB: 1 BB: 0 P: 16	R: 0 E: 0 K: 0 S: 5	H: 1 LOB: 1 BB: 0 P: 9	R: 0 E: 0 K: 0 S: 11	H: 0 LOB: 0 BB: 0 P: 20	R: 0 E: 0 K: 0 S: 5	H: 0 LOB: 0 BB: 0 P: 7	R: 0 E: 0 K: 0 S: 9	H: 1 LOB: 1 BB: 0 P: 15	R: 0 E: 0 K: 0 S: 9	H: 1 LOB: 1 BB: 0 P: 15	1B: 6 2B: 0 3B: 0 HR: 1	SF: 0 SAC: 0 DP: 0 HBP: 0	WP: 0 PB: 0 SB: 0 CS: 0	PA: 32		
<b>PITCHER</b>	IP	WLS	BF	H	R	ER	SO	BB	IBB	HBP	BLK	WP	HR	S	P	ERA	WHIP					
<b>Jimmy Jones, R</b> ERA: 3.92 <b>Joe Boever, R</b> ERA: 2.67 <b>Al Osuna, L</b> ERA: 3.78	7.0	L	28	6	1	1	2	1	0	0	0	0	0	52	83	1.29	1.000					
<b>Joe Boever, R</b> ERA: 2.67 <b>Al Osuna, L</b> ERA: 3.78	0.1		1	0	0	0	0	0	0	0	0	0	0	2	3	0.00	0.000					
<b>Al Osuna, L</b> ERA: 3.78	0.2		3	1	0	0	0	0	0	0	0	0	0	7	12	0.00	1.500					

Houston Astros @ Pittsburgh Pirates  
Three Rivers Stadium, Pittsburgh, PA  
Mon Jul 06 1992, 7:05 PM EDT  
Att: 15,358 - Cloudy - 73 F

AB	31
R	1
H	7
RBI	1
BB	1
SO	2
LOB	10





Batter	1	2	3	4	5	6	7	8	9	AB	R	H	RBI	BB	SO	LOB	TOP								
<b>Craig Biggio, R</b> (1,4) OBP: 0.378, SLG: 0.406										4	0	1	0	1	1	1	<b>Houston Astros @ Pittsburgh Pirates</b> Three Rivers Stadium, Pittsburgh, PA Tue Jul 07 1992, 7:05 PM EDT Att: 19,164 - Cloudy - 74 F								
<b>Steve Finley, L</b> (1,8) OBP: 0.330, SLG: 0.416										5	1	4	1	0	0										
<b>5 Jeff Bagwell, R</b> (1,3) OBP: 0.357, SLG: 0.417										4	0	0	0	1	1	5									
<b>Eric Anthony, L</b> (1,9) OBP: 0.313, SLG: 0.447										3	0	1	1	1	0	2									
<b>Ken Caminiti, S</b> (1,5) OBP: 0.368, SLG: 0.449										4	0	1	0	0	0	3									
<b>Luis Gonzalez, L</b> (1,7) OBP: 0.284, SLG: 0.391										3	0	0	0	0	0	1									
<b>Joe Boever, R</b> (6,1)										0	0	0	0	0	0										
<b>Al Osuna, R</b> (7,1)										0	0	0	0	0	0										
<b>Gerald Young, S</b> (7,7)										1	0	0	0	0	0	2									
<b>Juan Guerrero, R</b> (1,6) OBP: 0.224, SLG: 0.189										4	1	1	0	0	2	2									
<b>Scooter Tucker, R</b> (1,2) OBP: 0.275, SLG: 0.200										4	1	2	1	0	1	0									
<b>Butch Henry, L</b> (1,1) OBP: 0.148, SLG: 0.259										2	0	0	0	0	0	1									
<b>Pete Incaviglia, R</b> (6,7) OBP: 0.316, SLG: 0.407										1	0	0	0	0	0	1									
<b>Xavier Hernandez, L</b> (7,1)										0	0	0	0	0	0	0									
<b>Benny Distefano, L</b> (9,PH) OBP: 0.309, SLG: 0.333										1	0	0	0	0	0	0									
<b>Inning Stats</b>	R: 0 E: 0 K: 1 S: 6	H: 0 LOB: 0 BB: 0 P: 8	R: 0 E: 0 K: 0 S: 9	H: 0 LOB: 0 BB: 0 P: 15	R: 0 E: 0 K: 1 S: 5	H: 0 LOB: 0 BB: 0 P: 6	R: 0 E: 0 K: 0 S: 11	H: 1 LOB: 2 BB: 1 P: 23	R: 2 E: 0 K: 0 S: 11	H: 3 LOB: 2 BB: 1 P: 19	R: 0 E: 0 K: 0 S: 3	H: 0 LOB: 0 BB: 0 P: 8	R: 0 E: 0 K: 0 S: 7	H: 1 LOB: 0 BB: 0 P: 10	R: 1 E: 0 K: 1 S: 13	H: 3 LOB: 2 BB: 0 P: 21	R: 0 E: 1 K: 2 S: 10	H: 2 LOB: 2 BB: 0 P: 16	1B: 9 2B: 2 3B: 0 HR: 0	SF: 0 SAC: 0 DP: 1 HBP: 0	WP: 0 PB: 0 SB: 2 CS: 0	PA: 39			
<b>PITCHER</b>	IP	WLS	BF	H	R	ER	SO	BB	IBB	HBP	BLK	WP	HR	S	P	ERA	WHIP								
<b>Jeff Robinson, R</b> (1,1) ERA: 4.38	6.0		24	4	2	2	2	3	0	0	0	0	0	45	79	3.00	1.167								
<b>Bob Walk, R</b> (7,1) ERA: 3.4	3.0	W	15	6	1	1	3	0	0	0	0	0	0	30	47	3.00	2.000								

Batter	1	2	3	4	5	6	7	8	9	AB	R	H	RBI	BB	SO	LOB	BOTTOM								
<b>Gary Redus, R</b> (1,3) OBP: 0.306, SLG: 0.302										4	1	2	0	0	2	0	<b>Houston Astros @ Pittsburgh Pirates</b> Three Rivers Stadium, Pittsburgh, PA Tue Jul 07 1992, 7:05 PM EDT Att: 19,164 - Cloudy - 74 F								
<b>Gary Varsho, L</b> (8,PH) OBP: 0.257, SLG: 0.360										1	0	0	0	0	0	0									
<b>Jay Bell, R</b> (1,6) OBP: 0.344, SLG: 0.358										5	1	3	0	0	0	0									
<b>Andy Van Slyke, L</b> (1,8) OBP: 0.412, SLG: 0.497										5	1	2	1	0	0	3									
<b>Lloyd McClendon, R</b> (1,9) OBP: 0.380, SLG: 0.363										4	0	0	0	0	0	5									
<b>Barry Bonds, L</b> (1,7) OBP: 0.430, SLG: 0.580										3	2	2	0	1	1	0									
<b>Steve Buechele, R</b> (1,5) OBP: 0.333, SLG: 0.394										4	0	3	3	0	0	1									
<b>Don Slaught, R</b> (1,2) OBP: 0.422, SLG: 0.513										3	0	1	1	1	0	2									
<b>Jose Lind, R</b> (1,4) OBP: 0.272, SLG: 0.276										4	0	1	0	0	1	5									
<b>Jeff Robinson, R</b> (1,1) ERA: 4.87										2	0	0	0	0	0	0									
<b>Cecil Espy, S</b> (6,PH) OBP: 0.306, SLG: 0.333										1	0	0	0	0	1	2									
<b>Bob Walk, R</b> (7,1) ERA: 2.16										1	0	0	0	0	0	3									
<b>Inning Stats</b>	R: 0 E: 0 K: 1 S: 11	H: 1 LOB: 1 BB: 0 P: 15	R: 1 E: 0 K: 0 S: 9	H: 2 LOB: 0 BB: 0 P: 10	R: 0 E: 0 K: 0 S: 10	H: 2 LOB: 2 BB: 0 P: 15	R: 0 E: 0 K: 1 S: 11	H: 1 LOB: 1 BB: 0 P: 16	R: 0 E: 0 K: 1 S: 8	H: 1 LOB: 1 BB: 0 P: 11	R: 1 E: 0 K: 1 S: 14	H: 3 LOB: 2 BB: 0 P: 20	R: 3 E: 0 K: 1 S: 12	H: 4 LOB: 3 BB: 2 P: 24	R: 0 E: 0 K: 0 S: 4	H: 0 LOB: 0 BB: 0 P: 8	1B: 9 2B: 5 3B: 0 HR: 0	SF: 0 SAC: 0 DP: 0 HBP: 0	WP: 0 PB: 0 SB: 0 CS: 1	PA: 39					
<b>PITCHER</b>	IP	WLS	BF	H	R	ER	SO	BB	IBB	HBP	BLK	WP	HR	S	P	ERA	WHIP								
<b>Butch Henry, L</b> (1,1) ERA: 4.87	5.1		23	8	2	2	3	0	0	0	0	0	0	12	19	27.00	6.000								
<b>Joe Boever, R</b> (6,1) ERA: 2.93	0.2	L	6	4	2	2	1	0	0	0	0	0	0	2	6	0.00	3.000								
<b>Al Osuna, L</b> (7,1) ERA: 4.01	0.1		3	1	0	0	0	0	1	0	0	0	0	2	6	0.00	3.000								
<b>Xavier Hernandez, R</b> (7,1) ERA: 2.16	1.2		7	1	1	1	1	0	1	0	0	0	0	10	18	5.40	0.600								



Batter	1	2	3	4	5	6	7	8	9	AB	R	H	RBI	BB	SO	LOB	TOP				
<b>Craig Biggio, R</b> OBP: 0.379, SLG: 0.406 (1, 4)	L5		BLK 2B 1B		FC5-4 CS			SH1-4 5 BB		3	1	1	0	1	0	1	<b>Houston Astros @ Pittsburgh Pirates</b> <b>Three Rivers Stadium, Pittsburgh, PA</b> Wed Jul 08 1992, 7:05 PM EDT Att: 22,551 - Cloudy - 77 F				
<b>Gerald Young, S</b> <b>Doug Jones, R</b> (1, 8) (8, 1)	G6-3		P8		K			SH1-4		3	0	0	0	0	1	2					
<b>Ken Caminiti, S</b> OBP: 0.366, SLG: 0.450 (1, 5)	G6-3		1-H 2B		K			G5-3		4	0	1	1	0	1	1					
<b>5 Jeff Bagwell, R</b> OBP: 0.356, SLG: 0.413 (1, 3)		1-1 2B HBP	K		F8			P9		3	1	0	0	0	1	2					
<b>Pete Incaviglia, R</b> OBP: 0.323, SLG: 0.431 <b>Luis Gonzalez, L</b> OBP: 0.284, SLG: 0.391 (1, 7) (9, 7)		1-0 1-H 2B		K		FC5-4 1B			HR	4	1	3	2	0	1	0					
<b>Chris Jones, R</b> OBP: 0.284, SLG: 0.317 (1, 9)		3-3 K		G1-3 1B		FC5-4 1-2		G6-3		4	0	1	0	0	1	1					
<b>Casey Candaele, S</b> OBP: 0.235, SLG: 0.231 (1, 6)		2-1 2B		G1-3				G4-3		4	0	1	0	0	0	1					
<b>Scooter Tucker, R</b> OBP: 0.250, SLG: 0.179 (1, 2)		1-3 K		F9				K		4	0	0	0	0	2	2					
<b>Brian Williams, R</b> OBP: 0.200, SLG: 0.300 <b>Steve Finley, L</b> OBP: 0.330, SLG: 0.416 (1, 1) (8, 8)			F8		K					3	0	1	0	0	1	0					
<b>Inning Stats</b>	R: 0 E: 0 K: 0 S: 8	H: 0 LOB: 0 BB: 0 P: 14	R: 1 E: 0 K: 2 S: 11	H: 2 LOB: 1 BB: 0 P: 19	R: 1 E: 0 K: 1 S: 11	H: 2 LOB: 1 BB: 0 P: 16	R: 0 E: 0 K: 1 S: 10	H: 1 LOB: 1 BB: 0 P: 15	R: 0 E: 0 K: 1 S: 6	H: 1 LOB: 0 BB: 0 P: 8	R: 0 E: 0 K: 1 S: 13	H: 0 LOB: 0 BB: 0 P: 7	R: 0 E: 0 K: 0 S: 4	H: 0 LOB: 1 BB: 1 P: 11	R: 1 E: 0 K: 1 S: 9	H: 1 LOB: 0 BB: 0 P: 12		1B: 4 2B: 3 3B: 0 HR: 1	SF: 0 SAC: 1 DP: 0 HBP: 1	WP: 0 PB: 0 SB: 2 CS: 1	PA: 35
<b>PITCHER</b>	IP	WLS	BF	H	R	ER	SO	BB	IBB	HBP	BLK	WP	HR	S	P	ERA	WHIP				
<b>Randy Tomlin, L</b> ERA: 3.47 <b>Bob Patterson, R</b> ERA: 2.94	(1, 1) (9, 1)	8.0 L	31 4	7 1	2 1	2 1	7 1	1 0	0 0	1 0	1 0	0 0	1 9	109 12	2.25 9.00	1.000 1.000					

Batter	1	2	3	4	5	6	7	8	9	AB	R	H	RBI	BB	SO	LOB	BOTTOM					
<b>Alex Cole, L</b> OBP: 0.288, SLG: 0.245 <b>Bob Patterson, R</b> OBP: 0.500, SLG: 0.600 (1, 9) (9, 1)	F8		1-2 1B		G6-3 3B			1B		4	1	3	1	0	0	0	<b>Houston Astros @ Pittsburgh Pirates</b> <b>Three Rivers Stadium, Pittsburgh, PA</b> Wed Jul 08 1992, 7:05 PM EDT Att: 22,551 - Cloudy - 77 F					
<b>Jay Bell, R</b> OBP: 0.340, SLG: 0.353 (1, 6)	G4-3		G5-3		G6-3		F9		4	0	0	1	0	0	3							
<b>Andy Van Slyke, L</b> OBP: 0.410, SLG: 0.493 (1, 8)	G3			K		F8		1B		4	0	1	0	0	1	0						
<b>Barry Bonds, L</b> OBP: 0.424, SLG: 0.570 (1, 7)		K		G3		G4-3		F8		4	0	0	0	0	1	1						
<b>Orlando Merced, S</b> OBP: 0.332, SLG: 0.416 (1, 3)		BLK 1B		G3		G3-1		K		4	0	1	0	0	1	1						
<b>Steve Buechele, R</b> OBP: 0.329, SLG: 0.388 (1, 5)		G6-3		F8		L6		F8		4	0	0	0	0	2							
<b>Michael LaValliere, L</b> OBP: 0.333, SLG: 0.300 <b>Gary Redus, R</b> OBP: 0.306, SLG: 0.302 <b>Don Slaught, R</b> OBP: 0.422, SLG: 0.513 (1, 2) (8, PR) (9, 2)		K		F8		G3 SH3 1B BB				2	0	0	0	1	1							
<b>Jose Lind, R</b> OBP: 0.270, SLG: 0.274 (1, 4)		G6-3		G6-3		SH3				2	0	0	0	0	0							
<b>Randy Tomlin, L</b> OBP: 0.243, SLG: 0.176 <b>Cecil Espy, S</b> OBP: 0.303, SLG: 0.331 (1, 1) (8, PH) (9, 9)		G5-3 1B		F7		G3				2	0	1	0	0	0							
<b>Inning Stats</b>	R: 0 E: 0 K: 0 S: 8	H: 0 LOB: 0 BB: 0 P: 13	R: 0 E: 0 K: 2 S: 11	H: 1 LOB: 1 BB: 0 P: 16	R: 0 E: 0 K: 1 S: 9	H: 2 LOB: 1 BB: 0 P: 14	R: 0 E: 0 K: 1 S: 8	H: 0 LOB: 0 BB: 0 P: 11	R: 0 E: 0 K: 0 S: 6	H: 1 LOB: 0 BB: 0 P: 8	R: 1 E: 0 K: 0 S: 8	H: 1 LOB: 0 BB: 0 P: 13	R: 0 E: 0 K: 0 S: 7	H: 0 LOB: 0 BB: 0 P: 12	R: 1 E: 0 K: 0 S: 6	H: 1 LOB: 1 BB: 1 P: 13		R: 0 E: 0 K: 1 S: 15	H: 1 LOB: 1 BB: 0 P: 19	1B: 5 2B: 0 3B: 1 HR: 0	SF: 0 SAC: 1 DP: 1 HBP: 0	WP: 0 PB: 0 SB: 0 CS: 0
<b>PITCHER</b>	IP	WLS	BF	H	R	ER	SO	BB	IBB	HBP	BLK	WP	HR	S	P	ERA	WHIP					
<b>Brian Williams, R</b> ERA: 1.57 <b>Doug Jones, R</b> ERA: 1.86	(1, 1) (8, 1)	7.2 W	28 5	5 1	2 0	2 0	3 1	0 0	0 0	0 0	0 0	0 0	0 16	21	0.00 0.750							

AB	32
R	3
H	8
RBI	3
BB	1
SO	8
LOB	10



AB	31
R	2
H	6
RBI	2
BB	1
SO	4
LOB	10







Batter	1	2	3	4	5	6	7	8	9	AB	R	H	RBI	BB	SO	LOB	TOP								
Howard Johnson, S (1, 8) OBP: 0.332, SLG: 0.357	F8		BB		1-3			3-3		3	0	1	0	1	1	0	<b>New York Mets @ Houston Astros</b> Astrodome, Houston, TX Thu Jul 09 1992, 8:05 PM EDT Att: 14,918 - Dome - 70 F								
Dick Schofield, R (1, 6) OBP: 0.310, SLG: 0.263 Dave Gallagher, R (8, PH) OBP: 0.256, SLG: 0.320 Paul Gibson, R (8, 1)	F7		BB		2-3			G5-3		2	0	0	0	1	1	2									
Dave Magadan, L (1, 5) OBP: 0.396, SLG: 0.343	F7		L4							4	0	0	0	0	0	2									
Bobby Bonilla, S (1, 9) OBP: 0.371, SLG: 0.439										4	0	1	0	0	2	0									
Eddie Murray, S (1, 3) OBP: 0.330, SLG: 0.411										4	0	0	0	0	0	1									
Mackey Sasser, L (1, 7) OBP: 0.257, SLG: 0.296										4	0	2	0	0	1	1									
Charlie O'Brien, R (1, 2) OBP: 0.303, SLG: 0.345 Daryl Boston, L (7, PH) OBP: 0.308, SLG: 0.416										2	0	0	0	0	1	1									
Bill Pecota, R (1, 4) OBP: 0.299, SLG: 0.277										3	0	0	0	0	1	0									
Dwight Gooden, R (1, 1) OBP: 0.262, SLG: 0.286 Chico Walker, S (8, PH) OBP: 0.292, SLG: 0.340										2	0	1	0	0	0	0									
<b>Inning Stats</b>	R: 0 E: 0 K: 0 S: 4	H: 0 LOB: 0 BB: 0 P: 4	R: 0 E: 0 K: 1 S: 10	H: 1 LOB: 1 BB: 0 P: 14	R: 0 E: 0 K: 0 S: 10	H: 0 LOB: 2 BB: 2 P: 21	R: 0 E: 0 K: 2 S: 7	H: 0 LOB: 0 BB: 0 P: 11	R: 0 E: 0 K: 2 S: 13	H: 2 LOB: 2 BB: 0 P: 18	R: 0 E: 0 K: 0 S: 6	H: 0 LOB: 0 BB: 0 P: 9	R: 0 E: 0 K: 1 S: 11	H: 1 LOB: 0 BB: 0 P: 13	R: 0 E: 0 K: 1 S: 7	H: 0 LOB: 0 BB: 0 P: 12	R: 0 E: 0 K: 0 S: 9	H: 1 LOB: 1 BB: 0 P: 12	1B: 3 2B: 2 3B: 0 HR: 0	SF: 0 SAC: 0 DP: 1 HBP: 0	WP: 0 PB: 0 SB: 0 CS: 0	PA: 33			
<b>PITCHER</b>	IP	WLS	BF	H	R	ER	SO	BB	IBB	HBP	BLK	WP	HR	S	P	ERA	WHIP								
Mark Portugal, R (1, 1) ERA: 2.6	3.0		12	1	0	0	1	2	0	0	0	0	0	24	39	0.00	1.000								
Willie Blair, R (4, 1) ERA: 4.26	6.0	W	21	4	0	0	6	0	0	0	0	0	0	53	75	0.00	0.667								

Batter	1	2	3	4	5	6	7	8	9	AB	R	H	RBI	BB	SO	LOB	BOTTOM								
Craig Biggio, R (1, 4) OBP: 0.378, SLG: 0.407	SH1-4				G6-3					4	1	1	0	0	2	2	<b>New York Mets @ Houston Astros</b> Astrodome, Houston, TX Thu Jul 09 1992, 8:05 PM EDT Att: 14,918 - Dome - 70 F								
Steve Finley, L (1, 8) OBP: 0.332, SLG: 0.416	SH1-4									2	1	1	0	1	0	0									
5 Jeff Bagwell, R (1, 3) OBP: 0.360, SLG: 0.413										2	0	1	1	1	1	1									
Eric Anthony, L (1, 9) OBP: 0.311, SLG: 0.443 Gerald Young, S (9, 9)										4	0	1	1	0	0	4									
Ken Caminiti, S (1, 5) OBP: 0.364, SLG: 0.446										4	0	1	0	0	0	4									
Luis Gonzalez, L (1, 7) OBP: 0.283, SLG: 0.388										4	1	1	0	0	0	4									
Scott Servais, R (1, 2) OBP: 0.270, SLG: 0.250										2	1	1	0	1	0	0									
Juan Guerrero, R (1, 6) OBP: 0.230, SLG: 0.232 Casey Candaele, S (7, 6) OBP: 0.234, SLG: 0.231										3	0	1	1	0	0	1									
Mark Portugal, R (1, 1) OBP: 0.115, SLG: 0.115 Willie Blair, R (4, 1)										1	0	0	0	0	1	1									
<b>Inning Stats</b>	R: 1 E: 0 K: 1 S: 12	H: 2 LOB: 1 BB: 0 P: 19	R: 1 E: 0 K: 2 S: 17	H: 1 LOB: 1 BB: 1 P: 24	R: 0 E: 0 K: 0 S: 6	H: 1 LOB: 2 BB: 1 P: 15	R: 0 E: 0 K: 1 S: 7	H: 0 LOB: 0 BB: 0 P: 10	R: 1 E: 0 K: 0 S: 19	H: 2 LOB: 2 BB: 1 P: 29	R: 0 E: 0 K: 2 S: 14	H: 1 LOB: 1 BB: 0 P: 19	R: 0 E: 0 K: 0 S: 8	H: 0 LOB: 1 BB: 0 P: 12	R: 1 E: 1 K: 1 S: 8	H: 1 LOB: 0 BB: 0 P: 9	R: 1 E: 0 K: 1 S: 8	H: 1 LOB: 0 BB: 0 P: 9	1B: 6 2B: 1 3B: 1 HR: 0	SF: 1 SAC: 2 DP: 0 HBP: 1	WP: 0 PB: 0 SB: 1 CS: 0	PA: 36			
<b>PITCHER</b>	IP	WLS	BF	H	R	ER	SO	BB	IBB	HBP	BLK	WP	HR	S	P	ERA	WHIP								
Dwight Gooden, R (1, 1) ERA: 3.81	7.0	L	32	7	3	3	6	3	0	0	0	0	0	83	128	3.86	1.429								
Paul Gibson, L (8, 1) ERA: 4.76	1.0		4	1	1	0	1	0	0	0	0	0	0	8	9	0.00	1.000								

**AB 31**  
**R 0**  
**H 5**  
**RBI 0**  
**BB 2**  
**SO 7**  
**LOB 8**



**AB 29**  
**R 4**  
**H 8**  
**RBI 4**  
**BB 3**  
**SO 7**  
**LOB 18**



livebaseballscores.com

livebaseballscores.com



Batter	1	2	3	4	5	6	7	8	9	AB	R	H	RBI	BB	SO	LOB	TOP				
Pat Howell, S OBP: 0.250, SLG: 0.250 Dave Gallagher, R OBP: 0.264, SLG: 0.329			E9 2B	G3			F7		2B 1B	4	2	1	0	0	0	0					
Dave Magadan, L OBP: 0.396, SLG: 0.341	G5-3 1B BB		2B WP 1B			F7	G4-3		F8	4	1	1	0	1	0	2					
Howard Johnson, S OBP: 0.339, SLG: 0.360	G5-3 1B		P5		S 2B 1B		S BB		2B BB	3	2	2	1	2	0	2					
Eddie Murray, S OBP: 0.331, SLG: 0.418	G5-3		L4		1-H 2B		P5		2B	5	0	2	4	0	0	5					
Bobby Bonilla, S OBP: 0.375, SLG: 0.444	P2		WP 2B		F7				G6-4-3 1B	4	0	2	1	1	0	3					
Chico Walker, S OBP: 0.288, SLG: 0.327 Anthony Young, R OBP: 0.148, SLG: 0.115	G3-1		S BB		P7				G6-4-3 1B	4	0	0	0	1	0	6					
Todd Hundley, S OBP: 0.255, SLG: 0.347		P6	G6-3		G3				G3	4	0	0	0	0	0	2					
Bill Pecota, R OBP: 0.292, SLG: 0.269		K			F8				L4	4	0	0	0	0	1	0					
Pete Schourek, L Tom Flier, R Daryl Boston, L Jeff Innis, R Mackey Sasser, R Junior Noboa, R		K			K				F9	2	0	0	0	0	0	2					
<b>Inning Stats</b>	R: 1 E: 0 K: 0 S: 13	H: 2 LOB: 2 BB: 1 P: 23	R: 0 E: 0 K: 2 S: 10	H: 0 LOB: 0 BB: 0 P: 15	R: 2 E: 1 K: 0 S: 17	H: 2 LOB: 2 BB: 1 P: 26	R: 0 E: 0 K: 1 S: 5	H: 0 LOB: 0 BB: 0 P: 7	R: 1 E: 0 K: 0 S: 15	H: 2 LOB: 1 BB: 0 P: 23	R: 0 E: 0 K: 0 S: 8	H: 0 LOB: 0 BB: 0 P: 11	R: 0 E: 0 K: 0 S: 5	H: 0 LOB: 1 BB: 1 P: 13	R: 0 E: 0 K: 0 S: 5	H: 1 LOB: 0 BB: 0 P: 10	R: 3 E: 0 K: 0 S: 18	H: 3 LOB: 2 BB: 2 P: 33	1B: 7 2B: 3 3B: 0 HR: 0	SF: 0 SAC: 0 DP: 1 HBP: 0	WP: 1 PA: 42 PB: 0 CS: 4
<b>PITCHER</b>	IP WLS BF H R ER SO BB IBB HBP BLK WP HR S P ERA WHIP																				
Pete Harnisch, R ERA: 3.76	5.0 24 6 4 2 3 2 0 0 0 0 1 0 60 94 3.60 1.600																				
Joe Boever, R ERA: 2.95	1.2 6 0 0 0 0 1 0 0 0 0 0 0 11 19 0.00 0.600																				
Al Osuna, L ERA: 3.97	0.1 1 0 0 0 0 0 0 0 0 0 0 0 2 5 0.00 0.000																				
Doug Jones, R ERA: 2.25	2.0 L 11 4 3 3 0 1 1 0 0 0 0 0 23 43 13.50 2.500																				

**New York Mets @ Houston Astros**  
Astrodome, Houston, TX  
Fri Jul 10 1992, 8:05 PM EDT  
Att: 22,158 - Dome - 70 F

AB 37  
R 7  
H 10  
RBI 6  
BB 5  
SO 3  
LOB 20

Batter	1	2	3	4	5	6	7	8	9	AB	R	H	RBI	BB	SO	LOB	BOTTOM				
Craig Biggio, R OBP: 0.376, SLG: 0.404	1B SH5-3 SF9 1B		F8	L9		G1-3			F9	5	1	1	0	0	0	0					
Steve Finley, L OBP: 0.332, SLG: 0.414 Doug Jones, R OBP: 0.304, SLG: 0.327	SH5-3		5 3B BB		F8		K		G4-3	2	1	0	0	1	1	0					
Benny Distefano, L OBP: 0.304, SLG: 0.327	1B		5 3B 1B		5 FC6-4 1B		5 G4-6-3 1B			4	1	4	0	0	0	0					
Ken Caminiti, S OBP: 0.375, SLG: 0.456	1B		5 3B 1B		5 FC6-4 1B		5 G4-6-3 1B			3	2	1	3	0	0	2					
5 Jeff Bagwell, R OBP: 0.359, SLG: 0.419	SF9		2B 3B		FC6-4 1B		G4-6-3			3	1	2	1	0	0	1					
Pete Incaviglia, R OBP: 0.328, SLG: 0.439 Eric Anthony, L OBP: 0.315, SLG: 0.443 Chris Jones, R OBP: 0.284, SLG: 0.317	P6		E 2B		1B 1B		S BB			0	0	0	0	1	0	0					
Luis Gonzalez, L OBP: 0.282, SLG: 0.385		G4-3	E4		1B				F7	4	0	1	1	0	0	1					
Scott Servais, R OBP: 0.282, SLG: 0.241		G6-3	F7		K				K	4	0	0	0	0	2	4					
Casey Candaele, S OBP: 0.229, SLG: 0.227		F7			F9				G1-3	4	0	0	0	0	2						
Pete Harnisch, S OBP: 0.128, SLG: 0.205 Joe Boever, R OBP: 0.304, SLG: 0.327 Al Osuna, R OBP: 0.304, SLG: 0.327 Gerald Young, S OBP: 0.304, SLG: 0.327			G5-3	G4-3		G6-3	G3-1		G6-3	2	0	0	0	0	0	0					
<b>Inning Stats</b>	R: 1 E: 0 K: 0 S: 13	H: 2 LOB: 1 BB: 0 P: 18	R: 0 E: 0 K: 0 S: 6	H: 0 LOB: 0 BB: 0 P: 9	R: 4 E: 1 K: 0 S: 19	H: 3 LOB: 1 BB: 1 P: 33	R: 0 E: 0 K: 0 S: 6	H: 0 LOB: 0 BB: 0 P: 9	R: 1 E: 0 K: 1 S: 11	H: 3 LOB: 2 BB: 0 P: 15	R: 0 E: 0 K: 0 S: 5	H: 0 LOB: 0 BB: 0 P: 8	R: 0 E: 0 K: 1 S: 5	H: 1 LOB: 0 BB: 0 P: 8	R: 0 E: 0 K: 1 S: 9	H: 0 LOB: 2 BB: 1 P: 14	R: 0 E: 0 K: 0 S: 7	H: 0 LOB: 0 BB: 0 P: 7	1B: 7 2B: 1 3B: 1 HR: 0	SF: 1 SAC: 1 DP: 1 HBP: 0	WP: 0 PA: 38 PB: 0 CS: 0
<b>PITCHER</b>	IP WLS BF H R ER SO BB IBB HBP BLK WP HR S P ERA WHIP																				
Pete Schourek, L ERA: 2.85	4.2 24 8 6 5 0 1 0 0 0 0 0 0 3 4 0.00 0.000																				
Tom Flier, R ERA: 1.23	0.1 1 0 0 0 0 0 0 0 0 0 0 0 3 4 0.00 0.000																				
Jeff Innis, R ERA: 2.87	3.0 W 10 1 0 0 2 1 0 0 0 0 0 0 19 30 0.00 0.667																				
Anthony Young, R ERA: 4.6	1.0 S 3 0 0 0 0 0 0 0 0 0 0 0 7 7 0.00 0.000																				

**New York Mets @ Houston Astros**  
Astrodome, Houston, TX  
Fri Jul 10 1992, 8:05 PM EDT  
Att: 22,158 - Dome - 70 F

AB 34  
R 6  
H 9  
RBI 5  
BB 2  
SO 3  
LOB 10



Batter	1	2	3	4	5	6	7	8	9	AB	R	H	RBI	BB	SO	LOB	TOP									
Pat Howell, S OBP: 0.222, SLG: 0.125										4	1	0	0	1	1	2										
Dave Magadan, L OBP: 0.399, SLG: 0.344										4	0	2	1	1	0	0										
Howard Johnson, S OBP: 0.337, SLG: 0.357										5	2	1	0	0	0	3										
Eddie Murray, S OBP: 0.336, SLG: 0.418										2	2	1	0	2	0	1										
Daryl Boston, L OBP: 0.310, SLG: 0.423										1	0	1	0	0	0	0										
Bobby Bonilla, S OBP: 0.379, SLG: 0.446										3	1	2	3	1	0	2										
Mackey Sasser, L OBP: 0.263, SLG: 0.301										1	0	0	0	0	0	1										
Chico Walker, S OBP: 0.304, SLG: 0.365										3	1	2	3	1	0	1										
Junior Noboa, R OBP: 0.196, SLG: 0.130										0	0	0	0	0	0	0										
Todd Hundley, S OBP: 0.250, SLG: 0.339										4	0	0	0	0	2	5										
Bill Pecota, R OBP: 0.291, SLG: 0.268										4	1	1	0	0	0	0										
David Cone, L OBP: 0.140, SLG: 0.106										3	0	0	0	0	3	1										
Lee Guetterman, L										0	0	0	0	0	0	0										
<b>Inning Stats</b>	R: 3 E: 0 K: 0 S: 13	H: 1 LOB: 0 BB: 3 P: 25	R: 0 E: 0 K: 1 S: 7	H: 1 LOB: 1 BB: 0 P: 10	R: 3 E: 0 K: 1 S: 10	H: 1 LOB: 0 BB: 2 P: 23	R: 0 E: 0 K: 1 S: 8	H: 0 LOB: 0 BB: 0 P: 10	R: 1 E: 0 K: 1 S: 15	H: 3 LOB: 2 BB: 0 P: 19	R: 1 E: 1 K: 1 S: 10	H: 1 LOB: 1 BB: 0 P: 15	R: 0 E: 0 K: 0 S: 8	H: 2 LOB: 2 BB: 1 P: 15	R: 0 E: 0 K: 1 S: 6	H: 0 LOB: 0 BB: 0 P: 8	R: 0 E: 0 K: 0 S: 5	H: 1 LOB: 1 BB: 0 P: 11	1B: 8 2B: 1 3B: 0 HR: 1	SF: 0 SAC: 1 DP: 2 HBP: 0	WP: 1 PB: 1 SB: 3 CS: 0	PA: 41				
<b>PITCHER</b>	IP	WLS	BF	H	R	ER	SO	BB	IBB	HBP	BLK	WP	HR	S	P	ERA	WHIP									
Jimmy Jones, R ERA: 4.39	(1, 1)	3.0	L	16	3	6	5	2	4	1	0	0	0	1	30	58	15.00	2.333								
Rob Murphy, L ERA: 3.18	(4, 1)	2.0		9	3	1	1	2	0	0	0	0	0	0	23	29	4.50	1.500								
Joe Boever, R ERA: 2.77	(6, 1)	2.0		9	3	1	0	1	0	1	0	0	0	1	18	20	0.00	1.500								
Al Osuna, L ERA: 3.86	(8, 1)	1.0		3	0	0	0	1	0	0	0	0	0	6	8	0.00	0.000									
Xavier Hernandez, R ERA: 2.12	(9, 1)	1.0		4	1	0	0	0	0	0	0	0	0	5	11	0.00	1.000									

New York Mets @ Houston Astros  
Astrodome, Houston, TX  
Sat Jul 11 1992, 8:05 PM EDT  
Att: 23,792 - Dome - 70 F

AB	34
R	8
H	10
RBI	7
BB	6
SO	6
LOB	16



Batter	1	2	3	4	5	6	7	8	9	AB	R	H	RBI	BB	SO	LOB	BOTTOM									
Craig Biggio, R OBP: 0.373, SLG: 0.401										5	0	1	0	0	1	3										
Steve Finley, L OBP: 0.333, SLG: 0.412										4	0	1	0	1	1	3										
Jeff Bagwell, R OBP: 0.357, SLG: 0.415										5	0	1	0	0	2	4										
Eric Anthony, L OBP: 0.312, SLG: 0.452										5	1	1	1	0	2	2										
Ken Caminiti, S OBP: 0.373, SLG: 0.452										4	0	1	0	0	0	0										
Luis Gonzalez, L OBP: 0.286, SLG: 0.381										2	0	0	0	2	1	0										
Juan Guerrero, R OBP: 0.231, SLG: 0.267										4	1	1	0	0	2	3										
Eddie Taubensee, L OBP: 0.260, SLG: 0.218										3	0	2	1	1	0	1										
Jimmy Jones, R ERA: 4.39	(1, 1)	8.0	W	36	8	2	2	9	4	0	0	0	0	0	0	0										
Rob Murphy, L ERA: 3.18	(4, 1)	2.0		9	3	1	1	2	0	0	0	0	0	0	0	0										
Joe Boever, R ERA: 2.77	(6, 1)	2.0		9	3	1	0	1	0	1	0	0	0	1	18	20	0.00	1.500								
Al Osuna, L ERA: 3.86	(8, 1)	1.0		3	0	0	0	1	0	0	0	0	0	6	8	0.00	0.000									
Xavier Hernandez, R ERA: 2.12	(9, 1)	1.0		4	1	0	0	0	0	0	0	0	0	5	11	0.00	1.000									
<b>Inning Stats</b>	R: 0 E: 0 K: 2 S: 10	H: 0 LOB: 1 BB: 1 P: 16	R: 0 E: 0 K: 1 S: 5	H: 0 LOB: 1 BB: 1 P: 15	R: 0 E: 0 K: 2 S: 12	H: 1 LOB: 1 BB: 0 P: 16	R: 0 E: 0 K: 1 S: 6	H: 0 LOB: 0 BB: 0 P: 8	R: 1 E: 0 K: 1 S: 11	H: 3 LOB: 2 BB: 0 P: 18	R: 0 E: 0 K: 0 S: 6	H: 0 LOB: 0 BB: 0 P: 12	R: 0 E: 0 K: 1 S: 14	H: 2 LOB: 2 BB: 0 P: 17	R: 1 E: 0 K: 1 S: 16	H: 2 LOB: 3 BB: 2 P: 32	R: 0 E: 0 K: 1 S: 10	H: 1 LOB: 1 BB: 0 P: 15	1B: 7 2B: 0 3B: 1 HR: 1	SF: 0 SAC: 0 DP: 0 HBP: 0	WP: 1 PB: 0 SB: 4 CS: 0	PA: 40				
<b>PITCHER</b>	IP	WLS	BF	H	R	ER	SO	BB	IBB	HBP	BLK	WP	HR	S	P	ERA	WHIP									
David Cone, R ERA: 2.56	(1, 1)	8.0	W	36	8	2	2	9	4	0	0	0	0	0	0	0	2.25	1.500								
Lee Guetterman, L ERA: 6.81	(9, 1)	1.0		4	1	0	0	1	0	0	0	0	0	10	15	0.00	1.000									

New York Mets @ Houston Astros  
Astrodome, Houston, TX  
Sat Jul 11 1992, 8:05 PM EDT  
Att: 23,792 - Dome - 70 F

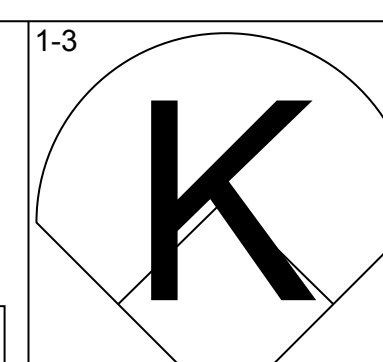
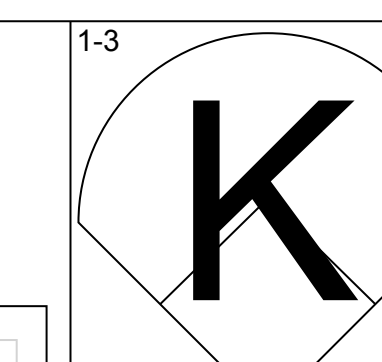
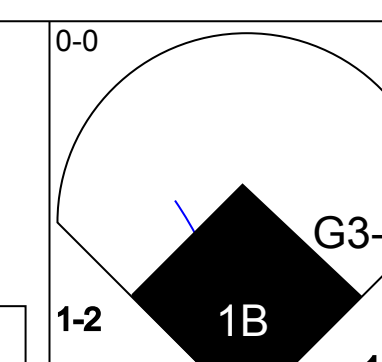
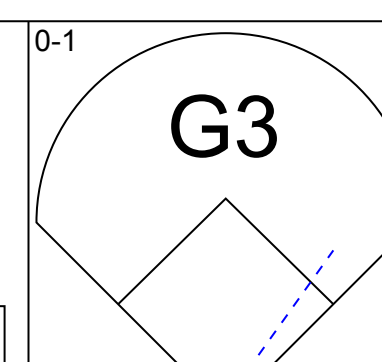
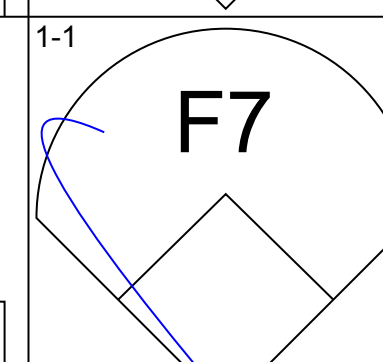
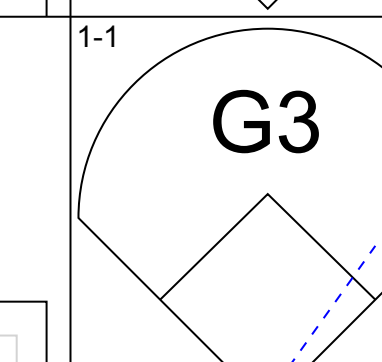
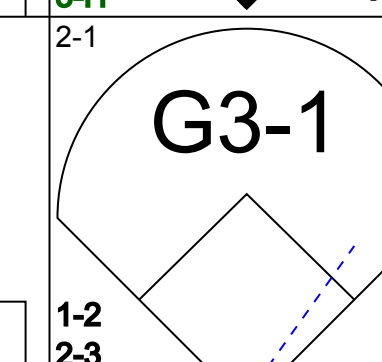
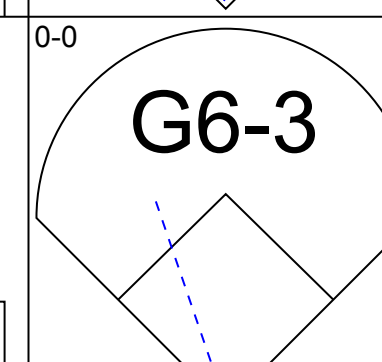
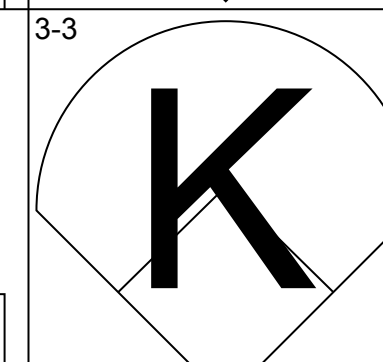
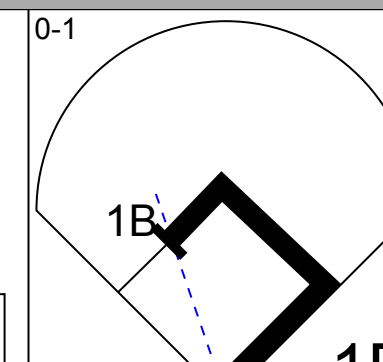
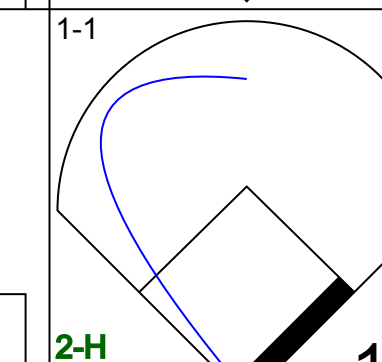
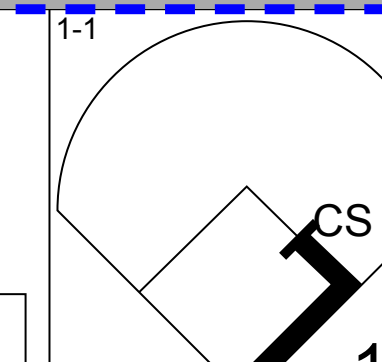
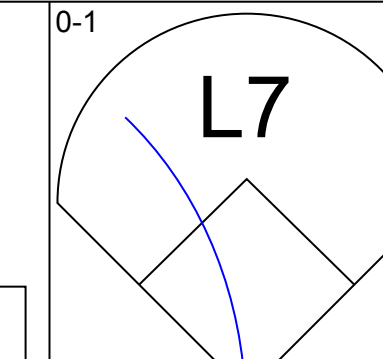
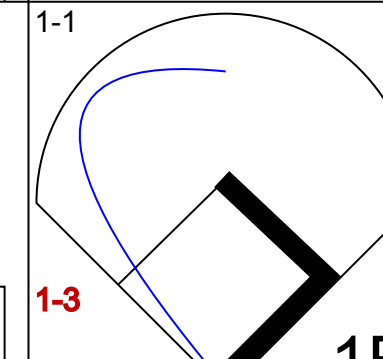
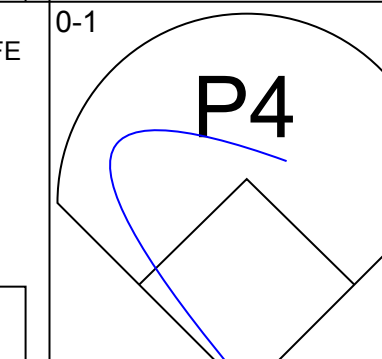
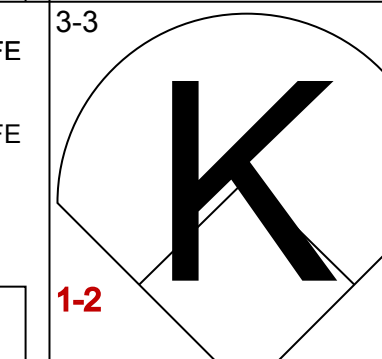
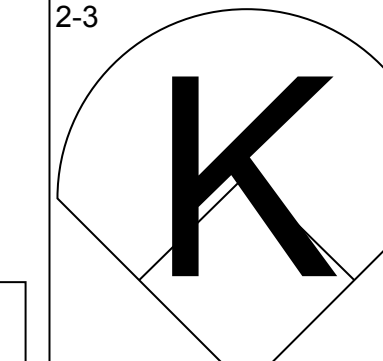
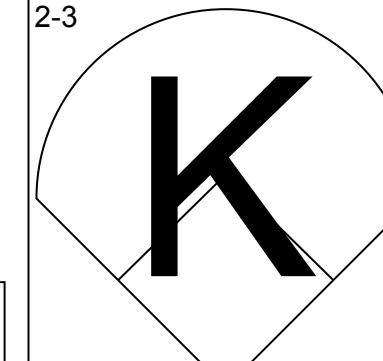
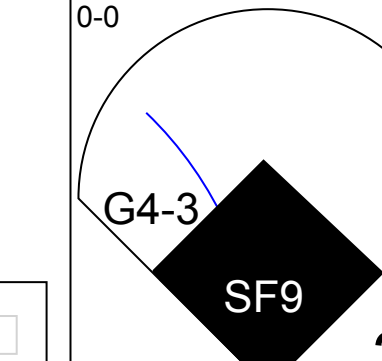
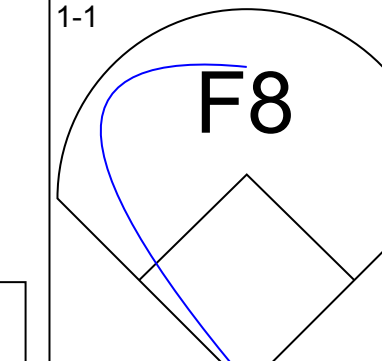
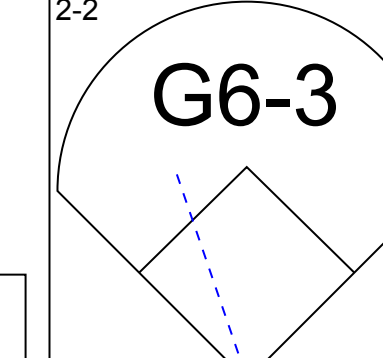
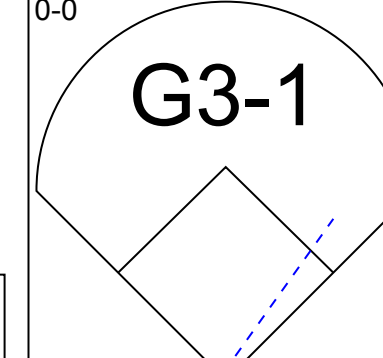
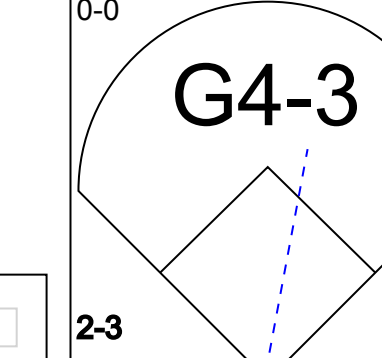
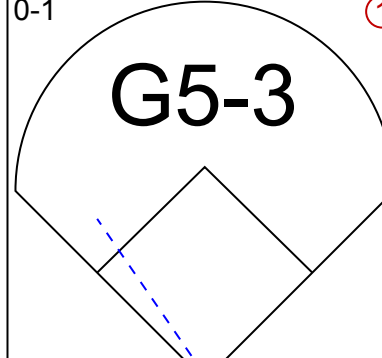
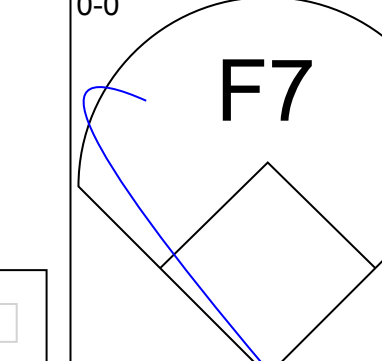
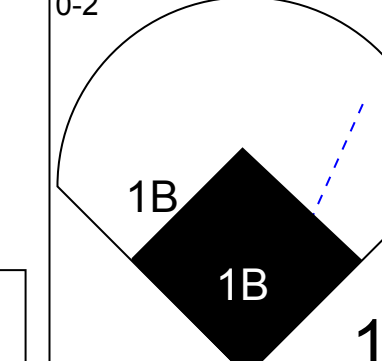
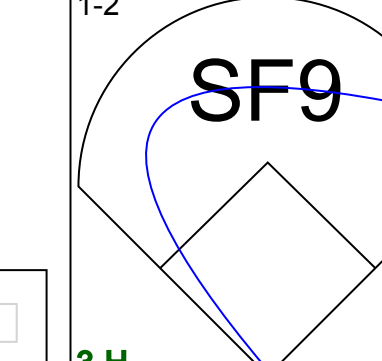
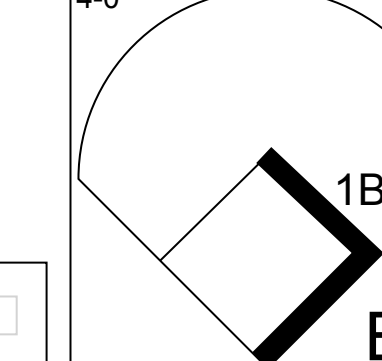
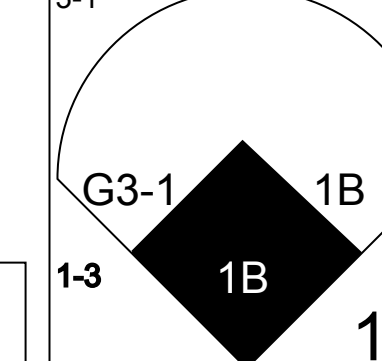
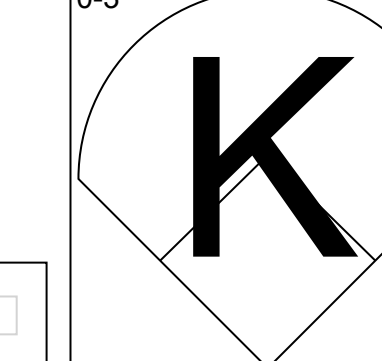
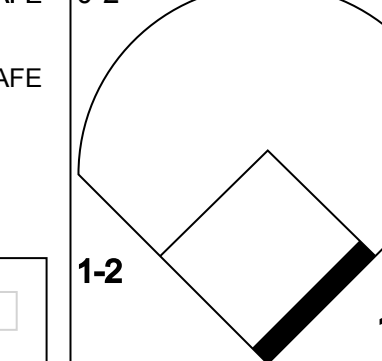
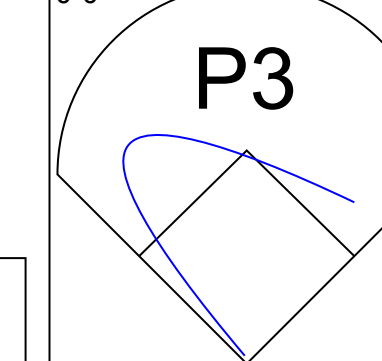
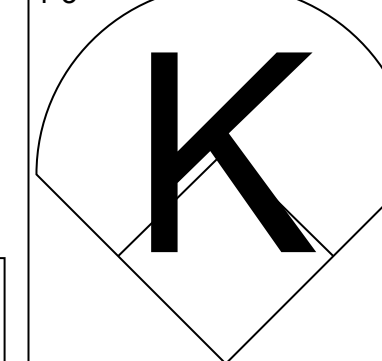
AB	36
R	2
H	9
RBI	2
BB	4
SO	10
LOB	20







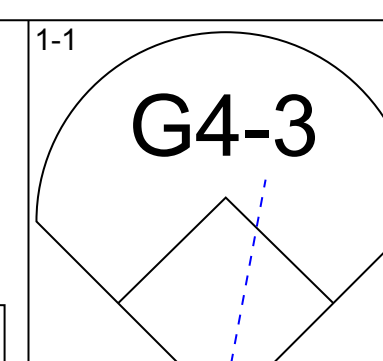
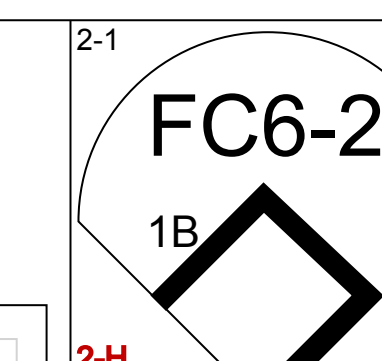
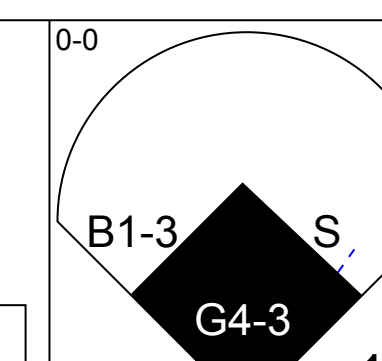
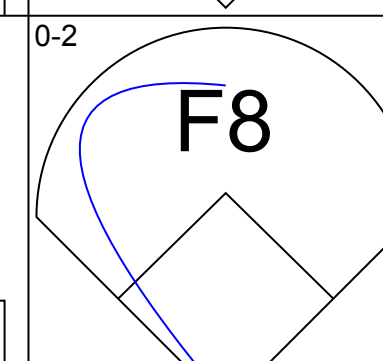
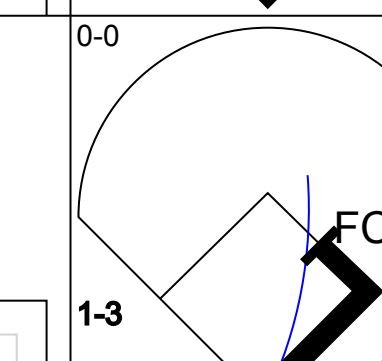
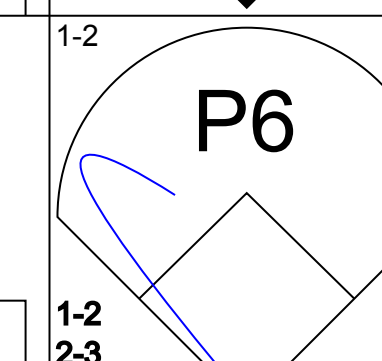
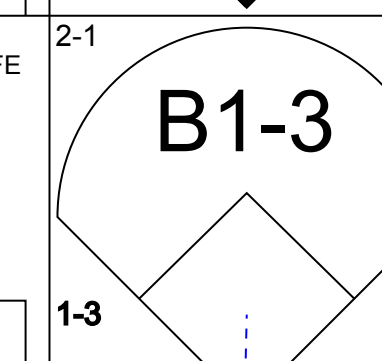
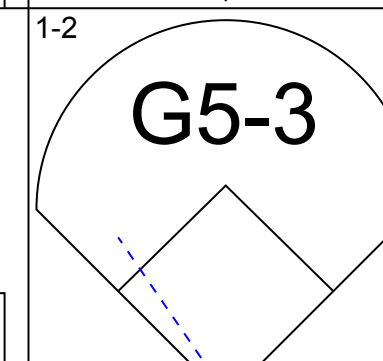
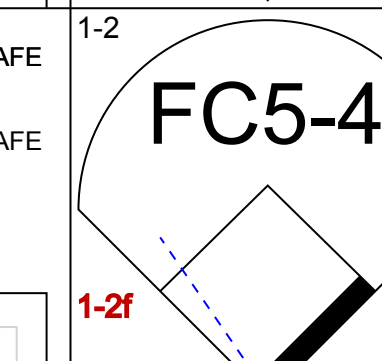
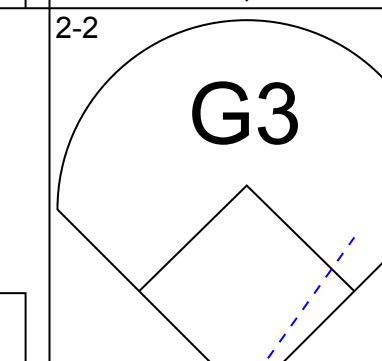
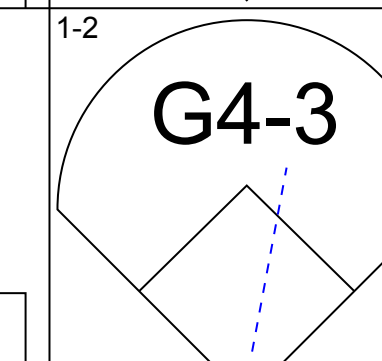
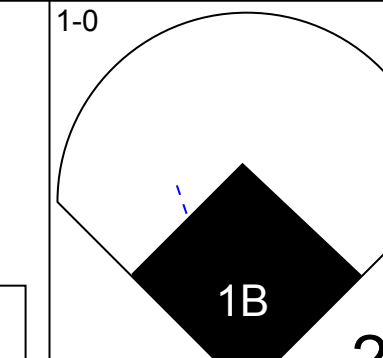
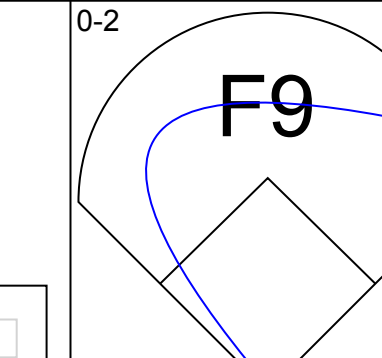
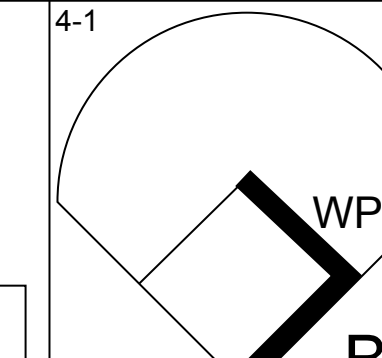
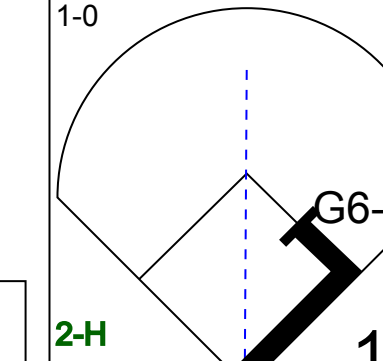
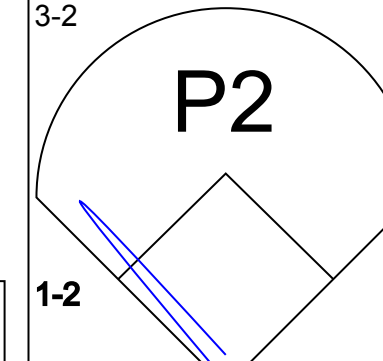
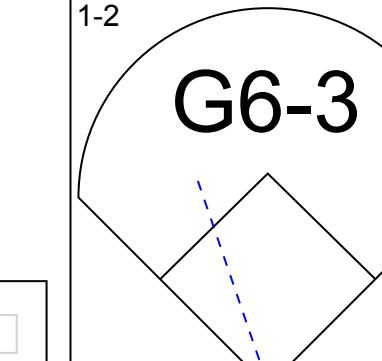
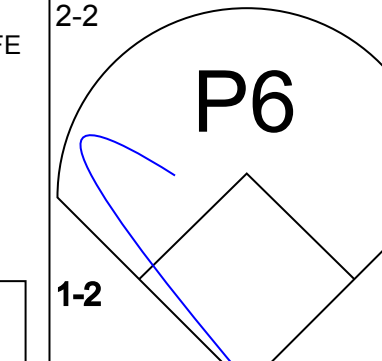
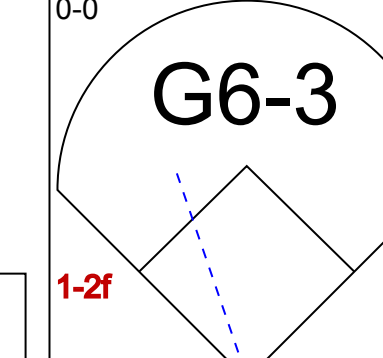
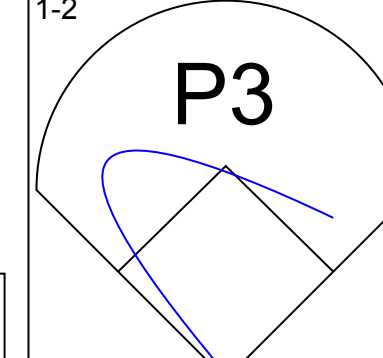
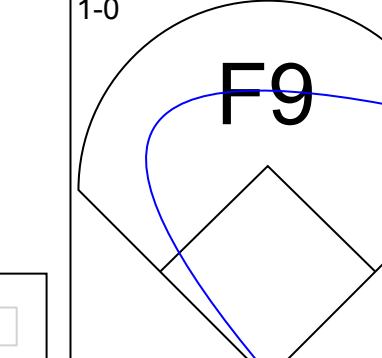
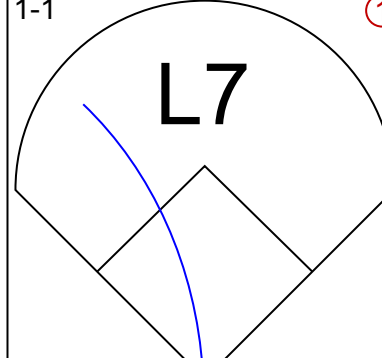
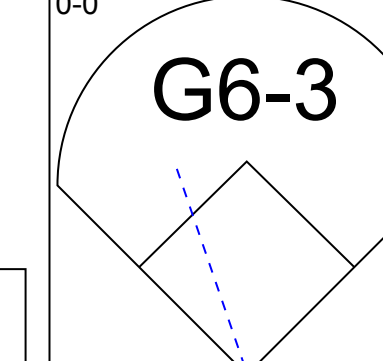
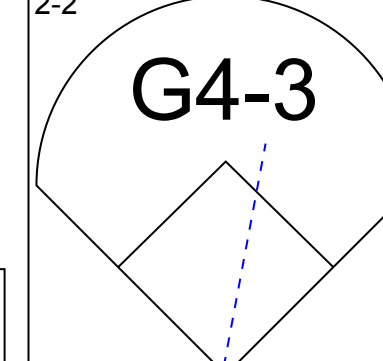
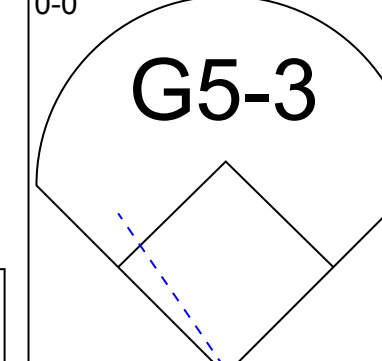
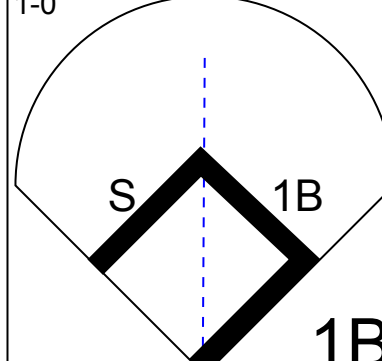
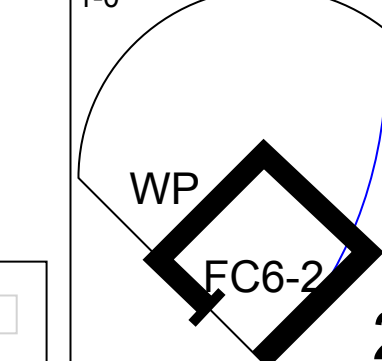
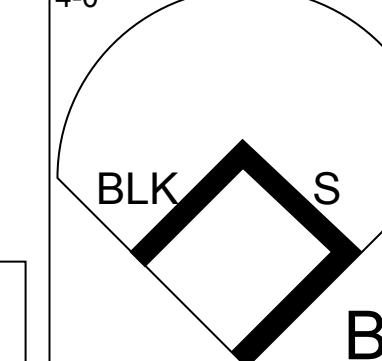
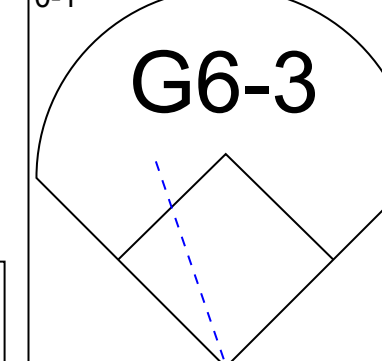
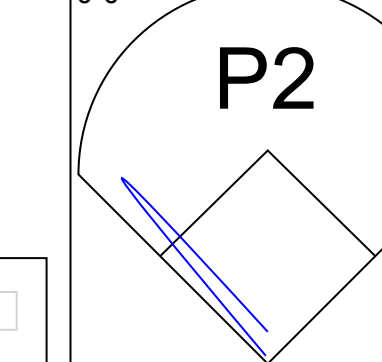
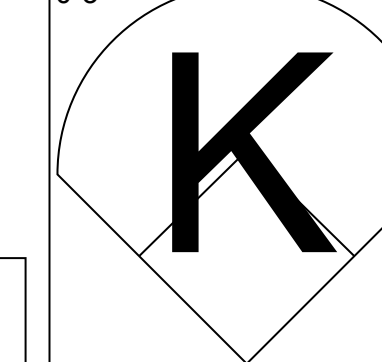
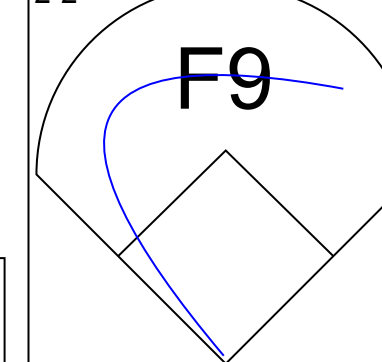


Batter	1	2	3	4	5	6	7	8	9	AB	R	H	RBI	BB	SO	LOB	TOP					
<b>Deion Sanders, L</b> OBP: 0.360, SLG: 0.547 (1, 8)											4	1	1	1	0	2	2					
<b>Jeff Treadway, L</b> OBP: 0.167, SLG: 0.207 <b>Mark Lemke, S</b> OBP: 0.280, SLG: 0.290 (7, PH) (7, 4)											3	0	0	0	0	0	4					
<b>Terry Pendleton, S</b> OBP: 0.322, SLG: 0.470 (1, 5)											4	0	3	2	0	1	0					
<b>David Justice, L</b> OBP: 0.356, SLG: 0.391 (1, 9)											4	0	1	0	0	1	2					
<b>Ron Gant, R</b> OBP: 0.340, SLG: 0.437 (1, 7)											4	1	1	0	0	2	1					
<b>Sid Bream, L</b> OBP: 0.336, SLG: 0.349 (1, 3)											4	0	0	0	0	0	2					
<b>Damon Berryhill, S</b> OBP: 0.263, SLG: 0.373 (1, 2)											3	1	1	1	0	0	0					
<b>Rafael Belliard, R</b> OBP: 0.266, SLG: 0.242 (1, 6)											3	1	1	0	1	1	0					
<b>Steve Avery, L</b> OBP: 0.200, SLG: 0.273 <b>Alejandro Pena, R</b> (9, 1)											3	0	1	0	0	1	2					
<b>Inning Stats</b>	R: 0 E: 0 K: 2 S: 8	H: 0 LOB: 0 BB: 0 P: 13	R: 0 E: 0 K: 1 S: 9	H: 0 LOB: 0 BB: 0 P: 13	R: 0 E: 0 K: 1 S: 9	H: 1 LOB: 2 BB: 1 P: 15	R: 0 E: 0 K: 1 S: 8	H: 2 LOB: 1 BB: 0 P: 11	R: 3 E: 0 K: 0 S: 14	H: 4 LOB: 1 BB: 0 P: 20	R: 1 E: 0 K: 1 S: 10	H: 1 LOB: 0 BB: 0 P: 11	R: 0 E: 0 K: 1 S: 6	H: 0 LOB: 0 BB: 0 P: 7	R: 0 E: 0 K: 1 S: 7	H: 1 LOB: 0 BB: 0 P: 12	R: 0 E: 0 K: 0 S: 5	H: 0 LOB: 0 BB: 0 P: 6	1B: 8 2B: 2 3B: 0 HR: 0	SF: 1 SAC: 0 DP: 1 HBP: 0	WP: 0 PB: 0 SB: 0 CS: 1	PA: 35
<b>PITCHER</b>	IP	WLS	BF	H	R	ER	SO	BB	IBB	HBP	BLK	WP	HR	S	P	ERA	WHIP					
<b>Brian Williams, R</b> ERA: 2.34	(1, 1)	6.0	L	26	8	4	4	6	1	0	0	0	0	0	58	83	6.00	1.500				
<b>Rob Murphy, L</b> ERA: 3.07	(7, 1)	1.0		3	0	0	0	1	0	0	0	0	0	6	7	0.00	0.000					
<b>Joe Boever, R</b> ERA: 2.73	(8, 1)	1.0		3	1	0	0	1	0	0	0	0	0	7	12	0.00	1.000					
<b>Xavier Hernandez, R</b> ERA: 2.05	(9, 1)	1.0		3	0	0	0	0	0	0	0	0	0	5	6	0.00	0.000					

Atlanta Braves @ Houston Astros  
Astrodome, Houston, TX  
Thu Jul 16 1992, 8:05 PM EDT  
Att: 19,383 - Dome - 70 F

AB 33  
R 4  
H 9  
RBI 4  
BB 1  
SO 8  
LOB 13



Batter	1	2	3	4	5	6	7	8	9	AB	R	H	RBI	BB	SO	LOB	BOTTOM					
<b>Craig Biggio, R</b> OBP: 0.379, SLG: 0.401 (1, 4)										3	1	1	0	2	0	1						
<b>Steve Finley, L</b> OBP: 0.332, SLG: 0.406 (1, 8)										5	0	1	0	0	0	6						
<b>Ken Caminiti, S</b> OBP: 0.365, SLG: 0.450 (1, 5)										4	0	0	1	0	0	4						
<b>5 Jeff Bagwell, R</b> OBP: 0.360, SLG: 0.418 (1, 3)										3	1	2	0	1	0	0						
<b>Eric Anthony, L</b> OBP: 0.305, SLG: 0.439 (1, 9)										4	0	1	1	0	0	2						
<b>Pete Incaviglia, R</b> OBP: 0.324, SLG: 0.432 (1, 7)										4	0	0	0	0	0	2						
<b>Scott Servais, R</b> OBP: 0.256, SLG: 0.236 <b>Juan Guerrero, R</b> OBP: 0.242, SLG: 0.279 (9, PH)											3	0	0	0	0	1						
<b>Casey Candaele, S</b> OBP: 0.238, SLG: 0.234 (1, 6)										3	0	2	0	1	0	0						
<b>Brian Williams, R</b> OBP: 0.167, SLG: 0.250 <b>Rob Murphy, L</b> ERA: 3.07 <b>Scotter Tucker, R</b> OBP: 0.244, SLG: 0.175 <b>Joe Boever, R</b> ERA: 2.73 <b>Xavier Hernandez, L</b> ERA: 2.05 <b>Gerald Young, S</b> ERA: 2.05 <b>Luis Gonzalez, L</b> OBP: 0.296, SLG: 0.394 (1, 1) (7, 1) (7, PH) (8, 1) (9, 1) (9, PH) (9, PH)										2	0	0	0	0	1	2						
<b>Inning Stats</b>	R: 0 E: 0 K: 0 S: 9	H: 0 LOB: 0 BB: 0 P: 11	R: 1 E: 0 K: 0 S: 4	H: 2 LOB: 0 BB: 0 P: 6	R: 0 E: 0 K: 0 S: 8	H: 2 LOB: 2 BB: 0 P: 12	R: 0 E: 0 K: 0 S: 13	H: 1 LOB: 1 BB: 0 P: 20	R: 0 E: 0 K: 1 S: 9	H: 0 LOB: 2 BB: 2 P: 20	R: 0 E: 0 K: 0 S: 7	H: 0 LOB: 0 BB: 0 P: 9	R: 0 E: 0 K: 0 S: 6	H: 0 LOB: 0 BB: 0 P: 8	R: 1 E: 0 K: 0 S: 10	H: 1 LOB: 1 BB: 1 P: 19	R: 0 E: 0 K: 1 S: 11	H: 2 LOB: 3 BB: 1 P: 19	1B: 6 2B: 2 3B: 0 HR: 0	SF: 0 SAC: 0 DP: 1 HBP: 0	WP: 2 PB: 0 SB: 5 CS: 0	PA: 38
<b>PITCHER</b>	IP	WLS	BF	H	R	ER	SO	BB	IBB	HBP	BLK	WP	HR	S	P	ERA	WHIP					
<b>Steve Avery, L</b> ERA: 2.59	(1, 1)	8.1	W	35	8	2	2	1	3	0	0	0	0	71	112	2.16	1.320					
<b>Alejandro Pena, R</b> ERA: 4.44	(9, 1)	0.2	S	3	0	0	0	1	1	0	0	0	0	6	12	0.00	1.500					

Atlanta Braves @ Houston Astros  
Astrodome, Houston, TX  
Thu Jul 16 1992, 8:05 PM EDT  
Att: 19,383 - Dome - 70 F

AB 34  
R 2  
H 8  
RBI 2  
BB 4  
SO 2  
LOB 20





Batter	1	2	3	4	5	6	7	8	9	AB	R	H	RBI	BB	SO	LOB	TOP	
<b>Otis Nixon, S</b> <small>OBP: 0.396, SLG: 0.408</small> 										5	0	2	0	0	0	0		
<b>Terry Pendleton, S</b> <small>OBP: 0.317, SLG: 0.464</small> 										5	0	0	0	0	0	2		
<b>Ron Gant, R</b> <small>OBP: 0.335, SLG: 0.430</small> 										5	2	0	0	0	0	2		
<b>David Justice, L</b> <small>OBP: 0.362, SLG: 0.392</small> 										2	1	1	0	2	0	0		
<b>Sid Bream, L</b> <small>OBP: 0.336, SLG: 0.354</small> 										3	1	1	2	0	0	2		
<b>Jeff Blauser, R</b> <small>OBP: 0.297, SLG: 0.424</small> <b>Rafael Belliard, R</b> <small>OBP: 0.269, SLG: 0.246</small> 										3	0	1	1	0	1	0		
<b>Greg Olson, R</b> <small>OBP: 0.342, SLG: 0.380</small> 										3	1	1	0	1	1	3		
<b>Mark Lemke, S</b> <small>OBP: 0.280, SLG: 0.289</small> 										4	0	1	1	0	0	3		
<b>29 John Smoltz, R</b> <small>OBP: 0.255, SLG: 0.222</small> <b>Jeff Treadway, L</b> <small>OBP: 0.161, SLG: 0.200</small> <b>Kent Mercker, L</b> <small>OBP: 0.161, SLG: 0.200</small> 										3	0	0	0	0	0	1		
<b>Inning Stats</b> R: 3 H: 2 E: 1 LOB: 1 K: 0 BB: 1 S: 15 R: 0 H: 0 E: 0 LOB: 0 K: 0 BB: 0 S: 7 R: 0 H: 0 E: 0 LOB: 0 K: 0 BB: 0 S: 8 R: 1 H: 2 E: 0 LOB: 1 K: 1 BB: 0 S: 11 R: 0 H: 1 E: 0 LOB: 2 K: 0 BB: 1 S: 15 R: 0 H: 0 E: 0 LOB: 0 K: 0 BB: 0 S: 4 R: 1 H: 2 E: 1 LOB: 2 K: 1 BB: 0 S: 14 R: 0 H: 1 E: 0 LOB: 1 K: 0 BB: 0 S: 7 <b>1B: 5 SF: 0</b> <b>2B: 4 SAC: 1</b> <b>3B: 0 DP: 1</b> <b>HR: 0 HBP: 0</b> <b>WP: 1 PA: 39</b> <b>PB: 0 SB: 2 CS: 0</b>																		
<b>PITCHER</b> <b>Pete Harnisch, R</b> <small>ERA: 3.68</small> <b>Willie Blair, R</b> <small>ERA: 3.95</small> <b>Al Osuna, L</b> <small>ERA: 3.72</small> <b>Joe Boever, R</b> <small>ERA: 2.66</small>	IP WLS BF H R ER SO BB IBB HBP BLK WP HR S P ERA WHIP 5.0 L 23 5 4 1 1 2 0 0 0 0 0 0 14 28 1.80 1.400 2.0 7 0 1 0 0 1 0 0 0 0 0 0 4 6 0.00 0.500 0.1 2 1 0 0 0 0 0 0 0 0 0 0 4 6 0.00 3.000 1.2 7 2 0 0 1 0 0 0 0 0 0 0 14 22 0.00 1.200																	

**Atlanta Braves @ Houston Astros**  
Astrodome, Houston, TX  
Fri Jul 17 1992, 8:05 PM EDT  
Att: 24,691 - Dome - 70 F

AB	35
R	5
H	8
RBI	5
BB	3
SO	2
LOB	13



Batter	1	2	3	4	5	6	7	8	9	AB	R	H	RBI	BB	SO	LOB	BOTTOM
<b>Craig Biggio, R</b> <small>OBP: 0.375, SLG: 0.396</small> 										4	0	0	0	0	2	1	
<b>Steve Finley, L</b> <small>OBP: 0.331, SLG: 0.405</small> 										4	0	1	0	0	0	0	
<b>5 Jeff Bagwell, R</b> <small>OBP: 0.359, SLG: 0.419</small> 										4	0	1	0	0	0	1	
<b>Eric Anthony, L</b> <small>OBP: 0.300, SLG: 0.431</small> 										4	0	0	0	0	2	1	
<b>Ken Caminiti, S</b> <small>OBP: 0.367, SLG: 0.451</small> 										4	0	2	0	0	1	0	
<b>Luis Gonzalez, L</b> <small>OBP: 0.288, SLG: 0.386</small> 										4	0	0	0	0	0	2	
<b>Juan Guerrero, R</b> <small>OBP: 0.232, SLG: 0.266</small> <b>Joe Boever, R</b> <small>OBP: 0.237, SLG: 0.233</small> 										3	0	0	0	0	2	3	
<b>Eddie Taubensee, L</b> <small>OBP: 0.261, SLG: 0.221</small> 										3	0	1	0	0	2	3	
<b>Pete Harnisch, S</b> <small>OBP: 0.125, SLG: 0.200</small> <b>Gerald Young, S</b> <small>OBP: 0.125, SLG: 0.200</small> <b>Willie Blair, R</b> <small>OBP: 0.125, SLG: 0.200</small> <b>Al Osuna, R</b> <small>OBP: 0.125, SLG: 0.200</small> <b>Casey Candaele, S</b> <small>OBP: 0.237, SLG: 0.233</small> 										1	0	0	0	0	1	2	
<b>Inning Stats</b> R: 0 H: 1 E: 1 LOB: 1 K: 1 BB: 0 S: 12 R: 0 H: 1 E: 1 LOB: 2 K: 3 BB: 0 S: 15 R: 0 H: 0 E: 0 LOB: 0 K: 1 BB: 0 S: 12 R: 0 H: 0 E: 0 LOB: 0 K: 0 BB: 0 S: 6 R: 0 H: 0 E: 0 LOB: 0 K: 2 BB: 0 S: 13 R: 0 H: 0 E: 0 LOB: 0 K: 1 BB: 0 S: 8 R: 0 H: 1 E: 0 LOB: 1 K: 2 BB: 0 S: 14 R: 0 H: 1 E: 0 LOB: 1 K: 0 BB: 0 S: 10 R: 0 H: 0 E: 0 LOB: 0 K: 1 BB: 0 S: 9 <b>1B: 4 SF: 0</b> <b>2B: 1 SAC: 0</b> <b>3B: 0 DP: 0</b> <b>HR: 0 HBP: 0</b> <b>WP: 0 PA: 33</b> <b>PB: 0 SB: 1 CS: 0</b>																	
<b>PITCHER</b> <b>29 John Smoltz, R</b> <small>ERA: 2.88</small> <b>Kent Mercker, L</b> <small>ERA: 2.03</small>	IP WLS BF H R ER SO BB IBB HBP BLK WP HR S P ERA WHIP 8.0 W 30 5 0 0 0 10 0 0 0 0 0 0 90 128 0.00 0.625 1.0 3 0 0 0 1 0 0 0 0 0 0 0 9 14 0.00 0.000																

**Atlanta Braves @ Houston Astros**  
Astrodome, Houston, TX  
Fri Jul 17 1992, 8:05 PM EDT  
Att: 24,691 - Dome - 70 F

AB	33
R	0
H	5
RBI	0
BB	0
SO	11
LOB	14





















Batter	1	2	3	4	5	6	7	8	9	10	11	12	13	AB	R	H	RBI	BB	SO	LOB	
Alex Cole, L OBP: 0.282, SLG: 0.281 Bob Patterson, R OBP: 0.500, SLG: 0.600														8	2	3	0	0	2	6	
Jay Bell, R OBP: 0.337, SLG: 0.343														6	2	1	1	1	0	3	
Andy Van Slyke, L OBP: 0.417, SLG: 0.522														6	1	2	1	1	0	1	
Barry Bonds, L OBP: 0.448, SLG: 0.619														3	2	1	2	4	2	1	
Jeff King, R OBP: 0.228, SLG: 0.329 Denny Neagle, L (8, 1)														5	0	2	1	0	2	4	
Orlando Merced, S OBP: 0.317, SLG: 0.393 (11, PH) (11, 3)														0	0	0	0	0	0	0	
Michael LaValliere, L OBP: 0.324, SLG: 0.294														7	1	1	0	0	0	4	
Gary Redus, R OBP: 0.326, SLG: 0.346														6	0	3	0	0	0	3	
Stan Belinda, R OBP: 0.500, SLG: 1.000 (13, PH) Cecil Espy, S OBP: 0.308, SLG: 0.345 (13, 9)														0	0	0	0	0	0	0	
Jose Lind, R OBP: 0.265, SLG: 0.271														7	1	2	2	0	0	3	
Randy Tomlin, L OBP: 0.244, SLG: 0.184 Gary Varsho, L OBP: 0.285, SLG: 0.368 (6, PH) John Wehner, R OBP: 0.281, SLG: 0.250 (8, 5)														3	0	1	0	0	0	1	
<b>Inning Stats</b>	R: 2 E: 0 K: 1 S: 20	H: 3 LOB: 1 BB: 0 P: 27	R: 0 E: 0 K: 0 S: 9	H: 1 LOB: 1 BB: 0 P: 16	R: 0 E: 0 K: 1 S: 13	H: 0 LOB: 1 BB: 0 P: 21	R: 0 E: 0 K: 0 S: 6	H: 1 LOB: 1 BB: 0 P: 11	R: 3 E: 0 K: 1 S: 16	H: 2 LOB: 0 BB: 1 P: 27				R: 0 E: 0 K: 0 S: 4	H: 0 LOB: 0 BB: 0 P: 6						
<b>PITCHER</b>	IP 6.0	WLS 27	BF 47	H 7	ER 5	SO 5	BB 2	IBB 0	HBP 0	BLK 0	WP 1	HR 1	S 68	P 108	ERA 7.50	WHIP 1.500					
Pete Harnisch, R ERA: 3.88 Al Osuna, L ERA: 3.89 Xavier Hernandez, R ERA: 2.19 Doug Jones, R ERA: 2.17 Willie Blair, R ERA: 4.4	IP 0.1	WLS 4	BF 7	H 2	ER 1	SO 0	BB 0	IBB 0	HBP 0	BLK 0	WP 0	HR 0	S 6	P 15	ERA 27.00	WHIP 6.000					
<b>PITCHER</b>	IP 0.2	WLS 2	BF 2	H 0	ER 0	SO 2	BB 0	IBB 0	HBP 0	BLK 0	WP 0	HR 0	S 9	P 12	ERA 0.00	WHIP 0.000					
Joe Boever, R ERA: 2.56	IP 13.1	WLS 0.2	BF 57	H 10	ER 4	SO 2	BB 0	IBB 0	HBP 0	BLK 0	WP 0	HR 0	S 9	P 13	ERA 0.00	WHIP 0.000					

Pittsburgh Pirates @ Houston Astros  
Astrodome, Houston, TX  
Wed Jul 22 1992, 8:05 PM EDT  
Att. 13,194 - Dome - 70 F

AB 56  
R 10  
H 18  
RBI 9  
BB 8  
SO 7  
LOB 28



WIP: 1 PA: 64  
PB: 0  
SB: 2  
CS: 0

Batter	1	2	3	4	5	6	7	8	9	10	11	12	13	AB	R	H	RBI	BB	SO	LOB	
Craig Biggio, R OBP: 0.360, SLG: 0.385														7	0	3	0	0	0	0	
Casey Candaele, S OBP: 0.238, SLG: 0.238 (10, 6)														7	0	0	0	0	0	4	
Ken Caminiti, S OBP: 0.376, SLG: 0.464														5	0	1	0	1	0	0	
5 Jeff Bagwell, R OBP: 0.351, SLG: 0.407														5	2	1	0	1	2	3	
Pete Incaviglia, R OBP: 0.325, SLG: 0.452 (10, 7)														6	2	3	2	0	2	3	
Juan Guerrero, R OBP: 0.289, SLG: 0.338 Steve Finley, L OBP: 0.333, SLG: 0.407														3	1	2	0	2	0	0	
Scott Servais, R OBP: 0.248, SLG: 0.230														6	1	1	1	0	0	6	
Gerald Young, S OBP: 0.250, SLG: 0.100 (10, 9)														6	1	2	2	0	1	0	
Joe Boever, R (13, 1)														0	0	0	0	0	0	0	
Pete Harnisch, S ERA: 3.63 Ernest King, L ERA: 3.67 Al Osuna, R ERA: 3.89 Xavier Hernandez, L ERA: 2.19 Doug Jones, R ERA: 2.17 Willie Blair, R ERA: 4.4 Eric Anthony, L ERA: 3.63	IP 7.0	WLS 36	BF 137	H 7	ER 7	SO 2	BB 2	IBB 1	HBP 0	BLK 0	WP 0	HR 0	S 74	P 122	ERA 9.00	WHIP 2.143					
Randy Tomlin, L ERA: 3.63 Denny Neagle, L ERA: 4.65 Stan Belinda, R ERA: 2.53 Bob Patterson, L ERA: 2.83	IP 3.0	WLS 9	BF 8	H 0	ER 0	SO 4	BB 0	IBB 0	HBP 0	BLK 0	WP 0	HR 0	S 27	P 40	ERA 0.00	WHIP 0.000					
<b>PITCHER</b>	IP 1.0	WLS 3	BF 3	H 0	ER 0	SO 0	BB 0	IBB 0	HBP 0	BLK 0	WP 0	HR 0	S 7	P 11	ERA 0.00	WHIP 0.000					
<b>PITCHER</b>	IP 1.0	WLS 2	BF 2	H 0	ER 0	SO 2	BB 0	IBB 0	HBP 0	BLK 0	WP 0	HR 0	S 9	P 12	ERA 0.00	WHIP 0.000					
<b>PITCHER</b>	IP 1.0	WLS 2	BF 2	H 0	ER 0	SO 2	BB 0	IBB 0	HBP 0	BLK 0	WP 0	HR 0	S 9	P 12	ERA 0.00	WHIP 0.000					

Pittsburgh Pirates @ Houston Astros  
Astrodome, Houston, TX  
Wed Jul 22 1992, 8:05 PM EDT  
Att. 13,194 - Dome - 70 F

AB 52  
R 7  
H 14  
RBI 7  
BB 4  
SO 7  
LOB 18



WIP: 0 PA: 56  
PB: 0  
SB: 4  
CS: 0



Batter	1	2	3	4	5	6	7	8	9	AB	R	H	RBI	BB	SO	LOB	TOP								
Rey Sanchez, R (1, 6) OBP: 0.271, SLG: 0.305	1-1 23 G6-4-3 HBP		1-3 K			0-0 23 1B		1-1 23 G6-3 HBP		2	0	1	0	0	1	1									
23 Ryne Sandberg, R (1, 4) OBP: 0.391, SLG: 0.466	0-0 G6-4-3		1-2 FC5-4			0-1 1B		2-2 G6-3		4	0	1	0	0	0	3									
Mark Grace, L (1, 3) OBP: 0.404, SLG: 0.438	4-2 FC6-4 BB			2-1 P5		1-0 F7		1-1 1B HBP		2	0	0	0	1	0	2									
Andre Dawson, R (1, 9) OBP: 0.293, SLG: 0.437	0-0 FC6-4			2-2 F8		0-1 F9		0-1 1B		4	0	1	0	0	0	3									
Kal Daniels, L (1, 7) OBP: 0.329, SLG: 0.389		2-2 CS 1B		0-0 G4-3		0-0 G3-1		0-3 K		4	0	1	0	0	1	4									
Derrick May, L (9, 7) OBP: 0.275, SLG: 0.342										0	0	0	0	0	0	0									
Steve Buechele, R (1, 5) OBP: 0.335, SLG: 0.386		2-2 G1-3				1-1 G4-6-3 1B		0-1 F9		4	0	1	0	0	0	1									
Rick Wilkins, L (1, 2) OBP: 0.345, SLG: 0.462		2-0 G4-3				0-0 G4-6-3 1B		1-0 F7		4	1	1	1	0	0	1									
Doug Dascenzo, S (1, 8) OBP: 0.305, SLG: 0.293			4-2 23 FC5-4 BB			4-2 FC5-4 BB		0-0 1B		2	0	1	0	2	0	0									
Mike Morgan, R (1, 1) OBP: 0.114, SLG: 0.095			1-3 K			1-0 FC5-4		0-2 L6		3	0	0	0	0	1	3									
Dwight Smith, L (9, PH) OBP: 0.275, SLG: 0.371										1	0	0	0	0	0	0									
Chuck McElroy, L (9, 1) OBP: 0.600, SLG: 1.200										0	0	0	0	0	0	0									
Bob Scanlan, R (9, 1) OBP: 0.600, SLG: 1.200										0	0	0	0	0	0	0									
<b>Inning Stats</b>	R: 0 E: 0 K: 0 S: 5	H: 0 LOB: 1 BB: 1 P: 10	R: 0 E: 0 K: 0 S: 7	H: 1 LOB: 0 BB: 0 P: 13	R: 0 E: 0 K: 2 S: 14	H: 0 LOB: 1 BB: 1 P: 22	R: 0 E: 0 K: 0 S: 7	H: 0 LOB: 0 BB: 0 P: 11	R: 0 E: 0 K: 0 S: 7	H: 1 LOB: 1 BB: 1 P: 13	R: 0 E: 0 K: 0 S: 7	H: 2 LOB: 2 BB: 0 P: 8	R: 0 E: 0 K: 1 S: 8	H: 1 LOB: 1 BB: 0 P: 13	R: 0 E: 0 K: 1 S: 11	H: 1 LOB: 2 BB: 0 P: 15	R: 1 E: 0 K: 0 S: 10	H: 1 LOB: 0 BB: 0 P: 12	1B: 6 2B: 0 3B: 0 HR: 1	SF: 0 SAC: 0 DP: 3 HBP: 3	WP: 0 PB: 0 SB: 0 CS: 1	PA: 36			
<b>PITCHER</b>	IP WLS BF H R ER SO BB IBB HBP BLK WP HR S P ERA WHIP	IP WLS BF H R ER SO BB IBB HBP BLK WP HR S P ERA WHIP	IP WLS BF H R ER SO BB IBB HBP BLK WP HR S P ERA WHIP	IP WLS BF H R ER SO BB IBB HBP BLK WP HR S P ERA WHIP	IP WLS BF H R ER SO BB IBB HBP BLK WP HR S P ERA WHIP	IP WLS BF H R ER SO BB IBB HBP BLK WP HR S P ERA WHIP	IP WLS BF H R ER SO BB IBB HBP BLK WP HR S P ERA WHIP	IP WLS BF H R ER SO BB IBB HBP BLK WP HR S P ERA WHIP	IP WLS BF H R ER SO BB IBB HBP BLK WP HR S P ERA WHIP	IP WLS BF H R ER SO BB IBB HBP BLK WP HR S P ERA WHIP	IP WLS BF H R ER SO BB IBB HBP BLK WP HR S P ERA WHIP	IP WLS BF H R ER SO BB IBB HBP BLK WP HR S P ERA WHIP	IP WLS BF H R ER SO BB IBB HBP BLK WP HR S P ERA WHIP	IP WLS BF H R ER SO BB IBB HBP BLK WP HR S P ERA WHIP	IP WLS BF H R ER SO BB IBB HBP BLK WP HR S P ERA WHIP	IP WLS BF H R ER SO BB IBB HBP BLK WP HR S P ERA WHIP	IP WLS BF H R ER SO BB IBB HBP BLK WP HR S P ERA WHIP	IP WLS BF H R ER SO BB IBB HBP BLK WP HR S P ERA WHIP	IP WLS BF H R ER SO BB IBB HBP BLK WP HR S P ERA WHIP	IP WLS BF H R ER SO BB IBB HBP BLK WP HR S P ERA WHIP	IP WLS BF H R ER SO BB IBB HBP BLK WP HR S P ERA WHIP	IP WLS BF H R ER SO BB IBB HBP BLK WP HR S P ERA WHIP	IP WLS BF H R ER SO BB IBB HBP BLK WP HR S P ERA WHIP	IP WLS BF H R ER SO BB IBB HBP BLK WP HR S P ERA WHIP	IP WLS BF H R ER SO BB IBB HBP BLK WP HR S P ERA WHIP

Chicago Cubs @ Houston Astros  
Astrodome, Houston, TX  
Fri Jul 24 1992, 8:05 PM EDT  
Att: 28,112 - Dome - 70 F

AB	30
R	1
H	7
RBI	1
BB	3
SO	3
LOB	18



Batter	1	2	3	4	5	6	7	8	9	AB	R	H	RBI	BB	SO	LOB	BOTTOM								
Craig Biggio, R (1, 4) OBP: 0.370, SLG: 0.383	4-1 FC4-6 BB		4-2 2-3 BB			0-1 G4-3		1-0 G6-3		2	0	0	0	2	0	0									
Steve Finley, L (1, 8) OBP: 0.332, SLG: 0.405	0-2 FC4-6 5 G6-4-3		0-1 G3			2-2 F8		1-0 G4-3 5 1B		4	0	1	0	0	0	3									
5 Jeff Bagwell, R (1, 3) OBP: 0.347, SLG: 0.402	1-2 G6-4-3					3-2 F9		3-2 F9		4	0	0	0	0	1	2									
Eric Anthony, L (1, 9) OBP: 0.289, SLG: 0.408		2-2 FC3-6 1B		1-1 G4-3		1-3 K		1-1 G4-3		4	0	1	0	0	1	1									
Ken Caminiti, S (1, 5) OBP: 0.375, SLG: 0.459		1-1 FC3-6 1B		1-0 WP 1B HBP		1-0 F8		0-3 K2-3		3	0	0	0	0	1	2									
Pete Incaviglia, R (1, 7) OBP: 0.328, SLG: 0.458		1-2 G6-4-3		1-0 WP 1B		1-2 L4-6 2B				3	0	2	0	0	0	1									
Eddie Taubensee, L (1, 2) OBP: 0.265, SLG: 0.255			1-2 G4-3		2-3 K		0-0 L4-6			3	0	0	0	0	1	3									
Casey Candaele, S (1, 6) OBP: 0.240, SLG: 0.244			3-2 WP SH3-4 1B			1-0 B2-6-4 1B		2-1 L8		3	0	2	0	0	0	0									
Jimmy Jones, R (1, 1) OBP: 0.231, SLG: 0.167			0-0 SH3-4			0-0 B2-6-4		2-3 K		1	0	0	0	0	0	1									
Al Osuna, R (8, 1) OBP: 0.274, SLG: 0.143										0	0	0	0	0	0	0									
Ernest Riles, L (9, PH) OBP: 0.143, SLG: 0.143										1	0	0	0	0	1	0									
Doug Jones, R (9, 1) OBP: 0.206, SLG: 0.206										0	0	0	0	0	0	0									
<b>Inning Stats</b>	R: 0 E: 0 K: 0 S: 7	H: 0 LOB: 0 BB: 1 P: 12	R: 0 E: 0 K: 0 S: 9	H: 1 LOB: 0 BB: 0 P: 13	R: 0 E: 0 K: 0 S: 13	H: 1 LOB: 2 BB: 1 P: 21	R: 0 E: 0 K: 1 S: 9	H: 1 LOB: 2 BB: 0 P: 17	R: 0 E: 0 K: 0 S: 4	H: 1 LOB: 0 BB: 0 P: 5	R: 0 E: 0 K: 1 S: 10	H: 0 LOB: 0 BB: 0 P: 16	R: 0 E: 0 K: 0 S: 5	H: 1 LOB: 0 BB: 0 P: 7	R: 0 E: 0 K: 1 S: 6	H: 0 LOB: 0 BB: 0 P: 11	R: 0 E: 0 K: 2 S: 9	H: 1 LOB: 1 BB: 0 P: 12	1B: 5 2B: 2 3B: 0 HR: 0	SF: 0 SAC: 1 DP: 4 HBP: 1	WP: 2 PB: 0 SB: 1 CS: 0	PA: 32			
<b>PITCHER</b>	IP WLS BF H R ER SO BB IBB HBP BLK WP HR S P ERA WHIP	IP WLS BF H R ER SO BB IBB HBP BLK WP HR S P ERA WHIP	IP WLS BF H R ER SO BB IBB HBP BLK WP HR S P ERA WHIP	IP WLS BF H R ER SO BB IBB HBP BLK WP HR S P ERA WHIP	IP WLS BF H R ER SO BB IBB HBP BLK WP HR S P ERA WHIP	IP WLS BF H R ER SO BB IBB HBP BLK WP HR S P ERA WHIP	IP WLS BF H R ER SO BB IBB HBP BLK WP HR S P ERA WHIP	IP WLS BF H R ER SO BB IBB HBP BLK WP HR S P ERA WHIP	IP WLS BF H R ER SO BB IBB HBP BLK WP HR S P ERA WHIP	IP WLS BF H R ER SO BB IBB HBP BLK WP HR S P ERA WHIP	IP WLS BF H R ER SO BB IBB HBP BLK WP HR S P ERA WHIP	IP WLS BF H R ER SO BB IBB HBP BLK WP HR S P ERA WHIP	IP WLS BF H R ER SO BB IBB HBP BLK WP HR S P ERA WHIP	IP WLS BF H R ER SO BB IBB HBP BLK WP HR S P ERA WHIP	IP WLS BF H R ER SO BB IBB HBP BLK WP HR S P ERA WHIP	IP WLS BF H R ER SO BB IBB HBP BLK WP HR S P ERA WHIP	IP WLS BF H R ER SO BB IBB HBP BLK WP HR S P ERA WHIP	IP WLS BF H R ER SO BB IBB HBP BLK WP HR S P ERA WHIP	IP WLS BF H R ER SO BB IBB HBP BLK WP HR S P ERA WHIP	IP WLS BF H R ER SO BB IBB HBP BLK WP HR S P ERA WHIP	IP WLS BF H R ER SO BB IBB HBP BLK WP HR S P ERA WHIP	IP WLS BF H R ER SO BB IBB HBP BLK WP HR S P ERA WHIP	IP WLS BF H R ER SO BB IBB HBP BLK WP HR S P ERA WHIP	IP WLS BF H R ER SO BB IBB HBP BLK WP HR S P ERA WHIP	IP WLS BF H R ER SO BB IBB HBP BLK WP HR S P ERA WHIP

Chicago Cubs @ Houston Astros  
Astrodome, Houston, TX  
Fri Jul 24 1992, 8:05 PM EDT  
Att: 28,112 - Dome - 70 F

AB	28
R	0
H	6
RBI	0
BB	2
SO	5
LOB	13













Batter	1	2	3	4	5	6	7	8	9	10	11	AB	R	H	RBI	BB	SO	LOB	TOP	
<b>Craig Biggio, R</b> OBP: 0.372, SLG: 0.377 (1, 4)	1-1 1B		0-0 F9	1-0 FC5 E HBP		0-1 F7			2-1 P6		2-1 5 BB 1B HR	5	1	2	0	0	0	0		
<b>Steve Finley, L</b> OBP: 0.333, SLG: 0.401 (1, 8)	3-2 F8		0-2 1B 5 BB SF8 1B	1-1 E1 5 FC5			1-1 G4-3		1-0 G4-3		1-0 5 BB HR 1B	6	2	2	0	0	0	3		
<b>5 Jeff Bagwell, R</b> OBP: 0.346, SLG: 0.403 (1, 3)	2-3 K		1-1 SF8 1B	0-0 FC5			3-2 F8		2-1 F9		4-0 HR BB	5	1	1	0	1	1	4		
<b>Eric Anthony, L</b> OBP: 0.305, SLG: 0.457 <b>Xavier Hernandez, L</b> (11, 1)	2-2 G4-3		1-1 SF8 1B		1-2 1B		2-1 F7		3-2 P5		1-0 HR	6	1	3	4	0	0	1		
<b>Ken Caminiti, S</b> OBP: 0.375, SLG: 0.455 (1, 5)		4-1 WP 1B BB	0-0 SF8		1-1 P5			0-0 G4-3		0-1 P3	0-0 F8	4	0	0	1	1	0	1		
<b>Pete Incaviglia, R</b> OBP: 0.323, SLG: 0.453 (1, 7)		0-0 F8	0-3 K		0-0 F8			2-3 K				5	0	1	0	0	2	4		
<b>Eddie Taubensee, L</b> OBP: 0.266, SLG: 0.256 (1, 2)		3-2 WP 1B		0-0 F8		1-0 G4-3		0-0 1B		3-3 K		5	0	2	0	0	1	2		
<b>Casey Candaele, S</b> OBP: 0.292, SLG: 0.255 <b>Ernest Riles, L</b> OBP: 0.222, SLG: 0.222 <b>Rafael Ramirez, R</b> OBP: 0.278, SLG: 0.307 (1, 6) (8, PH) (8, 6)		2-2 P3		4-1 E SH1-4 BB		0-1 G3-1		3-2 1B			1-3 K	2	0	0	0	1	0	2		
<b>Brian Williams, R</b> OBP: 0.297, SLG: 0.305 <b>Benny Distefano, L</b> OBP: 0.297, SLG: 0.305 <b>Doug Jones, R</b> OBP: 0.286, SLG: 0.091 (1, 1) (8, PH) (8, 1) (11, PH)		0-3 K		0-0 SH1-4		1-2 F8		0-3 K			3-3 K	2	0	0	0	0	1	2		
<b>Inning Stats</b>	R: 0 E: 0 K: 1 S: 14	H: 1 LOB: 1 BB: 0 P: 21	R: 0 E: 0 K: 1 S: 13	H: 1 LOB: 2 BB: 1 P: 22	R: 1 E: 0 K: 1 S: 12	H: 3 LOB: 2 BB: 0 P: 14	R: 0 E: 1 K: 0 S: 6	H: 0 LOB: 3 BB: 1 P: 12	R: 0 E: 0 K: 0 S: 7	H: 1 LOB: 1 BB: 0 P: 10	R: 0 E: 0 K: 2 S: 13	H: 2 LOB: 2 BB: 0 P: 18	R: 0 E: 0 K: 1 S: 9	H: 1 LOB: 1 BB: 0 P: 15	R: 4 E: 0 K: 2 S: 15	H: 3 LOB: 0 BB: 1 P: 27	1B: 10 2B: 1 3B: 0 HR: 1	SF: 1 SAC: 1 DP: 0 HBP: 1	WP: 1 PB: 0 SB: 0 CS: 0	PA: 50
<b>29 John Smoltz, R</b> ERA: 2.64 <b>Kent Mercker, L</b> ERA: 1.81 <b>Alejandro Pena, R</b> ERA: 4.68 <b>Mike Stanton, L</b> ERA: 6.03 (1, 1) (9, 1) (11, 1) (11, 1)	IP	WLS	BF	H	R	ER	SO	BB	IBB	HBP	BLK	WP	HR	S	P	ERA	WHIP			
	8.0	36	8	1	0	0	5	2	0	0	0	1	0	14	25	0.00	0.500			
	0.2	L	6	3	4	4	2	1	0	0	0	0	1	14	26	54.00	6.000			
	0.1		1	0	0	0	0	0	0	0	0	0	0	1	1	0.00	0.000			

**Houston Astros @ Atlanta Braves**  
Atlanta-Fulton County Stadium, Atlanta, GA  
Mon Jul 27 1992, 7:05 PM EDT  
Att: 38,729 - Cloudy - 78 F

livebaseballscorecards.com

AB 44  
R 5  
H 12  
RBI 5  
BB 3  
SO 8  
LOB 21



Batter	1	2	3	4	5	6	7	8	9	10	11	AB	R	H	RBI	BB	SO	LOB	BOTTOM			
<b>Otis Nixon, S</b> OBP: 0.374, SLG: 0.392 (1, 8)	2-1 1B 2B		1-2 G6-4-3			3-2 FC6-4 1B		1-1 1B			2-1 G6-3	5	1	3	0	0	0	1				
<b>Jeff Treadway, L</b> OBP: 0.268, SLG: 0.255 <b>Mark Lemke, S</b> OBP: 0.276, SLG: 0.277 (1, 4) (7, 4)	0-2 G6-3		2-2 L1			0-0 FC6-4 G6-4-3		2-1 G5-3			4-1 G1-3 BB	3	0	0	0	0	2					
<b>Terry Pendleton, S</b> OBP: 0.319, SLG: 0.449 (1, 5)	1-0 WP 1B			2-2 1B		0-0 G6-4-3			1-2 FC6 1B		0-1 G1-3	5	0	3	1	0	2					
<b>David Justice, L</b> OBP: 0.357, SLG: 0.401 (1, 9)	1-3 K			1-0 P5			1-1 G4-3		0-1 F8		0-2 G3-1	5	0	0	0	0	1	4				
<b>Lonnie Smith, R</b> OBP: 0.290, SLG: 0.350 (1, 7)	2-1 L4			2-3 K			2-2 2B		1-3 K			4	0	1	0	0	2	3				
<b>Sid Bream, L</b> OBP: 0.344, SLG: 0.385 (1, 3)		1-1 G3		0-0 F7			0-0 P3		1-0 FC6			4	0	0	0	0	3					
<b>Greg Olson, R</b> OBP: 0.336, SLG: 0.370 (1, 2)		3-2 G1-3			1-0 F7		3-2 G4-3			0-2 G5-3		4	0	0	0	0	1					
<b>Rafael Belliard, R</b> OBP: 0.260, SLG: 0.344 <b>Ron Cantu, R</b> OBP: 0.300, SLG: 0.425 <b>Kent Mercker, L</b> ERA: 1.81 <b>Darmon Berryhill, S</b> OBP: 0.260, SLG: 0.261 <b>Alejandro Pena, R</b> ERA: 4.68 <b>Mike Stanton, L</b> ERA: 6.03 (1, 5) (8, PH) (9, 1) (10, PH) (11, 1) (11, 1)		1-2 G5-3		0-0 G3			0-0 G3		0-0 F8		1-3 K	2	0	0	0	0	0	0				
<b>29 John Smoltz, R</b> ERA: 2.27 <b>Jeff Blauser, R</b> OBP: 0.281, SLG: 0.393 (1, 1) (8, PH) (9, 6)	7.0	25	6	1	1	2	0	0	0	0	0	1	0	0	0	0	0	0				
	3.0	W	11	2	0	0	4	0	0	0	0	0	0	0	0	0	0	0				
	1.0		4	0	0	0	0	1	0	0	0	0	0	8	14	0.00	1.000					
<b>Inning Stats</b>	R: 1 E: 0 K: 1 S: 11	H: 2 LOB: 1 BB: 0 P: 17	R: 0 E: 0 K: 0 S: 10	H: 0 LOB: 0 BB: 0 P: 15	R: 0 E: 0 K: 0 S: 8	H: 1 LOB: 1 BB: 0 P: 11	R: 0 E: 0 K: 0 S: 5	H: 1 LOB: 1 BB: 0 P: 8	R: 0 E: 0 K: 0 S: 10	H: 1 LOB: 1 BB: 0 P: 16	R: 0 E: 0 K: 1 S: 8	H: 1 LOB: 1 BB: 0 P: 11	R: 0 E: 0 K: 1 S: 9	H: 0 LOB: 0 BB: 0 P: 12	R: 0 E: 0 K: 2 S: 9	H: 0 LOB: 0 BB: 1 P: 10	R: 0 E: 0 K: 0 S: 8	H: 0 LOB: 0 BB: 1 P: 14	1B: 6 2B: 2 3B: 0 HR: 0	SF: 0 SAC: 0 DP: 2 HBP: 0	WP: 1 PB: 0 SB: 0 CS: 0	PA: 40
<b>PITCHER</b>	IP	WLS	BF	H	R	ER	SO	BB	IBB	HBP	BLK	WP	HR	S	P	ERA	WHIP					
<b>Brian Williams, R</b> ERA: 2.27 <b>Doug Jones, R</b> ERA: 2.18 <b>Xavier Hernandez, R</b> ERA: 2.07 (1, 1) (8, 1) (11, 1)	7.0	0	25	6	1	2	0	0	0	0	0	1	0	0	0	1.29	0.857					
	3.0	W	11	2	0	0	4	0	0	0	0	0	0	0	0	0.667						
	1.0		4	0	0	0	0	1	0	0	0	0	0	8	14	0.00	1.000					


**Houston Astros @ Atlanta Braves**  
Atlanta-Fulton County Stadium, Atlanta, GA  
Mon Jul 27 1992, 7:05 PM EDT  
Att: 38,729 - Cloudy - 78 F


livebaseballscorecards.com

AB 39  
R 1  
H 8  
RBI 1  
BB 1  
SO 6  
LOB 17





Batter	1	2	3	4	5	6	7	8	9	AB	R	H	RBI	BB	SO	LOB	TOP										
<b>Craig Biggio, R</b> OBP: 0.372, SLG: 0.374 (1, 4)	4-1 1B BB	1-0 G1-3			0-3 K		4-2 BB 5 SF7 BB	3-1 P4		3	0	0	0	2	2	3	<b>Houston Astros @ Atlanta Braves</b> Atlanta-Fulton County Stadium, Atlanta, GA Tue Jul 28 1992, 7:05 PM EDT Att: 40,457 - Cloudy - 82 F										
<b>Steve Finley, L</b> OBP: 0.334, SLG: 0.399 (1, 8)	2-1 FC4-6 1B		0-3 K		0-1 G6-3		4-1 5 SF7 BB	0-3 K		4	0	1	0	1	2	0											
<b>5 Jeff Bagwell, R</b> OBP: 0.344, SLG: 0.410 (1, 3)	0-3 K		3-2 F9			0-1 G4-3	4-0 5 SF7 BB		1-3 K	4	1	1	2	0	1	2											
<b>Eric Anthony, L</b> OBP: 0.312, SLG: 0.457 <b>Gerald Young, S</b> OBP: 0.276, SLG: 0.087 (7, PR) (7, 9)	2-3 K		1-0 1B			4-0 1B BB	0-0 SF7		0-0 HR	2	1	1	0	2	1	2											
<b>Ken Caminiti, S</b> OBP: 0.375, SLG: 0.465 (1, 5)	0-1 FC4-6		1-1 G3			0-0 1B BB	0-0 G4-6-3 IBB		1-2 G6-3	5	2	2	1	0	0	6											
<b>Pete Incaviglia, R</b> OBP: 0.328, SLG: 0.454 (1, 7)		1-2 F9			2-3 K		0-2 PB 1B FC		0-2 G4-6-3	4	1	2	1	1	1	0											
<b>Eddie Taubensee, L</b> OBP: 0.281, SLG: 0.280 (1, 2)		0-2 1B FC4-6 1B			2-3 K		0-0 FC PB CS 1B		2-2 FC1-5 1B	5	1	4	1	0	1	0											
<b>Casey Candaele, S</b> OBP: 0.251, SLG: 0.254 (1, 6)		0-0 FC4-6 1B			0-2 G3		3-0 FC CS		2-2 BLK FC1-5 1B	5	0	1	1	0	0	5											
<b>Pete Harnisch, S</b> OBP: 0.156, SLG: 0.227 <b>Ernest Riles, L</b> OBP: 0.222, SLG: 0.222 <b>Juan Guzman, R</b> OBP: 0.221, SLG: 0.338 <b>Joe Boever, R</b> <b>Willie Blair, R</b> <b>Doug Jones, R</b> (1, 1) (8, PH) (8, PH) (8, 1) (8, 1) (8, 1)	0-1 FC4-6				1-3 K		0-1 CS		0-0 FC1-5 BLK	2	1	0	0	1	1	1											
<b>Inning Stats</b>	R: 0 E: 0 K: 2 S: 11	H: 1 LOB: 2 BB: 1 P: 19	R: 1 E: 0 K: 0 S: 10	H: 2 LOB: 1 BB: 0 P: 12	R: 0 E: 0 K: 1 S: 12	H: 1 LOB: 1 BB: 0 P: 17	R: 0 E: 0 K: 2 S: 14	H: 0 LOB: 0 BB: 0 P: 18	R: 0 E: 0 K: 1 S: 9	H: 0 LOB: 0 BB: 0 P: 10	R: 3 E: 0 K: 0 S: 9	H: 3 LOB: 1 BB: 1 P: 16	R: 1 E: 0 K: 0 S: 12	H: 0 LOB: 3 BB: 4 P: 28	R: 0 E: 0 K: 1 S: 14	H: 2 LOB: 2 BB: 0 P: 21		R: 2 E: 0 K: 1 S: 15	H: 3 LOB: 2 BB: 1 P: 23	1B: 9 2B: 2 3B: 0 HR: 2	SF: 1 SAC: 0 DP: 2 HBP: 0	WP: 0 PB: 1 SB: 0 CS: 1	PA: 45				
<b>PITCHER</b>	IP	WLS	BF	H	R	ER	SO	BB	IBB	HBP	BLK	WP	HR	S	P	ERA	WHIP										
<b>Mike Bielecki, R</b> ERA: 2.57 (1, 1)	4.0		17	4	1	1	5	1	0	0	0	0	0	47	66	2.25	1.250										
<b>Marvin Freeman, R</b> ERA: 4.05 (5, 1)	2.0	L	9	3	3	2	2	1	0	0	0	0	0	18	26	9.00	2.000										
<b>Mike Stanton, L</b> ERA: 6.32 (7, 1)	0.0		3	0	1	1	0	3	0	0	0	0	0	6	18	∞	∞										
<b>Mark Wohlers, R</b> ERA: 5.06 (7, 1)	1.1		6	2	0	0	0	0	1	0	0	0	0	14	22	0.00	1.500										
<b>Mark Davis, L</b> ERA: 7.22 (8, 1)	1.2		9	3	2	2	2	1	0	0	1	0	2	21	32	10.80	2.400										

Batter	1	2	3	4	5	6	7	8	9	AB	R	H	RBI	BB	SO	LOB	BOTTOM										
<b>Otis Nixon, S</b> OBP: 0.377, SLG: 0.392 (1, 8)	0-0 F8		4-2 G5-4-3 BB			1-0 S 1B		2-2 F7		3	1	1	0	1	0	2	<b>Houston Astros @ Atlanta Braves</b> Atlanta-Fulton County Stadium, Atlanta, GA Tue Jul 28 1992, 7:05 PM EDT Att: 40,457 - Cloudy - 82 F										
<b>Jeff Treadway, L</b> OBP: 0.216, SLG: 0.280 <b>Greg Olson, R</b> OBP: 0.335, SLG: 0.368 (1, 4) (8, 2)	1-2 1B 2B		1-2 G5-4-3			2-1 F8		2-0 G6-4-3		3	1	1	0	0	0	3											
<b>Terry Pendleton, S</b> OBP: 0.321, SLG: 0.450 (1, 5)	1-1 2-H 1B			0-2 L5		0-2 1-H 1B			1-2 E1 1B 2B	4	1	2	2	0	0	0											
<b>David Justice, L</b> OBP: 0.355, SLG: 0.399 (1, 9)	0-2 P4			0-0 P4		3-2 P4			0-2 2B G6-3 1B	4	1	1	0	0	0	1											
<b>Ron Gant, R</b> OBP: 0.325, SLG: 0.426 (1, 7)		0-1 G6-3		1-3 K			2-3 K		2-0 G6-3 1B 2B	4	1	1	1	0	2	0											
<b>Sid Bream, L</b> OBP: 0.339, SLG: 0.378 (1, 3)		0-3 K			0-1 P9		2-1 F8		1-2 L4	4	0	0	0	0	1	2											
<b>Damon Berryhill, S</b> OBP: 0.256, SLG: 0.355 <b>Mark Davis, L</b> <b>Lonnie Smith, R</b> OBP: 0.286, SLG: 0.344 (1, 2) (8, PH) (9, PH)		2-3 K			3-3 K		0-0 F7		1-2 G6-3	3	0	0	0	0	2	0											
<b>Rafael Belliard, R</b> OBP: 0.268, SLG: 0.243 <b>Jeff Blausler, R</b> OBP: 0.289, SLG: 0.397 (8, PH) (9, 6)			4-1 SH1-4 BB		0-1 SH1-4		0-1 G5-3		4-2 BB BB	1	0	0	0	1	0	0											
<b>Mike Bielecki, R</b> OBP: 0.125, SLG: 0.225 <b>Marvin Freeman, R</b> OBP: 0.200, SLG: 0.300 <b>Tom Glavino, L</b> OBP: 0.200, SLG: 0.321 <b>Mike Stanton, L</b> OBP: 0.200, SLG: 0.300 <b>Mark Wohlers, R</b> <b>Mark Lemke, S</b> OBP: 0.278, SLG: 0.278 (1, 1) (8, PH) (7, 1) (7, 1) (7, 4)			0-1 SH1-4			2-3 K		4-1 G6-4-3 BB	1-3 K	0	0	0	0	0	0	0	<b>Braves</b>										
<b>Inning Stats</b>	R: 1 E: 0 K: 0 S: 11	H: 2 LOB: 0 BB: 0 P: 13	R: 0 E: 0 K: 2 S: 9	H: 0 LOB: 0 BB: 0 P: 11	R: 0 E: 0 K: 1 S: 8	H: 0 LOB: 0 BB: 0 P: 9	R: 0 E: 0 K: 1 S: 7	H: 0 LOB: 0 BB: 0 P: 10	R: 1 E: 0 K: 1 S: 13	H: 2 LOB: 1 BB: 0 P: 20	R: 0 E: 0 K: 1 S: 7	H: 0 LOB: 0 BB: 0 P: 11	R: 0 E: 0 K: 0 S: 7	H: 0 LOB: 1 BB: 2 P: 19	R: 3 E: 1 K: 1 S: 21	H: 3 LOB: 1 BB: 0 P: 27		1B: 5 2B: 2 3B: 0 HR: 0	SF: 0 SAC: 1 DP: 2 HBP: 0	WP: 0 PB: 0 SB: 1 CS: 0	PA: 36						
<b>PITCHER</b>	IP	WLS	BF	H	R	ER	SO	BB	IBB	HBP	BLK	WP	HR	S	P	ERA	WHIP										
<b>Pete Harnisch, R</b> ERA: 3.79 (1, 1)	7.0		25	4	2	2	6	2	0	0	0	0	0	65	93	2.57	0.857										
<b>Joe Boever, R</b> ERA: 2.1 (8, 1)	0.0		2	0	0	0	0	2	0	0	0	0	0	3	11	∞	∞										
<b>Willie Blair, R</b> ERA: 4.36 (8, 1)	0.1		1	0	0	0	0	0	0	0	0	0	0	3	5	0.00	0.000										
<b>Doug Jones, R</b> ERA: 2.13 (8, 1)	1.2	S	8	3	3	0	1	0	0	0	0	0	0	22	30	0.00	1.800										



Batter	1	2	3	4	5	6	7	8	9	AB	R	H	RBI	BB	SO	LOB	TOP					
Steve Finley, L (1, 8) OBP: 0.330, SLG: 0.394	G4-3		FC4-6		G6-3		K	L9		5	0	0	0	0	1	5						
Rafael Ramirez, R (1, 6) OBP: 0.282, SLG: 0.310	G6-3		L1-3			1B	2B		F7	5	1	2	0	0	0	1						
Ken Caminiti, S (1, 5) OBP: 0.375, SLG: 0.468	E6			L7		E		G6-3		5	0	2	1	0	0	0						
5 Jeff Bagwell, R (1, 3) OBP: 0.345, SLG: 0.416	P9			HR		K		F9		4	1	1	1	1	1	3						
Eric Anthony, L (1, 9) OBP: 0.312, SLG: 0.457		G1-4-3		G1-3		E5				0	0	0	0	0	0	0						
Gerald Young, S (1, 9) OBP: 0.273, SLG: 0.111						FC3-2	K			4	0	1	1	0	1	3						
Pete Incaviglia, R (1, 7) OBP: 0.330, SLG: 0.451	P3			BB		FC3-2		F9		2	0	0	0	2	0	3						
Scott Servais, R (1, 2) OBP: 0.258, SLG: 0.243				G3		FC3-2		G1-3		3	0	1	0	1	0	4						
Brian Williams, R (6, PR) OBP: 0.133, SLG: 0.200										0	0	0	0	0	0	0						
Eddie Taubensee, L (8, 2) OBP: 0.281, SLG: 0.280		BB						2B		0	0	0	0	0	0	0						
Casey Candaele, S (1, 4) OBP: 0.248, SLG: 0.251										3	0	0	0	0	0	4						
Willie Blair, R (6, 1) OBP: 0.288, SLG: 0.333	L1									0	0	0	0	0	0	0						
Juan Guerrero, R (8, PH) OBP: 0.288, SLG: 0.333										1	0	0	0	0	1							
Joe Boever, R (8, 1) OBP: 0.288, SLG: 0.333										0	0	0	0	0	0	0						
Jimmy Jones, R (1, 1) OBP: 0.286, SLG: 0.200										1	0	1	0	1	0	0						
Craig Biggio, R (6, 4) OBP: 0.373, SLG: 0.375				FC4-6		G6-3		G1-3		2	1	1	0	0	1							
Inning Stats	R: 0 E: 1 K: 0 S: 11	H: 0 LOB: 1 BB: 0 P: 17	R: 0 E: 0 K: 0 S: 11	H: 0 LOB: 1 BB: 1 P: 19	R: 0 E: 0 K: 0 S: 7	H: 1 LOB: 0 BB: 0 P: 9	R: 1 E: 0 K: 0 S: 7	H: 1 LOB: 1 BB: 1 P: 14	R: 0 E: 0 K: 0 S: 6	H: 0 LOB: 0 BB: 1 P: 11	R: 1 E: 1 K: 1 S: 13	H: 3 LOB: 3 BB: 1 P: 25	R: 1 E: 0 K: 2 S: 14	H: 3 LOB: 3 BB: 1 P: 23	R: 0 E: 0 K: 0 S: 6	H: 1 LOB: 2 BB: 0 P: 11	R: 0 E: 0 K: 0 S: 7	H: 0 LOB: 0 BB: 0 P: 8	1B: 6 2B: 3 3B: 0 HR: 1	SF: 0 SAC: 0 DP: 2 HBP: 0	WP: 0 PB: 0 SB: 0 CS: 0	PA: 40
PITCHER	IP	WLS	BF	H	R	ER	SO	BB	IBB	HBP	BLK	WP	HR	S	P	ERA	WHIP					
Tom Glavine, L (1, 1) ERA: 2.49	8.0	W	37	9	3	3	3	3	2	0	0	0	1	75	129	3.38	1.500					
Alejandro Pena, R (9, 1) ERA: 4.54	1.0	S	3	0	0	0	0	0	0	0	0	0	0	7	8	0.00	0.000					

Houston Astros @ Atlanta Braves  
Atlanta-Fulton County Stadium, Atlanta, GA

AB 35  
R 3  
H 9  
RBI 3  
BB 5  
SO 3  
LOB 25



Wed Jul 29 1992, 3:33 AM EDT  
Att: 39,076 - Cloudy - 85 F

Batter	1	2	3	4	5	6	7	8	9	AB	R	H	RBI	BB	SO	LOB	BOTTOM				
Otis Nixon, S (1, 8) OBP: 0.377, SLG: 0.392	S		K		L7	F7				5	0	2	1	0	1	2					
Terry Pendleton, S (1, 5) OBP: 0.319, SLG: 0.454	P5		F7		G4-3		HR	K		5	1	1	1	0	1	3					
Ron Gant, R (1, 7) OBP: 0.327, SLG: 0.425	F7		BB			1B	K			3	1	1	0	1	1						
David Justice, L (1, 9) OBP: 0.354, SLG: 0.395			G4-3			F7	L3			3	0	0	0	1	0	2					
Sid Bream, L (1, 3) OBP: 0.337, SLG: 0.376	L6				F9			G4-3		4	1	1	0	0	0	2					
Greg Olson, R (1, 2) OBP: 0.333, SLG: 0.366		F8		G6-3		E5		K		4	1	1	1	0	1	0					
Mark Lemke, S (1, 4) OBP: 0.288, SLG: 0.292										3	1	3	1	1	0	0					
Rafael Belliard, R (1, 6) OBP: 0.265, SLG: 0.241										2	0	0	0	0	1	2					
Jeff Blauser, R (6, PH) OBP: 0.291, SLG: 0.394										1	0	0	0	1	0	1					
Tom Glavine, L (1, 1) OBP: 0.279, SLG: 0.310										2	0	0	1	0	0	1					
Lonnie Smith, R (8, PH) OBP: 0.296, SLG: 0.344										0	0	0	0	1	0	0					
Alejandro Pena, R (9, 1) ERA: 4.54										0	0	0	0	0	0	0					
Inning Stats	R: 0 E: 0 K: 0 S: 10	H: 1 LOB: 2 BB: 1 P: 17	R: 0 E: 0 K: 1 S: 6	H: 0 LOB: 1 BB: 1 P: 13	R: 0 E: 0 K: 1 S: 9	H: 0 LOB: 1 BB: 1 P: 15	R: 0 E: 0 K: 0 S: 8	H: 1 LOB: 0 BB: 0 P: 12	R: 0 E: 0 K: 0 S: 5	H: 0 LOB: 0 BB: 0 P: 7	R: 3 E: 1 K: 0 S: 14	H: 4 LOB: 2 BB: 1 P: 27	R: 1 E: 0 K: 1 S: 9	H: 1 LOB: 0 BB: 0 P: 17	R: 1 E: 0 K: 2 S: 10	H: 2 LOB: 2 BB: 1 P: 18	1B: 6 2B: 2 3B: 0 HR: 1	SF: 1 SAC: 0 DP: 0 HBP: 0	WP: 0 PB: 0 SB: 2 CS: 0	PA: 38	
PITCHER	IP	WLS	BF	H	R	ER	SO	BB	IBB	HBP	BLK	WP	HR	S	P	ERA	WHIP				
Jimmy Jones, R (1, 1) ERA: 4.06	5.1	L	25	6	3	3	2	3	0	0	0	0	1	14	28	5.40	1.200				
Willie Blair, R (6, 1) ERA: 4.41	1.2	L	7	1	1	1	1	1	0	0	0	0	0	10	18	9.00	3.000				
Joe Boever, R (8, 1) ERA: 2.69	1.0		6	2	1	1	2	1	0	0	0	0	0	10	18	9.00	3.000				

Houston Astros @ Atlanta Braves  
Atlanta-Fulton County Stadium, Atlanta, GA

AB 32  
R 5  
H 9  
RBI 5  
BB 5  
SO 5  
LOB 14



Wed Jul 29 1992, 3:33 AM EDT  
Att: 39,076 - Cloudy - 85 F



Batter	1	2	3	4	5	6	7	8	9	AB	R	H	RBI	BB	SO	LOB	TOP										
<b>Craig Biggio, R</b> (1,4) OBP: 0.374, SLG: 0.379 <b>Rob Murphy, L</b> (8,1)	0-1 G4-3 1B			0-0 G4-3 SF8 2B		2-1 F8		0-0 G6-3		4	1	2	0	0	0	0											
<b>Steve Finley, L</b> (1,8) OBP: 0.327, SLG: 0.390	2-2 G4-3 1-2f			2-0 G4-3		1-1 G1-3			0-0 F8	4	0	0	0	0	0	2											
<b>5 Jeff Bagwell, R</b> (1,3) OBP: 0.346, SLG: 0.416	2-2 G6-3			4-1 BB		0-0 F9			1-1 WP 1B	3	0	1	0	1	0	0											
<b>Eric Anthony, L</b> (1,9) OBP: 0.308, SLG: 0.452		1-1 G6-3		1-2 SF8			1-3 K		3-3 K	3	0	0	1	0	2	1											
<b>Ken Caminiti, S</b> (1,5) OBP: 0.374, SLG: 0.463		0-0 P4		3-H G3			4-2 FC6-4 BB		0-0 G3	3	0	0	0	1	0	2											
<b>Pete Incauglia, R</b> (1,7) OBP: 0.327, SLG: 0.446		0-1 F9			2-1 G6-3		2-1 FC6-4 1-2f			3	0	0	0	0	0	1											
<b>Eddie Taubensee, L</b> (1,2) OBP: 0.282, SLG: 0.287			2-1 F7		1-0 2B		2-0 G3			3	0	1	0	0	0	1											
<b>Rafael Ramirez, R</b> (1,6) OBP: 0.276, SLG: 0.303			1-0 L8		1-0 G5-3			1-2 G1-3		3	0	0	0	0	0	1											
<b>Butch Henry, L</b> (1,1) OBP: 0.139, SLG: 0.222 <b>Willie Blair, R</b> (7,1) <b>Ernest Riles, L</b> (8,PH) OBP: 0.200, SLG: 0.200			0-3 K		1-0 F9			0-0 F8		2	0	0	0	0	1	1											
<b>Inning Stats</b>	R: 0 E: 0 K: 0 S: 10	H: 1 LOB: 0 BB: 0 P: 14	R: 0 E: 0 K: 0 S: 5	H: 0 LOB: 0 BB: 0 P: 6	R: 0 E: 0 K: 1 S: 6	H: 0 LOB: 0 BB: 0 P: 9	R: 1 E: 0 K: 0 S: 10	H: 1 LOB: 1 BB: 0 P: 17	R: 0 E: 0 K: 0 S: 5	H: 0 LOB: 0 BB: 0 P: 8	R: 0 E: 0 K: 1 S: 8	H: 0 LOB: 1 BB: 1 P: 17	R: 0 E: 0 K: 0 S: 7	H: 0 LOB: 0 BB: 0 P: 8	R: 0 E: 0 K: 1 S: 8	H: 1 LOB: 1 BB: 0 P: 12	1B: 2 2B: 2 3B: 0 HR: 0	SF: 1 SAC: 0 DP: 1 HBP: 0	WP: 1 PB: 0 SB: 0 CS: 0	PA: 32							
<b>PITCHER</b>	IP	WLS	BF	H	R	ER	SO	BB	IBB	HBP	BLK	WP	HR	S	P	ERA	WHIP										
<b>Tim Belcher, R</b> (1,1) ERA: 3.6 <b>Rob Dibble, R</b> (9,1) ERA: 3.6	8.0	W	28	3	1	1	2	2	0	0	0	0	0	56	89	1.12	0.625										

Houston Astros @ Cincinnati Reds  
Riverfront Stadium, Cincinnati, OH  
Fri Jul 31 1992, 7:05 PM EDT  
Att: 34,537 - Cloudy - 65 F

AB	29
R	1
H	4
RBI	1
BB	2
SO	3
LOB	9



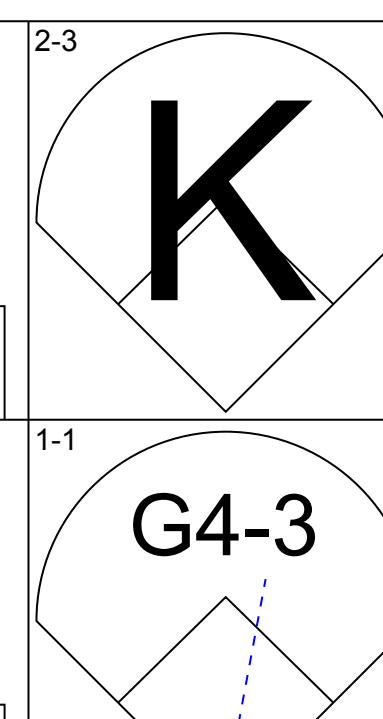
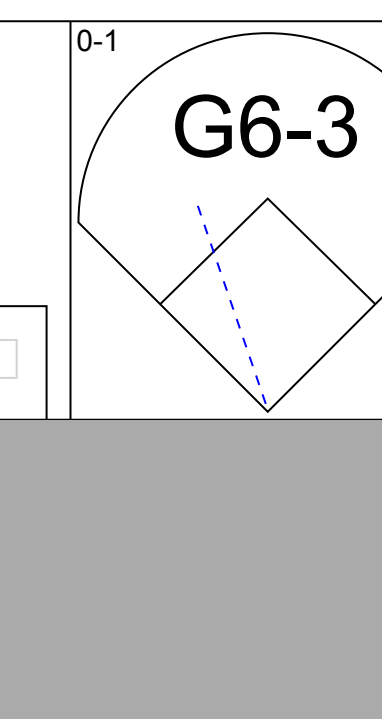
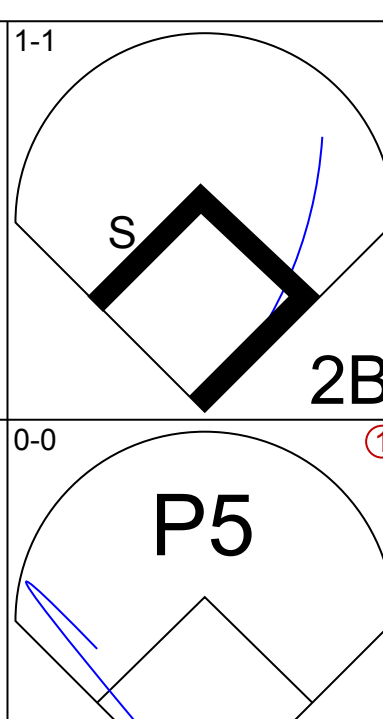
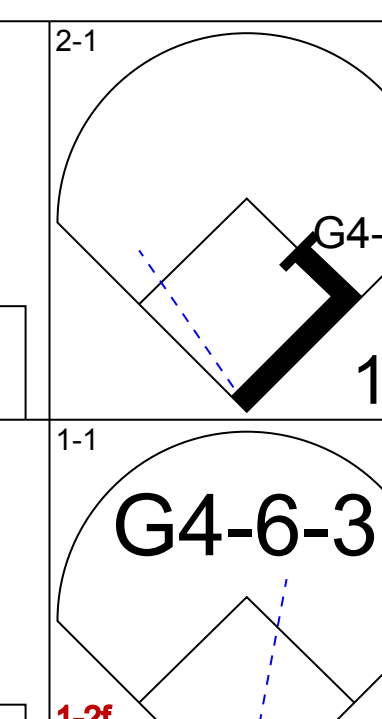
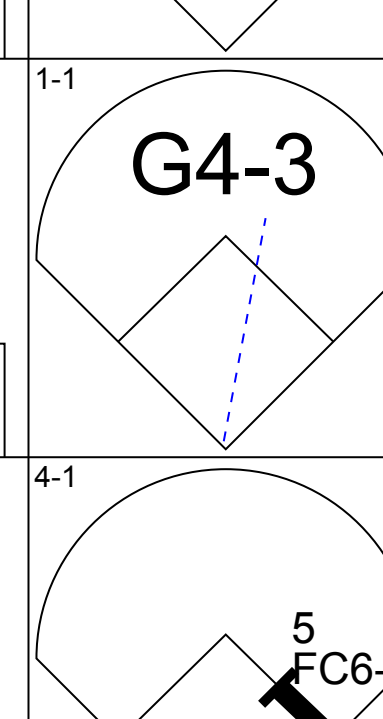
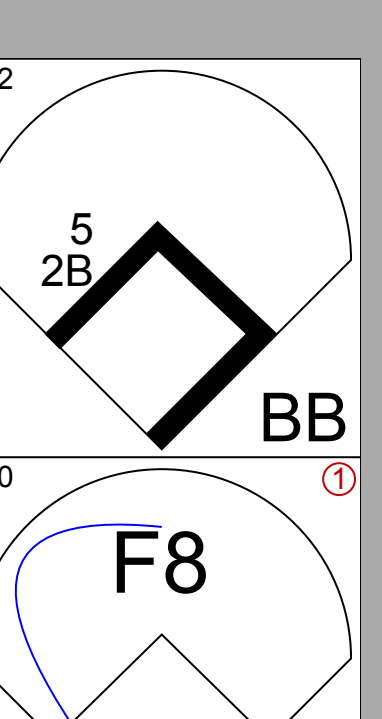
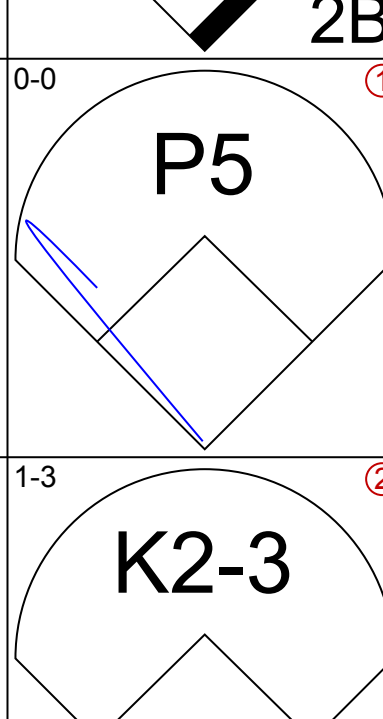
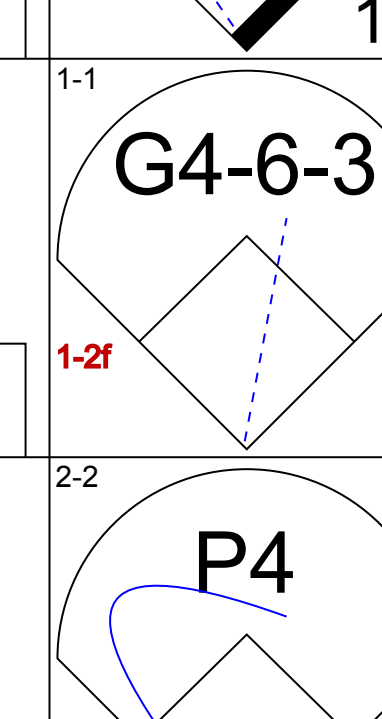
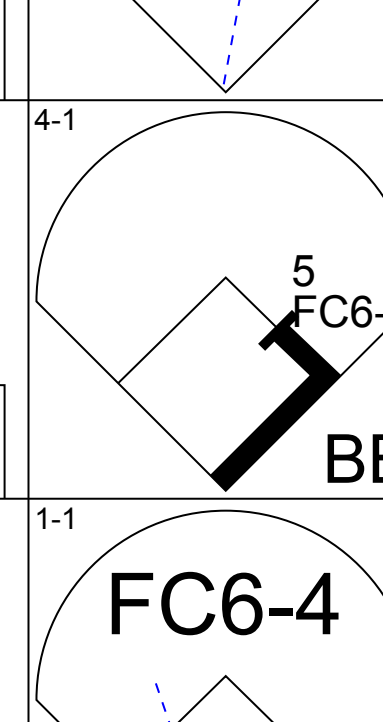
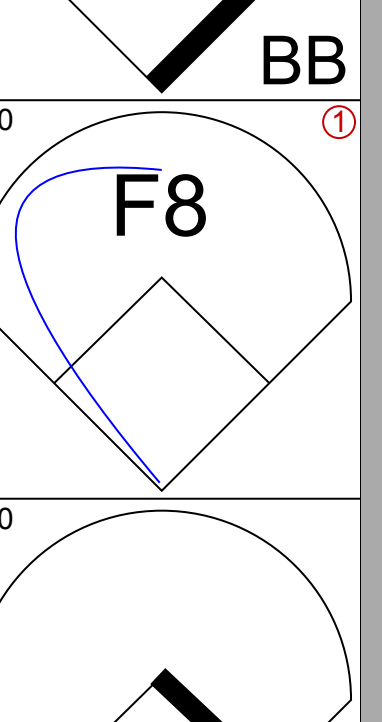
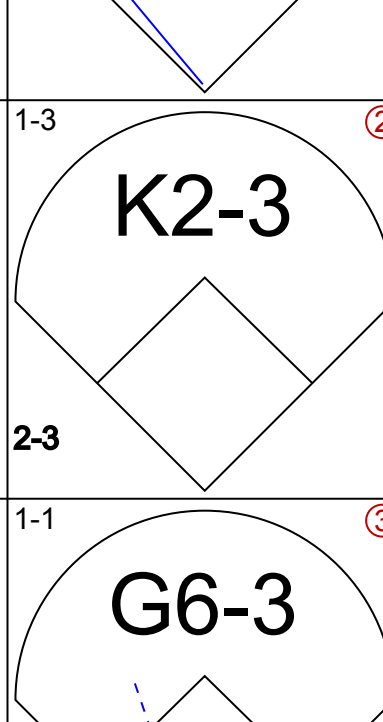
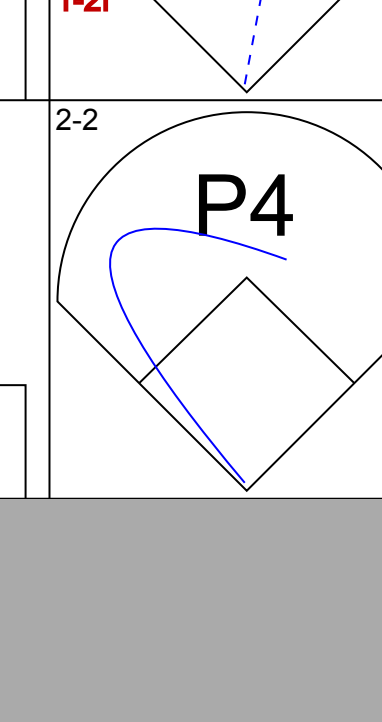
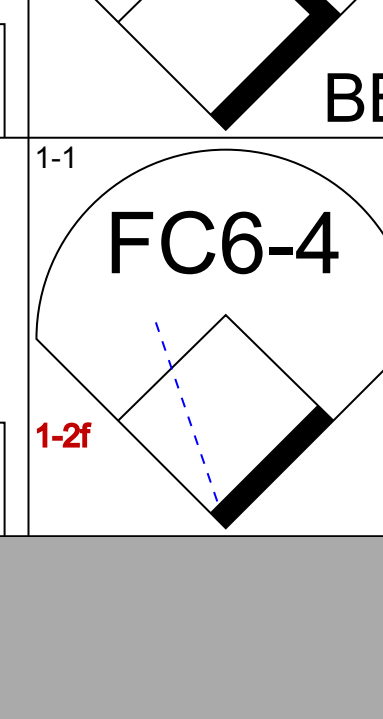
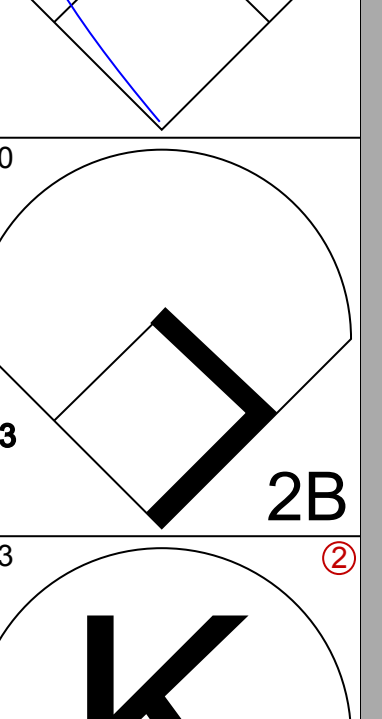
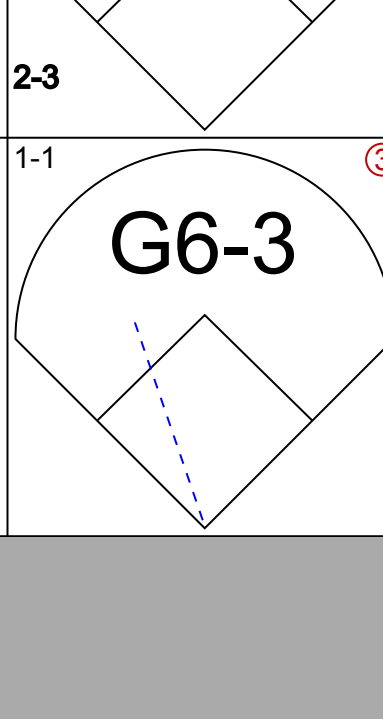
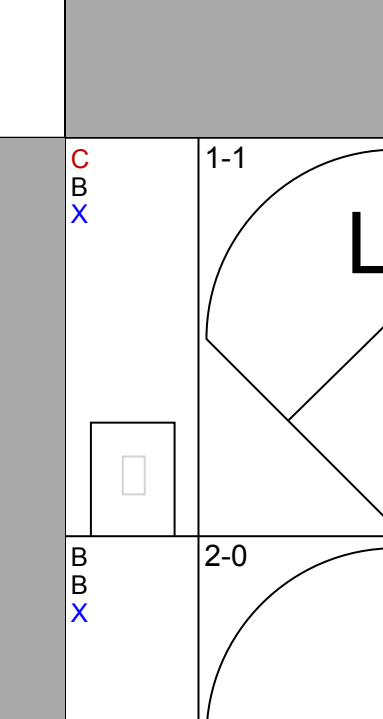
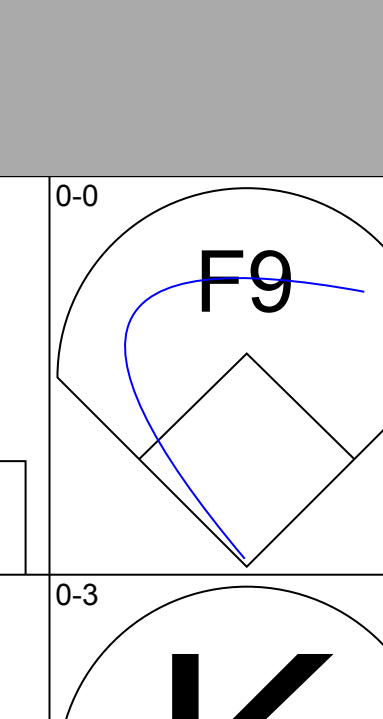
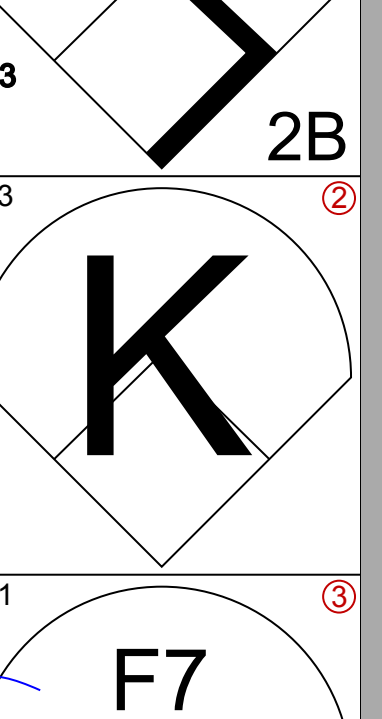
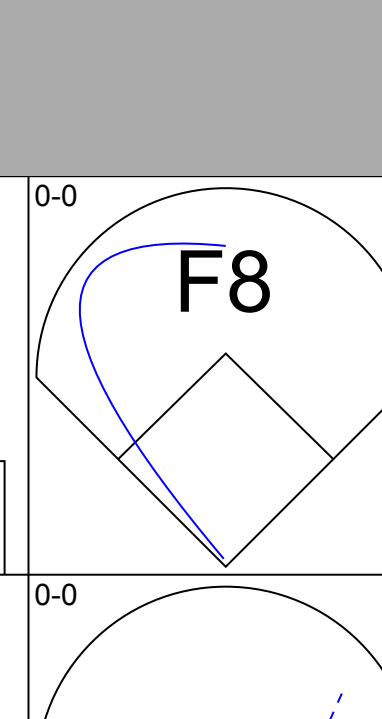
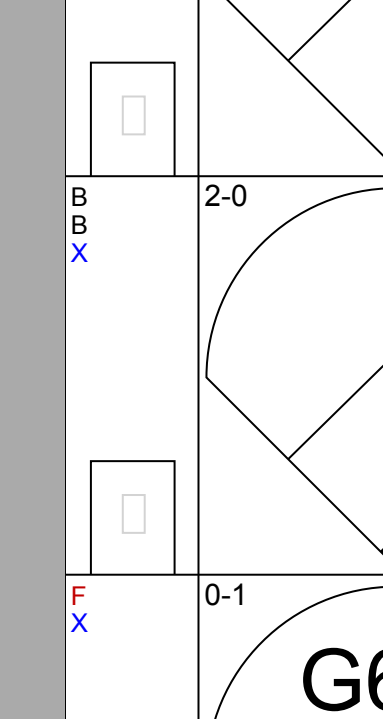

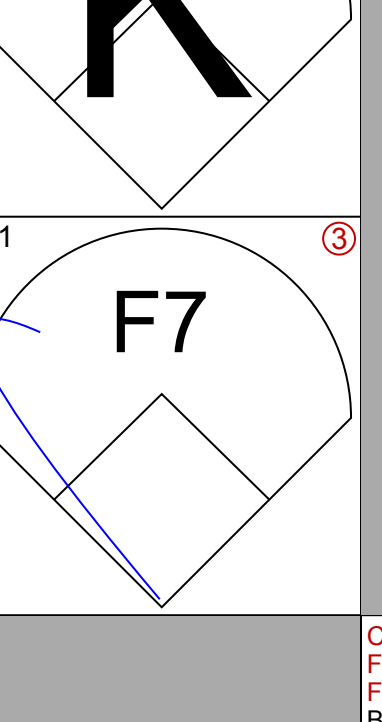
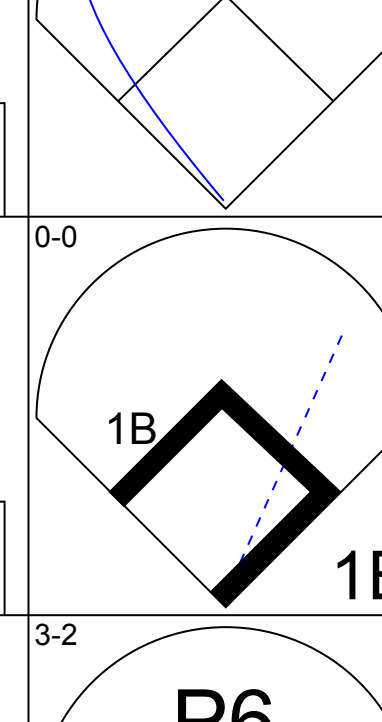
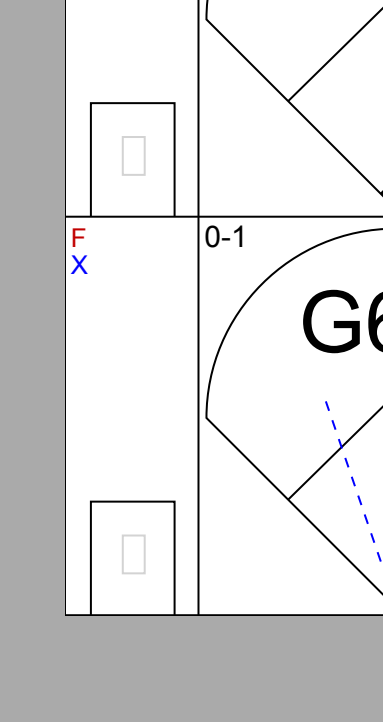
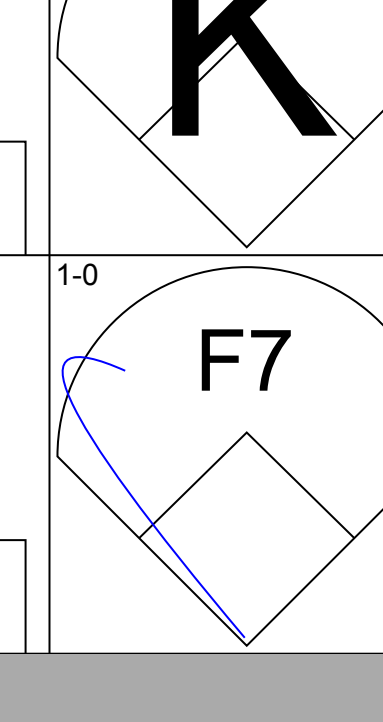
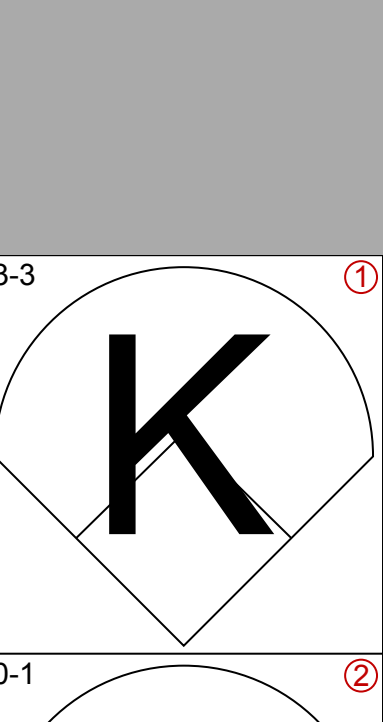
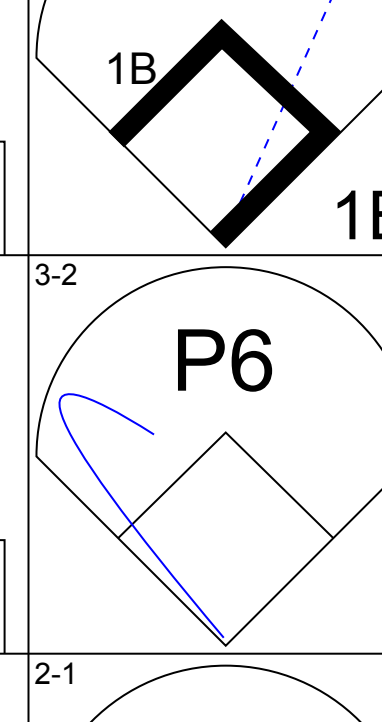
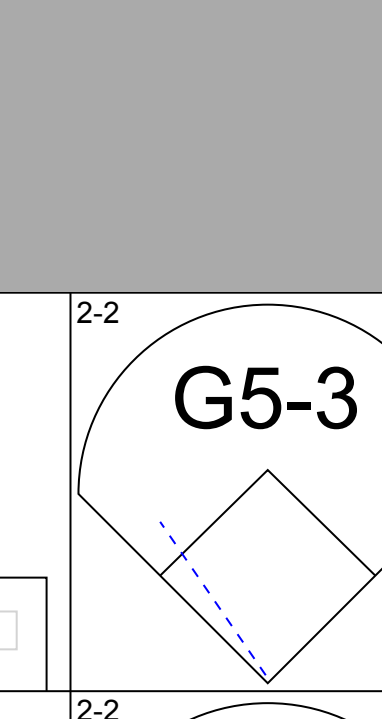
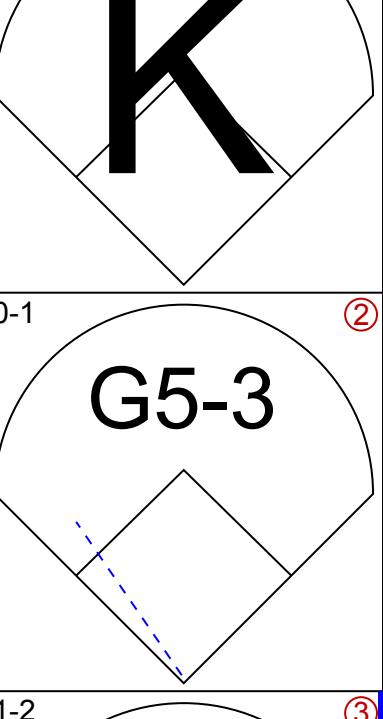
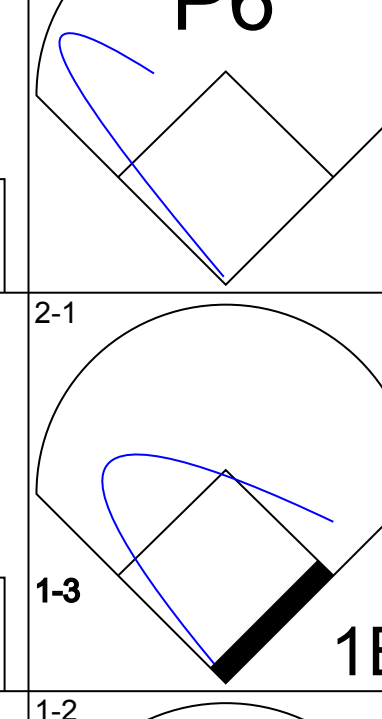
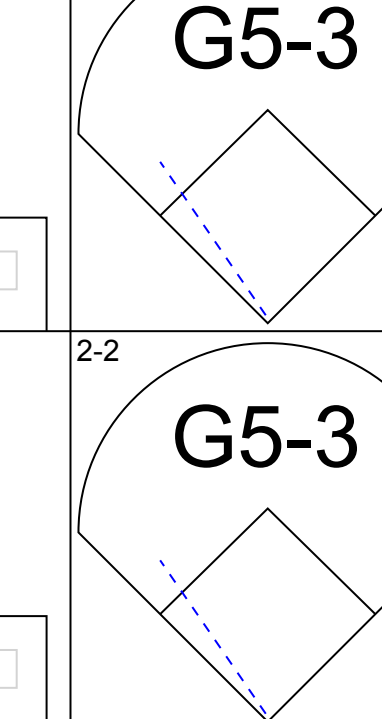
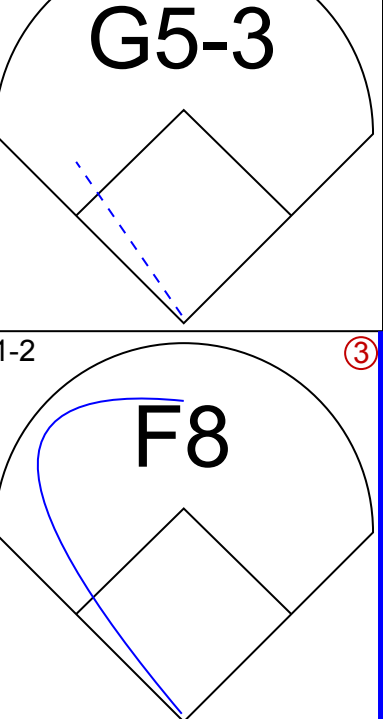
Batter	1	2	3	4	5	6	7	8	9	AB	R	H	RBI	BB	SO	LOB	BOTTOM										
<b>Bip Roberts, S</b> (1,8) OBP: 0.374, SLG: 0.375	0-0 G3		0-0 1B		2-1 1B HR	0-1 E8				4	1	3	1	0	0	0											
<b>Hal Morris, L</b> (1,3) OBP: 0.376, SLG: 0.418	3-2 G5-3		3-H F7		1-0 1B HR	0-1 F7				4	1	1	0	0	0	2											
<b>Barry Larkin, R</b> (1,6) OBP: 0.365, SLG: 0.440	4-1 BB		2-2 F9		2-1 1B HR		1-2 G6-3			3	1	1	3	1	0	1											
<b>Chris Sabo, R</b> (1,5) OBP: 0.304, SLG: 0.415	1-1 P6			4-0 SH5-4 G4-3 BB	0-0 P4		0-2 G6-3			3	1	0	0	1	0	1											
<b>Glenn Braggs, R</b> (1,7) OBP: 0.333, SLG: 0.366		2-3 K		1-0 G4-3 SH5-4 1B	1-1 G4-3		3-2 G6-3			4	0	1	0	0	1	0											
<b>Bill Doran, S</b> (1,4) OBP: 0.320, SLG: 0.378		0-2 P2		0-0 SH5-4	1-2 P5			1-1 P3		3	0	0	0	0	0	0											
<b>Paul O'Neill, L</b> (1,9) OBP: 0.364, SLG: 0.401		3-3 K		2-1 G4-3		1-1 SH3-4 E 1B		1-2 FC6-4 1B		4	1	2	1	0	1	1											
<b>Joe Oliver, R</b> (1,2) OBP: 0.317, SLG: 0.375			0-1 SH1-4 1B		0-2 F8		0-0 F9			3	1	1	0	1	0	2											
<b>Tim Belcher, R</b> (1,1) OBP: 0.115, SLG: 0.173 <b>Darnell Coles, R</b> (8,PH) <b>Rob Dibble, L</b> (9,1) OBP: 0.333, SLG: 0.333			0-0 SH1-4 2B		1-3 K2-3		0-0 SH3-4		0-1 FC6-4	1	0	0	0	0	1	2											
<b>Inning Stats</b>	R: 0 E: 0 K: 0 S: 8	H: 0 LOB: 1 BB: 1 P: 16	R: 0 E: 0 K: 2 S: 9	H: 0 LOB: 0 BB: 0 P: 14	R: 1 E: 0 K: 0 S: 8	H: 2 LOB: 1 BB: 0 P: 11	R: 1 E: 0 K: 1 S: 8	H: 1 LOB: 2 BB: 2 P: 20	R: 3 E: 0 K: 0 S: 11	H: 3 LOB: 0 BB: 0 P: 18	R: 1 E: 1 K: 0 S: 10	H: 2 LOB: 1 BB: 0 P: 11	R: 0 E: 0 K: 0 S: 9	H: 0 LOB: 0 BB: 0 P: 13	R: 0 E: 0 K: 0 S: 8	H: 1 LOB: 1 BB: 0 P: 10	1B: 7 2B: 1 3B: 0 HR: 1	SF: 0 SAC: 3 DP: 0 HBP: 0	WP: 0 PB: 0 SB: 0 CS: 0	PA: 36							
<b>PITCHER</b>	IP	WLS	BF	H	R	ER	SO	BB	IBB	HBP	BLK	WP	HR	S	P	ERA	WHIP										
<b>Butch Henry, L</b> (1,1) ERA: 4.37 <b>Willie Blair, R</b> (7,1) <b>Rob Murphy, L</b> (8,1) ERA: 3.47	6.0	L	29	8	6	5	3	2	0	0	0	0	0	9	13	0.00	0.000										

Houston Astros @ Cincinnati Reds  
Riverfront Stadium, Cincinnati, OH  
Fri Jul 31 1992, 7:05 PM EDT  
Att: 34,537 - Cloudy - 65 F

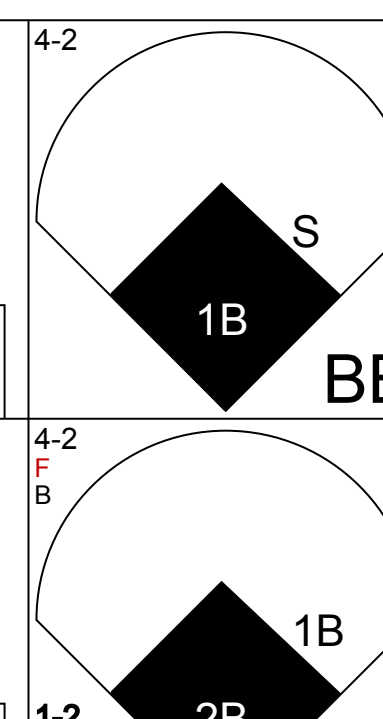
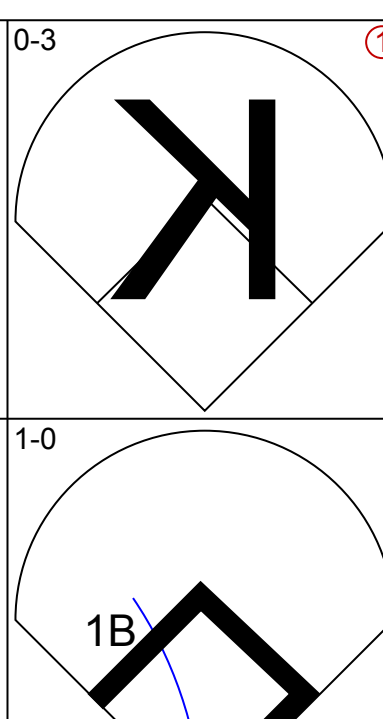
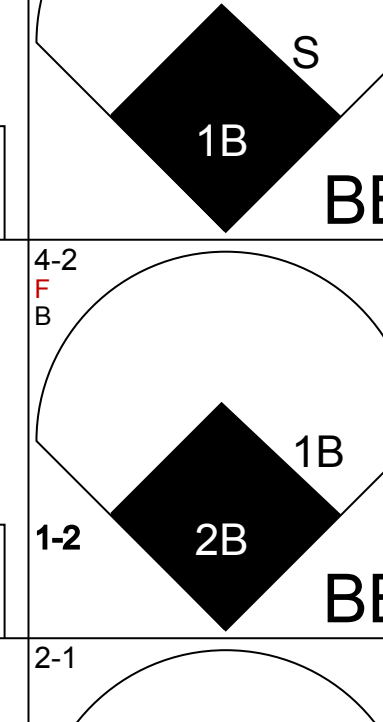
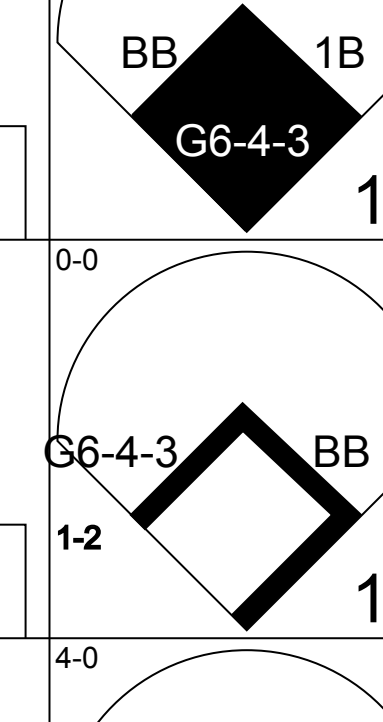
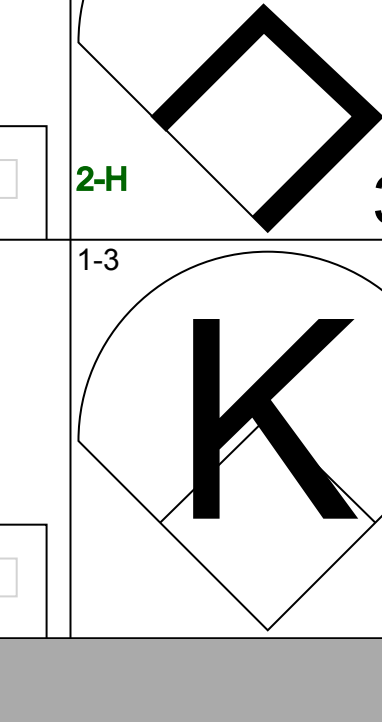
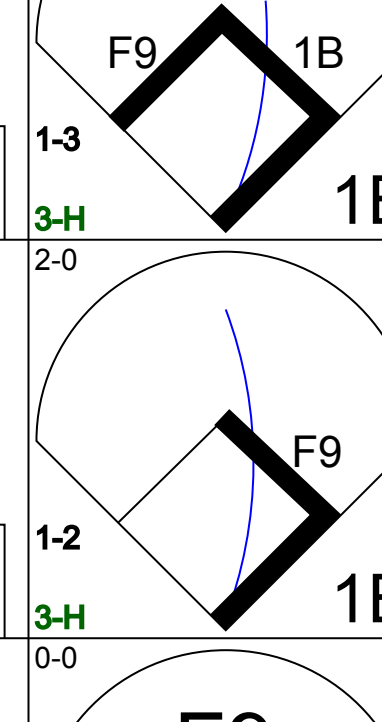
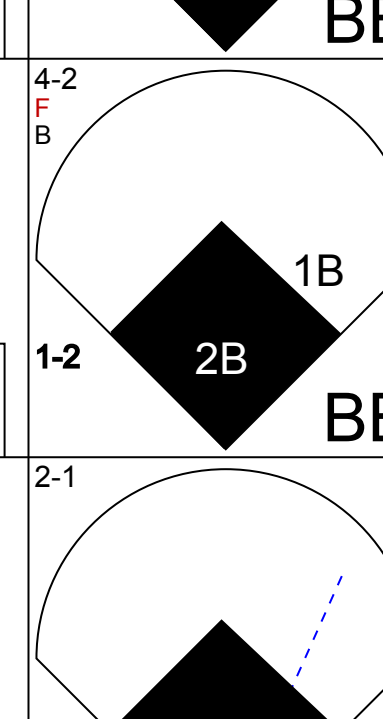
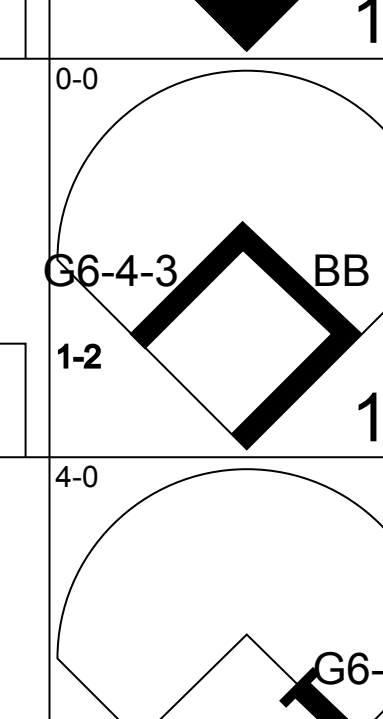
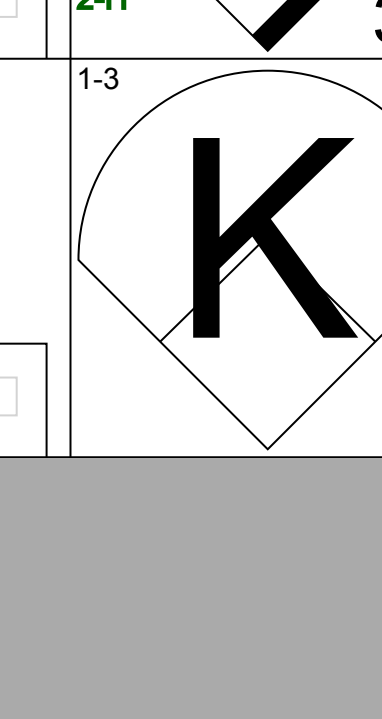
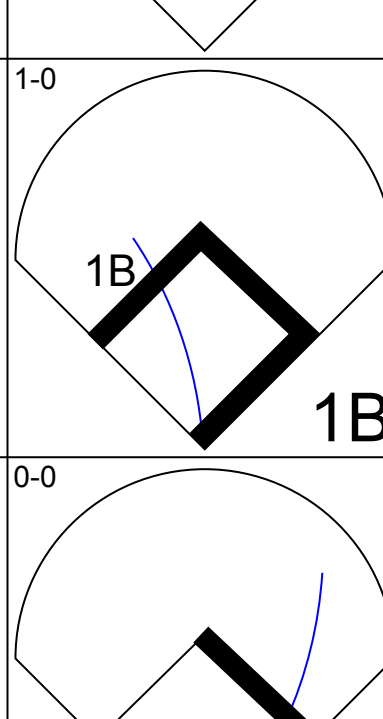
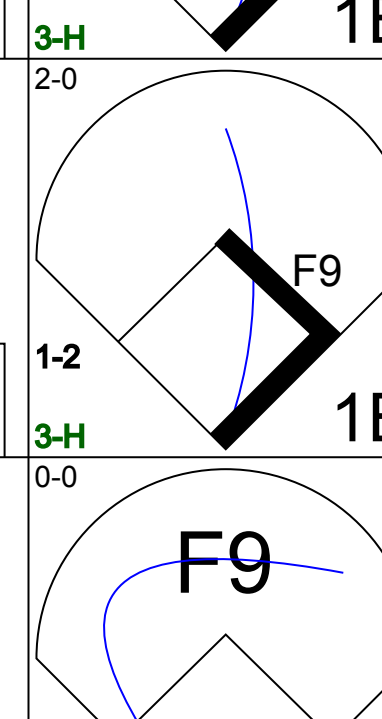
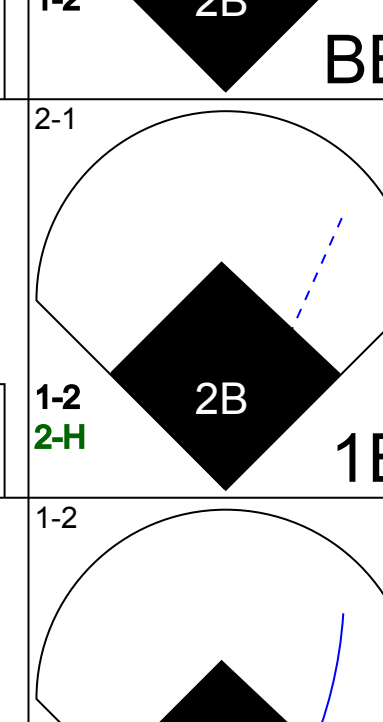
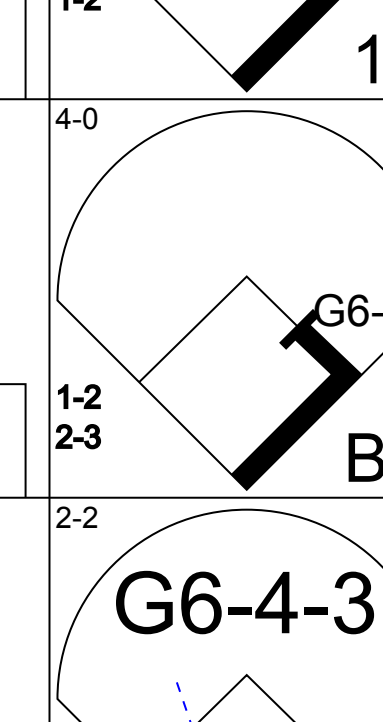
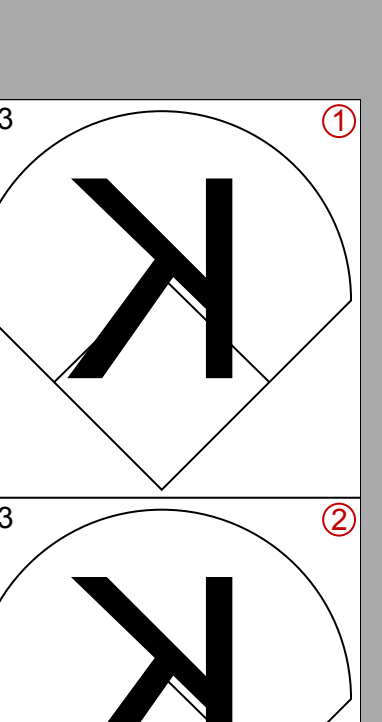
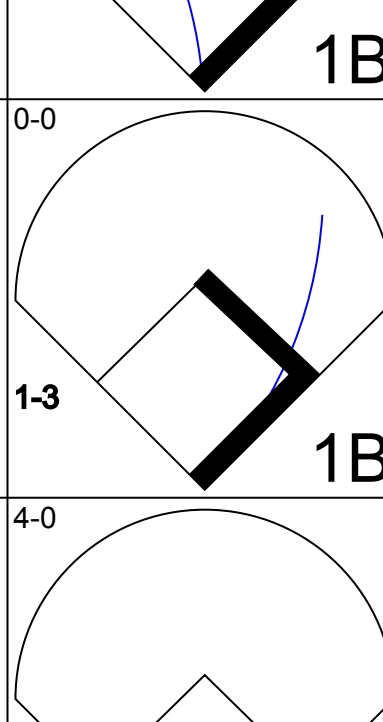
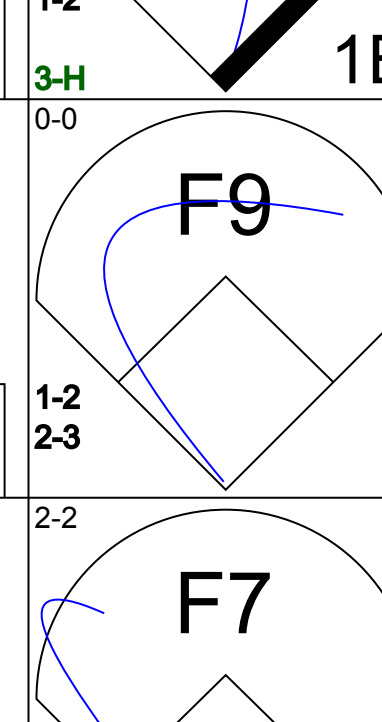
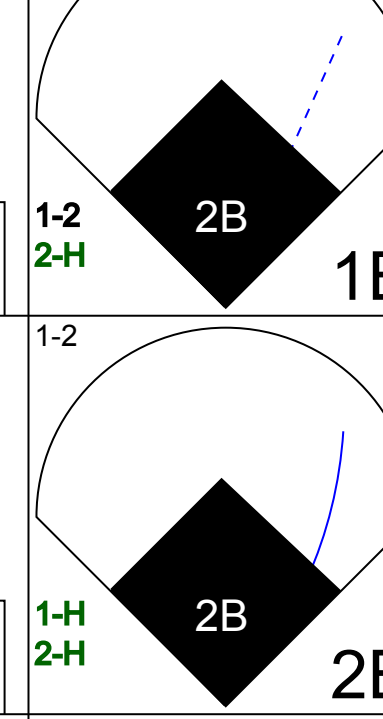
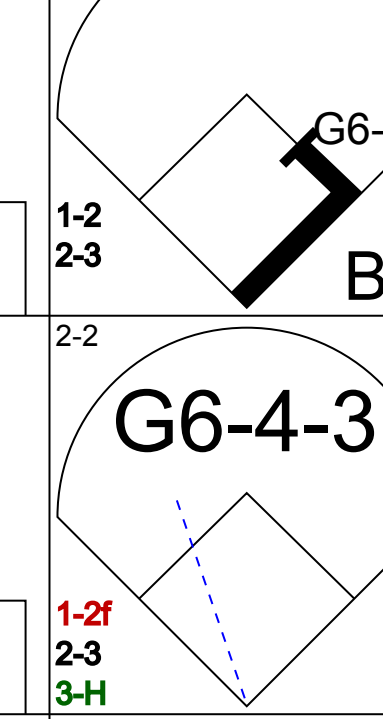
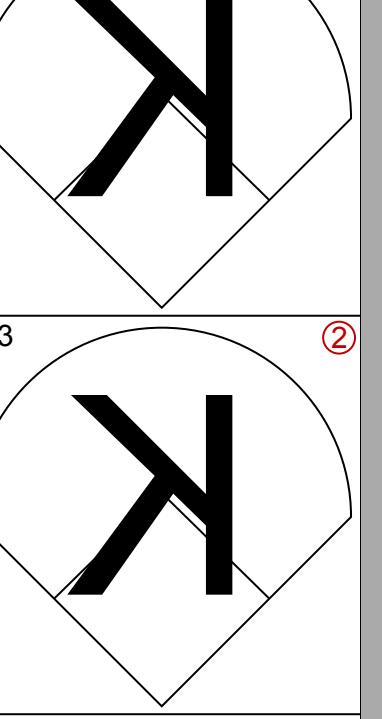
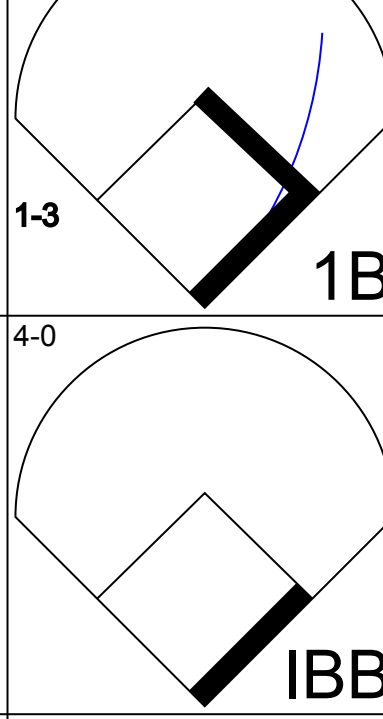
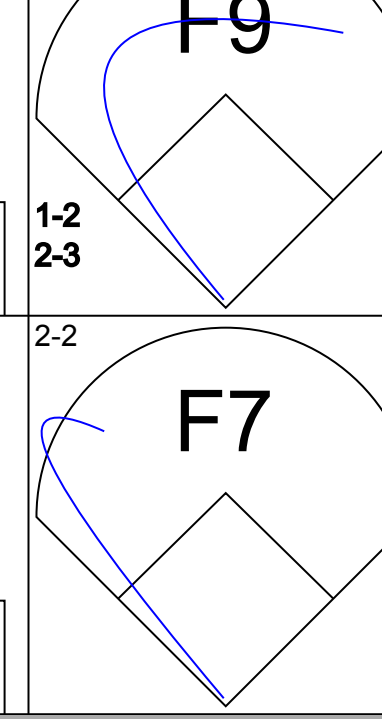
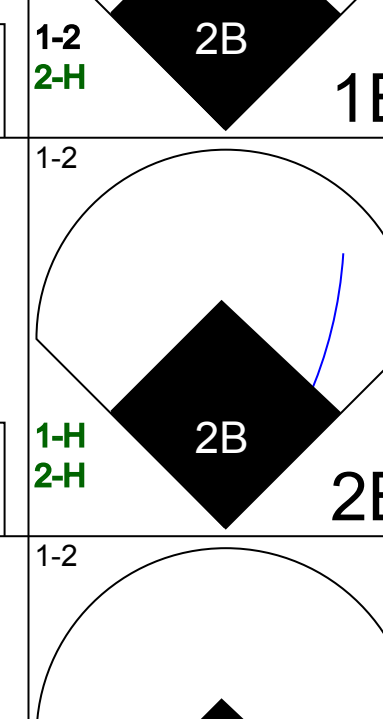
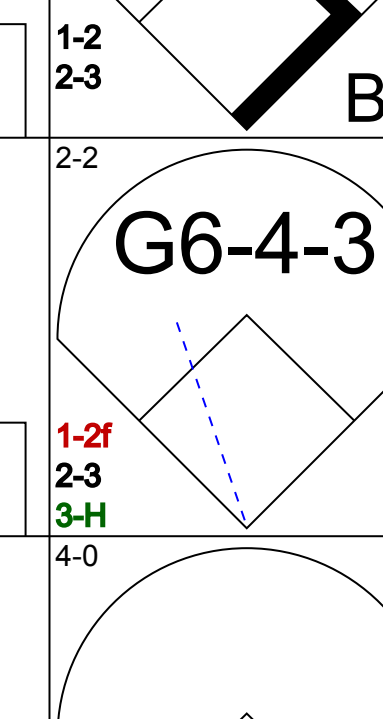
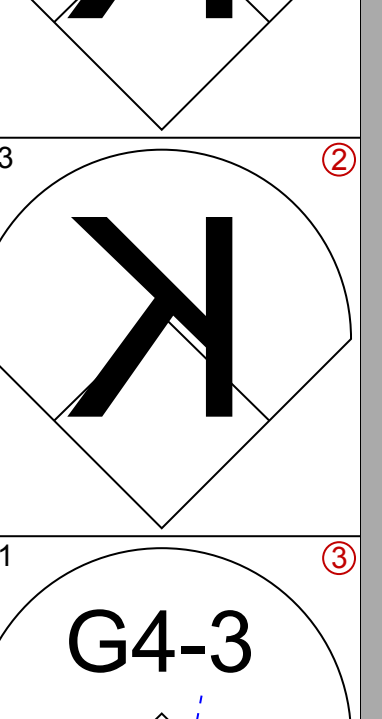
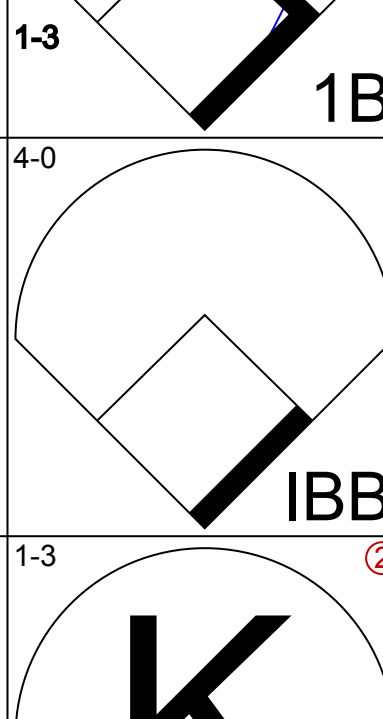
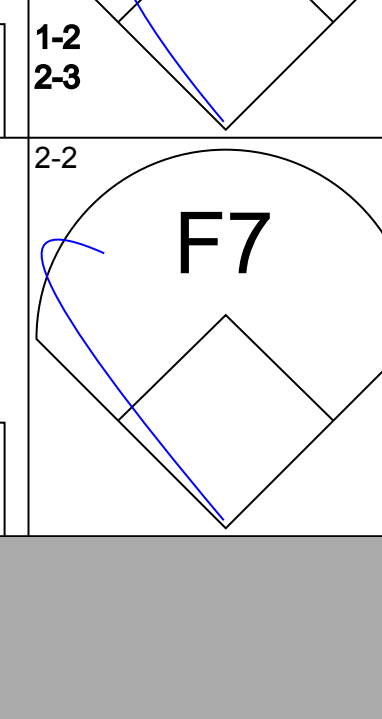
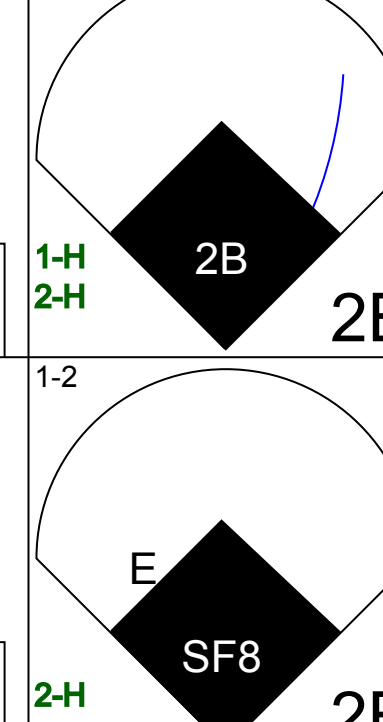
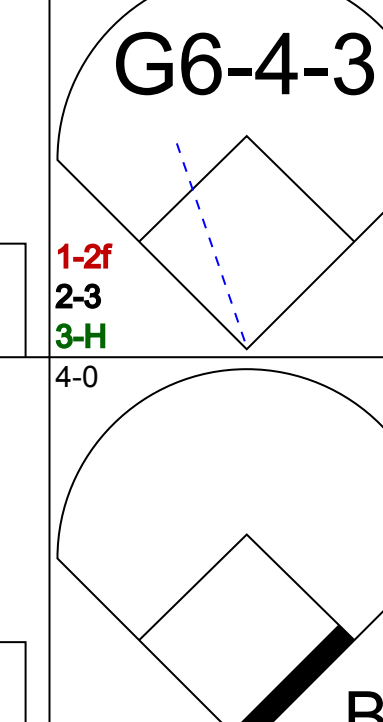
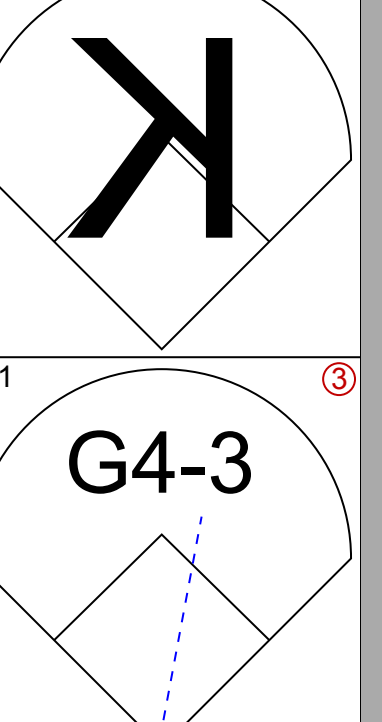
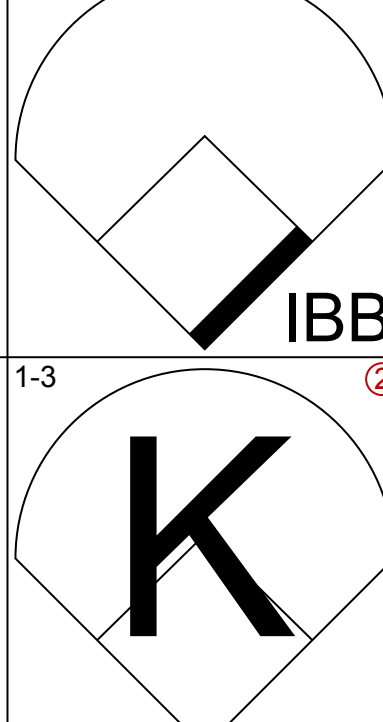
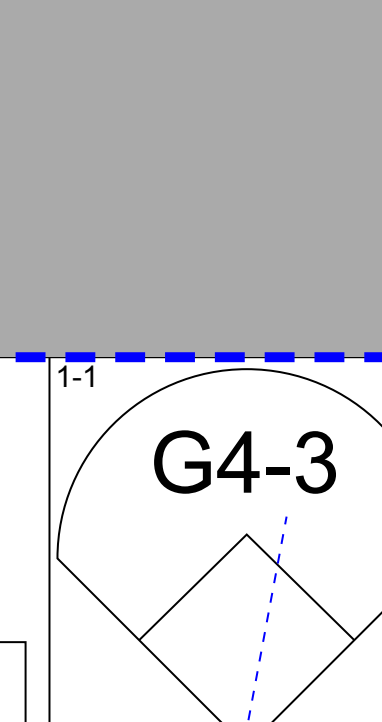
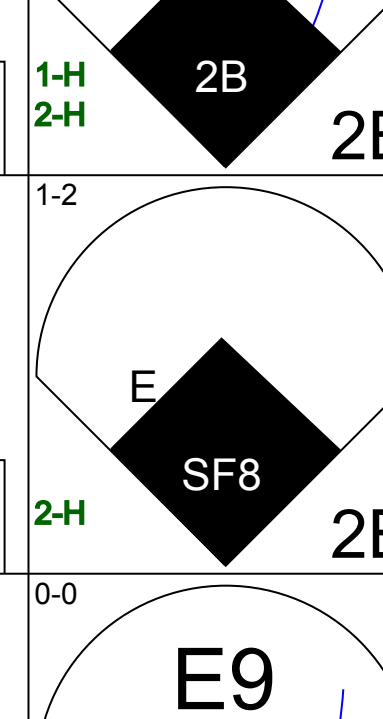
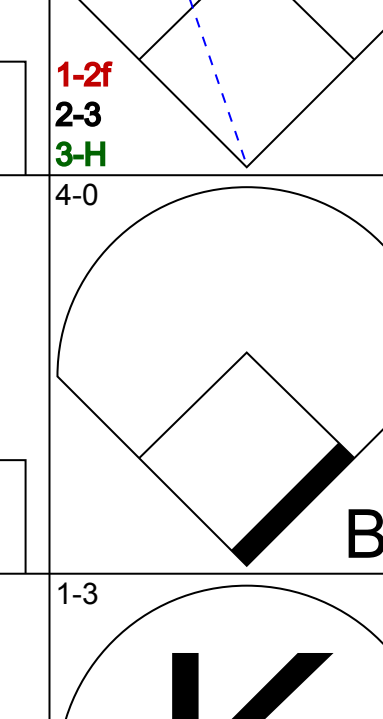

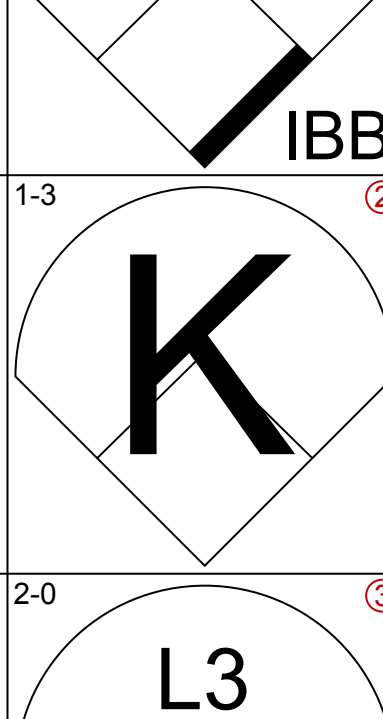
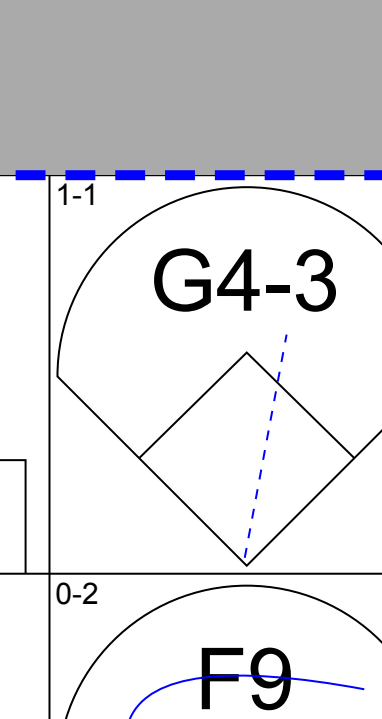
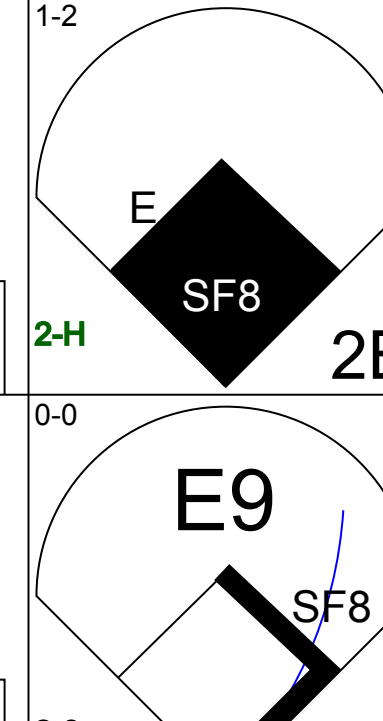

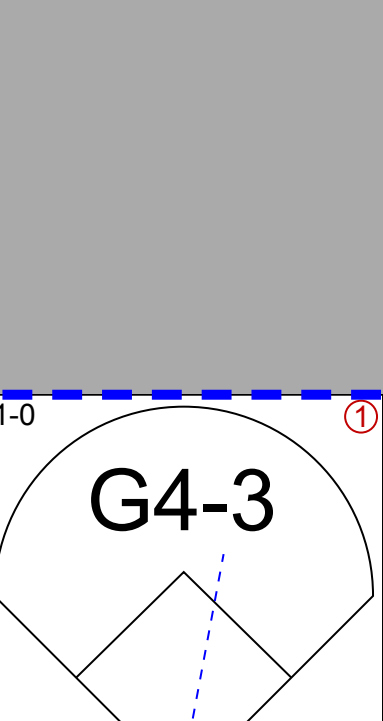
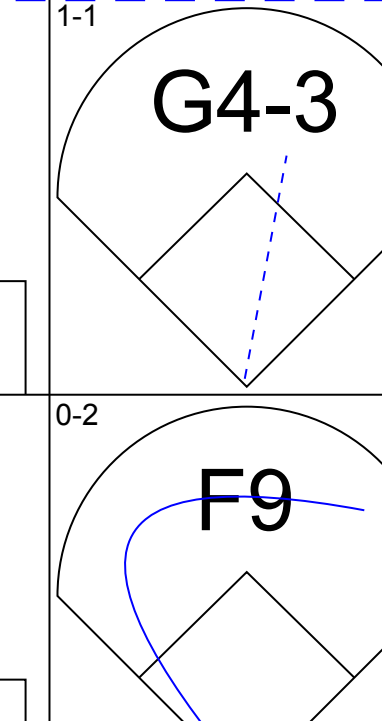
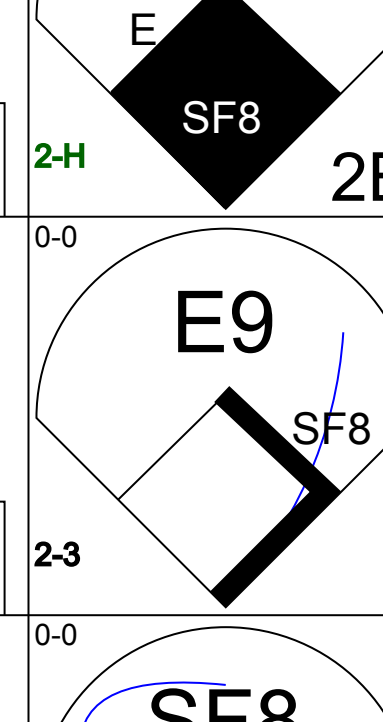
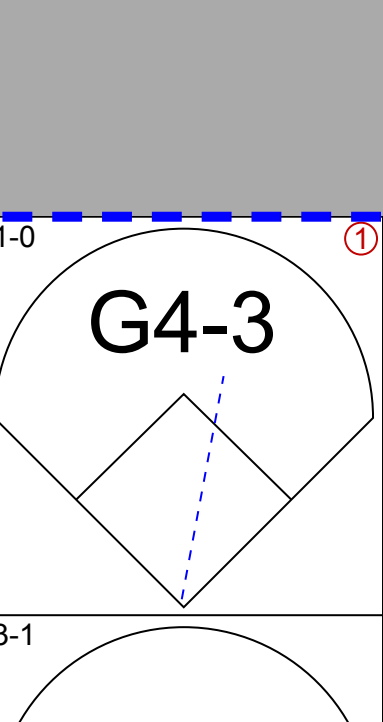

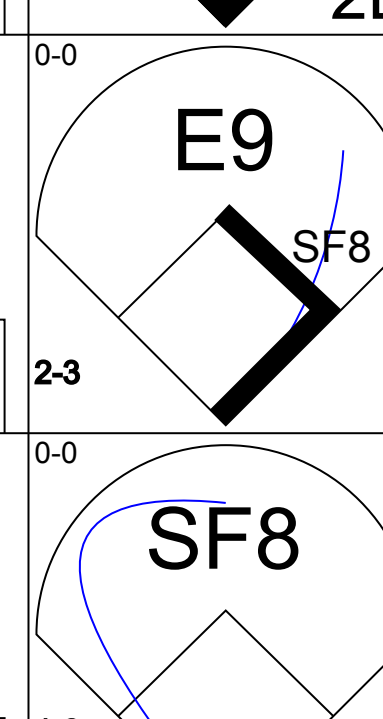
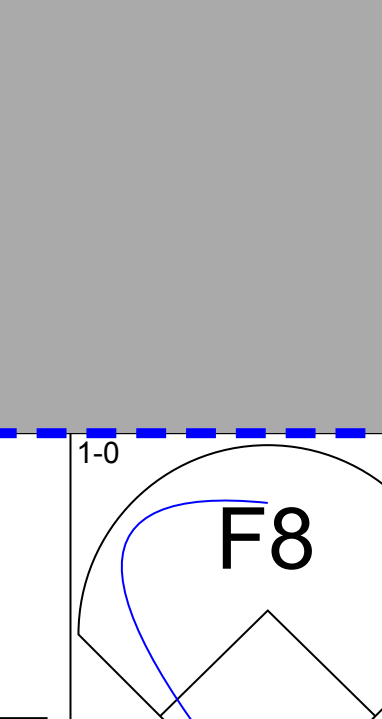
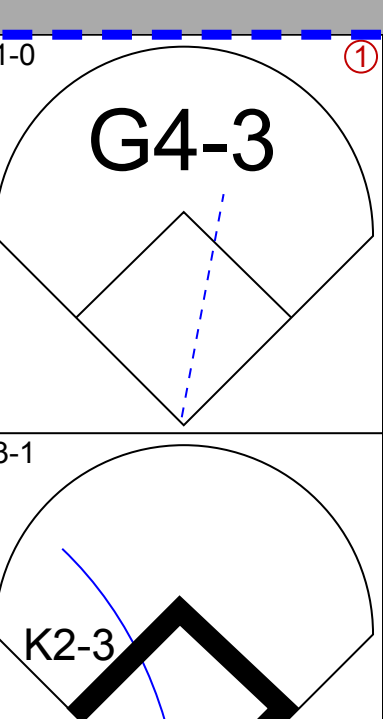
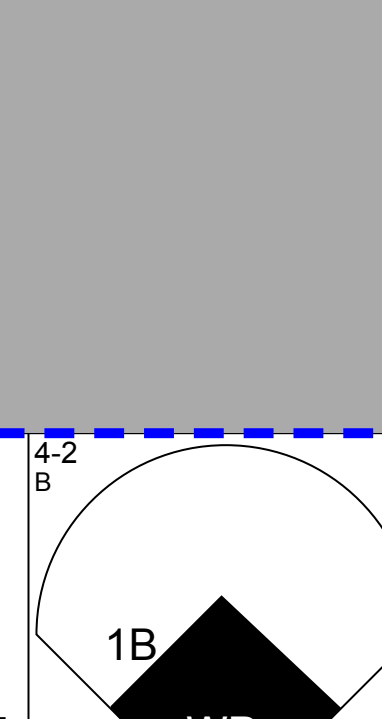
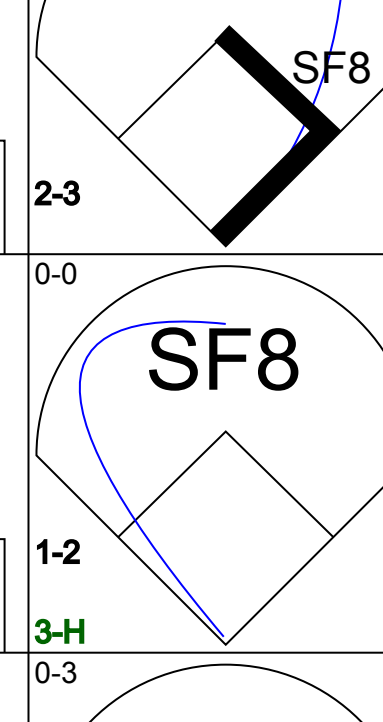
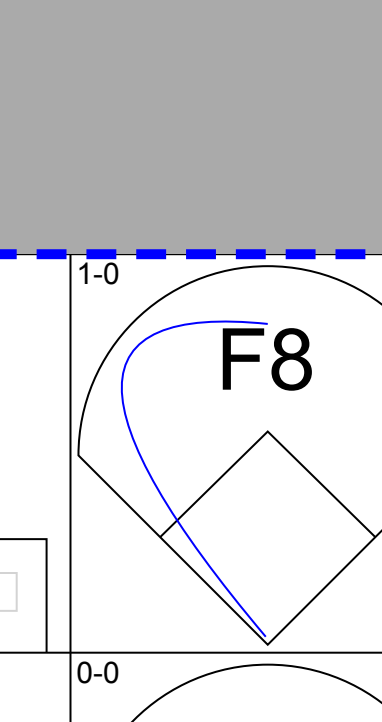
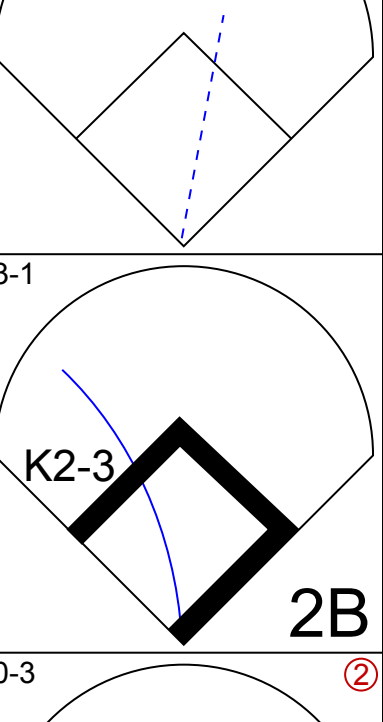
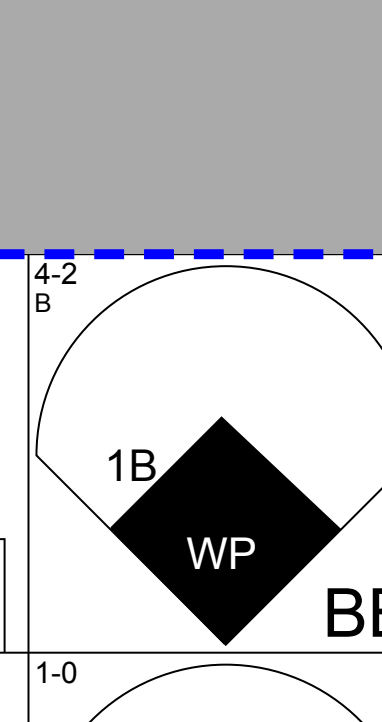
AB	30
R	6
H	9
RBI	5
BB	3
SO	3
LOB	10





Batter	1	2	3	4	5	6	7	8	9	AB	R	H	RBI	BB	SO	LOB	TOP		
<b>Craig Biggio, R</b> OBP: 0.375, SLG: 0.383 (1, 4)										4	0	2	0	0	1	0	<b>Houston Astros @ Cincinnati Reds</b> Riverfront Stadium, Cincinnati, OH Sat Aug 01 1992, 7:05 PM EDT Att: 41,310 - Sunny - 80 F		
<b>Steve Finley, L</b> OBP: 0.326, SLG: 0.387 (1, 8)										3	0	0	0	1	0	2			
<b>Ken Caminiti, S</b> OBP: 0.372, SLG: 0.458 (1, 5)										3	0	0	0	1	1	2			
<b>5 Jeff Bagwell, R</b> OBP: 0.345, SLG: 0.417 (1, 3)										4	0	1	0	0	0	2			
<b>Eric Anthony, L</b> OBP: 0.307, SLG: 0.448 (1, 9)										4	0	1	0	0	1	2			
<b>Rafael Ramirez, R</b> OBP: 0.276, SLG: 0.302 (1, 6)										4	0	1	0	0	1	2			
<b>Eddie Taubensee, L</b> OBP: 0.277, SLG: 0.281 (1, 2)										3	0	0	0	0	1	1			
<b>Casey Candaele, S</b> OBP: 0.249, SLG: 0.252 (1, 7)										3	0	1	0	0	0	0			
<b>Brian Williams, R</b> OBP: 0.131, SLG: 0.200 (3, PH)										0	0	0	0	0	0	0			
<b>Geraldo Young, S</b> OBP: 0.266, SLG: 0.207 (3, 1)										0	0	0	0	0	0	0			
<b>Shane Reynolds, R</b> OBP: 0.254, SLG: 0.309 (5, PH)										0	0	0	0	0	0	0			
<b>Juan Guerrero, R</b> OBP: 0.254, SLG: 0.309 (5, 1)										0	0	0	0	0	0	0			
<b>Xavier Hernandez, L</b> OBP: 0.254, SLG: 0.309 (7, PH)										0	0	0	0	0	0	2			
<b>Pete Incaviglia, R</b> OBP: 0.254, SLG: 0.309 (7, 1)										0	0	0	0	0	0	0			
<b>Al Osuna, R</b> OBP: 0.254, SLG: 0.309 (7, 1)										0	0	0	0	0	0	0			
<b>Doug Jones, R</b> OBP: 0.254, SLG: 0.309 (8, 1)										0	0	0	0	0	0	0			
<b>Inning Stats</b>	R: 0 E: 0 K: 1 S: 9	H: 0 LOB: 1 BB: 1 P: 17	R: 0 E: 0 K: 1 S: 5	H: 0 LOB: 0 BB: 0 P: 6	R: 0 E: 0 K: 0 S: 10	H: 0 LOB: 0 BB: 0 P: 14	R: 0 E: 0 K: 1 S: 9	H: 1 LOB: 2 BB: 1 P: 18	R: 0 E: 0 K: 1 S: 8	H: 1 LOB: 1 BB: 0 P: 11	R: 0 E: 0 K: 0 S: 10	H: 2 LOB: 2 BB: 0 P: 16	R: 0 E: 0 K: 0 S: 7	H: 1 LOB: 0 BB: 0 P: 12	R: 0 E: 0 K: 0 S: 5	H: 1 LOB: 0 BB: 0 P: 8	1B: 4 2B: 2 3B: 0 HR: 0	SF: 0 SAC: 0 DP: 1 HBP: 0	WP: 0 PA: 33 PB: 0 SB: 1 CS: 0
<b>PITCHER</b>	IP	WLS	BF	H	R	ER	SO	BB	IBB	HBP	BLK	WP	HR	S	P	ERA	WHIP		
<b>Greg Swindell, L</b> ERA: 2.65 (1, 1)	9.0	W	33	6	0	0	5	2	0	0	0	0	0	72	115	0.00	0.889		



Batter	1	2	3	4	5	6	7	8	9	AB	R	H	RBI	BB	SO	LOB	BOTTOM		
<b>Bip Roberts, S</b> OBP: 0.378, SLG: 0.383 (1, 7)										3	2	2	1	1	1	0	<b>Houston Astros @ Cincinnati Reds</b> Riverfront Stadium, Cincinnati, OH Sat Aug 01 1992, 7:05 PM EDT Att: 41,310 - Sunny - 80 F		
<b>Cesar Hernandez, R</b> OBP: 0.333, SLG: 0.444 (7, 7)										1	0	1	0	0	0	0			
<b>Dave Martinez, L</b> OBP: 0.326, SLG: 0.341 (1, 8)										4	1	3	1	1	1	1			
<b>Barry Larkin, R</b> OBP: 0.369, SLG: 0.440 (8, 6)										4	1	2	1	1	1	2			
<b>Freddie Benavides, R</b> OBP: 0.273, SLG: 0.325 (8, 6)										0	0	0	0	0	0	0			
<b>Hal Morris, L</b> OBP: 0.376, SLG: 0.419 (1, 3)										4	1	1	2	1	1	4			
<b>Paul O'Neill, L</b> OBP: 0.365, SLG: 0.402 (1, 9)										4	1	1	1	1	1	3			
<b>Bill Doran, S</b> OBP: 0.314, SLG: 0.371 (1, 4)										5	0	0	0	0	1	6			
<b>Chris Sabo, R</b> OBP: 0.307, SLG: 0.420 (1, 5)										2	1	1	1	1	0	0			
<b>Darnell Coles, R</b> OBP: 0.330, SLG: 0.533 (8, 5)										1	0	0	0	0	1	0			
<b>Joe Oliver, R</b> OBP: 0.319, SLG: 0.377 (1, 2)										4	2	2	0	0	2	2			
<b>Greg Swindell, L</b> OBP: 0.145, SLG: 0.167 (1, 1)										3	0	0	0	0	2	4			
<b>Inning Stats</b>	R: 5 E: 1 K: 1 S: 24	H: 3 LOB: 1 BB: 2 P: 38	R: 1 E: 0 K: 1 S: 11	H: 2 LOB: 2 BB: 2 P: 23	R: 1 E: 0 K: 1 S: 8	H: 2 LOB: 1 BB: 0 P: 11	R: 0 E: 0 K: 2 S: 9	H: 1 LOB: 1 BB: 0 P: 13	R: 0 E: 0 K: 2 S: 10	H: 2 LOB: 3 BB: 1 P: 18	R: 2 E: 0 K: 1 S: 21	H: 3 LOB: 2 BB: 1 P: 34	R: 0 E: 0 K: 1 S: 11	H: 0 LOB: 0 BB: 0 P: 15	1B: 9 2B: 3 3B: 1 HR: 0	SF: 1 SAC: 1 DP: 1 HBP: 0	WP: 1 PA: 43 PB: 0 SB: 1 CS: 0		
<b>PITCHER</b>	IP	WLS	BF	H	R	ER	SO	BB	IBB	HBP	BLK	WP	HR	S	P	ERA	WHIP		
<b>Brian Williams, R</b> ERA: 3.08 (1, 1)	2.0	L	15	5	6	5	2	4	0	0	0	0	0	35	61	22.50	4.500		
<b>Shane Reynolds, R</b> ERA: 10.38 (3, 1)	2.0		8	2	1	1	3	0	0	0	0	0	0	17	27	4.50	1.000		
<b>Xavier Hernandez, R</b> ERA: 2.01 (5, 1)	2.0		10	3	0	0	4	0	1	0	0	0	0	21	31	0.00	1.500		
<b>Al Osuna, L</b> ERA: 4.17 (7, 1)	1.0		7	3	2	2	1	1	0	0	0	1	0	21	34	18.00	4.000		
<b>Doug Jones, R</b> ERA: 2.1 (8, 1)	1.0		3	0	0	0	1	0	0	0	0	0	0	11	15	0.00	0.000		





Batter	1	2	3	4	5	6	7	8	9	AB	R	H	RBI	BB	SO	LOB	TOP								
<b>Craig Biggio, R</b> (1,4) OBP: 0.375, SLG: 0.381	1-2 G4-6-3 HBP			2-1 G5-3		2-2 FC5-4 G3 S		0-0 SH1-4		2	0	0	0	0	0	2									
<b>Steve Finley, L</b> (1,8) OBP: 0.326, SLG: 0.386	1-1 G4-6-3			2-3 K		3-2 G3		0-0 1B		4	1	1	2	0	1	2									
<b>5 Jeff Bagwell, R</b> (1,3) OBP: 0.342, SLG: 0.412	1-1 F8			3-3 K2-3		3-1 F8		1-2 K		4	0	0	0	0	2	2									
<b>Eric Anthony, L</b> (1,9) OBP: 0.310, SLG: 0.449		1-1 G6-3				0-1 G4-3		0-0 WP BLK FC1-2-5 1B		4	0	2	1	0	0	0									
<b>Gerald Young, S</b> (8,9) OBP: 0.295, SLG: 0.107								2-H 1B		0	0	0	0	0	0	0									
<b>Ken Caminiti, S</b> (1,5) OBP: 0.371, SLG: 0.455		0-0 G4-3				3-2 1B		1-3 K		4	0	1	0	0	1	2									
<b>Pete Incaviglia, R</b> (1,7) OBP: 0.322, SLG: 0.439						0-0 F8		3-2 FC1-2-5 HR		3	1	0	0	0	1	2									
<b>Rob Murphy, L</b> (7,1)										0	0	0	0	0	0	0									
<b>Xavier Hernandez, L</b> (7,1)										0	0	0	0	0	0	0									
<b>Doug Jones, R</b> (8,1)										0	0	0	0	0	0	0									
<b>Ernest Riles, L</b> (8,3) OBP: 0.182, SLG: 0.182										1	0	0	0	0	0	0									
<b>Eddie Taubensee, L</b> (1,2) OBP: 0.277, SLG: 0.298				2-3 K		0-1 F7		0-1 HR		4	1	1	2	0	1	1									
<b>Casey Candaele, S</b> (1,6) OBP: 0.249, SLG: 0.252				1-2 G6-3		1-2 FC5-4 G3 1B		0-0 L6		4	1	1	0	0	1	0									
<b>Pete Harnisch, S</b> (1,1) OBP: 0.152, SLG: 0.222				2-3 K2-3		4-2 FC5-4 BB		1-2 SH1-4 1B		1	0	0	0	0	1	0									
<b>Benny Distefano, L</b> (6,PH) OBP: 0.308, SLG: 0.305										0	0	0	0	1	0	0									
<b>Al Osuna, R</b> (6,1)										0	0	0	0	0	0	0									
<b>Joe Boever, R</b> (6,1)										0	0	0	0	0	0	0									
<b>Rafael Ramirez, R</b> (7,6) OBP: 0.280, SLG: 0.307										1	1	1	0	0	0	0									
<b>Inning Stats</b>	R: 0 E: 0 K: 0 S: 6	H: 0 LOB: 0 BB: 0 P: 9	R: 0 E: 0 K: 1 S: 7	H: 0 LOB: 0 BB: 0 P: 10	R: 0 E: 0 K: 2 S: 10	H: 0 LOB: 0 BB: 0 P: 15	R: 0 E: 0 K: 2 S: 11	H: 0 LOB: 0 BB: 0 P: 18	R: 0 E: 0 K: 0 S: 8	H: 1 LOB: 1 BB: 0 P: 11	R: 1 E: 0 K: 0 S: 14	H: 1 LOB: 1 BB: 1 P: 27	R: 2 E: 0 K: 0 S: 8	H: 2 LOB: 0 BB: 0 P: 12	R: 2 E: 0 K: 2 S: 17	H: 3 LOB: 1 BB: 0 P: 21	R: 0 E: 0 K: 1 S: 11	H: 0 LOB: 0 BB: 0 P: 16	1B: 6 2B: 0 3B: 0 HR: 1	SF: 0 SAC: 1 DP: 1 HBP: 1	WP: 1 PB: 0 SB: 2 CS: 0	PA: 35			
<b>PITCHER</b>	IP	WLS	BF	H	R	ER	SO	BB	IBB	HBP	BLK	WP	HR	S	P	ERA	WHIP								
<b>Jose Rijo, R</b> (1,1) ERA: 3.16	7.0	L	26	4	3	3	5	1	0	1	1	1	1	64	102	3.86	0.714								
<b>Scott Bankhead, R</b> (8,1) ERA: 2.44	1.0		6	3	2	2	2	0	0	0	0	0	0	17	21	18.00	3.000								
<b>Norm Charlton, L</b> (9,1) ERA: 2.26	1.0		3	0	0	0	1	0	0	0	0	0	0	11	16	0.00	0.000								

Houston Astros @ Cincinnati Reds  
Riverfront Stadium, Cincinnati, OH

AB 32  
R 5  
H 7  
RBI 5  
BB 1  
SO 8  
LOB 11



Sun Aug 02 1992, 3:33 AM EDT  
Att: 32,182 - Cloudy - 76 F

Batter	1	2	3	4	5	6	7	8	9	AB	R	H	RBI	BB	SO	LOB	BOTTOM									
<b>Bip Roberts, S</b> (1,7) OBP: 0.380, SLG: 0.387	1-3 K		4-2 G6-3 BB		1-2 BB S 1B		0-1 WP 3B 2B		0-1 G3	4	1	2	0	1	1	0										
<b>Dave Martinez, L</b> (1,8) OBP: 0.326, SLG: 0.338	1-0 G4-3		1-0 G6-3		4-2 BB BB		3-1 2-H 3B		1-2 1B	2	0	0	0	1	0	1										
<b>Glenn Braggs, R</b> (7,PH) OBP: 0.340, SLG: 0.386			1-2 G6-3		1-2 BB BB		4-1 BB		0-2 F8	2	0	2	1	0	0	0										
<b>Barry Larkin, R</b> (1,6) OBP: 0.372, SLG: 0.439	1-2 1B		1-1 G6-3		4-1 1-2 2-3 BB		4-1 BB		0-2 F8	3	0	1	0	2	0	2										
<b>Hal Morris, L</b> (1,3) OBP: 0.370, SLG: 0.411	0-0 F7			2-3 K	3-2 G4-3		2-1 F7		0-3 K	5	0	0	0	0	2	7										
<b>Paul O'Neill, L</b> (1,9) OBP: 0.366, SLG: 0.411		3-2 P6		2-0 HR		3-3 K		4-1 HR BB		3	2	1	1	1	1	0										
<b>Bill Doran, S</b> (1,4) OBP: 0.317, SLG: 0.384		2-1 1B		1-2 P6		1-2 P8		1-0 HR		4	1	2	2	0	0	0										
<b>Chris Sabo, R</b> (1,5) OBP: 0.303, SLG: 0.414		2-3 K		1-0 P6		1-2 G5-3		0-1 P3		4	0	0	0	0	1	1										
<b>Joe Oliver, R</b> (1,2) OBP: 0.315, SLG: 0.372		1-3 K			1-3 K		0-1 P2	3-2 F7		4	0	0	0	0	2	1										
<b>Jose Rijo, R</b> (1,1) ERA: 3.16			0-0 G5-3		0-3 K		0-0 F9	1-3 K		2	0	0	0	0	1	0										
<b>Inning Stats</b>	R: 0 E: 0 K: 1 S: 8	H: 1 LOB: 1 BB: 0 P: 11	R: 0 E: 0 K: 2 S: 16	H: 1 LOB: 1 BB: 0 P: 24	R: 0 E: 0 K: 0 S: 7	H: 0 LOB: 1 BB: 1 P: 13	R: 1 E: 0 K: 1 S: 13	H: 1 LOB: 0 BB: 0 P: 19	R: 0 E: 0 K: 2 S: 20	H: 1 LOB: 3 BB: 2 P: 32	R: 0 E: 0 K: 1 S: 11	H: 0 LOB: 0 BB: 0 P: 18	R: 1 E: 0 K: 0 S: 10	H: 2 LOB: 2 BB: 1 P: 19	R: 2 E: 0 K: 1 S: 10	H: 1 LOB: 0 BB: 1 P: 19	R: 0 E: 0 K: 1 S: 12	H: 1 LOB: 1 BB: 0 P: 13	1B: 4 2B: 1 3B: 1 HR: 2	SF: 0 SAC: 0 DP: 0 HBP: 0	WP: 1 PB: 0 SB: 2 CS: 0	PA: 40				
<b>PITCHER</b>	IP	WLS	BF	H	R	ER	SO	BB	IBB	HBP	BLK	WP	HR	S	P	ERA	WHIP									
<b>Pete Harnisch, R</b> (1,1) ERA: 3.72	5.0		22	4	1	1	6	3	0	0	0	0	0	64	99	1.80	1.400									
<b>Al Osuna, L</b> (6,1) ERA: 4.1	0.2	W	2	0	0	0	0	0	0	0	0	0	0	7	8	0.00	0.000									
<b>Joe Boever, R</b> (6,1) ERA: 2.66	0.1		3	2	1	1	0	0	0	0	0	0	1	0	5	8	27.00	6.000								
<b>Rob Murphy, L</b> (7,1) ERA: 3.68	0.1		3	0	1	1	0	2	0	0	0	0	0	4	14	27.00	6.000									
<b>Xavier Hernandez, R</b> (7,1) ERA: 2.15	0.1		3	0	1	1	0	2	0	0	0	0	0	4	14	27.00	6.000									

Houston Astros @ Cincinnati Reds  
Riverfront Stadium, Cincinnati, OH

AB 35  
R 4  
H 8  
RBI 4  
BB 5  
SO 9  
LOB 12



Sun Aug 02 1992, 3:33 AM EDT  
Att: 32,182 - Cloudy - 76 F



Batter	1	2	3	4	5	6	7	8	9	AB	R	H	RBI	BB	SO	LOB	TOP										
<b>Craig Biggio, R</b> OBP: 0.374, SLG: 0.379 (1, 4)	G4-3			G5-3		1B		G6-3		4	0	1	0	0	0	0	<b>Houston Astros @ Cincinnati Reds</b> Riverfront Stadium, Cincinnati, OH Mon Aug 03 1992, 3:33 AM EDT Att: 26,452 - Cloudy - 74 F										
<b>Steve Finley, L</b> OBP: 0.325, SLG: 0.384 (1, 8)	K			L7		1B		K		4	0	1	0	0	2	0											
<b>Ken Caminiti, S</b> OBP: 0.369, SLG: 0.452 (1, 5)	G6-3			1B		F9			P3	4	0	1	0	0	0	2											
<b>5 Jeff Bagwell, R</b> OBP: 0.342, SLG: 0.411 (1, 3)		L7		G2-3			FC4-6 1B		L8	4	0	1	0	0	0	1											
<b>Eric Anthony, L</b> OBP: 0.305, SLG: 0.442 (1, 9)	F7				K		FC4-6 1B		K	4	0	0	0	0	2	1											
<b>Pete Incaviglia, R</b> OBP: 0.320, SLG: 0.436 <b>Casey Candaele, S</b> OBP: 0.252, SLG: 0.255 (6, 7)	G6-3				G5-3		1B			2	0	0	0	0	0	0											
<b>Scott Servais, R</b> OBP: 0.255, SLG: 0.239 <b>Eddie Taubensee, L</b> OBP: 0.275, SLG: 0.297 (7, PH) (7, 2)			P4		G5-3		K			2	0	0	0	0	0	0											
<b>Rafael Ramirez, R</b> OBP: 0.275, SLG: 0.301 <b>Rob Murphy, L</b> (7, 1) <b>Joe Boever, R</b> (7, 1)			P6			G6-3	G3-1			3	0	0	0	0	0	2											
<b>Jimmy Jones, R</b> OBP: 0.276, SLG: 0.192 <b>Juan Guerrero, R</b> OBP: 0.280, SLG: 0.324 <b>Willie Blair, R</b> (6, 1) <b>Ernest Riles, L</b> OBP: 0.167, SLG: 0.167 (7, 6)			K			K		G6-3		1	0	0	0	0	1	0											
<b>Inning Stats</b>	R: 0 E: 0 K: 1 S: 5	H: 0 LOB: 0 BB: 0 P: 6	R: 0 E: 0 K: 0 S: 3	H: 0 LOB: 0 BB: 0 P: 7	R: 0 E: 0 K: 1 S: 9	H: 0 LOB: 0 BB: 0 P: 12	R: 0 E: 0 K: 0 S: 5	H: 1 LOB: 1 BB: 0 P: 7	R: 0 E: 0 K: 1 S: 7	H: 0 LOB: 0 BB: 0 P: 10	R: 0 E: 0 K: 1 S: 11	H: 2 LOB: 2 BB: 0 P: 16	R: 0 E: 0 K: 1 S: 10	H: 2 LOB: 2 BB: 0 P: 17	R: 0 E: 0 K: 1 S: 9	H: 0 LOB: 0 BB: 0 P: 12		R: 0 E: 0 K: 1 S: 6	H: 0 LOB: 0 BB: 0 P: 6	1B: 5 2B: 0 3B: 0 HR: 0	SF: 0 SAC: 0 DP: 0 HBP: 0	WP: 0 PB: 0 SB: 0 CS: 0	PA: 32				
<b>PITCHER</b>	IP	WLS	BF	H	R	ER	SO	BB	IBB	HBP	BLK	WP	HR	S	P	ERA	WHIP										
<b>Chris Hammond, L</b> ERA: 4.0 <b>Rob Dibble, R</b> ERA: 3.55 <b>Scott Ruskin, L</b> ERA: 5.06	(1, 1) (7, 1) (8, 1)	6.1 0.2 2.0	W 2 6	24 0 0	5 0 0	0 0 0	4 1 2	0 0 0	0 0 0	0 0 0	0 0 0	0 0 0	0 0 0	46 4 15	70 5 18	0.00 0.00 0.00	0.789 0.000 0.000										

AB	32
R	0
H	5
RBI	0
BB	0
SO	7
LOB	8



Batter	1	2	3	4	5	6	7	8	9	AB	R	H	RBI	BB	SO	LOB	BOTTOM										
<b>Bip Roberts, S</b> OBP: 0.393, SLG: 0.393 (1, 7)	F9 1B	F7		1B			S 1B	F8		5	2	3	0	0	0	3	<b>Houston Astros @ Cincinnati Reds</b> Riverfront Stadium, Cincinnati, OH Mon Aug 03 1992, 3:33 AM EDT Att: 26,452 - Cloudy - 74 F										
<b>Dave Martinez, L</b> OBP: 0.324, SLG: 0.333 (1, 8)	P1	G3		K			P1	BB		4	0	0	0	1	1	5											
<b>Barry Larkin, R</b> OBP: 0.372, SLG: 0.437 (1, 6)	F9		F8		FC4-6 1B		1B IBB	K		4	0	1	0	1	1	3											
<b>Hal Morris, L</b> OBP: 0.372, SLG: 0.423 <b>Darnell Coles, R</b> OBP: 0.326, SLG: 0.527 (8, 3)	1B		HR		FC4-6 CS		K			4	1	2	2	0	1	3											
<b>Paul O'Neill, L</b> OBP: 0.368, SLG: 0.410 (1, 9)	1B		K		K		1B			3	0	1	0	1	2	1											
<b>Bill Doran, S</b> OBP: 0.316, SLG: 0.382 (1, 4)	L4		F8			P5	1B			4	0	1	1	0	0	2											
<b>Chris Sabo, R</b> OBP: 0.305, SLG: 0.422 (1, 5)		FC3-5 2B		G4-3 SF7 2B		G5-3	F7			4	1	2	0	0	0	3											
<b>Rick Wrona, R</b> OBP: 0.231, SLG: 0.231 (1, 2)		FC3-5 E		G4-3		1B		SH1-4 1B		4	0	2	0	0	0	2											
<b>Chris Hammond, L</b> OBP: 0.297, SLG: 0.300 <b>Rob Dibble, L</b> OBP: 0.333, SLG: 0.333 <b>Scott Ruskin, R</b> (8, 1)		E4		SF7		G1-3		SH1-4		2	0	0	1	0	0	2											
<b>Inning Stats</b>	R: 1 E: 0 K: 0 S: 15	H: 3 LOB: 2 BB: 0 P: 22	R: 0 E: 1 K: 0 S: 8	H: 1 LOB: 2 BB: 0 P: 15	R: 1 E: 0 K: 1 S: 7	H: 1 LOB: 0 BB: 0 P: 10	R: 1 E: 0 K: 1 S: 9	H: 2 LOB: 1 BB: 0 P: 11	R: 0 E: 0 K: 0 S: 8	H: 1 LOB: 0 BB: 0 P: 12	R: 0 E: 0 K: 0 S: 12	H: 1 LOB: 1 BB: 0 P: 13	R: 1 E: 0 K: 1 S: 14	H: 2 LOB: 2 BB: 2 P: 29	R: 0 E: 0 K: 1 S: 8	H: 1 LOB: 2 BB: 1 P: 17		1B: 8 2B: 3 3B: 0 HR: 1	SF: 1 SAC: 1 DP: 0 HBP: 0	WP: 0 PB: 0 SB: 3 CS: 1	PA: 39						
<b>PITCHER</b>	IP	WLS	BF	H	R	ER	SO	BB	IBB	HBP	BLK	WP	HR	S	P	ERA	WHIP										
<b>Jimmy Jones, R</b> ERA: 4.13 <b>Willie Blair, R</b> ERA: 4.17 <b>Rob Murphy, L</b> ERA: 3.86 <b>Joe Boever, R</b> ERA: 2.62	(1, 1) (6, 1) (7, 1) (7, 1)	5.0 1.0 0.2 1.1	L 4 6 6	23 1 2 1	3 0 1 0	3 0 1 0	0 0 1 1	0 0 1 0	0 0 1 0	0 0 0 0	0 0 0 0	0 0 0 0	0 0 13 9	12 28 18	13 28 18	0.00 0.00 13.50 0.00	1.000 4.500 1.500										





Batter	1	2	3	4	5	6	7	8	9	AB	R	H	RBI	BB	SO	LOB	TOP					
<b>Craig Biggio, R</b> OBP: 0.370, SLG: 0.376 (1, 4)	G4-3		FC5-6			P3	FC6-4			4	0	0	0	0	0	2						
<b>Steve Finley, L</b> OBP: 0.324, SLG: 0.382 (1, 8)	G4-3			B1-3				L8		3	0	0	0	1	0	0						
<b>5 Jeff Bagwell, R</b> OBP: 0.338, SLG: 0.406 (1, 3)	F8			F8		G4-3		G3		4	0	0	0	0	0	1						
<b>Eric Anthony, L</b> OBP: 0.301, SLG: 0.436 (1, 9)		F8		K		L3		K		4	0	0	0	0	2	1						
<b>Ken Caminiti, S</b> OBP: 0.371, SLG: 0.463 (1, 5)		G6-3			HBP 1B				L6	4	1	2	1	0	0	0						
<b>Casey Candaele, S</b> OBP: 0.252, SLG: 0.255 (1, 6)		K			L8		G3 1B		K	4	1	1	0	0	2	1						
<b>Eddie Taubensee, L</b> OBP: 0.275, SLG: 0.291 (1, 2)			G5-3		HBP		G3		K	3	0	0	0	0	1	1						
<b>Gerald Young, S</b> OBP: 0.270, SLG: 0.129 (1, 7)			FC5-6 SH1-4 1B		K		G3			3	0	1	0	0	1	3						
<b>Shane Reynolds, R</b> <b>Benny Distefano, L</b> <b>Willie Blair, R</b> <b>Juan Guerrero, R</b> <b>Xavier Hernandez, L</b> <b>Al Osuna, R</b> (1, 1) (5, PH) (5, 1) (7, PH) (7, 1) (8, 1)			SH1-4		K		FC6-4 1B			0	0	0	0	0	0	0						
<b>Inning Stats</b>	R: 0 E: 0 K: 0 S: 7	H: 0 LOB: 0 BB: 0 P: 12	R: 0 E: 0 K: 1 S: 8	H: 0 LOB: 0 BB: 0 P: 11	R: 0 E: 0 K: 0 S: 10	H: 1 LOB: 1 BB: 0 P: 16	R: 0 E: 0 K: 1 S: 7	H: 0 LOB: 0 BB: 0 P: 10	R: 0 E: 0 K: 2 S: 18	H: 1 LOB: 2 BB: 0 P: 24	R: 0 E: 0 K: 0 S: 9	H: 0 LOB: 1 BB: 1 P: 20	R: 2 E: 0 K: 0 S: 9	H: 3 LOB: 0 BB: 0 P: 17	R: 0 E: 0 K: 1 S: 7	H: 0 LOB: 0 BB: 0 P: 10	R: 0 E: 0 K: 2 S: 9	H: 0 LOB: 0 BB: 0 P: 15	1B: 4 2B: 0 3B: 0 HR: 1	SF: 0 SAC: 1 DP: 0 HBP: 1	WP: 0 PB: 0 SB: 0 CS: 0	PA: 34
<b>PITCHER</b>	IP	WLS	BF	H	R	ER	SO	BB	IBB	HBP	BLK	WP	HR	S	P	ERA	WHIP					
<b>Ramon Martinez, R</b> ERA: 3.72 <b>Jim Gott, R</b> ERA: 1.81	(1, 1) (8, 1)	7.0 2.0	W 6	28 0	5 0	2 0	4 3	1 0	0 0	1 0	0 0	0 0	1 0	68 16	110 25	2.57 0.00	0.857 0.000					

Houston Astros @ Los Angeles Dodgers  
Dodger Stadium, Los Angeles, CA  
Tue Aug 04 1992, 7:05 PM PDT  
Att: 25,195 - Sunny - 76 F

AB	31
R	2
H	5
RBI	2
BB	1
SO	7
LOB	11



Batter	1	2	3	4	5	6	7	8	9	AB	R	H	RBI	BB	SO	LOB	BOTTOM					
<b>Jose Offerman, S</b> OBP: 0.333, SLG: 0.332 (1, 6)	G4-3 1B	1B WP 2B		K			K			4	1	2	1	0	2	0						
<b>Brett Butler, L</b> OBP: 0.418, SLG: 0.404 (1, 8)	G6-3				L7		E1 1B			4	2	1	0	0	0	1						
<b>Eric Young Sr., R</b> OBP: 0.286, SLG: 0.250 (1, 4)	G4-3		P3		B3		P1			4	0	0	0	0	0	2						
<b>Eric Karros, R</b> OBP: 0.301, SLG: 0.468 (1, 3)	G6-3		G6-3			HR		1B		4	1	2	2	0	0	1						
<b>Todd Benzinger, S</b> OBP: 0.272, SLG: 0.331 (1, 7)		2B 1B BB	G1-3 S BB		F7		K			2	1	0	0	2	1	1						
<b>Mike Scioscia, L</b> OBP: 0.286, SLG: 0.280 (1, 2)	F7		G1-3			G6-3		F8		4	0	0	0	0	0	2						
<b>Henry Rodriguez, L</b> OBP: 0.143, SLG: 0.158 (1, 9)		E	G6-3			K		G6-3 BB		3	1	1	0	1	1	1						
<b>Dave Hansen, L</b> OBP: 0.295, SLG: 0.337 (1, 5)		E8 SH3-4 2B 1B		P6				G6-3		3	1	1	1	1	0	1						
<b>Ramon Martinez, R</b> OBP: 0.136, SLG: 0.136 <b>Jim Gott, R</b> (8, 1)	SH3-4		G4-3			G4-3				2	0	0	0	0	0	1						
<b>Inning Stats</b>	R: 0 E: 0 K: 0 S: 7	H: 1 LOB: 1 BB: 0 P: 9	R: 5 E: 1 K: 0 S: 14	H: 4 LOB: 0 BB: 1 P: 27	R: 0 E: 0 K: 0 S: 9	H: 0 LOB: 1 BB: 1 P: 14	R: 0 E: 0 K: 1 S: 10	H: 0 LOB: 0 BB: 0 P: 15	R: 1 E: 0 K: 0 S: 10	H: 1 LOB: 0 BB: 0 P: 14	R: 0 E: 0 K: 1 S: 9	H: 0 LOB: 1 BB: 1 P: 14	R: 1 E: 1 K: 2 S: 13	H: 1 LOB: 1 BB: 0 P: 17	R: 0 E: 0 K: 0 S: 7	H: 0 LOB: 0 BB: 1 P: 11	1B: 4 2B: 2 3B: 0 HR: 1	SF: 0 SAC: 1 DP: 1 HBP: 0	WP: 1 PB: 0 SB: 2 CS: 0	PA: 35		
<b>PITCHER</b>	IP	WLS	BF	H	R	ER	SO	BB	IBB	HBP	BLK	WP	HR	S	P	ERA	WHIP					
<b>Shane Reynolds, R</b> ERA: 9.65 <b>Willie Blair, R</b> ERA: 4.19 <b>Xavier Hernandez, R</b> ERA: 2.1 <b>Al Osuna, L</b> ERA: 4.01	(1, 1) (5, 1) (7, 1) (8, 1)	4.0 2.0 1.0 1.0	L 8 5 3	19 1 1 0	5 1 1 0	5 1 0 0	4 1 2 0	1 0 0 0	0 0 0 0	0 0 0 0	0 0 0 0	0 0 0 0	1 0 0 0	19 13 7	28 17 11	4.50 0.00 0.00	1.000 1.000 1.000					

Houston Astros @ Los Angeles Dodgers  
Dodger Stadium, Los Angeles, CA  
Tue Aug 04 1992, 7:05 PM PDT  
Att: 25,195 - Sunny - 76 F

AB	30
R	7
H	7
RBI	4
BB	4
SO	4
LOB	10





Batter	1	2	3	4	5	6	7	8	9	AB	R	H	RBI	BB	SO	LOB	TOP					
<b>Craig Biggio, R</b> OBP: 0.371, SLG: 0.374 (1, 4)										4	2	1	0	1	0	1						
<b>Steve Finley, L</b> OBP: 0.330, SLG: 0.389 (1, 8)										5	3	4	3	0	0	0						
<b>Ken Caminiti, S</b> OBP: 0.374, SLG: 0.467 (1, 5)										4	1	2	1	1	0	2						
<b>5 Jeff Bagwell, R</b> OBP: 0.339, SLG: 0.406 (1, 3)										5	0	2	2	0	0	4						
<b>Eric Anthony, L</b> OBP: 0.300, SLG: 0.431 (9, PH)										3	0	0	0	1	2	1						
<b>Gerald Young, S</b> OBP: 0.270, SLG: 0.129 (9, 9)										0	0	0	0	0	0	0						
<b>Pete Incaviglia, R</b> OBP: 0.320, SLG: 0.435 (7, PH)										3	0	1	0	0	1	3						
<b>Luis Gonzalez, L</b> OBP: 0.285, SLG: 0.384 (7, 7)										1	0	0	0	0	0	0						
<b>Scott Servais, R</b> OBP: 0.253, SLG: 0.238 (9, PH)										1	0	0	0	0	0	1						
<b>Benny Distefano, L</b> OBP: 0.303, SLG: 0.300 (9, 7)										0	0	0	0	0	0	0						
<b>Casey Candaele, S</b> OBP: 0.259, SLG: 0.259 (5, 1)										3	0	2	0	0	1	3						
<b>Xavier Hernandez, L</b> (5, 1)										0	0	0	0	0	0	0						
<b>Rob Murphy, L</b> (7, 1)										0	0	0	0	0	0	0						
<b>Juan Guerrero, R</b> OBP: 0.298, SLG: 0.333 (9, PH)										0	0	0	0	1	0	0						
<b>Doug Jones, R</b> (9, 1)										0	0	0	0	0	0	0						
<b>Eddie Taubensee, L</b> OBP: 0.266, SLG: 0.283 (1, 2)										5	0	0	0	0	3	5						
<b>Butch Henry, L</b> OBP: 0.132, SLG: 0.211 (1, 1)										2	0	0	0	0	0	0						
<b>Rafael Ramirez, R</b> OBP: 0.278, SLG: 0.303 (5, 6)										2	1	1	0	0	0	0						
<b>Inning Stats</b>	R: 0 E: 0 K: 0 S: 8	H: 0 LOB: 0 BB: 0 P: 11	R: 0 E: 0 K: 2 S: 11	H: 2 LOB: 2 BB: 0 P: 18	R: 2 E: 0 K: 1 S: 16	H: 3 LOB: 1 BB: 0 P: 26	R: 0 E: 0 K: 0 S: 5	H: 1 LOB: 0 BB: 0 P: 7	R: 2 E: 0 K: 2 S: 21	H: 2 LOB: 3 BB: 3 P: 43	R: 1 E: 1 K: 1 S: 17	H: 2 LOB: 2 BB: 0 P: 23	R: 0 E: 0 K: 0 S: 7	H: 0 LOB: 0 BB: 0 P: 11	R: 0 E: 0 K: 0 S: 6	H: 0 LOB: 0 BB: 0 P: 8	R: 2 E: 0 K: 1 S: 12	H: 3 LOB: 2 BB: 1 P: 22	1B: 11 2B: 2 3B: 0 HR: 0	SF: 0 SAC: 1 DP: 1 HBP: 0	WP: 1 PB: 1 CS: 3	PA: 44
<b>PITCHER</b>	IP	WLS	BF	H	R	ER	SO	BB	IBB	HBP	BLK	WP	HR	S	P	ERA	WHIP					
<b>Bob Ojeda, L</b> ERA: 3.38 (1, 1)	4.1		23	8	4	3	3	3	0	0	0	1	0	55	97	6.23	2.538					
<b>Tim Crews, R</b> ERA: 5.75 (5, 1)	0.2		2	0	0	2	0	0	0	0	0	0	0	6	8	0.00	0.000					
<b>Steve Wilson, L</b> ERA: 4.08 (6, 1)	0.1		4	2	1	1	0	0	0	0	0	0	0	14	20	27.00	6.000					
<b>Jay Howell, R</b> ERA: 1.38 (6, 1)	1.2		5	0	0	0	0	0	0	0	0	0	0	10	14	0.00	0.000					
<b>Roger McDowell, R</b> ERA: 3.73 (8, 1)	1.0	L	6	3	2	2	0	0	0	0	0	0	0	12	16	18.00	3.000					

Houston Astros @ Los Angeles Dodgers  
Dodger Stadium, Los Angeles, CA  
Wed Aug 05 1992, 7:05 PM PDT  
Att: 33,949 - Sunny - 77 F

AB	39
R	7
H	13
RBI	6
BB	4
SO	7
LOB	20



Batter	1	2	3	4	5	6	7	8	9	AB	R	H	RBI	BB	SO	LOB	BOTTOM					
<b>Jose Offerman, S</b> OBP: 0.332, SLG: 0.336 (1, 6)										5	0	1	2	0	0	3						
<b>Brett Butler, L</b> OBP: 0.418, SLG: 0.405 (1, 8)										4	0	2	2	0	0	2						
<b>Eric Young Sr., R</b> OBP: 0.260, SLG: 0.217 (8, 1)										3	0	0	0	0	0	2						
<b>Steve Wilson, L</b> ERA: 5.75 (8, 1)										0	0	0	0	0	0	0						
<b>Jay Howell, R</b> ERA: 4.08 (8, 1)										1	0	0	0	0	0	2						
<b>Steve Anderson, R</b> OBP: 0.288, SLG: 0.229 (8, 1)										0	0	0	0	0	0	0						
<b>Roger McDowell, R</b> ERA: 3.73 (8, 1)										0	0	0	0	0	0	0						
<b>John Candelaria, L</b> OBP: 0.143, SLG: 0.156 (8, 7)										0	0	0	0	0	0	0						
<b>Eric Karros, R</b> OBP: 0.298, SLG: 0.462 (1, 3)										4	0	0	0	0	0	0						
<b>Mitch Webster, S</b> OBP: 0.335, SLG: 0.411 (1, 9)										3	0	0	0	1	0	0						
<b>Todd Benzinger, S</b> OBP: 0.273, SLG: 0.331 (1, 7)										3	1	1	0	0	0	1						
<b>Mike Scioscia, L</b> OBP: 0.288, SLG: 0.283 (8, 2)										1	0	1	0	0	0	0						
<b>Carlos Hernandez, R</b> OBP: 0.107, SLG: 0.344 (1, 2)										2	1	1	2	1	0	1						
<b>Tom Goodwin, L</b> OBP: 0.100, SLG: 0.100 (7, PR) (8, 7)										1	1	0	0	0	0	1						
<b>Dave Hansen, L</b> OBP: 0.294, SLG: 0.335 (1, 5)										4	1	1	0	0	1	1						
<b>Bob Ojeda, L</b> ERA: 4.28 OBP: 0.108, SLG: 0.139 (1, 1)										1	0	0	0	0	0	0						
<b>Tim Crews, R</b> (5, 1)										0	0	0	0	0	0	0						
<b>Mike Sharperson, R</b> OBP: 0.401, SLG: 0.410 (6, 4)										1	2	0	0	2	0	0						
<b>Inning Stats</b>	R: 0 E: 0 K: 0 S: 7	H: 1 LOB: 0 BB: 0 P: 11	R: 0 E: 0 K: 0 S: 8	H: 1 LOB: 1 BB: 0 P: 11	R: 0 E: 1 K: 1 S: 5	H: 0 LOB: 0 BB: 0 P: 8	R: 0 E: 0 K: 0 S: 10	H: 0 LOB: 0 BB: 0 P: 16	R: 4 E: 2 K: 0 S: 19	H: 3 LOB: 1 BB: 1 P: 34	R: 0 E: 0 K: 0 S: 7	H: 0 LOB: 0 BB: 1 P: 14	R: 2 E: 0 K: 0 S: 10	H: 1 LOB: 2 BB: 2 P: 20	R: 0 E: 0 K: 0 S: 7	H: 1 LOB: 1 BB: 0 P: 14	R: 0 E: 0 K: 0 S: 7	H: 0 LOB: 0 BB: 0 P: 12	1B: 5 2B: 1 3B: 1 HR: 1	SF: 0 SAC: 0 DP: 1 HBP: 0	WP: 0 PB: 0 SB: 1 CS: 2	PA: 38
<b>PITCHER</b>	IP	WLS	BF	H	R	ER	SO	BB	IBB	HBP	BLK	WP	HR	S	P	ERA	WHIP					
<b>Butch Henry, L</b> ERA: 4.28 (1, 1)	4.2		20	5	4	1	1	1	0	0	0	0	0	17	34	10.80	2.400					
<b>Xavier Hernandez, R</b> ERA: 2.29 (5, 1)	1.2		8	1	2	2	0	3	0	0	0	0	0	9	17	0.00	0.600					
<b>Rob Murphy, L</b> ERA: 3.65 (7, 1)	1.2	W	6	1	0	0	0	0	0	0	0	0	0	7	12	0.00	0.000					
<b>Doug Jones, R</b> ERA: 2.13 (9, 1)	1.0	S	3	0	0	0	0	0	0	0	0	0	0	7	12	0.00	0.000					

Houston Astros @ Los Angeles Dodgers  
Dodger Stadium, Los Angeles, CA  
Wed Aug 05 1992, 7:05 PM PDT  
Att: 33,949 - Sunny - 77 F

AB	33
R	6
H	7
RBI	6
BB	4
SO	1
LOB	13





Batter	1	2	3	4	5	6	7	8	9	AB	R	H	RBI	BB	SO	LOB	TOP					
<b>Craig Biggio, R</b> OBP: 0.373, SLG: 0.377 (1, 4)										5	0	3	0	0	0	2	<b>Houston Astros @ San Diego Padres</b> <b>Jack Murphy Stadium, San Diego, CA</b> Thu Aug 06 1992, 10:05 PM EDT Att: 15,231 - Sunny - 77 F					
<b>Steve Finley, L</b> OBP: 0.328, SLG: 0.386 (1, 8)										3	0	0	0	0	1	1						
<b>Willie Blair, R</b> (5, 1)										0	0	0	0	0	0	0						
<b>Ernest Riles, L</b> OBP: 0.154, SLG: 0.167 (7, PH)										0	0	0	1	0	0	0						
<b>Joe Boever, R</b> (7, 1)										0	0	0	0	0	0	0						
<b>Casey Candaele, S</b> OBP: 0.255, SLG: 0.259 (9, PH)										0	0	0	1	0	0	0						
<b>5 Jeff Bagwell, R</b> OBP: 0.342, SLG: 0.415 (1, 3)										4	1	2	1	0	1	2						
<b>Eric Anthony, L</b> OBP: 0.299, SLG: 0.426 (1, 9)										5	0	1	0	0	2	4						
<b>Ken Caminiti, S</b> OBP: 0.370, SLG: 0.461 (1, 5)										4	0	0	0	0	2	2						
<b>Luis Gonzalez, L</b> OBP: 0.286, SLG: 0.383 (1, 7)										3	1	1	0	0	0	1						
<b>Pete Incaviglia, R</b> OBP: 0.319, SLG: 0.434 (8, PH)										1	0	0	0	0	1	0						
<b>Rafael Ramirez, R</b> OBP: 0.277, SLG: 0.302 (1, 6)										4	1	1	0	0	0	1						
<b>Eddie Taubensee, L</b> OBP: 0.264, SLG: 0.279 (1, 2)										3	0	0	0	0	0	2						
<b>Juan Guerrero, R</b> OBP: 0.306, SLG: 0.355 (9, PH)										1	1	1	1	0	0	0						
<b>Brian Williams, R</b> OBP: 0.188, SLG: 0.250 (1, 1)										1	0	1	1	0	0	0						
<b>Gerald Young, S</b> OBP: 0.300, SLG: 0.152 (5, PH)										2	1	1	0	1	0	0						
<b>Inning Stats</b>	R: 0 E: 0 K: 2 S: 11	H: 1 LOB: 1 BB: 0 P: 16	R: 1 E: 0 K: 0 S: 12	H: 3 LOB: 2 BB: 0 P: 17	R: 0 E: 1 K: 2 S: 12	H: 1 LOB: 1 BB: 0 P: 17	R: 0 E: 0 K: 0 S: 6	H: 0 LOB: 0 BB: 0 P: 9	R: 0 E: 0 K: 0 S: 5	H: 0 LOB: 0 BB: 0 P: 7	R: 1 E: 0 K: 1 S: 13	H: 2 LOB: 1 BB: 0 P: 23	R: 1 E: 0 K: 0 S: 13	H: 2 LOB: 1 BB: 0 P: 18	R: 0 E: 0 K: 1 S: 9	H: 0 LOB: 0 BB: 0 P: 12	R: 2 E: 1 K: 1 S: 20	H: 2 LOB: 2 BB: 1 P: 33	1B: 9 2B: 2 3B: 0 HR: 1	SF: 2 SAC: 0 DP: 1 HBP: 1	WP: 0 PB: 0 SB: 2 CS: 0	PA: 40
<b>PITCHER</b>	IP	WLS	BF	H	R	ER	SO	BB	IBB	HBP	BLK	WP	HR	S	P	ERA	WHIP					
<b>Andy Benes, R</b> ERA: 3.67 (1, 1)	7.0	W	30	9	3	3	5	0	0	0	0	0	1	72	107	3.86	1.286					
<b>Rich Rodriguez, L</b> ERA: 2.28 (8, 1)	1.0		5	1	2	1	1	0	0	0	0	0	0	13	17	9.00	1.000					
<b>Tim Scott, R</b> ERA: 3.15 (9, 1)	0.2	S	4	1	0	0	0	1	0	1	0	0	0	13	23	0.00	3.000					
<b>Randy Myers, L</b> ERA: 4.68 (9, 1)	0.1	S	1	0	0	0	1	0	0	0	0	0	0	3	5	0.00	0.000					

AB	36
R	5
H	11
RBI	5
BB	1
SO	7
LOB	15



Batter	1	2	3	4	5	6	7	8	9	AB	R	H	RBI	BB	SO	LOB	BOTTOM					
<b>Tony Fernandez, S</b> OBP: 0.338, SLG: 0.352 (1, 6)										4	2	2	0	1	0	1	<b>Houston Astros @ San Diego Padres</b> <b>Jack Murphy Stadium, San Diego, CA</b> Thu Aug 06 1992, 10:05 PM EDT Att: 15,231 - Sunny - 77 F					
<b>Tony Gwynn, L</b> OBP: 0.374, SLG: 0.417 (1, 9)										5	0	2	0	0	0	3						
<b>Gary Sheffield, R</b> OBP: 0.383, SLG: 0.568 (1, 5)										4	2	2	5	0	0	4						
<b>Rich Rodriguez, L</b> (8, 1)										0	0	0	0	0	0	0						
<b>Tim Scott, R</b> (9, 1)										0	0	0	0	0	0	0						
<b>Randy Myers, L</b> (9, 1)										0	0	0	0	0	0	0						
<b>Fred McGriff, L</b> OBP: 0.400, SLG: 0.580 (1, 3)										4	2	2	2	0	0	4						
<b>Darrin Jackson, R</b> OBP: 0.303, SLG: 0.426 (1, 8)										4	0	1	0	0	1	0						
<b>Benito Santiago, R</b> OBP: 0.300, SLG: 0.373 (1, 2)										4	0	1	0	0	0	1						
<b>Jerald Clark, R</b> OBP: 0.289, SLG: 0.369 (1, 7)										4	0	1	0	0	1	2						
<b>Kurt Stillwell, S</b> OBP: 0.272, SLG: 0.317 (1, 4)										4	0	0	0	0	0	2						
<b>Andy Benes, R</b> OBP: 0.212, SLG: 0.174 (1, 1)										1	1	0	0	2	1	0						
<b>Tim Teufel, R</b> OBP: 0.331, SLG: 0.371 (8, 5)										1	0	0	0	0	0	0						
<b>Inning Stats</b>	R: 3 E: 0 K: 0 S: 18	H: 4 LOB: 1 BB: 0 P: 28	R: 4 E: 0 K: 1 S: 18	H: 3 LOB: 1 BB: 1 P: 29	R: 0 E: 0 K: 1 S: 9	H: 0 LOB: 0 BB: 0 P: 14	R: 0 E: 0 K: 1 S: 11	H: 1 LOB: 1 BB: 1 P: 20	R: 0 E: 0 K: 0 S: 10	H: 1 LOB: 1 BB: 0 P: 16	R: 0 E: 0 K: 0 S: 13	H: 1 LOB: 2 BB: 1 P: 22	R: 0 E: 0 K: 0 S: 8	H: 1 LOB: 1 BB: 0 P: 11	R: 0 E: 0 K: 0 S: 5	H: 0 LOB: 0 BB: 0 P: 8	R: 0 E: 0 K: 0 S: 5	H: 0 LOB: 0 BB: 0 P: 8	1B: 6 2B: 1 3B: 0 HR: 4	SF: 0 SAC: 0 DP: 0 HBP: 0	WP: 0 PB: 0 SB: 0 CS: 0	PA: 38
<b>PITCHER</b>	IP	WLS	BF	H	R	ER	SO	BB	IBB	HBP	BLK	WP	HR	S	P	ERA	WHIP					
<b>Brian Williams, R</b> ERA: 4.02 (1, 1)	4.0	L	22	8	7	7	3	2	0	0	0	0	4	56	91	15.75	2.500					
<b>Willie Blair, R</b> ERA: 3.98 (5, 1)	2.0		9	2	0	0	0	1	0	0	0	0	0	23	38	0.00	1.500					
<b>Joe Boever, R</b> ERA: 2.55 (7, 1)	2.0		7	1	0	0	0	0	0	0	0	0	0	13	19	0.00	0.500					

AB	35
R	7
H	11
RBI	7
BB	3
SO	3
LOB	17





Batter	1	2	3	4	5	6	7	8	9	AB	R	H	RBI	BB	SO	LOB	TOP									
<b>Craig Biggio, R</b> OBP: 0.372, SLG: 0.374 (1, 4)	0-1 B1-3		4-2 BB			2-2 G5-3		2-2 F8		3	0	0	0	1	0	0	<b>Houston Astros @ San Diego Padres</b> Jack Murphy Stadium, San Diego, CA Fri Aug 07 1992, 10:05 PM EDT Att: 21,589 - Sunny - 77 F									
<b>Steve Finley, L</b> OBP: 0.327, SLG: 0.387 (1, 8)	1-1 F8		1-3 K			0-2 G3			0-1 5 1B 2B	4	1	1	0	0	1	1										
<b>Ken Caminiti, S</b> OBP: 0.365, SLG: 0.455 (1, 5)	0-0 L9			2-2 F9		0-0 F7			0-1 P9	4	0	0	0	0	0	1										
<b>5 Jeff Bagwell, R</b> OBP: 0.345, SLG: 0.415 (1, 3)		4-2 F8-4 BB		0-1 P8			4-2 FC4-6 BB		2-2 1B 1B	2	1	1	0	2	0	0										
<b>Eric Anthony, L</b> OBP: 0.301, SLG: 0.425 (1, 9)		4-0 F8-4 BB		3-2 L8			2-0 FC4-6 1B		3-1 1B	3	0	1	1	1	0	1										
<b>Luis Gonzalez, L</b> OBP: 0.289, SLG: 0.386 (1, 7)		0-0 F8-4			1-1 F8		0-1 G6-4-3 1B		0-0 1B	4	0	2	1	0	0	2										
<b>Rafael Ramirez, R</b> OBP: 0.279, SLG: 0.302 <b>Xavier Hernandez, L</b> OBP: 0.302, SLG: 0.351 <b>Al Osuna, R</b> OBP: 0.252, SLG: 0.236 <b>Pete Incaviglia, R</b> OBP: 0.318, SLG: 0.432 (1, 6) (7, 1) (8, 1) (9, PH)		2-3 K			0-0 1B		0-1 G6-4-3 1B		2-1 L9	3	0	1	0	0	1	3										
<b>Eddie Taubensee, L</b> OBP: 0.261, SLG: 0.276 <b>Juan Guerrero, R</b> OBP: 0.302, SLG: 0.351 <b>Scott Servais, R</b> OBP: 0.252, SLG: 0.236 (1, 2) (8, PH) (8, 2)			0-0 F7		1-2 L8			0-1 G1-3	1-3 K	2	0	0	0	0	0	1										
<b>Pete Harnisch, S</b> OBP: 0.167, SLG: 0.217 <b>Casey Candaele, S</b> OBP: 0.254, SLG: 0.258 (1, 1) (7, 6)			4-2 CS BB		0-3 K			0-2 G6-3		1	0	0	0	1	1	1										
<b>Inning Stats</b>	R: 0 E: 0 K: 0 S: 5	H: 0 LOB: 0 BB: 0 P: 6	R: 0 E: 0 K: 1 S: 8	H: 0 LOB: 1 BB: 2 P: 18	R: 0 E: 0 K: 1 S: 10	H: 0 LOB: 0 BB: 2 P: 19	R: 0 E: 0 K: 0 S: 10	H: 0 LOB: 0 BB: 0 P: 15	R: 0 E: 0 K: 1 S: 9	H: 1 LOB: 1 BB: 0 P: 11	R: 0 E: 0 K: 0 S: 8	H: 0 LOB: 0 BB: 0 P: 10	R: 0 E: 0 K: 0 S: 8	H: 1 LOB: 1 BB: 1 P: 14	R: 0 E: 0 K: 0 S: 8	H: 0 LOB: 0 BB: 0 P: 10		R: 2 E: 0 K: 1 S: 16	H: 4 LOB: 2 BB: 0 P: 24	1B: 5 2B: 2 3B: 0 HR: 0	SF: 0 SAC: 0 DP: 2 HBP: 0	WP: 0 PB: 0 SB: 1 CS: 1	PA: 35			
<b>PITCHER</b>	IP	WLS	BF	H	R	ER	SO	BB	IBB	HBP	BLK	WP	HR	S	P	ERA		WHIP								
<b>Jim Deshaies, L</b> ERA: 2.12 <b>Randy Myers, L</b> ERA: 4.62 (1, 1) (9, 1)	8.1	W	32	5	2	2	3	5	0	0	0	0	0	75	117	2.16		1.200								

AB	30
R	2
H	6
RBI	2
BB	5
SO	4
LOB	14



Batter	1	2	3	4	5	6	7	8	9	AB	R	H	RBI	BB	SO	LOB	BOTTOM									
<b>Tony Fernandez, S</b> OBP: 0.340, SLG: 0.355 (1, 6)	0-2 L8	0-2 1B			0-1 1B 2B		0-0 SH5-4	2-1 F9		4	0	2	0	0	0	1	<b>Houston Astros @ San Diego Padres</b> Jack Murphy Stadium, San Diego, CA Fri Aug 07 1992, 10:05 PM EDT Att: 21,589 - Sunny - 77 F									
<b>Tony Gwynn, L</b> OBP: 0.374, SLG: 0.416 (1, 9)	1-1 G3	3-2 G3-1			2-3 K		0-1 1B	2-2 1B	1-2 1B	5	1	2	0	0	1	4										
<b>Gary Sheffield, R</b> OBP: 0.383, SLG: 0.566 (1, 5)	2-0 BB 1B		0-1 G1-3		0-0 G6-3 1B		1-2 L9	1-3 K		5	0	2	1	0	1	4										
<b>Fred McGriff, L</b> OBP: 0.401, SLG: 0.578 (1, 3)	4-2 BB		1-3 K		2-3 3-H 1-0 G6-3		2-2 E 1B		1-2 2-H 1B	3	0	1	1	1	1	2										
<b>Darrin Jackson, R</b> OBP: 0.303, SLG: 0.424 (1, 8)	2-1 P2		2-2 L7			0-2 F9	2-1 E 1B		1-2 2-H 1B	4	0	1	1	0	0	2										
<b>Benito Santiago, R</b> OBP: 0.296, SLG: 0.367 (1, 2)			1-3 K		1-2 L7		3-2 L4	1-1 E6		4	0	0	0	0	1	2										
<b>Jerald Clark, R</b> OBP: 0.291, SLG: 0.373 (1, 7)			0-1 1B 2B		1-3 K		0-0 1B	0-3 K		4	1	2	0	0	2	3										
<b>Kurt Stillwell, S</b> OBP: 0.275, SLG: 0.320 (1, 4)			1-1 FC6-5 2H 1B		0-0 G4-3		1-3 K	1-0 1B 1B		4	0	2	1	0	1	1										
<b>Jim Deshaies, L</b> OBP: 0.182, SLG: 0.182 <b>Randy Myers, L</b> (1, 1) (9, 1)		2-2 FC6-5-4 1B			0-1 2B 1B 1B		2-1 SH5-4 1B	0-3 K		4	2	2	0	0	1	2										
<b>Inning Stats</b>	R: 0 E: 0 K: 0 S: 13	H: 1 LOB: 2 BB: 1 P: 22	R: 1 E: 0 K: 1 S: 17	H: 3 LOB: 0 BB: 0 P: 24	R: 0 E: 0 K: 1 S: 9	H: 0 LOB: 0 BB: 0 P: 12	R: 0 E: 0 K: 1 S: 8	H: 0 LOB: 0 BB: 0 P: 10	R: 1 E: 0 K: 1 S: 10	H: 3 LOB: 1 BB: 0 P: 13	R: 0 E: 0 K: 1 S: 12	H: 1 LOB: 1 BB: 0 P: 16	R: 2 E: 1 K: 1 S: 19	H: 4 LOB: 3 BB: 0 P: 27	R: 0 E: 0 K: 2 S: 15	H: 2 LOB: 2 BB: 0 P: 21		1B: 12 2B: 2 3B: 0 HR: 0	SF: 0 SAC: 1 DP: 1 HBP: 0	WP: 0 PB: 0 SB: 0 CS: 0	PA: 39					
<b>PITCHER</b>	IP	WLS	BF	H	R	ER	SO	BB	IBB	HBP	BLK	WP	HR	S	P	ERA		WHIP								
<b>Pete Harnisch, R</b> ERA: 3.8 <b>Xavier Hernandez, R</b> ERA: 2.28 <b>Al Osuna, L</b> ERA: 3.92 (1, 1) (7, 1) (8, 1)	6.2	L	32	12	4	4	5	1	0	0	0	0	0	83	118	5.40		1.950								

AB	37
R	4
H	14
RBI	4
BB	1
SO	8
LOB	21





Batter	1	2	3	4	5	6	7	8	9	AB	R	H	RBI	BB	SO	LOB	TOP					
<b>Craig Biggio, R</b> OBP: 0.374, SLG: 0.374 (1, 4)	F9		FC3-6 BB	1B BB		CS 1B			G1-3	3	1	1	0	2	0	0						
<b>Steve Finley, L</b> OBP: 0.330, SLG: 0.388 (1, 8)	G4-3		FC3-6 BB	FC5 1B		CS	G1-6-3 1B		G6-3	4	0	2	1	1	0	0						
<b>5 Jeff Bagwell, R</b> OBP: 0.350, SLG: 0.417 (1, 3)	BB 1B		FC3-6 BB	FC5 1B			G1-6-3 BB		HR 1B	3	1	2	0	2	0	2						
<b>Eric Anthony, L</b> OBP: 0.303, SLG: 0.434 (1, 9)	BB		FC3-6 BB		G3		G1-6-3		HR	4	1	1	3	1	0	4						
<b>Ken Caminiti, S</b> OBP: 0.366, SLG: 0.450 (1, 5)	L7		BB		F8		G4-3		BB	3	0	0	0	2	0	3						
<b>Luis Gonzalez, L</b> OBP: 0.283, SLG: 0.377 (1, 7)		G6-3	G4-3		F8			K	G4-3	5	0	0	0	0	1	4						
<b>Casey Candaele, S</b> OBP: 0.254, SLG: 0.258 (1, 6)		G5-3		SH1-4 1B		L5		G1-3		4	1	1	0	0	0	0						
<b>Eddie Taubensee, L</b> OBP: 0.266, SLG: 0.296 (1, 2)		K		K		HR		1B		4	1	2	1	0	2	1						
<b>Jimmy Jones, R</b> OBP: 0.267, SLG: 0.185 (5, PH) <b>Juan Guantero, R</b> OBP: 0.299, SLG: 0.346 (6, 1) <b>Joe Boever, R</b> OBP: 0.263, SLG: 0.311 (7, 1) <b>Rob Murphy, L</b> OBP: 0.142, SLG: 0.154 (8, PH) <b>Xavier Hernandez, L</b> OBP: 0.142, SLG: 0.154 (8, 1)			K	SH1-4		K		K		1	0	0	0	0	1	0						
<b>Inning Stats</b>	R: 0 E: 0 K: 0 S: 11	H: 1 LOB: 2 BB: 1 P: 19	R: 0 E: 0 K: 1 S: 9	H: 0 LOB: 0 BB: 0 P: 13	R: 1 E: 0 K: 1 S: 11	H: 0 LOB: 3 BB: 4 P: 33	R: 1 E: 0 K: 1 S: 11	H: 2 LOB: 2 BB: 1 P: 18	R: 0 E: 0 K: 0 S: 5	H: 0 LOB: 0 BB: 0 P: 7	R: 1 E: 0 K: 1 S: 12	H: 2 LOB: 0 BB: 0 P: 20	R: 0 E: 0 K: 0 S: 9	H: 1 LOB: 1 BB: 1 P: 17	R: 0 E: 0 K: 2 S: 9	H: 1 LOB: 1 BB: 0 P: 14	R: 2 E: 0 K: 0 S: 17	H: 2 LOB: 1 BB: 1 P: 26	1B: 7 2B: 0 3B: 0 HR: 2	SF: 0 SAC: 1 DP: 1 HBP: 0	WP: 0 PB: 0 SB: 2 CS: 1	PA: 43
<b>PITCHER</b>	IP	WLS	BF	H	R	ER	SO	BB	IBB	HBP	BLK	WP	HR	S	P	ERA	WHIP					
<b>Frank Seminara, R</b> ERA: 3.88 (1, 1)	4.0		21	3	2	2	3	6	0	0	0	0	0	42	83	4.50	2.250					
<b>Rich Rodriguez, L</b> ERA: 2.35 (5, 1)	2.0	W	7	2	1	1	1	0	0	0	0	0	1	17	27	4.50	1.000					
<b>Mike Maddux, R</b> ERA: 2.26 (7, 1)	2.0		8	2	0	0	2	1	0	0	0	0	0	18	31	0.00	1.500					
<b>Tim Scott, R</b> ERA: 3.92 (9, 1)	0.2	S	5	2	2	2	0	1	0	0	0	0	1	16	25	27.00	4.500					
<b>Larry Andersen, R</b> ERA: 3.7 (9, 1)	0.1	S	1	0	0	0	0	0	0	0	0	0	0	1	1	0.00	0.000					
<b>Tony Fernandez, S</b> OBP: 0.341, SLG: 0.355 (1, 6)	E S G6-3 1B		BB 1B BB		F8		L8			3	1	1	0	1	0	0						
<b>Tony Gwynn, L</b> OBP: 0.375, SLG: 0.417 (1, 9)	F7		L5-4		HR		BB HR 1B			4	2	2	0	0	0	3						
<b>Gary Sheffield, R</b> OBP: 0.387, SLG: 0.574 (1, 5)	G6-3		FC5 BB 1B		HR		HR BB			3	2	2	3	1	0	0						
<b>Fred McGriff, L</b> OBP: 0.402, SLG: 0.576 (1, 3)	S 1B		FC5 BB 1B		G4-3		F8			3	0	1	0	1	0	2						
<b>Darrin Jackson, R</b> OBP: 0.302, SLG: 0.430 (1, 8)	F8		FC5		K		HR			4	1	1	3	0	1	4						
<b>Benito Santiago, R</b> OBP: 0.295, SLG: 0.376 (1, 2)		K		F9		HR	L6			4	1	1	1	0	1	0						
<b>Oscar Azocar, L</b> OBP: 0.243, SLG: 0.235 (1, 7)				F8						3	0	0	0	0	0	0						
<b>Mike Maddux, L</b> OBP: 0.400, SLG: 0.250 (7, 1)				F8		G1-3		K		0	0	0	0	0	0	0						
<b>Phil Stephenson, L</b> OBP: 0.286, SLG: 0.311 (8, PH)										1	0	0	0	0	1	0						
<b>Tim Scott, R</b> (9, 1)										0	0	0	0	0	0	0						
<b>Larry Andersen, R</b> (9, 1)										0	0	0	0	0	0	0						
<b>Kurt Stillwell, S</b> OBP: 0.275, SLG: 0.319 (1, 4)		G4-3		1B		P8		F7		4	0	1	0	0	0	0						
<b>Frank Seminara, R</b> OBP: 0.120, SLG: 0.083 (1, 1)										1	0	1	0	0	0	0						
<b>Kevin Ward, R</b> OBP: 0.266, SLG: 0.260 (4, PH)										1	0	0	0	0	0	1						
<b>Rich Rodriguez, L</b> (5, 1)										0	0	0	0	0	0	0						
<b>Jerald Clark, R</b> OBP: 0.290, SLG: 0.371 (7, 7)										2	0	0	0	0	1	0						
<b>Inning Stats</b>	R: 1 E: 0 K: 0 S: 15	H: 2 LOB: 1 BB: 0 P: 23	R: 0 E: 0 K: 1 S: 7	H: 0 LOB: 0 BB: 0 P: 11	R: 0 E: 0 K: 0 S: 10	H: 2 LOB: 3 BB: 2 P: 22	R: 0 E: 0 K: 0 S: 9	H: 1 LOB: 1 BB: 0 P: 13	R: 2 E: 0 K: 1 S: 14	H: 2 LOB: 0 BB: 0 P: 21	R: 1 E: 0 K: 0 S: 8	H: 1 LOB: 0 BB: 0 P: 13	R: 3 E: 0 K: 0 S: 8	H: 2 LOB: 0 BB: 1 P: 15	R: 0 E: 0 K: 2 S: 8	H: 0 LOB: 0 BB: 0 P: 9	1B: 7 2B: 1 3B: 0 HR: 3	SF: 0 SAC: 0 DP: 1 HBP: 0	WP: 0 PB: 0 SB: 2 CS: 0	PA: 36		
<b>PITCHER</b>	IP	WLS	BF	H	R	ER	SO	BB	IBB	HBP	BLK	WP	HR	S	P	ERA	WHIP					
<b>Jimmy Jones, R</b> ERA: 4.2 (1, 1)	5.0		23	7	3	3	2	2	0	0	0	0	1	8	13	9.00	1.000					
<b>Joe Boever, R</b> ERA: 2.63 (6, 1)	1.0	L	4	1	1	1	0	0	0	0	0	0	1	8	13	9.00	1.000					
<b>Rob Murphy, L</b> ERA: 4.28 (7, 1)	1.0		6	2	3	3	0	1	0	0	0	0	1	8	15	27.00	3.000					
<b>Xavier Hernandez, R</b> ERA: 2.25 (8, 1)	1.0		3	0	0	0	2	0	0	0	0	0	0	8	9	0.00	0.000					

Houston Astros @ San Diego Padres  
Jack Murphy Stadium, San Diego, CA  
Sat Aug 08 1992, 10:05 PM EDT  
Att: 50,385 - Sunny - 78 F

AB	33
R	5
H	9
RBI	5
BB	8
SO	6
LOB	15



Houston Astros @ San Diego Padres  
Jack Murphy Stadium, San Diego, CA  
Sat Aug 08 1992, 10:05 PM EDT  
Att: 50,385 - Sunny - 78 F

AB	33
R	7
H	10
RBI	7
BB	3
SO	4
LOB	10









Batter	1	2	3	4	5	6	7	8	9	AB	R	H	RBI	BB	SO	LOB	TOP					
<b>Craig Biggio, R</b> OBP: 0.374, SLG: 0.381 (1, 4)	F9		1B			G6-3		B5-3		4	0	1	0	0	0	0						
<b>Steve Finley, L</b> OBP: 0.326, SLG: 0.384 (1, 8)	G4-3		F8			G4-3		K		4	0	0	0	0	1	1						
<b>Ernest Riles, L</b> OBP: 0.222, SLG: 0.235 (1, 5)	1B		L4			1B		P2		4	0	2	0	0	0	1						
<b>Eric Anthony, L</b> OBP: 0.296, SLG: 0.423 (1, 9)	P5			G4-3		F9			F8	4	0	0	0	0	2							
<b>5 Jeff Bagwell, R</b> OBP: 0.349, SLG: 0.413 (1, 3)		F9		G4-3			1B SF9		K	4	1	1	0	0	1	0						
<b>Luis Gonzalez, L</b> OBP: 0.286, SLG: 0.377 (1, 7)		FC6-4		L7			1B		F8	4	0	2	0	0	0	0						
<b>Casey Candaele, S</b> OBP: 0.257, SLG: 0.261 <b>Juan Guerrero, R</b> OBP: 0.300, SLG: 0.350 (4, 6)		FC6-4			G5-3		SF9			1	0	0	0	0	0	1	AB 32					
<b>Eddie Taubensee, L</b> OBP: 0.262, SLG: 0.292 (1, 2)		F7			F8		FC4-6			3	0	0	0	0	0	2	R 1					
<b>Butch Henry, L</b> OBP: 0.125, SLG: 0.200 <b>Willie Blair, R</b> (5, 1) <b>Ken Caminiti, S</b> OBP: 0.364, SLG: 0.446 <b>Joe Boever, R</b> (7, 1)			G4-3		G5-3		K			2	0	0	0	0	0	0	H 6					
<b>Inning Stats</b>	R: 0 E: 0 K: 0 S: 10	H: 1 LOB: 1 BB: 0 P: 17	R: 0 E: 0 K: 0 S: 9	H: 1 LOB: 1 BB: 0 P: 12	R: 0 E: 0 K: 0 S: 9	H: 1 LOB: 1 BB: 0 P: 13	R: 0 E: 0 K: 0 S: 6	H: 0 LOB: 0 BB: 0 P: 10	R: 0 E: 0 K: 0 S: 4	H: 0 LOB: 0 BB: 0 P: 6	R: 0 E: 0 K: 0 S: 9	H: 1 LOB: 1 BB: 0 P: 14	R: 1 E: 0 K: 1 S: 11	H: 2 LOB: 1 BB: 0 P: 18	R: 0 E: 0 K: 1 S: 7	H: 0 LOB: 0 BB: 0 P: 11	R: 0 E: 0 K: 1 S: 8	H: 0 LOB: 0 BB: 0 P: 14	1B: 6 2B: 0 3B: 0 HR: 0	SF: 1 2B: 0 3B: 0 HBP: 0	WP: 0 PB: 0 SB: 0 CS: 0	PA: 33
<b>PITCHER</b> <b>John Burkett, R</b> ERA: 3.6 (1, 1)	IP: 9.0 WLS: W BF: 33 H: 6 R: 1 ER: 1 SO: 3 BB: 0 IBB: 0 HBP: 0 BLK: 0 WP: 0 HR: 0 S: 73 P: 115 ERA: 1.00 WHIP: 0.667																					

**Houston Astros @ San Francisco Giants**  
Candlestick Park, San Francisco, CA  
Mon Aug 10 1992, 10:05 PM EDT  
Att: 14,691 - Cloudy - 63 F

AB	32
R	1
H	6
RBI	1
BB	0
SO	3
LOB	8



Batter	1	2	3	4	5	6	7	8	9	AB	R	H	RBI	BB	SO	LOB	BOTTOM			
<b>Ted Wood, L</b> OBP: 0.364, SLG: 0.364 (1, 9)	F7		2B			2B SF7		K		4	2	2	0	0	1	1				
<b>Robby Thompson, R</b> OBP: 0.349, SLG: 0.418 (1, 4)	1B		HR		BB		G6-3			4	1	3	1	0	0	0				
<b>Will Clark, L</b> OBP: 0.392, SLG: 0.483 (1, 3)	F7		HR		SF7		K			3	1	1	3	0	1	1				
<b>Cory Snyder, R</b> OBP: 0.321, SLG: 0.476 (1, 8)								K		3	0	2	0	1	1	0				
<b>Mark Leonard, L</b> OBP: 0.326, SLG: 0.462 <b>Mike Felder, S</b> OBP: 0.326, SLG: 0.405 (9, 8)	G1-3		G3-6-3			BB		K		3	0	0	0	1	1	3				
<b>Matt Williams, R</b> OBP: 0.281, SLG: 0.372 (1, 5)		E6			G6-4-3			G6-3		4	0	0	0	0	1	3				
<b>Kirt Manwaring, R</b> OBP: 0.313, SLG: 0.308 (1, 2)	FC6-4			P4			L8		K	4	0	0	0	0	1	1	AB 30			
<b>Mike Benjamin, R</b> OBP: 0.250, SLG: 0.352 (1, 6)	G6-3						G5-3			3	0	1	0	0	0	1	R 4			
<b>John Burkett, R</b> OBP: 0.111, SLG: 0.049 (1, 1)				G4-3						2	0	0	0	1	1	1	H 9			
<b>Inning Stats</b>	R: 0 E: 0 K: 0 S: 13	H: 2 LOB: 2 BB: 0 P: 17	R: 0 E: 1 K: 0 S: 11	H: 0 LOB: 0 BB: 0 P: 15	R: 3 E: 0 K: 1 S: 10	H: 4 LOB: 0 BB: 0 P: 15	R: 0 E: 0 K: 1 S: 8	H: 1 LOB: 1 BB: 0 P: 10	R: 1 E: 0 K: 0 S: 8	H: 2 LOB: 2 BB: 2 P: 24	R: 0 E: 0 K: 1 S: 8	H: 0 LOB: 1 BB: 1 P: 14	R: 0 E: 0 K: 2 S: 9	H: 0 LOB: 0 BB: 0 P: 14	R: 0 E: 0 K: 2 S: 9	H: 0 LOB: 0 BB: 0 P: 11	1B: 6 2B: 2 3B: 0 HR: 1	SF: 1 2B: 0 3B: 0 HBP: 0	WP: 0 PB: 0 SB: 0 CS: 0	PA: 34
<b>PITCHER</b> <b>Butch Henry, L</b> ERA: 4.42 <b>Willie Blair, R</b> ERA: 3.53 <b>Joe Boever, R</b> ERA: 2.57	IP: 4.1 WLS: L BF: 23 H: 9 R: 4 ER: 4 SO: 2 BB: 1 IBB: 1 HBP: 0 BLK: 0 WP: 0 HR: 1 S: 47 P: 76 ERA: 8.31 WHIP: 2.308																			

**Houston Astros @ San Francisco Giants**  
Candlestick Park, San Francisco, CA  
Mon Aug 10 1992, 10:05 PM EDT  
Att: 14,691 - Cloudy - 63 F

AB	30
R	4
H	9
RBI	4
BB	3
SO	7
LOB	11





Batter	1	2	3	4	5	6	7	8	9	AB	R	H	RBI	BB	SO	LOB	TOP										
<b>Craig Biggio, R</b> OBP: 0.375, SLG: 0.381 (1, 4)	G4-3		1B		F8		SH3-4 1B	P3		5	0	2	0	0	0	2											
<b>Steve Finley, L</b> OBP: 0.324, SLG: 0.380 (1, 8)	L3		L4			P2	SH3-4	G4-3		4	0	0	0	0	0	1											
<b>Ernest Riles, L</b> OBP: 0.217, SLG: 0.273 (1, 3)	F8			G4-3		HR 2B	K	F7		5	1	1	0	0	1	1											
<b>Eric Anthony, L</b> OBP: 0.299, SLG: 0.434 <b>Gerald Young, S</b> OBP: 0.297, SLG: 0.132 (7, 9)		CS 1B		F9		HR	P6	G1-3		4	1	2	2	0	0	1											
<b>Ken Caminiti, S</b> OBP: 0.365, SLG: 0.445 (1, 5)		K		G4-3		2B BB		G1-3 1B		3	1	1	0	1	1	1											
<b>Luis Gonzalez, L</b> OBP: 0.289, SLG: 0.393 (1, 7)	G5-3				HR	K		G1-3 1B		4	2	2	1	0	1	2											
<b>Juan Guerrero, R</b> OBP: 0.309, SLG: 0.369 <b>Scott Servais, R</b> OBP: 0.247, SLG: 0.231 (8, 2)			F8		FC1-6 1B	2B		P5-1		4	0	2	0	0	0	2											
<b>Eddie Taubensee, L</b> OBP: 0.268, SLG: 0.309 <b>Rafael Ramirez, R</b> OBP: 0.276, SLG: 0.301 (8, 6)			HR		F7			G1-3		2	1	1	1	1	0	1											
<b>Brian Williams, R</b> OBP: 0.198, SLG: 0.211 <b>Xavier Hernandez, L</b> (7, 1) <b>5 Jeff Bagwell, R</b> OBP: 0.300, SLG: 0.415 <b>Doug Jones, R</b> (8, 1)			K		FC1-6	K		1B		3	0	0	0	0	2	4											
<b>Inning Stats</b>	R: 0 E: 0 K: 0 S: 6	H: 0 LOB: 0 BB: 0 P: 9	R: 0 E: 0 K: 1 S: 10	H: 1 LOB: 0 BB: 0 P: 16	R: 1 E: 0 K: 1 S: 15	H: 2 LOB: 1 BB: 0 P: 18	R: 0 E: 0 K: 0 S: 5	H: 0 LOB: 0 BB: 0 P: 7	R: 1 E: 0 K: 0 S: 13	H: 2 LOB: 1 BB: 0 P: 17	R: 2 E: 0 K: 2 S: 17	H: 3 LOB: 3 BB: 2 P: 34	R: 0 E: 1 K: 1 S: 10	H: 1 LOB: 1 BB: 0 P: 15	R: 2 E: 0 K: 0 S: 12	H: 3 LOB: 1 BB: 0 P: 18	R: 0 E: 0 K: 0 S: 6	H: 0 LOB: 0 BB: 0 P: 11	1B: 7 2B: 2 3B: 0 HR: 3	SF: 0 SAC: 1 DP: 0 HBP: 0	WP: 0 PB: 0 SB: 0 CS: 1	PA: 40					
<b>PITCHER</b>	IP	WLS	BF	H	R	ER	SO	BB	IBB	HBP	BLK	WP	HR	S	P	ERA	WHIP										
<b>Francisco Oliveras, R</b> ERA: 2.32 <b>Jim Pines, L</b> ERA: 3.6 <b>Michael Jackson, R</b> ERA: 2.95 <b>Dave Righetti, L</b> ERA: 5.19 <b>Jeff Brantley, R</b> ERA: 3.76	5.1	L	21	6	3	3	2	0	0	0	0	0	2	54	75	5.06	1.125										

Houston Astros @ San Francisco Giants  
Candlestick Park, San Francisco, CA  
Tue Aug 11 1992, 6:33 AM EDT  
Att. 12,170 - Sunny - 66 F


AB 37  
R 6  
H 12  
RBI 6  
BB 2  
SO 5  
LOB 17



Batter	1	2	3	4	5	6	7	8	9	AB	R	H	RBI	BB	SO	LOB	BOTTOM										
<b>Mike Felder, S</b> OBP: 0.322, SLG: 0.397 (1, 8)	F7		P5		K		F7			4	0	0	0	0	1	1											
<b>Ted Wood, L</b> OBP: 0.267, SLG: 0.267 <b>Dave Righetti, L</b> OBP: 0.143, SLG: 0.143 <b>Jeff Brantley, R</b> OBP: 0.667, SLG: 0.500 (8, 1)	K		F7			F7	F8			4	0	0	0	0	0	0											
<b>Will Clark, L</b> OBP: 0.395, SLG: 0.496 (1, 3)	1B			E 2B		HR		G6-3		4	1	3	1	0	0	0											
<b>Chris James, R</b> OBP: 0.305, SLG: 0.388 (1, 7)	G5-3			E3 2-3		K		K		4	0	0	0	0	2	2											
<b>Cory Snyder, R</b> OBP: 0.321, SLG: 0.471 (1, 5)		K2-3		K		HR BB		K		3	1	0	0	1	3	2											
<b>Robby Thompson, R</b> OBP: 0.347, SLG: 0.426 (1, 4)		K		P3		HR		G4-3		4	1	1	2	0	1	2											
<b>Kirt Manwaring, R</b> OBP: 0.312, SLG: 0.311 (1, 2)		2B		F9		P3		L3		4	0	1	0	0	0	2											
<b>Mike Benjamin, R</b> OBP: 0.241, SLG: 0.339 <b>Willie McGee, S</b> OBP: 0.331, SLG: 0.348 (7, 9)		G6-3			F9		SH5-4 1B			2	0	0	0	0	0	1											
<b>Francisco Oliveras, R</b> ERA: 2.26, SLG: 0.167 <b>Jim Pines, L</b> ERA: 3.20, SLG: 0.220 <b>Michael Jackson, R</b> OBP: 0.316, SLG: 0.375 <b>Jose Uribe, S</b> OBP: 0.316, SLG: 0.375 <b>Greg Litton, R</b> OBP: 0.274, SLG: 0.291 (8, 9)			G1-3		K		SH5-4 1B			2	0	0	0	0	1	0											
<b>Inning Stats</b>	R: 0 E: 0 K: 1 S: 10	H: 1 LOB: 1 BB: 0 P: 15	R: 0 E: 0 K: 2 S: 10	H: 1 LOB: 0 BB: 0 P: 15	R: 0 E: 0 K: 1 S: 10	H: 1 LOB: 2 BB: 0 P: 13	R: 0 E: 0 K: 2 S: 8	H: 0 LOB: 0 BB: 0 P: 11	R: 3 E: 0 K: 1 S: 17	H: 2 LOB: 1 BB: 1 P: 30	R: 0 E: 0 K: 0 S: 4	H: 1 LOB: 1 BB: 0 P: 7	R: 0 E: 0 K: 2 S: 10	H: 0 LOB: 0 BB: 0 P: 14	R: 0 E: 0 K: 1 S: 13	H: 1 LOB: 1 BB: 0 P: 19	1B: 3 2B: 2 3B: 0 HR: 2	SF: 0 SAC: 1 DP: 0 HBP: 0	WP: 0 PB: 0 SB: 0 CS: 0	PA: 36							
<b>PITCHER</b>	IP	WLS	BF	H	R	ER	SO	BB	IBB	HBP	BLK	WP	HR	S	P	ERA	WHIP										
<b>Brian Williams, R</b> ERA: 4.07 <b>Xavier Hernandez, R</b> ERA: 2.22 <b>Doug Jones, R</b> ERA: 2.09	6.0	W	25	3	3	3	7	1	0	0	0	0	2	61	92	4.50	1.000										

Houston Astros @ San Francisco Giants  
Candlestick Park, San Francisco, CA  
Tue Aug 11 1992, 6:33 AM EDT  
Att. 12,170 - Sunny - 66 F

AB 34  
R 3  
H 7  
RBI 3  
BB 1  
SO 10  
LOB 12






Batter	1	2	3	4	5	6	7	8	9	10	AB	R	H	RBI	BB	SO	LOB								
<b>Craig Biggio, R</b> OBP: 0.375, SLG: 0.382 (1, 4)	G5-3	1-2		SH3-4		P2			F8		5	0	2	1	0	0	0								
<b>Steve Finley, L</b> OBP: 0.327, SLG: 0.385 (1, 8)	F7	1B		SH3-4			G4-6-3			G6-3	3	1	2	0	1	1	2								
<b>Ken Caminiti, S</b> OBP: 0.363, SLG: 0.440 (1, 5)	F7		P4		G4-6-3					G6-3	4	0	0	0	1	0	3								
<b>5 Jeff Bagwell, R</b> OBP: 0.353, SLG: 0.416 (1, 3)		BB	1B	1B	BB						4	2	2	1	1	0	3								
<b>Pete Incaviglia, R</b> OBP: 0.322, SLG: 0.432 (1, 7)		1B									5	1	2	0	0	1	1								
<b>Doug Jones, R</b> (10, 1)	BB	1B				F9			G5-3		0	0	0	0	0	0	0								
<b>Eric Anthony L</b> OBP: 0.397, SLG: 0.433 (8, 1)		BB									3	1	1	1	1	0	0								
<b>Xavier Hernandez, L</b> (10, PH)		1B				G4-3			F8		0	0	0	0	0	0	0								
<b>Gerald Young, S</b> OBP: 0.261, SLG: 0.128 (10, 9)		BB								G4-3	1	0	0	0	0	0	1								
<b>Scott Servais, R</b> OBP: 0.247, SLG: 0.232 (1, 2)											4	0	1	2	0	0	2								
<b>Juan Guerrero, R</b> OBP: 0.296, SLG: 0.352 (1, 6)											4	0	0	0	0	1	4								
<b>Pete Harnisch, S</b> OBP: 0.167, SLG: 0.217 (1, 1)											0	0	0	0	0	0	0								
<b>Willie Blair, R</b> OBP: 0.328, SLG: 0.501 (6, PH)											2	0	1	0	0	1	2								
<b>Ernesto Files, S</b> OBP: 0.282, SLG: 0.281 (6, PH)											1	0	0	0	0	0	0								
<b>Rob Murphy, L</b> OBP: 0.282, SLG: 0.281 (6, PH)											0	0	0	0	0	0	0								
<b>Joe Boever, R</b> OBP: 0.282, SLG: 0.281 (6, PH)											0	0	0	0	0	0	0								
<b>Luis Gonzalez, L</b> OBP: 0.282, SLG: 0.281 (6, PH)											1	0	0	0	0	0	0								
<b>Inning Stats</b>	R: 0 E: 0 K: 0 S: 7	H: 1 LOB: 0 BB: 0 P: 10	R: 3 E: 0 K: 3 S: 25	H: 4 LOB: 2 BB: 1 P: 36	R: 1 E: 0 K: 0 S: 13	H: 2 LOB: 2 BB: 1 P: 24	R: 0 E: 0 K: 0 S: 11	H: 2 LOB: 2 BB: 0 P: 19	R: 0 E: 0 K: 0 S: 6	H: 0 LOB: 0 BB: 0 P: 8	R: 0 E: 0 K: 0 S: 11	H: 0 LOB: 0 BB: 0 P: 16	R: 0 E: 0 K: 0 S: 8	H: 0 LOB: 0 BB: 1 P: 13	R: 0 E: 0 K: 0 S: 5	H: 0 LOB: 0 BB: 0 P: 6	R: 0 E: 0 K: 0 S: 7	H: 0 LOB: 0 BB: 0 P: 9	R: 1 E: 0 K: 1 S: 11	H: 2 LOB: 1 BB: 0 P: 15	1B: 10 2B: 1 3B: 0 HR: 0	SF: 0 SAC: 1 DP: 2 HBP: 0	WP: 0 PB: 0 SB: 0 CS: 0	PA: 42	
<b>PITCHER</b>	IP	WLS	BF	H	R	ER	SO	BB	IBB	HBP	BLK	WP	HR	S	P	ERA	WHIP								
<b>Bud Black, L</b> ERA: 3.28 (1, 1)	3.0		19	9	4	4	3	2	0	0	0	0	0	53	81	12.00	3.667								
<b>Bryan Hickerson, L</b> ERA: 2.97 (4, 1)	2.0		6	0	0	0	0	0	1	0	0	0	0	9	16	0.00	0.000								
<b>Michael Jackson, R</b> ERA: 2.86 (6, 1)	2.0		6	0	0	0	0	1	0	0	0	0	0	19	29	0.00	0.500								
<b>Rod Beck, R</b> ERA: 2.33 (8, 1)	2.0		6	0	0	0	0	0	0	0	0	0	0	12	15	0.00	0.000								
<b>Jeff Brantley, R</b> ERA: 3.99 (10, 1)	1.0	L	5	2	1	1	1	0	0	0	0	0	0	11	15	9.00	2.000								

**TOP**

**Houston Astros @ San Francisco Giants**  
Candlestick Park, San Francisco, CA

Wed Aug 12 1992, 6:33 AM EDT  
Att. 13,705 - Cloudy - 67 F

AB	37
R	5
H	11
RBI	5
BB	4
SO	4
LOB	18




Batter	1	2	3	4	5	6	7	8	9	10	AB	R	H	RBI	BB	SO	LOB								
<b>Mike Felder, S</b> OBP: 0.324, SLG: 0.402 (1, 8)	F9					G3			F9		5	1	2	0	0	0	0								
<b>Willie McGee, S</b> OBP: 0.334, SLG: 0.355 (1, 9)	G1-3										5	2	3	1	0	1	1								
<b>Will Clark, L</b> OBP: 0.397, SLG: 0.493 (1, 3)	3B										2	1	0	1	2	0	1								
<b>Matt Williams, R</b> OBP: 0.233, SLG: 0.377 (1, 5)											5	0	2	1	0	1	4								
<b>Jeff Brantley, R</b> OBP: 0.667, SLG: 0.500 (10, 1)											0	0	0	0	0	0	0								
<b>Robby Thompson, R</b> OBP: 0.351, SLG: 0.427 (1, 4)	L4										4	0	2	0	1	0	1								
<b>Ted Wood, L</b> OBP: 0.278, SLG: 0.235 (1, 7)											2	0	0	1	1	1	0								
<b>Mark Bailey, S</b> OBP: 0.269, SLG: 0.217 (1, 2)											5	0	0	0	0	1	5								
<b>Mike Benjamin, R</b> OBP: 0.233, SLG: 0.328 (1, 6)											2	0	0	0	0	0	0								
<b>Mark Leonard, L</b> OBP: 0.319, SLG: 0.450 (6, PH)											1	0	0	0	0	0	3								
<b>Jose Uribe, S</b> OBP: 0.313, SLG: 0.370 (7, 6)											2	0	0	0	0	0	2								
<b>Bud Black, L</b> OBP: 0.279, SLG: 0.254 (1, 1)											1	0	0	0	0	0	0								
<b>Bryan Hickerson, L</b> ERA: 3.05 (5, PH)											0	0	0	0	0	0	0								
<b>Chris James, R</b> OBP: 0.303, SLG: 0.395 (6, PH)											0	0	0	0	0	0	0								
<b>Michael Jackson, R</b> ERA: 2.86 (6, PH)											0	0	0	0	0	0	0								
<b>Cory Snyder, R</b> OBP: 0.279, SLG: 0.449 (6, PH)											1	0	0	0	0	0	1								
<b>Rod Beck, R</b> ERA: 2.33 (6, PH)											0	0	0	0	0	0	0								
<b>Greg Sutton, R</b> OBP: 0.272, SLG: 0.288 (10, 9)											1	0	0	0	0	0	0								
<b>Inning Stats</b>	R: 1 E: 0 K: 0 S: 16	H: 1 LOB: 1 BB: 0 P: 22	R: 0 E: 0 K: 0 S: 5	H: 0 LOB: 0 BB: 0 P: 8	R: 2 E: 0 K: 0 S: 10	H: 2 LOB: 0 BB: 0 P: 18	R: 0 E: 0 K: 1 S: 9	H: 0 LOB: 0 BB: 0 P: 14	R: 0 E: 0 K: 0 S: 5	H: 0 LOB: 0 BB: 0 P: 7	R: 1 E: 0 K: 0 S: 12	H: 1 LOB: 3 BB: 2 P: 27	R: 0 E: 0 K: 1 S: 10	H: 1 LOB: 2 BB: 1 P: 16	R: 0 E: 0 K: 0 S: 5	H: 1 LOB: 1 BB: 0 P: 10	R: 0 E: 0 K: 2 S: 10	H: 1 LOB: 2 BB: 1 P: 19	R: 0 E: 0 K: 1 S: 9	H: 1 LOB: 1 BB: 0 P: 12	1B: 6 2B: 2 3B: 1 HR: 0	SF: 0 SAC: 2 DP: 0 HBP: 1	WP: 2 PB: 1 SB: 0 CS: 0	PA: 44	
<b>PITCHER</b>	IP	WLS	BF	H	R	ER	SO	BB	IBB	HBP	BLK	WP	HR	S	P	ERA	WHIP								
<b>Pete Harnisch, R</b> ERA: 3.78 (1, 1)	1.1		2	0	0	0	0	0	0	0	0	0	0	8	10	0.00	0.000								
<b>Willie Blair, R</b> ERA: 3.05 (1, 1)	4.1		17	3	3	3	1	0	0	1	0	1	0	37	59	6.23	0.692								
<b>Rob Murphy, L</b> ERA: 4.46 (6, 1)	0.1		3	2	1	1	0	0	0	0	0	0	0	5	10	27.00	6.000								
<b>Joe Boever, R</b> ERA: 2.51 (6, 1)	1.2		9	1	0	0	1	2	1	0	0	0	0	17	33	0.00	1.800								
<b>Xavier Hernandez, R</b> ERA: 2.16 (8, 1)	2.0	W	9	2	0	0	2	0	1	0	0	1	0	15	29	0.00	1.000								

**BOTTOM**

**Houston Astros @ San Francisco Giants**  
Candlestick Park, San Francisco, CA

Wed Aug 12 1992, 6:33 AM EDT  
Att. 13,705 - Cloudy - 67 F

AB	37
R	4
H	9
RBI	4
BB	4
SO	5
LOB	17





Batter	1	2	3	4	5	6	7	8	9	AB	R	H	RBI	BB	SO	LOB	TOP								
<b>Craig Biggio, R</b> OBP: 0.374, SLG: 0.379 (1, 4)	G3		L6			G1-3	HBP			3	0	0	0	0	0	1									
<b>Steve Finley, L</b> OBP: 0.325, SLG: 0.384 (1, 8)	1B			P2		FC6-4	F7			3	0	1	0	1	0	1									
<b>5 Jeff Bagwell, R</b> OBP: 0.350, SLG: 0.412 (1, 3)	F8			F8		FC6-4		F9		4	0	0	0	0	0	3									
<b>Eric Anthony, L</b> OBP: 0.301, SLG: 0.429 <b>Gerald Young, S</b> OBP: 0.291, SLG: 0.128 (8, 9)	G1-3			K			1B	F9		3	1	0	0	1	1	1									
<b>Ken Caminiti, S</b> OBP: 0.362, SLG: 0.437 (1, 5)		G4-3			G3-1		1B	G4-3		4	1	1	0	0	0	0									
<b>Luis Gonzalez, L</b> OBP: 0.291, SLG: 0.397 (1, 7)		L7			F8		2B		2B	4	1	2	1	0	0	0									
<b>Eddie Taubensee, L</b> OBP: 0.267, SLG: 0.313 (1, 2)		G1-3			K		G5-3	K		4	1	1	2	0	2	1									
<b>Juan Guerrero, R</b> OBP: 0.294, SLG: 0.341 (1, 6)			L8			G1-3	G5-3	K2-3		3	0	0	0	0	1	2									
<b>Jimmy Jones, R</b> OBP: 0.258, SLG: 0.179 <b>Pete Incaviglia, R</b> OBP: 0.322, SLG: 0.432 <b>Ernest Riles, L</b> OBP: 0.200, SLG: 0.250 <b>Doug Jones, R</b> (9, 1)			P3			SH1-4	SH1-3	G4-3		1	0	0	1	0	0	0									
<b>Inning Stats</b>	R: 0 E: 0 K: 0 S: 11	H: 1 LOB: 1 BB: 0 P: 16	R: 0 E: 0 K: 0 S: 5	H: 0 LOB: 0 BB: 0 P: 7	R: 0 E: 0 K: 0 S: 7	H: 0 LOB: 0 BB: 0 P: 11	R: 0 E: 0 K: 1 S: 6	H: 0 LOB: 0 BB: 0 P: 8	R: 0 E: 0 K: 1 S: 6	H: 0 LOB: 0 BB: 0 P: 11	R: 0 E: 0 K: 0 S: 15	H: 0 LOB: 2 BB: 1 P: 24	R: 4 E: 0 K: 0 S: 11	H: 3 LOB: 1 BB: 1 P: 22	R: 0 E: 0 K: 2 S: 7	H: 0 LOB: 0 BB: 0 P: 10	R: 0 E: 0 K: 2 S: 10	H: 1 LOB: 1 BB: 0 P: 13	1B: 3 2B: 2 3B: 0 HR: 0	SF: 0 SAC: 2 DP: 0 HBP: 2	WP: 0 PB: 0 SB: 0 CS: 0	PA: 36			
<b>PITCHER</b>	IP	WLS	BF	H	R	ER	SO	BB	IBB	HBP	BLK	WP	HR	S	P	ERA	WHIP								
<b>Frank Castillo, R</b> ERA: 3.34 <b>Chuck McElroy, L</b> ERA: 2.74 <b>Ken Patterson, L</b> ERA: 2.25 <b>Heathcliff Slocumb, R</b> ERA: 5.79	(1, 1)	6.2	L	28	4	4	2	2	0	2	0	0	0	58	96	5.40	0.900								
	(7, 1)	1.1		4	0	0	0	0	0	0	0	0	0	10	13	0.00	0.000								
	(9, 1)	0.2		3	1	0	2	0	0	0	0	0	0	8	9	0.00	1.500								
	(9, 1)	0.1		1	0	0	0	0	0	0	0	0	0	2	4	0.00	0.000								

Houston Astros @ Chicago Cubs  
Wrigley Field, Chicago, IL  
Thu Aug 13 1992, 7:05 PM CDT  
Att: 32,340 - Cloudy - 60 F

AB	30
R	4
H	5
RBI	4
BB	2
SO	4
LOB	10



Batter	1	2	3	4	5	6	7	8	9	AB	R	H	RBI	BB	SO	LOB	BOTTOM								
<b>Doug Dascenzo, S</b> OBP: 0.303, SLG: 0.313 (1, 8)	G3		FC6-4			G4-3		L7		4	0	1	0	0	0	0									
<b>23 Ryne Sandberg, R</b> OBP: 0.369, SLG: 0.483 (1, 4)	BB		FC6-4			BB		HR		2	1	1	1	2	0	1									
<b>Mark Grace, L</b> OBP: 0.400, SLG: 0.448 (1, 3)	F9			P2		G3		L9		4	0	0	0	0	0	2									
<b>Andre Dawson, R</b> OBP: 0.284, SLG: 0.418 (1, 9)	G5-3			L7			HR		1B	3	2	1	1	0	0	1									
<b>Derrick May, L</b> OBP: 0.309, SLG: 0.368 (1, 7)		G4-3		G1-3		G3		1B	1B	4	0	1	0	0	0	0									
<b>Rick Wilkins, L</b> OBP: 0.348, SLG: 0.422 (1, 2)		L7			K		1B		K	4	0	1	0	0	2	2									
<b>Steve Buechele, R</b> OBP: 0.331, SLG: 0.382 (1, 5)		F8			G6-3		K		K	4	0	0	0	0	2	3									
<b>Rey Sanchez, R</b> OBP: 0.276, SLG: 0.327 <b>Dwight Smith, L</b> OBP: 0.236, SLG: 0.383 (9, PH)			K		G5-3		L4		1B	3	0	0	0	0	1	1									
<b>Frank Castillo, R</b> OBP: 0.311, SLG: 0.470 <b>Chuck McElroy, L</b> OBP: 0.267, SLG: 1.333 <b>Jose Vizcaino, S</b> OBP: 0.246, SLG: 0.278 <b>Ken Patterson, L</b> (9, 1) <b>Heathcliff Slocumb, R</b> OBP: 0.333, SLG: 0.311 (9, PH)			G5-3			G4-3		K	G3	2	0	0	0	0	0	0									
<b>Inning Stats</b>	R: 0 E: 0 K: 0 S: 8	H: 0 LOB: 1 BB: 1 P: 15	R: 0 E: 0 K: 0 S: 6	H: 0 LOB: 0 BB: 0 P: 8	R: 0 E: 0 K: 1 S: 9	H: 1 LOB: 1 BB: 0 P: 12	R: 0 E: 0 K: 0 S: 7	H: 0 LOB: 0 BB: 0 P: 13	R: 0 E: 0 K: 0 S: 6	H: 0 LOB: 0 BB: 0 P: 8	R: 0 E: 0 K: 0 S: 7	H: 0 LOB: 1 BB: 1 P: 15	R: 1 E: 0 K: 1 S: 14	H: 2 LOB: 1 BB: 0 P: 21	R: 1 E: 0 K: 1 S: 9	H: 1 LOB: 0 BB: 0 P: 14	R: 1 E: 0 K: 2 S: 16	H: 2 LOB: 2 BB: 0 P: 20	1B: 4 2B: 0 3B: 0 HR: 2	SF: 0 SAC: 0 DP: 0 HBP: 1	WP: 0 PB: 0 SB: 1 CS: 0	PA: 36			
<b>PITCHER</b>	IP	WLS	BF	H	R	ER	SO	BB	IBB	HBP	BLK	WP	HR	S	P	ERA	WHIP								
<b>Jimmy Jones, R</b> ERA: 4.05 <b>Doug Jones, R</b> ERA: 2.11	(1, 1)	8.0	W	30	4	2	2	4	2	0	0	0	0	66	106	2.25	0.750								
	(9, 1)	1.0	S	6	2	1	1	2	0	0	1	0	0	16	20	9.00	2.000								

Houston Astros @ Chicago Cubs  
Wrigley Field, Chicago, IL  
Thu Aug 13 1992, 7:05 PM CDT  
Att: 32,340 - Cloudy - 60 F

AB	33
R	3
H	6
RBI	3
BB	2
SO	6
LOB	12





Batter	1	2	3	4	5	6	7	8	9	AB	R	H	RBI	BB	SO	LOB	TOP					
<b>Craig Biggio, R</b> OBP: 0.375, SLG: 0.380 (1, 4)	E5 2B		G6-4-3 1-2					B1-3 1B		4	1	2	0	0	0	1	<b>Houston Astros @ Chicago Cubs</b> Wrigley Field, Chicago, IL Fri Aug 14 1992, 3:33 AM CDT Att: 31,838 - Cloudy - 63 F					
<b>Steve Finley, L</b> OBP: 0.330, SLG: 0.386 (1, 8)	2B 1-H		5 BB BB				F8	B1-3 1-2		3	0	1	1	1	0	2						
<b>5 Jeff Bagwell, R</b> OBP: 0.351, SLG: 0.413 (1, 3)	G5-3		1-2 BB				2-0 2B 1-H	G1-3		3	0	1	0	1	0	2						
<b>Eric Anthony, L</b> OBP: 0.298, SLG: 0.425 <b>Pete Inaviglia, R</b> OBP: 0.321, SLG: 0.431 (8, PH) (8, 9)	P8		3-1 F7				2-0 G4-3	2-3 K		3	0	0	0	0	0	3						
<b>Ken Caminiti, S</b> OBP: 0.363, SLG: 0.444 (1, 5)	L4			0-0 1B 3B			3-2 G4-3		2-2 FC4-6 1B	4	1	2	0	0	0	1						
<b>Luis Gonzalez, L</b> OBP: 0.292, SLG: 0.397 <b>Casey Candaele, S</b> OBP: 0.256, SLG: 0.260 (9, PH)	K		3-1 CS 1B				0-2 G3		1-0 FC4-6 1B	3	0	1	1	0	1	0						
<b>Eddie Taubensee, L</b> OBP: 0.245, SLG: 0.230 <b>Scott Servais, R</b> OBP: 0.245, SLG: 0.230 (9, PH)	P6		2-1 G4-3 1-2				1-2 P6		3-2 F9 1-2	3	0	0	0	0	0	1						
<b>Juan Guerrero, R</b> OBP: 0.283, SLG: 0.326 (1, 6)	G4-3		2-1 G5-3				2-1 L7		2-1 G6-3	4	0	0	0	0	0	1						
<b>Darryl Kile, R</b> OBP: 0.238, SLG: 0.111 <b>Gerald Young, S</b> OBP: 0.255, SLG: 0.125 <b>Al Osuna, R</b> (7, 1)			1-1 G6-4-3 1B				2-1 G5-3		2-1 F7	2	0	1	0	0	0	0						
<b>Inning Stats</b>	R: 1 E: 1 K: 0 S: 14	H: 1 LOB: 1 BB: 0 P: 21	R: 0 E: 0 K: 1 S: 6	H: 0 LOB: 0 BB: 0 P: 9	R: 0 E: 0 K: 0 S: 10	H: 1 LOB: 2 BB: 2 P: 22	R: 1 E: 0 K: 0 S: 7	H: 2 LOB: 0 BB: 0 P: 14	R: 0 E: 0 K: 0 S: 8	H: 0 LOB: 2 BB: 0 P: 15	R: 0 E: 0 K: 0 S: 7	H: 0 LOB: 0 BB: 0 P: 12	R: 0 E: 0 K: 1 S: 9	H: 1 LOB: 1 BB: 0 P: 15	R: 0 E: 0 K: 0 S: 10	H: 1 LOB: 1 BB: 0 P: 18		1B: 5 2B: 2 3B: 1 HR: 0	SF: 0 SAC: 0 DP: 1 HBP: 0	WP: 0 PB: 0 SB: 1 CS: 1	PA: 35	
<b>PITCHER</b>	IP	WLS	BF	H	R	ER	SO	BB	IBB	HBP	BLK	WP	HR	S	P	ERA	WHIP					
<b>Mike Harkey, R</b> ERA: 1.98 <b>Jeff Robinson, R</b> ERA: 2.82 <b>Paul Assenmacher, L</b> ERA: 2.96	(1, 1)	7.0	W	27	6	2	1	1	2	0	0	0	0	0	59	105	1.29	1.143				
	(8, 1)	0.2		3	1	0	0	0	0	0	0	0	0	6	10	0.00	1.500					
	(8, 1)	1.1	S	5	1	0	0	1	0	0	0	0	0	13	23	0.00	0.750					

AB	33
R	2
H	8
RBI	2
BB	2
SO	2
LOB	14



Batter	1	2	3	4	5	6	7	8	9	AB	R	H	RBI	BB	SO	LOB	BOTTOM					
<b>Doug Dascenzo, S</b> OBP: 0.306, SLG: 0.319 (1, 8)	K		F7							4	1	2	0	0	1	1	<b>Houston Astros @ Chicago Cubs</b> Wrigley Field, Chicago, IL Fri Aug 14 1992, 3:33 AM CDT Att: 31,838 - Cloudy - 63 F					
<b>23 Ryne Sandberg, R</b> OBP: 0.370, SLG: 0.492 (1, 4)	HR		FC6-4 1-2							4	2	2	2	0	0	2						
<b>Mark Grace, L</b> OBP: 0.398, SLG: 0.445 (1, 3)	K		0-3 K							3	0	0	0	1	2	0						
<b>Andre Dawson, R</b> OBP: 0.286, SLG: 0.416 (1, 9)	1B BB		4-2 BB							2	0	0	0	2	0	2						
<b>Derrick May, L</b> OBP: 0.312, SLG: 0.370 (1, 7)	1B		2-3 K							4	0	2	0	0	2	1						
<b>Rick Wilkins, L</b> OBP: 0.338, SLG: 0.409 (1, 2)	L8		2-0 F9							4	0	0	0	0	0	4						
<b>Steve Buechele, R</b> OBP: 0.330, SLG: 0.386 (1, 5)			1-0 1B 3B							4	1	1	0	0	0	1						
<b>Jose Vizcaino, S</b> OBP: 0.248, SLG: 0.277 (1, 6)			0-0 FC5-6 1B							4	0	1	1	0	0	1						
<b>Mike Harkey, R</b> OBP: 0.100, SLG: 0.100 <b>Luis Salazar, R</b> OBP: 0.234, SLG: 0.283 <b>Jeff Robinson, R</b> <b>Paul Assenmacher, L</b> (8, 1)	(1, 1)	6.0	L	26	6	4	4	5	2	0	0	0	0	0	0	0		<b>AB 32</b> <b>R 4</b> <b>H 8</b> <b>RBI 3</b> <b>BB 3</b> <b>SO 5</b> <b>LOB 13</b>				
	(7, 1)	2.0		9	2	0	0	0	1	0	0	0	0	0	0	0						
<b>Inning Stats</b>	R: 1 E: 0 K: 2 S: 15	H: 2 LOB: 2 BB: 1 P: 26	R: 1 E: 0 K: 0 S: 10	H: 2 LOB: 1 BB: 0 P: 14	R: 0 E: 0 K: 2 S: 10	H: 0 LOB: 1 BB: 1 P: 18	R: 0 E: 0 K: 0 S: 3	H: 0 LOB: 0 BB: 0 P: 7	R: 2 E: 1 K: 1 S: 13	H: 2 LOB: 0 BB: 0 P: 18	R: 0 E: 0 K: 0 S: 6	H: 0 LOB: 0 BB: 0 P: 9	R: 0 E: 0 K: 0 S: 10	H: 1 LOB: 2 BB: 1 P: 22	R: 0 E: 0 K: 0 S: 5	H: 1 LOB: 1 BB: 0 P: 8	1B: 4 2B: 2 3B: 1 HR: 1	SF: 0 SAC: 0 DP: 0 HBP: 0	WP: 1 PB: 0 SB: 0 CS: 0	PA: 35		
<b>PITCHER</b>	IP	WLS	BF	H	R	ER	SO	BB	IBB	HBP	BLK	WP	HR	S	P	ERA	WHIP					
<b>Darryl Kile, R</b> ERA: 4.06 <b>Al Osuna, L</b> ERA: 3.69	(1, 1)	6.0	L	26	6	4	4	5	2	0	0	0	0	0	57	92	6.00	1.333				
	(7, 1)	2.0		9	2	0	0	0	1	0	0	0	0	15	30	0.00	1.500					





Batter	1	2	3	4	5	6	7	8	9	AB	R	H	RBI	BB	SO	LOB	TOP							
<b>Craig Biggio, R</b> OBP: 0.377, SLG: 0.380	F8	5 BB 1B		SF9 SH3-4 BB		F9		5 BB 1B BB		3	0	1	0	2	0	0								
<b>Steve Finley, L</b> OBP: 0.333, SLG: 0.388	E6 5 1B			SH3-4				5 BB 1B		3	1	2	0	1	0	0								
<b>5 Jeff Bagwell, R</b> OBP: 0.351, SLG: 0.413	1B FC4-6 1B			SF9		G6-3				3	1	1	2	1	1	3								
<b>Eric Anthony, L</b> OBP: 0.299, SLG: 0.424	FC4-6 1B			E4 1B		G3				5	0	2	0	0	0	4								
<b>Gerald Young, S</b> OBP: 0.255, SLG: 0.125										0	0	0	0	0	0	0								
<b>Ken Caminiti, S</b> OBP: 0.361, SLG: 0.440	FC4-6 1B			L8		G6-3				5	1	1	1	0	0	3								
<b>Luis Gonzalez, L</b> OBP: 0.302, SLG: 0.414										5	1	4	0	0	0	1								
<b>Scott Servais, R</b> OBP: 0.244, SLG: 0.224	L4			P9		G6-4-3				4	0	0	0	1	0	7								
<b>Juan Guerrero, R</b> OBP: 0.279, SLG: 0.323				P2 P4		SF8				4	0	1	2	0	0	2								
<b>Butch Henry, L</b> OBP: 0.111, SLG: 0.178				G6-3		E4 SH3-4 5 SF9 BB				5	1	0	0	0	0	2								
<b>Inning Stats</b>	R: 2 E: 1 K: 0 S: 15	H: 3 LOB: 2 BB: 0 P: 25	R: 0 E: 0 K: 1 S: 11	H: 1 LOB: 2 BB: 1 P: 23	R: 0 E: 1 K: 0 S: 8	H: 1 LOB: 2 BB: 0 P: 13	R: 1 E: 1 K: 0 S: 11	H: 0 LOB: 1 BB: 1 P: 20	R: 1 E: 0 K: 0 S: 8	H: 1 LOB: 1 BB: 1 P: 15	R: 0 E: 0 K: 0 S: 6	H: 1 LOB: 0 BB: 0 P: 11	R: 0 E: 0 K: 0 S: 8	H: 2 LOB: 1 BB: 0 P: 13	R: 0 E: 0 K: 0 S: 10	H: 1 LOB: 3 BB: 0 P: 22	R: 1 E: 0 K: 0 S: 13	H: 2 LOB: 1 BB: 0 P: 19	1B: 11 2B: 0 3B: 1 HR: 0	SF: 2 SAC: 1 DP: 1 HBP: 0	WP: 0 PB: 0 SB: 2 CS: 1	PA: 45		
<b>PITCHER</b>	IP	WLS	BF	H	R	ER	SO	BB	IBB	HBP	BLK	WP	HR	S	P	ERA	WHIP							
<b>Jim Bullinger, R</b> ERA: 3.95	(1, 1)	3.2	L	21	5	3	0	1	2	0	0	0	0	0	43	77	0.00	1.909						
<b>Ken Patterson, L</b> ERA: 2.45	(4, 1)	1.1		6	1	1	0	0	1	0	0	0	0	0	10	19	6.75	1.500						
<b>Heathcliff Slocumb, R</b> ERA: 5.08	(6, 1)	2.2		12	4	0	0	0	2	0	0	0	0	23	44	0.00	2.250							
<b>Chuck McElroy, L</b> ERA: 2.83	(8, 1)	1.1		6	2	1	0	0	0	0	0	0	0	14	21	6.75	1.500							

Houston Astros @ Chicago Cubs  
Wrigley Field, Chicago, IL  
Sat Aug 15 1992, 3:33 AM CDT  
Att: 34,421 - Sunny - 67 F

AB	37
R	5
H	12
RBI	5
BB	5
SO	1
LOB	22



Batter	1	2	3	4	5	6	7	8	9	AB	R	H	RBI	BB	SO	LOB	BOTTOM							
<b>Doug Dascenzo, S</b> OBP: 0.305, SLG: 0.322	P4			G6-3		G3-1 2B		K		4	0	1	0	0	1	1								
<b>23 Ryne Sandberg, R</b> OBP: 0.367, SLG: 0.488	G5-3			F7		K		K		4	0	0	0	0	2	2								
<b>Mark Grace, L</b> OBP: 0.397, SLG: 0.443	G4-3					G3-1				4	0	1	0	0	0	1								
<b>Andre Dawson, R</b> OBP: 0.288, SLG: 0.417				FC6-4 1B						4	0	2	0	0	1	2								
<b>Steve Buechele, R</b> OBP: 0.327, SLG: 0.382				FC6 1B E						4	0	0	0	0	1	3								
<b>Demick May, L</b> OBP: 0.315, SLG: 0.370										3	0	1	0	0	0	2								
<b>Chuck McElroy, L</b> OBP: 0.667, SLG: 1.333				E1						0	0	0	0	0	0	0								
<b>Rey Sanchez, R</b> OBP: 0.290, SLG: 0.330				1B						1	0	1	0	0	0	0								
<b>Joe Girardi, R</b> OBP: 0.332, SLG: 0.310										4	0	1	0	0	1	3								
<b>Jose Vizcaino, S</b> OBP: 0.245, SLG: 0.274				G5-4-3						3	0	0	0	0	0	3								
<b>Jim Bullinger, R</b> OBP: 0.250, SLG: 1.000										1	0	0	0	0	1	0								
<b>Ken Patterson, L</b>	(4, 1)									0	0	0	0	0	0	0								
<b>Jeff Kunkel, R</b> OBP: 0.067, SLG: 0.067	(5, PH)									1	0	0	0	0	1	0								
<b>Heathcliff Slocumb, R</b>	(6, 1)									0	0	0	0	0	0	0								
<b>Luis Salazar, R</b>	(8, 7)									1	0	1	0	0	0	0								
<b>Inning Stats</b>	R: 0 E: 0 K: 0 S: 7	H: 0 LOB: 0 BB: 0 P: 11	R: 0 E: 1 K: 0 S: 12	H: 2 LOB: 2 BB: 0 P: 17	R: 0 E: 0 K: 1 S: 6	H: 0 LOB: 0 BB: 0 P: 8	R: 0 E: 0 K: 1 S: 9	H: 1 LOB: 1 BB: 0 P: 13	R: 0 E: 0 K: 2 S: 11	H: 0 LOB: 0 BB: 0 P: 16	R: 0 E: 0 K: 2 S: 11	H: 1 LOB: 1 BB: 0 P: 16	R: 0 E: 0 K: 0 S: 7	H: 1 LOB: 0 BB: 0 P: 11	R: 0 E: 0 K: 2 S: 13	H: 1 LOB: 2 BB: 0 P: 17	R: 0 E: 0 K: 0 S: 10	H: 2 LOB: 2 BB: 0 P: 13	1B: 7 2B: 1 3B: 0 HR: 0	SF: 0 SAC: 0 DP: 2 HBP: 0	WP: 0 PB: 0 SB: 0 CS: 0	PA: 34		
<b>PITCHER</b>	IP	WLS	BF	H	R	ER	SO	BB	IBB	HBP	BLK	WP	HR	S	P	ERA	WHIP							
<b>Butch Henry, L</b> ERA: 4.13	(1, 1)	9.0	W	34	8	0	0	8	0	0	0	0	0	86	122	0.00	0.889							

Houston Astros @ Chicago Cubs  
Wrigley Field, Chicago, IL  
Sat Aug 15 1992, 3:33 AM CDT  
Att: 34,421 - Sunny - 67 F

AB	34
R	0
H	8
RBI	0
BB	0
SO	8
LOB	17





Batter	1	2	3	4	5	6	7	8	9	AB	R	H	RBI	BB	SO	LOB	TOP					
<b>Craig Biggio, R</b> OBP: 0.376, SLG: 0.379 (1, 4)	G4-3		P6			FC3-2 5 HBP 1B		G6-3		4	0	1	0	0	0	0	<b>Houston Astros @ Chicago Cubs</b> Wrigley Field, Chicago, IL Sun Aug 16 1992, 3:33 AM CDT Att: 33,455 - Sunny - 69 F					
<b>Steve Finley, L</b> OBP: 0.331, SLG: 0.385 (1, 8)	L7			G4-3		FC3-2 5 HBP		G4-3		4	0	0	0	0	0	2						
<b>5 Jeff Bagwell, R</b> OBP: 0.351, SLG: 0.410 (1, 3)	G6-3			G6-3					G6-3	3	0	0	0	0	0	0						
<b>Eric Anthony, L</b> OBP: 0.296, SLG: 0.419 (1, 9)		G3		G4-3					P2	4	0	0	0	0	0	3						
<b>Ken Caminiti, S</b> OBP: 0.360, SLG: 0.438 (1, 5)		K							P6	4	0	1	0	0	2	0						
<b>Luis Gonzalez, L</b> OBP: 0.302, SLG: 0.413 (1, 7)					F8					3	0	1	0	0	1	1						
<b>Casey Candaele, S</b> OBP: 0.257, SLG: 0.261 (1, 6)					L5-3					3	0	1	0	0	0	2						
<b>Eddie Taubensee, L</b> OBP: 0.265, SLG: 0.305 (1, 2)			G5-3			SH2-4 FC3-2 BB			F7	2	0	0	0	1	0	1						
<b>Brian Williams, R</b> OBP: 0.150, SLG: 0.200 <b>Rob Murphy, L</b> (7, 1)			L3						G5-3	1	0	0	0	0	0	0						
<b>Xavier Hernandez, L</b> OBP: 0.192, SLG: 0.240 <b>Ernest Riles, L</b> OBP: 0.192, SLG: 0.240 <b>Doug Jones, R</b> (8, 1)										0	0	0	0	0	0	0						
<b>Inning Stats</b>	R: 0 E: 0 K: 0 S: 7	H: 0 LOB: 0 BB: 0 P: 8	R: 0 E: 0 K: 1 S: 7	H: 1 LOB: 1 BB: 0 P: 11	R: 0 E: 0 K: 0 S: 5	H: 0 LOB: 0 BB: 0 P: 5	R: 0 E: 0 K: 0 S: 6	H: 0 LOB: 0 BB: 0 P: 10	R: 0 E: 0 K: 0 S: 9	H: 1 LOB: 0 BB: 0 P: 14	R: 0 E: 0 K: 2 S: 10	H: 1 LOB: 1 BB: 0 P: 20	R: 0 E: 0 K: 2 S: 9	H: 1 LOB: 1 BB: 0 P: 12	R: 0 E: 0 K: 0 S: 7	H: 0 LOB: 0 BB: 0 P: 8	R: 0 E: 0 K: 0 S: 7	H: 0 LOB: 0 BB: 0 P: 8	1B: 4 2B: 1 3B: 0 HR: 0	SF: 0 SAC: 1 DP: 1 HBP: 1	WP: 0 PB: 0 SB: 0 CS: 0	PA: 32
<b>PITCHER</b> <b>Greg Maddux, R</b> ERA: 2.16 (1, 1)	IP: 9.0 WLS: W BF: 32 H: 4 R: 0 ER: 0 SO: 3 BB: 1 IBB: 0 HBP: 1 BLK: 0 WP: 0 HR: 0 S: 67 P: 96 ERA: 0.00 WHIP: 0.556											<b>PITCHER</b>	IP: 9.0 WLS: W BF: 32 H: 4 R: 0 ER: 0 SO: 3 BB: 1 IBB: 0 HBP: 1 BLK: 0 WP: 0 HR: 0 S: 67 P: 96 ERA: 0.00 WHIP: 0.556									

**Houston Astros @ Chicago Cubs**  
Wrigley Field, Chicago, IL  
Sun Aug 16 1992, 3:33 AM CDT  
Att: 33,455 - Sunny - 69 F

AB	29
R	0
H	4
RBI	0
BB	1
SO	3
LOB	9



Batter	1	2	3	4	5	6	7	8	9	AB	R	H	RBI	BB	SO	LOB	BOTTOM			
<b>Doug Dascenzo, S</b> OBP: 0.303, SLG: 0.320 (1, 8)	G4-3	F8		G1-3				G4-3		5	0	1	0	0	0	2	<b>Houston Astros @ Chicago Cubs</b> Wrigley Field, Chicago, IL Sun Aug 16 1992, 3:33 AM CDT Att: 33,455 - Sunny - 69 F			
<b>23 Ryne Sandberg, R</b> OBP: 0.369, SLG: 0.466 (1, 4)	BB FC3-6 BB		E4 BB		S 1B	F9				3	1	1	0	1	0	2				
<b>Mark Grace, L</b> OBP: 0.400, SLG: 0.445 (1, 3)	FC3-6 1B				F8			1B		3	0	2	0	1	0	1				
<b>Andre Dawson, R</b> OBP: 0.293, SLG: 0.417 (1, 9)	FC3-6 BB		K					1B		2	0	1	0	2	1	2				
<b>Derrick May, L</b> OBP: 0.307, SLG: 0.363 (1, 7)	FC3-6		L7		F8			K		4	0	0	1	0	1	8				
<b>Rick Wilkins, L</b> OBP: 0.329, SLG: 0.397 (1, 2)	L7		K2-3		K			K		4	0	0	0	0	3	8				
<b>Steve Buechele, R</b> OBP: 0.327, SLG: 0.380 (1, 5)		P4		L7		1B SH3 1B		K		4	0	1	0	0	1	2				
<b>Rey Sanchez, R</b> OBP: 0.284, SLG: 0.333 (1, 6)		SH3-4 1B		SH3 1B		F8		F9		4	0	2	0	0	0	1				
<b>Greg Maddux, R</b> OBP: 0.149, SLG: 0.227 (1, 1)		SH3-4		SH3		SH3		P1		1	0	0	0	0	0	0				
<b>Inning Stats</b>	R: 1 E: 0 K: 0 S: 10	H: 1 LOB: 2 BB: 2 P: 22	R: 0 E: 0 K: 0 S: 6	H: 1 LOB: 1 BB: 0 P: 9	R: 0 E: 1 K: 2 S: 14	H: 0 LOB: 2 BB: 1 P: 22	R: 0 E: 0 K: 0 S: 6	H: 1 LOB: 1 BB: 0 P: 10	R: 0 E: 0 K: 1 S: 11	H: 1 LOB: 2 BB: 1 P: 17	R: 0 E: 0 K: 0 S: 8	H: 2 LOB: 2 BB: 0 P: 10	R: 0 E: 0 K: 3 S: 13	H: 2 LOB: 2 BB: 0 P: 17	R: 0 E: 0 K: 0 S: 9	H: 0 LOB: 0 BB: 0 P: 12		1B: 8 2B: 0 3B: 0 HR: 0	SF: 0 SAC: 3 DP: 0 HBP: 0	WP: 0 PB: 0 SB: 1 CS: 0
<b>PITCHER</b> <b>Brian Williams, R</b> ERA: 3.84 <b>Rob Murphy, L</b> ERA: 4.39 <b>Xavier Hernandez, R</b> ERA: 2.16 <b>Doug Jones, R</b> ERA: 2.09 (8, 1)	IP: 6.0 WLS: L BF: 31 H: 6 R: 1 ER: 1 SO: 3 BB: 4 IBB: 0 HBP: 0 BLK: 0 WP: 0 HR: 0 S: 59 P: 94 ERA: 1.50 WHIP: 2.000											<b>PITCHER</b>	IP: 6.0 WLS: L BF: 31 H: 6 R: 1 ER: 1 SO: 3 BB: 4 IBB: 0 HBP: 0 BLK: 0 WP: 0 HR: 0 S: 59 P: 94 ERA: 1.50 WHIP: 2.000							

**Houston Astros @ Chicago Cubs**  
Wrigley Field, Chicago, IL  
Sun Aug 16 1992, 3:33 AM CDT  
Att: 33,455 - Sunny - 69 F

AB	30
R	1
H	8
RBI	1
BB	4
SO	6
LOB	26





Batter	1	2	3	4	5	6	7	8	9	AB	R	H	RBI	BB	SO	LOB	TOP										
<b>Craig Biggio, R</b> OBP: 0.378, SLG: 0.380	1-2 E5 2B 1B		4-0 BB		0-3 K		0-2 1B E 1B	0-0 F8		4	2	2	2	1	1	2											
<b>Steve Finley, L</b> OBP: 0.331, SLG: 0.387	0-0 5 G4-3 2B		1-3 K			3-2 G6-3	1-2 E8 G1-2-3 1B	1-0 P2		5	1	2	1	0	1	3											
<b>5 Jeff Bagwell, R</b> OBP: 0.349, SLG: 0.406	1-0 G4-3		2-0 F9			2-0 F9	4-0 BB IBB		1-2 P6	4	0	0	0	1	0	2											
<b>Eric Anthony, L</b> OBP: 0.297, SLG: 0.415	0-1 G4-3			2-3 K		4-1 BB	4-2 BB		1-3 K	3	0	0	1	2	2	0											
<b>Gerald Young, S</b> OBP: 0.255, SLG: 0.125	2-1 3-H									0	0	0	0	0	0	0											
<b>Ken Caminiti, S</b> OBP: 0.355, SLG: 0.432	2-1 L8			0-0 G4-3		0-1 F7	1-1 G1-2-3		2-3 K	5	0	0	0	0	1	4											
<b>Luis Gonzalez, L</b> OBP: 0.305, SLG: 0.413		0-1 P5		4-2 BB			0-0 1B 1B	4-1 1B BB		2	2	1	0	2	0	0											
<b>Eddie Taubensee, L</b> OBP: 0.260, SLG: 0.300		0-0 G4-3		2-3 K			0-3 K	1-2 F8		4	0	0	0	0	2	3											
<b>Juan Guerrero, R</b> OBP: 0.287, SLG: 0.330		2-2 G1-3			2-2 F9		1-0 1B 1B	0-1 1B 1B		4	1	2	0	0	0	0											
<b>Jimmy Jones, R</b> OBP: 0.242, SLG: 0.167			2-2 L4		1-3 K		0-0 1B 1B	0-0 1B 1B		2	0	0	0	0	1	0											
<b>Ernest Riles, L</b> OBP: 0.222, SLG: 0.289							1-3 2-H	1-2 3-H		1	1	1	1	0	0	0											
<b>Xavier Hernandez, L</b> OBP: 0.222, SLG: 0.289										0	0	0	0	0	0	0											
<b>Casey Candaele, S</b> OBP: 0.159, SLG: 0.263										1	0	1	1	0	0	0											
<b>Al Osuna, R</b> OBP: 0.307, SLG: 0.420										0	0	0	0	0	0	0											
<b>Doug Jones, R</b> OBP: 0.307, SLG: 0.420										0	0	0	0	0	0	0											
<b>Inning Stats</b>	R: 2 E: 1 K: 0 S: 9	H: 2 LOB: 0 BB: 0 P: 13	R: 0 E: 0 K: 0 S: 6	H: 0 LOB: 0 BB: 0 P: 8	R: 0 E: 0 K: 1 S: 7	H: 0 LOB: 1 BB: 1 P: 16	R: 0 E: 0 K: 2 S: 12	H: 0 LOB: 1 BB: 1 P: 20	R: 0 E: 0 K: 2 S: 10	H: 0 LOB: 0 BB: 0 P: 13	R: 0 E: 0 K: 0 S: 8	H: 0 LOB: 0 BB: 1 P: 17	R: 4 E: 1 K: 1 S: 16	H: 5 LOB: 2 BB: 2 P: 27	R: 1 E: 0 K: 0 S: 9	H: 2 LOB: 2 BB: 1 P: 15	R: 0 E: 0 K: 2 S: 11	H: 0 LOB: 0 BB: 0 P: 15	1B: 8 2B: 1 3B: 0 HR: 0	SF: 0 SAC: 0 DP: 1 HBP: 0	WP: 0 PA: 41 PB: 0 SB: 1 CS: 0						
<b>PITCHER</b>	IP	WLS	BF	H	R	ER	SO	BB	IBB	HBP	BLK	WP	HR	S	P	ERA	WHIP										
<b>Omar Olivares, R</b> ERA: 3.81	(1, 1)	6.1	L	28	6	6	6	3	0	0	0	0	0	61	97	8.53	1.421										
<b>Bob McClure, L</b> ERA: 2.51	(7, 1)	0.0		3	1	0	0	1	1	0	0	0	0	5	14	∞	∞										
<b>Mike Perez, R</b> ERA: 1.51	(7, 1)	0.2		1	0	0	0	0	0	0	0	0	0	2	3	0.00	0.000										
<b>Cris Carpenter, R</b> ERA: 3.46	(8, 1)	2.0		9	2	1	1	2	1	0	0	0	0	20	30	4.50	1.500										

Houston Astros @ St. Louis Cardinals  
 Busch Stadium, St. Louis, MO  
 Tue Aug 18 1992, 7:05 PM CDT  
 Att: 27,329 - Cloudy - 85 F

AB	35
R	7
H	9
RBI	6
BB	6
SO	8
LOB	14



Batter	1	2	3	4	5	6	7	8	9	AB	R	H	RBI	BB	SO	LOB	BOTTOM										
<b>Milt Thompson, L</b> OBP: 0.358, SLG: 0.423	1-1 G6-3		0-0 S 1B			0-0 G4-3	0-3 K2-3		1-0 F8	5	0	1	0	0	1	1											
<b>Ozzie Smith, S</b> OBP: 0.369, SLG: 0.322	2-2 G3-1		4-1 G4-6-3 BB			4-2 HR BB		4-2 HBP BB BLK BB	0-1 F8	2	2	0	0	3	0	1											
<b>Ray Lankford, L</b> OBP: 0.364, SLG: 0.459	1-0 F7		1-1 G4-6-3			1-0 HR		4-1 BLK HBP BB		3	1	1	2	1	0	2											
<b>Felix Jose, S</b> OBP: 0.347, SLG: 0.441		0-1 WP 1B 1B		0-0 G4-3		1-3 K		1-1 F7		4	0	1	0	0	1	2											
<b>Andres Gajarraga, R</b> OBP: 0.271, SLG: 0.354		0-1 CS 1B		2-2 G5-3		1-0 G6-3		2-3 K		4	0	1	0	0	1	2											
<b>Tracy Woodson, R</b> OBP: 0.292, SLG: 0.391		1-3 K		2-2 F8			0-0 G5-3	2-1 BLK HBP		3	0	0	0	0	1	2											
<b>Luis Alicea, S</b> OBP: 0.346, SLG: 0.407		3-2 G4-3			1-0 F7		1-3 K	3-1 F9		4	0	0	0	0	1	3											
<b>Rich Gedman, L</b> OBP: 0.238, SLG: 0.259			2-1 HR		1-2 G4-3		4-0 HR BB		0-1 G1-3	3	2	1	1	1	0	0											
<b>Omar Olivares, R</b> OBP: 0.296, SLG: 0.358			1-3 HR		2-1 F7		0-0 HR		2-1 1B	2	0	0	0	0	1	0											
<b>Bob McClure, R</b> ERA: 4.07	(7, 1)									0	0	0	0	0	0	0											
<b>Mike Perez, R</b> ERA: 2.35	(7, 1)									0	0	0	0	0	0	0											
<b>Gerald Perry, L</b> OBP: 0.296, SLG: 0.338	(7, PH)									1	1	2	0	0	0	0											
<b>Cris Carpenter, R</b> OBP: 0.359, SLG: 0.500	(8, 1)									0	0	0	0	0	0	0											
<b>Bernard Gilkey, R</b> OBP: 0.307, SLG: 0.420	(8, PH)									1	0	1	0	0	0	0											
<b>Inning Stats</b>	R: 0 E: 0 K: 0 S: 6	H: 0 LOB: 0 BB: 0 P: 10	R: 0 E: 0 K: 1 S: 11	H: 2 LOB: 1 BB: 0 P: 15	R: 1 E: 0 K: 1 S: 11	H: 2 LOB: 1 BB: 1 P: 19	R: 0 E: 0 K: 0 S: 9	H: 0 LOB: 0 BB: 0 P: 13	R: 0 E: 0 K: 0 S: 6	H: 0 LOB: 0 BB: 0 P: 10	R: 2 E: 0 K: 1 S: 9	H: 1 LOB: 0 BB: 1 P: 16	R: 2 E: 0 K: 2 S: 9	H: 1 LOB: 0 BB: 1 P: 14	R: 1 E: 0 K: 1 S: 14	H: 0 LOB: 2 BB: 2 P: 30	R: 0 E: 0 K: 0 S: 7	H: 1 LOB: 1 BB: 0 P: 10	1B: 4 2B: 1 3B: 0 HR: 3	SF: 0 SAC: 0 DP: 2 HBP: 1	WP: 1 PA: 38 PB: 0 SB: 1 CS: 1						
<b>PITCHER</b>	IP	WLS	BF	H	R	ER	SO	BB	IBB	HBP	BLK	WP	HR	S	P	ERA	WHIP										
<b>Jimmy Jones, R</b> ERA: 4.07	(1, 1)	6.0	W	23	5	3	3	2	0	0	0	0	1	9	14	18.00	2.000										
<b>Xavier Hernandez, R</b> ERA: 2.35	(7, 1)	1.0		5	1	2	2	1	0	0	0	0	0	6	14	∞	∞										
<b>Al Osuna, L</b> ERA: 3.88	(8, 1)	0.0		2	0	1	1	0	0	0	0	0	0	6	14	∞	∞										
<b>Doug Jones, R</b> ERA: 2.04	(8, 1)	2.0	S	8	1	0	0	1	0	0	1	0	0	15	26	0.00	0.500										

Houston Astros @ St. Louis Cardinals  
 Busch Stadium, St. Louis, MO  
 Tue Aug 18 1992, 7:05 PM CDT  
 Att: 27,329 - Cloudy - 85 F

AB	32
R	6
H	7
RBI	5
BB	5
SO	6
LOB	13





Batter	1	2	3	4	5	6	7	8	9	AB	R	H	RBI	BB	SO	LOB	TOP	
<b>Craig Biggio, R</b> OBP: 0.380, SLG: 0.380 (1, 4)										2	1	1	0	1	0	0	<b>Houston Astros @ St. Louis Cardinals</b> Busch Stadium, St. Louis, MO Wed Aug 19 1992, 7:05 PM CDT Att: 32,201 - Cloudy - 77 F	
<b>Casey Candaele, S</b> OBP: 0.261, SLG: 0.263 (8, PH)										3	0	0	0	0	0	4		
<b>Steve Finley, L</b> OBP: 0.325, SLG: 0.384 (1, 8)										4	0	0	0	0	0	3		
<b>Ken Caminiti, S</b> OBP: 0.351, SLG: 0.427 (1, 5)										4	0	0	0	0	0	3		
<b>5 Jeff Bagwell, R</b> OBP: 0.346, SLG: 0.402 (1, 3)										4	0	0	0	0	0	0		
<b>Eric Anthony, L</b> OBP: 0.300, SLG: 0.412 (1, 9)										2	0	0	0	2	1	0		
<b>Pete Incaviglia, R</b> OBP: 0.317, SLG: 0.425 (1, 7)										4	0	0	0	0	0	2		
<b>Juan Guerrero, R</b> OBP: 0.288, SLG: 0.330 <b>Rob Murphy, L</b> (7, 1)										3	0	1	0	0	1	0		
<b>Al Osuna, R</b> (8, 1)										0	0	0	0	0	0	0		
<b>Eddie Taubensee, L</b> OBP: 0.261, SLG: 0.305 (1, 2)										3	0	1	0	0	1	1		
<b>Darryl Kile, R</b> OBP: 0.227, SLG: 0.105 <b>Willie Blair, R</b> OBP: 0.167, SLG: 0.091 <b>Gerald Young, S</b> OBP: 0.250, SLG: 0.122 <b>Joe Boever, R</b> (5, 1)										1	0	0	0	0	0	0		
<b>Rafael Ramirez, R</b> OBP: 0.281, SLG: 0.305 (7, 6)										1	0	1	0	0	0	0		
<b>Inning Stats</b>	R: 1 E: 0 K: 0 S: 7	H: 1 LOB: 0 BB: 0 P: 9	R: 0 E: 0 K: 1 S: 8	H: 1 LOB: 1 BB: 0 P: 14	R: 0 E: 0 K: 0 S: 7	H: 0 LOB: 0 BB: 0 P: 11	R: 0 E: 0 K: 0 S: 7	H: 1 LOB: 2 BB: 1 P: 13	R: 0 E: 0 K: 2 S: 9	H: 0 LOB: 0 BB: 0 P: 11	R: 0 E: 0 K: 0 S: 10	H: 1 LOB: 1 BB: 1 P: 16	R: 0 E: 0 K: 0 S: 6	H: 0 LOB: 0 BB: 1 P: 11	1B: 3 2B: 1 3B: 0 HR: 0	SF: 0 SAC: 1 DP: 2 HBP: 0	WP: 1 PB: 0 SB: 0 CS: 0	PA: 33
<b>PITCHER</b> <b>Rheal Cormier, L</b> ERA: 4.34 (1, 1)	IP: 9.0 WLS: W BF: 33 H: 4 R: 1 ER: 1 SO: 3 BB: 4 IBB: 0 HBP: 0 BLK: 0 WP: 1 HR: 0 S: 64 P: 102 ERA: 1.00 WHIP: 0.889											<b>PITCHER</b>	IP: 9.0 WLS: W BF: 33 H: 4 R: 1 ER: 1 SO: 3 BB: 4 IBB: 0 HBP: 0 BLK: 0 WP: 1 HR: 0 S: 64 P: 102 ERA: 1.00 WHIP: 0.889					

Batter	1	2	3	4	5	6	7	8	9	AB	R	H	RBI	BB	SO	LOB	BOTTOM			
<b>Bernard Gilkey, R</b> OBP: 0.357, SLG: 0.397 (1, 7)										5	2	1	0	1	0	1	<b>Houston Astros @ St. Louis Cardinals</b> Busch Stadium, St. Louis, MO Wed Aug 19 1992, 7:05 PM CDT Att: 32,201 - Cloudy - 77 F			
<b>Ozzie Smith, S</b> OBP: 0.373, SLG: 0.327 <b>Tim Jones, L</b> OBP: 0.238, SLG: 0.215 (1, 6)										4	3	3	0	0	0	0				
<b>Ray Lankford, L</b> OBP: 0.368, SLG: 0.471 (1, 8)										5	3	4	4	0	0	0				
<b>Felix Jose, S</b> OBP: 0.350, SLG: 0.442 (1, 9)										4	1	2	1	0	1	2				
<b>Gerald Perry, L</b> OBP: 0.305, SLG: 0.328 (1, 3)										3	0	1	2	1	1	1				
<b>Tracy Woodson, R</b> OBP: 0.375, SLG: 0.464 (1, 5)										5	1	4	3	0	0	0				
<b>Luis Alicaia, S</b> OBP: 0.348, SLG: 0.417 <b>Geronimo Pena, S</b> OBP: 0.373, SLG: 0.458 (1, 4)										3	1	1	1	1	1	3				
<b>Tom Pagnozzi, R</b> OBP: 0.298, SLG: 0.378 (1, 2)										5	0	1	1	0	0	3				
<b>Rheal Cormier, L</b> OBP: 0.132, SLG: 0.184 (1, 1)										4	0	0	0	0	1	0				
<b>Inning Stats</b>	R: 2 E: 0 K: 0 S: 11	H: 3 LOB: 3 BB: 1 P: 19	R: 2 E: 0 K: 1 S: 10	H: 2 LOB: 0 BB: 0 P: 16	R: 2 E: 0 K: 0 S: 11	H: 3 LOB: 1 BB: 0 P: 21	R: 0 E: 0 K: 1 S: 11	H: 1 LOB: 1 BB: 0 P: 18	R: 0 E: 0 K: 1 S: 6	H: 0 LOB: 0 BB: 0 P: 8	R: 2 E: 1 K: 1 S: 16	H: 3 LOB: 3 BB: 2 P: 30	R: 4 E: 0 K: 1 S: 17	H: 5 LOB: 2 BB: 1 P: 27	R: 0 E: 0 K: 0 S: 4	H: 0 LOB: 0 BB: 0 P: 4		1B: 14 2B: 1 3B: 1 HR: 1	SF: 1 SAC: 1 DP: 0 HBP: 1	WP: 0 PB: 0 SB: 1 CS: 0
<b>PITCHER</b> <b>Darryl Kile, R</b> ERA: 4.61 (1, 1)	IP: 2.1 WLS: L BF: 16 H: 7 R: 6 ER: 6 SO: 1 BB: 1 IBB: 0 HBP: 0 BLK: 0 WP: 0 HR: 1 S: 26 P: 45 ERA: 23.14 WHIP: 3.429											<b>PITCHER</b>	IP: 2.1 WLS: L BF: 16 H: 7 R: 6 ER: 6 SO: 1 BB: 1 IBB: 0 HBP: 0 BLK: 0 WP: 0 HR: 1 S: 26 P: 45 ERA: 23.14 WHIP: 3.429							
<b>Willie Blair, R</b> ERA: 3.91 (3, 1)	IP: 1.2 WLS: 7 BF: 2 H: 0 R: 0 ER: 0 SO: 1 BB: 0 IBB: 0 HBP: 0 BLK: 0 WP: 0 HR: 0 S: 17 P: 29 ERA: 0.00 WHIP: 1.200											<b>PITCHER</b>	IP: 1.2 WLS: 7 BF: 2 H: 0 R: 0 ER: 0 SO: 1 BB: 0 IBB: 0 HBP: 0 BLK: 0 WP: 0 HR: 0 S: 17 P: 29 ERA: 0.00 WHIP: 1.200							
<b>Joe Boever, R</b> ERA: 2.67 (5, 1)	IP: 2.0 WLS: 11 BF: 3 H: 2 R: 2 ER: 2 SO: 2 BB: 1 IBB: 1 HBP: 0 BLK: 0 WP: 0 HR: 0 S: 22 P: 38 ERA: 9.00 WHIP: 2.000											<b>PITCHER</b>	IP: 2.0 WLS: 11 BF: 3 H: 2 R: 2 ER: 2 SO: 2 BB: 1 IBB: 1 HBP: 0 BLK: 0 WP: 0 HR: 0 S: 22 P: 38 ERA: 9.00 WHIP: 2.000							
<b>Rob Murphy, L</b> ERA: 5.14 (7, 1)	IP: 1.0 WLS: 9 BF: 5 H: 4 R: 4 ER: 4 SO: 1 BB: 1 IBB: 0 HBP: 0 BLK: 0 WP: 0 HR: 0 S: 17 P: 27 ERA: 36.00 WHIP: 6.000											<b>PITCHER</b>	IP: 1.0 WLS: 9 BF: 5 H: 4 R: 4 ER: 4 SO: 1 BB: 1 IBB: 0 HBP: 0 BLK: 0 WP: 0 HR: 0 S: 17 P: 27 ERA: 36.00 WHIP: 6.000							
<b>Al Osuna, L</b> ERA: 3.5 (8, 1)	IP: 1.0 WLS: 3 BF: 0 H: 0 R: 0 ER: 0 SO: 0 BB: 0 IBB: 0 HBP: 0 BLK: 0 WP: 0 HR: 0 S: 4 P: 4 ERA: 0.00 WHIP: 0.000											<b>PITCHER</b>	IP: 1.0 WLS: 3 BF: 0 H: 0 R: 0 ER: 0 SO: 0 BB: 0 IBB: 0 HBP: 0 BLK: 0 WP: 0 HR: 0 S: 4 P: 4 ERA: 0.00 WHIP: 0.000							



Batter	1	2	3	4	5	6	7	8	9	AB	R	H	RBI	BB	SO	LOB	TOP										
<b>Craig Biggio, R</b> OBP: 0.379, SLG: 0.379 (1, 4)										4	1	1	0	0	1	1	<b>Houston Astros @ St. Louis Cardinals</b> Busch Stadium, St. Louis, MO Thu Aug 20 1992, 7:05 PM CDT Att: 29,780 - Sunny - 76 F										
<b>Steve Finley, L</b> OBP: 0.325, SLG: 0.383 (1, 8)										4	0	1	0	0	0	1											
<b>5 Jeff Bagwell, R</b> OBP: 0.346, SLG: 0.405 (1, 3)										2	0	1	1	0	0	0											
<b>Eric Anthony, L</b> OBP: 0.297, SLG: 0.408 (1, 9)										3	0	0	0	0	0	2											
<b>Ken Caminiti, S</b> OBP: 0.349, SLG: 0.423 (1, 5)										3	0	0	0	0	0	1											
<b>Luis Gonzalez, L</b> OBP: 0.306, SLG: 0.408 (1, 7)										3	0	0	0	0	0	0											
<b>Scott Servais, R</b> OBP: 0.241, SLG: 0.222 <b>Eddie Taubensee, L</b> OBP: 0.260, SLG: 0.303 (8, PH) (8, 2)										2	0	0	0	0	0	0											
<b>Casey Candaele, S</b> OBP: 0.259, SLG: 0.261 <b>Xavier Hernandez, L</b> (8, 1)										3	0	0	0	0	0	0											
<b>Butch Henry, L</b> OBP: 0.128, SLG: 0.191 <b>Ernest Riles, L</b> OBP: 0.214, SLG: 0.259 (8, 6)										2	0	1	0	0	0	0											
<b>Inning Stats</b>	R: 1 E: 0 K: 0 S: 9	H: 2 LOB: 0 BB: 0 P: 15	R: 0 E: 0 K: 0 S: 6	H: 0 LOB: 0 BB: 0 P: 11	R: 0 E: 0 K: 0 S: 5	H: 0 LOB: 0 BB: 0 P: 5	R: 0 E: 0 K: 0 S: 11	H: 1 LOB: 1 BB: 0 P: 17	R: 0 E: 0 K: 1 S: 8	H: 0 LOB: 0 BB: 0 P: 12	R: 0 E: 0 K: 1 S: 9	H: 1 LOB: 0 BB: 0 P: 10	R: 0 E: 0 K: 0 S: 7	H: 0 LOB: 0 BB: 0 P: 11	R: 0 E: 0 K: 1 S: 7	H: 0 LOB: 0 BB: 0 P: 11		R: 0 E: 0 K: 0 S: 8	H: 0 LOB: 0 BB: 0 P: 11	1B: 3 2B: 1 3B: 0 HR: 0	SF: 1 SAC: 0 DP: 2 HBP: 0	WP: 0 PB: 0 SB: 0 CS: 0	PA: 29				
<b>PITCHER</b>	IP	WLS	BF	H	R	ER	SO	BB	IBB	HBP	BLK	WP	HR	S	P	ERA	WHIP										
<b>Bob Tewksbury, R</b> ERA: 2.03 <b>Lee Smith, R</b> ERA: 3.02	(1, 1)	8.0	W	26	4	1	1	2	0	0	0	0	0	62	92	1.12	0.500										
(9, 1)	1.0	S	3	0	0	0	0	0	0	0	0	0	0	8	11	0.00	0.000										

Batter	1	2	3	4	5	6	7	8	9	AB	R	H	RBI	BB	SO	LOB	BOTTOM										
<b>Bernard Gilkey, R</b> OBP: 0.355, SLG: 0.406 (1, 7)										4	1	1	1	0	1	0	<b>Houston Astros @ St. Louis Cardinals</b> Busch Stadium, St. Louis, MO Thu Aug 20 1992, 7:05 PM CDT Att: 29,780 - Sunny - 76 F										
<b>Ozzie Smith, S</b> OBP: 0.374, SLG: 0.332 (1, 6)										4	1	2	0	0	0	0											
<b>Felix Jose, S</b> OBP: 0.353, SLG: 0.444 (1, 9)										3	0	2	1	0	0	1											
<b>Andres Galarraga, R</b> OBP: 0.268, SLG: 0.351 (1, 3)										3	0	0	0	0	0	2											
<b>Ray Lankford, L</b> OBP: 0.370, SLG: 0.475 (1, 8)										3	0	2	0	0	0	1											
<b>Tracy Woodson, R</b> OBP: 0.344, SLG: 0.419 (1, 5)										3	0	0	0	0	1	1											
<b>Geronimo Pena, S</b> OBP: 0.363, SLG: 0.444 (1, 4)										3	0	0	0	0	0	1											
<b>Tom Pagnozzi, R</b> OBP: 0.298, SLG: 0.381 (1, 2)										3	0	1	0	0	1	0											
<b>Bob Tewksbury, R</b> ERA: 4.11 <b>Rex Hudler, R</b> OBP: 0.274, SLG: 0.391 <b>Lee Smith, R</b> (9, 1)										2	0	0	0	0	2	1											
<b>Inning Stats</b>	R: 0 E: 0 K: 0 S: 9	H: 1 LOB: 0 BB: 0 P: 15	R: 0 E: 0 K: 1 S: 13	H: 1 LOB: 1 BB: 0 P: 21	R: 0 E: 0 K: 2 S: 9	H: 0 LOB: 0 BB: 0 P: 14	R: 1 E: 0 K: 0 S: 7	H: 2 LOB: 0 BB: 0 P: 11	R: 0 E: 0 K: 1 S: 9	H: 1 LOB: 1 BB: 0 P: 12	R: 1 E: 0 K: 0 S: 10	H: 2 LOB: 0 BB: 0 P: 15	R: 0 E: 0 K: 0 S: 11	H: 1 LOB: 0 BB: 0 P: 17	R: 1 E: 0 K: 1 S: 10	H: 1 LOB: 0 BB: 0 P: 14		R: 0 E: 0 K: 0 S: 10	H: 0 LOB: 0 BB: 0 P: 14	1B: 4 2B: 4 3B: 0 HR: 2	SF: 0 SAC: 0 DP: 2 HBP: 0	WP: 0 PB: 0 SB: 1 CS: 1	PA: 29				
<b>PITCHER</b>	IP	WLS	BF	H	R	ER	SO	BB	IBB	HBP	BLK	WP	HR	S	P	ERA	WHIP										
<b>Butch Henry, L</b> ERA: 2.33 <b>Xavier Hernandez, R</b> ERA: 2.33	(1, 1)	7.1	L	27	9	3	3	4	0	0	0	0	0	7	10	0.00	0.000										
(8, 1)	0.2		2	0	0	0	1	0	0	0	0	0	0	7	10	0.00	0.000										

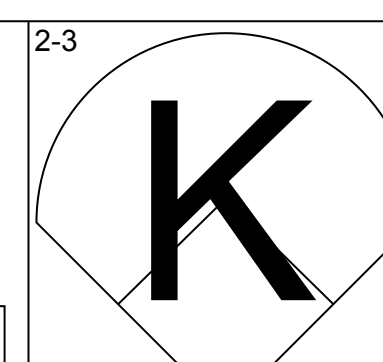
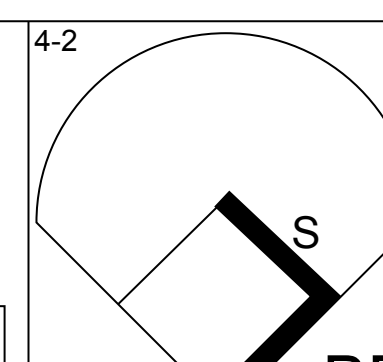
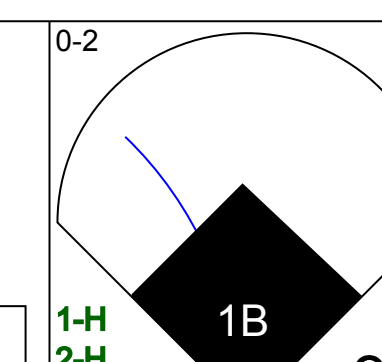
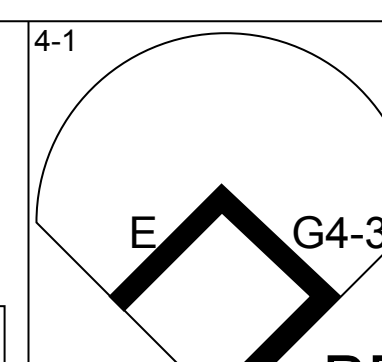
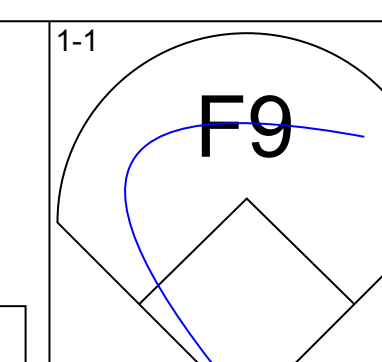
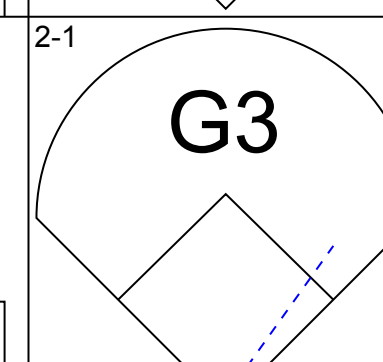
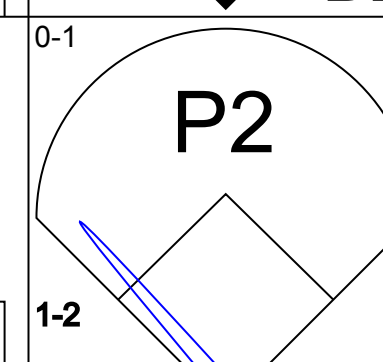
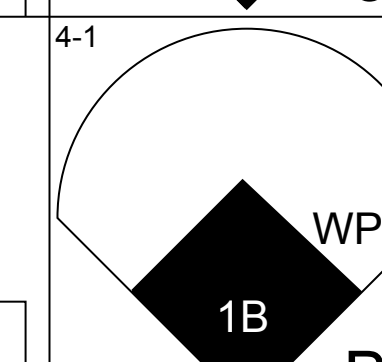
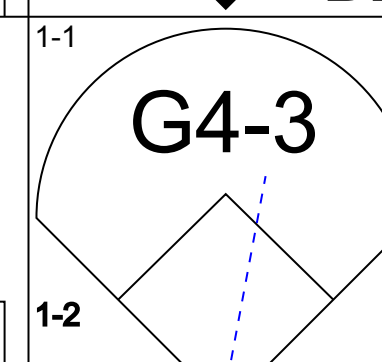
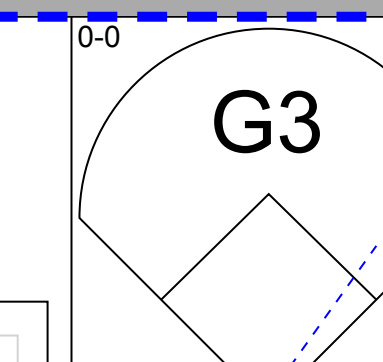
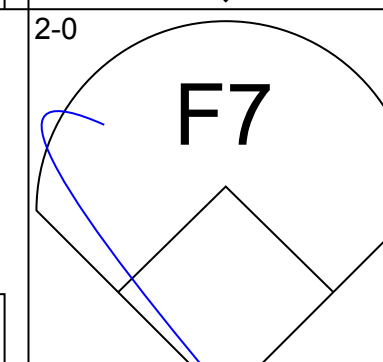
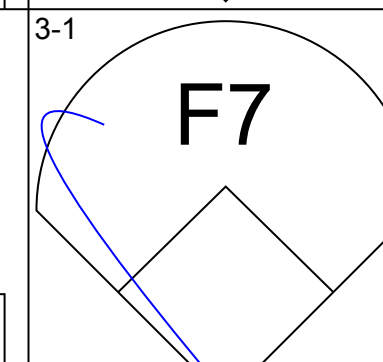
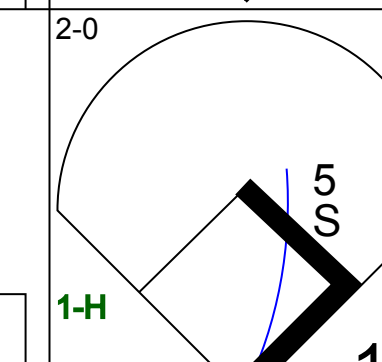
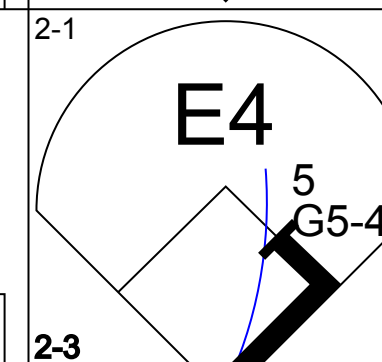
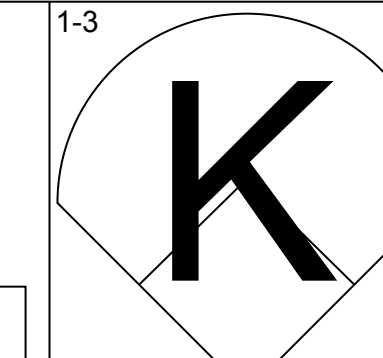
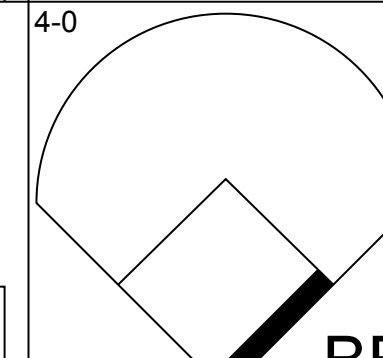
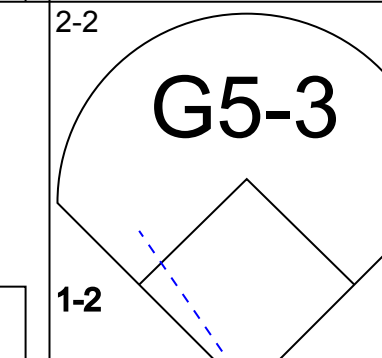
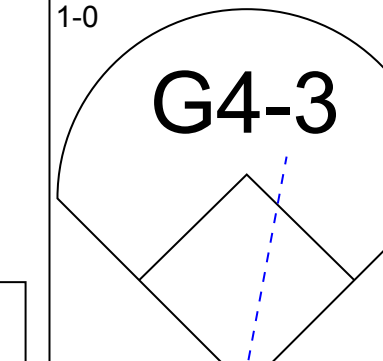
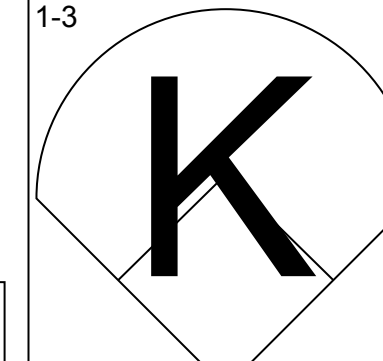
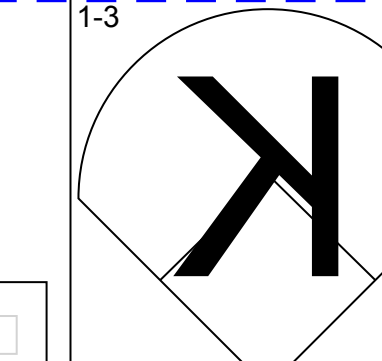
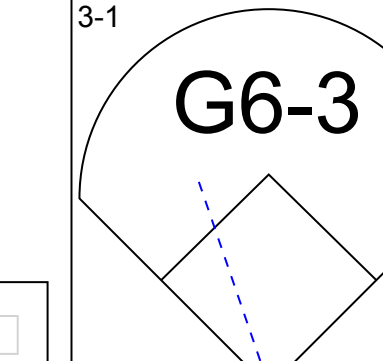
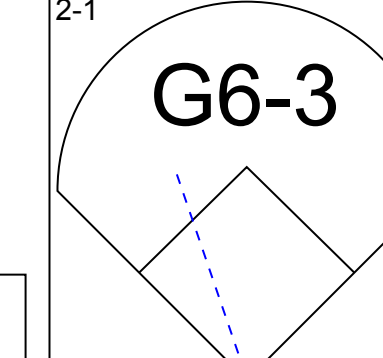
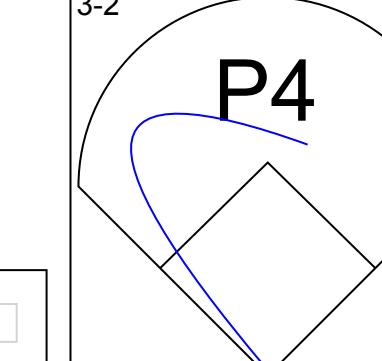
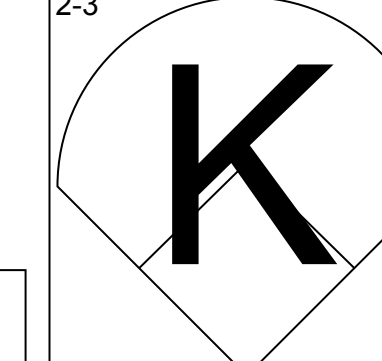
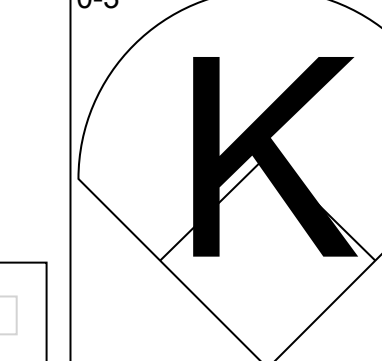
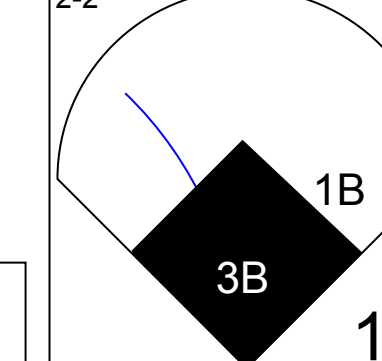
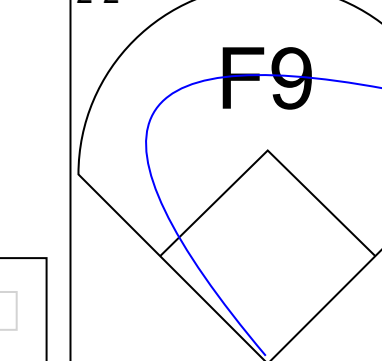
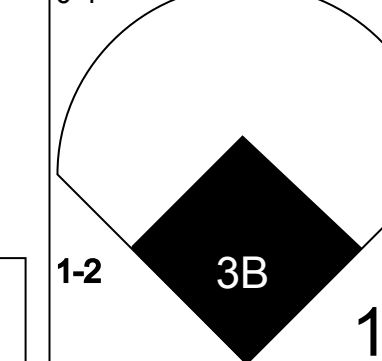
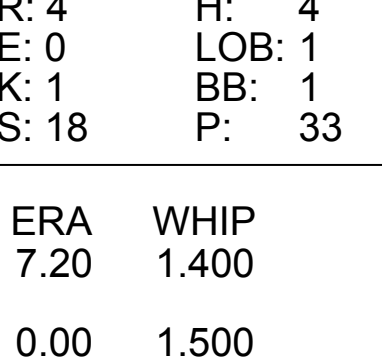
AB	28
R	1
H	4
RBI	1
BB	0
SO	2
LOB	5



AB	29
R	3
H	9
RBI	3
BB	0
SO	5
LOB	7





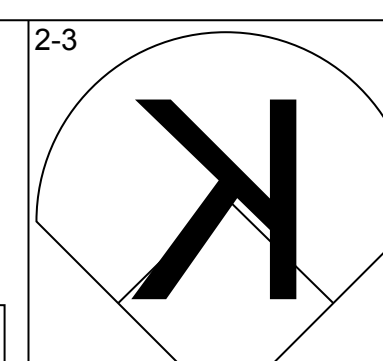
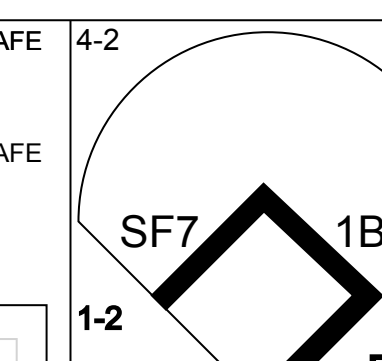
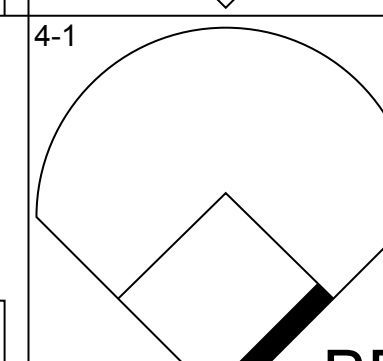
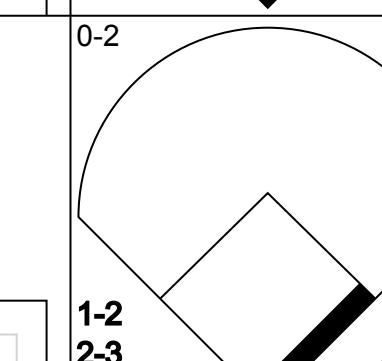
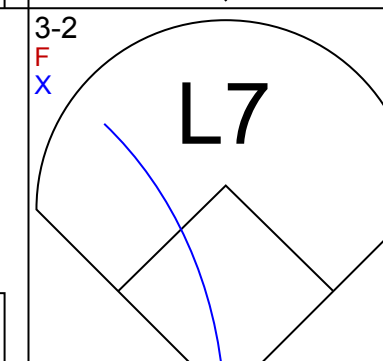
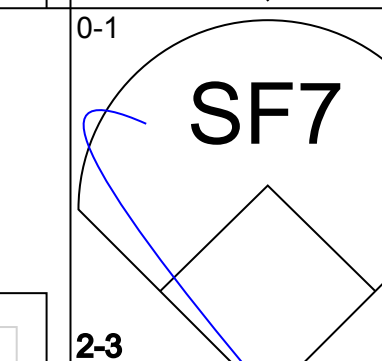
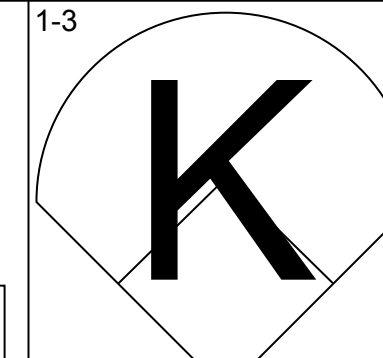
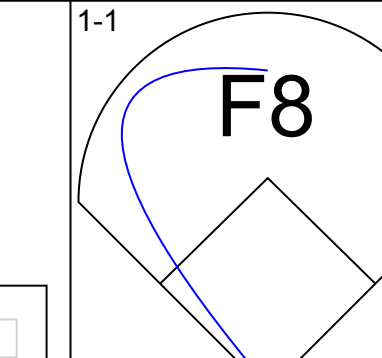
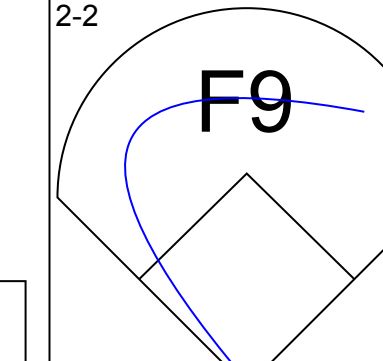
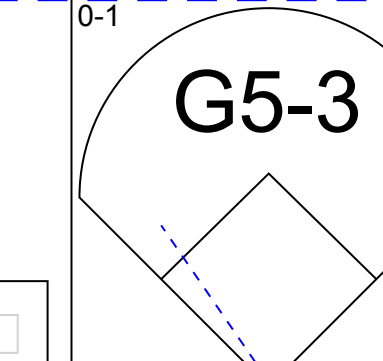
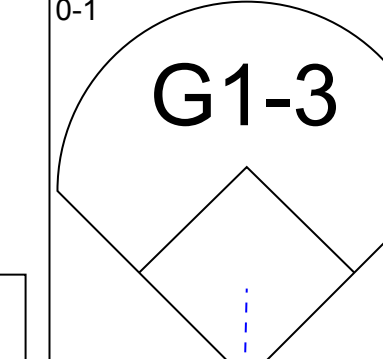
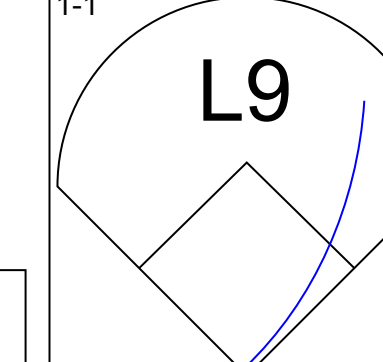
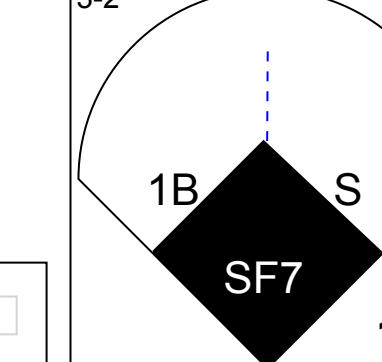
Batter	1	2	3	4	5	6	7	8	9	AB	R	H	RBI	BB	SO	LOB	TOP					
<b>Craig Biggio, R</b> OBP: 0.381, SLG: 0.383 (1, 4)										3	1	1	2	2	1	2						
<b>Steve Finley, L</b> OBP: 0.327, SLG: 0.380 (1, 8)										4	1	0	0	1	0	2						
<b>Luis Gonzalez, L</b> OBP: 0.307, SLG: 0.408 (1, 7)										5	0	2	2	0	0	2						
<b>5 Jeff Bagwell, R</b> OBP: 0.345, SLG: 0.401 (1, 3)										4	0	0	0	1	2	4						
<b>Ernest Riles, L</b> OBP: 0.212, SLG: 0.250 (1, 5)																						
<b>Pete Incaviglia, R</b> OBP: 0.318, SLG: 0.424 (8, PR)										5	1	1	0	0	2	3						
<b>Gerald Young, S</b> OBP: 0.250, SLG: 0.122 (8, 9)										3	0	1	0	1	0	0						
<b>Juan Guerrero, R</b> OBP: 0.279, SLG: 0.318 (1, 6)										4	0	0	0	0	2	3						
<b>Eddie Taubensee, L</b> OBP: 0.268, SLG: 0.308 (1, 2)										3	1	2	2	1	1	0						
<b>Brian Williams, R</b> OBP: 0.174, SLG: 0.217 (1, 1)																						
<b>Eric Anthony, L</b> OBP: 0.296, SLG: 0.407 (8, PH)										1	0	0	0	0	0	1						
<b>Rob Murphy, L</b> (8, 1)										0	0	0	0	0	0	0						
<b>Joe Boever, R</b> (9, 1)										0	0	0	0	0	0	0						
<b>Inning Stats</b>	R: 0 E: 0 K: 1 S: 6	H: 0 LOB: 0 BB: 0 P: 12	R: 0 E: 0 K: 1 S: 6	H: 0 LOB: 0 BB: 0 P: 10	R: 0 E: 0 K: 1 S: 9	H: 0 LOB: 0 BB: 0 P: 14	R: 0 E: 0 K: 1 S: 10	H: 0 LOB: 2 BB: 2 P: 22	R: 4 E: 0 K: 1 S: 18	H: 4 LOB: 1 BB: 1 P: 33	R: 0 E: 0 K: 2 S: 17	H: 1 LOB: 2 BB: 1 P: 22	R: 0 E: 1 K: 0 S: 8	H: 0 LOB: 1 BB: 1 P: 15	R: 2 E: 0 K: 1 S: 13	H: 2 LOB: 2 BB: 1 P: 22	R: 0 E: 0 K: 1 S: 8	H: 1 LOB: 1 BB: 0 P: 14	1B: 7 2B: 0 3B: 1 HR: 0	SF: 0 SAC: 0 DP: 1 HBP: 0	WP: 2 PB: 0 SB: 3 CS: 0	PA: 41
<b>PITCHER</b>	IP	WLS	BF	H	R	ER	SO	BB	IBB	HBP	BLK	WP	HR	S	P	ERA	WHIP					
<b>Andy Ashby, R</b> ERA: 5.18 (1, 1)	5.0	L	22	4	4	4	5	3	0	0	0	1	0	49	91	7.20	1.400					
<b>Kyle Abbott, L</b> ERA: 4.59 (8, 1)	2.0		9	1	0	0	2	2	0	0	0	0	0	25	37	0.00	1.500					
<b>Cliff Brantley, R</b> ERA: 4.6 (8, 1)	1.0		6	2	2	2	1	1	0	0	1	1	0	13	22	18.00	3.000					
<b>Greg Mathews, L</b> ERA: 3.6 (9, 1)	1.0		4	1	0	0	1	0	0	0	0	0	0	8	14	0.00	1.000					

Houston Astros @ Philadelphia Phillies  
Veterans Stadium, Philadelphia, PA

AB 35  
R 6  
H 8  
RBI 6  
BB 6  
SO 9  
LOB 19



WP: 2 PA: 41  
PB: 0  
SB: 3  
CS: 0

Batter	1	2	3	4	5	6	7	8	9	AB	R	H	RBI	BB	SO	LOB	BOTTOM					
<b>Ruben Amaro Jr, S</b> OBP: 0.297, SLG: 0.308 (1, 9)										3	0	0	0	1	2	3						
<b>Stan Javier, S</b> OBP: 0.333, SLG: 0.309 (1, 7)										3	0	1	0	1	0	2						
<b>John Kruk, L</b> OBP: 0.429, SLG: 0.461 (1, 3)										3	0	0	1	0	0	3						
<b>Darren Daulton, L</b> OBP: 0.388, SLG: 0.545 (1, 2)										4	0	0	0	0	2	3						
<b>Dave Hollins, S</b> OBP: 0.358, SLG: 0.436 (1, 5)										4	0	0	0	0	1	0						
<b>Mariano Duncan, R</b> OBP: 0.293, SLG: 0.387 (1, 4)										4	0	2	0	0	0	0						
<b>Braulio Castillo, R</b> OBP: 0.133, SLG: 0.200 (1, 8)										4	0	1	0	0	1	2						
<b>Juan Bell, R</b> OBP: 0.261, SLG: 0.238 (1, 6)										4	1	2	0	0	0	2						
<b>Andy Ashby, R</b> ERA: 5.18 (1, 1)										1	0	0	0	0	1	1						
<b>Jeff Grotewold, L</b> OBP: 0.296, SLG: 0.545 (5, PH)										0	0	0	0	0	0	0						
<b>Kyle Abbott, L</b> OBP: 0.296, SLG: 0.309 (8, 1)										0	0	0	0	0	0	0						
<b>Ricky Jordan, R</b> OBP: 0.107, SLG: 0.111 (7, PH)										1	0	0	0	0	0	1						
<b>Cliff Brantley, R</b> OBP: 0.292, SLG: 0.394 (8, 1)										0	0	0	0	0	0	0						
<b>Greg Mathews, R</b> OBP: 0.292, SLG: 0.200 (9, 1)										0	0	0	0	0	0	0						
<b>Inning Stats</b>	R: 0 E: 0 K: 2 S: 14	H: 0 LOB: 1 BB: 1 P: 24	R: 0 E: 0 K: 0 S: 8	H: 0 LOB: 0 BB: 0 P: 11	R: 1 E: 0 K: 1 S: 18	H: 2 LOB: 1 BB: 1 P: 26	R: 0 E: 0 K: 2 S: 7	H: 1 LOB: 1 BB: 0 P: 9	R: 0 E: 0 K: 1 S: 10	H: 1 LOB: 2 BB: 1 P: 16	R: 0 E: 0 K: 1 S: 9	H: 0 LOB: 0 BB: 0 P: 14	R: 0 E: 0 K: 0 S: 7	H: 1 LOB: 1 BB: 0 P: 10	R: 0 E: 0 K: 0 S: 4	H: 0 LOB: 0 BB: 0 P: 6	R: 0 E: 0 K: 0 S: 6	H: 1 LOB: 1 BB: 0 P: 9	1B: 6 2B: 1 3B: 0 HR: 0	SF: 1 SAC: 0 DP: 1 HBP: 0	WP: 0 PB: 0 SB: 1 CS: 0	PA: 35
<b>PITCHER</b>	IP	WLS	BF	H	R	ER	SO	BB	IBB	HBP	BLK	WP	HR	S	P	ERA	WHIP					
<b>Brian Williams, R</b> ERA: 3.59 (1, 1)	7.0	W	28	5	1	1	7	3	0	0	0	0	0	73	110	1.29	1.143					
<b>Rob Murphy, L</b> ERA: 5.02 (8, 1)	1.0		3	0	0	0	0	0	0	0	0	0	0	4	6	0.00	0.000					
<b>Joe Boever, R</b> ERA: 2.64 (9, 1)	1.0		4	1	0	0	0	0	0	0	0	0	0	6	9	0.00	1.000					

Houston Astros @ Philadelphia Phillies  
Veterans Stadium, Philadelphia, PA

AB 31  
R 1  
H 6  
RBI 1  
BB 3  
SO 7  
LOB 17



WP: 0 PA: 35  
PB: 0  
SB: 1  
CS: 0







Batter	1	2	3	4	5	6	7	8	9	AB	R	H	RBI	BB	SO	LOB	TOP			
<b>Craig Biggio, R</b> OBP: 0.383, SLG: 0.384 (1, 4)	4-0 1B BB	0-0 L7						0-1 G4-3									3 1 0 0 1 0 0			
<b>Steve Finley, L</b> OBP: 0.326, SLG: 0.378 (1, 8)	1-1 1B 5 1B BB		1-1 G6-3					4-2 G3 5 1B BB									3 1 1 0 1 0 0			
<b>Luis Gonzalez, L</b> OBP: 0.308, SLG: 0.406 (1, 7)	0-0 1B		2-2 F7					0-1 F8									4 0 1 1 0 0 1			
<b>5 Jeff Bagwell, R</b> OBP: 0.350, SLG: 0.413 (1, 3)	0-1 FC6-4 1B		1-1 L8					0-1 G3 1B									4 0 2 1 0 0 0			
<b>Ken Caminiti, S</b> OBP: 0.345, SLG: 0.420 (1, 5)	1-3 K							0-1 G3									4 0 0 0 0 2 4			
<b>Pete Incaviglia, R</b> OBP: 0.317, SLG: 0.429 <b>Gerald Young, S</b> OBP: 0.283, SLG: 0.156 (9, PR) (9, 9)	0-3 K		1-1 P4					2-0 F8									3 0 0 0 1 1 4 0 1 0 0 0 0 0			
<b>Juan Guerrero, R</b> OBP: 0.288, SLG: 0.304 (1, 6)	1-2 FC6-4 1-2		1-2 G6-3					1-2 L3									4 0 0 0 0 0 2			
<b>Scott Servais, R</b> OBP: 0.246, SLG: 0.228 (1, 2)			0-0 F8					2-2 F9									4 0 0 0 0 0 1			
<b>Jimmy Jones, R</b> OBP: 0.229, SLG: 0.156 <b>Eric Anthony, L</b> OBP: 0.302, SLG: 0.407 <b>Al Osuna, R</b> <b>Xavier Hernandez, L</b> <b>Doug Jones, R</b> (7, PH) (7, 1) (8, 1) (9, 1)	2-3 K		3-3 K					2-1 F8									2 0 0 0 0 2 0 1 0			
<b>Inning Stats</b>	R: 2 H: 3 E: 0 K: 2 S: 16	H: 3 LOB: 2 BB: 1 P: 23	R: 0 H: 0 E: 0 K: 1 S: 5	H: 0 LOB: 0 BB: 0 P: 7	R: 0 H: 0 E: 0 K: 0 S: 8	H: 0 LOB: 0 BB: 0 P: 12	R: 0 H: 0 E: 0 K: 0 S: 8	H: 0 LOB: 0 BB: 0 P: 10	R: 0 H: 0 E: 0 K: 1 S: 9	H: 1 LOB: 2 BB: 1 P: 14	R: 0 H: 0 E: 0 K: 0 S: 6	H: 0 LOB: 0 BB: 0 P: 9	R: 0 H: 0 E: 0 K: 0 S: 4	H: 0 LOB: 0 BB: 0 P: 6	R: 1 H: 0 E: 2 K: 1 S: 13	H: 0 LOB: 1 BB: 1 P: 18	1B: 4 2B: 0 3B: 0 HR: 0	SF: 0 SAC: 0 DP: 0 HBP: 0	WP: 0 PB: 0 SB: 0 CS: 0	PA: 35
<b>PITCHER</b> <b>Curt Schilling, R</b> ERA: 2.54 (1, 1)	IP: 9.0 WLS: L BF: 35 H: 4 R: 3 ER: 2 SO: 5 BB: 3 IBB: 0 HBP: 0 BLK: 0 WP: 0 HR: 0 S: 80 P: 116 ERA: 2.00 WHIP: 0.778																			

Houston Astros @ Philadelphia Phillies  
Veterans Stadium, Philadelphia, PA  
Sun Aug 23 1992, 3:33 AM EDT  
Att: 27,130 - Sunny - 83 F

AB	32
R	3
H	4
RBI	2
BB	3
SO	5
LOB	12



Batter	1	2	3	4	5	6	7	8	9	AB	R	H	RBI	BB	SO	LOB	BOTTOM			
<b>Stan Javier, S</b> OBP: 0.336, SLG: 0.315 (1, 8)	3-2 G4-3		3-1 G3-1					1-1 G5-3									4 0 0 0 1 0 0			
<b>Mickey Morandini, L</b> OBP: 0.307, SLG: 0.356 (1, 4)	0-0 L7		2-2 2B					0-1 F7									5 0 1 0 0 0 2			
<b>John Kruk, L</b> OBP: 0.429, SLG: 0.465 (1, 9)	1-1 HR		4-1 BB					2-2 G1-3									2 1 1 1 2 0 0			
<b>Darren Daulton, L</b> OBP: 0.387, SLG: 0.542 (1, 2)	2-3 K		0-3 K					0-0 E 2B									4 0 1 0 0 2 3			
<b>Dave Hollins, S</b> OBP: 0.356, SLG: 0.437 (1, 5)			1-2 F7					4-1 E BB									3 0 0 0 1 1 3			
<b>Ricky Jordan, R</b> OBP: 0.271, SLG: 0.379 (1, 3)			1-2 G3 1B					0-0 E4 FC6-4									4 0 1 0 0 0 3			
<b>Ruben Amaro Jr, S</b> OBP: 0.302, SLG: 0.314 (1, 7)	0-0 G3 1B		0-1 P6					1-3 K									4 0 2 0 0 1 3			
<b>Juan Bell, R</b> OBP: 0.267, SLG: 0.321 <b>Mariano Duncan, R</b> OBP: 0.296, SLG: 0.392 (9, PH) (9, PH)	1-0 G3		1-2 G3 1B					1-0 FC6-4									3 0 0 0 0 0 5 1 0 0 0 0 0 1			
<b>Curt Schilling, R</b> OBP: 0.167, SLG: 0.170 <b>Jeff Grotewold, L</b> OBP: 0.347, SLG: 0.533 (1, 1) (9, PH)	1-2 F7		1-2 K					3-3 K									3 0 0 0 0 1 2 1 0 0 0 0 0 1			
<b>Inning Stats</b>	R: 1 H: 1 E: 0 K: 1 S: 10	H: 1 LOB: 0 BB: 0 P: 16	R: 0 H: 2 E: 0 K: 0 S: 12	H: 2 LOB: 0 BB: 0 P: 16	R: 0 H: 1 E: 0 K: 1 S: 12	H: 1 LOB: 0 BB: 1 P: 24	R: 0 H: 0 E: 0 K: 0 S: 7	H: 0 LOB: 0 BB: 0 P: 12	R: 0 H: 1 E: 1 K: 1 S: 10	H: 1 LOB: 3 BB: 1 P: 18	R: 0 H: 0 E: 0 K: 0 S: 6	H: 0 LOB: 0 BB: 0 P: 9	R: 0 H: 0 E: 0 K: 1 S: 9	H: 0 LOB: 1 BB: 1 P: 14	R: 0 H: 1 E: 0 K: 0 S: 12	H: 1 LOB: 2 BB: 1 P: 18	1B: 3 2B: 2 3B: 0 HR: 1	SF: 0 SAC: 0 DP: 0 HBP: 0	WP: 0 PB: 0 SB: 1 CS: 0	PA: 38
<b>PITCHER</b> <b>Jimmy Jones, R</b> ERA: 3.94 <b>Al Osuna, L</b> ERA: 3.7 <b>Xavier Hernandez, R</b> ERA: 2.29 <b>Doug Jones, R</b> ERA: 2.17 (1, 1) (7, 1) (8, 1) (9, 1)	IP: 6.0 WLS: W BF: 26 H: 5 R: 1 ER: 1 SO: 4 BB: 2 IBB: 0 HBP: 0 BLK: 0 WP: 0 HR: 0 S: 10 P: 17 ERA: 0.00 WHIP: 1.167																			

Houston Astros @ Philadelphia Phillies  
Veterans Stadium, Philadelphia, PA  
Sun Aug 23 1992, 3:33 AM EDT  
Att: 27,130 - Sunny - 83 F

AB	34
R	1
H	6
RBI	1
BB	4
SO	5
LOB	23






Batter	1	2	3	4	5	6	7	8	9	10	11	12	13	AB	R	H	RBI	BB	SO	LOB	TOP			
<b>Bernard Gilkey, R</b> OBP: 0.350, SLG: 0.399 (1, 7)														6	1	1	0	0	2	2				
<b>Ozzie Smith, S</b> OBP: 0.368, SLG: 0.336 (1, 8)														6	1	1	1	0	0	1				
<b>Ray Lankford, L</b> OBP: 0.367, SLG: 0.466 (1, 8)														6	2	3	0	0	1	1				
<b>Felix Jose, S</b> OBP: 0.357, SLG: 0.441 (1, 9)														6	1	2	0	0	0	2				
<b>Andres Galarraga, R</b> OBP: 0.277, SLG: 0.367 (1, 3)														5	0	2	3	0	2	0				
<b>Tracy Woodson, R</b> OBP: 0.360, SLG: 0.449 (1, 5)														5	0	2	0	0	0	1				
<b>Tim Jones, L</b> OBP: 0.236, SLG: 0.213 (11, PR) (11, 5)														1	0	0	1	0	0	1				
<b>Luis Alcega, S</b> OBP: 0.335, SLG: 0.397 (1, 4)														5	0	1	0	0	1	4				
<b>Cris Carpenter, R</b> OBP: 0.500, SLG: 0.500 (11, 1)														0	0	0	0	0	0	0				
<b>Rex Hudler, R</b> OBP: 0.271, SLG: 0.387 (13, PH) (13, 1)														1	0	0	0	0	1	1				
<b>Lee Smith, R</b> (13, 1)														0	0	0	0	0	0	0				
<b>Tom Pagnozzi, R</b> OBP: 0.295, SLG: 0.377 (1, 2)														4	0	1	0	1	1	1				
<b>Rheal Cormier, L</b> ERA: 4.46 (7, PH) (7, 1)														1	0	0	0	0	0	2				
<b>Mike Perez, R</b> ERA: 2.12 (8, PH) (8, 1)														0	0	0	0	0	0	0				
<b>Gerald Perry, L</b> ERA: 2.72 (9, PH) (9, 1)														1	0	0	0	0	0	0				
<b>Todd Worrell, R</b> ERA: 2.72 (10, PH) (10, 1)														0	0	0	0	0	0	0				
<b>Bob McClure, R</b> ERA: 2.72 (11, PH) (11, 1)														1	0	0	0	0	0	0				
<b>Geromino Pina, S</b> ERA: 2.72 (11, PH) (11, 1)														1	0	0	0	0	0	0				
<b>Inning Stats</b>	R: 0 E: 0 K: 1 S: 10	H: 0 LOB: 0 BB: 0 P: 17	R: 0 E: 0 K: 1 S: 6	H: 0 LOB: 0 BB: 8	R: 0 E: 0 K: 0 S: 5	H: 1 LOB: 1 BB: 0 P: 9	R: 0 E: 0 K: 0 S: 8	H: 1 LOB: 0 BB: 0 P: 15	R: 0 E: 0 K: 0 S: 7	H: 0 LOB: 1 BB: 1 P: 15	R: 1 E: 0 K: 1 S: 8	H: 2 LOB: 1 BB: 0 P: 18	R: 0 E: 0 K: 1 S: 6	H: 0 LOB: 0 BB: 0 P: 10	R: 0 E: 0 K: 0 S: 9	H: 1 LOB: 1 BB: 0 P: 14	R: 0 E: 0 K: 0 S: 4	H: 0 LOB: 0 BB: 0 P: 7	R: 2 E: 0 K: 1 S: 12	H: 3 LOB: 0 BB: 0 P: 17	1B: 11 2B: 1 3B: 1 HR: 0	SF: 1 SAC: 1 DP: 0 HBP: 0	WP: 1 PB: 0 SB: 1 CS: 1	PA: 53
<b>PITCHER</b>	IP	WLS	BF	H	R	ER	SO	BB	IBB	HBP	BLK	WP	HR	S	P	ERA	WHIP							
<b>Darryl Kile, R</b> ERA: 4.46 (8, 1)	7.0		29	7	2	2	3	2	0	0	0	0	0	57	98	2.57	1.286							
<b>Al Cesena, L</b> ERA: 3.88 (8, 1)	0.0		1	1	1	1	0	0	0	0	0	0	0	1	3	=	=							
<b>Xavier Hernandez, R</b> ERA: 2.23 (10, 1)	2.0		7	1	0	0	2	0	0	0	0	0	1	13	25	0.00	0.500							
<b>Doug Jones, R</b> ERA: 2.12 (12, 1)	2.0	L	7	1	0	0	2	0	0	0	0	1	0	19	25	0.00	0.500							
<b>Joe Boever, R</b> ERA: 2.78 (12, 1)	2.0	L	8	3	2	2	1	0	0	0	0	0	0	16	24	9.00	1.500							

St. Louis Cardinals @ Houston Astros  
Astrodome, Houston, TX  
Tue Aug 25 1992, 8:05 PM EDT  
Att: 10,434 - Dome - 70 F


AB 48  
R 5  
H 13  
RBI 5  
BB 2  
SO 8  
LOB 16



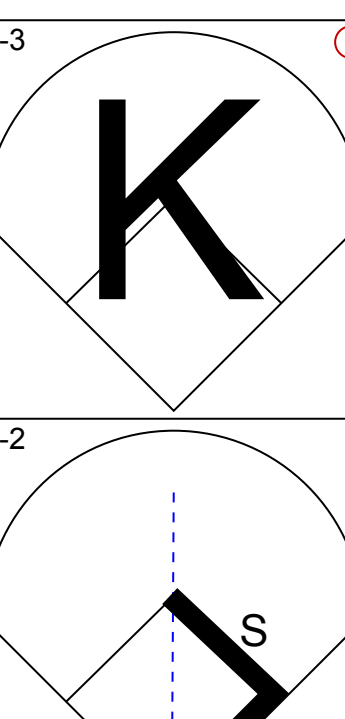
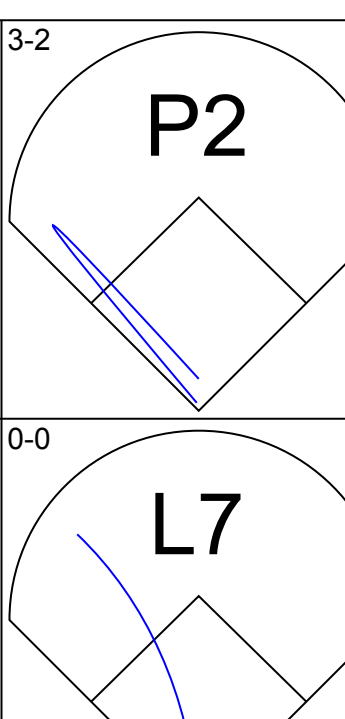
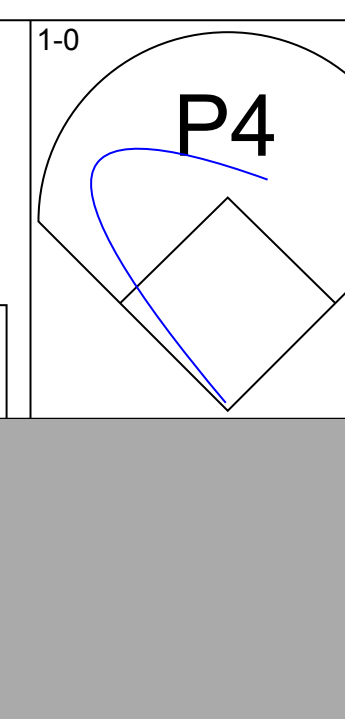
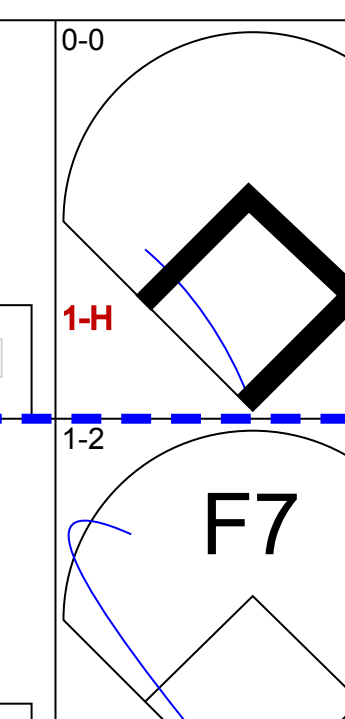
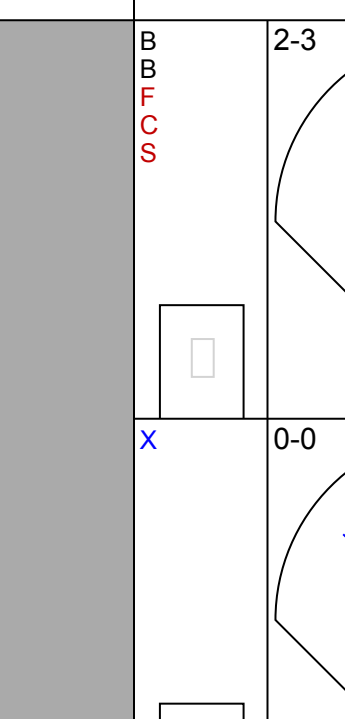
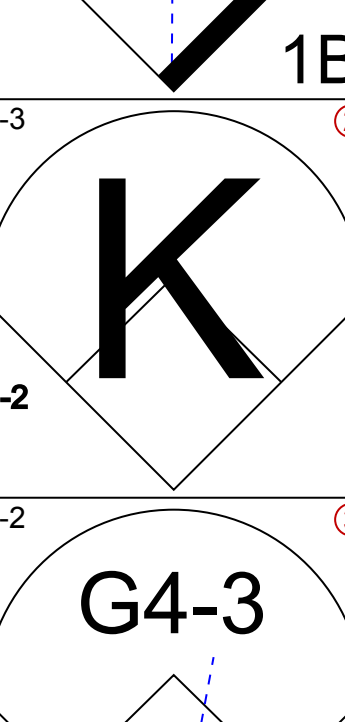

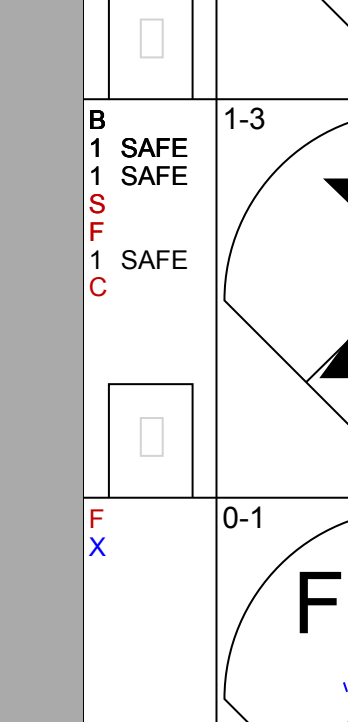

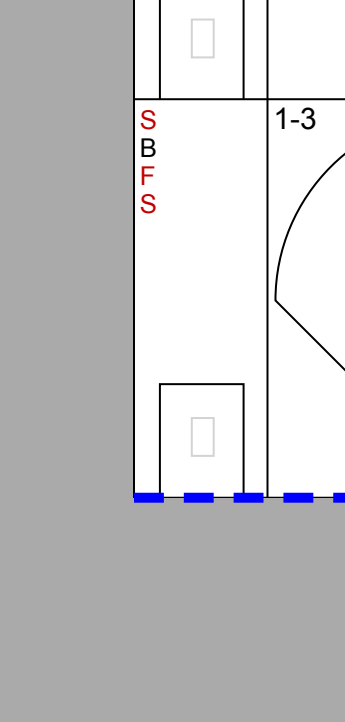

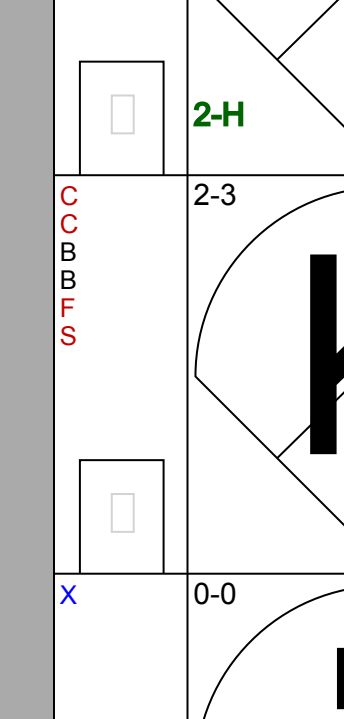
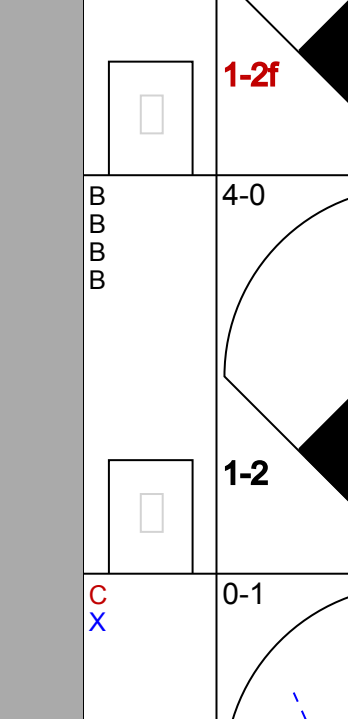
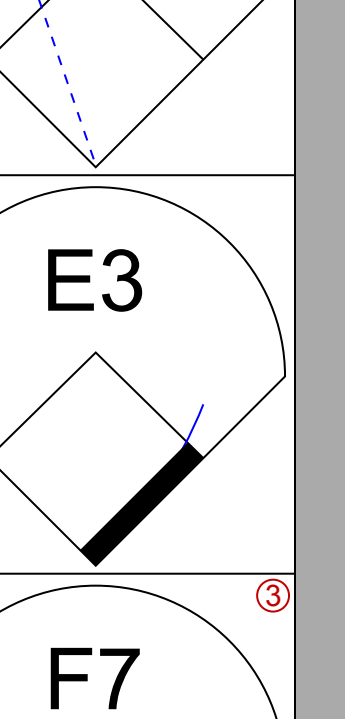


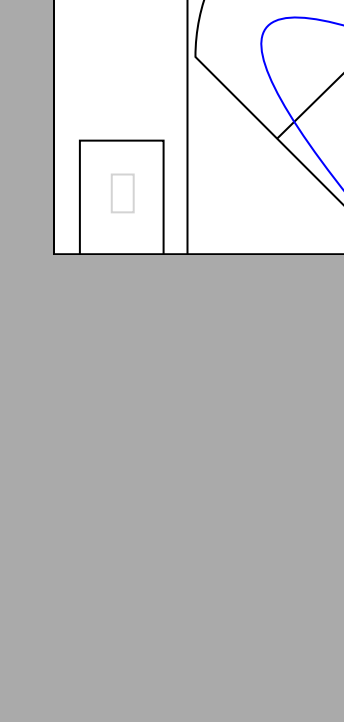
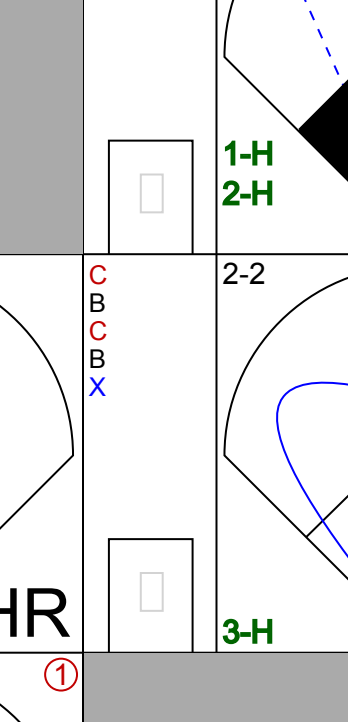

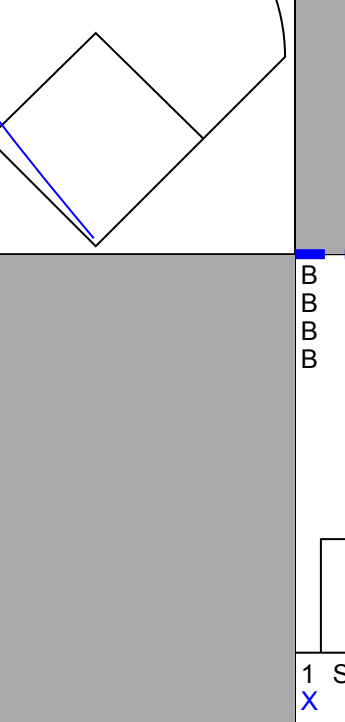
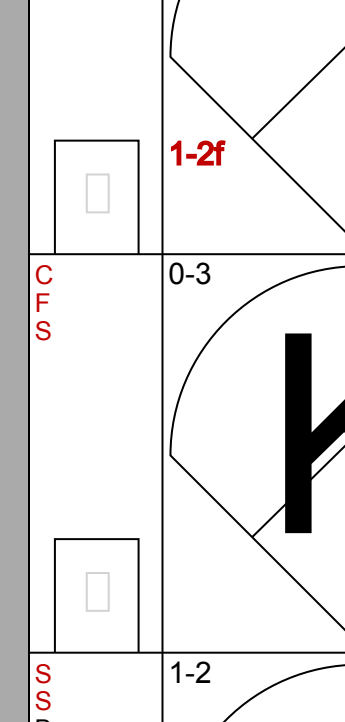
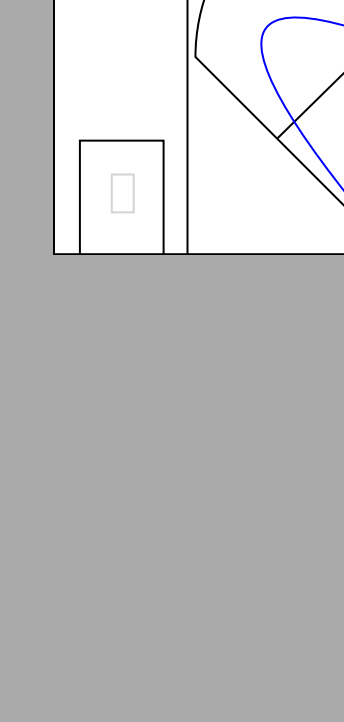
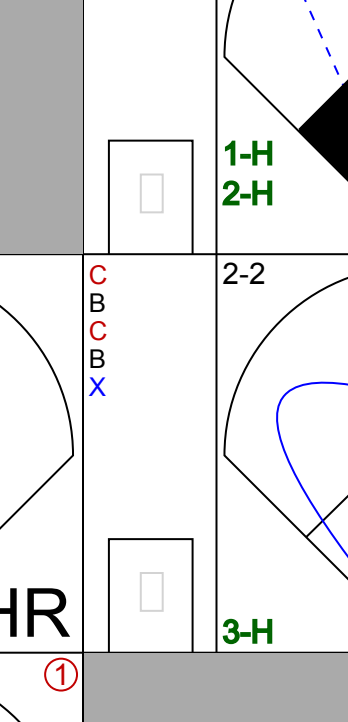
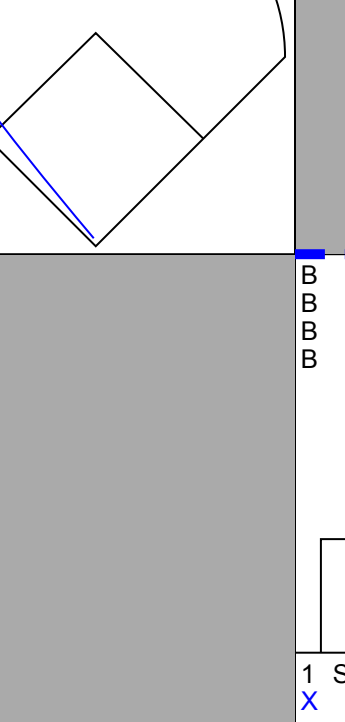

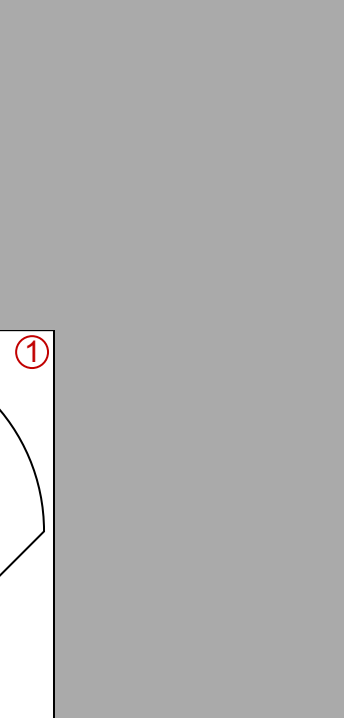
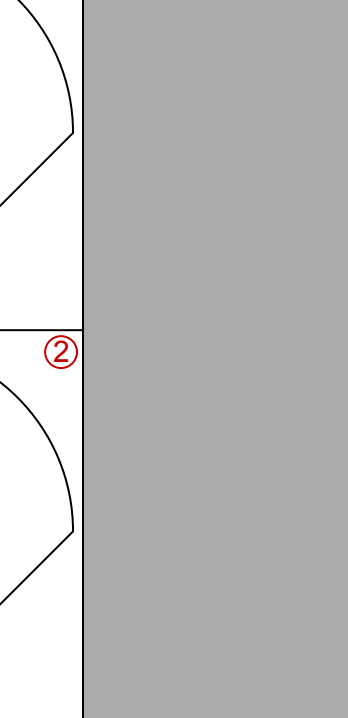
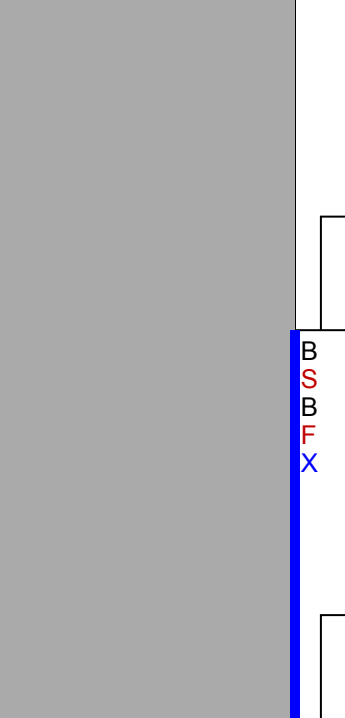
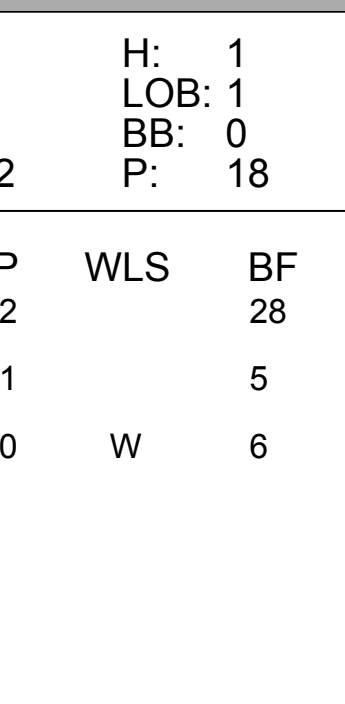
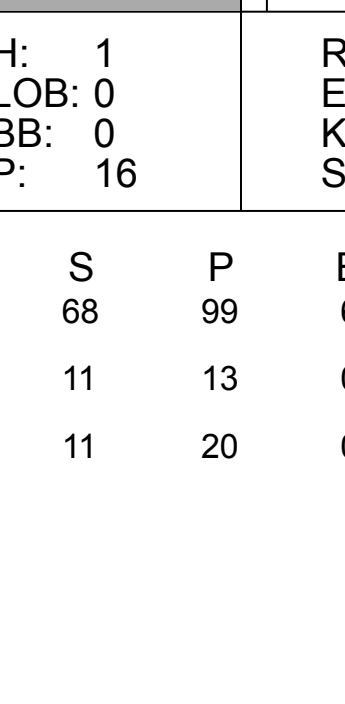

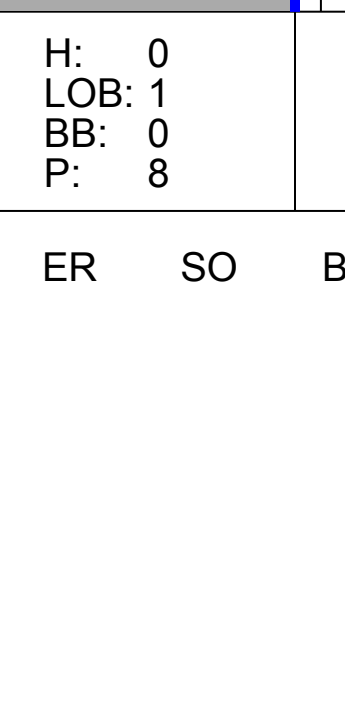
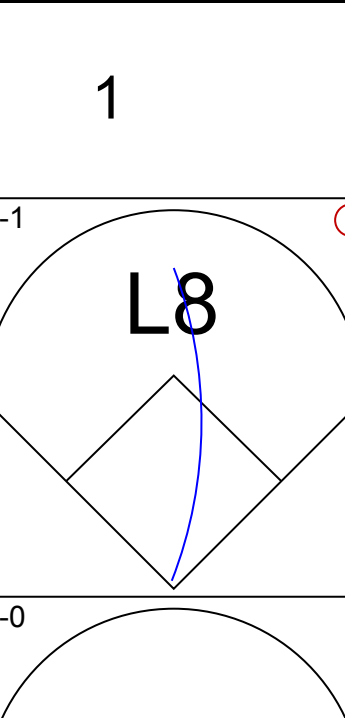

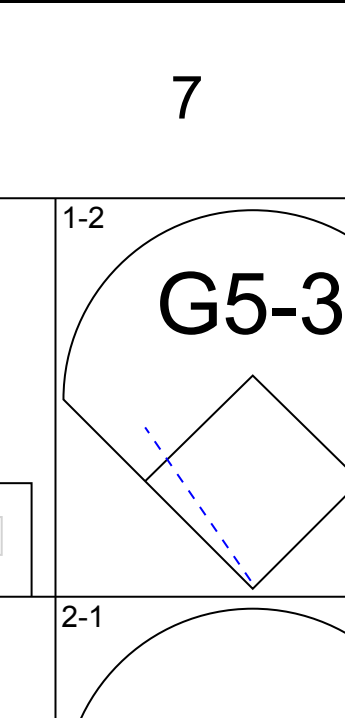
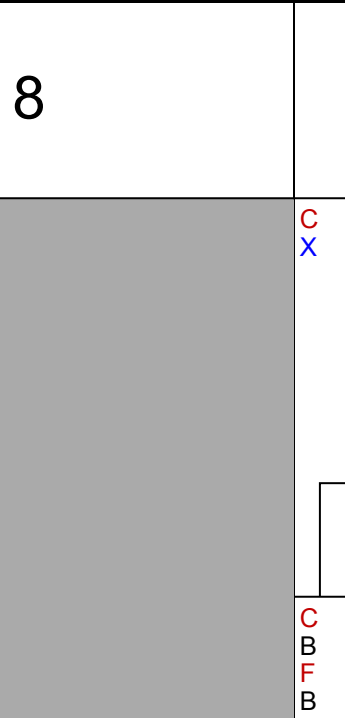
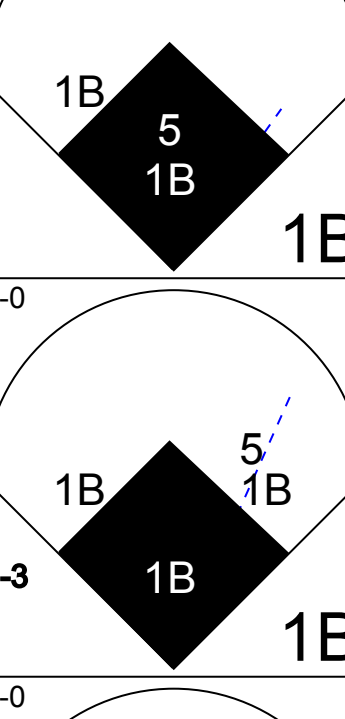
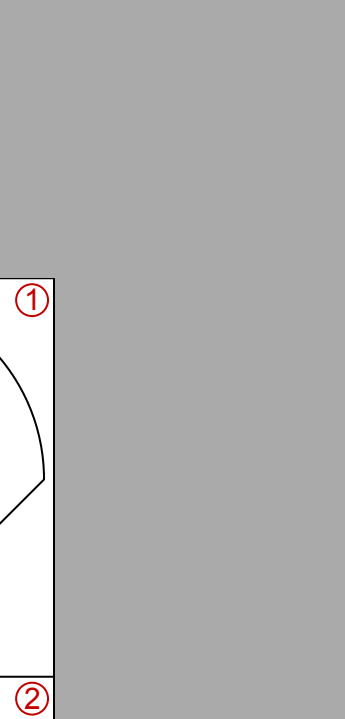
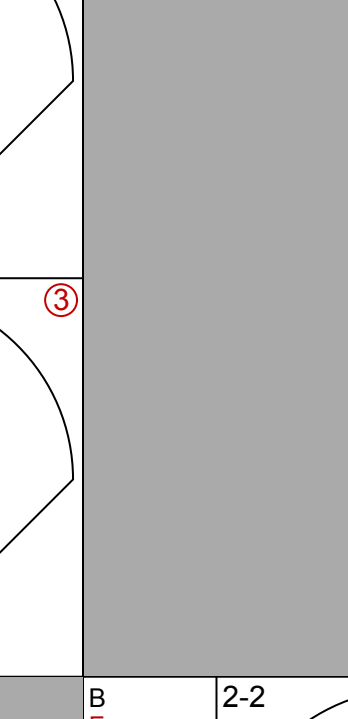

Batter	1	2	3	4	5	6	7	8	9	10	11	12	13	AB	R	H	RBI	BB	SO	LOB	BOTTOM					
<b>Craig Biggio, R</b> OBP: 0.361, SLG: 0.381 (1, 4)														6	0	1	0	0	1	0						
<b>Gerald Young, S</b> OBP: 0.322, SLG: 0.200 (1, 8)														5	0	3	0	1	0	0						
<b>Ken Caminiti, S</b> OBP: 0.347, SLG: 0.427 (1, 5)														6	1	3	0	0	0	3						
<b>5 Jeff Bagwell, R</b> OBP: 0.351, SLG: 0.411 (1, 3)														3	0	0	0	3	0	1						
<b>Pete Incaviglia, R</b> OBP: 0.314, SLG: 0.424 (1, 7)														4	0	0	0	0	0	3						
<b>Eddie Taubensee, L</b> OBP: 0.266, SLG: 0.306 (10, 2)														2	0	0	0	0	1	4						
<b>Eric Anthony, L</b> OBP: 0.300, SLG: 0.409 (1, 9)														6	1	2	1	0	3	0						
<b>Andujar Cedeno, R</b> OBP: 0.282, SLG: 0.374 (1, 6)														5	1	4	2	1	0	1						
<b>Scott Servais, R</b> OBP: 0.247, SLG: 0.229 (1, 2)														3	0	1	0	0	0	1						
<b>Luis Gonzalez, L</b> OBP: 0.306, SLG: 0.406 (9, PH) (10, 7)														3	0	1	0	0	0	2						
<b>Darryl Kile, R</b> ERA: 4.46 (7, 1)														2	0	0	0	0	0	1						
<b>Mike Perez, R</b> ERA: 1.55 (7, 1)														1	0	0	0	0	0	0						
<b>Xavier Hernandez, L</b> ERA: 2.23 (8, 1)														1	0	0	0	0	0	0						
<b>Todd Worrell, R</b> ERA: 2.68 (8, 1)														1	0	0	0	0	0	0						
<b>Bob McClure, L</b> ERA: 2.72 (11, 1)														1	0	0	0	0	0	0						
<b>Cris Carpenter, R</b> ERA: 3.28 (11, 1)														1	0	0	0	0	0	0						
<b>Inning Stats</b>	R: 0 E: 0 K: 0 S: 7	H: 1 LOB: 0 BB: 0 P: 9	R: 1 E: 0 K: 0 S: 8	H: 2 LOB: 1 BB: 0 P: 11	R: 0 E: 0 K: 1 S: 14	H: 2 LOB: 1 BB: 0 P: 22	R: 0 E: 0 K: 1 S: 8	H: 0 LOB: 0 BB: 0 P: 13	R: 0 E: 0 K: 0 S: 6	H: 0 LOB: 1 BB: 1 P: 11	R: 1 E: 0 K: 0 S: 13	H: 2 LOB: 1 BB: 0 P: 19	R: 0 E: 0 K: 1 S: 6	H: 0 LOB: 1 BB: 0 P: 12	R: 0 E: 0 K: 0 S: 9	H: 2 LOB: 2 BB: 1 P: 16	R: 0 E: 0 K: 1 S: 10	H: 2 LOB: 1 BB: 0 P: 13	R: 0 E: 0 K: 1 S: 10	H: 1 LOB: 1 BB: 1 P: 17	R: 0 E: 0 K: 2 S: 13	H: 1 LOB: 1 BB: 0 P: 19	1B: 9 2B: 6 3B: 1 HR: 1	SF: 0 SAC: 0 DP: 3 HBP: 0	WP: 0 PB: 0 SB: 1 CS: 2	PA: 55
<b>PITCHER</b>	IP	WLS	BF	H	R	ER	SO	BB	IBB	HBP	BLK	WP	HR	S	P	ERA	WHIP									
<b>Rheal Cormier, L</b> ERA: 4.28 (7, 1)	6.0		22	6	2	2	2	0	0	0	0	0	0	51	76	3.00	1.000									
<b>Mike Perez, R</b> ERA: 1.55 (7, 1)	2.0		10	3	1	1	0	2	0	0	0	0	1	24	43	4.50	2.500									
<b>Xavier Hernandez, L</b> ERA: 2.23 (8, 1)	2.0		9	2	0	0	1	1	1	0	0	0	0	16	28	0.00	1.500									
<b>Todd Worrell, R</b> ERA: 2.68 (8, 1)	0.1		3	2	0	0	0	0	0	0	0	0	0	7	8	0.00	6.000									
<b>Bob McClure, L</b> ERA: 2.72 (11, 1)	0.1		3	2	0	0	0	0	0	0	0	0	0	7	8	0.00	6.000									
<b>Cris Carpenter, R</b> ERA: 3.28 (11, 1)	1.2	W	6	1	0	0	1	0	1	0	0	0	0	13	22	0.00	0.600									

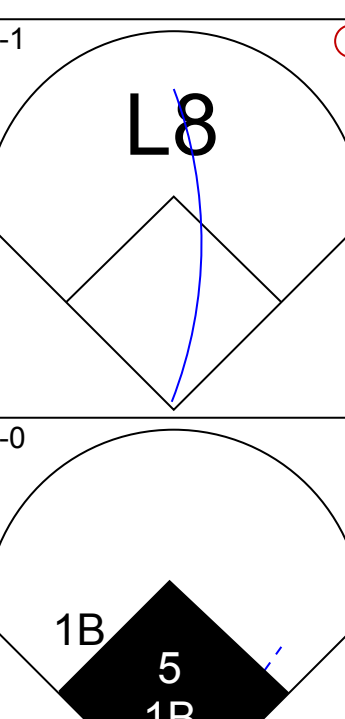
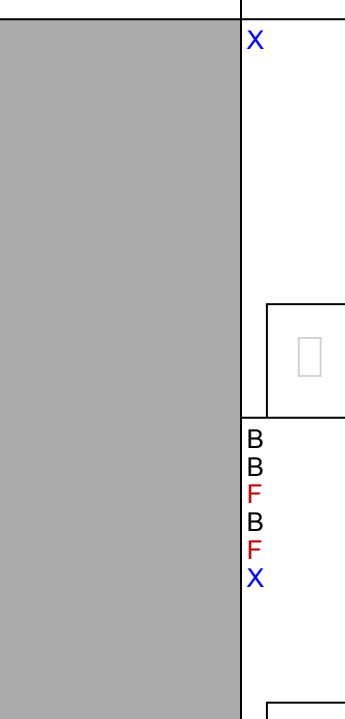
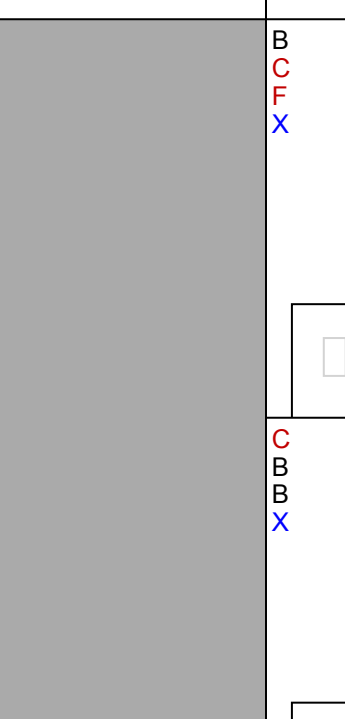
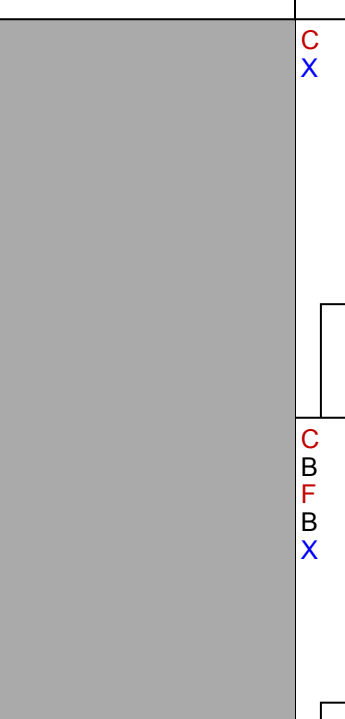
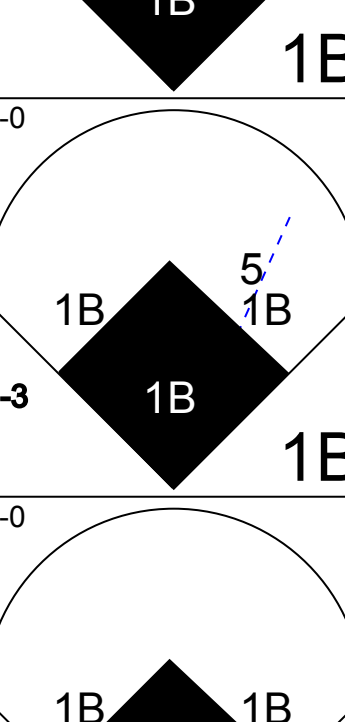

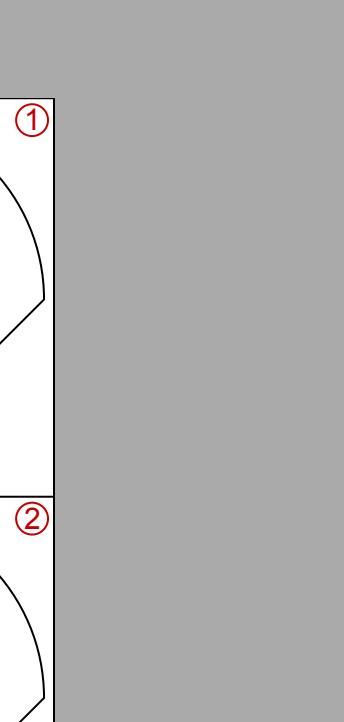
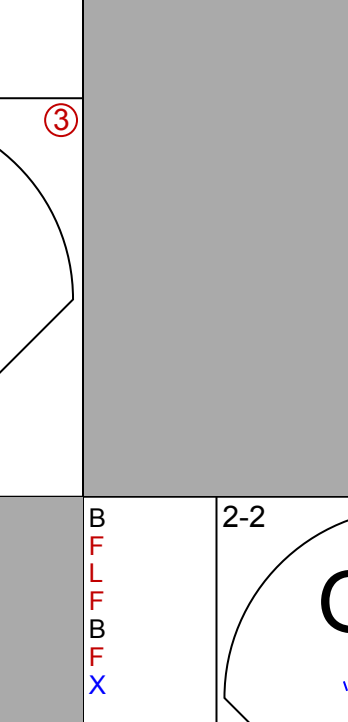

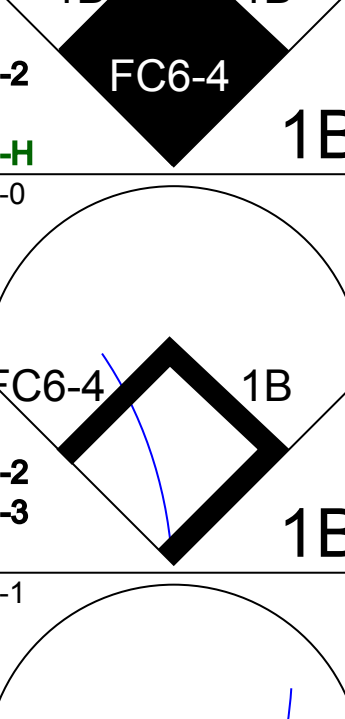
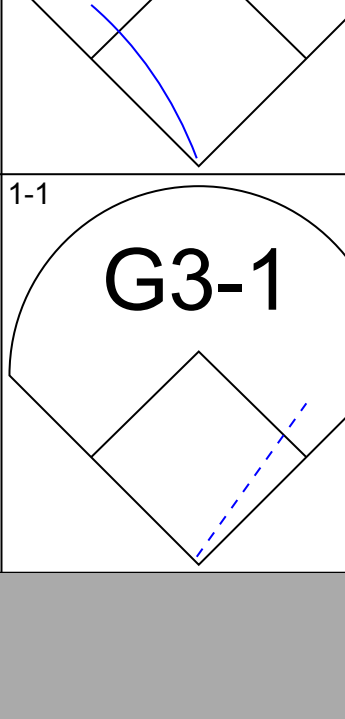

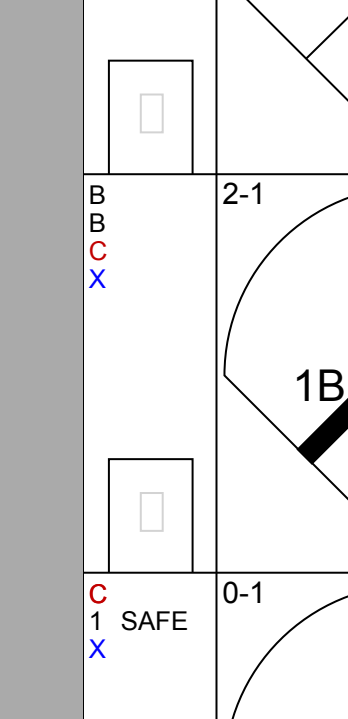
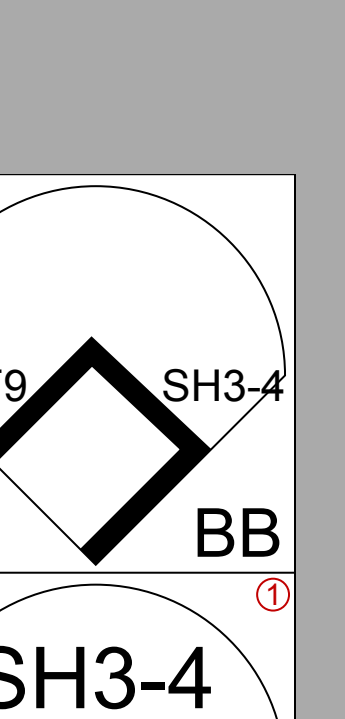
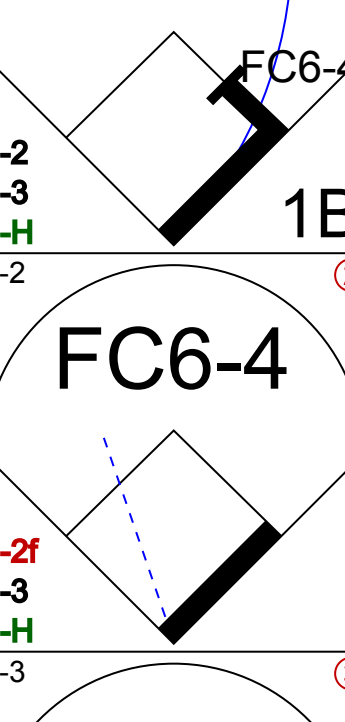

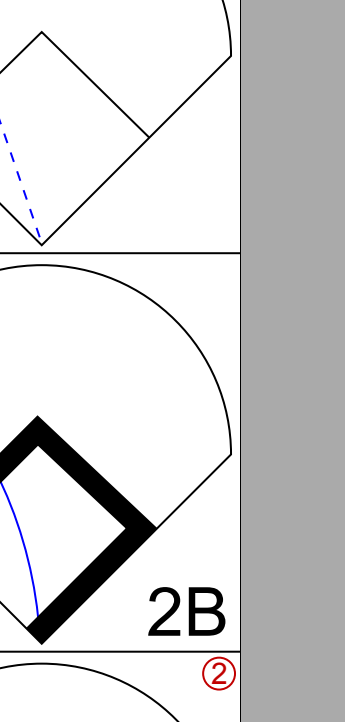
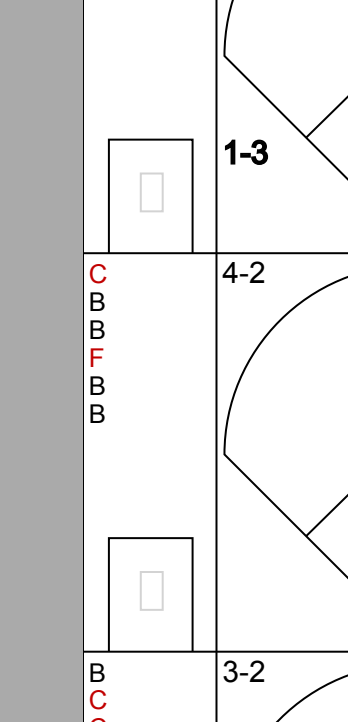
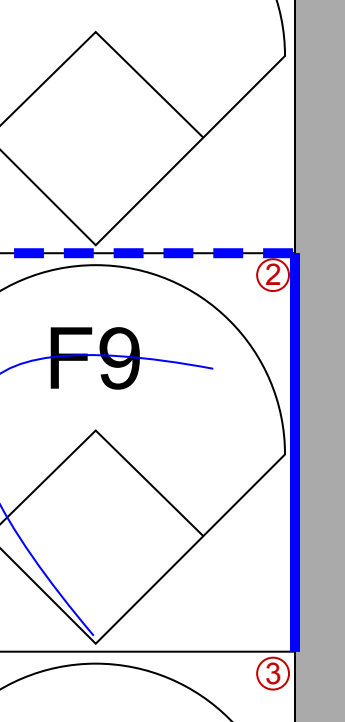
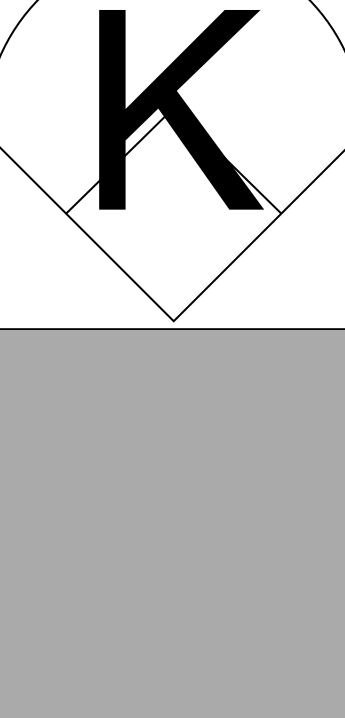

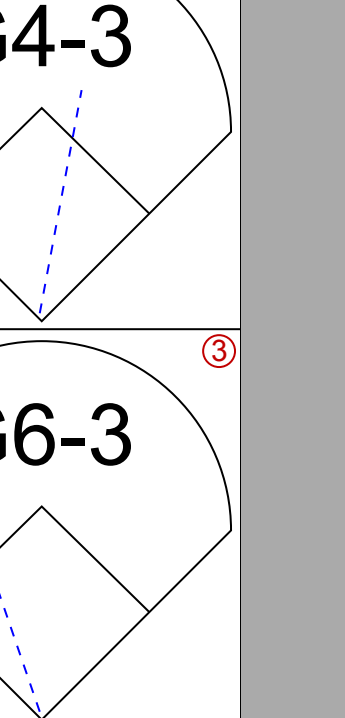
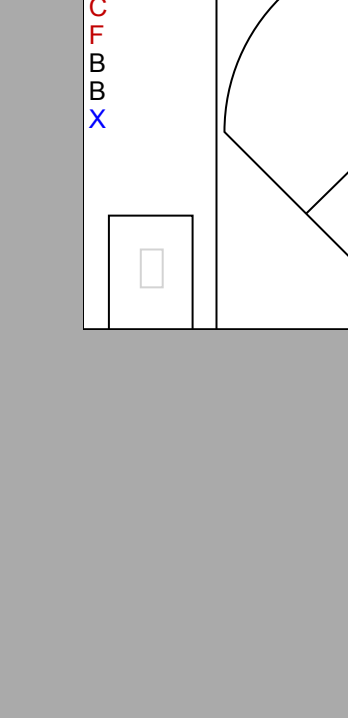
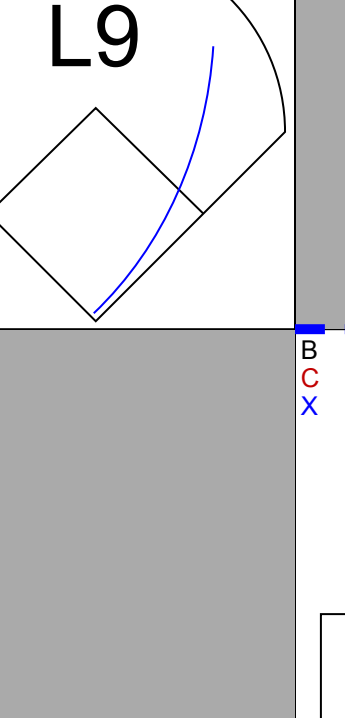
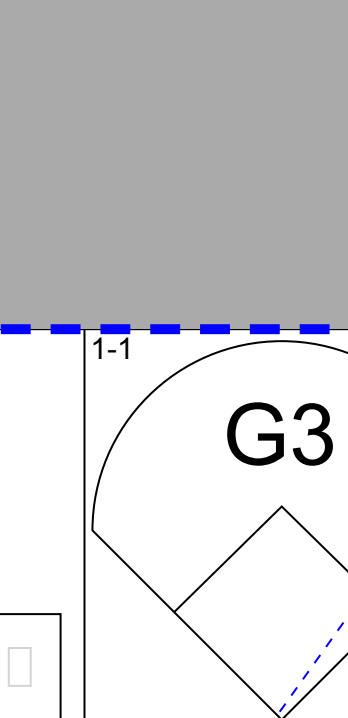
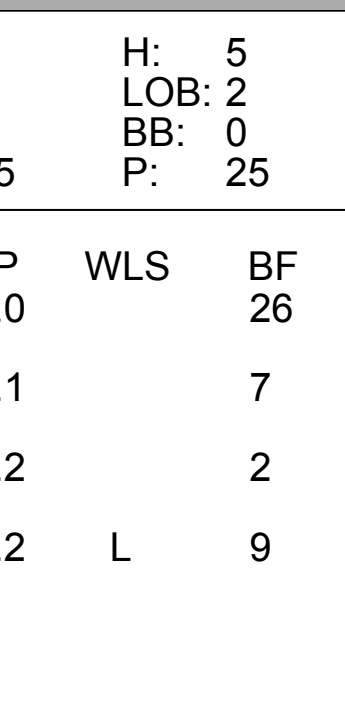
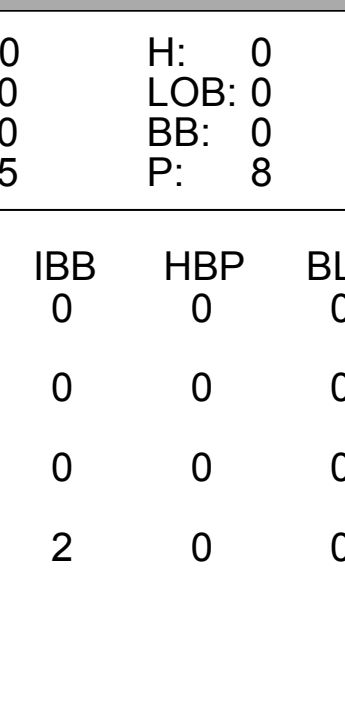
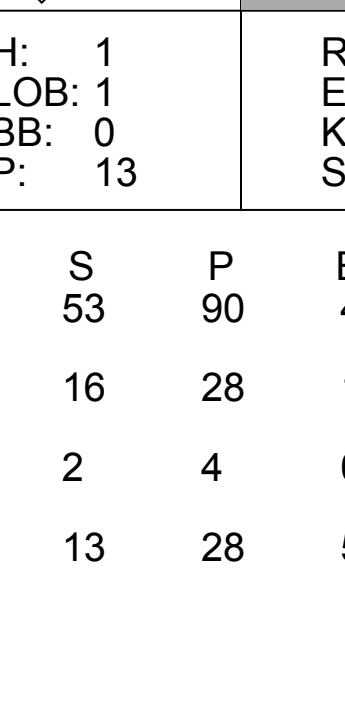

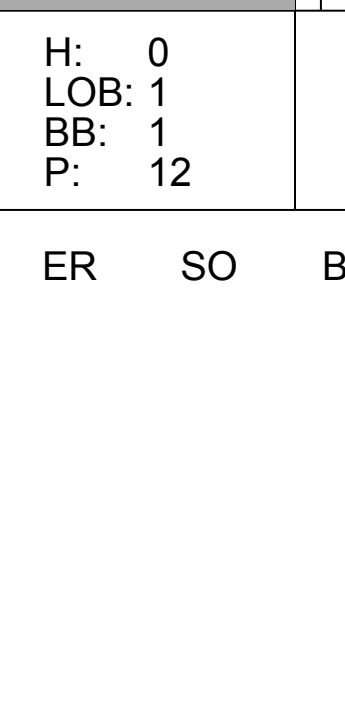

St. Louis Cardinals @ Houston Astros  
Astrodome, Houston, TX  
Tue Aug 25 1992, 8:05 PM EDT  
Att: 10,434 - Dome - 70 F

AB 49  
R 3  
H 15  
RBI 3  
BB 5  
SO 7  
LOB 20





Batter	1	2	3	4	5	6	7	8	9	10	AB	R	H	RBI	BB	SO	LOB	TOP						
<b>Bernard Gilkey, R</b> OBP: 0.348, SLG: 0.399 (1, 7)											5	0	1	0	0	2	0	<b>St. Louis Cardinals @ Houston Astros</b> Astrodome, Houston, TX Wed Aug 26 1992, 8:05 PM EDT Att: 7,850 - Dome - 70 F						
<b>Ozzie Smith, S</b> OBP: 0.369, SLG: 0.337 (1, 6)											5	0	2	0	0	0	1							
<b>Felix Jose, S</b> OBP: 0.356, SLG: 0.440 (1, 9)											5	1	1	0	0	3	2							
<b>Andres Galaraga, R</b> OBP: 0.273, SLG: 0.362 (1, 3)											4	1	0	1	0	0	2							
<b>Ray Lankford, L</b> OBP: 0.366, SLG: 0.463 (1, 8)											3	1	0	0	1	1	0							
<b>Tracy Woodson, R</b> OBP: 0.352, SLG: 0.453 (1, 5)											4	1	1	2	0	0	2							
<b>Geronimo Pena, S</b> OBP: 0.370, SLG: 0.471 (1, 4)											3	1	1	1	1	1	1							
<b>Tom Pagnozzi, R</b> OBP: 0.292, SLG: 0.373 (1, 2)											4	0	0	0	0	2	2							
<b>Bob Tewksbury, R</b> Rex Hudler, R Cris Carpenter, R Bob McClure, R Gerald Perry, R Mike Perez, R (1, 11)											2	0	0	0	0	0	0		0					
<b>Inning Stats</b>	R: 0 E: 0 K: 2 S: 12	H: 1 LOB: 1 P: 18	R: 0 E: 1 K: 12 S: 12	H: 0 LOB: 1 BB: 1 P: 15	R: 0 E: 0 K: 0 S: 8	H: 0 LOB: 0 BB: 0 P: 12	R: 1 E: 0 K: 1 S: 11	H: 1 LOB: 0 BB: 0 P: 16	R: 1 E: 0 K: 1 S: 8	H: 1 LOB: 0 BB: 0 P: 14	R: 3 E: 0 K: 1 S: 12	H: 2 LOB: 1 BB: 1 P: 19	R: 0 E: 0 K: 1 S: 7	H: 2 LOB: 1 BB: 0 P: 10	R: 0 E: 0 K: 0 S: 4	H: 0 LOB: 0 BB: 1 P: 10	R: 0 E: 0 K: 2 S: 7		H: 0 LOB: 0 BB: 0 P: 10	1B: 3 2B: 3 3B: 0 HR: 1	SF: 0 SAC: 0 DP: 1 HBP: 0	WP: 1 PB: 0 SB: 2 CS: 0	PA: 39	
<b>PITCHER</b>	IP WLS BF H R ER SO BB IBB HBP BLK WP HR S P ERA WHIP	6.2 2 28 7 5 5 7 1 0 0 0 1 1 68 99 6.75 1.200	1.1 5 0 0 0 0 0 0 0 0 0 0 0 11 13 0.00 0.000	2.0 W 6 0 0 0 2 1 0 0 0 0 0 11 20 0.00 0.500																				

Batter	1	2	3	4	5	6	7	8	9	10	AB	R	H	RBI	BB	SO	LOB	BOTTOM							
<b>Craig Biggio, R</b> OBP: 0.379, SLG: 0.378 (1, 4)											4	0	0	0	1	0	0	<b>St. Louis Cardinals @ Houston Astros</b> Astrodome, Houston, TX Wed Aug 26 1992, 8:05 PM EDT Att: 7,850 - Dome - 70 F							
<b>Gerald Young, S</b> OBP: 0.328, SLG: 0.236 (1, 8)											5	2	2	0	0	0	1								
<b>Luis Gonzalez, L</b> OBP: 0.313, SLG: 0.420 (1, 7)											5	3	3	2	0	0	0								
<b>5 Jeff Bagwell, R</b> OBP: 0.351, SLG: 0.409 (1, 3)											4	1	1	1	0	0	0								
<b>Eric Anthony, L</b> OBP: 0.304, SLG: 0.410 (1, 9)											4	0	2	0	1	0	1								
<b>Ken Caminiti, S</b> OBP: 0.351, SLG: 0.429 (1, 5)											3	0	2	1	1	0	0								
<b>Andujar Cedeno, R</b> Willie Blair, R Ernest Riles, R Juan Gonzalez, R Xavier Hernandez, L Steve Finley, R (1, 14)											2	0	0	1	1	0	2								
<b>Eddie Taubensee, L</b> OBP: 0.264, SLG: 0.303 (1, 2)											5	0	1	1	0	1	6								
<b>Butch Henry, L</b> OBP: 0.122, SLG: 0.184 Casey Candaele, S (1, 1)											2	0	0	0	0	0	1								
<b>Inning Stats</b>	R: 3 E: 0 K: 1 S: 15	H: 5 LOB: 2 BB: 0 P: 25	R: 0 E: 0 K: 0 S: 4	H: 0 LOB: 0 BB: 1 P: 8	R: 0 E: 0 K: 0 S: 5	H: 0 LOB: 0 BB: 0 P: 8	R: 0 E: 0 K: 0 S: 8	H: 1 LOB: 1 BB: 0 P: 13	R: 0 E: 0 K: 0 S: 6	H: 0 LOB: 0 BB: 0 P: 10	R: 2 E: 0 K: 0 S: 13	H: 2 LOB: 2 BB: 1 P: 26	R: 0 E: 0 K: 0 S: 5	H: 0 LOB: 1 BB: 1 P: 12	R: 0 E: 0 K: 0 S: 7	H: 0 LOB: 0 BB: 0 P: 10	R: 1 E: 0 K: 0 S: 6		H: 2 LOB: 3 BB: 2 P: 18	1B: 9 2B: 2 3B: 0 HR: 1	SF: 0 SAC: 2 DP: 1 HBP: 0	WP: 0 PB: 0 SB: 0 CS: 0	PA: 44		
<b>PITCHER</b>	IP WLS BF H R ER SO BB IBB HBP BLK WP HR S P ERA WHIP	6.0 1 26 8 3 3 1 2 1 0 0 0 0 1 53 4.50 1.667	1.1 7 2 2 2 0 0 1 0 0 0 0 1 16 28 13.50 2.250	0.2 2 0 0 0 0 0 0 0 0 0 0 0 2 4 0.00 0.000	1.2 L 9 2 1 1 0 0 2 0 0 0 0 13 28 5.40 1.200																				





Batter	1	2	3	4	5	6	7	8	9	AB	R	H	RBI	BB	SO	LOB	TOP					
Milt Thompson, L (1, 7) OBP: 0.357, SLG: 0.415										4	1	1	0	0	1	0	<b>St. Louis Cardinals @ Houston Astros</b> Astrodome, Houston, TX Thu Aug 27 1992, 8:05 PM EDT Att: 8,584 - Dome - 70 F					
Geronimo Pena, S (1, 4) OBP: 0.366, SLG: 0.472										4	0	1	0	0	0	2						
Ray Lankford, L (1, 8) OBP: 0.365, SLG: 0.461										4	0	1	0	0	0	2						
Felix Jose, S (1, 9) OBP: 0.357, SLG: 0.444										4	0	2	1	0	0	2						
Andres Galarraga, R (1, 3) OBP: 0.270, SLG: 0.357										4	0	0	0	0	0	2						
Tracy Woodson, R (1, 5) OBP: 0.328, SLG: 0.421										4	0	0	0	0	0	1						
Rich Gedman, L (1, 2) OBP: 0.257, SLG: 0.281										3	0	0	0	1	2	0						
Tim Jones, L (1, 6) OBP: 0.245, SLG: 0.212										1	0	0	0	2	0	2						
Donovan Osborne, S (1, 1) OBP: 0.130, SLG: 0.174										2	0	0	0	0	1	1						
Jose DeLeon, R (5, 1) OBP: 0.130, SLG: 0.048										0	0	0	0	0	0	0						
Gerald Perry, L (7, PH) OBP: 0.299, SLG: 0.315										1	0	0	0	0	0	1						
Bob McClure, R (7, 1) OBP: 0.500, SLG: 0.500										0	0	0	0	0	0	0						
Cris Carpenter, R (7, 1) OBP: 0.500, SLG: 0.500										0	0	0	0	0	0	0						
<b>Inning Stats</b>	R: 0 H: 0 E: 0 K: 1 S: 7	H: 0 LOB: 0 BB: 0 P: 11	R: 0 H: 1 E: 0 K: 0 S: 12	H: 1 LOB: 2 BB: 1 P: 18	R: 0 H: 1 E: 0 K: 0 S: 10	H: 1 LOB: 0 BB: 0 P: 14	R: 0 H: 1 E: 0 K: 0 S: 7	H: 1 LOB: 0 BB: 0 P: 10	R: 0 H: 0 E: 0 K: 2 S: 10	H: 0 LOB: 1 BB: 1 P: 19	R: 1 H: 1 E: 1 K: 0 S: 11	H: 1 LOB: 1 BB: 0 P: 17	R: 0 H: 0 E: 0 K: 0 S: 7	H: 0 LOB: 1 BB: 1 P: 15	R: 0 H: 1 E: 0 K: 1 S: 9	H: 1 LOB: 1 BB: 0 P: 17	R: 0 H: 0 E: 0 K: 1 S: 10	H: 0 LOB: 0 BB: 0 P: 19	1B: 3 2B: 2 3B: 0 HR: 0	SF: 0 SAC: 0 DP: 1 HBP: 0	WP: 0 PB: 0 SB: 1 CS: 1	PA: 35
<b>PITCHER</b>	IP WLS BF H R ER SO BB IBB HBP BLK WP HR S P ERA WHIP																					
Brian Williams, R (1, 1) ERA: 3.24	8.0 W 31 5 1 0 3 3 0 0 0 0 0 0 73 121 0.00 1.000																					
Joe Boever, R (9, 1) ERA: 2.75	1.0 3 0 0 0 1 0 0 0 0 0 0 0 10 19 0.00 0.000																					

AB	31
R	1
H	5
RBI	1
BB	3
SO	4
LOB	13



Batter	1	2	3	4	5	6	7	8	9	AB	R	H	RBI	BB	SO	LOB	BOTTOM			
Craig Biggio, R (1, 4) OBP: 0.382, SLG: 0.383										4	1	3	1	0	1	0	<b>St. Louis Cardinals @ Houston Astros</b> Astrodome, Houston, TX Thu Aug 27 1992, 8:05 PM EDT Att: 8,584 - Dome - 70 F			
Gerald Young, S (1, 8) OBP: 0.313, SLG: 0.224										3	0	0	0	0	1	3				
Ken Caminiti, S (1, 5) OBP: 0.353, SLG: 0.430										3	1	1	1	1	1	2				
5 Jeff Bagwell, R (1, 3) OBP: 0.350, SLG: 0.407										3	0	0	0	1	1	2				
Eric Anthony, L (1, 9) OBP: 0.301, SLG: 0.405										4	0	0	0	0	1	1				
Joe Boever, R (9, 1) ERA: 2.75										0	0	0	0	0	0	0				
Andujar Cedeno, R (1, 6) OBP: 0.298, SLG: 0.393										3	1	1	0	1	1	0				
Luis Gonzalez, L (1, 7) OBP: 0.313, SLG: 0.422										4	1	1	1	0	0	1				
Eddie Taubensee, L (1, 2) OBP: 0.269, SLG: 0.321										3	1	2	1	0	0	0				
Brian Williams, R (1, 1) ERA: 3.75										3	0	0	0	0	2	2				
Steve Finley, L (9, 8) OBP: 0.328, SLG: 0.377										0	0	0	0	0	0	0				
<b>Inning Stats</b>	R: 0 H: 0 E: 0 K: 3 S: 9	H: 0 LOB: 0 BB: 0 P: 14	R: 0 H: 0 E: 0 K: 2 S: 12	H: 0 LOB: 0 BB: 0 P: 15	R: 0 H: 0 E: 0 K: 1 S: 9	H: 0 LOB: 0 BB: 0 P: 14	R: 2 H: 2 E: 0 K: 0 S: 11	H: 2 LOB: 0 BB: 1 P: 17	R: 2 H: 4 E: 0 K: 1 S: 14	H: 4 LOB: 2 BB: 0 P: 17	R: 0 H: 0 E: 0 K: 0 S: 18	H: 0 LOB: 1 BB: 1 P: 31	R: 1 H: 2 E: 0 K: 0 S: 16	H: 2 LOB: 2 BB: 1 P: 26	R: 0 H: 0 E: 0 K: 1 S: 8	H: 0 LOB: 0 BB: 0 P: 13	1B: 3 2B: 4 3B: 0 HR: 1	SF: 0 SAC: 1 DP: 1 HBP: 0	WP: 1 PB: 0 SB: 0 CS: 0	PA: 34
<b>PITCHER</b>	IP WLS BF H R ER SO BB IBB HBP BLK WP HR S P ERA WHIP																			
Donovan Osborne, L (1, 1) ERA: 3.75	1.2 L 19 6 4 0 0 1 0 0 0 0 0 0 20 35 0.00 0.600																			
Jose DeLeon, R (5, 1) ERA: 4.57	6 0 0 0 0 0 1 0 0 0 0 0 0 13 22 13.50 4.500																			
Bob McClure, L (7, 1) ERA: 2.84	0.2 5 2 1 1 0 1 0 0 0 0 0 1 13 22 13.50 4.500																			
Cris Carpenter, R (7, 1) ERA: 3.41	1.1 4 0 0 0 1 0 0 0 0 0 0 0 11 17 0.00 0.000																			

AB	30
R	5
H	8
RBI	4
BB	3
SO	8
LOB	11





Batter	1	2	3	4	5	6	7	8	9	AB	R	H	RBI	BB	SO	LOB	TOP					
<b>Delino DeShields, L</b> OBP: 0.374, SLG: 0.415 <b>Tom Foley, L</b> OBP: 0.246, SLG: 0.233	0-2 P5		3-3 K			0-3 K		2-1 G4-3		3	0	0	0	0	2	0						
<b>Marquis Grissom, R</b> OBP: 0.324, SLG: 0.417	2-1 G4-3			1-2 E S 1B		0-0 1B FC4-6 2B		0-0 F9		4	1	2	0	0	0	0						
<b>Moises Alou, R</b> OBP: 0.329, SLG: 0.444	2-2 F9			1-2 L4		0-0 FC4-6 1B		1-0 FC3-6 1B		4	0	2	0	0	0	1						
<b>Larry Walker, L</b> OBP: 0.342, SLG: 0.498 <b>Darren Reed, R</b> OBP: 0.241, SLG: 0.388		0-3 K		0-3 K		0-0 FC4-6 1-2 3-H		1-3 K		3	0	0	1	0	2	2						
<b>Greg Colbrunn, R</b> OBP: 0.338, SLG: 0.418	2-2 F8 2B			4-0 BB		1-2 F7		0-2 FC3-6 1-2		3	0	1	0	1	0	2						
<b>Tim Lincecum, R</b> OBP: 0.303, SLG: 0.333	3-2 F8 2-3			2-3 K			1-0 F8		0-3 K	4	0	0	0	0	2	4						
<b>Spike Owen, S</b> OBP: 0.345, SLG: 0.401	1-0 F9				0-3 K		1-2 G2-3			3	0	0	0	0	1	1						
<b>Tim Laker, R</b> OBP: 0.231, SLG: 0.231 <b>Pete Young, R</b> OBP: 0.231, SLG: 0.231			1-3 K		1-3 K		0-3 K			3	0	0	0	0	3	0						
<b>Mark Gardner, R</b> OBP: 0.184, SLG: 0.182 <b>Sergio Valdez, R</b> OBP: 0.284, SLG: 0.298			1-2 G1-3		0-3 K			3-2 F7		1	0	0	0	0	0	0						
<b>Inning Stats</b>	R: 0 E: 0 K: 0 S: 8	H: 0 LOB: 0 BB: 0 P: 12	R: 0 E: 0 K: 1 S: 13	H: 1 LOB: 1 BB: 0 P: 19	R: 0 E: 0 K: 2 S: 10	H: 0 LOB: 0 BB: 0 P: 15	R: 0 E: 0 K: 2 S: 14	H: 1 LOB: 2 BB: 1 P: 22	R: 0 E: 0 K: 1 S: 9	H: 0 LOB: 0 BB: 0 P: 10	R: 1 E: 0 K: 1 S: 12	H: 2 LOB: 1 BB: 0 P: 13	R: 0 E: 0 K: 1 S: 7	H: 0 LOB: 0 BB: 0 P: 9	R: 0 E: 0 K: 0 S: 6	H: 0 LOB: 0 BB: 0 P: 11	R: 0 E: 0 K: 2 S: 10	H: 1 LOB: 1 BB: 0 P: 12	1B: 3 2B: 2 3B: 0 HR: 0	SF: 0 SAC: 0 DP: 0 HBP: 0	WP: 0 PB: 0 SB: 1 CS: 0	PA: 33
<b>PITCHER</b>	IP	WLS	BF	H	R	ER	SO	BB	IBB	HBP	BLK	WP	HR	S	P	ERA	WHIP					
<b>Pete Harnisch, R</b> ERA: 3.87 <b>Rob Murphy, L</b> ERA: 4.91	(1, 1) 8.0	W 29	4	1	1	1	10	1	0	0	0	0	0	79	111	1.12	0.625					

**Montreal Expos @ Houston Astros**  
Astrodome, Houston, TX  
Fri Aug 28 1992, 8:05 PM EDT  
Att: 10,629 - Dome - 70 F

AB	32
R	1
H	5
RBI	1
BB	1
SO	12
LOB	11



Batter	1	2	3	4	5	6	7	8	9	AB	R	H	RBI	BB	SO	LOB	BOTTOM					
<b>Craig Biggio, R</b> OBP: 0.384, SLG: 0.383	1-0 2B HBP			2-2 1B 1B		4-2 BB		0-1 F9		3	2	1	0	1	0	2						
<b>Steve Finley, L</b> OBP: 0.333, SLG: 0.384	2-1 5 1B 2B		3-2 CS 1B	1-0 5 BB 1B 1B		2-1 P6		0-0 G4-3 1B		5	1	4	3	0	0	1						
<b>Luis Gonzalez, L</b> OBP: 0.314, SLG: 0.421	1-2 L8		1-2 1B	2-0 5 BB 1B		1-0 F9		1-0 G4-3		5	0	2	2	0	0	4						
<b>5 Jeff Bagwell, R</b> OBP: 0.350, SLG: 0.405	3-2 2B 1B		0-1 F9	4-2 1B BB		2-2 G6-3		0-0 F8		4	1	1	1	1	0	3						
<b>Eric Anthony, L</b> OBP: 0.303, SLG: 0.407 <b>Gerald Young, S</b> OBP: 0.313, SLG: 0.224	1-1 F8 2B		3-3 K	1-3 K		4-1 S 1B BB				3	0	1	1	1	2	4						
<b>Ken Caminiti, S</b> OBP: 0.354, SLG: 0.434	2-1 F8			3-1 WP 2B		2-2 G4-3		2-2 1B		4	0	2	1	0	0	1						
<b>Andujar Cedeno, R</b> OBP: 0.289, SLG: 0.379	0-0 F9			2-3 K		1-2 G6-3		1-2 G6-3		4	0	0	0	0	1	3						
<b>Eddie Taubensee, L</b> OBP: 0.273, SLG: 0.326		0-0 L8		4-2 1B BB		2-3 K		2-0 F9 1B 2B		3	2	1	0	1	1	0						
<b>Pete Harnisch, S</b> OBP: 0.170, SLG: 0.216 <b>Ernest Riles, L</b> OBP: 0.229, SLG: 0.242 <b>Rob Murphy, L</b> ERA: 3.98		0-1 G5-3		0-0 FC5-2-5 1B 1B		2-3 K		4-2 G4-3 1B BB		3	1	0	0	0	1	2						
<b>Inning Stats</b>	R: 3 E: 0 K: 0 S: 15	H: 3 LOB: 1 BB: 0 P: 24	R: 0 E: 0 K: 0 S: 5	H: 0 LOB: 0 BB: 0 P: 6	R: 0 E: 0 K: 1 S: 11	H: 2 LOB: 1 BB: 0 P: 18	R: 3 E: 0 K: 2 S: 25	H: 4 LOB: 3 BB: 2 P: 44	R: 0 E: 0 K: 1 S: 6	H: 0 LOB: 0 BB: 0 P: 11	R: 0 E: 0 K: 1 S: 10	H: 0 LOB: 1 BB: 1 P: 19	R: 1 E: 0 K: 0 S: 11	H: 1 LOB: 1 BB: 1 P: 19	R: 1 E: 0 K: 0 S: 8	H: 2 LOB: 2 BB: 1 P: 15	R: 1 E: 0 K: 0 S: 10	H: 1 LOB: 1 BB: 1 P: 15	1B: 8 2B: 4 3B: 0 HR: 0	SF: 0 SAC: 0 DP: 0 HBP: 1	WP: 1 PB: 0 SB: 1 CS: 1	PA: 40
<b>PITCHER</b>	IP	WLS	BF	H	R	ER	SO	BB	IBB	HBP	BLK	WP	HR	S	P	ERA	WHIP					
<b>Mark Gardner, R</b> ERA: 4.0 <b>Sergio Valdez, R</b> ERA: 2.25 <b>Pete Young, R</b> ERA: 3.98	(1, 1) 3.2	L 21	9	0	0	0	3	2	0	0	0	0	0	24	43	0.00	0.857					

**Montreal Expos @ Houston Astros**  
Astrodome, Houston, TX  
Fri Aug 28 1992, 8:05 PM EDT  
Att: 10,629 - Dome - 70 F

AB	34
R	8
H	12
RBI	8
BB	5
SO	5
LOB	20





Batter	1	2	3	4	5	6	7	8	9	AB	R	H	RBI	BB	SO	LOB	TOP							
Marquis Grissom, R OBP: 0.324, SLG: 0.415 John Vander Wal, L OBP: 0.332, SLG: 0.366	0-1 P2		4-2 BB			0-0 P4	0-3 K			2	0	0	0	1	0	1								
Spike Owen, S OBP: 0.350, SLG: 0.404	1-1 FC5-4 1B		1-1 F7			1-0 2B 2-3 SF8 1B		4-2 1B BB		3	1	2	0	1	0	1								
Moises Alou, R OBP: 0.331, SLG: 0.449	2-2 FC5-4 1-2			0-0 G5-3		0-1 1B		1-0 1B		4	0	2	1	0	0	1								
Larry Walker, L OBP: 0.341, SLG: 0.494	0-0 L8			0-1 G3-1		1-3 3H 4-1 BB		0-0 F8		3	0	0	0	1	0	3								
Jerry Willard, L OBP: 0.313, SLG: 0.516 Greg Colbrunn, R OBP: 0.329, SLG: 0.412		1-2 F8		2-0 G4-3		0-0 SF8		1-3 K		2	0	0	0	0	0	0								
Tim Lincecum, R OBP: 0.301, SLG: 0.330 Sean Berry, R		0-2 G5-3			0-1 F7	2-2 P6		3-3 K		3	0	0	0	0	0	2								
Gary Carter, R OBP: 0.293, SLG: 0.325 Mel Rojas, R OBP: 0.083, SLG: 0.083 John Wetteland, R OBP: 0.200, SLG: 0.200 Darren Reed, R OBP: 0.239, SLG: 0.383		0-1 G5-3			2-1 F7		4-1 BB		0-0 P4	2	0	0	0	1	0	0	AB 31							
Tom Foley, L OBP: 0.241, SLG: 0.229 Jeff Fassero, L			1-0 G3		2-2 L7		3-3 K		0-1 F9	2	0	0	0	0	0	0	R 2							
Darrin Fletcher, L OBP: 0.281, SLG: 0.294			1-3 K			2-2 1B 2B 2B		0-3 K	2	2	0	0	0	0	0	0	H 5							
Brian Barnes, L OBP: 0.250, SLG: 0.217 Sergio Valdez, R Wil Cordero, R OBP: 0.344, SLG: 0.304								1-3 K	3	0	0	0	0	0	0	0	RBI 2							
										1	0	0	0	0	1	0	BB 4							
										3	1	1	0	0	2	1	SO 7							
																	LOB 15							
<b>Inning Stats</b>	R: 0 E: 0 K: 0 S: 8	H: 1 LOB: 1 BB: 0 P: 11	R: 0 E: 0 K: 0 S: 9	H: 0 LOB: 0 BB: 0 P: 10	R: 0 E: 0 K: 1 S: 10	H: 0 LOB: 1 BB: 1 P: 17	R: 0 E: 0 K: 0 S: 4	H: 0 LOB: 0 BB: 0 P: 6	R: 0 E: 0 K: 0 S: 7	H: 0 LOB: 0 BB: 0 P: 11	R: 2 E: 0 K: 0 S: 14	H: 3 LOB: 2 BB: 1 P: 23	R: 0 E: 0 K: 3 S: 10	H: 0 LOB: 1 BB: 1 P: 17	R: 0 E: 0 K: 2 S: 12	H: 1 LOB: 2 BB: 1 P: 21	R: 0 E: 0 K: 1 S: 7	H: 0 LOB: 0 BB: 0 P: 8	1B: 3 2B: 2 3B: 0 HR: 0	SF: 1 SAC: 0 DP: 0 HBP: 0	WP: 0 PB: 0 SB: 0 CS: 0	PA: 36		
<b>PITCHER</b>	IP	WLS	BF	H	R	ER	SO	BB	IBB	HBP	BLK	WP	HR	S	P	ERA	WHIP							
Jimmy Jones, R ERA: 3.92	5.1	W	22	4	2	2	1	2	0	0	0	0	0	46	70	3.38	1.125							
Rob Murphy, L ERA: 4.87	0.1		1	0	0	0	0	0	0	0	0	0	0	1	1	0.00	0.000							
Xavier Hernandez, R ERA: 2.12	2.1		10	1	0	0	5	2	0	0	0	0	0	27	45	0.00	1.286							
Doug Jones, R ERA: 2.1	1.0		3	0	0	0	1	0	0	0	0	0	0	7	8	0.00	0.000							

**Montreal Expos @ Houston Astros**  
Astrodome, Houston, TX  
Sat Aug 29 1992, 8:05 PM EDT  
Att: 16,657 - Dome - 70 F

AB	31
R	2
H	5
RBI	2
BB	4
SO	7
LOB	15



Batter	1	2	3	4	5	6	7	8	9	AB	R	H	RBI	BB	SO	LOB	BOTTOM						
Craig Biggio, R OBP: 0.385, SLG: 0.386 Eric Anthony, L OBP: 0.302, SLG: 0.406 Doug Jones, R	1-2 G3	1-0 2B		1-2 1B G3-1 1B		3-2 F8		0-0 F8		4	0	2	3	0	0	0							
Steve Finley, L OBP: 0.337, SLG: 0.384	4-1 BB	1-1 HR		0-1 G3-1		1-0 5 HBP		4-1 2B BB		2	3	1	0	2	0	2							
Ken Caminiti, S OBP: 0.357, SLG: 0.446	0-2 L5	3-2 HR		1-1 WP 1B		0-0 L5		2-1 2B		5	1	3	4	0	0	2							
5 Jeff Bagwell, R OBP: 0.347, SLG: 0.401	0-0 E5 1B	1-0 F8		2-3 3H 1B		1-2 G5-3		2-1 F8		5	0	0	0	0	1	4							
Pete Incaviglia, R OBP: 0.316, SLG: 0.428 Gerald Young, S OBP: 0.313, SLG: 0.224	2-1 1B	2-3 K		1-3 K			0-1 S 2B			4	0	2	0	0	2	2							
Luis Gonzalez, L OBP: 0.310, SLG: 0.415	3-1 F8		0-0 G1-3		3-1 G1-3		2-3 K2-3			4	0	0	0	0	1	3							
Andujar Cedeno, R OBP: 0.295, SLG: 0.387		4-0 BLK 1B BB	0-0 L7		1-1 2B		1-3 K			3	1	1	0	1	1	1	AB 34						
Eddie Taubensee, L OBP: 0.273, SLG: 0.325		2-1 BLK 2B 1B	2-3 K		2-2 F8		3-3 K			4	1	1	0	0	2	3	R 8						
Jimmy Jones, R OBP: 0.263, SLG: 0.152 Rob Murphy, L Xavier Hernandez, L Casey Candaele, S OBP: 0.256, SLG: 0.257		4-2 2B BB		4-2 G3-1 1B BB		1-3 K		1-3 K2-3		1	2	0	0	2	1	1	H 10						
										0	0	0	0	0	0	0	RBI 7						
										0	0	0	0	0	0	0	BB 5						
										1	0	0	0	0	1	0	SO 9						
																	LOB 18						
<b>Inning Stats</b>	R: 1 E: 1 K: 0 S: 13	H: 1 LOB: 2 BB: 1 P: 23	R: 5 E: 0 K: 1 S: 17	H: 4 LOB: 2 BB: 2 P: 35	R: 0 E: 0 K: 1 S: 5	H: 0 LOB: 0 BB: 0 P: 7	R: 1 E: 0 K: 2 S: 16	H: 2 LOB: 2 BB: 1 P: 24	R: 0 E: 0 K: 1 S: 10	H: 1 LOB: 1 BB: 0 P: 17	R: 0 E: 0 K: 0 S: 7	H: 0 LOB: 0 BB: 0 P: 12	R: 0 E: 0 K: 3 S: 12	H: 1 LOB: 2 BB: 0 P: 18	R: 1 E: 0 K: 1 S: 9	H: 1 LOB: 1 BB: 1 P: 18	1B: 5 2B: 4 3B: 0 HR: 1	SF: 0 SAC: 0 DP: 0 HBP: 1	WP: 1 PB: 0 SB: 3 CS: 0	PA: 40			
<b>PITCHER</b>	IP	WLS	BF	H	R	ER	SO	BB	IBB	HBP	BLK	WP	HR	S	P	ERA	WHIP						
Brian Barnes, L ERA: 2.89	1.1	L	12	5	6	5	0	3	0	0	1	0	0	26	51	33.75	6.000						
Sergio Valdez, R ERA: 2.38	2.2		11	2	1	1	4	1	0	0	0	1	0	25	38	3.38	1.125						
Jeff Fassero, L ERA: 2.74	2.0		8	1	0	0	1	0	0	1	0	0	0	17	29	0.00	0.500						
Mel Rojas, R ERA: 1.14	1.0		4	1	0	0	3	0	0	0	0	0	0	12	18	0.00	1.000						
John Wetteland, R ERA: 3.45	1.0		5	1	1	1	1	1	0	0	0	0	0	9	18	9.00	2.000						

**Montreal Expos @ Houston Astros**  
Astrodome, Houston, TX  
Sat Aug 29 1992, 8:05 PM EDT  
Att: 16,657 - Dome - 70 F

AB	34
R	8
H	10
RBI	7
BB	5
SO	9
LOB	18





Batter	1	2	3	4	5	6	7	8	9	AB	R	H	RBI	BB	SO	LOB	TOP			
Marquis Grissom, R OBP: 0.324, SLG: 0.414	(1, 8) K		(0, 0) F9 BB E 1B		(1, 0) G4-3		(0, 3) K			4	1	1	0	0	2	1	<b>Montreal Expos @ Houston Astros</b> Astrodome, Houston, TX Sun Aug 30 1992, 4:33 AM EDT Att: 14,939 - Dome - 70 F			
Spike Owen, S OBP: 0.354, SLG: 0.406	(1, 6) FC5-4 1B		(4, 0) S E BB		(1, 1) FC6 1B		(0, 1) F7			3	1	2	0	1	0	1				
Moises Alou, R OBP: 0.327, SLG: 0.442	(1, 7) FC5-4 1-2		(2, 1) F9		(0, 1) L8			(2, 0) P4		4	0	0	0	0	0	4				
Larry Walker, L OBP: 0.341, SLG: 0.492	(1, 9) G3		(3, 2) E1 1-H SF8 3-H 1B		(3, 1) FC6 1-2			(0, 1) G4-3		4	1	1	1	0	0	2				
Greg Colbrunn, R OBP: 0.325, SLG: 0.408			(0, 0) SF8		(2, 2) G6-3			(2, 2) G5-3		3	1	1	1	0	0	0				
Tom Foley, L OBP: 0.241, SLG: 0.229			(4, 6, 3) PB 1B		(1, 3) K					0	0	0	0	0	0	0				
Sean Berry, R OBP: 0.200, SLG: 0.200			(2, 0) G4-6-3 1B		(0, 2) G5-3			(0, 6) F8		4	0	1	0	0	1	0				
Darrin Fletcher, L OBP: 0.275, SLG: 0.287			(2, 1) G4-6-3 1-2 2-3		(0, 1) F8			(0, 1) G3-1		4	0	0	0	0	0	2				
Wil Cordero, R OBP: 0.354, SLG: 0.305			(2, 0) PB HBP		(3, 2) P6			(2, 0) SH1-3 1B		3	0	1	0	0	1	0				
Ken Hill, R OBP: 0.263, SLG: 0.358			(1, 3) K 3-H		(2, 2) G4-3			(0, 0) SH1-3 1-2		2	0	0	0	0	1	1				
<b>Inning Stats</b>	R: 0 E: 0 K: 1 S: 9	H: 1 LOB: 0 BB: 0 P: 13	R: 1 E: 0 K: 1 S: 7	H: 2 LOB: 1 BB: 0 P: 14	R: 3 E: 1 K: 0 S: 11	H: 2 LOB: 0 BB: 1 P: 21	R: 0 E: 0 K: 0 S: 12	H: 0 LOB: 0 BB: 0 P: 17	R: 0 E: 0 K: 1 S: 11	H: 0 LOB: 1 BB: 0 P: 17	R: 0 E: 0 K: 1 S: 8	H: 1 LOB: 1 BB: 0 P: 10	R: 0 E: 0 K: 0 S: 6	H: 0 LOB: 0 BB: 0 P: 10	R: 0 E: 0 K: 1 S: 6	H: 0 LOB: 0 BB: 0 P: 7	1B: 7 2B: 0 3B: 0 HR: 0	SF: 1 SAC: 1 DP: 1 HBP: 1	WP: 0 PB: 1 SB: 1 CS: 0	PA: 35
<b>PITCHER</b>	IP WLS BF H R ER SO BB IBB HBP BLK WP HR S P ERA WHIP																			
Darryl Kile, R ERA: 4.5	(1, 1) 3.0 L 15 5 4 2 2 2 1 0 0 0 0 0 0 0 0 0 6.00 2.000																			
Willie Blair, R ERA: 3.69	(4, 1) 3.0 10 1 0 0 1 0 0 0 0 0 0 0 0 30 46 0.00 0.333																			
Al Osuna, L ERA: 3.73	(7, 1) 2.0 7 1 0 0 1 0 0 0 0 0 0 0 0 14 20 0.00 0.500																			
Joe Boever, R ERA: 2.72	(9, 1) 1.0 3 0 0 0 1 0 0 0 0 0 0 0 0 6 7 0.00 0.000																			

AB	31
R	4
H	7
RBI	2
BB	1
SO	5
LOB	11



Batter	1	2	3	4	5	6	7	8	9	AB	R	H	RBI	BB	SO	LOB	BOTTOM			
Craig Biggio, R OBP: 0.382, SLG: 0.383	(1, 4) G4-3		(1, 2) F9			(1, 1) F8			(0, 1) F8	4	0	0	0	0	0	1	<b>Montreal Expos @ Houston Astros</b> Astrodome, Houston, TX Sun Aug 30 1992, 4:33 AM EDT Att: 14,939 - Dome - 70 F			
Steve Finley, L OBP: 0.335, SLG: 0.383	(1, 8) G4-6-3 BB		(2, 2) F7			(0, 0) F9			(4, 1) BB	2	0	0	0	2	0	1				
Luis Gonzalez, L OBP: 0.306, SLG: 0.409	(1, 7) G4-6-3 1-2			(0, 0) B1-3		(0, 3) K			(0, 0) F7	4	0	0	0	0	1	2				
5 Jeff Bagwell, R OBP: 0.346, SLG: 0.402			(2, 1) K 2B		(0, 3) K			(1, 3) K		4	0	1	0	0	2	1				
Eric Anthony, L OBP: 0.300, SLG: 0.402			(1, 1) P6		(0, 3) K			(2, 2) P6		3	0	0	0	0	1	1				
Ken Caminiti, S OBP: 0.357, SLG: 0.446			(3, 2) L8		(2, 2) G3			(1, 2) K 1B		3	0	1	0	0	0	1				
Andujar Cedeno, R OBP: 0.289, SLG: 0.377			(2, 3) K		(3, 1) F8			(2, 3) K		3	0	0	0	0	2	2				
Eddie Taubensee, L OBP: 0.273, SLG: 0.329			(2, 2) K 2B		(2, 2) F8			(1, 3) K		3	0	1	0	0	1	1				
Darryl Kile, R ERA: 4.5	(1, 1) 3.0 W 31 4 0 0 8 2 0 0 0 0 0 0 0 77 116 0.00 0.667																			
Juan Guzman, R ERA: 2.29	(3, PH) 0.0 0 0 0 0 0 0 0 0 0 0 0 0 0 0 0 0.00 0.000																			
Willie Blair, R ERA: 3.69	(4, 1) 3.0 10 1 0 0 1 0 0 0 0 0 0 0 0 30 46 0.00 0.333																			
Gerald Young, R ERA: 3.69	(5, PH) 0.0 0 0 0 0 0 0 0 0 0 0 0 0 0 0 0 0.00 0.000																			
Al Osuna, R ERA: 3.73	(7, 1) 2.0 7 1 0 0 1 0 0 0 0 0 0 0 0 14 20 0.00 0.500																			
Ernest Riles, L ERA: 2.29	(8, PH) 0.0 0 0 0 0 0 0 0 0 0 0 0 0 0 0 0 0.00 0.000																			
Joe Boever, R ERA: 2.72	(9, 1) 1.0 3 0 0 0 1 0 0 0 0 0 0 0 0 6 7 0.00 0.000																			
<b>Inning Stats</b>	R: 0 E: 0 K: 0 S: 5	H: 0 LOB: 0 BB: 1 P: 11	R: 0 E: 0 K: 1 S: 10	H: 1 LOB: 1 BB: 0 P: 18	R: 0 E: 0 K: 1 S: 12	H: 1 LOB: 1 BB: 0 P: 18	R: 0 E: 0 K: 2 S: 7	H: 0 LOB: 0 BB: 0 P: 7	R: 0 E: 0 K: 0 S: 6	H: 0 LOB: 0 BB: 0 P: 7	R: 0 E: 0 K: 1 S: 7	H: 0 LOB: 0 BB: 0 P: 10	R: 0 E: 0 K: 2 S: 13	H: 2 LOB: 2 BB: 0 P: 17	R: 0 E: 0 K: 1 S: 9	H: 0 LOB: 1 BB: 1 P: 13	1B: 2 2B: 2 3B: 0 HR: 0	SF: 0 SAC: 0 DP: 1 HBP: 0	WP: 0 PB: 0 SB: 1 CS: 0	PA: 31
<b>PITCHER</b>	IP WLS BF H R ER SO BB IBB HBP BLK WP HR S P ERA WHIP																			
Ken Hill, R ERA: 2.67	(1, 1) 9.0 W 31 4 0 0 8 2 0 0 0 0 0 0 0 77 116 0.00 0.667																			

AB	29
R	0
H	4
RBI	0
BB	2
SO	8
LOB	11





Batter	1	2	3	4	5	6	7	8	9	AB	R	H	RBI	BB	SO	LOB	TOP					
Stan Javier, S (1, 8) OBP: 0.333, SLG: 0.314	F9		G1-3-2 1B		L4			K		4	0	1	0	0	1	1	<b>Philadelphia Phillies @ Houston Astros</b> Astrodome, Houston, TX Mon Aug 31 1992, 8:05 PM EDT Att. 5,945 - Dome - 70 F					
Mariano Duncan, R (1, 4) OBP: 0.292, SLG: 0.386	L5		G5-3			G3-6-3 1B		FC5-4		4	0	1	0	0	0	2						
John Kruk, L (1, 9) OBP: 0.429, SLG: 0.457 Mitch Williams, L (8, 1) OBP: 0.333, SLG: 0.333	G3-1		G1-3-2			G3-6-3 1-2		K		4	0	0	0	0	1	3						
Ricky Jordan, R (1, 3) OBP: 0.271, SLG: 0.369					F7	G3			F9	4	1	1	0	0	0	0						
Darren Daulton, L (1, 2) OBP: 0.385, SLG: 0.541 Jeff Grotewold, L (7, 2) OBP: 0.358, SLG: 0.511		P4			P4			L9		3	0	0	0	0	0	1						
Dave Hollins, S (1, 5) OBP: 0.384, SLG: 0.452										3	1	3	2	1	0	0						
Tom Marsh, R (1, 7) OBP: 0.258, SLG: 0.316										4	0	0	0	0	1	4						
Juan Bell, R (1, 6) OBP: 0.281, SLG: 0.283										4	0	1	0	0	0	3						
Andy Ashby, R (1, 1) Greg Mathews, R (2, 1) Jay Baller, R (6, 1) Ruben Amaro Jr., S (8, PH) OBP: 0.305, SLG: 0.317										1	0	0	0	0	0	1						
<b>Inning Stats</b>	R: 0 E: 0 K: 0 S: 7	H: 0 LOB: 0 BB: 0 P: 12	R: 2 E: 0 K: 0 S: 6	H: 3 LOB: 1 BB: 0 P: 12	R: 0 E: 0 K: 0 S: 5	H: 1 LOB: 0 BB: 0 P: 9	R: 0 E: 0 K: 0 S: 5	H: 0 LOB: 1 BB: 0 P: 12	R: 0 E: 0 K: 0 S: 4	H: 0 LOB: 0 BB: 0 P: 5	R: 0 E: 0 K: 0 S: 5	H: 1 LOB: 0 BB: 0 P: 10	R: 0 E: 0 K: 1 S: 12	H: 1 LOB: 1 BB: 0 P: 15	R: 0 E: 0 K: 2 S: 10	H: 1 LOB: 1 BB: 0 P: 16		R: 0 E: 0 K: 0 S: 12	H: 1 LOB: 2 BB: 1 P: 16	1B: 7 2B: 1 3B: 0 HR: 1	SF: 0 SAC: 0 DP: 2 HBP: 0	WP: 0 PB: 0 SB: 1 CS: 0
<b>PITCHER</b> Butch Henry, L (1, 1) ERA: 4.1	IP: 9.0 WLS: W BF: 35 H: 8 R: 2 ER: 2 SO: 3 BB: 2 IBB: 0 HBP: 0 BLK: 0 WP: 0 HR: 1 S: 68 P: 107 ERA: 2.00 WHIP: 1.111															<b>PITCHER</b>						

Batter	1	2	3	4	5	6	7	8	9	AB	R	H	RBI	BB	SO	LOB	BOTTOM			
Craig Biggio, R (1, 4) OBP: 0.386, SLG: 0.385 Casey Candaele, S (7, 4) OBP: 0.255, SLG: 0.256	FC4-6 1B									2	0	2	1	2	0	0	<b>Philadelphia Phillies @ Houston Astros</b> Astrodome, Houston, TX Mon Aug 31 1992, 8:05 PM EDT Att. 5,945 - Dome - 70 F			
Steve Finley, L (1, 8) OBP: 0.341, SLG: 0.382	FC4-6 1-2 2-3 3-H									3	1	1	1	2	0	1				
Luis Gonzalez, L (1, 7) OBP: 0.307, SLG: 0.407	G6-3 1-2									4	1	1	0	1	0	6				
5 Jeff Bagwell, R (1, 3) OBP: 0.347, SLG: 0.408										5	2	2	0	0	0	4				
Eric Anthony, L (1, 9) OBP: 0.299, SLG: 0.408										5	1	1	5	0	2	1				
Ken Caminiti, S (1, 5) OBP: 0.382, SLG: 0.459										4	2	3	1	1	1	0				
Andujar Cedeno, R (1, 6) OBP: 0.279, SLG: 0.362										5	0	0	0	0	1	4				
Eddie Taubensee, L (1, 2) OBP: 0.280, SLG: 0.329										3	1	1	0	1	0	1				
Butch Henry, L (1, 1) OBP: 0.151, SLG: 0.192										3	1	1	0	1	0	4				
<b>Inning Stats</b>	R: 0 E: 0 K: 0 S: 7	H: 1 LOB: 0 BB: 0 P: 11	R: 3 E: 0 K: 0 S: 14	H: 2 LOB: 3 BB: 4 P: 36	R: 0 E: 0 K: 2 S: 8	H: 0 LOB: 0 BB: 0 P: 14	R: 1 E: 0 K: 0 S: 9	H: 3 LOB: 2 BB: 0 P: 14	R: 0 E: 0 K: 1 S: 8	H: 1 LOB: 3 BB: 1 P: 18	R: 5 E: 0 K: 1 S: 23	H: 4 LOB: 1 BB: 2 P: 41	R: 0 E: 0 K: 0 S: 6	H: 0 LOB: 1 BB: 1 P: 14	R: 0 E: 0 K: 0 S: 10	H: 1 LOB: 1 BB: 0 P: 15		1B: 7 2B: 2 3B: 1 HR: 2	SF: 0 SAC: 0 DP: 1 HBP: 1	WP: 2 PB: 0 SB: 0 CS: 0
<b>PITCHER</b> Andy Ashby, R (1, 1) ERA: 6.3 Greg Mathews, L (2, 1) ERA: 5.4 Jay Baller, R (6, 1) ERA: 8.18 Mitch Williams, L (8, 1) ERA: 4.04	IP: 1.2 WLS: L BF: 10 H: 3 R: 3 ER: 3 SO: 3 BB: 3 IBB: 0 HBP: 0 BLK: 0 WP: 1 HR: 0 S: 18 P: 38 ERA: 16.20 WHIP: 3.600															<b>PITCHER</b>				

AB 33  
R 2  
H 8  
RBI 2  
BB 2  
SO 3  
LOB 15



AB 35  
R 9  
H 12  
RBI 8  
BB 8  
SO 4  
LOB 21





Batter	1	2	3	4	5	6	7	8	9	AB	R	H	RBI	BB	SO	LOB	TOP				
Stan Javier, S OBP: 0.336, SLG: 0.318 (1, 8)	G3		G3-6-3 1B		B1-3			FC4-6 1B		4	1	2	1	0	0	0	Philadelphia Phillies @ Houston Astros Astrodome, Houston, TX Tue Sep 01 1992, 8:05 PM EDT Att: 6,334 - Dome - 70 F				
Mickey Morandini, L OBP: 0.307, SLG: 0.350 (1, 4)	F8		G3-6-3 1-2f			G4-3		FC4-6 1B		4	0	1	0	0	0	1					
John Kruk, L OBP: 0.425, SLG: 0.453 (1, 9)	G6-3			G1-3		G6-3		FC4-6 1-2f		4	0	0	1	0	0	1					
Darren Daulton, L OBP: 0.388, SLG: 0.540 (1, 2)		G5-3 1B BB		2B BB				F8 3-H 2-1		1	1	0	0	3	0	1					
Dave Hollins, S OBP: 0.363, SLG: 0.450 (1, 5)		G5-3 1B 1-2		P5		F8		G4-3		4	0	1	0	0	0	3					
Ricky Jordan, R OBP: 0.276, SLG: 0.377 (1, 3)	G5-3 1-2 2-3f			2B 1-H			F8		G3 1B	4	0	2	1	0	0	2					
Mariano Duncan, R OBP: 0.291, SLG: 0.385 (1, 7)	K			G6-3					K 1B	4	0	1	0	0	2	3					
Juan Bell, R OBP: 0.279, SLG: 0.281 (1, 6)			SH1-4 1B 1B		K 1B		P8		G3 1-2	4	1	1	0	0	1	2					
Cliff Brantley, R OBP: 0.182, SLG: 0.182 (6, 1)			SH1-4		G5-3				G6-3	1	0	0	0	0	0	0					
Bob Ayrault, R (6, 1)										1	0	0	0	0	0	0					
Kyle Abbott, L OBP: 0.207, SLG: 0.111 (7, PH)										0	0	0	0	0	0	0					
Jeff Grotewold, L OBP: 0.142, SLG: 0.099 (7, PH)										0	0	0	0	0	0	0					
Tommy Greene, R OBP: 0.142, SLG: 0.142 (8, 1)										0	0	0	0	0	0	0					
Mike Hartley, R OBP: 0.096, SLG: 0.316 (9, PH)										1	0	0	0	0	0	1					
<b>Inning Stats</b>	R: 0 E: 0 K: 0 S: 7	H: 0 LOB: 0 BB: 0 P: 10	R: 0 E: 0 K: 1 S: 6	H: 1 LOB: 1 BB: 1 P: 12	R: 1 E: 0 K: 0 S: 5	H: 2 LOB: 0 BB: 0 P: 10	R: 1 E: 0 K: 0 S: 11	H: 1 LOB: 1 BB: 1 P: 19	R: 0 E: 0 K: 1 S: 7	H: 0 LOB: 0 BB: 1 P: 9	R: 0 E: 0 K: 1 S: 6	H: 1 LOB: 1 BB: 0 P: 10	R: 1 E: 0 K: 0 S: 15	H: 2 LOB: 1 BB: 0 P: 24	R: 0 E: 0 K: 1 S: 9	H: 1 LOB: 1 BB: 0 P: 12	1B: 7 2B: 1 3B: 0 HR: 0	SF: 0 SAC: 1 DP: 2 HBP: 0	WP: 0 PB: 1 SB: 0 CS: 0	PA: 36	
<b>PITCHER</b>	IP	WLS	BF	H	R	ER	SO	BB	IBB	HBP	BLK	WP	HR	S	P	ERA	WHIP				
Brian Williams, R ERA: 3.29 (1, 1)	7.0	W	29	7	3	3	3	3	0	0	0	0	0	55	95	3.86	1.429				
Rob Murphy, L ERA: 4.5 (8, 1)	0.2		2	0	0	0	0	0	0	0	0	0	0	6	10	0.00	0.000				
Doug Jones, R ERA: 2.07 (8, 1)	1.1	S	5	1	0	0	1	0	0	0	0	0	0	11	14	0.00	0.750				

AB	32
R	3
H	8
RBI	3
BB	3
SO	4
LOB	15

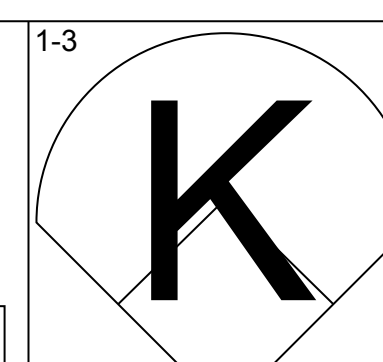
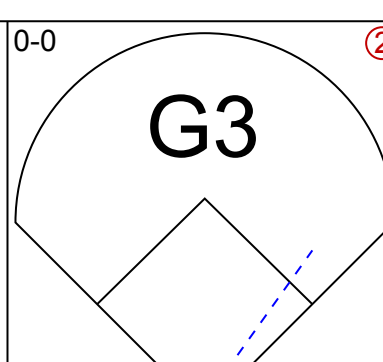
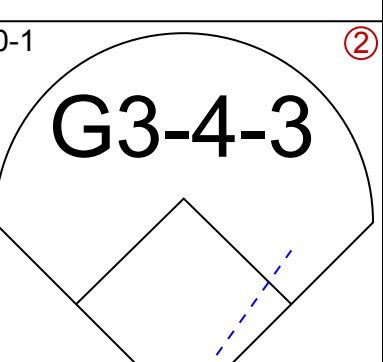
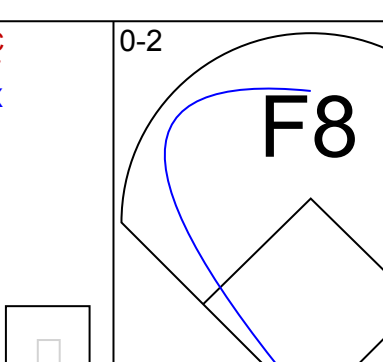
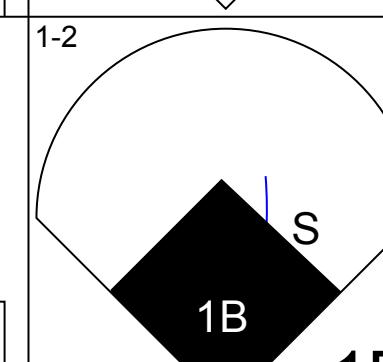
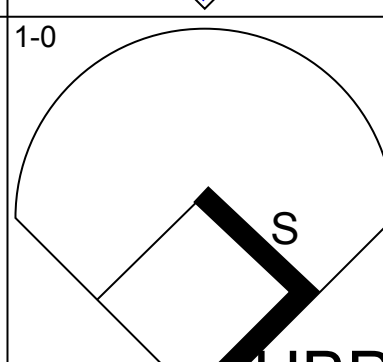
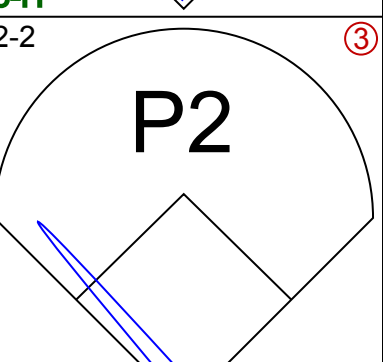
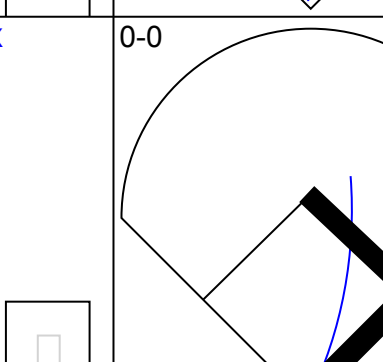
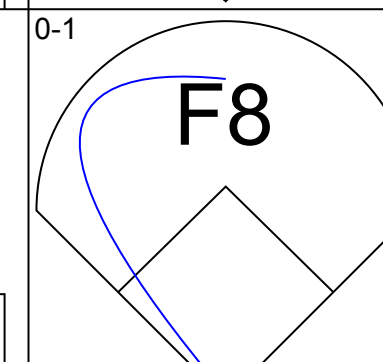
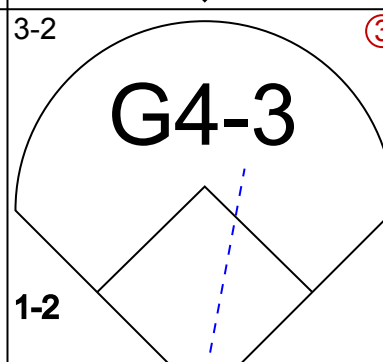
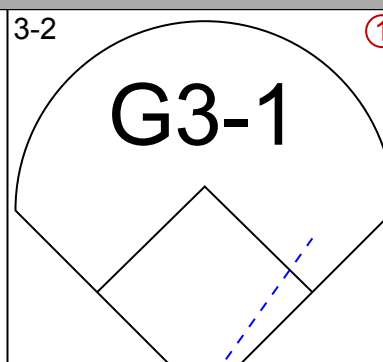
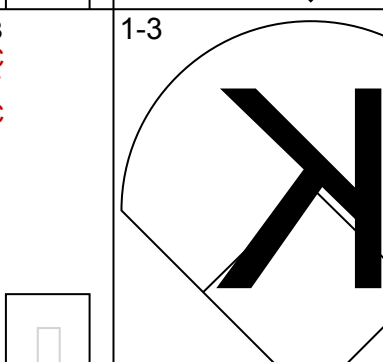
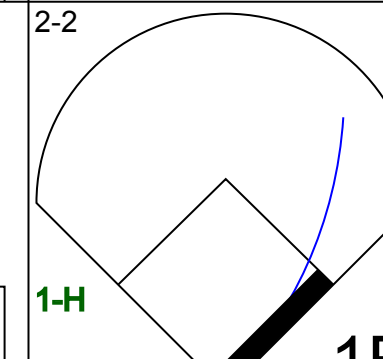
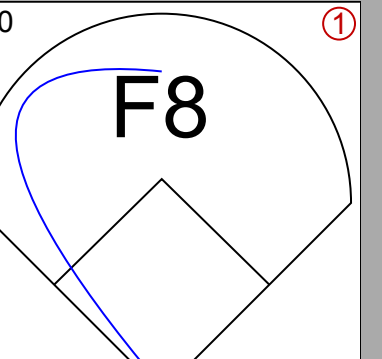
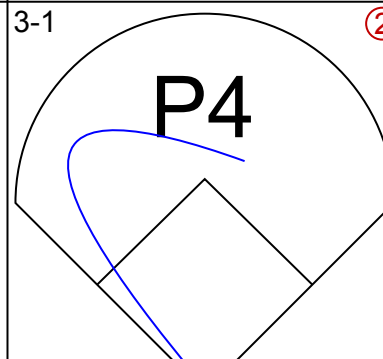
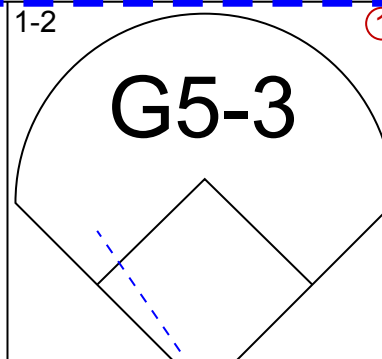
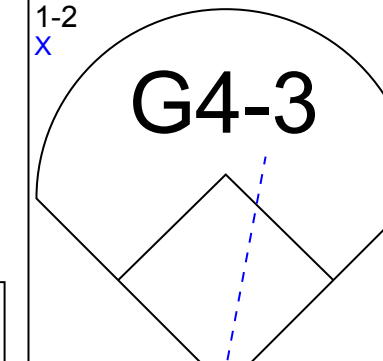
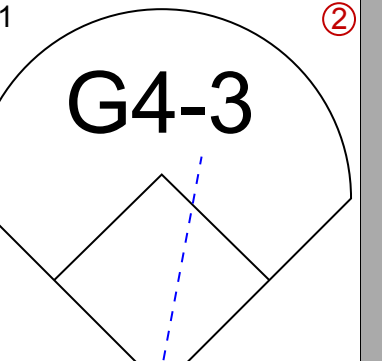
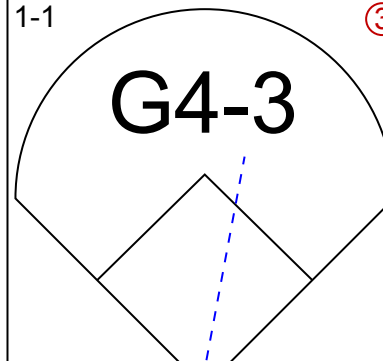
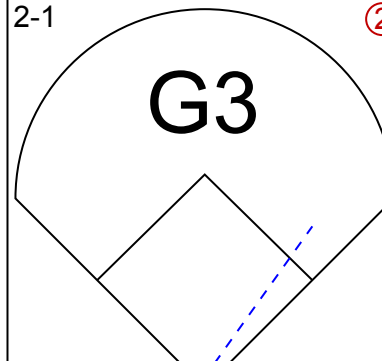
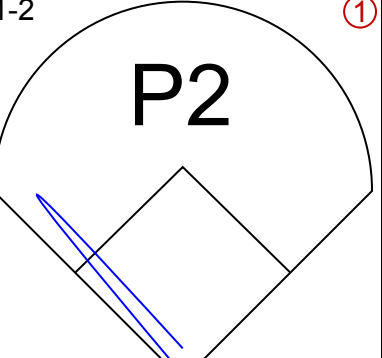
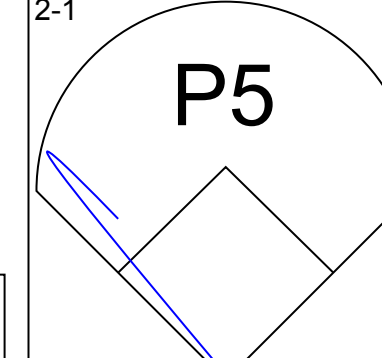
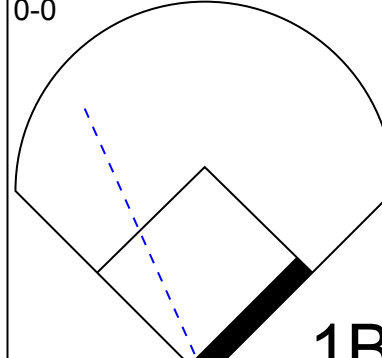
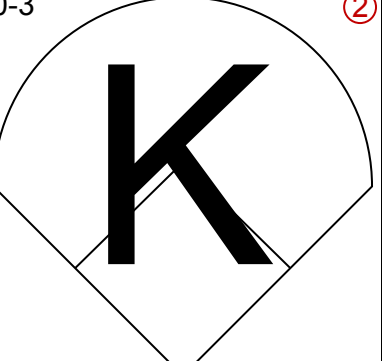
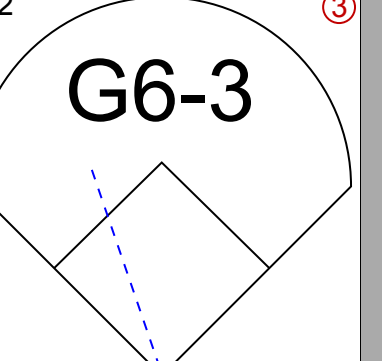
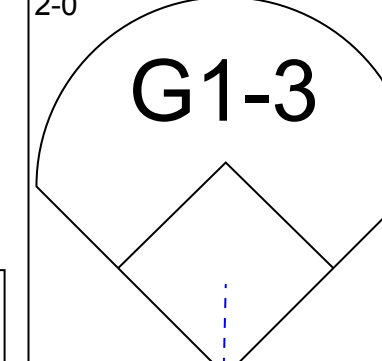
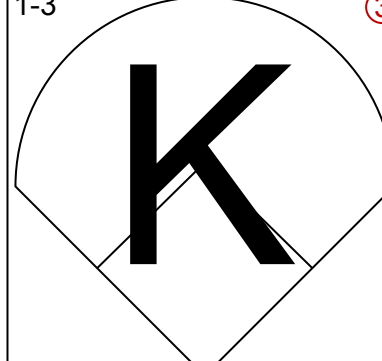
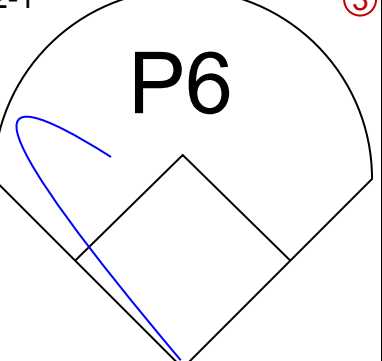
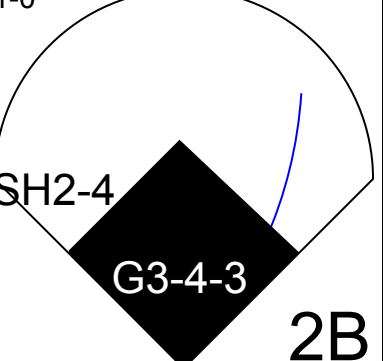
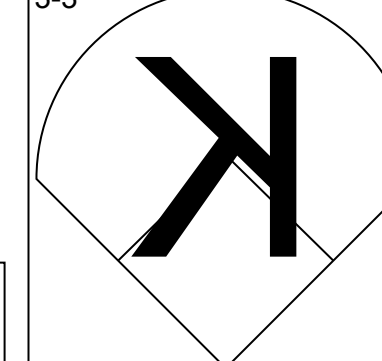

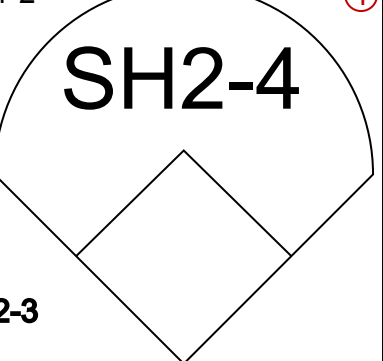
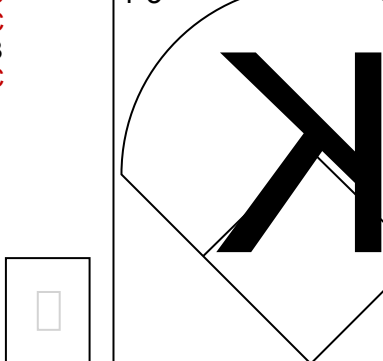


Batter	1	2	3	4	5	6	7	8	9	AB	R	H	RBI	BB	SO	LOB	BOTTOM				
Craig Biggio, R OBP: 0.388, SLG: 0.388 (1, 4)	CS BB	FC5-2 BB		F9		E S 2H 1B		2B		4	0	2	1	1	0	2	Philadelphia Phillies @ Houston Astros Astrodome, Houston, TX Tue Sep 01 1992, 8:05 PM EDT Att: 6,334 - Dome - 70 F				
Steve Finley, L OBP: 0.341, SLG: 0.380 (1, 8)	2B BB	BB		G3-1		K		P5		3	1	0	0	2	1	2					
Luis Gonzalez, L OBP: 0.309, SLG: 0.421 (1, 7)	F9 1H 2B	F7		G3-1		G3		F8		5	1	2	2	0	0	5					
5 Jeff Bagwell, R OBP: 0.347, SLG: 0.405 (1, 3)	F9 2-3		F7		1B BB		L5		IBB	3	0	0	0	2	0	1					
Eric Anthony, L OBP: 0.303, SLG: 0.409 (7, PR)			G3-1					F8		2	0	1	0	2	0	0					
Gerald Young, S OBP: 0.304, SLG: 0.217 (8, 9)					FC6-4 1B		2B BB			1	1	0	0	0	0	2					
Ken Caminiti, S OBP: 0.383, SLG: 0.470 (1, 5)	G3				P6		F8 1-H			4	1	2	2	0	0	4					
Andujar Cedeno, R OBP: 0.278, SLG: 0.359 (1, 6)					P5		FC6-4 1-2f		F8	4	0	1	0	0	0	4					
Eddie Taubensee, L OBP: 0.283, SLG: 0.329 (1, 2)		L8		P2		SH1-4 1B		IBB		3	1	1	0	1	0	1					
Brian Williams, R OBP: 0.143, SLG: 0.179 (1, 1)		SH		G3		SH1-4 1B		IBB		2	0	0	0	0	1	2					
Rob Murphy, L (8, 1)		BB FC5-2								0	0	0	0	0	0	0					
Doug Jones, R (8, 1)										0	0	0	0	0	0	0					
<b>Inning Stats</b>	R: 1 E: 0 K: 0 S: 15	H: 1 LOB: 2 BB: 3 P: 34	R: 0 E: 1 K: 0 S: 14	H: 1 LOB: 3 BB: 1 P: 21	R: 1 E: 0 K: 0 S: 14	H: 1 LOB: 0 BB: 0 P: 19	R: 0 E: 0 K: 0 S: 7	H: 0 LOB: 0 BB: 0 P: 8	R: 1 E: 0 K: 1 S: 11	H: 2 LOB: 1 BB: 0 P: 19	R: 1 E: 0 K: 1 S: 9	H: 1 LOB: 2 BB: 2 P: 20	R: 0 E: 0 K: 0 S: 7	H: 1 LOB: 2 BB: 1 P: 16	1B: 4 2B: 3 3B: 0 HR: 2	SF: 0 SAC: 2 DP: 0 HBP: 0	WP: 0 PB: 0 SB: 1 CS: 1	PA: 41			
<b>PITCHER</b>	IP	WLS	BF	H	R	ER	SO	BB	IBB	HBP	BLK	WP	HR	S	P	ERA	WHIP				
Cliff Brantley, R ERA: 4.48 (6, 1)	5.0	L	25	5	3	3	0	5	0	0	0	0	0	5	7	27.00	6.000				
Bob Ayrault, R ERA: 3.74 (6, 1)	0.1		3	2	1	1	0	0	0	0	0	0	0	5	7	27.00	6.000				
Kyle Abbott, L ERA: 5.03 (6, 1)	0.2		2	0	0	0	1	0	0	0	0	0	0	6	12	0.00	0.000				
Tommy Greene, R ERA: 6.4 (7, 1)	1.0		6	1	1	1	1	1	1	0	0	0	0	9	20	9.00	2.000				
Mike Hartley, R ERA: 3.53 (8, 1)	1.0		5	1	0	0	0	0	1	0	0	0	0	7	16	0.00	1.000				

AB	31
R	5
H	9
RBI	5
BB	8
SO	2
LOB	23

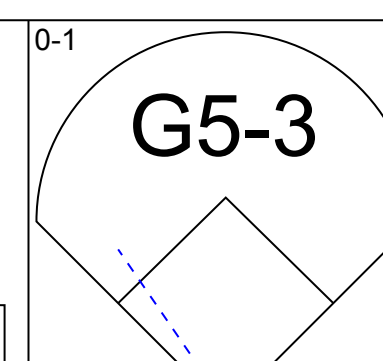
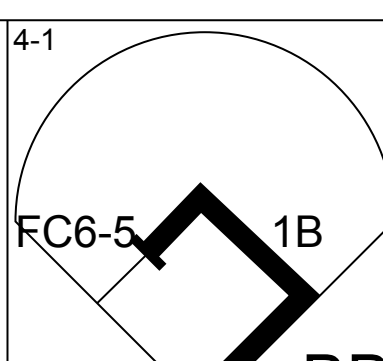
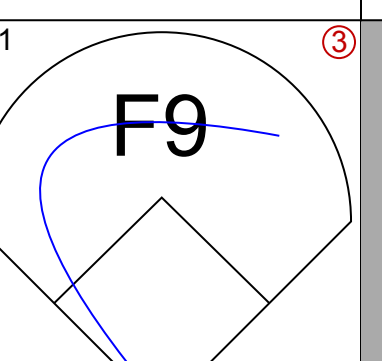
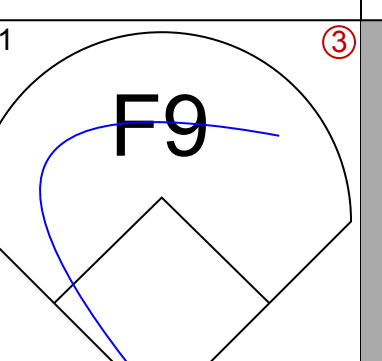
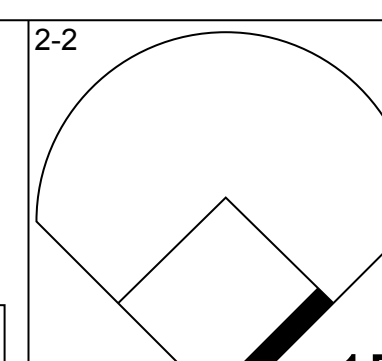
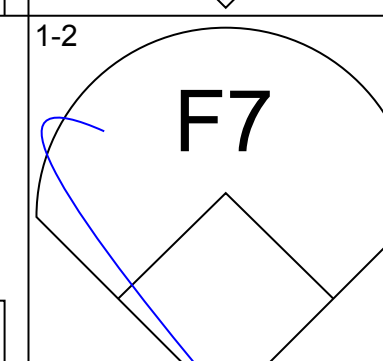
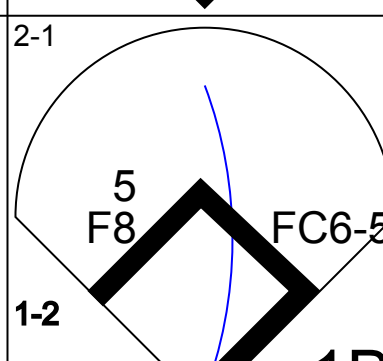

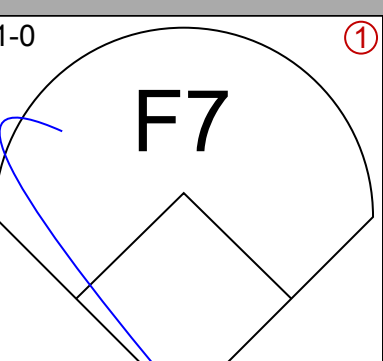
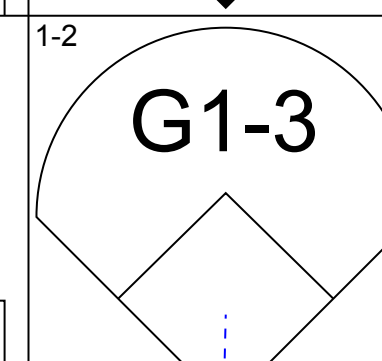
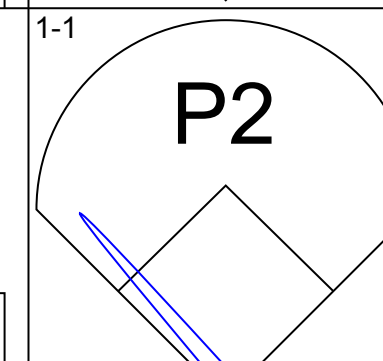
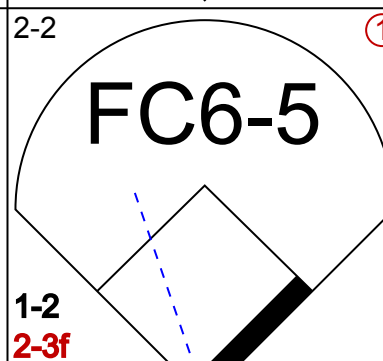

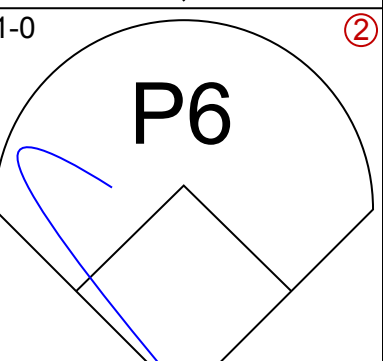
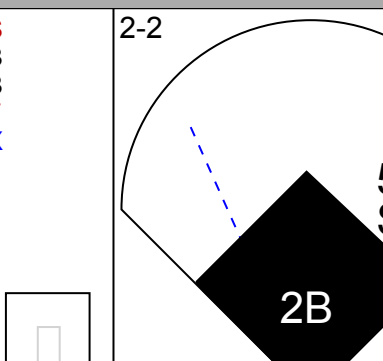
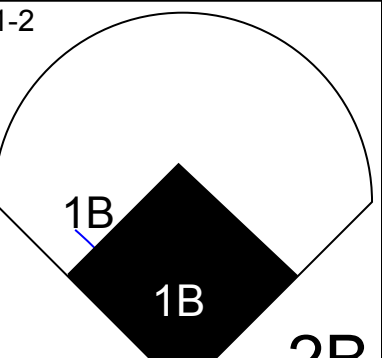
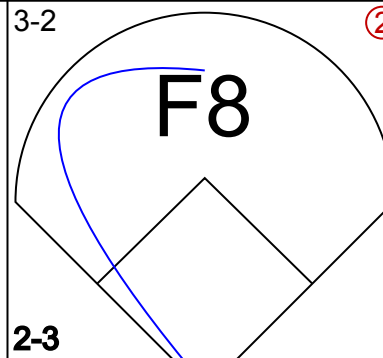
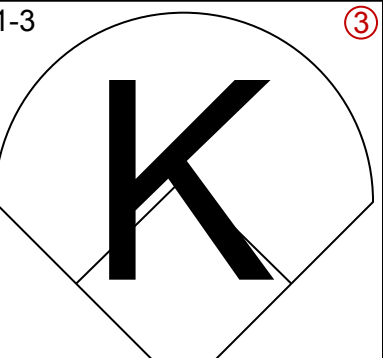
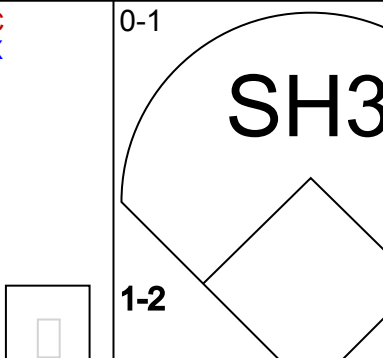
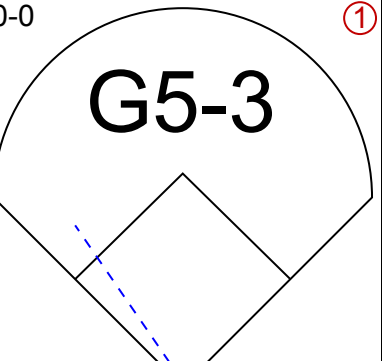
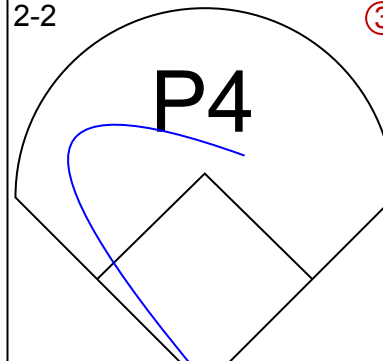
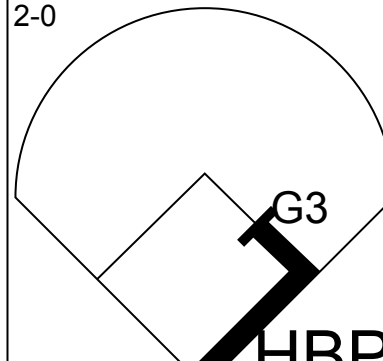
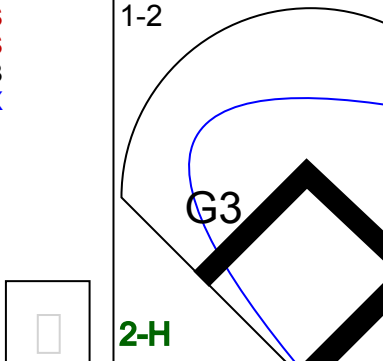
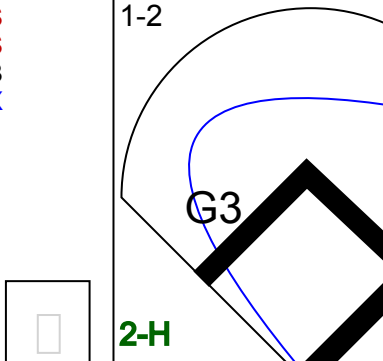
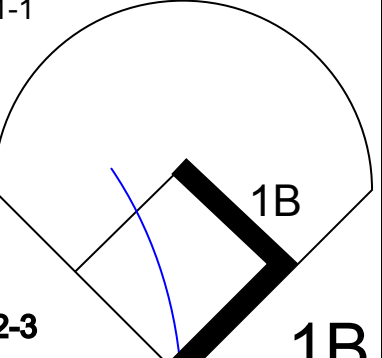
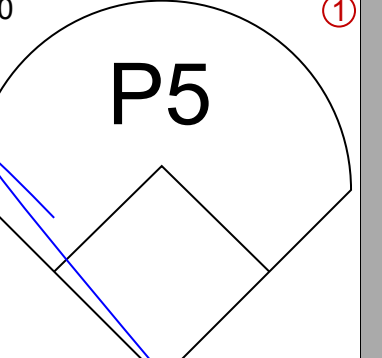
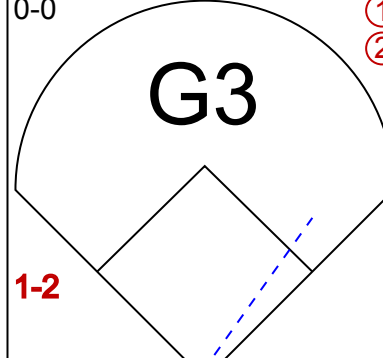
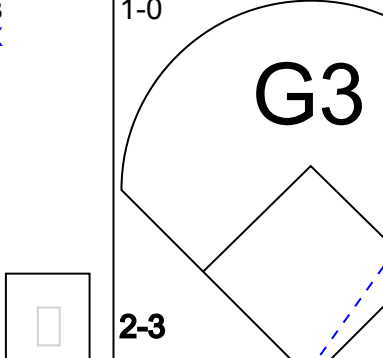
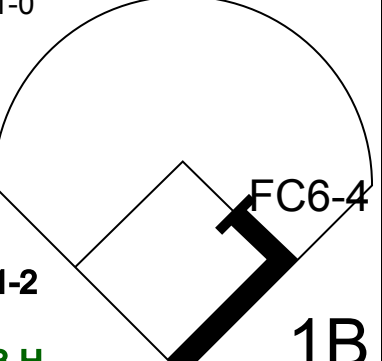
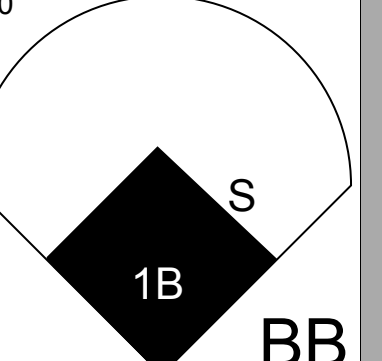
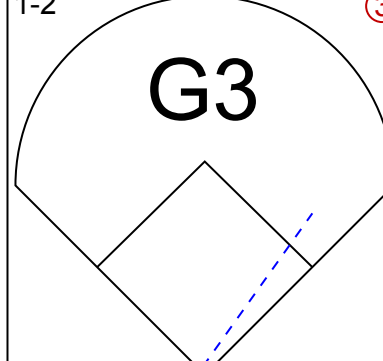
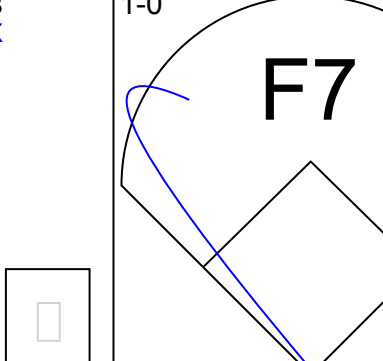
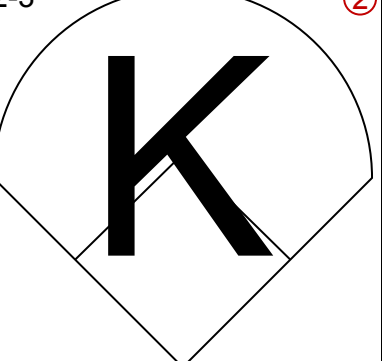

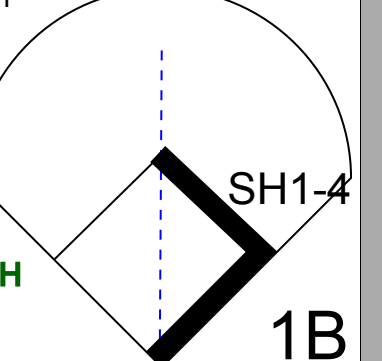


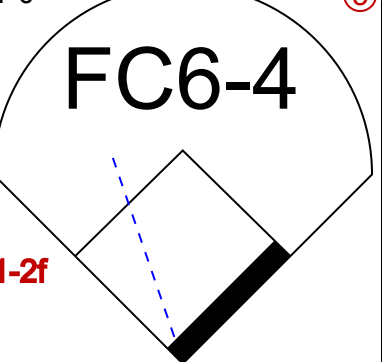
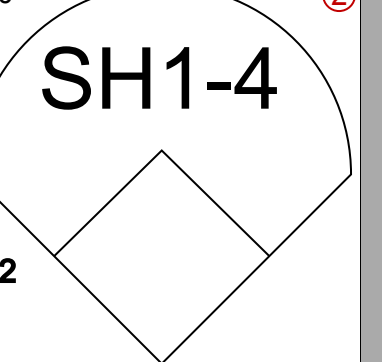
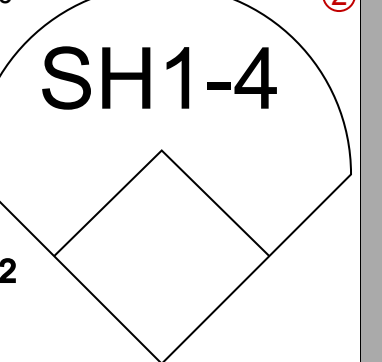
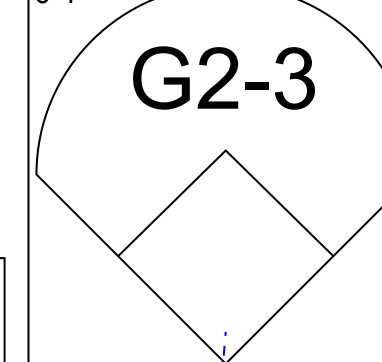
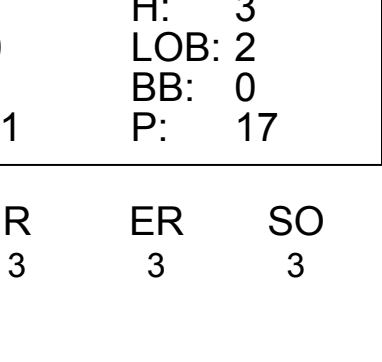
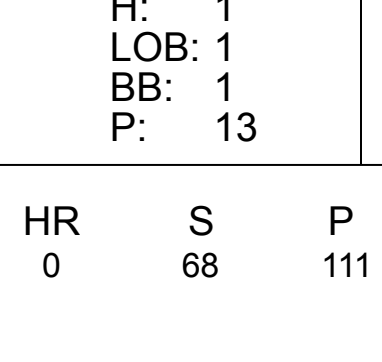
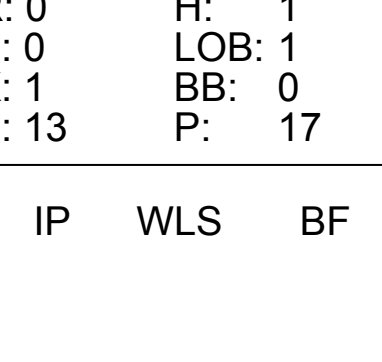




Batter	1	2	3	4	5	6	7	8	9	AB	R	H	RBI	BB	SO	LOB	TOP					
Stan Javier, S OBP: 0.331, SLG: 0.312 (1, 8)										4	0	0	1	0	1	0	<b>Philadelphia Phillies @ Houston Astros</b> Astrodome, Houston, TX Wed Sep 02 1992, 8:05 PM EDT Att. 7,828 - Dome - 70 F					
Ruben Amaro Jr, S OBP: 0.399, SLG: 0.323 (1, 7)										3	1	2	0	0	0	0						
Darren Daulton, L OBP: 0.385, SLG: 0.534 (1, 2)										4	0	0	0	0	1	3						
John Kruk, L OBP: 0.424, SLG: 0.451 (1, 9)										4	0	1	1	0	0	0						
Dave Hollins, S OBP: 0.360, SLG: 0.447 (1, 5)										4	0	0	0	0	0	1						
Ricky Jordan, R OBP: 0.280, SLG: 0.384 (1, 3)										4	0	2	0	0	0	0						
Braulio Castillo, R OBP: 0.130, SLG: 0.261 (9, PR)										0	0	0	0	0	0	0						
Mickey Morandini, L OBP: 0.304, SLG: 0.346 (1, 4)										3	0	0	0	0	1	1						
Jeff Grotewold, L OBP: 0.345, SLG: 0.490 (9, PH)										1	0	0	0	0	1	1						
Juan Bell, R OBP: 0.281, SLG: 0.300 (1, 6)										3	1	1	0	0	1	0						
Terry Mulholland, R OBP: 0.117, SLG: 0.095 (1, 1)										2	0	0	0	0	2	0						
<b>Inning Stats</b>	R: 1 E: 0 K: 0 S: 19	H: 2 LOB: 1 BB: 0 P: 24	R: 0 E: 0 K: 1 S: 8	H: 0 LOB: 0 BB: 0 P: 11	R: 0 E: 0 K: 1 S: 7	H: 0 LOB: 1 BB: 0 P: 13	R: 0 E: 0 K: 0 S: 9	H: 1 LOB: 1 BB: 0 P: 15	R: 1 E: 0 K: 0 S: 9	H: 1 LOB: 0 BB: 0 P: 13	R: 0 E: 0 K: 0 S: 7	H: 0 LOB: 0 BB: 0 P: 14	R: 0 E: 0 K: 1 S: 7	H: 0 LOB: 0 BB: 0 P: 14	R: 0 E: 0 K: 2 S: 10	H: 1 LOB: 1 BB: 0 P: 12	R: 0 E: 0 K: 1 S: 9	H: 1 LOB: 1 BB: 0 P: 13	1B: 3 2B: 3 3B: 0 HR: 0	SF: 0 SAC: 1 DP: 0 HBP: 1	WP: 0 PB: 0 SB: 2 CS: 0	PA: 34
<b>PITCHER</b>	IP	WLS	BF	H	R	ER	SO	BB	IBB	HBP	BLK	WP	HR	S	P	ERA	WHIP					
Pete Harnisch, R ERA: 3.79 (1, 1)	8.0	W	30	5	2	2	6	0	0	1	0	0	0	76	116	2.25	0.625					
Doug Jones, R ERA: 2.05 (9, 1)	1.0	S	4	1	0	0	1	0	0	0	0	0	0	9	13	0.00	1.000					

AB	32
R	2
H	6
RBI	2
BB	0
SO	7
LOB	6



Batter	1	2	3	4	5	6	7	8	9	AB	R	H	RBI	BB	SO	LOB	BOTTOM					
Craig Biggio, R OBP: 0.389, SLG: 0.388 (1, 4)										3	0	1	0	1	0	1	<b>Philadelphia Phillies @ Houston Astros</b> Astrodome, Houston, TX Wed Sep 02 1992, 8:05 PM EDT Att. 7,828 - Dome - 70 F					
Gerald Young, S OBP: 0.301, SLG: 0.219 (1, 8)										4	0	1	0	0	0	1						
Ken Caminiti, S OBP: 0.362, SLG: 0.467 (1, 5)										4	1	1	0	0	0	2						
5 Jeff Bagwell, R OBP: 0.347, SLG: 0.407 (1, 3)										3	1	1	0	0	1	2						
Pete Incaviglia, R OBP: 0.318, SLG: 0.430 (1, 7)										3	0	1	1	0	0	3						
Eric Anthony, L OBP: 0.303, SLG: 0.407 (1, 9)										4	0	1	0	0	0	2						
Doug Jones, R ERA: 2.05 (9, 1)										0	0	0	0	0	0	0						
Andujar Cedeno, R OBP: 0.284, SLG: 0.358 (1, 6)										3	1	1	1	1	0	1						
Scott Servais, R OBP: 0.249, SLG: 0.231 (1, 2)										3	0	1	1	0	2	2						
Pete Harnisch, S OBP: 0.164, SLG: 0.208 (1, 1)										2	0	0	0	0	0	2						
Steve Finley, L OBP: 0.341, SLG: 0.380 (9, 8)										0	0	0	0	0	0	0						
<b>Inning Stats</b>	R: 0 E: 0 K: 0 S: 7	H: 0 LOB: 0 BB: 0 P: 9	R: 1 E: 0 K: 1 S: 11	H: 3 LOB: 2 BB: 0 P: 17	R: 0 E: 0 K: 0 S: 12	H: 1 LOB: 2 BB: 1 P: 25	R: 1 E: 0 K: 0 S: 6	H: 1 LOB: 1 BB: 1 P: 13	R: 0 E: 0 K: 0 S: 5	H: 0 LOB: 0 BB: 0 P: 8	R: 0 E: 0 K: 0 S: 4	H: 0 LOB: 0 BB: 0 P: 7	R: 0 E: 0 K: 1 S: 13	H: 1 LOB: 1 BB: 0 P: 17	R: 1 E: 0 K: 0 S: 10	H: 2 LOB: 1 BB: 0 P: 15	R: 0 E: 0 K: 0 S: 9	H: 0 LOB: 0 BB: 0 P: 13	1B: 6 2B: 2 3B: 0 HR: 0	SF: 0 SAC: 2 DP: 0 HBP: 1	WP: 0 PB: 0 SB: 1 CS: 0	PA: 34
<b>PITCHER</b>	IP	WLS	BF	H	R	ER	SO	BB	IBB	HBP	BLK	WP	HR	S	P	ERA	WHIP					
Terry Mulholland, L ERA: 3.65 (1, 1)	8.0	L	34	8	3	3	3	2	0	1	0	0	0	68	111	3.38	1.250					

AB	29
R	3
H	8
RBI	3
BB	2
SO	3
LOB	16





Batter	1	2	3	4	5	6	7	8	9	AB	R	H	RBI	BB	SO	LOB	TOP										
<b>Craig Biggio, R</b> OBP: 0.389, SLG: 0.388	1-1 G3-1 G6-3 1B		2-3 K		0-0 E 5 G6-3 1B		1-3 K2-3		1-1 G6-3	5	1	2	0	0	2	0											
<b>Steve Finley, L</b> OBP: 0.341, SLG: 0.379	2-1 G6-3		2-1 L4		0-2 G5-3 E 1B		3-2 G3			4	0	1	1	0	0	1											
<b>Luis Gonzalez, L</b> OBP: 0.305, SLG: 0.415	0-1 G3-1			1-1 G3	1-2 E5 G5-3 1B		1-2 G3-1			4	0	0	0	0	0	3											
<b>5 Jeff Bagwell, R</b> OBP: 0.348, SLG: 0.405	4-1 BB			1-0 G5-3	2-1 G5-3			4-2 G4-3 BB		2	0	0	1	2	0	2											
<b>Eric Anthony, L</b> OBP: 0.302, SLG: 0.405	3-3 K			0-1 1B 1B	1-0 P6			0-0 F7		4	0	1	0	0	1	5											
<b>Ken Caminiti, S</b> OBP: 0.383, SLG: 0.468		1-1 G4-3		0-0 1B	2-2 FC4-6 1B			2-2 G4-3		4	0	2	0	0	0	1											
<b>Andujar Cedeno, R</b> OBP: 0.276, SLG: 0.348		0-0 F8		1-2 G1-3		2-3 K		0-0 G4-3		4	0	0	0	0	1	4											
<b>Eddie Taubensee, L</b> OBP: 0.280, SLG: 0.325		1-2 F9			2-2 F8	1-2 FC4-6			2-2 F7	3	0	0	0	0	0	1											
<b>Casey Candaele, S</b> OBP: 0.254, SLG: 0.255						1-2 1B				1	0	0	0	0	0	0											
<b>Jimmy Jones, R</b> OBP: 0.268, SLG: 0.194			1-1 P3		1-1 1B 2B				1-1 G1-3	3	1	1	0	0	0	1											
<b>Joe Boever, R</b> OBP: 0.243, SLG: 0.257										0	0	0	0	0	0	0											
<b>Inning Stats</b>	R: 0 E: 0 K: 1 S: 10	H: 1 LOB: 2 BB: 1 P: 20	R: 0 E: 0 K: 0 S: 6	H: 0 LOB: 0 BB: 0 P: 8	R: 0 E: 0 K: 1 S: 8	H: 0 LOB: 0 BB: 0 P: 13	R: 0 E: 0 K: 0 S: 9	H: 2 LOB: 2 BB: 0 P: 12	R: 2 E: 1 K: 0 S: 16	H: 3 LOB: 1 BB: 0 P: 23	R: 0 E: 0 K: 1 S: 12	H: 1 LOB: 1 BB: 0 P: 17	R: 0 E: 0 K: 1 S: 10	H: 0 LOB: 0 BB: 0 P: 15	R: 0 E: 0 K: 0 S: 8	H: 0 LOB: 1 BB: 1 P: 14	R: 0 E: 0 K: 0 S: 7	H: 0 LOB: 0 BB: 0 P: 11	1B: 6 2B: 1 3B: 0 HR: 0	SF: 0 SAC: 0 DP: 0 HBP: 0	WP: 0 PB: 0 SB: 0 CS: 0	PA: 37					
<b>PITCHER</b>	IP	WLS	BF	H	R	ER	SO	BB	IBB	HBP	BLK	WP	HR	S	P	ERA	WHIP										
<b>Ken Hill, R</b> ERA: 2.64	(1, 1)	6.0	W	27	7	2	1	3	1	0	0	0	0	61	93	1.50	1.333										
<b>Mel Rojas, R</b> ERA: 1.16	(7, 1)	1.2		6	0	0	0	1	1	0	0	0	0	17	28	0.00	0.600										
<b>John Wetteland, R</b> ERA: 3.26	(8, 1)	1.1	S	4	0	0	0	0	0	0	0	0	0	8	12	0.00	0.000										

Houston Astros @ Montreal Expos  
Olympic Stadium, Montreal, QB  
Fri Sep 04 1992, 7:05 PM EDT  
Att: 25,357 - Dome - 70 F

AB 35  
R 2  
H 7  
RBI 2  
BB 2  
SO 4  
LOB 18



Batter	1	2	3	4	5	6	7	8	9	AB	R	H	RBI	BB	SO	LOB	BOTTOM										
<b>Delino DeShields, L</b> OBP: 0.373, SLG: 0.410	0-0 SH1-3 G6-3 1B	1-2 F8			2-0 G4-3			0-1 G4-3		4	1	1	0	0	0	1											
<b>Marquis Grissom, R</b> OBP: 0.326, SLG: 0.422	1-1 SH1-3		1-1 G6-3		3-1 G6-3			2-1 FC6-4 1B		3	0	1	0	0	0	0											
<b>Moises Alou, R</b> OBP: 0.324, SLG: 0.429	1-0 G6-3		1-1 G6-3			1-2 F9		1-1 FC6-4 2B		4	1	0	1	0	0	1											
<b>Larry Walker, L</b> OBP: 0.355, SLG: 0.517	0-0 L9		0-3 K			1-1 SF9 3B		0-0 K		4	1	2	1	0	1	0											
<b>Tim Wallach, R</b> OBP: 0.303, SLG: 0.335		4-1 2B BB		4-2 G4-3 BB		1-0 SF9		0-3 K		1	1	0	1	2	1	1											
<b>Darin Fletcher, L</b> OBP: 0.276, SLG: 0.297		2-2 2B BB		0-0 F8		3-1 G3-1				3	1	1	1	0	0	1											
<b>Mel Rojas, R</b> OBP: 0.071, SLG: 0.071		1-1 1B WP		1-1 2B						0	0	0	0	0	0	0											
<b>John Wetteland, R</b> OBP: 0.200, SLG: 0.200		1-1 1B WP		1-1 2B						0	0	0	0	0	0	0											
<b>Sean Berry, R</b> OBP: 0.187, SLG: 0.167		0-0 G5-3		2-2 G4-3			1-2 F7			3	0	0	0	0	0	2											
<b>Spike Owen, S</b> OBP: 0.364, SLG: 0.405		1-1 WP SH5-4 1B		1-0 G3			2-1 F8			3	0	1	0	0	0	1											
<b>Ken Hill, R</b> OBP: 0.259, SLG: 0.352		0-0 SH5-4		0-0 G5-3			0-3 K			1	0	0	0	0	0	0											
<b>Tim Laker, R</b> OBP: 0.250, SLG: 0.211										1	0	0	0	0	1	0											
<b>Inning Stats</b>	R: 1 E: 0 K: 0 S: 5	H: 1 LOB: 0 BB: 0 P: 7	R: 2 E: 0 K: 0 S: 13	H: 2 LOB: 1 BB: 1 P: 21	R: 0 E: 0 K: 1 S: 7	H: 0 LOB: 0 BB: 0 P: 9	R: 0 E: 0 K: 0 S: 9	H: 0 LOB: 1 BB: 1 P: 16	R: 0 E: 0 K: 0 S: 6	H: 0 LOB: 0 BB: 0 P: 12	R: 1 E: 0 K: 0 S: 12	H: 1 LOB: 0 BB: 0 P: 16	R: 0 E: 0 K: 1 S: 9	H: 0 LOB: 0 BB: 0 P: 12	R: 0 E: 0 K: 1 S: 11	H: 2 LOB: 1 BB: 0 P: 14	R: 1 E: 0 K: 1 S: 7	H: 0 LOB: 0 BB: 0 P: 11	1B: 3 2B: 2 3B: 1 HR: 0	SF: 1 SAC: 2 DP: 0 HBP: 0	WP: 1 PB: 0 SB: 1 CS: 0	PA: 32					
<b>PITCHER</b>	IP	WLS	BF	H	R	ER	SO	BB	IBB	HBP	BLK	WP	HR	S	P	ERA	WHIP										
<b>Jimmy Jones, R</b> ERA: 4.03	(1, 1)	7.2	L	31	6	5	5	2	2	0	0	0	0	68	103	5.87	1.043										
<b>Joe Boever, R</b> ERA: 2.71	(8, 1)	0.1		1	0	0	0	1	0	0	0	0	0	4	4	0.00	0.000										

Houston Astros @ Montreal Expos  
Olympic Stadium, Montreal, QB  
Fri Sep 04 1992, 7:05 PM EDT  
Att: 25,357 - Dome - 70 F

AB 27  
R 5  
H 6  
RBI 4  
BB 2  
SO 3  
LOB 7





Batter	1	2	3	4	5	6	7	8	9	AB	R	H	RBI	BB	SO	LOB	TOP																																																														
<b>Craig Biggio, R</b> OBP: 0.389, SLG: 0.386 (1, 4)	G5-3		5 1B BB BB	S BB		F8		G6-3		3	1	0	0	2	0	2																																																															
<b>Steve Finley, L</b> OBP: 0.343, SLG: 0.380 (1, 8)	1B		5 1B BB BB	G4-3			HR BB	G5-3		4	2	2	0	1	0	1																																																															
<b>Ken Caminiti, S</b> OBP: 0.362, SLG: 0.472 (1, 5)	K		L8		F8		HR	K		5	1	1	2	0	2	3																																																															
<b>5 Jeff Bagwell, R</b> OBP: 0.349, SLG: 0.407 (1, 3)	K		1B BB E 1B		F8		K	G6-3		5	1	2	0	0	2	1																																																															
<b>Pete Incaviglia, R</b> OBP: 0.317, SLG: 0.426 (1, 7)		K	E BB	G5-3			F9			3	0	0	1	1	1	1																																																															
<b>Eric Anthony, L</b> OBP: 0.304, SLG: 0.406 <b>Gerald Young, S</b> OBP: 0.301, SLG: 0.219 (7, 9)	FC6-4 1B		E3 1B	P2			K			4	0	2	1	0	1	1																																																															
<b>Andujar Cedeno, R</b> OBP: 0.289, SLG: 0.338 (1, 6)	FC6-4 1-2		F7		G6-3		K			4	0	0	0	0	1	3																																																															
<b>Scott Servais, R</b> OBP: 0.254, SLG: 0.233 (1, 2)	G6-3		L1			SH1-4 BB		SH1-3 1B		3	0	1	0	1	0	1																																																															
<b>Darryl Kile, R</b> OBP: 0.192, SLG: 0.087 <b>Rob Mallicoat, L</b> <b>Doug Jones, R</b> (9, 1)			F8		G6-3		SH1-4	SH1-3		2	0	0	0	0	0	0																																																															
<b>Inning Stats</b>	R: 0 E: 0 K: 2 S: 11	H: 1 LOB: 1 BB: 0 P: 16	R: 0 E: 0 K: 1 S: 9	H: 1 LOB: 1 BB: 0 P: 16	R: 3 E: 1 K: 0 S: 21	H: 3 LOB: 2 BB: 2 P: 33	R: 0 E: 0 K: 0 S: 4	H: 0 LOB: 1 BB: 1 P: 11	R: 0 E: 0 K: 0 S: 8	H: 0 LOB: 1 BB: 1 P: 14	R: 2 E: 0 K: 2 S: 14	H: 1 LOB: 0 BB: 1 P: 28	R: 0 E: 0 K: 1 S: 8	H: 1 LOB: 1 BB: 0 P: 12	R: 0 E: 0 K: 1 S: 8	H: 0 LOB: 0 BB: 1 P: 11	1B: 6 2B: 1 3B: 0 HR: 1	SF: 0 SAC: 2 DP: 0 HBP: 0	WP: 0 PB: 0 SB: 2 CS: 0	PA: 40																																																											
<b>PITCHER</b>	IP WLS BF H R ER SO BB IBB HBP BLK WP HR S P ERA WHIP																																																																														
<b>Chris Nabholz, L</b> ERA: 3.38 <b>Sergio Valdez, R</b> ERA: 2.66 <b>Doug Simons, L</b> ERA: 60.75 <b>Gil Heredia, R</b> ERA: 5.23 <b>Bill Krueger, L</b> ERA: 4.27	(1, 1)	5.0	L	24	6	3	2	3	3	0	0	0	0	0	0	0	0	0	0	11	21	9.00	1.800	(6, 1)	1.0	5	0	1	1	0	2	0	0	0	0	0	0	1	11	21	9.00	1.000	(8, 1)	1.0	4	1	0	0	1	0	0	0	0	0	0	0	8	12	0.00	1.000	(9, 1)	1.0	3	0	0	0	1	0	0	0	0	0	0	0	0	8	11	0.00	0.000

Houston Astros @ Montreal Expos  
Olympic Stadium, Montreal, QB  
Sat Sep 05 1992, 7:05 PM EDT  
Att: 28,143 - Dome - 70 F

AB	33
R	5
H	8
RBI	4
BB	5
SO	7
LOB	13



Batter	1	2	3	4	5	6	7	8	9	AB	R	H	RBI	BB	SO	LOB	BOTTOM																									
<b>Delino DeShields, L</b> OBP: 0.370, SLG: 0.407 (1, 4)	G3		L6		K			P6		4	0	0	0	0	1	1																										
<b>Marquis Grissom, R</b> OBP: 0.326, SLG: 0.421 (1, 8)	2B 1B		G5-3			F8		F8		4	1	1	0	0	0	1																										
<b>Moises Alou, R</b> OBP: 0.326, SLG: 0.433 (1, 7)	G3 1H 2B		P4			FC6-4 1B		F7		4	0	2	1	0	0	1																										
<b>Larry Walker, L</b> OBP: 0.356, SLG: 0.519 (1, 9)	G3			G5-3 1B		FC6-4 1-2		1B 2B		4	1	2	0	0	0	2																										
<b>Darrin Fletcher, L</b> OBP: 0.279, SLG: 0.293 <b>Ivan Calderon, R</b> OBP: 0.239, SLG: 0.393 <b>Jerry Willard, L</b> OBP: 0.294, SLG: 0.485 (9, PH)	FC5-4 BB		F8			G6-3		F7		2	0	0	0	1	0	2																										
<b>Tim Wallach, R</b> OBP: 0.302, SLG: 0.335 (1, 3)	FC5-4 1-2		G5-3			K		1B		4	0	1	1	0	1	3																										
<b>Spike Owen, S</b> OBP: 0.351, SLG: 0.401 <b>Gil Heredia, R</b> OBP: 0.167, SLG: 0.167 <b>Bill Krueger, L</b> <b>Bret Barberie, S</b> OBP: 0.353, SLG: 0.288 (9, PH)	G3		G3		G4-3		P5		K	3	0	0	0	0	0	1																										
<b>Sean Berry, R</b> OBP: 0.188, SLG: 0.188 (1, 5)		B3-6-4 1B			G6-3		F9		G3	4	0	1	0	0	0	1																										
<b>Chris Nabholz, L</b> OBP: 0.121, SLG: 0.140 <b>John Vander Wal, L</b> OBP: 0.330, SLG: 0.364 <b>Sergio Valdez, R</b> <b>Doug Simons, L</b> <b>Wil Cordero, R</b> OBP: 0.364, SLG: 0.304 (8, 6)	B3-6-4 1B		G6-3					BB		1	0	0	0	0	0	1																										
<b>Inning Stats</b>	R: 1 E: 0 K: 0 S: 8	H: 2 LOB: 2 BB: 1 P: 16	R: 0 E: 0 K: 0 S: 7	H: 1 LOB: 0 BB: 0 P: 11	R: 0 E: 0 K: 0 S: 6	H: 0 LOB: 0 BB: 0 P: 11	R: 0 E: 0 K: 0 S: 6	H: 1 LOB: 1 BB: 0 P: 13	R: 0 E: 0 K: 1 S: 10	H: 0 LOB: 0 BB: 0 P: 17	R: 0 E: 1 K: 0 S: 9	H: 1 LOB: 1 BB: 0 P: 16	R: 0 E: 0 K: 1 S: 13	H: 0 LOB: 0 BB: 0 P: 20	R: 0 E: 0 K: 0 S: 8	H: 0 LOB: 1 BB: 1 P: 16	R: 0 E: 0 K: 1 S: 14	H: 2 LOB: 1 BB: 0 P: 22	1B: 5 2B: 2 3B: 0 HR: 0	SF: 0 SAC: 0 DP: 1 HBP: 0	WP: 0 PB: 0 SB: 0 CS: 0	PA: 35																				
<b>PITCHER</b>	IP WLS BF H R ER SO BB IBB HBP BLK WP HR S P ERA WHIP																																									
<b>Darryl Kile, R</b> ERA: 4.22 <b>Rob Mallicoat, L</b> ERA: 6.85 <b>Doug Jones, R</b> ERA: 2.03	(1, 1)	8.0	W	30	5	1	1	2	2	0	0	0	0	0	0	0	0	0	0	3	6	∞	∞	(9, 1)	0.0	1	1	1	1	0	0	0	0	0	0	0	0	0	11	16	0.00	1.000

Houston Astros @ Montreal Expos  
Olympic Stadium, Montreal, QB  
Sat Sep 05 1992, 7:05 PM EDT  
Att: 28,143 - Dome - 70 F

AB	33
R	2
H	7
RBI	2
BB	2
SO	3
LOB	15





Batter	1	2	3	4	5	6	7	8	9	AB	R	H	RBI	BB	SO	LOB	TOP					
<b>Craig Biggio, R</b> OBP: 0.390, SLG: 0.387										3	0	1	0	1	0	1	<b>Houston Astros @ Montreal Expos</b> Olympic Stadium, Montreal, QB Sun Sep 06 1992, 3:33 AM EDT Att: 33,311 - Dome - 70 F					
<b>Steve Finley, L</b> OBP: 0.341, SLG: 0.377										4	0	0	1	0	0	2						
<b>Luis Gonzalez, L</b> OBP: 0.301, SLG: 0.409										4	0	0	0	0	1	2						
<b>5 Jeff Bagwell, R</b> OBP: 0.348, SLG: 0.405										3	0	0	0	1	1	1						
<b>Eric Anthony, L</b> OBP: 0.304, SLG: 0.405										3	1	1	0	0	2	0						
<b>Gerald Young, S</b> OBP: 0.297, SLG: 0.215										1	0	0	0	0	0	1						
<b>Ken Caminiti, S</b> OBP: 0.383, SLG: 0.472										4	1	2	0	0	1	2						
<b>Andujar Cedeno, R</b> OBP: 0.164, SLG: 0.204										4	0	0	0	0	2	4						
<b>Doug Jones, R</b> OBP: 0.278, SLG: 0.302										0	0	0	0	0	0	0						
<b>Eddie Taubensee, L</b> OBP: 0.280, SLG: 0.325										3	0	1	0	0	2	2						
<b>Butch Henry, L</b> OBP: 0.164, SLG: 0.204										2	0	1	2	0	0	0						
<b>Xavier Hernandez, L</b> OBP: 0.278, SLG: 0.302										1	1	0	0	0	0	1						
<b>Rob Murphy, L</b> OBP: 0.278, SLG: 0.302										0	0	0	0	0	0	0						
<b>Rafael Ramirez, R</b> OBP: 0.278, SLG: 0.302										0	0	0	0	0	0	0						
<b>Inning Stats</b>	R: 0 E: 0 K: 1 S: 12	H: 0 LOB: 1 BB: 1 P: 22	R: 2 E: 0 K: 2 S: 19	H: 3 LOB: 1 BB: 0 P: 29	R: 0 E: 0 K: 0 S: 6	H: 0 LOB: 0 BB: 0 P: 8	R: 0 E: 0 K: 2 S: 12	H: 1 LOB: 0 BB: 0 P: 16	R: 0 E: 0 K: 1 S: 10	H: 0 LOB: 0 BB: 0 P: 12	R: 0 E: 0 K: 0 S: 8	H: 0 LOB: 0 BB: 0 P: 14	R: 0 E: 0 K: 1 S: 9	H: 0 LOB: 0 BB: 0 P: 15	R: 1 E: 0 K: 1 S: 14	H: 2 LOB: 1 BB: 0 P: 18	R: 0 E: 1 K: 1 S: 10	H: 0 LOB: 1 BB: 1 P: 17	1B: 5 2B: 1 3B: 0 HR: 0	SF: 0 SAC: 0 DP: 0 HBP: 0	WP: 0 PB: 0 SB: 3 CS: 1	PA: 34
<b>PITCHER</b>	IP WLS BF H R ER SO BB IBB HBP BLK WP HR S P ERA WHIP																					
<b>Dennis Martinez, R</b> ERA: 2.69	7.1 L 28 6 3 3 7 1 0 0 0 0 0 0 86 129 3.68 0.955																					
<b>Jeff Fassero, L</b> ERA: 2.78	0.2 2 0 0 0 1 0 0 0 0 0 0 0 4 5 0.00 0.000																					
<b>Mel Rojas, R</b> ERA: 1.15	1.0 4 0 0 0 1 1 0 0 0 0 0 0 10 17 0.00 1.000																					

AB	32
R	3
H	6
RBI	3
BB	2
SO	9
LOB	16



Batter	1	2	3	4	5	6	7	8	9	AB	R	H	RBI	BB	SO	LOB	BOTTOM					
<b>Delino DeShields, L</b> OBP: 0.368, SLG: 0.404										4	0	0	0	0	1	2	<b>Houston Astros @ Montreal Expos</b> Olympic Stadium, Montreal, QB Sun Sep 06 1992, 3:33 AM EDT Att: 33,311 - Dome - 70 F					
<b>Mel Rojas, R</b> OBP: 0.071, SLG: 0.071										0	0	0	0	0	0	0						
<b>Marquis Grissom, R</b> OBP: 0.324, SLG: 0.418										4	0	0	0	0	0	1						
<b>Ivan Calderon, R</b> OBP: 0.240, SLG: 0.409										4	0	1	0	0	0	1						
<b>Larry Walker, L</b> OBP: 0.353, SLG: 0.515										4	0	0	0	0	1	1						
<b>Greg Colbrunn, R</b> OBP: 0.330, SLG: 0.433										2	0	0	0	0	0	0						
<b>John Vander Wal, L</b> OBP: 0.329, SLG: 0.362										1	0	0	0	0	0	0						
<b>Tom Foley, L</b> OBP: 0.248, SLG: 0.236										0	0	0	0	0	0	0						
<b>Moises Alou, R</b> OBP: 0.325, SLG: 0.432										1	0	0	0	0	0	1						
<b>Spike Owen, S</b> OBP: 0.381, SLG: 0.410										3	1	1	1	0	1	0						
<b>Tim Wallach, R</b> OBP: 0.302, SLG: 0.337										3	0	1	0	0	0	0						
<b>Gary Carter, R</b> OBP: 0.292, SLG: 0.331										2	0	0	0	0	1	1						
<b>Bret Barberie, S</b> OBP: 0.356, SLG: 0.288										0	0	0	0	1	0	0						
<b>Dennis Martinez, R</b> OBP: 0.203, SLG: 0.203										2	0	1	0	0	0	0						
<b>Jeff Fassero, L</b> ERA: 4.62										0	0	0	0	0	0	0						
<b>Jerry Willard, L</b> OBP: 0.286, SLG: 0.471										1	0	0	0	0	0	1						
<b>Tim Laker, R</b> OBP: 0.250, SLG: 0.211										0	0	0	0	0	0	0						
<b>Inning Stats</b>	R: 0 E: 0 K: 0 S: 9	H: 0 LOB: 0 BB: 0 P: 15	R: 1 E: 0 K: 0 S: 10	H: 1 LOB: 0 BB: 0 P: 11	R: 0 E: 0 K: 1 S: 6	H: 0 LOB: 0 BB: 0 P: 12	R: 0 E: 0 K: 0 S: 3	H: 0 LOB: 0 BB: 0 P: 4	R: 0 E: 0 K: 1 S: 10	H: 1 LOB: 1 BB: 0 P: 13	R: 0 E: 0 K: 0 S: 7	H: 0 LOB: 1 BB: 0 P: 12	R: 0 E: 0 K: 1 S: 8	H: 0 LOB: 0 BB: 0 P: 12	R: 0 E: 0 K: 1 S: 6	H: 0 LOB: 1 BB: 1 P: 12	R: 0 E: 0 K: 0 S: 8	H: 1 LOB: 0 BB: 0 P: 12	1B: 1 2B: 1 3B: 1 HR: 1	SF: 0 SAC: 0 DP: 0 HBP: 0	WP: 0 PB: 0 SB: 0 CS: 0	PA: 32
<b>PITCHER</b>	IP WLS BF H R ER SO BB IBB HBP BLK WP HR S P ERA WHIP																					
<b>Butch Henry, L</b> ERA: 4.62	5.1 W 19 3 1 1 2 0 0 0 0 0 0 0 42 62 1.69 0.562																					
<b>Xavier Hernandez, R</b> ERA: 2.07	2.1 8 0 0 0 1 1 0 0 0 0 0 0 14 25 0.00 0.429																					
<b>Rob Murphy, L</b> ERA: 4.76	0.1 1 0 0 0 1 0 0 0 0 0 0 0 3 4 0.00 0.000																					
<b>Doug Jones, R</b> ERA: 2.0	1.0 S 4 1 0 0 0 0 0 0 0 0 0 0 8 12 0.00 1.000																					

AB	31
R	1
H	4
RBI	1
BB	1
SO	4
LOB	8





Batter	1	2	3	4	5	6	7	8	9	AB	R	H	RBI	BB	SO	LOB	TOP										
<b>Dave Martinez, L</b> OBP: 0.321, SLG: 0.333 (1, 8)	L7			F8	FC4-6		F9		F9	6	1	2	3	0	0	3	<b>Cincinnati Reds @ Houston Astros</b> Astrodome, Houston, TX Mon Sep 07 1992, 4:33 AM EDT Att: 10,846 - Dome - 70 F										
<b>Hal Morris, L</b> OBP: 0.364, SLG: 0.415 (1, 3)	BB BB FC5-4 BB	F8					G4-3		F9	5	1	2	1	1	0	3											
<b>Bary Larkin, R</b> OBP: 0.360, SLG: 0.449 <b>Willie Greene, L</b> OBP: 0.357, SLG: 0.385 <b>Fredrie Benavides, R</b> OBP: 0.257, SLG: 0.294 (1, 6) (4, PH) (4, 6)	FC5-4 BB			K	K				1B	1	0	1	1	1	0	0											
<b>Chris Sabo, R</b> OBP: 0.308, SLG: 0.436 (1, 5)	FC5-4 BB	G6-3		P4					WP	4	0	2	1	1	0	4											
<b>Glenn Bragg, R</b> OBP: 0.330, SLG: 0.400 (1, 7)	FC5-4			P5			F7		P2	5	1	0	1	1	1	6											
<b>Joe Oliver, R</b> OBP: 0.317, SLG: 0.398 <b>Dan Wilson, R</b> (9, 2)	F7			CS			L5		K	5	0	2	0	0	0	4											
<b>Paul O'Neill, L</b> OBP: 0.350, SLG: 0.370 (1, 9)				F7			G4-3		L9	5	1	1	0	0	0	4											
<b>Bill Doran, S</b> OBP: 0.340, SLG: 0.351 (1, 4)	1B			CS			SH		WP	2	4	2	1	3	0	0											
<b>Jose Rijo, R</b> OBP: 0.207, SLG: 0.241 <b>Greg Swindell, L</b> OBP: 0.149, SLG: 0.167 <b>Geronimo Berroa, R</b> OBP: 0.364, SLG: 0.222 <b>Mitt Hill, R</b> (9, 1)	F8			SH			SH		2B	2	1	1	1	0	0	3											
<b>Inning Stats</b>	R: 1 E: 0 K: 0 S: 11	H: 0 LOB: 2 BB: 3 P: 24	R: 2 E: 0 K: 0 S: 16	H: 4 LOB: 2 BB: 0 P: 20	R: 0 E: 0 K: 0 S: 7	H: 1 LOB: 0 BB: 0 P: 14	R: 1 E: 1 K: 1 S: 11	H: 1 LOB: 2 BB: 1 P: 18	R: 3 E: 1 K: 1 S: 13	H: 3 LOB: 2 BB: 1 P: 23	R: 0 E: 0 K: 0 S: 7	H: 1 LOB: 3 BB: 1 P: 15	R: 0 E: 0 K: 1 S: 6	H: 0 LOB: 0 BB: 0 P: 9	R: 0 E: 0 K: 1 S: 9	H: 1 LOB: 1 BB: 0 P: 14		R: 3 E: 0 K: 1 S: 21	H: 2 LOB: 2 BB: 2 P: 39	1B: 11 2B: 1 3B: 1 HR: 0	SF: 0 SAC: 2 DP: 0 HBP: 2	WP: 2 PB: 0 SB: 0 CS: 1	PA: 52				
<b>PITCHER</b>	IP	WLS	BF	H	R	ER	SO	BB	IBB	HBP	BLK	WP	HR	S	P	ERA	WHIP										
<b>Brian Williams, R</b> ERA: 3.56 (1, 1)	3.1	L	20	6	4	4	0	4	0	0	0	0	0	40	69	10.80	3.000										
<b>Willie Blair, R</b> ERA: 3.74 (4, 1)	1.2		10	3	3	1	2	1	0	0	0	0	0	18	30	5.40	2.400										
<b>Joe Boever, R</b> ERA: 2.68 (6, 1)	1.0		6	1	0	0	2	0	0	1	0	0	0	7	15	0.00	1.000										
<b>Al Osuna, L</b> ERA: 3.59 (7, 1)	2.0		7	1	0	0	2	0	0	0	0	0	0	15	23	0.00	0.500										
<b>Rob Mallicoat, L</b> ERA: 7.23 (9, 1)	1.0		8	2	3	3	1	2	0	1	0	2	0	21	39	27.00	4.000										

Batter	1	2	3	4	5	6	7	8	9	AB	R	H	RBI	BB	SO	LOB	BOTTOM										
<b>Casey Candaele, S</b> OBP: 0.251, SLG: 0.252 (1, 4)	G4-3			G6-3			K			4	0	0	0	0	1	3	<b>Cincinnati Reds @ Houston Astros</b> Astrodome, Houston, TX Mon Sep 07 1992, 4:33 AM EDT Att: 10,846 - Dome - 70 F										
<b>Steve Finley, L</b> OBP: 0.340, SLG: 0.375 <b>Gerald Young, S</b> OBP: 0.293, SLG: 0.212 (1, 8) (8, PH) (9, 8)	G4-3			K					P4	2	0	0	0	1	1	0											
<b>Luis Gonzalez, L</b> OBP: 0.297, SLG: 0.404 (1, 7)	F7			F8					K	4	0	0	0	0	1	1											
<b>Eric Anthony, L</b> OBP: 0.304, SLG: 0.404 (1, 9)				F8					P5	4	0	1	0	0	1	1											
<b>Ken Caminiti, S</b> OBP: 0.360, SLG: 0.469 <b>Al Osuna, R</b> (7, 1) <b>Rob Mallicoat, L</b> (9, 1) <b>Craig Biggio, R</b> OBP: 0.389, SLG: 0.386 (9, PH)	F9			G4-3					P6	3	0	0	0	0	0	2											
<b>Ernest Riles, L</b> OBP: 0.244, SLG: 0.256 (1, 3)				F8					K	4	0	1	0	0	1	0											
<b>Andujar Cedeno, R</b> OBP: 0.258, SLG: 0.322 <b>5 Jeff Bagwell, R</b> OBP: 0.348, SLG: 0.404 (1, 6) (9, PH)	FC6-4								P6	3	0	0	0	0	1	2											
<b>Eddie Taubensee, L</b> OBP: 0.288, SLG: 0.332 (1, 2)									G1-3	1	0	0	0	0	0	0											
<b>Brian Williams, R</b> OBP: 0.138, SLG: 0.172 <b>Willie Blair, R</b> OBP: 0.167, SLG: 0.091 <b>Pete Incaviglia, R</b> OBP: 0.316, SLG: 0.425 <b>Joe Boever, R</b> (6, 1) <b>Juan Guerrero, R</b> OBP: 0.267, SLG: 0.297 (7, 5)	FC6-4									1	0	0	0	0	1	3											
<b>Inning Stats</b>	R: 0 E: 0 K: 0 S: 6	H: 0 LOB: 0 BB: 0 P: 8	R: 0 E: 1 K: 1 S: 10	H: 2 LOB: 3 BB: 1 P: 20	R: 0 E: 0 K: 1 S: 7	H: 0 LOB: 0 BB: 0 P: 12	R: 0 E: 0 K: 0 S: 8	H: 0 LOB: 0 BB: 0 P: 11	R: 0 E: 0 K: 1 S: 4	H: 0 LOB: 1 BB: 1 P: 11	R: 0 E: 0 K: 3 S: 11	H: 0 LOB: 2 BB: 2 P: 24	R: 0 E: 0 K: 2 S: 8	H: 0 LOB: 0 BB: 0 P: 9	R: 0 E: 0 K: 0 S: 8	H: 0 LOB: 0 BB: 0 P: 11		1B: 2 2B: 1 3B: 0 HR: 0	SF: 0 SAC: 0 DP: 0 HBP: 0	WP: 0 PB: 0 SB: 0 CS: 0	PA: 34						
<b>PITCHER</b>	IP	WLS	BF	H	R	ER	SO	BB	IBB	HBP	BLK	WP	HR	S	P	ERA	WHIP										
<b>Jose Rijo, R</b> ERA: 2.81 (1, 1)	7.0	W	28	3	0	0	6	4	0	0	0	0	0	54	97	0.00	1.000										
<b>Greg Swindell, L</b> ERA: 2.56 (8, 1)	1.0		3	0	0	0	2	0	0	0	0	0	0	8	9	0.00	0.000										
<b>Mitt Hill, R</b> ERA: (9, 1)	1.0		3	0	0	0	0	0	0	0	0	0	0	8	11	0.00	0.000										





Batter	1	2	3	4	5	6	7	8	9	AB	R	H	RBI	BB	SO	LOB	TOP					
<b>Bip Roberts, S</b> OBP: 0.377, SLG: 0.387 (1, 7)	G4-3		HBP		F8			G3		3	0	1	0	0	0	0	<b>Cincinnati Reds @ Houston Astros</b> Astrodome, Houston, TX Tue Sep 08 1992, 8:05 PM EDT Att. 7,196 - Dome - 70 F					
<b>Dave Martinez, L</b> OBP: 0.317, SLG: 0.329 (1, 8)	P7		F7		F8			G3		4	0	0	0	0	0	2						
<b>Barry Larkin, R</b> OBP: 0.387, SLG: 0.450 (1, 6)	1B		1B		P9			G5-3		4	0	2	0	0	0	1						
<b>Hal Morris, L</b> OBP: 0.362, SLG: 0.412 (1, 3)	BB		K		L9			F9		3	0	0	0	1	1	3						
<b>Chris Sabo, R</b> OBP: 0.310, SLG: 0.435 (1, 5)	K				BB				K	3	0	1	0	1	2	2						
<b>Paul O'Neill, L</b> OBP: 0.347, SLG: 0.367 (1, 9)			P7		F7				K	4	0	0	0	0	2	2						
<b>Joe Oliver, R</b> OBP: 0.314, SLG: 0.394 (1, 2)			G3		P3				G1-3	4	0	0	0	0	1	1						
<b>Bill Doran, S</b> OBP: 0.337, SLG: 0.348 (1, 4)			F9		K				G4-3	3	0	0	0	0	1	1						
<b>Chris Hammond, L</b> OBP: 0.240, SLG: 0.233 <b>Scott Ruskin, R</b> OBP: 0.222, SLG: 0.222 <b>Scott Bankhead, R</b> OBP: 0.222, SLG: 0.222 (7, 1)			K		K				K	3	0	0	0	0	3	0						
<b>Inning Stats</b>	R: 0 E: 0 K: 1 S: 13	H: 1 LOB: 2 BB: 1 P: 21	R: 0 E: 0 K: 1 S: 8	H: 0 LOB: 0 BB: 0 P: 8	R: 0 E: 0 K: 2 S: 12	H: 1 LOB: 2 BB: 0 P: 18	R: 0 E: 0 K: 1 S: 8	H: 1 LOB: 1 BB: 0 P: 13	R: 0 E: 0 K: 0 S: 7	H: 0 LOB: 0 BB: 1 P: 9	R: 0 E: 0 K: 0 S: 11	H: 0 LOB: 0 BB: 0 P: 20	R: 0 E: 0 K: 2 S: 10	H: 0 LOB: 0 BB: 0 P: 11	R: 0 E: 0 K: 0 S: 7	H: 1 LOB: 1 BB: 0 P: 11		R: 0 E: 0 K: 2 S: 9	H: 0 LOB: 0 BB: 0 P: 13	1B: 4 2B: 0 3B: 0 HR: 0	SF: 0 SAC: 0 DP: 0 HBP: 1	WP: 0 PB: 0 SB: 1 CS: 0
<b>PITCHER</b>	IP	WLS	BF	H	R	ER	SO	BB	IBB	HBP	BLK	WP	HR	S	P	ERA	WHIP					
<b>Pete Harnisch, R</b> ERA: 3.64 <b>Xavier Hernandez, R</b> ERA: 2.03	(1, 1)	7.0	W	27	3	0	8	2	0	1	0	0	0	69	100	0.00	0.714					
<b>PITCHER</b>	IP	WLS	BF	H	R	ER	SO	BB	IBB	HBP	BLK	WP	HR	S	P	ERA	WHIP					
	(8, 1)	2.0	S	7	1	0	2	0	0	0	0	0	0	16	24	0.00	0.500					

AB	31
R	0
H	4
RBI	0
BB	2
SO	10
LOB	12



Batter	1	2	3	4	5	6	7	8	9	AB	R	H	RBI	BB	SO	LOB	BOTTOM					
<b>Craig Biggio, R</b> OBP: 0.390, SLG: 0.386 (1, 4)	K			P4		G4-6-3		WP 5 2B SH2-3		3	1	1	0	0	1	0	<b>Cincinnati Reds @ Houston Astros</b> Astrodome, Houston, TX Tue Sep 08 1992, 8:05 PM EDT Att. 7,196 - Dome - 70 F					
<b>Steve Finley, L</b> OBP: 0.335, SLG: 0.373 (1, 8)	G6-3			K		G4-6-3		SH2-3		3	0	0	0	0	1	3						
<b>Ken Caminiti, S</b> OBP: 0.359, SLG: 0.465 (1, 5)	F7			P2				L1		3	0	0	0	1	0	0						
<b>5 Jeff Bagwell, R</b> OBP: 0.349, SLG: 0.406 (1, 3)		F9			G5-3			FC6-4		3	0	1	1	1	0	0						
<b>Pete Incaviglia, R</b> OBP: 0.313, SLG: 0.419 <b>Gerald Young, S</b> OBP: 0.293, SLG: 0.212 (9, 9)		F9			G6-3			FC6-4		4	1	0	0	0	1	3						
<b>Luis Gonzalez, L</b> OBP: 0.300, SLG: 0.403 (1, 7)		G4-3			F8			K		0	0	0	0	0	0	0						
<b>Andujar Cedeno, R</b> OBP: 0.283, SLG: 0.333 (1, 6)				K				FC5-6		4	0	2	1	0	1	3						
<b>Scott Servais, R</b> OBP: 0.260, SLG: 0.236 (1, 2)				G6-3				1B		2	0	1	0	1	0	0						
<b>Pete Harnisch, S</b> OBP: 0.158, SLG: 0.200 <b>Casey Candaele, S</b> OBP: 0.251, SLG: 0.252 <b>Eric Anthony, L</b> OBP: 0.353, SLG: 0.403 <b>Xavier Hernandez, L</b> (8, 1)				G6-3				FC5-6		2	0	0	0	0	0	2						
<b>Inning Stats</b>	R: 0 E: 0 K: 1 S: 8	H: 0 LOB: 0 BB: 0 P: 14	R: 0 E: 0 K: 0 S: 6	H: 0 LOB: 0 BB: 0 P: 11	R: 0 E: 0 K: 1 S: 10	H: 0 LOB: 0 BB: 0 P: 15	R: 0 E: 0 K: 1 S: 8	H: 0 LOB: 0 BB: 0 P: 11	R: 0 E: 0 K: 0 S: 4	H: 3 LOB: 2 BB: 0 P: 9	R: 1 E: 0 K: 0 S: 11	H: 2 LOB: 3 BB: 2 P: 25	R: 1 E: 0 K: 1 S: 11	H: 1 LOB: 2 BB: 2 P: 26	R: 1 E: 0 K: 0 S: 9	H: 3 LOB: 2 BB: 0 P: 11		1B: 4 2B: 2 3B: 0 HR: 0	SF: 0 SAC: 1 DP: 1 HBP: 1	WP: 1 PB: 0 SB: 0 CS: 0	PA: 34	
<b>PITCHER</b>	IP	WLS	BF	H	R	ER	SO	BB	IBB	HBP	BLK	WP	HR	S	P	ERA	WHIP					
<b>Chris Hammond, L</b> ERA: 4.23 <b>Scott Ruskin, L</b> ERA: 4.21 <b>Scott Bankhead, R</b> ERA: 3.22	(1, 1)	6.2	L	24	4	1	3	1	0	0	0	0	0	4	9	1.35	0.750					
	(7, 1)	0.0		2	1	0	0	0	1	0	0	0	0	4	9	∞	∞					
	(7, 1)	1.1		8	1	1	1	0	2	1	0	1	0	12	29	6.75	0.750					

AB	28
R	2
H	6
RBI	2
BB	4
SO	4
LOB	14





Batter	1	2	3	4	5	6	7	8	9	AB	R	H	RBI	BB	SO	LOB	TOP				
<b>Craig Biggio, R</b> OBP: 0.392, SLG: 0.387 (1, 4)										4	1	2	1	1	0	2	<b>Houston Astros @ San Francisco Giants</b> Candlestick Park, San Francisco, CA Wed Sep 09 1992, 10:05 PM EDT Att: 12,294 - Cloudy - 58 F				
<b>Steve Finley, L</b> OBP: 0.340, SLG: 0.374 (1, 8)										4	0	2	1	0	0	2					
<b>Ken Caminiti, S</b> OBP: 0.356, SLG: 0.460 (1, 5)										5	0	0	0	0	3	6					
<b>5 Jeff Bagwell, R</b> OBP: 0.352, SLG: 0.407 (1, 3)										3	1	2	1	1	0	1					
<b>Pete Incaviglia, R</b> OBP: 0.311, SLG: 0.417 (1, 7)										2	0	0	0	0	2	2					
<b>Luis Gonzalez, L</b> OBP: 0.303, SLG: 0.409 (5, 7)										3	0	2	1	0	0	1					
<b>Mike Simms, R</b> OBP: 0.500, SLG: 2.000 (1, 9)										2	1	1	1	0	0	2					
<b>Eric Anthony, L</b> OBP: 0.302, SLG: 0.401 (5, 9)										2	0	0	0	0	0	3					
<b>Eddie Taubensee, L</b> OBP: 0.288, SLG: 0.332 (8, 2)										0	0	0	0	0	0	0					
<b>Andujar Cedeno, R</b> OBP: 0.257, SLG: 0.325 (1, 6)										4	0	0	0	0	2	2					
<b>Scott Servais, R</b> OBP: 0.270, SLG: 0.249 (8, 9)										3	1	2	0	1	0	0					
<b>Gerald Young, S</b> OBP: 0.293, SLG: 0.212 (8, 9)										0	1	0	0	0	1	0					
<b>Jimmy Jones, R</b> OBP: 0.286, SLG: 0.194 (1, 1)										0	0	0	0	1	0	0					
<b>Willie Blair, R</b> OBP: 0.157, SLG: 0.091 (8, 1)										0	0	0	0	0	0	0					
<b>Xavier Hernandez, L</b> OBP: 0.251, SLG: 0.252 (9, 7)										0	0	0	0	0	0	0					
<b>Casey Candaele, S</b> OBP: 0.251, SLG: 0.252 (9, 7)										0	0	0	0	0	0	0					
<b>Inning Stats</b>	R: 0 E: 0 K: 0 S: 9	H: 1 LOB: 1 BB: 0 P: 13	R: 1 E: 0 K: 2 S: 12	H: 1 LOB: 0 BB: 0 P: 18	R: 2 E: 0 K: 2 S: 16	H: 3 LOB: 2 BB: 1 P: 25	R: 1 E: 0 K: 1 S: 9	H: 1 LOB: 2 BB: 2 P: 19	R: 0 E: 0 K: 1 S: 10	H: 1 LOB: 1 BB: 1 P: 20	R: 1 E: 1 K: 0 S: 10	H: 1 LOB: 1 BB: 0 P: 16	R: 1 E: 0 K: 0 S: 8	H: 1 LOB: 1 BB: 0 P: 10	R: 0 E: 0 K: 1 S: 8	H: 1 LOB: 0 BB: 0 P: 14	1B: 8 2B: 2 3B: 0 HR: 1	SF: 0 SAC: 4 DP: 1 HBP: 1	WP: 1 PB: 0 SB: 0 CS: 1	PA: 42	
<b>PITCHER</b>	IP WLS BF H R ER SO BB IBB HBP BLK WP HR S P ERA WHIP																				
<b>Kevin Rogers, L</b> ERA: 6.3 (1, 1)	4.0	22	6	4	4	5	3	1	0	0	1	1	50	83	9.00	2.250					
<b>Bill Swift, R</b> ERA: 2.19 (5, 1)	3.0	L	12	3	1	1	1	0	0	1	0	0	0	24	41	3.00	1.000				
<b>Bryan Hickerson, L</b> ERA: 3.16 (8, 1)	2.0	7	2	1	1	1	0	0	0	0	0	0	16	24	4.50	1.000					

Batter	1	2	3	4	5	6	7	8	9	AB	R	H	RBI	BB	SO	LOB	BOTTOM					
<b>Mike Felder, S</b> OBP: 0.328, SLG: 0.393 (1, 8)										4	2	2	0	0	0	1	<b>Houston Astros @ San Francisco Giants</b> Candlestick Park, San Francisco, CA Wed Sep 09 1992, 10:05 PM EDT Att: 12,294 - Cloudy - 58 F					
<b>John Patterson, S</b> OBP: 0.220, SLG: 0.256 (1, 4)										4	1	1	1	0	0	1						
<b>Will Clark, L</b> OBP: 0.392, SLG: 0.491 (1, 3)										0	0	0	0	1	0	0						
<b>Darren Lewis, R</b> OBP: 0.294, SLG: 0.264 (2, 8)										3	1	1	0	0	1	0						
<b>Chris James, R</b> OBP: 0.292, SLG: 0.374 (1, 7)										3	0	0	2	0	0	1						
<b>Matt Williams, R</b> OBP: 0.282, SLG: 0.378 (1, 5)										3	0	2	1	1	0	0						
<b>Cory Snyder, R</b> OBP: 0.309, SLG: 0.439 (1, 9)										4	0	1	0	0	1	2						
<b>Steve Decker, R</b> OBP: 0.143, SLG: 0.143 (1, 2)										3	0	0	0	0	1	0						
<b>Mike Benjamin, R</b> OBP: 0.227, SLG: 0.282 (8, 9)										1	0	0	0	0	1	2						
<b>Royce Clayton, R</b> OBP: 0.275, SLG: 0.304 (1, 6)										4	0	1	0	0	1	2						
<b>Kevin Rogers, L</b> (1, 1)										1	0	0	0	0	0	1						
<b>Bill Swift, R</b> OBP: 0.170, SLG: 0.196 (5, 1)										0	0	0	0	0	0	0						
<b>Mark Leonard, L</b> OBP: 0.361, SLG: 0.440 (7, 9)										1	0	0	0	0	1	0						
<b>Bryan Hickerson, L</b> (8, 1)										0	0	0	0	0	0	0						
<b>Inning Stats</b>	R: 2 E: 0 K: 1 S: 15	H: 3 LOB: 1 BB: 1 P: 23	R: 0 E: 0 K: 0 S: 7	H: 1 LOB: 0 BB: 0 P: 10	R: 2 E: 0 K: 0 S: 11	H: 3 LOB: 1 BB: 0 P: 14	R: 0 E: 1 K: 0 S: 7	H: 0 LOB: 1 BB: 0 P: 9	R: 0 E: 0 K: 0 S: 9	H: 0 LOB: 0 BB: 0 P: 13	R: 0 E: 0 K: 1 S: 8	H: 0 LOB: 0 BB: 0 P: 12	R: 0 E: 0 K: 2 S: 11	H: 0 LOB: 0 BB: 0 P: 16	R: 0 E: 0 K: 1 S: 8	H: 0 LOB: 0 BB: 0 P: 14	R: 0 E: 0 K: 1 S: 9	H: 1 LOB: 1 BB: 1 P: 14	1B: 5 2B: 2 3B: 1 HR: 0	SF: 1 SAC: 1 DP: 2 HBP: 0	WP: 0 PB: 0 SB: 0 CS: 0	PA: 35
<b>PITCHER</b>	IP WLS BF H R ER SO BB IBB HBP BLK WP HR S P ERA WHIP																					
<b>Jimmy Jones, R</b> ERA: 4.15 (1, 1)	5.0	22	7	4	4	1	1	0	0	0	0	0	30	49	6.9	1.600						
<b>Willie Blair, R</b> ERA: 3.55 (8, 1)	3.0	W	10	0	0	0	4	1	0	0	0	0	30	49	0.00	0.333						
<b>Xavier Hernandez, R</b> ERA: 2.0 (8, 1)	1.0	S	3	1	0	0	1	0	0	0	0	0	6	7	0.00	1.000						





Batter	1	2	3	4	5	6	7	8	9	AB	R	H	RBI	BB	SO	LOB	TOP										
<b>Craig Biggio, R</b> OBP: 0.392, SLG: 0.385 (1, 4)	F7		F7						G6-3	3	1	0	0	2	0	0	<b>Houston Astros @ San Francisco Giants</b> Candlestick Park, San Francisco, CA Thu Sep 10 1992, 6:33 AM EDT Att: 6,691 - Cloudy - 66 F										
<b>Steve Finley, L</b> OBP: 0.343, SLG: 0.381 (1, 8)	1B		1B	2B			SH1-4		E6	4	1	3	1	0	0	0											
<b>Luis Gonzalez, L</b> OBP: 0.304, SLG: 0.409 (1, 7)	F9		1B				P6		1B	5	0	2	1	0	0	3											
<b>5 Jeff Bagwell, R</b> OBP: 0.355, SLG: 0.407 (1, 3)	K		1B				F8		1B	3	0	1	0	2	1	2											
<b>Eric Anthony, L</b> OBP: 0.298, SLG: 0.395 (1, 9)		G3	G4-3						K	5	0	0	0	0	1	7											
<b>Ken Caminiti, S</b> OBP: 0.338, SLG: 0.461 (1, 5)	1B								K	5	0	3	0	0	1	5											
<b>Andujar Cedeno, R</b> OBP: 0.253, SLG: 0.319 (8, PH)	K									3	0	0	0	0	2	2											
<b>Ernest Riles, L</b> OBP: 0.262, SLG: 0.275 (8, PH)	K									1	0	1	0	0	0	0											
<b>Eddie Taubensee, L</b> OBP: 0.284, SLG: 0.327 (1, 2)	K									4	0	0	0	0	3	4											
<b>Ryan Bowen, R</b> OBP: 0.167, SLG: 0.167 (6, 1)										3	0	0	0	0	1	1											
<b>Joe Boever, R</b> ERA: 4.75 (8, PH)										0	0	0	0	0	0	0											
<b>Casey Candaele, S</b> OBP: 0.250, SLG: 0.251 (8, 1)										1	0	0	0	0	1	2											
<b>Rob Murphy, L</b> ERA: 1.92 (8, 1)										0	0	0	0	0	0	0											
<b>Inning Stats</b>	R: 0 E: 0 K: 1 S: 10	H: 1 LOB: 1 BB: 0 P: 15	R: 0 E: 0 K: 2 S: 10	H: 1 LOB: 1 BB: 0 P: 16	R: 1 E: 0 K: 1 S: 15	H: 3 LOB: 2 BB: 0 P: 25	R: 0 E: 0 K: 2 S: 12	H: 1 LOB: 1 BB: 0 P: 16	R: 1 E: 0 K: 0 S: 9	H: 1 LOB: 2 BB: 2 P: 18	R: 0 E: 0 K: 0 S: 4	H: 0 LOB: 0 BB: 0 P: 6	R: 0 E: 0 K: 0 S: 7	H: 0 LOB: 1 BB: 1 P: 13	R: 0 E: 0 K: 2 S: 10	H: 2 LOB: 2 BB: 0 P: 15	R: 0 E: 1 K: 2 S: 14	H: 1 LOB: 3 BB: 1 P: 25	1B: 8 2B: 2 3B: 0 HR: 0	SF: 0 SAC: 1 DP: 0 HBP: 0	WP: 0 PB: 0 SB: 2 CS: 0	PA: 42					
<b>PITCHER</b>	IP	WLS	BF	H	R	ER	SO	BB	IBB	HBP	BLK	WP	HR	S	P	ERA	WHIP										
<b>John Burkett, R</b> ERA: 3.64 (1, 1)	6.0	W	28	7	2	2	6	3	0	0	0	0	0	61	101	3.00	1.667										
<b>Dave Righetti, L</b> (7, 1)	0.2		2	0	0	0	0	0	0	0	0	0	0	3	3	0.00	0.000										
<b>Steve Reed, R</b> ERA: 4.75 (7, 1)	1.1		6	2	0	0	2	0	0	0	0	0	0	13	20	0.00	1.500										
<b>Rod Beck, R</b> ERA: 1.92 (9, 1)	1.0	S	6	1	0	0	2	1	0	0	0	0	0	14	25	0.00	2.000										

Batter	1	2	3	4	5	6	7	8	9	AB	R	H	RBI	BB	SO	LOB	BOTTOM										
<b>John Patterson, S</b> OBP: 0.200, SLG: 0.233 (9, 4)	G4-3		P4							4	0	0	0	0	0	0	<b>Houston Astros @ San Francisco Giants</b> Candlestick Park, San Francisco, CA Thu Sep 10 1992, 6:33 AM EDT Att: 6,691 - Cloudy - 66 F										
<b>Robby Thompson, R</b> OBP: 0.341, SLG: 0.424 (1, 4)	1B		HR							2	1	2	0	2	0	0											
<b>Darren Lewis, R</b> OBP: 0.294, SLG: 0.264 (9, 8)	1B		BB							0	0	0	0	0	0	0											
<b>Chris James, R</b> OBP: 0.291, SLG: 0.386 (1, 7)	F8		HR							4	1	1	2	0	1	4											
<b>Mike Felder, S</b> OBP: 0.328, SLG: 0.393 (8, 7)										0	0	0	0	0	0	0											
<b>Cory Snyder, R</b> OBP: 0.313, SLG: 0.452 (1, 3)	BB		K							3	2	2	1	1	1	0											
<b>Matt Williams, R</b> OBP: 0.281, SLG: 0.376 (1, 5)	P6									3	0	0	0	1	0	3											
<b>Kirt Manwaring, R</b> OBP: 0.311, SLG: 0.329 (1, 2)		G5-3								4	0	1	1	0	1	1											
<b>Steve Hosey, R</b> OBP: 0.206, SLG: 0.217 (1, 9)		G6-3								4	1	0	0	0	2	2											
<b>Mike Benjamin, R</b> OBP: 0.218, SLG: 0.270 (1, 6)		F7								3	0	0	0	0	1	2											
<b>Willie McGee, S</b> OBP: 0.333, SLG: 0.355 (8, PH)										0	0	0	0	0	0	0											
<b>Rod Beck, R</b> (9, 1)										1	0	1	1	0	0	0											
<b>John Burkett, R</b> OBP: 0.093, SLG: 0.040 (1, 1)			F8							2	0	0	0	0	1	0											
<b>Dave Righetti, L</b> OBP: 0.143, SLG: 0.143 (7, 1)										0	0	0	0	0	0	0											
<b>Royce Clayton, R</b> OBP: 0.273, SLG: 0.302 (7, 6)										2	0	0	0	0	0	1											
<b>Inning Stats</b>	R: 0 E: 0 K: 0 S: 9	H: 1 LOB: 2 BB: 1 P: 17	R: 0 E: 0 K: 0 S: 5	H: 0 LOB: 0 BB: 0 P: 10	R: 2 E: 0 K: 1 S: 12	H: 1 LOB: 0 BB: 1 P: 19	R: 0 E: 0 K: 2 S: 9	H: 0 LOB: 1 BB: 1 P: 15	R: 0 E: 0 K: 1 S: 11	H: 1 LOB: 1 BB: 0 P: 14	R: 1 E: 0 K: 0 S: 18	H: 2 LOB: 1 BB: 0 P: 30	R: 0 E: 0 K: 0 S: 9	H: 0 LOB: 1 BB: 1 P: 17	R: 2 E: 0 K: 1 S: 13	H: 2 LOB: 1 BB: 0 P: 21	R: 2 E: 0 K: 1 S: 13	H: 2 LOB: 1 BB: 0 P: 21	1B: 2 2B: 2 3B: 1 HR: 2	SF: 0 SAC: 0 DP: 0 HBP: 0	WP: 1 PB: 1 SB: 2 CS: 1	PA: 36					
<b>PITCHER</b>	IP	WLS	BF	H	R	ER	SO	BB	IBB	HBP	BLK	WP	HR	S	P	ERA	WHIP										
<b>Ryan Bowen, R</b> ERA: 10.55 (1, 1)	5.1	L	24	5	3	3	3	3	0	0	0	0	0	15	28	5.06	1.500										
<b>Joe Boever, R</b> ERA: 2.63 (6, 1)	1.2		6	0	0	0	1	1	0	0	0	0	0	15	28	0.00	0.600										
<b>Rob Murphy, L</b> ERA: 4.86 (8, 1)	1.0		6	2	2	1	1	0	0	0	0	0	1	13	21	9.00	2.000										

AB	37
R	2
H	10
RBI	2
BB	4
SO	10
LOB	26





Batter	1	2	3	4	5	6	7	8	9	AB	R	H	RBI	BB	SO	LOB	TOP			
<b>Otis Nixon, S</b> <small>OBP: 0.365, SLG: 0.373</small> (1, 8)	G6-3		HR		F7		BB 1B	G6-4-3		5	2	3	0	0	0	0				
<b>Jeff Blausler, R</b> <small>OBP: 0.381, SLG: 0.459</small> <b>Mark Lemke, S</b> <small>OBP: 0.312, SLG: 0.316</small> (1, 6) (7, 4)	K		F8		G5-3		BB 1B	F7		4	1	1	0	0	1	1				
<b>Terry Pendleton, S</b> <small>OBP: 0.338, SLG: 0.477</small> (1, 5)	G1-3		F7		E4		L7	G6-4-3		5	0	1	0	0	0	4				
<b>David Justice, L</b> <small>OBP: 0.356, SLG: 0.416</small> (1, 9)		K	HR		F8		BB 1B	G4-3		4	2	1	2	1	1	1				
<b>Sid Bream, L</b> <small>OBP: 0.347, SLG: 0.442</small> <b>Brian Hunter, R</b> <small>OBP: 0.296, SLG: 0.505</small> (9, PH) (9, 3)		S 2B	K				K			4	1	2	0	0	2	3				
<b>Lonnie Smith, R</b> <small>OBP: 0.329, SLG: 0.457</small> <b>Ron Gant, R</b> <small>OBP: 0.320, SLG: 0.397</small> (1, 7) (4, 7)		K			K		2B	F7		2	0	0	0	0	2	1				
<b>Damon Berryhill, S</b> <small>OBP: 0.262, SLG: 0.383</small> (1, 2)		2B	P7		P5		2B	G5-3		5	0	2	3	0	0	2				
<b>Jeff Treadway, L</b> <small>OBP: 0.308, SLG: 0.296</small> <b>Rafael Belliard, R</b> <small>OBP: 0.263, SLG: 0.249</small> (1, 4) (7, 6)		IBB					IBB			1	0	1	0	3	0	0				
<b>Pete Smith, R</b> (1, 1)	K		G1-3		L9		G6-3			4	0	0	0	0	1	7				
<b>Inning Stats</b>	R: 0 E: 0 K: 1 S: 9	H: 0 LOB: 0 BB: 0 P: 13	R: 1 E: 0 K: 3 S: 14	H: 2 LOB: 2 BB: 1 P: 28	R: 2 E: 0 K: 1 S: 10	H: 2 LOB: 0 BB: 0 P: 11	R: 0 E: 0 K: 1 S: 8	H: 1 LOB: 1 BB: 0 P: 13	R: 0 E: 1 K: 0 S: 7	H: 1 LOB: 1 BB: 0 P: 10	R: 4 E: 0 K: 1 S: 19	H: 4 LOB: 2 BB: 2 P: 31	R: 0 E: 0 K: 0 S: 7	H: 1 LOB: 1 BB: 0 P: 15	R: 0 E: 0 K: 0 S: 12	H: 1 LOB: 1 BB: 0 P: 18	1B: 9 2B: 3 3B: 0 HR: 1	SF: 0 SAC: 0 DP: 1 HBP: 0	WP: 0 PB: 0 SB: 2 CS: 0	PA: 43
<b>PITCHER</b>	IP WLS BF H R ER SO BB IBB HBP BLK WP HR S P ERA WHIP																			
<b>Darryl Kile, R</b> <small>ERA: 4.4</small> (1, 1)	6.1 L 30 9 5 5 7 0 2 0 0 0 0 1 65 101 7.11 1.421																			
<b>Al Osuna, L</b> <small>ERA: 3.74</small> (7, 1)	0.1 2 0 0 0 1 1 0 0 0 0 0 0 5 10 0.00 3.000																			
<b>Willie Blair, R</b> <small>ERA: 3.68</small> <b>Rich Scheid, L</b> <small>ERA:</small> (8, 1)	2.0 7 2 0 0 0 0 0 0 0 0 0 0 0 19 33 0.00 1.000																			

Atlanta Braves @ Houston Astros  
Astrodome, Houston, TX  
Fri Sep 11 1992, 8:05 PM EDT  
Att. 13,554 - Dome - 70 F

AB 39  
R 7  
H 13  
RBI 7  
BB 4  
SO 8  
LOB 22



Batter	1	2	3	4	5	6	7	8	9	AB	R	H	RBI	BB	SO	LOB	BOTTOM					
<b>Craig Biggio, R</b> <small>OBP: 0.391, SLG: 0.383</small> (1, 4)	P8		BB		L8			K		3	0	0	0	1	1	1						
<b>Steve Finley, L</b> <small>OBP: 0.342, SLG: 0.379</small> (1, 8)	G6-3		G1-3				BB	P5		3	0	0	0	1	0	3						
<b>Luis Gonzalez, L</b> <small>OBP: 0.304, SLG: 0.407</small> (1, 7)	K				F9		L7	G4-3		4	0	1	0	0	1	1						
<b>5 Jeff Bagwell, R</b> <small>OBP: 0.352, SLG: 0.404</small> (1, 3)		K			F9		F9	P4		4	0	0	0	0	1	2						
<b>Eric Anthony, L</b> <small>OBP: 0.295, SLG: 0.391</small> (1, 9)		K			G4-3		F9	G4-3		4	0	0	0	0	1	1						
<b>Ken Caminiti, S</b> <small>OBP: 0.355, SLG: 0.457</small> (1, 5)		G4-3					L4	L4		4	0	0	0	0	1	1						
<b>Andujar Cedeno, R</b> <small>OBP: 0.249, SLG: 0.313</small> <b>Rich Scheid, L</b> (8, 1)			F9		G5-3		G6-3			3	0	0	0	0	0	0						
<b>Eddie Taubensee, L</b> <small>OBP: 0.288, SLG: 0.331</small> <b>Scotter Tucker, R</b> <small>OBP: 0.229, SLG: 0.163</small> (1, 2) (9, 2)			G4-3					1B		3	0	2	0	0	0	0						
<b>Darryl Kile, R</b> <small>OBP: 0.214, SLG: 0.120</small> <b>Al Osuna, R</b> (7, 1)					F7			K		2	0	1	0	0	0	1						
<b>Willie Blair, R</b> <small>OBP: 0.167, SLG: 0.091</small> <b>Ernest Riles, L</b> <small>OBP: 0.256, SLG: 0.268</small> (8, 6)			BB							0	0	0	0	0	0	0						
<b>Inning Stats</b>	R: 0 E: 0 K: 1 S: 9	H: 0 LOB: 0 BB: 0 P: 14	R: 0 E: 0 K: 2 S: 11	H: 0 LOB: 0 BB: 0 P: 16	R: 0 E: 0 K: 0 S: 13	H: 1 LOB: 2 BB: 1 P: 22	R: 0 E: 0 K: 0 S: 6	H: 0 LOB: 0 BB: 0 P: 8	R: 0 E: 0 K: 1 S: 6	H: 1 LOB: 1 BB: 0 P: 8	R: 0 E: 0 K: 0 S: 6	H: 0 LOB: 0 BB: 1 P: 12	R: 0 E: 0 K: 0 S: 4	H: 0 LOB: 0 BB: 0 P: 6	R: 0 E: 0 K: 2 S: 10	H: 1 LOB: 1 BB: 0 P: 10	R: 0 E: 0 K: 0 S: 5	H: 1 LOB: 1 BB: 0 P: 9	1B: 4 2B: 0 3B: 0 HR: 0	SF: 0 SAC: 0 DP: 0 HBP: 0	WP: 1 PB: 0 SB: 0 CS: 0	PA: 33
<b>PITCHER</b>	IP WLS BF H R ER SO BB IBB HBP BLK WP HR S P ERA WHIP																					
<b>Pete Smith, R</b> <small>ERA: 2.12</small> (1, 1)	9.0 W 33 4 0 0 6 2 0 0 0 0 1 0 70 105 0.00 0.667																					

Atlanta Braves @ Houston Astros  
Astrodome, Houston, TX  
Fri Sep 11 1992, 8:05 PM EDT  
Att. 13,554 - Dome - 70 F

AB 31  
R 0  
H 4  
RBI 0  
BB 2  
SO 6  
LOB 11





Batter	1	2	3	4	5	6	7	8	9	AB	R	H	RBI	BB	SO	LOB	TOP	
<b>Otis Nixon, S</b> <small>OBP: 0.363, SLG: 0.371</small> 										4	0	1	0	0	1	2	<b>Atlanta Braves @ Houston Astros</b> Astrodome, Houston, TX Sat Sep 12 1992, 8:05 PM EDT Att: 18,313 - Dome - 70 F	
<b>Jeff Blausen, R</b> <small>OBP: 0.358, SLG: 0.454</small> <b>Tommy Gregg, L</b> <small>OBP: 0.400, SLG: 0.250</small> <b>Rafael Belliard, R</b> <small>OBP: 0.266, SLG: 0.252</small>										3	0	0	0	0	2	2		
<b>Terry Pendleton, S</b> <small>OBP: 0.339, SLG: 0.476</small>										5	1	2	1	0	1	2		
<b>David Justice, L</b> <small>OBP: 0.357, SLG: 0.430</small>										5	2	2	4	0	1	3		
<b>Sid Bream, L</b> <small>OBP: 0.348, SLG: 0.438</small>										3	1	0	0	2	1	1		
<b>Ron Gant, R</b> <small>OBP: 0.323, SLG: 0.398</small>										4	1	2	0	1	0	2		
<b>Damon Berryhill, S</b> <small>OBP: 0.262, SLG: 0.393</small> <b>Mike Stanton, L</b> <small>OBP: 0.500, SLG: 0.500</small> <b>Ryan Klesko, L</b> <small>OBP: 0.266, SLG: 0.252</small> <b>Jeff Reardon, R</b> <small>OBP: 0.317, SLG: 0.326</small>										4	1	1	2	0	0	3		
<b>Mark Lemke, S</b> <small>OBP: 0.313, SLG: 0.316</small>										4	2	1	0	1	0	0		
<b>29 John Smoltz, R</b> <small>OBP: 0.240, SLG: 0.217</small> <b>Mark Davis, L</b> <small>OBP: 0.200, SLG: 0.200</small> <b>David Nied, R</b> <small>OBP: 0.200, SLG: 0.200</small> <b>Greg Olson, R</b> <small>OBP: 0.317, SLG: 0.326</small>										1	0	0	0	0	0	0		
<b>Inning Stats</b>	R: 0 H: 0 E: 0 K: 1 S: 8	WLS: 0 BF: 12 L: 12	H: 1 R: 0 ER: 0 SO: 1 BB: 0 IBB: 0 HBP: 0 BLK: 0 WP: 0 HR: 0 S: 16 P: 16	R: 0 H: 0 E: 0 K: 1 S: 9	WLS: 1 BF: 20 L: 20	H: 0 R: 0 ER: 0 SO: 1 BB: 0 IBB: 0 HBP: 0 BLK: 0 WP: 0 HR: 0 S: 16 P: 16	R: 4 H: 3 E: 0 K: 1 S: 20	WLS: 3 BF: 33 L: 33	R: 0 H: 1 E: 1 K: 0 S: 13	WLS: 1 BF: 20 L: 20	R: 1 H: 2 E: 0 K: 1 S: 12	WLS: 2 BF: 16 L: 16	R: 1 H: 2 E: 1 K: 1 S: 14	WLS: 2 BF: 23 L: 23	R: 1 H: 1 E: 0 K: 1 S: 15	WLS: 1 BF: 22 L: 22		1B: 8 2B: 0 3B: 0 HR: 3 SF: 0 SAC: 1 DP: 0 HBP: 0
<b>PITCHER</b>	IP WLS BF H R ER SO BB IBB HBP BLK WP HR S P ERA WHIP																	
<b>Brian Williams, R</b> <small>ERA: 3.92</small> <b>Joe Boever, R</b> <small>ERA: 2.57</small> <b>Al Osuna, L</b> <small>ERA: 3.69</small> <b>Doug Jones, R</b> <small>ERA: 1.98</small>	5.1 L 27 6 6 6 4 4 0 0 0 0 2 64 107 10.12 1.875																	

Batter	1	2	3	4	5	6	7	8	9	AB	R	H	RBI	BB	SO	LOB	BOTTOM	
<b>Craig Biggio, R</b> <small>OBP: 0.391, SLG: 0.380</small>										3	0	0	0	2	0	0	<b>Atlanta Braves @ Houston Astros</b> Astrodome, Houston, TX Sat Sep 12 1992, 8:05 PM EDT Att: 18,313 - Dome - 70 F	
<b>Steve Finley, L</b> <small>OBP: 0.343, SLG: 0.385</small>										5	1	2	2	0	1	1		
<b>Luis Gonzalez, L</b> <small>OBP: 0.308, SLG: 0.411</small>										4	0	2	0	1	2	1		
<b>5 Jeff Bagwell, R</b> <small>OBP: 0.351, SLG: 0.402</small>										5	0	1	0	0	1	6		
<b>Ken Caminiti, S</b> <small>OBP: 0.354, SLG: 0.455</small>										4	0	1	0	0	0	2		
<b>Eric Anthony, L</b> <small>OBP: 0.297, SLG: 0.392</small>										4	0	2	0	0	1	1		
<b>Andujar Cedeno, R</b> <small>OBP: 0.250, SLG: 0.313</small> <b>Joe Boever, R</b> <small>ERA: 2.57</small> <b>Al Osuna, R</b> <small>ERA: 3.69</small> <b>Juan Guerrero, R</b> <small>OBP: 0.265, SLG: 0.294</small> <b>Doug Jones, R</b> <small>ERA: 1.98</small>										3	1	1	0	0	1	3		
<b>Eddie Taubensee, L</b> <small>OBP: 0.288, SLG: 0.329</small>										4	1	1	0	0	2	3		
<b>Brian Williams, R</b> <small>OBP: 0.129, SLG: 0.167</small> <b>Casey Candaele, S</b> <small>OBP: 0.248, SLG: 0.249</small>										1	0	0	1	0	0	2		
<b>Inning Stats</b>	R: 0 H: 0 E: 0 K: 2 S: 9	WLS: 0 BF: 15 L: 15	H: 2 R: 0 ER: 0 SO: 5 BB: 0 IBB: 0 HBP: 0 BLK: 0 WP: 0 HR: 0 S: 18 P: 18	R: 1 H: 2 E: 0 K: 1 S: 10	WLS: 2 BF: 18 L: 18	H: 2 R: 0 ER: 0 SO: 3 BB: 0 IBB: 0 HBP: 0 BLK: 0 WP: 0 HR: 0 S: 17 P: 32	R: 0 H: 1 E: 0 K: 0 S: 8	WLS: 1 BF: 16 L: 16	R: 0 H: 0 E: 0 K: 0 S: 8	WLS: 0 BF: 12 L: 12	R: 0 H: 1 E: 0 K: 1 S: 11	WLS: 1 BF: 16 L: 16	R: 0 H: 0 E: 0 K: 2 S: 11	WLS: 0 BF: 15 L: 15	R: 0 H: 1 E: 0 K: 0 S: 10	WLS: 1 BF: 13 L: 13		1B: 8 2B: 1 3B: 0 HR: 1 SF: 1 SAC: 0 DP: 0 HBP: 0
<b>PITCHER</b>	IP WLS BF H R ER SO BB IBB HBP BLK WP HR S P ERA WHIP																	
<b>29 John Smoltz, R</b> <small>ERA: 2.92</small> <b>Mark Davis, L</b> <small>ERA: 7.01</small> <b>David Nied, R</b> <small>ERA: 0.9</small> <b>Mike Stanton, L</b> <small>ERA: 4.58</small> <b>Jeff Reardon, R</b> <small>ERA: 3.69</small>	3.2 L 20 7 3 3 5 2 0 0 0 0 1 0 2 6 7.36 2.455																	





Batter	1	2	3	4	5	6	7	8	9	AB	R	H	RBI	BB	SO	LOB	TOP									
<b>Otis Nixon, S</b> <small>OBP: 0.364, SLG: 0.372</small> 										5	1	2	0	0	0	2										
<b>Jeff Treadway, L</b> <small>OBP: 0.300, SLG: 0.287</small> <b>Mark Lemke, S</b> <small>OBP: 0.316, SLG: 0.318</small>										3	0	0	0	0	2	2										
<b>Terry Pendleton, S</b> <small>OBP: 0.339, SLG: 0.475</small>										4	2	1	1	1	0	2										
<b>David Justice, L</b> <small>OBP: 0.356, SLG: 0.427</small>										3	1	0	0	1	1											
<b>Sid Bream, L</b> <small>OBP: 0.347, SLG: 0.436</small>										4	0	1	1	0	0	2										
<b>Ron Gant, R</b> <small>OBP: 0.324, SLG: 0.404</small>										3	2	1	3	1	1	0										
<b>Greg Olson, R</b> <small>OBP: 0.319, SLG: 0.332</small>										4	1	2	1	0	0	0										
<b>Rafael Belliard, R</b> <small>OBP: 0.266, SLG: 0.249</small>										3	1	0	0	1	1											
<b>Charlie Leibrandt, R</b> <small>OBP: 0.115, SLG: 0.118</small> <b>Mike Stanton, L</b> <small>OBP: 0.500, SLG: 0.500</small> <b>Francisco Cabrera, R</b> <small>OBP: 0.400, SLG: 1.600</small> <b>Mark Wohlers, R</b> <small>ERA: 2.21</small>										3	0	1	1	0	0	0										
<b>Inning Stats</b>	R: 0 E: 0 K: 1 S: 8	H: 0 LOB: 0 BB: 0 P: 10	R: 0 E: 0 K: 2 S: 9	H: 0 LOB: 0 BB: 0 P: 17	R: 0 E: 0 K: 0 S: 5	H: 1 LOB: 0 BB: 0 P: 8	R: 2 E: 0 K: 1 S: 13	H: 3 LOB: 1 BB: 0 P: 18	R: 0 E: 0 K: 0 S: 6	H: 0 LOB: 0 BB: 0 P: 7	R: 0 E: 0 K: 0 S: 6	H: 1 LOB: 1 BB: 0 P: 9	R: 2 E: 0 K: 0 S: 16	H: 2 LOB: 2 BB: 2 P: 32	R: 3 E: 0 K: 0 S: 11	H: 2 LOB: 0 BB: 2 P: 23	R: 2 E: 0 K: 1 S: 12	H: 1 LOB: 0 BB: 1 P: 19	1B: 7 2B: 1 3B: 0 HR: 2	SF: 0 SAC: 0 DP: 2 HBP: 0	WP: 1 PB: 0 SB: 1 CS: 1	PA: 39				
<b>PITCHER</b>	IP	WLS	BF	H	R	ER	SO	BB	IBB	HBP	BLK	WP	HR	S	P	ERA	WHIP									
Pete Harnisch, R	(1, 1)	6.2	L	27	7	4	4	4	1	1	0	0	0	0	60	97	5.40	1.200								
Rob Murphy, L	(7, 1)	0.1		1	0	0	0	0	0	0	0	0	0	3	4	0.00	0.000									
Xavier Hernandez, R	(8, 1)	1.0		6	2	3	3	0	2	0	0	0	1	11	23	27.00	4.000									
Rich Scheid, L	(9, 1)	1.0		5	1	2	2	1	1	0	0	0	1	12	19	18.00	2.000									

Atlanta Braves @ Houston Astros  
Astrodome, Houston, TX  
Sun Sep 13 1992, 4:33 AM EDT  
Att: 14,239 - Dome - 70 F

AB 34  
R 9  
H 10  
RBI 9  
BB 5  
SO 5  
LOB 10



Batter	1	2	3	4	5	6	7	8	9	AB	R	H	RBI	BB	SO	LOB	BOTTOM								
<b>Craig Biggio, R</b> <small>OBP: 0.388, SLG: 0.378</small>										4	0	0	0	0	0	1									
<b>Steve Finley, L</b> <small>OBP: 0.344, SLG: 0.386</small>										4	1	2	0	0	1	1									
<b>Ken Caminiti, S</b> <small>OBP: 0.353, SLG: 0.456</small>										4	0	1	1	0	0	1									
<b>5 Jeff Bagwell, R</b> <small>OBP: 0.354, SLG: 0.403</small>										3	1	2	0	1	0	1									
<b>Pete Incaviglia, R</b> <small>OBP: 0.311, SLG: 0.414</small> <b>Luis Gonzalez, L</b> <small>OBP: 0.307, SLG: 0.410</small>										2	0	0	0	1	2	2									
<b>Mike Simms, R</b> <small>OBP: 0.200, SLG: 0.800</small> <b>Eric Anthony, L</b> <small>OBP: 0.296, SLG: 0.391</small>										3	0	0	0	0	2	2									
<b>Andujar Cedeno, R</b> <small>OBP: 0.247, SLG: 0.310</small> <b>Casey Candaele, S</b> <small>OBP: 0.250, SLG: 0.248</small>										2	0	0	0	0	2	0									
<b>Scott Servais, R</b> <small>OBP: 0.276, SLG: 0.251</small> <b>Brian Williams, R</b> <small>OBP: 0.129, SLG: 0.167</small> <b>Xavier Hernandez, L</b> <small>ERA: 2.21</small> <b>Rich Scheid, L</b> <small>ERA: 6.0</small>										2	0	1	1	1	1	0									
<b>Pete Harnisch, S</b> <small>OBP: 0.169, SLG: 0.211</small> <b>Rob Murphy, L</b> <small>ERA: 3.94</small> <b>Rafael Ramirez, R</b> <small>OBP: 0.277, SLG: 0.300</small> <b>Eddie Taubensee, L</b> <small>OBP: 0.288, SLG: 0.329</small>										2	0	1	0	0	0	1									
<b>Inning Stats</b>	R: 0 E: 0 K: 0 S: 11	H: 1 LOB: 0 BB: 0 P: 18	R: 0 E: 0 K: 2 S: 7	H: 1 LOB: 0 BB: 0 P: 14	R: 0 E: 0 K: 1 S: 7	H: 1 LOB: 0 BB: 0 P: 10	R: 1 E: 0 K: 1 S: 13	H: 2 LOB: 1 BB: 0 P: 21	R: 0 E: 0 K: 3 S: 12	H: 0 LOB: 0 BB: 0 P: 17	R: 0 E: 0 K: 0 S: 6	H: 1 LOB: 0 BB: 0 P: 9	R: 1 E: 0 K: 1 S: 16	H: 1 LOB: 3 BB: 3 P: 33	R: 0 E: 0 K: 1 S: 6	H: 0 LOB: 0 BB: 0 P: 10	R: 0 E: 0 K: 1 S: 11	H: 0 LOB: 1 BB: 1 P: 17	1B: 6 2B: 1 3B: 0 HR: 0	SF: 0 SAC: 0 DP: 1 HBP: 0	WP: 1 PB: 0 SB: 0 CS: 3	PA: 36			
<b>PITCHER</b>	IP	WLS	BF	H	R	ER	SO	BB	IBB	HBP	BLK	WP	HR	S	P	ERA	WHIP								
Charlie Leibrandt, L	(1, 1)	6.2	W	26	7	2	2	7	3	0	0	0	0	66	115	2.70	1.500								
Mike Stanton, L	(7, 1)	1.1		4	0	0	0	2	0	0	0	0	0	12	17	0.00	0.000								
Mark Wohlers, R	(9, 1)	1.0		4	0	0	0	1	1	0	0	0	0	11	17	0.00	1.000								

Atlanta Braves @ Houston Astros  
Astrodome, Houston, TX  
Sun Sep 13 1992, 4:33 AM EDT  
Att: 14,239 - Dome - 70 F

AB 30  
R 2  
H 7  
RBI 2  
BB 4  
SO 10  
LOB 15





Batter	1	2	3	4	5	6	7	8	9	AB	R	H	RBI	BB	SO	LOB	TOP					
<b>John Patterson, S</b> (1.4) OBP: 0.222, SLG: 0.233										3	0	0	0	1	2	0	<b>San Francisco Giants @ Houston Astros</b> Astrodome, Houston, TX Mon Sep 14 1992, 8:05 PM EDT Att. 7,584 - Dome - 70 F					
<b>Darren Lewis, R</b> (1.8) OBP: 0.296, SLG: 0.271										3	0	1	0	0	1	0						
<b>Mark Leonard, L</b> (9, PH) OBP: 0.350, SLG: 0.414										1	0	0	0	0	0	0						
<b>Will Clark, L</b> (1.3) OBP: 0.390, SLG: 0.489										4	0	1	0	0	1	1						
<b>Chris James, R</b> (1.7) OBP: 0.292, SLG: 0.390										4	0	0	0	0	1	2						
<b>Cory Snyder, R</b> (1.9) OBP: 0.312, SLG: 0.452										3	0	0	0	0	0	2						
<b>Matt Williams, R</b> (1.5) OBP: 0.284, SLG: 0.380										2	0	1	0	1	0	0						
<b>Kirt Manwaring, R</b> (1.2) OBP: 0.311, SLG: 0.327										3	0	0	0	0	1	3						
<b>Royce Clayton, R</b> (1.6) OBP: 0.274, SLG: 0.302										3	0	1	0	0	0	0						
<b>Kevin Rogers, L</b> (1.1)										2	0	0	0	0	0	2						
<b>Michael Jackson, R</b> (6.1)										0	0	0	0	0	0	0						
<b>Bryan Hickerson, L</b> (6.1)										0	0	0	0	0	0	0						
<b>Steve Reed, R</b> (7.1)										0	0	0	0	0	0	0						
<b>Mike Felder, S</b> (8, PH) OBP: 0.327, SLG: 0.391										1	0	0	0	0	0	1						
<b>Francisco Oliveras, R</b> (8.1) OBP: 0.220, SLG: 0.143										0	0	0	0	0	0	0						
<b>Inning Stats</b>	R: 0 E: 0 K: 2 S: 8	H: 0 LOB: 0 BB: 0 P: 13	R: 0 E: 0 K: 0 S: 8	H: 0 LOB: 1 BB: 1 P: 13	R: 0 E: 0 K: 1 S: 5	H: 0 LOB: 0 BB: 1 P: 10	R: 0 E: 0 K: 1 S: 10	H: 1 LOB: 1 BB: 0 P: 10	R: 0 E: 0 K: 1 S: 6	H: 0 LOB: 0 BB: 0 P: 10	R: 0 E: 0 K: 2 S: 13	H: 0 LOB: 0 BB: 0 P: 19	R: 0 E: 0 K: 0 S: 8	H: 2 LOB: 2 BB: 0 P: 11	R: 0 E: 0 K: 1 S: 8	H: 1 LOB: 0 BB: 0 P: 13		R: 0 E: 0 K: 0 S: 4	H: 0 LOB: 0 BB: 0 P: 5	1B: 3 2B: 1 3B: 0 HR: 0	SF: 0 SAC: 0 DP: 1 HBP: 0	WP: 0 PB: 0 SB: 1 CS: 0
<b>PITCHER</b>	IP	WLS	BF	H	R	ER	SO	BB	IBB	HBP	BLK	WP	HR	S	P	ERA	WHIP					
<b>Willie Blair, R</b> (1.1) ERA: 3.34	6.0	W	20	1	0	0	7	2	0	0	0	0	0	50	75	0.00	0.500					
<b>Xavier Hernandez, R</b> (7.1) ERA: 2.2	3.0	S	11	3	0	0	1	0	0	0	0	0	0	20	29	0.00	1.000					

Batter	1	2	3	4	5	6	7	8	9	AB	R	H	RBI	BB	SO	LOB	BOTTOM					
<b>Craig Biggio, R</b> (1.4) OBP: 0.387, SLG: 0.378										4	1	1	0	0	1	0	<b>San Francisco Giants @ Houston Astros</b> Astrodome, Houston, TX Mon Sep 14 1992, 8:05 PM EDT Att. 7,584 - Dome - 70 F					
<b>Steve Finley, L</b> (1.8) OBP: 0.344, SLG: 0.385										3	1	1	0	0	0	0						
<b>Ken Caminiti, S</b> (1.5) OBP: 0.355, SLG: 0.455										3	1	1	1	1	0	0						
<b>5 Jeff Bagwell, R</b> (1.3) OBP: 0.354, SLG: 0.410										4	2	2	1	0	0	1						
<b>Pete Incaviglia, R</b> (1.7) OBP: 0.313, SLG: 0.415										4	0	2	1	0	1	0						
<b>Gerald Young, S</b> (9.9) OBP: 0.293, SLG: 0.212										0	0	0	0	0	0	0						
<b>Mike Simms, R</b> (1.9) OBP: 0.428, SLG: 0.833										1	0	1	0	0	0	0						
<b>Luis Gonzalez, L</b> (6, PH) OBP: 0.308, SLG: 0.409										1	0	0	1	1	0	0						
<b>Andujar Cedeno, R</b> (1.6) OBP: 0.245, SLG: 0.306										2	0	0	0	0	1	3						
<b>Casey Candaele, S</b> (6, PH) OBP: 0.252, SLG: 0.248										0	0	0	1	1	0	0						
<b>Scooter Tucker, R</b> (1.2) OBP: 0.212, SLG: 0.149										4	0	0	0	0	1	3						
<b>Willie Blair, R</b> (1.1) OBP: 0.143, SLG: 0.077										2	0	0	0	0	2	0						
<b>Ernest Riles, L</b> (6, PH) OBP: 0.236, SLG: 0.268										0	0	0	0	0	0	0						
<b>Rafael Ramirez, R</b> (6, PH) OBP: 0.274, SLG: 0.288										1	0	0	0	0	0	2						
<b>Xavier Hernandez, L</b> (7.1) ERA: 3.83										1	0	0	0	0	1	2						
<b>Inning Stats</b>	R: 0 E: 0 K: 0 S: 4	H: 0 LOB: 0 BB: 0 P: 6	R: 0 E: 0 K: 1 S: 10	H: 0 LOB: 1 BB: 0 P: 17	R: 0 E: 0 K: 2 S: 8	H: 0 LOB: 0 BB: 0 P: 14	R: 1 E: 0 K: 1 S: 10	H: 3 LOB: 2 BB: 0 P: 17	R: 0 E: 0 K: 1 S: 7	H: 0 LOB: 0 BB: 0 P: 13	R: 3 E: 0 K: 1 S: 20	H: 3 LOB: 2 BB: 2 P: 36	R: 1 E: 0 K: 0 S: 9	H: 2 LOB: 0 BB: 0 P: 13	R: 0 E: 1 K: 1 S: 8	H: 0 LOB: 2 BB: 1 P: 15		R: 0 E: 1 K: 1 S: 8	H: 0 LOB: 2 BB: 1 P: 15	1B: 6 2B: 1 3B: 0 HR: 1	SF: 1 SAC: 1 DP: 1 HBP: 1	WP: 0 PB: 0 SB: 0 CS: 0
<b>PITCHER</b>	IP	WLS	BF	H	R	ER	SO	BB	IBB	HBP	BLK	WP	HR	S	P	ERA	WHIP					
<b>Kevin Rogers, L</b> (1.1) ERA: 0.0	5.0	L	23	6	4	4	5	1	0	1	0	0	0	10	16	0.00	1.500					
<b>Michael Jackson, R</b> (6.1) ERA: 3.23	0.2		3	0	0	0	1	1	0	0	0	0	0	10	15	13.50	3.000					
<b>Bryan Hickerson, L</b> (6.1) ERA: 0.24	0.2		4	2	1	1	0	0	0	0	0	0	0	10	15	13.50	3.000					
<b>Steve Reed, R</b> (7.1) ERA: 1.42	0.2		1	0	0	0	0	0	0	0	0	0	0	2	3	0.00	0.000					
<b>Francisco Oliveras, R</b> (8.1) ERA: 3.83	1.0		5	0	0	0	1	1	0	0	0	0	0	8	15	0.00	1.000					















Batter	1	2	3	4	5	6	7	8	9	10	11	12	AB	R	H	RBI	BB	SO	LOB	TOP								
<b>Craig Biggio, R</b> OBP: 0.366, SLG: 0.377 (1.4)													5	0	1	0	0	2	0									
<b>Steve Finley, L</b> OBP: 0.345, SLG: 0.396 (1.8)													5	1	2	0	0	0	2									
<b>Luis Gonzalez, L</b> OBP: 0.305, SLG: 0.396 (1.7)													5	0	0	0	0	2	2									
<b>5 Jeff Bagwell, R</b> OBP: 0.364, SLG: 0.428 (1.3)													4	1	1	0	1	1	0									
<b>Eric Anthony, L</b> OBP: 0.283, SLG: 0.389 (9.9)													4	0	1	1	0	2	1									
<b>Gerald Young, S</b> OBP: 0.285, SLG: 0.206 (9.9)													1	0	0	0	0	0	0									
<b>Ernest Riles, L</b> OBP: 0.282, SLG: 0.370 (9.6)													5	1	3	2	0	0	1									
<b>Andujar Cedeno, R</b> OBP: 0.241, SLG: 0.299 (9.7)													3	0	0	0	0	2	3									
<b>Ken Caminiti, S</b> OBP: 0.356, SLG: 0.454 (9.5)													2	0	0	0	0	0	1									
<b>Eddie Taubensee, L</b> OBP: 0.285, SLG: 0.330 (1.2)													3	0	0	0	1	0	2									
<b>Juan Guerrero, R</b> OBP: 0.291, SLG: 0.289 (10.1)													0	0	0	0	0	0	0									
<b>Scott Servais, R</b> OBP: 0.279, SLG: 0.261 (10.2)													1	0	0	0	0	0	0									
<b>Willie Blair, R</b> OBP: 0.125, SLG: 0.067 (8.1)													2	0	0	0	0	1	0									
<b>Mike Simms, R</b> OBP: 0.400, SLG: 0.625 (8.1)													1	0	0	0	0	0	0									
<b>Xavier Hernandez, L</b> OBP: 0.259, SLG: 0.255 (10.1)													1	0	0	0	0	0	0									
<b>Casey Candaele, S</b> OBP: 0.259, SLG: 0.255 (10.1)													1	0	0	0	0	0	0									
<b>Doug Jones, R</b> OBP: 0.259, SLG: 0.255 (10.1)													1	0	0	0	0	0	0									
<b>Inning Stats</b>	R: 0 E: 0 K: 2 S: 11	H: 0 LOB: 0 BB: 0 P: 20	R: 0 E: 0 K: 2 S: 12	H: 1 LOB: 1 BB: 0 P: 18	R: 0 E: 0 K: 1 S: 11	H: 0 LOB: 0 BB: 0 P: 19	R: 2 E: 0 K: 1 S: 11	H: 3 LOB: 2 BB: 1 P: 22	R: 0 E: 0 K: 1 S: 9	H: 0 LOB: 0 BB: 0 P: 11	R: 0 E: 0 K: 1 S: 6	H: 0 LOB: 0 BB: 0 P: 9	R: 0 E: 0 K: 0 S: 5	H: 0 LOB: 0 BB: 0 P: 9	R: 0 E: 0 K: 0 S: 6	H: 1 LOB: 1 BB: 0 P: 9	R: 0 E: 0 K: 0 S: 14	H: 1 LOB: 1 BB: 0 P: 18	R: 0 E: 0 K: 0 S: 8	H: 1 LOB: 1 BB: 1 P: 14	R: 0 E: 0 K: 2 S: 8	H: 0 LOB: 0 BB: 0 P: 14	R: 1 E: 0 K: 0 S: 9	H: 1 LOB: 0 BB: 0 P: 14	1B: 6 2B: 2 3B: 0 HR: 1	SF: 0 SAC: 1 DP: 1 HBP: 0	WP: 0 PB: 0 CS: 0	PA: 45
<b>PITCHER</b>	IP WLS BF H R ER SO BB IBB HBP BLK WP HR S P ERA WHIP																											
<b>David Nied, R</b> ERA: 1.59 (1.1)	7.0	26	4	2	2	8	1	0	0	0	0	0	0	0	65	108	2.57	0.714										
<b>Mike Stanton, L</b> ERA: 4.21 (8.1)	1.0	4	1	0	0	0	0	0	0	0	0	0	0	6	9	0.00	1.000											
<b>Mark Wohlers, R</b> ERA: 2.48 (9.1)	2.0	8	2	0	0	0	1	0	0	0	0	0	0	22	32	0.00	1.500											
<b>Marvin Freeman, R</b> ERA: 3.47 (11.1)	2.0	L 7	1	1	1	2	0	0	0	0	0	0	1	17	28	4.50	0.500											

Houston Astros @ Atlanta Braves  
Atlanta-Fulton County Stadium, Atlanta, GA

Sat Sep 19 1992, 7:05 PM EDT  
Alt. 41.945 - Cloudy - 75 F

AB 42  
R 3  
H 8  
RBI 3  
BB 2  
SO 10  
LOB 12



Batter	1	2	3	4	5	6	7	8	9	10	11	12	AB	R	H	RBI	BB	SO	LOB	BOTTOM						
<b>Otis Nixon, S</b> OBP: 0.360, SLG: 0.364 (1.8)													4	0	0	0	0	0	2							
<b>Jeff Blauser, R</b> OBP: 0.356, SLG: 0.460 (1.6)													5	0	1	1	0	0	1							
<b>Terry Pendleton, S</b> OBP: 0.336, SLG: 0.469 (1.5)													3	0	0	0	1	1	2							
<b>Tommy Gregg, L</b> OBP: 0.500, SLG: 0.400 (9.1)													0	0	0	0	0	0	0							
<b>Jeff Treadway, L</b> OBP: 0.296, SLG: 0.283 (10.4)													1	0	0	0	0	0	0							
<b>David Justice, L</b> OBP: 0.391, SLG: 0.417 (1.9)													5	0	0	0	0	3	1							
<b>Sid Bream, L</b> OBP: 0.340, SLG: 0.427 (1.3)													5	0	1	0	0	0	2							
<b>Brian Hunter, R</b> OBP: 0.281, SLG: 0.455 (12.1)													0	0	0	0	0	0	0							
<b>Ron Cant, R</b> OBP: 0.320, SLG: 0.408 (1.7)													5	0	1	0	0	2	3							
<b>Damon Berryhill, S</b> OBP: 0.276, SLG: 0.410 (1.2)													4	1	4	0	0	0	0							
<b>Vinny Castilla, R</b> OBP: 0.400, SLG: 0.250 (10.1)													0	0	0	0	0	0	0							
<b>Javy Lopez, R</b> OBP: 1.000, SLG: 2.000 (11.2)													0	0	0	0	0	0	0							
<b>Ryan Klesko, L</b> OBP: 0.332, SLG: 0.439 (12.1)													1	0	0	0	0	0	1							
<b>Mark Lemke, S</b> OBP: 0.312, SLG: 0.311 (1.4)													5	1	2	1	0	0	3							
<b>David Nied, R</b> ERA: 1.59 (1.1)	7.0	26	7	2	2	3	0	0	0	0	0	0	0	0	63	97	2.57	1.000								
<b>Xavier Hernandez, R</b> ERA: 2.12 (8.1)	2.0	7	0	0	0	3	1	0	0	0	0	0	0	19	32	0.00	0.500									
<b>Mark Wohlers, R</b> ERA: 2.12 (9.1)	3.0	W 11	3	0	0	2	0	0	0	0	0	0	0	25	33	0.00	1.000									
<b>Marvin Freeman, R</b> ERA: 3.47 (11.1)	2.0	L 7	1	1	1	2	0	0	0	0	0	0	1	17	28	4.50	0.500									
<b>Inning Stats</b>	R: 0 E: 0 K: 0 S: 6	H: 0 LOB: 0 BB: 0 P: 11	R: 0 E: 0 K: 1 S: 10	H: 0 LOB: 0 BB: 0 P: 17	R: 2 E: 1 K: 0 S: 12	H: 3 LOB: 1 BB: 0 P: 15	R: 0 E: 0 K: 0 S: 8	H: 1 LOB: 0 BB: 0 P: 16	R: 0 E: 0 K: 0 S: 10	H: 1 LOB: 0 BB: 0 P: 14	R: 0 E: 0 K: 1 S: 7	H: 1 LOB: 1 BB: 0 P: 10	R: 0 E: 0 K: 0 S: 8	H: 0 LOB: 0 BB: 0 P: 10	R: 0 E: 0 K: 1 S: 11	H: 0 LOB: 0 BB: 1 P: 22	R: 0 E: 0 K: 1 S: 7	H: 1 LOB: 1 BB: 1 P: 10	R: 0 E: 0 K: 0 S: 8	H: 0 LOB: 0 BB: 0 P: 10	R: 0 E: 0 K: 0 S: 10	H: 2 LOB: 1 BB: 0 P: 13	1B: 7 2B: 3 3B: 1 HR: 0	SF: 0 SAC: 1 DP: 1 HBP: 0	WP: 0 PB: 0 CS: 2	PA: 45
<b>PITCHER</b>	IP WLS BF H R ER SO BB IBB HBP BLK WP HR S P ERA WHIP																									
<b>Willie Blair, R</b> ERA: 1.27 (8.1)	7.0	26	7	2	2	3	0	0	0	0	0	0	0	63	97	2.57	1.000									
<b>Xavier Hernandez, R</b> ERA: 2.12 (8.1)	2.0	7	0	0	0	3	1	0	0	0	0	0	0	19	32	0.00	0.500									
<b>Mark Wohlers, R</b> ERA: 2.12 (9.1)	3.0	W 11	3	0	0	2	0	0	0	0	0	0	0	25	33	0.00	1.000									

Houston Astros @ Atlanta Braves  
Atlanta-Fulton County Stadium, Atlanta, GA

Sat Sep 19 1992, 7:05 PM EDT  
Alt. 41.945 - Cloudy - 75 F

AB 42  
R 2  
H 10  
RBI 2  
BB 1  
SO 8  
LOB 17






Batter	1	2	3	4	5	6	7	8	9	AB	R	H	RBI	BB	SO	LOB	TOP
<b>Craig Biggio, R</b> OBP: 0.384, SLG: 0.375 (1, 4)	F8		F8														3
<b>Al Osuna, R</b> (5, 1)																	0
<b>Rich Scheid, L</b> (6, 1)																	0
<b>Ernest Riles, L</b> OBP: 0.306, SLG: 0.383 (7, 5)								1B									1
<b>Steve Finley, L</b> OBP: 0.345, SLG: 0.396 <b>Gerald Young, S</b> OBP: 0.288, SLG: 0.200 (6, 8)	1B SF8		G1-3			K		F8									2
<b>Ken Caminiti, S</b> OBP: 0.356, SLG: 0.453 <b>Rob Murphy, L</b> (7, 1)																	2
<b>Eric Anthony, L</b> OBP: 0.294, SLG: 0.391 <b>Joe Boever, R</b> (8, 1)																	3
<b>5 Jeff Bagwell, R</b> OBP: 0.364, SLG: 0.428 <b>Casey Candaele, S</b> OBP: 0.236, SLG: 0.254 (6, 7)	SF8																0
<b>Pete Incaviglia, R</b> OBP: 0.314, SLG: 0.413 (6, 9)																	3
<b>Mike Simms, R</b> OBP: 0.357, SLG: 0.500 (6, 3)	F7																4
<b>Andujar Cedeno, R</b> OBP: 0.241, SLG: 0.298 (1, 6)																	4
<b>Scooter Tucker, R</b> OBP: 0.200, SLG: 0.140 (1, 2)																	3
<b>Ryan Bowen, R</b> OBP: 0.143, SLG: 0.143 <b>Shane Reynolds, R</b> (2, 1)																	1
<b>Juan Guerrero, R</b> OBP: 0.257, SLG: 0.285 (5, 4)																	2
<b>Inning Stats</b>	R: 1 H: 2 E: 0 K: 0 S: 17	H: 2 R: 1 LOB: 2 BB: 1 P: 29	R: 0 H: 0 E: 0 K: 2 S: 12	H: 0 R: 0 LOB: 0 BB: 0 P: 15	R: 0 H: 0 E: 0 K: 1 S: 6	H: 0 R: 0 LOB: 0 BB: 0 P: 10	R: 0 H: 0 E: 0 K: 1 S: 11	H: 1 R: 0 LOB: 1 BB: 0 P: 15	R: 0 H: 1 E: 0 K: 1 S: 8	H: 1 R: 0 LOB: 0 BB: 0 P: 8	R: 0 H: 2 E: 0 K: 0 S: 14	H: 0 R: 0 LOB: 0 BB: 0 P: 7	1B: 7 2B: 0 3B: 0 HR: 0	SF: 1 SAC: 0 DP: 1 HBP: 0	WP: 0 PB: 0 SB: 2 CS: 0	PA: 34	
<b>PITCHER</b>	IP WLS BF H R ER SO BB IBB HBP BLK WP HR S P ERA WHIP																
<b>Steve Avery, L</b> ERA: 3.25 (1, 1)	6.0 W 23 4 1 1 5 1 0 0 0 0 0 0 65 93 1.50 0.833																
<b>Randy St. Claire, R</b> ERA: 5.87 (7, 1)	2.0 8 3 0 0 0 0 0 0 0 0 0 0 19 26 0.00 1.500																
<b>Jeff Reardon, R</b> ERA: 3.61 (9, 1)	1.0 3 0 0 0 0 0 0 0 0 0 0 0 6 7 0.00 0.000																

**Houston Astros @ Atlanta Braves**  
Atlanta-Fulton County Stadium, Atlanta, GA  
Sun Sep 20 1992, 3:33 AM EDT  
Att: 40,493 - Cloudy - 84 F

AB 32  
R 1  
H 7  
RBI 1  
BB 1  
SO 5  
LOB 10



Batter	1	2	3	4	5	6	7	8	9	AB	R	H	RBI	BB	SO	LOB	BOTTOM
<b>Otis Nixon, S</b> OBP: 0.361, SLG: 0.366 <b>Tommy Gregg, L</b> OBP: 0.429, SLG: 0.333 (7, 8)	G6-3		G1-3														4
<b>Jeff Blausler, R</b> OBP: 0.360, SLG: 0.466 (1, 6)																	3
<b>Terry Pendleton, S</b> OBP: 0.339, SLG: 0.473 <b>Jeff Treadway, L</b> OBP: 0.293, SLG: 0.280 (6, 7)																	3
<b>David Justice, L</b> OBP: 0.354, SLG: 0.430 <b>Ryan Klesko, L</b> (8, 3)																	3
<b>Sid Bream, L</b> OBP: 0.340, SLG: 0.427 <b>Brian Hunter, R</b> OBP: 0.293, SLG: 0.509 (7, 3)																	3
<b>Ron Gant, R</b> OBP: 0.323, SLG: 0.415 <b>Rafael Belliard, R</b> OBP: 0.265, SLG: 0.248 (7, 4)																	3
<b>Damon Berryhill, S</b> ERA: 13.14 <b>Javy Lopez, R</b> OBP: 0.500, SLG: 1.000 (6, 7)																	2
<b>Mark Lemke, S</b> OBP: 0.312, SLG: 0.318 <b>Randy St. Claire, R</b> <b>Jeff Reardon, R</b> (9, 1)																	3
<b>Steve Avery, L</b> OBP: 0.187, SLG: 0.208 <b>Melvin Nieves, S</b> OBP: 0.375, SLG: 0.286 (6, 7)																	2
<b>Inning Stats</b>	R: 2 H: 2 E: 0 K: 0 S: 11	H: 5 R: 8 LOB: 3 BB: 3 P: 42	R: 0 H: 1 E: 0 K: 0 S: 6	H: 1 R: 0 LOB: 0 BB: 0 P: 9	R: 1 H: 1 E: 0 K: 0 S: 9	H: 0 R: 0 LOB: 0 BB: 1 P: 16	R: 0 H: 6 E: 0 K: 1 S: 21	H: 0 R: 0 LOB: 0 BB: 1 P: 34	R: 0 H: 0 E: 0 K: 1 S: 6	H: 0 R: 0 LOB: 0 BB: 0 P: 8	1B: 8 2B: 2 3B: 2 HR: 4	SF: 1 SAC: 2 DP: 2 HBP: 0	WP: 1 PB: 0 SB: 1 CS: 0	PA: 42			
<b>PITCHER</b>	IP WLS BF H R ER SO BB IBB HBP BLK WP HR S P ERA WHIP																
<b>Ryan Bowen, R</b> ERA: 13.14 (1, 1)	1.1 L 12 6 8 8 0 2 0 0 0 0 0 0 26 47 54.00 6.000																
<b>Shane Reynolds, R</b> ERA: 8.5 (2, 1)	2.2 11 3 1 1 0 0 1 0 0 0 0 0 22 39 3.38 1.125																
<b>Al Osuna, L</b> ERA: 4.5 (5, 1)	1.1 10 5 7 7 0 2 0 0 0 0 0 3 19 39 47.25 5.250																
<b>Rich Scheid, L</b> ERA: 5.79 <b>Rob Murphy, L</b> ERA: 4.44 (7, 1)	0.2 3 1 0 0 1 0 0 0 0 0 0 1 9 11 0.00 1.500																
<b>1.0 3 0 0 0 2 0 0 0 0 0 0 0 9 12 0.00 0.000</b>																	

**Houston Astros @ Atlanta Braves**  
Atlanta-Fulton County Stadium, Atlanta, GA  
Sun Sep 20 1992, 3:33 AM EDT  
Att: 40,493 - Cloudy - 84 F

AB 34  
R 16  
H 15  
RBI 15  
BB 5  
SO 4  
LOB 8





Batter	1	2	3	4	5	6	7	8	9	AB	R	H	RBI	BB	SO	LOB	TOP								
<b>Craig Biggio, R</b> OBP: 0.386, SLG: 0.376 (1, 4)	4-1 1B BB		0-1 1B		0-0 G1-3			2-2 FC3-6 1B	0-3 K2-3	4	0	2	0	1	1	2	<b>Houston Astros @ Cincinnati Reds</b> Riverfront Stadium, Cincinnati, OH Tue Sep 22 1992, 3:33 AM EDT Cloudy - 65 F								
<b>Steve Finley, L</b> OBP: 0.345, SLG: 0.395 (1, 8)	0-1 1B		2-1 F8			1-1 F8		0-0 FC3-6 G4-3		4	0	1	0	0	0	3									
<b>Luis Gonzalez, L</b> OBP: 0.304, SLG: 0.393 (1, 7)	1-2 L7		2-1 G3			4-1 BB		1-1 G4-3		3	0	0	1	1	0	4									
<b>5 Jeff Bagwell, R</b> OBP: 0.361, SLG: 0.425 (1, 3)	1-0 F7			2-3 K		1-0 F9		1-2 G6-3		4	0	0	0	0	1	4									
<b>Eric Anthony, L</b> OBP: 0.294, SLG: 0.388 (1, 9)	2-1 G4-3		1-2 L9			0-1 G3			4-2 HR BB	3	1	0	0	1	0	3									
<b>Ken Caminiti, S</b> OBP: 0.353, SLG: 0.449 (1, 5)		0-1 G4-3		1-1 G3			0-1 G3-1		3-2 F7	4	0	0	0	0	0	1									
<b>Eddie Taubensee, L</b> OBP: 0.296, SLG: 0.330 <b>Pete Incaviglia, R</b> OBP: 0.316, SLG: 0.423 (9, PH)		0-3 K		2-1 1B			1-0 P5		1-1 HR	3	0	1	0	0	1	0									
<b>Andujar Cedeno, R</b> OBP: 0.237, SLG: 0.293 <b>Al Osuna, R</b> (7, 1)		1-0 G5-3			1-0 P6		1-2 G6-3		2-3 K	3	0	0	0	0	0	1									
<b>Mike Simms, R</b> OBP: 0.357, SLG: 0.500 <b>Ernest Riles, L</b> OBP: 0.300, SLG: 0.375 (9, PH)										0	0	0	0	0	0	0									
<b>Rich Scheid, L</b> <b>Joe Boever, R</b> <b>Casey Candaele, S</b> OBP: 0.263, SLG: 0.254 (7, 6)				2-3 K		0-3 K		4-2 FC3-6 1B G4-3 BB	4-0 BB	1	0	0	0	0	1	0									
<b>Inning Stats</b>	R: 0 E: 0 K: 0 S: 10	H: 1 LOB: 2 BB: 1 P: 18	R: 0 E: 0 K: 1 S: 6	H: 0 LOB: 0 BB: 0 P: 7	R: 0 E: 0 K: 1 S: 9	H: 1 LOB: 1 BB: 0 P: 15	R: 0 E: 0 K: 1 S: 9	H: 0 LOB: 0 BB: 0 P: 13	R: 0 E: 0 K: 1 S: 7	H: 1 LOB: 1 BB: 0 P: 10	R: 0 E: 0 K: 0 S: 6	H: 0 LOB: 0 BB: 1 P: 12	R: 0 E: 0 K: 0 S: 6	H: 0 LOB: 0 BB: 0 P: 8	R: 1 E: 0 K: 0 S: 10	H: 1 LOB: 1 BB: 1 P: 17	R: 2 E: 0 K: 2 S: 13	H: 1 LOB: 1 BB: 2 P: 27	1B: 4 2B: 0 3B: 0 HR: 1	SF: 0 SAC: 0 DP: 0 HBP: 0	WP: 0 PB: 0 SB: 0 CS: 0	PA: 37			
<b>PITCHER</b>	IP	WLS	BF	H	R	ER	SO	BB	IBB	HBP	BLK	WP	HR	S	P	ERA	WHIP								
<b>Jose Rijo, R</b> ERA: 2.6	(1, 1)	6.0	W	23	3	0	0	4	2	0	0	0	0	47	75	0.00	0.833								
<b>Steve Foster, R</b> ERA: 3.19	(7, 1)	1.0		3	0	0	0	0	0	0	0	0	0	6	8	0.00	0.000								
<b>Mitt Hill, R</b> ERA: 2.08	(8, 1)	1.0		5	1	1	1	0	1	0	0	0	0	10	17	9.00	2.000								
<b>Scott Ruskin, L</b> ERA: 4.74	(9, 1)	0.1		3	1	2	2	0	1	0	0	0	0	7	15	54.00	6.000								
<b>Rob Dible, R</b> ERA: 3.11	(9, 1)	0.2		3	0	0	0	2	1	0	0	0	0	6	12	0.00	1.500								

AB	32
R	3
H	5
RBI	3
BB	5
SO	6
LOB	19



Batter	1	2	3	4	5	6	7	8	9	AB	R	H	RBI	BB	SO	LOB	BOTTOM								
<b>Cesar Hernandez, R</b> OBP: 0.256, SLG: 0.326 <b>Dave Martinez, L</b> OBP: 0.323, SLG: 0.341 (5, PH)	1-1 G5-3		0-1 FC1-6 S	1-3 K	4-1 BB		2-1 G4-6-3			3	0	0	0	0	1	2	<b>Houston Astros @ Cincinnati Reds</b> Riverfront Stadium, Cincinnati, OH Tue Sep 22 1992, 3:33 AM EDT Cloudy - 65 F								
<b>Reggie Sanders, R</b> OBP: 0.355, SLG: 0.475 (6, 7)	2-2 G5-3		1-3 K	0-1 1B	0-1 F7			4-2 G5-3 1B SF8 BB		4	1	1	0	1	1	4									
<b>Barry Larkin, R</b> OBP: 0.384, SLG: 0.465 (1, 6)	2-2 S 2B		4-2 BB	2-2 1B		2-2 G6-3		1-1 G5-3 1B		4	0	3	0	1	0	0									
<b>Chris Sabo, R</b> OBP: 0.302, SLG: 0.422 (1, 5)	4-0 PB BB		0-0 P4	0-1 SF9		0-2 G5-3		0-0 G5-3		3	0	0	1	1	0	4									
<b>Joe Oliver, R</b> OBP: 0.319, SLG: 0.393 (1, 2)	1-1 P4					1-3 K2-3		4-0 IBB		4	1	1	0	1	1	4									
<b>Tim Coste, R</b> OBP: 0.333, SLG: 0.571 (1, 3)		1-1 F9		2-2 2B	1-1 G5-3		4-2 2B BB	1-2 SF8		3	1	1	1	1	0	0									
<b>Paul O'Neill, L</b> OBP: 0.358, SLG: 0.385 (1, 9)		0-3 K		4-2 2B	4-1 1B		0-0 2B	0-0 P2		3	1	1	0	2	1	2									
<b>Freddie Benavides, R</b> OBP: 0.264, SLG: 0.302 (1, 4)		2-1 G6-3		1-0 1B	1-1 BB		4-1 BB			3	1	2	2	1	0	0									
<b>Jose Rijo, R</b> OBP: 0.296, SLG: 0.239 <b>Steve Foster, R</b> OBP: 0.200, SLG: 0.200 <b>Dan Wilson, R</b> OBP: 0.229, SLG: 0.571 <b>Mitt Hill, R</b> <b>Scott Ruskin, R</b> <b>Rob Dible, L</b> OBP: 0.250, SLG: 0.250 (9, 1)			0-0 E6	1-2 1B	0-3 K		0-3 K			3	1	1	2	0	1	2									
<b>Inning Stats</b>	R: 0 E: 0 K: 0 S: 13	H: 1 LOB: 2 BB: 1 P: 23	R: 0 E: 0 K: 1 S: 7	H: 0 LOB: 0 BB: 0 P: 10	R: 0 E: 1 K: 1 S: 10	H: 0 LOB: 2 BB: 1 P: 15	R: 5 E: 0 K: 1 S: 24	H: 6 LOB: 2 BB: 1 P: 36	R: 0 E: 0 K: 1 S: 11	H: 1 LOB: 3 BB: 2 P: 21	R: 0 E: 0 K: 1 S: 10	H: 0 LOB: 0 BB: 0 P: 13	R: 0 E: 0 K: 1 S: 9	H: 1 LOB: 2 BB: 2 P: 19	R: 1 E: 0 K: 0 S: 9	H: 1 LOB: 2 BB: 2 P: 19		1B: 6 2B: 4 3B: 0 HR: 0	SF: 2 SAC: 0 DP: 1 HBP: 0	WP: 0 PB: 1 SB: 2 CS: 0	PA: 43				
<b>PITCHER</b>	IP	WLS	BF	H	R	ER	SO	BB	IBB	HBP	BLK	WP	HR	S	P	ERA	WHIP								
<b>Rich Scheid, L</b> ERA: 9.39	(1, 1)	3.0	L	18	5	5	2	3	0	0	0	0	0	42	68	15.00	2.667								
<b>Joe Boever, R</b> ERA: 2.42	(4, 1)	3.0		14	3	0	0	3	2	0	0	0	0	33	50	0.00	1.667								
<b>Al Osuna, L</b> ERA: 4.5	(7, 1)	2.0		11	2	1	1	1	3	1	0	0	0	18	38	4.50	2.500								

AB	32
R	6
H	10
RBI	6
BB	9
SO	6
LOB	24





Batter	1	2	3	4	5	6	7	8	9	AB	R	H	RBI	BB	SO	LOB	TOP									
<b>Craig Biggio, R</b> OBP: 0.386, SLG: 0.374 (1, 4)	G5-3		FC3-6		FC5		BB		FC3-6	3	0	0	0	2	0	3	<b>Houston Astros @ Cincinnati Reds</b> Riverfront Stadium, Cincinnati, OH Tue Sep 22 1992, 3:38 AM EDT Att: 13,732 - Cloudy - 68 F									
<b>Steve Finley, L</b> OBP: 0.345, SLG: 0.394 (1, 8)	CS 1B		F8		F8		F9		FC3-6	4	0	1	0	1	0	4										
<b>Ken Caminiti, S</b> OBP: 0.352, SLG: 0.445 (1, 5)	K		G5-3		F7				P7	4	0	0	0	1	1	5										
<b>5 Jeff Bagwell, R</b> OBP: 0.362, SLG: 0.430 (1, 3)		HR			E5				F8	5	1	2	1	0	0	3										
<b>Pete Incaviglia, R</b> OBP: 0.317, SLG: 0.428 (8, 7)		G6-3			G5-4-3				P2	3	1	1	0	1	0	1										
<b>Luis Gonzalez, L</b> OBP: 0.305, SLG: 0.395 <b>Mike Simms, R</b> OBP: 0.333, SLG: 0.462 (8, PH) (8, 9)	G6-3				F7				G5-4-3	3	0	1	1	0	0	0										
<b>Scott Servais, R</b> <b>Rob Mallicoat, L</b> (9, PR)	K				FC5		G4-3		BB	4	0	2	0	0	1	1										
<b>Casey Candaele, S</b> OBP: 0.265, SLG: 0.260 (1, 6)	F7				BB		G4-3		BB	4	0	2	0	0	0	0										
<b>Shane Reynolds, R</b> OBP: 0.333, SLG: 0.333 <b>Rob Murphy, L</b> (5, 1) <b>Ernest Riles, L</b> OBP: 0.226, SLG: 0.337 <b>Xavier Hernandez, L</b> (7, PH) <b>Rafael Ramirez, R</b> OBP: 0.278, SLG: 0.393 <b>Gerald Young, S</b> OBP: 0.298, SLG: 0.290 (9, PR)			FC3-6		L7		F8		FC3-6	2	0	1	0	0	0	2										
<b>Inning Stats</b>	R: 0 E: 0 K: 1 S: 7	H: 1 LOB: 0 BB: 0 P: 11	R: 2 E: 0 K: 1 S: 11	H: 2 LOB: 0 BB: 0 P: 17	R: 0 E: 0 K: 0 S: 11	H: 1 LOB: 1 BB: 0 P: 13	R: 0 E: 1 K: 0 S: 5	H: 0 LOB: 0 BB: 0 P: 7	R: 0 E: 0 K: 0 S: 8	H: 2 LOB: 3 BB: 1 P: 17	R: 0 E: 0 K: 0 S: 8	H: 1 LOB: 1 BB: 0 P: 10	R: 0 E: 0 K: 0 S: 8	H: 0 LOB: 1 BB: 1 P: 17	R: 0 E: 0 K: 0 S: 13	H: 1 LOB: 1 BB: 1 P: 22		R: 1 E: 0 K: 0 S: 14	H: 3 LOB: 3 BB: 2 P: 28	1B: 7 2B: 2 3B: 1 HR: 1	SF: 0 SAC: 0 DP: 2 HBP: 0	WP: 0 PB: 0 SB: 2 CS: 1	PA: 40			
<b>PITCHER</b>	IP	WLS	BF	H	R	ER	SO	BB	IBB	HBP	BLK	WP	HR	S	P	ERA		WHIP								
<b>Chris Hammond, L</b> ERA: 4.21 (1, 1)	4.2		20	6	2	2	2	1	0	0	0	0	1	39	60	3.86		1.500								
<b>Scott Bankhead, R</b> ERA: 3.07 (5, 1)	2.1	W	9	1	0	0	0	1	0	0	0	0	0	19	32	0.00		0.857								
<b>Steve Foster, R</b> ERA: 3.15 (8, 1)	0.1		3	1	0	0	0	1	0	0	0	0	0	10	17	0.00	6.000									
<b>Norm Charlton, L</b> ERA: 3.1 (8, 1)	1.1		7	3	1	1	0	2	0	0	0	0	0	14	29	6.75	3.750									
<b>Milt Hill, R</b> ERA: 2.04 (9, 1)	0.1	S	1	0	0	0	0	0	0	0	0	0	0	3	4	0.00	0.000									

AB	35
R	3
H	11
RBI	3
BB	5
SO	2
LOB	21



Batter	1	2	3	4	5	6	7	8	9	AB	R	H	RBI	BB	SO	LOB	BOTTOM									
<b>Bip Roberts, S</b> OBP: 0.389, SLG: 0.425 <b>Reggie Sanders, R</b> OBP: 0.354, SLG: 0.474 (7, 7)	G6-3 G4-3		CS 1B		F8		L7			3	2	3	1	0	0	0	<b>Houston Astros @ Cincinnati Reds</b> Riverfront Stadium, Cincinnati, OH Tue Sep 22 1992, 3:38 AM EDT Att: 13,732 - Cloudy - 68 F									
<b>Willis Greene, L</b> OBP: 0.296, SLG: 0.320 (1, 5)	G6-3		K		F8		P7			4	0	0	0	0	1	3										
<b>Barry Larkin, R</b> OBP: 0.383, SLG: 0.465 (1, 6)	G4-3		F7						G6-3	4	0	1	2	0	0	1										
<b>Paul O'Neill, L</b> OBP: 0.355, SLG: 0.381 (1, 9)	G3				L8		P2		G3-1	4	0	0	0	0	0	1										
<b>Hal Morris, L</b> OBP: 0.351, SLG: 0.388 (1, 3)		G4-3							G4-3	4	0	1	0	0	1	0										
<b>Jeff Branson, L</b> OBP: 0.300, SLG: 0.340 (1, 4)		1B			P7					3	1	2	0	0	0	1										
<b>Dan Wilson, R</b> OBP: 0.400, SLG: 0.500 (1, 2)		1B			P2				K	3	0	1	0	0	1	2										
<b>Dave Martinez, L</b> OBP: 0.323, SLG: 0.341 (1, 8)		E3							F8	3	1	1	0	0	0	2										
<b>Chris Hammond, L</b> OBP: 0.235, SLG: 0.227 <b>Scott Bankhead, R</b> ERA: 3.1 <b>Jeff Branson, L</b> OBP: 0.222, SLG: 0.222 <b>Steve Foster, R</b> ERA: 3.15 <b>Norm Charlton, L</b> ERA: 3.1 <b>Milt Hill, R</b> ERA: 2.04 (9, 1)		L3			SH1-4		F8			1	0	0	0	0	0	2										
<b>Inning Stats</b>	R: 1 E: 0 K: 0 S: 10	H: 1 LOB: 0 BB: 0 P: 13	R: 1 E: 1 K: 0 S: 14	H: 2 LOB: 1 BB: 0 P: 19	R: 0 E: 0 K: 1 S: 9	H: 1 LOB: 1 BB: 0 P: 12	R: 0 E: 0 K: 0 S: 5	H: 1 LOB: 1 BB: 0 P: 8	R: 2 E: 0 K: 2 S: 14	H: 3 LOB: 1 BB: 0 P: 15	R: 0 E: 0 K: 0 S: 14	H: 1 LOB: 1 BB: 0 P: 18	R: 0 E: 0 K: 0 S: 5	H: 0 LOB: 0 BB: 0 P: 7	R: 0 E: 0 K: 0 S: 6	H: 0 LOB: 0 BB: 0 P: 8		1B: 5 2B: 5 3B: 0 HR: 0	SF: 0 SAC: 1 DP: 1 HBP: 0	WP: 0 PB: 0 SB: 0 CS: 1	PA: 32					
<b>PITCHER</b>	IP	WLS	BF	H	R	ER	SO	BB	IBB	HBP	BLK	WP	HR	S	P	ERA		WHIP								
<b>Shane Reynolds, R</b> ERA: 3.1 (1, 1)	4.2	L	21	8	4	3	1	0	0	0	0	0	0	47	63	5.79		1.714								
<b>Rob Murphy, L</b> ERA: 4.33 (5, 1)	1.1		5	1	0	0	2	0	0	0	0	0	0	16	22	0.00		0.750								
<b>Xavier Hernandez, R</b> ERA: 2.08 (7, 1)	2.0		6	0	0	0	0	0	0	0	0	0	0	11	15	0.00	0.000									





Batter	1	2	3	4	5	6	7	8	9	AB	R	H	RBI	BB	SO	LOB	TOP										
<b>Craig Biggio, R</b> OBP: 0.383, SLG: 0.371	F8		L4	FC6-4		G6-3			G6-3	5	0	0	1	0	0	2	<b>Houston Astros @ San Diego Padres</b> Jack Murphy Stadium, San Diego, CA Wed Sep 23 1992, 10:05 PM EDT Att: 9,325 - Sunny - 84 F										
<b>Steve Finley, L</b> OBP: 0.347, SLG: 0.395	K								G6-3	4	0	2	0	1	1	0											
<b>Ken Caminiti, S</b> OBP: 0.354, SLG: 0.446			G1-3			G6-3				4	2	2	1	1	0	2											
<b>5 Jeff Bagwell, R</b> OBP: 0.363, SLG: 0.436										4	2	2	2	1	0	3											
<b>Eric Anthony, L</b> OBP: 0.295, SLG: 0.395	L8									5	1	2	3	0	0	0											
<b>Casey Candaele, S</b> OBP: 0.288, SLG: 0.260										4	1	1	0	0	1	0											
<b>Xavier Hernandez, L</b> OBP: 0.284, SLG: 0.197										0	0	0	0	0	0	0											
<b>Rob Murphy, L</b> OBP: 0.284, SLG: 0.197										0	0	0	0	0	0	0											
<b>Gerald Young, S</b> OBP: 0.284, SLG: 0.197										1	0	0	0	0	0	2											
<b>Scott Servais, R</b> OBP: 0.270, SLG: 0.270										4	1	2	0	0	0	0											
<b>Eddie Taubensee, L</b> OBP: 0.296, SLG: 0.330										0	0	0	0	0	0	0											
<b>Andujar Cedeno, R</b> OBP: 0.238, SLG: 0.289										3	0	0	0	1	0	1											
<b>Pete Harnisch, S</b> OBP: 0.169, SLG: 0.206										3	0	0	0	0	1	3											
<b>Luis Gonzalez, L</b> OBP: 0.304, SLG: 0.394										1	0	0	0	0	1	0											
<b>Doug Jones, R</b> OBP: 0.284, SLG: 0.197										0	0	0	0	0	0	0											
<b>Inning Stats</b>	R: 2 E: 0 K: 15	H: 2 LOB: 0 BB: 23	R: 0 E: 0 K: 9	H: 0 LOB: 0 BB: 12	R: 0 E: 0 K: 10	H: 1 LOB: 1 BB: 0	R: 4 E: 0 K: 19	H: 3 LOB: 3 BB: 39	R: 0 E: 0 K: 9	H: 1 LOB: 1 BB: 11	R: 0 E: 0 K: 8	H: 0 LOB: 0 BB: 12	R: 0 E: 0 K: 9	H: 0 LOB: 0 BB: 12	R: 1 E: 0 K: 13	H: 3 LOB: 2 BB: 21	1B: 9 2B: 0 3B: 0 HR: 2	SF: 0 SAC: 0 DP: 0 HBP: 0	WP: 0 PB: 0 SB: 1 CS: 0	PA: 42							
<b>PITCHER</b>	IP	WLS	BF	H	R	ER	SO	BB	IBB	HBP	BLK	WP	HR	S	P	ERA	WHIP										
<b>Bruce Hurst, L</b> ERA: 3.85	(1, 1)	3.1	18	6	6	6	2	2	0	0	0	0	2	44	68	16.20	2.400										
<b>Jose Melendez, R</b> ERA: 2.98	(4, 1)	1.2	8	1	0	0	2	2	0	0	0	0	0	18	31	0.00	1.800										
<b>Mike Maddux, R</b> ERA: 2.44	(6, 1)	2.0	7	1	0	0	1	0	0	0	0	0	0	17	24	0.00	0.500										
<b>Tim Scott, R</b> ERA: 4.89	(8, 1)	1.0	3	0	0	0	1	0	0	0	0	0	0	9	12	0.00	0.000										
<b>Jeremy Hernandez, R</b> ERA: 3.93	(9, 1)	0.2	L 4	2	1	1	0	0	0	0	0	0	0	10	16	13.50	3.000										
<b>PITCHER</b>	IP	WLS	BF	H	R	ER	SO	BB	IBB	HBP	BLK	WP	HR	S	P	ERA	WHIP										
<b>Rich Rodriguez, L</b> ERA: 2.33	(9, 1)	0.1	2	1	0	0	0	0	0	0	0	0	0	3	5	0.00	3.000										

AB	38
R	7
H	11
RBI	7
BB	4
SO	4
LOB	13



Batter	1	2	3	4	5	6	7	8	9	AB	R	H	RBI	BB	SO	LOB	BOTTOM										
<b>Tony Fernandez, S</b> OBP: 0.332, SLG: 0.359			L7						G3	4	1	1	0	1	0	1	<b>Houston Astros @ San Diego Padres</b> Jack Murphy Stadium, San Diego, CA Wed Sep 23 1992, 10:05 PM EDT Att: 9,325 - Sunny - 84 F										
<b>Oscar Azocar, L</b> OBP: 0.226, SLG: 0.225										4	1	2	1	1	0	1											
<b>Gary Sheffield, R</b> OBP: 0.388, SLG: 0.582										5	0	2	0	0	1	2											
<b>Fred McGriff, L</b> OBP: 0.398, SLG: 0.567										3	1	1	0	2	0	2											
<b>Darrin Jackson, R</b> OBP: 0.291, SLG: 0.405										3	1	2	1	0	0	1											
<b>Jerald Clark, R</b> OBP: 0.288, SLG: 0.393										4	0	0	1	0	2	4											
<b>Tom Lampkin, L</b> OBP: 0.375, SLG: 0.286										3	1	1	0	0	0	1											
<b>Kurt Stillwell, S</b> OBP: 0.272, SLG: 0.304										4	0	0	0	0	0	3											
<b>Bruce Hurst, L</b> ERA: 3.85	(1, 1)	3.1	18	6	6	6	2	2	0	0	0	0	2	44	68	16.20		2.400									
<b>Jose Melendez, R</b> ERA: 2.98	(4, 1)	1.2	8	1	0	0	2	2	0	0	0	0	0	18	31	0.00		1.800									
<b>Mike Maddux, R</b> ERA: 2.44	(6, 1)	2.0	7	1	0	0	1	0	0	0	0	0	0	17	24	0.00	0.500										
<b>Tim Scott, R</b> ERA: 4.89	(8, 1)	1.0	3	0	0	0	1	0	0	0	0	0	0	9	12	0.00	0.000										
<b>Jeremy Hernandez, R</b> ERA: 3.93	(9, 1)	0.2	L 4	2	1	1	0	0	0	0	0	0	0	10	16	13.50	3.000										
<b>PITCHER</b>	IP	WLS	BF	H	R	ER	SO	BB	IBB	HBP	BLK	WP	HR	S	P	ERA	WHIP										
<b>Bruce Hurst, L</b> ERA: 3.85	(1, 1)	3.1	18	6	6	6	2	2	0	0	0	0	2	44	68	16.20	2.400										
<b>Jose Melendez, R</b> ERA: 2.98	(4, 1)	1.2	8	1	0	0	2	2	0	0	0	0	0	18	31	0.00	1.800										
<b>Mike Maddux, R</b> ERA: 2.44	(6, 1)	2.0	7	1	0	0	1	0	0	0	0	0	0	17	24	0.00	0.500										
<b>Tim Scott, R</b> ERA: 4.89	(8, 1)	1.0	3	0	0	0	1	0	0	0	0	0	0	9	12	0.00	0.000										
<b>Jeremy Hernandez, R</b> ERA: 3.93	(9, 1)	0.2	L 4	2	1	1	0	0	0	0	0	0	0	10	16	13.50	3.000										
<b>PITCHER</b>	IP	WLS	BF	H	R	ER	SO	BB	IBB	HBP	BLK	WP	HR	S	P	ERA	WHIP										
<b>Rich Rodriguez, L</b> ERA: 2.33	(9, 1)	0.1	2	1	0	0	0	0	0	0	0	0	0	3	5	0.00	3.000										

AB	34
R	6
H	11
RBI	5
BB	4
SO	4
LOB	17





Batter	1	2	3	4	5	6	7	8	9	AB	R	H	RBI	BB	SO	LOB	TOP					
<b>Craig Biggio, R</b> OBP: 0.381, SLG: 0.369 (1, 4)										4	0	0	0	0	2	1	<b>Houston Astros @ San Diego Padres</b> Jack Murphy Stadium, San Diego, CA Thu Sep 24 1992, 6:33 AM EDT Att: 5,913 - Sunny - 85 F					
<b>Steve Finley, L</b> OBP: 0.347, SLG: 0.393 (1, 8)										3	0	0	0	1	0	2						
<b>Luis Gonzalez, L</b> OBP: 0.304, SLG: 0.394 <b>Casey Candaele, S</b> OBP: 0.284, SLG: 0.259 (6, PH) (8, 7)										3	0	1	1	0	0	1						
<b>5 Jeff Bagwell, R</b> OBP: 0.361, SLG: 0.433 (1, 3)										4	0	0	0	0	0	2						
<b>Eric Anthony, L</b> OBP: 0.297, SLG: 0.397 (1, 9)										3	0	1	0	1	1	0						
<b>Ken Caminiti, S</b> OBP: 0.353, SLG: 0.443 (1, 5)										3	0	0	0	1	2	2						
<b>Eddie Taubensee, L</b> OBP: 0.296, SLG: 0.330 <b>Rafael Ramirez, R</b> OBP: 0.282, SLG: 0.301 (9, PH)										3	0	1	0	0	1	2						
<b>Andujar Cedeno, R</b> OBP: 0.239, SLG: 0.286 (1, 6)										2	1	0	0	0	0	1						
<b>Willie Blair, R</b> OBP: 0.118, SLG: 0.063 (4, PH) <b>Eneke Oles, L</b> OBP: 0.288, SLG: 0.300 <b>Shane Reynolds, R</b> OBP: 0.353, SLG: 0.333 (4, 1) <b>Al Osuna, L</b> OBP: 0.282, SLG: 0.194 <b>Gerald Young, S</b> OBP: 0.282, SLG: 0.194 <b>Joe Boever, R</b> (7, 1)										1	0	0	0	0	1	1						
<b>Inning Stats</b>	R: 0 E: 0 K: 1 S: 9	H: 0 LOB: 0 BB: 0 P: 16	R: 0 E: 0 K: 1 S: 11	H: 0 LOB: 1 BB: 1 P: 20	R: 1 E: 1 K: 1 S: 11	H: 1 LOB: 2 BB: 0 P: 20	R: 0 E: 1 K: 0 S: 11	H: 1 LOB: 0 BB: 1 P: 16	R: 0 E: 0 K: 1 S: 6	H: 0 LOB: 0 BB: 0 P: 13	R: 0 E: 0 K: 1 S: 8	H: 1 LOB: 1 BB: 0 P: 11	R: 0 E: 0 K: 2 S: 8	H: 0 LOB: 0 BB: 0 P: 13	R: 0 E: 0 K: 1 S: 7	H: 0 LOB: 0 BB: 0 P: 9		R: 0 E: 0 K: 2 S: 8	H: 0 LOB: 1 BB: 1 P: 15	1B: 2 2B: 1 3B: 0 HR: 0	SF: 0 SAC: 0 DP: 2 HBP: 1	WP: 0 PB: 0 SB: 1 CS: 0
<b>PITCHER</b>	IP	WLS	BF	H	R	ER	SO	BB	IBB	HBP	BLK	WP	HR	S	P	ERA	WHIP					
<b>Frank Seminara, R</b> ERA: 3.72 <b>Rich Rodriguez, L</b> ERA: 2.28	(1, 1) (8, 1)	7.0 2.0	W 7	28 0	3 0	1 0	0 3	6 1	3 0	0 0	0 0	0 0	0 0	64 15	109 24	0.00 0.00	0.857 0.500					

AB	29
R	1
H	3
RBI	1
BB	4
SO	9
LOB	14



Batter	1	2	3	4	5	6	7	8	9	AB	R	H	RBI	BB	SO	LOB	BOTTOM				
<b>Tony Fernandez, S</b> OBP: 0.334, SLG: 0.360 (1, 6)										4	1	2	0	1	2	3	<b>Houston Astros @ San Diego Padres</b> Jack Murphy Stadium, San Diego, CA Thu Sep 24 1992, 6:33 AM EDT Att: 5,913 - Sunny - 85 F				
<b>Kurt Stillwell, S</b> OBP: 0.274, SLG: 0.304 (1, 4)										3	1	1	0	1	0	3					
<b>Gary Sheffield, R</b> OBP: 0.387, SLG: 0.585 <b>Rich Rodriguez, L</b> (8, 1)										4	1	1	3	0	0	2					
<b>Fred McGriff, L</b> OBP: 0.395, SLG: 0.563 (1, 3)										4	0	0	0	0	1	1					
<b>Darrin Jackson, R</b> OBP: 0.292, SLG: 0.407 (1, 8)										4	2	2	0	0	1	0					
<b>Phil Stephenson, L</b> OBP: 0.257, SLG: 0.226 <b>Jim Vatcher, R</b> OBP: 0.462, SLG: 0.400 (6, PH) (7, 9)										1	1	0	0	1	0	0					
<b>Dan Walters, R</b> OBP: 0.316, SLG: 0.420 (1, 2)										4	0	2	3	0	1	1					
<b>Kevin Ward, R</b> OBP: 0.275, SLG: 0.301 (1, 7)										4	1	1	0	0	2	3					
<b>Frank Seminara, R</b> OBP: 0.121, SLG: 0.094 <b>Tim Teufel, R</b> OBP: 0.322, SLG: 0.345 (8, 5)										3	0	0	0	0	0	4					
<b>Inning Stats</b>	R: 5 E: 0 K: 1 S: 19	H: 5 LOB: 1 BB: 1 P: 33	R: 0 E: 0 K: 0 S: 4	H: 0 LOB: 0 BB: 2 P: 13	R: 0 E: 0 K: 1 S: 6	H: 0 LOB: 0 BB: 0 P: 9	R: 0 E: 1 K: 1 S: 11	H: 1 LOB: 2 BB: 0 P: 18	R: 0 E: 0 K: 1 S: 5	H: 0 LOB: 0 BB: 0 P: 9	R: 0 E: 0 K: 2 S: 13	H: 0 LOB: 1 BB: 1 P: 18	R: 0 E: 0 K: 0 S: 8	H: 1 LOB: 0 BB: 0 P: 14	R: 2 E: 0 K: 1 S: 13	H: 3 LOB: 1 BB: 0 P: 17		1B: 6 2B: 3 3B: 0 HR: 1	SF: 0 SAC: 1 DP: 1 HBP: 0	WP: 0 PB: 0 SB: 0 CS: 1	PA: 37
<b>PITCHER</b>	IP	WLS	BF	H	R	ER	SO	BB	IBB	HBP	BLK	WP	HR	S	P	ERA	WHIP				
<b>Willie Blair, R</b> ERA: 3.74 <b>Shane Reynolds, R</b> ERA: 7.97 <b>Al Osuna, L</b> ERA: 4.3 <b>Joe Boever, R</b> ERA: 2.54	(1, 1) (4, 1) (4, 1) (7, 1)	3.0 0.1 2.2 2.0	L 3 9 10	15 1 0 4	5 0 0 2	5 0 0 2	2 0 4 1	0 0 0 0	3 0 1 0	0 0 0 0	0 0 0 0	0 0 0 0	0 0 0 0	6 10 23 21	55 10 35 31	15.00 0.00 0.00 9.00	2.667 3.000 0.375 2.000				

AB	32
R	7
H	10
RBI	7
BB	4
SO	7
LOB	17





Batter	1	2	3	4	5	6	7	8	9	AB	R	H	RBI	BB	SO	LOB	TOP								
<b>Craig Biggio, R</b> OBP: 0.380, SLG: 0.368 (1, 4)	1-1 B5-3			3-2 G4-3		1-3 K			0-2 1B 5 1B	4	1	1	0	0	1	0									
<b>Steve Finley, L</b> OBP: 0.346, SLG: 0.392 (1, 8)	2-2 G5-3			3-1 P3		0-3 K			0-0 1B 5 1B	4	1	1	0	0	1	0									
<b>Luis Gonzalez, L</b> OBP: 0.302, SLG: 0.390 <b>Mike Simms, R</b> OBP: 0.313, SLG: 0.429 (9, PH) (9, 9)	2-0 G6-3			2-0 G3		1-2 G5-3			1-3 1B K	3	0	0	0	0	0	0									
<b>5 Jeff Bagwell, R</b> OBP: 0.361, SLG: 0.432 (1, 3)		0-0 F8			2-1 F8				1-1 G4-1 1B	4	0	1	2	0	0	0									
<b>Eric Anthony, L</b> OBP: 0.298, SLG: 0.398 <b>Doug Jones, R</b> (9, 1)		3-2 G3			1-1 2B 1B				0-0 G4-1 1B	4	1	2	0	0	0	0									
<b>Ken Caminiti, S</b> OBP: 0.352, SLG: 0.444 (1, 5)		0-0 F8			3-2 1B 2B				0-0 G4-1 1B	4	1	1	1	0	0	2									
<b>Eddie Taubensee, L</b> OBP: 0.292, SLG: 0.325 (1, 2)			1-0 G3		1-1 F7				0-1 G3	4	0	0	0	0	0	3									
<b>Andujar Cedeno, R</b> OBP: 0.240, SLG: 0.286 (1, 6)			3-3 K		1-1 2H 1B				2-3 K	3	0	1	1	0	2	0									
<b>Ryan Bowen, R</b> OBP: 0.125, SLG: 0.125 <b>Casey Candlish, S</b> OBP: 0.289, SLG: 0.259 <b>Rich Schmidt, L</b> (5, 1) <b>Ernest Riles, L</b> OBP: 0.285, SLG: 0.350 <b>Mark Portugal, R</b> OBP: 0.118, SLG: 0.115 <b>Gerald Young, S</b> OBP: 0.290, SLG: 0.194 (9, 7)			2-3 K		0-0 G3				1-1 G3	1	0	0	0	0	1	0									
<b>Inning Stats</b>	R: 0 E: 0 K: 0 S: 9	H: 0 LOB: 0 BB: 0 P: 14	R: 0 E: 0 K: 0 S: 6	H: 0 LOB: 0 BB: 0 P: 9	R: 0 E: 0 K: 2 S: 7	H: 0 LOB: 0 BB: 0 P: 13	R: 0 E: 0 K: 0 S: 6	H: 0 LOB: 0 BB: 0 P: 14	R: 2 E: 0 K: 0 S: 12	H: 3 LOB: 1 BB: 0 P: 20	R: 0 E: 0 K: 2 S: 11	H: 0 LOB: 0 BB: 0 P: 13	R: 0 E: 0 K: 0 S: 6	H: 0 LOB: 0 BB: 0 P: 8	R: 0 E: 0 K: 1 S: 7	H: 0 LOB: 0 BB: 0 P: 10	R: 2 E: 0 K: 1 S: 13	H: 4 LOB: 2 BB: 0 P: 15	1B: 6 2B: 1 3B: 0 HR: 0	SF: 0 SAC: 0 DP: 0 HBP: 0	WP: 0 PB: 0 SB: 1 CS: 0	PA: 34			
<b>PITCHER</b>	IP	WLS	BF	H	R	ER	SO	BB	IBB	HBP	BLK	WP	HR	S	P	ERA	WHIP								
<b>Kevin Gross, R</b> ERA: 3.18 <b>John Candelaria, L</b> ERA: 3.09 <b>Jay Howell, R</b> ERA: 1.6	(1, 1) (9, 1) (9, 1)	8.0 0.0 1.0	28 1 5	4 1 2	3 0 1	3 0 1	5 0 1	0 0 0	0 0 0	0 0 0	0 0 0	0 0 0	0 0 0	67 1 9	104 1 11	3.38 ∞ 9.00	0.500 ∞ 2.000								

Houston Astros @ Los Angeles Dodgers  
Dodger Stadium, Los Angeles, CA  
Fri Sep 25 1992, 7:05 PM PDT  
Att: 25,551 - Sunny - 77 F

AB	34
R	4
H	7
RBI	4
BB	0
SO	6
LOB	8



Batter	1	2	3	4	5	6	7	8	9	AB	R	H	RBI	BB	SO	LOB	BOTTOM								
<b>Jose Offerman, S</b> OBP: 0.330, SLG: 0.339 (1, 6)	4-0 SH FC6-4 BB			0-0 FC6-4 CS		0-0 F9			0-0 G4-3	4	1	0	0	1	1	3									
<b>Brett Butler, L</b> OBP: 0.417, SLG: 0.397 (1, 8)	4-0 FC6-4 SH BB			2-2 G6-3					2-2 P5	4	0	1	0	1	0	1									
<b>Lenny Harris, L</b> OBP: 0.322, SLG: 0.306 (1, 4)	0-0 SH FC6-4								4-1 BB	3	0	0	0	1	2	3									
<b>Eric Karros, R</b> OBP: 0.311, SLG: 0.437 (1, 3)	1-1 FC6-4 BB			4-0 1B BB		2-0 BLK 1B			0-1 E5 1B	4	1	1	1	1	1	3									
<b>Henry Rodriguez, L</b> OBP: 0.257, SLG: 0.328 <b>Mitch Webster, S</b> OBP: 0.336, SLG: 0.421 (5, PH) (6, 7)	4-2 G4-6-3 BB			0-0 1B CS 1B		0-2 F7			4-0 1B IBB	1	1	1	0	1	0	0									
<b>Mike Scioscia, L</b> OBP: 0.285, SLG: 0.282 (1, 2)	0-0 G4-6-3			0-0 CS 1B		3-1 G3-1			0-0 1B	4	0	2	1	0	0	4									
<b>Billy Ashley, R</b> OBP: 0.257, SLG: 0.343 (1, 9)									2-0 F7	4	0	1	0	0	1	2									
<b>Dave Hansen, L</b> OBP: 0.285, SLG: 0.288 (1, 5)									1-2 G6-3	4	0	1	0	0	0	2									
<b>Kevin Gross, R</b> OBP: 0.141, SLG: 0.100 <b>John Candelaria, L</b> <b>Jay Howell, R</b> (9, 1)									1-3 K	2	0	0	0	2	2	1									
<b>Inning Stats</b>	R: 1 E: 0 K: 0 S: 6	H: 0 LOB: 2 BB: 3 P: 19	R: 0 E: 0 K: 2 S: 17	H: 2 LOB: 3 BB: 1 P: 27	R: 2 E: 0 K: 1 S: 9	H: 2 LOB: 0 BB: 1 P: 15	R: 0 E: 0 K: 0 S: 6	H: 0 LOB: 0 BB: 1 P: 12	R: 0 E: 0 K: 1 S: 9	H: 1 LOB: 1 BB: 0 P: 14	R: 0 E: 0 K: 1 S: 9	H: 1 LOB: 2 BB: 1 P: 15	R: 0 E: 0 K: 1 S: 8	H: 0 LOB: 0 BB: 0 P: 11	R: 0 E: 0 K: 1 S: 8	H: 0 LOB: 1 BB: 1 P: 15	1B: 7 2B: 0 3B: 0 HR: 0	SF: 0 SAC: 1 DP: 2 HBP: 0	WP: 1 PB: 1 SB: 0 CS: 3	PA: 40					
<b>PITCHER</b>	IP	WLS	BF	H	R	ER	SO	BB	IBB	HBP	BLK	WP	HR	S	P	ERA	WHIP								
<b>Ryan Bowen, R</b> ERA: 12.24 <b>Rich Schmidt, L</b> ERA: 6.75 <b>Mark Portugal, R</b> ERA: 2.58 <b>Doug Jones, R</b> ERA: 1.91	(1, 1) (5, 1) (8, 1) (9, 1)	4.0 3.0 1.0 1.0	28 13 3 4	4 3 0 0	3 0 0 0	3 0 0 0	3 2 1 1	6 0 0 1	0 1 0 0	0 0 0 0	0 0 0 0	0 0 0 0	0 0 0 0	26 8 8 8	45 11 15	0.00 0.00 0.00 0.00	1.000 0.000 1.000								

Houston Astros @ Los Angeles Dodgers  
Dodger Stadium, Los Angeles, CA  
Fri Sep 25 1992, 7:05 PM PDT  
Att: 25,551 - Sunny - 77 F

AB	31
R	3
H	7
RBI	2
BB	8
SO	7
LOB	20





Batter	1	2	3	4	5	6	7	8	9	AB	R	H	RBI	BB	SO	LOB	TOP					
<b>Craig Biggio, R</b> OBP: 0.378, SLG: 0.368 (1, 4)																	5 1 1 0 0 1 3					
<b>Steve Finley, L</b> OBP: 0.348, SLG: 0.394 (1, 8)																	5 1 3 0 0 0 0					
<b>Luis Gonzalez, L</b> OBP: 0.300, SLG: 0.396 (1, 7)																	5 1 1 1 0 0 3					
<b>5 Jeff Bagwell, R</b> OBP: 0.362, SLG: 0.434 (1, 3)																	4 1 3 1 0 0 0					
<b>Eric Anthony, L</b> OBP: 0.298, SLG: 0.399 (1, 9)																	4 0 1 0 0 0 2					
<b>Gerald Young, S</b> OBP: 0.277, SLG: 0.192 (8, 9)																	1 0 0 0 0 0 1					
<b>Ken Caminiti, S</b> OBP: 0.353, SLG: 0.446 (1, 5)																	4 1 2 0 0 2 1					
<b>Eddie Taubensee, L</b> OBP: 0.298, SLG: 0.329 (1, 2)																	3 0 2 2 1 1 0					
<b>Andujar Cedeno, R</b> OBP: 0.241, SLG: 0.286 (1, 6)																	4 0 1 0 0 2 3					
<b>Darryl Kile, R</b> OBP: 0.226, SLG: 0.143 (1, 1)																	2 0 1 0 0 0 0					
<b>Casey Candaele, S</b> OBP: 0.253, SLG: 0.258 (7, PH)																	1 0 0 0 0 0 0					
<b>Xavier Hernandez, L</b> OBP: 0.278, SLG: 0.346 (7, 1)																	0 0 0 0 0 0 0					
<b>Ernest Riles, L</b> OBP: 0.278, SLG: 0.346 (8, PH)																	1 0 0 0 0 0 2					
<b>Doug Jones, R</b> OBP: 0.278, SLG: 0.346 (8, 1)																	0 0 0 0 0 0 0					
<b>Inning Stats</b>	R: 2 E: 1 K: 0 S: 7	H: 2 LOB: 0 BB: 0 P: 10	R: 0 E: 0 K: 3 S: 10	H: 0 LOB: 0 BB: 0 P: 14	R: 0 E: 0 K: 1 S: 10	H: 1 LOB: 1 BB: 0 P: 15	R: 0 E: 0 K: 1 S: 11	H: 2 LOB: 1 BB: 0 P: 19	R: 0 E: 0 K: 0 S: 13	H: 1 LOB: 0 BB: 0 P: 19	R: 1 E: 0 K: 1 S: 19	H: 3 LOB: 3 BB: 1 P: 31	R: 0 E: 0 K: 0 S: 10	H: 1 LOB: 1 BB: 0 P: 16	R: 2 E: 0 K: 0 S: 13	H: 4 LOB: 2 BB: 0 P: 20	R: 0 E: 0 K: 0 S: 16	H: 1 LOB: 1 BB: 0 P: 27	1B: 11 2B: 3 3B: 0 HR: 1	SF: 1 SAC: 0 DP: 0 HBP: 0	WP: 1 PB: 0 SB: 0 CS: 1	PA: 42
<b>PITCHER</b>	IP	WLS	BF	H	R	ER	SO	BB	IBB	HBP	BLK	WP	HR	S	P	ERA	WHIP					
<b>Orel Hershiser, R</b> ERA: 3.61 (1, 1)	7.0		30	10	3	2	6	1	0	0	0	1	1	80	124	2.57	1.571					
<b>Kip Gross, R</b> ERA: 3.53 (8, 1)	0.1	L	3	2	2	2	0	0	0	0	0	0	0	4	6	54.00	6.000					
<b>Roger McDowell, R</b> ERA: 4.08 (8, 1)	1.2		8	3	0	0	0	0	0	0	0	0	0	25	41	0.00	1.800					

Houston Astros @ Los Angeles Dodgers  
Dodger Stadium, Los Angeles, CA  
Sat Sep 26 1992, 3:33 AM PDT  
Att: 17,981 - Overcast - 82 F

AB	39
R	5
H	15
RBI	4
BB	1
SO	6
LOB	15



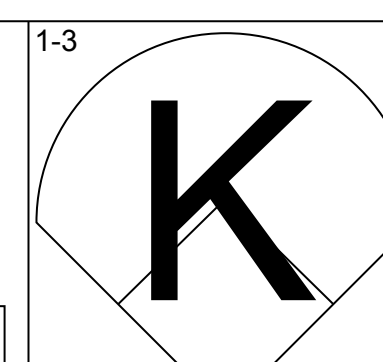
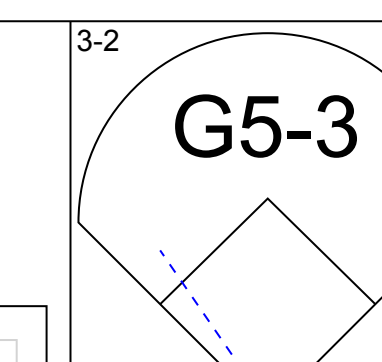
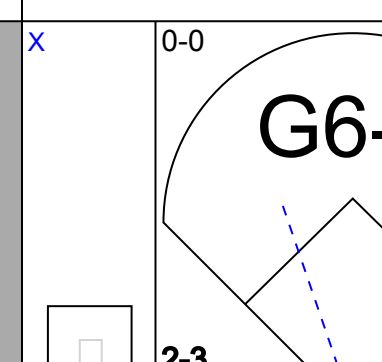
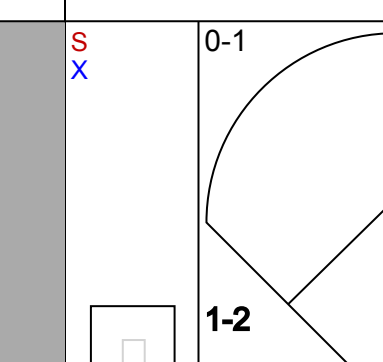
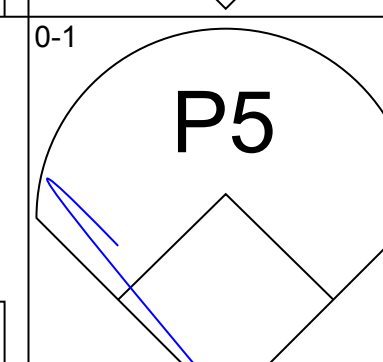
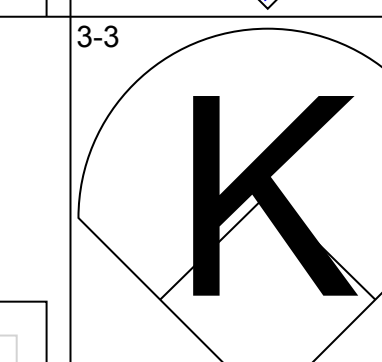
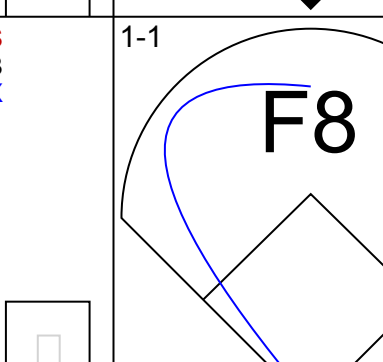
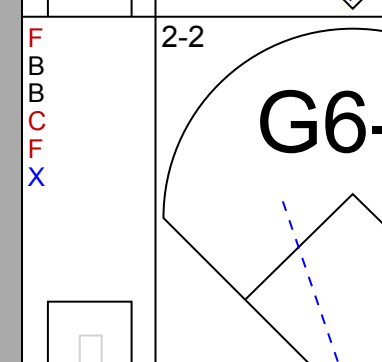
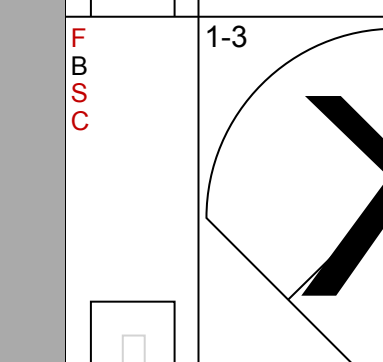
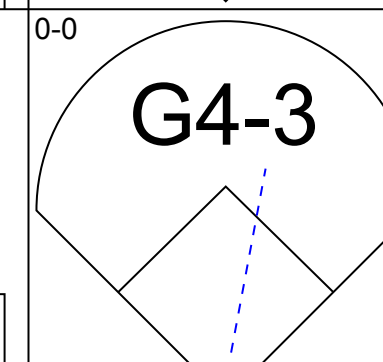
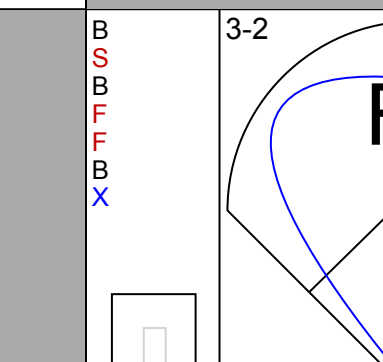
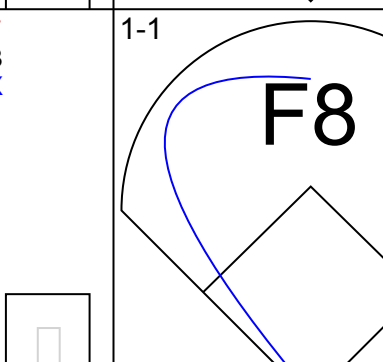
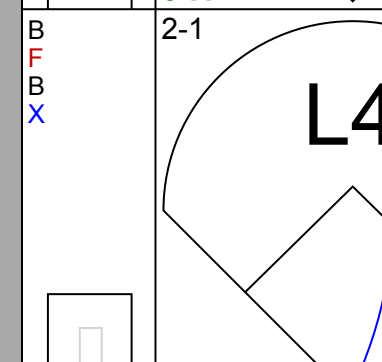
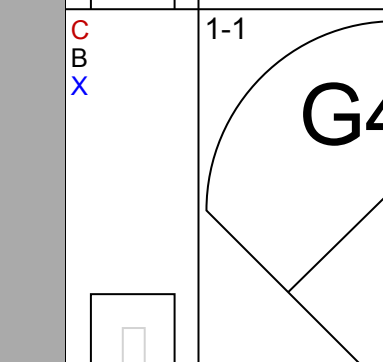
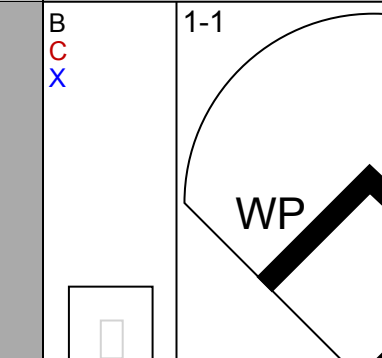
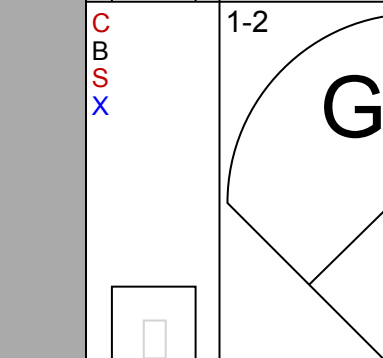
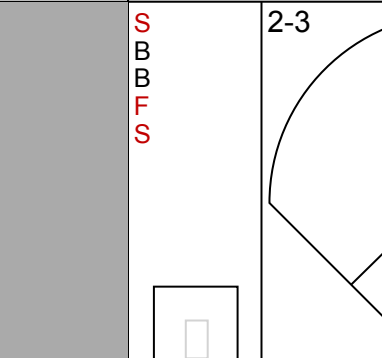
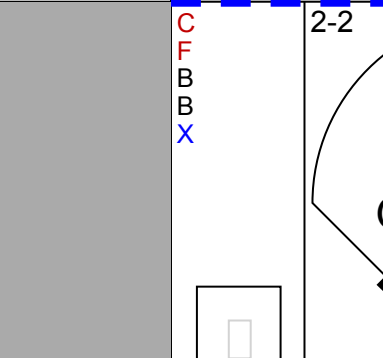
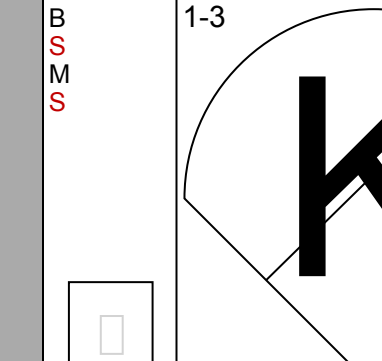
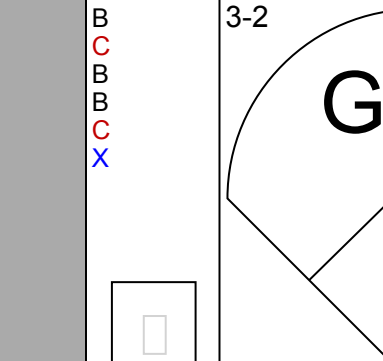
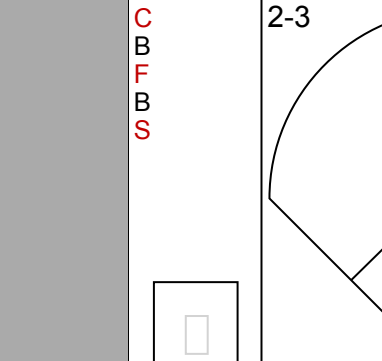
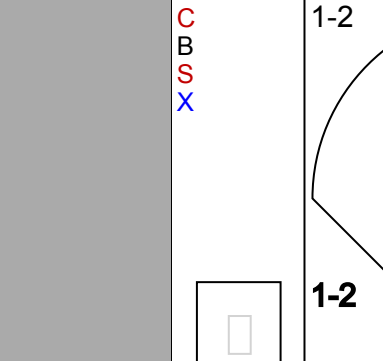
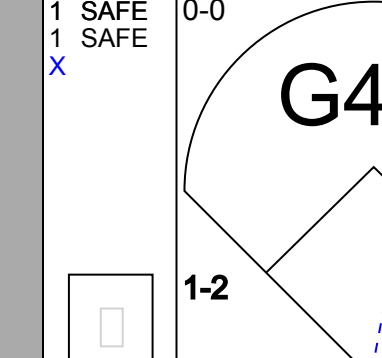
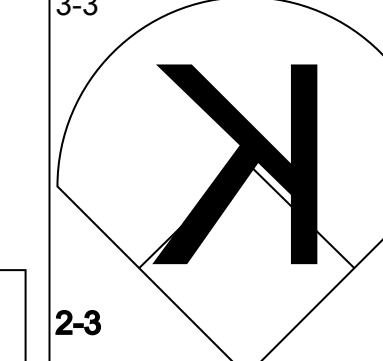
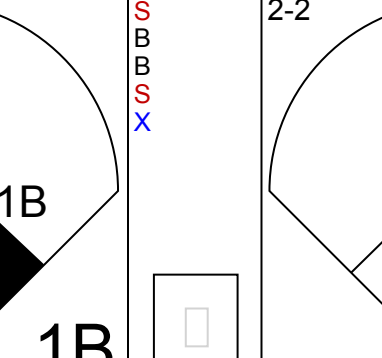
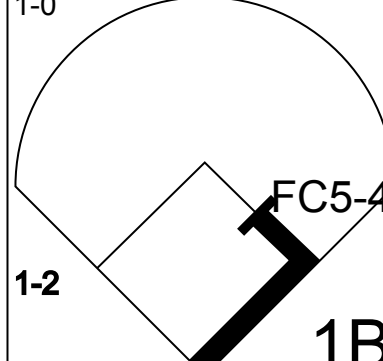
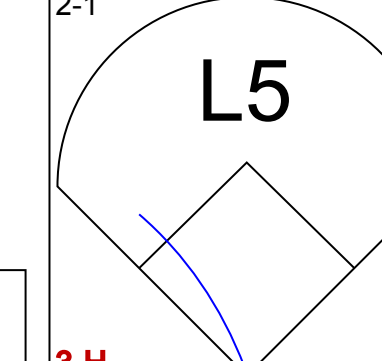

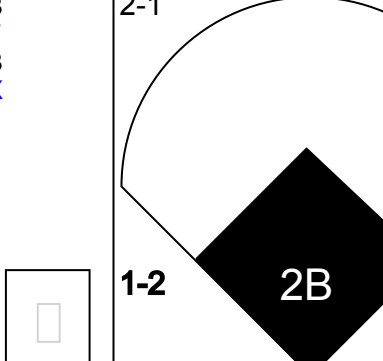
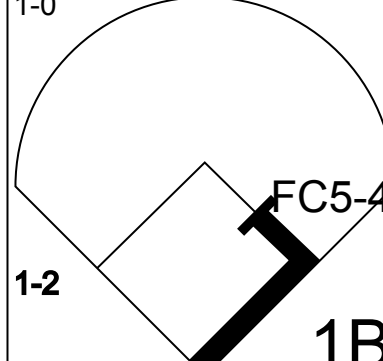
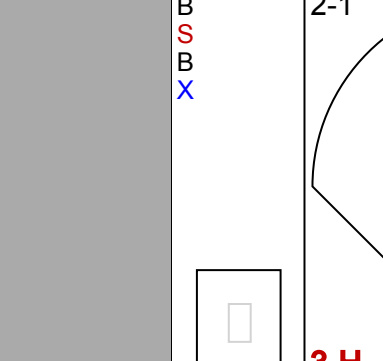

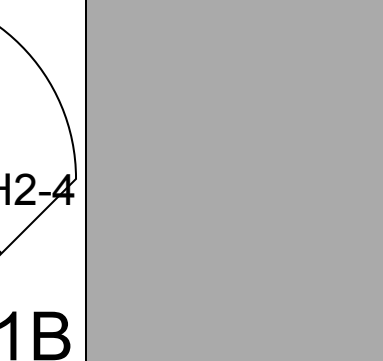

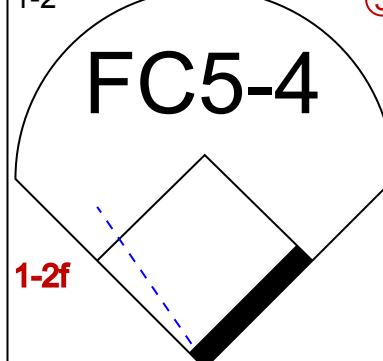

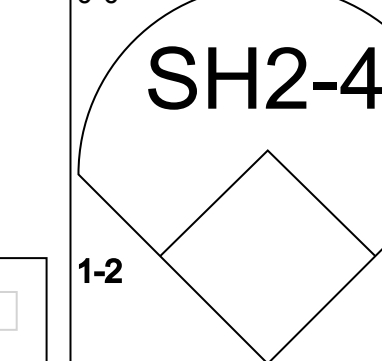
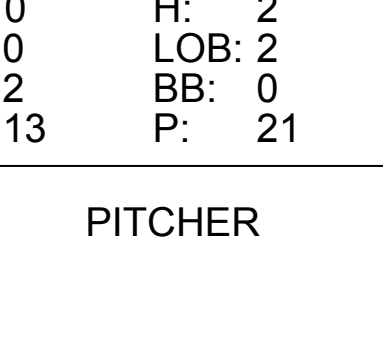

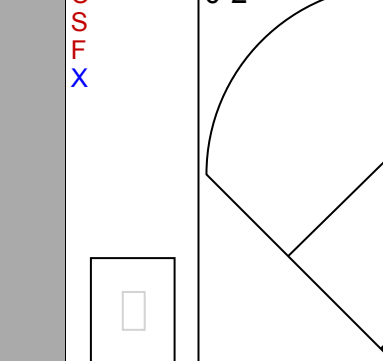
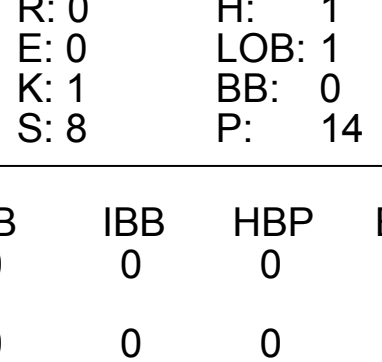
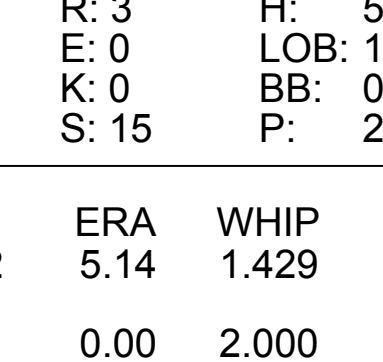
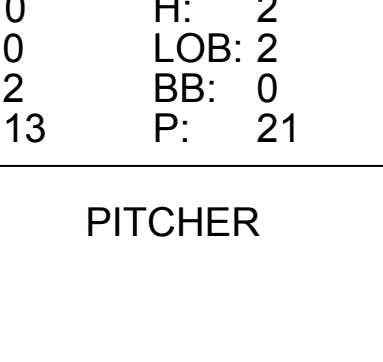
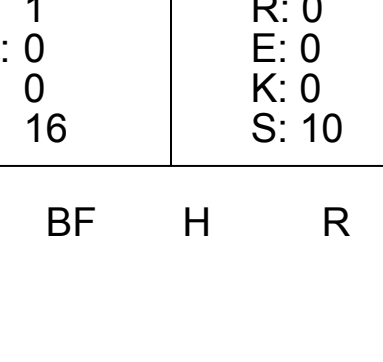
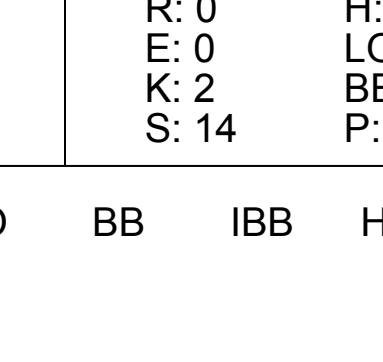
Batter	1	2	3	4	5	6	7	8	9	AB	R	H	RBI	BB	SO	LOB	BOTTOM					
<b>Jose Offerman, S</b> OBP: 0.330, SLG: 0.337 (1, 6)																	2 1 0 0 1 0 3					
<b>Tom Goodwin, L</b> OBP: 0.293, SLG: 0.273 (1, 8)																	4 1 2 0 0 1 1					
<b>Kip Gross, R</b> OBP: 1.000, SLG: 1.000 (8, 1)																	0 0 0 0 0 0 0					
<b>Roger McDowell, R</b> OBP: 0.335, SLG: 0.419 (8, 1)																	0 0 0 0 0 0 0					
<b>Mitch Webster, S</b> OBP: 0.335, SLG: 0.419 (9, PH)																	1 0 0 0 0 0 1					
<b>Lenny Harris, L</b> OBP: 0.320, SLG: 0.304 (1, 4)																	5 1 1 1 0 0 3					
<b>Eric Karros, R</b> OBP: 0.311, SLG: 0.437 (1, 3)																	4 0 1 1 0 2 2					
<b>Henry Rodriguez, L</b> OBP: 0.257, SLG: 0.326 (1, 7)																	4 0 1 0 0 1 1					
<b>Mike Scioscia, L</b> OBP: 0.288, SLG: 0.283 (1, 2)																	2 0 1 0 1 0 0					
<b>Billy Ashley, R</b> OBP: 0.270, SLG: 0.343 (1, 9)																	3 0 1 0 1 1 2					
<b>Dave Hansen, L</b> OBP: 0.282, SLG: 0.285 (1, 5)																	4 0 0 0 0 0 5					
<b>Orel Hershiser, R</b> OBP: 0.221, SLG: 0.288 (1, 1)																	1 0 0 0 0 0 1					
<b>Brett Butler, L</b> OBP: 0.419, SLG: 0.398 (7, PH)																	1 1 1 0 1 0 0					
<b>Inning Stats</b>	R: 1 E: 0 K: 1 S: 14	H: 1 LOB: 1 BB: 1 P: 26	R: 0 E: 0 K: 0 S: 12	H: 2 LOB: 2 BB: 0 P: 19	R: 2 E: 2 K: 0 S: 8	H: 3 LOB: 0 BB: 0 P: 13	R: 0 E: 0 K: 0 S: 10	H: 0 LOB: 1 BB: 1 P: 18	R: 0 E: 0 K: 1 S: 6	H: 0 LOB: 0 BB: 0 P: 9	R: 0 E: 0 K: 0 S: 4	H: 0 LOB: 1 BB: 1 P: 9	R: 1 E: 1 K: 2 S: 15	H: 0 LOB: 1 BB: 1 P: 23	R: 0 E: 0 K: 1 S: 10	H: 1 LOB: 1 BB: 0 P: 12	R: 0 E: 0 K: 0 S: 5	H: 1 LOB: 1 BB: 0 P: 8	1B: 7 2B: 1 3B: 0 HR: 0	SF: 0 SAC: 4 DP: 0 HBP: 0	WP: 0 PB: 0 SB: 0 CS: 0	PA: 39
<b>PITCHER</b>	IP	WLS	BF	H	R	ER	SO	BB	IBB	HBP	BLK	WP	HR	S	P	ERA	WHIP					
<b>Darryl Kile, R</b> ERA: 4.18 (1, 1)	6.0		26	6	3	3	2	3	0	0	0	0	0	15	23	0.00	1.000					
<b>Xavier Hernandez, R</b> ERA: 2.21 (7, 1)	1.0	W	5	0	1	0	2	1	0	0	0	0	0	15	23	0.00	1.000					
<b>Doug Jones, R</b> ERA: 1.87 (8, 1)	2.0	S	8	2	0	0	1	0	0	0	0	0	0	15	20	0.00	1.000					

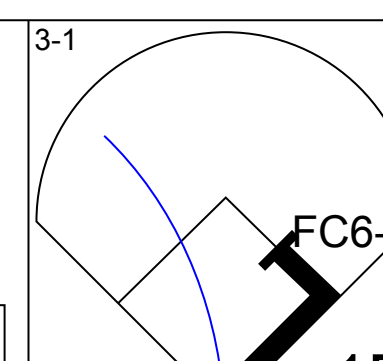
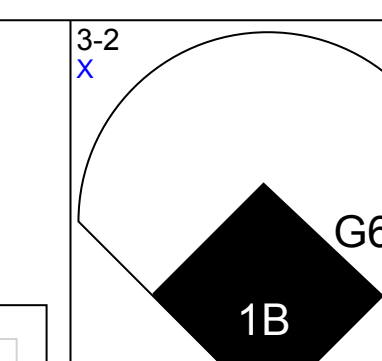
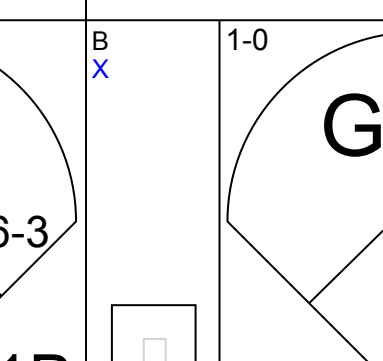
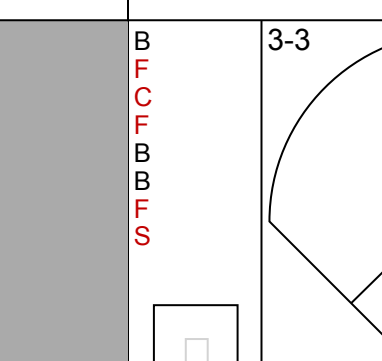
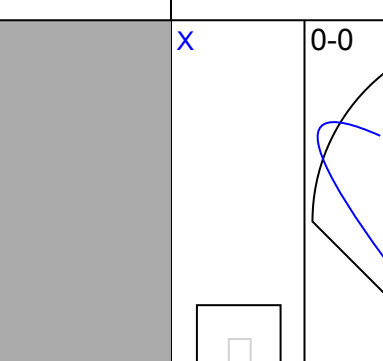
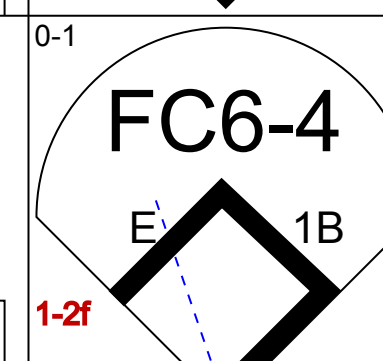
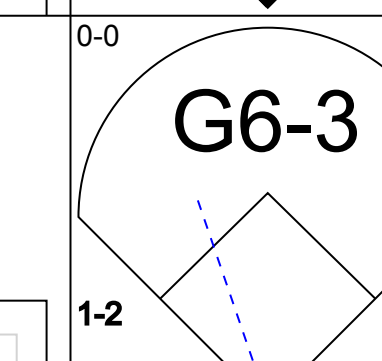
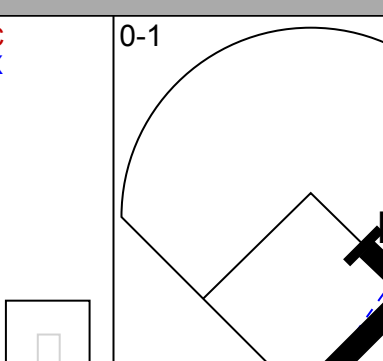
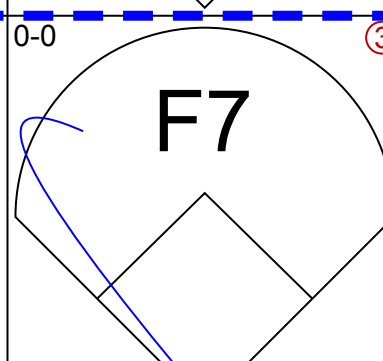
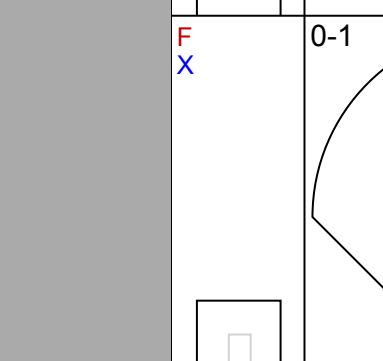
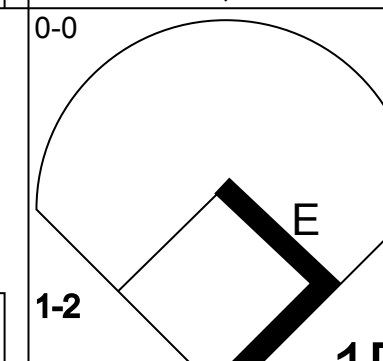
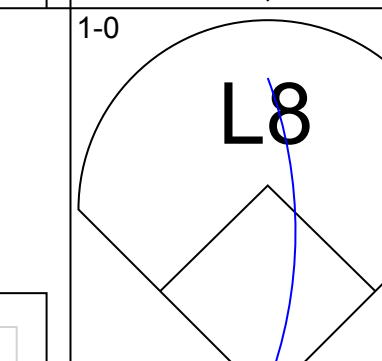
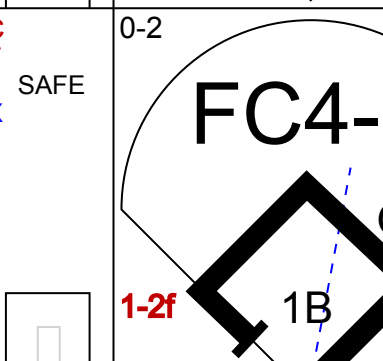

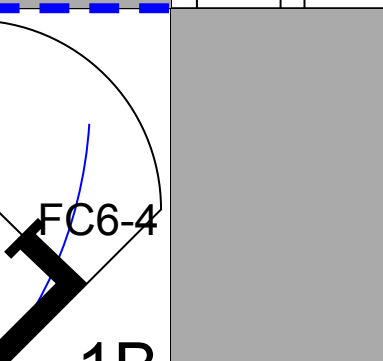
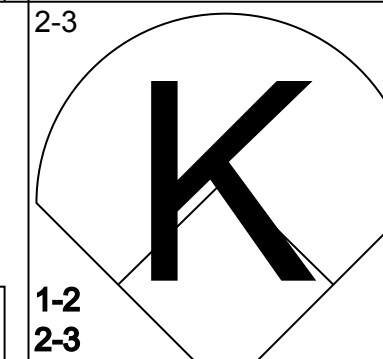
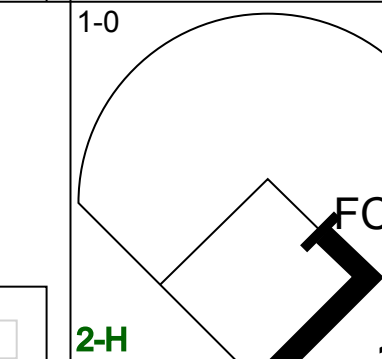


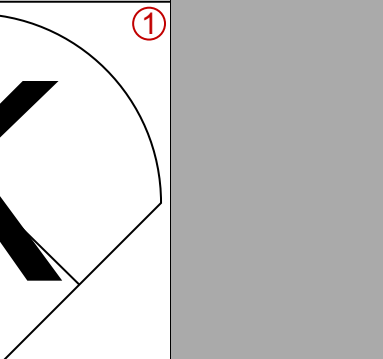
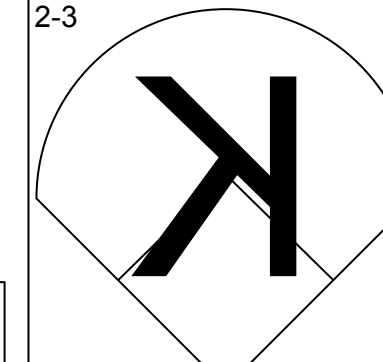
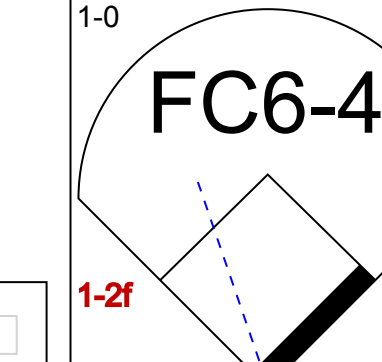
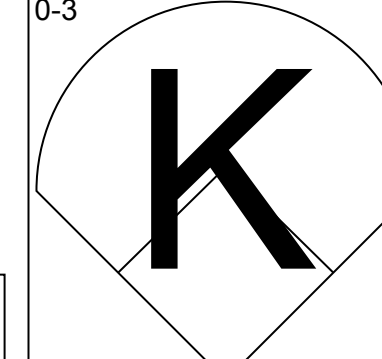





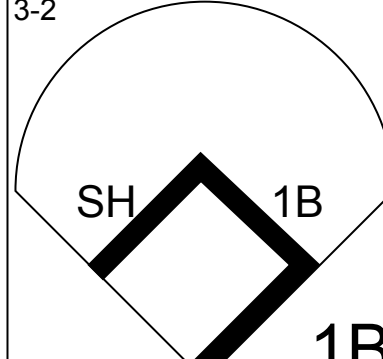
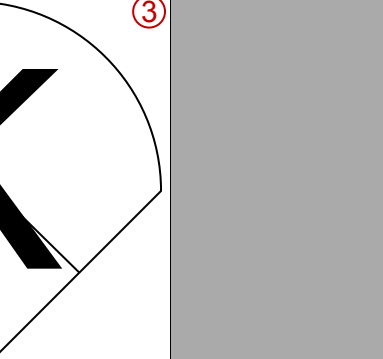

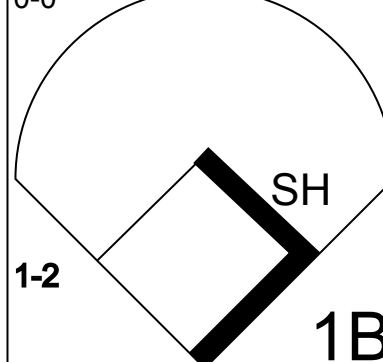

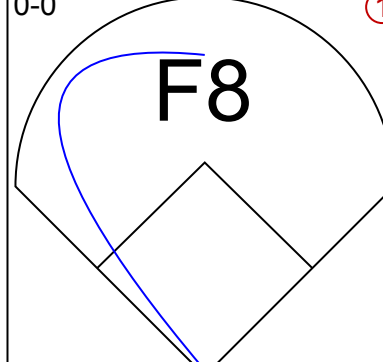
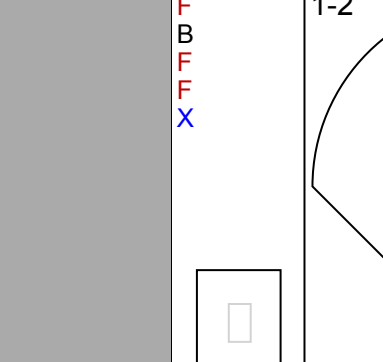
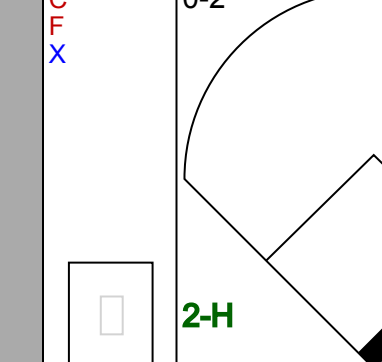
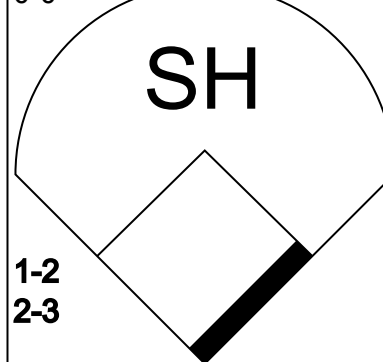
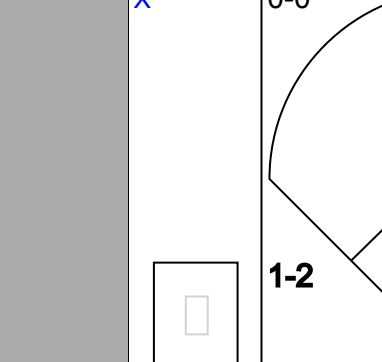

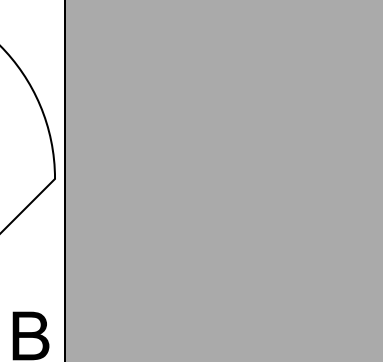
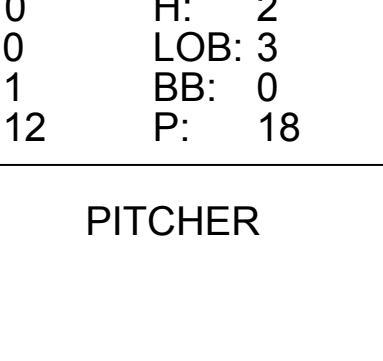
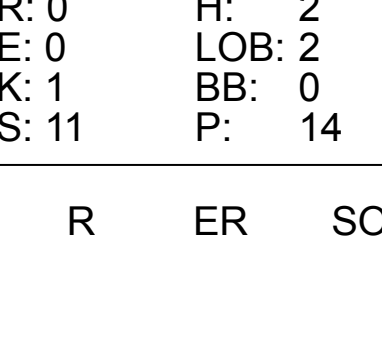




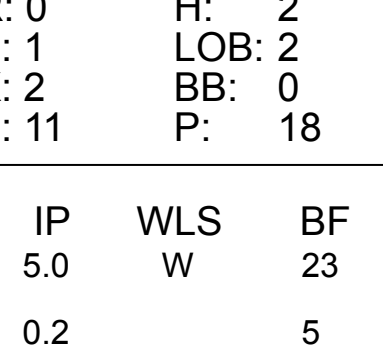
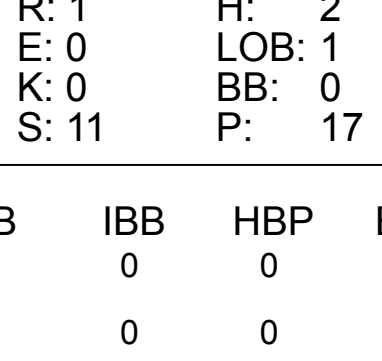
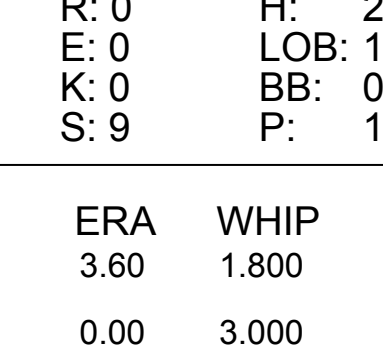
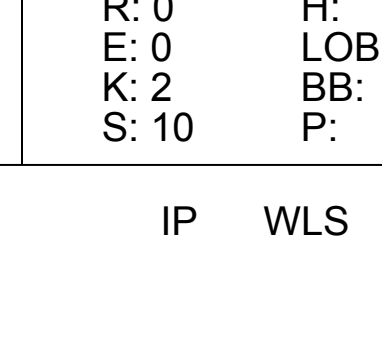
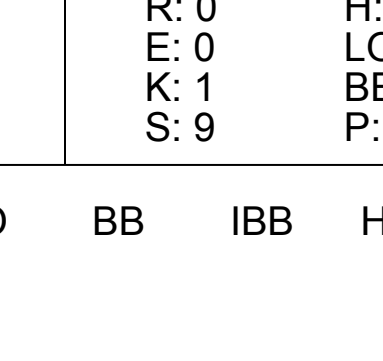





Houston Astros @ Los Angeles Dodgers  
Dodger Stadium, Los Angeles, CA  
Sat Sep 26 1992, 3:33 AM PDT  
Att: 17,981 - Overcast - 82 F

AB	31
R	4
H	8
RBI	2
BB	4
SO	5
LOB	19





Batter	1	2	3	4	5	6	7	8	9	AB	R	H	RBI	BB	SO	LOB	TOP					
<b>Craig Biggio, R</b> OBP: 0.379, SLG: 0.370 (1, 4)										5	0	2	1	0	1	2	<b>Houston Astros @ Los Angeles Dodgers</b> Dodger Stadium, Los Angeles, CA Sun Sep 27 1992, 3:33 AM PDT Att: 32,596 - Sunny - 82 F					
<b>Steve Finley, L</b> OBP: 0.345, SLG: 0.390 (1, 8)										5	0	0	1	0	2	4						
<b>Luis Gonzalez, L</b> OBP: 0.296, SLG: 0.391 (1, 7)										5	0	0	0	0	0	3						
<b>5 Jeff Bagwell, R</b> OBP: 0.363, SLG: 0.434 (1, 3)										4	0	2	0	0	1	0						
<b>Eric Anthony, L</b> OBP: 0.298, SLG: 0.398 (8, PR)										4	0	1	0	0	2	1						
<b>Gerald Young, S</b> OBP: 0.277, SLG: 0.192 (8, 9)										0	0	0	0	0	0	0						
<b>Ken Caminiti, S</b> OBP: 0.355, SLG: 0.447 (1, 5)										4	1	2	0	0	0	3						
<b>Scott Servais, R</b> OBP: 0.292, SLG: 0.275 (1, 2)										4	1	2	0	0	1	4						
<b>Andujar Cedeno, R</b> OBP: 0.241, SLG: 0.236 (8, 1)										3	0	2	2	0	0	2						
<b>Shane Reynolds, R</b> OBP: 0.500, SLG: 0.750 (6, 6)										1	1	1	0	0	0	0						
<b>Inning Stats</b>	R: 0 E: 0 K: 1 S: 6	H: 0 LOB: 0 BB: 7	R: 0 E: 0 K: 2 S: 9	H: 1 LOB: 1 BB: 0 P: 14	R: 0 E: 0 K: 1 S: 8	H: 1 LOB: 1 BB: 0 P: 14	R: 0 E: 0 K: 0 S: 10	H: 0 LOB: 0 BB: 0 P: 17	R: 3 E: 0 K: 0 S: 15	H: 5 LOB: 1 BB: 0 P: 23	R: 0 E: 0 K: 2 S: 13	H: 2 LOB: 2 BB: 0 P: 21	R: 1 E: 0 K: 0 S: 10	H: 1 LOB: 0 BB: 0 P: 16	R: 0 E: 0 K: 0 S: 10	H: 2 LOB: 2 BB: 0 P: 17	R: 0 E: 0 K: 2 S: 14	H: 2 LOB: 2 BB: 0 P: 17	1B: 10 2B: 5 3B: 0 HR: 0	SF: 0 SAC: 1 DP: 1 HBP: 0	WP: 1 PB: 0 SB: 0 CS: 0	PA: 39
<b>PITCHER</b>	IP	WLS	BF	H	R	ER	SO	BB	IBB	HBP	BLK	WP	HR	S	P	ERA	WHIP					
<b>Tom Candiotti, R</b> ERA: 3.02 (1, 1)	7.0	L	30	10	4	4	6	0	0	0	0	1	0	71	112	5.14	1.429					
<b>Tim Crews, R</b> ERA: 5.29 (8, 1)	1.0		4	2	0	0	0	0	0	0	0	0	0	10	17	0.00	2.000					
<b>Steve Wilson, L</b> ERA: 4.43 (9, 1)	1.0		5	2	0	0	2	0	0	0	0	0	0	14	17	0.00	2.000					

Batter	1	2	3	4	5	6	7	8	9	AB	R	H	RBI	BB	SO	LOB	BOTTOM					
<b>Jose Offerman, S</b> OBP: 0.331, SLG: 0.338 (1, 6)										5	1	2	0	0	1	7	<b>Houston Astros @ Los Angeles Dodgers</b> Dodger Stadium, Los Angeles, CA Sun Sep 27 1992, 3:33 AM PDT Att: 32,596 - Sunny - 82 F					
<b>Brett Butler, L</b> OBP: 0.417, SLG: 0.397 (1, 8)										5	0	1	0	0	0	7						
<b>Henry Rodriguez, L</b> OBP: 0.259, SLG: 0.326 (7, PH)										3	0	1	0	0	0	2						
<b>Mitch Webster, S</b> OBP: 0.339, SLG: 0.422 (8, 7)										1	0	1	0	0	0	0						
<b>Dave Anderson, R</b> OBP: 0.315, SLG: 0.446 (9, PR)										0	0	0	0	0	0	0						
<b>Eric Karros, R</b> OBP: 0.310, SLG: 0.435 (1, 3)										5	0	1	1	0	2	5						
<b>Mike Piazza, R</b> OBP: 0.302, SLG: 0.333 (1, 2)										5	0	1	0	0	2	5						
<b>Billy Ashley, R</b> OBP: 0.276, SLG: 0.360 (1, 9)											5	1	2	0	0	1		2				
<b>Dave Hansen, L</b> OBP: 0.285, SLG: 0.291 (1, 5)											4	0	2	0	0	2						
<b>Eric Young Sr., R</b> OBP: 0.307, SLG: 0.303 (1, 4)											4	0	3	1	0	0		1				
<b>Tom Candiotti, R</b> OBP: 0.109, SLG: 0.111 (8, 1)											1	0	0	0	0	0	1					
<b>Tim Crews, R</b> ERA: 4.23 (8, 1)											0	0	0	0	0	0	0					
<b>Lenny Harris, L</b> OBP: 0.319, SLG: 0.303 (6, PH)											1	0	0	0	0	1	2					
<b>Steve Wilson, L</b> OBP: 0.333, SLG: 0.333 (9, 1)											0	0	0	0	0	0	0					
<b>Inning Stats</b>	R: 0 E: 1 K: 2 S: 11	H: 2 LOB: 2 BB: 0 P: 18	R: 1 E: 0 K: 0 S: 12	H: 2 LOB: 0 BB: 0 P: 15	R: 1 E: 0 K: 0 S: 11	H: 2 LOB: 1 BB: 0 P: 17	R: 0 E: 1 K: 0 S: 8	H: 1 LOB: 2 BB: 0 P: 13	R: 0 E: 0 K: 0 S: 9	H: 2 LOB: 1 BB: 0 P: 10	R: 0 E: 0 K: 1 S: 12	H: 2 LOB: 3 BB: 0 P: 18	R: 0 E: 0 K: 2 S: 10	H: 1 LOB: 1 BB: 0 P: 14	R: 0 E: 0 K: 1 S: 11	H: 2 LOB: 2 BB: 0 P: 14	R: 0 E: 0 K: 1 S: 9	H: 0 LOB: 1 BB: 0 P: 14	1B: 12 2B: 2 3B: 0 HR: 0	SF: 0 SAC: 2 DP: 1 HBP: 1	WP: 0 PB: 0 SB: 0 CS: 0	PA: 42
<b>PITCHER</b>	IP	WLS	BF	H	R	ER	SO	BB	IBB	HBP	BLK	WP	HR	S	P	ERA	WHIP					
<b>Shane Reynolds, R</b> ERA: 7.11 (6, 1)	5.0	W	23	9	2	2	2	0	0	0	0	0	0	11	17	0.00	3.000					
<b>Joe Boever, R</b> ERA: 2.52 (6, 1)	0.2		5	2	0	0	1	0	0	0	0	0	0	1	1	0.00	0.000					
<b>Rob Murphy, L</b> ERA: 4.23 (7, 1)	0.1		1	0	0	0	0	0	0	0	0	0	0	1	1	0.00	0.000					
<b>Xavier Hernandez, R</b> ERA: 2.17 (9, 1)	2.0		9	3	0	0	3	0	0	0	0	0	0	21	28	1.500	1.500					
<b>Doug Jones, R</b> ERA: 1.98 (9, 1)	1.0	S	4	0	0	0	1	0	0	0	0	0	0	9	14	0.00	0.000					



Batter	1	2	3	4	5	6	7	8	9	AB	R	H	RBI	BB	SO	LOB	TOP					
<b>Tony Fernandez, S</b> OBP: 0.335, SLG: 0.359										5	1	3	0	0	0	1						
<b>Oscar Azocar, L</b> OBP: 0.229, SLG: 0.229										3	1	1	0	0	0	2						
<b>Mike Maddux, L</b> OBP: 0.256, SLG: 0.143										3	2	1	1	1	0	2						
<b>Gary Sheffield, R</b> OBP: 0.385, SLG: 0.580										1	0	0	0	0	0	1						
<b>Tim Teufel, R</b> OBP: 0.319, SLG: 0.342										3	1	2	2	1	1	0						
<b>Fred McGriff, L</b> OBP: 0.395, SLG: 0.555										4	0	2	0	0	1	2						
<b>Darrin Jackson, R</b> OBP: 0.290, SLG: 0.403										4	0	0	1	0	1	5						
<b>Jerald Clark, R</b> OBP: 0.281, SLG: 0.389										3	0	0	0	0	1	2						
<b>Dan Walters, R</b> OBP: 0.313, SLG: 0.418										0	0	0	0	0	0	0						
<b>Rich Rodriguez, L</b> OBP: 0.333, SLG: 0.333										0	0	0	0	0	0	0						
<b>Gene Harris, R</b> OBP: 0.333, SLG: 0.333										0	0	0	0	0	0	0						
<b>Guillermo Velasquez, L</b> OBP: 0.222, SLG: 0.356										1	0	0	1	0	0	1						
<b>Jim Vatcher, R</b> OBP: 0.429, SLG: 0.364										0	0	0	0	0	0	0						
<b>Kurt Stillwell, S</b> OBP: 0.273, SLG: 0.298										4	0	1	0	0	2	1						
<b>Doug Brocail, L</b> OBP: 0.250, SLG: 0.250										2	0	0	0	0	0	1						
<b>Tom Lampkin, L</b> OBP: 0.429, SLG: 0.200										1	0	0	0	1	0	0						
<b>Inning Stats</b>	R: 3 E: 0 K: 1 S: 21	H: 4 LOB: 1 BB: 0 P: 30	R: 0 E: 0 K: 0 S: 8	H: 0 LOB: 0 BB: 0 P: 11	R: 0 E: 0 K: 1 S: 9	H: 0 LOB: 0 BB: 0 P: 13	R: 0 E: 0 K: 1 S: 14	H: 1 LOB: 0 BB: 0 P: 21	R: 0 E: 0 K: 0 S: 11	H: 2 LOB: 2 BB: 0 P: 16	R: 0 E: 0 K: 1 S: 10	H: 1 LOB: 1 BB: 0 P: 13	R: 0 E: 0 K: 2 S: 9	H: 0 LOB: 1 BB: 1 P: 15	R: 2 E: 0 K: 1 S: 14	H: 1 LOB: 1 BB: 2 P: 24	R: 0 E: 0 K: 0 S: 8	H: 1 LOB: 1 BB: 0 P: 13	1B: 9 2B: 1 3B: 0 HR: 0	SF: 0 SAC: 0 DP: 0 HBP: 0	WP: 1 PB: 0 SB: 0 CS: 1	PA: 39
<b>PITCHER</b>	IP WLS BF H R ER SO BB IBB HBP BLK WP HR S P ERA WHIP	IP WLS BF H R ER SO BB IBB HBP BLK WP HR S P ERA WHIP																				
<b>Pete Harnisch, R</b> ERA: 3.85	4.2 20 7 3 3 3 0 0 0 0 0 0 0 60 86 5.79 1.500																					
<b>Joe Boever, R</b> ERA: 2.45	1.2 7 1 0 0 2 1 0 0 0 0 0 0 17 28 0.00 1.200																					
<b>Rob Murphy, L</b> ERA: 4.22	0.2 2 0 0 0 1 0 0 0 0 0 0 0 5 5 0.00 0.000																					
<b>Mark Portugal, R</b> ERA: 2.77	0.0 3 1 2 2 0 2 0 0 0 0 0 0 6 15 ∞ ∞																					
<b>Doug Jones, R</b> ERA: 1.84	1.0 3 0 0 0 1 0 0 0 0 0 0 0 8 9 0.00 0.000																					
<b>Al Osuna, L</b> ERA: 4.23	1.0 W 4 1 0 0 0 0 0 0 0 0 0 1 13 0.00 1.000																					

San Diego Padres @ Houston Astros  
Astrodome, Houston, TX  
Tue Sep 29 1992, 8:05 PM EDT  
Att: 14,573 - Dome - 70 F

AB 36  
R 5  
H 10  
RBI 5  
BB 3  
SO 7  
LOB 20



Batter	1	2	3	4	5	6	7	8	9	AB	R	H	RBI	BB	SO	LOB	BOTTOM					
<b>Craig Biggio, R</b> OBP: 0.379, SLG: 0.369										2	0	0	0	2	0	0						
<b>Steve Finley, L</b> OBP: 0.348, SLG: 0.394										3	2	2	1	1	0	0						
<b>Luis Gonzalez, L</b> OBP: 0.298, SLG: 0.393											5	1	2	2	0	1	4					
<b>5 Jeff Bagwell, R</b> OBP: 0.364, SLG: 0.436											3	0	1	0	1	2						
<b>Eric Anthony, L</b> OBP: 0.295, SLG: 0.394											4	0	0	1	0	1	5					
<b>Mark Portugal, R</b> OBP: 0.115, SLG: 0.115											0	0	0	0	0	0	0					
<b>Doug Jones, R</b> OBP: 0.274, SLG: 0.189											0	0	0	0	0	0	0					
<b>Ken Caminiti, S</b> OBP: 0.354, SLG: 0.451											4	1	1	2	0	1	1					
<b>Eddie Taubensee, L</b> OBP: 0.301, SLG: 0.329										3	0	1	0	1	1	1						
<b>Andujar Cedeno, R</b> OBP: 0.243, SLG: 0.292										3	0	0	0	0	2	1						
<b>Rob Murphy, L</b> ERA: 4.42										0	0	0	0	0	0	0						
<b>Gerald Young, S</b> OBP: 0.274, SLG: 0.189										1	1	1	0	0	0	0						
<b>Pete Harnisch, S</b> OBP: 0.182, SLG: 0.219										1	0	0	0	0	0	0						
<b>Joe Boever, R</b> ERA: 2.45										1	0	0	0	0	0	0						
<b>Casey Candaele, S</b> OBP: 0.266, SLG: 0.346										1	0	0	0	0	0	0						
<b>Rafael Ramirez, R</b> OBP: 0.288, SLG: 0.305										1	0	1	0	0	0	0						
<b>Ryan Bowen, R</b> OBP: 0.125, SLG: 0.125										0	1	0	0	0	0	0						
<b>Inning Stats</b>	R: 0 E: 0 K: 0 S: 12	H: 0 LOB: 0 BB: 0 P: 17	R: 0 E: 0 K: 1 S: 11	H: 0 LOB: 0 BB: 0 P: 15	R: 1 E: 1 K: 1 S: 9	H: 2 LOB: 2 BB: 1 P: 17	R: 0 E: 0 K: 2 S: 9	H: 1 LOB: 1 BB: 0 P: 13	R: 0 E: 0 K: 2 S: 20	H: 0 LOB: 0 BB: 0 P: 12	R: 3 E: 0 K: 2 S: 13	H: 3 LOB: 1 BB: 1 P: 35	R: 0 E: 0 K: 0 S: 7	H: 0 LOB: 3 BB: 3 P: 25	R: 0 E: 0 K: 0 S: 12	H: 1 LOB: 0 BB: 0 P: 12	R: 2 E: 0 K: 0 S: 6	H: 2 LOB: 2 BB: 1 P: 12	1B: 5 2B: 4 3B: 0 HR: 1	SF: 0 SAC: 2 DP: 1 HBP: 0	WP: 0 PB: 0 SB: 2 CS: 0	PA: 39
<b>PITCHER</b>	IP WLS BF H R ER SO BB IBB HBP BLK WP HR S P ERA WHIP	IP WLS BF H R ER SO BB IBB HBP BLK WP HR S P ERA WHIP																				
<b>Doug Brocail, R</b> ERA: 7.0	5.1 22 5 3 3 3 1 0 0 0 0 0 1 9 16 27.00 6.000																					
<b>Rich Rodriguez, L</b> ERA: 2.44	0.1 3 1 1 1 0 1 0 0 0 0 0 0 1 9 16 27.00 6.000																					
<b>Gene Harris, R</b> ERA: 4.55	1.1 7 0 0 0 1 3 0 0 0 0 0 0 16 31 0.00 2.250																					
<b>Mike Maddux, R</b> ERA: 2.41	1.0 3 1 0 0 0 0 0 0 0 0 0 0 7 12 0.00 1.000																					
<b>Randy Myers, L</b> ERA: 4.42	0.1 L 4 2 2 2 0 1 0 0 0 0 0 0 6 12 54.00 9.000																					

San Diego Padres @ Houston Astros  
Astrodome, Houston, TX  
Tue Sep 29 1992, 8:05 PM EDT  
Att: 14,573 - Dome - 70 F

AB 31  
R 6  
H 9  
RBI 6  
BB 6  
SO 8  
LOB 15









Batter	1	2	3	4	5	6	7	8	9	AB	R	H	RBI	BB	SO	LOB	TOP								
<b>Tony Fernandez, S</b> (1, 6) OBP: 0.335, SLG: 0.358	G4-3		F8				SH1-4 1B	K		5	0	2	0	0	1	2	<b>San Diego Padres @ Houston Astros</b> Astrodome, Houston, TX Thu Oct 01 1992, 8:05 PM EDT Att: 10,417 - Dome - 70 F								
<b>Kurt Stillwell, S</b> (1, 4) OBP: 0.272, SLG: 0.296	G3			HR HBP	G4-6-3		SH1-4	K		3	1	0	0	0	1	3									
<b>Darrin Jackson, R</b> (1, 8) OBP: 0.287, SLG: 0.398	K			K	F8		P9		F8	5	0	0	0	0	2	3									
<b>Fred McGriff, L</b> (1, 3) OBP: 0.397, SLG: 0.560		F8							P5	3	1	1	2	2	0	0									
<b>Jerald Clark, R</b> (1, 7) OBP: 0.280, SLG: 0.386	G6-3			F9			L4		K	5	0	0	0	0	2	4									
<b>Tom Lampkin, L</b> (1, 2) OBP: 0.474, SLG: 0.231				1B		F7		WP 2B BB		2	1	1	0	2	0	0									
<b>Craig Shipley, R</b> (1, 5) OBP: 0.260, SLG: 0.304	FC6-4			1B			S 1B	SH 1H 2B		4	0	3	1	0	0	1									
<b>Phil Stephenson, L</b> (1, 9) OBP: 0.247, SLG: 0.206			G6-3					SH S		1	0	0	0	1	0	0									
<b>Kevin Ward, R</b> (6, PH) OBP: 0.162, SLG: 0.455										1	0	0	0	0	1	1									
<b>Oscar Azocar, L</b> (8, PH) OBP: 0.429, SLG: 0.226										0	0	0	0	0	0	0									
<b>Jim Vatcher, R</b> (8, 9) OBP: 0.429, SLG: 0.364										0	0	0	0	0	0	0									
<b>Greg Harris, R</b> (1, 1) OBP: 0.250, SLG: 0.161										3	0	0	0	0	0	4									
<b>Tim Teufel, R</b> (8, PH) OBP: 0.319, SLG: 0.345			G6-3							0	0	0	0	0	0	0									
<b>Guillermo Velasquez, L</b> (8, PH) OBP: 0.182, SLG: 0.455										1	0	0	0	0	0	2									
<b>Gene Harris, R</b> (8, 1) OBP: 0.333, SLG: 0.333										0	0	0	0	0	0	0									
<b>Randy Myers, L</b> (8, 1) OBP: 0.167, SLG: 0.167										0	0	0	0	0	0	0									
<b>Inning Stats</b>	R: 0 E: 0 K: 1 S: 7	H: 0 LOB: 0 BB: 0 P: 10	R: 0 E: 0 K: 0 S: 7	H: 0 LOB: 1 BB: 1 P: 14	R: 0 E: 0 K: 0 S: 5	H: 0 LOB: 0 BB: 0 P: 8	R: 2 E: 0 K: 1 S: 13	H: 3 LOB: 3 BB: 1 P: 25	R: 0 E: 0 K: 1 S: 11	H: 1 LOB: 2 BB: 1 P: 21	R: 0 E: 0 K: 1 S: 13	H: 1 LOB: 1 BB: 0 P: 21	R: 0 E: 0 K: 0 S: 9	H: 1 LOB: 2 BB: 1 P: 15	R: 1 E: 0 K: 2 S: 15	H: 1 LOB: 2 BB: 1 P: 26	R: 0 E: 0 K: 1 S: 6	H: 0 LOB: 0 BB: 0 P: 8	1B: 5 2B: 1 3B: 0 HR: 1	SF: 0 SAC: 2 DP: 0 HBP: 1	WP: 1 PB: 0 SB: 2 CS: 0	PA: 41			
<b>PITCHER</b>	IP	WLS	BF	H	R	ER	SO	BB	IBB	HBP	BLK	WP	HR	S	P	ERA	WHIP								
<b>Ryan Bowen, R</b> (1, 1) ERA: 10.96	5.0	L	23	4	2	2	3	2	1	1	0	0	1	43	78	3.60	1.200								
<b>Rob Murphy, L</b> (8, 1) ERA: 4.07	1.1		6	2	0	0	1	0	0	0	0	0	0	16	24	0.00	1.500								
<b>Joe Boever, R</b> (7, 1) ERA: 2.51	0.2		5	1	1	1	0	1	1	0	0	1	0	11	23	13.50	3.000								
<b>Al Osuna, L</b> (8, 1) ERA: 4.23	0.0		1	0	0	0	0	0	0	0	0	0	0	1	1	=	=								
<b>Xavier Hernandez, R</b> (8, 1) ERA: 2.15	2.0		6	0	0	0	3	0	0	0	0	0	0	15	22	0.00	0.000								

AB	33
R	3
H	7
RBI	3
BB	5
SO	7
LOB	20



Batter	1	2	3	4	5	6	7	8	9	AB	R	H	RBI	BB	SO	LOB	BOTTOM								
<b>Craig Biggio, R</b> (1, 4) OBP: 0.375, SLG: 0.364	B1-3		K			F7		G5-3		4	0	0	0	0	1	0	<b>San Diego Padres @ Houston Astros</b> Astrodome, Houston, TX Thu Oct 01 1992, 8:05 PM EDT Att: 10,417 - Dome - 70 F								
<b>Steve Finley, L</b> (1, 8) OBP: 0.348, SLG: 0.394	BB S 1B		P6			G1-3		BB		3	0	1	0	1	0	0									
<b>Luis Gonzalez, L</b> (1, 7) OBP: 0.297, SLG: 0.393	P4		L9			5 1B 2B		G6-3		4	1	1	0	0	0	2									
<b>5 Jeff Bagwell, R</b> (1, 3) OBP: 0.370, SLG: 0.444	BB HBP			G4-3 F9 2-1 BB		2H 1B			HR	2	1	2	2	1	0	0									
<b>Eric Anthony, L</b> (1, 9) OBP: 0.296, SLG: 0.406				F9		K		L8		3	0	0	0	1	1	2									
<b>Ken Caminiti, S</b> (1, 5) OBP: 0.350, SLG: 0.445	P5			G4-3			G4-3	K		4	0	0	0	0	1	4									
<b>Eddie Taubensee, L</b> (1, 2) OBP: 0.300, SLG: 0.328			P6		2-1	F8		G1-3		3	0	0	0	0	0	0									
<b>Mike Simms, R</b> (9, PH) OBP: 0.333, SLG: 0.438									1B	1	0	1	0	0	0	0									
<b>Andujar Cedeno, R</b> (1, 6) OBP: 0.240, SLG: 0.292		L8				F7		P4		3	0	0	0	0	0	0									
<b>Ryan Bowen, R</b> (1, 1) ERA: 10.96			L7			G1-3		F7		1	0	0	0	0	0	0									
<b>Eric Anthony, L</b> (1, 9) OBP: 0.296, SLG: 0.406										1	0	0	0	0	0	0									
<b>Rob Murphy, L</b> (8, 1) ERA: 4.07										0	0	0	0	0	0	0									
<b>Joe Boever, R</b> (7, 1) ERA: 2.51										0	0	0	0	0	0	0									
<b>Al Osuna, L</b> (8, 1) ERA: 4.23										0	0	0	0	0	0	0									
<b>Xavier Hernandez, L</b> (8, 1) ERA: 2.15										0	0	0	0	0	0	0									
<b>Ernest Riles, L</b> (8, 6) OBP: 0.333, SLG: 0.333										1	0	0	0	0	0	0									
<b>Rafael Ramirez, R</b> (9, PH) OBP: 0.168, SLG: 0.200										1	0	0	0	0	0	1									
<b>Inning Stats</b>	R: 0 E: 0 K: 0 S: 6	H: 1 LOB: 3 BB: 1 P: 16	R: 0 E: 0 K: 0 S: 9	H: 0 LOB: 0 BB: 0 P: 11	R: 0 E: 0 K: 1 S: 7	H: 0 LOB: 0 BB: 0 P: 10	R: 0 E: 0 K: 0 S: 11	H: 0 LOB: 1 BB: 1 P: 21	R: 0 E: 0 K: 0 S: 9	H: 0 LOB: 0 BB: 0 P: 15	R: 1 E: 1 K: 1 S: 15	H: 2 LOB: 1 BB: 0 P: 26	R: 0 E: 0 K: 0 S: 6	H: 0 LOB: 0 BB: 0 P: 9	R: 0 E: 0 K: 0 S: 13	H: 0 LOB: 1 BB: 1 P: 19	R: 1 E: 0 K: 2 S: 19	H: 2 LOB: 1 BB: 0 P: 30	1B: 3 2B: 1 3B: 0 HR: 1	SF: 0 SAC: 0 DP: 0 HBP: 1	WP: 0 PB: 0 SB: 1 CS: 0	PA: 35			
<b>PITCHER</b>	IP	WLS	BF	H	R	ER	SO	BB	IBB	HBP	BLK	WP	HR	S	P	ERA	WHIP								
<b>Greg Harris, R</b> (1, 1) ERA: 4.12	7.0	W	27	3	1	1	2	2	0	1	0	0	0	63	108	1.29	0.714								
<b>Gene Harris, R</b> (8, 1) ERA: 4.45	0.2		2	0	0	0	0	0	0	0	0	0	0	8	10	0.00	0.000								
<b>Randy Myers, L</b> (8, 1) ERA: 4.46	1.1	S	7	2	1	1	2	1	0	0	0	0	1	24	39	6.75	2.250								

AB	31
R	2
H	5
RBI	2
BB	3
SO	4
LOB	9





Batter	1	2	3	4	5	6	7	8	9	AB	R	H	RBI	BB	SO	LOB	TOP			
<b>Jose Offerman, S</b> (1, 6) OBP: 0.332, SLG: 0.335										4	1	1	0	0	2	2	<b>Los Angeles Dodgers @ Houston Astros</b> Astrodome, Houston, TX Fri Oct 02 1992, 8:05 PM EDT Att. 9,363 - Dome - 70 F			
<b>Eric Young Sr., R</b> (1, 4) OBP: 0.308, SLG: 0.295										4	0	1	1	0	0	0				
<b>Tom Goodwin, L</b> (1, 8) OBP: 0.304, SLG: 0.254										2	0	0	0	2	1	1				
<b>Eric Karros, R</b> (1, 3) OBP: 0.306, SLG: 0.430										4	0	1	0	0	1	2				
<b>Mike Piazza, R</b> (1, 2) OBP: 0.308, SLG: 0.350										4	0	1	0	0	1	3				
<b>Henry Rodriguez, L</b> (1, 7) OBP: 0.285, SLG: 0.319										3	0	0	0	0	2	2				
<b>Mike Scioscia, L</b> (9, PH) OBP: 0.286, SLG: 0.282										1	0	0	0	0	1	1				
<b>Billy Ashley, R</b> (1, 9) OBP: 0.283, SLG: 0.368										3	0	0	0	1	1	1				
<b>Dave Hansen, L</b> (1, 5) OBP: 0.284, SLG: 0.288										3	0	0	0	0	0	1				
<b>Orel Hershiser, R</b> (1, 1) OBP: 0.229, SLG: 0.294										2	0	1	0	0	1	0				
<b>Mitch Webster, S</b> (7, PH) OBP: 0.338, SLG: 0.422										1	0	0	0	0	1	0				
<b>Kip Gross, R</b> (7, 1) OBP: 1.000, SLG: 1.000										0	0	0	0	0	0	0				
<b>Steve Wilson, L</b> (7, 1) OBP: 0.333, SLG: 0.333										0	0	0	0	0	0	0				
<b>Inning Stats</b>	R: 1 E: 0 K: 1 S: 8	H: 2 LOB: 1 BB: 0 P: 15	R: 0 E: 0 K: 1 S: 8	H: 1 LOB: 2 BB: 1 P: 14	R: 0 E: 0 K: 1 S: 6	H: 0 LOB: 0 BB: 0 P: 12	R: 0 E: 0 K: 2 S: 7	H: 0 LOB: 0 BB: 0 P: 10	R: 0 E: 0 K: 1 S: 7	H: 1 LOB: 2 BB: 1 P: 14	R: 0 E: 0 K: 2 S: 9	H: 0 LOB: 0 BB: 0 P: 13	R: 0 E: 0 K: 1 S: 7	H: 0 LOB: 1 BB: 1 P: 14	R: 0 E: 0 K: 1 S: 7	H: 1 LOB: 0 BB: 0 P: 10	1B: 4 2B: 1 3B: 0 HR: 0	SF: 0 SAC: 0 DP: 1 HBP: 0	WP: 0 PB: 0 SB: 0 CS: 0	PA: 34
<b>PITCHER</b> <b>Darryl Kile, R</b> (1, 1) ERA: 3.95	IP: 9.0 WLS: W BF: 34 H: 5 R: 1 ER: 1 SO: 11 BB: 3 IBB: 0 HBP: 0 BLK: 0 WP: 0 HR: 0 S: 67 P: 112 ERA: 1.00 WHIP: 0.889																			

AB 31  
R 1  
H 5  
RBI 1  
BB 3  
SO 11  
LOB 13

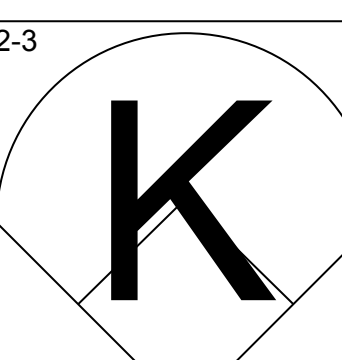



Batter	1	2	3	4	5	6	7	8	9	AB	R	H	RBI	BB	SO	LOB	BOTTOM	
<b>Craig Biggio, R</b> (1, 4) OBP: 0.374, SLG: 0.365										4	1	1	0	0	2	1	<b>Los Angeles Dodgers @ Houston Astros</b> Astrodome, Houston, TX Fri Oct 02 1992, 8:05 PM EDT Att. 9,363 - Dome - 70 F	
<b>Steve Finley, L</b> (1, 8) OBP: 0.352, SLG: 0.406										4	4	4	2	0	0	0		
<b>Luis Gonzalez, L</b> (1, 7) OBP: 0.296, SLG: 0.395										3	0	1	3	0	0	1		
<b>5 Jeff Bagwell, R</b> (1, 3) OBP: 0.369, SLG: 0.443										4	0	1	1	0	0	1		
<b>Ken Caminiti, S</b> (1, 5) OBP: 0.348, SLG: 0.441										4	0	0	0	0	0	2		
<b>Mike Simms, R</b> (1, 9) OBP: 0.384, SLG: 0.474										3	0	1	0	1	1	0		
<b>Gerald Young, S</b> (8, FR) OBP: 0.279, SLG: 0.224										0	0	0	0	0	0	0		
<b>Eddie Taubensee, L</b> (1, 2) OBP: 0.300, SLG: 0.327										4	0	1	0	0	0	1		
<b>Andujar Cedeno, R</b> (1, 6) OBP: 0.240, SLG: 0.288										3	0	0	0	1	1	2		
<b>Darryl Kile, R</b> (1, 1) OBP: 0.229, SLG: 0.156										4	1	1	0	0	2	3		
<b>Inning Stats</b>	R: 1 E: 0 K: 1 S: 10	H: 2 LOB: 1 BB: 0 P: 16	R: 0 E: 0 K: 2 S: 7	H: 0 LOB: 0 BB: 0 P: 9	R: 2 E: 0 K: 1 S: 14	H: 3 LOB: 1 BB: 0 P: 22	R: 0 E: 0 K: 0 S: 5	H: 0 LOB: 0 BB: 0 P: 7	R: 1 E: 0 K: 1 S: 8	H: 1 LOB: 2 BB: 1 P: 16	R: 2 E: 0 K: 1 S: 9	H: 2 LOB: 0 BB: 0 P: 12	R: 0 E: 0 K: 0 S: 7	H: 1 LOB: 3 BB: 1 P: 17	1B: 5 2B: 3 3B: 1 HR: 1	SF: 1 SAC: 0 DP: 0 HBP: 0	WP: 0 PB: 0 SB: 2 CS: 0	PA: 36
<b>PITCHER</b> <b>Orel Hershiser, R</b> (1, 1) ERA: 3.67	IP: 6.0 WLS: L BF: 26 H: 7 R: 4 ER: 4 SO: 5 BB: 1 IBB: 0 HBP: 0 BLK: 0 WP: 1 HR: 1 S: 62 P: 99 ERA: 6.00 WHIP: 1.333																	
<b>Kip Gross, R</b> (7, 1) ERA: 4.37	0.1 WLS: L BF: 3 H: 2 R: 2 ER: 2 SO: 1 BB: 0 IBB: 0 HBP: 0 BLK: 0 WP: 0 HR: 0 S: 7 P: 9 ERA: 54.00 WHIP: 6.000																	
<b>Steve Wilson, L</b> (7, 1) ERA: 4.25	1.2 WLS: L BF: 7 H: 1 R: 0 ER: 0 SO: 0 BB: 1 IBB: 0 HBP: 0 BLK: 0 WP: 0 HR: 0 S: 9 P: 20 ERA: 0.00 WHIP: 0.600																	

AB 33  
R 6  
H 10  
RBI 6  
BB 2  
SO 6  
LOB 11





Batter	1	2	3	4	5	6	7	8	9	10	11	12	13	AB R H RBI BB SO LOB	TOP				
Eric Young Sr. R OBP: 0.304, SLG: 0.297 (1, 4)	K		FC6-4			1B		1B		G6-3			G5-3	6 0 2 0 0 1 2	<b>Los Angeles Dodgers @ Houston Astros</b> Astrodome, Houston, TX Sat Oct 03 1992, 8:05 PM EDT Att. 12,587 - Dome - 70 F  <b>AB 47</b> <b>R 2</b> <b>H 10</b> <b>RBI 2</b> <b>BB 0</b> <b>SO 8</b> <b>LOB 15</b> 				
Tom Goodwin, L OBP: 0.293, SLG: 0.246 (1, 8)	G4-3		F7			P2		G3					K	6 0 1 0 0 1 3					
Mich Webster, S OBP: 0.336, SLG: 0.421 (1, 7)	K			G4-3		F7			1B	2B			K	5 1 1 0 0 2 1					
Eric Karros, R Dave Anderson, R Jay Howell, R John Candelaria, L Roger McDowell, R Brett Butler, L Tim Crews, L (1, 3)		P3		G4-3		G1-3								4 0 1 1 1 0 0 1					
Mike Piazza, R OBP: 0.286, SLG: 0.323 (1, 2)	L9			G6-3			E6		G5-3				G5-3	5 0 0 0 0 0 2					
Billy Ashley, R OBP: 0.266, SLG: 0.348 (1, 9)	G4-3				G6-3		G5-4-3		F9				F9	5 0 0 0 0 0 2					
Dave Hansen, L Mike Sharperson, R Jose Offerman, S (1, 5)				HR		K				G4-3			FC5-4	5 1 2 1 0 2 0					
Rafael Bourrigal, R Jose Offerman, S (1, 6)			F9					G4-3		G5-3			FC5-4	2 0 1 0 0 0 0					
Tom Candiotti, R Lenny Harris, L Steve Wilson, L Henry Rodriguez, L (1, 1)								F8					K	2 0 1 0 0 1 1					
<b>Inning Stats</b>	R: 0 E: 0 K: 2 S: 8	H: 0 LOB: 0 BB: 0 P: 12	R: 0 E: 0 K: 0 S: 7	H: 0 LOB: 0 BB: 0 P: 11	R: 0 E: 0 K: 0 S: 9	H: 1 LOB: 1 BB: 0 P: 11	R: 0 E: 1 K: 1 S: 5	H: 0 LOB: 0 BB: 0 P: 11	R: 0 E: 1 K: 1 S: 7	H: 1 LOB: 1 BB: 0 P: 8	R: 1 E: 0 K: 0 S: 12	H: 2 LOB: 1 BB: 0 P: 20	R: 0 E: 0 K: 1 S: 9	H: 1 LOB: 1 BB: 0 P: 11		1B: 7 2B: 2 3B: 0 HR: 1	SF: 0 SAC: 1 DP: 1 HBP: 0	W/P: 0 PB: 0 SB: 3 CS: 1	
<b>PITCHER</b>	IP 7.0	WLS 25	BF 4	H 1	R 0	ER 1	SO 5	BB 0	IBB 0	HBP 0	BLK 0	WP 0	HR 1	S 51		P 76	ERA 1.29	WHIP 0.571	
Mark Portugal, R ERA: 2.66 Xavier Hernandez, R ERA: 2.11 Doug Jones, R ERA: 1.87 Joe Boever, R ERA: 2.51 Rob Murphy, L ERA: 4.04	IP 7.0	WLS 25	BF 4	H 1	R 0	ER 1	SO 5	BB 0	IBB 0	HBP 0	BLK 0	WP 0	HR 1	S 51		P 76	ERA 1.29	WHIP 0.571	
<b>PITCHER</b>	IP 2.1	WLS 8	BF 1	H 0	R 0	ER 0	SO 3	BB 0	IBB 0	HBP 0	BLK 0	WP 0	HR 0	S 21		P 32	ERA 0.00	WHIP 0.429	
Jimmy Jones, R ERA: 4.07	IP 2.1	WLS 8	BF 1	H 0	R 0	ER 0	SO 3	BB 0	IBB 0	HBP 0	BLK 0	WP 0	HR 0	S 21	P 32	ERA 0.00	WHIP 0.429		
<b>Batter</b>	1	2	3	4	5	6	7	8	9	10	11	12	13	AB R H RBI BB SO LOB	BOTTOM				
Steve Finley, L OBP: 0.364, SLG: 0.407 (1, 8)	G3-1				G4-3								F8	6 0 3 1 1 0 1	<b>Los Angeles Dodgers @ Houston Astros</b> Astrodome, Houston, TX Sat Oct 03 1992, 8:05 PM EDT Att. 12,587 - Dome - 70 F  <b>AB 51</b> <b>R 3</b> <b>H 16</b> <b>RBI 3</b> <b>BB 4</b> <b>SO 9</b> <b>LOB 24</b> 				
Ernest Riles, L Xavier Hernandez, L (1, 4)						K		K		FC5-4				4 0 1 0 0 3 3					
Gerald Young, S Rafael Ramirez, R Mike Simms, R (8, 9)														0 0 0 0 0 0 0					
Luis Gonzalez, L OBP: 0.292, SLG: 0.389 (1, 7)	K					G5-3		F7		L7			G6-3	6 0 0 0 0 1 2					
5 Jeff Bagwell, R OBP: 0.366, SLG: 0.440 (1, 3)	G4-3				K									6 0 1 0 0 1 1					
Eric Anthony, L Doug Jones, R Edgar Renteria, L Joe Boever, R Rob Murphy, L Juan Guerrero, R (1, 9)														4 1 2 0 0 1 0					
Ken Caminiti, S OBP: 0.350, SLG: 0.441 (1, 5)	G3													5 1 2 1 1 0 2					
Scott Servais, R OBP: 0.294, SLG: 0.283 (1, 2)														5 0 2 0 0 1 4					
Andujar Cedeno, R Jimmy Jones, R Pete Incaavilla, R Ryan Bowen, R (1, 6)														5 0 0 0 0 0 7					
Mark Portugal, R Craig Biggio, R (1, 1)														2 0 0 0 0 1 1					
<b>Inning Stats</b>	R: 0 E: 0 K: 1 S: 15	H: 1 LOB: 1 BB: 0 P: 22	R: 0 E: 0 K: 1 S: 11	H: 1 LOB: 1 BB: 0 P: 16	R: 0 E: 0 K: 2 S: 13	H: 1 LOB: 1 BB: 0 P: 23	R: 0 E: 0 K: 1 S: 8	H: 3 LOB: 2 BB: 1 P: 24	R: 0 E: 0 K: 1 S: 12	H: 0 LOB: 0 BB: 0 P: 9	R: 0 E: 0 K: 0 S: 16	H: 3 LOB: 3 BB: 0 P: 16	R: 0 E: 0 K: 1 S: 6	H: 0 LOB: 0 BB: 0 P: 8		1B: 15 2B: 1 3B: 0 HR: 0	SF: 0 SAC: 1 DP: 1 HBP: 0	W/P: 2 PB: 0 SB: 3 CS: 1	
<b>PITCHER</b>	IP 7.0	WLS 29	H 8	R 2	ER 2	SO 7	BB 1	IBB 0	HBP 0	BLK 0	WP 1	HR 0	S 74	P 120		ERA 2.57	WHIP 1.286		
Tom Candiotti, R ERA: 3.0 Steve Wilson, L ERA: 4.19 Jay Howell, R ERA: 3.54 John Candelaria, L ERA: 2.84 Roger McDowell, R ERA: 4.09	IP 7.0	WLS 29	H 8	R 2	ER 2	SO 7	BB 1	IBB 0	HBP 0	BLK 0	WP 1	HR 0	S 74	P 120		ERA 2.57	WHIP 1.286		
<b>PITCHER</b>	IP 2.2	WLS 1	BF 12	H 4	R 1	ER 1	SO 2	BB 0	IBB 1	HBP 0	BLK 0	WP 0	HR 0	S 24	P 39	ERA 3.38	WHIP 1.500		
Tim Crews, R ERA: 5.19	IP 2.2	WLS 1	BF 12	H 4	R 1	ER 1	SO 2	BB 0	IBB 1	HBP 0	BLK 0	WP 0	HR 0	S 24	P 39	ERA 3.38	WHIP 1.500		



Batter	1	2	3	4	5	6	7	8	9	AB	R	H	RBI	BB	SO	LOB	TOP										
<b>Brett Butler, L</b> OBP: 0.413, SLG: 0.391 (1, 8)										4	0	1	0	0	1	1	<b>Los Angeles Dodgers @ Houston Astros</b> Astrodome, Houston, TX Sun Oct 04 1992, 4:33 AM EDT Att: 16,194 - Dome - 70 F										
<b>Tom Goodwin, L</b> OBP: 0.291, SLG: 0.274 (1, 7)										4	0	1	0	0	1	1											
<b>Eric Young Sr., R</b> OBP: 0.300, SLG: 0.288 (1, 4)										4	0	0	0	0	2	1											
<b>Eric Karros, R</b> OBP: 0.304, SLG: 0.426 (1, 3)										4	0	0	0	0	2	1											
<b>Mike Piazza, R</b> OBP: 0.284, SLG: 0.319 (1, 2)										4	0	1	0	0	1	0											
<b>Billy Ashley, R</b> OBP: 0.260, SLG: 0.337 (1, 9)										3	0	0	0	0	2	1											
<b>Dave Hansen, L</b> OBP: 0.286, SLG: 0.299 (1, 5)										3	0	1	0	0	2	1											
<b>Rafael Bourimigal, R</b> OBP: 0.227, SLG: 0.200 (1, 6)										2	0	1	0	0	0	0											
<b>Pedro Astacio, R</b> OBP: 0.125, SLG: 0.125 (8, PH)										2	0	0	0	0	2	2											
<b>Mitch Webster, S</b> OBP: 0.334, SLG: 0.420 (8, 1)										1	0	0	0	0	1	1											
<b>Kip Gross, R</b> OBP: 1.000, SLG: 1.000 (8, 1)										0	0	0	0	0	0	0											
<b>Inning Stats</b>	R: 0 E: 0 K: 2 S: 11	H: 1 LOB: 1 BB: 0 P: 14	R: 0 E: 0 K: 2 S: 11	H: 1 LOB: 2 BB: 0 P: 14	R: 0 E: 0 K: 0 S: 8	H: 0 LOB: 0 BB: 0 P: 11	R: 0 E: 0 K: 2 S: 11	H: 1 LOB: 1 BB: 0 P: 13	R: 0 E: 0 K: 1 S: 8	H: 1 LOB: 0 BB: 0 P: 11	R: 0 E: 0 K: 1 S: 10	H: 0 LOB: 0 BB: 0 P: 11	R: 0 E: 0 K: 2 S: 12	H: 1 LOB: 1 BB: 0 P: 19	R: 0 E: 0 K: 2 S: 8	H: 0 LOB: 0 BB: 0 P: 8	1B: 3 2B: 1 3B: 1 HR: 0	SF: 0 SAC: 0 DP: 0 HBP: 1	WP: 0 PB: 0 SB: 0 CS: 1	PA: 33							
<b>PITCHER</b>	IP	WLS	BF	H	R	ER	SO	BB	IBB	HBP	BLK	WP	HR	S	P	ERA	WHIP										
<b>Pete Harnisch, R</b> ERA: 3.7	(1, 1)	8.0	W	29	5	0	12	0	0	1	0	0	0	82	107	0.00	0.625										
<b>Doug Jones, R</b> ERA: 1.85	(9, 1)	1.0	S	3	0	0	2	0	0	0	0	0	0	8	8	0.00	0.000										

AB	31
R	0
H	5
RBI	0
BB	0
SO	14
LOB	9



Batter	1	2	3	4	5	6	7	8	9	AB	R	H	RBI	BB	SO	LOB	BOTTOM										
<b>Craig Biggio, R</b> OBP: 0.376, SLG: 0.369 (1, 4)										4	1	3	1	0	0	0	<b>Los Angeles Dodgers @ Houston Astros</b> Astrodome, Houston, TX Sun Oct 04 1992, 4:33 AM EDT Att: 16,194 - Dome - 70 F										
<b>Steve Finley, L</b> OBP: 0.355, SLG: 0.407 (1, 8)										3	1	1	0	1	1	1											
<b>Luis Gonzalez, L</b> OBP: 0.289, SLG: 0.385 (1, 7)										4	0	0	0	0	3												
<b>5 Jeff Bagwell, R</b> OBP: 0.368, SLG: 0.444 (1, 3)										4	0	2	2	0	0	0											
<b>Ernest Riles, L</b> OBP: 0.281, SLG: 0.328 (1, 5)										3	0	1	0	1	0	1											
<b>Mike Simms, R</b> OBP: 0.333, SLG: 0.417 (9, 9)										3	0	0	0	0	2	3											
<b>Gerald Young, S</b> OBP: 0.279, SLG: 0.224 (9, 9)										0	0	0	0	0	0	0											
<b>Eddie Taubensee, L</b> OBP: 0.299, SLG: 0.323 (1, 2)										3	0	0	0	0	2	1											
<b>Andujar Cedeno, R</b> OBP: 0.232, SLG: 0.277 (1, 6)										3	0	0	0	0	2	0											
<b>Pete Harnisch, S</b> OBP: 0.188, SLG: 0.239 (9, 1)										3	1	1	0	0	0	0											
<b>Inning Stats</b>	R: 2 E: 0 K: 0 S: 8	H: 3 LOB: 0 BB: 0 P: 10	R: 0 E: 0 K: 2 S: 9	H: 0 LOB: 0 BB: 0 P: 11	R: 0 E: 0 K: 0 S: 5	H: 0 LOB: 1 BB: 1 P: 9	R: 0 E: 0 K: 1 S: 10	H: 1 LOB: 1 BB: 0 P: 14	R: 0 E: 0 K: 1 S: 7	H: 1 LOB: 0 BB: 0 P: 9	R: 0 E: 0 K: 1 S: 17	H: 1 LOB: 2 BB: 1 P: 24	R: 1 E: 1 K: 2 S: 17	H: 2 LOB: 1 BB: 0 P: 26	R: 0 E: 0 K: 0 S: 8	H: 0 LOB: 0 BB: 0 P: 10	1B: 5 2B: 4 3B: 0 HR: 0	SF: 0 SAC: 0 DP: 1 HBP: 0	WP: 1 PB: 0 SB: 1 CS: 1	PA: 33							
<b>PITCHER</b>	IP	WLS	BF	H	R	ER	SO	BB	IBB	HBP	BLK	WP	HR	S	P	ERA	WHIP										
<b>Pedro Astacio, R</b> ERA: 1.98	(1, 1)	7.0	L	29	8	3	7	2	0	0	0	0	0	73	103	3.86	1.429										
<b>Kip Gross, R</b> ERA: 4.15	(8, 1)	1.0		3	0	0	0	0	0	0	0	0	0	8	10	0.00	0.000										

AB	30
R	3
H	8
RBI	3
BB	2
SO	7
LOB	9

